





# Oakland Athletics - 2003

Batter	1	2	3	4	5	6	7	8	9	AB R H RBI BB SO LOB	TOP																								
											<p><b>Oakland Athletics @ Sacramento River Cats</b>  Raley Field, Sacramento, CA  Sun Mar 30 2003, 4:05 PM EST</p> <p><a href="http://livebaseballscorecards.com">livebaseballscorecards.com</a></p> <p>AB 0 R 0 H 0 RBI 0 BB 0 SO 0 LOB 0</p> 																								
Inning Stats										1B: 0 SF: 0 WP: 0 PA: 0 2B: 0 SAC: 0 FB: 0 3B: 0 DP: 0 SB: 0 HR: 0 HBP: 0 CS: 0																									
PITCHER	IP	WLS	BF	H	R	ER	SO	BB	IBB	HBP	BLK	WP	HR	S	P	ERA	WHIP	PITCHER	IP	WLS	BF	H	R	ER	SO	BB	IBB	HBP	BLK	WP	HR	S	P	ERA	WHIP

Batter	1	2	3	4	5	6	7	8	9	AB R H RBI BB SO LOB	BOTTOM																								
											<p><b>Oakland Athletics @ Sacramento River Cats</b>  Raley Field, Sacramento, CA  Sun Mar 30 2003, 4:05 PM EST</p> <p><a href="http://livebaseballscorecards.com">livebaseballscorecards.com</a></p> <p>AB 0 R 0 H 0 RBI 0 BB 0 SO 0 LOB 0</p> 																								
Inning Stats										1B: 0 SF: 0 WP: 0 PA: 0 2B: 0 SAC: 0 FB: 0 3B: 0 DP: 0 SB: 0 HR: 0 HBP: 0 CS: 0																									
PITCHER	IP	WLS	BF	H	R	ER	SO	BB	IBB	HBP	BLK	WP	HR	S	P	ERA	WHIP	PITCHER	IP	WLS	BF	H	R	ER	SO	BB	IBB	HBP	BLK	WP	HR	S	P	ERA	WHIP



Batter	1	2	3	4	5	6	7	8	9	AB	R	H	RBI	BB	SO	LOB	TOP										
51 Ichiro Suzuki, L (1,9)	G2-3		G4-3			G1-3		F8		4	0	0	0	0	0	1	<b>Seattle Mariners @ Oakland Athletics</b> Network Associates Coliseum, Oakland, CA Tue Apr 01 2003, 10:05 PM EST Att: 41,723 - Cloudy - 54 F										
Randy Winn, S (1,7) OBP: 0.750, SLG: 1.000	2B		1B			F8 BB 1B		F7		4	0	3	0	0	0	1											
Edgar Martinez, R (1,10)	2B		G1-3			4-2 BB 1-2 BB		G4-3		3	0	0	0	1	1	3											
John Olerud, L (1,3)	G5-3			G4-3		F8 2-3			K	4	0	0	0	0	1	3											
Bret Boone, R (1,4) OBP: 0.250, SLG: 0.250		F9		G6-4-3 1B		K			P2	4	0	1	0	0	1	2											
Mike Cameron, R (1,8) OBP: 0.250, SLG: 0.250		FC6-4 1B		G6-4-3 1-2						4	0	1	0	0	1	1											
Jeff Cirillo, R (1,5)		K			G5-3					3	0	0	0	0	1	1											
Ben Davis, S (1,2)		FC6-4 1-2			G1-3					3	0	0	0	0	1	1											
Mark McLemore, S (1,6)			G3		G5-3					2	0	0	0	1	0	0											
<b>Inning Stats</b>	R: 0 E: 0 K: 1 S: 8	H: 1 LOB: 1 BB: 0 P: 15	R: 0 E: 0 K: 1 S: 8	H: 1 LOB: 1 BB: 0 P: 9	R: 0 E: 0 K: 0 S: 9	H: 1 LOB: 0 BB: 0 P: 14	R: 0 E: 0 K: 0 S: 5	H: 0 LOB: 0 BB: 0 P: 6	R: 0 E: 0 K: 0 S: 9	H: 0 LOB: 2 BB: 1 P: 12	R: 0 E: 0 K: 1 S: 13	H: 0 LOB: 0 BB: 1 P: 22	R: 0 E: 0 K: 1 S: 7	H: 0 LOB: 0 BB: 0 P: 8	R: 0 E: 0 K: 0 S: 11	H: 0 LOB: 1 BB: 1 P: 21		R: 0 E: 0 K: 2 S: 13	H: 0 LOB: 0 BB: 0 P: 20	1B: 4 2B: 1 3B: 0 HR: 0	SF: 0 SAC: 0 DP: 1 HBP: 0	WP: 0 PB: 0 SB: 0 CS: 0	PA: 33				
<b>PITCHER</b>	IP	WLS	BF	H	R	ER	SO	BB	IBB	HBP	BLK	WP	HR	S	P	ERA	WHIP										
Tim Hudson, R (1,1) ERA:	8.0	W	30	5	0	0	4	2	0	0	0	0	0	70	107	0.00	0.875										
Ricardo Rincon, L (9,1) ERA:	1.0		3	0	0	0	2	0	0	0	0	0	0	13	20	0.00	0.000										

Batter	1	2	3	4	5	6	7	8	9	AB	R	H	RBI	BB	SO	LOB	BOTTOM										
Mark Ellis, R (1,4)	G6-3	FC6-4 1-2				K				3	0	0	0	1	1	2	<b>Seattle Mariners @ Oakland Athletics</b> Network Associates Coliseum, Oakland, CA Tue Apr 01 2003, 10:05 PM EST Att: 41,723 - Cloudy - 54 F										
Scott Hatteberg, L (1,3) OBP: 0.250, SLG: 0.250	G6-3		K			FC1-4 1B		G6-3		4	0	1	0	0	1	1											
Miguel Tejada, R (1,6)	F7		K2-3			FC1-4 2B 3 WP		P4		4	1	0	0	0	1	1											
3 Eric Chavez, L (1,5) OBP: 0.500, SLG: 0.333		HR 1B	G6-3			2B BB		G4-3		3	2	1	0	1	0	0											
Jermaine Dye, R (1,9)		F8		G3		2B BB		P3		3	1	0	0	1	0	1											
Erubiel Durazo, L (1,10) OBP: 0.500, SLG: 1.500		HR		G4-3		2B		L9		4	1	2	5	0	0	0											
Terrence Long, L (1,7) OBP: 0.500, SLG: 0.500		1B		1B		G4-3		G1-3		4	0	2	0	0	0	1											
Ramon Hernandez, R (1,2) OBP: 0.500, SLG: 0.500		FC6-4 1B		1B				F9		4	0	2	0	0	1	0											
Chris Singleton, L (1,8)		K		G4-3		G4-3				3	0	0	0	0	1	4											
<b>Inning Stats</b>	R: 0 E: 0 K: 0 S: 7	H: 0 LOB: 0 BB: 0 P: 10	R: 2 E: 0 K: 1 S: 18	H: 4 LOB: 2 BB: 0 P: 29	R: 0 E: 0 K: 2 S: 7	H: 0 LOB: 0 BB: 0 P: 11	R: 0 E: 0 K: 0 S: 11	H: 2 LOB: 2 BB: 0 P: 20	R: 3 E: 0 K: 1 S: 16	H: 2 LOB: 1 BB: 2 P: 32	R: 0 E: 0 K: 0 S: 13	H: 0 LOB: 1 BB: 1 P: 24	R: 0 E: 0 K: 0 S: 6	H: 0 LOB: 0 BB: 0 P: 10	R: 0 E: 0 K: 0 S: 8	H: 0 LOB: 0 BB: 0 P: 14		R: 0 E: 0 K: 0 S: 8	H: 0 LOB: 0 BB: 0 P: 14	1B: 6 2B: 1 3B: 0 HR: 1	SF: 0 SAC: 0 DP: 0 HBP: 0	WP: 1 PB: 0 SB: 0 CS: 0	PA: 35				
<b>PITCHER</b>	IP	WLS	BF	H	R	ER	SO	BB	IBB	HBP	BLK	WP	HR	S	P	ERA	WHIP										
Freddy Garcia, R (1,1) ERA: 9.64	4.2	L	24	8	5	5	4	2	0	0	0	0	0	56	97	9.64	2.143										
Shigetoshi Hasegawa, R (5,1) ERA:	1.1		5	0	0	0	1	1	0	0	0	0	0	16	29	0.00	0.750										
40 Julio Mateo, R (7,1) ERA:	1.0		3	0	0	0	0	0	0	0	0	0	0	6	10	0.00	0.000										
Giovanni Carrara, R (8,1) ERA:	1.0		3	0	0	0	0	0	0	0	0	0	0	8	14	0.00	0.000										











Batter	1	2	3	4	5	6	7	8	9	AB	R	H	RBI	BB	SO	LOB	TOP																					
David Eckstein, R (1, 6) OBP: 0.353, SLG: 0.167	G4-3		G5-3		K			BB 16 2B BB		3	1	0	0	1	1	0																						
Darin Erstad, L (1, 8) OBP: 0.436, SLG: 0.571	BB 16 2B		G4-3			G4-3		F7		3	0	0	0	1	0	2																						
Tim Salmon, R (1, 9) OBP: 0.412, SLG: 0.571	L7			HR		G4-3		BB 16 2B		3	1	1	1	1	0	1																						
16 Garret Anderson, L (1, 7) OBP: 0.611, SLG: 0.824				G3 1B		K		BB 16 2B		4	0	3	2	0	1	0																						
Troy Glaus, R (1, 5) OBP: 0.353, SLG: 0.467	L7			P4				G1-3		4	0	0	0	0	0	5																						
Scott Spiezio, S (1, 3)		P4		G3				G6-3		4	0	0	0	0	0	1																						
Shawn Wooten, R (1, 10)		G5-3		P4						3	0	0	0	0	0	1																						
Adam Kennedy, L (9, PH) OBP: 0.500, SLG: 0.500								G5-4-3 BB		0	0	0	0	1	0	0																						
José Molina, R (1, 2)		L7								2	0	0	0	0	0	0																						
Eric Owens, R (8, PH)								G5-4-3 BB		0	1	0	0	1	0	0																						
Benjie Molina, R (8, 2) OBP: 0.308, SLG: 0.538								BB 16 2B BB		1	0	0	0	0	0	1																						
Benji Gil, R (1, 4)			F8		K			L7		3	0	0	0	0	1	1																						
<b>Inning Stats</b>	R: 0 E: 0 K: 0 S: 14	H: 1 LOB: 2 BB: 1 P: 19	R: 0 E: 0 K: 0 S: 7	H: 0 LOB: 0 BB: 0 P: 11	R: 0 E: 0 K: 0 S: 5	H: 0 LOB: 0 BB: 0 P: 7	R: 1 E: 0 K: 0 S: 12	H: 2 LOB: 1 BB: 0 P: 20	R: 0 E: 0 K: 1 S: 10	H: 0 LOB: 0 BB: 0 P: 15	R: 0 E: 0 K: 0 S: 6	H: 0 LOB: 0 BB: 0 P: 11	R: 0 E: 0 K: 0 S: 17	H: 1 LOB: 2 BB: 3 P: 37	R: 0 E: 0 K: 0 S: 5	H: 0 LOB: 0 BB: 1 P: 9	1B: 1 2B: 2 3B: 0 HR: 1	SF: 0 SAC: 0 DP: 1 HBP: 0	WP: 0 PB: 0 SB: 1 CS: 0	PA: 35																		
<b>PITCHER</b>	IP	WLS	BF	H	R	ER	SO	BB	IBB	HBP	BLK	WP	HR	S	P	ERA	WHIP	<b>PITCHER</b>				IP	WLS	BF	H	R	ER	SO	BB	IBB	HBP	BLK	WP	HR	S	P	ERA	WHIP
Ted Lilly, L (1, 1) ERA: 2.45	7.1	W	27	3	2	2	3	2	0	0	0	0	1	65	104	2.46	0.682																					
Jeremy Fikac, R (8, 1) ERA: 3.86	0.1		4	1	1	1	0	2	0	0	0	0	0	10	21	27.00	9.000																					
Chad Bradford, R (8, 1) ERA: 7.71	1.1	S	4	0	0	0	0	1	0	0	0	0	0	8	15	0.00	0.750																					

Anaheim Angels @ Oakland Athletics  
Network Associates Coliseum, Oakland, CA  
Fri Apr 04 2003, 10:05 PM EST  
Att: 18,138 - Cloudy - 53 F

AB 30  
R 3  
H 4  
RBI 3  
BB 5  
SO 3  
LOB 12



Batter	1	2	3	4	5	6	7	8	9	AB	R	H	RBI	BB	SO	LOB	BOTTOM																					
Mark Ellis, R (1, 4) OBP: 0.316, SLG: 0.313	G6-3	E5		G4-3		K		F9		5	0	0	0	0	1	0																						
Chris Singleton, L (1, 8) OBP: 0.286, SLG: 0.308	BB 3 1B	P5		S 1B		F7		2B		4	2	2	0	1	0	1																						
Miguel Tejada, R (1, 6) OBP: 0.263, SLG: 0.474	S 1B			2B		K		K		5	2	3	1	0	2	1																						
3 Eric Chavez, L (1, 5) OBP: 0.526, SLG: 0.714	S 1B		L9	F9				F8 2B		4	1	2	1	0	0	2																						
Jermaine Dye, R (1, 9) OBP: 0.389, SLG: 0.467	K		2B		HR BB			G5-3		3	1	1	1	1	1	3																						
Erubiel Durazo, L (1, 3) OBP: 0.533, SLG: 1.000	FC6 1B		K		HR			FC6-4 BB		3	1	2	4	1	1	1																						
Terrence Long, L (1, 7) OBP: 0.412, SLG: 0.500	FC6			IBB		K		F8		3	0	0	0	1	1	3																						
Ron Gant, R (1, 10)		F8		K		K		FC6-4		4	0	0	0	0	2	4																						
Mark Johnson, L (1, 2)		F9		G4-3		L7		L7		4	0	0	0	0	0	0																						
<b>Inning Stats</b>	R: 3 E: 0 K: 1 S: 18	H: 3 LOB: 1 BB: 1 P: 31	R: 0 E: 1 K: 0 S: 10	H: 0 LOB: 1 BB: 0 P: 16	R: 1 E: 0 K: 2 S: 13	H: 2 LOB: 1 BB: 1 P: 24	R: 1 E: 0 K: 0 S: 14	H: 2 LOB: 1 BB: 0 P: 26	R: 2 E: 0 K: 2 S: 10	H: 1 LOB: 0 BB: 1 P: 27	R: 0 E: 0 K: 0 S: 12	H: 1 LOB: 2 BB: 1 P: 19	R: 0 E: 0 K: 1 S: 14	H: 1 LOB: 1 BB: 0 P: 21	1B: 5 2B: 4 3B: 0 HR: 1	SF: 0 SAC: 0 DP: 0 HBP: 0	WP: 0 PB: 0 SB: 3 CS: 0	PA: 39																				
<b>PITCHER</b>	IP	WLS	BF	H	R	ER	SO	BB	IBB	HBP	BLK	WP	HR	S	P	ERA	WHIP	<b>PITCHER</b>				IP	WLS	BF	H	R	ER	SO	BB	IBB	HBP	BLK	WP	HR	S	P	ERA	WHIP
Kevin Appier, R (1, 1) ERA: 15.75	4.0	L	24	8	7	7	3	2	1	0	0	0	1	59	108	15.75	2.500																					
62 Scott Shields, R (5, 1) ERA: 3.0	3.0		11	1	0	0	4	1	0	0	0	0	0	32	47	0.00	0.667																					
Ben Weber, R (8, 1) ERA: 3.0	1.0		4	1	0	0	1	0	0	0	0	0	0	14	21	0.00	1.000																					

Anaheim Angels @ Oakland Athletics  
Network Associates Coliseum, Oakland, CA  
Fri Apr 04 2003, 10:05 PM EST  
Att: 18,138 - Cloudy - 53 F

AB 35  
R 7  
H 10  
RBI 7  
BB 4  
SO 8  
LOB 15





Batter	1	2	3	4	5	6	7	8	9	AB	R	H	RBI	BB	SO	LOB	TOP					
David Eckstein, R (1, 6) OBP: 0.318, SLG: 0.176	G5-3	F7			1B		G1-3		G6-3	5	0	1	0	0	0	1						
Darin Erstad, L (1, 8) OBP: 0.400, SLG: 0.500	G4-3		K		1B		G1-3			4	0	1	0	0	0	1						
Tim Salmon, R (1, 10) OBP: 0.381, SLG: 0.556		2B	P4		P4		G5-3			4	0	1	0	0	0	2						
16 Garret Anderson, L (1, 7) OBP: 0.545, SLG: 0.700		BB	L9		L6				G6-3	3	0	0	0	1	0	2						
Troy Glaus, R (1, 5) OBP: 0.429, SLG: 0.667	K			BB		SH3		HR		3	1	2	1	1	1	2						
Scott Spiezio, S (1, 3)		G5-3	L8		E3			P6		4	0	0	0	0	0	2						
Benji Gil, R (1, 4)		E6			SH3					2	1	0	0	0	1	1						
Brad Fullmer, L (8, PH) OBP: 0.417, SLG: 1.000		1B								0	0	0	0	0	0	0						
Shawn Wooten, R (8, PH) OBP: 0.200, SLG: 0.200										1	0	1	0	0	0	0						
Adam Kennedy, L (8, 4) OBP: 0.500, SLG: 0.500										0	0	0	0	0	0	0						
Bengie Molina, R (1, 2) OBP: 0.235, SLG: 0.412		P4			P4			G6-3		4	0	0	0	0	0	4						
Eric Owens, R (1, 9) OBP: 0.286, SLG: 0.167					L5			G6-3		4	0	1	1	0	0	2						
<b>Inning Stats</b>	R: 0 E: 0 K: 1 S: 12	H: 1 LOB: 2 BB: 1 P: 24	R: 1 E: 1 K: 0 S: 10	H: 1 LOB: 1 BB: 0 P: 15	R: 0 E: 0 K: 1 S: 7	H: 0 LOB: 0 BB: 0 P: 11	R: 0 E: 0 K: 1 S: 7	H: 0 LOB: 1 BB: 1 P: 13	R: 0 E: 0 K: 0 S: 10	H: 2 LOB: 2 BB: 0 P: 14	R: 0 E: 1 K: 0 S: 11	H: 1 LOB: 2 BB: 0 P: 14	R: 0 E: 0 K: 0 S: 6	H: 0 LOB: 0 BB: 0 P: 10	R: 1 E: 0 K: 0 S: 8	H: 2 LOB: 1 BB: 0 P: 12	R: 0 E: 0 K: 0 S: 7	H: 0 LOB: 0 BB: 0 P: 8	1B: 5 2B: 1 3B: 0 HR: 1	SF: 0 SAC: 1 DP: 0 HBP: 0	WP: 0 PB: 0 CS: 2 S: 0	PA: 37
<b>PITCHER</b>	IP	WLS	BF	H	R	ER	SO	BB	IBB	HBP	BLK	WP	HR	S	P	ERA	WHIP					
John Halama, L (1, 1) ERA: 4.15	5.2	W	26	5	1	0	3	2	0	0	0	0	0	55	88	0.00	1.235					
Jeremy Fikac, R (8, 1) ERA: 4.15	2.0	H	7	1	1	1	0	0	0	0	0	0	1	15	24	4.50	0.500					
Ricardo Rincon, L (8, 1) ERA: 7.71	0.1	H	1	1	0	0	0	0	0	0	0	0	0	1	1	0.00	3.000					
Keith Foulke, R (9, 1) ERA: 3.0	1.0	S	3	0	0	0	0	0	0	0	0	0	0	7	8	0.00	0.000					

Anaheim Angels @ Oakland Athletics  
Network Associates Coliseum, Oakland, CA  
Sat Apr 05 2003, 4:05 PM EST  
Att: 23,436 - Sunny - 55 F

AB	34
R	2
H	7
RBI	2
BB	2
SO	3
LOB	16



Batter	1	2	3	4	5	6	7	8	9	AB	R	H	RBI	BB	SO	LOB	BOTTOM				
Mark Ellis, R (1, 4) OBP: 0.304, SLG: 0.300	K		P5		G5-3					4	0	1	0	0	1	1					
Adam Piatt, R (1, 7) OBP: 0.333, SLG: 1.000										3	1	2	1	0	0	0					
Scott Hatteberg, L (7, PH) OBP: 0.333, SLG: 0.231	HR		G3		2B		F8		F7	1	0	0	0	0	0	2					
Miguel Tejada, R (1, 6) OBP: 0.217, SLG: 0.391		G5-3	G3				G6-3		L9	4	0	0	1	0	0	1					
3 Eric Chavez, L (1, 5) OBP: 0.435, SLG: 0.556					P5				F7	4	0	0	0	0	2	1					
Jermaine Dye, R (1, 9) OBP: 0.408, SLG: 0.526					F9				G6-3	4	1	2	0	0	0	0					
Erubiel Durazo, L (1, 3) OBP: 0.500, SLG: 0.933										3	0	1	1	0	0	1					
Chris Singleton, L (7, FR) OBP: 0.286, SLG: 0.308										0	1	0	0	0	0	0					
Ron Gant, R (1, 10)										3	0	0	0	0	0	2					
Eric Byrnes, R (1, 8) OBP: 0.286, SLG: 0.167										3	0	1	0	0	0	1					
Terrence Long, L (9, 7) OBP: 0.412, SLG: 0.500										0	0	0	0	0	0	0					
Ramon Hernandez, R (1, 2) OBP: 0.375, SLG: 0.357										2	1	1	1	0	0	0					
<b>Inning Stats</b>	R: 1 E: 0 K: 2 S: 11	H: 1 LOB: 0 BB: 0 P: 17	R: 0 E: 0 K: 0 S: 6	H: 1 LOB: 1 BB: 0 P: 12	R: 1 E: 0 K: 0 S: 12	H: 2 LOB: 1 BB: 0 P: 17	R: 0 E: 0 K: 0 S: 7	H: 0 LOB: 0 BB: 0 P: 8	R: 0 E: 0 K: 1 S: 6	H: 0 LOB: 0 BB: 0 P: 9	R: 2 E: 0 K: 0 S: 23	H: 4 LOB: 2 BB: 0 P: 37	R: 0 E: 0 K: 0 S: 8	H: 0 LOB: 0 BB: 0 P: 11	R: 0 E: 0 K: 0 S: 8	H: 0 LOB: 0 BB: 0 P: 11	1B: 4 2B: 3 3B: 0 HR: 1	SF: 1 SAC: 0 DP: 0 HBP: 0	WP: 0 PB: 0 CS: 0 S: 0	PA: 32	
<b>PITCHER</b>	IP	WLS	BF	H	R	ER	SO	BB	IBB	HBP	BLK	WP	HR	S	P	ERA	WHIP				
Jarrod Washburn, L (1, 1) ERA: 5.4	6.2	L	28	8	4	4	3	4	0	0	0	0	0	69	108	5.40	1.200				
Brendan Donnelly, R (7, 1) ERA: 5.4	0.2		2	0	0	0	0	0	0	0	0	0	0	9	13	0.00	0.000				
Scott Schoeneweis, L (8, 1) ERA: 5.4	0.2		2	0	0	0	0	0	0	0	0	0	0	4	6	0.00	0.000				

Anaheim Angels @ Oakland Athletics  
Network Associates Coliseum, Oakland, CA  
Sat Apr 05 2003, 4:05 PM EST  
Att: 23,436 - Sunny - 55 F

AB	31
R	4
H	8
RBI	4
BB	0
SO	3
LOB	9





Batter	1	2	3	4	5	6	7	8	9	AB	R	H	RBI	BB	SO	LOB	TOP			
David Eckstein, R OBP: 0.333, SLG: 0.150										3	1	0	0	2	0	0	<b>Anaheim Angels @ Oakland Athletics</b> Network Associates Coliseum, Oakland, CA Sun Apr 06 2003, 8:05 PM EDT Att: 30,140 - Cloudy - 60 F			
Darin Erstad, L OBP: 0.320, SLG: 0.391										5	0	0	0	0	1	3				
Tim Salmon, R OBP: 0.462, SLG: 0.727										4	3	3	2	1	0	0				
16 Garret Anderson, L OBP: 0.593, SLG: 0.750										4	1	3	1	1	1	0				
Troy Glaus, R OBP: 0.423, SLG: 0.591										4	0	1	0	1	1	5				
Brad Fullmer, L OBP: 0.438, SLG: 0.846										3	0	1	3	1	0	3				
Scott Spiezio, S OBP: 0.208, SLG: 0.095										4	0	0	0	0	1	6				
Bengie Molina, R OBP: 0.238, SLG: 0.381										4	1	1	0	0	0	1				
Adam Kennedy, L OBP: 0.375, SLG: 0.357										4	0	0	0	0	0	1				
<b>Inning Stats</b>	R: 2 H: 2 E: 0 K: 0 S: 16	LOB: 2 BB: 2 P: 28	R: 0 H: 0 E: 0 K: 0 S: 10	LOB: 0 BB: 0 P: 12	R: 1 H: 2 E: 0 K: 0 S: 14	LOB: 2 BB: 1 P: 20	R: 1 H: 2 E: 0 K: 0 S: 17	LOB: 2 BB: 2 P: 29	R: 0 H: 0 E: 0 K: 1 S: 10	LOB: 0 BB: 0 P: 14	R: 1 H: 2 E: 0 K: 1 S: 17	LOB: 1 BB: 0 P: 26	R: 0 H: 0 E: 0 K: 2 S: 6	LOB: 0 BB: 0 P: 9	R: 1 H: 1 E: 0 K: 2 S: 11	LOB: 0 BB: 0 P: 12	1B: 7 2B: 1 3B: 0 HR: 1	SF: 0 SAC: 0 DP: 0 HBP: 0	WP: 0 PB: 0 SB: 0 CS: 1	PA: 41
<b>PITCHER</b>	IP WLS BF H R ER SO BB IBB HBP BLK WP HR S P ERA WHIP																			
Tim Hudson, R ERA: 2.77	(1, 1) 5.0 26 6 4 4 1 6 0 0 0 0 0 0 0 67 108 7.20 2.400																			
Micah Bowie, L ERA: 2.45	(6, 1) 1.2 7 2 1 1 1 0 0 0 0 0 0 0 0 26 38 5.40 1.200																			
Chad Bradford, R ERA: 4.91	(7, 1) 1.1 W 4 0 0 0 0 0 0 0 0 0 0 0 1 11 0.00 0.000																			
Keith Foulke, R ERA: 4.5	(9, 1) 1.0 S 4 1 1 1 2 0 0 0 0 0 0 1 11 9.00 1.000																			

Batter	1	2	3	4	5	6	7	8	9	AB	R	H	RBI	BB	SO	LOB	BOTTOM			
Mark Ellis, R OBP: 0.393, SLG: 0.500										4	1	4	2	0	0	0	<b>Anaheim Angels @ Oakland Athletics</b> Network Associates Coliseum, Oakland, CA Sun Apr 06 2003, 8:05 PM EDT Att: 30,140 - Cloudy - 60 F			
Scott Hatteberg, L OBP: 0.300, SLG: 0.222										5	0	1	0	0	1	4				
Miguel Tejada, R OBP: 0.214, SLG: 0.333										4	0	0	1	1	0	2				
3 Eric Chavez, L OBP: 0.429, SLG: 0.522										5	0	2	0	0	1	2				
Jermaine Dye, R OBP: 0.370, SLG: 0.435										4	1	0	0	1	0	3				
Erubiel Durazo, L OBP: 0.545, SLG: 0.941										2	2	1	0	2	0	1				
Terrence Long, L OBP: 0.429, SLG: 0.438										2	1	0	0	1	1	5				
Ramon Hernandez, R OBP: 0.350, SLG: 0.333										4	2	1	0	0	1	3				
Chris Singleton, L OBP: 0.333, SLG: 0.412										4	0	2	3	0	1	0				
<b>Inning Stats</b>	R: 1 H: 3 E: 0 K: 1 S: 19	H: 3 LOB: 3 BB: 1 P: 29	R: 0 H: 1 E: 0 K: 1 S: 16	LOB: 1 BB: 0 P: 26	R: 0 H: 0 E: 0 K: 1 S: 7	LOB: 0 BB: 0 P: 13	R: 3 H: 4 E: 0 K: 1 S: 14	LOB: 1 BB: 0 P: 24	R: 0 H: 1 E: 0 K: 0 S: 9	LOB: 2 BB: 1 P: 14	R: 0 H: 1 E: 0 K: 0 S: 9	LOB: 1 BB: 1 P: 18	R: 3 H: 1 E: 0 K: 1 S: 15	LOB: 1 BB: 2 P: 29	R: 0 H: 0 E: 0 K: 0 S: 5	LOB: 0 BB: 0 P: 9	1B: 7 2B: 4 3B: 0 HR: 0	SF: 1 SAC: 0 DP: 0 HBP: 1	WP: 3 PB: 0 SB: 0 CS: 0	PA: 41
<b>PITCHER</b>	IP WLS BF H R ER SO BB IBB HBP BLK WP HR S P ERA WHIP																			
41 John Lackey, R ERA: 8.1	(1, 1) 5.0 26 6 4 4 1 1 1 1 0 0 0 0 9 106 7.20 2.000																			
Scott Schoeneweis, L ERA: 12.0	(6, 1) 1.0 5 1 0 0 0 0 1 0 0 0 0 0 9 18 0.00 1.000																			
Francisco Rodriguez, R ERA: 12.0	(7, 1) 1.0 L 7 1 3 3 1 2 0 0 0 0 1 0 15 29 27.00 3.000																			
Brendan Donnelly, R ERA: 12.0	(8, 1) 1.0 3 0 0 0 0 0 0 0 0 0 0 0 5 9 0.00 0.000																			

AB	35
R	6
H	9
RBI	6
BB	6
SO	4
LOB	19





Batter	1	2	3	4	5	6	7	8	9	AB	R	H	RBI	BB	SO	LOB	TOP								
Mark Ellis, R OBP: 0.438, SLG: 0.571 (1, 4)										4	1	3	0	0	0	0									
Scott Hatteberg, L OBP: 0.360, SLG: 0.348 (1, 3)										5	1	3	1	0	0	2									
Miguel Tejada, R OBP: 0.212, SLG: 0.344 (1, 6)										5	0	1	1	0	2	5									
3 Eric Chavez, L OBP: 0.438, SLG: 0.480 (1, 5)										2	0	0	0	2	1	2									
Jermaine Dye, R OBP: 0.323, SLG: 0.370 (1, 9)										4	0	0	0	0	2	4									
Erubiel Durazo, L OBP: 0.577, SLG: 0.900 (1, 10)										3	0	2	0	1	1	0									
Terrence Long, L OBP: 0.360, SLG: 0.350 (1, 7)										4	0	0	0	0	0	5									
Ramon Hernandez, R OBP: 0.292, SLG: 0.273 (1, 2)										4	0	0	0	0	1	2									
Chris Singleton, L OBP: 0.364, SLG: 0.450 (1, 8)										3	0	1	0	1	1	0									
<b>Inning Stats</b>	R: 0 E: 0 K: 1 S: 16	H: 1 LOB: 1 BB: 0 P: 22	R: 0 E: 0 K: 1 S: 7	H: 1 LOB: 0 BB: 0 P: 11	R: 0 E: 0 K: 1 S: 8	H: 0 LOB: 0 BB: 0 P: 11	R: 1 E: 0 K: 2 S: 14	H: 2 LOB: 2 BB: 1 P: 28	R: 0 E: 0 K: 2 S: 14	H: 2 LOB: 2 BB: 0 P: 24	R: 0 E: 0 K: 0 S: 17	H: 1 LOB: 2 BB: 1 P: 25	R: 1 E: 0 K: 0 S: 14	H: 3 LOB: 2 BB: 1 P: 26	R: 0 E: 0 K: 1 S: 6	H: 0 LOB: 0 BB: 0 P: 8	R: 0 E: 0 K: 0 S: 13	H: 0 LOB: 1 BB: 1 P: 22	1B: 6 2B: 4 3B: 0 HR: 0	SF: 0 SAC: 1 DP: 1 HBP: 0	WP: 1 PB: 1 SB: 0 CS: 0	PA: 39			
<b>PITCHER</b>	IP	WLS	BF	H	R	ER	SO	BB	IBB	HBP	BLK	WP	HR	S	P	ERA	WHIP								
John Thomson, R ERA: 6.1 (1, 1)	6.0		26	7	1	1	7	1	1	0	0	0	0	76	121	1.50	1.333								
Esteban Yan, R ERA: 5.79 (7, 1)	1.0	L	6	3	1	1	0	0	1	0	0	1	0	14	26	9.00	3.000								
Aaron Fultz, L ERA: 3.86 (8, 1)	1.0		3	0	0	0	1	0	0	0	0	0	0	6	8	0.00	0.000								
Francisco Cordero, R ERA: 4.5 (9, 1)	1.0		4	0	0	0	0	1	0	0	0	0	0	13	22	0.00	1.000								

Oakland Athletics @ Texas Rangers  
The Ballpark at Arlington, Arlington, TX  
Tue Apr 08 2003, 8:05 PM EDT  
Att: 18,036 - Sunny - 51 F

livebaseballscorecards.com

AB 34  
R 2  
H 10  
RBI 2  
BB 4  
SO 8  
LOB 20

Batter	1	2	3	4	5	6	7	8	9	AB	R	H	RBI	BB	SO	LOB	BOTTOM								
Doug Glanville, R OBP: 0.281, SLG: 0.355 (1, 8)										5	0	1	0	0	0	3									
9 Hank Blalock, L OBP: 0.516, SLG: 0.821 (1, 5)										4	0	1	0	0	1	2									
Alex Rodriguez, R OBP: 0.290, SLG: 0.571 (1, 6)										3	0	0	0	1	2	2									
Juan Gonzalez, R OBP: 0.379, SLG: 0.692 (1, 9)										3	0	0	0	1	1	2									
Ruben Sierra, S OBP: 0.222, SLG: 0.412 (1, 7)										2	0	0	0	1	1	3									
Carl Everett, S OBP: 0.375, SLG: 0.357 (8, 7)										1	0	0	0	0	1	1									
Rafael Palmeiro, L OBP: 0.367, SLG: 0.500 (1, 10)										4	1	1	1	0	1	2									
Jermaine Clark, L (9, FR)										0	0	0	0	0	0	0									
23 Mark Teixeira, S (1, 3)										3	0	0	0	1	1	1									
10 Michael Young, R OBP: 0.250, SLG: 0.450 (1, 4)										4	0	2	0	0	1	1									
Einar Diaz, R OBP: 0.286, SLG: 0.385 (1, 2)										3	0	0	0	0	0	2									
Mike Lamb, L (9, PH)										1	0	0	0	0	1	2									
<b>Inning Stats</b>	R: 0 E: 0 K: 1 S: 7	H: 0 LOB: 0 BB: 1 P: 9	R: 0 E: 0 K: 1 S: 11	H: 0 LOB: 0 BB: 1 P: 18	R: 0 E: 0 K: 1 S: 8	H: 0 LOB: 0 BB: 0 P: 13	R: 0 E: 0 K: 2 S: 11	H: 1 LOB: 2 BB: 1 P: 17	R: 1 E: 0 K: 1 S: 14	H: 2 LOB: 2 BB: 1 P: 23	R: 0 E: 0 K: 1 S: 9	H: 0 LOB: 1 BB: 1 P: 15	R: 0 E: 0 K: 0 S: 10	H: 1 LOB: 0 BB: 0 P: 13	R: 0 E: 1 K: 1 S: 7	H: 0 LOB: 1 BB: 0 P: 9	R: 0 E: 1 K: 2 S: 16	H: 1 LOB: 2 BB: 0 P: 23	1B: 4 2B: 0 3B: 0 HR: 1	SF: 0 SAC: 0 DP: 0 HBP: 0	WP: 0 PB: 0 SB: 0 CS: 1	PA: 37			
<b>PITCHER</b>	IP	WLS	BF	H	R	ER	SO	BB	IBB	HBP	BLK	WP	HR	S	P	ERA	WHIP								
Barry Zito, L ERA: 1.38 (1, 1)	7.0		28	4	1	1	7	4	0	0	0	0	0	70	108	1.29	1.143								
Ricardo Rincon, L ERA: 7.71 (8, 1)	0.0		1	0	0	0	0	0	0	0	0	0	0	1	1	∞	∞								
Chad Bradford, R ERA: 4.15 (8, 1)	0.2	H	2	0	0	0	0	0	0	0	0	0	0	3	4	0.00	0.000								
Keith Foulke, R ERA: 3.38 (8, 1)	1.1	S	6	1	0	0	3	0	0	0	0	0	0	19	27	0.00	0.750								

Oakland Athletics @ Texas Rangers  
The Ballpark at Arlington, Arlington, TX  
Tue Apr 08 2003, 8:05 PM EDT  
Att: 18,036 - Sunny - 51 F

livebaseballscorecards.com

AB 33  
R 1  
H 5  
RBI 1  
BB 4  
SO 10  
LOB 21



Batter	1	2	3	4	5	6	7	8	9	AB	R	H	RBI	BB	SO	LOB	TOP								
<b>Mark Ellis, R</b> (1, 4) <small>OBP: 0.405, SLG: 0.606</small> <b>Frank Menechino, R</b> (9, PH) <small>(9, 4)</small>										5	2	1	1	0	2	3									
<b>Scott Hatteberg, L</b> (1, 3) <small>OBP: 0.400, SLG: 0.500</small>										5	2	3	3	0	2	0									
<b>Miguel Tejada, R</b> (1, 6) <small>OBP: 0.289, SLG: 0.472</small>										4	2	3	2	0	0	0									
<b>Eric Chavez, L</b> (1, 5) <small>OBP: 0.378, SLG: 0.400</small>										5	0	0	0	0	1	4									
<b>Jermaine Dye, R</b> (1, 9) <small>OBP: 0.333, SLG: 0.387</small> <b>Adam Platt, R</b> (9, 9) <small>OBP: 0.333, SLG: 1.000</small>										4	1	1	0	1	1	1									
<b>Erubiel Durazo, L</b> (1, 10) <small>OBP: 0.548, SLG: 0.783</small>										3	2	0	0	2	1	3									
<b>Terrence Long, L</b> (1, 7) <small>OBP: 0.433, SLG: 0.565</small>										3	3	2	2	2	1	0									
<b>Ramon Hernandez, R</b> (1, 2) <small>OBP: 0.276, SLG: 0.259</small>										5	1	1	3	0	1	2									
<b>Chris Singleton, L</b> (1, 8) <small>OBP: 0.370, SLG: 0.440</small>										5	0	2	2	0	2	1									
<b>Inning Stats</b>	R: 0 E: 0 K: 2 S: 7	H: 0 LOB: 0 BB: 0 P: 12	R: 0 E: 0 K: 1 S: 11	H: 0 LOB: 0 BB: 0 P: 17	R: 2 E: 0 K: 2 S: 13	H: 2 LOB: 0 BB: 0 P: 22	R: 4 E: 0 K: 1 S: 16	H: 3 LOB: 1 BB: 2 P: 29	R: 2 E: 0 K: 1 S: 12	H: 2 LOB: 0 BB: 0 P: 19	R: 0 E: 0 K: 2 S: 9	H: 0 LOB: 0 BB: 0 P: 11	R: 0 E: 0 K: 0 S: 13	H: 2 LOB: 3 BB: 1 P: 21	R: 3 E: 0 K: 2 S: 12	H: 2 LOB: 1 BB: 1 P: 24	R: 2 E: 0 K: 1 S: 18	H: 2 LOB: 1 BB: 1 P: 28	1B: 7 2B: 2 3B: 0 HR: 4	SF: 0 SAC: 0 DP: 0 HBP: 1	WP: 0 PB: 0 SB: 0 CS: 0	PA: 46			
<b>PITCHER</b>	IP	WLS	BF	H	R	ER	SO	BB	IBB	HBP	BLK	WP	HR	S	P	ERA	WHIP								
<b>Ismael Valdez, R</b> (1, 1) ERA: 7.8	4.0	L	21	7	8	8	6	2	0	0	0	0	3	50	87	18.00	2.250								
<b>C.J. Nitkowski, L</b> (5, 1) ERA: 4.7	2.2		10	2	0	0	3	0	0	0	0	0	0	27	35	0.00	0.750								
<b>Reynaldo Garcia, R</b> (7, 1) ERA: 9.82	1.0		8	2	3	3	1	2	0	1	0	0	1	12	26	27.00	4.000								
<b>Jay Powell, R</b> (8, 1) ERA: 16.62	1.1		7	2	2	2	2	1	0	0	0	0	0	22	35	13.50	2.250								

Oakland Athletics @ Texas Rangers  
The Ballpark at Arlington, Arlington, TX  
Wed Apr 09 2003, 8:05 PM EDT  
Att: 18,107 - Sunny - 63 F

AB 40  
R 13  
H 13  
RBI 13  
BB 5  
SO 12  
LOB 15



Batter	1	2	3	4	5	6	7	8	9	AB	R	H	RBI	BB	SO	LOB	BOTTOM								
<b>Doug Glanville, R</b> (1, 8) <small>OBP: 0.270, SLG: 0.333</small>										5	0	1	0	0	1	1									
<b>Carl Everett, S</b> (1, 7) <small>OBP: 0.300, SLG: 0.278</small> <b>Jermaine Clark, L</b> (9, PH)										4	1	0	0	0	1	1									
<b>Alex Rodriguez, R</b> (1, 6) <small>OBP: 0.343, SLG: 0.625</small> <b>Mike Lamb, L</b> (9, PH) <small>OBP: 0.125, SLG: 0.143</small>										4	1	3	1	0	1	0									
<b>Juan Gonzalez, R</b> (1, 9) <small>OBP: 0.364, SLG: 0.733</small>										4	1	1	2	0	0	2									
<b>Todd Greene, R</b> (1, 10) <small>OBP: 0.182, SLG: 0.182</small>										4	1	1	0	0	2	1									
<b>Rafael Palmeiro, L</b> (1, 3) <small>OBP: 0.353, SLG: 0.571</small>										4	1	1	1	0	0	1									
<b>23 Mark Teixeira, S</b> (1, 5) <small>OBP: 0.238, SLG: 0.167</small>										3	0	2	1	1	0	0									
<b>10 Michael Young, R</b> (1, 4) <small>OBP: 0.333, SLG: 0.478</small>										3	0	2	0	1	0	1									
<b>Einar Diaz, R</b> (1, 2) <small>OBP: 0.222, SLG: 0.294</small>										4	0	0	0	0	1	6									
<b>Inning Stats</b>	R: 0 E: 0 K: 0 S: 7	H: 1 LOB: 1 BB: 0 P: 9	R: 0 E: 0 K: 1 S: 13	H: 1 LOB: 2 BB: 1 P: 22	R: 1 E: 1 K: 1 S: 13	H: 2 LOB: 1 BB: 0 P: 18	R: 0 E: 0 K: 1 S: 8	H: 1 LOB: 1 BB: 0 P: 14	R: 2 E: 0 K: 1 S: 14	H: 2 LOB: 0 BB: 0 P: 20	R: 1 E: 0 K: 0 S: 12	H: 2 LOB: 1 BB: 1 P: 22	R: 0 E: 0 K: 1 S: 8	H: 0 LOB: 0 BB: 0 P: 15	R: 1 E: 0 K: 0 S: 9	H: 2 LOB: 0 BB: 0 P: 12	R: 0 E: 0 K: 1 S: 8	H: 0 LOB: 0 BB: 0 P: 10	1B: 7 2B: 2 3B: 0 HR: 2	SF: 0 SAC: 0 DP: 1 HBP: 0	WP: 1 PB: 0 SB: 1 CS: 0	PA: 39			
<b>PITCHER</b>	IP	WLS	BF	H	R	ER	SO	BB	IBB	HBP	BLK	WP	HR	S	P	ERA	WHIP								
<b>Mark Mulder, L</b> (1, 1) ERA: 6.55	5.0	W	26	9	4	4	4	2	0	0	0	0	2	62	98	7.20	2.200								
<b>Jeremy Fikac, R</b> (6, 1) ERA: 3.68	3.0	H	10	2	1	1	1	0	0	0	0	0	0	22	34	3.00	0.667								
<b>Mike Neu, R</b> (9, 1) ERA:	1.0		3	0	0	0	1	0	0	0	0	0	0	8	10	0.00	0.000								

Oakland Athletics @ Texas Rangers  
The Ballpark at Arlington, Arlington, TX  
Wed Apr 09 2003, 8:05 PM EDT  
Att: 18,107 - Sunny - 63 F

AB 37  
R 5  
H 11  
RBI 5  
SO 6  
LOB 13





Batter	1	2	3	4	5	6	7	8	9	AB	R	H	RBI	BB	SO	LOB	TOP			
Mark Ellis, R OBP: 0.429, SLG: 0.622 (1, 4)	4-2 2B BB	2-2 1-H 2B		2-1 P3		2-2 2B 3 G1-2-3 1B		2-3 K		4	1	2	1	1	1	1				
Scott Hatteberg, L OBP: 0.486, SLG: 0.645 (1, 3)	2-1 3 F9 1-H 2B	4-1 BB		3-2 3 BB 1-H 2B		1-1 3 G1-2-3 1-3 2B		4-1 BB		3	0	3	2	2	0	0				
Miguel Tejada, R OBP: 0.326, SLG: 0.447 (1, 6)	4-1 BB	0-2 F8		4-2 3 BB BB		1-1 3 G1-2-3 HBP		3-2 F9		2	0	0	0	2	0	3				
3 Eric Chavez, L OBP: 0.357, SLG: 0.353 (1, 5)	1-0 F9 2-3		3-3 K	4-0 1-2 2-3 BB		0-1 G1-2-3		3-2 G1-6-3		4	0	0	0	1	1	6				
Jermaine Dye, R OBP: 0.341, SLG: 0.457 (1, 9)	1-1 F8		1-2 HR	0-1 F9		4-0 IBB		1-3 K		4	1	1	1	1	1	5				
Erubiel Durazo, L OBP: 0.500, SLG: 0.692 (6, PH) Ron Gant, R	3-2 G6-3		2-1 G6-3		0-3 K	0-3 K		1-2 G4-3		3	0	0	0	0	1	2				
Terrence Long, L OBP: 0.371, SLG: 0.464 (1, 7)		0-2 F7	1-0 F8		2-3 K		2-1 F8		2-1 G4-3	5	0	0	0	0	1	0				
Eric Byrnes, R OBP: 0.364, SLG: 0.125 (1, 8)		4-2 CS BB		0-1 F8	4-2 BB		0-0 F8			2	0	0	0	2	0	0				
Mark Johnson, L (1, 2)	1 SAFE 1 SAFE 1 SAFE 2B BB	4-2 2B BB		4-2 2B BB	1-2 G1-3		2-3 K			2	2	0	0	2	1	1				
<b>Inning Stats</b>	R: 1 E: 0 K: 0 S: 11	H: 1 LOB: 2 BB: 2 P: 26	R: 1 E: 0 K: 0 S: 18	H: 1 LOB: 2 BB: 3 P: 32	R: 1 E: 0 K: 0 S: 10	H: 1 LOB: 0 BB: 0 P: 17	R: 1 E: 0 K: 0 S: 13	H: 1 LOB: 3 BB: 3 P: 30	R: 0 E: 0 K: 1 S: 11	H: 0 LOB: 1 BB: 1 P: 18	R: 0 E: 0 K: 1 S: 7	H: 0 LOB: 0 BB: 0 P: 11	R: 0 E: 0 K: 1 S: 10	H: 0 LOB: 1 BB: 1 P: 22	R: 0 E: 0 K: 1 S: 8	H: 0 LOB: 0 BB: 0 P: 12	1B: 1 2B: 4 3B: 0 HR: 1	SF: 0 SAC: 0 DP: 1 HBP: 1	WP: 0 PB: 0 SB: 0 CS: 1	PA: 43
<b>PITCHER</b>	IP WLS BF H R ER SO BB IBB HBP BLK WP HR S P ERA WHIP	IP WLS BF H R ER SO BB IBB HBP BLK WP HR S P ERA WHIP	IP WLS BF H R ER SO BB IBB HBP BLK WP HR S P ERA WHIP	IP WLS BF H R ER SO BB IBB HBP BLK WP HR S P ERA WHIP	IP WLS BF H R ER SO BB IBB HBP BLK WP HR S P ERA WHIP	IP WLS BF H R ER SO BB IBB HBP BLK WP HR S P ERA WHIP	IP WLS BF H R ER SO BB IBB HBP BLK WP HR S P ERA WHIP	IP WLS BF H R ER SO BB IBB HBP BLK WP HR S P ERA WHIP	IP WLS BF H R ER SO BB IBB HBP BLK WP HR S P ERA WHIP	IP WLS BF H R ER SO BB IBB HBP BLK WP HR S P ERA WHIP	IP WLS BF H R ER SO BB IBB HBP BLK WP HR S P ERA WHIP	IP WLS BF H R ER SO BB IBB HBP BLK WP HR S P ERA WHIP	IP WLS BF H R ER SO BB IBB HBP BLK WP HR S P ERA WHIP	IP WLS BF H R ER SO BB IBB HBP BLK WP HR S P ERA WHIP	IP WLS BF H R ER SO BB IBB HBP BLK WP HR S P ERA WHIP	IP WLS BF H R ER SO BB IBB HBP BLK WP HR S P ERA WHIP	IP WLS BF H R ER SO BB IBB HBP BLK WP HR S P ERA WHIP			
Colby Lewis, R ERA: 6.1	3.2 1.1 8 2 0 4 4 1 8 0 0 0 0 1 50 103 9.82 3.273	1.1 2 2 0 0 2 2 1 0 1 0 0 0 0 19 30 0.00 2.250	2.0 6 0 0 0 2 0 1 0 0 0 0 0 12 20 0.00 0.000	1.0 W 4 0 0 0 1 1 0 0 0 0 0 10 22 0.00 1.000	1.0 S 3 0 0 0 1 0 0 0 0 0 0 8 12 0.00 0.000															

Oakland Athletics @ Texas Rangers  
The Ballpark at Arlington, Arlington, TX  
Thu Apr 10 2003, 2:05 PM EDT  
Att: 18,178 - Sunny - 69 F

AB	31
R	4
H	6
RBI	4
BB	11
SO	7
LOB	21



Batter	1	2	3	4	5	6	7	8	9	AB	R	H	RBI	BB	SO	LOB	BOTTOM			
Doug Glanville, R OBP: 0.286, SLG: 0.325 (1, 8)	4-1 BB		1-1 9 G5-3 1B	0-1 L9		1-1 L5		1-2 L9		4	0	1	0	1	0	4				
9 Hank Blalock, L OBP: 0.457, SLG: 0.719 (1, 5)	1-3 K		2-2 G5-3 1-2		1-1 F7		0-0 F8			4	0	0	0	0	1	2				
Alex Rodriguez, R OBP: 0.333, SLG: 0.583 (1, 6)	0-3 K		0-2 F8		1-3 K		1-1 1B			4	0	1	0	0	2	2				
Juan Gonzalez, R OBP: 0.351, SLG: 0.676 (1, 10)	1-1 G3			0-1 23 HR 1B	1-3 K		1-1 P3			4	1	1	0	0	1	2				
Ruben Sierra, S OBP: 0.273, SLG: 0.450 Jermaine Clark, L (9, 7)		0-0 2B		0-3 K		4-1 10 1B SH1-3 BB	2-1 P4			3	1	1	0	1	1	2				
Carl Everett, S OBP: 0.348, SLG: 0.476 (1, 7) (9, 9)	2-2 G6-3		1-0 23 HR 1B	1-2 1B		1-1 SH1-3		2-2 HR		3	2	2	1	0	0	1				
23 Mark Teixeira, S OBP: 0.240, SLG: 0.318 (1, 3)	0-1 L7		1-1 1-H 2-H HR		1-1 P4		3-2 F7			4	1	1	3	0	0	2				
10 Michael Young, R OBP: 0.357, SLG: 0.481 (1, 4)	2-2 F9		0-0 1B		0-1 1B		1-0 F8			4	0	2	1	0	0	1				
Einar Diaz, R OBP: 0.273, SLG: 0.429 (1, 2)			2-2 P4	0-1 P4		1-2 1B	1-2 1B	1-2 3B		4	0	2	0	0	0	1				
<b>Inning Stats</b>	R: 0 E: 0 K: 2 S: 10	H: 0 LOB: 1 BB: 1 P: 16	R: 0 E: 0 K: 0 S: 9	H: 1 LOB: 1 BB: 0 P: 13	R: 0 E: 0 K: 0 S: 12	H: 1 LOB: 1 BB: 0 P: 17	R: 3 E: 0 K: 1 S: 13	H: 4 LOB: 1 BB: 0 P: 15	R: 0 E: 0 K: 2 S: 10	H: 0 LOB: 0 BB: 0 P: 13	R: 1 E: 0 K: 0 S: 13	H: 2 LOB: 2 BB: 1 P: 21	R: 0 E: 0 K: 0 S: 7	H: 1 LOB: 1 BB: 0 P: 11	R: 1 E: 0 K: 0 S: 14	H: 2 LOB: 1 BB: 0 P: 22	1B: 7 2B: 1 3B: 1 HR: 2	SF: 0 SAC: 1 DP: 0 HBP: 0	WP: 0 PB: 0 SB: 0 CS: 0	PA: 37
<b>PITCHER</b>	IP WLS BF H R ER SO BB IBB HBP BLK WP HR S P ERA WHIP	IP WLS BF H R ER SO BB IBB HBP BLK WP HR S P ERA WHIP	IP WLS BF H R ER SO BB IBB HBP BLK WP HR S P ERA WHIP	IP WLS BF H R ER SO BB IBB HBP BLK WP HR S P ERA WHIP	IP WLS BF H R ER SO BB IBB HBP BLK WP HR S P ERA WHIP	IP WLS BF H R ER SO BB IBB HBP BLK WP HR S P ERA WHIP	IP WLS BF H R ER SO BB IBB HBP BLK WP HR S P ERA WHIP	IP WLS BF H R ER SO BB IBB HBP BLK WP HR S P ERA WHIP	IP WLS BF H R ER SO BB IBB HBP BLK WP HR S P ERA WHIP	IP WLS BF H R ER SO BB IBB HBP BLK WP HR S P ERA WHIP	IP WLS BF H R ER SO BB IBB HBP BLK WP HR S P ERA WHIP	IP WLS BF H R ER SO BB IBB HBP BLK WP HR S P ERA WHIP	IP WLS BF H R ER SO BB IBB HBP BLK WP HR S P ERA WHIP	IP WLS BF H R ER SO BB IBB HBP BLK WP HR S P ERA WHIP	IP WLS BF H R ER SO BB IBB HBP BLK WP HR S P ERA WHIP	IP WLS BF H R ER SO BB IBB HBP BLK WP HR S P ERA WHIP	IP WLS BF H R ER SO BB IBB HBP BLK WP HR S P ERA WHIP			
Ted Lilly, L ERA: 3.95	6.1 1.2 L 8 3 1 1 0 0 0 0 0 0 1 20 32 5.40 1.800																			

Oakland Athletics @ Texas Rangers  
The Ballpark at Arlington, Arlington, TX  
Thu Apr 10 2003, 2:05 PM EDT  
Att: 18,178 - Sunny - 69 F

AB	34
R	5
H	11
RBI	5
BB	2
SO	5
LOB	17





Batter	1	2	3	4	5	6	7	8	9	AB	R	H	RBI	BB	SO	LOB	TOP					
<b>Mark Ellis, R</b> OBP: 0.426, SLG: 0.610 (1, 4)										4	1	1	0	1	0	2						
<b>Scott Hatteberg, L</b> OBP: 0.475, SLG: 0.600 (1, 3)										4	1	1	1	1	0	1						
<b>Miguel Tejada, R</b> OBP: 0.292, SLG: 0.395 (1, 6)										5	0	0	0	0	1	2						
<b>3 Eric Chavez, L</b> OBP: 0.362, SLG: 0.359 (1, 5)										5	0	2	1	0	0	0						
<b>Jermaine Dye, R</b> OBP: 0.311, SLG: 0.410 (1, 9)										4	0	0	0	0	2	3						
<b>Erubiel Durazo, L</b> OBP: 0.553, SLG: 0.741 (1, 10)										1	2	1	0	3	0	0						
<b>Terrence Long, L</b> OBP: 0.359, SLG: 0.531 (1, 7)										4	1	1	2	0	0	6						
<b>Ramon Hernandez, R</b> OBP: 0.333, SLG: 0.355 (1, 2)										4	0	3	0	0	0	0						
<b>Chris Singleton, L</b> OBP: 0.323, SLG: 0.379 (1, 8)										4	0	0	1	0	1	3						
<b>Inning Stats</b>	R: 2 E: 1 K: 0 S: 19	H: 3 LOB: 2 BB: 1 P: 33	R: 0 E: 0 K: 1 S: 10	H: 0 LOB: 0 BB: 0 P: 12	R: 0 E: 0 K: 1 S: 14	H: 1 LOB: 3 BB: 2 P: 28	R: 0 E: 0 K: 0 S: 11	H: 1 LOB: 1 BB: 1 P: 17	R: 0 E: 0 K: 0 S: 7	H: 0 LOB: 0 BB: 0 P: 8	R: 1 E: 0 K: 0 S: 9	H: 2 LOB: 1 BB: 0 P: 12	R: 0 E: 0 K: 0 S: 6	H: 0 LOB: 0 BB: 0 P: 10	R: 2 E: 0 K: 1 S: 17	H: 2 LOB: 1 BB: 1 P: 26	R: 0 E: 0 K: 1 S: 7	H: 0 LOB: 0 BB: 0 P: 7	1B: 5 2B: 3 3B: 0 HR: 1	SF: 0 SAC: 0 DP: 0 HBP: 0	WP: 0 PB: 0 SB: 0 CS: 1	PA: 40
<b>PITCHER</b>	IP	WLS	BF	H	R	ER	SO	BB	IBB	HBP	BLK	WP	HR	S	P	ERA	WHIP					
<b>41 John Lackey, R</b> ERA: 6.8 (1, 1)	5.0	W	23	5	2	2	2	4	0	0	0	0	0	61	98	3.60	1.800					
<b>Scott Schoeneweis, L</b> ERA: 1.93 (6, 1)	2.0		8	2	1	1	0	0	0	0	0	0	0	15	22	4.50	1.000					
<b>Francisco Rodriguez, R</b> ERA: 9.0 (8, 1)	2.0	S	9	2	2	2	2	1	0	0	0	0	1	24	33	9.00	1.500					

Oakland Athletics @ Anaheim Angels  
Edison International Field, Anaheim, CA  
Fri Apr 11 2003, 10:05 PM EDT  
Att: 43,707 - Cloudy - 62 F

AB	35
R	5
H	9
RBI	5
BB	5
SO	4
LOB	17



Batter	1	2	3	4	5	6	7	8	9	AB	R	H	RBI	BB	SO	LOB	BOTTOM				
<b>David Eckstein, R</b> OBP: 0.318, SLG: 0.171 (1, 6)										4	1	3	1	0	0	0					
<b>Darin Erstad, L</b> OBP: 0.349, SLG: 0.351 (1, 8)										5	1	2	2	0	0	2					
<b>Tim Salmon, R</b> OBP: 0.421, SLG: 0.750 (1, 9)										4	2	2	4	1	0	3					
<b>Julio Ramirez, R</b> (9, 9)										0	0	0	0	0	0	0					
<b>16 Garret Anderson, L</b> OBP: 0.523, SLG: 0.675 (1, 7)										4	0	1	0	1	0	4					
<b>Troy Glaus, R</b> OBP: 0.333, SLG: 0.469 (1, 5)										5	0	0	0	0	0	2					
<b>Brad Fullmer, L</b> OBP: 0.467, SLG: 0.769 (1, 10)										5	1	3	0	0	0	1					
<b>Scott Spiezio, S</b> OBP: 0.282, SLG: 0.324 (1, 3)										3	1	1	0	1	0	1					
<b>Bengie Molina, R</b> OBP: 0.250, SLG: 0.361 (1, 2)										4	1	1	2	0	0	4					
<b>9 Chone Figgins, S</b> OBP: 0.417, SLG: 0.364 (1, 4)										4	2	3	0	0	1	0					
<b>Inning Stats</b>	R: 0 E: 0 K: 0 S: 10	H: 6 LOB: 3 BB: 0 P: 21	R: 0 E: 0 K: 0 S: 8	H: 1 LOB: 1 BB: 0 P: 9	R: 3 E: 0 K: 0 S: 13	H: 3 LOB: 0 BB: 0 P: 18	R: 0 E: 0 K: 1 S: 9	H: 1 LOB: 0 BB: 0 P: 13	R: 0 E: 0 K: 0 S: 15	H: 2 LOB: 3 BB: 1 P: 25	R: 3 E: 0 K: 0 S: 11	H: 3 LOB: 1 BB: 1 P: 19	1B: 13 2B: 1 3B: 0 HR: 2	SF: 0 SAC: 1 DP: 1 HBP: 0	WP: 0 PB: 0 SB: 0 CS: 0	PA: 42					
<b>PITCHER</b>	IP	WLS	BF	H	R	ER	SO	BB	IBB	HBP	BLK	WP	HR	S	P	ERA	WHIP				
<b>Tim Hudson, R</b> ERA: 4.74 (1, 1)	6.0	L	29	11	6	6	1	1	0	0	0	0	1	66	95	9.00	2.000				
<b>Micah Bowie, L</b> ERA: 7.2 (7, 1)	1.1		11	5	3	3	0	2	0	0	0	0	1	22	39	20.25	5.250				
<b>Chad Bradford, R</b> ERA: 4.05 (8, 1)	0.2		2	0	0	0	0	0	0	0	0	0	0	4	5	0.00	0.000				

Oakland Athletics @ Anaheim Angels  
Edison International Field, Anaheim, CA  
Fri Apr 11 2003, 10:05 PM EDT  
Att: 43,707 - Cloudy - 62 F

AB	38
R	9
H	16
RBI	9
BB	3
SO	1
LOB	17













Batter	1	2	3	4	5	6	7	8	9	AB	R	H	RBI	BB	SO	LOB	TOP					
Mark Ellis, R OBP: 0.367, SLG: 0.491 (1,4)	F9		L6 BB		K		FC6-4			3	0	0	0	1	1	1						
Chris Singleton, L OBP: 0.300, SLG: 0.368 (1,8)	2B		L9			F7 1B		K		4	2	2	0	0	1	1						
Miguel Tejada, R OBP: 0.279, SLG: 0.345 (1,6)	G5-3		1B			F7		G6-3		4	0	1	0	0	0	2						
3 Eric Chavez, L OBP: 0.356, SLG: 0.340 (1,5)	1B		L6			SF9 1B		G6-3		4	0	2	1	0	0	2						
Jermaine Dye, R OBP: 0.304, SLG: 0.388 (9, PR) Eric Byrnes, R OBP: 0.333, SLG: 0.111 (9, PR)	P6			L7		SF9 1B				3	0	1	1	0	0	1						
Erubiel Durazo, L OBP: 0.469, SLG: 0.568 (1,3)		G4-3		G4-3		P5			F7	4	0	0	0	0	0	2						
Terrence Long, L OBP: 0.320, SLG: 0.535 (1,7)		G5-3		G1-3			L8		K	4	0	0	0	0	1	1						
Adam Platt, R OBP: 0.200, SLG: 0.600 (9, PH) Scott Hatteberg, L OBP: 0.469, SLG: 0.548 (9, PH)		G6-3			G5-3		K		G3	3	0	0	0	0	1	0						
Ramon Hernandez, R OBP: 0.386, SLG: 0.436 (1,2)					F8		FC6-4 BB			2	1	1	1	1	0	0						
<b>Inning Stats</b>	R: 1 E: 0 K: 0 S: 15	H: 2 LOB: 1 BB: 0 P: 22	R: 0 E: 0 K: 0 S: 13	H: 0 LOB: 0 BB: 0 P: 20	R: 1 E: 0 K: 0 S: 7	H: 2 LOB: 1 BB: 1 P: 15	R: 0 E: 0 K: 0 S: 9	H: 0 LOB: 0 BB: 0 P: 10	R: 0 E: 0 K: 1 S: 9	H: 0 LOB: 0 BB: 0 P: 11	R: 1 E: 0 K: 0 S: 11	H: 2 LOB: 1 BB: 0 P: 17	R: 0 E: 0 K: 1 S: 7	H: 0 LOB: 1 BB: 1 P: 15	R: 0 E: 0 K: 1 S: 6	H: 0 LOB: 0 BB: 0 P: 10	R: 0 E: 0 K: 1 S: 9	H: 1 LOB: 1 BB: 0 P: 12	1B: 5 2B: 2 3B: 0 HR: 1	SF: 1 SAC: 0 DP: 1 HBP: 0	WP: 0 PB: 0 SB: 0 CS: 0	PA: 35
<b>PITCHER</b>	IP	WLS	BF	H	R	ER	SO	BB	IBB	HBP	BLK	WP	HR	S	P	ERA	WHIP					
Joel Pineiro, R ERA: 4.5 (1,1)	7.0	W	28	6	3	3	2	2	0	0	0	0	1	71	110	3.86	1.143					
Arthur Rhodes, L ERA: (8,1)	1.0	H	3	0	0	0	1	0	0	0	0	0	0	6	10	0.00	0.000					
Kazuhiro Sasaki, R ERA: 1.8 (9,1)	1.0	S	4	1	0	0	1	0	0	0	0	0	0	9	12	0.00	1.000					

Oakland Athletics @ Seattle Mariners  
Safeco Field, Seattle, WA  
Mon Apr 14 2003, 7:05 PM PDT  
Att: 26,567 - Cloudy - 56 F

AB 32  
R 3  
H 7  
RBI 3  
BB 2  
SO 4  
LOB 11



Batter	1	2	3	4	5	6	7	8	9	AB	R	H	RBI	BB	SO	LOB	BOTTOM					
51 Ichiro Suzuki, L OBP: 0.365, SLG: 0.345 (1,9)	1B	FC6-4			G6-3		G6-3			4	1	1	0	0	0	1						
Randy Winn, S OBP: 0.414, SLG: 0.396 (8,7)	2B		K		K		G6-3			4	1	1	0	0	2	0						
Bret Boone, R OBP: 0.367, SLG: 0.519 (1,4)	SF9		P4		G5-3			1B		4	0	2	1	0	0	0						
Edgar Martinez, R OBP: 0.472, SLG: 0.643 (1,10)	SF9		1B		F9		F8			3	0	1	1	0	0	1						
Greg Colbrunn, R John Olerud, L OBP: 0.389, SLG: 0.295 (7,3)	FC5-2-6		F9		G5-3		P6			3	0	0	0	0	0	2						
Carlos Guillen, S OBP: 0.375, SLG: 0.514 (1,6)	G6-3			E6 SH1 1B		HR 1B		P4		4	1	2	0	0	0	2						
Jeff Cirillo, R OBP: 0.233, SLG: 0.256 (1,5)		G6-3		SH1		HR 1B				2	1	1	2	0	0	0						
16 Willie Bloomquist, R OBP: 0.308, SLG: 0.364 (1,7) Mike Cameron, R OBP: 0.279, SLG: 0.319 (8,8)		G6-3			G6-3 BB		G5-3			2	0	0	0	1	0	0						
Dan Wilson, R OBP: 0.304, SLG: 0.318 (1,2)				G6-3			G1-3			3	0	1	0	0	0	2						
<b>Inning Stats</b>	R: 2 E: 0 K: 0 S: 15	H: 3 LOB: 1 BB: 0 P: 26	R: 0 E: 0 K: 0 S: 7	H: 1 LOB: 0 BB: 0 P: 10	R: 0 E: 0 K: 1 S: 11	H: 1 LOB: 1 BB: 0 P: 15	R: 0 E: 1 K: 0 S: 5	H: 1 LOB: 1 BB: 1 P: 9	R: 0 E: 0 K: 0 S: 8	H: 0 LOB: 0 BB: 0 P: 13	R: 2 E: 0 K: 0 S: 14	H: 2 LOB: 0 BB: 0 P: 21	R: 0 E: 0 K: 0 S: 5	H: 0 LOB: 0 BB: 0 P: 8	R: 0 E: 0 K: 0 S: 7	H: 1 LOB: 1 BB: 0 P: 11	1B: 7 2B: 1 3B: 0 HR: 1	SF: 1 SAC: 1 DP: 1 HBP: 0	WP: 0 PB: 0 SB: 0 CS: 0	PA: 33		
<b>PITCHER</b>	IP	WLS	BF	H	R	ER	SO	BB	IBB	HBP	BLK	WP	HR	S	P	ERA	WHIP					
Mark Mulder, L ERA: 6.0 (1,1)	7.0	L	29	8	4	4	2	1	0	0	0	0	1	65	102	5.14	1.286					
Jeremy Fikac, R ERA: 3.72 (8,1)	0.1		2	1	0	0	0	0	0	0	0	0	0	5	8	0.00	3.000					
Ricardo Rincon, L ERA: 9.0 (8,1)	0.2		2	0	0	0	0	0	0	0	0	0	0	2	3	0.00	0.000					

Oakland Athletics @ Seattle Mariners  
Safeco Field, Seattle, WA  
Mon Apr 14 2003, 7:05 PM PDT  
Att: 26,567 - Cloudy - 56 F

AB 30  
R 4  
H 9  
RBI 4  
BB 1  
SO 2  
LOB 9





Batter	1	2	3	4	5	6	7	8	9	AB	R	H	RBI	BB	SO	LOB	TOP							
Mark Ellis, R OBP: 0.375, SLG: 0.561 (1, 4)										4	1	2	1	0	0	1								
Scott Hatteberg, L OBP: 0.434, SLG: 0.500 (1, 10)										4	0	0	0	0	2	1								
Miguel Tejada, R OBP: 0.282, SLG: 0.322 (1, 6)										4	0	0	0	0	0	1								
3 Eric Chavez, L OBP: 0.381, SLG: 0.415 (1, 5)										3	1	2	1	1	0	0								
Erubiel Durazo, L OBP: 0.434, SLG: 0.512 (1, 3)										4	0	0	0	0	1	3								
Jermaine Dye, R OBP: 0.300, SLG: 0.365 (1, 9)										3	1	0	0	1	0	1								
Terrence Long, L OBP: 0.333, SLG: 0.553 (1, 7)										4	0	2	0	0	1	0								
Chris Singleton, L OBP: 0.273, SLG: 0.333 (1, 8)										4	0	0	0	0	1	4								
Mark Johnson, L (1, 2)										2	0	0	1	0	1	0								
<b>Inning Stats</b>	R: 0 E: 0 K: 1 S: 9	H: 1 LOB: 2 BB: 1 P: 19	R: 1 E: 0 K: 0 S: 10	H: 1 LOB: 1 BB: 1 P: 19	R: 1 E: 0 K: 0 S: 6	H: 1 LOB: 0 BB: 0 P: 10	R: 0 E: 0 K: 0 S: 8	H: 0 LOB: 0 BB: 0 P: 13	R: 1 E: 0 K: 2 S: 10	H: 1 LOB: 0 BB: 0 P: 19	R: 0 E: 0 K: 0 S: 11	H: 2 LOB: 2 BB: 0 P: 21	R: 0 E: 0 K: 1 S: 9	H: 0 LOB: 0 BB: 0 P: 13	R: 0 E: 0 K: 0 S: 5	H: 0 LOB: 0 BB: 0 P: 5	R: 0 E: 0 K: 2 S: 10	H: 0 LOB: 0 BB: 0 P: 18	1B: 2 2B: 2 3B: 0 HR: 2	SF: 1 SAC: 0 DP: 0 HBP: 0	WP: 0 PB: 0 SB: 0 CS: 0	PA: 35		
<b>PITCHER</b>	IP WLS BF H R ER SO BB IBB HBP BLK WP HR S P ERA WHIP																							
Ryan Franklin, R ERA: 4.82 (1, 1)	6.2	28	6	3	3	3	2	0	0	0	0	0	0	0	2	60	110	4.05	1.200					
Arthur Rhodes, L ERA: (7, 1)	1.1	W 4	0	0	0	1	0	0	0	0	0	0	0	0	8	9	0.00	0.000						
Kazuhiko Sasaki, R ERA: 1.5 (9, 1)	1.0	S 3	0	0	0	2	0	0	0	0	0	0	0	0	10	18	0.00	0.000						

Oakland Athletics @ Seattle Mariners  
Safeco Field, Seattle, WA  
Tue Apr 15 2003, 7:05 PM PDT  
Att: 26,666 - Cloudy - 55 F

AB 32  
R 3  
H 6  
RBI 3  
BB 2  
SO 6  
LOB 11



Batter	1	2	3	4	5	6	7	8	9	AB	R	H	RBI	BB	SO	LOB	BOTTOM						
51 Ichiro Suzuki, L OBP: 0.358, SLG: 0.339 (1, 9)										4	0	1	0	0	1	0							
Randy Winn, S OBP: 0.403, SLG: 0.373 (1, 7)										3	1	0	0	1	1	2							
Bret Boone, R OBP: 0.375, SLG: 0.526 (1, 4)										3	1	1	0	1	1	0							
Edgar Martinez, R OBP: 0.500, SLG: 0.688 Mark McLemore, S OBP: 0.324, SLG: 0.276 (6, PR)										4	0	3	2	0	1	0							
John Olerud, L OBP: 0.397, SLG: 0.354 (1, 3)										4	1	2	1	0	1	2							
Mike Cameron, R OBP: 0.293, SLG: 0.333 (1, 8)										4	1	2	0	0	2	2							
Carlos Guillen, S OBP: 0.364, SLG: 0.488 (1, 6)										4	0	1	1	0	1	3							
Jeff Cirillo, R OBP: 0.234, SLG: 0.238 (1, 5)										3	0	0	0	1	1	3							
Ben Davis, S OBP: 0.194, SLG: 0.367 (1, 2)										4	0	1	1	0	1	5							
<b>Inning Stats</b>	R: 1 E: 0 K: 1 S: 9	H: 1 LOB: 1 BB: 2 P: 18	R: 1 E: 0 K: 1 S: 22	H: 3 LOB: 0 BB: 0 P: 33	R: 0 E: 0 K: 3 S: 9	H: 0 LOB: 0 BB: 0 P: 13	R: 0 E: 0 K: 2 S: 7	H: 0 LOB: 0 BB: 0 P: 12	R: 0 E: 0 K: 2 S: 7	H: 0 LOB: 0 BB: 0 P: 9	R: 1 E: 0 K: 0 S: 17	H: 3 LOB: 3 BB: 1 P: 30	R: 0 E: 0 K: 0 S: 8	H: 0 LOB: 0 BB: 0 P: 14	R: 2 E: 0 K: 0 S: 12	H: 4 LOB: 2 BB: 0 P: 18	1B: 7 2B: 4 3B: 0 HR: 0	SF: 0 SAC: 0 DP: 2 HBP: 0	WP: 1 PB: 0 SB: 3 CS: 0	PA: 36			
<b>PITCHER</b>	IP WLS BF H R ER SO BB IBB HBP BLK WP HR S P ERA WHIP																						
Ted Lilly, L ERA: 4.19 (1, 1)	5.2	25	7	3	3	10	2	0	0	0	0	0	0	2	6	107	4.76	1.588					
Jeremy Fikac, R ERA: 3.72 (6, 1)	0.0	1	0	0	0	0	1	0	0	0	0	0	0	2	6	∞	∞						
Ricardo Rincon, L ERA: 6.75 (6, 1)	1.1	4	0	0	0	0	0	0	0	0	0	0	0	9	16	0.00	0.000						
Micah Bowie, L ERA: 9.0 (8, 1)	1.0	L 6	4	2	2	0	0	0	0	0	0	0	0	12	18	18.00	4.000						

Oakland Athletics @ Seattle Mariners  
Safeco Field, Seattle, WA  
Tue Apr 15 2003, 7:05 PM PDT  
Att: 26,666 - Cloudy - 55 F

AB 33  
R 5  
H 11  
RBI 5  
BB 3  
SO 10  
LOB 17





Batter	1	2	3	4	5	6	7	8	9	AB	R	H	RBI	BB	SO	LOB	TOP				
Mark Ellis, R OBP: 0.373, SLG: 0.542 (1, 4)	4-1 FC6-4 BB		2-2 G6-3		3-2 K			1-1 SH1-4		2	0	0	0	1	1	1	<b>Oakland Athletics @ Seattle Mariners</b> Safeco Field, Seattle, WA Wed Apr 16 2003, 7:05 PM PDT Att: 29,674 - Cloudy - 54 F				
Scott Hatteberg, L OBP: 0.421, SLG: 0.469 (1, 10)	0-3 K		3-1 F8			2-2 P2		4-2 G1-6-3 BB		3	0	0	0	1	1						
Miguel Tejada, R OBP: 0.446, SLG: 0.302 (1, 6)	1-1 FC6-4 3 HR		3-2 F8			1-1 G5-3		1-2 G1-6-3		4	1	0	0	0	0	3					
3 Eric Chavez, L OBP: 0.403, SLG: 0.482 (1, 5)	3-2 HR			2-3 K		4-2 BB			0-0 HR	3	2	2	2	1	1	0					
Jermaine Dye, R OBP: 0.313, SLG: 0.352 (1, 9)	4-2 BB			4-2 BB		0-2 P6		1-2 P6		2	0	0	0	2	0	2					
Erubiel Durazo, L OBP: 0.421, SLG: 0.556 (1, 3)	0-1 G4-3			1-1 BB		1-1 G4-6-3		1-1 F8		3-2 HR	4	1	1	2	0	2					
Terrence Long, L OBP: 0.328, SLG: 0.529 (1, 7)					3-1 F8		3-1 G5-4-3 1B		2-2 L4	4	0	1	0	0	0	0					
Ramon Hernandez, R OBP: 0.375, SLG: 0.442 (1, 2)					0-0 2B		1-2 G5-4-3		2-2 G5-3	4	0	1	0	0	0	1					
Eric Byrnes, R OBP: 0.333, SLG: 0.167 (1, 8)					2-1 L5			2-2 SH1-4 1B		3	0	1	0	0	0	1					
<b>Inning Stats</b>	R: 2 E: 0 K: 1 S: 15	H: 1 LOB: 1 BB: 2 P: 27	R: 0 E: 0 K: 0 S: 4	H: 0 LOB: 0 BB: 0 P: 7	R: 0 E: 0 K: 0 S: 8	H: 0 LOB: 0 BB: 0 P: 16	R: 0 E: 0 K: 1 S: 8	H: 1 LOB: 1 BB: 1 P: 15	R: 0 E: 0 K: 0 S: 11	H: 0 LOB: 0 BB: 1 P: 18	R: 0 E: 0 K: 0 S: 5	H: 1 LOB: 0 BB: 0 P: 9	R: 0 E: 0 K: 0 S: 13	H: 1 LOB: 1 BB: 1 P: 21	R: 2 E: 0 K: 0 S: 16	H: 2 LOB: 0 BB: 0 P: 25	1B: 3 2B: 1 3B: 0 HR: 2	SF: 0 SAC: 1 DP: 3 HBP: 0	WP: 0 PB: 0 SB: 1 CS: 0	PA: 35	
<b>PITCHER</b>	IP WLS BF H R ER SO BB IBB HBP BLK WP HR S P ERA WHIP	7.0 L 27 4 2 2 3 4 0 0 0 0 1 65 116 2.57 1.143	2.0 8 2 2 2 0 1 0 0 0 0 1 23 38 9.00 1.500																		

AB	29
R	4
H	6
RBI	4
BB	5
SO	3
LOB	11



Batter	1	2	3	4	5	6	7	8	9	AB	R	H	RBI	BB	SO	LOB	BOTTOM					
51 Ichiro Suzuki, L OBP: 0.366, SLG: 0.339 (1, 9)	1-0 1B		2-1 G4-3			1-0 G6-3			4-2 G4-6-3 BB	3	0	1	0	1	0	0	<b>Oakland Athletics @ Seattle Mariners</b> Safeco Field, Seattle, WA Wed Apr 16 2003, 7:05 PM PDT Att: 29,674 - Cloudy - 54 F					
Randy Winn, S OBP: 0.394, SLG: 0.364 (1, 7)	1-3 K			1-2 1B		1-1 G3		1-1 G4-6-3		4	1	1	0	0	1	2						
Bret Boone, R OBP: 0.368, SLG: 0.508 (1, 4)	2-3 K			0-1 1B		0-0 F8		0-3 K		4	0	1	0	0	2	1						
Edgar Martinez, R OBP: 0.465, SLG: 0.629 (1, 10)	2-2 G4-3			2-2 F9		0-1 G6-3				3	0	0	0	0	0	3						
John Olerud, L OBP: 0.393, SLG: 0.353 (1, 3)				2-0 1B		0-2 G3				3	0	1	1	0	0	0						
Mark McLemore, S OBP: 0.324, SLG: 0.281 (1, 5)	1-0 L4			1-3 K		0-1 CS				3	0	1	0	0	1	2						
Mike Cameron, R OBP: 0.279, SLG: 0.315 (1, 8)	1-2 L4			1-2 K		0-3 K		1-1 CS		3	0	0	0	0	1	0						
Carlos Guillen, S OBP: 0.340, SLG: 0.455 (1, 6)				0-2 G6-3		2-2 G1-3		0-3 K		3	0	0	0	0	1	0						
Dan Wilson, R OBP: 0.280, SLG: 0.292 (1, 2)				1-0 F8		0-3 K		0-3 K		2	0	0	0	0	1	0						
John Mabry, L OBP: 0.200, SLG: 0.429 (8, PH)										1	0	0	0	0	1	0						
Ben Davis, S OBP: 0.194, SLG: 0.367 (9, 2)										0	0	0	0	0	0	0						
<b>Inning Stats</b>	R: 0 E: 0 K: 2 S: 10	H: 1 LOB: 1 BB: 0 P: 16	R: 0 E: 0 K: 0 S: 6	H: 0 LOB: 0 BB: 0 P: 10	R: 0 E: 0 K: 0 S: 6	H: 0 LOB: 0 BB: 0 P: 9	R: 1 E: 0 K: 1 S: 12	H: 3 LOB: 1 BB: 0 P: 20	R: 0 E: 0 K: 2 S: 11	H: 0 LOB: 0 BB: 0 P: 13	R: 0 E: 0 K: 0 S: 4	H: 0 LOB: 0 BB: 0 P: 6	R: 0 E: 0 K: 0 S: 8	H: 1 LOB: 0 BB: 0 P: 9	R: 0 E: 0 K: 2 S: 9	H: 0 LOB: 0 BB: 0 P: 9	R: 0 E: 0 K: 1 S: 10	H: 0 LOB: 0 BB: 1 P: 15	1B: 5 2B: 0 3B: 0 HR: 0	SF: 0 SAC: 0 DP: 1 HBP: 0	WP: 0 PB: 0 SB: 0 CS: 1	PA: 31
<b>PITCHER</b>	IP WLS BF H R ER SO BB IBB HBP BLK WP HR S P ERA WHIP	8.0 W 27 5 1 1 7 0 0 0 0 0 0 10 15 0.00 1.000																				

AB	29
R	1
H	5
RBI	1
BB	1
SO	8
LOB	8






Batter	1	2	3	4	5	6	7	8	9	10	AB	R	H	RBI	BB	SO	LOB	TOP									
Terrence Long, L OBP: 0.302, SLG: 0.482 (1, 7)	K2-3 ①		F7 ③			F7 ①		L9 ②	E5 ②-1		5	0	0	0	0	1	2										
Scott Hatteberg, L OBP: 0.403, SLG: 0.444 (1, 10)	F7 ②			F8 ①		F7 ②			F7 ③		5	0	1	0	0	0	3										
Miguel Tejada, R OBP: 0.243, SLG: 0.294 (1, 6)	L7 ③			L9 ②				G1-3 ③			5	0	1	0	0	0	1										
3 Eric Chavez, L OBP: 0.389, SLG: 0.508 (1, 5)		G3 ①				P6 ③					5	1	1	1	0	1	1										
Jermaine Dye, R OBP: 0.305, SLG: 0.345 Eric Byrnes, R OBP: 0.313, SLG: 0.154 (9, 9)		G5-3 ②				F7 ③		L8 ③			4	0	1	0	0	0	0										
Erubiel Durazo, L OBP: 0.459, SLG: 0.583 (1, 3)						E6 1B SF8 1B					3	1	3	0	1	0	0										
Ramon Hernandez, R OBP: 0.373, SLG: 0.435 (1, 2)								K ②			3	0	1	0	0	2	2										
Chris Singleton, L OBP: 0.271, SLG: 0.318 (1, 8)				K ①							2	0	0	1	1	1	1										
Frank Menechino, R Mark Ellis, R OBP: 0.368, SLG: 0.533 (9, 4)				K ②							3	0	0	0	0	1	1										
				K ①							1	0	0	0	0	1	3										
<b>Inning Stats</b>	R: 0 E: 0 K: 1 S: 10	H: 0 LOB: 0 BB: 0 P: 18	R: 0 E: 0 K: 1 S: 11	H: 1 LOB: 1 BB: 0 P: 16	R: 0 E: 0 K: 2 S: 9	H: 0 LOB: 0 BB: 0 P: 16	R: 0 E: 0 K: 1 S: 6	H: 0 LOB: 0 BB: 0 P: 9	R: 1 E: 1 K: 0 S: 12	H: 2 LOB: 1 BB: 0 P: 19	R: 0 E: 0 K: 1 S: 11	H: 1 LOB: 1 BB: 0 P: 20	R: 0 E: 0 K: 0 S: 9	H: 1 LOB: 1 BB: 0 P: 12	R: 2 E: 1 K: 1 S: 13	H: 2 LOB: 3 BB: 2 P: 28	R: 0 E: 0 K: 0 S: 13	H: 0 LOB: 0 BB: 0 P: 20	1B: 7 2B: 0 3B: 0 HR: 1	SF: 1 SAC: 1 DP: 0 HBP: 0	WP: 0 PB: 1 SB: 0 CS: 0	PA: 41					
<b>PITCHER</b>	IP	WLS	BF	H	R	ER	SO	BB	IBB	HBP	BLK	WP	HR	S	P	ERA	WHIP										
Gil Meche, R ERA: 4.86 Shigetoshi Hasegawa, R ERA: 7.1 Arthur Rhodes, L ERA: 8.1 Kazuhiro Sasaki, R ERA: 2.57 Jeff Nelson, R ERA: 2.57	6.0		22	4	1	0	5	0	0	0	0	0	0	13	22	0.00	0.667										

Oakland Athletics @ Seattle Mariners  
Safeco Field, Seattle, WA  
Thu Apr 17 2003, 1:35 PM PDT  
Att: 33,412 - Cloudy - 54 F

livebaseballscorecards.com

AB	37
R	3
H	8
RBI	2
BB	2
SO	7
LOB	14



Batter	1	2	3	4	5	6	7	8	9	10	AB	R	H	RBI	BB	SO	LOB	BOTTOM									
51 Ichiro Suzuki, L OBP: 0.368, SLG: 0.333 (1, 9)	F9 SH1-3 1B BB		F8 ①			G3-1 ③			G4-3 ②		4	1	1	0	1	0	0										
Randy Winn, S OBP: 0.386, SLG: 0.356 (1, 7)	SH1-3 ①		G6-3 ②	F8 ③							4	0	1	0	0	1	3										
Bret Boone, R OBP: 0.356, SLG: 0.477 (1, 4)	F9 ②		F9 ③			G6-3 ①					4	0	0	0	1	0	2										
Edgar Martinez, R OBP: 0.479, SLG: 0.605 (1, 10)	2B 1B			2B FC6-2 BB	2B BB			G2-6-3 ②			3	0	1	1	2	1	1										
John Olerud, L OBP: 0.394, SLG: 0.393 (1, 3)									G6-3 ①		5	0	2	0	0	1	1										
Mike Cameron, R OBP: 0.318, SLG: 0.351 (1, 8)	G5-3 ③			FC6-2 1B 2B							3	2	2	0	2	0	2										
Carlos Guillen, S OBP: 0.385, SLG: 0.457 (1, 6)											2	1	1	0	3	0	3										
Jeff Cirillo, R OBP: 0.224, SLG: 0.227 Mark McLemore, S OBP: 0.325, SLG: 0.286 (6, 5)											2	0	0	0	0	0	4										
Dan Wilson, R OBP: 0.276, SLG: 0.286 (1, 2)											3	0	1	1	0	1	1										
											4	0	1	2	0	1	1										
<b>Inning Stats</b>	R: 1 E: 0 K: 0 S: 10	H: 2 LOB: 2 BB: 1 P: 21	R: 0 E: 0 K: 0 S: 4	H: 1 LOB: 0 BB: 0 P: 7	R: 0 E: 0 K: 0 S: 6	H: 0 LOB: 0 BB: 0 P: 10	R: 2 E: 0 K: 1 S: 14	H: 3 LOB: 3 BB: 2 P: 30	R: 0 E: 0 K: 0 S: 11	H: 2 LOB: 2 BB: 1 P: 22	R: 0 E: 0 K: 1 S: 9	H: 0 LOB: 0 BB: 0 P: 13	R: 0 E: 0 K: 0 S: 11	H: 0 LOB: 1 BB: 2 P: 23	R: 0 E: 0 K: 1 S: 8	H: 1 LOB: 1 BB: 0 P: 14	R: 1 E: 0 K: 1 S: 13	H: 1 LOB: 2 BB: 2 P: 29	1B: 7 2B: 4 3B: 0 HR: 0	SF: 0 SAC: 1 DP: 3 HBP: 0	WP: 0 PB: 0 SB: 1 CS: 1	PA: 44					
<b>PITCHER</b>	IP	WLS	BF	H	R	ER	SO	BB	IBB	HBP	BLK	WP	HR	S	P	ERA	WHIP										
John Halama, L ERA: 3.6 Chad Bradford, R ERA: 2.89 Ricardo Rincon, L ERA: 4.91 Jeremy Fikac, R ERA: 4.35	4.1		23	7	3	3	1	3	1	0	0	0	0	41	82	6.23	2.308										

Oakland Athletics @ Seattle Mariners  
Safeco Field, Seattle, WA  
Thu Apr 17 2003, 1:35 PM PDT  
Att: 33,412 - Cloudy - 54 F

livebaseballscorecards.com

AB	34
R	4
H	10
RBI	4
BB	9
SO	5
LOB	18







Batter	1	2	3	4	5	6	7	8	9	AB	R	H	RBI	BB	SO	LOB	TOP		
Ryan Christenson, R OBP: 0.294, SLG: 0.313	P2			G1-3	G6-3			K		4	0	0	0	0	1	1	<b>Texas Rangers @ Oakland Athletics</b> Network Associates Coliseum, Oakland, CA Fri Apr 18 2003, 10:05 PM EDT Att: 15,285 - Sunny - 61 F		
Kevin Mench, R OBP: 0.375, SLG: 0.286	G6-3			F8				P4		4	0	1	0	0	0	0			
Alex Rodriguez, R OBP: 0.373, SLG: 0.657	K			BB 1B				P2	G6-3	4	0	1	0	0	1	1			
Juan Gonzalez, R OBP: 0.290, SLG: 0.446		K		BB 1B				P6	2B 1B	4	0	2	0	0	1	1			
Ruben Sierra, S OBP: 0.273, SLG: 0.366	G3			BB 1B				K	1B 2B	3	0	1	0	1	1	1			
Rafael Palmeiro, L OBP: 0.423, SLG: 0.500	G3			BB				G5-3	K	4	0	0	0	0	1	5			
Todd Greene, R OBP: 0.240, SLG: 0.348				G6-3	F7			F9	F7	4	0	0	0	0	0	2			
23 Mark Teixeira, S OBP: 0.216, SLG: 0.298				F8	10 G3			G4-3		3	0	1	0	0	0	0			
10 Michael Young, R OBP: 0.300, SLG: 0.379	G3-1			G3				K		3	0	0	0	0	1	1			
<b>Inning Stats</b>	R: 0 H: 0 E: 0 K: 1 S: 9	H: 0 LOB: 0 BB: 0 P: 13	R: 0 H: 0 E: 0 K: 1 S: 8	H: 0 LOB: 0 BB: 0 P: 12	R: 0 H: 0 E: 0 K: 0 S: 6	H: 0 LOB: 0 BB: 0 P: 7	R: 0 H: 2 E: 0 K: 0 S: 10	H: 2 LOB: 3 BB: 1 P: 18	R: 0 H: 1 E: 0 K: 1 S: 9	H: 1 LOB: 1 BB: 0 P: 11	R: 0 H: 0 E: 0 K: 0 S: 7	H: 0 LOB: 0 BB: 0 P: 9	R: 0 H: 0 E: 0 K: 2 S: 8	H: 0 LOB: 0 BB: 0 P: 12	R: 0 H: 2 E: 0 K: 1 S: 10	H: 2 LOB: 2 BB: 0 P: 15	1B: 5 2B: 1 3B: 0 HR: 0	SF: 0 SAC: 0 DP: 0 HBP: 0	WP: 0 PA: 34 PB: 0 SB: 0 CS: 0
<b>PITCHER</b> Barry Zito, L ERA: 3.0	IP: 9.0 WLS: W BF: 34 H: 6 R: 0 ER: 0 SO: 6 BB: 1 IBB: 0 HBP: 0 BLK: 0 WP: 0 HR: 0 S: 75 P: 111 ERA: 0.00 WHIP: 0.778															<b>PITCHER</b>			

Batter	1	2	3	4	5	6	7	8	9	AB	R	H	RBI	BB	SO	LOB	BOTTOM		
Mark Ellis, R OBP: 0.342, SLG: 0.492	F8	K		K		F7		FC6-4		5	0	0	0	0	2	2	<b>Texas Rangers @ Oakland Athletics</b> Network Associates Coliseum, Oakland, CA Fri Apr 18 2003, 10:05 PM EDT Att: 15,285 - Sunny - 61 F		
Scott Hatteberg, L OBP: 0.409, SLG: 0.483	3 2B	F8		E		P5				4	2	2	0	0	0	0			
Miguel Tejada, R OBP: 0.244, SLG: 0.292	E5	F8		E1		L8				4	1	1	0	0	0	1			
3 Eric Chavez, L OBP: 0.382, SLG: 0.508	2B			E1		K				4	1	1	1	0	2	1			
Jermaine Dye, R OBP: 0.296, SLG: 0.328	K			G6-4-3		K				3	0	0	0	0	2	3			
Adam Platt, R OBP: 0.182, SLG: 0.545	K			1-2F		K				1	0	0	0	0	1	0			
Erubiel Durazo, L OBP: 0.462, SLG: 0.654	1B			G6-3		HR		F7		4	2	2	3	0	0	0			
Terrence Long, L OBP: 0.318, SLG: 0.542	2B			HR		L8		FC4-6		3	2	2	2	0	0	0			
Ron Gant, R OBP: 0.231, SLG: 0.182	2B			HR		L8		FC4-6		1	0	1	0	0	0	0			
Ramon Hernandez, R OBP: 0.400, SLG: 0.540	2B			HR		K		FC4-6		4	1	3	2	0	1	0			
Eric Byrnes, R OBP: 0.250, SLG: 0.118	G5-3			HR		K		FC4-6		4	0	0	0	0	1	3			
<b>Inning Stats</b>	R: 5 H: 5 E: 1 K: 1 S: 24	H: 5 LOB: 1 BB: 0 P: 36	R: 0 H: 0 E: 0 K: 1 S: 9	H: 0 LOB: 0 BB: 0 P: 14	R: 0 H: 0 E: 1 K: 0 S: 7	H: 0 LOB: 0 BB: 0 P: 12	R: 3 H: 4 E: 1 K: 2 S: 23	H: 4 LOB: 1 BB: 0 P: 35	R: 1 H: 1 E: 0 K: 2 S: 11	H: 1 LOB: 0 BB: 0 P: 16	R: 0 H: 0 E: 0 K: 1 S: 6	H: 0 LOB: 0 BB: 0 P: 7	R: 0 H: 0 E: 0 K: 2 S: 8	H: 0 LOB: 0 BB: 0 P: 13	R: 0 H: 2 E: 0 K: 0 S: 11	H: 2 LOB: 2 BB: 0 P: 15		1B: 4 2B: 5 3B: 0 HR: 3	SF: 0 SAC: 0 DP: 1 HBP: 0
<b>PITCHER</b> John Thomson, R ERA: 5.57	IP: 3.2 WLS: L BF: 20 H: 8 R: 8 ER: 3 SO: 3 BB: 0 IBB: 0 HBP: 0 BLK: 0 WP: 0 HR: 2 S: 2 P: 58 ERA: 7.36 WHIP: 2.182															<b>PITCHER</b>			
Esteban Yan, R ERA: 6.0	IP: 4.1 WLS: L BF: 12 H: 2 R: 1 ER: 1 SO: 6 BB: 0 IBB: 0 HBP: 0 BLK: 0 WP: 0 HR: 1 S: 30 P: 46 ERA: 2.70 WHIP: 0.600																		
Brian Shouse, L ERA: 6.0	IP: 8.1 WLS: L BF: 5 H: 2 R: 0 ER: 0 SO: 0 BB: 0 IBB: 0 HBP: 0 BLK: 0 WP: 0 HR: 0 S: 11 P: 15 ERA: 0.00 WHIP: 2.000																		

**AB 33**  
**R 0**  
**H 6**  
**RBI 0**  
**BB 1**  
**SO 6**  
**LOB 12**



**AB 37**  
**R 9**  
**H 12**  
**RBI 8**  
**SO 9**  
**LOB 10**




livebaseballscores.com


livebaseballscores.com







Batter	1	2	3	4	5	6	7	8	9	AB	R	H	RBI	BB	SO	LOB	TOP				
10 Michael Young, R OBP: 0.294, SLG: 0.379	1-0 S 1B		1-0 S 2B		2-0 G5-3	0-3 K		3-3 K		5	0	2	0	0	2	4	<p><b>Texas Rangers @ Oakland Athletics</b>  <b>Network Associates Coliseum, Oakland, CA</b></p> <p>Sun Apr 20 2003, 8:05 PM EDT  Att: 17,613 - Overcast - 59 F</p> <p>livebaseballscorecards.com</p> <p>AB 35  R 2  H 8  RBI 2  BB 4  SO 8  LOB 29</p> 				
Carl Everett, S OBP: 0.400, SLG: 0.759	1-1 SAFE P4		1-0 P2		1-1 F7		3-2 HR	0-2 P2		5	1	1	1	0	0	3					
Alex Rodriguez, R OBP: 0.393, SLG: 0.625	3-3 K		4-2 BB		2-2 1B		4-2 G5-3 BB	3-2 HBP		2	0	1	0	2	1	1					
Juan Gonzalez, R OBP: 0.269, SLG: 0.405	1-0 G4-3		0-0 G5-3		1-0 G4-3		1-0 F7		1-3 K	5	0	0	0	0	1	6					
Kevin Mench, R OBP: 0.235, SLG: 0.250		3-3 K		0-2 P4		2-0 P4	3-2 G5-3	1-0 P4		5	0	0	0	0	1	2					
23 Mark Teixeira, S OBP: 0.283, SLG: 0.327		3-2 HBP		1-0 F9		1-0 9 1B	2-2 HBP	4-0 9 BB		2	0	1	0	1	0	0					
9 Hank Blalock, L OBP: 0.468, SLG: 0.702		0-1 P4		0-0 E6 1B		1-2 E 1B	2-3 K	4-0 1-2 2-3 BB		4	1	2	0	1	1	3					
Ryan Christenson, R OBP: 0.308, SLG: 0.261		3-2 F9		3-2 2H 1B		0-0 E6		1-1 SH1-4 HBP		4	0	1	1	0	0	6					
Einar Diaz, R OBP: 0.286, SLG: 0.333			1-3 K		0-1 F8		1-3 K	1-2 SH1-4		3	0	0	0	0	2	4					
<b>Inning Stats</b>	R: 0 E: 0 K: 1 S: 7	H: 1 LOB: 1 BB: 0 P: 13	R: 0 E: 0 K: 1 S: 12	H: 0 LOB: 1 BB: 0 P: 21	R: 0 E: 0 K: 1 S: 9	H: 1 LOB: 2 BB: 1 P: 16	R: 1 E: 1 K: 0 S: 14	H: 2 LOB: 1 BB: 0 P: 18	R: 0 E: 0 K: 2 S: 12	H: 2 LOB: 3 BB: 0 P: 17	R: 1 E: 0 K: 1 S: 19	H: 1 LOB: 2 BB: 1 P: 34	R: 0 E: 0 K: 1 S: 8	H: 0 LOB: 1 BB: 0 P: 13	R: 0 E: 0 K: 1 S: 9	H: 0 LOB: 3 BB: 2 P: 23	1B: 6 2B: 1 3B: 0 HR: 1	SF: 0 SAC: 1 DP: 0 HBP: 4	WP: 0 PB: 0 SB: 2 CS: 0	PA: 44	
<b>PITCHER</b>	IP WLS BF H R ER SO	IP WLS BF H R ER SO	IP WLS BF H R ER SO	IP WLS BF H R ER SO	IP WLS BF H R ER SO	IP WLS BF H R ER SO	IP WLS BF H R ER SO	IP WLS BF H R ER SO	IP WLS BF H R ER SO	IP WLS BF H R ER SO	IP WLS BF H R ER SO	IP WLS BF H R ER SO	IP WLS BF H R ER SO	IP WLS BF H R ER SO	IP WLS BF H R ER SO	IP WLS BF H R ER SO	ERA WHIP	ERA WHIP			
Ted Lilly, L ERA: 3.24	5.2	27	7	1	0	4	1	0	0	0	0	0	0	0	0	0	0	0.00	1.412		
Chad Bradford, R ERA: 3.19	1.0	L 6	1	1	1	1	1	0	1	18	31	9.00	2.000								
Ricardo Rincon, L ERA: 4.15	1.1	5	0	0	0	2	0	0	1	0	12	19	0.00	0.000							
Keith Foulke, R ERA: 1.93	1.0	6	0	0	0	1	2	0	1	0	9	23	0.00	2.000							

Batter	1	2	3	4	5	6	7	8	9	AB	R	H	RBI	BB	SO	LOB	BOTTOM					
Mark Ellis, R OBP: 0.329, SLG: 0.466	2-3 K	2-2 FC6-4			4-0 L9-3 BB			0-1 P5		3	0	0	0	1	1	1	<p><b>Texas Rangers @ Oakland Athletics</b>  <b>Network Associates Coliseum, Oakland, CA</b></p> <p>Sun Apr 20 2003, 8:05 PM EDT  Att: 17,613 - Overcast - 59 F</p> <p>livebaseballscorecards.com</p> <p>AB 30  R 1  H 5  RBI 1  BB 5  SO 6  LOB 15</p> 					
Scott Hatteberg, L OBP: 0.453, SLG: 0.540	2-2 FC6-4 BB 1B		4-2 BB		0-1 L9-3		4-2 BB			2	1	1	0	2	0	1						
Miguel Tejada, R OBP: 0.241, SLG: 0.313	4-0 FC6-4 BB		2-2 F7		0-1 G6-3		2-2 P3			3	0	0	0	1	0	2						
3 Eric Chavez, L OBP: 0.388, SLG: 0.507	0-2 FC6-4 1B		0-1 P2		4-2 CS BB		3-1 G6-3			3	0	0	0	1	0	4						
Erubiel Durazo, L OBP: 0.446, SLG: 0.623	0-0 1-3 3H 1B		1-1 F8		0-0 P5		1-3 K		1-3 K	4	0	1	1	0	1	2						
Jermaine Dye, R OBP: 0.280, SLG: 0.308	1-1 L5			1-1 G6-3		2-0 F8		0-1 F7		4	0	0	0	0	0	3						
Terrence Long, L OBP: 0.324, SLG: 0.537		2-2 G4-3		2-3 K		2-2 CS	1-3 K	1-0 2B		4	0	1	0	0	2	0						
Chris Singleton, L OBP: 0.296, SLG: 0.340		0-3 K		0-1 1B		2-3 K		2-2 L7		2	0	1	0	0	1	0						
Mark Johnson, L OBP: 0.231, SLG: 0.100		1-0 FC6-4 1B		3-2 L4		0-0 F9				2	0	1	0	0	0	1						
Ramon Hernandez, R OBP: 0.433, SLG: 0.566										1	0	0	0	0	0	0						
<b>Inning Stats</b>	R: 1 E: 0 K: 1 S: 13	H: 2 LOB: 2 BB: 1 P: 22	R: 0 E: 0 K: 1 S: 10	H: 1 LOB: 0 BB: 0 P: 15	R: 0 E: 0 K: 1 S: 10	H: 1 LOB: 1 BB: 0 P: 17	R: 0 E: 0 K: 1 S: 10	H: 1 LOB: 0 BB: 0 P: 16	R: 0 E: 0 K: 0 S: 4	H: 0 LOB: 0 BB: 1 P: 8	R: 0 E: 0 K: 2 S: 6	H: 0 LOB: 0 BB: 0 P: 14	R: 0 E: 0 K: 0 S: 7	H: 0 LOB: 0 BB: 0 P: 10	R: 0 E: 0 K: 0 S: 10	H: 0 LOB: 1 BB: 1 P: 19	R: 0 E: 0 K: 1 S: 10	H: 1 LOB: 1 BB: 0 P: 14	1B: 4 2B: 2 3B: 0 HR: 0	SF: 0 SAC: 0 DP: 1 HBP: 0	WP: 0 PB: 0 SB: 0 CS: 1	PA: 36
<b>PITCHER</b>	IP WLS BF H R ER SO	IP WLS BF H R ER SO	IP WLS BF H R ER SO	IP WLS BF H R ER SO	IP WLS BF H R ER SO	IP WLS BF H R ER SO	IP WLS BF H R ER SO	IP WLS BF H R ER SO	IP WLS BF H R ER SO	IP WLS BF H R ER SO	IP WLS BF H R ER SO	IP WLS BF H R ER SO	IP WLS BF H R ER SO	IP WLS BF H R ER SO	IP WLS BF H R ER SO	IP WLS BF H R ER SO	ERA WHIP	ERA WHIP				
Colby Lewis, R ERA: 4.43	6.0	W 24	4	1	1	3	4	0	0	0	0	0	0	0	0	0	0	0.00	1.333			
Aaron Fultz, L ERA: 2.45	0.1	H 1	0	0	0	1	0	0	0	3	4	0.00	0.000									
Francisco Cordero, R ERA: 2.98	1.2	H 6	0	0	0	1	1	0	0	14	25	0.00	0.600									
Ugueth Urbina, R ERA: 1.08	1.0	S 4	1	0	0	1	0	0	0	0	10	14	0.00	1.000								



Batter	1	2	3	4	5	6	7	8	9	10	11	AB	R	H	RBI	BB	SO	LOB	TOP						
<b>Bobby Higginson, L</b> OBP: 0.329, SLG: 0.338 (1, 9)	G1-3		G5-3		K			BB HR	E6 1B		G4-3	5	1	0	0	1	1	5							
<b>Gene Kingsale, S</b> OBP: 0.229, SLG: 0.317 (1, 8)	G4-6-3 BB		G4-3			G1-3		BB HR	1B 2-H			3	1	1	1	2	0	2							
<b>Carlos Pena, L</b> OBP: 0.262, SLG: 0.296 (1, 3)	G4-6-3			G4-3		G4-3		BB K	BB K			5	0	0	0	0	2	5							
<b>Dmitri Young, S</b> OBP: 0.206, SLG: 0.233 (1, 7)		F7		G4-3				HR			G4-3	4	1	1	3	0	0	0							
<b>Dean Palmer, R</b> OBP: 0.196, SLG: 0.091 (1, 10)		L4		K		K		K			K	5	0	0	0	0	4	1							
<b>Eric Munson, L</b> OBP: 0.245, SLG: 0.326 (1, 5)	G3				K							4	0	0	0	1	2	0							
<b>20 Omar Infante, R</b> OBP: 0.250, SLG: 0.302 (1, 6)			SH1-3 15 FC5 1B		BB 1B			K		BB 2B	FC6-4 1-2	5	1	3	0	0	1	1							
<b>15 Brandon Inge, R</b> OBP: 0.152, SLG: 0.114 <b>Shane Bieber, R</b> OBP: 0.233, SLG: 0.286 <b>Craig Monroe, R</b> OBP: 0.154, SLG: 0.083 <b>Matt Walbeck, S</b> OBP: 0.063, SLG: 0.125 (1, 2)		FC5 SH1-3		L8		F9		F9		BB 1B	G6-3	3	0	0	0	0	0	2							
<b>Ramon Santiago, S</b> OBP: 0.345, SLG: 0.500 (1, 4)		SH1-3 1-2 2-3			BB			F9		K	G1-3	3	0	0	0	1	1	1							
<b>Inning Stats</b>	R: 0 E: 0 K: 0 S: 5	H: 0 LOB: 0 BB: 1 P: 10	R: 0 E: 0 K: 0 S: 7	H: 0 LOB: 0 BB: 0 P: 9	R: 0 E: 0 K: 0 S: 12	H: 1 LOB: 0 BB: 0 P: 14	R: 0 E: 0 K: 2 S: 6	H: 0 LOB: 0 BB: 0 P: 8	R: 0 E: 0 K: 1 S: 7	H: 0 LOB: 0 BB: 0 P: 13	R: 3 E: 0 K: 2 S: 18	H: 1 LOB: 0 BB: 2 P: 31	R: 2 E: 1 K: 3 S: 21	H: 3 LOB: 2 BB: 0 P: 33	R: 0 E: 0 K: 1 S: 7	H: 0 LOB: 1 BB: 1 P: 15	R: 0 E: 0 K: 0 S: 8	H: 0 LOB: 0 BB: 0 P: 10	1B: 4 2B: 1 3B: 0 HR: 1	SF: 0 SAC: 1 DP: 1 HBP: 1	WP: 0 PB: 0 SB: 0 CS: 0	PA: 46			
<b>PITCHER</b>	IP 7.2	WLS 3	BF 31	H 3	R 3	ER 3	SO 6	BB 4	IBB 0	HBP 0	BLK 0	WP 0	HR 1	S 74	P 117	ERA 3.63	WHIP 0.913								
<b>Tim Hudson, R</b> ERA: 3.63 (1, 1)																									
<b>Chad Bradford, R</b> ERA: 3.09 (8, 1)	0.1	H	1	0	0	0	1	0	0	0	0	0	0	0	3	4	0.00	0.000							
<b>Keith Fouke, R</b> ERA: 5.61 (9, 1)	1.0	B	7	3	2	1	3	0	0	0	0	0	0	0	21	33	9.00	3.000							
<b>Ricardo Rincon, L</b> ERA: 3.38 (10, 1)	2.0	W	7	0	0	0	1	1	0	0	0	0	0	0	15	25	0.00	0.500							

**Detroit Tigers @ Oakland Athletics**  
Network Associates Coliseum, Oakland, CA  
Tue Apr 22 2003, 10:05 PM EDT  
Att: 11,569 - Sunny - 56 F

AB	39
R	5
H	6
RBI	5
BB	5
SO	11
LOB	17



Batter	1	2	3	4	5	6	7	8	9	10	11	AB	R	H	RBI	BB	SO	LOB	BOTTOM						
<b>Mark Ellis, R</b> OBP: 0.352, SLG: 0.487 (1, 4)	1B 1B		K		1B			K				5	1	3	2	1	2	2							
<b>Scott Hatteberg, L</b> OBP: 0.457, SLG: 0.530 (1, 3)	1B 1B		G1-3		SF9		G6-2-3 2B	BB		G4-6-3 BB		3	0	1	1	2	0	1							
<b>Miguel Tejada, R</b> OBP: 0.237, SLG: 0.337 (1, 6)	K			K	F9		G6-2-3 2B	K			HR	6	1	1	1	0	3	10							
<b>Erubiel Durazo, L</b> OBP: 0.456, SLG: 0.609 (1, 10)	G6-4-3 1B			BB	F9		IBB			G4-3		3	0	1	1	2	0	2							
<b>Jermaine Dye, R</b> OBP: 0.263, SLG: 0.286 (1, 9)	G6-4-3			K	F8		K			K		5	0	0	0	0	3	6							
<b>Terrence Long, L</b> OBP: 0.329, SLG: 0.521 (1, 7)		G4-3		F8		G6-3		2B 1B		BB BB		4	1	1	0	1	0	1							
<b>Ramon Hernandez, R</b> OBP: 0.462, SLG: 0.596 (1, 2)		G3-6-3 1B		2B 1B	F7		1B 2B	BB		BB		4	1	3	1	1	0	0							
<b>Chris Singleton, L</b> OBP: 0.305, SLG: 0.364 (1, 8)	G3-6-3			1B 2B	SF9		1B 2B	K		P5		5	2	2	0	0	1	4							
<b>Frank Menechino, R</b> OBP: 0.273, SLG: 0.111 (1, 5)		G4-3			1B HBP		2B 1B	BB HBP		G6-3		3	0	1	0	0	0	0							
<b>Inning Stats</b>	R: 1 E: 0 K: 1 S: 17	H: 3 LOB: 1 BB: 0 P: 24	R: 0 E: 0 K: 0 S: 8	H: 1 LOB: 0 BB: 0 P: 10	R: 0 E: 0 K: 1 S: 7	H: 0 LOB: 0 BB: 0 P: 11	R: 2 E: 0 K: 0 S: 15	H: 3 LOB: 2 BB: 0 P: 22	R: 0 E: 0 K: 0 S: 5	H: 0 LOB: 0 BB: 0 P: 11	R: 1 E: 0 K: 1 S: 13	H: 3 LOB: 3 BB: 2 P: 23	R: 1 E: 0 K: 3 S: 14	H: 2 LOB: 3 BB: 1 P: 26	R: 0 E: 0 K: 1 S: 9	H: 0 LOB: 2 BB: 2 P: 22	R: 0 E: 0 K: 0 S: 6	H: 0 LOB: 0 BB: 1 P: 14	R: 1 E: 0 K: 0 S: 2	H: 1 LOB: 0 BB: 0 P: 5	1B: 9 2B: 3 3B: 0 HR: 1	SF: 1 SAC: 0 DP: 4 HBP: 2	WP: 0 PB: 0 SB: 0 CS: 0	PA: 48	
<b>PITCHER</b>	IP 6.0	WLS 3	BF 28	H 10	R 4	ER 4	SO 4	BB 1	IBB 0	HBP 0	BLK 0	WP 0	HR 0	S 69	P 101	ERA 4.56	WHIP 1.833								
<b>Adam Bernero, R</b> ERA: 4.56 (7, 1)	0.0		1	0	0	0	0	1	0	0	0	0	0	0	1	5	∞	∞							
<b>Jamie Walker, L</b> ERA: 3.86 (7, 1)	1.0	5	2	1	1	1	1	0	1	0	0	0	0	0	7	15	9.00	2.000							
<b>Matt Roney, R</b> ERA: 5.4 (8, 1)	1.2	9	0	0	0	4	3	0	1	0	0	0	0	0	18	39	0.00	1.800							
<b>Matt Anderson, R</b> ERA: 6.43 (9, 1)	1.1	4	0	0	0	0	1	0	0	0	0	0	0	0	8	18	0.00	0.750							
<b>PITCHER</b>	IP 0.0	WLS L	BF 1	H 1	R 1	ER 1	SO 0	BB 0	IBB 0	HBP 0	BLK 0	WP 0	HR 1	S 2	P 5	ERA ∞	WHIP ∞								
<b>Wilfredo Ledezma, L</b> ERA: 5.63 (11, 1)																									

**Detroit Tigers @ Oakland Athletics**  
Network Associates Coliseum, Oakland, CA  
Tue Apr 22 2003, 10:05 PM EDT  
Att: 11,569 - Sunny - 56 F

AB	38
R	6
H	13
RBI	6
BB	7
SO	9
LOB	26





Batter	1	2	3	4	5	6	7	8	9	AB	R	H	RBI	BB	SO	LOB	TOP		
<b>Bobby Higginson, L</b> (1, 9) OBP: 0.310, SLG: 0.315	G4-3		L7		P6		L9		L9	5	0	0	0	0	0	2			
<b>Gene Kingsale, S</b> (1, 8) OBP: 0.289, SLG: 0.283	P4		B1		K		G6-3		G5-3	5	0	0	0	0	1	2			
<b>Craig Paquette, R</b> (1, 3) OBP: 0.172, SLG: 0.172	G5-3		G5-3		G4-3			FC6-4 2B		4	1	1	0	0	0	0			
<b>Dmitri Young, S</b> (1, 5) OBP: 0.224, SLG: 0.238		G6-3		HR		P3				3	1	1	0	1	0	0			
<b>Craig Monroe, R</b> (1, 7) OBP: 0.235, SLG: 0.333		FC1-4 BB		HR		G6-3		FC6-4 2B		3	2	1	2	1	0	2			
<b>Dean Palmer, R</b> (1, 10) OBP: 0.218, SLG: 0.146		FC1-4 15 BB 1-2		SH1-3 1B		F7				4	0	2	2	0	0	1			
<b>Shane Halter, R</b> (1, 4) OBP: 0.239, SLG: 0.273		15 BB 1-2		SH1-3			F9		G6-3	2	0	0	0	1	0	1			
<b>15 Brandon Inge, R</b> (1, 2) OBP: 0.180, SLG: 0.128				P6			L9 20 1B		G5-3	3	0	1	0	1	0	2			
<b>20 Omar Infante, R</b> (1, 6) OBP: 0.250, SLG: 0.298		G6-3		K					G5-3	4	0	1	0	0	1	4			
<b>Inning Stats</b>	R: 0 H: 0 E: 0 K: 0 S: 6	H: 0 LOB: 0 BB: 0 P: 11	R: 0 H: 0 E: 0 K: 0 S: 9	H: 0 LOB: 3 BB: 3 P: 26	R: 0 H: 0 E: 0 K: 0 S: 6	H: 0 LOB: 0 BB: 0 P: 8	R: 2 H: 3 E: 0 K: 1 S: 18	H: 3 LOB: 1 BB: 0 P: 26	R: 0 H: 0 E: 0 K: 0 S: 7	H: 0 LOB: 0 BB: 0 P: 11	R: 0 H: 2 E: 0 K: 0 S: 12	H: 2 LOB: 2 BB: 0 P: 16	R: 2 H: 2 E: 0 K: 0 S: 15	H: 2 LOB: 1 BB: 1 P: 27	R: 0 H: 0 E: 0 K: 0 S: 3	H: 0 LOB: 0 BB: 0 P: 7	1B: 5 2B: 1 3B: 0 HR: 1	SF: 0 SAC: 1 DP: 0 HBP: 0	WP: 0 PA: 38 PB: 0 SB: 0 CS: 0
<b>PITCHER</b>	IP	WLS	BF	H	R	ER	SO	BB	IBB	HBP	BLK	WP	HR	S	P	ERA	WHIP		
<b>Barry Zito, L</b> (1, 1) ERA: 2.91	7.0	L	29	5	2	2	2	3	0	0	0	0	1	66	112	2.57	1.143		
<b>Jim Mecir, R</b> (8, 1) ERA: 18.0	1.0		6	2	2	2	0	1	0	0	0	0	0	15	27	18.00	3.000		
<b>Mike Neu, R</b> (9, 1) ERA: 2.25	1.0		3	0	0	0	0	0	0	0	0	0	0	3	7	0.00	0.000		

**Detroit Tigers @ Oakland Athletics**  
Network Associates Coliseum, Oakland, CA  
Wed Apr 23 2003, 10:05 PM EDT  
Att: 23,558 - Cloudy - 58 F

AB 33  
R 4  
H 7  
RBI 4  
BB 4  
SO 2  
LOB 14



Batter	1	2	3	4	5	6	7	8	9	AB	R	H	RBI	BB	SO	LOB	BOTTOM				
<b>Mark Ellis, R</b> (1, 4) OBP: 0.348, SLG: 0.469	L7		K			G4-3			G4-3 BB	3	0	0	0	1	1	0					
<b>Scott Hatteberg, L</b> (1, 3) OBP: 0.435, SLG: 0.500	G4-3		G4-3			G4-3			F9	4	0	0	0	0	0	1					
<b>Miguel Tejada, R</b> (1, 6) OBP: 0.227, SLG: 0.322	G5-3			K			K		G4-3	4	0	0	0	0	2	1					
<b>3 Eric Chavez, L</b> (1, 5) OBP: 0.371, SLG: 0.481		G6-3		F7			K		G2-3	4	0	0	0	0	1	1					
<b>Erubiel Durazo, L</b> (1, 10) OBP: 0.439, SLG: 0.582		K		F7			G3			3	0	0	0	0	1	0					
<b>Jermaine Dye, R</b> (1, 9) OBP: 0.285, SLG: 0.288		1B 1B				G5-3			G6-3	3	0	1	0	0	0	0					
<b>Terrence Long, L</b> (1, 7) OBP: 0.341, SLG: 0.554		1B 1B		F7					G6-3 3B	3	1	2	0	0	0	0					
<b>Ramon Hernandez, R</b> (1, 2) OBP: 0.441, SLG: 0.567		L9				G4-3			G6-3	3	0	0	1	0	0	2					
<b>Chris Singleton, L</b> (1, 8) OBP: 0.290, SLG: 0.345			G1-3				G3		F8	3	0	0	0	0	0	0					
<b>Inning Stats</b>	R: 0 H: 0 E: 0 K: 0 S: 7	H: 2 LOB: 2 BB: 0 P: 14	R: 0 H: 0 E: 0 K: 1 S: 15	H: 2 LOB: 0 BB: 0 P: 22	R: 0 H: 0 E: 0 K: 1 S: 8	H: 0 LOB: 0 BB: 0 P: 14	R: 0 H: 0 E: 0 K: 1 S: 7	H: 0 LOB: 0 BB: 0 P: 11	R: 0 H: 0 E: 0 K: 0 S: 4	H: 0 LOB: 0 BB: 0 P: 6	R: 0 H: 0 E: 0 K: 0 S: 8	H: 0 LOB: 0 BB: 0 P: 10	R: 0 H: 0 E: 0 K: 2 S: 7	H: 0 LOB: 0 BB: 0 P: 10	R: 1 H: 1 E: 0 K: 0 S: 8	H: 1 LOB: 0 BB: 0 P: 15	R: 0 H: 0 E: 0 K: 0 S: 6	H: 0 LOB: 1 BB: 1 P: 12	1B: 2 2B: 0 3B: 1 HR: 0	SF: 0 SAC: 0 DP: 0 HBP: 0	WP: 0 PA: 31 PB: 0 SB: 0 CS: 0
<b>PITCHER</b>	IP	WLS	BF	H	R	ER	SO	BB	IBB	HBP	BLK	WP	HR	S	P	ERA	WHIP				
<b>38 Jeremy Bonderman, R</b> (1, 1) ERA: 6.64	8.0	W	27	3	1	1	5	0	0	0	0	0	0	64	102	1.12	0.375				
<b>Matt Anderson, R</b> (9, 1) ERA: 5.63	1.0	S	4	0	0	0	0	1	0	0	0	0	0	6	12	0.00	1.000				

**Detroit Tigers @ Oakland Athletics**  
Network Associates Coliseum, Oakland, CA  
Wed Apr 23 2003, 10:05 PM EDT  
Att: 23,558 - Cloudy - 58 F

AB 30  
R 1  
H 3  
RBI 1  
BB 1  
SO 5  
LOB 5





Batter	1	2	3	4	5	6	7	8	9	AB	R	H	RBI	BB	SO	LOB	TOP					
Gene Kingsale, S OBP: 0.362, SLG: 0.260 (1, 8)	F9			G5-3		K		G6-3		4	0	0	0	0	1	0						
Shane Halter, R OBP: 0.240, SLG: 0.255 (1, 5)	F7			G6-3		BB			F7	3	0	0	0	1	0	0						
Craig Paquette, R OBP: 0.152, SLG: 0.152 (1, 3)	G6-3			G5-3		K			K	4	0	0	0	0	2	1						
Dmitri Young, S OBP: 0.211, SLG: 0.224 (1, 7)		G4-3			F9			G6-3		4	0	0	0	0	0	0						
Craig Monroe, R OBP: 0.250, SLG: 0.333 (1, 9)		K			2B FC1-2 1B			K		3	0	1	0	0	2	0						
Dean Palmer, R OBP: 0.241, SLG: 0.196 (1, 10)		G6-3			2-0 FC1-2 1-3 2B			FC4-6 1B		3	0	2	0	0	0	0						
Ramon Santiago, S OBP: 0.328, SLG: 0.283 (1, 4)				B3		FC1-2		FC4-6 1-2 1-2		3	0	0	0	0	0	3						
15 Brandon Inge, R OBP: 0.170, SLG: 0.120 (1, 2)				G4-3		F9			F9	3	0	0	0	0	0	2						
20 Omar Infante, R OBP: 0.238, SLG: 0.283 (1, 6)				G5-3				G6-3		3	0	0	0	0	0	0						
<b>Inning Stats</b>	R: 0 E: 0 K: 0 S: 4	H: 0 LOB: 0 BB: 0 P: 6	R: 0 E: 0 K: 1 S: 6	H: 0 LOB: 0 BB: 0 P: 8	R: 0 E: 0 K: 0 S: 6	H: 0 LOB: 0 BB: 0 P: 11	R: 0 E: 0 K: 0 S: 9	H: 0 LOB: 2 BB: 0 P: 12	R: 0 E: 0 K: 0 S: 7	H: 2 LOB: 2 BB: 0 P: 11	R: 0 E: 0 K: 2 S: 9	H: 0 LOB: 1 BB: 1 P: 14	R: 0 E: 0 K: 1 S: 12	H: 1 LOB: 1 BB: 0 P: 14	R: 0 E: 0 K: 0 S: 7	H: 0 LOB: 0 BB: 0 P: 11	R: 0 E: 0 K: 1 S: 7	H: 0 LOB: 0 BB: 0 P: 10	1B: 2 2B: 1 3B: 0 HR: 0	SF: 0 SAC: 0 DP: 0 HBP: 0	WP: 0 PB: 0 SB: 0 CS: 0	PA: 31
<b>PITCHER</b> Mark Mulder, L ERA: 3.71 (1, 1)	IP: 9.0 WLS: W BF: 31 H: 3 R: 0 ER: 0 SO: 5 BB: 1 IBB: 0 HBP: 0 BLK: 0 WP: 0 HR: 0 S: 67 P: 97 ERA: 0.00 WHIP: 0.444															<b>PITCHER</b>						

Detroit Tigers @ Oakland Athletics  
Network Associates Coliseum, Oakland, CA  
Thu Apr 24 2003, 3:35 PM EDT  
Att: 11,843 - Overcast - 55 F

AB 30  
R 0  
H 3  
RBI 0  
BB 1  
SO 5  
LOB 6



Batter	1	2	3	4	5	6	7	8	9	AB	R	H	RBI	BB	SO	LOB	BOTTOM			
Mark Ellis, R OBP: 0.344, SLG: 0.464 (1, 4)	G5-3		G4-3		BB 2-3 1B		SF8			3	0	1	1	0	0	0				
Scott Hatteberg, L OBP: 0.438, SLG: 0.493 (1, 3)	FC4-6 1B			F7	4-0 1-2 BB		G1-4-3			3	0	1	0	1	0	1				
Miguel Tejada, R OBP: 0.218, SLG: 0.309 (1, 6)	FC4-6 1-2			G6-3	0-1 F9			K		4	0	0	0	0	1	4				
3 Eric Chavez, L OBP: 0.366, SLG: 0.481 (1, 5)	F7			2-2 2B		G4-3		G4-3		4	0	1	0	0	0	1				
Erbiel Durazo, L OBP: 0.442, SLG: 0.571 (1, 10)		G1-6-3 BB		F7		F8		1B		3	0	1	0	1	0	1				
Jermaine Dye, R OBP: 0.282, SLG: 0.284 Eric Byrnes, R OBP: 0.304, SLG: 0.200 (5, 7)	F9			G5-3 SF7 1B	2-2 1B	L9		1B		1	0	0	0	0	0	1				
Terrence Long, L OBP: 0.349, SLG: 0.551 (5, 9)	G1-6-3 1-2			1B G5-3 1B	2-1 1-2 1B		E E FC6-2 1B	L3		4	0	2	0	0	0	3				
Ramon Hernandez, R OBP: 0.423, SLG: 0.540 (1, 2)	F9			F9	0-0 G5-3		E6 FC6-2 SF8			3	1	0	0	0	0	3				
Chris Singleton, L OBP: 0.277, SLG: 0.333 (1, 8)	F8			F8	2-2 SF7		FC6-5-2			2	0	0	1	0	0	2				
<b>Inning Stats</b>	R: 0 E: 0 K: 0 S: 13	H: 1 LOB: 1 BB: 0 P: 19	R: 0 E: 0 K: 0 S: 8	H: 0 LOB: 0 BB: 1 P: 17	R: 0 E: 0 K: 0 S: 6	H: 0 LOB: 0 BB: 0 P: 8	R: 0 E: 0 K: 0 S: 12	H: 1 LOB: 1 BB: 0 P: 19	R: 0 E: 0 K: 0 S: 16	H: 3 LOB: 3 BB: 1 P: 28	R: 0 E: 0 K: 0 S: 4	H: 0 LOB: 0 BB: 0 P: 6	R: 1 E: 1 K: 0 S: 9	H: 1 LOB: 1 BB: 0 P: 10	R: 0 E: 0 K: 1 S: 10	H: 2 LOB: 2 BB: 0 P: 18	1B: 7 2B: 1 3B: 0 HR: 0	SF: 2 SAC: 0 DP: 1 HBP: 0	WP: 0 PB: 0 SB: 0 CS: 0	PA: 34
<b>PITCHER</b> 34 Nate Cornejo, R ERA: 3.54 Steve Sparks, R ERA: 4.2 Chris Spurling, R ERA: 3.68 (1, 1) (7, 1) (8, 1)	IP: 6.0 WLS: L BF: 24 H: 5 R: 1 ER: 1 SO: 1 BB: 0 IBB: 0 HBP: 0 BLK: 0 WP: 0 HR: 0 S: 9 P: 97 ERA: 1.50 WHIP: 1.167															<b>PITCHER</b>				

Detroit Tigers @ Oakland Athletics  
Network Associates Coliseum, Oakland, CA  
Thu Apr 24 2003, 3:35 PM EDT  
Att: 11,843 - Overcast - 55 F

AB 30  
R 2  
H 8  
RBI 2  
BB 2  
SO 1  
LOB 16





Batter	1	2	3	4	5	6	7	8	9	AB	R	H	RBI	BB	SO	LOB	TOP				
<b>Omar Vizquel, S</b> OBP: 0.337, SLG: 0.433 (1, 6)	F9		F7		G6-4-3			P6		4	0	0	0	0	0	1	<b>Cleveland Indians @ Oakland Athletics</b> Network Associates Coliseum, Oakland, CA Fri Apr 25 2003, 10:05 PM EDT Att: 11,178 - Cloudy - 57 F				
<b>Casey Blake, R</b> OBP: 0.276, SLG: 0.425 (1, 5)	1B		HR			K		G1-3		4	1	2	1	0	1	0					
<b>Ellis Burks, R</b> OBP: 0.374, SLG: 0.469 (1, 10)	P5		G6-3			G5-3			K	4	0	0	0	0	1	1					
<b>Karim Garcia, L</b> OBP: 0.254, SLG: 0.462 (1, 8)	P6			G3		G3			K	4	0	0	0	0	1	1					
<b>Shane Spencer, R</b> OBP: 0.319, SLG: 0.424 (1, 9)		G4-3 BB		G5-3			HR		G6-3	3	1	1	1	1	0	0					
<b>Matt Lawton, L</b> OBP: 0.276, SLG: 0.253 (1, 7)	G1-3			1B		G4-3				3	0	1	0	0	0	1					
<b>Josh Bard, S</b> OBP: 0.312, SLG: 0.300 (1, 2)	G4-3			G1-3			P3			3	0	0	0	0	0	2					
<b>48 Travis Hafner, L</b> OBP: 0.253, SLG: 0.392 (1, 3)	G3				2B		K			3	0	1	0	0	1	1					
<b>John McDonald, R</b> OBP: 0.276, SLG: 0.286 (1, 4)			F7					F8		3	0	1	0	0	0	0					
<b>Inning Stats</b>	R: 0 E: 0 K: 0 S: 8	H: 1 LOB: 1 BB: 0 P: 10	R: 0 E: 0 K: 0 S: 6	H: 0 LOB: 1 BB: 1 P: 12	R: 1 E: 0 K: 0 S: 7	H: 1 LOB: 0 BB: 0 P: 12	R: 0 E: 0 K: 0 S: 8	H: 1 LOB: 1 BB: 0 P: 12	R: 0 E: 0 K: 1 S: 6	H: 0 LOB: 0 BB: 0 P: 11	R: 1 E: 0 K: 1 S: 10	H: 1 LOB: 0 BB: 0 P: 13	R: 0 E: 0 K: 0 S: 9	H: 0 LOB: 0 BB: 0 P: 17	R: 0 E: 0 K: 2 S: 11	H: 0 LOB: 0 BB: 0 P: 14	1B: 3 2B: 1 3B: 0 HR: 2	SF: 0 SAC: 0 DP: 1 HBP: 0	WP: 0 PB: 0 SB: 1 CS: 0	PA: 32	
<b>PITCHER</b>	IP	WLS	BF	H	R	ER	SO	BB	IBB	HBP	BLK	WP	HR	S	P	ERA	WHIP				
<b>Ted Lilly, L</b> ERA: 3.03 (1, 1)	7.2	W	28	6	2	2	2	1	0	0	0	0	2	59	88	2.35	0.913				
<b>Chad Bradford, R</b> ERA: 3.0 (8, 1)	0.1	H	1	0	0	0	0	0	0	0	0	0	0	3	5	0.00	0.000				
<b>Keith Foulke, R</b> ERA: 2.38 (9, 1)	1.0	S	3	0	0	0	2	0	0	0	0	0	0	11	14	0.00	0.000				


Batter	1	2	3	4	5	6	7	8	9	AB	R	H	RBI	BB	SO	LOB	BOTTOM				
<b>Mark Ellis, R</b> OBP: 0.360, SLG: 0.523 (1, 4)	HR						2B			4	2	3	1	0	0	2	<b>Cleveland Indians @ Oakland Athletics</b> Network Associates Coliseum, Oakland, CA Fri Apr 25 2003, 10:05 PM EDT Att: 11,178 - Cloudy - 57 F				
<b>Scott Hatteberg, L</b> OBP: 0.430, SLG: 0.494 (1, 3)	G6-3	L6			E1		2B			4	0	1	1	0	0	3					
<b>Miguel Tejada, R</b> OBP: 0.219, SLG: 0.299 (1, 6)	G5-3	F9			FC5-2-5		2B			3	0	0	0	1	0	4					
<b>3 Eric Chavez, L</b> OBP: 0.371, SLG: 0.494 (1, 5)	2B				K		FC3-6			4	0	2	0	0	1	4					
<b>Erbiel Durazo, L</b> OBP: 0.422, SLG: 0.541 (1, 10)	G4-3		G6-3		L8		F8			4	0	0	0	0	0	6					
<b>Ramon Hernandez, R</b> OBP: 0.427, SLG: 0.582 (1, 2)		BB 1B						HR		4	2	2	1	0	2	0					
<b>Terrence Long, L</b> OBP: 0.344, SLG: 0.531 (1, 9)		1B BB			G4-3		G4-3			3	1	0	0	1	0	0					
<b>Eric Byrnes, R</b> OBP: 0.296, SLG: 0.208 (1, 7)		1B			G5-3		G5-3			4	0	1	1	0	1	0					
<b>Chris Singleton, L</b> OBP: 0.290, SLG: 0.344 (1, 8)		1B			G3					4	0	2	1	0	1	0					
<b>Inning Stats</b>	R: 1 E: 0 K: 0 S: 14	H: 2 LOB: 1 BB: 0 P: 25	R: 2 E: 0 K: 0 S: 13	H: 3 LOB: 2 BB: 1 P: 23	R: 0 E: 0 K: 1 S: 8	H: 1 LOB: 0 BB: 0 P: 10	R: 0 E: 0 K: 0 S: 5	H: 0 LOB: 0 BB: 0 P: 9	R: 0 E: 0 K: 1 S: 11	H: 1 LOB: 2 BB: 0 P: 15	R: 0 E: 0 K: 1 S: 7	H: 0 LOB: 0 BB: 0 P: 9	R: 1 E: 0 K: 0 S: 12	H: 3 LOB: 2 BB: 1 P: 19	R: 1 E: 0 K: 2 S: 12	H: 1 LOB: 0 BB: 0 P: 17	1B: 6 2B: 3 3B: 0 HR: 2	SF: 0 SAC: 0 DP: 1 HBP: 0	WP: 1 PB: 0 SB: 0 CS: 1	PA: 36	
<b>PITCHER</b>	IP	WLS	BF	H	R	ER	SO	BB	IBB	HBP	BLK	WP	HR	S	P	ERA	WHIP				
<b>Jason Davis, R</b> ERA: 6.67 (1, 1)	6.1	L	30	10	4	4	3	1	1	0	0	0	1	67	107	5.68	1.737				
<b>53 Carl Sadler, L</b> ERA: (7, 1)	0.2		2	0	0	0	0	0	0	0	0	0	0	3	3	0.00	0.000				
<b>David Riske, R</b> ERA: 5.91 (8, 1)	1.0		4	1	1	1	2	0	0	0	0	0	1	12	17	9.00	1.000				










Batter	1	2	3	4	5	6	7	8	9	AB	R	H	RBI	BB	SO	LOB	TOP								
Omar Vizquel, S OBP: 0.330, SLG: 0.412	G6-3		SH5-3			K			P3	4	0	1	0	0	1	1	Cleveland Indians @ Oakland Athletics Network Associates Coliseum, Oakland, CA Sun Apr 27 2003, 4:05 PM EDT Att: 26,414 - Cloudy - 59 F								
Jody Gerut, L OBP: 0.333, SLG: 0.333	L9		1B			F7			1B	5	2	3	1	0	0	1									
Shane Spencer, R OBP: 0.321, SLG: 0.397	BB		1B			P3			K	4	0	1	0	1	1	3									
Karim Garcia, L OBP: 0.263, SLG: 0.431	G4-3		1B			FC1-2			K	4	0	1	1	1	1	3									
Bill Selby, L OBP: 0.174, SLG: 0.095			FC3-6			FC1-2			K	4	0	0	0	0	2	6									
Matt Lawton, L OBP: 0.275, SLG: 0.244			G3			BB			G1-3	3	0	0	1	1	1	3									
Josh Bard, S OBP: 0.309, SLG: 0.297	1B					G4-3			G6-3	4	0	1	0	0	0	3									
48 Travis Hafner, L OBP: 0.250, SLG: 0.372	L9					BB			K	3	0	0	0	1	2	1									
Brandon Phillips, R OBP: 0.272, SLG: 0.351			1B			K			K	4	1	1	0	0	2	1									
<b>Inning Stats</b>	R: 0 E: 0 K: 0 S: 8	H: 0 LOB: 1 BB: 1 P: 14	R: 0 E: 0 K: 2 S: 11	H: 1 LOB: 1 BB: 0 P: 15	R: 2 E: 0 K: 0 S: 10	H: 4 LOB: 2 BB: 0 P: 15	R: 0 E: 0 K: 1 S: 9	H: 0 LOB: 0 BB: 0 P: 12	R: 1 E: 0 K: 0 S: 14	H: 2 LOB: 3 BB: 2 P: 29	R: 0 E: 0 K: 2 S: 9	H: 0 LOB: 1 BB: 1 P: 15	R: 0 E: 1 K: 1 S: 8	H: 0 LOB: 1 BB: 0 P: 13	R: 0 E: 0 K: 2 S: 9	H: 0 LOB: 0 BB: 0 P: 14		R: 0 E: 0 K: 12 S: 12	H: 1 LOB: 1 BB: 0 P: 16	1B: 7 2B: 1 3B: 0 HR: 0	SF: 0 SAC: 1 DP: 0 HBP: 0	WP: 1 PB: 0 SB: 0 CS: 0	PA: 40		
<b>PITCHER</b>	IP	WLS	BF	H	R	ER	SO	BB	IBB	HBP	BLK	WP	HR	S	P	ERA	WHIP								
Tim Hudson, R ERA: 3.67	(1, 1)	7.0	33	7	3	3	6	3	1	0	0	1	0	69	113	3.86	1.429								
Ricardo Rincon, L ERA: 2.84	(8, 1)	2.0	W	7	1	0	0	4	0	0	0	0	0	21	30	0.00	0.500								

Batter	1	2	3	4	5	6	7	8	9	AB	R	H	RBI	BB	SO	LOB	BOTTOM								
Mark Ellis, R OBP: 0.358, SLG: 0.505	P4					L7			P4	4	1	1	0	0	0	0	Cleveland Indians @ Oakland Athletics Network Associates Coliseum, Oakland, CA Sun Apr 27 2003, 4:05 PM EDT Att: 26,414 - Cloudy - 59 F								
Scott Hatteberg, L OBP: 0.451, SLG: 0.500	G5-3					1B			G6-4-3	3	2	2	0	1	0	0									
Miguel Tejada, R OBP: 0.237, SLG: 0.298	K					G5-3			G6-4-3	3	0	0	0	1	1	2									
Erubiel Durazo, L OBP: 0.439, SLG: 0.550						1B			2B	4	1	3	2	0	1	0									
Ramon Hernandez, R OBP: 0.418, SLG: 0.557						FC6-4			P5	3	0	0	0	1	1	3									
Eric Byrnes, R OBP: 0.314, SLG: 0.281						BB			L8	4	0	1	0	0	1	2									
Terrence Long, L OBP: 0.337, SLG: 0.517						BB			2B	4	0	1	1	0	1	2									
Ron Gant, R OBP: 0.136, SLG: 0.100						F8				3	0	0	0	0	0	2									
Frank Menechino, R OBP: 0.214, SLG: 0.083						P4			P4	3	0	0	0	0	0	1									
<b>Inning Stats</b>	R: 0 E: 0 K: 1 S: 7	H: 0 LOB: 0 BB: 0 P: 11	R: 0 E: 0 K: 3 S: 9	H: 0 LOB: 0 BB: 0 P: 13	R: 0 E: 0 K: 1 S: 7	H: 0 LOB: 0 BB: 0 P: 11	R: 1 E: 0 K: 0 S: 15	H: 2 LOB: 1 BB: 0 P: 23	R: 0 E: 0 K: 0 S: 9	H: 0 LOB: 1 BB: 1 P: 14	R: 2 E: 1 K: 0 S: 17	H: 3 LOB: 1 BB: 1 P: 27	R: 0 E: 0 K: 0 S: 9	H: 1 LOB: 0 BB: 0 P: 13	R: 0 E: 0 K: 0 S: 10	H: 0 LOB: 0 BB: 1 P: 18		R: 1 E: 0 K: 0 S: 12	H: 2 LOB: 1 BB: 0 P: 16	1B: 7 2B: 1 3B: 0 HR: 0	SF: 0 SAC: 0 DP: 2 HBP: 0	WP: 0 PB: 0 SB: 0 CS: 0	PA: 34		
<b>PITCHER</b>	IP	WLS	BF	H	R	ER	SO	BB	IBB	HBP	BLK	WP	HR	S	P	ERA	WHIP								
CC Sabathia, L ERA: 3.79	(1, 1)	7.0	27	6	3	2	5	2	0	0	0	0	0	73	112	2.57	1.143								
David Riske, R ERA: 5.4	(8, 1)	1.0	3	0	0	0	0	1	0	0	0	0	0	10	18	0.00	1.000								
Danys Baez, R ERA: 6.0	(9, 1)	0.2	L	4	2	1	1	0	0	0	0	0	0	12	16	13.50	3.000								








Batter	1	2	3	4	5	6	7	8	9	AB	R	H	RBI	BB	SO	LOB	TOP								
Mark Ellis, R OBP: 0.350, SLG: 0.485 (1, 4)	F9		P4		G4-6-3		G5-3			4	0	0	0	0	0	1									
Scott Hatteberg, L OBP: 0.418, SLG: 0.457 (1, 3)	P4			G4-3		G6-3	G4-3			4	0	0	0	0	0	0									
Miguel Tejada, R OBP: 0.230, SLG: 0.286 (1, 6)	K			G1		G6-3		G6-3		4	0	1	0	0	1	0									
Eric Chavez, L OBP: 0.364, SLG: 0.490 (1, 5)		G4-6-3		G1		HR		K		4	1	2	1	0	1	1									
Erubiel Durazo, L OBP: 0.415, SLG: 0.523 (1, 10)	G4-6-3			P6		2B		F7		4	1	1	0	0	0	2									
Ramon Hernandez, R OBP: 0.425, SLG: 0.558 (1, 2)						2B				4	1	3	1	0	0	0									
Eric Byrnes, R OBP: 0.395, SLG: 0.421 (9, 7)	F8					1B		G6-3		3	1	1	1	1	0	1									
Terrence Long, L OBP: 0.321, SLG: 0.485 (1, 9)			G1-3			1B		F8		4	0	1	1	0	1	2									
Adam Piatt, R OBP: 0.143, SLG: 0.429 (1, 7)			G6-3							3	0	0	0	0	0	1									
Chris Singleton, L OBP: 0.325, SLG: 0.431 (9, 8)					FC6-4		F7			0	0	0	0	0	0	0									
<b>Inning Stats</b>	R: 0 E: 0 K: 1 S: 9	H: 0 LOB: 0 BB: 0 P: 15	R: 0 E: 0 K: 0 S: 10	H: 2 LOB: 1 BB: 0 P: 15	R: 0 E: 0 K: 0 S: 8	H: 0 LOB: 0 BB: 0 P: 11	R: 0 E: 0 K: 0 S: 11	H: 1 LOB: 1 BB: 0 P: 17	R: 2 E: 0 K: 1 S: 5	H: 3 LOB: 0 BB: 0 P: 7	R: 2 E: 0 K: 1 S: 13	H: 3 LOB: 2 BB: 1 P: 20	R: 0 E: 0 K: 0 S: 5	H: 0 LOB: 0 BB: 0 P: 10	R: 0 E: 0 K: 1 S: 5	H: 0 LOB: 0 BB: 0 P: 9	R: 0 E: 0 K: 0 S: 5	H: 0 LOB: 0 BB: 0 P: 8	1B: 5 2B: 2 HR: 1	SF: 0 SAC: 0 DP: 2 HBP: 0	WP: 0 PB: 0 SB: 0 CS: 0	PA: 35			
<b>PITCHER</b>	IP	WLS	BF	H	R	ER	SO	BB	IBB	HBP	BLK	WP	HR	S	P	ERA	WHIP								
56 Mark Buehrle, L ERA: 3.72 (1, 1)	6.0	L	26	9	4	4	2	0	1	0	0	0	1	56	85	6.00	1.500								
Rick White, R ERA: 4.35 (7, 1)	1.0		3	0	0	0	0	0	0	0	0	0	0	5	10	0.00	0.000								
Tom Gordon, R ERA: 4.97 (8, 1)	1.0		3	0	0	0	1	0	0	0	0	0	0	5	9	0.00	0.000								
Billy Koch, R ERA: 8.25 (9, 1)	1.0		3	0	0	0	0	0	0	0	0	0	0	5	8	0.00	0.000								

Oakland Athletics @ Chicago White Sox  
U.S. Cellular Field, Chicago, IL  
Wed Apr 30 2003, 8:05 PM EDT  
Att: 11,084 - Overcast - 68 F

livebaseballscores.com

AB 34  
R 4  
H 9  
RBI 4  
BB 1  
SO 3  
LOB 8



Batter	1	2	3	4	5	6	7	8	9	AB	R	H	RBI	BB	SO	LOB	BOTTOM								
Tony Graffanino, R OBP: 0.349, SLG: 0.553 (1, 4)	G5-3		K			G4-3			G5-3	4	0	0	0	0	1	0									
Jose Valentin, S OBP: 0.384, SLG: 0.609 (1, 6)	G4-3				G6-4-3		L5		F7	4	0	1	0	0	0	0									
Frank Thomas, R OBP: 0.440, SLG: 0.487 (1, 10)	F9			G6-4-3		G5-4-3				3	0	1	0	0	0	1									
Magglio Ordonez, R OBP: 0.345, SLG: 0.490 (1, 9)		F7		G3-1		G5-4-3				3	0	0	0	0	0	1									
Carlos Lee, R OBP: 0.306, SLG: 0.505 (1, 7)		K				G6-3		14 F9 24 G6-3	2B	3	1	1	0	0	1	0									
14 Paul Konerko, R OBP: 0.299, SLG: 0.368 (1, 3)						K		F9		3	0	1	0	0	1	1									
24 Joe Crede, R OBP: 0.283, SLG: 0.326 (1, 5)						G6-3		G5-3		3	0	0	1	0	1	1									
Aaron Rowand, R OBP: 0.197, SLG: 0.161 (1, 8)					G4-3		K		G1-3	3	0	0	0	0	1	0									
Sandy Alomar Jr., R OBP: 0.328, SLG: 0.455 (1, 2)					K		F8		F9	3	0	0	0	0	1	0									
<b>Inning Stats</b>	R: 0 E: 0 K: 0 S: 7	H: 0 LOB: 0 BB: 0 P: 11	R: 0 E: 0 K: 2 S: 10	H: 1 LOB: 0 BB: 0 P: 13	R: 0 E: 0 K: 2 S: 7	H: 0 LOB: 0 BB: 0 P: 9	R: 0 E: 0 K: 0 S: 8	H: 1 LOB: 0 BB: 0 P: 11	R: 0 E: 0 K: 1 S: 6	H: 0 LOB: 0 BB: 0 P: 8	R: 0 E: 0 K: 1 S: 9	H: 0 LOB: 0 BB: 0 P: 14	R: 0 E: 0 K: 0 S: 7	H: 1 LOB: 0 BB: 0 P: 10	R: 1 E: 0 K: 0 S: 7	H: 1 LOB: 0 BB: 0 P: 9	R: 0 E: 0 K: 0 S: 7	H: 0 LOB: 0 BB: 0 P: 11	1B: 2 2B: 2 HR: 0	SF: 0 SAC: 0 DP: 2 HBP: 0	WP: 0 PB: 0 SB: 0 CS: 0	PA: 29			
<b>PITCHER</b>	IP	WLS	BF	H	R	ER	SO	BB	IBB	HBP	BLK	WP	HR	S	P	ERA	WHIP								
Mark Mulder, L ERA: 3.14 (1, 1)	9.0	W	29	4	1	1	6	0	0	0	0	0	0	68	96	1.00	0.444								

Oakland Athletics @ Chicago White Sox  
U.S. Cellular Field, Chicago, IL  
Wed Apr 30 2003, 8:05 PM EDT  
Att: 11,084 - Overcast - 68 F

livebaseballscores.com

AB 29  
R 1  
H 4  
RBI 1  
BB 0  
SO 6  
LOB 4





Batter	1	2	3	4	5	6	7	8	9	AB	R	H	RBI	BB	SO	LOB	TOP					
Scott Hatteberg, L (1, 3) OBP: 0.400, SLG: 0.438	F9	SF8		P6		G5-3			F8	4	0	0	1	0	0	4						
Mark Ellis, R (1, 4) OBP: 0.336, SLG: 0.463	G4-3	FC6			P5		K		F8	5	0	0	0	0	1	3						
Erubiel Durazo, L (1, 10) OBP: 0.405, SLG: 0.505	K		L1		G1-3		G4-3			5	0	1	0	0	1	0						
3 Eric Chavez, L (1, 5) OBP: 0.374, SLG: 0.515		HR				HR			G4-3	3	2	1	1	2	1	2						
Miguel Tejada, R (1, 6) OBP: 0.230, SLG: 0.310		HR	G5-4-3							4	1	1	2	0	0	1						
Terence Long, L (1, 9) OBP: 0.321, SLG: 0.475				P4		G4-3				2	1	0	0	1	0	0						
Adam Platt, R (6, 9) OBP: 0.143, SLG: 0.429								K		0	0	0	0	0	0	0						
Jason Grabowski, L (8, PH)										1	0	0	0	0	1	0						
Chris Singleton, L (1, 8) OBP: 0.346, SLG: 0.432				G1-3						2	0	1	0	2	0	0						
Eric Byrnes, R (1, 7) OBP: 0.404, SLG: 0.429										4	1	2	0	0	0	3						
Mark Johnson, L (1, 2) OBP: 0.316, SLG: 0.267										2	0	1	1	0	0	3						
Ramon Hernandez, R (6, PH)										1	0	0	0	1	1	2						
<b>Inning Stats</b>	R: 0 E: 0 K: 1 S: 8	H: 0 LOB: 0 BB: 0 P: 13	R: 3 E: 1 K: 0 S: 17	H: 1 LOB: 2 BB: 3 P: 36	R: 0 E: 0 K: 0 S: 6	H: 0 LOB: 0 BB: 1 P: 12	R: 1 E: 0 K: 0 S: 16	H: 2 LOB: 1 BB: 0 P: 20	R: 1 E: 0 K: 0 S: 14	H: 1 LOB: 0 BB: 0 P: 21	R: 0 E: 0 K: 1 S: 16	H: 1 LOB: 2 BB: 1 P: 30	R: 0 E: 0 K: 1 S: 9	H: 0 LOB: 0 BB: 0 P: 11	R: 0 E: 0 K: 1 S: 9	H: 1 LOB: 1 BB: 0 P: 12	R: 0 E: 0 K: 0 S: 8	H: 1 LOB: 2 BB: 1 P: 17	1B: 4 2B: 1 3B: 0 HR: 2	SF: 1 SAC: 0 DP: 1 HBP: 0	WP: 0 PB: 0 SB: 0 CS: 0	PA: 40
<b>PITCHER</b>	IP	WLS	BF	H	R	ER	SO	BB	IBB	HBP	BLK	WP	HR	S	P	ERA	WHIP					
Jon Garland, R (1, 1) ERA: 6.53	5.0	W	23	4	5	4	1	4	0	0	0	0	2	61	102	7.20	1.600					
Kelly Wunsch, L (6, 1) ERA	0.1	H	3	1	0	0	0	1	0	0	0	0	0	7	16	0.00	6.000					
Tom Gordon, R (6, 1) ERA: 4.11	2.2	H	9	1	0	0	4	0	0	0	0	0	0	27	37	0.00	0.375					
Billy Koch, R (9, 1) ERA: 7.82	0.2	H	4	1	0	0	0	1	0	0	0	0	0	7	14	0.00	3.000					
Damaso Marte, L (9, 1) ERA: 2.53	0.1	S	1	0	0	0	0	0	0	0	0	0	0	1	3	0.00	0.000					

Oakland Athletics @ Chicago White Sox  
U.S. Cellular Field, Chicago, IL  
Thu May 01 2003, 8:05 PM EDT  
Att: 10,639 - Overcast - 48 F

AB	33
R	5
H	7
RBI	5
BB	6
SO	5
LOB	18



Batter	1	2	3	4	5	6	7	8	9	AB	R	H	RBI	BB	SO	LOB	BOTTOM					
Tony Graffanino, R (1, 4) OBP: 0.375, SLG: 0.571	K			1B	P4					4	1	2	1	1	1	0						
Jose Valentin, S (1, 6) OBP: 0.350, SLG: 0.582	F8	P4		SH5-3	K					4	0	0	0	0	1	4						
Frank Thomas, R (1, 10) OBP: 0.439, SLG: 0.482	1B	G5-3		G3		F9			F7	5	1	2	1	0	0	1						
Magglio Ordonez, R (1, 9) OBP: 0.356, SLG: 0.524	1B			HR		K			G6-3	5	2	3	1	0	1	0						
Carlos Lee, R (1, 7) OBP: 0.301, SLG: 0.484	1B			K	G3				G1-3	4	0	0	1	1	2	2						
14 Paul Konerko, R (1, 3) OBP: 0.317, SLG: 0.378									L7	3	0	2	2	1	0	0						
24 Joe Crede, R (1, 5) OBP: 0.283, SLG: 0.323	K				P4					4	0	1	0	0	1	6						
Aaron Rowand, R (1, 8) OBP: 0.200, SLG: 0.167		B1-3		P5					F7	4	0	1	0	0	0	1						
Miguel Olivo, R (1, 2) OBP: 0.240, SLG: 0.408				E3					F8	4	3	2	1	0	0	2						
<b>Inning Stats</b>	R: 2 E: 0 K: 2 S: 14	H: 3 LOB: 2 BB: 1 P: 24	R: 1 E: 0 K: 0 S: 12	H: 2 LOB: 1 BB: 0 P: 20	R: 1 E: 0 K: 1 S: 14	H: 2 LOB: 1 BB: 0 P: 19	R: 2 E: 1 K: 0 S: 8	H: 3 LOB: 3 BB: 1 P: 16	R: 1 E: 0 K: 1 S: 10	H: 1 LOB: 0 BB: 0 P: 18	R: 0 E: 0 K: 2 S: 10	H: 0 LOB: 0 BB: 0 P: 17	R: 0 E: 0 K: 0 S: 8	H: 2 LOB: 3 BB: 1 P: 14	R: 0 E: 0 K: 0 S: 6	H: 0 LOB: 0 BB: 0 P: 13	1B: 9 2B: 2 3B: 0 HR: 2	SF: 0 SAC: 1 DP: 0 HBP: 0	WP: 0 PB: 0 SB: 0 CS: 0	PA: 41		
<b>PITCHER</b>	IP	WLS	BF	H	R	ER	SO	BB	IBB	HBP	BLK	WP	HR	S	P	ERA	WHIP					
John Halama, L (1, 1) ERA: 4.01	3.1	L	21	9	6	4	3	1	0	0	0	0	1	44	69	5.40	1.200					
Jeremy Fikac, R (4, 1) ERA: 4.5	1.2		8	2	1	1	1	0	1	0	0	0	0	14	28	5.40	1.200					
Jim Mecir, R (6, 1) ERA: 6.0	2.0		9	2	0	0	2	1	0	0	0	0	0	18	31	0.00	1.500					
Mike Neu, R (8, 1) ERA: 1.8	1.0		3	0	0	0	0	0	0	0	0	0	0	6	13	0.00	0.000					

Oakland Athletics @ Chicago White Sox  
U.S. Cellular Field, Chicago, IL  
Thu May 01 2003, 8:05 PM EDT  
Att: 10,639 - Overcast - 48 F

AB	37
R	7
H	13
RBI	7
BB	3
SO	6
LOB	16





Batter	1	2	3	4	5	6	7	8	9	AB	R	H	RBI	BB	SO	LOB	TOP								
Scott Hatteberg, L (1, 3) OBP: 0.387, SLG: 0.420	G1-3		K		G4-3		F7			4	0	0	0	0	1	3	<b>Oakland Athletics @ New York Yankees</b> Yankee Stadium, Bronx, NY Fri May 02 2003, 7:05 PM EDT Att: 38,538 - Cloudy - 64 F								
Mark Ellis, R (1, 4) OBP: 0.325, SLG: 0.446	G6-3		L8			E6		P2		4	0	0	0	0	0	0									
3 Eric Chavez, L (1, 5) OBP: 0.361, SLG: 0.495	F8		K			K		F8		4	0	0	0	0	2	1									
Miguel Tejada, R (1, 6) OBP: 0.231, SLG: 0.308		G3 1B		L7		L5		G5-3		4	0	1	0	0	0	1									
Erubiel Durazo, L (1, 10) OBP: 0.400, SLG: 0.505	G3		G4-3		F8			G3 2B		4	1	1	0	0	0	2									
Ramon Hernandez, R (1, 2) OBP: 0.419, SLG: 0.549	L4		G5-3		G4-3 2B			G3		4	0	1	0	0	0	2									
Terrence Long, L (1, 7) OBP: 0.310, SLG: 0.456	G3			K		G4-3		G4-3		4	0	0	1	0	1	2									
Ron Gant, R (1, 9) OBP: 0.160, SLG: 0.130 Jason Grabowski, L (9, PH)			HR 1B		G6-3		G6-3		K	3	1	1	0	0	0	1									
Eric Byrnes, R (1, 8) OBP: 0.440, SLG: 0.523			HR							1	0	0	0	0	1	0									
<b>Inning Stats</b>	R: 0 E: 0 K: 0 S: 7	H: 0 LOB: 0 BB: 0 P: 9	R: 0 E: 0 K: 0 S: 6	H: 1 LOB: 1 BB: 0 P: 9	R: 2 E: 0 K: 2 S: 17	H: 2 LOB: 0 BB: 0 P: 24	R: 0 E: 0 K: 0 S: 11	H: 0 LOB: 0 BB: 0 P: 12	R: 0 E: 0 K: 1 S: 11	H: 1 LOB: 1 BB: 0 P: 16	R: 0 E: 1 K: 1 S: 10	H: 0 LOB: 1 BB: 0 P: 11	R: 0 E: 0 K: 0 S: 6	H: 1 LOB: 2 BB: 1 P: 15	R: 0 E: 0 K: 0 S: 9	H: 0 LOB: 0 BB: 0 P: 13		R: 1 E: 0 K: 1 S: 10	H: 1 LOB: 0 BB: 0 P: 13	1B: 3 2B: 2 3B: 0 HR: 1	SF: 0 SAC: 0 DP: 0 HBP: 0	WP: 0 PB: 0 SB: 0 CS: 0	PA: 35		
<b>PITCHER</b>	IP	WLS	BF	H	R	ER	SO	BB	IBB	HBP	BLK	WP	HR	S	P	ERA	WHIP								
David Wells, L (1, 1) ERA: 2.74	7.0	W	28	5	2	2	4	1	0	0	0	0	1	68	96	2.57	0.857								
Juan Acevedo, R (8, 1) ERA: 8.18	1.0	H	4	1	1	1	0	0	0	0	0	0	0	10	14	9.00	1.000								
42 Mariano Rivera, R (9, 1) ERA: 3.0	1.0	S	3	0	0	0	1	0	0	0	0	0	0	9	12	0.00	0.000								

Batter	1	2	3	4	5	6	7	8	9	AB	R	H	RBI	BB	SO	LOB	BOTTOM								
Alfonso Soriano, R (1, 4) OBP: 0.435, SLG: 0.656	P3		P6			K		F9		4	0	0	0	1	1	4	<b>Oakland Athletics @ New York Yankees</b> Yankee Stadium, Bronx, NY Fri May 02 2003, 7:05 PM EDT Att: 38,538 - Cloudy - 64 F								
Todd Zeile, R (1, 5) OBP: 0.351, SLG: 0.500	L8		HR		P4		25 G4-1 2B	25 BB		5	2	3	2	0	0	3									
25 Jason Giambi, L (1, 3) OBP: 0.333, SLG: 0.340	K		K		K		G4-1	55 FC4-6 BB		4	0	0	0	1	3	4									
Bernie Williams, S (1, 8) OBP: 0.452, SLG: 0.573		F8		K		55 1B BB		F5		3	2	0	0	2	1	2									
55 Hideki Matsui, L (1, 7) OBP: 0.321, SLG: 0.370	G3-1			G6-3		BB BB		FC4-6		5	0	2	1	0	0	2									
20 Jorge Posada, S (1, 2) OBP: 0.380, SLG: 0.598	E6			G6-3		L9		BB IBB		3	0	0	0	1	0	2									
Raul Mondesi, R (1, 9) OBP: 0.407, SLG: 0.648	F8				K		P4	K		4	0	0	0	0	2	6									
Bubba Trammell, R (1, 10) OBP: 0.444, SLG: 0.533 Nick Johnson, L (7, PH) OBP: 0.475, SLG: 0.528			P3		BB 1B		BB BB	BB BB		1	0	0	0	2	0	0									
Erick Almonte, R (1, 6) OBP: 0.333, SLG: 0.364 Robin Ventura, L (6, PH) OBP: 0.330, SLG: 0.500 Enrique Wilson, S (7, 6) OBP: 0.222, SLG: 0.269					BB 1B		BB BB	G1-3		2	1	2	0	0	0	0									
<b>Inning Stats</b>	R: 0 E: 0 K: 1 S: 10	H: 0 LOB: 0 BB: 0 P: 16	R: 0 E: 1 K: 0 S: 8	H: 0 LOB: 1 BB: 0 P: 12	R: 2 E: 0 K: 1 S: 10	H: 2 LOB: 0 BB: 0 P: 12	R: 0 E: 0 K: 1 S: 5	H: 0 LOB: 0 BB: 0 P: 9	R: 0 E: 0 K: 2 S: 13	H: 1 LOB: 3 BB: 2 P: 27	R: 0 E: 0 K: 0 S: 15	H: 1 LOB: 3 BB: 3 P: 31	R: 2 E: 0 K: 1 S: 14	H: 2 LOB: 3 BB: 3 P: 32	R: 0 E: 0 K: 0 S: 9	H: 1 LOB: 2 BB: 1 P: 21		1B: 5 2B: 1 3B: 0 HR: 1	SF: 0 SAC: 0 DP: 0 HBP: 0	WP: 0 PB: 0 SB: 0 CS: 0	PA: 41				
<b>PITCHER</b>	IP	WLS	BF	H	R	ER	SO	BB	IBB	HBP	BLK	WP	HR	S	P	ERA	WHIP								
Ted Lilly, L (1, 1) ERA: 3.29	5.2	L	26	4	3	3	5	4	0	0	0	0	1	55	96	4.76	1.412								
Chad Bradford, R (6, 1) ERA: 3.39	1.1		10	2	2	2	2	2	2	0	0	0	0	20	43	13.50	3.000								
Mike Neu, R (8, 1) ERA: 1.5	1.0		5	1	0	0	0	1	0	0	0	0	0	9	21	0.00	2.000								

AB	34
R	3
H	6
RBI	3
BB	1
SO	5
LOB	12



AB	32
R	5
H	7
RBI	5
BB	9
SO	7
LOB	26









Batter	1	2	3	4	5	6	7	8	9	AB	R	H	RBI	BB	SO	LOB	TOP				
Mark Ellis, R OBP: 0.311, SLG: 0.421 (1,4)	F9		E6 3 BB 1B		G5-3		F7			4	1	0	0	0	0	0	Oakland Athletics @ New York Yankees Yankee Stadium, Bronx, NY Sun May 04 2003, 1:05 PM EDT Att: 45,426 - Cloudy - 55 F				
Scott Hatteberg, L OBP: 0.391, SLG: 0.459 (1,3)	HR		P6		G4-3			P3		4	1	1	1	0	0	1					
3 Eric Chavez, L OBP: 0.383, SLG: 0.536 (1,5)	BB		1B BB			1B 1B		K		2	0	1	0	2	1	0					
Miguel Tejada, R OBP: 0.245, SLG: 0.313 (1,6)	F7		1B			1B		G4-3		4	0	2	1	0	0	1					
Erubiel Durazo, L OBP: 0.387, SLG: 0.486 (1,10)	K		F7			K		F8		4	0	0	0	0	2	5					
Terrence Long, L OBP: 0.311, SLG: 0.441 (1,9)		G4-3		K		F9		K		4	0	0	0	0	2	2					
Eric Byrnes, R OBP: 0.373, SLG: 0.434 (1,7)		G6-3		K		F7		P4		4	0	0	0	0	1	2					
Chris Singleton, L OBP: 0.341, SLG: 0.432 (1,8)		G4-3		G3			K			3	0	0	0	0	1	0					
Mark Johnson, L OBP: 0.273, SLG: 0.222 (1,2)			F7		F7		K			3	0	0	0	0	1	0					
<b>Inning Stats</b>	R: 1 E: 0 K: 1 S: 11	H: 1 LOB: 1 BB: 1 P: 24	R: 0 E: 0 K: 0 S: 7	H: 0 LOB: 0 BB: 0 P: 10	R: 1 E: 1 K: 0 S: 17	H: 1 LOB: 2 BB: 1 P: 28	R: 0 E: 0 K: 2 S: 9	H: 0 LOB: 0 BB: 0 P: 14	R: 0 E: 0 K: 1 S: 6	H: 2 LOB: 2 BB: 0 P: 12	R: 0 E: 0 K: 2 S: 8	H: 0 LOB: 0 BB: 0 P: 11	R: 0 E: 0 K: 1 S: 8	H: 0 LOB: 0 BB: 0 P: 14	R: 0 E: 0 K: 1 S: 11	H: 0 LOB: 0 BB: 0 P: 16	1B: 3 2B: 0 3B: 0 HR: 1	SF: 0 SAC: 0 DP: 0 HBP: 0	WP: 0 PB: 0 SB: 1 CS: 0	PA: 34	
<b>PITCHER</b>	IP	WLS	BF	H	R	ER	SO	BB	IBB	HBP	BLK	WP	HR	S	P	ERA	WHIP				
Roger Clemens, R ERA: 2.48 (1,1)	7.0	L	28	4	2	1	6	2	0	0	0	0	1	67	111	1.29	0.857				
Sterling Hitchcock, L ERA: 2.16 (8,1)	2.0		6	0	0	0	2	0	0	0	0	0	0	19	30	0.00	0.000				

Batter	1	2	3	4	5	6	7	8	9	AB	R	H	RBI	BB	SO	LOB	BOTTOM				
Alfonso Soriano, R OBP: 0.417, SLG: 0.619 (1,4)	G5-3		K		F8			BB		3	0	0	0	1	1	2	Oakland Athletics @ New York Yankees Yankee Stadium, Bronx, NY Sun May 04 2003, 1:05 PM EDT Att: 45,426 - Cloudy - 55 F				
Todd Zeile, R OBP: 0.317, SLG: 0.444 (1,5)	P2			E5 25 BB G1-3		F9		P6		4	0	0	0	0	0	1					
25 Jason Giambi, L OBP: 0.336, SLG: 0.363 (1,3)	G6-3			55 FC1-2-3 G1-3 BB		K		K		3	0	0	0	1	2	1					
Bernie Williams, S OBP: 0.434, SLG: 0.538 (1,8)		L5		G1-3		G6-3			D HBP	3	0	0	0	0	0	2					
55 Hideki Matsui, L OBP: 0.317, SLG: 0.362 (1,7)	G4-3			FC1-2-6		1B 1B		F8		4	0	1	0	0	0	3					
Raul Mondesi, R OBP: 0.388, SLG: 0.612 (1,9)	P5			K		1B G5-4-3 1B		P5		4	0	1	0	0	1	3					
Bubba Trammell, R OBP: 0.429, SLG: 0.500 (1,10)			G1-6-3 1B		P4		F7		L8	3	0	1	0	0	0	2					
Nick Johnson, L OBP: 0.468, SLG: 0.521 (9, PH)										1	0	0	0	0	0	1					
John Flaherty, R OBP: 0.360, SLG: 0.391 (1,2)			G1-6-3		G5-3		G5-4-3			3	0	0	0	0	0	3					
Erick Almonte, R OBP: 0.337, SLG: 0.370 (1,6)			2B					F7		2	0	1	0	1	0	0					
<b>Inning Stats</b>	R: 0 E: 0 K: 0 S: 10	H: 0 LOB: 0 BB: 0 P: 15	R: 0 E: 0 K: 0 S: 3	H: 0 LOB: 0 BB: 0 P: 6	R: 0 E: 0 K: 1 S: 8	H: 2 LOB: 1 BB: 0 P: 11	R: 0 E: 1 K: 1 S: 15	H: 0 LOB: 2 BB: 1 P: 25	R: 0 E: 0 K: 0 S: 7	H: 0 LOB: 1 BB: 1 P: 14	R: 0 E: 0 K: 1 S: 9	H: 0 LOB: 1 BB: 0 P: 10	R: 0 E: 0 K: 1 S: 9	H: 0 LOB: 1 BB: 1 P: 17	R: 0 E: 0 K: 0 S: 8	H: 0 LOB: 1 BB: 0 P: 11	1B: 3 2B: 1 3B: 0 HR: 0	SF: 0 SAC: 0 DP: 2 HBP: 1	WP: 0 PB: 0 SB: 0 CS: 0	PA: 34	
<b>PITCHER</b>	IP	WLS	BF	H	R	ER	SO	BB	IBB	HBP	BLK	WP	HR	S	P	ERA	WHIP				
Barry Zito, L ERA: 2.2 (1,1)	8.0	W	30	4	0	0	4	3	0	0	0	0	0	8	11	0.00	0.875				
Keith Foulke, R ERA: 2.75 (9,1)	1.0	S	4	0	0	0	0	0	0	1	0	0	0	8	11	0.00	0.000				

AB	32
R	2
H	4
RBI	2
BB	2
SO	8
LOB	11



AB	30
R	0
H	4
RBI	0
BB	3
SO	4
LOB	18






Batter	1	2	3	4	5	6	7	8	9	AB	R	H	RBI	BB	SO	LOB	TOP		
D'Angelo Jimenez, S OBP: 0.403, SLG: 0.542	(1,4) G5-3			(1,1) F7		(3,1) G6-3			(1,1) 2B	4	0	1	0	0	0	0			
Jose Valentin, S OBP: 0.336, SLG: 0.534	(1,6) K			(2,2) BB 1B			(1,1) L8		(1,1) P4	4	0	1	0	0	1	1			
Frank Thomas, R OBP: 0.422, SLG: 0.430	(1,10) K			(4,0) G6-4-3 BB			(1,2) G6-3		(2,2) F9	3	0	0	0	1	1	1			
Magglio Ordonez, R OBP: 0.344, SLG: 0.500		(4,2) BB G4-6-3		(0,1) G6-4-3 BB			(1,0) 2B		(0,0) L5	3	0	1	0	1	0	3			
14 Paul Konerko, R OBP: 0.298, SLG: 0.350	(1,3) G4-6-3			(0,1) G6-3			(1,3) K			3	0	0	0	0	1	2			
Carlos Lee, R OBP: 0.274, SLG: 0.438	(1,7) F8			(0,3) K				(0,1) G5-3		3	0	0	0	0	1	0			
24 Joe Crede, R OBP: 0.261, SLG: 0.352	(1,5) F9			(2,1) G5-3				(0,0) 1B		3	0	1	0	0	0	0			
Sandy Alomar Jr., R OBP: 0.308, SLG: 0.420	(1,2) P4			(0,0) G4-3 1B			(0,2) F8			3	0	1	0	0	0	1			
Willie Harris, L OBP: 0.077, SLG: 0.077	(1,8) G3-1			(2,2) G4-3			(0,0) L6			3	0	0	0	0	0	2			
<b>Inning Stats</b>	R: 0 H: 0 E: 0 K: 2 S: 10	H: 0 LOB: 0 BB: 0 P: 15	R: 0 H: 0 E: 0 K: 0 S: 6	H: 0 LOB: 0 BB: 1 P: 11	R: 0 H: 0 E: 0 K: 0 S: 6	H: 0 LOB: 0 BB: 0 P: 10	R: 0 H: 1 E: 0 K: 0 S: 7	H: 1 LOB: 1 BB: 1 P: 14	R: 0 H: 0 E: 0 K: 1 S: 8	H: 0 LOB: 0 BB: 0 P: 11	R: 0 H: 1 E: 0 K: 1 S: 9	H: 1 LOB: 1 BB: 0 P: 12	R: 0 H: 1 E: 0 K: 0 S: 10	H: 1 LOB: 1 BB: 0 P: 13	R: 0 H: 1 E: 0 K: 0 S: 7	H: 1 LOB: 1 BB: 0 P: 10	1B: 3 2B: 2 3B: 0 HR: 0	SF: 0 SAC: 0 DP: 3 HBP: 0	WP: 0 PA: 31 CS: 0
<b>PITCHER</b> Mark Mulder, L ERA: 2.6	(1,1)	IP: 9.0 WLS: W BF: 31 H: 5 R: 0 ER: 0 SO: 4 BB: 2 IBB: 0 HBP: 0 BLK: 0 WP: 0 HR: 0 S: 69 P: 105 ERA: 0.00 WHIP: 0.778																	

Chicago White Sox @ Oakland Athletics  
Network Associates Coliseum, Oakland, CA  
Tue May 06 2003, 10:05 PM EDT  
Att: 10,695 - Cloudy - 57 F

livebaseballscorecards.com

AB 29  
R 0  
H 5  
RBI 0  
BB 2  
SO 4  
LOB 10



Batter	1	2	3	4	5	6	7	8	9	AB	R	H	RBI	BB	SO	LOB	BOTTOM		
Mark Ellis, R OBP: 0.317, SLG: 0.424	(1,4) BB E G1-3 1B			(1,1) 2H 1B			(1,0) P6			4	1	2	0	0	0	1			
Scott Hatteberg, L OBP: 0.378, SLG: 0.442	(1,3) G1-3				(2,1) F7		(2,0) P4			4	0	0	0	0	0	2			
3 Eric Chavez, L OBP: 0.371, SLG: 0.518	(1,5) F9			(2,2) G6-3		(0,1) G5-3		(0,1) G4-3		4	0	0	0	0	0	1			
Miguel Tejada, R OBP: 0.245, SLG: 0.305	(1,6) BB E BB			(2,1) G5-3		(1,2) G1-3		(0,1) E6 HR		3	2	0	0	1	0	0			
Erubiel Durazo, L OBP: 0.391, SLG: 0.509	(1,10) E BB			(2,3) K			(0,0) P3		(1,1) HR	3	2	1	2	1	1	0			
Ramon Hernandez, R OBP: 0.396, SLG: 0.522	(1,2) E4 1B			(0,1) L3		(2,0) F9		(1,3) K		4	0	0	0	0	1	0			
Eric Byrnes, R OBP: 0.381, SLG: 0.439	(1,8) 1B 1B			(1,2) 1B SF9 1B		(1,1) G5-3		(0,0) G3-1		4	1	2	0	0	0	0			
Terrence Long, L OBP: 0.320, SLG: 0.447	(1,9) K			(0,1) SF9 1B 1B			(2,1) 1B			3	0	2	0	0	1	2			
Adam Piatt, R OBP: 0.118, SLG: 0.375		(3,2) G5-3		(0,0) SF9			(1,0) L6			2	0	0	1	0	0	1			
<b>Inning Stats</b>	R: 3 H: 2 E: 1 K: 1 S: 15	H: 2 LOB: 2 BB: 2 P: 30	R: 0 H: 0 E: 0 K: 0 S: 10	H: 0 LOB: 0 BB: 0 P: 16	R: 0 H: 0 E: 0 K: 1 S: 8	H: 0 LOB: 0 BB: 0 P: 14	R: 1 H: 3 E: 0 K: 0 S: 10	H: 3 LOB: 2 BB: 0 P: 12	R: 0 H: 0 E: 0 K: 0 S: 7	H: 0 LOB: 0 BB: 0 P: 10	R: 0 H: 0 E: 0 K: 0 S: 4	H: 0 LOB: 0 BB: 0 P: 7	R: 0 H: 1 E: 0 K: 0 S: 5	H: 1 LOB: 1 BB: 0 P: 11	R: 2 H: 1 E: 1 K: 1 S: 10	H: 1 LOB: 0 BB: 0 P: 12	1B: 6 2B: 0 3B: 0 HR: 1	SF: 1 SAC: 0 DP: 0 HBP: 0	WP: 0 PA: 34 CS: 0
<b>PITCHER</b> 56 Mark Buehrle, L ERA: 3.54 Tom Gordon, R ERA: 3.94	(1,1)	IP: 7.1 WLS: L BF: 32 H: 7 R: 6 ER: 2 SO: 2 BB: 2 IBB: 0 HBP: 0 BLK: 0 WP: 0 HR: 1 S: 65 P: 107 ERA: 2.46 WHIP: 1.227																	

Chicago White Sox @ Oakland Athletics  
Network Associates Coliseum, Oakland, CA  
Tue May 06 2003, 10:05 PM EDT  
Att: 10,695 - Cloudy - 57 F

livebaseballscorecards.com

AB 31  
R 6  
H 7  
RBI 3  
BB 2  
SO 3  
LOB 7





Batter	1	2	3	4	5	6	7	8	9	AB	R	H	RBI	BB	SO	LOB	TOP										
Tony Graffanino, R (1, 4) OBP: 0.444, SLG: 0.614	2-1 S 1B		2-0 1B 3B 2B	4-2 2B BB	4-1 BB		4-2 1B BB		4-2 2B BB	2	2	2	0	4	0	0											
Frank Thomas, R (1, 10) OBP: 0.433, SLG: 0.465	0-1 SAFE F9		2-1 3B 1B	3-2 2B	1-1 F7		0-1 1B		1-0 2B	6	1	4	1	0	0	4											
Magallo Ordonez, R (1, 9) OBP: 0.336, SLG: 0.500	1-2 SAFE P4		2-2 14 FC4 3B	2-3 K			1-2 G4-3		0-0 P4	6	1	1	2	0	1	6											
14 Paul Konerko, R (1, 3) OBP: 0.286, SLG: 0.333	0-1 L5		0-1 FC4 24 1B	3-3 K			2-2 E6 1B		1-0 F9	5	2	0	1	0	1	5											
24 Joe Crede, R (1, 5) OBP: 0.267, SLG: 0.349		1-3 K	1-2 BB G1-2-3 1B		4-0 CS HBP		3-2 L9		3-3 K	4	0	1	1	0	2	1											
Carlos Lee, R (1, 7) OBP: 0.280, SLG: 0.436	0-0 F9		1-0 BB 1B		1-1 P4		2-2 E 1B 1B		1-1 G5-3	5	0	2	1	0	0	1											
Miguel Olivo, R (1, 2) OBP: 0.283, SLG: 0.466	3-2 HR		4-2 1B 2B		1-1 2B 1B		1-2 E6 1B		1-1 G4-3	4	2	3	1	1	0	0											
Jose Valentin, S (1, 6) OBP: 0.331, SLG: 0.528	1-0 F9		0-1 G1-2-3		0-1 2B		2-0 G3		1-2 L9	5	0	1	1	0	0	5											
Willie Harris, L (1, 8) OBP: 0.111, SLG: 0.059			0-0 B5-3		0-2 E4		4-1 BB BB		0-0 G4-3	4	0	0	0	1	1	0											
<b>Inning Stats</b>	R: 0 E: 0 K: 0 S: 11	H: 1 LOB: 1 BB: 0 P: 14	R: 1 E: 0 K: 1 S: 9	H: 1 LOB: 0 BB: 0 P: 14	R: 4 E: 1 K: 0 S: 19	H: 5 LOB: 2 BB: 1 P: 31	R: 0 E: 1 K: 2 S: 15	H: 1 LOB: 2 BB: 1 P: 27	R: 1 E: 0 K: 0 S: 10	H: 2 LOB: 3 BB: 2 P: 25	R: 1 E: 2 K: 0 S: 16	H: 2 LOB: 2 BB: 0 P: 27	R: 0 E: 0 K: 1 S: 8	H: 1 LOB: 2 BB: 1 P: 14	R: 0 E: 0 K: 1 S: 7	H: 0 LOB: 0 BB: 0 P: 12	R: 1 E: 0 K: 1 S: 10	H: 1 LOB: 1 BB: 1 P: 18	1B: 8 2B: 4 3B: 1 HR: 1	SF: 0 SAC: 0 DP: 1 HBP: 1	WP: 1 PB: 0 CS: 2	PA: 48					
<b>PITCHER</b>	IP	WLS	BF	H	R	ER	SO	BB	IBB	HBP	BLK	WP	HR	S	P	ERA	WHIP										
Ted Lilly, L (1, 1) ERA: 4.1	3.1	L	20	8	5	5	1	2	0	0	0	0	1	48	75	13.50	3.000										
Jeremy Fikac, R (4, 1) ERA: 4.61	1.2		9	2	1	1	2	2	0	1	0	0	0	16	36	5.40	2.400										
Mike Neu, R (6, 1) ERA: 1.13	2.0		11	3	1	0	0	1	0	0	0	1	0	24	41	0.00	2.000										
Chad Bradford, R (8, 1) ERA: 3.18	1.0		3	0	0	0	1	0	0	0	0	0	0	7	12	0.00	0.000										
Ricardo Rincon, L (9, 1) ERA: 3.29	1.0		5	1	1	1	1	1	0	0	0	0	0	10	18	9.00	2.000										

Chicago White Sox @ Oakland Athletics  
 Network Associates Coliseum, Oakland, CA  
 Wed May 07 2003, 10:05 PM EDT  
 Att: 20,715 - Sunny - 59 F

livebaseballscorecards.com

AB 41  
 R 8  
 H 14  
 RBI 8  
 BB 6  
 SO 5  
 LOB 22



Batter	1	2	3	4	5	6	7	8	9	AB	R	H	RBI	BB	SO	LOB	BOTTOM										
Mark Ellis, R (1, 4) OBP: 0.319, SLG: 0.426	1-2 G4-3		0-2 2B		4-2 1B BB		3-3 K		2-2 L1	4	0	1	0	1	1	1											
Scott Hatteberg, L (1, 3) OBP: 0.380, SLG: 0.441	0-1 3 G3-6-3 1B		0-2 G5-3		0-2 1-3 2-H 1B		1-3 2-H 1B		2-1 G4-3	5	0	2	1	0	0	1											
3 Eric Chavez, L (1, 5) OBP: 0.360, SLG: 0.500	1-1 G3-6-3		2-2 G4-3		1-1 L6		1-3 K		1-3 K	4	0	0	0	0	1	4											
Miguel Tejada, R (1, 6) OBP: 0.252, SLG: 0.328		2-0 HR		2-3 K		1-2 F9		4-1 BB BB 1B BB	3	2	1	1	1	1	1	0											
Erubiel Durazo, L (1, 10) OBP: 0.386, SLG: 0.495		3-2 G1-3		0-1 G4-3		2-2 G3		4-0 BB BB 1B BB	3	1	0	0	1	0	0	0											
Ramon Hernandez, R (1, 2) OBP: 0.400, SLG: 0.511		4-2 FC5-4 BB		1-2 P4		2-0 L8		4-2 1B BB	2	0	0	0	2	0	0	0											
Terrence Long, L (1, 9) OBP: 0.333, SLG: 0.448		0-2 FC5-4		4-1 FC3-6 BB		4-2 G4-3 HBP		1-1 1-3 2-H 3-H 1B	2	0	1	2	1	0	1												
Eric Byrnes, R (1, 7) OBP: 0.358, SLG: 0.410		1-2 FC5-4		2-2 P3		0-1 G4-3		0-0 P4	4	0	0	0	0	0	5												
Chris Singleton, L (1, 8) OBP: 0.330, SLG: 0.417			3-1 L7		2-2 FC3-6 BB		1-3 K		2-2 F8	3	1	0	0	0	1	2											
Adam Platt, R (9, PH) OBP: 0.111, SLG: 0.353					1-2 1B					1	0	0	0	0	0	0											
<b>Inning Stats</b>	R: 0 E: 0 K: 0 S: 7	H: 1 LOB: 0 BB: 0 P: 9	R: 1 E: 0 K: 0 S: 13	H: 1 LOB: 1 BB: 1 P: 23	R: 0 E: 0 K: 1 S: 8	H: 0 LOB: 0 BB: 0 P: 11	R: 1 E: 0 K: 0 S: 15	H: 1 LOB: 2 BB: 2 P: 28	R: 0 E: 0 K: 2 S: 9	H: 0 LOB: 1 BB: 0 P: 14	R: 0 E: 0 K: 2 S: 15	H: 0 LOB: 1 BB: 0 P: 23	R: 2 E: 0 K: 1 S: 12	H: 1 LOB: 3 BB: 3 P: 28	R: 0 E: 0 K: 0 S: 9	H: 0 LOB: 0 BB: 0 P: 13	1B: 3 2B: 1 3B: 0 HR: 1	SF: 0 SAC: 0 DP: 1 HBP: 1	WP: 0 PB: 0 CS: 0	PA: 38							
<b>PITCHER</b>	IP	WLS	BF	H	R	ER	SO	BB	IBB	HBP	BLK	WP	HR	S	P	ERA	WHIP										
Esteban Loaiza, R (1, 1) ERA: 2.36	6.0	W	24	4	2	2	1	3	0	0	0	0	1	65	103	3.00	1.167										
Kelly Wunsch, L (7, 1) ERA	1.2		6	0	0	0	3	0	0	1	0	0	0	20	31	0.00	0.000										
Tom Gordon, R (8, 1) ERA: 5.06	0.0		3	0	0	0	0	3	0	0	0	0	0	4	16	∞	∞										
Damaso Marte, L (8, 1) ERA: 2.08	1.1	S	5	1	2	2	0	0	0	0	0	0	0	12	17	13.50	0.750										

Chicago White Sox @ Oakland Athletics  
 Network Associates Coliseum, Oakland, CA  
 Wed May 07 2003, 10:05 PM EDT  
 Att: 20,715 - Sunny - 59 F

livebaseballscorecards.com

AB 31  
 R 4  
 H 5  
 RBI 4  
 BB 6  
 SO 4  
 LOB 14









Batter	1	2	3	4	5	6	7	8	9	AB	R	H	RBI	BB	SO	LOB	TOP				
<b>Alfonso Soriano, R</b> (1, 4) OBP: 0.409, SLG: 0.596	1-3 <b>K</b>		1-2 <b>G6-3</b>			0-2 <b>F7</b>		1-1 <b>P3</b>		4	0	0	0	0	1	0					
<b>Nick Johnson, L</b> (1, 3) OBP: 0.468, SLG: 0.542	0-0 <b>G4-3</b>			4-2 <b>25 HR</b> <b>BB</b>		3-2 <b>1B</b>		2-3 <b>K</b>		3	1	1	0	1	1	0					
<b>25 Jason Giambi, L</b> (1, 10) OBP: 0.340, SLG: 0.405	2-1 <b>G4-3</b>			0-0 <b>1-H</b> <b>HR</b>		2-1 <b>L8</b>		3-3 <b>K</b>		4	1	1	2	0	1	1					
<b>Bernie Williams, S</b> (1, 8)		1-1 <b>G4-3</b>		1-0 <b>55 G6-4-3</b> <b>1B</b>		1-1 <b>G1-3</b>		2-1 <b>G4-3</b>		4	0	1	0	0	0	1					
<b>55 Hideki Matsui, L</b> (1, 7) OBP: 0.331, SLG: 0.414	2-2 <b>1B</b>		0-1 <b>G6-4-3</b>			2-1 <b>20 G6-4-3</b> <b>1B</b>				3	0	2	0	0	0	1					
<b>20 Jorge Posada, S</b> (1, 2) OBP: 0.346, SLG: 0.532	1-0 <b>F7</b>		3-1 <b>G4-3</b>			2-1 <b>G6-4-3</b>				3	0	0	0	0	0	2					
<b>Robin Ventura, L</b> (1, 5) OBP: 0.337, SLG: 0.474	0-0 <b>F9</b>					3-2 <b>P5</b>		2-3 <b>K</b>		3	0	0	0	0	1	1					
<b>Raul Mondesi, R</b> (1, 9) OBP: 0.405, SLG: 0.623			2-3 <b>K</b>			2-3 <b>K2-3</b>		0-0 <b>P3</b>		3	0	0	0	0	2	0					
<b>Enrique Wilson, S</b> (1, 6) OBP: 0.200, SLG: 0.235			2-1 <b>G3</b>			0-3 <b>K</b>		0-0 <b>F7</b>		3	0	0	0	0	1	0					
<b>Inning Stats</b>	R: 0 E: 0 K: 1 S: 6	H: 0 LOB: 0 BB: 0 P: 9	R: 0 E: 0 K: 0 S: 7	H: 1 LOB: 1 BB: 0 P: 11	R: 0 E: 0 K: 1 S: 8	H: 0 LOB: 0 BB: 0 P: 13	R: 2 E: 0 K: 0 S: 9	H: 2 LOB: 0 BB: 1 P: 17	R: 0 E: 0 K: 2 S: 13	H: 1 LOB: 1 BB: 0 P: 19	R: 0 E: 0 K: 1 S: 7	H: 1 LOB: 0 BB: 0 P: 13	R: 0 E: 0 K: 0 S: 4	H: 0 LOB: 0 BB: 0 P: 5	R: 0 E: 0 K: 2 S: 10	H: 0 LOB: 0 BB: 0 P: 17	1B: 4 2B: 0 3B: 0 HR: 1	SF: 0 SAC: 0 DP: 2 HBP: 0	WP: 0 PB: 0 SB: 0 CS: 0	PA: 31	
<b>PITCHER</b>	IP	WLS	BF	H	R	ER	SO	BB	IBB	HBP	BLK	WP	HR	S	P	ERA	WHIP				
<b>Tim Hudson, R</b> (1, 1) ERA: 3.12	8.0	W	28	5	2	2	5	1	0	0	0	0	1	63	101	2.25	0.750				
<b>Ricardo Rincon, L</b> (9, 1) ERA: 3.07	1.0		3	0	0	0	2	0	0	0	0	0	0	10	17	0.00	0.000				

**New York Yankees @ Oakland Athletics**  
Network Associates Coliseum, Oakland, CA  
Fri May 09 2003, 10:05 PM EDT  
Att: 40,317 - Sunny - 60 F

**AB 30**  
**R 2**  
**H 5**  
**RBI 2**  
**BB 1**  
**SO 7**  
**LOB 6**



Batter	1	2	3	4	5	6	7	8	9	AB	R	H	RBI	BB	SO	LOB	BOTTOM				
<b>Mark Ellis, R</b> (1, 4) OBP: 0.314, SLG: 0.413	0-2 <b>P6</b>		1-0 <b>G6-3</b>			0-1 <b>F9</b>		2-2 <b>3 SH3-4</b> <b>1B</b>		4	1	1	0	0	0	0					
<b>Scott Hatteberg, L</b> (1, 3) OBP: 0.372, SLG: 0.424	2-2 <b>G4-3</b>		2-0 <b>F8</b>			1-2 <b>L7</b>		0-0 <b>SH3-4</b>		3	0	0	0	0	0	0					
<b>3 Eric Chavez, L</b> (1, 5) OBP: 0.368, SLG: 0.532	1-3 <b>K</b>			1-3 <b>K</b>		1-1 <b>2B</b>		1-1 <b>FC3-6</b> <b>1B</b>		4	0	2	1	0	2	0					
<b>Miguel Tejada, R</b> (1, 6) OBP: 0.258, SLG: 0.359		1-3 <b>K</b>		1-1 <b>G5-3</b>		1-1 <b>P2</b>		0-0 <b>FC3-6</b> <b>BB</b>		4	1	0	0	0	1	2					
<b>Erubiel Durazo, L</b> (1, 10) OBP: 0.379, SLG: 0.483		1-0 <b>F8</b>		1-3 <b>K</b>			0-1 <b>F9</b>	4-2 <b>2B</b> <b>BB</b>		3	1	0	0	1	1	0					
<b>Ramon Hernandez, R</b> (1, 2) OBP: 0.398, SLG: 0.520		1-1 <b>P4</b>			1-2 <b>G3-1</b>		2-2 <b>BB</b>	2-1 <b>1-H</b> <b>2-H</b> <b>IHR</b> <b>2B</b>		4	1	2	2	0	0	0					
<b>Terrence Long, L</b> (1, 9) OBP: 0.336, SLG: 0.476			1-0 <b>3B</b> <b>1B</b>		1-0 <b>G6-3</b>		1-1 <b>F7</b>	1-1 <b>2-H</b> <b>IHR</b>		4	2	2	2	0	0	1					
<b>Eric Byrnes, R</b> (1, 7) OBP: 0.387, SLG: 0.463			1-0 <b>1-H</b> <b>G4-3</b> <b>3B</b>		4-1 <b>BB</b>		4-0 <b>BB</b>	2-3 <b>K</b>		2	1	1	1	2	1	0					
<b>Chris Singleton, L</b> (1, 8) OBP: 0.327, SLG: 0.407			2-0 <b>G4-3</b>		1 SAFE <b>1 SAFE</b> <b>K</b>		0-2 <b>F8</b>			3	0	0	1	0	1	3					
<b>Inning Stats</b>	R: 0 E: 0 K: 1 S: 10	H: 0 LOB: 0 BB: 0 P: 13	R: 0 E: 0 K: 1 S: 7	H: 0 LOB: 0 BB: 0 P: 10	R: 2 E: 0 K: 0 S: 5	H: 2 LOB: 0 BB: 0 P: 12	R: 0 E: 0 K: 2 S: 8	H: 0 LOB: 0 BB: 0 P: 11	R: 0 E: 0 K: 1 S: 9	H: 1 LOB: 1 BB: 1 P: 17	R: 0 E: 0 K: 0 S: 11	H: 1 LOB: 2 BB: 1 P: 18	R: 5 E: 0 K: 1 S: 17	H: 4 LOB: 0 BB: 1 P: 29	R: 0 E: 0 K: 2 S: 10	H: 0 LOB: 0 BB: 0 P: 17	1B: 4 2B: 2 3B: 1 HR: 1	SF: 0 SAC: 1 DP: 0 HBP: 0	WP: 0 PB: 0 SB: 0 CS: 0	PA: 35	
<b>PITCHER</b>	IP	WLS	BF	H	R	ER	SO	BB	IBB	HBP	BLK	WP	HR	S	P	ERA	WHIP				
<b>Jeff Weaver, R</b> (1, 1) ERA: 5.09	7.2	L	33	7	6	6	5	3	0	0	0	0	0	69	113	7.04	1.304				
<b>Chris Hammond, L</b> (8, 1) ERA: 3.29	0.1		2	1	1	1	1	0	0	0	0	0	0	6	9	27.00	3.000				

**New York Yankees @ Oakland Athletics**  
Network Associates Coliseum, Oakland, CA  
Fri May 09 2003, 10:05 PM EDT  
Att: 40,317 - Sunny - 60 F

**AB 31**  
**R 7**  
**H 8**  
**RBI 7**  
**BB 3**  
**SO 6**  
**LOB 6**










Batter	1	2	3	4	5	6	7	8	9	AB	R	H	RBI	BB	SO	LOB	TOP					
Alfonso Soriano, R OBP: 0.400, SLG: 0.573 (1, 4)										4	1	1	0	0	1	0	New York Yankees @ Oakland Athletics Network Associates Coliseum, Oakland, CA Sun May 11 2003, 4:05 PM EDT Att: 45,390 - Sunny - 60 F					
Nick Johnson, L OBP: 0.469, SLG: 0.531 (1, 3)										3	0	1	0	1	1	0						
Bernie Williams, S OBP: 0.429, SLG: 0.518 (1, 10)										3	0	0	0	1	1	2						
Raul Mondesi, R OBP: 0.397, SLG: 0.599 (1, 9)										4	0	1	0	0	0	4						
55 Hideki Matsui, L OBP: 0.325, SLG: 0.395 (1, 7)										4	0	0	0	0	2	4						
Todd Zeile, R OBP: 0.289, SLG: 0.379 (1, 5)										3	0	0	0	0	1	0						
John Flaherty, R OBP: 0.321, SLG: 0.346 (1, 2)										3	0	0	0	0	0	0						
Charles Gipson, R (1, 8)										3	0	0	0	0	1	0						
Enrique Wilson, S OBP: 0.211, SLG: 0.324 (1, 6)										3	1	1	1	0	1	0						
<b>Inning Stats</b>	R: 1 E: 0 K: 2 S: 13	H: 2 LOB: 1 BB: 0 P: 19	R: 0 E: 0 K: 1 S: 5	H: 0 LOB: 0 BB: 0 P: 7	R: 0 E: 0 K: 0 S: 6	H: 0 LOB: 0 BB: 0 P: 9	R: 0 E: 0 K: 0 S: 3	H: 0 LOB: 0 BB: 0 P: 5	R: 0 E: 0 K: 0 S: 6	H: 0 LOB: 0 BB: 0 P: 8	R: 1 E: 0 K: 2 S: 12	H: 1 LOB: 2 BB: 2 P: 26	R: 0 E: 0 K: 1 S: 10	H: 0 LOB: 0 BB: 0 P: 17	R: 0 E: 0 K: 2 S: 8	H: 0 LOB: 0 BB: 0 P: 14	R: 0 E: 0 K: 0 S: 8	H: 1 LOB: 0 BB: 0 P: 11	1B: 3 2B: 0 3B: 0 HR: 1	SF: 0 SAC: 0 DP: 1 HBP: 0	WP: 1 PB: 0 SB: 0 CS: 0	PA: 32
<b>PITCHER</b>	IP WLS BF H R ER SO BB IBB HBP BLK WP HR S P ERA WHIP	IP WLS BF H R ER SO BB IBB HBP BLK WP HR S P ERA WHIP																	IP WLS BF H R ER SO BB IBB HBP BLK WP HR S P ERA WHIP			
Mark Mulder, L ERA: 2.55 (1, 1)	8.0 W 29 3 2 2 8 2 0 0 0 1 1 63 105 2.25 0.625	1.0 S 3 1 0 0 0 0 0 0 0 0 0 8 11 0.00 1.000																				
Keith Foulke, R ERA: 2.89 (9, 1)																						

Batter	1	2	3	4	5	6	7	8	9	AB	R	H	RBI	BB	SO	LOB	BOTTOM			
Mark Ellis, R OBP: 0.321, SLG: 0.414 (1, 4)										4	1	2	0	0	0	1	New York Yankees @ Oakland Athletics Network Associates Coliseum, Oakland, CA Sun May 11 2003, 4:05 PM EDT Att: 45,390 - Sunny - 60 F			
Eric Byrnes, R OBP: 0.386, SLG: 0.520 (1, 8)										4	1	1	2	0	0	2				
Miguel Tejada, R OBP: 0.276, SLG: 0.389 (1, 6)										3	1	2	1	1	0	0				
Erbiel Durazo, L OBP: 0.378, SLG: 0.472 (1, 3)										3	0	1	1	1	0	0				
Ramon Hernandez, R OBP: 0.385, SLG: 0.500 (1, 2)										4	0	0	0	0	3	4				
Adam Piatt, R OBP: 0.136, SLG: 0.300 (1, 7)										3	0	0	0	1	0	3				
Ron Gant, R OBP: 0.167, SLG: 0.250 (1, 10)										4	1	1	1	0	1	1				
Terrence Long, L OBP: 0.326, SLG: 0.458 (1, 9)										3	1	1	0	0	0	0				
Frank Menechino, R OBP: 0.176, SLG: 0.067 (1, 5)										2	0	0	0	0	1	0				
<b>Inning Stats</b>	R: 1 E: 0 K: 1 S: 14	H: 2 LOB: 1 BB: 1 P: 22	R: 1 E: 0 K: 0 S: 9	H: 1 LOB: 0 BB: 0 P: 13	R: 0 E: 0 K: 1 S: 18	H: 2 LOB: 3 BB: 1 P: 28	R: 0 E: 0 K: 1 S: 6	H: 0 LOB: 0 BB: 0 P: 9	R: 1 E: 0 K: 0 S: 11	H: 1 LOB: 0 BB: 0 P: 13	R: 0 E: 0 K: 0 S: 8	H: 0 LOB: 0 BB: 0 P: 11	R: 2 E: 0 K: 0 S: 11	H: 2 LOB: 0 BB: 0 P: 19	R: 0 E: 0 K: 2 S: 12	H: 0 LOB: 1 BB: 1 P: 22	1B: 4 2B: 1 3B: 0 HR: 3	SF: 0 SAC: 1 DP: 0 HBP: 0	WP: 0 PB: 0 SB: 0 CS: 0	PA: 34
<b>PITCHER</b>	IP WLS BF H R ER SO BB IBB HBP BLK WP HR S P ERA WHIP	IP WLS BF H R ER SO BB IBB HBP BLK WP HR S P ERA WHIP																	IP WLS BF H R ER SO BB IBB HBP BLK WP HR S P ERA WHIP	
Andy Pettitte, L ERA: 4.75 (1, 1)	6.2 L 29 8 5 5 3 2 0 0 0 0 3 76 113 6.75 1.500	1.1 5 0 0 0 2 1 0 0 0 0 0 0 13 24 0.00 0.750																		
Juan Acevedo, R ERA: 7.47 (7, 1)																				

AB	30
R	2
H	4
RBI	1
BB	2
SO	8
LOB	10



AB	30
R	5
H	8
RBI	5
BB	3
SO	5
LOB	11




WP	0
PB	0
SB	0
CS	0



Batter	1	2	3	4	5	6	7	8	9	AB	R	H	RBI	BB	SO	LOB	TOP					
Mark Ellis, R OBP: 0.317, SLG: 0.403 (1, 4)	F8		F9		FC1-6		2B		G6-3	4	0	0	0	1	0	2						
Eric Byrnes, R OBP: 0.375, SLG: 0.525 (1, 8)	G4-3		L5		L5		P3		K	5	0	1	1	0	1	4						
Miguel Tejada, R OBP: 0.275, SLG: 0.392 (1, 6)	E5		G6-3				K		2B	4	0	1	2	0	1	1						
Erbiel Durazo, L OBP: 0.382, SLG: 0.477 (1, 3)	G4-3				F9		F8		2B	3	0	1	0	1	0	1						
Ramon Hernandez, R OBP: 0.380, SLG: 0.491 (1, 2)		G4-3			F9		G4-3		G4-3	4	0	1	0	0	0	4						
Adam Piatt, R OBP: 0.115, SLG: 0.250 (1, 7)		K			G6-3		F9		F8	4	0	0	0	0	1	2						
Ron Gant, R OBP: 0.176, SLG: 0.250 (1, 10)		P4			G6-3				K	4	1	1	0	0	1	1						
Terrence Long, L OBP: 0.318, SLG: 0.444 (1, 9)			L4		G6-3		F8		G4-3	4	0	0	0	0	0	1						
Frank Menechino, R OBP: 0.286, SLG: 0.118 (1, 5)			3B		FC1-6		2B		G5-3	2	2	1	0	2	0	0						
<b>Inning Stats</b>	R: 0 E: 1 K: 0 S: 12	H: 0 LOB: 1 BB: 0 P: 20	R: 0 E: 0 K: 1 S: 6	H: 0 LOB: 0 BB: 0 P: 12	R: 1 E: 0 K: 0 S: 9	H: 1 LOB: 1 BB: 1 P: 18	R: 0 E: 0 K: 0 S: 6	H: 1 LOB: 1 BB: 0 P: 10	R: 0 E: 0 K: 0 S: 8	H: 1 LOB: 1 BB: 0 P: 10	R: 0 E: 0 K: 0 S: 9	H: 1 LOB: 1 BB: 0 P: 15	R: 2 E: 0 K: 0 S: 13	H: 2 LOB: 3 BB: 3 P: 29	R: 0 E: 0 K: 1 S: 7	H: 0 LOB: 0 BB: 0 P: 9	R: 0 E: 0 K: 1 S: 9	H: 0 LOB: 0 BB: 0 P: 12	1B: 3 2B: 2 3B: 1 HR: 0	SF: 0 SAC: 0 DP: 0 HBP: 0	WP: 1 PB: 0 SB: 0 CS: 0	PA: 38
<b>PITCHER</b>	IP	WLS	BF	H	R	ER	SO	BB	IBB	HBP	BLK	WP	HR	S	P	ERA	WHIP					
Mike Maroth, L ERA: 5.27 (1, 1)	6.1	L	28	5	3	3	2	3	0	0	0	1	0	56	101	4.26	1.263					
Steve Sparks, R ERA: 3.04 (7, 1)	2.2		10	1	0	0	2	0	1	0	0	0	0	23	34	0.00	0.375					

**Oakland Athletics @ Detroit Tigers**  
Comerica Park, Detroit, MI  
Tue May 13 2003, 7:05 PM EDT  
Att. 12,563 - Sunny - 68 F


AB	34
R	3
H	6
RBI	3
BB	4
SO	4
LOB	16



Batter	1	2	3	4	5	6	7	8	9	AB	R	H	RBI	BB	SO	LOB	BOTTOM				
Andres Torres, S OBP: 0.286, SLG: 0.269 (1, 8)	F7		G6-3			P6		G4-6-3		4	0	0	0	0	0	3					
20 Omar Infante, R OBP: 0.298, SLG: 0.288 (1, 6)	G6-3		G4-3			1B			K	4	0	1	0	0	1	1					
Bobby Higginson, L OBP: 0.367, SLG: 0.370 (1, 9)	G4-3				G6-3		F8		K	4	0	0	0	0	1	1					
Dmitri Young, S OBP: 0.292, SLG: 0.424 (1, 10)		F7			F7		F9		P4	4	0	0	0	0	0	0					
Craig Monroe, R OBP: 0.307, SLG: 0.388 (1, 7)		G5-3			G5-3		K			3	0	0	0	0	1	0					
Carlos Pena, L OBP: 0.280, SLG: 0.315 (1, 3)		K				P3		L7		3	0	0	0	0	1	0					
Shane Halter, R OBP: 0.283, SLG: 0.391 (1, 4)					K				1B	3	1	2	1	0	1	0					
Eric Munson, L OBP: 0.294, SLG: 0.375 (1, 5)			E4		G3		G3		F8	3	0	0	0	0	0	1					
15 Brandon Inge, R OBP: 0.234, SLG: 0.229 (1, 2)			K				F8			2	0	0	0	0	1	1					
Gene Kingsale, S OBP: 0.347, SLG: 0.313 (8, PH)										1	0	1	0	0	0	0					
Matt Walbeck, S OBP: 0.065, SLG: 0.097 (9, 2)										0	0	0	0	0	0	0					
<b>Inning Stats</b>	R: 0 E: 0 K: 0 S: 6	H: 0 LOB: 0 BB: 0 P: 11	R: 0 E: 0 K: 1 S: 11	H: 0 LOB: 0 BB: 0 P: 15	R: 1 E: 1 K: 1 S: 15	H: 1 LOB: 1 BB: 0 P: 17	R: 0 E: 0 K: 0 S: 7	H: 0 LOB: 0 BB: 0 P: 11	R: 0 E: 0 K: 1 S: 8	H: 1 LOB: 1 BB: 0 P: 12	R: 0 E: 0 K: 1 S: 7	H: 0 LOB: 0 BB: 0 P: 12	R: 0 E: 0 K: 0 S: 7	H: 2 LOB: 1 BB: 0 P: 11	R: 0 E: 0 K: 2 S: 9	H: 0 LOB: 0 BB: 0 P: 13	1B: 2 2B: 1 3B: 0 HR: 1	SF: 0 SAC: 0 DP: 1 HBP: 0	WP: 0 PB: 0 SB: 1 CS: 0	PA: 31	
<b>PITCHER</b>	IP	WLS	BF	H	R	ER	SO	BB	IBB	HBP	BLK	WP	HR	S	P	ERA	WHIP				
Ted Lilly, L ERA: 3.67 (1, 1)	7.1	W	26	3	1	1	4	0	0	0	0	0	0	70	100	1.23	0.409				
Chad Bradford, R ERA: 3.39 (8, 1)	0.2	H	2	1	0	0	0	0	0	0	0	0	0	3	5	0.00	1.500				
Keith Foulke, R ERA: 2.75 (9, 1)	1.0	S	3	0	0	0	2	0	0	0	0	0	0	9	13	0.00	0.000				

**Oakland Athletics @ Detroit Tigers**  
Comerica Park, Detroit, MI  
Tue May 13 2003, 7:05 PM EDT  
Att. 12,563 - Sunny - 68 F

AB	31
R	1
H	4
RBI	1
BB	0
SO	6
LOB	7





Batter	1	2	3	4	5	6	7	8	9	AB	R	H	RBI	BB	SO	LOB	TOP										
Mark Ellis, R OBP: 0.320, SLG: 0.399	1-1 F8		1-1 F8			3-2 FC4-6 1B	2-2 G6-3		4-1 BB	4	0	1	0	1	0	3											
Scott Hatteberg, L OBP: 0.348, SLG: 0.393	2-2 P4		2-0 E3			1-2 L9		0-1 F8	2-3 K	5	0	0	0	0	1	5											
3 Eric Chavez, L OBP: 0.358, SLG: 0.511	1-0 L4		2-2 G3			1-0 FC4-6 1-2f		2-2 G4-3		4	0	0	0	0	0	3											
Miguel Tejada, R OBP: 0.275, SLG: 0.389		1-3 K2-3		0-0 F7		3-1 FC6-4 1-2f		2-2 1B		4	0	1	0	0	1	1											
Erbiel Durazo, L OBP: 0.385, SLG: 0.477	1-1 E4		2-2 G6-4-3 1B			0-0 G3 2B		2-2 G1-3		4	1	2	0	0	0	1											
Ramon Hernandez, R OBP: 0.388, SLG: 0.473	2-3 K		1-2 G6-4-3 1-2f			1-0 F7		1-0 F8		4	0	0	0	0	1	3											
Terrence Long, L OBP: 0.316, SLG: 0.435	1-0 G3			0-0 F7		2-2 G3		4-2 BB BB		3	0	0	0	1	0	2											
Eric Byrnes, R OBP: 0.391, SLG: 0.537			4-0 E BB		2-2 G5-3		0-1 1B 2B	4-1 BB BB		2	0	1	1	2	0	0											
Chris Singleton, L OBP: 0.330, SLG: 0.414			1-1 F7		2-1 G4-3		0-2 1B	0-0 F7		4	0	1	0	0	0	3											
<b>Inning Stats</b>	R: 0 E: 0 K: 0 S: 6	H: 0 LOB: 0 BB: 0 P: 10	R: 0 E: 1 K: 2 S: 10	H: 0 LOB: 1 BB: 0 P: 15	R: 0 E: 1 K: 0 S: 10	H: 0 LOB: 2 BB: 1 P: 20	R: 0 E: 0 K: 0 S: 7	H: 1 LOB: 0 BB: 0 P: 10	R: 0 E: 0 K: 0 S: 7	H: 0 LOB: 0 BB: 0 P: 11	R: 0 E: 0 K: 0 S: 10	H: 1 LOB: 1 BB: 0 P: 18	R: 1 E: 0 K: 0 S: 13	H: 3 LOB: 2 BB: 0 P: 18	R: 0 E: 0 K: 0 S: 13	H: 1 LOB: 1 BB: 0 P: 18	R: 0 E: 0 K: 1 S: 9	H: 0 LOB: 3 BB: 3 P: 24	1B: 5 2B: 1 3B: 0 HR: 0	SF: 0 SAC: 0 DP: 1 HBP: 0	WP: 0 PB: 0 SB: 0 CS: 0	PA: 38					
<b>PITCHER</b>	IP	WLS	BF	H	R	ER	SO	BB	IBB	HBP	BLK	WP	HR	S	P	ERA	WHIP										
Gary Knotts, R ERA: 4.19	(1, 1)	7.0	28	5	1	1	2	1	0	0	0	0	0	63	102	1.29	0.857										
Jamie Walker, L ERA: 2.53	(8, 1)	1.0	4	1	0	0	0	0	0	0	0	0	0	13	18	0.00	1.000										
Franklyn German, R ERA: 4.11	(9, 1)	0.2	5	0	0	0	0	3	0	0	0	0	0	6	19	0.00	4.500										
Steve Avery, L ERA:	(9, 1)	0.1	W	1	0	0	0	1	0	0	0	0	0	3	5	0.00	0.000										

Oakland Athletics @ Detroit Tigers  
Comerica Park, Detroit, MI  
Wed May 14 2003, 7:05 PM EDT  
Att: 11,091 - Cloudy - 67°F

AB 34  
R 1  
H 6  
RBI 1  
BB 4  
SO 3  
LOB 21



Batter	1	2	3	4	5	6	7	8	9	AB	R	H	RBI	BB	SO	LOB	BOTTOM										
Gene Kingsale, S OBP: 0.354, SLG: 0.324	0-0 F8 20 PB 1B		3-2 FC5-4 1B		0-0 B5-3		1-1 L6			4	0	2	0	0	0	1											
20 Omar Infante, R OBP: 0.288, SLG: 0.278	1-3 K		0-0 FC5-4 FC6-4 1-2f		2-0 F8			2-3 K		4	0	0	0	0	2	2											
Bobby Higginson, L OBP: 0.364, SLG: 0.362	1-0 F8		0-1 FC6-4 1-2f			4-2 FC4-6 BB		0-0 G3		3	0	0	0	1	0	2											
Dmitri Young, S OBP: 0.291, SLG: 0.419	0-0 G3			2-0 G4-3		0-1 F7		1-2 1B		4	0	1	0	0	0	2											
Carlos Pena, L OBP: 0.260, SLG: 0.313		1-0 G4-3 S 1B		2-3 K		3-2 FC4-6 1-2f		1-0 G2-3		4	0	1	0	0	1	2											
Craig Monroe, R OBP: 0.316, SLG: 0.451	1-1 G1-3		3-2 HR		3-2 G6-3			1-0 G6-3		4	2	2	1	0	0	2											
Eric Munson, L OBP: 0.295, SLG: 0.374	0-0 G4-3		3-1 HR			0-1 G4-3		0-0 SH2-3 15 SF7 2B		3	0	1	0	0	0	1											
15 Brandon Inge, R OBP: 0.224, SLG: 0.221	0-1 G6-3		2-1 F9			0-2 G6-3		0-1 SF7		3	0	0	1	0	0	2											
Ramon Santiago, S OBP: 0.316, SLG: 0.286			0-0 L9		1-2 G3		1-1 1B			3	0	1	0	0	0	0											
<b>Inning Stats</b>	R: 0 E: 0 K: 1 S: 6	H: 1 LOB: 1 BB: 0 P: 8	R: 0 E: 0 K: 0 S: 6	H: 1 LOB: 0 BB: 0 P: 8	R: 0 E: 0 K: 0 S: 8	H: 1 LOB: 1 BB: 0 P: 11	R: 1 E: 0 K: 1 S: 19	H: 2 LOB: 1 BB: 0 P: 31	R: 0 E: 0 K: 0 S: 5	H: 0 LOB: 0 BB: 0 P: 8	R: 0 E: 0 K: 0 S: 9	H: 0 LOB: 1 BB: 1 P: 17	R: 0 E: 0 K: 0 S: 9	H: 1 LOB: 1 BB: 0 P: 11	R: 0 E: 0 K: 1 S: 9	H: 1 LOB: 1 BB: 0 P: 13	R: 1 E: 0 K: 0 S: 4	H: 1 LOB: 0 BB: 0 P: 5	1B: 6 2B: 1 3B: 0 HR: 1	SF: 1 SAC: 1 DP: 0 HBP: 0	WP: 0 PB: 1 SB: 1 CS: 0	PA: 35					
<b>PITCHER</b>	IP	WLS	BF	H	R	ER	SO	BB	IBB	HBP	BLK	WP	HR	S	P	ERA	WHIP										
Tim Hudson, R ERA: 2.88	(1, 1)	8.0	32	7	1	1	3	1	0	0	0	0	0	71	107	1.12	1.000										
Ricardo Rincon, L ERA: 3.52	(9, 1)	0.2	L	3	1	1	0	0	0	0	0	0	0	4	5	13.50	1.500										

Oakland Athletics @ Detroit Tigers  
Comerica Park, Detroit, MI  
Wed May 14 2003, 7:05 PM EDT  
Att: 11,091 - Cloudy - 67°F

AB 32  
R 2  
H 8  
RBI 2  
BB 1  
SO 3  
LOB 14









Batter	1	2	3	4	5	6	7	8	9	AB	R	H	RBI	BB	SO	LOB	TOP																						
Mark Ellis, R OBP: 0.313, SLG: 0.388 (1, 4)	G5-3		F9		F9			G4-3		4	0	0	0	0	0	1	<b>Oakland Athletics @ Cleveland Indians</b> Jacobs Field, Cleveland, OH Fri May 16 2003, 7:05 PM EDT Att: 22,357 - Sunny - 66 F																						
Scott Hatteberg, L OBP: 0.354, SLG: 0.399 (1, 3)	1B		BB			K		K		3	0	1	0	1	2	0																							
Eric Chavez, L OBP: 0.344, SLG: 0.482 (1, 5)	F8		F8			K		K		4	0	0	0	0	2	3																							
Miguel Tejada, R OBP: 0.272, SLG: 0.398 (1, 6)	G3		K			HR		F9		4	1	1	1	0	1	3																							
Erubiel Durazo, L OBP: 0.376, SLG: 0.457 (1, 10)	G4-3		G6-3			K		K		4	0	0	0	0	2	0																							
Ramon Hernandez, R OBP: 0.376, SLG: 0.496 (1, 2)	HR		K			K		K		4	1	1	1	0	3	0																							
Eric Byrnes, R OBP: 0.404, SLG: 0.557 (1, 8)	P6		K			1B				3	0	1	0	0	1	0																							
Terrence Long, L OBP: 0.316, SLG: 0.427 (1, 9)	K				G2-3			P6		3	0	0	0	0	1	1																							
Ron Gant, R OBP: 0.189, SLG: 0.235 (1, 7)			BB		G1-3			F9		2	0	0	0	0	1	0																							
<b>Inning Stats</b>	R: 0 E: 0 K: 0 S: 8	H: 1 LOB: 1 BB: 0 P: 11	R: 1 E: 0 K: 1 S: 16	H: 1 LOB: 0 BB: 0 P: 20	R: 0 E: 0 K: 1 S: 10	H: 0 LOB: 2 BB: 2 P: 23	R: 0 E: 0 K: 2 S: 12	H: 0 LOB: 0 BB: 0 P: 16	R: 0 E: 0 K: 3 S: 7	H: 0 LOB: 0 BB: 0 P: 11	R: 1 E: 0 K: 3 S: 12	H: 1 LOB: 1 BB: 0 P: 20	R: 0 E: 0 K: 1 S: 9	H: 1 LOB: 1 BB: 0 P: 10	R: 0 E: 0 K: 2 S: 9	H: 0 LOB: 0 BB: 0 P: 13	R: 0 E: 0 K: 2 S: 8	H: 0 LOB: 0 BB: 0 P: 11	1B: 2 2B: 0 3B: 0 HR: 2	SF: 0 SAC: 0 DP: 0 HBP: 0	WP: 0 PB: 0 SB: 0 CS: 0	PA: 33																	
<b>PITCHER</b>	IP	WLS	BF	H	R	ER	SO	BB	IBB	HBP	BLK	WP	HR	S	P	ERA	WHIP	<b>PITCHER</b>				IP	WLS	BF	H	R	ER	SO	BB	IBB	HBP	BLK	WP	HR	S	P	ERA	WHIP	
CC Sabathia, L ERA: 3.0 (1, 1)	7.0		27	4	2	2	8	2	0	0	0	0	2	74	111	2.57	0.857					7.0		30	4	2	2	8	2	0	0	0	0	0	2	74	111	2.57	0.857
Billy Traber, L ERA: 3.99 (8, 1)	1.0	W	3	0	0	0	2	0	0	0	0	0	0	9	13	0.00	0.000					1.0	W	3	0	0	0	2	0	0	0	0	0	9	13	0.00	0.000		
Danys Baez, R ERA: 3.66 (9, 1)	1.0	S	3	0	0	0	2	0	0	0	0	0	0	8	11	0.00	0.000					1.0	S	3	0	0	0	2	0	0	0	0	8	11	0.00	0.000			

AB	31
R	2
H	4
RBI	2
BB	2
SO	12
LOB	9



Batter	1	2	3	4	5	6	7	8	9	AB	R	H	RBI	BB	SO	LOB	BOTTOM																					
Matt Lawton, L OBP: 0.304, SLG: 0.377 (1, 7)	G4-3		G1-3			G5-3		L4		4	0	0	0	0	0	1	<b>Oakland Athletics @ Cleveland Indians</b> Jacobs Field, Cleveland, OH Fri May 16 2003, 7:05 PM EDT Att: 22,357 - Sunny - 66 F																					
Omar Vizquel, S OBP: 0.351, SLG: 0.413 (1, 6)	G5-3		G6-3			HR		1B		4	2	2	0	0	0	1																						
Ellis Burks, R OBP: 0.357, SLG: 0.482 (1, 10)	G6-3				G4-3		1B	HR		4	1	2	3	0	0	0																						
Milton Bradley, S OBP: 0.425, SLG: 0.520 (1, 8)			L8		G1-3		1B	1B		2	0	1	0	1	0	0																						
Shane Spencer, R OBP: 0.294, SLG: 0.371 (1, 3)			G3-6-1		G5-3		1B			3	0	1	0	0	1	1																						
Ben Broussard, L OBP: 0.333, SLG: 0.545 (9, 3)			1B				K			0	0	0	0	0	0	0																						
Josh Bard, S OBP: 0.286, SLG: 0.289 (1, 2)			L8		G5-3			G6-3		3	0	0	0	0	0	2																						
Casey Blake, R OBP: 0.302, SLG: 0.377 (1, 5)			G3-6-1				K			2	0	0	0	1	1	2																						
Jody Gerut, L OBP: 0.264, SLG: 0.423 (1, 9)			G1-3		L7			G6-4-3		3	0	1	0	0	0	1																						
Brandon Phillips, R OBP: 0.273, SLG: 0.361 (1, 4)			P4				K			3	0	0	0	0	2	1																						
<b>Inning Stats</b>	R: 0 E: 0 K: 0 S: 6	H: 0 LOB: 0 BB: 0 P: 13	R: 0 E: 0 K: 0 S: 7	H: 1 LOB: 1 BB: 1 P: 13	R: 0 E: 0 K: 0 S: 9	H: 1 LOB: 1 BB: 0 P: 10	R: 0 E: 0 K: 0 S: 6	H: 0 LOB: 0 BB: 0 P: 8	R: 0 E: 0 K: 1 S: 9	H: 0 LOB: 0 BB: 0 P: 12	R: 2 E: 0 K: 2 S: 20	H: 3 LOB: 1 BB: 0 P: 28	R: 0 E: 0 K: 0 S: 7	H: 0 LOB: 0 BB: 1 P: 13	R: 1 E: 0 K: 1 S: 12	H: 2 LOB: 1 BB: 0 P: 17	R: 0 E: 0 K: 1 S: 8	H: 0 LOB: 0 BB: 0 P: 11	1B: 6 2B: 0 3B: 0 HR: 1	SF: 0 SAC: 0 DP: 2 HBP: 0	WP: 0 PB: 0 SB: 1 CS: 0	PA: 30																
<b>PITCHER</b>	IP	WLS	BF	H	R	ER	SO	BB	IBB	HBP	BLK	WP	HR	S	P	ERA	WHIP	<b>PITCHER</b>				IP	WLS	BF	H	R	ER	SO	BB	IBB	HBP	BLK	WP	HR	S	P	ERA	WHIP
Mark Mulder, L ERA: 2.65 (1, 1)	8.0	L	30	7	3	3	4	2	0	0	0	0	1	76	114	3.38	1.125					8.0	L	30	7	3	3	4	2	0	0	0	0	1	76	114	3.38	1.125

AB	28
R	3
H	7
RBI	3
BB	2
SO	4
LOB	9





Batter	1	2	3	4	5	6	7	8	9	AB	R	H	RBI	BB	SO	LOB	TOP																																																																																															
<b>Eric Byrnes, R</b> OBP: 0.404, SLG: 0.543 (1, 7)										4	0	1	0	1	1	2	<b>Oakland Athletics @ Cleveland Indians</b> Jacobs Field, Cleveland, OH Sat May 17 2003, 7:05 PM EDT Att: 23,958 - Sunny - 56 F																																																																																															
<b>Scott Hatteberg, L</b> OBP: 0.355, SLG: 0.390 (1, 3)										3	0	0	0	2	0	2																																																																																																
<b>3 Eric Chavez, L</b> OBP: 0.345, SLG: 0.476 (1, 5)										4	0	1	0	1	1	3																																																																																																
<b>Miguel Tejada, R</b> OBP: 0.270, SLG: 0.388 (1, 6)										4	1	0	0	1	0	7																																																																																																
<b>Erubiel Durazo, L</b> OBP: 0.379, SLG: 0.486 (1, 10)										4	1	2	2	0	0	1																																																																																																
<b>Terrence Long, L</b> OBP: 0.315, SLG: 0.418 (1, 9)										3	0	0	0	1	0	1																																																																																																
<b>Frank Menechino, R</b> OBP: 0.280, SLG: 0.100 (8, PH)										3	0	0	0	0	2	4																																																																																																
<b>Ron Gant, R</b> OBP: 0.184, SLG: 0.229 (8, 7)										1	0	0	0	0	0	0																																																																																																
<b>Chris Singleton, L</b> OBP: 0.336, SLG: 0.410 (8, PH)										2	0	0	0	0	0	0																																																																																																
<b>Ramon Hernandez, R</b> OBP: 0.375, SLG: 0.492 (8, 2)										1	0	0	0	0	0	0																																																																																																
<b>Mark Johnson, L</b> OBP: 0.241, SLG: 0.167 (8, 4)										2	0	0	0	0	1	0																																																																																																
<b>Mark Ellis, R</b> OBP: 0.317, SLG: 0.388 (8, 4)										0	0	0	0	1	0	0																																																																																																
<b>Inning Stats</b>	R: 0 E: 0 K: 0 S: 13	H: 0 LOB: 1 BB: 1 P: 19	R: 0 E: 0 K: 0 S: 7	H: 0 LOB: 0 BB: 0 P: 10	R: 0 E: 0 K: 1 S: 9	H: 1 LOB: 1 BB: 0 P: 16	R: 0 E: 0 K: 1 S: 13	H: 1 LOB: 2 BB: 1 P: 26	R: 0 E: 0 K: 0 S: 7	H: 0 LOB: 0 BB: 0 P: 10	R: 1 E: 1 K: 1 S: 12	H: 1 LOB: 2 BB: 1 P: 20	R: 0 E: 0 K: 1 S: 7	H: 0 LOB: 3 BB: 2 P: 20	R: 1 E: 0 K: 0 S: 12	H: 1 LOB: 0 BB: 0 P: 15	R: 0 E: 0 K: 1 S: 13	H: 0 LOB: 2 BB: 2 P: 22	1B: 2 2B: 1 3B: 0 HR: 1	SF: 0 SAC: 1 DP: 0 HBP: 1	WP: 0 PB: 0 SB: 2 CS: 0	PA: 40																																																																																										
<b>PITCHER</b>	IP WLS BF H R ER SO BB IBB HBP BLK WP HR S P ERA WHIP	<table border="0"> <tr> <td><b>Ricardo Rodriguez, R</b> ERA: 4.31</td> <td>(1, 1)</td> <td>6.0</td> <td>25</td> <td>3</td> <td>1</td> <td>1</td> <td>3</td> <td>3</td> <td>0</td> <td>0</td> <td>0</td> <td>0</td> <td>0</td> <td>0</td> <td>61</td> <td>101</td> <td>1.50</td> <td>1.000</td> </tr> <tr> <td><b>53 Carl Sadler, L</b> ERA: 2.0</td> <td>(7, 1)</td> <td>0.1</td> <td>H</td> <td>2</td> <td>0</td> <td>0</td> <td>0</td> <td>0</td> <td>0</td> <td>1</td> <td>0</td> <td>0</td> <td>0</td> <td>0</td> <td>0</td> <td>5</td> <td>0.00</td> <td>0.000</td> </tr> <tr> <td><b>David Riske, R</b> ERA: 4.25</td> <td>(7, 1)</td> <td>0.1</td> <td>H</td> <td>1</td> <td>0</td> <td>0</td> <td>0</td> <td>1</td> <td>0</td> <td>0</td> <td>0</td> <td>0</td> <td>0</td> <td>0</td> <td>3</td> <td>4</td> <td>0.00</td> <td>0.000</td> </tr> <tr> <td><b>Billy Traber, L</b> ERA: 3.68</td> <td>(7, 1)</td> <td>0.0</td> <td></td> <td>2</td> <td>0</td> <td>0</td> <td>0</td> <td>2</td> <td>0</td> <td>0</td> <td>0</td> <td>0</td> <td>0</td> <td>1</td> <td>9</td> <td>=</td> <td>=</td> <td></td> </tr> <tr> <td><b>Jason Boyd, R</b> ERA: 3.45</td> <td>(7, 1)</td> <td>0.1</td> <td>H</td> <td>1</td> <td>0</td> <td>0</td> <td>0</td> <td>0</td> <td>0</td> <td>0</td> <td>0</td> <td>0</td> <td>0</td> <td>0</td> <td>2</td> <td>2</td> <td>0.00</td> <td>0.000</td> </tr> </table>																<b>Ricardo Rodriguez, R</b> ERA: 4.31	(1, 1)	6.0	25	3	1	1	3	3	0	0	0	0	0	0	61	101	1.50	1.000	<b>53 Carl Sadler, L</b> ERA: 2.0	(7, 1)	0.1	H	2	0	0	0	0	0	1	0	0	0	0	0	5	0.00	0.000	<b>David Riske, R</b> ERA: 4.25	(7, 1)	0.1	H	1	0	0	0	1	0	0	0	0	0	0	3	4	0.00	0.000	<b>Billy Traber, L</b> ERA: 3.68	(7, 1)	0.0		2	0	0	0	2	0	0	0	0	0	1	9	=	=		<b>Jason Boyd, R</b> ERA: 3.45	(7, 1)	0.1	H	1	0	0	0	0	0	0	0	0	0	0	2	2	0.00	0.000
<b>Ricardo Rodriguez, R</b> ERA: 4.31	(1, 1)	6.0	25	3	1	1	3	3	0	0	0	0	0	0	61	101	1.50	1.000																																																																																														
<b>53 Carl Sadler, L</b> ERA: 2.0	(7, 1)	0.1	H	2	0	0	0	0	0	1	0	0	0	0	0	5	0.00	0.000																																																																																														
<b>David Riske, R</b> ERA: 4.25	(7, 1)	0.1	H	1	0	0	0	1	0	0	0	0	0	0	3	4	0.00	0.000																																																																																														
<b>Billy Traber, L</b> ERA: 3.68	(7, 1)	0.0		2	0	0	0	2	0	0	0	0	0	1	9	=	=																																																																																															
<b>Jason Boyd, R</b> ERA: 3.45	(7, 1)	0.1	H	1	0	0	0	0	0	0	0	0	0	0	2	2	0.00	0.000																																																																																														
<b>PITCHER</b>	IP WLS BF H R ER SO BB IBB HBP BLK WP HR S P ERA WHIP	<table border="0"> <tr> <td><b>Terry Mulholland, L</b> ERA: 3.5</td> <td>(8, 1)</td> <td>1.0</td> <td>W</td> <td>4</td> <td>1</td> <td>1</td> <td>0</td> <td>0</td> <td>0</td> <td>0</td> <td>0</td> <td>0</td> <td>0</td> <td>0</td> <td>1</td> <td>12</td> <td>15</td> <td>9.00</td> <td>1.000</td> </tr> <tr> <td><b>Danyis Baez, R</b> ERA: 3.48</td> <td>(8, 1)</td> <td>1.0</td> <td>S</td> <td>5</td> <td>0</td> <td>0</td> <td>0</td> <td>2</td> <td>0</td> <td>0</td> <td>0</td> <td>0</td> <td>0</td> <td>0</td> <td>13</td> <td>22</td> <td>0.00</td> <td>2.000</td> </tr> </table>																<b>Terry Mulholland, L</b> ERA: 3.5	(8, 1)	1.0	W	4	1	1	0	0	0	0	0	0	0	0	1	12	15	9.00	1.000	<b>Danyis Baez, R</b> ERA: 3.48	(8, 1)	1.0	S	5	0	0	0	2	0	0	0	0	0	0	13	22	0.00	2.000																																																								
<b>Terry Mulholland, L</b> ERA: 3.5	(8, 1)	1.0	W	4	1	1	0	0	0	0	0	0	0	0	1	12	15	9.00	1.000																																																																																													
<b>Danyis Baez, R</b> ERA: 3.48	(8, 1)	1.0	S	5	0	0	0	2	0	0	0	0	0	0	13	22	0.00	2.000																																																																																														

**Oakland Athletics @ Cleveland Indians**  
 Jacobs Field, Cleveland, OH  
 Sat May 17 2003, 7:05 PM EDT  
 Att: 23,958 - Sunny - 56 F

AB	31
R	2
H	4
RBI	2
BB	7
SO	5
LOB	20



Batter	1	2	3	4	5	6	7	8	9	AB	R	H	RBI	BB	SO	LOB	BOTTOM																																																									
<b>Matt Lawton, L</b> OBP: 0.302, SLG: 0.373 (1, 7)										4	1	1	1	0	0	1	<b>Oakland Athletics @ Cleveland Indians</b> Jacobs Field, Cleveland, OH Sat May 17 2003, 7:05 PM EDT Att: 23,958 - Sunny - 56 F																																																									
<b>Omar Vizquel, S</b> OBP: 0.345, SLG: 0.405 (1, 6)										3	0	0	1	0	0	0																																																										
<b>Ellis Burks, R</b> OBP: 0.361, SLG: 0.486 (1, 10)										3	0	1	0	1	0	0																																																										
<b>Milton Bradley, S</b> OBP: 0.427, SLG: 0.510 (1, 8)										2	0	0	0	2	1	0																																																										
<b>Shane Spencer, R</b> OBP: 0.285, SLG: 0.358 (1, 9)										4	0	0	0	0	2	4																																																										
<b>Josh Bard, S</b> OBP: 0.307, SLG: 0.325 (1, 2)											3	2	1	0	0	0																																																										
<b>Casey Blake, R</b> OBP: 0.302, SLG: 0.385 (9, 3)											3	0	1	0	0	0																																																										
<b>Ben Broussard, L</b> OBP: 0.280, SLG: 0.462 (8, PH)										2	0	0	0	0	1	2																																																										
<b>Brandon Phillips, R</b> OBP: 0.279, SLG: 0.381 (9, 4)										0	1	0	0	1	0	0																																																										
<b>John McDonald, R</b> OBP: 0.327, SLG: 0.449 (9, 5)										1	0	0	1	0	0	0																																																										
<b>Inning Stats</b>	R: 0 E: 0 K: 0 S: 7	H: 0 LOB: 0 BB: 0 P: 11	R: 1 E: 0 K: 1 S: 9	H: 1 LOB: 0 BB: 0 P: 12	R: 0 E: 0 K: 0 S: 8	H: 0 LOB: 0 BB: 0 P: 10	R: 0 E: 0 K: 0 S: 8	H: 1 LOB: 1 BB: 1 P: 16	R: 1 E: 0 K: 1 S: 11	H: 2 LOB: 1 BB: 0 P: 14	R: 0 E: 0 K: 0 S: 9	H: 0 LOB: 0 BB: 0 P: 15	R: 0 E: 0 K: 1 S: 9	H: 0 LOB: 0 BB: 0 P: 16	R: 2 E: 1 K: 1 S: 14	H: 1 LOB: 2 BB: 3 P: 27	1B: 2 2B: 2 3B: 0 HR: 1	SF: 1 SAC: 2 DP: 0 HBP: 0	WP: 0 PB: 0 SB: 0 CS: 2	PA: 32																																																						
<b>PITCHER</b>	IP WLS BF H R ER SO BB IBB HBP BLK WP HR S P ERA WHIP	<table border="0"> <tr> <td><b>John Halama, L</b> ERA: 3.65</td> <td>(1, 1)</td> <td>6.0</td> <td>22</td> <td>4</td> <td>2</td> <td>2</td> <td>2</td> <td>1</td> <td>0</td> <td>0</td> <td>0</td> <td>0</td> <td>0</td> <td>0</td> <td>9</td> <td>16</td> <td>0.00</td> <td>0.000</td> </tr> <tr> <td><b>Chad Bradford, R</b> ERA: 3.2</td> <td>(7, 1)</td> <td>1.0</td> <td>3</td> <td>0</td> <td>0</td> <td>0</td> <td>1</td> <td>0</td> <td>0</td> <td>0</td> <td>0</td> <td>0</td> <td>0</td> <td>0</td> <td>9</td> <td>16</td> <td>0.00</td> <td>0.000</td> </tr> <tr> <td><b>Ricardo Rincon, L</b> ERA: 3.86</td> <td>(8, 1)</td> <td>1.0</td> <td>L</td> <td>7</td> <td>1</td> <td>2</td> <td>1</td> <td>1</td> <td>3</td> <td>0</td> <td>0</td> <td>0</td> <td>0</td> <td>0</td> <td>14</td> <td>27</td> <td>9.00</td> <td>4.000</td> </tr> </table>																<b>John Halama, L</b> ERA: 3.65	(1, 1)	6.0	22	4	2	2	2	1	0	0	0	0	0	0	9	16	0.00	0.000	<b>Chad Bradford, R</b> ERA: 3.2	(7, 1)	1.0	3	0	0	0	1	0	0	0	0	0	0	0	9	16	0.00	0.000	<b>Ricardo Rincon, L</b> ERA: 3.86	(8, 1)	1.0	L	7	1	2	1	1	3	0	0	0	0	0	14	27	9.00	4.000
<b>John Halama, L</b> ERA: 3.65	(1, 1)	6.0	22	4	2	2	2	1	0	0	0	0	0	0	9	16	0.00	0.000																																																								
<b>Chad Bradford, R</b> ERA: 3.2	(7, 1)	1.0	3	0	0	0	1	0	0	0	0	0	0	0	9	16	0.00	0.000																																																								
<b>Ricardo Rincon, L</b> ERA: 3.86	(8, 1)	1.0	L	7	1	2	1	1	3	0	0	0	0	0	14	27	9.00	4.000																																																								

**Oakland Athletics @ Cleveland Indians**  
 Jacobs Field, Cleveland, OH  
 Sat May 17 2003, 7:05 PM EDT  
 Att: 23,958 - Sunny - 56 F

AB	25
R	4
H	5
RBI	4
BB	4
SO	4
LOB	7





Batter	1	2	3	4	5	6	7	8	9	AB	R	H	RBI	BB	SO	LOB	TOP					
<b>Eric Byrnes, R</b> OBP: 0.394, SLG: 0.531 (1, 8)	G3			G6-3		K		SF9	1B FC5-4	4	1	1	2	0	1	1	<b>Oakland Athletics @ Cleveland Indians</b> Jacobs Field, Cleveland, OH Sun May 18 2003, 1:05 PM EDT Att: 25,421 - Cloudy - 63 F					
<b>Scott Hatteberg, L</b> OBP: 0.382, SLG: 0.393 (1, 3)	L7			G3			FC6-4 BB	BB 1B	BB 1B	4	0	2	2	1	0	0						
<b>Miguel Tejada, R</b> OBP: 0.288, SLG: 0.379 (1, 6)	F8			P4			FC6-4 G5-4-3	BB	FC5-4	4	0	0	1	1	0	2						
<b>Eric Chavez, L</b> OBP: 0.341, SLG: 0.473 (1, 5)		G3			G1-3			G5-4-3	P6	5	0	1	0	0	0	4						
<b>Erbiel Durazo, L</b> OBP: 0.379, SLG: 0.486 (1, 10)		G6-4-3 BB			G6-3			G3	BB 1B	4	1	1	0	1	0	2						
<b>Ramon Hernandez, R</b> OBP: 0.370, SLG: 0.484 (1, 2)		G6-4-3			G5-3			BB 1B	B1-3	4	1	1	0	0	0	2						
<b>Mark Ellis, R</b> OBP: 0.326, SLG: 0.402 (1, 4)				F7		G3		BB 1B	BB 1B	4	2	3	1	0	0	0						
<b>Terrence Long, L</b> OBP: 0.319, SLG: 0.420 (1, 9)				F7		G3		SF9 1B	BB 1B	4	2	2	0	0	0	1						
<b>Ron Gant, R</b> OBP: 0.195, SLG: 0.237 <b>Chris Singleton, L</b> OBP: 0.342, SLG: 0.415 (1, 7) (9, PH)				G6-3		K		BB 1B	BB 1B	3	0	1	1	0	1	1						
<b>Inning Stats</b>	R: 0 E: 0 K: 0 S: 6	H: 0 LOB: 0 BB: 0 P: 12	R: 0 E: 0 K: 0 S: 6	H: 0 LOB: 0 BB: 1 P: 11	R: 0 E: 0 K: 0 S: 9	H: 0 LOB: 0 BB: 0 P: 15	R: 0 E: 0 K: 0 S: 8	H: 0 LOB: 0 BB: 0 P: 12	R: 0 E: 0 K: 2 S: 17	H: 1 LOB: 0 BB: 0 P: 25	R: 0 E: 0 K: 0 S: 7	H: 0 LOB: 0 BB: 1 P: 12	R: 3 E: 0 K: 0 S: 20	H: 5 LOB: 3 BB: 1 P: 32	R: 5 E: 0 K: 0 S: 21	H: 7 LOB: 2 BB: 0 P: 25	1B: 10 2B: 3 3B: 0 HR: 0	SF: 1 SAC: 0 DP: 2 HBP: 0	WP: 0 PB: 0 SB: 0 CS: 0	PA: 41		
<b>PITCHER</b>	IP	WLS	BF	H	R	ER	SO	BB	IBB	HBP	BLK	WP	HR	S	P	ERA	WHIP					
<b>Brian Anderson, L</b> ERA: 5.14 <b>Jason Boyd, R</b> ERA: 9.0 <b>Terry Mulholland, L</b> ERA: 3.44 <b>Danyes Baez, R</b> ERA: 5.57 <b>53 Carl Sadler, L</b> ERA: 1.88	(1, 1) (8, 1) (8, 1) (9, 1) (9, 1)	7.1 0.1 0.1 0.1 0.2	27 3 1 6 4	5 1 0 5 2	3 0 0 5 0	3 0 0 5 0	2 0 0 0 0	2 1 0 0 0	0 0 0 0 0	0 0 0 0 0	0 0 0 0 0	0 0 0 0 0	0 0 0 0 0	0 0 0 0 0	8 3 13 8 10	115 13 4 15 10	3.68 0.00 0.00 135.00 0.00	0.955 6.000 0.000 15.000 3.000				

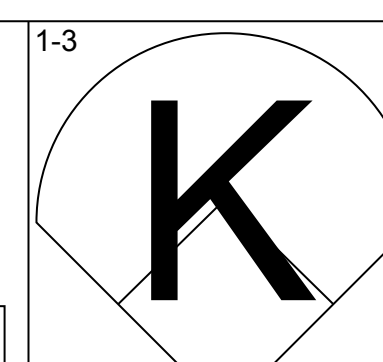
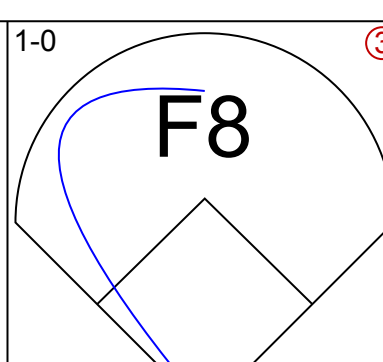
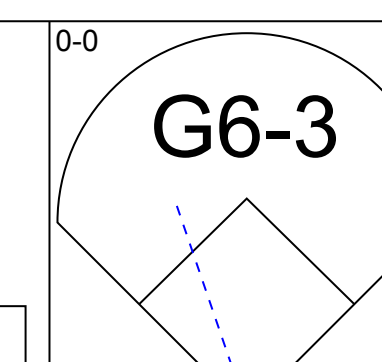
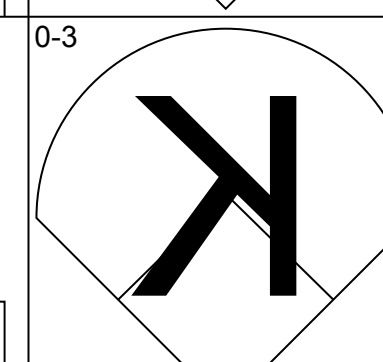
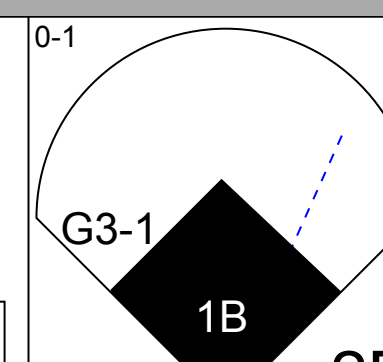
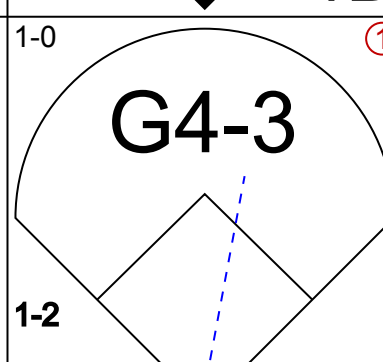
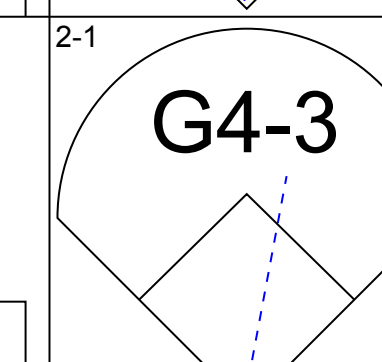
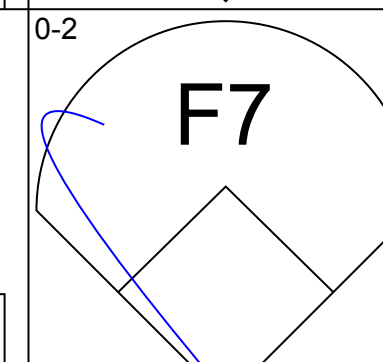
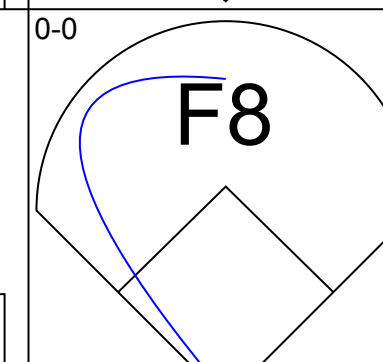
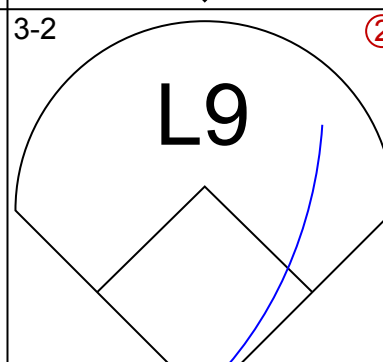
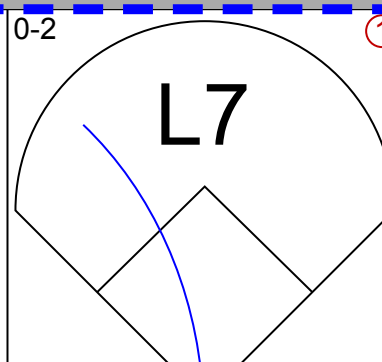
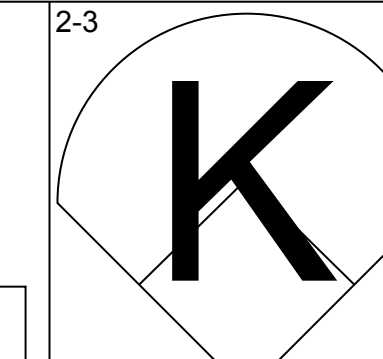
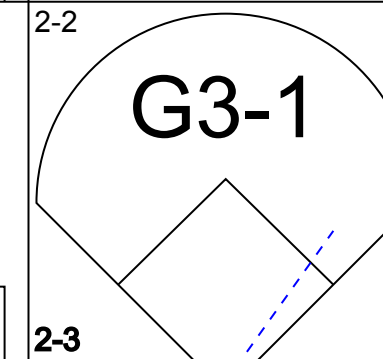
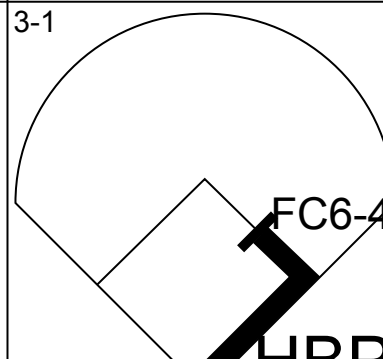
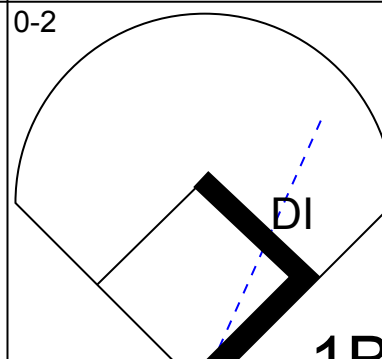
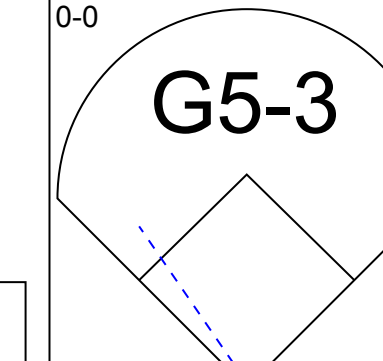
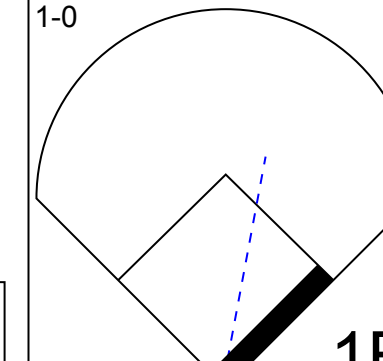
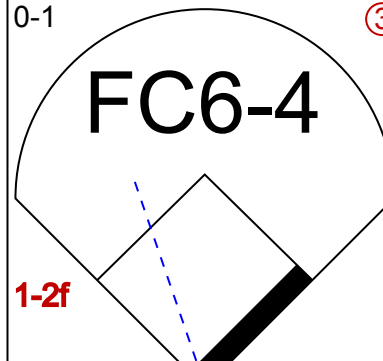
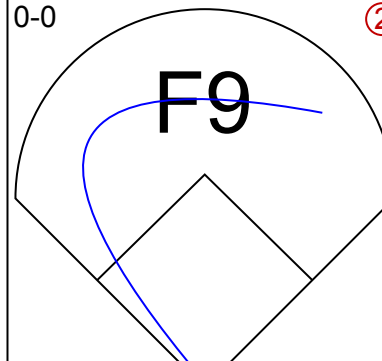
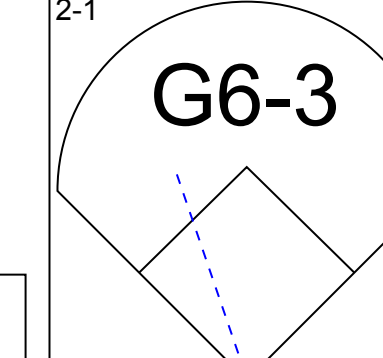
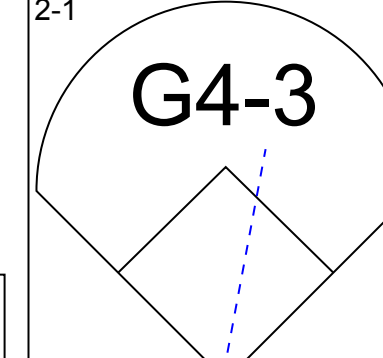
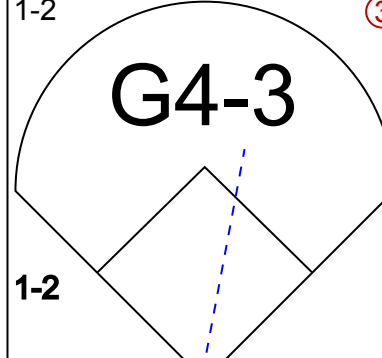
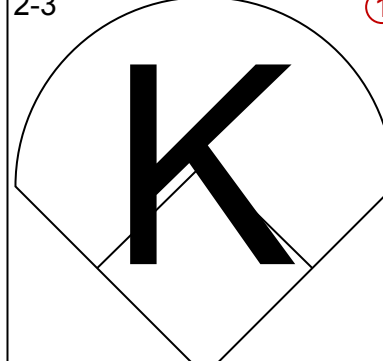
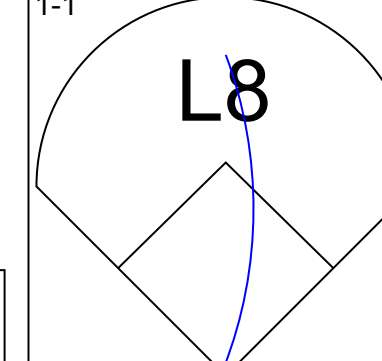
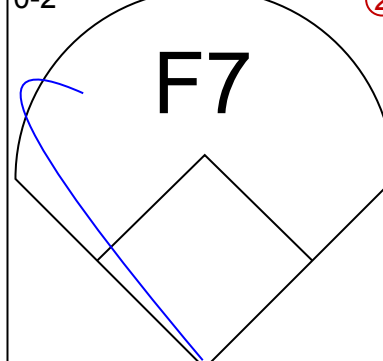
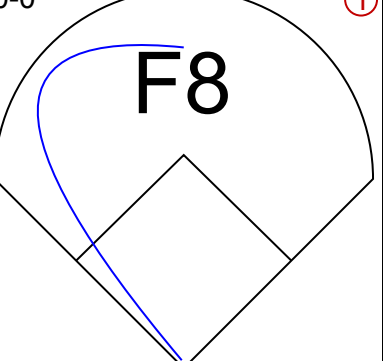
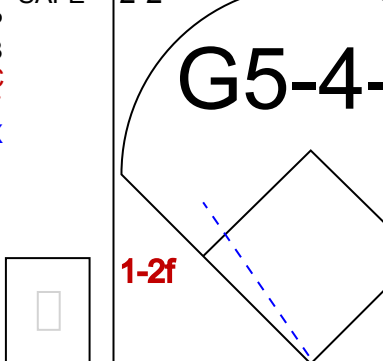
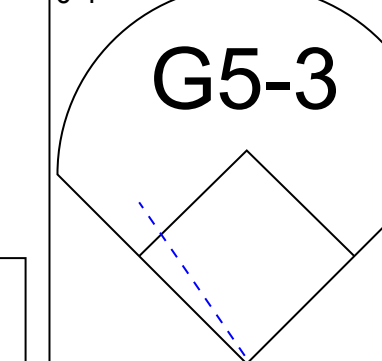
AB	37
R	8
H	13
RBI	8
BB	3
SO	2
LOB	13



Batter	1	2	3	4	5	6	7	8	9	AB	R	H	RBI	BB	SO	LOB	BOTTOM					
<b>Jody Gerut, L</b> OBP: 0.259, SLG: 0.421 (1, 9)	1B 2B	L6		G4-3		G4-3			K	5	1	1	0	0	1	1	<b>Oakland Athletics @ Cleveland Indians</b> Jacobs Field, Cleveland, OH Sun May 18 2003, 1:05 PM EDT Att: 25,421 - Cloudy - 63 F					
<b>Omar Vizquel, S</b> OBP: 0.341, SLG: 0.395 (1, 6)	B1			L9		E4			K	4	1	0	0	1	1	2						
<b>Ellis Burks, R</b> OBP: 0.368, SLG: 0.493 (1, 10)	S 1B			WP G4-3		1B E			G3	4	3	2	1	1	1	1						
<b>Milton Bradley, S</b> OBP: 0.430, SLG: 0.505 (1, 8)	K			G4-3 WP		E			G1-4-3	3	0	1	0	1	1	1						
<b>Shane Spencer, R</b> OBP: 0.291, SLG: 0.358 (1, 7)	1B BB			K		E2			K	3	0	1	0	1	2	2						
<b>Casey Blake, R</b> OBP: 0.301, SLG: 0.380 (1, 3)	BB			G4-3		K			F9	4	0	1	2	0	1	3						
<b>Tim Laker, R</b> OBP: 0.316, SLG: 0.429 (1, 2)	F9			G1-3		K			K	4	0	0	0	0	2	5						
<b>John McDonald, R</b> OBP: 0.304, SLG: 0.415 (1, 5)		F9		F7		K			K	4	0	0	0	0	2	2						
<b>Brandon Phillips, R</b> OBP: 0.271, SLG: 0.349 (1, 4)		K		E4 G4-3		K			P6	4	0	0	0	0	2	0						
<b>Inning Stats</b>	R: 2 E: 0 K: 1 S: 17	H: 3 LOB: 2 BB: 1 P: 30	R: 0 E: 0 K: 1 S: 5	H: 0 LOB: 0 BB: 0 P: 9	R: 2 E: 0 K: 1 S: 17	H: 1 LOB: 1 BB: 2 P: 30	R: 0 E: 1 K: 0 S: 13	H: 0 LOB: 0 BB: 0 P: 17	R: 1 E: 1 K: 3 S: 16	H: 2 LOB: 2 BB: 1 P: 21	R: 0 E: 1 K: 2 S: 11	H: 0 LOB: 1 BB: 0 P: 13	R: 0 E: 0 K: 1 S: 8	H: 0 LOB: 0 BB: 0 P: 10	R: 0 E: 0 K: 2 S: 8	H: 0 LOB: 0 BB: 0 P: 9	R: 0 E: 0 K: 2 S: 12	H: 0 LOB: 0 BB: 0 P: 15	1B: 4 2B: 2 3B: 0 HR: 0	SF: 0 SAC: 0 DP: 0 HBP: 0	WP: 1 PB: 0 SB: 2 CS: 0	PA: 39
<b>PITCHER</b>	IP	WLS	BF	H	R	ER	SO	BB	IBB	HBP	BLK	WP	HR	S	P	ERA	WHIP					
<b>Ted Lilly, L</b> ERA: 4.08 <b>Chad Bradford, R</b> ERA: 2.91 <b>Jim Mecir, R</b> ERA: 5.68 <b>Keith Foulke, R</b> ERA: 2.49	(1, 1) (5, 1) (7, 1) (8, 1)	4.0 2.0 1.0 2.0	22 8 3 6	5 1 0 0	4 0 0 0	3 0 0 0	3 5 0 4	0 0 0 0	0 0 0 0	0 0 0 0	0 0 0 0	0 0 0 0	0 0 0 0	56 23 8 20	94 26 10 24	9.00 0.00 0.00 0.00	2.250 0.500 0.000 0.000					



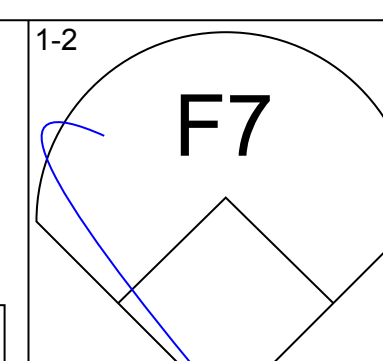
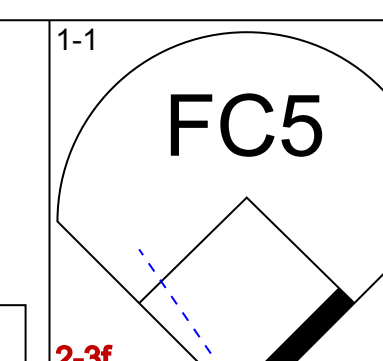
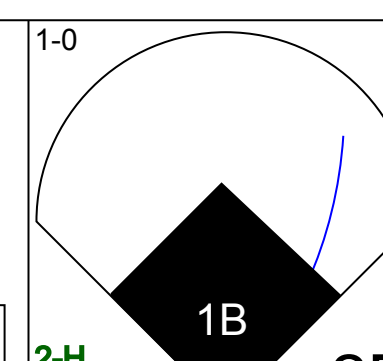
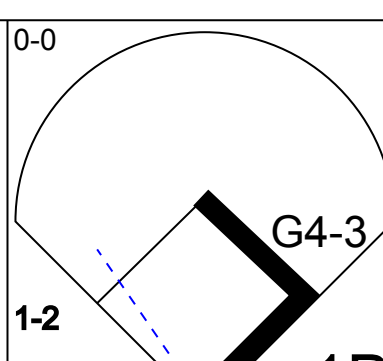
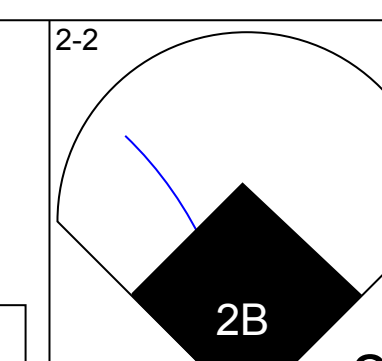
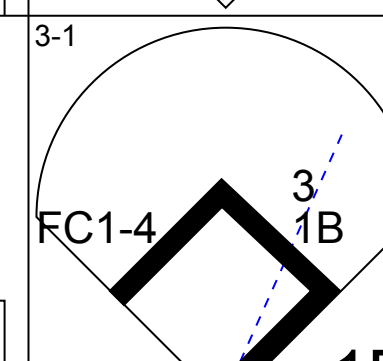
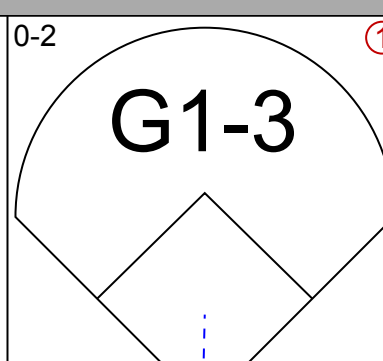
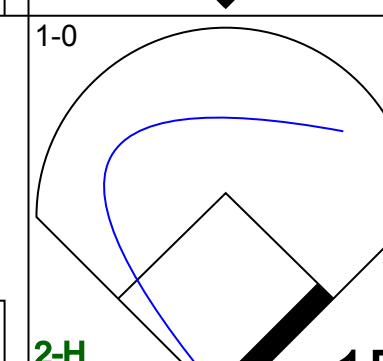
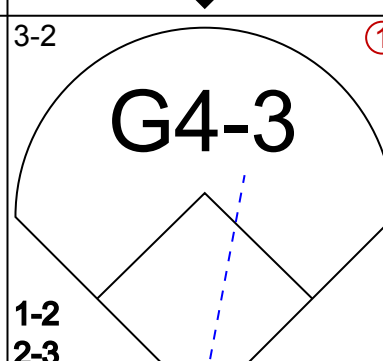
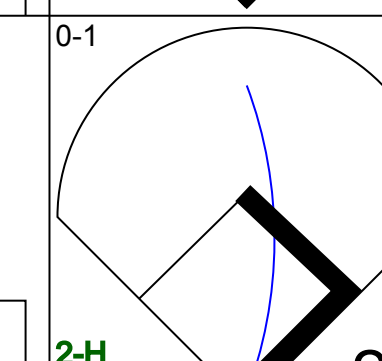
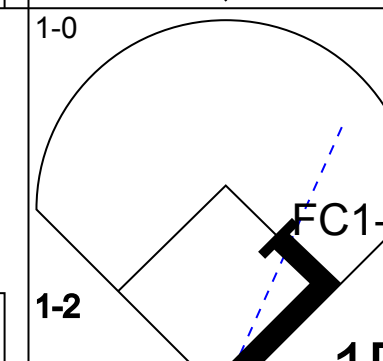
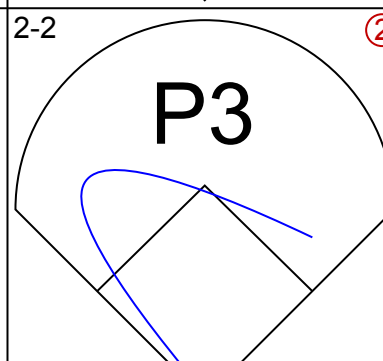
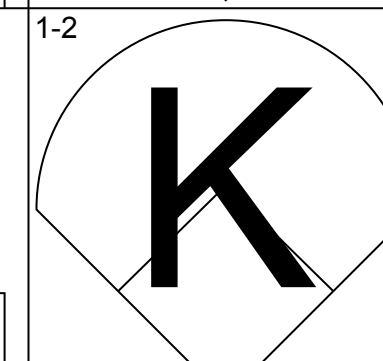
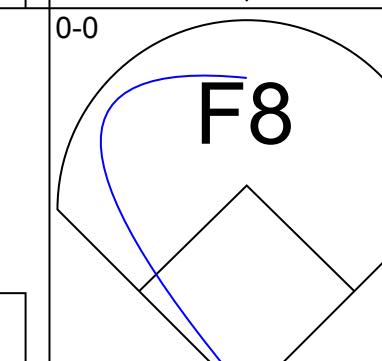
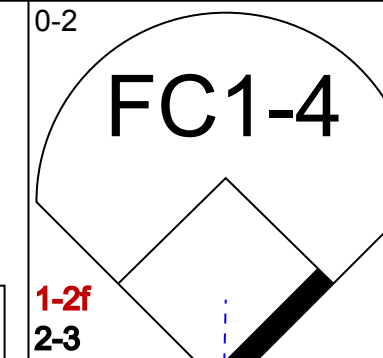

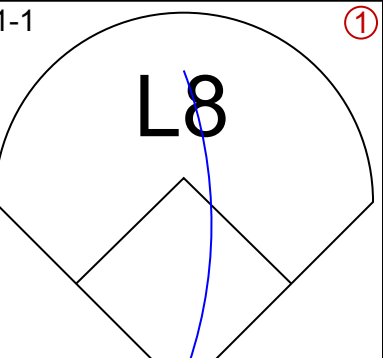
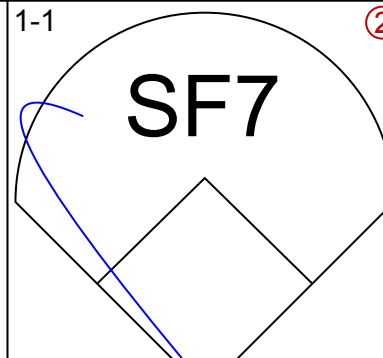
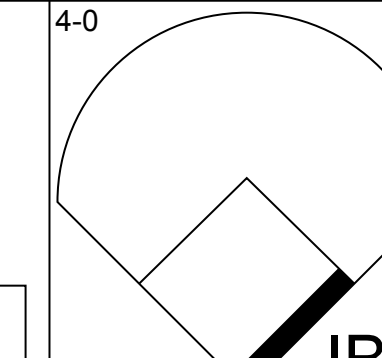
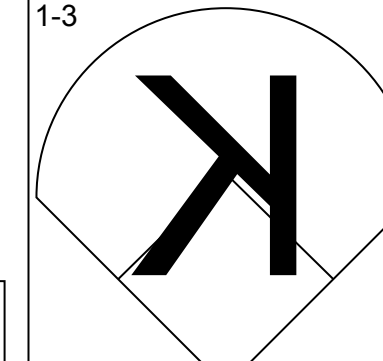

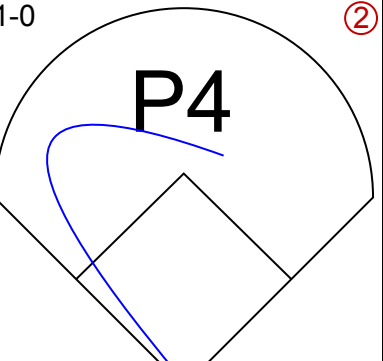
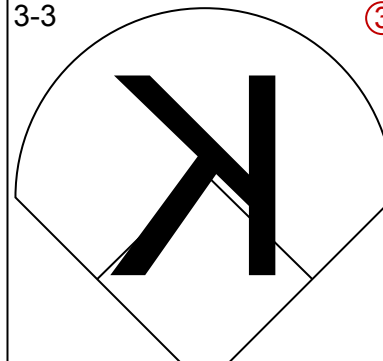
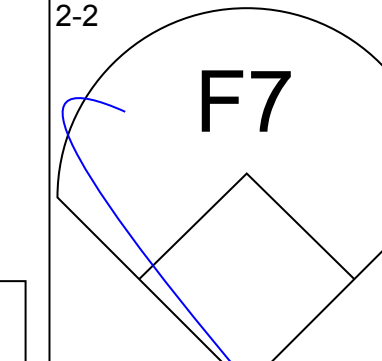
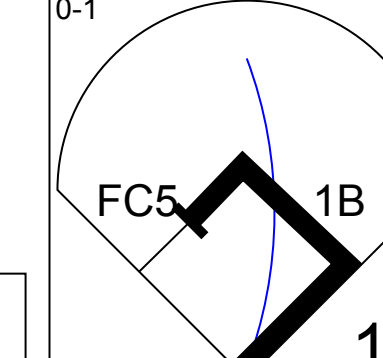
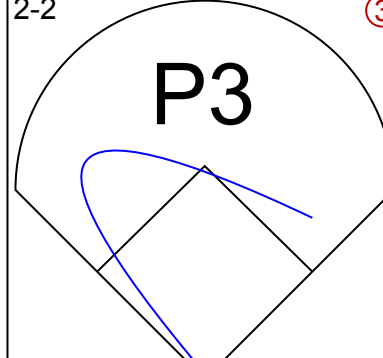
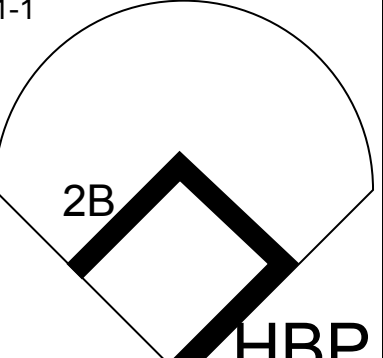
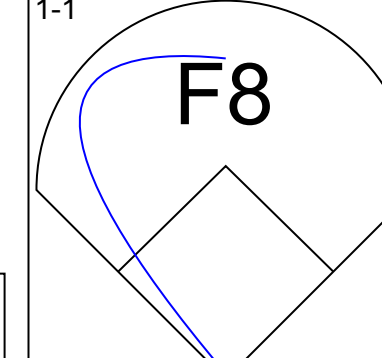
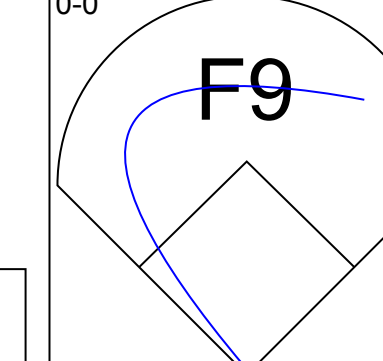
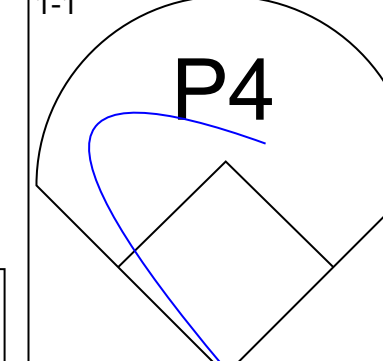

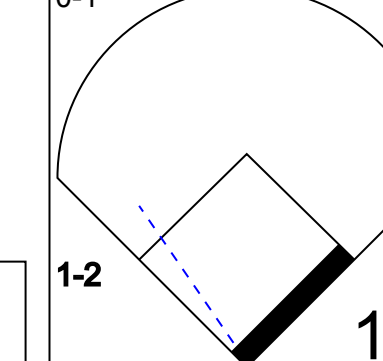
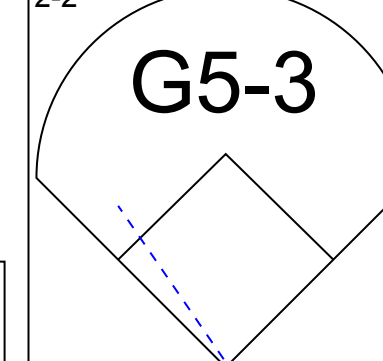
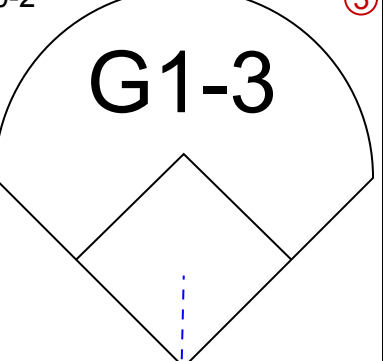
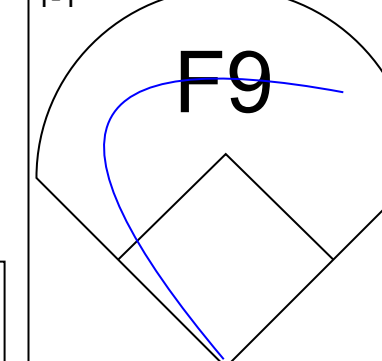
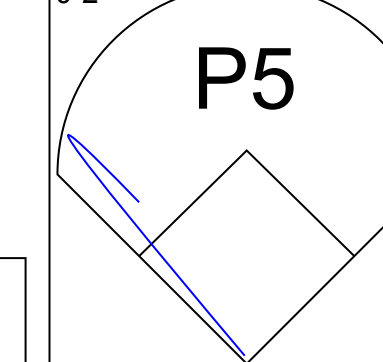
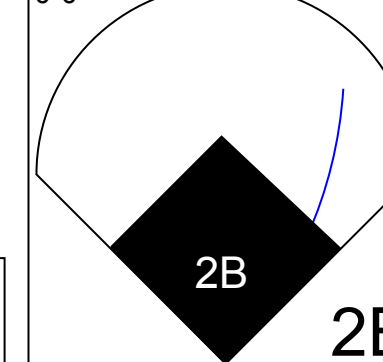
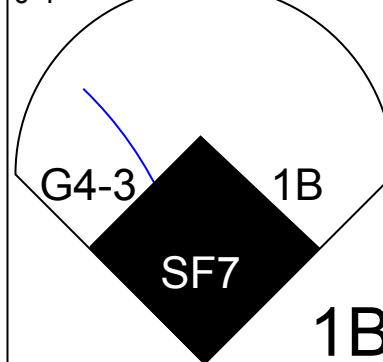
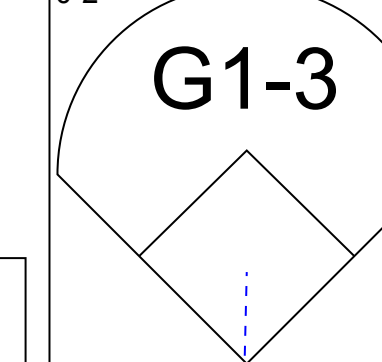


Batter	1	2	3	4	5	6	7	8	9	AB	R	H	RBI	BB	SO	LOB	TOP										
<b>Jacque Jones, L</b> OBP: 0.354, SLG: 0.487 (1, 7)										4	0	1	0	0	1	1											
<b>Cristian Guzman, S</b> OBP: 0.310, SLG: 0.400 (1, 6)										4	1	1	0	0	1	1											
<b>Corey Koskie, L</b> OBP: 0.376, SLG: 0.434 (1, 5)										4	0	0	0	0	0	2											
<b>Bobby Kielty, S</b> OBP: 0.400, SLG: 0.504 (1, 10)										3	0	1	0	0	1	1											
<b>Tori Hunter, R</b> OBP: 0.290, SLG: 0.392 (1, 8)										4	0	1	1	0	0	3											
<b>Todd Sears, L</b> OBP: 0.392, SLG: 0.488 (1, 3)										4	0	0	0	0	0	2											
<b>Dustan Mohr, R</b> OBP: 0.313, SLG: 0.459 (1, 9)										3	0	1	0	0	1	0											
<b>A.J. Pierzynski, L</b> OBP: 0.305, SLG: 0.420 (1, 2)										3	0	0	0	0	1	1											
<b>Luis Rivas, R</b> OBP: 0.287, SLG: 0.359 (1, 4)										3	0	1	0	0	0	1											
<b>Inning Stats</b>	R: 0 E: 0 K: 2 S: 9	H: 0 LOB: 0 BB: 0 P: 10	R: 0 E: 0 K: 1 S: 6	H: 0 LOB: 0 BB: 0 P: 10	R: 0 E: 0 K: 1 S: 9	H: 1 LOB: 1 BB: 0 P: 12	R: 1 E: 0 K: 0 S: 9	H: 2 LOB: 1 BB: 0 P: 14	R: 0 E: 0 K: 0 S: 10	H: 1 LOB: 2 BB: 0 P: 19	R: 0 E: 0 K: 1 S: 8	H: 0 LOB: 0 BB: 0 P: 11	R: 0 E: 0 K: 0 S: 5	H: 0 LOB: 0 BB: 0 P: 7	R: 0 E: 0 K: 0 S: 10	H: 1 LOB: 1 BB: 0 P: 11	1B: 4 2B: 2 3B: 0 HR: 0	SF: 0 SAC: 0 DP: 1 HBP: 1	WP: 0 PA: 33 PB: 0 SB: 0 CS: 0								
<b>PITCHER</b>	IP	WLS	BF	H	R	ER	SO	BB	IBB	HBP	BLK	WP	HR	S	P	ERA	WHIP										
<b>Tim Hudson, R</b> ERA: 2.69 (1, 1)	8.0	W	29	5	1	1	5	0	0	1	0	0	0	63	94	1.12	0.625										
<b>Keith Foulke, R</b> ERA: 2.39 (9, 1)	1.0	S	4	1	0	0	0	0	0	0	0	0	0	10	11	0.00	1.000										

Minnesota Twins @ Oakland Athletics  
Network Associates Coliseum, Oakland, CA  
Tue May 20 2003, 10:05 PM EDT  
Att. 13,340 - Sunny - 71 F

AB 32  
R 1  
H 6  
RBI 1  
BB 0  
SO 5  
LOB 12



Batter	1	2	3	4	5	6	7	8	9	AB	R	H	RBI	BB	SO	LOB	BOTTOM										
<b>Eric Byrnes, R</b> OBP: 0.404, SLG: 0.554 (1, 7)										5	2	3	1	0	0	2											
<b>Scott Hatteberg, L</b> OBP: 0.369, SLG: 0.406 (1, 3)										5	0	3	2	0	0	2											
<b>3 Eric Chavez, L</b> OBP: 0.343, SLG: 0.468 (1, 5)										4	0	1	0	1	1	2											
<b>Miguel Tejada, R</b> OBP: 0.272, SLG: 0.384 (1, 6)										3	0	1	1	1	0	2											
<b>Erubiel Durazo, L</b> OBP: 0.374, SLG: 0.474 (1, 10)										4	0	0	0	1	2	6											
<b>Ramon Hernandez, R</b> OBP: 0.373, SLG: 0.480 (1, 2)										3	0	1	0	0	0	2											
<b>Terrence Long, L</b> OBP: 0.318, SLG: 0.422 (1, 9)										4	0	1	0	0	1	1											
<b>Mark Ellis, R</b> OBP: 0.324, SLG: 0.399 (1, 4)										4	0	1	0	0	0	2											
<b>Chris Singleton, L</b> OBP: 0.347, SLG: 0.427 (1, 8)										4	2	2	0	0	0	2											
<b>Inning Stats</b>	R: 0 E: 0 K: 1 S: 13	H: 2 LOB: 2 BB: 0 P: 19	R: 0 E: 0 K: 0 S: 10	H: 2 LOB: 0 BB: 0 P: 11	R: 0 E: 0 K: 0 S: 13	H: 1 LOB: 2 BB: 1 P: 21	R: 2 E: 0 K: 1 S: 11	H: 3 LOB: 1 BB: 0 P: 17	R: 0 E: 0 K: 0 S: 9	H: 1 LOB: 2 BB: 0 P: 12	R: 1 E: 0 K: 1 S: 11	H: 2 LOB: 1 BB: 1 P: 22	R: 0 E: 0 K: 1 S: 7	H: 0 LOB: 0 BB: 0 P: 12	R: 1 E: 0 K: 0 S: 13	H: 2 LOB: 2 BB: 1 P: 21	1B: 7 2B: 6 3B: 0 HR: 0	SF: 1 SAC: 0 DP: 0 HBP: 1	WP: 0 PA: 41 PB: 0 SB: 0 CS: 0								
<b>PITCHER</b>	IP	WLS	BF	H	R	ER	SO	BB	IBB	HBP	BLK	WP	HR	S	P	ERA	WHIP										
<b>Rick Reed, R</b> ERA: 4.53 (1, 1)	6.0	L	32	11	3	3	3	1	1	1	0	0	0	67	102	4.50	2.000										
<b>Johan Santana, L</b> ERA: 2.67 (7, 1)	2.0		9	2	1	1	1	0	1	0	0	0	0	20	33	4.50	1.000										

Minnesota Twins @ Oakland Athletics  
Network Associates Coliseum, Oakland, CA  
Tue May 20 2003, 10:05 PM EDT  
Att. 13,340 - Sunny - 71 F

AB 36  
R 4  
H 13  
RBI 4  
BB 3  
SO 4  
LOB 21





Batter	1	2	3	4	5	6	7	8	9	AB	R	H	RBI	BB	SO	LOB	TOP					
<b>Jacque Jones, L</b> OBP: 0.349, SLG: 0.478 (1, 7)	G3-1		F8		G5-3		G4-3		FC4-6 1B	5	0	1	0	0	0	1						
<b>Cristian Guzman, S</b> OBP: 0.307, SLG: 0.394 (1, 6)	L4		G4-3			G5-3		G3 1B	FC4-6 HBP	5	1	1	0	0	0	1						
<b>Corey Koskie, L</b> OBP: 0.376, SLG: 0.436 (1, 5)	P5			L7			S 2B	G3		4	0	1	0	0	0	1						
<b>Matthew LeCroy, R</b> OBP: 0.365, SLG: 0.556 (8, PR)		L8		HR 1B			2-3 BB	G5-3 1B	G1-3	3	1	2	1	1	0	0						
<b>Luis Rivas, R</b> OBP: 0.295, SLG: 0.356 (8, 4)										1	1	0	0	0	0	2						
<b>Tori Hunter, R</b> OBP: 0.289, SLG: 0.406 (1, 8)	K			HR 1B			P5	G5-3		4	1	1	2	0	1	3						
<b>Bobby Kielty, S</b> OBP: 0.410, SLG: 0.500 (1, 10)		1B BB		HR BB			L6	1B IBB		1	0	0	0	3	0	2						
<b>Dustan Mohr, R</b> OBP: 0.328, SLG: 0.469 (1, 9)		1B		G6-4-3 BB				E7 SH5-3 1B	1B	4	0	3	1	0	0	1						
<b>Tom Prince, R</b> OBP: 0.370, SLG: 0.409 (1, 2)	G3-1						P6	SH5-3	K	3	0	0	0	0	1	4						
<b>Denny Hocking, S</b> OBP: 0.211, SLG: 0.250 (8, 3)			F7		F9			G4-3	K	4	0	0	0	0	1	1						
<b>Inning Stats</b>	R: 0 E: 0 K: 0 S: 8	H: 0 LOB: 0 BB: 0 P: 10	R: 0 E: 0 K: 1 S: 11	H: 1 LOB: 2 BB: 1 P: 20	R: 0 E: 0 K: 0 S: 8	H: 0 LOB: 0 BB: 0 P: 10	R: 2 E: 0 K: 0 S: 15	H: 2 LOB: 0 BB: 1 P: 26	R: 0 E: 0 K: 0 S: 9	H: 0 LOB: 0 BB: 0 P: 14	R: 0 E: 0 K: 0 S: 9	H: 1 LOB: 2 BB: 1 P: 18	R: 0 E: 1 K: 0 S: 7	H: 1 LOB: 1 BB: 0 P: 14	R: 2 E: 0 K: 1 S: 14	H: 3 LOB: 2 BB: 1 P: 25	R: 0 E: 0 K: 1 S: 10	H: 1 LOB: 2 BB: 0 P: 13	1B: 7 2B: 1 3B: 0 HR: 1	SF: 0 SAC: 1 DP: 1 HBP: 1	WP: 0 PB: 0 SB: 1 CS: 0	PA: 40
<b>PITCHER</b>	IP	WLS	BF	H	R	ER	SO	BB	IBB	HBP	BLK	WP	HR	S	P	ERA	WHIP					
<b>Barry Zito, L</b> ERA: 2.51 (1, 1)	7.0		28	5	2	2	1	3	0	0	0	0	1	67	112	2.57	1.143					
<b>Ricardo Rincon, L</b> ERA: 4.32 (8, 1)	0.1	H	2	1	1	1	0	0	0	0	0	0	0	5	6	27.00	3.000					
<b>Chad Bradford, R</b> ERA: 3.09 (8, 1)	1.2	L	10	3	1	1	2	0	1	1	0	0	0	19	32	5.40	1.800					

Minnesota Twins @ Oakland Athletics  
Network Associates Coliseum, Oakland, CA  
Wed May 21, 2003, 3:35 PM EDT  
Att: 27,189 - Sunny - 71 F

AB 34  
R 4  
H 9  
RBI 4  
BB 4  
SO 3  
LOB 16



Batter	1	2	3	4	5	6	7	8	9	AB	R	H	RBI	BB	SO	LOB	BOTTOM					
<b>Eric Byrnes, R</b> OBP: 0.412, SLG: 0.552 (1, 8)	1B BB		1B 3 1B	1B			F9		F8	4	1	2	0	1	0	1						
<b>Scott Hatteberg, L</b> OBP: 0.366, SLG: 0.403 (1, 3)	1B		K	F7			P5			4	1	1	0	0	1	2						
<b>Miguel Tejada, R</b> OBP: 0.276, SLG: 0.387 (1, 6)	1B		1B				K			4	0	2	0	0	1	0						
<b>3 Eric Chavez, L</b> OBP: 0.341, SLG: 0.462 (1, 5)	L8		1B				G1-3			4	0	1	1	0	0	2						
<b>Erubiel Durazo, L</b> OBP: 0.372, SLG: 0.468 (1, 10)	1B		K				G3			4	0	1	1	0	1	2						
<b>Ramon Hernandez, R</b> OBP: 0.363, SLG: 0.466 (1, 2)	F9		G5-3				L9		G5-3	4	0	0	0	0	0	4						
<b>Mark Ellis, R</b> OBP: 0.328, SLG: 0.398 (1, 4)		F8		G6-4-3 WP 1B					F9	3	1	1	0	1	0	0						
<b>Terrence Long, L</b> OBP: 0.316, SLG: 0.418 (1, 9)	G4-3			G6-4-3 1B			K		G4-3	4	0	1	0	0	1	1						
<b>Adam Piatt, R</b> OBP: 0.133, SLG: 0.250 (9, PR)	L9			G6-4-3			L7			4	0	1	0	0	0	3						
<b>Chris Singleton, L</b> OBP: 0.347, SLG: 0.427 (9, PR)				1-2 2-3					1B	0	0	0	0	0	0	0						
<b>Inning Stats</b>	R: 1 E: 0 K: 0 S: 13	H: 3 LOB: 2 BB: 1 P: 24	R: 0 E: 0 K: 0 S: 8	H: 0 LOB: 0 BB: 0 P: 11	R: 1 E: 0 K: 2 S: 13	H: 3 LOB: 1 BB: 0 P: 21	R: 1 E: 0 K: 0 S: 15	H: 3 LOB: 1 BB: 0 P: 23	R: 0 E: 0 K: 0 S: 6	H: 0 LOB: 0 BB: 0 P: 7	R: 0 E: 0 K: 1 S: 14	H: 0 LOB: 1 BB: 1 P: 22	R: 0 E: 0 K: 1 S: 6	H: 0 LOB: 0 BB: 0 P: 11	R: 0 E: 0 K: 0 S: 6	H: 0 LOB: 0 BB: 0 P: 10	R: 0 E: 0 K: 0 S: 12	H: 1 LOB: 1 BB: 0 P: 18	1B: 10 2B: 0 3B: 0 HR: 0	SF: 0 SAC: 0 DP: 1 HBP: 0	WP: 1 PB: 0 SB: 0 CS: 0	PA: 37
<b>PITCHER</b>	IP	WLS	BF	H	R	ER	SO	BB	IBB	HBP	BLK	WP	HR	S	P	ERA	WHIP					
<b>Kenny Rogers, L</b> ERA: 4.53 (1, 1)	6.0		27	9	3	3	3	2	0	0	0	0	0	69	108	4.50	1.833					
<b>LaTroy Hawkins, R</b> ERA: 1.29 (7, 1)	1.0	W	3	0	0	0	1	0	0	0	0	0	0	6	11	0.00	0.000					
<b>J.C. Romero, L</b> ERA: 3.1 (8, 1)	1.0	H	3	0	0	0	0	0	0	0	0	0	0	6	10	0.00	0.000					
<b>Eddie Guardado, L</b> ERA: 1.45 (9, 1)	1.0	S	4	1	0	0	0	0	0	0	0	0	0	12	18	0.00	1.000					

Minnesota Twins @ Oakland Athletics  
Network Associates Coliseum, Oakland, CA  
Wed May 21, 2003, 3:35 PM EDT  
Att: 27,189 - Sunny - 71 F

AB 35  
R 3  
H 10  
RBI 2  
BB 2  
SO 4  
LOB 15





Batter	1	2	3	4	5	6	7	8	9	AB	R	H	RBI	BB	SO	LOB	TOP				
<b>Jacque Jones, L</b> OBP: 0.391, SLG: 0.482 (1, 7)	L5		HR 2B	K	G6-3			1B 1B	CS	5	1	2	0	0	1	3	<b>Minnesota Twins @ Oakland Athletics</b> Network Associates Coliseum, Oakland, CA Thu May 22 2003, 3:35 PM EDT Att: 27,684 - Sunny - 62 F				
<b>Cristian Guzman, S</b> OBP: 0.304, SLG: 0.385 (1, 6)	F8		L4	FC1-2 1B BB		F9		P6		4	1	0	0	1	0	2					
<b>Bobby Kielty, S</b> OBP: 0.416, SLG: 0.521 (1, 10)	BLK BB		HR	1B FC1-2 BB		L7		K		3	1	1	3	2	1	1					
<b>Matthew LeCroy, R</b> OBP: 0.361, SLG: 0.549 <b>Denny Hocking, S</b> OBP: 0.214, SLG: 0.250 (2, 3)	G3-1		G5-3	FC1-2 1B		K		1B		1	0	0	0	0	0	1					
<b>Tori Hunter, R</b> OBP: 0.303, SLG: 0.420 (1, 8)			E5	1B				K		4	0	3	1	1	1	2					
<b>Dustin Mohr, R</b> OBP: 0.322, SLG: 0.458 (1, 9)		FC5-4 BB	F9	K				1B 2B		5	0	1	0	0	1	5					
<b>Chris Gomez, R</b> OBP: 0.286, SLG: 0.364 (1, 5)		FC5-4 1B		1B 2B		G6-3		F7		5	2	2	0	0	0	3					
<b>A.J. Pierzynski, L</b> OBP: 0.322, SLG: 0.437 (1, 2)		1B		BB FC1 BB 1B		F9		P6		4	1	3	1	1	0	1					
<b>Luis Rivas, R</b> OBP: 0.281, SLG: 0.350 (1, 4)	F7		FC1 BB FC1-2		F9		G5-3	CS 1B		5	0	1	1	0	0	7					
<b>Inning Stats</b>	R: 0 E: 0 K: 0 S: 6	H: 0 LOB: 1 BB: 1 P: 13	R: 0 E: 0 K: 0 S: 12	H: 1 LOB: 2 BB: 1 P: 18	R: 2 E: 1 K: 0 S: 13	H: 3 LOB: 3 BB: 2 P: 17	R: 3 E: 0 K: 2 S: 16	H: 3 LOB: 3 BB: 2 P: 28	R: 0 E: 0 K: 1 S: 7	H: 0 LOB: 0 BB: 0 P: 11	R: 0 E: 0 K: 0 S: 7	H: 2 LOB: 2 BB: 1 P: 16	R: 0 E: 0 K: 2 S: 11	H: 2 LOB: 2 BB: 0 P: 19	R: 1 E: 0 K: 0 S: 10	H: 2 LOB: 0 BB: 0 P: 15	1B: 8 2B: 4 3B: 1 HR: 1	SF: 0 SAC: 0 DP: 1 HBP: 0	WP: 0 PB: 0 SB: 0 CS: 1	PA: 46	
<b>PITCHER</b>	IP	WLS	BF	H	R	ER	SO	BB	IBB	HBP	BLK	WP	HR	S	P	ERA	WHIP				
<b>John Halama, L</b> ERA: 4.19 (1, 1)	6.0	L	31	8	5	5	3	4	0	0	1	0	1	60	95	7.50	2.000				
<b>Mike Neu, R</b> ERA: 0.71 (7, 1)	1.2		9	4	0	0	1	0	1	0	0	0	0	14	28	0.00	2.400				
<b>Micah Bowie, L</b> ERA: 7.56 (8, 1)	1.1		5	2	1	1	1	0	0	0	0	0	0	14	22	6.75	1.500				

AB	40
R	6
H	14
RBI	6
BB	5
SO	5
LOB	28



Batter	1	2	3	4	5	6	7	8	9	AB	R	H	RBI	BB	SO	LOB	BOTTOM					
<b>Eric Byrnes, R</b> OBP: 0.407, SLG: 0.574 (1, 7)	F9		SF7		HR			G5-3		3	1	1	2	0	0	0	<b>Minnesota Twins @ Oakland Athletics</b> Network Associates Coliseum, Oakland, CA Thu May 22 2003, 3:35 PM EDT Att: 27,684 - Sunny - 62 F					
<b>Scott Hatteberg, L</b> OBP: 0.394, SLG: 0.399 (1, 3)	F7		3B 1B		G3		G3			4	1	1	0	0	0	0						
<b>3 Eric Chavez, L</b> OBP: 0.339, SLG: 0.469 (1, 5)	G5-3		1B 3B		F9			G4-3		4	0	1	2	0	0	0						
<b>Miguel Tejada, R</b> OBP: 0.276, SLG: 0.384 (1, 6)		G5-3	G5-3		1B			F9		4	0	1	0	0	0	1						
<b>Erubiel Durazo, L</b> OBP: 0.364, SLG: 0.456 (1, 10)		F8	G3		K			L3		4	0	0	0	0	1	2						
<b>Ramon Hernandez, R</b> OBP: 0.360, SLG: 0.455 (1, 2)		BB			F9		F7		F9	3	0	0	0	1	0	0						
<b>Terrence Long, L</b> OBP: 0.309, SLG: 0.407 (1, 9)		G4-3			F8		G1-3		K	4	0	0	0	0	1	1						
<b>Mark Ellis, R</b> OBP: 0.337, SLG: 0.416 (1, 4)			2B SF7 BB		BB		F9		HR	2	2	1	1	2	0	0						
<b>Chris Singleton, L</b> OBP: 0.347, SLG: 0.434 <b>Adam Platt, R</b> (9, PH) OBP: 0.129, SLG: 0.241 (1, 8)			1B 3B 2B		K		L9		G3	3	1	1	0	0	1	1						
<b>Inning Stats</b>	R: 0 E: 0 K: 0 S: 6	H: 0 LOB: 0 BB: 0 P: 9	R: 0 E: 0 K: 0 S: 10	H: 0 LOB: 1 BB: 1 P: 19	R: 3 E: 0 K: 0 S: 17	H: 3 LOB: 1 BB: 1 P: 30	R: 0 E: 0 K: 1 S: 13	H: 0 LOB: 1 BB: 1 P: 20	R: 1 E: 0 K: 1 S: 15	H: 2 LOB: 1 BB: 0 P: 21	R: 0 E: 0 K: 0 S: 6	H: 0 LOB: 0 BB: 0 P: 10	R: 0 E: 0 K: 0 S: 8	H: 0 LOB: 0 BB: 0 P: 13	R: 0 E: 0 K: 0 S: 11	H: 0 LOB: 0 BB: 0 P: 16	R: 1 E: 0 K: 1 S: 13	H: 1 LOB: 0 BB: 0 P: 18	1B: 2 2B: 1 3B: 1 HR: 2	SF: 1 SAC: 0 DP: 0 HBP: 0	WP: 0 PB: 0 SB: 0 CS: 0	PA: 36
<b>PITCHER</b>	IP	WLS	BF	H	R	ER	SO	BB	IBB	HBP	BLK	WP	HR	S	P	ERA	WHIP					
<b>Joe Mays, R</b> ERA: 5.43 (1, 1)	5.0	W	23	5	4	4	2	3	0	0	0	0	0	11	18	0.00	0.000					
<b>Juan Rincon, R</b> ERA: 1.27 (6, 1)	1.2	H	5	0	0	0	0	0	0	0	0	0	0	5	10	0.00	0.000					
<b>J.C. Romero, L</b> ERA: 3.0 (7, 1)	0.2	H	2	0	0	0	0	0	0	0	0	0	0	9	11	0.00	0.000					
<b>LaTroy Hawkins, R</b> ERA: 1.25 (8, 1)	0.2	H	2	0	0	0	0	0	0	0	0	0	0	1	13	9.00	1.000					
<b>Eddie Guardado, L</b> ERA: 1.53 (9, 1)	1.0	S	4	1	1	1	1	0	0	0	0	0	0	1	13	18	9.00	1.000				

AB	32
R	5
H	6
RBI	5
BB	3
SO	3
LOB	5





Batter	1	2	3	4	5	6	7	8	9	AB	R	H	RBI	BB	SO	LOB	TOP					
Michael Tucker, L (1, 9) OBP: 0.309, SLG: 0.431	1-1 CS 1B		4-1 BB			0-3 K		2-2 G3-1		3	0	1	0	1	1	0	<b>Kansas City Royals @ Oakland Athletics</b> Network Associates Coliseum, Oakland, CA Fri May 23 2003, 9:05 PM EDT Att: 32,682 - Cloudy - 59 F <a href="http://livebaseballscorecards.com">livebaseballscorecards.com</a>					
Joe Randa, R (1, 5) OBP: 0.293, SLG: 0.406	0-3 K		2-2 P3			0-1 L5		0-0 L9		4	0	0	0	0	1	3						
29 Mike Sweeney, R (1, 3) OBP: 0.400, SLG: 0.467	0-1 F9		2-1 G6-3			0-0 1B		0-0 G6-3		4	0	1	0	0	0	3						
Raul Ibanez, L (1, 7) OBP: 0.360, SLG: 0.486	2-2 CS 1-2	3-2 F9		1-1 G4-3		1-0 G4-3			1-3 K	4	0	0	0	0	1	1						
Carlos Beltrán, S (1, 8) OBP: 0.361, SLG: 0.509		0-1 L9		2-1 F8			1-3 K		0-0 2B G6-3 1B	4	1	1	0	0	1	0						
Ken Harvey, R (1, 10) OBP: 0.303, SLG: 0.421		2-1 1B 2B		2-2 G4-3			0-1 G4-3		0-0 1-3 2B	4	0	2	0	0	0	0						
Brent Mayne, L (1, 2) OBP: 0.339, SLG: 0.417		1-0 2-3 1B			1-1 G4-3		4-1 4 1B BB		0-1 G6-3	3	0	1	1	1	0	1						
4 Angel Berroa, R (1, 6) OBP: 0.331, SLG: 0.396			1-2 G5-3 1B		0-0 G6-3		0-1 1-2 1B		3-H 1-3 K	4	0	2	0	0	1	1						
Carlos Febles, R (1, 4) OBP: 0.295, SLG: 0.293			1-1 G5-3		1-3 K		0-1 G4-3			3	0	0	0	0	1	3						
<b>Inning Stats</b>	R: 0 E: 0 K: 1 S: 9	H: 1 LOB: 0 BB: 0 P: 12	R: 0 E: 0 K: 0 S: 8	H: 2 LOB: 1 BB: 0 P: 14	R: 0 E: 0 K: 0 S: 11	H: 1 LOB: 2 BB: 1 P: 21	R: 0 E: 0 K: 0 S: 7	H: 0 LOB: 0 BB: 0 P: 12	R: 0 E: 0 K: 1 S: 6	H: 0 LOB: 0 BB: 0 P: 8	R: 0 E: 0 K: 1 S: 7	H: 1 LOB: 1 BB: 0 P: 8	R: 0 E: 0 K: 1 S: 10	H: 1 LOB: 2 BB: 1 P: 15	R: 0 E: 0 K: 0 S: 5	H: 0 LOB: 0 BB: 0 P: 7	R: 1 E: 0 K: 2 S: 10	H: 2 LOB: 1 BB: 0 P: 12	1B: 6 2B: 2 3B: 0 HR: 0	SF: 0 SAC: 0 DP: 0 HBP: 0	WP: 0 PB: 0 SB: 0 CS: 1	PA: 36
<b>PITCHER</b> Mark Mulder, L (1, 1) ERA: 2.45	IP: 9.0 WLS: W BF: 35 H: 8 R: 1 ER: 1 SO: 6 BB: 2 IBB: 0 HBP: 0 BLK: 0 WP: 0 HR: 0 S: 73 P: 109 ERA: 1.00 WHIP: 1.111															<b>PITCHER</b>	IP: WLS: BF: H: R: ER: SO: BB: IBB: HBP: BLK: WP: HR: S: P: ERA: WHIP:					

Batter	1	2	3	4	5	6	7	8	9	AB	R	H	RBI	BB	SO	LOB	BOTTOM			
Eric Byrnes, R (1, 7) OBP: 0.417, SLG: 0.577	3-2 G6-3 1B		1-0 S 1B		0-1 G5-3		4-2 BB			3	0	2	1	1	0	1	<b>Kansas City Royals @ Oakland Athletics</b> Network Associates Coliseum, Oakland, CA Fri May 23 2003, 9:05 PM EDT Att: 32,682 - Cloudy - 59 F <a href="http://livebaseballscorecards.com">livebaseballscorecards.com</a>			
Scott Hatteberg, L (1, 3) OBP: 0.356, SLG: 0.389	1-2 G6-3 1-2		3-H 1-3 K		0-1 G4-3		0-0 G4-3			4	0	0	0	0	1	3				
3 Eric Chavez, L (1, 5) OBP: 0.342, SLG: 0.488	3-3 K		1-0 F7			0-1 S 1B		2-2 HR		4	2	2	1	0	1	1				
Miguel Tejada, R (1, 6) OBP: 0.280, SLG: 0.386		1-1 F7		0-0 G6-3		2-0 1B		3-1 G6-4-3 1B		4	0	2	0	0	0	0				
Erubiel Durazo, L (1, 10) OBP: 0.361, SLG: 0.451		2-3 K		2-3 K		1-1 1-2 2-H 1B		1-2 G6-4-3 1-2		4	0	1	1	0	2	1				
Ramon Hernandez, R (1, 2) OBP: 0.397, SLG: 0.449		2-2 G5-3		3-2 1B		0-2 F8		2-0 F8		4	0	1	0	0	0	2				
Terrence Long, L (1, 9) OBP: 0.315, SLG: 0.412			0-2 E6 1B 1B		1-0 G6-4-3 1B		1-3 K			3	1	2	0	0	1	2				
Mark Ellis, R (1, 4) OBP: 0.337, SLG: 0.415			0-0 G4-3 2-H 1B 1B		1-1 G6-4-3		0-1 F7			3	1	1	1	0	0	1				
Chris Singleton, L (1, 8) OBP: 0.347, SLG: 0.431			0-0 G4-3		0-2 1B		1-3 K			3	0	1	0	0	1	1				
<b>Inning Stats</b>	R: 0 E: 0 K: 1 S: 9	H: 1 LOB: 0 BB: 0 P: 16	R: 0 E: 0 K: 1 S: 11	H: 0 LOB: 0 BB: 0 P: 16	R: 2 E: 1 K: 1 S: 10	H: 3 LOB: 1 BB: 0 P: 13	R: 0 E: 0 K: 1 S: 8	H: 1 LOB: 1 BB: 0 P: 13	R: 0 E: 0 K: 0 S: 8	H: 2 LOB: 1 BB: 0 P: 10	R: 1 E: 0 K: 1 S: 13	H: 3 LOB: 2 BB: 0 P: 17	R: 0 E: 0 K: 1 S: 9	H: 0 LOB: 1 BB: 1 P: 14	R: 1 E: 0 K: 0 S: 9	H: 2 LOB: 0 BB: 0 P: 17	1B: 11 2B: 0 3B: 0 HR: 1	SF: 0 SAC: 0 DP: 3 HBP: 0	WP: 0 PB: 0 SB: 2 CS: 0	PA: 33
<b>PITCHER</b> Kyle Snyder, R (1, 1) ERA: 3.73 D.J. Carrasco, R (8, 1) ERA: 3.42	IP: 7.0 WLS: L BF: 29 H: 10 R: 3 ER: 2 SO: 6 BB: 1 IBB: 0 HBP: 0 BLK: 0 WP: 0 HR: 0 S: 68 P: 99 ERA: 2.57 WHIP: 1.571															<b>PITCHER</b>	IP: WLS: BF: H: R: ER: SO: BB: IBB: HBP: BLK: WP: HR: S: P: ERA: WHIP:			






Batter	1	2	3	4	5	6	7	8	9	AB	R	H	RBI	BB	SO	LOB	TOP										
<b>Desi Relaford, S</b> OBP: 0.370, SLG: 0.431 (1, 4)	1-1 G6-3		2-1 F8		0-0 L4-3			1-2 L7		4	0	0	0	0	0	1	<b>Kansas City Royals @ Oakland Athletics</b> Network Associates Coliseum, Oakland, CA Sat May 24 2003, 4:05 PM EDT Att: 24,099 - Overcast - 57 F										
<b>Joe Randa, R</b> OBP: 0.292, SLG: 0.421 (1, 5)	2-3 K		2-2 HR			2-1 F9		0-0 G4-3		4	1	1	1	0	1	0											
<b>29 Mike Sweeney, R</b> OBP: 0.408, SLG: 0.489 (1, 10)	1-0 HR		4-2 BB			2-3 K2-3		4-0 BB		2	1	1	1	2	1	0											
<b>Raul Ibanez, L</b> OBP: 0.353, SLG: 0.475 (1, 7)	0-3 K		0-3 K			0-0 L6		2-2 P4		4	0	0	0	0	2	2											
<b>Carlos Beltrán, S</b> OBP: 0.357, SLG: 0.495 (1, 8)		0-0 G5-3		1-3 K		4-0 WP 1B BB		0-3 K		3	1	0	0	1	2	1											
<b>Ken Harvey, R</b> OBP: 0.295, SLG: 0.410 (1, 3)	1-0 F8		1-3 K			1-3 K		3-1 L9		4	0	0	0	0	2	2											
<b>Michael Tucker, L</b> OBP: 0.314, SLG: 0.432 (1, 9)	4-2 4 BLK BB		2-2 G4-3			3-2 2-H 1B CS				2	0	1	1	1	0	0											
<b>4 Angel Berroa, R</b> OBP: 0.325, SLG: 0.388 (1, 6)	2-2 F7				3-2 G6-3		2-3 K			3	0	0	0	0	1	2											
<b>Mike DiFelice, R</b> OBP: 0.295, SLG: 0.466 (1, 2)	1-2 K		1-0 P6		2-2 E5			0-3 K		3	0	0	0	0	1	0											
<b>Inning Stats</b>	R: 1 E: 0 K: 2 S: 10	H: 1 LOB: 0 BB: 0 P: 14	R: 0 E: 0 K: 0 S: 7	H: 0 LOB: 1 BB: 1 P: 14	R: 1 E: 0 K: 1 S: 13	H: 1 LOB: 1 BB: 1 P: 22	R: 0 E: 0 K: 2 S: 11	H: 0 LOB: 0 BB: 0 P: 15	R: 0 E: 1 K: 0 S: 7	H: 0 LOB: 0 BB: 0 P: 12	R: 0 E: 0 K: 1 S: 6	H: 0 LOB: 0 BB: 0 P: 10	R: 1 E: 0 K: 2 S: 10	H: 1 LOB: 1 BB: 1 P: 20	R: 0 E: 0 K: 1 S: 7	H: 0 LOB: 0 BB: 0 P: 8	R: 0 E: 0 K: 1 S: 12	H: 0 LOB: 1 BB: 1 P: 21	1B: 1 2B: 1 3B: 0 HR: 2	SF: 0 SAC: 0 DP: 1 HBP: 0	WP: 2 PB: 2 SB: 1 CS: 1	PA: 33					
<b>PITCHER</b>	IP	WLS	BF	H	R	ER	SO	BB	IBB	HBP	BLK	WP	HR	S	P	ERA	WHIP										
<b>Ted Lilly, L</b> ERA: 4.1 (1, 1)	6.1	L	25	3	3	3	7	3	0	0	1	2	2	60	101	4.26	0.947										
<b>Chad Bradford, R</b> ERA: 2.89 (7, 1)	1.2		4	0	0	0	2	0	0	0	0	0	0	11	14	0.00	0.000										
<b>Keith Foulke, R</b> ERA: 2.28 (9, 1)	1.0		4	0	0	0	1	1	0	0	0	0	0	12	21	0.00	1.000										

Batter	1	2	3	4	5	6	7	8	9	AB	R	H	RBI	BB	SO	LOB	BOTTOM										
<b>Eric Byrnes, R</b> OBP: 0.417, SLG: 0.569 (1, 7)	0-2 G3-1		2-2 G4-3		0-1 G5-3		1-1 1B		0-1 1B	5	0	2	0	0	0	0	<b>Kansas City Royals @ Oakland Athletics</b> Network Associates Coliseum, Oakland, CA Sat May 24 2003, 4:05 PM EDT Att: 24,099 - Overcast - 57 F										
<b>Scott Hatteberg, L</b> OBP: 0.347, SLG: 0.378 (1, 3)	0-1 G1-3		0-3 K			1-1 G3-1		2-1 L8		5	0	0	0	0	1	3											
<b>3 Eric Chavez, L</b> OBP: 0.346, SLG: 0.485 (1, 5)	0-2 1B		0-0 F7			4-1 BB E BB		2-1 G6-3		3	0	1	0	1	0	0											
<b>Miguel Tejada, R</b> OBP: 0.280, SLG: 0.383 (1, 6)	1-1 G3-1		0-0 F9		0-2 E1		1-2 BB	3-2 G4-3 PB 1B		4	0	1	0	0	0	2											
<b>Erubiel Durazo, L</b> OBP: 0.364, SLG: 0.467 (1, 10)		2-2 HR	1-0 F7		4-1 F7		1-2 FC6-4 BB	3-1 G4-3		3	1	1	1	1	0	1											
<b>Terrence Long, L</b> OBP: 0.319, SLG: 0.420 (1, 9)		2-0 S 1B	1-2 2B		0-1 F7		0-1 F7	3-2 P4		4	0	2	0	0	0	4											
<b>Mark Ellis, R</b> OBP: 0.330, SLG: 0.406 (1, 4)	3-2 G6-3		1-2 G4-3		0-1 FC6-4		1-2 1B			4	0	0	0	0	1	5											
<b>Chris Singleton, L</b> OBP: 0.336, SLG: 0.417 (1, 8)	2-1 P5		1-2 G1-3		1-2 G1-3		2-3 K		1-3 K	4	0	0	0	0	2	1											
<b>Mark Johnson, L</b> OBP: 0.226, SLG: 0.154 <b>17 Adam Melhuse, S</b> (7, PH) (8, 2)	0-1 F8		1-0 G3-1			0-0 F7		4-1 1B BB		2	0	0	0	0	0	1											
<b>Inning Stats</b>	R: 0 E: 0 K: 0 S: 10	H: 1 LOB: 1 BB: 0 P: 11	R: 1 E: 0 K: 0 S: 17	H: 2 LOB: 0 BB: 0 P: 25	R: 0 E: 0 K: 1 S: 7	H: 0 LOB: 0 BB: 0 P: 9	R: 0 E: 0 K: 0 S: 10	H: 1 LOB: 1 BB: 0 P: 13	R: 0 E: 0 K: 0 S: 7	H: 0 LOB: 0 BB: 0 P: 9	R: 0 E: 1 K: 0 S: 11	H: 0 LOB: 3 BB: 2 P: 20	R: 0 E: 0 K: 1 S: 10	H: 1 LOB: 1 BB: 0 P: 15	R: 0 E: 0 K: 0 S: 10	H: 1 LOB: 1 BB: 0 P: 21	R: 0 E: 0 K: 2 S: 13	H: 1 LOB: 2 BB: 1 P: 20	1B: 5 2B: 1 3B: 0 HR: 1	SF: 0 SAC: 0 DP: 0 HBP: 0	WP: 0 PB: 1 SB: 1 CS: 0	PA: 38					
<b>PITCHER</b>	IP	WLS	BF	H	R	ER	SO	BB	IBB	HBP	BLK	WP	HR	S	P	ERA	WHIP										
<b>51 Kris Wilson, R</b> ERA: 4.1 (1, 1)	5.0	W	19	4	1	1	1	0	0	0	0	0	0	51	67	1.80	0.800										
<b>Sean Lowe, R</b> ERA: 6.35 (6, 1)	2.0	H	10	1	0	0	1	2	0	0	0	0	0	21	35	0.00	1.500										
<b>Jason Grimsley, R</b> ERA: 3.48 (8, 1)	1.0	H	4	1	0	0	0	0	0	0	0	0	0	10	21	0.00	1.000										
<b>Mike MacDougal, R</b> ERA: 3.48 (9, 1)	1.0	S	5	1	0	0	2	1	0	0	0	0	0	13	20	0.00	2.000										

**AB 29**  
**R 3**  
**H 3**  
**RBI 3**  
**BB 4**  
**SO 10**  
**LOB 8**



**AB 35**  
**R 1**  
**H 7**  
**RBI 1**  
**BB 3**  
**SO 4**  
**LOB 17**





Batter	1	2	3	4	5	6	7	8	9	10	AB	R	H	RBI	BB	SO	LOB	TOP				
<b>Desi Relaford, S</b> OBP: 0.358, SLG: 0.415	F7		F8		F8		K		P4		5	0	0	0	0	1	1					
<b>Joe Randa, R</b> OBP: 0.290, SLG: 0.415	P4		2B		F8		K			P4	5	1	1	0	0	1	0					
<b>29 Mike Sweeney, R</b> OBP: 0.413, SLG: 0.500	1B		L8		F8			1B		L6-4	5	0	3	0	0	0	1					
<b>Raul Ibanez, L</b> OBP: 0.354, SLG: 0.478	G5-3		1B		2B		G3		1B	L6-4	5	1	2	1	0	0	2					
<b>Carlos Beltrán, S</b> OBP: 0.354, SLG: 0.487		E3	1B		1B		L6		1B		4	1	1	1	0	0	2					
<b>Michael Tucker, L</b> OBP: 0.318, SLG: 0.436	G6-3		K		K		FC5-4		K		3	0	1	1	1	2	3					
<b>Ken Harvey, R</b> OBP: 0.288, SLG: 0.399	G6-3		K		K		FC5-4		G5-3		4	0	0	0	0	1	2					
<b>Brent Mayne, L</b> OBP: 0.328, SLG: 0.403	L3-4		L9		L9		G3		K		4	0	0	0	0	1	1					
<b>4 Angel Berroa, R</b> OBP: 0.324, SLG: 0.381	G5-3		G6-3		G6-3		K		BB		3	0	0	0	1	1	1					
<b>Inning Stats</b>	R: 0 E: 0 K: 0 S: 14	H: 1 LOB: 1 BB: 0 P: 17	R: 1 E: 1 K: 0 S: 12	H: 1 LOB: 1 BB: 0 P: 18	R: 2 E: 0 K: 1 S: 15	H: 3 LOB: 1 BB: 0 P: 20	R: 0 E: 0 K: 1 S: 8	H: 0 LOB: 0 BB: 0 P: 11	R: 0 E: 0 K: 0 S: 9	H: 0 LOB: 1 BB: 1 P: 18	R: 0 E: 0 K: 2 S: 8	H: 0 LOB: 0 BB: 0 P: 12	R: 0 E: 0 K: 1 S: 9	H: 2 LOB: 2 BB: 0 P: 23	R: 0 E: 0 K: 1 S: 8	H: 0 LOB: 1 BB: 0 P: 13	R: 0 E: 0 K: 0 S: 7	H: 1 LOB: 0 BB: 0 P: 10	1B: 5 2B: 4 3B: 0 HR: 0	SF: 0 SAC: 0 DP: 1 HBP: 0	WP: 1 PB: 0 SB: 1 CS: 0	PA: 40
<b>PITCHER</b>	IP	WLS	BF	H	R	ER	SO	BB	IBB	HBP	BLK	WP	HR	S	P	ERA	WHIP					
<b>Tim Hudson, R</b> ERA: 2.68	7.0		28	5	3	2	4	1	0	0	0	0	0	76	108	2.57	0.857					
<b>Jim Mecir, R</b> ERA: 5.14	0.2		4	2	0	0	1	0	0	0	0	0	0	12	18	0.00	3.000					
<b>Ricardo Rincon, L</b> ERA: 4.24	0.1		1	0	0	0	1	0	0	0	0	0	0	3	5	0.00	0.000					
<b>Keith Foulke, R</b> ERA: 2.1	2.0	W	7	1	0	0	1	1	0	0	0	0	0	15	23	0.00	1.000					

**Kansas City Royals @ Oakland Athletics**  
Network Associates Coliseum, Oakland, CA

AB 38  
R 3  
H 8  
RBI 3  
BB 2  
SO 7  
LOB 13



WP: 1 PA: 40  
PB: 0  
SB: 1  
CS: 0

Sun May 25 2003, 4:05 PM EDT  
Att: 37,705 - Overcast - 63 F

livebaseballscorecards.com

Batter	1	2	3	4	5	6	7	8	9	10	AB	R	H	RBI	BB	SO	LOB	BOTTOM						
<b>Eric Byrnes, R</b> OBP: 0.416, SLG: 0.558	1B		F8		G5-3		K			1B	4	0	1	0	1	1	1							
<b>Mark Ellis, R</b> OBP: 0.327, SLG: 0.400	L5		K		P5		P5		K	BB	5	0	1	1	0	2	2							
<b>3 Eric Chavez, L</b> OBP: 0.338, SLG: 0.474	F8		P5		F9		F9		F8	1B	4	0	0	0	0	0	1							
<b>Miguel Tejada, R</b> OBP: 0.279, SLG: 0.386	G1-3		F8		G6-3		G6-3		HR	2B	4	1	1	0	0	0	1							
<b>Erubiel Durazo, L</b> OBP: 0.367, SLG: 0.485	G4-3		1B		F8		F8		HR	HR	4	1	2	2	0	0	0							
<b>Ramon Hernandez, R</b> OBP: 0.354, SLG: 0.485	F9		F7		F7		HR		F9		4	1	1	1	0	0	1							
<b>Ron Gant, R</b> OBP: 0.182, SLG: 0.220	K		G6-3		G6-3		F9		G6-3		3	0	0	0	0	0	1							
<b>Scott Hallsberg, L</b> OBP: 0.345, SLG: 0.376			K		G6-3		F9		G6-3		1	0	0	0	0	0	0							
<b>Terrence Long, L</b> OBP: 0.312, SLG: 0.410	G1-3		G1-3		G3-1		L7		E6	1B	4	1	0	0	0	0	0							
<b>Adam Piatt, R</b> OBP: 0.147, SLG: 0.281			G1-3		G3-1		F9		1B	BB	3	0	1	0	0	0	0							
<b>Chris Singleton, L</b> OBP: 0.341, SLG: 0.417			2B		F8		F9		1B	BB	0	0	0	0	1	0	0							
<b>Inning Stats</b>	R: 0 E: 0 K: 0 S: 10	H: 1 LOB: 0 BB: 0 P: 13	R: 0 E: 0 K: 1 S: 8	H: 0 LOB: 0 BB: 0 P: 10	R: 0 E: 0 K: 1 S: 11	H: 1 LOB: 1 BB: 0 P: 13	R: 0 E: 0 K: 0 S: 7	H: 1 LOB: 1 BB: 0 P: 12	R: 0 E: 0 K: 0 S: 8	H: 0 LOB: 0 BB: 0 P: 10	R: 0 E: 0 K: 0 S: 5	H: 0 LOB: 0 BB: 0 P: 6	R: 1 E: 0 K: 0 S: 10	H: 1 LOB: 0 BB: 0 P: 16	R: 0 E: 0 K: 1 S: 9	H: 0 LOB: 0 BB: 0 P: 13	R: 2 E: 0 K: 1 S: 9	H: 2 LOB: 0 BB: 0 P: 13	R: 1 E: 1 K: 0 S: 9	H: 1 LOB: 3 BB: 2 P: 19	1B: 3 2B: 2 3B: 0 HR: 2	SF: 0 SAC: 0 DP: 0 HBP: 0	WP: 0 PB: 0 SB: 0 CS: 0	PA: 38
<b>PITCHER</b>	IP	WLS	BF	H	R	ER	SO	BB	IBB	HBP	BLK	WP	HR	S	P	ERA	WHIP							
<b>Darrell May, L</b> ERA: 4.09	9.0		33	6	3	3	4	0	0	0	0	0	0	77	106	3.00	0.667							
<b>D.J. Carrasco, R</b> ERA: 3.38	0.1	L	5	1	0	0	0	1	1	0	0	0	0	9	19	0.00	6.000							

**Kansas City Royals @ Oakland Athletics**  
Network Associates Coliseum, Oakland, CA

AB 36  
R 4  
H 7  
RBI 4  
BB 2  
SO 4  
LOB 6



WP: 0 PA: 38  
PB: 0  
SB: 0  
CS: 0

Sun May 25 2003, 4:05 PM EDT  
Att: 37,705 - Overcast - 63 F

livebaseballscorecards.com



Batter	1	2	3	4	5	6	7	8	9	AB	R	H	RBI	BB	SO	LOB	TOP															
<b>Eric Byrnes, R</b> OBP: 0.418, SLG: 0.565 (1, 8)										4	1	2	0	0	1	1	<b>Oakland Athletics @ Minnesota Twins</b> Hubert H. Humphrey Metrodome, Minneapolis, MN Tue May 27 2003, 8:05 PM EDT Att: 17,082 - Dome - 72 F															
<b>Scott Hatteberg, L</b> OBP: 0.348, SLG: 0.384 (1, 3)										4	0	2	1	0	1	0																
<b>Eric Chavez, L</b> OBP: 0.332, SLG: 0.463 (1, 5)										4	0	0	0	0	1	3																
<b>Miguel Tejada, R</b> OBP: 0.283, SLG: 0.390 (1, 6)										3	1	1	0	1	0	0																
<b>Erubiel Durazo, L</b> OBP: 0.365, SLG: 0.480 (1, 10)										4	0	1	0	0	2	3																
<b>Ramon Hernandez, R</b> OBP: 0.352, SLG: 0.479 (1, 2)										4	1	1	2	0	1	1																
<b>Mark Ellis, R</b> OBP: 0.321, SLG: 0.392 (1, 4)										4	0	0	0	0	1	0																
<b>Terrence Long, L</b> OBP: 0.306, SLG: 0.401 (1, 9)										4	0	0	0	0	0	0																
<b>Adam Piatt, R</b> OBP: 0.162, SLG: 0.286 <b>Chris Singleton, L</b> OBP: 0.341, SLG: 0.417 (1, 7) (8, 8)										3	0	1	0	0	1	0																
<b>Inning Stats</b>	R: 0 E: 0 K: 1 S: 8	H: 0 LOB: 0 BB: 0 P: 12	R: 0 E: 0 K: 0 S: 10	H: 1 LOB: 0 BB: 0 P: 13	R: 0 E: 0 K: 1 S: 10	H: 1 LOB: 1 BB: 0 P: 17	R: 0 E: 0 K: 0 S: 5	H: 0 LOB: 0 BB: 0 P: 8	R: 0 E: 0 K: 1 S: 10	H: 0 LOB: 0 BB: 0 P: 16	R: 0 E: 0 K: 1 S: 14	H: 2 LOB: 2 BB: 0 P: 20	R: 2 E: 0 K: 1 S: 11	H: 2 LOB: 0 BB: 0 P: 19	R: 1 E: 0 K: 2 S: 11	H: 2 LOB: 2 BB: 1 P: 20	R: 0 E: 0 K: 2 S: 8	H: 0 LOB: 0 BB: 0 P: 14	1B: 4 2B: 3 3B: 0 HR: 1	SF: 0 SAC: 0 DP: 1 HBP: 0	WP: 1 PB: 0 SB: 0 CS: 0	PA: 35										
<b>PITCHER</b>	IP	WLS	BF	H	R	ER	SO	BB	IBB	HBP	BLK	WP	HR	S	P	ERA	WHIP															
<b>Kenny Rogers, L</b> ERA: 4.31 <b>LaTroy Hawkins, R</b> ERA: 1.57 <b>J.C. Romero, L</b> ERA: 2.91 <b>Eddie Guardado, L</b> ERA: 1.66	(1, 1)	(8, 1)	(8, 1)	(9, 1)	(1, 1)	(8, 1)	(8, 1)	(9, 1)											(1, 1)	(8, 1)	(8, 1)	(9, 1)										

AB	34
R	3
H	8
RBI	3
BB	1
SO	8
LOB	8



Batter	1	2	3	4	5	6	7	8	9	AB	R	H	RBI	BB	SO	LOB	BOTTOM										
<b>Jacque Jones, L</b> OBP: 0.347, SLG: 0.473 (1, 7)										4	0	0	0	0	2	1	<b>Oakland Athletics @ Minnesota Twins</b> Hubert H. Humphrey Metrodome, Minneapolis, MN Tue May 27 2003, 8:05 PM EDT Att: 17,082 - Dome - 72 F										
<b>Cristian Guzman, S</b> OBP: 0.286, SLG: 0.360 (1, 6)										4	0	0	0	0	2	0											
<b>Corey Koskie, L</b> OBP: 0.371, SLG: 0.450 (1, 5)										3	1	1	1	0	2	0											
<b>Matthew LeCroy, R</b> OBP: 0.343, SLG: 0.515 (1, 10)										3	0	0	0	0	2	0											
<b>Tori Hunter, R</b> OBP: 0.322, SLG: 0.419 (1, 8)										2	0	0	0	1	0	0											
<b>Doug Mientkiewicz, L</b> OBP: 0.340, SLG: 0.430 (1, 3)										3	0	0	0	0	1	1											
<b>Dustan Mohr, R</b> OBP: 0.343, SLG: 0.500 (1, 9)										3	1	1	0	0	1	0											
<b>A.J. Pierzynski, L</b> OBP: 0.327, SLG: 0.447 (1, 2)										2	1	0	0	0	0	0											
<b>Luis Rivas, R</b> OBP: 0.281, SLG: 0.338 <b>Bobby Kielty, S</b> OBP: 0.424, SLG: 0.535 <b>Denny Hocking, S</b> OBP: 0.214, SLG: 0.250 (1, 4) (8, PH) (9, 4)										1	0	0	0	1	0	0											
<b>Inning Stats</b>	R: 0 E: 0 K: 2 S: 7	H: 0 LOB: 0 BB: 0 P: 10	R: 0 E: 0 K: 1 S: 12	H: 0 LOB: 1 BB: 1 P: 20	R: 0 E: 0 K: 1 S: 9	H: 0 LOB: 1 BB: 1 P: 15	R: 1 E: 0 K: 2 S: 10	H: 1 LOB: 0 BB: 0 P: 16	R: 0 E: 0 K: 0 S: 4	H: 0 LOB: 0 BB: 0 P: 8	R: 0 E: 0 K: 2 S: 9	H: 0 LOB: 0 BB: 0 P: 14	R: 0 E: 0 K: 2 S: 8	H: 0 LOB: 0 BB: 0 P: 11	R: 3 E: 0 K: 0 S: 16	H: 2 LOB: 0 BB: 0 P: 23	R: 0 E: 0 K: 2 S: 8	H: 0 LOB: 0 BB: 0 P: 14	1B: 0 2B: 1 3B: 0 HR: 2	SF: 0 SAC: 0 DP: 0 HBP: 1	WP: 0 PB: 0 SB: 0 CS: 1	PA: 30					
<b>PITCHER</b>	IP	WLS	BF	H	R	ER	SO	BB	IBB	HBP	BLK	WP	HR	S	P	ERA	WHIP										
<b>Barry Zito, L</b> ERA: 2.72 (1, 1)	(1, 1)											(1, 1)															

AB	26
R	4
H	3
RBI	4
BB	2
SO	10
LOB	2





Batter	1	2	3	4	5	6	7	8	9	AB	R	H	RBI	BB	SO	LOB	TOP				
<b>Eric Byrnes, R</b> OBP: 0.411, SLG: 0.558 (1, 7)	G4-3	F8 2B		G5-3		G4-3		K		5	0	1	0	0	1	3	<b>Oakland Athletics @ Minnesota Twins</b> Hubert H. Humphrey Metrodome, Minneapolis, MN Wed May 28, 2003, 1:05 PM EDT Att: 23,080 - Dome - 72 F <a href="http://livebaseballscorecards.com">livebaseballscorecards.com</a>				
<b>Scott Hatteberg, L</b> OBP: 0.354, SLG: 0.392 (1, 10)	3 1B 2B	F8		G3		G6-3 1B 2B		FC6 HBP		4	2	2	0	0	0	1					
<b>Eric Chavez, L</b> OBP: 0.328, SLG: 0.456 (1, 5)	2B SF9 1B	G4-3		L4		K		P1		5	1	1	0	0	1	5					
<b>Miguel Tejada, R</b> OBP: 0.281, SLG: 0.390 (1, 6)	SF9 1B 2B	G5-3				G5-3		G6-3 FC6		5	1	1	1	0	0	5					
<b>Erubiel Durazo, L</b> OBP: 0.370, SLG: 0.480 (1, 3)	4-1 BB 1B BB			P5		F7		1B FC6-4		4	0	2	1	1	0	0					
<b>Ramon Hernandez, R</b> OBP: 0.347, SLG: 0.473 (1, 2) <b>17 Adam Melhuse, S</b> (9, PR)	SF9			K		F8		FC6-4 L3		4	0	1	1	0	1	1					
<b>Terrence Long, L</b> OBP: 0.308, SLG: 0.401 (1, 9)	2-3 3-H 1B					F9		F7 L3		5	0	2	1	0	0	3					
<b>Mark Ellis, R</b> OBP: 0.329, SLG: 0.396 (1, 4)	1-2 2-3 BB			K				HBP BB 1B		3	0	2	0	1	1	1					
<b>Chris Singleton, L</b> OBP: 0.346, SLG: 0.439 (1, 8)	F9							P6 HBP BB		3	1	1	1	1	0	4					
<b>Inning Stats</b>	R: 3 E: 0 K: 0 S: 22	H: 4 LOB: 3 BB: 2 P: 36	R: 0 E: 0 K: 0 S: 7	H: 1 LOB: 1 BB: 0 P: 10	R: 0 E: 0 K: 2 S: 10	H: 1 LOB: 1 BB: 0 P: 14	R: 1 E: 0 K: 0 S: 10	H: 1 LOB: 0 BB: 0 P: 14	R: 0 E: 0 K: 0 S: 9	H: 1 LOB: 1 BB: 0 P: 14	R: 1 E: 0 K: 1 S: 12	H: 3 LOB: 2 BB: 0 P: 16	R: 0 E: 0 K: 1 S: 13	H: 1 LOB: 3 BB: 1 P: 25	R: 0 E: 0 K: 0 S: 6	H: 1 LOB: 1 BB: 0 P: 7	1B: 9 2B: 4 3B: 0 HR: 1	SF: 1 SAC: 0 DP: 1 HBP: 1	WP: 0 PB: 0 SB: 0 CS: 0	PA: 43	
<b>PITCHER</b>	IP	WLS	BF	H	R	ER	SO	BB	IBB	HBP	BLK	WP	HR	S	P	ERA	WHIP				
<b>Joe Mays, R</b> ERA: 5.48 (1, 1)	6.0	W	28	8	4	4	2	2	0	0	0	0	1	63	94	6.00	1.667				
<b>Johan Santana, L</b> ERA: 2.99 (7, 1)	0.2	H	4	2	1	1	1	0	0	0	0	0	0	9	13	13.50	3.000				
<b>LaTroy Hawkins, R</b> ERA: 1.52 (7, 1)	0.2	H	5	2	0	0	1	1	0	0	0	0	0	12	19	0.00	4.500				
<b>J.C. Romero, L</b> ERA: 2.82 (8, 1)	0.2	H	3	0	0	0	0	0	0	1	0	0	0	4	9	0.00	0.000				
<b>Eddie Guardado, L</b> ERA: 1.59 (9, 1)	1.0	S	3	1	0	0	0	0	0	0	0	0	0	6	7	0.00	1.000				

Batter	1	2	3	4	5	6	7	8	9	AB	R	H	RBI	BB	SO	LOB	BOTTOM					
<b>Jacque Jones, L</b> OBP: 0.345, SLG: 0.484 (1, 7)	G4-3		HR	G4-3			G4-3			4	1	1	1	0	0	0	<b>Oakland Athletics @ Minnesota Twins</b> Hubert H. Humphrey Metrodome, Minneapolis, MN Wed May 28, 2003, 1:05 PM EDT Att: 23,080 - Dome - 72 F <a href="http://livebaseballscorecards.com">livebaseballscorecards.com</a>					
<b>Chris Gomez, R</b> OBP: 0.318, SLG: 0.418 (1, 6)	F9		K		G4-3 S BB		P4			3	0	0	0	1	1	0						
<b>Corey Koskie, L</b> OBP: 0.364, SLG: 0.439 (1, 5)	F8		K		K		F8			4	0	0	0	0	2	1						
<b>Bobby Kielty, S</b> OBP: 0.414, SLG: 0.519 (1, 10)		E5 1B HR	E5		G4-3		L3			4	1	0	0	0	0	1						
<b>Tori Hunter, R</b> OBP: 0.321, SLG: 0.416 (1, 8)		HR	F8		F8		K			4	1	1	0	0	1	2						
<b>Doug Mientkiewicz, L</b> OBP: 0.351, SLG: 0.470 (1, 3)		HR		HR	1B		G4-3			4	2	3	3	0	0	0						
<b>Dustan Mohr, R</b> OBP: 0.340, SLG: 0.515 (1, 9)		L5		HR	HR		G3			4	1	1	2	0	0	1						
<b>A.J. Pierzynski, L</b> OBP: 0.327, SLG: 0.441 (1, 2)		K		G4-3			FC4-6 BB			2	0	0	0	1	1	0						
<b>Denny Hocking, S</b> OBP: 0.200, SLG: 0.233 (1, 4)		K		K			FC4-6			3	0	0	0	0	2	1						
<b>Inning Stats</b>	R: 0 E: 0 K: 0 S: 9	H: 0 LOB: 0 BB: 0 P: 14	R: 3 E: 1 K: 2 S: 13	H: 2 LOB: 0 BB: 0 P: 20	R: 1 E: 1 K: 2 S: 11	H: 1 LOB: 1 BB: 0 P: 16	R: 2 E: 0 K: 1 S: 11	H: 2 LOB: 0 BB: 0 P: 18	R: 0 E: 0 K: 1 S: 9	H: 0 LOB: 1 BB: 1 P: 18	R: 0 E: 0 K: 0 S: 6	H: 0 LOB: 0 BB: 1 P: 13	R: 0 E: 0 K: 1 S: 7	H: 1 LOB: 1 BB: 0 P: 8	R: 0 E: 0 K: 1 S: 6	H: 0 LOB: 0 BB: 0 P: 9	1B: 2 2B: 1 3B: 0 HR: 3	SF: 0 SAC: 0 DP: 0 HBP: 0	WP: 0 PB: 0 SB: 1 CS: 0	PA: 34		
<b>PITCHER</b>	IP	WLS	BF	H	R	ER	SO	BB	IBB	HBP	BLK	WP	HR	S	P	ERA	WHIP					
<b>John Halama, L</b> ERA: 4.79 (1, 1)	4.0	L	19	5	6	5	5	0	0	0	0	0	0	3	44	68	11.25	1.250				
<b>Aaron Harang, R</b> ERA: (5, 1)	4.0		15	1	0	0	2	2	0	0	0	0	0	28	48	0.00	0.750					





Batter	1	2	3	4	5	6	7	8	9	AB	R	H	RBI	BB	SO	LOB	TOP										
<b>Eric Byrnes, R</b> OBP: 0.411, SLG: 0.560 (1, 7)										5	1	2	1	0	2	4	<b>Oakland Athletics @ Kansas City Royals</b> Kauffman Stadium, Kansas City, MO Thu May 29 2003, 7:05 PM CDT Att: 15,259 - Cloudy - 81 F										
<b>Scott Hatteberg, L</b> OBP: 0.351, SLG: 0.387 (1, 3)										5	1	1	0	0	0	3											
<b>Miguel Tejada, R</b> OBP: 0.284, SLG: 0.395 (1, 6)										5	1	2	1	0	1	0											
<b>Erbiel Durazo, L</b> OBP: 0.371, SLG: 0.481 (1, 10)										4	1	1	1	1	0	0											
<b>3 Eric Chavez, L</b> OBP: 0.325, SLG: 0.449 (1, 5)										5	1	1	1	0	0	2											
<b>Ramon Hernandez, R</b> OBP: 0.345, SLG: 0.468 (1, 2)										4	0	1	0	0	0	2											
<b>Terrence Long, L</b> OBP: 0.312, SLG: 0.405 (1, 9)										3	1	1	0	1	0	1											
<b>Mark Ellis, R</b> OBP: 0.332, SLG: 0.392 (1, 4)										2	0	0	0	2	0	1											
<b>Chris Singleton, L</b> OBP: 0.350, SLG: 0.437 (1, 8)										3	0	1	1	1	0	2											
<b>Inning Stats</b>	R: 0 E: 0 K: 1 S: 8	H: 0 LOB: 0 BB: 0 P: 16	R: 0 E: 0 K: 0 S: 10	H: 1 LOB: 1 BB: 0 P: 15	R: 0 E: 0 K: 1 S: 12	H: 1 LOB: 1 BB: 0 P: 21	R: 0 E: 0 K: 1 S: 7	H: 0 LOB: 0 BB: 0 P: 12	R: 0 E: 0 K: 1 S: 8	H: 0 LOB: 1 BB: 1 P: 14	R: 4 E: 0 K: 0 S: 18	H: 4 LOB: 3 BB: 3 P: 37	R: 1 E: 0 K: 0 S: 10	H: 2 LOB: 1 BB: 1 P: 20	R: 1 E: 0 K: 0 S: 8	H: 2 LOB: 1 BB: 0 P: 12	R: 0 E: 0 K: 0 S: 8	H: 0 LOB: 0 BB: 0 P: 10	1B: 6 2B: 4 3B: 0 HR: 0	SF: 0 SAC: 0 DP: 1 HBP: 0	WP: 0 PB: 0 SB: 0 CS: 0	PA: 41					
<b>PITCHER</b>	IP	WLS	BF	H	R	ER	SO	BB	IBB	HBP	BLK	WP	HR	S	P	ERA	WHIP										
<b>Kyle Snyder, R</b> ERA: 4.14 (1, 1)	5.2	L	25	6	4	4	3	1	1	0	0	0	0	58	102	6.35	1.235										
<b>Jason Grimsley, R</b> ERA: 3.45 (6, 1)	0.1		3	0	0	0	0	2	0	0	0	0	0	5	13	0.00	6.000										
<b>D.J. Carrasco, R</b> ERA: 3.58 (7, 1)	1.0		5	2	1	1	0	1	0	0	0	0	0	10	20	9.00	3.000										
<b>Rick DeHart, L</b> ERA: 4.5 (8, 1)	2.0		8	2	1	1	0	0	0	0	0	0	0	16	22	4.50	1.000										

AB	36
R	6
H	10
RBI	5
BB	5
SO	3
LOB	15



Batter	1	2	3	4	5	6	7	8	9	AB	R	H	RBI	BB	SO	LOB	BOTTOM										
<b>Brent Abernathy, R</b> OBP: 0.067, SLG: 0.067 (1, 4)										4	0	0	0	0	0	1	<b>Oakland Athletics @ Kansas City Royals</b> Kauffman Stadium, Kansas City, MO Thu May 29 2003, 7:05 PM CDT Att: 15,259 - Cloudy - 81 F										
<b>Desti Relaford, S</b> OBP: 0.397, SLG: 0.417 (1, 5)										4	0	2	0	0	0	0											
<b>29 Mike Sweeney, R</b> OBP: 0.426, SLG: 0.526 (1, 10)										3	0	1	0	1	0	0											
<b>Raul Ibanez, L</b> OBP: 0.356, SLG: 0.480 (1, 7)										4	0	2	0	0	1	4											
<b>Carlos Beltrán, S</b> OBP: 0.350, SLG: 0.455 (1, 8)										4	0	0	0	0	0	6											
<b>Ken Harvey, R</b> OBP: 0.276, SLG: 0.380 (1, 3)										4	1	1	0	0	1	0											
<b>Aaron Guiel, L</b> OBP: 0.250, SLG: 0.250 (1, 9)										4	0	1	0	0	0	1											
<b>Mike DiFelice, R</b> OBP: 0.319, SLG: 0.493 (1, 2)										4	0	1	0	0	1	2											
<b>4 Angel Berroa, R</b> OBP: 0.317, SLG: 0.382 (1, 6)										3	0	1	1	0	1	2											
<b>Inning Stats</b>	R: 0 E: 0 K: 0 S: 13	H: 1 LOB: 2 BB: 1 P: 20	R: 0 E: 0 K: 0 S: 11	H: 1 LOB: 0 BB: 0 P: 16	R: 0 E: 0 K: 0 S: 9	H: 0 LOB: 0 BB: 0 P: 15	R: 0 E: 0 K: 1 S: 8	H: 1 LOB: 0 BB: 0 P: 9	R: 0 E: 0 K: 1 S: 12	H: 2 LOB: 2 BB: 0 P: 16	R: 1 E: 0 K: 0 S: 9	H: 2 LOB: 1 BB: 0 P: 13	R: 0 E: 0 K: 0 S: 7	H: 1 LOB: 0 BB: 0 P: 12	R: 0 E: 0 K: 2 S: 8	H: 0 LOB: 0 BB: 0 P: 14	1B: 8 2B: 1 3B: 0 HR: 0	SF: 0 SAC: 0 DP: 1 HBP: 0	WP: 0 PB: 0 SB: 0 CS: 1	PA: 36							
<b>PITCHER</b>	IP	WLS	BF	H	R	ER	SO	BB	IBB	HBP	BLK	WP	HR	S	P	ERA	WHIP										
<b>Mark Mulder, L</b> ERA: 2.36 (1, 1)	7.0	W	28	8	1	1	2	1	0	0	0	0	0	70	100	1.29	1.286										
<b>Jim Mecir, R</b> ERA: 4.5 (8, 1)	1.0		4	1	0	0	0	0	0	0	0	0	0	7	12	0.00	1.000										
<b>Keith Foulke, R</b> ERA: 2.03 (9, 1)	1.0		3	0	0	0	2	0	0	0	0	0	0	8	14	0.00	0.000										

AB	34
R	1
H	9
RBI	1
BB	1
SO	4
LOB	16









Batter	1	2	3	4	5	6	7	8	9	AB	R	H	RBI	BB	SO	LOB	TOP					
Eric Byrnes, R OBP: 0.403, SLG: 0.570 (1, 8)	P6		G6-3			E6 HR		G3	HR	5	2	1	3	0	0	0	<b>Oakland Athletics @ Kansas City Royals</b> Kauffman Stadium, Kansas City, MO Sat May 31 2003, 1:05 PM CDT Att: 31,650 - Cloudy - 70 F					
Scott Hatteberg, L OBP: 0.350, SLG: 0.381 (1, 3)	1B			F9		HR		E8 1B	G6-3	4	1	1	0	1	0	0						
Miguel Tejada, R OBP: 0.283, SLG: 0.410 (1, 6)	F8			P3		HR		F7		4	1	1	3	0	0	2						
Erubiel Durazo, L OBP: 0.376, SLG: 0.479 (1, 10)	G3			G6-3		K		1B	IBB	3	0	0	0	1	1	1						
Ramon Hernandez, R OBP: 0.339, SLG: 0.456 (1, 2)		F7			F8	G4-3			1B	4	0	1	0	0	0	0						
Mark Ellis, R OBP: 0.323, SLG: 0.380 (1, 4)	K				P4	F7			G5-3	4	0	0	0	0	1	0						
Adam Piatt, R OBP: 0.179, SLG: 0.297 Chris Singleton, L OBP: 0.359, SLG: 0.450 (7, PH) (7, 8)	K				1B		G4-3		HR	2	1	1	0	0	1	0						
Terrence Long, L OBP: 0.308, SLG: 0.414 (1, 9)			L7		G4-3		F7		E6 HR	4	1	0	0	0	0	2						
Frank Menechino, R OBP: 0.300, SLG: 0.280 Billy McMillon, L (9, PH) 3 Eric Chavez, L OBP: 0.319, SLG: 0.440 (9, 5)			L8			HR		G5-3		3	1	1	1	0	0	0						
									K	1	0	0	0	0	1	2						
										0	0	0	0	0	0	0						
<b>Inning Stats</b>	R: 0 E: 0 K: 0 S: 10	H: 1 LOB: 1 BB: 0 P: 14	R: 0 E: 0 K: 2 S: 8	H: 0 LOB: 0 BB: 0 P: 12	R: 0 E: 0 K: 0 S: 6	H: 0 LOB: 0 BB: 0 P: 6	R: 0 E: 0 K: 0 S: 7	H: 0 LOB: 0 BB: 0 P: 10	R: 0 E: 0 K: 0 S: 7	H: 1 LOB: 1 BB: 0 P: 15	R: 4 E: 1 K: 1 S: 15	H: 2 LOB: 0 BB: 1 P: 26	R: 0 E: 0 K: 0 S: 6	H: 0 LOB: 0 BB: 0 P: 9	R: 0 E: 1 K: 0 S: 11	H: 1 LOB: 2 BB: 1 P: 22	R: 3 E: 1 K: 1 S: 11	H: 2 LOB: 0 BB: 0 P: 19	1B: 4 2B: 0 3B: 0 HR: 3	SF: 0 SAC: 0 DP: 0 HBP: 0	WP: 0 PB: 0 SB: 0 CS: 0	PA: 38
<b>PITCHER</b>	IP	WLS	BF	H	R	ER	SO	BB	IBB	HBP	BLK	WP	HR	S	P	ERA	WHIP					
Darrell May, L ERA: 4.13 (1, 1)	6.0		24	4	4	3	3	1	0	0	0	0	2	53	83	4.50	0.833					
Jason Grimsley, R ERA: 3.92 (7, 1)	1.0	H	3	0	0	0	0	0	0	0	0	0	0	6	9	0.00	0.000					
Sean Lowe, R ERA: 4.7 (8, 1)	1.0	H	5	1	0	0	0	0	1	0	0	0	0	11	22	0.00	1.000					
Mike MacDougal, R ERA: 3.04 (9, 1)	1.0	L	6	2	3	0	1	0	0	0	0	0	1	11	19	0.00	2.000					

AB	36
R	7
H	7
RBI	7
BB	2
SO	4
LOB	7



Batter	1	2	3	4	5	6	7	8	9	AB	R	H	RBI	BB	SO	LOB	BOTTOM					
Brent Abernathy, R OBP: 0.053, SLG: 0.053 Desi Relaford, S OBP: 0.356, SLG: 0.433 (1, 4) (9, PH)	K		K		F8		P5		1B	4	0	0	0	0	2	0	<b>Oakland Athletics @ Kansas City Royals</b> Kauffman Stadium, Kansas City, MO Sat May 31 2003, 1:05 PM CDT Att: 31,650 - Cloudy - 70 F					
Joe Randa, R OBP: 0.291, SLG: 0.399 (1, 5)	29 BB			P4	L4		F9		29 BB	4	0	1	1	1	0	0						
29 Mike Sweeney, R OBP: 0.430, SLG: 0.519 (1, 3)	G4-6-3			1B	L5		G5-3		3H	4	1	2	0	1	0	0						
Ken Harvey, R OBP: 0.278, SLG: 0.371 (1, 10)	G4-6-3			1B		E5 FC6-4		K	L6	5	1	1	0	0	1	4						
Carlos Beltrán, S OBP: 0.368, SLG: 0.489 (1, 8)		F7		1B	FC6-4					4	2	2	0	0	0	1						
Mendy López, R OBP: 0.290, SLG: 0.367 Aaron Guiel, L OBP: 0.250, SLG: 0.250 (1, 7) (9, 7)	P6			SF9		1B		K		4	1	2	1	0	1	1						
Michael Tucker, L OBP: 0.321, SLG: 0.456 (1, 9)	L9			S		1B		K		0	0	0	0	0	0	0						
4 Angel Berroa, R OBP: 0.323, SLG: 0.380 (1, 6)			B1-3		SF9					3	0	1	2	0	1	1						
Brent Mayne, L OBP: 0.309, SLG: 0.378 (1, 2)			G5-3		G6-3		K		P1	2	0	0	0	0	1	3						
										4	0	0	0	0	1	3						
<b>Inning Stats</b>	R: 0 E: 0 K: 1 S: 7	H: 0 LOB: 1 BB: 2 P: 17	R: 0 E: 0 K: 0 S: 10	H: 0 LOB: 0 BB: 0 P: 11	R: 0 E: 0 K: 1 S: 11	H: 0 LOB: 0 BB: 0 P: 13	R: 4 E: 0 K: 0 S: 18	H: 5 LOB: 1 BB: 0 P: 23	R: 0 E: 0 K: 0 S: 8	H: 0 LOB: 0 BB: 0 P: 11	R: 1 E: 1 K: 1 S: 10	H: 1 LOB: 2 BB: 1 P: 21	R: 0 E: 0 K: 3 S: 12	H: 0 LOB: 1 BB: 0 P: 17	R: 0 E: 0 K: 3 S: 12	H: 1 LOB: 1 BB: 0 P: 17	R: 1 E: 0 K: 1 S: 15	H: 3 LOB: 2 BB: 0 P: 19	1B: 9 2B: 0 3B: 1 HR: 0	SF: 2 SAC: 0 DP: 1 HBP: 0	WP: 0 PB: 0 SB: 2 CS: 0	PA: 40
<b>PITCHER</b>	IP	WLS	BF	H	R	ER	SO	BB	IBB	HBP	BLK	WP	HR	S	P	ERA	WHIP					
Ted Lilly, L ERA: 4.21 (1, 1)	7.0		30	6	5	4	3	2	1	0	0	0	0	70	107	5.14	1.143					
Jim Mecir, R ERA: 4.0 (8, 1)	1.0	W	4	1	0	0	3	0	0	0	0	0	0	12	17	0.00	1.000					
Keith Foulke, R ERA: 2.28 (9, 1)	1.0	S	6	3	1	1	1	0	0	0	0	0	0	15	19	9.00	3.000					

AB	35
R	6
H	10
RBI	5
BB	3
SO	7
LOB	10





Batter	1	2	3	4	5	6	7	8	9	AB	R	H	RBI	BB	SO	LOB	TOP			
Eric Byrnes, R OBP: 0.402, SLG: 0.582 (1, 8)										4	1	1	1	1	1	3				
Scott Hatteberg, L OBP: 0.347, SLG: 0.377 (1, 3)										5	0	1	0	0	0	0				
Miguel Tejada, R OBP: 0.281, SLG: 0.403 (1, 6)											4	1	0	0	1	0				
Erbiel Durazo, L OBP: 0.381, SLG: 0.485 (1, 10)											4	2	2	0	1	0				
Jermaine Dye, R OBP: 0.258, SLG: 0.272 Chris Singleton, L OBP: 0.359, SLG: 0.450 (1, 9)											3	0	1	1	1	0				
3 Eric Chavez, L OBP: 0.318, SLG: 0.451 (1, 5)											4	1	1	2	0	0				
Ramon Hernandez, R OBP: 0.337, SLG: 0.451 (1, 2)											4	1	1	1	0	0				
Mark Ellis, R OBP: 0.322, SLG: 0.374 (1, 4)											3	0	0	0	1	1				
Adam Piatt, R OBP: 0.195, SLG: 0.333 Terrence Long, L OBP: 0.310, SLG: 0.415 (7, PH)											2	0	1	0	0	0				
											2	0	1	1	0	1				
<b>Inning Stats</b>	R: 1 E: 1 K: 0 S: 14	H: 2 LOB: 2 BB: 0 P: 19	R: 0 E: 0 K: 12 S: 12	H: 1 LOB: 1 BB: 0 P: 19	R: 3 E: 0 K: 0 S: 13	H: 2 LOB: 0 BB: 1 P: 20	R: 0 E: 0 K: 1 S: 7	H: 0 LOB: 0 BB: 0 P: 11	R: 0 E: 0 K: 0 S: 9	H: 0 LOB: 1 BB: 1 P: 14	R: 0 E: 0 K: 10 S: 10	H: 1 LOB: 1 BB: 1 P: 17	R: 2 E: 0 K: 0 S: 10	H: 3 LOB: 2 BB: 1 P: 23	R: 0 E: 0 K: 0 S: 7	H: 0 LOB: 1 BB: 1 P: 14	1B: 5 2B: 2 3B: 0 HR: 2	SF: 1 SAC: 0 DP: 0 HBP: 0	WP: 0 PA: 41 PB: 0 SB: 1 CS: 0	
<b>PITCHER</b>	IP	WLS	BF	H	R	ER	SO	BB	IBB	HBP	BLK	WP	HR	S	P	ERA	WHIP			
Chris George, L ERA: 6.35 (1, 1)	6.0		26	5	4	4	2	2	0	0	0	0	2	62	97	6.00	1.167			
D.J. Carrasco, R ERA: 3.45 (7, 1)	1.0	L	4	1	0	0	1	1	0	0	0	0	0	10	17	0.00	2.000			
Rick DeHart, L ERA: 6.75 (8, 1)	0.2		3	1	1	1	0	0	0	0	0	0	0	5	10	13.50	1.500			
Jason Grimsley, R ERA: 4.09 (8, 1)	0.0		3	2	1	1	0	1	0	0	0	0	0	4	11	∞	∞			
Brad Voyles, R ERA: (8, 1)	1.1		5	0	0	0	0	1	0	0	0	0	0	8	16	0.00	0.750			

Oakland Athletics @ Kansas City Royals  
Kauffman Stadium, Kansas City, MO  
Sun Jun 01 2003, 1:05 PM CDT  
Att: 16,249 - Cloudy - 70 F

AB	35
R	6
H	9
RBI	6
BB	5
SO	3
LOB	12



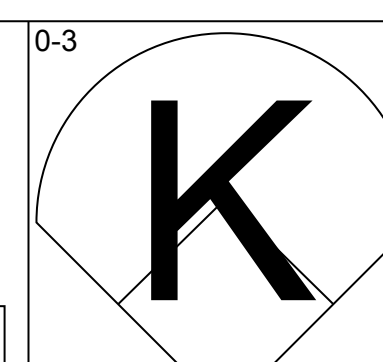
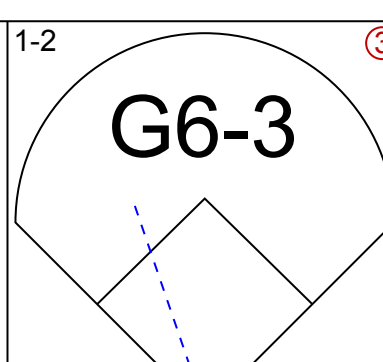
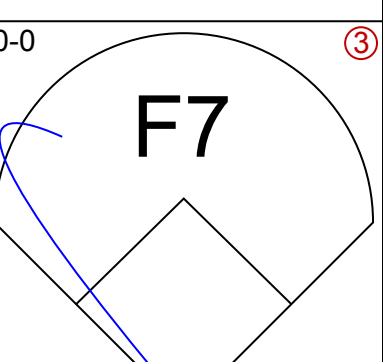
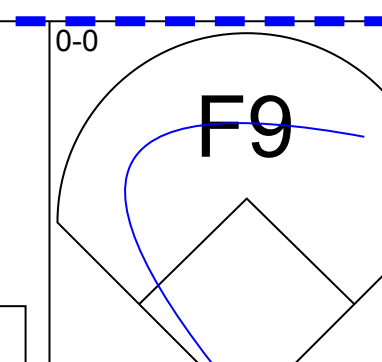
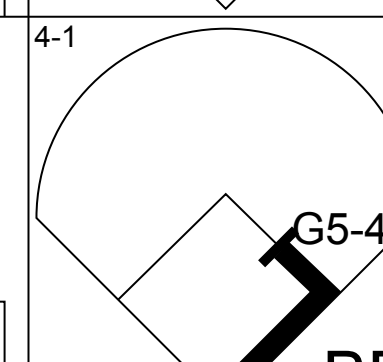
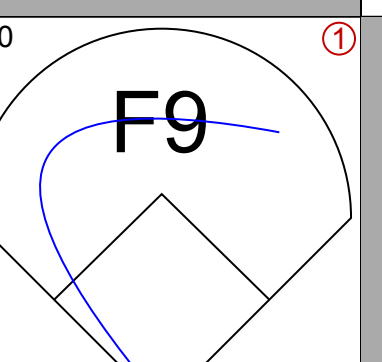
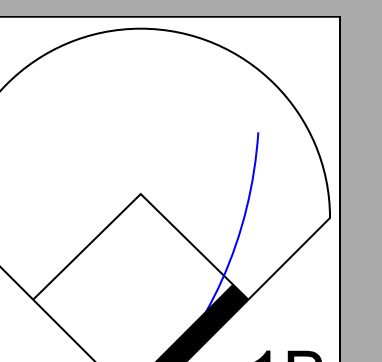
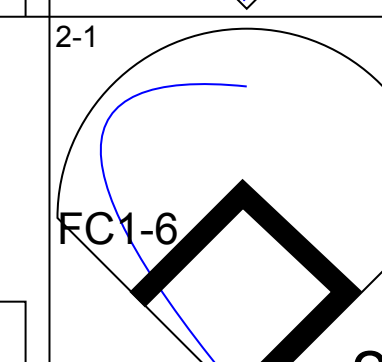
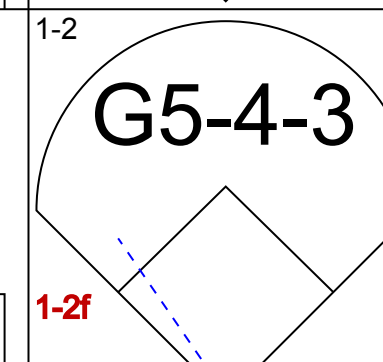
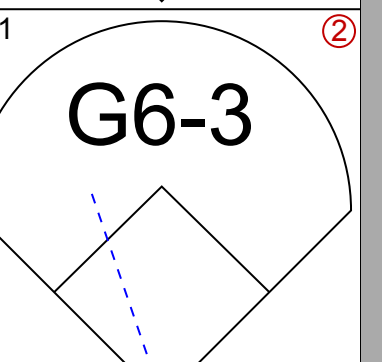
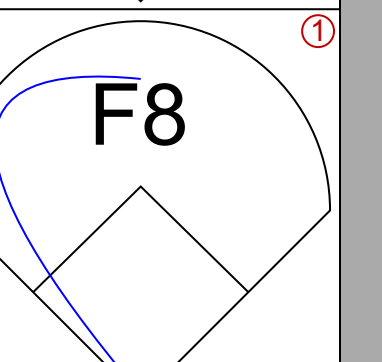
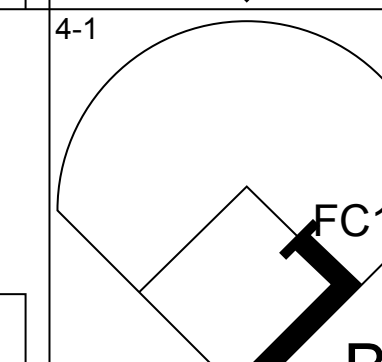
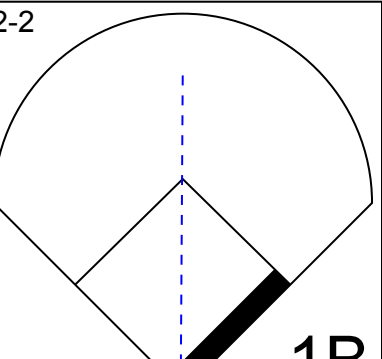
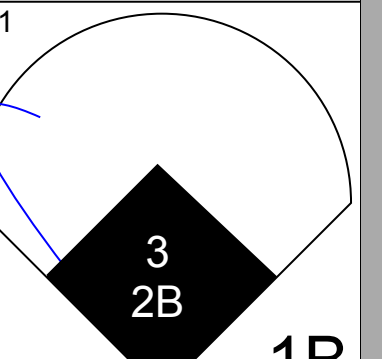
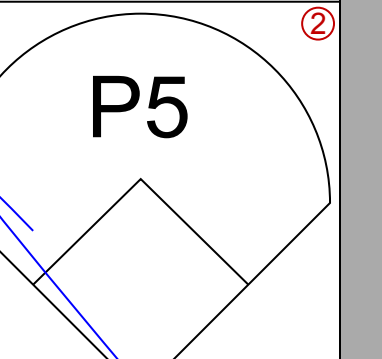
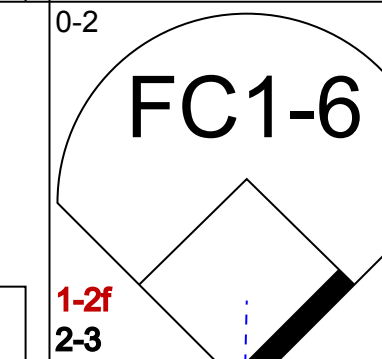

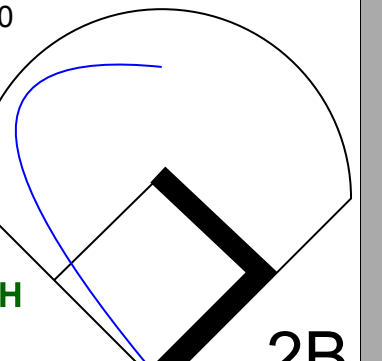
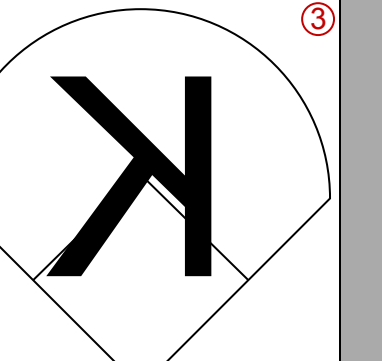
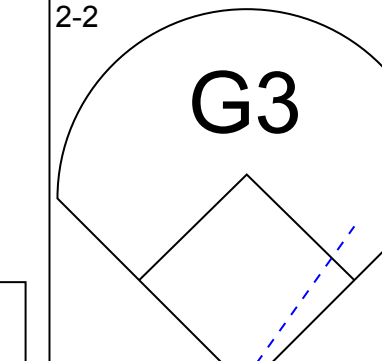

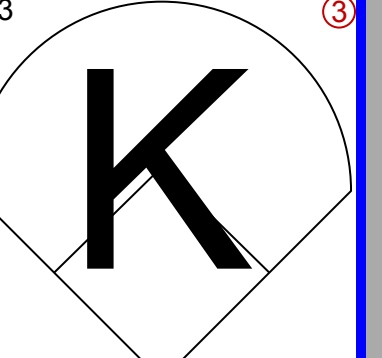
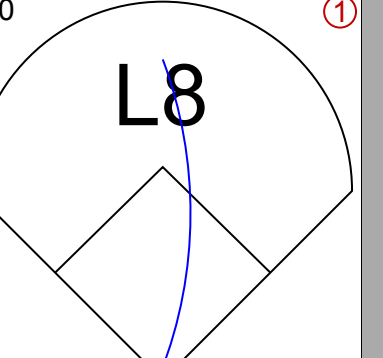
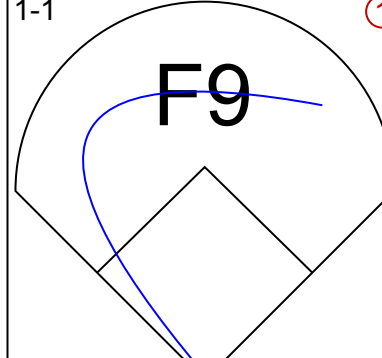


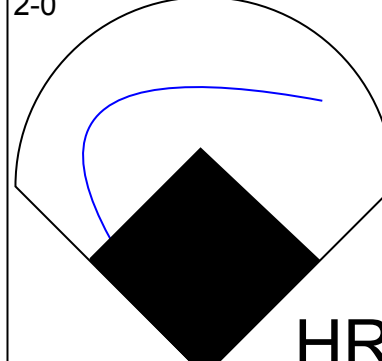

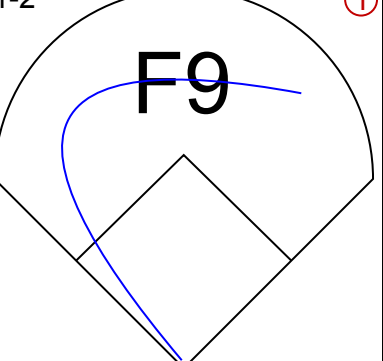
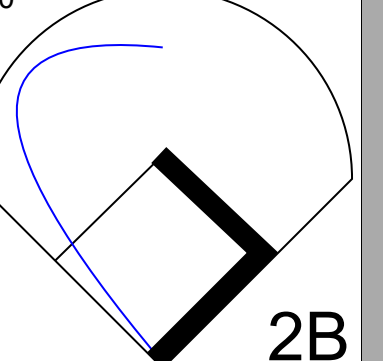
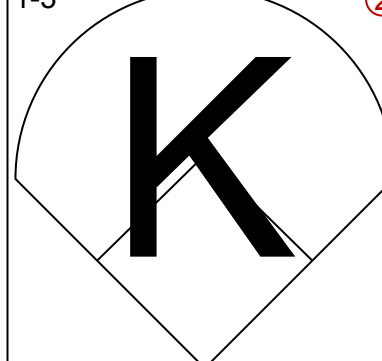
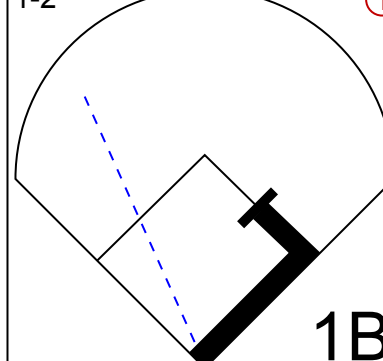
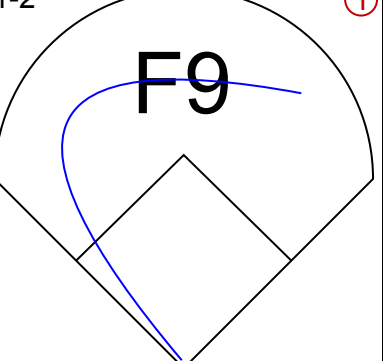
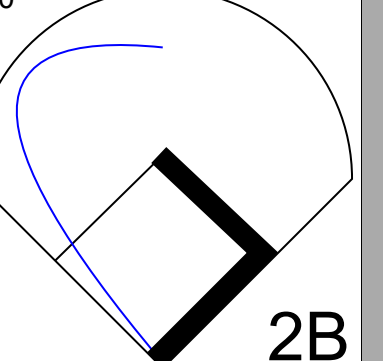
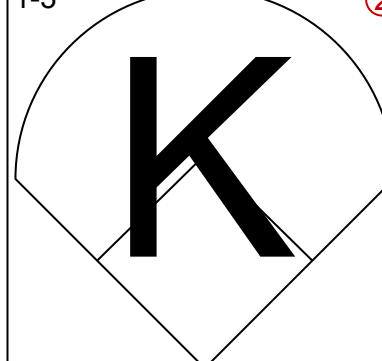

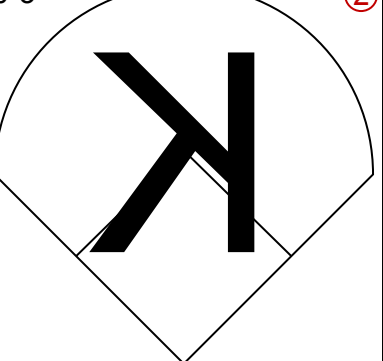
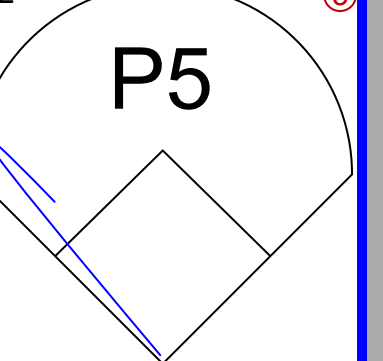
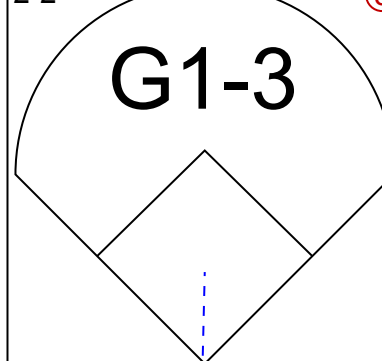

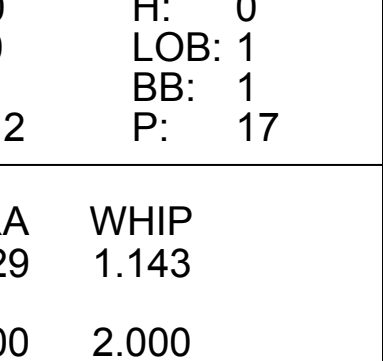
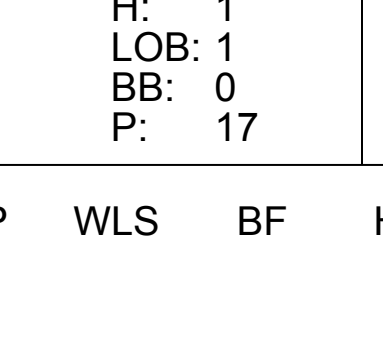
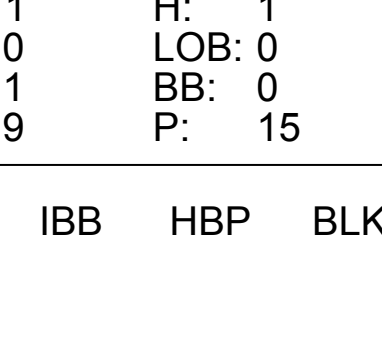
Batter	1	2	3	4	5	6	7	8	9	AB	R	H	RBI	BB	SO	LOB	BOTTOM			
Desi Relaford, S OBP: 0.358, SLG: 0.429 (1, 4)											4	1	1	0	1	1				
Joe Randa, R OBP: 0.291, SLG: 0.396 (1, 5)											4	0	1	1	0	1				
29 Mike Sweeney, R OBP: 0.431, SLG: 0.518 (1, 10)											4	1	2	0	0	1				
Raul Ibanez, L OBP: 0.351, SLG: 0.478 (1, 7)											4	1	1	2	0	2				
Carlos Beltrán, S OBP: 0.378, SLG: 0.496 (1, 8)											4	0	3	1	0	0				
Mendy López, R OBP: 0.257, SLG: 0.324 (1, 3)											4	0	0	0	0	1				
Michael Tucker, L OBP: 0.315, SLG: 0.447 (1, 9)											4	0	0	0	0	2				
4 Angel Berroa, R OBP: 0.316, SLG: 0.371 (1, 6)											4	0	0	0	0	0				
Mike DiFelice, R OBP: 0.316, SLG: 0.479 (1, 2)											4	1	1	0	0	2				
<b>Inning Stats</b>	R: 3 E: 0 K: 1 S: 16	H: 3 LOB: 1 BB: 1 P: 31	R: 0 E: 0 K: 11 S: 11	H: 0 LOB: 0 BB: 0 P: 16	R: 0 E: 0 K: 0 S: 9	H: 2 LOB: 2 BB: 0 P: 17	R: 0 E: 0 K: 0 S: 4	H: 0 LOB: 0 BB: 0 P: 9	R: 0 E: 0 K: 1 S: 5	H: 0 LOB: 0 BB: 0 P: 15	R: 1 E: 0 K: 2 S: 13	H: 3 LOB: 2 BB: 0 P: 25	R: 0 E: 0 K: 2 S: 11	H: 1 LOB: 1 BB: 0 P: 15	R: 0 E: 0 K: 1 S: 14	H: 0 LOB: 0 BB: 0 P: 22	1B: 8 2B: 0 3B: 1 HR: 0	SF: 0 SAC: 0 DP: 0 HBP: 0	WP: 0 PA: 37 PB: 0 SB: 3 CS: 0	
<b>PITCHER</b>	IP	WLS	BF	H	R	ER	SO	BB	IBB	HBP	BLK	WP	HR	S	P	ERA	WHIP			
Barry Zito, L ERA: 2.94 (1, 1)	6.2		28	7	4	4	4	1	0	0	0	0	0	62	111	5.40	1.200			
Chad Bradford, R ERA: 3.04 (7, 1)	0.1	W	2	1	0	0	1	0	0	0	0	0	0	5	10	0.00	3.000			
Ricardo Rincon, L ERA: 4.34 (8, 1)	1.0	H	4	1	0	0	2	0	0	0	0	0	0	11	15	0.00	1.000			
Keith Foulke, R ERA: 2.2 (9, 1)	1.0	S	3	0	0	0	1	0	0	0	0	0	0	14	22	0.00	0.000			

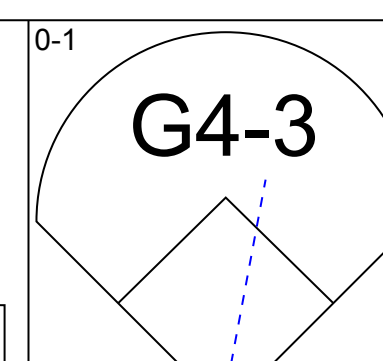
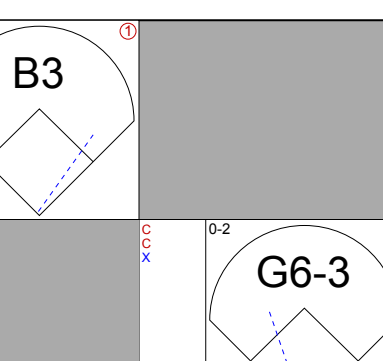
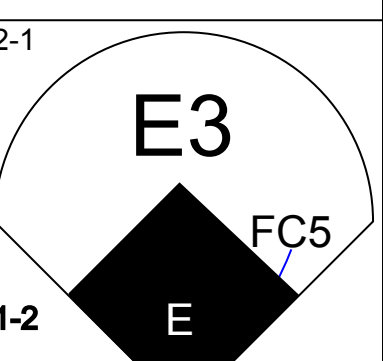
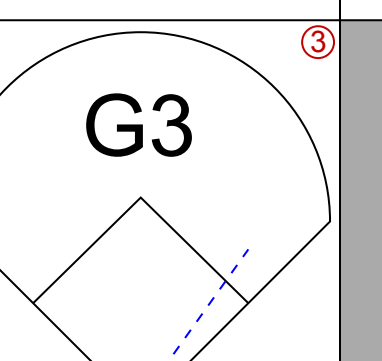
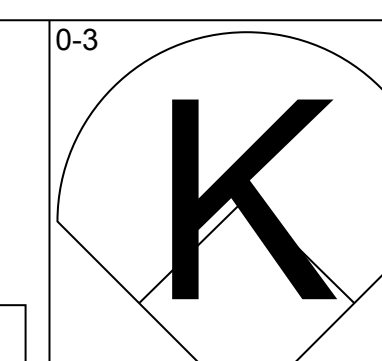
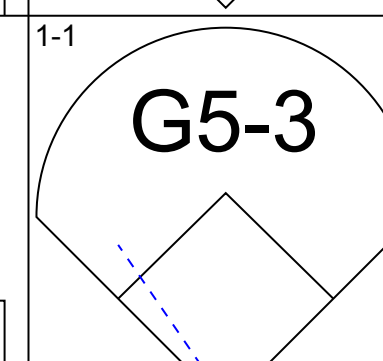
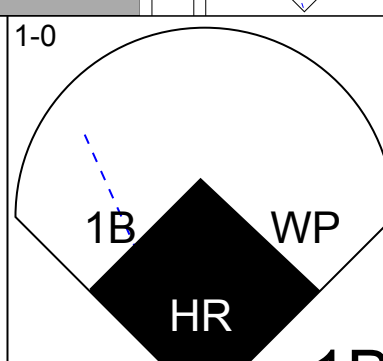
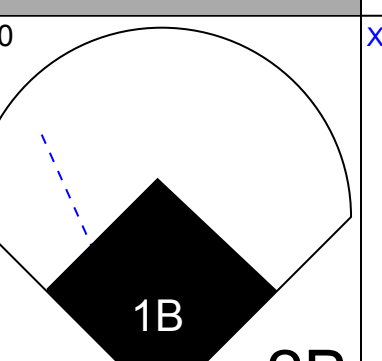
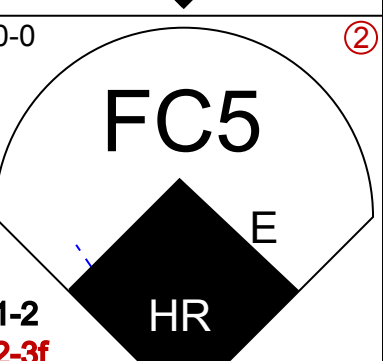
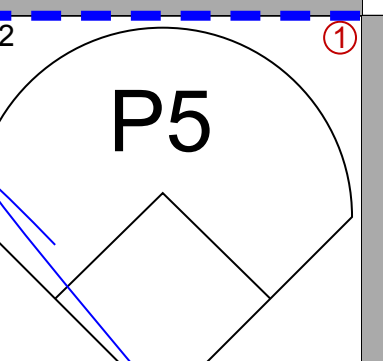

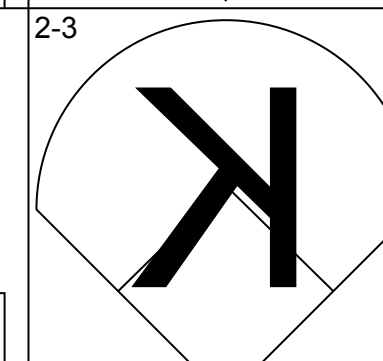
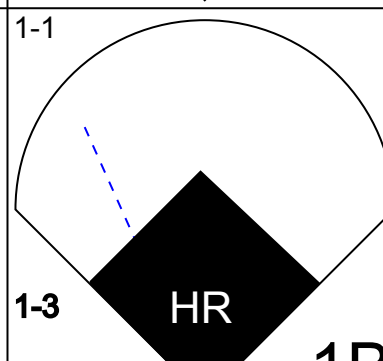
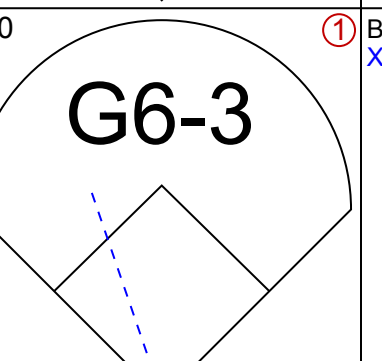
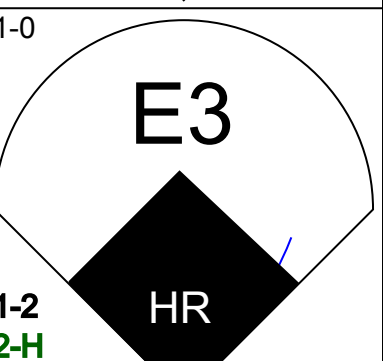
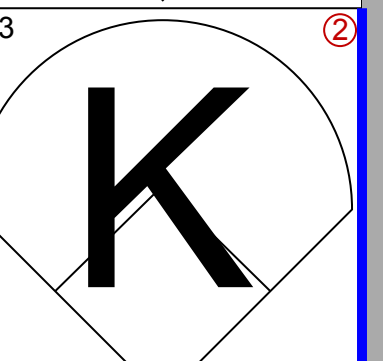

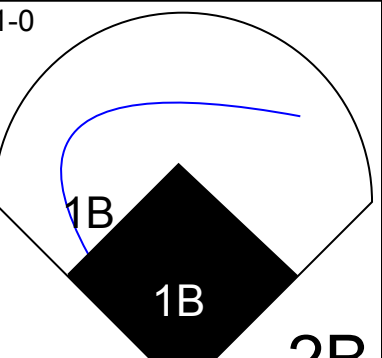
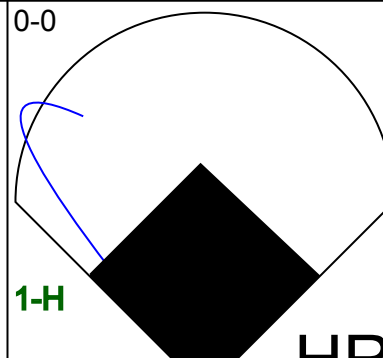
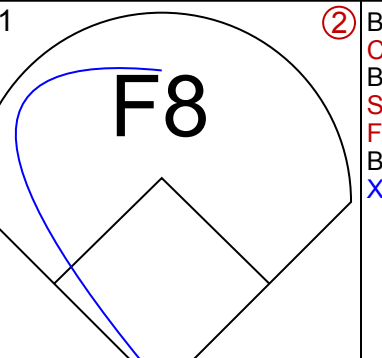
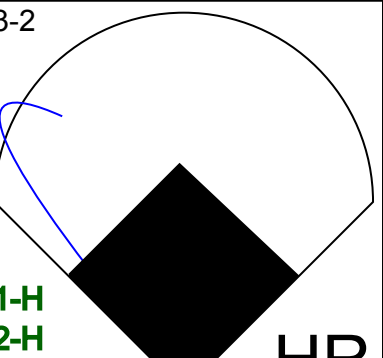
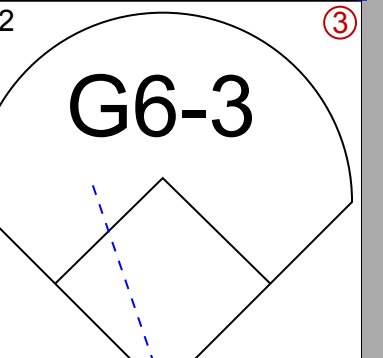

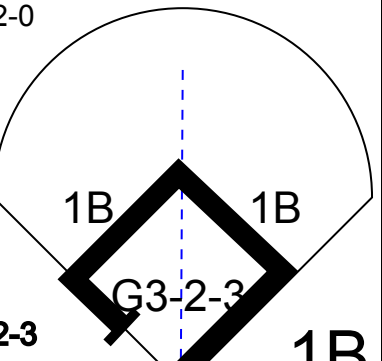
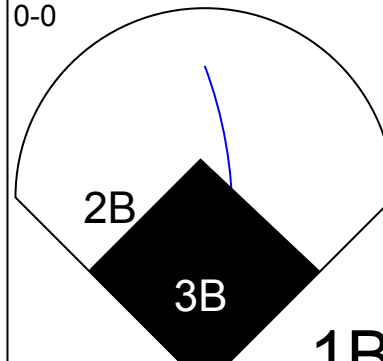
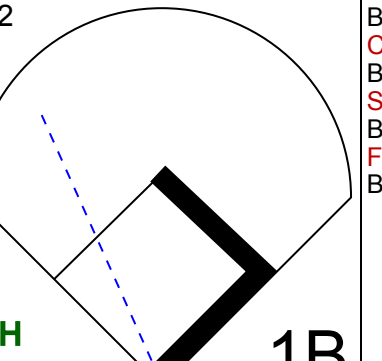
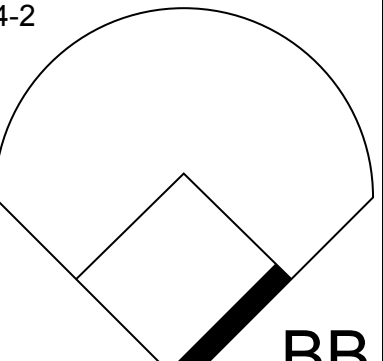


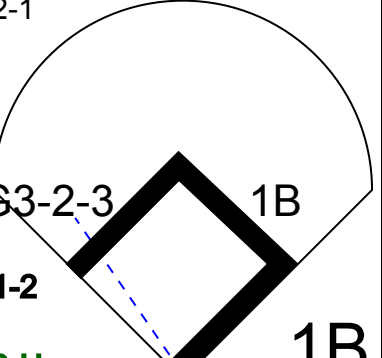
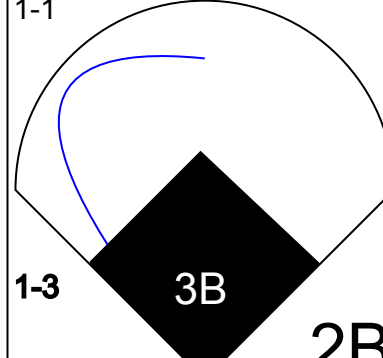
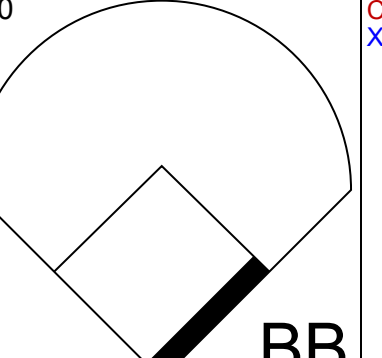
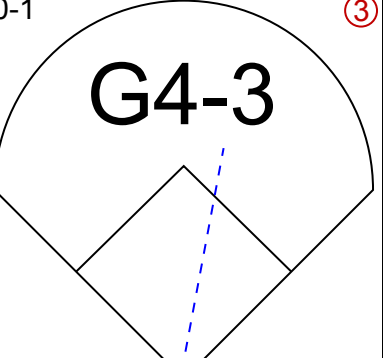


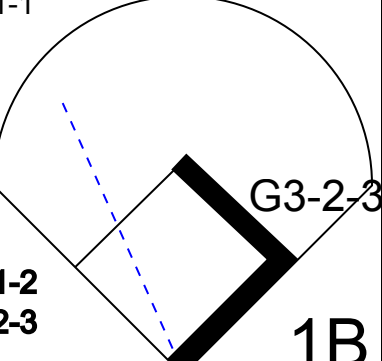
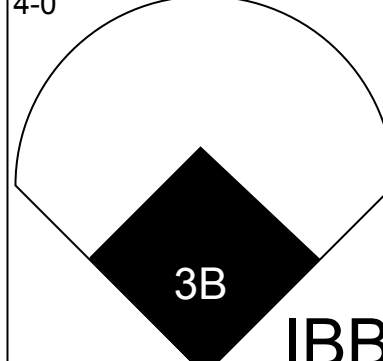
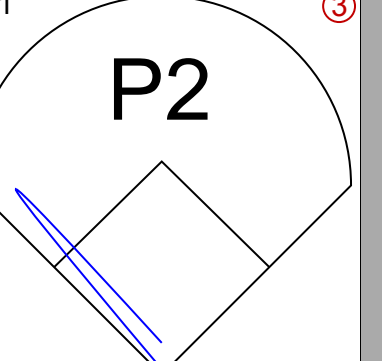
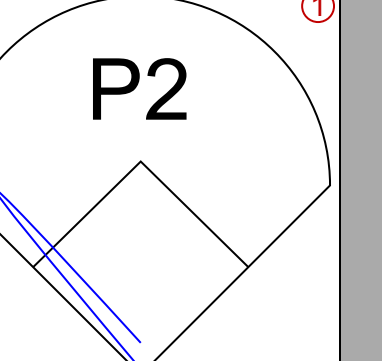
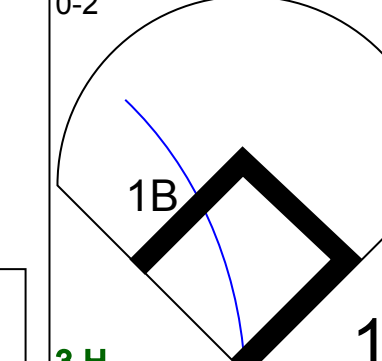

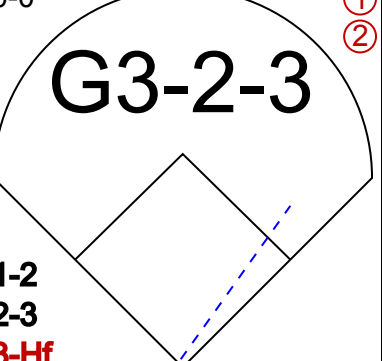
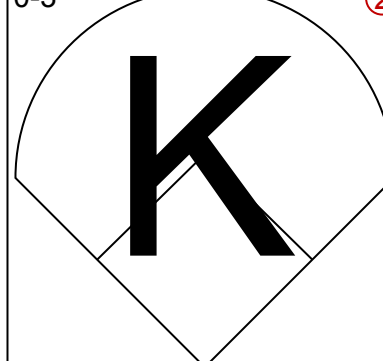
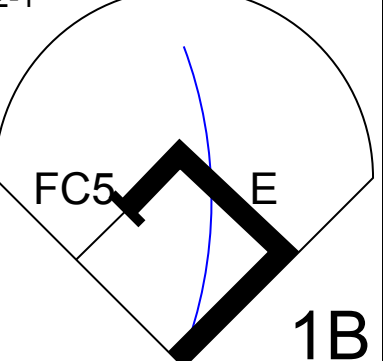
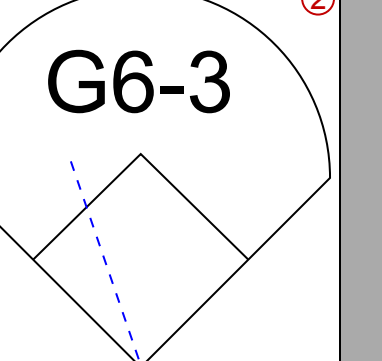
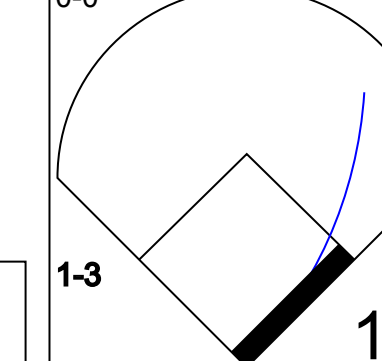

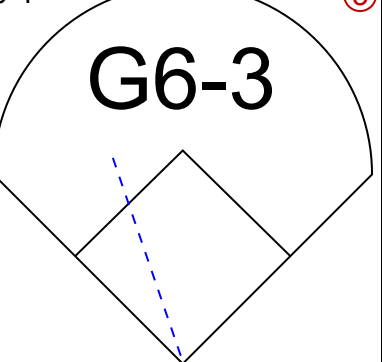
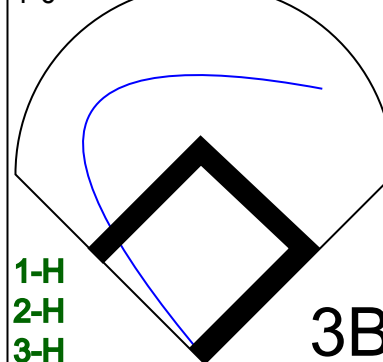

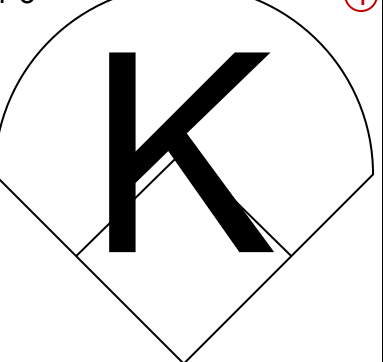
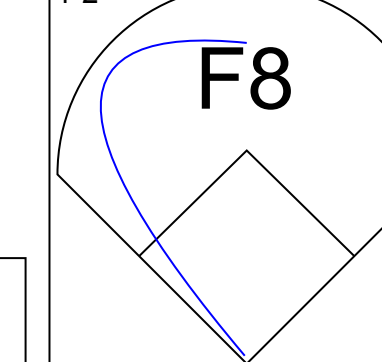

Oakland Athletics @ Kansas City Royals  
Kauffman Stadium, Kansas City, MO  
Sun Jun 01 2003, 1:05 PM CDT  
Att: 16,249 - Cloudy - 70 F

AB	36
R	4
H	9
RBI	4
BB	1
SO	8
LOB	10





Batter	1	2	3	4	5	6	7	8	9	AB	R	H	RBI	BB	SO	LOB	TOP				
<b>Eric Byrnes, R</b> OBP: 0.393, SLG: 0.567 (1, 7)										4	0	0	0	0	1	1	<b>Oakland Athletics @ Florida Marlins</b> Pro Player Stadium, Miami, FL Tue Jun 03 2003, 7:05 PM EDT Att: 10,195 - Cloudy - 83 F				
<b>Chris Singleton, L</b> OBP: 0.370, SLG: 0.463 (1, 8)										3	0	2	0	1	0	0					
<b>Miguel Tejada, R</b> OBP: 0.280, SLG: 0.397 (1, 6)										3	0	0	0	1	0	2					
<b>Erbiel Durazo, L</b> OBP: 0.383, SLG: 0.485 (1, 3)										4	1	2	0	0	0	3					
<b>3 Eric Chavez, L</b> OBP: 0.317, SLG: 0.452 (1, 5)										4	0	1	1	0	1	4					
<b>Jermaine Dye, R</b> OBP: 0.283, SLG: 0.265 John Halama, L (4, 1)											2	0	0	0	0	2					
<b>Frank Menechino, R</b> OBP: 0.291, SLG: 0.259 (7, PH) (7, 4)											2	0	0	0	0	0					
<b>17 Adam Melhuse, S</b> OBP: 0.500, SLG: 0.833 (1, 2)											3	1	1	1	1	1					
<b>Mark Ellis, R</b> OBP: 0.323, SLG: 0.376 Billy McMillon, L OBP: 0.250, SLG: 0.500 (7, PH) (7, 9)											2	0	1	0	0	1					
<b>Mark Mulder, L</b> (1, 1)											1	0	0	0	1	0					
<b>Terrence Long, L</b> OBP: 0.307, SLG: 0.410 Mike Neu, S OBP: 0.190, SLG: 0.325 (9, PH)											2	0	0	0	1	2					
<b>Inning Stats</b>	R: 0 E: 0 K: 1 S: 8	H: 0 LOB: 0 BB: 1 P: 13	R: 0 E: 0 K: 1 S: 12	H: 1 LOB: 1 BB: 0 P: 16	R: 0 E: 0 K: 1 S: 10	H: 1 LOB: 0 BB: 0 P: 14	R: 1 E: 0 K: 1 S: 9	H: 2 LOB: 1 BB: 0 P: 12	R: 0 E: 0 K: 1 S: 12	H: 1 LOB: 1 BB: 0 P: 17	R: 0 E: 0 K: 1 S: 11	H: 1 LOB: 1 BB: 0 P: 17	R: 0 E: 0 K: 0 S: 10	H: 1 LOB: 2 BB: 1 P: 18	R: 1 E: 0 K: 1 S: 9	H: 1 LOB: 0 BB: 0 P: 15	1B: 4 2B: 3 3B: 0 HR: 1	SF: 0 SAC: 0 DP: 1 HBP: 0	WP: 0 PB: 0 SB: 0 CS: 0	PA: 36	
<b>PITCHER</b>	IP	WLS	BF	H	R	ER	SO	BB	IBB	HBP	BLK	WP	HR	S	P	ERA	WHIP				
<b>Brad Penny, R</b> ERA: 3.5 (1, 1)	7.0	W	27	6	1	1	7	2	0	0	0	0	0	71	101	1.29	1.143				
<b>Michael Tejera, L</b> ERA: 5.52 (8, 1)	1.0		5	1	0	0	0	1	0	0	0	0	0	10	18	0.00	2.000				
<b>Juan Alvarez, L</b> ERA: 3.09 (9, 1)	1.0		4	1	1	1	1	0	0	0	0	0	1	9	15	9.00	1.000				

Batter	1	2	3	4	5	6	7	8	9	AB	R	H	RBI	BB	SO	LOB	BOTTOM					
<b>Juan Pierre, L</b> OBP: 0.339, SLG: 0.352 (1, 8)										6	1	0	0	0	1	5	<b>Oakland Athletics @ Florida Marlins</b> Pro Player Stadium, Miami, FL Tue Jun 03 2003, 7:05 PM EDT Att: 10,195 - Cloudy - 83 F					
<b>Luis Castillo, S</b> OBP: 0.371, SLG: 0.414 Mike Mordecai, R OBP: 0.286, SLG: 0.222 (7, PH) (8, 4)											4	3	2	0	0	2						
<b>Ivan Rodriguez, R</b> OBP: 0.347, SLG: 0.399 Michael Tejera, L OBP: 0.083, SLG: 0.083 Juan Alvarez, L (1, 2) (8, 1) (9, 1)											5	2	1	0	0	2						
<b>Mike Lowell, R</b> OBP: 0.353, SLG: 0.623 (1, 5)											5	3	3	6	0	1						
<b>Derrek Lee, R</b> OBP: 0.368, SLG: 0.455 (1, 3)											4	2	4	1	1	0						
<b>Juan Encarnacion, R</b> OBP: 0.342, SLG: 0.480 Brian Banks, S OBP: 0.329, SLG: 0.500 (1, 9) (8, 7)											3	1	2	1	1	0						
<b>Alex Gonzalez, R</b> OBP: 0.376, SLG: 0.603 Andy Fox, L OBP: 0.321, SLG: 0.353 (1, 6) (8, 6)												3	1	1	0	1						
<b>Chad Allen, R</b> OBP: 0.200, SLG: 0.143 (1, 7) (8, 9)												5	0	2	0	1						
<b>Brad Penny, R</b> OBP: 0.160, SLG: 0.480 Ramon Castro, R OBP: 0.333, SLG: 0.370 (1, 1) (8, 2)												4	0	2	3	0						
<b>Inning Stats</b>	R: 0 E: 0 K: 1 S: 10	H: 4 LOB: 2 BB: 0 P: 15	R: 6 E: 0 K: 1 S: 15	H: 6 LOB: 1 BB: 1 P: 23	R: 1 E: 0 K: 0 S: 9	H: 2 LOB: 2 BB: 1 P: 18	R: 4 E: 2 K: 1 S: 20	H: 2 LOB: 1 BB: 1 P: 33	R: 0 E: 0 K: 0 S: 7	H: 1 LOB: 0 BB: 0 P: 11	R: 0 E: 0 K: 1 S: 9	H: 0 LOB: 0 BB: 0 P: 12	R: 1 E: 0 K: 1 S: 15	H: 3 LOB: 2 BB: 0 P: 19	R: 1 E: 0 K: 1 S: 9	H: 1 LOB: 0 BB: 0 P: 15		1B: 11 2B: 4 3B: 1 HR: 2	SF: 0 SAC: 0 DP: 1 HBP: 0	WP: 2 PB: 0 SB: 0 CS: 0	PA: 46	
<b>PITCHER</b>	IP	WLS	BF	H	R	ER	SO	BB	IBB	HBP	BLK	WP	HR	S	P	ERA	WHIP					
<b>Mark Mulder, L</b> ERA: 3.08 (1, 1)	3.2	L	24	12	8	8	2	1	1	0	0	0	0	1	29	47	0.00	1.714				
<b>John Halama, L</b> ERA: 4.56 (4, 1)	2.1		13	3	4	0	1	1	0	0	0	0	0	1	29	47	0.00	1.714				
<b>Mike Neu, R</b> ERA: 1.06 (7, 1)	2.0		9	3	1	1	2	0	0	0	0	1	0	24	31	4.50	1.500					





Batter	1	2	3	4	5	6	7	8	9	AB	R	H	RBI	BB	SO	LOB	TOP				
Eric Byrnes, R OBP: 0.382, SLG: 0.548 (1, 8)	L5		F8	F7		K		FC1-6 1B		5	0	0	0	0	1	7	<b>Oakland Athletics @ Florida Marlins</b> Pro Player Stadium, Miami, FL Wed Jun 04 2003, 7:05 PM EDT Att: 10,215 - Cloudy - 85 F				
Scott Hatteberg, L OBP: 0.348, SLG: 0.374 (1, 3)	G4-3		G3			P6		FC6-4 1B		4	0	1	2	1	0	2					
Miguel Tejada, R OBP: 0.283, SLG: 0.399 (1, 6)	G5-3			BB				FC6-4 1B		4	0	1	0	1	0	5					
Jemaine Dye, R OBP: 0.250, SLG: 0.253 Keith Foulke, R (9, 1)		3 1B BB	F7			G6-3		F9		4	1	0	0	1	1	2					
3 Eric Chavez, L OBP: 0.327, SLG: 0.455 (1, 5)		1B BB				F9		G5-4-3 BB		3	2	2	0	2	0	0					
Ramon Hernandez, R OBP: 0.339, SLG: 0.456 (1, 2)		1B BB				F9		G5-4-3		5	2	2	1	0	0	3					
Terrence Long, L OBP: 0.306, SLG: 0.412 (9, 9)	F6					P6		K		4	0	1	0	0	1	4					
Frank Menechino, R OBP: 0.361, SLG: 0.286 (1, 4)		G6-4-3 1B				BB 1B IBB		FC1-6 1B BB		1	1	1	1	3	0	0					
Tim Hudson, R OBP: 0.333, SLG: 0.333 Chad Bradford, R (7, 1)	G6-4-3					K		FC1-6 BB		3	0	1	1	0	1	3					
Billy McMillon, L OBP: 0.400, SLG: 0.500 Jim Mecer, S (8, 1)										0	0	0	0	0	0	0					
Chris Singleton, L OBP: 0.370, SLG: 0.463 (9, 8)										0	0	0	0	0	0	0					
<b>Inning Stats</b>	R: 0 E: 0 K: 0 S: 7	H: 0 LOB: 0 BB: 0 P: 12	R: 3 E: 1 K: 0 S: 11	H: 3 LOB: 0 BB: 1 P: 22	R: 0 E: 0 K: 0 S: 8	H: 0 LOB: 1 BB: 1 P: 17	R: 2 E: 0 K: 0 S: 13	H: 3 LOB: 3 BB: 2 P: 28	R: 0 E: 0 K: 2 S: 13	H: 1 LOB: 2 BB: 1 P: 20	R: 0 E: 0 K: 0 S: 6	H: 1 LOB: 1 BB: 1 P: 10	R: 1 E: 0 K: 1 S: 10	H: 1 LOB: 2 BB: 1 P: 24	R: 0 E: 0 K: 1 S: 5	H: 0 LOB: 0 BB: 1 P: 9	1B: 6 2B: 3 3B: 0 HR: 0	SF: 0 SAC: 0 DP: 3 HBP: 0	WP: 0 PB: 1 SB: 0 CS: 0	PA: 42	
<b>PITCHER</b>	IP WLS BF H R ER SO BB IBB HBP BLK WP HR S P ERA WHIP	IP WLS BF H R ER SO BB IBB HBP BLK WP HR S P ERA WHIP	IP WLS BF H R ER SO BB IBB HBP BLK WP HR S P ERA WHIP	IP WLS BF H R ER SO BB IBB HBP BLK WP HR S P ERA WHIP	IP WLS BF H R ER SO BB IBB HBP BLK WP HR S P ERA WHIP	IP WLS BF H R ER SO BB IBB HBP BLK WP HR S P ERA WHIP	IP WLS BF H R ER SO BB IBB HBP BLK WP HR S P ERA WHIP	IP WLS BF H R ER SO BB IBB HBP BLK WP HR S P ERA WHIP	IP WLS BF H R ER SO BB IBB HBP BLK WP HR S P ERA WHIP	IP WLS BF H R ER SO BB IBB HBP BLK WP HR S P ERA WHIP	IP WLS BF H R ER SO BB IBB HBP BLK WP HR S P ERA WHIP	IP WLS BF H R ER SO BB IBB HBP BLK WP HR S P ERA WHIP	IP WLS BF H R ER SO BB IBB HBP BLK WP HR S P ERA WHIP	IP WLS BF H R ER SO BB IBB HBP BLK WP HR S P ERA WHIP	IP WLS BF H R ER SO BB IBB HBP BLK WP HR S P ERA WHIP	IP WLS BF H R ER SO BB IBB HBP BLK WP HR S P ERA WHIP	IP WLS BF H R ER SO BB IBB HBP BLK WP HR S P ERA WHIP	IP WLS BF H R ER SO BB IBB HBP BLK WP HR S P ERA WHIP	IP WLS BF H R ER SO BB IBB HBP BLK WP HR S P ERA WHIP	IP WLS BF H R ER SO BB IBB HBP BLK WP HR S P ERA WHIP	IP WLS BF H R ER SO BB IBB HBP BLK WP HR S P ERA WHIP

AB	33
R	6
H	9
RBI	5
BB	9
SO	4
LOB	26



Batter	1	2	3	4	5	6	7	8	9	AB	R	H	RBI	BB	SO	LOB	BOTTOM					
Juan Pierre, L OBP: 0.344, SLG: 0.354 (1, 8)	G4-3 1B					K	E1 1B			4	1	2	0	1	1	1	<b>Oakland Athletics @ Florida Marlins</b> Pro Player Stadium, Miami, FL Wed Jun 04 2003, 7:05 PM EDT Att: 10,215 - Cloudy - 85 F					
Luis Castillo, S OBP: 0.372, SLG: 0.414 (1, 4)	G4-3		G4-3			BB G6-3 1B	S 1B	F7		5	1	2	1	0	0	4						
Ivan Rodriguez, R OBP: 0.348, SLG: 0.395 (1, 2)	G5-4-3 1B			1B G5-3 BB		G6-3	K		F8	4	1	1	1	1	1	3						
Mike Lowell, R OBP: 0.354, SLG: 0.616 (1, 5)	G5-4-3			G5-3 1B		1B BB	K		F8	4	0	1	0	1	1	3						
Derrek Lee, R OBP: 0.368, SLG: 0.449 (1, 3)		G5-3		G5-3		1B BB	FC4-6 BB		K	3	0	0	1	2	1	1						
Juan Encarnacion, R OBP: 0.340, SLG: 0.476 (1, 9)	F8			F7		1B	FC4-6			4	0	1	1	0	0	3						
Todd Hollandsworth, L OBP: 0.349, SLG: 0.480 Tim Spooneybarger, R (7, 1)	G6-3					K	K		G6-3	3	0	0	0	0	2	3						
Mike Redmond, R OBP: 0.258, SLG: 0.311 Tommy Phelps, L OBP: 0.375, SLG: 0.167 (9, 1)						K	K			0	0	0	0	0	0	0						
Alex Gonzalez, R OBP: 0.378, SLG: 0.599 (1, 6)			F8			G6-3		HBP E HBP	BB 1B	3	1	1	0	0	0	0						
Mark Redman, L OBP: 0.349, SLG: 0.133 Chad Allen, R OBP: 0.349, SLG: 0.093 Michael Tejera, L OBP: 0.349, SLG: 0.093 Brian Banks, S OBP: 0.349, SLG: 0.093 Andy Fox, L OBP: 0.349, SLG: 0.093 (8, 7)	G4-3					G6-3		E 1B HBP	L8	1	0	0	0	0	0	0						
<b>Inning Stats</b>	R: 1 E: 0 K: 0 S: 5	H: 2 LOB: 0 BB: 0 P: 11	R: 0 E: 0 K: 0 S: 7	H: 0 LOB: 0 BB: 0 P: 11	R: 0 E: 0 K: 0 S: 7	H: 1 LOB: 0 BB: 0 P: 12	R: 1 E: 0 K: 0 S: 11	H: 1 LOB: 0 BB: 1 P: 19	R: 0 E: 0 K: 1 S: 8	H: 0 LOB: 0 BB: 0 P: 12	R: 1 E: 0 K: 2 S: 15	H: 2 LOB: 3 BB: 2 P: 27	R: 2 E: 1 K: 2 S: 17	H: 1 LOB: 3 BB: 1 P: 28	R: 0 E: 0 K: 0 S: 13	H: 1 LOB: 2 BB: 1 P: 24	R: 0 E: 0 K: 1 S: 7	H: 0 LOB: 0 BB: 0 P: 11	1B: 8 2B: 0 3B: 0 HR: 0	SF: 0 SAC: 0 DP: 1 HBP: 2	WP: 0 PB: 0 SB: 2 CS: 0	PA: 41
<b>PITCHER</b>	IP WLS BF H R ER SO BB IBB HBP BLK WP HR S P ERA WHIP	IP WLS BF H R ER SO BB IBB HBP BLK WP HR S P ERA WHIP	IP WLS BF H R ER SO BB IBB HBP BLK WP HR S P ERA WHIP	IP WLS BF H R ER SO BB IBB HBP BLK WP HR S P ERA WHIP	IP WLS BF H R ER SO BB IBB HBP BLK WP HR S P ERA WHIP	IP WLS BF H R ER SO BB IBB HBP BLK WP HR S P ERA WHIP	IP WLS BF H R ER SO BB IBB HBP BLK WP HR S P ERA WHIP	IP WLS BF H R ER SO BB IBB HBP BLK WP HR S P ERA WHIP	IP WLS BF H R ER SO BB IBB HBP BLK WP HR S P ERA WHIP	IP WLS BF H R ER SO BB IBB HBP BLK WP HR S P ERA WHIP	IP WLS BF H R ER SO BB IBB HBP BLK WP HR S P ERA WHIP	IP WLS BF H R ER SO BB IBB HBP BLK WP HR S P ERA WHIP	IP WLS BF H R ER SO BB IBB HBP BLK WP HR S P ERA WHIP	IP WLS BF H R ER SO BB IBB HBP BLK WP HR S P ERA WHIP	IP WLS BF H R ER SO BB IBB HBP BLK WP HR S P ERA WHIP	IP WLS BF H R ER SO BB IBB HBP BLK WP HR S P ERA WHIP	IP WLS BF H R ER SO BB IBB HBP BLK WP HR S P ERA WHIP	IP WLS BF H R ER SO BB IBB HBP BLK WP HR S P ERA WHIP	IP WLS BF H R ER SO BB IBB HBP BLK WP HR S P ERA WHIP	IP WLS BF H R ER SO BB IBB HBP BLK WP HR S P ERA WHIP	IP WLS BF H R ER SO BB IBB HBP BLK WP HR S P ERA WHIP	

AB	34
R	5
H	8
RBI	4
BB	5
SO	6
LOB	19





Batter	1	2	3	4	5	6	7	8	9	AB	R	H	RBI	BB	SO	LOB	TOP			
Eric Byrnes, R OBP: 0.382, SLG: 0.541 (1, 8)	G4-3		P3					2B BB	G4-3	4	0	1	0	1	0	1	<b>Oakland Athletics @ Florida Marlins</b> Pro Player Stadium, Miami, FL Thu Jun 05 2003, 7:05 PM EDT Att: 10,140 - Cloudy - 84 F			
Mark Ellis, R OBP: 0.326, SLG: 0.388 (1, 4)	K		2B				L7	2B		4	0	2	0	0	1	1				
Miguel Tejada, R OBP: 0.278, SLG: 0.392 (1, 6)	P6		G6				L6	G3		4	0	0	0	0	0	4				
Jermaine Dye, R OBP: 0.250, SLG: 0.244 (1, 9)		F9					F7	K		3	0	0	0	1	1	2				
Erubiel Durazo, L OBP: 0.389, SLG: 0.485 (1, 3) Chad Bradford, R (8, 1)		BB 1B					BB 1B	G4-6-3		2	0	1	0	2	0	1				
Ramon Hernandez, R OBP: 0.332, SLG: 0.445 (1, 2)		BB 1B					BB 1B	IBB		0	0	0	0	0	0	0				
		K					F8	G4-3		4	0	0	0	0	2	5				
Adam Platt, R OBP: 0.222, SLG: 0.333 (1, 7) Billy McMillon, L (9, PH) OBP: 0.333, SLG: 0.400		BB 1B					BB 1B			2	0	1	0	1	0	0				
		BB					1B			1	0	0	0	0	0	0				
Frank Menechino, R OBP: 0.359, SLG: 0.290 (1, 5) 3 Eric Chavez, L (9, PH) OBP: 0.330, SLG: 0.458		BB 1B					K			3	0	1	0	0	2	2				
		1B					K			1	0	1	0	0	0	0				
Ted Lilly, L (1, 1) Ricardo Rincon, L (8, 1) Scott Hatteberg, L (8, 3) OBP: 0.346, SLG: 0.373			G1-3				G1-3			3	0	0	0	0	0	0				
							G4-3			0	0	0	0	0	0	0				
								F8		1	0	0	0	0	0	1				
<b>Inning Stats</b>	R: 0 E: 0 K: 1 S: 9	H: 0 LOB: 0 BB: 0 P: 14	R: 0 E: 0 K: 1 S: 12	H: 2 LOB: 2 BB: 1 P: 22	R: 0 E: 0 K: 0 S: 8	H: 1 LOB: 1 BB: 0 P: 15	R: 0 E: 0 K: 1 S: 9	H: 1 LOB: 2 BB: 1 P: 16	R: 0 E: 0 K: 0 S: 9	H: 0 LOB: 0 BB: 0 P: 16	R: 0 E: 0 K: 1 S: 10	H: 0 LOB: 0 BB: 0 P: 13	R: 0 E: 0 K: 2 S: 10	H: 1 LOB: 3 BB: 2 P: 22	R: 0 E: 0 K: 0 S: 8	H: 1 LOB: 1 BB: 0 P: 11	1B: 5 2B: 2 3B: 0 HR: 0	SF: 0 SAC: 0 DP: 1 HBP: 0	WP: 0 PB: 0 SB: 0 CS: 0	PA: 37
<b>PITCHER</b>	IP WLS BF H R ER SO BB IBB HBP BLK WP HR S P ERA WHIP																			
Dontrelle Willis, L (1, 1) ERA: 3.0	7.0 W 27 5 0 0 4 3 0 0 0 0 0 0 66 110 0.00 1.143																			
Vladimir Nunez, R (8, 1) ERA: 14.9	0.0 2 1 0 0 0 1 0 0 0 0 0 0 3 9 = =																			
Braden Looper, R (8, 1) ERA: 2.62	2.0 S 8 1 0 0 2 0 1 0 0 0 0 0 15 24 0.00 0.500																			


AB	32
R	0
H	7
RBI	0
BB	5
SO	6
LOB	17




Batter	1	2	3	4	5	6	7	8	9	AB	R	H	RBI	BB	SO	LOB	BOTTOM			
Juan Pierre, L OBP: 0.346, SLG: 0.358 (1, 8)	G3		2B					F8-3 BB		3	0	1	0	1	0	1	<b>Oakland Athletics @ Florida Marlins</b> Pro Player Stadium, Miami, FL Thu Jun 05 2003, 7:05 PM EDT Att: 10,140 - Cloudy - 84 F			
Luis Castillo, S OBP: 0.366, SLG: 0.407 (1, 4)	L9		G5-3				G4-3	F8-3		4	0	0	0	0	0	2				
Ivan Rodriguez, R OBP: 0.347, SLG: 0.398 (1, 2)	K		K				L3	2B		4	0	1	0	0	2	1				
Mike Lowell, R OBP: 0.360, SLG: 0.621 (1, 5)		BLK 1B					P3	2B		3	1	2	0	1	0	0				
Juan Encarnacion, R OBP: 0.335, SLG: 0.468 (1, 9)		F8					G6-3	G4-3		4	0	0	0	0	1	4				
Derek Lee, R OBP: 0.364, SLG: 0.443 (1, 3)		K					G6-3			3	0	0	0	0	2	1				
		K					K			2	1	1	1	1	1	0				
Alex Gonzalez, R OBP: 0.382, SLG: 0.598 (1, 6)		2H 1B					K	E 1B BB		3	0	0	0	0	2	2				
Chad Allen, R OBP: 0.158, SLG: 0.111 (1, 7)		K					F9	K		2	0	0	0	0	2	2				
Dontrelle Willis, L (1, 1) ERA: 3.93 Brian Banks, S (7, PH) OBP: 0.346, SLG: 0.508 Vladimir Nunez, R (8, 1) Braden Looper, R (8, 1)			K				1B	2H 1B		2	0	1	0	0	1	0				
										0	0	0	0	0	0	0				
										0	0	0	0	0	0	0				
<b>Inning Stats</b>	R: 0 E: 0 K: 1 S: 8	H: 0 LOB: 0 BB: 0 P: 12	R: 1 E: 0 K: 2 S: 11	H: 2 LOB: 1 BB: 0 P: 18	R: 0 E: 0 K: 2 S: 12	H: 1 LOB: 1 BB: 0 P: 15	R: 0 E: 0 K: 0 S: 4	H: 0 LOB: 0 BB: 0 P: 4	R: 0 E: 0 K: 1 S: 8	H: 1 LOB: 1 BB: 0 P: 11	R: 0 E: 0 K: 0 S: 10	H: 1 LOB: 1 BB: 0 P: 16	R: 1 E: 0 K: 2 S: 11	H: 1 LOB: 1 BB: 1 P: 23	R: 0 E: 0 K: 1 S: 9	H: 1 LOB: 2 BB: 2 P: 20	1B: 4 2B: 4 3B: 0 HR: 0	SF: 0 SAC: 0 DP: 1 HBP: 0	WP: 0 PB: 0 SB: 0 CS: 0	PA: 32
<b>PITCHER</b>	IP WLS BF H R ER SO BB IBB HBP BLK WP HR S P ERA WHIP																			
Ted Lilly, L (1, 1) ERA: 3.93	7.0 L 27 5 0 0 4 3 0 0 0 0 0 0 64 99 1.29 1.000																			
Ricardo Rincon, L (8, 1) ERA: 4.19	0.2 3 1 0 0 0 1 0 0 0 0 0 0 5 12 0.00 3.000																			
Chad Bradford, R (8, 1) ERA: 2.89	0.1 2 0 0 0 1 1 0 0 0 0 0 0 4 8 0.00 3.000																			





Batter	1	2	3	4	5	6	7	8	9	AB	R	H	RBI	BB	SO	LOB	TOP					
<b>Eric Byrnes, R</b> OBP: 0.388, SLG: 0.537 (1, 7)	1-2 2B 3 G6-3 1B		0-3 K		1-0 WP 1B HBP		2-1 P6		4-1 WP 2B BB	3	3	1	0	1	1	0	<b>Oakland Athletics @ Philadelphia Phillies</b> Veterans Stadium, Philadelphia, PA Fri Jun 06 2003, 7:05 PM EDT Att: 29,583 - Cloudy - 73 F					
<b>Scott Hatteberg, L</b> OBP: 0.347, SLG: 0.367 (1, 3)	1-1 P6		4-1 3 1B BB		4-0 1B 3 WP SF8 BB		1-0 F9		1-0 F9	3	2	0	0	2	0	3						
<b>Miguel Tejada, R</b> OBP: 0.292, SLG: 0.415 (1, 6)	0-2 2B		4-1 3 1B G6-3 BB		3-2 SAFE 1-3 2-H 1B		1-1 2B		3-1 1-H 3-H 2B	4	1	4	3	1	0	0						
<b>3 Eric Chavez, L</b> OBP: 0.332, SLG: 0.456 (1, 5)	1-0 G6-3		0-0 1-2 2-H 1B		3-2 SAFE SF8		4-0 IBB		0-3 K	3	0	1	3	1	1	2						
<b>Ramon Hernandez, R</b> OBP: 0.328, SLG: 0.435 (1, 2)	1-2 FC6-4 HBP		0-0 G6-3		0-2 3-H K		2-2 P3		0-1 G5-3	4	0	0	1	0	1	5						
<b>Terrence Long, L</b> OBP: 0.300, SLG: 0.404 (1, 9)	0-0 FC6-4		0-0 F7		2-1 G1-3				3-2 G4-3	4	0	0	0	0	0	4						
<b>Mark Ellis, R</b> OBP: 0.321, SLG: 0.380 (1, 4)		1-3 K		0-2 L8		2-3 K		1-3 K		4	0	0	0	0	3	0						
<b>Chris Singleton, L</b> OBP: 0.360, SLG: 0.449 (1, 8)		3-2 G3-1		1-2 F9		3-2 G4-3		2-0 F9		4	0	0	0	0	0	0						
<b>Barry Zito, L</b> Jim Mecir, S Ricardo Rincon, L Chad Bradford, R Billy McMillon, L Keith Foulke, R (1, 1) (7, 1) (8, 1) (8, 1) (9, PH) (9, 1) (9, 1)		2-2 G2-3		1-2 G1-3		1-3 K			0-0 F9 BB 2B 1B	3	0	0	0	0	1	0						
<b>Inning Stats</b>	R: 1 E: 0 K: 0 S: 12	H: 2 LOB: 2 BB: 0 P: 16	R: 0 E: 0 K: 1 S: 9	H: 0 LOB: 0 BB: 0 P: 15	R: 2 E: 0 K: 1 S: 8	H: 1 LOB: 1 BB: 2 P: 16	R: 0 E: 0 K: 0 S: 12	H: 0 LOB: 0 BB: 0 P: 14	R: 2 E: 0 K: 1 S: 13	H: 1 LOB: 1 BB: 1 P: 26	R: 0 E: 0 K: 0 S: 10	H: 0 LOB: 0 BB: 0 P: 16	R: 0 E: 0 K: 0 S: 8	H: 1 LOB: 2 BB: 1 P: 18	R: 0 E: 0 K: 1 S: 7	H: 0 LOB: 0 BB: 0 P: 13		R: 2 E: 0 K: 1 S: 10	H: 2 LOB: 1 BB: 1 P: 18	1B: 4 2B: 3 3B: 0 HR: 0	SF: 1 SAC: 0 DP: 0 HBP: 2	WP: 2 PB: 0 SB: 2 CS: 0
<b>PITCHER</b>	IP WLS BF H R ER SO BB IBB HBP BLK WP HR S P ERA WHIP	IP WLS BF H R ER SO BB IBB HBP BLK WP HR S P ERA WHIP																				
<b>39 Brett Myers, R</b> ERA: 3.21	4.0	L	21	4	5	5	2	3	0	2	0	0	0	0	0	0	0	0	9	14	0.00	0.000
<b>Hector Mercado, L</b> ERA: 4.39	1.0		3	0	0	0	1	0	0	0	0	0	0	0	0	0	0	0	9	14	0.00	0.000
<b>Carlos Silva, R</b> ERA: 4.04	2.0		8	1	0	0	2	0	1	0	0	0	0	0	0	0	0	0	18	34	0.00	0.500
<b>Terry Adams, R</b> ERA: 3.88	2.0		9	2	2	2	2	1	0	0	0	0	1	0	0	0	0	0	17	31	9.00	1.500

Batter	1	2	3	4	5	6	7	8	9	AB	R	H	RBI	BB	SO	LOB	BOTTOM					
<b>11 Jimmy Rollins, S</b> OBP: 0.318, SLG: 0.370 (1, 6)	2-1 L6		1-1 F8			1-1 1B G1-3 SF7 1B	2-2 2-H 1B		0-1 D 1B	5	1	3	2	0	0	1	<b>Oakland Athletics @ Philadelphia Phillies</b> Veterans Stadium, Philadelphia, PA Fri Jun 06 2003, 7:05 PM EDT Att: 29,583 - Cloudy - 73 F					
<b>David Bell, R</b> OBP: 0.281, SLG: 0.280 (1, 5)	2-2 G5-3		0-0 F8		1-2 G1-3	1-0 F7		2-1 P4	5	0	0	0	0	0	4							
<b>Jim Thome, L</b> OBP: 0.371, SLG: 0.488 (1, 3)	2-2 F9		3-2 G6-3		4-0 1B BB		1-2 G2-3 1B	0-3 K	4	0	1	0	1	1	2							
<b>Mike Lieberthal, R</b> OBP: 0.401, SLG: 0.469 (1, 2)		4-0 FC5 1B BB		2-0 P6		2-1 1-2 2-3 1B		2-2 G2-3	3	0	1	0	1	0	1							
<b>Bobby Abreu, L</b> OBP: 0.400, SLG: 0.448 (1, 9)		0-2 FC5 1B		3-3 K		3-2 SF7		2-3 K	3	0	1	1	0	2	1							
<b>Pat Burrell, R</b> OBP: 0.309, SLG: 0.410 (1, 7)		2-1 L9		0-1 F9		1-3 K		1-2 G4-3	4	0	0	0	0	1	5							
<b>Placido Polanco, R</b> OBP: 0.337, SLG: 0.427 (1, 4)		3-2 FC5			0-0 L9		1-2 G5-3 1B	2-2 1B HR	4	1	2	1	0	0	2							
<b>Marlon Byrd, R</b> OBP: 0.302, SLG: 0.326 (1, 8)		1-1 G3			2-3 K		3-2 11 WP 11 1B G5-3 1B	1-1 11 1B 2B	4	2	2	0	0	1	2							
<b>39 Brett Myers, R</b> ERA: 3.21 Hector Mercado, L Nick Punto, S Carlos Silva, R Jason Michaels, R Terry Adams, R Ricky Ledee, L (1, 1) (5, 1) (5, PH) (8, 1) (7, PH) (8, 1) (9, PH) (9, PH)			4-1 BB		1-1 P4		1-1 G5-3	1-2 F7	0	0	0	0	1	0	0	0						
<b>Inning Stats</b>	R: 0 E: 0 K: 0 S: 9	H: 0 LOB: 0 BB: 0 P: 15	R: 0 E: 0 K: 0 S: 10	H: 1 LOB: 1 BB: 1 P: 20	R: 0 E: 0 K: 0 S: 9	H: 0 LOB: 0 BB: 1 P: 17	R: 0 E: 0 K: 1 S: 7	H: 0 LOB: 0 BB: 0 P: 12	R: 0 E: 0 K: 1 S: 8	H: 0 LOB: 0 BB: 0 P: 11	R: 1 E: 0 K: 0 S: 15	H: 2 LOB: 2 BB: 1 P: 27	R: 1 E: 0 K: 0 S: 14	H: 3 LOB: 1 BB: 0 P: 22	R: 0 E: 0 K: 1 S: 14	H: 1 LOB: 1 BB: 0 P: 20		R: 2 E: 0 K: 1 S: 15	H: 3 LOB: 1 BB: 0 P: 21	1B: 8 2B: 1 3B: 0 HR: 1	SF: 1 SAC: 0 DP: 1 HBP: 0	WP: 1 PB: 0 SB: 0 CS: 0
<b>PITCHER</b>	IP WLS BF H R ER SO BB IBB HBP BLK WP HR S P ERA WHIP	IP WLS BF H R ER SO BB IBB HBP BLK WP HR S P ERA WHIP																				
<b>Barry Zito, L</b> ERA: 2.94	6.0	W	26	5	2	2	3	3	0	0	0	0	0	0	0	0	0	0	65	113	3.00	1.333
<b>Jim Mecir, R</b> ERA: 3.27	1.0	H	3	1	0	0	0	0	0	0	0	0	1	0	7	11	0.00	1.000				
<b>Ricardo Rincon, L</b> ERA: 4.05	0.2	H	3	1	0	0	1	0	0	0	0	0	0	0	11	16	0.00	1.500				
<b>Chad Bradford, R</b> ERA: 2.86	0.1	H	1	0	0	0	0	0	0	0	0	0	0	0	3	4	0.00	0.000				
<b>Keith Foulke, R</b> ERA: 2.64	1.0		6	3	2	2	1	0	0	0	0	0	1	15	21	18.00	3.000					



Batter	1	2	3	4	5	6	7	8	9	AB	R	H	RBI	BB	SO	LOB	TOP			
Eric Byrnes, R OBP: 0.390, SLG: 0.536 (1, 7)	1-2 S 1B		0-0 FC6-4 1B		3-2 P4		0-2 F8			4	0	2	0	0	0	1	<b>Oakland Athletics @ Philadelphia Phillies</b> Veterans Stadium, Philadelphia, PA Sun Jun 08 2003, 1:05 PM EDT Cloudy - 64 F			
Chris Singleton, L OBP: 0.365, SLG: 0.443 Billy McMillon, L OBP: 0.333, SLG: 0.375 (1, 8) (5, 7)	2-2 P5		2-2 FC6-4 FC1-4 1-2		1-1 F8		1-3 K		2	0	0	0	0	0	2	2				
Miguel Tejada, R OBP: 0.295, SLG: 0.421 (1, 6)	1-0 G6-3		1-1 FC1-4 1-2		1-0 3 WP 2B		2-2 1B		4	1	2	0	0	0	2	2				
3 Eric Chavez, L OBP: 0.331, SLG: 0.457 (1, 5)	2-3 K		3-2 G4-3		0-1 F9 2H		2-3 K		4	0	1	1	0	2	2	2				
Scott Hatteberg, L OBP: 0.346, SLG: 0.362 (1, 3)		2-1 G6-3		2-3 K		4-2 BB		1-1 G4-3		3	0	0	0	1	1	1				
Ramon Hernandez, R OBP: 0.322, SLG: 0.425 (1, 2)		3-2 G6-3		0-2 G6-3		0-1 F9		1-0 G6-3		4	0	0	0	0	0	2				
Terrence Long, L OBP: 0.300, SLG: 0.403 Adam Piatt, R OBP: 0.217, SLG: 0.326 (1, 9) (9, PH)		0-1 1B		1-1 P6		3-3 K		0-0 G1-3		3	0	1	0	0	1	2				
Mark Ellis, R OBP: 0.320, SLG: 0.378 (1, 4)		2-0 F8		2-2 SH5-3 1B		1-3 K		1-2 P6		4	0	1	0	0	1	1				
Mark Mulder, L OBP: 0.444, SLG: 0.714 17 Adam Melhuse, S OBP: 0.444, SLG: 0.714 Mike Neu, S (1, 1) (7, PH) (7, 1)			2-3 K		0-0 SH5-3		1-3 K		1	0	0	0	0	1	0	0				
<b>Inning Stats</b>	R: 0 E: 0 K: 1 S: 15	H: 1 LOB: 1 BB: 0 P: 21	R: 0 E: 0 K: 0 S: 8	H: 1 LOB: 1 BB: 0 P: 15	R: 0 E: 0 K: 1 S: 9	H: 0 LOB: 0 BB: 0 P: 14	R: 0 E: 0 K: 1 S: 9	H: 1 LOB: 1 BB: 0 P: 15	R: 1 E: 0 K: 1 S: 14	H: 2 LOB: 2 BB: 0 P: 23	R: 0 E: 0 K: 2 S: 10	H: 0 LOB: 0 BB: 0 P: 12	R: 0 E: 0 K: 2 S: 12	H: 1 LOB: 1 BB: 0 P: 18	R: 0 E: 0 K: 0 S: 5	H: 0 LOB: 0 BB: 0 P: 7		1B: 5 2B: 2 3B: 0 HR: 0	SF: 0 SAC: 1 DP: 0 HBP: 0	WP: 1 PB: 0 SB: 1 CS: 0
<b>PITCHER</b>	IP WLS BF H R ER SO BB IBB HBP BLK WP HR S P ERA WHIP	7.0 W 28 6 1 1 6 1 0 0 0 1 0 74 114 1.29 1.000	2.0 L 7 1 0 0 2 0 0 0 0 0 0 17 25 0.00 0.500																	

AB	33
R	1
H	7
RBI	1
BB	1
SO	8
LOB	13



Batter	1	2	3	4	5	6	7	8	9	AB	R	H	RBI	BB	SO	LOB	BOTTOM			
11 Jimmy Rollins, S OBP: 0.323, SLG: 0.378 (1, 6)	0-1 FC8-5 2B		2-2 1B G3 1B		0-0 CS 1B		2-1 G6-3		3-1 G1-3	5	1	3	0	0	0	2	<b>Oakland Athletics @ Philadelphia Phillies</b> Veterans Stadium, Philadelphia, PA Sun Jun 08 2003, 1:05 PM EDT Cloudy - 64 F			
Placido Polanco, R OBP: 0.338, SLG: 0.423 (1, 4)	3-2 FC8-5		2-0 G3 1B		1 SAFE 2-3 K		4-1 WP HR BB		0-1 G1-3	4	1	1	1	1	3	3				
Jim Thome, L OBP: 0.373, SLG: 0.484 (1, 3)	4-2 FC6-4 BB		3-1 G3 1B		4-1 FC6-4 BB		2-1 P6			2	0	0	1	2	0	2				
Mike Lieberthal, R OBP: 0.393, SLG: 0.459 (1, 2)	0-1 FC6-4		3-1 F8		0-1 FC6-4		2-3 K		1-2 K	4	0	0	0	0	1	4				
Bobby Abreu, L OBP: 0.402, SLG: 0.446 (1, 9)		0-3 K		0-0 G4-3		0-1 2B 1B		4-0 HR IBB		3	2	1	0	1	1	0				
Pat Burrell, R OBP: 0.312, SLG: 0.431 (1, 7)		0-0 F8		2-1 2B		1-1 P4		1-1 HR		4	1	2	3	0	0	1				
David Bell, R OBP: 0.280, SLG: 0.284 (1, 5)		1-2 G1-3		0-0 P4		1 SAFE 2-1 1B 2B		1-0 G6-3		4	1	1	1	0	0	1				
Marlon Byrd, R OBP: 0.327, SLG: 0.347 (1, 8)			1-0 11 1B 1B		4-0 IBB		0-0 11 S 1B		0-0 FC1-8 1B	3	1	3	1	1	0	0				
Kevin Millwood, R OBP: 0.156, SLG: 0.036 Rheal Cormier, L OBP: 0.500, SLG: 0.500 (1, 1) (8, 1)			0-3 K		0-3 K		1-3 K		0-0 FC1-6 11 G1-3	3	0	0	0	0	3	4				
<b>Inning Stats</b>	R: 0 E: 0 K: 0 S: 9	H: 1 LOB: 1 BB: 1 P: 16	R: 0 E: 0 K: 1 S: 7	H: 0 LOB: 0 BB: 0 P: 8	R: 2 E: 0 K: 1 S: 12	H: 3 LOB: 1 BB: 0 P: 23	R: 0 E: 0 K: 1 S: 7	H: 1 LOB: 2 BB: 1 P: 13	R: 0 E: 0 K: 1 S: 7	H: 1 LOB: 1 BB: 1 P: 13	R: 2 E: 0 K: 1 S: 12	H: 3 LOB: 1 BB: 0 P: 18	R: 3 E: 0 K: 1 S: 9	H: 1 LOB: 0 BB: 2 P: 23	R: 0 E: 0 K: 0 S: 6	H: 1 LOB: 1 BB: 0 P: 9		1B: 7 2B: 4 3B: 0 HR: 1	SF: 0 SAC: 0 DP: 1 HBP: 0	WP: 1 PB: 0 SB: 1 CS: 1
<b>PITCHER</b>	IP WLS BF H R ER SO BB IBB HBP BLK WP HR S P ERA WHIP	6.0 L 28 9 4 4 5 2 0 0 0 1 1 15 32 6.00 1.833	2.0 L 10 2 3 3 1 1 1 0 0 1 1 15 32 13.50 1.500																	

AB	33
R	7
H	11
RBI	7
BB	5
SO	6
LOB	18













Batter	1	2	3	4	5	6	7	8	9	AB	R	H	RBI	BB	SO	LOB	TOP					
Rafael Furcal, S OBP: 0.379, SLG: 0.537 (1, 6)										5	1	1	1	0	0	2	<b>Atlanta Braves @ Oakland Athletics</b> Network Associates Coliseum, Oakland, CA Wed Jun 11 2003, 10:05 PM EDT Att: 35,618 - Overcast - 55 F					
Marcus Giles, R OBP: 0.406, SLG: 0.556 (1, 4)										3	3	2	1	2	0	0						
Gary Sheffield, R OBP: 0.427, SLG: 0.650 (1, 9)										5	0	0	0	0	1	5						
Andruw Jones, R OBP: 0.369, SLG: 0.571 (1, 8)										4	3	2	1	0	0	1						
Javy Lopez, R OBP: 0.345, SLG: 0.728 (1, 2)										5	2	3	4	0	1	1						
Mark DeRosa, R OBP: 0.326, SLG: 0.430 (1, 10)										3	1	1	1	2	0	0						
Julio Franco, R OBP: 0.366, SLG: 0.382 (1, 3)										5	0	2	1	0	0	2						
Vinny Castilla, R OBP: 0.311, SLG: 0.457 (1, 5)										5	1	2	1	0	1	2						
Darren Bragg, L OBP: 0.181, SLG: 0.134 (1, 7)										4	0	0	0	0	0	2						
<b>Inning Stats</b>	R: 4 E: 0 K: 1 S: 15	H: 2 LOB: 0 BB: 1 P: 24	R: 0 E: 0 K: 0 S: 9	H: 0 LOB: 0 BB: 0 P: 11	R: 2 E: 0 K: 1 S: 9	H: 2 LOB: 0 BB: 0 P: 15	R: 1 E: 0 K: 0 S: 6	H: 1 LOB: 0 BB: 0 P: 14	R: 1 E: 0 K: 0 S: 17	H: 2 LOB: 2 BB: 1 P: 30	R: 0 E: 0 K: 0 S: 6	H: 0 LOB: 0 BB: 0 P: 10	R: 0 E: 0 K: 0 S: 7	H: 0 LOB: 0 BB: 0 P: 9	R: 2 E: 1 K: 0 S: 12	H: 3 LOB: 2 BB: 2 P: 26		R: 1 E: 0 K: 1 S: 14	H: 3 LOB: 2 BB: 0 P: 23	1B: 7 2B: 0 3B: 1 HR: 5	SF: 0 SAC: 1 DP: 0 HBP: 1	WP: 0 PB: 0 SB: 0 CS: 0
<b>PITCHER</b>	IP WLS BF H R ER SO BB IBB HBP BLK WP HR S P ERA WHIP	4.0 L 19 5 7 7 2 1 0 1 0 0 0 5 39 64 15.75 1.500	3.0 L 12 2 1 1 0 1 0 0 0 0 0 0 30 49 3.00 1.000	0.2 L 6 3 2 2 0 1 0 0 0 0 0 0 8 17 27.00 6.000	1.1 L 8 3 1 1 1 1 0 0 0 0 0 0 18 32 6.75 3.000	<b>PITCHER</b>										IP WLS BF H R ER SO BB IBB HBP BLK WP HR S P ERA WHIP	0.1 L 1 0 0 0 0 0 0 0 0 0 0 1 5 8 7.94 1.941					

Batter	1	2	3	4	5	6	7	8	9	AB	R	H	RBI	BB	SO	LOB	BOTTOM					
Eric Byrnes, R OBP: 0.401, SLG: 0.539 (1, 8)										4	0	2	0	1	0	1	<b>Atlanta Braves @ Oakland Athletics</b> Network Associates Coliseum, Oakland, CA Wed Jun 11 2003, 10:05 PM EDT Att: 35,618 - Overcast - 55 F					
Scott Hatteberg, L OBP: 0.340, SLG: 0.359 (1, 3)										5	0	1	0	0	1	5						
Miguel Tejada, R OBP: 0.284, SLG: 0.406 (1, 6)										5	0	0	0	0	2	3						
Erubiel Durazo, L OBP: 0.387, SLG: 0.476 (1, 10)										4	1	1	0	1	1	0						
Jermaine Dye, R OBP: 0.263, SLG: 0.282 (1, 9)										4	1	2	0	1	0	2						
3 Eric Chavez, L OBP: 0.337, SLG: 0.491 (1, 5)										5	1	3	1	0	0	2						
Ramon Hernandez, R OBP: 0.324, SLG: 0.436 (1, 2)										3	2	1	2	1	0	3						
Adam Piatt, R OBP: 0.231, SLG: 0.298 ERA: 4.39 (6, PH)										2	0	0	0	0	0	0						
Billy McMillon, L OBP: 0.333, SLG: 0.385 (7, 7)										1	0	0	0	1	0	0						
Frank Menechino, R OBP: 0.370, SLG: 0.395 ERA: 5.29 Mark Ellis, R OBP: 0.316, SLG: 0.369 (8, 4)										3	1	2	3	0	1	0						
<b>Inning Stats</b>	R: 0 E: 0 K: 0 S: 8	H: 1 LOB: 0 BB: 0 P: 13	R: 0 E: 0 K: 0 S: 11	H: 2 LOB: 1 BB: 0 P: 13	R: 1 E: 0 K: 0 S: 6	H: 1 LOB: 0 BB: 0 P: 7	R: 0 E: 0 K: 0 S: 7	H: 1 LOB: 0 BB: 0 P: 11	R: 2 E: 0 K: 1 S: 15	H: 4 LOB: 2 BB: 0 P: 24	R: 2 E: 0 K: 1 S: 20	H: 1 LOB: 1 BB: 4 P: 44	R: 1 E: 0 K: 1 S: 11	H: 1 LOB: 1 BB: 1 P: 16	R: 0 E: 0 K: 0 S: 8	H: 0 LOB: 1 BB: 0 P: 15	R: 0 E: 0 K: 2 S: 16	H: 1 LOB: 1 BB: 0 P: 25	1B: 8 2B: 2 3B: 0 HR: 2	SF: 0 SAC: 0 DP: 3 HBP: 1	WP: 0 PB: 0 SB: 0 CS: 0	PA: 42
<b>PITCHER</b>	IP WLS BF H R ER SO BB IBB HBP BLK WP HR S P ERA WHIP	5.2 W 25 9 5 5 1 2 0 0 0 0 0 7 17 7.94 1.941	0.0 L 3 1 0 0 0 2 0 0 0 0 0 0 7 17 -- --	0.1 H 1 0 0 0 1 0 0 0 0 0 0 5 7 0.00 0.000	1.0 H 5 1 1 1 1 1 0 0 1 0 0 11 16 9.00 2.000	1.2 L 7 1 0 0 2 0 0 1 0 0 0 19 32 0.00 0.600	<b>PITCHER</b>										IP WLS BF H R ER SO BB IBB HBP BLK WP HR S P ERA WHIP	0.1 L 1 0 0 0 0 0 0 0 0 0 0 1 5 8 0.00 0.000				





Batter	1	2	3	4	5	6	7	8	9	AB	R	H	RBI	BB	SO	LOB	TOP				
Mark DeRosa, R OBP: 0.312, SLG: 0.410	F7		P4		G6-4-3			K		4	0	0	0	0	1	1					
Marcus Giles, R OBP: 0.403, SLG: 0.550	G6-3		BB 1B			K		K		4	0	1	0	0	2	0					
Gary Sheffield, R OBP: 0.429, SLG: 0.659	HR		BB			P5		E5 1B		3	2	1	1	1	0	0					
Andruw Jones, R OBP: 0.371, SLG: 0.583	F7		K			HR		1B 1B		4	1	2	1	0	1	2					
Javy Lopez, R OBP: 0.343, SLG: 0.717		K			G5-3			1B 1B		4	0	1	1	0	1	0					
Julio Franco, R OBP: 0.382, SLG: 0.387	G3-1				G6-3			SH1-3 2B		4	1	1	0	0	1	2					
Vinny Castilla, R OBP: 0.310, SLG: 0.453	1B				P4			F7		4	0	1	0	0	0	1					
Henry Blanco, R OBP: 0.260, SLG: 0.278	P5				FC1-6 BB			F8		2	0	0	1	1	0	1					
Darren Bragg, L OBP: 0.171, SLG: 0.127			F7		FC1-6 G6-4-3			K		4	0	0	0	0	1	1					
<b>Inning Stats</b>	R: 1 E: 0 K: 0 S: 9	H: 1 LOB: 0 BB: 0 P: 14	R: 0 E: 0 K: 1 S: 8	H: 1 LOB: 1 BB: 0 P: 15	R: 0 E: 0 K: 1 S: 13	H: 1 LOB: 2 BB: 1 P: 23	R: 0 E: 0 K: 0 S: 6	H: 0 LOB: 0 BB: 0 P: 7	R: 0 E: 0 K: 0 S: 6	H: 0 LOB: 0 BB: 1 P: 12	R: 1 E: 0 K: 1 S: 8	H: 1 LOB: 0 BB: 0 P: 14	R: 1 E: 1 K: 3 S: 21	H: 2 LOB: 2 BB: 0 P: 27	R: 0 E: 0 K: 1 S: 9	H: 0 LOB: 0 BB: 0 P: 13	1B: 4 2B: 1 3B: 0 HR: 2	SF: 0 SAC: 1 DP: 1 HBP: 0	WP: 0 PB: 0 CS: 0	PA: 36	
<b>PITCHER</b>	IP	WLS	BF	H	R	ER	SO	BB	IBB	HBP	BLK	WP	HR	S	P	ERA	WHIP				
Barry Zito, L ERA: 3.01	7.0	L	27	5	3	3	3	2	0	0	0	0	2	59	99	3.86	1.000				
Chad Bradford, R ERA: 2.51	1.0		6	2	1	0	3	0	0	0	0	0	0	21	27	0.00	2.000				
Jim Mecir, R ERA: 3.46	1.0		3	0	0	0	1	0	0	0	0	0	0	9	13	0.00	0.000				

Atlanta Braves @ Oakland Athletics  
Network Associates Coliseum, Oakland, CA  
Thu Jun 12 2003, 3:35 PM EDT  
Att: 21,173 - Overcast - 58 F

AB 33  
R 4  
H 7  
RBI 4  
BB 2  
SO 7  
LOB 8



Batter	1	2	3	4	5	6	7	8	9	AB	R	H	RBI	BB	SO	LOB	BOTTOM				
Eric Byrnes, R OBP: 0.398, SLG: 0.533	G5-3		F9			F9	1B			4	0	1	2	0	0	1					
Scott Hatteberg, L OBP: 0.335, SLG: 0.353	F7				F8	P6	G4-3			4	0	0	0	0	0	2					
Miguel Tejada, R OBP: 0.284, SLG: 0.403	G4-3				P5	1B		L9		4	0	1	0	0	0	0					
Erubiel Durazo, L OBP: 0.385, SLG: 0.470		G6-4-3 BB			E3	P5		F8		3	0	0	0	1	0	1					
Jermaine Dye, R OBP: 0.254, SLG: 0.271	G6-4-3				P3		G5-3	K		4	0	0	0	0	1	2					
3 Eric Chavez, L OBP: 0.332, SLG: 0.482	F9				G1-3		P5		L6	4	0	0	0	0	0	0					
Ramon Hernandez, R OBP: 0.322, SLG: 0.432			F7		P3	2B 1B		F9		4	1	1	0	0	0	0					
Terrence Long, L OBP: 0.301, SLG: 0.406			G6-3			1B		F7		4	1	2	0	0	0	0					
Mark Ellis, R OBP: 0.320, SLG: 0.371			1B		F8	1B BB				2	0	1	0	1	0	1					
<b>Inning Stats</b>	R: 0 E: 0 K: 0 S: 6	H: 0 LOB: 0 BB: 0 P: 13	R: 0 E: 0 K: 0 S: 6	H: 0 LOB: 0 BB: 1 P: 14	R: 0 E: 0 K: 0 S: 9	H: 1 LOB: 1 BB: 0 P: 15	R: 0 E: 1 K: 0 S: 9	H: 0 LOB: 1 BB: 0 P: 13	R: 0 E: 0 K: 0 S: 8	H: 1 LOB: 1 BB: 0 P: 13	R: 2 E: 0 K: 0 S: 14	H: 3 LOB: 2 BB: 1 P: 22	R: 0 E: 0 K: 1 S: 12	H: 0 LOB: 0 BB: 0 P: 16	R: 0 E: 0 K: 0 S: 7	H: 0 LOB: 0 BB: 0 P: 12	1B: 5 2B: 1 3B: 0 HR: 0	SF: 0 SAC: 0 DP: 1 HBP: 0	WP: 0 PB: 0 CS: 0	PA: 35	
<b>PITCHER</b>	IP	WLS	BF	H	R	ER	SO	BB	IBB	HBP	BLK	WP	HR	S	P	ERA	WHIP				
Shane Reynolds, R ERA: 5.14	6.2	W	28	6	2	2	0	2	0	0	0	0	0	1	2	0.00	0.000				
Ray King, L ERA: 2.7	0.1	H	1	0	0	0	0	0	0	0	0	0	0	1	2	0.00	0.000				
Darren Holmes, R ERA: 5.0	1.0	H	3	0	0	0	1	0	0	0	0	0	0	12	16	0.00	0.000				
29 John Smoltz, R ERA: 0.76	1.0	S	3	0	0	0	0	0	0	0	0	0	0	7	12	0.00	0.000				

Atlanta Braves @ Oakland Athletics  
Network Associates Coliseum, Oakland, CA  
Thu Jun 12 2003, 3:35 PM EDT  
Att: 21,173 - Overcast - 58 F

AB 33  
R 2  
H 6  
RBI 2  
BB 2  
SO 1  
LOB 7







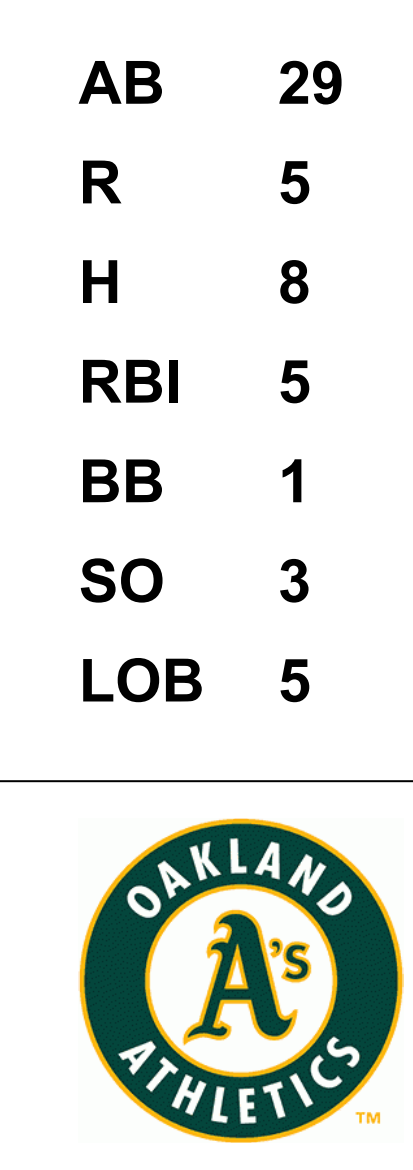


Batter	1	2	3	4	5	6	7	8	9	AB	R	H	RBI	BB	SO	LOB	TOP										
<b>Andy Chavez, L</b> OBP: 0.279, SLG: 0.344	G4-3	SF8		E 1B		SH5-4		G4-3		3	0	1	1	0	0	0	<b>Montreal Expos @ Oakland Athletics</b> Network Associates Coliseum, Oakland, CA Sat Jun 14 2003, 4:05 PM EDT Att: 26,447 - Sunny - 64 F										
<b>Henny Mateo, S</b> OBP: 0.318, SLG: 0.317	G5-3	F8		E8 1B		P4		F8		5	0	1	0	0	0	3											
<b>Orlando Cabrera, R</b> OBP: 0.372, SLG: 0.494	1B 2B			1B 2B				1B		4	3	3	0	1	0	2											
<b>Brad Wilkerson, L</b> OBP: 0.431, SLG: 0.546	1B BB			1B BB		SH5-3 1B		K		3	0	1	0	2	2	4											
<b>Edwards Guzman, L</b> OBP: 0.298, SLG: 0.429	1-2 2H 1B			F5		SH5-3		1B 1B		4	0	2	2	0	0	2											
<b>Jose Macias, S</b> OBP: 0.219, SLG: 0.398	P5			1-3 2H 1B		G1-3		1B		5	0	2	1	0	0	3											
<b>Brian Schneider, L</b> OBP: 0.353, SLG: 0.464				F9		F7				4	0	0	0	0	0	3											
<b>Jose Vidro, S</b> OBP: 0.421, SLG: 0.506				F7		F7				1	0	1	0	0	0	0											
<b>Michael Barrett, R</b> OBP: 0.219, SLG: 0.288				1-2						0	0	0	0	0	0	0											
<b>Ronald Calloway, L</b> OBP: 0.285, SLG: 0.387				G4-6-3 1B		K SH5-4 BB		K		5	1	2	0	0	2	3											
<b>Jamey Carroll, R</b> OBP: 0.314, SLG: 0.385	E6			G4-6-3		SH5-4 BB		K		3	0	0	0	1	1	2											
<b>Inning Stats</b>	R: 1 E: 0 K: 0 S: 16	H: 2 LOB: 2 BB: 1 P: 24	R: 1 E: 1 K: 0 S: 14	H: 1 LOB: 1 BB: 0 P: 21	R: 1 E: 0 K: 0 S: 9	H: 2 LOB: 1 BB: 1 P: 17	R: 0 E: 1 K: 0 S: 11	H: 3 LOB: 2 BB: 0 P: 14	R: 0 E: 0 K: 0 S: 8	H: 1 LOB: 1 BB: 0 P: 12	R: 0 E: 0 K: 2 S: 12	H: 0 LOB: 3 BB: 2 P: 22	R: 0 E: 0 K: 0 S: 6	H: 0 LOB: 0 BB: 0 P: 9	R: 0 E: 0 K: 2 S: 18	H: 0 LOB: 0 BB: 0 P: 27	R: 1 E: 0 K: 1 S: 19	H: 4 LOB: 3 BB: 0 P: 26	1B: 10 2B: 3 3B: 0 HR: 0	SF: 1 SAC: 2 DP: 1 HBP: 0	WP: 1 PB: 0 SB: 1 CS: 1	PA: 44					
<b>PITCHER</b>	IP	WLS	BF	H	R	ER	SO	BB	IBB	HBP	BLK	WP	HR	S	P	ERA	WHIP										
<b>Aaron Harang, R</b> ERA: 5.91	(1, 1)	3.2	20	8	3	2	0	2	0	0	0	0	0	48	73	4.91	2.727										
<b>John Halama, L</b> ERA: 4.3	(4, 1)	3.1	14	1	0	0	2	2	0	0	0	1	0	28	46	0.00	0.900										
<b>Ricardo Rincon, L</b> ERA: 4.57	(8, 1)	1.0	W	3	0	0	2	0	0	0	0	0	0	18	27	0.00	0.000										
<b>Keith Foulke, R</b> ERA: 2.86	(9, 1)	1.0	S	7	4	1	1	0	0	0	0	0	0	19	26	9.00	4.000										

AB	37
R	4
H	13
RBI	4
BB	4
SO	5
LOB	22



Batter	1	2	3	4	5	6	7	8	9	AB	R	H	RBI	BB	SO	LOB	BOTTOM										
<b>Eric Byrnes, R</b> OBP: 0.395, SLG: 0.555	L9			K						4	2	2	1	0	1	0	<b>Montreal Expos @ Oakland Athletics</b> Network Associates Coliseum, Oakland, CA Sat Jun 14 2003, 4:05 PM EDT Att: 26,447 - Sunny - 64 F										
<b>Scott Hatteberg, L</b> OBP: 0.337, SLG: 0.373	2B			F9		G3		1B		4	1	2	3	0	0	0											
<b>Miguel Tejada, R</b> OBP: 0.283, SLG: 0.402	K			F9		G6-3		G4-3		4	0	0	0	0	1	1											
<b>Erubiel Durazo, L</b> OBP: 0.396, SLG: 0.477	F7			FC6-4 1B		1B		BB		3	0	2	0	1	0	1											
<b>Jermaine Dye, R</b> OBP: 0.246, SLG: 0.254				F7		FC6-4		G4-3		4	0	0	0	0	0	2											
<b>Eric Chavez, L</b> OBP: 0.327, SLG: 0.472				F7		F7		F7		3	0	0	0	0	0	0											
<b>Adam Melhuse, S</b> OBP: 0.313, SLG: 0.500				G5-3		1B 2B		F9		3	1	1	0	0	0	0											
<b>Mark Ellis, R</b> OBP: 0.323, SLG: 0.370				P2		CS 1B		1B SH5-3 HR HBP		2	1	1	1	0	0	0											
<b>Chris Singleton, L</b> OBP: 0.346, SLG: 0.425				F9		K		SH5-3		2	0	0	0	0	1	1											
<b>Inning Stats</b>	R: 0 E: 0 K: 1 S: 13	H: 1 LOB: 1 BB: 0 P: 18	R: 0 E: 0 K: 0 S: 4	H: 0 LOB: 0 BB: 0 P: 6	R: 0 E: 0 K: 1 S: 9	H: 0 LOB: 0 BB: 0 P: 15	R: 0 E: 0 K: 0 S: 7	H: 1 LOB: 1 BB: 0 P: 10	R: 1 E: 0 K: 0 S: 12	H: 2 LOB: 0 BB: 0 P: 17	R: 1 E: 0 K: 0 S: 13	H: 2 LOB: 1 BB: 0 P: 18	R: 0 E: 0 K: 0 S: 7	H: 0 LOB: 0 BB: 0 P: 10	R: 3 E: 0 K: 0 S: 10	H: 2 LOB: 1 BB: 1 P: 17		1B: 4 2B: 2 3B: 0 HR: 2	SF: 0 SAC: 1 DP: 0 HBP: 1	WP: 0 PB: 0 SB: 0 CS: 1	PA: 32						
<b>PITCHER</b>	IP	WLS	BF	H	R	ER	SO	BB	IBB	HBP	BLK	WP	HR	S	P	ERA	WHIP										
<b>52 T.J. Tucker, R</b> ERA: 5.35	(1, 1)	3.0	10	1	0	0	2	0	0	0	0	0	0	26	39	0.00	0.333										
<b>Joey Eischen, L</b> ERA: 2.39	(4, 1)	2.0	8	3	1	1	1	0	0	0	0	0	0	19	27	4.50	1.500										
<b>Julio Manon, R</b> ERA: 0.96	(6, 1)	2.0	H	7	2	1	1	0	0	0	0	0	1	20	28	4.50	1.000										
<b>Luis Ayala, R</b> ERA: 3.38	(8, 1)	1.0	L	7	2	3	3	0	1	0	1	0	1	10	17	27.00	3.000										





Batter	1	2	3	4	5	6	7	8	9	AB	R	H	RBI	BB	SO	LOB	TOP										
<b>Endy Chavez, L</b> (1, 8) OBP: 0.282, SLG: 0.347	1-1 1B G4-6-3		0-0 HBP BB 1B		1-2 L8		1-0 L3			4	1	2	0	0	0	1											
<b>Orlando Cabrera, R</b> (1, 6) OBP: 0.373, SLG: 0.492	1-1 SAFE SAFE 1B		4-2 D B HBP BB 1B		2-1 G5-3		2-3 K			3	0	1	0	1	1	0											
<b>Jamey Carroll, R</b> (8, 6) OBP: 0.314, SLG: 0.385	1-3 1B		1-2 BB							0	0	0	0	0	0	0											
<b>Jose Vidro, S</b> (1, 4) OBP: 0.418, SLG: 0.500	0-0 G4-6-3		1-0 HBP		0-2 L7		2-0 F7			3	0	0	0	0	0	1											
<b>Henry Mateo, S</b> (8, 4) OBP: 0.318, SLG: 0.317	1-2 3-H 2-2 G1-3		1-2 2-3 HBP		3-2 1B		1-3 K			0	0	0	0	0	0	0											
<b>Brad Wilkerson, L</b> (1, 7) OBP: 0.428, SLG: 0.540	G1-3		G1-4-3		1-2 K		1-2 K			4	0	0	0	0	1	1											
<b>Wil Cordero, R</b> (1, 3) OBP: 0.327, SLG: 0.390		2-2 F7		G1-3		1-2 K		2-2 G4-3		4	0	0	0	0	1	1											
<b>Edwards Guzman, L</b> (1, 10) OBP: 0.389, SLG: 0.389		0-2 G4-3		E7 1B		1-1 P5		1-1 G4-3		4	0	1	0	0	0	1											
<b>Fernando Tatis, R</b> (1, 5) OBP: 0.281, SLG: 0.263		2-3 K		K				2-3 K		4	0	0	0	0	3	1											
<b>Ronald Calloway, L</b> (1, 9) OBP: 0.279, SLG: 0.378			0-2 P5	G4-3		1-3 K				3	0	0	0	0	1	1											
<b>Michael Barrett, R</b> (1, 2) OBP: 0.221, SLG: 0.289			2-2 G5-3		1-2 G6-3		0-1 1B			3	0	1	0	0	0	0											
<b>Inning Stats</b>	R: 1 E: 0 K: 0 S: 8	H: 2 LOB: 0 BB: 0 P: 12	R: 0 E: 0 K: 1 S: 12	H: 0 LOB: 0 BB: 0 P: 16	R: 0 E: 0 K: 0 S: 14	H: 1 LOB: 3 BB: 1 P: 22	R: 0 E: 1 K: 1 S: 11	H: 1 LOB: 1 BB: 0 P: 14	R: 0 E: 0 K: 0 S: 15	H: 1 LOB: 1 BB: 0 P: 20	R: 0 E: 0 K: 2 S: 9	H: 1 LOB: 0 BB: 0 P: 13	R: 0 E: 0 K: 2 S: 8	H: 0 LOB: 0 BB: 0 P: 13	R: 0 E: 0 K: 0 S: 7	H: 0 LOB: 0 BB: 0 P: 13	1B: 6 2B: 0 3B: 0 HR: 0	SF: 0 SAC: 0 DP: 1 HBP: 1	WP: 0 PB: 0 SB: 0 CS: 0	PA: 34							
<b>PITCHER</b>	IP	WLS	BF	H	R	ER	SO	BB	IBB	HBP	BLK	WP	HR	S	P	ERA	WHIP										
<b>Tim Hudson, R</b> (1, 1) ERA: 3.08	7.0	W	28	6	1	1	5	1	0	1	0	0	0	77	109	1.29	1.000										
<b>Chad Bradford, R</b> (8, 1) ERA: 2.43	1.0		3	0	0	0	2	0	0	0	0	0	0	8	13	0.00	0.000										
<b>Jim Mecir, R</b> (9, 1) ERA: 3.6	1.0		3	0	0	0	0	0	0	0	0	0	0	7	13	0.00	0.000										

**Montreal Expos @ Oakland Athletics**  
Network Associates Coliseum, Oakland, CA  
Sun Jun 15 2003, 4:05 PM EDT  
Att: 31,024 - Sunny - 68 F

AB	32
R	1
H	6
RBI	0
BB	1
SO	7
LOB	9



Batter	1	2	3	4	5	6	7	8	9	AB	R	H	RBI	BB	SO	LOB	BOTTOM										
<b>Eric Byrnes, R</b> (1, 8) OBP: 0.400, SLG: 0.569	2-2 K		2-0 WP 1B		1-2 F7		3-2 1-H 2-H HR	4-0 BB BB WP IBB		4	2	2	3	1	1	1											
<b>Scott Hatteberg, L</b> (1, 3) OBP: 0.342, SLG: 0.379	1-1 G4-3		2-1 G3-1		1-1 1B		2-1 G6-3 2B	4-2 WP BB BB		4	1	2	0	1	0	1											
<b>Miguel Tejada, R</b> (1, 6) OBP: 0.281, SLG: 0.396	1-2 P4			3-2 P3	3-2 F9		2-2 G6-3	4-0 WP BB		4	0	0	1	1	0	4											
<b>Erubiel Durazo, L</b> (1, 10) OBP: 0.396, SLG: 0.478		4-2 BB		1-1 P3		0-0 P3	1-1 3 1B 2B	1-2 2-3 3-H K		4	1	1	1	1	1	2											
<b>Eric Chavez, L</b> (1, 5) OBP: 0.330, SLG: 0.470		1-1 F7		4-0 HR BB		0-3 K	0-0 2-H 1B			3	1	1	1	1	1	1											
<b>Ramon Hernandez, R</b> (1, 2) OBP: 0.324, SLG: 0.460		2-3 K		0-1 HR BB		1-3 K	0-0 G2-3			4	1	1	2	0	2	3											
<b>Terrence Long, L</b> (1, 9) OBP: 0.295, SLG: 0.393		2-2 P2		1-3 K			4-2 1B HR BB	1-1 G6-3		3	1	0	0	1	1	1											
<b>Billy McMillon, L</b> (1, 7) OBP: 0.333, SLG: 0.375			0-0 L7		2-0 F7		1-1 HR 1B	2-2 G3		3	0	1	0	0	0	0											
<b>Chris Singleton, L</b> (7, PR) OBP: 0.344, SLG: 0.422							1-2 HR 1B			1	1	0	0	0	0	0											
<b>Mark Ellis, R</b> (1, 4) OBP: 0.326, SLG: 0.373			1-2 F7		4-2 1B BB		0-0 B5	0-1 BB BB 2B		3	1	1	0	1	0	2											
<b>Inning Stats</b>	R: 0 E: 0 K: 1 S: 8	H: 0 LOB: 0 BB: 0 P: 12	R: 0 E: 0 K: 1 S: 10	H: 0 LOB: 1 BB: 1 P: 19	R: 0 E: 0 K: 0 S: 7	H: 1 LOB: 0 BB: 0 P: 12	R: 2 E: 0 K: 1 S: 11	H: 1 LOB: 2 BB: 1 P: 23	R: 0 E: 0 K: 2 S: 8	H: 0 LOB: 0 BB: 0 P: 9	R: 5 E: 0 K: 0 S: 18	H: 5 LOB: 2 BB: 1 P: 31	R: 2 E: 0 K: 1 S: 12	H: 1 LOB: 3 BB: 3 P: 29	R: 0 E: 0 K: 0 S: 7	H: 0 LOB: 0 BB: 0 P: 13	1B: 4 2B: 3 3B: 0 HR: 2	SF: 0 SAC: 0 DP: 0 HBP: 0	WP: 2 PB: 0 SB: 0 CS: 0	PA: 40							
<b>PITCHER</b>	IP	WLS	BF	H	R	ER	SO	BB	IBB	HBP	BLK	WP	HR	S	P	ERA	WHIP										
<b>Javier Vazquez, R</b> (1, 1) ERA: 3.82	6.1	L	28	5	6	6	5	4	0	0	0	0	0	65	112	8.53	1.421										
<b>Dan Smith, R</b> (7, 1) ERA: 5.24	0.1		2	1	0	0	0	0	0	0	0	0	0	5	9	0.00	3.000										
<b>Scott Stewart, L</b> (7, 1) ERA: 3.0	0.1		3	2	1	1	0	0	0	0	0	0	0	4	5	27.00	6.000										
<b>Anthony Ferrari, L</b> (8, 1) ERA: 6.75	1.0		7	1	2	2	1	2	1	0	0	1	0	12	29	18.00	3.000										

**Montreal Expos @ Oakland Athletics**  
Network Associates Coliseum, Oakland, CA  
Sun Jun 15 2003, 4:05 PM EDT  
Att: 31,024 - Sunny - 68 F

AB	33
R	9
H	9
RBI	8
BB	7
SO	6
LOB	15





Batter	1	2	3	4	5	6	7	8	9	AB	R	H	RBI	BB	SO	LOB	TOP				
10 Michael Young, R OBP: 0.372, SLG: 0.473										3	1	1	0	1	1	0	<b>Texas Rangers @ Oakland Athletics</b> Network Associates Coliseum, Oakland, CA Tue Jun 17 2003, 10:05 PM EDT Att: 14,608 - Cloudy - 61 F				
Carl Everett, S OBP: 0.374, SLG: 0.589										3	0	1	1	0	1	0					
Alex Rodriguez, R OBP: 0.375, SLG: 0.534										4	0	0	0	0	0	4					
Rafael Palmeiro, L OBP: 0.392, SLG: 0.520										3	1	1	1	1	0	1					
Juan Gonzalez, R OBP: 0.326, SLG: 0.570										4	0	1	1	0	1	2					
23 Mark Teixeira, S OBP: 0.322, SLG: 0.443										3	0	0	0	1	0	2					
9 Hank Blalock, L OBP: 0.394, SLG: 0.547										4	0	0	0	0	0	1					
Doug Glanville, R OBP: 0.219, SLG: 0.269										4	1	1	0	0	2	0					
Einar Diaz, R OBP: 0.298, SLG: 0.357										3	0	1	0	0	0	0					
Mike Lamb, L OBP: 0.179, SLG: 0.154										1	0	0	0	0	0	0					
<b>Inning Stats</b>	R: 1 E: 0 K: 1 S: 12	H: 2 LOB: 1 BB: 0 P: 20	R: 0 E: 0 K: 1 S: 8	H: 0 LOB: 0 BB: 0 P: 13	R: 0 E: 0 K: 2 S: 10	H: 0 LOB: 0 BB: 0 P: 15	R: 0 E: 0 K: 0 S: 9	H: 1 LOB: 1 BB: 0 P: 12	R: 1 E: 0 K: 0 S: 13	H: 2 LOB: 2 BB: 1 P: 23	R: 0 E: 0 K: 1 S: 5	H: 0 LOB: 0 BB: 0 P: 8	R: 1 E: 0 K: 0 S: 9	H: 1 LOB: 1 BB: 1 P: 19	R: 0 E: 0 K: 0 S: 7	H: 0 LOB: 0 BB: 0 P: 11	1B: 3 2B: 2 3B: 1 HR: 0	SF: 1 SAC: 0 DP: 0 HBP: 0	WP: 0 PB: 0 SB: 0 CS: 0	PA: 36	
<b>PITCHER</b>	IP WLS BF H R ER SO BB IBB HBP BLK WP HR S P ERA WHIP	IP WLS BF H R ER SO BB IBB HBP BLK WP HR S P ERA WHIP																			
Ted Lilly, L ERA: 4.43	(1, 1)	6.0	W	25	5	2	2	4	2	0	0	0	0	0	0	0	0	60	100	3.00	1.167
Chad Bradford, R ERA: 2.55	(7, 1)	2.0	H	8	1	1	1	1	1	0	0	0	0	0	0	0	0	14	27	4.50	1.000
Keith Foulke, R ERA: 2.78	(9, 1)	1.0	S	3	0	0	0	0	0	0	0	0	0	0	0	0	0	7	11	0.00	0.000

AB	32
R	3
H	6
RBI	3
BB	3
SO	5
LOB	10



Batter	1	2	3	4	5	6	7	8	9	AB	R	H	RBI	BB	SO	LOB	BOTTOM				
Eric Byrnes, R OBP: 0.395, SLG: 0.561										3	1	0	0	0	1	1	<b>Texas Rangers @ Oakland Athletics</b> Network Associates Coliseum, Oakland, CA Tue Jun 17 2003, 10:05 PM EDT Att: 14,608 - Cloudy - 61 F				
Scott Hatteberg, L OBP: 0.345, SLG: 0.394									4	1	2	2	0	1	0						
Miguel Tejada, R OBP: 0.281, SLG: 0.405									4	1	1	1	0	1	1						
Erubiel Durazo, L OBP: 0.396, SLG: 0.476									3	0	1	0	0	1	0						
Jermaine Dye, R OBP: 0.241, SLG: 0.248										3	0	0	0	0	0	1					
3 Eric Chavez, L OBP: 0.326, SLG: 0.464										3	0	0	0	0	0	0					
Ramon Hernandez, R OBP: 0.324, SLG: 0.455										2	0	0	0	1	0	0					
Terrence Long, L OBP: 0.292, SLG: 0.387										3	0	0	0	0	1	2					
Mark Ellis, R OBP: 0.330, SLG: 0.390									3	1	2	1	0	0	0						
<b>Inning Stats</b>	R: 2 E: 1 K: 0 S: 7	H: 2 LOB: 0 BB: 0 P: 12	R: 0 E: 0 K: 0 S: 8	H: 0 LOB: 0 BB: 1 P: 17	R: 0 E: 0 K: 1 S: 9	H: 1 LOB: 0 BB: 0 P: 16	R: 0 E: 0 K: 2 S: 9	H: 0 LOB: 0 BB: 0 P: 14	R: 0 E: 0 K: 0 S: 7	H: 0 LOB: 0 BB: 0 P: 12	R: 2 E: 0 K: 0 S: 12	H: 2 LOB: 0 BB: 0 P: 19	R: 0 E: 1 K: 1 S: 11	H: 0 LOB: 1 BB: 0 P: 16	R: 0 E: 0 K: 1 S: 10	H: 1 LOB: 1 BB: 0 P: 16	1B: 3 2B: 0 3B: 0 HR: 3	SF: 0 SAC: 0 DP: 3 HBP: 0	WP: 0 PB: 0 SB: 0 CS: 0	PA: 30	
<b>PITCHER</b>	IP WLS BF H R ER SO BB IBB HBP BLK WP HR S P ERA WHIP	IP WLS BF H R ER SO BB IBB HBP BLK WP HR S P ERA WHIP																			
Victor Santos, R ERA: 7.04	(1, 1)	5.2	L	21	5	4	3	3	1	0	0	0	0	0	0	0	3	48	85	4.76	1.059
Erasmio Ramirez, L ERA: 3.69	(6, 1)	1.1		5	0	0	0	1	0	0	0	0	0	0	0	0	0	15	21	0.00	0.000
56 Rosman Garcia, R ERA: 5.79	(8, 1)	1.0		4	1	0	0	1	0	0	0	0	0	0	0	0	0	10	16	0.00	1.000

AB	28
R	4
H	6
RBI	4
BB	1
SO	5
LOB	5





Batter	1	2	3	4	5	6	7	8	9	10	11	AB	R	H	RBI	BB	SO	LOB								
10 Michael Young, R OBP: 0.364, SLG: 0.462	(1, 4) 2-3 K		1-2 F8		1-1 L9		0-2 G6-3		2-1 F9		0-1 F9	6	0	0	0	0	1	3								
Kevin Mench, R OBP: 0.348, SLG: 0.459	(1, 7) 3-2 G6-3		1-2 L7			3-1 23 HBP BB	0-1 HR		1-0 G6-3		0-2 2B	6	2	3	0	0	0	2								
Alex Rodriguez, R OBP: 0.384, SLG: 0.552	(1, 6) 2-1 2B		2-1 FC6-4			4-0 BB 23 HBP BB	1-2 HR		2-0 23 BB		4-0 IBB	4	1	3	2	2	0	2								
Juan Gonzalez, R OBP: 0.321, SLG: 0.562	(1, 9) 1-0 P4			2-1 F7		1-2 P3	0-0 G6-3		1 SAFE 0-3 K		0-2 G4-3	4	0	0	0	0	0	3								
9 Hank Blalock, L OBP: 0.391, SLG: 0.542	(8, 5)											2	0	0	0	0	1	4								
Rafael Palmeiro, L OBP: 0.389, SLG: 0.511	(1, 10)	1-1 G6-3		4-2 FC5-4 BB		2-3 K		1-1 F9		1-2 F8		4	0	0	0	1	1	3								
23 Mark Teixeira, S OBP: 0.329, SLG: 0.447	(1, 3)	1-2 G5-3		3-3 K		2-1 BB		1-0 G6-3		4-2 BB		3	0	1	0	1	1	1								
Doug Glanville, R OBP: 0.220, SLG: 0.260	(1, 8)	3-2 L8		1-1 FC5-4		1-2 2-3 HBP		1-0 G6-3		1-2 BB		3	0	0	1	1	0	2								
Carl Everett, S OBP: 0.372, SLG: 0.586	(10, PH)			1-2 BB		1-2 2-3 3-H BB		2-3 G6-3		1-2 P6		1	0	0	0	0	0	2								
Donnie Sadler, R OBP: 0.293, SLG: 0.257	(1, 5)		0-0 1B		0-0 G6-3		3-2 P6		0-3 K		2-1 F8	5	0	1	0	0	1	4								
Einar Diaz, R OBP: 0.301, SLG: 0.354	(1, 2)	1 SAFE 0-1 FC6-4		0-3 K		0-1 G4-3		0-2 G5-3		4-2 2B		4	0	1	0	1	1	0								
<b>Inning Stats</b>	R: 0 E: 0 K: 1 S: 10	H: 1 LOB: 1 BB: 1 P: 18	R: 0 E: 0 K: 0 S: 8	H: 0 LOB: 0 BB: 0 P: 13	R: 0 E: 0 K: 0 S: 12	H: 2 LOB: 2 BB: 0 P: 16	R: 0 E: 0 K: 1 S: 10	H: 0 LOB: 1 BB: 1 P: 20	R: 0 E: 0 K: 1 S: 6	H: 0 LOB: 0 BB: 0 P: 7	R: 1 E: 0 K: 1 S: 18	H: 1 LOB: 3 BB: 2 P: 37	R: 2 E: 0 K: 0 S: 12	H: 2 LOB: 0 BB: 0 P: 13	R: 0 E: 0 K: 1 S: 8	H: 0 LOB: 1 BB: 0 P: 11	R: 0 E: 0 K: 0 S: 6	H: 1 LOB: 1 BB: 0 P: 9	R: 0 E: 0 K: 1 S: 16	H: 1 LOB: 1 BB: 1 P: 24	R: 0 E: 0 K: 0 S: 17	H: 1 LOB: 3 BB: 2 P: 27	1B: 4 2B: 4 3B: 0 HR: 1	SF: 0 SAC: 0 DP: 0 HBP: 1	WP: 0 PB: 0 SB: 0 CS: 0	PA: 49
<b>PITCHER</b>	IP WLS BF H R ER SO BB IBB HBP BLK WP HR S P ERA WHIP																									
Barry Zito, L ERA: 2.92	(1, 1)	6.0	26	4	1	4	0	3	0	0	0	0	0	1	12	13	18.00	2.000								
Chad Bradford, R ERA: 2.97	(7, 1)	1.0	5	2	2	2	0	0	0	0	0	0	0	0	8	11	0.00	1.000								
Ricardo Rincon, L ERA: 4.37	(8, 1)	1.0	4	1	0	0	1	0	0	0	0	0	0	0	6	9	0.00	0.000								
Jim Mecir, R ERA: 3.38	(9, 1)	1.0	3	0	0	0	0	0	0	0	0	0	0	0	33	51	0.00	2.000								
Keith Foulke, R ERA: 2.63	(10, 1)	2.0	W 11	2	0	0	1	2	1	0	0	0	0	0	0	0	0.00	2.000								

**TEXAS RANGERS**

**Texas Rangers @ Oakland Athletics**  
Network Associates Coliseum, Oakland, CA

Wed Jun 18 2003, 10:05 PM EDT  
Att: 25,368 - Sunny - 60 F

livebaseballscorecards.com

AB 42  
R 3  
H 9  
RBI 3  
BB 6  
SO 6  
LOB 26

Batter	1	2	3	4	5	6	7	8	9	10	11	AB	R	H	RBI	BB	SO	LOB						
Eric Byrnes, R OBP: 0.397, SLG: 0.559	(1, 8) 1-3 K		2-2 F9		1-0 FC6-4			1-0 G4-3	4-0 2B		4-0 1B	4	1	1	0	2	1	1						
Scott Hatteberg, L OBP: 0.344, SLG: 0.392	(1, 3) 4-2 WP 1B		2-2 F8			3-1 F8		3-1 G4-3	2-1 SF7		1-0 1B	4	0	1	2	1	0	1						
Miguel Tejada, R OBP: 0.276, SLG: 0.398	(1, 6) 1-2 L5			0-1 P4		0-0 F8		2-1 G5-3	1-3 K		1-2 1B	5	0	0	1	0	1	3						
Erubiel Durazo, L OBP: 0.403, SLG: 0.483	(1, 10) 3-1 WP 1B			2-2 3B		4-1 BB		4-1 1B		2-1 F8		3	1	2	0	2	0	0						
Jermaine Dye, R OBP: 0.239, SLG: 0.246	(1, 9) 1-2 P2			3-3 K		3-1 F8		0-2 BB		3-3 K		5	0	1	0	0	2	4						
3 Eric Chavez, L OBP: 0.324, SLG: 0.459	(1, 5)	2-1 G4-3		0-0 1B		3-1 G3-1		0-3 K		0-0 L8		5	0	1	1	0	1	2						
Ramon Hernandez, R OBP: 0.323, SLG: 0.451	(1, 2)	2-2 G5-3			1-2 G3		1-1 G6-3		0-0 SH1-3		0-1 1B	4	0	1	0	0	0	0						
Chris Singleton, L OBP: 0.348, SLG: 0.426	(9, PR)										17 G6-4-3	1	1	1	0	0	0	0						
Adam Piatt, R OBP: 0.241, SLG: 0.306	(1, 7)	1-2 K		2-2 FC6-4		2-2 1B		1-1 1B	4-1 SF7		0-1 G6-4-3	2	0	1	0	0	1	0						
Billy McMillon, L OBP: 0.400, SLG: 0.412	(7, PH)											1	0	1	0	1	0	0						
17 Adam Melhuse, S OBP: 0.294, SLG: 0.467	(10, 2)										1-2 1B	1	0	0	0	0	0	1						
Mark Ellis, R OBP: 0.329, SLG: 0.388	(1, 4)	2-2 F9		2-2 P3		1-2 K		3-3 K		0-0 SH1-3		4	1	1	0	0	1	2						
<b>Inning Stats</b>	R: 0 E: 0 K: 1 S: 13	H: 1 LOB: 2 BB: 1 P: 23	R: 0 E: 0 K: 1 S: 9	H: 0 LOB: 0 BB: 0 P: 14	R: 0 E: 0 K: 0 S: 9	H: 0 LOB: 0 BB: 0 P: 15	R: 1 E: 0 K: 1 S: 9	H: 2 LOB: 1 BB: 0 P: 14	R: 0 E: 0 K: 0 S: 6	H: 0 LOB: 1 BB: 1 P: 16	R: 0 E: 0 K: 1 S: 9	H: 1 LOB: 1 BB: 0 P: 17	R: 1 E: 0 K: 1 S: 13	H: 2 LOB: 2 BB: 1 P: 23	R: 1 E: 0 K: 1 S: 11	H: 1 LOB: 3 BB: 2 P: 22	R: 0 E: 0 K: 1 S: 6	H: 0 LOB: 0 BB: 0 P: 11	R: 1 E: 0 K: 0 S: 6	H: 3 LOB: 2 BB: 1 P: 12	1B: 9 2B: 2 3B: 0 HR: 0	SF: 1 SAC: 1 DP: 1 HBP: 0	WP: 1 PB: 0 SB: 0 CS: 0	PA: 47
<b>PITCHER</b>	IP WLS BF H R ER SO BB IBB HBP BLK WP HR S P ERA WHIP																							
Tony Mounce, L ERA: 5.4	(1, 1)	5.2	22	4	1	3	0	2	0	0	0	0	0	0	2	5	0.00	0.000						
56 Rosman Garcia, R ERA: 5.08	(6, 1)	0.1	1	0	0	0	0	0	0	0	0	0	0	0	18	36	5.40	2.400						
Francisco Cordero, R ERA: 4.21	(7, 1)	1.2	H 9	3	1	1	1	1	0	0	0	0	0	0	4	4	0.00	1.000						
Aaron Fultz, L ERA: 2.43	(8, 1)	0.1	H 1	0	0	0	1	0	0	0	0	0	0	0	17	33	4.50	1.000						
Ugueth Urbina, R ERA: 3.18	(9, 1)	2.0	B 9	1	1	1	2	1	1	0	0	0	0	0	0	0	0.00	1.000						

**TEXAS RANGERS**

**Texas Rangers @ Oakland Athletics**  
Network Associates Coliseum, Oakland, CA

Wed Jun 18 2003, 10:05 PM EDT  
Att: 25,368 - Sunny - 60 F

livebaseballscorecards.com

AB 39  
R 4  
H 11  
RBI 4  
BB 6  
SO 7  
LOB 14

**OAKLAND ATHLETICS**







Batter	1	2	3	4	5	6	7	8	9	AB	R	H	RBI	BB	SO	LOB	TOP										
Ray Durham, S OBP: 0.416, SLG: 0.442										4	0	1	1	0	1	0	<b>San Francisco Giants @ Oakland Athletics</b> Network Associates Coliseum, Oakland, CA Fri Jun 20 2003, 10:05 PM EDT Att: 47,074 - Sunny - 61 F										
Eduardo Alfonso, R OBP: 0.304, SLG: 0.335										4	0	1	0	0	0	1											
Marquis Grissom, R OBP: 0.339, SLG: 0.485										4	0	0	0	0	1	1											
Barry Bonds, L OBP: 0.485, SLG: 0.662										4	1	1	1	0	0	1											
Benito Santiago, R OBP: 0.339, SLG: 0.475										3	1	2	0	1	0	0											
Andres Galarraga, R OBP: 0.396, SLG: 0.593										4	0	2	1	0	2	2											
Rich Aurilia, R OBP: 0.325, SLG: 0.408										4	0	1	0	0	0	2											
José Cruz Jr., S OBP: 0.371, SLG: 0.448										4	0	0	0	0	3	2											
60 Francisco Santos, L OBP: 0.200, SLG: 0.400 Pedro Feliz, R OBP: 0.250, SLG: 0.468										3	1	1	0	0	0	0											
<b>Inning Stats</b>	R: 0 E: 0 K: 2 S: 9	H: 0 LOB: 0 BB: 0 P: 10	R: 0 E: 0 K: 0 S: 11	H: 2 LOB: 1 BB: 0 P: 16	R: 0 E: 0 K: 1 S: 8	H: 0 LOB: 0 BB: 0 P: 13	R: 0 E: 0 K: 1 S: 9	H: 1 LOB: 2 BB: 1 P: 17	R: 1 E: 0 K: 0 S: 10	H: 2 LOB: 1 BB: 0 P: 17	R: 1 E: 0 K: 0 S: 17	H: 3 LOB: 2 BB: 0 P: 26	R: 0 E: 0 K: 0 S: 13	H: 0 LOB: 0 BB: 0 P: 17	R: 1 E: 0 K: 1 S: 9	H: 1 LOB: 0 BB: 0 P: 15	R: 0 E: 0 K: 1 S: 6	H: 0 LOB: 0 BB: 0 P: 9	1B: 5 2B: 3 HR: 1	SF: 0 SAC: 0 DP: 1 HBP: 0	WP: 0 PB: 0 SB: 0 CS: 0	PA: 36					
<b>PITCHER</b>	IP	WLS	BF	H	R	ER	SO	BB	IBB	HBP	BLK	WP	HR	S	P	ERA	WHIP										
Aaron Harang, R ERA: 4.96	(1, 1)	5.2	W	24	7	2	2	5	1	0	0	0	0	60	93	3.18	1.412										
Chad Bradford, R ERA: 3.03	(6, 1)	2.1	H	9	2	1	1	1	0	0	0	0	1	26	38	3.86	0.857										
Keith Foulke, R ERA: 2.56	(9, 1)	1.0	S	3	0	0	0	1	0	0	0	0	0	6	9	0.00	0.000										

Batter	1	2	3	4	5	6	7	8	9	AB	R	H	RBI	BB	SO	LOB	BOTTOM										
Eric Byrnes, R OBP: 0.404, SLG: 0.569										4	1	2	0	1	0	1	<b>San Francisco Giants @ Oakland Athletics</b> Network Associates Coliseum, Oakland, CA Fri Jun 20 2003, 10:05 PM EDT Att: 47,074 - Sunny - 61 F										
Scott Hatteberg, L OBP: 0.346, SLG: 0.387										4	2	2	0	0	0	4											
Miguel Tejada, R OBP: 0.288, SLG: 0.432										3	1	1	3	0	0	3											
Erubiel Durazo, L OBP: 0.408, SLG: 0.477										2	0	0	0	2	1	3											
Jermaine Dye, R OBP: 0.239, SLG: 0.246										4	0	1	2	0	1	5											
3 Eric Chavez, L OBP: 0.324, SLG: 0.464										3	0	1	0	1	1	4											
17 Adam Melhuse, S OBP: 0.238, SLG: 0.368										4	0	0	0	0	2	2											
Billy McMillon, L OBP: 0.391, SLG: 0.400 Terrence Long, L OBP: 0.293, SLG: 0.386										3	0	1	0	0	0	1											
Frank Menechino, R OBP: 0.367, SLG: 0.390 Mark Ellis, R OBP: 0.336, SLG: 0.384										3	1	1	0	0	0	2											
<b>Inning Stats</b>	R: 2 E: 0 K: 1 S: 16	H: 3 LOB: 1 BB: 0 P: 26	R: 0 E: 0 K: 1 S: 8	H: 1 LOB: 0 BB: 0 P: 15	R: 0 E: 0 K: 1 S: 9	H: 1 LOB: 0 BB: 0 P: 14	R: 0 E: 0 K: 0 S: 5	H: 1 LOB: 1 BB: 0 P: 9	R: 2 E: 0 K: 0 S: 11	H: 1 LOB: 0 BB: 1 P: 21	R: 0 E: 0 K: 0 S: 8	H: 0 LOB: 0 BB: 1 P: 16	R: 1 E: 1 K: 1 S: 16	H: 1 LOB: 3 BB: 2 P: 30	R: 0 E: 0 K: 1 S: 9	H: 1 LOB: 2 BB: 1 P: 18	1B: 8 2B: 0 3B: 0 HR: 1	SF: 1 SAC: 0 DP: 2 HBP: 1	WP: 1 PB: 0 SB: 0 CS: 0	PA: 38							
<b>PITCHER</b>	IP	WLS	BF	H	R	ER	SO	BB	IBB	HBP	BLK	WP	HR	S	P	ERA	WHIP										
Damian Moss, L ERA: 4.52	(1, 1)	6.0	L	26	7	4	4	3	2	0	0	0	0	10	18	27.00	6.000										
Jim Brower, R ERA: 4.58	(7, 1)	0.1		4	1	1	1	0	1	0	0	0	0	6	12	0.00	1.500										
Scott Eyre, L ERA: 3.54	(7, 1)	0.2		3	0	0	0	1	1	0	0	0	0	9	18	0.00	2.000										
Felix Rodriguez, R ERA: 4.05	(8, 1)	1.0		5	1	0	0	1	1	0	0	0	0	9	18	0.00	2.000										









Batter	1	2	3	4	5	6	7	8	9	AB	R	H	RBI	BB	SO	LOB	TOP										
Ray Durham, S OBP: 0.407, SLG: 0.430	0-0 P3	0-3 K		0-1 1B		0-0 B1-3		2-3 K		5	0	1	0	0	2	1											
Edgardo Alfonso, R OBP: 0.300, SLG: 0.331	2-1 F8	3-1 P3		0-0 F8		1-0 F9			1-2 P6	5	0	0	0	0	0	2											
Marquis Grissom, R OBP: 0.344, SLG: 0.495	1-1 1B			0-1 HR			2-2 G5-3		2-3 K	5	2	3	0	0	1	0											
Barry Bonds, L OBP: 0.491, SLG: 0.657 21 Carlos Valderama, R OBP: 0.250, SLG: 0.250	1-1 1B		2-3 K	0-1 L8			4-0 BB		4-0 S	3	0	1	1	2	1	3											
Andres Galarraga, R OBP: 0.410, SLG: 0.587	1-2 HBP		4-2 HR	1-2 BB			4-2 BB		3-2 F9	2	1	1	0	2	0	1											
Pedro Feliz, R OBP: 0.297, SLG: 0.570	2-3 K		2-0 HR		0-2 P3		1-1 F9			4	1	1	3	0	1	5											
Rich Aurilia, R OBP: 0.324, SLG: 0.409		1-2 1B			0-2 P5		0-0 G4-3			4	1	1	0	0	0	3											
José Cruz Jr., S OBP: 0.365, SLG: 0.438			0-0 FC1-6		2-1 G5-3			1-3 K		4	0	1	1	0	1	1											
Yorvit Torrealba, R OBP: 0.307, SLG: 0.429		0-0 FC1-6		0-1 F7		1-2 L9		2-2 G1-3		4	0	0	0	0	0	1											
<b>Inning Stats</b>	R: 1 E: 0 K: 1 S: 14	H: 2 LOB: 2 BB: 0 P: 21	R: 1 E: 0 K: 1 S: 13	H: 2 LOB: 1 BB: 0 P: 17	R: 3 E: 0 K: 1 S: 16	H: 2 LOB: 0 BB: 1 P: 26	R: 0 E: 0 K: 0 S: 9	H: 2 LOB: 2 BB: 0 P: 9	R: 0 E: 0 K: 0 S: 11	H: 1 LOB: 1 BB: 0 P: 14	R: 0 E: 0 K: 0 S: 5	H: 0 LOB: 0 BB: 0 P: 7	R: 0 E: 0 K: 0 S: 8	H: 0 LOB: 2 BB: 2 P: 19	R: 0 E: 0 K: 2 S: 11	H: 0 LOB: 0 BB: 1 P: 16	R: 0 E: 0 K: 1 S: 13	H: 0 LOB: 2 BB: 1 P: 23	1B: 5 2B: 2 3B: 1 HR: 1	SF: 0 SAC: 0 DP: 0 HBP: 1	WP: 0 PB: 0 SB: 3 CS: 0	PA: 41					
<b>PITCHER</b>	IP	WLS	BF	H	R	ER	SO	BB	IBB	HBP	BLK	WP	HR	S	P	ERA	WHIP										
Ted Lilly, L ERA: 4.69	5.0	W	26	9	5	5	3	1	0	1	0	0	1	63	87	9.00	2.000										
John Halama, L ERA: 4.22	1.0	H	3	0	0	0	0	0	0	0	0	0	0	5	7	0.00	0.000										
Chad Bradford, R ERA: 2.95	1.0	H	5	0	0	0	0	1	1	0	0	0	0	8	19	0.00	1.000										
Jim Mecir, R ERA: 3.0	1.0	H	3	0	0	0	2	0	0	0	0	0	0	11	16	0.00	0.000										
Keith Foulke, R ERA: 2.5	1.0	S	4	0	0	0	1	0	1	0	0	0	0	13	23	0.00	0.000										

San Francisco Giants @ Oakland Athletics  
Network Associates Coliseum, Oakland, CA

AB 36  
R 5  
H 9  
RBI 5  
BB 4  
SO 6  
LOB 17



WP: 0 PA: 41  
PB: 0  
SB: 3  
CS: 0

Sun Jun 22 2003, 4:05 PM EDT  
Att: 55,413 - Sunny - 63 F

Batter	1	2	3	4	5	6	7	8	9	AB	R	H	RBI	BB	SO	LOB	BOTTOM										
Eric Byrnes, R OBP: 0.406, SLG: 0.564	4-0 FC6-4		2-1 HR	0-3 K			2-0 F8			3	2	1	0	1	1	1											
Scott Hatteberg, L OBP: 0.353, SLG: 0.391	0-1 FC6-4		4-2 HR	1-1 L4			1-2 1B			3	1	2	0	1	0	1											
Miguel Tejada, R OBP: 0.283, SLG: 0.434	1-2 FC6-4		3-1 HR		1-1 G4-3		0-1 F8			4	2	1	3	0	0	3											
Erubiel Durazo, L OBP: 0.402, SLG: 0.477	1-3 K		1-1 HR		0-2 P2		3-2 F7			4	1	1	1	0	1	2											
3 Eric Chavez, L OBP: 0.325, SLG: 0.463	1-0 1B		4-1 CS		0-2 G4-3		2-3 K			3	0	1	2	1	1	0											
Ramon Hernandez, R OBP: 0.331, SLG: 0.461		0-2 G6-3	1-2 F7			2-2 F9		2-2 F8		4	0	0	0	0	0	1											
Billy McMillon, L OBP: 0.365, SLG: 0.364		4-1 BB	1-2 G3			0-1 L9				2	0	0	0	1	0	1											
Terrence Long, L OBP: 0.292, SLG: 0.384				1-2 BB						0	0	0	0	0	0	0											
Mark Ellis, R OBP: 0.335, SLG: 0.377		3-2 F9			3-2 L5		0-1 F8			3	0	0	0	0	0	1											
Chris Singleton, L OBP: 0.343, SLG: 0.419		0-0 G4-3		0-1 2B			3-3 K			3	0	1	0	0	1	1											
<b>Inning Stats</b>	R: 2 E: 0 K: 1 S: 9	H: 2 LOB: 1 BB: 1 P: 16	R: 0 E: 0 K: 0 S: 9	H: 0 LOB: 1 BB: 1 P: 16	R: 4 E: 0 K: 0 S: 15	H: 3 LOB: 0 BB: 2 P: 31	R: 0 E: 0 K: 1 S: 10	H: 1 LOB: 1 BB: 0 P: 14	R: 0 E: 0 K: 0 S: 7	H: 0 LOB: 0 BB: 0 P: 9	R: 0 E: 0 K: 1 S: 10	H: 1 LOB: 1 BB: 0 P: 16	R: 0 E: 0 K: 1 S: 11	H: 0 LOB: 0 BB: 0 P: 18	R: 0 E: 0 K: 1 S: 11	H: 0 LOB: 0 BB: 0 P: 18	1B: 2 2B: 3 3B: 0 HR: 2	SF: 0 SAC: 0 DP: 0 HBP: 0	WP: 0 PB: 0 SB: 0 CS: 1	PA: 33							
<b>PITCHER</b>	IP	WLS	BF	H	R	ER	SO	BB	IBB	HBP	BLK	WP	HR	S	P	ERA	WHIP										
Jesse Foppert, R ERA: 4.97	2.0	L	11	2	1	1	1	1	0	0	0	0	1	28	40	3.00	1.000										
41 Chad Zerbe, L ERA: 4.63	3.0																										
Joe Nathan, R ERA: 4.28	2.0																										
Jason Christiansen, L ERA: 6.75	1.0																										

San Francisco Giants @ Oakland Athletics  
Network Associates Coliseum, Oakland, CA

AB 29  
R 6  
H 7  
RBI 6  
BB 4  
SO 4  
LOB 11



WP: 0 PA: 33  
PB: 0  
SB: 0  
CS: 1

Sun Jun 22 2003, 4:05 PM EDT  
Att: 55,413 - Sunny - 63 F







Batter	1	2	3	4	5	6	7	8	9	AB	R	H	RBI	BB	SO	LOB	TOP										
<b>Eric Byrnes, R</b> OBP: 0.398, SLG: 0.561 (1, 8)	G5-3	G6-3			F7		F8		HR	5	1	1	2	0	0	2											
<b>Scott Hatteberg, L</b> OBP: 0.354, SLG: 0.394 (1, 3)	1B				G3-1				2B	4	0	1	0	0	1	0											
<b>Chris Singleton, L</b> OBP: 0.343, SLG: 0.419 (9, FR)	HBP									0	0	0	0	0	0	0											
<b>Miguel Tejada, R</b> OBP: 0.286, SLG: 0.429 (1, 6)	1B				F9					4	0	1	0	1	1	1											
<b>Erubiel Durazo, L</b> OBP: 0.407, SLG: 0.472 (1, 10)	K									3	0	0	0	1	2	2											
<b>Ramon Hernandez, R</b> OBP: 0.332, SLG: 0.465 (1, 2)	G5-3				G6-4-3					4	1	1	0	0	0	4											
<b>3 Eric Chavez, L</b> OBP: 0.323, SLG: 0.468 (1, 5)										4	2	2	1	0	0	1											
<b>Adam Platt, R</b> OBP: 0.259, SLG: 0.327 (1, 7)					G5-3					2	0	0	0	0	0	1											
<b>Billy McMillon, L</b> OBP: 0.400, SLG: 0.400 (7, PH)										2	0	1	0	0	1	1											
<b>Terrence Long, L</b> OBP: 0.295, SLG: 0.386 (1, 9)					F7					4	1	2	1	0	0	1											
<b>Mark Ellis, R</b> OBP: 0.330, SLG: 0.378 (1, 4)					G6-3					4	1	1	1	0	0	2											
<b>Inning Stats</b>	R: 0 E: 0 K: 1 S: 15	H: 1 LOB: 2 BB: 0 P: 26	R: 1 E: 1 K: 0 S: 12	H: 2 LOB: 1 BB: 0 P: 22	R: 0 E: 0 K: 1 S: 9	H: 0 LOB: 1 BB: 2 P: 21	R: 1 E: 0 K: 0 S: 9	H: 1 LOB: 0 BB: 0 P: 12	R: 0 E: 0 K: 1 S: 6	H: 0 LOB: 0 BB: 0 P: 9	R: 0 E: 0 K: 1 S: 5	H: 1 LOB: 1 BB: 0 P: 12	R: 0 E: 0 K: 0 S: 8	H: 0 LOB: 0 BB: 0 P: 12	R: 4 E: 0 K: 2 S: 17	H: 5 LOB: 1 BB: 0 P: 24	1B: 4 2B: 3 3B: 1 HR: 2	SF: 0 SAC: 0 DP: 1 HBP: 1	WP: 0 PB: 0 SB: 2 CS: 0	PA: 39							
<b>PITCHER</b>	IP	WLS	BF	H	R	ER	SO	BB	IBB	HBP	BLK	WP	HR	S	P	ERA	WHIP										
<b>Mario Ramos, L</b> ERA: 5.99 (1, 1)	6.0	W	24	4	2	2	3	2	0	1	0	0	1	56	97	3.00	1.000										
<b>56 Rosman Garcia, R</b> ERA: 4.7 (7, 1)	1.0	H	4	1	0	0	0	0	0	0	0	0	0	9	12	0.00	1.000										
<b>Francisco Cordero, R</b> ERA: 0.89 (8, 1)	1.0	H	3	0	0	0	0	0	0	0	0	0	0	8	12	0.00	0.000										
<b>Brian Shouse, L</b> ERA: 3.71 (9, 1)	0.2	S	5	3	3	3	1	0	0	0	0	0	0	11	14	40.50	4.500										
<b>Ugueth Urbina, R</b> ERA: 3.92 (9, 1)	0.1	S	3	2	1	1	1	0	0	0	0	0	1	6	10	27.00	6.000										

Oakland Athletics @ Texas Rangers  
The Ballpark at Arlington, Arlington, TX  
Tue Jun 24 2003, 8:05 PM EDT  
Att: 24,642 - Sunny - 89 F

livebaseballscores.com

AB 36  
R 6  
H 10  
RBI 5  
BB 2  
SO 5  
LOB 15



Batter	1	2	3	4	5	6	7	8	9	AB	R	H	RBI	BB	SO	LOB	BOTTOM										
<b>10 Michael Young, R</b> OBP: 0.358, SLG: 0.450 (1, 4)	F9									4	1	2	0	1	0	1											
<b>23 Mark Teixeira, S</b> OBP: 0.336, SLG: 0.467 (1, 3)	G5-3									4	1	2	3	0	1	1											
<b>Alex Rodriguez, R</b> OBP: 0.380, SLG: 0.543 (1, 6)	G5-3									4	0	1	1	0	1	3											
<b>Rafael Palmeiro, L</b> OBP: 0.381, SLG: 0.494 (1, 10)										4	1	1	0	0	1	3											
<b>Kevin Mench, R</b> OBP: 0.344, SLG: 0.410 (1, 7)	G1-3									4	1	1	0	0	0	0											
<b>Carl Everett, S</b> OBP: 0.364, SLG: 0.574 (1, 9)	K									4	1	2	3	0	1	0											
<b>Todd Greene, R</b> OBP: 0.253, SLG: 0.413 (1, 2)										4	1	1	0	0	1	1											
<b>Doug Glanville, R</b> OBP: 0.229, SLG: 0.263 (1, 8)										4	0	0	0	0	0	2											
<b>Donnie Sadler, R</b> OBP: 0.302, SLG: 0.319 (1, 5)										4	1	2	0	0	1	1											
<b>Inning Stats</b>	R: 0 E: 0 K: 0 S: 6	H: 0 LOB: 0 BB: 0 P: 10	R: 0 E: 0 K: 1 S: 8	H: 0 LOB: 0 BB: 0 P: 10	R: 3 E: 0 K: 2 S: 18	H: 4 LOB: 1 BB: 0 P: 31	R: 0 E: 0 K: 1 S: 7	H: 0 LOB: 0 BB: 0 P: 12	R: 1 E: 0 K: 0 S: 10	H: 2 LOB: 2 BB: 1 P: 19	R: 0 E: 0 K: 0 S: 10	H: 1 LOB: 1 BB: 0 P: 14	R: 0 E: 0 K: 2 S: 22	H: 1 LOB: 1 BB: 0 P: 29	R: 3 E: 0 K: 0 S: 18	H: 4 LOB: 1 BB: 0 P: 29	1B: 8 2B: 1 3B: 2 HR: 1	SF: 0 SAC: 0 DP: 0 HBP: 0	WP: 0 PB: 0 SB: 2 CS: 0	PA: 37							
<b>PITCHER</b>	IP	WLS	BF	H	R	ER	SO	BB	IBB	HBP	BLK	WP	HR	S	P	ERA	WHIP										
<b>Mark Mulder, L</b> ERA: 3.38 (1, 1)	7.0	L	30	8	4	4	6	1	0	0	0	0	1	7	13	5.14	1.286										
<b>Chad Bradford, R</b> ERA: 3.63 (8, 1)	0.0		3	3	3	3	0	0	0	0	0	0	1	7	13	∞	∞										
<b>Mike Neu, R</b> ERA: 2.42 (8, 1)	1.0		4	1	0	0	0	0	0	0	0	0	0	11	16	0.00	1.000										

Oakland Athletics @ Texas Rangers  
The Ballpark at Arlington, Arlington, TX  
Tue Jun 24 2003, 8:05 PM EDT  
Att: 24,642 - Sunny - 89 F

livebaseballscores.com

AB 36  
R 7  
H 12  
RBI 7  
BB 1  
SO 6  
LOB 12





Batter	1	2	3	4	5	6	7	8	9	AB	R	H	RBI	BB	SO	LOB	TOP										
<b>Eric Byrnes, R</b> OBP: 0.392, SLG: 0.551 (1, 7)	P4	1B		FC6-4 1B		G6-3		K	K	6	1	1	0	0	2	3	<b>Oakland Athletics @ Texas Rangers</b> The Ballpark at Arlington, Arlington, TX Wed Jun 25 2003, 8:05 PM EDT Att: 19,164 - Cloudy - 90 F										
<b>Scott Hatteberg, L</b> OBP: 0.352, SLG: 0.388 (1, 3)	K	P6		G3		BB		G3-1		4	0	0	0	1	1	3											
<b>Miguel Tejada, R</b> OBP: 0.297, SLG: 0.436 (1, 6)	1B	1B		BB		BB		1B		4	0	4	2	1	0	0											
<b>Erbiel Durazo, L</b> OBP: 0.403, SLG: 0.464 (1, 10)	P4	G3		BB		K		F7		4	0	0	0	1	1	7											
<b>3 Eric Chavez, L</b> OBP: 0.328, SLG: 0.485 (1, 5)		3B	HR	G3				P4	2B	5	3	3	1	0	0	2											
<b>Mark Ellis, R</b> OBP: 0.334, SLG: 0.390 (1, 4)	17 2B	3B	K			K		17 F9	2B	5	2	3	1	0	2	0											
<b>Terrence Long, L</b> (1, 9)	G4-3	G3-1		F7		F7		1B	F8	5	0	1	0	0	0	3											
<b>17 Adam Melhuse, S</b> OBP: 0.240, SLG: 0.391 (9, PH)	1B	2B	K			F9		F9	2B	4	1	1	1	0	1	2											
<b>Billy McMillon, L</b> OBP: 0.419, SLG: 0.462 (9, PH)	3-H	2B						2-3	2B	1	0	1	2	0	0	0											
<b>Chris Singleton, L</b> OBP: 0.351, SLG: 0.421 (1, 8)	2-H	1B		FC6-4		BB	G6-3	F7	F8	4	1	2	1	1	0	3											
<b>Inning Stats</b>	R: 0 E: 0 K: 1 S: 10	H: 1 LOB: 1 BB: 0 P: 15	R: 4 E: 0 K: 0 S: 21	H: 6 LOB: 2 BB: 0 P: 32	R: 1 E: 0 K: 2 S: 8	H: 1 LOB: 0 BB: 0 P: 13	R: 1 E: 0 K: 0 S: 10	H: 2 LOB: 2 BB: 1 P: 15	R: 0 E: 0 K: 1 S: 11	H: 0 LOB: 3 BB: 3 P: 26	R: 0 E: 0 K: 0 S: 7	H: 2 LOB: 2 BB: 0 P: 12	R: 0 E: 0 K: 1 S: 8	H: 1 LOB: 1 BB: 0 P: 10	R: 2 E: 0 K: 1 S: 21	H: 3 LOB: 1 BB: 0 P: 28	1B: 11 2B: 3 3B: 1 HR: 1	SF: 0 SAC: 0 DP: 0 HBP: 0	WP: 0 PB: 0 SB: 0 CS: 0	PA: 46							
<b>PITCHER</b>	IP	WLS	BF	H	R	ER	SO	BB	IBB	HBP	BLK	WP	HR	S	P	ERA	WHIP										
<b>John Thomson, R</b> ERA: 6.05 (1, 1)	3.2		21	10	6	6	3	0	0	0	0	0	1	46	67	14.73	2.727										
<b>Victor Santos, R</b> ERA: 6.75 (4, 1)	1.2		9	0	0	0	1	4	0	0	0	0	0	17	39	0.00	2.400										
<b>Brian Shouse, L</b> ERA: 3.53 (6, 1)	1.2		6	2	0	0	1	0	0	0	0	0	0	11	19	0.00	1.200										
<b>Francisco Cordero, R</b> ERA: 3.79 (8, 1)	1.0	W	4	1	0	0	1	0	0	0	0	0	0	8	12	0.00	1.000										
<b>Ugueth Urbina, R</b> ERA: 4.28 (9, 1)	1.0	S	6	3	2	2	1	0	0	0	0	0	0	21	28	18.00	3.000										

AB	42
R	8
H	16
RBI	8
BB	4
SO	7
LOB	23



Batter	1	2	3	4	5	6	7	8	9	AB	R	H	RBI	BB	SO	LOB	BOTTOM										
<b>10 Michael Young, R</b> OBP: 0.359, SLG: 0.449 (1, 4)	F8		G6-4-3		G4-6-3	G6-3		9 1B		5	1	2	1	0	0	2	<b>Oakland Athletics @ Texas Rangers</b> The Ballpark at Arlington, Arlington, TX Wed Jun 25 2003, 8:05 PM EDT Att: 19,164 - Cloudy - 90 F										
<b>9 Hank Blalock, L</b> OBP: 0.391, SLG: 0.555 (1, 5)	P5		1B	1B	G4-6-3		K	2B		5	1	2	2	0	1	1											
<b>Alex Rodriguez, R</b> OBP: 0.380, SLG: 0.551 (1, 6)	HR		1B	1B	P3		K	P3		5	1	2	1	0	1	1											
<b>Rafael Palmeiro, L</b> OBP: 0.386, SLG: 0.522 (1, 10)	P5		1B	1B	HR	HR				4	2	3	3	0	0	0											
<b>Carl Everett, S</b> OBP: 0.359, SLG: 0.565 (1, 9)		F7	L5		F7	G6-3				4	0	0	0	0	0	2											
<b>Kevin Mench, R</b> OBP: 0.351, SLG: 0.425 (1, 7)	2B			L9		23 1B		F9		4	1	2	0	0	0	0											
<b>23 Mark Teixeira, S</b> OBP: 0.339, SLG: 0.485 (1, 3)	P5			BB		2B	G4-3	G4-3		3	1	1	0	1	0	1											
<b>Donnie Sadler, R</b> OBP: 0.316, SLG: 0.392 (1, 8)	L4			F8		G4-3		10 1B		4	1	2	1	0	0	2											
<b>Einar Diaz, R</b> OBP: 0.289, SLG: 0.337 (8, PH)				G5-3		G4-3		10 1B		3	0	1	1	0	0	2											
<b>Mike Lamb, L</b> OBP: 0.200, SLG: 0.148 (9, PH)				10 G6-4-3		G4-3		10 1B		0	1	0	0	0	0	0											
<b>Todd Greene, R</b> OBP: 0.253, SLG: 0.413 (9, 2)								9 1B	HBP	0	0	0	0	0	0	0											
<b>Inning Stats</b>	R: 1 E: 0 K: 0 S: 10	H: 1 LOB: 0 BB: 0 P: 15	R: 0 E: 0 K: 0 S: 15	H: 1 LOB: 0 BB: 0 P: 19	R: 1 E: 0 K: 0 S: 17	H: 4 LOB: 2 BB: 0 P: 22	R: 0 E: 0 K: 0 S: 9	H: 0 LOB: 1 BB: 1 P: 16	R: 0 E: 0 K: 0 S: 6	H: 1 LOB: 0 BB: 0 P: 13	R: 3 E: 0 K: 2 S: 12	H: 1 LOB: 0 BB: 0 P: 18	R: 3 E: 0 K: 0 S: 11	H: 3 LOB: 1 BB: 0 P: 16	1B: 9 2B: 2 3B: 1 HR: 3	SF: 0 SAC: 0 DP: 2 HBP: 1	WP: 0 PB: 0 SB: 0 CS: 0	PA: 39									
<b>PITCHER</b>	IP	WLS	BF	H	R	ER	SO	BB	IBB	HBP	BLK	WP	HR	S	P	ERA	WHIP										
<b>Aaron Harang, R</b> ERA: 4.98 (1, 1)	5.1		23	8	3	3	0	1	0	0	0	0	0	10	13	27.00	4.500										
<b>Chad Bradford, R</b> ERA: 4.02 (6, 1)	0.2	H	5	3	2	2	0	0	0	0	0	0	0	1	12	9.00	1.000										
<b>Ricardo Rincon, L</b> ERA: 4.05 (7, 1)	1.0	B	4	1	1	1	2	0	0	0	0	0	0	1	16	27.00	3.000										
<b>Jim Mecir, R</b> ERA: 4.05 (8, 1)	1.0	L	7	3	3	3	0	0	0	1	0	0	0	11	16	27.00	3.000										


AB	37
R	9
H	15
RBI	9
BB	1
SO	2
LOB	11










Batter	1	2	3	4	5	6	7	8	9	AB	R	H	RBI	BB	SO	LOB	TOP						
Eric Byrnes, R OBP: 0.392, SLG: 0.545 (1, 8)	F7 0-2		F8 0-1			G3-6-1 1B 1-2		G4-6-3 1B 0-2		4	0	2	0	0	0	0	<p>Oakland Athletics @ San Francisco Giants</p> <p>PacBell Park, San Francisco, CA</p> <p>Fri Jun 27 2003, 10:15 PM EDT</p> <p>Att: 42,604 - Sunny - 73 F</p> <p>livebaseballscores.com</p> <p>AB 31 R 0 H 7 RBI 0 BB 1 SO 2 LOB 10</p> 						
Scott Hatteberg, L OBP: 0.351, SLG: 0.393 (1, 3)	L9 0-1		L9-3 BB 4-1			G3-6-1 1-2f		G4-6-3 1-2f		3	0	0	0	1	0	2							
Miguel Tejada, R OBP: 0.305, SLG: 0.448 (1, 6)	1B 3 3-2		L9-3 1-1			1B 3-1		G6-3 0-2		4	0	2	0	0	0	1							
3 Eric Chavez, L OBP: 0.328, SLG: 0.491 (1, 5)	1B FC6-4 1-2				G4-3 0-0	F9 1-1		G6-3 0-1		4	0	1	0	0	0	1							
Ramon Hernandez, R OBP: 0.332, SLG: 0.470 (1, 2)	1B FC6-4 1-2f				P4 1-0		P4 0-1	K 0-3		4	0	0	0	0	1	2							
Terrence Long, L OBP: 0.300, SLG: 0.395 (7, 7)		G3-1 0-1			F8 1-2		1B 0-1			3	0	1	0	0	0	0							
Mark Ellis, R OBP: 0.336, SLG: 0.390 (1, 4)		1B 0-2			F7 2-1		F8 0-0			3	0	1	0	0	0	1							
Billy McMillon, L OBP: 0.371, SLG: 0.400 Mike Neu, S (7, 1)		L4 0-1			P5 0-0		P5 2-0			3	0	0	0	0	0	2							
Ted Lilly, L Chris Singleton, L OBP: 0.344, SLG: 0.418 (7, 9)		K 0-3			F7 0-0			P5 1-2		2	0	0	0	0	1	1							
										1	0	0	0	0	0	0							
<b>Inning Stats</b>	R: 0 E: 0 K: 0 S: 16	H: 2 LOB: 2 BB: 0 P: 20	R: 0 E: 0 K: 1 S: 10	H: 1 LOB: 1 BB: 0 P: 10	R: 0 E: 0 K: 0 S: 5	H: 0 LOB: 0 BB: 1 P: 10	R: 0 E: 0 K: 0 S: 5	H: 0 LOB: 0 BB: 0 P: 7	R: 0 E: 0 K: 0 S: 4	H: 0 LOB: 0 BB: 0 P: 6	R: 0 E: 0 K: 0 S: 11	H: 2 LOB: 1 BB: 0 P: 18	R: 0 E: 0 K: 0 S: 6	H: 1 LOB: 1 BB: 0 P: 8	R: 0 E: 0 K: 1 S: 8	H: 1 LOB: 0 BB: 0 P: 9	R: 0 E: 0 K: 1 S: 8	H: 0 LOB: 0 BB: 0 P: 8	1B: 7 2B: 1 3B: 0 HR: 0	SF: 0 SAC: 0 DP: 3 HBP: 0	WP: 0 PB: 0 SB: 0 CS: 0	PA: 32	
<b>PITCHER</b> Jerome Williams, R ERA: 3.85 (1, 1)	IP: 9.0 WLS: W BF: 32 H: 7 R: 0 ER: 0 SO: 2 BB: 1 IBB: 0 HBP: 0 BLK: 0 WP: 0 HR: 0 S: 73 P: 96 ERA: 0.00 WHIP: 0.889											<b>PITCHER</b>	IP: 9.0 WLS: W BF: 32 H: 7 R: 0 ER: 0 SO: 2 BB: 1 IBB: 0 HBP: 0 BLK: 0 WP: 0 HR: 0 S: 73 P: 96 ERA: 0.00 WHIP: 0.889										

Batter	1	2	3	4	5	6	7	8	9	AB	R	H	RBI	BB	SO	LOB	BOTTOM						
Ray Durham, S OBP: 0.409, SLG: 0.431 (1, 4)	P4 1-0		E5 FC4-6 2-1				1B BB 1B 1-0	G3-1 1B 0-1		4	1	2	0	1	0	0	<p>Oakland Athletics @ San Francisco Giants</p> <p>PacBell Park, San Francisco, CA</p> <p>Fri Jun 27 2003, 10:15 PM EDT</p> <p>Att: 42,604 - Sunny - 73 F</p> <p>livebaseballscores.com</p> <p>AB 34 R 6 H 9 RBI 6 BB 5 SO 8 LOB 20</p> 						
Neftali Feliz, S OBP: 0.297, SLG: 0.369 (1, 6)	G6-3 0-2		FC4-6 1-2f 2-2		F8 0-1		L5 2-0	G3-1 1-2 2-3		5	0	0	0	0	5								
Marquis Grissom, R OBP: 0.339, SLG: 0.491 (1, 8)	K 2-3				F9 0-2		1B BB 1B 0-2	K 3-3		5	1	2	0	0	2	3							
Barry Bonds, L OBP: 0.450, SLG: 0.650 21 Carlos Valderama, R OBP: 0.200, SLG: 0.200 (1, 7)		L7 1-1			F8 1-2		HR 1-2 2-3	BB BB 1-2 2-3		2	2	1	1	2	0	0							
Benito Santiago, R OBP: 0.337, SLG: 0.462 (1, 2)		F9 0-0			F8 1-2 2-3		1B 1-2	BB BB 1-2 2-3		3	0	1	1	1	0	2							
Andres Galaraga, R OBP: 0.371, SLG: 0.556 (1, 3)		G6-3 3-2			K 3-3		K 0-3	K 1-3		4	0	0	0	0	3	6							
Pedro Feliz, R OBP: 0.307, SLG: 0.589 (1, 5)			K 1-3		1B 2-H 3-H		F8 1-2	HR 2-0		4	1	2	3	0	1	1							
José Cruz Jr., S OBP: 0.367, SLG: 0.443 (1, 9)			HR 0-0		K 1-2		L7 1-2	FC1-6 BB 0-2		3	1	1	1	1	1	2							
Jerome Williams, R (1, 1)			F8 0-0		G4-3 0-1		K 0-3	FC1-6 1B G3-1 1-2f		4	0	0	0	0	1	1							
<b>Inning Stats</b>	R: 0 E: 0 K: 1 S: 8	H: 0 LOB: 0 BB: 0 P: 11	R: 0 E: 0 K: 0 S: 6	H: 0 LOB: 0 BB: 0 P: 10	R: 1 E: 1 K: 1 S: 12	H: 1 LOB: 1 BB: 0 P: 17	R: 2 E: 0 K: 2 S: 13	H: 2 LOB: 1 BB: 1 P: 21	R: 0 E: 0 K: 0 S: 10	H: 0 LOB: 1 BB: 1 P: 14	R: 1 E: 0 K: 0 S: 13	H: 2 LOB: 1 BB: 0 P: 16	R: 1 E: 0 K: 2 S: 15	H: 2 LOB: 3 BB: 2 P: 25	R: 1 E: 0 K: 1 S: 13	H: 2 LOB: 2 BB: 1 P: 25		1B: 6 2B: 0 3B: 0 HR: 3	SF: 0 SAC: 0 DP: 0 HBP: 0	WP: 0 PB: 0 SB: 0 CS: 0	PA: 39		
<b>PITCHER</b> Ted Lilly, L ERA: 4.83 Mike Neu, R ERA: 2.55 (7, 1)	IP: 6.2 WLS: L BF: 31 H: 7 R: 5 ER: 5 SO: 6 BB: 3 IBB: 0 HBP: 0 BLK: 1 WP: 0 HR: 2 S: 72 P: 104 ERA: 6.75 WHIP: 1.500											<b>PITCHER</b>	IP: 6.2 WLS: L BF: 31 H: 7 R: 5 ER: 5 SO: 6 BB: 3 IBB: 0 HBP: 0 BLK: 1 WP: 0 HR: 2 S: 72 P: 104 ERA: 6.75 WHIP: 1.500										







Batter	1	2	3	4	5	6	7	8	9	AB	R	H	RBI	BB	SO	LOB	TOP			
<b>Eric Byrnes, R</b> OBP: 0.401, SLG: 0.577 										5	2	5	2	0	0	0	<b>Oakland Athletics @ San Francisco Giants</b> PacBell Park, San Francisco, CA Sun Jun 29 2003, 4:05 PM EDT Att: 42,508 - Sunny - 68 F			
<b>Scott Hatteberg, L</b> OBP: 0.351, SLG: 0.391 										5	0	2	0	0	0	3				
<b>Miguel Tejada, R</b> OBP: 0.303, SLG: 0.444 										4	0	0	1	0	1	3				
<b>3 Eric Chavez, L</b> OBP: 0.325, SLG: 0.483 										4	0	0	0	0	3	3				
<b>Ramon Hernandez, R</b> OBP: 0.328, SLG: 0.467 										4	1	1	0	0	0	2				
<b>Terrence Long, L</b> OBP: 0.304, SLG: 0.394 										2	1	0	1	1	0	0				
<b>Mark Ellis, R</b> OBP: 0.337, SLG: 0.387 										3	1	1	0	1	0	0				
<b>Chris Singleton, L</b> OBP: 0.348, SLG: 0.420 										4	0	2	0	0	0	2				
<b>Mark Mulder, L</b> <b>Jim Mecir, S</b> <b>Billy McMillon, L</b> OBP: 0.378, SLG: 0.406 <b>Keith Foulke, R</b> 										2	0	0	1	0	1	3				
<b>Inning Stats</b>	R: 0 E: 0 K: 2 S: 21	H: 2 LOB: 2 BB: 0 P: 34	R: 2 E: 0 K: 0 S: 15	H: 1 LOB: 1 BB: 2 P: 29	R: 0 E: 0 K: 1 S: 11	H: 0 LOB: 0 BB: 0 P: 14	R: 0 E: 0 K: 1 S: 11	H: 1 LOB: 1 BB: 0 P: 19	R: 1 E: 0 K: 0 S: 14	H: 3 LOB: 1 BB: 0 P: 19	R: 1 E: 0 K: 1 S: 9	H: 1 LOB: 0 BB: 0 P: 17	R: 0 E: 0 K: 0 S: 4	H: 0 LOB: 0 BB: 0 P: 6	R: 0 E: 0 K: 0 S: 9	H: 1 LOB: 1 BB: 0 P: 14		1B: 6 2B: 2 3B: 2 HR: 1	SF: 2 SAC: 0 DP: 2 HBP: 0	WP: 0 PB: 0 SB: 0 CS: 0
<b>PITCHER</b>	IP WLS BF H R ER SO BB IBB HBP BLK WP HR S P ERA WHIP																			
<b>Jesse Foppert, R</b> ERA: 4.94	4.0 L 18 4 2 2 2 4 2 0 0 0 0 0 0 58 96 4.50 1.500																			
<b>41 Chad Zerbe, L</b> ERA: 5.13	2.0 9 5 2 2 0 0 0 0 0 0 1 20 27 9.00 2.500																			
<b>Jason Christiansen, L</b> ERA: 5.14	2.0 7 1 1 1 1 0 0 0 0 0 0 13 23 4.50 0.500																			
<b>Felix Rodriguez, R</b> ERA: 3.72	1.0 4 1 0 0 0 0 0 0 0 0 0 9 14 0.00 1.000																			

Batter	1	2	3	4	5	6	7	8	9	AB	R	H	RBI	BB	SO	LOB	BOTTOM					
<b>Ray Durham, S</b> OBP: 0.414, SLG: 0.451 										4	1	2	0	0	1	0	<b>Oakland Athletics @ San Francisco Giants</b> PacBell Park, San Francisco, CA Sun Jun 29 2003, 4:05 PM EDT Att: 42,508 - Sunny - 68 F					
<b>Neftali Perez, S</b> OBP: 0.304, SLG: 0.373 										3	0	1	1	0	0	1						
<b>Marquis Grissom, R</b> OBP: 0.335, SLG: 0.493 <b>Jason Christiansen, R</b> <b>60 Francisco Santos, L</b> OBP: 0.333, SLG: 0.889 <b>Felix Rodriguez, R</b> OBP: 1.000, SLG: 1.000 										3	0	0	0	0	0	1						
<b>Pedro Feliz, R</b> OBP: 0.297, SLG: 0.552 										4	0	0	0	0	0	1						
<b>Benito Santiago, R</b> OBP: 0.339, SLG: 0.460 										4	0	1	0	0	1	0						
<b>Andres Galarraga, R</b> OBP: 0.368, SLG: 0.534 										3	0	0	0	1	2	0						
<b>Edgardo Alfonzo, R</b> OBP: 0.296, SLG: 0.322 										3	0	1	0	1	1	0						
<b>José Cruz Jr., S</b> OBP: 0.373, SLG: 0.448 										3	0	1	0	0	0	3						
<b>Jesse Foppert, R</b> OBP: 0.095, SLG: 0.150 <b>41 Chad Zerbe, L</b> <b>21 Carlos Valderrama, R</b> OBP: 0.143, SLG: 0.143 										1	0	0	0	0	1	2						
<b>Inning Stats</b>	R: 0 E: 0 K: 0 S: 10	H: 1 LOB: 1 BB: 0 P: 15	R: 0 E: 0 K: 1 S: 10	H: 1 LOB: 2 BB: 2 P: 21	R: 1 E: 0 K: 0 S: 9	H: 1 LOB: 0 BB: 0 P: 12	R: 0 E: 0 K: 1 S: 13	H: 1 LOB: 0 BB: 0 P: 17	R: 0 E: 0 K: 0 S: 10	H: 0 LOB: 1 BB: 0 P: 16	R: 0 E: 0 K: 1 S: 5	H: 0 LOB: 0 BB: 0 P: 8	R: 0 E: 0 K: 0 S: 8	H: 1 LOB: 1 BB: 0 P: 13	R: 1 E: 0 K: 1 S: 8	H: 1 LOB: 0 BB: 0 P: 12		R: 0 E: 0 K: 2 S: 9	H: 0 LOB: 0 BB: 0 P: 15	1B: 3 2B: 2 3B: 1 HR: 1	SF: 0 SAC: 1 DP: 1 HBP: 0	WP: 1 PB: 0 SB: 0 CS: 1
<b>PITCHER</b>	IP WLS BF H R ER SO BB IBB HBP BLK WP HR S P ERA WHIP																					
<b>Mark Mulder, L</b> ERA: 3.25	7.0 W 27 6 1 1 1 3 2 0 0 0 0 0 1 65 102 1.29 1.143																					
<b>Jim Mecir, R</b> ERA: 4.09	1.0 4 1 1 1 1 0 0 0 0 0 0 1 8 12 9.00 1.000																					
<b>Keith Foulke, R</b> ERA: 2.55	1.0 S 3 0 0 0 0 2 0 0 0 0 0 0 0 9 15 0.00 0.000																					





Batter	1	2	3	4	5	6	7	8	9	AB	R	H	RBI	BB	SO	LOB	TOP		
51 Ichiro Suzuki, L (1, 9) OBP: 0.379, SLG: 0.464	L6		FC1-6-4			G4-3		F7		4	0	0	0	0	0	1	<b>Seattle Mariners @ Oakland Athletics</b> Network Associates Coliseum, Oakland, CA Mon Jun 30 2003, 10:05 PM EDT Att: 24,831 - Sunny - 68 F		
Carlos Guillen, S (1, 6) OBP: 0.352, SLG: 0.397	K			G1-3		G4-3		F8		4	0	0	0	0	1	0			
Bret Boone, R (1, 4) OBP: 0.372, SLG: 0.592	P3			G6-3		G6-3		F8		4	0	0	0	0	0	0			
Edgar Martinez, R (1, 10) OBP: 0.410, SLG: 0.536	K				2-2		P4		G6-3	4	0	1	0	0	1	0			
John Olerud, L (1, 3) OBP: 0.389, SLG: 0.403 Greg Colbrunn, R (9, PH) OBP: 0.346, SLG: 0.521 John Mabry, L (9, 3) OBP: 0.244, SLG: 0.378	L6			F7	1B					3	1	1	0	0	0	1			
Mike Cameron, R (1, 8) OBP: 0.370, SLG: 0.500	F9					2-0	1B			4	1	2	0	0	0	0			
Randy Winn, S (1, 7) OBP: 0.314, SLG: 0.350			F9			0-0	1B			3	0	1	1	0	0	0			
Jeff Cirillo, R (1, 5) OBP: 0.307, SLG: 0.300 Mark McLemore, S (7, 5) OBP: 0.307, SLG: 0.329	G6-3					1-1	P4			2	0	0	1	0	0	1			
Dan Wilson, R (1, 2) OBP: 0.269, SLG: 0.296						2-0	L9			3	0	1	0	0	0	2			
<b>Inning Stats</b>	R: 0 E: 0 K: 1 S: 9	H: 0 LOB: 0 BB: 0 P: 16	R: 0 E: 0 K: 1 S: 9	H: 0 LOB: 0 BB: 0 P: 15	R: 0 E: 0 K: 0 S: 7	H: 1 LOB: 1 BB: 0 P: 11	R: 0 E: 0 K: 0 S: 9	H: 1 LOB: 1 BB: 0 P: 17	R: 0 E: 0 K: 0 S: 5	H: 0 LOB: 0 BB: 0 P: 10	R: 2 E: 0 K: 0 S: 7	H: 3 LOB: 1 BB: 0 P: 10	R: 0 E: 0 K: 0 S: 7	H: 0 LOB: 0 BB: 0 P: 13	R: 1 E: 0 K: 0 S: 6	H: 1 LOB: 0 BB: 0 P: 11		1B: 6 2B: 0 3B: 0 HR: 1	SF: 0 SAC: 2 DP: 0 HBP: 0
<b>PITCHER</b>	IP WLS BF H R ER SO BB IBB HBP BLK WP HR S P ERA WHIP																		
Aaron Harang, R (1, 1) ERA: 4.4	7.0 L 27 6 2 2 2 0 0 0 0 1 0 0 51 89 2.57 0.857																		
Ricardo Rincon, L (8, 1) ERA: 4.3	2.0 7 1 1 1 0 0 0 0 0 0 0 1 13 24 4.50 0.500																		

AB	32
R	3
H	7
RBI	3
BB	0
SO	2
LOB	5



Batter	1	2	3	4	5	6	7	8	9	AB	R	H	RBI	BB	SO	LOB	BOTTOM		
Eric Byrnes, R (1, 8) OBP: 0.399, SLG: 0.576	G5-3		F7			F7				4	0	1	0	0	0	0	<b>Seattle Mariners @ Oakland Athletics</b> Network Associates Coliseum, Oakland, CA Mon Jun 30 2003, 10:05 PM EDT Att: 24,831 - Sunny - 68 F		
Scott Hatteberg, L (1, 3) OBP: 0.350, SLG: 0.389	G3			G4-3			G3			4	0	1	0	0	0	0			
Erubiel Durazo, L (1, 10) OBP: 0.404, SLG: 0.460				L4						2	1	1	0	2	0	0			
Miguel Tejada, R (1, 6) OBP: 0.303, SLG: 0.442	FC6-4									4	0	1	0	0	0	4			
3 Eric Chavez, L (1, 5) OBP: 0.324, SLG: 0.480										4	0	1	0	0	0	3			
Adam Piatt, R (1, 7) OBP: 0.284, SLG: 0.400 Billy McMillon, L (9, PH) OBP: 0.368, SLG: 0.394	K									2	0	0	1	1	1	0			
17 Adam Melhuse, S (1, 2) OBP: 0.222, SLG: 0.360 Ramon Hernandez, R (7, PH) OBP: 0.326, SLG: 0.463	K									2	0	0	0	0	1	0			
Terrence Long, L (1, 9) OBP: 0.304, SLG: 0.391										4	0	1	0	0	0	3			
Mark Ellis, R (1, 4) OBP: 0.332, SLG: 0.382										4	0	0	0	0	0	1			
<b>Inning Stats</b>	R: 0 E: 0 K: 0 S: 12	H: 0 LOB: 1 BB: 1 P: 20	R: 0 E: 0 K: 2 S: 10	H: 0 LOB: 0 BB: 0 P: 15	R: 0 E: 0 K: 0 S: 7	H: 0 LOB: 0 BB: 0 P: 12	R: 0 E: 0 K: 0 S: 7	H: 0 LOB: 0 BB: 0 P: 10	R: 0 E: 0 K: 0 S: 7	H: 0 LOB: 0 BB: 0 P: 10	R: 1 E: 0 K: 0 S: 15	H: 3 LOB: 3 BB: 1 P: 24	R: 0 E: 0 K: 0 S: 7	H: 2 LOB: 3 BB: 1 P: 15	R: 0 E: 0 K: 1 S: 9	H: 1 LOB: 1 BB: 0 P: 12		1B: 5 2B: 1 3B: 0 HR: 0	SF: 0 SAC: 0 DP: 0 HBP: 0
<b>PITCHER</b>	IP WLS BF H R ER SO BB IBB HBP BLK WP HR S P ERA WHIP																		
Jamie Moyer, L (1, 1) ERA: 3.01	7.1 W 28 4 1 1 2 2 0 0 0 0 0 0 68 107 1.23 0.818																		
Arthur Rhodes, L (8, 1) ERA: 2.97	0.2 H 4 1 0 0 0 1 0 0 0 0 0 0 4 9 0.00 3.000																		
Jeff Nelson, R (9, 1) ERA: 4.28	1.0 S 4 1 0 0 0 1 0 0 0 0 0 0 9 12 0.00 1.000																		

AB	33
R	1
H	6
RBI	1
BB	3
SO	3
LOB	14





Batter	1	2	3	4	5	6	7	8	9	10	11	AB	R	H	RBI	BB	SO	LOB	TOP					
51 Ichiro Suzuki, L OBP: 0.380, SLG: 0.468	E3 G5-4-3			G4-3 3B		SH2-3			SH1-4 1B		F8	4	1	2	0	0	0	1						
Randy Winn, S OBP: 0.313, SLG: 0.347	K			G4-3		G4-3			SH1-4		BB	3	0	0	0	1	1	3						
Bret Boone, R OBP: 0.389, SLG: 0.593	G5-4-3			G5-3		G5-3			F9		F8	5	0	1	1	0	0	5						
Edgar Martinez, R OBP: 0.411, SLG: 0.534		G6-3		G4-6-3 BB							K	3	0	1	0	1	1	0						
John Mabry, L OBP: 0.222, SLG: 0.341		G4-3		G4-6-3		G4-6-3					G1-3	4	0	0	0	0	0	3						
Mike Cameron, R OBP: 0.365, SLG: 0.493	K					G6-3			K		K	4	0	0	0	0	3	0						
Carlos Guillen, S OBP: 0.388, SLG: 0.404									G1-3			3	1	2	0	1	0	0						
Mark McLemore, S OBP: 0.301, SLG: 0.321									G4-3			4	0	0	0	0	2	3						
Jeff Cirillo, R OBP: 0.307, SLG: 0.300											K	0	0	0	0	0	0	0						
Ben Davis, S OBP: 0.322, SLG: 0.496				K					G3			4	0	2	1	0	1	0						
<b>Inning Stats</b>	R: 0 E: 1 K: 1 S: 6	H: 0 LOB: 0 BB: 0 P: 8	R: 0 E: 0 K: 1 S: 9	H: 0 LOB: 0 BB: 0 P: 12	R: 0 E: 0 K: 1 S: 8	H: 1 LOB: 0 BB: 0 P: 13	R: 1 E: 0 K: 0 S: 10	H: 2 LOB: 1 BB: 1 P: 22	R: 0 E: 0 K: 1 S: 7	H: 0 LOB: 1 BB: 1 P: 15	R: 0 E: 0 K: 0 S: 8	H: 1 LOB: 0 BB: 0 P: 11	R: 0 E: 0 K: 0 S: 5	H: 0 LOB: 0 BB: 0 P: 10	R: 0 E: 0 K: 2 S: 8	H: 0 LOB: 0 BB: 0 P: 12	R: 1 E: 0 K: 1 S: 10	H: 2 LOB: 2 BB: 1 P: 20	1B: 4 2B: 4 3B: 1 HR: 0	SF: 0 SAC: 2 DP: 4 HBP: 0	WP: 0 PB: 0 SB: 0 CS: 3	PA: 39		
<b>PITCHER</b>	IP WLS BF H R ER SO BB IBB HBP BLK WP HR S P ERA WHIP	<b>PITCHER</b>																						
Tim Hudson, R ERA: 2.97	(1, 1)	8.0	27	5	1	1	5	2	0	0	0	0	0	0	0	0	0	0	0	0	63	105	1.12	0.875
Ricardo Rincon, L ERA: 4.25	(9, 1)	0.1	2	1	0	0	0	0	0	0	0	0	0	0	4	5	0.00	3.000						
Keith Foulke, R ERA: 2.6	(9, 1)	2.2	W	10	2	1	1	3	1	0	0	0	0	0	22	37	3.38	1.125						

Seattle Mariners @ Oakland Athletics  
Network Associates Coliseum, Oakland, CA  
Tue Jul 01 2003, 10:05 PM EDT  
Att: 20,233 - Sunny - 64 F

AB 34  
R 2  
H 8  
RBI 2  
BB 3  
SO 8  
LOB 15



Batter	1	2	3	4	5	6	7	8	9	10	11	AB	R	H	RBI	BB	SO	LOB	BOTTOM					
Eric Byrnes, R OBP: 0.392, SLG: 0.565	G6-3	L7			G1-3			F7		P3		5	0	0	0	0	0	3						
Scott Hatteberg, L OBP: 0.350, SLG: 0.390	F7			FC6-4 1B	G4-3			F7				5	0	2	0	0	0	0						
Miguel Tejada, R OBP: 0.501, SLG: 0.438	G6-3			FC6-4 1B	P6					G5-3		5	0	1	0	0	0	2						
Erubiel Durazo, L OBP: 0.404, SLG: 0.463		G5-3		K		FC4-5 2B		F7			E6 1B	5	1	2	0	0	1	2						
Ramon Hernandez, R OBP: 0.332, SLG: 0.463						FC4-5 3					WP SH3-4 SF9 1B	2	0	1	0	2	0	1						
Chris Singleton, L OBP: 0.348, SLG: 0.420						FC6-4 3						0	0	0	0	0	0	0						
Adam Platt, R OBP: 0.284, SLG: 0.400												0	0	0	0	0	0	0						
Terrence Long, L OBP: 0.306, SLG: 0.394												1	1	1	1	0	0	0						
3 Eric Chavez, L OBP: 0.321, SLG: 0.475		FC6-4 BB 1B				F7-6-3				B3		3	1	0	0	0	1	4						
Frank Menechino, R OBP: 0.364, SLG: 0.370				K								1	0	0	0	0	0	1						
Jermaine Dye, R OBP: 0.237, SLG: 0.234					P3			L8		FC6-4		4	0	1	1	0	0	1						
Billy McMillon, L OBP: 0.381, SLG: 0.371												2	0	0	0	2	0	1						
17 Adam Melhuse, S OBP: 0.222, SLG: 0.380												0	0	0	0	0	0	0						
Mark Ellis, R OBP: 0.331, SLG: 0.380					L3			P2				4	0	1	1	0	1	1						
<b>Inning Stats</b>	R: 0 E: 0 K: 0 S: 7	H: 0 LOB: 0 BB: 0 P: 10	R: 1 E: 0 K: 0 S: 15	H: 2 LOB: 3 BB: 2 P: 28	R: 0 E: 0 K: 2 S: 18	H: 2 LOB: 2 BB: 1 P: 32	R: 0 E: 0 K: 0 S: 6	H: 0 LOB: 0 BB: 0 P: 12	R: 0 E: 0 K: 0 S: 5	H: 0 LOB: 0 BB: 0 P: 6	R: 0 E: 0 K: 0 S: 7	H: 1 LOB: 0 BB: 0 P: 10	R: 0 E: 0 K: 0 S: 8	H: 0 LOB: 0 BB: 0 P: 14	R: 0 E: 0 K: 0 S: 9	H: 0 LOB: 1 BB: 1 P: 16	R: 0 E: 0 K: 1 S: 9	H: 1 LOB: 1 BB: 0 P: 11	R: 2 E: 1 K: 0 S: 9	H: 2 LOB: 0 BB: 0 P: 14	1B: 8 2B: 3 3B: 0 HR: 0	SF: 1 SAC: 1 DP: 2 HBP: 0	WP: 1 PB: 0 SB: 0 CS: 0	PA: 43
<b>PITCHER</b>	IP WLS BF H R ER SO BB IBB HBP BLK WP HR S P ERA WHIP	<b>PITCHER</b>																						
Gil Meche, R ERA: 3.14	(1, 1)	7.0	27	5	1	1	2	3	0	0	0	0	0	0	66	112	1.29	1.143						
Shigetoshi Hasegawa, R ERA: 0.93	(8, 1)	2.0	8	1	0	0	0	0	0	0	0	0	0	18	30	0.00	1.000							
Rafael Soriano, R ERA: 2.08	(10, 1)	1.0	4	1	0	0	1	0	0	0	0	0	0	9	11	0.00	1.000							
Arthur Rhodes, L ERA: 3.22	(11, 1)	0.0	1	1	1	1	0	0	0	0	0	0	0	3	5	=	=							
Jeff Nelson, R ERA: 4.5	(11, 1)	0.2	L	3	1	1	1	0	0	0	0	1	0	6	9	13.50	1.500							

Seattle Mariners @ Oakland Athletics  
Network Associates Coliseum, Oakland, CA  
Tue Jul 01 2003, 10:05 PM EDT  
Att: 20,233 - Sunny - 64 F

AB 37  
R 3  
H 9  
RBI 3  
BB 4  
SO 3  
LOB 16









Batter	1	2	3	4	5	6	7	8	9	AB	R	H	RBI	BB	SO	LOB	TOP					
51 Ichiro Suzuki, L (1, 9) OBP: 0.393, SLG: 0.467	F8		1B			1B		FC6-4 1B		4	1	2	0	0	0	1						
Randy Winn, S (1, 7) OBP: 0.318, SLG: 0.354	P4		G5-3			F7		F8 1B		4	0	1	0	0	0	2						
Bret Boone, R (1, 4) OBP: 0.376, SLG: 0.595	1B					G5-4-3 1B		1B		4	0	3	1	0	0	0						
Edgar Martinez, R (1, 10) OBP: 0.411, SLG: 0.557	F7					G5-4-3 1B		F8		4	1	1	1	0	0	5						
Mike Cameron, R (1, 8) OBP: 0.366, SLG: 0.493						L7		P4		4	0	1	0	0	1	2						
Greg Colbrunn, R (1, 3) OBP: 0.323, SLG: 0.483						K		K		4	0	0	0	0	3	1						
16 Willie Bloomquist, R (1, 6) OBP: 0.291, SLG: 0.253						F7		1B		4	0	1	0	0	1	1						
Jeff Cirillo, R (1, 5) OBP: 0.304, SLG: 0.294						P2		L9		3	0	0	0	0	1	1						
John Mabry, L (9, PH) OBP: 0.217, SLG: 0.333						G1-3				1	0	0	0	0	0	0						
Ben Davis, S (1, 2) OBP: 0.322, SLG: 0.493						F9		51 FC6-4 1B		3	0	1	0	0	1	0						
<b>Inning Stats</b>	R: 0 E: 0 K: 0 S: 8	H: 1 LOB: 1 BB: 0 P: 14	R: 0 E: 0 K: 0 S: 8	H: 1 LOB: 0 BB: 0 P: 9	R: 0 E: 0 K: 2 S: 9	H: 1 LOB: 1 BB: 0 P: 16	R: 1 E: 0 K: 1 S: 7	H: 1 LOB: 0 BB: 0 P: 13	R: 0 E: 0 K: 0 S: 8	H: 0 LOB: 0 BB: 0 P: 12	R: 0 E: 0 K: 2 S: 9	H: 2 LOB: 1 BB: 0 P: 14	R: 0 E: 0 K: 2 S: 12	H: 1 LOB: 1 BB: 0 P: 16	R: 1 E: 0 K: 0 S: 10	H: 3 LOB: 2 BB: 0 P: 16	R: 0 E: 0 K: 2 S: 12	H: 0 LOB: 0 BB: 0 P: 16	1B: 9 2B: 0 3B: 0 HR: 1	SF: 0 SAC: 0 DP: 2 HBP: 0	WP: 0 PB: 0 SB: 1 CS: 0	PA: 35
<b>PITCHER</b>	IP	WLS	BF	H	R	ER	SO	BB	IBB	HBP	BLK	WP	HR	S	P	ERA	WHIP					
Barry Zito, L (1, 1) ERA: 3.12	7.1	W	30	10	2	2	5	0	0	0	0	0	1	68	104	2.46	1.364					
Chad Bradford, R (8, 1) ERA: 3.92	0.1	H	1	0	0	0	0	0	0	0	0	0	0	2	5	0.00	0.000					
Keith Foulke, R (8, 1) ERA: 2.53	1.1	S	4	0	0	0	2	0	0	0	0	0	0	13	17	0.00	0.000					

Seattle Mariners @ Oakland Athletics  
Network Associates Coliseum, Oakland, CA  
Thu Jul 03 2003, 3:35 PM EDT  
Att: 19,612 - Sunny - 66 F

AB 35  
R 2  
H 10  
RBI 2  
BB 0  
SO 7  
LOB 13



Batter	1	2	3	4	5	6	7	8	9	AB	R	H	RBI	BB	SO	LOB	BOTTOM					
Eric Byrnes, R (1, 8) OBP: 0.389, SLG: 0.558	G6-3	FC4-6		G3		P3		PB 2B		5	0	1	0	0	0	4						
Scott Hatteberg, L (1, 3) OBP: 0.350, SLG: 0.384	1B BB		G6-3		G4-3	FC1-4 1B		K		4	1	1	1	1	1	1						
Miguel Tejada, R (1, 6) OBP: 0.306, SLG: 0.440	1B		L8		E 1B	FC1-4 1B		1B		4	1	2	0	0	0	1						
Erubiel Durazo, L (1, 10) OBP: 0.401, SLG: 0.457	1B		G4-3		1B SF7 1B	G6-3				4	1	2	1	0	0	1						
Ramon Hernandez, R (1, 2) OBP: 0.330, SLG: 0.458	F4			G6-3	E5 1B			F9		4	0	0	0	0	0	4						
Billy McMillon, L (1, 7) OBP: 0.391, SLG: 0.385	F7			1B	1B			K		4	1	2	1	0	1	2						
Chris Singleton, L (8, 9) OBP: 0.340, SLG: 0.410				1B	1B					0	0	0	0	0	0	0						
Frank Menechino, R (1, 5) OBP: 0.355, SLG: 0.353				1B	1B	SF7		F7		2	0	1	1	0	0	0						
Terrence Long, L (1, 9) OBP: 0.305, SLG: 0.392	F7			1B	G4-3			K		4	0	1	1	0	1	3						
Mark Ellis, R (1, 4) OBP: 0.330, SLG: 0.378	K			P4				P3		4	1	1	0	0	1	3						
<b>Inning Stats</b>	R: 1 E: 0 K: 0 S: 12	H: 2 LOB: 2 BB: 1 P: 23	R: 0 E: 0 K: 1 S: 11	H: 0 LOB: 0 BB: 0 P: 16	R: 0 E: 0 K: 0 S: 8	H: 0 LOB: 0 BB: 0 P: 11	R: 1 E: 0 K: 0 S: 10	H: 3 LOB: 2 BB: 0 P: 14	R: 2 E: 1 K: 0 S: 14	H: 3 LOB: 2 BB: 0 P: 24	R: 1 E: 1 K: 0 S: 14	H: 2 LOB: 1 BB: 0 P: 20	R: 0 E: 0 K: 1 S: 9	H: 0 LOB: 0 BB: 0 P: 15	R: 0 E: 0 K: 2 S: 15	H: 1 LOB: 1 BB: 0 P: 21	1B: 10 2B: 1 3B: 0 HR: 0	SF: 1 SAC: 0 DP: 0 HBP: 1	WP: 0 PB: 1 SB: 1 CS: 0	PA: 38		
<b>PITCHER</b>	IP	WLS	BF	H	R	ER	SO	BB	IBB	HBP	BLK	WP	HR	S	P	ERA	WHIP					
Ryan Franklin, R (1, 1) ERA: 3.65	5.1	L	29	10	5	4	1	0	0	0	0	0	0	64	101	6.75	2.062					
Aaron Taylor, R (6, 1) ERA	1.2		5	0	0	0	1	0	0	0	0	0	0	14	22	0.00	0.000					
Rafael Soriano, R (8, 1) ERA: 1.86	1.0		4	1	0	0	2	0	0	0	0	0	0	15	21	0.00	1.000					

Seattle Mariners @ Oakland Athletics  
Network Associates Coliseum, Oakland, CA  
Thu Jul 03 2003, 3:35 PM EDT  
Att: 19,612 - Sunny - 66 F

AB 35  
R 5  
H 11  
RBI 5  
BB 1  
SO 4  
LOB 19





Batter	1	2	3	4	5	6	7	8	9	AB	R	H	RBI	BB	SO	LOB	TOP		
David Eckstein, R (1, 6) OBP: 0.314, SLG: 0.314	1-3 K			1-1 G6-3		0-0 SH1-3			1-2 G6-3	3	0	1	0	1	0		<b>Anaheim Angels @ Oakland Athletics</b> Network Associates Coliseum, Oakland, CA Fri Jul 04, 2003, 8:05 PM EDT Att: 33,134 - Sunny - 67 F		
Darin Erstad, L (1, 8) OBP: 0.322, SLG: 0.344	1-3 K2-3			1-2 G3-1		3-H 1-0 G4-3			0-1 G4-3	4	0	0	0	0	1	0			
Tim Salmon, R (1, 9) Eric Owens, R (9, 9) OBP: 0.360, SLG: 0.460 OBP: 0.262, SLG: 0.280	2-0 G6-3			2-1 F9					1-1 G4-1	4	0	0	0	0	0	0			
16 Garret Anderson, L (1, 7) OBP: 0.335, SLG: 0.587						0-0 F8			1-1 L5	3	0	0	0	0	0	0			
Shawn Wooten, R (1, 10) OBP: 0.355, SLG: 0.445						2-0 1B			1-3 K	3	0	1	0	0	1	0			
Troy Glaus, R (1, 5) Adam Kennedy, L (3, 4) OBP: 0.363, SLG: 0.498 OBP: 0.329, SLG: 0.332						1 SAFE 1 SAFE K			3-1 L8	1	0	0	0	0	0	0			
Scott Spiezio, S (1, 3) (3, 5)						1 SAFE 1 SAFE F9			2-1 G4-3	2	0	0	0	0	0	1			
Benji Gil, R (1, 4) (3, 3)						0-1 L4			0-1 SH1-4 SH1-3 2B	3	1	2	0	0	0	0			
José Molina, R (1, 2) OBP: 0.196, SLG: 0.235						2-3 K			1 SAFE 1 SAFE L7	2	0	0	0	0	1	1			
<b>Inning Stats</b>	R: 0 H: 0 E: 0 K: 2 S: 8	H: 0 LOB: 0 BB: 0 P: 12	R: 0 H: 0 E: 0 K: 0 S: 6	H: 0 LOB: 0 BB: 0 P: 10	R: 0 H: 0 E: 0 K: 1 S: 7	H: 0 LOB: 0 BB: 0 P: 11	R: 0 H: 0 E: 0 K: 0 S: 7	H: 0 LOB: 0 BB: 0 P: 11	R: 0 H: 1 E: 0 K: 1 S: 9	H: 1 LOB: 1 BB: 0 P: 14	R: 0 H: 0 E: 0 K: 1 S: 7	H: 0 LOB: 0 BB: 0 P: 9	R: 0 H: 1 E: 0 K: 0 S: 10	H: 1 LOB: 1 BB: 0 P: 16	R: 0 H: 0 E: 0 K: 0 S: 8	H: 0 LOB: 0 BB: 0 P: 10		1B: 2 2B: 1 3B: 0 HR: 0	SF: 0 SAC: 2 DP: 0 HBP: 0
<b>PITCHER</b> Mark Mulder, L (1, 1) ERA: 3.1	IP: 9.0 WLS: L BF: 30 H: 3 R: 1 ER: 1 SO: 5 BB: 0 IBB: 0 HBP: 0 BLK: 0 WP: 0 HR: 0 S: 67 P: 99 ERA: 1.00 WHIP: 0.333															<b>PITCHER</b> IP: WLS: BF: H: R: ER: SO: BB: IBB: HBP: BLK: WP: HR: S: P: ERA: WHIP			

Batter	1	2	3	4	5	6	7	8	9	AB	R	H	RBI	BB	SO	LOB	BOTTOM				
Eric Byrnes, R (1, 7) OBP: 0.384, SLG: 0.549	3-3 K					0-3 K			1-3 K	4	0	0	0	0	3	0	<b>Anaheim Angels @ Oakland Athletics</b> Network Associates Coliseum, Oakland, CA Fri Jul 04, 2003, 8:05 PM EDT Att: 33,134 - Sunny - 67 F				
Scott Hatteberg, L (1, 3) OBP: 0.348, SLG: 0.382	1-2 BB BB 1B					1-1 L7			2-3 K	4	0	1	0	0	1	0					
Miguel Tejada, R (1, 6) OBP: 0.306, SLG: 0.440	0-1 L9					2-1 2B			2-2 F9	4	0	1	0	0	0	1					
Erubiel Durazo, L (1, 10) OBP: 0.402, SLG: 0.453	4-1 BB BB					0-2 P6			0-0 G3-1	2	0	0	0	2	0	0					
Jermaine Dye, R (1, 9) OBP: 0.232, SLG: 0.222	4-2 BB					2-1 G6-3			0-3 K	3	0	0	0	1	1	2					
3 Eric Chavez, L (1, 5) OBP: 0.316, SLG: 0.470	1-2 2-3 BB					2-2 F9			1-1 P6	3	0	0	0	0	0	3					
Ramon Hernandez, R (1, 2) OBP: 0.326, SLG: 0.453						3-1 P4			3-3 K	3	0	0	0	0	1	0					
Chris Singleton, L (1, 8) OBP: 0.335, SLG: 0.403						2-3 K			1-0 F7	3	0	0	0	0	1	0					
Mark Ellis, R (1, 4) Billy McMillon, L (8, PH) Frank Menechino, R (9, 4) OBP: 0.328, SLG: 0.375 OBP: 0.363, SLG: 0.375 OBP: 0.355, SLG: 0.353						0-2 G4-3			1-0 F7	2	0	0	0	0	0	0					
<b>Inning Stats</b>	R: 0 H: 1 E: 0 K: 1 S: 15	H: 0 LOB: 3 BB: 2 P: 29	R: 0 H: 0 E: 0 K: 0 S: 9	H: 0 LOB: 0 BB: 0 P: 15	R: 0 H: 0 E: 0 K: 0 S: 10	H: 0 LOB: 0 BB: 0 P: 16	R: 0 H: 0 E: 0 K: 0 S: 9	H: 0 LOB: 0 BB: 0 P: 13	R: 0 H: 0 E: 0 K: 1 S: 9	H: 0 LOB: 0 BB: 0 P: 14	R: 0 H: 1 E: 0 K: 1 S: 11	H: 1 LOB: 2 BB: 1 P: 19	R: 0 H: 0 E: 0 K: 1 S: 6	H: 0 LOB: 0 BB: 0 P: 11	R: 0 H: 0 E: 0 K: 2 S: 7	H: 0 LOB: 0 BB: 0 P: 11		R: 0 H: 0 E: 0 K: 1 S: 8	H: 0 LOB: 0 BB: 0 P: 10	1B: 1 2B: 1 3B: 0 HR: 0	SF: 0 SAC: 0 DP: 0 HBP: 0
<b>PITCHER</b> Aaron Sele, R (1, 1) ERA: 5.7 Francisco Rodriguez, R (6, 1) ERA: 3.3 Brendan Donnelly, R (8, 1) ERA: 0.42 Troy Percival, R (9, 1) ERA: 2.77	IP: 5.0 WLS: W BF: 18 H: 1 R: 0 ER: 0 SO: 2 BB: 2 IBB: 0 HBP: 0 BLK: 0 WP: 0 HR: 0 S: 0 P: 17 ERA: 0.00 WHIP: 0.500															<b>PITCHER</b> IP: WLS: BF: H: R: ER: SO: BB: IBB: HBP: BLK: WP: HR: S: P: ERA: WHIP					

AB	28
R	1
H	3
RBI	1
BB	0
SO	5
LOB	3

AB	29
R	0
H	2
RBI	0
BB	3
SO	7
LOB	6





Batter	1	2	3	4	5	6	7	8	9	AB R H RBI BB SO LOB	TOP											
David Eckstein, R OBP: 0.316, SLG: 0.316	2-2 BB HR 1B	0-0 S 1B 1B		0-1 F8		3-3 K			3-2 F9	5 1 2 0 0 1 1	<b>Anaheim Angels @ Oakland Athletics</b> Network Associates Coliseum, Oakland, CA Sat Jul 05 2003, 9:05 PM EDT Att: 55,601 - Sunny - 62 F											
Jeff DaVanon, S OBP: 0.399, SLG: 0.608	4-1 HR BB	3-3 K		2-2 G1-3			0-0 G4-3		1-1 2H 1B	4 1 1 1 1 1 2												
Tim Salmon, R OBP: 0.361, SLG: 0.480	2-0 1H 2H HR	2-2 P4			1-1 HR		2-3 K		0-0 G6-3	5 2 2 4 0 1 3												
16 Garret Anderson, L OBP: 0.337, SLG: 0.586	1-2 L8 1B	1-2 SAFE 1B		1-2 G3			0-0 G3			4 0 2 1 0 0 0												
Scott Spiezio, S OBP: 0.323, SLG: 0.412	1-1 FC6-4 1B	3-3 K		0-0 G3				2-1 G4-3		4 0 1 0 0 1 3												
Troy Glas, R OBP: 0.361, SLG: 0.495	0-0 L8			2-0 L9		1-1 G6-3 1B		1-1 L7		4 0 1 0 0 0 2												
Adam Kennedy, L OBP: 0.323, SLG: 0.325	2-2 K			0-3 K		0-2 G6-3		2-3 K		4 0 0 0 0 3 4												
Eric Owens, R OBP: 0.254, SLG: 0.271	0-2 FC6-4			1-1 G1-4-3		0-3 K		2-2 G1-3		4 0 0 0 0 1 2												
José Molina, R OBP: 0.218, SLG: 0.273		0-0 1B 16 1B 1B		0-0 B2		0-2 G3		0-0 1B 2B		4 2 2 0 0 0 0												
<b>Inning Stats</b>	R: 3 E: 0 K: 1 S: 20	H: 4 LOB: 2 BB: 1 P: 32	R: 1 E: 0 K: 2 S: 18	H: 3 LOB: 2 BB: 0 P: 27	R: 0 E: 0 K: 1 S: 6	H: 0 LOB: 0 BB: 0 P: 9	R: 0 E: 0 K: 0 S: 7	H: 0 LOB: 0 BB: 0 P: 9	R: 1 E: 1 K: 0 S: 11	H: 2 LOB: 1 BB: 0 P: 14		R: 0 E: 0 K: 1 S: 10	H: 0 LOB: 0 BB: 0 P: 13	R: 0 E: 0 K: 1 S: 6	H: 0 LOB: 0 BB: 0 P: 8	R: 0 E: 0 K: 1 S: 8	H: 0 LOB: 0 BB: 0 P: 13	R: 1 E: 0 K: 0 S: 12	H: 2 LOB: 1 BB: 0 P: 18	1B: 8 2B: 1 3B: 0 HR: 2	SF: 0 SAC: 0 DP: 1 HBP: 0	WP: 0 PB: 0 SB: 1 CS: 0
<b>PITCHER</b>	IP WLS BF H R ER SO BB IBB HBP BLK WP HR S P ERA WHIP											IP WLS BF H R ER SO BB IBB HBP BLK WP HR S P ERA WHIP										
Aaron Harang, R ERA: 5.34	1.2 L 13 7 4 4 2 1 0 0 0 0 0 1 35 53 21.60 4.800																					
John Halama, L ERA: 4.45	3.1 2 2 1 1 2 0 0 0 0 0 0 1 27 38 2.70 0.600																					
Chad Bradford, R ERA: 3.74	2.0 6 0 0 0 3 0 0 0 0 0 0 0 16 21 0.00 0.000																					
Jim Mecir, R ERA: 3.91	1.0 3 0 0 0 1 0 0 0 0 0 0 0 8 13 0.00 0.000																					
Ricardo Rincon, L ERA: 4.4	1.0 5 2 1 1 0 0 0 0 0 0 0 0 12 18 9.00 2.000																					

Batter	1	2	3	4	5	6	7	8	9	AB R H RBI BB SO LOB	BOTTOM											
Eric Byrnes, R OBP: 0.379, SLG: 0.542	0-1 G6-3		2-3 K		0-2 L7			0-1 F9		4 0 0 0 0 1 2	<b>Anaheim Angels @ Oakland Athletics</b> Network Associates Coliseum, Oakland, CA Sat Jul 05 2003, 9:05 PM EDT Att: 55,601 - Sunny - 62 F											
Billy McMillon, L OBP: 0.392, SLG: 0.455	0-2 PB 1B			0-2 L4		1-1 HR		2-3 K		4 1 2 1 0 1 1												
Erubiel Durazo, L OBP: 0.397, SLG: 0.447	1-1 F8			3-2 G3-1		1-1 F7		3-2 F7		4 0 0 0 0 0 2												
Miguel Tejada, R OBP: 0.303, SLG: 0.435	1-1 L8			2-1 G4-3		1-1 G6-3		1-1 P4		4 0 0 0 0 0 1												
3 Eric Chavez, L OBP: 0.320, SLG: 0.480		2-2 G4-6-3 1B			1-2 HR	0-2 G6-3		0-2 G4-3		4 1 2 1 0 0 0												
Jermaine Dye, R OBP: 0.226, SLG: 0.216		1-1 G4-6-3			3-3 K		1-2 G6-3		2-0 F7	4 0 0 0 0 1 1												
Terrence Long, L OBP: 0.306, SLG: 0.395		2-1 F8			0-1 F8 1B 2B		2-2 G5-3			3 1 1 0 0 0 0												
Ramon Hernandez, R OBP: 0.323, SLG: 0.448			0-2 F9		2-0 F8		0-1 G1-3			3 0 0 0 0 0 1												
Frank Menechino, R OBP: 0.369, SLG: 0.358			2-1 P2		3-2 1B			4-2 BB		2 0 1 1 1 0 0												
<b>Inning Stats</b>	R: 0 E: 0 K: 0 S: 9	H: 1 LOB: 0 BB: 0 P: 11	R: 0 E: 0 K: 0 S: 8	H: 1 LOB: 0 BB: 0 P: 13	R: 0 E: 0 K: 1 S: 10	H: 0 LOB: 0 BB: 0 P: 14	R: 0 E: 0 K: 0 S: 8	H: 0 LOB: 0 BB: 0 P: 13	R: 2 E: 0 K: 1 S: 18	H: 3 LOB: 1 BB: 0 P: 27		R: 1 E: 0 K: 0 S: 9	H: 1 LOB: 0 BB: 0 P: 12	R: 0 E: 0 K: 0 S: 10	H: 0 LOB: 0 BB: 0 P: 13	R: 0 E: 0 K: 1 S: 11	H: 0 LOB: 1 BB: 1 P: 20	R: 0 E: 0 K: 0 S: 6	H: 0 LOB: 0 BB: 0 P: 9	1B: 3 2B: 1 3B: 0 HR: 2	SF: 0 SAC: 0 DP: 1 HBP: 0	WP: 0 PB: 1 SB: 0 CS: 0
<b>PITCHER</b>	IP WLS BF H R ER SO BB IBB HBP BLK WP HR S P ERA WHIP											IP WLS BF H R ER SO BB IBB HBP BLK WP HR S P ERA WHIP										
Ramon Ortiz, R ERA: 4.66	6.0 W 23 6 3 3 2 0 0 0 0 0 0 2 62 90 4.50 1.000																					
Ben Weber, R ERA: 2.84	1.0 H 3 0 0 0 0 0 0 0 0 0 0 0 10 13 0.00 0.000																					
Brendan Donnelly, R ERA: 0.41	1.0 H 4 0 0 0 1 1 0 0 0 0 0 0 11 20 0.00 1.000																					
Troy Percival, R ERA: 2.67	1.0 S 3 0 0 0 0 0 0 0 0 0 0 0 6 9 0.00 0.000																					

AB 38  
R 6  
H 11  
RBI 6  
BB 1  
SO 8  
LOB 17



AB 32  
R 3  
H 6  
RBI 3  
BB 1  
SO 3  
LOB 8





Batter	1	2	3	4	5	6	7	8	9	AB	R	H	RBI	BB	SO	LOB	TOP										
David Eckstein, R (1, 6) OBP: 0.315, SLG: 0.313 Benji Gil, R (8, 6) OBP: 0.225, SLG: 0.292	G1-3		F7		F8		BB BB		S HR	3	0	0	0	1	0	0											
Darin Erstad, L (1, 8) OBP: 0.330, SLG: 0.354	FC3-6 1B		2B		K		BB		K	4	0	2	0	1	2	1											
Scott Spiezio, S (1, 3) OBP: 0.328, SLG: 0.425	FC3-6 1-2		K		1B		BB		HR	4	1	2	2	1	1	2											
16 Garret Anderson, L (1, 7) OBP: 0.338, SLG: 0.582	K		IBB		G3		G4-3		FC5-4 1B	4	0	1	0	1	1	5											
Troy Glaus, R (1, 5) OBP: 0.359, SLG: 0.488		FC6-4 BB	G4-3				F9		L6 FC5-4	4	0	0	0	1	0	3											
Jeff DaVanon, S (1, 9) OBP: 0.393, SLG: 0.592	FC6-4 2B				B1-3		G3-1		HR BB	4	2	0	0	1	0	2											
Bengie Molina, R (1, 2) OBP: 0.323, SLG: 0.458	1-H 2B		F9				G6-3		HR	4	1	2	3	0	0	0											
Adam Kennedy, L (1, 4) OBP: 0.322, SLG: 0.321	K						L4		F8	3	0	0	0	1	1	1											
9 Chone Figgins, S (1, 10) OBP: 0.314, SLG: 0.319	K				G4-3		L4		F8	4	0	0	0	0	1	2											
<b>Inning Stats</b>	R: 0 E: 0 K: 1 S: 9	H: 1 LOB: 1 BB: 0 P: 12	R: 1 E: 0 K: 2 S: 11	H: 1 LOB: 1 BB: 1 P: 19	R: 0 E: 0 K: 1 S: 11	H: 1 LOB: 2 BB: 1 P: 17	R: 0 E: 0 K: 0 S: 6	H: 0 LOB: 1 BB: 0 P: 13	R: 0 E: 0 K: 1 S: 12	H: 0 LOB: 0 BB: 0 P: 16	R: 0 E: 0 K: 0 S: 6	H: 0 LOB: 3 BB: 3 P: 38	R: 2 E: 0 K: 0 S: 7	H: 1 LOB: 0 BB: 1 P: 12	R: 2 E: 0 K: 1 S: 19	H: 3 LOB: 1 BB: 0 P: 23	1B: 4 2B: 2 3B: 0 HR: 2	SF: 0 SAC: 0 DP: 0 HBP: 0	WP: 0 PB: 0 SB: 1 CS: 0	PA: 42							
<b>PITCHER</b>	IP	WLS	BF	H	R	ER	SO	BB	IBB	HBP	BLK	WP	HR	S	P	ERA	WHIP										
Tim Hudson, R (1, 1) ERA: 2.89	6.2		28	4	1	1	5	3	1	0	0	0	0	73	114	1.35	1.050										
Ricardo Rincon, L (7, 1) ERA: 4.35	0.1	H	3	0	0	0	0	2	0	0	0	0	0	4	12	0.00	6.000										
Chad Bradford, R (8, 1) ERA: 4.06	1.0		5	1	2	2	0	1	0	0	0	0	1	7	12	18.00	2.000										
Keith Foulke, R (9, 1) ERA: 2.85	1.0	W	6	3	2	2	1	0	0	0	0	0	1	19	23	18.00	3.000										

Anaheim Angels @ Oakland Athletics  
Network Associates Coliseum, Oakland, CA  
Sun Jul 06 2003, 4:05 PM EDT  
Att: 25,084 - Overcast - 58 F

livebaseballscorecards.com

AB 35  
R 5  
H 8  
RBI 5  
BB 7  
SO 6  
LOB 16



Batter	1	2	3	4	5	6	7	8	9	AB	R	H	RBI	BB	SO	LOB	BOTTOM										
Eric Byrnes, R (1, 8) OBP: 0.379, SLG: 0.541	F9		BB	FC8-2 3-H			G5-3		SH3 SF9 2B	4	1	1	0	1	0	2											
Scott Hatteberg, L (1, 3) OBP: 0.351, SLG: 0.380	G4-3		BB			P5	G5-3 1B BB		SH3	2	1	0	0	2	0	0											
Miguel Tejada, R (1, 6) OBP: 0.299, SLG: 0.429	G3		G4-3		G6-3		G5-3		E5 SF9	5	0	0	0	0	0	5											
Erubiel Durazo, L (1, 10) OBP: 0.397, SLG: 0.444	G6-3			1B 2B BB	G3		1B IBB		SF9	2	1	0	1	2	0	0											
Ramon Hernandez, R (1, 2) OBP: 0.329, SLG: 0.464	L8			2B 1B		HR	1-3 2-H 1B			4	2	3	2	0	0	0											
3 Eric Chavez, L (1, 5) OBP: 0.320, SLG: 0.481	F7			2B 2B		K	P6			4	1	1	1	0	1	2											
Jermaine Dye, R (1, 9) ERA: 4.39 Terrence Long, L (5, 9) OBP: 0.303, SLG: 0.392			BB BB 1B	2B FC8-2 1B		L8		G3		2	0	2	0	0	0	0											
Adam Piatt, R (1, 7) OBP: 0.278, SLG: 0.385			K	K		1B		K		4	0	1	0	0	3	4											
Mark Ellis, R (1, 4) OBP: 0.327, SLG: 0.377			F8		1-3 2-H 2B	L7		F7		4	0	1	2	0	0	2											
<b>Inning Stats</b>	R: 0 E: 0 K: 0 S: 7	H: 0 LOB: 0 BB: 0 P: 9	R: 0 E: 0 K: 0 S: 7	H: 0 LOB: 0 BB: 0 P: 10	R: 0 E: 0 K: 1 S: 12	H: 1 LOB: 2 BB: 2 P: 27	R: 3 E: 0 K: 1 S: 20	H: 4 LOB: 1 BB: 1 P: 35	R: 0 E: 0 K: 0 S: 4	H: 0 LOB: 0 BB: 0 P: 5	R: 1 E: 0 K: 1 S: 11	H: 2 LOB: 1 BB: 0 P: 14	R: 1 E: 0 K: 0 S: 12	H: 1 LOB: 2 BB: 2 P: 24	R: 0 E: 0 K: 1 S: 7	H: 0 LOB: 0 BB: 0 P: 10	R: 1 E: 1 K: 0 S: 7	H: 1 LOB: 1 BB: 0 P: 8	1B: 5 2B: 4 3B: 0 HR: 1	SF: 1 SAC: 1 DP: 1 HBP: 0	WP: 0 PB: 0 SB: 0 CS: 0	PA: 40					
<b>PITCHER</b>	IP	WLS	BF	H	R	ER	SO	BB	IBB	HBP	BLK	WP	HR	S	P	ERA	WHIP										
Jarrod Washburn, L (1, 1) ERA: 4.39	6.0		27	7	4	4	3	3	0	0	0	0	0	9	21	13.50	3.000										
62 Scot Shields, R (7, 1) ERA: 1.79	0.2		5	1	1	1	0	1	1	0	0	0	0	9	21	0.00	6.000										
Scott Schoeneweis, L (7, 1) ERA: 4.55	1.2	L	6	1	1	0	1	0	0	0	0	0	0	12	15	0.00	0.600										
Francisco Rodriguez, R (9, 1) ERA: 3.27	0.1		2	0	0	0	0	0	0	0	0	0	0	5	6	0.00	0.000										

Anaheim Angels @ Oakland Athletics  
Network Associates Coliseum, Oakland, CA  
Sun Jul 06 2003, 4:05 PM EDT  
Att: 25,084 - Overcast - 58 F

livebaseballscorecards.com

AB 33  
R 6  
H 9  
RBI 6  
BB 5  
SO 4  
LOB 15





Batter	1	2	3	4	5	6	7	8	9	AB	R	H	RBI	BB	SO	LOB	TOP					
<b>13 Carl Crawford, L</b> OBP: 0.307, SLG: 0.347	G4-3	F8		SF7		F7	G4-3		FC6	6	2	2	0	0	0	2						
<b>Antonio Perez, R</b> OBP: 0.375, SLG: 0.435		F8				HBP	K2-3			5	1	3	0	1	1	3						
<b>5 Rocco Baldelli, R</b> OBP: 0.337, SLG: 0.450	F9	G5-3		SF7				G4-3		5	1	2	2	0	0	3						
<b>Aubrey Huff, L</b> OBP: 0.368, SLG: 0.546	K		F8			G3			G4-3	5	0	2	0	0	1	3						
<b>Damian Rolls, R</b> OBP: 0.331, SLG: 0.395		P4				G3		FC5-4		4	2	2	1	1	0	1						
<b>Travis Lee, L</b> OBP: 0.321, SLG: 0.409				G4-6-3		G3				5	1	3	3	0	0	5						
<b>Toby Hall, R</b> OBP: 0.309, SLG: 0.361			P5			G6-3		G4-3		5	1	2	0	0	0	4						
<b>Ben Grieve, L</b> OBP: 0.376, SLG: 0.351										3	1	2	2	2	1	1						
<b>Julio Lugo, R</b> OBP: 0.311, SLG: 0.335			P3			G4-3		G2-3		5	0	1	1	0	0	4						
<b>Inning Stats</b>	R: 0 E: 0 K: 1 S: 13	H: 1 LOB: 1 BB: 0 P: 16	R: 3 E: 0 K: 0 S: 12	H: 5 LOB: 2 BB: 0 P: 20	R: 1 E: 0 K: 0 S: 16	H: 2 LOB: 2 BB: 1 P: 24	R: 1 E: 0 K: 0 S: 11	H: 3 LOB: 2 BB: 1 P: 21	R: 0 E: 0 K: 0 S: 16	H: 1 LOB: 0 BB: 0 P: 8	R: 2 E: 0 K: 0 S: 16	H: 3 LOB: 2 BB: 0 P: 25	R: 0 E: 0 K: 1 S: 9	H: 1 LOB: 1 BB: 0 P: 12	R: 1 E: 0 K: 0 S: 6	H: 2 LOB: 1 BB: 0 P: 9	R: 1 E: 0 K: 0 S: 12	H: 1 LOB: 2 BB: 2 P: 22	1B: 17 2B: 2 3B: 0 HR: 0	SF: 1 SAC: 0 DP: 1 HBP: 1	WP: 0 PB: 0 SB: 2 CS: 1	PA: 49
<b>PITCHER</b>	IP	WLS	BF	H	R	ER	SO	BB	IBB	HBP	BLK	WP	HR	S	P	ERA	WHIP					
<b>Barry Zito, L</b> ERA: 3.49	5.1	L	32	15	7	7	2	2	0	1	0	0	0	71	111	11.81	3.188					
<b>John Halama, L</b> ERA: 4.29	2.2		11	3	1	0	1	0	0	0	0	0	0	18	24	0.00	1.125					
<b>Mike Neu, R</b> ERA: 3.95	1.0		6	1	1	1	0	2	0	0	0	0	0	12	22	9.00	3.000					

Tampa Bay Devil Rays @ Oakland Athletics  
Network Associates Coliseum, Oakland, CA  
Tue Jul 08 2003, 10:05 PM EDT  
Att: 13,162 - Sunny - 67 F

AB 43  
R 9  
H 19  
RBI 9  
BB 4  
SO 3  
LOB 26



Batter	1	2	3	4	5	6	7	8	9	AB	R	H	RBI	BB	SO	LOB	BOTTOM					
<b>Eric Byrnes, R</b> OBP: 0.376, SLG: 0.533	G6-3				F8		G6-3		G5-3	4	0	0	0	1	0	2						
<b>Scott Hatteberg, L</b> OBP: 0.347, SLG: 0.375	G4-3		G4-3		G3-1			K		4	0	0	0	0	1	2						
<b>Erubiel Durazo, L</b> OBP: 0.401, SLG: 0.460	P5									3	2	2	1	1	0	0						
<b>Miguel Tejada, R</b> OBP: 0.298, SLG: 0.427		G5-3						F9		4	1	1	0	0	0	1						
<b>3 Eric Chavez, L</b> OBP: 0.322, SLG: 0.477		F7								2	0	0	0	2	0	0						
<b>Ramon Hernandez, R</b> OBP: 0.324, SLG: 0.459		K			SF8		K		G4-3	3	0	0	1	0	2	2						
<b>Terrence Long, L</b> OBP: 0.306, SLG: 0.393			F8			G3				4	0	2	1	0	0	0						
<b>Mark Ellis, R</b> OBP: 0.329, SLG: 0.380										3	0	1	0	1	1	3						
<b>Billy McMillon, L</b> OBP: 0.364, SLG: 0.417					P5				P6	4	0	0	0	0	1	5						
<b>Inning Stats</b>	R: 0 E: 0 K: 0 S: 7	H: 0 LOB: 0 BB: 0 P: 8	R: 0 E: 0 K: 1 S: 6	H: 0 LOB: 0 BB: 0 P: 7	R: 0 E: 0 K: 1 S: 9	H: 1 LOB: 2 BB: 1 P: 16	R: 2 E: 0 K: 0 S: 9	H: 2 LOB: 2 BB: 2 P: 19	R: 1 E: 0 K: 0 S: 6	H: 1 LOB: 0 BB: 0 P: 11	R: 0 E: 0 K: 1 S: 7	H: 0 LOB: 0 BB: 0 P: 11	R: 0 E: 0 K: 0 S: 5	H: 0 LOB: 1 BB: 1 P: 12	R: 0 E: 0 K: 1 S: 10	H: 1 LOB: 2 BB: 1 P: 20	R: 0 E: 0 K: 1 S: 10	H: 1 LOB: 1 BB: 0 P: 16	1B: 3 2B: 2 3B: 0 HR: 1	SF: 1 SAC: 0 DP: 1 HBP: 0	WP: 0 PB: 0 SB: 0 CS: 0	PA: 37
<b>PITCHER</b>	IP	WLS	BF	H	R	ER	SO	BB	IBB	HBP	BLK	WP	HR	S	P	ERA	WHIP					
<b>Rob Bell, R</b> ERA: 7.2	6.0	W	25	4	3	3	3	3	0	0	0	0	0	44	72	4.50	1.167					
<b>Brandon Backe, R</b> ERA: 4.15	1.0		3	0	0	0	0	1	0	0	0	0	0	5	12	0.00	1.000					
<b>Bobby Seay, L</b> ERA: 3.68	0.2		4	1	0	0	1	1	0	0	0	0	0	9	19	0.00	3.000					
<b>Travis Harper, R</b> ERA: 3.19	1.1		5	1	0	0	1	0	0	0	0	0	0	11	17	0.00	0.750					

Tampa Bay Devil Rays @ Oakland Athletics  
Network Associates Coliseum, Oakland, CA  
Tue Jul 08 2003, 10:05 PM EDT  
Att: 13,162 - Sunny - 67 F

AB 31  
R 3  
H 6  
RBI 3  
BB 5  
SO 5  
LOB 15





Batter	1	2	3	4	5	6	7	8	9	AB	R	H	RBI	BB	SO	LOB	TOP										
<b>13 Carl Crawford, L</b> OBP: 0.305, SLG: 0.348	G6-3	FC5-2		G3				FC6-4		5	0	1	0	0	0	3											
<b>Antonio Perez, R</b> OBP: 0.444, SLG: 0.458																											
<b>Al Martin, L</b> OBP: 0.329, SLG: 0.363	F8																										
<b>Julio Lugo, R</b> OBP: 0.310, SLG: 0.333																											
<b>5 Rocco Baldelli, R</b> OBP: 0.335, SLG: 0.446																											
<b>Aubrey Huff, L</b> OBP: 0.363, SLG: 0.538	F8																										
<b>Damian Rolls, R</b> OBP: 0.321, SLG: 0.382	G4-3																										
<b>Travis Lee, L</b> OBP: 0.324, SLG: 0.414																											
<b>Toby Hall, R</b> OBP: 0.312, SLG: 0.376																											
<b>Ben Grieve, L</b> OBP: 0.378, SLG: 0.351																											
<b>Marlon Anderson, L</b> OBP: 0.329, SLG: 0.366																											
<b>Inning Stats</b>	R: 0 E: 0 K: 0 S: 10	H: 1 LOB: 2 BB: 1 P: 14	R: 2 E: 0 K: 0 S: 13	H: 3 LOB: 2 BB: 1 P: 23	R: 0 E: 0 K: 1 S: 11	H: 1 LOB: 1 BB: 0 P: 15	R: 0 E: 0 K: 0 S: 8	H: 0 LOB: 0 BB: 0 P: 12	R: 0 E: 1 K: 0 S: 9	H: 1 LOB: 1 BB: 0 P: 12	R: 1 E: 0 K: 1 S: 12	H: 2 LOB: 3 BB: 1 P: 25	R: 0 E: 0 K: 1 S: 8	H: 0 LOB: 0 BB: 0 P: 14	R: 0 E: 0 K: 0 S: 9	H: 1 LOB: 1 BB: 0 P: 12	R: 0 E: 0 K: 1 S: 6	H: 0 LOB: 0 BB: 0 P: 8	1B: 5 2B: 3 HR: 1	SF: 0 SAC: 0 DP: 0 HBP: 1	WP: 0 PB: 0 CS: 4	PA: 40					
<b>PITCHER</b>	IP	WLS	BF	H	R	ER	SO	BB	IBB	HBP	BLK	WP	HR	S	P	ERA	WHIP										
<b>Ted Lilly, L</b> ERA: 4.96	5.2		28	8	3	2	1	2	0	1	0	0	1	60	91	3.18	1.765										
<b>Chad Bradford, R</b> ERA: 4.03	0.1	W	2	0	0	0	1	0	1	0	0	0	0	3	10	0.00	0.000										
<b>Ricardo Rincon, L</b> ERA: 4.22	1.0		3	0	0	0	1	0	0	0	0	0	0	8	14	0.00	0.000										
<b>Jim Mecir, R</b> ERA: 3.75	1.0	H	4	1	0	0	0	0	0	0	0	0	0	9	12	0.00	1.000										
<b>Keith Foulke, R</b> ERA: 2.79	1.0	S	3	0	0	0	1	0	0	0	0	0	0	6	8	0.00	0.000										

Tampa Bay Devil Rays @ Oakland Athletics  
Network Associates Coliseum, Oakland, CA

AB 36  
R 3  
H 9  
RBI 2  
BB 3  
SO 4  
LOB 19



Wed Jul 09 2003, 3:35 PM EDT  
Att: 21,036 - Sunny - 69 F

Batter	1	2	3	4	5	6	7	8	9	AB	R	H	RBI	BB	SO	LOB	BOTTOM										
<b>Eric Byrnes, R</b> OBP: 0.377, SLG: 0.529	F9									4	0	1	1	1	0	0											
<b>Frank Menechino, R</b> OBP: 0.371, SLG: 0.351	F9									4	0	1	0	1	0	3											
<b>Erubiel Durazo, L</b> OBP: 0.401, SLG: 0.457	G5-3									4	1	1	0	1	0	3											
<b>Miguel Tejada, R</b> OBP: 0.298, SLG: 0.428										4	1	1	0	0	0	2											
<b>Dave McCarty, R</b> OBP: 0.500, SLG: 1.333										3	1	2	1	0	0	2											
<b>3 Eric Chavez, L</b> OBP: 0.324, SLG: 0.474										2	1	0	0	2	0	1											
<b>Adam Platt, R</b> OBP: 0.289, SLG: 0.406										4	0	2	3	0	0	1											
<b>Terrence Long, L</b> OBP: 0.305, SLG: 0.402										4	1	1	1	0	0	3											
<b>17 Adam Melhuse, S</b> OBP: 0.250, SLG: 0.433										4	1	2	0	0	1	3											
<b>Inning Stats</b>	R: 0 E: 0 K: 0 S: 8	H: 0 LOB: 0 BB: 0 P: 14	R: 0 E: 0 K: 0 S: 14	H: 1 LOB: 1 BB: 0 P: 21	R: 0 E: 0 K: 1 S: 9	H: 1 LOB: 2 BB: 1 P: 17	R: 1 E: 0 K: 0 S: 10	H: 2 LOB: 2 BB: 1 P: 18	R: 0 E: 0 K: 0 S: 12	H: 2 LOB: 1 BB: 0 P: 17	R: 2 E: 0 K: 0 S: 12	H: 3 LOB: 1 BB: 0 P: 17	R: 3 E: 0 K: 0 S: 12	H: 2 LOB: 1 BB: 2 P: 25	R: 0 E: 0 K: 0 S: 7	H: 0 LOB: 0 BB: 1 P: 15	1B: 4 2B: 6 3B: 0 HR: 1	SF: 1 SAC: 0 DP: 1 HBP: 0	WP: 0 PB: 0 CS: 0	PA: 39							
<b>PITCHER</b>	IP	WLS	BF	H	R	ER	SO	BB	IBB	HBP	BLK	WP	HR	S	P	ERA	WHIP										
<b>Joe Kennedy, L</b> ERA: 5.6	5.0		23	6	1	1	1	2	0	0	0	0	1	9	11	27.00	3.000										
<b>Al Levine, R</b> ERA: 2.06	0.2	H	4	2	2	2	0	0	0	0	0	0	0	10	23	40.50	6.000										
<b>Jesus Colome, R</b> ERA: 4.34	0.2	L	7	3	3	3	0	1	1	0	0	0	0	5	8	0.00	0.000										
<b>Bobby Seay, L</b> ERA: 3.38	0.2		2	0	0	0	0	0	0	0	0	0	0	7	15	0.00	1.000										
<b>Lance Carter, R</b> ERA: 4.08	1.0		3	0	0	0	0	1	0	0	0	0	0	7	15	0.00	1.000										

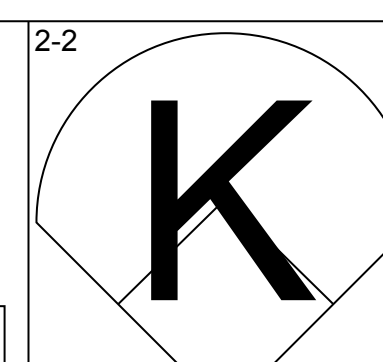
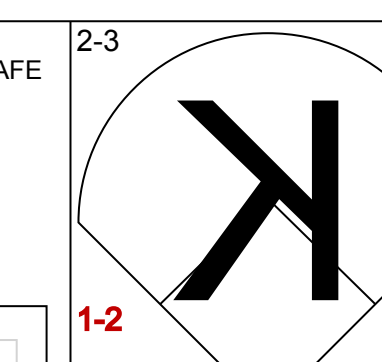
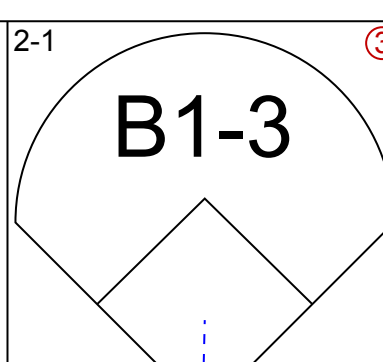
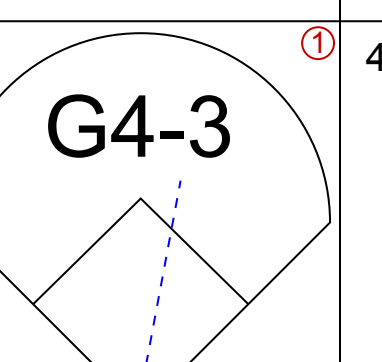
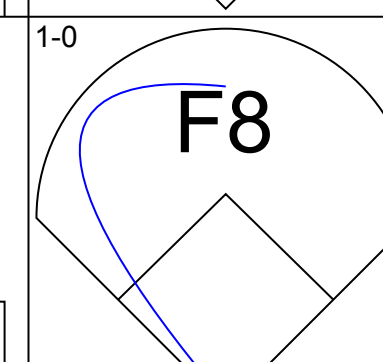
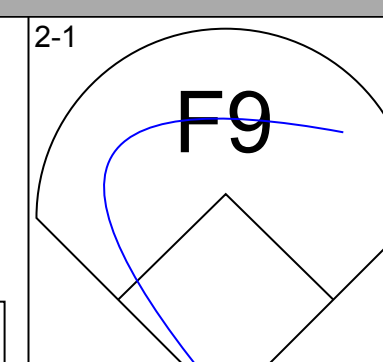
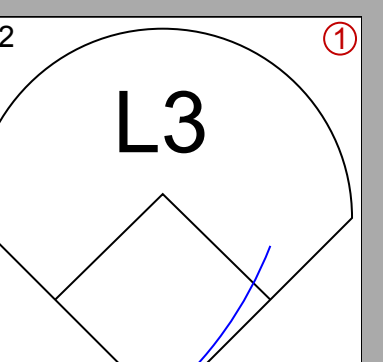
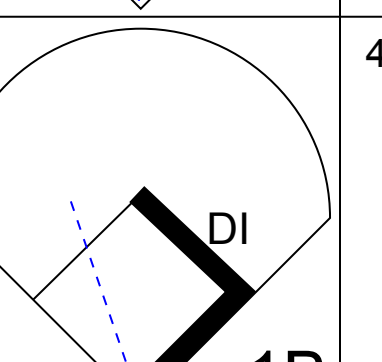
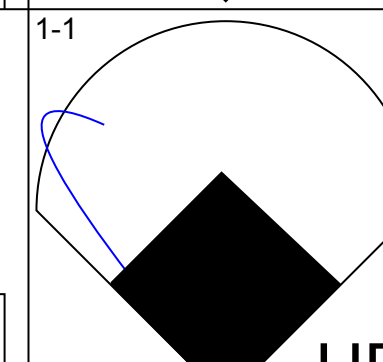
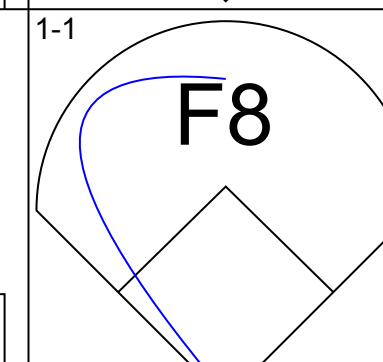
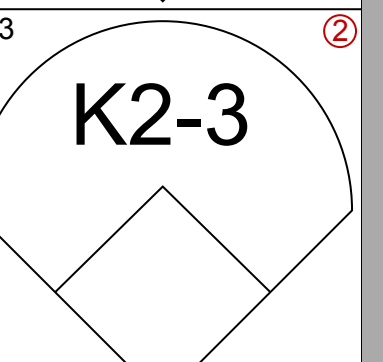
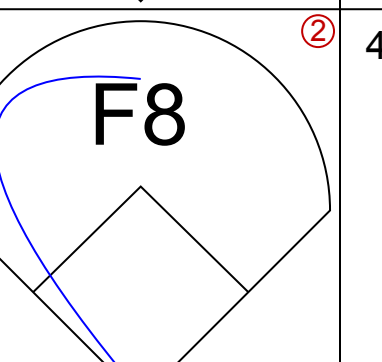
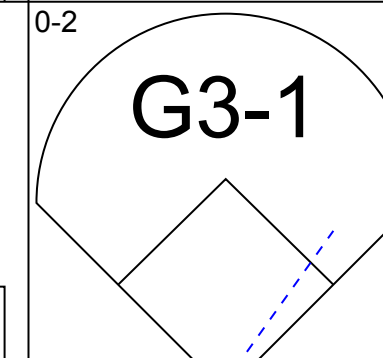
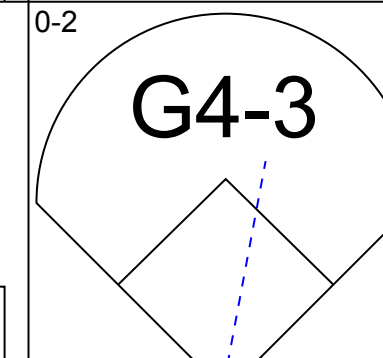
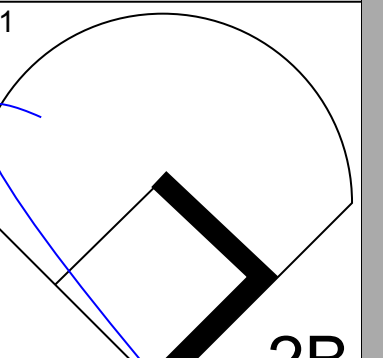
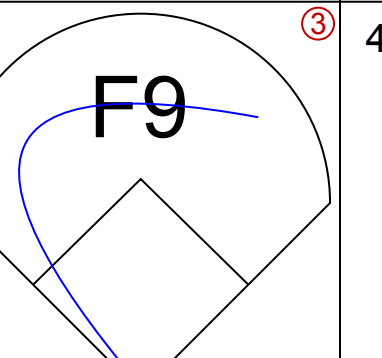
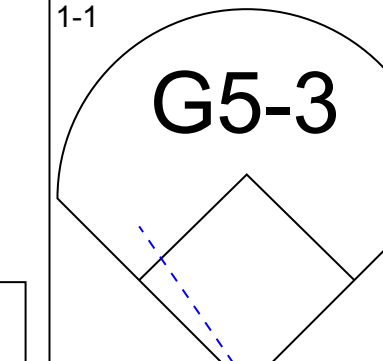
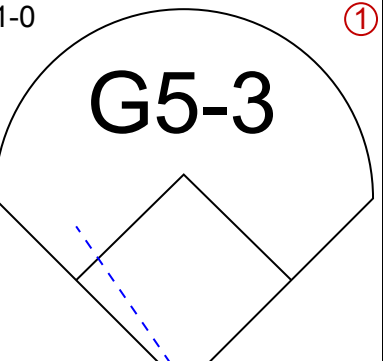
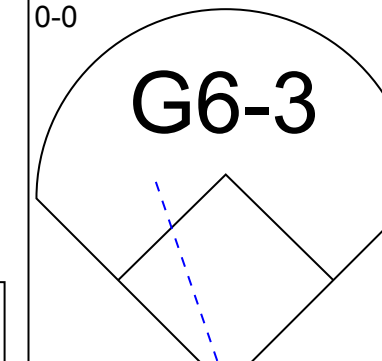
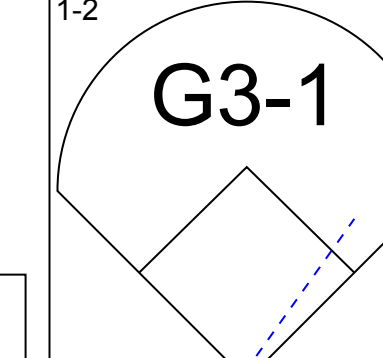
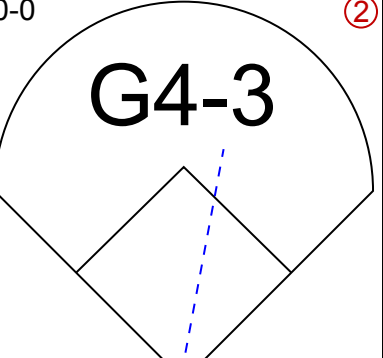
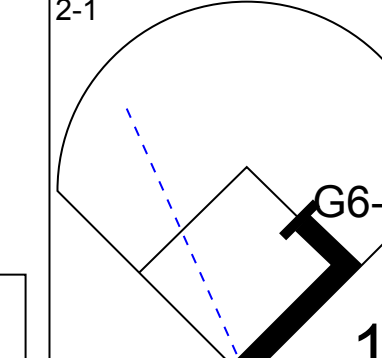
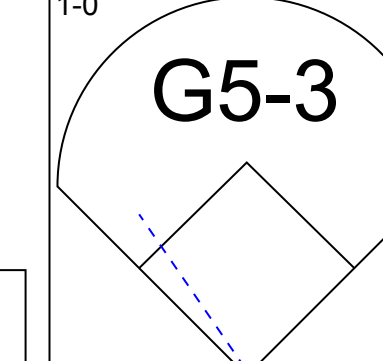
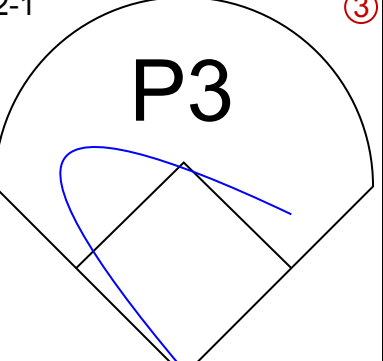
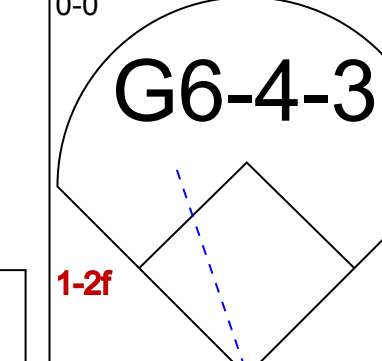
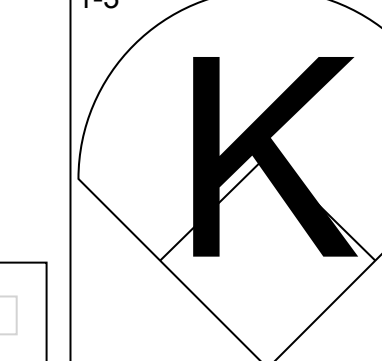
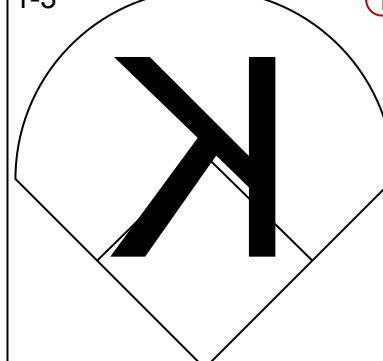
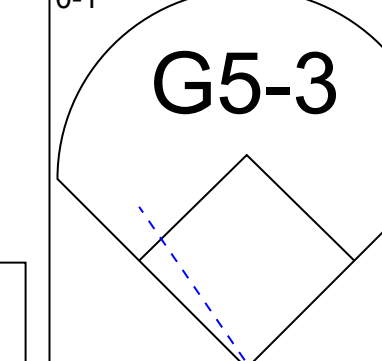
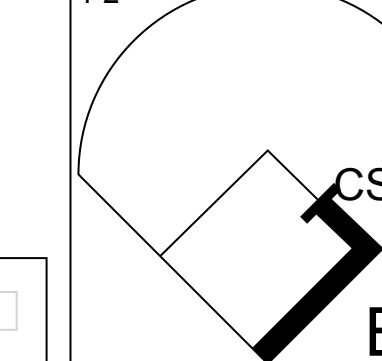
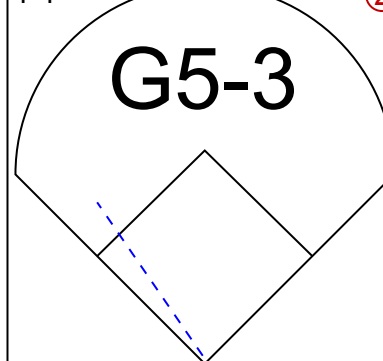
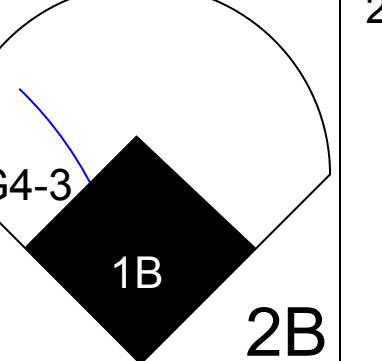
Tampa Bay Devil Rays @ Oakland Athletics  
Network Associates Coliseum, Oakland, CA

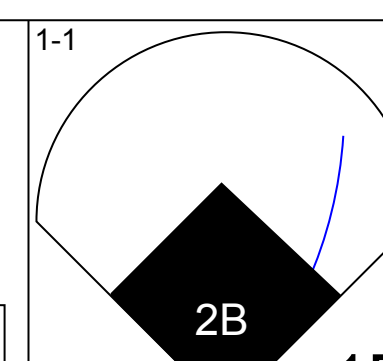
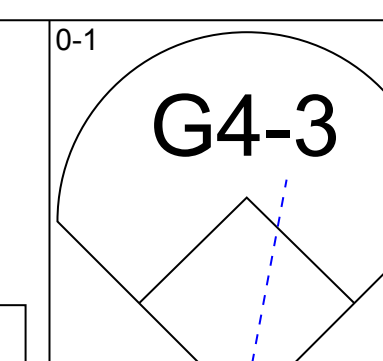
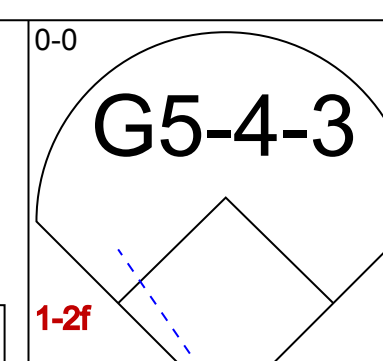
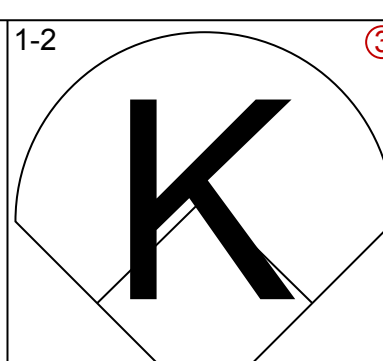
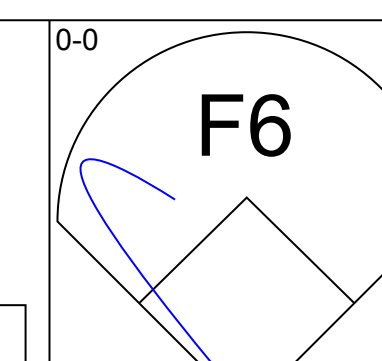
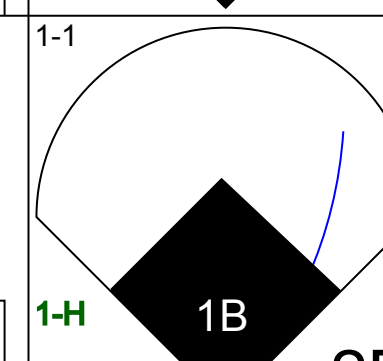
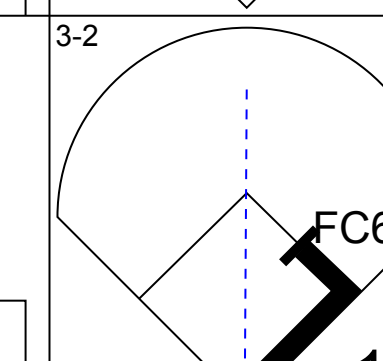
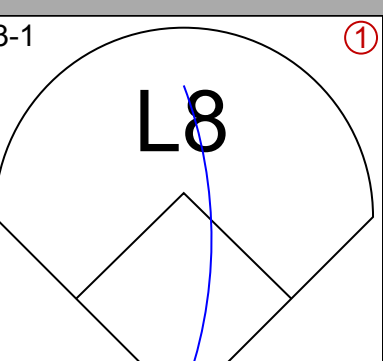
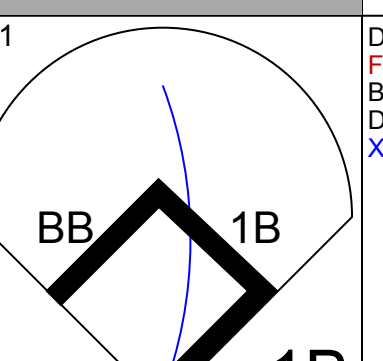
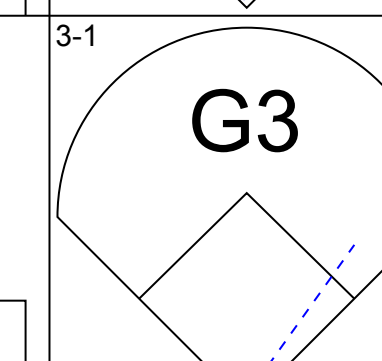

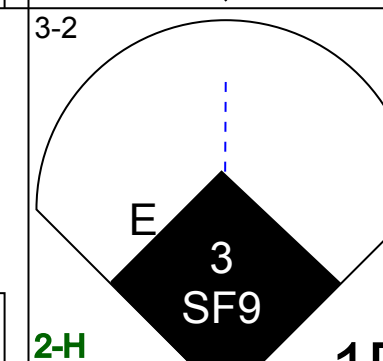
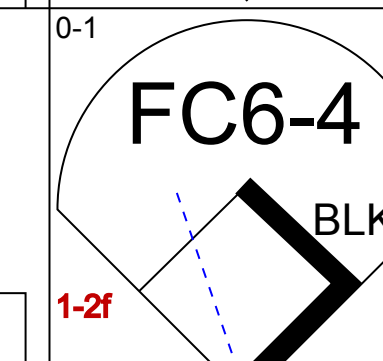
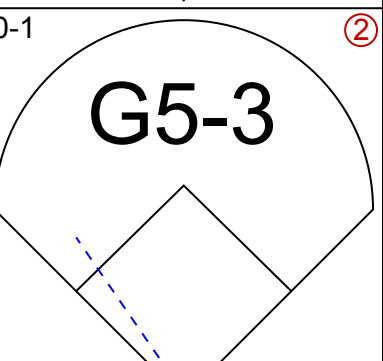
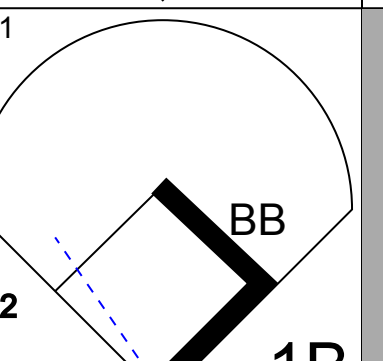

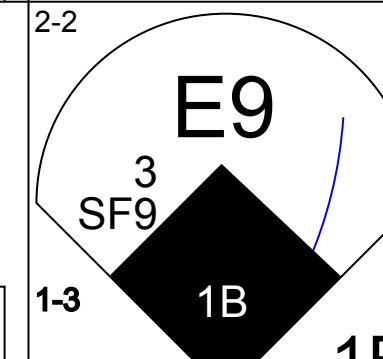
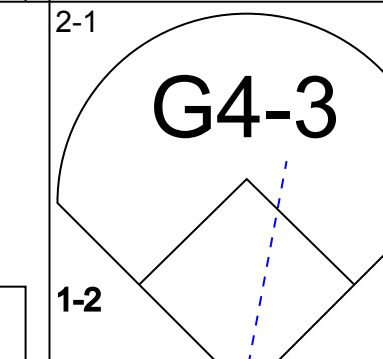
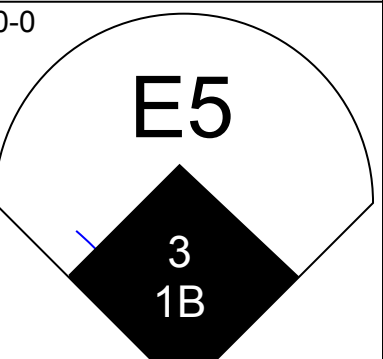
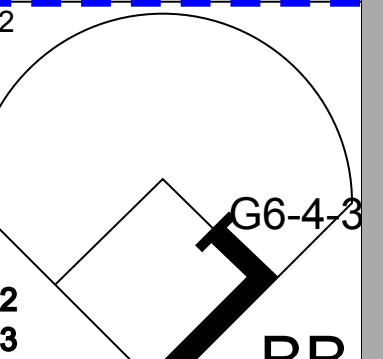

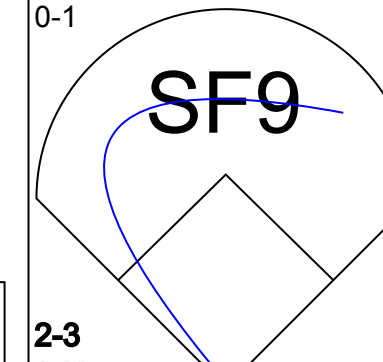
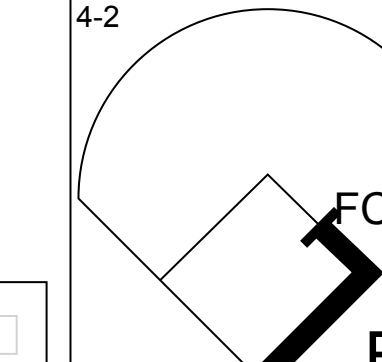
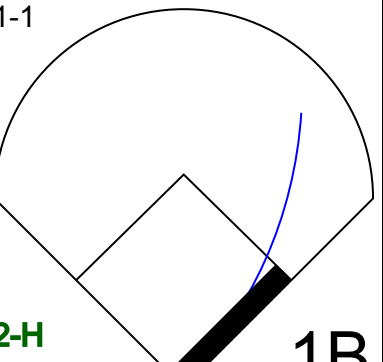
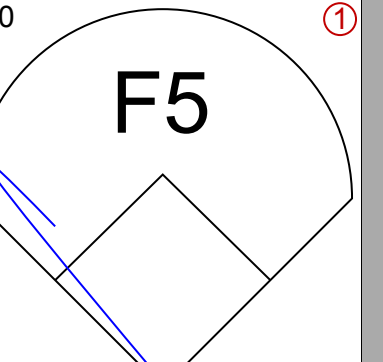
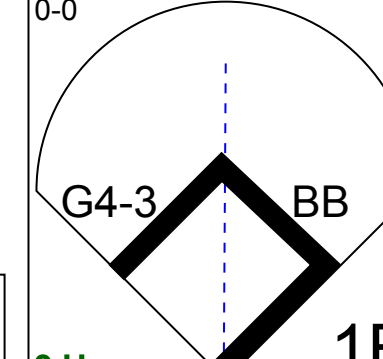
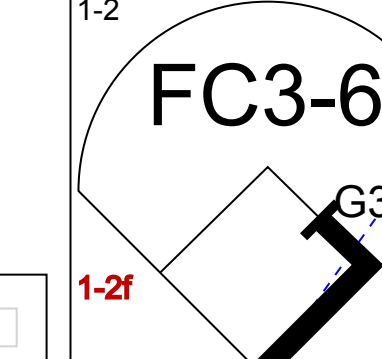
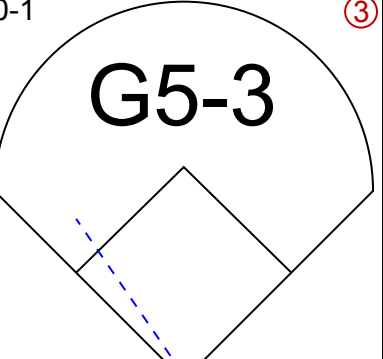
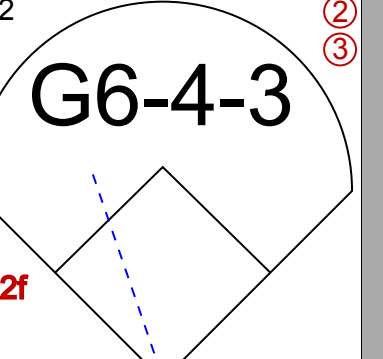
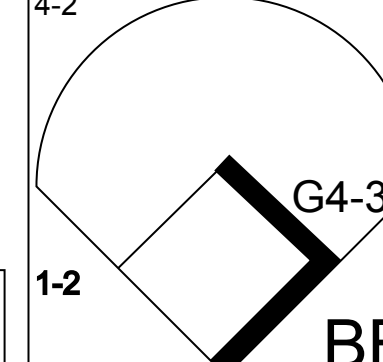
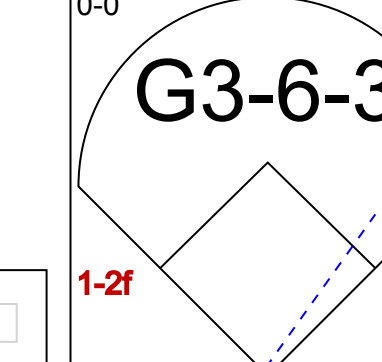
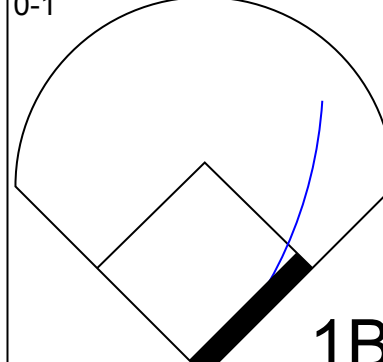
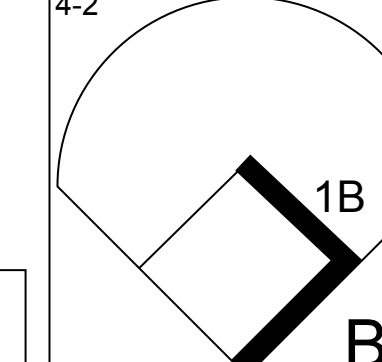
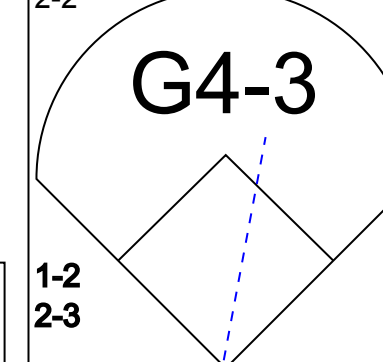

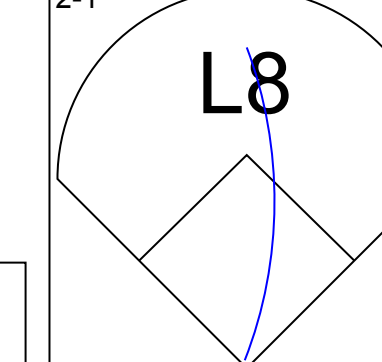
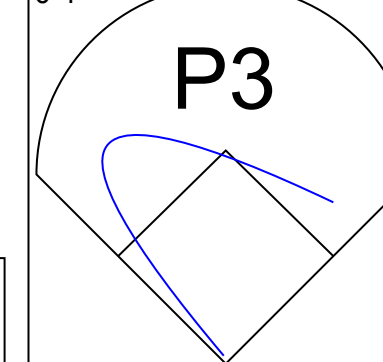
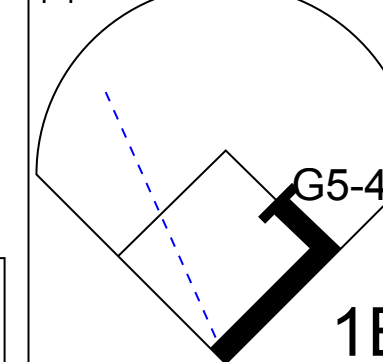
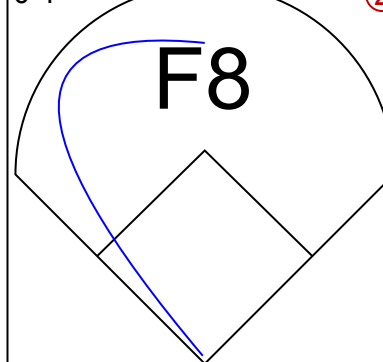
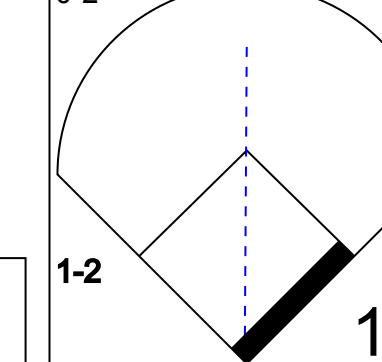
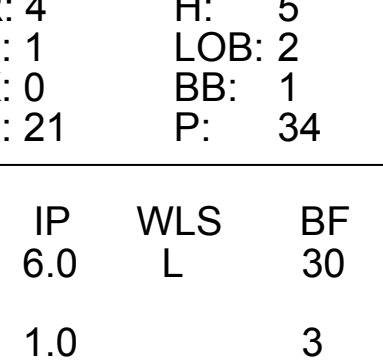
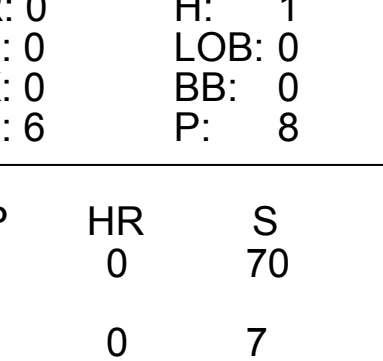
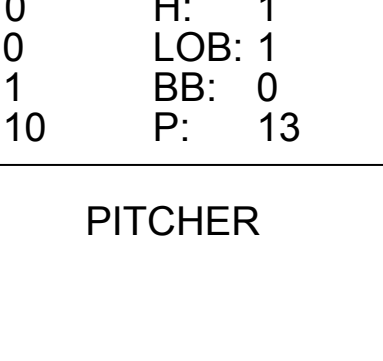
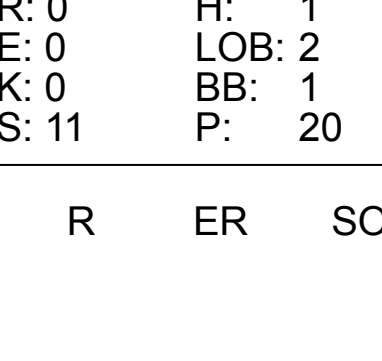
AB 33  
R 6  
H 11  
RBI 6  
BB 5  
SO 1  
LOB 18



Wed Jul 09 2003, 3:35 PM EDT  
Att: 21,036 - Sunny - 69 F



Batter	1	2	3	4	5	6	7	8	9	AB	R	H	RBI	BB	SO	LOB	TOP				
<b>Julio Lugo, R</b> OBP: 0.305, SLG: 0.328										4	0	0	0	0	2	2	<b>Tampa Bay Devil Rays @ Oakland Athletics</b> Network Associates Coliseum, Oakland, CA Thu Jul 10 2003, 3:35 PM EDT Att: 14,299 - Sunny - 63 F <a href="http://livebaseballscorecards.com">livebaseballscorecards.com</a>				
<b>Antonio Perez, R</b> OBP: 0.419, SLG: 0.429										4	0	1	1	0	0	0					
<b>5 Rocco Baldelli, R</b> OBP: 0.334, SLG: 0.452										4	1	1	1	0	1	1					
<b>Aubrey Huff, L</b> OBP: 0.362, SLG: 0.538										4	0	1	0	0	0	1					
<b>Toby Hall, R</b> OBP: 0.309, SLG: 0.371										3	0	0	0	0	0	1					
<b>Travis Lee, L</b> OBP: 0.324, SLG: 0.413										3	0	1	0	0	0	0					
<b>Damian Rolls, R</b> OBP: 0.314, SLG: 0.373										3	0	0	0	0	0	1					
<b>Terry Shumpert, R</b> OBP: 0.279, SLG: 0.403										3	0	0	0	0	2	0					
<b>13 Carl Crawford, L</b> OBP: 0.308, SLG: 0.352										2	1	1	0	1	0	0					
<b>Inning Stats</b>	R: 1 E: 0 K: 1 S: 9	H: 1 LOB: 0 BB: 0 P: 13	R: 0 E: 0 K: 0 S: 6	H: 0 LOB: 0 BB: 0 P: 9	R: 0 E: 0 K: 0 S: 9	H: 0 LOB: 0 BB: 1 P: 16	R: 0 E: 0 K: 0 S: 7	H: 0 LOB: 0 BB: 0 P: 10	R: 0 E: 0 K: 0 S: 4	H: 0 LOB: 0 BB: 0 P: 7	R: 0 E: 0 K: 1 S: 8	H: 1 LOB: 1 BB: 0 P: 12	R: 0 E: 0 K: 0 S: 5	H: 1 LOB: 0 BB: 0 P: 7	R: 1 E: 0 K: 0 S: 12	H: 2 LOB: 1 BB: 0 P: 18	1B: 2 2B: 2 3B: 0 HR: 1	SF: 0 SAC: 0 DP: 1 HBP: 0	WP: 0 PB: 0 SB: 0 CS: 1	PA: 31	
<b>PITCHER</b> <b>Mark Mulder, L</b> ERA: 3.03	IP: 9.0 WLS: W BF: 31	H: 5 R: 2 ER: 2 SO: 5	BB: 1 IBB: 0 HBP: 0 BLK: 0	WP: 0 HR: 1 S: 69 P: 105	ERA: 2.00 WHIP: 0.667											ERA: 2.00 WHIP: 0.667					

Batter	1	2	3	4	5	6	7	8	9	AB	R	H	RBI	BB	SO	LOB	BOTTOM				
<b>Terrence Long, L</b> OBP: 0.304, SLG: 0.399										5	1	1	0	0	1	4	<b>Tampa Bay Devil Rays @ Oakland Athletics</b> Network Associates Coliseum, Oakland, CA Thu Jul 10 2003, 3:35 PM EDT Att: 14,299 - Sunny - 63 F <a href="http://livebaseballscorecards.com">livebaseballscorecards.com</a>				
<b>Scott Hatteberg, L</b> OBP: 0.390, SLG: 0.381										5	1	3	1	0	0	2					
<b>Miguel Tejada, R</b> OBP: 0.300, SLG: 0.429										4	1	2	1	0	0	1					
<b>Erubiel Durazo, L</b> OBP: 0.402, SLG: 0.456										3	2	1	0	1	0	1					
<b>3 Eric Chavez, L</b> OBP: 0.326, SLG: 0.475										2	0	1	2	1	0	3					
<b>Ramon Hernandez, R</b> OBP: 0.323, SLG: 0.456										4	0	1	1	0	0	5					
<b>Billy McMillon, L</b> OBP: 0.390, SLG: 0.420										2	0	1	0	2	0	1					
<b>Adam Piatt, R</b> OBP: 0.289, SLG: 0.406										0	0	0	0	0	0	0					
<b>Chris Singleton, L</b> OBP: 0.328, SLG: 0.394										4	0	0	0	0	0	4					
<b>Mark Ellis, R</b> OBP: 0.331, SLG: 0.381										4	0	2	0	0	0	3					
<b>Inning Stats</b>	R: 4 E: 1 K: 0 S: 21	H: 5 LOB: 2 BB: 1 P: 34	R: 0 E: 0 K: 0 S: 10	H: 1 LOB: 1 BB: 0 P: 15	R: 0 E: 0 K: 0 S: 10	H: 0 LOB: 0 BB: 1 P: 15	R: 0 E: 0 K: 0 S: 6	H: 1 LOB: 0 BB: 0 P: 8	R: 1 E: 1 K: 0 S: 9	H: 1 LOB: 1 BB: 0 P: 13	R: 0 E: 0 K: 1 S: 10	H: 1 LOB: 2 BB: 1 P: 19	R: 0 E: 0 K: 0 S: 11	H: 1 LOB: 2 BB: 1 P: 20	1B: 11 2B: 1 3B: 0 HR: 0	SF: 1 SAC: 0 DP: 3 HBP: 0	WP: 0 PB: 0 SB: 0 CS: 0	PA: 38			
<b>PITCHER</b> <b>Jorge Sosa, R</b> ERA: 4.7	IP: 6.0 WLS: L BF: 30	H: 11 R: 5 ER: 4 SO: 1	BB: 2 IBB: 0 HBP: 0 BLK: 1	WP: 0 HR: 0 S: 70 P: 105	ERA: 6.00 WHIP: 2.167											ERA: 6.00 WHIP: 2.167					
<b>Al Levine, R</b> ERA: 2.01	IP: 1.0 WLS: 3 BF: 0	H: 0 R: 0 ER: 0 SO: 0	BB: 1 IBB: 0 HBP: 0 BLK: 0	WP: 0 HR: 0 S: 7 P: 12	ERA: 0.00 WHIP: 1.000											ERA: 0.00 WHIP: 1.000					
<b>Jesus Colome, R</b> ERA: 4.25	IP: 1.0 WLS: 5 BF: 1	H: 0 R: 0 ER: 0 SO: 0	BB: 1 IBB: 0 HBP: 0 BLK: 0	WP: 0 HR: 0 S: 11 P: 20	ERA: 0.00 WHIP: 2.000											ERA: 0.00 WHIP: 2.000					



Batter	1	2	3	4	5	6	7	8	9	AB	R	H	RBI	BB	SO	LOB	TOP							
<b>1 Brian Roberts, S</b> (1,4) OBP: 0.354, SLG: 0.403	2-2 SH1-3 1B		0-1 F8			2-1 G4-3			1-1 G6-3	4	0	1	0	0	0	0								
<b>Luis Matos, R</b> (1,8) OBP: 0.383, SLG: 0.517	1-1 SH1-3			2-2 G6-3			2-1 F8 SH1-4 1B		0-3 K	3	0	1	0	0	1	0								
<b>6 Melvin Mora, R</b> (1,7) OBP: 0.451, SLG: 0.573	0-2 G5-3			1-2 F9			0-1 SH1-4 1B		3-2 DI 1B	3	0	1	0	0	0	1								
<b>Jeff Conine, R</b> (1,3) OBP: 0.348, SLG: 0.476	0-3 K			1-3 K			2-2 F8		1-0 P3	4	0	0	0	0	2	3								
<b>31 Jay Gibbons, L</b> (1,9) OBP: 0.349, SLG: 0.475		1-0 G5-3			1-1 G3		4-0 IBB			2	0	0	0	1	0	0								
<b>Tony Batista, R</b> (1,5) OBP: 0.292, SLG: 0.433		3-1 P4			0-3 K		0-1 P5			3	0	0	0	0	1	2								
<b>David Segui, S</b> (1,10) OBP: 0.345, SLG: 0.381		2-3 K			0-0 F7			0-2 G4-3		3	0	0	0	0	1	0								
<b>Deivi Cruz, R</b> (1,6) OBP: 0.276, SLG: 0.418			1-3 K			0-2 G4-3		2-3 K		3	0	0	0	0	2	0								
<b>Gerónimo Gil, R</b> (1,2) OBP: 0.302, SLG: 0.318			2-3 K			0-1 G5-3		1-3 K		3	0	0	0	0	2	0								
<b>Inning Stats</b>	R: 0 E: 0 K: 1 S: 12	H: 1 LOB: 1 BB: 0 P: 15	R: 0 E: 0 K: 1 S: 6	H: 0 LOB: 0 BB: 0 P: 12	R: 0 E: 0 K: 2 S: 9	H: 0 LOB: 0 BB: 0 P: 12	R: 0 E: 0 K: 1 S: 11	H: 0 LOB: 0 BB: 0 P: 15	R: 0 E: 0 K: 2 S: 6	H: 0 LOB: 0 BB: 0 P: 7	R: 0 E: 0 K: 0 S: 8	H: 0 LOB: 0 BB: 0 P: 10	R: 0 E: 0 K: 0 S: 10	H: 1 LOB: 2 BB: 1 P: 18	R: 0 E: 0 K: 2 S: 9	H: 0 LOB: 0 BB: 0 P: 12	R: 0 E: 0 K: 1 S: 9	H: 1 LOB: 1 BB: 0 P: 14	1B: 3 2B: 0 3B: 0 HR: 0	SF: 0 SAC: 0 DP: 0 HBP: 0	WP: 0 PB: 0 SB: 0 CS: 0	PA: 31		
<b>PITCHER</b> <b>Tim Hudson, R</b> (1,1) ERA: 2.71	IP: 9.0 WLS: W BF: 31 H: 3 R: 0 ER: 0 SO: 9 BB: 0 IBB: 1 HBP: 0 BLK: 0 WP: 0 HR: 0 S: 80 P: 115 ERA: 0.00 WHIP: 0.333																							

Baltimore Orioles @ Oakland Athletics  
Network Associates Coliseum, Oakland, CA

AB 28  
R 0  
H 3  
RBI 0  
BB 1  
SO 9  
LOB 6



WP: 0 PA: 31  
PB: 0  
SB: 0  
CS: 0

Batter	1	2	3	4	5	6	7	8	9	AB	R	H	RBI	BB	SO	LOB	BOTTOM						
<b>Eric Byrnes, R</b> (1,8) OBP: 0.375, SLG: 0.529	0-2 F8		1-1 G5-3			3-1 F8		1-2 G4-3 2B		4	0	1	0	0	0	0							
<b>Scott Hatteberg, L</b> (1,3) OBP: 0.348, SLG: 0.377	1-3 K			0-1 G4-3		3-2 G3		2-1 G4-3		4	0	0	0	0	1	1							
<b>Erubiel Durazo, L</b> (1,10) OBP: 0.401, SLG: 0.451	1-2 F7			0-0 F8		1-1 G6-3		4-0 G5-4-3 IBB		3	0	0	0	1	0	0							
<b>Miguel Tejada, R</b> (1,6) OBP: 0.299, SLG: 0.429		1-1 L4		0-1 S 2B			1-1 F9	0-1 G5-4-3 1-2		4	0	1	0	0	0	2							
<b>3 Eric Chavez, L</b> (1,5) OBP: 0.329, SLG: 0.475		3-2 S 1B		4-0 S IBB			0-2 F8			2	0	1	0	1	0	0							
<b>Ramon Hernandez, R</b> (1,2) OBP: 0.323, SLG: 0.452		2-3 K		3-3 K		1-2 2-3 K	3-2 E HBP			2	1	0	0	0	2	3							
<b>Terrence Long, L</b> (1,7) OBP: 0.304, SLG: 0.401		1-0 F7			2-3 K		0-0 E6 1-H 2B			3	1	1	1	0	1	1							
<b>Mark Ellis, R</b> (1,4) OBP: 0.331, SLG: 0.381			1-1 G5-3		3-3 K		0-1 E9 1B			3	0	1	0	0	1	0							
<b>Chris Singleton, L</b> (1,9) OBP: 0.323, SLG: 0.388			0-0 F7		0-1 G3		3-2 F7			3	0	0	0	0	0	1							
<b>Inning Stats</b>	R: 0 E: 0 K: 1 S: 9	H: 0 LOB: 0 BB: 0 P: 11	R: 0 E: 0 K: 1 S: 10	H: 1 LOB: 1 BB: 0 P: 17	R: 0 E: 0 K: 0 S: 5	H: 0 LOB: 0 BB: 0 P: 7	R: 0 E: 0 K: 1 S: 8	H: 1 LOB: 2 BB: 1 P: 15	R: 0 E: 0 K: 2 S: 9	H: 0 LOB: 0 BB: 0 P: 14	R: 0 E: 0 K: 0 S: 7	H: 0 LOB: 0 BB: 0 P: 14	R: 2 E: 2 K: 0 S: 16	H: 2 LOB: 1 BB: 0 P: 23	R: 0 E: 0 K: 0 S: 10	H: 1 LOB: 1 BB: 1 P: 17	R: 0 E: 0 K: 0 S: 10	H: 1 LOB: 1 BB: 1 P: 17	1B: 2 2B: 3 3B: 0 HR: 0	SF: 0 SAC: 0 DP: 1 HBP: 1	WP: 0 PB: 0 SB: 2 CS: 0	PA: 31	
<b>PITCHER</b> <b>Rodrigo Lopez, R</b> (1,1) ERA: 5.65	IP: 8.0 WLS: L BF: 31 H: 5 R: 2 ER: 2 SO: 5 BB: 0 IBB: 2 HBP: 1 BLK: 0 WP: 0 HR: 0 S: 74 P: 118 ERA: 2.25 WHIP: 0.625																						

Baltimore Orioles @ Oakland Athletics  
Network Associates Coliseum, Oakland, CA

AB 28  
R 2  
H 5  
RBI 1  
BB 2  
SO 5  
LOB 8



WP: 0 PA: 31  
PB: 0  
SB: 2  
CS: 0



Batter	1	2	3	4	5	6	7	8	9	AB	R	H	RBI	BB	SO	LOB	TOP										
<b>1 Brian Roberts, S</b> OBP: 0.352, SLG: 0.400										4	1	1	0	0	1	1											
<b>Luis Matos, R</b> OBP: 0.391, SLG: 0.522										4	1	3	0	0	0	0											
<b>6 Melvin Mora, R</b> OBP: 0.449, SLG: 0.568										4	1	1	0	0	0	2											
<b>Jeff Conine, R</b> OBP: 0.344, SLG: 0.470										4	0	0	0	0	1	3											
<b>31 Jay Gibbons, L</b> OBP: 0.348, SLG: 0.472										4	0	1	1	0	0	0											
<b>Tony Batista, R</b> OBP: 0.288, SLG: 0.428										4	0	0	0	0	2	1											
<b>David Segui, S</b> OBP: 0.344, SLG: 0.378										4	0	1	0	0	1	0											
<b>Deivi Cruz, R</b> OBP: 0.273, SLG: 0.414										3	0	0	0	0	0	2											
<b>Brook Fordyce, R</b> OBP: 0.307, SLG: 0.342										3	0	1	0	0	0	2											
<b>Inning Stats</b>	R: 0 H: 1 E: 0 K: 2 S: 12	H: 1 LOB: 1 BB: 0 P: 22	R: 0 H: 2 E: 0 K: 0 S: 13	H: 2 LOB: 2 BB: 0 P: 19	R: 3 H: 3 E: 1 K: 1 S: 15	H: 3 LOB: 0 BB: 0 P: 20	R: 0 H: 0 E: 0 K: 0 S: 3	H: 0 LOB: 0 BB: 0 P: 4	R: 0 H: 0 E: 0 K: 0 S: 9	H: 0 LOB: 0 BB: 0 P: 13	R: 0 H: 1 E: 0 K: 1 S: 8	H: 1 LOB: 1 BB: 0 P: 10	R: 0 H: 1 E: 0 K: 1 S: 4	H: 1 LOB: 0 BB: 0 P: 8	R: 0 H: 0 E: 0 K: 1 S: 8	H: 0 LOB: 0 BB: 0 P: 12	1B: 8 2B: 0 3B: 0 HR: 0	SF: 0 SAC: 0 DP: 1 HBP: 0	WP: 0 PB: 0 SB: 0 CS: 0	PA: 34							
<b>PITCHER</b>	IP	WLS	BF	H	R	ER	SO	BB	IBB	HBP	BLK	WP	HR	S	P	ERA	WHIP										
<b>John Halama, L</b> ERA: 4.12	(1, 1)	5.0	21	6	3	1	3	0	0	0	0	0	0	52	78	1.80	1.200										
<b>Chad Bradford, R</b> ERA: 3.95	(6, 1)	2.0	7	1	0	0	1	0	0	0	0	0	0	17	23	0.00	0.500										
<b>Jim Mecir, R</b> ERA: 3.6	(8, 1)	1.0	W	3	1	0	0	0	0	0	0	0	0	4	8	0.00	1.000										
<b>Keith Foulke, R</b> ERA: 2.74	(9, 1)	1.0	S	3	0	0	1	0	0	0	0	0	0	8	12	0.00	0.000										

Baltimore Orioles @ Oakland Athletics  
Network Associates Coliseum, Oakland, CA  
Sat Jul 12 2003, 4:05 PM EDT  
Att: 44,807 - Sunny - 68 F

AB 34  
R 3  
H 8  
RBI 1  
BB 0  
SO 5  
LOB 11




Batter	1	2	3	4	5	6	7	8	9	AB	R	H	RBI	BB	SO	LOB	BOTTOM										
<b>Eric Byrnes, R</b> OBP: 0.370, SLG: 0.522										4	0	0	0	0	0	1											
<b>Scott Hatteberg, L</b> OBP: 0.345, SLG: 0.384										4	1	1	2	0	0	1											
<b>Erubiel Durazo, L</b> OBP: 0.399, SLG: 0.449										4	0	1	0	0	1	0											
<b>Miguel Tejada, R</b> OBP: 0.299, SLG: 0.430										4	1	1	0	0	0	2											
<b>3 Eric Chavez, L</b> OBP: 0.326, SLG: 0.470										3	0	0	0	0	0	3											
<b>Dave McCarty, R</b> OBP: 0.286, SLG: 0.667										3	0	0	0	0	1	1											
<b>Chris Singleton, L</b> OBP: 0.323, SLG: 0.388										0	0	0	0	0	0	0											
<b>Ramon Hernandez, R</b> OBP: 0.323, SLG: 0.449										2	1	0	0	1	1	0											
<b>Terrence Long, L</b> OBP: 0.304, SLG: 0.411										3	1	1	3	0	0	0											
<b>Mark Ellis, R</b> OBP: 0.331, SLG: 0.380										3	1	1	0	0	0	0											
<b>Inning Stats</b>	R: 0 H: 0 E: 0 K: 1 S: 8	H: 0 LOB: 0 BB: 0 P: 11	R: 3 H: 2 E: 0 K: 1 S: 16	H: 2 LOB: 1 BB: 1 P: 25	R: 0 H: 1 E: 1 K: 0 S: 13	H: 1 LOB: 2 BB: 0 P: 19	R: 0 H: 0 E: 0 K: 0 S: 7	H: 0 LOB: 0 BB: 0 P: 12	R: 0 H: 0 E: 0 K: 0 S: 8	H: 0 LOB: 0 BB: 0 P: 12	R: 0 H: 0 E: 0 K: 0 S: 7	H: 0 LOB: 0 BB: 0 P: 9	R: 0 H: 0 E: 0 K: 1 S: 5	H: 0 LOB: 0 BB: 0 P: 8	R: 2 H: 2 E: 0 K: 0 S: 10	H: 2 LOB: 0 BB: 0 P: 13	1B: 2 2B: 1 3B: 0 HR: 2	SF: 0 SAC: 0 DP: 0 HBP: 0	WP: 0 PB: 0 SB: 0 CS: 0	PA: 31							
<b>PITCHER</b>	IP	WLS	BF	H	R	ER	SO	BB	IBB	HBP	BLK	WP	HR	S	P	ERA	WHIP										
<b>Pat Hentgen, R</b> ERA: 5.25	(1, 1)	7.0	26	3	3	3	3	1	0	0	0	0	0	64	96	3.86	0.571										
<b>Hector Carrasco, R</b> ERA: 3.52	(8, 1)	0.1	L	2	1	1	1	0	0	0	0	0	0	5	7	27.00	3.000										
<b>Buddy Groom, L</b> ERA: 6.41	(8, 1)	0.2	3	1	1	1	0	0	0	0	0	0	1	5	6	13.50	1.500										


Baltimore Orioles @ Oakland Athletics  
Network Associates Coliseum, Oakland, CA  
Sat Jul 12 2003, 4:05 PM EDT  
Att: 44,807 - Sunny - 68 F

AB 30  
R 5  
H 5  
RBI 5  
BB 1  
SO 3  
LOB 8





Batter	1	2	3	4	5	6	7	8	9	AB	R	H	RBI	BB	SO	LOB	TOP										
1 Brian Roberts, S (1,4) OBP: 0.352, SLG: 0.399	L8			F7		SH3-4		1B		3	0	1	0	0	0	0	<p>Baltimore Orioles @ Oakland Athletics Network Associates Coliseum, Oakland, CA</p> <p>Sun Jul 13 2003, 4:05 PM EDT Att: 24,162 - Sunny - 73 F</p> <p>livebaseballscores.com</p> <p>AB 30 R 0 H 4 RBI 0 BB 2 SO 3 LOB 10</p> 										
Luis Matos, R (1,8) OBP: 0.388, SLG: 0.514	G6-3			G5-3		G6-3		BB		3	0	0	0	1	0												
6 Melvin Mora, R (1,7) OBP: 0.443, SLG: 0.560	F8			K		L4		G6-3		4	0	0	0	0	1	3											
Jeff Conine, R (1,3)		L7			1B BB		K		P4	3	0	0	0	1	1	0											
31 Jay Gibbons, L (1,9) OBP: 0.347, SLG: 0.470	G4-3			F7		F7		1B	K	4	0	1	0	0	1	1											
Tony Batista, R (1,5) OBP: 0.285, SLG: 0.423	F7			P5		P6		P3		4	0	0	0	0	0	2											
David Segui, S (1,10) OBP: 0.343, SLG: 0.377			G3		1B	G6-3				3	0	1	0	0	0	1											
Deivi Cruz, R (1,6) OBP: 0.270, SLG: 0.410			F9		P4			F7		3	0	0	0	0	0	2											
Brook Fordyce, R (1,2) OBP: 0.308, SLG: 0.342	F7					SH3-4 1B		G4-3		3	0	1	0	0	0	0											
<b>Inning Stats</b>	R: 0 E: 0 K: 0 S: 10	H: 0 LOB: 0 BB: 0 P: 13	R: 0 E: 0 K: 0 S: 5	H: 0 LOB: 0 BB: 0 P: 7	R: 0 E: 0 K: 0 S: 5	H: 0 LOB: 0 BB: 0 P: 9	R: 0 E: 0 K: 1 S: 7	H: 0 LOB: 0 BB: 0 P: 7	R: 0 E: 0 K: 0 S: 14	H: 1 LOB: 2 BB: 1 P: 24	R: 0 E: 0 K: 0 S: 7	H: 1 LOB: 1 BB: 0 P: 8	R: 0 E: 0 K: 1 S: 12	H: 1 LOB: 1 BB: 0 P: 19	R: 0 E: 0 K: 0 S: 8	H: 1 LOB: 2 BB: 1 P: 19	R: 0 E: 0 K: 1 S: 6	H: 0 LOB: 0 BB: 0 P: 6	1B: 4 2B: 0 3B: 0 HR: 0	SF: 0 SAC: 1 DP: 0 HBP: 0	WP: 0 PB: 0 SB: 1 CS: 0	PA: 33					
<b>PITCHER</b>	IP	WLS	BF	H	R	ER	SO	BB	IBB	HBP	BLK	WP	HR	S	P	ERA	WHIP										
Barry Zito, L (1,1) ERA: 3.28	8.0		30	4	0	0	2	2	0	0	0	0	0	68	106	0.00	0.750										
Keith Foulke, R (9,1) ERA: 2.69	1.0	W	3	0	0	0	1	0	0	0	0	0	0	6	6	0.00	0.000										

Batter	1	2	3	4	5	6	7	8	9	AB	R	H	RBI	BB	SO	LOB	BOTTOM										
Eric Byrnes, R (1,8) OBP: 0.366, SLG: 0.515	P3		F8		G5-3			F7		4	0	0	0	0	0	1	<p>Baltimore Orioles @ Oakland Athletics Network Associates Coliseum, Oakland, CA</p> <p>Sun Jul 13 2003, 4:05 PM EDT Att: 24,162 - Sunny - 73 F</p> <p>livebaseballscores.com</p> <p>AB 33 R 1 H 6 RBI 1 BB 2 SO 8 LOB 16</p> 										
Scott Hatteberg, L (1,3) OBP: 0.341, SLG: 0.380	P5		F8		F7			P4		4	0	0	0	0	0	1											
Erubiel Durazo, L (1,10) OBP: 0.400, SLG: 0.447	1B		F7			P4		HBP IBB		3	0	1	0	1	0	0											
Miguel Tejada, R (1,6) OBP: 0.298, SLG: 0.427	F8			K		G5-3				3	0	0	0	0	1	1											
3 Eric Chavez, L (1,5) OBP: 0.328, SLG: 0.474		FC4-5 2B		E 1B		K		K		4	0	2	0	0	2	3											
Terrence Long, L (1,9) OBP: 0.300, SLG: 0.405		FC4-5-6 1B		E4			F7		F9	4	0	0	0	0	0	2											
Mark Ellis, R (1,4) OBP: 0.330, SLG: 0.385		K		K			K		FC1 3B	4	1	1	0	0	3	3											
Billy McMillon, L (1,7) OBP: 0.397, SLG: 0.415				G3			K		FC1 IBB	3	0	1	0	1	1	2											
17 Adam Melhuse, S (1,2) OBP: 0.257, SLG: 0.455					G3			S 2B		3	0	1	0	0	1	2											
Chris Singleton, L (8, PR) ERA: 5.69									FC1	0	0	0	0	0	0	0											
Ramon Hernandez, R (9,2) OBP: 0.322, SLG: 0.447										1	0	0	1	0	0	1											
<b>Inning Stats</b>	R: 0 E: 0 K: 0 S: 9	H: 1 LOB: 1 BB: 0 P: 13	R: 0 E: 0 K: 2 S: 9	H: 2 LOB: 2 BB: 0 P: 12	R: 0 E: 0 K: 0 S: 6	H: 0 LOB: 0 BB: 0 P: 9	R: 0 E: 1 K: 2 S: 11	H: 1 LOB: 2 BB: 0 P: 15	R: 0 E: 0 K: 0 S: 9	H: 0 LOB: 0 BB: 0 P: 12	R: 0 E: 0 K: 1 S: 9	H: 0 LOB: 0 BB: 0 P: 15	R: 0 E: 0 K: 2 S: 10	H: 0 LOB: 0 BB: 0 P: 14	R: 0 E: 0 K: 1 S: 14	H: 1 LOB: 3 BB: 1 P: 28	R: 1 E: 0 K: 0 S: 7	H: 1 LOB: 2 BB: 1 P: 13	1B: 3 2B: 2 3B: 1 HR: 0	SF: 0 SAC: 0 DP: 0 HBP: 1	WP: 0 PB: 0 SB: 1 CS: 0	PA: 36					
<b>PITCHER</b>	IP	WLS	BF	H	R	ER	SO	BB	IBB	HBP	BLK	WP	HR	S	P	ERA	WHIP										
Jason Johnson, R (1,1) ERA: 3.82	7.2		31	5	1	0	7	0	1	1	0	0	0	74	113	0.00	0.652										
B.J. Ryan, L (8,1) ERA: 5.69	0.1		1	0	0	0	1	0	0	0	0	0	0	3	5	0.00	0.000										
Hector Carrasco, R (9,1) ERA: 4.5	0.1	L	4	1	1	1	0	0	1	0	0	0	0	7	13	27.00	3.000										

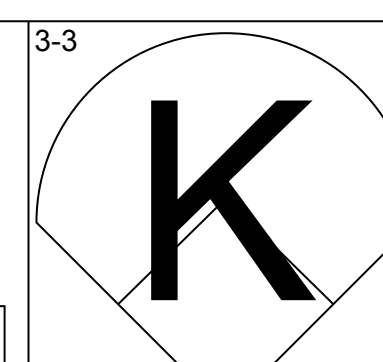
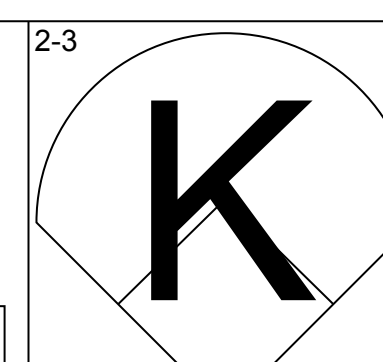
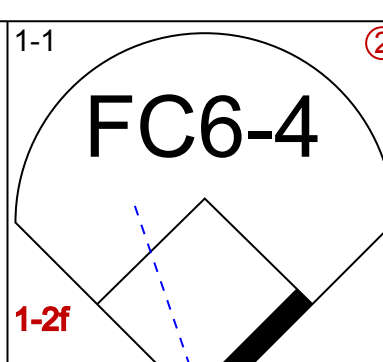
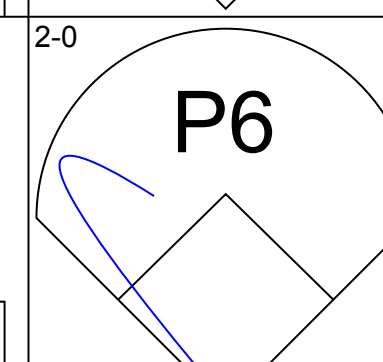
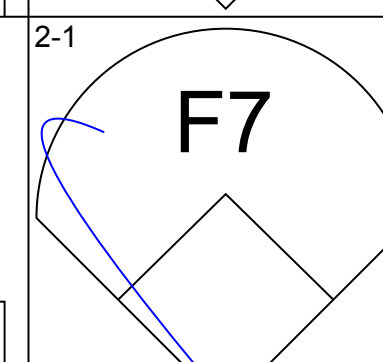
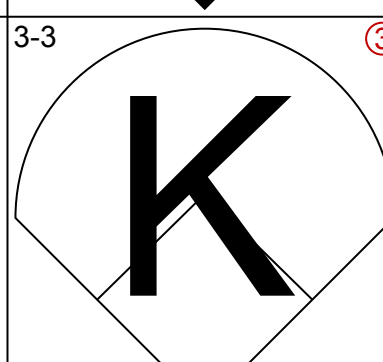
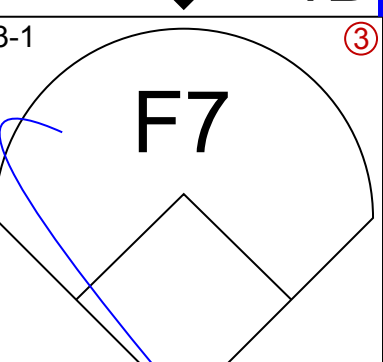
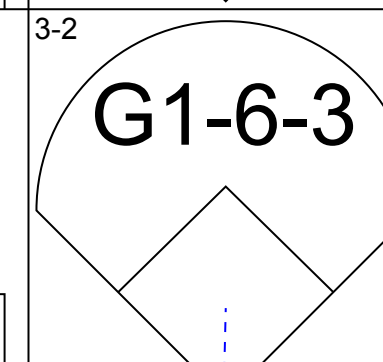
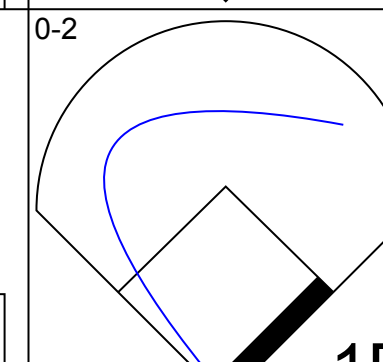



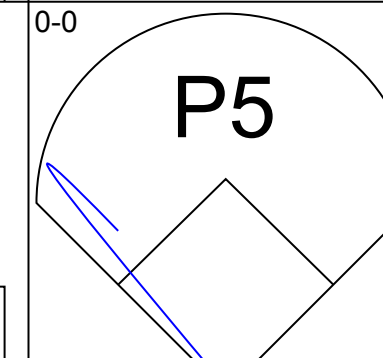




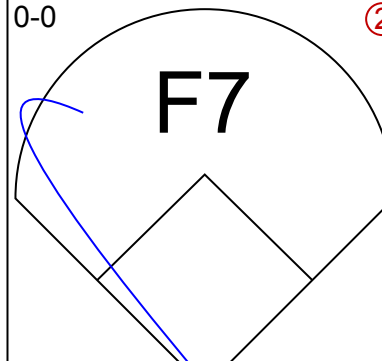
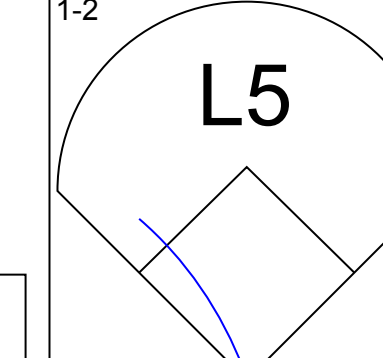

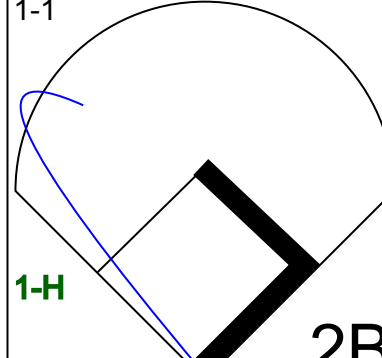

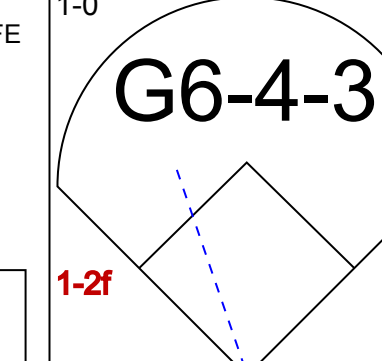
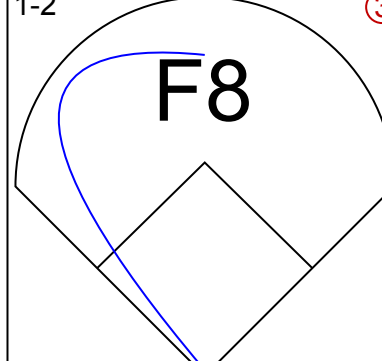


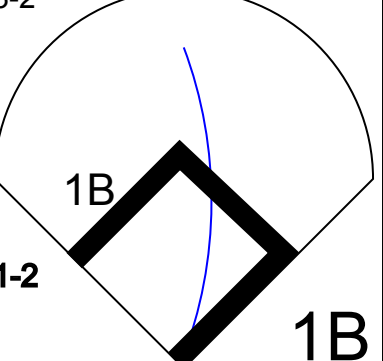
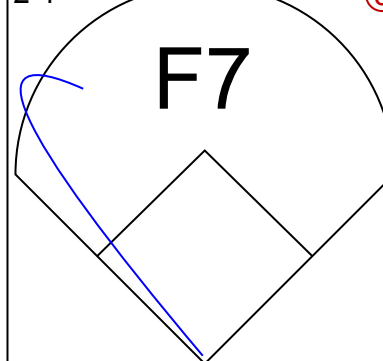

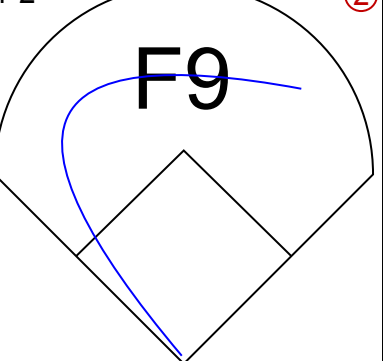

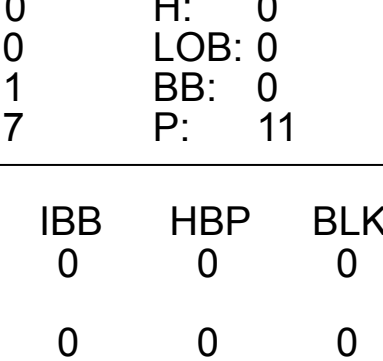
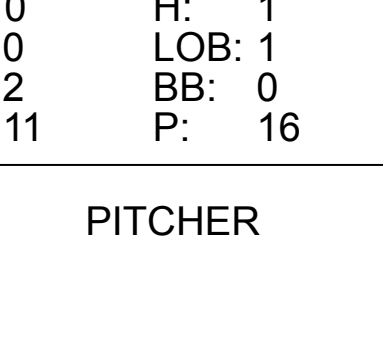
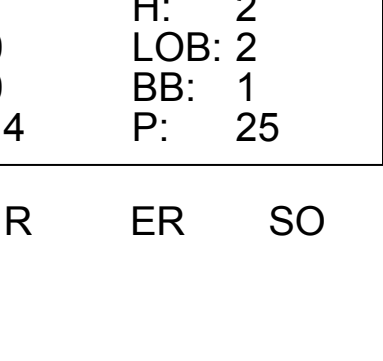
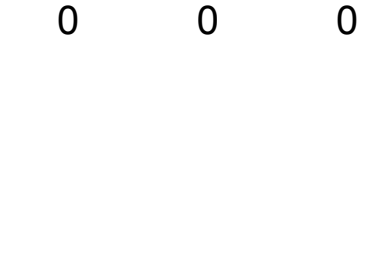




Batter	1	2	3	4	5	6	7	8	9	AB	R	H	RBI	BB	SO	LOB	TOP											
Eric Byrnes, R OBP: 0.361, SLG: 0.507	0-1 F9	2-2 F9			1-1 L8		0-2 P3		0-0 P4	5	0	0	0	0	0	5	<b>Oakland Athletics @ Minnesota Twins</b> Hubert H. Humphrey Metrodome, Minneapolis, MN Thu Jul 17 2003, 8:05 PM EDT Att: 20,139 - Dome - 72 F <a href="http://livebaseballscorecards.com">livebaseballscorecards.com</a>											
Scott Hatteberg, L OBP: 0.340, SLG: 0.378	1-3 K		0-1 FC5-4 1B		0-1 P4		0-2 G4-3			4	0	1	0	0	1	2												
Erubiel Durazo, L OBP: 0.398, SLG: 0.443	4-0 BB		0-0 P6		0-0 P2			2-0 G4-3		3	0	0	0	1	0	2												
Miguel Tejada, R OBP: 0.298, SLG: 0.425	0-1 L9		1-1 F8			0-2 FC6-4 1B		1-1 P4		4	0	1	0	0	0	2												
3 Eric Chavez, L OBP: 0.327, SLG: 0.469		1-2 G5-3	0-2 FC5-4		0-1 FC6-4 2B			4-2 BB		3	1	0	0	1	0	2												
Ramon Hernandez, R OBP: 0.325, SLG: 0.450		1-2 G6-3		4-2 FC4-6 BB		2-2 2B		2-3 K		3	0	1	1	1	1	1												
Terrence Long, L OBP: 0.300, SLG: 0.403		2-1 1B 1B		0-0 FC4-6 G6-3 1-2f		3-2 F9		2-1 L7		4	1	1	0	0	0	1												
Mark Ellis, R OBP: 0.335, SLG: 0.390		2-1 1B 1-3 1B		2-2 G6-3 1-2f		1-1 1B		1-1 1B		4	0	3	0	0	0	1												
Chris Singleton, L OBP: 0.327, SLG: 0.390		1-0 1-2 3H 1B			0-0 1B		2-2 P6		0-3 K	4	0	2	1	0	1	2												
<b>Inning Stats</b>	R: 0 E: 0 K: 1 S: 8	H: 0 LOB: 1 BB: 1 P: 13	R: 1 E: 0 K: 0 S: 15	H: 3 LOB: 2 BB: 0 P: 24	R: 0 E: 0 K: 0 S: 8	H: 1 LOB: 1 BB: 0 P: 9	R: 0 E: 0 K: 0 S: 8	H: 0 LOB: 0 BB: 1 P: 14	R: 0 E: 0 K: 0 S: 6	H: 1 LOB: 1 BB: 0 P: 7	R: 1 E: 0 K: 0 S: 12	H: 2 LOB: 0 BB: 0 P: 17	R: 0 E: 0 K: 0 S: 13	H: 1 LOB: 1 BB: 0 P: 16	R: 0 E: 0 K: 1 S: 8	H: 0 LOB: 1 BB: 1 P: 17		R: 0 E: 0 K: 1 S: 8	H: 1 LOB: 1 BB: 0 P: 11	1B: 8 2B: 1 3B: 0 HR: 0	SF: 0 SAC: 0 DP: 1 HBP: 0	WP: 0 PB: 0 SB: 0 CS: 0	PA: 37					
<b>PITCHER</b>	IP	WLS	BF	H	R	ER	SO	BB	IBB	HBP	BLK	WP	HR	S	P	ERA	WHIP											
Rick Reed, R ERA: 4.85	(1, 1)	7.0	W	29	8	2	2	1	2	0	0	0	0	0	70	100	2.57	1.429										
J.C. Romero, L ERA: 5.09	(8, 1)	1.0		4	0	0	0	1	1	0	0	0	0	0	8	17	0.00	1.000										
LaTroy Hawkins, R ERA: 2.51	(9, 1)	1.0		4	1	0	0	1	0	0	0	0	0	0	8	11	0.00	1.000										

Batter	1	2	3	4	5	6	7	8	9	AB	R	H	RBI	BB	SO	LOB	BOTTOM											
Shannon Stewart, R OBP: 0.342, SLG: 0.442				0-1 G5-3		0-2 G5-3		3-2 FC5-4 HBP FC5-2		5	0	0	0	0	0	4	<b>Oakland Athletics @ Minnesota Twins</b> Hubert H. Humphrey Metrodome, Minneapolis, MN Thu Jul 17 2003, 8:05 PM EDT Att: 20,139 - Dome - 72 F <a href="http://livebaseballscorecards.com">livebaseballscorecards.com</a>											
Cristian Guzman, S OBP: 0.278, SLG: 0.340	1-2 E3 1B	2-3 K		2-3 K		0-1 F9		2-2 FC5-2 HBP		5	1	0	0	0	2	2												
Jacque Jones, L OBP: 0.323, SLG: 0.477	0-0 E 1-2 1B	2-1 G4-3		0-1 FC6-4 1B		2-2 FC4 1B		1-1 HBP		4	1	3	0	0	0	0												
Torii Hunter, R OBP: 0.326, SLG: 0.450	1-0 E8 1B	0-0 HR		0-2 FC6-4 1-2f		1-0 P3		0-0 F9		5	2	2	2	0	0	5												
A.J. Pierzynski, L OBP: 0.337, SLG: 0.475	1-2 E 2H 3H 1B	3-2 1B			0-1 P6		0-1 FC4			4	1	2	2	0	0	1												
Doug Mientkiewicz, L OBP: 0.359, SLG: 0.460	3-2 E9 1B	0-1 G4-3			2-1 G3-1		4-2 BB			3	1	1	0	1	0	1												
Chris Gomez, R OBP: 0.311, SLG: 0.404	1-2 FC6-4 1B		1-1 F9		1-2 1B		3-1 G6-3			4	0	2	0	0	0	2												
Dustan Mohr, R OBP: 0.330, SLG: 0.427	1-2 FC6-4 1-2f 3H 1B		1-1 P3		0-0 F9			4-2 FC5-4 HBP FC5-2 BB		3	0	0	1	1	0	2												
Luis Rivas, R OBP: 0.327, SLG: 0.361	1-2 1B		0-2 G6-3		1-0 G5-3			1-0 FC5-4 HBP		3	0	1	0	0	0	0												
<b>Inning Stats</b>	R: 5 E: 3 K: 0 S: 25	H: 6 LOB: 2 BB: 0 P: 35	R: 1 E: 0 K: 1 S: 12	H: 2 LOB: 1 BB: 0 P: 19	R: 0 E: 0 K: 0 S: 7	H: 0 LOB: 0 BB: 0 P: 9	R: 0 E: 0 K: 1 S: 11	H: 1 LOB: 1 BB: 0 P: 13	R: 0 E: 0 K: 0 S: 9	H: 1 LOB: 1 BB: 0 P: 12	R: 0 E: 0 K: 0 S: 6	H: 0 LOB: 0 BB: 0 P: 7	R: 0 E: 1 K: 0 S: 10	H: 1 LOB: 2 BB: 1 P: 20	R: 0 E: 0 K: 0 S: 11	H: 0 LOB: 3 BB: 1 P: 22		R: 0 E: 0 K: 0 S: 8	H: 0 LOB: 1 BB: 1 P: 11	1B: 10 2B: 0 3B: 0 HR: 1	SF: 0 SAC: 0 DP: 0 HBP: 2	WP: 0 PB: 0 SB: 0 CS: 0	PA: 40					
<b>PITCHER</b>	IP	WLS	BF	H	R	ER	SO	BB	IBB	HBP	BLK	WP	HR	S	P	ERA	WHIP											
Tim Hudson, R ERA: 2.82	(1, 1)	7.0	L	34	11	6	4	2	1	0	0	0	0	1	80	115	5.14	1.714										
Ricardo Rincon, L ERA: 4.09	(8, 1)	1.0		6	0	0	0	0	1	0	2	0	0	0	11	22	0.00	1.000										

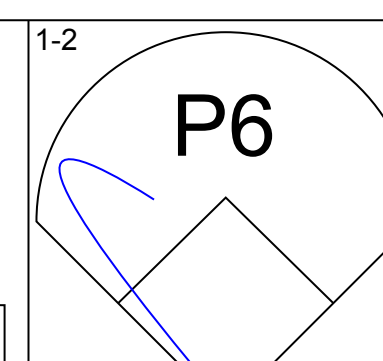
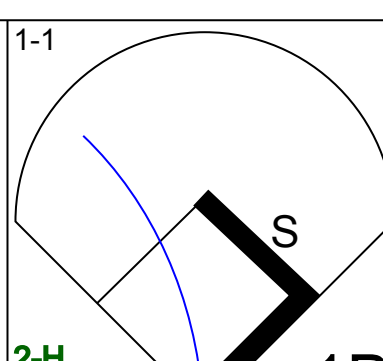
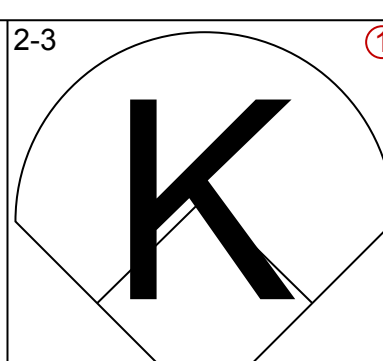
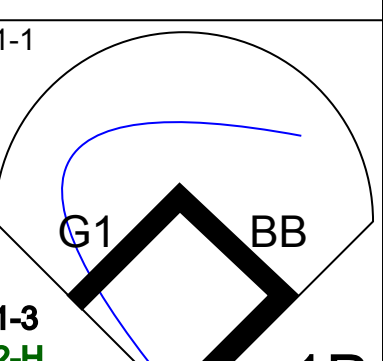
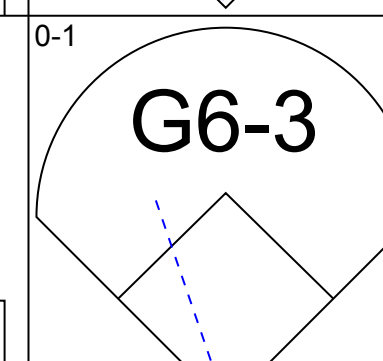
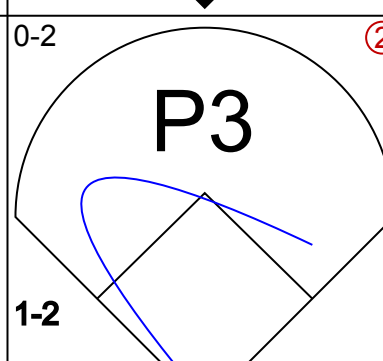
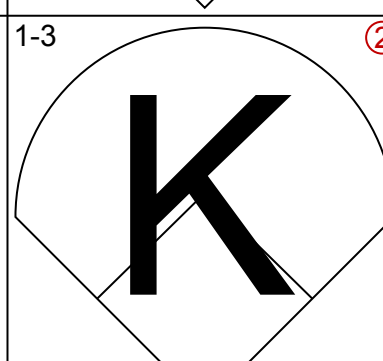
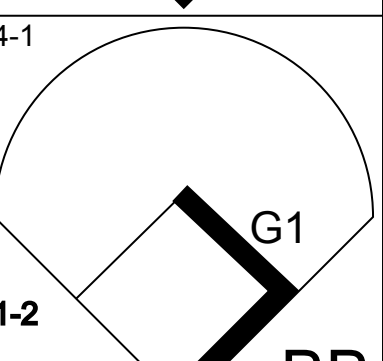
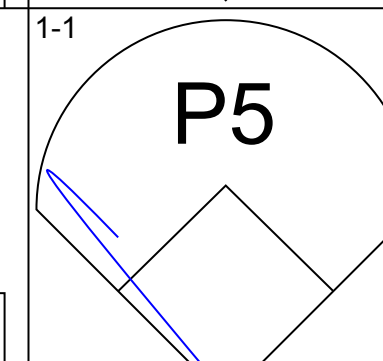
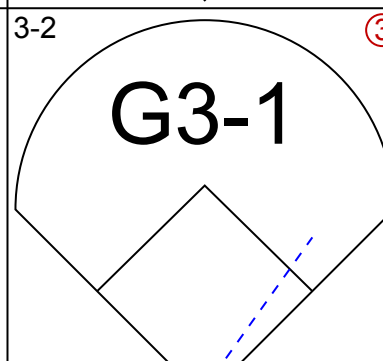
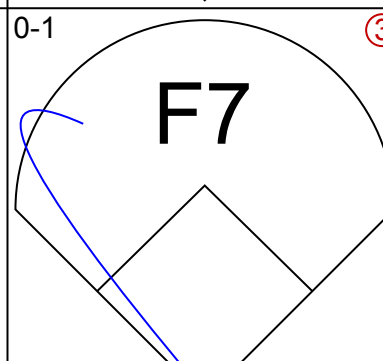
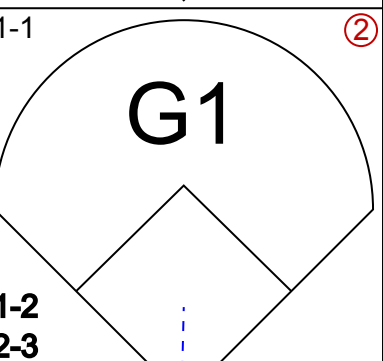
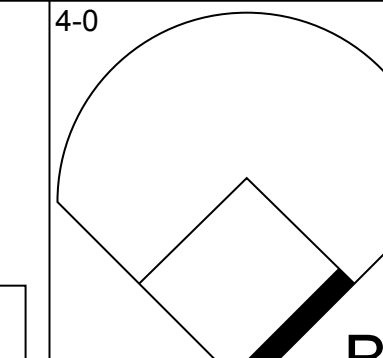
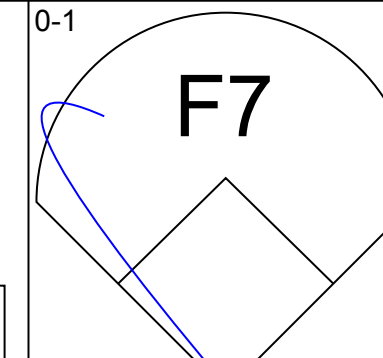

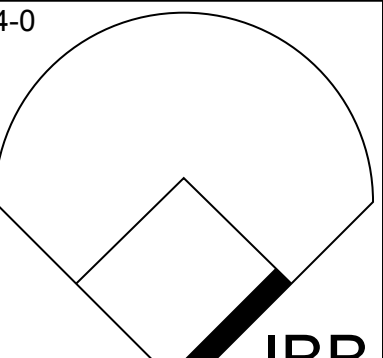
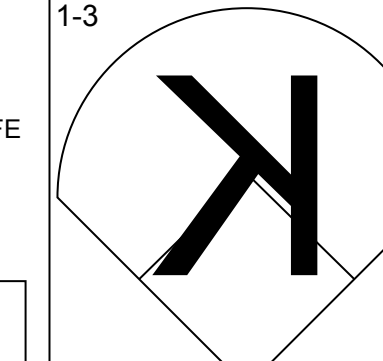
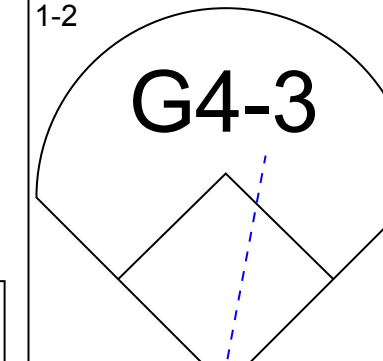

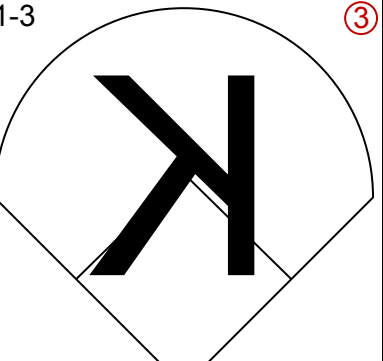
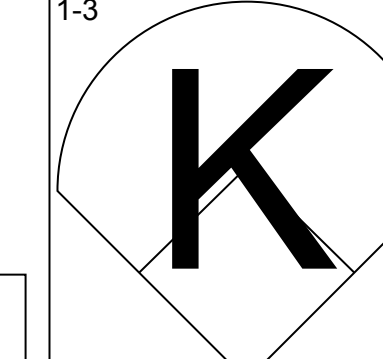
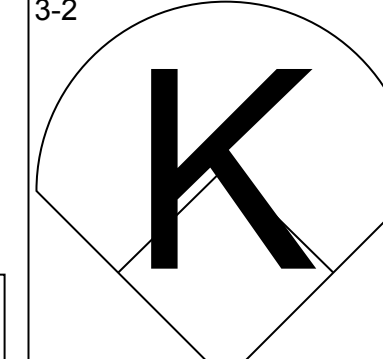

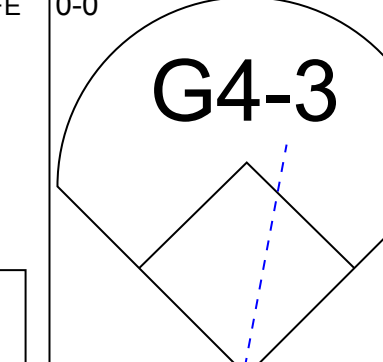
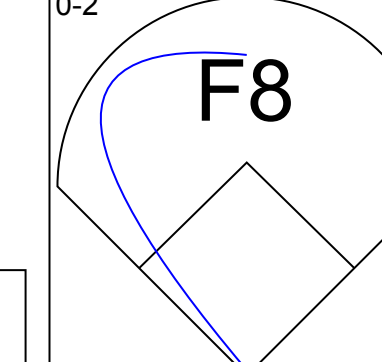
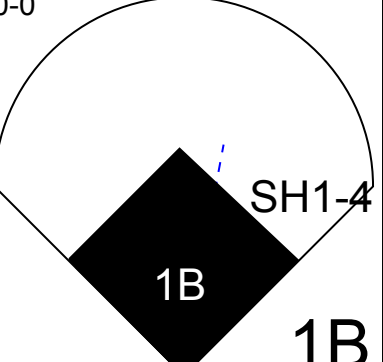
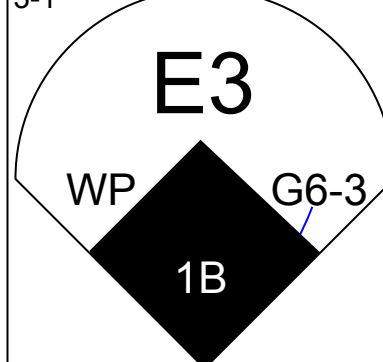
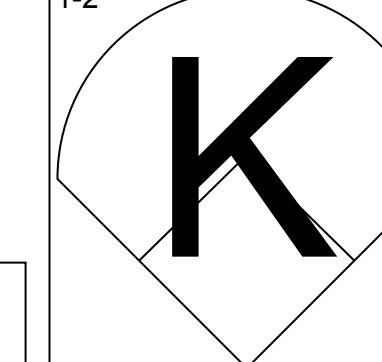
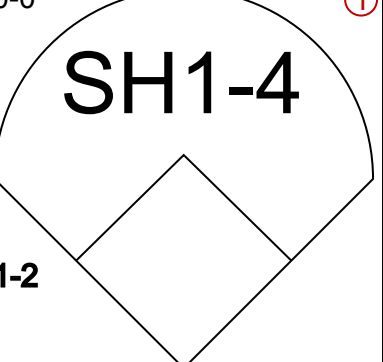
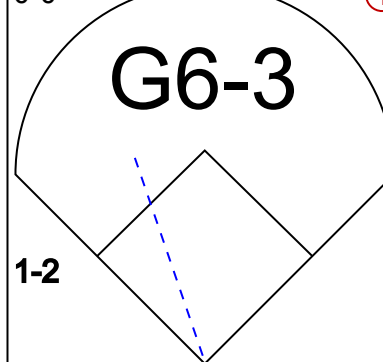
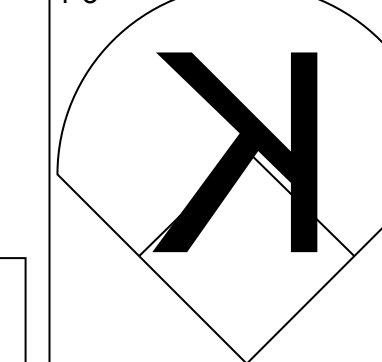
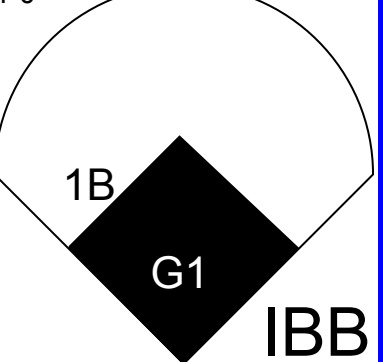
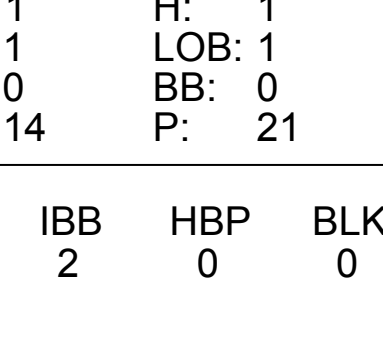
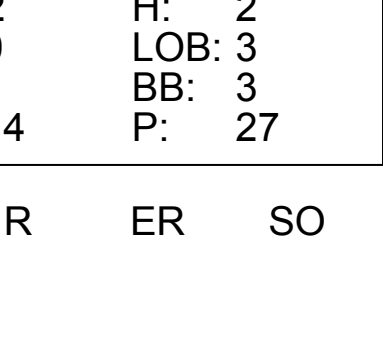
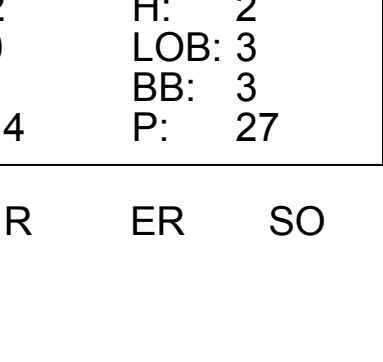





Batter	1	2	3	4	5	6	7	8	9	AB	R	H	RBI	BB	SO	LOB	TOP								
Eric Byrnes, R (1, 8) OBP: 0.358, SLG: 0.502										3	0	0	0	0	2	1	<b>Oakland Athletics @ Minnesota Twins</b> Hubert H. Humphrey Metrodome, Minneapolis, MN Fri Jul 18 2003, 8:05 PM EDT Att: 21,852 - Dome - 72 F								
Billy McMillon, L (8, PH) OBP: 0.406, SLG: 0.426										1	0	1	1	0	0	0									
Chris Singleton, L (8, PR) OBP: 0.327, SLG: 0.390										0	0	0	0	0	0	0									
Scott Hatteberg, L (1, 3) OBP: 0.337, SLG: 0.373										4	0	0	0	0	1	3									
Miguel Tejada, R (1, 6) OBP: 0.300, SLG: 0.424										3	1	1	0	1	0	0									
Erbiel Durazo, L (1, 10)										4	0	0	0	0	1	2									
Dave McCarty, R (1, 7) OBP: 0.273, SLG: 0.500										4	0	1	0	0	1	1									
3 Eric Chavez, L (1, 5) OBP: 0.325, SLG: 0.471										3	1	1	1	1	1	1									
Ramon Hernandez, R (1, 2) OBP: 0.321, SLG: 0.443										4	0	0	0	0	0	3									
Terrence Long, L (1, 9) OBP: 0.303, SLG: 0.406										3	0	2	0	0	1	0									
Mark Ellis, R (1, 4) OBP: 0.332, SLG: 0.386										3	0	0	0	0	1	3									
<b>Inning Stats</b>	R: 0 H: 0 E: 0 K: 1 S: 8	H: 0 LOB: 0 BB: 0 P: 16	R: 0 H: 0 E: 0 K: 1 S: 9	H: 0 LOB: 0 BB: 0 P: 12	R: 0 H: 0 E: 0 K: 1 S: 7	H: 0 LOB: 0 BB: 0 P: 11	R: 0 H: 1 E: 0 K: 1 S: 9	H: 1 LOB: 1 BB: 0 P: 13	R: 0 H: 0 E: 0 K: 2 S: 5	H: 0 LOB: 0 BB: 0 P: 7	R: 0 H: 1 E: 0 K: 2 S: 11	H: 1 LOB: 1 BB: 0 P: 16	R: 0 H: 0 E: 0 K: 0 S: 6	H: 0 LOB: 0 BB: 0 P: 9	R: 1 H: 2 E: 0 K: 0 S: 14	H: 2 LOB: 2 BB: 1 P: 25	R: 1 H: 1 E: 0 K: 1 S: 11	H: 1 LOB: 1 BB: 1 P: 19	1B: 5 2B: 1 3B: 0 HR: 0	SF: 0 SAC: 0 DP: 1 HBP: 0	WP: 0 PB: 0 SB: 0 CS: 0	PA: 34			
<b>PITCHER</b>	IP	WLS	BF	H	R	ER	SO	BB	IBB	HBP	BLK	WP	HR	S	P	ERA	WHIP								
Johan Santana, L (1, 1) ERA: 2.84	7.1		26	4	1	1	7	1	0	0	0	0	0	62	98	1.23	0.682								
LaTroy Hawkins, R (8, 1) ERA: 2.47	0.2	W	3	1	0	0	0	0	0	0	0	0	0	7	11	0.00	1.500								
Eddie Guardado, L (9, 1) ERA: 3.89	1.0	S	5	1	1	1	1	1	0	0	0	0	0	11	19	9.00	2.000								

AB	32
R	2
H	6
RBI	2
BB	2
SO	8
LOB	14



Batter	1	2	3	4	5	6	7	8	9	AB	R	H	RBI	BB	SO	LOB	BOTTOM								
Chris Gomez, R (1, 5) OBP: 0.318, SLG: 0.408										4	0	2	2	0	1	0	<b>Oakland Athletics @ Minnesota Twins</b> Hubert H. Humphrey Metrodome, Minneapolis, MN Fri Jul 18 2003, 8:05 PM EDT Att: 21,852 - Dome - 72 F								
Cristian Guzman, S (1, 6) OBP: 0.278, SLG: 0.337										3	0	0	0	1	1	1									
Doug Mientkiewicz, L (1, 3) OBP: 0.355, SLG: 0.454										4	0	0	1	0	0	3									
Torii Hunter, R (1, 8) OBP: 0.327, SLG: 0.448										2	0	0	0	2	0	0									
A.J. Pierzynski, L (1, 2) OBP: 0.332, SLG: 0.468										4	0	0	0	0	2	4									
Matthew LeCroy, R (1, 10) OBP: 0.328, SLG: 0.503										3	0	0	0	0	3	1									
Jacque Jones, L (1, 7) OBP: 0.323, SLG: 0.476										3	1	1	0	0	0	1									
Dustan Mohr, R (1, 9) OBP: 0.327, SLG: 0.423										2	1	0	0	0	1	0									
Luis Rivas, R (1, 4) OBP: 0.325, SLG: 0.358										2	0	0	0	0	1	1									
Shannon Stewart, R (8, PH) OBP: 0.344, SLG: 0.442										0	0	0	0	1	0	0									
Denny Hocking, S (8, PR) OBP: 0.314, SLG: 0.394										0	1	0	0	0	0	0									
<b>Inning Stats</b>	R: 0 H: 0 E: 0 K: 0 S: 7	H: 0 LOB: 0 BB: 0 P: 9	R: 0 H: 0 E: 0 K: 2 S: 8	H: 0 LOB: 1 BB: 1 P: 14	R: 1 H: 1 E: 0 K: 0 S: 14	H: 1 LOB: 1 BB: 0 P: 21	R: 0 H: 0 E: 0 K: 1 S: 8	H: 0 LOB: 0 BB: 0 P: 12	R: 0 H: 0 E: 0 K: 2 S: 9	H: 0 LOB: 0 BB: 0 P: 11	R: 0 H: 0 E: 0 K: 2 S: 8	H: 0 LOB: 0 BB: 0 P: 13	R: 0 H: 0 E: 0 K: 1 S: 9	H: 0 LOB: 0 BB: 0 P: 9	R: 2 H: 2 E: 0 K: 1 S: 14	H: 2 LOB: 3 BB: 3 P: 27	R: 0 H: 1 E: 0 K: 1 S: 11	H: 1 LOB: 1 BB: 1 P: 19	1B: 3 2B: 0 3B: 0 HR: 0	SF: 0 SAC: 1 DP: 0 HBP: 0	WP: 1 PB: 0 SB: 1 CS: 0	PA: 32			
<b>PITCHER</b>	IP	WLS	BF	H	R	ER	SO	BB	IBB	HBP	BLK	WP	HR	S	P	ERA	WHIP								
Barry Zito, L (1, 1) ERA: 3.22	8.0	L	32	3	3	2	9	2	2	0	0	1	0	77	118	2.25	0.625								









Batter	1	2	3	4	5	6	7	8	9	AB	R	H	RBI	BB	SO	LOB	TOP					
Frank Menechino, R (1, 4) OBP: 0.378, SLG: 0.339 Scott Hatteberg, L (8, PH) OBP: 0.339, SLG: 0.374 Mark Ellis, R (8, 4) OBP: 0.331, SLG: 0.382	0-0 F7		4-2 BB HBP BB	4-1 BB		0-0 G5-3		3-2 F7		2	0	0	0	2	0	1						
Terrence Long, L (1, 10) OBP: 0.306, SLG: 0.414	1-3 K		3-3 K	1-3 K		2-1 2B 1B		2-2 G5-3		5	1	1	1	0	3	3						
Miguel Tejada, R (1, 6) OBP: 0.401, SLG: 0.421	2-0 BB 1B		1-1 BB HBP			0-0 F8		4-0 2B BB		3	2	1	0	1	0	0						
Erubiel Durazo, L (1, 3) OBP: 0.401, SLG: 0.445	4-2 1B BB		1-1 F8			4-1 3 1B BB		2-2 FC6 1B		3	0	2	2	2	0	2						
Dave McCarty, R (1, 7) OBP: 0.375, SLG: 0.500 Chris Singleton, L (9, PR) OBP: 0.320, SLG: 0.382	2-1 1B		4-2 BB			0-3 K		2-0 P6		4	0	2	1	1	1	2						
3 Eric Chavez, L (1, 5) OBP: 0.326, SLG: 0.464	1-2 2H 1B		1-2 2-3 BB			2-2 1B		0-2 F9		5	0	1	0	0	1	7						
3 Eric Chavez, L (1, 5) OBP: 0.326, SLG: 0.464	2-1 G4-3		0-1 F7			2-2 1B		0-2 F9		5	0	1	0	0	1	7						
Eric Byrnes, R (1, 8) OBP: 0.355, SLG: 0.500		1-1 L6		1-1 17 F8 2B		1-1 G4-3		1-1 G5-3		5	0	1	0	0	0	4						
Adam Piatt, R (1, 9) OBP: 0.288, SLG: 0.411		0-3 K		2-3 K			2-1 1B 2B			4	1	1	0	0	3	1						
17 Adam Melhuse, S (1, 2) OBP: 0.231, SLG: 0.405		0-3 K		3-2 F8			0-0 P3		0-0 F7		4	0	0	0	0	1						
<b>Inning Stats</b>	R: 1 E: 0 K: 1 S: 13	H: 2 LOB: 2 BB: 1 P: 24	R: 0 E: 0 K: 2 S: 8	H: 0 LOB: 0 BB: 0 P: 9	R: 0 E: 0 K: 1 S: 12	H: 0 LOB: 3 BB: 2 P: 25	R: 0 E: 0 K: 2 S: 14	H: 1 LOB: 2 BB: 1 P: 25	R: 0 E: 0 K: 1 S: 11	H: 1 LOB: 1 BB: 1 P: 18	R: 3 E: 0 K: 0 S: 10	H: 3 LOB: 1 BB: 1 P: 22	R: 0 E: 0 K: 2 S: 8	H: 0 LOB: 0 BB: 0 P: 9	R: 0 E: 0 K: 0 S: 7	H: 0 LOB: 0 BB: 0 P: 12	R: 0 E: 0 K: 0 S: 14	H: 2 LOB: 2 BB: 0 P: 19	1B: 6 2B: 3 3B: 0 HR: 0	SF: 0 SAC: 0 DP: 0 HBP: 1	WP: 0 PB: 0 SB: 0 CS: 0	PA: 43
<b>PITCHER</b>	IP WLS BF H R ER SO BB IBB HBP BLK WP HR S P ERA WHIP																					
Kenny Rogers, L (1, 1) ERA: 4.88	5.2 W 29 6 3 3 7 5 0 1 0 0 0 0 0 0 4 12 4.76 1.941																					
James Baldwin, R (6, 1) ERA: 4.91	0.1 3 1 1 1 0 1 0 0 0 0 0 0 0 4 12 27.00 6.000																					
Joe Mays, R (7, 1) ERA: 6.37	2.0 H 6 0 0 0 2 0 0 0 0 0 0 0 0 15 21 0.00 0.000																					
Eddie Guardado, L (9, 1) ERA: 3.79	1.0 S 5 2 0 0 0 0 0 0 0 0 0 0 0 14 19 0.00 2.000																					

Oakland Athletics @ Minnesota Twins  
Hubert H. Humphrey Metrodome, Minneapolis, MN

Sun Jul 20 2003, 2:05 PM EDT  
Att: 26,799 - Dome - 72 F

AB 36  
R 4  
H 9  
RBI 4  
BB 6  
SO 9  
LOB 22



Batter	1	2	3	4	5	6	7	8	9	AB	R	H	RBI	BB	SO	LOB	BOTTOM					
Shannon Stewart, R (1, 10) OBP: 0.355, SLG: 0.451	2-2 1B WP HR	1-0 1H 2B			3-2 G6-4-3 1B		2-2 G1-3 1B			4	1	4	1	0	0	0						
Luis Rivas, R (1, 4) OBP: 0.323, SLG: 0.355	3-2 HR 1B	2-3 K			1-2 G6-4-3 1-2		1-2 G1-3 1-2			4	1	1	0	0	1	3						
Doug Mientkiewicz, L (1, 3) OBP: 0.364, SLG: 0.476	1-1 1H 3H HR	2-1 P5			4-2 HR BB		4-0 IBB			2	2	1	3	2	0	1						
Tori Hunter, R (1, 8) OBP: 0.323, SLG: 0.449	1-0 F8		2-2 G6-3		1-2 HR		0-1 L3			4	1	1	2	0	0	2						
Matthew LeCroy, R (1, 2) OBP: 0.335, SLG: 0.503	4-2 BB		1-3 K		2-0 G6-3			2-1 G4-3		3	0	0	0	1	1	0						
Jacque Jones, L (1, 7) OBP: 0.321, SLG: 0.473	2-3 K		2-3 K			2-1 G6-4-3 1B		1-0 G4-3		4	0	1	0	0	2	1						
Chris Gomez, R (1, 5) OBP: 0.304, SLG: 0.396	2-2 P6		3-2 G6-3		2-2 G6-4-3 1-2		1-3 K			4	0	0	0	0	1	2						
Dustan Mohr, R (1, 9) OBP: 0.326, SLG: 0.424		1-0 P4		1-1 P4		0-1 G4-3				3	0	0	0	0	0	0						
Cristian Guzman, S (1, 6) OBP: 0.279, SLG: 0.334		4-1 2B BB		1-3 K		1-2 G4-3				2	1	0	0	1	1	0						
<b>Inning Stats</b>	R: 3 E: 0 K: 1 S: 22	H: 3 LOB: 1 BB: 1 P: 37	R: 1 E: 0 K: 1 S: 9	H: 1 LOB: 1 BB: 1 P: 19	R: 0 E: 0 K: 2 S: 9	H: 0 LOB: 0 BB: 0 P: 14	R: 0 E: 0 K: 1 S: 8	H: 0 LOB: 0 BB: 0 P: 13	R: 2 E: 0 K: 0 S: 13	H: 2 LOB: 0 BB: 1 P: 24	R: 0 E: 0 K: 0 S: 8	H: 1 LOB: 0 BB: 0 P: 12	R: 0 E: 0 K: 0 S: 15	H: 1 LOB: 2 BB: 1 P: 23	R: 0 E: 0 K: 1 S: 8	H: 0 LOB: 0 BB: 0 P: 12	R: 0 E: 0 K: 1 S: 8	H: 0 LOB: 0 BB: 0 P: 12	1B: 5 2B: 1 3B: 0 HR: 2	SF: 0 SAC: 0 DP: 2 HBP: 0	WP: 1 PB: 0 SB: 0 CS: 0	PA: 34
<b>PITCHER</b>	IP WLS BF H R ER SO BB IBB HBP BLK WP HR S P ERA WHIP																					
Ted Lilly, L (1, 1) ERA: 5.22	5.0 L 23 6 6 6 5 3 0 0 0 0 0 0 0 23 35 0.00 1.800																					
Chad Bradford, R (6, 1) ERA: 3.7	2.0 8 2 0 0 0 0 1 0 0 0 0 0 0 23 35 0.00 1.000																					
Keith Foulke, R (8, 1) ERA: 2.63	1.0 3 0 0 0 0 1 0 0 0 0 0 0 0 8 12 0.00 0.000																					

Oakland Athletics @ Minnesota Twins  
Hubert H. Humphrey Metrodome, Minneapolis, MN

Sun Jul 20 2003, 2:05 PM EDT  
Att: 26,799 - Dome - 72 F

AB 30  
R 6  
H 8  
RBI 6  
BB 4  
SO 6  
LOB 9





Batter	1	2	3	4	5	6	7	8	9	AB	R	H	RBI	BB	SO	LOB	TOP										
Terrence Long, L (1, 9) OBP: 0.301, SLG: 0.407	F8		G6-4-3			F8			G4-3	5	0	0	0	0	0	3											
Eric Byrnes, R (1, 8) Chris Singleton, L (9, PH) OBP: 0.352, SLG: 0.495 OBP: 0.324, SLG: 0.385	G1-3			G5-3		F8			BB	3	0	0	0	0	0	0											
Erubiel Durazo, L (1, 10) OBP: 0.396, SLG: 0.439	G3			F8		G3-1			F8	4	0	0	0	0	0	1											
Miguel Tejada, R (1, 6) OBP: 0.306, SLG: 0.425		G4-1		P3		WP			BB	3	2	2	0	1	0	0											
3 Eric Chavez, L (1, 5) OBP: 0.328, SLG: 0.462	G4-1				G4-3				BB	2	1	0	0	2	0	1											
Ramon Hernandez, R (1, 2) OBP: 0.322, SLG: 0.451	SF8				G6-3		FC5-4		BB	2	1	0	2	1	0	2											
Scott Hatteberg, L (1, 3) OBP: 0.339, SLG: 0.371	G4-3				G3				G4-3	3	1	0	1	1	0	0											
Dave McCarty, R (1, 7) Billy McMillon, L (9, PH) Adam Platt, R (9, FR) OBP: 0.316, SLG: 0.412 OBP: 0.391, SLG: 0.397 OBP: 0.288, SLG: 0.411			K			G4-3			G6-3	3	0	0	0	0	1	0											
Mark Ellis, R (1, 4) OBP: 0.333, SLG: 0.384			G6-4-3			G1-3			K	4	0	2	2	0	1	0											
<b>Inning Stats</b>	R: 0 E: 0 K: 0 S: 9	H: 0 LOB: 0 BB: 0 P: 12	R: 1 E: 0 K: 0 S: 8	H: 1 LOB: 0 BB: 0 P: 10	R: 0 E: 0 K: 1 S: 7	H: 1 LOB: 0 BB: 0 P: 10	R: 0 E: 0 K: 0 S: 7	H: 0 LOB: 0 BB: 0 P: 9	R: 0 E: 0 K: 0 S: 4	H: 0 LOB: 0 BB: 0 P: 8	R: 0 E: 0 K: 0 S: 10	H: 1 LOB: 2 BB: 1 P: 17	R: 0 E: 0 K: 1 S: 7	H: 0 LOB: 0 BB: 0 P: 8	R: 5 E: 0 K: 0 S: 23	H: 2 LOB: 2 BB: 5 P: 53	1B: 4 2B: 1 3B: 0 HR: 0	SF: 1 SAC: 0 DP: 1 HBP: 0	WP: 1 PA: 37 PB: 0 SB: 1 CS: 0								
<b>PITCHER</b>	IP	WLS	BF	H	R	ER	SO	BB	IBB	HBP	BLK	WP	HR	S	P	ERA	WHIP										
Kyle Snyder, R (1, 1) ERA: 4.29	7.0		24	3	1	1	1	0	1	0	0	1	0	49	75	1.29	0.429										
Curt Leskanic, R (8, 1) ERA: 2.25	1.0		3	0	0	0	1	0	0	0	0	0	0	7	8	0.00	0.000										
Sean Lowe, R (9, 1) ERA: 5.27	0.2	L	5	1	3	3	0	1	1	0	0	0	0	9	26	40.50	3.000										
Jason Grimsley, R (9, 1) ERA: 4.38	0.0		2	0	0	0	0	2	0	0	0	0	0	7	15	∞	∞										
Nate Field, R (9, 1) ERA: 2.31	0.1		3	1	2	2	0	1	0	0	0	0	0	7	12	54.00	6.000										

Oakland Athletics @ Kansas City Royals  
Kauffman Stadium, Kansas City, MO  
Mon Jul 21 2003, 7:05 PM CDT  
Att: 22,627 - Cloudy - 82 F

AB	30
R	6
H	5
RBI	6
BB	6
SO	2
LOB	7



Batter	1	2	3	4	5	6	7	8	9	AB	R	H	RBI	BB	SO	LOB	BOTTOM										
Aaron Guiel, L (1, 9) OBP: 0.356, SLG: 0.538	G6-3		G6-4-3			FC4-6			K	3	1	1	0	1	1	1											
Desi Relaford, S (1, 5) OBP: 0.340, SLG: 0.432	G5-3		G3-1			FC4-6			G5-3	4	0	1	0	0	0	1											
Carlos Beltrán, S (1, 8) OBP: 0.392, SLG: 0.476					G4-6-3	FC4-6			K	3	0	1	0	1	1	2											
Raul Ibanez, L (1, 7) OBP: 0.340, SLG: 0.456	G4-3			G4-6-3		SF9			G1-3	3	0	0	1	0	0	2											
Ken Harvey, R (1, 3) OBP: 0.305, SLG: 0.418			K		E8	PO			G6-3	3	0	0	0	0	1	0											
Michael Tucker, L (1, 10) OBP: 0.334, SLG: 0.467			K		G4-3				G3	3	0	0	0	0	1	1											
4 Angel Berroa, R (1, 6) OBP: 0.341, SLG: 0.465		G3				G5-3			G6-3	3	0	0	0	0	0	0											
Brent Mayne, L (1, 2) OBP: 0.323, SLG: 0.369					G4-3	K			F8	3	0	0	0	0	1	0											
Carlos Febles, R (1, 4) OBP: 0.303, SLG: 0.267						K			CS	2	0	1	0	1	1	0											
<b>Inning Stats</b>	R: 0 E: 0 K: 0 S: 10	H: 0 LOB: 1 BB: 1 P: 20	R: 0 E: 0 K: 2 S: 11	H: 0 LOB: 0 BB: 0 P: 15	R: 0 E: 0 K: 0 S: 7	H: 2 LOB: 1 BB: 0 P: 14	R: 0 E: 1 K: 0 S: 7	H: 1 LOB: 1 BB: 0 P: 12	R: 0 E: 0 K: 2 S: 7	H: 0 LOB: 0 BB: 0 P: 7	R: 1 E: 0 K: 0 S: 10	H: 1 LOB: 0 BB: 1 P: 18	R: 0 E: 0 K: 0 S: 6	H: 0 LOB: 0 BB: 0 P: 7	R: 0 E: 0 K: 1 S: 8	H: 0 LOB: 1 BB: 1 P: 16	R: 0 E: 0 K: 1 S: 8	H: 0 LOB: 0 BB: 0 P: 11	1B: 4 2B: 1 3B: 0 HR: 0	SF: 1 SAC: 0 DP: 2 HBP: 0	WP: 0 PA: 32 PB: 0 SB: 1 CS: 1						
<b>PITCHER</b>	IP	WLS	BF	H	R	ER	SO	BB	IBB	HBP	BLK	WP	HR	S	P	ERA	WHIP										
40 Rich Harden, R (1, 1) ERA: 1.29	7.0		25	4	1	1	4	2	0	0	0	0	0	8	16	0.00	1.000										
Ricardo Rincon, L (8, 1) ERA: 3.97	1.0	W	3	0	0	0	1	1	0	0	0	0	0	8	11	0.00	0.000										
Keith Foulke, R (9, 1) ERA: 2.58	1.0		3	0	0	0	1	0	0	0	0	0	0	8	11	0.00	0.000										

Oakland Athletics @ Kansas City Royals  
Kauffman Stadium, Kansas City, MO  
Mon Jul 21 2003, 7:05 PM CDT  
Att: 22,627 - Cloudy - 82 F

AB	27
R	1
H	4
RBI	1
BB	3
SO	6
LOB	7









Batter	1	2	3	4	5	6	7	8	9	AB	R	H	RBI	BB	SO	LOB	TOP			
Terrence Long, L (1, 9) OBP: 0.297, SLG: 0.399	G6-3		F8			F9			K	4	0	0	0	0	1	1				
Scott Hatteberg, L (1, 3) OBP: 0.338, SLG: 0.371	F7		PO	F9		G4-3			FC4-6 1B	4	0	1	0	0	0	0				
Erubiel Durazo, L (1, 10) OBP: 0.398, SLG: 0.454	F7			F8			F9		F9	4	0	0	0	0	0	1				
Miguel Tejada, R (1, 6) OBP: 0.309, SLG: 0.425		P3							FC4-6 1-2	3	0	1	0	1	0	1				
3 Eric Chavez, L (1, 5) OBP: 0.332, SLG: 0.473										2	0	0	0	1	0	2				
Ramon Hernandez, R (1, 2) OBP: 0.321, SLG: 0.458										3	0	0	0	0	1	2				
Billy McMillon, L (1, 7) OBP: 0.397, SLG: 0.383										2	0	0	0	1	0	1				
Mark Ellis, R (1, 4) OBP: 0.326, SLG: 0.375										3	0	0	0	0	1	1				
Chris Singleton, L (1, 8) OBP: 0.316, SLG: 0.380										3	0	0	0	0	0	1				
<b>Inning Stats</b>	R: 0 E: 0 K: 0 S: 5	H: 0 LOB: 0 BB: 0 P: 10	R: 0 E: 0 K: 1 S: 9	H: 0 LOB: 1 BB: 1 P: 14	R: 0 E: 1 K: 0 S: 5	H: 0 LOB: 0 BB: 0 P: 9	R: 0 E: 0 K: 0 S: 12	H: 1 LOB: 1 BB: 0 P: 19	R: 0 E: 0 K: 0 S: 6	H: 0 LOB: 0 BB: 1 P: 13	R: 0 E: 0 K: 0 S: 8	H: 0 LOB: 0 BB: 0 P: 14	R: 0 E: 0 K: 1 S: 7	H: 0 LOB: 0 BB: 0 P: 11	R: 0 E: 0 K: 1 S: 11	H: 1 LOB: 1 BB: 0 P: 17	1B: 1 2B: 1 3B: 0 HR: 0	SF: 0 SAC: 0 DP: 1 HBP: 0	WP: 0 PB: 0 SB: 0 CS: 0	PA: 32
<b>PITCHER</b> Ryan Franklin, R (1, 1) ERA: 3.5	IP: 9.0 WLS: W BF: 31 H: 2 R: 0 ER: 0 SO: 3 BB: 3 IBB: 0 HBP: 0 BLK: 0 WP: 0 HR: 0 S: 71 P: 121 ERA: 0.00 WHIP: 0.556															<b>PITCHER</b>				

Oakland Athletics @ Seattle Mariners  
Safeco Field, Seattle, WA  
Wed Jul 23 2003, 7:05 PM PDT  
Att: 41,959 - Cloudy - 80 F

AB 28  
R 0  
H 2  
RBI 0  
BB 3  
SO 3  
LOB 10



Batter	1	2	3	4	5	6	7	8	9	AB	R	H	RBI	BB	SO	LOB	BOTTOM			
51 Ichiro Suzuki, L (1, 9) OBP: 0.378, SLG: 0.463	G4-3			G5-3	K		B1-3			5	0	1	0	0	1	1				
Carlos Guillen, S (1, 10) OBP: 0.383, SLG: 0.407	K			BB SF8 1B	BB 1B		BB 2B			2	3	1	0	3	1	0				
Bret Boone, R (1, 4) OBP: 0.369, SLG: 0.576	K			SF8 BB 1B	BB 1B		BB 2B			2	1	0	0	3	1	2				
John Olerud, L (1, 3) OBP: 0.379, SLG: 0.379				BB 1B	BB 1B		BB 2B			3	0	2	4	1	1	0				
Mike Cameron, R (1, 8) OBP: 0.355, SLG: 0.463				BB SF8	G2-3		BB			2	0	0	1	1	0	2				
Randy Winn, S (1, 7) OBP: 0.329, SLG: 0.375				BB			P6			3	1	1	1	1	0	2				
16 Willie Bloomquist, R (1, 6) OBP: 0.277, SLG: 0.291				G4-3	F9		HR			4	0	0	0	0	1	5				
Dan Wilson, R (1, 2) OBP: 0.291, SLG: 0.339				G6-3			F7			4	0	1	0	0	0	0				
Jeff Cirillo, R (1, 5) OBP: 0.288, SLG: 0.278				P4	BB 1B		K			3	1	0	0	1	1	1				
<b>Inning Stats</b>	R: 0 E: 0 K: 2 S: 7	H: 0 LOB: 0 BB: 0 P: 12	R: 0 E: 0 K: 1 S: 6	H: 0 LOB: 0 BB: 0 P: 7	R: 0 E: 0 K: 0 S: 7	H: 0 LOB: 0 BB: 0 P: 10	R: 1 E: 0 K: 0 S: 13	H: 1 LOB: 3 BB: 3 P: 29	R: 2 E: 0 K: 1 S: 15	H: 1 LOB: 2 BB: 3 P: 30	R: 1 E: 0 K: 1 S: 8	H: 1 LOB: 0 BB: 0 P: 12	R: 2 E: 0 K: 1 S: 12	H: 1 LOB: 2 BB: 3 P: 28	R: 0 E: 0 K: 0 S: 9	H: 2 LOB: 2 BB: 1 P: 16	1B: 3 2B: 2 3B: 0 HR: 1	SF: 1 SAC: 0 DP: 1 HBP: 0	WP: 0 PB: 0 SB: 0 CS: 0	PA: 39
<b>PITCHER</b> Barry Zito, L (1, 1) ERA: 3.34 Jim Mecir, R (7, 1) ERA: 5.13 Mike Neu, R (7, 1) ERA: 3.6	IP: 6.0 WLS: L BF: 27 H: 3 R: 4 ER: 4 SO: 5 BB: 6 IBB: 0 HBP: 0 BLK: 0 WP: 0 HR: 1 S: 56 P: 100 ERA: 6.00 WHIP: 1.500															<b>PITCHER</b>				

Oakland Athletics @ Seattle Mariners  
Safeco Field, Seattle, WA  
Wed Jul 23 2003, 7:05 PM PDT  
Att: 41,959 - Cloudy - 80 F

AB 28  
R 6  
H 6  
RBI 6  
BB 10  
SO 6  
LOB 13





Batter	1	2	3	4	5	6	7	8	9	AB	R	H	RBI	BB	SO	LOB	TOP											
<b>Billy McMillon, L</b> OBP: 0.390, SLG: 0.375 <b>Chris Singleton, L</b> OBP: 0.315, SLG: 0.378 (7, FR)										4	0	1	2	0	1	2												
<b>Eric Byrnes, R</b> OBP: 0.351, SLG: 0.498										4	0	1	0	0	1	3												
<b>Erubiel Durazo, L</b> OBP: 0.394, SLG: 0.449										4	0	0	0	0	1	1												
<b>Miguel Tejada, R</b> OBP: 0.309, SLG: 0.423										4	0	1	0	0	0	1												
<b>3 Eric Chavez, L</b> OBP: 0.331, SLG: 0.479										4	1	1	1	0	2	1												
<b>Ramon Hernandez, R</b> OBP: 0.317, SLG: 0.452										4	0	0	0	0	0	1												
<b>Scott Hatteberg, L</b> OBP: 0.345, SLG: 0.372										1	1	1	0	3	0	0												
<b>Terrence Long, L</b> OBP: 0.296, SLG: 0.395 (7, 7)										3	1	0	0	1	1	3												
<b>Mark Ellis, R</b> OBP: 0.328, SLG: 0.374										3	0	1	0	1	0	2												
<b>Inning Stats</b>	R: 0 E: 0 K: 1 S: 8	H: 0 LOB: 0 BB: 0 P: 15	R: 0 E: 0 K: 0 S: 11	H: 0 LOB: 0 BB: 0 P: 17	R: 0 E: 0 K: 1 S: 9	H: 1 LOB: 2 BB: 1 P: 19	R: 0 E: 0 K: 1 S: 9	H: 0 LOB: 0 BB: 0 P: 15	R: 0 E: 0 K: 1 S: 11	H: 0 LOB: 1 BB: 1 P: 21	R: 0 E: 0 K: 0 S: 8	H: 1 LOB: 1 BB: 0 P: 12	R: 3 E: 0 K: 1 S: 12	H: 3 LOB: 1 BB: 2 P: 26	R: 0 E: 0 K: 2 S: 11	H: 1 LOB: 1 BB: 0 P: 13	R: 0 E: 0 K: 1 S: 11	H: 0 LOB: 1 BB: 1 P: 22	1B: 4 2B: 0 3B: 1 HR: 1	SF: 0 SAC: 0 DP: 0 HBP: 0	WP: 0 PB: 0 SB: 0 CS: 0	PA: 37						
<b>PITCHER</b>	IP	WLS	BF	H	R	ER	SO	BB	IBB	HBP	BLK	WP	HR	S	P	ERA	WHIP											
<b>Gil Meche, R</b> ERA: 3.83	(1, 1)	6.1	L	26	3	3	3	3	4	0	0	0	0	1	63	115	4.26	1.105										
<b>Jeff Nelson, R</b> ERA: 3.74	(7, 1)	0.2		3	2	0	0	1	0	0	0	0	0	5	10	0.00	3.000											
<b>Arthur Rhodes, L</b> ERA: 4.2	(8, 1)	0.2		3	1	0	0	2	0	0	0	0	0	8	10	0.00	1.500											
<b>Aaron Taylor, R</b> ERA: 3.24	(8, 1)	1.1		5	0	0	0	1	1	0	0	0	0	14	25	0.00	0.750											

Oakland Athletics @ Seattle Mariners  
Safeco Field, Seattle, WA  
Thu Jul 24 2003, 7:05 PM PDT  
Att: 42,730 - Sunny - 77 F

AB 32  
R 3  
H 6  
RBI 3  
BB 5  
SO 7  
LOB 15



Batter	1	2	3	4	5	6	7	8	9	AB	R	H	RBI	BB	SO	LOB	BOTTOM										
<b>51 Ichiro Suzuki, L</b> OBP: 0.378, SLG: 0.462										5	0	2	0	0	1	2											
<b>Carlos Guillen, S</b> OBP: 0.361, SLG: 0.401										4	0	0	0	1	3	5											
<b>Bret Boone, R</b> OBP: 0.367, SLG: 0.571										5	0	1	0	0	1	2											
<b>Edgar Martinez, R</b> OBP: 0.415, SLG: 0.542										3	0	1	0	1	0	0											
<b>John Olerud, L</b> OBP: 0.375, SLG: 0.375										4	0	0	0	0	2	3											
<b>Mike Cameron, R</b> OBP: 0.359, SLG: 0.465										3	0	2	0	1	1	2											
<b>Randy Winn, S</b> OBP: 0.326, SLG: 0.371										4	0	0	0	0	2	6											
<b>Dan Wilson, R</b> OBP: 0.286, SLG: 0.333 <b>Mark McLemore, S</b> OBP: 0.305, SLG: 0.317 (9, PH)										3	0	0	0	0	2	1											
<b>16 Willie Bloomquist, R</b> OBP: 0.286, SLG: 0.294 <b>John Mabry, L</b> OBP: 0.252, SLG: 0.352 (9, PH)										2	0	1	0	1	0	0											
<b>Inning Stats</b>	R: 0 E: 0 K: 2 S: 7	H: 0 LOB: 0 BB: 0 P: 12	R: 0 E: 0 K: 1 S: 10	H: 1 LOB: 0 BB: 0 P: 15	R: 0 E: 0 K: 2 S: 12	H: 1 LOB: 1 BB: 0 P: 17	R: 0 E: 0 K: 2 S: 12	H: 2 LOB: 2 BB: 0 P: 22	R: 0 E: 0 K: 1 S: 9	H: 0 LOB: 1 BB: 1 P: 17	R: 0 E: 0 K: 0 S: 8	H: 0 LOB: 0 BB: 0 P: 11	R: 0 E: 0 K: 3 S: 13	H: 3 LOB: 3 BB: 0 P: 20	R: 0 E: 0 K: 1 S: 12	H: 0 LOB: 2 BB: 2 P: 24	R: 0 E: 0 K: 0 S: 12	H: 0 LOB: 2 BB: 2 P: 24	1B: 7 2B: 0 3B: 0 HR: 0	SF: 0 SAC: 0 DP: 0 HBP: 0	WP: 0 PB: 0 SB: 0 CS: 0	PA: 39					
<b>PITCHER</b>	IP	WLS	BF	H	R	ER	SO	BB	IBB	HBP	BLK	WP	HR	S	P	ERA	WHIP										
<b>Mark Mulder, L</b> ERA: 3.07	(1, 1)	7.0	W	29	7	0	0	0	1	0	0	0	0	7	13	0.00	1.143										
<b>Ricardo Rincon, L</b> ERA: 3.89	(8, 1)	0.2	H	3	0	0	0	0	1	0	0	0	0	7	13	0.00	1.500										
<b>Keith Foulke, R</b> ERA: 2.52	(8, 1)	1.1	S	7	0	0	0	1	3	0	0	0	0	17	35	0.00	2.250										

Oakland Athletics @ Seattle Mariners  
Safeco Field, Seattle, WA  
Thu Jul 24 2003, 7:05 PM PDT  
Att: 42,730 - Sunny - 77 F

AB 34  
R 0  
H 7  
RBI 0  
BB 5  
SO 12  
LOB 21





Batter	1	2	3	4	5	6	7	8	9	AB	R	H	RBI	BB	SO	LOB	TOP										
<b>Billy McMillon, L</b> (1, 7) OBP: 0.402, SLG: 0.426 <b>Adam Platt, R</b> (9, 7) OBP: 0.298, SLG: 0.468	L7		G3						HR	4	1	2	1	1	0	0	<b>Oakland Athletics @ Anaheim Angels</b> Edison International Field, Anaheim, CA Fri Jul 25 2003, 10:05 PM EDT Att: 43,797 - Sunny - 76 F <a href="http://livebaseballscorecards.com">livebaseballscorecards.com</a>										
<b>Scott Hatteberg, L</b> (1, 3) OBP: 0.341, SLG: 0.367	F7		G4-3				G4-3		G1-3	5	0	0	0	0	0	3											
<b>Erubiel Durazo, L</b> (1, 10) OBP: 0.396, SLG: 0.452	1B		K						F9	4	1	2	0	1	1	0											
<b>Miguel Tejada, R</b> (1, 6) OBP: 0.310, SLG: 0.425	1B								K	5	1	2	1	0	1	1											
<b>3 Eric Chavez, L</b> (1, 5) OBP: 0.330, SLG: 0.479	K									4	0	1	0	0	1	4											
<b>Ramon Hernandez, R</b> (1, 2)										4	0	1	1	0	2	2											
<b>Mark Ellis, R</b> (1, 4) OBP: 0.327, SLG: 0.376										4	0	1	0	0	0	1											
<b>Terrence Long, L</b> (1, 9) OBP: 0.298, SLG: 0.394										3	0	1	0	1	0	2											
<b>Eric Byrnes, R</b> (1, 8) OBP: 0.348, SLG: 0.494 <b>Chris Singleton, L</b> (8, PH) OBP: 0.313, SLG: 0.376										3	0	0	0	0	1	2											
<b>Inning Stats</b>	R: 0 E: 0 K: 1 S: 13	H: 2 LOB: 2 BB: 0 P: 25	R: 0 E: 0 K: 0 S: 8	H: 0 LOB: 1 BB: 1 P: 14	R: 0 E: 0 K: 1 S: 7	H: 0 LOB: 0 BB: 0 P: 12	R: 0 E: 0 K: 1 S: 7	H: 1 LOB: 1 BB: 0 P: 11	R: 0 E: 0 K: 0 S: 6	H: 0 LOB: 1 BB: 1 P: 15	R: 0 E: 0 K: 1 S: 11	H: 1 LOB: 2 BB: 1 P: 19	R: 2 E: 0 K: 1 S: 20	H: 4 LOB: 2 BB: 0 P: 32	R: 1 E: 0 K: 1 S: 9	H: 1 LOB: 0 BB: 0 P: 16	1B: 5 2B: 4 3B: 0 HR: 1	SF: 0 SAC: 0 DP: 0 HBP: 0	WP: 0 PB: 0 SB: 2 CS: 0	PA: 40							
<b>PITCHER</b>	IP	WLS	BF	H	R	ER	SO	BB	IBB	HBP	BLK	WP	HR	S	P	ERA	WHIP										
<b>41 John Lackey, R</b> (1, 1) ERA: 4.86	6.2		28	5	0	0	5	3	0	0	0	0	0	58	103	0.00	1.200										
<b>Brendan Donnelly, R</b> (7, 1) ERA: 0.71	0.2	L	6	4	2	2	0	0	0	0	0	0	0	17	30	27.00	6.000										
<b>Francisco Rodriguez, R</b> (8, 1) ERA: 3.11	1.2		6	1	1	1	2	0	0	0	0	0	1	14	22	5.40	0.600										

Batter	1	2	3	4	5	6	7	8	9	AB	R	H	RBI	BB	SO	LOB	BOTTOM										
<b>David Eckstein, R</b> (1, 10) OBP: 0.328, SLG: 0.328	G4-3								F9	4	0	1	0	0	0	0	<b>Oakland Athletics @ Anaheim Angels</b> Edison International Field, Anaheim, CA Fri Jul 25 2003, 10:05 PM EDT Att: 43,797 - Sunny - 76 F <a href="http://livebaseballscorecards.com">livebaseballscorecards.com</a>										
<b>Darin Erstad, L</b> (1, 8) OBP: 0.318, SLG: 0.351	G5-3								G3	4	0	0	0	0	0	1											
<b>Tim Salmon, R</b> (1, 9) OBP: 0.369, SLG: 0.471 <b>Eric Owens, R</b> (8, PR) OBP: 0.248, SLG: 0.271	F9									3	1	2	0	1	0	0											
<b>16 Garret Anderson, L</b> (1, 7) OBP: 0.351, SLG: 0.597										4	0	1	0	0	1	3											
<b>Shawn Wooten, R</b> (1, 3) OBP: 0.344, SLG: 0.418										3	0	1	0	1	0	2											
<b>Scott Spiezio, S</b> (1, 5) OBP: 0.338, SLG: 0.460										4	0	1	1	0	1	1											
<b>Bengie Molina, R</b> (1, 2) OBP: 0.311, SLG: 0.448										4	0	1	0	0	1	2											
<b>Benji Gil, R</b> (1, 4) OBP: 0.222, SLG: 0.283 <b>Adam Kennedy, L</b> (8, PH) OBP: 0.320, SLG: 0.353										3	0	0	0	0	2	2											
<b>Alfredo Amezaga, S</b> (1, 6) OBP: 0.372, SLG: 0.538										3	0	0	0	0	0	0											
<b>Jeff DaVanon, S</b> (8, PH) OBP: 0.372, SLG: 0.538										1	0	0	0	0	1	0											
<b>Inning Stats</b>	R: 0 E: 0 K: 0 S: 7	H: 0 LOB: 0 BB: 0 P: 8	R: 0 E: 0 K: 1 S: 12	H: 2 LOB: 0 BB: 0 P: 20	R: 0 E: 0 K: 1 S: 14	H: 1 LOB: 2 BB: 1 P: 25	R: 0 E: 0 K: 2 S: 7	H: 0 LOB: 0 BB: 0 P: 7	R: 0 E: 0 K: 0 S: 10	H: 0 LOB: 0 BB: 0 P: 13	R: 1 E: 1 K: 0 S: 12	H: 2 LOB: 2 BB: 1 P: 22	R: 0 E: 0 K: 1 S: 10	H: 0 LOB: 0 BB: 0 P: 14	R: 0 E: 0 K: 0 S: 9	H: 2 LOB: 2 BB: 0 P: 14	R: 1 E: 0 K: 1 S: 11	H: 1 LOB: 0 BB: 0 P: 15	1B: 5 2B: 2 3B: 0 HR: 1	SF: 0 SAC: 0 DP: 1 HBP: 0	WP: 0 PB: 0 SB: 1 CS: 0	PA: 36					
<b>PITCHER</b>	IP	WLS	BF	H	R	ER	SO	BB	IBB	HBP	BLK	WP	HR	S	P	ERA	WHIP										
<b>Ted Lilly, L</b> (1, 1) ERA: 4.99	7.0		28	5	1	1	5	1	0	0	0	0	0	9	14	0.00	2.000										
<b>Chad Bradford, R</b> (8, 1) ERA: 3.62	1.0	H	4	2	0	0	0	0	0	0	0	0	0	9	14	0.00	2.000										
<b>Keith Foulke, R</b> (9, 1) ERA: 2.63	1.0	S	4	1	1	1	1	0	0	0	0	0	1	11	15	9.00	1.000										


**Oakland Athletics @ Anaheim Angels**  
Edison International Field, Anaheim, CA  
Fri Jul 25 2003, 10:05 PM EDT  
Att: 43,797 - Sunny - 76 F

AB 37  
R 3  
H 10  
RBI 3  
BB 3  
SO 7  
LOB 17



**Oakland Athletics @ Anaheim Angels**  
Edison International Field, Anaheim, CA  
Fri Jul 25 2003, 10:05 PM EDT  
Att: 43,797 - Sunny - 76 F

AB 34  
R 2  
H 8  
RBI 2  
BB 2  
SO 6  
LOB 11





Batter	1	2	3	4	5	6	7	8	9	AB	R	H	RBI	BB	SO	LOB	TOP									
<b>Billy McMillon, L</b> OBP: 0.414, SLG: 0.493 <b>Terrence Long, L</b> OBP: 0.298, SLG: 0.394	1-1 HR	2-2 F7		3-2 L4		1-1 FC4-6 1B			0-0 G4-3 1B 2B	5	1	3	1	0	0	2										
<b>Mark Ellis, R</b> OBP: 0.326, SLG: 0.373	0-2 2B 1B	0-0 F9		1-2 P4		1-0 FC4-6 1-2			1-1 G4-3 2-3	5	1	1	0	0	0	4										
<b>Erubiel Durazo, L</b> OBP: 0.394, SLG: 0.449	2-2 F7		2-2 G6-3	1-0 F8			0-2 G3-1		0-0 3 2B 1B	5	1	1	1	0	0	1										
<b>Miguel Tejada, R</b> OBP: 0.313, SLG: 0.430	3-2 1-H 2B		1-1 3 1B 1B		3-2 G5-3		2-3 K		0-1 3-H 3 2B 1B	5	2	3	1	0	1	0										
<b>3 Eric Chavez, L</b> OBP: 0.331, SLG: 0.481	0-0 F7		1-0 1B 2B	1-3 2B	1-3 K		3-1 CS 1B		2-2 G4-3 1-H 2-H 2B	5	1	2	2	0	1	2										
<b>Scott Hatteberg, L</b> OBP: 0.344, SLG: 0.373	1-1 F8		1-1 2B 1B	1-3 3-H 1B	1-1 1B		3-0 CS 1-2	0-2 17 1B 2B	2-2 G4-3 2-3	5	1	3	1	0	0	2										
<b>Adam Platt, R</b> OBP: 0.292, SLG: 0.463		2-3 K	2-2 1-3 2B	1-3 3-H 2B	1-3 K			2-3 K	1-3 K	5	0	1	1	0	4	4										
<b>17 Adam Melhuse, S</b> OBP: 0.273, SLG: 0.400		4-2 BB BB	3-3 K		0-3 K			2-2 G6-3 2-H 1B		3	0	1	1	1	2	2										
<b>Chris Singleton, L</b> OBP: 0.312, SLG: 0.371		4-2 1-2 BB	1-0 G4-3		0-0 G3-1			1-1 G6-3 1-2		3	0	0	0	1	0	3										
<b>Inning Stats</b>	R: 2 E: 0 K: 0 S: 14	H: 3 LOB: 1 BB: 0 P: 21	R: 0 E: 0 K: 1 S: 13	H: 0 LOB: 2 BB: 2 P: 25	R: 2 E: 1 K: 1 S: 18	H: 3 LOB: 2 BB: 0 P: 29	R: 0 E: 0 K: 0 S: 7	H: 0 LOB: 0 BB: 0 P: 12	R: 0 E: 0 K: 2 S: 15	H: 1 LOB: 1 BB: 0 P: 21	R: 0 E: 0 K: 1 S: 7	H: 1 LOB: 1 BB: 0 P: 9	R: 0 E: 0 K: 1 S: 9	H: 1 LOB: 0 BB: 0 P: 17	R: 1 E: 0 K: 1 S: 12	H: 2 LOB: 2 BB: 0 P: 17	R: 3 E: 0 K: 1 S: 15	H: 4 LOB: 2 BB: 0 P: 21	1B: 9 2B: 5 3B: 0 HR: 1	SF: 0 SAC: 0 DP: 1 HBP: 0	WP: 0 PB: 0 SB: 0 CS: 1	PA: 44				
<b>PITCHER</b>	IP	WLS	BF	H	R	ER	SO	BB	IBB	HBP	BLK	WP	HR	S	P	ERA	WHIP									
<b>Aaron Sele, R</b> ERA: 5.17	(1, 1)	5.0	L	25	7	4	3	4	2	0	0	0	0	1	67	108	5.40	1.800								
<b>62 Scot Shields, R</b> ERA: 1.77	(6, 1)	2.0		7	2	0	0	2	0	0	0	0	0	16	26	0.00	1.000									
<b>Scott Schoeneweis, L</b> ERA: 4.25	(8, 1)	1.0		4	2	1	1	1	0	0	0	0	0	12	17	9.00	2.000									
<b>Mickey Callaway, R</b> ERA: 6.69	(9, 1)	1.0		7	4	3	3	1	0	0	0	0	0	15	21	27.00	4.000									

Oakland Athletics @ Anaheim Angels  
Edison International Field, Anaheim, CA  
Sat Jul 26 2003, 4:05 PM EDT  
Att: 43,279 - Sunny - 81 F

AB 41  
R 8  
H 15  
RBI 8  
BB 2  
SO 8  
LOB 20



Batter	1	2	3	4	5	6	7	8	9	AB	R	H	RBI	BB	SO	LOB	BOTTOM								
<b>David Eckstein, R</b> OBP: 0.330, SLG: 0.333	1-1 G1-6-3 1B		1-2 G6-3		3-1 F7 1-2			0-0 1-3 2B		4	0	2	0	0	0	1									
<b>Darin Erstad, L</b> OBP: 0.313, SLG: 0.345	0-1 G1-6-3 1-2			2-3 K		2-2 F9		1-2 P5		4	0	0	0	0	1	3									
<b>Tim Salmon, R</b> OBP: 0.371, SLG: 0.470	1-2 F7			3-2 1B 1B		1-3 K		4-2 BB		3	0	1	0	1	1	0									
<b>16 Garret Anderson, L</b> OBP: 0.353, SLG: 0.595		4-1 G1-6-3 BB		3-1 G4-6-3 1B		3-3 K		0-1 P5		3	0	1	0	1	1	3									
<b>Scott Spiezio, S</b> OBP: 0.334, SLG: 0.454		2-1 G1-6-3 1-2		0-1 G4-6-3 1-2			2-1 G4-3		0-0 F7	4	0	0	0	0	0	3									
<b>Shawn Woolen, R</b> OBP: 0.348, SLG: 0.421		1-2 1B			0-0 F7		3-1 F9		1-0 G5-4-3 1B	4	0	2	0	0	0	0									
<b>Jeff DaVanon, S</b> OBP: 0.370, SLG: 0.532		3-0 G3			3-2 G4-3 1B		0-0 P5		0-0 G5-4-3 1-2	4	1	1	0	0	0	2									
<b>Adam Kennedy, L</b> OBP: 0.324, SLG: 0.357			1-0 G5-4-3 1B		1-2 G4-3			0-1 FC5-4 1B		3	0	2	0	0	0	1									
<b>José Molina, R</b> OBP: 0.217, SLG: 0.261			0-1 G5-4-3		1-1 WP 1B			1-1 FC5-4 2B 1-2		3	0	1	1	0	0	2									
<b>Inning Stats</b>	R: 0 E: 0 K: 0 S: 7	H: 1 LOB: 0 BB: 0 P: 9	R: 0 E: 0 K: 0 S: 7	H: 1 LOB: 1 BB: 1 P: 17	R: 0 E: 0 K: 0 S: 6	H: 1 LOB: 0 BB: 0 P: 8	R: 0 E: 0 K: 1 S: 13	H: 2 LOB: 1 BB: 0 P: 21	R: 1 E: 0 K: 0 S: 10	H: 2 LOB: 1 BB: 0 P: 19	R: 0 E: 0 K: 2 S: 9	H: 0 LOB: 0 BB: 0 P: 15	R: 0 E: 0 K: 0 S: 5	H: 0 LOB: 0 BB: 0 P: 10	R: 0 E: 0 K: 0 S: 14	H: 2 LOB: 3 BB: 1 P: 20	R: 0 E: 0 K: 0 S: 3	H: 1 LOB: 0 BB: 0 P: 4	1B: 9 2B: 1 3B: 0 HR: 0	SF: 0 SAC: 0 DP: 5 HBP: 0	WP: 1 PB: 0 SB: 0 CS: 0	PA: 34			
<b>PITCHER</b>	IP	WLS	BF	H	R	ER	SO	BB	IBB	HBP	BLK	WP	HR	S	P	ERA	WHIP								
<b>40 Rich Harden, R</b> ERA: 1.29	(1, 1)	7.0	W	25	7	1	1	3	1	0	0	0	0	8	57	1.29	1.143								
<b>Ricardo Rincon, L</b> ERA: 3.82	(8, 1)	0.2		4	2	0	0	0	0	0	0	0	0	8	10	0.00	3.000								
<b>Chad Bradford, R</b> ERA: 3.6	(8, 1)	0.1	H	2	0	0	0	0	1	0	0	0	0	6	10	0.00	3.000								
<b>John Halama, L</b> ERA: 3.96	(9, 1)	1.0		3	1	0	0	0	0	0	0	0	0	3	4	0.00	1.000								

Oakland Athletics @ Anaheim Angels  
Edison International Field, Anaheim, CA  
Sat Jul 26 2003, 4:05 PM EDT  
Att: 43,279 - Sunny - 81 F

AB 32  
R 1  
H 10  
RBI 1  
BB 2  
SO 3  
LOB 15





Batter	1	2	3	4	5	6	7	8	9	AB	R	H	RBI	BB	SO	LOB	TOP					
<b>Billy McMillon, L</b> OBP: 0.387, SLG: 0.462 (1, 7)	F9	F8	K			G6-3		F8	SF8	5	0	0	1	0	1	5						
<b>Scott Hatteberg, L</b> OBP: 0.348, SLG: 0.394 <b>Dave McCarty, R</b> OBP: 0.286, SLG: 0.368 (7, 3)	HR		HR	G4-3			G3 WP	FC5-4	K	4	3	3	2	0	0	0						
<b>Erubiel Durazo, L</b> OBP: 0.394, SLG: 0.445 (1, 10)	G4-3		1B 2B	G3-1			G3	BB		3	1	0	0	1	0	1						
<b>Miguel Tejada, R</b> <b>Frank Menechino, R</b> (8, PH) OBP: 0.397, SLG: 0.339 (8, 6)	F8		1B 2B	G4-3			HR	BB		4	2	2	2	0	0	0						
<b>3 Eric Chavez, L</b> OBP: 0.332, SLG: 0.481 (1, 5)		1B BB	BB				G4-3	K		4	1	1	2	1	2	3						
<b>Ramon Hernandez, R</b> OBP: 0.315, SLG: 0.455 (1, 2)		P2	G6-3				P6		HR	5	1	1	1	0	0	2						
<b>Terrence Long, L</b> OBP: 0.303, SLG: 0.398 (1, 9)		1B G4-3	G6-3				F8		2B SF8	5	2	3	0	0	0	1						
<b>Mark Ellis, R</b> OBP: 0.326, SLG: 0.372 (1, 4)		G4-3	BB				G4-3	L6	F9	4	0	1	1	1	0	3						
<b>Chris Singleton, L</b> OBP: 0.319, SLG: 0.378 (1, 8)	G4-3		BB				F8		FC5-4	4	0	2	1	1	0	1						
<b>Inning Stats</b>	R: 1 E: 0 K: 0 S: 10	H: 1 LOB: 0 BB: 0 P: 14	R: 2 E: 0 K: 0 S: 10	H: 2 LOB: 1 BB: 1 P: 20	R: 3 E: 0 K: 1 S: 19	H: 3 LOB: 3 BB: 3 P: 37	R: 0 E: 0 K: 0 S: 9	H: 0 LOB: 0 BB: 0 P: 13	R: 0 E: 0 K: 1 S: 6	H: 0 LOB: 0 BB: 0 P: 9	R: 0 E: 0 K: 0 S: 5	H: 0 LOB: 0 BB: 0 P: 8	R: 2 E: 1 K: 0 S: 19	H: 3 LOB: 2 BB: 0 P: 26	R: 0 E: 0 K: 1 S: 13	H: 1 LOB: 3 BB: 1 P: 25	R: 2 E: 0 K: 1 S: 10	H: 3 LOB: 1 BB: 0 P: 19	1B: 7 2B: 2 3B: 0 HR: 4	SF: 1 SAC: 0 DP: 0 HBP: 1	WP: 1 PB: 0 SB: 0 CS: 0	PA: 47
<b>PITCHER</b>	IP	WLS	BF	H	R	ER	SO	BB	IBB	HBP	BLK	WP	HR	S	P	ERA	WHIP					
<b>Ramon Ortiz, R</b> ERA: 4.44 (1, 1)	2.1	L	15	6	6	6	0	2	0	0	0	0	2	32	54	23.14	3.429					
<b>Scott Schoeneweis, L</b> ERA: 3.96 (3, 1)	2.2		10	0	0	2	1	1	0	0	0	0	1	22	39	0.00	0.375					
<b>Ben Weber, R</b> ERA: 3.27 (6, 1)	2.0		10	3	2	2	0	0	0	0	0	1	1	24	34	9.00	1.500					
<b>Mickey Callaway, R</b> ERA: 6.81 (8, 1)	2.0		12	4	2	2	2	1	0	1	0	0	1	23	44	9.00	2.500					

Oakland Athletics @ Anaheim Angels  
Edison International Field, Anaheim, CA  
Sun Jul 27 2003, 4:05 PM EDT  
Att: 40,342 - Sunny - 85 F

AB 40  
R 10  
H 13  
RBI 10  
BB 5  
SO 4  
LOB 18



Batter	1	2	3	4	5	6	7	8	9	AB	R	H	RBI	BB	SO	LOB	BOTTOM					
<b>David Eckstein, R</b> OBP: 0.327, SLG: 0.330 <b>Alfredo Amezaga, S</b> (8, 6)	K		K			G4-6-3			G4-3	3	0	0	0	0	2	1						
<b>Darin Erstad, L</b> OBP: 0.309, SLG: 0.341 <b>Eric Owens, R</b> OBP: 0.247, SLG: 0.270 (8, 8)	G3-1		G3			K			F7	3	0	0	0	0	1	0						
<b>Tim Salmon, R</b> OBP: 0.372, SLG: 0.469 (1, 10)	1B			P3			P3		PB	3	0	1	0	1	0	0						
<b>16 Garret Anderson, L</b> OBP: 0.350, SLG: 0.590 <b>Benji Gil, R</b> OBP: 0.220, SLG: 0.281 (8, 5)	P6		K				L9		K	3	0	0	0	0	1	1						
<b>Scott Spiezio, S</b> OBP: 0.331, SLG: 0.449 (8, 7)		G6-3		G3			F9			3	0	0	0	0	0	0						
<b>Shawn Wooten, R</b> OBP: 0.354, SLG: 0.422 (1, 3)			FC6-4			K		G6-3	BB	2	0	1	0	1	1	0						
<b>Jeff DaVanon, S</b> OBP: 0.364, SLG: 0.523 (1, 9)		FC6-4		G4-3				G6-3		3	0	0	0	0	0	2						
<b>Bengie Molina, R</b> OBP: 0.308, SLG: 0.444 (1, 2)		G1-3		G6-3				G1-3		3	0	0	0	0	0	1						
<b>Adam Kennedy, L</b> OBP: 0.328, SLG: 0.372 (1, 4)			F8			G4-6-3			HR	3	1	2	1	0	0	0						
<b>Inning Stats</b>	R: 0 E: 0 K: 1 S: 7	H: 1 LOB: 1 BB: 0 P: 11	R: 0 E: 0 K: 0 S: 8	H: 1 LOB: 0 BB: 0 P: 13	R: 0 E: 0 K: 1 S: 7	H: 0 LOB: 0 BB: 0 P: 10	R: 0 E: 0 K: 1 S: 6	H: 0 LOB: 0 BB: 0 P: 12	R: 0 E: 0 K: 1 S: 5	H: 0 LOB: 0 BB: 0 P: 9	R: 0 E: 0 K: 1 S: 6	H: 1 LOB: 0 BB: 0 P: 6	R: 0 E: 0 K: 0 S: 6	H: 0 LOB: 0 BB: 0 P: 7	R: 0 E: 0 K: 0 S: 6	H: 0 LOB: 1 BB: 1 P: 15	R: 1 E: 0 K: 1 S: 13	H: 1 LOB: 1 BB: 1 P: 22	1B: 3 2B: 0 3B: 0 HR: 1	SF: 0 SAC: 0 DP: 2 HBP: 0	WP: 0 PB: 1 SB: 0 CS: 0	PA: 31
<b>PITCHER</b>	IP	WLS	BF	H	R	ER	SO	BB	IBB	HBP	BLK	WP	HR	S	P	ERA	WHIP					
<b>Tim Hudson, R</b> ERA: 2.6 (1, 1)	9.0	W	31	4	1	1	6	2	0	0	0	0	1	64	105	1.00	0.667					

Oakland Athletics @ Anaheim Angels  
Edison International Field, Anaheim, CA  
Sun Jul 27 2003, 4:05 PM EDT  
Att: 40,342 - Sunny - 85 F

AB 29  
R 1  
H 4  
RBI 1  
BB 2  
SO 6  
LOB 6






Batter	1	2	3	4	5	6	7	8	9	AB	R	H	RBI	BB	SO	LOB	TOP				
Eric Byrnes, R (1, 8) OBP: 0.345, SLG: 0.489 Chris Singleton, L (8, PH) OBP: 0.319, SLG: 0.378	2-3 K		0-0 P4			2-0 F7		1-1 SH1-4		3	0	0	0	0	1	0					
Mark Ellis, R (1, 4) OBP: 0.326, SLG: 0.373	2-2 2B		0-1 G6-3			3-3 K		0-1 G4-3		4	0	1	0	0	1	1					
Miguel Tejada, R (1, 6) OBP: 0.314, SLG: 0.435	4-1 BB		1-0 L4			3-2 F9		0-3 K		3	0	0	0	1	1	1					
Erubiel Durazo, L (1, 10) OBP: 0.392, SLG: 0.451	1-2 P5			2-3 K					2-1 HR	4	1	1	1	0	2	2					
Ramon Hernandez, R (1, 2) OBP: 0.311, SLG: 0.449	3-3 K			1-2 G6-3					3-2 F9	4	0	0	0	0	1	2					
3 Eric Chavez, L (1, 5) OBP: 0.333, SLG: 0.481		2-0 HBP 1B		1-1 G6-3					3-2 L8	4	0	2	0	0	0	0					
Dave McCarty, R (1, 3) Scott Hatteberg, L (9, PH) OBP: 0.349, SLG: 0.394 17 Adam Melhuse, S (9, PR) OBP: 0.273, SLG: 0.400			0-0 P6		1-3 K				4-2 BB	3	0	1	0	0	1	1	AB 31 R 1 H 6 RBI 1 BB 2 SO 8 LOB 12				
Terrence Long, L (1, 9) OBP: 0.302, SLG: 0.394		2-1 L9-3 HBP		2-2 G5-3					2-0 F8	3	0	0	0	0	1	3					
Adam Piatt, R (1, 7) Billy McMillon, L (8, PH) OBP: 0.394, SLG: 0.468		3-2 L9-3		1-1 G6-3					2-0 G4-3 SH1-4 1B	2	0	0	0	0	0	2					
<b>Inning Stats</b>	R: 0 E: 0 K: 2 S: 17	H: 1 LOB: 2 BB: 1 P: 29	R: 0 E: 0 K: 0 S: 6	H: 1 LOB: 1 BB: 0 P: 13	R: 0 E: 0 K: 0 S: 4	H: 0 LOB: 0 BB: 0 P: 5	R: 0 E: 0 K: 1 S: 9	H: 0 LOB: 0 BB: 0 P: 13	R: 0 E: 0 K: 1 S: 9	H: 0 LOB: 0 BB: 0 P: 13	R: 0 E: 0 K: 2 S: 15	H: 2 LOB: 2 BB: 0 P: 22	R: 0 E: 0 K: 1 S: 10	H: 1 LOB: 1 BB: 0 P: 13	R: 1 E: 0 K: 0 S: 13	H: 1 LOB: 1 BB: 1 P: 27	1B: 4 2B: 2 3B: 0 HR: 1	SF: 0 SAC: 1 DP: 1 HBP: 1	WP: 0 PB: 0 SB: 0 CS: 0	PA: 35	
<b>PITCHER</b>	IP	WLS	BF	H	R	ER	SO	BB	IBB	HBP	BLK	WP	HR	S	P	ERA	WHIP				
Jarrod Washburn, L (1, 1) ERA: 4.68	7.0		26	4	0	0	7	1	0	1	0	0	0	67	110	0.00	0.714				
Brendan Donnelly, R (8, 1) ERA: 0.7	1.0	W	4	1	0	0	1	0	0	0	0	0	0	10	13	0.00	1.000				
Troy Percival, R (9, 1) ERA: 2.45	1.0	S	5	1	1	1	0	1	0	0	0	0	1	13	27	9.00	2.000				

Oakland Athletics @ Anaheim Angels  
Edison International Field, Anaheim, CA  
Mon Jul 28 2003, 10:05 PM EDT  
Att: 38,402 - Sunny - 76 F


livebaseballscorecards.com



Batter	1	2	3	4	5	6	7	8	9	AB	R	H	RBI	BB	SO	LOB	BOTTOM				
David Eckstein, R (1, 6) OBP: 0.332, SLG: 0.331	1-1 1B		2-3 K			2-2 HBP		4-1 1B BB		2	1	1	0	1	1	1					
Darin Erstad, L (1, 8) OBP: 0.308, SLG: 0.339	0-1 P6		2-1 P6			0-2 F8		2-1 1B BB		4	1	1	0	0	0	3					
Tim Salmon, R (1, 9) Eric Owens, R (9, PR) OBP: 0.247, SLG: 0.270	2-2 F9			2-2 F8		0-0 P3		0-2 16 1B		4	0	1	1	0	0	2					
16 Garret Anderson, L (1, 7) OBP: 0.349, SLG: 0.587	2-1 P3			1-2 G6-3		1-2 G3		0-0 1B		4	0	1	1	0	0	2					
Shawn Wooten, R (1, 10) OBP: 0.345, SLG: 0.411		1-2 F9		2-1 G5-3				3-2 P6		4	0	0	0	0	0	2					
Bengie Molina, R (1, 2) OBP: 0.312, SLG: 0.449		1-2 P6			1-0 G4-3 2B			3-2 G6-4-3 1B		3	0	2	0	0	0	0					
Scott Spiezio, S (1, 5) OBP: 0.329, SLG: 0.445		2-2 G4-3			0-1 G4-3			3-2 G6-4-3 1-2		3	0	0	0	0	0	2	AB 30 R 2 H 7 RBI 2 BB 1 SO 3 LOB 14				
39 Robb Quinlan, R (1, 3) OBP: 0.328, SLG: 0.372			2-2 G1-3		1-0 G1-3			1-0 G6-3		3	0	0	0	0	0	1					
Adam Kennedy, L (1, 4) OBP: 0.328, SLG: 0.372			0-0 1B		3-3 K			2-3 K		3	0	1	0	0	2	1					
<b>Inning Stats</b>	R: 0 E: 0 K: 0 S: 10	H: 1 LOB: 1 BB: 0 P: 15	R: 0 E: 0 K: 0 S: 11	H: 0 LOB: 0 BB: 0 P: 15	R: 0 E: 0 K: 1 S: 9	H: 1 LOB: 1 BB: 0 P: 15	R: 0 E: 0 K: 0 S: 8	H: 0 LOB: 0 BB: 0 P: 13	R: 0 E: 0 K: 0 S: 11	H: 1 LOB: 1 BB: 0 P: 16	R: 0 E: 0 K: 0 S: 9	H: 0 LOB: 1 BB: 0 P: 12	R: 0 E: 0 K: 0 S: 10	H: 1 LOB: 0 BB: 0 P: 19	R: 2 E: 0 K: 1 S: 16	H: 3 LOB: 2 BB: 1 P: 25	1B: 6 2B: 1 3B: 0 HR: 0	SF: 0 SAC: 0 DP: 1 HBP: 1	WP: 0 PB: 0 SB: 0 CS: 0	PA: 32	
<b>PITCHER</b>	IP	WLS	BF	H	R	ER	SO	BB	IBB	HBP	BLK	WP	HR	S	P	ERA	WHIP				
Barry Zito, L (1, 1) ERA: 3.19	7.0		25	4	0	0	2	0	0	0	0	0	0	9	18	27.00	3.000				
Ricardo Rincon, L (8, 1) ERA: 4.25	0.2	L	4	1	2	2	1	1	0	0	0	0	0	7	7	0.00	6.000				
Chad Bradford, R (8, 1) ERA: 3.58	0.1		3	2	0	0	0	0	0	0	0	0	0	7	7	0.00	6.000				

Oakland Athletics @ Anaheim Angels  
Edison International Field, Anaheim, CA  
Mon Jul 28 2003, 10:05 PM EDT  
Att: 38,402 - Sunny - 76 F

livebaseballscorecards.com





Batter	1	2	3	4	5	6	7	8	9	AB	R	H	RBI	BB	SO	LOB	TOP											
<b>Coco Crisp, S</b> OBP: 0.330, SLG: 0.379 (1, 8)										5	0	1	0	0	2	2	<b>Cleveland Indians @ Oakland Athletics</b> Network Associates Coliseum, Oakland, CA Tue Jul 29, 2003, 10:05 PM EDT Att: 19,260 - Overcast - 65 F											
<b>Casey Blake, R</b> OBP: 0.325, SLG: 0.424 (1, 5)										4	0	1	0	0	0	1												
<b>Jody Gerut, L</b> OBP: 0.329, SLG: 0.507 (1, 7)										4	0	1	0	0	1	2												
<b>Milton Bradley, S</b> OBP: 0.435, SLG: 0.506 (1, 10)										4	1	2	1	0	2	2												
<b>Ryan Ludwick, R</b> OBP: 0.309, SLG: 0.408 (1, 9)										3	1	1	1	1	1	1												
<b>Ben Broussard, L</b> OBP: 0.329, SLG: 0.446 (1, 3)										4	0	2	0	0	1	3												
<b>Tim Laker, R</b> OBP: 0.272, SLG: 0.388 (1, 2)										4	0	0	0	0	2	2												
<b>Zach Sorensen, S</b> OBP: 0.282, SLG: 0.273 <b>John McDonald, R</b> OBP: 0.292, SLG: 0.320 (1, 4) (7, 4)										3	0	0	0	0	1	1												
<b>2 Jhonny Peralta, R</b> OBP: 0.237, SLG: 0.273 <b>48 Travis Hafner, L</b> OBP: 0.303, SLG: 0.431 (9, PH)										1	0	0	0	0	0	1												
<b>Inning Stats</b>	R: 0 E: 0 K: 2 S: 11	H: 1 LOB: 1 BB: 0 P: 15	R: 1 E: 0 K: 2 S: 11	H: 2 LOB: 1 BB: 0 P: 18	R: 0 E: 0 K: 1 S: 14	H: 2 LOB: 3 BB: 1 P: 23	R: 0 E: 0 K: 1 S: 7	H: 0 LOB: 0 BB: 0 P: 9	R: 0 E: 0 K: 0 S: 4	H: 0 LOB: 0 BB: 0 P: 6	R: 1 E: 0 K: 1 S: 10	H: 1 LOB: 0 BB: 0 P: 16	R: 0 E: 0 K: 3 S: 11	H: 0 LOB: 0 BB: 0 P: 14	R: 0 E: 0 K: 1 S: 12	H: 1 LOB: 1 BB: 0 P: 20		R: 0 E: 0 K: 1 S: 17	H: 1 LOB: 2 BB: 1 P: 25	1B: 4 2B: 2 3B: 0 HR: 2	SF: 0 SAC: 0 DP: 0 HBP: 0	WP: 0 PB: 0 SB: 1 CS: 0	PA: 37					
<b>PITCHER</b>	IP	WLS	BF	H	R	ER	SO	BB	IBB	HBP	BLK	WP	HR	S	P	ERA	WHIP											
<b>Mark Mulder, L</b> ERA: 3.03 <b>Keith Foulke, R</b> ERA: 2.57	(1, 1)	7.2	W	31	7	2	2	11	1	0	0	0	0	2	77	116	2.35	1.043										
(8, 1)	1.1	S	6	1	0	0	1	1	0	0	0	0	0	20	30	0.00	1.500											

Batter	1	2	3	4	5	6	7	8	9	AB	R	H	RBI	BB	SO	LOB	BOTTOM										
<b>Mark Ellis, R</b> OBP: 0.325, SLG: 0.372 (1, 4)										4	1	1	0	0	1	1	<b>Cleveland Indians @ Oakland Athletics</b> Network Associates Coliseum, Oakland, CA Tue Jul 29, 2003, 10:05 PM EDT Att: 19,260 - Overcast - 65 F										
<b>Scott Hatteberg, L</b> OBP: 0.351, SLG: 0.398 (1, 10)										4	0	2	0	0	0	1											
<b>Miguel Tejada, R</b> OBP: 0.311, SLG: 0.432 (1, 6)										3	1	0	1	0	1	1											
<b>Erubiel Durazo, L</b> OBP: 0.393, SLG: 0.450 (1, 3)										3	1	1	0	1	2	1											
<b>Dave McCarty, R</b> OBP: 0.286, SLG: 0.346 (1, 7)										4	1	1	0	0	1	2											
<b>3 Eric Chavez, L</b> OBP: 0.335, SLG: 0.484 (1, 5)										4	1	2	1	0	0	0											
<b>Ramon Hernandez, R</b> OBP: 0.316, SLG: 0.452 (1, 2)										2	1	1	2	2	0	0											
<b>Adam Piatt, R</b> OBP: 0.280, SLG: 0.442 <b>Billy McMillon, L</b> OBP: 0.369, SLG: 0.463 <b>Chris Singleton, L</b> OBP: 0.317, SLG: 0.378 (1, 9) (7, PH) (8, 8)										2	0	0	0	0	1	1											
<b>Eric Byrnes, R</b> OBP: 0.343, SLG: 0.486 <b>Terrence Long, L</b> OBP: 0.303, SLG: 0.395 (7, PH)										1	0	0	0	0	0	1											
(8, 9)										2	0	1	1	0	0	2											
<b>Inning Stats</b>	R: 0 E: 0 K: 1 S: 11	H: 2 LOB: 2 BB: 0 P: 16	R: 0 E: 0 K: 2 S: 14	H: 0 LOB: 1 BB: 1 P: 24	R: 1 E: 0 K: 1 S: 14	H: 2 LOB: 1 BB: 0 P: 18	R: 0 E: 0 K: 0 S: 5	H: 0 LOB: 0 BB: 0 P: 7	R: 0 E: 0 K: 1 S: 7	H: 0 LOB: 0 BB: 0 P: 10	R: 0 E: 0 K: 1 S: 8	H: 0 LOB: 0 BB: 0 P: 12	R: 3 E: 0 K: 1 S: 13	H: 4 LOB: 1 BB: 0 P: 19	R: 2 E: 1 K: 0 S: 15	H: 1 LOB: 2 BB: 2 P: 28	1B: 6 2B: 3 3B: 0 HR: 0	SF: 2 SAC: 0 DP: 0 HBP: 0	WP: 0 PB: 0 SB: 0 CS: 0	PA: 36							
<b>PITCHER</b>	IP	WLS	BF	H	R	ER	SO	BB	IBB	HBP	BLK	WP	HR	S	P	ERA	WHIP										
<b>Brian Anderson, L</b> ERA: 4.18 <b>Jason Boyd, R</b> ERA: 4.66 <b>Jason Stanford, L</b> ERA: 2.92 <b>63 Rafael Betancourt, R</b> ERA: 1.42 <b>Terry Mulholland, L</b> ERA: 4.31	(1, 1)	6.0	L	24	6	3	3	6	1	0	0	0	0	3	3	0.00	3.000										
(7, 1)	0.1	B	2	1	0	0	0	0	0	0	0	0	0	3	3	0.00	3.000										
(7, 1)	0.2	3	1	1	1	1	1	0	0	0	0	0	0	6	11	13.50	1.500										
(8, 1)	0.1	5	1	2	0	0	1	1	1	0	0	0	0	11	23	0.00	6.000										
(8, 1)	0.2	2	0	0	0	0	0	0	0	0	0	0	0	4	5	0.00	0.000										

AB	35
R	2
H	8
RBI	2
BB	2
SO	12
LOB	16





Batter	1	2	3	4	5	6	7	8	9	AB	R	H	RBI	BB	SO	LOB	TOP								
Coco Crisp, S OBP: 0.333, SLG: 0.387	0-1 1B		1-2 G3		2-2 G6-3			2-2 SH5-4 2B		4	0	2	0	0	0	0									
Casey Blake, R OBP: 0.326, SLG: 0.427	1-0 L8			2-2 1B SF8 2B	0-1 P4			0-1 SH5-4		3	1	1	0	0	0	1									
Jody Gerut, L OBP: 0.331, SLG: 0.507	0-3 K			0-2 41 1B 1B		3-2 1B		0-2 FC1-2-6 1B		4	2	2	0	0	1	2									
Milton Bradley, S OBP: 0.433, SLG: 0.503	0-0 F9			0-1 SF8		3-2 F9 1B		3-H 4-0 1B IBB		2	0	0	1	1	0	2									
Ryan Ludwick, R OBP: 0.305, SLG: 0.396		0-3 K		1-2 L7		1-2 K		2-1 1B		4	0	1	1	0	2	2									
41 Victor Martinez, S OBP: 0.283, SLG: 0.253	1-2 G5-3			1-2 1B		0-2 P5			1-3 K	4	0	1	1	0	1	1									
48 Travis Hafner, L Ben Broussard, L OBP: 0.328, SLG: 0.444	0-2 F7			0-0 G4-3			2-3 K		1-1 F8	3	0	0	0	0	1	1									
John McDonald, R OBP: 0.275, SLG: 0.312			3-2 P3		0-0 G5-3		1-2 P3		0-1 G4-3	4	0	0	0	0	0	0									
56 Angel Santos, S OBP: 0.250, SLG: 0.667			1-3 K		2-2 HR		0-1 P3			3	1	1	1	0	1	0									
<b>Inning Stats</b>	R: 0 E: 0 K: 1 S: 8	H: 1 LOB: 1 BB: 0 P: 9	R: 0 E: 0 K: 1 S: 9	H: 0 LOB: 0 BB: 0 P: 10	R: 0 E: 0 K: 1 S: 12	H: 0 LOB: 0 BB: 0 P: 17	R: 2 E: 0 K: 0 S: 15	H: 3 LOB: 1 BB: 0 P: 19	R: 1 E: 0 K: 0 S: 11	H: 1 LOB: 0 BB: 0 P: 15	R: 0 E: 0 K: 1 S: 18	H: 1 LOB: 1 BB: 0 P: 26	R: 0 E: 0 K: 1 S: 10	H: 0 LOB: 0 BB: 0 P: 13	R: 1 E: 0 K: 0 S: 11	H: 2 LOB: 2 BB: 1 P: 19	R: 0 E: 0 K: 1 S: 7	H: 0 LOB: 0 BB: 0 P: 9	1B: 5 2B: 2 3B: 0 HR: 1	SF: 1 SAC: 1 DP: 0 HBP: 0	WP: 0 PB: 0 SB: 0 CS: 0	PA: 35			
<b>PITCHER</b>	IP	WLS	BF	H	R	ER	SO	BB	IBB	HBP	BLK	WP	HR	S	P	ERA	WHIP								
Ted Lilly, L ERA: 4.92	7.0	L	27	6	3	3	5	0	0	0	0	0	1	83	109	3.86	0.857								
Chad Bradford, R ERA: 3.69	1.0		5	2	1	1	0	0	1	0	0	0	0	11	19	9.00	2.000								
Ricardo Rincon, L ERA: 4.14	1.0		3	0	0	0	1	0	0	0	0	0	0	7	9	0.00	0.000								

Cleveland Indians @ Oakland Athletics  
Network Associates Coliseum, Oakland, CA  
Wed Jul 30 2003, 10:05 PM EDT  
Att: 29,792 - Cloudy - 64 F

AB 32  
R 4  
H 8  
RBI 4  
BB 1  
SO 6  
LOB 9



Batter	1	2	3	4	5	6	7	8	9	AB	R	H	RBI	BB	SO	LOB	BOTTOM								
Mark Ellis, R OBP: 0.323, SLG: 0.369	1-2 L9 1B SF7 1B		2-2 G6-3		3-2 P6		1-0 F9		1-2 P3	5	1	1	0	0	0	4									
Scott Hatteberg, L OBP: 0.352, SLG: 0.402	1-1 WP 1B SF7 1B		0-0 G6-3		2-2 1B 1B 2B		1-1 P6			4	0	2	1	0	0	2									
Miguel Tejada, R OBP: 0.313, SLG: 0.435	2-2 L9		1-1 2B		0-1 1B			1-1 G4-3		4	0	2	0	0	0	2									
Erubiel Durazo, L OBP: 0.390, SLG: 0.446	0-0 SF7		0-0 G4-3			1-1 G4-3		3-2 G5-3		3	0	0	1	0	0	1									
Ramon Hernandez, R OBP: 0.315, SLG: 0.450	2-2 G3			0-1 G4-3		2-3 K		2-1 1B		4	0	1	0	0	1	1									
Terrence Long, L OBP: 0.302, SLG: 0.396		1-0 P3 2B		1-0 G4-3		1-1 G4-3		2-3 K		4	0	1	0	0	1	1									
Adam Piatt, R OBP: 0.281, SLG: 0.438	1-1 G5-3			0-0 G5-3			1-2 CS 1B		2-3 K	3	0	1	0	0	0	1									
Billy McMillon, L OBP: 0.385, SLG: 0.457										1	0	0	0	0	1	0									
Frank Menechino, R OBP: 0.385, SLG: 0.339	0-1 P3				1-1 P5		3-2 BB 1B		1-1 2B	3	0	1	0	0	0	1									
Chris Singleton, L OBP: 0.320, SLG: 0.386	2-3 G1-3				0-2 2B 1B		4-2 BB		0-1 L7	2	1	1	0	1	0	1									
Eric Byrnes, R OBP: 0.346, SLG: 0.486							1-2 BB			1	0	0	0	0	0	1									
3 Eric Chavez, L OBP: 0.334, SLG: 0.483										1	0	0	0	0	0	1									
<b>Inning Stats</b>	R: 1 E: 0 K: 0 S: 16	H: 2 LOB: 1 BB: 0 P: 22	R: 0 E: 0 K: 0 S: 9	H: 1 LOB: 1 BB: 0 P: 13	R: 0 E: 0 K: 0 S: 8	H: 1 LOB: 1 BB: 0 P: 11	R: 0 E: 0 K: 0 S: 4	H: 0 LOB: 0 BB: 0 P: 5	R: 1 E: 0 K: 0 S: 16	H: 3 LOB: 2 BB: 0 P: 22	R: 0 E: 0 K: 1 S: 7	H: 0 LOB: 0 BB: 0 P: 11	R: 0 E: 0 K: 0 S: 13	H: 2 LOB: 1 BB: 1 P: 23	R: 0 E: 0 K: 1 S: 10	H: 1 LOB: 1 BB: 0 P: 18	R: 0 E: 0 K: 1 S: 10	H: 1 LOB: 1 BB: 0 P: 14	1B: 7 2B: 4 3B: 0 HR: 0	SF: 1 SAC: 0 DP: 0 HBP: 0	WP: 1 PB: 0 SB: 0 CS: 1	PA: 37			
<b>PITCHER</b>	IP	WLS	BF	H	R	ER	SO	BB	IBB	HBP	BLK	WP	HR	S	P	ERA	WHIP								
CC Sabathia, L ERA: 3.63	7.0	W	29	9	2	2	1	1	0	0	0	0	0	73	107	2.57	1.429								
David Riske, R ERA: 2.81	1.0	H	4	1	0	0	1	0	0	0	0	0	0	10	18	0.00	1.000								
Danys Baez, R ERA: 3.38	1.0	S	4	1	0	0	1	0	0	0	0	0	0	10	14	0.00	1.000								

Cleveland Indians @ Oakland Athletics  
Network Associates Coliseum, Oakland, CA  
Wed Jul 30 2003, 10:05 PM EDT  
Att: 29,792 - Cloudy - 64 F

AB 35  
R 2  
H 11  
RBI 2  
BB 1  
SO 3  
LOB 15





Batter	1	2	3	4	5	6	7	8	9	AB	R	H	RBI	BB	SO	LOB	TOP										
Coco Crisp, S (1, 7) OBP: 0.332, SLG: 0.384	P5		1B			F7		G4-3		4	0	1	0	0	0	0	<b>Cleveland Indians @ Oakland Athletics</b> Network Associates Coliseum, Oakland, CA Thu Jul 31 2003, 3:35 PM EDT Att: 25,011 - Cloudy - 67°F										
Casey Blake, R (1, 5) OBP: 0.322, SLG: 0.422	F9		CS	K		K		K		4	0	0	0	0	3	0											
Jody Gerut, L (1, 9) OBP: 0.333, SLG: 0.509	G4-3			K				2B		3	1	1	0	1	1	0											
Milton Bradley, S (1, 8) OBP: 0.434, SLG: 0.504		G3		K		F7		2B		3	0	1	1	1	1	1											
Ben Broussard, L (1, 3) OBP: 0.322, SLG: 0.436	G3				K		F7	G5-3		4	0	0	0	0	1	2											
Tim Laker, R (1, 2) OBP: 0.279, SLG: 0.400	K				2B		48 BB	1B		4	0	2	0	0	1	1											
48 Travis Hafner, L (1, 10) OBP: 0.302, SLG: 0.415	K				BB		1-2	BB		2	0	0	0	2	2	1											
John McDonald, R (1, 6) OBP: 0.275, SLG: 0.317			K		F9		F9	2B		4	0	1	0	0	1	4											
56 Angel Santos, S (1, 4) OBP: 0.214, SLG: 0.571			K		F7		G5-3	F8		2	0	0	0	0	1	2											
41 Victor Martinez, S (7, PH) OBP: 0.259, SLG: 0.250										1	0	0	0	0	0	2											
2 Jhonny Peralta, R (7, 6) OBP: 0.237, SLG: 0.273										0	0	0	0	0	0	0											
Ryan Ludwick, R (9, PH) OBP: 0.300, SLG: 0.389										1	0	0	0	0	0	1											
<b>Inning Stats</b>	R: 0 E: 0 K: 0 S: 4	H: 0 LOB: 0 BB: 0 P: 4	R: 0 E: 0 K: 2 S: 8	H: 0 LOB: 1 BB: 1 P: 15	R: 0 E: 0 K: 2 S: 10	H: 1 LOB: 0 BB: 0 P: 16	R: 0 E: 0 K: 3 S: 9	H: 0 LOB: 0 BB: 0 P: 15	R: 0 E: 0 K: 1 S: 9	H: 1 LOB: 2 BB: 1 P: 17	R: 0 E: 0 K: 1 S: 10	H: 0 LOB: 1 BB: 1 P: 18	R: 0 E: 0 K: 0 S: 12	H: 1 LOB: 2 BB: 1 P: 24	R: 1 E: 0 K: 1 S: 14	H: 2 LOB: 1 BB: 0 P: 18	R: 0 E: 0 K: 1 S: 12	H: 1 LOB: 1 BB: 0 P: 16	1B: 2 2B: 4 3B: 0 HR: 0	SF: 0 SAC: 0 DP: 0 HBP: 0	WP: 0 PB: 0 SB: 1 CS: 1	PA: 37					
<b>PITCHER</b>	IP	WLS	BF	H	R	ER	SO	BB	IBB	HBP	BLK	WP	HR	S	P	ERA	WHIP										
40 Rich Harden, R (1, 1) ERA: 0.86	7.0	W	27	3	0	0	9	4	0	0	0	0	0	62	109	0.00	1.000										
Chad Bradford, R (8, 1) ERA: 3.79	1.0	H	5	2	1	1	1	0	0	0	0	0	0	14	18	9.00	2.000										
Keith Foulke, R (9, 1) ERA: 2.53	1.0	S	4	1	0	0	1	0	0	0	0	0	0	12	16	0.00	1.000										

AB	32
R	1
H	6
RBI	1
BB	4
SO	11
LOB	14



Batter	1	2	3	4	5	6	7	8	9	AB	R	H	RBI	BB	SO	LOB	BOTTOM										
Billy McMillon, L (1, 7) OBP: 0.390, SLG: 0.446	L5				E2		F7			2	1	0	0	2	0	0	<b>Cleveland Indians @ Oakland Athletics</b> Network Associates Coliseum, Oakland, CA Thu Jul 31 2003, 3:35 PM EDT Att: 25,011 - Cloudy - 67°F										
Adam Platt, R (8, 7) OBP: 0.281, SLG: 0.438					BB					0	0	0	0	0	0	0											
Scott Hatteberg, L (1, 10) OBP: 0.351, SLG: 0.398	G4-3		G1-6-3		BB			F9		3	0	0	0	1	0	1											
Miguel Tejada, R (1, 6) OBP: 0.312, SLG: 0.433	G6-3				BB			G5-3		4	0	1	2	0	0	0											
Erubiel Durazo, L (1, 3) OBP: 0.391, SLG: 0.447		G4-3			1B					4	0	2	0	0	1	2											
3 Eric Chavez, L (1, 5) OBP: 0.333, SLG: 0.488		HR			K			1B		4	1	1	1	0	1	2											
Terrence Long, L (1, 9) OBP: 0.303, SLG: 0.394					BB			F7		2	0	0	0	1	0	1											
Mark Ellis, R (1, 4) OBP: 0.323, SLG: 0.369		F7			1B			L9		3	0	1	0	0	0	1											
17 Adam Melhuse, S (1, 2) OBP: 0.255, SLG: 0.372		F8			L7			F7		3	0	0	0	0	0	2											
Chris Singleton, L (1, 8) OBP: 0.316, SLG: 0.380			G4-3		FC4-6			G6-3		3	1	0	0	0	0	1											
<b>Inning Stats</b>	R: 0 E: 0 K: 0 S: 9	H: 0 LOB: 0 BB: 0 P: 18	R: 1 E: 0 K: 0 S: 14	H: 1 LOB: 1 BB: 1 P: 23	R: 0 E: 0 K: 0 S: 7	H: 0 LOB: 0 BB: 1 P: 14	R: 0 E: 0 K: 0 S: 8	H: 1 LOB: 1 BB: 0 P: 10	R: 2 E: 0 K: 1 S: 22	H: 2 LOB: 2 BB: 2 P: 35	R: 0 E: 0 K: 1 S: 7	H: 0 LOB: 0 BB: 0 P: 13	R: 0 E: 0 K: 0 S: 5	H: 0 LOB: 0 BB: 0 P: 8	R: 0 E: 0 K: 0 S: 9	H: 1 LOB: 1 BB: 0 P: 12	1B: 4 2B: 0 3B: 0 HR: 1	SF: 0 SAC: 0 DP: 1 HBP: 0	WP: 0 PB: 0 SB: 0 CS: 0	PA: 32							
<b>PITCHER</b>	IP	WLS	BF	H	R	ER	SO	BB	IBB	HBP	BLK	WP	HR	S	P	ERA	WHIP										
37 Jake Westbrook, R (1, 1) ERA: 4.25	4.2	L	21	4	3	3	0	4	0	0	0	0	0	57	96	5.79	1.714										
Jason Stanford, L (5, 1) ERA: 2.3	3.1		11	1	0	0	2	0	0	0	0	0	0	24	37	0.00	0.300										

AB	28
R	3
H	5
RBI	3
BB	4
SO	2
LOB	10









Batter	1	2	3	4	5	6	7	8	9	AB	R	H	RBI	BB	SO	LOB	TOP										
<b>2 Derek Jeter, R</b> OBP: 0.396, SLG: 0.462	2-2 1B FC4-6	1-1 25 HR 1B		0-0 G6-3		0-0 L6			1-1 G5-4-3	5	2	2	1	0	0	1											
<b>Bernie Williams, S</b> OBP: 0.371, SLG: 0.407	1-3 FC4-6 25 S	2-1 25 HR 1B		3-3 K			0-0 HR		1-0	5	2	4	2	0	1	0											
<b>25 Jason Giambi, L</b> OBP: 0.423, SLG: 0.554	4-2 FC4-6 BB	1-2 1-H 2-H HR		1-2 G3			3-2 F7		1-2 L4	4	1	1	3	1	0	1											
<b>Aaron Boone, R</b> OBP: 0.335, SLG: 0.462	3-2 FC4-6 25 G4-6-3	1-0 F7			2-3 K		1-0 F8			4	0	0	1	0	1	2											
<b>55 Hideki Matsui, L</b> OBP: 0.353, SLG: 0.454	1-1 G4-6-3			0-0 G4-3		1-1 HR		1-3 K		4	1	1	1	0	1	2											
<b>Ruben Sierra, S</b> OBP: 0.338, SLG: 0.422		3-2 G4-3		4-2 HR BB		1-2 P3			3-3 K	3	1	0	0	1	1	0											
<b>David Dellucci, L</b> OBP: 0.333, SLG: 0.382						1-1 F9			1-2 P4	4	1	1	0	0	1	1											
<b>Alfonso Soriano, R</b> OBP: 0.328, SLG: 0.489		0-1 2 CS 2 1B 1B		2-3 K		1-1 F9			0-3 K	4	1	1	2	0	1	1											
<b>John Flaherty, R</b> OBP: 0.292, SLG: 0.420		0-1 L5		1-2 HR		0-0 F9				4	1	1	2	0	1	1											
<b>Todd Zeile, R</b> OBP: 0.293, SLG: 0.352		0-1 2 1B 2 CS 1B		1-0 F9		2-1 F9			1-1 G5-4-3 1B	4	1	2	0	0	0	0											
<b>Karim Garcia, L</b> OBP: 0.277, SLG: 0.421										0	0	0	0	0	0	0											
<b>Inning Stats</b>	R: 1 E: 0 K: 0 S: 15	H: 2 LOB: 1 BB: 1 P: 28	R: 5 E: 0 K: 0 S: 16	H: 5 LOB: 0 BB: 0 P: 25	R: 2 E: 0 K: 1 S: 11	H: 1 LOB: 0 BB: 1 P: 19	R: 0 E: 0 K: 1 S: 7	H: 0 LOB: 0 BB: 0 P: 11	R: 1 E: 0 K: 1 S: 10	H: 1 LOB: 0 BB: 0 P: 15	R: 0 E: 0 K: 0 S: 4	H: 0 LOB: 0 BB: 0 P: 6	R: 1 E: 0 K: 1 S: 8	H: 1 LOB: 0 BB: 0 P: 13	R: 0 E: 0 K: 2 S: 9	H: 0 LOB: 0 BB: 0 P: 13	R: 0 E: 0 K: 0 S: 8	H: 2 LOB: 1 BB: 0 P: 12	1B: 8 2B: 0 3B: 0 HR: 4	SF: 0 SAC: 0 DP: 2 HBP: 0	WP: 0 PA: 39 PB: 0 SB: 1 CS: 2						
<b>PITCHER</b>	IP	WLS	BF	H	R	ER	SO	BB	IBB	HBP	BLK	WP	HR	S	P	ERA	WHIP										
<b>Barry Zito, L</b> ERA: 3.3	3.0	L	18	8	8	3	1	2	0	0	0	0	2	42	72	9.00	3.333										
<b>John Halama, L</b> ERA: 3.99	4.0		14	2	2	2	3	0	0	0	0	0	2	29	45	4.50	0.500										
<b>Chad Harville, R</b> ERA:	1.0		3	0	0	0	2	0	0	0	0	0	0	9	13	0.00	0.000										
<b>Mike Neu, R</b> ERA: 3.48	1.0		4	2	0	0	0	0	0	0	0	0	0	8	12	0.00	2.000										

New York Yankees @ Oakland Athletics  
Network Associates Coliseum, Oakland, CA

AB 37  
R 10  
H 12  
RBI 10  
BB 2  
SO 6  
LOB 8



Sat Aug 02 2003, 4:05 PM EDT  
Att: 44,234 - Cloudy - 67 F

Batter	1	2	3	4	5	6	7	8	9	AB	R	H	RBI	BB	SO	LOB	BOTTOM										
<b>Billy McMillon, L</b> OBP: 0.377, SLG: 0.427	2-1 1B 3 1B 1B			0-2 F9		0-0 G1			0-0 P6	5	1	1	0	0	1	2											
<b>Jose Guillen, R</b> OBP: 0.378, SLG: 0.614	0-0 F9	0-2 P4		1-2 F7			1-0 G6-3		0-1 3 1B SF9 1B	5	1	1	0	0	0	2											
<b>3 Eric Chavez, L</b> OBP: 0.343, SLG: 0.500	0-2 1B	2-1 2B		4-1 BB			1-0 E		1-1 E7 G6-4-3 1B	4	2	4	1	1	0	0											
<b>Miguel Tejada, R</b> OBP: 0.312, SLG: 0.439	1-1 BB 1B	1-0 G5-3		1-1 G5-3			0-1 E6 SF8 1B		0-1 SF9	4	1	2	2	0	0	2											
<b>Erubiel Durazo, L</b> OBP: 0.385, SLG: 0.440	3-1 BB 1B						1-2 G4-3		0-1 SF8	4	0	1	3	0	1	1											
<b>Scott Hatteberg, L</b> OBP: 0.353, SLG: 0.399	1-2 2-H 3-H BB						0-0 G4-3		2-3 K	3	0	0	0	1	2	0											
<b>Mark Ellis, R</b> OBP: 0.324, SLG: 0.371	0-3 K						1-1 P3		2-3 K	4	1	1	0	0	2	3											
<b>Terrence Long, L</b> OBP: 0.302, SLG: 0.393	1-1 L8								1-2 P5	4	0	1	1	0	0	3											
<b>17 Adam Melhuse, S</b> OBP: 0.275, SLG: 0.383		2-2 E7 3 2B 1B		2-3 K			2-0 G4-3		0-1 G3	4	1	2	0	0	1	1											
<b>Inning Stats</b>	R: 2 E: 0 K: 1 S: 18	H: 4 LOB: 3 BB: 1 P: 29	R: 1 E: 1 K: 1 S: 12	H: 2 LOB: 1 BB: 0 P: 18	R: 1 E: 0 K: 3 S: 18	H: 2 LOB: 1 BB: 0 P: 24	R: 0 E: 0 K: 0 S: 9	H: 0 LOB: 1 BB: 1 P: 15	R: 0 E: 0 K: 0 S: 6	H: 0 LOB: 0 BB: 0 P: 8	R: 0 E: 0 K: 0 S: 4	H: 0 LOB: 0 BB: 0 P: 6	R: 2 E: 1 K: 1 S: 11	H: 2 LOB: 0 BB: 0 P: 17	R: 0 E: 0 K: 1 S: 12	H: 1 LOB: 1 BB: 0 P: 18	R: 1 E: 1 K: 0 S: 8	H: 2 LOB: 0 BB: 0 P: 9	1B: 10 2B: 2 3B: 1 HR: 0	SF: 2 SAC: 0 DP: 1 HBP: 0	WP: 0 PA: 41 PB: 0 SB: 1 CS: 0						
<b>PITCHER</b>	IP	WLS	BF	H	R	ER	SO	BB	IBB	HBP	BLK	WP	HR	S	P	ERA	WHIP										
<b>Jeff Weaver, R</b> ERA: 5.29	6.1	W	31	10	6	4	5	2	0	0	0	0	0	71	106	5.68	1.895										
<b>Jesse Orosco, L</b> ERA: 7.16	0.2		2	0	0	0	1	0	0	0	0	0	0	7	11	0.00	0.000										
<b>Chris Hammond, L</b> ERA: 3.38	1.0		6	3	1	0	1	0	0	0	0	0	0	16	23	0.00	3.000										
<b>42 Mariano Rivera, R</b> ERA: 1.4	1.0	S	2	0	0	0	0	0	0	0	0	0	0	4	4	0.00	0.000										

New York Yankees @ Oakland Athletics  
Network Associates Coliseum, Oakland, CA

AB 37  
R 7  
H 13  
RBI 7  
BB 2  
SO 7  
LOB 14



Sat Aug 02 2003, 4:05 PM EDT  
Att: 44,234 - Cloudy - 67 F



Batter	1	2	3	4	5	6	7	8	9	AB	R	H	RBI	BB	SO	LOB	TOP					
<b>2 Derek Jeter, R</b> OBP: 0.394, SLG: 0.459 (1, 6)	G5-3			G5-3		G3-5		F8		4	0	1	0	0	0	0	<b>New York Yankees @ Oakland Athletics</b> Network Associates Coliseum, Oakland, CA Sun Aug 03 2003, 4:05 PM EDT Att. 44,528 - Overcast - 71 F					
<b>Bernie Williams, S</b> OBP: 0.366, SLG: 0.401 (1, 8)	P3			G5-3		F9		G6-3		4	0	0	0	0	0	1						
<b>25 Jason Giambi, L</b> OBP: 0.420, SLG: 0.548 (1, 10)	K			F8		G3-5			F7	4	0	0	0	0	1							
<b>20 Jorge Posada, S</b> OBP: 0.399, SLG: 0.475 (1, 2)		K					K		G5-3	4	0	0	0	0	3	0						
<b>55 Hideki Matsui, L</b> OBP: 0.355, SLG: 0.454 (1, 7)		K				G3				3	0	1	0	1	1	0						
<b>Aaron Boone, R</b> OBP: 0.335, SLG: 0.464 (1, 5)		K								3	1	1	0	0	1	1						
<b>Alfonso Soriano, R</b> OBP: 0.330, SLG: 0.490 (1, 4)										3	0	2	1	0	0	0						
<b>Todd Zeile, R</b> OBP: 0.294, SLG: 0.348 (1, 3)										2	0	0	0	1	1	2						
<b>Karim Garcia, L</b> OBP: 0.274, SLG: 0.415 (1, 9)										2	0	0	0	0	0	2						
<b>Ruben Sierra, S</b> OBP: 0.337, SLG: 0.420 (8, PH)										1	0	0	0	0	0	0						
<b>David Dellucci, L</b> OBP: 0.333, SLG: 0.382 (8, 9)										0	0	0	0	0	0	0						
<b>Inning Stats</b>	R: 0 E: 0 K: 1 S: 7	H: 0 LOB: 0 BB: 0 P: 15	R: 0 E: 0 K: 3 S: 9	H: 0 LOB: 0 BB: 0 P: 15	R: 0 E: 0 K: 0 S: 8	H: 0 LOB: 0 BB: 0 P: 10	R: 0 E: 0 K: 0 S: 8	H: 0 LOB: 0 BB: 0 P: 11	R: 1 E: 0 K: 1 S: 10	H: 2 LOB: 2 BB: 1 P: 22	R: 0 E: 0 K: 2 S: 3	H: 1 LOB: 2 BB: 0 P: 4	R: 0 E: 0 K: 2 S: 10	H: 1 LOB: 2 BB: 1 P: 21	R: 0 E: 0 K: 0 S: 3	H: 0 LOB: 0 BB: 0 P: 7	R: 0 E: 0 K: 0 S: 7	H: 1 LOB: 0 BB: 0 P: 8	1B: 4 2B: 1 3B: 0 HR: 0	SF: 0 SAC: 0 DP: 1 HBP: 0	WP: 0 PB: 0 SB: 0 CS: 1	PA: 33
<b>PITCHER</b> <b>Mark Mulder, L</b> ERA: 2.92 (1, 1)	IP: 9.0 WLS: W BF: 32 H: 5 R: 1 ER: 1 SO: 7 BB: 2 IBB: 0 HBP: 0 BLK: 0 WP: 0 HR: 0 S: 65 P: 113 ERA: 1.00 WHIP: 0.778																					

Batter	1	2	3	4	5	6	7	8	9	AB	R	H	RBI	BB	SO	LOB	BOTTOM					
<b>Mark Ellis, R</b> OBP: 0.325, SLG: 0.369 (1, 4)	G5-3		G5-3							2	1	0	0	2	0	0	<b>New York Yankees @ Oakland Athletics</b> Network Associates Coliseum, Oakland, CA Sun Aug 03 2003, 4:05 PM EDT Att. 44,528 - Overcast - 71 F					
<b>Jose Guillen, R</b> OBP: 0.376, SLG: 0.610 (1, 9)										4	0	1	0	0	2	2						
<b>3 Eric Chavez, L</b> OBP: 0.342, SLG: 0.497 (1, 5)										4	1	1	0	0	0	1						
<b>Miguel Tejada, R</b> OBP: 0.311, SLG: 0.439 (1, 6)										4	0	1	2	0	1	1						
<b>Erbiel Durazo, L</b> OBP: 0.383, SLG: 0.436 (1, 3)										3	0	0	0	0	1	0						
<b>Ramon Hernandez, R</b> OBP: 0.312, SLG: 0.443 (1, 2)										3	0	0	0	0	0	0						
<b>Eric Byrnes, R</b> OBP: 0.341, SLG: 0.479 (1, 8)										3	0	0	0	0	0	0						
<b>Terrence Long, L</b> OBP: 0.299, SLG: 0.390 (1, 7)										3	0	0	0	0	1	0						
<b>Adam Piatt, R</b> OBP: 0.273, SLG: 0.424 (1, 10)										3	0	0	0	0	2	1						
<b>Inning Stats</b>	R: 0 E: 0 K: 0 S: 12	H: 1 LOB: 1 BB: 0 P: 18	R: 0 E: 0 K: 0 S: 8	H: 0 LOB: 0 BB: 0 P: 13	R: 0 E: 0 K: 2 S: 9	H: 0 LOB: 0 BB: 0 P: 13	R: 0 E: 0 K: 0 S: 5	H: 0 LOB: 0 BB: 0 P: 10	R: 0 E: 0 K: 0 S: 5	H: 0 LOB: 0 BB: 0 P: 8	R: 0 E: 0 K: 1 S: 9	H: 0 LOB: 1 BB: 1 P: 15	R: 0 E: 0 K: 2 S: 12	H: 0 LOB: 0 BB: 0 P: 18	R: 0 E: 1 K: 1 S: 11	H: 0 LOB: 1 BB: 0 P: 14		R: 2 E: 0 K: 1 S: 12	H: 2 LOB: 1 BB: 1 P: 19	1B: 2 2B: 1 3B: 0 HR: 0	SF: 0 SAC: 0 DP: 0 HBP: 0	WP: 1 PB: 0 SB: 0 CS: 0
<b>PITCHER</b> <b>Andy Pettitte, L</b> ERA: 4.23 (1, 1)	IP: 8.0 WLS: L BF: 28 H: 1 R: 1 ER: 1 SO: 6 BB: 2 IBB: 0 HBP: 0 BLK: 0 WP: 0 HR: 0 S: 74 P: 116 ERA: 1.12 WHIP: 0.375																					
<b>42 Mariano Rivera, R</b> ERA: 1.59 (9, 1)	0.1 L 3 2 1 1 1 0 0 0 0 0 0 0 9 12 27.00 6.000																					





Batter	1	2	3	4	5	6	7	8	9	AB	R	H	RBI	BB	SO	LOB	TOP					
Terrence Long, L (1, 7) OBP: 0.298, SLG: 0.390	E5 G5-4-3		G6-3 3 3B 2B	G6-3		F7			G6-3	5	1	1	0	0	0	1						
Jose Guillen, R (1, 9) OBP: 0.377, SLG: 0.605	G5-4-3 1-2		G6-3 3 3B BB			G6-3 3 BB SF8 1B			K	4	2	1	0	1	1	2						
Eric Chavez, L (1, 5) OBP: 0.342, SLG: 0.501	G6-3		G6-3 1-H 2-H 2B 3B			G6-3 1-2 BB 1B			F8	5	1	2	2	0	0	1						
Miguel Tejada, R (1, 6) OBP: 0.313, SLG: 0.444		F8 1B 2B	F8 2B 2B			F7			G4-3	4	2	2	1	0	0	2						
Erubiel Durazo, L (1, 10) OBP: 0.384, SLG: 0.438	F8 2-3		F8 2-H 2B			L3			L3	3	0	1	1	1	0	1						
Ramon Hernandez, R (1, 2) OBP: 0.311, SLG: 0.442	F8 3-H 1B		F8 2-3			SF8			L4	3	0	1	2	0	0	1						
Scott Hatteberg, L (1, 3) OBP: 0.350, SLG: 0.395	P3		G3			L9			K	4	0	0	0	0	1	4						
Mark Ellis, R (1, 4) OBP: 0.325, SLG: 0.366	F8					F8 E BB			F7	3	1	0	0	1	0	1						
Chris Singleton, L (1, 8) OBP: 0.314, SLG: 0.381			G1-3			E4 1-H 2B			G4-3	4	0	1	1	0	0	0						
<b>Inning Stats</b>	R: 0 E: 1 K: 0 S: 9	H: 0 LOB: 0 BB: 0 P: 11	R: 1 E: 0 K: 0 S: 16	H: 2 LOB: 1 BB: 0 P: 25	R: 4 E: 0 K: 0 S: 16	H: 4 LOB: 1 BB: 1 P: 30	R: 0 E: 0 K: 0 S: 7	H: 0 LOB: 0 BB: 0 P: 10	R: 1 E: 0 K: 0 S: 14	H: 2 LOB: 2 BB: 1 P: 27	R: 1 E: 1 K: 0 S: 14	H: 1 LOB: 1 BB: 1 P: 21	R: 0 E: 0 K: 0 S: 6	H: 0 LOB: 0 BB: 0 P: 9	R: 0 E: 0 K: 1 S: 9	H: 0 LOB: 0 BB: 0 P: 14	R: 0 E: 0 K: 1 S: 6	H: 0 LOB: 0 BB: 0 P: 8	1B: 3 2B: 5 3B: 1 HR: 0	SF: 1 SAC: 0 DP: 1 HBP: 0	WP: 0 PB: 0 SB: 0 CS: 0	PA: 39
<b>PITCHER</b>	IP WLS BF H R ER SO BB IBB HBP BLK WP HR S P ERA WHIP																					
34 Nate Cornejo, R (1, 1) ERA: 4.88	4.1 L 23 8 6 6 0 2 0 0 0 0 0 0 57 95 12.46 2.308																					
Shane Loux, R (5, 1) ERA: 5.4	2.2 10 1 1 1 0 1 0 0 0 0 0 0 25 38 3.38 0.750																					
Eric Eckenstahler, L (8, 1) ERA: 1.69	2.0 6 0 0 0 2 0 0 0 0 0 0 0 15 22 0.00 0.000																					

**Oakland Athletics @ Detroit Tigers**  
Comerica Park, Detroit, MI  
Tue Aug 05 2003, 7:05 PM EDT  
Att: 13,263 - Cloudy - 73 F

**AB 35**  
**R 7**  
**H 9**  
**RBI 7**  
**BB 3**  
**SO 2**  
**LOB 13**



Batter	1	2	3	4	5	6	7	8	9	AB	R	H	RBI	BB	SO	LOB	BOTTOM					
Alex Sanchez, L (1, 8) OBP: 0.316, SLG: 0.372	K		G3			G1-3 SF8 1B			K	5	1	1	0	0	2	4						
Warren Morris, L (1, 4) OBP: 0.323, SLG: 0.389	K		P6			G1-3 1-3			P5	4	0	0	0	0	1	1						
Bobby Higginson, L (1, 9) OBP: 0.339, SLG: 0.358	F8		P2			G1-3 BB			G3	3	0	0	0	1	0	0						
Dmitri Young, S (1, 7) OBP: 0.363, SLG: 0.557		F8 1B 1B				SF8 3-H			G3 2B	3	1	3	1	0	0	0						
Kevin Witt, L (1, 10) OBP: 0.319, SLG: 0.446						G1-3 1-2			K	3	0	0	0	0	1	3						
Craig Monroe, R (8, PH) OBP: 0.288, SLG: 0.413						G3-6-1 1-2			K	1	0	0	0	0	1	1						
Carlos Pena, L (1, 3) OBP: 0.326, SLG: 0.441		1 SAFE 1 SAFE BB 1B 1B				K			G4-3	4	0	2	0	0	1	0						
Eric Munson, L (1, 5) OBP: 0.315, SLG: 0.426						K 1-2 2-H 1B			2B 1B	4	0	3	1	0	1	0						
A.J. Hinch, R (1, 2) OBP: 0.217, SLG: 0.313						K			1B	2	0	0	0	1	1	2						
Matt Walbeck, S (8, 2) OBP: 0.198, SLG: 0.228						K G4-6-3 1-2 2-3 BB			F8 2B	1	0	1	0	0	0	0						
Ramon Santiago, S (1, 6) OBP: 0.296, SLG: 0.293			G4-6-3 1-2			G4-3			F8	4	0	0	0	0	1	7						
<b>Inning Stats</b>	R: 0 E: 0 K: 2 S: 11	H: 0 LOB: 0 BB: 0 P: 13	R: 1 E: 0 K: 1 S: 11	H: 3 LOB: 2 BB: 1 P: 20	R: 0 E: 0 K: 0 S: 7	H: 0 LOB: 0 BB: 0 P: 14	R: 0 E: 0 K: 1 S: 6	H: 1 LOB: 0 BB: 0 P: 6	R: 0 E: 0 K: 2 S: 10	H: 0 LOB: 0 BB: 0 P: 16	R: 1 E: 0 K: 0 S: 20	H: 1 LOB: 1 BB: 1 P: 32	R: 0 E: 0 K: 0 S: 11	H: 2 LOB: 2 BB: 0 P: 15	R: 0 E: 0 K: 1 S: 9	H: 1 LOB: 1 BB: 0 P: 12	R: 0 E: 0 K: 2 S: 13	H: 2 LOB: 2 BB: 0 P: 17	1B: 8 2B: 2 3B: 0 HR: 0	SF: 1 SAC: 0 DP: 2 HBP: 0	WP: 0 PB: 0 SB: 1 CS: 0	PA: 37
<b>PITCHER</b>	IP WLS BF H R ER SO BB IBB HBP BLK WP HR S P ERA WHIP																					
40 Rich Harden, R (1, 1) ERA: 1.33	6.0 W 23 5 2 2 2 0 2 0 0 0 0 0 0 11 15 0.00 2.000																					
Ricardo Rincon, L (7, 1) ERA: 3.92	1.0 5 2 0 0 0 0 0 0 0 0 0 0 0 9 12 0.00 1.000																					
Ted Lilly, L (8, 1) ERA: 4.88	1.0 4 1 0 0 1 0 0 0 0 0 0 0 0 9 12 0.00 1.000																					
Chad Harville, R (9, 1) ERA:	1.0 5 2 0 0 2 0 0 0 0 0 0 0 0 13 17 0.00 2.000																					

**Oakland Athletics @ Detroit Tigers**  
Comerica Park, Detroit, MI  
Tue Aug 05 2003, 7:05 PM EDT  
Att: 13,263 - Cloudy - 73 F

**AB 34**  
**R 2**  
**H 10**  
**RBI 2**  
**BB 2**  
**SO 9**  
**LOB 18**





Batter	1	2	3	4	5	6	7	8	9	AB	R	H	RBI	BB	SO	LOB	TOP			
Mark Ellis, R OBP: 0.326, SLG: 0.365 (1,4)	G5-3	FC5-4 BB			F8	F8			1B 3 2B	4	1	1	0	1	0	1				
Jose Guillen, R OBP: 0.380, SLG: 0.605 (1,9)	F9	FC5-4			BB 3 F8		1-1 HR		1-0 3 2B	5	2	3	0	0	0	2				
3 Eric Chavez, L OBP: 0.345, SLG: 0.520 (1,5)	HR				F8		1-1 HR		2-0 1B	5	3	3	5	0	0	1				
Miguel Tejada, R OBP: 0.312, SLG: 0.440 (1,6)	P4				F7				1-2 3H F8	4	0	0	0	1	0	1				
Erubiel Durazo, L OBP: 0.384, SLG: 0.436 (1,10)		F8			L4		2-2 G4-3		2-1 G4-3 1B	4	0	1	1	1	0	0				
Ramon Hernandez, R OBP: 0.310, SLG: 0.438 (1,2)		G6-3			F7		2-1 F8		0-0 G4-3	5	0	1	0	0	1	3				
Scott Hatteberg, L OBP: 0.351, SLG: 0.397 (1,3)		2B			G4-3		2-2 G5-3 1B		2-1 G4-3	5	1	2	0	0	0	2				
Adam Piatt, R OBP: 0.279, SLG: 0.464 (1,7)		1B 2B			HR		1-2 G5-3		2-3 G6-3	5	2	2	2	0	1	3				
Eric Byrnes, R OBP: 0.340, SLG: 0.476 (1,8)		1B			G5-3		1-2 K		1-0 F7	4	0	1	1	0	1	1				
<b>Inning Stats</b>	R: 1 E: 0 K: 0 S: 12	H: 1 LOB: 0 BB: 0 P: 16	R: 2 E: 0 K: 0 S: 15	H: 3 LOB: 2 BB: 1 P: 24	R: 0 E: 0 K: 0 S: 8	H: 0 LOB: 0 BB: 0 P: 10	R: 1 E: 0 K: 0 S: 9	H: 1 LOB: 0 BB: 0 P: 14	R: 0 E: 0 K: 1 S: 10	H: 1 LOB: 3 BB: 2 P: 27	R: 2 E: 0 K: 0 S: 11	H: 2 LOB: 0 BB: 0 P: 17	R: 0 E: 0 K: 1 S: 9	H: 0 LOB: 0 BB: 0 P: 14	R: 3 E: 0 K: 0 S: 14	H: 5 LOB: 2 BB: 0 P: 23	1B: 8 2B: 3 3B: 0 HR: 3	SF: 0 SAC: 0 DP: 0 HBP: 0	WP: 0 PB: 0 SB: 2 CS: 0	PA: 44
<b>PITCHER</b>	IP WLS BF H R ER SO BB IBB HBP BLK WP HR S P ERA WHIP	IP WLS BF H R ER SO BB IBB HBP BLK WP HR S P ERA WHIP	IP WLS BF H R ER SO BB IBB HBP BLK WP HR S P ERA WHIP	IP WLS BF H R ER SO BB IBB HBP BLK WP HR S P ERA WHIP	IP WLS BF H R ER SO BB IBB HBP BLK WP HR S P ERA WHIP	IP WLS BF H R ER SO BB IBB HBP BLK WP HR S P ERA WHIP	IP WLS BF H R ER SO BB IBB HBP BLK WP HR S P ERA WHIP	IP WLS BF H R ER SO BB IBB HBP BLK WP HR S P ERA WHIP	IP WLS BF H R ER SO BB IBB HBP BLK WP HR S P ERA WHIP	IP WLS BF H R ER SO BB IBB HBP BLK WP HR S P ERA WHIP	IP WLS BF H R ER SO BB IBB HBP BLK WP HR S P ERA WHIP	IP WLS BF H R ER SO BB IBB HBP BLK WP HR S P ERA WHIP	IP WLS BF H R ER SO BB IBB HBP BLK WP HR S P ERA WHIP	IP WLS BF H R ER SO BB IBB HBP BLK WP HR S P ERA WHIP	IP WLS BF H R ER SO BB IBB HBP BLK WP HR S P ERA WHIP	IP WLS BF H R ER SO BB IBB HBP BLK WP HR S P ERA WHIP	IP WLS BF H R ER SO BB IBB HBP BLK WP HR S P ERA WHIP	IP WLS BF H R ER SO BB IBB HBP BLK WP HR S P ERA WHIP	IP WLS BF H R ER SO BB IBB HBP BLK WP HR S P ERA WHIP	IP WLS BF H R ER SO BB IBB HBP BLK WP HR S P ERA WHIP

Oakland Athletics @ Detroit Tigers  
Comerica Park, Detroit, MI  
Wed Aug 06 2003, 7:05 PM EDT  
Att: 16,545 - Cloudy - 83 F

AB	41
R	9
H	14
RBI	9
BB	3
SO	3
LOB	14



Batter	1	2	3	4	5	6	7	8	9	AB	R	H	RBI	BB	SO	LOB	BOTTOM					
Alex Sanchez, L OBP: 0.315, SLG: 0.370 (1,8)	B1-3		E9 HR 1B		G1-3		G5-3			4	1	1	0	0	0	1						
Warren Morris, L OBP: 0.317, SLG: 0.381 (1,4)	G4-3		G6-3		G5-3				F9	4	0	0	0	0	0	2						
Bobby Higginson, L OBP: 0.341, SLG: 0.369 (1,9)	K		HR				FC4 1B		K	4	1	2	2	0	2	0						
Dmitri Young, S OBP: 0.360, SLG: 0.551 (1,10)		F9	G3-1				K		K	4	0	0	0	0	2	1						
Kevin Witt, L OBP: 0.320, SLG: 0.444 (1,7)		G1-3 1B			G1		FC4		F8	3	0	1	0	0	0	1						
Craig Monroe, R OBP: 0.287, SLG: 0.411 (9,PH)		1B					1-2 K			1	0	0	0	0	0	0						
Carlos Pena, L OBP: 0.325, SLG: 0.438 (1,3)		G1-3 1B			G6-3		F7		G4-3	4	0	1	0	0	0	1						
Eric Munson, L OBP: 0.315, SLG: 0.434 (1,5)		G1-3			K				G3-1	4	1	1	1	0	1	2						
Matt Walbeck, S OBP: 0.202, SLG: 0.230 (1,2)		K					G1-3 SH1-4 1B		G1-3	3	0	1	0	0	1	2						
Ramon Santiago, S OBP: 0.294, SLG: 0.291 (1,6)			B3-4		SH1-4		F8			2	0	0	0	0	0	0						
<b>Inning Stats</b>	R: 0 E: 0 K: 1 S: 5	H: 0 LOB: 0 BB: 0 P: 9	R: 0 E: 0 K: 1 S: 14	H: 2 LOB: 0 BB: 0 P: 23	R: 2 E: 1 K: 0 S: 10	H: 2 LOB: 0 BB: 0 P: 14	R: 0 E: 0 K: 1 S: 9	H: 0 LOB: 0 BB: 0 P: 13	R: 0 E: 0 K: 1 S: 5	H: 1 LOB: 1 BB: 0 P: 8	R: 0 E: 0 K: 1 S: 8	H: 1 LOB: 0 BB: 0 P: 11	R: 1 E: 0 K: 0 S: 8	H: 1 LOB: 0 BB: 0 P: 12	R: 0 E: 0 K: 2 S: 10	H: 0 LOB: 0 BB: 0 P: 13	R: 0 E: 0 K: 0 S: 6	H: 0 LOB: 0 BB: 0 P: 10	1B: 5 2B: 0 3B: 0 HR: 2	SF: 0 SAC: 1 DP: 0 HBP: 0	WP: 0 PB: 0 SB: 0 CS: 0	PA: 34
<b>PITCHER</b>	IP WLS BF H R ER SO BB IBB HBP BLK WP HR S P ERA WHIP	IP WLS BF H R ER SO BB IBB HBP BLK WP HR S P ERA WHIP	IP WLS BF H R ER SO BB IBB HBP BLK WP HR S P ERA WHIP	IP WLS BF H R ER SO BB IBB HBP BLK WP HR S P ERA WHIP	IP WLS BF H R ER SO BB IBB HBP BLK WP HR S P ERA WHIP	IP WLS BF H R ER SO BB IBB HBP BLK WP HR S P ERA WHIP	IP WLS BF H R ER SO BB IBB HBP BLK WP HR S P ERA WHIP	IP WLS BF H R ER SO BB IBB HBP BLK WP HR S P ERA WHIP	IP WLS BF H R ER SO BB IBB HBP BLK WP HR S P ERA WHIP	IP WLS BF H R ER SO BB IBB HBP BLK WP HR S P ERA WHIP	IP WLS BF H R ER SO BB IBB HBP BLK WP HR S P ERA WHIP	IP WLS BF H R ER SO BB IBB HBP BLK WP HR S P ERA WHIP	IP WLS BF H R ER SO BB IBB HBP BLK WP HR S P ERA WHIP	IP WLS BF H R ER SO BB IBB HBP BLK WP HR S P ERA WHIP	IP WLS BF H R ER SO BB IBB HBP BLK WP HR S P ERA WHIP	IP WLS BF H R ER SO BB IBB HBP BLK WP HR S P ERA WHIP	IP WLS BF H R ER SO BB IBB HBP BLK WP HR S P ERA WHIP	IP WLS BF H R ER SO BB IBB HBP BLK WP HR S P ERA WHIP	IP WLS BF H R ER SO BB IBB HBP BLK WP HR S P ERA WHIP	IP WLS BF H R ER SO BB IBB HBP BLK WP HR S P ERA WHIP		

Oakland Athletics @ Detroit Tigers  
Comerica Park, Detroit, MI  
Wed Aug 06 2003, 7:05 PM EDT  
Att: 16,545 - Cloudy - 83 F


AB	33
R	3
H	7
RBI	3
BB	0
SO	6
LOB	10





Batter	1	2	3	4	5	6	7	8	9	AB	R	H	RBI	BB	SO	LOB	TOP										
Terrence Long, L (1,7) OBP: 0.299, SLG: 0.388	4-0 CS BB		0-0 F8		3-2 G4-3	1-1 F9			2-1 G6-4-3 1B	4	0	1	0	1	0	3	<p>Oakland Athletics @ Detroit Tigers</p> <p>Comerica Park, Detroit, MI</p> <p>Thu Aug 07 2003, 1:05 PM EDT</p> <p>Att: 19,664 - Cloudy - 80 F</p>										
Jose Guillen, R (1,9) OBP: 0.377, SLG: 0.608	1-3 K		2-2 HR		2-1 G4-3		2-1 G6-3	1-1 G6-4-3 1-2	5	1	1	1	0	1	2												
3 Eric Chavez, L (1,5) OBP: 0.346, SLG: 0.516	2-1 G1-3		4-0 BB		4-1 BB		1-0 P3	2-2 F8	3	0	0	0	2	0	0												
Miguel Tejada, R (1,6) OBP: 0.309, SLG: 0.436		0-0 G6-3	2-2 G1-3		0-1 G6-3		0-2 F8		4	0	0	0	0	0	2												
Erubiel Durazo, L (1,3) OBP: 0.389, SLG: 0.438	4-0 1B BB			4-1 SH1-3 BB		4-2 E BB		2-2 BB 1B	1	1	1	0	3	0	0												
Eric Byrnes, R (8, PR) OBP: 0.340, SLG: 0.476	1-3 K			0-0 SH1-3		1-0 E8 BB		4-0 1B BB	0	0	0	0	0	0	0												
Ramon Hernandez, R (1,2) OBP: 0.313, SLG: 0.439	1-3 K			1-2 SH1-3		1-3 1B		1-2 BB	2	0	1	0	1	1	1												
Scott Hatteberg, L (1,10) OBP: 0.350, SLG: 0.396	2-1 FC5-4 1B			1-1 F8		0-0 F7		0-0 B1	4	0	1	0	0	0	5												
Mark Ellis, R (1,4) OBP: 0.327, SLG: 0.365	1-0 FC5-4			1-2 E5		4-0 IBB		2-2 1B	3	0	1	0	1	0	2												
Chris Singleton, L (1,8) OBP: 0.311, SLG: 0.377			2-1 G3	2-3 K		0-0 P5		0-0 G3-1	2	0	0	0	0	1	1												
Adam Platt, R (6, PH) OBP: 0.279, SLG: 0.464									0	0	0	0	0	0	0												
Billy McMillon, L (6, PH) OBP: 0.370, SLG: 0.418									2	0	0	0	0	0	5												
<b>Inning Stats</b>	R: 0 E: 0 K: 1 S: 5	H: 0 LOB: 0 BB: 1 P: 12	R: 0 E: 0 K: 1 S: 9	H: 1 LOB: 2 BB: 1 P: 17	R: 1 E: 0 K: 0 S: 10	H: 1 LOB: 1 BB: 1 P: 20	R: 1 E: 1 K: 1 S: 11	H: 0 LOB: 1 BB: 1 P: 19	R: 0 E: 0 K: 0 S: 8	H: 1 LOB: 3 BB: 2 P: 18	R: 0 E: 0 K: 0 S: 7	H: 0 LOB: 0 BB: 0 P: 10	R: 0 E: 0 K: 0 S: 11	H: 2 LOB: 2 BB: 1 P: 19	R: 0 E: 0 K: 0 S: 9	H: 1 LOB: 0 BB: 0 P: 14	1B: 5 2B: 0 3B: 0 HR: 1	SF: 0 SAC: 1 DP: 1 HBP: 0	WP: 0 PA: 39 PB: 0 SB: 0 CS: 1								
<b>PITCHER</b>	IP	WLS	BF	H	R	ER	SO	BB	IBB	HBP	BLK	WP	HR	S	P	ERA	WHIP										
38 Jeremy Bonderman, R (1,1) ERA: 5.37	5.0	W	24	3	2	1	3	6	0	0	0	0	1	47	94	1.80	1.800										
Eric Eckstein, L (6,1) ERA: 1.59	0.1	H	2	0	0	0	0	0	1	0	0	0	0	1	5	0.00	0.000										
45 Chris Mears, R (6,1) ERA: 3.66	1.2	H	7	1	0	0	0	1	0	0	0	0	0	15	25	0.00	1.200										
Jamie Walker, L (8,1) ERA: 3.32	0.1	H	1	0	0	0	0	0	0	0	0	0	0	1	1	0.00	0.000										
Danny Patterson, R (8,1) ERA: 2.0	1.2	S	5	2	0	0	0	0	0	0	0	0	0	14	21	0.00	1.200										

AB	30
R	2
H	6
RBI	1
BB	8
SO	3
LOB	21



Batter	1	2	3	4	5	6	7	8	9	AB	R	H	RBI	BB	SO	LOB	BOTTOM										
Ben Petrick, R (1,8) OBP: 0.250, SLG: 0.342	2-2 15 G5-4-3 1B		3-2 P3		1-0 F7			1-2 G4-3		3	0	1	0	0	0	1	<p>Oakland Athletics @ Detroit Tigers</p> <p>Comerica Park, Detroit, MI</p> <p>Thu Aug 07 2003, 1:05 PM EDT</p> <p>Att: 19,664 - Cloudy - 80 F</p>										
Alex Sanchez, L (8,8) OBP: 0.315, SLG: 0.369	1-2 G5-4-3 1-2		1-2 G6-3		2-2 F7			2-2 FC6-4 1B	4	0	1	0	0	0	2												
15 Brandon Inge, R (1,2) OBP: 0.225, SLG: 0.275	1-2 G5-4-3 1-2		1-2 G6-3		2-2 F7			2-2 FC6-4 1B	4	0	0	0	0	1	1												
Bobby Higginson, L (1,9) OBP: 0.337, SLG: 0.365	2-2 G3			3-3 K		0-0 G4-3		2-1 FC6-4 1-2	4	0	0	0	0	1	1												
Dmitri Young, S (1,10) OBP: 0.359, SLG: 0.548		2-1 FC3-6 1B		2-3 K		1-2 G3		1-3 K	4	0	1	0	0	2	1												
Craig Monroe, R (1,7) OBP: 0.284, SLG: 0.407		1-0 P5		0-1 E6 BB HR		0-2 L5			3	1	0	0	0	0	1												
Carlos Pena, L (1,3) OBP: 0.328, SLG: 0.439		0-2 FC3-6 CS		4-1 HR BB			1-2 1B		2	1	1	0	1	0	1												
Eric Munson, L (1,5) OBP: 0.315, SLG: 0.443		2-2 P4		0-0 HR			F8		3	1	1	3	0	0	2												
Shane Halter, R (1,4) OBP: 0.263, SLG: 0.329			1-0 SH1-4 1B		0-1 G5-3		1-0 F9		3	0	1	0	0	0	1												
Ramon Santiago, S (1,6) OBP: 0.293, SLG: 0.289			0-0 SH1-4		0-1 G6-3		1-0 G3		2	0	0	0	0	0	1												
<b>Inning Stats</b>	R: 0 E: 0 K: 0 S: 11	H: 1 LOB: 0 BB: 0 P: 16	R: 0 E: 0 K: 0 S: 11	H: 1 LOB: 0 BB: 0 P: 16	R: 0 E: 0 K: 0 S: 9	H: 1 LOB: 1 BB: 0 P: 14	R: 3 E: 1 K: 2 S: 13	H: 1 LOB: 0 BB: 1 P: 22	R: 0 E: 0 K: 0 S: 7	H: 0 LOB: 0 BB: 0 P: 10	R: 0 E: 0 K: 0 S: 7	H: 0 LOB: 0 BB: 0 P: 8	R: 0 E: 0 K: 1 S: 6	H: 1 LOB: 1 BB: 0 P: 11	R: 0 E: 1 K: 1 S: 14	H: 1 LOB: 1 BB: 0 P: 20	1B: 5 2B: 0 3B: 0 HR: 1	SF: 0 SAC: 1 DP: 1 HBP: 0	WP: 0 PA: 31 PB: 0 SB: 0 CS: 1								
<b>PITCHER</b>	IP	WLS	BF	H	R	ER	SO	BB	IBB	HBP	BLK	WP	HR	S	P	ERA	WHIP										
Barry Zito, L (1,1) ERA: 3.14	8.0	L	31	6	3	0	3	1	0	0	0	0	1	78	117	0.00	0.875										

AB	29
R	3
H	6
RBI	3
BB	1
SO	3
LOB	11

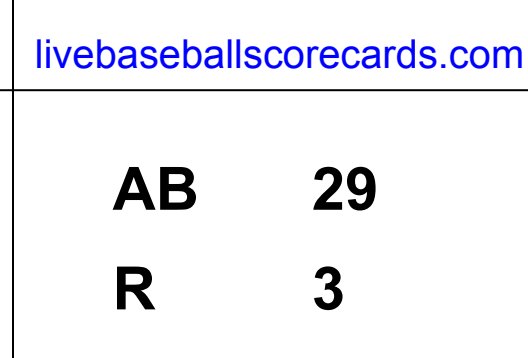




Batter	1	2	3	4	5	6	7	8	9	AB	R	H	RBI	BB	SO	LOB	TOP					
Mark Ellis, R OBP: 0.329, SLG: 0.366 (1,4)	F7		2B			G6-4-3		CS	F7	4	1	2	0	0	0	0	<b>Oakland Athletics @ Chicago White Sox</b> U.S. Cellular Field, Chicago, IL Fri Aug 08 2003, 8:05 PM EDT Att: 24,118 - Overcast - 72 F					
Jose Guillen, R OBP: 0.376, SLG: 0.607 (1,9)	G5-3		2B			G6-4-3			F8	4	0	1	1	0	0	1						
Eric Chavez, L OBP: 0.343, SLG: 0.511 (1,5)	G6-3		G3			K			G6-3	4	0	0	0	0	1	1						
Miguel Tejada, R OBP: 0.308, SLG: 0.434 (1,6)		F7			F8					3	0	0	0	0	1	0						
Erbiel Durazo, L OBP: 0.389, SLG: 0.445 (1,10)		HR			K			F7		3	1	1	1	0	1	0						
Ramon Hernandez, R OBP: 0.310, SLG: 0.435 (1,2)		K			L5			F8		3	0	0	0	0	1	0						
Scott Hatteberg, L OBP: 0.347, SLG: 0.393 (1,3)		F9			G6-3			G4-3		3	0	0	0	0	0	0						
Adam Piatt, R OBP: 0.280, SLG: 0.460 (1,7)			K		K			CS	1B	3	0	1	0	0	2	0						
Eric Byrnes, R OBP: 0.338, SLG: 0.472 (1,8)			F9		F9			F7		3	0	0	0	0	0	1						
<b>Inning Stats</b>	R: 0 E: 0 K: 0 S: 9	H: 0 LOB: 0 BB: 0 P: 13	R: 1 E: 0 K: 1 S: 12	H: 1 LOB: 0 BB: 0 P: 17	R: 1 E: 0 K: 1 S: 11	H: 2 LOB: 1 BB: 0 P: 16	R: 0 E: 0 K: 1 S: 6	H: 0 LOB: 0 BB: 0 P: 8	R: 0 E: 0 K: 1 S: 6	H: 0 LOB: 0 BB: 0 P: 9	R: 0 E: 0 K: 1 S: 9	H: 1 LOB: 0 BB: 0 P: 13	R: 0 E: 0 K: 1 S: 8	H: 0 LOB: 0 BB: 0 P: 11	R: 0 E: 0 K: 0 S: 10	H: 1 LOB: 0 BB: 0 P: 15	R: 0 E: 0 K: 0 S: 8	H: 0 LOB: 0 BB: 0 P: 13	1B: 3 2B: 1 3B: 0 HR: 1	SF: 0 SAC: 0 DP: 1 HBP: 0	WP: 0 PB: 0 SB: 0 CS: 1	PA: 31
<b>PITCHER</b> 56 Mark Buehrle, L ERA: 4.29 (1,1)	IP: 9.0 WLS: W BF: 30 H: 5 R: 2 ER: 2 SO: 6 BB: 0 IBB: 0 HBP: 0 BLK: 0 WP: 0 HR: 1 S: 79 P: 115 ERA: 2.00 WHIP: 0.556															<b>PITCHER</b>						

Batter	1	2	3	4	5	6	7	8	9	AB	R	H	RBI	BB	SO	LOB	BOTTOM				
Tony Graffanino, R OBP: 0.340, SLG: 0.463 (1,6)	G5-3		SF8			F7			L1	3	0	0	1	0	0	0	<b>Oakland Athletics @ Chicago White Sox</b> U.S. Cellular Field, Chicago, IL Fri Aug 08 2003, 8:05 PM EDT Att: 24,118 - Overcast - 72 F				
Roberto Alomar, S OBP: 0.355, SLG: 0.361 (1,4)	G5-3		3-H					F9		4	0	2	0	0	0	0					
Frank Thomas, R OBP: 0.391, SLG: 0.541 (1,10)	G5-3		1B			3B		P3		4	0	0	0	0	1	2					
Magglio Ordonez, R OBP: 0.384, SLG: 0.561 (1,9)		F7-4			HR			FC5-4		4	1	3	1	0	1	1					
Carlos Lee, R OBP: 0.325, SLG: 0.502 (1,7)		F7-4						FC5-4		4	1	1	0	0	0	2					
Willie Harris, L OBP: 0.240, SLG: 0.228 (9,8)					14 1B 24 G6-4-3			FC5-4		0	0	0	0	0	0	0					
Carl Everett, S OBP: 0.356, SLG: 0.500 (1,8)										2	0	2	0	0	0	0					
14 Paul Konerko, R OBP: 0.292, SLG: 0.381 (1,3)										3	0	1	0	0	0	2					
24 Joe Crede, R OBP: 0.287, SLG: 0.373 (1,5)										3	1	1	0	0	0	2					
Sandy Alomar Jr., R OBP: 0.269, SLG: 0.382 (1,2)										2	0	0	0	0	0	1					
<b>Inning Stats</b>	R: 0 E: 0 K: 0 S: 8	H: 0 LOB: 0 BB: 0 P: 13	R: 0 E: 0 K: 0 S: 8	H: 2 LOB: 1 BB: 0 P: 8	R: 1 E: 0 K: 0 S: 10	H: 2 LOB: 1 BB: 0 P: 15	R: 2 E: 0 K: 0 S: 9	H: 4 LOB: 1 BB: 0 P: 15	R: 0 E: 0 K: 2 S: 10	H: 1 LOB: 1 BB: 0 P: 12	R: 0 E: 0 K: 0 S: 7	H: 0 LOB: 0 BB: 0 P: 10	R: 0 E: 0 K: 0 S: 7	H: 0 LOB: 0 BB: 0 P: 9	R: 0 E: 0 K: 0 S: 6	H: 1 LOB: 1 BB: 0 P: 11		1B: 6 2B: 3 3B: 1 HR: 1	SF: 1 SAC: 1 DP: 3 HBP: 1	WP: 0 PB: 0 SB: 0 CS: 0	PA: 32
<b>PITCHER</b> Mark Mulder, L ERA: 2.94 (1,1)	IP: 8.0 WLS: L BF: 32 H: 10 R: 3 ER: 3 SO: 2 BB: 0 IBB: 0 HBP: 1 BLK: 0 WP: 0 HR: 1 S: 65 P: 93 ERA: 3.38 WHIP: 1.250															<b>PITCHER</b>					

livebaseballscores.com










Batter	1	2	3	4	5	6	7	8	9	AB	R	H	RBI	BB	SO	LOB	TOP					
<b>Billy McMillon, L</b> OBP: 0.357, SLG: 0.400 (1, 7)	G4-3		K			F8		G4-3		4	0	0	0	0	1	0						
<b>Jose Guillen, R</b> OBP: 0.375, SLG: 0.600 (1, 8)	K		F9			G1-3		G5-3		4	0	0	0	0	1	0						
<b>3 Eric Chavez, L</b> OBP: 0.343, SLG: 0.507 (1, 5)	FC4-6 1B					K			G5-3	4	0	2	0	0	1	0						
<b>Miguel Tejada, R</b> OBP: 0.308, SLG: 0.430 (1, 6)	FC4-6 1-2					K			G4-3	3	0	0	0	1	1	2						
<b>Erubiel Durazo, L</b> OBP: 0.388, SLG: 0.439 (1, 3)		G6-3 G3 BB				F7			F7	3	0	0	0	1	0	2						
<b>Scott Hatteberg, L</b> OBP: 0.347, SLG: 0.393 (1, 10)		G3				F7			G4-3	4	0	1	0	0	0	3						
<b>Mark Ellis, R</b> OBP: 0.325, SLG: 0.359 (1, 4)		G6-3							2B	3	0	0	0	0	0	2						
<b>Terrence Long, L</b> OBP: 0.296, SLG: 0.383 (1, 9)			K						G5-3	3	0	0	0	0	1	1						
<b>17 Adam Melhuse, S</b> OBP: 0.278, SLG: 0.440 (1, 2)			K						F8	3	1	1	1	0	1	0						
<b>Inning Stats</b>	R: 0 E: 0 K: 1 S: 9	H: 1 LOB: 1 BB: 0 P: 13	R: 0 E: 0 K: 1 S: 15	H: 0 LOB: 1 BB: 1 P: 24	R: 0 E: 0 K: 2 S: 9	H: 0 LOB: 0 BB: 0 P: 10	R: 0 E: 0 K: 1 S: 12	H: 1 LOB: 1 BB: 0 P: 20	R: 0 E: 0 K: 0 S: 8	H: 0 LOB: 0 BB: 0 P: 11	R: 0 E: 0 K: 1 S: 8	H: 0 LOB: 0 BB: 0 P: 10	R: 0 E: 0 K: 0 S: 11	H: 1 LOB: 1 BB: 0 P: 16	R: 1 E: 0 K: 0 S: 9	H: 1 LOB: 0 BB: 0 P: 12	R: 0 E: 0 K: 0 S: 14	H: 0 LOB: 1 BB: 1 P: 25	1B: 2 2B: 1 3B: 0 HR: 1	SF: 0 SAC: 0 DP: 0 HBP: 0	WP: 0 PB: 0 SB: 0 CS: 0	PA: 33
<b>PITCHER</b>	IP	WLS	BF	H	R	ER	SO	BB	IBB	HBP	BLK	WP	HR	S	P	ERA	WHIP					
<b>Esteban Loaiza, R</b> ERA: 2.24 (1, 1)	8.0	W	29	4	1	1	6	1	0	0	0	0	1	81	116	1.12	0.625					
<b>Damaso Marte, L</b> ERA: 1.59 (9, 1)	1.0		4	0	0	0	0	1	0	0	0	0	0	14	25	0.00	1.000					

**Oakland Athletics @ Chicago White Sox**  
U.S. Cellular Field, Chicago, IL  
Sun Aug 10 2003, 2:05 PM EDT  
Att: 29,442 - Sunny - 79 F

**AB 31**  
**R 1**  
**H 4**  
**RBI 1**  
**BB 2**  
**SO 6**  
**LOB 10**



Batter	1	2	3	4	5	6	7	8	9	AB	R	H	RBI	BB	SO	LOB	BOTTOM					
<b>Roberto Alomar, S</b> OBP: 0.354, SLG: 0.359 (1, 4)	K		F8					G4-3	F8	5	1	1	0	0	1	2						
<b>Carlos Lee, R</b> OBP: 0.324, SLG: 0.502 <b>Willie Harris, L</b> OBP: 0.244, SLG: 0.226 (1, 7) (8, 8)	K		P6					G6-3		4	1	1	1	0	1	0						
<b>Frank Thomas, R</b> OBP: 0.390, SLG: 0.539 (1, 10)								G5-3		3	0	1	1	1	0	0						
<b>Magglio Ordonez, R</b> OBP: 0.382, SLG: 0.555 (1, 9)								G5-3		4	0	2	0	0	1	1						
<b>Carl Everett, S</b> OBP: 0.356, SLG: 0.507 (1, 8) (8, 7)	K							G1-6-3		4	1	2	1	0	1	2						
<b>Aaron Rowand, R</b> OBP: 0.321, SLG: 0.446 (9, 7)								HR		0	0	0	0	0	0	0						
<b>14 Paul Konerko, R</b> OBP: 0.291, SLG: 0.390 (1, 3)			F7					K		4	2	1	1	0	2	2						
<b>Jose Valentin, S</b> OBP: 0.319, SLG: 0.442 (1, 6)			K					F9		4	0	0	0	0	3	3						
<b>24 Joe Crede, R</b> OBP: 0.292, SLG: 0.378 (1, 5)			G5-3					G5-3		4	0	2	1	0	0	0						
<b>Sandy Alomar Jr., R</b> OBP: 0.266, SLG: 0.370 (1, 2)			K					G4-3	G6-3	3	0	0	0	1	1	1						
<b>Inning Stats</b>	R: 0 E: 0 K: 3 S: 17	H: 1 LOB: 2 BB: 1 P: 25	R: 0 E: 0 K: 1 S: 10	H: 0 LOB: 0 BB: 0 P: 13	R: 0 E: 0 K: 1 S: 9	H: 0 LOB: 0 BB: 0 P: 16	R: 0 E: 0 K: 2 S: 18	H: 2 LOB: 2 BB: 0 P: 25	R: 2 E: 0 K: 1 S: 21	H: 3 LOB: 1 BB: 0 P: 30	R: 1 E: 0 K: 0 S: 14	H: 2 LOB: 1 BB: 0 P: 23	R: 0 E: 0 K: 0 S: 7	H: 0 LOB: 0 BB: 0 P: 11	R: 2 E: 0 K: 1 S: 21	H: 2 LOB: 2 BB: 1 P: 32	1B: 6 2B: 1 3B: 1 HR: 2	SF: 0 SAC: 0 DP: 0 HBP: 0	WP: 2 PB: 0 SB: 0 CS: 0	PA: 37		
<b>PITCHER</b>	IP	WLS	BF	H	R	ER	SO	BB	IBB	HBP	BLK	WP	HR	S	P	ERA	WHIP					
<b>40 Rich Harden, R</b> ERA: 1.69 (1, 1)	5.0	L	22	6	2	2	8	1	0	0	0	0	1	21	34	4.50	1.000					
<b>John Halama, L</b> ERA: 3.95 (6, 1)	2.0		8	2	1	1	1	0	0	0	0	0	1	21	34	4.50	1.000					
<b>Chad Harville, R</b> ERA: 4.91 (8, 1)	0.2		6	2	2	2	1	1	0	0	0	1	1	19	29	27.00	4.500					
<b>Mike Neu, R</b> ERA: 3.45 (8, 1)	0.1		1	0	0	0	0	0	0	0	0	0	0	2	3	0.00	0.000					

**Oakland Athletics @ Chicago White Sox**  
U.S. Cellular Field, Chicago, IL  
Sun Aug 10 2003, 2:05 PM EDT  
Att: 29,442 - Sunny - 79 F

**AB 35**  
**R 5**  
**H 10**  
**RBI 5**  
**BB 2**  
**SO 10**  
**LOB 11**





Batter	1	2	3	4	5	6	7	8	9	AB	R	H	RBI	BB	SO	LOB	TOP					
18 Johnny Damon, L (1, 8) OBP: 0.337, SLG: 0.423	P5			F8		G1-3			K	4	0	0	0	0	1	0						
Bill Mueller, S (1, 5) OBP: 0.402, SLG: 0.565	G4-3			G4-3			F7			3	0	0	0	0	0	0						
Nomar Garciaparra, R (1, 6) OBP: 0.367, SLG: 0.575	P4			BB			G6-4-3 1B			2	0	1	0	1	0	0						
Manny Ramirez, R (1, 7) OBP: 0.413, SLG: 0.559				K			G6-4-3 1-2			3	0	1	0	0	1	2						
34 David Ortiz, L (1, 10) OBP: 0.363, SLG: 0.560				K		G3-1			K	3	0	0	0	0	2	1						
Kevin Millar, R (1, 3) OBP: 0.357, SLG: 0.501				G1-4-3 1-2		G6-3			K	3	0	0	0	0	1	1						
Trot Nixon, L (1, 9) OBP: 0.398, SLG: 0.582				G6-3		K			G4-3	3	0	0	0	0	1	0						
Todd Walker, L (1, 4) OBP: 0.319, SLG: 0.404				G4-3		G1-3			F9	3	0	0	0	0	0	0						
Jason Varitek, S (1, 2) OBP: 0.362, SLG: 0.563				G4-3		K			G4-3	3	0	0	0	0	1	0						
<b>Inning Stats</b>	R: 0 E: 0 K: 0 S: 7	H: 0 LOB: 0 BB: 0 P: 9	R: 0 E: 0 K: 1 S: 6	H: 1 LOB: 0 BB: 0 P: 7	R: 0 E: 0 K: 0 S: 6	H: 0 LOB: 1 BB: 1 P: 9	R: 0 E: 0 K: 1 S: 9	H: 0 LOB: 1 BB: 1 P: 15	R: 0 E: 0 K: 1 S: 9	H: 0 LOB: 0 BB: 0 P: 14	R: 0 E: 0 K: 1 S: 6	H: 0 LOB: 0 BB: 0 P: 9	R: 0 E: 0 K: 0 S: 5	H: 1 LOB: 0 BB: 0 P: 9	R: 0 E: 0 K: 2 S: 9	H: 0 LOB: 0 BB: 0 P: 13	R: 0 E: 0 K: 1 S: 8	H: 0 LOB: 0 BB: 0 P: 8	1B: 2 2B: 0 3B: 0 HR: 0	SF: 0 SAC: 0 DP: 2 HBP: 0	WP: 0 PB: 0 SB: 0 CS: 0	PA: 28
<b>PITCHER</b> Tim Hudson, R (1, 1) ERA: 2.51	IP: 9.0 WLS: W BF: 28 H: 2 R: 0 ER: 0 SO: 7 BB: 1 IBB: 0 HBP: 0 BLK: 0 WP: 0 HR: 0 S: 65 P: 93 ERA: 0.00 WHIP: 0.333															<b>PITCHER</b>						

**Boston Red Sox @ Oakland Athletics**  
 Network Associates Coliseum, Oakland, CA  
 Mon Aug 11 2003, 10:05 PM EDT  
 Att: 33,504 - Sunny - 73 F

AB 27  
 R 0  
 H 2  
 RBI 0  
 BB 1  
 SO 7  
 LOB 4



Batter	1	2	3	4	5	6	7	8	9	AB	R	H	RBI	BB	SO	LOB	BOTTOM			
Scott Hatteberg, L (1, 3) OBP: 0.344, SLG: 0.389	G4-3		K		G1-3	F8				4	0	0	0	0	1	3				
Jose Guillen, R (1, 9) OBP: 0.376, SLG: 0.598	F9				BB		K			3	0	1	1	1	1	0				
3 Eric Chavez, L (1, 5) OBP: 0.342, SLG: 0.504	L7		K		BB		G3-1			3	0	0	0	1	1	1				
Miguel Tejada, R (1, 6) OBP: 0.308, SLG: 0.429		P3			K		K			4	0	1	0	0	2	3				
Erubiel Durazo, L (1, 10) OBP: 0.384, SLG: 0.435		K			K		K		G1-3	4	0	0	0	0	3	1				
Ramon Hernandez, R (1, 2) OBP: 0.313, SLG: 0.454		K			F8		HR		K	3	1	0	0	0	2	1				
Terrence Long, L (1, 7) OBP: 0.295, SLG: 0.389			F8		K		HR		G3	4	1	1	2	0	1	1				
Mark Ellis, R (1, 4) OBP: 0.330, SLG: 0.365			2B		FC4-6 1B		G4-3 BB			2	1	2	0	1	0	0				
Chris Singleton, L (1, 8) OBP: 0.310, SLG: 0.383			1B		FC4-6 BB G1-3		G4-3			3	1	1	1	0	0	2				
<b>Inning Stats</b>	R: 0 E: 0 K: 0 S: 6	H: 0 LOB: 0 BB: 0 P: 10	R: 0 E: 0 K: 2 S: 8	H: 0 LOB: 0 BB: 0 P: 13	R: 2 E: 0 K: 2 S: 16	H: 3 LOB: 1 BB: 0 P: 22	R: 0 E: 0 K: 2 S: 15	H: 1 LOB: 1 BB: 0 P: 23	R: 0 E: 0 K: 1 S: 18	H: 1 LOB: 3 BB: 2 P: 33	R: 2 E: 0 K: 1 S: 21	H: 1 LOB: 1 BB: 1 P: 35	R: 0 E: 0 K: 2 S: 8	H: 0 LOB: 0 BB: 0 P: 13	R: 0 E: 0 K: 1 S: 5	H: 0 LOB: 0 BB: 0 P: 9	1B: 3 2B: 2 3B: 0 HR: 1	SF: 0 SAC: 0 DP: 0 HBP: 1	WP: 0 PB: 0 SB: 0 CS: 0	PA: 34
<b>PITCHER</b> Pedro Martinez, R (1, 1) ERA: 2.37 Casey Fossum, L (6, 1) ERA: 5.33 Todd Jones, R (7, 1) ERA: 7.75 Scott Williamson, R (8, 1) ERA: 3.64	IP: 5.0 WLS: L BF: 22 H: 5 R: 2 ER: 2 SO: 7 BB: 2 IBB: 0 HBP: 1 BLK: 0 WP: 0 HR: 0 S: 63 P: 101 ERA: 3.60 WHIP: 1.400															<b>PITCHER</b>				

**Boston Red Sox @ Oakland Athletics**  
 Network Associates Coliseum, Oakland, CA  
 Mon Aug 11 2003, 10:05 PM EDT  
 Att: 33,504 - Sunny - 73 F

AB 30  
 R 4  
 H 6  
 RBI 4  
 BB 3  
 SO 11  
 LOB 12





Batter	1	2	3	4	5	6	7	8	9	AB	R	H	RBI	BB	SO	LOB	TOP			
18 Johnny Damon, L (1, 8) OBP: 0.340, SLG: 0.427	2-2 CS 1B			0-2 G6-4-3 1B	1-0 L5			1-0 1-3 2B		4	0	3	0	0	0	1	<b>Boston Red Sox @ Oakland Athletics</b> Network Associates Coliseum, Oakland, CA Tue Aug 12, 2003, 10:05 PM EDT Att: 26,823 - Sunny - 68 F			
Bill Mueller, S (1, 5) OBP: 0.401, SLG: 0.561	1-2 K		3-2 G6-4-3 1-2f			1-1 1B 1B		3-3 K		4	0	1	0	0	2	4				
Nomar Garciaparra, R (1, 6) OBP: 0.366, SLG: 0.572	0-2 P3		1-3 K			3-2 1B 1-2 G6-4-3 1B		0-0 L5		4	0	1	0	0	1	3				
Manny Ramirez, R (1, 7) OBP: 0.410, SLG: 0.554	2-0 CS 1-2	2-0 F9			2-1 G4-3		1-0 F7	2-1 G1-3		4	0	0	0	0	0	4				
Kevin Millar, R (1, 10) OBP: 0.356, SLG: 0.497		3-1 F7			4-2 2B 2B		1-1 G6-4-3 1-2f		0-0 L7	3	1	0	0	1	0	2				
Dave McCarty, R (1, 3) OBP: 0.287, SLG: 0.321 34 David Ortiz, L (7, PH) OBP: 0.360, SLG: 0.556 (7, 3)		1-0 F7			1-3 K			1-2 K	0-1 F8	2	0	0	0	0	1	1				
Gabe Kapler, R (1, 9) OBP: 0.321, SLG: 0.364 Trot Nixon, L (7, PH) OBP: 0.397, SLG: 0.581 Damian Jackson, R (7, 9) OBP: 0.280, SLG: 0.310			3-3 K		1-1 2B 1-3 2B			1-3 K	1-1 F9	2	1	1	0	0	1	0				
Todd Walker, L (1, 4) OBP: 0.319, SLG: 0.403			1-0 G6-3		4-2 2B 2B			3-2 L8		2	1	0	0	1	0	0				
Jason Varitek, S (1, 2) OBP: 0.364, SLG: 0.567			1-1 G4-3		2-2 2B 1-H 2-H 3-H			1-1 18 2B 1B		3	0	2	3	0	0	0				
<b>Inning Stats</b>	R: 0 E: 0 K: 1 S: 9	H: 1 LOB: 0 BB: 0 P: 14	R: 0 E: 0 K: 0 S: 4	H: 0 LOB: 0 BB: 0 P: 10	R: 0 E: 0 K: 1 S: 7	H: 0 LOB: 0 BB: 0 P: 12	R: 0 E: 0 K: 1 S: 15	H: 1 LOB: 0 BB: 0 P: 19	R: 3 E: 0 K: 1 S: 18	H: 2 LOB: 1 BB: 2 P: 33	R: 0 E: 0 K: 2 S: 10	H: 0 LOB: 0 BB: 0 P: 15	R: 0 E: 0 K: 2 S: 10	H: 2 LOB: 2 BB: 0 P: 17	R: 0 E: 0 K: 0 S: 5	H: 0 LOB: 0 BB: 0 P: 6		1B: 5 2B: 3 3B: 0 HR: 0	SF: 0 SAC: 0 DP: 2 HBP: 0	WP: 0 PB: 0 SB: 0 CS: 1
<b>PITCHER</b>	IP WLS BF H R ER SO BB IBB HBP BLK WP HR S P ERA WHIP																			
Barry Zito, L (1, 1) ERA: 3.2	5.1 W 22 6 3 3 4 2 0 0 0 0 0 0 61 101 5.06 1.500																			
Chad Bradford, R (6, 1) ERA: 3.51	1.2 H 6 2 0 0 2 0 0 0 0 0 0 0 15 23 0.00 1.200																			
Keith Foulke, R (8, 1) ERA: 2.32	2.0 S 6 0 0 0 1 0 0 0 0 0 0 0 12 18 0.00 0.000																			

Batter	1	2	3	4	5	6	7	8	9	AB	R	H	RBI	BB	SO	LOB	BOTTOM			
Scott Hatteberg, L (1, 3) OBP: 0.341, SLG: 0.385	1-1 F8	1-1 L8			1-1 G6-3			2-2 G3-1		4	0	0	0	0	0	0	<b>Boston Red Sox @ Oakland Athletics</b> Network Associates Coliseum, Oakland, CA Tue Aug 12, 2003, 10:05 PM EDT Att: 26,823 - Sunny - 68 F			
Jose Guillen, R (1, 9) OBP: 0.378, SLG: 0.599	1-2 3 HR 1B	0-0 F7			3-2 2B			2-3 K		4	1	2	0	0	1	0				
3 Eric Chavez, L (1, 5) OBP: 0.341, SLG: 0.508	2-0 1-H HR		1-1 G6-3		3-2 G6-3			2-3 K		4	1	1	2	0	1	1				
Miguel Tejada, R (1, 6) OBP: 0.308, SLG: 0.428	0-2 G5-3		2-3 K			1-1 G6-4-3 1B				3	0	1	0	0	1	0				
Erubiel Durazo, L (1, 10) OBP: 0.384, SLG: 0.437	1-1 1B 2B		1-2 G6-3			2-2 G6-4-3 1-2f				3	1	1	0	0	0	1				
Ramon Hernandez, R (1, 2) OBP: 0.313, SLG: 0.453	3-1 2-H HR 1B			3-3 K		1-1 L4				3	1	1	1	0	1	0				
Terrence Long, L (1, 7) OBP: 0.296, SLG: 0.397	0-1 1-H HR			2-2 G3			1-3 K			3	1	1	2	0	1	0				
Mark Ellis, R (1, 4) OBP: 0.327, SLG: 0.363	0-2 G6-3			0-0 L9			3-1 G5-3			3	0	0	0	0	0	0				
Chris Singleton, L (1, 8) OBP: 0.306, SLG: 0.378		3-3 K			1-1 G6-3			1-2 G3		3	0	0	0	0	1	0				
<b>Inning Stats</b>	R: 5 E: 0 K: 0 S: 19	H: 5 LOB: 0 BB: 0 P: 27	R: 0 E: 0 K: 1 S: 6	H: 0 LOB: 0 BB: 0 P: 10	R: 0 E: 0 K: 1 S: 9	H: 0 LOB: 0 BB: 0 P: 13	R: 0 E: 0 K: 1 S: 7	H: 0 LOB: 0 BB: 0 P: 12	R: 0 E: 0 K: 0 S: 11	H: 1 LOB: 1 BB: 0 P: 19	R: 0 E: 0 K: 0 S: 7	H: 1 LOB: 0 BB: 0 P: 11	R: 0 E: 0 K: 1 S: 9	H: 0 LOB: 0 BB: 0 P: 14	R: 0 E: 0 K: 2 S: 13	H: 0 LOB: 0 BB: 0 P: 19		1B: 3 2B: 2 3B: 0 HR: 2	SF: 0 SAC: 0 DP: 1 HBP: 0	WP: 0 PB: 0 SB: 0 CS: 0
<b>PITCHER</b>	IP WLS BF H R ER SO BB IBB HBP BLK WP HR S P ERA WHIP																			
John Burkett, R (1, 1) ERA: 4.92	6.0 L 24 7 5 5 3 0 0 0 0 0 0 0 2 59 92 7.50 1.167																			
Scott Sauerbeck, L (7, 1) ERA: 3.63	1.0 3 0 0 0 1 0 0 0 0 0 0 0 9 14 0.00 0.000																			
Alan Embree, L (8, 1) ERA: 3.89	1.0 3 0 0 0 2 0 0 0 0 0 0 0 13 19 0.00 0.000																			


AB	32
R	3
H	8
RBI	3
BB	2
SO	7
LOB	15




AB	30
R	5
H	7
RBI	5
BB	0
SO	6
LOB	2





Batter	1	2	3	4	5	6	7	8	9	AB	R	H	RBI	BB	SO	LOB	TOP						
1B Johnny Damon, L (1, 8) OBP: 0.343, SLG: 0.427	1-1 P5		0-1 BB 1B	4-1 1B BB		0-2 G5-3		4-2 BB		3	1	1	0	2	0	1	<b>Boston Red Sox @ Oakland Athletics</b> Network Associates Coliseum, Oakland, CA Wed Aug 13 2003, 10:05 PM EDT Att: 44,868 - Sunny - 69 F						
Bill Mueller, S (1, 5) OBP: 0.403, SLG: 0.562	1-0 F9		2-1 BB 1B	0-1 FC6-4			2-1 FC1-4	2-0 G6-3		5	1	3	1	0	0	1							
Nomar Garciaparra, R (1, 6) OBP: 0.364, SLG: 0.589	1-1 1B		2-3 K	1-2 FC6-4			0-0 FC1-4		3-1 P3	5	1	1	0	0	1	6							
Manny Ramirez, R (1, 7) OBP: 0.412, SLG: 0.560	0-1 F8		4-2 1B		2-3 K		1-2 HR		0-0 BB	4	1	2	3	1	1	1							
Kevin Millar, R (1, 10) OBP: 0.358, SLG: 0.505		0-2 F8	1-1 BB		1-3 K		1-1 HR		4-0 BB	4	1	2	3	1	1	0							
Dave McCarty, R (1, 3) OBP: 0.229, SLG: 0.273		1-0 G5-3	2-3 K		1-2 G5-3		0-0 F9		2-3 K	5	0	0	0	0	2	4							
Jason Varitek, S (1, 2) OBP: 0.362, SLG: 0.560		0-1 G6-3		4-0 FC6-4		2-3 K	2-1 G5-3		2-3 K	4	0	0	0	1	2	2							
Gabe Kapler, R (1, 9) OBP: 0.319, SLG: 0.368			2-1 G4-3	1-1 P4		1-0 2B		1-2 F8		4	0	1	0	0	0	1							
Damian Jackson, R (1, 4) OBP: 0.279, SLG: 0.308			2-2 1B BB	1-0 FC6-4		3-3 K		3-1 P4		4	2	1	0	0	1	2	 <b>AB 38</b> <b>R 7</b> <b>H 11</b> <b>RBI 7</b> <b>BB 5</b> <b>SO 8</b> <b>LOB 18</b>						
<b>Inning Stats</b>	R: 0 E: 0 K: 0 S: 7	H: 1 LOB: 1 BB: 0 P: 10	R: 0 E: 0 K: 0 S: 6	H: 0 LOB: 0 BB: 0 P: 7	R: 3 E: 0 K: 2 S: 20	H: 4 LOB: 2 BB: 1 P: 35	R: 1 E: 0 K: 0 S: 9	H: 1 LOB: 2 BB: 0 P: 20	R: 0 E: 0 K: 2 S: 11	H: 0 LOB: 0 BB: 0 P: 13	R: 0 E: 0 K: 2 S: 11	H: 1 LOB: 1 BB: 0 P: 17	R: 3 E: 0 K: 0 S: 12	H: 3 LOB: 0 BB: 0 P: 19	R: 0 E: 0 K: 0 S: 9	H: 0 LOB: 1 BB: 1 P: 19		R: 0 E: 0 K: 2 S: 9	H: 1 LOB: 2 BB: 1 P: 20	1B: 8 2B: 1 3B: 0 HR: 2	SF: 0 SAC: 0 DP: 0 HBP: 0	WP: 0 PB: 0 SB: 1 CS: 1	PA: 43
<b>PITCHER</b>	IP WLS BF H R ER SO BB IBB HBP BLK WP HR S P ERA WHIP																						
Mark Mulder, L (1, 1) ERA: 3.09	6.1 L 31 9 6 5 6 3 0 0 0 0 0 1 69 113 7.11 1.895																						
Chad Harville, R (7, 1) ERA: 4.5	2.1 11 2 1 1 1 2 0 0 0 0 0 1 20 42 3.86 1.714																						
Mike Neu, R (9, 1) ERA: 3.41	0.1 1 0 0 0 0 1 0 0 0 0 0 0 3 5 0.00 0.000																						

Batter	1	2	3	4	5	6	7	8	9	AB	R	H	RBI	BB	SO	LOB	BOTTOM						
Scott Hatteberg, L (1, 3) OBP: 0.342, SLG: 0.382	0-2 P3	2-2 G1-3			4-2 BB 1B				2-2 G6-3	3	0	0	0	1	1	1	<b>Boston Red Sox @ Oakland Athletics</b> Network Associates Coliseum, Oakland, CA Wed Aug 13 2003, 10:05 PM EDT Att: 44,868 - Sunny - 69 F						
Jose Guillen, R (1, 9) OBP: 0.380, SLG: 0.607	1-0 3B G4-3		2-3 K		0-2 BB		1-0 HR		1-0 G6-3	4	2	2	1	0	1	1							
3 Eric Chavez, L (1, 5) OBP: 0.340, SLG: 0.505	2-2 G4-3		0-0 F9		2-0 F8		0-1 1B		2-3 K	5	0	1	0	0	1	3							
Miguel Tejada, R (1, 6) OBP: 0.313, SLG: 0.432	1-2 2H 1B		2-2 1B		4-1 1B		3-2 E9		1-3 1B	3	0	3	1	1	0	0							
Erubiel Durazo, L (1, 10) OBP: 0.381, SLG: 0.432	2-3 K		2-2 G3		3-2 K		2-3 K			4	0	0	0	0	3	7							
Ramon Hernandez, R (1, 2) OBP: 0.313, SLG: 0.450		3-1 SH5-3		3-2 F8		1-1 F8		0-0 P5		4	1	1	0	0	0	0							
Terrence Long, L (1, 7) OBP: 0.298, SLG: 0.401		1-0 SH5-3		0-1 G1-3		0-2 G1-4-3		2-2 2B		4	0	2	0	0	0	0							
Mark Ellis, R (1, 4) OBP: 0.325, SLG: 0.360		1-0 SH5-3		2-2 G6-3		1-3 K		1-3 K		3	0	0	0	0	2	1							
Chris Singleton, L (1, 8) OBP: 0.304, SLG: 0.377		1-1 SF7		1-1 G4-3			1-1 G6-3		0-1 G3	1	0	0	1	0	0	0	<b>AB 33</b> <b>R 3</b> <b>H 9</b> <b>RBI 3</b> <b>BB 2</b> <b>SO 8</b> <b>LOB 14</b> 						
Eric Byrnes, R (7, PH) OBP: 0.337, SLG: 0.471										1	0	0	0	0	0	0							
Billy McMillon, L (8, PH) OBP: 0.354, SLG: 0.396										1	0	0	0	0	0	1							
<b>Inning Stats</b>	R: 1 E: 0 K: 1 S: 12	H: 1 LOB: 1 BB: 0 P: 18	R: 1 E: 0 K: 0 S: 9	H: 2 LOB: 1 BB: 0 P: 17	R: 0 E: 0 K: 1 S: 10	H: 1 LOB: 0 BB: 0 P: 16	R: 0 E: 0 K: 0 S: 10	H: 0 LOB: 0 BB: 0 P: 15	R: 0 E: 0 K: 1 S: 12	H: 1 LOB: 3 BB: 2 P: 26	R: 0 E: 0 K: 1 S: 9	H: 0 LOB: 0 BB: 0 P: 11	R: 1 E: 1 K: 2 S: 15	H: 3 LOB: 2 BB: 0 P: 25	R: 0 E: 0 K: 1 S: 9	H: 1 LOB: 1 BB: 0 P: 12		R: 0 E: 0 K: 1 S: 7	H: 0 LOB: 0 BB: 0 P: 12	1B: 7 2B: 1 3B: 0 HR: 1	SF: 1 SAC: 1 DP: 1 HBP: 2	WP: 0 PB: 0 SB: 0 CS: 0	PA: 39
<b>PITCHER</b>	IP WLS BF H R ER SO BB IBB HBP BLK WP HR S P ERA WHIP																						
Derek Lowe, R (1, 1) ERA: 5.05	5.0 W 23 5 2 2 2 3 2 0 1 0 0 0 9 11 0.00 0.000																						
Scott Williamson, R (6, 1) ERA: 3.56	1.0 H 3 0 0 0 0 1 0 0 0 0 0 0 0 9 11 0.00 0.000																						
Scott Sauerbeck, L (7, 1) ERA: 3.74	1.0 6 3 1 1 1 2 0 0 0 0 0 0 1 15 25 9.00 3.000																						
50 Mike Timlin, R (8, 1) ERA: 3.26	1.0 4 1 0 0 0 1 0 0 0 0 0 0 0 9 12 0.00 1.000																						
Byung-Hyun Kim, R (9, 1) ERA: 3.43	1.0 3 0 0 0 0 1 0 0 0 1 0 0 0 7 12 0.00 0.000																						



Batter	1	2	3	4	5	6	7	8	9	10	AB	R	H	RBI	BB	SO	LOB	TOP				
18 Johnny Damon, L OBP: 0.341, SLG: 0.424	G5-3		G4-3			G6-3		K		SF8 E	5	1	1	0	0	1	0	<b>Boston Red Sox @ Oakland Athletics</b> Network Associates Coliseum, Oakland, CA Thu Aug 14 2003, 3:35 PM EDT Att. 37,293 - Sunny - 67 F				
Bill Mueller, S OBP: 0.401, SLG: 0.567	F9		L8			HR		K		SF8	4	1	1	2	0	1	0					
Nomar Garciaparra, R OBP: 0.361, SLG: 0.563	F8		L7			P3		F9		E5	5	0	0	0	0	0	0					
Manny Ramirez, R OBP: 0.416, SLG: 0.569																						
34 David Ortiz, L OBP: 0.358, SLG: 0.549																						
Kevin Millar, R OBP: 0.357, SLG: 0.501																						
Doug Mirabeli, R OBP: 0.395, SLG: 0.430 Jason Varitek, S OBP: 0.363, SLG: 0.558																						
Trot Nixon, L OBP: 0.395, SLG: 0.577 Gabe Kapler, R OBP: 0.329, SLG: 0.373																						
Damian Jackson, R OBP: 0.272, SLG: 0.299																						
<b>Inning Stats</b>	R: 0 E: 0 K: 0 S: 13	H: 0 LOB: 0 BB: 0 P: 17	R: 0 E: 0 K: 2 S: 16	H: 0 LOB: 2 BB: 2 P: 26	R: 0 E: 0 K: 2 S: 11	H: 1 LOB: 1 BB: 0 P: 15	R: 0 E: 0 K: 1 S: 8	H: 0 LOB: 0 BB: 0 P: 12	R: 1 E: 0 K: 2 S: 13	H: 2 LOB: 1 BB: 0 P: 20	R: 0 E: 0 K: 0 S: 6	H: 0 LOB: 0 BB: 0 P: 16	R: 1 E: 0 K: 3 S: 16	H: 1 LOB: 0 BB: 0 P: 26	R: 2 E: 1 K: 0 S: 19	H: 2 LOB: 2 BB: 1 P: 34	1B: 4 2B: 1 3B: 0 HR: 2		SF: 1 SAC: 1 DP: 1 HBP: 1	WP: 0 PB: 0 SB: 1 CS: 0		
<b>PITCHER</b>	IP WLS BF H R ER SO BB IBB HBP BLK WP HR S P ERA WHIP	IP WLS BF H R ER SO BB IBB HBP BLK WP HR S P ERA WHIP	IP WLS BF H R ER SO BB IBB HBP BLK WP HR S P ERA WHIP	IP WLS BF H R ER SO BB IBB HBP BLK WP HR S P ERA WHIP	IP WLS BF H R ER SO BB IBB HBP BLK WP HR S P ERA WHIP	IP WLS BF H R ER SO BB IBB HBP BLK WP HR S P ERA WHIP	IP WLS BF H R ER SO BB IBB HBP BLK WP HR S P ERA WHIP	IP WLS BF H R ER SO BB IBB HBP BLK WP HR S P ERA WHIP	IP WLS BF H R ER SO BB IBB HBP BLK WP HR S P ERA WHIP	IP WLS BF H R ER SO BB IBB HBP BLK WP HR S P ERA WHIP	IP WLS BF H R ER SO BB IBB HBP BLK WP HR S P ERA WHIP	IP WLS BF H R ER SO BB IBB HBP BLK WP HR S P ERA WHIP	IP WLS BF H R ER SO BB IBB HBP BLK WP HR S P ERA WHIP	IP WLS BF H R ER SO BB IBB HBP BLK WP HR S P ERA WHIP	IP WLS BF H R ER SO BB IBB HBP BLK WP HR S P ERA WHIP	IP WLS BF H R ER SO BB IBB HBP BLK WP HR S P ERA WHIP	IP WLS BF H R ER SO BB IBB HBP BLK WP HR S P ERA WHIP	IP WLS BF H R ER SO BB IBB HBP BLK WP HR S P ERA WHIP	IP WLS BF H R ER SO BB IBB HBP BLK WP HR S P ERA WHIP			
Ted Lilly, L ERA: 4.71 Chad Bradford, R ERA: 3.49 Ricardo Rincon, L ERA: 3.78 Keith Foulke, R ERA: 2.4 Jim Mecir, R ERA: 5.53	6.0 0.1 1.0 1.2 0.2	23 H 3 B L	3 0 0 1 2	1 0 0 1 2	5 0 0 4 0	2 0 1 0 0	0 0 0 0 0	1 0 0 1 0	0 0 0 0 0	0 0 0 0 0	0 0 0 0 0	0 0 0 0 0	0 0 0 0 0	0 0 0 0 0	0 0 0 0 0	0 0 0 0 0	0 0 0 0 0	0 0 0 0 0	0 0 0 0 0	0 0 0 0 0	1.50 0.00 0.00 5.40 13.50	0.833 0.000 1.000 0.600 4.500
<b>PITCHER</b>	IP WLS BF H R ER SO BB IBB HBP BLK WP HR S P ERA WHIP	IP WLS BF H R ER SO BB IBB HBP BLK WP HR S P ERA WHIP	IP WLS BF H R ER SO BB IBB HBP BLK WP HR S P ERA WHIP	IP WLS BF H R ER SO BB IBB HBP BLK WP HR S P ERA WHIP	IP WLS BF H R ER SO BB IBB HBP BLK WP HR S P ERA WHIP	IP WLS BF H R ER SO BB IBB HBP BLK WP HR S P ERA WHIP	IP WLS BF H R ER SO BB IBB HBP BLK WP HR S P ERA WHIP	IP WLS BF H R ER SO BB IBB HBP BLK WP HR S P ERA WHIP	IP WLS BF H R ER SO BB IBB HBP BLK WP HR S P ERA WHIP	IP WLS BF H R ER SO BB IBB HBP BLK WP HR S P ERA WHIP	IP WLS BF H R ER SO BB IBB HBP BLK WP HR S P ERA WHIP	IP WLS BF H R ER SO BB IBB HBP BLK WP HR S P ERA WHIP	IP WLS BF H R ER SO BB IBB HBP BLK WP HR S P ERA WHIP	IP WLS BF H R ER SO BB IBB HBP BLK WP HR S P ERA WHIP	IP WLS BF H R ER SO BB IBB HBP BLK WP HR S P ERA WHIP	IP WLS BF H R ER SO BB IBB HBP BLK WP HR S P ERA WHIP	IP WLS BF H R ER SO BB IBB HBP BLK WP HR S P ERA WHIP	IP WLS BF H R ER SO BB IBB HBP BLK WP HR S P ERA WHIP	IP WLS BF H R ER SO BB IBB HBP BLK WP HR S P ERA WHIP	IP WLS BF H R ER SO BB IBB HBP BLK WP HR S P ERA WHIP		

**Boston Red Sox @ Oakland Athletics**  
 Network Associates Coliseum, Oakland, CA  
 Thu Aug 14 2003, 3:35 PM EDT  
 Att. 37,293 - Sunny - 67 F

AB	34
R	4
H	6
RBI	3
BB	4
SO	10
LOB	11



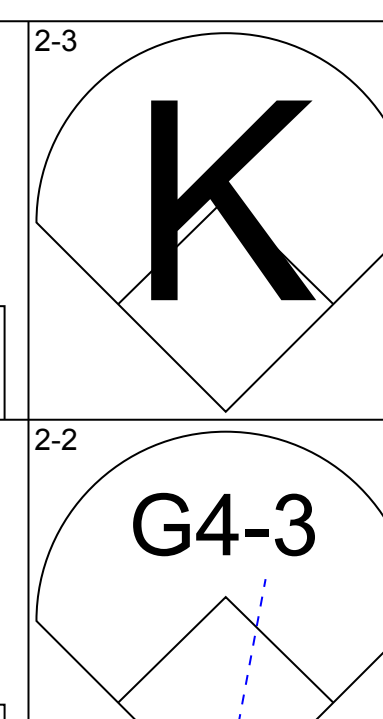
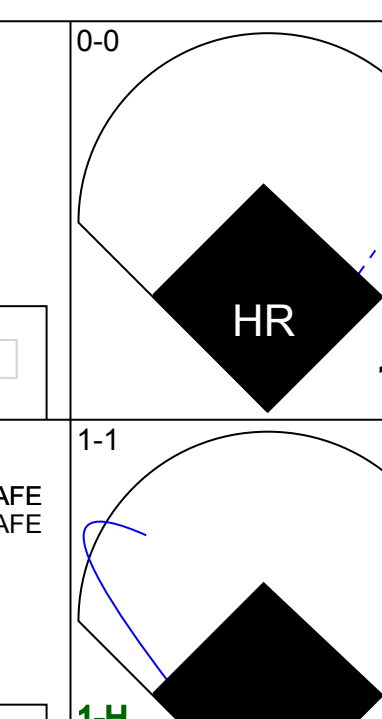
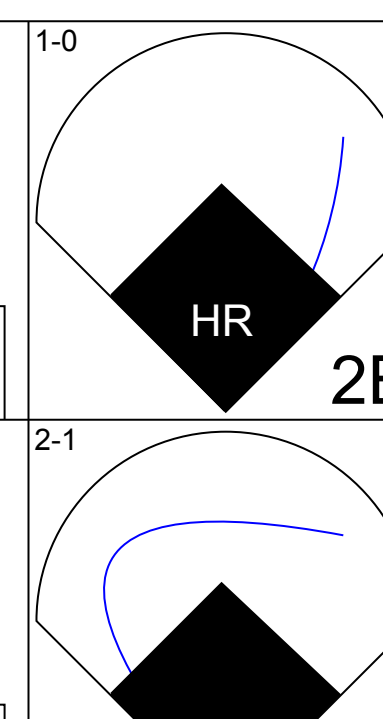
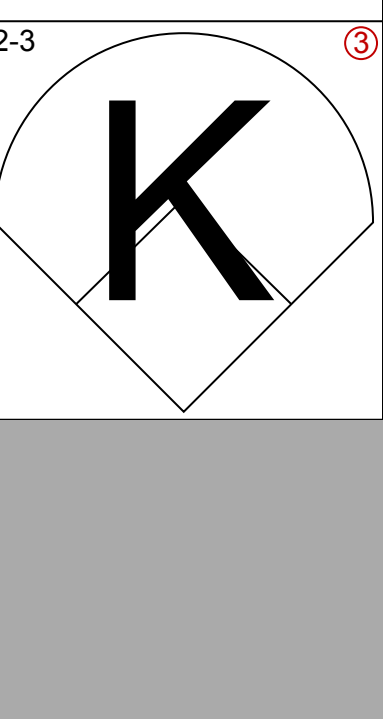
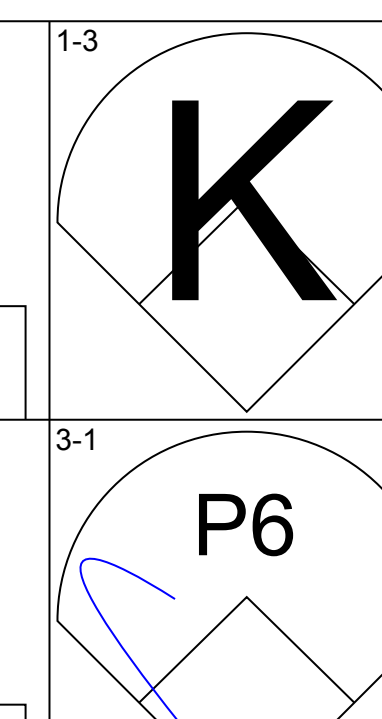
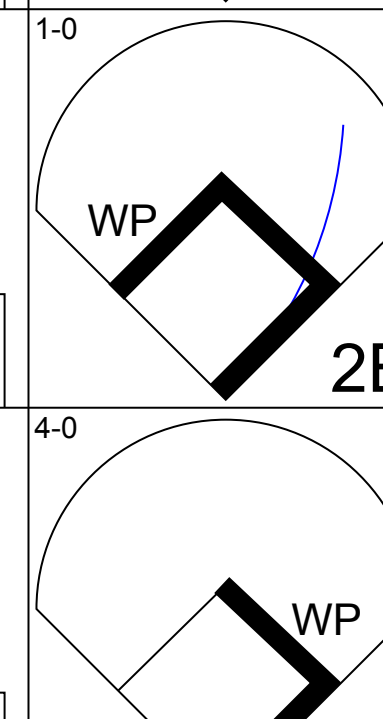
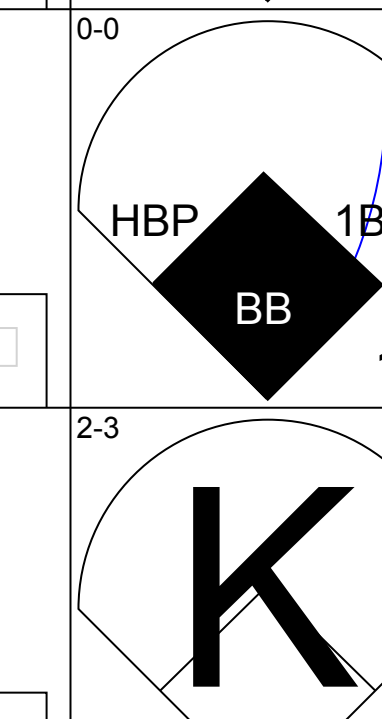
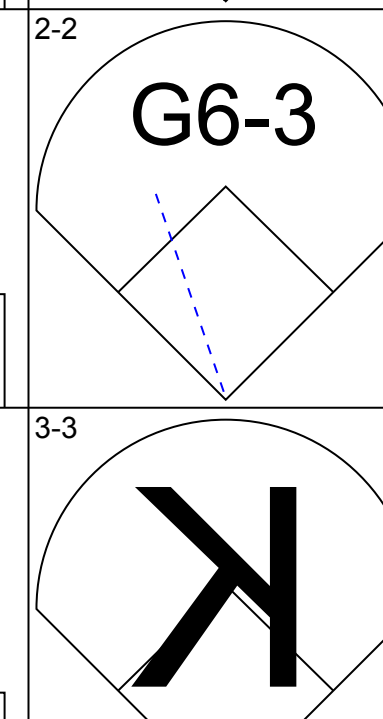
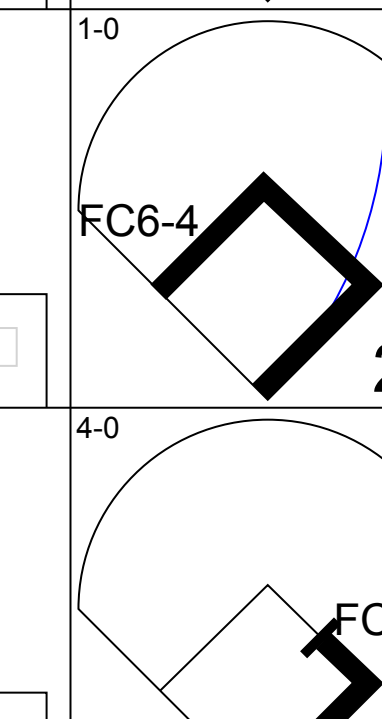

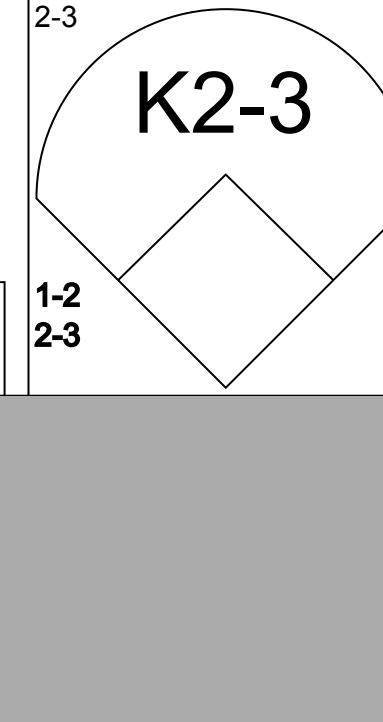
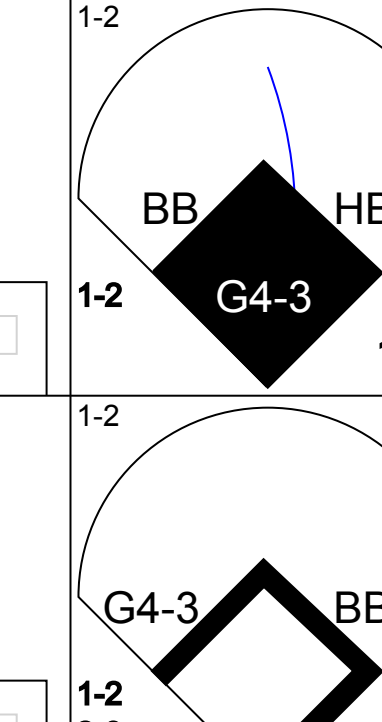
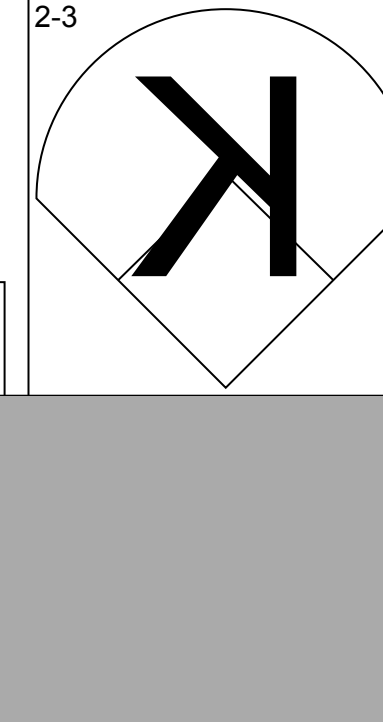
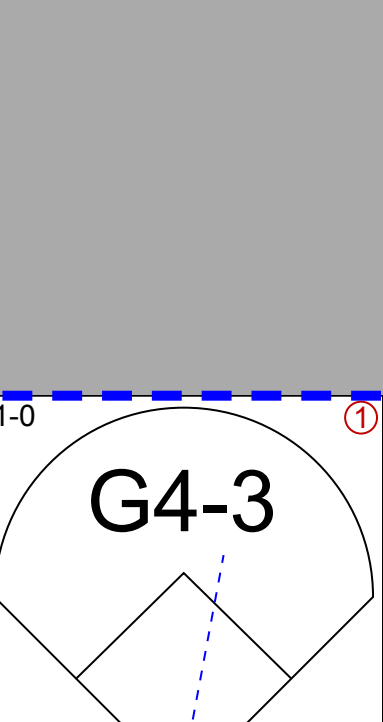
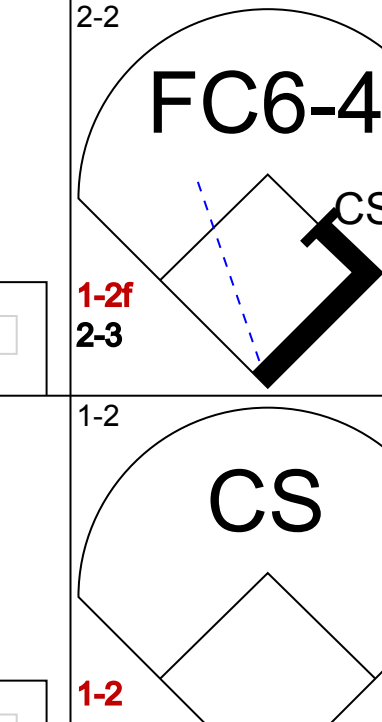
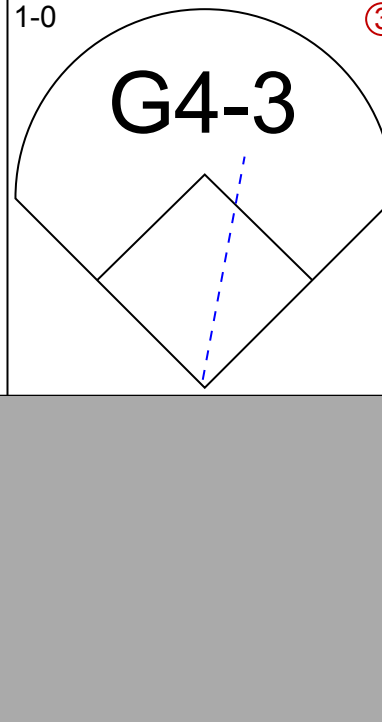

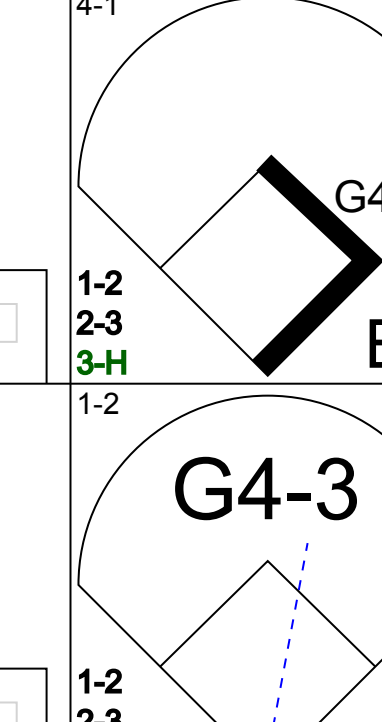



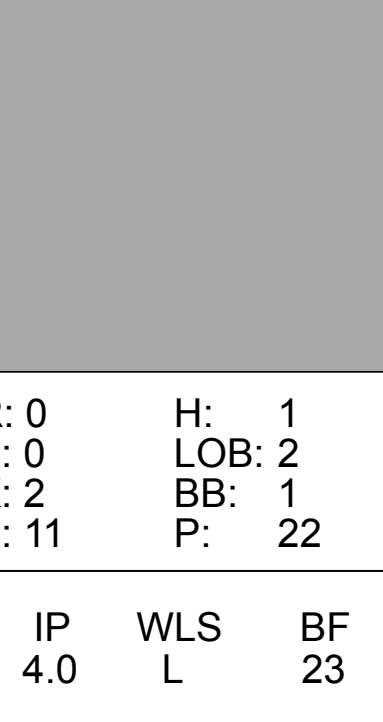
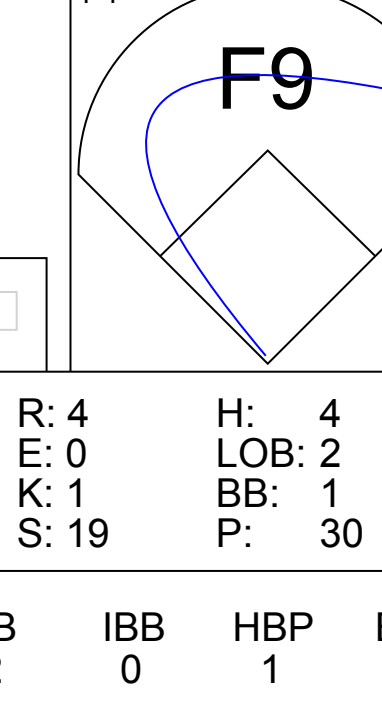

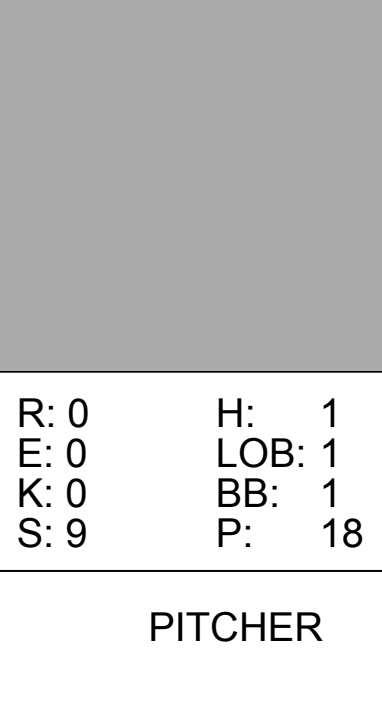
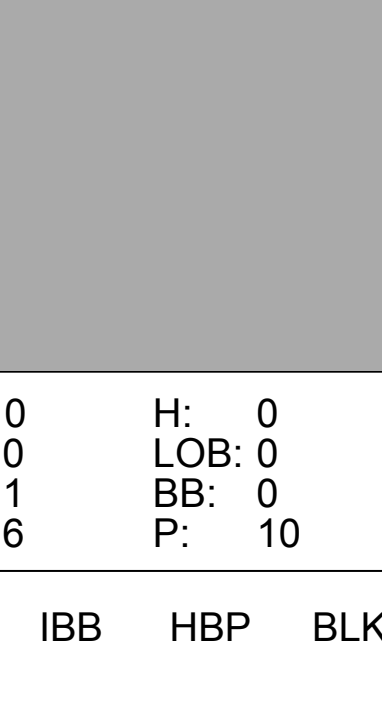
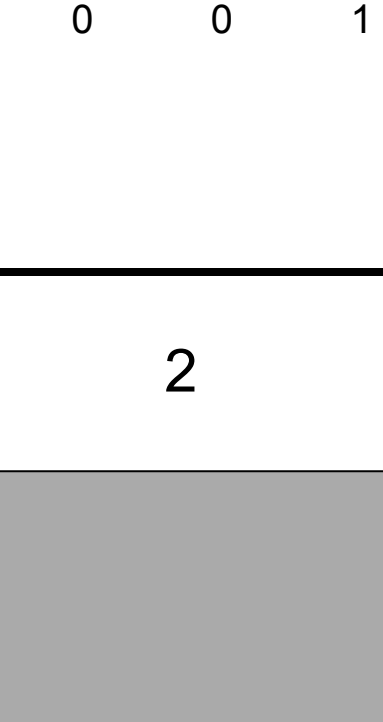
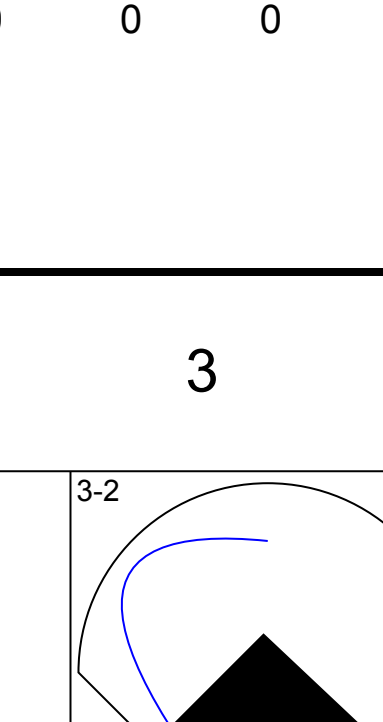
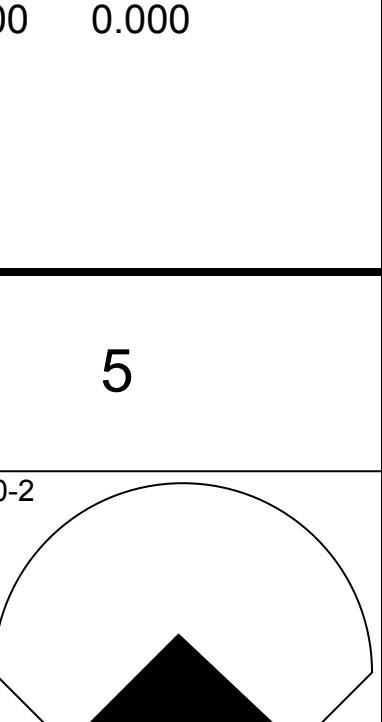
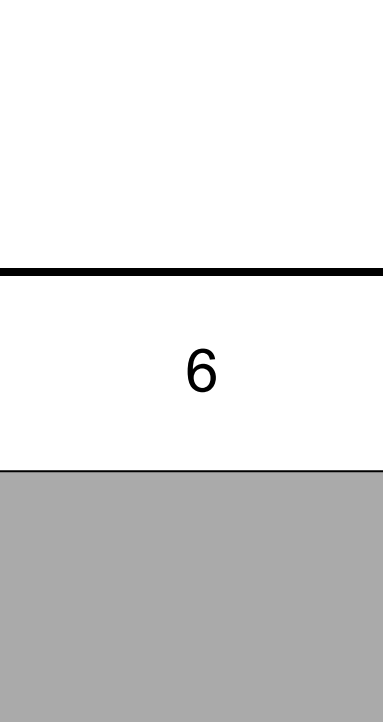
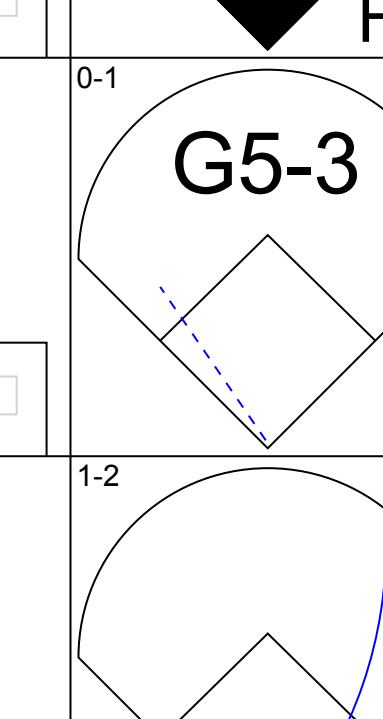

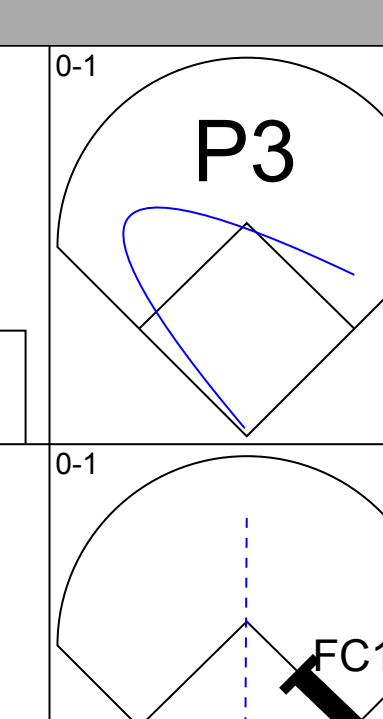
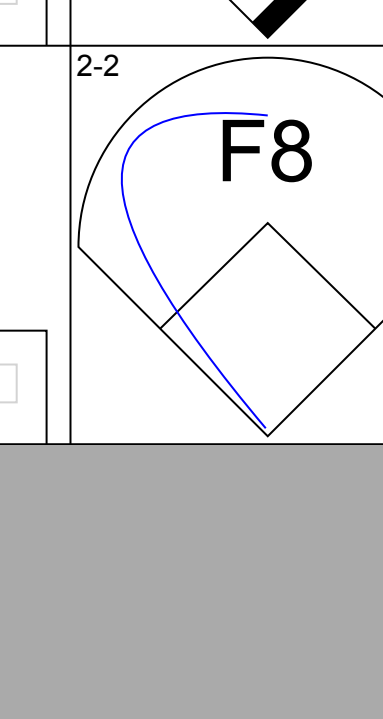
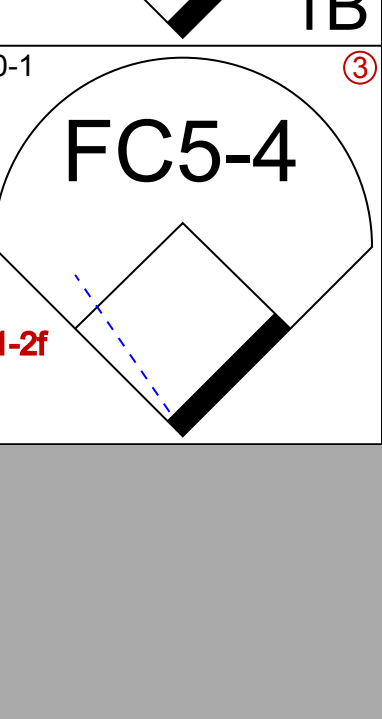
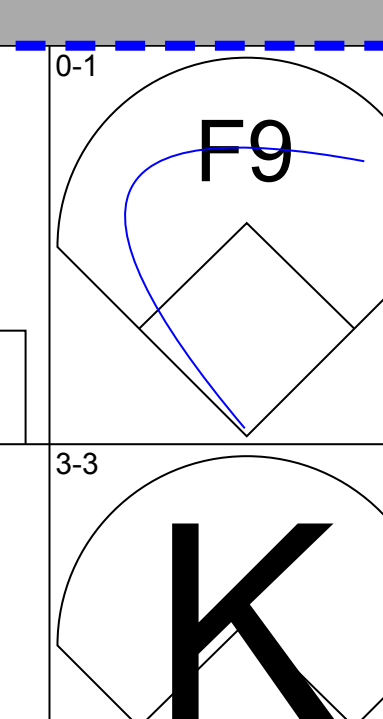
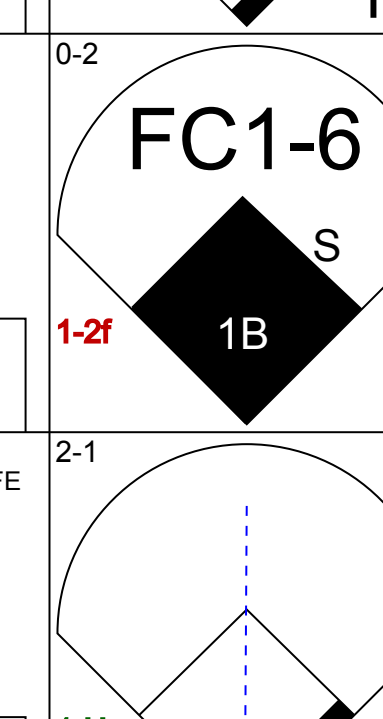


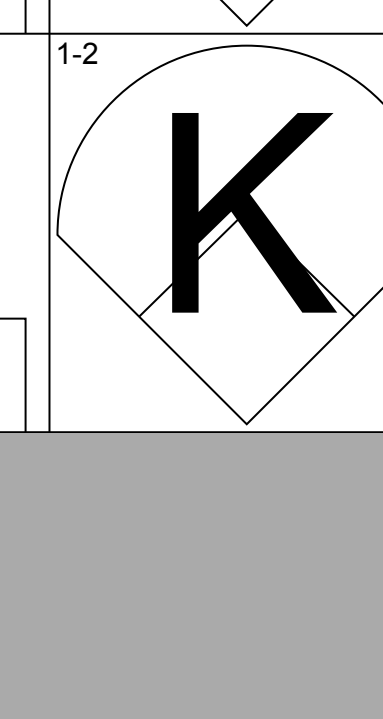

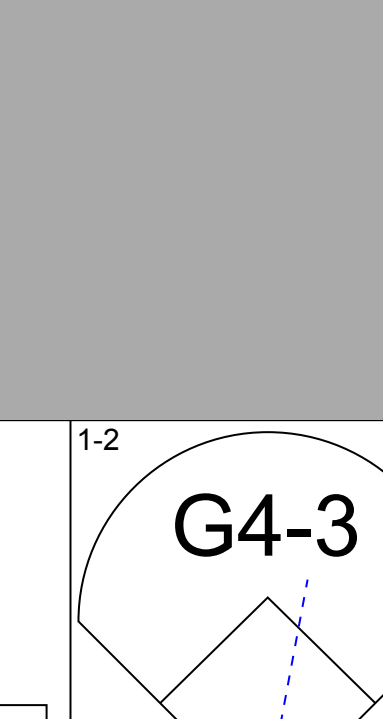
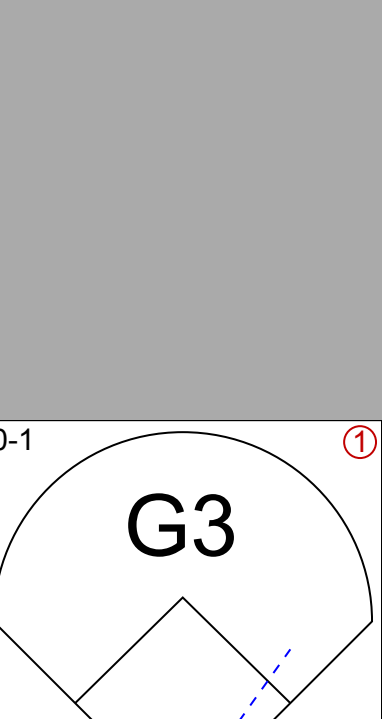

Batter	1	2	3	4	5	6	7	8	9	10	AB	R	H	RBI	BB	SO	LOB	BOTTOM				
Billy McMillon, L OBP: 0.356, SLG: 0.384	G1-3 3 BB	K			G3-1		E BB	K			3	0	0	0	2	2	4	<b>Boston Red Sox @ Oakland Athletics</b> Network Associates Coliseum, Oakland, CA Thu Aug 14 2003, 3:35 PM EDT Att. 37,293 - Sunny - 67 F				
Jose Guillen, R OBP: 0.378, SLG: 0.601	K						L8			G6-3	5	1	1	0	0	2	2					
3 Eric Chavez, L OBP: 0.342, SLG: 0.507	G1-3 BB						F8			F9	4	1	2	0	1	0	1					
Miguel Tejada, R OBP: 0.312, SLG: 0.429	G1-3						E5			G6-3	5	0	1	2	0	1	4					
Terrence Long, L OBP: 0.296, SLG: 0.396	F7						G6-3															
Ramon Hernandez, R OBP: 0.311, SLG: 0.447		L7			G1			E BB		P6	5	0	1	0	0	1	2					
Scott Hatteberg, L OBP: 0.342, SLG: 0.385							F8			G6-3	5	0	2	0	0	0	0					
Frank Menechino, R OBP: 0.378, SLG: 0.323					G5-3			G5-3			3	0	0	0	1	1	2					
Eric Byrnes, R OBP: 0.333, SLG: 0.466		F7						K2-3		K	4	0	0	0	0	3	4					
<b>Inning Stats</b>	R: 0 E: 0 K: 1 S: 9	H: 0 LOB: 2 BB: 2 P: 19	R: 0 E: 0 K: 1 S: 17	H: 1 LOB: 1 BB: 1 P: 26	R: 0 E: 0 K: 2 S: 11	H: 0 LOB: 0 BB: 0 P: 16	R: 0 E: 0 K: 0 S: 7	H: 0 LOB: 0 BB: 0 P: 13	R: 2 E: 0 K: 2 S: 15	H: 3 LOB: 2 BB: 1 P: 25	R: 0 E: 0 K: 2 S: 9	H: 0 LOB: 2 BB: 1 P: 21	R: 0 E: 1 K: 0 S: 12	H: 0 LOB: 0 BB: 0 P: 12	R: 0 E: 0 K: 1 S: 11	H: 0 LOB: 0 BB: 0 P: 16	1B: 5 2B: 2 3B: 0 HR: 0		SF: 0 SAC: 0 DP: 0 HBP: 0	WP: 0 PB: 0 SB: 1 CS: 0		
<b>PITCHER</b>	IP WLS BF H R ER SO BB IBB HBP BLK WP HR S P ERA WHIP	IP WLS BF H R ER SO BB IBB HBP BLK WP HR S P ERA WHIP	IP WLS BF H R ER SO BB IBB HBP BLK WP HR S P ERA WHIP	IP WLS BF H R ER SO BB IBB HBP BLK WP HR S P ERA WHIP	IP WLS BF H R ER SO BB IBB HBP BLK WP HR S P ERA WHIP	IP WLS BF H R ER SO BB IBB HBP BLK WP HR S P ERA WHIP	IP WLS BF H R ER SO BB IBB HBP BLK WP HR S P ERA WHIP	IP WLS BF H R ER SO BB IBB HBP BLK WP HR S P ERA WHIP	IP WLS BF H R ER SO BB IBB HBP BLK WP HR S P ERA WHIP	IP WLS BF H R ER SO BB IBB HBP BLK WP HR S P ERA WHIP	IP WLS BF H R ER SO BB IBB HBP BLK WP HR S P ERA WHIP	IP WLS BF H R ER SO BB IBB HBP BLK WP HR S P ERA WHIP	IP WLS BF H R ER SO BB IBB HBP BLK WP HR S P ERA WHIP	IP WLS BF H R ER SO BB IBB HBP BLK WP HR S P ERA WHIP	IP WLS BF H R ER SO BB IBB HBP BLK WP HR S P ERA WHIP	IP WLS BF H R ER SO BB IBB HBP BLK WP HR S P ERA WHIP	IP WLS BF H R ER SO BB IBB HBP BLK WP HR S P ERA WHIP	IP WLS BF H R ER SO BB IBB HBP BLK WP HR S P ERA WHIP	IP WLS BF H R ER SO BB IBB HBP BLK WP HR S P ERA WHIP	IP WLS BF H R ER SO BB IBB HBP BLK WP HR S P ERA WHIP		
49 Tim Wakefield, R ERA: 4.1 Scott Williamson, R ERA: 3.49 Alan Embree, L ERA: 3.8 Byung-Hyun Kim, R ERA: 3.36	6.0 1.0 1.0 2.0	27 5 5 6	2 0 2	2 0 0	8 0 1	8 0 0	0 0 0	0 0 0	0 0 0	0 0 0	0 0 0	0 0 0	0 0 0	0 0 0	0 0 0	0 0 0	0 0 0	0 0 0	0 0 0	0 0 0	0.00 0.00 0.00 0.00	1.500 1.000 2.000 0.000

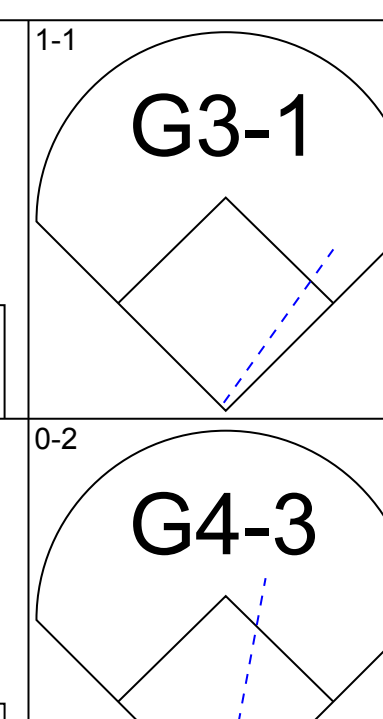
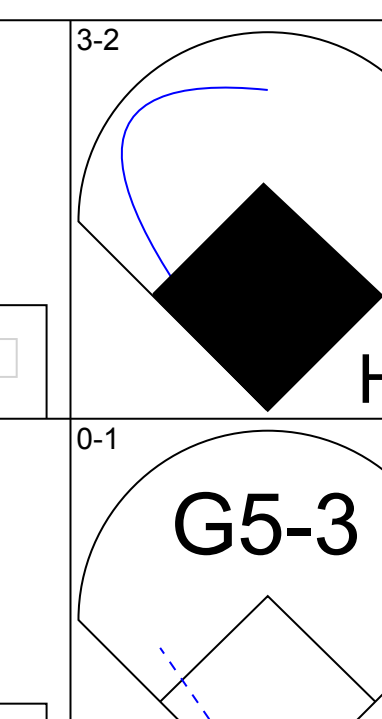
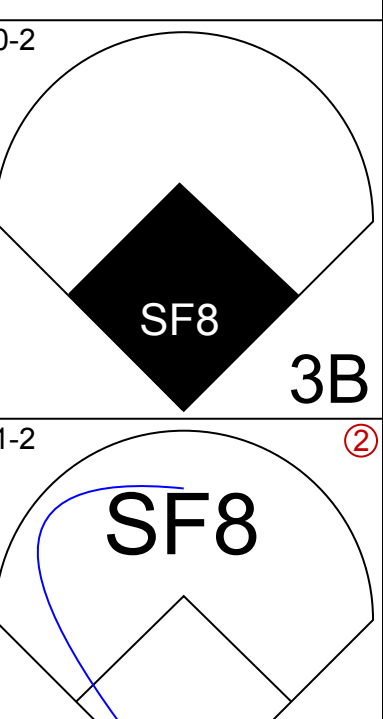
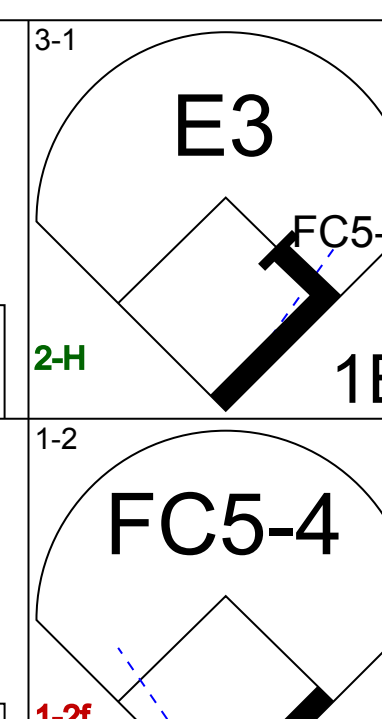
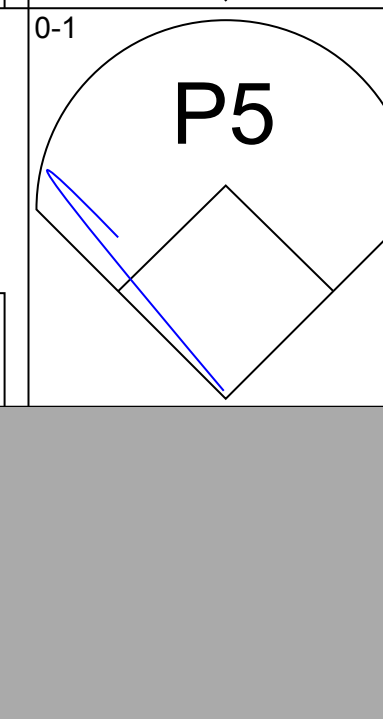
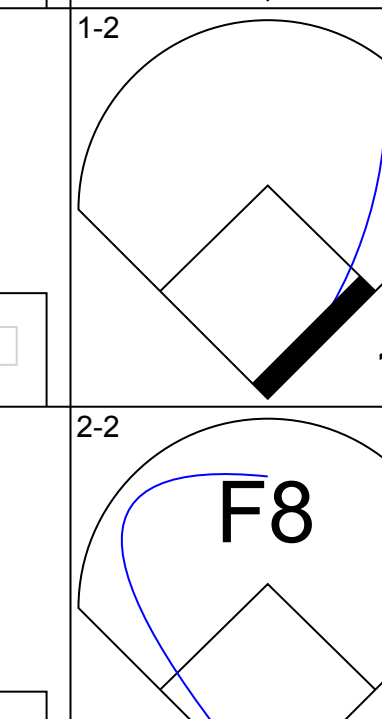
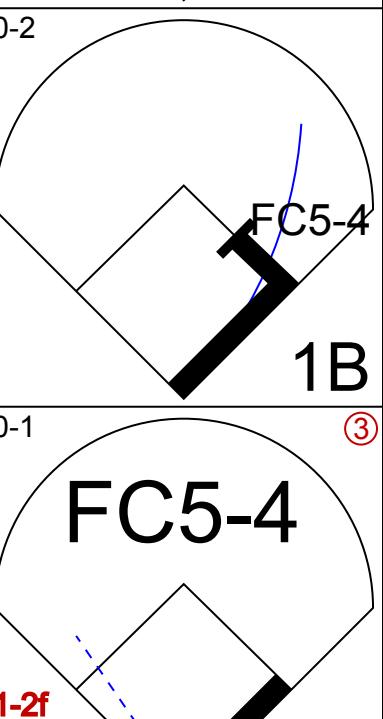





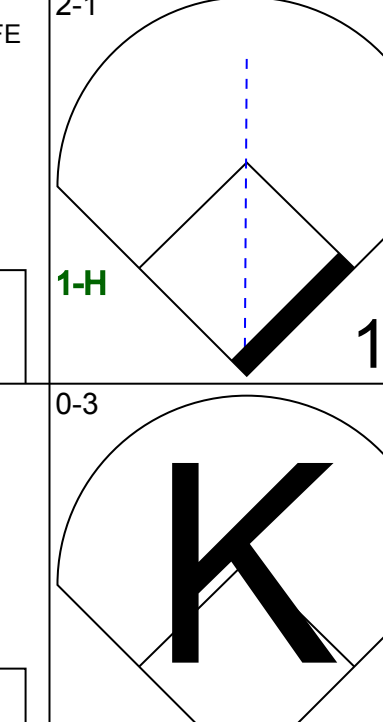



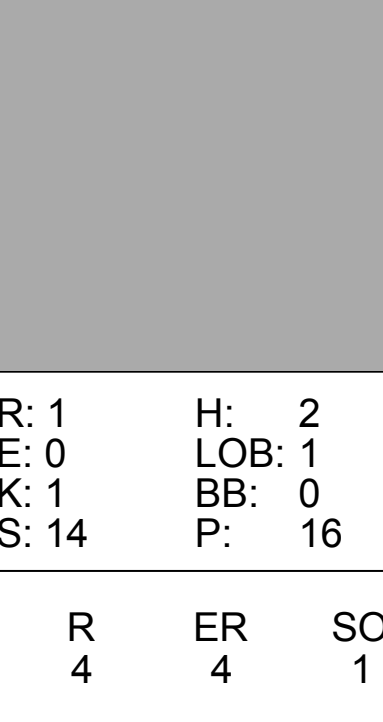

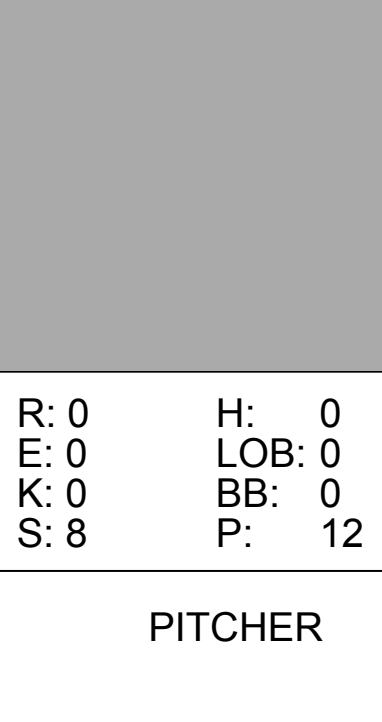





**Boston Red Sox @ Oakland Athletics**  
 Network Associates Coliseum, Oakland, CA  
 Thu Aug 14 2003, 3:35 PM EDT  
 Att. 37,293 - Sunny - 67 F

AB	38
R	2
H	7
RBI	2
BB	5
SO	11
LOB	24





Batter	1	2	3	4	5	6	7	8	9	AB	R	H	RBI	BB	SO	LOB	TOP					
<b>3 Reed Johnson, R</b> OBP: 0.347, SLG: 0.423			 1B	 2B						5	2	2	0	0	3	0	<b>Toronto Blue Jays @ Oakland Athletics</b> Network Associates Coliseum, Oakland, CA Fri Aug 15 2003, 10:05 PM EDT Att: 17,446 - Sunny - 71 F					
<b>Eric Hinske, L</b> OBP: 0.326, SLG: 0.444			 1B	 1B						5	2	2	4	0	0	0						
<b>10 Vernon Wells, R</b> OBP: 0.355, SLG: 0.564	 2B		 1B	 1B			 2B			5	1	3	0	0	1	0						
<b>Carlos Delgado, L</b> OBP: 0.426, SLG: 0.601	 BB						 IBB			3	0	0	0	2	2	1						
<b>Greg Myers, L</b> OBP: 0.394, SLG: 0.517			 HBP	 1B			 CS			5	1	1	0	0	2	4						
<b>Frank Catalanotto, L</b> OBP: 0.333, SLG: 0.445			 BB					 1-2		3	0	0	0	0	0	0						
<b>Bobby Kielty, S</b> OBP: 0.358, SLG: 0.400			 2-3							0	0	0	0	0	0	0						
<b>Tom Wilson, R</b> OBP: 0.339, SLG: 0.419			 BB							3	0	0	1	1	1	0						
<b>Orlando Hudson, S</b> OBP: 0.334, SLG: 0.389						 1B				4	1	2	1	0	0	2						
<b>Chris Woodward, R</b> OBP: 0.317, SLG: 0.407						 1-2				4	1	1	2	0	0	3						
<b>Inning Stats</b>	R: 0 E: 0 K: 2 S: 11	H: 1 LOB: 2 BB: 1 P: 22	R: 0 E: 0 K: 1 S: 12	H: 1 LOB: 1 BB: 0 P: 22	R: 4 E: 0 K: 1 S: 19	H: 4 LOB: 1 BB: 1 P: 30	R: 2 E: 0 K: 2 S: 12	H: 2 LOB: 0 BB: 0 P: 22	R: 2 E: 0 K: 1 S: 15	H: 2 LOB: 0 BB: 0 P: 21	R: 0 E: 0 K: 0 S: 9	H: 1 LOB: 1 BB: 1 P: 18	R: 0 E: 0 K: 0 S: 6	H: 0 LOB: 0 BB: 0 P: 7	R: 0 E: 0 K: 1 S: 7	H: 0 LOB: 0 BB: 0 P: 12	R: 0 E: 0 K: 1 S: 6	H: 0 LOB: 0 BB: 0 P: 10	1B: 5 2B: 3 3B: 0 HR: 3	SF: 0 SAC: 0 DP: 0 HBP: 1	WP: 1 PB: 0 SB: 0 CS: 1	PA: 42
<b>PITCHER</b>	IP	WLS	BF	H	R	ER	SO	BB	IBB	HBP	BLK	WP	HR	S	P	ERA	WHIP					
<b>40 Rich Harden, R</b> ERA: 3.0	4.0	L	23	8	6	6	6	2	0	1	0	1	2	54	96	13.50	2.500					
<b>John Halama, L</b> ERA: 3.95	4.0		15	3	2	2	2	0	1	0	0	0	1	37	58	4.50	0.750					
<b>Chad Harville, R</b> ERA: 3.86	1.0		3	0	0	0	1	0	0	0	0	0	0	6	10	0.00	0.000					

Batter	1	2	3	4	5	6	7	8	9	AB	R	H	RBI	BB	SO	LOB	BOTTOM					
<b>Terrence Long, L</b> OBP: 0.301, SLG: 0.413			 1B		 3B		 FC5-4			4	2	3	1	0	0	0	<b>Toronto Blue Jays @ Oakland Athletics</b> Network Associates Coliseum, Oakland, CA Fri Aug 15 2003, 10:05 PM EDT Att: 17,446 - Sunny - 71 F					
<b>Jose Guillen, R</b> OBP: 0.374, SLG: 0.596							 1-2			3	0	0	1	0	0	1						
<b>3 Eric Chavez, L</b> OBP: 0.344, SLG: 0.507					 1B					4	0	2	0	0	1	1						
<b>Miguel Tejada, R</b> OBP: 0.310, SLG: 0.426					 1-2					4	0	0	0	0	0	2						
<b>Erubiel Durazo, L</b> OBP: 0.382, SLG: 0.440		 1B								4	1	2	1	0	1	0						
<b>Mark Ellis, R</b> OBP: 0.322, SLG: 0.356		 1-2								4	1	0	0	0	1	1						
<b>Scott Hatteberg, L</b> OBP: 0.342, SLG: 0.384		1-2								4	0	1	1	0	0	0						
<b>17 Adam Melhuse, S</b> OBP: 0.293, SLG: 0.463							2B		1B	4	1	2	0	0	1	1						
<b>Chris Singleton, L</b> OBP: 0.300, SLG: 0.372									1-2	3	0	0	0	0	0	1						
<b>Ramon Hernandez, R</b> (9, PH) OBP: 0.311, SLG: 0.446										1	0	0	0	0	0	1						
<b>Inning Stats</b>	R: 0 E: 0 K: 0 S: 7	H: 0 LOB: 0 BB: 0 P: 8	R: 1 E: 0 K: 1 S: 14	H: 2 LOB: 1 BB: 0 P: 16	R: 1 E: 0 K: 0 S: 19	H: 2 LOB: 1 BB: 0 P: 26	R: 1 E: 0 K: 0 S: 10	H: 1 LOB: 0 BB: 0 P: 13	R: 1 E: 0 K: 0 S: 15	H: 2 LOB: 1 BB: 0 P: 16	R: 0 E: 0 K: 0 S: 8	H: 0 LOB: 0 BB: 0 P: 12	R: 1 E: 1 K: 1 S: 13	H: 2 LOB: 1 BB: 0 P: 20	R: 0 E: 0 K: 2 S: 9	H: 0 LOB: 0 BB: 0 P: 13	R: 0 E: 0 K: 0 S: 7	H: 1 LOB: 0 BB: 0 P: 10	1B: 6 2B: 1 3B: 1 HR: 2	SF: 1 SAC: 0 DP: 1 HBP: 0	WP: 0 PB: 0 SB: 1 CS: 0	PA: 36
<b>PITCHER</b>	IP	WLS	BF	H	R	ER	SO	BB	IBB	HBP	BLK	WP	HR	S	P	ERA	WHIP					
<b>Josh Towers, R</b> ERA: 6.89	5.0	W	22	7	4	4	1	0	0	0	0	0	2	65	79	7.20	1.400					
<b>Jason Kershner, L</b> ERA: 4.59	2.0		8	2	1	1	1	0	0	0	0	0	0	21	32	4.50	1.000					
<b>Cliff Politte, R</b> ERA: 5.66	1.0	H	3	0	0	0	2	0	0	0	0	0	0	9	13	0.00	0.000					
<b>Trever Miller, L</b> ERA: 4.32	1.0	S	3	1	0	0	0	0	0	0	0	0	0	7	10	0.00	1.000					

AB	37
R	8
H	11
RBI	8
BB	3
SO	9
LOB	10



AB	35
R	5
H	10
RBI	4
BB	0
SO	4
LOB	8





Batter	1	2	3	4	5	6	7	8	9	AB	R	H	RBI	BB	SO	LOB	TOP										
<b>3 Reed Johnson, R</b> OBP: 0.344, SLG: 0.417	G5-3		G5-4-3 BB HBP		G3-1			K	K	4	0	0	0	0	2	1	<b>Toronto Blue Jays @ Oakland Athletics</b> Network Associates Coliseum, Oakland, CA Sat Aug 16 2003, 4:05 PM EDT Att: 31,045 - Sunny - 71 F										
<b>Frank Catalanotto, L</b> OBP: 0.334, SLG: 0.444	G4-3		G5-4-3 BB		F7			E	F9	4	1	1	0	1	0	1											
<b>10 Vernon Wells, R</b> OBP: 0.355, SLG: 0.562	K		G5-4-3			G5-3		FC4-6 1B		4	0	1	0	0	1	2											
<b>Carlos Delgado, L</b> OBP: 0.425, SLG: 0.597		FC6-4 BB	K			G3		FC4-6 1B		3	0	0	0	1	1	2											
<b>Eric Hinske, L</b> OBP: 0.324, SLG: 0.439		F7			K			K		4	0	0	0	0	2	2											
<b>Dave Berg, R</b> OBP: 0.302, SLG: 0.407		FC6-4 1B			K					3	2	0	0	1	1	1											
<b>Orlando Hudson, S</b> OBP: 0.341, SLG: 0.399		1B								3	1	3	0	1	0	0											
<b>Mike Bordick, R</b> OBP: 0.332, SLG: 0.392		1B								4	0	2	3	0	1	2											
<b>Kevin Cash, R</b> OBP: 0.091, SLG: 0.091		2H								3	0	0	0	0	2	3											
<b>Greg Myers, L</b> OBP: 0.393, SLG: 0.515	G4-3				K				L7	1	0	0	0	0	0	1											
<b>Inning Stats</b>	R: 0 E: 0 K: 1 S: 7	H: 0 LOB: 0 BB: 0 P: 8	R: 1 E: 0 K: 0 S: 11	H: 2 LOB: 2 BB: 1 P: 22	R: 0 E: 0 K: 1 S: 8	H: 0 LOB: 1 BB: 1 P: 15	R: 0 E: 0 K: 3 S: 12	H: 0 LOB: 1 BB: 1 P: 23	R: 0 E: 0 K: 1 S: 8	H: 0 LOB: 0 BB: 0 P: 10	R: 0 E: 0 K: 1 S: 9	H: 1 LOB: 1 BB: 0 P: 13	R: 1 E: 1 K: 2 S: 10	H: 2 LOB: 1 BB: 0 P: 14	R: 2 E: 1 K: 1 S: 16	H: 2 LOB: 1 BB: 1 P: 23	1B: 5 2B: 2 3B: 0 HR: 0	SF: 0 SAC: 0 DP: 1 HBP: 1	WP: 0 PB: 0 SB: 2 CS: 0	PA: 38							
<b>PITCHER</b>	IP	WLS	BF	H	R	ER	SO	BB	IBB	HBP	BLK	WP	HR	S	P	ERA	WHIP										
<b>Tim Hudson, R</b> ERA: 2.48	6.1	W	24	2	1	1	6	3	0	1	0	0	0	54	89	1.42	0.789										
<b>Chad Bradford, R</b> ERA: 3.43	1.0		6	3	1	0	2	0	0	0	0	0	0	13	18	0.00	3.000										
<b>Ricardo Rincon, L</b> ERA: 3.73	0.2		2	0	0	0	1	0	0	0	0	0	0	4	6	0.00	0.000										
<b>Jim Mecir, R</b> ERA: 6.0	0.0		2	1	2	2	0	1	0	0	0	0	0	4	8	∞	∞										
<b>Keith Foulke, R</b> ERA: 2.37	1.0	S	4	1	0	0	1	0	0	0	0	0	0	12	15	0.00	1.000										

AB	33
R	4
H	7
RBI	3
BB	4
SO	10
LOB	15



Batter	1	2	3	4	5	6	7	8	9	AB	R	H	RBI	BB	SO	LOB	BOTTOM										
<b>Terrence Long, L</b> OBP: 0.298, SLG: 0.409	F7			G3			G4-3			4	0	0	0	0	1	1	<b>Toronto Blue Jays @ Oakland Athletics</b> Network Associates Coliseum, Oakland, CA Sat Aug 16 2003, 4:05 PM EDT Att: 31,045 - Sunny - 71 F										
<b>Jose Guillen, R</b> OBP: 0.378, SLG: 0.613	HR			G6-3			HR			3	2	2	2	1	0	1											
<b>3 Eric Chavez, L</b> OBP: 0.343, SLG: 0.503	G3		G6-3		F7		G4-6-3 BB			3	0	0	0	1	0	1											
<b>Miguel Tejada, R</b> OBP: 0.307, SLG: 0.422	F8		G6-3		G6-3		G4-6-3			4	0	0	0	0	0	1											
<b>Erubiel Durazo, L</b> OBP: 0.383, SLG: 0.440		1B 2B BB		E		G4-3		G4-3		3	1	1	0	1	0	0											
<b>Ramon Hernandez, R</b> OBP: 0.310, SLG: 0.444		2B HR 1B		E5			L8			4	1	1	0	0	0	1											
<b>Scott Hatteberg, L</b> OBP: 0.343, SLG: 0.387		HR 2B		G4-3			FC5-4 1B			4	1	2	1	0	0	2											
<b>Mark Ellis, R</b> OBP: 0.322, SLG: 0.363		HR		G5-3			FC5-4 S			4	1	1	3	0	0	2											
<b>Chris Singleton, L</b> OBP: 0.301, SLG: 0.371		HR		G3			G6-3			3	0	1	0	0	1	1											
<b>Inning Stats</b>	R: 1 E: 0 K: 0 S: 8	H: 1 LOB: 0 BB: 0 P: 11	R: 4 E: 0 K: 2 S: 19	H: 3 LOB: 1 BB: 2 P: 35	R: 0 E: 1 K: 0 S: 8	H: 1 LOB: 1 BB: 0 P: 14	R: 0 E: 0 K: 0 S: 11	H: 1 LOB: 1 BB: 0 P: 19	R: 0 E: 0 K: 0 S: 4	H: 0 LOB: 0 BB: 0 P: 6	R: 0 E: 0 K: 0 S: 14	H: 1 LOB: 1 BB: 0 P: 22	R: 1 E: 0 K: 0 S: 14	H: 1 LOB: 0 BB: 1 P: 26	R: 0 E: 1 K: 0 S: 6	H: 0 LOB: 1 BB: 0 P: 10	1B: 4 2B: 1 3B: 0 HR: 3	SF: 0 SAC: 0 DP: 2 HBP: 0	WP: 0 PB: 0 SB: 2 CS: 0	PA: 35							
<b>PITCHER</b>	IP	WLS	BF	H	R	ER	SO	BB	IBB	HBP	BLK	WP	HR	S	P	ERA	WHIP										
<b>Mark Hendrickson, L</b> ERA: 5.28	6.0	L	27	7	5	5	2	2	0	0	0	0	0	64	107	7.50	1.500										
<b>Brian Bowles, R</b> ERA: 5.4	2.0		8	1	1	1	0	1	0	0	0	0	1	20	36	4.50	1.000										

AB	32
R	6
H	8
RBI	6
BB	3
SO	2
LOB	10





Batter	1	2	3	4	5	6	7	8	9	AB	R	H	RBI	BB	SO	LOB	TOP										
<b>3 Reed Johnson, R</b> OBP: 0.340, SLG: 0.411	1-1 F9		0-2 F8			1-1 F8		2-2 G6-3		4	0	0	0	0	0	0											
<b>Mike Bordick, R</b> OBP: 0.331, SLG: 0.394	2-2 1B 2B		1-1 G5-3			3-2 P5		0-0 G5-3		4	1	1	0	0	0	0											
<b>10 Vernon Wells, R</b> OBP: 0.352, SLG: 0.557	1-3 K		3-2 G5-3			0-0 P4		1-3 K		4	0	0	0	0	2	1											
<b>Carlos Delgado, L</b> OBP: 0.424, SLG: 0.594	1-2 2H 1B			2-3 K			2-1 F7		1-1 G4-3	4	0	1	1	0	1	0											
<b>Tom Wilson, R</b> OBP: 0.341, SLG: 0.417	1-0 F8			2-2 L4			4-2 G4-3 2B		2-2 BB 1B	3	1	1	0	1	0	1											
<b>Eric Hinske, L</b> OBP: 0.321, SLG: 0.433				1-2 F7			1-1 G4-3		0-0 F9	4	0	0	0	0	1	2											
<b>Bobby Kielty, S</b> OBP: 0.362, SLG: 0.404						3-3 K		2-1 2H 1B 2B	4-1 BB 1-2 BB	2	1	1	1	2	1	0											
<b>Josh Phelps, R</b> OBP: 0.362, SLG: 0.407							4-2 BB		4-1 BB	2	0	1	1	1	1	1											
<b>Frank Catalanotto, L</b> OBP: 0.334, SLG: 0.444									1-2 2-3 BB	0	0	0	0	0	0	0											
<b>Dave Berg, R</b> OBP: 0.362, SLG: 0.407									1-2 2-3 BB	0	0	0	0	0	0	0											
<b>Greg Myers, R</b> OBP: 0.335, SLG: 0.515									1-2 2-3 BB	0	0	0	0	0	1	0											
<b>Chris Woodward, R</b> OBP: 0.337, SLG: 0.467									1-2 2-3 BB	0	0	0	0	0	0	0											
<b>Orlando Hudson, S</b> OBP: 0.337, SLG: 0.395									0-2 F9	4	0	0	0	0	1	6											
<b>Inning Stats</b>	R: 1 E: 0 K: 1 S: 14	H: 2 LOB: 1 BB: 0 P: 20	R: 0 E: 0 K: 2 S: 12	H: 0 LOB: 1 BB: 1 P: 21	R: 0 E: 0 K: 0 S: 9	H: 0 LOB: 0 BB: 0 P: 13	R: 0 E: 0 K: 1 S: 11	H: 0 LOB: 0 BB: 0 P: 16	R: 0 E: 0 K: 1 S: 6	H: 0 LOB: 1 BB: 1 P: 14	R: 2 E: 0 K: 1 S: 15	H: 2 LOB: 1 BB: 1 P: 26	R: 0 E: 0 K: 1 S: 8	H: 0 LOB: 0 BB: 0 P: 11	R: 0 E: 0 K: 0 S: 11	H: 1 LOB: 3 BB: 2 P: 22	1B: 3 2B: 2 3B: 0 HR: 0	SF: 0 SAC: 0 DP: 1 HBP: 0	WP: 0 PB: 0 SB: 0 CS: 0	PA: 36							
<b>PITCHER</b>	IP	WLS	BF	H	R	ER	SO	BB	IBB	HBP	BLK	WP	HR	S	P	ERA	WHIP										
<b>Barry Zito, L</b> ERA: 3.22	7.0	W	27	4	3	3	6	3	0	0	0	0	0	73	120	3.86	1.000										
<b>Chad Bradford, R</b> ERA: 3.39	1.0		3	0	0	0	1	0	0	0	0	0	0	8	11	0.00	0.000										
<b>Ricardo Rincon, L</b> ERA: 3.67	0.2	S	4	1	0	0	0	1	0	0	0	0	0	7	14	0.00	3.000										
<b>Keith Foulke, R</b> ERA: 2.35	0.1	S	2	0	0	0	0	1	0	0	0	0	0	4	8	0.00	3.000										

Toronto Blue Jays @ Oakland Athletics  
Network Associates Coliseum, Oakland, CA  
Sun Aug 17 2003, 4:05 PM EDT  
Att: 32,488 - Sunny - 70 F

AB 31  
R 3  
H 5  
RBI 3  
BB 5  
SO 7  
LOB 11



Batter	1	2	3	4	5	6	7	8	9	AB	R	H	RBI	BB	SO	LOB	BOTTOM										
<b>Terrence Long, L</b> OBP: 0.299, SLG: 0.411	2-2 G4-3		3-2 1B		3-3 K			1-1 G4-3		5	0	2	3	0	1	1											
<b>Jose Guillen, R</b> OBP: 0.373, SLG: 0.605	1-0 G1-4-3		2-2 P4			0-3 K		2-3 K2-3		5	0	0	0	0	3	3											
<b>3 Eric Chavez, L</b> OBP: 0.343, SLG: 0.502	1-0 1B		1-2 1B E		2-2 P6		2-2 G4-3		1-0 G4-3	5	1	2	0	0	0	0											
<b>Miguel Tejada, R</b> OBP: 0.309, SLG: 0.425	1-3 K		0-1 1B E		1-3 K		2-2 2B			4	1	2	0	0	2	1											
<b>Erbiel Durazo, L</b> OBP: 0.386, SLG: 0.440			2-0 1B E		4-2 BB		4-0 IBB			2	1	1	0	2	0	0											
<b>Ramon Hernandez, R</b> OBP: 0.312, SLG: 0.444			1-2 2-3 1B		0-0 G5-3		3-2 K			4	2	2	2	0	1	3											
<b>Scott Hatteberg, L</b> OBP: 0.340, SLG: 0.383			1-3 2H 3H 1B				1-2 L8		2-1 G4-3	4	0	0	1	0	2												
<b>Mark Ellis, R</b> OBP: 0.321, SLG: 0.361			1-3 2H 3H 1B				0-1 F7		1-3 K	4	1	1	0	0	2	1											
<b>Chris Singleton, L</b> OBP: 0.308, SLG: 0.379			1-3 2H 3H 1B				1-0 WP		0-1 L8	3	1	2	1	1	0	0											
<b>Inning Stats</b>	R: 0 E: 0 K: 1 S: 11	H: 1 LOB: 1 BB: 0 P: 16	R: 2 E: 1 K: 1 S: 12	H: 3 LOB: 2 BB: 1 P: 20	R: 5 E: 1 K: 1 S: 24	H: 6 LOB: 1 BB: 0 P: 36	R: 0 E: 0 K: 1 S: 13	H: 0 LOB: 1 BB: 1 P: 20	R: 0 E: 0 K: 2 S: 13	H: 1 LOB: 2 BB: 1 P: 24	R: 0 E: 0 K: 1 S: 7	H: 0 LOB: 0 BB: 0 P: 10	R: 0 E: 0 K: 1 S: 8	H: 0 LOB: 0 BB: 0 P: 12	1B: 9 2B: 3 3B: 0 HR: 0	SF: 0 SAC: 0 DP: 0 HBP: 0	WP: 1 PB: 0 SB: 1 CS: 0	PA: 39									
<b>PITCHER</b>	IP	WLS	BF	H	R	ER	SO	BB	IBB	HBP	BLK	WP	HR	S	P	ERA	WHIP										
<b>32 Roy Halladay, R</b> ERA: 3.53	3.0	L	20	10	7	5	3	1	0	0	0	1	0	47	72	15.00	3.667										
<b>Tanyon Sturtze, R</b> ERA: 5.51	4.1		13	2	0	0	4	1	1	0	0	1	0	36	59	0.00	1.000										
<b>Dan Reichert, R</b> ERA: 4.76	1.0		3	0	0	0	1	0	0	0	0	0	0	7	10	0.00	0.000										
<b>Cliff Politte, R</b> ERA: 5.53	1.0		3	0	0	0	1	0	0	0	0	0	0	8	12	0.00	0.000										

Toronto Blue Jays @ Oakland Athletics  
Network Associates Coliseum, Oakland, CA  
Sun Aug 17 2003, 4:05 PM EDT  
Att: 32,488 - Sunny - 70 F

AB 36  
R 7  
H 12  
RBI 7  
BB 3  
SO 9  
LOB 11









Batter	1	2	3	4	5	6	7	8	9	AB	R	H	RBI	BB	SO	LOB	TOP					
Terrence Long, L (1, 7) OBP: 0.293, SLG: 0.402	G3		F7		G5-3		FC6-4	K		5	0	0	0	0	1	3						
Jose Guillen, R (1, 9) OBP: 0.370, SLG: 0.595	G6-3		K				P5		F8	5	1	1	1	0	1	1						
Eric Chavez, L (1, 5) OBP: 0.343, SLG: 0.500	P1		G6-3						F8	5	1	2	1	0	0	0						
Miguel Tejada, R (1, 6) OBP: 0.307, SLG: 0.427		G6-3							F8	5	2	2	1	0	0	1						
Erubiel Durazo, L (1, 10) OBP: 0.386, SLG: 0.444										4	2	2	2	0	0	0						
Ramon Hernandez, R (1, 2) OBP: 0.313, SLG: 0.449										3	0	0	0	1	1	2						
Scott Hatteberg, L (1, 3) OBP: 0.341, SLG: 0.383										4	1	2	1	0	0	1						
Mark Ellis, R (1, 4) OBP: 0.321, SLG: 0.360										4	1	2	1	0	1	2						
Chris Singleton, L (1, 8) OBP: 0.303, SLG: 0.371										3	0	0	1	0	2	4						
<b>Inning Stats</b>	R: 0 E: 0 K: 0 S: 9	H: 0 LOB: 0 BB: 0 P: 12	R: 1 E: 0 K: 2 S: 17	H: 2 LOB: 2 BB: 0 P: 23	R: 0 E: 0 K: 1 S: 6	H: 0 LOB: 0 BB: 0 P: 10	R: 1 E: 0 K: 0 S: 9	H: 1 LOB: 0 BB: 1 P: 19	R: 2 E: 0 K: 1 S: 14	H: 3 LOB: 1 BB: 0 P: 20	R: 0 E: 0 K: 0 S: 8	H: 0 LOB: 0 BB: 0 P: 12	R: 0 E: 0 K: 0 S: 13	H: 1 LOB: 1 BB: 0 P: 17	R: 4 E: 1 K: 2 S: 24	H: 4 LOB: 1 BB: 0 P: 29	R: 0 E: 0 K: 0 S: 8	H: 0 LOB: 0 BB: 0 P: 10	1B: 8 2B: 1 3B: 0 HR: 2	SF: 1 SAC: 0 DP: 1 HBP: 0	WP: 0 PB: 1 SB: 0 CS: 0	PA: 40
<b>PITCHER</b>	IP	WLS	BF	H	R	ER	SO	BB	IBB	HBP	BLK	WP	HR	S	P	ERA	WHIP					
49 Tim Wakefield, R (1, 1) ERA: 4.18	6.0		26	7	4	4	4	1	0	0	0	0	2	66	102	6.00	1.333					
Alan Embree, L (7, 1) ERA: 3.51	0.2	H	2	0	0	0	0	0	0	0	0	0	0	6	6	0.00	0.000					
50 Mike Timlin, R (7, 1) ERA: 3.5	0.1	H	1	0	0	0	0	0	0	0	0	0	0	4	5	0.00	0.000					
Byung-Hyun Kim, R (8, 1) ERA: 3.58	0.1	L	6	4	4	3	1	0	0	0	0	0	0	15	17	81.00	12.000					
Scott Sauerbeck, L (8, 1) ERA: 4.05	0.2		2	0	0	0	1	0	0	0	0	0	0	9	12	0.00	0.000					
<b>PITCHER</b>	IP	WLS	BF	H	R	ER	SO	BB	IBB	HBP	BLK	WP	HR	S	P	ERA	WHIP					
Todd Jones, R (9, 1) ERA: 7.69	1.0		3	0	0	0	0	0	0	0	0	0	0	8	10	0.00	0.000					

Oakland Athletics @ Boston Red Sox  
Fenway Park, Boston, MA  
Wed Aug 20 2003, 7:05 PM EDT  
Att: 34,798 - Cloudy - 88 F

AB	38
R	8
H	11
RBI	8
BB	1
SO	6
LOB	14



Batter	1	2	3	4	5	6	7	8	9	AB	R	H	RBI	BB	SO	LOB	BOTTOM				
18 Johnny Damon, L (1, 8) OBP: 0.348, SLG: 0.428		L6			SH1-4			L3		5	1	3	1	0	0	3					
Bill Mueller, S (1, 5) OBP: 0.393, SLG: 0.548										5	0	0	0	1	1	5					
Nomar Garciaparra, R (1, 6) OBP: 0.363, SLG: 0.557										6	0	3	0	0	0	4					
Manny Ramirez, R (1, 7) OBP: 0.413, SLG: 0.565										5	2	1	0	1	2	5					
Kevin Millar, R (1, 3) OBP: 0.354, SLG: 0.499										6	0	2	0	0	0	4					
Jason Varitek, S (1, 10) OBP: 0.361, SLG: 0.544										3	1	3	1	2	0	0					
Gabe Kapler, R (1, 9) OBP: 0.340, SLG: 0.379										3	1	1	2	1	0	5					
Trot Nixon, L (6, PH) OBP: 0.392, SLG: 0.577										0	0	0	0	0	0	0					
Dave McCarty, R (8, PH) OBP: 0.250, SLG: 0.294										1	0	1	0	0	0	0					
Doug Mirabeli, R (1, 2) OBP: 0.293, SLG: 0.428										3	0	1	0	2	2	4					
Damian Jackson, R (1, 4) OBP: 0.278, SLG: 0.311										2	1	1	2	0	0	1					
Todd Walker, L (4, 4) OBP: 0.316, SLG: 0.397										3	0	1	0	0	0	5					
<b>Inning Stats</b>	R: 1 E: 0 K: 1 S: 19	H: 3 LOB: 3 BB: 1 P: 27	R: 0 E: 0 K: 0 S: 16	H: 1 LOB: 2 BB: 1 P: 26	R: 4 E: 0 K: 1 S: 14	H: 5 LOB: 1 BB: 0 P: 22	R: 1 E: 0 K: 0 S: 10	H: 1 LOB: 1 BB: 2 P: 23	R: 0 E: 0 K: 0 S: 15	H: 1 LOB: 3 BB: 2 P: 31	R: 0 E: 0 K: 0 S: 14	H: 2 LOB: 2 BB: 0 P: 17	R: 0 E: 0 K: 1 S: 9	H: 2 LOB: 2 BB: 0 P: 13	R: 0 E: 0 K: 2 S: 18	H: 1 LOB: 1 BB: 0 P: 27	1B: 13 2B: 4 3B: 0 HR: 0	SF: 0 SAC: 1 DP: 0 HBP: 0	WP: 1 PB: 0 SB: 0 CS: 1	PA: 51	
<b>PITCHER</b>	IP	WLS	BF	H	R	ER	SO	BB	IBB	HBP	BLK	WP	HR	S	P	ERA	WHIP				
Ted Lilly, L (1, 1) ERA: 4.99	3.1		23	10	6	6	2	3	0	0	0	1	0	24	88	0.00	2.571				
Mike Neu, R (4, 1) ERA: 3.18	2.1		12	2	0	0	0	4	0	0	0	0	0	10	12	0.00	3.000				
John Halama, L (6, 1) ERA: 3.93	0.2		4	2	0	0	0	0	0	0	0	0	0	9	10	0.00	1.500				
Chad Bradford, R (7, 1) ERA: 3.28	0.2	W	3	1	0	0	0	0	0	0	0	0	0	7	11	0.00	1.000				
Ricardo Rincon, L (8, 1) ERA: 3.45	1.0	H	4	1	0	0	1	0	0	0	0	0	0	7	11	0.00	1.000				
<b>PITCHER</b>	IP	WLS	BF	H	R	ER	SO	BB	IBB	HBP	BLK	WP	HR	S	P	ERA	WHIP				
Keith Foulke, R (9, 1) ERA: 2.28	1.0		4	1	0	0	2	0	0	0	1	0	0	18	27	0.00	1.000				

Oakland Athletics @ Boston Red Sox  
Fenway Park, Boston, MA  
Wed Aug 20 2003, 7:05 PM EDT  
Att: 34,798 - Cloudy - 88 F

AB	42
R	6
H	17
RBI	6
BB	7
SO	5
LOB	36



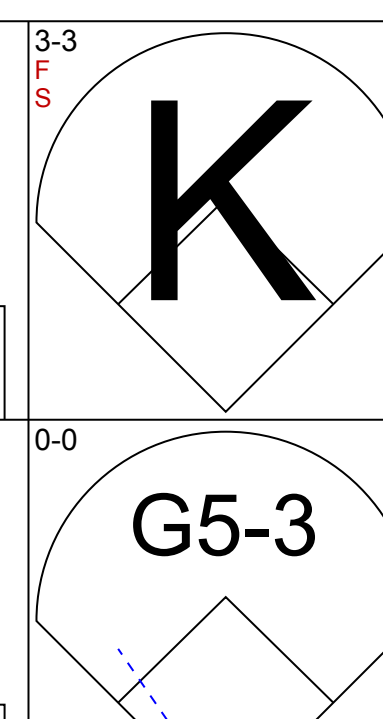
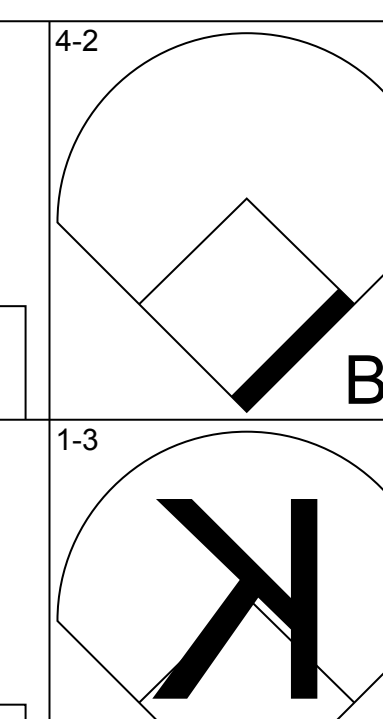
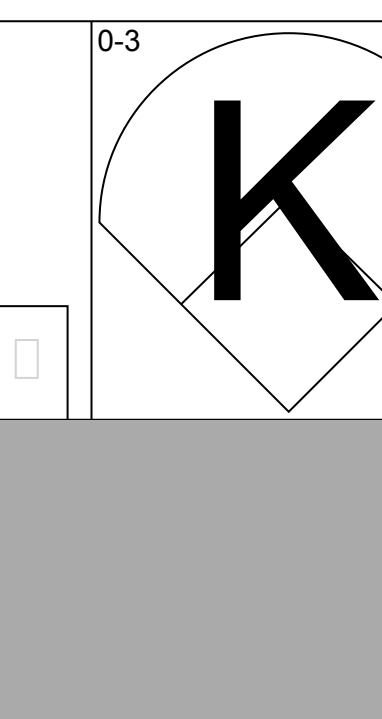
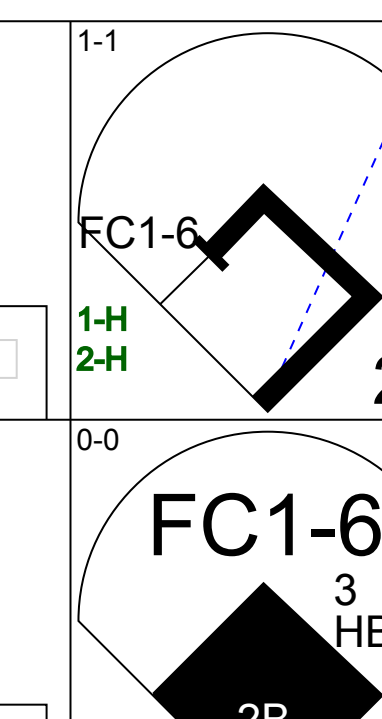
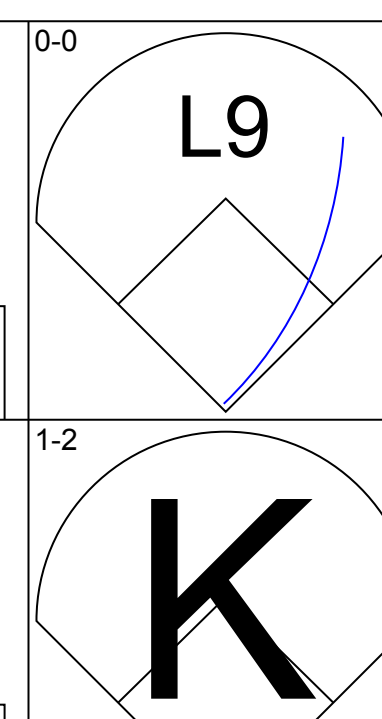
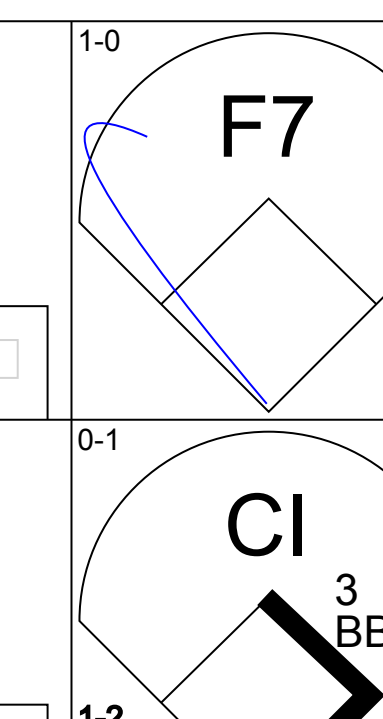
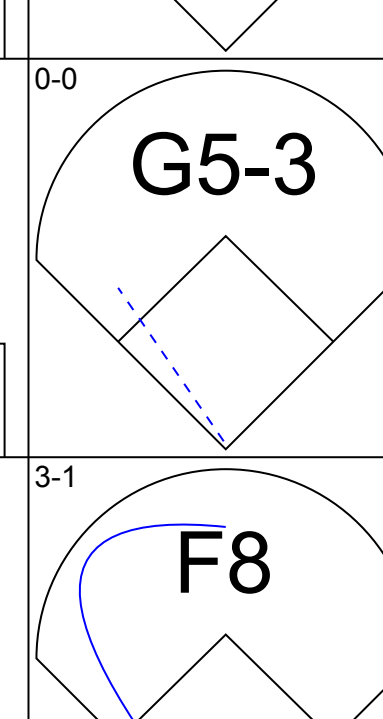
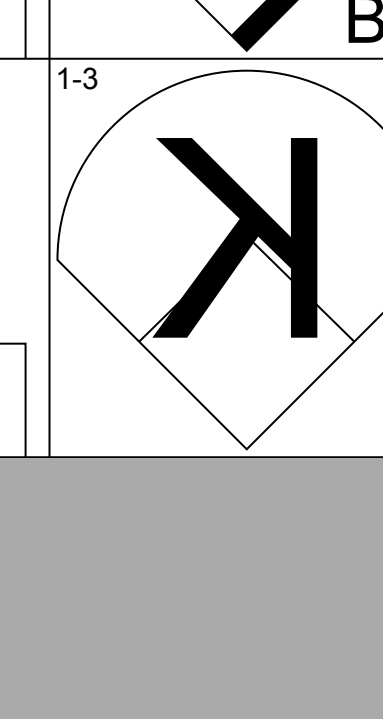
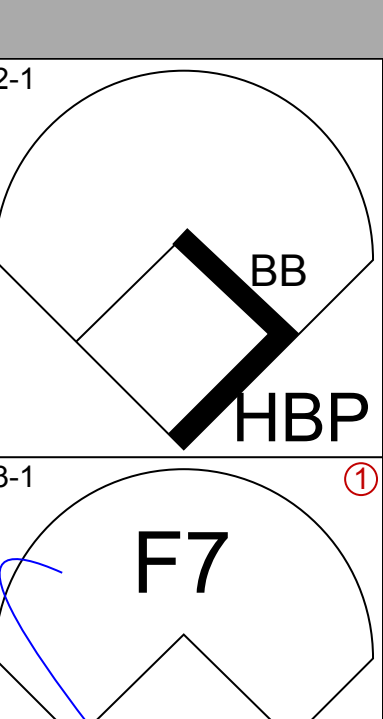
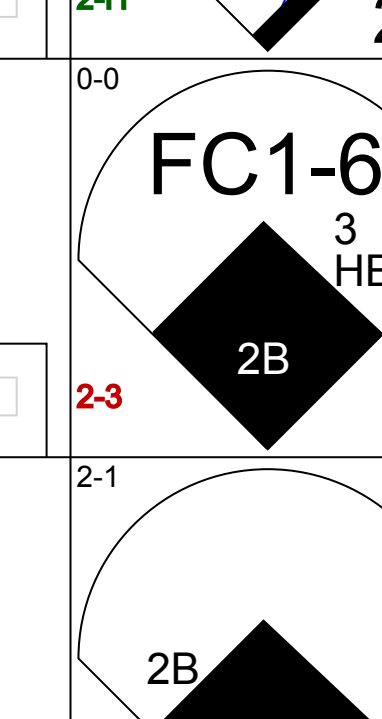
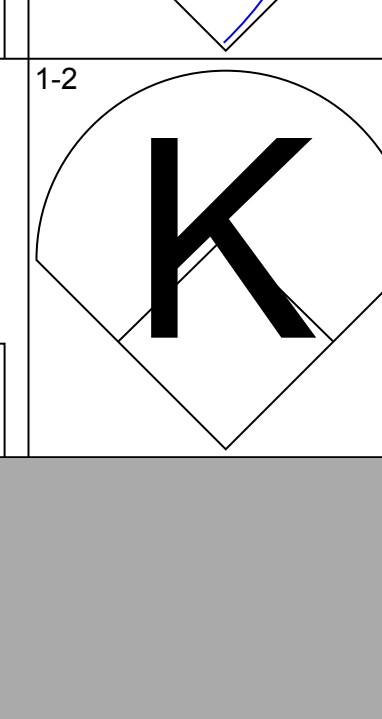
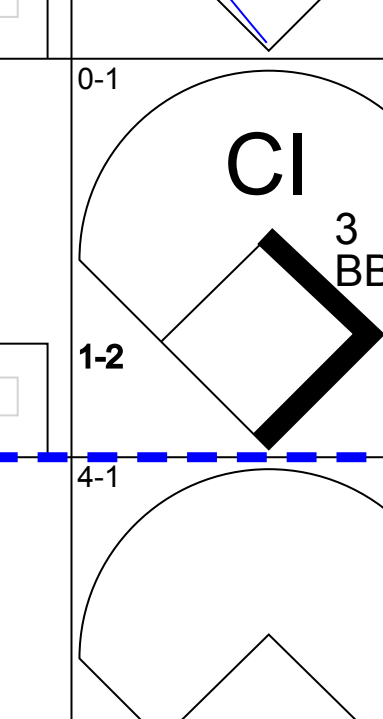
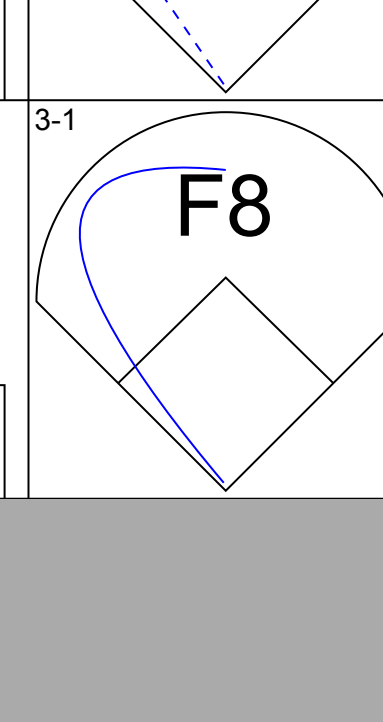
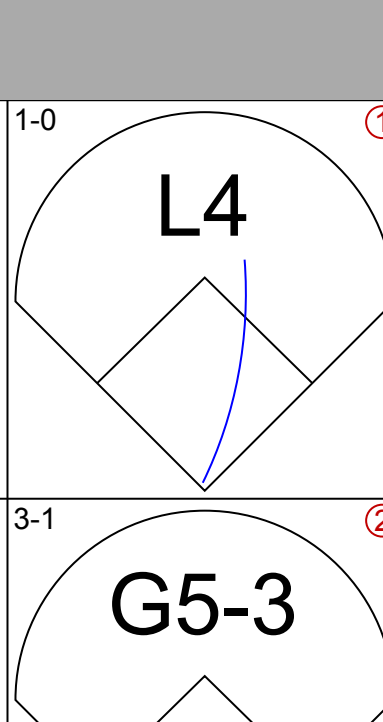
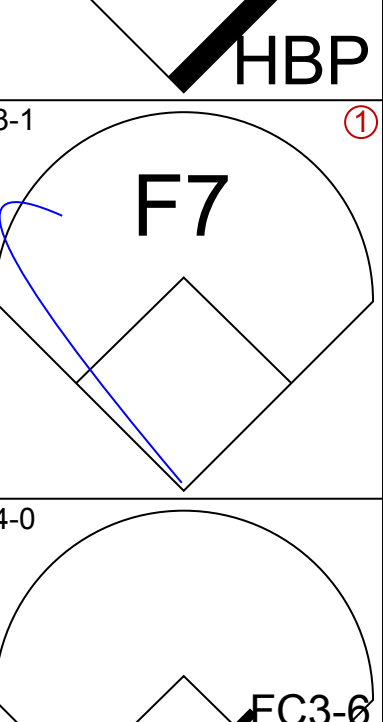
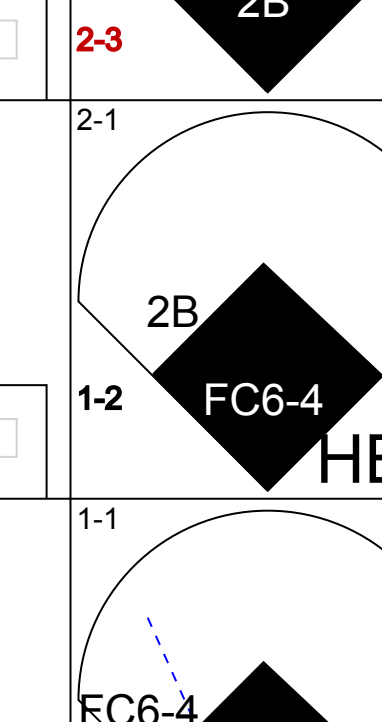
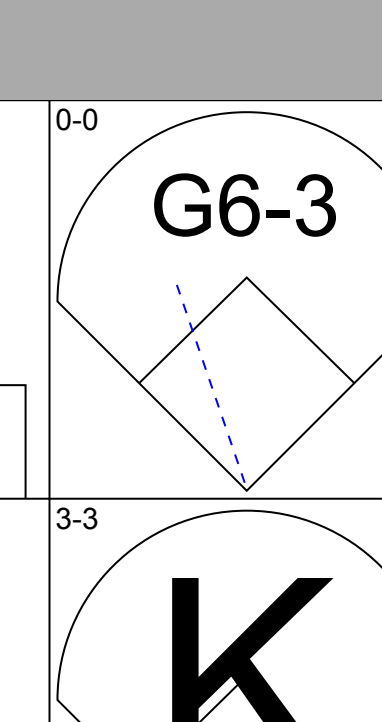
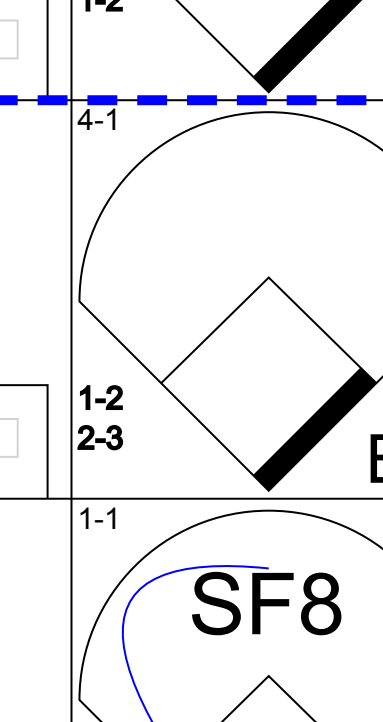
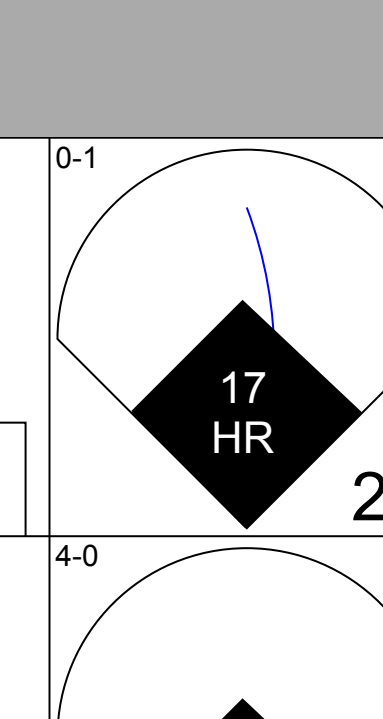
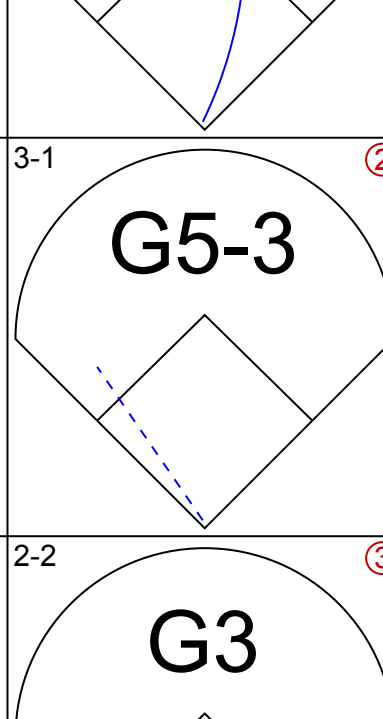
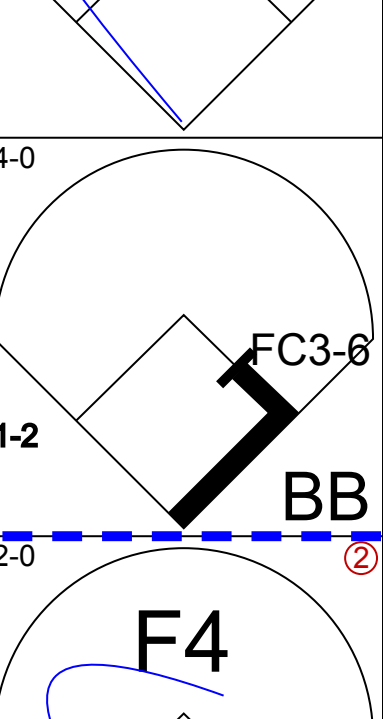
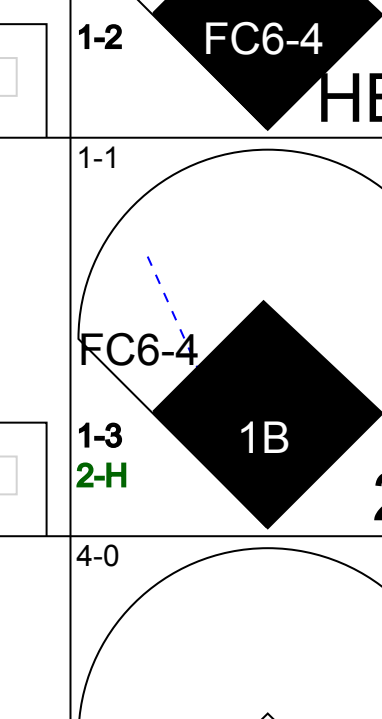
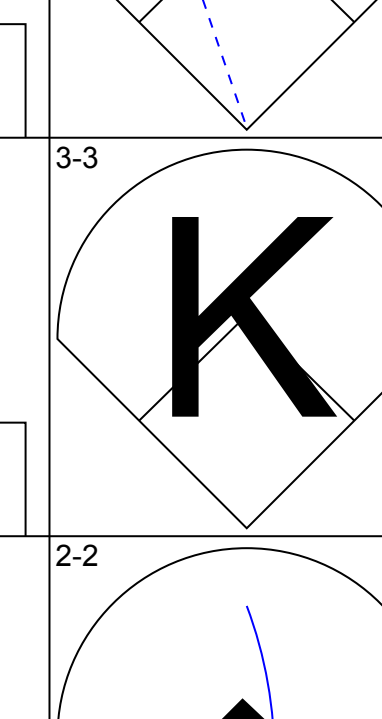
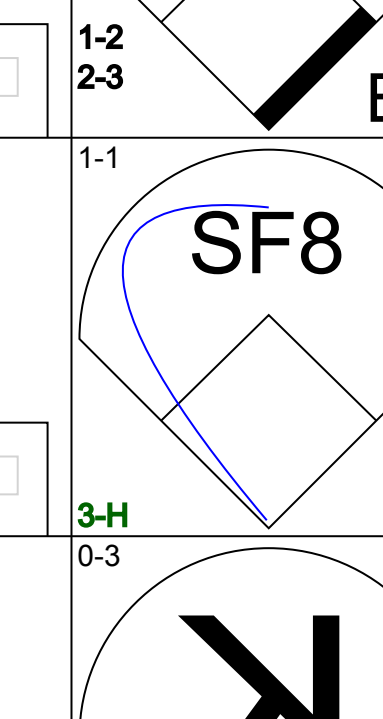
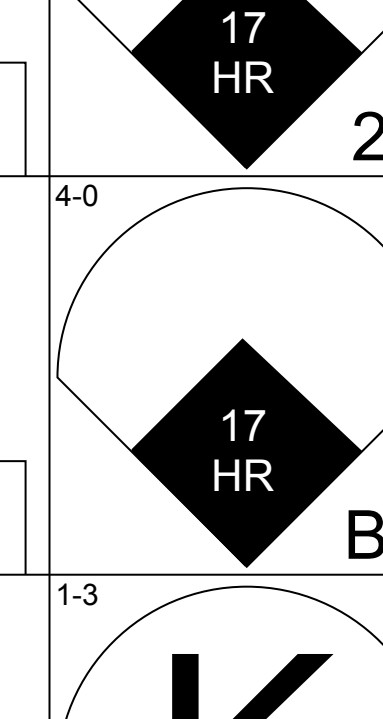
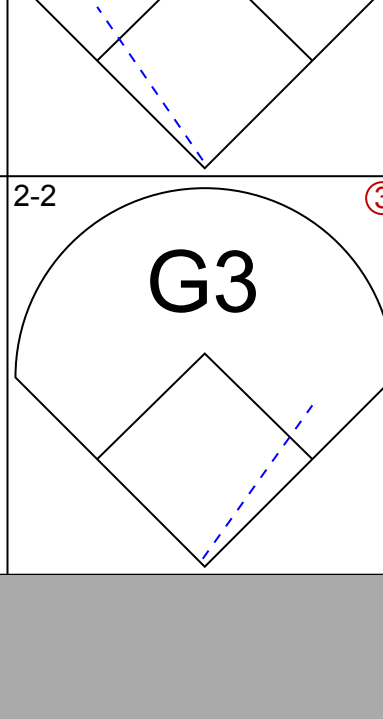
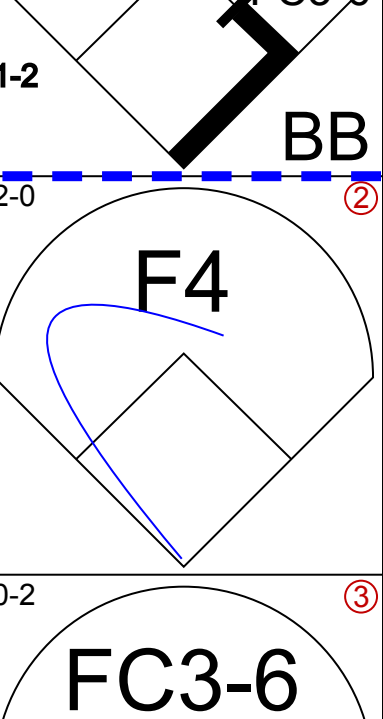
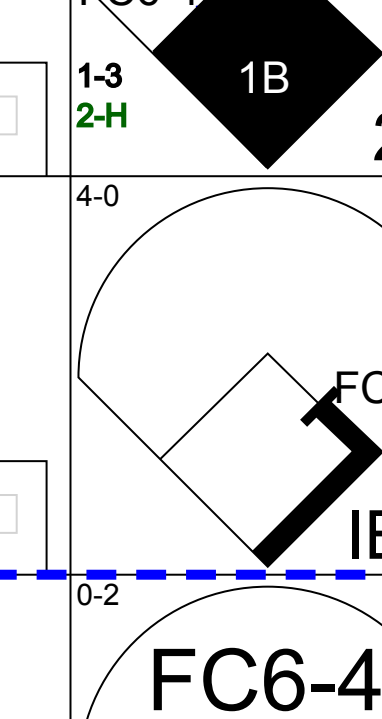
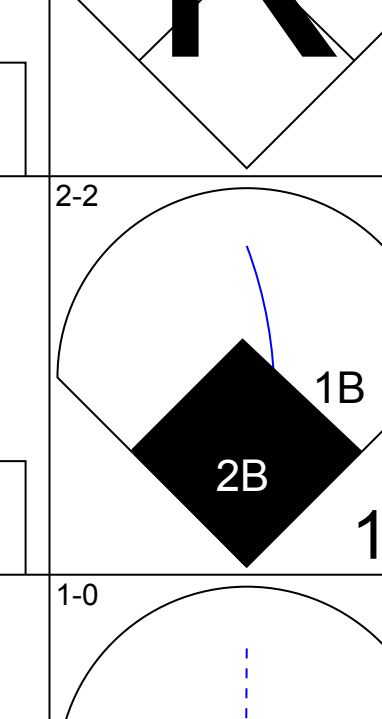
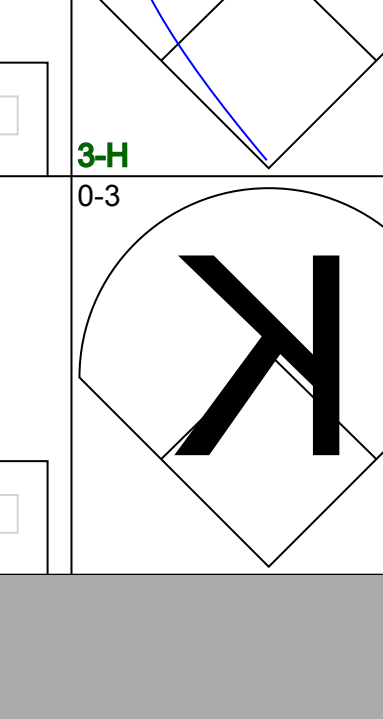

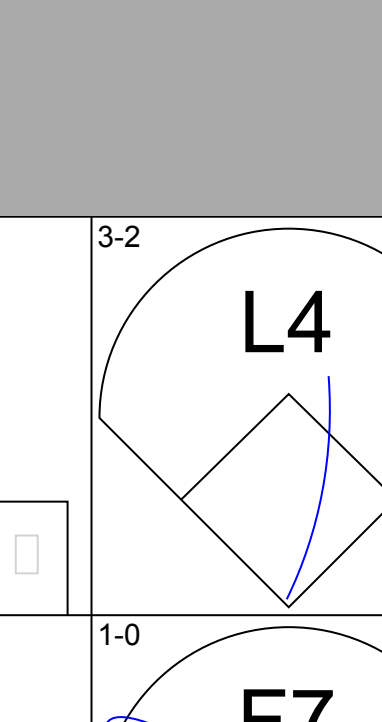
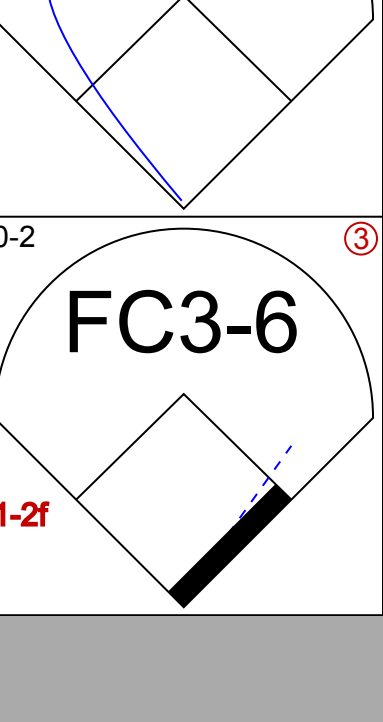
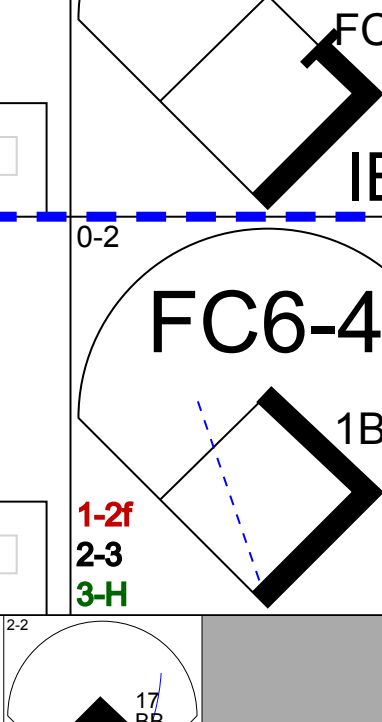
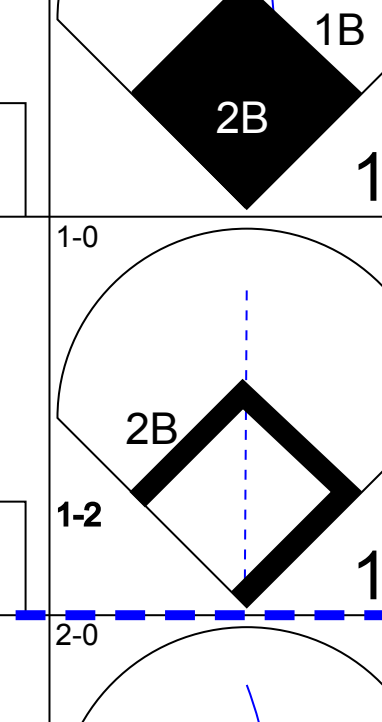
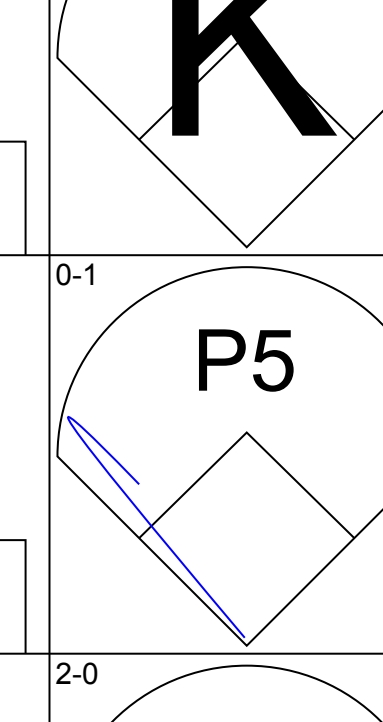
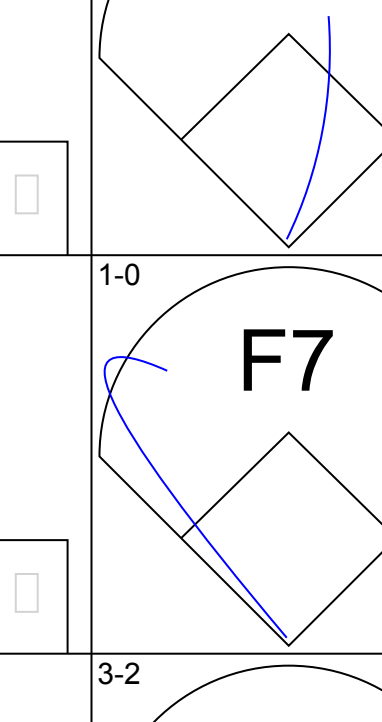
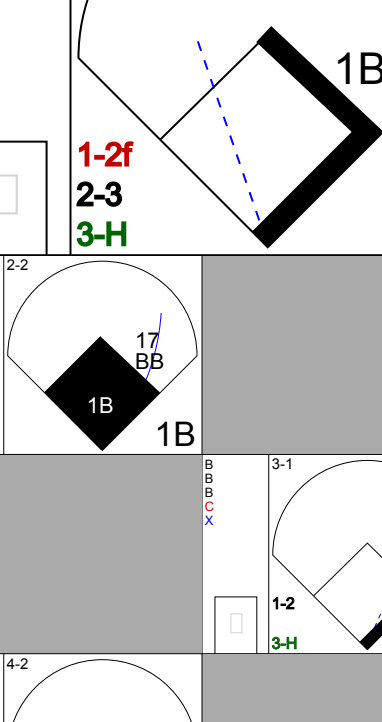
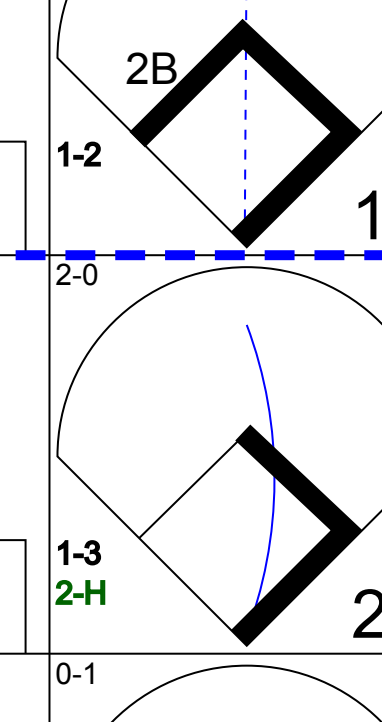
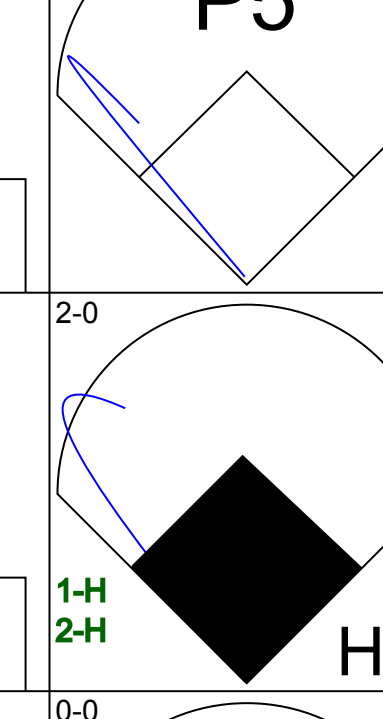
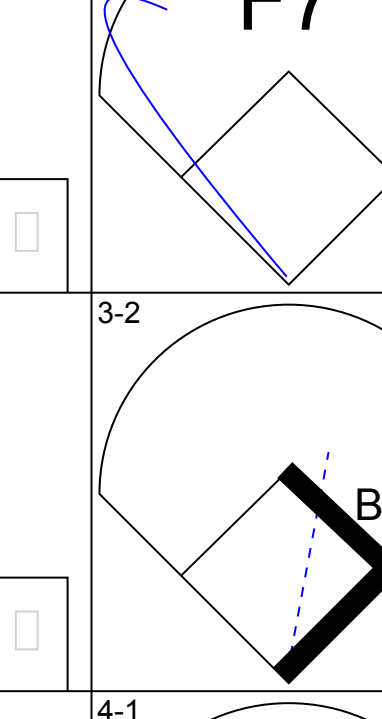
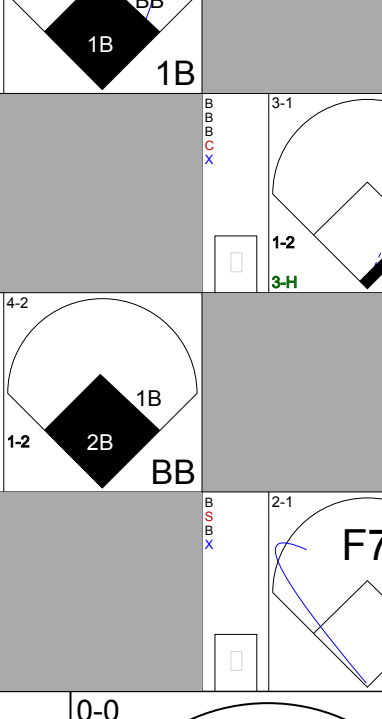
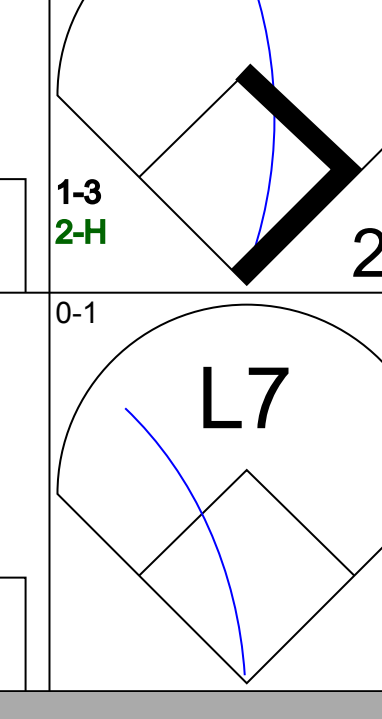
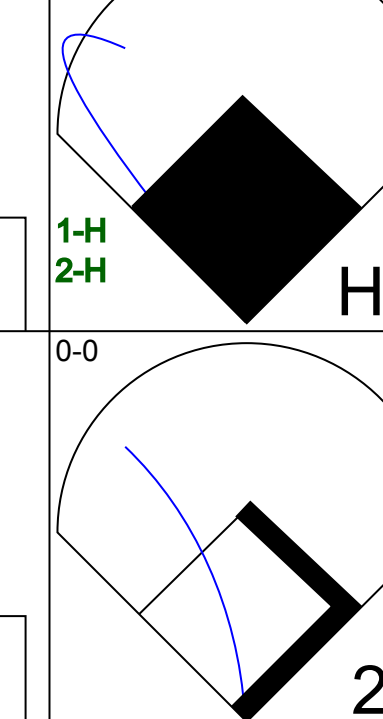
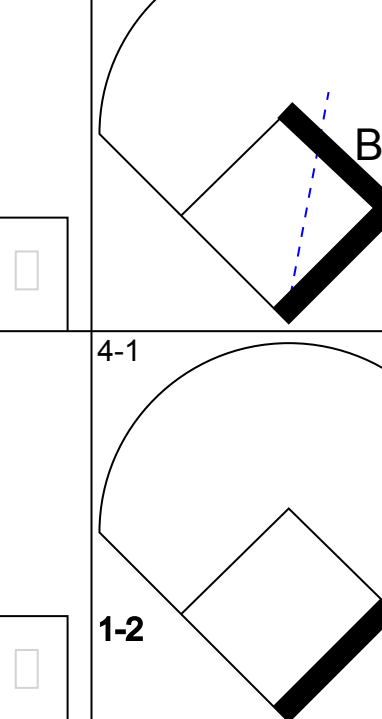
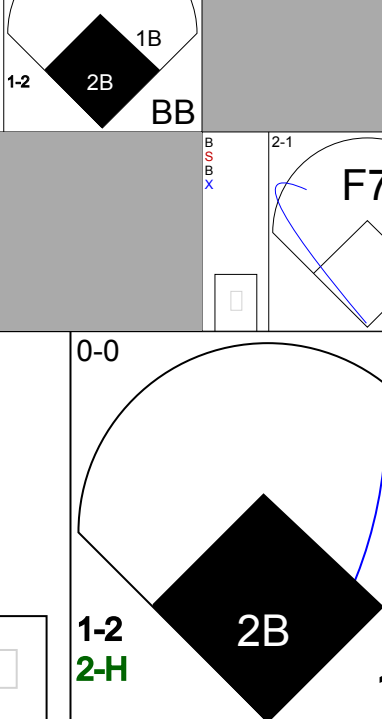
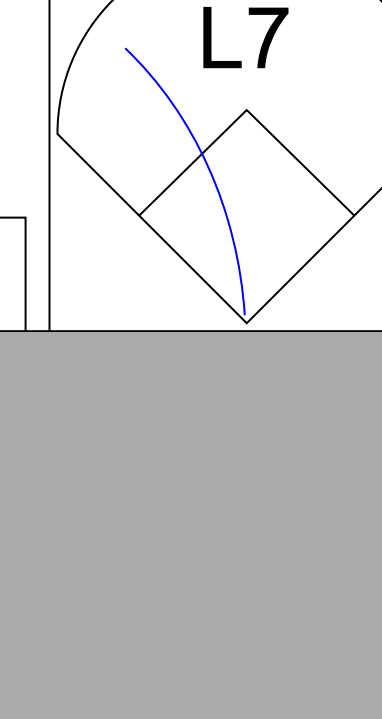
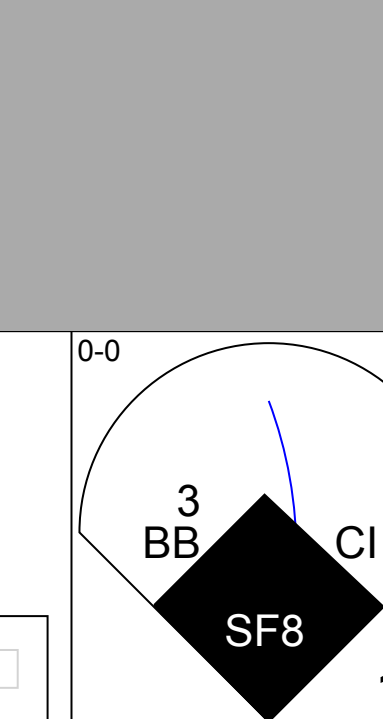








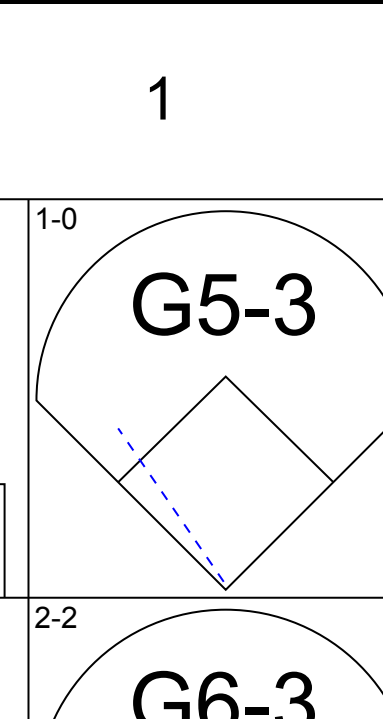
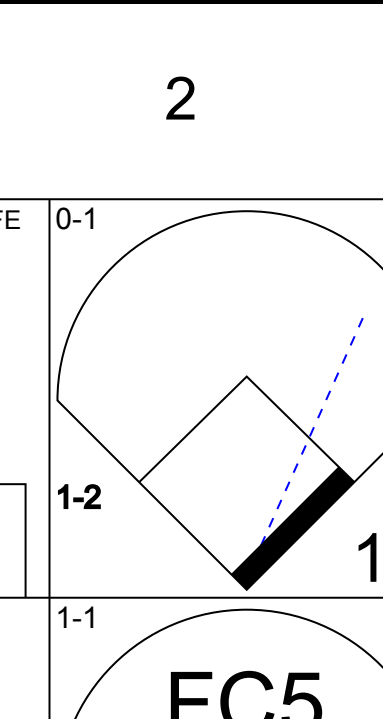
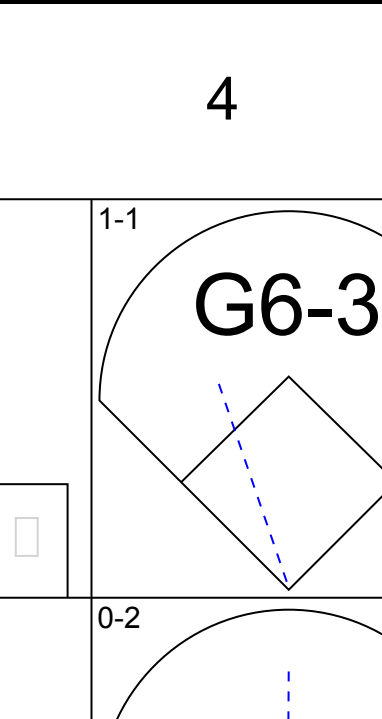
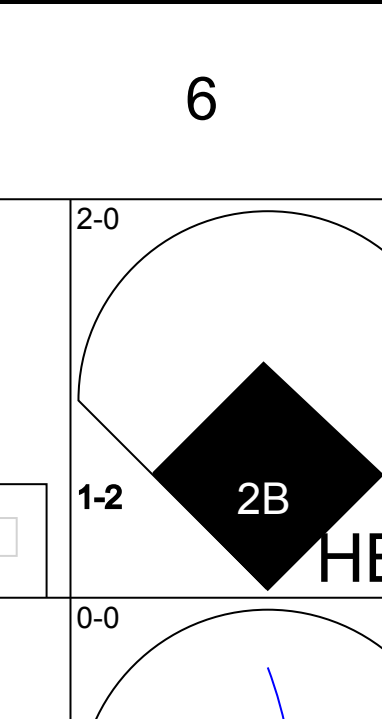
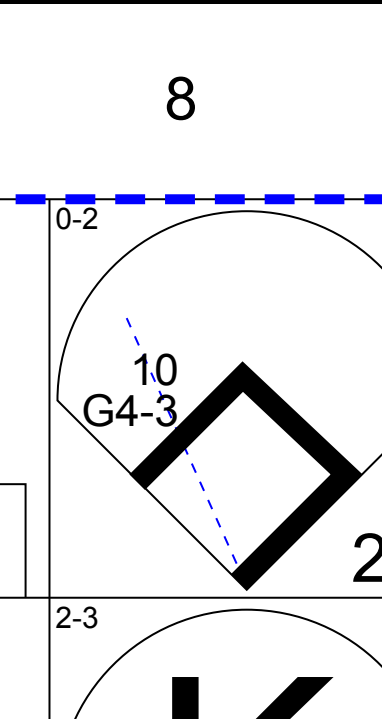
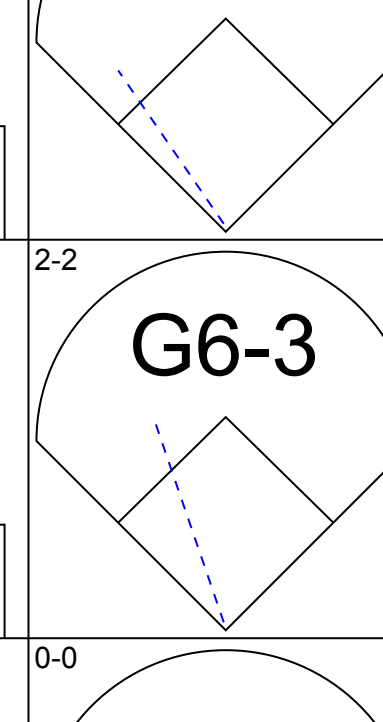
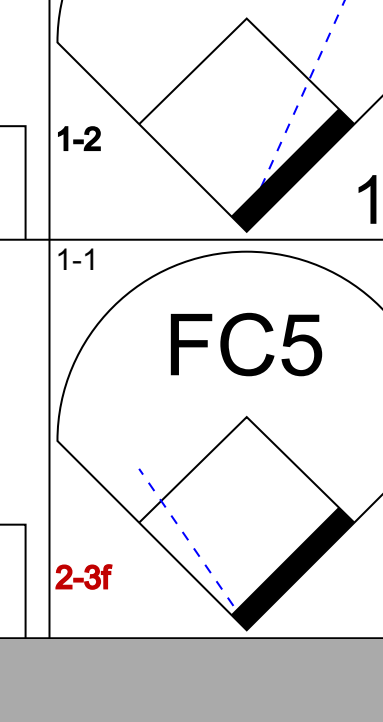
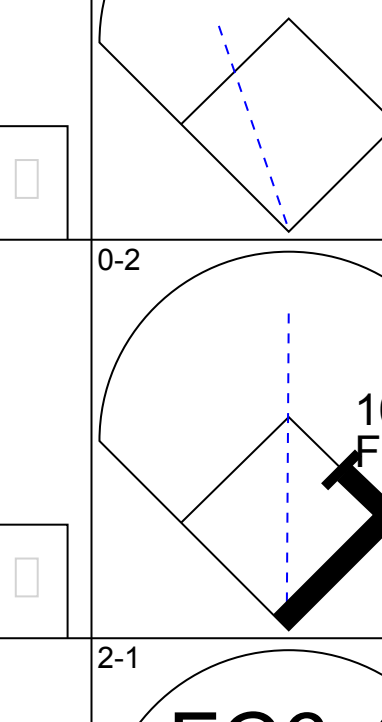
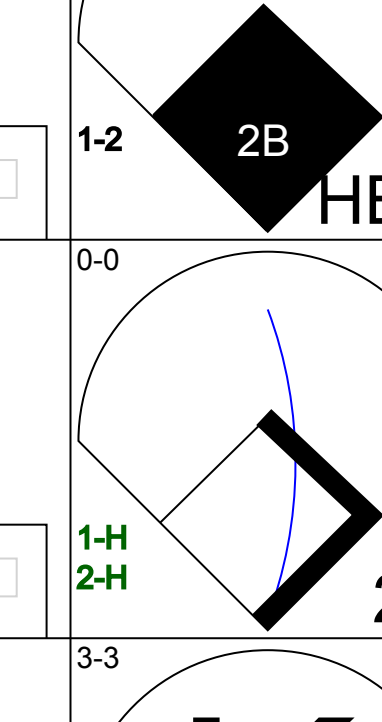
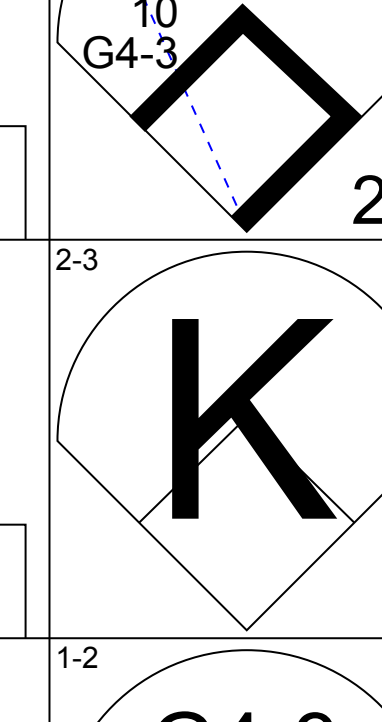
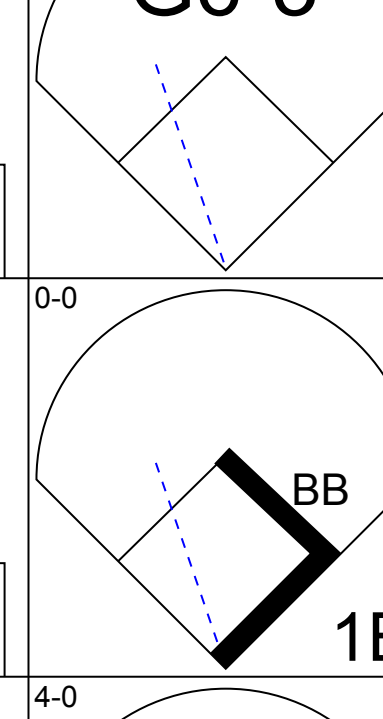
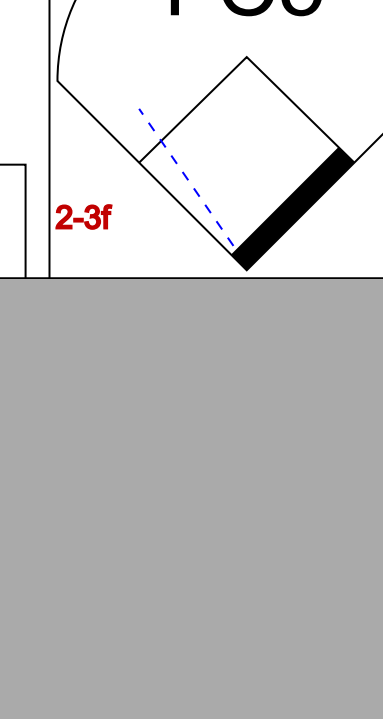
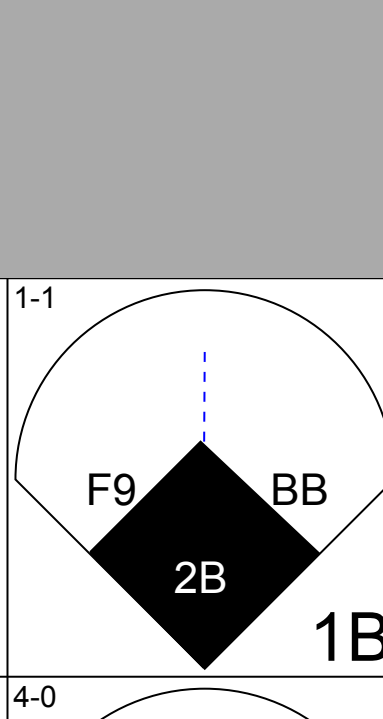
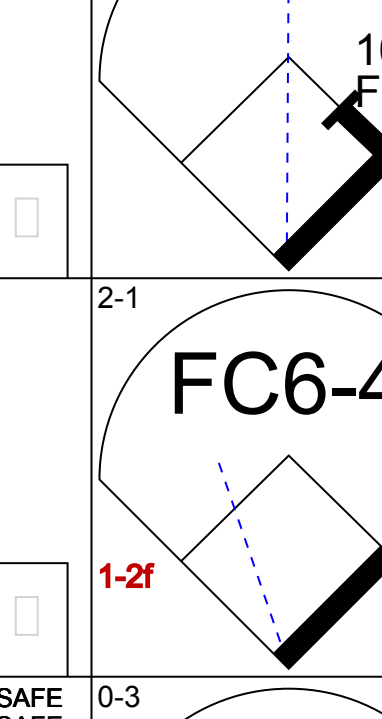
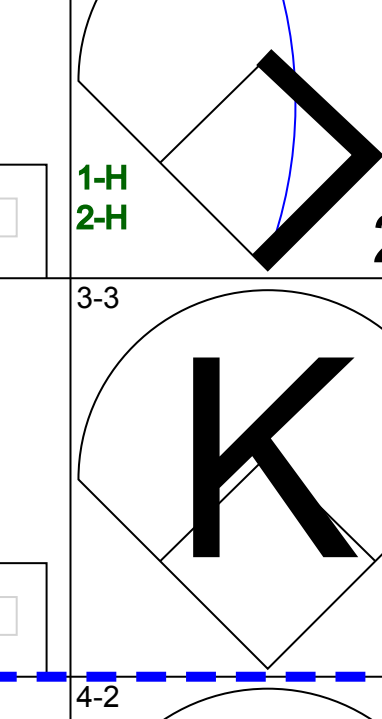
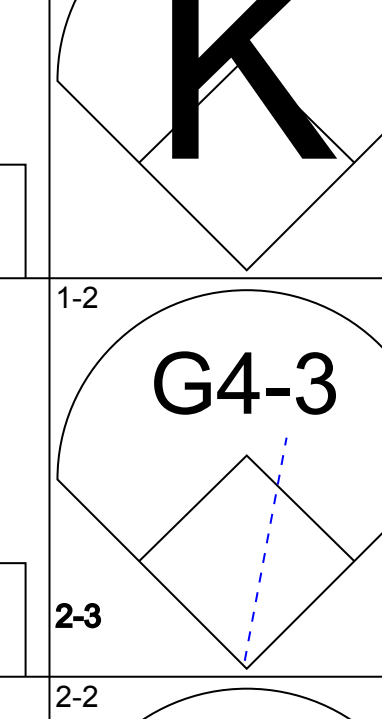
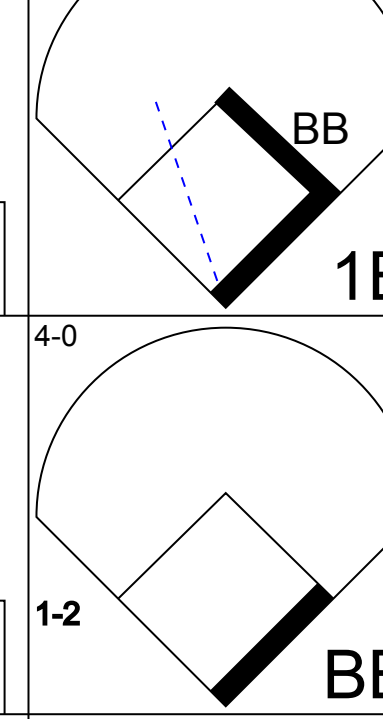

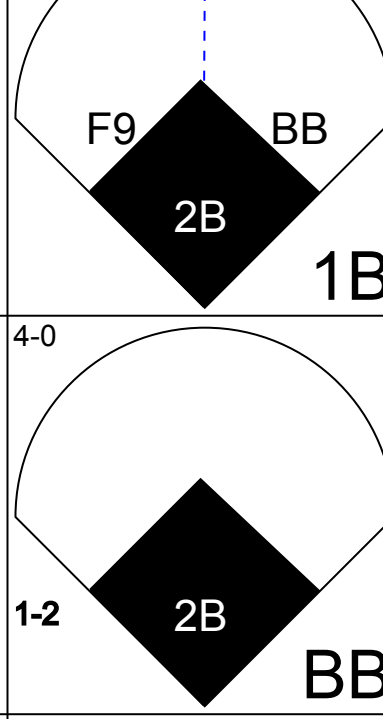
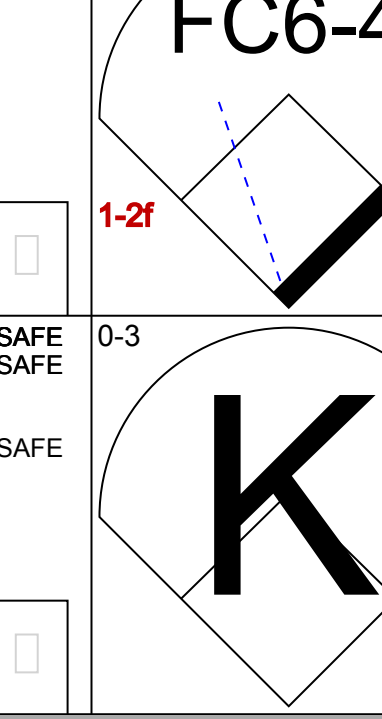
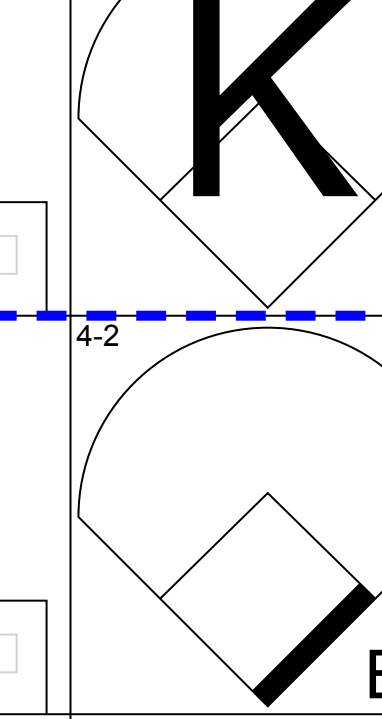
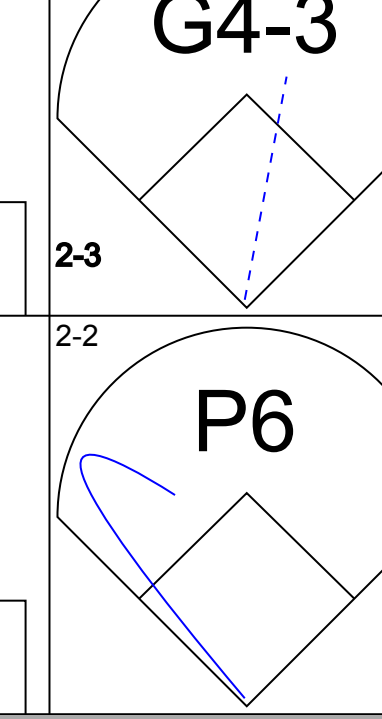
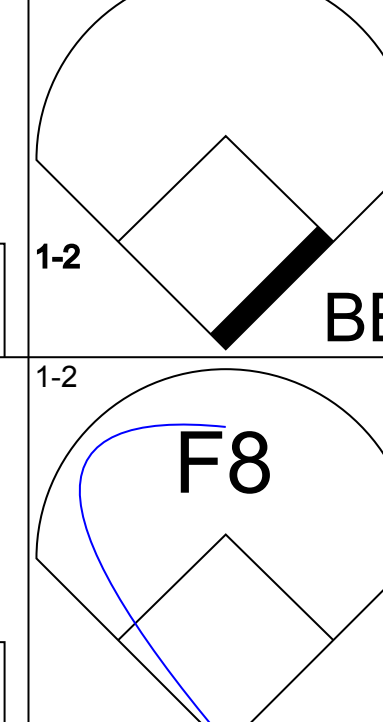
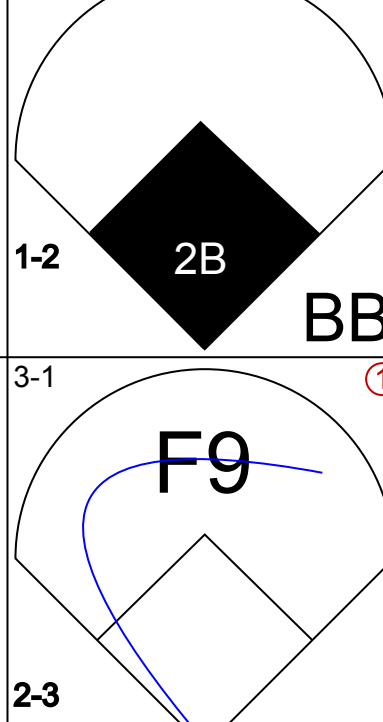
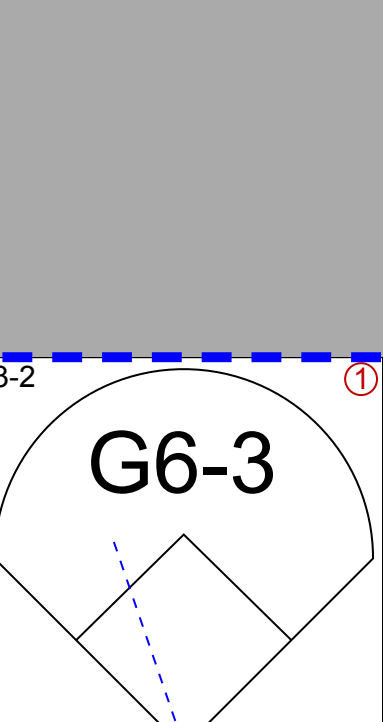
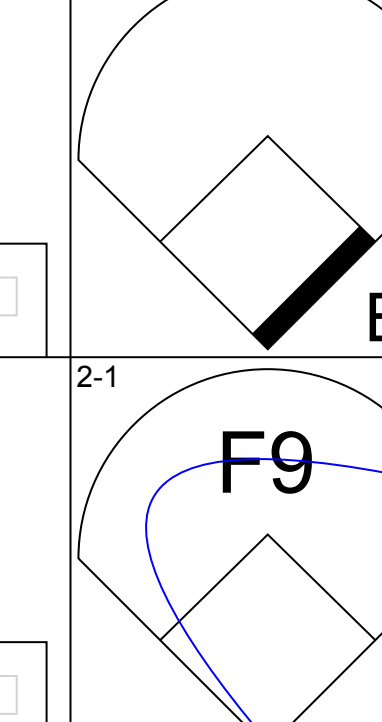
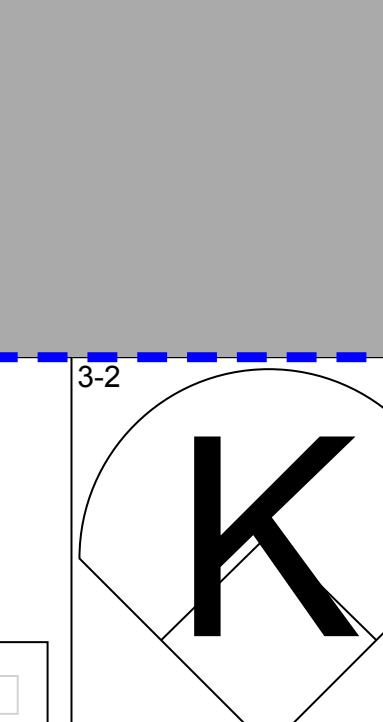
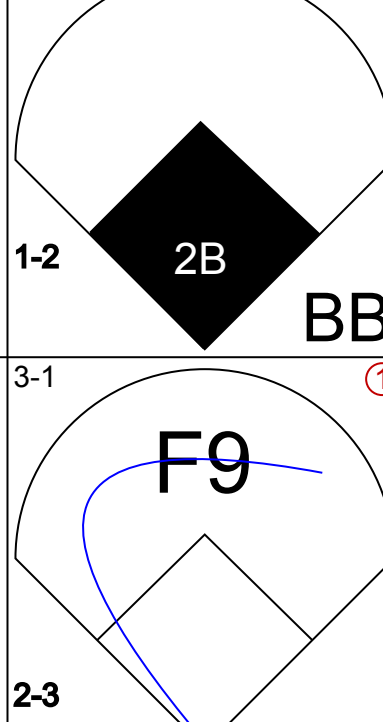
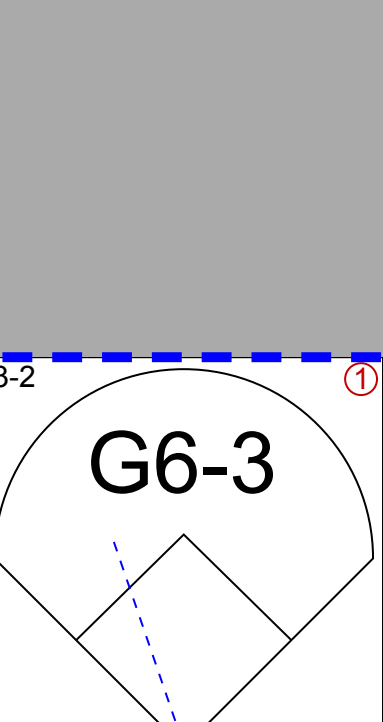
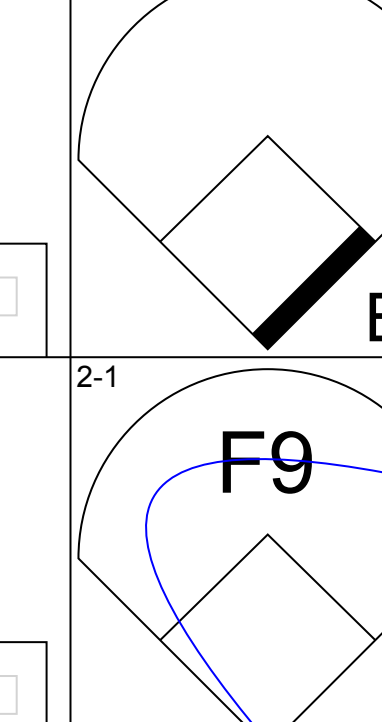
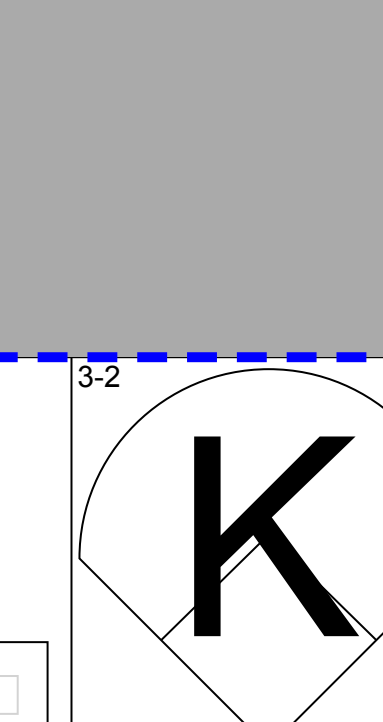
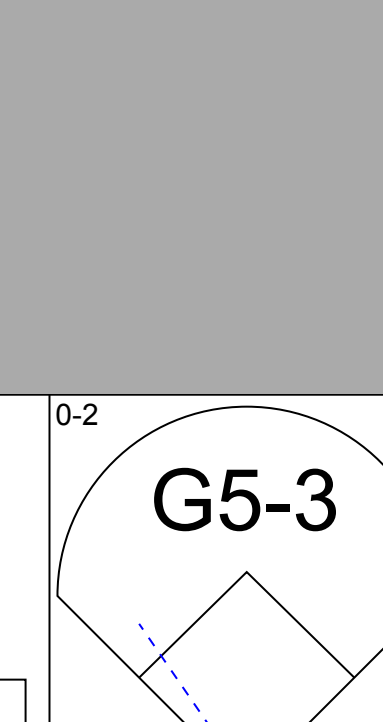
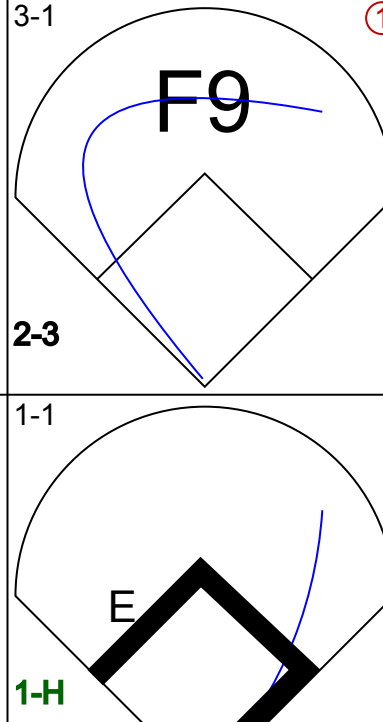


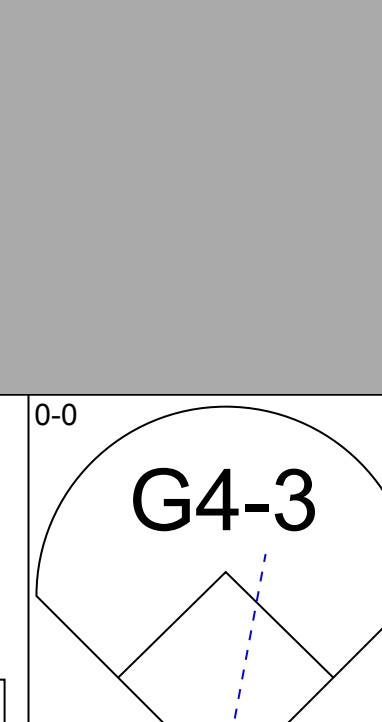
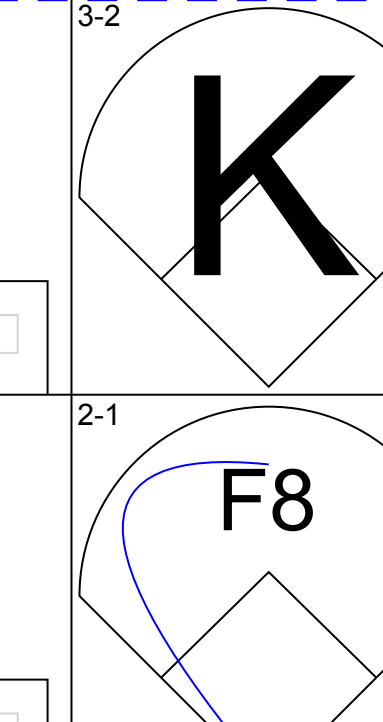
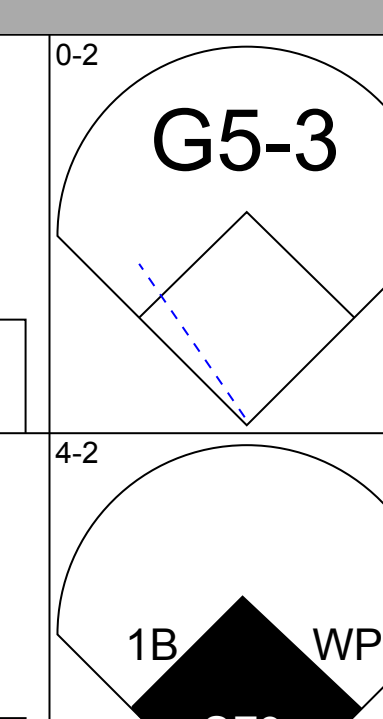
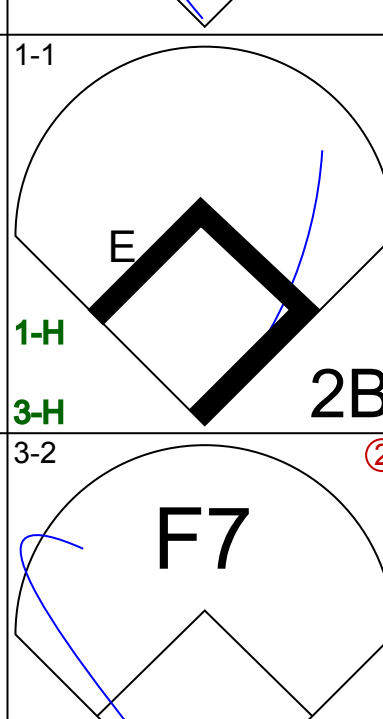
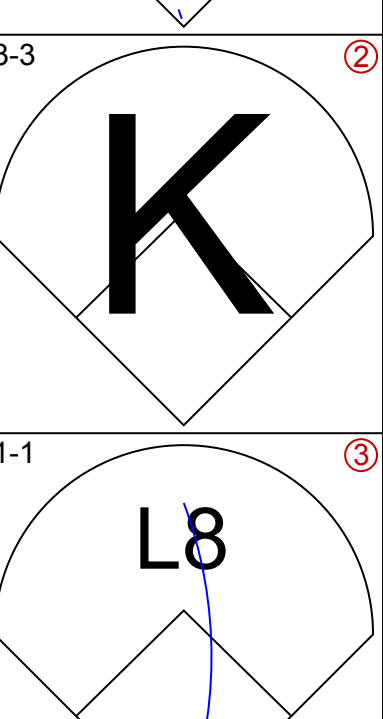
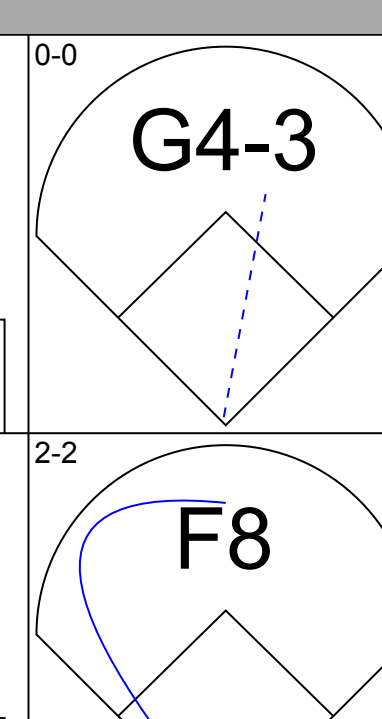
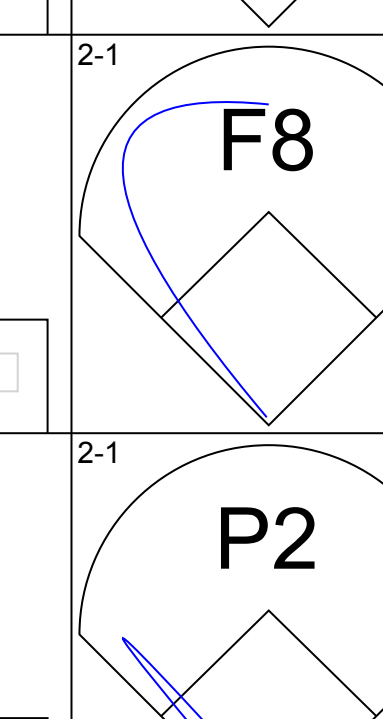
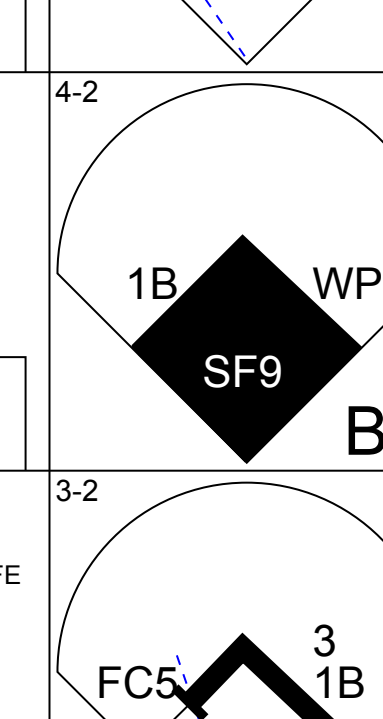
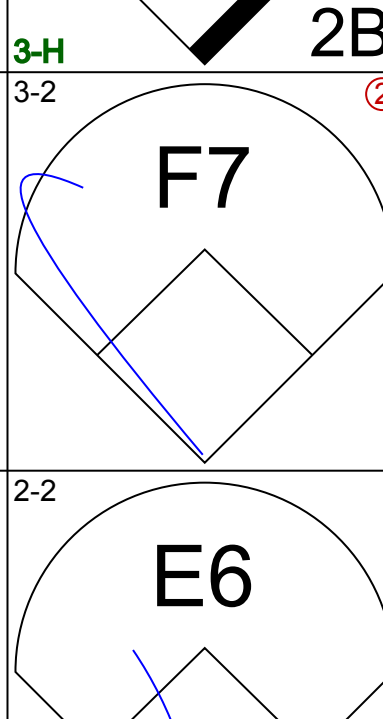
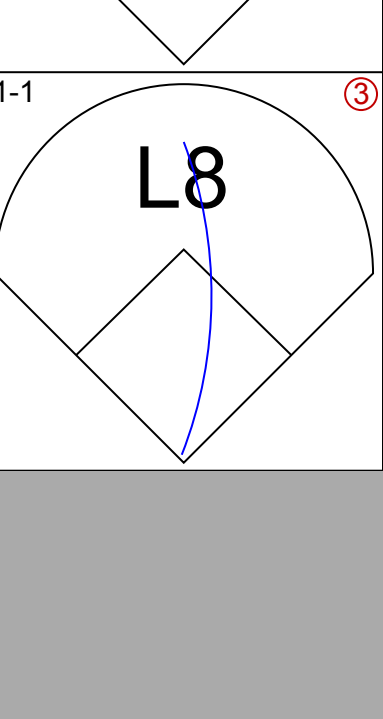
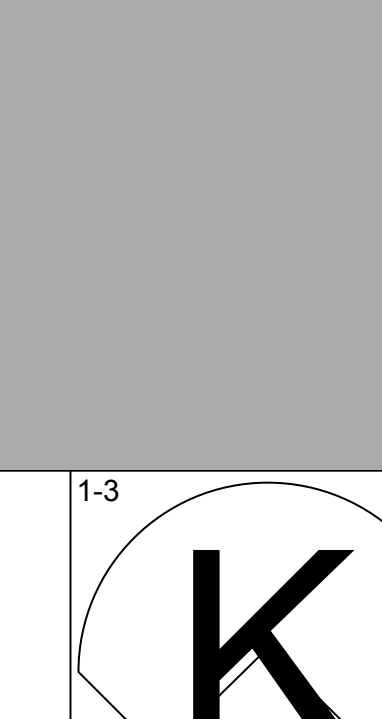
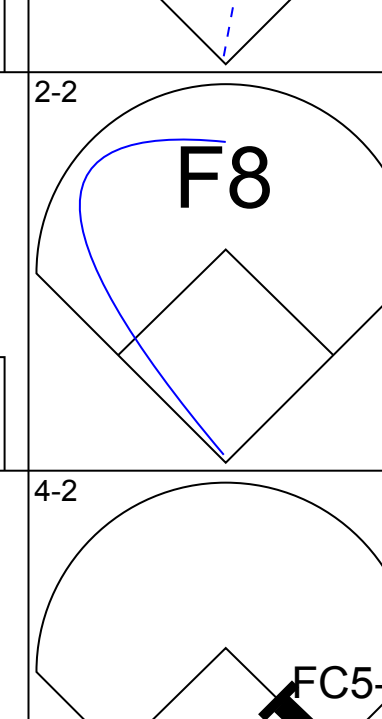

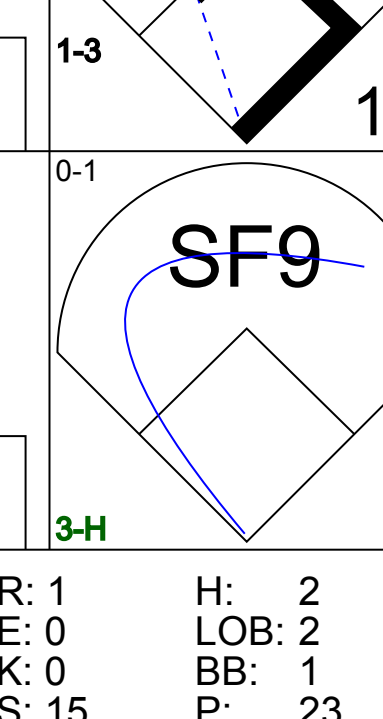
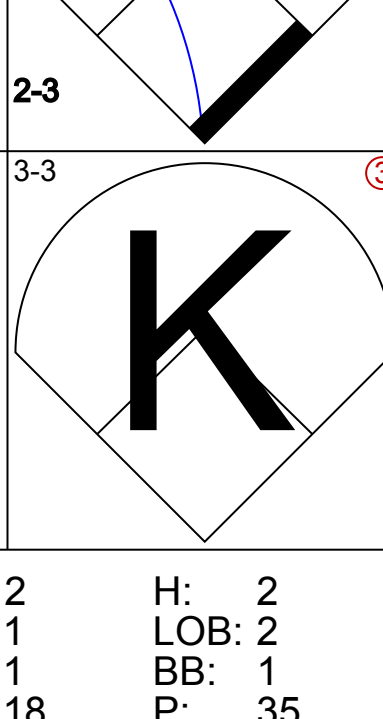
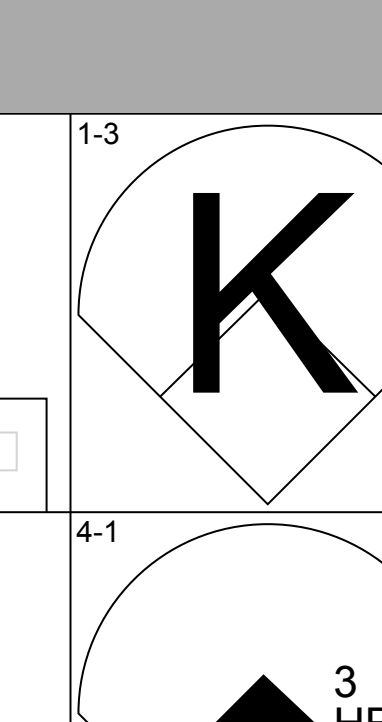
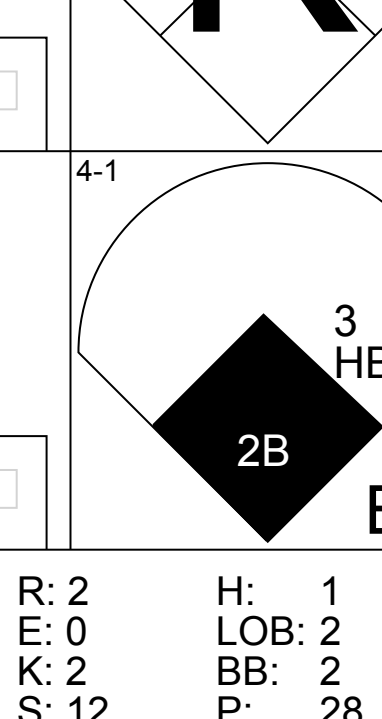


Batter	1	2	3	4	5	6	7	8	9	AB	R	H	RBI	BB	SO	LOB	TOP										
<b>Billy McMillon, L</b> OBP: 0.348, SLG: 0.377 (1, 10)										5	0	1	2	1	2	3											
<b>Jose Guillen, R</b> OBP: 0.387, SLG: 0.591 (1, 9)										4	1	0	0	0	2	3											
<b>3 Eric Chavez, L</b> OBP: 0.344, SLG: 0.497 (1, 5)										4	1	0	0	1	0	1											
<b>Miguel Tejada, R</b> OBP: 0.314, SLG: 0.444 (1, 6)										4	2	2	2	1	1	0											
<b>Erubiel Durazo, L</b> OBP: 0.381, SLG: 0.434 (1, 3)										4	2	1	0	2	1	4											
<b>Mark Ellis, R</b> OBP: 0.320, SLG: 0.362 (1, 4)										5	0	1	1	0	1	6											
<b>Terrence Long, L</b> OBP: 0.294, SLG: 0.403 (1, 7)										5	1	3	2	0	0	2											
<b>17 Adam Melhuse, S</b> OBP: 0.317, SLG: 0.517 (1, 2)										4	2	2	3	1	0	4											
<b>Chris Singleton, L</b> OBP: 0.314, SLG: 0.376 (1, 8)										4	2	3	1	1	1	0											
<b>Inning Stats</b>	R: 0 E: 0 K: 1 S: 11	H: 0 LOB: 0 BB: 0 P: 17	R: 3 E: 0 K: 2 S: 17	H: 3 LOB: 2 BB: 2 P: 29	R: 0 E: 0 K: 0 S: 7	H: 0 LOB: 0 BB: 0 P: 13	R: 0 E: 0 K: 1 S: 12	H: 1 LOB: 2 BB: 1 P: 23	R: 0 E: 0 K: 0 S: 7	H: 0 LOB: 2 BB: 1 P: 18	R: 6 E: 0 K: 0 S: 19	H: 5 LOB: 2 BB: 2 P: 38	R: 0 E: 0 K: 2 S: 8	H: 0 LOB: 0 BB: 0 P: 9	R: 1 E: 0 K: 1 S: 11	H: 3 LOB: 2 BB: 0 P: 19	R: 1 E: 1 K: 1 S: 10	H: 1 LOB: 2 BB: 1 P: 16	1B: 7 2B: 5 3B: 0 HR: 1	SF: 1 SAC: 0 DP: 0 HBP: 2	WP: 0 PB: 0 SB: 0 CS: 0	PA: 50					
<b>PITCHER</b>	IP	WLS	BF	H	R	ER	SO	BB	IBB	HBP	BLK	WP	HR	S	P	ERA	WHIP										
<b>Pete Walker, R</b> ERA: 5.89 (1, 1)	4.1		22	4	3	3	4	4	0	1	0	0	1	50	94	6.23	1.846										
<b>Tanyon Sturtze, R</b> ERA: 6.1 (5, 1)	1.0	L	10	4	6	6	0	1	1	1	0	0	0	16	32	54.00	5.000										
<b>Dan Reichert, R</b> ERA: 5.4 (6, 1)	2.1		10	3	1	1	3	0	0	0	0	0	0	23	35	3.86	1.286										
<b>Cliff Politte, R</b> ERA: 5.44 (8, 1)	0.2		5	2	1	0	0	0	0	0	0	0	0	7	10	0.00	3.000										
<b>Jason Kershner, L</b> ERA: 4.3 (9, 1)	0.2		3	0	0	0	1	1	0	0	0	0	0	6	11	0.00	1.500										

Oakland Athletics @ Toronto Blue Jays  
SkyDome, Toronto, ON  
Sat Aug 23 2003, 4:05 PM EDT  
Att: 27,740 - Sunny - 75 F

AB 39  
R 11  
H 13  
RBI 11  
BB 7  
SO 8  
LOB 23



Batter	1	2	3	4	5	6	7	8	9	AB	R	H	RBI	BB	SO	LOB	BOTTOM										
<b>3 Reed Johnson, R</b> OBP: 0.343, SLG: 0.401 (1, 7)										4	1	2	0	0	0	0											
<b>Mike Bordick, R</b> OBP: 0.330, SLG: 0.389 (1, 4)										5	0	2	2	0	1	3											
<b>10 Vernon Wells, R</b> OBP: 0.355, SLG: 0.559 (1, 8)										5	1	2	0	0	1	3											
<b>Carlos Delgado, L</b> OBP: 0.434, SLG: 0.596 (1, 3)										2	1	0	0	3	1	2											
<b>Tom Wilson, R</b> OBP: 0.336, SLG: 0.407 (1, 2)										4	0	0	0	0	0	6											
<b>Orlando Hudson, S</b> OBP: 0.334, SLG: 0.397 (9, PH)										1	0	0	0	0	1	0											
<b>Bobby Kielty, S</b> OBP: 0.367, SLG: 0.407 (1, 9)										5	0	1	2	0	1	0											
<b>Eric Hinske, L</b> OBP: 0.321, SLG: 0.428 (1, 5)										4	1	0	0	1	0	1											
<b>Josh Phelps, R</b> OBP: 0.346, SLG: 0.426 (1, 10)										3	0	1	0	1	1	1											
<b>Chris Woodward, R</b> OBP: 0.315, SLG: 0.400 (1, 6)										2	1	0	1	1	1	3											
<b>Inning Stats</b>	R: 0 E: 0 K: 0 S: 8	H: 1 LOB: 2 BB: 1 P: 16	R: 1 E: 0 K: 0 S: 15	H: 2 LOB: 1 BB: 1 P: 23	R: 2 E: 1 K: 1 S: 18	H: 2 LOB: 2 BB: 1 P: 35	R: 0 E: 0 K: 1 S: 10	H: 1 LOB: 1 BB: 0 P: 13	R: 0 E: 0 K: 2 S: 12	H: 0 LOB: 0 BB: 2 P: 28	R: 0 E: 0 K: 0 S: 9	H: 0 LOB: 1 BB: 1 P: 16	R: 0 E: 0 K: 1 S: 13	H: 1 LOB: 1 BB: 0 P: 18	R: 0 E: 0 K: 1 S: 7	H: 0 LOB: 0 BB: 0 P: 14	1B: 5 2B: 3 3B: 0 HR: 0	SF: 1 SAC: 0 DP: 0 HBP: 1	WP: 1 PB: 0 SB: 0 CS: 0	PA: 43							
<b>PITCHER</b>	IP	WLS	BF	H	R	ER	SO	BB	IBB	HBP	BLK	WP	HR	S	P	ERA	WHIP										
<b>John Halama, L</b> ERA: 4.05 (1, 1)	4.0		22	6	3	3	2	3	0	0	0	0	0	17	34	10.80	1.200										
<b>Mike Wood, R</b> ERA: 9.0 (5, 1)	1.2	W	8	1	2	2	3	1	0	1	0	0	0	13	26	0.00	1.500										
<b>Ricardo Rincon, L</b> ERA: 3.33 (6, 1)	1.1		6	0	0	0	0	2	0	0	0	0	0	13	26	0.00	1.500										
<b>Jim Mecir, R</b> ERA: 5.59 (8, 1)	1.0		4	1	0	0	1	0	0	0	0	0	0	13	18	0.00	1.000										
<b>Keith Foulke, R</b> ERA: 2.25 (9, 1)	1.0		3	0	0	0	1	0	0	0	0	0	0	7	14	0.00	0.000										

Oakland Athletics @ Toronto Blue Jays  
SkyDome, Toronto, ON  
Sat Aug 23 2003, 4:05 PM EDT  
Att: 27,740 - Sunny - 75 F

AB 35  
R 5  
H 8  
RBI 5  
BB 6  
SO 7  
LOB 19





Batter	1	2	3	4	5	6	7	8	9	AB	R	H	RBI	BB	SO	LOB	TOP										
<b>Billy McMillon, L</b> OBP: 0.356, SLG: 0.411 (1, 10)	G6-3	1B		K		2B HR	HR	P5		6	2	3	5	0	1	1	<b>Oakland Athletics @ Toronto Blue Jays</b> SkyDome, Toronto, ON Sun Aug 24 2003, 1:05 PM EDT Att: 32,979 - Sunny - 72 F										
<b>Jose Guillen, R</b> OBP: 0.387, SLG: 0.599 <b>Eric Byrnes, R</b> OBP: 0.336, SLG: 0.480 (1, 9) (7, 7)	G6-3	G5-3			K	HR	HR		WP	5	2	2	2	0	1	1											
<b>3 Eric Chavez, L</b> OBP: 0.349, SLG: 0.592 <b>Frank Menechino, R</b> OBP: 0.369, SLG: 0.313 (7, PH) (7, 5) (8, 4)	1B HR		1B	2B		HR	IBB	G6-3	K	3	3	3	0	1	0	0											
<b>Miguel Tejada, R</b> OBP: 0.318, SLG: 0.454 (1, 6)	BB HR		G6-3		F7	HR		BB	BB	6	2	4	4	0	0	2											
<b>Erubiel Durazo, L</b> OBP: 0.382, SLG: 0.433 (1, 3)	HR		1B		F7	G4-3	K	BB	BB	4	1	1	1	2	1	2											
<b>Ramon Hernandez, R</b> OBP: 0.322, SLG: 0.461 (1, 2)	HR		K				P2		K	6	2	3	4	0	2	4											
<b>Terrence Long, L</b> OBP: 0.292, SLG: 0.400 (7, 9)	P6		G1					F8	F8	6	1	1	0	0	0	4											
<b>Mark Ellis, R</b> OBP: 0.319, SLG: 0.361 <b>17 Adam Melhuse, S</b> OBP: 0.317, SLG: 0.517 (8, 5)		K		P4		SH5-4	E3 HR	FC6-4 1B		4	1	1	0	0	1	0											
<b>Chris Singleton, L</b> OBP: 0.316, SLG: 0.372 (1, 8)	G5-3		G4-3			1B 2B IBB	HR BB	FC6-4		3	2	0	0	2	0	1											
<b>Inning Stats</b>	R: 4 E: 0 K: 0 S: 23	H: 3 LOB: 0 BB: 1 P: 34	R: 0 E: 0 K: 1 S: 8	H: 1 LOB: 1 BB: 0 P: 11	R: 1 E: 0 K: 1 S: 14	H: 2 LOB: 1 BB: 0 P: 22	R: 0 E: 0 K: 1 S: 9	H: 0 LOB: 0 BB: 0 P: 15	R: 0 E: 0 K: 1 S: 10	H: 1 LOB: 1 BB: 0 P: 15	R: 7 E: 0 K: 0 S: 16	H: 6 LOB: 1 BB: 2 P: 29	R: 4 E: 1 K: 1 S: 18	H: 3 LOB: 1 BB: 1 P: 32	R: 0 E: 0 K: 0 S: 10	H: 1 LOB: 1 BB: 0 P: 16		R: 1 E: 0 K: 2 S: 15	H: 2 LOB: 2 BB: 1 P: 25	1B: 11 2B: 3 3B: 1 HR: 4	SF: 0 SAC: 1 DP: 0 HBP: 0	WP: 1 PB: 0 SB: 0 CS: 0	PA: 52				
<b>PITCHER</b>	IP	WLS	BF	H	R	ER	SO	BB	IBB	HBP	BLK	WP	HR	S	P	ERA	WHIP										
<b>Kelvin Escobar, R</b> ERA: 4.36 (1, 1)	5.1	L	28	10	9	9	4	1	1	0	0	0	1	71	110	15.19	2.062										
<b>Josh Towers, R</b> ERA: 8.66 (6, 1)	1.0		12	6	7	6	0	1	1	0	0	0	3	20	36	54.00	7.000										
<b>Tanyon Sturtze, R</b> ERA: 6.01 (7, 1)	2.2		12	3	1	1	3	1	0	0	0	1	0	32	53	3.38	1.500										

AB	46
R	17
H	19
RBI	16
BB	5
SO	7
LOB	16



Batter	1	2	3	4	5	6	7	8	9	AB	R	H	RBI	BB	SO	LOB	BOTTOM										
<b>Dave Berg, R</b> OBP: 0.304, SLG: 0.394 (1, 9)	P4		G6-3		F8		L5		L4	5	0	0	0	0	0	2	<b>Oakland Athletics @ Toronto Blue Jays</b> SkyDome, Toronto, ON Sun Aug 24 2003, 1:05 PM EDT Att: 32,979 - Sunny - 72 F										
<b>Frank Catalanotto, L</b> OBP: 0.338, SLG: 0.450 (1, 7)	F7		2B		2B		BB			3	0	2	0	1	0	0											
<b>10 Vernon Wells, R</b> OBP: 0.354, SLG: 0.556 <b>Bobby Kielty, S</b> OBP: 0.366, SLG: 0.406 (1, 8) (7, PH) (8, 8)	G6-3		G4-3		G6-3		G4-3			3	0	0	0	0	0	2											
<b>Carlos Delgado, L</b> OBP: 0.432, SLG: 0.593 <b>Tom Wilson, R</b> OBP: 0.335, SLG: 0.405 (8, 3)		F8		F8	G4-3		G4-3			3	0	0	0	0	0	1											
<b>Greg Myers, L</b> OBP: 0.382, SLG: 0.495 (1, 10)		G6-3 1B		L9		G6-3		G5-3		4	0	1	0	0	0	0											
<b>Eric Hinske, L</b> OBP: 0.321, SLG: 0.426 (1, 5)	G6-3		1B		1B		P5		F9	4	0	1	0	0	0	1											
<b>Mike Bordick, R</b> OBP: 0.333, SLG: 0.392 <b>Chris Woodward, R</b> OBP: 0.314, SLG: 0.399 (8, 6)			E 1B		E9 1B		F8		F9	3	1	2	0	0	0	0											
<b>Orlando Hudson, S</b> OBP: 0.333, SLG: 0.394 (1, 4)			E1 G3		IBB		G2-3		G1-3	3	1	0	0	1	0	0											
<b>Kevin Cash, R</b> OBP: 0.185, SLG: 0.160 (1, 2)			G3		G5-3		BB 1B		E5	4	0	1	1	0	0	3											
<b>Inning Stats</b>	R: 0 E: 0 K: 0 S: 7	H: 0 LOB: 0 BB: 0 P: 12	R: 0 E: 0 K: 0 S: 6	H: 1 LOB: 0 BB: 0 P: 10	R: 2 E: 1 K: 0 S: 10	H: 2 LOB: 1 BB: 0 P: 17	R: 0 E: 1 K: 0 S: 11	H: 2 LOB: 3 BB: 1 P: 25	R: 0 E: 0 K: 0 S: 11	H: 1 LOB: 1 BB: 0 P: 16	R: 0 E: 0 K: 0 S: 5	H: 0 LOB: 0 BB: 0 P: 7	R: 0 E: 0 K: 0 S: 8	H: 1 LOB: 2 BB: 1 P: 16	R: 0 E: 0 K: 0 S: 7	H: 0 LOB: 0 BB: 0 P: 11		R: 0 E: 1 K: 0 S: 9	H: 0 LOB: 1 BB: 0 P: 15	1B: 5 2B: 2 3B: 0 HR: 0	SF: 0 SAC: 0 DP: 1 HBP: 0	WP: 0 PB: 0 SB: 0 CS: 0	PA: 37				
<b>PITCHER</b>	IP	WLS	BF	H	R	ER	SO	BB	IBB	HBP	BLK	WP	HR	S	P	ERA	WHIP										
<b>Tim Hudson, R</b> ERA: 2.4 (1, 1)	6.0	W	25	6	2	0	0	0	0	0	0	0	0	50	87	0.00	1.000										
<b>Mike Neu, R</b> ERA: 3.55 (7, 1)	3.0	S	12	1	0	0	0	1	0	0	0	0	0	24	42	0.00	0.667										

AB	35
R	2
H	7
RBI	1
BB	2
SO	0
LOB	11










Batter	1	2	3	4	5	6	7	8	9	10	11	12	AB	R	H	RBI	BB	SO	LOB	TOP	
1 Brian Roberts, S OBP: 0.336, SLG: 0.355													4	0	0	0	2	3	0		
Luis Matos, R OBP: 0.356, SLG: 0.465 16 Tim Lincecum, S OBP: 0.167, SLG: 0.167													3	0	0	0	1	1	3		
B.J. Surhoff, L OBP: 0.370, SLG: 0.433 Jose Morban, S OBP: 0.236, SLG: 0.294													4	0	2	0	2	1	2		
Jeff Conine, R OBP: 0.340, SLG: 0.467													5	0	0	1	0	0	7		
31 Jay Gibbons, L OBP: 0.345, SLG: 0.487													6	0	0	0	0	2	6		
Tony Batista, R OBP: 0.282, SLG: 0.410													4	0	0	0	1	1	0		
Larry Bigbie, L OBP: 0.354, SLG: 0.447													4	0	1	0	1	2	1		
Delivi Cruz, R OBP: 0.279, SLG: 0.399													5	0	1	0	0	1	2		
Brook Fordyce, R OBP: 0.319, SLG: 0.401													5	1	1	0	0	0	3		
<b>Inning Stats</b>	R: 0 E: 0 K: 2 S: 8	H: 0 LOB: 1 BB: 1 P: 16	R: 0 E: 0 K: 1 S: 15	H: 1 LOB: 2 BB: 1 P: 27	R: 0 E: 0 K: 1 S: 7	H: 1 LOB: 1 BB: 1 P: 13	R: 0 E: 0 K: 1 S: 11	H: 0 LOB: 1 BB: 1 P: 20	R: 1 E: 0 K: 0 S: 14	H: 1 LOB: 2 BB: 2 P: 26	R: 0 E: 0 K: 0 S: 11	H: 1 LOB: 0 BB: 0 P: 17	R: 0 E: 0 K: 1 S: 12	H: 0 LOB: 1 BB: 0 P: 22	R: 0 E: 0 K: 0 S: 5	H: 0 LOB: 0 BB: 0 P: 6	R: 0 E: 1 K: 1 S: 13	H: 0 LOB: 2 BB: 1 P: 22	1B: 3 2B: 3 3B: 0 HR: 0	SF: 0 SAC: 0 DP: 1 HBP: 3	WP: 0 PA: 50 PB: 0 SB: 0 CS: 0
<b>PITCHER</b>	IP WLS BF H R ER SO BB IBB HBP BLK WP HR S P ERA WHIP	40 Rich Harden, R ERA: 4.33 Chad Bradford, R ERA: 3.14 Ricardo Rincon, L ERA: 3.55 Chad Harville, R ERA: 3.38 Keith Foulke, R ERA: 2.13	1.1 1.2 0.1 2.0 2.0	5.0 8 1 7 6	23 2 0 0 0	3 0 0 0 0	5 0 0 4 1	6 0 0 0 0	0 0 0 0 0	0 0 0 0 0	0 0 0 0 0	0 0 0 0 0	0 0 0 0 0	19 31 4 38 12	0.00 1.200 0.000 0.000 0.000	1.80 1.800	1.80 1.800	0.00 0.000			
<b>PITCHER</b>	IP WLS BF H R ER SO BB IBB HBP BLK WP HR S P ERA WHIP	Mike Wood, R ERA: 7.5	(12, 1)	1.0	5	0	0	1	0	0	0	0	0	13 22	0.00 0.000						

Baltimore Orioles @ Oakland Athletics  
Network Associates Coliseum, Oakland, CA  
Tue Aug 26 2003, 10:05 PM EDT  
Att: 14,081 - Sunny - 70 F

AB 40  
R 1  
H 5  
RBI 1  
BB 7  
SO 11  
LOB 24



Batter	1	2	3	4	5	6	7	8	9	10	11	12	AB	R	H	RBI	BB	SO	LOB	BOTTOM			
Billy McMillon, L OBP: 0.350, SLG: 0.395 Eric Byrnes, R OBP: 0.334, SLG: 0.479 Scott Hatteberg, L OBP: 0.339, SLG: 0.379													3	0	0	0	0	1	2				
Jose Guillen, R OBP: 0.378, SLG: 0.594													2	0	0	0	0	1	0				
3 Eric Chavez, L OBP: 0.348, SLG: 0.497													1	0	1	1	0	0	0				
Miguel Tejada, R OBP: 0.521, SLG: 0.459													4	0	1	0	1	0	2				
Erubiel Durazo, L OBP: 0.378, SLG: 0.434													4	0	1	0	1	0	2				
Ramon Hernandez, R OBP: 0.321, SLG: 0.458													5	0	1	0	0	0	2				
Terrence Long, L OBP: 0.297, SLG: 0.409													5	1	1	0	0	0	1				
Mark Ellis, R OBP: 0.320, SLG: 0.367													4	1	1	1	1	0	1				
Chris Singleton, L OBP: 0.316, SLG: 0.367													4	0	1	0	1	2	0				
<b>Inning Stats</b>	R: 0 E: 0 K: 2 S: 13	H: 2 LOB: 2 BB: 0 P: 22	R: 0 E: 0 K: 1 S: 11	H: 2 LOB: 2 BB: 0 P: 17	R: 0 E: 0 K: 1 S: 11	H: 0 LOB: 1 BB: 1 P: 23	R: 0 E: 0 K: 0 S: 7	H: 0 LOB: 0 BB: 0 P: 11	R: 0 E: 0 K: 1 S: 10	H: 0 LOB: 0 BB: 0 P: 14	R: 1 E: 0 K: 0 S: 14	H: 1 LOB: 0 BB: 0 P: 23	R: 0 E: 0 K: 0 S: 7	H: 1 LOB: 1 BB: 0 P: 24	R: 0 E: 0 K: 1 S: 8	H: 0 LOB: 0 BB: 0 P: 12	R: 0 E: 0 K: 0 S: 12	H: 1 LOB: 2 BB: 1 P: 23	R: 1 E: 1 K: 0 S: 6	H: 2 LOB: 3 BB: 2 P: 18	1B: 7 2B: 1 3B: 0 HR: 1	SF: 0 SAC: 0 DP: 0 HBP: 0	WP: 0 PA: 46 PB: 0 SB: 0 CS: 0
<b>PITCHER</b>	IP WLS BF H R ER SO BB IBB HBP BLK WP HR S P ERA WHIP	Jason Johnson, R ERA: 3.72 Buddy Groom, L ERA: 5.94 Kerry Ligtenberg, R ERA: 3.28 B.J. Ryan, L ERA: 4.12 John Parrish, L ERA: 4.76	(1, 1) (8, 1) (8, 1) (9, 1) (12, 1)	7.0 0.2 0.1 3.0 0.0	27 3 1 11 3	5 1 0 1 1	1 0 0 2 1	5 1 0 2 0	0 0 0 0 2	0 0 0 0 0	0 0 0 0 0	0 0 0 0 0	0 0 0 0 0	73 11 7 27 42	1.29 0.857 0.000 0.667 ∞	1.29 0.857	1.29 0.857	0.000 0.000 0.000					
<b>PITCHER</b>	IP WLS BF H R ER SO BB IBB HBP BLK WP HR S P ERA WHIP	Hector Carrasco, R ERA: 4.21	(12, 1)	0.0	1	1	0	0	0	0	0	0	2 4	∞ ∞									

Baltimore Orioles @ Oakland Athletics  
Network Associates Coliseum, Oakland, CA  
Tue Aug 26 2003, 10:05 PM EDT  
Att: 14,081 - Sunny - 70 F

AB 42  
R 2  
H 9  
RBI 2  
BB 4  
SO 8  
LOB 15





Batter	1	2	3	4	5	6	7	8	9	AB	R	H	RBI	BB	SO	LOB	TOP																			
<b>1 Brian Roberts, S</b> OBP: 0.335, SLG: 0.354 (1, 4)	L7			G5-3		G5-3		2H 1B		4	0	1	1	0	0	0	<b>Baltimore Orioles @ Oakland Athletics</b> Network Associates Coliseum, Oakland, CA Wed Aug 27 2003, 10:05 PM EDT Att: 23,368 - Sunny - 64 F																			
<b>Deivi Cruz, R</b> OBP: 0.279, SLG: 0.404 (1, 6)	F8			HR		F9		K		4	1	1	1	0	1																					
<b>B.J. Surhoff, L</b> OBP: 0.365, SLG: 0.426 (1, 10)	F7			G4-3		F9			G1-3	4	0	0	0	0	0																					
<b>Jeff Conine, R</b> OBP: 0.341, SLG: 0.468 (1, 3)		G6-3		G3-1		31 BB 1B		31 G6-3 31 DI 1B		4	0	2	0	0	0																					
<b>31 Jay Gibbons, L</b> OBP: 0.345, SLG: 0.484 (1, 9)	P6			G4-3		FC5-4 BB		G6-3		3	0	0	0	1	0	1																				
<b>Tony Batista, R</b> OBP: 0.280, SLG: 0.407 (1, 5)	G5-3			P4		FC5-4 1-2		G6-3		4	0	0	0	0	0	3																				
<b>Brook Fordyce, R</b> OBP: 0.323, SLG: 0.405 (1, 2)				G4-3						2	1	1	0	1	0	0																				
<b>Larry Bigbie, L</b> OBP: 0.349, SLG: 0.439 (1, 7)				K		G4-3		L5		3	0	0	0	0	1	2																				
<b>16 Tim Raines, S</b> OBP: 0.111, SLG: 0.111 (1, 8)				G5-4-3		G4-3		K		3	0	0	0	0	1	2																				
<b>Inning Stats</b>	R: 0 H: 0 E: 0 K: 0 S: 9	H: 0 LOB: 0 BB: 0 P: 13	R: 0 H: 0 E: 0 K: 0 S: 7	H: 0 LOB: 0 BB: 0 P: 9	R: 0 H: 0 E: 0 K: 1 S: 5	H: 0 LOB: 0 BB: 1 P: 13	R: 1 H: 1 E: 0 K: 0 S: 11	H: 1 LOB: 0 BB: 0 P: 15	R: 0 H: 0 E: 0 K: 0 S: 3	H: 0 LOB: 0 BB: 0 P: 6	R: 0 H: 0 E: 0 K: 0 S: 5	H: 0 LOB: 0 BB: 0 P: 7	R: 0 H: 1 E: 0 K: 0 S: 12	H: 2 LOB: 2 BB: 1 P: 23	R: 1 H: 2 E: 0 K: 2 S: 13	H: 1 LOB: 1 BB: 0 P: 18	R: 0 H: 1 E: 0 K: 0 S: 12	H: 1 LOB: 1 BB: 0 P: 17	1B: 3 2B: 1 3B: 0 HR: 1	SF: 0 SAC: 0 DP: 1 HBP: 0	WP: 0 PB: 0 SB: 0 CS: 0	PA: 33														
<b>PITCHER</b>	IP	WLS	BF	H	R	ER	SO	BB	IBB	HBP	BLK	WP	HR	S	P	ERA	WHIP	<b>PITCHER</b>		IP	WLS	BF	H	R	ER	SO	BB	IBB	HBP	BLK	WP	HR	S	P	ERA	WHIP
<b>Barry Zito, L</b> ERA: 3.33 (1, 1)	8.0	W	29	4	2	2	3	2	0	0	0	0	1	65	104	2.25	0.750			8.0	W	29	4	2	2	3	2	0	0	0	0	1	65	104	2.25	0.750
<b>Chad Bradford, R</b> ERA: 3.09 (9, 1)	1.0		4	1	0	0	0	0	0	0	0	0	0	12	17	0.00	1.000			1.0		4	1	0	0	0	0	0	0	0	0	12	17	0.00	1.000	

AB	31
R	2
H	5
RBI	2
BB	2
SO	3
LOB	9



Batter	1	2	3	4	5	6	7	8	9	AB	R	H	RBI	BB	SO	LOB	BOTTOM																			
<b>Scott Hatteberg, L</b> OBP: 0.336, SLG: 0.375 (1, 3)	G4-3		F7	K		G6-3		G3-1		5	0	0	0	0	1	4	<b>Baltimore Orioles @ Oakland Athletics</b> Network Associates Coliseum, Oakland, CA Wed Aug 27 2003, 10:05 PM EDT Att: 23,368 - Sunny - 64 F																			
<b>Jose Guillen, R</b> OBP: 0.369, SLG: 0.591 (1, 9)	L3		G4-3		3 G3 HR 1B	F8				4	1	1	0	0	0																					
<b>3 Eric Chavez, L</b> OBP: 0.347, SLG: 0.501 (1, 5)	K		K		G3		HR			4	1	1	1	0	2	1																				
<b>Miguel Tejada, R</b> OBP: 0.324, SLG: 0.472 (1, 6)		HR		L4		2H HR		BB		3	2	2	3	1	0	0																				
<b>Erubiel Durazo, L</b> OBP: 0.380, SLG: 0.432 (1, 10)		1B BB		1B BB BB		K		P5		2	1	0	0	2	1	1																				
<b>Ramon Hernandez, R</b> OBP: 0.323, SLG: 0.459 (1, 2)		1B		F9		1B		P2		4	0	2	0	0	0	2																				
<b>Terrence Long, L</b> OBP: 0.296, SLG: 0.407 (1, 7)		K		BB BB 1B		L8		L8		4	0	1	0	0	1	4																				
<b>Eric Byrnes, R</b> OBP: 0.334, SLG: 0.479 (8, 7)		K		BB BB 1B		L8		L8		0	0	0	0	0	0	0																				
<b>Mark Ellis, R</b> OBP: 0.321, SLG: 0.367 (1, 4)	F7			BB BB		1B G6-3 1B		G5-3		3	1	1	0	1	0	2																				
<b>Chris Singleton, L</b> OBP: 0.318, SLG: 0.367 (1, 8)	F7			BB		1B		F7		3	0	1	1	1	0	2																				
<b>Inning Stats</b>	R: 0 H: 0 E: 0 K: 1 S: 9	H: 2 LOB: 2 BB: 1 P: 15	R: 1 H: 2 E: 0 K: 1 S: 14	H: 2 LOB: 1 BB: 1 P: 25	R: 0 H: 0 E: 0 K: 1 S: 9	H: 0 LOB: 0 BB: 0 P: 13	R: 0 H: 1 E: 0 K: 1 S: 20	H: 1 LOB: 3 BB: 3 P: 40	R: 2 H: 3 E: 0 K: 1 S: 18	H: 3 LOB: 1 BB: 0 P: 27	R: 1 H: 2 E: 0 K: 0 S: 8	H: 2 LOB: 0 BB: 0 P: 13	R: 1 H: 1 E: 0 K: 0 S: 6	H: 1 LOB: 1 BB: 1 P: 13	R: 0 H: 0 E: 0 K: 0 S: 8	H: 0 LOB: 0 BB: 0 P: 11	R: 0 H: 0 E: 0 K: 0 S: 8	H: 0 LOB: 0 BB: 0 P: 11	1B: 6 2B: 0 3B: 0 HR: 3	SF: 0 SAC: 0 DP: 1 HBP: 0	WP: 0 PB: 0 SB: 0 CS: 0	PA: 37														
<b>PITCHER</b>	IP	WLS	BF	H	R	ER	SO	BB	IBB	HBP	BLK	WP	HR	S	P	ERA	WHIP	<b>PITCHER</b>		IP	WLS	BF	H	R	ER	SO	BB	IBB	HBP	BLK	WP	HR	S	P	ERA	WHIP
<b>Pat Hentgen, R</b> ERA: 4.49 (1, 1)	4.2	L	24	6	4	4	4	4	0	0	0	0	0	12	20	6.75	1.500			4.2	L	24	6	4	4	4	4	0	0	0	0	0	12	20	6.75	1.500
<b>Rick Bauer, R</b> ERA: 4.85 (5, 1)	1.1		5	2	1	1	0	0	0	0	0	0	0	6	13	9.00	2.000			1.1		5	2	1	1	0	0	0	0	0	6	13	9.00	2.000		
<b>Hector Carrasco, R</b> ERA: 4.39 (7, 1)	1.0		5	1	1	1	0	1	0	0	0	0	1	6	13	9.00	2.000			1.0		5	1	1	1	0	0	0	0	1	6	13	9.00	2.000		
<b>Jorge Julio, R</b> ERA: 4.11 (8, 1)	1.0		3	0	0	0	0	0	0	0	0	0	0	8	11	0.00	0.000			1.0		3	0	0	0	0	0	0	0	0	8	11	0.00	0.000		






Batter	1	2	3	4	5	6	7	8	9	AB	R	H	RBI	BB	SO	LOB	TOP											
<b>1 Brian Roberts, S</b> OBP: 0.338, SLG: 0.367	G6-3		HR		2B		BB		F7		4	1	2	1	1	0	0											
<b>Deivi Cruz, R</b> OBP: 0.281, SLG: 0.405	F8 BB 1B		F7		G6-3		PB 1B				4	0	2	1	0	0	1											
<b>B.J. Surhoff, L</b> OBP: 0.363, SLG: 0.421	SAFE 3B BB 1-2 BB		G3-1		G4-3		L4				3	0	0	0	1	0	2											
<b>Jeff Conine, R</b> OBP: 0.338, SLG: 0.464	F8 2-3		G6-3		G5-3		F7				4	0	0	0	0	2												
<b>31 Jay Gibbons, L</b> OBP: 0.344, SLG: 0.481	1-2 BB				G4-3		F7		F8		3	0	0	0	1	0	0											
<b>Tony Batista, R</b> OBP: 0.280, SLG: 0.405	P4				G5-4-3 1B		F7		G5-3		4	0	1	0	0	3												
<b>Brook Fordyce, R</b> OBP: 0.325, SLG: 0.410			FC4-6 1B		G5-4-3 1-2		16 WP 16 3B 2B		P6		4	1	2	0	0	1												
<b>Larry Bigbie, L</b> OBP: 0.347, SLG: 0.452			FC4-6 16 G4-6-3				L7		HR		4	1	1	1	0	2												
<b>16 Tim Raines, S</b> OBP: 0.154, SLG: 0.308			G4-6-3		B1-3		2H 1B 3B		K		4	1	1	1	0	1												
<b>Inning Stats</b>	R: 0 E: 0 K: 0 S: 18	H: 1 LOB: 3 BB: 2 P: 30	R: 0 E: 0 K: 0 S: 5	H: 1 LOB: 0 BB: 0 P: 8	R: 1 E: 0 K: 0 S: 8	H: 1 LOB: 0 BB: 0 P: 13	R: 0 E: 0 K: 0 S: 8	H: 1 LOB: 1 BB: 0 P: 9	R: 0 E: 0 K: 0 S: 5	H: 0 LOB: 0 BB: 0 P: 8	R: 2 E: 0 K: 0 S: 18	H: 3 LOB: 2 BB: 1 P: 32	R: 0 E: 0 K: 0 S: 6	H: 0 LOB: 0 BB: 0 P: 8	R: 1 E: 0 K: 1 S: 12	H: 1 LOB: 0 BB: 0 P: 17	1B: 4 2B: 2 3B: 1 HR: 2	SF: 0 SAC: 0 DP: 2 HBP: 0	WP: 1 PA: 37 PB: 1 SB: 0 CS: 0									
<b>PITCHER</b>	IP	WLS	BF	H	R	ER	SO	BB	IBB	HBP	BLK	WP	HR	S	P	ERA	WHIP											
<b>John Halama, L</b> ERA: 3.96	(1, 1)	6.2	W	26	6	2	2	0	2	0	0	0	0	1	60	93	2.70	1.200										
<b>Chad Harville, L</b> ERA: 4.05	(7, 1)	0.0		3	2	1	1	0	1	0	0	0	1	0	6	13	∞	∞										
<b>Ricardo Rincon, L</b> ERA: 3.59	(7, 1)	1.0	H	3	0	0	0	0	0	0	0	0	0	0	8	13	0.00	0.000										
<b>Jim Mecir, R</b> ERA: 5.52	(8, 1)	0.1	H	1	0	0	0	0	0	0	0	0	0	2	2	0.00	0.000											
<b>Keith Foulke, R</b> ERA: 2.23	(9, 1)	1.0	S	4	1	1	1	1	0	0	0	0	0	1	12	17	9.00	1.000										

Baltimore Orioles @ Oakland Athletics  
Network Associates Coliseum, Oakland, CA  
Thu Aug 28 2003, 3:35 PM EDT  
Att: 15,299 - Overcast - 61 F


AB 34  
R 4  
H 9  
RBI 4  
BB 3  
SO 1  
LOB 12



Batter	1	2	3	4	5	6	7	8	9	AB	R	H	RBI	BB	SO	LOB	BOTTOM											
<b>Scott Hatteberg, L</b> OBP: 0.337, SLG: 0.382	HR	F8		HBP		G3				3	1	1	1	0	0	0												
<b>Jose Guillen, R</b> OBP: 0.368, SLG: 0.588	K	3 G1-6-3 1B		F7			K			4	0	1	0	0	2	1												
<b>3 Eric Chavez, L</b> OBP: 0.346, SLG: 0.498	1B HR BB	G1-6-3		F8			K			3	1	0	0	1	1	2												
<b>Miguel Tejada, R</b> OBP: 0.327, SLG: 0.472	SAFE 17 HR 1B		17 G4-3 17 S 1B BB	F9			BB			2	2	1	0	2	0	1												
<b>Erubiel Durazo, L</b> OBP: 0.377, SLG: 0.428	F8		F9		F8		K			4	0	0	0	0	1	4												
<b>17 Adam Melhuse, S</b> OBP: 0.318, SLG: 0.557			G4-3		G3				E5 FC4-6	3	1	1	3	0	0	1												
<b>Ramon Hernandez, R</b> OBP: 0.322, SLG: 0.458	1H 2H HR			1-3 3B 1B		P2			FC4-6 G4-3	1	0	0	0	0	0	0												
<b>Terrence Long, L</b> OBP: 0.298, SLG: 0.408	1B 1B		3H 3B 1B						FC4-6 G4-3	4	1	2	1	0	0	1												
<b>Mark Ellis, R</b> OBP: 0.323, SLG: 0.373	SAFE 1B		SAFE 3B		G5-3				G4-3	4	0	2	1	0	0	1												
<b>Chris Singleton, L</b> OBP: 0.314, SLG: 0.363	G4-3		G4-3			K				3	0	0	0	0	1	3												
<b>Inning Stats</b>	R: 4 E: 0 K: 1 S: 26	H: 5 LOB: 2 BB: 1 P: 42	R: 0 E: 0 K: 0 S: 5	H: 1 LOB: 0 BB: 0 P: 9	R: 2 E: 0 K: 0 S: 11	H: 2 LOB: 1 BB: 1 P: 20	R: 0 E: 0 K: 0 S: 6	H: 0 LOB: 1 BB: 0 P: 12	R: 0 E: 0 K: 1 S: 11	H: 0 LOB: 0 BB: 0 P: 17	R: 0 E: 0 K: 3 S: 9	H: 0 LOB: 1 BB: 1 P: 17	R: 0 E: 1 K: 0 S: 7	H: 0 LOB: 0 BB: 0 P: 10	1B: 5 2B: 0 3B: 1 HR: 2	SF: 0 SAC: 0 DP: 2 HBP: 1	WP: 0 PA: 35 PB: 0 SB: 1 CS: 0											
<b>PITCHER</b>	IP	WLS	BF	H	R	ER	SO	BB	IBB	HBP	BLK	WP	HR	S	P	ERA	WHIP											
<b>Rodrigo Lopez, R</b> ERA: 5.77	(1, 1)	3.0	L	18	8	6	6	1	2	0	0	0	0	2	42	71	18.00	3.333										
<b>Rick Bauer, R</b> ERA: 4.68	(4, 1)	2.0		7	0	0	0	0	0	0	1	0	0	0	13	25	0.00	0.000										
<b>John Parrish, L</b> ERA: 3.12	(6, 1)	3.0		10	0	0	0	4	1	0	0	0	0	0	27	44	0.00	0.333										

Baltimore Orioles @ Oakland Athletics  
Network Associates Coliseum, Oakland, CA  
Thu Aug 28 2003, 3:35 PM EDT  
Att: 15,299 - Overcast - 61 F

AB 31  
R 6  
H 8  
RBI 6  
BB 3  
SO 5  
LOB 14





Batter	1	2	3	4	5	6	7	8	9	AB	R	H	RBI	BB	SO	LOB	TOP					
<b>13 Carl Crawford, L</b> OBP: 0.309, SLG: 0.352										4	1	2	0	0	0	0	<b>Tampa Bay Devil Rays @ Oakland Athletics</b> Network Associates Coliseum, Oakland, CA Fri Aug 29 2003, 10:05 PM EDT Att: 20,052 - Sunny - 65 F					
<b>Julio Lugo, R</b> OBP: 0.321, SLG: 0.399										4	0	0	0	0	1	3						
<b>Aubrey Huff, L</b> OBP: 0.365, SLG: 0.543										3	0	2	2	0	0	0						
<b>5 Rocco Baldelli, R</b> OBP: 0.329, SLG: 0.432										3	0	1	0	1	2	1						
<b>Travis Lee, L</b> OBP: 0.354, SLG: 0.468										4	0	0	0	0	1	3						
<b>Al Martin, L</b> OBP: 0.307, SLG: 0.365										3	0	0	0	0	1	0						
<b>Marlon Anderson, L</b> OBP: 0.332, SLG: 0.372										3	0	1	0	0	0	0						
<b>Toby Hall, R</b> OBP: 0.302, SLG: 0.389										3	0	0	0	0	0	1						
<b>Damian Rolls, R</b> OBP: 0.298, SLG: 0.387										3	1	1	0	0	2	0						
<b>Inning Stats</b>	R: 1 E: 0 K: 1 S: 8	H: 1 LOB: 0 BB: 0 P: 11	R: 0 E: 0 K: 2 S: 12	H: 1 LOB: 1 BB: 0 P: 19	R: 0 E: 0 K: 2 S: 9	H: 0 LOB: 0 BB: 0 P: 14	R: 0 E: 0 K: 1 S: 7	H: 1 LOB: 0 BB: 0 P: 10	R: 0 E: 0 K: 0 S: 7	H: 0 LOB: 0 BB: 0 P: 10	R: 1 E: 0 K: 0 S: 9	H: 3 LOB: 2 BB: 1 P: 15	R: 0 E: 0 K: 0 S: 7	H: 0 LOB: 0 BB: 0 P: 12	R: 0 E: 0 K: 1 S: 7	H: 0 LOB: 0 BB: 0 P: 12	R: 0 E: 0 K: 0 S: 6	H: 1 LOB: 0 BB: 0 P: 9	1B: 5 2B: 1 3B: 1 HR: 0	SF: 1 SAC: 0 DP: 1 HBP: 0	WP: 0 PB: 0 SB: 0 CS: 1	PA: 33
<b>PITCHER</b>	IP	WLS	BF	H	R	ER	SO	BB	IBB	HBP	BLK	WP	HR	S	P	ERA	WHIP					
<b>Tim Hudson, R</b> ERA: 2.4	(1, 1)	8.0	W	29	6	2	2	7	1	0	0	0	0	66	103	2.25	0.875					
<b>Keith Foulke, R</b> ERA: 2.2	(9, 1)	1.0	S	3	1	0	0	0	0	0	0	0	0	6	9	0.00	1.000					

Batter	1	2	3	4	5	6	7	8	9	AB	R	H	RBI	BB	SO	LOB	BOTTOM					
<b>Mark Ellis, R</b> OBP: 0.325, SLG: 0.376										4	2	2	1	1	2	3	<b>Tampa Bay Devil Rays @ Oakland Athletics</b> Network Associates Coliseum, Oakland, CA Fri Aug 29 2003, 10:05 PM EDT Att: 20,052 - Sunny - 65 F					
<b>Scott Hatteberg, L</b> OBP: 0.337, SLG: 0.379										3	0	0	0	0	0	2						
<b>Miguel Tejada, R</b> OBP: 0.326, SLG: 0.470										4	1	1	0	0	0	3						
<b>3 Eric Chavez, L</b> OBP: 0.348, SLG: 0.500										4	0	2	3	0	0	0						
<b>Jose Guillen, R</b> OBP: 0.367, SLG: 0.585										4	0	1	0	0	1	1						
<b>Erubiel Durazo, L</b> OBP: 0.376, SLG: 0.427										4	1	1	0	0	1	3						
<b>Ramon Hernandez, R</b> OBP: 0.321, SLG: 0.454										3	0	0	0	1	0	0						
<b>Terrence Long, L</b> OBP: 0.302, SLG: 0.407										1	1	0	0	3	0	0						
<b>Eric Byrnes, R</b> OBP: 0.332, SLG: 0.476										2	0	0	0	0	0	2						
<b>Chris Singleton, L</b> OBP: 0.316, SLG: 0.362										1	0	0	1	1	0	0						
<b>Inning Stats</b>	R: 2 E: 0 K: 1 S: 15	H: 3 LOB: 1 BB: 0 P: 21	R: 0 E: 0 K: 0 S: 4	H: 0 LOB: 0 BB: 1 P: 11	R: 1 E: 0 K: 1 S: 21	H: 2 LOB: 2 BB: 1 P: 28	R: 1 E: 0 K: 0 S: 8	H: 1 LOB: 2 BB: 1 P: 16	R: 1 E: 0 K: 1 S: 20	H: 1 LOB: 3 BB: 3 P: 36	R: 0 E: 0 K: 0 S: 7	H: 0 LOB: 0 BB: 0 P: 12	R: 0 E: 0 K: 0 S: 6	H: 0 LOB: 0 BB: 0 P: 9	R: 0 E: 0 K: 1 S: 8	H: 0 LOB: 0 BB: 0 P: 12	R: 0 E: 0 K: 1 S: 8	H: 0 LOB: 0 BB: 0 P: 12	1B: 5 2B: 2 3B: 0 HR: 0	SF: 0 SAC: 0 DP: 1 HBP: 1	WP: 0 PB: 0 SB: 0 CS: 0	PA: 37
<b>PITCHER</b>	IP	WLS	BF	H	R	ER	SO	BB	IBB	HBP	BLK	WP	HR	S	P	ERA	WHIP					
<b>Joe Kennedy, L</b> ERA: 6.6	(1, 1)	4.2	L	26	7	5	5	2	5	0	1	0	0	62	102	9.64	2.571					
<b>Brandon Backe, R</b> ERA: 4.39	(5, 1)	3.1		11	0	0	0	2	1	0	0	0	0	27	43	0.00	0.300					





Batter	1	2	3	4	5	6	7	8	9	AB	R	H	RBI	BB	SO	LOB	TOP										
<b>13 Carl Crawford, L</b> OBP: 0.307, SLG: 0.349 (1, 7)	G1-3		F8			G4-3		K		4	0	0	0	0	1	2	<b>Tampa Bay Devil Rays @ Oakland Athletics</b> Network Associates Coliseum, Oakland, CA Sat Aug 30 2003, 9:05 PM EDT Att: 45,150 - Sunny - 65 F <a href="http://livebaseballscores.com">livebaseballscores.com</a>										
<b>Julio Lugo, R</b> OBP: 0.320, SLG: 0.396 (1, 6)	K				F9	G6-3		BB		3	0	0	0	1	1	0											
<b>5 Rocco Baldelli, R</b> OBP: 0.327, SLG: 0.428 (1, 8)	G5-3				G6-3		G5-3	K		4	0	0	0	0	1	1											
<b>Aubrey Huff, L</b> OBP: 0.366, SLG: 0.542 (1, 10)		G4-3					G3			3	0	1	0	1	0	0											
<b>Adam Platt, R</b> OBP: 0.281, SLG: 0.504 (1, 9)	K				1B		1B 2B			4	1	1	0	0	3	2											
<b>Travis Lee, L</b> OBP: 0.353, SLG: 0.466 (1, 3)	K					K		P5		4	0	1	1	0	2	1											
<b>Toby Hall, R</b> OBP: 0.300, SLG: 0.385 (1, 2)			K			G6-3		2H 1B		4	0	0	0	0	2	2											
<b>18 Jared Sandberg, R</b> OBP: 0.304, SLG: 0.482 (8, PH)			G5-3			K		HR		2	0	0	0	0	1	0											
<b>Marlon Anderson, L</b> OBP: 0.333, SLG: 0.382 (8, 4)								CS 1B		1	1	1	1	0	0	0											
<b>Antonio Perez, R</b> OBP: 0.341, SLG: 0.373 (1, 4)						F8				1	0	0	0	1	0	0											
<b>Al Martin, L</b> OBP: 0.307, SLG: 0.365 (8, PH)										0	0	0	0	0	0	0											
<b>Damian Rolis, R</b> OBP: 0.300, SLG: 0.389 (8, 5)										1	0	1	0	0	0	0											
<b>Inning Stats</b>	R: 0 E: 0 K: 1 S: 12	H: 0 LOB: 0 BB: 0 P: 17	R: 0 E: 0 K: 2 S: 8	H: 0 LOB: 0 BB: 0 P: 10	R: 0 E: 0 K: 1 S: 8	H: 0 LOB: 1 BB: 1 P: 14	R: 0 E: 0 K: 1 S: 13	H: 1 LOB: 1 BB: 0 P: 19	R: 0 E: 0 K: 2 S: 10	H: 0 LOB: 0 BB: 0 P: 15	R: 1 E: 0 K: 1 S: 10	H: 2 LOB: 1 BB: 0 P: 13	R: 1 E: 0 K: 2 S: 16	H: 2 LOB: 1 BB: 1 P: 27	R: 0 E: 0 K: 1 S: 7	H: 0 LOB: 1 BB: 1 P: 11	1B: 3 2B: 1 3B: 0 HR: 1	SF: 0 SAC: 0 DP: 0 HBP: 0	WP: 0 PB: 0 CS: 1	PA: 34							
<b>PITCHER</b>	IP	WLS	BF	H	R	ER	SO	BB	IBB	HBP	BLK	WP	HR	S	P	ERA	WHIP										
<b>Ted Lilly, L</b> ERA: 4.74 (1, 1)	6.2	W	24	3	1	1	7	1	0	0	0	0	0	65	98	1.35	0.600										
<b>Chad Bradford, R</b> ERA: 3.22 (7, 1)	0.1	H	2	1	1	1	1	0	0	0	0	0	1	7	10	27.00	3.000										
<b>Ricardo Rincon, L</b> ERA: 3.56 (8, 1)	0.1	H	2	1	0	0	1	0	0	0	0	0	0	7	10	0.00	3.000										
<b>Jim Mecir, R</b> ERA: 5.4 (8, 1)	0.2	H	2	0	0	0	1	1	0	0	0	0	0	6	11	0.00	1.500										
<b>Keith Foulke, R</b> ERA: 2.17 (9, 1)	1.0	S	4	0	0	0	1	1	0	0	0	0	0	7	11	0.00	1.000										

Batter	1	2	3	4	5	6	7	8	9	AB	R	H	RBI	BB	SO	LOB	BOTTOM										
<b>Mark Ellis, R</b> OBP: 0.325, SLG: 0.375 (1, 4)	L7		1B 2B 3B			F8		K		4	1	1	0	0	1	1	<b>Tampa Bay Devil Rays @ Oakland Athletics</b> Network Associates Coliseum, Oakland, CA Sat Aug 30 2003, 9:05 PM EDT Att: 45,150 - Sunny - 65 F <a href="http://livebaseballscores.com">livebaseballscores.com</a>										
<b>Scott Hatteberg, L</b> OBP: 0.338, SLG: 0.387 (1, 3)	L6		1B 2B 3B			G6-3		HR		4	2	2	1	0	0	0											
<b>Miguel Tejada, R</b> OBP: 0.324, SLG: 0.467 (1, 6)	F8		L7			G3-1		L9		4	0	0	0	0	2												
<b>3 Eric Chavez, L</b> OBP: 0.349, SLG: 0.504 (1, 5)		G3 2B	L7			G3-1		F8		4	0	2	2	0	0	0											
<b>Jose Guillen, R</b> OBP: 0.364, SLG: 0.579 (1, 9)	P4		F7			G3		G6-3		4	0	0	0	0	2												
<b>Erubiel Durazo, L</b> OBP: 0.374, SLG: 0.424 (1, 10)	G3		F7			G6-3				3	0	0	0	0	1												
<b>Ramon Hernandez, R</b> OBP: 0.324, SLG: 0.453 (1, 2)		HBP	G5-3			G6-3 2B		BB		1	1	0	0	1	0	0											
<b>Terrence Long, L</b> OBP: 0.300, SLG: 0.404 (1, 7)	F8		F7			G6-3				3	0	0	0	0	3												
<b>Chris Singleton, L</b> OBP: 0.316, SLG: 0.365 (1, 8)	F7					K		WP 2B		3	0	1	1	0	1	0											
<b>Inning Stats</b>	R: 0 E: 0 K: 0 S: 10	H: 0 LOB: 0 BB: 0 P: 14	R: 0 E: 0 K: 0 S: 7	H: 1 LOB: 2 BB: 0 P: 11	R: 2 E: 0 K: 0 S: 12	H: 3 LOB: 1 BB: 0 P: 20	R: 0 E: 0 K: 0 S: 5	H: 0 LOB: 0 BB: 0 P: 9	R: 0 E: 0 K: 1 S: 5	H: 0 LOB: 0 BB: 0 P: 8	R: 1 E: 0 K: 1 S: 15	H: 1 LOB: 1 BB: 1 P: 24	R: 1 E: 0 K: 0 S: 12	H: 1 LOB: 0 BB: 0 P: 14	1B: 2 2B: 3 3B: 0 HR: 1	SF: 0 SAC: 0 DP: 0 HBP: 1		WP: 1 PB: 0 SB: 0 CS: 0	PA: 32								
<b>PITCHER</b>	IP	WLS	BF	H	R	ER	SO	BB	IBB	HBP	BLK	WP	HR	S	P	ERA	WHIP										
<b>Rob Bell, R</b> ERA: 5.45 (1, 1)	6.2	L	27	5	3	3	1	0	0	0	0	0	0	56	90	4.05	0.900										
<b>Chad Gaudin, R</b> ERA: 3.65 (7, 1)	0.1		1	0	0	0	1	0	0	0	0	1	0	3	4	0.00	0.000										
<b>Lance Carter, R</b> ERA: 4.24 (8, 1)	1.0		4	1	1	1	0	0	0	0	0	0	1	12	14	9.00	1.000										





Batter	1	2	3	4	5	6	7	8	9	AB	R	H	RBI	BB	SO	LOB	TOP				
<b>13 Carl Crawford, L</b> OBP: 0.308, SLG: 0.350	1-2 5S 1B		0-0 G3		2-3 K			2-2 S L8 1B		4	1	2	0	0	1	0	<b>Tampa Bay Devil Rays @ Oakland Athletics</b> Network Associates Coliseum, Oakland, CA Sun Aug 31 2003, 4:05 PM EDT Att: 27,541 - Sunny - 64 F				
<b>5 Rocco Baldelli, R</b> OBP: 0.326, SLG: 0.427	0-3 K2-3		0-2 HR		0-3 K			1-0 SAFE G5-3		4	1	1	0	0	2	2					
<b>Aubrey Huff, L</b> OBP: 0.367, SLG: 0.547	1-2 2H 1B		0-0 HR		1-1 SAFE G4-3			2-2 2H L8		4	1	2	3	0	0	2					
<b>Travis Lee, L</b> OBP: 0.350, SLG: 0.462	0-3 K		0-0 G3-1			0-2 P5			0-0 F7	4	0	0	0	0	1	1					
<b>Al Martin, L</b> OBP: 0.303, SLG: 0.360 <b>Adam Platt, R</b> OBP: 0.279, SLG: 0.500	1-3 K		2-3 K			2-3 K			1-3 K	3	0	0	0	0	3	1					
<b>Julio Lugo, R</b> OBP: 0.320, SLG: 0.393						1-2 F8			1-2 G5-3	3	0	0	0	1	1	0					
<b>Marlon Anderson, L</b> OBP: 0.331, SLG: 0.379						1-1 SAFE G4-6-3			0-2 P4	3	0	0	0	0	0	1					
<b>Javier Valentin, S</b> OBP: 0.257, SLG: 0.369						0-1 F7			1-2 G4-3	3	0	1	0	0	0	0					
<b>Damian Rolls, R</b> OBP: 0.297, SLG: 0.385									1-0 L6	3	0	0	0	0	2	1					
<b>Inning Stats</b>	R: 1 E: 0 K: 3 S: 18	H: 2 LOB: 1 BB: 0 P: 21	R: 0 E: 0 K: 2 S: 16	H: 1 LOB: 1 BB: 0 P: 23	R: 2 E: 0 K: 1 S: 10	H: 2 LOB: 0 BB: 0 P: 12	R: 0 E: 0 K: 0 S: 7	H: 0 LOB: 0 BB: 1 P: 12	R: 0 E: 0 K: 1 S: 9	H: 0 LOB: 0 BB: 0 P: 16	R: 0 E: 0 K: 0 S: 7	H: 0 LOB: 0 BB: 0 P: 9	R: 0 E: 0 K: 1 S: 8	H: 1 LOB: 1 BB: 0 P: 13	R: 0 E: 0 K: 1 S: 7	H: 0 LOB: 0 BB: 0 P: 9	1B: 5 2B: 0 3B: 0 HR: 1	SF: 0 SAC: 0 DP: 1 HBP: 0	WP: 1 PB: 0 SB: 2 CS: 0	PA: 33	
<b>PITCHER</b>	IP	WLS	BF	H	R	ER	SO	BB	IBB	HBP	BLK	WP	HR	S	P	ERA	WHIP				
<b>40 Rich Harden, R</b> ERA: 4.26	7.0	W	27	5	3	3	10	1	0	0	0	1	1	79	105	3.86	0.857				
<b>Ricardo Rincon, L</b> ERA: 3.47	1.1	H	4	1	0	0	0	0	0	0	0	0	0	9	14	0.00	0.750				
<b>Chad Bradford, R</b> ERA: 3.18	0.2	S	2	0	0	0	1	0	0	0	0	0	0	6	8	0.00	0.000				

Batter	1	2	3	4	5	6	7	8	9	AB	R	H	RBI	BB	SO	LOB	BOTTOM				
<b>Scott Hatteberg, L</b> OBP: 0.335, SLG: 0.383	2-2 P5		0-1 G3		3-2 SAFE P6			3-2 F7		4	0	0	0	0	0	2	<b>Tampa Bay Devil Rays @ Oakland Athletics</b> Network Associates Coliseum, Oakland, CA Sun Aug 31 2003, 4:05 PM EDT Att: 27,541 - Sunny - 64 F				
<b>Jose Guillen, R</b> OBP: 0.363, SLG: 0.578	2-2 G6-3				0-1 P5		0-0 1-3 3H 2B	2-2 P4		4	0	1	1	0	0	0					
<b>3 Eric Chavez, L</b> OBP: 0.346, SLG: 0.500	2-3 K				2-2 F8		2-3 K	0-0 P3		4	0	0	0	0	2	2					
<b>Miguel Tejada, R</b> OBP: 0.324, SLG: 0.472					3-1 G6-3			2-2 G5-3		3	1	1	1	0	0	0					
<b>Erbiel Durazo, L</b> OBP: 0.374, SLG: 0.422					4-1 1B BB 1B BB			2-2 G4-3		2	1	0	0	1	0	0					
<b>Ramon Hernandez, R</b> OBP: 0.324, SLG: 0.451					4-2 1B 1B SF9 BB			0-1 F9		2	1	0	0	1	0	0					
<b>Terrence Long, L</b> OBP: 0.300, SLG: 0.404					3-2 SF9 1B 2B 1B			1-2 F9		3	1	1	0	0	0	0					
<b>Frank Menechino, R</b> OBP: 0.370, SLG: 0.301					0-0 K			1-2 F9		3	0	1	1	0	1	0					
<b>Chris Singleton, L</b> OBP: 0.313, SLG: 0.362					1-1 L9			1-1 F9		2	0	0	1	0	0	0					
<b>Inning Stats</b>	R: 0 E: 0 K: 1 S: 12	H: 0 LOB: 0 BB: 0 P: 18	R: 1 E: 0 K: 0 S: 9	H: 1 LOB: 0 BB: 0 P: 10	R: 0 E: 0 K: 1 S: 7	H: 0 LOB: 0 BB: 0 P: 10	R: 0 E: 0 K: 0 S: 7	H: 0 LOB: 0 BB: 0 P: 12	R: 3 E: 0 K: 1 S: 20	H: 3 LOB: 2 BB: 2 P: 37	R: 0 E: 0 K: 0 S: 9	H: 0 LOB: 0 BB: 0 P: 13	R: 0 E: 0 K: 0 S: 8	H: 0 LOB: 0 BB: 0 P: 11	R: 0 E: 0 K: 0 S: 7	H: 0 LOB: 0 BB: 0 P: 12	1B: 2 2B: 1 3B: 0 HR: 1	SF: 1 SAC: 0 DP: 0 HBP: 0	WP: 0 PB: 0 SB: 0 CS: 0	PA: 30	
<b>PITCHER</b>	IP	WLS	BF	H	R	ER	SO	BB	IBB	HBP	BLK	WP	HR	S	P	ERA	WHIP				
<b>Geremi Gonzalez, R</b> ERA: 3.91	8.0	L	30	4	4	4	3	2	0	0	0	0	1	79	123	4.50	0.750				





Batter	1	2	3	4	5	6	7	8	9	10	11	12	AB	R	H	RBI	BB	SO	LOB	TOP		
Terrence Long, L (1.7) Jemaine Dye, R (8.7) OBP: 0.233, SLG: 0.224	K		K			L8		K			G6-3	F9	4 0 0 0 0 3 1 2 0 0 0 0 0 2									
Jose Guillen, R (1.9) OBP: 0.361, SLG: 0.573	F9			G6-3							K		4 0 0 0 0 1 2 0									
3 Eric Chavez, L (1.5) OBP: 0.345, SLG: 0.497	F9				2B 1B						K		5 0 1 0 0 0 1 1									
Miguel Tejada, R (1.6) OBP: 0.326, SLG: 0.471													3 1 1 0 0 2 1 1									
Scott Hatteberg, L (1.3) OBP: 0.340, SLG: 0.386													2 1 1 0 0 3 0 0									
Ramon Hernandez, R (1.2) OBP: 0.320, SLG: 0.445													5 0 0 0 0 0 0 8									
Erubiel Durazo, L (1.10) 7 Bobby Crosby, R (10. PH)													3 0 0 0 0 0 0 2 1 0 0 0 0 1 0 0									
Mark Ellis, R (1.4) OBP: 0.324, SLG: 0.376													4 0 1 1 0 0 0 0									
Chris Singleton, L (1.8) OBP: 0.311, SLG: 0.359													5 0 1 1 0 0 3 1									
<b>Inning Stats</b>	R: 0 E: 0 K: 1 S: 11	H: 0 LOB: 0 BB: 0 P: 14	R: 0 E: 0 K: 0 S: 9	H: 0 LOB: 1 BB: 2 P: 22	R: 0 E: 0 K: 1 S: 7	H: 0 LOB: 0 BB: 0 P: 8	R: 0 E: 0 K: 1 S: 11	H: 2 LOB: 0 BB: 0 P: 16	R: 0 E: 0 K: 1 S: 8	H: 0 LOB: 0 BB: 0 P: 11	R: 0 E: 0 K: 1 S: 6	H: 1 LOB: 1 BB: 0 P: 21	R: 0 E: 0 K: 2 S: 15	H: 0 LOB: 0 BB: 2 P: 26	R: 0 E: 0 K: 1 S: 8	H: 0 LOB: 0 BB: 0 P: 13	R: 2 E: 0 K: 0 S: 22	H: 2 LOB: 2 BB: 2 P: 40	1B: 3 2B: 4 3B: 0 HR: 0	SF: 1 SAC: 0 DP: 2 HBP: 0	WP: 0 PB: 0 SB: 1 CS: 0	PA: 46
<b>PITCHER</b>	IP WLS BF H R ER SO BB IBB HBP BLK WP HR S P ERA WHIP	Pat Hentgen, R (1.1) ERA: 4.22	8.0 28 3 0 0 6 3 0 0 0 0 0 0 72 113 0.00 0.750	Kerry Ligtenberg, R (8.1) ERA: 3.14	0.1 1 0 0 0 1 0 0 0 0 0 0 0 3 3 0.00 0.000	B.J. Ryan, L (8.1) ERA: 3.92	1.2 7 0 0 0 2 2 0 0 0 0 0 0 25 42 0.00 1.200	Jorge Julio, R (11.1) ERA: 4.47	1.2 L 8 1 2 2 1 2 0 0 0 0 0 0 25 43 10.80 1.800	Buddy Groom, L (12.1) ERA: 5.73	0.0 1 1 0 0 0 0 0 0 0 0 0 0 4 7 * *	<b>PITCHER</b>	IP WLS BF H R ER SO BB IBB HBP BLK WP HR S P ERA WHIP	Hector Carrasco, R (12.1) ERA: 4.34	0.1 1 0 0 0 0 0 0 0 0 0 0 0 1 3 0.00 0.000							

Oakland Athletics @ Baltimore Orioles  
Oriole Park at Camden Yards, Baltimore, MD

Tue Sep 02 2003, 7:05 PM EDT  
Att. 19,517 - Sunny - 76 F

AB 38  
R 2  
H 5  
RBI 2  
BB 7  
SO 10  
LOB 16



Batter	1	2	3	4	5	6	7	8	9	10	11	12	AB	R	H	RBI	BB	SO	LOB	BOTTOM			
1 Brian Roberts, S (1.4) OBP: 0.325, SLG: 0.364	L3					G4-3							5 0 1 0 0 2 2										
6 Melvin Mora, R (1.7) OBP: 0.417, SLG: 0.518	G6-3												5 0 1 0 0 0 1										
Luis Matos, R (1.10) OBP: 0.353, SLG: 0.461	P6												5 0 1 0 0 0 1										
31 Jay Gibbons, L (1.9) OBP: 0.340, SLG: 0.478													4 0 1 0 1 1 2										
Tony Batista, R (1.5) OBP: 0.274, SLG: 0.401													5 0 0 0 0 0 2 2										
B.J. Surhoff, L (1.3) OBP: 0.362, SLG: 0.413													4 0 1 0 1 1 1 1										
Brook Fordyce, R (1.2) ERA: 3.2 Jose Morban, S (8. PR) OBP: 0.237, SLG: 0.291 Robert Machado, R (9.2) OBP: 0.326, SLG: 0.317													3 0 2 0 0 0 0 0 0 0 0 0 0 0 0 0 2 0 0 0 0 0 1 1										
Delvi Cruz, R (1.6) OBP: 0.275, SLG: 0.394 Larry Bigbie, L (12. PH) OBP: 0.351, SLG: 0.455													2 0 0 0 1 0 0 0 1 0 0 0 0 0 1 1										
16 Tim Lincecum, S (1.8) OBP: 0.111, SLG: 0.222													4 0 0 0 0 2 5										
<b>Inning Stats</b>	R: 0 E: 0 K: 0 S: 6	H: 0 LOB: 0 BB: 0 P: 7	R: 0 E: 0 K: 2 S: 18	H: 1 LOB: 3 BB: 2 P: 31	R: 0 E: 0 K: 1 S: 8	H: 0 LOB: 0 BB: 0 P: 12	R: 0 E: 0 K: 1 S: 8	H: 0 LOB: 0 BB: 0 P: 14	R: 0 E: 0 K: 1 S: 6	H: 0 LOB: 0 BB: 0 P: 11	R: 0 E: 0 K: 1 S: 14	H: 1 LOB: 1 BB: 0 P: 18	R: 0 E: 0 K: 2 S: 11	H: 1 LOB: 2 BB: 1 P: 18	R: 0 E: 0 K: 0 S: 6	H: 0 LOB: 1 BB: 1 P: 11	R: 0 E: 0 K: 3 S: 13	H: 1 LOB: 1 BB: 0 P: 18	1B: 7 2B: 1 3B: 0 HR: 0	SF: 0 SAC: 1 DP: 2 HBP: 0	WP: 0 PB: 0 SB: 0 CS: 1	PA: 44	
<b>PITCHER</b>	IP WLS BF H R ER SO BB IBB HBP BLK WP HR S P ERA WHIP	Barry Zito, L (1.1) ERA: 3.2	8.0 28 7 0 0 0 7 2 0 0 0 0 0 80 121 0.00 0.750	Chad Bradford, R (8.1) ERA: 3.09	2.0 7 0 0 0 0 1 0 0 0 0 0 0 14 21 0.00 0.500	Jim Mecir, R (11.1) ERA: 5.28	0.2 4 2 0 0 0 0 0 0 0 0 0 0 6 9 0.00 3.000	Ricardo Rincon, L (11.1) ERA: 3.44	0.1 W 1 0 0 0 0 0 0 0 0 0 0 1 1 0.00 0.000	Keith Foulke, R (12.1) ERA: 2.14	1.0 S 4 1 0 0 3 0 0 0 0 0 0 13 18 0.00 1.000	<b>PITCHER</b>	IP WLS BF H R ER SO BB IBB HBP BLK WP HR S P ERA WHIP										

Oakland Athletics @ Baltimore Orioles  
Oriole Park at Camden Yards, Baltimore, MD

Tue Sep 02 2003, 7:05 PM EDT  
Att. 19,517 - Sunny - 76 F

AB 40  
R 0  
H 7  
RBI 0  
BB 3  
SO 10  
LOB 16





Batter	1	2	3	4	5	6	7	8	9	AB	R	H	RBI	BB	SO	LOB	TOP			
Mark Ellis, R OBP: 0.323, SLG: 0.373 (1, 4)	G3		1B BB		L4			G5-3		3	0	0	0	1	0	1	<b>Oakland Athletics @ Baltimore Orioles</b> Oriole Park at Camden Yards, Baltimore, MD Wed Sep 03 2003, 7:05 PM EDT Att: 18,752 - Overcast - 75 F			
Jose Guillen, R OBP: 0.383, SLG: 0.572 (1, 9)	1B G4-6-3		1B			F8		G5-3		4	0	2	0	0	0	0				
3 Eric Chavez, L OBP: 0.343, SLG: 0.494 Frank Menechino, R OBP: 0.376, SLG: 0.301 (8, PH) (8, 5)	G4-6-3		F9			K		BB		3	0	0	0	0	1	3				
Miguel Tejada, R OBP: 0.329, SLG: 0.473 7 Bobby Crosby, R (8, PH) (8, 6)		E1 F8		G6-4-3 1B		BB		K		2	0	2	0	1	0	0				
Scott Hatteberg, L OBP: 0.338, SLG: 0.383 Billy McMillon, L OBP: 0.348, SLG: 0.392 (1, 3) (8, 3)	G1-3		K		G4-3			L8		3	0	0	0	0	1	3				
Ramon Hernandez, R OBP: 0.320, SLG: 0.444 17 Adam Melhuse, S OBP: 0.313, SLG: 0.548 (1, 2) (8, 2)	F8		G6-4-3			1B		K		3	0	1	0	0	0	2				
Terrence Long, L OBP: 0.296, SLG: 0.398 Eric Byrnes, R OBP: 0.334, SLG: 0.478 (1, 7) (8, 7)	F7		G4-3		G4-3	F8		FC6-4 1B		3	0	0	0	0	0	2				
Jermaine Dye, R OBP: 0.227, SLG: 0.218 (1, 10)			G6-3		P4	F9		FC6-4		4	0	0	0	0	0	2				
Chris Singleton, L OBP: 0.311, SLG: 0.359 (1, 8)	G1-3		G1-3		1B	F8				3	0	1	0	0	0	1				
<b>Inning Stats</b>	R: 0 E: 0 K: 0 S: 6	H: 1 LOB: 0 BB: 0 P: 11	R: 0 E: 1 K: 0 S: 8	H: 1 LOB: 1 BB: 0 P: 12	R: 0 E: 0 K: 1 S: 13	H: 1 LOB: 2 BB: 1 P: 22	R: 0 E: 0 K: 1 S: 8	H: 1 LOB: 1 BB: 0 P: 12	R: 0 E: 0 K: 1 S: 7	H: 0 LOB: 1 BB: 1 P: 13	R: 0 E: 0 K: 1 S: 10	H: 1 LOB: 1 BB: 0 P: 15	R: 0 E: 0 K: 1 S: 8	H: 0 LOB: 1 BB: 1 P: 17	R: 0 E: 0 K: 1 S: 8	H: 1 LOB: 1 BB: 0 P: 11		1B: 7 2B: 0 3B: 0 HR: 0	SF: 0 SAC: 0 DP: 2 HBP: 0	WP: 0 PB: 0 SB: 0 CS: 0
<b>PITCHER</b> Rodrigo Lopez, R ERA: 5.36 (1, 1)	IP: 9.0 WLS: W BF: 35 H: 7 R: 0 ER: 0 SO: 4 BB: 3 IBB: 0 HBP: 0 BLK: 0 WP: 0 HR: 0 S: 76 P: 124 ERA: 0.00 WHIP: 1.111															<b>PITCHER</b>				

AB	32
R	0
H	7
RBI	0
BB	3
SO	4
LOB	15



Batter	1	2	3	4	5	6	7	8	9	AB	R	H	RBI	BB	SO	LOB	BOTTOM			
1 Brian Roberts, S OBP: 0.333, SLG: 0.362 Jose Morban, S OBP: 0.237, SLG: 0.291 (1, 4) (9, 4)	L6	FC6-4 1B	P4			G4-3	L3			5	0	1	0	0	0	3	<b>Oakland Athletics @ Baltimore Orioles</b> Oriole Park at Camden Yards, Baltimore, MD Wed Sep 03 2003, 7:05 PM EDT Att: 18,752 - Overcast - 75 F			
Luis Matos, R OBP: 0.354, SLG: 0.460 16 Tim Raines, S OBP: 0.111, SLG: 0.222 (1, 8) (9, 8)	1B E	FC6-4 FC4-6		L1		HR 1B		P5		5	2	2	0	0	0	1				
Larry Bigbie, L OBP: 0.352, SLG: 0.469 (1, 7)	E9 31 2B	FC4-6 31 6		E4		HR		G4-3		5	2	2	3	0	0	1				
31 Jay Gibbons, L OBP: 0.339, SLG: 0.477 (1, 3)	F8 1B	G4-3		L6		F7		G2		5	1	1	1	0	0	2				
Tony Batista, R OBP: 0.273, SLG: 0.400 (1, 5)	F8		6 WP 1B G6-3	G5-3		G5-3				4	1	1	0	0	0	2				
B.J. Surhoff, L OBP: 0.368, SLG: 0.416 (1, 10)	E 6 HBP 1B		6 WP E 1B		G6-3		1B 6 1B G6-4-3 BB			3	2	2	1	1	0	0				
6 Melvin Mora, R OBP: 0.418, SLG: 0.516 (1, 9)	E HBP		K		F8		G6-4-3 1B			3	0	1	0	0	1	2				
Deivi Cruz, R OBP: 0.275, SLG: 0.393 (1, 6)	E6		G6-3		G5-3		G6-4-3 1B			4	0	1	1	0	0	2				
Brook Fordyce, R OBP: 0.323, SLG: 0.404 (1, 2)	F8		2H 3H 2-2		G4-3 1B		G6-4-3 1B			4	1	2	0	0	0	5				
<b>Inning Stats</b>	R: 3 E: 2 K: 0 S: 19	H: 4 LOB: 3 BB: 0 P: 26	R: 0 E: 0 K: 0 S: 11	H: 1 LOB: 0 BB: 0 P: 15	R: 2 E: 1 K: 1 S: 14	H: 3 LOB: 1 BB: 0 P: 25	R: 0 E: 1 K: 0 S: 7	H: 0 LOB: 1 BB: 0 P: 9	R: 0 E: 0 K: 0 S: 6	H: 0 LOB: 0 BB: 0 P: 9	R: 3 E: 0 K: 0 S: 8	H: 3 LOB: 0 BB: 0 P: 11	R: 1 E: 0 K: 0 S: 13	H: 2 LOB: 1 BB: 1 P: 19	R: 0 E: 0 K: 0 S: 5	H: 0 LOB: 0 BB: 0 P: 8		1B: 11 2B: 1 3B: 0 HR: 1	SF: 0 SAC: 0 DP: 1 HBP: 1	WP: 1 PB: 0 SB: 1 CS: 0
<b>PITCHER</b> Tim Hudson, R ERA: 2.57 Steve Sparks, R ERA: 4.98 Mike Wood, R ERA: 7.71 Mike Neu, R ERA: 3.46 (1, 1) (4, 1) (7, 1) (8, 1)	IP: 3.0 WLS: L BF: 19 H: 8 R: 5 ER: 5 SO: 1 BB: 0 IBB: 0 HBP: 1 BLK: 0 WP: 0 HR: 1 S: 21 P: 29 ERA: 9.00 WHIP: 1.000															<b>PITCHER</b>				

AB	38
R	9
H	13
RBI	6
BB	1
SO	1
LOB	18





Batter	1	2	3	4	5	6	7	8	9	AB	R	H	RBI	BB	SO	LOB	TOP								
<b>7 Bobby Crosby, R</b> (1, 10) OBP: 0.371, SLG: 0.418	G1-3		F8-4			K		K		4	0	0	0	0	2	2	<b>Oakland Athletics @ Baltimore Orioles</b> Oriole Park at Camden Yards, Baltimore, MD Thu Sep 04 2003, 3:05 PM EDT Att: 18,566 - Cloudy - 80 F								
<b>Erubiel Durazo, L</b> (8, PH) OBP: 0.371, SLG: 0.418										1	0	0	0	0	1	0									
<b>Billy McMillon, L</b> (1, 7) OBP: 0.345, SLG: 0.411	K					G4-3		K		4	1	1	1	0	2	1									
<b>Frank Menechino, R</b> (9, PH) OBP: 0.372, SLG: 0.297			HR							1	0	0	0	0	1	0									
<b>3 Eric Chavez, L</b> (1, 5) OBP: 0.347, SLG: 0.503	K									5	2	4	2	0	1	0									
<b>Miguel Tejada, R</b> (1, 6) OBP: 0.330, SLG: 0.471										4	1	1	0	1	0	1									
<b>Scott Hatteberg, L</b> (1, 3) OBP: 0.338, SLG: 0.384										4	0	1	2	1	0	2									
<b>Ramon Hernandez, R</b> (1, 2) OBP: 0.323, SLG: 0.444										3	0	1	0	2	0	2									
<b>Jermaine Dye, R</b> (1, 9) OBP: 0.233, SLG: 0.215										2	0	0	0	2	0	5									
<b>Mark Ellis, R</b> (1, 4) OBP: 0.321, SLG: 0.370										4	0	0	0	0	1	3									
<b>Eric Byrnes, R</b> (1, 8) OBP: 0.337, SLG: 0.482										3	1	2	0	0	1	0									
<b>Chris Singleton, L</b> (8, PH) OBP: 0.310, SLG: 0.358										1	0	0	0	0	0	0									
<b>Inning Stats</b>	R: 0 E: 0 K: 2 S: 8	H: 0 LOB: 0 BB: 0 P: 13	R: 0 E: 0 K: 0 S: 12	H: 1 LOB: 2 BB: 1 P: 22	R: 2 E: 0 K: 0 S: 12	H: 3 LOB: 0 BB: 0 P: 19	R: 0 E: 0 K: 0 S: 10	H: 0 LOB: 1 BB: 1 P: 19	R: 3 E: 0 K: 1 S: 15	H: 3 LOB: 2 BB: 2 P: 30	R: 0 E: 0 K: 3 S: 9	H: 0 LOB: 0 BB: 0 P: 15	R: 0 E: 0 K: 1 S: 13	H: 1 LOB: 3 BB: 2 P: 32	R: 0 E: 0 K: 1 S: 8	H: 0 LOB: 0 BB: 0 P: 11	R: 0 E: 0 K: 1 S: 14	H: 2 LOB: 2 BB: 0 P: 20	1B: 6 2B: 3 3B: 0 HR: 2	SF: 0 SAC: 0 DP: 1 HBP: 0	WP: 0 PB: 0 SB: 0 CS: 0	PA: 42			
<b>PITCHER</b>	IP	WLS	BF	H	R	ER	SO	BB	IBB	HBP	BLK	WP	HR	S	P	ERA	WHIP								
<b>Daman Moss, L</b> (1, 1) ERA: 4.77	4.2		24	7	5	5	3	4	0	0	0	0	2	55	100	9.64	2.357								
<b>Hector Carrasco, R</b> (5, 1) ERA: 4.06	2.0	W	9	1	0	0	4	2	0	0	0	0	0	21	44	0.00	1.500								
<b>Kerry Ligtenberg, R</b> (7, 1) ERA: 3.08	1.1	H	4	0	0	0	1	0	0	0	0	0	0	11	17	0.00	0.000								
<b>B.J. Ryan, L</b> (9, 1) ERA: 3.89	0.1	H	2	1	0	0	1	0	0	0	0	0	0	6	9	0.00	3.000								
<b>Jorge Julio, R</b> (9, 1) ERA: 4.42	0.2	S	3	1	0	0	0	0	0	0	0	0	0	8	11	0.00	1.500								

Batter	1	2	3	4	5	6	7	8	9	AB	R	H	RBI	BB	SO	LOB	BOTTOM								
<b>1 Brian Roberts, S</b> (1, 4) OBP: 0.334, SLG: 0.368	L4									5	1	2	2	0	1	0	<b>Oakland Athletics @ Baltimore Orioles</b> Oriole Park at Camden Yards, Baltimore, MD Thu Sep 04 2003, 3:05 PM EDT Att: 18,566 - Cloudy - 80 F								
<b>Luis Matos, R</b> (1, 10) OBP: 0.352, SLG: 0.459										5	0	1	1	0	1	1									
<b>6 Melvin Mora, R</b> (1, 9) OBP: 0.421, SLG: 0.517										3	2	2	0	1	0	1									
<b>31 Jay Gibbons, L</b> (1, 3) OBP: 0.338, SLG: 0.475										3	1	0	0	1	1	3									
<b>Tony Batista, R</b> (1, 5) OBP: 0.273, SLG: 0.401										3	0	1	1	0	0	1									
<b>Brook Fordyce, R</b> (1, 2) OBP: 0.326, SLG: 0.404										3	0	1	0	1	0	2									
<b>Larry Bigbie, L</b> (1, 7) OBP: 0.355, SLG: 0.467										3	1	1	2	1	0	2									
<b>Deivi Cruz, R</b> (1, 6) OBP: 0.275, SLG: 0.392										4	1	1	0	0	0	3									
<b>16 Tim Lincecum, S</b> (1, 8) OBP: 0.136, SLG: 0.227										4	1	1	1	0	0	0									
<b>Inning Stats</b>	R: 0 E: 0 K: 1 S: 10	H: 1 LOB: 1 BB: 0 P: 17	R: 4 E: 0 K: 0 S: 13	H: 4 LOB: 1 BB: 1 P: 20	R: 1 E: 0 K: 0 S: 8	H: 1 LOB: 1 BB: 1 P: 13	R: 0 E: 0 K: 0 S: 10	H: 0 LOB: 0 BB: 0 P: 13	R: 1 E: 1 K: 0 S: 12	H: 2 LOB: 1 BB: 0 P: 19	R: 0 E: 0 K: 1 S: 9	H: 1 LOB: 1 BB: 0 P: 11	R: 1 E: 0 K: 0 S: 16	H: 1 LOB: 2 BB: 2 P: 31	R: 0 E: 0 K: 1 S: 8	H: 0 LOB: 0 BB: 0 P: 11		1B: 6 2B: 4 3B: 0 HR: 0	SF: 1 SAC: 0 DP: 0 HBP: 0	WP: 0 PB: 0 SB: 0 CS: 0	PA: 38				
<b>PITCHER</b>	IP	WLS	BF	H	R	ER	SO	BB	IBB	HBP	BLK	WP	HR	S	P	ERA	WHIP								
<b>John Halama, L</b> (1, 1) ERA: 4.23	4.1	L	22	7	6	5	1	2	0	0	0	0	0	46	72	10.38	2.077								
<b>Chad Harville, R</b> (5, 1) ERA: 4.02	2.1		11	2	1	1	1	2	0	0	0	0	0	27	42	3.86	1.714								
<b>Ricardo Rincon, L</b> (7, 1) ERA: 3.44	0.0		1	1	0	0	0	0	0	0	0	0	0	2	4	∞	∞								
<b>Steve Sparks, R</b> (7, 1) ERA: 4.79	1.1		4	0	0	0	1	0	0	0	0	0	0	11	17	0.00	0.000								



Batter	1	2	3	4	5	6	7	8	9	AB	R	H	RBI	BB	SO	LOB	TOP																					
Mark Ellis, R OBP: 0.319, SLG: 0.371 (1,4)	L7			P4			F8		G6-3	5	0	1	1	0	0	0																						
Erubiel Durazo, L OBP: 0.371, SLG: 0.418 (1,10)				F8			SF7		K	5	1	2	0	0	1	2																						
Miguel Tejada, R OBP: 0.332, SLG: 0.470 (1,6)																																						
3 Eric Chavez, L OBP: 0.349, SLG: 0.503 (1,5)																																						
Ramon Hernandez, R OBP: 0.325, SLG: 0.448 (1,2)																																						
Scott Hatteberg, L OBP: 0.338, SLG: 0.385 (1,3)																																						
Terrence Long, L OBP: 0.293, SLG: 0.395 (1,7)																																						
Jermaine Dye, R OBP: 0.234, SLG: 0.211 (1,9)																																						
Chris Singleton, L OBP: 0.306, SLG: 0.353 (1,8)																																						
<b>Inning Stats</b>	R: 0 H: 3 E: 0 K: 0 S: 20	H: 3 LOB: 2 BB: 0 P: 29	R: 1 H: 2 E: 0 K: 1 S: 10	H: 2 LOB: 2 BB: 1 P: 20	R: 1 H: 2 E: 0 K: 0 S: 14	H: 2 LOB: 0 BB: 1 P: 22	R: 0 H: 0 E: 0 K: 0 S: 6	H: 0 LOB: 0 BB: 0 P: 8	R: 0 H: 1 E: 0 K: 0 S: 12	H: 1 LOB: 1 BB: 0 P: 18	R: 0 H: 0 E: 0 K: 0 S: 12	H: 0 LOB: 0 BB: 0 P: 14	R: 1 H: 2 E: 0 K: 0 S: 13	H: 2 LOB: 2 BB: 1 P: 27	R: 0 H: 0 E: 0 K: 0 S: 6	H: 0 LOB: 1 BB: 0 P: 9	R: 0 H: 0 E: 0 K: 1 S: 12	H: 0 LOB: 1 BB: 1 P: 22	1B: 8 2B: 2 3B: 0 HR: 0	SF: 2 SAC: 0 DP: 0 HBP: 0	WP: 0 PB: 0 SB: 1 CS: 1	PA: 40																
<b>PITCHER</b>	IP	WLS	BF	H	R	ER	SO	BB	IBB	HBP	BLK	WP	HR	S	P	ERA	WHIP	<b>PITCHER</b>				IP	WLS	BF	H	R	ER	SO	BB	IBB	HBP	BLK	WP	HR	S	P	ERA	WHIP
Geremi Gonzalez, R ERA: 3.92 (1,1)	6.1	L	30	9	3	3	1	3	0	0	0	0	0	80	125	4.26	1.895																					
Joe Kennedy, L ERA: 6.42 (7,1)	2.2		10	1	0	0	1	1	0	0	0	0	0	25	44	0.00	0.750																					

Oakland Athletics @ Tampa Bay Devil Rays  
Tropicana Field, St. Petersburg, FL  
Fri Sep 05 2003, 7:15 PM EDT  
Att. 8,862 - Dome - 72 F

livebaseballscores.com

**AB 34**  
**R 3**  
**H 10**  
**RBI 3**  
**BB 4**  
**SO 2**  
**LOB 13**



Batter	1	2	3	4	5	6	7	8	9	AB	R	H	RBI	BB	SO	LOB	BOTTOM																					
13 Carl Crawford, L OBP: 0.312, SLG: 0.363 (1,7)																																						
Julio Lugo, R OBP: 0.322, SLG: 0.398 (1,6)																																						
5 Rocco Baldelli, R OBP: 0.326, SLG: 0.425 (1,8)																																						
Aubrey Huff, L OBP: 0.370, SLG: 0.556 (1,10)																																						
Adam Piatt, R OBP: 0.272, SLG: 0.487 (1,9)																																						
Marlon Anderson, L (9, PH) OBP: 0.323, SLG: 0.368 (9, PH)																																						
Travis Lee, L OBP: 0.353, SLG: 0.462 (1,3)																																						
Toby Hall, R OBP: 0.299, SLG: 0.377 (1,2)																																						
Al Martin, L (9, PH) OBP: 0.300, SLG: 0.357 (9, PH)																																						
18 Jared Sandberg, R OBP: 0.313, SLG: 0.491 (1,5)																																						
Antonio Perez, R OBP: 0.341, SLG: 0.367 (1,4)																																						
<b>Inning Stats</b>	R: 0 H: 1 E: 0 K: 0 S: 9	H: 0 LOB: 1 BB: 0 P: 11	R: 0 H: 0 E: 0 K: 3 S: 13	H: 0 LOB: 1 BB: 1 P: 21	R: 1 H: 1 E: 0 K: 1 S: 10	H: 1 LOB: 0 BB: 0 P: 13	R: 0 H: 1 E: 0 K: 1 S: 9	H: 1 LOB: 0 BB: 0 P: 14	R: 0 H: 1 E: 0 K: 1 S: 7	H: 1 LOB: 1 BB: 1 P: 14	R: 0 H: 0 E: 0 K: 1 S: 7	H: 0 LOB: 0 BB: 0 P: 10	R: 0 H: 0 E: 0 K: 1 S: 9	H: 0 LOB: 1 BB: 1 P: 19	R: 0 H: 0 E: 0 K: 2 S: 8	H: 0 LOB: 1 BB: 1 P: 16	R: 0 H: 0 E: 0 K: 0 S: 8	H: 0 LOB: 0 BB: 0 P: 12	1B: 1 2B: 2 3B: 0 HR: 1	SF: 0 SAC: 1 DP: 1 HBP: 0	WP: 0 PB: 0 SB: 1 CS: 0	PA: 34																
<b>PITCHER</b>	IP	WLS	BF	H	R	ER	SO	BB	IBB	HBP	BLK	WP	HR	S	P	ERA	WHIP	<b>PITCHER</b>				IP	WLS	BF	H	R	ER	SO	BB	IBB	HBP	BLK	WP	HR	S	P	ERA	WHIP
Ted Lilly, L ERA: 4.61 (1,1)	6.0	W	23	4	1	1	7	2	0	0	0	0	0	55	83	1.50	1.000																					
Jim Mecir, R ERA: 5.12 (7,1)	1.0	H	4	0	0	0	1	1	0	0	0	0	0	9	19	0.00	1.000																					
Chad Bradford, R ERA: 3.06 (8,1)	0.2	H	3	0	0	0	1	1	0	0	0	0	0	5	12	0.00	1.500																					
Keith Foulke, R ERA: 2.1 (8,1)	1.1	S	4	0	0	0	1	0	0	0	0	0	0	11	16	0.00	0.000																					

Oakland Athletics @ Tampa Bay Devil Rays  
Tropicana Field, St. Petersburg, FL  
Fri Sep 05 2003, 7:15 PM EDT  
Att. 8,862 - Dome - 72 F

livebaseballscores.com

**AB 29**  
**R 1**  
**H 4**  
**RBI 1**  
**BB 4**  
**SO 10**  
**LOB 11**





Batter	1	2	3	4	5	6	7	8	9	AB	R	H	RBI	BB	SO	LOB	TOP			
Mark Ellis, R OBP: 0.322, SLG: 0.376 (1, 4)										4	2	2	0	1	0	2				
Erubiel Durazo, L OBP: 0.370, SLG: 0.415 (1, 10)										3	0	0	1	1	1	2				
Miguel Tejada, R OBP: 0.331, SLG: 0.468 (1, 6)										5	1	1	0	0	1	3				
3 Eric Chavez, L OBP: 0.348, SLG: 0.500 (1, 5)										5	0	1	1	1	0	3				
Jose Guillen, R OBP: 0.366, SLG: 0.580 (1, 9)										3	1	2	2	0	0	1				
Scott Hatteberg, L OBP: 0.337, SLG: 0.382 (1, 3)										4	0	0	0	0	2	2				
Terrence Long, L OBP: 0.295, SLG: 0.396 (1, 7)										4	0	2	0	0	0	0				
17 Adam Melhuse, S OBP: 0.310, SLG: 0.530 (1, 2)										4	0	1	0	0	0	3				
Chris Singleton, L OBP: 0.306, SLG: 0.349 (1, 8)										3	0	0	0	1	0	3				
<b>Inning Stats</b>	R: 1 E: 0 K: 0 S: 9	H: 1 LOB: 0 BB: 0 P: 13	R: 0 E: 0 K: 1 S: 10	H: 1 LOB: 2 BB: 0 P: 18	R: 0 E: 0 K: 0 S: 12	H: 1 LOB: 1 BB: 0 P: 16	R: 1 E: 0 K: 0 S: 18	H: 2 LOB: 2 BB: 1 P: 29	R: 1 E: 0 K: 0 S: 10	H: 0 LOB: 0 BB: 0 P: 10	R: 1 E: 0 K: 2 S: 14	H: 1 LOB: 1 BB: 1 P: 22	R: 0 E: 0 K: 1 S: 9	H: 1 LOB: 1 BB: 0 P: 12	R: 0 E: 0 K: 0 S: 9	H: 1 LOB: 1 BB: 0 P: 12	1B: 7 2B: 0 3B: 1 HR: 1	SF: 1 SAC: 0 DP: 0 HBP: 1	WP: 0 PB: 0 SB: 1 CS: 1	PA: 40
<b>PITCHER</b>	IP WLS BF H R ER SO BB IBB HBP BLK WP HR S P ERA WHIP	IP WLS BF H R ER SO BB IBB HBP BLK WP HR S P ERA WHIP																		
Rob Bell, R ERA: 5.38 (1, 1)	6.0	W	27	6	3	3	1	2	0	1	0	0	0	0	1	68	105	4.50	1.333	
Travis Harper, R ERA: 3.51 (7, 1)	2.0	H	9	2	1	1	3	1	0	0	0	0	0	0	0	23	34	4.50	1.500	
Lance Carter, R ERA: 4.42 (9, 1)	1.0	S	4	1	0	0	0	0	0	0	0	0	0	0	9	12	0.00	1.000		

**Oakland Athletics @ Tampa Bay Devil Rays**  
Tropicana Field, St. Petersburg, FL  
Sat Sep 06 2003, 6:15 PM EDT  
Att: 10,738 - Dome - 72 F

livebaseballscorecards.com

**AB 35**  
**R 4**  
**H 9**  
**RBI 4**  
**BB 3**  
**SO 4**  
**LOB 19**

Batter	1	2	3	4	5	6	7	8	9	AB	R	H	RBI	BB	SO	LOB	BOTTOM			
13 Carl Crawford, L OBP: 0.315, SLG: 0.365 (1, 7)										5	1	3	2	0	0	2				
5 Rocco Baldelli, R OBP: 0.328, SLG: 0.424 (1, 8)										3	1	1	0	1	0	3				
Aubrey Huff, L OBP: 0.369, SLG: 0.556 (1, 9)										4	1	1	1	0	0	2				
Travis Lee, L OBP: 0.352, SLG: 0.460 (1, 3)										4	1	1	0	0	0	2				
Al Martin, L OBP: 0.300, SLG: 0.361 (1, 10)										3	0	1	1	0	2	1				
Terry Shumpert, R OBP: 0.293, SLG: 0.388 (7, PH)										0	0	0	0	1	0	0				
Julio Lugo, R OBP: 0.322, SLG: 0.396 (1, 6)										4	1	1	0	0	1	3				
Marlon Anderson, L OBP: 0.327, SLG: 0.373 (1, 4)										3	2	2	0	1	0	1				
Pete Laforest, L OBP: 0.235, SLG: 0.250 (1, 2)										3	0	1	2	1	0	2				
Antonio Perez, R OBP: 0.341, SLG: 0.367 (8, PR)										0	0	0	0	0	0	0				
Toby Hall, R OBP: 0.299, SLG: 0.377 (9, 2)										0	0	0	0	0	0	0				
Damian Rolls, R OBP: 0.297, SLG: 0.388 (1, 5)										3	0	0	0	1	0	4				
<b>Inning Stats</b>	R: 0 E: 0 K: 0 S: 5	H: 3 LOB: 1 BB: 0 P: 28	R: 2 E: 0 K: 1 S: 17	H: 3 LOB: 1 BB: 0 P: 28	R: 2 E: 0 K: 1 S: 18	H: 2 LOB: 1 BB: 1 P: 28	R: 1 E: 0 K: 0 S: 11	H: 2 LOB: 1 BB: 0 P: 18	R: 0 E: 0 K: 1 S: 8	H: 0 LOB: 0 BB: 0 P: 14	R: 1 E: 0 K: 0 S: 11	H: 2 LOB: 2 BB: 1 P: 17	R: 1 E: 0 K: 0 S: 6	H: 1 LOB: 0 BB: 1 P: 12	R: 0 E: 0 K: 0 S: 7	H: 0 LOB: 1 BB: 2 P: 17	1B: 7 2B: 5 3B: 0 HR: 0	SF: 0 SAC: 0 DP: 3 HBP: 0	WP: 1 PB: 0 SB: 3 CS: 0	PA: 37
<b>PITCHER</b>	IP WLS BF H R ER SO BB IBB HBP BLK WP HR S P ERA WHIP	IP WLS BF H R ER SO BB IBB HBP BLK WP HR S P ERA WHIP																		
40 Rich Harden, R ERA: 4.8 (1, 1)	3.2	L	19	8	5	5	2	1	0	0	0	0	0	0	0	20	33	3.86	1.286	
Steve Sparks, R ERA: 4.75 (4, 1)	2.1		10	2	1	1	1	1	0	0	0	0	0	0	4	8	27.00	6.000		
Ricardo Rincon, L ERA: 3.6 (7, 1)	0.1		3	1	1	1	0	1	0	0	0	0	0	0	2	4	0.00	0.000		
Chad Harville, R ERA: 3.86 (7, 1)	0.2		1	0	0	0	0	0	0	0	0	0	0	0	2	4	0.00	0.000		
Mike Neu, R ERA: 3.38 (8, 1)	1.0		4	0	0	0	0	2	0	0	0	0	0	7	17	0.00	2.000			

**Oakland Athletics @ Tampa Bay Devil Rays**  
Tropicana Field, St. Petersburg, FL  
Sat Sep 06 2003, 6:15 PM EDT  
Att: 10,738 - Dome - 72 F

livebaseballscorecards.com

**AB 32**  
**R 7**  
**H 11**  
**RBI 6**  
**BB 5**  
**SO 3**  
**LOB 20**



Batter	1	2	3	4	5	6	7	8	9	AB	R	H	RBI	BB	SO	LOB	TOP			
<b>Billy McMillon, L</b> (1, 10) OBP: 0.356, SLG: 0.422										4	1	3	1	0	1	0	<b>Oakland Athletics @ Tampa Bay Devil Rays</b> Tropicana Field, St. Petersburg, FL Sun Sep 07 2003, 1:15 PM EDT Att: 14,596 - Dome - 72 F <a href="http://livebaseballscorecards.com">livebaseballscorecards.com</a>			
<b>Jose Guillen, R</b> (1, 9) OBP: 0.383, SLG: 0.575										4	0	0	0	0	0	3				
<b>Eric Chavez, L</b> (1, 5) OBP: 0.347, SLG: 0.500										4	0	1	1	0	0	2				
<b>Miguel Tejada, R</b> (1, 6) OBP: 0.330, SLG: 0.465 <b>7 Bobby Crosby, R</b> (8, 6)										3	0	0	0	0	2	0				
<b>Erubiel Durazo, L</b> (1, 3) OBP: 0.371, SLG: 0.416										4	0	2	0	0	1	0				
<b>Ramon Hernandez, R</b> (1, 2) OBP: 0.325, SLG: 0.449 <b>Jermaine Dye, R</b> (9, PH) OBP: 0.232, SLG: 0.210										3	0	1	0	0	1	1				
<b>Terrence Long, L</b> (1, 7) OBP: 0.293, SLG: 0.394 <b>17 Adam Melhuse, S</b> (9, PH) OBP: 0.319, SLG: 0.552										3	0	0	0	0	1	2				
<b>Mark Ellis, R</b> (1, 4) OBP: 0.322, SLG: 0.375										4	1	1	0	0	0	3				
<b>Chris Singleton, L</b> (1, 8) OBP: 0.303, SLG: 0.346										3	0	0	0	0	1	1				
<b>Inning Stats</b>	R: 0 E: 0 K: 1 S: 8	H: 0 LOB: 0 BB: 0 P: 11	R: 0 E: 0 K: 2 S: 7	H: 0 LOB: 0 BB: 0 P: 8	R: 0 E: 0 K: 1 S: 7	H: 0 LOB: 0 BB: 0 P: 7	R: 1 E: 0 K: 0 S: 8	H: 2 LOB: 0 BB: 0 P: 11	R: 0 E: 0 K: 0 S: 6	H: 1 LOB: 1 BB: 0 P: 9	R: 0 E: 0 K: 2 S: 11	H: 1 LOB: 1 BB: 0 P: 16	R: 0 E: 0 K: 1 S: 9	H: 2 LOB: 1 BB: 0 P: 16	R: 0 E: 0 K: 1 S: 14	H: 2 LOB: 2 BB: 0 P: 24	1B: 6 2B: 3 3B: 0 HR: 0	SF: 0 SAC: 0 DP: 0 HBP: 0	WP: 0 PB: 0 SB: 0 CS: 0	PA: 35
<b>PITCHER</b> <b>Victor Zambrano, R</b> (1, 1) ERA: 4.17	IP: 9.0 WLS: W BF: 35 H: 9 R: 2 ER: 2 SO: 8 BB: 0 IBB: 0 HBP: 0 BLK: 0 WP: 0 HR: 0 S: 78 P: 116 ERA: 2.00 WHIP: 1.000																			

Batter	1	2	3	4	5	6	7	8	9	AB	R	H	RBI	BB	SO	LOB	BOTTOM			
<b>13 Carl Crawford, L</b> (1, 7) OBP: 0.314, SLG: 0.366										5	0	1	2	0	1	4	<b>Oakland Athletics @ Tampa Bay Devil Rays</b> Tropicana Field, St. Petersburg, FL Sun Sep 07 2003, 1:15 PM EDT Att: 14,596 - Dome - 72 F <a href="http://livebaseballscorecards.com">livebaseballscorecards.com</a>			
<b>5 Rocco Baldelli, R</b> (1, 8) OBP: 0.327, SLG: 0.422										5	0	1	3	0	1	1				
<b>Aubrey Huff, L</b> (1, 9) OBP: 0.368, SLG: 0.553 <b>Terry Shumpert, R</b> (9, 9) OBP: 0.293, SLG: 0.388										3	1	0	1	1	0	1				
<b>Adam Piatt, R</b> (1, 10) OBP: 0.269, SLG: 0.471										4	0	0	0	1	2	1				
<b>Travis Lee, L</b> (1, 3) OBP: 0.353, SLG: 0.462										3	1	1	1	1	1	0				
<b>Damian Rolls, R</b> (1, 5) OBP: 0.300, SLG: 0.390										4	2	2	0	0	0	2				
<b>Toby Hall, R</b> (1, 2) OBP: 0.303, SLG: 0.382										3	3	2	1	1	0	0				
<b>Marlon Anderson, L</b> (1, 4) OBP: 0.330, SLG: 0.377										3	2	2	1	1	0	0				
<b>Julio Lugo, R</b> (1, 6) OBP: 0.323, SLG: 0.394										2	2	0	1	1	0	1				
<b>Inning Stats</b>	R: 0 E: 0 K: 0 S: 4	H: 0 LOB: 0 BB: 0 P: 6	R: 0 E: 0 K: 2 S: 12	H: 0 LOB: 0 BB: 0 P: 16	R: 0 E: 0 K: 0 S: 7	H: 0 LOB: 0 BB: 0 P: 9	R: 1 E: 0 K: 1 S: 14	H: 1 LOB: 2 BB: 2 P: 28	R: 3 E: 0 K: 0 S: 18	H: 2 LOB: 1 BB: 1 P: 27	R: 4 E: 0 K: 0 S: 18	H: 4 LOB: 1 BB: 1 P: 28	R: 3 E: 1 K: 0 S: 13	H: 2 LOB: 1 BB: 2 P: 27	R: 0 E: 0 K: 2 S: 9	H: 0 LOB: 0 BB: 0 P: 15	1B: 5 2B: 4 3B: 0 HR: 0	SF: 1 SAC: 0 DP: 0 HBP: 1	WP: 0 PB: 0 SB: 1 CS: 0	PA: 40
<b>PITCHER</b> <b>Barry Zito, L</b> (1, 1) ERA: 3.42 <b>Steve Sparks, R</b> (6, 1) ERA: 4.82 <b>Chad Harville, R</b> (7, 1) ERA: 4.67 <b>Mike Wood, R</b> (8, 1) ERA: 6.75	IP: 5.1 WLS: L BF: 26 H: 6 R: 7 ER: 7 SO: 3 BB: 3 IBB: 0 HBP: 1 BLK: 0 WP: 0 HR: 0 S: 64 P: 100 ERA: 11.81 WHIP: 1.688																			

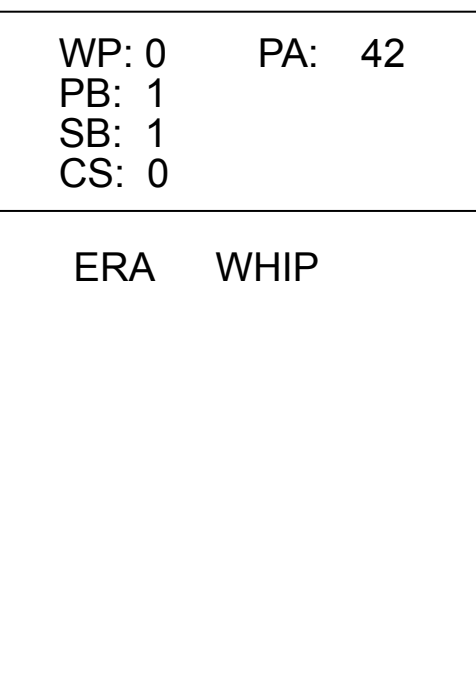




Batter	1	2	3	4	5	6	7	8	9	AB	R	H	RBI	BB	SO	LOB	TOP					
<b>9 Chone Figgins, S</b> OBP: 0.368, SLG: 0.408	F8		1B			P5	G4-3		L6	5	0	1	0	0	0	1						
<b>Adam Kennedy, L</b> OBP: 0.339, SLG: 0.401	L7		F8			K2-3		2B	G3-1	5	1	1	0	0	1	1						
<b>16 Garret Anderson, L</b> OBP: 0.347, SLG: 0.559	K				G3-1	2B		1B	1B	5	0	3	1	0	1	0						
<b>Scott Spiezio, S</b> OBP: 0.328, SLG: 0.464		1B			P6			G4-6-3	1B	4	0	2	0	1	0	1						
<b>Jeff DaVanon, S</b> OBP: 0.366, SLG: 0.476	P6				PB	BB		F9		3	1	1	0	2	0	3						
<b>Shawn Wooten, R</b> OBP: 0.326, SLG: 0.380	K				K			HR	BB	4	1	1	1	1	3	5						
<b>39 Robb Quinlan, R</b> OBP: 0.341, SLG: 0.354	K					K			BB	4	0	1	0	0	3	1						
<b>Wilson Delgado, S</b> OBP: 0.270, SLG: 0.245			G3			G4-3			G6-3	3	0	0	1	1	0	0						
<b>José Molina, R</b> OBP: 0.216, SLG: 0.240			G6-3			L9			G6-3	4	0	1	0	0	0	3						
<b>Inning Stats</b>	R: 0 E: 0 K: 1 S: 10	H: 0 LOB: 0 BB: 0 P: 15	R: 0 E: 0 K: 2 S: 9	H: 1 LOB: 1 BB: 0 P: 11	R: 0 E: 0 K: 0 S: 10	H: 1 LOB: 1 BB: 0 P: 15	R: 0 E: 0 K: 1 S: 7	H: 0 LOB: 1 BB: 1 P: 12	R: 0 E: 0 K: 1 S: 10	H: 0 LOB: 0 BB: 0 P: 17	R: 0 E: 0 K: 1 S: 8	H: 1 LOB: 2 BB: 1 P: 18	R: 1 E: 0 K: 1 S: 12	H: 2 LOB: 1 BB: 0 P: 17	R: 2 E: 0 K: 0 S: 11	H: 4 LOB: 3 BB: 2 P: 25	R: 0 E: 0 K: 1 S: 14	H: 2 LOB: 3 BB: 1 P: 25	1B: 7 2B: 3 3B: 0 HR: 1	SF: 0 SAC: 0 DP: 1 HBP: 0	WP: 0 PB: 1 SB: 1 CS: 0	PA: 42
<b>PITCHER</b>	IP	WLS	BF	H	R	ER	SO	BB	IBB	HBP	BLK	WP	HR	S	P	ERA	WHIP					
<b>Tim Hudson, R</b> ERA: 2.61	7.2	L	35	9	3	3	7	2	2	0	0	0	1	74	127	3.52	1.435					
<b>Chad Bradford, R</b> ERA: 3.04	0.1		1	0	0	0	0	0	0	0	0	0	0	3	3	0.00	0.000					
<b>John Halama, L</b> ERA: 4.2	0.2		5	2	0	0	0	1	0	0	0	0	0	11	19	0.00	4.500					
<b>Chad Harville, R</b> ERA: 4.88	0.1		1	0	0	0	1	0	0	0	0	0	0	3	6	0.00	0.000					

Anaheim Angels @ Oakland Athletics  
Network Associates Coliseum, Oakland, CA  
Mon Sep 08 2003, 10:05 PM EDT  
Att: 20,760 - Sunny - 68 F

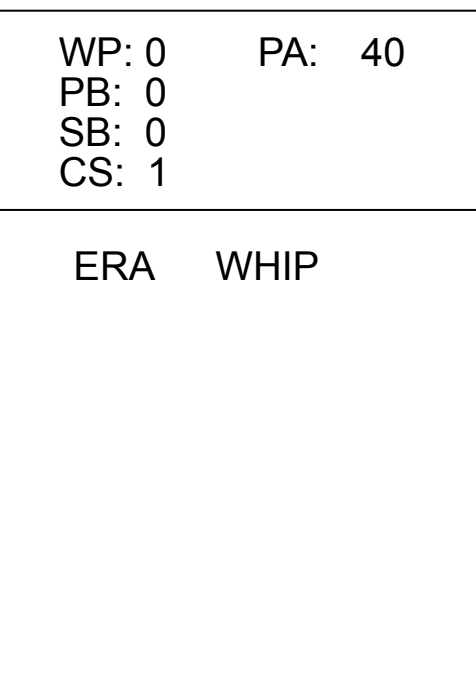
AB	37
R	3
H	11
RBI	3
BB	5
SO	8
LOB	15



Batter	1	2	3	4	5	6	7	8	9	AB	R	H	RBI	BB	SO	LOB	BOTTOM					
<b>Billy McMillon, L</b> OBP: 0.353, SLG: 0.424	G4-3		F8	F7		CS	SH5-4		K	4	0	1	0	0	0	2						
<b>Chris Singleton, L</b> OBP: 0.302, SLG: 0.345										1	0	0	0	0	1	0						
<b>Mark Ellis, R</b> OBP: 0.321, SLG: 0.372	G4-3		3B	HBP		F9	SH5-4		K	3	0	0	0	0	1	0						
<b>3 Eric Chavez, L</b> OBP: 0.351, SLG: 0.503	2B		1B			G5-3	2B		G3	3	1	2	0	2	0	0						
<b>Miguel Tejada, R</b> OBP: 0.328, SLG: 0.462	G6-3		F7			G5-3				4	0	0	0	0	1	7						
<b>Scott Hatteberg, L</b> OBP: 0.338, SLG: 0.387		FC4-6	F8			G4-3				4	0	2	1	0	0	5						
<b>Jose Guillen, R</b> OBP: 0.384, SLG: 0.572		FC4-6		G5-3	BB	P6			G6-3	2	0	0	0	1	0	1						
<b>Erubiel Durazo, L</b> OBP: 0.372, SLG: 0.416	F7			FC5-2	G5-3	BB			K	3	0	1	0	1	1	2						
<b>Jermaine Dye, R</b> OBP: 0.233, SLG: 0.211	FC4-6			G5-3		K			1B	4	0	1	0	0	1	5						
<b>Ramon Hernandez, R</b> OBP: 0.322, SLG: 0.445	K			FC5-2		P4			G1-3	4	0	0	0	0	1	6						
<b>Inning Stats</b>	R: 0 E: 0 K: 0 S: 10	H: 1 LOB: 1 BB: 0 P: 13	R: 0 E: 0 K: 1 S: 9	H: 1 LOB: 2 BB: 0 P: 16	R: 0 E: 0 K: 0 S: 8	H: 1 LOB: 2 BB: 2 P: 14	R: 0 E: 0 K: 0 S: 5	H: 0 LOB: 0 BB: 2 P: 13	R: 1 E: 0 K: 0 S: 14	H: 1 LOB: 1 BB: 1 P: 23	R: 0 E: 0 K: 1 S: 8	H: 1 LOB: 3 BB: 1 P: 17	R: 0 E: 0 K: 1 S: 13	H: 1 LOB: 0 BB: 0 P: 18	R: 0 E: 0 K: 2 S: 9	H: 0 LOB: 0 BB: 0 P: 11	1B: 3 2B: 4 3B: 0 HR: 0	SF: 0 SAC: 1 DP: 0 HBP: 2	WP: 0 PB: 0 SB: 0 CS: 1	PA: 40		
<b>PITCHER</b>	IP	WLS	BF	H	R	ER	SO	BB	IBB	HBP	BLK	WP	HR	S	P	ERA	WHIP					
<b>Aaron Sele, R</b> ERA: 5.7	5.0		24	4	1	1	1	3	0	2	0	0	0	46	79	1.80	1.400					
<b>Ben Weber, R</b> ERA: 2.83	1.1		6	2	0	0	1	0	1	0	0	0	0	12	24	0.00	1.500					
<b>Francisco Rodriguez, R</b> ERA: 2.65	1.2	W	6	1	0	0	2	0	0	0	0	0	0	17	24	0.00	0.600					
<b>Troy Percival, R</b> ERA: 3.5	1.0	S	3	0	0	0	2	0	0	0	0	0	0	9	11	0.00	0.000					

Anaheim Angels @ Oakland Athletics  
Network Associates Coliseum, Oakland, CA  
Mon Sep 08 2003, 10:05 PM EDT  
Att: 20,760 - Sunny - 68 F

AB	32
R	1
H	7
RBI	1
BB	4
SO	6
LOB	28





Batter	1	2	3	4	5	6	7	8	9	AB	R	H	RBI	BB	SO	LOB	TOP							
9 Chone Figgins, S OBP: 0.370, SLG: 0.407	L7		SAFE 1-2 BB BB		L8			1B		3	0	1	0	1	0	0								
Jeff DaVanon, S OBP: 0.365, SLG: 0.471	F8		4-1 FC5-4 BB		F7			P2		3	0	0	0	1	0	1								
16 Garret Anderson, L Adam Riggs, R OBP: 0.362, SLG: 0.560	G6-3		2-2 FC5-4 BB		G6-3			F8		3	0	0	0	0	0	3								
Tim Salmon, R OBP: 0.367, SLG: 0.444			1-1 P5					G1-3		4	0	1	0	0	0	1								
Scott Spiezio, S OBP: 0.326, SLG: 0.461 39 Robb Quinlan, R OBP: 0.349, SLG: 0.388	G3		0-1 P2					G6-3		3	0	0	0	0	0	1								
Shawn Wooten, R OBP: 0.322, SLG: 0.376 Trent Durrington, R OBP: 0.371, SLG: 0.250	K		0-3 K		K			G6-3		3	0	0	0	0	3	1								
Adam Kennedy, L OBP: 0.342, SLG: 0.403 Barry Wesson, R			1-2 BB BB		G4-3			G5-3		3	0	2	0	0	0	1								
Wilson Delgado, S OBP: 0.270, SLG: 0.245			0-3 K					K		4	0	1	0	0	2	1								
Tom Gregorio, R OBP: 0.333, SLG: 0.333			SAFE 1-2 SAFE K					F9		3	0	0	0	0	2	3								
<b>Inning Stats</b>	R: 0 E: 0 K: 0 S: 10	H: 0 LOB: 0 BB: 0 P: 15	R: 0 E: 0 K: 1 S: 6	H: 0 LOB: 0 BB: 0 P: 9	R: 0 E: 0 K: 2 S: 13	H: 1 LOB: 3 BB: 2 P: 26	R: 0 E: 0 K: 1 S: 10	H: 1 LOB: 1 BB: 0 P: 12	R: 0 E: 0 K: 1 S: 7	H: 0 LOB: 0 BB: 0 P: 9	R: 0 E: 0 K: 0 S: 7	H: 0 LOB: 0 BB: 0 P: 12	R: 0 E: 0 K: 1 S: 13	H: 2 LOB: 2 BB: 0 P: 19	R: 0 E: 0 K: 0 S: 9	H: 1 LOB: 1 BB: 0 P: 14	R: 1 E: 0 K: 1 S: 9	H: 1 LOB: 0 BB: 0 P: 14	1B: 5 2B: 0 3B: 1 HR: 0	SF: 0 SAC: 0 DP: 0 HBP: 0	WP: 0 PB: 0 SB: 1 CS: 0	PA: 35		
<b>PITCHER</b>	IP	WLS	BF	H	R	ER	SO	BB	IBB	HBP	BLK	WP	HR	S	P	ERA	WHIP							
58 Justin Duchschere, R ERA: 4.78	(1, 1)	7.0	W	27	4	0	6	2	0	0	0	0	0	66	102	0.00	0.857							
Steve Sparks, R ERA: 4.78	(8, 1)	1.0		4	1	0	0	0	0	0	0	0	0	9	14	0.00	1.000							
Keith Foulke, R ERA: 2.19	(9, 1)	1.0		4	1	1	1	0	0	0	0	0	0	9	14	9.00	1.000							

Anaheim Angels @ Oakland Athletics  
Network Associates Coliseum, Oakland, CA  
Tue Sep 09 2003, 10:05 PM EDT  
Att: 17,253 - Cloudy - 68 F

AB 33  
R 1  
H 6  
RBI 1  
BB 2  
SO 7  
LOB 14



Batter	1	2	3	4	5	6	7	8	9	AB	R	H	RBI	BB	SO	LOB	BOTTOM								
Mark Ellis, R OBP: 0.321, SLG: 0.371	K		K	BB 3 2B		F7				4	1	1	0	0	2	2									
Erubiel Durazo, L OBP: 0.374, SLG: 0.418	G6-3		HR BB	BB		G4-3				2	1	1	0	2	0	0									
3 Eric Chavez, L Frank Menechino, R OBP: 0.372, SLG: 0.297	G6-3		G3	BB		G4-3				4	0	1	3	0	0	3									
Miguel Tejada, R 7 Bobby Crosby, R	L9		HR	BB				K		3	1	1	3	1	1	1									
Scott Hatteberg, L OBP: 0.338, SLG: 0.385			F7	P6				K		3	0	0	0	1	1	3									
Jose Guillen, R OBP: 0.361, SLG: 0.567	G6-4-3		G6-3	FC5-4				K		4	0	0	0	0	1	4									
Ramon Hernandez, R 17 Adam Melhuse, S OBP: 0.315, SLG: 0.544	K		HR	HR		G5-3		G4-3		3	1	1	1	0	1	0									
Jemaine Dye, R OBP: 0.238, SLG: 0.235			BB 3 G3	HR				G5-3		4	2	2	1	0	1	0									
Eric Byrnes, R OBP: 0.338, SLG: 0.481			BB 3 G3	HR		L8		P4		3	2	1	0	1	0	0									
<b>Inning Stats</b>	R: 0 E: 0 K: 1 S: 10	H: 1 LOB: 1 BB: 0 P: 14	R: 0 E: 0 K: 1 S: 9	H: 0 LOB: 0 BB: 1 P: 15	R: 4 E: 0 K: 1 S: 15	H: 3 LOB: 0 BB: 1 P: 28	R: 4 E: 0 K: 0 S: 14	H: 4 LOB: 3 BB: 3 P: 32	R: 0 E: 0 K: 1 S: 8	H: 0 LOB: 0 BB: 0 P: 12	R: 0 E: 0 K: 0 S: 11	H: 0 LOB: 0 BB: 0 P: 17	R: 0 E: 0 K: 3 S: 10	H: 0 LOB: 0 BB: 0 P: 17	R: 0 E: 0 K: 0 S: 8	H: 0 LOB: 0 BB: 0 P: 13	1B: 3 2B: 2 3B: 0 HR: 3	SF: 0 SAC: 0 DP: 1 HBP: 0	WP: 0 PB: 0 SB: 0 CS: 0	PA: 36					
<b>PITCHER</b>	IP	WLS	BF	H	R	ER	SO	BB	IBB	HBP	BLK	WP	HR	S	P	ERA	WHIP								
Chris Bootcheck, R ERA: 21.6	(1, 1)	3.1	L	19	7	8	8	3	3	0	0	0	0	3	40	69	21.60	3.000							
Greg Jones, R ERA: 3.27	(4, 1)	1.2		8	1	0	1	2	0	0	0	0	0	16	32	0.00	1.800								
Derrick Turnbow, R ERA: 1.23	(6, 1)	2.0		6	0	0	3	0	0	0	0	0	0	21	34	0.00	0.000								
Gary Glover, R ERA: 3.67	(8, 1)	1.0		3	0	0	0	0	0	0	0	0	0	8	13	0.00	0.000								

Anaheim Angels @ Oakland Athletics  
Network Associates Coliseum, Oakland, CA  
Tue Sep 09 2003, 10:05 PM EDT  
Att: 17,253 - Cloudy - 68 F

AB 31  
R 8  
H 8  
RBI 8  
BB 5  
SO 7  
LOB 13





Batter	1	2	3	4	5	6	7	8	9	AB	R	H	RBI	BB	SO	LOB	TOP										
<b>9 Chone Figgins, S</b> OBP: 0.363, SLG: 0.398										4	0	0	0	0	1	4	<b>Anaheim Angels @ Oakland Athletics</b> <b>Network Associates Coliseum, Oakland, CA</b> Wed Sep 10 2003, 10:05 PM EDT Att: 31,359 - Sunny - 73 F										
<b>Eric Owens, R</b> OBP: 0.289, SLG: 0.301 <b>Tom Gregorio, R</b> OBP: 0.333, SLG: 0.333										4	0	3	0	0	0	0											
<b>16 Garret Anderson, L</b> OBP: 0.343, SLG: 0.552										4	0	0	0	0	0	3											
<b>Tim Salmon, R</b> OBP: 0.364, SLG: 0.440										4	0	0	0	0	2												
<b>Scott Spiezio, S</b> OBP: 0.326, SLG: 0.460										4	0	1	0	0	2	1											
<b>Shawn Wooten, R</b> OBP: 0.321, SLG: 0.373										4	0	1	0	0	1	1											
<b>David Eckstein, R</b> OBP: 0.328, SLG: 0.325										2	0	0	0	1	0	1											
<b>Adam Kennedy, L</b> OBP: 0.344, SLG: 0.404										2	0	1	0	1	0	1											
<b>José Molina, R</b> OBP: 0.212, SLG: 0.235 <b>Wilson Delgado, S</b> OBP: 0.276, SLG: 0.252 <b>Barry Wesson, R</b> OBP: 0.276, SLG: 0.252										2	0	0	0	0	1	3											
<b>Inning Stats</b>	R: 0 E: 0 K: 0 S: 11	H: 0 LOB: 0 BB: 0 P: 14	R: 0 E: 0 K: 2 S: 7	H: 0 LOB: 0 BB: 0 P: 10	R: 0 E: 0 K: 1 S: 13	H: 1 LOB: 1 BB: 0 P: 19	R: 0 E: 0 K: 1 S: 11	H: 1 LOB: 1 BB: 0 P: 16	R: 0 E: 0 K: 1 S: 13	H: 1 LOB: 2 BB: 1 P: 19	R: 0 E: 0 K: 0 S: 5	H: 0 LOB: 1 BB: 1 P: 10	R: 0 E: 0 K: 0 S: 5	H: 2 LOB: 1 BB: 0 P: 12	R: 0 E: 0 K: 0 S: 5	H: 1 LOB: 0 BB: 0 P: 10		1B: 7 2B: 1 3B: 0 HR: 0	SF: 0 SAC: 0 DP: 3 HBP: 0	WP: 0 PB: 0 SB: 3 CS: 0	PA: 33						
<b>PITCHER</b>	IP	WLS	BF	H	R	ER	SO	BB	IBB	HBP	BLK	WP	HR	S	P	ERA	WHIP										
<b>Ted Lilly, L</b> ERA: 4.46	5.1	W	21	4	0	0	5	1	0	0	0	0	0	58	83	0.00	0.938										
<b>Chad Bradford, R</b> ERA: 2.99	1.1	H	4	0	0	0	0	1	0	0	0	0	0	7	14	0.00	0.750										
<b>John Halama, L</b> ERA: 4.19	0.1	H	1	0	0	0	0	0	0	0	0	0	0	1	1	0.00	0.000										
<b>Jim Mecir, R</b> ERA: 4.96	1.0	H	4	2	0	0	0	0	0	0	0	0	0	8	12	0.00	2.000										
<b>Keith Foulke, R</b> ERA: 2.19	1.0	S	3	1	0	0	0	0	0	0	0	0	0	5	10	0.00	1.000										

Batter	1	2	3	4	5	6	7	8	9	AB	R	H	RBI	BB	SO	LOB	BOTTOM										
<b>Mark Ellis, R</b> OBP: 0.318, SLG: 0.368										4	0	0	0	0	1	0	<b>Anaheim Angels @ Oakland Athletics</b> <b>Network Associates Coliseum, Oakland, CA</b> Wed Sep 10 2003, 10:05 PM EDT Att: 31,359 - Sunny - 73 F										
<b>Erubiel Durazo, L</b> OBP: 0.377, SLG: 0.423										4	1	3	0	0	0	0											
<b>3 Eric Chavez, L</b> OBP: 0.350, SLG: 0.505										4	1	1	1	0	1	2											
<b>Miguel Tejada, R</b> OBP: 0.330, SLG: 0.469										4	1	2	1	0	0	2											
<b>Scott Hatteberg, L</b> OBP: 0.335, SLG: 0.382										4	0	0	0	0	1	4											
<b>Jose Guillen, R</b> OBP: 0.380, SLG: 0.566										4	0	1	1	0	1	0											
<b>Ramon Hernandez, R</b> OBP: 0.320, SLG: 0.448										3	0	0	0	0	1	1											
<b>Jemaine Dye, R</b> OBP: 0.245, SLG: 0.238										2	0	1	0	0	1	0											
<b>Eric Byrnes, R</b> OBP: 0.336, SLG: 0.477										3	0	0	0	0	1	3											
<b>Inning Stats</b>	R: 0 E: 0 K: 1 S: 8	H: 1 LOB: 1 BB: 0 P: 9	R: 0 E: 0 K: 1 S: 9	H: 0 LOB: 0 BB: 0 P: 13	R: 0 E: 0 K: 1 S: 8	H: 0 LOB: 0 BB: 0 P: 11	R: 3 E: 0 K: 2 S: 13	H: 4 LOB: 2 BB: 0 P: 22	R: 0 E: 0 K: 1 S: 13	H: 1 LOB: 1 BB: 0 P: 21	R: 0 E: 0 K: 1 S: 16	H: 1 LOB: 1 BB: 0 P: 22	R: 0 E: 0 K: 0 S: 7	H: 0 LOB: 0 BB: 0 P: 13	R: 0 E: 0 K: 0 S: 4	H: 1 LOB: 0 BB: 0 P: 6		1B: 4 2B: 3 3B: 1 HR: 0	SF: 0 SAC: 0 DP: 1 HBP: 1	WP: 0 PB: 0 SB: 0 CS: 0	PA: 33						
<b>PITCHER</b>	IP	WLS	BF	H	R	ER	SO	BB	IBB	HBP	BLK	WP	HR	S	P	ERA	WHIP										
<b>Jarrod Washburn, L</b> ERA: 4.33	7.0	L	30	7	3	3	7	0	0	1	0	0	0	74	111	3.86	1.000										
<b>Derrick Turnbow, R</b> ERA: 1.09	1.0		3	1	0	0	0	0	0	0	0	0	0	4	6	0.00	1.000										

AB	31
R	0
H	7
RBI	0
BB	2
SO	5
LOB	16



AB	32
R	3
H	8
RBI	3
BB	0
SO	7
LOB	12









Batter	1	2	3	4	5	6	7	8	9	AB	R	H	RBI	BB	SO	LOB	TOP					
Mark Ellis, R OBP: 0.322, SLG: 0.380	G6-3		G5-3			F8	1B		G4-3	5	2	3	1	0	0	0	<b>Oakland Athletics @ Texas Rangers</b> The Ballpark at Arlington, Arlington, TX Fri Sep 12 2003, 8:05 PM EDT Att: 24,186 - Cloudy - 68 F					
Erubiel Durazo, L OBP: 0.376, SLG: 0.421	G1-6-3			G4-3		F8	1B		G4-3	5	0	2	2	0	0	2						
3 Eric Chavez, L OBP: 0.352, SLG: 0.514	G1-6-3			P5		G6-3	1B		BB	4	1	1	1	1	0	2						
Miguel Tejada, R OBP: 0.330, SLG: 0.466		L8		G5-3					BB	4	2	1	1	1	0	2						
Scott Hatteberg, L OBP: 0.339, SLG: 0.382		F8				G3	2B		1B	4	1	1	0	1	0	1						
Ramon Hernandez, R OBP: 0.324, SLG: 0.456						G3	1B		BB	4	1	2	2	1	0	1						
Jermaine Dye, R OBP: 0.249, SLG: 0.240						G6-3	1B		BB	4	1	1	1	1	1	3						
Terrence Long, L OBP: 0.292, SLG: 0.392						F8				2	0	0	0	0	0	0						
Jose Guillen, R OBP: 0.360, SLG: 0.563			G3			F8			G4-3	2	0	0	0	0	0	4						
Eric Byrnes, R OBP: 0.334, SLG: 0.479			K				L8		G6-3	3	1	0	1	1	1	0						
<b>Inning Stats</b>	R: 0 E: 0 K: 0 S: 5	H: 1 LOB: 0 BB: 0 P: 9	R: 0 E: 0 K: 0 S: 8	H: 0 LOB: 1 BB: 1 P: 18	R: 0 E: 0 K: 1 S: 8	H: 0 LOB: 0 BB: 0 P: 11	R: 0 E: 0 K: 0 S: 9	H: 0 LOB: 0 BB: 0 P: 14	R: 1 E: 0 K: 0 S: 8	H: 1 LOB: 0 BB: 0 P: 11	R: 0 E: 0 K: 0 S: 10	H: 1 LOB: 1 BB: 0 P: 16	R: 5 E: 0 K: 0 S: 17	H: 4 LOB: 2 BB: 3 P: 33	R: 0 E: 0 K: 0 S: 8	H: 1 LOB: 1 BB: 0 P: 10	R: 3 E: 0 K: 1 S: 25	H: 3 LOB: 2 BB: 2 P: 42	1B: 7 2B: 4 3B: 0 HR: 0	SF: 0 SAC: 0 DP: 1 HBP: 0	WP: 0 PB: 0 SB: 0 CS: 0	PA: 43
<b>PITCHER</b>	IP	WLS	BF	H	R	ER	SO	BB	IBB	HBP	BLK	WP	HR	S	P	ERA	WHIP					
Ryan Drese, R ERA: 7.64	6.1	L	25	4	4	4	1	3	0	0	0	0	0	52	91	5.68	1.105					
32 Ron Mahay, L ERA: 1.83	0.1	B	4	2	1	1	0	1	0	0	0	0	0	9	13	27.00	9.000					
Brian Shouse, L ERA: 3.09	0.2		3	1	1	1	0	0	0	0	0	0	0	6	10	13.50	1.500					
56 Rosman Garcia, R ERA: 6.26	1.1		9	3	3	3	0	2	0	0	0	0	0	23	38	20.25	3.750					
Jay Powell, R ERA: 7.79	0.1		2	1	0	0	1	0	0	0	0	0	0	8	12	0.00	3.000					

Batter	1	2	3	4	5	6	7	8	9	AB	R	H	RBI	BB	SO	LOB	BOTTOM					
10 Michael Young, R OBP: 0.333, SLG: 0.444	F8		SF9	F9			P3		F7	5	1	1	0	0	0	1	<b>Oakland Athletics @ Texas Rangers</b> The Ballpark at Arlington, Arlington, TX Fri Sep 12 2003, 8:05 PM EDT Att: 24,186 - Cloudy - 68 F					
9 Hank Blalock, L OBP: 0.363, SLG: 0.530			SF9			G4-3	F8			3	0	1	1	0	0	0						
Alex Rodriguez, R OBP: 0.398, SLG: 0.598	K		1B	P4					K	4	1	1	1	0	2	1						
Rafael Palmeiro, L OBP: 0.359, SLG: 0.510	P2		1B	P2					G1-3	4	0	1	0	0	0	1						
Shane Spencer, R OBP: 0.330, SLG: 0.399		K	23 BB			G5-3			1B	4	0	2	1	0	1	0						
23 Mark Teixeira, S OBP: 0.328, SLG: 0.464		K		WP					K	2	0	0	0	2	2	1						
Laynce Nix, L OBP: 0.276, SLG: 0.429				BB			K			4	0	0	0	0	3	4						
15 Gerald Laird, R OBP: 0.455, SLG: 0.550							F7			4	0	1	0	0	2	1						
Ryan Christenson, R OBP: 0.285, SLG: 0.256			10 BB						G1-3	3	1	0	0	1	1	1						
<b>Inning Stats</b>	R: 0 E: 0 K: 1 S: 13	H: 1 LOB: 1 BB: 0 P: 18	R: 0 E: 0 K: 2 S: 8	H: 0 LOB: 0 BB: 0 P: 9	R: 3 E: 0 K: 2 S: 21	H: 4 LOB: 3 BB: 2 P: 39	R: 0 E: 0 K: 2 S: 9	H: 0 LOB: 0 BB: 0 P: 14	R: 0 E: 0 K: 1 S: 9	H: 0 LOB: 1 BB: 1 P: 14	R: 0 E: 0 K: 0 S: 9	H: 0 LOB: 0 BB: 0 P: 16	R: 0 E: 0 K: 2 S: 11	H: 1 LOB: 1 BB: 0 P: 17	R: 0 E: 0 K: 1 S: 10	H: 1 LOB: 1 BB: 0 P: 15		1B: 6 2B: 1 3B: 0 HR: 0	SF: 1 SAC: 0 DP: 0 HBP: 0	WP: 1 PB: 0 SB: 0 CS: 0	PA: 37	
<b>PITCHER</b>	IP	WLS	BF	H	R	ER	SO	BB	IBB	HBP	BLK	WP	HR	S	P	ERA	WHIP					
Barry Zito, L ERA: 3.43	7.0	W	29	5	3	3	8	3	0	0	0	0	0	77	122	3.86	1.143					
Jim Mecir, R ERA: 4.86	0.2	H	3	1	0	0	1	0	0	0	0	0	0	8	12	0.00	1.500					
Keith Foulke, R ERA: 2.13	1.1	S	5	1	0	0	2	0	0	0	0	0	0	13	20	0.00	0.750					

AB 37  
R 9  
H 11  
RBI 9  
BB 6  
SO 2  
LOB 15



AB 33  
R 3  
H 7  
RBI 3  
BB 3  
SO 11  
LOB 10





Batter	1	2	3	4	5	6	7	8	9	AB	R	H	RBI	BB	SO	LOB	TOP			
Mark Ellis, R OBP: 0.323, SLG: 0.381	0-2 G4-3	1-2 1B		3-2 F7			0-1 G1-3		0-1 HR	5	1	2	1	0	0	1				
Erubiel Durazo, L OBP: 0.376, SLG: 0.433	1-1 HR	1-1 F8			2-2 G4-3		1-1 F7		1-2 HR	5	2	2	3	0	0	2				
Eric Chavez, L OBP: 0.349, SLG: 0.509	1-2 L8		1-2 F7		3-2 F7		3-1 F8		1-0 F8	5	0	0	0	0	0	0				
Miguel Tejada, R OBP: 0.332, SLG: 0.466	3-3 K2-3		1-0 L7		0-1 HBP 1B			0-0 WP 1B	4-1 1B BB	4	1	2	0	1	1	0				
Scott Hatteberg, L OBP: 0.341, SLG: 0.383		2-2 G4-3	1-2 F7		3-2 HBP 1B			3-2 HR 1B	0-1 G6-4-3 1B	4	1	2	1	0	0	0				
Jose Guillen, R OBP: 0.382, SLG: 0.572		2-1 BB 1B		1-1 1B	0-1 G1-3			2-1 HR	1-0 G6-4-3	5	3	3	2	0	0	4				
Ramon Hernandez, R OBP: 0.324, SLG: 0.453		4-1 1B BB		1-1 G6-3		1-1 F9		3-2 P6		3	1	0	0	1	0	1	AB 39			
Jermaine Dye, R OBP: 0.254, SLG: 0.246		2-2 1B		1-2 1B		3-1 G6-3		2-0 F8		4	0	2	2	0	0	0	R 9			
Eric Byrnes, R OBP: 0.331, SLG: 0.474		2-3 K		1-2 F8		2-2 G4-3		2-3 K		4	0	0	0	0	2	3	H 13			
<b>Inning Stats</b>	R: 1 E: 0 K: 1 S: 11	H: 1 LOB: 0 BB: 0 P: 16	R: 2 E: 0 K: 1 S: 21	H: 3 LOB: 2 BB: 1 P: 35	R: 0 E: 0 K: 0 S: 9	H: 0 LOB: 0 BB: 0 P: 12	R: 1 E: 0 K: 0 S: 14	H: 2 LOB: 1 BB: 0 P: 21	R: 0 E: 0 K: 0 S: 14	H: 1 LOB: 2 BB: 0 P: 22	R: 0 E: 0 K: 0 S: 6	H: 0 LOB: 0 BB: 0 P: 10	R: 3 E: 0 K: 1 S: 13	H: 3 LOB: 0 BB: 0 P: 25	R: 2 E: 0 K: 0 S: 11	H: 3 LOB: 1 BB: 1 P: 18	1B: 9 2B: 1 3B: 0 HR: 3	SF: 0 SAC: 0 DP: 1 HBP: 1	WP: 1 PA: 42	
<b>PITCHER</b>	IP WLS BF H R ER SO BB IBB HBP BLK WP HR S P ERA WHIP																			
R.A. Dickey, R ERA: 5.38	4.0 L 19 6 4 4 2																			
Erasmio Ramirez, L ERA: 3.12	2.0 8 1 0 0 0																			
Brian Shouse, L ERA: 3.03	1.0 3 0 0 0 0																			
Reynaldo Garcia, R ERA: 9.82	1.0 6 3 3 3 1																			
Jay Powell, R ERA: 7.99	1.0 6 3 2 2 0																			

Oakland Athletics @ Texas Rangers  
The Ballpark at Arlington, Arlington, TX  
Sat Sep 13 2003, 8:05 PM EDT  
Att: 26,192 - Sunny - 82 F

AB	39
R	9
H	13
RBI	9
BB	2
SO	3
LOB	11



Batter	1	2	3	4	5	6	7	8	9	AB	R	H	RBI	BB	SO	LOB	BOTTOM			
10 Michael Young, R OBP: 0.332, SLG: 0.442	2-1 9 2B 1B	0-1 SH1-4		1-2 FC5-4		1-0 F8			1-0 G6-4-3	4	1	1	0	0	0	4				
9 Hank Blalock, L OBP: 0.385, SLG: 0.533	0-0 1B	0-3 K			1-0 23 WP 23 S 1B		1-2 L9		1-2 1B	5	1	3	0	0	1	2				
Alex Rodriguez, R OBP: 0.396, SLG: 0.594	2-1 2B	0-0 G6-3			0-0 F8		2-3 K		0-0 F9	5	0	1	2	0	1	4				
Rafael Palmeiro, L OBP: 0.358, SLG: 0.508	1-3 K		3-1 G6-3		1-2 F8		2-2 1B			4	0	1	0	0	1	2				
23 Mark Teixeira, S OBP: 0.325, SLG: 0.460	1-3 K		2-1 G4-3		2-3 K		1-3 K			4	0	0	0	0	3	3				
Laynce Nix, L OBP: 0.281, SLG: 0.430	0-3 K		2-0 P4			1-1 21 G3 1B		1-0 21 FC4-6 1B		4	0	2	0	0	1	1				
21 Jason Jones, S OBP: 0.303, SLG: 0.365		1-1 15 1B HBP		3-2 G1		0-0 G3		2-2 FC4-6 15 G6-4-3		3	1	0	0	0	2		AB 35			
15 Gerald Laird, R OBP: 0.462, SLG: 0.522		0-1 10 SH1-4 1B		4-0 10 FC5-4 BB		2-2 G5-3		1-2 G6-4-3		3	0	1	0	1	0	2	RBI 3			
Jermaine Clark, L OBP: 0.261, SLG: 0.111		1-1 10 SH1-4 1B		0-3 K		4-2 BB			0-1 10 G6-4-3 1B	3	0	2	1	1	1	1	H 11			
<b>Inning Stats</b>	R: 2 E: 0 K: 3 S: 14	H: 3 LOB: 1 BB: 0 P: 20	R: 1 E: 0 K: 1 S: 11	H: 2 LOB: 2 BB: 0 P: 13	R: 0 E: 0 K: 0 S: 5	H: 0 LOB: 0 BB: 0 P: 12	R: 0 E: 0 K: 1 S: 13	H: 0 LOB: 1 BB: 1 P: 21	R: 0 E: 0 K: 0 S: 13	H: 1 LOB: 2 BB: 1 P: 21	R: 0 E: 0 K: 2 S: 16	H: 1 LOB: 1 BB: 0 P: 22	R: 0 E: 0 K: 0 S: 7	H: 1 LOB: 0 BB: 0 P: 11	R: 0 E: 0 K: 0 S: 7	H: 2 LOB: 1 BB: 0 P: 9	1B: 10 2B: 1 3B: 0 HR: 0	SF: 0 SAC: 1 DP: 2 HBP: 1	WP: 1 PA: 39	
<b>PITCHER</b>	IP WLS BF H R ER SO BB IBB HBP BLK WP HR S P ERA WHIP																			
Tim Hudson, R ERA: 2.66	6.0 W 28 7 3 3 6																			
Ricardo Rincon, L ERA: 3.51	1.1 H 6 2 0 0 2																			
Chad Bradford, R ERA: 2.92	1.2 5 2 0 0 0																			

Oakland Athletics @ Texas Rangers  
The Ballpark at Arlington, Arlington, TX  
Sat Sep 13 2003, 8:05 PM EDT  
Att: 26,192 - Sunny - 82 F

AB	35
R	3
H	11
RBI	3
BB	2
SO	8
LOB	21





Batter	1	2	3	4	5	6	7	8	9	AB	R	H	RBI	BB	SO	LOB	TOP					
Mark Ellis, R OBP: 0.322, SLG: 0.379	F7		K		F9		FC5-4 3 BB		1-2 1-2 2-3	5	0	1	0	0	1	2						
Erubiel Durazo, L OBP: 0.377, SLG: 0.432	HR 1B		G3			P5	3 BB		1-2	4	1	1	0	1	1	1						
3 Eric Chavez, L OBP: 0.349, SLG: 0.506	F8		G4-3			K	FC5-4 BB		1-2 2-3 3-H	3	0	0	1	1	1	1						
Miguel Tejada, R OBP: 0.333, SLG: 0.470	HR			G5-3 BB		G3-1	FC5-4		1-2	3	1	1	2	1	0	3						
Scott Hatteberg, L OBP: 0.340, SLG: 0.382	F8			G5-3			1B 1B	G3		4	1	1	0	0	0	1						
Jose Guillen, R OBP: 0.381, SLG: 0.571		K		G3			1B FC3-6 1B	G3-1		1	0	0	0	0	1	0						
Terrence Long, L OBP: 0.292, SLG: 0.391							1-2			3	1	1	0	0	0	1						
Ramon Hernandez, R OBP: 0.325, SLG: 0.460	HR		G1-3				FC3-6 1B	L7		4	1	2	2	0	0	1						
Jermaine Dye, R OBP: 0.249, SLG: 0.241	F8			G4-3			FC3-6 3 BB	F8		4	1	0	1	0	0	1						
Eric Byrnes, R OBP: 0.333, SLG: 0.471	K				K		FC5-4 BB			2	0	0	0	2	2	0						
<b>Inning Stats</b>	R: 2 H: 2 E: 0 K: 0 S: 8	H: 2 LOB: 0 BB: 0 P: 14	R: 1 H: 1 E: 0 K: 2 S: 14	H: 1 LOB: 0 BB: 0 P: 20	R: 0 H: 0 E: 0 K: 1 S: 9	H: 0 LOB: 0 BB: 0 P: 13	R: 0 H: 0 E: 0 K: 0 S: 9	H: 0 LOB: 1 BB: 1 P: 17	R: 0 H: 0 E: 0 K: 1 S: 7	H: 0 LOB: 0 BB: 0 P: 8	R: 0 H: 0 E: 0 K: 1 S: 5	H: 0 LOB: 0 BB: 0 P: 8	R: 3 H: 3 E: 0 K: 0 S: 15	H: 3 LOB: 3 BB: 3 P: 36	R: 0 H: 0 E: 0 K: 0 S: 7	H: 0 LOB: 0 BB: 0 P: 10	R: 0 H: 1 E: 0 K: 1 S: 8	H: 1 LOB: 1 BB: 1 P: 15	1B: 5 2B: 0 3B: 0 HR: 2	SF: 0 SAC: 0 DP: 0 HBP: 0	WP: 0 PA: 38 PB: 0 SB: 0 CS: 1	
<b>PITCHER</b>	IP WLS BF H R ER SO BB IBB HBP BLK WP HR S P ERA WHIP	IP WLS BF H R ER SO BB IBB HBP BLK WP HR S P ERA WHIP	IP WLS BF H R ER SO BB IBB HBP BLK WP HR S P ERA WHIP	IP WLS BF H R ER SO BB IBB HBP BLK WP HR S P ERA WHIP	IP WLS BF H R ER SO BB IBB HBP BLK WP HR S P ERA WHIP	IP WLS BF H R ER SO BB IBB HBP BLK WP HR S P ERA WHIP	IP WLS BF H R ER SO BB IBB HBP BLK WP HR S P ERA WHIP	IP WLS BF H R ER SO BB IBB HBP BLK WP HR S P ERA WHIP	IP WLS BF H R ER SO BB IBB HBP BLK WP HR S P ERA WHIP	IP WLS BF H R ER SO BB IBB HBP BLK WP HR S P ERA WHIP	IP WLS BF H R ER SO BB IBB HBP BLK WP HR S P ERA WHIP	IP WLS BF H R ER SO BB IBB HBP BLK WP HR S P ERA WHIP	IP WLS BF H R ER SO BB IBB HBP BLK WP HR S P ERA WHIP	IP WLS BF H R ER SO BB IBB HBP BLK WP HR S P ERA WHIP	IP WLS BF H R ER SO BB IBB HBP BLK WP HR S P ERA WHIP	IP WLS BF H R ER SO BB IBB HBP BLK WP HR S P ERA WHIP	IP WLS BF H R ER SO BB IBB HBP BLK WP HR S P ERA WHIP	IP WLS BF H R ER SO BB IBB HBP BLK WP HR S P ERA WHIP	IP WLS BF H R ER SO BB IBB HBP BLK WP HR S P ERA WHIP	IP WLS BF H R ER SO BB IBB HBP BLK WP HR S P ERA WHIP	IP WLS BF H R ER SO BB IBB HBP BLK WP HR S P ERA WHIP	IP WLS BF H R ER SO BB IBB HBP BLK WP HR S P ERA WHIP

Oakland Athletics @ Texas Rangers  
The Ballpark at Arlington, Arlington, TX  
Sun Sep 14 2003, 8:05 PM EDT  
Att: 17,526 - Sunny - 71 F

AB 33  
R 6  
H 7  
RBI 6  
BB 5  
SO 6  
LOB 11



Batter	1	2	3	4	5	6	7	8	9	AB	R	H	RBI	BB	SO	LOB	BOTTOM				
10 Michael Young, R OBP: 0.336, SLG: 0.447	9 1B 2B	F8		G4-6-3 1B						5	1	4	0	0	0	1					
9 Hank Blalock, L OBP: 0.396, SLG: 0.537	1B HBP 2H 1B	HR		G4-6-3		F9				5	2	2	3	0	0	3					
Alex Rodriguez, R OBP: 0.396, SLG: 0.597	1B FC1-2 HBP 1B	G5-3			HR	K				4	1	1	1	0	1	1					
Rafael Palmeiro, L OBP: 0.358, SLG: 0.506							F9			4	0	1	0	1	1	0					
Jermaine Clark, L OBP: 0.291, SLG: 0.111	FC1-2 1B 1-2 2-3	G5-3			K			S BB		0	0	0	0	0	0	0					
23 Mark Teixeira, S OBP: 0.326, SLG: 0.461	P5		K		G3-1 HBP 1B		F9			5	0	2	0	0	1	4					
Shane Spencer, R OBP: 0.331, SLG: 0.398	FC1-2 1B 1-2 2-3 3-H		G4-3		G3-1 HBP		K			4	0	1	1	0	1	2					
Laynce Nix, L OBP: 0.280, SLG: 0.426	FC1-2 1B 1-2 2-3 3-H				G3-1		G4-3			4	0	1	0	0	0	6					
21 Jason Jones, S OBP: 0.291, SLG: 0.348	F8		L5		G3					4	0	0	0	0	1	6					
15 Gerald Laird, R OBP: 0.400, SLG: 0.444	9 HR E5			G5-3			F8			4	1	0	0	0	1	0					
<b>Inning Stats</b>	R: 2 H: 4 E: 0 K: 0 S: 27	H: 1 LOB: 0 BB: 0 P: 19	R: 0 H: 1 E: 0 K: 1 S: 10	H: 1 LOB: 1 BB: 0 P: 13	R: 0 H: 1 E: 0 K: 0 S: 6	H: 1 LOB: 0 BB: 0 P: 8	R: 1 H: 2 E: 0 K: 1 S: 13	H: 2 LOB: 2 BB: 0 P: 23	R: 0 H: 1 E: 0 K: 1 S: 10	H: 1 LOB: 1 BB: 0 P: 14	R: 0 H: 1 E: 0 K: 2 S: 12	H: 1 LOB: 1 BB: 0 P: 13	R: 0 H: 0 E: 0 K: 0 S: 12	H: 0 LOB: 2 BB: 1 P: 18	1B: 8 2B: 2 3B: 0 HR: 2	SF: 0 SAC: 0 DP: 1 HBP: 2	WP: 0 PA: 42 PB: 0 SB: 1 CS: 0				
<b>PITCHER</b>	IP WLS BF H R ER SO BB IBB HBP BLK WP HR S P ERA WHIP	IP WLS BF H R ER SO BB IBB HBP BLK WP HR S P ERA WHIP	IP WLS BF H R ER SO BB IBB HBP BLK WP HR S P ERA WHIP	IP WLS BF H R ER SO BB IBB HBP BLK WP HR S P ERA WHIP	IP WLS BF H R ER SO BB IBB HBP BLK WP HR S P ERA WHIP	IP WLS BF H R ER SO BB IBB HBP BLK WP HR S P ERA WHIP	IP WLS BF H R ER SO BB IBB HBP BLK WP HR S P ERA WHIP	IP WLS BF H R ER SO BB IBB HBP BLK WP HR S P ERA WHIP	IP WLS BF H R ER SO BB IBB HBP BLK WP HR S P ERA WHIP	IP WLS BF H R ER SO BB IBB HBP BLK WP HR S P ERA WHIP	IP WLS BF H R ER SO BB IBB HBP BLK WP HR S P ERA WHIP	IP WLS BF H R ER SO BB IBB HBP BLK WP HR S P ERA WHIP	IP WLS BF H R ER SO BB IBB HBP BLK WP HR S P ERA WHIP	IP WLS BF H R ER SO BB IBB HBP BLK WP HR S P ERA WHIP	IP WLS BF H R ER SO BB IBB HBP BLK WP HR S P ERA WHIP	IP WLS BF H R ER SO BB IBB HBP BLK WP HR S P ERA WHIP	IP WLS BF H R ER SO BB IBB HBP BLK WP HR S P ERA WHIP	IP WLS BF H R ER SO BB IBB HBP BLK WP HR S P ERA WHIP	IP WLS BF H R ER SO BB IBB HBP BLK WP HR S P ERA WHIP	IP WLS BF H R ER SO BB IBB HBP BLK WP HR S P ERA WHIP	IP WLS BF H R ER SO BB IBB HBP BLK WP HR S P ERA WHIP

Oakland Athletics @ Texas Rangers  
The Ballpark at Arlington, Arlington, TX  
Sun Sep 14 2003, 8:05 PM EDT  
Att: 17,526 - Sunny - 71 F

AB 39  
R 5  
H 12  
RBI 5  
BB 1  
SO 6  
LOB 23





Batter	1	2	3	4	5	6	7	8	9	AB	R	H	RBI	BB	SO	LOB	TOP			
Mark Ellis, R OBP: 0.319, SLG: 0.375 (1,4)	F7	P4		K	G3			G6-3		5	0	0	0	0	1	6				
Erubiel Durazo, L OBP: 0.374, SLG: 0.427 (1,10)	G4-3		F8	F4		K		G6-3		5	0	0	0	0	1	3				
3 Eric Chavez, L OBP: 0.349, SLG: 0.507 (1,5)	P4		G5-3	HR		K		G6-3		5	1	2	1	0	1	0				
Miguel Tejada, R OBP: 0.335, SLG: 0.477 (1,6)		1B FC6-4	G5-3	HR					F7	4	2	2	4	1	0	1				
Scott Hatteberg, L OBP: 0.339, SLG: 0.379 (1,3)	F8		L6			G4-3			F7	4	0	0	0	1	0	3				
Ramon Hernandez, R OBP: 0.331, SLG: 0.465 (1,2)		FC6-4								4	1	4	0	0	0	0				
Terrence Long, L OBP: 0.292, SLG: 0.390 (1,7)	FC6-4									4	1	1	1	0	1	4				
Jermaine Dye, R OBP: 0.253, SLG: 0.246 (1,9)										4	1	2	0	0	1	0				
Eric Byrnes, R OBP: 0.334, SLG: 0.469 (1,8)										2	1	0	1	2	0	0				
<b>Inning Stats</b>	R: 0 E: 0 K: 0 S: 8	H: 0 LOB: 0 BB: 0 P: 14	R: 1 E: 0 K: 0 S: 15	H: 3 LOB: 3 BB: 1 P: 27	R: 0 E: 0 K: 0 S: 9	H: 1 LOB: 1 BB: 0 P: 15	R: 6 E: 0 K: 2 S: 29	H: 6 LOB: 2 BB: 2 P: 51	R: 0 E: 0 K: 0 S: 6	H: 0 LOB: 0 BB: 0 P: 12	R: 0 E: 0 K: 1 S: 7	H: 1 LOB: 0 BB: 0 P: 10	R: 0 E: 0 K: 0 S: 5	H: 0 LOB: 0 BB: 0 P: 9	R: 0 E: 0 K: 0 S: 8	H: 0 LOB: 0 BB: 0 P: 11	1B: 8 2B: 2 3B: 0 HR: 1	SF: 0 SAC: 0 DP: 1 HBP: 0	WP: 0 PB: 0 SB: 0 CS: 0	PA: 41
<b>PITCHER</b>	IP	WLS	BF	H	R	ER	SO	BB	IBB	HBP	BLK	WP	HR	S	P	ERA	WHIP			
Ramon Ortiz, R ERA: 5.11 (1,1)	3.2	L	22	9	7	7	1	2	0	0	0	0	1	51	88	17.18	3.000			
Gary Glover, R ERA: 3.99 (4,1)	2.1		10	1	0	0	3	2	0	0	0	0	0	26	48	0.00	1.286			
Derrick Turnbow, R ERA: 0.87 (7,1)	2.0		6	1	0	0	1	0	0	0	0	0	0	12	19	0.00	0.500			
Greg Jones, R ERA: 4.01 (9,1)	1.0		3	0	0	0	0	0	0	0	0	0	0	8	11	0.00	0.000			

Oakland Athletics @ Anaheim Angels  
Edison International Field, Anaheim, CA  
Mon Sep 15 2003, 10:05 PM EDT  
Att: 34,861 - Sunny - 73 F

AB 37  
R 7  
H 11  
RBI 7  
BB 4  
SO 5  
LOB 17



Batter	1	2	3	4	5	6	7	8	9	AB	R	H	RBI	BB	SO	LOB	BOTTOM			
David Eckstein, R OBP: 0.328, SLG: 0.329 (1,6)	F8					F8		FC4-6		4	0	1	0	0	0	1				
9 Chone Figgins, S OBP: 0.358, SLG: 0.388 (1,8)	P3			K						4	1	1	0	0	1	1				
16 Garret Anderson, L OBP: 0.344, SLG: 0.549 (1,7)	K			K						4	2	2	0	0	2	1				
Tim Salmon, R OBP: 0.367, SLG: 0.447 (1,10)		F9		F9						4	1	2	3	0	0	1				
Scott Spiezio, S OBP: 0.321, SLG: 0.451 (1,3) (9,5)		G1-3			F9		P4		F9	4	0	0	0	0	0	2				
Shawn Woolen, R OBP: 0.319, SLG: 0.369 (1,5) (9,2)				K						4	0	1	1	0	2	0				
Alfredo Amezaga, S OBP: 0.234, SLG: 0.297 (9, PR)										0	0	0	0	0	0	0				
Eric Owens, R OBP: 0.299, SLG: 0.312 (1,9)			F8		L1					4	0	1	0	0	1	2				
Adam Kennedy, L OBP: 0.340, SLG: 0.395 (1,4)				K		L6				3	0	0	0	1	2	1				
José Molina, R OBP: 0.211, SLG: 0.220 (1,2) (8, PH)					F9					2	0	0	0	0	0	0				
39 Robb Quinlan, R OBP: 0.337, SLG: 0.371 (9,3)						G5-3		FC4-6	P3	1	0	0	0	0	0	1				
										1	0	0	0	0	0	3				
<b>Inning Stats</b>	R: 0 E: 0 K: 1 S: 7	H: 0 LOB: 0 BB: 0 P: 11	R: 0 E: 0 K: 1 S: 11	H: 0 LOB: 0 BB: 0 P: 18	R: 0 E: 0 K: 1 S: 8	H: 0 LOB: 0 BB: 0 P: 10	R: 0 E: 0 K: 2 S: 13	H: 1 LOB: 1 BB: 0 P: 20	R: 0 E: 0 K: 0 S: 6	H: 0 LOB: 0 BB: 0 P: 8	R: 2 E: 0 K: 0 S: 11	H: 2 LOB: 0 BB: 0 P: 17	R: 0 E: 0 K: 1 S: 10	H: 1 LOB: 1 BB: 0 P: 12	R: 2 E: 0 K: 1 S: 22	H: 4 LOB: 3 BB: 1 P: 34	1B: 5 2B: 2 3B: 0 HR: 1	SF: 0 SAC: 0 DP: 0 HBP: 0	WP: 0 PB: 0 SB: 0 CS: 0	PA: 36
<b>PITCHER</b>	IP	WLS	BF	H	R	ER	SO	BB	IBB	HBP	BLK	WP	HR	S	P	ERA	WHIP			
Ted Lilly, L ERA: 4.33 (1,1)	5.0	W	16	1	0	0	6	0	0	0	0	0	1	33	44	12.00	1.667			
Steve Sparks, R ERA: 4.95 (6,1)	3.0		14	5	4	4	1	0	0	0	0	0	0	5	7	∞	∞			
Chad Harville, R ERA: 4.5 (9,1)	0.0		1	1	0	0	0	0	0	0	0	0	0	5	7	∞	∞			
Keith Foulke, R ERA: 2.07 (9,1)	1.0	S	5	1	0	0	1	1	0	0	0	0	0	11	20	0.00	2.000			

Oakland Athletics @ Anaheim Angels  
Edison International Field, Anaheim, CA  
Mon Sep 15 2003, 10:05 PM EDT  
Att: 34,861 - Sunny - 73 F

AB 35  
R 4  
H 8  
RBI 4  
BB 1  
SO 8  
LOB 13





Batter	1	2	3	4	5	6	7	8	9	AB	R	H	RBI	BB	SO	LOB	TOP								
Mark Ellis, R OBP: 0.320, SLG: 0.374 (1, 4)	P6	F7				K				4	1	1	1	0	1	0									
Erubiel Durazo, L OBP: 0.374, SLG: 0.433 (1, 10)	HR		P4	K		L8				5	1	2	2	0	1	2									
3 Eric Chavez, L OBP: 0.351, SLG: 0.507 (1, 5)	BB 1B		G3	P3						4	1	2	1	1	0	2									
Miguel Tejada, R OBP: 0.335, SLG: 0.477 (1, 6)	F9		1B							5	0	2	0	0	0	4									
Scott Hatteberg, L OBP: 0.343, SLG: 0.381 (1, 3)	1B BB		1B	FC5-4		G4-3				3	0	2	0	2	0	1									
Ramon Hernandez, R OBP: 0.329, SLG: 0.462 (1, 2)	1-2 2-H 1B		FC5-4			K				5	0	1	1	0	2	5									
Jermaine Dye, R OBP: 0.257, SLG: 0.246 (1, 9)	F7									4	1	1	0	1	1	2									
Terrence Long, L OBP: 0.292, SLG: 0.388 (1, 7)			K							3	1	0	0	1	1	3									
Eric Byrnes, R OBP: 0.333, SLG: 0.467 (1, 8)	L8									4	0	1	0	0	2	1									
<b>Inning Stats</b>	R: 2 H: 3 E: 0 K: 0 S: 19	H: 3 R: 0 ER: 0 LOB: 2 BB: 1 P: 34	R: 0 H: 0 E: 0 K: 1 S: 6	H: 0 R: 0 ER: 0 LOB: 0 BB: 0 P: 10	R: 0 H: 2 E: 0 K: 0 S: 9	H: 2 R: 0 ER: 0 LOB: 2 BB: 0 P: 16	R: 1 H: 3 E: 0 K: 1 S: 15	H: 3 R: 0 ER: 0 LOB: 2 BB: 0 P: 23	R: 0 H: 1 E: 0 K: 1 S: 12	H: 1 R: 0 ER: 0 LOB: 1 BB: 1 P: 21	R: 0 H: 0 E: 0 K: 2 S: 9	H: 0 R: 0 ER: 0 LOB: 0 BB: 0 P: 13	R: 0 H: 0 E: 0 K: 1 S: 11	H: 0 R: 0 ER: 0 LOB: 1 BB: 2 P: 21	R: 2 H: 2 E: 1 K: 1 S: 13	H: 2 R: 0 ER: 0 LOB: 2 BB: 1 P: 25	R: 0 H: 1 E: 0 K: 1 S: 5	H: 1 R: 0 ER: 0 LOB: 0 BB: 0 P: 7	1B: 11 2B: 1 3B: 0 HR: 1	SF: 0 SAC: 0 DP: 2 HBP: 1	WP: 0 PB: 0 SB: 2 CS: 0	PA: 43			
<b>PITCHER</b>	IP WLS BF H R ER SO BB IBB HBP BLK WP HR S P ERA WHIP	IP WLS BF H R ER SO BB IBB HBP BLK WP HR S P ERA WHIP	IP WLS BF H R ER SO BB IBB HBP BLK WP HR S P ERA WHIP	IP WLS BF H R ER SO BB IBB HBP BLK WP HR S P ERA WHIP	IP WLS BF H R ER SO BB IBB HBP BLK WP HR S P ERA WHIP	IP WLS BF H R ER SO BB IBB HBP BLK WP HR S P ERA WHIP	IP WLS BF H R ER SO BB IBB HBP BLK WP HR S P ERA WHIP	IP WLS BF H R ER SO BB IBB HBP BLK WP HR S P ERA WHIP	IP WLS BF H R ER SO BB IBB HBP BLK WP HR S P ERA WHIP	IP WLS BF H R ER SO BB IBB HBP BLK WP HR S P ERA WHIP	IP WLS BF H R ER SO BB IBB HBP BLK WP HR S P ERA WHIP	IP WLS BF H R ER SO BB IBB HBP BLK WP HR S P ERA WHIP	IP WLS BF H R ER SO BB IBB HBP BLK WP HR S P ERA WHIP	IP WLS BF H R ER SO BB IBB HBP BLK WP HR S P ERA WHIP	IP WLS BF H R ER SO BB IBB HBP BLK WP HR S P ERA WHIP	IP WLS BF H R ER SO BB IBB HBP BLK WP HR S P ERA WHIP	IP WLS BF H R ER SO BB IBB HBP BLK WP HR S P ERA WHIP	IP WLS BF H R ER SO BB IBB HBP BLK WP HR S P ERA WHIP	IP WLS BF H R ER SO BB IBB HBP BLK WP HR S P ERA WHIP	IP WLS BF H R ER SO BB IBB HBP BLK WP HR S P ERA WHIP	IP WLS BF H R ER SO BB IBB HBP BLK WP HR S P ERA WHIP	IP WLS BF H R ER SO BB IBB HBP BLK WP HR S P ERA WHIP	IP WLS BF H R ER SO BB IBB HBP BLK WP HR S P ERA WHIP	IP WLS BF H R ER SO BB IBB HBP BLK WP HR S P ERA WHIP	IP WLS BF H R ER SO BB IBB HBP BLK WP HR S P ERA WHIP

Oakland Athletics @ Anaheim Angels  
Edison International Field, Anaheim, CA  
Tue Sep 16 2003, 10:05 PM EDT  
Att: 36,446 - Sunny - 72 F

livebaseballscorecards.com



AB	37
R	5
H	12
RBI	5
BB	5
SO	8
LOB	20

Batter	1	2	3	4	5	6	7	8	9	AB	R	H	RBI	BB	SO	LOB	BOTTOM								
David Eckstein, R OBP: 0.329, SLG: 0.329 (1, 6)	G5-3	G4-3								4	1	1	0	1	0	2									
9 Chone Figgins, S OBP: 0.356, SLG: 0.385 (1, 8)	K		G1-3							4	0	1	0	0	1	0									
16 Garret Anderson, L OBP: 0.348, SLG: 0.552 (1, 7)	E1 1B		F9							4	2	3	1	1	0	0									
Tim Salmon, R OBP: 0.369, SLG: 0.446 (1, 10)	BB 1B		K							3	0	1	1	2	1	3									
Barry Wesson, R (9, PR)	2-H 1B									0	1	0	0	0	0	0									
Scott Spiezio, S OBP: 0.323, SLG: 0.459 (1, 3)										4	2	2	3	1	0	3									
Jeff DaVanon, S OBP: 0.383, SLG: 0.456 (1, 9)	G3									3	0	0	0	1	1	6									
José Molina, R OBP: 0.211, SLG: 0.220 (8, 2)										0	0	0	0	0	0	0									
Adam Kennedy, L OBP: 0.339, SLG: 0.393 (1, 4)										4	0	1	1	0	0	1									
Shawn Wooten, R OBP: 0.315, SLG: 0.365 (1, 2)										3	0	0	0	0	2	2									
Eric Owens, R OBP: 0.302, SLG: 0.312 (8, 9)										0	0	0	0	0	0	0									
Alfredo Amezaga, S OBP: 0.235, SLG: 0.247 (1, 5)										3	0	0	0	1	0	2									
<b>Inning Stats</b>	R: 1 H: 2 E: 1 K: 1 S: 13	H: 2 R: 0 ER: 0 LOB: 1 BB: 0 P: 11	R: 0 H: 0 E: 0 K: 1 S: 8	H: 0 R: 0 ER: 0 LOB: 0 BB: 0 P: 11	R: 1 H: 1 E: 0 K: 0 S: 7	H: 1 R: 0 ER: 0 LOB: 2 BB: 2 P: 17	R: 0 H: 0 E: 0 K: 1 S: 10	H: 0 R: 0 ER: 0 LOB: 1 BB: 1 P: 19	R: 1 H: 2 E: 0 K: 1 S: 11	H: 2 R: 0 ER: 0 LOB: 3 BB: 2 P: 27	R: 0 H: 0 E: 0 K: 0 S: 13	H: 0 R: 3 ER: 0 LOB: 1 BB: 1 P: 14	R: 3 H: 2 E: 0 K: 0 S: 8	H: 2 R: 0 ER: 0 LOB: 1 BB: 1 P: 14	1B: 6 2B: 2 3B: 0 HR: 1	SF: 0 SAC: 1 DP: 1 HBP: 1	WP: 0 PB: 0 SB: 2 CS: 0	PA: 41							
<b>PITCHER</b>	IP WLS BF H R ER SO BB IBB HBP BLK WP HR S P ERA WHIP	IP WLS BF H R ER SO BB IBB HBP BLK WP HR S P ERA WHIP	IP WLS BF H R ER SO BB IBB HBP BLK WP HR S P ERA WHIP	IP WLS BF H R ER SO BB IBB HBP BLK WP HR S P ERA WHIP	IP WLS BF H R ER SO BB IBB HBP BLK WP HR S P ERA WHIP	IP WLS BF H R ER SO BB IBB HBP BLK WP HR S P ERA WHIP	IP WLS BF H R ER SO BB IBB HBP BLK WP HR S P ERA WHIP	IP WLS BF H R ER SO BB IBB HBP BLK WP HR S P ERA WHIP	IP WLS BF H R ER SO BB IBB HBP BLK WP HR S P ERA WHIP	IP WLS BF H R ER SO BB IBB HBP BLK WP HR S P ERA WHIP	IP WLS BF H R ER SO BB IBB HBP BLK WP HR S P ERA WHIP	IP WLS BF H R ER SO BB IBB HBP BLK WP HR S P ERA WHIP	IP WLS BF H R ER SO BB IBB HBP BLK WP HR S P ERA WHIP	IP WLS BF H R ER SO BB IBB HBP BLK WP HR S P ERA WHIP	IP WLS BF H R ER SO BB IBB HBP BLK WP HR S P ERA WHIP	IP WLS BF H R ER SO BB IBB HBP BLK WP HR S P ERA WHIP	IP WLS BF H R ER SO BB IBB HBP BLK WP HR S P ERA WHIP	IP WLS BF H R ER SO BB IBB HBP BLK WP HR S P ERA WHIP	IP WLS BF H R ER SO BB IBB HBP BLK WP HR S P ERA WHIP	IP WLS BF H R ER SO BB IBB HBP BLK WP HR S P ERA WHIP	IP WLS BF H R ER SO BB IBB HBP BLK WP HR S P ERA WHIP	IP WLS BF H R ER SO BB IBB HBP BLK WP HR S P ERA WHIP	IP WLS BF H R ER SO BB IBB HBP BLK WP HR S P ERA WHIP	IP WLS BF H R ER SO BB IBB HBP BLK WP HR S P ERA WHIP	IP WLS BF H R ER SO BB IBB HBP BLK WP HR S P ERA WHIP

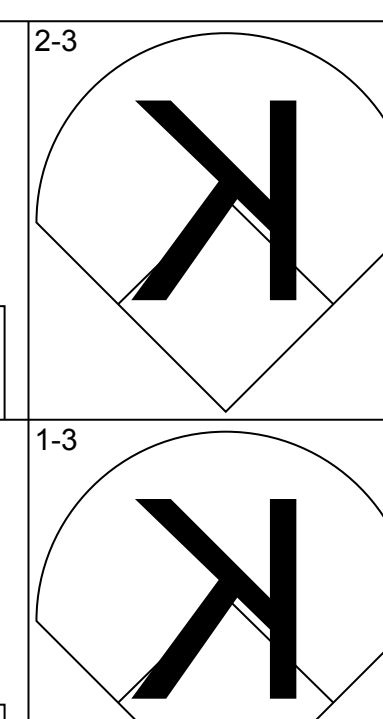
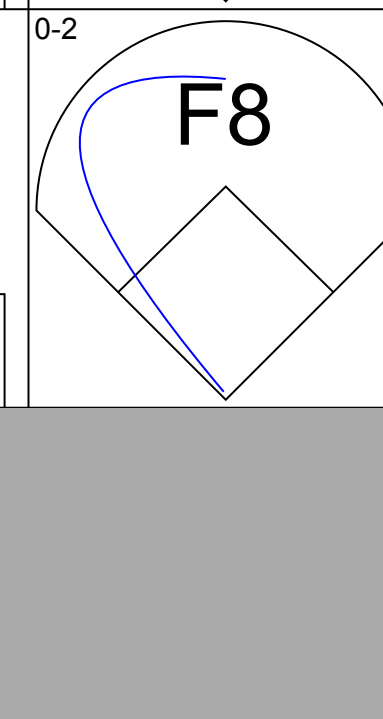
Oakland Athletics @ Anaheim Angels  
Edison International Field, Anaheim, CA  
Tue Sep 16 2003, 10:05 PM EDT  
Att: 36,446 - Sunny - 72 F

livebaseballscorecards.com



AB	32
R	6
H	9
RBI	6
BB	7
SO	5
LOB	19




Batter	1	2	3	4	5	6	7	8	9	AB	R	H	RBI	BB	SO	LOB	TOP										
Mark Ellis, R OBP: 0.317, SLG: 0.371 (1,4)			G5-3			F8		G4-3		4	0	0	0	0	1	0											
Erubiel Durazo, L OBP: 0.371, SLG: 0.430 (1,10)			F9			K			G3-1	4	0	0	0	0	2	0											
Eric Chavez, L OBP: 0.350, SLG: 0.507 (1,5)	F8		P6			2B			G3	4	0	1	0	0	0	0											
Miguel Tejada, R OBP: 0.335, SLG: 0.477 (1,6)		2B				F7			G5-3	4	1	1	0	0	0	1											
Scott Hatteberg, L OBP: 0.343, SLG: 0.382 (1,3)		2B				G4-3			F7	3	1	1	1	0	0	0											
Ramon Hernandez, R OBP: 0.327, SLG: 0.459 (1,2)		2B				L8			G5-3	3	0	0	0	0	0	1											
Jermaine Dye, R OBP: 0.253, SLG: 0.242 (1,9)						G5-3			K	3	0	0	0	0	1	1											
Billy McMillon, L OBP: 0.361, SLG: 0.463 (1,7)						G3-1			G3-1	1	0	1	1	0	0	0											
Terrence Long, L OBP: 0.290, SLG: 0.386 (3,7)										2	0	0	0	0	0	0											
Eric Byrnes, R OBP: 0.331, SLG: 0.463 (1,8)						G5-3			K	3	0	0	0	0	2	1											
<b>Inning Stats</b>	R: 0 E: 0 K: 2 S: 12	H: 0 LOB: 0 BB: 0 P: 15	R: 2 E: 0 K: 1 S: 15	H: 3 LOB: 1 BB: 0 P: 23	R: 0 E: 0 K: 0 S: 7	H: 0 LOB: 0 BB: 0 P: 10	R: 0 E: 0 K: 0 S: 7	H: 0 LOB: 0 BB: 0 P: 9	R: 0 E: 0 K: 1 S: 6	H: 0 LOB: 0 BB: 0 P: 12	R: 0 E: 0 K: 1 S: 8	H: 1 LOB: 1 BB: 0 P: 12	R: 0 E: 0 K: 1 S: 7	H: 0 LOB: 0 BB: 0 P: 10	R: 0 E: 0 K: 1 S: 9	H: 0 LOB: 0 BB: 0 P: 12	R: 0 E: 0 K: 0 S: 7	H: 0 LOB: 0 BB: 0 P: 11	1B: 0 2B: 4 3B: 0 HR: 0	SF: 0 SAC: 0 DP: 0 HBP: 0	WP: 1 PB: 0 SB: 0 CS: 0	PA: 31					
<b>PITCHER</b>	IP	WLS	BF	H	R	ER	SO	BB	IBB	HBP	BLK	WP	HR	S	P	ERA	WHIP										
62 Scot Shields, R ERA: 3.11 (1,1)	8.0	L	28	4	2	2	6	0	0	0	0	1	0	71	103	2.25	0.500										
Ben Weber, R ERA: 2.72 (9,1)	1.0		3	0	0	0	0	0	0	0	0	0	0	7	11	0.00	0.000										

Oakland Athletics @ Anaheim Angels  
Edison International Field, Anaheim, CA  
Wed Sep 17 2003, 4:05 PM EDT  
Att: 32,503 - Sunny - 78 F

livebaseballscorecards.com

**AB** 31  
**R** 2  
**H** 4  
**RBI** 2  
**BB** 0  
**SO** 6  
**LOB** 4



Batter	1	2	3	4	5	6	7	8	9	AB	R	H	RBI	BB	SO	LOB	BOTTOM										
David Eckstein, R OBP: 0.329, SLG: 0.326 (1,6)	G6-3			G5-3		FC4			BB	3	1	0	0	1	0	2											
9 Chone Figgins, S OBP: 0.350, SLG: 0.377 (1,8)	B3			P2		G6-3			E1	4	0	0	0	0	0	3											
16 Garret Anderson, L OBP: 0.347, SLG: 0.550 (1,7)	K			G3-1					SF9	3	0	1	1	0	1	0											
Tim Salmon, R OBP: 0.367, SLG: 0.443 (1,10)		P4			G6-3				G1-3	4	0	0	0	0	0	2											
Scott Spiezio, S OBP: 0.323, SLG: 0.456 (1,3)		P4			K					3	0	0	0	0	1	2	1										
Trent Durrington, R OBP: 0.500, SLG: 0.200 (9, PR)									IBB	0	0	0	0	0	0	0	0										
Eric Owens, R OBP: 0.298, SLG: 0.308 (1,9)		B2			G3-1				F8	3	0	0	0	0	1	1											
Jeff DaVanon, S OBP: 0.362, SLG: 0.455 (9, PH)										1	0	0	0	0	0	2											
Adam Kennedy, L OBP: 0.339, SLG: 0.392 (1,4)				P2					P5	2	0	0	0	1	0	0											
José Molina, R OBP: 0.207, SLG: 0.216 (1,2)				P6					P4	2	0	0	0	0	0	1											
Shawn Wooten, R OBP: 0.314, SLG: 0.364 (9, PH)										1	0	0	0	0	0	0											
Alfredo Amezaga, S OBP: 0.238, SLG: 0.250 (1,5)				K					K	3	0	1	0	0	2	0											
<b>Inning Stats</b>	R: 0 E: 0 K: 1 S: 8	H: 0 LOB: 0 BB: 0 P: 12	R: 0 E: 0 K: 0 S: 5	H: 0 LOB: 0 BB: 0 P: 9	R: 0 E: 0 K: 1 S: 5	H: 0 LOB: 0 BB: 0 P: 7	R: 0 E: 0 K: 0 S: 5	H: 0 LOB: 0 BB: 0 P: 8	R: 0 E: 0 K: 1 S: 7	H: 0 LOB: 0 BB: 0 P: 14	R: 0 E: 0 K: 0 S: 9	H: 1 LOB: 2 BB: 1 P: 19	R: 0 E: 0 K: 2 S: 11	H: 1 LOB: 1 BB: 0 P: 18	R: 0 E: 0 K: 1 S: 8	H: 0 LOB: 0 BB: 0 P: 12	R: 1 E: 1 K: 0 S: 7	H: 0 LOB: 2 BB: 2 P: 21	1B: 2 2B: 0 3B: 0 HR: 0	SF: 1 SAC: 0 DP: 0 HBP: 0	WP: 0 PB: 0 SB: 0 CS: 0	PA: 33					
<b>PITCHER</b>	IP	WLS	BF	H	R	ER	SO	BB	IBB	HBP	BLK	WP	HR	S	P	ERA	WHIP										
Barry Zito, L ERA: 3.3 (1,1)	8.1	W	30	2	1	0	6	2	0	0	0	0	0	63	111	0.00	0.480										
Chad Bradford, R ERA: 2.95 (9,1)	0.1	H	2	0	0	0	0	0	1	0	0	0	0	1	6	0.00	0.000										
Jim Mecir, R ERA: 5.4 (9,1)	0.1	S	1	0	0	0	0	0	0	0	0	0	0	1	3	0.00	0.000										

Oakland Athletics @ Anaheim Angels  
Edison International Field, Anaheim, CA  
Wed Sep 17 2003, 4:05 PM EDT  
Att: 32,503 - Sunny - 78 F

livebaseballscorecards.com

**AB** 29  
**R** 1  
**H** 2  
**RBI** 1  
**BB** 3  
**SO** 6  
**LOB** 12





Batter	1	2	3	4	5	6	7	8	9	AB	R	H	RBI	BB	SO	LOB	TOP
51 Ichiro Suzuki, L (1, 9) OBP: 0.348, SLG: 0.432	1-3 K		2-3 K		0-2 SH1-4 1-2 1B	2-3 K		1-1 S 1B		5	1	2	0	0	3	1	<b>Seattle Mariners @ Oakland Athletics</b> Network Associates Coliseum, Oakland, CA Fri Sep 19, 2003, 10:05 PM EDT Att: 41,035 - Sunny - 73 F
Carlos Guillen, S (1, 5) OBP: 0.362, SLG: 0.407	0-0 G6-3 2B		3-3 K		1-1 SH1-4 1-2 2-3		4-1 CS BB	2-2 G1-3 1-2		3	0	1	0	1	1		
Bret Boone, R (1, 4) OBP: 0.358, SLG: 0.527	3-1 G6-3 2-3		2-3 K		1-0 SF7 3-H 0-1		3-3 BB 1-2	0-0 1B 1B BB		4	1	1	1	0	2		
Edgar Martinez, R (1, 10) 23 Luis Ugueto, S (9, PR) OBP: 0.411, SLG: 0.504	4-2 BB BB			2-0 1B 2B	0-1 HR 2-H		2-0 1B 2B	3-2 BB 1B BB G1-2-3 1B		4	2	4	1	1	0		
John Olerud, L (1, 3) OBP: 0.374, SLG: 0.391	4-2 BB 1-2			0-1 F7 1-H	1-0 HR		4-1 1B BB	1-3 K		3	1	1	2	2	1		
Randy Winn, S (1, 7) OBP: 0.342, SLG: 0.418	2-3 K			2-3 K	1-2 F8		2-2 BB 1-3 2-H	0-0 BB 1-2 2-3 1B		5	0	2	1	0	2		
Mike Cameron, R (1, 8)		0-2 G1-3		3-0 BB 2-3 1B		4-2 G3 G1-3 BB	0-3 K	4-2 BB 1-2 2-3 3-H 1B		3	0	1	1	2	1		
Mark McLemore, S (1, 6) Rey Sanchez, R (7, 6) OBP: 0.320, SLG: 0.316		0-0 G5-4-3 1B		3-2 G4-3		2-2 G1-3		3-2 G6-3	1-0 G1-2-3 3-H	3	0	1	0	0	0		
Dan Wilson, R (1, 2) OBP: 0.273, SLG: 0.334		1-2 G5-4-3 1-2			0-2 SH1-4 51 1B SF7		0-0 G3	0-0 P3		4	1	1	0	0	0		
<b>Inning Stats</b>	R: 0 H: 1 E: 0 K: 2 S: 13	H: 1 R: 0 ER: 0 LOB: 3 BB: 2 P: 27	R: 0 H: 1 E: 0 K: 0 S: 7	H: 0 R: 0 ER: 0 LOB: 0 BB: 0 P: 8	R: 0 H: 2 E: 0 K: 1 S: 10	H: 0 R: 0 ER: 0 LOB: 2 BB: 0 P: 16	R: 4 H: 4 E: 0 K: 0 S: 17	H: 0 R: 0 ER: 0 LOB: 1 BB: 1 P: 20	R: 1 H: 2 E: 0 K: 2 S: 12	H: 1 R: 0 ER: 0 LOB: 0 BB: 0 P: 17	R: 1 H: 3 E: 0 K: 1 S: 12	H: 3 R: 1 ER: 0 LOB: 2 BB: 1 P: 21	1B: 10 2B: 4 3B: 0 HR: 1	SF: 1 SAC: 1 DP: 3 HBP: 0	WP: 0 PB: 0 SB: 1 CS: 1	PA: 44	
<b>PITCHER</b>	IP WLS BF H R ER SO BB IBB HBP BLK WP HR S P ERA WHIP	IP WLS BF H R ER SO BB IBB HBP BLK WP HR S P ERA WHIP	IP WLS BF H R ER SO BB IBB HBP BLK WP HR S P ERA WHIP	IP WLS BF H R ER SO BB IBB HBP BLK WP HR S P ERA WHIP	IP WLS BF H R ER SO BB IBB HBP BLK WP HR S P ERA WHIP	IP WLS BF H R ER SO BB IBB HBP BLK WP HR S P ERA WHIP	IP WLS BF H R ER SO BB IBB HBP BLK WP HR S P ERA WHIP	IP WLS BF H R ER SO BB IBB HBP BLK WP HR S P ERA WHIP	IP WLS BF H R ER SO BB IBB HBP BLK WP HR S P ERA WHIP	IP WLS BF H R ER SO BB IBB HBP BLK WP HR S P ERA WHIP	IP WLS BF H R ER SO BB IBB HBP BLK WP HR S P ERA WHIP	IP WLS BF H R ER SO BB IBB HBP BLK WP HR S P ERA WHIP	IP WLS BF H R ER SO BB IBB HBP BLK WP HR S P ERA WHIP	IP WLS BF H R ER SO BB IBB HBP BLK WP HR S P ERA WHIP	IP WLS BF H R ER SO BB IBB HBP BLK WP HR S P ERA WHIP	IP WLS BF H R ER SO BB IBB HBP BLK WP HR S P ERA WHIP	

AB	36
R	6
H	14
RBI	6
BB	6
SO	10
LOB	21



Batter	1	2	3	4	5	6	7	8	9	AB	R	H	RBI	BB	SO	LOB	BOTTOM			
Mark Ellis, R (1, 4) OBP: 0.315, SLG: 0.369	2-2 L4		2-1 G4-3		0-0 P3			1-3 K		4	0	0	0	0	1	1	<b>Seattle Mariners @ Oakland Athletics</b> Network Associates Coliseum, Oakland, CA Fri Sep 19, 2003, 10:05 PM EDT Att: 41,035 - Sunny - 73 F			
Erubiel Durazo, L (1, 10) OBP: 0.372, SLG: 0.435	0-0 HR		4-2 G4-6-3 BB			3-2 F8		0-1 P5		3	1	1	1	1	0					
3 Eric Chavez, L (1, 5) OBP: 0.348, SLG: 0.504	1-3 K		0-0 G4-6-3 1-2			0-1 F8		1-2 L3		4	0	0	0	0	1					
Miguel Tejada, R (1, 6) OBP: 0.336, SLG: 0.478	4-0 BB BB			0-1 F9		1-2 BB 2B		1-1 F9		3	0	1	0	1	0					
Scott Hatteberg, L (1, 3) OBP: 0.344, SLG: 0.381	4-1 FC6-4 BB			4-2 CS BB		0-2 P3		0-2 F8		2	0	0	0	2	0					
Ramon Hernandez, R (1, 2) OBP: 0.327, SLG: 0.457	0-0 FC6-4 1-2			1-3 K 1-2			1-2 FC6-4 1B		1-2 K	4	0	1	0	0	2					
Jermaine Dye, R (1, 9) OBP: 0.250, SLG: 0.239		2-3 K			1-3 K		2-2 FC6-4 1-2			3	0	0	0	0	2					
Billy McMillon, L (1, 7) OBP: 0.354, SLG: 0.453		0-1 L3			0-1 G3-1		2-3 K			3	0	0	0	0	1					
Eric Byrnes, R (1, 8) OBP: 0.331, SLG: 0.465		3-2 L9			0-2 BB		1-3 K			3	0	1	0	0	1					
<b>Inning Stats</b>	R: 1 H: 1 E: 0 K: 1 S: 9	H: 0 R: 0 ER: 0 LOB: 0 BB: 0 P: 14	R: 0 H: 0 E: 0 K: 0 S: 6	H: 0 R: 0 ER: 0 LOB: 0 BB: 1 P: 12	R: 0 H: 0 E: 0 K: 1 S: 7	H: 0 R: 0 ER: 0 LOB: 0 BB: 1 P: 12	R: 0 H: 1 E: 0 K: 0 S: 10	H: 1 R: 0 ER: 0 LOB: 1 BB: 0 P: 11	R: 0 H: 1 E: 0 K: 2 S: 13	H: 1 R: 0 ER: 0 LOB: 1 BB: 0 P: 17	R: 0 H: 1 E: 0 K: 2 S: 15	H: 1 R: 0 ER: 0 LOB: 1 BB: 0 P: 21	R: 0 H: 0 E: 0 K: 1 S: 8	H: 0 R: 0 ER: 0 LOB: 0 BB: 0 P: 10	R: 0 H: 0 E: 0 K: 1 S: 8	H: 0 R: 0 ER: 0 LOB: 0 BB: 0 P: 10		1B: 1 2B: 2 3B: 0 HR: 1	SF: 0 SAC: 0 DP: 1 HBP: 0	WP: 0 PB: 0 SB: 0 CS: 1
<b>PITCHER</b>	IP WLS BF H R ER SO BB IBB HBP BLK WP HR S P ERA WHIP	IP WLS BF H R ER SO BB IBB HBP BLK WP HR S P ERA WHIP	IP WLS BF H R ER SO BB IBB HBP BLK WP HR S P ERA WHIP	IP WLS BF H R ER SO BB IBB HBP BLK WP HR S P ERA WHIP	IP WLS BF H R ER SO BB IBB HBP BLK WP HR S P ERA WHIP	IP WLS BF H R ER SO BB IBB HBP BLK WP HR S P ERA WHIP	IP WLS BF H R ER SO BB IBB HBP BLK WP HR S P ERA WHIP	IP WLS BF H R ER SO BB IBB HBP BLK WP HR S P ERA WHIP	IP WLS BF H R ER SO BB IBB HBP BLK WP HR S P ERA WHIP	IP WLS BF H R ER SO BB IBB HBP BLK WP HR S P ERA WHIP	IP WLS BF H R ER SO BB IBB HBP BLK WP HR S P ERA WHIP	IP WLS BF H R ER SO BB IBB HBP BLK WP HR S P ERA WHIP	IP WLS BF H R ER SO BB IBB HBP BLK WP HR S P ERA WHIP	IP WLS BF H R ER SO BB IBB HBP BLK WP HR S P ERA WHIP	IP WLS BF H R ER SO BB IBB HBP BLK WP HR S P ERA WHIP	IP WLS BF H R ER SO BB IBB HBP BLK WP HR S P ERA WHIP				

AB	29
R	1
H	4
RBI	1
BB	4
SO	8
LOB	9





Batter	1	2	3	4	5	6	7	8	9	AB R H RBI BB SO LOB	TOP											
51 Ichiro Suzuki, L (1,9) OBP: 0.391, SLG: 0.439	1-3 K		0-1 1B 2B	1-0 1B		0-0 1B 2B		2-2 F8	2-0 1B 2B	6 1 4 5 0 1 1	<b>Seattle Mariners @ Oakland Athletics</b> Network Associates Coliseum, Oakland, CA Sat Sep 20 2003, 4:05 PM EDT Att: 40,226 - Sunny - 73 F											
Carlos Guillen, S (1,5) OBP: 0.382, SLG: 0.406	2-2 F8		0-0 F7	G1-3		0-3 K		2-1 1B	3-1 1B	6 1 2 0 0 1 3												
Bret Boone, R (1,4) OBP: 0.361, SLG: 0.529	1-1 2B		3-1 1B			4-1 K		0-1 1B	2-1 F8	5 0 3 2 1 1 2												
Edgar Martinez, R (1,10) OBP: 0.411, SLG: 0.502	3-2 HBP		0-1 P3			0-3 K		3-3 1B		4 0 1 1 0 1 3												
John Olerud, L (1,3) OBP: 0.374, SLG: 0.390	2-1 F8		3-3 K			4-2 BB		3-2 P4		4 0 1 0 1 1 5												
Randy Winn, S (1,7)		3-1 G4-3		4-2 SH1-4 1B BB	1-0 G4-3			0-0 G4-6-3 1B	2-2 G5-3 BB 1B	4 2 1 0 1 0 2												
Mike Cameron, R (1,8)		3-2 K		1-0 SH1-4 1B		0-0 SH1-3 WP 2B		2-2 G6-3	4-0 G5-3 BB	4 3 2 0 1 1 0												
Rey Sanchez, R (1,6) OBP: 0.289, SLG: 0.282		0-1 1B		0-1 SH1-4		0-0 SH1-3		3-2 1B 1B	2-2 G5-3	3 1 2 0 0 0 2												
Ben Davis, S (1,2) OBP: 0.292, SLG: 0.395		3-3 K		2-3 K		3-1 51 2B 1B		0-0 F7	1-3 K	5 1 1 0 0 3 6												
<b>Inning Stats</b>	R: 0 E: 0 K: 1 S: 12	H: 1 LOB: 2 BB: 0 P: 21	R: 0 E: 0 K: 2 S: 11	H: 1 LOB: 1 BB: 0 P: 20	R: 1 E: 0 K: 1 S: 10	H: 2 LOB: 1 BB: 0 P: 16	R: 2 E: 0 K: 1 S: 18	H: 2 LOB: 1 BB: 1 P: 29	R: 0 E: 0 K: 2 S: 9	H: 0 LOB: 1 BB: 1 P: 14	R: 2 E: 0 K: 2 S: 13	H: 3 LOB: 2 BB: 1 P: 20	R: 0 E: 0 K: 0 S: 8	H: 1 LOB: 0 BB: 0 P: 12	R: 2 E: 0 K: 0 S: 15	H: 4 LOB: 2 BB: 0 P: 25	R: 2 E: 0 K: 1 S: 15	H: 3 LOB: 2 BB: 1 P: 31	1B: 12 2B: 5 3B: 0 HR: 0	SF: 0 SAC: 2 DP: 1 HBP: 1	WP: 1 PB: 0 SB: 1 CS: 0	PA: 48
<b>PITCHER</b>	IP WLS BF H R ER SO BB IBB HBP BLK WP HR S P ERA WHIP											IP WLS BF H R ER SO BB IBB HBP BLK WP HR S P ERA WHIP										
58 Justin Duchschere, R (1,1) ERA: 3.77	4.0 L 20 6 3 3 5 1 0 1 0 0 0 0 51 86 6.75 1.750																					
Mike Wood, R (5,1) ERA: 7.71	3.2 19 7 4 4 3 2 0 0 0 0 1 0 41 64 9.82 2.455																					
Jeremy Fikac, R (8,1) ERA: 4.8	0.1 2 1 0 0 0 0 0 0 0 0 0 0 4 7 0.00 3.000																					
Mike Neu, R (9,1) ERA: 3.64	1.0 7 3 2 2 1 1 0 0 0 0 0 0 15 31 18.00 4.000																					

AB	41
R	9
H	17
RBI	8
BB	4
SO	9
LOB	24



Batter	1	2	3	4	5	6	7	8	9	AB R H RBI BB SO LOB	BOTTOM												
Billy McMillon, L (1,7) OBP: 0.360, SLG: 0.460	4-2 BB 1B		1-1 2B			1-3 K		3-3 K		2 1 1 0 1 1 1	<b>Seattle Mariners @ Oakland Athletics</b> Network Associates Coliseum, Oakland, CA Sat Sep 20 2003, 4:05 PM EDT Att: 40,226 - Sunny - 73 F												
Mike Edwards, R (8,7)										1 0 0 0 0 1 0													
Erubiel Durazo, L (1,10) OBP: 0.373, SLG: 0.433	4-2 1B 3 1B BB		4-2 2B			2-3 K		0-0 G4-3		2 1 0 0 2 1 1													
Miguel Tejada, R (1,6) OBP: 0.337, SLG: 0.478	3-2 1B		0-2 F3			1-1 G6-3		3-2 1B		4 0 2 1 0 0 3													
3 Eric Chavez, L (1,5) OBP: 0.348, SLG: 0.502	0-1 1B		0-3 K			1-2 G4-3		0-0 F7		4 0 1 1 0 1 3													
Scott Hatteberg, L (1,3) OBP: 0.342, SLG: 0.379	2-2 G3-6-1		1-2 F8			3-2 G6-3		3-2 F8		3 0 0 0 0 0 4													
Jason Grabowski, L (9,PH)	1-2 2-3									1 0 0 0 0 0 0													
Ramon Hernandez, R (1,2) OBP: 0.325, SLG: 0.454	3-2 K					0-2 F8		4-0 2B BB		3 0 0 0 0 1 1													
17 Adam Melhuse, S (8,2) OBP: 0.324, SLG: 0.544										0 1 0 0 1 0 0													
Jermaine Dye, R (1,9) OBP: 0.247, SLG: 0.235		2-1 G6-3		2-2 P3				0-1 F8		3 0 0 0 0 0 0	<b>Seattle Mariners @ Oakland Athletics</b> Network Associates Coliseum, Oakland, CA Sat Sep 20 2003, 4:05 PM EDT Att: 40,226 - Sunny - 73 F												
Graham Koonce, L (9,PH)										1 0 0 0 0 1 1													
Mark Ellis, R (1,4) OBP: 0.315, SLG: 0.370		0-2 G5-3		1-1 F9				1-2 F9		4 0 1 1 0 0 0													
Eric Byrnes, R (1,8) OBP: 0.330, SLG: 0.463		1-1 F8				1-1 1B		2-3 K		4 0 1 0 0 2 1													
<b>Inning Stats</b>	R: 2 E: 0 K: 1 S: 18	H: 2 LOB: 1 BB: 2 P: 34	R: 0 E: 0 K: 0 S: 7	H: 0 LOB: 0 BB: 0 P: 10	R: 0 E: 0 K: 1 S: 15	H: 1 LOB: 1 BB: 1 P: 21	R: 0 E: 0 K: 0 S: 8	H: 0 LOB: 0 BB: 0 P: 11	R: 0 E: 0 K: 2 S: 10	H: 1 LOB: 1 BB: 0 P: 15		R: 0 E: 0 K: 0 S: 11	H: 0 LOB: 0 BB: 0 P: 15	R: 0 E: 0 K: 1 S: 16	H: 0 LOB: 0 BB: 0 P: 19	R: 0 E: 0 K: 1 S: 9	H: 1 LOB: 1 BB: 0 P: 15	R: 1 E: 0 K: 2 S: 10	H: 1 LOB: 1 BB: 1 P: 19	1B: 4 2B: 2 3B: 0 HR: 0	SF: 0 SAC: 0 DP: 1 HBP: 0	WP: 0 PB: 0 SB: 1 CS: 0	PA: 36
<b>PITCHER</b>	IP WLS BF H R ER SO BB IBB HBP BLK WP HR S P ERA WHIP											IP WLS BF H R ER SO BB IBB HBP BLK WP HR S P ERA WHIP											
Joel Pineiro, R (1,1) ERA: 3.85	7.0 W 27 4 2 2 2 3 0 0 0 0 0 0 85 125 2.57 1.000																						
Arthur Rhodes, L (8,1) ERA: 4.25	1.0 4 1 0 0 1 0 0 0 0 0 0 0 9 15 0.00 1.000																						
Armando Benitez, R (9,1) ERA: 3.0	1.0 5 1 1 1 2 1 0 0 0 0 0 0 10 19 9.00 2.000																						

AB	32
R	3
H	6
RBI	3
BB	4
SO	8
LOB	15






Batter	1	2	3	4	5	6	7	8	9	AB	R	H	RBI	BB	SO	LOB	TOP										
51 Ichiro Suzuki, L (1, 9) OBP: 0.391, SLG: 0.439 Jamal Strong, R (7, 8)	E6 SH1-4 1B		G6-3			F7		F9		3	0	1	0	0	0	0	<b>Seattle Mariners @ Oakland Athletics</b> Network Associates Coliseum, Oakland, CA Sun Sep 21 2003, 4:05 PM EDT Att: 40,643 - Sunny - 81 F										
Carlos Guillen, S (1, 5) OBP: 0.382, SLG: 0.405 23 Luis Ugueto, S (7, 4)	SH1-4		G5-3			1B BB BB		16 FC6-4 1B		1	0	0	0	1	0												
Bret Boone, R (1, 4) OBP: 0.359, SLG: 0.527 16 Willie Bloomquist, R (7, 5)	K		L8			K		FC6-4 1-2		3	0	0	0	0	2	2											
Edgar Martinez, R (1, 10) OBP: 0.412, SLG: 0.501 Ben Davis, S (8, PH)	IBB		K			1B BB		K		1	0	0	0	2	1	0											
John Olerud, L (1, 3) OBP: 0.374, SLG: 0.390 Jeff Cirillo, R (7, 3)	F7		K			1-2 BB		FC6-4 HBP		3	0	1	0	0	1	2											
Randy Winn, S (1, 7) OBP: 0.342, SLG: 0.418 Chad Meyers, R (7, 7)			L4			P2		FC6-4 1-2		3	0	1	0	0	0	3											
Mike Cameron, R (1, 8) OBP: 0.354, SLG: 0.427 John Mabry, L (7, 9)	K					F8		F7		3	0	0	0	0	2	1											
Rey Sanchez, R (1, 6) OBP: 0.285, SLG: 0.278	F9					G6-3		F9		4	0	0	0	0	0	2											
Dan Wilson, R (1, 2) OBP: 0.271, SLG: 0.332 Pat Borders, R (7, PH)	K					K				2	0	0	0	0	2	1											
Pat Borders, R (7, 2) OBP: 0.231, SLG: 0.250	K					K				1	0	0	0	0	1	0											
<b>Inning Stats</b>	R: 0 E: 1 K: 1 S: 9	H: 1 LOB: 2 BB: 1 P: 19	R: 0 E: 0 K: 2 S: 12	H: 1 LOB: 1 BB: 0 P: 14	R: 0 E: 0 K: 0 S: 11	H: 0 LOB: 0 BB: 0 P: 15	R: 0 E: 0 K: 2 S: 8	H: 0 LOB: 0 BB: 0 P: 13	R: 0 E: 0 K: 1 S: 10	H: 0 LOB: 3 BB: 0 P: 12	R: 0 E: 0 K: 1 S: 13	H: 0 LOB: 0 BB: 0 P: 13	R: 0 E: 0 K: 1 S: 9	H: 1 LOB: 1 BB: 0 P: 12	R: 0 E: 0 K: 0 S: 13	H: 0 LOB: 1 BB: 0 P: 18	1B: 3 2B: 1 3B: 0 HR: 0	SF: 0 SAC: 1 DP: 0 HBP: 1	WP: 0 PB: 0 SB: 1 CS: 0	PA: 35							
<b>PITCHER</b>	IP	WLS	BF	H	R	ER	SO	BB	IBB	HBP	BLK	WP	HR	S	P	ERA	WHIP										
Ted Lilly, L (1, 1) ERA: 4.18	6.0	W	24	3	0	0	7	2	1	0	0	0	0	63	100	0.00	0.833										
Chad Bradford, R (7, 1) ERA: 2.91	1.0		3	0	0	0	2	0	0	0	0	0	0	7	13	0.00	0.000										
Ricardo Rincon, L (8, 1) ERA: 3.38	1.0		4	1	0	0	1	0	0	0	0	0	0	9	12	0.00	1.000										
Keith Foulke, R (9, 1) ERA: 2.04	1.0		4	0	0	0	0	0	0	1	0	0	0	13	18	0.00	0.000										

Batter	1	2	3	4	5	6	7	8	9	AB	R	H	RBI	BB	SO	LOB	BOTTOM										
Billy McMillon, L (1, 7) OBP: 0.370, SLG: 0.483 Terrence Long, L (6, 7) OBP: 0.292, SLG: 0.386	F8									4	0	3	2	0	0	0	<b>Seattle Mariners @ Oakland Athletics</b> Network Associates Coliseum, Oakland, CA Sun Sep 21 2003, 4:05 PM EDT Att: 40,643 - Sunny - 81 F										
Erubiel Durazo, L (1, 10) OBP: 0.371, SLG: 0.431 Jose Guillen, R (7, PH) OBP: 0.361, SLG: 0.570	G3-1	SF8 2B				G4-6-3 1B		G6-4-3 BB		3	0	0	1	0	0	2											
Miguel Tejada, R (1, 6) OBP: 0.354, SLG: 0.474 Esteban German, R (8, 4)	F9	P4				F8		G6-3		5	0	0	0	0	0	1											
3 Eric Chavez, L (1, 5) OBP: 0.350, SLG: 0.503 Frank Menechino, R (8, 5) OBP: 0.375, SLG: 0.293		1B 1B	F9			BB HR 1B		2B 17 1B BB		3	3	2	0	1	0	0											
Scott Hatteberg, L (1, 3) OBP: 0.343, SLG: 0.381 Graham Koonce, L (8, 3)		1B HBP 1B	F9			F8		17 1B 2B		4	2	2	0	0	0	1											
Ramon Hernandez, R (1, 2) OBP: 0.329, SLG: 0.458 17 Adam Melhuse, S (6, PH) OBP: 0.342, SLG: 0.557		1B 1B BB HBP				BB HR 1B		BB 1B		2	2	2	0	0	0	0											
Jermaine Dye, R (1, 9) OBP: 0.371, SLG: 0.239 Chris Singleton, L (8, 9) OBP: 0.301, SLG: 0.343		BB 1B				HR BB		FC6-4 BB		1	2	1	1	2	0	0											
Mark Ellis, R (1, 4) OBP: 0.316, SLG: 0.376 7 Bobby Crosby, R (8, 6)		BB 2B 1B				HR BB		K		4	1	2	5	0	1	4											
Eric Byrnes, R (1, 8) OBP: 0.332, SLG: 0.464		2B SF8 BB				P3		FC6-4		3	2	1	1	1	0	2											
<b>Inning Stats</b>	R: 0 E: 0 K: 0 S: 12	H: 5 LOB: 1 BB: 1 P: 37	R: 0 E: 0 K: 0 S: 9	H: 1 LOB: 2 BB: 0 P: 14	R: 1 E: 0 K: 0 S: 5	H: 2 LOB: 0 BB: 0 P: 7	R: 4 E: 0 K: 0 S: 17	H: 4 LOB: 1 BB: 1 P: 29	R: 2 E: 0 K: 1 S: 17	H: 2 LOB: 2 BB: 2 P: 30	R: 0 E: 0 K: 0 S: 6	H: 0 LOB: 0 BB: 1 P: 13	R: 0 E: 0 K: 2 S: 10	H: 1 LOB: 1 BB: 0 P: 15	1B: 9 2B: 5 3B: 0 HR: 1	SF: 1 SAC: 0 DP: 2 HBP: 2		WP: 0 PB: 0 SB: 0 CS: 0	PA: 43								
<b>PITCHER</b>	IP	WLS	BF	H	R	ER	SO	BB	IBB	HBP	BLK	WP	HR	S	P	ERA	WHIP										
Gil Meche, R (1, 1) ERA: 4.57	1.0	L	9	4	5	5	0	1	0	1	0	0	0	28	45	10.80	2.100										
40 Julio Mateo, R (2, 1) ERA: 3.27	3.1		16	6	4	4	0	1	0	1	0	0	0	10	14	13.50	3.000										
Kazuhiro Sasaki, R (5, 1) ERA: 4.02	0.2		4	2	1	1	0	0	0	0	0	0	1	10	14	13.50	3.000										
20 J.J. Putz, R (6, 1) ERA: 4.91	1.0		7	2	2	2	1	2	0	0	0	0	0	17	30	18.00	4.000										
Aaron Loper, R (7, 1) ERA: 5.68	1.0		3	0	0	0	0	1	0	0	0	0	0	6	13	0.00	1.000										





Batter	1	2	3	4	5	6	7	8	9	AB	R	H	RBI	BB	SO	LOB	TOP										
10 Michael Young, R OBP: 0.342, SLG: 0.452	G5-3		P3					F9		4	0	1	1	0	0	0	<b>Texas Rangers @ Oakland Athletics</b> Network Associates Coliseum, Oakland, CA Mon Sep 22 2003, 10:05 PM EDT Att: 15,110 - Sunny - 78 F										
9 Hank Blalock, L OBP: 0.359, SLG: 0.532	F9						P6	G4-3		4	0	1	0	0	0	1											
Alex Rodriguez, R OBP: 0.295, SLG: 0.693 Marcus Thames, R OBP: 0.298, SLG: 0.274	G5-3			K				G4-3		3	0	0	0	1	1	1											
Rafael Palmeiro, L OBP: 0.360, SLG: 0.509		L8		FC1-5				HR		3	1	1	1	1	0	1											
23 Mark Teixeira, S OBP: 0.335, SLG: 0.486		K						2B		4	1	2	0	0	1	2											
Shane Spencer, R OBP: 0.333, SLG: 0.404								1B		3	0	1	0	1	0	3											
Layne Nix, L OBP: 0.289, SLG: 0.440 Jermaine Clark, L OBP: 0.184, SLG: 0.065								2B		2	0	0	0	0	1	1											
15 Gerald Laird, R OBP: 0.295, SLG: 0.300								2B		0	0	0	1	1	0	0											
Ryan Christenson, R OBP: 0.247, SLG: 0.236										4	1	0	0	0	0	2											
										4	0	0	0	0	2	2											
<b>Inning Stats</b>	R: 0 H: 0 E: 0 K: 0 S: 11	H: 0 R: 1 ER: 0 SO: 4 BB: 0 LOB: 0 P: 18	R: 0 H: 0 E: 0 K: 1 S: 7	H: 0 R: 1 ER: 0 SO: 11 BB: 1 LOB: 1 P: 11	R: 0 H: 0 E: 0 K: 0 S: 7	H: 0 R: 0 ER: 0 SO: 11 BB: 0 LOB: 0 P: 11	R: 0 H: 2 E: 0 K: 1 S: 17	H: 2 R: 0 ER: 0 SO: 26 BB: 0 LOB: 0 P: 26	R: 1 H: 1 E: 1 K: 2 S: 15	H: 1 R: 0 ER: 0 SO: 24 BB: 0 LOB: 1 P: 24	R: 0 H: 0 E: 0 K: 1 S: 6	H: 0 R: 0 ER: 0 SO: 14 BB: 1 LOB: 1 P: 14	R: 0 H: 0 E: 0 K: 0 S: 6	H: 0 R: 0 ER: 0 SO: 9 BB: 0 LOB: 0 P: 9	R: 2 H: 3 E: 0 K: 0 S: 13	H: 3 R: 1 ER: 0 SO: 24 BB: 0 LOB: 1 P: 24		1B: 4 2B: 1 3B: 0 HR: 1	SF: 1 DP: 2 HBP: 0	WP: 1 PA: 36 PB: 0 SB: 0 CS: 0							
<b>PITCHER</b>	IP	WLS	BF	H	R	ER	SO	BB	IBB	HBP	BLK	WP	HR	S	P	ERA	WHIP										
Barry Zito, L ERA: 3.22	6.0	W	24	3	1	0	4	3	0	0	0	1	0	63	107	0.00	1.000										
Chad Bradford, R ERA: 2.74	2.0		6	0	0	0	1	1	0	0	0	0	0	15	23	0.00	0.500										
Jim Mecir, R ERA: 5.75	1.0		6	3	2	2	0	0	0	0	0	0	1	13	24	18.00	3.000										

Batter	1	2	3	4	5	6	7	8	9	AB	R	H	RBI	BB	SO	LOB	BOTTOM										
Mark Ellis, R OBP: 0.317, SLG: 0.376	3 BB			K				G6-3		3	1	1	1	1	1	2	<b>Texas Rangers @ Oakland Athletics</b> Network Associates Coliseum, Oakland, CA Mon Sep 22 2003, 10:05 PM EDT Att: 15,110 - Sunny - 78 F										
Erubiel Durazo, L OBP: 0.371, SLG: 0.430	3 BB									3	1	1	0	1	1	2											
3 Eric Chavez, L OBP: 0.351, SLG: 0.510	2B									4	2	2	2	0	1	2											
Miguel Tejada, R OBP: 0.335, SLG: 0.476	2B			L8						4	0	2	3	0	0	0											
Scott Hatteberg, L OBP: 0.341, SLG: 0.379	G4-3			G3				P6		4	0	0	0	0	0	3											
Ramon Hernandez, R OBP: 0.328, SLG: 0.457	FC7-2									4	0	1	0	0	2	1											
Jose Guillen, R OBP: 0.360, SLG: 0.567				G1-3						4	0	1	0	0	1	1											
Jermaine Dye, R OBP: 0.259, SLG: 0.254	F9							G6-3		4	1	1	1	0	0	1											
Eric Byrnes, R OBP: 0.336, SLG: 0.468	P3									3	2	2	0	1	0	1											
										1B: 6 2B: 4 3B: 0 HR: 2	SF: 1 DP: 1 HBP: 0	WP: 0 PA: 37 PB: 1 SB: 0 CS: 0															
<b>Inning Stats</b>	R: 3 H: 2 E: 0 K: 0 S: 11	H: 2 R: 1 ER: 0 SO: 21 BB: 2 LOB: 2 P: 24	R: 0 H: 2 E: 0 K: 1 S: 14	H: 2 R: 0 ER: 0 SO: 23 BB: 0 LOB: 1 P: 23	R: 1 H: 2 E: 0 K: 0 S: 13	H: 2 R: 0 ER: 0 SO: 23 BB: 0 LOB: 1 P: 23	R: 2 H: 4 E: 0 K: 2 S: 16	H: 4 R: 0 ER: 0 SO: 27 BB: 0 LOB: 0 P: 27	R: 0 H: 0 E: 0 K: 1 S: 9	H: 0 R: 0 ER: 0 SO: 15 BB: 0 LOB: 0 P: 15	R: 1 H: 1 E: 0 K: 0 S: 11	H: 1 R: 0 ER: 0 SO: 14 BB: 0 LOB: 0 P: 14	R: 0 H: 0 E: 0 K: 1 S: 10	H: 0 R: 0 ER: 0 SO: 16 BB: 0 LOB: 0 P: 16	R: 0 H: 0 E: 0 K: 1 S: 11	H: 0 R: 0 ER: 0 SO: 18 BB: 1 LOB: 1 P: 18											
<b>PITCHER</b>	IP	WLS	BF	H	R	ER	SO	BB	IBB	HBP	BLK	WP	HR	S	P	ERA	WHIP										
Tony Mounce, L ERA: 7.11	3.0	L	17	7	5	5	1	2	0	0	0	0	0	44	67	15.00	3.000										
Mickey Callaway, R ERA: 7.02	4.0		16	4	2	1	4	0	0	0	0	0	0	44	67	2.25	1.000										
Reynaldo Garcia, R ERA: 9.17	1.0		4	0	0	0	1	1	0	0	0	0	0	11	18	0.00	1.000										



Batter	1	2	3	4	5	6	7	8	9	10	AB	R	H	RBI	BB	SO	LOB	TOP						
10 Michael Young, R OBP: 0.342, SLG: 0.451											5	0	2	1	0	1	3	<p><b>Texas Rangers @ Oakland Athletics</b> Network Associates Coliseum, Oakland, CA</p> <p>Tue Sep 23 2003, 10:05 PM EDT Alt. 23.211 - Sunny - 65 F</p> <p>livebaseballscorecards.com</p> <p>AB 36 R 3 H 9 RBI 3 BB 4 SO 6 LOB 20</p>						
9 Hank Blalock, L OBP: 0.356, SLG: 0.527											5	0	0	0	0	1	6							
Alex Rodriguez, R OBP: 0.394, SLG: 0.599											4	0	0	0	1	2	0							
Rafael Palmeiro, L OBP: 0.360, SLG: 0.507											4	0	1	0	1	0	1							
Marcus Thames, R OBP: 0.298, SLG: 0.274											0	0	0	0	0	0	0							
23 Mark Teixeira, S OBP: 0.344, SLG: 0.483											5	0	1	0	0	0	3							
Shane Spencer, R OBP: 0.333, SLG: 0.401											3	1	0	0	1	1	3							
Todd Greene, R OBP: 0.239, SLG: 0.435											4	1	1	1	0	0	2							
Ryan Christenson, R OBP: 0.259, SLG: 0.252											3	1	2	0	1	0	0							
Jermaine Clark, L OBP: 0.220, SLG: 0.147											3	0	2	1	0	1	2							
<b>Inning Stats</b>	R: 0 E: 0 K: 1 S: 9	H: 1 LOB: 0 BB: 0 P: 9	R: 0 E: 0 K: 0 S: 7	H: 1 LOB: 1 BB: 0 P: 14	R: 0 E: 0 K: 0 S: 6	H: 1 LOB: 1 BB: 0 P: 12	R: 0 E: 0 K: 1 S: 8	H: 0 LOB: 0 BB: 0 P: 13	R: 1 E: 0 K: 1 S: 10	H: 2 LOB: 2 BB: 1 P: 15	R: 0 E: 0 K: 0 S: 9	H: 0 LOB: 1 BB: 1 P: 18	R: 1 E: 0 K: 1 S: 13	H: 1 LOB: 1 BB: 1 P: 22	R: 0 E: 0 K: 1 S: 7	H: 0 LOB: 1 BB: 1 P: 12	R: 1 E: 0 K: 1 S: 16	H: 2 LOB: 1 BB: 0 P: 21	R: 0 E: 0 K: 0 S: 9	H: 1 LOB: 1 BB: 0 P: 11	1B: 6 2B: 2 3B: 0 HR: 1	SF: 0 SAC: 1 DP: 1 HBP: 0	WP: 0 PA: 41 PB: 0 SB: 1 CS: 1	
<b>PITCHER</b>	IP WLS BF H R ER SO BB IBB HBP BLK WP HR S P ERA WHIP	IP WLS BF H R ER SO BB IBB HBP BLK WP HR S P ERA WHIP	IP WLS BF H R ER SO BB IBB HBP BLK WP HR S P ERA WHIP	IP WLS BF H R ER SO BB IBB HBP BLK WP HR S P ERA WHIP	IP WLS BF H R ER SO BB IBB HBP BLK WP HR S P ERA WHIP	IP WLS BF H R ER SO BB IBB HBP BLK WP HR S P ERA WHIP	IP WLS BF H R ER SO BB IBB HBP BLK WP HR S P ERA WHIP	IP WLS BF H R ER SO BB IBB HBP BLK WP HR S P ERA WHIP	IP WLS BF H R ER SO BB IBB HBP BLK WP HR S P ERA WHIP	IP WLS BF H R ER SO BB IBB HBP BLK WP HR S P ERA WHIP	IP WLS BF H R ER SO BB IBB HBP BLK WP HR S P ERA WHIP	IP WLS BF H R ER SO BB IBB HBP BLK WP HR S P ERA WHIP	IP WLS BF H R ER SO BB IBB HBP BLK WP HR S P ERA WHIP	IP WLS BF H R ER SO BB IBB HBP BLK WP HR S P ERA WHIP	IP WLS BF H R ER SO BB IBB HBP BLK WP HR S P ERA WHIP	IP WLS BF H R ER SO BB IBB HBP BLK WP HR S P ERA WHIP	IP WLS BF H R ER SO BB IBB HBP BLK WP HR S P ERA WHIP	IP WLS BF H R ER SO BB IBB HBP BLK WP HR S P ERA WHIP	IP WLS BF H R ER SO BB IBB HBP BLK WP HR S P ERA WHIP	IP WLS BF H R ER SO BB IBB HBP BLK WP HR S P ERA WHIP	IP WLS BF H R ER SO BB IBB HBP BLK WP HR S P ERA WHIP	IP WLS BF H R ER SO BB IBB HBP BLK WP HR S P ERA WHIP	IP WLS BF H R ER SO BB IBB HBP BLK WP HR S P ERA WHIP	IP WLS BF H R ER SO BB IBB HBP BLK WP HR S P ERA WHIP
40 Rich Harden, R ERA: 4.48	6.2	4	0	0	0	0	1	0	0	0	0	0	0	0	0	5	10	0.00	1.000					
Ricardo Rincon, L ERA: 3.31	7.1	1.0	4	0	0	0	0	0	0	0	0	0	0	0	0	5	10	0.00	1.000					
Chad Bradford, R ERA: 2.72	8.1	0.1	1	0	0	0	1	0	0	0	0	0	0	0	4	5	0.00	0.000						
Keith Foulke, R ERA: 2.1	9.1	2.0	W	8	3	1	1	1	1	0	0	0	0	0	1	25	32	4.50	1.500					

Batter	1	2	3	4	5	6	7	8	9	10	AB	R	H	RBI	BB	SO	LOB	BOTTOM						
Mark Ellis, R OBP: 0.314, SLG: 0.372											5	0	0	0	0	2	0	<p><b>Texas Rangers @ Oakland Athletics</b> Network Associates Coliseum, Oakland, CA</p> <p>Tue Sep 23 2003, 10:05 PM EDT Alt. 23.211 - Sunny - 65 F</p> <p>livebaseballscorecards.com</p> <p>AB 39 R 4 H 12 RBI 4 BB 3 SO 4 LOB 14</p>						
Erubiel Durazo, L OBP: 0.375, SLG: 0.434										5	2	4	0	0	0	0	0							
3 Eric Chavez, L OBP: 0.351, SLG: 0.510										4	0	1	1	1	1	1	2							
Miguel Tejada, R OBP: 0.336, SLG: 0.474											4	1	1	0	1	0	3							
Scott Hatteberg, L OBP: 0.342, SLG: 0.376											4	0	1	0	1	0	2							
Ramon Hernandez, R OBP: 0.330, SLG: 0.457											4	0	2	1	0	0	1							
Chris Singleton, L OBP: 0.301, SLG: 0.343											0	1	0	0	0	0	0							
17 Adam Melhuse, S OBP: 0.351, SLG: 0.583											1	0	1	1	0	0	0							
Billy McMillon, L OBP: 0.367, SLG: 0.476											4	0	1	0	0	0	2							
Jermaine Dye, R OBP: 0.259, SLG: 0.258											4	0	1	1	0	0	2							
Eric Byrnes, R OBP: 0.333, SLG: 0.463										4	0	0	0	0	1	2								
<b>Inning Stats</b>	R: 1 E: 0 K: 1 S: 14	H: 2 LOB: 1 BB: 0 P: 20	R: 0 E: 0 K: 0 S: 8	H: 1 LOB: 0 BB: 0 P: 11	R: 0 E: 0 K: 0 S: 7	H: 1 LOB: 1 BB: 0 P: 11	R: 1 E: 1 K: 0 S: 7	H: 2 LOB: 1 BB: 0 P: 10	R: 0 E: 0 K: 0 S: 7	H: 0 LOB: 0 BB: 0 P: 9	R: 0 E: 0 K: 0 S: 7	H: 1 LOB: 1 BB: 1 P: 13	R: 0 E: 0 K: 1 S: 9	H: 0 LOB: 0 BB: 0 P: 17	R: 0 E: 0 K: 0 S: 8	H: 1 LOB: 1 BB: 1 P: 15	R: 1 E: 0 K: 0 S: 17	H: 2 LOB: 2 BB: 0 P: 20	R: 1 E: 0 K: 2 S: 12	H: 2 LOB: 3 BB: 2 P: 26	1B: 10 2B: 2 3B: 0 HR: 0	SF: 0 SAC: 0 DP: 2 HBP: 0	WP: 0 PA: 42 PB: 0 SB: 1 CS: 0	
<b>PITCHER</b>	IP WLS BF H R ER SO BB IBB HBP BLK WP HR S P ERA WHIP	IP WLS BF H R ER SO BB IBB HBP BLK WP HR S P ERA WHIP	IP WLS BF H R ER SO BB IBB HBP BLK WP HR S P ERA WHIP	IP WLS BF H R ER SO BB IBB HBP BLK WP HR S P ERA WHIP	IP WLS BF H R ER SO BB IBB HBP BLK WP HR S P ERA WHIP	IP WLS BF H R ER SO BB IBB HBP BLK WP HR S P ERA WHIP	IP WLS BF H R ER SO BB IBB HBP BLK WP HR S P ERA WHIP	IP WLS BF H R ER SO BB IBB HBP BLK WP HR S P ERA WHIP	IP WLS BF H R ER SO BB IBB HBP BLK WP HR S P ERA WHIP	IP WLS BF H R ER SO BB IBB HBP BLK WP HR S P ERA WHIP	IP WLS BF H R ER SO BB IBB HBP BLK WP HR S P ERA WHIP	IP WLS BF H R ER SO BB IBB HBP BLK WP HR S P ERA WHIP	IP WLS BF H R ER SO BB IBB HBP BLK WP HR S P ERA WHIP	IP WLS BF H R ER SO BB IBB HBP BLK WP HR S P ERA WHIP	IP WLS BF H R ER SO BB IBB HBP BLK WP HR S P ERA WHIP	IP WLS BF H R ER SO BB IBB HBP BLK WP HR S P ERA WHIP	IP WLS BF H R ER SO BB IBB HBP BLK WP HR S P ERA WHIP	IP WLS BF H R ER SO BB IBB HBP BLK WP HR S P ERA WHIP	IP WLS BF H R ER SO BB IBB HBP BLK WP HR S P ERA WHIP	IP WLS BF H R ER SO BB IBB HBP BLK WP HR S P ERA WHIP	IP WLS BF H R ER SO BB IBB HBP BLK WP HR S P ERA WHIP	IP WLS BF H R ER SO BB IBB HBP BLK WP HR S P ERA WHIP	IP WLS BF H R ER SO BB IBB HBP BLK WP HR S P ERA WHIP	IP WLS BF H R ER SO BB IBB HBP BLK WP HR S P ERA WHIP
Ryan Drese, R ERA: 8.85	7.1	3	1	0	0	0	1	0	0	0	0	0	0	0	0	5	10	0.00	3.000					
Brian Shouse, L ERA: 3.1	8.1	0.2	1	0	0	0	0	0	0	0	0	0	0	0	0	5	10	0.00	3.000					
Francisco Cordero, R ERA: 2.98	9.1	1.2	L	11	4	2	2	2	1	1	0	0	0	0	0	29	46	10.80	3.000					



Batter	1	2	3	4	5	6	7	8	9	AB	R	H	RBI	BB	SO	LOB	TOP										
10 Michael Young, R (1, 6) OBP: 0.342, SLG: 0.450	G6-3			FC4-6 1B		G6-3		G4-3		4	1	1	0	0	0	0	<b>Texas Rangers @ Oakland Athletics</b> Network Associates Coliseum, Oakland, CA Wed Sep 24 2003, 3:35 PM EDT Att: 27,373 - Overcast - 63 F										
9 Hank Blalock, L (1, 5) OBP: 0.355, SLG: 0.531	L9			K		HR		F8		4	1	1	1	0	1	1											
23 Mark Teixeira, S (1, 3) OBP: 0.335, SLG: 0.489	K			FC3 FC4-6		1B		HR		4	1	2	1	0	1	1											
Rafael Palmeiro, L (1, 10) OBP: 0.358, SLG: 0.504		K		FC4-6 WP		F8		K		4	0	0	1	0	2	2											
Shane Spencer, R (1, 9) OBP: 0.332, SLG: 0.397		K		G5-3				L8		3	0	0	0	1	1	1											
21 Jason Jones, S (1, 7) OBP: 0.286, SLG: 0.337						G5-4-3 1B		FC4-6 1B		4	0	2	0	0	0	1											
Einar Diaz, R (1, 2) OBP: 0.294, SLG: 0.343				G5-3		G5-4-3 1B		G5-3 1B		4	0	1	0	0	0	2											
Ryan Christenson, R (1, 8) OBP: 0.254, SLG: 0.247				K		G5-3		G5-3		3	0	0	0	0	1	2											
Jermaine Clark, L (1, 4) OBP: 0.205, SLG: 0.135				G1-4-3				G4-3		3	0	0	0	0	0	2											
<b>Inning Stats</b>	R: 0 H: 0 E: 0 K: 1 S: 8	H: 0 LOB: 0 BB: 0 P: 11	R: 0 H: 0 E: 0 K: 2 S: 8	H: 0 LOB: 0 BB: 0 P: 12	R: 0 H: 0 E: 0 K: 1 S: 7	H: 0 LOB: 0 BB: 0 P: 13	R: 1 H: 1 E: 1 K: 1 S: 12	H: 1 LOB: 1 BB: 0 P: 17	R: 0 H: 1 E: 0 K: 0 S: 8	H: 1 LOB: 1 BB: 0 P: 10	R: 1 H: 2 E: 0 K: 0 S: 9	H: 2 LOB: 1 BB: 0 P: 16	R: 0 H: 1 E: 0 K: 0 S: 13	H: 1 LOB: 2 BB: 1 P: 21	R: 1 H: 1 E: 0 K: 1 S: 10	H: 1 LOB: 0 BB: 0 P: 14	R: 0 H: 1 E: 0 K: 0 S: 9	H: 1 LOB: 0 BB: 0 P: 14	1B: 5 2B: 0 3B: 0 HR: 2	SF: 0 SAC: 0 DP: 2 HBP: 0	WP: 1 PB: 0 SB: 0 CS: 0	PA: 34					
<b>PITCHER</b>	IP	WLS	BF	H	R	ER	SO	BB	IBB	HBP	BLK	WP	HR	S	P	ERA	WHIP										
Tim Hudson, R (1, 1) ERA: 2.7	7.0	W	27	5	2	1	5	1	0	0	0	1	1	65	100	1.29	0.857										
John Halama, L (8, 1) ERA: 4.18	1.0	H	4	1	1	1	1	0	0	0	0	0	1	10	14	9.00	1.000										
Chad Harville, R (9, 1) ERA: 4.5	1.0	S	3	1	0	0	0	0	0	0	0	0	0	9	14	0.00	1.000										

AB	33
R	3
H	7
RBI	3
BB	1
SO	6
LOB	12



Batter	1	2	3	4	5	6	7	8	9	AB	R	H	RBI	BB	SO	LOB	BOTTOM										
Chris Singleton, L (1, 8) OBP: 0.302, SLG: 0.344	HR 1B			K				G4-3		5	2	2	0	0	2	4	<b>Texas Rangers @ Oakland Athletics</b> Network Associates Coliseum, Oakland, CA Wed Sep 24 2003, 3:35 PM EDT Att: 27,373 - Overcast - 63 F										
Jose Guillen, R (1, 9) OBP: 0.382, SLG: 0.574	HR		G1-3		G6-4-3 1B		SH1-3 1B		3	1	2	3	0	0	0	0											
3 Eric Chavez, L (1, 5) OBP: 0.350, SLG: 0.598	HR		G3		G6-4-3 1B		SH1-3 1B		2	0	0	0	0	0	0	0											
Esteban German, R (5, PH) OBP: 0.500, SLG: 0.500	G3		G6-3		G6-4-3 1B		SH1-3 1B		2	0	1	1	0	0	1	1											
Miguel Tejada, R (1, 6) OBP: 0.335, SLG: 0.473	K		F8		K		HBP		2	0	0	0	0	1	0	1											
7 Bobby Crosby, R (4, 6)	K				K		HBP		1	0	0	0	0	1	0	1											
Terrence Long, L (1, 7) OBP: 0.292, SLG: 0.384	BB 17			P5		K2-3		K		3	0	0	0	1	2	2											
17 Adam Melhuse, S (1, 2) OBP: 0.370, SLG: 0.603	BB			BB BB		F8		HR		2	1	1	1	2	0	0											
Graham Koonce, L (1, 3)	K			K		G3		K2-3		4	0	0	0	0	3	3											
Frank Menechino, R (1, 4) OBP: 0.380, SLG: 0.286		P2		BB BB				G4-3		2	1	0	0	2	0	0											
Jason Grabowski, L (1, 10)		G3-1		BB BB						1	0	0	0	1	0	0											
Mike Edwards, R (7, PH) OBP: 0.333, SLG: 0.333				BB			F9			2	0	1	0	0	0	1											
<b>Inning Stats</b>	R: 2 H: 2 E: 0 K: 2 S: 20	H: 2 LOB: 2 BB: 2 P: 37	R: 0 H: 0 E: 0 K: 1 S: 11	H: 0 LOB: 0 BB: 0 P: 16	R: 0 H: 0 E: 0 K: 0 S: 9	H: 0 LOB: 0 BB: 0 P: 16	R: 0 H: 0 E: 0 K: 2 S: 16	H: 0 LOB: 3 BB: 3 P: 31	R: 0 H: 1 E: 0 K: 1 S: 7	H: 1 LOB: 0 BB: 0 P: 9	R: 0 H: 0 E: 0 K: 1 S: 11	H: 0 LOB: 0 BB: 0 P: 15	R: 2 H: 2 E: 0 K: 1 S: 14	H: 2 LOB: 2 BB: 1 P: 24	R: 1 H: 2 E: 0 K: 1 S: 10	H: 2 LOB: 1 BB: 0 P: 15	R: 0 H: 1 E: 0 K: 0 S: 9	H: 1 LOB: 0 BB: 0 P: 14	1B: 5 2B: 0 3B: 0 HR: 2	SF: 0 SAC: 1 DP: 1 HBP: 1	WP: 0 PB: 0 SB: 0 CS: 0	PA: 37					
<b>PITCHER</b>	IP	WLS	BF	H	R	ER	SO	BB	IBB	HBP	BLK	WP	HR	S	P	ERA	WHIP										
53 Joaquin Benoit, R (1, 1) ERA: 5.49	4.0		19	2	2	2	5	5	0	0	0	0	0	18	24	0.00	0.500										
Erasmio Ramirez, L (5, 1) ERA: 3.94	2.0		6	1	0	0	2	0	0	0	0	0	0	18	24	0.00	0.500										
32 Ron Mahay, L (7, 1) ERA: 2.82	0.1	L	3	1	2	2	0	1	0	0	0	0	0	9	16	54.00	6.000										
56 Rosman Garcia, R (7, 1) ERA: 5.96	0.1		3	1	0	0	0	0	0	1	0	0	0	2	4	0.00	3.000										
Aaron Fultz, L (7, 1) ERA: 5.21	1.1		6	2	1	1	2	0	0	0	0	0	1	13	19	6.75	1.500										

AB	29
R	5
H	7
RBI	5
BB	6
SO	9
LOB	11





Batter	1	2	3	4	5	6	7	8	9	AB	R	H	RBI	BB	SO	LOB	TOP							
Mark Ellis, R OBP: 0.315, SLG: 0.373 Esteban German, R OBP: 0.500, SLG: 0.500	G1-3	1-2 2-H 1B					G4-3 1B	F7		4	1	2	1	0	0	0								
Erubiel Durazo, L OBP: 0.374, SLG: 0.431	3 E 1B BB	L5-4					G4-3	K		3	1	0	0	1	1	3								
3 Eric Chavez, L OBP: 0.331, SLG: 0.595 Frank Menechino, R OBP: 0.376, SLG: 0.282	E4 1B						K	K	F7	3	0	0	0	0	1	1								
Miguel Tejada, R OBP: 0.336, SLG: 0.473 7 Bobby Crosby, R	0-2 1-2 2-H 1B						K	L9	G6-3 1B	4	0	2	1	0	1	0								
Scott Hatteberg, L OBP: 0.341, SLG: 0.377 Graham Koonce, L	2-3 K						F9		G6-3	4	0	1	0	0	1	3								
Jose Guillen, R OBP: 0.359, SLG: 0.571 Mike Edwards, R OBP: 0.250, SLG: 0.250	2-1 F9						K		1B	3	0	0	0	0	1	3								
Ramon Hernandez, R OBP: 0.331, SLG: 0.458 Mark Johnson, L OBP: 0.219, SLG: 0.148		2-2 BB 1B							P3	3	1	2	0	0	1	1								
Jermaine Dye, R OBP: 0.256, SLG: 0.255 Jason Grabowski, L		2-2 P5							K	1	0	0	0	0	0	0								
Eric Byrnes, R OBP: 0.333, SLG: 0.461		4-0 L5-4 1B BB							G5-3	3	0	0	0	0	1	3								
		1-2 F9							K	2	0	0	0	1	1	1								
<b>Inning Stats</b>	R: 1 E: 1 K: 1 S: 20	H: 1 LOB: 2 BB: 1 P: 30	R: 1 E: 0 K: 0 S: 13	H: 2 LOB: 1 BB: 0 P: 24	R: 0 E: 0 K: 1 S: 7	H: 0 LOB: 0 BB: 0 P: 11	R: 0 E: 0 K: 2 S: 12	H: 1 LOB: 1 BB: 0 P: 19	R: 1 E: 1 K: 1 S: 10	H: 1 LOB: 0 BB: 0 P: 11	R: 0 E: 0 K: 1 S: 9	H: 1 LOB: 0 BB: 0 P: 15	R: 0 E: 0 K: 2 S: 8	H: 0 LOB: 0 BB: 0 P: 11	R: 0 E: 0 K: 0 S: 4	H: 1 LOB: 1 BB: 0 P: 6	R: 0 E: 0 K: 1 S: 7	H: 0 LOB: 0 BB: 0 P: 10	1B: 7 2B: 1 3B: 0 HR: 0	SF: 0 SAC: 0 DP: 2 HBP: 0	WP: 0 PB: 0 SB: 1 CS: 0	PA: 35		
<b>PITCHER</b>	IP WLS BF H R ER SO BB IBB HBP BLK WP HR S P ERA WHIP	6.0 W 26 6 3 1 6 2 0 0 0 0 0 0 71 110 1.50 1.333	3.0 S 9 1 0 0 3 0 0 0 0 0 0 0 19 27 0.00 0.333																					

Oakland Athletics @ Seattle Mariners  
Safeco Field, Seattle, WA  
Fri Sep 26 2003, 7:05 PM PDT  
Att: 45,519 - Sunny - 71 F

livebaseballscores.com

AB 33  
R 3  
H 7  
RBI 2  
BB 2  
SO 9  
LOB 15



Batter	1	2	3	4	5	6	7	8	9	AB	R	H	RBI	BB	SO	LOB	BOTTOM						
51 Ichiro Suzuki, L OBP: 0.391, SLG: 0.437	G4-3 1B	3-2 1-H 2B					G3-1			5	0	3	2	0	1	2							
Carlos Guillen, S OBP: 0.361, SLG: 0.397	G4-3	F8					P4	FC6-4 BB		4	0	0	0	1	1	3							
Bret Boone, R OBP: 0.363, SLG: 0.531	F9						F8	FC6-4 BB		4	1	2	0	1	0	1							
Edgar Martinez, R OBP: 0.411, SLG: 0.496	K							L6		5	1	2	0	0	2	5							
John Olerud, L OBP: 0.372, SLG: 0.390		2-0 HR 2B					G5-4-3 1B	FC6-4		4	3	2	2	1	0	3							
Randy Winn, S OBP: 0.347, SLG: 0.428	K							K		5	1	3	0	0	2	3							
Mike Cameron, R OBP: 0.340, SLG: 0.427		1-1 2-H HR					L6	E6 G1-3		4	1	2	3	0	0	3							
Rey Sanchez, R OBP: 0.281, SLG: 0.276	E6	G6-4-3						G1-3		4	2	1	1	0	0	3							
Ben Davis, S OBP: 0.284, SLG: 0.382	K							F9		4	0	0	0	0	2	4							
		1-2 E6						G4-3		4	1	1	1	0	0	3							
		2-3 K						G4-3		4	0	0	0	0	2	4							
<b>Inning Stats</b>	R: 0 E: 0 K: 1 S: 11	H: 1 LOB: 1 BB: 0 P: 15	R: 3 E: 1 K: 2 S: 19	H: 3 LOB: 1 BB: 0 P: 31	R: 4 E: 0 K: 1 S: 16	H: 5 LOB: 0 BB: 0 P: 23	R: 0 E: 0 K: 2 S: 8	H: 0 LOB: 0 BB: 0 P: 13	R: 0 E: 0 K: 0 S: 8	H: 2 LOB: 1 BB: 0 P: 13	R: 1 E: 0 K: 1 S: 14	H: 3 LOB: 2 BB: 0 P: 18	R: 1 E: 1 K: 0 S: 18	H: 1 LOB: 2 BB: 1 P: 29	R: 0 E: 0 K: 1 S: 15	H: 0 LOB: 2 BB: 2 P: 27	1B: 11 2B: 3 3B: 0 HR: 1	SF: 0 SAC: 0 DP: 2 HBP: 0	WP: 1 PB: 0 SB: 0 CS: 0	PA: 42			
<b>PITCHER</b>	IP WLS BF H R ER SO BB IBB HBP BLK WP HR S P ERA WHIP	2.0 L 16 9 7 6 3 0 0 0 0 0 0 0 13 19 0.00 0.000	2.0 5 0 0 0 3 0 0 0 0 0 0 0 0 8 13 0.00 2.000	1.0 4 2 0 1 0 0 0 0 0 0 0 0 14 18 9.00 3.000	1.0 6 3 1 1 1 0 1 0 0 0 0 0 18 29 9.00 2.000																		

Oakland Athletics @ Seattle Mariners  
Safeco Field, Seattle, WA  
Fri Sep 26 2003, 7:05 PM PDT  
Att: 45,519 - Sunny - 71 F

livebaseballscores.com

AB 39  
R 9  
H 15  
RBI 8  
BB 3  
SO 8  
LOB 27





Batter	1	2	3	4	5	6	7	8	9	AB	R	H	RBI	BB	SO	LOB	TOP										
<b>Billy McMillon, L</b> (1, 10) OBP: 0.356, SLG: 0.461	3-3 K	1 SAFE 0-0 F8		2-2 F8			1-3 K		2-3 K	5	0	0	0	0	3	3											
<b>Erubiel Durazo, L</b> (1, 3) OBP: 0.372, SLG: 0.429 <b>Graham Koonce, L</b> (4, 3)	1-0 G4-3		1-1 G3	2-1 F8			2-3 K			3	0	0	0	0	0	1											
<b>Miguel Tejada, R</b> (1, 6) OBP: 0.336, SLG: 0.472 <b>7 Bobby Crosby, R</b> (6, 6)	2-3 K		0-1 3 HR	0-0 1B			0-1 F9			3	1	1	0	0	1	1											
<b>3 Eric Chavez, L</b> (1, 5) OBP: 0.350, SLG: 0.515 <b>Jason Grabowski, L</b> (6, 9)		1-0 1B	0-0 3B	1-1 HR			2-3 K		2-2 K	3	2	2	2	0	1	0											
<b>Jermaine Dye, R</b> (1, 9) OBP: 0.261, SLG: 0.257 <b>Esteban German, R</b> (6, 4)		4-2 1B	0-1 17 BB	0-1 1B			0-1 L7		2-3 K	2	1	1	0	1	0	0											
<b>17 Adam Melhuse, S</b> (1, 2) OBP: 0.376, SLG: 0.592		4-1 F8	0-1 1B	0-1 F8			1-2 G1-3		1-0 1B	3	0	1	0	1	0	1											
<b>Terrence Long, L</b> (1, 7) OBP: 0.293, SLG: 0.385		1-1 1B	2-2 1B	1-2 1B			0-2 F8		3-2 G4-3	4	0	2	2	0	0	1											
<b>Frank Menechino, R</b> (1, 4) OBP: 0.362, SLG: 0.268 (6, 5)		0-3 K	0-0 G4-3				3-2 F8		1-2 G1-3	4	0	0	0	0	1	4											
<b>Chris Singleton, L</b> (1, 8) OBP: 0.302, SLG: 0.341		0-0 F8		4-2 BB			3-3 K		1-1 L9	3	0	0	0	1	1	2											
<b>Inning Stats</b>	R: 0 E: 0 K: 2 S: 8	H: 0 LOB: 0 BB: 0 P: 14	R: 2 E: 0 K: 1 S: 11	H: 2 LOB: 2 BB: 2 P: 21	R: 2 E: 0 K: 0 S: 14	H: 4 LOB: 2 BB: 0 P: 17	R: 0 E: 0 K: 0 S: 8	H: 0 LOB: 1 BB: 1 P: 16	R: 0 E: 0 K: 1 S: 9	H: 0 LOB: 0 BB: 0 P: 12	R: 0 E: 0 K: 2 S: 10	H: 0 LOB: 0 BB: 0 P: 16	R: 0 E: 0 K: 2 S: 8	H: 0 LOB: 0 BB: 0 P: 11	R: 0 E: 0 K: 2 S: 10	H: 1 LOB: 1 BB: 0 P: 18	R: 0 E: 0 K: 1 S: 8	H: 0 LOB: 0 BB: 0 P: 12	1B: 5 2B: 0 3B: 1 HR: 1	SF: 0 SAC: 0 DP: 0 HBP: 0	WP: 0 PB: 0 SB: 0 CS: 0	PA: 37					
<b>PITCHER</b>	IP	WLS	BF	H	R	ER	SO	BB	IBB	HBP	BLK	WP	HR	S	P	ERA	WHIP										
<b>Ryan Franklin, R</b> (1, 1) ERA: 3.97	6.0	W	27	6	4	4	5	3	0	0	0	0	1	60	96	6.00	1.500										
<b>Arthur Rhodes, L</b> (7, 1) ERA: 4.17	1.0	H	3	0	0	0	2	0	0	0	0	0	0	8	11	0.00	0.000										
<b>Rafael Soriano, R</b> (8, 1) ERA: 1.57	1.0	H	4	1	0	0	2	0	0	0	0	0	0	10	18	0.00	1.000										
<b>Shigetoshi Hasegawa, R</b> (9, 1) ERA: 1.48	1.0	S	3	0	0	0	1	0	0	0	0	0	0	8	12	0.00	0.000										

Oakland Athletics @ Seattle Mariners  
Safeco Field, Seattle, WA  
Sat Sep 27 2003, 1:10 PM PDT  
Att: 45,483 - Sunny - 72 F

AB 34  
R 4  
H 7  
RBI 4  
BB 3  
SO 10  
LOB 13



Batter	1	2	3	4	5	6	7	8	9	AB	R	H	RBI	BB	SO	LOB	BOTTOM										
<b>51 Ichiro Suzuki, L</b> (1, 9) OBP: 0.391, SLG: 0.437	2-2 K	1-1 F7		1-1 G3				2-2 1B		5	1	2	1	0	1	0											
<b>Rey Sanchez, R</b> (1, 6) OBP: 0.285, SLG: 0.285	0-0 1B	4-2 BB		0-0 G4-3				1-3 2B		4	1	2	2	1	1	1											
<b>Bret Boone, R</b> (1, 4) OBP: 0.363, SLG: 0.530	2-2 2B	0-0 L7						2-1 P4		3	1	1	1	1	0	1											
<b>Edgar Martinez, R</b> (1, 10) OBP: 0.408, SLG: 0.492	2-1 F7	2-3 K						0-0 F8		4	0	0	0	0	1	4											
<b>John Olerud, L</b> (1, 3) OBP: 0.373, SLG: 0.391	2-2 1B			1-2 G4-3				0-3 K		3	1	1	1	1	1	0											
<b>Randy Winn, S</b> (1, 7) OBP: 0.347, SLG: 0.427	1-0 1B			1-1 G5-3				0-2 F8		4	1	1	1	0	1	1											
<b>Mike Cameron, R</b> (1, 8) OBP: 0.341, SLG: 0.429	2-2 1B			2-1 16				1-3 K		4	0	2	1	0	1	1											
<b>16 Willie Bloomquist, R</b> (1, 5) OBP: 0.317, SLG: 0.321	1-0 1B			2-3 K				0-2 1B		4	1	2	0	0	1	1											
<b>Dan Wilson, R</b> (1, 2) OBP: 0.267, SLG: 0.326	1-2 P4			0-1 G5-3				2-1 51		4	1	1	0	0	0	2											
<b>Inning Stats</b>	R: 4 E: 0 K: 1 S: 25	H: 6 LOB: 2 BB: 0 P: 38	R: 0 E: 0 K: 1 S: 8	H: 0 LOB: 1 BB: 1 P: 15	R: 0 E: 0 K: 1 S: 12	H: 1 LOB: 1 BB: 0 P: 18	R: 0 E: 0 K: 0 S: 5	H: 0 LOB: 0 BB: 0 P: 6	R: 0 E: 0 K: 1 S: 7	H: 0 LOB: 0 BB: 0 P: 9	R: 3 E: 0 K: 1 S: 20	H: 4 LOB: 2 BB: 1 P: 34	R: 0 E: 0 K: 1 S: 7	H: 0 LOB: 0 BB: 1 P: 11	R: 0 E: 0 K: 1 S: 16	H: 1 LOB: 1 BB: 0 P: 23	R: 0 E: 0 K: 1 S: 8	H: 0 LOB: 0 BB: 0 P: 12	1B: 7 2B: 5 3B: 0 HR: 0	SF: 0 SAC: 0 DP: 1 HBP: 0	WP: 0 PB: 0 SB: 1 CS: 0	PA: 38					
<b>PITCHER</b>	IP	WLS	BF	H	R	ER	SO	BB	IBB	HBP	BLK	WP	HR	S	P	ERA	WHIP										
<b>Barry Zito, L</b> (1, 1) ERA: 3.3	5.0		23	7	4	4	4	1	0	0	0	0	0	57	86	7.20	1.600										
<b>Chad Bradford, R</b> (6, 1) ERA: 3.04	1.0	L	8	4	3	3	1	1	0	0	0	0	0	20	34	27.00	5.000										
<b>Jeremy Fikac, R</b> (7, 1) ERA: 4.5	1.0		3	0	0	0	1	1	0	0	0	0	0	7	11	0.00	1.000										
<b>Keith Foulke, R</b> (8, 1) ERA: 2.08	1.0		4	1	0	0	1	0	0	0	0	0	0	16	23	0.00	1.000										

Oakland Athletics @ Seattle Mariners  
Safeco Field, Seattle, WA  
Sat Sep 27 2003, 1:10 PM PDT  
Att: 45,483 - Sunny - 72 F

AB 35  
R 7  
H 12  
RBI 7  
BB 3  
SO 7  
LOB 11





Batter	1	2	3	4	5	6	7	8	9	AB	R	H	RBI	BB	SO	LOB	TOP										
Mark Ellis, R (1,4) Esteban German, R (7,4) OBP: 0.313, SLG: 0.371 OBP: 0.250, SLG: 0.250	G6-3		L7		F9	FC5			L7	4	0	0	0	0	0	3											
Erubiel Durazo, L (1,10) Mike Edwards, R (7,PH) OBP: 0.374, SLG: 0.430 OBP: 0.500, SLG: 0.250	G3		1B		1B				BB	3	0	2	0	0	0	0											
3 Eric Chavez, L (1,5) Frank Menechino, R (6,5) OBP: 0.350, SLG: 0.514 OBP: 0.364, SLG: 0.265	K		1B		G4-6-3				BB	3	0	1	0	0	1	1											
Miguel Tejada, R (1,6) 7 Bobby Crosby, R (6,PR) OBP: 0.336, SLG: 0.472 OBP: 0.600, SLG: 0.250		HR	G5-4-3		E5				F9	3	1	1	0	0	0	2											
Scott Hatteberg, L (1,3) Graham Koonce, L (6,PR) OBP: 0.342, SLG: 0.383 OBP: 0.125, SLG: 0.250	HR				1B				E4	2	1	1	2	1	0	1											
Jose Guillen, R (1,7) Chris Singleton, L (7,8) OBP: 0.359, SLG: 0.569 OBP: 0.301, SLG: 0.340	1B				P2				P3	3	0	1	0	0	0	3											
Ramon Hernandez, R (1,2) 17 Adam Melhuse, S (6,2) OBP: 0.372, SLG: 0.584	F7				1B				F8	3	0	1	0	0	0	3											
Jermaine Dye, R (1,9) OBP: 0.261, SLG: 0.253	K				P3				G6-3	3	0	0	0	1	1	4											
Eric Byrnes, R (1,8) Billy McMillon, L (9,PH) OBP: 0.333, SLG: 0.459 OBP: 0.354, SLG: 0.458	K				P2				F7	2	0	0	1	0	1	3											
<b>Inning Stats</b>	R: 0 E: 0 K: 1 S: 6	H: 0 LOB: 0 BB: 0 P: 10	R: 2 E: 0 K: 2 S: 12	H: 3 LOB: 1 BB: 0 P: 19	R: 0 E: 0 K: 0 S: 7	H: 2 LOB: 1 BB: 0 P: 15	R: 0 E: 0 K: 0 S: 9	H: 1 LOB: 2 BB: 1 P: 19	R: 0 E: 0 K: 0 S: 6	H: 1 LOB: 0 BB: 0 P: 9	R: 1 E: 2 K: 0 S: 17	H: 0 LOB: 3 BB: 1 P: 32	R: 0 E: 0 K: 0 S: 8	H: 0 LOB: 0 BB: 1 P: 16	R: 0 E: 0 K: 2 S: 8	H: 1 LOB: 1 BB: 0 P: 13	R: 0 E: 0 K: 0 S: 11	H: 0 LOB: 2 BB: 2 P: 22	1B: 6 2B: 1 3B: 0 HR: 1	SF: 0 SAC: 0 DP: 3 HBP: 1	WP: 0 PB: 0 SB: 0 CS: 0	PA: 40					
<b>PITCHER</b>	IP	WLS	BF	H	R	ER	SO	BB	IBB	HBP	BLK	WP	HR	S	P	ERA	WHIP										
Jamie Moyer, L (1,1) ERA: 3.27	6.0	W	28	7	3	2	3	2	0	1	0	0	0	12	104	3.00	1.500										
Rafael Soriano, R (7,1) ERA: 1.53	1.1		5	1	0	0	1	1	0	0	0	0	0	4	8	0.00	0.000										
Aaron Loper, R (8,1) ERA: 5.14	0.2		2	0	0	0	1	0	0	0	0	0	0	11	22	0.00	2.000										
Kazuhiro Sasaki, R (9,1) ERA: 4.05	1.0		5	0	0	0	0	2	0	0	0	0	0	11	22	0.00	2.000										

Oakland Athletics @ Seattle Mariners  
Safeco Field, Seattle, WA  
Sun Sep 28 2003, 1:05 PM PDT  
Att: 45,719 - Sunny - 77 F

AB	34
R	3
H	8
RBI	3
BB	5
SO	5
LOB	25



Batter	1	2	3	4	5	6	7	8	9	AB	R	H	RBI	BB	SO	LOB	BOTTOM										
51 Ichiro Suzuki, L (1,9)	G3		K		1B				P2	4	0	1	0	1	1	2											
Carlos Guillen, S (1,5)	G6-3		F7		1B				P3	5	0	1	1	0	0	2											
Bret Boone, R (1,4)	BB		HR		K				FC3-6	3	1	2	2	2	1	2											
Edgar Martinez, R (1,10) Chad Meyers, R (8,PR)	L8		G5-3		BB				FC3-6	5	1	1	0	0	0	3											
John Olerud, L (1,3)	F7				1B				E6	5	1	1	0	0	0	3											
Randy Winn, S (1,7)	P4				F7				FC5-4	5	1	1	0	0	0	4											
Mike Cameron, R (1,8) Jamal Strong, R (9,8)	1B				1B				FC5-4	3	2	2	0	1	0	0											
Mark McLemore, S (1,6) Rey Sanchez, R (8,6)	F9				1B				K	4	0	1	2	0	1	2											
Dan Wilson, R (1,2)			HR		FC5-4				BB	3	3	2	3	1	0	1											
<b>Inning Stats</b>	R: 0 E: 0 K: 0 S: 11	H: 0 LOB: 1 BB: 1 P: 21	R: 0 E: 0 K: 0 S: 9	H: 1 LOB: 0 BB: 0 P: 14	R: 2 E: 0 K: 1 S: 16	H: 2 LOB: 0 BB: 0 P: 22	R: 3 E: 0 K: 1 S: 17	H: 5 LOB: 2 BB: 0 P: 23	R: 4 E: 1 K: 0 S: 20	H: 3 LOB: 1 BB: 2 P: 36	R: 0 E: 0 K: 0 S: 9	H: 1 LOB: 1 BB: 0 P: 14	R: 0 E: 0 K: 1 S: 13	H: 0 LOB: 1 BB: 1 P: 19	R: 0 E: 1 K: 0 S: 8	H: 0 LOB: 2 BB: 1 P: 12	1B: 10 2B: 0 3B: 0 HR: 2	SF: 0 SAC: 0 DP: 0 HBP: 0	WP: 0 PB: 0 SB: 2 CS: 0	PA: 42							
<b>PITCHER</b>	IP	WLS	BF	H	R	ER	SO	BB	IBB	HBP	BLK	WP	HR	S	P	ERA	WHIP										
Ted Lilly, L (1,1) ERA: 4.34	4.0	L	21	8	5	5	2	1	0	0	0	0	1	19	34	54.00	7.500										
Chad Havig, R (5,1) ERA: 5.82	0.2		7	3	4	4	0	2	0	0	0	0	0	10	16	0.00	0.750										
Steve Sparks, R (5,1) ERA: 4.88	1.1		5	1	0	0	0	0	0	0	0	0	0	13	19	0.00	1.000										
40 Rich Harden, R (7,1) ERA: 4.46	1.0		4	0	0	0	1	1	0	0	0	0	0	8	12	0.00	1.000										
Ricardo Rincon, L (8,1) ERA: 3.25	1.0		5	0	0	0	0	1	0	0	0	0	0	8	12	0.00	1.000										

Oakland Athletics @ Seattle Mariners  
Safeco Field, Seattle, WA  
Sun Sep 28 2003, 1:05 PM PDT  
Att: 45,719 - Sunny - 77 F

AB	37
R	9
H	12
RBI	8
BB	5
SO	3
LOB	19





Batter	1	2	3	4	5	6	7	8	9	10	11	12	AB	R	H	RBI	BB	SO	LOB	TOP
18 Johnny Damon, L OBP: 0.333, SLG: 0.200	G4-3		1B FC5		G3		G4-6-3	FC5						5	0	1	0	1	0	4
Nomar Garciaparra, R OBP: 0.500, SLG: 0.400	K		FC5		1B		HR		F8		BB		5	1	2	0	1	1	2	
Todd Walker, L OBP: 0.800, SLG: 2.000	HR		1B		FC6-4		HR		F8				5	2	4	3	0	0	0	
Damian Jackson, R (9.4)			1B		1B		HR		F8				1	0	0	0	0	1	2	
Manny Ramirez, R (1.7)	K		G4-3		FC6-4		F9		F8				5	0	0	0	1	1	5	
34 David Ortiz, L (1.10)		F7			K		P5			F8			5	0	0	0	1	2	1	
Kevin Millar, R OBP: 0.333, SLG: 0.333					G6-3					F8			6	0	2	0	0	1	2	
Bill Mueller, S OBP: 0.333, SLG: 0.400					G6-3					P3			5	0	1	0	1	1	2	
Trot Nixon, L Dave McCarty, R Adrian Brown, S Gabe Kapler, R					K		F8						3	0	0	0	0	1	1	
Jason Vartek, S OBP: 0.800, SLG: 1.667					FC5		HR						3	1	2	1	2	1	0	
<b>Inning Stats</b>	R: 1 E: 0 K: 2 S: 11	H: 1 LOB: 0 BB: 0 P: 18	R: 0 E: 0 K: 1 S: 12	H: 1 LOB: 1 BB: 0 P: 19	R: 0 E: 0 K: 1 S: 15	H: 3 LOB: 3 BB: 0 P: 18	R: 0 E: 0 K: 1 S: 6	H: 0 LOB: 0 BB: 0 P: 7	R: 1 E: 0 K: 0 S: 11	H: 3 LOB: 2 BB: 0 P: 18	R: 0 E: 0 K: 0 S: 11	H: 0 LOB: 0 BB: 0 P: 12	R: 0 E: 0 K: 0 S: 9	H: 0 LOB: 2 BB: 2 P: 20	R: 0 E: 0 K: 1 S: 9	H: 0 LOB: 2 BB: 2 P: 20	1B: 8 2B: 1 3B: 0 HR: 3	SF: 0 SAC: 0 DP: 1 HBP: 0	WP: 1 PB: 0 SB: 0 CS: 1	PA: 53
<b>PITCHER</b>	IP WLS BF H R ER SO BB IBB HBP BLK WP HR S P ERA WHIP	IP WLS BF H R ER SO BB IBB HBP BLK WP HR S P ERA WHIP	IP WLS BF H R ER SO BB IBB HBP BLK WP HR S P ERA WHIP	IP WLS BF H R ER SO BB IBB HBP BLK WP HR S P ERA WHIP	IP WLS BF H R ER SO BB IBB HBP BLK WP HR S P ERA WHIP	IP WLS BF H R ER SO BB IBB HBP BLK WP HR S P ERA WHIP	IP WLS BF H R ER SO BB IBB HBP BLK WP HR S P ERA WHIP	IP WLS BF H R ER SO BB IBB HBP BLK WP HR S P ERA WHIP	IP WLS BF H R ER SO BB IBB HBP BLK WP HR S P ERA WHIP	IP WLS BF H R ER SO BB IBB HBP BLK WP HR S P ERA WHIP	IP WLS BF H R ER SO BB IBB HBP BLK WP HR S P ERA WHIP	IP WLS BF H R ER SO BB IBB HBP BLK WP HR S P ERA WHIP	IP WLS BF H R ER SO BB IBB HBP BLK WP HR S P ERA WHIP	IP WLS BF H R ER SO BB IBB HBP BLK WP HR S P ERA WHIP	IP WLS BF H R ER SO BB IBB HBP BLK WP HR S P ERA WHIP	IP WLS BF H R ER SO BB IBB HBP BLK WP HR S P ERA WHIP	IP WLS BF H R ER SO BB IBB HBP BLK WP HR S P ERA WHIP	IP WLS BF H R ER SO BB IBB HBP BLK WP HR S P ERA WHIP	IP WLS BF H R ER SO BB IBB HBP BLK WP HR S P ERA WHIP	IP WLS BF H R ER SO BB IBB HBP BLK WP HR S P ERA WHIP
Tim Hudson, R ERA: 4.05	0.2	B	5	2	1	1	1	0	0	0	0	0	0	1	12	23	13.50	4.500		
Ricardo Rincon, L ERA: 13.5	0.2		3	0	0	0	1	0	1	0	0	0	0	0	5	12	0.00	0.000		
Chad Bradford, R ERA:	3.0	11	0	0	0	3	1	1	0	0	0	0	0	0	28	51	0.00	0.333		
Keith Foulke, R ERA:	1.0	W	5	0	0	0	1	1	0	0	0	0	1	0	9	20	0.00	1.000		

Boston Red Sox @ Oakland Athletics  
Network Associates Coliseum, Oakland, CA  
Wed Oct 01 2003, 10:00 PM EDT  
Alt. 50/606 - Cloudy - 63 F

AB	46
R	4
H	12
RBI	4
BB	7
SO	11
LOB	23



Batter	1	2	3	4	5	6	7	8	9	10	11	12	AB	R	H	RBI	BB	SO	LOB	BOTTOM		
Mark Ellis, R OBP: 0.500, SLG: 0.250	F8												4	1	1	0	2	2	3			
Erubiel Durazo, L OBP: 0.667, SLG: 0.750	G5-3												4	1	2	3	2	0	1			
3 Eric Chavez, L (1.5)	K												1	1	0	0	0	1	8			
Miguel Tejada, R OBP: 0.167, SLG: 0.167		G1-3											6	0	1	1	0	1	1			
Scott Hatteberg, L (1.3)		G3-1											4	0	0	0	2	1	0			
Jesse Quillen, R OBP: 0.333, SLG: 0.333													3	0	1	0	0	2	0			
Terrence Long, L (9.7) (10.9)													2	0	0	0	1	2	1			
Ramon Hernandez, R OBP: 0.667, SLG: 0.500													4	0	2	1	2	0	1			
Jermaine Dye, R (1.9)													3	0	0	0	0	0	2			
Billy McMillon, L (9.7) (10.9)													0	0	0	1	0	0	0			
Eric Byrnes, R (10.7)													1	1	0	0	0	1	1			
Chris Singleton, L OBP: 0.400, SLG: 0.500													4	1	1	0	0	0	2			
<b>Inning Stats</b>	R: 0 E: 0 K: 1 S: 9	H: 0 LOB: 0 BB: 0 P: 11	R: 0 E: 0 K: 1 S: 10	H: 1 LOB: 1 BB: 0 P: 15	R: 3 E: 0 K: 0 S: 11	H: 3 LOB: 1 BB: 1 P: 22	R: 0 E: 0 K: 1 S: 8	H: 0 LOB: 1 BB: 1 P: 19	R: 0 E: 1 K: 0 S: 12	H: 1 LOB: 1 BB: 0 P: 17	R: 0 E: 0 K: 1 S: 10	H: 0 LOB: 0 BB: 0 P: 13	R: 0 E: 0 K: 1 S: 9	H: 0 LOB: 1 BB: 1 P: 20	R: 0 E: 0 K: 2 S: 8	H: 0 LOB: 1 BB: 1 P: 18	R: 0 E: 0 K: 0 S: 13	H: 0 LOB: 1 BB: 3 P: 26	1B: 6 2B: 3 3B: 0 HR: 0	SF: 0 SAC: 0 DP: 1 HBP: 1	WP: 0 PB: 0 SB: 2 CS: 0	PA: 52
<b>PITCHER</b>	IP WLS BF H R ER SO BB IBB HBP BLK WP HR S P ERA WHIP	IP WLS BF H R ER SO BB IBB HBP BLK WP HR S P ERA WHIP	IP WLS BF H R ER SO BB IBB HBP BLK WP HR S P ERA WHIP	IP WLS BF H R ER SO BB IBB HBP BLK WP HR S P ERA WHIP	IP WLS BF H R ER SO BB IBB HBP BLK WP HR S P ERA WHIP	IP WLS BF H R ER SO BB IBB HBP BLK WP HR S P ERA WHIP	IP WLS BF H R ER SO BB IBB HBP BLK WP HR S P ERA WHIP	IP WLS BF H R ER SO BB IBB HBP BLK WP HR S P ERA WHIP	IP WLS BF H R ER SO BB IBB HBP BLK WP HR S P ERA WHIP	IP WLS BF H R ER SO BB IBB HBP BLK WP HR S P ERA WHIP	IP WLS BF H R ER SO BB IBB HBP BLK WP HR S P ERA WHIP	IP WLS BF H R ER SO BB IBB HBP BLK WP HR S P ERA WHIP	IP WLS BF H R ER SO BB IBB HBP BLK WP HR S P ERA WHIP	IP WLS BF H R ER SO BB IBB HBP BLK WP HR S P ERA WHIP	IP WLS BF H R ER SO BB IBB HBP BLK WP HR S P ERA WHIP	IP WLS BF H R ER SO BB IBB HBP BLK WP HR S P ERA WHIP	IP WLS BF H R ER SO BB IBB HBP BLK WP HR S P ERA WHIP	IP WLS BF H R ER SO BB IBB HBP BLK WP HR S P ERA WHIP	IP WLS BF H R ER SO BB IBB HBP BLK WP HR S P ERA WHIP	IP WLS BF H R ER SO BB IBB HBP BLK WP HR S P ERA WHIP		
Pedro Martinez, R ERA: 3.56	7.0		30	6	3	3	3	4	0	0	0	0	0	0	80	130	3.86	1.429				
50 Mike Timlin, R ERA:	1.0	H	3	0	0	0	2	0	0	0	0	0	0	9	13	0.00	0.000					
Byung-Hyun Kim, R ERA: 13.5	0.2	H	4	0	1	1	1	1	0	1	0	0	0	7	15	13.50	1.500					
Alan Embree, L ERA:	0.1	B	2	1	0	0	0	0	0	0	0	0	0	4	5	0.00	3.000					
Scott Williamson, R ERA:	1.0		3	0	0	0	2	1	0	0	0	0	0	8	18	0.00	1.000					

Boston Red Sox @ Oakland Athletics  
Network Associates Coliseum, Oakland, CA  
Wed Oct 01 2003, 10:00 PM EDT  
Alt. 50/606 - Cloudy - 63 F

AB	41
R	5
H	8
RBI	5
BB	10
SO	10
LOB	20





Batter	1	2	3	4	5	6	7	8	9	AB	R	H	RBI	BB	SO	LOB	TOP
18 Johnny Damon, L (1, 8) OBP: 0.400, SLG: 0.444	G5-3		G3 2H 2B		1B		G4-3			4	0	2	1	0	0	0	<b>Boston Red Sox @ Oakland Athletics</b> Network Associates Coliseum, Oakland, CA Thu Oct 02 2003, 4:00 PM EDT Att: 36,305 - Overcast - 59 F
Nomar Garciaparra, R (1, 6) OBP: 0.500, SLG: 0.375	P6		G3 BB		1B		G6-3			3	0	1	0	1	0	0	
Todd Walker, L (1, 4) OBP: 0.444, SLG: 1.111	G4-3		G3		G1-3		G3			4	0	0	0	0	0	4	
Manny Ramirez, R (1, 7) OBP: 0.300, SLG: 0.125			F7		1B		K			3	0	1	0	1	1	2	
34 David Ortiz, L (1, 10)			K		F7		F7			4	0	0	0	0	2	2	
Kevin Millar, R (1, 3) OBP: 0.200, SLG: 0.200	F7		K		K		G1-3			4	0	0	0	0	2	2	
Bill Mueller, S (1, 5) OBP: 0.300, SLG: 0.333	F9		K		F7		K			4	0	1	0	0	1	2	
Gabe Kapler, R (1, 9) Jason Varitek, S (9, PH) OBP: 0.067, SLG: 1.250			F8		K		K			3	0	0	0	0	2	0	
Doug Mirabeli, R (1, 2) OBP: 0.333, SLG: 0.667			18 2B		K		K			1	0	0	0	0	0	1	
<b>Inning Stats</b>	R: 0 H: 0 E: 0 K: 0 S: 12	H: 0 LOB: 0 BB: 0 P: 17	R: 1 H: 2 E: 0 K: 0 S: 12	H: 2 LOB: 2 BB: 1 P: 21	R: 0 H: 0 E: 0 K: 3 S: 10	H: 0 LOB: 0 BB: 0 P: 16	R: 0 H: 2 E: 0 K: 2 S: 14	H: 1 LOB: 1 BB: 0 P: 10	R: 0 H: 0 E: 0 K: 1 S: 8	H: 0 LOB: 0 BB: 0 P: 10	R: 0 H: 0 E: 0 K: 1 S: 11	H: 1 LOB: 1 BB: 0 P: 20	1B: 4 2B: 2 3B: 0 HR: 0	SF: 0 SAC: 0 DP: 0 HBP: 0	WP: 0 PB: 0 SB: 0 CS: 0	PA: 35	
<b>PITCHER</b>	IP WLS BF H R ER SO BB IBB HBP BLK WP HR S P ERA WHIP																
Barry Zito, L (1, 1) ERA: 1.29	7.0 W 28 5 1 1 9 2 0 0 0 0 0 0 74 113 1.29 1.000																
Chad Bradford, R (8, 1) ERA:	1.0 3 0 0 0 1 0 0 0 0 0 0 0 11 16 0.00 0.000																
Keith Foulke, R (9, 1) ERA:	1.0 4 1 0 0 0 0 0 0 0 0 0 0 15 20 0.00 1.000																

AB	33
R	1
H	6
RBI	1
BB	2
SO	10
LOB	13



Batter	1	2	3	4	5	6	7	8	9	AB	R	H	RBI	BB	SO	LOB	BOTTOM	
Mark Ellis, R (1, 4) OBP: 0.500, SLG: 0.167	K	G3-1 BB		FC6-4 HBP		K				2	1	0	0	1	2	0	<b>Boston Red Sox @ Oakland Athletics</b> Network Associates Coliseum, Oakland, CA Thu Oct 02 2003, 4:00 PM EDT Att: 36,305 - Overcast - 59 F	
Erubiel Durazo, L (1, 10) OBP: 0.500, SLG: 0.500	FC6-4 1B	G3-1		K		G6-3				4	0	1	0	0	1	4		
3 Eric Chavez, L (1, 5)	K	E4		F9		F8				4	0	0	0	0	1	3		
Miguel Tejada, R (1, 6) OBP: 0.100, SLG: 0.100	FC6-4	F8		FC6-4		G6-3				4	0	0	0	0	0	4		
Scott Hatteberg, L (1, 3) OBP: 0.300, SLG: 0.125		G3		F9		K				4	0	1	0	0	1	0		
Jose Guillen, R (1, 7) OBP: 0.500, SLG: 0.250		PB BB		F8 BB		P4				1	1	0	0	2	0	0		
Terrence Long, L (6, 7) OBP: 0.500, SLG: 0.333		1B BB		F8 BB		G4-3 1B				1	0	1	0	0	0	0		
Ramon Hernandez, R (1, 2) OBP: 0.500, SLG: 0.375		HBP 2B 1B		F8		P2				4	1	1	1	0	0	3		
Jemaine Dye, R (1, 9)		2B HBP		G6-3		K				3	1	0	0	0	1	3		
Eric Byrnes, R (1, 8) OBP: 0.400, SLG: 0.600		G3-1 HBP 2B		HBP 1B		K				4	1	2	2	0	2	2		
<b>Inning Stats</b>	R: 0 H: 1 E: 0 K: 2 S: 10	H: 2 LOB: 1 BB: 2 P: 14	R: 5 H: 2 E: 1 K: 0 S: 21	H: 2 LOB: 1 BB: 1 P: 38	R: 0 H: 0 E: 0 K: 1 S: 12	H: 1 LOB: 2 BB: 0 P: 17	R: 0 H: 0 E: 0 K: 1 S: 8	H: 0 LOB: 0 BB: 0 P: 12	R: 0 H: 0 E: 0 K: 3 S: 10	H: 0 LOB: 0 BB: 0 P: 16	R: 0 H: 0 E: 0 K: 0 S: 5	H: 0 LOB: 0 BB: 0 P: 8	R: 0 H: 2 E: 0 K: 1 S: 12	H: 2 LOB: 2 BB: 0 P: 20	1B: 5 2B: 1 3B: 0 HR: 0	SF: 0 SAC: 0 DP: 0 HBP: 2	WP: 0 PB: 1 SB: 0 CS: 0	PA: 36
<b>PITCHER</b>	IP WLS BF H R ER SO BB IBB HBP BLK WP HR S P ERA WHIP																	
49 Tim Wakefield, R (1, 1) ERA: 4.5	6.0 L 28 4 5 3 7 3 0 2 0 0 0 0 0 68 111 4.50 1.167																	
Alan Embree, L (7, 1) ERA:	1.0 3 0 0 0 0 0 0 0 0 0 0 0 5 8 0.00 0.000																	
Scott Williamson, R (8, 1) ERA:	1.0 5 2 0 0 1 0 0 0 0 0 0 0 12 20 0.00 2.000																	

AB	31
R	5
H	6
RBI	3
BB	3
SO	8
LOB	19









Batter	1	2	3	4	5	6	7	8	9	AB	R	H	RBI	BB	SO	LOB	TOP								
Mark Ellis, R OBP: 0.368, SLG: 0.143 (1, 4)	F8	P3			G3	L3			K	4	0	0	0	1	1	4									
Erubiel Durazo, L OBP: 0.350, SLG: 0.294 (1, 10)	1B	P5			G3		G3		P5	5	0	1	0	0	0	4									
3 Eric Chavez, L OBP: 0.105, SLG: 0.111 (1, 5)	F8		G4-3		P2					4	0	1	0	0	0	2									
Miguel Tejada, R OBP: 0.053, SLG: 0.053 (1, 6)	F9		F8		G3-1				F8	4	0	0	0	0	0	3									
Scott Hatteberg, L OBP: 0.333, SLG: 0.200 (1, 3)		17 1B 1B 1B BB	K			17 3B 1B			P5	3	2	1	0	1	1	1									
Jose Guillen, R OBP: 0.500, SLG: 0.375 (1, 7)	1B				1B				F8	4	0	2	0	0	0	1									
17 Adam Melhuse, S OBP: 0.750, SLG: 1.250 (1, 2)	1B				1B				G5-3	4	1	3	1	0	0	0									
Jermaine Dye, R OBP: 0.273, SLG: 0.500 (1, 9)	1B				L4				K	4	1	2	3	0	1	1									
Eric Byrnes, R OBP: 0.462, SLG: 0.538 (1, 8)	F4				G5-3				K	4	0	1	0	0	1	4									
<b>Inning Stats</b>	R: 0 E: 0 K: 0 S: 13	H: 1 LOB: 1 BB: 0 P: 23	R: 1 E: 0 K: 0 S: 19	H: 3 LOB: 3 BB: 1 P: 29	R: 0 E: 0 K: 1 S: 9	H: 0 LOB: 0 BB: 0 P: 12	R: 0 E: 0 K: 0 S: 8	H: 2 LOB: 1 BB: 0 P: 15	R: 0 E: 0 K: 0 S: 7	H: 0 LOB: 1 BB: 1 P: 18	R: 3 E: 0 K: 0 S: 11	H: 4 LOB: 0 BB: 0 P: 18	R: 0 E: 0 K: 0 S: 9	H: 1 LOB: 1 BB: 0 P: 11	R: 0 E: 0 K: 1 S: 11	H: 0 LOB: 0 BB: 0 P: 18	R: 0 E: 0 K: 2 S: 7	H: 0 LOB: 0 BB: 0 P: 10	1B: 8 2B: 2 3B: 1 HR: 1	SF: 0 SAC: 0 DP: 1 HBP: 0	WP: 0 PB: 0 SB: 0 CS: 0	PA: 38			
<b>PITCHER</b>	IP	WLS	BF	H	R	ER	SO	BB	IBB	HBP	BLK	WP	HR	S	P	ERA	WHIP								
John Burkett, R ERA: 6.75 (1, 1)	5.1		26	9	4	4	1	2	0	0	0	0	1	63	108	6.75	2.062								
49 Tim Wakefield, R ERA: 3.52 (6, 1)	1.2		6	2	0	0	0	0	0	0	0	0	0	13	18	0.00	1.200								
Scott Williamson, R ERA: (8, 1)	2.0	W	6	0	0	0	3	0	0	0	0	0	0	18	28	0.00	0.000								

Oakland Athletics @ Boston Red Sox  
Fenway Park, Boston, MA  
Sun Oct 05 2003, 1:00 PM EDT  
Att: 35,048 - Cloudy - 55 F

AB	36
R	4
H	11
RBI	4
BB	2
SO	4
LOB	20



Batter	1	2	3	4	5	6	7	8	9	AB	R	H	RBI	BB	SO	LOB	BOTTOM								
18 Johnny Damon, L OBP: 0.368, SLG: 0.588 (1, 8)	G6-3		HR		G3-1			G6-3		4	1	1	2	0	0	0									
Nomar Garciaparra, R OBP: 0.474, SLG: 0.438 (1, 6)	K		F9		P3			1B 34 2B		4	1	1	0	0	1	0									
Todd Walker, L OBP: 0.357, SLG: 1.000 Damian Jackson, R (9, 4)	P6		G6-3				HR	F8		4	1	1	1	0	0	1									
Manny Ramirez, R OBP: 0.316, SLG: 0.188 (1, 7)		G4-3 34 G4-3 1B		G5-3		F8		34 2B 1B		4	1	2	0	0	0	0									
34 David Ortiz, L OBP: 0.158, SLG: 0.118 Adrian Brown, S (8, PR)	G4-3		K		K		F9	2B		4	0	1	2	0	1	1									
Kevin Millar, R OBP: 0.283, SLG: 0.176 (1, 3)	G4-3		BB		BB		F7	F9		3	0	0	0	1	0	2									
Trot Nixon, L OBP: 0.429, SLG: 0.833 (1, 9)	L3							G5-4-3 1B		2	0	1	0	1	0	1									
Bill Mueller, S OBP: 0.222, SLG: 0.188 (1, 5)			FC6-4 BB		G4-3			G5-4-3		2	0	0	0	1	0	3									
Jason Varitek, S OBP: 0.385, SLG: 0.545 (1, 2)			FC6-4 18 HR		F9			G1-3		3	1	0	0	0	0	1									
<b>Inning Stats</b>	R: 0 E: 0 K: 1 S: 7	H: 0 LOB: 0 BB: 0 P: 9	R: 0 E: 0 K: 0 S: 8	H: 1 LOB: 1 BB: 0 P: 14	R: 2 E: 1 K: 0 S: 12	H: 1 LOB: 0 BB: 1 P: 21	R: 0 E: 0 K: 1 S: 8	H: 0 LOB: 2 BB: 2 P: 23	R: 0 E: 0 K: 0 S: 7	H: 0 LOB: 0 BB: 0 P: 13	R: 1 E: 0 K: 0 S: 10	H: 1 LOB: 0 BB: 0 P: 17	R: 0 E: 0 K: 0 S: 6	H: 1 LOB: 0 BB: 0 P: 7	R: 2 E: 0 K: 0 S: 16	H: 3 LOB: 1 BB: 0 P: 24	1B: 3 2B: 2 3B: 0 HR: 2	SF: 0 SAC: 0 DP: 1 HBP: 0	WP: 0 PB: 0 SB: 0 CS: 0	PA: 33					
<b>PITCHER</b>	IP	WLS	BF	H	R	ER	SO	BB	IBB	HBP	BLK	WP	HR	S	P	ERA	WHIP								
Tim Hudson, R ERA: 3.52 (1, 1)	1.0		3	0	0	0	1	3	0	0	0	0	1	35	71	4.50	1.250								
Steve Sparks, R ERA: 4.5 (2, 1)	4.0		17	2	2	2	1	0	0	0	0	0	1	16	24	4.50	1.000								
Ricardo Rincon, L ERA: 5.4 (6, 1)	2.0	H	7	2	1	1	0	0	0	0	0	0	1	16	24	4.50	1.000								
Keith Foulke, R ERA: 3.6 (8, 1)	1.0	L	6	3	2	2	0	0	0	0	0	0	0	16	24	18.00	3.000								

Oakland Athletics @ Boston Red Sox  
Fenway Park, Boston, MA  
Sun Oct 05 2003, 1:00 PM EDT  
Att: 35,048 - Cloudy - 55 F

AB	30
R	5
H	7
RBI	5
BB	3
SO	2
LOB	9





