Oakland Athletics - 2004

Batter	1	2	3	4	5	6	7	8	9	AB	R	H	RBI	BB	SO	LOB
Inning Stats										1B: 0 2B: 0 3B: 0 HR: 0		SF: 0 SAC: 0 DP: 0 HBP: 0			WP: 0 PB: 0 SB: 0 CS: 0		PA: 0

Oakland Athletics @ Midland RockHounds

Christensen Stadium, Midland, TX

Thu Apr 01 2004, 7:30 PM EST

livebaseballscorecards.com

TOP

AB	0
R	0
H	0
RBI	0
BB	0
SO	0
LOB	0

PITCHER	IP	WLS	BF	H	R	ER	SO	BB	IBB	HBP	BLK	WP	HR	S	P	ERA	WHIP

PITCHER	IP	WLS	BF	H	R	ER	SO	BB	IBB	HBP	BLK	WP	HR	S	P	ERA	WHIP

Batter	1	2	3	4	5	6	7	8	9	AB	R	H	RBI	BB	SO	LOB
Inning Stats																

BOTTOM

Oakland Athletics @ Midland RockHounds

Christensen Stadium, Midland, TX

Thu Apr 01 2004, 7:30 PM EST

livebaseballscorecards.com

AB	**0**
R	**0**
H	**0**
RBI	**0**
BB	**0**
SO	**0**
LOB	**0**



1B: 0
2B: 0
3B: 0
HR: 0

SF: 0
SAC: 0
DP: 0
HBP: 0

WP: 0
PB: 0
SB: 0
CS: 0

PA: 0

PITCHER	IP	WLS	BF	H	R	ER	SO	BB	IBB	HBP	BLK	WP	HR	S	P	ERA	WHIP

PITCHER	IP	WLS	BF	H	R	ER	SO	BB	IBB	HBP	BLK	WP	HR	S	P	ERA	WHIP

Batter	1	2	3	4	5	6	7	8	9	AB	R	H	RBI	BB	SO	LOB
10 Michael Young, R (1, 6) OBP: 0.400, SLG: 0.400	B X 1-0 G4-3 ①		S B B S X 2-2 1B HBP 23 BB 1B	C B B X 2-1 2-H 1B		1 SAFE B F X 1-1 P3 ②		C C X 0-2 G6-3 ②		5	1	2	1	0	0	2
9 Hank Blalock, L (1, 5) OBP: 0.400, SLG: 0.500	F B X 1-1 2B		C C D F B X 2-2 F7 ②	B F F F D D S 3-3 K ③		B C B X 2-1 F7 ③		I I I I 4-0 IBB		4	0	1	0	1	1	3
Alfonso Soriano, R (1, 4) OBP: 0.600, SLG: 0.333	B B B B 4-0 BB		C F 1 SAFE 1 SAFE F H 1-2 23 BB 1B 1-2 HBP		B X 1-0 FC4-6 BB 1B		B S X 1-1 P6 ①	C F B X 1-2 G4-3 ③		3	0	1	0	1	0	2
Brad Fullmer, L (1, 10) OBP: 0.600, SLG: 0.500	B X 1-0 F8 ②		B B X 2-0 1-2 2-3 23 BB 1B		S C D 1 SAFE B F B F F 4-2 1-2 FC4-6 BB		S F X 0-2 23 HR 1B		B X 1-0 G4-3 ①	4	1	2	0	1	0	2
23 Mark Teixeira, S (1, 3) OBP: 0.400, SLG: 1.000	C F D D X 2-2 G3-1 ③		B B B C C E B 4-2 1-2 2-3 3-H BB		F B S F B B F X 3-2 P6 ①		B C X 1-1 1-H HR		B B T B C X 3-2 F8 ②	4	1	1	3	1	0	4
David Dellucci, L (1, 7) Herbert Perry, R (9, PH) OBP: 1.000, SLG: 1.000 Ramon Nivar, R (9, PR)		B B S S B X 3-1 F7 ①	X 0-0 G4-3 ③		C B X 1-1 1-2f 2-3 FC4-6 S ②		L B F B X 2-2 L5 ②		F X 0-1 1B	4 1 0	0 0 0	0 1 0	0 0 0	0 0 0	0 0 0	5 0 0
Kevin Mench, R (1, 9)		B C S S S 1-3 K ②	X 0-0 F7 ①	S D F B X 2-2 1-2 G6-3 ③			B C X 1-1 G4-3 ③		1 SAFE C C D B B S 3-3 K ③	5	0	0	0	0	2	3
Laynce Nix, L (1, 8) OBP: 0.500, SLG: 0.750		C C X 0-2 G6-3 ③	C X 0-1 10 PB 10 1B 2B			B F F B B X 2-2 G6-3 ①		C S X 0-2 15 SH1-4 1B		4	1	2	0	0	0	0
15 Gerald Laird, R (1, 2) OBP: 0.333, SLG: 0.333			C F F B F X 1-2 L4 ① F C B B C 2-3 K ②			B X 1-0 1B		1 SAFE X 0-0 1-2 SH1-4 ①		3	0	1	0	0	1	1
Inning Stats	R: 0 H: 1 E: 0 LOB: 2 K: 0 BB: 1 S: 7 P: 16	R: 0 H: 0 E: 0 LOB: 0 K: 1 BB: 0 S: 8 P: 12	R: 1 H: 2 E: 0 LOB: 3 K: 0 BB: 1 S: 20 P: 32	R: 1 H: 2 E: 0 LOB: 1 K: 2 BB: 0 S: 12 P: 19	R: 0 H: 1 E: 0 LOB: 2 K: 0 BB: 1 S: 16 P: 27	R: 0 H: 1 E: 0 LOB: 1 K: 0 BB: 0 S: 8 P: 14	R: 2 H: 2 E: 0 LOB: 0 K: 0 BB: 0 S: 12 P: 17	R: 0 H: 1 E: 0 LOB: 2 K: 0 BB: 1 S: 10 P: 15	R: 0 H: 1 E: 0 LOB: 1 K: 1 BB: 0 S: 9 P: 16	1B: 8 SF: 0 2B: 2 SAC: 1 3B: 0 DP: 0 HR: 1 HBP: 1						WP: 0 PA: 43 PB: 1 SB: 1 CS: 0	

TOP

Texas Rangers @ Oakland Athletics

Network Associates Coliseum, Oakland, CA

Mon Apr 05 2004, 10:35 PM EDT

Att. 45,122 - Sunny - 57 F

livebaseballscorecards.com

AB	37
R	4
H	11
RBI	4
BB	4
SO	4
LOB	22

PITCHER		IP	WLS	BF	H	R	ER	SO	BB	IBB	HBP	BLK	WP	HR	S	P	ERA	WHIP
Tim Hudson, R ERA: 3.6	(1, 1)	5.0		25	6	2	2	3	3	0	1	0	0	0	63	106	3.60	1.800
Chris Hammond, L ERA: 9.0	(6, 1)	2.0	B	10	4	2	2	0	0	0	0	0	0	1	23	34	9.00	2.000
Chad Bradford, R ERA:	(8, 1)	1.0	W	4	0	0	0	0	0	1	0	0	0	0	7	12	0.00	0.000
Arthur Rhodes, L ERA:	(9, 1)	1.0	S	4	1	0	0	1	0	0	0	0	0	0	9	16	0.00	1.000

PITCHER	IP	WLS	BF	H	R	ER	SO	BB	IBB	HBP	BLK	WP	HR	S	P	ERA	WHIP

Texas Rangers @ Oakland Athletics

Network Associates Coliseum, Oakland, CA

Mon Apr 05 2004, 10:35 PM EDT

Att. 45,122 - Sunny - 57 F

livebaseballscorecards.com

BOTTOM

Batter	1	2	3	4	5	6	7	8	9	AB	R	H	RBI	BB	SO	LOB
21 Mark Kotsay, L (1, 8)	P5		G3	G4-3			G4-6-3	G3		5	0	0	0	0	0	3
23 Bobby Kielty, S (1, 7) OBP: 0.500, SLG: 0.750	3 BB 2B 1B		K		3 G4-3 1B 2B		E4			4	2	2	0	0	1	0
3 Eric Chavez, L (1, 5) OBP: 0.500, SLG: 0.333	2B 1-2 BB		HBP BB BB 1B		G4-3 2-3		K			3	1	1	0	1	1	2
Jermaine Dye, R (1, 9) OBP: 0.750, SLG: 1.000	1-3 2-H 2B		BB HBP 1-2 BB		3-H 1B			G6-3		3	0	2	2	1	0	0
Erubiel Durazo, L (1, 10) OBP: 0.500, SLG: 0.333	K		BB 1-2 2-3 HBP		G3-6-3-4 1-2f			7 FC6-4 1B 2B 1B		3	1	1	0	0	1	3
Eric Karros, R (1, 3) OBP: 0.500, SLG: 0.333	L6		1-2 2-3 3-H BB			G5-3		7 FC6-4 1-2 1B		3	0	1	1	1	0	2
7 Bobby Crosby, R (1, 6)		K	P3			G4-3		FC6-4 1-2f 2-3 2B		4	1	0	0	0	1	5
Damian Miller, R (1, 2) Billy McMillon, L (8, PH) Eric Byrnes, R (8, PH) OBP: 1.000, SLG: 2.000 17 Adam Melhuse, S (9, 2)		P3	F8			G5-3		1-H 3-H 2B		3 0 1 0	0 0 0 0	0 0 1 0	0 0 2 0	0 0 0 0	0 0 0 0	0 0 0 0
Marco Scutaro, R (1, 4) OBP: 0.500, SLG: 0.333		G6-3	G5-3				21 G4-6-3 1B	BB		3	0	1	0	1	0	0
Inning Stats	R: 1 H: 2 E: 0 LOB: 2 K: 1 BB: 1 S: 12 P: 19	R: 0 H: 0 E: 0 LOB: 0 K: 1 BB: 0 S: 7 P: 11	R: 1 H: 1 E: 0 LOB: 3 K: 1 BB: 2 S: 10 P: 27	R: 0 H: 0 E: 0 LOB: 0 K: 0 BB: 0 S: 7 P: 13	R: 1 H: 2 E: 0 LOB: 0 K: 0 BB: 0 S: 9 P: 13	R: 0 H: 0 E: 0 LOB: 0 K: 0 BB: 0 S: 9 P: 10	R: 0 H: 1 E: 1 LOB: 1 K: 1 BB: 0 S: 11 P: 18	R: 2 H: 3 E: 0 LOB: 2 K: 0 BB: 1 S: 15 P: 26		1B: 6 SF: 0 2B: 3 SAC: 0 3B: 0 DP: 2 HR: 0 HBP: 1						

	AB	32
	R	5
	H	9
	RBI	5
	BB	4
	SO	4
	LOB	15

WP: 0 PA: 37
PB: 0
SB: 0
CS: 0

PITCHER		IP	WLS	BF	H	R	ER	SO	BB	IBB	HBP	BLK	WP	HR	S	P	ERA	WHIP
Kenny Rogers, L ERA: 3.86	(1, 1)	7.0		30	6	3	3	4	3	0	1	0	0	0	65	111	3.86	1.286
Jeff Nelson, R ERA: 27.0	(8, 1)	0.2	L	4	2	2	2	0	0	0	0	0	0	0	11	17	27.00	3.000
32 Ron Mahay, L ERA:	(8, 1)	0.1	B	3	1	0	0	0	1	0	0	0	0	0	4	9	0.00	6.000

PITCHER		IP	WLS	BF	H	R	ER	SO	BB	IBB	HBP	BLK	WP	HR	S	P	ERA	WHIP

Batter	1	2	3	4	5	6	7	8	9	AB	R	H	RBI	BB	SO	LOB
10 Michael Young, R (1, 6) OBP: 0.222, SLG: 0.222	C B X 1-1 G4-3 ①			B C B X 2-1 F9 ①		B X 1-0 F9 ①		B S F T 1-2 K ③		4	0	0	0	0	1	0
9 Hank Blalock, L (1, 5) OBP: 0.222, SLG: 0.250	X 0-0 F8 ②			B B F B X 3-1 G6-3 ②		B B C X 2-1 L8 ②			B X 1-0 P5 ①	4	0	0	0	0	0	0
Alfonso Soriano, R (1, 4) OBP: 0.556, SLG: 0.500	C C C 0-3 K ③			F B B B B 4-1 23 S BB		X 0-0 2B			B C S F F B B F 3-3 S K ②	3	0	1	0	1	2	0
23 Mark Teixeira, S (1, 3) OBP: 0.222, SLG: 0.500		B S F C 1-3 K ①		B C C F B B C 3-3 K 1-2 ③		F F S 0-3 K ③			S X 0-1 G6-3 ③	4	0	0	0	0	3	2
Brad Fullmer, L (1, 10) OBP: 0.375, SLG: 0.286		B B F S X 2-2 G3-1 ②			S F F X 0-2 G4-3 ①		B C X 1-1 G3 ①			3	0	0	0	0	0	0
Eric Young Sr., R (1, 7) OBP: 0.667, SLG: 0.667		F C F B B X 1-2 CS 1B			B B C F B X 3-2 1B FC5-4 1B		C X 0-1 G5-3 ②			3	1	2	0	0	0	0
Kevin Mench, R (1, 9) OBP: 0.125, SLG: 0.125		1 SAFE B C C 1-2 CS ③ 1-2	B F X 1-1 F8 ①		X 0-0 FC5-4 1-3 1B		X 0-0 G5-3 ③			3	0	1	0	0	0	0
Ramon Nivar, R (1, 8) OBP: 0.333, SLG: 0.333			C B B X 2-1 CS 1B		C C 1 SAFE F 1 SAFE F B F F 1-2 X FC5-4 S 1-2f 3-H ②			C S F S 0-3 K2-3 ①		3	0	1	1	0	1	1
Rod Barajas, R (1, 2)			1 SAFE B C X 1-1 F7 ② ③ 1-2		1 SAFE B 1 SAFE C F B X 2-2 G1-3 ③ 1-2			B S B S X 2-2 F9 ②		3	0	0	0	0	0	2
Inning Stats	R: 0 E: 0 K: 1 S: 6 H: 0 LOB: 0 BB: 0 P: 7	R: 0 E: 0 K: 1 S: 12 H: 1 LOB: 0 BB: 0 P: 17	R: 0 E: 0 K: 0 S: 6 H: 1 LOB: 0 BB: 0 P: 10	R: 0 E: 0 K: 1 S: 9 H: 0 LOB: 1 BB: 1 P: 21	R: 1 E: 0 K: 0 S: 18 H: 2 LOB: 1 BB: 0 P: 24	R: 0 E: 0 K: 1 S: 7 H: 1 LOB: 1 BB: 0 P: 10	R: 0 E: 0 K: 0 S: 5 H: 0 LOB: 0 BB: 0 P: 6	R: 0 E: 0 K: 2 S: 10 H: 0 LOB: 0 BB: 0 P: 13	R: 0 E: 0 K: 1 S: 10 H: 0 LOB: 0 BB: 0 P: 14	1B: 4 2B: 1 3B: 0 HR: 0 SF: 0 SAC: 0 DP: 0 HBP: 0						

Texas Rangers @ Oakland Athletics

Network Associates Coliseum, Oakland, CA

Tue Apr 06 2004, 10:05 PM EDT

Att. 13,217 - Sunny - 59 F

TOP

livebaseballscorecards.com

AB	30
R	1
H	5
RBI	1
BB	1
SO	7
LOB	5

WP: 0 PB: 0 SB: 2 CS: 2 PA: 32

PITCHER		IP	WLS	BF	H	R	ER	SO	BB	IBB	HBP	BLK	WP	HR	S	P	ERA	WHIP
Mark Mulder, L ERA: 1.29	(1, 1)	7.0	W	25	5	1	1	4	1	0	0	0	0	0	63	95	1.29	0.857
Jim Mecir, R ERA:	(8, 1)	1.0	H	3	0	0	0	2	0	0	0	0	0	0	10	13	0.00	0.000
Arthur Rhodes, L ERA:	(9, 1)	1.0	S	3	0	0	0	1	0	0	0	0	0	0	10	14	0.00	0.000

PITCHER	IP	WLS	BF	H	R	ER	SO	BB	IBB	HBP	BLK	WP	HR	S	P	ERA	WHIP

BOTTOM

Texas Rangers @ Oakland Athletics

Network Associates Coliseum, Oakland, CA

Tue Apr 06 2004, 10:05 PM EDT

Att. 13,217 - Sunny - 59 F

livebaseballscorecards.com

Batter	1	2	3	4	5	6	7	8	9	AB	R	H	RBI	BB	SO	LOB
21 Mark Kotsay, L (1, 8) OBP: 0.111, SLG: 0.111	F B B X 2-1 ① F7		B B F X 2-1 23 G1-3 1B			B X 1-0 ① L8	X 0-0 ③ F7			4	0	1	0	0	0	0
23 Bobby Kielty, S (1, 7) OBP: 0.500, SLG: 0.875	C C B C 1-3 ② K		X 0-0 ② G1-3 1-2			C B C B X 2-2 3 1B 3B		C X 0-1 3 G6-4-3 1B		4	1	2	0	0	1	1
3 Eric Chavez, L (1, 5) OBP: 0.500, SLG: 0.429	X 0-0 1B		C F C 0-3 ③ K			F F X 0-2 HR 3-H 1B		B S X 1-1 ① ② G6-4-3 1-2f		4	1	2	1	0	1	2
Jermaine Dye, R (1, 9) OBP: 0.500, SLG: 1.000	C F C 0-3 ③ K			C B F X 1-2 ① G5-3		B B X 2-0 1-H HR		C S B X 1-2 ③ F8		4	1	1	2	0	1	1
Erubiel Durazo, L (1, 10) OBP: 0.286, SLG: 0.167		B B C C X 2-2 ① F9		C C F B S 1-3 ② K		S C B S 1-3 ② K				3	0	0	0	0	2	0
Scott Hatteberg, L (1, 3)		C X 0-1 ② G3		C S B F C 1-3 ③ K		C X 0-1 E4				3	0	0	0	0	1	0
7 Bobby Crosby, R (1, 6) OBP: 0.286, SLG: 0.167		B B S T B F B 4-2 FC6-4 BB			X 0-0 G5-4-3 1B	B C B X 2-1 ③ L9				2	0	1	0	1	0	1
Damian Miller, R (1, 2)		X 0-0 ③ FC6-4 1-2f			B X 1-0 ① ② G5-4-3 1-2f		C S B B F F C 2-3 ① K			3	0	0	0	0	1	2
Marco Scutaro, R (1, 4) OBP: 0.286, SLG: 0.167			B X 1-0 ① G6-3		C C C 0-3 ③ K		F X 0-1 ② G6-3			3	0	0	0	0	1	0
Inning Stats	R: 0 E: 0 K: 2 S: 9 H: 1 LOB: 1 BB: 0 P: 12	R: 0 E: 0 K: 0 S: 9 H: 0 LOB: 1 BB: 1 P: 15	R: 0 E: 0 K: 1 S: 7 H: 1 LOB: 1 BB: 0 P: 10	R: 0 E: 0 K: 2 S: 11 H: 0 LOB: 0 BB: 0 P: 14	R: 0 E: 0 K: 1 S: 5 H: 1 LOB: 0 BB: 0 P: 6	R: 3 E: 1 K: 1 S: 15 H: 3 LOB: 1 BB: 0 P: 23	R: 0 E: 0 K: 1 S: 8 H: 0 LOB: 0 BB: 0 P: 10	R: 0 E: 0 K: 0 S: 7 H: 1 LOB: 0 BB: 0 P: 9		1B: 5 2B: 0 3B: 1 HR: 1	SF: 0 SAC: 0 DP: 2 HBP: 0						

	AB	30
	R	3
	H	7
	RBI	3
	BB	1
	SO	8
	LOB	7

WP: 0 PB: 0 SB: 0 CS: 0 PA: 31

PITCHER		IP	WLS	BF	H	R	ER	SO	BB	IBB	HBP	BLK	WP	HR	S	P	ERA	WHIP
Chan Ho Park, R ERA: 3.52	(1, 1)	7.2	L	30	7	3	3	8	1	0	0	0	0	1	68	95	3.52	1.043
Carlos Almanzar, R ERA:	(8, 1)	0.1		1	0	0	0	0	0	0	0	0	0	0	3	4	0.00	0.000

PITCHER	IP	WLS	BF	H	R	ER	SO	BB	IBB	HBP	BLK	WP	HR	S	P	ERA	WHIP

Texas Rangers @ Oakland Athletics

Network Associates Coliseum, Oakland, CA

Wed Apr 07 2004, 3:35 PM EDT

Att. 20,232 - Sunny - 57 F

TOP

livebaseballscorecards.com

Batter	1	2	3	4	5	6	7	8	9	AB	R	H	RBI	BB	SO	LOB
10 Michael Young, R (1, 6) OBP: 0.231, SLG: 0.167	C B B F F S 2-3 ① K		C B B B B 4-1 9 G4-6-3 1-2 BB		X 0-0 ① F8		B X 1-0 ③ F9			3	0	0	0	1	1	1
9 Hank Blalock, L (1, 5) OBP: 0.154, SLG: 0.167	S B F S 1-3 ② K		S B X 1-1 ① ② G4-6-3 1-2f 2-3		C B F X 1-2 ② P6			B C X 1-1 ① F7		4	0	0	0	0	1	2
Alfonso Soriano, R (1, 4) OBP: 0.385, SLG: 0.300	X 0-0 ③ P4		F X 0-1 ③ F8		C B C B X 2-2 ③ G1-3			S X 0-1 ② F8		4	0	0	0	0	0	1
Herbert Perry, R (1, 10) OBP: 0.800, SLG: 0.667		C B B F B F X 3-2 ① G6-3		B B B B 4-0 23 BB 1B BB		F X 0-1 23 FC5-4 1B		B B C B B 4-1 23 1B BB		2	1	1	0	2	0	0
23 Mark Teixeira, S (1, 3) OBP: 0.385, SLG: 0.545		B B X 2-0 1B SF9 1B		F B B B B 4-1 1B 1-2 BB		X 0-0 ① FC5-4 G6-4-3 1-2f		X 0-0 1-2 1B		3	1	2	0	1	0	1
Eric Young Sr., R (1, 7) OBP: 0.571, SLG: 0.571 Laynce Nix, L (8, 9) OBP: 0.500, SLG: 0.750		M B F F X 1-2 1-3 1B		C B B F X 2-2 1-2 2-H 1B		1 SAFE X 0-0 ② ③ G6-4-3 1-2f		C B B X 2-1 ③ L3		4 0	0 0	2 0	1 0	0 0	0 0	3 0
Kevin Mench, R (1, 9) OBP: 0.167, SLG: 0.182 (8, 7)		C B X 1-1 ② SF9 3-H		C F X 0-2 ① P6			C F B F X 1-2 SH1-3 1B		C X 0-1 ① G5-3	3	0	1	1	0	0	2
Ramon Nivar, R (1, 8) OBP: 0.167, SLG: 0.167		1 SAFE 1 SAFE 1 SAFE C C F 1 SAFE C 0-3 ③ K		S F C 0-3 ② K			X 0-0 ① SH1-3 1-2		X 0-0 ② F9	3	0	0	0	0	2	3
15 Gerald Laird, R (1, 2) OBP: 0.286, SLG: 0.286			X 0-0 9 10 G4-6-3 BB 1B	B C B C C 2-3 ③ K			C X 0-1 ② L7		C S X 0-2 ③ P4	4	0	1	0	0	1	3
Inning Stats	R: 0 E: 0 K: 2 S: 8 H: 0 LOB: 0 BB: 0 P: 11	R: 1 E: 0 K: 1 S: 15 H: 2 LOB: 1 BB: 0 P: 22	R: 0 E: 0 K: 0 S: 6 H: 1 LOB: 1 BB: 1 P: 11	R: 1 E: 0 K: 2 S: 13 H: 1 LOB: 2 BB: 2 P: 25	R: 0 E: 0 K: 0 S: 7 H: 0 LOB: 0 BB: 0 P: 10	R: 0 E: 0 K: 0 S: 4 H: 1 LOB: 0 BB: 0 P: 4	R: 0 E: 0 K: 0 S: 8 H: 1 LOB: 1 BB: 0 P: 10	R: 0 E: 0 K: 0 S: 8 H: 1 LOB: 2 BB: 1 P: 15	R: 0 E: 0 K: 0 S: 6 H: 0 LOB: 0 BB: 0 P: 6	1B: 7 2B: 0 3B: 0 HR: 0	SF: 1 SAC: 1 DP: 2 HBP: 0					

	AB	30
	R	2
	H	7
	RBI	2
	BB	4
	SO	5
	LOB	16

WP: 0 PB: 0 SB: 0 CS: 0 PA: 36

PITCHER	IP	WLS	BF	H	R	ER	SO	BB	IBB	HBP	BLK	WP	HR	S	P	ERA	WHIP
Barry Zito, L (1, 1) ERA: 2.25	8.0	L	33	7	2	2	5	4	0	0	0	0	0	69	108	2.25	1.375
Chad Bradford, R (9, 1) ERA:	1.0		3	0	0	0	0	0	0	0	0	0	0	6	6	0.00	0.000

PITCHER	IP	WLS	BF	H	R	ER	SO	BB	IBB	HBP	BLK	WP	HR	S	P	ERA	WHIP

Texas Rangers @ Oakland Athletics

Network Associates Coliseum, Oakland, CA

Wed Apr 07 2004, 3:35 PM EDT

Att. 20,232 - Sunny - 57 F

livebaseballscorecards.com

BOTTOM

Batter	1	2	3	4	5	6	7	8	9	AB	R	H	RBI	BB	SO	LOB
21 Mark Kotsay, L (1, 8) OBP: 0.231, SLG: 0.167	BBBB 4-0 BB		CSBBFFFS 1-3 ① K		FBBBFX 3-2 1B		BX 1-0 ② G6-3			3	0	1	0	1	1	0
23 Bobby Kielty, S (1, 7) OBP: 0.333, SLG: 0.583	CFB1 SAFES 1-3 ① K		BSBBCX 2-2 ② F8		C1 SAFECBX 1-2 ③ G3		BBSBX 3-1 ③ F9			4	0	0	0	0	1	2
3 Eric Chavez, L (1, 5) OBP: 0.417, SLG: 0.364	FSX 0-2 ② F9		X 0-0 1B			BCBFBFS 3-3 ① K		BCBCX 2-2 ① F8		4	0	1	0	0	1	1
Jermaine Dye, R (1, 9) OBP: 0.417, SLG: 1.000	CFS 0-3 ③ K		CCX 0-2 ③ L8			SBFX 1-2 HR		CBBSX 2-2 ② P5		4	1	1	1	0	1	2
Erubiel Durazo, L (1, 10) OBP: 0.364, SLG: 0.222		BCSX 1-2 ① P5		CBFX 1-2 G4-6-3 1B		CBBFBB 4-2 FC5 BB BB		SCBS 1-3 ③ K		3	0	1	0	1	1	0
Scott Hatteberg, L (1, 3) OBP: 0.286, SLG: 0.167		BBCCX 2-2 7 BB 1B		BBCBCX 3-2 ①② G4-6-3 1-2f		BBBCFB 4-2 1-2 BB			CBFBBX 3-2 ① G4-3	3	0	1	0	1	0	1
7 Bobby Crosby, R (1, 6) OBP: 0.273, SLG: 0.111		CBBBBFFB 4-2 1-2 BB		SSC 0-3 ③ K		BCFS 1-3 ② K		X 0-0 E4		3	0	0	0	1	2	2
Damian Miller, R (1, 2) Billy McMillon, L (9, PH)		X 0-0 ② L9			BFBFFX 2-2 ① G5-3	BBX 2-0 ③ FC5 2-3f			FBFBFFX 2-2 ② F7	3 1	0 0	0 0	0 0	0 0	0 0	4 1
Marco Scutaro, R (1, 4) OBP: 0.200, SLG: 0.111 Eric Karros, R (9, PH) OBP: 0.400, SLG: 0.250		BBX 2-0 ③ L9			BX 1-0 ② F8		BCBFC 2-3 ① K		BBCX 2-1 ③ F7	3 1	0 0	0 0	0 0	0 0	1 0	2 1
Inning Stats	R: 0 E: 0 K: 2 S: 9 H: 0 LOB: 1 BB: 1 P: 14	R: 0 E: 0 K: 0 S: 11 H: 1 LOB: 2 BB: 1 P: 20	R: 0 E: 0 K: 1 S: 14 H: 1 LOB: 1 BB: 0 P: 17	R: 0 E: 0 K: 1 S: 9 H: 1 LOB: 0 BB: 0 P: 13	R: 0 E: 0 K: 0 S: 11 H: 1 LOB: 1 BB: 0 P: 18	R: 1 E: 0 K: 2 S: 15 H: 1 LOB: 2 BB: 2 P: 30	R: 0 E: 0 K: 1 S: 6 H: 0 LOB: 0 BB: 0 P: 12	R: 0 E: 0 K: 1 S: 9 H: 0 LOB: 0 BB: 0 P: 14	R: 0 E: 1 K: 0 S: 11 H: 0 LOB: 1 BB: 0 P: 18	1B: 4 2B: 0 3B: 0 HR: 1 SF: 0 SAC: 0 DP: 1 HBP: 0							

	AB	32
	R	1
	H	5
	RBI	1
	BB	4
	SO	8
	LOB	16

WP: 0 PB: 0 SB: 0 CS: 0 PA: 36

PITCHER		IP	WLS	BF	H	R	ER	SO	BB	IBB	HBP	BLK	WP	HR	S	P	ERA	WHIP
Colby Lewis, R ERA: 1.69	(1, 1)	5.1	W	24	5	1	1	5	4	0	0	0	0	1	65	105	1.69	1.688
Jay Powell, R ERA:	(6, 1)	1.0	H	3	0	0	0	2	0	0	0	0	0	0	7	12	0.00	0.000
Erasmo Ramirez, L ERA:	(7, 1)	1.0	H	3	0	0	0	0	0	0	0	0	0	0	6	12	0.00	0.000
Francisco Cordero, R ERA:	(8, 1)	1.2	S	6	0	0	0	1	0	0	0	0	0	0	17	27	0.00	0.000

PITCHER	IP	WLS	BF	H	R	ER	SO	BB	IBB	HBP	BLK	WP	HR	S	P	ERA	WHIP

Batter	1	2	3	4	5	6	7	8	9	AB	R	H	RBI	BB	SO	LOB
51 Ichiro Suzuki, L (1, 9) OBP: 0.316, SLG: 0.278	C C X 0-2 FC6-4 1B		C F B D X 2-2 ① G1-3		C B X 1-1 ② G4-3		C X 0-1 BB 1B 1B	C B C X 1-2 1B		5	1	3	0	0	0	1
Randy Winn, S (1, 8) OBP: 0.263, SLG: 0.389	L X 0-1 ① FC6-4 BLK 1-2f		F B X 1-1 3-H 1B		B C X 1-1 ③ F8		B B B C B 4-1 1B 1-2 2B BB	F B F C 1-3 ② K		4	1	1	1	1	1	2
Bret Boone, R (1, 4) OBP: 0.263, SLG: 0.474	1 SAFE B B B 1 SAFE X 2-0 ② G5-3 1-2		1 SAFE S C B B 1 SAFE 1 SAFE F X 1-2 ② F9			B B X 2-0 ① G5-3	B B C F B X 3-2 1-2 2-H 2B 1B	C B C S 1-3 ③ K		5	1	1	1	0	1	3
Edgar Martinez, R (1, 10) OBP: 0.333, SLG: 0.375	C B X 1-1 ③ G3-1		C F S 0-3 ③ K			B B X 2-0 1B 1B 2B	C B C F X 1-2 ② F9		C B X 1-1 ① F9	5	1	1	0	0	1	4
Rich Aurilia, R (1, 6) OBP: 0.375, SLG: 0.625		C S B B T F F X 2-2 ① P4		X 0-0 G4-6-3 2B		B B F X 2-1 F9 1B 2-3 1B	C B B X 2-1 1-H 2-H 1B 2B		C X 0-1 ② G6-3	5	1	3	2	0	0	0
John Olerud, L (1, 3) OBP: 0.353, SLG: 0.333		B C C X 1-2 2B		C C B F F D H 3-2 G4-6-3 HBP		X 0-0 1-2 3-H 1B	I I I I 4-0 1B IBB		B C B X 2-1 ③ G5-3	3	0	2	1	1	0	0
Dan Wilson, R (1, 2) OBP: 0.417, SLG: 0.500		B B B X 3-0 ② F8		L B F B B X 3-2 ①② G4-6-3 1-2f 2-3		B C F X 1-2 ② F9 2-3	F B B F X 2-2 1-3 2-H 1B			4	0	1	1	0	0	5
Quinton McCracken, S (1, 7) Jolbert Cabrera, R (6, PH) (6, 7) Raul Ibanez, L (7, PH) (7, 7) OBP: 0.385, SLG: 0.455		B X 1-0 ③ G1-3		B C F D X 2-2 ③ G5-3		B F F F X 1-2 ③ L4	F F B F S 1-3 ③ K			2 1 1	0 0 0	0 0 0	0 0 0	0 0 0	0 0 1	2 2 2
16 Willie Bloomquist, R (1, 5) OBP: 0.273, SLG: 0.455			C X 0-1 E5 1B 2B		C B F S 1-3 ① K		S B T S 1-3 ① K	B B B C X 3-1 ① F9		4	1	1	0	0	2	0
Inning Stats	R: 0 E: 0 K: 0 S: 8 H: 1 LOB: 1 BB: 0 P: 11	R: 0 E: 0 K: 0 S: 10 H: 1 LOB: 1 BB: 0 P: 17	R: 1 E: 1 K: 1 S: 14 H: 2 LOB: 1 BB: 0 P: 18	R: 0 E: 0 K: 0 S: 11 H: 1 LOB: 1 BB: 0 P: 19	R: 0 E: 0 K: 1 S: 7 H: 0 LOB: 0 BB: 0 P: 10	R: 1 E: 0 K: 0 S: 12 H: 3 LOB: 2 BB: 0 P: 20	R: 4 E: 0 K: 2 S: 22 H: 4 LOB: 2 BB: 2 P: 40	R: 0 E: 0 K: 2 S: 11 H: 1 LOB: 1 BB: 0 P: 17	R: 0 E: 0 K: 0 S: 6 H: 0 LOB: 0 BB: 0 P: 9	1B: 8 2B: 5 3B: 0 HR: 0 SF: 0 SAC: 0 DP: 1 HBP: 1						

TOP

Seattle Mariners @ Oakland Athletics

Network Associates Coliseum, Oakland, CA

Fri Apr 09 2004, 10:05 PM EDT

Att. 23,364 - Sunny - 66 F

livebaseballscorecards.com

AB	39
R	6
H	13
RBI	6
BB	2
SO	6
LOB	21

PITCHER		IP	WLS	BF	H	R	ER	SO	BB	IBB	HBP	BLK	WP	HR	S	P	ERA	WHIP
Mark Redman, L ERA: 3.0	(1, 1)	6.0		26	8	2	2	2	0	0	1	1	0	0	62	95	3.00	1.333
Ricardo Rincon, L ERA: 54.0	(7, 1)	0.1	H	3	1	2	2	1	1	0	0	0	0	0	6	11	54.00	6.000
Chad Bradford, R ERA: 7.71	(7, 1)	0.1	B	5	3	2	2	0	0	1	0	0	0	0	12	24	54.00	9.000
Chris Hammond, L ERA: 5.4	(7, 1)	1.1	W	5	1	0	0	3	0	0	0	0	0	0	15	22	0.00	0.750
Arthur Rhodes, L ERA:	(9, 1)	1.0	S	3	0	0	0	0	0	0	0	0	0	0	6	9	0.00	0.000

PITCHER	IP	WLS	BF	H	R	ER	SO	BB	IBB	HBP	BLK	WP	HR	S	P	ERA	WHIP

BOTTOM

Seattle Mariners @ Oakland Athletics

Network Associates Coliseum, Oakland, CA

Fri Apr 09 2004, 10:05 PM EDT
Att. 23,364 - Sunny - 66 F

livebaseballscorecards.com

Batter	1	2	3	4	5	6	7	8	9	AB	R	H	RBI	BB	SO	LOB
21 Mark Kotsay, L (1, 8) OBP: 0.278, SLG: 0.250	F8		K 2B	2B			BB	P5		4	1	1	1	1	1	1
23 Bobby Kielty, S (1, 7) OBP: 0.412, SLG: 0.706	1B		G4-3 2B	K			K	2B		5	1	3	1	0	2	2
3 Eric Chavez, L (1, 5) OBP: 0.412, SLG: 0.438	1B		G4-3		G6-4-3 2B		E8	K		5	1	2	0	0	1	2
Jermaine Dye, R (1, 9) OBP: 0.412, SLG: 0.867	K		P3		G6-4-3 BB		2B	K		4	1	1	1	1	2	4
Scott Hatteberg, L (1, 10) OBP: 0.455, SLG: 0.444	FC6-4 1B			1B 2B BB	G6-4-3		2B			3	1	2	2	1	0	2
Eric Karros, R (1, 3) OBP: 0.222, SLG: 0.125	FC6-4			F9	G6-3		P3			4	0	0	0	0	0	5
7 Bobby Crosby, R (1, 6) OBP: 0.267, SLG: 0.083		L6		P3	K		BB			3	0	0	0	1	1	1
Damian Miller, R (1, 2) OBP: 0.077, SLG: 0.077		G5-3		2B 1B	K		K			4	1	1	0	0	2	2
Marco Scutaro, R (1, 4) OBP: 0.286, SLG: 0.385		F9		21 2B 2B	P6			23 2B 2B		4	2	2	2	0	0	0
Inning Stats	R: 1 E: 0 K: 1 S: 17 H: 3 LOB: 2 BB: 0 P: 27	R: 0 E: 0 K: 0 S: 6 H: 0 LOB: 0 BB: 0 P: 8	R: 0 E: 0 K: 1 S: 12 H: 1 LOB: 1 BB: 0 P: 22	R: 3 E: 0 K: 1 S: 15 H: 3 LOB: 1 BB: 1 P: 22	R: 0 E: 0 K: 0 S: 12 H: 1 LOB: 1 BB: 1 P: 19	R: 0 E: 0 K: 2 S: 7 H: 0 LOB: 0 BB: 0 P: 12	R: 3 E: 1 K: 2 S: 18 H: 2 LOB: 2 BB: 2 P: 35	R: 1 E: 0 K: 2 S: 15 H: 2 LOB: 1 BB: 0 P: 25		1B: 4 2B: 8 3B: 0 HR: 0	SF: 0 SAC: 0 DP: 1 HBP: 0					

AB	36
R	8
H	12
RBI	7
BB	4
SO	9
LOB	19

WP: 0 PB: 0 SB: 0 CS: 0 PA: 40

PITCHER		IP	WLS	BF	H	R	ER	SO	BB	IBB	HBP	BLK	WP	HR	S	P	ERA	WHIP
Ryan Franklin, R ERA: 7.2	(1, 1)	5.0		24	8	4	4	3	2	0	0	0	0	0	62	98	7.20	2.000
Ron Villone, L ERA: 6.75	(6, 1)	1.1		6	0	2	2	3	1	0	0	0	0	0	16	31	13.50	0.750
Rafael Soriano, R ERA: 10.8	(7, 1)	0.2	L	6	3	2	1	1	1	0	0	0	0	0	13	23	13.50	6.000
Mike Myers, L ERA: 6.75	(8, 1)	0.2		3	1	0	0	1	0	0	0	0	0	0	8	13	0.00	1.500
40 Julio Mateo, R ERA:	(8, 1)	0.1		1	0	0	0	1	0	0	0	0	0	0	3	5	0.00	0.000

PITCHER	IP	WLS	BF	H	R	ER	SO	BB	IBB	HBP	BLK	WP	HR	S	P	ERA	WHIP

Batter	1	2	3	4	5	6	7	8	9	AB	R	H	RBI	BB	SO	LOB
51 Ichiro Suzuki, L (1, 9) OBP: 0.348, SLG: 0.364	X 0-0 G1-3 1B 2B		B X 1-0 ① G4-3			C B X 1-1 G4-3 1B			B C F X 1-2 ① G4-3	4	1	2	0	0	0	0
Randy Winn, S (1, 8) OBP: 0.217, SLG: 0.318	F F X 0-2 ① L4		C B F X 1-2 ② G3-1			1 SAFE B B 1 SAFE C B X 3-1 ① F7			X 0-0 ② G3	4	0	0	0	0	0	2
Bret Boone, R (1, 4) OBP: 0.217, SLG: 0.391	X 0-0 ② G1-3 2-3		B S B X 2-1 ③ F8			B X 1-0 ②③ G4-3 1-2f			B X 1-0 ③ G6-3	4	0	0	0	0	0	2
Raul Ibanez, L (1, 7) OBP: 0.375, SLG: 0.429	B C X 1-1 1B 3-H 1B			B F X 1-1 ① G4-3			C B X 1-1 ① F7			3	0	1	1	0	0	0
Edgar Martinez, R (1, 10) OBP: 0.333, SLG: 0.368	X 0-0 1-2 1B			B X 1-0 ② G5-3			C C S 0-3 ② K			3	0	1	0	0	1	0
John Olerud, L (1, 3) OBP: 0.300, SLG: 0.278	S F B B B X 3-2 ③ G3			C F F F X 0-2 ③ G4-3			X 0-0 ③ L9			3	0	0	0	0	0	2
Rich Aurilia, R (1, 6) OBP: 0.316, SLG: 0.526		B X 1-0 ① P6			B F X 1-1 E8 G6-4-3			F X 0-1 ① G6-3		3	0	0	0	0	0	0
Ben Davis, S (1, 2)		X 0-0 ② F7			X 0-0 ①② G6-4-3 1-2f			B B C B X 3-1 ② G4-3		3	0	0	0	0	0	1
16 Willie Bloomquist, R (1, 5) OBP: 0.231, SLG: 0.385 Dave Hansen, L (8, PH) OBP: 0.600, SLG: 0.333 (8, 5)		C S B B S 2-3 ③ K			F B X 1-1 ③ G3-1			B B C C X 2-2 ③ G3		2 1	0 0	0 0	0 0	0 0	1 0	0 0
Inning Stats	R: 1 E: 0 K: 0 S: 11 H: 3 LOB: 2 BB: 0 P: 15	R: 0 E: 0 K: 1 S: 5 H: 0 LOB: 0 BB: 0 P: 8	R: 0 E: 0 K: 0 S: 6 H: 0 LOB: 0 BB: 0 P: 10	R: 0 E: 0 K: 0 S: 8 H: 0 LOB: 0 BB: 0 P: 10	R: 0 E: 1 K: 0 S: 5 H: 0 LOB: 0 BB: 0 P: 7	R: 0 E: 0 K: 0 S: 5 H: 1 LOB: 0 BB: 0 P: 10	R: 0 E: 0 K: 1 S: 6 H: 0 LOB: 0 BB: 0 P: 7	R: 0 E: 0 K: 0 S: 7 H: 0 LOB: 0 BB: 0 P: 12	R: 0 E: 0 K: 0 S: 5 H: 0 LOB: 0 BB: 0 P: 7	1B: 3 2B: 1 3B: 0 HR: 0	SF: 0 SAC: 0 DP: 2 HBP: 0					

PITCHER	IP	WLS	BF	H	R	ER	SO	BB	IBB	HBP	BLK	WP	HR	S	P	ERA	WHIP
Tim Hudson, R (1, 1) ERA: 1.93	9.0	W	30	4	1	1	2	0	0	0	0	0	0	58	86	1.00	0.444

PITCHER	IP	WLS	BF	H	R	ER	SO	BB	IBB	HBP	BLK	WP	HR	S	P	ERA	WHIP

TOP

Seattle Mariners @ Oakland Athletics

Network Associates Coliseum, Oakland, CA

Sat Apr 10 2004, 4:05 PM EDT

Att. 25,815 - Sunny - 63 F

livebaseballscorecards.com

AB	30
R	1
H	4
RBI	1
BB	0
SO	2
LOB	7

1B: 3 SF: 0
2B: 1 SAC: 0
3B: 0 DP: 2
HR: 0 HBP: 0

WP: 0 PA: 30
PB: 0
SB: 0
CS: 0

Batter	1	2	3	4	5	6	7	8	9	AB	R	H	RBI	BB	SO	LOB
21 Mark Kotsay, L (1, 8) OBP: 0.318, SLG: 0.300	B B C X 2-1 ① F7		X 0-0 ②③ 1B		X 0-0 ②③ G6-4-3 1-2f		C B C B X 2-2 2-H 1B			4	0	2	1	0	0	2
Billy McMillon, L (1, 7) OBP: 0.250, SLG: 0.250 Eric Byrnes, R (7, PH) OBP: 0.500, SLG: 1.000 (8, 7)	X 0-0 3 CS 1B		1 SAFE C B F 1 SAFE B X 2-2 ③ G4-3			B B S S F X 2-2 ① F7	C X 0-1 ③ G6-3			3 1	0 0	1 0	0 0	0 0	0 0	1 1
3 Eric Chavez, L (1, 5) OBP: 0.381, SLG: 0.368	B B B C C S 3-3 ②③ K 1-2			C B B B B 4-1 G2 BB		B C B S B X 3-2 ② F9		B C B X 2-1 ① P2		3	0	0	0	1	1	1
Jermaine Dye, R (1, 9) OBP: 0.429, SLG: 0.778		B B B B 4-0 FC3-6 BB		C S B X 1-2 ① G2 1-2		C C B X 1-2 1B		C B B C B S 3-3 ② K		3	0	1	0	1	1	1
Scott Hatteberg, L (1, 3) OBP: 0.333, SLG: 0.308		C C B F X 1-2 ① FC3-6 G6-3 WP 1-2f		B X 1-0 ② F8		C C F X 0-2 ③ F8		F X 0-1 ③ G4-3		4	0	0	0	0	0	3
Erubiel Durazo, L (1, 10) OBP: 0.357, SLG: 0.250	C B B X 2-1 ② G6-3 1-3			C X 0-1 ③ G6-3			B X 1-0 2B 1B			3	1	1	0	0	0	2
7 Bobby Crosby, R (1, 6) OBP: 0.278, SLG: 0.133		B C B B F S 3-3 ③ K			B C B X 2-1 1B 1B		C B F B S 2-3 ① K			3	0	1	0	0	2	2
17 Adam Melhuse, S (1, 2)			F F C 0-3 ① K		C F X 0-2 ① F7		S F B F X 1-2 ② P5			3	0	0	0	0	1	2
Marco Scutaro, R (1, 4) OBP: 0.353, SLG: 0.500			C F B C 1-3 ② K		C X 0-1 21 G6-4-3 1-2 1B		B S C B B X 3-2 21 1B 1-H 2B			3	1	2	1	0	1	0
Inning Stats	R: 0 H: 1 E: 0 LOB: 1 K: 1 BB: 0 S: 6 P: 11	R: 0 H: 0 E: 0 LOB: 1 K: 1 BB: 1 S: 9 P: 19	R: 0 H: 1 E: 0 LOB: 1 K: 2 BB: 0 S: 10 P: 13	R: 0 H: 0 E: 0 LOB: 1 K: 0 BB: 1 S: 7 P: 13	R: 0 H: 2 E: 0 LOB: 1 K: 0 BB: 0 S: 8 P: 10	R: 0 H: 1 E: 0 LOB: 1 K: 0 BB: 0 S: 14 P: 20	R: 2 H: 3 E: 0 LOB: 1 K: 1 BB: 0 S: 16 P: 25	R: 0 H: 0 E: 0 LOB: 0 K: 1 BB: 0 S: 7 P: 12		1B: 7 SF: 0 2B: 2 SAC: 0 3B: 0 DP: 2 HR: 0 HBP: 0						

BOTTOM

Seattle Mariners @ Oakland Athletics

Network Associates Coliseum, Oakland, CA

Sat Apr 10 2004, 4:05 PM EDT

Att. 25,815 - Sunny - 63 F

livebaseballscorecards.com

AB	30
R	2
H	8
RBI	2
BB	2
SO	6
LOB	15

PITCHER		IP	WLS	BF	H	R	ER	SO	BB	IBB	HBP	BLK	WP	HR	S	P	ERA	WHIP	PITCHER	IP	WLS	BF	H	R	ER	SO	BB	IBB	HBP	BLK	WP	HR	S	P	ERA	WHIP
Gil Meche, R ERA: 2.7	(1, 1)	6.2	L	27	7	2	2	5	2	0	0	0	1	0	65	104	2.70	1.350																	
Eddie Guardado, L ERA:	(7, 1)	1.1		5	1	0	0	1	0	0	0	0	0	0	12	19	0.00	0.750																	

WP: 1 PA: 32
PB: 0
SB: 0
CS: 1

Batter	1	2	3	4	5	6	7	8	9	10	AB	R	H	RBI	BB	SO	LOB
51 Ichiro Suzuki, L (1, 9) OBP: 0.379, SLG: 0.370	G1-3		G1-3			1B 2B BB	1-3 1B		1-3 1B 3-H	FC4 FC5-4 2-H	5	1	2	2	1	0	0
Randy Winn, S (1, 8) OBP: 0.241, SLG: 0.321	K			L8		2B 1B 1-2 1B	L8		G1-3 1-2 3-H 1B	FC5-4 HR 1-2f	6	2	2	1	0	1	3
Bret Boone, R (1, 4) OBP: 0.241, SLG: 0.517	G6-3			G6-3		1B 1-3 2-H 2B		K	G1-3 1-2 2-3	HR 1-H	6	1	2	3	0	1	2
Edgar Martinez, R (1, 10) OBP: 0.370, SLG: 0.417		G5-3		2B		1B 2-3 3-H		F9	IBB	F8	5	0	2	1	1	0	0
Rich Aurilia, R (1, 6) OBP: 0.292, SLG: 0.458		G4-3		K		P3		1B	F8		5	0	1	0	0	1	6
Raul Ibanez, L (1, 7) OBP: 0.381, SLG: 0.474		1B			G4-3	G6-3		G4-3		SH SF7 2B	5	1	2	0	0	0	3
Jolbert Cabrera, R (1, 3)		SAFE K			K		G1-3		K	SH 16 1B 2-3	4	0	0	0	0	3	1
John Olerud, L (9, 3) OBP: 0.300, SLG: 0.278											0	1	0	0	0	0	0
Dan Wilson, R (1, 2) OBP: 0.375, SLG: 0.438			G4-3		G6-3		G6-3		16 1B 51 1B 1B	SF7 1-2 3-H	4	0	1	0	0	0	0
Quinton McCracken, S (9, PR)											0	1	0	0	0	0	0
Ben Davis, S (9, 2)											0	0	0	1	0	0	0
16 Willie Bloomquist, R (1, 5) OBP: 0.333, SLG: 0.412			G1-3			K			51 1B 1-3 1B	51 S 51 FC4 2-H 1B	4	2	2	1	1	1	0
Inning Stats	R: 0 E: 0 K: 1 S: 7 H: 0 LOB: 0 BB: 0 P: 13	R: 0 E: 0 K: 1 S: 9 H: 1 LOB: 1 BB: 0 P: 12	R: 0 E: 0 K: 0 S: 7 H: 0 LOB: 0 BB: 0 P: 10	R: 0 E: 0 K: 1 S: 9 H: 1 LOB: 1 BB: 0 P: 13	R: 0 E: 0 K: 1 S: 7 H: 0 LOB: 0 BB: 0 P: 10	R: 2 E: 0 K: 1 S: 11 H: 3 LOB: 2 BB: 1 P: 19	R: 0 E: 0 K: 0 S: 8 H: 1 LOB: 2 BB: 1 P: 15	R: 0 E: 0 K: 1 S: 8 H: 1 LOB: 1 BB: 0 P: 13	R: 2 E: 0 K: 1 S: 17 H: 4 LOB: 3 BB: 1 P: 30	R: 5 E: 1 K: 0 S: 13 H: 3 LOB: 0 BB: 0 P: 20	1B: 10 2B: 3 3B: 0 HR: 1 SF: 1 SAC: 1 DP: 0 HBP: 0						

PITCHER	IP	WLS	BF	H	R	ER	SO	BB	IBB	HBP	BLK	WP	HR	S	P	ERA	WHIP
Mark Mulder, L (1, 1) ERA: 1.93	7.0		29	6	2	2	5	2	0	0	0	0	0	58	92	2.57	1.143
Jim Mecir, R (8, 1) ERA:	1.0	H	4	1	0	0	1	0	0	0	0	0	0	8	13	0.00	1.000
Arthur Rhodes, L (9, 1) ERA: 4.5	1.0	B	8	4	2	2	1	0	1	0	0	0	0	17	30	18.00	4.000
Chris Hammond, L (10, 1) ERA: 6.75	0.2	L	7	3	5	1	0	0	0	0	0	0	1	12	17	13.50	4.500
Chad Harville, R (10, 1) ERA:	0.1		1	0	0	0	0	0	0	0	0	0	0	1	3	0.00	0.000

PITCHER	IP	WLS	BF	H	R	ER	SO	BB	IBB	HBP	BLK	WP	HR	S	P	ERA	WHIP

TOP

Seattle Mariners @ Oakland Athletics

Network Associates Coliseum, Oakland, CA

Sun Apr 11 2004, 4:05 PM EDT
Att. 23,327 - Cloudy - 58 F

livebaseballscorecards.com

AB	44
R	9
H	14
RBI	9
BB	3
SO	7
LOB	15

WP: 0	PA: 49		
PB: 0			
SB: 1			
CS: 0			

Batter	1	2	3	4	5	6	7	8	9	10	AB	R	H	RBI	BB	SO	LOB
21 Mark Kotsay, L (1, 8) OBP: 0.370, SLG: 0.360	B B C X 2-1 3 1B 1B	X 0-0 3 BB 1-2 3-H 1B		1 SAFE X 0-0 ① ② G3-6-3 1-2f		C B X 1-1 ③ G4-3			B B C X 2-1 1B		5	0	3	1	0	0	1
23 Bobby Kielty, S (1, 7) OBP: 0.318, SLG: 0.545	S S B C 1-3 ① K	S X 0-1 ② P5		C F B B F X 2-2 ③ G1-3			C B B B C F B S 3-3 ① K		L F B 1 SAFE S 1-3 ① K		5	0	0	0	0	3	4
3 Eric Chavez, L (1, 5) OBP: 0.423, SLG: 0.522	X 0-0 G5-4-3 1-3 1B	B B B B 4-0 1-2 2-3 BB			C B X 1-1 HR		C B B C X 1-2 ② L6		B B D X 3-0 ② P6		4	1	2	1	1	0	1
Jermaine Dye, R (1, 9) OBP: 0.385, SLG: 0.652	B B C X 2-1 ② ③ G5-4-3 1-2f	C B B C X 2-2 ③ G6-3			C C C 0-3 ① K		B B B C X 3-1 WP 1B		C X 0-1 ③ P2		5	0	1	0	0	1	6
Eric Karros, R (1, 3) OBP: 0.286, SLG: 0.167		C F B B B F F X 2-2 BB 7 1B 1B	B F F S 1-3 ① K		C B B S X 2-2 ② G6-3		B 1 SAFE 1 SAFE B B I 4-0 1-2 IBB			X 0-0 ① F8	4	1	1	0	1	1	0
Erubiel Durazo, L (1, 10) OBP: 0.421, SLG: 0.267	C B B D C B 4-2 7 1B SF8 1-2 BB	C F H 1-2 S HBP			X 0-0 1B		D X 1-0 ③ L3			S X 0-1 ② F9	3	1	1	0	1	0	2
7 Bobby Crosby, R (1, 6) OBP: 0.304, SLG: 0.158	B X 1-0 SF8 BB 21 1B 1-3 2-H 1B	C B B S F 1 SAFE B X 3-2 ② F7			C B 1 SAFE C 1 B S 2-3 ③ K			C S C 0-3 ① K		C B C B F B B 4-2 BB	4	1	1	1	1	2	2
Damian Miller, R (1, 2) OBP: 0.222, SLG: 0.125	B F B D S D 4-2 3 BB 21 1B 1-2 BB	B D F S B S 3-3 ③ K 1-2				B B B C S B 4-2 G5-4-3 BB		F C B X 1-2 L5-3 1B		B B C F X 2-2 ③ F8	3	0	1	0	2	1	2
Marco Scutaro, R (1, 4) OBP: 0.333, SLG: 0.474	B B B C X 3-1 ① SF8 2-3 3-H			C B F B F F X 2-2 21 G3-6-3 1B		B F 1 SAFE S B X 2-2 ① ② G5-4-3 1-2f		B B C X 2-1 ② ③ L5-3 1-1			3	0	1	1	0	0	2
Inning Stats	R: 0 H: 2 E: 0 LOB: 1 K: 1 BB: 0 S: 8 P: 13	R: 3 H: 3 E: 0 LOB: 3 K: 0 BB: 3 S: 18 P: 38	R: 0 H: 0 E: 0 LOB: 1 K: 2 BB: 0 S: 12 P: 20	R: 0 H: 1 E: 0 LOB: 0 K: 0 BB: 0 S: 11 P: 15	R: 1 H: 2 E: 0 LOB: 1 K: 2 BB: 0 S: 12 P: 17	R: 0 H: 0 E: 0 LOB: 0 K: 0 BB: 1 S: 7 P: 14	R: 0 H: 1 E: 0 LOB: 2 K: 1 BB: 1 S: 10 P: 22	R: 0 H: 1 E: 0 LOB: 0 K: 1 BB: 0 S: 8 P: 11	R: 0 H: 1 E: 0 LOB: 1 K: 1 BB: 0 S: 8 P: 14	R: 0 H: 0 E: 0 LOB: 1 K: 0 BB: 1 S: 9 P: 15	1B: 10 SF: 1 2B: 1 SAC: 0 3B: 0 DP: 4 HR: 1 HBP: 1						

PITCHER		IP	WLS	BF	H	R	ER	SO	BB	IBB	HBP	BLK	WP	HR	S	P	ERA	WHIP
Jamie Moyer, L ERA: 8.44	(1, 1)	5.0		25	8	4	4	5	3	0	1	0	0	1	61	103	7.20	2.200
Kevin Jarvis, R ERA: 9.0	(6, 1)	1.0		3	0	0	0	0	1	0	0	0	0	0	7	14	0.00	1.000
Ron Villone, L ERA: 4.91	(7, 1)	1.0		5	1	0	0	1	0	1	0	0	1	0	10	22	0.00	1.000
Shigetoshi Hasegawa, R ERA: 9.0	(8, 1)	2.0	W	7	2	0	0	2	0	0	0	0	0	0	16	25	0.00	1.000
Eddie Guardado, L ERA:	(10, 1)	1.0		4	0	0	0	0	1	0	0	0	0	0	9	15	0.00	1.000

PITCHER	IP	WLS	BF	H	R	ER	SO	BB	IBB	HBP	BLK	WP	HR	S	P	ERA	WHIP

BOTTOM

Seattle Mariners @ Oakland Athletics

Network Associates Coliseum, Oakland, CA

Sun Apr 11 2004, 4:05 PM EDT
Att. 23,327 - Cloudy - 58 F

livebaseballscorecards.com

AB	36
R	4
H	11
RBI	4
BB	6
SO	8
LOB	20

WP: 1 PA: 44
PB: 0
SB: 1
CS: 0

Batter	1	2	3	4	5	6	7	8	9	AB	R	H	RBI	BB	SO	LOB
Eric Byrnes, R (1, 8) OBP: 0.500, SLG: 0.625	2-1 23 G1-6-3 1B	0-0 23 PB 23 2B 1B	3-3 ② K		0-0 ① P6		1-2 S 3 BB 1B		1-1 ② F8	6	1	3	0	0	1	1
23 Bobby Kielty, S (1, 7) OBP: 0.357, SLG: 0.556	0-1 ①② G1-6-3 1-2f	2-2 3 1-H 2B	4-0 BB		3-2 1B		0-3 ① K		2-3 ③ K	5	1	2	1	1	2	2
3 Eric Chavez, L (1, 5) OBP: 0.452, SLG: 0.538	4-0 2B BB	0-1 ① 2-H 2B	2-3 ③ K		1-2 ② F9		4-0 S 1-2 BB			3	1	1	1	2	1	3
Jermaine Dye, R (1, 9) OBP: 0.387, SLG: 0.750	3-2 BB 7 1B 1-H 2B	3-2 HR		2-2 ① F7	1-3 ③ K		2-3 ② K 1-2 2-3			5	2	2	2	0	2	3
Erubiel Durazo, L (1, 10) OBP: 0.458, SLG: 0.316	4-1 BB 7 1B BB	2-0 ② G4-3		0-0 7 G5-3 BB HR 1B		0-0 1B 1B	1-3 ③ K			4	2	2	0	1	1	2
Scott Hatteberg, L (1, 3) OBP: 0.400, SLG: 0.313	4-1 7 1B 1-2 2-3 BB	1-2 ③ G6-3		4-1 7 G5-3 HR 1-2 BB		3-2 ① F7		2-1 G6-4-3 1B		3	1	1	0	2	0	1
7 Bobby Crosby, R (1, 6) OBP: 0.286, SLG: 0.167	1-1 BB 1-3 2-H 3-H 1B		1-3 ① K	2-2 ② G5-3 1-2 2-3		3-1 ② P2		2-0 ① F8		5	0	1	2	0	1	4
Damian Miller, R (1, 2) OBP: 0.348, SLG: 0.450	4-1 1-2 BB		1-1 E 2B	0-1 2-H 3-H HR		3-1 1-2 1B		0-0 ②③ G6-4-3 1-2f		4	2	3	3	1	0	1
Marco Scutaro, R (1, 4) OBP: 0.308, SLG: 0.458	1-2 ③ G4-3		3-1 E7 2-H 2B	2-3 ③ K		3-3 ③ K			2-1 ① L9	5	0	1	1	0	2	5
Inning Stats	R: 3 E: 0 K: 0 S: 16 / H: 3 LOB: 3 BB: 4 P: 39	R: 3 E: 0 K: 0 S: 19 / H: 4 LOB: 0 BB: 0 P: 27	R: 1 E: 1 K: 3 S: 16 / H: 2 LOB: 2 BB: 1 P: 30	R: 3 E: 0 K: 1 S: 13 / H: 2 LOB: 0 BB: 1 P: 23	R: 0 E: 0 K: 1 S: 13 / H: 1 LOB: 1 BB: 0 P: 18	R: 0 E: 0 K: 1 S: 11 / H: 2 LOB: 2 BB: 0 P: 23	R: 0 E: 0 K: 3 S: 12 / H: 1 LOB: 2 BB: 1 P: 20	R: 0 E: 0 K: 0 S: 4 / H: 1 LOB: 0 BB: 0 P: 8	R: 0 E: 0 K: 1 S: 8 / H: 0 LOB: 0 BB: 0 P: 13	1B: 9 2B: 5 3B: 0 HR: 2 / SF: 0 SAC: 0 DP: 2 HBP: 0							

Oakland Athletics @ Texas Rangers

The Ballpark at Arlington, Arlington, TX

Tue Apr 13 2004, 8:05 PM EDT

Att. 20,112 - Cloudy - 59 F

TOP

livebaseballscorecards.com

AB	40
R	10
H	16
RBI	10
BB	7
SO	10
LOB	22

WP: 0 PB: 1 SB: 2 CS: 0 PA: 47

PITCHER		IP	WLS	BF	H	R	ER	SO	BB	IBB	HBP	BLK	WP	HR	S	P	ERA	WHIP
Mickey Callaway, R ERA: 23.14	(1, 1)	1.1	L	13	7	6	6	0	4	0	0	0	0	1	30	58	40.50	8.250
53 Joaquín Benoit, R ERA: 9.64	(2, 1)	2.2		14	4	4	4	4	2	0	0	0	0	1	34	61	13.50	2.250
Carlos Almanzar, R ERA: 2.08	(5, 1)	1.0		4	1	0	0	1	0	0	0	0	0	0	13	18	0.00	1.000
32 Ron Mahay, L ERA:	(6, 1)	2.0		11	4	0	0	4	1	0	0	0	0	0	25	47	0.00	2.500
Jeff Nelson, R ERA: 5.4	(8, 1)	2.0		5	0	0	0	1	0	0	0	0	0	0	10	17	0.00	0.000

PITCHER	IP	WLS	BF	H	R	ER	SO	BB	IBB	HBP	BLK	WP	HR	S	P	ERA	WHIP

Batter	1	2	3	4	5	6	7	8	9	AB	R	H	RBI	BB	SO	LOB
10 Michael Young, R (1, 6) OBP: 0.368, SLG: 0.556	G5-3	E1	1B		2B		FC5-4		G3	6	1	3	2	0	0	2
9 Hank Blalock, L (1, 5) OBP: 0.459, SLG: 0.636	BB	1B	FC6-4		K		K			4	0	2	1	1	2	2
Alfonso Soriano, R (1, 4) OBP: 0.405, SLG: 0.394	1B	1B	FC6-4			G6-4-3	FC5-4			5	0	3	1	0	0	3
Herbert Perry, R (1, 3) OBP: 0.385, SLG: 0.200	P3	G4-3		L9		G6-4-3		G5-3		5	0	0	0	0	0	5
Kevin Mench, R (1, 9) OBP: 0.314, SLG: 0.529	G5-3		F9	P5		F7		K		5	0	0	0	0	1	2
Brad Fullmer, L (1, 10) OBP: 0.379, SLG: 0.538		G3	G5-3	2B			HR	K		5	1	2	1	0	1	0
Eric Young Sr., R (1, 7) OBP: 0.500, SLG: 0.500	1B	BB		G6-3			BB		2B	3	3	2	0	2	0	1
15 Gerald Laird, R (1, 2) OBP: 0.375, SLG: 0.435	G1-3	2B			F8			FC6-4	K	5	1	2	1	0	1	2
Ramon Nivar, R (1, 8) OBP: 0.308, SLG: 0.333 Laynce Nix, L (7, PH) (8, 8) OBP: 0.350, SLG: 0.526	1B	1B	K			FC6-4		F7		3 2	2 1	2 0	2 0	0 0	1 0	0 3
Inning Stats	R: 0 E: 0 K: 0 S: 10 H: 1 LOB: 2 BB: 1 P: 19	R: 3 E: 1 K: 0 S: 21 H: 4 LOB: 2 BB: 0 P: 29	R: 3 E: 0 K: 0 S: 24 H: 4 LOB: 2 BB: 1 P: 36	R: 0 E: 0 K: 0 S: 7 H: 1 LOB: 1 BB: 0 P: 10	R: 0 E: 0 K: 2 S: 11 H: 1 LOB: 1 BB: 0 P: 13	R: 0 E: 0 K: 0 S: 7 H: 1 LOB: 0 BB: 0 P: 9	R: 3 E: 0 K: 1 S: 14 H: 3 LOB: 1 BB: 1 P: 24	R: 0 E: 0 K: 2 S: 9 H: 0 LOB: 0 BB: 0 P: 14	R: 0 E: 0 K: 1 S: 7 H: 1 LOB: 1 BB: 0 P: 9	1B: 11 2B: 4 3B: 0 HR: 1	SF: 0 SAC: 0 DP: 1 HBP: 0						

PITCHER		IP	WLS	BF	H	R	ER	SO	BB	IBB	HBP	BLK	WP	HR	S	P	ERA	WHIP
Barry Zito, L ERA: 4.15	(1, 1)	5.0	W	29	11	6	4	2	2	0	0	0	0	0	73	107	7.20	2.600
Chad Bradford, R ERA: 10.8	(6, 1)	1.0		6	3	3	2	0	1	0	0	0	0	1	11	19	18.00	4.000
Ricardo Rincon, L ERA: 18.0	(7, 1)	0.2	H	3	1	0	0	1	0	0	0	0	0	0	9	13	0.00	1.500
Chad Harville, R ERA:	(7, 1)	0.1	H	1	0	0	0	0	0	0	0	0	0	0	1	1	0.00	0.000
Jim Mecir, R ERA:	(8, 1)	1.0	H	3	0	0	0	2	0	0	0	0	0	0	9	14	0.00	0.000

PITCHER		IP	WLS	BF	H	R	ER	SO	BB	IBB	HBP	BLK	WP	HR	S	P	ERA	WHIP
Arthur Rhodes, L ERA: 3.6	(9, 1)	1.0	S	4	1	0	0	1	0	0	0	0	0	0	7	9	0.00	1.000

BOTTOM

Oakland Athletics @ Texas Rangers

The Ballpark at Arlington, Arlington, TX

Tue Apr 13 2004, 8:05 PM EDT
Att. 20,112 - Cloudy - 59 F

livebaseballscorecards.com

AB	43
R	9
H	16
RBI	8
BB	3
SO	6
LOB	20

WP: 0 PA: 46
PB: 1
SB: 0
CS: 0

Oakland Athletics @ Texas Rangers

The Ballpark at Arlington, Arlington, TX

Wed Apr 14 2004, 8:05 PM EDT

Att. 24,093 - Sunny - 67 F

TOP

livebaseballscorecards.com

Batter	1	2	3	4	5	6	7	8	9	AB	R	H	RBI	BB	SO	LOB
21 Mark Kotsay, L (1, 8) OBP: 0.406, SLG: 0.379	0-0 3 F9 1B		4-1 23 BB 3 1B 1-2 BB	0-0 G4-3		0-1 FC4-6 23 CS 1-2f			2-0 23 G1-6-3 1B	4	1	2	0	1	0	1
23 Bobby Kielty, S (1, 7) OBP: 0.333, SLG: 0.484	0-0 F7		4-2 3 1B HR 1-2 2-3 BB	2-2 L9		3-3 K 1-2			0-1 G1-6-3 1-2f	4	1	0	0	1	1	3
3 Eric Chavez, L (1, 5) OBP: 0.429, SLG: 0.500	1 SAFE 1B SAFE 2-2 F9 1-2		3-1 HR 1-2 2-H 3-H 1B		1-0 G3		0-0 F8			4	1	1	2	0	0	1
Jermaine Dye, R (1, 9) OBP: 0.400, SLG: 0.906		3-1 HR	3-1 1-H 2-H HR		1-0 G6-3		2-3 K			4	2	2	4	0	1	0
Erubiel Durazo, L (1, 10) OBP: 0.429, SLG: 0.348		2-3 K	1-2 G6-3		1-2 1B 7 HR 2B		1-0 G3			4	1	1	0	0	1	0
Scott Hatteberg, L (1, 3) OBP: 0.375, SLG: 0.300		2-2 L9	3-1 F7		1-1 7 HR 2-3 1B			1-3 K		4	1	1	0	0	1	0
7 Bobby Crosby, R (1, 6) OBP: 0.344, SLG: 0.333		2-1 1B	4-2 BB		0-2 1-H 3-H HR			0-2 G6-3		3	1	2	3	1	0	0
17 Adam Melhuse, S (1, 2)		2-1 G3	2-0 P5		2-0 G4-3			2-3 K		4	0	0	0	0	1	2
Marco Scutaro, R (1, 4) OBP: 0.333, SLG: 0.464			0-1 23 BB 21 BB 3 1B	0-0 G5-3		1-0 21 FC4-6 1B			1-2 G6-3	4	1	2	0	0	0	0

	AB	35
	R	9
	H	11
	RBI	9
	BB	3
	SO	5
	LOB	7

Inning Stats																				
	R: 0	H: 1	R: 1	H: 2	R: 5	H: 3	R: 0	H: 0	R: 3	H: 3	R: 0	H: 1	R: 0	H: 0	R: 0	H: 0	R: 0	H: 1	1B: 7	SF: 0	WP: 0	PA: 38
	E: 0	LOB: 0	E: 0	LOB: 1	E: 0	LOB: 1	E: 0	LOB: 0	E: 0	LOB: 0	E: 0	LOB: 0	E: 0	LOB: 0	E: 0	LOB: 0	E: 0	LOB: 0	2B: 2	SAC: 0	PB: 0	
	K: 0	BB: 0	K: 1	BB: 0	K: 0	BB: 3	K: 0	BB: 0	K: 0	BB: 0	K: 1	BB: 0	K: 1	BB: 0	K: 2	BB: 0	K: 0	BB: 0	3B: 0	DP: 2	SB: 0	
	S: 5	P: 7	S: 14	P: 25	S: 19	P: 43	S: 5	P: 7	S: 11	P: 17	S: 7	P: 11	S: 5	P: 8	S: 9	P: 12	S: 7	P: 10	HR: 3	HBP: 0	CS: 1	

PITCHER		IP	WLS	BF	H	R	ER	SO	BB	IBB	HBP	BLK	WP	HR	S	P	ERA	WHIP
R.A. Dickey, R ERA: 6.94	(1, 1)	4.2	L	25	9	9	9	1	3	0	0	0	0	3	53	96	17.36	2.571
Ryan Drese, R ERA:	(5, 1)	4.1		13	2	0	0	4	0	0	0	0	0	0	29	44	0.00	0.462

PITCHER	IP	WLS	BF	H	R	ER	SO	BB	IBB	HBP	BLK	WP	HR	S	P	ERA	WHIP

Batter	1	2	3	4	5	6	7	8	9	AB	R	H	RBI	BB	SO	LOB
10 Michael Young, R (1, 6) OBP: 0.395, SLG: 0.550	C X 0-1 S 1B		C F X 0-2 9 2B FC5-2 1B		B B C F F B F B 4-2 HR BB		X 0-0 F8 ①		C B F B B F F X 3-2 F7 ①	4	1	2	0	1	0	0
9 Hank Blalock, L (1, 5) OBP: 0.429, SLG: 0.605	F X 0-1 F7 ①		B B F X 2-1 FC5-2 1-3 2B		C S B B B X 3-2 L9 ①		X 0-0 G4-3 ②		F S X 0-2 G5-3 ②	5	0	1	0	0	0	2
Alfonso Soriano, R (1, 4) OBP: 0.405, SLG: 0.474	1 SAFE C S F B 1 SAFE B F B 3-3 S K 1-2 ②		C X 0-1 FC5-2 2-3 3-H ②		B B B C X 3-1 1-H HR		C S F X 0-2 G6-3 ③		F X 0-1 1B 1B	5	1	2	2	0	1	3
Herbert Perry, R (1, 3) OBP: 0.389, SLG: 0.267	F B D X 2-1 F8 ③		B B F F B S 3-3 K ③		X 0-0 G5-3 ②			C X 0-1 2B G6-3 1B	B X 1-0 1-2 1B	5	1	2	0	0	1	3
Kevin Mench, R (1, 9) OBP: 0.275, SLG: 0.462		B C B X 2-1 F7 ①		B C B B X 3-1 P3 ①	C F F B S 1-3 K ③			C F F F X 0-2 F9 ①	C S B B B S 3-3 K ③	5	0	0	0	0	2	3
Brad Fullmer, L (1, 10) OBP: 0.394, SLG: 0.600		F B B B S X 2-2 F9 ②		X 0-0 1B 15 SF8 2B		C B C X 1-2 G5-3 ①		B X 1-0 G6-3 1-3 2B		4	1	2	0	0	0	0
Eric Young Sr., R (1, 7) OBP: 0.550, SLG: 0.588		B B F B X 3-1 2B		C B X 1-1 2-3 1B		B B C C B B 4-2 15 CS BB		B B X 2-0 G6-3 2-3 3-H ②		3	0	2	1	1	0	1
15 Gerald Laird, R (1, 2) OBP: 0.393, SLG: 0.480		B X 1-0 G6-3 ③		B C X 1-1 SF8 3-H ②		B B S 1 SAFE X 2-1 1-2 2B ②		B B B C F B 4-2 FC4-6 BB		2	0	1	1	1	0	1
Ramon Nivar, R (1, 8) OBP: 0.235, SLG: 0.250			S B X 1-1 L4 ①	1 SAFE X 0-0 G3 ③		C B B F S 2-3 K ③		F X 0-1 FC4-6 1-2f ③		4	0	0	0	0	1	4
Inning Stats	R: 0 E: 0 K: 1 S: 11 H: 1 LOB: 1 BB: 0 P: 16	R: 0 E: 0 K: 0 S: 8 H: 1 LOB: 1 BB: 0 P: 16	R: 0 E: 0 K: 1 S: 12 H: 2 LOB: 2 BB: 0 P: 18	R: 1 E: 0 K: 0 S: 8 H: 2 LOB: 1 BB: 0 P: 13	R: 2 E: 0 K: 1 S: 14 H: 1 LOB: 0 BB: 1 P: 25	R: 0 E: 0 K: 1 S: 10 H: 1 LOB: 1 BB: 1 P: 19	R: 0 E: 0 K: 0 S: 6 H: 0 LOB: 0 BB: 0 P: 6	R: 1 E: 0 K: 0 S: 13 H: 2 LOB: 2 BB: 1 P: 20	R: 0 E: 0 K: 1 S: 14 H: 2 LOB: 2 BB: 0 P: 21	1B: 6 2B: 5 3B: 0 HR: 1	SF: 1 SAC: 0 DP: 0 HBP: 0			WP: 0 PB: 0 SB: 1 CS: 1	PA: 41		

PITCHER		IP	WLS	BF	H	R	ER	SO	BB	IBB	HBP	BLK	WP	HR	S	P	ERA	WHIP
Mark Redman, L ERA: 3.75	(1, 1)	6.0	W	27	8	3	3	4	2	0	0	0	0	1	63	107	4.50	1.667
Chad Harville, R ERA: 3.38	(7, 1)	2.0		9	2	1	1	0	1	0	0	0	0	0	19	26	4.50	1.500
Ricardo Rincon, L ERA: 9.0	(9, 1)	1.0		5	2	0	0	1	0	0	0	0	0	0	14	21	0.00	2.000

PITCHER	IP	WLS	BF	H	R	ER	SO	BB	IBB	HBP	BLK	WP	HR	S	P	ERA	WHIP

BOTTOM

Oakland Athletics @ Texas Rangers

The Ballpark at Arlington, Arlington, TX

Wed Apr 14 2004, 8:05 PM EDT
Att. 24,093 - Sunny - 67 F

livebaseballscorecards.com

AB	37
R	4
H	12
RBI	4
BB	3
SO	5
LOB	17

Batter	1	2	3	4	5	6	7	8	9	AB	R	H	RBI	BB	SO	LOB
21 Mark Kotsay, L (1, 8) OBP: 0.432, SLG: 0.394	C X 0-1 ① G4-3		B B C B B 4-1 FC6-4 1-2 2-3 BB		C B B 1 SAFE C X 2-2 BB 1-2 1B		B B C C B X 3-2 ③ P4		X 0-0 1B	4	0	2	0	1	0	1
Eric Byrnes, R (1, 7) OBP: 0.538, SLG: 0.583	B B X 2-0 3 G4-6-3 1B		X 0-0 ② FC6-4 1-2f 2-3 3-H		B B B C F B 4-2 1-2 2-3 BB			B C B C X 2-2 3 G4-6-3 1B	X 0-0 ③ L5	4	0	2	1	1	0	3
3 Eric Chavez, L (1, 5) OBP: 0.385, SLG: 0.441	B B X 2-0 ②③ G4-6-3 1-2f		S B S B X 2-2 ③ P4		B B C C X 2-2 ③ G1-3			B C F B B X 3-2 ①② G4-6-3 1-2f		4	0	0	0	0	0	7
Jermaine Dye, R (1, 10) OBP: 0.385, SLG: 0.833		B B C X 2-1 ① F8		C B B X 2-1 ① F8		C C F X 0-2 ① F9		C B B S B X 3-2 BB 23 E 1B		4	1	1	0	0	0	0
Eric Karros, R (1, 3) OBP: 0.278, SLG: 0.133		C B F F X 1-2 ② G1-3		F B S X 1-2 ② L5		B F F X 1-2 ② F7		B B B B B 4-0 23 E 1-2 BB		3	0	0	0	1	0	0
23 Bobby Kielty, S (1, 9) OBP: 0.297, SLG: 0.429		X 0-0 ③ L8		X 0-0 ③ P4		C B B F F X 2-2 ③ L6		B B X 2-0 E7 1-2 2-H		4	0	0	0	0	0	1
7 Bobby Crosby, R (1, 6) OBP: 0.333, SLG: 0.323			X 0-0 E1 21 BB 1B FC6-4		C C F B T 1-2 ① K		B X 1-0 1B	C C D S 1-3 ③ K		4	1	1	0	0	2	2
Damian Miller, R (1, 2) OBP: 0.333, SLG: 0.417			X 0-0 FC6-4 21 BB 1-2 1B		C X 0-1 ② F8		B B B C X 3-1 ① F8		F B S B B S 3-3 ① K	4	0	1	0	0	1	1
Marco Scutaro, R (1, 4) OBP: 0.333, SLG: 0.452 Billy McMillon, L (9, PH) OBP: 0.200, SLG: 0.200			C X 0-1 ① L9		B B B C X 3-1 BB 21 1B 1B		C B S X 1-2 ② F7		B X 1-0 ② G3	3 1	0 0	1 0	0 0	0 0	0 0	3 0
Inning Stats	R: 0 E: 0 K: 0 S: 4 H: 1 LOB: 0 BB: 0 P: 8	R: 0 E: 0 K: 0 S: 7 H: 0 LOB: 0 BB: 0 P: 10	R: 1 E: 1 K: 0 S: 9 H: 1 LOB: 2 BB: 1 P: 15	R: 0 E: 0 K: 0 S: 6 H: 0 LOB: 0 BB: 0 P: 9	R: 0 E: 0 K: 1 S: 16 H: 2 LOB: 3 BB: 1 P: 28	R: 0 E: 0 K: 0 S: 11 H: 0 LOB: 0 BB: 0 P: 14	R: 0 E: 0 K: 0 S: 9 H: 1 LOB: 1 BB: 0 P: 17	R: 1 E: 1 K: 1 S: 13 H: 2 LOB: 2 BB: 1 P: 28	R: 0 E: 0 K: 1 S: 6 H: 1 LOB: 1 BB: 0 P: 10	1B: 8 2B: 0 3B: 0 HR: 0	SF: 0 SAC: 0 DP: 2 HBP: 0						

TOP

Oakland Athletics @ Texas Rangers

The Ballpark at Arlington, Arlington, TX

Thu Apr 15 2004, 2:05 PM EDT

Att. 22,605 - Sunny - 73 F

livebaseballscorecards.com

AB	35
R	2
H	8
RBI	1
BB	3
SO	3
LOB	18

PITCHER		IP	WLS	BF	H	R	ER	SO	BB	IBB	HBP	BLK	WP	HR	S	P	ERA	WHIP
Kenny Rogers, L ERA: 4.05	(1, 1)	7.0	W	28	5	1	0	1	2	0	0	0	0	0	62	101	0.00	1.000
Jay Powell, R ERA: 2.45	(8, 1)	1.0		6	2	1	0	1	1	0	0	0	0	0	13	28	0.00	3.000
Francisco Cordero, R ERA: 4.5	(9, 1)	1.0		4	1	0	0	1	0	0	0	0	0	0	6	10	0.00	1.000

PITCHER	IP	WLS	BF	H	R	ER	SO	BB	IBB	HBP	BLK	WP	HR	S	P	ERA	WHIP

Oakland Athletics @ Texas Rangers

The Ballpark at Arlington, Arlington, TX

Thu Apr 15 2004, 2:05 PM EDT

Att. 22,605 - Sunny - 73 F

livebaseballscorecards.com

BOTTOM

Batter	1	2	3	4	5	6	7	8	9	AB	R	H	RBI	BB	SO	LOB
10 Michael Young, R (1, 6) OBP: 0.417, SLG: 0.622	C S S 0-3 ① K		B B B C F F F X 3-2 ② P3		X 0-0 9 BB 2-3 1B 1B	B X 1-0 HR		C X 0-1 9 G4-6-3 1-2 1B		5	2	3	1	0	1	1
9 Hank Blalock, L (1, 5) OBP: 0.426, SLG: 0.571	F B S B F C 2-3 ② K		B B C F T 2-2 ③ K		B B B B 4-0 1B 1-2 1B BB	B S B X 2-1 1B		B C S X 1-2 ②③ G4-6-3 1-2f		4	1	1	0	1	2	3
Alfonso Soriano, R (1, 4) OBP: 0.435, SLG: 0.500	F X 0-1 1B			S X 0-1 1B 1B	X 0-0 1B 1-2 2-H 3-H SF7 1B	C B F S 1-3 ③ K				4	2	3	2	0	1	1
Brad Fullmer, L (1, 10) OBP: 0.405, SLG: 0.588	B T 1 SAFE 1 SAFE X 1-1 ③ P6			1 SAFE 1 SAFE C B 1 SAFE 1 SAFE X 1-1 G6-4-3 1B 1-3 1B 1B	F X 0-1 G4-3 1-3 2-H 1B		B S F B F X 2-2 ① G3-1			4	1	2	1	0	0	1
Herbert Perry, R (1, 3) OBP: 0.409, SLG: 0.333		B X 1-0 G6-4-3 1B		F X 0-1 G6-4-3 1-2 3-H 1B	X 0-0 ① SF7 3-H		C F X 0-2 ② G4-3			3	0	2	2	0	0	0
David Dellucci, L (1, 7) OBP: 0.273, SLG: 0.286		C C S 0-3 ① K		B S S B X 2-2 ①② G6-4-3 1-2f 2-3	X 0-0 ② G4-3 1-2		X 0-0 FC5-4 1B			4	0	1	0	0	1	4
Kevin Mench, R (1, 9) OBP: 0.273, SLG: 0.442		C X 0-1 ②③ G6-4-3 1-2f		F X 0-1 1B 3-H	D B B C X 3-1 ③ F9		B X 1-0 ③ FC5-4 1-2f			4	0	1	1	0	0	3
Laynce Nix, L (1, 8) OBP: 0.333, SLG: 0.522			B C B X 2-1 2B	S S F B S 1-3 ③ K		C B B X 1-2 ① G3-1		X 0-0 ① G3		4	0	1	0	0	1	1
Rod Barajas, R (1, 2) OBP: 0.182, SLG: 0.273			B F B F S 2-3 ① K2-3		F S B X 1-2 10 1B 1B 2B	C X 0-1 ② F7		C B S X 1-2 10 1B 1B		4	1	2	0	0	1	1
Inning Stats	R: 0 E: 0 K: 2 S: 11 H: 1 LOB: 1 BB: 0 P: 14	R: 0 E: 0 K: 1 S: 6 H: 1 LOB: 0 BB: 0 P: 7	R: 0 E: 0 K: 2 S: 13 H: 1 LOB: 1 BB: 0 P: 22	R: 2 E: 0 K: 1 S: 15 H: 4 LOB: 1 BB: 0 P: 19	R: 4 E: 0 K: 0 S: 11 H: 4 LOB: 1 BB: 1 P: 19	R: 1 E: 0 K: 1 S: 11 H: 2 LOB: 1 BB: 0 P: 16	R: 0 E: 0 K: 0 S: 9 H: 1 LOB: 1 BB: 0 P: 12	R: 0 E: 0 K: 0 S: 9 H: 2 LOB: 1 BB: 0 P: 11		1B: 13 2B: 2 3B: 0 HR: 1 SF: 1 SAC: 0 DP: 3 HBP: 0						

	AB	36
	R	7
	H	16
	RBI	7
	BB	1
	SO	7
	LOB	15

WP: 0 PB: 0 SB: 0 CS: 0 PA: 38

PITCHER		IP	WLS	BF	H	R	ER	SO	BB	IBB	HBP	BLK	WP	HR	S	P	ERA	WHIP
40 Rich Harden, R ERA: 13.5	(1, 1)	4.0	L	22	11	6	6	6	1	0	0	0	0	0	52	74	13.50	3.000
Chris Hammond, L ERA: 6.0	(5, 1)	2.0		8	2	1	1	1	0	0	0	0	0	1	15	23	4.50	1.000
58 Justin Duchscherer, R ERA:	(7, 1)	2.0		8	3	0	0	0	0	0	0	0	0	0	18	23	0.00	1.500

PITCHER		IP	WLS	BF	H	R	ER	SO	BB	IBB	HBP	BLK	WP	HR	S	P	ERA	WHIP

Batter	1	2	3	4	5	6	7	8	9	AB	R	H	RBI	BB	SO	LOB
21 Mark Kotsay, L (1, 8) OBP: 0.390, SLG: 0.351	B F F F F B X 2-2 ① F7		1 SAFE 1 SAFE C B X 1-1 ① P6		F C B B B X 3-2 ②③ F7 1-2		X 0-0 ② F9			4	0	0	0	0	0	4
Eric Byrnes, R (1, 7) OBP: 0.529, SLG: 0.813	C X 0-1 2B		C B C B B F X 3-2 ② P4			C X 0-1 HR	F C S 0-3 ③ K			4	1	2	1	0	1	2
3 Eric Chavez, L (1, 5) OBP: 0.349, SLG: 0.395	B C S C 1-3 ② K		X 0-0 ③ F8			C C X 0-2 ① G4-3		F X 0-1 ① F8		4	0	0	0	0	1	2
Jermaine Dye, R (1, 9) OBP: 0.372, SLG: 0.850	B C X 1-1 ③ G5-3			C C B F X 1-2 ① G6-3		C X 0-1 HR		C B C B X 2-2 ② F7		4	1	1	1	0	0	1
Scott Hatteberg, L (1, 3) OBP: 0.357, SLG: 0.261		B B C B B 4-1 G4-6-3 BB		F X 0-1 ② G1-5-3		B C X 1-1 ② F8		B F F B B S 3-3 ③ K		3	0	0	0	1	1	0
Erubiel Durazo, L (1, 10) OBP: 0.406, SLG: 0.333		C B 1 SAFE 1 SAFE F X 1-2 ①② G4-6-3 1-2f		C C C 0-3 ③ K		B X 1-0 7 FC6-4 1B			S B F B X 2-2 ① G4-3	4	0	1	0	0	1	1
7 Bobby Crosby, R (1, 6) OBP: 0.325, SLG: 0.314		C X 0-1 ③ G5-3			B F F B B B F F X 3-2 17 1B 1B	X 0-0 ③ FC6-4 1-2f			C C S 0-3 ② K	4	0	1	0	0	1	1
17 Adam Melhuse, S (1, 2) OBP: 0.182, SLG: 0.455			B F B X 2-1 HR		X 0-0 21 CS 1-3 1B		C C X 0-2 ① L4		F C C 0-3 ③ K	4	1	2	1	0	1	0
Marco Scutaro, R (1, 4) OBP: 0.361, SLG: 0.471			B C X 1-1 1B		F F F B B B F S 3-3 ① K		X 0-0 1B			3	0	2	0	0	1	2
Inning Stats	R: 0 H: 1 E: 0 LOB: 1 K: 1 BB: 0 S: 12 P: 16	R: 0 H: 0 E: 0 LOB: 0 K: 0 BB: 1 S: 6 P: 11	R: 1 H: 2 E: 0 LOB: 1 K: 0 BB: 0 S: 11 P: 18	R: 0 H: 0 E: 0 LOB: 0 K: 1 BB: 0 S: 9 P: 10	R: 0 H: 2 E: 0 LOB: 1 K: 1 BB: 0 S: 14 P: 23	R: 2 H: 3 E: 0 LOB: 1 K: 0 BB: 0 S: 11 P: 13	R: 0 H: 1 E: 0 LOB: 1 K: 1 BB: 0 S: 8 P: 8	R: 0 H: 0 E: 0 LOB: 0 K: 1 BB: 0 S: 8 P: 13	R: 0 H: 0 E: 0 LOB: 0 K: 2 BB: 0 S: 9 P: 11	1B: 5 SF: 0 2B: 1 SAC: 0 3B: 0 DP: 1 HR: 3 HBP: 0						

PITCHER		IP	WLS	BF	H	R	ER	SO	BB	IBB	HBP	BLK	WP	HR	S	P	ERA	WHIP
40 Bartolo Colon, R ERA: 1.64	(1, 1)	8.0	L	32	9	3	3	5	1	0	0	0	0	3	79	112	3.38	1.250
62 Scot Shields, R ERA: 8.0	(9, 1)	1.0		3	0	0	0	2	0	0	0	0	0	0	9	11	0.00	0.000

PITCHER	IP	WLS	BF	H	R	ER	SO	BB	IBB	HBP	BLK	WP	HR	S	P	ERA	WHIP

TOP

Oakland Athletics @ Anaheim Angels

Angel Stadium of Anaheim, Anaheim, CA

Fri Apr 16 2004, 7:05 PM PDT
Att. 43,657 - Cloudy - 62 F

livebaseballscorecards.com

AB	34
R	3
H	9
RBI	3
BB	1
SO	7
LOB	13

BOTTOM

Oakland Athletics @ Anaheim Angels

Angel Stadium of Anaheim, Anaheim, CA

Fri Apr 16 2004, 7:05 PM PDT
Att. 43,657 - Cloudy - 62 F

livebaseballscorecards.com

Batter	1	2	3	4	5	6	7	8	9	AB	R	H	RBI	BB	SO	LOB
David Eckstein, R (1, 6) OBP: 0.306, SLG: 0.313	F9			P6		27 WP 1B		1-2 2-3 1B		4	0	2	0	0	0	0
Darin Erstad, L (1, 3) OBP: 0.269, SLG: 0.300	L9			1B		F7		K		4	0	1	0	0	1	4
27 Vladimir Guerrero, R (1, 9) OBP: 0.380, SLG: 0.591	L4			K		L5 1-2		K		4	0	0	0	0	2	5
16 Garret Anderson, L (1, 8) OBP: 0.354, SLG: 0.532		F7		1 SAFE 1 SAFE K			G6-3		P2	4	0	0	0	0	1	1
Troy Glaus, R (1, 5) OBP: 0.400, SLG: 0.741		K			K		K		F9	4	0	0	0	0	3	0
Jose Guillen, R (1, 7) OBP: 0.340, SLG: 0.333		G3			2B		K		K	4	0	1	0	0	2	0
Tim Salmon, R (1, 10) OBP: 0.289, SLG: 0.375		P2			K			FC1-6 1B		3	0	1	0	0	1	1
Adam Kennedy, L (1, 4) OBP: 0.295, SLG: 0.439		G3-1			G4-3			FC1-6 1B 1B 1-2f		3	0	0	0	0	0	2
José Molina, R (1, 2) OBP: 0.321, SLG: 0.556		G5-3				G6-3		1B 1-2		2	0	0	0	0	0	0
Jeff DaVanon, S (8, PH) OBP: 0.600, SLG: 0.500										1	0	1	0	0	0	0
Josh Paul, R (9, 2)										0	0	0	0	0	0	0
Inning Stats	R: 0 E: 0 K: 0 S: 8 H: 0 LOB: 0 BB: 0 P: 15	R: 0 E: 0 K: 1 S: 6 H: 0 LOB: 0 BB: 0 P: 11	R: 0 E: 0 K: 0 S: 5 H: 0 LOB: 0 BB: 0 P: 8	R: 0 E: 0 K: 2 S: 9 H: 1 LOB: 1 BB: 0 P: 16	R: 0 E: 0 K: 2 S: 10 H: 1 LOB: 1 BB: 0 P: 14	R: 0 E: 0 K: 0 S: 11 H: 1 LOB: 1 BB: 0 P: 17	R: 0 E: 0 K: 2 S: 8 H: 0 LOB: 0 BB: 0 P: 10	R: 0 E: 0 K: 2 S: 12 H: 3 LOB: 3 BB: 0 P: 22	R: 0 E: 0 K: 1 S: 7 H: 0 LOB: 0 BB: 0 P: 9	1B: 5 2B: 1 3B: 0 HR: 0	SF: 0 SAC: 0 DP: 0 HBP: 0						

	AB	33
	R	0
	H	6
	RBI	0
	BB	0
	SO	10
	LOB	13

PITCHER		IP	WLS	BF	H	R	ER	SO	BB	IBB	HBP	BLK	WP	HR	S	P	ERA	WHIP
Tim Hudson, R ERA: 1.27	(1, 1)	7.1	W	28	6	0	0	7	0	0	0	0	1	0	63	104	0.00	0.818
Ricardo Rincon, L ERA: 7.71	(8, 1)	0.1	H	1	0	0	0	1	0	0	0	0	0	0	3	3	0.00	0.000
Jim Mecir, R ERA:	(8, 1)	0.1	H	1	0	0	0	1	0	0	0	0	0	0	3	6	0.00	0.000
Arthur Rhodes, L ERA: 3.0	(9, 1)	1.0	S	3	0	0	0	1	0	0	0	0	0	0	7	9	0.00	0.000

PITCHER	IP	WLS	BF	H	R	ER	SO	BB	IBB	HBP	BLK	WP	HR	S	P	ERA	WHIP

Batter	1	2	3	4	5	6	7	8	9	AB	R	H	RBI	BB	SO	LOB
21 Mark Kotsay, L (1, 8) OBP: 0.348, SLG: 0.310	X 0-0 ① F7	B C X 1-1 ② F7			B C B C B F S 3-3 ① K	B B C B B C S 3-3 ③ K			X 0-0 ① G4-3	5	0	0	0	0	2	4
23 Bobby Kielty, S (1, 7) OBP: 0.357, SLG: 0.432	C B F F B B F X 3-2 BB 1B	B C F X 1-2 ③ G6-3			2 SAFE B B B B B 4-0 BB 1B BB	C C B B B B 4-2 3 FC3-6 BB			C B B B B 4-1 3 BB BB	2	0	1	0	3	0	2
3 Eric Chavez, L (1, 5) OBP: 0.333, SLG: 0.357	C C O S 1-3 ② K		S B F X 1-2 ① F9		F B X 1-1 ② F8		X 0-0 ① FC3-6 1-2f		B B B C C B 4-2 1-2 BB	4	0	0	0	1	1	4
Jermaine Dye, R (1, 9) OBP: 0.375, SLG: 0.795	B B C B C B 4-2 1-2 BB		C B S X 1-2 ② G6-3		B C X 1-1 BB 1-2 2-H 1B		C C B C 1-3 ② K		B F X 1-1 ② P5	4	0	1	1	1	1	3
Eric Karros, R (1, 3) OBP: 0.261, SLG: 0.105	B X 2-0 ③ L7		F B B S F B F X 3-2 ③ P4		C B B B B 4-1 1-2 2-3 BB		F C B B S 2-3 ③ K		D F C X 1-2 ③ G5-3	4	0	0	0	1	1	5
Erubiel Durazo, L (1, 10) OBP: 0.389, SLG: 0.300		C B C F H 2-2 1B 1B HBP		B B C C F S 2-3 ① K	S C S 0-3 ③ K			C S B C 1-3 ① K		3	1	0	0	0	3	3
7 Bobby Crosby, R (1, 6) OBP: 0.295, SLG: 0.282		S S B T 1-2 ① K		B F B B S X 3-2 ② F7		C B X 1-1 ① G6-3		F C S 0-3 ② K		4	0	0	0	0	2	1
Damian Miller, R (1, 2) OBP: 0.355, SLG: 0.429	C B 1 SAFE X 1-1 1B 1-2 1B			C B B B X 2-1 ③ G4-3		C B F F B X 2-2 FC6-4 1B		S C F S 0-3 ③ K		4	0	2	0	0	1	0
Marco Scutaro, R (1, 4) OBP: 0.385, SLG: 0.514 Billy McMillon, L (9, PH) OBP: 0.333, SLG: 0.833	C X 0-1 1-3 2-H 1B			C F B B F B X 3-2 1B 2B	B B X 2-0 ② FC6-4 1-2f				B S F F B X 3-2 HR	3 1	1 1	2 1	1 1	0 0	0 0	1 0
Inning Stats	R: 0 E: 0 K: 1 S: 12 H: 1 LOB: 2 BB: 1 P: 22	R: 1 E: 0 K: 1 S: 15 H: 2 LOB: 2 BB: 0 P: 21	R: 0 E: 0 K: 0 S: 11 H: 0 LOB: 0 BB: 0 P: 16	R: 0 E: 0 K: 1 S: 9 H: 0 LOB: 0 BB: 0 P: 16	R: 1 E: 0 K: 2 S: 16 H: 2 LOB: 3 BB: 2 P: 32	R: 0 E: 0 K: 1 S: 10 H: 1 LOB: 1 BB: 0 P: 18	R: 0 E: 0 K: 2 S: 9 H: 0 LOB: 1 BB: 1 P: 16	R: 0 E: 0 K: 3 S: 10 H: 0 LOB: 0 BB: 0 P: 11	R: 1 E: 0 K: 0 S: 15 H: 1 LOB: 2 BB: 2 P: 28	1B: 5 2B: 1 3B: 0 HR: 1 SF: 0 SAC: 0 DP: 0 HBP: 1						

PITCHER		IP	WLS	BF	H	R	ER	SO	BB	IBB	HBP	BLK	WP	HR	S	P	ERA	WHIP
Jarrod Washburn, L ERA: 6.89	(1, 1)	5.0	W	24	5	2	2	5	3	0	1	0	0	0	63	107	3.60	1.600
62 Scot Shields, R ERA: 6.75	(6, 1)	1.2	H	7	1	0	0	2	1	0	0	0	0	0	16	29	0.00	1.200
Francisco Rodríguez, R ERA:	(7, 1)	1.1	H	4	0	0	0	4	0	0	0	0	0	0	13	16	0.00	0.000
Troy Percival, R ERA: 4.5	(9, 1)	1.0		6	1	1	1	0	2	0	0	0	0	1	15	28	9.00	3.000

PITCHER	IP	WLS	BF	H	R	ER	SO	BB	IBB	HBP	BLK	WP	HR	S	P	ERA	WHIP

TOP

Oakland Athletics @ Anaheim Angels

Angel Stadium of Anaheim, Anaheim, CA

Sat Apr 17 2004, 7:05 PM PDT
Att. 43,487 - Cloudy - 59 F

livebaseballscorecards.com

AB	34
R	3
H	7
RBI	3
BB	6
SO	11
LOB	23

Batter	1	2	3	4	5	6	7	8	9	AB	R	H	RBI	BB	SO	LOB
David Eckstein, R (1, 6) OBP: 0.302, SLG: 0.327	G4-3	FC5-4 1-2f		G5-3 2-3f			2B G3			4	0	1	0	0	0	4
Darin Erstad, L (1, 3) OBP: 0.268, SLG: 0.296	K2-3		1B 27 S 27 HR		G4-3		G3 2-3			4	1	1	0	0	1	1
27 Vladimir Guerrero, R (1, 9) OBP: 0.370, SLG: 0.625	F8		HR 1-H		F7		K			4	1	1	2	0	1	1
16 Garret Anderson, L (1, 8) OBP: 0.346, SLG: 0.500		E1 1B BB E	G6-3		K			HR BB		3	2	0	0	1	1	0
Troy Glaus, R (1, 5) OBP: 0.412, SLG: 0.800		1B 1-2 E BB	K			K		1-H HR		3	2	1	2	1	2	0
Jose Guillen, R (1, 7) OBP: 0.353, SLG: 0.333		E 1-2 2-3 FC3-2 1B	G4-3			HBP		K		3	0	1	0	0	1	0
Tim Salmon, R (1, 10) OBP: 0.265, SLG: 0.341		F9		G4-3		F9		L5		4	0	0	0	0	0	4
Bengie Molina, R (1, 2) OBP: 0.364, SLG: 0.636		E5 FC3-2 1-3 2-H 3-H		G5-3 BB 1B		L6		1B		4	0	2	0	0	0	2
Adam Kennedy, L (1, 4) OBP: 0.292, SLG: 0.409		FC3-2 FC5-4 2-3 3-H		1-2 BB			G1-3 3-2	G3-1 1-2		3	0	0	0	1	0	3
Inning Stats	R: 0 E: 0 K: 1 S: 7 H: 0 LOB: 0 BB: 0 P: 11	R: 2 E: 2 K: 0 S: 15 H: 1 LOB: 2 BB: 1 P: 23	R: 2 E: 0 K: 1 S: 10 H: 2 LOB: 0 BB: 0 P: 15	R: 0 E: 0 K: 0 S: 5 H: 1 LOB: 1 BB: 1 P: 10	R: 0 E: 0 K: 1 S: 5 H: 0 LOB: 0 BB: 0 P: 8	R: 0 E: 0 K: 1 S: 9 H: 0 LOB: 1 BB: 0 P: 17	R: 0 E: 0 K: 1 S: 10 H: 1 LOB: 1 BB: 0 P: 20	R: 2 E: 0 K: 1 S: 18 H: 2 LOB: 1 BB: 1 P: 24		1B: 4 2B: 1 3B: 0 HR: 2 SF: 0 SAC: 0 DP: 1 HBP: 1						

PITCHER		IP	WLS	BF	H	R	ER	SO	BB	IBB	HBP	BLK	WP	HR	S	P	ERA	WHIP
Mark Mulder, L ERA: 2.14	(1, 1)	7.0	L	30	5	4	2	5	2	0	1	0	0	1	61	104	2.57	1.000
Chad Bradford, R ERA: 12.46	(8, 1)	1.0		6	2	2	2	1	1	0	0	0	0	1	18	24	18.00	3.000

PITCHER	IP	WLS	BF	H	R	ER	SO	BB	IBB	HBP	BLK	WP	HR	S	P	ERA	WHIP

BOTTOM

Oakland Athletics @ Anaheim Angels

Angel Stadium of Anaheim, Anaheim, CA

Sat Apr 17 2004, 7:05 PM PDT

Att. 43,487 - Cloudy - 59 F

livebaseballscorecards.com

AB	32
R	6
H	7
RBI	4
BB	3
SO	6
LOB	15

Batter	1	2	3	4	5	6	7	8	9	AB	R	H	RBI	BB	SO	LOB
21 Mark Kotsay, L (1, 8) OBP: 0.314, SLG: 0.283	C X 0-1 F8 ①		C B F C 1-3 K ①		B S X 1-1 SF9 ① 3-H	X 0-0 G3 ③		C B F B F F X 2-2 G3 ①		4	0	0	1	0	1	2
Eric Byrnes, R (1, 7) OBP: 0.500, SLG: 0.714	B B C B X 3-1 1B S 1B 1B		S C B B B C 3-3 K ②		C F F B 1 X SAFE 1-2 P5 ②		C F C 0-3 K ①	C X 0-1 3 BB 1B		5	1	2	0	0	2	1
3 Eric Chavez, L (1, 5) OBP: 0.340, SLG: 0.348	B F B S 1 SAFE S 2-3 K ②		B X 1-0 F7 ③		B B F C B F X 3-2 G6-3 ③		B B B C C X 3-1 2B 23 1B 1B	B B B C B 4-1 1-2 BB		4	1	1	0	1	1	2
Jermaine Dye, R (1, 9) OBP: 0.377, SLG: 0.776	B B C X 2-1 1B 1-3 1B			C B X 1-1 F9 ①		B B S C S 2-3 K ①	X 0-0 23 1B 7 SF7 1-3 2B	C B S S 1-3 K ②		5	1	2	0	0	2	2
Scott Hatteberg, L (1, 3) OBP: 0.424, SLG: 0.308	C D B X 2-1 1-3 3-H 1B			C B F B X 2-2 1B		B B C C F B F B 4-2 23 FC4-6 BB	B B B B 4-0 7 SF7 23 1B 1B BB	B X 1-0 F8 ③		3	1	2	1	2	0	2
23 Bobby Kielty, S (1, 10) OBP: 0.340, SLG: 0.405	B S F S 1-3 K ③			B B X 2-0 F7 ②		B C F F F B D F F 3-2 X FC4-6 ② 7 HR 1-2f	B F X 1-1 FC5 1B 1-2 2-3 3-H 1B		B T F F X 1-2 G3 ①	5	1	1	1	0	1	4
7 Bobby Crosby, R (1, 6) OBP: 0.286, SLG: 0.349		S B S B C 2-3 K ①		B F X 1-1 L8 ③		B S 1 SAFE B 1 X 2-1 1-H HR	B S F X 1-2 SF7 2-3 3-H		C B F F S 1-3 K ②	4	1	1	3	0	2	1
Damian Miller, R (1, 2) OBP: 0.389, SLG: 0.469		C B S C C 1-3 K ②			X 0-0 1B 21 SF9 2B	C S B B B B 4-2 1B BB	F X 0-1 FC5 1-2 3-H 1B		X 0-0 G4-3 ③	4	1	2	1	1	1	0
Marco Scutaro, R (1, 4) OBP: 0.395, SLG: 0.512		C S B X 1-2 F9 ③			L B B X 2-1 2-3 1B	F C B F B X 2-2 1-2 1B	B F B X 2-1 FC5 ③ 1-2 2-3f			4	0	2	0	0	0	2
Inning Stats	R: 1 E: 0 K: 2 S: 14 H: 3 LOB: 2 BB: 0 P: 24	R: 0 E: 0 K: 2 S: 9 H: 0 LOB: 0 BB: 0 P: 13	R: 0 E: 0 K: 2 S: 7 H: 0 LOB: 0 BB: 0 P: 12	R: 0 E: 0 K: 0 S: 8 H: 1 LOB: 1 BB: 0 P: 14	R: 1 E: 0 K: 0 S: 13 H: 2 LOB: 1 BB: 0 P: 20	R: 2 E: 0 K: 1 S: 23 H: 2 LOB: 2 BB: 2 P: 40	R: 3 E: 0 K: 1 S: 15 H: 4 LOB: 2 BB: 1 P: 26	R: 0 E: 0 K: 1 S: 12 H: 1 LOB: 2 BB: 1 P: 20	R: 0 E: 0 K: 1 S: 9 H: 0 LOB: 0 BB: 0 P: 11	1B: 10 2B: 2 3B: 0 HR: 1 SF: 2 SAC: 0 DP: 0 HBP: 0						

PITCHER		IP	WLS	BF	H	R	ER	SO	BB	IBB	HBP	BLK	WP	HR	S	P	ERA	WHIP
45 Kelvim Escobar, R ERA: 4.58	(1, 1)	5.2	L	25	7	4	4	7	1	0	0	0	0	1	67	110	6.35	1.412
Ben Weber, R ERA: 10.29	(6, 1)	0.2		8	4	3	3	1	2	0	0	0	0	0	15	29	40.50	9.000
Kevin Gregg, R ERA:	(7, 1)	2.2		11	2	0	0	2	1	0	0	0	0	0	28	41	0.00	1.125

PITCHER	IP	WLS	BF	H	R	ER	SO	BB	IBB	HBP	BLK	WP	HR	S	P	ERA	WHIP

Oakland Athletics @ Anaheim Angels

Angel Stadium of Anaheim, Anaheim, CA

Sun Apr 18 2004, 5:05 PM PDT
Att. 43,411 - Cloudy - 67 F

TOP

livebaseballscorecards.com

AB	38
R	7
H	13
RBI	7
BB	4
SO	10
LOB	16

Marco Scutaro, R (1, 4) OBP: 0.395, SLG: 0.512		C S B X 1-2 F9 ③			L B B X 2-1 2-3 1B	F C B F B X 2-2 1-2 1B	B F B X 2-1 FC5 ③ 1-2 2-3f			4	0	2	0	0	0	2

Damian Miller, R (1, 2) OBP: 0.389, SLG: 0.469		C B S C C 1-3 K ②			X 0-0 1B 21 SF9 2B	C S B B B B 4-2 1B BB	F X 0-1 FC5 1-2 3-H 1B		X 0-0 G4-3 ③	4	1	2	1	1	1	0

7 Bobby Crosby, R (1, 6) OBP: 0.286, SLG: 0.349		S B S B C 2-3 K ①		B F X 1-1 L8 ③		B S 1 SAFE B 1 X 2-1 1-H HR	B S F X 1-2 SF7 2-3 3-H		C B F F S 1-3 K ②	4	1	1	3	0	2	1

23 Bobby Kielty, S (1, 10) OBP: 0.340, SLG: 0.405	B S F S 1-3 K ③			B B X 2-0 F7 ②		B C F F F B D F F 3-2 X FC4-6 ② 7 HR 1-2f	B F X 1-1 FC5 1B 1-2 2-3 3-H 1B		B T F F X 1-2 G3 ①	5	1	1	1	0	1	4

3 Eric Chavez, L (1, 5) OBP: 0.340, SLG: 0.348	B F B S 1 SAFE S 2-3 K ②		B X 1-0 F7 ③		B B F C B F X 3-2 G6-3 ③		B B B C C X 3-1 2B 23 1B 1B	B B B C B 4-1 1-2 BB		4	1	1	0	1	1	2

Eric Byrnes, R (1, 7) OBP: 0.500, SLG: 0.714	B B C B X 3-1 1B S 1B 1B		S C B B B C 3-3 K ②		C F F B 1 X SAFE 1-2 P5 ②		C F C 0-3 K ①	C X 0-1 3 BB 1B		5	1	2	0	0	2	1

21 Mark Kotsay, L (1, 8) OBP: 0.314, SLG: 0.283	C X 0-1 F8 ①		C B F C 1-3 K ①		B S X 1-1 SF9 ① 3-H	X 0-0 G3 ③		C B F B F F X 2-2 G3 ①		4	0	0	1	0	1	2

Inning Stats																		
	R: 1 E: 0 K: 2 S: 14 H: 3 LOB: 2 BB: 0 P: 24	R: 0 E: 0 K: 2 S: 9 H: 0 LOB: 0 BB: 0 P: 13	R: 0 E: 0 K: 2 S: 7 H: 0 LOB: 0 BB: 0 P: 12	R: 0 E: 0 K: 0 S: 8 H: 1 LOB: 1 BB: 0 P: 14	R: 1 E: 0 K: 0 S: 13 H: 2 LOB: 1 BB: 0 P: 20	R: 2 E: 0 K: 1 S: 23 H: 2 LOB: 2 BB: 2 P: 40	R: 3 E: 0 K: 1 S: 15 H: 4 LOB: 2 BB: 1 P: 26	R: 0 E: 0 K: 1 S: 12 H: 1 LOB: 2 BB: 1 P: 20	R: 0 E: 0 K: 1 S: 9 H: 0 LOB: 0 BB: 0 P: 11	1B: 10 2B: 2 3B: 0 HR: 1 SF: 2 SAC: 0 DP: 0 HBP: 0						

PITCHER		IP	WLS	BF	H	R	ER	SO	BB	IBB	HBP	BLK	WP	HR	S	P	ERA	WHIP
45 Kelvim Escobar, R ERA: 4.58	(1, 1)	5.2	L	25	7	4	4	7	1	0	0	0	0	1	67	110	6.35	1.412
Ben Weber, R ERA: 10.29	(6, 1)	0.2		8	4	3	3	1	2	0	0	0	0	0	15	29	40.50	9.000
Kevin Gregg, R ERA:	(7, 1)	2.2		11	2	0	0	2	1	0	0	0	0	0	28	41	0.00	1.125

PITCHER	IP	WLS	BF	H	R	ER	SO	BB	IBB	HBP	BLK	WP	HR	S	P	ERA	WHIP

Batter	1	2	3	4	5	6	7	8	9	AB	R	H	RBI	BB	SO	LOB		

WP: 0	PA: 44
PB: 0	
SB: 1	
CS: 0	

BOTTOM

Oakland Athletics @ Anaheim Angels

Angel Stadium of Anaheim, Anaheim, CA

Sun Apr 18 2004, 5:05 PM PDT
Att. 43,411 - Cloudy - 67 F

livebaseballscorecards.com

Batter	1	2	3	4	5	6	7	8	9	AB	R	H	RBI	BB	SO	LOB
David Eckstein, R (1, 6) OBP: 0.333, SLG: 0.333	C S X 0-2 ① G5-3		C B B H 3-1 G3 S 16 1B HBP		B B B C C F X 3-2 F8 S 1B		C H 1-2 HBP			2	1	1	0	0	0	0
Darin Erstad, L (1, 3) OBP: 0.267, SLG: 0.281	B H 2-0 16 S HBP		B 1 SAFE C 1 SAFE C F X 1-2 ① G3 1-3		B 1 B F X 2-1 ① F8 1-3		B X 1-0 ③ F9			3	0	0	0	0	0	3
27 Vladimir Guerrero, R (1, 9) OBP: 0.345, SLG: 0.577	X 0-0 ② F8		C B S B F F X 2-2 ② L6		B X 1-0 ② P4			X 0-0 ① P4		4	0	0	0	0	0	3
16 Garret Anderson, L (1, 8) OBP: 0.375, SLG: 0.509	C B F B F B B 4-2 1-2 BB		X 0-0 2B 3-H 1B		B C B B F S 3-3 ③ K			C C X 0-2 1B		3	0	2	1	1	1	1
Troy Glaus, R (1, 5) OBP: 0.395, SLG: 0.765	X 0-0 ③ G3		B C 1 SAFE X 1-1 1-3 2B			C B S S 1-3 ① K		S B X 1-1 ② L8		4	0	1	0	0	1	3
Jose Guillen, R (1, 7) OBP: 0.345, SLG: 0.327		F B F B F B X 2-2 F8 G5-3 1B	S B B B S S X 3-2 ③ F7			B X 1-0 ② P3		C F F S 0-3 ③ K		4	0	1	0	0	1	3
Tim Salmon, R (1, 10) OBP: 0.245, SLG: 0.313		B C 1 SAFE S F B B B X 3-2 ① G5-3 1-2		C B F S 1-3 ① K		S B C B X 2-2 ③ F8			X 0-0 ① F9	4	0	0	0	0	1	1
Bengie Molina, R (1, 2) OBP: 0.267, SLG: 0.467		B F B B X 2-1 ② F8 2-3		B X 1-0 ② L8			C F B B B X 2-2 ① F8		C X 0-1 ② F8	4	0	0	0	0	0	1
Shane Halter, R (1, 4) OBP: 0.300, SLG: 0.368		B D S X 2-1 ③ G6-3		B B B F S S 3-3 ③ K			C X 0-1 ② F7		B F B X 2-1 ③ G6-3	4	0	0	0	0	1	1
Inning Stats	R: 0 H: 0 E: 0 LOB: 2 K: 0 BB: 1 S: 8 P: 14	R: 0 H: 1 E: 0 LOB: 1 K: 0 BB: 0 S: 12 P: 21	R: 1 H: 2 E: 0 LOB: 2 K: 0 BB: 0 S: 16 P: 26	R: 0 H: 0 E: 0 LOB: 0 K: 2 BB: 0 S: 7 P: 12	R: 0 H: 1 E: 0 LOB: 1 K: 1 BB: 0 S: 10 P: 19	R: 0 H: 0 E: 0 LOB: 0 K: 1 BB: 0 S: 7 P: 11	R: 0 H: 0 E: 0 LOB: 1 K: 0 BB: 0 S: 8 P: 12	R: 0 H: 1 E: 0 LOB: 1 K: 1 BB: 0 S: 10 P: 11	R: 0 H: 0 E: 0 LOB: 0 K: 0 BB: 0 S: 5 P: 7	1B: 4 SF: 0 2B: 1 SAC: 0 3B: 0 DP: 0 HR: 0 HBP: 3						WP: 0 PA: 36 PB: 0 SB: 3 CS: 0

	AB	32
	R	1
	H	5
	RBI	1
	BB	1
	SO	5
	LOB	16

PITCHER		IP	WLS	BF	H	R	ER	SO	BB	IBB	HBP	BLK	WP	HR	S	P	ERA	WHIP
Barry Zito, L ERA: 3.32	(1, 1)	6.0	W	25	4	1	1	4	1	0	2	0	0	0	60	103	1.50	0.833
Chris Hammond, L ERA: 4.0	(7, 1)	3.0	S	11	1	0	0	1	0	0	1	0	0	0	23	30	0.00	0.333

PITCHER	IP	WLS	BF	H	R	ER	SO	BB	IBB	HBP	BLK	WP	HR	S	P	ERA	WHIP

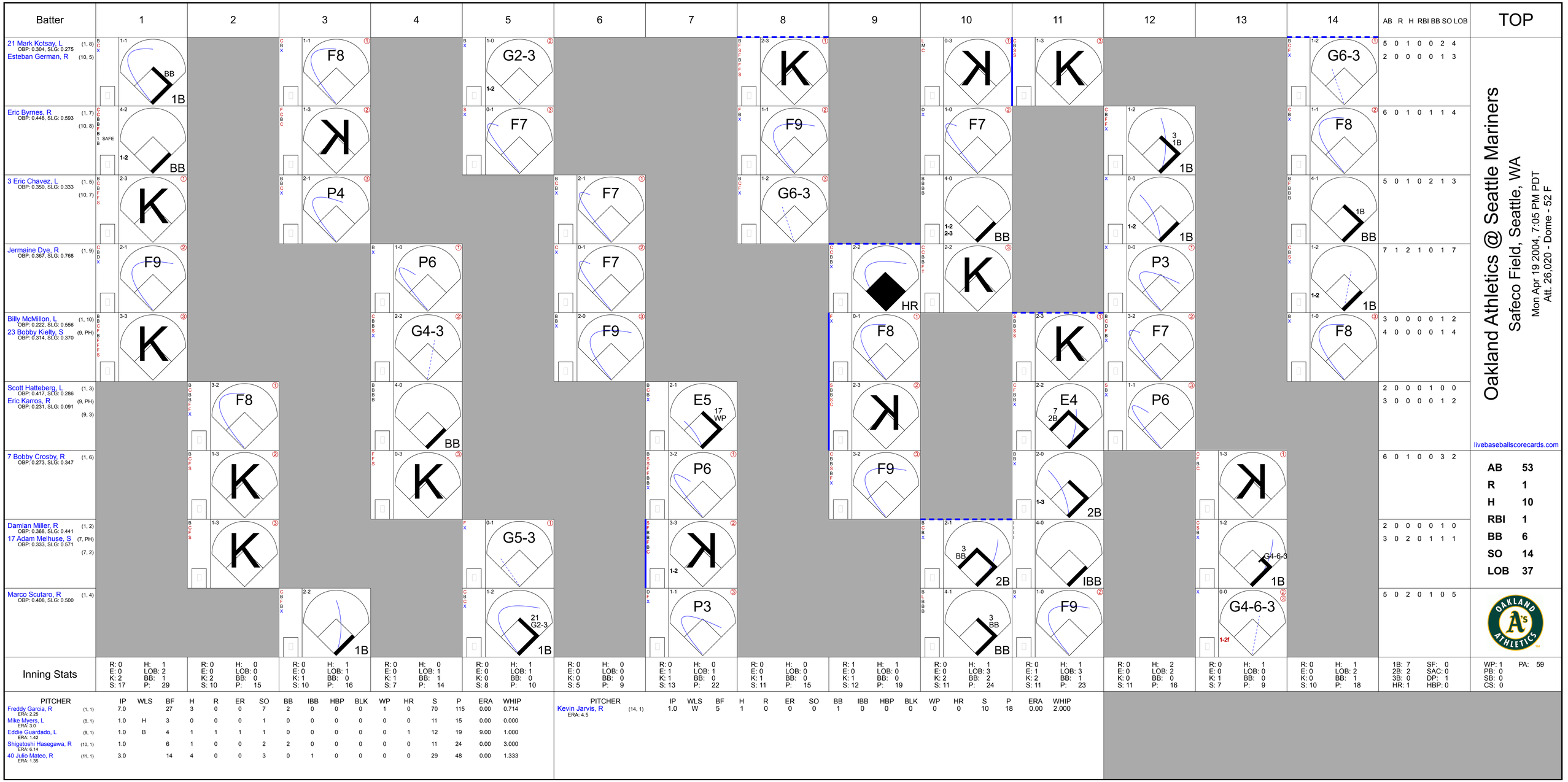
Batter
1
2
3
4
5
6
7
8
9
10
11
12
13
14
AB R H RBI BB SO LOB
TOP
21 Mark Kotsay, L (1, 8)
OBP: 0.304, SLG: 0.275
Esteban German, R (10, 5)
Eric Byrnes, R (1, 7) (10, 8)
OBP: 0.448, SLG: 0.593
3 Eric Chavez, L (1, 5) (10, 7)
OBP: 0.350, SLG: 0.333
Jermaine Dye, R (1, 9)
OBP: 0.367, SLG: 0.768
Billy McMillon, L (1, 10)
OBP: 0.222, SLG: 0.556
23 Bobby Kielty, S (9, PH)
OBP: 0.314, SLG: 0.370
Scott Hatteberg, L (1, 3)
OBP: 0.417, SLG: 0.286
Eric Karros, R (9, PH) (9, 3)
OBP: 0.231, SLG: 0.091
7 Bobby Crosby, R (1, 6)
OBP: 0.273, SLG: 0.347
Damian Miller, R (1, 2)
OBP: 0.368, SLG: 0.441
17 Adam Melhuse, S (7, PH) (7, 2)
OBP: 0.333, SLG: 0.571
Marco Scutaro, R (1, 4)
OBP: 0.408, SLG: 0.500
Oakland Athletics @ Seattle Mariners
Safeco Field, Seattle, WA
Mon Apr 19 2004, 7:05 PM PDT
Att. 26,020 - Dome - 52 F
livebaseballscorecards.com
AB 53
R 1
H 10
RBI 1
BB 6
SO 14
LOB 37
Inning Stats
PITCHER IP WLS BF H R ER SO BB IBB HBP BLK WP HR S P ERA WHIP
Freddy Garcia, R (1, 1) ERA: 2.25 7.0 27 3 0 0 7 2 0 0 0 1 0 70 115 0.00 0.714
Mike Myers, L (8, 1) ERA: 3.0 1.0 H 3 0 0 0 1 0 0 0 0 0 0 11 15 0.00 0.000
Eddie Guardado, L (9, 1) ERA: 1.42 1.0 B 4 1 1 1 1 0 0 0 0 0 1 12 19 9.00 1.000
Shigetoshi Hasegawa, R (10, 1) ERA: 6.14 1.0 6 1 0 0 2 2 0 0 0 0 0 11 24 0.00 3.000
40 Julio Mateo, R (11, 1) ERA: 1.35 3.0 14 4 0 0 3 0 1 0 0 0 0 29 48 0.00 1.333
PITCHER IP WLS BF H R ER SO BB IBB HBP BLK WP HR S P ERA WHIP
Kevin Jarvis, R (14, 1) ERA: 4.5 1.0 W 5 1 0 0 0 1 0 0 0 0 0 0 10 18 0.00 2.000
1B: 7 SF: 0
2B: 2 SAC: 0
3B: 0 DP: 1
HR: 1 HBP: 0
WP: 1 PA: 59
PB: 0
SB: 0
CS: 0

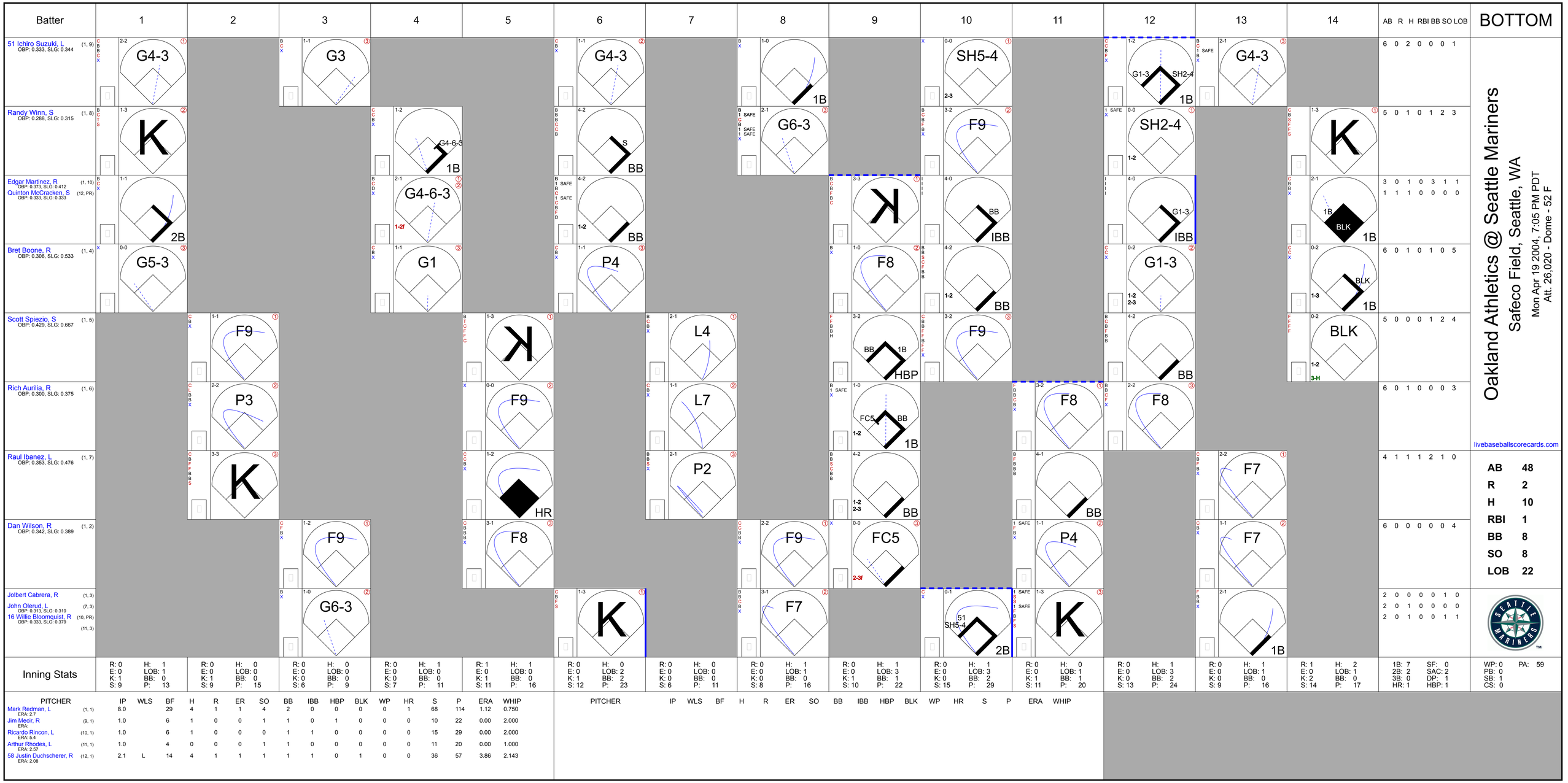

Oakland Athletics @ Seattle Mariners

Safeco Field, Seattle, WA

Mon Apr 19 2004, 7:05 PM PDT
Att. 26,020 - Dome - 52 F

livebaseballscorecards.com

Batter	1	2	3	4	5	6	7	8	9	10	11	12	13	14	AB	R	H	RBI	BB	SO	LOB
51 Ichiro Suzuki, L (1, 9) OBP: 0.333, SLG: 0.344	G4-3		G3			G4-3		1B		SH5-4		G1-3 SH2-4 1B	G4-3		6	0	2	0	0	0	1
Randy Winn, S (1, 8) OBP: 0.288, SLG: 0.315	K			G4-6-3 1B		S BB		G6-3		F9		SH2-4		K	5	0	1	0	1	2	3
Edgar Martinez, R (1, 10) OBP: 0.373, SLG: 0.412	2B			G4-6-3		BB			K	BB IBB		G1-3 IBB		1B BLK 1B	3	0	1	0	3	1	1
Quinton McCracken, S (12, PR) OBP: 0.333, SLG: 0.333															1	1	1	0	0	0	0
Bret Boone, R (1, 4) OBP: 0.306, SLG: 0.533	G5-3			G1		P4			F8	BB		G1-3		BLK 1B	6	0	1	0	1	0	5
Scott Spiezio, S (1, 5) OBP: 0.429, SLG: 0.667		F9			K		L4		BB 1B HBP	F9		BB		BLK	5	0	0	0	1	2	4
Rich Aurilia, R (1, 6) OBP: 0.300, SLG: 0.375		P3			F9		L7		FC5 BB 1B		F8	F8			6	0	1	0	0	0	3
Raul Ibanez, L (1, 7) OBP: 0.353, SLG: 0.476		K			HR		P2		BB		BB		F7		4	1	1	1	2	1	0
Dan Wilson, R (1, 2) OBP: 0.342, SLG: 0.389			F9		F8			F9	FC5		P4		F7		6	0	0	0	0	0	4
Jolbert Cabrera, R (1, 3)			G6-3			K		F7		51 SH5-4 2B	K		1B		2	0	0	0	0	1	0
John Olerud, L (7, 3) OBP: 0.313, SLG: 0.310															2	0	1	0	0	0	0
16 Willie Bloomquist, R (10, PR) OBP: 0.333, SLG: 0.379															2	0	1	0	0	1	1
(11, 3)																					

Inning Stats	1	2	3	4	5	6	7	8	9	10	11	12	13	14	AB	R	H	RBI	BB	SO	LOB
	R: 0 E: 0 K: 1 S: 9	H: 1 LOB: 1 BB: 0 P: 13	R: 0 E: 0 K: 1 S: 9	H: 0 LOB: 0 BB: 0 P: 15	R: 0 E: 0 K: 0 S: 6	H: 0 LOB: 0 BB: 0 P: 9	R: 0 E: 0 K: 0 S: 7	H: 1 LOB: 0 BB: 0 P: 11	R: 1 E: 0 K: 1 S: 11	H: 1 LOB: 0 BB: 0 P: 16	R: 0 E: 0 K: 1 S: 12	H: 0 LOB: 2 BB: 2 P: 23	R: 0 E: 0 K: 0 S: 6	H: 0 LOB: 0 BB: 0 P: 11	R: 0 E: 0 K: 0 S: 8	H: 1 LOB: 1 BB: 0 P: 16	R: 0 E: 0 K: 1 S: 10	H: 1 LOB: 3 BB: 1 P: 22	R: 0 E: 0 K: 0 S: 15	H: 1 LOB: 3 BB: 2 P: 29	R: 0 E: 0 K: 1 S: 11	H: 0 LOB: 1 BB: 1 P: 20	R: 0 E: 0 K: 0 S: 13	H: 1 LOB: 3 BB: 2 P: 24	R: 0 E: 0 K: 0 S: 9	H: 1 LOB: 1 BB: 0 P: 16	R: 1 E: 0 K: 2 S: 14	H: 2 LOB: 1 BB: 0 P: 17	1B: 7 2B: 2 3B: 0 HR: 1	SF: 0 SAC: 2 DP: 1 HBP: 1	WP: 0 PB: 0 SB: 1 CS: 0	PA: 59

PITCHER	IP	WLS	BF	H	R	ER	SO	BB	IBB	HBP	BLK	WP	HR	S	P	ERA	WHIP
Mark Redman, L (1, 1) ERA: 2.7	8.0		29	4	1	1	4	2	0	0	0	0	1	68	114	1.12	0.750
Jim Mecir, R (9, 1) ERA:	1.0		6	1	0	0	1	1	0	1	0	0	0	10	22	0.00	2.000
Ricardo Rincon, L (10, 1) ERA: 5.4	1.0		6	1	0	0	0	1	1	0	0	0	0	15	29	0.00	2.000
Arthur Rhodes, L (11, 1) ERA: 2.57	1.0		4	0	0	0	1	1	0	0	0	0	0	11	20	0.00	1.000
58 Justin Duchscherer, R (12, 1) ERA: 2.08	2.1	L	14	4	1	1	1	1	1	0	1	0	0	36	57	3.86	2.143

PITCHER	IP	WLS	BF	H	R	ER	SO	BB	IBB	HBP	BLK	WP	HR	S	P	ERA	WHIP

AB	48
R	2
H	10
RBI	1
BB	8
SO	8
LOB	22

Batter	1	2	3	4	5	6	7	8	9	AB	R	H	RBI	BB	SO	LOB
21 Mark Kotsay, L (1, 8) OBP: 0.300, SLG: 0.273	F X 0-1 BB 3 BB 1B	X 0-0 G6-3 ③		C F B F S 1-3 K ②			C X 0-1 F8 ②			4	0	1	0	0	1	1
23 Bobby Kielty, S (1, 7) OBP: 0.309, SLG: 0.347	1 SAFE B C 1 SAFE X 1-1 F9 ①		C B B B B 4-1 FC3-6 3 BB BB	B C F S 1-3 K ③			B C B X 2-1 P5 ③			3	0	0	0	1	1	2
3 Eric Chavez, L (1, 5) OBP: 0.359, SLG: 0.321	C F B B B B 1 SAFE B 4-2 BB 1-2 BB		B B F B B B 4-1 FC3-6 1-2 BB		X 0-0 P5 ①			C B X 1-1 P6 ①		2	0	0	0	2	0	0
Jermaine Dye, R (1, 9) OBP: 0.344, SLG: 0.717	C F S 0-3 K ②		B C X 1-1 F8 ①		C C B X 1-2 F9 ②			C B X 1-1 G4-3 ②		4	0	0	0	0	1	4
Scott Hatteberg, L (1, 3) OBP: 0.400, SLG: 0.258	C B B B B B 4-1 1-2 2-3 BB		F X 0-1 FC3-6 BB ② 1-2f 2-3		C F F B X 1-2 G6-3 ③			B S X 1-1 G4-3 ③		3	0	0	0	1	0	2
Erubiel Durazo, L (1, 10) OBP: 0.375, SLG: 0.273	C X 0-1 F8 ③		C B B B B B 4-1 1-2 BB			C B F X 1-2 G6-3 ①			B B F X 2-1 F8 ①	3	0	0	0	1	0	3
7 Bobby Crosby, R (1, 6) OBP: 0.263, SLG: 0.333 Esteban German, R (4, 4)	B B C B F S 3-3 K ①	F X 0-1 F8 ③				B F B B X 3-1 G4-3 ②			B S B B S F F B B 4-2 G3-6-1 BB	2 1	0 0	0 0	0 0	0 1	1 0	3 0
Damian Miller, R (1, 2) OBP: 0.357, SLG: 0.500	B B F C F X 2-2 HR			C X 0-1 G5-3 ①		C C B X 1-2 G1-3 ③			1 SAFE C X 0-1 G3-6-1 ② ③ 1-2f	4	1	1	1	0	0	1
Marco Scutaro, R (1, 4) OBP: 0.404, SLG: 0.510 (4, 6)	C F X 0-2 F8 ②			C C X 0-2 2B			B B X 2-0 P5 ①			3	0	1	0	0	0	0
Inning Stats	R: 0 E: 0 K: 1 S: 12 H: 1 LOB: 3 BB: 2 P: 21	R: 1 E: 0 K: 1 S: 11 H: 1 LOB: 0 BB: 0 P: 16	R: 0 E: 0 K: 0 S: 9 H: 0 LOB: 3 BB: 3 P: 22	R: 0 E: 0 K: 2 S: 12 H: 1 LOB: 1 BB: 0 P: 14	R: 0 E: 0 K: 0 S: 8 H: 0 LOB: 0 BB: 0 P: 10	R: 0 E: 0 K: 0 S: 8 H: 0 LOB: 0 BB: 0 P: 13	R: 0 E: 0 K: 0 S: 5 H: 0 LOB: 0 BB: 0 P: 9	R: 0 E: 0 K: 0 S: 6 H: 0 LOB: 0 BB: 0 P: 9	R: 0 E: 0 K: 0 S: 8 H: 0 LOB: 0 BB: 1 P: 14	1B: 1 2B: 1 3B: 0 HR: 1 SF: 0 SAC: 0 DP: 1 HBP: 0						

TOP

Oakland Athletics @ Seattle Mariners

Safeco Field, Seattle, WA

Tue Apr 20 2004, 7:05 PM PDT

Att. 28,128 - Dome - 54 F

livebaseballscorecards.com

AB	29
R	1
H	3
RBI	1
BB	6
SO	4
LOB	16

PITCHER		IP	WLS	BF	H	R	ER	SO	BB	IBB	HBP	BLK	WP	HR	S	P	ERA	WHIP
Ryan Franklin, R ERA: 3.15	(1, 1)	7.0		29	3	1	1	4	5	0	0	0	0	1	65	105	1.29	1.143
Ron Villone, L ERA: 2.35	(8, 1)	2.0	W	6	0	0	0	0	1	0	0	0	0	0	14	23	0.00	0.500

PITCHER	IP	WLS	BF	H	R	ER	SO	BB	IBB	HBP	BLK	WP	HR	S	P	ERA	WHIP

Oakland Athletics @ Seattle Mariners

Safeco Field, Seattle, WA

Tue Apr 20 2004, 7:05 PM PDT

Att. 28,128 - Dome - 54 F

livebaseballscorecards.com

Batter	1	2	3	4	5	6	7	8	9	AB	R	H	RBI	BB	SO	LOB
51 Ichiro Suzuki, L (1, 9) OBP: 0.328, SLG: 0.328	B X 1-0 ① G4-3		B F B F X 2-2 ① G4-3 1-2 2-3			F B S B F F F F F 4-2 B B S BB		B X 1-0 ① G4-3		3	0	0	0	1	0	2
John Olerud, L (1, 3) OBP: 0.288, SLG: 0.283	C S C C 0-3 ② K		C B D B X 3-1 ② F7			B B S C B F C 3-3 ① K 1-2		X 0-0 ② G4-3		4	0	0	0	0	2	3
Bret Boone, R (1, 4) OBP: 0.288, SLG: 0.500	B F S S 1-3 ③ K		C S S 0-3 ③ K			S F S 0-3 ② K		S C B X 1-2 ③ P2		4	0	0	0	0	3	3
Scott Spiezio, S (1, 10) OBP: 0.389, SLG: 0.563		F B S F B F F X 2-2 ① P6		B C B X 2-1 FC4-6 1B		F S S 0-3 ③ K			C B C S 1-3 ① K	4	0	1	0	0	2	1
Raul Ibanez, L (1, 7) OBP: 0.364, SLG: 0.609		B F S B X 2-2 ② F8		B C B B X 3-1 ① FC4-6 G6-4-3 1-2f			C B X 1-1 HR		B C B F X 2-2 HR	4	2	2	2	0	0	1
Rich Aurilia, R (1, 6) OBP: 0.302, SLG: 0.360		B B B C B 4-1 BB		1 SAFE X 0-0 ②③ G6-4-3 1-2f			C S S 0-3 ① K			2	0	0	0	1	1	1
Randy Winn, S (1, 8) OBP: 0.274, SLG: 0.298		X 0-0 ③ L7			X 0-0 ① B5-3		B F F B F F S 2-3 ② K2-3			3	0	0	0	0	1	1
Ben Davis, S (1, 2) OBP: 0.188, SLG: 0.077			X 0-0 51 G4-3 16 BB 1B		C S S 0-3 ② K		S B S S B F B F B 4-2 BB			2	0	1	0	1	1	0
16 Willie Bloomquist, R (1, 5) OBP: 0.333, SLG: 0.355			D D B B 4-0 51 G4-3 1-2 BB		B X 1-0 ③ F9		X 0-0 ③ G3			2	0	0	0	1	0	1
Inning Stats	R: 0 H: 0 E: 0 LOB: 0 K: 2 BB: 0 S: 8 P: 10	R: 0 H: 0 E: 0 LOB: 1 K: 0 BB: 1 S: 11 P: 19	R: 0 H: 1 E: 0 LOB: 2 K: 1 BB: 1 S: 9 P: 18	R: 0 H: 1 E: 0 LOB: 0 K: 0 BB: 0 S: 5 P: 10	R: 0 H: 0 E: 0 LOB: 0 K: 1 BB: 0 S: 5 P: 6	R: 0 H: 0 E: 0 LOB: 1 K: 3 BB: 1 S: 17 P: 24	R: 1 H: 1 E: 0 LOB: 1 K: 2 BB: 1 S: 15 P: 22	R: 0 H: 0 E: 0 LOB: 0 K: 0 BB: 0 S: 5 P: 7	R: 1 H: 1 E: 0 LOB: 0 K: 1 BB: 0 S: 6 P: 9	1B: 2 SF: 0 2B: 0 SAC: 0 3B: 0 DP: 1 HR: 2 HBP: 0						WP: 0 PA: 32 PB: 0 SB: 1 CS: 0

	AB	28
	R	2
	H	4
	RBI	2
	BB	4
	SO	10
	LOB	13

PITCHER		IP	WLS	BF	H	R	ER	SO	BB	IBB	HBP	BLK	WP	HR	S	P	ERA	WHIP
40 Rich Harden, R ERA: 5.73	(1, 1)	7.0		27	3	1	1	9	4	0	0	0	0	1	70	109	1.29	1.000
Ricardo Rincon, L ERA: 4.15	(8, 1)	1.0		3	0	0	0	0	0	0	0	0	0	0	5	7	0.00	0.000
Jim Mecir, R ERA: 1.93	(9, 1)	0.1	L	2	1	1	1	1	0	0	0	0	0	1	6	9	27.00	3.000

PITCHER		IP	WLS	BF	H	R	ER	SO	BB	IBB	HBP	BLK	WP	HR	S	P	ERA	WHIP

Batter	1	2	3	4	5	6	7	8	9	AB	R	H	RBI	BB	SO	LOB
21 Mark Kotsay, L (1, 8) OBP: 0.308, SLG: 0.300	B B B C X 3-1 1B 3 G4-3 2B		F B C X 1-2 E 1B		B B C X 2-1 ① G3	B S C X 1-2 ③ G3		C B F 1 SAFE X 1-2 ③ G4-3		5	1	2	0	0	0	3
Eric Byrnes, R (1, 7) OBP: 0.471, SLG: 0.613	B C B X 2-1 3 G4-3 1B 2-3		B 1 SAFE 1 SAFE F X 1-1 ③ F9 1-2		B C B C B X 3-2 ② G6-3		B C B B C F X 3-2 3 G4-3 2B 2B		B B B C B 4-1 3 1B 2B BB	4	2	2	0	1	0	1
3 Eric Chavez, L (1, 5) OBP: 0.377, SLG: 0.386	B X 1-0 ① ② G4-3 1-2f 3-H			C B X 1-1 HR	B B B C C F B 4-2 BB		X 0-0 ① G4-3 2-3		C 1 SAFE B C C X 1-2 2B 1B	4	2	2	1	1	0	2
Jermaine Dye, R (1, 9) OBP: 0.348, SLG: 0.703	C S S 0-3 ③ K			C B B B B 4-1 1B BB BB	S 1 SAFE B C 1 SAFE B F F B 3-2 X ③ G4-3		C B C S 1-3 ② K		X 0-0 E SF9 1-H 2-H 2B	4	1	1	2	1	2	2
Scott Hatteberg, L (1, 3) OBP: 0.400, SLG: 0.286		B B C X 2-1 ① G4-3		B B B 1 SAFE X 2-1 ① P5		B B B B 4-0 F9 BB 1B BB	C B X 1-1 3-H 2B		B F B B B F X 3-2 E4 SF9 2-3	4	1	1	1	1	0	2
Erubiel Durazo, L (1, 10) OBP: 0.378, SLG: 0.257		B C F F C 1-3 ② K		B B B B 4-0 1B 1-2 BB		B C B B B 4-1 1B 1-2 BB	S B S S 1-3 ③ K		S B B B B X 3-1 ① SF9 1-2 3-H	2	0	0	1	2	2	1
Marco Scutaro, R (1, 6) OBP: 0.386, SLG: 0.481		B X 1-0 ③ G6-3		B F B S X 2-2 1-2 2-3 1B		B C F X 1-2 ① F9 2-3		C B X 1-1 ① B1-3	B X 1-0 ② F8	5	0	1	0	0	0	3
17 Adam Melhuse, S (1, 2) OBP: 0.300, SLG: 0.444			C B X 1-1 ① G3	X 0-0 ② F4		B C B C S 2-3 ② K		C B F B B B 4-2 BB	C F F B B B X 2-2 ③ F7	4	0	0	0	1	1	6
Esteban German, R (1, 4) OBP: 0.250, SLG: 0.143			C B F E B T 2-2 ② K	C S X 0-2 ③ G1-3		F F X 0-2 1-2 3-H 1B		B C C X 1-2 ② F7		4	0	1	1	0	1	4
Inning Stats	R: 1 E: 0 K: 1 S: 8 H: 2 LOB: 0 BB: 0 P: 14	R: 0 E: 0 K: 1 S: 7 H: 0 LOB: 0 BB: 0 P: 11	R: 0 E: 1 K: 1 S: 11 H: 1 LOB: 1 BB: 0 P: 16	R: 1 E: 0 K: 0 S: 12 H: 2 LOB: 3 BB: 2 P: 25	R: 0 E: 0 K: 0 S: 13 H: 0 LOB: 1 BB: 1 P: 25	R: 1 E: 0 K: 1 S: 13 H: 1 LOB: 2 BB: 2 P: 25	R: 1 E: 0 K: 2 S: 13 H: 2 LOB: 1 BB: 0 P: 19	R: 0 E: 0 K: 0 S: 10 H: 0 LOB: 1 BB: 1 P: 17	R: 3 E: 1 K: 0 S: 15 H: 2 LOB: 1 BB: 1 P: 29	1B: 5 2B: 4 3B: 0 HR: 1 SF: 1 SAC: 0 DP: 1 HBP: 0						

PITCHER		IP	WLS	BF	H	R	ER	SO	BB	IBB	HBP	BLK	WP	HR	S	P	ERA	WHIP
Gil Meche, R ERA: 5.19	(1, 1)	5.2		27	6	3	3	4	5	0	0	0	0	1	61	112	4.76	1.941
Kevin Jarvis, R ERA: 4.5	(6, 1)	2.0		9	2	1	1	2	1	0	0	0	0	0	23	36	4.50	1.500
Mike Myers, L ERA: 8.1	(8, 1)	0.1	L	3	1	2	2	0	1	0	0	0	0	0	7	13	54.00	6.000
Shigetoshi Hasegawa, R ERA: 6.48	(9, 1)	1.0		5	1	1	1	0	0	0	0	0	0	0	11	20	9.00	1.000

PITCHER	IP	WLS	BF	H	R	ER	SO	BB	IBB	HBP	BLK	WP	HR	S	P	ERA	WHIP

TOP

Oakland Athletics @ Seattle Mariners

Safeco Field, Seattle, WA

Wed Apr 21 2004, 7:05 PM PDT
Att. 29,137 - Cloudy - 61 F

livebaseballscorecards.com

AB	36
R	7
H	10
RBI	6
BB	7
SO	6
LOB	24

WP: 0 PA: 44
PB: 0
SB: 0
CS: 0

Batter	1	2	3	4	5	6	7	8	9	AB	R	H	RBI	BB	SO	LOB
51 Ichiro Suzuki, L (1, 9) OBP: 0.338, SLG: 0.328	B X 1-0 G5-4-3 1B		C C B X 1-2 ③ FC5-4 1-2f			B B B B 4-0 G4-3 1-2 BB	X 0-0 ③ G6-3			3	0	1	0	1	0	1
Scott Spiezio, S (1, 5) OBP: 0.409, SLG: 0.550	B B C T T T X 2-2 ①② G5-4-3 1-2f			C F X 0-2 HBP 1B		B C X 1-1 ① L8		C X 0-1 G6-3 1B		4	0	2	0	0	0	3
Edgar Martinez, R (1, 10) OBP: 0.365, SLG: 0.389	C B S F B X 2-2 ③ G5-3			B F H 2-1 G1-6-3 1-2 HBP		C F X 0-2 ②③ G4-3 1-2f		F B S S 1-3 ① K		3	0	0	0	0	1	3
Bret Boone, R (1, 4) OBP: 0.271, SLG: 0.471		S B X 1-1 ① G6-3		B X 1-0 ① F9			L B F B B S 3-3 ① K	F X 0-1 ②③ G6-3 1-2f		4	0	0	0	0	1	3
Raul Ibanez, L (1, 7) OBP: 0.373, SLG: 0.592		B C X 1-1 ② G4-3		C C X 0-2 ②③ G1-6-3 1-2f			C H 1-1 1B 1B HBP		C C F F B B X 2-2 1B	3	1	1	0	0	0	2
Rich Aurilia, R (1, 6) OBP: 0.298, SLG: 0.352		C S B X 1-2 ③ L6			X 0-0 ① G5-3		B B X 2-0 1B 1-3 HR 1B		C B B C S 2-3 ① K	4	1	1	0	0	1	1
John Olerud, L (1, 3) OBP: 0.321, SLG: 0.327			C B X 1-1 FC6-5 2B		C H 1-1 G6-3 HBP		1 SAFE B F B X 2-1 1-3 HR 3-H 1B		F C S 0-3 ② K	3	1	2	1	0	1	1
Ben Davis, S (1, 2) OBP: 0.167, SLG: 0.067 Dave Hansen, L (7, PH) OBP: 0.545, SLG: 0.778 Dan Wilson, R (8, 2) OBP: 0.333, SLG: 0.378			C F B X 1-2 ① FC6-5 51 FC5-4 2-3		X 0-0 ②③ G6-3 1-2f		F F X 0-2 1-H 3-H HR		B C B F X 2-2 ③ F9	2 1 1	0 1 0	0 1 0	0 3 0	0 0 0	0 0 0	2 0 1
Quinton McCracken, S (1, 8) OBP: 0.333, SLG: 0.333			B F C C 1-3 ② K			C B X 1-1 51 BB 1B	C S S 0-3 ② K			3	0	1	0	0	2	1
Inning Stats	R: 0 E: 0 K: 0 S: 10 H: 1 LOB: 0 BB: 0 P: 15	R: 0 E: 0 K: 0 S: 7 H: 0 LOB: 0 BB: 0 P: 10	R: 0 E: 0 K: 1 S: 12 H: 1 LOB: 1 BB: 0 P: 16	R: 0 E: 0 K: 0 S: 8 H: 1 LOB: 1 BB: 0 P: 11	R: 0 E: 0 K: 0 S: 3 H: 0 LOB: 0 BB: 0 P: 4	R: 0 E: 0 K: 0 S: 7 H: 1 LOB: 1 BB: 1 P: 13	R: 4 E: 0 K: 2 S: 14 H: 3 LOB: 0 BB: 0 P: 22	R: 0 E: 0 K: 1 S: 7 H: 1 LOB: 0 BB: 0 P: 8	R: 0 E: 0 K: 2 S: 14 H: 1 LOB: 1 BB: 0 P: 20	1B: 7 2B: 1 3B: 0 HR: 1	SF: 0 SAC: 0 DP: 5 HBP: 3						

PITCHER	IP	WLS	BF	H	R	ER	SO	BB	IBB	HBP	BLK	WP	HR	S	P	ERA	WHIP
Tim Hudson, R (1, 1) ERA: 2.15	8.0	W	31	8	4	4	4	1	0	3	0	0	1	68	99	4.50	1.125
Arthur Rhodes, L (9, 1) ERA: 2.25	1.0	S	4	1	0	0	2	0	0	0	0	0	0	14	20	0.00	1.000

PITCHER	IP	WLS	BF	H	R	ER	SO	BB	IBB	HBP	BLK	WP	HR	S	P	ERA	WHIP

BOTTOM

Oakland Athletics @ Seattle Mariners

Safeco Field, Seattle, WA

Wed Apr 21 2004, 7:05 PM PDT
Att. 29,137 - Cloudy - 61 F

livebaseballscorecards.com

AB	31
R	4
H	9
RBI	4
BB	1
SO	6
LOB	18

PA: 35

WP: 0
PB: 0
SB: 0
CS: 0

Oakland Athletics @ Seattle Mariners

Safeco Field, Seattle, WA

Thu Apr 22 2004, 1:35 PM PDT

Att. 33,627 - Cloudy - 62 F

livebaseballscorecards.com

Batter	1	2	3	4	5	6	7	8	9	AB	R	H	RBI	BB	SO	LOB
21 Mark Kotsay, L (1, 8) OBP: 0.310, SLG: 0.308	B B C X 2-1 3 HR 1B 2B	X 0-0 G4-3 ③		C C H 1-2 HBP		X 0-0 L4 ① C B X 1-1 P6 ③		X 0-0 FC6-4 ① 1-2f	5	1	1	0	0	0	4
Eric Byrnes, R (1, 7) OBP: 0.450, SLG: 0.568	B B B C C F X 3-2 3 HR 2-3 1B		C B X 1-1 P4 ① 1 SAFE B F B C 1 B X SAFE 3-2 F7 ③		C B F S 1-3 K ②		C F B X 1-2 S 1B 1B	C C F X 0-2 P2 ②	6	2	2	0	0	1	3
3 Eric Chavez, L (1, 5) OBP: 0.400, SLG: 0.433	C F B X 1-2 1-H 3-H HR		B B C B B B C B 4-2 1B 1B BB		B B B C C F B 4-2 1B SF7 BB	B B B 4-0 1-2 BB		B C F 1 B S SAFE 2-3 K ①	C X 0-1 G1-3 ③	3	3	1	3	3	1	2
Jermaine Dye, R (1, 9) OBP: 0.365, SLG: 0.696	B B C X 2-1 1B		C F C 0-3 K ②		S B C X 1-2 BB 1-3 1B	C B B X 2-1 L9 ③		1 SAFE B S X SAFE 1-1 1B E 1-H 1B		5	1	3	1	0	1	3
Eric Karros, R (1, 3) OBP: 0.258, SLG: 0.192	C B 1 B X SAFE 2-1 L5 ①		B X 1-0 1B 1-2 1B		B B F B X 3-1 SF7 ① 3-H		C X 0-1 1B 2B	1 SAFE C C F C SAFE 0-3 K ②		4	1	2	1	0	1	2
Erubiel Durazo, L (1, 10) OBP: 0.400, SLG: 0.282	B B F B 1 F X SAFE 3-2 F7 ②	X 0-0 FC6-4 1-3 2-H 1B		B B F 1 B F B SAFE 4-2 FC6-4 1-2 BB			B X 1-0 F7 ①	C B B X 2-1 E 1-2 1B		4	0	2	1	1	0	2
Marco Scutaro, R (1, 6) OBP: 0.355, SLG: 0.441	1 SAFE 1 SAFE B F B X 2-1 F7 ③	D B S X 2-1 FC6-4 ③ 1-2f		C X 0-1 F4 ②			S C F F F B S 1-3 K ②	B B X 2-0 E3 1-2 2-H		5	0	0	0	0	1	7
Damian Miller, R (1, 2) OBP: 0.340, SLG: 0.465		B F X 1-1 F8 ①		X 0-0 F9 ①	F S X 0-2 FC6-4 ③ 1-2f		F B F B F B X 3-2 HBP 2-H 1B	C X 0-1 G1-3 ③		5	0	1	1	0	0	4
Frank Menechino, R (1, 4) OBP: 0.600, SLG: 0.333		C B S S 1-3 K ②		C S F B B B S 3-3 K ②		C B F B F F B X 3-2 3 BB 1B	C C H 1-2 1-2 HBP		B F C B B B 4-2 21 FC6-4 BB	3	0	1	0	1	2	0
Inning Stats	R: 3 H: 4 E: 0 LOB: 1 K: 0 BB: 0 S: 18 P: 33	R: 0 H: 0 E: 0 LOB: 0 K: 1 BB: 0 S: 6 P: 8	R: 1 H: 2 E: 0 LOB: 2 K: 1 BB: 1 S: 11 P: 19	R: 0 H: 0 E: 0 LOB: 0 K: 1 BB: 0 S: 10 P: 17	R: 1 H: 1 E: 0 LOB: 2 K: 0 BB: 2 S: 15 P: 27	R: 0 H: 1 E: 0 LOB: 2 K: 1 BB: 1 S: 11 P: 21	R: 1 H: 2 E: 0 LOB: 2 K: 1 BB: 0 S: 17 P: 24	R: 2 H: 3 E: 1 LOB: 2 K: 2 BB: 0 S: 17 P: 25	R: 0 H: 0 E: 0 LOB: 1 K: 0 BB: 1 S: 9 P: 13	1B: 10 SF: 1 2B: 2 SAC: 0 3B: 0 DP: 0 HR: 1 HBP: 2						

	AB	40
	R	8
	H	13
	RBI	7
	BB	5
	SO	7
	LOB	27

WP: 0 PA: 48
PB: 0
SB: 1
CS: 0

PITCHER		IP	WLS	BF	H	R	ER	SO	BB	IBB	HBP	BLK	WP	HR	S	P	ERA	WHIP
Jamie Moyer, L ERA: 6.26	(1, 1)	4.1	L	24	7	5	5	3	3	0	1	0	0	1	55	99	10.38	2.308
40 Julio Mateo, R ERA: 2.0	(5, 1)	2.1		12	3	1	1	2	1	0	1	0	0	0	31	47	3.86	1.714
Ron Villone, L ERA: 3.0	(7, 1)	1.1		8	3	2	1	2	0	0	0	0	0	0	19	28	6.75	2.250
Eddie Guardado, L ERA: 1.23	(9, 1)	1.0		4	0	0	0	0	1	0	0	0	0	0	9	13	0.00	1.000

PITCHER		IP	WLS	BF	H	R	ER	SO	BB	IBB	HBP	BLK	WP	HR	S	P	ERA	WHIP

BOTTOM

Oakland Athletics @ Seattle Mariners

Safeco Field, Seattle, WA

Thu Apr 22 2004, 1:35 PM PDT

Att. 33,627 - Cloudy - 62 F

Batter	1	2	3	4	5	6	7	8	9	AB	R	H	RBI	BB	SO	LOB
51 Ichiro Suzuki, L (1, 9) OBP: 0.320, SLG: 0.310	K		L6		G6-3		L8			4	0	0	0	0	1	0
Randy Winn, S (1, 8) OBP: 0.258, SLG: 0.279	P3		G5-3		G5-3			G4-3		4	0	0	0	0	0	0
Edgar Martinez, R (1, 10) OBP: 0.373, SLG: 0.431	2B		F7		K2-3			L5-4 2B		4	0	2	0	0	1	0
Scott Spiezio, S (1, 5) OBP: 0.385, SLG: 0.500	K			1B (BB, SF9)		F7		L5-4 (2-2)		4	1	1	0	0	1	2
Raul Ibanez, L (1, 7) OBP: 0.397, SLG: 0.596		1B		1B (SF9, BB; 1-2 G4-3)		BB (L6)			G5-3	3	1	2	0	1	0	0
Rich Aurilia, R (1, 6) OBP: 0.311, SLG: 0.339		K		BB (G4-3; 1-2, 2-3)		BB (1-2)			G5-3	2	0	0	0	2	1	1
Dan Wilson, R (1, 2) OBP: 0.326, SLG: 0.375		K		SF9 (2-3, 3-H)		L6 (2-2)			1B	3	0	1	1	0	1	3
Jolbert Cabrera, R (1, 4) OBP: 0.133, SLG: 0.071		16 FC6-4 1B (1-2)		G4-3 (1-2, 3-H)			K		G1-3	4	0	1	1	0	1	2
16 Willie Bloomquist, R (1, 3) OBP: 0.306, SLG: 0.324		FC6-4 (1-2f)		L8			G6-3			3	0	0	0	0	0	3

Inning Stats	1	2	3	4	5	6	7	8	9
	R: 0 E: 0 K: 2 S: 14	H: 1 LOB: 1 BB: 0 P: 23	R: 0 E: 0 K: 2 S: 11	H: 2 LOB: 2 BB: 0 P: 15	R: 0 E: 0 K: 0 S: 6	H: 0 LOB: 0 BB: 0 P: 10	R: 2 E: 0 K: 0 S: 9	H: 2 LOB: 1 BB: 1 P: 18	R: 0 E: 0 K: 0 S: 7	H: 0 LOB: 0 BB: 0 P: 9
	R: 0 E: 0 K: 0 S: 7	H: 0 LOB: 1 BB: 2 P: 17	R: 0 E: 0 K: 1 S: 9	H: 0 LOB: 0 BB: 0 P: 13	R: 0 E: 0 K: 0 S: 9	H: 1 LOB: 0 BB: 0 P: 13	R: 0 E: 0 K: 0 S: 9	H: 1 LOB: 1 BB: 0 P: 12		

	AB	31
	R	2
	H	7
	RBI	2
	BB	3
	SO	6
	LOB	11

	1B: 5	SF: 1	WP: 0	PA: 35
	2B: 4	SAC: 0	PB: 0	
	3B: 0	DP: 2	SB: 0	
	HR: 0	HBP: 0	CS: 0	

PITCHER		IP	WLS	BF	H	R	ER	SO	BB	IBB	HBP	BLK	WP	HR	S	P	ERA	WHIP
Mark Mulder, L ERA: 2.33	(1, 1)	6.0	W	25	5	2	2	5	3	0	0	0	0	0	54	92	3.00	1.333
Chris Hammond, L ERA: 3.27	(7, 1)	2.0		6	1	0	0	1	0	0	0	0	0	0	18	26	0.00	0.500
Chad Bradford, R ERA: 10.13	(9, 1)	1.0		4	1	0	0	0	0	0	0	0	0	0	9	12	0.00	1.000

PITCHER	IP	WLS	BF	H	R	ER	SO	BB	IBB	HBP	BLK	WP	HR	S	P	ERA	WHIP

livebaseballscorecards.com

Batter	1	2	3	4	5	6	7	8	9	AB	R	H	RBI	BB	SO	LOB
David Eckstein, R (1, 6) OBP: 0.307, SLG: 0.286	B C X 1-1 L8	B B B C B 4-1 2B BB		B C B X 2-1 F7	B B F X 2-1 1B 1-2			C X 0-1 F9		4	1	1	0	1	0	0
Darin Erstad, L (1, 3) OBP: 0.282, SLG: 0.338	C B F C 1-3 K	B D B C X 3-1 27 2B 2B 1-H 2-H		B C S X 1-2 27 1B HR 1B	B X 1-0 1-3 2-H 1B			B C B S X 2-2 F7		5	2	3	3	0	1	0
27 Vladimir Guerrero, R (1, 9) OBP: 0.347, SLG: 0.551 Jeff DaVanon, S (7, 9) OBP: 0.400, SLG: 0.600	B X 1-0 HR 2B	B C B T X 2-2 1B 2B 2-H		X 0-0 1-2 HR 1B		X 0-0 P3			C S X 0-2 G4-3	4 1	3 0	3 0	1 0	0 0	0 0	0 0
Troy Glaus, R (1, 5) OBP: 0.407, SLG: 0.787	B F B X 2-1 2-H HR	X 0-0 1B 2-H 1B		X 0-0 F9		C C F B X 1-2 F8			B F B B F B 4-2 E 1B BB	4	2	2	3	1	0	2
Jose Guillen, R (1, 7) OBP: 0.338, SLG: 0.359	S H 1-1 HBP	B B S F X 2-2 1-2 1B		X 0-0 1-H 2-H HR		C C X 0-2 F8			C S B F X 1-2 E5 1B 1-3	4	2	2	3	0	0	1
Bengie Molina, R (1, 2) OBP: 0.333, SLG: 0.538	F C B F 1 SAFE F B T 2-2 K	X 0-0 F7		X 0-0 G5-3			B B X 2-0 F7		B X 1-0 G5-4-3 2-H 3-H 1B	5	0	1	2	0	1	3
Shane Halter, R (1, 10) OBP: 0.296, SLG: 0.385		X 0-0 9 SH3 FC1-2-5 2B	X 0-0 P3		X 0-0 L8		C S B X 1-2 G5-3		F X 0-1 G5-4-3 1-2f	5	0	1	0	0	0	1
9 Chone Figgins, S (1, 8) OBP: 0.500, SLG: 0.667		X 0-0 SH3 2-3	C B T B S 2-3 K		C B B F F S 2-3 K		X 0-0 F9			3	0	0	0	0	2	0
Adam Kennedy, L (1, 4) OBP: 0.286, SLG: 0.351		B L B S X 2-2 FC1-2-5 2B 3-H	C X 0-1 G3		X 0-0 1B 1B 1B			C B F F B B F F X 3-2 G4-3		4	2	1	0	0	0	1
Inning Stats	R: 2 H: 2 E: 0 LOB: 1 K: 2 BB: 0 S: 14 P: 22	R: 4 H: 5 E: 0 LOB: 2 K: 0 BB: 1 S: 16 P: 29	R: 0 H: 0 E: 0 LOB: 0 K: 1 BB: 0 S: 6 P: 8	R: 3 H: 3 E: 0 LOB: 0 K: 0 BB: 0 S: 9 P: 12	R: 1 H: 3 E: 0 LOB: 2 K: 1 BB: 0 S: 9 P: 14	R: 0 H: 0 E: 0 LOB: 0 K: 0 BB: 0 S: 8 P: 9	R: 0 H: 0 E: 0 LOB: 0 K: 0 BB: 0 S: 5 P: 8	R: 0 H: 0 E: 0 LOB: 0 K: 0 BB: 0 S: 11 P: 16	R: 2 H: 1 E: 1 LOB: 0 K: 0 BB: 1 S: 12 P: 18	1B: 8 SF: 0 2B: 4 SAC: 1 3B: 0 DP: 1 HR: 2 HBP: 1						

TOP

Anaheim Angels @ Oakland Athletics

Network Associates Coliseum, Oakland, CA

Fri Apr 23 2004, 10:05 PM EDT

Att. 23,507 - Sunny - 71 F

livebaseballscorecards.com

AB	39
R	12
H	14
RBI	12
BB	2
SO	4
LOB	8

PITCHER		IP	WLS	BF	H	R	ER	SO	BB	IBB	HBP	BLK	WP	HR	S	P	ERA	WHIP
Barry Zito, L ERA: 6.26	(1, 1)	4.0	L	24	10	9	9	3	1	0	1	0	0	2	45	71	20.25	2.750
58 Justin Duchscherer, R ERA: 1.93	(5, 1)	5.0		19	4	3	1	1	1	0	0	0	0	0	45	65	1.80	1.000

PITCHER	IP	WLS	BF	H	R	ER	SO	BB	IBB	HBP	BLK	WP	HR	S	P	ERA	WHIP

BOTTOM

Anaheim Angels @ Oakland Athletics

Network Associates Coliseum, Oakland, CA

Fri Apr 23 2004, 10:05 PM EDT

Att. 23,507 - Sunny - 71 F

livebaseballscorecards.com

Batter	1	2	3	4	5	6	7	8	9	AB	R	H	RBI	BB	SO	LOB
21 Mark Kotsay, L (1, 8) OBP: 0.315, SLG: 0.303	C B C B F F F F F	4-2 F B F B 3 G1-6-3 BB	B B F B F X	3-2 ① ② L4-6 2-2	F X	0-1 HR 1B	B S B X	2-1 ③ G3	B B C B X	3-1 ② F7	1	0	0	0	1	0	2
Billy McMillon, L (5, 7) OBP: 0.250, SLG: 0.500											3	1	1	0	0	0	3
Eric Byrnes, R (1, 7) OBP: 0.444, SLG: 0.610	C B X	1-1 ① L4	B B B C B	4-1 3 BB 1-2 BB	X	0-0 1-H HR	C C F F B B F B F	3-2 ① P5	D B B B C X	3-1 ③ FC6-4 1-2f	4	1	1	2	1	0	2
(5, 8)																	
3 Eric Chavez, L (1, 5) OBP: 0.410, SLG: 0.435	B S X	1-1 ② ③ G1-6-3 1-2f	C S F B B B B	4-2 1-2 2-3 BB	B X	1-0 G5-3 1B 1B	S B S S	1-3 ② K			2	0	1	0	1	0	1
17 Adam Melhuse, S (7, PH) OBP: 0.286, SLG: 0.421											1	0	0	0	0	1	0
(8, 5)																	
Jermaine Dye, R (1, 9) OBP: 0.372, SLG: 0.681		B B B B 4-0 BB	C S F X	0-2 ③ L4	C B B F B X	3-2 1-2 1B	C F B B C	2-3 ③ K			3	0	1	0	1	1	3
Eric Karros, R (1, 3) OBP: 0.229, SLG: 0.167		C B F F F B F X 2-2 ① F8	X	0-0 ① G1-3	B X	1-0 ② ③ G5-3 2-3f		C B C X 1-2 ① G5-3			4	0	0	0	0	0	3
Frank Menechino, R (1, 4) OBP: 0.333, SLG: 0.143		C B B X 2-1 ② P3	X	0-0 E6 G4-3		C S X 0-2 ① P4		C X 0-1 ② F8			4	0	0	0	0	0	1
Erubiel Durazo, L (1, 10) OBP: 0.370, SLG: 0.256		C C C 0-3 ③ K	F X	0-1 ② G4-3 2-3		F B C S 1-3 ② K		X 0-0 ③ G4-3			4	0	0	0	0	2	2
Damian Miller, R (1, 2) OBP: 0.360, SLG: 0.478			C B C B C B F B X 3-2 21 L4-6 BB 1B	X	0-0 ③ F7	X			F X 0-1 ① F8		3	0	2	0	0	0	1
Scott Hatteberg, L (9, PH) OBP: 0.391, SLG: 0.278						0-0 1B 1B					1	0	0	0	0	0	0
Marco Scutaro, R (1, 6) OBP: 0.379, SLG: 0.452			C B B B C B 4-2 3 BB BB 1-2 BB		B C B C B F F F X 3-2 ① F7	B F X 1-1 1-2 1B			F X 0-1 FC6-4 1B		3	0	2	0	1	0	0
Inning Stats	R: 0 E: 0 K: 0 S: 13 H: 0 LOB: 0 BB: 1 P: 19	R: 0 E: 0 K: 1 S: 11 H: 0 LOB: 1 BB: 1 P: 19	R: 0 E: 0 K: 0 S: 17 H: 1 LOB: 3 BB: 3 P: 35	R: 0 E: 1 K: 0 S: 5 H: 0 LOB: 1 BB: 0 P: 5	R: 2 E: 0 K: 0 S: 14 H: 4 LOB: 1 BB: 0 P: 22	R: 0 E: 0 K: 1 S: 11 H: 2 LOB: 2 BB: 0 P: 15	R: 0 E: 0 K: 2 S: 15 H: 0 LOB: 0 BB: 0 P: 21	R: 0 E: 0 K: 0 S: 6 H: 0 LOB: 0 BB: 0 P: 7	R: 0 E: 0 K: 0 S: 8 H: 1 LOB: 1 BB: 0 P: 14	1B: 7 2B: 1 3B: 0 HR: 1 SF: 0 SAC: 0 DP: 3 HBP: 0							

PITCHER	IP	WLS	BF	H	R	ER	SO	BB	IBB	HBP	BLK	WP	HR	S	P	ERA	WHIP
Jarrod Washburn, L (1, 1) ERA: 6.1	5.0	W	23	5	2	2	1	5	0	0	0	0	1	60	100	3.60	2.000
Kevin Gregg, R (6, 1) ERA: 0.63	4.0	S	15	3	0	0	3	0	0	0	0	0	0	40	57	0.00	0.750

PITCHER	IP	WLS	BF	H	R	ER	SO	BB	IBB	HBP	BLK	WP	HR	S	P	ERA	WHIP

AB	33
R	2
H	8
RBI	2
BB	5
SO	4
LOB	18

WP: 0 PB: 0 SB: 0 CS: 0 PA: 38

Anaheim Angels @ Oakland Athletics

Network Associates Coliseum, Oakland, CA

Sat Apr 24 2004, 4:05 PM EDT

Att. 25,739 - Sunny - 71 F

TOP

livebaseballscorecards.com

Batter	1	2	3	4	5	6	7	8	9	AB	R	H	RBI	BB	SO	LOB
David Eckstein, R (1, 6) OBP: 0.325, SLG: 0.307	B C B F F X 2-2 SH1-3 1B		C X 0-1 ② G6-3 3-H	X 0-0 1-2 1B		F S 1 SAFE C 0-3 ③ K			1 SAFE C B F X 1-2 S 1B	5	0	3	1	0	1	1
Darin Erstad, L (1, 3) OBP: 0.280, SLG: 0.333	X 0-0 ① SH1-3 1-2		C F X 0-2 27 HBP 2B 1B	C F X 0-2 ③ L7			B C X 1-1 ① G4-3		F F B B F S 2-3 ① K	4	1	1	0	0	1	4
27 Vladimir Guerrero, R (1, 9) OBP: 0.350, SLG: 0.575	F B C 2 SAFE X 1-2 ② G6-3		S 1 SAFE B B B H 4-1 1-2 2B HBP		F B X 1-1 HR		X 0-0 ② G4-3		F F X 0-2 ② P4	4	1	1	1	0	0	3
Troy Glaus, R (1, 5) OBP: 0.390, SLG: 0.750	F S X 0-2 ③ P6		B X 1-0 ③ 1-H 2-H 2B		S C B X 1-2 ① F7		C F B B X 2-2 ③ P3		C B X 1-1 ③ 1-2 2-3	5	0	1	1	0	0	3
Jose Guillen, R (1, 7) OBP: 0.320, SLG: 0.338		B F X 1-1 ① F8	C X 0-1 ① P3	F F B X 1-2 ② F8				X 0-0 ① G4-3		4	0	0	0	0	0	0
Tim Salmon, R (1, 10) OBP: 0.228, SLG: 0.288		C X 0-1 ② F9	C S B B X 2-2 ② F8	C X 0-1 ③ F7				C B S F S 1-3 ② K		4	0	0	0	0	1	0
José Molina, R (1, 2) OBP: 0.333, SLG: 0.514		S B F B X 2-2 ③ F8	S S B B X 3-2 9 9 1B E 1B			X 0-0 1B		B C F B B X 3-2 ③ G6-3		4	1	2	0	0	0	0
9 Chone Figgins, S (1, 8) OBP: 0.500, SLG: 0.769		B C F B B S 2-3 ① K	S B X 1-1 1-H E5 1B			1 SAFE 1 SAFE D 1 SAFE X 1-0 ① F7			M B B C X 2-2 1B 3B	4	2	2	0	0	1	1
Adam Kennedy, L (1, 4) OBP: 0.313, SLG: 0.410		M F B B X 2-2 G6-3 3B	C B B F B X 3-2 1B 3-H 1B			B X 1-0 ② F8			C S F B X 1-2 S 1B 3-H 1B	4	1	3	2	0	0	1
Inning Stats	R: 0 E: 0 K: 0 S: 11 H: 1 LOB: 1 BB: 0 P: 14	R: 0 E: 0 K: 0 S: 7 H: 0 LOB: 0 BB: 0 P: 10	R: 2 E: 0 K: 1 S: 13 H: 3 LOB: 2 BB: 0 P: 22	R: 2 E: 1 K: 0 S: 17 H: 4 LOB: 3 BB: 0 P: 26	R: 1 E: 0 K: 0 S: 10 H: 1 LOB: 0 BB: 0 P: 13	R: 0 E: 0 K: 1 S: 6 H: 1 LOB: 1 BB: 0 P: 8	R: 0 E: 0 K: 0 S: 6 H: 0 LOB: 0 BB: 0 P: 9	R: 0 E: 0 K: 1 S: 8 H: 0 LOB: 0 BB: 0 P: 12	R: 1 E: 0 K: 1 S: 19 H: 3 LOB: 2 BB: 0 P: 26	1B: 9 2B: 1 3B: 2 HR: 1 SF: 0 SAC: 1 DP: 0 HBP: 1						

	AB	38
	R	6
	H	13
	RBI	5
	BB	0
	SO	4
	LOB	13

WP: 0 PB: 0 SB: 2 CS: 0 PA: 40

PITCHER		IP	WLS	BF	H	R	ER	SO	BB	IBB	HBP	BLK	WP	HR	S	P	ERA	WHIP
Mark Redman, L ERA: 3.55	(1, 1)	5.1	L	26	10	5	4	1	0	0	1	0	0	1	60	88	6.75	1.875
Ricardo Rincon, L ERA: 3.38	(6, 1)	1.0		3	0	0	0	1	0	0	0	0	0	0	6	8	0.00	0.000
Chad Bradford, R ERA: 7.71	(7, 1)	1.2		5	0	0	0	1	0	0	0	0	0	0	12	18	0.00	0.000
Jim Mecir, R ERA: 3.18	(9, 1)	1.0		6	3	1	1	1	0	0	0	0	0	0	19	26	9.00	3.000

PITCHER	IP	WLS	BF	H	R	ER	SO	BB	IBB	HBP	BLK	WP	HR	S	P	ERA	WHIP

Batter	1	2	3	4	5	6	7	8	9	AB	R	H	RBI	BB	SO	LOB
Billy McMillon, L (1, 7) OBP: 0.250, SLG: 0.438	C X 0-1 ① G4-3	X 0-0 ③ F7			C S B F X 1-2 ③ F8			C X 0-1 3 1B 1B		4	0	1	0	0	0	1
Eric Byrnes, R (1, 8) OBP: 0.408, SLG: 0.556	B B B C X 3-1 ② P5		C C B B S 2-3 ① K			C F F C 0-3 ① K		C C B S 1-3 ① K		4	0	0	0	0	3	1
3 Eric Chavez, L (1, 5) OBP: 0.402, SLG: 0.424	B B C C S S 2-3 ③ K		B X 1-0 ② P6			C X 0-1 ② F8		C B F B F X 2-2 1-3 S 1B		4	0	1	0	0	1	0
Jermaine Dye, R (1, 9) OBP: 0.378, SLG: 0.684		F B B C X 2-2 HR 2B	C T X 0-2 ③ P4			X 0-0 1B		C S S 0-3 ② K		4	1	2	0	0	1	2
Scott Hatteberg, L (1, 3) OBP: 0.380, SLG: 0.350		B B X 2-0 2-H HR		B C B X 2-1 ① G3		C B X 1-1 ③ G4-3		C B B C C X 2-2 ③ 1-2 G6-3		4	1	1	2	0	0	3
Erubiel Durazo, L (1, 10) OBP: 0.362, SLG: 0.319	C B F B F F X 2-2 HR			B B C F F F C 2-3 ② K			C F B X 1-2 ① G6-3		B C X 1-1 ① F8	4	1	1	1	0	1	0
Marco Scutaro, R (1, 6) OBP: 0.357, SLG: 0.424	B F S B F B S 3-3 ① K			X 0-0 ③ G6-3			C C S 0-3 ② K		C C S 0-3 ② K	4	0	0	0	0	3	0
Damian Miller, R (1, 2) OBP: 0.370, SLG: 0.469	C B B X 2-1 E4 WP				B B X 2-0 ① F8		X 0-0 1B		B B C B F B 4-2 BB	3	0	1	0	1	0	0
Frank Menechino, R (1, 4) OBP: 0.250, SLG: 0.100 Eric Karros, R (9, PH) OBP: 0.222, SLG: 0.161	C S B B C 2-3 ② 1-2 K				S B S B C 2-3 ② K		B X 1-0 ③ G4-3		C B X 1-1 ③ F9	3 1	0 0	0 0	0 0	0 0	2 0	2 1
Inning Stats	R: 0 H: 0 E: 0 LOB: 0 K: 1 BB: 0 S: 7 P: 12	R: 3 H: 3 E: 1 LOB: 1 K: 2 BB: 0 S: 19 P: 32	R: 0 H: 0 E: 0 LOB: 0 K: 1 BB: 0 S: 7 P: 10	R: 0 H: 0 E: 0 LOB: 0 K: 1 BB: 0 S: 8 P: 12	R: 0 H: 0 E: 0 LOB: 0 K: 1 BB: 0 S: 8 P: 13	R: 0 H: 1 E: 0 LOB: 1 K: 1 BB: 0 S: 9 P: 10	R: 0 H: 1 E: 0 LOB: 1 K: 1 BB: 0 S: 8 P: 10	R: 0 H: 2 E: 0 LOB: 2 K: 2 BB: 0 S: 15 P: 20	R: 0 H: 0 E: 0 LOB: 1 K: 1 BB: 1 S: 9 P: 15	1B: 4 SF: 0 2B: 1 SAC: 0 3B: 0 DP: 0 HR: 2 HBP: 0						WP: 1 PA: 36 PB: 0 SB: 1 CS: 0

PITCHER	IP	WLS	BF	H	R	ER	SO	BB	IBB	HBP	BLK	WP	HR	S	P	ERA	WHIP
45 Kelvim Escobar, R (1, 1) ERA: 4.76	5.0	W	19	3	3	3	6	0	0	0	0	1	2	49	79	5.40	0.600
62 Scot Shields, R (6, 1) ERA: 5.4	2.0	H	8	2	0	0	2	0	0	0	0	0	0	17	20	0.00	1.000
Francisco Rodríguez, R (8, 1) ERA:	1.0	H	5	2	0	0	2	0	0	0	0	0	0	15	20	0.00	2.000
Troy Percival, R (9, 1) ERA: 3.0	1.0	S	4	0	0	0	1	1	0	0	0	0	0	9	15	0.00	1.000

PITCHER	IP	WLS	BF	H	R	ER	SO	BB	IBB	HBP	BLK	WP	HR	S	P	ERA	WHIP

BOTTOM

Anaheim Angels @ Oakland Athletics

Network Associates Coliseum, Oakland, CA

Sat Apr 24 2004, 4:05 PM EDT
Att. 25,739 - Sunny - 71 F

livebaseballscorecards.com

AB	35
R	3
H	7
RBI	3
BB	1
SO	11
LOB	10

Batter	1	2	3	4	5	6	7	8	9	AB	R	H	RBI	BB	SO	LOB
David Eckstein, R (1, 6) OBP: 0.306, SLG: 0.288	E4		L6		G6-3	F7			FC1-6	5	1	0	0	0	0	2
Darin Erstad, L (1, 3) OBP: 0.276, SLG: 0.325	G3		FC3-6		L9	K			F8	5	0	1	0	0	1	2
9 Chone Figgins, S (1, 8) OBP: 0.429, SLG: 0.611	G6-3		FC3-6		G1-3	F9			F7	5	0	1	0	0	0	2
Troy Glaus, R (1, 5) OBP: 0.381, SLG: 0.709	G6-3		BB			K	F7			3	0	0	0	1	1	1
Jeff DaVanon, S (1, 9) OBP: 0.368, SLG: 0.500	K		F8			HR		K		4	1	1	0	0	2	3
Jose Guillen, R (1, 7) OBP: 0.316, SLG: 0.333		G1-3		K		HR		G6-3		4	1	1	0	0	1	0
Tim Salmon, R (1, 10) OBP: 0.262, SLG: 0.352		BB		E6		HR		FC6-4		2	1	1	3	2	0	0
Bengie Molina, R (1, 2) OBP: 0.290, SLG: 0.467		K		G6-3		P6		FC6-4		4	0	0	0	0	1	3
Adam Kennedy, L (1, 4) OBP: 0.324, SLG: 0.415		P4		F8		1B			FC1-6	4	0	2	0	0	0	2
Inning Stats	R: 1 E: 1 K: 1 S: 16 H: 1 LOB: 1 BB: 0 P: 23	R: 0 E: 0 K: 1 S: 7 H: 0 LOB: 1 BB: 1 P: 15	R: 0 E: 0 K: 0 S: 10 H: 1 LOB: 2 BB: 1 P: 20	R: 0 E: 1 K: 1 S: 10 H: 0 LOB: 1 BB: 0 P: 14	R: 0 E: 0 K: 0 S: 8 H: 0 LOB: 0 BB: 0 P: 9	R: 3 E: 0 K: 1 S: 18 H: 4 LOB: 1 BB: 0 P: 23	R: 0 E: 0 K: 1 S: 9 H: 0 LOB: 0 BB: 0 P: 13	R: 0 E: 0 K: 1 S: 9 H: 0 LOB: 1 BB: 1 P: 17	R: 0 E: 0 K: 0 S: 11 H: 1 LOB: 1 BB: 0 P: 18	1B: 6 2B: 0 3B: 0 HR: 1 SF: 0 SAC: 0 DP: 0 HBP: 0							

TOP

Anaheim Angels @ Oakland Athletics

Network Associates Coliseum, Oakland, CA

Sun Apr 25 2004, 4:05 PM EDT

Att. 33,567 - Sunny - 77 F

livebaseballscorecards.com

AB	36
R	4
H	7
RBI	3
BB	3
SO	6
LOB	15

PITCHER	IP	WLS	BF	H	R	ER	SO	BB	IBB	HBP	BLK	WP	HR	S	P	ERA	WHIP
40 Rich Harden, R (1, 1) ERA: 5.4	5.2	L	27	6	4	3	4	2	0	0	1	0	1	66	100	4.76	1.412
Ricardo Rincon, L (6, 1) ERA: 2.84	1.0		3	0	0	0	1	0	0	0	0	0	0	9	12	0.00	0.000
Chad Bradford, R (7, 1) ERA: 7.36	0.1		1	0	0	0	0	0	0	0	0	0	0	3	5	0.00	0.000
Jim Mecir, R (8, 1) ERA: 2.7	1.0		4	0	0	0	1	1	0	0	0	0	0	9	17	0.00	1.000
Arthur Rhodes, L (9, 1) ERA: 2.0	1.0		4	1	0	0	0	0	0	0	0	0	0	11	18	0.00	1.000

PITCHER	IP	WLS	BF	H	R	ER	SO	BB	IBB	HBP	BLK	WP	HR	S	P	ERA	WHIP

WP: 0 PB: 0 SB: 2 CS: 0 PA: 39

BOTTOM

Anaheim Angels @ Oakland Athletics

Network Associates Coliseum, Oakland, CA

Sun Apr 25 2004, 4:05 PM EDT

Att. 33,567 - Sunny - 77 F

Batter	1	2	3	4	5	6	7	8	9	AB	R	H	RBI	BB	SO	LOB
21 Mark Kotsay, L (1, 8) OBP: 0.325, SLG: 0.304	BBCBCFB 4-2 3 G3-6-3 BB BB		BFCFBX 2-2 ① F8		CX 0-1 1B BLK 3 G6-3 1B		CBCS 1-3 ② K			3	1	1	0	1	1	0
Eric Byrnes, R (1, 7) OBP: 0.415, SLG: 0.542	BFBB1SAFEBB 4-1 3 G3-6-3 1-2 BB		CCFCS 0-3 ② K		S1SAFEBBBX 3-1 3 G6-3 1-3 1B		BBSFFS 2-3 ③ K2-3			3	0	1	0	1	2	0
3 Eric Chavez, L (1, 5) OBP: 0.384, SLG: 0.400	CBBBBX 3-1 ①② G3-6-3 1-2f 2-3		CBFFFBBFF 3-2 X ③ G4-3		BX 1-0 ①② G6-3 1-2f 3-H			SSX 0-2 ① F7		4	0	0	0	0	0	3
Jermaine Dye, R (1, 9) OBP: 0.384, SLG: 0.667	CBBBBB 4-1 BB			CH 1-1 2B HBP	BFBSFFX 2-2 ③ P3			CBBX 2-1 E5		2	1	0	0	1	0	0
Eric Karros, R (1, 10) OBP: 0.231, SLG: 0.206 Billy McMillon, L (8, PH) OBP: 0.235, SLG: 0.412	CBFS 1-3 ③ K			BBCBF1SAFEX 3-2 1B 1-H 2B	CBBX 2-1 ① G4-3			CSB1SAFEDS 2-3 ② K		3 1	0 0	1 0	1 0	0 0	1 1	2 1
Scott Hatteberg, L (1, 3) OBP: 0.389, SLG: 0.386		BCCFX 1-2 ① G4-3		CX 0-1 2-3 1B	CBBX 2-1 G4-3 PB 2B			CCB1SAFE1SAFEDC 2-3 ③ K		4	1	2	0	0	1	1
Marco Scutaro, R (1, 6) OBP: 0.338, SLG: 0.400		CBFBC 2-3 ② K		BSFBFBS 3-3 ① K	BX 1-0 ② G4-3 2-3				BCCC 1-3 ① K	4	0	0	0	0	3	3
Damian Miller, R (1, 2) OBP: 0.362, SLG: 0.472		CBSX 1-2 2B		FBFBFBFFF 3-3 S ② K	FCFBS 1-3 ③ K 3-H				BBCX 2-1 ② G4-3	4	0	1	0	0	2	2
Frank Menechino, R (1, 4) OBP: 0.200, SLG: 0.077 Erubiel Durazo, L (9, PH) OBP: 0.356, SLG: 0.313		BCFS 1-3 ③ K		CBX 1-1 ③ G5-3			BFBFX 2-2 ① G4-3		FX 0-1 ③ F8	3 1	0 0	0 0	0 0	0 0	1 0	3 0
Inning Stats	R: 0 H: 0 E: 0 LOB: 2 K: 1 BB: 3 S: 10 P: 26	R: 0 H: 1 E: 0 LOB: 1 K: 2 BB: 0 S: 13 P: 18	R: 0 H: 0 E: 0 LOB: 0 K: 1 BB: 0 S: 15 P: 20	R: 1 H: 2 E: 0 LOB: 2 K: 2 BB: 0 S: 19 P: 30	R: 1 H: 2 E: 0 LOB: 0 K: 0 BB: 0 S: 10 P: 16	R: 1 H: 1 E: 0 LOB: 0 K: 1 BB: 0 S: 9 P: 15	R: 0 H: 0 E: 0 LOB: 0 K: 2 BB: 0 S: 10 P: 15	R: 0 H: 0 E: 1 LOB: 1 K: 2 BB: 0 S: 11 P: 17	R: 0 H: 0 E: 0 LOB: 0 K: 1 BB: 0 S: 7 P: 10	1B: 3 SF: 0 2B: 3 SAC: 0 3B: 0 DP: 2 HR: 0 HBP: 1						WP: 0 PA: 36 PB: 1 SB: 0 CS: 0

livebaseballscorecards.com

AB	32
R	3
H	6
RBI	1
BB	3
SO	12
LOB	15

PITCHER		IP	WLS	BF	H	R	ER	SO	BB	IBB	HBP	BLK	WP	HR	S	P	ERA	WHIP
Ramon Ortiz, R ERA: 9.77	(1, 1)	5.0	W	22	5	2	2	6	3	0	1	1	0	0	67	110	3.60	1.600
Ben Weber, R ERA: 7.36	(6, 1)	1.0	H	4	1	1	0	1	0	0	0	0	0	0	9	15	0.00	1.000
Francisco Rodríguez, R ERA:	(7, 1)	2.0	H	7	0	0	0	4	0	0	0	0	0	0	21	32	0.00	0.000
Troy Percival, R ERA: 2.57	(9, 1)	1.0	S	3	0	0	0	1	0	0	0	0	0	0	7	10	0.00	0.000

PITCHER	IP	WLS	BF	H	R	ER	SO	BB	IBB	HBP	BLK	WP	HR	S	P	ERA	WHIP

Batter	1	2	3	4	5	6	7	8	9	AB	R	H	RBI	BB	SO	LOB
21 Mark Kotsay, L (1, 8) OBP: 0.329, SLG: 0.311	B C F S 1-3 ① K		B C F F C 1-3 ① K	B C X 1-1 3-H 1B		D F B F C 2-3 ② K		C X 0-1 23 E 1B		5	1	2	1	0	3	2
23 Bobby Kielty, S (1, 7) OBP: 0.300, SLG: 0.321	C C B B B B 4-2 1B BB		B C C C S 1-3 ② K	C 1 SAFE P C B 1 SAFE F X 2-2 ③ G3		C B B X 2-1 ③ L9		S 1 SAFE X 0-1 E9 1B 1-3		4	0	0	0	1	1	4
3 Eric Chavez, L (1, 5) OBP: 0.385, SLG: 0.432	C B C X 1-2 ② P4		C X 0-1 HR		F F X 0-2 ① F7		B X 1-0 ① P2	I I I I 4-0 1B IBB		4	1	1	1	1	0	1
Jermaine Dye, R (1, 9) OBP: 0.374, SLG: 0.639	B C B 1 SAFE X 2-1 1-2 1B		B S C F F X 1-2 ③ G5-3		B C F X 1-2 ② L7		C B F F F F F X 1-2 ② P4	B X 1-0 ② F6		5	0	1	0	0	0	3
Scott Hatteberg, L (1, 3) OBP: 0.407, SLG: 0.429	C X 0-1 ③ G1-3			B B B C X 3-1 1B 1B 1B	C F B X 1-2 ③ G3		B X 1-0 2B 2B	C B C B F X 2-2 1-2 2-3 3-H 1B		5	2	3	1	0	0	2
Erubiel Durazo, L (1, 10) OBP: 0.359, SLG: 0.340		C C B B S 2-3 ① K		C B C X 1-2 17 1B 1B 1-3 G4-6-3 1B		X 0-0 E3 17 1B 1B	S X 0-1 2-H 2B 2B	X 0-0 ③ P6		5	3	2	1	0	1	3
Marco Scutaro, R (1, 6) OBP: 0.359, SLG: 0.432 Billy McMillon, L (9, PH) OBP: 0.222, SLG: 0.389		F B X 1-1 FC6-4 1B		B F B F X 2-2 G4-6-3 17 1B 21 1B 1-2 3-H 1B		C 1 SAFE 1 SAFE F D S 1-3 ① K	C B F X 1-2 2-H 2B		B X 1-0 ① P2	4 1	1 0	3 0	2 0	0 0	1 0	1 0
17 Adam Melhuse, S (1, 2) OBP: 0.346, SLG: 0.458	1 SAFE S S C F B C 1-3 ② K			X 0-0 G4-6-3 1-2 2-3 1B		B X 1-0 1B 1-2 1B	C F B X 1-2 ③ G4-3		B X 1-0 G5-4-3 1B	5	0	3	0	0	1	2
Frank Menechino, R (1, 4) OBP: 0.200, SLG: 0.111		C B 1 SAFE X 1-1 ③ FC6-4 1-2f		C C X 0-2 ① ② G4-6-3 1-2f 2-3 3-H		F B X 1-1 1-2 2-H 1B		X 0-0 ① G6-3	C X 0-1 ② ③ G5-4-3 1-2f	5	0	1	1	0	0	4
Inning Stats	R: 0 H: 1 E: 0 LOB: 2 K: 1 BB: 1 S: 12 P: 20	R: 0 H: 1 E: 0 LOB: 1 K: 2 BB: 0 S: 11 P: 16	R: 1 H: 1 E: 0 LOB: 0 K: 2 BB: 0 S: 14 P: 17	R: 3 H: 5 E: 0 LOB: 1 K: 0 BB: 0 S: 19 P: 27	R: 0 H: 0 E: 0 LOB: 0 K: 0 BB: 0 S: 9 P: 11	R: 1 H: 2 E: 1 LOB: 2 K: 2 BB: 0 S: 12 P: 19	R: 2 H: 3 E: 0 LOB: 1 K: 0 BB: 0 S: 17 P: 22	R: 1 H: 2 E: 1 LOB: 3 K: 0 BB: 1 S: 11 P: 18	R: 0 H: 1 E: 0 LOB: 0 K: 0 BB: 0 S: 4 P: 6	1B: 12 SF: 0 2B: 3 SAC: 0 3B: 0 DP: 2 HR: 1 HBP: 0						WP: 0 PA: 45 PB: 0 SB: 0 CS: 0

PITCHER		IP	WLS	BF	H	R	ER	SO	BB	IBB	HBP	BLK	WP	HR	S	P	ERA	WHIP
35 Mike Mussina, R ERA: 6.55	(1, 1)	6.0		29	10	5	4	7	1	0	0	0	0	1	77	110	6.00	1.833
Gabe White, L ERA: 4.05	(7, 1)	0.2		4	2	2	2	0	0	0	0	0	0	0	11	14	27.00	3.000
Paul Quantrill, R ERA: 2.92	(7, 1)	1.0		7	2	1	0	0	0	1	0	0	0	0	12	19	0.00	2.000
Donovan Osborne, L ERA: 3.68	(8, 1)	0.1	W	2	1	0	0	0	0	0	0	0	0	0	5	7	0.00	3.000
42 Mariano Rivera, R ERA: 0.75	(9, 1)	1.0	S	3	1	0	0	0	0	0	0	0	0	0	4	6	0.00	1.000

PITCHER	IP	WLS	BF	H	R	ER	SO	BB	IBB	HBP	BLK	WP	HR	S	P	ERA	WHIP

TOP

Oakland Athletics @ New York Yankees

Yankee Stadium, Bronx, NY

Tue Apr 27 2004, 7:05 PM EDT

Att. 33,191 - Unknown - 62 F

livebaseballscorecards.com

AB	43
R	8
H	16
RBI	7
BB	2
SO	7
LOB	22

Batter	1	2	3	4	5	6	7	8	9	AB	R	H	RBI	BB	SO	LOB
2 Derek Jeter, R (1, 6) OBP: 0.250, SLG: 0.205	L S B B X 2-2 ① G3-1		X 0-0 ① SH5-3 2-3		X 0-0 ① G6-3		F B F X 1-2 ③ FC6-4 1-2f	I I I 4-0 FC4-6 IBB		3	0	0	0	1	0	1
Bernie Williams, S (1, 8) OBP: 0.293, SLG: 0.203	B X 1-0 ② L8		B S B B B 4-1 13 G5-3 25 1B BB		C B C C 1-3 ② K			1-2 25 BB 13 1B 1B 1B 1-2 FC4-6 1-2 2-3 3-H		4	2	1	1	1	1	2
13 Alex Rodriguez, R (1, 5) OBP: 0.337, SLG: 0.430	B B B C F X 3-2 ③ F9		B S F X 1-2 ② G5-3 1-2 3-H		B F X 1-1 ③ F9			1-1 1B 25 BB 1-2 20 1B 1B 1B X 0-1 F9		5	1	1	1	0	0	4
25 Jason Giambi, L (1, 10) OBP: 0.423, SLG: 0.421		C B B X 2-1 ① G5-3 B C S S B X 2-2 2-H 1B				F F C 0-3 ① K		B C D S B B 4-2 20 1B 1B 55 BB 1-2 2-3 BB		3	1	1	1	1	1	0
Gary Sheffield, R (1, 9) OBP: 0.381, SLG: 0.394		C B X 1-1 ② P4 X 0-0 ③ P6				B B B B 4-0 20 G6-3 BB		C X 0-1 55 BB 20 1B 2B 1-2 2-3 3-H 1B		3	1	1	1	1	0	1
20 Jorge Posada, S (1, 2) OBP: 0.397, SLG: 0.700		B C S B B X 3-2 ③ G1-3		B C C B B B 4-2 55 G1-3 BB		X 0-0 ②③ G6-3 1-2f		B C F B X 2-2 55 BB 2B 1-2 2-3 3-H 1B		3	1	1	1	1	0	1
55 Hideki Matsui, L (1, 7) OBP: 0.402, SLG: 0.426			C X 0-1 2B 1B 1B X 0-0 ① G1-3 1-2				C B F B B X 3-2 FC3-6 1B	S C B B B B 4-2 2B FC4-6 1-2 2-3 3-H BB		3	2	2	1	1	0	1
Tony Clark, S (1, 3) OBP: 0.368, SLG: 0.667			C F F X 0-2 1B 1-3 2B S B B B F S 3-3 ② K				S S B X 1-2 ① F8	C F C 0-3 ① K		4	1	1	0	0	2	5
Miguel Cairo, R (1, 4) OBP: 0.400, SLG: 0.538 Ruben Sierra, S (8, PH) OBP: 0.242, SLG: 0.281 Enrique Wilson, S (8, PR) OBP: 0.212, SLG: 0.167 (9, 4)			F F X 0-2 2 SH5-3 13 G5-3 2-H 3-H 1B C X 0-1 ③ F9				X 0-0 ② FC3-6 2 FC6-4 1-2f	B C B B X 3-1 FC4-6 1-3 2-H 3-H 2B		3 1 0	1 0 0	1 1 0	2 2 0	0 0 0	0 0 0	2 0 0
Inning Stats	R: 0 E: 0 K: 0 S: 7 H: 0 LOB: 0 BB: 0 P: 13	R: 0 E: 0 K: 0 S: 7 H: 0 LOB: 0 BB: 0 P: 13	R: 4 E: 0 K: 0 S: 18 H: 4 LOB: 1 BB: 1 P: 25	R: 0 E: 0 K: 1 S: 8 H: 0 LOB: 1 BB: 1 P: 15	R: 0 E: 0 K: 1 S: 6 H: 0 LOB: 0 BB: 0 P: 8	R: 0 E: 0 K: 1 S: 4 H: 0 LOB: 0 BB: 1 P: 8	R: 0 E: 0 K: 0 S: 10 H: 1 LOB: 1 BB: 0 P: 15	R: 6 E: 0 K: 1 S: 26 H: 5 LOB: 3 BB: 3 P: 48		1B: 8 2B: 2 3B: 0 HR: 0 SF: 0 SAC: 1 DP: 1 HBP: 0						

PITCHER		IP	WLS	BF	H	R	ER	SO	BB	IBB	HBP	BLK	WP	HR	S	P	ERA	WHIP
Tim Hudson, R ERA: 2.72	(1, 1)	7.0		28	5	4	4	3	3	0	0	0	0	0	60	97	5.14	1.143
Jim Mecir, R ERA: 9.45	(8, 1)	0.0	L	5	4	5	5	0	1	0	0	0	0	0	12	22	∞	∞
Ricardo Rincon, L ERA: 3.86	(8, 1)	0.2	B	5	1	1	1	1	1	1	0	0	0	0	12	24	13.50	3.000
Chad Bradford, R ERA: 7.04	(8, 1)	0.1		1	0	0	0	0	0	0	0	0	0	0	2	2	0.00	0.000

PITCHER	IP	WLS	BF	H	R	ER	SO	BB	IBB	HBP	BLK	WP	HR	S	P	ERA	WHIP

BOTTOM

Oakland Athletics @ New York Yankees

Yankee Stadium, Bronx, NY

Tue Apr 27 2004, 7:05 PM EDT
Att. 33,191 - Unknown - 62 F

livebaseballscorecards.com

AB	32
R	10
H	10
RBI	10
BB	6
SO	4
LOB	17

WP: 0 PB: 0 SB: 0 CS: 0 PA: 39

Batter	1	2	3	4	5	6	7	8	9	AB	R	H	RBI	BB	SO	LOB
21 Mark Kotsay, L (1, 8) OBP: 0.326, SLG: 0.299	P4		F7		F9			4-1 3 G1-6-3 BB		3	0	0	0	1	0	1
23 Bobby Kielty, S (1, 7) OBP: 0.313, SLG: 0.321	P6		4-0 1-2 BB			1-1 WP 1B		0-3 K		3	0	1	0	1	1	1
3 Eric Chavez, L (1, 5) OBP: 0.368, SLG: 0.410	P5		L3			P4		G1-6-3 1-2f		4	0	0	0	0	0	4
Jermaine Dye, R (1, 9) OBP: 0.358, SLG: 0.609		K		G4-3		K 1-2			F9	4	0	0	0	0	2	1
Scott Hatteberg, L (1, 3) OBP: 0.397, SLG: 0.415		F7		1B		G1			F8	4	0	1	0	0	0	1
Erubiel Durazo, L (1, 10) OBP: 0.338, SLG: 0.316		K		K			F7		F7	4	0	0	0	0	2	1
7 Bobby Crosby, R (1, 6) OBP: 0.267, SLG: 0.389			1-1 HR	P5			K			3	1	1	1	0	1	1
Damian Miller, R (1, 2) OBP: 0.361, SLG: 0.464			P6		P6		2-1 1B			3	0	1	0	0	0	0
Frank Menechino, R (1, 4) OBP: 0.227, SLG: 0.150			3-2 23 BB 1B		F8		G4-3			2	0	1	0	0	0	0
Eric Karros, R (7, PH) OBP: 0.225, SLG: 0.200										1	0	0	0	0	0	1
Marco Scutaro, R (7, 4) OBP: 0.359, SLG: 0.432										0	0	0	0	0	0	0
Inning Stats	R: 0 E: 0 K: 0 S: 5 H: 0 LOB: 0 BB: 0 P: 8	R: 0 E: 0 K: 2 S: 8 H: 0 LOB: 0 BB: 0 P: 11	R: 1 E: 0 K: 0 S: 17 H: 2 LOB: 2 BB: 1 P: 32	R: 0 E: 0 K: 1 S: 18 H: 1 LOB: 1 BB: 0 P: 29	R: 0 E: 0 K: 0 S: 7 H: 0 LOB: 0 BB: 0 P: 11	R: 0 E: 0 K: 1 S: 9 H: 1 LOB: 1 BB: 0 P: 14	R: 0 E: 0 K: 1 S: 10 H: 1 LOB: 1 BB: 0 P: 16	R: 0 E: 0 K: 1 S: 8 H: 0 LOB: 0 BB: 1 P: 13	R: 0 E: 0 K: 0 S: 11 H: 0 LOB: 0 BB: 0 P: 17	1B: 4 2B: 0 3B: 0 HR: 1 SF: 0 SAC: 0 DP: 1 HBP: 0							

TOP

Oakland Athletics @ New York Yankees

Yankee Stadium, Bronx, NY

Wed Apr 28 2004, 7:05 PM EDT

Att. 44,325 - Sunny - 56 F

livebaseballscorecards.com

AB	31
R	1
H	5
RBI	1
BB	2
SO	6
LOB	11

PITCHER		IP	WLS	BF	H	R	ER	SO	BB	IBB	HBP	BLK	WP	HR	S	P	ERA	WHIP
Jose Contreras, R ERA: 7.41	(1, 1)	6.0	W	23	4	1	1	4	1	0	0	0	1	1	64	105	1.50	0.833
Paul Quantrill, R ERA: 2.7	(7, 1)	1.0	H	4	1	0	0	1	0	0	0	0	0	0	10	16	0.00	1.000
Tom Gordon, R ERA: 1.98	(8, 1)	2.0	S	6	0	0	0	1	1	0	0	0	0	0	19	30	0.00	0.500

PITCHER		IP	WLS	BF	H	R	ER	SO	BB	IBB	HBP	BLK	WP	HR	S	P	ERA	WHIP

Batter	1	2	3	4	5	6	7	8	9	AB	R	H	RBI	BB	SO	LOB
2 Derek Jeter, R (1, 6) OBP: 0.247, SLG: 0.195	G6-3	E6 13 FC6-4		G6-3			13 G6-4-3 BB	G3		4	0	0	0	1	0	3
55 Hideki Matsui, L (1, 7) OBP: 0.395, SLG: 0.408	13 1B 25 1B BB	K		K			F7			3	1	0	0	1	2	2
13 Alex Rodriguez, R (1, 5) OBP: 0.333, SLG: 0.422	25 1B 1B 1B	FC6-4			P3		G6-4-3			4	1	1	0	0	0	2
25 Jason Giambi, L (1, 3) OBP: 0.439, SLG: 0.492	20 BB 1B SF8 1B		G3		20 FC6-4 1B			0-0 HR		4	2	3	2	0	0	0
Tony Clark, S (9, 3) OBP: 0.368, SLG: 0.667										0	0	0	0	0	0	0
Gary Sheffield, R (1, 9) OBP: 0.398, SLG: 0.405	20 BB 1B		20 CS 1B		K			20 1B BB		3	0	2	1	1	1	1
20 Jorge Posada, S (1, 2) OBP: 0.416, SLG: 0.746	BB		HR		FC6-4			BB		3	1	2	1	1	0	1
Ruben Sierra, S (1, 10) OBP: 0.270, SLG: 0.294	SF8		1B			K		BB		2	0	1	1	1	1	0
Miguel Cairo, R (1, 4) OBP: 0.316, SLG: 0.412	K		K			F9		K		4	0	0	0	0	3	6
Bubba Crosby, L (1, 8) OBP: 0.176, SLG: 0.529		B3		G4-3		F7		K		4	0	0	0	0	1	3
Inning Stats	R: 3 E: 0 K: 1 S: 15 H: 3 LOB: 2 BB: 2 P: 31	R: 0 E: 1 K: 1 S: 13 H: 0 LOB: 1 BB: 0 P: 19	R: 1 E: 0 K: 1 S: 11 H: 3 LOB: 1 BB: 0 P: 19	R: 0 E: 0 K: 1 S: 11 H: 0 LOB: 0 BB: 0 P: 18	R: 0 E: 0 K: 1 S: 8 H: 1 LOB: 1 BB: 0 P: 12	R: 0 E: 0 K: 1 S: 12 H: 0 LOB: 0 BB: 0 P: 16	R: 0 E: 0 K: 0 S: 11 H: 0 LOB: 0 BB: 1 P: 17	R: 1 E: 0 K: 2 S: 14 H: 2 LOB: 3 BB: 2 P: 28		1B: 7 2B: 0 3B: 0 HR: 2	SF: 1 SAC: 0 DP: 1 HBP: 0		WP: 0 PB: 0 SB: 0 CS: 1	PA: 37		

PITCHER		IP	WLS	BF	H	R	ER	SO	BB	IBB	HBP	BLK	WP	HR	S	P	ERA	WHIP
Mark Mulder, L ERA: 3.0	(1, 1)	6.0	L	27	7	4	4	6	2	0	0	0	0	1	70	115	6.00	1.500
Chris Hammond, L ERA: 3.0	(7, 1)	1.0		3	0	0	0	0	1	0	0	0	0	0	11	17	0.00	1.000
Arthur Rhodes, L ERA: 2.7	(8, 1)	1.0		7	2	1	1	2	2	0	0	0	0	1	14	28	9.00	4.000

PITCHER	IP	WLS	BF	H	R	ER	SO	BB	IBB	HBP	BLK	WP	HR	S	P	ERA	WHIP

BOTTOM

Oakland Athletics @ New York Yankees

Yankee Stadium, Bronx, NY

Wed Apr 28 2004, 7:05 PM EDT
Att. 44,325 - Sunny - 56 F

livebaseballscorecards.com

AB	31
R	5
H	9
RBI	5
BB	5
SO	8
LOB	18

Batter	1	2	3	4	5	6	7	8	9	AB	R	H	RBI	BB	SO	LOB
21 Mark Kotsay, L (1, 8) OBP: 0.330, SLG: 0.305	C B B S X 2-2 3 HR G3 1B		B B C X 2-1 ② G3-1			B X 1-0 3 G1-3 2B 1B	C S S 0-3 ③ K		B F F C 1-3 ③ K	5	2	2	0	0	2	1
Billy McMillon, L (1, 7) OBP: 0.227, SLG: 0.409	B C 1 B F B F X SAFE 3-2 ① G3 1-2		F S B B S 1-3 ③ K			S S B F 1 B C SAFE 2-3 ① K		B B C X 2-1 1B 2B		4	1	1	0	0	2	2
3 Eric Chavez, L (1, 5) OBP: 0.364, SLG: 0.439	B X 1-0 2-H HR			C X 0-1 ① G3		C B 1 B B X SAFE 3-1 ② G1-3 1-2		B B B C X 3-1 ① G6-3		4	1	1	2	0	0	2
Jermaine Dye, R (1, 9) OBP: 0.364, SLG: 0.615	C F B B X 2-2 ② G6-3			B C F S 1-3 ② K		B C S X 1-2 2-H 2B		B F X 1-1 1B 2-H 1B		4	0	2	2	0	1	0
Scott Hatteberg, L (1, 3) OBP: 0.373, SLG: 0.386	C C B X 1-2 ③ L6			B C C F B F X 2-2 ③ G6-3		B S B F X 2-2 ③ G6-3		B B C C X 2-1 ② F9		4	0	0	0	0	0	2
Erubiel Durazo, L (1, 10) OBP: 0.347, SLG: 0.328		B B C X 2-1 ① G3			C B F F B F X 2-2 ① L9		B F F X 1-2 7 2B G4-3 1B	B X 1-0 7 FC4-6 1-3 1B		4	1	2	0	0	0	0
7 Bobby Crosby, R (1, 6) OBP: 0.266, SLG: 0.397		B C B C F S 2-3 ② K			B C B X 2-1 ② G5-3		F B B F B X 3-2 G4-3 2B 1-3	X 0-0 ③ FC4-6 1-2f		4	0	1	0	0	1	2
Damian Miller, R (1, 2) OBP: 0.354, SLG: 0.467		C X 0-1 ③ F8			B B F S F X 2-2 2B		B S B C F F X 2-2 ① G4-3 2-3 3-H		C B X 1-1 ① G5-3	4	0	1	1	0	0	1
Frank Menechino, R (1, 4) OBP: 0.200, SLG: 0.130 17 Adam Melhuse, S (9, PH) OBP: 0.333, SLG: 0.440			B C F S 1-3 ① K		B C B X 2-1 ③ G1		C B F C 1-3 ② K		C S F B F X 1-2 ② P5	3 1	0 0	0 0	0 0	0 0	2 0	2 0
Inning Stats	R: 2 E: 0 K: 0 S: 14 H: 2 LOB: 0 BB: 0 P: 23	R: 0 E: 0 K: 1 S: 8 H: 0 LOB: 0 BB: 0 P: 12	R: 0 E: 0 K: 2 S: 8 H: 0 LOB: 0 BB: 0 P: 12	R: 0 E: 0 K: 1 S: 10 H: 0 LOB: 0 BB: 0 P: 13	R: 0 E: 0 K: 0 S: 13 H: 1 LOB: 1 BB: 0 P: 21	R: 1 E: 0 K: 1 S: 13 H: 2 LOB: 1 BB: 0 P: 22	R: 1 E: 0 K: 2 S: 17 H: 2 LOB: 1 BB: 0 P: 24	R: 1 E: 0 K: 0 S: 10 H: 3 LOB: 2 BB: 0 P: 19	R: 0 E: 0 K: 1 S: 10 H: 0 LOB: 0 BB: 0 P: 13	1B: 5 2B: 4 3B: 0 HR: 1 SF: 0 SAC: 0 DP: 0 HBP: 0						

TOP

Oakland Athletics @ New York Yankees

Yankee Stadium, Bronx, NY

Thu Apr 29 2004, 7:05 PM EDT

Att. 35,651 - Sunny - 77 F

livebaseballscorecards.com

AB	37
R	5
H	10
RBI	5
BB	0
SO	8
LOB	12

WP: 0 PB: 0 SB: 0 CS: 0 PA: 37

PITCHER		IP	WLS	BF	H	R	ER	SO	BB	IBB	HBP	BLK	WP	HR	S	P	ERA	WHIP
Kevin Brown, R ERA: 2.7	(1, 1)	6.0	W	25	7	4	4	5	0	0	0	0	0	1	72	113	6.00	1.167
Paul Quantrill, R ERA: 3.14	(7, 1)	1.0	H	4	1	1	1	2	0	0	0	0	0	0	13	18	9.00	1.000
Gabe White, L ERA: 3.86	(8, 1)	0.1	H	1	0	0	0	0	0	0	0	0	0	0	2	5	0.00	0.000
Tom Gordon, R ERA: 1.93	(8, 1)	0.1	H	3	2	0	0	0	0	0	0	0	0	0	5	9	0.00	6.000
42 Mariano Rivera, R ERA: 0.68	(8, 1)	1.1	S	4	0	0	0	1	0	0	0	0	0	0	11	14	0.00	0.000

PITCHER	IP	WLS	BF	H	R	ER	SO	BB	IBB	HBP	BLK	WP	HR	S	P	ERA	WHIP

Batter	1	2	3	4	5	6	7	8	9	AB	R	H	RBI	BB	SO	LOB
2 Derek Jeter, R (1, 6) OBP: 0.248, SLG: 0.231	HR	FC5-4 1-2f			F9	K				4	1	1	1	0	1	1
Bernie Williams, S (1, 10) OBP: 0.291, SLG: 0.250	K		K		HR		K			4	1	1	1	0	3	0
13 Alex Rodriguez, R (1, 5) OBP: 0.330, SLG: 0.448	K		HR		F8		G6-3			4	1	1	1	0	1	0
25 Jason Giambi, L (1, 3) OBP: 0.430, SLG: 0.469 Tony Clark, S (9, 3) OBP: 0.368, SLG: 0.667	BB BB		K		F7		G5-3			3 0	0 0	0 0	0 0	1 0	1 0	0 0
Gary Sheffield, R (1, 9) OBP: 0.402, SLG: 0.403	1-2 BB		K			55 1B HR 1B		G6-3		3	1	1	0	1	1	0
20 Jorge Posada, S (1, 2) OBP: 0.407, SLG: 0.731	G4-3			K		K		55 G4-3 1B 2B		4	1	1	0	0	2	3
55 Hideki Matsui, L (1, 8) OBP: 0.400, SLG: 0.413 (7, 7)		P2		FC1-4 1B		1-3 HR 1B		G4-3 2-3		4	1	2	0	0	0	1
Ruben Sierra, S (1, 7) OBP: 0.275, SLG: 0.297 Bubba Crosby, L (7, 8) OBP: 0.222, SLG: 0.556		2 FC5-4 1B		FC1-4 FC5-4 1-2f		K		S 3-H 1B		3 1	0 0	1 1	0 1	0 0	1 0	3 0
Miguel Cairo, R (1, 4) OBP: 0.304, SLG: 0.524		F8		FC5-4 1-2f		1-H 3-H HR		K 1-2		4	1	1	3	0	1	3
Inning Stats	R: 1 E: 0 K: 2 S: 14 H: 1 LOB: 2 BB: 2 P: 26	R: 0 E: 0 K: 0 S: 9 H: 1 LOB: 1 BB: 0 P: 12	R: 1 E: 0 K: 3 S: 12 H: 1 LOB: 0 BB: 0 P: 16	R: 0 E: 0 K: 1 S: 12 H: 1 LOB: 1 BB: 0 P: 16	R: 1 E: 0 K: 0 S: 6 H: 1 LOB: 0 BB: 0 P: 9	R: 3 E: 0 K: 3 S: 13 H: 3 LOB: 0 BB: 0 P: 20	R: 0 E: 0 K: 1 S: 8 H: 0 LOB: 0 BB: 0 P: 11	R: 1 E: 0 K: 1 S: 12 H: 2 LOB: 1 BB: 0 P: 20		1B: 5 2B: 1 3B: 0 HR: 4 SF: 0 SAC: 0 DP: 0 HBP: 0					

PITCHER		IP	WLS	BF	H	R	ER	SO	BB	IBB	HBP	BLK	WP	HR	S	P	ERA	WHIP
Barry Zito, L ERA: 6.83	(1, 1)	6.0	L	28	8	6	6	9	2	0	0	0	0	4	66	99	9.00	1.667
Chris Hammond, L ERA: 3.29	(7, 1)	1.2		7	2	1	1	1	0	0	0	0	0	0	17	26	5.40	1.200
Chad Bradford, R ERA: 6.75	(8, 1)	0.1		1	0	0	0	1	0	0	0	0	0	0	3	5	0.00	0.000

PITCHER	IP	WLS	BF	H	R	ER	SO	BB	IBB	HBP	BLK	WP	HR	S	P	ERA	WHIP

BOTTOM

Oakland Athletics @ New York Yankees

Yankee Stadium, Bronx, NY

Thu Apr 29 2004, 7:05 PM EDT
Att. 35,651 - Sunny - 77 F

livebaseballscorecards.com

AB	34
R	7
H	10
RBI	7
BB	2
SO	11
LOB	11

WP: 0 PB: 0 SB: 1 CS: 0 PA: 36

Batter	1	2	3	4	5	6	7	8	9	AB	R	H	RBI	BB	SO	LOB
21 Mark Kotsay, L (1, 8) OBP: 0.316, SLG: 0.291	B B C F X 2-2 ① G1-3			B X 1-0 ① F9		C X 0-1 ② G3		S B B F X 2-2 ① L5		4	0	0	0	0	0	1
Eric Byrnes, R (1, 7) OBP: 0.386, SLG: 0.500	C S X 0-2 ② G1-4-3			C F B B B X 3-2 ② F7		B S X 1-1 ③ F8		C C X 0-2 ②③ G5-4-3 1-2f		4	0	0	0	0	0	1
3 Eric Chavez, L (1, 5) OBP: 0.350, SLG: 0.419	B B C C X 2-2 ③ G5-3			B C F F F X 1-2 ③ G3-1			B C X 1-1 ① F7		F F F S 0-3 ① K	4	0	0	0	0	1	0
Jermaine Dye, R (1, 9) OBP: 0.359, SLG: 0.596		B B X 2-0 ① P6			B C C T 1-2 ① K		B B B B 4-0 HR BB		B C X 1-1 ② F7	3	1	0	0	1	1	0
Scott Hatteberg, L (1, 3) OBP: 0.366, SLG: 0.377		B B B C F X 3-2 ② G6-3			C B B B C X 3-2 HR 1B		C B 1 SAFE F B X 2-2 ② P6		X 0-0 ③ L8	4	1	1	0	0	0	1
Erubiel Durazo, L (1, 10) OBP: 0.360, SLG: 0.438		B C F B F X 2-2 ③ P6			B C B 1 SAFE X 2-1 1-H HR		F X 0-1 1-H HR			3	2	2	4	0	0	0
7 Bobby Crosby, R (1, 6) OBP: 0.269, SLG: 0.383			B C B F F X 2-2 ① F9		B F F B F B F S 3-3 ② K		H 1-0 HBP			2	0	0	0	0	1	0
Damian Miller, R (1, 2) OBP: 0.338, SLG: 0.444			C F B B B T 2-2 ② K		X 0-0 ③ F9		X 0-0 ③ G4-3			3	0	0	0	0	1	1
Marco Scutaro, R (1, 4) OBP: 0.358, SLG: 0.429			C B F F E X 1-2 ③ F8			B F B F X 2-2 ① G6-3		C B S B X 2-2 G5-4-3 1B		3	0	1	0	0	0	0

| Inning Stats | | |

Batter	1	2	3	4	5	6	7	8	9	AB	R	H	RBI	BB	SO	LOB
13 Carl Crawford, L (1, 7) OBP: 0.359, SLG: 0.400	B C B B X 3-1 K 1B		C B B X 2-1 ③ F7			F B F F B X 2-2 ② G4-3		B B B C X 3-1 5 CS 1B	S F S 0-3 ③ K	5	0	2	0	0	1	3
Damian Rolls, R (1, 5) OBP: 0.220, SLG: 0.194 José Cruz Jr., S (8, PH) OBP: 0.307, SLG: 0.354 (9, 9)	B C D 1 S T B S SAFE 3-3 ① ② K 1-2			B B B C X 3-1 ① G4-3		F B C B B X 3-2 ③ F9		X 0-0 ② F7		3 1	0 0	0 0	0 0	0 0	1 0	1 1
5 Rocco Baldelli, R (1, 8) OBP: 0.306, SLG: 0.321	B B C S X 2-2 1B			C B X 1-1 ② G6-3			X 0-0 ① G5-3	L B 1-1 ③ CS 1-2	C X 0-1 HR	4	1	2	1	0	0	0
Aubrey Huff, L (1, 10) OBP: 0.262, SLG: 0.338	B B X 2-0 ③ G4-3			X 0-0 1B			B B B C S F B 4-2 1B BB BB		B B C X 2-1 HR	3	1	2	1	1	0	1
Eduardo Perez, R (1, 9) OBP: 0.281, SLG: 0.345 (9, 5)		F T B T 1-2 ① K		B C F F B F X 2-2 ③ P4			S X 0-1 ② P5		B C F F D X 2-2 ① G4-3	4	0	0	0	0	1	2
Tino Martinez, L (1, 3) OBP: 0.426, SLG: 0.500		C X 0-1 ② F9			C B X 1-1 ① F9		B C C B D F B 4-2 1-2 1B BB		C X 0-1 G4-3 BB 1B	3	0	1	0	1	0	0
Julio Lugo, R (1, 6) OBP: 0.354, SLG: 0.500		C B C B S 2-3 ③ K			L X 0-1 ② G1-6-3		D B C X 2-1 1-2 2-3 1B		B C B B B 4-1 1-2 G4-3 BB	3	0	1	0	1	1	0
Brook Fordyce, R (1, 2) OBP: 0.190, SLG: 0.200 Robert Fick, L (7, PH) OBP: 0.310, SLG: 0.436 (8, 2)			B C B X 2-1 ① P3		X 0-0 ③ G6-3		F B S X 1-2 ③ F7		B F C B X 2-2 ② G4-3 1-2 2-3	2 2	0 0	0 0	0 0	0 0	0 0	0 5
Rey Sanchez, R (1, 4) OBP: 0.283, SLG: 0.240			F X 0-1 ② F9			X 0-0 ① F9		C F F B C 1-3 ① K	B C F F F F D B B 4-2 BB	3	0	0	0	1	1	0
Inning Stats	R: 0 E: 0 K: 1 S: 10 H: 2 LOB: 1 BB: 0 P: 20	R: 0 E: 0 K: 2 S: 8 H: 0 LOB: 0 BB: 0 P: 11	R: 0 E: 0 K: 0 S: 6 H: 0 LOB: 0 BB: 0 P: 10	R: 0 E: 0 K: 0 S: 10 H: 1 LOB: 1 BB: 0 P: 16	R: 0 E: 0 K: 0 S: 5 H: 0 LOB: 0 BB: 0 P: 6	R: 0 E: 0 K: 0 S: 8 H: 0 LOB: 0 BB: 0 P: 13	R: 0 E: 0 K: 0 S: 14 H: 1 LOB: 3 BB: 2 P: 25	R: 0 E: 0 K: 1 S: 8 H: 1 LOB: 0 BB: 0 P: 13	R: 2 E: 0 K: 1 S: 22 H: 3 LOB: 3 BB: 2 P: 36	1B: 6 2B: 0 3B: 0 HR: 2 SF: 0 SAC: 0 DP: 0 HBP: 0						

PITCHER		IP	WLS	BF	H	R	ER	SO	BB	IBB	HBP	BLK	WP	HR	S	P	ERA	WHIP
Mark Redman, L ERA: 2.81	(1, 1)	6.2	W	25	4	0	0	3	2	0	0	0	0	0	58	97	0.00	0.900
Chad Bradford, R ERA: 5.79	(7, 1)	1.1	H	4	1	0	0	1	0	0	0	0	0	0	11	17	0.00	0.750
Arthur Rhodes, L ERA: 4.09	(9, 1)	1.0		8	3	2	2	1	2	0	0	0	0	2	22	36	18.00	5.000

PITCHER	IP	WLS	BF	H	R	ER	SO	BB	IBB	HBP	BLK	WP	HR	S	P	ERA	WHIP

BOTTOM

Oakland Athletics @ Tampa Bay Devil Rays

Tropicana Field, St. Petersburg, FL

Fri Apr 30 2004, 7:15 PM EDT
Att. 10,226 - Dome - 72 F

livebaseballscorecards.com

AB	33
R	2
H	8
RBI	2
BB	4
SO	5
LOB	13

1B: 6 2B: 0 3B: 0 HR: 2	SF: 0 SAC: 0 DP: 0 HBP: 0	WP: 0 PB: 0 SB: 0 CS: 1	PA: 38

Oakland Athletics @ Tampa Bay Devil Rays

Tropicana Field, St. Petersburg, FL

Sat May 01 2004, 6:15 PM EDT
Att. 11,109 - Dome - 72 F

livebaseballscorecards.com

TOP

Batter	1	2	3	4	5	6	7	8	9	AB	R	H	RBI	BB	SO	LOB
21 Mark Kotsay, L (1, 8) OBP: 0.300, SLG: 0.275	C B F X 1-2 P5 ①		C F F X 0-2 P6 ②		F F B C 1-3 K ②		X 0-0 F8 ②		X 0-0 F7 ①	5	0	0	0	0	1	2
Eric Byrnes, R (1, 7) OBP: 0.387, SLG: 0.500	B F B C F F X 2-2 P3 ②		B F X 1-1 F9 ③		C B B B D 4-1 1-2 BB		B C X 1-1 F9 ③		C C B B X 2-2 BB HR 2B	4	1	1	0	1	0	1
3 Eric Chavez, L (1, 5) OBP: 0.343, SLG: 0.440	B X 1-0 F8 ③			B C B X 2-1 G3-1 ①	B C 2 SAFE 1-1 2-3 PO ③	B B B C S C 3-3 K ①		B C X 1-1 HR	C F F S 0-3 K ②	5	1	1	1	0	2	1
Jermaine Dye, R (1, 9) OBP: 0.370, SLG: 0.588		C S T 0-2 K ①		B B B B 4-0 F9 1B BB		C X 0-1 G6-3 ②		C X 0-1 FC4 7 SF7 1B 1B	I I I 4-0 BB HR IBB	3	2	1	0	2	1	0
Scott Hatteberg, L (1, 3) OBP: 0.408, SLG: 0.422		B C C X 1-2 7 1B 2B		C X 0-1 1-2 1B		B C B B B 4-1 1B BB		B X 1-0 1-2 FC4 1B	B C B B D 1-2 2-3 4-1 HR BB	3	1	3	0	2	0	0
Erubiel Durazo, L (1, 10) OBP: 0.363, SLG: 0.478		D B B C C S 3-3 K ②		C S B X 1-2 2-3 F9 ②		B F F B B X 3-2 1-2 1B		B C X 1-1 1-2 2-3 FC4	F X 0-1 1-H 2-H 3-H HR	5	1	2	4	0	1	5
7 Bobby Crosby, R (1, 6) OBP: 0.264, SLG: 0.375		B B S B C X 3-2 2-3 1B		F F B C 1-3 K ③		B C F C 1-3 K ③		X 0-0 SF7 ① 3-H	B S B F B S 3-3 K ③	4	0	1	1	0	3	4
Damian Miller, R (1, 2) OBP: 0.347, SLG: 0.448		C B X 1-1 P3 ③			C F X 0-2 3 PO BB 1B		X 0-0 FC1-6 1B	B S S B C 2-3 K ②		4	0	2	0	0	1	4
Marco Scutaro, R (1, 4) OBP: 0.345, SLG: 0.413			B B B C C T X 3-2 F8 ①		1 SAFE C B X 1-1 P5 ①		X 0-0 FC1-6 ① 1-2f	X 0-0 F7 ③		3	0	0	0	0	0	2
Billy McMillon, L (8, PH) OBP: 0.217, SLG: 0.391										1	0	0	0	0	0	2
Frank Menechino, R (8, 4) OBP: 0.200, SLG: 0.130										0	0	0	0	0	0	0
Inning Stats	R: 0 E: 0 K: 0 S: 9 H: 0 LOB: 0 BB: 0 P: 13	R: 0 E: 0 K: 2 S: 14 H: 2 LOB: 2 BB: 0 P: 22	R: 0 E: 0 K: 0 S: 10 H: 0 LOB: 0 BB: 0 P: 14	R: 0 E: 0 K: 1 S: 10 H: 1 LOB: 2 BB: 1 P: 18	R: 0 E: 0 K: 1 S: 10 H: 1 LOB: 1 BB: 1 P: 17	R: 0 E: 0 K: 2 S: 12 H: 1 LOB: 2 BB: 1 P: 23	R: 0 E: 0 K: 0 S: 5 H: 1 LOB: 1 BB: 0 P: 6	R: 2 E: 0 K: 1 S: 12 H: 3 LOB: 2 BB: 0 P: 17	R: 4 E: 0 K: 2 S: 14 H: 2 LOB: 0 BB: 2 P: 27	1B: 7 2B: 2 3B: 0 HR: 2 SF: 1 SAC: 0 DP: 0 HBP: 0						

	AB	37
	R	6
	H	11
	RBI	6
	BB	5
	SO	9
	LOB	21

WP: 0 PB: 0 SB: 0 CS: 0 PA: 44

PITCHER		IP	WLS	BF	H	R	ER	SO	BB	IBB	HBP	BLK	WP	HR	S	P	ERA	WHIP
Geremi Gonzalez, R ERA: 5.4	(1, 1)	6.0		25	5	0	0	6	3	0	0	0	0	0	65	107	0.00	1.333
Chad Gaudin, R ERA: 1.64	(7, 1)	1.0	H	4	1	0	0	0	0	0	0	0	0	0	5	6	0.00	1.000
Lance Carter, R ERA: 3.09	(8, 1)	0.0	L	4	3	2	2	0	0	0	0	0	0	1	7	10	∞	∞
Dicky Gonzalez, R ERA: 6.75	(8, 1)	1.1		5	1	1	1	1	0	0	0	0	0	0	9	13	6.75	0.750
Trever Miller, L ERA: 6.75	(9, 1)	0.2		5	1	3	3	2	1	1	0	0	0	1	10	21	40.50	3.000

PITCHER	IP	WLS	BF	H	R	ER	SO	BB	IBB	HBP	BLK	WP	HR	S	P	ERA	WHIP

Batter	1	2	3	4	5	6	7	8	9	AB	R	H	RBI	BB	SO	LOB
13 Carl Crawford, L (1, 7) OBP: 0.371, SLG: 0.456	C B B F F F X 2-2 5 1B S 1B		B X 1-0 PB 3B		X 0-0 ① F7		B S S S B B X 3-2 ② F7		C S B F X 1-2 1-H 2-H HR 3B	5	2	3	2	0	0	1
José Cruz Jr., S (1, 9) OBP: 0.313, SLG: 0.400	C C B B S 2-3 ① K 1-2		S C S 0-3 ② K		F B X 1-1 ② F9		C B F X 1-2 1B		B D X 2-0 3-H HR	5	1	2	2	0	2	3
Aubrey Huff, L (1, 5) OBP: 0.258, SLG: 0.321	C B X 1-1 ② P6		B B B 4-0 5 1B 3-H BB		B B F F X 2-2 ③ F7		S 1 SAFE B F 1 SAFE B X 2-2 ③ F7		X 0-0 ② G4-3	4	0	0	0	1	0	3
5 Rocco Baldelli, R (1, 8) OBP: 0.322, SLG: 0.337	C X 0-1 2-3 1B		B S S S B F B F X 3-2 1-3 1B			S S F F B B X 2-2 ① P3		B C S B X 2-2 L3 1B	B C X 1-1 ③ G4-3	5	0	3	0	0	0	0
Robert Fick, L (1, 10) OBP: 0.283, SLG: 0.395	C F X 0-2 ③ F9		B F X 1-1 ③ P5			C B X 1-1 ② P3		1 SAFE X 0-0 ① ② L3 1-1		4	0	0	0	0	0	5
Julio Lugo, R (1, 6) OBP: 0.349, SLG: 0.500		C C B X 1-2 ① G6-3		C B X 1-1 ① F9		C B F F X 1-2 2B		C B C F B X 2-2 ③ L5		4	0	1	0	0	0	0
Tino Martinez, L (1, 3) OBP: 0.431, SLG: 0.490		C S F C 0-3 ② K		B X 1-0 ② G4-3		B B I 4-0 IBB			B C X 1-1 13 3B BB 1B	3	1	1	0	1	1	0
Toby Hall, R (1, 2) OBP: 0.351, SLG: 0.404		B X 1-0 ③ F8		C B B F X 2-2 ③ G1-3		B B F S F B F S 3-3 ③ K			S F B B X 2-2 ① P6	4	0	0	0	0	1	3
Geoff Blum, S (1, 4) OBP: 0.225, SLG: 0.216			C X 0-1 ① G4-3		F X 0-1 2B		B B C F F X 2-2 ① P2		F B B F F B B 4-2 1-2 13 3B BB	3	1	1	0	1	0	0
Inning Stats	R: 0 E: 0 K: 1 S: 15 H: 2 LOB: 2 BB: 0 P: 20	R: 0 E: 0 K: 1 S: 8 H: 0 LOB: 0 BB: 0 P: 10	R: 1 E: 0 K: 1 S: 13 H: 2 LOB: 2 BB: 1 P: 22	R: 0 E: 0 K: 0 S: 6 H: 0 LOB: 0 BB: 0 P: 10	R: 0 E: 0 K: 0 S: 8 H: 1 LOB: 1 BB: 0 P: 11	R: 0 E: 0 K: 1 S: 16 H: 1 LOB: 2 BB: 1 P: 27	R: 0 E: 0 K: 0 S: 13 H: 1 LOB: 1 BB: 0 P: 21	R: 0 E: 0 K: 0 S: 9 H: 1 LOB: 0 BB: 0 P: 13	R: 4 E: 0 K: 0 S: 16 H: 3 LOB: 0 BB: 1 P: 27	1B: 6 2B: 3 3B: 2 HR: 1 SF: 0 SAC: 0 DP: 1 HBP: 0						

PITCHER	IP	WLS	BF	H	R	ER	SO	BB	IBB	HBP	BLK	WP	HR	S	P	ERA	WHIP
40 Rich Harden, R (1, 1) ERA: 4.37	6.0		26	6	1	1	4	1	1	0	0	0	0	66	100	1.50	1.167
Chris Hammond, L (7, 1) ERA: 2.87	2.0	W	7	2	0	0	0	0	0	0	0	0	0	22	34	0.00	1.000
Jim Mecir, R (9, 1) ERA: 12.91	1.0		7	3	4	4	0	1	0	0	0	0	1	16	27	36.00	4.000

PITCHER	IP	WLS	BF	H	R	ER	SO	BB	IBB	HBP	BLK	WP	HR	S	P	ERA	WHIP

BOTTOM

Oakland Athletics @ Tampa Bay Devil Rays

Tropicana Field, St. Petersburg, FL

Sat May 01 2004, 6:15 PM EDT
Att. 11,109 - Dome - 72 F

livebaseballscorecards.com

AB	37
R	5
H	11
RBI	4
BB	3
SO	4
LOB	15

WP: 0 PB: 1 SB: 1 CS: 0 PA: 40

Batter	1	2	3	4	5	6	7	8	9	AB	R	H	RBI	BB	SO	LOB
Eric Byrnes, R (1, 8) OBP: 0.394, SLG: 0.567	C B X 1-1 23 G6-3 2B		C F B F C 1-3 ② K		B X 1-0 HR			C B C S 1-3 ① K		4	1	2	1	0	2	0
23 Bobby Kielty, S (1, 7) OBP: 0.309, SLG: 0.333	F F D B F X 2-2 ① G6-3 2-3		C B B X 2-1 3 1B 2B		X 0-0 ③ G4-3			B X 1-0 ② F8		4	1	1	0	0	0	1
3 Eric Chavez, L (1, 5) OBP: 0.348, SLG: 0.442	C X 0-1 ② G1-3		C C F B B F B X 2-2 2-H 1B			F B F B B T 3-2 ① K		C B F X 1-2 1B		4	0	2	1	0	1	1
Jermaine Dye, R (1, 9) OBP: 0.366, SLG: 0.584	C B X 1-1 ③ G5-3		B F 1 SAFE B X 2-1 ③ F9			B B C B X 3-1 2B		B B C F S 2-3 ③ K		4	0	1	0	0	1	3
Eric Karros, R (1, 3) OBP: 0.205, SLG: 0.179		C B X 1-1 ① G6-3		B F C B X 2-2 ① G3		B B X 2-0 ② F7			X 0-0 ① G6-3	4	0	0	0	0	0	1
Erubiel Durazo, L (1, 10) OBP: 0.357, SLG: 0.466		C B B F X 2-2 17 WP 1B		C X 0-1 ② G4-3		F C F F X 0-2 ③ F7			S T B F B B X 3-2 ② P5	4	0	1	0	0	0	1
Marco Scutaro, R (1, 6) OBP: 0.330, SLG: 0.393		C B F B S 2-3 ② K		C C B F B X 2-2 ③ G3			B C X 1-1 ① P2		X 0-0 ③ G5-3	4	0	0	0	0	1	1
17 Adam Melhuse, S (1, 2) OBP: 0.300, SLG: 0.393		F B C D F F X 2-2 ③ G4-3 1-2			B C B F X 2-2 ① G3-1		F B F F S 1-3 ② K			3	0	0	0	0	1	1
Frank Menechino, R (1, 4) OBP: 0.179, SLG: 0.115			B C B X 2-1 ① F8		C B X 1-1 ② G5-3		C X 0-1 ③ G6-3			3	0	0	0	0	0	0
Inning Stats	R: 0 E: 0 K: 0 S: 10 H: 1 LOB: 1 BB: 0 P: 14	R: 0 E: 0 K: 1 S: 13 H: 1 LOB: 1 BB: 0 P: 20	R: 1 E: 0 K: 1 S: 15 H: 2 LOB: 1 BB: 0 P: 24	R: 0 E: 0 K: 0 S: 9 H: 0 LOB: 0 BB: 0 P: 13	R: 1 E: 0 K: 0 S: 7 H: 1 LOB: 0 BB: 0 P: 11	R: 0 E: 0 K: 1 S: 11 H: 1 LOB: 1 BB: 0 P: 19	R: 0 E: 0 K: 1 S: 8 H: 0 LOB: 0 BB: 0 P: 10	R: 0 E: 0 K: 2 S: 10 H: 1 LOB: 1 BB: 0 P: 15	R: 0 E: 0 K: 0 S: 6 H: 0 LOB: 0 BB: 0 P: 9	1B: 3 2B: 3 3B: 0 HR: 1	SF: 0 SAC: 0 DP: 0 HBP: 0						

PITCHER		IP	WLS	BF	H	R	ER	SO	BB	IBB	HBP	BLK	WP	HR	S	P	ERA	WHIP
Mark Hendrickson, L ERA: 5.84	(1, 1)	6.0	W	24	6	2	2	3	0	0	0	0	1	1	65	101	3.00	1.000
Travis Harper, R ERA: 7.2	(7, 1)	2.0	H	7	1	0	0	3	0	0	0	0	0	0	18	25	0.00	0.500
Danys Baez, R ERA: 1.8	(9, 1)	1.0		3	0	0	0	0	0	0	0	0	0	0	6	9	0.00	0.000

PITCHER	IP	WLS	BF	H	R	ER	SO	BB	IBB	HBP	BLK	WP	HR	S	P	ERA	WHIP

TOP

Oakland Athletics @ Tampa Bay Devil Rays

Tropicana Field, St. Petersburg, FL

Sun May 02 2004, 1:15 PM EDT
Att. 10,177 - Dome - 72 F

livebaseballscorecards.com

AB	34
R	2
H	7
RBI	2
BB	0
SO	6
LOB	9

1B: 3	SF: 0	WP: 1	PA: 34
2B: 3	SAC: 0	PB: 0	
3B: 0	DP: 0	SB: 0	
HR: 1	HBP: 0	CS: 0	

Oakland Athletics @ Tampa Bay Devil Rays

Tropicana Field, St. Petersburg, FL

Sun May 02 2004, 1:15 PM EDT

Att. 10,177 - Dome - 72 F

livebaseballscorecards.com

BOTTOM

Batter	1	2	3	4	5	6	7	8	9	AB	R	H	RBI	BB	SO	LOB
13 Carl Crawford, L (1, 7) OBP: 0.376, SLG: 0.457	3-2 S 3B 1B		1-2 ① K		1-0 ① F7		0-0 FC4-6 1B 1-2 2-H 3-H			4	1	2	2	0	1	0
José Cruz Jr., S (1, 9) OBP: 0.298, SLG: 0.378	3-1 ① F7		1-1 ② G4-3		2-0 ② P6		1-0 ① FC4-6 E S PB 1-2f 2-3			4	1	0	0	0	0	3
Aubrey Huff, L (1, 5) OBP: 0.269, SLG: 0.321	4-0 3B 1-2 BB		0-2 5 HR 1B		0-0 ③ G3-1		1-2 ② G6-3 1-H 3-H			3	2	1	0	1	0	0
5 Rocco Baldelli, R (1, 8) OBP: 0.330, SLG: 0.379	0-2 ② P6		0-0 1-H HR			0-2 ① G6-3	0-0 1B			4	1	2	2	0	0	2
Robert Fick, L (1, 10) OBP: 0.280, SLG: 0.426	1-1 1-H 2-H 3B		3-1 ③ F8			0-0 ② F7	2-1 ③ G4-3			4	0	1	2	0	0	1
Julio Lugo, R (1, 6) OBP: 0.333, SLG: 0.476	3-2 ③ G5-3			1-3 ① K		0-0 ③ G4-3		0-1 ① G4-3		4	0	0	0	0	1	1
Tino Martinez, L (1, 3) OBP: 0.420, SLG: 0.473		1-2 ① G5-3		0-0 ② G4-3			0-2 1B E 13 1B 1B	2-3 ② K		4	1	1	0	0	1	0
Brook Fordyce, R (1, 2) OBP: 0.200, SLG: 0.208		1-2 ② G6-3		1-1 FC6-4 1B			1 SAFE 0-0 E1 1B 13 1B 1-2	0-0 ③ F7		4	1	1	0	0	0	1
Geoff Blum, S (1, 4) OBP: 0.233, SLG: 0.225		3-3 ③ K		2-1 ③ FC6-4 1-2f			0-1 FC4-6 13 1B S 1-2 2-3 1B			3	1	1	0	0	1	1
Inning Stats	R: 2 E: 0 K: 0 S: 15 H: 2 LOB: 1 BB: 1 P: 29	R: 0 E: 0 K: 1 S: 9 H: 0 LOB: 0 BB: 0 P: 14	R: 2 E: 0 K: 1 S: 12 H: 2 LOB: 0 BB: 0 P: 17	R: 0 E: 0 K: 1 S: 9 H: 1 LOB: 1 BB: 0 P: 13	R: 0 E: 0 K: 0 S: 3 H: 0 LOB: 0 BB: 0 P: 6	R: 0 E: 0 K: 0 S: 5 H: 0 LOB: 0 BB: 0 P: 5	R: 4 E: 1 K: 0 S: 17 H: 4 LOB: 1 BB: 0 P: 21	R: 0 E: 0 K: 1 S: 6 H: 0 LOB: 0 BB: 0 P: 8		1B: 7 2B: 0 3B: 1 HR: 1	SF: 0 SAC: 0 DP: 0 HBP: 0					

	AB	34
	R	8
	H	9
	RBI	6
	BB	1
	SO	4
	LOB	9

WP: 0 PB: 1 SB: 3 CS: 0 PA: 35

PITCHER		IP	WLS	BF	H	R	ER	SO	BB	IBB	HBP	BLK	WP	HR	S	P	ERA	WHIP
Tim Hudson, R ERA: 3.53	(1, 1)	7.0	L	32	9	8	6	3	1	0	0	0	0	1	70	105	7.71	1.429
58 Justin Duchscherer, R ERA: 1.74	(8, 1)	1.0		3	0	0	0	1	0	0	0	0	0	0	6	8	0.00	0.000

PITCHER	IP	WLS	BF	H	R	ER	SO	BB	IBB	HBP	BLK	WP	HR	S	P	ERA	WHIP

Batter	1	2	3	4	5	6	7	8	9	AB	R	H	RBI	BB	SO	LOB
2 Derek Jeter, R (1, 6) OBP: 0.254, SLG: 0.243	S X 0-1 ① G1-3		C B F B X 2-2 13 1B 2B	B F F S 1-3 ③ K			X 3-0 F9 2-0 ③ FC5-4 1-2f		X 0-0 ③ G5-3	6	1	1	0	0	1	7
Bernie Williams, S (1, 8) OBP: 0.296, SLG: 0.279	C B F B S 2-3 ② K2-3		S F B B S 1-3 ① K		B B X 2-0 25 G4-6-3 13 1B 1B		B X 1-0 13 HR 1-3 1B	F B B S C 2-3 ① K		5	1	2	0	0	3	1
13 Alex Rodriguez, R (1, 5) OBP: 0.362, SLG: 0.471	B B B B 4-0 25 1B BB		X 0-0 25 G4-6-3 2-H 1B		C B X 2-1 25 G4-6-3 1-2 1B		C B X 1-1 1-H 3-H HR	S B X 1-1 ② G5-3		4	1	3	4	1	0	0
25 Jason Giambi, L (1, 3) OBP: 0.452, SLG: 0.513 Tony Clark, S (8, 3) OBP: 0.368, SLG: 0.667	S B C B X 2-2 1-2 1B		F B X 1-1 ② ③ G4-6-3 1-2f		B F F F X 1-2 ① ② G4-6-3 1-2f 2-3		F B B B B 4-1 20 BB BB 2B BB	F B C S 1-3 ③ K		4 0	1 0	1 0	0 0	1 0	1 0	3 0
Gary Sheffield, R (1, 9) OBP: 0.391, SLG: 0.370	C B B X 2-1 ③ F8			C B B C B X 3-2 ① F8	X 0-0 ③ P3		C C B B F B B 4-2 20 BB 1-2 2B BB		B C F B B F C 3-3 ① K	4	1	0	0	1	1	3
20 Jorge Posada, S (1, 2) OBP: 0.419, SLG: 0.711		B X 1-0 55 FC1 2B		S X 0-1 ② G1-3		B X 1-0 ① G6-3	B C B B D 4-1 1-2 2-3 2B BB		B B X 2-0 55 2B FC6-4 1B	4	2	2	0	1	0	0
55 Hideki Matsui, L (1, 7) OBP: 0.411, SLG: 0.467		F C F D X 1-2 ① FC1 G5-3 1B 2-3		X 0-0 1B 2B 1B		X 0-0 ② G6-3	S S D S 1-3 ② K		B 1 SAFE B B X 3-0 FC6-4 1-3 2B	5	1	2	0	0	1	4
Ruben Sierra, S (1, 10) OBP: 0.357, SLG: 0.540 Homer Bush, R (7, PR) Kenny Lofton, L (9, PH) OBP: 0.333, SLG: 0.250		X 0-0 1-2 1B		F B B C X 2-2 1-2 2B 1B		C S X 0-2 ③ P3	X 0-0 1B 1-H 2-H 3-H 2B		I I I I 4-0 FC6-4 IBB	4 0 0	1 0 0	3 0 0	3 0 0	0 0 1	0 0 0	0 0 0
Enrique Wilson, S (1, 4) OBP: 0.242, SLG: 0.228		B X 1-0 ② ③ G5-3 2-3f		C C X 0-2 1-H 2-H 2B			0-1 1B 13 HR 1B 3-2 2 FC5-4 2-3 1B		B F C B X 2-2 ② FC6-4 1-2f 2-3 3-H	5	1	3	3	0	0	4
Inning Stats	R: 0 E: 0 K: 1 S: 10 H: 1 LOB: 2 BB: 1 P: 20	R: 0 E: 0 K: 0 S: 7 H: 2 LOB: 1 BB: 0 P: 10	R: 1 E: 0 K: 1 S: 9 H: 2 LOB: 0 BB: 0 P: 13	R: 2 E: 0 K: 1 S: 15 H: 3 LOB: 1 BB: 0 P: 21	R: 0 E: 0 K: 0 S: 8 H: 2 LOB: 1 BB: 0 P: 13	R: 0 E: 0 K: 0 S: 5 H: 0 LOB: 0 BB: 0 P: 6	R: 6 E: 0 K: 1 S: 19 H: 5 LOB: 3 BB: 3 P: 39	R: 0 E: 0 K: 2 S: 8 H: 0 LOB: 0 BB: 0 P: 12	R: 1 E: 0 K: 1 S: 10 H: 2 LOB: 2 BB: 1 P: 24	1B: 11 2B: 5 3B: 0 HR: 1 SF: 0 SAC: 0 DP: 3 HBP: 0						

PITCHER		IP	WLS	BF	H	R	ER	SO	BB	IBB	HBP	BLK	WP	HR	S	P	ERA	WHIP
Mark Mulder, L ERA: 4.12	(1, 1)	6.1		31	13	7	7	3	2	0	0	0	0	1	61	96	9.95	2.368
Chad Bradford, R ERA: 7.71	(7, 1)	0.0	L	2	0	0	0	0	2	0	0	0	0	0	4	12	∞	∞
Ricardo Rincon, L ERA: 3.68	(7, 1)	0.1	B	3	2	2	2	1	0	0	0	0	0	0	7	11	54.00	6.000
58 Justin Duchscherer, R ERA: 2.13	(7, 1)	2.1		10	2	1	1	3	0	1	0	0	0	0	19	39	3.86	0.857

PITCHER	IP	WLS	BF	H	R	ER	SO	BB	IBB	HBP	BLK	WP	HR	S	P	ERA	WHIP

TOP

New York Yankees @ Oakland Athletics

Network Associates Coliseum, Oakland, CA

Tue May 04 2004, 10:05 PM EDT
Att. 35,081 - Sunny - 64 F

livebaseballscorecards.com

AB	41
R	10
H	17
RBI	10
BB	5
SO	7
LOB	22

BOTTOM

New York Yankees @ Oakland Athletics

Network Associates Coliseum, Oakland, CA

Tue May 04 2004, 10:05 PM EDT

Att. 35,081 - Sunny - 64 F

livebaseballscorecards.com

Batter	1	2	3	4	5	6	7	8	9	AB	R	H	RBI	BB	SO	LOB
21 Mark Kotsay, L (1, 8) OBP: 0.308, SLG: 0.277	F8		S WP BB 1B	1-2 BB			G1-3			3	1	1	0	1	0	0
Eric Byrnes, R (1, 7) OBP: 0.400, SLG: 0.556	3 S 3 HR 1B		1 SAFE BB 3 BB 1B 1-3 BB	P6-4 2-2f			K			3	2	1	0	1	1	2
3 Eric Chavez, L (1, 5) OBP: 0.362, SLG: 0.510	1-H HR		1 SAFE 1 SAFE BB 1B 1-2 BB		HR		G4-3			3	3	2	3	1	0	0
Jermaine Dye, R (1, 9) OBP: 0.362, SLG: 0.567	K		1B 7 CS 1-2 2-3 3-H BB		P4			K		3	1	0	1	1	2	0
Scott Hatteberg, L (1, 3) OBP: 0.400, SLG: 0.456	HR		P5		F7			P5		4	1	1	1	0	0	3
Erubiel Durazo, L (1, 10) OBP: 0.352, SLG: 0.455	G5-3		7 K2-5 1-3 2-H 3-H 1B		G6-3			L7		4	0	1	2	0	0	0
7 Bobby Crosby, R (1, 6) OBP: 0.250, SLG: 0.353		K	K2-5 1-H 3-H			F9			K	4	0	0	0	0	3	1
Damian Miller, R (1, 2) OBP: 0.360, SLG: 0.449		G6-4-3 BB		P6-4 21 BB 1B		K			K	2	0	1	0	1	1	0
Billy McMillon, L (9, PH) OBP: 0.208, SLG: 0.375										1	0	0	0	0	1	0
Marco Scutaro, R (1, 4) OBP: 0.319, SLG: 0.379		1 SAFE 1 SAFE G6-4-3 1-2f		L9		G6-3			G1-3	3	0	0	0	0	0	2
Eric Karros, R (9, PH) OBP: 0.200, SLG: 0.175										1	0	0	0	0	0	0
Inning Stats	R: 3 H: 3 E: 0 LOB: 0 K: 1 BB: 0 S: 15 P: 23	R: 0 H: 0 E: 0 LOB: 0 K: 1 BB: 1 S: 6 P: 13	R: 4 H: 2 E: 0 LOB: 2 K: 1 BB: 3 S: 17 P: 34	R: 0 H: 1 E: 0 LOB: 1 K: 0 BB: 1 S: 9 P: 16	R: 1 H: 1 E: 0 LOB: 0 K: 0 BB: 0 S: 10 P: 15	R: 0 H: 0 E: 0 LOB: 0 K: 1 BB: 0 S: 8 P: 12	R: 0 H: 0 E: 0 LOB: 0 K: 1 BB: 0 S: 9 P: 11	R: 0 H: 0 E: 0 LOB: 0 K: 1 BB: 0 S: 8 P: 9	R: 0 H: 0 E: 0 LOB: 0 K: 2 BB: 0 S: 10 P: 15	1B: 4 SF: 0 2B: 1 SAC: 0 3B: 0 DP: 2 HR: 3 HBP: 0						

	AB	31
	R	8
	H	7
	RBI	7
	BB	5
	SO	8
	LOB	8

WP: 1 PA: 36
PB: 0
SB: 3
CS: 1

PITCHER		IP	WLS	BF	H	R	ER	SO	BB	IBB	HBP	BLK	WP	HR	S	P	ERA	WHIP
Jose Contreras, R ERA: 9.47	(1, 1)	2.0		13	4	7	6	2	4	0	0	0	1	2	32	60	27.00	4.000
Donovan Osborne, L ERA: 3.18	(3, 1)	4.0	W	14	3	1	1	2	1	0	0	0	0	1	33	53	2.25	1.000
Paul Quantrill, R ERA: 3.38	(7, 1)	1.0	H	3	0	0	0	1	0	0	0	0	0	0	9	11	0.00	0.000
Tom Gordon, R ERA: 1.65	(8, 1)	1.0	H	3	0	0	0	1	0	0	0	0	0	0	8	9	0.00	0.000
42 Mariano Rivera, R ERA: 0.55	(9, 1)	1.0	S	3	0	0	0	2	0	0	0	0	0	0	10	15	0.00	0.000

PITCHER	IP	WLS	BF	H	R	ER	SO	BB	IBB	HBP	BLK	WP	HR	S	P	ERA	WHIP

Batter	1	2	3	4	5	6	7	8	9	AB	R	H	RBI	BB	SO	LOB
Enrique Wilson, S (1, 6) OBP: 0.239, SLG: 0.242	G5-3		P4		2B		L7	K		5	0	1	0	0	1	2
Bernie Williams, S (1, 8) OBP: 0.301, SLG: 0.278	P4		13 FC5-4 BB		K		25 G3 13 BB 1B	F9		4	0	1	0	1	1	3
13 Alex Rodriguez, R (1, 5) OBP: 0.364, SLG: 0.491	G4-3		FC5-4 25 2B 1-2f		K		25 G3 1-2 BB		HR	4	1	1	1	1	1	2
25 Jason Giambi, L (1, 10) OBP: 0.459, SLG: 0.561		F7	2B 1-3			HR	G3 1-2 2-3		G5-4-3 BB	4	1	2	1	1	0	2
Gary Sheffield, R (1, 9) OBP: 0.391, SLG: 0.396		HR	K			K	IBB		G5-4-3 1-2f	4	1	1	1	1	2	3
20 Jorge Posada, S (1, 2) OBP: 0.418, SLG: 0.700		55 1B 2B		P4		K	F8		55 1B 2B BB	4	1	1	0	1	1	3
55 Hideki Matsui, L (1, 7) OBP: 0.429, SLG: 0.479		2-3 1B		G1		BB		E 1B	2B 1-3 1B	4	0	3	0	1	0	0
Tony Clark, S (1, 3) OBP: 0.375, SLG: 0.632		F7		K		1-2 BB		K	1-3 3-H 2B	4	0	1	1	1	2	3
Miguel Cairo, R (1, 4) OBP: 0.333, SLG: 0.464 Ruben Sierra, S (8, PH) OBP: 0.351, SLG: 0.529 Homer Bush, R (8, PR) (8, 4)		P4			F8	G1-3		E6 1-2	K2-3	3 1 1	0 0 0	0 0 0	0 0 0	0 0 0	0 0 1	4 1 2

Inning Stats									
	R: 0 E: 0 K: 0 S: 6	H: 0 LOB: 0 BB: 0 P: 8	R: 1 E: 0 K: 0 S: 16	H: 3 LOB: 2 BB: 0 P: 22	R: 0 E: 0 K: 1 S: 8	H: 1 LOB: 2 BB: 1 P: 16	R: 0 E: 0 K: 1 S: 8	H: 0 LOB: 0 BB: 0 P: 12	R: 0 E: 0 K: 2 S: 12	H: 1 LOB: 1 BB: 0 P: 16	R: 1 E: 0 K: 2 S: 16	H: 1 LOB: 2 BB: 2 P: 31	R: 0 E: 0 K: 0 S: 5	H: 1 LOB: 3 BB: 2 P: 15	R: 0 E: 1 K: 2 S: 13	H: 1 LOB: 2 BB: 0 P: 21	R: 2 E: 0 K: 1 S: 18	H: 3 LOB: 2 BB: 2 P: 34	1B: 4 2B: 4 3B: 0 HR: 3	SF: 0 SAC: 0 DP: 1 HBP: 0	WP: 0 PB: 0 SB: 0 CS: 0	PA: 45

PITCHER		IP	WLS	BF	H	R	ER	SO	BB	IBB	HBP	BLK	WP	HR	S	P	ERA	WHIP
Barry Zito, L ERA: 6.17	(1, 1)	6.0		27	6	2	2	6	3	0	0	0	0	2	66	105	3.00	1.500
Chris Hammond, L ERA: 2.7	(7, 1)	1.0		7	2	0	0	0	1	1	0	0	0	0	7	18	0.00	3.000
Jim Mecir, R ERA: 11.42	(8, 1)	1.0	H	4	0	0	0	2	0	0	0	0	0	0	11	18	0.00	0.000
Arthur Rhodes, L ERA: 5.25	(9, 1)	1.0	L	7	3	2	2	1	2	0	0	0	0	1	18	34	18.00	5.000

PITCHER	IP	WLS	BF	H	R	ER	SO	BB	IBB	HBP	BLK	WP	HR	S	P	ERA	WHIP

TOP

New York Yankees @ Oakland Athletics

Network Associates Coliseum, Oakland, CA

Wed May 05 2004, 10:05 PM EDT

Att. 43,227 - Cloudy - 60 F

livebaseballscorecards.com

AB	38
R	4
H	11
RBI	4
BB	7
SO	9
LOB	25

Batter	1	2	3	4	5	6	7	8	9	AB	R	H	RBI	BB	SO	LOB
21 Mark Kotsay, L (1, 8) OBP: 0.303, SLG: 0.283	B B B C C X 3-2 G4-3 ①		D X 1-0 G4-3 ① 1-2		C X 0-1 G1-3 ② 1-2		X 0-0 WP 3 1B 2B		X 0-0 FC1-5 FC6-4 ① 1-2 2-3f	5	1	1	0	0	0	4
Eric Byrnes, R (1, 7) OBP: 0.413, SLG: 0.561	C C B F X 1-2 G5-3 ②		F B B X 2-1 2B ② 2-H		F B B B B 4-1 BB 2-3		B C B F D D 4-2 3 1B BB 2-3		B C X 1-1 FC6-4 ② 1-2f 2-3	3	0	1	1	2	0	2
3 Eric Chavez, L (1, 5) OBP: 0.355, SLG: 0.495	B C X 1-1 G4-3 ③		C B F S 1-3 K ②		T 1 SAFE B B B 1 SAFE 1 SAFE F S 2-3 K ③		F B C X 1-2 1B ③ 3-H		C F X 0-2 P4 ③	5	0	1	1	0	2	6
Jermaine Dye, R (1, 9) OBP: 0.350, SLG: 0.546		C X 0-1 G5-3 ① B B B C C F X 3-2 G6-3 ③				B B C F X 2-2 G6-3 ①	C F F B S 1-3 K ③			4	0	0	0	0	1	3
Scott Hatteberg, L (1, 3) OBP: 0.393, SLG: 0.486		B X 1-0 HR ②		B C B C F X 2-2 G6-3 ①		B X 1-0 G6-3 ②		C B C F X 1-2 G1-3 ①		4	1	1	1	0	0	0
Erubiel Durazo, L (1, 10) OBP: 0.348, SLG: 0.457		B C S B X 2-2 G4-3 ②		X 0-0 L7 ②		F B C X 1-2 2B ②		F X 0-1 P6 ②		4	0	1	0	0	0	0
7 Bobby Crosby, R (1, 6) OBP: 0.250, SLG: 0.347		B C S B F X 2-2 FC5-4 1B ③		C S B X 1-2 F9 ③		B X 1-0 G6-3 ③		L B X 1-1 G6-3 ③		4	0	1	0	0	0	1
Damian Miller, R (1, 2) OBP: 0.367, SLG: 0.452 Frank Menechino, R (9, PR) OBP: 0.179, SLG: 0.115		C 1 SAFE X 0-1 FC5-4 ③ 1-2f			S X 0-1 PB 21 G1-3 1B ①		C X 0-1 P3 ①		S X 0-1 21 FC1-5 1B 1B ①	4 0	0 0	2 0	0 0	0 0	0 0	1 0
Marco Scutaro, R (1, 4) OBP: 0.319, SLG: 0.378 Billy McMillon, L (9, PH) OBP: 0.240, SLG: 0.400			C B X 1-1 21 G4-3 2B 1B ①		L 1 SAFE F D S 1-3 K ①		F B C T 1-2 K ②		C B B B X 2-2 FC6-4 21 FC1-5 1B 1-2 ①	3 1	1 0	1 1	1 0	0 0	2 0	1 0
Inning Stats	R: 0 H: 0 E: 0 LOB: 0 K: 0 BB: 0 S: 9 P: 14	R: 1 H: 2 E: 0 LOB: 1 K: 0 BB: 0 S: 12 P: 17	R: 1 H: 2 E: 0 LOB: 1 K: 1 BB: 0 S: 12 P: 20	R: 0 H: 0 E: 0 LOB: 0 K: 0 BB: 0 S: 8 P: 11	R: 0 H: 1 E: 0 LOB: 2 K: 2 BB: 1 S: 11 P: 18	R: 0 H: 1 E: 0 LOB: 1 K: 0 BB: 0 S: 8 P: 13	R: 1 H: 2 E: 0 LOB: 2 K: 2 BB: 1 S: 15 P: 22	R: 0 H: 0 E: 0 LOB: 0 K: 0 BB: 0 S: 8 P: 10	R: 0 H: 2 E: 0 LOB: 3 K: 0 BB: 0 S: 11 P: 14	1B: 6 2B: 3 3B: 0 HR: 1	SF: 0 SAC: 0 DP: 0 HBP: 0						

PITCHER		IP	WLS	BF	H	R	ER	SO	BB	IBB	HBP	BLK	WP	HR	S	P	ERA	WHIP
Kevin Brown, R ERA: 2.89	(1, 1)	6.2		29	7	3	3	4	2	0	0	0	1	1	68	106	4.05	1.350
Gabe White, L ERA: 3.86	(7, 1)	0.0		1	1	0	0	0	0	0	0	0	0	0	3	4	∞	∞
Paul Quantrill, R ERA: 3.12	(7, 1)	1.1	W	4	0	0	0	1	0	0	0	0	0	0	12	15	0.00	0.000
42 Mariano Rivera, R ERA: 0.52	(9, 1)	1.0	S	5	2	0	0	0	0	0	0	0	0	0	11	14	0.00	2.000

PITCHER	IP	WLS	BF	H	R	ER	SO	BB	IBB	HBP	BLK	WP	HR	S	P	ERA	WHIP

BOTTOM

New York Yankees @ Oakland Athletics

Network Associates Coliseum, Oakland, CA

Wed May 05 2004, 10:05 PM EDT

Att. 43,227 - Cloudy - 60 F

livebaseballscorecards.com

AB	37
R	3
H	10
RBI	3
BB	2
SO	5
LOB	18

WP: 1	PA: 39		
PB: 1			
SB: 0			
CS: 0			

Batter	1	2	3	4	5	6	7	8	9	AB	R	H	RBI	BB	SO	LOB
Kenny Lofton, L (1, 8) OBP: 0.343, SLG: 0.321	BBBCB 4-1 BB 2 G6-3 BB	X 0-0 1-H 3-H 2 1B 3B		BBLBFFFX 3-2 ② F7			X 0-0 ① F7		BBCX 2-1 ② G5-3	4	1	1	2	1	0	0
2 Derek Jeter, R (1, 6) OBP: 0.252, SLG: 0.241	1 SAFE DBCFX 2-2 ① G6-3 1-2	BBSBX 3-1 3-H 1B		X 0-0 ③ F9			BBSCBC 3-3 ② K		BCBX 2-1 ③ G6-3	5	0	1	1	0	1	1
13 Alex Rodriguez, R (1, 5) OBP: 0.360, SLG: 0.477	CBBBSB 4-2 BB BB	CFS 0-3 ① K			X 0-0 ① G4-3		CSS 0-3 ③ K			3	0	0	0	1	2	1
Gary Sheffield, R (1, 9) OBP: 0.395, SLG: 0.394	BBBCB 4-1 1-2 2-3 BB	CCBX 1-2 ② P6			SFX 0-2 20 CS 1B			CSBS 1-3 ① K		3	0	1	0	1	1	1
20 Jorge Posada, S (1, 2) OBP: 0.412, SLG: 0.675	CCC 0-3 ② K	BBBSFC 3-3 ③ K			F 1 SAFE BBBH 4-1 ② 55 FC6-4 1-2 HBP			CX 0-1 ② G4-3		3	0	0	0	0	2	4
55 Hideki Matsui, L (1, 7) OBP: 0.422, SLG: 0.464	X 0-0 ③ G4-3	CCX 0-2 ① G6-3			X 0-0 ③ FC6-4 1-2f			BTBBB 4-1 BB BB		3	0	0	0	1	0	4
Bernie Williams, S (1, 10) OBP: 0.308, SLG: 0.280		X 0-0 2B 1B 1B	SSSS 0-3 ② K			BCFDFS 2-3 ① K		CBBSBB 4-2 1-2 BB		3	1	1	0	1	2	0
Tony Clark, S (1, 3) OBP: 0.357, SLG: 0.609		SX 0-1 1-3 1B 3B 2B	BTSX 1-2 ③ G6-3			FBBBFS 2-3 ② K		BFFFFBFBS 3-3 ③ K		4	1	1	0	0	2	2
Enrique Wilson, S (1, 4) OBP: 0.239, SLG: 0.242		X 0-0 2-3 3-H 3B 1B		CCX 0-2 ① G3-1		CFX 0-2 ③ G4-3			CCX 0-2 ① F9	4	1	1	1	0	0	0
Inning Stats	R: 0 E: 0 K: 1 S: 11 H: 0 LOB: 3 BB: 3 P: 25	R: 4 E: 0 K: 2 S: 16 H: 5 LOB: 1 BB: 0 P: 23	R: 0 E: 0 K: 1 S: 9 H: 0 LOB: 0 BB: 0 P: 10	R: 0 E: 0 K: 0 S: 9 H: 0 LOB: 0 BB: 0 P: 12	R: 0 E: 0 K: 0 S: 6 H: 1 LOB: 1 BB: 0 P: 10	R: 0 E: 0 K: 2 S: 10 H: 0 LOB: 0 BB: 0 P: 14	R: 0 E: 0 K: 2 S: 7 H: 0 LOB: 0 BB: 0 P: 10	R: 0 E: 0 K: 2 S: 14 H: 0 LOB: 2 BB: 2 P: 26	R: 0 E: 0 K: 0 S: 7 H: 0 LOB: 0 BB: 0 P: 11	1B: 4 2B: 1 3B: 1 HR: 0	SF: 0 SAC: 0 DP: 0 HBP: 1						

TOP

New York Yankees @ Oakland Athletics

Network Associates Coliseum, Oakland, CA

Thu May 06 2004, 10:05 PM EDT

Att. 38,417 - Cloudy - 64 F

livebaseballscorecards.com

AB	32
R	4
H	6
RBI	4
BB	5
SO	10
LOB	13

PITCHER		IP	WLS	BF	H	R	ER	SO	BB	IBB	HBP	BLK	WP	HR	S	P	ERA	WHIP
40 Rich Harden, R ERA: 4.45	(1, 1)	7.2	W	34	6	4	4	9	5	0	1	0	0	0	76	121	4.70	1.435
Ricardo Rincon, L ERA: 3.52	(8, 1)	0.1	H	1	0	0	0	1	0	0	0	0	0	0	6	9	0.00	0.000
Jim Mecir, R ERA: 10.24	(9, 1)	1.0	S	3	0	0	0	0	0	0	0	0	0	0	7	11	0.00	0.000

PITCHER		IP	WLS	BF	H	R	ER	SO	BB	IBB	HBP	BLK	WP	HR	S	P	ERA	WHIP

WP: 0 PB: 0 SB: 0 CS: 1 PA: 38

BOTTOM

New York Yankees @ Oakland Athletics

Network Associates Coliseum, Oakland, CA

Thu May 06 2004, 10:05 PM EDT

Att. 38,417 - Cloudy - 64 F

livebaseballscorecards.com

Batter	1	2	3	4	5	6	7	8	9	AB	R	H	RBI	BB	SO	LOB
21 Mark Kotsay, L (1, 8) OBP: 0.316, SLG: 0.298	B B C B C X 3-2 F7 ①	S C F X 0-2 1-3 2-H 3-H 1B			X 0-0 G4-3 ①	B C F F X 1-2 1-2 2-H 3-H 1B		B B T X 2-1 S 1B		5	0	3	4	0	0	0
Eric Byrnes, R (1, 7) OBP: 0.388, SLG: 0.521	C C B F F X 1-2 F7 ②	X 0-0 G6-3 ③			C C B X 1-2 G6-3 ②	S B X 1-1 F7 ③		B C 1 SAFE F F B B F F 3-2 X G6-3 1-2 ③		5	0	0	0	0	0	5
3 Eric Chavez, L (1, 5) OBP: 0.344, SLG: 0.477	C B F T 1-2 K ③		X 0-0 P3 ①		B C X 1-1 F7 ③		C X 0-1 F8 ①			4	0	0	0	0	1	0
Jermaine Dye, R (1, 9) OBP: 0.355, SLG: 0.545		C F X 0-2 BB 1B BB 1B	C S F S 0-3 K ②			F F B B C 2-3 K ①	C C F B X 1-2 1B			4	1	2	0	0	2	0
Scott Hatteberg, L (1, 3) OBP: 0.386, SLG: 0.474		C F B B X 2-2 BB BB 21 1B 1-2 1B	C B B X 2-1 F7 ③			B C C X 1-2 G1-3 ②	C 1 SAFE X 0-1 P4 ②			4	1	1	0	0	0	1
Erubiel Durazo, L (1, 10) OBP: 0.375, SLG: 0.512		B B B B 4-0 BB 21 1B 1-2 2-3 BB	B F F B X 2-2 HR			X 0-0 WP 7 1B BB 1B	1 SAFE S F 1 SAFE B X 1-2 1-2 1B			3	3	3	1	1	0	0
7 Bobby Crosby, R (1, 6) OBP: 0.250, SLG: 0.342		B F X 1-1 P3 ①	C S S 0-3 K ①			X 0-0 BB WP 21 1B 1-2 1B	X 0-0 P3 ③			4	1	1	0	0	1	5
Damian Miller, R (1, 2) OBP: 0.373, SLG: 0.440		B T S B D F B 4-2 21 1B 1-2 2-3 3-H BB	X 0-0 G5-3 ②			F B B B F F F B F F 4-2 B BB 21 1B 1-2 2-3 BB		B F F X 2-2 F9 ①		2	1	0	1	2	0	0
Marco Scutaro, R (1, 4) OBP: 0.313, SLG: 0.370 Billy McMillon, L (6, PH) OBP: 0.269, SLG: 0.400 Frank Menechino, R (7, 4) OBP: 0.172, SLG: 0.111		F B S X 1-2 F8 ②	C X 0-1 F8 ③			B F B B B 4-1 21 1B 1-2 2-3 3-H BB		C B S S 1-3 K ②		2 0 1	0 0 0	0 0 0	0 1 0	0 1 0	0 0 1	3 0 0
Inning Stats	R: 0 E: 0 K: 1 S: 11 H: 0 LOB: 0 BB: 0 P: 16	R: 3 E: 0 K: 0 S: 19 H: 3 LOB: 2 BB: 2 P: 31	R: 0 E: 0 K: 1 S: 7 H: 0 LOB: 0 BB: 0 P: 9	R: 1 E: 0 K: 1 S: 9 H: 1 LOB: 0 BB: 0 P: 11	R: 0 E: 0 K: 0 S: 6 H: 0 LOB: 0 BB: 0 P: 8	R: 3 E: 0 K: 1 S: 21 H: 3 LOB: 2 BB: 2 P: 34	R: 0 E: 0 K: 0 S: 12 H: 2 LOB: 2 BB: 0 P: 14	R: 0 E: 0 K: 1 S: 14 H: 1 LOB: 1 BB: 0 P: 22		1B: 9 2B: 0 3B: 0 HR: 1	SF: 0 SAC: 0 DP: 0 HBP: 0					

PITCHER		IP	WLS	BF	H	R	ER	SO	BB	IBB	HBP	BLK	WP	HR	S	P	ERA	WHIP
Javier Vazquez, R ERA: 3.73	(1, 1)	5.2	L	27	6	7	7	4	4	0	0	0	1	1	67	101	11.12	1.765
Gabe White, L ERA: 3.38	(6, 1)	1.0		6	3	0	0	0	0	0	0	0	0	0	17	21	0.00	3.000
Scott Proctor, R ERA: 7.5	(7, 1)	1.1		5	1	0	0	1	0	0	0	0	0	0	15	23	0.00	0.750

PITCHER	IP	WLS	BF	H	R	ER	SO	BB	IBB	HBP	BLK	WP	HR	S	P	ERA	WHIP

AB	34
R	7
H	10
RBI	7
BB	4
SO	5
LOB	14

1B: 9 SF: 0
2B: 0 SAC: 0
3B: 0 DP: 0
HR: 1 HBP: 0

WP: 1 PA: 38
PB: 0
SB: 1
CS: 0

Batter	1	2	3	4	5	6	7	8	9	10	11	12	13	AB	R	H	RBI	BB	SO	LOB
Shannon Stewart, R (1, 7) OBP: 0.427, SLG: 0.415	B X 1-0 G5-3 ①		B B C F X 3-2 G6-4-3 ②③ 1-2f		B C F C X 1-2 G6-3 ③		C F B B B B 4-2 1B BB	C F B B B B 4-2 1B BB		F F F B F X 2-2 G4-3 ②		C S B B F X 2-2 G4-3 ③		5	0	0	0	2	0	1
Cristian Guzman, S (1, 6) OBP: 0.345, SLG: 0.423	B C C B X 2-2 G5-3 ②			B B B B 4-0 BB 1B BB		X 0-0 HR 2B	1 SAFE C X 0-1 1-2 1B	C F X 0-2 G4-3 1-2 2-3 1B		X 0-0 2B			B F S B X 2-2 SH5-3 1B	6	2	5	0	1	0	0
Doug Mientkiewicz, L (1, 3) OBP: 0.336, SLG: 0.402	C B X 1-1 F7 ③			B F B B B 4-1 1B 1-2 2B BB		C D C D C B F X 3-2 2-H HR	D B C F S 2-3 K ③ X	0-0 G4-3 ② ③ 1-2f		B C B X 2-1 F8 ③			1 SAFE B L 1 SAFE 1 SAFE B 1 SAFE L X 2-2 SH5-3 ① 1-2	5	2	1	2	1	1	6
Corey Koskie, L (1, 5) OBP: 0.343, SLG: 0.500		F X 0-1 F8 ①		B C C X 1-2 2B 20 SF9-2-5 1-2 2-H 1B		B B X 2-0 G3-1 2B		B B C X 2-1 FC1-6 20 1B 1-2 1B	X 0-0 F8 ①		C B X 1-1 F7 ①		I I I I 4-0 IBB	6	2	3	1	1	0	0
Torii Hunter, R (1, 10) Michael Ryan, L (9, PR) OBP: 0.387, SLG: 0.433		C B B B X 2-1 L7 ②		B F C X 1-2 20 SF9-2-5 1-3 2-H 2B		S B X 1-1 F7 ①		B X 1-0 FC1-6 1-2 1B	C B B B F B 4-2 1B BB		C C B B B B 4-2 BB		B B B C X 3-1 F7 ②	4 1	0 0	2 0	1 0	1 1	0 0	1 2
Jacque Jones, L (1, 9) OBP: 0.364, SLG: 0.514		S S B B B B 4-2 BB		D F B F S 2-3 K ①		B C B X 2-1 G3-1 2-3 ②		S S B B F X 2-2 FC1-6 20 1B 1-2f 2-3 2B ①	D B X 2-0 1-2 1B		S S F 1 S 0-3 K ②		F C X 0-2 L3 ③	6	1	1	0	1	2	8
20 Lew Ford, R (1, 8) OBP: 0.418, SLG: 0.602	1 SAFE B X 1-0 G5-3 ③			X 0-0 SF9-2-5 ② ③ 2-3 3-H		C B S D X 2-2 G6-3 ③		1 SAFE 1 SAFE B F 1 SAFE C X 1-2 2B E 1B 1-2 3-H	C D B X 2-1 L4 ②		C B B S B F X 3-2 G6-3 ③			5	1	1	2	0	0	5
5 Michael Cuddyer, R (1, 4) OBP: 0.268, SLG: 0.377 Luis Rivas, R (7, 4) OBP: 0.238, SLG: 0.329 Jose Offerman, S (8, PH) OBP: 0.367, SLG: 0.463 8 Nick Punto, S (8, 4) OBP: 0.388, SLG: 0.268			B S B B C S 2-3 K ①		B B B B C F X 3-2 G6-3 ①	X 0-0 P5 ①	B S X 1-1 E8 1-H 2-H 2B	F B B F B C 3-3 K ③				B B B C F F S 3-3 K ①		3 0 1 2	0 0 1 0	0 0 1 0	0 0 0 0	1 0 0 2	0 0 0 2	0 0 0 2
Henry Blanco, R (1, 2) OBP: 0.301, SLG: 0.405	B X 1-0 G6-4-3 1B				B C B B B C X 3-2 G5-3 ②	C B X 1-1 G5-3 ② X	3-H 2B			C X 0-1 L7 ①		C B F X 1-2 G3 ②		6	0	2	1	0	0	0
Inning Stats	R: 0 E: 0 K: 0 S: 6 H: 0 LOB: 0 BB: 0 P: 10	R: 0 E: 0 K: 0 S: 7 H: 0 LOB: 1 BB: 1 P: 14	R: 0 E: 0 K: 1 S: 8 H: 1 LOB: 0 BB: 0 P: 14	R: 3 E: 0 K: 1 S: 11 H: 2 LOB: 0 BB: 2 P: 23	R: 0 E: 0 K: 0 S: 11 H: 0 LOB: 0 BB: 0 P: 18	R: 2 E: 0 K: 0 S: 14 H: 3 LOB: 1 BB: 0 P: 24	R: 0 E: 0 K: 1 S: 11 H: 1 LOB: 2 BB: 1 P: 18	R: 4 E: 1 K: 0 S: 19 H: 6 LOB: 2 BB: 1 P: 30	R: 0 E: 0 K: 1 S: 9 H: 1 LOB: 2 BB: 1 P: 20	R: 0 E: 0 K: 0 S: 11 H: 1 LOB: 1 BB: 0 P: 15	R: 0 E: 0 K: 1 S: 12 H: 0 LOB: 1 BB: 1 P: 20	R: 0 E: 0 K: 1 S: 11 H: 0 LOB: 0 BB: 0 P: 17	R: 0 E: 0 K: 0 S: 11 H: 1 LOB: 2 BB: 1 P: 22	1B: 9 2B: 7 3B: 0 HR: 1	SF: 1 SAC: 1 DP: 3 HBP: 0		WP: 0 PB: 0 SB: 0 CS: 0	PA: 60		

TOP

Minnesota Twins @ Oakland Athletics

Network Associates Coliseum, Oakland, CA

Fri May 07 2004, 10:05 PM EDT

Att. 18,775 - Sunny - 68 F

livebaseballscorecards.com

AB	50
R	9
H	16
RBI	8
BB	8
SO	6
LOB	25

PITCHER		IP	WLS	BF	H	R	ER	SO	BB	IBB	HBP	BLK	WP	HR	S	P	ERA	WHIP
Mark Redman, L ERA: 3.65	(1, 1)	5.0		22	6	5	5	2	3	0	0	0	0	1	50	91	9.00	1.800
58 Justin Duchscherer, R ERA: 1.88	(6, 1)	1.2		7	1	0	0	0	1	0	0	0	0	0	15	25	0.00	1.200
Ricardo Rincon, L ERA: 5.4	(7, 1)	0.2		4	2	2	2	1	0	0	0	0	0	0	10	17	27.00	3.000
Chris Hammond, L ERA: 3.63	(8, 1)	0.2	B	6	4	2	2	0	1	0	0	0	0	0	12	18	27.00	7.500
Arthur Rhodes, L ERA: 4.5	(9, 1)	2.0		9	2	0	0	1	1	0	0	0	0	0	20	35	0.00	1.500

PITCHER		IP	WLS	BF	H	R	ER	SO	BB	IBB	HBP	BLK	WP	HR	S	P	ERA	WHIP
Chad Bradford, R ERA: 5.84	(11, 1)	3.0	W	12	1	0	0	2	1	1	0	0	0	0	34	59	0.00	0.667

Minnesota Twins @ Oakland Athletics

Network Associates Coliseum, Oakland, CA

Fri May 07 2004, 10:05 PM EDT

Att. 18,775 - Sunny - 68 F

livebaseballscorecards.com

BOTTOM

Batter	1	2	3	4	5	6	7	8	9	10	11	12	13	AB	R	H	RBI	BB	SO	LOB
Eric Byrnes, R (1, 8) (8, 7) OBP: 0.398, SLG: 0.545	4-2 23 HR BB		3-3 ① K 0-0 ③ F8				2-2 ② 3 FC3-6 21 BB SF9 1B	4-2 21 1B 3 1B BB	0-3 ② K		3-2 ① F4		1-2 1-H HR	6	4	2	2	2	2	4
23 Bobby Kielty, S (1, 7) OBP: 0.310, SLG: 0.381 21 Mark Kotsay, L (7, PH) OBP: 0.322, SLG: 0.299 (8, 8)	2-2 1-H HR		1-3 ② K		2-2 ① K		4-1 3 FC3-6 1-2 BB	1-0 BB 3 1B 1-2 BB 1B	3-2 F8 ③		0-0 ② G3 1-2 2-3			3 3	1 1	1 1	2 0	0 1	2 0	0 3
3 Eric Chavez, L (1, 5) OBP: 0.348, SLG: 0.496	3-1 ① P5		1-2 HR		2-0 ② G4-3		0-0 ① FC3-6 BB 7 1B BB 1-2f 2-3	1-2 BB BB 1-2 2-H 1B		4-2 BB BB	3-2 ③ F7			6	2	2	2	1	0	4
Jermaine Dye, R (1, 9) OBP: 0.359, SLG: 0.534	3-2 FC6-4 1B		2-0 ③ G5-3		4-1 BB		1-1 ② SF9 3-H	4-2 BB 1-2 2-3 BB		1-0 ① F9		1-3 ① K		4	0	1	1	2	1	1
Erubiel Durazo, L (1, 10) OBP: 0.388, SLG: 0.506	3-3 ② K			1-2 HR 1B	2-1 ③ P5		1 SAFE 1-2 7 BB BB 1-2 1B	4-1 1-2 2-3 3-H BB		4-0 FC4 1-2 BB		0-0 ② G4-3		5	1	2	1	2	1	2
Eric Karros, R (1, 3) OBP: 0.231, SLG: 0.261	1-1 ③ FC6-4 1-2f			1-0 1-H HR		3-1 G6-3 7 SH5-3 1B	4-2 1-2 2-3 7 BB BB	2-3 ② K		2-1 ② F8		2-0 ③ P3		6	1	2	2	1	1	6
7 Bobby Crosby, R (1, 6) OBP: 0.253, SLG: 0.333 Billy McMillon, L (8, PH) Frank Menechino, R (9, 4) OBP: 0.161, SLG: 0.103		0-1 ① G5-3		2-3 ① K		0-0 ① SH5-3 1-2	4-0 1-2 2-3 3-H BB	0-0 ③ P4		3-1 FC4 1-2f			0-1 ① G3-1	2 1 2	0 0 0	0 0 0	1 0 0	1 0 0	1 0 0	0 3 2
Damian Miller, R (1, 2) OBP: 0.378, SLG: 0.432		2-1 G6-4-3 1B		0-3 ② K		0-1 ② G6-3 2-3	3-3 ③ K		0-1 ① G4-3		1-0 21 G3 BB 1B		2-1 FC6-4 HBP	6	0	2	0	0	2	4
Marco Scutaro, R (1, 4) OBP: 0.320, SLG: 0.367 (9, 6)		1-2 ②③ G6-4-3 1-2f		1-2 1B		2-1 ③ G1-3		2-3 ① K	1-2 1B		4-2 1 SAFE 21 G3 1-2 BB		0-0 ② FC6-4 HR 1-2f	6	1	2	0	1	1	3
Inning Stats	R: 2 H: 2 E: 0 LOB: 1 K: 1 BB: 1 S: 19 P: 35	R: 0 H: 1 E: 0 LOB: 0 K: 0 BB: 0 S: 8 P: 11	R: 1 H: 1 E: 0 LOB: 0 K: 2 BB: 0 S: 10 P: 17	R: 2 H: 3 E: 0 LOB: 1 K: 2 BB: 0 S: 15 P: 20	R: 0 H: 0 E: 0 LOB: 1 K: 1 BB: 1 S: 7 P: 17	R: 0 H: 1 E: 0 LOB: 1 K: 0 BB: 0 S: 7 P: 12	R: 2 H: 2 E: 0 LOB: 3 K: 1 BB: 3 S: 17 P: 36	R: 2 H: 2 E: 0 LOB: 3 K: 2 BB: 3 S: 17 P: 35	R: 0 H: 1 E: 0 LOB: 1 K: 1 BB: 0 S: 11 P: 15	R: 0 H: 0 E: 0 LOB: 2 K: 0 BB: 2 S: 7 P: 21	R: 0 H: 1 E: 0 LOB: 2 K: 0 BB: 1 S: 11 P: 22	R: 0 H: 0 E: 0 LOB: 0 K: 1 BB: 0 S: 5 P: 8	R: 2 H: 1 E: 0 LOB: 0 K: 0 BB: 0 S: 7 P: 10	1B: 11 SF: 1 2B: 0 SAC: 1 3B: 0 DP: 1 HR: 4 HBP: 1		WP: 0 PA: 64 RB: 0 SB: 0 CS: 0				

	AB	50
	R	11
	H	15
	RBI	11
	BB	11
	SO	11
	LOB	32

PITCHER		IP	WLS	BF	H	R	ER	SO	BB	IBB	HBP	BLK	WP	HR	S	P	ERA	WHIP
Johan Santana, L (1, 1) ERA: 5.26		4.0		19	7	5	5	5	1	0	0	0	0	3	52	83	11.25	2.000
Joe Roa, R (5, 1) ERA: 2.77		2.0		9	2	1	1	1	1	0	0	0	0	0	17	34	4.50	1.500
J.C. Romero, L (7, 1) ERA: 4.6		0.2		4	1	0	0	0	1	0	0	0	0	0	7	13	0.00	3.000
Juan Rincon, R (7, 1) ERA: 3.0		0.1		3	0	1	1	1	2	0	0	0	0	0	7	18	27.00	6.000
Aaron Fultz, L (8, 1) ERA: 3.07		0.1	H	4	2	2	2	1	1	0	0	0	0	0	10	18	54.00	9.000

PITCHER		IP	WLS	BF	H	R	ER	SO	BB	IBB	HBP	BLK	WP	HR	S	P	ERA	WHIP
36 Joe Nathan, R (8, 1) ERA: 1.84		1.2	B	8	1	0	0	2	2	0	0	0	0	0	18	32	0.00	1.800
Terry Mulholland, L (10, 1) ERA: 2.13		3.2	L	17	2	2	2	1	3	0	1	0	0	1	30	61	4.91	1.364

Batter	1	2	3	4	5	6	7	8	9	10	AB	R	H	RBI	BB	SO	LOB
Shannon Stewart, R (1, 7) OBP: 0.418, SLG: 0.404	C B F S 1-3 K ①		F X 0-1 F9 ①	X 0-0 FC5 ③ 2-3f			B C B X 2-1 P4 ③			C B B X 2-1 E 1B	5	1	1	0	0	1	2
Cristian Guzman, S (1, 6) OBP: 0.339, SLG: 0.413	C F B F F S 1-3 K ②		B X 1-0 G4-3 ②		X 0-0 B5-3 ①			B C X 1-1 CS 1B		1 SAFE B 1 SAFE B X 2-0 F8 ②	5	0	1	0	0	1	1
Doug Mientkiewicz, L (1, 3) OBP: 0.339, SLG: 0.402	C B B X 2-1 1B 1B 1B		B B C C X 2-2 1B		C X 0-1 F7 ②			1 SAFE B S F F B X 2-2 G4-3 1-2 ① ②		C 1 SAFE X 0-1 E6 1-H	5	1	2	0	0	0	1
Corey Koskie, L (1, 5) OBP: 0.345, SLG: 0.490	X 0-0 FC6-5 1B 1-2 1B		X 0-0 G6-3 ③		X 0-0 P6 ③			S X 0-1 G4-3 ③		I I I I 4-0 IBB	4	0	1	0	1	0	1
Torii Hunter, R (1, 10) OBP: 0.315, SLG: 0.481 8 Nick Punto, S (9, PR) OBP: 0.388, SLG: 0.268 Michael Ryan, L (10, PH) OBP: 0.375, SLG: 0.419	B B S S X 2-2 1-2 2-H 1B			B X 1-0 G5-3 ①		S S F B B X 2-2 G3 ①			C T X 0-2 PB 1B	C T B B S 2-3 K ③	4 0 1	0 0 0	2 0 0	1 0 0	0 0 0	0 0 1	0 0 2
Jacque Jones, L (1, 9) OBP: 0.360, SLG: 0.530	X 0-0 FC6-5 ③ 2-3f			S B X 1-1 HR		X 0-0 B1-3 ②			S B 1 SAFE B B S S S 3-3 K ① 1-2		4	1	1	1	0	1	3
20 Lew Ford, R (1, 8) OBP: 0.402, SLG: 0.576		C S B F X 1-2 G5-3 ①		S B C X 1-2 L8 ②		B B S X 2-1 G6-3 ③			C S S S 0-3 K ②		4	0	0	0	0	1	2
Rob Bowen, S (1, 2) OBP: 0.313, SLG: 0.429 Jose Offerman, S (9, PH) OBP: 0.363, SLG: 0.456 Henry Blanco, R (9, 2) OBP: 0.301, SLG: 0.405		B B S X 2-1 G6-3 ②		F B F B F X 2-2 FC5 1B 1B			B X 1-0 G4-3 ①		C C B B F F F X 2-2 L6 ③		3 1 0	0 0 0	1 0 0	0 0 0	0 0 0	0 0 0	0 2 0
Luis Rivas, R (1, 4) OBP: 0.238, SLG: 0.325		B B S S S F B X 3-2 P4 ③		F B X 1-1 1-2 1B			C X 0-1 F9 ②			X 0-0 B4-3 ①	4	0	1	0	0	0	0
Inning Stats	R: 1 H: 3 E: 0 LOB: 2 K: 2 BB: 0 S: 15 P: 21	R: 0 H: 0 E: 0 LOB: 0 K: 0 BB: 0 S: 10 P: 16	R: 0 H: 1 E: 0 LOB: 1 K: 0 BB: 0 S: 7 P: 10	R: 1 H: 3 E: 0 LOB: 2 K: 0 BB: 0 S: 13 P: 19	R: 0 H: 0 E: 0 LOB: 0 K: 0 BB: 0 S: 4 P: 4	R: 0 H: 0 E: 0 LOB: 0 K: 0 BB: 0 S: 7 P: 11	R: 0 H: 0 E: 0 LOB: 0 K: 0 BB: 0 S: 5 P: 8	R: 0 H: 1 E: 0 LOB: 0 K: 0 BB: 0 S: 8 P: 11	R: 0 H: 1 E: 0 LOB: 2 K: 2 BB: 0 S: 15 P: 20	R: 1 H: 1 E: 1 LOB: 2 K: 1 BB: 1 S: 9 P: 19	1B: 9 SF: 0 2B: 0 SAC: 0 3B: 0 DP: 0 HR: 1 HBP: 0						

PITCHER	IP	WLS	BF	H	R	ER	SO	BB	IBB	HBP	BLK	WP	HR	S	P	ERA	WHIP
Tim Hudson, R (1, 1) ERA: 3.27	9.0		35	9	2	2	4	0	0	0	0	0	1	84	120	2.00	1.000
Jim Mecir, R (10, 1) ERA: 9.28	1.0	L	6	1	1	0	1	0	1	0	0	0	0	9	19	0.00	1.000

PITCHER	IP	WLS	BF	H	R	ER	SO	BB	IBB	HBP	BLK	WP	HR	S	P	ERA	WHIP

TOP

Minnesota Twins @ Oakland Athletics

Network Associates Coliseum, Oakland, CA

Sat May 08 2004, 4:05 PM EDT
Att. 22,759 - Cloudy - 64 F

livebaseballscorecards.com

AB	40
R	3
H	10
RBI	2
BB	1
SO	5
LOB	14

1B: 9	SF: 0	WP: 0	PA: 41
2B: 0	SAC: 0	PB: 1	
3B: 0	DP: 0	SB: 0	
HR: 1	HBP: 0	CS: 1	

Minnesota Twins @ Oakland Athletics

Sat May 08 2004, 4:05 PM EDT
Att. 22,759 - Cloudy - 64 F

Network Associates Coliseum, Oakland, CA

livebaseballscorecards.com

BOTTOM

Batter	1	2	3	4	5	6	7	8	9	10	AB	R	H	RBI	BB	SO	LOB
21 Mark Kotsay, L (1, 8) OBP: 0.322, SLG: 0.294	4-0 BB 3B	0-0 L9		1-0 E1 FC6-4		3-1 F8			1-2 BB 3 1B		2	1	0	0	1	0	2
23 Bobby Kielty, S (6, 7) OBP: 0.315, SLG: 0.385										1B	2	0	1	0	0	0	1
Eric Byrnes, R (1, 7) (6, 8) OBP: 0.387, SLG: 0.524	1-3 K		0-0 BB 3 1B	0-0 FC6-4 1-2f			2-3 K		2-0 F8		5	0	1	0	0	2	3
3 Eric Chavez, L (1, 5) OBP: 0.350, SLG: 0.487	3-2 P5		4-2 BB 1-2		2-2 F8		3-1 G4-3		1-0 BB 1-2 1B		4	0	1	0	1	0	1
Jermaine Dye, R (1, 9) OBP: 0.360, SLG: 0.542	2-2 1-H 3B		0-3 K		1-0 G3		2-3 K		4-2 1-2 2-3 BB		4	0	1	1	1	2	2
Erubiel Durazo, L (1, 10) OBP: 0.389, SLG: 0.500	3-2 G4-3		1-1 F8		3-2 FC4-6 1B			0-2 1B 1B	1-3 K		5	0	2	0	0	1	6
Scott Hatteberg, L (1, 3) OBP: 0.387, SLG: 0.469		0-1 1B 1B	0-2 L7		2-2 FC4-6 1-2f			1-0 7 G6-4-3 1-3 1B		2-3 K	5	0	2	0	0	1	3
7 Bobby Crosby, R (1, 6) OBP: 0.242, SLG: 0.317 Billy McMillon, L (10, PH) OBP: 0.250, SLG: 0.370	1-1 F8			0-1 P2		2-3 K		1-1 G6-4-3 1-2f		1-3 K	4	0	0	0	0	1	3
											1	0	0	0	0	1	0
17 Adam Melhuse, S (1, 2) OBP: 0.343, SLG: 0.484	1-2 F7			0-0 HR		4-1 BB		3-2 G6-3		4-0 BB	3	1	1	1	2	0	2
Marco Scutaro, R (1, 4) OBP: 0.315, SLG: 0.359	2-2 1-2 1B			2-2 G5-3		1-1 F9			2-2 G5-3	2-3 K	5	0	1	0	0	1	2

Inning Stats	1	2	3	4	5	6	7	8	9	10
	R: 1 E: 0 K: 1 S: 14	R: 0 E: 0 K: 0 S: 13	R: 0 E: 0 K: 1 S: 12	R: 1 E: 1 K: 0 S: 8	R: 0 E: 0 K: 0 S: 12	R: 0 E: 0 K: 1 S: 8	R: 0 E: 0 K: 2 S: 9	R: 0 E: 0 K: 0 S: 9	R: 0 E: 0 K: 1 S: 15	R: 0 E: 0 K: 3 S: 13
	H: 1 LOB: 1 BB: 1 P: 27	H: 2 LOB: 2 BB: 0 P: 17	H: 1 LOB: 2 BB: 1 P: 17	H: 1 LOB: 1 BB: 0 P: 11	H: 1 LOB: 1 BB: 0 P: 12	H: 0 LOB: 1 BB: 1 P: 18	H: 0 LOB: 0 BB: 0 P: 16	H: 2 LOB: 1 BB: 0 P: 14	H: 2 LOB: 3 BB: 1 P: 26	H: 0 LOB: 1 BB: 1 P: 22

	AB	40
	R	2
	H	10
	RBI	2
	BB	5
	SO	9
	LOB	25

1B: 8 SF: 0
2B: 0 SAC: 0
3B: 1 DP: 1
HR: 1 HBP: 0

WP: 0 PA: 45
PB: 0
SB: 0
CS: 0

PITCHER		IP	WLS	BF	H	R	ER	SO	BB	IBB	HBP	BLK	WP	HR	S	P	ERA	WHIP
Seth Greisinger, R ERA: 6.87	(1, 1)	5.0		24	6	2	2	2	2	0	0	0	0	1	59	92	3.60	1.600
Joe Roa, R ERA: 2.51	(6, 1)	1.1		5	0	0	0	2	1	0	0	0	0	0	12	24	0.00	0.750
J.C. Romero, L ERA: 3.93	(7, 1)	2.2	W	12	4	0	0	2	1	0	0	0	0	0	29	50	0.00	1.875
36 Joe Nathan, R ERA: 1.72	(10, 1)	1.0	S	4	0	0	0	3	1	0	0	0	0	0	13	22	0.00	1.000

PITCHER		IP	WLS	BF	H	R	ER	SO	BB	IBB	HBP	BLK	WP	HR	S	P	ERA	WHIP

Batter	1	2	3	4	5	6	7	8	9	AB	R	H	RBI	BB	SO	LOB
Shannon Stewart, R (1, 7) OBP: 0.421, SLG: 0.437	C X 0-1 G4-3 ①		B X 1-0 E5 3-H		1 SAFE B C X 1-1 1-H HR			B F X 1-1 F9 1B 1B		4	1	2	2	0	0	0
Cristian Guzman, S (1, 6) OBP: 0.336, SLG: 0.407	B C T T 1-2 K ②		C T X 0-2 G5-3 ②		X 0-0 G6-3 ③			B B X 2-0 20 FC6-4 1-2 1B		4	0	1	0	0	1	1
Doug Mientkiewicz, L (1, 3) OBP: 0.328, SLG: 0.388	X 0-0 G3 ③		C X 0-1 L8 ③			C B F X 1-2 E6 G6-3		X 0-0 F9 ①		4	0	0	0	0	0	3
Torii Hunter, R (1, 10) OBP: 0.293, SLG: 0.446		B B X 2-0 G4-3 ①		X 0-0 G4-3 ①		B B X 2-0 G6-3 ① ② 1-2f		X 0-0 F9 ② 2-3		4	0	0	0	0	0	3
20 Lew Ford, R (1, 8) OBP: 0.387, SLG: 0.552		C X 0-1 L8 ②		C F B X 1-2 G3 ②		B B X 2-0 G6-3 ③		C S 1 SAFE F 1 SAFE B X 1-2 FC6-4 ③ 1-2f		4	0	0	0	0	0	2
5 Michael Cuddyer, R (1, 5) OBP: 0.267, SLG: 0.421		X 0-0 HR		C F C 0-3 K ③			S C S 0-3 K ①		B F X 1-1 F9 ①	4	1	1	1	0	2	0
Michael Ryan, L (1, 9) OBP: 0.361, SLG: 0.429		B C S B X 2-2 G1-3 ③			B C B X 2-1 G4-3 ①		B F S B X 2-2 G3 ②		B B B C X 3-1 G4-3 2B	4	0	1	0	0	0	0
Henry Blanco, R (1, 2) OBP: 0.309, SLG: 0.414			C X 0-1 SH1-3 E 2B		F B B B C X 2-2 F8 ②		C B B B F B 4-2 BB		B X 1-0 G4-3 ② 2-3	3	1	1	0	1	0	1
Luis Rivas, R (1, 4) OBP: 0.241, SLG: 0.317			X 0-0 SH1-3 ① 2-3		B B B B 4-0 S HR BB		F F B B B B X 3-2 L8 ③		C F B X 1-2 F9 ③	2	1	0	0	1	0	2
Inning Stats	R: 0 H: 0 E: 0 LOB: 0 K: 1 BB: 0 S: 6 P: 7	R: 1 H: 1 E: 0 LOB: 0 K: 0 BB: 0 S: 7 P: 11	R: 1 H: 1 E: 1 LOB: 0 K: 0 BB: 0 S: 9 P: 10	R: 0 H: 0 E: 0 LOB: 0 K: 1 BB: 0 S: 7 P: 8	R: 2 H: 1 E: 0 LOB: 0 K: 0 BB: 1 S: 8 P: 17	R: 0 H: 0 E: 1 LOB: 0 K: 0 BB: 0 S: 5 P: 10	R: 0 H: 0 E: 0 LOB: 1 K: 1 BB: 1 S: 11 P: 20	R: 0 H: 2 E: 0 LOB: 2 K: 0 BB: 0 S: 9 P: 13	R: 0 H: 1 E: 0 LOB: 1 K: 0 BB: 0 S: 8 P: 14	1B: 2 SF: 0 2B: 2 SAC: 1 3B: 0 DP: 1 HR: 2 HBP: 0						WP: 0 PA: 36 PB: 0 SB: 1 CS: 0

PITCHER	IP	WLS	BF	H	R	ER	SO	BB	IBB	HBP	BLK	WP	HR	S	P	ERA	WHIP
Mark Mulder, L (1, 1) ERA: 3.91	9.0	W	36	6	4	3	3	2	0	0	0	0	2	70	110	3.00	0.889

PITCHER	IP	WLS	BF	H	R	ER	SO	BB	IBB	HBP	BLK	WP	HR	S	P	ERA	WHIP

TOP

Minnesota Twins @ Oakland Athletics

Network Associates Coliseum, Oakland, CA

Sun May 09 2004, 4:05 PM EDT

Att. 24,916 - Sunny - 69 F

livebaseballscorecards.com

AB	33
R	4
H	6
RBI	3
BB	2
SO	3
LOB	12

BOTTOM

Minnesota Twins @ Oakland Athletics

Network Associates Coliseum, Oakland, CA

Sun May 09 2004, 4:05 PM EDT

Att. 24,916 - Sunny - 69 F

livebaseballscorecards.com

Batter	1	2	3	4	5	6	7	8	9	AB	R	H	RBI	BB	SO	LOB
Billy McMillon, L (1, 7) OBP: 0.273, SLG: 0.406 Jermaine Dye, R (9, 9) OBP: 0.360, SLG: 0.542	B B C X 2-1 WP 3 1B G4-3 1B	C C B S 1-3 ② K		F F B B F F B F F F 3-2 X ① G4-3	B D C C B X 3-2 3-H 2B		B X 1-0 ② G3-1			5	1	2	1	0	1	0
										0	0	0	0	0	0	0
Eric Byrnes, R (1, 8) OBP: 0.388, SLG: 0.506	C B B X 2-1 ① P4	F B B F B F B 4-2 3 S 1B BB		C C B B B B 4-2 3 G5-3 BB	B F 2 SAFE X 1-1 ③ F9		C S B B F X 2-2 ③ P6			3	1	0	0	2	0	2
3 Eric Chavez, L (1, 5) OBP: 0.359, SLG: 0.483	C F F B F X 1-2 G4-3 WP 1B 1-2 1B	C D B 1 SAFE B B 4-1 1B 1-2 BB		X 0-0 ② G5-3 1-2		B B B C B 4-1 S E BB		C B F B S 2-3 ① K		3	2	1	0	2	1	1
Erubiel Durazo, L (1, 10) OBP: 0.381, SLG: 0.485	B B X 2-0 ② G4-3 1-3 2-H	B B X 2-0 1-2 2-H 1B		B X 1-0 ③ F8		B X 1-0 ① P5		C X 0-1 ② F7		5	0	1	2	0	0	3
Scott Hatteberg, L (1, 3) OBP: 0.398, SLG: 0.464	C B X 1-1 23 BB BB 3-H 1B	B C B X 2-1 ③ G3			B B B C B 4-1 23 HR BB	C S C 0-3 ② K		C B F F B B B 4-2 1B 23 1B BB		3	2	1	1	2	1	3
Damian Miller, R (1, 2) OBP: 0.389, SLG: 0.435	B B S C F B B 4-2 23 BB 1-2 BB		X 0-0 ① P2		F B 1 SAFE X 1-1 ① F9	C D X 1-1 1-H E8 1B		B S F D B X 3-2 23 E 23 1B 1-2 1B		4	0	2	1	1	0	1
23 Bobby Kielty, S (1, 9) (9, 7) OBP: 0.346, SLG: 0.441	B B B C B 4-1 1-2 2-3 BB		C B X 1-1 ② F8	X 0-0 1-H HR	B B D B 4-0 BB			C X 0-1 E7 1-3 2-H 1B		3	1	2	3	2	0	0
Marco Scutaro, R (1, 6) OBP: 0.319, SLG: 0.370	B C X 1-1 ③ P6		B X 1-0 1B	X 0-0 G4-3 2B 2B	C F B B F F F S 2-3 ③ K			F X 0-1 ③ G5-3		5	1	2	0	0	1	7
Frank Menechino, R (1, 4) OBP: 0.143, SLG: 0.091		C B C F X 1-2 ① L6	D B B C X 3-1 ③ F8		B C B X 2-1 ② G4-3 2-3		B C X 1-1 ① G6-3			4	0	0	0	0	0	2
Inning Stats	R: 2 E: 0 K: 0 S: 18 H: 3 LOB: 3 BB: 2 P: 35	R: 1 E: 0 K: 1 S: 14 H: 1 LOB: 2 BB: 2 P: 28	R: 0 E: 0 K: 0 S: 6 H: 1 LOB: 1 BB: 0 P: 11	R: 0 E: 0 K: 0 S: 11 H: 0 LOB: 1 BB: 1 P: 19	R: 3 E: 0 K: 0 S: 12 H: 3 LOB: 1 BB: 1 P: 23	R: 1 E: 1 K: 2 S: 13 H: 1 LOB: 2 BB: 2 P: 25	R: 0 E: 0 K: 0 S: 7 H: 0 LOB: 0 BB: 0 P: 11	R: 1 E: 1 K: 1 S: 15 H: 2 LOB: 2 BB: 1 P: 24		1B: 8 2B: 2 3B: 0 HR: 1		SF: 0 SAC: 0 DP: 0 HBP: 0		WP: 1 PB: 0 SB: 2 CS: 0		PA: 44

	AB	35
	R	8
	H	11
	RBI	8
	BB	9
	SO	4
	LOB	19

PITCHER		IP	WLS	BF	H	R	ER	SO	BB	IBB	HBP	BLK	WP	HR	S	P	ERA	WHIP
Kyle Lohse, R ERA: 6.45	(1, 1)	4.1	L	25	6	5	4	1	6	0	0	0	1	1	53	102	8.31	2.769
Juan Rincon, R ERA: 3.78	(5, 1)	1.2		10	3	2	2	2	2	0	0	0	0	0	21	39	10.80	3.000
Aaron Fultz, L ERA: 3.24	(7, 1)	2.0		9	2	1	1	1	1	0	0	0	0	0	22	35	4.50	1.500

PITCHER	IP	WLS	BF	H	R	ER	SO	BB	IBB	HBP	BLK	WP	HR	S	P	ERA	WHIP

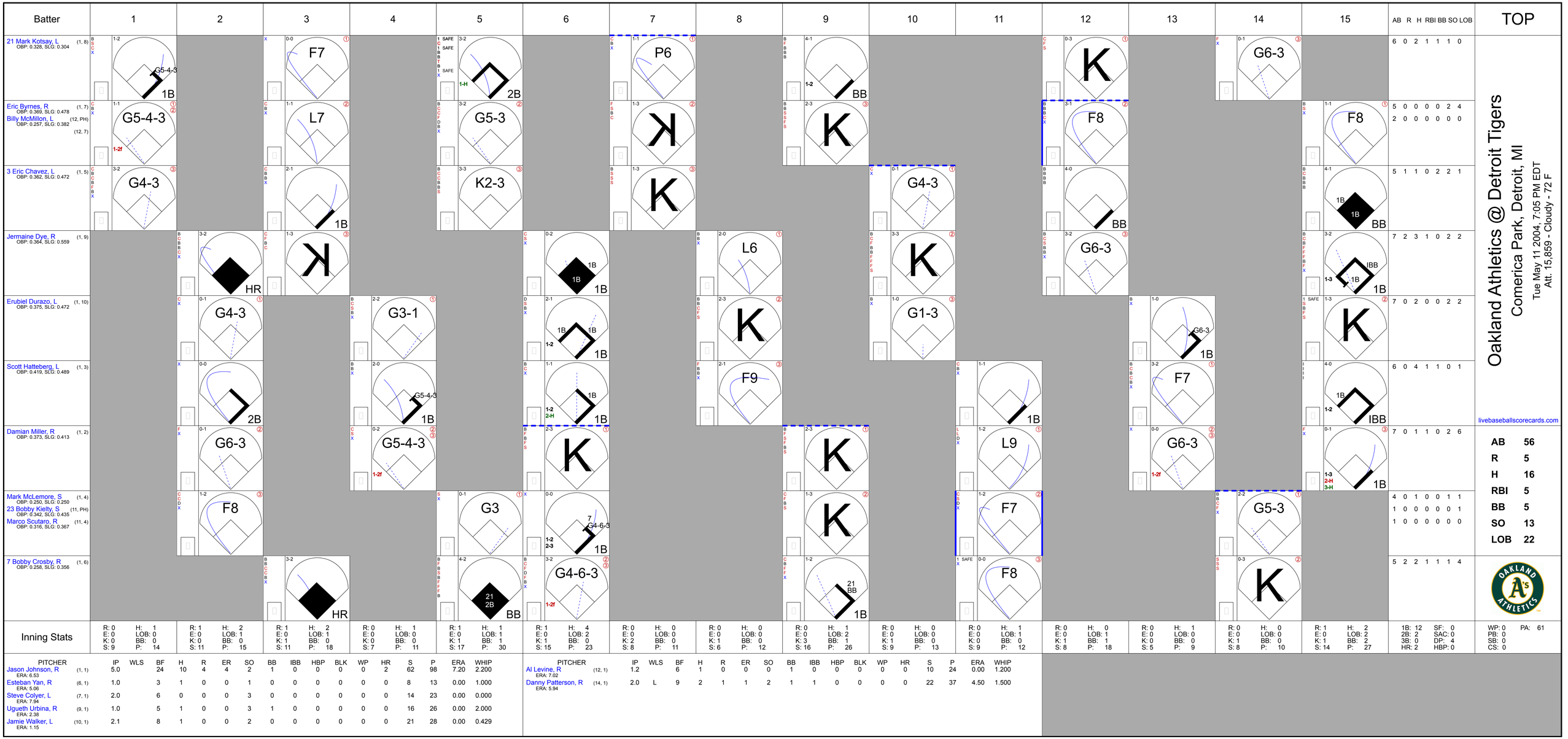
Batter
1
2
3
4
5
6
7
8
9
10
11
12
13
14
15
AB R H RBI BB SO LOB
TOP
21 Mark Kotsay, L (1, 8) OBP: 0.328, SLG: 0.304
Eric Byrnes, R (1, 7) OBP: 0.369, SLG: 0.478
Billy McMillon, L (12, PH) (12, 7) OBP: 0.257, SLG: 0.382
3 Eric Chavez, L (1, 5) OBP: 0.362, SLG: 0.472
Jermaine Dye, R (1, 9) OBP: 0.364, SLG: 0.559
Erubiel Durazo, L (1, 10) OBP: 0.375, SLG: 0.472
Scott Hatteberg, L (1, 3) OBP: 0.419, SLG: 0.489
Damian Miller, R (1, 2) OBP: 0.373, SLG: 0.413
Mark McLemore, S (1, 4) OBP: 0.250, SLG: 0.250
23 Bobby Kielty, S (11, PH) OBP: 0.342, SLG: 0.435
Marco Scutaro, R (11, 4) OBP: 0.316, SLG: 0.367
7 Bobby Crosby, R (1, 6) OBP: 0.258, SLG: 0.356
Oakland Athletics @ Detroit Tigers
Comerica Park, Detroit, MI
Tue May 11 2004, 7:05 PM EDT
Att. 15,859 - Cloudy - 72 F
livebaseballscorecards.com
AB 56
R 5
H 16
RBI 5
BB 5
SO 13
LOB 22
Inning Stats
PITCHER IP WLS BF H R ER SO BB IBB HBP BLK WP HR S P ERA WHIP
Jason Johnson, R (1, 1) ERA: 6.53 5.0 24 10 4 4 2 1 0 0 0 0 2 62 98 7.20 2.200
Esteban Yan, R (6, 1) ERA: 5.06 1.0 3 1 0 0 1 0 0 0 0 0 0 8 13 0.00 1.000
Steve Colyer, L (7, 1) ERA: 7.94 2.0 6 0 0 0 3 0 0 0 0 0 0 14 23 0.00 0.000
Ugueth Urbina, R (9, 1) ERA: 2.38 1.0 5 1 0 0 3 1 0 0 0 0 0 16 26 0.00 2.000
Jamie Walker, L (10, 1) ERA: 1.15 2.1 8 1 0 0 2 0 0 0 0 0 0 21 28 0.00 0.429
PITCHER IP WLS BF H R ER SO BB IBB HBP BLK WP HR S P ERA WHIP
Al Levine, R (12, 1) ERA: 7.02 1.2 6 1 0 0 2 1 0 0 0 0 0 0 10 24 0.00 1.200
Danny Patterson, R (14, 1) ERA: 5.94 2.0 L 9 2 1 1 2 1 1 0 0 0 0 0 22 37 4.50 1.500
1B: 12 SF: 0
2B: 2 SAC: 0
3B: 0 DP: 4
HR: 2 HBP: 0
WP: 0 PA: 61
PB: 0
SB: 0
CS: 0

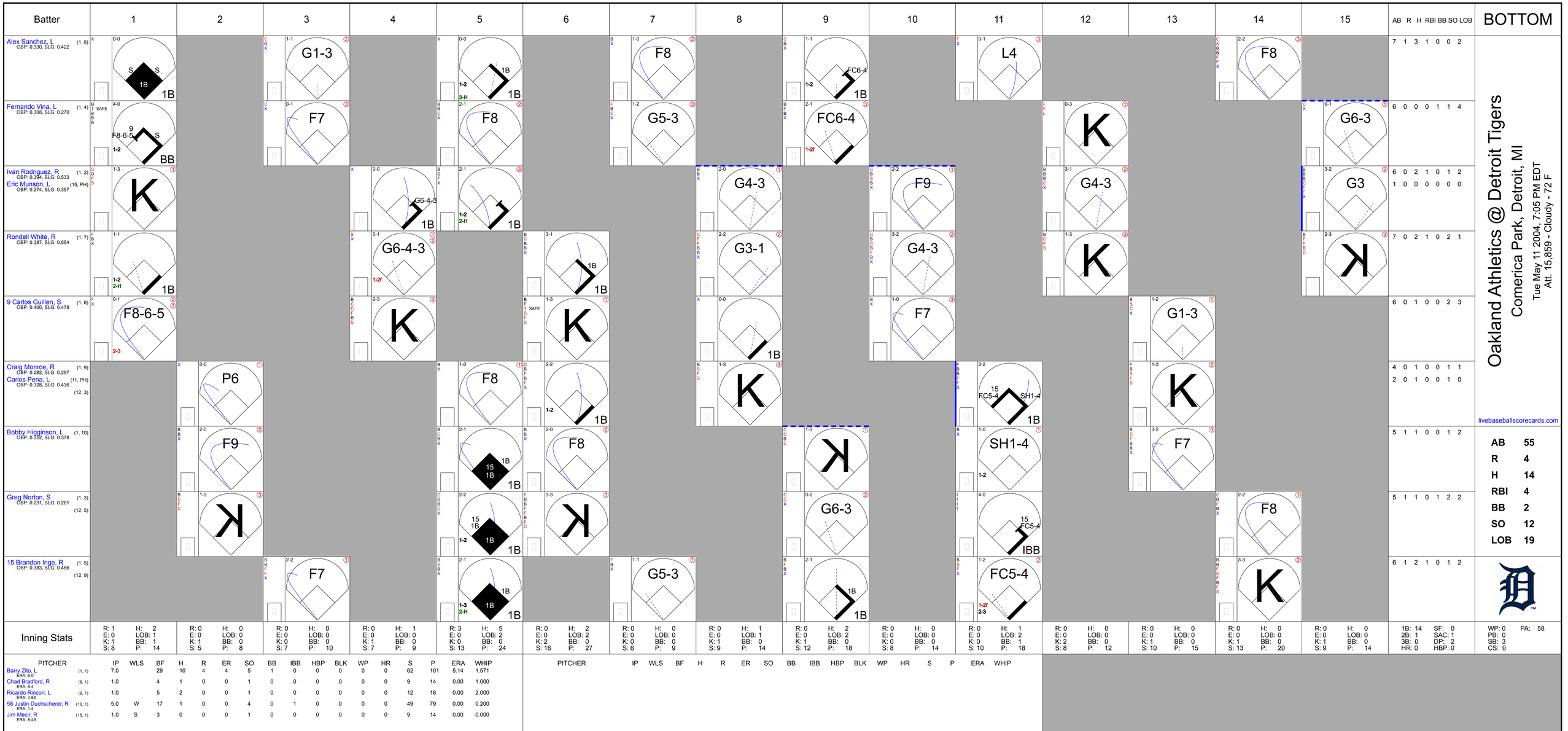
Batter
1
2
3
4
5
6
7
8
9
10
11
12
13
14
15
AB R H RBI BB SO LOB
BOTTOM
Alex Sanchez, L (1, 8) OBP: 0.330, SLG: 0.422
7 1 3 1 0 0 2
Fernando Vina, L (1, 4) OBP: 0.308, SLG: 0.270
6 0 0 0 1 1 4
Ivan Rodriguez, R (1, 2) OBP: 0.384, SLG: 0.533
Eric Munson, L (15, PH) OBP: 0.274, SLG: 0.397
6 0 2 1 0 1 2
1 0 0 0 0 0 0
Rondell White, R (1, 7) OBP: 0.387, SLG: 0.554
7 0 2 1 0 2 1
9 Carlos Guillen, S (1, 6) OBP: 0.400, SLG: 0.478
6 0 1 0 0 2 3
Craig Monroe, R (1, 9) OBP: 0.282, SLG: 0.297
Carlos Pena, L (11, PH) OBP: 0.328, SLG: 0.436
(12, 3)
4 0 1 0 0 1 1
2 0 1 0 0 1 0
Bobby Higginson, L (1, 10) OBP: 0.352, SLG: 0.378
5 1 1 0 0 1 2
Greg Norton, S (1, 3) OBP: 0.231, SLG: 0.261
(12, 5)
5 1 1 0 1 2 2
15 Brandon Inge, R (1, 5) OBP: 0.383, SLG: 0.486
(12, 9)
6 1 2 1 0 1 2
Oakland Athletics @ Detroit Tigers
Comerica Park, Detroit, MI
Tue May 11 2004, 7:05 PM EDT
Att. 15,859 - Cloudy - 72 F
livebaseballscorecards.com
AB 55
R 4
H 14
RBI 4
BB 2
SO 12
LOB 19
Inning Stats
R: 1 H: 2 E: 0 LOB: 1 K: 1 BB: 1 S: 8 P: 14
R: 0 H: 0 E: 0 LOB: 0 K: 1 BB: 0 S: 5 P: 8
R: 0 H: 0 E: 0 LOB: 0 K: 0 BB: 0 S: 7 P: 10
R: 0 H: 1 E: 0 LOB: 0 K: 1 BB: 0 S: 7 P: 9
R: 3 H: 5 E: 0 LOB: 2 K: 0 BB: 0 S: 13 P: 24
R: 0 H: 2 E: 0 LOB: 2 K: 2 BB: 0 S: 16 P: 27
R: 0 H: 0 E: 0 LOB: 0 K: 0 BB: 0 S: 6 P: 9
R: 0 H: 1 E: 0 LOB: 1 K: 1 BB: 0 S: 9 P: 14
R: 0 H: 2 E: 1 LOB: 2 K: 1 BB: 0 S: 12 P: 18
R: 0 H: 0 E: 0 LOB: 0 K: 0 BB: 0 S: 8 P: 14
R: 0 H: 1 E: 0 LOB: 2 K: 1 BB: 1 S: 10 P: 18
R: 0 H: 0 E: 0 LOB: 0 K: 2 BB: 0 S: 8 P: 12
R: 0 H: 0 E: 0 LOB: 0 K: 1 BB: 0 S: 10 P: 15
R: 0 H: 0 E: 0 LOB: 0 K: 1 BB: 0 S: 13 P: 20
R: 0 H: 0 E: 0 LOB: 0 K: 1 BB: 0 S: 9 P: 14
1B: 14 SF: 0 2B: 1 SAC: 1 3B: 0 DP: 2 HR: 0 HBP: 0
WP: 0 PA: 58 PB: 0 SB: 3 CS: 0
PITCHER IP WLS BF H R ER SO BB IBB HBP BLK WP HR S P ERA WHIP
Barry Zito, L (1, 1) ERA: 6.0 7.0 29 10 4 4 5 1 0 0 0 0 0 62 101 5.14 1.571
Chad Bradford, R (8, 1) ERA: 5.4 1.0 4 1 0 0 1 0 0 0 0 0 0 9 14 0.00 1.000
Ricardo Rincon, L (9, 1) ERA: 4.82 1.0 5 2 0 0 1 0 0 0 0 0 0 12 18 0.00 2.000
58 Justin Duchscherer, R (10, 1) ERA: 1.4 5.0 W 17 1 0 0 4 0 1 0 0 0 0 49 79 0.00 0.200
Jim Mecir, R (15, 1) ERA: 8.49 1.0 S 3 0 0 0 1 0 0 0 0 0 0 9 14 0.00 0.000
PITCHER IP WLS BF H R ER SO BB IBB HBP BLK WP HR S P ERA WHIP

Batter	1	2	3	4	5	6	7	8	9	AB	R	H	RBI	BB	SO	LOB
21 Mark Kotsay, L (1, 8) OBP: 0.323, SLG: 0.300	X 0-0 ① F7		C B B X 2-1 ② G5-3		C B B C B X 3-2 ③ F7		B 1 SAFE 1 SAFE X 1-0 3 S 1-3 1B		C B B B X 3-1 ③ F8	5	0	1	0	0	0	1
23 Bobby Kielty, S (1, 7) OBP: 0.337, SLG: 0.423	B B C B C F F B 4-2 BB		B B C C F X 1-2 ③ G3			C B X 1-1 ① G4-3	X 0-0 ② SF9 3-H			2	0	0	1	1	0	1
3 Eric Chavez, L (1, 5) OBP: 0.366, SLG: 0.465	X 0-0 ② F7			B B B C X 3-1 ① G6-3		C C F B B F B B 4-2 E FC5 BB	1 SAFE B I I I 4-0 1-2 IBB			2	0	0	0	2	0	1
Jermaine Dye, R (1, 9) OBP: 0.354, SLG: 0.542	C 1 SAFE B C X 1-2 ③ P4			C F B S 1-3 ② K		X 0-0 FC5 BB 1-3	B C C S 1-3 ③ K			4	0	0	0	0	2	4
Scott Hatteberg, L (1, 3) OBP: 0.413, SLG: 0.473		C X 0-1 ① G4-3		B B B B 4-0 BB		X 0-0 ② L3		B B B C X 3-1 ① G4-3		3	0	0	0	1	0	2
Erubiel Durazo, L (1, 10) OBP: 0.371, SLG: 0.459		B C B X 2-1 ② G4-3		C X 0-1 ③ G4-3		B B B C D 4-1 17 FC6-4 1-2 BB		C B B S S 2-3 ② K		3	0	0	0	1	1	1
17 Adam Melhuse, S (1, 2) OBP: 0.333, SLG: 0.543		X 0-0 ③ F7			B X 1-0 HR	C B F X 1-2 ③ FC6-4 1-2f		B C B X 2-1 ③ G6-3		4	1	1	1	0	0	3
Mark McLemore, S (1, 4) OBP: 0.250, SLG: 0.250			F C F B X 1-2 7 SH1-3 1B		B B X 2-0 ① G3-1		X 0-0 ① B5-3		B X 1-0 ① G1-3	4	0	1	0	0	0	0
7 Bobby Crosby, R (1, 6) OBP: 0.260, SLG: 0.356			X 0-0 ① SH1-3 1-2		B X 1-0 ② G6-3		B B C S F X 2-2 21 1B 23 SF9 1B		B C B X 2-1 ② G1-3	3	1	1	0	0	0	0
Inning Stats	R: 0 E: 0 K: 0 S: 9 H: 0 LOB: 1 BB: 1 P: 14	R: 0 E: 0 K: 0 S: 5 H: 0 LOB: 0 BB: 0 P: 7	R: 0 E: 0 K: 0 S: 11 H: 1 LOB: 1 BB: 0 P: 15	R: 0 E: 0 K: 1 S: 7 H: 0 LOB: 1 BB: 1 P: 15	R: 1 E: 0 K: 0 S: 6 H: 1 LOB: 0 BB: 0 P: 13	R: 0 E: 1 K: 0 S: 13 H: 0 LOB: 3 BB: 2 P: 23	R: 1 E: 0 K: 1 S: 10 H: 2 LOB: 2 BB: 1 P: 18	R: 0 E: 0 K: 1 S: 7 H: 0 LOB: 0 BB: 0 P: 14	R: 0 E: 0 K: 0 S: 5 H: 0 LOB: 0 BB: 0 P: 11	1B: 3 2B: 0 3B: 0 HR: 1 SF: 1 SAC: 1 DP: 0 HBP: 0						

TOP

Oakland Athletics @ Detroit Tigers

Comerica Park, Detroit, MI

Wed May 12 2004, 7:05 PM EDT

Att. 16,693 - Sunny - 82 F

livebaseballscorecards.com

AB	30
R	2
H	4
RBI	2
BB	5
SO	3
LOB	13

PITCHER		IP	WLS	BF	H	R	ER	SO	BB	IBB	HBP	BLK	WP	HR	S	P	ERA	WHIP
38 Jeremy Bonderman, R ERA: 5.36	(1, 1)	7.0	L	31	4	2	2	2	4	1	0	0	0	1	61	105	2.57	1.143
Steve Colyer, L ERA: 6.75	(8, 1)	2.0		6	0	0	0	1	0	0	0	0	0	0	12	25	0.00	0.000

PITCHER	IP	WLS	BF	H	R	ER	SO	BB	IBB	HBP	BLK	WP	HR	S	P	ERA	WHIP

Oakland Athletics @ Detroit Tigers

Comerica Park, Detroit, MI

Wed May 12 2004, 7:05 PM EDT

Att. 16,693 - Sunny - 82 F

livebaseballscorecards.com

BOTTOM

Batter	1	2	3	4	5	6	7	8	9	AB	R	H	RBI	BB	SO	LOB
Alex Sanchez, L (1, 8) OBP: 0.348, SLG: 0.438	B C C B X 2-2 9 CS 1B		X 0-0 ① SH4-3 1-2		L X 0-1 1B 9 SH1-4 1-2 1B		S F X 0-2 9 S 1B			3	0	3	0	0	0	0
9 Carlos Guillen, S (1, 6) OBP: 0.406, SLG: 0.479	B B B B 4-0 ① 1B 1-2 BB		C B C X 1-2 2-3 1B		X 0-0 ① SH1-4 1-2 2-3		1 SAFE 1 SAFE 1 SAFE B F F B F S 2-3 ③ K 1-2			2	0	1	0	1	1	1
Ivan Rodriguez, R (1, 10) OBP: 0.397, SLG: 0.532	X 0-0 1-2 1B		C F F B S 1-3 ② K		X 0-0 G6-4-3 2-3 3-H 1B			C F B X 1-2 ① F9		4	0	2	1	0	1	2
Rondell White, R (1, 7) OBP: 0.376, SLG: 0.536	B F S C 1-3 ② K		B C X 1-1 ③ F9		X 0-0 ②③ G6-4-3 1-2f			C F C 0-3 ② K		4	0	0	0	0	2	6
Carlos Pena, L (1, 3) OBP: 0.326, SLG: 0.430	C B B X 2-1 ③ F8			X 0-0 S 1B		B X 1-0 ① F8		B S F C 1-3 ③ K		4	0	1	0	0	1	2
Bobby Higginson, L (1, 9) OBP: 0.339, SLG: 0.362		B S F C 1-3 ① K		F C B F B S 2-3 ① K		B B B C X 3-1 ② G3			C F C 0-3 ① K	4	0	0	0	0	3	1
15 Brandon Inge, R (1, 2) OBP: 0.365, SLG: 0.461		B S B X 2-1 ② P3		B 1 SAFE F S S S 1-3 ② K		C B F S 1-3 ③ K			C X 0-1 ② G1-3	4	0	0	0	0	2	1
Eric Munson, L (1, 5) OBP: 0.264, SLG: 0.383 Greg Norton, S (9, PH) OBP: 0.226, SLG: 0.255		B X 1-0 ③ G1-3		C F B S 1-3 ③ K 1-2			F B B B X 2-1 ① F7		C F B B B F B X 3-2 ③ L4	3	0	0	0	0	1	1
										1	0	0	0	0	0	0
20 Omar Infante, R (1, 4) OBP: 0.395, SLG: 0.400			B B B B 4-0 9 1B SH4-3 BB		B B B B 4-0 9 SH1-4 1B 1B BB		B B B C C X 3-2 ② P3			1	1	0	0	2	0	0
Inning Stats	R: 0 E: 0 K: 1 S: 9 H: 2 LOB: 2 BB: 1 P: 18	R: 0 E: 0 K: 1 S: 6 H: 0 LOB: 0 BB: 0 P: 10	R: 0 E: 0 K: 1 S: 10 H: 1 LOB: 2 BB: 1 P: 17	R: 0 E: 0 K: 3 S: 11 H: 1 LOB: 1 BB: 0 P: 15	R: 1 E: 0 K: 0 S: 5 H: 2 LOB: 1 BB: 1 P: 9	R: 0 E: 0 K: 1 S: 6 H: 0 LOB: 0 BB: 0 P: 11	R: 0 E: 0 K: 1 S: 12 H: 1 LOB: 1 BB: 0 P: 19	R: 0 E: 0 K: 2 S: 9 H: 0 LOB: 0 BB: 0 P: 11	R: 0 E: 0 K: 1 S: 9 H: 0 LOB: 0 BB: 0 P: 12	1B: 7 2B: 0 3B: 0 HR: 0 SF: 0 SAC: 2 DP: 1 HBP: 0						

	AB	30
	R	1
	H	7
	RBI	1
	BB	3
	SO	11
	LOB	14

WP: 0 PB: 0 SB: 2 CS: 1 PA: 35

PITCHER		IP	WLS	BF	H	R	ER	SO	BB	IBB	HBP	BLK	WP	HR	S	P	ERA	WHIP
40 Rich Harden, R ERA: 3.86	(1, 1)	7.0	W	29	7	1	1	8	3	0	0	0	0	0	59	99	1.29	1.429
Chad Bradford, R ERA: 5.14	(8, 1)	0.2	H	2	0	0	0	1	0	0	0	0	0	0	6	7	0.00	0.000
Ricardo Rincon, L ERA: 4.66	(8, 1)	0.1	H	1	0	0	0	1	0	0	0	0	0	0	3	4	0.00	0.000
Arthur Rhodes, L ERA: 4.2	(9, 1)	1.0	S	3	0	0	0	1	0	0	0	0	0	0	9	12	0.00	0.000

PITCHER	IP	WLS	BF	H	R	ER	SO	BB	IBB	HBP	BLK	WP	HR	S	P	ERA	WHIP

Oakland Athletics @ Detroit Tigers

Comerica Park, Detroit, MI

Thu May 13 2004, 1:05 PM EDT

Att. 21,712 - Cloudy - 79 F

livebaseballscorecards.com

Batter	1	2	3	4	5	6	7	8	9	AB	R	H	RBI	BB	SO	LOB
Eric Byrnes, R (1, 8) OBP: 0.364, SLG: 0.468	B C C B C 2-3 ① K		B B X 2-0 ② L6		F B S D X 2-2 ③ L8			X 0-0 1B		4	0	1	0	0	1	2
23 Bobby Kielty, S (1, 7) OBP: 0.322, SLG: 0.400	C S S 0-3 ② K		C B B X 2-1 ③ L7			X 0-0 ① F7		1 SAFE C X 0-1 ② F8		4	0	0	0	0	1	2
3 Eric Chavez, L (1, 5) OBP: 0.363, SLG: 0.454	B B F S X 2-2 ③ P2			C B B B F C 3-3 ① K		B C C B B B 4-2 BB		C F B B B F X 3-2 ③ G3-4-3		3	0	0	0	1	1	1
Jermaine Dye, R (1, 9) OBP: 0.351, SLG: 0.533		C S D F X 1-2 G5-3 1B		C X 0-1 ② G6-3		C X 0-1 ② F8			C B B F S 2-3 ① K	4	0	1	0	0	1	1
Erubiel Durazo, L (1, 10) OBP: 0.359, SLG: 0.442		B X 1-0 ① F9		X 0-0 ③ G4-3		C B B X 2-1 ③ P4			C S X 0-2 ② G4-3	4	0	0	0	0	0	2
Eric Karros, R (1, 3) OBP: 0.214, SLG: 0.240		C B 1 SAFE C B X 2-2 ② G5-3 1-2			C F X 0-2 ① G5-3		C S B B F X 2-2 ① G6-3		S F X 0-2 ③ P4	4	0	0	0	0	0	1
Damian Miller, R (1, 2) OBP: 0.371, SLG: 0.421		X 0-0 ③ G1-3			C B B X 2-1 2B 2B		C X 0-1 ② G5-3			3	1	1	0	0	0	1
7 Bobby Crosby, R (1, 6) OBP: 0.262, SLG: 0.355			C C X 0-2 1B		X 0-0 ② G5-3		B C X 1-1 ③ G1-3			3	0	1	0	0	0	1
Marco Scutaro, R (1, 4) OBP: 0.316, SLG: 0.375			B 1 SAFE 1 SAFE B F X 2-1 ① F7		B X 1-0 2-H 2B			C B F F B C 2-3 ① K		3	0	1	1	0	1	1
Inning Stats	R: 0 H: 0 E: 0 LOB: 0 K: 2 BB: 0 S: 9 P: 13	R: 0 H: 1 E: 0 LOB: 1 K: 0 BB: 0 S: 9 P: 13	R: 0 H: 1 E: 0 LOB: 1 K: 0 BB: 0 S: 8 P: 14	R: 0 H: 0 E: 0 LOB: 0 K: 1 BB: 0 S: 6 P: 9	R: 1 H: 2 E: 0 LOB: 1 K: 0 BB: 0 S: 10 P: 15	R: 0 H: 0 E: 0 LOB: 1 K: 0 BB: 1 S: 7 P: 13	R: 0 H: 0 E: 0 LOB: 0 K: 0 BB: 0 S: 8 P: 11	R: 0 H: 1 E: 0 LOB: 1 K: 1 BB: 0 S: 11 P: 16	R: 0 H: 0 E: 0 LOB: 0 K: 1 BB: 0 S: 9 P: 11	1B: 3 SF: 0 2B: 2 SAC: 0 3B: 0 DP: 0 HR: 0 HBP: 0						WP: 0 PA: 33 PB: 0 SB: 0 CS: 0	

PITCHER		IP	WLS	BF	H	R	ER	SO	BB	IBB	HBP	BLK	WP	HR	S	P	ERA	WHIP
Mike Maroth, L ERA: 4.86	(1, 1)	8.0	W	30	5	1	1	4	1	0	0	0	0	0	68	104	1.12	0.750
Ugueth Urbina, R ERA: 2.19	(9, 1)	1.0	S	3	0	0	0	1	0	0	0	0	0	0	9	11	0.00	0.000

PITCHER		IP	WLS	BF	H	R	ER	SO	BB	IBB	HBP	BLK	WP	HR	S	P	ERA	WHIP

TOP	
AB	32
R	1
H	5
RBI	1
BB	1
SO	5
LOB	12

Oakland Athletics @ Detroit Tigers

Comerica Park, Detroit, MI

Thu May 13 2004, 1:05 PM EDT
Att. 21,712 - Cloudy - 79 F

livebaseballscorecards.com

BOTTOM

Batter	1	2	3	4	5	6	7	8	9	AB	R	H	RBI	BB	SO	LOB
Alex Sanchez, L (1, 8) OBP: 0.350, SLG: 0.439	L3	9 CS 1B			9 1B 1B		9 G6-4-3 HBP			2	0	1	0	0	0	0
Bobby Higginson, L (5, 9) OBP: 0.351, SLG: 0.368										1	0	1	0	0	0	0
9 Carlos Guillen, S (1, 6) OBP: 0.415, SLG: 0.504	HR 3B	CS 1-2	G6-3 3B 1B		1-3 1B		G6-4-3 1-2f			4	2	3	0	0	0	1
Ivan Rodriguez, R (1, 2) OBP: 0.393, SLG: 0.546	HR 3-H		G6-3 1-2		L9			G6-3		4	1	1	2	0	0	2
Rondell White, R (1, 10) OBP: 0.393, SLG: 0.563	G3 1B 1B		2-H 3B		IBB			CS 1B		3	0	3	1	1	0	0
Jason Smith, L (8, PR)										0	0	0	0	0	0	0
Craig Monroe, R (1, 9) OBP: 0.289, SLG: 0.314	G3 1-2 1B		G5-3		K			1-2 2B		4	0	2	0	0	1	3
(5, 7)																
Carlos Pena, L (1, 3) OBP: 0.316, SLG: 0.415	G3 1-2 2-3		G6-3		K	K		K		4	0	0	0	0	2	5
Greg Norton, S (1, 5) OBP: 0.214, SLG: 0.240	G5-3			K		F8				3	0	0	0	0	1	2
15 Brandon Inge, R (1, 7) OBP: 0.364, SLG: 0.456		20 CS 1B		F7		G5-3				3	0	1	0	0	0	0
(5, 8)																
20 Omar Infante, R (1, 4) OBP: 0.366, SLG: 0.364		K 1-2		G4-3			F8			3	0	0	0	0	1	1
Inning Stats	R: 2 H: 4 E: 0 LOB: 2 K: 0 BB: 0 S: 11 P: 13	R: 0 H: 2 E: 0 LOB: 0 K: 1 BB: 0 S: 8 P: 16	R: 1 H: 2 E: 0 LOB: 1 K: 0 BB: 0 S: 10 P: 16	R: 0 H: 0 E: 0 LOB: 0 K: 1 BB: 0 S: 6 P: 6	R: 0 H: 2 E: 0 LOB: 2 K: 1 BB: 1 S: 8 P: 14	R: 0 H: 0 E: 0 LOB: 0 K: 1 BB: 0 S: 7 P: 9	R: 0 H: 0 E: 0 LOB: 0 K: 0 BB: 0 S: 6 P: 11	R: 0 H: 2 E: 0 LOB: 2 K: 1 BB: 0 S: 11 P: 16		1B: 8 SF: 0 2B: 1 SAC: 0 3B: 2 DP: 1 HR: 1 HBP: 1						

	AB	31
	R	3
	H	12
	RBI	3
	BB	1
	SO	5
	LOB	14

WP: 0 PA: 34
PB: 0
SB: 0
CS: 3

PITCHER	IP	WLS	BF	H	R	ER	SO	BB	IBB	HBP	BLK	WP	HR	S	P	ERA	WHIP
Mark Redman, L (1, 1) ERA: 3.6	8.0	L	33	12	3	3	5	0	1	1	0	0	1	67	101	3.38	1.500

PITCHER	IP	WLS	BF	H	R	ER	SO	BB	IBB	HBP	BLK	WP	HR	S	P	ERA	WHIP

Batter	1	2	3	4	5	6	7	8	9	AB	R	H	RBI	BB	SO	LOB
Eric Byrnes, R (1, 8) OBP: 0.366, SLG: 0.475	1-1 23 2B 2B	0-1 F7 ③			B F F X 1-2 P3 ①	B C X 1-1 P2 ③			B C X 1-1 1B	5	1	2	0	0	0	2
23 Bobby Kielty, S (1, 7) OBP: 0.337, SLG: 0.430	B C X 1-1 3 G3-1 1B 2B 2-H		B B B B 4-0 1B E BB		C X 0-1 3 G4-3 2B		C B C B F S 2-3 K ①		X 0-0 F9 ③	4	2	2	1	1	1	1
3 Eric Chavez, L (1, 5) OBP: 0.360, SLG: 0.444	B B F B X 3-1 G3-1 ① 2-3		C C B D 1 SAFE X 2-2 F9 ①		C B X 1-1 G4-3 ② 2-3		C B B B C B 4-2 G5-4-3 BB			3	0	0	0	1	0	3
Jermaine Dye, R (1, 9) OBP: 0.355, SLG: 0.532	S X 0-1 G3 HR 1B 3-H		C C B F X 1-2 E FC7-2 1B 1-2		X 0-0 F8 ③		C B 1 SAFE X 1-1 G5-4-3 ②③ 1-2f			4	1	2	1	0	0	2
Scott Hatteberg, L (1, 3) OBP: 0.416, SLG: 0.505	B X 1-0 G3 ② 1-2		B X 1-0 E9 1-3 2-H 1B			C X 1-1 HR		C X 0-1 G3 ①		4	1	2	2	0	0	1
Eric Karros, R (1, 10) OBP: 0.220, SLG: 0.302 Erubiel Durazo, L (8, PH) OBP: 0.364, SLG: 0.447	C B B B B X 3-1 2-H HR		B C B B F X 3-2 FC7-2 ②③ 3-H			F X 0-1 G6-3 ①		B F B X 2-1 G6-4-3 1B		3 1	1 0	1 1	2 0	0 0	0 0	2 0
Damian Miller, R (1, 2) OBP: 0.358, SLG: 0.404	F F B X 1-2 P4 ③			F X 0-1 F8 ①		X 0-0 G5-3 ②		C X 0-1 G6-4-3 ②③ 1-2f		4	0	0	0	0	0	1
7 Bobby Crosby, R (1, 6) OBP: 0.262, SLG: 0.361		C B B X 2-1 G5-3 ①		F C B B X 2-2 G4-3 ②		B B C B X 3-1 2B			B X 1-0 G5-3 ①	4	0	1	0	0	0	0
Marco Scutaro, R (1, 4) OBP: 0.314, SLG: 0.365		B X 1-0 F8 ②		B C X 1-1 L5 ③		C D B B B 4-1 BB			C B F S 1-3 K ②	3	0	0	0	1	1	0
Inning Stats	R: 4 E: 0 K: 0 S: 14 H: 4 LOB: 0 BB: 0 P: 24	R: 0 E: 0 K: 0 S: 5 H: 0 LOB: 0 BB: 0 P: 8	R: 1 E: 1 K: 0 S: 11 H: 2 LOB: 1 BB: 1 P: 22	R: 0 E: 0 K: 0 S: 7 H: 0 LOB: 0 BB: 0 P: 10	R: 0 E: 0 K: 0 S: 8 H: 1 LOB: 1 BB: 0 P: 10	R: 1 E: 0 K: 0 S: 10 H: 2 LOB: 2 BB: 1 P: 19	R: 0 E: 0 K: 1 S: 8 H: 0 LOB: 0 BB: 1 P: 15	R: 0 E: 0 K: 0 S: 6 H: 1 LOB: 0 BB: 0 P: 8	R: 0 E: 0 K: 1 S: 7 H: 1 LOB: 1 BB: 0 P: 10	1B: 5 2B: 5 3B: 0 HR: 2 SF: 0 SAC: 0 DP: 3 HBP: 0						

TOP

Oakland Athletics @ Kansas City Royals

Kauffman Stadium, Kansas City, MO

Fri May 14 2004, 7:10 PM CDT
Att. 35,772 - Cloudy - 56 F

livebaseballscorecards.com

AB	35
R	6
H	11
RBI	6
BB	3
SO	2
LOB	12

PITCHER		IP	WLS	BF	H	R	ER	SO	BB	IBB	HBP	BLK	WP	HR	S	P	ERA	WHIP
41 Jimmy Gobble, L ERA: 4.54	(1, 1)	5.2	L	27	9	6	6	0	2	0	0	0	0	2	53	90	9.53	1.941
Justin Huisman, R ERA:	(6, 1)	1.1		4	0	0	0	1	1	0	0	0	0	0	10	18	0.00	0.750
Scott Sullivan, R ERA: 4.3	(8, 1)	2.0		7	2	0	0	1	0	0	0	0	0	0	13	18	0.00	1.000

PITCHER	IP	WLS	BF	H	R	ER	SO	BB	IBB	HBP	BLK	WP	HR	S	P	ERA	WHIP

BOTTOM

Oakland Athletics @ Kansas City Royals

Kauffman Stadium, Kansas City, MO

Fri May 14 2004, 7:10 PM CDT
Att. 35,772 - Cloudy - 56 F

livebaseballscorecards.com

Batter	1	2	3	4	5	6	7	8	9	AB	R	H	RBI	BB	SO	LOB
4 Angel Berroa, R (1, 6) OBP: 0.222, SLG: 0.264	P4		G3-1		F8			G4-3		4	0	0	0	0	0	0
Carlos Beltrán, S (1, 8) OBP: 0.395, SLG: 0.638	K		G3			G6-3		G3		4	0	0	0	0	1	0
29 Mike Sweeney, R (1, 10) OBP: 0.362, SLG: 0.455	G6-3			1B SF8 1B BB		1B			P3	3	1	1	0	1	0	0
Juan Gonzalez, R (1, 9) OBP: 0.319, SLG: 0.441		FC1-6 1B FC3-6 1B		1B 1-2 1B		K			G6-3	4	1	2	0	0	1	1
Matt Stairs, L (1, 7) OBP: 0.368, SLG: 0.458		FC1-6 1-2 1B		G6-4-3 1-2 2-3 1B		P6			DI 1B	4	0	3	0	0	0	1
Joe Randa, R (1, 5) OBP: 0.353, SLG: 0.383		FC1-6 FC3-6 1-2f 2-3		SF8 3-H			F8		BB 1-2	2	0	0	1	1	0	2
Ken Harvey, R (1, 3) OBP: 0.386, SLG: 0.447		FC3-6 1-2f 3-H		G6-4-3 1-2f			G5-4-3 BB		K	3	0	0	1	1	1	5
Benito Santiago, R (1, 2) OBP: 0.263, SLG: 0.375		F9			G6-3		G5-4-3 1-2f			3	0	0	0	0	0	2
Desi Relaford, S (1, 4) OBP: 0.283, SLG: 0.265			G3		G6-3			P5		3	0	0	0	0	0	0

	AB	30
	R	2
	H	6
	RBI	2
	BB	3
	SO	3
	LOB	11

Inning Stats	1	2	3	4	5	6	7	8	9
	R: 0 H: 0 E: 0 LOB: 0 K: 1 BB: 0 S: 9 P: 15	R: 1 H: 2 E: 0 LOB: 1 K: 0 BB: 0 S: 10 P: 18	R: 0 H: 0 E: 0 LOB: 0 K: 0 BB: 0 S: 9 P: 13	R: 1 H: 2 E: 0 LOB: 1 K: 0 BB: 1 S: 10 P: 17	R: 0 H: 0 E: 0 LOB: 0 K: 0 BB: 0 S: 5 P: 6	R: 0 H: 1 E: 0 LOB: 1 K: 1 BB: 0 S: 10 P: 15	R: 0 H: 0 E: 0 LOB: 0 K: 0 BB: 1 S: 5 P: 12	R: 0 H: 0 E: 0 LOB: 0 K: 0 BB: 0 S: 8 P: 9	R: 0 H: 1 E: 0 LOB: 2 K: 1 BB: 1 S: 14 P: 23

	1B: 6	SF: 1	WP: 0	PA: 34
	2B: 0	SAC: 0	PB: 0	
	3B: 0	DP: 2	SB: 0	
	HR: 0	HBP: 0	CS: 0	

PITCHER		IP	WLS	BF	H	R	ER	SO	BB	IBB	HBP	BLK	WP	HR	S	P	ERA	WHIP
Tim Hudson, R ERA: 3.13	(1, 1)	8.0	W	29	5	2	2	2	2	0	0	0	0	0	66	105	2.25	0.875
Jim Mecir, R ERA: 7.82	(9, 1)	1.0		5	1	0	0	1	1	0	0	0	0	0	14	23	0.00	2.000

PITCHER	IP	WLS	BF	H	R	ER	SO	BB	IBB	HBP	BLK	WP	HR	S	P	ERA	WHIP

Oakland Athletics @ Kansas City Royals

Kauffman Stadium, Kansas City, MO

Sat May 15 2004, 6:10 PM CDT

Att. 30,838 - Sunny - 68 F

livebaseballscorecards.com

TOP

Batter	1	2	3	4	5	6	7	8	9	AB	R	H	RBI	BB	SO	LOB
21 Mark Kotsay, L (1, 8) OBP: 0.314, SLG: 0.290	C F C 0-3 ① K		B X 1-0 ③ P3			B F F B X 2-2 ① G3-1		B C F X 1-2 ② L7		4	0	0	0	0	1	0
23 Bobby Kielty, S (1, 7) OBP: 0.333, SLG: 0.434	B B F B X 3-1 ② G6-3			X 0-0 ① P3		X 0-0 3 HR 2B		C B C F X 1-2 ③ G5-3		4	1	1	0	0	0	0
3 Eric Chavez, L (1, 5) OBP: 0.364, SLG: 0.467	B F S X 1-2 ③ L5			B C B X 2-1 2B 1B		C C X 0-2 2-H HR			C B B C C 2-3 ① K	4	2	2	2	0	1	0
Jermaine Dye, R (1, 9) OBP: 0.346, SLG: 0.517		C C B F X 1-2 ① F9		1 SAFE 1 SAFE C X 0-1 ② P4		C B B F X 2-2 ② F7			B C F B T 2-2 ② K	4	0	0	0	0	1	1
Scott Hatteberg, L (1, 3) OBP: 0.419, SLG: 0.510		B B F B B 4-1 17 FC6-4 BB		X 0-0 1-H 2B		C B C F B F X 2-2 ③ F7			B B X 2-0 ③ G4-3	3	0	1	1	1	0	0
Eric Karros, R (1, 10) OBP: 0.210, SLG: 0.286		C F C 0-3 ② K		S X 0-1 ③ F8			B X 1-0 ① F7			3	0	0	0	0	1	2
17 Adam Melhuse, S (1, 2) OBP: 0.333, SLG: 0.526		X 0-0 ③ FC6-4 1-2f			C B B B F X 3-2 7 G4-6-3 1B		F F B C 1-3 ② K			3	0	1	0	0	1	1
7 Bobby Crosby, R (1, 6) OBP: 0.255, SLG: 0.350			B B B C B X 3-1 ① P3		C C X 0-2 ① ② G4-6-3 1-2f		B S C F F B S 2-3 ③ K			3	0	0	0	0	1	1
Marco Scutaro, R (1, 4) OBP: 0.306, SLG: 0.356			C B B B F X 3-2 ② L9		F B B X 2-1 ③ F8			X 0-0 ① F9		3	0	0	0	0	0	0

	AB	31
	R	3
	H	5
	RBI	3
	BB	1
	SO	6
	LOB	5

Inning Stats																								
	R: 0	H: 0	R: 0	H: 0	R: 0	H: 0	R: 1	H: 2	R: 0	H: 1	R: 2	H: 2	R: 0	H: 0	R: 0	H: 0	R: 0	H: 0	1B: 2	SF: 0	WP: 0	PA: 32		
	E: 0	LOB: 0	E: 0	LOB: 1	E: 0	LOB: 0	E: 0	LOB: 1	E: 0	LOB: 0	E: 0	LOB: 0	E: 0	LOB: 0	E: 0	LOB: 0	E: 0	LOB: 0	2B: 2	SAC: 0	PB: 0			
	K: 1	BB: 0	K: 1	BB: 1	K: 0	BB: 0	K: 0	BB: 0	K: 0	BB: 0	K: 0	BB: 0	K: 2	BB: 0	K: 0	BB: 0	K: 2	BB: 0	3B: 0	DP: 1	SB: 0			
	S: 8	P: 12	S: 9	P: 14	S: 6	P: 13	S: 8	P: 10	S: 8	P: 13	S: 15	P: 21	S: 9	P: 13	S: 8	P: 10	S: 7	P: 13	HR: 1	HBP: 0	CS: 0			

PITCHER		IP	WLS	BF	H	R	ER	SO	BB	IBB	HBP	BLK	WP	HR	S	P	ERA	WHIP
Darrell May, L ERA: 5.66	(1, 1)	9.0	L	32	5	3	3	6	1	0	0	0	0	1	78	119	3.00	0.667

PITCHER		IP	WLS	BF	H	R	ER	SO	BB	IBB	HBP	BLK	WP	HR	S	P	ERA	WHIP

Batter	1	2	3	4	5	6	7	8	9	AB	R	H	RBI	BB	SO	LOB
Desi Relaford, S (1, 4) OBP: 0.281, SLG: 0.250	B C F B F C 2-3 ① K		F B B S B F B 4-2 BB		C X 0-1 ③ F8			B F F B B C 3-3 ② K		3	0	0	0	1	2	2
Carlos Beltrán, S (1, 8) OBP: 0.385, SLG: 0.618	C X 0-1 ② F7		B B B C F S 3-3 ③ K			X 0-0 ① P6		B C X 1-1 ③ G6-3		4	0	0	0	0	1	2
29 Mike Sweeney, R (1, 3) OBP: 0.351, SLG: 0.440	B B B C F X 3-2 ③ P4			X 0-0 ① G5-3		B S X 1-1 ② F8			C X 0-1 ① G6-3	4	0	0	0	0	0	0
Juan Gonzalez, R (1, 9) OBP: 0.309, SLG: 0.426		B F F F C 1-3 ① K		F X 0-1 ② F8		B X 1-0 ③ G5-3			C X 0-1 ② G6-3	4	0	0	0	0	1	0
Joe Randa, R (1, 5) OBP: 0.350, SLG: 0.403		C S B F C 1-3 ② K		C X 0-1 ③ F7			B B X 2-0 HR		C B B X 2-1 ③ G6-3	4	1	1	1	0	1	0
Ken Harvey, R (1, 10) OBP: 0.385, SLG: 0.443	B X 1-0 ③ G6-3				B C X 1-1 ① G5-3		B X 1-0 G5-4-3 1B			3	0	1	0	0	0	0
Benito Santiago, R (1, 2) OBP: 0.265, SLG: 0.384			B X 1-0 4 SH1-4 2B		F B C F B C 2-3 ② K		B F X 1-1 ① ② G5-4-3 1-2f			3	0	1	0	0	1	1
4 Angel Berroa, R (1, 6) OBP: 0.217, SLG: 0.258			B X 1-0 ① SH1-4 2-3		B B C F F B X 3-2 E5 1B		C B S F B X 2-2 ③ G5-3			2	0	0	0	0	0	0
Adrian Brown, S (1, 7) OBP: 0.333, SLG: 0.333			C B X 1-1 ② G5-3		1 SAFE 1 SAFE B F 1 SAFE B X 2-1 1-2 1B			B C F F C 1-3 ① K		3	0	1	0	0	1	1
Inning Stats	R: 0 H: 0 E: 0 LOB: 0 K: 1 BB: 0 S: 10 P: 15	R: 0 H: 0 E: 0 LOB: 0 K: 2 BB: 0 S: 9 P: 12	R: 0 H: 1 E: 0 LOB: 2 K: 1 BB: 1 S: 10 P: 20	R: 0 H: 0 E: 0 LOB: 0 K: 0 BB: 0 S: 5 P: 5	R: 0 H: 1 E: 1 LOB: 2 K: 1 BB: 0 S: 14 P: 22	R: 0 H: 0 E: 0 LOB: 0 K: 0 BB: 0 S: 4 P: 6	R: 1 H: 2 E: 0 LOB: 0 K: 0 BB: 0 S: 8 P: 14	R: 0 H: 0 E: 0 LOB: 0 K: 2 BB: 0 S: 9 P: 14	R: 0 H: 0 E: 0 LOB: 0 K: 0 BB: 0 S: 6 P: 8	1B: 2 SF: 0 2B: 1 SAC: 1 3B: 0 DP: 1 HR: 1 HBP: 0						

PITCHER	IP	WLS	BF	H	R	ER	SO	BB	IBB	HBP	BLK	WP	HR	S	P	ERA	WHIP
Mark Mulder, L (1, 1) ERA: 3.45	9.0	W	32	4	1	1	7	1	0	0	0	0	1	75	116	1.00	0.556

PITCHER	IP	WLS	BF	H	R	ER	SO	BB	IBB	HBP	BLK	WP	HR	S	P	ERA	WHIP

BOTTOM

Oakland Athletics @ Kansas City Royals

Kauffman Stadium, Kansas City, MO

Sat May 15 2004, 6:10 PM CDT

Att. 30,838 - Sunny - 68 F

livebaseballscorecards.com

AB	30
R	1
H	4
RBI	1
BB	1
SO	7
LOB	6

Batter	1	2	3	4	5	6	7	8	9	AB	R	H	RBI	BB	SO	LOB
21 Mark Kotsay, L (1, 8) OBP: 0.310, SLG: 0.289	B B C X 2-1 ① G3		B B X 2-0 23 1B 1B		B F F B X 2-2 ③ G6-3		F B B X 2-1 ② G4-3 2-3		X 0-0 ② SF8 2-3 3-H	4	0	1	1	0	0	1
23 Bobby Kielty, S (1, 7) OBP: 0.327, SLG: 0.420	C B X 1-1 ② G5-3		B C 1 SAFE T B X 2-2 1-3 1B			C B X 1-1 ① G5-3	B C B F F S 2-3 ③ K		C B B X 2-1 ③ F8	5	0	1	0	0	1	2
3 Eric Chavez, L (1, 5) OBP: 0.361, SLG: 0.461	F X 0-1 1B		C 1 SAFE S B B S 2-3 ③ K			B C C B B X 2-2 ② G1-3		B X 1-0 ① P6		4	0	1	0	0	1	2
Jermaine Dye, R (1, 9) OBP: 0.337, SLG: 0.503	C F B X 1-2 ③ P4			C X 0-1 ① F8		B C X 1-1 ③ F7		B C C F S 1-3 ② K		4	0	0	0	0	1	1
Scott Hatteberg, L (1, 3) OBP: 0.405, SLG: 0.490		B X 1-0 ① F7		B B C B X 3-1 ② F9			B C B C F B X 3-2 ① G4-3	C F X 1-2 ③ G4-3		4	0	0	0	0	0	0
Erubiel Durazo, L (1, 10) OBP: 0.368, SLG: 0.483		C C B B F X 2-2 ② L6		C B S B X 2-2 ③ G4-3			B S C X 1-2 2B 2B		B B X 2-0 HR	4	2	2	1	0	0	0
Damian Miller, R (1, 2) OBP: 0.363, SLG: 0.412		C S B B F S 2-3 ③ K			B X 1-0 ① G4-3		S B B X 2-1 7 1B 2-H 2B		C B B B F B 4-2 7 2B 21 SF8 BB	3	2	1	1	1	1	0
7 Bobby Crosby, R (1, 6) OBP: 0.272, SLG: 0.404			B C B C B F F X 3-2 ① G5-3		C B B X 2-1 HR		C B B X 2-1 S 2B 2-H 1B		C X 0-1 21 SF8 1-3 2B	4	2	3	2	0	0	0
Mark McLemore, S (1, 4) OBP: 0.250, SLG: 0.333			B X 1-0 ② G6-3		B B X 2-0 ② F8		B S S B F B X 3-2 21 G4-3 1-H 2B		C B B C F X 2-2 ① F7	4	0	1	1	0	0	2
Inning Stats	R: 0 E: 0 K: 0 S: 9 H: 1 LOB: 1 BB: 0 P: 13	R: 0 E: 0 K: 1 S: 9 H: 0 LOB: 0 BB: 0 P: 14	R: 0 E: 0 K: 1 S: 13 H: 2 LOB: 2 BB: 0 P: 23	R: 0 E: 0 K: 0 S: 7 H: 0 LOB: 0 BB: 0 P: 12	R: 1 E: 0 K: 0 S: 7 H: 1 LOB: 0 BB: 0 P: 14	R: 0 E: 0 K: 0 S: 7 H: 0 LOB: 0 BB: 0 P: 11	R: 3 E: 0 K: 1 S: 21 H: 4 LOB: 1 BB: 0 P: 36	R: 0 E: 0 K: 1 S: 8 H: 0 LOB: 0 BB: 0 P: 11	R: 2 E: 0 K: 0 S: 12 H: 2 LOB: 1 BB: 1 P: 22	1B: 4 2B: 4 3B: 0 HR: 2 SF: 1 SAC: 0 DP: 0 HBP: 0						

TOP

Oakland Athletics @ Kansas City Royals

Kauffman Stadium, Kansas City, MO

Sun May 16 2004, 1:10 PM CDT

Att. 25,054 - Cloudy - 79 F

livebaseballscorecards.com

AB	36
R	6
H	10
RBI	6
BB	1
SO	4
LOB	8

WP: 0 PB: 0 SB: 1 CS: 0 PA: 38

PITCHER		IP	WLS	BF	H	R	ER	SO	BB	IBB	HBP	BLK	WP	HR	S	P	ERA	WHIP
Brian Anderson, L ERA: 6.97	(1, 1)	6.1	L	26	7	4	4	2	0	0	0	0	0	1	63	106	5.68	1.105
Jason Grimsley, R ERA: 2.93	(7, 1)	0.2		3	1	0	0	1	0	0	0	0	0	0	10	17	0.00	1.500
Curt Leskanic, R ERA: 11.57	(8, 1)	1.0		3	0	0	0	1	0	0	0	0	0	0	8	11	0.00	0.000
Shawn Camp, R ERA: 4.03	(9, 1)	0.1		4	2	2	2	0	1	0	0	0	0	1	9	17	54.00	9.000
Jaime Cerda, L ERA: 5.0	(9, 1)	0.2		2	0	0	0	0	0	0	0	0	0	0	3	5	0.00	0.000

PITCHER	IP	WLS	BF	H	R	ER	SO	BB	IBB	HBP	BLK	WP	HR	S	P	ERA	WHIP

Batter	1	2	3	4	5	6	7	8	9	AB	R	H	RBI	BB	SO	LOB
Desi Relaford, S (1, 4) OBP: 0.295, SLG: 0.241	H 1-0 PB 3B HBP		B X 1-0 ① P6		B C B B F F B 4-2 S BB		B F F F X 1-2 ② F8			2	1	0	0	1	0	0
Carlos Beltrán, S (1, 8) OBP: 0.381, SLG: 0.607	B F 1 SAFE F B F F F 1 SAFE B 3-2 ① X F7		C B C B B F F F F F 2-2 X 1B		B F X 1-1 ② F7 1-2		C B S B F F S 2-3 ③ K			4	0	1	0	0	1	2
29 Mike Sweeney, R (1, 3) OBP: 0.341, SLG: 0.425	C C 1 SAFE F 1 SAFE 1 SAFE S 0-3 ② K		B 1 SAFE X 1-0 ② P2		C B B X 2-1 ③ L4			C X 0-1 ① P5		4	0	0	0	0	1	3
Ken Harvey, R (1, 10) OBP: 0.380, SLG: 0.431	1 SAFE B B F B B 4-1 1-2 3B BB		F C 1 SAFE 1 SAFE X 0-2 ③ P4			B B C F F B X 3-2 ① F9		C B T B S 2-3 ② K		3	1	0	0	1	1	1
Joe Randa, R (1, 5) OBP: 0.355, SLG: 0.431	X 0-0 1-H 2-H 3B		C B B B C X 3-2 ① F8			F X 0-1 2B		F X 0-1 ③ G4-3		4	0	2	2	0	0	0
Matt Stairs, L (1, 9) OBP: 0.364, SLG: 0.442	D B C F B X 3-2 ③ F7		C B B B X 3-1 ② F7			B F B H 3-1 4 FC4 HBP			B C F B X 2-2 ① G3	3	0	0	0	0	0	1
Kelly Stinnett, R (1, 2) OBP: 0.379, SLG: 0.571		C B S X 1-2 ① P5	F X 0-1 1B			F B B S B S 3-3 ② K			B C S X 1-2 ② L9	4	0	1	0	0	1	2
4 Angel Berroa, R (1, 6) OBP: 0.219, SLG: 0.258		B X 1-0 ② P5	C C F B S 1-3 ③ K			F X 0-1 ③ FC4 1-2f			C B X 1-1 DI 1B	4	0	1	0	0	1	3
Adrian Brown, S (1, 7) OBP: 0.143, SLG: 0.143		B B C X 2-1 ③ G5-3			C B B X 2-1 ① L4		C B S S 1-3 ① K		C X 0-1 ③ G1-3 1-2	4	0	0	0	0	1	1
Inning Stats	R: 2 H: 1 E: 0 LOB: 1 K: 1 BB: 1 S: 14 P: 25	R: 0 H: 0 E: 0 LOB: 0 K: 0 BB: 0 S: 6 P: 10	R: 0 H: 1 E: 0 LOB: 1 K: 0 BB: 0 S: 13 P: 17	R: 0 H: 1 E: 0 LOB: 1 K: 1 BB: 0 S: 11 P: 18	R: 0 H: 0 E: 0 LOB: 1 K: 0 BB: 1 S: 9 P: 18	R: 0 H: 1 E: 0 LOB: 2 K: 1 BB: 0 S: 12 P: 21	R: 0 H: 0 E: 0 LOB: 0 K: 2 BB: 0 S: 12 P: 16	R: 0 H: 0 E: 0 LOB: 0 K: 1 BB: 0 S: 7 P: 9	R: 0 H: 1 E: 0 LOB: 1 K: 0 BB: 0 S: 10 P: 14	1B: 3 SF: 0 2B: 1 SAC: 0 3B: 1 DP: 0 HR: 0 HBP: 2						

PITCHER		IP	WLS	BF	H	R	ER	SO	BB	IBB	HBP	BLK	WP	HR	S	P	ERA	WHIP
Barry Zito, L ERA: 5.63	(1, 1)	6.0	W	26	4	2	2	3	2	0	2	0	0	0	65	109	3.00	1.000
Jim Mecir, R ERA: 7.24	(7, 1)	1.0	H	3	0	0	0	2	0	0	0	0	0	0	12	16	0.00	0.000
Chad Bradford, R ERA: 4.8	(8, 1)	1.0	H	3	0	0	0	1	0	0	0	0	0	0	7	9	0.00	0.000
Arthur Rhodes, L ERA: 3.94	(9, 1)	1.0		4	1	0	0	0	0	0	0	0	0	0	10	14	0.00	1.000

PITCHER	IP	WLS	BF	H	R	ER	SO	BB	IBB	HBP	BLK	WP	HR	S	P	ERA	WHIP

BOTTOM

Oakland Athletics @ Kansas City Royals

Kauffman Stadium, Kansas City, MO

Sun May 16 2004, 1:10 PM CDT
Att. 25,054 - Cloudy - 79 F

livebaseballscorecards.com

AB	32
R	2
H	5
RBI	2
BB	2
SO	6
LOB	13

WP: 0 PA: 36
PB: 1
SB: 1
CS: 0

Detroit Tigers @ Oakland Athletics

Network Associates Coliseum, Oakland, CA

Tue May 18 2004, 10:05 PM EDT

Att. 11,842 - Sunny - 64 F

livebaseballscorecards.com

Batter	1	2	3	4	5	6	7	8	9	AB	R	H	RBI	BB	SO	LOB
Alex Sanchez, L (1, 8) OBP: 0.365, SLG: 0.438	B4		BB		BB		K		G3	3	1	0	0	2	1	0
9 Carlos Guillen, S (1, 6) OBP: 0.392, SLG: 0.482	K		3B		F8		P4			4	0	1	2	0	1	1
Ivan Rodriguez, R (1, 2) OBP: 0.391, SLG: 0.545	L3		BB		F9			P5		3	0	0	0	1	0	1
Rondell White, R (1, 7) OBP: 0.385, SLG: 0.563		F8	F8			HR		G6-3		4	1	1	1	0	0	2
Bobby Higginson, L (1, 9) OBP: 0.365, SLG: 0.396		G6-3 1B		SH5-4 1B		F7		G1-3		4	0	2	0	0	0	0
Carlos Pena, L (1, 3) OBP: 0.299, SLG: 0.383		G6-3 1-2f		SH5-4 1-2		F8			K	3	0	0	0	0	1	1
Greg Norton, S (1, 5) OBP: 0.254, SLG: 0.266			G4-3	F7		1B			HR 1B	4	1	2	0	0	0	1
Eric Munson, L (1, 10) OBP: 0.245, SLG: 0.352			K	L8		P5			HR	3	0	0	0	0	1	2
Craig Monroe, R (9, PH) OBP: 0.287, SLG: 0.336										1	1	1	2	0	0	0
20 Omar Infante, R (1, 4) OBP: 0.389, SLG: 0.556			1B		F7		K		P3	4	1	1	0	0	1	0

TOP

AB	33
R	5
H	8
RBI	5
BB	3
SO	5
LOB	8

Inning Stats	1	2	3	4	5	6	7	8	9
	R: 0 E: 0 K: 1 S: 7	H: 0 LOB: 0 BB: 0 P: 10	R: 0 E: 0 K: 0 S: 4	H: 1 LOB: 0 BB: 0 P: 7	R: 2 E: 0 K: 1 S: 14	H: 2 LOB: 2 BB: 2 P: 28	R: 0 E: 0 K: 0 S: 7	H: 1 LOB: 1 BB: 0 P: 16	R: 0 E: 0 K: 0 S: 12	H: 0 LOB: 1 BB: 1 P: 23
	R: 1 E: 0 K: 0 S: 11	H: 2 LOB: 1 BB: 0 P: 21	R: 0 E: 0 K: 2 S: 11	H: 0 LOB: 0 BB: 0 P: 14	R: 0 E: 0 K: 0 S: 6	H: 0 LOB: 0 BB: 0 P: 7	R: 2 E: 0 K: 1 S: 8	H: 2 LOB: 0 BB: 0 P: 14		

PITCHER		IP	WLS	BF	H	R	ER	SO	BB	IBB	HBP	BLK	WP	HR	S	P	ERA	WHIP	PITCHER	IP	WLS	BF	H	R	ER	SO	BB	IBB	HBP	BLK	WP	HR	S	P	ERA	WHIP
40 Rich Harden, R ERA: 3.95	(1, 1)	6.0	L	26	6	3	3	2	3	0	0	0	0	1	55	105	4.50	1.500																	
Chris Hammond, L ERA: 3.44	(7, 1)	1.0		3	0	0	0	2	0	0	0	0	0	0	11	14	0.00	0.000																	
Chad Bradford, R ERA: 4.5	(8, 1)	1.0		3	0	0	0	0	0	0	0	0	0	0	6	7	0.00	0.000																	
Ricardo Rincon, L ERA: 5.91	(9, 1)	1.0		5	2	2	2	1	0	0	0	0	0	1	8	14	18.00	2.000																	

1B: 5	SF: 0
2B: 0	SAC: 1
3B: 1	DP: 1
HR: 2	HBP: 0

WP: 0	PA: 37
PB: 0	
SB: 2	
CS: 0	

BOTTOM

Detroit Tigers @ Oakland Athletics

Network Associates Coliseum, Oakland, CA

Tue May 18 2004, 10:05 PM EDT

Att. 11,842 - Sunny - 64 F

livebaseballscorecards.com

Batter	1	2	3	4	5	6	7	8	9	AB	R	H	RBI	BB	SO	LOB
21 Mark Kotsay, L (1, 8) OBP: 0.301, SLG: 0.280	X 0-0 E6		B B S X 2-1 ③ G4-3			B B C X 2-1 ① F7		B B B C C X 3-2 ① P6		4	0	0	0	0	0	0
23 Bobby Kielty, S (1, 7) OBP: 0.314, SLG: 0.402	B X 1-0 ① F9			B C S B B C 3-3 ① K		X 0-0 ② G4-3		B B B C C X 3-1 ② G3		4	0	0	0	0	1	1
3 Eric Chavez, L (1, 5) OBP: 0.364, SLG: 0.458	B F F S 1-3 ② K			C B C X 1-2 1B		B B B C B 4-1 1B BB		B C B F C 2-3 ③ K		3	0	1	0	1	2	1
Jermaine Dye, R (1, 9) OBP: 0.335, SLG: 0.497	B C F F S 1-3 ③ K			B X 1-0 ② L8		C F F B X 1-2 1-3 1B			B C S S 1-3 ① K	4	0	1	0	0	2	2
Scott Hatteberg, L (1, 3) OBP: 0.392, SLG: 0.472		B C C S X 1-2 ① F8		C B S S 1-3 ③ K		C B B F F F X 2-2 ③ G1-3			C B B C S 2-3 ② K	4	0	0	0	0	2	3
Erubiel Durazo, L (1, 10) OBP: 0.372, SLG: 0.504		X 0-0 ② L6			C B X 1-1 ① L6		X 0-0 HR		B B B B 4-0 E1 BB	3	1	1	1	1	0	0
17 Adam Melhuse, S (1, 2) OBP: 0.348, SLG: 0.512		B B X 2-0 ③ G4-3			F B C X 1-2 BB 1B		C B B B B 4-1 FC3-6 BB		C X 0-1 ③ G3-1	3	0	1	0	1	0	1
Mark McLemore, S (1, 4) OBP: 0.267, SLG: 0.286			C B X 1-1 ① G4-3		B C B B B 4-1 7 G6-4-3 1-2 BB		B B X 2-0 ① FC3-6 7 L6-3 1-2f			2	0	0	0	1	0	1
7 Bobby Crosby, R (1, 6) OBP: 0.265, SLG: 0.393			B S C F B B S 3-3 ② K		B C F X 1-2 ②③ G6-4-3 1-2f		B X 1-0 ②③ L6-3 1-1			3	0	0	0	0	1	3
Inning Stats	R: 0 H: 0 E: 1 LOB: 1 K: 2 BB: 0 S: 9 P: 12	R: 0 H: 0 E: 0 LOB: 0 K: 0 BB: 0 S: 5 P: 8	R: 0 H: 0 E: 0 LOB: 0 K: 1 BB: 0 S: 8 P: 14	R: 0 H: 1 E: 0 LOB: 1 K: 2 BB: 0 S: 10 P: 16	R: 0 H: 1 E: 0 LOB: 1 K: 0 BB: 1 S: 9 P: 16	R: 0 H: 1 E: 0 LOB: 2 K: 0 BB: 1 S: 13 P: 22	R: 1 H: 1 E: 0 LOB: 0 K: 0 BB: 1 S: 4 P: 11	R: 0 H: 0 E: 0 LOB: 0 K: 1 BB: 0 S: 8 P: 16	R: 0 H: 0 E: 1 LOB: 1 K: 2 BB: 1 S: 8 P: 15	1B: 3 SF: 0 2B: 1 SAC: 0 3B: 0 DP: 2 HR: 1 HBP: 0						WP: 0 PA: 34 PB: 0 SB: 0 CS: 0	

	AB	30
	R	1
	H	4
	RBI	1
	BB	4
	SO	8
	LOB	12

PITCHER	IP	WLS	BF	H	R	ER	SO	BB	IBB	HBP	BLK	WP	HR	S	P	ERA	WHIP
38 Jeremy Bonderman, R (1, 1) ERA: 4.78	7.0	W	27	4	1	1	5	3	0	0	0	0	1	58	99	1.29	1.000
Steve Colyer, L (8, 1) ERA: 6.75	1.0	H	3	0	0	0	1	0	0	0	0	0	0	8	16	0.00	0.000
Esteban Yan, R (9, 1) ERA: 3.95	1.0		4	0	0	0	2	1	0	0	0	0	0	8	15	0.00	1.000

PITCHER	IP	WLS	BF	H	R	ER	SO	BB	IBB	HBP	BLK	WP	HR	S	P	ERA	WHIP

Detroit Tigers @ Oakland Athletics

Network Associates Coliseum, Oakland, CA

Wed May 19 2004, 10:05 PM EDT

Att. 20,477 - Sunny - 61 F

livebaseballscorecards.com

TOP

Batter	1	2	3	4	5	6	7	8	9	AB	R	H	RBI	BB	SO	LOB
Alex Sanchez, L (1, 8) OBP: 0.359, SLG: 0.429	C F F B S 1-3 ① K	B F X 1-1 ③ L9		C 1 SAFE 1 SAFE X 0-1 1-2 1B		C B C C 1-3 ③ K 1-2		M X 0-1 ③ G4-3		5	0	1	0	0	2	3
9 Carlos Guillen, S (1, 6) OBP: 0.393, SLG: 0.479	B C X 1-1 ② G5-3		B B X 2-0 G6-4-3 1B	B C B B X 3-1 ③ F9			X 0-0 FC4-6 1B		C C B S 1-3 ① K	5	0	2	0	0	1	2
Ivan Rodriguez, R (1, 2) OBP: 0.385, SLG: 0.533	B B X 2-0 1B		X 0-0 ① ② G6-4-3 1-2f		B X 1-0 ① L6		X 0-0 ① FC4-6 FC3-6 1-2f		B C F S 1-3 ② K	5	0	1	0	0	1	2
Rondell White, R (1, 7) OBP: 0.386, SLG: 0.551	C D F 1 SAFE X 1-2 ③ F7		B B B B 4-0 2B BB		C F B B B B 4-2 BB		1 SAFE B C S X 1-2 ② FC3-6 BB BB 1-2f		F S S 0-3 ③ K	3	1	0	0	2	1	2
Craig Monroe, R (1, 9) OBP: 0.294, SLG: 0.345		C B B X 2-1 ① G4-3	B B B X 3-0 1-H 2B		B C X 1-1 ② F8		B B B C B 4-1 15 FC5 BB 1-2 BB			3	0	1	1	1	0	1
Greg Norton, S (1, 3) OBP: 0.267, SLG: 0.269	B F C F B X 2-2 15 1B 20 1B 1B	B X 1-0 ③ F8			X 0-0 ③ P3		F B C F F B B B 4-2 1-2 2-3 BB			3	1	1	0	1	0	2
15 Brandon Inge, R (1, 5) OBP: 0.373, SLG: 0.489	B 1 SAFE S C B 1 SAFE X 2-2 20 1B 1-2 1B			B S F B S 2-3 ① K		F X 0-1 20 FC4-6 1B	B F X 1-1 ③ FC5 2-3f			4	0	2	0	0	1	3
30 Chris Shelton, R (1, 10) OBP: 0.278, SLG: 0.294 Eric Munson, L (6, PH) OBP: 0.240, SLG: 0.344	F S S 0-3 ② K			B F C B S 2-3 ② K		F B C X 1-2 ① P6		B B C C C 2-3 ① K		2 2	0 0	0 0	0 0	0 0	2 1	2 1
20 Omar Infante, R (1, 4) OBP: 0.397, SLG: 0.542	F C B D F X 2-2 1-3 2-H 1B			B C B B B 4-1 1B BB		X 0-0 ② FC4-6 S 1-2f		B B C X 2-1 ② F8		3	0	1	1	1	0	1
Inning Stats	R: 0 E: 0 K: 1 S: 10 H: 1 LOB: 1 BB: 0 P: 15	R: 1 E: 0 K: 1 S: 18 H: 3 LOB: 2 BB: 0 P: 27	R: 1 E: 0 K: 0 S: 4 H: 2 LOB: 1 BB: 1 P: 14	R: 0 E: 0 K: 2 S: 11 H: 1 LOB: 2 BB: 1 P: 22	R: 0 E: 0 K: 0 S: 6 H: 0 LOB: 1 BB: 1 P: 12	R: 0 E: 0 K: 1 S: 9 H: 1 LOB: 1 BB: 0 P: 11	R: 0 E: 0 K: 0 S: 12 H: 1 LOB: 3 BB: 2 P: 22	R: 0 E: 0 K: 1 S: 7 H: 0 LOB: 0 BB: 0 P: 11	R: 0 E: 0 K: 3 S: 9 H: 0 LOB: 0 BB: 0 P: 11	1B: 8 2B: 1 3B: 0 HR: 0 SF: 0 SAC: 0 DP: 1 HBP: 0						

PITCHER		IP	WLS	BF	H	R	ER	SO	BB	IBB	HBP	BLK	WP	HR	S	P	ERA	WHIP
Mark Redman, L ERA: 3.6	(1, 1)	5.0	W	24	7	2	2	4	3	0	0	0	0	0	49	90	3.60	2.000
58 Justin Duchscherer, R ERA: 1.27	(6, 1)	2.0	H	10	2	0	0	1	2	0	0	0	0	0	21	33	0.00	2.000
Jim Mecir, R ERA: 6.75	(8, 1)	1.0		3	0	0	0	1	0	0	0	0	0	0	7	11	0.00	0.000
Chad Bradford, R ERA: 4.24	(9, 1)	1.0		3	0	0	0	3	0	0	0	0	0	0	9	11	0.00	0.000

PITCHER		IP	WLS	BF	H	R	ER	SO	BB	IBB	HBP	BLK	WP	HR	S	P	ERA	WHIP

AB	35
R	2
H	9
RBI	2
BB	5
SO	9
LOB	19

Detroit Tigers @ Oakland Athletics

Network Associates Coliseum, Oakland, CA

Wed May 19 2004, 10:05 PM EDT

Att. 20,477 - Sunny - 61 F

livebaseballscorecards.com

BOTTOM

Batter	1	2	3	4	5	6	7	8	9	AB	R	H	RBI	BB	SO	LOB
Eric Byrnes, R (1, 8) OBP: 0.376, SLG: 0.481	2-1 23 HR 1B		3-3 K ①		0-1 23 G1-3 23 S 1B		2-2 23 1B 1-3 1B 1B	1-0 G5-3 ③ 1-2		5	2	3	0	0	1	1
23 Bobby Kielty, S (1, 7) OBP: 0.330, SLG: 0.479	0-1 1-H HR		0-0 HR		1-1 G1-3 ① 1-3		0-2 1B 1-2 3-H 1B			4	2	3	4	0	0	1
3 Eric Chavez, L (1, 5) OBP: 0.356, SLG: 0.446	2-2 F8 ①		1-1 G3-1 ②		0-3 K ②		2-3 K ①			4	0	0	0	0	2	3
Jermaine Dye, R (1, 9) OBP: 0.339, SLG: 0.523	2-0 2B		3-1 HR		0-1 F9 ③		1-1 F4 ②			4	1	2	1	0	0	3
Scott Hatteberg, L (1, 3) OBP: 0.395, SLG: 0.473	2-2 P6 ②		2-2 L4 ③			1-2 1B	1-0 1-3 2-H 1B			4	0	2	1	0	0	1
Erubiel Durazo, L (1, 10) OBP: 0.362, SLG: 0.488	1-3 K ③			B S F S 1-3 K ①		B F B C S 2-3 K ①	S D B D F X 3-2 L9 ③			4	0	0	0	0	3	4
Damian Miller, R (1, 2) OBP: 0.350, SLG: 0.396		C B B X 2-1 F9 ①		C B B X 2-1 G6-3 ②		B X 1-0 F9 ②		C F B S 1-3 K ①		4	0	0	0	0	1	1
7 Bobby Crosby, R (1, 6) OBP: 0.264, SLG: 0.387		B B X 2-0 P4 ②		C B F X 1-2 1B		C B B F X 2-2 P6 ③		B C F F F X 1-2 P6 ②		4	0	1	0	0	0	1
Marco Scutaro, R (1, 4) OBP: 0.313, SLG: 0.361		C B B X 2-1 P2 ③		1 SAFE B 1 SAFE B 1 SAFE B C F F 3-2 F F X F8 ③			C B C B B X 3-2 1B 23 1B 1B	B B X 2-0 WP 1B		4	1	2	0	0	0	1
Inning Stats	R: 2 E: 0 K: 1 S: 14 H: 3 LOB: 1 BB: 0 P: 23	R: 0 E: 0 K: 0 S: 5 H: 0 LOB: 0 BB: 0 P: 11	R: 2 E: 0 K: 1 S: 13 H: 2 LOB: 0 BB: 0 P: 22	R: 0 E: 0 K: 1 S: 14 H: 1 LOB: 1 BB: 0 P: 21	R: 0 E: 0 K: 1 S: 9 H: 1 LOB: 1 BB: 0 P: 10	R: 0 E: 0 K: 1 S: 11 H: 1 LOB: 1 BB: 0 P: 17	R: 2 E: 0 K: 1 S: 20 H: 4 LOB: 2 BB: 0 P: 32	R: 0 E: 0 K: 1 S: 11 H: 1 LOB: 1 BB: 0 P: 16		1B: 9 2B: 1 3B: 0 HR: 3	SF: 0 SAC: 0 DP: 0 HBP: 0					

	AB	37
	R	6
	H	13
	RBI	6
	BB	0
	SO	7
	LOB	16

WP: 1 PB: 0 SB: 1 CS: 0 PA: 37

PITCHER		IP	WLS	BF	H	R	ER	SO	BB	IBB	HBP	BLK	WP	HR	S	P	ERA	WHIP
Mike Maroth, L ERA: 5.04	(1, 1)	5.1	L	24	8	4	4	5	0	0	0	0	0	3	62	97	6.75	1.500
Al Levine, R ERA: 6.98	(6, 1)	0.2		5	3	2	2	0	0	0	0	0	0	0	13	21	27.00	4.500
Jamie Walker, L ERA: 2.04	(7, 1)	1.0		4	1	0	0	1	0	0	0	0	0	0	11	18	0.00	1.000
Danny Patterson, R ERA: 5.3	(8, 1)	1.0		4	1	0	0	1	0	0	0	0	1	0	11	16	0.00	1.000

PITCHER	IP	WLS	BF	H	R	ER	SO	BB	IBB	HBP	BLK	WP	HR	S	P	ERA	WHIP

Detroit Tigers @ Oakland Athletics

Network Associates Coliseum, Oakland, CA

Thu May 20 2004, 3:35 PM EDT

Att. 20,808 - Overcast - 60 F

livebaseballscorecards.com

Batter	1	2	3	4	5	6	7	8	9	AB	R	H	RBI	BB	SO	LOB
Alex Sanchez, L (1, 8) OBP: 0.363, SLG: 0.431	F F B X 1-2 P6 ①		C F X 0-2 CS 1B		B 1 SAFE X 1-0 SH4-3 ① 1-2		1 SAFE 1 SAFE B 1 SAFE X 1-0 1-3 2B 1B		C B S X 1-2 G6-3 ③	4	0	2	0	0	0	0
Bobby Higginson, L (1, 9) OBP: 0.362, SLG: 0.400	X 0-0 F8 ②		1 SAFE B B B F B F F F 3-2 F X F7 ① ② 1-2		X 0-0 G4-3 ② 2-3		B 1 SAFE F X 1-1 1-H 3-H 2B ②			4	0	1	1	0	0	2
9 Carlos Guillen, S (1, 6) OBP: 0.395, SLG: 0.490	B B F C X 2-2 1B 3B		B S F B X 2-2 G3 ③		B X 1-0 G5-3 ③		I I I I 4-0 IBB			3	1	1	0	1	0	1
Rondell White, R (1, 10) OBP: 0.388, SLG: 0.550	F F X 0-2 2B 3-H 1B			C X 0-1 FC5-4 1B		F F S 0-3 K ①	C X 0-1 G6-3 ③			4	0	2	1	0	1	2
Carlos Pena, L (1, 3) OBP: 0.298, SLG: 0.386	C X 0-1 1-3 2B			C F B X 1-2 F9 ①		F B F F X 1-2 F8 ②		B B C F B X 3-2 G3 ①		4	0	1	0	0	0	1
Craig Monroe, R (1, 7) OBP: 0.292, SLG: 0.342	C S F F F B B S 2-3 K ③			C B X 1-1 FC5-4 HBP ② 1-2f		X 0-0 1B		C X 0-1 G6-3 ②		4	0	1	0	0	1	3
Eric Munson, L (1, 5) OBP: 0.250, SLG: 0.344		B F X 1-1 20 L1-6 15 SH1-3 1B		F H 1-1 15 FC6-4 1-2 HBP		B X 1-0 F7 ③		B X 1-0 P5 ③		3	0	1	0	0	0	1
15 Brandon Inge, R (1, 2) OBP: 0.362, SLG: 0.474		1 SAFE X 0-0 SH1-3 ① 1-2		X 0-0 FC6-4 ③ 1-2f			C B X 1-1 L8 ①		B C S X 1-2 G6-3 ①	3	0	0	0	0	0	2
20 Omar Infante, R (1, 4) OBP: 0.387, SLG: 0.519		C F B B X 2-2 L1-6 ② ③ 2-2			C X 0-1 G4-3 SH4-3 1B		B C B F X 2-2 E5 1B 2B		C B B S F S 2-3 K ②	4	1	1	0	0	1	1
Inning Stats	R: 1 E: 0 K: 1 S: 18 H: 3 LOB: 2 BB: 0 P: 23	R: 0 E: 0 K: 0 S: 6 H: 1 LOB: 0 BB: 0 P: 9	R: 0 E: 0 K: 0 S: 13 H: 1 LOB: 0 BB: 0 P: 18	R: 0 E: 0 K: 0 S: 9 H: 1 LOB: 2 BB: 0 P: 12	R: 0 E: 0 K: 0 S: 5 H: 1 LOB: 1 BB: 0 P: 7	R: 0 E: 0 K: 1 S: 9 H: 1 LOB: 1 BB: 0 P: 11	R: 1 E: 1 K: 0 S: 10 H: 2 LOB: 2 BB: 1 P: 19	R: 0 E: 0 K: 0 S: 6 H: 0 LOB: 0 BB: 0 P: 10	R: 0 E: 0 K: 1 S: 10 H: 0 LOB: 0 BB: 0 P: 14	1B: 7 2B: 3 3B: 1 HR: 0	SF: 0 SAC: 2 DP: 1 HBP: 1						

	AB	33
	R	2
	H	10
	RBI	2
	BB	1
	SO	3
	LOB	13

WP: 0 PB: 0 SB: 0 CS: 1 PA: 37

PITCHER		IP	WLS	BF	H	R	ER	SO	BB	IBB	HBP	BLK	WP	HR	S	P	ERA	WHIP
Tim Hudson, R ERA: 2.9	(1, 1)	8.0	W	34	10	2	1	2	0	1	1	0	0	0	76	109	1.12	1.250
Arthur Rhodes, L ERA: 3.71	(9, 1)	1.0	S	3	0	0	0	1	0	0	0	0	0	0	10	14	0.00	0.000

PITCHER	IP	WLS	BF	H	R	ER	SO	BB	IBB	HBP	BLK	WP	HR	S	P	ERA	WHIP

BOTTOM

Detroit Tigers @ Oakland Athletics

Network Associates Coliseum, Oakland, CA

Thu May 20 2004, 3:35 PM EDT

Att. 20,808 - Overcast - 60 F

livebaseballscorecards.com

Batter	1	2	3	4	5	6	7	8	9	AB	R	H	RBI	BB	SO	LOB
Eric Byrnes, R (1, 7) OBP: 0.369, SLG: 0.463	G6-3		3 BB 2B BB	P3		F9		L8		4	1	0	0	1	0	3
21 Mark Kotsay, L (1, 8) OBP: 0.293, SLG: 0.272	K		F8		F7		P3			4	0	0	0	0	1	1
3 Eric Chavez, L (1, 5) OBP: 0.370, SLG: 0.453	2B 1B		1-2 2B BB		1B WP BB		1B			2	1	2	0	2	0	0
Jermaine Dye, R (1, 9) OBP: 0.343, SLG: 0.525	1-3 2B		K		1-2 1B IBB		F9			3	0	1	0	1	1	3
Scott Hatteberg, L (1, 3) OBP: 0.398, SLG: 0.483	K		1-H 2-H 2B		1-2 2-3 1B		P6			4	0	2	2	0	1	3
Erubiel Durazo, L (1, 10) OBP: 0.352, SLG: 0.473		G3-1		F7	K			E3 G4-3 SH1-4 E		4	1	0	0	0	1	3
Damian Miller, R (1, 2) OBP: 0.350, SLG: 0.394		L8	7 2B 1B		K			SH1-4 1-2		3	0	1	0	0	1	3
Mark McLemore, S (1, 4) OBP: 0.263, SLG: 0.278		1B	F7			L8		G4-3 2-3		4	0	1	0	0	0	2
7 Bobby Crosby, R (1, 6) OBP: 0.266, SLG: 0.395 Billy McMillon, L (8, PH) OBP: 0.250, SLG: 0.371 Marco Scutaro, R (9, 6) OBP: 0.313, SLG: 0.361		K	1-3 2B			K		E5 3-H		3 1 0	0 0 0	1 0 0	0 0 0	0 0 0	2 0 0	1 0 0
Inning Stats	R: 0 E: 0 K: 2 S: 14 H: 2 LOB: 2 BB: 0 P: 19	R: 0 E: 0 K: 1 S: 10 H: 1 LOB: 1 BB: 0 P: 13	R: 2 E: 0 K: 1 S: 12 H: 1 LOB: 1 BB: 2 P: 24	R: 0 E: 0 K: 0 S: 10 H: 2 LOB: 2 BB: 0 P: 21	R: 0 E: 0 K: 2 S: 13 H: 1 LOB: 3 BB: 2 P: 25	R: 0 E: 0 K: 1 S: 7 H: 0 LOB: 0 BB: 0 P: 10	R: 0 E: 0 K: 0 S: 7 H: 1 LOB: 1 BB: 0 P: 11	R: 1 E: 2 K: 0 S: 12 H: 0 LOB: 1 BB: 0 P: 18		1B: 5 2B: 3 3B: 0 HR: 0 SF: 0 SAC: 1 DP: 0 HBP: 0						

	AB	32
	R	3
	H	8
	RBI	2
	BB	4
	SO	7
	LOB	19

WP: 1 PB: 0 SB: 0 CS: 0 PA: 37

PITCHER		IP	WLS	BF	H	R	ER	SO	BB	IBB	HBP	BLK	WP	HR	S	P	ERA	WHIP
Gary Knotts, R ERA: 5.11	(1, 1)	4.0		19	6	2	2	4	2	0	0	0	0	0	46	77	4.50	2.000
Steve Colyer, L ERA: 6.46	(5, 1)	0.2		5	1	0	0	1	1	1	0	0	1	0	10	21	0.00	3.000
Craig Dingman, R ERA:	(5, 1)	1.1		4	0	0	0	2	0	0	0	0	0	0	10	14	0.00	0.000
Jamie Walker, L ERA: 1.93	(7, 1)	1.0	L	5	1	1	0	0	0	0	0	0	0	0	10	14	0.00	1.000
Esteban Yan, R ERA: 3.81	(8, 1)	1.0		4	0	0	0	0	0	0	0	0	0	0	9	15	0.00	0.000

PITCHER	IP	WLS	BF	H	R	ER	SO	BB	IBB	HBP	BLK	WP	HR	S	P	ERA	WHIP

Batter	1	2	3	4	5	6	7	8	9	AB	R	H	RBI	BB	SO	LOB
4 Angel Berroa, R (1, 6) OBP: 0.243, SLG: 0.309	C X 0-1 ① G5-3		H 1-0 HBP			B B C X 2-1 ①② G6-4-3 1-2f			F X 0-1 G6-4-3 1B	3	0	1	0	0	0	1
Carlos Beltrán, S (1, 8) OBP: 0.369, SLG: 0.586	B F X 1-1 ② G5-3		B D F F X 2-2 ③ F8			B C S F F B B F X 3-2 ③ F7			B B B C X 3-1 ①② G6-4-3 1-2f	4	0	0	0	0	0	3
29 Mike Sweeney, R (1, 3) OBP: 0.346, SLG: 0.434	F F X 0-2 ③ F8			C C B C 1-3 ① K			B C X 1-1 G6-4-3 1B 1B		X 0-0 ③ F8	4	0	1	0	0	1	0
Juan Gonzalez, R (1, 9) OBP: 0.326, SLG: 0.441 Wilton Guerrero, S (4, 4) OBP: 1.000, SLG: 1.000		X 0-0 ① F8		B X 1-0 ② G6-3			X 0-0 G6-4-3 1-2 1B			2 1	0 0	0 1	0 0	0 0	0 0	0 0
Joe Randa, R (1, 5) OBP: 0.344, SLG: 0.401		C B B F C 2-3 ② K		B C B X 2-1 ③ P6			C S B X 1-2 ①② G6-4-3 1-2f 2-3			3	0	0	0	0	1	2
Ken Harvey, R (1, 10) OBP: 0.365, SLG: 0.432		C B B B F S 2-3 ③ K			B B S S S 2-3 ① K		B S S S 1-3 ③ K			3	0	0	0	0	3	1
Brandon Berger, R (1, 7)			B C X 1-1 ① F8		C B B F T 2-2 ② K			X 0-0 ① L8		3	0	0	0	0	1	0
Kelly Stinnett, R (1, 2) OBP: 0.375, SLG: 0.533			C S H 1-2 G5-3 HBP		B B C X 2-1 ③ F9			B X 1-0 ② F8		2	0	0	0	0	0	0
Mendy López, R (1, 4) OBP: 0.205, SLG: 0.200 (4, 9)			S S B F B D X 3-2 ② G5-3 1-2			C T B B F H 3-2 4 G6-4-3 HBP		C B X 1-1 ③ F9		2	0	0	0	0	0	1

| Inning Stats | | |

Batter	1	2	3	4	5	6	7	8	9	AB	R	H	RBI	BB	SO	LOB
Eric Byrnes, R (1, 8) OBP: 0.386, SLG: 0.491	B C X 1-1 3 1B 2B	C F X 0-2 ② G4-3 1-2	X 0-0 2B		C B C B B F B 4-2 1-2 BB		X 0-0 ③ 1-3 1B			4	1	3	0	1	0	1
23 Bobby Kielty, S (1, 7) (8, 9) OBP: 0.333, SLG: 0.465	B B C B B 4-1 3 1B 1B BB	B B B C B 4-1 3 E BB	B X 1-1 ③ G6-3		S X 0-1 ③ G3-1			C C B B S 2-3 ① K		3	1	0	0	2	1	3
3 Eric Chavez, L (1, 5) OBP: 0.373, SLG: 0.455 Mark McLemore, S (8, 5) OBP: 0.250, SLG: 0.263	B C X 1-1 BB 1B 1-2 2-H 1B	X 0-0 E2 1-3 2-H		X 0-0 ① F7		X 0-0 G3-1 WP 1B		B X 1-0 ② G6-3		4 1	0 0	2 0	1 0	0 0	0 0	1 0
Jermaine Dye, R (1, 9) OBP: 0.341, SLG: 0.519 Billy McMillon, L (8, 7) OBP: 0.243, SLG: 0.361	C F X 0-2 BB 1-2 2-H 1B	C C 1 B X SAFE 1-2 ③ L7		B C B F F B F X 3-2 ② G4-3		B S F B X 2-2 ① L9 1-2		X 0-0 ③ L4		4 1	0 0	1 0	1 0	0 0	0 0	3 0
Scott Hatteberg, L (1, 3) OBP: 0.394, SLG: 0.471	C B B S D B 4-2 G6-4-3 1-2 2-3 BB		F B X 1-1 ① F8	C T B X 1-2 ③ G6-3		B X 1-0 ② G3-1 2-3				3	0	0	0	1	0	1
Eric Karros, R (1, 10) OBP: 0.197, SLG: 0.267	C F F C 0-3 ① K	X 0-0 ② G5-3			C X 0-1 ① G5-3	C S T 0-2 ③ K				4	0	0	0	0	2	4
Damian Miller, R (1, 2) OBP: 0.347, SLG: 0.398	X 0-0 ②③ G6-4-3 1-2f	B C B B X 3-1 7 HR 2B			B S B F X 2-2 ② F8		B F X 1-1 ① F9			4	1	1	0	0	0	3
7 Bobby Crosby, R (1, 6) OBP: 0.281, SLG: 0.453		C B S T F F F X 1-2 ① G4-3	B X 1-0 2-H HR		B X 1-0 HR		B F B B B 4-1 FC1-6 BB			3	2	2	3	1	0	0
Marco Scutaro, R (1, 4) OBP: 0.326, SLG: 0.397		F B F B B F F X 3-2 G4-3 3 E 1B	F B F B F B X 3-2 HR		F F X 0-2 BB 1B		C B X 1-1 ② FC1-6 1B 1-2f			4	2	3	1	0	0	1
Inning Stats	R: 2 E: 0 K: 1 S: 15 H: 3 LOB: 2 BB: 2 P: 25	R: 1 E: 1 K: 0 S: 20 H: 1 LOB: 2 BB: 1 P: 29	R: 3 E: 0 K: 0 S: 13 H: 4 LOB: 1 BB: 0 P: 22	R: 0 E: 0 K: 0 S: 9 H: 0 LOB: 0 BB: 0 P: 13	R: 1 E: 0 K: 0 S: 14 H: 2 LOB: 2 BB: 1 P: 21	R: 0 E: 0 K: 1 S: 8 H: 1 LOB: 1 BB: 0 P: 11	R: 0 E: 0 K: 0 S: 6 H: 1 LOB: 2 BB: 1 P: 12	R: 0 E: 0 K: 1 S: 5 H: 0 LOB: 0 BB: 0 P: 8		1B: 6 2B: 3 3B: 0 HR: 3	SF: 0 SAC: 0 DP: 1 HBP: 0					

BOTTOM

Kansas City Royals @ Oakland Athletics

Network Associates Coliseum, Oakland, CA

Fri May 21 2004, 9:05 PM EDT

Att. 27,080 - Unknown - 61 F

livebaseballscorecards.com

AB	35
R	7
H	12
RBI	6
BB	5
SO	3
LOB	17

WP: 1 PB: 0 SB: 0 CS: 0 PA: 40

PITCHER		IP	WLS	BF	H	R	ER	SO	BB	IBB	HBP	BLK	WP	HR	S	P	ERA	WHIP
Brian Anderson, L ERA: 7.41	(1, 1)	3.0	L	20	8	6	5	1	3	0	0	0	0	2	48	76	15.00	3.667
Justin Huisman, R ERA: 1.08	(4, 1)	2.0		9	2	1	1	0	1	0	0	0	0	1	23	34	4.50	1.500
Jaime Cerda, L ERA: 3.97	(6, 1)	2.0		8	2	0	0	1	1	0	0	0	1	0	14	23	0.00	1.500
Shawn Camp, R ERA: 3.8	(8, 1)	1.0		3	0	0	0	1	0	0	0	0	0	0	5	8	0.00	0.000

PITCHER	IP	WLS	BF	H	R	ER	SO	BB	IBB	HBP	BLK	WP	HR	S	P	ERA	WHIP

Kansas City Royals @ Oakland Athletics

Network Associates Coliseum, Oakland, CA

Sat May 22 2004, 4:05 PM EDT

Att. 26,081 - Unknown - 61 F

livebaseballscorecards.com

TOP

Batter	1	2	3	4	5	6	7	8	9	10	11	AB	R	H	RBI	BB	SO	LOB
4 Angel Berroa, R (1, 6) OBP: 0.242, SLG: 0.304	F8		G1-3		1-H 1B		L9			F9		5	0	1	1	0	0	1
Carlos Beltrán, S (1, 8) OBP: 0.364, SLG: 0.573	K		K		P4		F8			1B		5	0	1	0	0	2	2
29 Mike Sweeney, R (1, 3) OBP: 0.342, SLG: 0.447	G6-3			HR		F7	P3			K		5	1	1	1	0	1	1
Ken Harvey, R (1, 10) OBP: 0.366, SLG: 0.438		1B		K		2B 2B		K		F9		5	1	2	0	0	2	1
Joe Randa, R (1, 5) OBP: 0.352, SLG: 0.411		K		P5		2B BB		G5-4-3 1B			SH1-4 2B	4	1	2	0	1	1	1
Benito Santiago, R (1, 2) OBP: 0.269, SLG: 0.374		P4		K		K		G5-4-3 1-2f			SH1-4 2-3	4	0	0	0	0	2	4
Brandon Berger, R (1, 7) OBP: 0.250, SLG: 0.375		P6			4 1B 4 S 1B	1-H 2-H 2B			K		P3	5	1	2	2	0	1	2
Desi Relaford, S (1, 4) OBP: 0.300, SLG: 0.258			SH1-4 2B		F9	IBB			K		F9	4	0	1	0	1	1	2
Mendy López, R (1, 9) OBP: 0.195, SLG: 0.189			SH1-4 2-3		P2	K			G3			2	0	0	0	0	1	3
Matt Stairs, L (9, PH) OBP: 0.358, SLG: 0.447												1	0	0	0	0	0	0
(9, 9)																		

Inning Stats	1	2	3	4	5	6	7	8	9	10	11
	R: 0 H: 0 E: 0 LOB: 0 K: 1 BB: 0 S: 10 P: 15	R: 0 H: 1 E: 0 LOB: 1 K: 1 BB: 0 S: 12 P: 18	R: 0 H: 1 E: 0 LOB: 1 K: 1 BB: 0 S: 10 P: 14	R: 1 H: 1 E: 0 LOB: 0 K: 2 BB: 0 S: 10 P: 14	R: 1 H: 2 E: 0 LOB: 1 K: 0 BB: 0 S: 7 P: 9	R: 2 H: 2 E: 0 LOB: 2 K: 2 BB: 2 S: 16 P: 30	R: 0 H: 0 E: 0 LOB: 0 K: 0 BB: 0 S: 6 P: 8	R: 0 H: 1 E: 0 LOB: 0 K: 1 BB: 0 S: 5 P: 6	R: 0 H: 0 E: 0 LOB: 0 K: 2 BB: 0 S: 10 P: 14	R: 0 H: 1 E: 0 LOB: 1 K: 1 BB: 0 S: 9 P: 17	R: 0 H: 1 E: 0 LOB: 1 K: 0 BB: 0 S: 8 P: 10

1B: 5	SF: 0
2B: 4	SAC: 2
3B: 0	DP: 1
HR: 1	HBP: 0

WP: 0 PA: 44
PB: 0
SB: 1
CS: 0

	AB	40
	R	4
	H	10
	RBI	4
	BB	2
	SO	11
	LOB	17

PITCHER		IP	WLS	BF	H	R	ER	SO	BB	IBB	HBP	BLK	WP	HR	S	P	ERA	WHIP
Barry Zito, L ERA: 5.56	(1, 1)	7.0		30	7	4	4	7	1	1	0	0	0	1	71	108	5.14	1.143
Chad Bradford, R ERA: 3.79	(8, 1)	2.0		6	1	0	0	3	0	0	0	0	0	0	15	20	0.00	0.500
Arthur Rhodes, L ERA: 3.5	(10, 1)	1.0		4	1	0	0	1	0	0	0	0	0	0	9	17	0.00	1.000
58 Justin Duchscherer, R ERA: 1.21	(11, 1)	1.0	W	4	1	0	0	0	0	0	0	0	0	0	8	10	0.00	1.000

PITCHER	IP	WLS	BF	H	R	ER	SO	BB	IBB	HBP	BLK	WP	HR	S	P	ERA	WHIP

Kansas City Royals @ Oakland Athletics

Network Associates Coliseum, Oakland, CA

Sat May 22 2004, 4:05 PM EDT

Att. 26,081 - Unknown - 61 F

livebaseballscorecards.com

BOTTOM

Batter	1	2	3	4	5	6	7	8	9	10	11	AB	R	H	RBI	BB	SO	LOB
Eric Byrnes, R (1, 9) (9, 8) OBP: 0.383, SLG: 0.479	G6-3		K		BB HBP		E 1B		E6 3 HR		F8	5	1	1	0	0	1	1
Billy McMillon, L (1, 7) OBP: 0.293, SLG: 0.410	G4-3			HR 2B	1-2 2-3 BB		E9 1-3 1B		F9		7 1B 1B	3	1	2	0	1	0	0
Jermaine Dye, R (9, PH) (10, 9) OBP: 0.343, SLG: 0.518												2	1	1	0	0	0	1
3 Eric Chavez, L (1, 5) OBP: 0.366, SLG: 0.463	F9			L1	G4-3		G5-3		1-H HR		P4	6	1	1	2	0	0	7
Scott Hatteberg, L (1, 3) OBP: 0.392, SLG: 0.472		FC1-6-5 2B		L9		F7	G4-3		G1-3		7 1B IBB 1-3 1B	6	0	2	0	0	0	3
Erubiel Durazo, L (1, 10) OBP: 0.358, SLG: 0.493		FC1-6-5 7 G4-3 2-3		2-H HR		21 E 1B		G5-3		L8	7 1B 1-2 IBB	5	1	2	2	1	0	1
7 Bobby Crosby, R (1, 6) OBP: 0.284, SLG: 0.443	G4-3 1-2f		F9		K		F9			BB	1-2 2-3 3-H 1B	5	0	1	1	1	1	2
21 Mark Kotsay, L (1, 8) OBP: 0.288, SLG: 0.266		F8			F7	E4 1-2		23 FC5-4 BB		1-2 BB		3	0	0	0	0	0	1
Marco Scutaro, R (8, PH) (9, 4) OBP: 0.336, SLG: 0.397												0	0	0	0	2	0	0
Mark McLemore, S (1, 4) OBP: 0.217, SLG: 0.227		G4-3			G6-3	G3						3	0	0	0	0	0	2
23 Bobby Kielty, S (8, PH) (9, 9) (10, 7) OBP: 0.328, SLG: 0.455								FC5-4 1-2f			K	2	0	0	0	0	1	3
17 Adam Melhuse, S (1, 2) OBP: 0.353, SLG: 0.522		1B			BB 2B		G6-3		K		P6	5	0	2	0	0	1	2
Inning Stats	R: 0 E: 0 K: 0 S: 6 H: 0 LOB: 0 BB: 0 P: 9	R: 0 E: 0 K: 0 S: 9 H: 1 LOB: 0 BB: 0 P: 14	R: 0 E: 0 K: 1 S: 9 H: 1 LOB: 1 BB: 0 P: 14	R: 2 E: 0 K: 0 S: 13 H: 2 LOB: 0 BB: 0 P: 20	R: 0 E: 0 K: 0 S: 15 H: 1 LOB: 3 BB: 1 P: 27	R: 0 E: 1 K: 1 S: 15 H: 1 LOB: 2 BB: 0 P: 22	R: 0 E: 1 K: 0 S: 7 H: 2 LOB: 2 BB: 0 P: 9	R: 0 E: 0 K: 0 S: 11 H: 0 LOB: 1 BB: 1 P: 18	R: 2 E: 1 K: 1 S: 16 H: 1 LOB: 0 BB: 0 P: 24	R: 0 E: 0 K: 1 S: 13 H: 0 LOB: 2 BB: 2 P: 26	R: 1 E: 0 K: 0 S: 8 H: 3 LOB: 3 BB: 1 P: 19	1B: 7 2B: 3 3B: 0 HR: 2	SF: 0 SAC: 0 DP: 1 HBP: 1	WP: 0 PB: 0 SB: 0 CS: 0	PA: 51			

	AB	45
	R	5
	H	12
	RBI	5
	BB	5
	SO	4
	LOB	23

PITCHER		IP	WLS	BF	H	R	ER	SO	BB	IBB	HBP	BLK	WP	HR	S	P	ERA	WHIP
23 Zack Greinke, R ERA: 3.6	(1, 1)	5.0		21	5	2	2	1	1	0	1	0	0	1	52	84	3.60	1.200
Nate Field, R ERA: 1.65	(6, 1)	1.0	H	5	1	0	0	1	0	0	0	0	0	0	15	22	0.00	1.000
Jason Grimsley, R ERA: 2.55	(7, 1)	1.0	H	5	2	0	0	0	0	0	0	0	0	0	7	9	0.00	2.000
Jeremy Affeldt, L ERA: 5.03	(8, 1)	2.0	B	9	1	2	0	1	1	0	0	0	0	1	27	42	0.00	1.000
Curt Leskanic, R ERA: 9.53	(10, 1)	1.0		5	0	0	0	1	2	0	0	0	0	0	13	26	0.00	2.000

PITCHER		IP	WLS	BF	H	R	ER	SO	BB	IBB	HBP	BLK	WP	HR	S	P	ERA	WHIP
Scott Sullivan, R ERA: 4.05	(11, 1)	0.2	L	6	3	1	1	0	0	1	0	0	0	0	8	19	13.50	4.500

Batter	1	2	3	4	5	6	7	8	9	10	AB	R	H	RBI	BB	SO	LOB
4 Angel Berroa, R (1, 6) OBP: 0.248, SLG: 0.325	C S S 0-3 ① K		B F B X 2-1 ③ G5-3		C X 0-1 1-H 2B		C X 0-1 FC5-4-5 2B		1 SAFE 1 SAFE C B 1 SAFE X 1-1 ③ G6-3		5	0	2	1	0	1	1
Carlos Beltrán, S (1, 8) OBP: 0.354, SLG: 0.556	F B B B F S 3-3 ② K			B C S S 1-3 ① K	C D X 1-1 ③ G3-1		B X 1-0 ② FC5-4-5 29 FC5-4 2-3			B S B B C C 3-3 ① K	5	0	0	0	0	3	2
29 Mike Sweeney, R (1, 3) OBP: 0.337, SLG: 0.459	B B S X 2-1 ③ G6-3			X 0-0 HR		X 0-0 ① G4-3	1 SAFE 1 SAFE X 0-0 ③ FC5-4 1-2f			B B X 2-0 ② P4	5	1	1	1	0	0	1
Matt Stairs, L (1, 9) OBP: 0.351, SLG: 0.434		B C F B F S 2-3 ① K		S F B B B F X 3-2 ② F7		B X 1-0 2B 1B		B C B C C 2-3 ① K		S B C S S 1-3 ③ K	5	0	1	0	0	3	0
Ken Harvey, R (1, 10) OBP: 0.370, SLG: 0.448		X 0-0 ② L4		B F S B X 2-2 1B		S X 0-1 1-3 2B		C X 0-1 ② L5			4	0	2	0	0	0	0
Desi Relaford, S (1, 5) OBP: 0.311, SLG: 0.262		C B B X 2-1 1B		B X 1-0 ③ G4-3		C B B B I 4-1 IBB		C B B C B X 3-2 ③ F8			3	0	1	0	1	0	1
Benito Santiago, R (1, 2) OBP: 0.268, SLG: 0.370		S S D 1 SAFE F C 1-3 ③ K			F X 0-1 CS 1B	B S D F X 2-2 ② F9			B X 1-0 ① F8		4	0	1	0	0	1	4
Brandon Berger, R (1, 7) OBP: 0.250, SLG: 0.333			B C B X 2-1 ① F8		B S F S 1-3 ① K	B B C X 2-1 ③ F7			X 0-0 FC5-4 1B		4	0	1	0	0	1	4
Wilton Guerrero, S (1, 4) OBP: 0.400, SLG: 0.400			C F B X 1-2 ② G4-3		B 1 SAFE F 1 SAFE S B X 2-2 ② 4 2B 1-2 1B		C F X 0-2 ① G6-3			X 0-0 ② FC5-4 1-2f	4	1	1	0	0	0	1
Inning Stats	R: 0 E: 0 K: 2 S: 8 H: 0 LOB: 0 BB: 0 P: 13	R: 0 E: 0 K: 2 S: 11 H: 1 LOB: 1 BB: 0 P: 16	R: 0 E: 0 K: 0 S: 7 H: 0 LOB: 0 BB: 0 P: 12	R: 1 E: 0 K: 1 S: 12 H: 2 LOB: 1 BB: 0 P: 19	R: 1 E: 0 K: 1 S: 12 H: 3 LOB: 1 BB: 0 P: 16	R: 0 E: 0 K: 0 S: 10 H: 2 LOB: 3 BB: 1 P: 19	R: 0 E: 0 K: 0 S: 7 H: 1 LOB: 1 BB: 0 P: 8	R: 0 E: 0 K: 1 S: 8 H: 0 LOB: 0 BB: 0 P: 13	R: 0 E: 0 K: 0 S: 5 H: 1 LOB: 1 BB: 0 P: 7	R: 0 E: 0 K: 2 S: 7 H: 0 LOB: 0 BB: 0 P: 13	1B: 6 2B: 3 3B: 0 HR: 1	SF: 0 SAC: 0 DP: 0 HBP: 0						

PITCHER		IP	WLS	BF	H	R	ER	SO	BB	IBB	HBP	BLK	WP	HR	S	P	ERA	WHIP
40 Rich Harden, R ERA: 3.83	(1, 1)	6.0		26	8	2	2	6	0	1	0	0	0	1	60	95	3.00	1.333
Chris Hammond, L ERA: 3.32	(7, 1)	0.2		3	1	0	0	0	0	0	0	0	0	0	6	7	0.00	1.500
Chad Bradford, R ERA: 3.72	(7, 1)	0.1		1	0	0	0	0	0	0	0	0	0	0	1	1	0.00	0.000
Jim Mecir, R ERA: 6.32	(8, 1)	1.0		3	0	0	0	1	0	0	0	0	0	0	8	13	0.00	0.000
Ricardo Rincon, L ERA: 5.4	(9, 1)	1.0		4	1	0	0	0	0	0	0	0	0	0	5	7	0.00	1.000

PITCHER		IP	WLS	BF	H	R	ER	SO	BB	IBB	HBP	BLK	WP	HR	S	P	ERA	WHIP
Arthur Rhodes, L ERA: 3.32	(10, 1)	1.0	W	3	0	0	0	2	0	0	0	0	0	0	7	13	0.00	0.000

TOP

Kansas City Royals @ Oakland Athletics

Network Associates Coliseum, Oakland, CA

Sun May 23 2004, 4:05 PM EDT
Att. 33,476 - Cloudy - 60 F

livebaseballscorecards.com

AB	39
R	2
H	10
RBI	2
BB	1
SO	9
LOB	14

WP: 0 PA: 40
PB: 0
SB: 0
CS: 1

Batter	1	2	3	4	5	6	7	8	9	10	AB	R	H	RBI	BB	SO	LOB
Eric Byrnes, R (1, 8) OBP: 0.377, SLG: 0.467	C B B B X 3-1 F8 ①		S X 0-1 G4-3 ②		B X 1-0 FC5 ③ 2-3f			C F B B B T 3-2 K ①		S B X 1-1 1-2 2-H 1B	5	0	1	1	0	1	2
Marco Scutaro, R (1, 4) OBP: 0.326, SLG: 0.385	B F X 1-1 F9 ②		B F C B X 2-2 F8 ③			B X 1-0 G4-3 ①		F C S 0-3 K ②			4	0	0	0	0	1	0
Scott Hatteberg, L (1, 3) OBP: 0.388, SLG: 0.465	X 0-0 G3 ③			C B B B S X 3-2 23 G5-4-3 1B		B C B T X 2-2 G3 ②		B B C F B X 3-2 G4-3 ③			4	0	1	0	0	0	0
Jermaine Dye, R (1, 9) OBP: 0.346, SLG: 0.515		B B C B F X 3-2 23 E E 1B		B C D C S 2-3 K ①		B C B B B 4-1 BB			C B S F B X 2-2 F9 ①		3	1	1	0	1	1	1
23 Bobby Kielty, S (1, 7) OBP: 0.317, SLG: 0.438		B B B B C X 3-1 FC6 E 1-2 G5-3		C B 1 SAFE F B 1 SAFE B X 3-2 G5-4-3 ②③ 1-2f		C 1 SAFE C B S 1-3 K ③			B C B F B X 3-2 P6 ②		4	1	0	0	0	1	3
Eric Karros, R (1, 10) OBP: 0.203, SLG: 0.286 21 Mark Kotsay, L (7, PR) OBP: 0.286, SLG: 0.264		B 1 SAFE D C X 2-1 G5-3 ① 1-H 2-H		C B X 2-1 F9 ①			F B C F B X 2-2 G4-3 2B		B C B F B X 3-2 F8 ③		3 1	0 0	1 0	1 0	0 0	0 0	0 0
Damian Miller, R (1, 2) OBP: 0.352, SLG: 0.402		C C B F B S 2-3 K ②		B B X 2-0 FC5 7 1B 1B			S X 0-1 G4-3 ① 2-3			B C B B X 3-1 7 FC6-4 1B	4	0	2	0	0	1	1
7 Bobby Crosby, R (1, 6) OBP: 0.283, SLG: 0.437		F C S 0-3 K2-3 ③		L S X 0-2 1-2 1B			F B F X 1-2 G4-3 ②			C 1 SAFE B 1 SAFE X 1-1 1-2f FC6-4 S 1B ①	4	1	1	0	0	1	3
Mark McLemore, S (1, 5) OBP: 0.222, SLG: 0.200			B B B C X 3-1 G6-3 ①	B B X 2-0 F8 ②			B B X 2-0 G1-3 ③			1 SAFE 1 SAFE B I I I 4-0 1-2 1B IBB	3	0	0	0	1	0	4
Inning Stats	R: 0 E: 0 K: 0 S: 5 H: 0 LOB: 0 BB: 0 P: 9	R: 2 E: 2 K: 2 S: 14 H: 1 LOB: 0 BB: 0 P: 24	R: 0 E: 0 K: 0 S: 7 H: 0 LOB: 0 BB: 0 P: 12	R: 0 E: 0 K: 1 S: 9 H: 1 LOB: 0 BB: 0 P: 17	R: 0 E: 0 K: 0 S: 8 H: 2 LOB: 2 BB: 0 P: 15	R: 0 E: 0 K: 1 S: 8 H: 0 LOB: 1 BB: 1 P: 16	R: 0 E: 0 K: 0 S: 10 H: 1 LOB: 2 BB: 0 P: 15	R: 0 E: 0 K: 2 S: 9 H: 0 LOB: 0 BB: 0 P: 15	R: 0 E: 0 K: 0 S: 10 H: 0 LOB: 0 BB: 0 P: 18	R: 1 E: 0 K: 0 S: 6 H: 2 LOB: 2 BB: 1 P: 15	1B: 6 2B: 1 3B: 0 HR: 0	SF: 0 SAC: 0 DP: 1 HBP: 0					

PITCHER		IP	WLS	BF	H	R	ER	SO	BB	IBB	HBP	BLK	WP	HR	S	P	ERA	WHIP
Dennys Reyes, L ERA: 2.51	(1, 1)	6.0		24	5	2	0	4	1	0	0	0	0	0	55	99	0.00	1.000
Jason Grimsley, R ERA: 2.29	(7, 1)	2.0		6	0	0	0	2	0	0	0	0	0	0	15	24	0.00	0.000
Jaime Cerda, L ERA: 3.65	(9, 1)	1.0		3	0	0	0	0	0	0	0	0	0	0	10	18	0.00	0.000
Nate Field, R ERA: 2.16	(10, 1)	0.1	L	4	2	1	1	0	0	1	0	0	0	0	6	15	27.00	6.000

PITCHER	IP	WLS	BF	H	R	ER	SO	BB	IBB	HBP	BLK	WP	HR	S	P	ERA	WHIP

BOTTOM

Kansas City Royals @ Oakland Athletics

Network Associates Coliseum, Oakland, CA

Sun May 23 2004, 4:05 PM EDT
Att. 33,476 - Cloudy - 60 F

livebaseballscorecards.com

AB	35
R	3
H	7
RBI	2
BB	2
SO	6
LOB	14

WP: 0 PA: 37
PB: 0
SB: 1
CS: 0

Oakland Athletics @ Boston Red Sox

Fenway Park, Boston, MA

Tue May 25 2004, 7:05 PM EDT

Att. 35,236 - Unknown - 47 F

livebaseballscorecards.com

TOP

Batter	1	2	3	4	5	6	7	8	9	AB	R	H	RBI	BB	SO	LOB
21 Mark Kotsay, L (1, 8) OBP: 0.283, SLG: 0.262	C B X 1-1 G6-3 ①		B B B C F X 3-2 F7 ②			B C B X 2-1 F7 ①	B C X 1-1 1B 1-2 2-3 3-H		B F C X 1-2 F8 ③	5	0	1	1	0	0	2
Eric Byrnes, R (1, 7) OBP: 0.373, SLG: 0.468	B X 1-0 G4-3 ②		1 SAFE B C C 1 X SAFE 1-2 F7 ③			S X 0-1 3 2B 2B	C B B C F X 2-2 P3 ②			4	1	1	0	0	0	4
3 Eric Chavez, L (1, 5) OBP: 0.364, SLG: 0.463	C B B X 2-1 G4-3 ③			F C B B B F X 3-2 F9 ①		B X 1-0 2-H 2B	S C F B D S 2-3 K ③			4	0	1	1	0	1	3
Jermaine Dye, R (1, 9) OBP: 0.339, SLG: 0.503		B C C B S 2-3 K ①		C C F X 0-2 G5-3 ②		C B S B X 2-2 P5 ②		B C X 1-1 G4-3 ①		4	0	0	0	0	1	1
Scott Hatteberg, L (1, 3) OBP: 0.384, SLG: 0.459		C B F X 1-2 1B		B X 1-0 F9 ③		B C X 1-1 P6 ③		B X 1-0 G4-3 ②		4	0	1	0	0	0	1
Erubiel Durazo, L (1, 10) OBP: 0.361, SLG: 0.500		C F X 0-2 P4 ②			C X 0-1 17 G4-3 2B		B B C X 2-1 1B 7 1B 21 1B 1B	S C B F B F S 2-3 K ③		4	1	2	0	0	1	1
7 Bobby Crosby, R (1, 6) OBP: 0.282, SLG: 0.431		C X 0-1 F8 ③			B S F F S 1-3 K2-3 ①		B S B F X 2-2 21 1B 1B 1-2 1B		C B S F C 1-3 K ①	4	0	1	0	0	2	2
17 Adam Melhuse, S (1, 2) OBP: 0.333, SLG: 0.490 23 Bobby Kielty, S (9, PH) OBP: 0.322, SLG: 0.443			C C E B S 1-3 K ①		C X 0-1 G4-3 ② 2-3		F S B D S 2-3 K ①		X 0-0 1B	3 1	0 0	0 1	0 0	0 0	2 0	3 0
Mark McLemore, S (1, 4) OBP: 0.267, SLG: 0.250 Marco Scutaro, R (8, 4) OBP: 0.324, SLG: 0.382			X 0-0 1B		C B C X 1-2 G4-3 ③		B C X 1-1 21 1B 1-2 2-3 1B		F F F F S 0-3 K ②	3 1	0 0	2 0	0 0	0 0	0 1	1 1

Inning Stats	1	2	3	4	5	6	7	8	9	1B	SF	WP	PA
	R: 0 E: 0 K: 0 S: 5 H: 0 LOB: 0 BB: 0 P: 9	R: 0 E: 0 K: 1 S: 11 H: 1 LOB: 1 BB: 0 P: 14	R: 0 E: 0 K: 1 S: 11 H: 1 LOB: 1 BB: 0 P: 16	R: 0 E: 0 K: 0 S: 9 H: 0 LOB: 0 BB: 0 P: 13	R: 0 E: 0 K: 1 S: 11 H: 1 LOB: 1 BB: 0 P: 13	R: 1 E: 0 K: 0 S: 10 H: 2 LOB: 1 BB: 0 P: 16	R: 1 E: 0 K: 2 S: 20 H: 4 LOB: 3 BB: 0 P: 32	R: 0 E: 0 K: 1 S: 8 H: 0 LOB: 0 BB: 0 P: 12	R: 0 E: 0 K: 2 S: 13 H: 1 LOB: 1 BB: 0 P: 15	1B: 7 2B: 3 3B: 0 HR: 0	SF: 0 SAC: 0 DP: 0 HBP: 0	WP: 0 PB: 0 SB: 0 CS: 0	PA: 37

PITCHER		IP	WLS	BF	H	R	ER	SO	BB	IBB	HBP	BLK	WP	HR	S	P	ERA	WHIP
38 Curt Schilling, R ERA: 2.82	(1, 1)	7.0	W	30	9	2	2	5	0	0	0	0	0	0	77	113	2.57	1.286
Lenny DiNardo, L ERA: 2.81	(8, 1)	1.0		3	0	0	0	1	0	0	0	0	0	0	8	12	0.00	0.000
Jamie Brown, R ERA: 3.0	(9, 1)	1.0		4	1	0	0	2	0	0	0	0	0	0	13	15	0.00	1.000

PITCHER	IP	WLS	BF	H	R	ER	SO	BB	IBB	HBP	BLK	WP	HR	S	P	ERA	WHIP

AB	37
R	2
H	10
RBI	2
BB	0
SO	8
LOB	19

Batter	1	2	3	4	5	6	7	8	9	AB	R	H	RBI	BB	SO	LOB
18 Johnny Damon, L (1, 8) OBP: 0.383, SLG: 0.414	C B X 1-1 G6-4-3 1B	C B 1 SAFE F X 1-2 ② FC4-6 CS 1-2f		C F X 0-2 2B 1-2 1B	C F X 0-2 ① F8		B X 1-0 HR 1B	X 0-0 ① P6		6	2	3	0	0	0	3
Mark Bellhorn, S (1, 4) OBP: 0.395, SLG: 0.429	X 0-0 ①② G6-4-3 1-2f	1 SAFE 1 SAFE B C 1-1 ③ CS 1-2	C B F X 1-2 BB 2B 1B	F S B F B F B X 3-2 34 WP 34 2B 1-H 2-H 2B	F X 0-1 ② FC5-4 34 34 1B 1-2f 3-H		B B C X 2-1 1-H HR	C F S 0-3 ② K		6	4	3	5	0	1	2
34 David Ortiz, L (1, 10) OBP: 0.357, SLG: 0.567	B B X 2-0 2B 2B	B B S B F S 3-3 ① K	B B B X 3-0 G6-3 2B 2-H	B S B B S X 3-2 1-H HR 1B	B S C C 1-3 ① K		F B C X 1-2 1B			6	2	4	2	0	2	1
Manny Ramirez, R (1, 7) OBP: 0.434, SLG: 0.645 Andy Dominique, R (8, 3)	C B F B X 2-2 BB 2-H 2B	C B F B S 2-3 ② K	X 0-0 ② G6-3 2-3	B X 1-0 1-H HR	B B B C B 4-1 1B 1B SF8 BB	B B C C S 2-3 ③ K				4 1	2 0	2 0	3 0	1 0	1 1	2 1
Brian Daubach, L (1, 3) OBP: 0.364, SLG: 0.400 Dave McCarty, R (7, PH) OBP: 0.328, SLG: 0.412 (8, 7)	B H 2-0 BB HBP	B B B B C B 4-1 2B 1-2 BB	B B B 4-0 BB BB	F B S F S 1-3 ③ K			X 0-0 20 BB 1B 1-2 1B			1 1	0 0	0 1	0 0	2 0	1 0	0 0
Jason Varitek, S (1, 2) OBP: 0.434, SLG: 0.534	F D S B D B 4-2 1-2 2-3 BB	F X 0-1 1-3 2-H 2B	1 SAFE B B B B 4-0 FC6-4 1-2 BB			C C X 0-2 G6-4-3 1B	B B C X 2-1 20 BB 1-2 2-3 1B			3	0	3	1	2	0	0
Kevin Millar, R (1, 9) OBP: 0.343, SLG: 0.359 Gabe Kapler, R (7, 9) OBP: 0.253, SLG: 0.286	C F X 0-2 ③ G6-3	X 0-0 ③ G5-3	C S B B X 2-2 ③ FC6-4 1-2f			B S B F B X 3-2 ①② G6-4-3 1-2f	F B B X 2-1 ② SF8 3-H			4 0	0 0	0 0	0 1	0 0	0 0	9 0
20 Kevin Youkilis, R (1, 5) OBP: 0.467, SLG: 0.500		C X 0-1 ① G2-3		C B B C B F H 4-2 18 1B 2B HBP	B C B X 3-1 1B FC5-4 2B	B B C B 4-1 BB	B B C F F B F B 4-2 1-2 2-3 BB			2	2	1	0	2	0	0
Pokey Reese, R (1, 6) OBP: 0.304, SLG: 0.352 Cesar Crespo, S (7, PH) OBP: 0.169, SLG: 0.231 (8, 6)		B C B X 2-1 18 FC4-6 1B		C X 0-1 ① F7	X 0-0 FC5-4 2-3 1B	C X 0-1 ③ G4-3	C S S 0-3 ③ K			4 1	0 0	2 0	0 0	0 0	0 1	2 3
Inning Stats	R: 1 E: 0 K: 0 S: 12 H: 3 LOB: 3 BB: 1 P: 23	R: 0 E: 0 K: 0 S: 8 H: 1 LOB: 0 BB: 0 P: 12	R: 1 E: 0 K: 2 S: 13 H: 2 LOB: 2 BB: 1 P: 23	R: 3 E: 0 K: 0 S: 19 H: 3 LOB: 3 BB: 2 P: 39	R: 4 E: 0 K: 1 S: 16 H: 4 LOB: 0 BB: 0 P: 24	R: 0 E: 0 K: 0 S: 9 H: 1 LOB: 1 BB: 1 P: 16	R: 3 E: 0 K: 2 S: 19 H: 4 LOB: 3 BB: 2 P: 35	R: 0 E: 0 K: 2 S: 10 H: 1 LOB: 1 BB: 0 P: 13		1B: 11 2B: 6 3B: 0 HR: 2	SF: 1 SAC: 0 DP: 2 HBP: 2					

BOTTOM

Oakland Athletics @ Boston Red Sox

Fenway Park, Boston, MA

Tue May 25 2004, 7:05 PM EDT

Att. 35,236 - Unknown - 47 F

livebaseballscorecards.com

AB	39
R	12
H	19
RBI	12
BB	7
SO	7
LOB	23

WP: 1 PA: 50
PB: 0
SB: 0
CS: 1

PITCHER		IP	WLS	BF	H	R	ER	SO	BB	IBB	HBP	BLK	WP	HR	S	P	ERA	WHIP
Tim Hudson, R ERA: 3.36	(1, 1)	4.0	L	25	9	5	5	2	4	0	2	0	1	0	52	97	11.25	3.250
Chris Hammond, L ERA: 4.71	(5, 1)	2.0		11	5	4	4	1	1	0	0	0	0	1	25	40	18.00	3.000
Ricardo Rincon, L ERA: 7.3	(7, 1)	0.2		8	4	3	3	1	2	0	0	0	0	1	16	32	40.50	9.000
58 Justin Duchscherer, R ERA: 1.14	(7, 1)	1.1		5	1	0	0	3	0	0	0	0	0	0	13	16	0.00	0.750

PITCHER	IP	WLS	BF	H	R	ER	SO	BB	IBB	HBP	BLK	WP	HR	S	P	ERA	WHIP

Batter	1	2	3	4	5	6	7	8	9	AB	R	H	RBI	BB	SO	LOB
21 Mark Kotsay, L (1, 8) OBP: 0.293, SLG: 0.280	G5-3		1B		1B 2B		3 F8 1B 1-3 1B		G4-3	5	1	3	0	0	0	0
Eric Byrnes, R (1, 7) OBP: 0.381, SLG: 0.473	3 G5-4-3 1B		1 SAFE 1 SAFE F9		3 HR 2-H 1B		G4-6-3 1-2 3-H 1B		F8	5	1	3	2	0	0	1
3 Eric Chavez, L (1, 5) OBP: 0.365, SLG: 0.479	G5-4-3 1-2f			2B 1B	HR 1-H		F8 2-3		G6-3	5	2	2	2	0	0	3
Jermaine Dye, R (1, 9) OBP: 0.337, SLG: 0.503		G6-3		1 SAFE 1 SAFE G4-3 1-H 1B 2B	G4-3		G4-6-3 1-2f			4	1	1	1	0	0	2
Scott Hatteberg, L (1, 3) OBP: 0.394, SLG: 0.463		FC1-4-6 1B		G4-3 2-3		FC4-6 BB		G3-1 1B		3	0	2	0	1	0	1
Erubiel Durazo, L (1, 10) OBP: 0.365, SLG: 0.500	FC1-4-6 1-2f			7 CS 3-H 1B		FC4-6 FC6-4 1-2f		G3-1 1-2 1B		4	0	2	1	0	0	2
7 Bobby Crosby, R (1, 6) OBP: 0.274, SLG: 0.418	K		1 SAFE	G6-3 1-2		K		P4		4	0	0	0	0	2	5
Damian Miller, R (1, 2) OBP: 0.344, SLG: 0.392 Billy McMillon, L (8, PH) OBP: 0.286, SLG: 0.400 17 Adam Melhuse, S (8, 2) OBP: 0.333, SLG: 0.490			G5-3		G5-3	FC6-4 1-2f		G3-1 1-2 2-3		3 1 0	0 0 0	0 0 0	0 0 0	0 0 0	0 0 0	1 2 0
Marco Scutaro, R (1, 4) OBP: 0.322, SLG: 0.378			K	F9			21 1B 1B 1B	G5-3		4	1	1	0	0	1	2
Inning Stats	R: 0 E: 0 K: 0 S: 5 H: 1 LOB: 0 BB: 0 P: 8	R: 0 E: 0 K: 1 S: 7 H: 1 LOB: 1 BB: 0 P: 12	R: 0 E: 0 K: 1 S: 10 H: 1 LOB: 1 BB: 0 P: 11	R: 2 E: 0 K: 0 S: 14 H: 3 LOB: 0 BB: 0 P: 26	R: 3 E: 0 K: 0 S: 14 H: 3 LOB: 0 BB: 0 P: 22	R: 0 E: 0 K: 1 S: 9 H: 0 LOB: 1 BB: 1 P: 17	R: 1 E: 0 K: 0 S: 16 H: 3 LOB: 1 BB: 0 P: 20	R: 0 E: 0 K: 0 S: 11 H: 2 LOB: 2 BB: 0 P: 15	R: 0 E: 0 K: 0 S: 7 H: 0 LOB: 0 BB: 0 P: 12	1B: 11 2B: 2 3B: 0 HR: 1	SF: 0 SAC: 0 DP: 2 HBP: 0						

TOP

Oakland Athletics @ Boston Red Sox

Fenway Park, Boston, MA

Wed May 26 2004, 7:05 PM EDT

Att. 34,931 - Sunny - 51 F

livebaseballscorecards.com

AB	38
R	6
H	14
RBI	6
BB	1
SO	3
LOB	19

PITCHER		IP	WLS	BF	H	R	ER	SO	BB	IBB	HBP	BLK	WP	HR	S	P	ERA	WHIP	PITCHER	IP	WLS	BF	H	R	ER	SO	BB	IBB	HBP	BLK	WP	HR	S	P	ERA	WHIP
Derek Lowe, R ERA: 6.22	(1, 1)	6.0	W	26	9	5	5	3	1	0	0	0	0	1	59	96	7.50	1.667																	
Anastacio Martinez, R ERA: 9.0	(7, 1)	0.0		3	3	1	1	0	0	0	0	0	0	0	9	13	∞	∞																	
Alan Embree, L ERA: 2.95	(7, 1)	1.0	H	4	2	0	0	0	0	0	0	0	0	0	12	13	0.00	2.000																	
50 Mike Timlin, R ERA: 3.63	(8, 1)	1.0	H	3	0	0	0	0	0	0	0	0	0	0	6	9	0.00	0.000																	
Keith Foulke, R ERA: 0.37	(9, 1)	1.0	S	3	0	0	0	0	0	0	0	0	0	0	7	12	0.00	0.000																	

BOTTOM

Oakland Athletics @ Boston Red Sox

Fenway Park, Boston, MA

Wed May 26 2004, 7:05 PM EDT

Att. 34,931 - Sunny - 51 F

livebaseballscorecards.com

Batter	1	2	3	4	5	6	7	8	9	AB	R	H	RBI	BB	SO	LOB
18 Johnny Damon, L (1, 8) OBP: 0.388, SLG: 0.418	BBCBB 4-1 BB		1 SAFE BBS 1 SAFE 1 SAFE B 1 SAFE FF 3-2 BFFX F7 ①	CDBDFB 4-2 1-2 E BB		BFBFX 2-2 WP HR 2B	CX 0-1 F7 ②			3	2	1	0	2	0	1
Mark Bellhorn, S (1, 4) OBP: 0.390, SLG: 0.422	1 SAFE 1 SAFE BX 1-0 F9 ①		1 SAFE SBBX 2-1 1-H 1B X	0-0 E6 34 1B 1-H 2-H 3-H		BSFBFS 2-3 K ① 2-3	BFCFS 1-3 K ③			5	1	1	1	0	2	2
34 David Ortiz, L (1, 10) OBP: 0.353, SLG: 0.557	CBFB 1 SAFE S 2-3 K ②		X 0-0 F7 ②	BSFBBX 3-2 FC5-4 1B 2-H		BX 1-0 G3 ②		SBBBFFFFS 3-3 K ①		5	0	1	1	0	2	3
Manny Ramirez, R (1, 7) OBP: 0.433, SLG: 0.634 Gabe Kapler, R (8, PR) OBP: 0.253, SLG: 0.286 (9, 9)	BBBCX 3-1 F9 ③		CBSBBX 3-2 F8 ③	BCX 1-1 FC5-4 ③ 1-2f		III 4-0 HR IBB		H 1-0 S HBP		3 0	1 0	0 0	0 0	1 0	0 0	3 0
Jason Varitek, S (1, 2) OBP: 0.427, SLG: 0.544		CX 0-1 P5 ①	CX 0-1 G4-3 ①	SX 0-1 F9 ①	DX 1-0 1-H 3-H HR			CFF 1 SAFE B FBB 3-3 S K ② 1-2		5	1	1	3	0	1	1
Kevin Millar, R (1, 9) OBP: 0.350, SLG: 0.363 Cesar Crespo, S (9, 7) OBP: 0.169, SLG: 0.231		BCBFX 2-2 1B	BBBFB 4-1 20 PB 20 1B 1B BB	X 0-0 P3 ②	CBBX 2-1 HBP 1B			X 0-0 G5-3 ③		4 0	1 0	2 0	0 0	1 0	0 0	2 0
Dave McCarty, R (1, 3) OBP: 0.339, SLG: 0.407		CCBBFS 2-3 K ②	FX 0-1 20 1B 20 PB 1-2 E 1B	X 0-0 E6	BBSH 3-1 1-2 HBP					3	1	1	0	0	1	1
20 Kevin Youkilis, R (1, 5) OBP: 0.471, SLG: 0.480		CBBBX 3-1 P4 ③	CFBX 1-2 18 BB E 1-3 2-H 1B	BCBB 4-1 BB	CFBBBFC 3-3 K ③					3	1	1	1	1	1	3
Pokey Reese, R (1, 6) OBP: 0.302, SLG: 0.349			CFBBX 2-2 S 1B 1B	CFFS 0-3 K ②	X 0-0 L3 ③		CBCBS 2-3 K ①			4	1	1	0	0	2	4
Inning Stats	R: 0 E: 0 K: 1 S: 7 H: 0 LOB: 1 BB: 1 P: 17	R: 0 E: 0 K: 1 S: 11 H: 1 LOB: 1 BB: 0 P: 18	R: 1 E: 0 K: 0 S: 15 H: 2 LOB: 1 BB: 0 P: 25	R: 5 E: 1 K: 1 S: 21 H: 3 LOB: 1 BB: 2 P: 34	R: 0 E: 1 K: 0 S: 6 H: 0 LOB: 2 BB: 1 P: 10	R: 3 E: 0 K: 2 S: 16 H: 3 LOB: 2 BB: 1 P: 34	R: 0 E: 0 K: 2 S: 9 H: 0 LOB: 0 BB: 0 P: 12	R: 0 E: 0 K: 2 S: 13 H: 0 LOB: 2 BB: 0 P: 20		1B: 7 2B: 1 3B: 0 HR: 1	SF: 0 SAC: 0 DP: 0 HBP: 2		WP: 1 PB: 1 SB: 2 CS: 0	PA: 42		

	AB	35
	R	9
	H	9
	RBI	6
	BB	5
	SO	9
	LOB	20

PITCHER		IP	WLS	BF	H	R	ER	SO	BB	IBB	HBP	BLK	WP	HR	S	P	ERA	WHIP
Mark Redman, L ERA: 4.04	(1, 1)	5.2	L	33	9	9	5	4	4	1	0	0	1	1	71	127	7.94	2.294
Chad Bradford, R ERA: 3.66	(6, 1)	0.1		2	0	0	0	1	0	0	1	0	0	0	5	11	0.00	0.000
58 Justin Duchscherer, R ERA: 1.05	(7, 1)	2.0		7	0	0	0	4	0	0	1	0	0	0	22	32	0.00	0.000

PITCHER	IP	WLS	BF	H	R	ER	SO	BB	IBB	HBP	BLK	WP	HR	S	P	ERA	WHIP

Batter	1	2	3	4	5	6	7	8	9	AB	R	H	RBI	BB	SO	LOB
21 Mark Kotsay, L (1, 8) OBP: 0.302, SLG: 0.290	F9 3 G3 PB 1B	F9		G3-1 2-3	3 G6-4-3 1-3 1B		3 FC1-6 BB E 1B	F8		5	2	3	0	0	0	2
Billy McMillon, L (8, PH) OBP: 0.279, SLG: 0.390										1	0	0	0	0	0	0
(8, 7)																
Eric Byrnes, R (1, 7) OBP: 0.386, SLG: 0.485	F9 1-3	3 HR 1-H 2B		2B 3-H 2B	P4		3 FC1-6 1-2 BB	K		5	2	2	2	1	1	3
(8, 8)																
3 Eric Chavez, L (1, 5) OBP: 0.364, SLG: 0.489	G3 3-H	HR 2-H		2B HR BB	G6-4-3 1-2f		FC1-6 1B 17 1B E 1-2f 2-3		K	5	3	1	3	1	1	4
Jermaine Dye, R (1, 9) OBP: 0.342, SLG: 0.508	BB 2B BB	K		HR 1-3 2-H 2B		17 BB 1B BB	K		F7	2	2	1	1	1	1	0
23 Bobby Kielty, S (5, 9) OBP: 0.323, SLG: 0.435										2	0	0	0	1	1	2
Scott Hatteberg, L (1, 3) OBP: 0.399, SLG: 0.486	2B 1-2 BB		P4	HR 2-H 3-H		K	E5 17 1B 1B 1-2 3-H		1B	2	2	1	3	1	0	0
Eric Karros, R (5, 3) OBP: 0.208, SLG: 0.288			P6	1B		17 BB 1-2 1B	17 1B 1-2 2-3 1B		G4-3	3	1	1	0	0	1	2
Erubiel Durazo, L (1, 10) OBP: 0.376, SLG: 0.514	2B 1-H 2-H									6	0	4	2	0	0	1
17 Adam Melhuse, S (1, 2) OBP: 0.339, SLG: 0.472	G4-3	F9		F7		4-0 BB 1-2 2-3	1-2 1B 1-2 2-H 3-H			4	0	1	2	1	0	2
7 Bobby Crosby, R (1, 6) OBP: 0.272, SLG: 0.417		K		2B F8		K	K			5	1	1	0	0	3	6
Marco Scutaro, R (1, 4) OBP: 0.324, SLG: 0.386		E6 2B		21 G3-1 2B 2-H 2B	21 1B 1B		F9		G6-3	5	2	2	1	0	0	3
Inning Stats	R: 3 E: 0 K: 0 S: 16 H: 2 LOB: 1 BB: 2 P: 31	R: 3 E: 1 K: 2 S: 12 H: 2 LOB: 0 BB: 0 P: 18	R: 0 E: 0 K: 0 S: 7 H: 0 LOB: 0 BB: 0 P: 9	R: 6 E: 0 K: 0 S: 22 H: 6 LOB: 1 BB: 1 P: 36	R: 0 E: 0 K: 0 S: 11 H: 2 LOB: 1 BB: 0 P: 17	R: 0 E: 0 K: 2 S: 12 H: 1 LOB: 3 BB: 2 P: 21	R: 3 E: 1 K: 2 S: 18 H: 3 LOB: 2 BB: 1 P: 28	R: 0 E: 0 K: 1 S: 6 H: 0 LOB: 0 BB: 0 P: 10	R: 0 E: 0 K: 1 S: 11 H: 1 LOB: 1 BB: 0 P: 18	1B: 9 2B: 6 3B: 0 HR: 2	SF: 0 SAC: 0 DP: 1 HBP: 0						

PITCHER		IP	WLS	BF	H	R	ER	SO	BB	IBB	HBP	BLK	WP	HR	S	P	ERA	WHIP
Bronson Arroyo, R ERA: 5.0	(1, 1)	3.1	L	20	7	9	6	2	2	0	0	0	0	1	44	72	16.20	2.700
Jamie Brown, R ERA: 6.35	(4, 1)	2.2		16	6	3	3	2	3	0	0	0	0	1	36	60	10.12	3.375
Lenny DiNardo, L ERA: 2.65	(7, 1)	1.0		8	3	3	0	2	1	0	0	0	0	0	18	28	0.00	4.000
Anastacio Martinez, R ERA: 3.0	(8, 1)	2.0		7	1	0	0	2	0	0	0	0	0	0	17	28	0.00	0.500

PITCHER	IP	WLS	BF	H	R	ER	SO	BB	IBB	HBP	BLK	WP	HR	S	P	ERA	WHIP

TOP

Oakland Athletics @ Boston Red Sox

Fenway Park, Boston, MA

Thu May 27 2004, 7:05 PM EDT

Att. 35,438 - Sunny - 56 F

livebaseballscorecards.com

AB	45
R	15
H	17
RBI	14
BB	6
SO	8
LOB	25

1B: 9	SF: 0	WP: 0	PA: 51
2B: 6	SAC: 0	PB: 1	
3B: 0	DP: 1	SB: 0	
HR: 2	HBP: 0	CS: 0	

BOTTOM

Oakland Athletics @ Boston Red Sox

Fenway Park, Boston, MA

Thu May 27 2004, 7:05 PM EDT
Att. 35,438 - Sunny - 56 F

Batter	1	2	3	4	5	6	7	8	9	AB	R	H	RBI	BB	SO	LOB
18 Johnny Damon, L (1, 8) OBP: 0.389, SLG: 0.416	BBBCCB 4-2 34 WP BB BB		BCCX 1-2 ① G6-3		BCX 1-1 ① F9	BFCFBX 2-2 3-H 1B			CBCBX 2-2 ① L6	1	0	0	0	1	0	0
Doug Mirabelli, R (5, 2) OBP: 0.386, SLG: 0.641										3	0	1	1	0	0	0
Mark Bellhorn, S (1, 4) OBP: 0.386, SLG: 0.416	CBBX 2-1 ① L4		CCS 0-3 ② K		BCCX 1-2 ② G5-3	BBX 2-0 ③ F8			CBFFBBFX 3-2 G5-4-3 1B	5	0	1	0	0	1	2
34 David Ortiz, L (1, 10) OBP: 0.362, SLG: 0.562	BBFF1 SAFE F1 SAFE DF 4-2 1-2 BB BB		X 0-0 BB 1B		BBBCCX 3-2 BB 1B		BBX 2-0 2B		SSX 0-2 ②③ G5-4-3 1-2f	2	0	2	0	1	0	0
Dave McCarty, R (7, PH) OBP: 0.344, SLG: 0.429										2	0	1	0	0	0	1
Manny Ramirez, R (1, 7) OBP: 0.442, SLG: 0.634	BCFBBB 4-2 1-2 2-3 BB		BBFBFB 4-2 1-2 BB		BBBBB 4-0 FC4-6 1-2 BB		BCSFC 1-3 ① K			0	0	0	0	3	0	0
Brian Daubach, L (5, PR) OBP: 0.358, SLG: 0.393 (6, 7)										1	0	0	0	0	1	1
Jason Varitek, S (1, 2) OBP: 0.422, SLG: 0.536	CBFC 1-3 ② K		BX 1-0 ③ G5-3		BCSX 1-2 ③ FC4-6 1-2f		BCFX 1-2 ② F7			2	0	0	0	0	1	5
Cesar Crespo, S (5, 8) OBP: 0.164, SLG: 0.224										2	0	0	0	0	0	3
Kevin Millar, R (1, 3) OBP: 0.344, SLG: 0.356	FSC 0-3 ③ K			X 0-0 ① G4-3		SCFX 0-2 ① P4	CBFBBX 2-2 ③ L7			3	0	0	0	0	1	3
Andy Dominique, R (7, 3)										1	0	0	0	0	0	1
20 Kevin Youkilis, R (1, 5) OBP: 0.447, SLG: 0.429		BBBCFX 3-2 ① G5-3		CBX 1-1 ② G6-3		BBBB 4-0 2B G4-3 BB		CX 0-1 ① G5-3		3	1	0	0	1	0	0
Gabe Kapler, R (1, 9) OBP: 0.273, SLG: 0.301		BX 1-0 ② P4		BCSFFBBB 4-2 BB		BCFDX 2-2 G4-3 1-3 1B 2B		FBBBBB 4-1 G6-4-3 BB		2	1	1	0	2	0	0
Pokey Reese, R (1, 6) OBP: 0.294, SLG: 0.338		BFCS 1-3 ③ K		CCX 0-2 ③ F9		BSX 1-1 ② G4-3 2-3 3-H		BBBCX 3-1 ②③ G6-4-3 1-2f		4	0	0	1	0	1	3
Inning Stats	R: 0 E: 0 K: 2 S: 16 H: 0 LOB: 3 BB: 3 P: 31	R: 0 E: 0 K: 1 S: 7 H: 0 LOB: 0 BB: 0 P: 12	R: 0 E: 0 K: 1 S: 10 H: 1 LOB: 2 BB: 1 P: 16	R: 0 E: 0 K: 0 S: 10 H: 0 LOB: 1 BB: 1 P: 15	R: 0 E: 0 K: 0 S: 11 H: 1 LOB: 2 BB: 1 P: 21	R: 2 E: 0 K: 0 S: 14 H: 2 LOB: 1 BB: 1 P: 25	R: 0 E: 0 K: 1 S: 11 H: 1 LOB: 1 BB: 0 P: 17	R: 0 E: 0 K: 0 S: 5 H: 0 LOB: 0 BB: 1 P: 12	R: 0 E: 0 K: 0 S: 11 H: 1 LOB: 0 BB: 0 P: 16	1B: 4 2B: 2 3B: 0 HR: 0	SF: 0 SAC: 0 DP: 2 HBP: 0			WP: 1 PB: 0 SB: 0 CS: 0	PA: 39		

	AB	31
	R	2
	H	6
	RBI	2
	BB	8
	SO	5
	LOB	19

livebaseballscorecards.com

PITCHER		IP	WLS	BF	H	R	ER	SO	BB	IBB	HBP	BLK	WP	HR	S	P	ERA	WHIP
Mark Mulder, L ERA: 3.0	(1, 1)	5.2	W	28	4	2	2	4	7	0	0	0	1	0	67	117	3.18	1.941
Ricardo Rincon, L ERA: 6.59	(6, 1)	1.1		5	1	0	0	1	0	0	0	0	0	0	12	20	0.00	0.750
Jim Mecir, R ERA: 5.94	(8, 1)	1.0		3	0	0	0	0	1	0	0	0	0	0	5	12	0.00	1.000
Chris Hammond, L ERA: 4.5	(9, 1)	1.0		3	1	0	0	0	0	0	0	0	0	0	11	16	0.00	1.000

PITCHER	IP	WLS	BF	H	R	ER	SO	BB	IBB	HBP	BLK	WP	HR	S	P	ERA	WHIP

Batter	1	2	3	4	5	6	7	8	9	AB	R	H	RBI	BB	SO	LOB
Eric Byrnes, R (1, 8) (9, 7) OBP: 0.386, SLG: 0.479	C B C X 1-2 G6-3 ①	D B C F B S 3-3 K ③			B B B B 4-0 23 1B BB		B C C X 1-2 23 G3-1 1B		B C B X 2-1 G1-3 ①	4	0	1	0	1	1	2
23 Bobby Kielty, S (1, 7) OBP: 0.328, SLG: 0.438 21 Mark Kotsay, L (9, PH) (9, 8) OBP: 0.306, SLG: 0.295	C X 0-1 3 FC1-6 1B		X 0-0 F8 ①		F B B X 1-2 1-2 1B		B C B S X 2-2 G3-1 ② 1-2 2-3		F B B X 2-1 FC6-4 3 1B 1B	4	0	2	0	0	0	2
										1	0	1	0	0	0	0
3 Eric Chavez, L (1, 5) OBP: 0.365, SLG: 0.483	S B F X 1-2 FC1-6 S ② 1-2f	B C S S 1-3 K ②	D C F B F S 2-3 K ②		I I I I 4-0 IBB		X 0-0 FC6-4 1B 1-2		4	0	1	0	1	2	3
Jermaine Dye, R (1, 9) OBP: 0.343, SLG: 0.500	B B C S B B 4-2 BB 1-2	B B C B B 4-1 BB	C B F T 1-2 K ③		C F C 0-3 K ③		F B S B F X 2-2 FC6-4 ② 1-2f 2-3		3	0	0	0	2	2	7
Scott Hatteberg, L (1, 3) OBP: 0.393, SLG: 0.472	B C F S 1-3 K ③	C C B F X 1-2 P2 ③			B B X 2-0 P5 ①		B C F X 1-2 P3 ③	C B C B B B 4-2 7 2B BB	4	0	0	0	1	1	5
Erubiel Durazo, L (1, 10) OBP: 0.373, SLG: 0.507		B F F X 1-2 G5-4-3 1B		F B B B X 3-1 P2 ①		C F S 0-3 K ②		B B X 2-0 F8 ①	4	0	1	0	0	1	1
Damian Miller, R (1, 2) OBP: 0.336, SLG: 0.382 Billy McMillon, L (8, PH) OBP: 0.273, SLG: 0.381 17 Adam Melhuse, S (8, 2) OBP: 0.339, SLG: 0.472		C X 0-1 G5-4-3 ① ② 1-2f	C B C B F C 2-3 K ②		F C S 0-3 K ③			X 0-0 F9 ②	3	0	0	0	0	2	1
									1	0	0	0	0	0	1
									0	0	0	0	0	0	0
7 Bobby Crosby, R (1, 6) OBP: 0.284, SLG: 0.426		B S B B B 4-1 2B BB	F B S X 1-2 F7 ③				B S B S B B 4-2 23 G3-1 SH1-4 BB	B X 1-0 1-3 2B	2	0	1	0	2	0	0
Marco Scutaro, R (1, 4) OBP: 0.325, SLG: 0.392		F B B X 2-1 1-3 2B			C B F X 1-2 F7 ①		X 0-0 SH1-4 ① 1-2	B X 1-0 P3 ③	3	0	1	0	0	0	2
Inning Stats	R: 0 E: 0 K: 1 S: 13 H: 1 LOB: 2 BB: 1 P: 20	R: 0 E: 0 K: 1 S: 11 H: 2 LOB: 2 BB: 1 P: 21	R: 0 E: 0 K: 1 S: 9 H: 0 LOB: 1 BB: 1 P: 15	R: 0 E: 0 K: 1 S: 9 H: 0 LOB: 0 BB: 0 P: 15	R: 0 E: 0 K: 2 S: 13 H: 1 LOB: 2 BB: 1 P: 22	R: 0 E: 0 K: 2 S: 7 H: 0 LOB: 0 BB: 0 P: 9	R: 0 E: 0 K: 1 S: 12 H: 1 LOB: 3 BB: 2 P: 23	R: 0 E: 0 K: 0 S: 6 H: 1 LOB: 2 BB: 1 P: 14	R: 0 E: 0 K: 0 S: 12 H: 2 LOB: 2 BB: 0 P: 19	1B: 6 2B: 2 3B: 0 HR: 0 SF: 0 SAC: 1 DP: 1 HBP: 0						

TOP

Oakland Athletics @ Cleveland Indians

Jacobs Field, Cleveland, OH

Fri May 28 2004, 7:05 PM EDT

Att. 19,257 - Sunny - 57 F

livebaseballscorecards.com

AB	33
R	0
H	8
RBI	0
BB	7
SO	9
LOB	24

PITCHER		IP	WLS	BF	H	R	ER	SO	BB	IBB	HBP	BLK	WP	HR	S	P	ERA	WHIP	PITCHER	IP	WLS	BF	H	R	ER	SO	BB	IBB	HBP	BLK	WP	HR	S	P	ERA	WHIP
31 Cliff Lee, L ERA: 2.87	(1, 1)	6.1		27	4	0	0	8	5	0	0	0	0	0	65	109	0.00	1.421																	
63 Rafael Betancourt, R ERA: 3.75	(7, 1)	1.1		8	2	0	0	1	1	1	0	0	0	0	14	28	0.00	2.250																	
59 Matt Miller, R ERA: 3.18	(8, 1)	0.1		1	0	0	0	0	0	0	0	0	0	0	1	2	0.00	0.000																	
Jose Jimenez, R ERA: 7.64	(9, 1)	1.0	W	5	2	0	0	0	0	0	0	0	0	0	12	19	0.00	2.000																	

Batter	1	2	3	4	5	6	7	8	9	AB	R	H	RBI	BB	SO	LOB
Ronnie Belliard, R (1, 4) OBP: 0.419, SLG: 0.427	C B B S S 2-3 ① K2-3		1 SAFE C S B X 1-2 ②③ G6-4-3 1-2f			1 SAFE X 0-0 ② FC6-4 WP 1-2f		B B B I 4-0 G4-3 IBB		3	0	0	0	1	1	2
Omar Vizquel, S (1, 6) OBP: 0.362, SLG: 0.382	C B X 1-1 ② G1-3			C B X 1-1 ① G4-3		1 SAFE F S 1 SAFE F 1 B B S 2-3 ③ K 1-2		C F F X 0-2 ② G4-3 1-2 2-3		4	0	0	0	0	1	3
Matt Lawton, L (1, 7) OBP: 0.392, SLG: 0.497	B X 1-0 41 S 1B			C B C B B S 3-3 ② K			X 0-0 41 BLK 1B	B S B C F B B 4-2 BB		3	0	2	0	1	1	0
41 Victor Martinez, S (1, 2) OBP: 0.354, SLG: 0.523	1 SAFE B C X 1-1 ③ F7 1-2			C B X 1-1 ③ P5			1 SAFE F F F B B F C 2-3 ① K 1-2	C B F B F F B S 3-3 ③ K		4	0	0	0	0	2	5
Casey Blake, R (1, 5) OBP: 0.345, SLG: 0.418		B C F S 1-3 ① K			B B B 4-0 CS BB		B B C B B 4-1 BB		C B X 1-1 HR	2	1	1	1	2	1	0
Jody Gerut, L (1, 8) OBP: 0.380, SLG: 0.456		B B F C X 2-2 ② G3			1 SAFE X 0-0 ① F9		C B B F C 2-3 ② K			3	0	0	0	0	1	3
Lou Merloni, R (1, 3) OBP: 0.330, SLG: 0.338		B B B C F X 3-2 ③ F8			1 SAFE 1 SAFE B B C X 2-1 ②③ G5-3 1-2		X 0-0 ③ P4			3	0	0	0	0	0	3
48 Travis Hafner, L (1, 10) OBP: 0.378, SLG: 0.527 Coco Crisp, S (8, PR) OBP: 0.274, SLG: 0.311			F F F X 0-2 FC5-4 1B			C B C B B B 4-2 FC6-4 BB		F H 1-1 G4-3 SH1-4 HBP		1 0	0 0	1 0	0 0	1 0	0 0	0 0
Alex Escobar, R (1, 9) OBP: 0.326, SLG: 0.320			X 0-0 ① FC5-4 G6-4-3 1-2f			X 0-0 ① B5		L X 0-1 ① SH1-4 1-2		2	0	0	0	0	0	2
Inning Stats	R: 0 E: 0 K: 1 S: 8 H: 1 LOB: 1 BB: 0 P: 13	R: 0 E: 0 K: 1 S: 9 H: 0 LOB: 0 BB: 0 P: 15	R: 0 E: 0 K: 0 S: 8 H: 1 LOB: 0 BB: 0 P: 9	R: 0 E: 0 K: 1 S: 7 H: 0 LOB: 0 BB: 0 P: 12	R: 0 E: 0 K: 0 S: 3 H: 0 LOB: 0 BB: 1 P: 9	R: 0 E: 0 K: 1 S: 8 H: 0 LOB: 1 BB: 1 P: 14	R: 0 E: 0 K: 2 S: 11 H: 1 LOB: 2 BB: 1 P: 19	R: 0 E: 0 K: 1 S: 15 H: 0 LOB: 3 BB: 2 P: 27	R: 1 E: 0 K: 0 S: 2 H: 1 LOB: 0 BB: 0 P: 3	1B: 3 2B: 0 3B: 0 HR: 1	SF: 0 SAC: 1 DP: 1 HBP: 1			WP: 1 PB: 0 SB: 1 CS: 1		PA: 32	

PITCHER		IP	WLS	BF	H	R	ER	SO	BB	IBB	HBP	BLK	WP	HR	S	P	ERA	WHIP
Barry Zito, L ERA: 4.86	(1, 1)	8.0		31	3	0	0	7	4	1	1	1	1	0	69	118	0.00	0.875
Jim Mecir, R ERA: 6.48	(9, 1)	0.0	L	1	1	1	1	0	0	0	0	0	0	1	2	3	∞	∞

PITCHER	IP	WLS	BF	H	R	ER	SO	BB	IBB	HBP	BLK	WP	HR	S	P	ERA	WHIP

BOTTOM

Oakland Athletics @ Cleveland Indians

Jacobs Field, Cleveland, OH

Fri May 28 2004, 7:05 PM EDT
Att. 19,257 - Sunny - 57 F

livebaseballscorecards.com

AB	25
R	1
H	4
RBI	1
BB	5
SO	7
LOB	18

Oakland Athletics @ Cleveland Indians

Jacobs Field, Cleveland, OH

Sat May 29 2004, 7:05 PM EDT

Att. 26,441 - Unknown - 60 F

TOP

livebaseballscorecards.com

Batter	1	2	3	4	5	6	7	8	9	AB	R	H	RBI	BB	SO	LOB
21 Mark Kotsay, L (1, 8) OBP: 0.320, SLG: 0.313	F X 0-1 3 2B 1B 1B	B 1 SAFE C B B F F F B 4-2 3 BB BB 1-2 BB		B B X 2-0 L1-3 1B	F L C 0-3 ① K		C X 0-1 2B	4	1	3	0	1	1	0
Eric Byrnes, R (1, 7) OBP: 0.387, SLG: 0.472	B C C B X 2-2 3 2B 1-2 1B	B B B C B 4-1 3 BB 1-2 2-3 BB		B 1 SAFE 1 SAFE C D C X 2-2 ②③ L1-3 1-1	C B B F F S 3-3 ② K		B X 1-0 ① G5-3	4	1	1	0	1	1	2
3 Eric Chavez, L (1, 5) OBP: 0.370, SLG: 0.486	C X 0-1 G4-3 2B 1-H 2-H	B B B B 4-0 FC5-4 1-2 2-3 3-H BB			B B B C B 4-1 1B 1B BB	B C C B S 2-3 ③ K			C S C 0-3 ② K	3	1	1	3	2	2	1
Jermaine Dye, R (1, 9) OBP: 0.340, SLG: 0.492	C S F B S 1-3 ① K	B C X 1-1 ③ FC5-4 1-2f			B C F F F B B X 3-2 1B 2B 1-3 1B		C C B X 1-2 ① G5-3		C F C 0-3 ③ K	5	1	1	0	0	2	5
Scott Hatteberg, L (1, 3) OBP: 0.389, SLG: 0.466	B C X 1-1 ② G4-3 2-3	C B B X 2-1 ① F8			S B B B X 2-1 2B 1-2 3-H 1B		F F B F F X 1-2 ② P5			4	1	1	1	0	0	1
Erubiel Durazo, L (1, 10) OBP: 0.370, SLG: 0.506	B B C F B S 3-3 ③ K	C B X 1-1 ② F7			B B X 2-0 17 FC1-6-5 1-H 2-H 2B		C F B F X 1-2 ③ G4-3			4	0	1	2	0	1	1
17 Adam Melhuse, S (1, 2) OBP: 0.333, SLG: 0.446		C B B B X 3-1 ① G6-3	F B B B C B 4-2 BB		S X 0-1 ① FC1-6-5 2-3			F B S T 1-2 ① K		3	0	0	0	1	1	1
7 Bobby Crosby, R (1, 6) OBP: 0.283, SLG: 0.421		B C C C 1-3 ② K	F C F B F F D S 2-3 ③ K2-3		B C S S 1-3 ② K			B C B X 2-1 G5-4-3 1B		4	0	1	0	0	3	2
Marco Scutaro, R (1, 4) OBP: 0.323, SLG: 0.384		C B C B B B 4-2 21 BB 3 BB BB BB		B C B X 2-1 ① G6-3	C B X 1-1 ③ G5-3			1 SAFE X 0-0 ②③ G5-4-3 1-2f		3	1	0	0	1	0	2
Inning Stats	R: 2 E: 0 K: 2 S: 16 H: 3 LOB: 1 BB: 0 P: 23	R: 1 E: 0 K: 1 S: 14 H: 0 LOB: 3 BB: 4 P: 35	R: 0 E: 0 K: 1 S: 12 H: 0 LOB: 1 BB: 1 P: 21	R: 0 E: 0 K: 0 S: 6 H: 1 LOB: 0 BB: 0 P: 12	R: 3 E: 0 K: 1 S: 16 H: 3 LOB: 1 BB: 1 P: 29	R: 0 E: 0 K: 3 S: 10 H: 0 LOB: 0 BB: 0 P: 15	R: 0 E: 0 K: 0 S: 12 H: 0 LOB: 0 BB: 0 P: 15	R: 0 E: 0 K: 1 S: 6 H: 1 LOB: 0 BB: 0 P: 9	R: 0 E: 0 K: 2 S: 9 H: 1 LOB: 1 BB: 0 P: 10	1B: 6 2B: 4 3B: 0 HR: 0 SF: 0 SAC: 0 DP: 2 HBP: 0						

	AB	34
	R	6
	H	9
	RBI	6
	BB	6
	SO	11
	LOB	15

WP: 0 PB: 0 SB: 0 CS: 0 PA: 40

PITCHER		IP	WLS	BF	H	R	ER	SO	BB	IBB	HBP	BLK	WP	HR	S	P	ERA	WHIP
Joe Dawley, R ERA: 6.75	(1, 1)	4.0		20	4	3	3	4	5	0	0	0	0	0	48	91	6.75	2.250
Lou Pote, R ERA: 13.5	(5, 1)	2.0		10	3	3	3	4	1	0	0	0	0	0	26	44	13.50	2.000
David Riske, R ERA: 7.4	(7, 1)	2.0	W	6	1	0	0	1	0	0	0	0	0	0	18	24	0.00	0.500
Jose Jimenez, R ERA: 7.23	(9, 1)	1.0	S	4	1	0	0	2	0	0	0	0	0	0	9	10	0.00	1.000

PITCHER		IP	WLS	BF	H	R	ER	SO	BB	IBB	HBP	BLK	WP	HR	S	P	ERA	WHIP

Batter	1	2	3	4	5	6	7	8	9	AB	R	H	RBI	BB	SO	LOB
Matt Lawton, L (1, 7) OBP: 0.387, SLG: 0.486	4-1 PB BB G4-3 BB		1-3 K ①		1-1 F8 ②	1-0 G3-1 ③ 1-2 2-3		1-2 FC6 1B 1B 3-H		4	2	0	1	1	1	3
Omar Vizquel, S (1, 6) OBP: 0.373, SLG: 0.386	4-1 G4-3 48 SF9 PB 1-2 BB		1-0 F8 ②		0-2 E8 1B 1-H		4-2 L3 BB	1-0 48 1B 1B 2-3		3	2	2	0	2	0	0
Jody Gerut, L (1, 8) OBP: 0.380, SLG: 0.451	2-2 G4-3 ① 1-3 2-H		4-2 BB		3-2 P5 ③		1-1 L3 ①② 1-1	0-1 48 1B 1-2 3-H 1B		4	0	1	2	1	0	3
Casey Blake, R (1, 5) OBP: 0.353, SLG: 0.412	4-1 FC6-4 BB		1 SAFE 2-3 K ③			4-2 48 2B BB	4-1 BB 48 1B BB	2-3 K ②		2	1	0	0	3	2	3
48 Travis Hafner, L (1, 10) OBP: 0.390, SLG: 0.544	2-2 SF9 ② 3-H			4-0 G4-6-3 BB		0-0 G1-3 41 1B 1-H 2B	0-0 BB 1-2 1B	1-2 1-3 2-H 1B		3	1	3	3	1	0	0
Ronnie Belliard, R (1, 4) OBP: 0.413, SLG: 0.418	1-0 FC6-4 ③ 1-2f			2-1 G4-6-3 ①② 1-2f		1-0 G1-3 ① 2-3	4-0 BB 1-2 2-3	1-2 P4 ③		4	0	0	0	1	0	5
Ben Broussard, L (1, 3) OBP: 0.350, SLG: 0.331		3-2 K ①		0-0 G3-1 ③		0-2 P5 ②	2-3 K ③			4	0	0	0	0	2	4
Tim Laker, R (1, 2) OBP: 0.262, SLG: 0.342 41 Victor Martinez, S (6, PH) OBP: 0.356, SLG: 0.523 (7, 2)		1-2 G4-3 ②			0-3 K ①	2-1 WP BB 1B 3-H		2-2 F9 ①		2 2	0 0	0 1	0 1	0 0	1 0	0 0
Alex Escobar, R (1, 9) OBP: 0.331, SLG: 0.336		1-0 G4-3 ③			2-2 E2 1B E	4-2 WP 1-2 BB		0-0 FC6 3B		3	2	1	0	1	0	0
Inning Stats	R: 2 H: 0 E: 0 LOB: 1 K: 0 BB: 3 S: 12 P: 29	R: 0 H: 0 E: 0 LOB: 0 K: 1 BB: 0 S: 9 P: 14	R: 0 H: 0 E: 0 LOB: 1 K: 2 BB: 1 S: 10 P: 18	R: 0 H: 0 E: 0 LOB: 0 K: 0 BB: 1 S: 3 P: 9	R: 1 H: 1 E: 2 LOB: 1 K: 1 BB: 0 S: 14 P: 20	R: 2 H: 2 E: 0 LOB: 2 K: 0 BB: 2 S: 13 P: 25	R: 0 H: 1 E: 0 LOB: 3 K: 1 BB: 3 S: 9 P: 24	R: 3 H: 4 E: 1 LOB: 2 K: 1 BB: 0 S: 26 P: 34		1B: 6 SF: 1 2B: 2 SAC: 0 3B: 1 DP: 2 HR: 0 HBP: 0						

PITCHER		IP	WLS	BF	H	R	ER	SO	BB	IBB	HBP	BLK	WP	HR	S	P	ERA	WHIP
40 Rich Harden, R ERA: 3.98	(1, 1)	5.0		23	2	5	3	4	6	0	0	0	0	0	52	98	5.40	1.600
Chad Bradford, R ERA: 3.54	(6, 1)	0.2	H	4	1	0	0	0	1	0	0	0	0	0	8	15	0.00	3.000
Ricardo Rincon, L ERA: 6.14	(6, 1)	1.0	H	5	1	0	0	0	2	0	0	0	1	0	7	17	0.00	3.000
58 Justin Duchscherer, R ERA: 1.37	(7, 1)	0.2	H	4	1	1	1	1	1	0	0	0	0	0	8	16	13.50	3.000
Arthur Rhodes, L ERA: 4.12	(8, 1)	0.2	L	6	3	2	2	1	0	0	0	0	0	0	21	27	27.00	4.500

PITCHER	IP	WLS	BF	H	R	ER	SO	BB	IBB	HBP	BLK	WP	HR	S	P	ERA	WHIP

BOTTOM

Oakland Athletics @ Cleveland Indians

Jacobs Field, Cleveland, OH

Sat May 29 2004, 7:05 PM EDT

Att. 26,441 - Unknown - 60 F

livebaseballscorecards.com

AB	31
R	8
H	8
RBI	7
BB	10
SO	6
LOB	18

Oakland Athletics @ Cleveland Indians

Jacobs Field, Cleveland, OH

Sun May 30 2004, 1:05 PM EDT

Att. 24,005 - Sunny - 75 F

TOP

livebaseballscorecards.com

Batter	1	2	3	4	5	6	7	8	9	AB	R	H	RBI	BB	SO	LOB
21 Mark Kotsay, L (1, 8) OBP: 0.333, SLG: 0.329	CS 1B		G5-3 2B		G6-4-3 BB		G3-1		G4-6-3 1B	4	0	3	1	1	0	1
Eric Byrnes, R (1, 7) Billy McMillon, L (9, PH) 23 Bobby Kielty, S (9, 7) OBP: 0.377, SLG: 0.459 OBP: 0.267, SLG: 0.372 OBP: 0.328, SLG: 0.438	K		G5-3		G6-4-3		K		G4-6-3	4 1 0	0 0 0	0 0 0	0 0 0	0 0 0	2 0 0	4 1 0
3 Eric Chavez, L (1, 5) OBP: 0.371, SLG: 0.481	P2		K		BB				G6-3	4	0	1	0	1	1	2
Jermaine Dye, R (1, 9) OBP: 0.333, SLG: 0.481	CS	F7	G5-3		SAFE			G6-4-3		4	0	0	0	0	1	3
Scott Hatteberg, L (1, 3) OBP: 0.386, SLG: 0.460		F8		F8		F8		WP 1B		4	0	1	0	0	0	0
Erubiel Durazo, L (1, 10) OBP: 0.379, SLG: 0.506		7 E 1B		E5 HBP		17 CS BB				2	1	1	0	2	0	0
Damian Miller, R (1, 2) 17 Adam Melhuse, S (4, 2) OBP: 0.346, SLG: 0.387 OBP: 0.323, SLG: 0.431		7 E 1B		HBP		K		P5		1 2	0 0	1 0	0 0	0 0	0 1	0 3
7 Bobby Crosby, R (1, 6) OBP: 0.294, SLG: 0.426	E2			K			21 G3-1 SH1		E 1B BB	3	1	2	1	1	1	2
Marco Scutaro, R (1, 4) OBP: 0.323, SLG: 0.383	G5-3			G4-3			SH1		21 E6 1B	3	1	1	0	0	0	4

	AB	32
	R	3
	H	10
	RBI	2
	BB	5
	SO	6
	LOB	20

Inning Stats										
	R: 0 E: 0 K: 1 S: 11	H: 1 LOB: 0 BB: 0 P: 15	R: 1 E: 1 K: 0 S: 13	H: 3 LOB: 2 BB: 0 P: 20	R: 0 E: 0 K: 1 S: 11	H: 1 LOB: 1 BB: 0 P: 15	R: 0 E: 1 K: 1 S: 11	H: 0 LOB: 2 BB: 0 P: 17	R: 0 E: 0 K: 1 S: 8	H: 0 LOB: 1 BB: 2 P: 19
	R: 0 E: 0 K: 1 S: 6	H: 0 LOB: 1 BB: 1 P: 13	R: 0 E: 0 K: 1 S: 11	H: 1 LOB: 1 BB: 0 P: 16	R: 0 E: 0 K: 0 S: 13	H: 2 LOB: 2 BB: 1 P: 25	R: 2 E: 1 K: 0 S: 10	H: 2 LOB: 0 BB: 1 P: 21	1B: 9 2B: 2 3B: 0 HR: 0	SF: 0 SAC: 1 DP: 4 HBP: 1
	WP: 1 PB: 0 SB: 0 CS: 2	PA: 40								

PITCHER		IP	WLS	BF	H	R	ER	SO	BB	IBB	HBP	BLK	WP	HR	S	P	ERA	WHIP
Jason Davis, R ERA: 5.2	(1, 1)	6.1		27	6	1	1	5	3	0	1	0	0	0	64	106	1.42	1.421
Cliff Bartosh, L ERA: 11.25	(7, 1)	0.1		1	0	0	0	0	0	0	0	0	0	0	4	5	0.00	0.000
63 Rafael Betancourt, R ERA: 3.55	(7, 1)	1.1		6	2	0	0	1	0	1	0	0	1	0	16	29	0.00	1.500
Jose Jimenez, R ERA: 8.2	(9, 1)	0.0	B	3	2	2	2	0	1	0	0	0	0	0	6	13	∞	∞
Rick White, R ERA: 3.5	(9, 1)	1.0	W	2	0	0	0	0	0	0	0	0	0	0	4	8	0.00	0.000

PITCHER	IP	WLS	BF	H	R	ER	SO	BB	IBB	HBP	BLK	WP	HR	S	P	ERA	WHIP

BOTTOM

Oakland Athletics @ Cleveland Indians

Jacobs Field, Cleveland, OH

Sun May 30 2004, 1:05 PM EDT

Att. 24,005 - Sunny - 75 F

livebaseballscorecards.com

Batter	1	2	3	4	5	6	7	8	9	AB	R	H	RBI	BB	SO	LOB
Matt Lawton, L (1, 7) OBP: 0.392, SLG: 0.486	C B B X 2-1 48 BB SH5-3 1B	1 SAFE F B 1 SAFE X 1-1 ③ F8			F B S X 1-2 G6-4-3 1B	B C F B X 2-2 ③ G4-3	B C B B B 4-1 2B WP 1-2 BB	4	1	2	0	1	0	2
Omar Vizquel, S (1, 6) OBP: 0.376, SLG: 0.400	X 0-0 ① SH5-3 1-2		C F F X 0-2 G4-3 41 1B 2B		B 1 SAFE 1 SAFE F 1 SAFE P F X 2-2 ② ③ G6-4-3 1-2f			X 0-0 ① F9	C B B X 2-1 1-3 2-H 2B	4	1	2	1	0	0	1
Jody Gerut, L (1, 9) OBP: 0.382, SLG: 0.452	C B B F X 2-2 48 BB 1B		X 0-0 ① G4-3 2-3			C B F X 2-2 ① F9		C F B B X 2-2 41 1B 48 1B 1B	B 1-0 WP 3-H	5	1	2	0	0	0	2
41 Victor Martinez, S (1, 2) OBP: 0.359, SLG: 0.522	F B S S 1-3 ② K		X 0-0 48 G3-6-1 3-H 1B			B B C F X 2-2 ② G4-3		1 SAFE X 0-0 48 1B 1-3 1B		4	0	2	1	0	1	2
48 Travis Hafner, L (1, 10) OBP: 0.398, SLG: 0.553	B B B B 4-0 FC6-4 1-2 2-3 BB		X 0-0 ② ③ G3-6-1 1-2f			X 0-0 FC5 2B		B X 1-0 G6-4-3 1-2 3-H 1B		3	0	2	1	1	0	1
Ronnie Belliard, R (1, 4) OBP: 0.406, SLG: 0.409	C S B B X 2-2 ③ FC6-4 1-2f			X 0-0 ① L8		C B S X 1-2 ③ FC5 2-3		S C X 0-2 ② ③ G6-4-3 1-2f		4	0	0	0	0	0	6
Ben Broussard, L (1, 3) OBP: 0.350, SLG: 0.331 Lou Merloni, R (9, PH) OBP: 0.337, SLG: 0.346 John McDonald, R (9, PR) OBP: 0.160, SLG: 0.125		F F S 0-3 ① K		X 0-0 ② G3			C B F F F B F X 2-2 G6-3 1B		B C F B X 2-2 BB 2B 1B	3 1 0	0 0 1	1 1 0	0 0 0	1 0 0	0 0 0	0 0 0
Casey Blake, R (1, 5) OBP: 0.345, SLG: 0.401		X 0-0 ② G6-3		B C B X 2-1 ③ G4-3			S 1 SAFE B X 1-1 ① G6-3 1-2		B C B L B X 3-2 ① F9	4	0	0	0	0	0	2
Coco Crisp, S (1, 8) OBP: 0.276, SLG: 0.312 Alex Escobar, R (9, PH) OBP: 0.329, SLG: 0.333		B B X 2-0 1B			F F B S 1-3 ① K		C B X 1-1 ② L5		C S S 0-3 ② K	3 1	0 0	1 0	0 0	0 1	1 1	1 1
Inning Stats	R: 0 E: 0 K: 1 S: 12 H: 2 LOB: 3 BB: 1 P: 23	R: 0 E: 0 K: 1 S: 7 H: 1 LOB: 1 BB: 0 P: 10	R: 1 E: 0 K: 0 S: 7 H: 2 LOB: 0 BB: 0 P: 7	R: 0 E: 0 K: 0 S: 4 H: 0 LOB: 0 BB: 0 P: 6	R: 0 E: 0 K: 1 S: 10 H: 1 LOB: 0 BB: 0 P: 13	R: 0 E: 0 K: 0 S: 10 H: 1 LOB: 1 BB: 0 P: 15	R: 0 E: 0 K: 0 S: 13 H: 1 LOB: 1 BB: 0 P: 19	R: 1 E: 0 K: 0 S: 9 H: 3 LOB: 1 BB: 0 P: 12	R: 2 E: 0 K: 1 S: 12 H: 2 LOB: 1 BB: 1 P: 24	1B: 10 2B: 3 3B: 0 HR: 0	SF: 0 SAC: 1 DP: 3 HBP: 0					

	AB	36
	R	4
	H	13
	RBI	3
	BB	2
	SO	4
	LOB	18

WP: 1 PB: 0 SB: 0 CS: 0 PA: 39

PITCHER		IP	WLS	BF	H	R	ER	SO	BB	IBB	HBP	BLK	WP	HR	S	P	ERA	WHIP
Tim Hudson, R ERA: 3.25	(1, 1)	8.0		33	11	2	2	3	1	0	0	0	0	0	72	105	2.25	1.500
Arthur Rhodes, L ERA: 4.87	(9, 1)	0.2	L	6	2	2	2	1	1	0	0	0	1	0	12	24	27.00	4.500

PITCHER	IP	WLS	BF	H	R	ER	SO	BB	IBB	HBP	BLK	WP	HR	S	P	ERA	WHIP

Batter	1	2	3	4	5	6	7	8	9	10	11	12	AB	R	H	RBI	BB	SO	LOB
5 Juan Uribe, R (1, 4) OBP: 0.382, SLG: 0.540	G4-3		2B			F7		K		K		K	6	0	1	0	0	3	0
Willie Harris, L (1, 8) OBP: 0.372, SLG: 0.385	F8 2B		L5			G3		HR BB		G6-3			4	1	1	0	1	0	1
Frank Thomas, R (1, 10) OBP: 0.460, SLG: 0.578	F8 2-3			F9		1B BB		1-H HR		BB			3	1	1	2	2	0	1
Carlos Lee, R (1, 7) OBP: 0.363, SLG: 0.417	F8			F7		1-2 1B		14 FC5-4 1B		L9			5	0	2	0	0	0	2
14 Paul Konerko, R (1, 3) OBP: 0.384, SLG: 0.512		L4-3 1B		HR		K		SAFE SAFE FC5-4 1-2f			K		5	1	2	1	0	2	3
Aaron Rowand, R (1, 9) OBP: 0.301, SLG: 0.461		SAFE L4-3 1-1		F7			24 G6-3 1B		L4		BB		2	0	0	0	0	0	1
Ross Gload, L (7, PH) OBP: 0.352, SLG: 0.422 (7, 9)													2	0	1	0	1	0	0
24 Joe Crede, R (1, 5) OBP: 0.243, SLG: 0.384		P4			G5-4-3 1B		G6-3 1-2f		G6-3		F8 1-2		3	0	1	0	0	0	1
Timo Perez, L (9, PH) OBP: 0.267, SLG: 0.333													1	0	0	0	0	0	0
32 Kelly Dransfeldt, R (9, 5) OBP: 0.300, SLG: 0.300													1	0	0	0	0	0	1
Jose Valentin, S (1, 6) OBP: 0.327, SLG: 0.541			K		SAFE SAFE K		K		HR	F8			5	1	1	1	0	3	1
Miguel Olivo, R (1, 2) OBP: 0.318, SLG: 0.515			L4		G5-4-3 1-2f			P6	K		G6-3		5	0	0	0	0	1	1
Inning Stats	R: 0 E: 0 K: 0 S: 10 H: 1 LOB: 1 BB: 0 P: 17	R: 0 E: 0 K: 0 S: 7 H: 1 LOB: 0 BB: 0 P: 10	R: 0 E: 0 K: 1 S: 11 H: 1 LOB: 1 BB: 0 P: 17	R: 1 E: 0 K: 0 S: 12 H: 1 LOB: 0 BB: 0 P: 18	R: 0 E: 0 K: 1 S: 9 H: 1 LOB: 0 BB: 0 P: 14	R: 0 E: 0 K: 1 S: 11 H: 1 LOB: 2 BB: 1 P: 20	R: 0 E: 0 K: 1 S: 9 H: 1 LOB: 0 BB: 0 P: 14	R: 2 E: 0 K: 1 S: 10 H: 2 LOB: 1 BB: 1 P: 19	R: 1 E: 0 K: 1 S: 9 H: 1 LOB: 0 BB: 0 P: 15	R: 0 E: 0 K: 1 S: 10 H: 0 LOB: 1 BB: 1 P: 16	R: 0 E: 0 K: 1 S: 5 H: 0 LOB: 0 BB: 1 P: 10	R: 0 E: 0 K: 1 S: 6 H: 0 LOB: 0 BB: 0 P: 11	1B: 5 2B: 3 3B: 0 HR: 3 SF: 0 SAC: 0 DP: 3 HBP: 0	WP: 0 PB: 0 SB: 0 CS: 1 PA: 46						

PITCHER		IP	WLS	BF	H	R	ER	SO	BB	IBB	HBP	BLK	WP	HR	S	P	ERA	WHIP
Mark Redman, L ERA: 3.79	(1, 1)	6.0		23	6	1	1	3	1	0	0	0	0	1	60	96	1.50	1.167
Chad Bradford, R ERA: 4.03	(7, 1)	2.0	H	9	3	2	2	2	1	0	0	0	0	1	19	33	9.00	2.000
Jim Mecir, R ERA: 6.62	(9, 1)	1.0	B	4	1	1	1	1	0	0	0	0	0	1	9	15	9.00	1.000
58 Justin Duchscherer, R ERA: 1.23	(10, 1)	3.0	W	10	0	0	0	3	2	0	0	0	0	0	21	37	0.00	0.667

PITCHER	IP	WLS	BF	H	R	ER	SO	BB	IBB	HBP	BLK	WP	HR	S	P	ERA	WHIP

TOP

Chicago White Sox @ Oakland Athletics

Network Associates Coliseum, Oakland, CA

Tue Jun 01 2004, 10:05 PM EDT

Att. 14,344 - Sunny - 67 F

livebaseballscorecards.com

AB	42
R	4
H	10
RBI	4
BB	4
SO	9
LOB	12

Batter	1	2	3	4	5	6	7	8	9	10	11	12	AB	R	H	RBI	BB	SO	LOB
21 Mark Kotsay, L (1, 8) OBP: 0.324, SLG: 0.320	F8		FC4-5 1B 3 SF9 2-3		P6		F8			G4-3			5	1	0	0	0	0	2
Mark McLemore, S (1, 4) (12, 5) OBP: 0.286, SLG: 0.250	F8		1B 1-3 1B			L4		G4-3			G6-4-3 3 HBP BB		4	0	1	0	1	0	0
3 Eric Chavez, L (1, 5) OBP: 0.372, SLG: 0.476 Marco Scutaro, R (12, 4) OBP: 0.323, SLG: 0.383	G6-3		SF9 3-H			HR BB		G4-3			G6-4-3 1-2 HBP		2 0	1 0	0 0	1 0	1 0	0 0	0 0
Jermaine Dye, R (1, 9) OBP: 0.340, SLG: 0.500		23 1B 7 2B 1B	1-3 1B			1-H HR		G4-3			G6-4-3 1-2f 2-3		5	2	3	2	0	0	2
Scott Hatteberg, L (1, 3) OBP: 0.381, SLG: 0.452		L9		L1-3 1B		K			K		L7		5	0	1	0	0	2	2
Erubiel Durazo, L (1, 10) OBP: 0.374, SLG: 0.497 Eric Byrnes, R (12, PR) OBP: 0.377, SLG: 0.459		F8		L1-3 1-1		G4-3			G1-3			23 HR 1B	5 0	0 1	1 0	0 0	0 0	0 0	2 0
23 Bobby Kielty, S (1, 7) OBP: 0.331, SLG: 0.462		7 2B 1-2 1B		K			K		P5			HR 1-H	5	1	2	2	0	2	0
7 Bobby Crosby, R (1, 6) OBP: 0.293, SLG: 0.428		1-H 2-H 2B			P6		F7			G3-1			4	0	1	1	0	0	0
17 Adam Melhuse, S (1, 2) OBP: 0.333, SLG: 0.468			21 FC4-5 2B		G1-3		2B			F9			4	0	2	0	0	0	0
Inning Stats	R: 0 E: 0 K: 0 S: 10 H: 0 LOB: 0 BB: 0 P: 16	R: 1 E: 0 K: 0 S: 12 H: 3 LOB: 2 BB: 0 P: 17	R: 1 E: 0 K: 0 S: 8 H: 3 LOB: 2 BB: 0 P: 10	R: 0 E: 0 K: 1 S: 6 H: 1 LOB: 0 BB: 0 P: 9	R: 0 E: 0 K: 0 S: 5 H: 0 LOB: 0 BB: 0 P: 7	R: 2 E: 0 K: 1 S: 11 H: 1 LOB: 0 BB: 1 P: 23	R: 0 E: 0 K: 1 S: 10 H: 1 LOB: 1 BB: 0 P: 12	R: 0 E: 0 K: 0 S: 8 H: 0 LOB: 0 BB: 0 P: 16	R: 0 E: 0 K: 1 S: 9 H: 0 LOB: 0 BB: 0 P: 13	R: 0 E: 0 K: 0 S: 7 H: 0 LOB: 0 BB: 0 P: 11	R: 0 E: 0 K: 0 S: 8 H: 0 LOB: 1 BB: 1 P: 18	R: 2 E: 0 K: 0 S: 8 H: 2 LOB: 1 BB: 0 P: 11	1B: 6 2B: 4 3B: 0 HR: 2	SF: 1 SAC: 0 DP: 2 HBP: 1	WP: 0 PB: 0 SB: 0 CS: 0	PA: 43		

PITCHER	IP	WLS	BF	H	R	ER	SO	BB	IBB	HBP	BLK	WP	HR	S	P	ERA	WHIP
Esteban Loaiza, R (1, 1) ERA: 3.78	8.0		31	9	4	4	3	1	0	0	0	0	1	70	110	4.50	1.250
Damaso Marte, L (9, 1) ERA: 2.95	2.0		8	0	0	0	1	1	0	1	0	0	0	21	35	0.00	0.500
Shingo Takatsu, R (11, 1) ERA: 1.4	0.2		1	0	0	0	0	0	0	0	0	0	0	1	3	0.00	0.000
Neal Cotts, L (11, 1) ERA: 4.66	0.1	L	3	2	2	2	0	0	0	0	0	0	1	10	15	54.00	6.000

PITCHER	IP	WLS	BF	H	R	ER	SO	BB	IBB	HBP	BLK	WP	HR	S	P	ERA	WHIP

BOTTOM

Chicago White Sox @ Oakland Athletics

Network Associates Coliseum, Oakland, CA

Tue Jun 01 2004, 10:05 PM EDT

Att. 14,344 - Sunny - 67 F

livebaseballscorecards.com

AB	39
R	6
H	11
RBI	6
BB	2
SO	4
LOB	8

Batter	1	2	3	4	5	6	7	8	9	10	AB	R	H	RBI	BB	SO	LOB
5 Juan Uribe, R (1, 4) OBP: 0.381, SLG: 0.528	C F C 0-3 ① K	X 0-0 ② FC6-5-4 2-3 3-H	X 0-0 ③ F9				B B B B 4-0 CS BB		C B B B B 4-1 BB SH1-4 BB	C O F S 1-3 ③ K	4	0	0	1	2	2	4
Willie Harris, L (1, 8) OBP: 0.369, SLG: 0.382	B C F B X 2-2 FC1 1B 1B	C B X 1-1 ③ G4-3			C B C C 2-3 ① K		1 SAFE S B B L F B X 3-2 ② E3 FC5-4 1-2		X 0-0 ① SH1-4 1-2		4	1	1	0	0	1	2
Frank Thomas, R (1, 10) OBP: 0.459, SLG: 0.576	1 SAFE 1 SAFE C F 1 SAFE B X 1-2 FC1 1B 1-2		F B B B B 4-1 G1-6-3 BB		F B F X 1-2 2B		B X 1-0 ③ FC5-4 1-2f		C B F B F X 2-2 ② F9		4	0	1	0	1	0	3
Carlos Lee, R (1, 7) OBP: 0.364, SLG: 0.414	B B X 2-0 1-2 2-H 1B	C X 0-1 ① ② G1-6-3 1-2f			B S S F B B S 3-3 ② K			X 0-0 ① P2	I I I I 4-0 BB IBB		4	0	1	1	1	1	2
14 Paul Konerko, R (1, 3) OBP: 0.381, SLG: 0.506 Ross Gload, L (8, PR) OBP: 0.361, SLG: 0.422 (8, 3)	S B B B S S 3-3 ② K	B C B X 2-1 ③ G6-3			C B F S 1-3 ③ K			B B X 2-0 24 2B 1B	B S C F D B B 4-2 1-2 2-3 FC6-4 BB		4 0	0 0	1 0	0 0	0 1	2 0	3 0
Aaron Rowand, R (1, 9) OBP: 0.297, SLG: 0.450	C B F B X 2-2 ③ G1-3			F F B B B X 3-2 ① G5-3		L B S X 1-2 32 L3 1B		B 1 SAFE C S S 1-3 ② K	B B X 2-0 ③ FC6-4 1-2f		5	0	1	0	0	1	6
24 Joe Crede, R (1, 5) OBP: 0.258, SLG: 0.402		B F X 1-1 SH1-4 32 1B 5 FC6-5-4 1B		F S X 0-2 1B 1B		1 SAFE 1 SAFE B 1 SAFE B X 2-0 ① P6		X 0-0 1-3 2B		F F X 0-2 G3 SH5-4 1B	5	1	4	0	0	0	1
32 Kelly Dransfeldt, R (1, 6) OBP: 0.304, SLG: 0.304 Jose Valentin, S (8, PH) OBP: 0.331, SLG: 0.541 (8, 6)		L X 0-1 5 FC6-5-4 SH1-4 1-2 1B		F F F X 0-2 ② F9		1 SAFE C X 0-1 ② ③ L3 1-1		B F B B I 4-1 IBB		C X 0-1 ① SH5-4 1-2	3 0	0 0	1 0	0 0	0 1	0 0	2 0
Sandy Alomar Jr., R (1, 2) OBP: 0.309, SLG: 0.360		X 0-0 ① SH1-4 1-2 2-3		B X 1-0 1-3 1B			B F X 1-1 ① G4-3	C X 0-1 ③ G5-3		B X 1-0 ② G3 2-3	4	0	1	0	0	0	4
Inning Stats	R: 1 H: 2 E: 0 LOB: 2 K: 2 BB: 0 S: 16 P: 26	R: 1 H: 2 E: 0 LOB: 1 K: 0 BB: 0 S: 8 P: 10	R: 0 H: 0 E: 0 LOB: 0 K: 0 BB: 1 S: 5 P: 11	R: 0 H: 2 E: 0 LOB: 2 K: 0 BB: 0 S: 12 P: 16	R: 0 H: 1 E: 0 LOB: 1 K: 3 BB: 0 S: 13 P: 20	R: 0 H: 1 E: 0 LOB: 0 K: 0 BB: 0 S: 6 P: 9	R: 0 H: 0 E: 1 LOB: 1 K: 0 BB: 1 S: 7 P: 16	R: 0 H: 2 E: 0 LOB: 3 K: 1 BB: 1 S: 9 P: 16	R: 0 H: 0 E: 0 LOB: 3 K: 0 BB: 3 S: 10 P: 26	R: 0 H: 1 E: 0 LOB: 1 K: 1 BB: 0 S: 9 P: 11	1B: 9 SF: 0 2B: 3 SAC: 3 3B: 0 DP: 2 HR: 0 HBP: 0						

PITCHER		IP	WLS	BF	H	R	ER	SO	BB	IBB	HBP	BLK	WP	HR	S	P	ERA	WHIP
Mark Mulder, L ERA: 2.96	(1, 1)	7.0		30	8	2	2	5	2	0	0	0	0	0	67	108	2.57	1.429
Jim Mecir, R ERA: 6.27	(8, 1)	1.0		6	2	0	0	1	0	1	0	0	0	0	9	16	0.00	2.000
Arthur Rhodes, L ERA: 4.43	(9, 1)	2.0	W	10	1	0	0	1	2	1	0	0	0	0	19	37	0.00	1.500

PITCHER	IP	WLS	BF	H	R	ER	SO	BB	IBB	HBP	BLK	WP	HR	S	P	ERA	WHIP

TOP

Chicago White Sox @ Oakland Athletics

Network Associates Coliseum, Oakland, CA

Wed Jun 02 2004, 3:35 PM EDT
Att. 33,111 - Sunny - 65 F

livebaseballscorecards.com

AB	37
R	2
H	11
RBI	2
BB	6
SO	7
LOB	27

WP: 0	PA: 46		
PB: 0			
SB: 0			
CS: 1			

Batter	1	2	3	4	5	6	7	8	9	10	AB	R	H	RBI	BB	SO	LOB
Eric Byrnes, R (1, 8) (9, 7) OBP: 0.378, SLG: 0.464	C X 0-1 G1-3 ①		X 0-0 2B 1B		B C F X 1-2 2B		C C B B X 2-2 G4-3 ③		B F B S F X 2-2 L8 1-2 ③		5	0	2	0	0	0	2
Marco Scutaro, R (1, 4) OBP: 0.319, SLG: 0.383	B C F B C 2-3 K ②		B 1 SAFE C F B X 2-2 1-3 2B		X 0-0 F8 ②			C B B F X 2-2 P6 ①		C B C S 1-3 K ①	5	0	1	0	0	2	1
23 Bobby Kielty, S (1, 7) OBP: 0.331, SLG: 0.454 21 Mark Kotsay, L (8, PH) OBP: 0.326, SLG: 0.339 (9, 8)	F B B B B C B 4-2 1B BB		B C C C B X 2-2 G2-3 ②		B F C C 1-3 K ③			B F X 1-1 G1-3 ②		F B B B S F X 3-2 HR	2 2	0 1	0 1	0 1	1 0	1 0	3 0
Jermaine Dye, R (1, 9) OBP: 0.347, SLG: 0.518	C B B X 2-1 1-2 1B		B B B B 4-0 BB			B B C S B F F X 3-2 HR		C B F C 1-3 K ③			3	1	2	1	1	1	0
Erubiel Durazo, L (1, 10) OBP: 0.371, SLG: 0.491	B B F C F S 2-3 K ③		C X 0-1 P5 ③			C S X 0-2 L7 ①			B F B B X 3-1 WP E 1B		4	1	1	0	0	1	5
Eric Karros, R (1, 3) OBP: 0.200, SLG: 0.275 Billy McMillon, L (9, PH) OBP: 0.261, SLG: 0.364 17 Adam Melhuse, S (10, 2) OBP: 0.333, SLG: 0.468		C B X 1-1 G6-3 ①		C B B S F B F F F 3-3 S K ①		B B B C F F F X 3-2 F8 ②			C B X 1-1 P5 ①		3 1 0	0 0 0	0 0 0	0 0 0	0 0 0	1 0 0	0 1 0
Damian Miller, R (1, 2) OBP: 0.338, SLG: 0.378 Scott Hatteberg, L (9, PH) OBP: 0.384, SLG: 0.455 (10, 3)		B F B F S 2-3 K ②		C S B B S 2-3 K ②		S C B B F F B F F 3-2 F X G6-3 ③			C B F B F X 2-2 E9 7 G6-3 1-H 1B		3 1	0 0	0 1	0 1	0 0	2 0	0 0
7 Bobby Crosby, R (1, 6) OBP: 0.287, SLG: 0.417		B B B C C X 3-1 F8 ③		C B B B X 3-1 G6-3 ③			C S B C 1-3 K ①		C F B X 1-2 2-3 G6-3 ②		4	0	0	0	0	1	1
Mark McLemore, S (1, 5) OBP: 0.282, SLG: 0.229			B B F F X 2-2 L8 ①		C S B X 2-2 G1-3 ①		C B X 1-1 B1 ②		I I I I 4-0 DI IBB		3	0	0	0	1	0	0
Inning Stats	R: 0 H: 1 E: 0 LOB: 2 K: 2 BB: 1 S: 13 P: 23	R: 0 H: 0 E: 0 LOB: 0 K: 1 BB: 0 S: 7 P: 13	R: 0 H: 2 E: 0 LOB: 3 K: 0 BB: 1 S: 12 P: 22	R: 0 H: 0 E: 0 LOB: 0 K: 2 BB: 0 S: 12 P: 20	R: 0 H: 1 E: 0 LOB: 1 K: 1 BB: 0 S: 10 P: 14	R: 1 H: 1 E: 0 LOB: 0 K: 0 BB: 0 S: 21 P: 30	R: 0 H: 0 E: 0 LOB: 0 K: 1 BB: 0 S: 8 P: 12	R: 0 H: 0 E: 0 LOB: 0 K: 1 BB: 0 S: 8 P: 12	R: 1 H: 2 E: 1 LOB: 2 K: 0 BB: 1 S: 15 P: 28	R: 1 H: 1 E: 0 LOB: 0 K: 1 BB: 0 S: 7 P: 11	1B: 4 SF: 0 2B: 2 SAC: 0 3B: 0 DP: 0 HR: 2 HBP: 0						

PITCHER		IP	WLS	BF	H	R	ER	SO	BB	IBB	HBP	BLK	WP	HR	S	P	ERA	WHIP
56 Mark Buehrle, L ERA: 3.3	(1, 1)	6.0		25	5	1	1	6	2	0	0	0	0	1	75	122	1.50	1.167
Michael Jackson, R ERA: 3.6	(7, 1)	1.0	H	3	0	0	0	1	0	0	0	0	0	0	8	12	0.00	0.000
Shingo Takatsu, R ERA: 1.33	(8, 1)	1.0	H	3	0	0	0	1	0	0	0	0	0	0	8	12	0.00	0.000
Billy Koch, R ERA: 4.43	(9, 1)	1.0	B	6	2	1	1	0	0	1	0	0	1	0	15	28	9.00	2.000
Jon Adkins, R ERA: 3.32	(10, 1)	0.1	L	2	1	1	1	1	0	0	0	0	0	1	7	11	27.00	3.000

PITCHER	IP	WLS	BF	H	R	ER	SO	BB	IBB	HBP	BLK	WP	HR	S	P	ERA	WHIP

BOTTOM

Chicago White Sox @ Oakland Athletics

Network Associates Coliseum, Oakland, CA

Wed Jun 02 2004, 3:35 PM EDT

Att. 33,111 - Sunny - 65 F

livebaseballscorecards.com

AB	36
R	3
H	8
RBI	3
BB	3
SO	9
LOB	13

1B: 4	SF: 0	WP: 1	PA: 39
2B: 2	SAC: 0	PB: 0	
3B: 0	DP: 0	SB: 0	
HR: 2	HBP: 0	CS: 0	

Batter	1	2	3	4	5	6	7	8	9	10	11	AB	R	H	RBI	BB	SO	LOB
Frank Menechino, R (1, 4) OBP: 0.330, SLG: 0.341	C B F X 1-2 3 2B 1B		X 0-0 ① G3		B C B F X 3-2 ③ F9			1 SAFE B L 1 SAFE X 1-1 ① SH1-3 1-2		C B F B F B F C 3-3 ② K		4	0	1	0	0	1	0
Dave Berg, R (1, 5) OBP: 0.188, SLG: 0.152	B 1 SAFE B F F X 2-2 ① P4		B C B X 2-1 1B			X 0-0 ① F9		C B B F X 2-2 ② G6-3 2-3		B C B X 2-1 3 E 3 S 1B		4	0	1	0	0	0	2
Eric Hinske, L (10, PH) OBP: 0.302, SLG: 0.323 (10, 5)												1	0	1	0	0	0	0
3 Reed Johnson, R (1, 7) OBP: 0.373, SLG: 0.467	B C B X 2-1 1-3 2B		B B C B S X 3-2 ② F8			C B B C S 2-3 ② K		C B X 1-1 3-H 1B		1 SAFE B 1 SAFE C 1 SAFE C T F F 1-2 X ③ G5-3 1-3		5	0	2	1	0	1	2
10 Vernon Wells, R (1, 8) OBP: 0.364, SLG: 0.462	C X 0-1 ② P3		X 0-0 ③ G1-3			S B B S C 2-3 ③ K		1 SAFE B 1 SAFE 1 SAFE C X 1-1 ③ P3			C X 0-1 ① P6	5	0	0	0	0	1	4
9 Gregg Zaun, S (1, 2) OBP: 0.447, SLG: 0.470	B F C S 1-3 ③ K			B X 1-0 ① G5-3			X 0-0 ① F9		B C C C X 1-2 ① L8		C B B X 2-1 ② G4-3	5	0	0	0	0	1	2
Josh Phelps, R (1, 3) OBP: 0.299, SLG: 0.356		C B X 1-1 ① G1-3		B C X 1-1 ② G6-3			B X 1-0 ② F8		C C B B B F F B T 3-2 ② K		C B X 1-1 ③ G1-3	5	0	0	0	0	1	0
Bobby Estalella, R (1, 10) OBP: 0.222, SLG: 0.375	B F B C B B F B 4-2 15 FC5-4 BB			B B C B C C 3-3 ③ K			B B B C B B 4-1 BB		B X 1-0 E3 15 FC6-4			2	0	0	0	2	1	0
15 Alex Rios, R (1, 9) OBP: 0.273, SLG: 0.233	X 0-0 ② FC5-4 1-2f				B C X 1-1 ① G3		B B C F C 2-3 ③ K		B X 1-0 ③ FC6-4 1-2f			4	0	0	0	0	1	3
Chris Gomez, R (1, 6) OBP: 0.338, SLG: 0.322	C 1 SAFE B X 1-1 ③ G5-3				B X 1-0 ② L4			B F C B X 2-2 G6-3 3 1B SH1-3 1B		C C B F F B B F X 3-2 ① G4-3		4	1	1	0	0	0	1
Inning Stats	R: 0 E: 0 K: 1 S: 13 H: 2 LOB: 2 BB: 0 P: 19	R: 0 E: 0 K: 0 S: 8 H: 0 LOB: 1 BB: 1 P: 14	R: 0 E: 0 K: 0 S: 7 H: 1 LOB: 1 BB: 0 P: 12	R: 0 E: 0 K: 1 S: 6 H: 0 LOB: 0 BB: 0 P: 11	R: 0 E: 0 K: 0 S: 6 H: 0 LOB: 0 BB: 0 P: 11	R: 0 E: 0 K: 2 S: 7 H: 0 LOB: 0 BB: 0 P: 11	R: 0 E: 0 K: 1 S: 6 H: 0 LOB: 1 BB: 1 P: 13	R: 1 E: 0 K: 0 S: 12 H: 2 LOB: 1 BB: 0 P: 19	R: 0 E: 1 K: 1 S: 10 H: 0 LOB: 1 BB: 0 P: 16	R: 0 E: 0 K: 1 S: 19 H: 1 LOB: 1 BB: 0 P: 28	R: 0 E: 0 K: 0 S: 6 H: 0 LOB: 0 BB: 0 P: 9	1B: 5 2B: 1 3B: 0 HR: 0 SF: 0 SAC: 1 DP: 0 HBP: 0						

PITCHER		IP	WLS	BF	H	R	ER	SO	BB	IBB	HBP	BLK	WP	HR	S	P	ERA	WHIP
Barry Zito, L ERA: 4.44	(1, 1)	8.0		31	5	1	1	5	2	0	0	0	0	0	65	110	1.12	0.875
58 Justin Duchscherer, R ERA: 1.19	(9, 1)	1.0		4	0	0	0	1	0	0	0	0	0	0	10	16	0.00	0.000
Jim Mecir, R ERA: 5.95	(10, 1)	1.0		4	1	0	0	1	0	0	0	0	0	0	19	28	0.00	1.000
Chad Bradford, R ERA: 3.86	(11, 1)	1.0	W	3	0	0	0	0	0	0	0	0	0	0	6	9	0.00	0.000

PITCHER	IP	WLS	BF	H	R	ER	SO	BB	IBB	HBP	BLK	WP	HR	S	P	ERA	WHIP

TOP

Toronto Blue Jays @ Oakland Athletics

Network Associates Coliseum, Oakland, CA

Thu Jun 03 2004, 10:05 PM EDT
Att. 10,879 - Sunny - 63 F

livebaseballscorecards.com

AB	39
R	1
H	6
RBI	1
BB	2
SO	7
LOB	14

Batter	1	2	3	4	5	6	7	8	9	10	11	AB	R	H	RBI	BB	SO	LOB
21 Mark Kotsay, L (1, 8) OBP: 0.325, SLG: 0.349	F B B S F B X 3-2 SF8 3B		B S X 1-1 ② F7		S B F 1 SAFE 1 SAFE F P B X 3-2 ③ G4-3			X 0-0 ① SH1-3 1-2		X 0-0 ③ F7		4	1	1	0	0	0	1
Eric Byrnes, R (1, 7) OBP: 0.379, SLG: 0.478	B X 1-0 ① SF8 3-H		C B X 1-1 2B			C B X 1-1 ① G6-3		B B C X 2-1 ② F8			C B F X 1-2 G4-3 SF8 2B	4	1	2	1	0	0	1
Scott Hatteberg, L (1, 3) OBP: 0.385, SLG: 0.450	C X 0-1 1B		B X 1-0 ③ P6			C C B F B X 2-2 ② G1-3		I I I I 4-0 IBB			B F X 1-1 ① G4-3 2-3	4	0	1	0	1	0	2
Jermaine Dye, R (1, 9) OBP: 0.339, SLG: 0.507	D B B B C F X 3-2 ② F8			C B B F X 2-2 ① G6-3		B F F F T 1-2 ③ K		B B C F X 1-2 G6-3			S X 0-1 ② SF8 3-H	4	0	0	1	0	1	3
Erubiel Durazo, L (1, 10) OBP: 0.363, SLG: 0.480	S T B X 1-2 ③ G2-3			C C B F F S 1-3 ② K			C S T 0-2 ① K		C X 0-1 ① P4			4	0	0	0	0	2	1
Mark McLemore, S (1, 5) OBP: 0.302, SLG: 0.282		X 0-0 7 FC6-4 1B		C F X 0-2 ③ G1-3			X 0-0 2B		C C B B B X 3-2 ② L8			4	0	2	0	0	0	0
7 Bobby Crosby, R (1, 6) OBP: 0.280, SLG: 0.406	B X 1-0 ① FC6-4 17 CS 1-2f			C F B X 1-2 ① G4-3			B B C B S X 3-2 ② G1-3		B C B S X 2-2 ③ F9			4	0	0	0	0	0	2
17 Adam Melhuse, S (1, 2) OBP: 0.315, SLG: 0.439	B F 1 SAFE 1 SAFE C B B 1 SAFE S 3-3 ② ③ K 1-2			C B X 1-1 ② L4			B B C C S 2-3 ③ K			F C B B S 2-3 ① K		4	0	0	0	0	3	2
Marco Scutaro, R (1, 4) OBP: 0.319, SLG: 0.382 Billy McMillon, L (10, PH) OBP: 0.255, SLG: 0.356 Esteban German, R (11, 4) OBP: 0.250, SLG: 0.143			B X 1-0 ① P3		B B F F F B X 3-2 1B			C B X 1-1 E5 21 SH1-3		B S B B F F F S 3-3 ② K		3 1 0	0 0 0	1 0 0	0 0 0	0 1 0	0 0 0	0 0 0
Inning Stats	R: 1 H: 2 E: 0 LOB: 1 K: 0 BB: 0 S: 13 P: 21	R: 0 H: 1 E: 0 LOB: 1 K: 1 BB: 0 S: 5 P: 9	R: 0 H: 1 E: 0 LOB: 1 K: 0 BB: 0 S: 6 P: 10	R: 0 H: 0 E: 0 LOB: 0 K: 1 BB: 0 S: 11 P: 14	R: 0 H: 1 E: 0 LOB: 1 K: 0 BB: 0 S: 13 P: 20	R: 0 H: 0 E: 0 LOB: 0 K: 1 BB: 0 S: 9 P: 13	R: 0 H: 1 E: 0 LOB: 1 K: 2 BB: 0 S: 10 P: 15	R: 0 H: 0 E: 1 LOB: 2 K: 0 BB: 1 S: 8 P: 16	R: 0 H: 0 E: 0 LOB: 0 K: 0 BB: 0 S: 8 P: 13	R: 0 H: 0 E: 0 LOB: 0 K: 2 BB: 0 S: 10 P: 15	R: 1 H: 1 E: 0 LOB: 0 K: 0 BB: 0 S: 7 P: 9	1B: 3 SF: 2 2B: 4 SAC: 1 3B: 1 DP: 1 HR: 0 HBP: 0						

PITCHER		IP	WLS	BF	H	R	ER	SO	BB	IBB	HBP	BLK	WP	HR	S	P	ERA	WHIP
Miguel Batista, R ERA: 4.7	(1, 1)	8.0		31	6	1	1	5	0	1	0	0	0	0	75	118	1.12	0.750
54 Jason Frasor, R ERA: 0.7	(9, 1)	2.0		6	0	0	0	2	0	0	0	0	0	0	18	28	0.00	0.000
Terry Adams, R ERA: 4.97	(11, 1)	0.2	L	3	1	1	1	0	0	0	0	0	0	0	7	9	13.50	1.500

PITCHER	IP	WLS	BF	H	R	ER	SO	BB	IBB	HBP	BLK	WP	HR	S	P	ERA	WHIP

BOTTOM

Toronto Blue Jays @ Oakland Athletics

Network Associates Coliseum, Oakland, CA

Thu Jun 03 2004, 10:05 PM EDT

Att. 10,879 - Sunny - 63 F

livebaseballscorecards.com

AB	36
R	2
H	7
RBI	2
BB	1
SO	7
LOB	12

WP: 0 PA: 40
PB: 0
SB: 0
CS: 1

Batter	1	2	3	4	5	6	7	8	9	AB	R	H	RBI	BB	SO	LOB
Frank Menechino, R (1, 4) OBP: 0.324, SLG: 0.333	G6-3		F9			K		G5-3	2B 2-3 1B	5	1	1	0	0	1	0
Eric Hinske, L (1, 5) OBP: 0.309, SLG: 0.347	K		3 L4 BB			K		HR	1-H 3-H 2B	4	1	2	3	1	2	0
3 Reed Johnson, R (1, 7) OBP: 0.369, SLG: 0.457	K		L4 1-1			L6		10 1B 10 E HBP	K	4	1	0	0	0	2	2
10 Vernon Wells, R (1, 8) OBP: 0.367, SLG: 0.467		2B	G6-3				K 1 SAFE	E5 9 1B 1-H 1B		4	1	2	0	0	1	0
9 Gregg Zaun, S (1, 2) OBP: 0.450, SLG: 0.471		K			F7		1B	FC4-6 3-H 1B		4	0	2	1	0	1	1
Josh Phelps, R (1, 3) OBP: 0.298, SLG: 0.351		G5-3			BB 1B BB		K	FC4-6 1-2f		3	1	0	0	1	1	3
Simon Pond, L (1, 10) OBP: 0.269, SLG: 0.289		G4-3			15 G5-3 1B 1-2 BB		1B 1-2		L3	3	0	1	0	1	0	1
Chris Gomez, R (1, 6) OBP: 0.336, SLG: 0.320			G6-3		1B 1-2 2-H		F8		G6-3	4	0	1	1	0	0	2
15 Alex Rios, R (1, 9) OBP: 0.270, SLG: 0.265			G1-3		G5-3 2-3f			G3-1	1B 2B 2B	4	1	1	0	0	0	2
Inning Stats	R: 0 E: 0 K: 2 S: 9 H: 0 LOB: 0 BB: 0 P: 14	R: 0 E: 0 K: 1 S: 10 H: 1 LOB: 1 BB: 0 P: 11	R: 0 E: 0 K: 0 S: 5 H: 0 LOB: 0 BB: 0 P: 10	R: 0 E: 0 K: 0 S: 3 H: 0 LOB: 0 BB: 1 P: 7	R: 1 E: 0 K: 0 S: 10 H: 1 LOB: 1 BB: 2 P: 23	R: 0 E: 0 K: 2 S: 8 H: 0 LOB: 0 BB: 0 P: 15	R: 0 E: 0 K: 2 S: 15 H: 2 LOB: 2 BB: 0 P: 23	R: 3 E: 1 K: 0 S: 28 H: 3 LOB: 1 BB: 0 P: 39	R: 2 E: 0 K: 1 S: 18 H: 3 LOB: 1 BB: 0 P: 24	1B: 6 2B: 4 3B: 0 HR: 1 SF: 0 SAC: 0 DP: 2 HBP: 1						

TOP

Toronto Blue Jays @ Oakland Athletics

Network Associates Coliseum, Oakland, CA

Fri Jun 04 2004, 10:05 PM EDT

Att. 12,822 - Cloudy - 64 F

livebaseballscorecards.com

AB	35
R	6
H	10
RBI	5
BB	3
SO	8
LOB	11

PITCHER		IP	WLS	BF	H	R	ER	SO	BB	IBB	HBP	BLK	WP	HR	S	P	ERA	WHIP
40 Rich Harden, R ERA: 3.67	(1, 1)	7.0		26	4	1	1	7	3	0	0	0	0	0	60	103	1.29	1.000
Chad Bradford, R ERA: 4.5	(8, 1)	0.2	L	5	2	3	2	0	0	0	1	0	0	1	23	32	27.00	3.000
Chris Hammond, L ERA: 5.01	(8, 1)	1.1		8	4	2	2	1	0	0	0	0	0	0	23	31	13.50	3.000

PITCHER	IP	WLS	BF	H	R	ER	SO	BB	IBB	HBP	BLK	WP	HR	S	P	ERA	WHIP

Batter	1	2	3	4	5	6	7	8	9	AB	R	H	RBI	BB	SO	LOB
21 Mark Kotsay, L (1, 8) OBP: 0.327, SLG: 0.346	B B B B 4-0 G6-3 BB		X 0-0 P6 ② C B C B F X 2-2 G4-3 ③				C X 0-1 B1-3 ①		C B F B X 2-2 BB 1B	4	0	1	0	1	0	3
Eric Byrnes, R (1, 7) OBP: 0.379, SLG: 0.478	C F X 0-2 G6-3 ① ② 1-2f		F F X 0-2 2B		C X 0-1 G4-3 ①		C X 0-1 F8 ②		B T C B B B 4-2 1-2 BB	4	0	1	0	1	0	1
Scott Hatteberg, L (1, 3) OBP: 0.380, SLG: 0.448	C B F X 1-2 G5-3 ③		B C X 1-1 L7 ③		C F X 0-2 2B		C B X 1-1 F7 ③		C F F B X 1-2 G6-3 ③	5	0	1	0	0	0	3
Jermaine Dye, R (1, 9) OBP: 0.338, SLG: 0.517		C B X 1-1 G5-3 ①	B B X 2-0 HR	C F S 0-3 K ②				C F S 0-3 K ①		4	1	1	1	0	2	1
Erubiel Durazo, L (1, 10) OBP: 0.366, SLG: 0.477		B F F C 1-3 K ②	B B X 2-0 F7 ①	4-0 IBB				B X 1-0 1B		3	0	1	0	1	1	0
Damian Miller, R (1, 2) OBP: 0.336, SLG: 0.382		C C F B F B X 2-2 7 1B 2B	C B B F F S 2-3 K ②	C F B S 1-3 K ③				C B F F F S 1-3 K ②		4	0	1	0	0	3	3
7 Bobby Crosby, R (1, 6) OBP: 0.285, SLG: 0.405	S B X 1-1 2-3 1B		M B B B C B 4-2 1B BB			C X 0-1 L8 ①		B C X 1-1 G5-3 ③		3	0	1	0	1	0	1
Esteban German, R (1, 5) OBP: 0.250, SLG: 0.100	X 0-0 F9 ③		1 SAFE 1 SAFE B 1 SAFE C D B 4-2 1-2 1B BB			C X 0-1 G4-3 ②			B C C B X 2-2 L9 ①	3	0	0	0	1	0	2
Marco Scutaro, R (1, 4) OBP: 0.320, SLG: 0.381 Billy McMillon, L (9, PH) OBP: 0.250, SLG: 0.348			C X 0-1 F7 ①	F X 0-1 1-2 2-3 1B		X 0-0 F8 ③			C B F F B X 2-2 G4-3 ②	3 1	0 0	1 0	0 0	0 0	0 0	0 0
Inning Stats	R: 0 E: 0 K: 0 S: 6 H: 0 LOB: 0 BB: 1 P: 11	R: 0 E: 0 K: 1 S: 13 H: 2 LOB: 2 BB: 0 P: 18	R: 0 E: 0 K: 0 S: 8 H: 1 LOB: 1 BB: 0 P: 9	R: 1 E: 0 K: 1 S: 16 H: 2 LOB: 3 BB: 2 P: 32	R: 0 E: 0 K: 2 S: 11 H: 1 LOB: 2 BB: 1 P: 16	R: 0 E: 0 K: 0 S: 5 H: 0 LOB: 0 BB: 0 P: 5	R: 0 E: 0 K: 0 S: 6 H: 0 LOB: 0 BB: 0 P: 7	R: 0 E: 0 K: 2 S: 11 H: 1 LOB: 1 BB: 0 P: 14	R: 0 E: 0 K: 0 S: 16 H: 1 LOB: 2 BB: 1 P: 27	1B: 4 2B: 3 3B: 0 HR: 1 SF: 0 SAC: 0 DP: 1 HBP: 0						

PITCHER		IP	WLS	BF	H	R	ER	SO	BB	IBB	HBP	BLK	WP	HR	S	P	ERA	WHIP
Josh Towers, R ERA: 4.6	(1, 1)	7.0	W	30	6	1	1	4	3	1	0	0	0	1	65	98	1.29	1.286
Vinnie Chulk, R ERA:	(8, 1)	2.0	S	9	2	0	0	2	1	0	0	0	0	0	27	41	0.00	1.500

PITCHER	IP	WLS	BF	H	R	ER	SO	BB	IBB	HBP	BLK	WP	HR	S	P	ERA	WHIP

BOTTOM

Toronto Blue Jays @ Oakland Athletics

Network Associates Coliseum, Oakland, CA

Fri Jun 04 2004, 10:05 PM EDT

Att. 12,822 - Cloudy - 64 F

livebaseballscorecards.com

AB	34
R	1
H	8
RBI	1
BB	5
SO	6
LOB	14

Batter	1	2	3	4	5	6	7	8	9	AB	R	H	RBI	BB	SO	LOB
Dave Berg, R (1, 4) OBP: 0.192, SLG: 0.143	B B C F B B 4-2 BB	1 SAFE C C B X 1-2 ① FC5-4 3 PO 1-2f	B F S F B S 2-3 ③ K		S X 0-1 ① P5					3	0	0	0	1	1	3
Eric Hinske, L (1, 5) OBP: 0.308, SLG: 0.345	B C X 1-1 ① P6	X 0-0 ② F7		C X 0-1 ① G4-3		F F X 0-2 3 G6-3 1-2 1B				4	0	1	0	0	0	2
3 Reed Johnson, R (1, 7) OBP: 0.362, SLG: 0.448	B 1 SAFE C 1 SAFE B F S 2-3 ② K	C M 0-2 ③ PO 1-2	B X 1-0 ① F8	B X 1-0 ② G1-6-3		F X 0-1 ②③ G6-3 1-2f				4	0	0	0	0	1	3
10 Vernon Wells, R (1, 8) OBP: 0.365, SLG: 0.463	B X 1-0 ③ G4-3		X 0-0 ② F8	F F T 0-2 ③ K				C F X 0-2 1B DI 1B		4	0	1	0	0	1	1
9 Gregg Zaun, S (1, 2) OBP: 0.452, SLG: 0.473		C X 0-1 G1-3 1B	B B C B X 3-1 1B				C B X 1-1 ① L3		B B C S F S 2-3 ① K	4	0	2	0	0	1	1
Howie Clark, L (1, 3) OBP: 0.255, SLG: 0.269		X 0-0 ① G1-3 1-2	X 0-0 ③ G1-3				C F X 0-2 1B		F F F B X 1-2 ② P5	4	0	1	0	0	0	3
Chris Gomez, R (1, 6) OBP: 0.333, SLG: 0.317		B F F X 1-2 ② P6			B F B C F X 2-2 ① G4-3		C C B B S 2-3 ② K		B X 1-0 1-3 1B	4	0	1	0	0	1	2
Simon Pond, L (1, 10) OBP: 0.250, SLG: 0.265		B X 1-0 ③ G4-3			B B C B X 3-1 ② G4-3		B B C F F F X 2-2 ③ G5-3		C S F X 0-2 ③ P5	4	0	0	0	0	0	4
15 Alex Rios, R (1, 9) OBP: 0.300, SLG: 0.297			F X 0-1 FC5-4 1B		B C F B X 2-2 1B			C X 0-1 E6 1B		3	0	2	0	0	0	0
Inning Stats	R: 0 H: 0 E: 0 LOB: 1 K: 1 BB: 1 S: 9 P: 17	R: 0 H: 1 E: 0 LOB: 1 K: 0 BB: 0 S: 7 P: 9	R: 0 H: 1 E: 0 LOB: 0 K: 0 BB: 0 S: 8 P: 9	R: 0 H: 1 E: 0 LOB: 1 K: 0 BB: 0 S: 5 P: 9	R: 0 H: 1 E: 0 LOB: 1 K: 1 BB: 0 S: 13 P: 22	R: 0 H: 0 E: 0 LOB: 0 K: 1 BB: 0 S: 6 P: 7	R: 0 H: 1 E: 0 LOB: 1 K: 1 BB: 0 S: 13 P: 18	R: 0 H: 1 E: 1 LOB: 1 K: 0 BB: 0 S: 9 P: 9	R: 0 H: 2 E: 0 LOB: 2 K: 1 BB: 0 S: 16 P: 20	1B: 8 SF: 0 2B: 0 SAC: 0 3B: 0 DP: 1 HR: 0 HBP: 0						

PITCHER	IP	WLS	BF	H	R	ER	SO	BB	IBB	HBP	BLK	WP	HR	S	P	ERA	WHIP
Tim Hudson, R (1, 1) ERA: 2.92	9.0	W	35	8	0	0	5	1	0	0	0	0	0	86	120	0.00	1.000

PITCHER	IP	WLS	BF	H	R	ER	SO	BB	IBB	HBP	BLK	WP	HR	S	P	ERA	WHIP

TOP

Toronto Blue Jays @ Oakland Athletics

Network Associates Coliseum, Oakland, CA

Sat Jun 05 2004, 4:05 PM EDT

Att. 20,772 - Cloudy - 68 F

livebaseballscorecards.com

AB	34
R	0
H	8
RBI	0
BB	1
SO	5
LOB	19

1B: 8 SF: 0
2B: 0 SAC: 0
3B: 0 DP: 1
HR: 0 HBP: 0

WP: 0 PA: 36
PB: 0
SB: 0
CS: 0

Toronto Blue Jays @ Oakland Athletics

Network Associates Coliseum, Oakland, CA

Sat Jun 05 2004, 4:05 PM EDT

Att. 20,772 - Cloudy - 68 F

livebaseballscorecards.com

BOTTOM

Batter	1	2	3	4	5	6	7	8	9	AB	R	H	RBI	BB	SO	LOB
Eric Byrnes, R (1, 7) OBP: 0.371, SLG: 0.467	F8		P5	F8			G5-3			4	0	0	0	0	0	0
Mark McLemore, S (1, 5) OBP: 0.319, SLG: 0.286	BB; 21 G4-3		F9; 21 1B; HR	1B	F9		G3-1			3	1	1	0	1	0	0
21 Mark Kotsay, L (1, 8) OBP: 0.335, SLG: 0.348	G4-3; 1-2		1-2; HR	1B	BB			G3-1; S; BB		2	1	1	0	2	0	1
Jermaine Dye, R (1, 9) OBP: 0.336, SLG: 0.510	BB; HBP		F9; 2-3		K			1-2; K		3	0	0	0	0	2	4
Scott Hatteberg, L (1, 3) OBP: 0.382, SLG: 0.464	1-2 2-3; BB		1-H 3-H; HR		F8			G3-1; 2-3		3	1	1	3	1	0	2
Eric Karros, R (1, 10) OBP: 0.190, SLG: 0.260	F8		L5			P2		P6		4	0	0	0	0	0	4
7 Bobby Crosby, R (1, 6) OBP: 0.286, SLG: 0.422		K		HR		F9				3	1	1	1	0	1	0
17 Adam Melhuse, S (1, 2) OBP: 0.303, SLG: 0.420		K		G3		G4-3				3	0	0	0	0	1	0
Esteban German, R (1, 4) OBP: 0.200, SLG: 0.077		K		G4-3			F8			3	0	0	0	0	1	0
Inning Stats	R: 0 E: 0 K: 0 S: 15 H: 0 LOB: 3 BB: 2 P: 30		R: 0 E: 0 K: 3 S: 10 H: 0 LOB: 0 BB: 0 P: 19	R: 3 E: 0 K: 0 S: 10 H: 3 LOB: 0 BB: 0 P: 17	R: 1 E: 0 K: 0 S: 7 H: 1 LOB: 0 BB: 0 P: 10	R: 0 E: 0 K: 1 S: 8 H: 0 LOB: 1 BB: 1 P: 14	R: 0 E: 0 K: 0 S: 7 H: 0 LOB: 0 BB: 0 P: 10	R: 0 E: 0 K: 0 S: 5 H: 0 LOB: 0 BB: 0 P: 8	R: 0 E: 0 K: 1 S: 7 H: 0 LOB: 1 BB: 1 P: 14	1B: 2 2B: 0 3B: 0 HR: 2 SF: 0 SAC: 0 DP: 0 HBP: 1							

	AB	28
	R	4
	H	4
	RBI	4
	BB	4
	SO	5
	LOB	11

WP: 0 PB: 0 SB: 1 CS: 0 PA: 33

PITCHER		IP	WLS	BF	H	R	ER	SO	BB	IBB	HBP	BLK	WP	HR	S	P	ERA	WHIP
Pat Hentgen, R ERA: 5.64	(1, 1)	7.0	L	29	4	4	4	4	3	0	1	0	0	2	62	108	5.14	1.000
Valerio De Los Santos, L ERA: 6.17	(8, 1)	0.0		1	0	0	0	0	1	0	0	0	0	0	1	5	∞	∞
Bob File, R ERA:	(8, 1)	1.0		3	0	0	0	1	0	0	0	0	0	0	6	9	0.00	0.000

PITCHER	IP	WLS	BF	H	R	ER	SO	BB	IBB	HBP	BLK	WP	HR	S	P	ERA	WHIP

Batter	1	2	3	4	5	6	7	8	9	AB	R	H	RBI	BB	SO	LOB
Frank Menechino, R (1, 4) OBP: 0.321, SLG: 0.322	C B C C 1-3 ① K		B B B C F C 3-3 ③ K		B S B F B B 4-2 SF8 1-2 2-3 3-H BB		F C B X 1-2 ② G6-3			3	0	0	1	1	2	0
Eric Hinske, L (1, 5) OBP: 0.302, SLG: 0.340	C X 0-1 ② L8			B B X 2-0 ① F9	B C S B D F X 3-2 ① SF8 1-2 2-3 3-H		C B B X 2-1 ③ G1-3			3	0	0	1	0	0	0
3 Reed Johnson, R (1, 7) OBP: 0.360, SLG: 0.444	B X 1-0 10 FC6-4 1B			X 0-0 ② L9	F B B X 2-1 ② G6-3 3-H			M B F X 1-2 ① G5-3		4	0	1	1	0	0	1
10 Vernon Wells, R (1, 8) OBP: 0.367, SLG: 0.466	1 SAFE F C X 0-2 ③ FC6-4 1-2f			C F X 0-2 2B	D B B B 4-0 BB			F X 0-1 ② G4-3		3	0	1	0	1	0	1
9 Gregg Zaun, S (1, 10) OBP: 0.443, SLG: 0.455		B B C X 2-1 ① G3		B B B B B 4-0 BB	S C D X 1-2 ③ G6-3			B X 1-0 ③ F7		3	0	0	0	1	0	2
Bobby Estalella, R (1, 2) OBP: 0.290, SLG: 0.407		B B S X 2-1 G6-4-3 1B		B F T S 1-3 ③ K	B S C B F H 3-2 G4-6-3 HBP				C X 0-1 1B	3	0	2	0	0	1	2
Chris Gomez, R (1, 6) OBP: 0.331, SLG: 0.310		F C B X 1-2 ②③ G6-4-3 1-2f		C F B B B B 4-2 2B BB BB	C B X 1-1 ①② G4-6-3 1-2f				C C C 0-3 ① K	3	1	0	0	1	1	3
Josh Phelps, R (1, 3) OBP: 0.297, SLG: 0.354		C C B B F S 2-3 ① K		X 0-0 BB SF8 1-3 2B	B B B C X 3-1 ③ F9				C S S 0-3 ② K	4	1	1	0	0	2	1
15 Alex Rios, R (1, 9) OBP: 0.295, SLG: 0.275		B C C B B X 3-2 ② F9		B B C B B B 4-1 SF8 BB 3 G6-3 BB			B F C B C 2-3 ① K		C C X 0-2 ③ G4-3	3	1	0	0	1	1	1
Inning Stats	R: 0 H: 1 E: 0 LOB: 1 K: 1 BB: 0 S: 9 P: 11	R: 0 H: 1 E: 0 LOB: 0 K: 0 BB: 0 S: 7 P: 12	R: 0 H: 0 E: 0 LOB: 0 K: 2 BB: 0 S: 10 P: 18	R: 0 H: 1 E: 0 LOB: 2 K: 1 BB: 1 S: 8 P: 15	R: 3 H: 1 E: 0 LOB: 2 K: 0 BB: 4 S: 15 P: 37	R: 0 H: 0 E: 0 LOB: 0 K: 0 BB: 0 S: 7 P: 14	R: 0 H: 0 E: 0 LOB: 0 K: 1 BB: 0 S: 8 P: 13	R: 0 H: 0 E: 0 LOB: 0 K: 0 BB: 0 S: 6 P: 8	R: 0 H: 1 E: 0 LOB: 1 K: 2 BB: 0 S: 11 P: 11	1B: 3 SF: 1 2B: 2 SAC: 0 3B: 0 DP: 2 HR: 0 HBP: 1						

TOP

Toronto Blue Jays @ Oakland Athletics

Network Associates Coliseum, Oakland, CA

Sun Jun 06 2004, 4:05 PM EDT

Att. 24,092 - Sunny - 71 F

livebaseballscorecards.com

AB	29
R	3
H	5
RBI	3
BB	5
SO	7
LOB	11

PITCHER		IP	WLS	BF	H	R	ER	SO	BB	IBB	HBP	BLK	WP	HR	S	P	ERA	WHIP
Mark Redman, L ERA: 3.92	(1, 1)	5.0	W	23	4	3	3	4	5	0	0	0	0	0	49	93	5.40	1.800
58 Justin Duchscherer, R ERA: 1.08	(6, 1)	3.0	H	9	0	0	0	1	0	0	1	0	0	0	21	35	0.00	0.000
Arthur Rhodes, L ERA: 4.24	(9, 1)	1.0		4	1	0	0	2	0	0	0	0	0	0	11	11	0.00	1.000

PITCHER	IP	WLS	BF	H	R	ER	SO	BB	IBB	HBP	BLK	WP	HR	S	P	ERA	WHIP

BOTTOM

Toronto Blue Jays @ Oakland Athletics

Network Associates Coliseum, Oakland, CA

Sun Jun 06 2004, 4:05 PM EDT
Att. 24,092 - Sunny - 71 F

livebaseballscorecards.com

Batter	1	2	3	4	5	6	7	8	9	AB	R	H	RBI	BB	SO	LOB
Eric Byrnes, R (1, 8) OBP: 0.377, SLG: 0.485	HR	P4		FC6-4 1-2f			BB 7 1B 2B	1-2 2-3 7 G5-4-3 1B		4	2	2	1	1	0	1
7 Bobby Crosby, R (1, 6) OBP: 0.294, SLG: 0.433	23 F8 1B 2B	1B			F8		1-2 BB 2B 1B	G5-4-3 1-2f 2-3 3-H		5	2	3	0	0	0	2
23 Bobby Kielty, S (1, 7) OBP: 0.326, SLG: 0.439	F8 2-3	F8			BB		P5	K		4	0	0	0	1	1	5
Jermaine Dye, R (1, 9) OBP: 0.339, SLG: 0.507	S BB 1B 3-H 1B		G6-3		F9		1-2 2-3 2B BB			3	2	1	1	1	0	1
Scott Hatteberg, L (1, 3) OBP: 0.379, SLG: 0.465	F9		G3		G3		1-H 2-H 3-H 2B			4	0	1	3	0	0	2
Eric Karros, R (1, 10) OBP: 0.198, SLG: 0.257 Erubiel Durazo, L (6, PH) OBP: 0.367, SLG: 0.474	S 1-2 1B BB		G6-3			G3 IBB				1 1	1 0	0 0	0 0	1 1	0 0	0 0
Damian Miller, R (1, 2) OBP: 0.333, SLG: 0.378	1-H 2-H 1B			G6-3	K	F8				4	0	1	2	0	1	2
Mark McLemore, S (1, 5) OBP: 0.333, SLG: 0.289	K			FC6-4 BB	G3			1B 7 G5-4-3 1B		3	1	1	0	1	1	1
Esteban German, R (1, 4) OBP: 0.211, SLG: 0.118		G4-3		1 SAFE 1 SAFE F8			F8	7 G5-4-3 1-2 1B 1B		4	0	1	0	0	0	1
Inning Stats	R: 4 E: 0 K: 1 S: 23 H: 4 LOB: 1 BB: 1 P: 41	R: 0 E: 0 K: 0 S: 9 H: 1 LOB: 1 BB: 0 P: 15	R: 0 E: 0 K: 0 S: 7 H: 0 LOB: 0 BB: 0 P: 10	R: 0 E: 0 K: 0 S: 6 H: 0 LOB: 1 BB: 1 P: 12	R: 0 E: 0 K: 0 S: 8 H: 0 LOB: 1 BB: 1 P: 14	R: 0 E: 0 K: 1 S: 8 H: 0 LOB: 0 BB: 0 P: 12	R: 3 E: 0 K: 0 S: 20 H: 2 LOB: 2 BB: 3 P: 39	R: 1 E: 0 K: 1 S: 16 H: 3 LOB: 1 BB: 0 P: 22		1B: 7 2B: 2 3B: 0 HR: 1 SF: 0 SAC: 0 DP: 1 HBP: 0						

AB	33
R	8
H	10
RBI	7
BB	6
SO	3
LOB	15

PITCHER		IP	WLS	BF	H	R	ER	SO	BB	IBB	HBP	BLK	WP	HR	S	P	ERA	WHIP
Jason Kershner, L ERA: 5.85	(1, 1)	3.0	L	15	5	4	4	1	1	0	0	0	0	1	39	66	12.00	2.000
Aquilino Lopez, R ERA: 6.0	(4, 1)	2.0		8	0	0	0	0	2	0	0	0	0	0	14	26	0.00	1.000
Vinnie Chulk, R ERA: 3.68	(6, 1)	1.2		8	1	3	3	1	2	0	0	0	0	0	20	35	16.20	1.800
Kerry Ligtenberg, R ERA: 5.48	(7, 1)	0.1		6	4	1	1	0	0	1	0	0	0	0	18	27	27.00	12.000
54 Jason Frasor, R ERA: 0.68	(8, 1)	1.0		2	0	0	0	1	0	0	0	0	0	0	6	11	0.00	0.000

PITCHER	IP	WLS	BF	H	R	ER	SO	BB	IBB	HBP	BLK	WP	HR	S	P	ERA	WHIP

Batter	1	2	3	4	5	6	7	8	9	AB	R	H	RBI	BB	SO	LOB
6 Ryan Freel, R (1, 7) (6, 8) OBP: 0.327, SLG: 0.337	B C C S 1-3 K2-3 ①		X 0-0 G4-3 ①		B T B B B 4-1 BB		X 0-0 L8 ③			3	0	0	0	1	1	0
Barry Larkin, R (1, 6) OBP: 0.329, SLG: 0.396 Felipe Lopez, S (6, 6) OBP: 0.105, SLG: 0.105	X 0-0 F8 ②		C C B B X 1-2 G4-3 ②		F X 0-1 F9 ③			B C S S 1-3 K ①		3 1	0 0	0 0	0 0	0 1	0 0	1 0
Sean Casey, L (1, 10) OBP: 0.416, SLG: 0.626	C B S B B X 3-2 F9 ③		F F B B F B X 3-2 F7 ③			F F B B B X 2-2 HR		C F B B F S 2-3 K ②		4	1	1	1	0	1	0
Ken Griffey Jr., L (1, 8) OBP: 0.359, SLG: 0.565 Tim Hummel, R (6, 3) OBP: 0.216, SLG: 0.206		X 0-0 1B 2B 1B		F X 0-1 G6-3 ①		F B F X 1-2 G1-3 ①		X 0-0 G4-3 ③		3 1	1 0	1 0	0 0	0 0	0 0	0 0
D'Angelo Jimenez, S (1, 4) OBP: 0.359, SLG: 0.363		C B X 1-1 2B 1-2 FC1-5-2 1B		B C B C X 2-2 G5-3 ②		B X 1-0 1B			C S B X 1-2 P6 ①	4	0	2	0	0	0	0
Adam Dunn, L (1, 3) (6, 7) OBP: 0.427, SLG: 0.589	C X 0-1 FC1-5-2 1-3 2-H 2B		B B S F F B F F B 4-2 FC6-4 BB			F F B S 1-3 K ②			F C F C 0-3 K ②	3	0	1	1	1	2	1
Brandon Larson, R (1, 5) OBP: 0.321, SLG: 0.360	B S C B T C 2-3 K ①		B X 1-0 FC6-4 1-2f ③			C X 0-1 G5-3 ③			B B X 2-0 G6-3 ③	4	0	0	0	0	1	4
Wily Mo Peña, R (1, 9) OBP: 0.325, SLG: 0.493		X 0-0 FC1-5-2 2-3 3-H ②			C X 0-1 G3-6-3 1B		X 0-0 G4-3 ①			3	0	1	0	0	0	2
Javier Valentin, S (1, 2) OBP: 0.195, SLG: 0.300		C T S 0-3 K ③			X 0-0 G3-6-3 1-2f ① ②		C X 0-1 G6-3 ②			3	0	0	0	0	1	3
Inning Stats	R: 0 E: 0 K: 1 S: 7 H: 0 LOB: 0 BB: 0 P: 11	R: 1 E: 0 K: 2 S: 13 H: 3 LOB: 2 BB: 0 P: 16	R: 0 E: 0 K: 0 S: 8 H: 0 LOB: 0 BB: 0 P: 12	R: 0 E: 0 K: 0 S: 11 H: 0 LOB: 1 BB: 1 P: 18	R: 0 E: 0 K: 0 S: 6 H: 1 LOB: 1 BB: 1 P: 10	R: 1 E: 0 K: 1 S: 12 H: 2 LOB: 1 BB: 0 P: 17	R: 0 E: 0 K: 0 S: 4 H: 0 LOB: 0 BB: 0 P: 4	R: 0 E: 0 K: 2 S: 8 H: 0 LOB: 0 BB: 0 P: 11	R: 0 E: 0 K: 1 S: 8 H: 0 LOB: 0 BB: 0 P: 11	1B: 4 2B: 1 3B: 0 HR: 1 SF: 0 SAC: 0 DP: 1 HBP: 0						

PITCHER	IP	WLS	BF	H	R	ER	SO	BB	IBB	HBP	BLK	WP	HR	S	P	ERA	WHIP
Mark Mulder, L (1, 1) ERA: 2.93	7.0	W	28	6	2	2	4	2	0	0	0	0	1	61	88	2.57	1.143
Chris Hammond, L (8, 1) ERA: 4.81	1.0		3	0	0	0	2	0	0	0	0	0	0	8	11	0.00	0.000
Jim Mecir, R (9, 1) ERA: 5.66	1.0		3	0	0	0	1	0	0	0	0	0	0	8	11	0.00	0.000

PITCHER	IP	WLS	BF	H	R	ER	SO	BB	IBB	HBP	BLK	WP	HR	S	P	ERA	WHIP

TOP

Cincinnati Reds @ Oakland Athletics

Network Associates Coliseum, Oakland, CA

Mon Jun 07 2004, 10:05 PM EDT

Att. 14,686 - Sunny - 66 F

livebaseballscorecards.com

AB	32
R	2
H	6
RBI	2
BB	2
SO	7
LOB	11

1B: 4	SF: 0	WP: 0	PA: 34
2B: 1	SAC: 0	PB: 0	
3B: 0	DP: 1	SB: 0	
HR: 1	HBP: 0	CS: 0	

Cincinnati Reds @ Oakland Athletics

Network Associates Coliseum, Oakland, CA

Mon Jun 07 2004, 10:05 PM EDT

Att. 14,686 - Sunny - 66 F

livebaseballscorecards.com

BOTTOM

Batter	1	2	3	4	5	6	7	8	9	AB	R	H	RBI	BB	SO	LOB
Eric Byrnes, R (1, 7) (6, 9) (8, 8) OBP: 0.378, SLG: 0.483	CBBFBC 3-3 ① K	BBX 2-0 BB HR 2-3 1B		BX 1-2 1B S WP 1B 2-1 ③ L9		CCS 0-3 ③ K				5	2	2	0	0	2	2
Mark McLemore, S (1, 5) OBP: 0.357, SLG: 0.306	BCFBX 2-2 21 HR 1B	BBBB 4-0 1-2 HR BB		FBBX 2-1 WP WP 1-3 2B 1B	BX 1-0 ① F7		FBFS 1-3 ① K			4	3	2	0	1	1	0
21 Mark Kotsay, L (1, 8) OBP: 0.338, SLG: 0.364 23 Bobby Kielty, S (7, PH) (8, 9) OBP: 0.324, SLG: 0.435	CX 0-1 1-H HR	SFC 0-3 ① K		X 0-0 ① L6	BBBCB 4-1 BB		BSSSBC 2-3 ② K			3 1	1 0	1 0	2 0	1 0	1 1	5 0
Jermaine Dye, R (1, 9) OBP: 0.335, SLG: 0.500 Billy McMillon, L (5, PH) (6, 7) OBP: 0.240, SLG: 0.333	BCX 1-1 ② F7	CFC 0-3 ② K		BBBCSFX 3-2 ② G6-3 1-2 3-H	FFDBX 2-2 ② F7		BBFX 2-1 ③ P5			3 2	0 0	0 0	0 0	0 0	1 0	4 1
Scott Hatteberg, L (1, 3) OBP: 0.387, SLG: 0.491 Eric Karros, R (8, 3) OBP: 0.207, SLG: 0.267	BBBBB 4-0 7 BB WP BB	BBBX 2-1 1-H 2-H 3-H HR		CBBFFBX 3-2 2-H HR 2B	CX 0-1 ③ G1-3			X 0-0 G3-6-1 1B		3 1	2 0	2 1	5 0	1 0	0 0	1 0
Erubiel Durazo, L (1, 10) OBP: 0.368, SLG: 0.486	CBSFH 2-2 7 BB 1-2 HBP	CX 0-1 ③ G3		CCBBFX 2-2 2-H HR		CBX 1-1 ① G3-1		BX 1-0 ①② G3-6-1 1-2f		4	1	1	2	0	0	1
7 Bobby Crosby, R (1, 6) OBP: 0.309, SLG: 0.454 Esteban German, R (8, PH) (9, 4) OBP: 0.200, SLG: 0.111	BCBFBB 4-2 1-2 2-3 BB			BCX 1-1 L4-3 1B BBX 2-0 2B 2B		BBBCCX 3-1 HR 2B		SBCFBS 2-3 ③ K		3 1	2 0	3 0	0 0	1 0	0 1	0 0
Damian Miller, R (1, 2) OBP: 0.338, SLG: 0.410	BFSDS 2-3 ③ K			BCBX 2-1 ①② L4-3 1-1 FX 0-1 2-H 2B		X 0-0 2-H HR				4	1	2	3	0	1	4
Marco Scutaro, R (1, 4) (9, 6) OBP: 0.324, SLG: 0.387		CSBX 1-2 1B HR 2B		BCX 1-1 ③ G6-3 BBBCB 4-1 BB		X 0-0 ② F7				3	1	1	0	1	0	0
Inning Stats	R: 2 E: 0 K: 2 S: 18 H: 2 LOB: 3 BB: 2 P: 36	R: 4 E: 0 K: 2 S: 14 H: 3 LOB: 0 BB: 1 P: 23	R: 0 E: 0 K: 0 S: 6 H: 1 LOB: 0 BB: 0 P: 10	R: 5 E: 0 K: 0 S: 24 H: 6 LOB: 2 BB: 1 P: 43	R: 0 E: 0 K: 0 S: 7 H: 0 LOB: 1 BB: 1 P: 14	R: 2 E: 0 K: 1 S: 9 H: 2 LOB: 0 BB: 0 P: 13	R: 0 E: 0 K: 2 S: 8 H: 0 LOB: 0 BB: 0 P: 13	R: 0 E: 0 K: 1 S: 6 H: 1 LOB: 0 BB: 0 P: 9		1B: 6 2B: 6 3B: 0 HR: 4	SF: 0 SAC: 0 DP: 2 HBP: 1					

	AB	37
	R	13
	H	15
	RBI	12
	BB	5
	SO	8
	LOB	18

WP: 3 PB: 0 SB: 1 CS: 0 PA: 43

PITCHER		IP	WLS	BF	H	R	ER	SO	BB	IBB	HBP	BLK	WP	HR	S	P	ERA	WHIP
Cory Lidle, R ERA: 5.2	(1, 1)	3.2	L	23	9	9	9	4	3	0	1	0	3	2	52	92	22.09	3.273
Joe Valentine, R ERA: 14.54	(4, 1)	3.1		17	5	4	4	3	2	0	0	0	0	2	34	60	10.80	2.100
Phil Norton, L ERA: 3.98	(8, 1)	1.0		3	1	0	0	1	0	0	0	0	0	0	6	9	0.00	1.000

PITCHER	IP	WLS	BF	H	R	ER	SO	BB	IBB	HBP	BLK	WP	HR	S	P	ERA	WHIP

Cincinnati Reds @ Oakland Athletics

Network Associates Coliseum, Oakland, CA

Tue Jun 08 2004, 10:05 PM EDT

Att. 19,302 - Overcast - 61 F

TOP

livebaseballscorecards.com

Batter	1	2	3	4	5	6	7	8	9	AB	R	H	RBI	BB	SO	LOB
6 Ryan Freel, R (1, 7) (8, 4) OBP: 0.328, SLG: 0.335	K	G1-3		K			1B	BB		4	0	1	0	1	2	2
Barry Larkin, R (1, 6) OBP: 0.333, SLG: 0.415 Felipe Lopez, S (4, 6) OBP: 0.100, SLG: 0.100 Brandon Larson, R (8, PH) OBP: 0.316, SLG: 0.353 (8, 5)	1B 1B 1B	2-H 3-H HR		F9			K	K		3 1 1	2 0 0	2 0 0	3 0 0	0 0 0	0 1 1	0 1 3
Sean Casey, L (1, 3) OBP: 0.420, SLG: 0.629	1-2 1B 1B	1B			F8		F8		1B 2B	5	0	3	0	0	0	1
Ken Griffey Jr., L (1, 8) OBP: 0.356, SLG: 0.556	SAFE 1-2 2-H 1B	F7			K		G6-3		K	5	0	1	1	0	2	3
D'Angelo Jimenez, S (1, 4) OBP: 0.364, SLG: 0.370 (8, 6)	K	L9			BB			1B G3-1 2B	2-3 DI 1B	4	1	2	0	1	1	2
Adam Dunn, L (1, 10) OBP: 0.423, SLG: 0.576	F8	F8			F8			G3-1 1B BB	P5	4	0	0	0	1	0	5
Wily Mo Peña, R (1, 9) OBP: 0.317, SLG: 0.474		K G5-3				F8		1-2 2-3 G3-1 1B	G3	5	0	1	0	0	1	2
Jason LaRue, R (1, 2) OBP: 0.328, SLG: 0.322		2B HR 1B		HR		K		K		4	2	2	1	0	2	3
Tim Hummel, R (1, 5) OBP: 0.225, SLG: 0.243 Jacob Cruz, L (8, PH) OBP: 0.358, SLG: 0.378 (8, 7)	1-3 HR 2B	G5-3			G1-3			1-2 2-3 3-H G3-1		3 1	1 0	1 0	0 1	0 0	0 0	0 2
Inning Stats	R: 1 E: 0 K: 2 S: 14 H: 3 LOB: 2 BB: 0 P: 24	R: 3 E: 0 K: 1 S: 23 H: 4 LOB: 1 BB: 0 P: 38	R: 0 E: 0 K: 0 S: 6 H: 0 LOB: 0 BB: 0 P: 9	R: 1 E: 0 K: 1 S: 10 H: 1 LOB: 0 BB: 0 P: 16	R: 0 E: 0 K: 1 S: 11 H: 0 LOB: 1 BB: 1 P: 22	R: 0 E: 0 K: 1 S: 9 H: 0 LOB: 0 BB: 0 P: 14	R: 0 E: 0 K: 1 S: 8 H: 1 LOB: 1 BB: 0 P: 12	R: 1 E: 0 K: 2 S: 17 H: 2 LOB: 3 BB: 2 P: 31	R: 0 E: 0 K: 1 S: 13 H: 2 LOB: 2 BB: 0 P: 22	1B: 8 2B: 3 3B: 0 HR: 2 SF: 0 SAC: 0 DP: 0 HBP: 0						

	AB	40
	R	6
	H	13
	RBI	6
	BB	3
	SO	10
	LOB	24

WP: 0 PB: 0 SB: 0 CS: 0 PA: 43

PITCHER		IP	WLS	BF	H	R	ER	SO	BB	IBB	HBP	BLK	WP	HR	S	P	ERA	WHIP
Barry Zito, L ERA: 4.74	(1, 1)	5.0	W	24	8	5	5	5	1	0	0	0	0	2	64	109	9.00	1.800
Chad Bradford, R ERA: 4.32	(6, 1)	1.0		4	1	0	0	1	0	0	0	0	0	0	11	16	0.00	1.000
Chris Hammond, L ERA: 4.97	(7, 1)	1.0		6	2	1	1	1	1	0	0	0	0	0	13	24	9.00	3.000
Jim Mecir, R ERA: 5.48	(8, 1)	0.2	H	3	0	0	0	1	1	0	0	0	0	0	7	12	0.00	1.500
Arthur Rhodes, L ERA: 4.01	(8, 1)	1.1	S	6	2	0	0	2	0	0	0	0	0	0	16	27	0.00	1.500

PITCHER	IP	WLS	BF	H	R	ER	SO	BB	IBB	HBP	BLK	WP	HR	S	P	ERA	WHIP

Batter	1	2	3	4	5	6	7	8	9	AB	R	H	RBI	BB	SO	LOB
Eric Byrnes, R (1, 9) OBP: 0.373, SLG: 0.472	F7	F9	F9	BB			G5-3			4	0	0	0	1	0	1
21 Mark Kotsay, L (1, 8) OBP: 0.340, SLG: 0.365	23 FC5-4 1B	G4-3		FC3-6 1B; F7			G6-3			5	1	2	0	0	0	3
23 Bobby Kielty, S (1, 7) OBP: 0.327, SLG: 0.425	FC5-4 E 1B	1B BB		FC3-6 BB	K		L8			3	1	0	0	2	1	1
Jermaine Dye, R (1, 10) OBP: 0.340, SLG: 0.505	E5 7 BB 1B 2B	1B		FC3-6 7 1B	2B			E 1B BB		4	2	2	0	1	0	3
Scott Hatteberg, L (1, 3) OBP: 0.392, SLG: 0.494	7 BB 2B 1B	L8		7 1B 2B 1B	F8			E9 7 G6-4-3 1B		5	2	3	2	0	0	3
7 Bobby Crosby, R (1, 6) OBP: 0.316, SLG: 0.472	2B BB		HR	2B 1B	G1-3			G6-4-3		4	3	2	2	1	0	3
Damian Miller, R (1, 2) OBP: 0.346, SLG: 0.427	1B 2B		F8	1B 2B	F9			FC4-6 BB		4	1	2	5	1	0	0
Marco Scutaro, R (1, 4) OBP: 0.326, SLG: 0.387	1B		SH1-3 1B	F8	F9			FC4-6		5	0	2	1	0	0	3
Esteban German, R (1, 5) OBP: 0.217, SLG: 0.143	G1-3		SH1-3	BB 1B	G5-3					3	0	1	0	0	0	1
Inning Stats	R: 5 E: 1 K: 0 S: 19 H: 4 LOB: 1 BB: 1 P: 32	R: 0 E: 0 K: 0 S: 9 H: 1 LOB: 2 BB: 1 P: 18	R: 1 E: 0 K: 0 S: 7 H: 2 LOB: 1 BB: 0 P: 14	R: 4 E: 0 K: 0 S: 21 H: 5 LOB: 3 BB: 2 P: 38	R: 0 E: 0 K: 1 S: 14 H: 1 LOB: 1 BB: 0 P: 23	R: 0 E: 0 K: 0 S: 5 H: 0 LOB: 0 BB: 0 P: 9	R: 0 E: 0 K: 0 S: 4 H: 0 LOB: 0 BB: 0 P: 9	R: 0 E: 1 K: 0 S: 10 H: 1 LOB: 2 BB: 2 P: 19		1B: 10 2B: 3 3B: 0 HR: 1 SF: 0 SAC: 1 DP: 1 HBP: 0						

PITCHER		IP	WLS	BF	H	R	ER	SO	BB	IBB	HBP	BLK	WP	HR	S	P	ERA	WHIP
Jung Keun Bong, L ERA: 10.8	(1, 1)	3.1	L	23	9	9	4	0	3	0	0	0	0	1	45	82	10.80	3.600
Brian Reith, R ERA: 5.63	(4, 1)	2.2		13	4	1	1	1	1	0	0	0	0	0	30	52	3.38	1.875
Mike Matthews, L ERA: 1.86	(7, 1)	2.0		8	1	0	0	0	2	0	0	0	0	0	14	28	0.00	1.500

PITCHER	IP	WLS	BF	H	R	ER	SO	BB	IBB	HBP	BLK	WP	HR	S	P	ERA	WHIP

BOTTOM

Cincinnati Reds @ Oakland Athletics

Network Associates Coliseum, Oakland, CA

Tue Jun 08 2004, 10:05 PM EDT

Att. 19,302 - Overcast - 61 F

livebaseballscorecards.com

AB	37
R	10
H	14
RBI	10
BB	6
SO	1
LOB	18

WP: 0 PB: 0 SB: 0 CS: 0 PA: 44

Cincinnati Reds @ Oakland Athletics

Network Associates Coliseum, Oakland, CA

Wed Jun 09 2004, 10:05 PM EDT

Att. 29,601 - Overcast - 61 F

TOP

livebaseballscorecards.com

Batter	1	2	3	4	5	6	7	8	9	AB	R	H	RBI	BB	SO	LOB
6 Ryan Freel, R (1, 9) (8, 8) OBP: 0.335, SLG: 0.339	C B B C F S 2-3 K2-3 ①		B L S B X 2-2 BB 1B		C B S B B X 3-2 1B	B B B 4-0 G4-6-3 BB		C X 0-1 G1-3 ①		4	0	2	0	1	1	0
D'Angelo Jimenez, S (1, 4) OBP: 0.360, SLG: 0.364	C S X 0-2 F8 ②		B B B C B 4-1 1-2 BB		C C F C 0-3 K ③	C B S B X 3-2 G4-6-3 ②③ 1-2f		C S B B B X 3-2 P3 ②		4	0	0	0	1	1	3
Sean Casey, L (1, 3) OBP: 0.417, SLG: 0.621 Tim Hummel, R (8, PH) (8, 3) OBP: 0.220, SLG: 0.237	B B B B 4-0 BB		F X 0-1 L5 ③			F X 0-1 E1 HBP BB 1B	X 0-0 G4-3 ①	F B F B X 2-2 F8 ③		3 1	1 0	0 0	0 0	1 0	0 0	2 0
Ken Griffey Jr., L (1, 8) OBP: 0.358, SLG: 0.555 Wily Mo Peña, R (8, 9) OBP: 0.313, SLG: 0.468	C F F F F B F S 1-3 K ③			F X 0-1 1B		S F F F F B F B X 2-2 P6 ①	X 0-0 HR 1B		S S B S 1-3 K ①	4 1	1 0	2 0	0 0	0 0	1 1	2 0
Adam Dunn, L (1, 7) OBP: 0.426, SLG: 0.588		C F F B S 1-3 K ①		F X 0-1 P5 ①		B C B B B 4-1 1-2 HBP 1B BB	C B B F X 2-2 1-H HR		C B C B B F B 4-2 G3-1 BB	3	2	1	2	2	1	1
Jason LaRue, R (1, 2) OBP: 0.329, SLG: 0.316 Javier Valentin, S (6, 2) OBP: 0.191, SLG: 0.293		C B F S 1-3 K ②		F B T S 1-3 K ②		F B H 2-1 1-2 2-3 1B 2B HBP	C C B X 1-2 G5-3 ②		X 0-0 1-2 G3-1 ②	2 2	1 0	0 0	0 0	0 0	2 0	1 1
Jacob Cruz, L (1, 10) OBP: 0.362, SLG: 0.440		X 0-0 G3 ③		F F F D B F X 2-2 G1-3 ③		X 0-0 1-2 2-H 3-H 2B 2B 1B	F S S X 0-2 HR		S S S 0-3 K ③	5	2	2	3	0	1	2
Brandon Larson, R (1, 5) OBP: 0.328, SLG: 0.382			B F F F C 1-3 K ①		X 0-0 L7 ①	B X 1-0 1-3 2-H 2B 2B	F C B X 1-2 1B			4	1	2	1	0	1	0
Felipe Lopez, S (1, 6) OBP: 0.125, SLG: 0.167			C C F B S 1-3 K ②		B X 1-0 G3-1 ②	F B F X 1-2 2-H 3-H 2B	B C S T F B F C 2-3 K ③			4	0	1	2	0	2	1
Inning Stats	R: 0 E: 0 K: 2 S: 14 H: 0 LOB: 1 BB: 1 P: 21	R: 0 E: 0 K: 2 S: 8 H: 0 LOB: 0 BB: 0 P: 10	R: 0 E: 0 K: 2 S: 13 H: 1 LOB: 2 BB: 1 P: 21	R: 0 E: 0 K: 1 S: 12 H: 1 LOB: 1 BB: 0 P: 15	R: 0 E: 0 K: 1 S: 9 H: 1 LOB: 1 BB: 0 P: 13	R: 5 E: 1 K: 0 S: 19 H: 3 LOB: 1 BB: 2 P: 36	R: 3 E: 0 K: 1 S: 20 H: 4 LOB: 1 BB: 0 P: 26	R: 0 E: 0 K: 0 S: 8 H: 0 LOB: 0 BB: 0 P: 13	R: 0 E: 0 K: 2 S: 10 H: 0 LOB: 1 BB: 1 P: 15	1B: 6 2B: 2 3B: 0 HR: 2 SF: 0 SAC: 0 DP: 1 HBP: 1						

	AB	37
	R	8
	H	10
	RBI	8
	BB	5
	SO	11
	LOB	13

WP: 0 PB: 0 SB: 0 CS: 0 PA: 43

PITCHER		IP	WLS	BF	H	R	ER	SO	BB	IBB	HBP	BLK	WP	HR	S	P	ERA	WHIP
40 Rich Harden, R ERA: 3.92	(1, 1)	5.1	W	27	6	5	4	8	3	0	1	0	0	0	72	106	6.75	1.688
58 Justin Duchscherer, R ERA: 1.8	(6, 1)	1.2		9	4	3	3	1	1	0	0	0	0	2	23	36	16.20	3.000
Chris Hammond, L ERA: 4.78	(8, 1)	1.0		3	0	0	0	0	0	0	0	0	0	0	8	13	0.00	0.000
Chad Bradford, R ERA: 4.15	(9, 1)	1.0		4	0	0	0	2	1	0	0	0	0	0	10	15	0.00	1.000

PITCHER	IP	WLS	BF	H	R	ER	SO	BB	IBB	HBP	BLK	WP	HR	S	P	ERA	WHIP

BOTTOM

Cincinnati Reds @ Oakland Athletics

Network Associates Coliseum, Oakland, CA

Wed Jun 09 2004, 10:05 PM EDT

Att. 29,601 - Overcast - 61 F

livebaseballscorecards.com

Batter	1	2	3	4	5	6	7	8	9	AB	R	H	RBI	BB	SO	LOB
Billy McMillon, L (1, 7) OBP: 0.273, SLG: 0.346	B C C F X 1-2 21 1B 1B G6-4-3 1B	X 0-0 G4-3 2-H 1B	C B F X 1-2 ③ G4-3		C B B F F S 2-3 ① K		S B B C B B 4-2 S 1B BB	F B B X 2-1 1B 1B		4	1	2	1	1	1	1
Eric Byrnes, R (7, PR) OBP: 0.376, SLG: 0.475 (8, 7) (9, 8)										1	1	1	0	0	0	0
Mark McLemore, S (1, 5) OBP: 0.373, SLG: 0.327	C X 0-1 G6-4-3 21 1B 1-2 1B	F F B D D X 3-2 ② G4-3 1-2		X 0-0 21 2B 1B 1B	C B F B F S 2-3 ② K		C B X 1-1 21 1B 1-H 1B 1B	C B X 1-1 1-2 1B		3	1	2	0	0	0	1
Esteban German, R (5, 5) OBP: 0.269, SLG: 0.208										3	1	2	1	0	1	1
21 Mark Kotsay, L (1, 8) OBP: 0.346, SLG: 0.376	C X 0-1 G6-4-3 1-2 2-3 1B	C T T T X 0-2 ③ F7		B X 1-0 1B 7 FC4-6 1-3 2B	C S B B F B F S 3-3 ③ K		S B X 1-1 1B 1-3 2B 1B	S B S F C 1-3 ② K		5	2	3	0	0	1	2
23 Bobby Kielty, S (8, PH) OBP: 0.324, SLG: 0.422 (9, 7)										1	0	0	0	0	1	2
Jermaine Dye, R (1, 9) OBP: 0.344, SLG: 0.504	B B B C F F X 3-2 ① ② G6-4-3 1-2f 2-3 3-H		B B F F X 2-2 7 BB 1B HR 1B	C B D X 2-1 7 BB FC4-6 2-3 3-H 1B		C B X 1-1 ① P4	X 0-0 2B 1-2 3-H 1B	C X 0-1 ③ P3		6	3	3	2	0	0	4
Scott Hatteberg, L (1, 3) OBP: 0.396, SLG: 0.495	X 0-0 ③ F7		B B B C X 2-1 7 BB 1-2 HR 1B	B S C D B B 4-2 7 FC4-6 1-2 BB		B F X 1-1 ② P3	X 0-0 1-H 2-H HR 2B			2	1	1	0	1	0	1
Eric Karros, R (6, 3) OBP: 0.214, SLG: 0.286										2	1	1	2	0	0	0
Erubiel Durazo, L (1, 10) OBP: 0.374, SLG: 0.503		C X 0-1 2B 2B 1B	D B F X 2-1 ① P5	D C C D F S 2-3 ① K		C B B B 4-1 7 1B BB	X 0-0 2-H HR			4	2	2	2	1	1	5
7 Bobby Crosby, R (1, 6) OBP: 0.318, SLG: 0.467	B C S B B X 2-2 ① F8	S D B B B 4-1 1-2 2-3 HR BB	B S X 1-1 ② FC4-6 1-2f 2-H 3-H			C C X 0-2 1-2 1B	C F F S 0-3 ② K			4	1	1	0	1	1	3
Damian Miller, R (1, 2) OBP: 0.348, SLG: 0.453	B B X 2-0 1-3 2B 2B	B B B C F F X 3-2 1-H 2-H 3-H HR	C B B X 2-1 ③ G5-3			C X 0-1 ③ G3-1	B S F S 1-3 ③ K			5	2	2	4	0	1	4
Marco Scutaro, R (1, 4) OBP: 0.328, SLG: 0.399	F C F D X 1-2 1B 2-H 3-H 2B	C B S C 1-3 ② K			B B X 2-0 2B		B C C X 1-2 ① L9	C X 0-1 ① F8		5	1	2	2	0	1	0
Inning Stats	R: 1 H: 3 E: 0 LOB: 1 K: 0 BB: 0 S: 13 P: 17	R: 3 H: 4 E: 0 LOB: 1 K: 0 BB: 0 S: 19 P: 27	R: 4 H: 3 E: 0 LOB: 0 K: 1 BB: 1 S: 18 P: 33	R: 3 H: 3 E: 1 LOB: 1 K: 1 BB: 1 S: 14 P: 26	R: 0 H: 1 E: 0 LOB: 1 K: 3 BB: 0 S: 15 P: 24	R: 0 H: 1 E: 0 LOB: 2 K: 0 BB: 1 S: 10 P: 16	R: 6 H: 5 E: 0 LOB: 1 K: 2 BB: 1 S: 19 P: 27	R: 0 H: 2 E: 0 LOB: 2 K: 1 BB: 0 S: 12 P: 16		1B: 15 SF: 0 2B: 5 SAC: 0 3B: 0 DP: 1 HR: 2 HBP: 0						

	AB	45
	R	17
	H	22
	RBI	14
	BB	4
	SO	8
	LOB	24

WP: 0 PA: 49
PB: 0
SB: 1
CS: 0

PITCHER		IP	WLS	BF	H	R	ER	SO	BB	IBB	HBP	BLK	WP	HR	S	P	ERA	WHIP
Jose Acevedo, R ERA: 5.09	(1, 1)	3.0	L	19	10	8	8	1	1	0	0	0	0	1	50	77	24.00	3.667
Phil Norton, L ERA: 4.03	(4, 1)	2.0		11	4	3	1	4	1	0	0	0	0	0	29	50	4.50	2.500
John Riedling, R ERA: 3.16	(6, 1)	1.1		12	6	6	6	0	2	0	0	0	0	1	22	35	40.50	6.000
Todd Jones, R ERA: 4.01	(7, 1)	0.2		2	0	0	0	2	0	0	0	0	0	0	7	8	0.00	0.000
Danny Graves, R ERA: 3.18	(8, 1)	1.0		5	2	0	0	1	0	0	0	0	0	0	12	16	0.00	2.000

PITCHER	IP	WLS	BF	H	R	ER	SO	BB	IBB	HBP	BLK	WP	HR	S	P	ERA	WHIP

Pittsburgh Pirates @ Oakland Athletics

Network Associates Coliseum, Oakland, CA

Fri Jun 11 2004, 10:05 PM EDT

Att. 23,435 - Cloudy - 64 F

TOP

livebaseballscorecards.com

Batter	1	2	3	4	5	6	7	8	9	AB	R	H	RBI	BB	SO	LOB
18 Jason Kendall, R (1, 2) OBP: 0.401, SLG: 0.383	C B B C S 2-3 ① K	B B C B F H 4-2 HBP			C C B X 1-2 ① G1-3		C F B S 1-3 ① K		C B X 1-1 2 1B	4	0	1	0	0	2	0
2 Jack Wilson, R (1, 6) OBP: 0.359, SLG: 0.498	B C X 1-1 BB 2B 1B	F B F F B F F X 2-2 ③ FC5 2-3f			B C X 1-1 1B		F F X 0-2 ② G6-3		B X 1-0 1-3 1B	5	1	3	0	0	0	2
Daryle Ward, L (1, 3) OBP: 0.344, SLG: 0.568	C B 1 SAFE C S 1-3 ② K		S S X 0-2 ① G6-3		1 SAFE X 0-0 ② F8		B B B C X 3-1 ③ G3		C X 0-1 ③ P4	5	0	0	0	0	1	4
Craig Wilson, R (1, 9) OBP: 0.418, SLG: 0.608	S B B B B 4-1 2B 1-2 BB		F C F B B B T 3-2 ② K		1 SAFE 1 SAFE B T B F B C 3-3 ③ K			B B F B F B 4-2 BB		2	0	0	0	2	2	1
Rob Mackowiak, L (1, 8) OBP: 0.333, SLG: 0.505	X 0-0 1-3 2-H 2B		B S B F B B 4-2 BB			B X 1-1 G6-4-3 2B		C S X 0-2 ① F7		3	0	2	1	1	0	1
Randall Simon, L (1, 10) OBP: 0.280, SLG: 0.253	B C C X 1-2 ③ G4-3		B F F F 1 SAFE X 1-2 ③ G1-3			B F F F F H 2-2 G6-4-3 HBP		C F D F S 1-3 ② K		3	0	0	0	0	1	4
Bobby Hill, S (1, 5) OBP: 0.347, SLG: 0.336		X 0-0 ① G4-3		C B C B X 2-2 ① G3-1		B B B C C X 3-2 ① ② G6-4-3 1-2f 2-3		C F B S 1-3 ③ K		4	0	0	0	0	1	3
Ruben Mateo, R (1, 7) OBP: 0.348, SLG: 0.333		X 0-0 ② P5		X 0-0 ② L8		C H 1-1 HBP			C S X 0-2 ① L6	3	0	0	0	0	0	0
Abraham Nunez, S (1, 4) OBP: 0.291, SLG: 0.382		B F B X 2-1 2 FC5 2B		C B B F X 2-2 ③ G6-3		1 SAFE C X 0-1 ③ G4-3			X 0-0 ② G4-3	4	0	1	0	0	0	2
Inning Stats	R: 1 E: 0 K: 2 S: 13 H: 2 LOB: 2 BB: 1 P: 22	R: 0 E: 0 K: 0 S: 12 H: 1 LOB: 2 BB: 0 P: 20	R: 0 E: 0 K: 1 S: 12 H: 0 LOB: 1 BB: 1 P: 20	R: 0 E: 0 K: 0 S: 7 H: 0 LOB: 0 BB: 0 P: 11	R: 0 E: 0 K: 1 S: 10 H: 1 LOB: 1 BB: 0 P: 15	R: 0 E: 0 K: 0 S: 12 H: 1 LOB: 2 BB: 0 P: 19	R: 0 E: 0 K: 1 S: 8 H: 0 LOB: 0 BB: 0 P: 12	R: 0 E: 0 K: 2 S: 12 H: 0 LOB: 1 BB: 1 P: 18	R: 0 E: 0 K: 0 S: 9 H: 2 LOB: 2 BB: 0 P: 11							

AB	33
R	1
H	7
RBI	1
BB	3
SO	7
LOB	17

1B: 4 SF: 0
2B: 3 SAC: 0
3B: 0 DP: 1
HR: 0 HBP: 3

WP: 0 PA: 39
PB: 0
SB: 0
CS: 0

PITCHER		IP	WLS	BF	H	R	ER	SO	BB	IBB	HBP	BLK	WP	HR	S	P	ERA	WHIP
Tim Hudson, R ERA: 2.8	(1, 1)	7.0	W	30	5	1	1	5	2	0	3	0	0	0	74	119	1.29	1.000
Chris Hammond, L ERA: 4.61	(8, 1)	1.0	H	4	0	0	0	2	1	0	0	0	0	0	12	18	0.00	1.000
58 Justin Duchscherer, R ERA: 1.75	(9, 1)	1.0		5	2	0	0	0	0	0	0	0	0	0	9	11	0.00	2.000

PITCHER	IP	WLS	BF	H	R	ER	SO	BB	IBB	HBP	BLK	WP	HR	S	P	ERA	WHIP

BOTTOM

Batter	1	2	3	4	5	6	7	8	9	AB	R	H	RBI	BB	SO	LOB
Eric Byrnes, R (1, 7) OBP: 0.367, SLG: 0.462	B C C F B C 2-3 ① K		B X 1-0 ③ G6-3			B S C B B X 3-2 ① G5-3	B C C D B S 3-3 ② K	B C D B C C 3-3 ③ K		5	0	0	0	0	3	5
21 Mark Kotsay, L (1, 8) OBP: 0.344, SLG: 0.371	B B B C B 4-1 BB			T B B X 2-1 ① G6-3		F B X 1-1 ② G4-3	B C B B C X 3-2 ③ G4-3			3	0	0	0	1	0	2
Jermaine Dye, R (1, 9) OBP: 0.339, SLG: 0.496	C F B S 1-3 ② K			B X 1-0 ② P6		C S F F F F F F B 1-3 S ③ K		C B F C 1-3 ① K		4	0	0	0	0	3	1
Scott Hatteberg, L (1, 3) OBP: 0.398, SLG: 0.492	C F 1 SAFE B X 1-2 ③ G4-3			B F B F B X 3-2 ③ P5			C B B F B B 4-2 7 HBP 1B 1B BB	C B B C F F X 2-2 BB BB 1B 1B		3	2	1	0	1	0	1
Erubiel Durazo, L (1, 10) OBP: 0.386, SLG: 0.514		C H 1-1 G6-4-3 HBP			S X 0-1 7 1B SF8 2B		S F X 0-2 1B 7 HBP 1-2 WP 1B	B F S B B B 4-2 1B BB 1-2 BB BB		2	3	2	0	1	0	0
7 Bobby Crosby, R (1, 6) OBP: 0.322, SLG: 0.465		B T X 1-1 ① F8			B B B C X 3-1 FC5-4 2-3 1B		2 SAFE B S B H 3-1 WP 1B 1B 1-2 2-3 HBP	C S S 0-3 ② K		3	1	1	0	0	1	3
Damian Miller, R (1, 2) OBP: 0.352, SLG: 0.453		B X 1-0 ② ③ G6-4-3 1-2f			S B B X 2-1 ① SF8 3-H		C B X 1-1 1B WP 1-2 2-3 3-H 1B	D C B B B 4-1 BB 1B 1-2 2-3 BB		2	0	1	2	1	0	1
Marco Scutaro, R (1, 4) OBP: 0.332, SLG: 0.401			B B F B X 3-1 ① F8		1 SAFE X 0-0 ② FC5-4 1-2f		C B X 1-1 1-3 2-H 3-H 1B	C D B C F F X 2-2 BB 1-2 2-3 3-H 1B		4	0	2	2	0	0	1
Esteban German, R (1, 5) OBP: 0.267, SLG: 0.185			B C F S 1-3 ② K		1 SAFE X 0-0 ③ L8		C B B F 1 SAFE S 2-3 ① K	B B B B 4-0 1-2 2-3 3-H BB		3	0	0	1	1	2	3
Inning Stats	R: 0 E: 0 K: 2 S: 11 H: 0 LOB: 1 BB: 1 P: 19	R: 0 E: 0 K: 0 S: 4 H: 0 LOB: 0 BB: 0 P: 7	R: 0 E: 0 K: 1 S: 6 H: 0 LOB: 0 BB: 0 P: 11	R: 0 E: 0 K: 0 S: 6 H: 0 LOB: 0 BB: 0 P: 12	R: 1 E: 0 K: 0 S: 8 H: 2 LOB: 1 BB: 0 P: 13	R: 0 E: 0 K: 1 S: 14 H: 0 LOB: 0 BB: 0 P: 19	R: 3 E: 0 K: 2 S: 19 H: 3 LOB: 2 BB: 1 P: 36	R: 2 E: 0 K: 3 S: 22 H: 2 LOB: 3 BB: 3 P: 42		1B: 6 2B: 1 3B: 0 HR: 0	SF: 1 SAC: 0 DP: 1 HBP: 2					

PITCHER		IP	WLS	BF	H	R	ER	SO	BB	IBB	HBP	BLK	WP	HR	S	P	ERA	WHIP
Kris Benson, R ERA: 5.42	(1, 1)	6.0	L	24	3	4	4	4	2	0	2	0	0	0	55	94	6.00	0.833
Brian Meadows, R ERA: 2.94	(7, 1)	1.0		5	2	0	0	2	0	0	0	0	1	0	13	23	0.00	2.000
34 John Grabow, L ERA: 3.55	(8, 1)	0.2		4	1	2	2	2	1	0	0	0	0	0	13	20	27.00	3.000
Mark Corey, R ERA: 4.91	(8, 1)	0.1		4	1	0	0	1	2	0	0	0	0	0	9	22	0.00	9.000

PITCHER	IP	WLS	BF	H	R	ER	SO	BB	IBB	HBP	BLK	WP	HR	S	P	ERA	WHIP

Pittsburgh Pirates @ Oakland Athletics

Network Associates Coliseum, Oakland, CA

Fri Jun 11 2004, 10:05 PM EDT

Att. 23,435 - Cloudy - 64 F

livebaseballscorecards.com

AB	29
R	6
H	7
RBI	5
BB	5
SO	9
LOB	17

1B: 6	SF: 1	WP: 1	PA: 37
2B: 1	SAC: 0	PB: 0	
3B: 0	DP: 1	SB: 0	
HR: 0	HBP: 2	CS: 0	

Pittsburgh Pirates @ Oakland Athletics

Network Associates Coliseum, Oakland, CA

Sat Jun 12 2004, 4:05 PM EDT

Att. 24,606 - Sunny - 65 F

TOP

livebaseballscorecards.com

Batter	1	2	3	4	5	6	7	8	9	AB	R	H	RBI	BB	SO	LOB
18 Jason Kendall, R (1, 2) OBP: 0.403, SLG: 0.381	C B B B B 4-1 G1-6-3 BB		C B F F X 1-2 2 B2-3 1-2 2-H 1B		C B C S 1-3 ① K	C S S 0-3 ② K		F B C F B H 3-2 SH1-3 2 1B G5-3 HBP	C B B F F F B X 3-2 ③ F9	4	1	1	1	1	2	3
2 Jack Wilson, R (1, 6) OBP: 0.359, SLG: 0.496	C B B 1 SAFE F B X 3-2 ① F7		X 0-0 ① ② B2-3 1-1f		C F B B B C 3-3 ② K 1-2	X 0-0 1B 2-H 1B		B F F F F B F X 2-2 G5-3 SH1-3 1-2 1B		5	0	2	1	0	1	4
Jason Bay, R (1, 7) OBP: 0.349, SLG: 0.506	1 SAFE X 0-0 ② ③ G1-6-3 1-2f		B X 1-0 2-H 1B		B S S S F B F X 2-2 1B HR 2-H 2B	C F X 0-2 FC4 1-3 1B		B C X 1-1 ① SH1-3 1-2 2-3		4	1	3	2	0	0	1
Craig Wilson, R (1, 10) OBP: 0.418, SLG: 0.600		B C B S F F X 2-2 ① L7	B C C B B B 4-2 BB		B B B B 4-0 1B HR BB	B C X 1-1 ③ FC4 1-2f		C F F X 0-2 ② G5-3 2-3 3-H		3	1	0	1	2	0	3
Rob Mackowiak, L (1, 8) (9, 3) OBP: 0.335, SLG: 0.503		C B F F F F X 1-2 1B	B X 1-0 ③ G4-3		B C B B X 2-1 HR 1-2 2-3 1B		S S S 0-3 ① K	B C F F B X 2-2 ③ F9		5	1	2	0	0	1	3
Ruben Mateo, R (1, 9) OBP: 0.393, SLG: 0.636		C C B B 1 SAFE F 1 S 2-3 ② K	B X 1-0 ① G3	C B B X 2-1 1-H 2-H 3-H HR	B B B 4-0 G1-6-3 1B BB			C X 0-1 HR		4	3	2	5	1	1	1
Daryle Ward, L (1, 3) OBP: 0.339, SLG: 0.560 Tike Redman, L (9, PR) (9, 8) OBP: 0.262, SLG: 0.314		1 SAFE B C X 1-1 ③ P6	C B B F F X 2-2 ② G4-3	B F X 1-1 ③ P2	B S C B F F F F X 2-2 G1-6-3 1-2			F F B B B X 2-2 2B		5 0	0 0	1 0	0 0	0 0	0 0	2 0
Chris Stynes, R (1, 5) OBP: 0.258, SLG: 0.279			B F B B B X 3-1 18 1B 1B 1B	B F F F X 1-2 ③ G4-3		C B F X 1-2 SH5-3 2 1B 1B	C B F F X 1-2 FC5-4 2-H 1B		X 0-0 ① B2	5	2	3	1	0	0	1
Jose Castillo, R (1, 4) OBP: 0.317, SLG: 0.349			X 0-0 18 1B 1-2 1B 1B		F B X 1-1 2 WP 2B 1B	1 SAFE X 0-0 ① SH5-3 1-2	X 0-0 ③ FC5-4 1-2f		B S D S F S 2-3 ② K	4	2	2	0	0	1	2
Inning Stats	R: 0 E: 0 K: 0 S: 5 H: 0 LOB: 0 BB: 1 P: 12	R: 0 E: 0 K: 1 S: 16 H: 1 LOB: 1 BB: 0 P: 22	R: 2 E: 0 K: 0 S: 12 H: 4 LOB: 2 BB: 1 P: 22	R: 0 E: 0 K: 0 S: 8 H: 0 LOB: 0 BB: 0 P: 12	R: 5 E: 0 K: 2 S: 19 H: 4 LOB: 0 BB: 1 P: 35	R: 1 E: 0 K: 1 S: 13 H: 3 LOB: 2 BB: 0 P: 15	R: 1 E: 0 K: 1 S: 14 H: 1 LOB: 1 BB: 1 P: 21	R: 1 E: 0 K: 0 S: 19 H: 1 LOB: 1 BB: 0 P: 27	R: 1 E: 0 K: 1 S: 15 H: 2 LOB: 1 BB: 0 P: 22	1B: 12 2B: 3 3B: 0 HR: 2 SF: 0 SAC: 2 DP: 2 HBP: 1						

	AB	39
	R	11
	H	16
	RBI	11
	BB	4
	SO	6
	LOB	20

WP: 1 PB: 0 SB: 0 CS: 0 PA: 46

PITCHER		IP	WLS	BF	H	R	ER	SO	BB	IBB	HBP	BLK	WP	HR	S	P	ERA	WHIP
Mark Redman, L ERA: 4.52	(1, 1)	5.0		25	9	7	7	3	3	0	0	0	1	1	60	103	12.60	2.400
Chad Bradford, R ERA: 4.33	(6, 1)	1.0		6	3	1	1	1	0	0	0	0	0	0	13	15	9.00	3.000
Ricardo Rincon, L ERA: 6.46	(7, 1)	0.2		3	0	1	1	1	1	0	0	0	0	0	9	15	13.50	1.500
58 Justin Duchscherer, R ERA: 1.93	(7, 1)	1.1		7	2	1	1	0	0	0	1	0	0	0	24	33	6.75	1.500
Arthur Rhodes, L ERA: 4.21	(9, 1)	1.0	W	5	2	1	1	1	0	0	0	0	0	1	15	22	9.00	2.000

PITCHER	IP	WLS	BF	H	R	ER	SO	BB	IBB	HBP	BLK	WP	HR	S	P	ERA	WHIP

BOTTOM

Pittsburgh Pirates @ Oakland Athletics

Network Associates Coliseum, Oakland, CA

Sat Jun 12 2004, 4:05 PM EDT

Att. 24,606 - Sunny - 65 F

livebaseballscorecards.com

Batter	1	2	3	4	5	6	7	8	9	AB	R	H	RBI	BB	SO	LOB
Eric Byrnes, R (1, 7) OBP: 0.371, SLG: 0.495	HR		HR	F7		G6-3		1B	F9	6	3	3	2	0	0	2
Mark McLemore, S (1, 5) OBP: 0.385, SLG: 0.321	G5-4-3 BB		F7	F8		G3		BB SF7 1B	IBB	4	1	1	0	2	0	1
21 Mark Kotsay, L (1, 8) OBP: 0.353, SLG: 0.381	P2		1B 2B		E8 2B 1B		G3	BB 1B	1B IBB	5	3	3	1	1	0	1
Jermaine Dye, R (1, 9) OBP: 0.350, SLG: 0.504	G5-4-3		1B BB		G4-3 G4-3 2B		1B 1B	7 2B BB	1B 1B	4	2	3	2	2	0	1
Scott Hatteberg, L (1, 3) OBP: 0.394, SLG: 0.487		K	F8		G4-3		K 1B	SF7		4	0	1	1	0	1	3
Erubiel Durazo, L (1, 10) OBP: 0.391, SLG: 0.513		7 E BB	1-3 2-H 1B		G4-3 3-H		K	7 2B 1B		4	1	2	3	1	1	2
7 Bobby Crosby, R (1, 6) OBP: 0.329, SLG: 0.476		E4 1-H 2B	G5-3		FC5-4 BB		P4	1-3 2-H 2B		4	0	2	2	1	0	4
Damian Miller, R (1, 2) OBP: 0.347, SLG: 0.442		L3 BB		F8	1 SAFE FC5-4 1-2f			K P4		4	0	0	0	1	1	3
Marco Scutaro, R (1, 4) OBP: 0.339, SLG: 0.434		L3 1-1		2B		G5-3		HR	F9 1B 2B	5	2	3	1	0	0	2
Inning Stats	R: 1 E: 0 K: 0 S: 10 H: 1 LOB: 0 BB: 1 P: 17	R: 1 E: 1 K: 1 S: 11 H: 1 LOB: 1 BB: 2 P: 23	R: 2 E: 0 K: 0 S: 16 H: 3 LOB: 2 BB: 1 P: 26	R: 0 E: 0 K: 0 S: 6 H: 1 LOB: 1 BB: 0 P: 10	R: 2 E: 1 K: 0 S: 12 H: 2 LOB: 1 BB: 1 P: 21	R: 0 E: 0 K: 0 S: 6 H: 0 LOB: 0 BB: 0 P: 9	R: 0 E: 0 K: 1 S: 11 H: 2 LOB: 2 BB: 0 P: 16	R: 5 E: 0 K: 1 S: 30 H: 6 LOB: 2 BB: 1 P: 46	R: 1 E: 0 K: 0 S: 5 H: 2 LOB: 3 BB: 2 P: 15	1B: 9 2B: 7 3B: 0 HR: 3	SF: 1 SAC: 0 DP: 2 HBP: 0						

AB	40
R	12
H	18
RBI	12
BB	8
SO	3
LOB	19

WP: 0 PB: 0 SB: 0 CS: 0 PA: 49

PITCHER		IP	WLS	BF	H	R	ER	SO	BB	IBB	HBP	BLK	WP	HR	S	P	ERA	WHIP
Ryan Vogelsong, R ERA: 7.93	(1, 1)	4.0		22	8	6	6	1	4	0	0	0	0	2	48	83	13.50	3.000
Michael Gonzalez, L ERA:	(5, 1)	0.2		3	0	0	0	0	1	0	0	0	0	0	6	12	0.00	1.500
Brian Meadows, R ERA: 2.8	(5, 1)	1.2		6	1	0	0	0	0	0	0	0	0	0	11	16	0.00	0.600
37 Mike Johnston, L ERA: 3.54	(7, 1)	0.1	H	2	1	0	0	1	0	0	0	0	0	0	5	9	0.00	3.000
16 Salomon Torres, R ERA: 3.0	(7, 1)	0.1	H	1	0	0	0	0	0	0	0	0	0	0	2	2	0.00	0.000

PITCHER		IP	WLS	BF	H	R	ER	SO	BB	IBB	HBP	BLK	WP	HR	S	P	ERA	WHIP
Jose Mesa, R ERA: 2.88	(8, 1)	0.2		9	6	5	5	1	1	0	0	0	0	1	29	45	67.50	10.500
Mark Corey, R ERA: 5.63	(8, 1)	0.2	L	6	2	1	1	0	0	2	0	0	0	0	6	16	13.50	3.000

Pittsburgh Pirates @ Oakland Athletics

Network Associates Coliseum, Oakland, CA

Sun Jun 13 2004, 4:05 PM EDT

Att. 34,328 - Sunny - 69 F

TOP

livebaseballscorecards.com

Batter	1	2	3	4	5	6	7	8	9	AB	R	H	RBI	BB	SO	LOB
18 Jason Kendall, R (1, 2) OBP: 0.401, SLG: 0.376	C X 0-1 ① F8			F S F B B X 2-2 ① F8	B B S B B 4-1 2 BB BB			B B C X 2-1 ① G1-3		3	0	0	0	1	0	0
2 Jack Wilson, R (1, 6) OBP: 0.363, SLG: 0.504 Abraham Nunez, S (6, 6) OBP: 0.288, SLG: 0.377	B B X 2-0 ② L9			B X 1-0 G5-3 3B	1 SAFE 1 SAFE B B B B 4-0 1-2 BB			X 0-0 ② G6-3		2 1	1 0	1 0	0 0	1 0	0 0	0 0
Jason Bay, R (1, 7) OBP: 0.333, SLG: 0.481	B C F S 2-3 ③ K			C X 0-1 ② G5-3 3-H	F B B F S 2-3 ③ K			C B T S 1-3 ③ K		4	0	0	1	0	3	2
Craig Wilson, R (1, 10) OBP: 0.415, SLG: 0.607		B B C B X 3-1 ① G6-3		X 0-0 HR		X 0-0 ① F9			B C F X 1-2 ① G6-3	4	1	1	1	0	0	0
Ruben Mateo, R (1, 9) OBP: 0.387, SLG: 0.600 Bobby Hill, S (9, PH) OBP: 0.344, SLG: 0.333		C F B S 1-3 ② K		X 0-0 1B		B F S S 1-3 ② K			X 0-0 ② G4-3	3 1	0 0	1 0	0 0	0 0	2 0	0 0
Rob Mackowiak, L (1, 8) OBP: 0.332, SLG: 0.497 Tike Redman, L (4, 8) OBP: 0.260, SLG: 0.311		C F B S 1-3 ③ K		C X 0-1 ③ G6-3		C B F X 1-2 ③ L8			C B B F B X 3-2 ③ G4-3	2 2	0 0	0 0	0 0	0 0	1 0	1 0
Daryle Ward, L (1, 3) OBP: 0.338, SLG: 0.580			C F X 0-2 ① G1-3		X 0-0 HR		B X 1-0 ① G4-3			3	1	1	1	0	0	0
Chris Stynes, R (1, 5) OBP: 0.252, SLG: 0.272			C X 0-1 ② F8		B C B X 2-1 ① G5-3		B F F B B X 3-2 ② F8			3	0	0	0	0	0	0
Jose Castillo, R (1, 4) OBP: 0.310, SLG: 0.341			B C S B S 2-3 ③ K		B F X 1-1 ② G1-3		F X 0-1 ③ G5-3			3	0	0	0	0	1	0

	AB	R	H	RBI	BB	SO	LOB
	31	3	4	3	2	7	3

Inning Stats																		
	R: 0	H: 0	R: 0	H: 0	R: 0	H: 0	R: 2	H: 3	R: 1	H: 1	R: 0	H: 0	R: 0	H: 0	R: 0	H: 0	R: 0	H: 0
	E: 0	LOB: 0	E: 0	LOB: 0	E: 0	LOB: 0	E: 0	LOB: 1	E: 0	LOB: 2	E: 0	LOB: 0	E: 0	LOB: 0	E: 0	LOB: 0	E: 0	LOB: 0
	K: 1	BB: 0	K: 2	BB: 0	K: 1	BB: 0	K: 0	BB: 0	K: 1	BB: 2	K: 1	BB: 0	K: 0	BB: 0	K: 1	BB: 0	K: 0	BB: 0
	S: 6	P: 10	S: 8	P: 13	S: 8	P: 10	S: 11	P: 14	S: 9	P: 22	S: 7	P: 9	S: 6	P: 10	S: 6	P: 9	S: 7	P: 11

	1B:	1	SF:	0	WP:	0	PA:	33
	2B:	0	SAC:	0	PB:	0		
	3B:	1	DP:	0	SB:	0		
	HR:	2	HBP:	0	CS:	0		

PITCHER		IP	WLS	BF	H	R	ER	SO	BB	IBB	HBP	BLK	WP	HR	S	P	ERA	WHIP
Mark Mulder, L ERA: 2.97	(1, 1)	8.0	W	30	4	3	3	7	2	0	0	0	0	2	61	97	3.38	0.750
Jim Mecir, R ERA: 5.24	(9, 1)	1.0		3	0	0	0	0	0	0	0	0	0	0	7	11	0.00	0.000

PITCHER	IP	WLS	BF	H	R	ER	SO	BB	IBB	HBP	BLK	WP	HR	S	P	ERA	WHIP

Batter	1	2	3	4	5	6	7	8	9	AB	R	H	RBI	BB	SO	LOB
Eric Byrnes, R (1, 7) (7, 8) OBP: 0.379, SLG: 0.513	C F F C 0-3 ① K	B S B X 2-1 ②③ G6-4-3 1-2f		F B B B X 3-1 HR	C S B B F B B 4-2 BB 21 1B BB	C F X 0-2 FC6-4 2-H 3-H 1B		B C X 1-1 G6-4-3 1-2 1B		5	2	3	3	1	1	2
Mark McLemore, S (1, 5) OBP: 0.386, SLG: 0.305 Esteban German, R (7, 5) OBP: 0.258, SLG: 0.179	B B B C X 3-1 ② F7		B B B C B 4-1 BB 21 1B SF7 BB	S B F F C 1-3 ③ K	B B B C B 4-1 21 1B 1-2 BB	X 0-0 ③ FC6-4 1-2f		X 0-0 ②③ G6-4-3 1-2f		3 1	1 0	0 0	0 0	2 0	1 0	1 2
21 Mark Kotsay, L (1, 8) OBP: 0.364, SLG: 0.393 23 Bobby Kielty, S (7, 7) OBP: 0.322, SLG: 0.419	F F B F F B X 2-2 1B 1B	F X 0-1 S BB 1-2 FC3-2-5-1 1B			B B B C F F X 2-2 1B 1B 1B C B X 2-0 1-2 2-H 1B		B B B C C X 3-2 ① P3			4 1	1 0	4 0	1 0	0 0	0 0	0 0
Jermaine Dye, R (1, 9) OBP: 0.358, SLG: 0.517	C B S F D 1 B F X SAFE 3-2 1-3 1B		B B B B 4-0 BB FC3-2-5-1 1-2 2-3		C B B X 2-2 SAFE 1B 17 1B HR 1-2 1B X 0-1 ③ G5-3		C B X 1-1 3B 1B			4	2	3	0	1	0	2
Scott Hatteberg, L (1, 3) OBP: 0.395, SLG: 0.505 Eric Karros, R (7, PH) (8, 3) OBP: 0.224, SLG: 0.295	F X 0-1 ③ G4-3		C X 0-1 ① SF7 3-H		B B X 2-0 17 HR 1B 1-2 2-H 1B	C B B F F F B F X 3-2 HR	B B F F X 2-2 3-H 1B			3 1	2 0	2 1	3 1	0 0	0 0	2 0
Erubiel Durazo, L (1, 10) OBP: 0.395, SLG: 0.521		C B B F F F F X 2-2 7 F9 17 E 2B	B C B D X 3-1 ② FC3-2-5-1 1-3 2-H		X 0-0 17 HR 1-2 2-3 1B	C X 0-1 7 FC4-6 1B	B C B C S 2-3 ② K			5	2	3	0	0	1	3
7 Bobby Crosby, R (1, 6) OBP: 0.321, SLG: 0.464		B X 1-0 ① F9 2-3	B C D X 2-1 ③ F9		B S D F C 2-3 ① K	C X 1-1 ① FC4-6 17 BB G3 1B 1-2f	B X 1-0 ③ F7			5	1	0	0	0	1	8
17 Adam Melhuse, S (1, 2) OBP: 0.321, SLG: 0.458		S S B F X 1-2 E4 1B 3-H		C S C 0-3 ① K	B B F X 2-1 1-H 2-H 3-H HR	B B B 4-0 G3 1-2 1B BB		B F C B B F B 4-2 1B BB		3	2	1	5	2	1	0
Marco Scutaro, R (1, 4) OBP: 0.335, SLG: 0.428		C X 0-1 G6-4-3 1-2 1B		B C F S 1-3 ② K	X 0-0 ② F7	C F B F F X 1-2 ② G3 1-2 2-3		B F B S C 2-3 ① K		5	0	1	0	0	2	3
Inning Stats	R: 0 E: 0 K: 1 S: 18 H: 2 LOB: 2 BB: 0 P: 26	R: 1 E: 1 K: 0 S: 15 H: 2 LOB: 1 BB: 0 P: 21	R: 1 E: 0 K: 0 S: 9 H: 1 LOB: 2 BB: 2 P: 22	R: 1 E: 0 K: 3 S: 12 H: 1 LOB: 0 BB: 0 P: 17	R: 6 E: 0 K: 1 S: 26 H: 6 LOB: 2 BB: 2 P: 46	R: 3 E: 0 K: 0 S: 20 H: 3 LOB: 1 BB: 1 P: 29	R: 1 E: 0 K: 1 S: 12 H: 2 LOB: 1 BB: 0 P: 21	R: 0 E: 0 K: 1 S: 9 H: 1 LOB: 1 BB: 1 P: 16		1B: 13 2B: 1 3B: 1 HR: 3	SF: 1 SAC: 0 DP: 2 HBP: 0					

BOTTOM

Pittsburgh Pirates @ Oakland Athletics

Network Associates Coliseum, Oakland, CA

Sun Jun 13 2004, 4:05 PM EDT

Att. 34,328 - Sunny - 69 F

livebaseballscorecards.com

AB	40
R	13
H	18
RBI	13
BB	6
SO	7
LOB	23

WP: 0 PA: 47
PB: 0
SB: 1
CS: 0

PITCHER		IP	WLS	BF	H	R	ER	SO	BB	IBB	HBP	BLK	WP	HR	S	P	ERA	WHIP
Kip Wells, R ERA: 5.25	(1, 1)	4.1	L	26	11	8	8	5	2	0	0	0	0	2	71	113	16.61	3.000
34 John Grabow, L ERA: 4.67	(5, 1)	1.2		12	4	4	4	0	3	0	0	0	0	1	29	48	21.60	4.200
37 Mike Johnston, L ERA: 3.8	(7, 1)	1.0		5	2	1	1	1	0	0	0	0	0	0	12	21	9.00	2.000
Michael Gonzalez, L ERA:	(8, 1)	1.0		4	1	0	0	1	1	0	0	0	0	0	9	16	0.00	2.000

PITCHER	IP	WLS	BF	H	R	ER	SO	BB	IBB	HBP	BLK	WP	HR	S	P	ERA	WHIP

Batter	1	2	3	4	5	6	7	8	9	AB	R	H	RBI	BB	SO	LOB
Eric Byrnes, R (1, 7) OBP: 0.377, SLG: 0.508	C F B B X 2-2 P6 ①		B X 1-0 FC4-6 1B		F F B X 1-2 F7 ②		C B F F B X 2-2 F8 ③			4	0	1	0	0	0	2
Jim Mecir, S (8, 1)										0	0	0	0	0	0	0
Mark McLemore, S (1, 5) OBP: 0.365, SLG: 0.286	F C B B B F C 3-3 K ②		L 1 SAFE B B B X 2-1 FC4-6 21 HR 1-2f ②		B F B X 2-1 G3-1 ③			B C F B X 2-2 G5-3 ①		4	1	0	0	0	1	1
21 Mark Kotsay, L (1, 8) OBP: 0.362, SLG: 0.405	B X 1-0 G6-3 ③		B X 1-0 1-H HR			B B B C X 3-1 G1-3 ①		C C B S 1-3 K ②		4	1	1	2	0	1	0
Jermaine Dye, R (1, 9) OBP: 0.353, SLG: 0.508		C F B C 1-3 K ①	B S B B F S 3-3 K ③			C F F X 0-2 G4-3 ②		C B X 1-1 F9 ③		4	0	0	0	0	2	0
Erubiel Durazo, L (1, 3) OBP: 0.390, SLG: 0.513		B C B B X 3-1 L3 ②		X 0-0 F7 ①		C B B X 2-1 F8 ③			C X 1-1 G6-3 ①	3	0	0	0	0	0	0
Chad Bradford, R (6, 1)										0	0	0	0	0	0	0
Ricardo Rincon, L (7, 1)										0	0	0	0	0	0	0
58 Justin Duchscherer, R (7, 1)										0	0	0	0	0	0	0
23 Bobby Kielty, S (7, 7) OBP: 0.320, SLG: 0.415										1	0	0	0	0	0	0
7 Bobby Crosby, R (1, 6) OBP: 0.333, SLG: 0.485		B B F X 2-1 HR 1B		C X 0-1 2B			F X 0-1 G4-3 2B		B B B C C F F F X 3-2 1B 1B	4	1	4	0	0	0	0
Damian Miller, R (1, 2) OBP: 0.345, SLG: 0.456		B F X 1-1 1-H HR		X 0-0 G5-3 ②			C S S 0-3 K ①		B F X 1-1 F7 ②	4	1	1	2	0	1	3
Marco Scutaro, R (1, 4) OBP: 0.333, SLG: 0.424		C B X 1-1 G6-3 ③		C B B C X 2-2 G5-3 ③			C F X 0-2 2-3 G4-3 ②		C X 0-1 1-2 1B	4	0	1	0	0	0	2
Barry Zito, L (1, 1)			S B C B B F F F F 3-2 L7 ①		C S S 0-3 K ①				B F X 1-1 P5 ③	2	0	0	0	0	1	0
Scott Hatteberg, L (6, 3) OBP: 0.396, SLG: 0.503							C S B B F B B 4-2 BB			1	0	0	0	1	0	2
Inning Stats	R: 0 E: 0 K: 1 S: 8 H: 0 LOB: 0 BB: 0 P: 14	R: 2 E: 0 K: 1 S: 11 H: 2 LOB: 0 BB: 0 P: 19	R: 2 E: 0 K: 1 S: 15 H: 2 LOB: 0 BB: 0 P: 25	R: 0 E: 0 K: 0 S: 7 H: 1 LOB: 1 BB: 0 P: 9	R: 0 E: 0 K: 1 S: 8 H: 0 LOB: 0 BB: 0 P: 11	R: 0 E: 0 K: 0 S: 8 H: 0 LOB: 0 BB: 0 P: 13	R: 0 E: 0 K: 1 S: 15 H: 1 LOB: 2 BB: 1 P: 21	R: 0 E: 0 K: 1 S: 8 H: 0 LOB: 0 BB: 0 P: 12	R: 0 E: 0 K: 0 S: 14 H: 2 LOB: 2 BB: 0 P: 20	1B: 4 2B: 2 3B: 0 HR: 2 SF: 0 SAC: 0 DP: 0 HBP: 0							

PITCHER		IP	WLS	BF	H	R	ER	SO	BB	IBB	HBP	BLK	WP	HR	S	P	ERA	WHIP
Matt Morris, R ERA: 4.14	(1, 1)	7.0	W	28	6	4	4	5	1	0	0	0	0	2	72	112	5.14	1.000
Ray King, L ERA: 1.48	(8, 1)	0.2		2	0	0	0	1	0	0	0	0	0	0	6	9	0.00	0.000
Julian Tavarez, R ERA: 2.83	(8, 1)	1.0		5	2	0	0	0	0	0	0	0	0	0	14	20	0.00	2.000
44 Jason Isringhausen, R ERA: 3.64	(9, 1)	0.1	S	1	0	0	0	0	0	0	0	0	0	0	2	3	0.00	0.000

PITCHER	IP	WLS	BF	H	R	ER	SO	BB	IBB	HBP	BLK	WP	HR	S	P	ERA	WHIP

TOP

Oakland Athletics @ St. Louis Cardinals

Busch Stadium, St. Louis, MO

Tue Jun 15 2004, 7:10 PM CDT

Att. 33,866 - Cloudy - 84 F

livebaseballscorecards.com

AB	35
R	4
H	8
RBI	4
BB	1
SO	6
LOB	10

WP: 0 PB: 0 SB: 0 CS: 0 PA: 36

BOTTOM

Batter	1	2	3	4	5	6	7	8	9	AB	R	H	RBI	BB	SO	LOB
Tony Womack, L (1, 4) OBP: 0.338, SLG: 0.408	C F B F B F F X 2-2 E3 1B 5 SF9	B S B C B X 3-2 ② L5		X 0-0 5 G4-6-3 1B 1B		B C X 1-1 ① G4-3	B C X 1-1 1B 1-2 3-H 1B			5	1	2	1	0	0	1
Ray King, L (8, 1)										0	0	0	0	0	0	0
Julian Tavarez, L (8, 1)										0	0	0	0	0	0	0
44 Jason Isringhausen, R (9, 1)										0	0	0	0	0	0	0
Edgar Renteria, R (1, 6) OBP: 0.317, SLG: 0.383	X 0-0 27 BB 15 1B 2-3 1B	B B B B 4-0 5 1B BB		1 SAFE 1 SAFE X 0-0 5 G4-6-3 1-2 1B		C B X 1-1 ② G6-3	C B X 1-1 27 BB 1-3 2-H 1B			4	1	3	1	1	0	0
5 Albert Pujols, R (1, 3) OBP: 0.404, SLG: 0.612	S X 0-1 ① SF9 3-H	F C F B X 1-2 1-3 2-H 1B		C B C F X 1-2 ① ② G4-6-3 1-2f 2-3		X 0-0 ③ G5-3	B S S F X 1-2 ② P3			4	0	1	2	0	0	4
27 Scott Rolen, R (1, 5) OBP: 0.423, SLG: 0.649	1 SAFE C B B B B B 4-1 15 1B 1-2 BB	C F F C 0-3 ③ K		B B C B B 4-1 15 BB BB			X 0-1 ③ L6			2	0	0	0	3	1	2
15 Jim Edmonds, L (1, 8) OBP: 0.381, SLG: 0.547	B B X 2-0 1-3 2-H 1B		B B B C B 4-1 ① 4 1B BB	B C B B F B 4-2 1-2 BB			C B S S F B S 4-2 1B 1B BB			2	1	1	1	3	0	3
Reggie Sanders, R (1, 9) OBP: 0.290, SLG: 0.487	S B C B 1 SAFE S 2-3 ② K	F 1 SAFE S F B S 1-3 ① K	F B B S S 2-3 ③ K				C B F X 1-2 7 BB 1-3 1B 1B	C F X 0-2 ① L7		5	1	1	0	0	3	6
John Mabry, L (1, 7) OBP: 0.400, SLG: 0.541	C F D C 1-3 ③ K	B 1 SAFE 1 SAFE B 1 SAFE S C F S 2-3 ② K		F F F F F B B B X 3-2 ① L8			B B B B 4-0 1B 1-2 1B BB	B B B C C S 3-3 ② K		3	0	0	0	0	2	3
7 Hector Luna, R (7, PH) OBP: 0.313, SLG: 0.407 (8, 7)										1	1	0	0	1	1	0
4 Yadier Molina, R (1, 2) OBP: 0.308, SLG: 0.242		S B X 1-1 SH1-3 5 1B 1B	C B 1 SAFE X 1-1 1-3 1B	F S B S 1-3 ② K			C B B B X 2-1 1B 1-3 2-H 3-H 1B	C X 0-1 ③ F9		3	1	2	0	0	1	0
Marlon Anderson, L (7, PH) OBP: 0.309, SLG: 0.456 (8, 4)										2	1	1	2	0	0	0
Matt Morris, R (1, 1) OBP: 0.188, SLG: 0.194		X 0-0 ① SH1-3 1-2	C S X 0-2 ③ G1-3		S S B F S 1-3 ③ K		B X 1-0 1B 1-3 3-H 1B			2	0	0	0	0	1	2
Cody McKay, L (7, PH) OBP: 0.250, SLG: 0.228 (8, 2)										1	1	1	1	0	0	0
Inning Stats	R: 2 H: 2 E: 1 LOB: 2 K: 2 BB: 1 S: 18 P: 29	R: 1 H: 2 E: 0 LOB: 2 K: 1 BB: 1 S: 14 P: 23	R: 0 H: 1 E: 0 LOB: 2 K: 2 BB: 1 S: 14 P: 22	R: 0 H: 2 E: 0 LOB: 3 K: 1 BB: 2 S: 12 P: 23	R: 0 H: 0 E: 0 LOB: 0 K: 2 BB: 0 S: 13 P: 18	R: 0 H: 0 E: 0 LOB: 0 K: 0 BB: 0 S: 5 P: 7	R: 5 H: 5 E: 0 LOB: 3 K: 0 BB: 3 S: 28 P: 49	R: 0 H: 0 E: 0 LOB: 0 K: 1 BB: 0 S: 8 P: 11		1B: 12 SF: 1 2B: 0 SAC: 1 3B: 0 DP: 1 HR: 0 HBP: 0						

	AB
AB	34
R	8
H	12
RBI	8
BB	8
SO	9
LOB	21

	WP	PA
	0	44
PB	0	
SB	0	
CS	0	

Oakland Athletics @ St. Louis Cardinals

Busch Stadium, St. Louis, MO

Tue Jun 15 2004, 7:10 PM CDT

Att. 33,866 - Cloudy - 84 F

livebaseballscorecards.com

PITCHER		IP	WLS	BF	H	R	ER	SO	BB	IBB	HBP	BLK	WP	HR	S	P	ERA	WHIP
Barry Zito, L ERA: 4.67	(1, 1)	5.0		27	7	3	2	8	5	0	0	0	0	0	71	115	3.60	2.400
Chad Bradford, R ERA: 4.76	(6, 1)	1.1	L	6	1	2	2	0	1	0	0	0	0	0	17	24	13.50	1.500
Ricardo Rincon, L ERA: 7.04	(7, 1)	0.0		1	0	0	0	0	1	0	0	0	0	0	0	4	∞	∞
58 Justin Duchscherer, R ERA: 2.37	(7, 1)	0.2	B	7	4	3	3	0	1	0	0	0	0	0	16	28	40.50	7.500
Jim Mecir, R ERA: 5.01	(8, 1)	1.0		3	0	0	0	1	0	0	0	0	0	0	8	11	0.00	0.000

PITCHER	IP	WLS	BF	H	R	ER	SO	BB	IBB	HBP	BLK	WP	HR	S	P	ERA	WHIP

Batter	1	2	3	4	5	6	7	8	9	AB	R	H	RBI	BB	SO	LOB
Eric Byrnes, R (1, 7) OBP: 0.370, SLG: 0.498	B C B C C 2-3 ① K		X 0-0 ① G4-3		C C X 0-2 ③ P4			C C S 0-3 ① K		4	0	0	0	0	2	0
21 Mark Kotsay, L (1, 8) OBP: 0.360, SLG: 0.402	B C B B F X 3-2 1B		C C B F B X 2-2 ② G4-3			B C F T 1-2 ① K		X 0-0 ② F8		4	0	1	0	0	1	0
Jermaine Dye, R (1, 9) OBP: 0.352, SLG: 0.516	B C F X 1-2 ② L9		B C X 1-1 ③ G4-3			B S B B X 3-1 HR		C T B X 1-2 ③ G5-3		4	1	1	1	0	0	1
Scott Hatteberg, L (1, 3) OBP: 0.403, SLG: 0.523	C X 0-1 7 BB 1-3 1B			B C B X 2-1 ① L9		B C S B X 2-2 HR			C B X 1-1 7 G4-6-3 1B	4	1	3	1	0	0	0
7 Bobby Crosby, R (1, 6) OBP: 0.332, SLG: 0.478	C D B B B 4-1 1-2 BB			B C S F S 1-3 ② K		B B X 2-0 ② G5-3			C D B B C X 3-2 ① ② G4-6-3 1-2f	3	0	0	0	1	1	1
Damian Miller, R (1, 2) OBP: 0.343, SLG: 0.451	C B C X 1-2 ③ F9			B B X 2-0 1B		B F B F X 2-2 ③ G6-3			B F F S 1-3 ③ K	4	0	1	0	0	1	3
Marco Scutaro, R (1, 4) OBP: 0.328, SLG: 0.418		C C F B X 1-2 ① F8		F D S X 1-2 ③ F9			B F C B X 2-2 ① G6-3			3	0	0	0	0	0	1
Esteban German, R (1, 5) OBP: 0.235, SLG: 0.161		B C F F X 1-2 ② G5-3			C C X 0-2 ① G5-3		C C B S 1-3 ② K			3	0	0	0	0	1	0
40 Rich Harden, L (1, 1) Arthur Rhodes, L (7, 1) Ricardo Rincon, L (8, 1)		C B X 1-1 ③ G5-3			B F B F X 2-2 ② G4-3		B B S C S 2-3 ③ K			3 0 0	0 0 0	0 0 0	0 0 0	0 0 0	1 0 0	0 0 0
Inning Stats	R: 0 H: 2 E: 0 LOB: 3 K: 1 BB: 1 S: 15 P: 26	R: 0 H: 0 E: 0 LOB: 0 K: 0 BB: 0 S: 10 P: 13	R: 0 H: 0 E: 0 LOB: 0 K: 0 BB: 0 S: 8 P: 11	R: 0 H: 1 E: 0 LOB: 1 K: 1 BB: 0 S: 10 P: 16	R: 0 H: 0 E: 0 LOB: 0 K: 0 BB: 0 S: 9 P: 11	R: 2 H: 2 E: 0 LOB: 0 K: 1 BB: 0 S: 12 P: 22	R: 0 H: 0 E: 0 LOB: 0 K: 2 BB: 0 S: 9 P: 14	R: 0 H: 0 E: 0 LOB: 0 K: 1 BB: 0 S: 7 P: 8	R: 0 H: 1 E: 0 LOB: 0 K: 1 BB: 0 S: 8 P: 13	1B: 4 SF: 0 2B: 0 SAC: 0 3B: 0 DP: 1 HR: 2 HBP: 0						WP: 0 PA: 33 PB: 0 SB: 0 CS: 0	

PITCHER		IP	WLS	BF	H	R	ER	SO	BB	IBB	HBP	BLK	WP	HR	S	P	ERA	WHIP
Jason Marquis, R ERA: 4.26	(1, 1)	7.0	W	27	5	2	2	5	1	0	0	0	0	2	73	113	2.57	0.857
Kiko Calero, R ERA: 2.7	(8, 1)	2.0	S	6	1	0	0	2	0	0	0	0	0	0	15	21	0.00	0.500

PITCHER		IP	WLS	BF	H	R	ER	SO	BB	IBB	HBP	BLK	WP	HR	S	P	ERA	WHIP

TOP

Oakland Athletics @ St. Louis Cardinals

Busch Stadium, St. Louis, MO

Wed Jun 16 2004, 7:10 PM CDT
Att. 33,386 - Cloudy - 85 F

livebaseballscorecards.com

AB	32
R	2
H	6
RBI	2
BB	1
SO	7
LOB	6

BOTTOM

Oakland Athletics @ St. Louis Cardinals

Busch Stadium, St. Louis, MO

Wed Jun 16 2004, 7:10 PM CDT

Att. 33,386 - Cloudy - 85 F

livebaseballscorecards.com

Batter	1	2	3	4	5	6	7	8	9	AB	R	H	RBI	BB	SO	LOB
Tony Womack, L (1, 4) OBP: 0.336, SLG: 0.405	BBCX 2-1 ① G3	BFBX 2-1 ③ G4-3			BCCFBS 2-3 ① K	BCBFBX 3-2 G6-4-3 1-2 1B				4	0	1	0	0	1	1
Kiko Calero, R (8, 1)										0	0	0	0	0	0	0
Roger Cedeno, S (1, 7) OBP: 0.341, SLG: 0.474	FFBC 1-3 ② K		X 0-0 5 FC6-4 1B		BCX 1-1 ② L3		FDFX 1-2 ②③ G6-4-3 1-2f			4	0	1	0	0	1	2
5 Albert Pujols, R (1, 3) OBP: 0.398, SLG: 0.602	X 0-0 ③ P4		CX 0-1 ① FC6-4 1-2f		CBBX 2-1 ③ G6-3			CFX 0-2 ① F7		4	0	0	0	0	0	1
27 Scott Rolen, R (1, 5) OBP: 0.420, SLG: 0.646		CBSFT 1-2 ① K	BBFFFBX 3-2 ② P6			FBFBS 2-3 ① K		BCBFFX 2-2 HR 2B		4	1	1	0	0	2	1
15 Jim Edmonds, L (1, 8) OBP: 0.379, SLG: 0.555		FCX 0-2 HR	BCX 1-1 ③ G3			BSBBBFS 3-3 ② K		BCSFX 1-2 ② G1-3		4	1	1	1	0	1	2
Edgar Renteria, R (1, 6) OBP: 0.324, SLG: 0.386		BBX 2-0 1B 2B 1B		BCSX 1-2 ① L9		BX 1-0 1B		BBII 4-0 HR IBB		3	2	2	0	1	0	0
Reggie Sanders, R (1, 9) OBP: 0.294, SLG: 0.502		X 0-0 1-2 2B 1B		X 0-0 ② G5-3		SX 0-1 ③ F8		BFBFFBX 3-2 1-H 2-H HR		4	2	2	3	0	0	1
4 Yadier Molina, R (1, 2) OBP: 0.349, SLG: 0.257		CCBDS 2-3 ② K		BCBBB 4-1 BB			BBBCB 4-1 1B BB	BSBFX 2-2 1B		2	0	1	0	2	1	2
Jason Marquis, L (1, 1) OBP: 0.233, SLG: 0.310		CBBX 2-1 1-H 2-H 2B		CDX 1-1 ③ F8			1 SAFE BBBCFC 2-3 ① K	CBFX 1-2 ③ P2		2	0	1	2	0	0	1
Marlon Anderson, L (7, PH) OBP: 0.304, SLG: 0.449 (8, 4)										2	0	0	0	0	1	2
Inning Stats	R: 0 E: 0 K: 1 S: 6 H: 0 LOB: 0 BB: 0 P: 9	R: 3 E: 0 K: 2 S: 16 H: 4 LOB: 1 BB: 0 P: 25	R: 0 E: 0 K: 0 S: 9 H: 1 LOB: 1 BB: 0 P: 13	R: 0 E: 0 K: 0 S: 7 H: 0 LOB: 1 BB: 1 P: 13	R: 0 E: 0 K: 1 S: 8 H: 0 LOB: 0 BB: 0 P: 13	R: 0 E: 0 K: 2 S: 9 H: 1 LOB: 1 BB: 0 P: 15	R: 0 E: 0 K: 1 S: 10 H: 1 LOB: 1 BB: 1 P: 20	R: 3 E: 0 K: 0 S: 21 H: 3 LOB: 1 BB: 1 P: 34		1B: 6 2B: 2 3B: 0 HR: 2	SF: 0 SAC: 0 DP: 1 HBP: 0					

AB	33
R	6
H	10
RBI	6
BB	3
SO	7
LOB	13

WP: 0 PB: 0 SB: 0 CS: 0 PA: 36

PITCHER		IP	WLS	BF	H	R	ER	SO	BB	IBB	HBP	BLK	WP	HR	S	P	ERA	WHIP
40 Rich Harden, R ERA: 3.95	(1, 1)	6.1	L	27	6	3	3	7	2	0	0	0	0	1	59	98	4.26	1.263
Arthur Rhodes, L ERA: 5.0	(7, 1)	1.1		7	3	3	3	0	0	1	0	0	0	1	21	35	20.25	2.250
Ricardo Rincon, L ERA: 6.89	(8, 1)	0.1		2	1	0	0	0	0	0	0	0	0	0	6	9	0.00	3.000

PITCHER	IP	WLS	BF	H	R	ER	SO	BB	IBB	HBP	BLK	WP	HR	S	P	ERA	WHIP

Batter	1	2	3	4	5	6	7	8	9	AB	R	H	RBI	BB	SO	LOB
Eric Byrnes, R (1, 7) OBP: 0.371, SLG: 0.493	B C S F H 2-2 1B SF8 HBP	C C B X 1-2 ③ F7			B X 1-0 2B 1B	B B B C C X 3-2 ③ P3			X 0-0 ② G4-3	4	2	1	0	0	0	1
Mark McLemore, S (1, 5) OBP: 0.380, SLG: 0.313	C B F B B 1 SAFE X 3-2 1B 1-3 1B	C X 0-1 ① G4-3			1 SAFE B F 1 B X 2-1 21 F9 1-H 1B 2B		B X 1-0 ① G3		B B F B B 4-1 BB	4	1	2	1	1	0	0
21 Mark Kotsay, L (1, 8) OBP: 0.353, SLG: 0.393	F C B S 1-3 ① K	B F B X 2-1 ② F7			C X 0-1 ① F9 2-3		C B X 1-1 ② G4-3		X 0-0 ③ G4-3	5	0	0	0	0	1	4
Jermaine Dye, R (1, 9) OBP: 0.354, SLG: 0.518	C C B F B X 2-2 ② SF8 3-H	C B B X 2-1 ③ L9			X 0-0 7 E 1B 3-H 1B		B C B X 2-1 1B			3	1	2	2	0	0	0
Scott Hatteberg, L (1, 3) OBP: 0.404, SLG: 0.522	C C D B X 2-2 1-2 1B			B B C B X 3-2 ① G3	B X 1-0 7 FC6-4 1-2 1B		B C X 1-1 ③ G3-1			4	0	2	0	0	0	1
7 Bobby Crosby, R (1, 6) OBP: 0.330, SLG: 0.473	C S S 0-3 ③ K			S C X 0-2 FC5-4 17 E 1B	B C F B X 2-2 ② FC6-4 17 S 1-2f 2-H			F B F B F X 2-2 ① G6-3		4	0	1	0	0	1	3
17 Adam Melhuse, S (1, 2) OBP: 0.306, SLG: 0.434		C B B B X 2-2 ① F8		C B B 1 SAFE X 2-1 E4 FC5-4 1-2	B X 1-0 ③ F9 1-2			B C S B X 2-2 ② G4-3		4	0	0	0	0	0	2
Marco Scutaro, R (1, 4) OBP: 0.327, SLG: 0.414		F B F X 1-2 1B		B C B X 2-1 ② FC5-4 1-2f 2-3		C C B B B F X 3-2 ① G1-3		C C B X 1-2 ③ L6		4	0	1	0	0	0	2
Tim Hudson, R (1, 1) Ricardo Rincon, L (8, 1) Chad Bradford, R (8, 1) 23 Bobby Kielty, S (9, PH) OBP: 0.318, SLG: 0.412 Jim Mecir, S (9, 1)	S L L 0-3 ② K			B B C C X 2-2 ③ G5-3		B B S X 2-1 ② G1-3			C X 0-1 ① F7	3 0 0 1 0	0 0 0 0 0	0 0 0 0 0	0 0 0 0 0	1 0 0 0 0	0 0 0 0 0	3 0 0 0 0
Inning Stats	R: 1 H: 2 E: 0 LOB: 2 K: 2 BB: 0 S: 20 P: 30	R: 0 H: 1 E: 0 LOB: 1 K: 1 BB: 0 S: 12 P: 16	R: 0 H: 0 E: 0 LOB: 0 K: 0 BB: 0 S: 6 P: 10	R: 0 H: 1 E: 1 LOB: 2 K: 0 BB: 0 S: 13 P: 22	R: 3 H: 4 E: 1 LOB: 1 K: 0 BB: 0 S: 11 P: 18	R: 0 H: 0 E: 0 LOB: 0 K: 0 BB: 0 S: 9 P: 17	R: 0 H: 1 E: 0 LOB: 1 K: 0 BB: 0 S: 7 P: 12	R: 0 H: 0 E: 0 LOB: 0 K: 0 BB: 0 S: 10 P: 15	R: 0 H: 0 E: 0 LOB: 1 K: 0 BB: 1 S: 5 P: 9	1B: 8 2B: 1 3B: 0 HR: 0	SF: 1 SAC: 0 DP: 0 HBP: 1			WP: 0 PB: 0 SB: 1 CS: 0	PA: 39	

PITCHER		IP	WLS	BF	H	R	ER	SO	BB	IBB	HBP	BLK	WP	HR	S	P	ERA	WHIP
Jeff Suppan, R ERA: 3.65	(1, 1)	5.0		25	8	4	3	3	0	0	1	0	0	0	62	96	5.40	1.600
Cal Eldred, R ERA: 5.76	(6, 1)	2.0		7	1	0	0	0	0	0	0	0	0	0	16	29	0.00	0.500
Jason Simontacchi, R ERA: 6.48	(8, 1)	1.2		5	0	0	0	0	0	0	0	0	0	0	13	18	0.00	0.000
Ray King, L ERA: 1.46	(9, 1)	0.1	W	2	0	0	0	0	1	0	0	0	0	0	2	6	0.00	3.000

PITCHER	IP	WLS	BF	H	R	ER	SO	BB	IBB	HBP	BLK	WP	HR	S	P	ERA	WHIP

TOP

Oakland Athletics @ St. Louis Cardinals

Busch Stadium, St. Louis, MO

Thu Jun 17 2004, 7:10 PM CDT
Att. 32,528 - Cloudy - 86 F

livebaseballscorecards.com

AB	36
R	4
H	9
RBI	3
BB	1
SO	3
LOB	16

BOTTOM

Oakland Athletics @ St. Louis Cardinals

Busch Stadium, St. Louis, MO

Thu Jun 17 2004, 7:10 PM CDT

Att. 32,528 - Cloudy - 86 F

livebaseballscorecards.com

Batter	1	2	3	4	5	6	7	8	9	AB	R	H	RBI	BB	SO	LOB
Marlon Anderson, L (1, 4) (9, 9) OBP: 0.301, SLG: 0.435	F B S X 1-2 G1-3 ①		B F B F X 2-2 F9 ②		B B B C B 4-1 BB 1-2 BB ②		C B X 1-1 G3 ① 2-3		B F X 1-1 E4 1B DI 1-3 2-H 3-H	4	0	0	1	1	0	2
Roger Cedeno, S (1, 9) OBP: 0.341, SLG: 0.450 Cal Eldred, R (6, 1) Tony Womack, L (7, PH) OBP: 0.335, SLG: 0.405 Jason Simontacchi, R (8, 1) OBP: 0.500, SLG: 0.500 Ray King, L (9, 1) Reggie Sanders, R (9, PH) OBP: 0.297, SLG: 0.505	F B B B X 2-1 G4-3 ②		B X 1-0 G3 ③		B C B B C B 4-2 1-2 BB		F F B F D X 2-2 SF7 ② 3-H		F B B B F X 2-2 1-3 3-H 1B	2 0 0 0 0 0 1	0 0 0 0 0 0 0	0 0 0 0 0 0 1	0 0 1 0 0 0 1	1 0 0 0 0 0 0	0 0 0 0 0 0 0	0 0 0 0 0 0 0
5 Albert Pujols, R (1, 3) OBP: 0.399, SLG: 0.600	B B X 2-0 27 FC6-4 1B			C B X 1-1 1B 1B	X 0-0 G6-3 ③		B S S X 1-2 F7 ③			4	0	2	0	0	0	2
27 Scott Rolen, R (1, 5) OBP: 0.418, SLG: 0.644	F X 0-1 FC6-4 1-2f ③			X 0-0 F8 ①		X 0-0 15 1B 2B		B F B S B C 3-3 K ①		4	1	1	0	0	1	2
15 Jim Edmonds, L (1, 8) OBP: 0.380, SLG: 0.552		B B B C B 4-1 FC5 1B BB		B F C S 1-3 K ②		S B B X 2-1 G6-3 G1-3 2-H 1B		B B X 2-0 F9 ②		3	0	1	1	1	1	1
John Mabry, L (1, 7) OBP: 0.411, SLG: 0.547 (6, 9) 7 Hector Luna, R (8, PH) OBP: 0.308, SLG: 0.400 (9, 4)	X 0-0 FC5 1-2 1B			X 0-0 1-2 1B		B X 1-0 G1-3 ① 1-2		C F S 0-3 K ③		3 1	0 0	2 0	0 0	0 0	0 1	1 0
Edgar Renteria, R (1, 6) OBP: 0.323, SLG: 0.384	C X 0-1 FC5 G4-6-3 1-2 2-3f ①			B B S C F B C 3-3 K ③		B B X 2-0 G6-3 2-3 ②			C F B X 1-2 1B E 1B	4	1	1	0	0	1	5
Cody McKay, L (1, 2) OBP: 0.266, SLG: 0.246 Jason Marquis, L (9, PR) OBP: 0.233, SLG: 0.310	B D D F X 3-1 G4-6-3 1-2f ② ③				B C X 1-1 BB 1B	S D F S 1-3 K ③			B B X 2-0 HBP E 1-3 1B	4 0	0 1	2 0	0 0	0 0	1 0	3 0
Jeff Suppan, R (1, 1) Ray Lankford, L (5, PH) OBP: 0.365, SLG: 0.434 (6, 7)			F X 0-1 G6-3 ①		C F B C 1-3 K ①		S F B X 1-2 G3 SF7 2B		B S B C H 3-2 E 1-2 1B HBP	1 2	0 2	0 1	0 0	0 0	0 1	0 1
Inning Stats	R: 0 E: 0 K: 0 S: 8 H: 1 LOB: 1 BB: 0 P: 13	R: 0 E: 0 K: 0 S: 6 H: 1 LOB: 1 BB: 1 P: 13	R: 0 E: 0 K: 0 S: 6 H: 0 LOB: 0 BB: 0 P: 9	R: 0 E: 0 K: 2 S: 11 H: 2 LOB: 2 BB: 0 P: 16	R: 0 E: 0 K: 1 S: 9 H: 1 LOB: 2 BB: 2 P: 19	R: 1 E: 0 K: 1 S: 8 H: 2 LOB: 1 BB: 0 P: 14	R: 1 E: 0 K: 0 S: 12 H: 1 LOB: 0 BB: 0 P: 17	R: 0 E: 0 K: 2 S: 7 H: 0 LOB: 0 BB: 0 P: 12	R: 3 E: 1 K: 0 S: 11 H: 3 LOB: 2 BB: 0 P: 20	1B: 9 2B: 2 3B: 0 HR: 0	SF: 1 SAC: 0 DP: 1 HBP: 1						

	AB	33
	R	5
	H	11
	RBI	4
	BB	3
	SO	6
	LOB	17

PITCHER		IP	WLS	BF	H	R	ER	SO	BB	IBB	HBP	BLK	WP	HR	S	P	ERA	WHIP
Tim Hudson, R ERA: 2.78	(1, 1)	7.1		31	8	2	2	5	3	0	0	0	0	0	63	107	2.46	1.500
Ricardo Rincon, L ERA: 6.75	(8, 1)	0.1	H	1	0	0	0	0	0	0	0	0	0	0	1	3	0.00	0.000
Chad Bradford, R ERA: 4.71	(8, 1)	0.1	H	1	0	0	0	1	0	0	0	0	0	0	3	3	0.00	0.000
Jim Mecir, R ERA: 6.17	(9, 1)	0.0	L	5	3	3	3	0	0	0	1	0	0	0	11	20	∞	∞

PITCHER	IP	WLS	BF	H	R	ER	SO	BB	IBB	HBP	BLK	WP	HR	S	P	ERA	WHIP

Batter	1	2	3	4	5	6	7	8	9	AB	R	H	RBI	BB	SO	LOB
21 Mark Kotsay, L (1, 8) OBP: 0.355, SLG: 0.413	B B C B B F F C 3-3 ① K		B X 1-0 HR		C B X 1-1 1-H 2B			B F F F B B F X 3-2 ① G3-1		4	1	2	2	0	1	0
Marco Scutaro, R (1, 4) OBP: 0.321, SLG: 0.406	C F F B B X 2-2 ② F8		X 0-0 ③ L5		C C D B F X 2-2 ③ F9			B S X 1-1 ② G3-1		4	0	0	0	0	0	1
Jermaine Dye, R (1, 9) OBP: 0.356, SLG: 0.518	C F S 0-3 ③ K			X 0-0 G4-6-3 1B		B C F X 1-2 ① G5-3		C S X 0-2 1B		4	0	2	0	0	1	0
Erubiel Durazo, L (1, 3) OBP: 0.389, SLG: 0.515 Eric Karros, R (6, 3) OBP: 0.221, SLG: 0.291		F B S S 1-3 ① K		B C S X 1-2 ① ② G4-6-3 1-2f		B F X 1-1 2B		C B F S 1-3 ③ K		3 1	0 0	1 0	0 0	0 0	1 1	1 1
7 Bobby Crosby, R (1, 6) OBP: 0.333, SLG: 0.471		X 0-0 FC6-4 1B		B C B C X 2-2 E6		X 0-0 ② P4			C B F F B B B 4-2 1B 23 G3 BB	3	0	1	0	1	0	1
23 Bobby Kielty, S (1, 7) OBP: 0.310, SLG: 0.400 Chad Bradford, R (9, 1)		B F S X 1-2 ② L9		C 1 SAFE B X 1-1 ③ L4		S B D F S 2-3 ③ K			B S L X 1-2 ① 1-2 G3	4 0	0 0	0 0	0 0	0 0	1 0	4 0
Damian Miller, R (1, 2) OBP: 0.346, SLG: 0.452		C 1 SAFE B F F X 1-2 ③ FC6-4 1-2f			S B S B X 2-2 21 2B 1B		B S F B B F S 3-3 ① K		C F B X 1-2 ② 2-3 1B	4	1	2	0	0	1	1
Esteban German, R (1, 5) OBP: 0.211, SLG: 0.143			X 0-0 ① G4-3		C B B X 2-1 ① F8		B B C B X 3-1 ② G6-3		B C F C 1-3 ③ K	4	0	0	0	0	1	2
Mark Redman, L (1, 1) Eric Byrnes, R (9, 7) OBP: 0.371, SLG: 0.493			B B B S C T 3-2 ② K		L B S L 1-3 ② K		C X 0-1 ③ G4-3			3 0	0 0	0 0	0 0	0 0	2 0	1 0
Inning Stats	R: 0 H: 0 E: 0 LOB: 0 K: 2 BB: 0 S: 12 P: 17	R: 0 H: 1 E: 0 LOB: 1 K: 1 BB: 0 S: 11 P: 14	R: 1 H: 1 E: 0 LOB: 0 K: 1 BB: 0 S: 6 P: 10	R: 0 H: 1 E: 1 LOB: 1 K: 0 BB: 0 S: 9 P: 13	R: 1 H: 2 E: 0 LOB: 1 K: 1 BB: 0 S: 14 P: 22	R: 0 H: 1 E: 0 LOB: 1 K: 1 BB: 0 S: 9 P: 13	R: 0 H: 0 E: 0 LOB: 0 K: 1 BB: 0 S: 8 P: 14	R: 0 H: 1 E: 0 LOB: 1 K: 1 BB: 0 S: 13 P: 18	R: 0 H: 1 E: 0 LOB: 1 K: 1 BB: 1 S: 12 P: 19	1B: 5 SF: 0 2B: 2 SAC: 0 3B: 0 DP: 1 HR: 1 HBP: 0						

TOP

Oakland Athletics @ Chicago Cubs

Wrigley Field, Chicago, IL

Fri Jun 18 2004, 2:20 PM CDT

Att. 40,073 - Cloudy - 78 F

livebaseballscorecards.com

AB	34
R	2
H	8
RBI	2
BB	1
SO	9
LOB	12

PITCHER		IP	WLS	BF	H	R	ER	SO	BB	IBB	HBP	BLK	WP	HR	S	P	ERA	WHIP
Matt Clement, R ERA: 3.07	(1, 1)	8.0	L	31	7	2	2	8	0	0	0	0	0	1	82	121	2.25	0.875
Francis Beltran, R ERA: 3.96	(9, 1)	1.0		4	1	0	0	1	1	0	0	0	0	0	12	19	0.00	2.000

PITCHER	IP	WLS	BF	H	R	ER	SO	BB	IBB	HBP	BLK	WP	HR	S	P	ERA	WHIP

WP: 0 PA: 35
PB: 0
SB: 0
CS: 0

Oakland Athletics @ Chicago Cubs

Wrigley Field, Chicago, IL

Fri Jun 18 2004, 2:20 PM CDT

Att. 40,073 - Cloudy - 78 F

livebaseballscorecards.com

BOTTOM

Batter	1	2	3	4	5	6	7	8	9	AB	R	H	RBI	BB	SO	LOB
Todd Walker, L (1, 4) OBP: 0.362, SLG: 0.483	C B C B B C 3-3 ① K		B B F C X 2-2 ③ G6-3		C B X 1-1 ③ L7			B C F B B F X 3-2 ③ F9		4	0	0	0	0	1	2
Michael Barrett, R (1, 2) OBP: 0.360, SLG: 0.516	B F C B X 2-2 E7 WP 1B			C B C B B F S 3-3 ① K		C F B X 1-2 ① L8			B C B X 2-1 ① G4-3	4	0	1	0	0	1	0
16 Aramis Ramirez, R (1, 5) OBP: 0.370, SLG: 0.553	B F B F X 2-2 ② L9			X 0-0 ② G5-3		B B X 2-0 ② F9			F X 0-1 ② F8	4	0	0	0	0	0	1
Sammy Sosa, R (1, 9) OBP: 0.375, SLG: 0.572	F S B B B S 3-3 ③ K 2-3			C X 0-1 ③ F9		C C F S 0-3 ③ K			S B B S X 2-2 ③ G6-3	4	0	0	0	0	2	1
Todd Hollandsworth, L (1, 7) OBP: 0.390, SLG: 0.544		C B F F X 1-2 ① P2			S F B S 1-3 ① K		X 0-0 25 FC5-4 1B			3	0	1	0	0	1	0
25 Derrek Lee, R (1, 3) OBP: 0.370, SLG: 0.498		C B C B F B F B 4-2 CS BB			X 0-0 E 1B 1B		B X 1-0 ① FC5-4 FC1-6 1-2f			2	1	1	0	1	0	1
Corey Patterson, L (1, 8) OBP: 0.331, SLG: 0.440		1 SAFE B C X 1-1 ②③ P5 1-2			B C X 1-1 E3 1B 1-2		X 0-0 ② FC1-6 CS 1-2f			3	0	0	0	0	0	3
Ramon Martinez, R (1, 6) OBP: 0.313, SLG: 0.351			C F B B F X 2-2 ① L7		B C X 1-1 1-3 2-H 1B		1 SAFE 1 SAFE 1 SAFE C B 1 SAFE 1 SAFE 1-1 ③ CS 1-2	B C B F F B F X 3-2 ① F8		3	0	1	1	0	0	0
Matt Clement, R (1, 1) OBP: 0.138, SLG: 0.143			C S S 0-3 ② K		S X 0-1 ② G1-3			B B C F B X 3-2 ② F7		2	0	0	0	0	1	2
Tom Goodwin, L (8, PH) OBP: 0.220, SLG: 0.255										1	0	0	0	0	0	0
Francis Beltran, R (9, 1)										0	0	0	0	0	0	0

Inning Stats									
	R: 0 E: 1 K: 2 S: 12	H: 1 LOB: 1 BB: 0 P: 22	R: 0 E: 0 K: 0 S: 10	H: 0 LOB: 0 BB: 1 P: 16	R: 0 E: 0 K: 1 S: 10	H: 0 LOB: 0 BB: 0 P: 14	R: 0 E: 0 K: 1 S: 7	H: 0 LOB: 0 BB: 0 P: 10	R: 1 E: 1 K: 1 S: 12	H: 2 LOB: 2 BB: 0 P: 16
	R: 0 E: 0 K: 1 S: 8	H: 0 LOB: 0 BB: 0 P: 11	R: 0 E: 0 K: 0 S: 4	H: 1 LOB: 0 BB: 0 P: 6	R: 0 E: 0 K: 0 S: 12	H: 0 LOB: 0 BB: 0 P: 21	R: 0 E: 0 K: 0 S: 7	H: 0 LOB: 0 BB: 0 P: 11		

	1B: 4	SF: 0	WP: 1	PA: 32
	2B: 0	SAC: 0	PB: 0	
	3B: 0	DP: 0	SB: 0	
	HR: 0	HBP: 0	CS: 2	

	AB	30
	R	1
	H	4
	RBI	1
	BB	1
	SO	6
	LOB	10

PITCHER		IP	WLS	BF	H	R	ER	SO	BB	IBB	HBP	BLK	WP	HR	S	P	ERA	WHIP
Mark Redman, L (1, 1) ERA: 4.07		8.0	W	28	4	1	0	6	1	0	0	0	1	0	75	116	0.00	0.625
Chad Bradford, R (9, 1) ERA: 4.55		1.0	S	3	0	0	0	0	0	0	0	0	0	0	7	11	0.00	0.000

PITCHER	IP	WLS	BF	H	R	ER	SO	BB	IBB	HBP	BLK	WP	HR	S	P	ERA	WHIP

Batter	1	2	3	4	5	6	7	8	9	AB	R	H	RBI	BB	SO	LOB
Eric Byrnes, R (1, 7) OBP: 0.369, SLG: 0.488	F C F S 0-3 ① K		1 SAFE B F 1 SAFE F X 1-2 1-3 1B		B F B B C F X 3-2 ① P6			C B F S 1-3 ① K		4	0	1	0	0	2	0
21 Mark Kotsay, L (1, 8) OBP: 0.349, SLG: 0.405	B C B F S 2-3 ② K		F B B S B X 3-2 ③ G4-3		X 0-0 ② F7			B C F B F F X 2-2 ② G4-3		4	0	0	0	0	1	2
Jermaine Dye, R (1, 9) OBP: 0.358, SLG: 0.522	B X 1-0 ③ F9			C B F B X 2-2 1B 2B	B B X 2-0 ③ G4-3			B B C S B X 3-2 S 1B		4	1	2	0	0	0	0
Scott Hatteberg, L (1, 3) OBP: 0.402, SLG: 0.517		C B C S 1-3 ① K		X 0-0 7 G1-6-3 2-H 1B		B C B X 2-1 ① G3-1		B F C F B B X 3-2 ③ P4 1-2		4	0	1	1	0	1	1
7 Bobby Crosby, R (1, 6) OBP: 0.336, SLG: 0.472		C F F B B B X 3-2 ② F8		C B X 1-1 ①② G1-6-3 1-2f		B C X 1-1 CS 1B			B F X 1-1 G4-3 1B	4	0	2	0	0	0	1
Damian Miller, R (1, 2) OBP: 0.344, SLG: 0.444	F F C 0-3 ③ K			B B B 4-0 1B 3B BB	C 1 SAFE 1 SAFE B F B F F F 2-3 1 SAFE S ②③ K 1-2				B B B C C X 3-2 ① G4-3 1-2	3	1	0	0	1	2	2
Marco Scutaro, R (1, 4) OBP: 0.324, SLG: 0.405			C B X 1-1 ① G1-3	C B B C F F X 2-2 1-2 3B 1B		X 0-0 ① L9			B B C B B 4-1 BB	3	1	1	0	1	0	0
Esteban German, R (1, 5) OBP: 0.238, SLG: 0.231			C B C X 1-2 1B 1B	C C B X 1-2 1-H 2-H 3B		C F S 0-3 ② K			F C F C 0-3 ② K	4	0	2	2	0	2	2
Mark Mulder, L (1, 1) Erubiel Durazo, L (9, PH) OBP: 0.388, SLG: 0.512 Chad Bradford, R (9, 1)			B M C B S 2-3 ② K	F B X 1-1 ③ F7		F F S 0-3 ③ K			B B F F S 2-3 ③ K	3 1 0	0 0 0	0 0 0	0 0 0	0 0 0	2 1 0	2 2 0
Inning Stats	R: 0 H: 0 E: 0 LOB: 0 K: 2 BB: 0 S: 8 P: 11	R: 0 H: 0 E: 0 LOB: 0 K: 2 BB: 0 S: 10 P: 14	R: 0 H: 2 E: 0 LOB: 2 K: 1 BB: 0 S: 14 P: 22	R: 3 H: 4 E: 0 LOB: 1 K: 0 BB: 1 S: 16 P: 27	R: 0 H: 0 E: 0 LOB: 0 K: 0 BB: 0 S: 6 P: 11	R: 0 H: 1 E: 0 LOB: 0 K: 1 BB: 0 S: 10 P: 15	R: 0 H: 0 E: 0 LOB: 0 K: 2 BB: 0 S: 7 P: 7	R: 0 H: 1 E: 0 LOB: 1 K: 1 BB: 0 S: 15 P: 24	R: 0 H: 1 E: 0 LOB: 2 K: 2 BB: 1 S: 13 P: 23	1B: 7 SF: 0 2B: 1 SAC: 0 3B: 1 DP: 1 HR: 0 HBP: 0						

TOP

Oakland Athletics @ Chicago Cubs

Wrigley Field, Chicago, IL

Sat Jun 19 2004, 12:05 PM CDT

Att. 40,022 - Sunny - 60 F

livebaseballscorecards.com

AB	34
R	3
H	9
RBI	3
BB	2
SO	11
LOB	12

WP: 0 PA: 36
PB: 0
SB: 1
CS: 1

PITCHER		IP	WLS	BF	H	R	ER	SO	BB	IBB	HBP	BLK	WP	HR	S	P	ERA	WHIP
22 Mark Prior, R ERA: 3.66	(1, 1)	5.0		21	6	3	3	5	1	0	0	0	0	0	54	85	5.40	1.400
Mike Remlinger, L ERA: 5.87	(6, 1)	1.0		3	1	0	0	1	0	0	0	0	0	0	10	15	0.00	1.000
Francis Beltran, R ERA: 3.71	(7, 1)	1.2		6	1	0	0	3	0	0	0	0	0	0	18	24	0.00	0.600
Kent Mercker, L ERA: 2.55	(8, 1)	0.1		1	0	0	0	0	0	0	0	0	0	0	4	7	0.00	0.000
Kyle Farnsworth, R ERA: 3.48	(9, 1)	1.0	W	5	1	0	0	2	1	0	0	0	0	0	13	23	0.00	2.000

PITCHER	IP	WLS	BF	H	R	ER	SO	BB	IBB	HBP	BLK	WP	HR	S	P	ERA	WHIP

BOTTOM

Oakland Athletics @ Chicago Cubs

Wrigley Field, Chicago, IL

Sat Jun 19 2004, 12:05 PM CDT

Att. 40,022 - Sunny - 60 F

livebaseballscorecards.com

Batter	1	2	3	4	5	6	7	8	9	AB	R	H	RBI	BB	SO	LOB
Mark Grudzielanek, R (1, 4) OBP: 0.476, SLG: 0.474 Todd Walker, L (9, PH) OBP: 0.365, SLG: 0.486	K	FC6-4 1-2f		F8			1B 2B		1-2 2B 1B	4 1	1 1	1 1	0 0	0 0	1 0	5 0
Michael Barrett, R (1, 2) OBP: 0.361, SLG: 0.518	G6-3		F7	G5-3			G4-6-3 2-H		1-H 2-H 2B	5	0	2	3	0	0	0
Moises Alou, R (1, 7) OBP: 0.335, SLG: 0.536	G6-3		F9	L9			F7			4	0	0	0	0	0	1
Sammy Sosa, R (1, 9) OBP: 0.384, SLG: 0.582		16 E 25 1B 2B	16 FC5-4 BB	1B			G4-6-3 1-2f			3	1	2	0	1	0	1
16 Aramis Ramirez, R (1, 5) OBP: 0.365, SLG: 0.545		E6 SH1-3 25 1B 2-3	FC5-4 1-2f		K			K		4	0	0	0	0	2	3
25 Derrek Lee, R (1, 3) OBP: 0.379, SLG: 0.506		1B SH1-3 1-2 3-H 1B		22 1B 1B			G6-3 G4-3 1B	G4-3 1B		4	0	4	1	0	0	0
Corey Patterson, L (1, 8) OBP: 0.327, SLG: 0.434		SH1-3 1-2 2-3		F8			G4-3 1-2	1 SAFE G4-3 1-2f		3	0	0	0	0	0	3
Ramon Martinez, R (1, 6) OBP: 0.311, SLG: 0.349		22 BB 1B 2-3		F8			G6-3 2-3		K	4	0	1	0	0	1	2
22 Mark Prior, R (1, 1) OBP: 0.286, SLG: 0.167 Mike Remlinger, L (6, 1) Tom Goodwin, L (6, PH) OBP: 0.216, SLG: 0.250 Francis Beltran, R (7, 1) Kent Mercker, L (8, 1) Kyle Farnsworth, R (9, 1) Todd Hollandsworth, L (9, PH) OBP: 0.394, SLG: 0.547		FC6-4 1-2 BB		1B			K		1B 2B 1B	1 0 1 0 0 0 0 1	0 0 0 0 0 0 0 1	1 0 0 0 0 0 0 1	0 0 0 0 0 0 0 0	1 0 0 0 0 0 0 0	0 0 1 0 0 0 0 0	0 0 1 0 0 0 0 1
Inning Stats	R: 0 E: 0 K: 1 S: 6 H: 0 LOB: 0 BB: 0 P: 9	R: 1 E: 1 K: 0 S: 11 H: 3 LOB: 3 BB: 1 P: 20	R: 0 E: 0 K: 0 S: 11 H: 0 LOB: 1 BB: 1 P: 18	R: 0 E: 0 K: 0 S: 10 H: 2 LOB: 2 BB: 0 P: 13	R: 0 E: 0 K: 1 S: 13 H: 1 LOB: 1 BB: 0 P: 17	R: 0 E: 0 K: 1 S: 11 H: 1 LOB: 1 BB: 0 P: 15	R: 1 E: 0 K: 0 S: 9 H: 2 LOB: 0 BB: 0 P: 16	R: 0 E: 0 K: 1 S: 11 H: 1 LOB: 0 BB: 0 P: 15	R: 2 E: 0 K: 1 S: 8 H: 3 LOB: 1 BB: 0 P: 11	1B: 10 2B: 3 3B: 0 HR: 0 SF: 0 SAC: 1 DP: 2 HBP: 0						

	AB	35
	R	4
	H	13
	RBI	4
	BB	2
	SO	5
	LOB	16

		WP: 0	PB: 0	SB: 0	CS: 0	PA: 38

PITCHER		IP	WLS	BF	H	R	ER	SO	BB	IBB	HBP	BLK	WP	HR	S	P	ERA	WHIP
Mark Mulder, L ERA: 2.91	(1, 1)	8.0		34	10	2	2	4	2	0	0	0	0	0	82	123	2.25	1.500
Chad Bradford, R ERA: 5.1	(9, 1)	0.1	L	4	3	2	2	1	0	0	0	0	0	0	8	11	54.00	9.000

PITCHER	IP	WLS	BF	H	R	ER	SO	BB	IBB	HBP	BLK	WP	HR	S	P	ERA	WHIP

Batter	1	2	3	4	5	6	7	8	9	AB	R	H	RBI	BB	SO	LOB
Eric Byrnes, R (1, 7) OBP: 0.369, SLG: 0.488	B B C B X 3-1 ① F9		F X 0-1 ② G1-3		C B H 2-1 HBP		C F F F B B F F S 2-3 ② K		X 0-0 2-H 2B 2B	4	1	1	1	0	1	0
Mark McLemore, S (1, 5) OBP: 0.405, SLG: 0.343	C B B B S F X 2-2 21 CS 1B		F B B F B B B 4-2 21 BB BB		1 SAFE 1 SAFE B B B C F F F S 3-3 ① K		B F B C B F F F B 4-2 BB		F C X 0-2 2-H 2B	3	0	2	1	2	1	1
21 Mark Kotsay, L (1, 8) OBP: 0.346, SLG: 0.398	B B F B F F S 3-3 ② ③ K 1-2		B 1 SAFE B B B 4-0 1-2 BB		X 0-0 ② F7		C F B S 1-3 ③ K		S S B S 1-3 ③ K	4	0	0	0	1	3	4
Jermaine Dye, R (1, 9) OBP: 0.356, SLG: 0.521		B B C S F X 2-2 2B 2B	B B C X 2-1 ③ F8		B C C 1 S 1-3 ③ K			B F F X 1-2 ① F9		4	1	1	0	0	1	3
Scott Hatteberg, L (1, 3) OBP: 0.403, SLG: 0.519 Arthur Rhodes, L (8, 1)		C C F B X 1-2 7 G5-3 2-H 2B		B B C B B 4-1 17 1B BB		B X 1-1 ① F8		C F B B B X 2-2 ② G1-3		3 0	0 0	1 0	1 0	1 0	0 0	0 0
7 Bobby Crosby, R (1, 6) OBP: 0.331, SLG: 0.463	B C X 1-1 ① G5-3 2-3			X 0-0 ① L6		B X 1-0 ② F7		B S C T 1-2 ③ K		4	0	0	0	0	1	2
17 Adam Melhuse, S (1, 2) OBP: 0.315, SLG: 0.438	C B F S 1-3 ② K			B X 1-0 1-2 1B		X 0-0 1B			C B S X 1-2 ① G4-3	4	0	2	0	0	1	1
Marco Scutaro, R (1, 4) OBP: 0.318, SLG: 0.397	B B C C B S 3-3 ③ K			X 0-0 ② F9		C F X 0-2 ③ F7			F B B X 2-1 ② F9	4	0	0	0	0	1	4
Barry Zito, L (1, 1) Jim Mecir, S (6, 1) Eric Karros, R (7, PH) OBP: 0.218, SLG: 0.288 Justin Lehr, R (7, 1) Erubiel Durazo, L (8, 3) OBP: 0.390, SLG: 0.520			C B S F S 1-3 ① K	C S F B F C 1-3 ③ K			C X 0-1 ① P4		B F F F X 1-2 2B	2 0 1 0 1	0 0 0 0 1	0 0 0 0 1	0 0 0 0 1	0 0 0 0 0	2 0 0 0 0	2 0 0 0 0
Inning Stats	R: 0 H: 1 E: 0 LOB: 1 K: 1 BB: 0 S: 10 P: 18	R: 1 H: 2 E: 0 LOB: 1 K: 2 BB: 0 S: 16 P: 24	R: 0 H: 0 E: 0 LOB: 2 K: 1 BB: 2 S: 10 P: 21	R: 0 H: 1 E: 0 LOB: 2 K: 1 BB: 1 S: 9 P: 15	R: 0 H: 0 E: 0 LOB: 1 K: 2 BB: 0 S: 9 P: 15	R: 0 H: 1 E: 0 LOB: 1 K: 0 BB: 0 S: 7 P: 9	R: 0 H: 0 E: 0 LOB: 1 K: 2 BB: 1 S: 17 P: 24	R: 0 H: 0 E: 0 LOB: 0 K: 1 BB: 0 S: 9 P: 13	R: 2 H: 3 E: 0 LOB: 1 K: 1 BB: 0 S: 16 P: 21	1B: 3 SF: 0 2B: 6 SAC: 0 3B: 0 DP: 1 HR: 0 HBP: 1						WP: 0 PA: 39 PB: 0 SB: 0 CS: 1

TOP

Oakland Athletics @ Chicago Cubs

Wrigley Field, Chicago, IL

Sun Jun 20 2004, 1:20 PM CDT

Att. 40,145 - Sunny - 69 F

livebaseballscorecards.com

AB	34
R	3
H	8
RBI	3
BB	4
SO	11
LOB	17

PITCHER		IP	WLS	BF	H	R	ER	SO	BB	IBB	HBP	BLK	WP	HR	S	P	ERA	WHIP
38 Carlos Zambrano, R ERA: 2.25	(1, 1)	6.2	W	29	5	1	1	8	4	0	1	0	0	0	75	122	1.35	1.350
Kent Mercker, L ERA: 2.5	(7, 1)	0.1	H	1	0	0	0	1	0	0	0	0	0	0	3	4	0.00	0.000
Kyle Farnsworth, R ERA: 3.38	(8, 1)	1.0	H	3	0	0	0	1	0	0	0	0	0	0	9	13	0.00	0.000
LaTroy Hawkins, R ERA: 2.25	(9, 1)	1.0		6	3	2	2	1	0	0	0	0	0	0	16	21	18.00	3.000

PITCHER	IP	WLS	BF	H	R	ER	SO	BB	IBB	HBP	BLK	WP	HR	S	P	ERA	WHIP

Oakland Athletics @ Chicago Cubs

Wrigley Field, Chicago, IL

Sun Jun 20 2004, 1:20 PM CDT

Att. 40,145 - Sunny - 69 F

BOTTOM

Batter	1	2	3	4	5	6	7	8	9	AB	R	H	RBI	BB	SO	LOB
Michael Barrett, R (1, 2) OBP: 0.353, SLG: 0.505	P5	G6-3		F8		G6-3		L4		5	0	0	0	0	0	3
Todd Walker, L (1, 4) OBP: 0.371, SLG: 0.498 Mark Grudzielanek, R (8, PH) OBP: 0.500, SLG: 0.474 (9, 4)	HR HBP	CS 1B			16 SF8 3B	K		FC6-4 1-2 BB		3 0	2 0	2 0	0 0	0 1	1 0	1 0
Moises Alou, R (1, 7) OBP: 0.332, SLG: 0.540	1-H HR	CS 1-2	F7		K		G6-3	FC6-4 1-2f		5	1	1	2	0	1	4
Sammy Sosa, R (1, 9) OBP: 0.387, SLG: 0.573	G6-3		25 BB BB		25 2B BB		K			2	0	0	0	2	1	0
16 Aramis Ramirez, R (1, 5) OBP: 0.364, SLG: 0.542	25 1B 2B 1B		F8		SF8 3-H		P6			3	1	1	1	0	0	1
25 Derrek Lee, R (1, 3) OBP: 0.387, SLG: 0.528	2B 1-2 1B		1-2 BB		0-1 1-3 2B			0-0 HR		3	1	3	1	1	0	0
Corey Patterson, L (1, 8) OBP: 0.326, SLG: 0.435	1-3 2-H 2B		F8		F7			K		4	0	1	1	0	1	4
Ramon Martinez, R (1, 6) OBP: 0.316, SLG: 0.355	F7			K		38 SH1-4 2B		1B BB		3	0	1	0	1	1	2
38 Carlos Zambrano, S (1, 1) OBP: 0.171, SLG: 0.200 Kent Mercker, L (7, 1) Kyle Farnsworth, R (8, 1) Jose Macias, S (8, PH) OBP: 0.268, SLG: 0.402 LaTroy Hawkins, R (9, 1)		B1-3		G5-3		SH1-4 2-3		BB 1-3 1B		2 0 0 0 1 0	0 0 0 0 0 0	0 0 0 0 1 0	0 0 0 0 0 0	0 0 0 0 0 0	0 0 0 0 0 0	0 0 0 0 0 0
Inning Stats	R: 3 E: 0 K: 0 S: 22 H: 4 LOB: 2 BB: 0 P: 39	R: 0 E: 0 K: 0 S: 8 H: 1 LOB: 0 BB: 0 P: 14	R: 0 E: 0 K: 0 S: 10 H: 0 LOB: 2 BB: 2 P: 20	R: 0 E: 0 K: 1 S: 6 H: 0 LOB: 0 BB: 0 P: 10	R: 1 E: 0 K: 1 S: 15 H: 2 LOB: 2 BB: 1 P: 27	R: 0 E: 0 K: 1 S: 7 H: 1 LOB: 1 BB: 0 P: 11	R: 0 E: 0 K: 1 S: 5 H: 0 LOB: 0 BB: 0 P: 8	R: 1 E: 0 K: 1 S: 10 H: 2 LOB: 3 BB: 2 P: 19		1B: 4 2B: 3 3B: 1 HR: 2 SF: 1 SAC: 1 DP: 0 HBP: 1						

livebaseballscorecards.com

AB	31
R	5
H	10
RBI	5
BB	5
SO	5
LOB	15

PITCHER		IP	WLS	BF	H	R	ER	SO	BB	IBB	HBP	BLK	WP	HR	S	P	ERA	WHIP
Barry Zito, L ERA: 4.81	(1, 1)	5.0	L	25	7	4	4	2	3	0	1	0	0	1	61	110	7.20	2.000
Jim Mecir, R ERA: 5.92	(6, 1)	1.0		4	1	0	0	1	0	0	0	0	0	0	7	11	0.00	1.000
Justin Lehr, R ERA:	(7, 1)	1.0		3	0	0	0	1	0	0	0	0	0	0	5	8	0.00	0.000
Arthur Rhodes, L ERA: 5.14	(8, 1)	1.0		7	2	1	1	1	2	0	0	0	0	1	10	19	9.00	4.000

PITCHER	IP	WLS	BF	H	R	ER	SO	BB	IBB	HBP	BLK	WP	HR	S	P	ERA	WHIP

WP: 0 PA: 40
PB: 0
SB: 0
CS: 1

Batter	1	2	3	4	5	6	7	8	9	AB	R	H	RBI	BB	SO	LOB
Eric Byrnes, R (1, 7) OBP: 0.367, SLG: 0.484	C C B X 1-2 F7 ①		C S F B F X 1-2 L9 ③		F F B X 1-2 FC4 ③ 1-2f			B F X 1-1 1B		4	0	1	0	0	0	1
Mark McLemore, S (1, 5) OBP: 0.398, SLG: 0.338	X 0-0 F8 ②			C B X 1-1 G6-4-3 1B		C C F B C 1-3 K ①		B X 1-0 F7 ②		4	0	1	0	0	1	1
21 Mark Kotsay, L (1, 8) OBP: 0.345, SLG: 0.396	B C F B X 2-2 1B			X 0-0 F7 ①		C C B X 1-2 G4-3 ②		X 0-0 F7 ③		4	0	1	0	0	0	2
Jermaine Dye, R (1, 9) OBP: 0.352, SLG: 0.513	C B B S B X 3-2 F7 ③			C X 0-1 G6-4-3 ② ③ 1-2f		B C C B C 2-3 K ③			C C B F B X 2-2 G6-3 ①	4	0	0	0	0	1	2
Scott Hatteberg, L (1, 3) OBP: 0.401, SLG: 0.514		C B B X 2-1 G4-3 ①			C B X 1-1 G3 ①		B C F B X 2-2 F7 ①		C B B F X 2-2 1B WP E 1B	4	1	1	0	0	0	0
Erubiel Durazo, L (1, 10) OBP: 0.397, SLG: 0.529		F X 0-1 L1 ②			B F B B X 3-1 7 2B 1B 2B		F X 0-1 FC5-4 1B		F C F F B X 1-2 E 1-3 1B	4	1	3	0	0	0	0
7 Bobby Crosby, R (1, 6) OBP: 0.331, SLG: 0.466 Ramon Castro, R (9, PH)		B F C F B S 2-3 K ③			C S X 0-2 1B 2-3 2B		X 0-0 P6 ②		C F B X 1-2 E5 G5-4-3 1-2 3-H	3 1	1 0	1 0	0 1	0 0	1 0	1 1
Damian Miller, R (1, 2) OBP: 0.337, SLG: 0.434			C X 0-1 L9 ①		C C B F S 1-3 K ②		B B X 2-0 FC5-4 ③ 1-2f		B C X 1-1 G5-4-3 ② ③ 1-2f	4	0	0	0	0	1	5
Marco Scutaro, R (1, 4) OBP: 0.318, SLG: 0.396			B F X 1-1 F7 ②		B F C X 1-2 FC4 2-H 3-H 1B			B B C F F B X 3-2 F8 ①		3	0	1	2	0	0	0
Inning Stats	R: 0 E: 0 K: 0 S: 10 H: 1 LOB: 1 BB: 0 P: 16	R: 0 E: 0 K: 1 S: 8 H: 0 LOB: 0 BB: 0 P: 12	R: 0 E: 0 K: 0 S: 9 H: 0 LOB: 0 BB: 0 P: 11	R: 0 E: 0 K: 0 S: 5 H: 1 LOB: 0 BB: 0 P: 6	R: 2 E: 0 K: 1 S: 17 H: 3 LOB: 1 BB: 0 P: 24	R: 0 E: 0 K: 2 S: 10 H: 0 LOB: 0 BB: 0 P: 14	R: 0 E: 0 K: 0 S: 7 H: 1 LOB: 1 BB: 0 P: 11	R: 0 E: 0 K: 0 S: 9 H: 1 LOB: 1 BB: 0 P: 14	R: 1 E: 1 K: 0 S: 17 H: 2 LOB: 1 BB: 0 P: 24	1B: 7 2B: 2 3B: 0 HR: 0 SF: 0 SAC: 0 DP: 2 HBP: 0						

PITCHER	IP	WLS	BF	H	R	ER	SO	BB	IBB	HBP	BLK	WP	HR	S	P	ERA	WHIP
41 John Lackey, R (1, 1) ERA: 5.22	8.0	W	30	7	2	2	4	0	0	0	0	0	0	75	108	2.25	0.875
62 Scot Shields, R (9, 1) ERA: 2.89	1.0		5	2	1	1	0	0	0	0	0	1	0	17	24	9.00	2.000

PITCHER	IP	WLS	BF	H	R	ER	SO	BB	IBB	HBP	BLK	WP	HR	S	P	ERA	WHIP

TOP

Oakland Athletics @ Anaheim Angels

Angel Stadium of Anaheim, Anaheim, CA

Mon Jun 21 2004, 7:05 PM PDT

Att. 43,058 - Sunny - 68 F

livebaseballscorecards.com

AB	35
R	3
H	9
RBI	3
BB	0
SO	4
LOB	13

WP: 1 PB: 0 SB: 0 CS: 0 PA: 35

BOTTOM

Batter	1	2	3	4	5	6	7	8	9	AB	R	H	RBI	BB	SO	LOB
David Eckstein, R (1, 6) OBP: 0.353, SLG: 0.359	C B X 1-1 ① G6-3		B C B B C X 3-2 ② F8		C B B F B X 3-2 9 G6-3 27 1B 1-H 2-H 2B	B C S B F F B F X 3-2 ③ F9		B C B B B 4-1 27 2B 1B 1-2 2-3 BB		4	2	1	2	1	0	1
9 Chone Figgins, S (1, 5) (9, 9) OBP: 0.345, SLG: 0.455	C B S F X 1-2 ② F7		M B B F B F F F B 4-2 BB		C X 0-1 ② G6-3 2-3		C F B F X 1-2 ① G1-3	B B F F F S 2-3 ② K		4	0	0	0	1	1	4
27 Vladimir Guerrero, R (1, 9) OBP: 0.393, SLG: 0.612 39 Robb Quinlan, R (9, 3) OBP: 0.382, SLG: 0.388	F X 0-1 1B		X 0-0 ③ P4		C X 0-1 16 WP 16 2B 3-H 1B		B X 1-0 HR	C F X 0-2 1B 1-3 2-H 3-H 2B		5 0	3 0	4 0	4 0	0 0	0 0	1 0
16 Garret Anderson, L (1, 8) OBP: 0.407, SLG: 0.534	B S 1 SAFE F 1 F F S SAFE 1-3 ③ K			B B C B C X 3-2 ① G6-3	1 SAFE B B F F X 2-2 1-H 2B		B B F X 2-1 ② F8	I I I 4-0 1B IBB		4	0	1	1	1	1	1
Jose Guillen, R (1, 7) OBP: 0.362, SLG: 0.508		B X 1-0 ① G5-3	B C X 1-1 ② G6-3		C X 0-1 ③ F9		B F B B X 3-1 1B	B B B C F F F X 3-2 1-2 2-H 3-H 1B		5	0	2	2	0	0	1
Darin Erstad, L (1, 3) OBP: 0.299, SLG: 0.338 Alfredo Amezaga, S (9, 5) OBP: 0.217, SLG: 0.172		B B B C B 4-1 BB	F X 0-1 ③ F8			C B X 1-1 2B 1B	B X 1-0 ③ F8	X 0-0 ③ G6-3		4 0	1 0	1 0	0 0	1 0	0 0	3 0
Jeff DaVanon, S (1, 10) OBP: 0.401, SLG: 0.440		C C F X 0-2 ② F7			C S B F F S 1-3 ① K2-3	F F B S 1-3 ① K		C F B F B X 2-2 FC6-5 2B		4	0	1	0	0	2	2
Bengie Molina, R (1, 2) OBP: 0.308, SLG: 0.430		B F F 1 SAFE B X 2-2 ③ P3			B X 1-0 1B 2B 1B	1 SAFE F C X 0-2 1-H 2B		S X 0-1 ① FC6-5 BB 27 2B BB 2-3		4	2	2	1	0	0	2
Adam Kennedy, L (1, 4) OBP: 0.303, SLG: 0.314			C B B F F S 2-3 ① K		S B S X 1-2 2B 1B	D C F S 1-3 ② K		C F B B B B 4-2 BB 27 2B 1-2 BB		3	2	1	0	1	2	1
Inning Stats	R: 0 E: 0 K: 1 S: 13 H: 1 LOB: 1 BB: 0 P: 16	R: 0 E: 0 K: 0 S: 9 H: 0 LOB: 1 BB: 1 P: 16	R: 0 E: 0 K: 1 S: 13 H: 0 LOB: 1 BB: 1 P: 22	R: 0 E: 0 K: 0 S: 7 H: 0 LOB: 0 BB: 0 P: 11	R: 4 E: 0 K: 1 S: 21 H: 5 LOB: 1 BB: 0 P: 29	R: 1 E: 0 K: 2 S: 17 H: 2 LOB: 1 BB: 0 P: 23	R: 1 E: 0 K: 0 S: 10 H: 2 LOB: 1 BB: 0 P: 18	R: 4 E: 0 K: 1 S: 22 H: 3 LOB: 2 BB: 3 P: 41		1B: 7 2B: 5 3B: 0 HR: 1	SF: 0 SAC: 0 DP: 0 HBP: 0					

PITCHER		IP	WLS	BF	H	R	ER	SO	BB	IBB	HBP	BLK	WP	HR	S	P	ERA	WHIP
40 Rich Harden, R ERA: 4.25	(1, 1)	5.1	L	26	8	5	5	4	2	0	0	0	1	0	71	104	8.44	1.875
Ricardo Rincon, L ERA: 6.61	(6, 1)	0.1		1	0	0	0	1	0	0	0	0	0	0	3	4	0.00	0.000
58 Justin Duchscherer, R ERA: 3.15	(6, 1)	2.0		11	3	4	4	1	2	0	0	0	0	1	29	52	18.00	2.500
Chad Bradford, R ERA: 5.34	(8, 1)	0.1		4	2	1	1	0	0	1	0	0	0	0	9	16	27.00	6.000

PITCHER	IP	WLS	BF	H	R	ER	SO	BB	IBB	HBP	BLK	WP	HR	S	P	ERA	WHIP

Oakland Athletics @ Anaheim Angels

Angel Stadium of Anaheim, Anaheim, CA

Mon Jun 21 2004, 7:05 PM PDT

Att. 43,058 - Sunny - 68 F

livebaseballscorecards.com

AB	37
R	10
H	13
RBI	10
BB	5
SO	6
LOB	16

WP: 1 PA: 42
PB: 0
SB: 0
CS: 0

Batter	1	2	3	4	5	6	7	8	9	AB	R	H	RBI	BB	SO	LOB
Eric Byrnes, R (1, 7) OBP: 0.365, SLG: 0.480	B B F X 2-1 ① P4			B F B F C 2-3 ① K		F S X 0-2 ③ G5-3		F B C F X 1-2 1-2 3-H 1B		4	0	1	1	0	1	0
Mark McLemore, S (1, 5) OBP: 0.391, SLG: 0.333 Esteban German, R (8, 5) OBP: 0.238, SLG: 0.231	F C C 0-3 ② K			C C B F B S 2-3 ② K			X 0-0 21 G3 1B	B F F S 1-3 ③ K		4 0	0 0	1 0	0 0	0 0	3 0	2 0
21 Mark Kotsay, L (1, 8) OBP: 0.344, SLG: 0.393	S B F B B X 3-2 ③ L9			B B X 2-0 1B			C B X 1-1 ① G3 1-2		B C F F B X 2-2 ① F8	4	0	1	0	0	0	1
Jermaine Dye, R (1, 9) OBP: 0.347, SLG: 0.506		F X 0-1 ① F7		C X 0-1 ③ P3			C C B B F D X 3-2 ② L8		B B C B F S 3-3 ② K	4	0	0	0	0	1	2
Scott Hatteberg, L (1, 3) OBP: 0.394, SLG: 0.505		C B B F X 2-2 ② F7			C B F B X 2-2 ① G3		B B C B X 3-1 ③ G3		F X 0-1 ③ G4-3	4	0	0	0	0	0	1
Erubiel Durazo, L (1, 10) OBP: 0.391, SLG: 0.522		B X 1-0 ③ F7			F F B B S 2-3 ② K			B F X 1-1 ① P6		3	0	0	0	0	1	0
7 Bobby Crosby, R (1, 6) OBP: 0.331, SLG: 0.464			C C F B B B X 3-2 ① F9		F C S 0-3 ③ K			B B C B F F X 3-2 FC6-4 17 1B 1B 1B		3	1	1	0	0	1	0
17 Adam Melhuse, S (1, 2) OBP: 0.315, SLG: 0.434			X 0-0 ② F7			X 0-0 ① P5		B C B 1 SAFE 1 SAFE B X 3-1 FC6-4 1-2 1B		3	0	1	0	0	0	0
Marco Scutaro, R (1, 4) OBP: 0.314, SLG: 0.391			C F B F B X 2-2 ③ F9			C B B C B F F F S 3-3 ② K		C X 0-1 ② FC6-4 1B 1-2f 2-3		3	0	0	0	0	1	2
Inning Stats	R: 0 E: 0 K: 1 S: 8 H: 0 LOB: 0 BB: 0 P: 13	R: 0 E: 0 K: 0 S: 6 H: 0 LOB: 0 BB: 0 P: 9	R: 0 E: 0 K: 0 S: 9 H: 0 LOB: 0 BB: 0 P: 14	R: 0 E: 0 K: 2 S: 10 H: 1 LOB: 1 BB: 0 P: 16	R: 0 E: 0 K: 2 S: 9 H: 0 LOB: 0 BB: 0 P: 13	R: 0 E: 0 K: 1 S: 10 H: 0 LOB: 0 BB: 0 P: 13	R: 0 E: 0 K: 0 S: 9 H: 1 LOB: 1 BB: 0 P: 16	R: 1 E: 0 K: 1 S: 17 H: 3 LOB: 2 BB: 0 P: 26	R: 0 E: 0 K: 1 S: 9 H: 0 LOB: 0 BB: 0 P: 14	1B: 5 2B: 0 3B: 0 HR: 0	SF: 0 SAC: 0 DP: 0 HBP: 0						

TOP

Oakland Athletics @ Anaheim Angels

Angel Stadium of Anaheim, Anaheim, CA

Tue Jun 22 2004, 7:05 PM PDT

Att. 43,021 - Sunny - 70 F

livebaseballscorecards.com

AB	32
R	1
H	5
RBI	1
BB	0
SO	8
LOB	8

PITCHER		IP	WLS	BF	H	R	ER	SO	BB	IBB	HBP	BLK	WP	HR	S	P	ERA	WHIP
40 Bartolo Colon, R ERA: 5.62	(1, 1)	7.2	W	28	5	1	1	6	0	0	0	0	0	0	75	116	1.17	0.652
Brendan Donnelly, R ERA: 2.7	(8, 1)	1.1		4	0	0	0	2	0	0	0	0	0	0	12	18	0.00	0.000

PITCHER	IP	WLS	BF	H	R	ER	SO	BB	IBB	HBP	BLK	WP	HR	S	P	ERA	WHIP

Oakland Athletics @ Anaheim Angels

Angel Stadium of Anaheim, Anaheim, CA

Tue Jun 22 2004, 7:05 PM PDT

Att. 43,021 - Sunny - 70 F

livebaseballscorecards.com

BOTTOM

Batter	1	2	3	4	5	6	7	8	9	AB	R	H	RBI	BB	SO	LOB
David Eckstein, R (1, 6) OBP: 0.352, SLG: 0.359	C C B B S 2-3 ① K		C B B X 2-1 9 BLK 9 3B 1B	X 0-0 SH 27 WP 3-H		C C B B F F X 2-2 ③ F7				3	1	1	1	0	1	0
9 Chone Figgins, S (1, 5) OBP: 0.352, SLG: 0.470	B B B C B 4-1 27 L6 BB		1 SAFE 1 SAFE B 1 SAFE X 1-0 27 2B 1-H 3B	1 SAFE B 1 SAFE X 1-0 ② F8			C B B B X 3-1 27 WP 27 SF9 2B			3	2	2	1	1	0	1
27 Vladimir Guerrero, R (1, 9) OBP: 0.391, SLG: 0.612	F X 0-1 ②③ L6 1-1		D B F S X 2-2 G4-6-3 1B 3-H 2B	S X 0-1 ③ F8 1-2			B B F F B X 3-2 ① SF9 2-H			3	1	1	2	0	0	2
16 Garret Anderson, L (1, 8) OBP: 0.410, SLG: 0.528		B C S X 1-2 G4-3 G5-3 1B 1B	C F F D B B B 4-2 G4-6-3 BB		B B S B X 3-1 ① G4-3		B C S S 1-3 ② K			3	1	1	0	1	1	0
Jose Guillen, R (1, 7) OBP: 0.360, SLG: 0.502		B B C F X 2-2 ① G5-3 1-2	F S X 0-2 ①② G4-6-3 1-2f 2-3		C B B B B 4-1 BB		B F B B S 3-3 ③ K			3	0	0	0	1	1	3
Darin Erstad, L (1, 3) OBP: 0.304, SLG: 0.342		X 0-0 ② G4-3 2-3	B C X 1-1 S 3-H 1B		C B X 1-1 ② L9			B X 1-0 G6-4-3 1B		4	0	2	1	0	0	2
Tim Salmon, R (1, 10) OBP: 0.313, SLG: 0.333		B C F X 1-2 1B 3-H 1B	S B X 1-1 ③ G6-3 1-2		B B B C C S 3-3 ③ K			C D X 1-1 ①② G6-4-3 1-2f		4	0	1	1	0	1	3
Bengie Molina, R (1, 2) OBP: 0.306, SLG: 0.424		X 0-0 1-2 1B		C B B S B X 3-2 ① G3		F S B B F X 2-2 ① F8		B B X 2-0 ③ L7		4	0	1	0	0	0	0
Adam Kennedy, L (1, 4) OBP: 0.300, SLG: 0.310		X 0-0 ③ F7		B B B C X 3-1 E8 SH		F B F B S 2-3 ② K				3	1	0	0	0	1	2
Inning Stats	R: 0 H: 0 E: 0 LOB: 0 K: 1 BB: 1 S: 6 P: 12	R: 1 H: 3 E: 0 LOB: 2 K: 0 BB: 0 S: 12 P: 16	R: 3 H: 4 E: 0 LOB: 1 K: 0 BB: 1 S: 16 P: 27	R: 1 H: 0 E: 1 LOB: 1 K: 0 BB: 0 S: 9 P: 16	R: 0 H: 0 E: 0 LOB: 1 K: 1 BB: 1 S: 8 P: 19	R: 0 H: 0 E: 0 LOB: 0 K: 1 BB: 0 S: 12 P: 18	R: 1 H: 1 E: 0 LOB: 0 K: 2 BB: 0 S: 11 P: 21	R: 0 H: 1 E: 0 LOB: 0 K: 0 BB: 0 S: 4 P: 8		1B: 6 SF: 1 2B: 3 SAC: 1 3B: 1 DP: 3 HR: 0 HBP: 0						

	AB	30
	R	6
	H	9
	RBI	6
	BB	3
	SO	5
	LOB	13

WP: 2 PA: 35
PB: 0
SB: 1
CS: 0

PITCHER		IP	WLS	BF	H	R	ER	SO	BB	IBB	HBP	BLK	WP	HR	S	P	ERA	WHIP
Tim Hudson, R ERA: 2.98	(1, 1)	5.0	L	25	7	5	4	2	3	0	0	1	1	0	51	90	7.20	2.000
Ricardo Rincon, L ERA: 6.23	(6, 1)	1.0		3	0	0	0	1	0	0	0	0	0	0	12	18	0.00	0.000
Arthur Rhodes, L ERA: 5.28	(7, 1)	1.0		4	1	1	1	2	0	0	0	0	1	0	11	21	9.00	1.000
Justin Lehr, R ERA:	(8, 1)	1.0		3	1	0	0	0	0	0	0	0	0	0	4	8	0.00	1.000

PITCHER		IP	WLS	BF	H	R	ER	SO	BB	IBB	HBP	BLK	WP	HR	S	P	ERA	WHIP

Batter	1	2	3	4	5	6	7	8	9	AB	R	H	RBI	BB	SO	LOB
Eric Byrnes, R (1, 7) OBP: 0.362, SLG: 0.478	F8		K		21 1B SF8 2-3 2B	K2-3		K		5	1	1	0	0	3	4
21 Mark Kotsay, L (1, 8) OBP: 0.352, SLG: 0.399	BB BB		K		2-3 3-H 1B	1B 1B		PB 1-2 2-3 1B		4	1	3	1	1	1	0
Scott Hatteberg, L (1, 3) OBP: 0.394, SLG: 0.505	K		7 WP 2B BB	SF8 3-H	1B 7 FC5-4 1-2 1B	SF8 2-3 3-H				2	2	1	2	1	1	1
Erubiel Durazo, L (1, 10) OBP: 0.396, SLG: 0.519	7 FC6-4 1-2 BB		P4	K	7 FC5-4 1-3 2-H 1B	BB 1-2 3-H				3	0	1	1	2	1	2
7 Bobby Crosby, R (1, 6) OBP: 0.324, SLG: 0.454	FC6-4 1-2f		E5 2B 1-2	F7	FC5-4 S 1-2f 3-H	K				5	0	0	1	0	1	7
Damian Miller, R (1, 2) OBP: 0.338, SLG: 0.438		P4	1-3 2-H 2B	FC1-6 1B	F8	G4-3				5	0	2	1	0	0	1
Marco Scutaro, R (1, 4) OBP: 0.307, SLG: 0.382		G5-3	B2	FC1-6 23 FC3-6 1B 1-2f	G4-3 1-2	P4				5	0	0	0	0	0	4
23 Bobby Kielty, S (1, 9) OBP: 0.313, SLG: 0.396		G4-3	G4-3	FC3-6 1-2 1B	21 1B 1B SF8 BB	G4-3				4	1	1	0	1	0	2
Esteban German, R (1, 5) OBP: 0.261, SLG: 0.279			K	2B 21 1B 2B	FC3-6 1-2f 2-3	SF8 21 1B 1-2 PB 1B				4	2	2	0	0	1	2
Inning Stats	R: 0 E: 0 K: 1 S: 12 H: 0 LOB: 2 BB: 2 P: 23	R: 0 E: 0 K: 0 S: 6 H: 0 LOB: 0 BB: 0 P: 9	R: 0 E: 0 K: 3 S: 9 H: 0 LOB: 0 BB: 0 P: 11	R: 1 E: 1 K: 0 S: 11 H: 1 LOB: 2 BB: 1 P: 21	R: 2 E: 0 K: 1 S: 12 H: 3 LOB: 1 BB: 0 P: 22	R: 0 E: 0 K: 1 S: 14 H: 2 LOB: 2 BB: 0 P: 22	R: 2 E: 0 K: 0 S: 11 H: 3 LOB: 1 BB: 0 P: 18	R: 2 E: 0 K: 2 S: 15 H: 2 LOB: 2 BB: 2 P: 33	R: 0 E: 0 K: 0 S: 6 H: 0 LOB: 0 BB: 0 P: 9	1B: 8 2B: 3 3B: 0 HR: 0	SF: 2 SAC: 0 DP: 0 HBP: 0					

TOP

Oakland Athletics @ Anaheim Angels

Angel Stadium of Anaheim, Anaheim, CA

Wed Jun 23 2004, 7:05 PM PDT
Att. 42,774 - Sunny - 72 F

livebaseballscorecards.com

AB	37
R	7
H	11
RBI	6
BB	5
SO	8
LOB	23

PITCHER		IP	WLS	BF	H	R	ER	SO	BB	IBB	HBP	BLK	WP	HR	S	P	ERA	WHIP
45 Kelvim Escobar, R ERA: 3.56	(1, 1)	6.0	L	28	6	3	3	6	3	0	0	0	1	0	64	108	4.50	1.500
Kevin Gregg, R ERA: 3.83	(7, 1)	1.2		11	5	4	3	1	1	0	0	0	0	0	23	41	16.20	3.600
Derrick Turnbow, R ERA:	(8, 1)	1.1		5	0	0	0	1	1	0	0	0	0	0	9	19	0.00	0.750

PITCHER	IP	WLS	BF	H	R	ER	SO	BB	IBB	HBP	BLK	WP	HR	S	P	ERA	WHIP

BOTTOM

Oakland Athletics @ Anaheim Angels

Angel Stadium of Anaheim, Anaheim, CA

Wed Jun 23 2004, 7:05 PM PDT
Att. 42,774 - Sunny - 72 F

Batter	1	2	3	4	5	6	7	8	9	AB	R	H	RBI	BB	SO	LOB
David Eckstein, R (1, 6) OBP: 0.355, SLG: 0.362	G4-3		9 1B 3-H 1B			27 2B 1B		P2		4	0	2	1	0	0	1
9 Chone Figgins, S (1, 5) OBP: 0.350, SLG: 0.467	G6-3		1 SAFE 1 SAFE 1 SAFE 27 G6-3 1-3 1B			K		L5		4	0	1	0	0	1	2
27 Vladimir Guerrero, R (1, 9) OBP: 0.395, SLG: 0.618	1B		G6-3 1-2f			1 SAFE 1-H 2B			FC5-4 1B	4	0	3	0	0	0	2
16 Garret Anderson, L (1, 8) OBP: 0.397, SLG: 0.509	F7			K			L3		K	4	0	0	0	0	2	2
Jose Guillen, R (1, 7) OBP: 0.355, SLG: 0.494		L9		P3			F9		FC5-4 39 FC4-6 1-2f	4	0	0	0	0	0	1
Darin Erstad, L (1, 3) OBP: 0.302, SLG: 0.340 39 Robb Quinlan, R (3, 3) OBP: 0.379, SLG: 0.373		K2-3		P4			WP BB		FC4-6 1-2f	1 2	0 0	0 0	0 0	0 1	1 0	0 1
Tim Salmon, R (1, 10) OBP: 0.304, SLG: 0.322		K		F8			K 1-2			3	0	0	0	0	2	1
Bengie Molina, R (1, 2) OBP: 0.314, SLG: 0.438			F8 1B 2B	G5-3				FC6-4 1B		3	1	2	0	0	0	0
Adam Kennedy, L (1, 4) OBP: 0.296, SLG: 0.306			F8 2-3	K				FC6-4 1-2f		3	0	0	0	0	1	2
Inning Stats	R: 0 E: 0 K: 0 S: 10 H: 1 LOB: 1 BB: 0 P: 13	R: 0 E: 0 K: 2 S: 8 H: 0 LOB: 0 BB: 0 P: 11	R: 1 E: 0 K: 0 S: 7 H: 3 LOB: 1 BB: 0 P: 10	R: 0 E: 0 K: 1 S: 7 H: 0 LOB: 0 BB: 0 P: 13	R: 0 E: 0 K: 1 S: 9 H: 0 LOB: 0 BB: 0 P: 15	R: 0 E: 0 K: 1 S: 7 H: 2 LOB: 2 BB: 0 P: 11	R: 0 E: 0 K: 1 S: 9 H: 0 LOB: 1 BB: 1 P: 18	R: 0 E: 0 K: 0 S: 10 H: 1 LOB: 1 BB: 0 P: 17	R: 0 E: 0 K: 1 S: 9 H: 1 LOB: 1 BB: 0 P: 13	1B: 6 2B: 2 3B: 0 HR: 0 SF: 0 SAC: 0 DP: 1 HBP: 0						

livebaseballscorecards.com

AB	32
R	1
H	8
RBI	1
BB	1
SO	7
LOB	12

WP: 1 PB: 0 SB: 0 CS: 0 PA: 33

PITCHER		IP	WLS	BF	H	R	ER	SO	BB	IBB	HBP	BLK	WP	HR	S	P	ERA	WHIP
Mark Redman, L ERA: 3.83	(1, 1)	7.1	W	27	7	1	1	6	1	0	0	0	1	0	61	98	1.23	1.091
Chad Bradford, R ERA: 5.23	(8, 1)	0.2		2	0	0	0	0	0	0	0	0	0	0	6	10	0.00	0.000
Jim Mecir, R ERA: 5.68	(9, 1)	1.0		4	1	0	0	1	0	0	0	0	0	0	9	13	0.00	1.000

PITCHER	IP	WLS	BF	H	R	ER	SO	BB	IBB	HBP	BLK	WP	HR	S	P	ERA	WHIP

Batter	1	2	3	4	5	6	7	8	9	AB	R	H	RBI	BB	SO	LOB
Eric Byrnes, R (1, 7) OBP: 0.357, SLG: 0.470	C S B F F F S 1-3 ① K		F B B F S 2-3 ③ K		S X 0-1 ③ L4			B F C B S 2-3 ① K		4	0	0	0	0	3	3
Mark McLemore, S (1, 5) OBP: 0.385, SLG: 0.321	C T B B X 2-2 ② F9			F X 0-1 ① F9		B B B B 4-0 HR BB		F S B X 1-2 ② F7		3	1	0	0	1	0	0
21 Mark Kotsay, L (1, 8) OBP: 0.351, SLG: 0.397	B C X 1-1 ③ F7			X 0-0 ② G4-3		C B C F B F 1 X 2-2 ① F9 SAFE		S F X 0-2 1B		4	0	1	0	0	0	1
Jermaine Dye, R (1, 9) OBP: 0.349, SLG: 0.517		C S B S 1-3 ① K		C F B X 1-2 WP 1B		C X 0-1 1-H HR		C D B S B S 3-3 ③ K		4	1	2	2	0	2	1
Scott Hatteberg, L (1, 3) OBP: 0.388, SLG: 0.495		C X 0-1 ② F9		C B C B F B F F X 3-2 ③ F7 1-2		X 0-0 ② F7			B X 1-0 ① F9	4	0	0	0	0	0	1
7 Bobby Crosby, R (1, 6) OBP: 0.323, SLG: 0.450		B C C X 1-2 ③ G5-3			B S B B F F F F F 3-2 F F X 1B 1B	B B F C C 2-3 ③ K			B B F B X 3-1 ② G4-3	4	0	1	0	0	1	0
Damian Miller, R (1, 2) OBP: 0.332, SLG: 0.429			X 0-0 ① P2		1 SAFE B 1 SAFE 1 SAFE B S 1 SAFE F F 2-3 F S ① K		S C B B C 2-3 ① K		B F F S 1-3 ③ K	4	0	0	0	0	3	1
Eric Karros, R (1, 10) OBP: 0.211, SLG: 0.277			C X 0-1 ② F9		B 1 SAFE C F B S 2-3 ② K		C F C 0-3 ② K			3	0	0	0	0	2	1
Marco Scutaro, R (1, 4) OBP: 0.308, SLG: 0.381			C X 0-1 E7		1 SAFE F 1 SAFE 1 SAFE X 0-1 1-2 1B		B X 1-0 ③ P6			3	0	1	0	0	0	0
Inning Stats	R: 0 E: 0 K: 1 S: 11 H: 0 LOB: 0 BB: 0 P: 15	R: 0 E: 0 K: 1 S: 8 H: 0 LOB: 0 BB: 0 P: 10	R: 0 E: 1 K: 1 S: 8 H: 0 LOB: 1 BB: 0 P: 10	R: 0 E: 0 K: 0 S: 12 H: 1 LOB: 1 BB: 0 P: 16	R: 0 E: 0 K: 2 S: 22 H: 2 LOB: 2 BB: 0 P: 29	R: 2 E: 0 K: 1 S: 11 H: 1 LOB: 0 BB: 1 P: 19	R: 0 E: 0 K: 2 S: 7 H: 0 LOB: 0 BB: 0 P: 10	R: 0 E: 0 K: 2 S: 12 H: 1 LOB: 1 BB: 0 P: 18	R: 0 E: 0 K: 1 S: 6 H: 0 LOB: 0 BB: 0 P: 11	1B: 4 2B: 0 3B: 0 HR: 1	SF: 0 SAC: 0 DP: 0 HBP: 0						

Oakland Athletics @ Anaheim Angels

Angel Stadium of Anaheim, Anaheim, CA

Thu Jun 24 2004, 1:05 PM PDT

Att. 43,461 - Sunny - 79 F

livebaseballscorecards.com

TOP

AB	33
R	2
H	5
RBI	2
BB	1
SO	11
LOB	8

WP: 1 PB: 0 SB: 0 CS: 0 PA: 34

PITCHER		IP	WLS	BF	H	R	ER	SO	BB	IBB	HBP	BLK	WP	HR	S	P	ERA	WHIP
Ramon Ortiz, R ERA: 4.39	(1, 1)	5.1		21	3	1	1	5	1	0	0	0	1	0	66	91	1.69	0.750
62 Scot Shields, R ERA: 2.92	(6, 1)	2.2	L	10	2	1	1	5	0	0	0	0	0	1	25	36	3.38	0.750
Francisco Rodríguez, R ERA: 1.14	(9, 1)	1.0		3	0	0	0	1	0	0	0	0	0	0	6	11	0.00	0.000

PITCHER	IP	WLS	BF	H	R	ER	SO	BB	IBB	HBP	BLK	WP	HR	S	P	ERA	WHIP

BOTTOM

Oakland Athletics @ Anaheim Angels

Angel Stadium of Anaheim, Anaheim, CA

Thu Jun 24 2004, 1:05 PM PDT
Att. 43,461 - Sunny - 79 F

livebaseballscorecards.com

Batter	1	2	3	4	5	6	7	8	9	AB	R	H	RBI	BB	SO	LOB
David Eckstein, R (1, 6) OBP: 0.357, SLG: 0.369	B C B B C X 3-2 27 F9 16 SF9 2B		C B B B C X 3-2 ③ G5-3			B C F X 1-2 9 1B 1B			C C F C 0-3 ① K	4	1	2	0	0	1	0
9 Chone Figgins, S (1, 5) OBP: 0.352, SLG: 0.465	L B B F F B B 4-2 CS BB			X 0-0 ① G6-3		1 SAFE C L 1 SAFE 1 SAFE B X 1-2 1-2 1B			B C B F S 2-3 ② K	3	0	1	0	1	1	0
27 Vladimir Guerrero, R (1, 9) OBP: 0.394, SLG: 0.611	X 0-0 ① F9 2-3			F S B S 1-3 ② K		S X 0-1 ③ G6-3			B F B S T F B B 4-2 BB	3	0	0	0	1	1	4
16 Garret Anderson, L (1, 8) OBP: 0.384, SLG: 0.496	1 SAFE B 1 SAFE X 1-0 ② SF9 3-H			C C B X 1-2 ③ G4-3			B X 1-0 ① G3		1 SAFE B 1 SAFE X 1-0 ③ G4-3	3	0	0	1	0	0	1
Jose Guillen, R (1, 7) OBP: 0.358, SLG: 0.494	1 SAFE 0-0 ③ CS 1-2	B B B F X 3-1 39 CS WP 1B	F B B B B 4-1 G5-4-3 BB				B C F X 1-2 ② G6-3			2	0	1	0	1	0	0
Tim Salmon, R (1, 10) OBP: 0.295, SLG: 0.312		B C D S X 2-2 ① G5-3 1-2	X 0-0 ① ② G5-4-3 1-2f				B F X 1-1 ③ L8			3	0	0	0	0	0	2
39 Robb Quinlan, R (1, 3) OBP: 0.361, SLG: 0.352		C B B F X 2-2 ② ③ G6-3 2-3	B B X 2-0 ③ F8					X 0-0 ① F8		3	0	0	0	0	0	1
José Molina, R (1, 2) OBP: 0.279, SLG: 0.356		F X 0-1 ① F7				B X 1-0 ① G6-3		F S S 0-3 ② K		3	0	0	0	0	1	0
Alfredo Amezaga, S (1, 4) OBP: 0.211, SLG: 0.167 Bengie Molina, R (8, PH) OBP: 0.312, SLG: 0.434 Adam Kennedy, L (9, 4) OBP: 0.296, SLG: 0.306		C F C 0-3 ② K				B X 1-0 ② G6-3		X 0-0 ③ G6-3		2 1 0	0 0 0	0 0 0	0 0 0	0 0 0	1 0 0	0 0 0
Inning Stats	R: 1 E: 0 K: 0 S: 8 H: 1 LOB: 0 BB: 1 P: 16	R: 0 E: 0 K: 0 S: 8 H: 1 LOB: 0 BB: 0 P: 15	R: 0 E: 0 K: 1 S: 8 H: 0 LOB: 0 BB: 0 P: 11	R: 0 E: 0 K: 1 S: 7 H: 0 LOB: 0 BB: 0 P: 9	R: 0 E: 0 K: 0 S: 3 H: 0 LOB: 0 BB: 1 P: 9	R: 0 E: 0 K: 0 S: 10 H: 2 LOB: 2 BB: 0 P: 14	R: 0 E: 0 K: 0 S: 6 H: 0 LOB: 0 BB: 0 P: 9	R: 0 E: 0 K: 1 S: 5 H: 0 LOB: 0 BB: 0 P: 5	R: 0 E: 0 K: 2 S: 11 H: 0 LOB: 1 BB: 1 P: 18	1B: 3 2B: 1 3B: 0 HR: 0	SF: 1 SAC: 0 DP: 1 HBP: 0					

	AB	27
	R	1
	H	4
	RBI	1
	BB	3
	SO	5
	LOB	8

PITCHER	IP	WLS	BF	H	R	ER	SO	BB	IBB	HBP	BLK	WP	HR	S	P	ERA	WHIP
Mark Mulder, L (1, 1) ERA: 2.76	9.0	W	31	4	1	1	5	3	0	0	0	1	0	66	106	1.00	0.778

PITCHER	IP	WLS	BF	H	R	ER	SO	BB	IBB	HBP	BLK	WP	HR	S	P	ERA	WHIP

WP: 1	PA: 32
PB: 0	
SB: 0	
CS: 2	

Batter	1	2	3	4	5	6	7	8	9	AB	R	H	RBI	BB	SO	LOB
Ray Durham, S (1, 4) OBP: 0.369, SLG: 0.460	X 0-0 BB E SF8 1B	C C X 0-2 ② P4			C B X 1-1 SF8 1-3 2B		S F B X 1-2 ① L8		F C B F X 1-2 G4-3 1B	5	1	3	0	0	0	0
Michael Tucker, L (1, 9) OBP: 0.367, SLG: 0.452	1 SAFE C C B B F S 2-3 ① K	C B X 1-1 ③ F9			F B X 1-1 ① SF8 2-3 3-H		B S B S B B 4-2 1B BB		F B B X 2-1 ② G4-3 1-2	3	0	0	1	1	1	2
Marquis Grissom, R (1, 8) OBP: 0.329, SLG: 0.474	1 SAFE 1 SAFE B S S B X 2-2 FC1 SF8 BB HR 1-2		X 0-0 ① P6		X 0-0 ② F9		B B X 2-0 1-2 1B		C B B C C 2-3 ③ K	5	1	1	0	0	1	3
Barry Bonds, L (1, 10) OBP: 0.613, SLG: 0.761	B B C B B 4-1 HR 1-2 2-3 BB		X 0-0 ② F8		B B B B 4-0 BB		C S B B D X 3-2 ② F7			2	1	0	0	2	0	2
Edgardo Alfonzo, R (1, 5) OBP: 0.344, SLG: 0.398	C F B X 1-2 ② SF8 2-3 3-H		B F B X 2-1 ③ F7		C F X 0-2 ③ F9		C X 0-1 ③ P6			3	0	0	1	0	0	4
Deivi Cruz, R (1, 6) OBP: 0.368, SLG: 0.462	B X 1-0 1-H 3-H HR			C X 0-1 ① F7		B B C X 2-1 E6		C C D F B F F F F 2-2 ① X P3		4	1	1	3	0	0	0
Pedro Feliz, R (1, 3) OBP: 0.301, SLG: 0.490	C S X 0-2 HR			X 0-0 G5-4-3 1B		S F F B X 1-2 ① P3		C B C S 1-3 ② K		4	1	2	1	0	1	1
A.J. Pierzynski, L (1, 2) OBP: 0.343, SLG: 0.426	S C F F X 0-2 ③ L3			F F X 0-2 ② ③ G5-4-3 1-2f		B B F F X 2-2 ② F8		X 0-0 ③ G6-3		4	0	0	0	0	0	2
Dustan Mohr, R (1, 7) OBP: 0.390, SLG: 0.355		X 0-0 ① F8			C S B X 1-2 2B SF8 1B		B C B F B S 3-3 ③ K		C X 0-1 ① G6-3	4	1	1	0	0	1	1
Inning Stats	R: 5 H: 3 E: 1 LOB: 0 K: 1 BB: 1 S: 21 P: 31	R: 0 H: 0 E: 0 LOB: 0 K: 0 BB: 0 S: 6 P: 7	R: 0 H: 0 E: 0 LOB: 0 K: 0 BB: 0 S: 4 P: 6	R: 0 H: 1 E: 0 LOB: 0 K: 0 BB: 0 S: 6 P: 6	R: 1 H: 2 E: 0 LOB: 2 K: 0 BB: 1 S: 11 P: 18	R: 0 H: 0 E: 1 LOB: 1 K: 1 BB: 0 S: 12 P: 20	R: 0 H: 1 E: 0 LOB: 2 K: 0 BB: 1 S: 11 P: 21	R: 0 H: 0 E: 0 LOB: 0 K: 1 BB: 0 S: 12 P: 15	R: 0 H: 1 E: 0 LOB: 1 K: 1 BB: 0 S: 11 P: 16	1B: 5 SF: 2 2B: 1 SAC: 0 3B: 0 DP: 1 HR: 2 HBP: 0						

PITCHER		IP	WLS	BF	H	R	ER	SO	BB	IBB	HBP	BLK	WP	HR	S	P	ERA	WHIP
Barry Zito, L ERA: 4.55	(1, 1)	7.0	L	32	7	6	1	2	3	0	0	0	0	2	71	109	1.29	1.429
58 Justin Duchscherer, R ERA: 3.07	(8, 1)	1.0		3	0	0	0	1	0	0	0	0	0	0	12	15	0.00	0.000
Justin Lehr, R ERA:	(9, 1)	1.0		4	1	0	0	1	0	0	0	0	0	0	11	16	0.00	1.000

PITCHER	IP	WLS	BF	H	R	ER	SO	BB	IBB	HBP	BLK	WP	HR	S	P	ERA	WHIP

TOP

San Francisco Giants @ Oakland Athletics

Network Associates Coliseum, Oakland, CA

Fri Jun 25 2004, 10:05 PM EDT
Att. 48,189 - Sunny - 74 F

livebaseballscorecards.com

AB	34
R	6
H	8
RBI	6
BB	3
SO	4
LOB	15

WP: 0 PA: 39
PB: 0
SB: 0
CS: 0

Batter	1	2	3	4	5	6	7	8	9	AB	R	H	RBI	BB	SO	LOB
Eric Byrnes, R (1, 7) OBP: 0.351, SLG: 0.462	F8		FC6-4 1-2f			K		K		4	0	0	0	0	2	2
Mark McLemore, S (1, 5) OBP: 0.390, SLG: 0.313	21 G6-4-3 BB			K		BB		G6-3		2	0	0	0	2	1	0
21 Mark Kotsay, L (1, 8) OBP: 0.353, SLG: 0.396	G6-4-3 1-2f			F7-4-3 1B		G3			HR BB	3	1	1	0	1	0	3
Jermaine Dye, R (1, 9) OBP: 0.344, SLG: 0.509		G5-3		F7-4-3 1-1			P5		F7	4	0	0	0	0	0	2
Scott Hatteberg, L (1, 3) OBP: 0.390, SLG: 0.509		P5			P4		7 HR 1B		1-H HR	4	2	2	2	0	0	0
Erubiel Durazo, L (1, 10) OBP: 0.393, SLG: 0.519		P6			G3		P5		7 1B 2B	4	0	1	0	0	0	1
7 Bobby Crosby, R (1, 6) OBP: 0.326, SLG: 0.464			L8		F7		1-H HR		G6-4-3 2-3 1B	4	1	2	2	0	0	0
Damian Miller, R (1, 2) OBP: 0.335, SLG: 0.435			FC6-4 1B			G4-3 2B			G6-4-3 1-2f	4	0	2	0	0	1	2
Marco Scutaro, R (1, 4) OBP: 0.304, SLG: 0.376			F9			G4-3 2-3		G6-3		3	0	0	0	0	0	2
Inning Stats	R: 0 E: 0 K: 0 S: 9 H: 0 LOB: 0 BB: 1 P: 15	R: 0 E: 0 K: 0 S: 6 H: 0 LOB: 0 BB: 0 P: 8	R: 0 E: 0 K: 0 S: 12 H: 1 LOB: 1 BB: 0 P: 16	R: 0 E: 0 K: 1 S: 6 H: 1 LOB: 0 BB: 0 P: 8	R: 0 E: 0 K: 0 S: 7 H: 0 LOB: 0 BB: 0 P: 10	R: 0 E: 0 K: 1 S: 9 H: 1 LOB: 2 BB: 1 P: 13	R: 2 E: 0 K: 1 S: 10 H: 2 LOB: 0 BB: 0 P: 20	R: 0 E: 0 K: 1 S: 11 H: 0 LOB: 0 BB: 0 P: 15	R: 2 E: 0 K: 0 S: 11 H: 3 LOB: 1 BB: 1 P: 20	1B: 4 2B: 3 3B: 0 HR: 2	SF: 0 SAC: 0 DP: 3 HBP: 0						

PITCHER	IP	WLS	BF	H	R	ER	SO	BB	IBB	HBP	BLK	WP	HR	S	P	ERA	WHIP
Jason Schmidt, R (1, 1) ERA: 2.43	8.1	W	32	6	4	4	4	3	0	0	0	0	2	75	115	4.32	1.080
Scott Eyre, L (9, 1) ERA: 3.15	0.0		1	1	0	0	0	0	0	0	0	0	0	3	6	∞	∞
Matt Herges, R (9, 1) ERA: 4.7	0.2	S	2	1	0	0	0	0	0	0	0	0	0	3	4	0.00	1.500

PITCHER	IP	WLS	BF	H	R	ER	SO	BB	IBB	HBP	BLK	WP	HR	S	P	ERA	WHIP

BOTTOM

San Francisco Giants @ Oakland Athletics

Network Associates Coliseum, Oakland, CA

Fri Jun 25 2004, 10:05 PM EDT
Att. 48,189 - Sunny - 74 F

livebaseballscorecards.com

AB	32
R	4
H	8
RBI	4
BB	3
SO	4
LOB	12

1B: 4	SF: 0	WP: 0	PA: 35
2B: 3	SAC: 0	PB: 0	
3B: 0	DP: 3	SB: 0	
HR: 2	HBP: 0	CS: 0	

Batter	1	2	3	4	5	6	7	8	9	10	AB	R	H	RBI	BB	SO	LOB
Ray Durham, S (1, 4) OBP: 0.380, SLG: 0.465	1-0 2B		1-2 E3 1B 2B	1-3 K ②		4-2 BB 1-2 2-3 BB		4-0 1-2 2-3 BB	4-0 IBB		3	1	1	0	3	1	2
Michael Tucker, L (1, 9) OBP: 0.366, SLG: 0.448	1-2 F8 ①		0-2 2B 2-3 1B	1-1 L9 ③		4-2 FC5-4 1-2 2-3 3-H BB		0-0 F6 ②	0-1 SF7 3-H ②		4	1	1	2	1	0	6
Marquis Grissom, R (1, 8) OBP: 0.329, SLG: 0.472	4-1 BB		2-2 1-H 3-H 2B		1-0 F8 ①	1-0 FC5-4 1-2f ③		1-3 K ③	0-0 G3-1 ③		5	0	1	2	1	1	8
Barry Bonds, L (1, 10) OBP: 0.610, SLG: 0.748	0-1 F7 ②		4-0 IBB		1-0 G6-3 ②		0-1 P4 ①		4-1 1B HR BB	2-2 G1-6-3 1B	4	1	1	0	2	0	2
Pedro Feliz, R (1, 5) (9, 3) OBP: 0.298, SLG: 0.483	1-3 K ③		0-0 F8 ②		1-0 G6-3 ③		3-0 F8 ②		0-0 1-2 HR 1B	0-3 K ①	6	1	1	0	0	2	5
A.J. Pierzynski, L (1, 2) OBP: 0.339, SLG: 0.432		1-3 K ①	0-2 F8 ③			1-0 F9 ①	0-1 F8 ③		0-0 1-H 2-H HR	0-1 G1-6-3 1-2f ②③	6	1	1	3	0	1	3
Deivi Cruz, R (1, 6) OBP: 0.377, SLG: 0.477		1-0 G5-3 ②		1-2 1B 1B		2-1 BB BB 1B 1B		1-1 G6-3 ①	1-2 SH3 SF7 2B		5	1	3	0	0	0	0
Cody Ransom, R (9, PR) OBP: 0.313, SLG: 0.321											0	1	0	0	0	0	0
Edgardo Alfonzo, R (9, 5) OBP: 0.344, SLG: 0.398											0	0	0	0	0	0	0
J.T. Snow, L (1, 3) OBP: 0.342, SLG: 0.320		3-3 K ③		2-1 F7 ①		1-3 K ②		4-2 BB 1B BB	1-0 SH3 HBP		3	0	0	0	1	2	2
Neifi Perez, S (9, PR) OBP: 0.257, SLG: 0.287 (9, 6)						1 SAFE 1 SAFE					0	0	0	0	0	0	0
Dustan Mohr, R (1, 7) OBP: 0.400, SLG: 0.369			1-0 P4 ①	1-0 1-3 1B		1-1 BB BB 1-2 1B		2-2 BB 1-2 1B	1-1 SH3 1-2 2-3 ①		4	0	3	0	0	0	0

Inning Stats																																		
	R: 0	E: 0	K: 1	S: 10	H: 1	LOB: 2	BB: 1	P: 17	R: 0	E: 0	K: 2	S: 7	H: 0	LOB: 0	BB: 0	P: 12	R: 2	E: 1	K: 0	S: 14	H: 2	LOB: 2	BB: 1	P: 22	R: 0	E: 0	K: 1	S: 11	H: 2	LOB: 2	BB: 0	P: 17	R: 0	E: 0	K: 0	S: 3	H: 0	LOB: 0	BB: 0	P: 6
	R: 1	E: 0	K: 1	S: 13	H: 2	LOB: 3	BB: 2	P: 27	R: 0	E: 0	K: 0	S: 5	H: 0	LOB: 0	BB: 0	P: 8	R: 0	E: 0	K: 1	S: 12	H: 1	LOB: 3	BB: 2	P: 24	R: 4	E: 0	K: 0	S: 11	H: 3	LOB: 2	BB: 2	P: 22	R: 0	E: 0	K: 1	S: 9	H: 1	LOB: 0	BB: 0	P: 11

PITCHER	IP	WLS	BF	H	R	ER	SO	BB	IBB	HBP	BLK	WP	HR	S	P	ERA	WHIP
40 Rich Harden, R (1, 1) ERA: 4.13	2.1		10	1	1	1	3	1	0	0	0	0	0	21	35	3.86	0.857
58 Justin Duchscherer, R (3, 1) ERA: 3.25	3.1		17	6	2	1	2	0	1	0	0	0	0	32	52	2.70	1.800
Justin Lehr, R (6, 1) ERA:	1.1	B	6	0	0	0	0	2	0	0	0	0	0	10	22	0.00	1.500
Jim Mecir, R (8, 1) ERA: 5.61	0.1	H	4	1	0	0	0	2	0	0	0	0	0	7	18	0.00	9.000
Octavio Dotel, R (8, 1) ERA: 3.86	2.2	W	14	4	4	4	2	1	1	1	0	0	1	25	39	13.50	1.875

PITCHER	IP	WLS	BF	H	R	ER	SO	BB	IBB	HBP	BLK	WP	HR	S	P	ERA	WHIP

TOP

San Francisco Giants @ Oakland Athletics

Network Associates Coliseum, Oakland, CA

Sat Jun 26 2004, 9:05 PM EDT

Att. 55,989 - Sunny - 71 F

livebaseballscorecards.com

AB	40
R	7
H	12
RBI	7
BB	8
SO	7
LOB	28

1B: 8	2B: 3	3B: 0	HR: 1	SF: 1	SAC: 1	DP: 1	HBP: 1	WP: 0	PB: 0	SB: 0	CS: 0	PA: 51					

Batter	1	2	3	4	5	6	7	8	9	10	AB	R	H	RBI	BB	SO	LOB
Eric Byrnes, R (1, 8) OBP: 0.347, SLG: 0.456	L9		F7		F8			P5			3	0	0	0	0	0	0
21 Mark Kotsay, L (7, PH) OBP: 0.354, SLG: 0.397 (8, 8)											2	0	1	1	0	0	1
7 Bobby Crosby, R (1, 6) OBP: 0.331, SLG: 0.475	G1-3		1B 2B		G1-3				G6-4-3 1B		5	1	3	1	0	0	0
Scott Hatteberg, L (1, 3) OBP: 0.394, SLG: 0.509	HR 1B		FC6-4 2-H 1B			F8			P6		4	1	2	1	1	0	1
Jermaine Dye, R (1, 9) OBP: 0.342, SLG: 0.514	1-H HR		FC6-4 1-2f			K	K		G6-4-3 1-2f		5	1	1	2	0	2	5
23 Bobby Kielty, S (1, 7) OBP: 0.309, SLG: 0.389	F9			F7		G3	G3			S 1B 1B	5	1	1	0	0	0	3
Eric Karros, R (1, 10) OBP: 0.226, SLG: 0.294		G1-3		BB			G4-3 2B	G6-4-3 BB 1B		F7	2	0	1	0	1	0	0
Ramon Castro, R (7, PR) Erubiel Durazo, L (8, PH) OBP: 0.394, SLG: 0.518											0	1	0	0	0	0	0
											2	1	1	0	0	0	1
Damian Miller, R (1, 2) OBP: 0.337, SLG: 0.432	CS 1B		FC1-4-6 FC4-6 1-2f				G4-3 2-3	G6-4-3 1-2 BB		K 1-2	4	0	1	0	1	1	3
Marco Scutaro, R (1, 4) OBP: 0.306, SLG: 0.381	K 1-2		FC4-6 1-2f				1B 21 1B 2B 3-H	G6-4-3 1-2f 2-3		2-H 1B	5	1	2	2	0	1	4
Esteban German, R (1, 5) OBP: 0.280, SLG: 0.298			G4-3		G5-3		21 1B 7 2B 2-3 1B	3-H 1B			4	1	2	1	0	0	0
Inning Stats	R: 2 E: 0 K: 0 S: 12 H: 2 LOB: 0 BB: 0 P: 18	R: 0 E: 0 K: 1 S: 12 H: 1 LOB: 1 BB: 0 P: 18	R: 1 E: 0 K: 0 S: 11 H: 2 LOB: 1 BB: 0 P: 16	R: 0 E: 0 K: 0 S: 9 H: 0 LOB: 1 BB: 1 P: 17	R: 0 E: 0 K: 0 S: 7 H: 0 LOB: 0 BB: 0 P: 11	R: 0 E: 0 K: 1 S: 11 H: 0 LOB: 0 BB: 0 P: 20	R: 3 E: 0 K: 1 S: 26 H: 5 LOB: 3 BB: 1 P: 45	R: 1 E: 0 K: 0 S: 8 H: 2 LOB: 1 BB: 1 P: 16	R: 0 E: 0 K: 0 S: 8 H: 1 LOB: 0 BB: 0 P: 14	R: 1 E: 0 K: 1 S: 9 H: 2 LOB: 1 BB: 0 P: 15	1B: 10 2B: 5 3B: 0 HR: 1	SF: 0 SAC: 0 DP: 3 HBP: 0						

PITCHER	IP	WLS	BF	H	R	ER	SO	BB	IBB	HBP	BLK	WP	HR	S	P	ERA	WHIP
Kirk Rueter, L (1, 1) ERA: 4.91	6.1		26	7	5	5	2	1	0	0	0	0	1	73	117	7.11	1.263
Tyler Walker, R (7, 1) ERA: 4.55	0.0		1	1	0	0	0	0	0	0	0	0	0	1	3	∞	∞
Scott Eyre, L (7, 1) ERA: 3.15	0.0		1	1	0	0	0	0	0	0	0	0	0	3	5	∞	∞
Felix Rodriguez, R (7, 1) ERA: 3.15	0.2		4	1	1	1	1	1	0	0	0	0	0	11	20	13.50	3.000
51 Noah Lowry, L (8, 1) ERA: 4.61	1.0		5	2	1	1	0	1	0	0	0	0	0	8	16	9.00	3.000

PITCHER	IP	WLS	BF	H	R	ER	SO	BB	IBB	HBP	BLK	WP	HR	S	P	ERA	WHIP
Jim Brower, R (9, 1) ERA: 4.04	1.2	L	7	3	1	1	1	0	0	0	0	0	0	17	29	5.40	1.800

BOTTOM

San Francisco Giants @ Oakland Athletics

Network Associates Coliseum, Oakland, CA

Sat Jun 26 2004, 9:05 PM EDT

Att. 55,989 - Sunny - 71 F

livebaseballscorecards.com

AB	41
R	8
H	15
RBI	8
BB	3
SO	4
LOB	18

WP: 0	PB: 0	SB: 1	CS: 1	PA: 44	SF: 0	SAC: 0	DP: 3	HBP: 0									

Batter	1	2	3	4	5	6	7	8	9	AB	R	H	RBI	BB	SO	LOB
Ray Durham, S (1, 4) OBP: 0.371, SLG: 0.452	C F F B B F C 2-3 K ①		B C X 1-1 F7 ①		X 0-0 SH3 ① 2-3		C B F C 1-3 K ①		B B S B X 3-1 G3-1 ② 2-3	4	0	0	0	0	2	1
Dustan Mohr, R (1, 7) OBP: 0.389, SLG: 0.357	C B S B B F S 3-3 K ②		C S B S 1-3 K ②		B X 1-0 SH3 ② 3-H		B B F C X 2-2 G6-3 ②		B S S B B C F X 3-2 G6-3 ③	4	0	0	1	0	2	1
Marquis Grissom, R (1, 8) OBP: 0.331, SLG: 0.487	S X 0-1 HBP 2B		X 0-0 L9 ③		B F X 1-1 HR		C S C 0-3 K ③			4	1	2	1	0	1	0
Barry Bonds, L (1, 10) OBP: 0.612, SLG: 0.764	I I I 4-0 HBP IBB			T X 0-1 HR	B B C S B B 4-2 WP 1B BB			B B C B X 3-1 F8 ①		2	2	1	1	2	0	0
Edgardo Alfonzo, R (1, 5) OBP: 0.349, SLG: 0.401	C B F H 2-2 HBP 1-2 2-3			F B X 1-1 FC4-6 1B	B X 1-0 1B 1-H			F B B X 2-1 G5-3 ②		3	0	2	1	0	0	0
Pedro Feliz, R (1, 3) OBP: 0.294, SLG: 0.476	B F F S 1-3 K ③			X 0-0 F7 ①	X 0-0 G5-3 ③			C X 0-1 G5-3 ③		4	0	0	0	0	1	5
Neifi Perez, S (1, 6) OBP: 0.257, SLG: 0.286		B F B X 2-1 L8 ①		1 SAFE C X 0-1 FC4-6 ② 1-2f		B C F F X 1-2 F8 ①			C B F F F X 1-2 1B G1-3 1B	4	1	1	0	0	0	1
Michael Tucker, L (1, 9) OBP: 0.368, SLG: 0.449		B C B B F B X 3-2 G4-3 ②		1 SAFE B F B X 2-1 P5 ③		C B B X 2-1 CS 1B			B 1 SAFE B 1 SAFE C 1 SAFE X 2-1 G3-1 G1-3 1-3 1B	4	0	2	0	0	0	1
Yorvit Torrealba, R (1, 2) OBP: 0.318, SLG: 0.429		X 0-0 F9 ③			B B B C X 3-1 SH3 SH3 2B	1 SAFE C B X 1-1 G6-3 ②③ 1-2			X 0-0 G1-3 ① 1-2 3-H	4	1	1	1	0	0	2
Inning Stats	R: 0 E: 0 K: 3 S: 16 H: 1 LOB: 3 BB: 1 P: 28	R: 0 E: 0 K: 0 S: 6 H: 0 LOB: 0 BB: 0 P: 11	R: 0 E: 0 K: 1 S: 6 H: 0 LOB: 0 BB: 0 P: 8	R: 1 E: 0 K: 0 S: 9 H: 2 LOB: 1 BB: 0 P: 12	R: 3 E: 0 K: 0 S: 10 H: 3 LOB: 1 BB: 1 P: 20	R: 0 E: 0 K: 0 S: 8 H: 1 LOB: 0 BB: 0 P: 12	R: 0 E: 0 K: 2 S: 9 H: 0 LOB: 0 BB: 0 P: 12	R: 0 E: 0 K: 0 S: 6 H: 0 LOB: 0 BB: 0 P: 11	R: 1 E: 0 K: 0 S: 14 H: 2 LOB: 1 BB: 0 P: 23	1B: 5 2B: 2 3B: 0 HR: 2 SF: 0 SAC: 2 DP: 0 HBP: 1						

TOP

San Francisco Giants @ Oakland Athletics

Network Associates Coliseum, Oakland, CA

Sun Jun 27 2004, 4:05 PM EDT

Att. 53,974 - Sunny - 73 F

livebaseballscorecards.com

AB	33
R	5
H	9
RBI	5
BB	2
SO	6
LOB	11

WP: 1 PB: 0 SB: 0 CS: 1 PA: 38

PITCHER		IP	WLS	BF	H	R	ER	SO	BB	IBB	HBP	BLK	WP	HR	S	P	ERA	WHIP
Mark Redman, L ERA: 4.03	(1, 1)	4.2	L	23	6	4	4	4	1	1	1	0	1	2	46	78	7.71	1.500
Chad Bradford, R ERA: 4.86	(5, 1)	2.1		7	1	0	0	2	0	0	0	0	0	0	18	25	0.00	0.429
Ricardo Rincon, L ERA: 6.11	(8, 1)	0.1		1	0	0	0	0	0	0	0	0	0	0	2	5	0.00	0.000
Kirk Saarloos, R ERA: 5.4	(8, 1)	1.2		7	2	1	1	0	0	0	0	0	0	0	18	29	5.40	1.200

PITCHER	IP	WLS	BF	H	R	ER	SO	BB	IBB	HBP	BLK	WP	HR	S	P	ERA	WHIP

Batter	1	2	3	4	5	6	7	8	9	AB	R	H	RBI	BB	SO	LOB
21 Mark Kotsay, L (1, 8) OBP: 0.356, SLG: 0.402	K		BB 1B 1B 3-H		F8 SF8 2B		P5			4	1	2	1	0	1	0
Mark McLemore, S (1, 5) OBP: 0.394, SLG: 0.314	G4-3		BB 1-2 1B		F8 2-3		BB			3	0	1	0	1	0	1
Scott Hatteberg, L (1, 3) OBP: 0.392, SLG: 0.504	F8		BB 1-2 2-3		SF8 3-H		G3			2	0	0	1	1	0	1
Jermaine Dye, R (1, 9) OBP: 0.341, SLG: 0.511		7 CS 1B	G4-3		K			K		4	0	1	0	0	2	3
Erubiel Durazo, L (1, 10) OBP: 0.392, SLG: 0.511		F9		F7		G5-3 7 BB BB		F8		3	0	0	0	1	0	1
7 Bobby Crosby, R (1, 6) OBP: 0.333, SLG: 0.473		K 1-2		FC5-4 1B		4-2 1-2 BB		P4		3	0	1	0	1	1	1
Eric Byrnes, R (1, 7) OBP: 0.342, SLG: 0.449			F7	FC5-4 1B 1-2f		P4			L7	4	0	0	0	0	0	3
Damian Miller, R (1, 2) OBP: 0.340, SLG: 0.438			G4-3 21 1B 2B	1-3 1B		G5-3 2-3f			F8	4	1	2	0	0	0	2
Marco Scutaro, R (1, 4) OBP: 0.301, SLG: 0.374			G4-3 2-3	F8			P5		L7	4	0	0	0	0	0	3
Inning Stats	R: 0 H: 0 E: 0 LOB: 0 K: 1 BB: 0 S: 12 P: 18	R: 0 H: 1 E: 0 LOB: 0 K: 1 BB: 0 S: 8 P: 15	R: 1 H: 3 E: 0 LOB: 3 K: 0 BB: 1 S: 14 P: 23	R: 0 H: 2 E: 0 LOB: 2 K: 0 BB: 0 S: 9 P: 14	R: 1 H: 1 E: 0 LOB: 0 K: 1 BB: 0 S: 9 P: 12	R: 0 H: 0 E: 0 LOB: 1 K: 0 BB: 2 S: 8 P: 17	R: 0 H: 0 E: 0 LOB: 1 K: 0 BB: 1 S: 11 P: 23	R: 0 H: 0 E: 0 LOB: 0 K: 1 BB: 0 S: 7 P: 11	R: 0 H: 0 E: 0 LOB: 0 K: 0 BB: 0 S: 5 P: 8	1B: 5 SF: 1 2B: 2 SAC: 0 3B: 0 DP: 1 HR: 0 HBP: 0						

PITCHER	IP	WLS	BF	H	R	ER	SO	BB	IBB	HBP	BLK	WP	HR	S	P	ERA	WHIP
Dustin Hermanson, R (1, 1) ERA: 4.5	6.2	W	29	7	2	2	3	4	0	0	0	0	0	68	116	2.70	1.650
Scott Eyre, L (7, 1) ERA: 3.1	0.1	H	1	0	0	0	0	0	0	0	0	0	0	3	6	0.00	0.000
Felix Rodriguez, R (8, 1) ERA: 3.06	1.0	H	3	0	0	0	1	0	0	0	0	0	0	7	11	0.00	0.000
Matt Herges, R (9, 1) ERA: 4.58	1.0	S	3	0	0	0	0	0	0	0	0	0	0	5	8	0.00	0.000

PITCHER	IP	WLS	BF	H	R	ER	SO	BB	IBB	HBP	BLK	WP	HR	S	P	ERA	WHIP

BOTTOM

San Francisco Giants @ Oakland Athletics

Network Associates Coliseum, Oakland, CA

Sun Jun 27 2004, 4:05 PM EDT

Att. 53,974 - Sunny - 73 F

livebaseballscorecards.com

AB	31
R	2
H	7
RBI	2
BB	4
SO	4
LOB	15

Batter	1	2	3	4	5	6	7	8	9	AB	R	H	RBI	BB	SO	LOB
David Eckstein, R (1, 6) OBP: 0.346, SLG: 0.353	C B X 1-1 27 WP 9 S 16 G3-1 1B		C C X 0-2 9 1B 16 1B 1B		C C X 0-2 ① G6-3		C F F C 0-3 ② K		C S F B X 1-2 ③ F9	5	2	2	0	0	1	0
9 Chone Figgins, S (1, 5) OBP: 0.367, SLG: 0.461	B 1 SAFE 1 SAFE B B B C F B 4-2 16 G3-1 27 WP 1-2 BB		C F X 0-2 16 1B 2B 1-2 1B		B B C B B 4-1 27 CS BB		C B X 1-1 27 BB 1B			2	1	2	0	2	0	0
27 Vladimir Guerrero, R (1, 9) OBP: 0.393, SLG: 0.615	F B B F S 2-3 ① K 1-2 2-3		B X 1-0 ② L9		1 SAFE 1 SAFE 1 SAFE C 1 SAFE D B 1 SAFE 1 SAFE 2-3 S S ②③ K 1-2		B F B B F B 4-2 1-2 BB			3	0	0	0	1	2	5
16 Garret Anderson, L (1, 8) OBP: 0.387, SLG: 0.531	B B F X 2-1 ② G3-1 2-3 3-H		X 0-0 2B 1-2 2-H 1B			C B C X 1-2 2B FC6-5-4 1B	X 0-0 ③ G4-3			4	1	2	2	0	0	3
Jose Guillen, R (1, 7) OBP: 0.366, SLG: 0.514	S B F D B F S 3-3 ③ K2-3		X 0-0 1-3 2-H 2B			C X 0-1 FC6-5-4 1-3 2B		B F X 1-1 ① L8		4	0	2	1	0	1	1
Darin Erstad, L (1, 3) OBP: 0.312, SLG: 0.369		B F B X 2-1 ① G4-3	B C F B S 2-3 ③ K			S S S 0-3 ① K		B B F F F S 2-3 ② K		4	0	0	0	0	3	4
Tim Salmon, R (1, 10) OBP: 0.292, SLG: 0.317		C B X 1-1 ② G5-3	C S F B B S 2-3 ① K			F F B X 1-2 ② FC6-5-4 2-3 3-H		F S B B F F F X 2-2 ③ G2-3		4	0	0	1	0	1	1
Bengie Molina, R (1, 2) OBP: 0.318, SLG: 0.433		F B X 1-1 ③ F8	X 0-0 G4-3 1B			X 0-0 ③ G1-3			B C B S B X 3-2 ① P4	4	0	1	0	0	0	1
Adam Kennedy, L (1, 4) OBP: 0.303, SLG: 0.336			S F C 0-3 ① K	C B X 1-1 ②③ G4-3 1-2f			B B X 2-0 ① P5		B C C S 1-3 ② K	4	0	0	0	0	2	1
Inning Stats	R: 1 H: 1 E: 0 LOB: 1 K: 2 BB: 1 S: 13 P: 25	R: 0 H: 0 E: 0 LOB: 0 K: 0 BB: 0 S: 6 P: 10	R: 2 H: 4 E: 0 LOB: 2 K: 2 BB: 0 S: 15 P: 18	R: 0 H: 1 E: 0 LOB: 0 K: 1 BB: 0 S: 7 P: 10	R: 0 H: 0 E: 0 LOB: 1 K: 1 BB: 1 S: 7 P: 13	R: 1 H: 2 E: 0 LOB: 1 K: 1 BB: 0 S: 12 P: 14	R: 0 H: 1 E: 0 LOB: 2 K: 1 BB: 1 S: 10 P: 17	R: 0 H: 0 E: 0 LOB: 0 K: 1 BB: 0 S: 12 P: 17	R: 0 H: 0 E: 0 LOB: 0 K: 1 BB: 0 S: 10 P: 15	1B: 7 SF: 0 2B: 3 SAC: 0 3B: 0 DP: 2 HR: 0 HBP: 0						

PITCHER		IP	WLS	BF	H	R	ER	SO	BB	IBB	HBP	BLK	WP	HR	S	P	ERA	WHIP
Mark Mulder, L ERA: 2.9	(1, 1)	7.0	W	31	9	4	4	8	3	0	0	0	1	0	70	107	5.14	1.714
Justin Lehr, R ERA:	(8, 1)	1.0	H	3	0	0	0	1	0	0	0	0	0	0	12	17	0.00	0.000
Octavio Dotel, R ERA: 3.76	(9, 1)	1.0	S	3	0	0	0	1	0	0	0	0	0	0	10	15	0.00	0.000

PITCHER	IP	WLS	BF	H	R	ER	SO	BB	IBB	HBP	BLK	WP	HR	S	P	ERA	WHIP

TOP

Anaheim Angels @ Oakland Athletics

Network Associates Coliseum, Oakland, CA

Tue Jun 29 2004, 10:05 PM EDT

Att. 20,328 - Sunny - 69 F

livebaseballscorecards.com

AB	34
R	4
H	9
RBI	4
BB	3
SO	10
LOB	16

WP: 1 PA: 37
PB: 0
SB: 1
CS: 1

BOTTOM

Anaheim Angels @ Oakland Athletics

Network Associates Coliseum, Oakland, CA

Tue Jun 29 2004, 10:05 PM EDT

Att. 20,328 - Sunny - 69 F

livebaseballscorecards.com

Batter	1	2	3	4	5	6	7	8	9	AB	R	H	RBI	BB	SO	LOB
21 Mark Kotsay, L (1, 8) OBP: 0.360, SLG: 0.402	B B B C B 4-1 G4-6-3 BB	S B X 1-1 1-3 2-H 3-H 1B			C S B B B F F F B 4-2 G3 1B BB		F C B F B F B F T 3-2 K ①	S B F X 1-2 G4-3 ③		3	0	1	2	2	1	0
Mark McLemore, S (1, 5) OBP: 0.389, SLG: 0.322	X 0-0 G4-6-3 ① ② 1-2f	X 0-0 F7 ③			B 1 SAFE 1 SAFE B F 1 SAFE X 2-1 G3 ① 1-2		B B B C C X 3-2 1B 7 1B 2B			4	1	1	0	0	0	4
Scott Hatteberg, L (1, 3) OBP: 0.393, SLG: 0.500	C B C S 1-3 K ③		C S B B X 2-2 P6 ①		B B B B 4-0 1B BB		B F B D B 4-1 1B 7 1B BB			2	1	0	0	2	1	0
Jermaine Dye, R (1, 9) OBP: 0.346, SLG: 0.514		B C S B S 2-3 K ①	X 0-0 1B		B C B X 2-1 1-2 2-H 1B ②		C B X 1-1 7 1B 1-2 2-3 1B			4	0	3	0	0	1	0
Erubiel Durazo, L (1, 10) OBP: 0.390, SLG: 0.507		B X 1-0 7 2B 1B 1B	B B X 2-0 P3 ②		C B S S 1-3 K ③		B C F S 1-3 K ②			4	1	1	0	0	2	6
7 Bobby Crosby, R (1, 6) OBP: 0.336, SLG: 0.478		B C B X 2-1 1B 21 1B 1-3 2B	1 SAFE 1 SAFE F P X 1-1 L7 ③			C C S 0-3 K ①	B C S S X 1-2 1-2 2-H 3-H 1B			4	1	2	2	0	1	1
Damian Miller, R (1, 2) OBP: 0.338, SLG: 0.434		B B S S T D F X 3-2 BB 21 1B 2-3 3-H 1B		X 0-0 F8 ①		B C B F F X 2-2 F8 ②	C B B B C S 3-3 K ③			4	1	1	1	0	1	2
Eric Byrnes, R (1, 7) OBP: 0.344, SLG: 0.451		C B F F D B D 4-2 21 1B 1-2 BB		X 0-0 F7 ②		X 0-0 2B		B X 1-0 P2 ①		3	0	1	0	1	0	0
Marco Scutaro, R (1, 4) OBP: 0.296, SLG: 0.368		B F F F F C 1-3 K ②		C X 0-1 G4-3 ③		F X 0-1 G6-3 ③		B C B C C 2-3 K ②		4	0	0	0	0	2	4
Inning Stats	R: 0 E: 0 K: 1 S: 5 H: 0 LOB: 0 BB: 1 P: 10	R: 3 E: 0 K: 2 S: 22 H: 4 LOB: 2 BB: 1 P: 36	R: 0 E: 0 K: 0 S: 8 H: 1 LOB: 1 BB: 0 P: 12	R: 0 E: 0 K: 0 S: 4 H: 0 LOB: 0 BB: 0 P: 4	R: 0 E: 0 K: 1 S: 12 H: 1 LOB: 2 BB: 2 P: 25	R: 0 E: 0 K: 1 S: 10 H: 1 LOB: 1 BB: 0 P: 12	R: 2 E: 0 K: 3 S: 21 H: 3 LOB: 2 BB: 1 P: 37	R: 0 E: 0 K: 1 S: 7 H: 0 LOB: 0 BB: 0 P: 11		1B: 7 2B: 3 3B: 0 HR: 0 SF: 0 SAC: 0 DP: 1 HBP: 0						

	AB	32
	R	5
	H	10
	RBI	5
	BB	5
	SO	9
	LOB	17

WP: 0 PB: 0 SB: 0 CS: 0 PA: 37

PITCHER		IP	WLS	BF	H	R	ER	SO	BB	IBB	HBP	BLK	WP	HR	S	P	ERA	WHIP
45 Kelvim Escobar, R ERA: 3.62	(1, 1)	6.0		27	7	3	3	5	4	0	0	0	0	0	61	99	4.50	1.833
Brendan Donnelly, R ERA: 5.06	(7, 1)	0.1	L	4	2	2	2	1	1	0	0	0	0	0	12	23	54.00	9.000
Francisco Rodríguez, R ERA: 1.06	(7, 1)	1.2	B	6	1	0	0	3	0	0	0	0	0	0	16	25	0.00	0.600

PITCHER	IP	WLS	BF	H	R	ER	SO	BB	IBB	HBP	BLK	WP	HR	S	P	ERA	WHIP

Batter	1	2	3	4	5	6	7	8	9	AB	R	H	RBI	BB	SO	LOB
David Eckstein, R (1, 6) OBP: 0.341, SLG: 0.347	C F X 0-2 G5-3		1 SAFE C B 1 SAFE X 1-1 G6-4-3 1-2f		F F B X 1-2 G4-3			B C X 1-1 G4-3		4	0	0	0	0	0	1
9 Chone Figgins, S (1, 8) OBP: 0.361, SLG: 0.454	B F B X 2-1 L7		B B C B F X 3-2 F9			B C B B X 3-1 F7		L C B B F X 2-2 L7		4	0	0	0	0	0	0
27 Vladimir Guerrero, R (1, 9) OBP: 0.391, SLG: 0.610	B X 1-0 G5-3			C B B X 2-1 F8		F B B B F T 3-2 K			F S B X 1-2 1B	4	0	1	0	0	1	0
16 Garret Anderson, L (1, 10) OBP: 0.384, SLG: 0.522		B B S B X 3-1 1B 1B		B C B S C 2-3 K		C B C X 1-2 G6-3			S B C S 1-3 K DI	4	0	1	0	0	2	0
Jose Guillen, R (1, 7) OBP: 0.361, SLG: 0.507		S B C F F X 1-2 P5		F B B F B S 3-3 K			C C B S 1-3 K		B C S S 1-3 K	4	0	0	0	0	3	2
Darin Erstad, L (1, 3) OBP: 0.316, SLG: 0.368		B B B C C X 3-2 1-2 1B			B C B X 2-1 F7		B B C B F B 4-2 FC4-6 BB		B B C S S 2-3 1-2 K	3	0	1	0	1	1	1
39 Robb Quinlan, R (1, 5) OBP: 0.354, SLG: 0.333 Alfredo Amezaga, S (7, 5) OBP: 0.203, SLG: 0.159		B S F B B X 3-2 P3			B B C B B 4-1 HR BB		1 SAFE 1 SAFE B 1 SAFE X 1-0 L7			2 0	1 0	0 0	0 0	1 0	0 0	3 0
Bengie Molina, R (1, 2) OBP: 0.312, SLG: 0.424		B F B B B F F X 3-2 P2			B X 1-0 F7		1 SAFE X 0-0 FC4-6 1-2f			3	0	0	0	0	0	4
Adam Kennedy, L (1, 4) OBP: 0.307, SLG: 0.352			B X 1-0 G6-4-3 1B		B X 1-0 1-H HR			C B B F B X 3-2 F8		3	1	2	2	0	0	0
Inning Stats	R: 0 E: 0 K: 0 S: 6 H: 0 LOB: 0 BB: 0 P: 9	R: 0 E: 0 K: 0 S: 17 H: 2 LOB: 2 BB: 0 P: 30	R: 0 E: 0 K: 0 S: 6 H: 1 LOB: 0 BB: 0 P: 11	R: 0 E: 0 K: 2 S: 8 H: 0 LOB: 0 BB: 0 P: 15	R: 2 E: 0 K: 0 S: 8 H: 1 LOB: 0 BB: 1 P: 17	R: 0 E: 0 K: 1 S: 8 H: 0 LOB: 0 BB: 0 P: 15	R: 0 E: 0 K: 1 S: 7 H: 0 LOB: 1 BB: 1 P: 13	R: 0 E: 0 K: 0 S: 9 H: 0 LOB: 0 BB: 0 P: 15	R: 0 E: 0 K: 3 S: 12 H: 1 LOB: 1 BB: 0 P: 17	1B: 4 2B: 0 3B: 0 HR: 1 SF: 0 SAC: 0 DP: 1 HBP: 0							

PITCHER		IP	WLS	BF	H	R	ER	SO	BB	IBB	HBP	BLK	WP	HR	S	P	ERA	WHIP
Barry Zito, L ERA: 4.41	(1, 1)	7.0		26	4	2	2	4	2	0	0	0	0	1	60	110	2.57	0.857
Ricardo Rincon, L ERA: 6.0	(8, 1)	0.1		1	0	0	0	0	0	0	0	0	0	0	3	6	0.00	0.000
Chad Bradford, R ERA: 4.76	(8, 1)	0.2	W	2	0	0	0	0	0	0	0	0	0	0	6	9	0.00	0.000
Octavio Dotel, R ERA: 3.66	(9, 1)	1.0	S	4	1	0	0	3	0	0	0	0	1	0	12	17	0.00	1.000

PITCHER	IP	WLS	BF	H	R	ER	SO	BB	IBB	HBP	BLK	WP	HR	S	P	ERA	WHIP

Anaheim Angels @ Oakland Athletics

Network Associates Coliseum, Oakland, CA

Wed Jun 30 2004, 10:05 PM EDT

Att. 35,016 - Unknown - 64 F

TOP

livebaseballscorecards.com

AB	31
R	2
H	5
RBI	2
BB	2
SO	7
LOB	11

WP: 1 PA: 33
PB: 0
SB: 0
CS: 0

BOTTOM

Batter	1	2	3	4	5	6	7	8	9	AB	R	H	RBI	BB	SO	LOB
21 Mark Kotsay, L (1, 8) OBP: 0.361, SLG: 0.405	F B S X 1-2 F8 ①		B X 1-0 1B 1-2 1B		F B B F F S 2-3 K2-3 ①		C F F X 0-2 G6-3 2B	S F 1 SAFE X 0-2 G4-3 ③		5	0	2	0	0	1	1
Mark McLemore, S (1, 5) OBP: 0.384, SLG: 0.319	C F X 0-2 G6-3 ②		X 0-0 ② 1-3 2-H 1B		F C B X 1-2 F8 ②		C B C B X 2-2 G6-3 ② 2-3			4	0	1	1	0	0	1
Scott Hatteberg, L (1, 3) OBP: 0.391, SLG: 0.494	C B B F X 2-2 G3 ③		C 1 SAFE F B B 1 SAFE X 2-2 P4 ③		C S X 0-2 G1-3 ③		B B B C B 4-1 BB			3	0	0	0	1	0	1
Jermaine Dye, R (1, 9) OBP: 0.345, SLG: 0.510		C F B B X 2-2 F7 ①		C B F X 1-2 17 1B 1B SF9 1B		C C X 0-2 L9 ①	B C B S S 2-3 K ③			4	1	1	0	0	1	2
Erubiel Durazo, L (1, 10) OBP: 0.395, SLG: 0.509		C B B B B 4-1 7 G3 BB		F B C X 1-2 E 17 1B 1-2 1B		X 0-0 7 BB 1B		C B F B S 2-3 K ①		3	0	2	0	1	1	0
7 Bobby Crosby, R (1, 6) OBP: 0.338, SLG: 0.474		C B B B B X 3-1 G3 ② 1-2		B B X 2-0 P3 ①		M F B B D B 4-2 BB 1-2		B C B B B 4-1 2B 1B BB		2	1	0	0	2	0	3
17 Adam Melhuse, S (1, 2) OBP: 0.313, SLG: 0.425		C S B D X 2-2 P6 ③		B B X 2-0 1-2 2-3 1B		B F X 1-1 F7 ②		F F B X 1-2 F7 ②		4	0	1	0	0	0	4
Eric Byrnes, R (1, 7) OBP: 0.343, SLG: 0.454			C B F B F B F S 3-3 K ① F F B F X	B F B X 2-1 SF9 ② 2-3 3-H		X 0-0 F9 ③		1 SAFE B X 1-0 1-3 1B 2B		3	1	1	1	0	1	2
Marco Scutaro, R (1, 4) OBP: 0.299, SLG: 0.370			1-2 21 1B 1B 1B	F B X 1-1 F8 ③			B C B B X 3-1 P4 ①	C B X 1-1 2-H 3-H 1B		4	1	2	2	0	0	2

Inning Stats	1	2	3	4	5	6	7	8	9
	R: 0 H: 0 E: 0 LOB: 0 K: 0 BB: 0 S: 9 P: 12	R: 0 H: 0 E: 0 LOB: 1 K: 0 BB: 1 S: 9 P: 20	R: 1 H: 3 E: 0 LOB: 1 K: 1 BB: 0 S: 14 P: 21	R: 1 H: 3 E: 1 LOB: 2 K: 0 BB: 0 S: 12 P: 21	R: 0 H: 0 E: 0 LOB: 0 K: 1 BB: 0 S: 10 P: 13	R: 0 H: 1 E: 0 LOB: 2 K: 0 BB: 1 S: 9 P: 14	R: 0 H: 1 E: 0 LOB: 2 K: 1 BB: 1 S: 13 P: 24	R: 2 H: 2 E: 0 LOB: 1 K: 1 BB: 1 S: 13 P: 22	

1B: 8 SF: 1
2B: 2 SAC: 0
3B: 0 DP: 0
HR: 0 HBP: 0

WP: 0 PA: 37
PB: 0
SB: 0
CS: 0

PITCHER		IP	WLS	BF	H	R	ER	SO	BB	IBB	HBP	BLK	WP	HR	S	P	ERA	WHIP
41 John Lackey, R ERA: 5.02	(1, 1)	6.0		26	7	2	2	2	2	0	0	0	0	0	63	101	3.00	1.500
62 Scot Shields, R ERA: 3.35	(7, 1)	2.0	L	11	3	2	2	2	2	0	0	0	0	0	26	46	9.00	2.500

PITCHER	IP	WLS	BF	H	R	ER	SO	BB	IBB	HBP	BLK	WP	HR	S	P	ERA	WHIP

Anaheim Angels @ Oakland Athletics

Network Associates Coliseum, Oakland, CA

Wed Jun 30 2004, 10:05 PM EDT

Att. 35,016 - Unknown - 64 F

livebaseballscorecards.com

AB	32
R	4
H	10
RBI	4
BB	4
SO	4
LOB	16

Batter	1	2	3	4	5	6	7	8	9	AB	R	H	RBI	BB	SO	LOB
David Eckstein, R (1, 6) OBP: 0.342, SLG: 0.348	B C B X 2-1 27 S 1B		B C F B X 2-2 ② F8		B B B C C X 3-2 ③ G1-3		B D C 1 SAFE X 2-1 27 FC6-4 9 BB 16 1B 1-2 1B	C B S B X 2-2 ② FC6-4 9 1B 1-2f		5	1	2	0	0	0	2
9 Chone Figgins, S (1, 5) OBP: 0.369, SLG: 0.456	C F B F F S 1-3 ① K		C B B T F B F B 4-2 BB			C B X 1-1 FC5 27 1B 1B	S B B B B 4-1 27 FC6-4 1-2 2-3 BB	X 0-0 1-2 1B		3	0	2	0	2	1	1
27 Vladimir Guerrero, R (1, 10) OBP: 0.388, SLG: 0.603	B B X 2-0 ② F7 1-2		F X 0-1 ③ L8			1 SAFE 1 SAFE 1 SAFE F B X 1-1 BB FC5 1-2 1B	X 0-0 ① FC6-4 16 1B 1-2f 2-3 3-H	X 0-0 ③ G5-3		5	0	1	1	0	0	7
16 Garret Anderson, L (1, 8) OBP: 0.384, SLG: 0.518	B X 1-0 ③ F8			C B X 1-1 ① G4-3		C X 0-1 ① F7	S C B B X 2-2 BB 1-3 3-H 1B		B S S F X 1-2 BB 1B	5	0	2	1	0	0	3
Jose Guillen, R (1, 7) OBP: 0.362, SLG: 0.502		B C B S X 2-2 ① G6-3		C B H 2-1 G4-6-3 HBP		D S F B X 2-2 ② FC5 39 FC5 BB 1-2 2-3f	C T S 0-3 ② K		B B B C B 4-1 1-2 BB	3	0	0	0	1	1	4
Jeff DaVanon, S (1, 9) OBP: 0.406, SLG: 0.442		B C B X 2-1 ② G4-3		X 0-0 ② G4-6-3 1-2		F F B B F B B 4-2 1-2 2-3 BB	B B B B 4-0 1-2 BB		S C S 0-3 ① K	3	0	0	0	2	1	3
39 Robb Quinlan, R (1, 3) OBP: 0.329, SLG: 0.306		B X 1-0 ③ P3		C X 0-1 ③ G6-3		F B S B F X 2-2 ③ FC5 2-3f	C S S 0-3 ③ K		B B X 2-0 ② P3	5	0	0	0	0	1	9
José Molina, R (1, 2) OBP: 0.277, SLG: 0.381 Bengie Molina, R (9, PH) OBP: 0.310, SLG: 0.421			S X 0-1 ① G4-3		B C S X 1-2 ① G4-3		B X 1-0 HR	S C B F B X 2-2 ① G6-3	S F B S 1-3 ③ K	4 1	1 0	1 0	1 0	0 0	0 1	0 2
Adam Kennedy, L (1, 4) OBP: 0.318, SLG: 0.367			F B X 1-1 2B		B C X 1-1 ② 1B		X 0-0 9 BB 1B 27 FC6-4 1B	C B X 1-1 FC6-4 1B		4	1	4	0	0	0	0
Inning Stats	R: 0 H: 1 E: 0 LOB: 1 K: 1 BB: 0 S: 10 P: 16	R: 0 H: 0 E: 0 LOB: 0 K: 0 BB: 0 S: 6 P: 11	R: 0 H: 1 E: 0 LOB: 2 K: 0 BB: 1 S: 13 P: 20	R: 0 H: 0 E: 0 LOB: 1 K: 0 BB: 0 S: 6 P: 9	R: 0 H: 1 E: 0 LOB: 0 K: 0 BB: 0 S: 8 P: 13	R: 0 H: 2 E: 1 LOB: 3 K: 0 BB: 1 S: 16 P: 26	R: 3 H: 4 E: 0 LOB: 3 K: 2 BB: 2 S: 15 P: 28	R: 0 H: 2 E: 0 LOB: 2 K: 0 BB: 0 S: 11 P: 16	R: 0 H: 1 E: 0 LOB: 2 K: 2 BB: 1 S: 12 P: 20	1B: 10 2B: 1 3B: 0 HR: 1	SF: 0 SAC: 0 DP: 0 HBP: 1					

PITCHER		IP	WLS	BF	H	R	ER	SO	BB	IBB	HBP	BLK	WP	HR	S	P	ERA	WHIP
Kirk Saarloos, R ERA: 1.35	(1, 1)	5.0	W	21	5	0	0	1	1	0	1	0	0	0	47	75	0.00	1.200
Justin Lehr, R ERA: 4.05	(6, 1)	1.1	H	9	3	3	3	0	2	0	0	0	0	1	18	33	20.25	3.750
Ricardo Rincon, L ERA: 6.0	(7, 1)	0.0		1	1	0	0	0	0	0	0	0	0	0	3	5	∞	∞
Chad Bradford, R ERA: 4.54	(7, 1)	1.2	H	8	2	0	0	2	1	0	0	0	0	0	17	26	0.00	1.800
Octavio Dotel, R ERA: 3.57	(9, 1)	1.0		5	1	0	0	2	1	0	0	0	0	0	12	20	0.00	2.000

PITCHER	IP	WLS	BF	H	R	ER	SO	BB	IBB	HBP	BLK	WP	HR	S	P	ERA	WHIP

TOP

Anaheim Angels @ Oakland Athletics

Network Associates Coliseum, Oakland, CA

Thu Jul 01 2004, 3:35 PM EDT
Att. 22,114 - Cloudy - 64 F

livebaseballscorecards.com

AB	38
R	3
H	12
RBI	3
BB	5
SO	5
LOB	31

Batter	1	2	3	4	5	6	7	8	9	AB	R	H	RBI	BB	SO	LOB
Eric Byrnes, R (1, 8) OBP: 0.349, SLG: 0.456	B C B B B 4-1 BB 23 1B BB		X 0-0 ② P4		C F B F B X 2-2 1B	C B X 1-1 1-2 1B				3	0	2	0	1	0	0
23 Bobby Kielty, S (1, 7) OBP: 0.314, SLG: 0.412	B B X 2-0 1-2 BB 1B		C B F F B B X 3-2 HR		1 SAFE C B B X 2-1 ③ G5-3	B C C B S 2-3 ③ K				4	1	2	1	0	1	3
Scott Hatteberg, L (1, 3) OBP: 0.389, SLG: 0.490	B C C B F F D F X 3-2 ① L7		F B X 1-1 ③ G5-3			X 0-0 HR 1B	C C B B F B X 3-2 ① F7			4	1	1	0	0	0	2
Jermaine Dye, R (1, 9) OBP: 0.347, SLG: 0.519	B C B B B 4-1 1-2 2-3 7 G4-3 BB			C C X 0-2 ① G5-3		B B B C X 3-1 1-H HR	C B B X 2-1 ② P3			3	1	1	2	1	0	0
7 Bobby Crosby, R (1, 6) OBP: 0.337, SLG: 0.482	S C X 0-2 ② ③ G4-3 1-2f			B C B C X 2-2 HR		B C S B T 2-2 ① K	C C B F B S 2-3 ③ K			4	1	1	1	0	2	3
Eric Karros, R (1, 10) OBP: 0.240, SLG: 0.307 Erubiel Durazo, L (8, PH) OBP: 0.394, SLG: 0.507		C B B X 2-1 G4-6-3 1B	F X 0-1 ② G6-3			X 0-0 E5 HR 1B		X 0-0 ① G4-3		3 1	1 0	2 0	0 0	0 0	0 0	0 0
Damian Miller, R (1, 2) OBP: 0.341, SLG: 0.465	B B X 2-0 ① ② G4-6-3 1-2f		B F X 1-1 ③ F8			B F X 1-1 2-H HR		C X 0-1 HR		4	2	2	3	0	0	1
Marco Scutaro, R (1, 4) OBP: 0.295, SLG: 0.364	F B B F C 2-3 ③ K				C X 0-1 ① L6	F F B F B X 2-2 ② L9		F C F X 0-2 ② P5		4	0	0	0	0	1	0
Esteban German, R (1, 5) OBP: 0.283, SLG: 0.300 Mark McLemore, S (8, PH) OBP: 0.381, SLG: 0.316 (9, 5)			C F F X 0-2 ① G6-3		B B B C C X 3-2 ② G4-3	X 0-0 1B 1B		X 0-0 ③ G4-3		3 1	0 0	1 0	0 0	0 0	0 0	0 0
Inning Stats	R: 0 H: 1 E: 0 LOB: 2 K: 0 BB: 2 S: 12 P: 25	R: 0 H: 1 E: 0 LOB: 0 K: 1 BB: 0 S: 6 P: 12	R: 1 H: 1 E: 0 LOB: 0 K: 0 BB: 0 S: 11 P: 15	R: 1 H: 1 E: 0 LOB: 0 K: 0 BB: 0 S: 10 P: 13	R: 0 H: 1 E: 0 LOB: 1 K: 0 BB: 0 S: 11 P: 18	R: 4 H: 6 E: 1 LOB: 2 K: 2 BB: 0 S: 19 P: 30	R: 0 H: 0 E: 0 LOB: 0 K: 1 BB: 0 S: 10 P: 17	R: 1 H: 1 E: 0 LOB: 0 K: 0 BB: 0 S: 8 P: 8		1B: 7 SF: 0 2B: 0 SAC: 0 3B: 0 DP: 2 HR: 5 HBP: 0					WP: 0 PA: 36 PB: 0 SB: 0 CS: 0	

PITCHER	IP	WLS	BF	H	R	ER	SO	BB	IBB	HBP	BLK	WP	HR	S	P	ERA	WHIP
Jarrod Washburn, L (1, 1) ERA: 5.07	5.1	L	25	9	6	6	2	2	0	0	0	0	4	59	98	10.12	2.062
Kevin Gregg, R (6, 1) ERA: 3.55	1.2		7	2	0	0	2	0	0	0	0	0	0	20	32	0.00	1.200
Troy Percival, R (8, 1) ERA: 5.03	1.0		4	1	1	1	0	0	0	0	0	0	1	8	8	9.00	1.000

PITCHER	IP	WLS	BF	H	R	ER	SO	BB	IBB	HBP	BLK	WP	HR	S	P	ERA	WHIP

BOTTOM

Anaheim Angels @ Oakland Athletics

Network Associates Coliseum, Oakland, CA

Thu Jul 01 2004, 3:35 PM EDT
Att. 22,114 - Cloudy - 64 F

livebaseballscorecards.com

AB	34
R	7
H	12
RBI	7
BB	2
SO	4
LOB	9

Oakland Athletics @ San Francisco Giants

SBC Park, San Francisco, CA

Fri Jul 02 2004, 10:15 PM EDT

Att. 42,586 - Cloudy - 62 F

livebaseballscorecards.com

TOP

Batter	1	2	3	4	5	6	7	8	9	AB	R	H	RBI	BB	SO	LOB
21 Mark Kotsay, L (1, 8) OBP: 0.361, SLG: 0.405	F B B B F X 3-2 3B 1B	C S X 0-2 ③ G3-1			C B B X 2-1 E3 2B		X 0-0 1B		S B S F B B S 3-3 ③ K	5	1	2	0	0	1	0
Eric Byrnes, R (1, 7) OBP: 0.351, SLG: 0.469	D 1 SAFE 1 SAFE F 1 SAFE B X 2-1 3B 1-H 3B	B C B B X 3-1 ① L8			B F 1 SAFE 1 SAFE B X 2-1 ① FC6-4 1-H 2B		C B B S F F B F X 3-2 ③ F8			4	1	2	1	0	0	1
Scott Hatteberg, L (1, 3) OBP: 0.391, SLG: 0.486	C X 0-1 ① G5-3	C B F B B X 3-2 ② G3			B C B B B 4-1 FC6-4 BB			B C F B B F B 4-2 1B BB		2	0	0	0	2	0	1
Jermaine Dye, R (1, 9) OBP: 0.348, SLG: 0.525	B X 1-0 1B 3-H 3B	B C C B F F X 2-2 ③ G4-3			B C B X 2-1 ② FC6-4 7 PO 1-2f 2-3			B X 1-0 1-2 1B		4	1	2	1	0	0	2
7 Bobby Crosby, R (1, 6) OBP: 0.332, SLG: 0.475	B S F X 1-2 ② G5-3			B B C X 2-1 ① G3	D C 1 SAFE 1-1 ③ PO 1-2	B B C X 2-1 ① F8		C F S 0-3 ① K		4	0	0	0	0	1	3
Damian Miller, R (1, 2) OBP: 0.348, SLG: 0.473	B C B X 2-1 3-H 1B			B X 1-0 2B		B C B B B 4-1 L3 BB		B S B F S 2-3 ② K		3	0	2	1	1	1	2
Marco Scutaro, R (1, 4) OBP: 0.290, SLG: 0.359	C B C F X 1-2 ③ G4-3			C B X 1-1 ② L3		B X 1-0 ②③ L3 1-1		F X 0-1 ③ B2		4	0	0	0	0	0	5
Ramon Castro, R (1, 5) 17 Adam Melhuse, S (9, PH) OBP: 0.309, SLG: 0.420		X 0-0 ① G6-3		I I I I 4-0 IBB			C B B B F F X 2-2 ① L8		C B F C 1-3 ① K	2 1	0 0	0 0	0 0	1 0	0 1	0 0
Mark Redman, L (1, 1) Eric Karros, R (7, PH) OBP: 0.237, SLG: 0.303 Ricardo Rincon, L (7, 1) Jim Mecir, S (8, 1) Erubiel Durazo, L (9, PH) OBP: 0.392, SLG: 0.504		B B F F F B X 3-2 ② G4-3		C C B B F C 2-3 ③ K			F F B B B S 3-3 ② K		S S B B X 2-2 ② G4-3	2 1 0 0 1	0 0 0 0 0	0 0 0 0 0	0 0 0 0 0	1 1 0 0 0	2 0 0 0 0	2 0 0 0 0
Inning Stats	R: 3 H: 4 E: 0 LOB: 1 K: 0 BB: 0 S: 17 P: 27	R: 0 H: 0 E: 0 LOB: 0 K: 0 BB: 0 S: 8 P: 11	R: 0 H: 0 E: 0 LOB: 0 K: 0 BB: 0 S: 10 P: 18	R: 0 H: 1 E: 0 LOB: 2 K: 1 BB: 1 S: 9 P: 19	R: 0 H: 1 E: 1 LOB: 1 K: 0 BB: 1 S: 8 P: 19	R: 0 H: 0 E: 0 LOB: 0 K: 0 BB: 1 S: 4 P: 11	R: 0 H: 1 E: 0 LOB: 1 K: 1 BB: 0 S: 14 P: 22	R: 0 H: 1 E: 0 LOB: 2 K: 2 BB: 1 S: 12 P: 19	R: 0 H: 0 E: 0 LOB: 0 K: 2 BB: 0 S: 10 P: 16	1B: 4 SF: 0 2B: 3 SAC: 0 3B: 2 DP: 1 HR: 0 HBP: 0						

	AB	33
	R	3
	H	8
	RBI	3
	BB	4
	SO	6
	LOB	16

WP: 0 PA: 38
PB: 0
SB: 0
CS: 0

PITCHER		IP	WLS	BF	H	R	ER	SO	BB	IBB	HBP	BLK	WP	HR	S	P	ERA	WHIP
Kirk Rueter, L ERA: 4.88	(1, 1)	6.0	W	25	6	3	3	1	2	1	0	0	0	0	56	105	4.50	1.333
Jim Brower, R ERA: 4.01	(7, 1)	2.0		9	2	0	0	3	1	0	0	0	0	0	26	41	0.00	1.500
Matt Herges, R ERA: 4.46	(9, 1)	1.0		3	0	0	0	2	0	0	0	0	0	0	10	16	0.00	0.000

PITCHER		IP	WLS	BF	H	R	ER	SO	BB	IBB	HBP	BLK	WP	HR	S	P	ERA	WHIP

BOTTOM

Oakland Athletics @ San Francisco Giants

SBC Park, San Francisco, CA

Fri Jul 02 2004, 10:15 PM EDT

Att. 42,586 - Cloudy - 62 F

livebaseballscorecards.com

Batter	1	2	3	4	5	6	7	8	9	AB	R	H	RBI	BB	SO	LOB
Ray Durham, S (1, 4) OBP: 0.366, SLG: 0.491	K		1-H HR		F9	1-H 2-H HR		G1-3		5	2	2	5	0	1	1
Pedro Feliz, R (1, 3) OBP: 0.288, SLG: 0.464	F9		P4		F7	G6-3				4	0	0	0	0	0	0
Marquis Grissom, R (1, 8) OBP: 0.328, SLG: 0.491	HR		L3		IBB BB		G6-3			3	1	1	1	1	0	0
Barry Bonds, L (1, 7) OBP: 0.618, SLG: 0.798	G3-1			HR	IBB		L8			3	1	1	1	1	0	0
Edgardo Alfonzo, R (1, 5) OBP: 0.346, SLG: 0.396		P3		FC6-4 BB	P4		2B			3	0	1	0	1	0	2
Yorvit Torrealba, R (1, 2) OBP: 0.304, SLG: 0.407		F9	FC6-4 2B			G6-3	G4-3			4	0	0	0	0	0	2
Dustan Mohr, R (1, 9) OBP: 0.388, SLG: 0.369		G6-3		2B		HR 2B		G6-3		4	1	2	0	0	0	0
Neifi Perez, S (1, 6) OBP: 0.257, SLG: 0.283			F7	IBB		G5-3		F8		3	0	0	0	1	0	1
Kirk Rueter, L (1, 1) OBP: 0.200, SLG: 0.214			HR BB	G1		HR HBP		BB		1	1	0	0	1	0	2
Deivi Cruz, R (6, PH) OBP: 0.356, SLG: 0.443										0	1	0	0	0	0	0
Jim Brower, R (7, 1) OBP: 0.667, SLG: 0.500										0	0	0	0	0	0	0
Michael Tucker, L (8, PH) OBP: 0.371, SLG: 0.444										0	0	0	0	1	0	0
Matt Herges, L (9, 1)										0	0	0	0	0	0	0
Inning Stats	R: 1 E: 0 K: 1 S: 10	H: 1 LOB: 0 BB: 0 P: 17	R: 0 E: 0 K: 0 S: 5	H: 0 LOB: 0 BB: 0 P: 8	R: 2 E: 0 K: 0 S: 7	H: 1 LOB: 0 BB: 1 P: 11	R: 1 E: 0 K: 0 S: 13	H: 2 LOB: 2 BB: 2 P: 29	R: 0 E: 0 K: 0 S: 10	H: 0 LOB: 2 BB: 2 P: 22	R: 3 E: 0 K: 0 S: 14	H: 2 LOB: 0 BB: 0 P: 21	R: 0 E: 0 K: 0 S: 12	H: 1 LOB: 1 BB: 0 P: 18	R: 0 E: 0 K: 0 S: 8	H: 0 LOB: 1 BB: 1 P: 15	

AB	30
R	7
H	7
RBI	7
BB	6
SO	1
LOB	8

1B: 0 SF: 0
2B: 3 SAC: 0
3B: 0 DP: 0
HR: 4 HBP: 1

WP: 0 PA: 37
PB: 0
SB: 0
CS: 0

PITCHER	IP	WLS	BF	H	R	ER	SO	BB	IBB	HBP	BLK	WP	HR	S	P	ERA	WHIP
Mark Redman, L (1, 1) ERA: 4.42	6.0	L	29	6	7	7	1	3	2	1	0	0	4	59	108	10.50	1.500
Ricardo Rincon, L (7, 1) ERA: 5.68	1.0		4	1	0	0	0	0	0	0	0	0	0	12	18	0.00	1.000
Jim Mecir, R (8, 1) ERA: 5.4	1.0		4	0	0	0	0	1	0	0	0	0	0	8	15	0.00	1.000

Oakland Athletics @ San Francisco Giants

SBC Park, San Francisco, CA

Sat Jul 03 2004, 4:05 PM EDT

Att. 41,920 - Sunny - 71 F

livebaseballscorecards.com

TOP

Batter	1	2	3	4	5	6	7	8	9	AB	R	H	RBI	BB	SO	LOB
21 Mark Kotsay, L (1, 8) OBP: 0.362, SLG: 0.403	F8		BB			G3-1	1B		G1	4	0	1	0	1	0	1
Mark McLemore, S (1, 5) OBP: 0.381, SLG: 0.320	1B		G4-3			E4	K		E	5	1	2	1	0	1	3
Ramon Castro, R (9, PR) (9, 5)										0	1	0	0	0	0	0
Scott Hatteberg, L (1, 3) OBP: 0.388, SLG: 0.480	F8			G5-3		1B	1B	G3	E4	5	1	1	0	0	0	2
Jermaine Dye, R (1, 9) OBP: 0.355, SLG: 0.533	K			1B		1B		WP 2B	7 1B	5	2	4	2	0	1	1
7 Bobby Crosby, R (1, 6) OBP: 0.330, SLG: 0.469		G1-3		L7		K		F8	1B	5	0	1	1	0	1	4
Damian Miller, R (1, 2) OBP: 0.349, SLG: 0.476		G4-3		L4		K		2B	1B	5	0	2	1	0	1	3
Eric Byrnes, R (1, 7) OBP: 0.345, SLG: 0.460		K			G5-3	K	K	P3	K	5	0	0	0	0	3	4
Marco Scutaro, R (1, 4) OBP: 0.289, SLG: 0.357			K		K		1B		P5	4	0	1	0	0	2	0
40 Rich Harden, L (1, 1)			K		K		K		2B	2	0	0	0	0	2	0
Erubiel Durazo, L (7, PH) OBP: 0.391, SLG: 0.502										1	0	0	0	0	1	1
58 Justin Duchscherer, R (7, 1)										0	0	0	0	0	0	0
Eric Karros, R (9, PH) OBP: 0.245, SLG: 0.322										1	0	1	0	0	0	0
Esteban German, R (9, PR) OBP: 0.283, SLG: 0.300										0	1	0	0	0	0	0
Octavio Dotel, R (9, 1)										0	0	0	0	0	0	0
Inning Stats	R: 0 E: 0 K: 1 S: 9 H: 1 LOB: 1 BB: 0 P: 13	R: 0 E: 0 K: 1 S: 7 H: 0 LOB: 0 BB: 0 P: 10	R: 0 E: 0 K: 2 S: 9 H: 0 LOB: 1 BB: 1 P: 17	R: 0 E: 0 K: 0 S: 9 H: 1 LOB: 1 BB: 0 P: 16	R: 0 E: 0 K: 2 S: 7 H: 0 LOB: 0 BB: 0 P: 10	R: 1 E: 1 K: 2 S: 14 H: 2 LOB: 2 BB: 0 P: 24	R: 0 E: 0 K: 3 S: 14 H: 2 LOB: 2 BB: 0 P: 22	R: 1 E: 0 K: 0 S: 12 H: 2 LOB: 1 BB: 0 P: 21	R: 4 E: 1 K: 1 S: 23 H: 5 LOB: 3 BB: 0 P: 33	1B: 10 2B: 3 3B: 0 HR: 0 SF: 0 SAC: 0 DP: 0 HBP: 0	WP: 1 PB: 0 SB: 0 CS: 0 PA: 43					

	AB	42
	R	6
	H	13
	RBI	5
	BB	1
	SO	12
	LOB	19

PITCHER		IP	WLS	BF	H	R	ER	SO	BB	IBB	HBP	BLK	WP	HR	S	P	ERA	WHIP
Dustin Hermanson, R ERA: 4.11	(1, 1)	7.0		29	6	1	0	11	1	0	0	0	0	0	69	112	0.00	1.000
Scott Eyre, L ERA: 2.95	(8, 1)	0.1	H	1	0	0	0	0	0	0	0	0	0	0	3	6	0.00	0.000
Felix Rodriguez, R ERA: 3.38	(8, 1)	0.2	B	4	2	1	1	0	0	0	0	0	1	0	9	15	13.50	3.000
Matt Herges, R ERA: 4.61	(9, 1)	0.2	L	7	4	4	1	0	0	0	0	0	0	0	15	22	13.50	6.000
Tyler Walker, R ERA: 4.5	(9, 1)	0.1		2	1	0	0	1	0	0	0	0	0	0	8	11	0.00	3.000

PITCHER	IP	WLS	BF	H	R	ER	SO	BB	IBB	HBP	BLK	WP	HR	S	P	ERA	WHIP

BOTTOM

Oakland Athletics @ San Francisco Giants

SBC Park, San Francisco, CA

Sat Jul 03 2004, 4:05 PM EDT

Att. 41,920 - Sunny - 71 F

livebaseballscorecards.com

Batter	1	2	3	4	5	6	7	8	9	AB	R	H	RBI	BB	SO	LOB
Ray Durham, S (1, 4) OBP: 0.363, SLG: 0.482	G4-3		G4-3			BB		P4		3	1	0	0	1	0	1
J.T. Snow, L (1, 3) OBP: 0.341, SLG: 0.331	K		F8			IBB		L9		4	0	1	0	0	1	1
Marquis Grissom, R (1, 8) OBP: 0.324, SLG: 0.486	G5-3			G3-1		SF9		G6-3		3	0	0	1	0	0	0
Barry Bonds, L (1, 7) OBP: 0.620, SLG: 0.794		BB		F9		IBB			FC4-6	2	0	1	0	2	0	0
A.J. Pierzynski, L (1, 2) OBP: 0.341, SLG: 0.433		G4-6-3		F8		G6-3			FC4-6	4	0	0	0	0	0	4
Edgardo Alfonzo, R (1, 5) OBP: 0.341, SLG: 0.390		K			G5-3		K		K	4	0	0	0	0	3	1
Michael Tucker, L (1, 9) OBP: 0.371, SLG: 0.440			BB		F7		K		2-6	2	1	0	0	1	1	0
Deivi Cruz, R (1, 6) OBP: 0.362, SLG: 0.464			G4-3		F9					3	0	2	1	0	0	0
Dustin Hermanson, R (1, 1) OBP: 0.182, SLG: 0.143			K			P4		G6-3		2	0	0	0	0	1	1
Pedro Feliz, R (7, PH) OBP: 0.287, SLG: 0.462										1	0	0	0	0	0	1
Scott Eyre, L (8, 1)										0	0	0	0	0	0	0
Felix Rodriguez, R (8, 1)										0	0	0	0	0	0	0
Matt Herges, L (9, 1)										0	0	0	0	0	0	0
Tyler Walker, R (9, 1)										0	0	0	0	0	0	0
Inning Stats	R: 0 E: 0 K: 1 S: 8 H: 0 LOB: 0 BB: 0 P: 9	R: 0 E: 0 K: 1 S: 4 H: 0 LOB: 0 BB: 1 P: 9	R: 1 E: 0 K: 1 S: 21 H: 1 LOB: 1 BB: 1 P: 31	R: 0 E: 0 K: 0 S: 5 H: 0 LOB: 0 BB: 0 P: 8	R: 0 E: 0 K: 0 S: 7 H: 0 LOB: 0 BB: 0 P: 12	R: 1 E: 0 K: 0 S: 8 H: 1 LOB: 2 BB: 2 P: 21	R: 0 E: 0 K: 2 S: 11 H: 1 LOB: 1 BB: 0 P: 14	R: 0 E: 0 K: 0 S: 4 H: 0 LOB: 0 BB: 0 P: 6	R: 0 E: 0 K: 1 S: 9 H: 1 LOB: 1 BB: 0 P: 14	1B: 2 2B: 2 3B: 0 HR: 0 SF: 1 SAC: 0 DP: 1 HBP: 0	WP: 0 PB: 0 SB: 0 CS: 0 PA: 33					

	AB	28
	R	2
	H	4
	RBI	2
	BB	4
	SO	6
	LOB	9

PITCHER		IP	WLS	BF	H	R	ER	SO	BB	IBB	HBP	BLK	WP	HR	S	P	ERA	WHIP
40 Rich Harden, R ERA: 4.05	(1, 1)	6.0		23	2	2	2	3	3	1	0	0	0	0	53	90	3.00	0.833
58 Justin Duchscherer, R ERA: 3.11	(7, 1)	2.0	W	7	1	0	0	2	0	0	0	0	0	0	15	20	0.00	0.500
Octavio Dotel, R ERA: 3.48	(9, 1)	1.0		4	1	0	0	1	0	0	0	0	0	0	9	14	0.00	1.000

PITCHER	IP	WLS	BF	H	R	ER	SO	BB	IBB	HBP	BLK	WP	HR	S	P	ERA	WHIP

Oakland Athletics @ San Francisco Giants

SBC Park, San Francisco, CA

Sun Jul 04 2004, 4:05 PM EDT

Att. 41,678 - Sunny - 72 F

TOP

livebaseballscorecards.com

Batter	1	2	3	4	5	6	7	8	9	AB	R	H	RBI	BB	SO	LOB
21 Mark Kotsay, L (1, 8) OBP: 0.363, SLG: 0.408	3-1 G4-3		0-0 HR 1B 1-2	0-0 SF7 3-H		2-0 HR 2B 1-3		3-2 P6		4	2	2	1	0	0	1
Eric Byrnes, R (1, 7) OBP: 0.353, SLG: 0.487	1-1 S 1B 1B		1-0 HR 1-H 2-H	3-3 K		0-2 HR 2-H 3-H		3-1 HBP		4	3	3	6	0	1	1
Scott Hatteberg, L (1, 3) OBP: 0.384, SLG: 0.474	2-2 1B 1-H		1-2 F7		1-0 G4-3	2-2 P6		1-1 F9		5	0	1	1	0	0	2
Jermaine Dye, R (1, 9) OBP: 0.353, SLG: 0.526	1-3 K		3-3 K		1-2 F7		3-2 G6-3		4-0 BB 1B FC6-5	4	1	0	0	1	2	1
7 Bobby Crosby, R (1, 6) OBP: 0.331, SLG: 0.476	1-2 G1-3		2-1 1B		3-1 3B		3-2 G5-3		0-3 K	5	0	2	0	0	1	2
Damian Miller, R (1, 2) OBP: 0.350, SLG: 0.472		2-3 K	0-0 G3		3-3 K		2-1 1B		4-2 BB FC6-5 1B 1-2	4	0	1	0	1	2	2
Marco Scutaro, R (1, 4) OBP: 0.292, SLG: 0.358		0-3 K		0-1 1B PB 21 SF7		3-1 G5-3	1-3 K		0-1 FC6-5 1-2 2-3 1B	5	1	2	0	0	2	1
Ramon Castro, R (1, 5) OBP: 0.333, SLG: 0.375	3-2 G4-3			0-1 PB 1-2 1B		0-3 K		1-1 2B	0-2 FC6-5 FC6-4 1-2 2-3f 3-H	5	0	2	1	0	1	2
Mark Kotsay, L (1, 1)			4-0 BB 21 1B HR	2-3 K 1-2 2-3		1-0 HBP 21 2B HR		0-3 K	2-0 FC6-4 1-2f	1	2	0	0	1	1	2
Erubiel Durazo, L (8, PH) OBP: 0.389, SLG: 0.500										1	0	0	0	0	1	1
Chad Bradford, R (8, 1)										0	0	0	0	0	0	0
Eric Karros, R (9, PH) OBP: 0.242, SLG: 0.319										1	0	0	0	0	0	2
Octavio Dotel, R (9, 1)										0	0	0	0	0	0	0
Inning Stats	R: 1 E: 0 K: 1 S: 15 H: 2 LOB: 1 BB: 0 P: 23	R: 0 E: 0 K: 2 S: 10 H: 0 LOB: 0 BB: 0 P: 15	R: 3 E: 0 K: 1 S: 12 H: 3 LOB: 1 BB: 1 P: 23	R: 1 E: 0 K: 2 S: 12 H: 2 LOB: 1 BB: 0 P: 17	R: 0 E: 0 K: 1 S: 9 H: 1 LOB: 1 BB: 0 P: 17	R: 3 E: 0 K: 1 S: 12 H: 2 LOB: 0 BB: 0 P: 20	R: 0 E: 0 K: 1 S: 12 H: 1 LOB: 1 BB: 0 P: 21	R: 0 E: 0 K: 1 S: 13 H: 1 LOB: 2 BB: 0 P: 21	R: 1 E: 0 K: 1 S: 11 H: 1 LOB: 2 BB: 2 P: 21	1B: 8 2B: 2 3B: 1 HR: 2 SF: 1 SAC: 0 DP: 0 HBP: 2						

	AB	39
	R	9
	H	13
	RBI	9
	BB	3
	SO	11
	LOB	17

WP: 0 PB: 1 SB: 1 CS: 0 PA: 45

PITCHER		IP	WLS	BF	H	R	ER	SO	BB	IBB	HBP	BLK	WP	HR	S	P	ERA	WHIP
Jerome Williams, R ERA: 4.67	(1, 1)	4.0	L	20	7	5	4	6	1	0	0	0	0	1	49	78	9.00	2.000
Wayne Franklin, L ERA: 5.53	(5, 1)	1.0		4	1	0	0	1	0	0	0	0	0	0	9	17	0.00	1.000
Tyler Walker, R ERA: 4.71	(6, 1)	0.2		3	0	1	1	1	0	0	1	0	0	0	5	9	13.50	0.000
David Aardsma, R ERA: 6.23	(6, 1)	1.1		7	3	2	2	1	0	0	0	0	0	1	19	32	13.50	2.250
Felix Rodriguez, R ERA: 3.32	(8, 1)	0.2		4	1	0	0	1	0	0	1	0	0	0	11	18	0.00	1.500

PITCHER		IP	WLS	BF	H	R	ER	SO	BB	IBB	HBP	BLK	WP	HR	S	P	ERA	WHIP
Scott Eyre, L ERA: 3.27	(8, 1)	0.2		5	1	1	1	1	2	0	0	0	0	0	9	18	13.50	4.500
Jim Brower, R ERA: 3.96	(9, 1)	0.2		2	0	0	0	0	0	0	0	0	0	0	4	6	0.00	0.000

Batter	1	2	3	4	5	6	7	8	9	AB	R	H	RBI	BB	SO	LOB
Ray Durham, S (1, 4) OBP: 0.371, SLG: 0.491	F8			1B SF9 G4-3 1B	1-2 2-3 1B HBP		2B		1B	3	1	2	0	0	0	0
Felix Rodriguez, R (8, 1)										0	0	0	0	0	0	0
Scott Eyre, L (8, 1)										0	0	0	0	0	0	0
Michael Tucker, L (9, 9) OBP: 0.373, SLG: 0.443										1	0	1	0	0	0	0
Deivi Cruz, R (1, 6) OBP: 0.364, SLG: 0.462	G6-4-3 1B			G4-3 1-2	1-2 2-3 3-H G6-4-3 1B		G5-3		K	5	0	2	1	0	1	3
Marquis Grissom, R (1, 8) OBP: 0.325, SLG: 0.485	G6-4-3 1-2f			FC6-4 2-3 1B	1-2f G6-4-3			1B PB BB 1B	P5	5	1	2	0	0	0	5
Barry Bonds, L (1, 7) OBP: 0.619, SLG: 0.790		G1-6-3 HBP		SF9 3-H		FC1-6 1B BB		PB 1B G5-3 1-2 BB	K	1	1	0	1	2	1	1
Edgardo Alfonzo, R (1, 5) OBP: 0.343, SLG: 0.391		G1-6-3 1-2f		FC6-4 1-2f		FC1-6 1-2 1B		PB 1-2 2-3 1B		4	0	2	0	0	0	2
Pedro Feliz, R (1, 3) OBP: 0.287, SLG: 0.463		G6-3			G4-3 1B 2B	FC1-6 G6-4-3 1-2f 2-3		G5-3 1-2 2-H 3-H		4	1	1	1	0	0	3
Yorvit Torrealba, R (1, 2) OBP: 0.292, SLG: 0.388	G5-3			G4-3 2-3		G6-4-3 1-2f		G6-3		4	0	0	0	0	0	4
Dustan Mohr, R (1, 9) OBP: 0.385, SLG: 0.360	F7				HBP 1B 1B BB		P4	G1-3		3	1	0	0	1	0	1
Jim Brower, R (9, 1) OBP: 0.667, SLG: 0.500										0	0	0	0	0	0	0
Jerome Williams, R (1, 1) OBP: 0.115, SLG: 0.115	K				1B HBP 1-2 3-H 1B		K		HR	1	0	0	0	0	1	0
Wayne Franklin, L (5, 1) OBP: 1.000, SLG: 1.000										0	0	0	0	0	0	0
Neifi Perez, S (5, PH) OBP: 0.260, SLG: 0.286										1	0	1	1	0	0	0
Tyler Walker, R (6, 1)										0	0	0	0	0	0	0
David Aardsma, R (6, 1)										0	0	0	0	0	0	0
Cody Ransom, R (7, PH) OBP: 0.303, SLG: 0.310										1	0	0	0	0	1	0
(8, 4)																
J.T. Snow, L (9, PH) OBP: 0.345, SLG: 0.357										1	1	1	1	0	0	0
Inning Stats	R: 0 E: 0 K: 0 S: 3 H: 1 LOB: 0 BB: 0 P: 5	R: 0 E: 0 K: 0 S: 10 H: 0 LOB: 0 BB: 0 P: 16	R: 0 E: 0 K: 1 S: 9 H: 0 LOB: 0 BB: 0 P: 13	R: 1 E: 0 K: 0 S: 11 H: 2 LOB: 1 BB: 0 P: 16	R: 2 E: 0 K: 0 S: 10 H: 3 LOB: 2 BB: 1 P: 21	R: 0 E: 0 K: 0 S: 7 H: 1 LOB: 1 BB: 1 P: 16	R: 0 E: 0 K: 1 S: 8 H: 1 LOB: 1 BB: 0 P: 12	R: 2 E: 0 K: 0 S: 14 H: 2 LOB: 1 BB: 1 P: 30	R: 1 E: 0 K: 2 S: 11 H: 2 LOB: 1 BB: 0 P: 18	1B: 9 2B: 2 3B: 0 HR: 1	SF: 1 SAC: 0 DP: 4 HBP: 2						

PITCHER		IP	WLS	BF	H	R	ER	SO	BB	IBB	HBP	BLK	WP	HR	S	P	ERA	WHIP
Mark Mulder, L ERA: 2.95	(1, 1)	7.0	W	29	8	3	3	2	2	0	2	0	0	0	58	99	3.86	1.429
Chad Bradford, R ERA: 4.91	(8, 1)	1.0		6	2	2	2	0	1	0	0	0	0	0	14	30	18.00	3.000
Octavio Dotel, R ERA: 3.61	(9, 1)	1.0		5	2	1	1	2	0	0	0	0	0	1	11	18	9.00	2.000

PITCHER	IP	WLS	BF	H	R	ER	SO	BB	IBB	HBP	BLK	WP	HR	S	P	ERA	WHIP

BOTTOM

Oakland Athletics @ San Francisco Giants

SBC Park, San Francisco, CA

Sun Jul 04 2004, 4:05 PM EDT

Att. 41,678 - Sunny - 72 F

livebaseballscorecards.com

AB	34
R	6
H	12
RBI	5
BB	3
SO	4
LOB	19

1B: 9	SF: 1	WP: 0	PA: 40
2B: 2	SAC: 0	PB: 1	
3B: 0	DP: 4	SB: 0	
HR: 1	HBP: 2	CS: 0	

Batter	1	2	3	4	5	6	7	8	9	AB	R	H	RBI	BB	SO	LOB
21 Mark Kotsay, L (1, 8) OBP: 0.358, SLG: 0.402	K2-3		G4-3			G4-3		F7		4	0	0	0	0	1	1
Mark McLemore, S (1, 5) OBP: 0.375, SLG: 0.314	G3			F9		G6-3			G6-3	2	0	0	0	0	0	0
Ramon Castro, R (6, PH) OBP: 0.273, SLG: 0.300 (6, 5)										2	0	0	0	0	0	0
Scott Hatteberg, L (1, 3) OBP: 0.382, SLG: 0.471	P2			F7		G6-3			23 G4-6-3 1B	2	0	0	0	0	0	0
Eric Karros, R (6, PH) OBP: 0.248, SLG: 0.323 (6, 3)										2	0	1	0	0	0	0
Jermaine Dye, R (1, 9) OBP: 0.350, SLG: 0.521		F9		G5-3			K		G4-6-3 1-2f	3	0	0	0	0	1	0
23 Bobby Kielty, S (7, 9) OBP: 0.312, SLG: 0.409										1	0	0	0	0	0	1
Erubiel Durazo, L (1, 10) OBP: 0.385, SLG: 0.494		K			K		K			3	0	0	0	0	3	0
7 Bobby Crosby, R (1, 6) OBP: 0.331, SLG: 0.472		G4-3			K		FC6-4 BB			2	0	0	0	1	1	0
Damian Miller, R (1, 2) OBP: 0.350, SLG: 0.470			G6-3		1B		FC6-4 1-2f			3	0	1	0	0	0	1
Eric Byrnes, R (1, 7) OBP: 0.352, SLG: 0.485			F9		1-2 1B			K		3	0	1	0	0	1	0
Marco Scutaro, R (1, 4) OBP: 0.292, SLG: 0.361			2B		F9			G4-3		3	0	1	0	0	0	2
Inning Stats	R: 0 E: 0 K: 1 S: 8 H: 0 LOB: 0 BB: 0 P: 11	R: 0 E: 0 K: 1 S: 10 H: 0 LOB: 0 BB: 0 P: 12	R: 0 E: 0 K: 0 S: 6 H: 1 LOB: 1 BB: 0 P: 12	R: 0 E: 0 K: 0 S: 9 H: 0 LOB: 0 BB: 0 P: 14	R: 0 E: 0 K: 2 S: 11 H: 2 LOB: 2 BB: 0 P: 14	R: 0 E: 0 K: 0 S: 8 H: 0 LOB: 0 BB: 0 P: 12	R: 0 E: 0 K: 2 S: 13 H: 0 LOB: 1 BB: 1 P: 21	R: 0 E: 0 K: 1 S: 8 H: 0 LOB: 0 BB: 0 P: 9	R: 0 E: 0 K: 0 S: 5 H: 1 LOB: 0 BB: 0 P: 7	1B: 3 2B: 1 3B: 0 HR: 0	SF: 0 SAC: 0 DP: 1 HBP: 0					

PITCHER		IP	WLS	BF	H	R	ER	SO	BB	IBB	HBP	BLK	WP	HR	S	P	ERA	WHIP
49 Tim Wakefield, R ERA: 3.97	(1, 1)	7.0	W	25	3	0	0	6	1	0	0	0	0	0	65	96	0.00	0.571
Jimmy Anderson, L ERA: 5.11	(8, 1)	2.0		6	1	0	0	1	0	0	0	0	0	0	13	16	0.00	0.500

PITCHER	IP	WLS	BF	H	R	ER	SO	BB	IBB	HBP	BLK	WP	HR	S	P	ERA	WHIP

TOP

Oakland Athletics @ Boston Red Sox

Fenway Park, Boston, MA

Tue Jul 06 2004, 7:05 PM EDT

Att. 35,302 - Unknown - 69 F

livebaseballscorecards.com

AB	30
R	0
H	4
RBI	0
BB	1
SO	7
LOB	5

1B: 3	SF: 0	WP: 0	PA: 31
2B: 1	SAC: 0	PB: 0	
3B: 0	DP: 1	SB: 0	
HR: 0	HBP: 0	CS: 0	

BOTTOM

Oakland Athletics @ Boston Red Sox

Fenway Park, Boston, MA

Tue Jul 06 2004, 7:05 PM EDT

Att. 35,302 - Unknown - 69 F

Batter	1	2	3	4	5	6	7	8	9	AB	R	H	RBI	BB	SO	LOB
18 Johnny Damon, L (1, 8) OBP: 0.395, SLG: 0.457	C C B X 1-2 34 G4-3 1B	C C B F X 1-2 G5-3 1B		L C F X 0-2 BB BB 2B 1B 1-2 2-3	C S X 0-2 G3 1B 1B 1-2 2-3	C X 0-1 1B 1B		X 0-0 ① P3		6	2	5	0	0	0	1
Mark Bellhorn, S (1, 4) OBP: 0.384, SLG: 0.420	S B F X 1-2 ① F8	S B 1 SAFE 1 SAFE 1 SAFE X 1-1 ② G5-3 1-2		F B B B S B 4-2 BB 2B BB 1-2 2-3 3-H	F B X 1-1 G3 1B 1B 1-2 2-3 3-H	B C D X 2-1 1B 1-3		F B C F X 1-2 E4 34 G3 1-2		5	2	2	2	1	0	3
34 David Ortiz, L (1, 10) OBP: 0.353, SLG: 0.598	F C X 0-2 ② G4-3 1-2	X 0-0 ③ G4-3		S B F F X 1-2 ① F7	F B S X 1-2 ① F6	S X 0-1 ③ G3-1		C X 0-1 ② G3 1-2 2-3		6	0	0	0	0	0	12
Manny Ramirez, R (1, 7) OBP: 0.435, SLG: 0.650 Gabe Kapler, R (8, 7) OBP: 0.301, SLG: 0.353	B C B S B B 4-2 BB	B B C X 2-1 ① L7	B C B B B 4-1 2B BB 1-2 2-3 3-H	F F B X 1-2 ② G3 1-2 2-3 3-H		C F S 0-3 ① K	C C B S 1-3 ③ K			3 1	0 0	0 0	2 0	2 0	1 1	2 2
Nomar Garciaparra, R (1, 6) OBP: 0.326, SLG: 0.442 Pokey Reese, R (8, 6) OBP: 0.289, SLG: 0.338	B S C D F S 2-3 ③ K	F B X 1-1 1B	B C X 1-1 ② L5	F B X 1-1 2B 2-H 3-H		C B C X 1-2 ② G6-3				5 0	0 0	2 0	2 0	0 0	1 0	5 0
Kevin Millar, R (1, 3) OBP: 0.353, SLG: 0.400 Dave McCarty, R (7, PR) OBP: 0.321, SLG: 0.383 (8, 3)		B B F S B X 3-2 FC5-4 1B	B C C D C 2-3 ② K	C X 0-1 1-3 2-H 3-H 2B	B F B X 2-1 1-3 2B	B B B B 4-0 1B BB				4 0	0 0	3 0	2 0	1 0	1 0	1 0
Trot Nixon, L (1, 9) OBP: 0.306, SLG: 0.436		X 0-0 ① FC5-4 E HR 1-2f	C D F X 1-2 ③ G3	F B X 1-1 ③ F8	C X 0-1 ③ F9	B X 1-0 1-2 1B				5	1	1	0	0	0	6
Doug Mirabelli, R (1, 2) OBP: 0.368, SLG: 0.638		C F B D F X 2-2 E3 HR 1-3		B C B B S X 3-2 18 1B 1B BB 1B	C B C X 1-2 18 1B BB 1B	B C F F B S 3-3 ① K	B C C S 1-3 ③ K			5	3	2	0	0	2	3
Bill Mueller, S (1, 5) OBP: 0.339, SLG: 0.428 20 Kevin Youkilis, R (8, PH) OBP: 0.397, SLG: 0.445 (9, 5)		C X 0-1 2-H 3-H HR		B C C C B X 2-2 BB 18 1B BB 1B 1-2	B F B B B 4-1 1B 18 1B G3 BB 1-2	C X 0-1 ② G3		B C C L S L B F B 3-3 S K 34 G3 E		3 1	3 0	2 0	3 0	1 0	0 1	0 0
Inning Stats	R: 0 H: 1 E: 0 LOB: 2 K: 1 BB: 1 S: 15 P: 23	R: 3 H: 3 E: 1 LOB: 1 K: 0 BB: 0 S: 17 P: 24	R: 0 H: 1 E: 0 LOB: 1 K: 1 BB: 0 S: 10 P: 16	R: 4 H: 4 E: 0 LOB: 2 K: 0 BB: 2 S: 23 P: 39	R: 4 H: 5 E: 0 LOB: 2 K: 0 BB: 1 S: 21 P: 32	R: 0 H: 2 E: 0 LOB: 2 K: 1 BB: 0 S: 12 P: 17	R: 0 H: 1 E: 0 LOB: 2 K: 2 BB: 1 S: 10 P: 17	R: 0 H: 0 E: 1 LOB: 2 K: 2 BB: 0 S: 17 P: 22		1B: 14 SF: 0 2B: 2 SAC: 0 3B: 0 DP: 0 HR: 1 HBP: 0						

livebaseballscorecards.com

AB	44
R	11
H	17
RBI	11
BB	5
SO	7
LOB	35

WP: 1 PA: 49
PB: 0
SB: 0
CS: 0

PITCHER		IP	WLS	BF	H	R	ER	SO	BB	IBB	HBP	BLK	WP	HR	S	P	ERA	WHIP
Barry Zito, L ERA: 4.76	(1, 1)	4.0	L	25	9	7	6	2	3	0	0	0	0	1	65	102	13.50	3.000
Justin Lehr, R ERA: 8.59	(5, 1)	0.2		8	5	4	4	0	1	0	0	0	0	0	19	30	54.00	9.000
58 Justin Duchscherer, R ERA: 3.02	(5, 1)	1.1		6	2	0	0	1	0	0	0	0	0	0	14	19	0.00	1.500
Jim Mecir, R ERA: 5.2	(7, 1)	1.0		5	1	0	0	2	1	0	0	0	0	0	10	17	0.00	2.000
Ricardo Rincon, L ERA: 5.4	(8, 1)	1.0		5	0	0	0	2	0	0	0	0	1	0	17	22	0.00	0.000

PITCHER	IP	WLS	BF	H	R	ER	SO	BB	IBB	HBP	BLK	WP	HR	S	P	ERA	WHIP

Batter	1	2	3	4	5	6	7	8	9	AB	R	H	RBI	BB	SO	LOB
21 Mark Kotsay, L (1, 8) OBP: 0.360, SLG: 0.401	S S X 0-2 ① F8		B B S F F F B F B 4-2 FC4-6 BB		B B X 2-0 ③ G4-3			B X 1-0 G6-4-3 1B		3	0	1	0	1	0	0
Mark McLemore, S (1, 5) OBP: 0.374, SLG: 0.324 Ramon Castro, R (7, 5) OBP: 0.250, SLG: 0.273	B F B F F B X 3-2 ② G3-1		F B F F X 1-2 ② FC4-6 2B E 1-2f 2-3 3-H			B B B C X 3-1 G3-1 2B		C X 0-1 ②③ G6-4-3 1-2f		3 1	1 0	1 0	1 0	0 0	0 0	2 1
Scott Hatteberg, L (1, 3) OBP: 0.381, SLG: 0.473 Eric Karros, R (8, 3) OBP: 0.245, SLG: 0.319	C S F S 0-3 ③ K		C B C F X 1-2 E7 2B 1-H 3-H			B B C X 2-1 ① G3-1 2-3			X 0-0 ① F8	3 1	0 0	1 0	1 0	0 0	1 0	1 0
Jermaine Dye, R (1, 9) OBP: 0.346, SLG: 0.514		B S F S 1-3 ① K	B C S F S 1-3 ③ K			B B X 2-0 ② F9			F B X 1-1 ② P3	4	0	0	0	0	2	2
Erubiel Durazo, L (1, 10) OBP: 0.383, SLG: 0.487		C B C B F F S 2-3 ② K		X 0-0 ① G4-3		B X 1-0 ③ F9			C B H 2-1 7 FC6-4 HBP	3	0	0	0	0	1	1
7 Bobby Crosby, R (1, 6) OBP: 0.330, SLG: 0.469		C B X 1-1 ③ G6-3		C B B S X 2-2 17 G5-4-3 1B			B C F C 1-3 ① K		X 0-0 ③ FC6-4 1-2f	4	0	1	0	0	1	1
17 Adam Melhuse, S (1, 2) OBP: 0.310, SLG: 0.418			C F X 0-2 2B FC4-6 1B	B B C X 2-1 ②③ G5-4-3 1-2f			C F S 0-3 ② K			3	1	1	0	0	1	1
Eric Byrnes, R (1, 7) OBP: 0.349, SLG: 0.480			B B X 2-0 ① P4		B X 1-0 ① P2		C X 0-1 ③ F8			3	0	0	0	0	0	1
Marco Scutaro, R (1, 4) OBP: 0.292, SLG: 0.365			F X 0-1 FC4-6 2B 1-3		C F C 0-3 ② K			C B F F X 1-2 ① F9		3	1	1	0	0	1	0
Inning Stats	R: 0 E: 0 K: 1 S: 12 H: 0 LOB: 0 BB: 0 P: 15	R: 0 E: 0 K: 2 S: 10 H: 0 LOB: 0 BB: 0 P: 14	R: 3 E: 1 K: 1 S: 23 H: 3 LOB: 1 BB: 1 P: 32	R: 0 E: 0 K: 0 S: 6 H: 1 LOB: 0 BB: 0 P: 10	R: 0 E: 0 K: 1 S: 5 H: 0 LOB: 0 BB: 0 P: 8	R: 0 E: 0 K: 0 S: 6 H: 1 LOB: 1 BB: 0 P: 14	R: 0 E: 0 K: 2 S: 8 H: 0 LOB: 0 BB: 0 P: 9	R: 0 E: 0 K: 0 S: 7 H: 1 LOB: 0 BB: 0 P: 9	R: 0 E: 0 K: 0 S: 5 H: 0 LOB: 1 BB: 0 P: 8	1B: 3 2B: 3 3B: 0 HR: 0	SF: 0 SAC: 0 DP: 2 HBP: 1						

PITCHER		IP	WLS	BF	H	R	ER	SO	BB	IBB	HBP	BLK	WP	HR	S	P	ERA	WHIP
Pedro Martinez, R ERA: 3.67	(1, 1)	7.0	W	26	5	3	2	7	1	0	0	0	0	0	70	102	2.57	0.857
Alan Embree, L ERA: 4.55	(8, 1)	0.1		2	1	0	0	0	0	0	0	0	0	0	5	7	0.00	3.000
50 Mike Timlin, R ERA: 3.07	(8, 1)	0.2		1	0	0	0	0	0	0	0	0	0	0	2	2	0.00	0.000
Keith Foulke, R ERA: 1.25	(9, 1)	1.0		4	0	0	0	0	0	0	1	0	0	0	5	8	0.00	0.000

PITCHER	IP	WLS	BF	H	R	ER	SO	BB	IBB	HBP	BLK	WP	HR	S	P	ERA	WHIP

Oakland Athletics @ Boston Red Sox

Fenway Park, Boston, MA

Wed Jul 07 2004, 7:05 PM EDT

Att. 35,012 - Cloudy - 72 F

TOP

livebaseballscorecards.com

AB	31
R	3
H	6
RBI	2
BB	1
SO	7
LOB	10

WP: 0 PB: 0 SB: 0 CS: 0 PA: 33

Oakland Athletics @ Boston Red Sox

Fenway Park, Boston, MA

Wed Jul 07 2004, 7:05 PM EDT

Att. 35,012 - Cloudy - 72 F

BOTTOM

livebaseballscorecards.com

Batter	1	2	3	4	5	6	7	8	9	AB	R	H	RBI	BB	SO	LOB
18 Johnny Damon, L (1, 8) OBP: 0.395, SLG: 0.456	L7	E 1B	K			1B	F8			5	1	2	3	0	1	4
Mark Bellhorn, S (1, 4) OBP: 0.385, SLG: 0.430	HR	E5 1B		G3		F8		G4-3		5	1	2	1	0	0	0
34 David Ortiz, L (1, 10) OBP: 0.348, SLG: 0.589	K	G4-3		G4-3		K		E6		5	0	0	0	0	2	1
Manny Ramirez, R (1, 7) OBP: 0.433, SLG: 0.654 Dave McCarty, R (8, 3) OBP: 0.318, SLG: 0.379	G5-3	P6		G6-3			HR	K		4 1	1 0	1 0	1 0	0 1	0 1	1 1
Nomar Garciaparra, R (1, 6) OBP: 0.333, SLG: 0.489 Pokey Reese, R (8, 6) OBP: 0.288, SLG: 0.337		HR	F8 1B 2B		F8		G6-3	K		4 1	2 0	2 0	1 0	0 1	0 1	0 1
Kevin Millar, R (1, 3) OBP: 0.355, SLG: 0.399 (8, 7)		WP 2B BB	G1-3		L7		FC3-6 1B 1B			3	2	1	0	1	0	1
Jason Varitek, S (1, 2) OBP: 0.380, SLG: 0.436		1B 18 1B 2B	F8		K		FC3-6 1B			4	1	2	1	0	1	1
Bill Mueller, S (1, 5) OBP: 0.348, SLG: 0.442 20 Kevin Youkilis, R (9, 5) OBP: 0.397, SLG: 0.445		18 1B E 1B	2B 1B			WP 18 1B 2B	FC3-6 1B			4 0	2 0	3 0	1 0	0 0	0 0	2 0
Gabe Kapler, R (1, 9) OBP: 0.313, SLG: 0.367		P4	2B			18 1B 18 1B BB	1B			3	1	2	1	1	0	2
Inning Stats	R: 1 E: 0 K: 1 S: 8 H: 1 LOB: 0 BB: 0 P: 10	R: 5 E: 1 K: 0 S: 22 H: 5 LOB: 1 BB: 1 P: 38	R: 1 E: 0 K: 1 S: 12 H: 3 LOB: 2 BB: 0 P: 18	R: 0 E: 0 K: 0 S: 4 H: 0 LOB: 0 BB: 0 P: 6	R: 0 E: 0 K: 1 S: 8 H: 0 LOB: 0 BB: 0 P: 11	R: 2 E: 0 K: 1 S: 14 H: 2 LOB: 0 BB: 1 P: 24	R: 2 E: 0 K: 0 S: 11 H: 4 LOB: 2 BB: 0 P: 15	R: 0 E: 1 K: 2 S: 8 H: 0 LOB: 1 BB: 0 P: 11		1B: 8 2B: 4 3B: 0 HR: 3	SF: 0 SAC: 0 DP: 0 HBP: 0					

	AB	39
	R	11
	H	15
	RBI	9
	BB	2
	SO	6
	LOB	14

PITCHER		IP	WLS	BF	H	R	ER	SO	BB	IBB	HBP	BLK	WP	HR	S	P	ERA	WHIP
Mark Redman, L ERA: 4.84	(1, 1)	2.2	L	18	9	7	6	1	1	0	0	0	1	2	38	60	20.25	3.750
58 Justin Duchscherer, R ERA: 3.18	(3, 1)	3.1		12	2	2	2	3	1	0	0	0	1	0	30	47	5.40	0.900
Chad Bradford, R ERA: 5.26	(7, 1)	1.0		7	4	2	2	0	0	0	0	0	0	1	11	15	18.00	4.000
Justin Lehr, R ERA: 7.56	(8, 1)	1.0		4	0	0	0	2	0	0	0	0	0	0	8	11	0.00	0.000

PITCHER	IP	WLS	BF	H	R	ER	SO	BB	IBB	HBP	BLK	WP	HR	S	P	ERA	WHIP

Batter	1	2	3	4	5	6	7	8	9	10	AB	R	H	RBI	BB	SO	LOB
21 Mark Kotsay, L (1, 8) OBP: 0.359, SLG: 0.407	F C B B X 2-2 2B		B S B S B F X 3-2 2B		C B C B F F X 2-2 ② G4-3	F B X 1-1 ② F7		B B F X 2-1 ① F8 2-3		F B B X 2-1 ② F8	6	0	2	0	0	0	3
Eric Byrnes, R (1, 7) OBP: 0.345, SLG: 0.484	C C F F B B S 2-3 ① K		F F S 0-3 ② K		S B F B B F F F X 3-2 HR	B X 1-0 ③ P4		S B D F F S 2-3 ② K		B S B X 2-1 ③ P4	6	1	1	1	0	3	5
Scott Hatteberg, L (1, 3) OBP: 0.382, SLG: 0.471	F B F C 1-3 ② K		C C B B B F C 2-3 ③ K		B X 1-0 1B		B C C B B F X 3-2 ① G4-3	C F X 0-2 3B 3-H 1B			5	1	2	1	0	2	2
Jermaine Dye, R (1, 9) OBP: 0.344, SLG: 0.516	C S F B D S 2-3 ③ K			C X 0-1 ① G5-3	X 0-0 ③ F9		C X 0-1 ② G5-3	C D F X 1-2 1-H 3B			5	0	1	1	0	1	2
Erubiel Durazo, L (1, 10) OBP: 0.387, SLG: 0.498		F C B B F B F X 3-2 ① G4-3		B B B C F F X 3-2 1B 1B		X 0-0 7 1B 1B 2B	B C B B X 3-1 7 1B 2B	C F F S 0-3 ③ K			5	2	3	0	0	1	1
7 Bobby Crosby, R (1, 6) OBP: 0.331, SLG: 0.468		B S C F X 1-2 ② L7		B C C S 1-3 ② K		F B B B X 3-1 1B 1B 2-3 FC4-6 1B	B C X 1-1 2-H 1B		B X 1-0 ① G5-3		5	1	2	1	0	1	1
Damian Miller, R (1, 2) OBP: 0.355, SLG: 0.473	C B X 1-1 1B			F B X 1-1 FC6-4 1-2 1B		F D X 1-1 FC4-6 1B 1-2 3-H 1B	C F B T 1-2 ③ K		B C B F B F S 3-3 ② K		5	0	3	1	0	2	1
Marco Scutaro, R (1, 4) OBP: 0.294, SLG: 0.365	S B F X 1-2 ③ F7			C X 0-1 ③ FC6-4 1-2f		F F X 0-2 FC4-6 1-2 2-3 1B		C B B X 2-1 17 2B 1B	X 0-0 ③ F9		5	1	2	0	0	0	3
Ramon Castro, R (1, 5) OBP: 0.200, SLG: 0.214 17 Adam Melhuse, S (8, PH) OBP: 0.314, SLG: 0.430 (8, 5)			B C B S C 2-3 ① K		C S F B S 1-3 ① K2-3	F X 0-1 ① FC4-6 1-2f 2-3 3-H		X 0-0 21 F8 1-H 1B 2B		C S S 0-3 ① K	3 2	0 1	0 1	1 1	0 0	2 1	2 0
Inning Stats	R: 0 H: 1 E: 0 LOB: 1 K: 3 BB: 0 S: 15 P: 22	R: 0 H: 1 E: 0 LOB: 1 K: 0 BB: 0 S: 14 P: 20	R: 0 H: 1 E: 0 LOB: 1 K: 3 BB: 0 S: 14 P: 21	R: 0 H: 2 E: 0 LOB: 2 K: 1 BB: 0 S: 13 P: 18	R: 1 H: 2 E: 0 LOB: 1 K: 1 BB: 0 S: 17 P: 24	R: 2 H: 4 E: 0 LOB: 2 K: 0 BB: 0 S: 13 P: 19	R: 1 H: 2 E: 0 LOB: 1 K: 1 BB: 0 S: 13 P: 21	R: 3 H: 4 E: 0 LOB: 1 K: 2 BB: 0 S: 19 P: 26	R: 0 H: 0 E: 0 LOB: 0 K: 1 BB: 0 S: 6 P: 10	R: 0 H: 0 E: 0 LOB: 0 K: 1 BB: 0 S: 7 P: 11	1B: 10 SF: 0 2B: 5 SAC: 0 3B: 1 DP: 0 HR: 1 HBP: 0						

PITCHER	IP	WLS	BF	H	R	ER	SO	BB	IBB	HBP	BLK	WP	HR	S	P	ERA	WHIP
38 Curt Schilling, R (1, 1) ERA: 3.16	5.1		27	11	3	3	8	0	0	0	0	0	1	83	119	5.06	2.062
Alan Embree, L (6, 1) ERA: 4.45	0.2	H	2	0	0	0	0	0	0	0	0	0	0	3	5	0.00	0.000
50 Mike Timlin, R (7, 1) ERA: 3.57	1.1		8	4	3	3	1	0	0	0	0	0	0	18	30	20.25	3.000
Keith Foulke, R (8, 1) ERA: 1.4	1.2	B	7	2	1	1	3	0	0	0	0	0	0	20	27	5.40	1.200
Curt Leskanic, R (10, 1) ERA: 6.17	1.0	W	3	0	0	0	1	0	0	0	0	0	0	7	11	0.00	0.000

PITCHER	IP	WLS	BF	H	R	ER	SO	BB	IBB	HBP	BLK	WP	HR	S	P	ERA	WHIP

TOP

Oakland Athletics @ Boston Red Sox

Fenway Park, Boston, MA

Thu Jul 08 2004, 7:05 PM EDT
Att. 35,144 - Unknown - 70 F

livebaseballscorecards.com

AB	47
R	7
H	17
RBI	7
BB	0
SO	13
LOB	20

1B: 10 SF: 0
2B: 5 SAC: 0
3B: 1 DP: 0
HR: 1 HBP: 0

WP: 0 PA: 47
PB: 0
SB: 0
CS: 0

Oakland Athletics @ Boston Red Sox

Fenway Park, Boston, MA

Thu Jul 08 2004, 7:05 PM EDT

Att. 35,144 - Unknown - 70 F

livebaseballscorecards.com

Batter	1	2	3	4	5	6	7	8	9	10	AB	R	H	RBI	BB	SO	LOB
18 Johnny Damon, L (1, 8) OBP: 0.397, SLG: 0.457	C X 0-1 G4-6-3 1B		C X 0-1 ② G4-3	B S X 1-1 ③ G3		C X 0-1 ① F8		C F F F F F X 0-2 F7-3 1B		X 0-0 2B 1B	6	1	3	0	0	0	0
Bill Mueller, S (1, 5) OBP: 0.358, SLG: 0.449	B B X 2-0 ① ② G4-6-3 1-2f		B B C B B 4-1 34 2B HR BB		B B C F B B 4-2 WP 34 1B SF8 BB	C B B S B X 3-2 1B 1B		1 SAFE X 0-0 ① F7-3 1-1 ②		B X 1-0 1-H 2B	4	2	2	1	2	0	2
34 David Ortiz, L (1, 10) OBP: 0.351, SLG: 0.601	B C X 1-1 HR		B C X 1-1 1-3 HR 2B		C B B F F X 2-2 WP 1-2 2B 1B	S S F B S 1-3 ② K		C B X 1-1 ③ F8			5	3	3	1	0	1	1
Manny Ramirez, R (1, 7) OBP: 0.435, SLG: 0.662	F B B B F B X 3-2 ③ G4-3		F F X 0-2 2-H 3-H HR		B B I I 4-0 1-2 2-3 2B IBB	X 0-0 1-2 1B			F B B F F F S 2-3 ① K		4	2	2	3	1	1	0
Nomar Garciaparra, R (1, 6) OBP: 0.327, SLG: 0.468		X 0-0 ① P3	B C B B B 4-1 BB BB		F B C B B F F C 3-3 ① K	B X 1-0 ③ F7			F S B B S 2-3 ② K		4	0	0	0	1	2	5
Trot Nixon, L (1, 9) OBP: 0.313, SLG: 0.466		B C B S B S 3-3 ② K	D B B B 4-0 1-2 BB		F C X 0-2 ② SF8 3-H		F B F F S 1-3 ① K		B B F X 2-1 3B		3	0	1	1	1	2	0
Kevin Millar, R (1, 3) OBP: 0.360, SLG: 0.408 Dave McCarty, R (7, PR) OBP: 0.315, SLG: 0.375 (8, 3)	B B F B X 3-1 1B	C B S S 1-3 ③ K	C B F X 1-2 1-H 2-H 2B			C X 0-1 1B			B F B X 2-1 ③ G3		4 1	0 0	3 0	2 0	0 0	1 0	2 1
Jason Varitek, S (1, 2) OBP: 0.377, SLG: 0.429	C S T 0-2 ③ K			B F F X 1-2 ① G6-3	B T B B B 4-1 BB	C B S S 1-3 ② K				B S F F C 1-3 ① K	4	0	0	0	1	3	2
Pokey Reese, R (1, 4) OBP: 0.283, SLG: 0.330 Mark Bellhorn, S (10, PH) OBP: 0.384, SLG: 0.429			B S S F S 1-3 ① K	C B F B B C 2-3 ② K	B B F B S S 3-3 ③ K		C B F S 1-3 ③ K			C X 0-1 ② G3	4 1	0 0	0 0	0 0	0 0	4 0	3 0
Inning Stats	R: 1 H: 2 E: 0 LOB: 0 K: 0 BB: 0 S: 8 P: 14	R: 0 H: 1 E: 0 LOB: 1 K: 2 BB: 0 S: 9 P: 15	R: 3 H: 2 E: 0 LOB: 2 K: 2 BB: 3 S: 16 P: 31	R: 0 H: 0 E: 0 LOB: 0 K: 1 BB: 0 S: 8 P: 12	R: 3 H: 2 E: 0 LOB: 2 K: 2 BB: 3 S: 21 P: 42	R: 0 H: 2 E: 0 LOB: 2 K: 1 BB: 0 S: 11 P: 16	R: 0 H: 1 E: 0 LOB: 1 K: 3 BB: 0 S: 12 P: 15	R: 0 H: 1 E: 0 LOB: 0 K: 0 BB: 0 S: 10 P: 11	R: 0 H: 1 E: 0 LOB: 1 K: 2 BB: 0 S: 12 P: 20	R: 1 H: 2 E: 0 LOB: 1 K: 1 BB: 0 S: 8 P: 10	1B: 8 2B: 4 3B: 1 HR: 2	SF: 1 SAC: 0 DP: 2 HBP: 0					

BOTTOM

AB	40
R	8
H	14
RBI	8
BB	6
SO	14
LOB	16

WP: 1 PA: 47
PB: 0
SB: 0
CS: 0

PITCHER		IP	WLS	BF	H	R	ER	SO	BB	IBB	HBP	BLK	WP	HR	S	P	ERA	WHIP
40 Rich Harden, R ERA: 4.52	(1, 1)	5.0		27	7	7	7	7	5	1	0	1	2	62	114	12.60	2.400
Ricardo Rincon, L ERA: 5.06	(6, 1)	1.1		6	2	0	0	2	0	0	0	0	0	0	15	21	0.00	1.500
Jim Mecir, R ERA: 5.08	(7, 1)	0.2		3	1	0	0	2	0	0	0	0	0	0	8	10	0.00	1.500
Octavio Dotel, R ERA: 3.45	(8, 1)	2.0		7	2	0	0	2	0	0	0	0	0	0	22	31	0.00	1.000
Justin Lehr, R ERA: 8.0	(10, 1)	0.2	L	4	2	1	1	1	0	0	0	0	0	0	8	10	13.50	3.000

PITCHER		IP	WLS	BF	H	R	ER	SO	BB	IBB	HBP	BLK	WP	HR	S	P	ERA	WHIP

Batter	1	2	3	4	5	6	7	8	9	AB	R	H	RBI	BB	SO	LOB
21 Mark Kotsay, L (1, 8) OBP: 0.369, SLG: 0.411	F B B B B 4-1 3 1B HBP BB	X 0-0 2-H 3-H 1B			B B B C B 4-1 L5-4 3 BB BB		C X 0-1 2B 1B	B B B C B 4-1 1-2 FC5-4 BB		2	1	2	2	3	0	0
Eric Byrnes, R (1, 7) OBP: 0.346, SLG: 0.484	B B 1 SAFE C H 3-1 3 1B 1-2 HBP	F 1 SAFE 1 SAFE C X 0-2 ③ G1-3			1 SAFE B F F T 1-2 ① K		B B X 2-0 1-3 2B	B F X 1-1 ③ FC5-4 1-2f		4	0	1	0	0	1	5
3 Eric Chavez, L (1, 5) OBP: 0.381, SLG: 0.484	B B X 2-0 G4-6-3 1-2 2-H 1B	C X 0-1 G5-3 SF8 2B			B F B B B 4-1 1-2 BB		I I I I 4-0 IBB	X 0-0 ① G6-3		3	1	2	1	2	0	0
Jermaine Dye, R (1, 9) OBP: 0.339, SLG: 0.508	C B F S 1-3 ① K	B B X 2-0 ① G5-3 2-3			B F C B B F F F X 3-2 ②③ L5-4 2-2		C S X 0-2 ② F9	C F B C 1-3 ② K		5	0	0	0	0	2	8
Scott Hatteberg, L (1, 3) OBP: 0.382, SLG: 0.474	B B F X 2-1 ②③ G4-6-3 1-2f	C B F B X 2-2 ② SF8 3-H				C B B C F X 2-2 G3-1 2B	B B B C F C 3-3 ③ K		B B B B 4-0 BB	3	0	1	1	1	1	5
Erubiel Durazo, L (1, 10) OBP: 0.384, SLG: 0.490		B B B C X 3-1 ① G4-3	F X 0-1 ③ P5			B X 1-0 ① G3-1 2-3		B B B C B 4-1 1B 17 S BB	B C C X 1-2 ③ G3	4	0	0	0	1	0	2
7 Bobby Crosby, R (1, 6) OBP: 0.327, SLG: 0.461		B B C X 2-1 ② G5-3	B X 1-0 ① G5-3			B S S B D X 3-2 ② G6-3		C F B X 1-2 ① F9		4	0	0	0	0	0	2
17 Adam Melhuse, S (1, 2) OBP: 0.311, SLG: 0.423		X 0-0 2B 21 1B 1B	X 0-0 ② G6-3			F S X 0-2 ③ G4-3		B B B C X 3-1 ② P5 1-2		4	1	1	0	0	0	2
Marco Scutaro, R (1, 4) OBP: 0.297, SLG: 0.371		B F B X 2-1 21 1B 1-3 2B	C B S F X 1-2 ③ G5-3				B B F F B F X 3-2 ① G5-3	X 0-0 21 BB 2-3 1B		4	1	2	0	0	0	0
Inning Stats	R: 1 H: 1 E: 0 LOB: 1 K: 1 BB: 1 S: 8 P: 20	R: 2 H: 3 E: 0 LOB: 1 K: 0 BB: 0 S: 11 P: 18	R: 1 H: 1 E: 0 LOB: 0 K: 0 BB: 0 S: 8 P: 12	R: 0 H: 0 E: 0 LOB: 0 K: 0 BB: 0 S: 6 P: 8	R: 0 H: 0 E: 0 LOB: 1 K: 1 BB: 2 S: 11 P: 23	R: 0 H: 1 E: 0 LOB: 1 K: 0 BB: 0 S: 11 P: 17	R: 0 H: 2 E: 0 LOB: 3 K: 1 BB: 1 S: 13 P: 25	R: 0 H: 1 E: 0 LOB: 3 K: 0 BB: 2 S: 10 P: 23	R: 0 H: 0 E: 0 LOB: 1 K: 1 BB: 1 S: 7 P: 13	1B: 5 SF: 1 2B: 5 SAC: 0 3B: 0 DP: 2 HR: 0 HBP: 1						

TOP

Oakland Athletics @ Cleveland Indians

Jacobs Field, Cleveland, OH

Fri Jul 09 2004, 7:05 PM EDT

Att. 24,325 - Cloudy - 71 F

livebaseballscorecards.com

AB	33
R	4
H	9
RBI	4
BB	7
SO	4
LOB	24

PITCHER		IP	WLS	BF	H	R	ER	SO	BB	IBB	HBP	BLK	WP	HR	S	P	ERA	WHIP
37 Jake Westbrook, R ERA: 3.21	(1, 1)	6.1		30	8	4	4	2	3	1	1	0	0	0	62	114	5.68	1.737
59 Matt Miller, R ERA: 2.53	(7, 1)	0.1		1	0	0	0	0	0	0	0	0	0	0	3	3	0.00	0.000
Cliff Bartosh, L ERA: 6.75	(7, 1)	0.1		1	0	0	0	1	0	0	0	0	0	0	3	6	0.00	0.000
Bob Wickman, R ERA:	(8, 1)	1.0		6	1	0	0	0	2	0	0	0	0	0	10	23	0.00	3.000
Bob Howry, R ERA: 1.04	(9, 1)	1.0	W	4	0	0	0	1	1	0	0	0	0	0	7	13	0.00	1.000

PITCHER	IP	WLS	BF	H	R	ER	SO	BB	IBB	HBP	BLK	WP	HR	S	P	ERA	WHIP

WP: 0 PA: 42
PB: 0
SB: 1
CS: 0

Batter	1	2	3	4	5	6	7	8	9	AB	R	H	RBI	BB	SO	LOB
Matt Lawton, L (1, 7) OBP: 0.378, SLG: 0.481	C B B X 2-1 ① G4-3		B B X 2-0 2B		B C B B B 4-1 1B 1-2 BB		1 SAFE C B B B X 3-1 ③ P6		B B B C B 4-1 1B 48 2B BB	3	1	1	0	2	0	1
Omar Vizquel, S (1, 6) OBP: 0.366, SLG: 0.394	C B B B C B 4-2 S 48 G3-4-3 BB		C B F X 1-2 ② G1-3		B B F F X 2-2 1-3 2-H 1B			C B B F F F F X 2-2 S E3 1B	C B F B X 1-2 48 2B 1-2 1B	4	2	2	1	1	0	1
48 Travis Hafner, L (1, 10) OBP: 0.406, SLG: 0.517	B X 1-0 ② G3-4-3 1-2		C B B B C S 3-3 ③ K		B B X 2-0 ③ G5-3			B F F F B S 2-3 ① K	F X 0-1 1-3 2-H 1B 2B	5	1	1	1	0	2	5
41 Victor Martinez, S (1, 2) OBP: 0.361, SLG: 0.511	B B C B B 4-1 BB			B X 1-0 ① G5-3		C X 0-1 ① G5-3		B F B B F F F X 3-2 ② G5-3	I I I I 4-0 1B IBB	3	0	0	0	2	0	1
Casey Blake, R (1, 5) (9, 3) OBP: 0.359, SLG: 0.460	C X 0-1 ③ G1-3 2-3			C C X 0-2 ② G4-3		X 0-0 ② L7		C B B B S B F B 4-2 1B BB 2-3 BB	C F F S 0-3 ② K	4	0	0	0	1	1	5
Ben Broussard, L (1, 3) OBP: 0.346, SLG: 0.382 John McDonald, R (8, PR) OBP: 0.269, SLG: 0.250 (9, 5) Lou Merloni, R (9, PH) OBP: 0.368, SLG: 0.441		B X 1-0 ① G3		B C B X 2-1 ③ G3		B B S X 2-1 ③ G6-3		B B 1 B C B SAFE 4-1 1B 1-2 BB	X 0-0 1-2 2-H 3-H 1B	3 0 1	0 0 0	0 0 1	0 0 2	1 0 0	0 0 0	0 0 0
Ronnie Belliard, R (1, 4) OBP: 0.383, SLG: 0.433		F X 0-1 ② G1-3		B X 1-0 E6 FC6-4			C B X 1-1 ① F9	B C S B F X 2-2 1-2 2-3 3-H 1B		4	0	1	1	0	0	0
Jody Gerut, L (1, 9) OBP: 0.342, SLG: 0.410		B B C F C 2-3 ③ K			C B X 1-1 ① FC6-4 BB 1-2f 1B		X 0-0 ② G6-3	B X 1-0 ③ F9		4	1	0	0	0	1	4
Mark Little, R (1, 8) Coco Crisp, S (9, PH) OBP: 0.300, SLG: 0.384			F X 0-1 ① B1-3		S S 1 SAFE S 0-3 ② K		B C C H 2-2 HBP		C B B F B S 3-3 ① K	2 1	0 0	0 0	0 0	0 0	1 1	1 0
Inning Stats	R: 0 E: 0 K: 0 S: 8 H: 0 LOB: 2 BB: 2 P: 19	R: 0 E: 0 K: 1 S: 6 H: 0 LOB: 0 BB: 0 P: 9	R: 0 E: 0 K: 1 S: 9 H: 1 LOB: 1 BB: 0 P: 15	R: 0 E: 0 K: 0 S: 6 H: 0 LOB: 0 BB: 0 P: 9	R: 1 E: 1 K: 1 S: 11 H: 1 LOB: 2 BB: 1 P: 21	R: 0 E: 0 K: 0 S: 5 H: 0 LOB: 0 BB: 0 P: 7	R: 0 E: 0 K: 0 S: 7 H: 0 LOB: 1 BB: 0 P: 13	R: 1 E: 1 K: 1 S: 22 H: 1 LOB: 3 BB: 2 P: 40	R: 3 E: 0 K: 2 S: 15 H: 3 LOB: 2 BB: 2 P: 27	1B: 4 2B: 2 3B: 0 HR: 0	SF: 0 SAC: 0 DP: 0 HBP: 1					

PITCHER		IP	WLS	BF	H	R	ER	SO	BB	IBB	HBP	BLK	WP	HR	S	P	ERA	WHIP
Kirk Saarloos, R ERA: 0.68	(1, 1)	6.2		27	2	1	0	3	3	0	1	0	0	0	50	88	0.00	0.750
Ricardo Rincon, L ERA: 4.84	(7, 1)	1.0	H	4	0	1	0	1	0	0	0	0	0	0	15	25	0.00	0.000
Jim Mecir, R ERA: 5.02	(8, 1)	0.1	H	4	1	0	0	0	2	0	0	0	0	0	9	20	0.00	9.000
Octavio Dotel, R ERA: 4.0	(9, 1)	0.2	L	7	3	3	3	2	1	1	0	0	0	0	15	27	40.50	6.000

PITCHER	IP	WLS	BF	H	R	ER	SO	BB	IBB	HBP	BLK	WP	HR	S	P	ERA	WHIP

BOTTOM

Oakland Athletics @ Cleveland Indians

Jacobs Field, Cleveland, OH

Fri Jul 09 2004, 7:05 PM EDT

Att. 24,325 - Cloudy - 71 F

livebaseballscorecards.com

AB	34
R	5
H	6
RBI	5
BB	7
SO	6
LOB	18

Batter	1	2	3	4	5	6	7	8	9	AB	R	H	RBI	BB	SO	LOB
21 Mark Kotsay, L (1, 8) OBP: 0.375, SLG: 0.426	C B C B F B X 3-2 G4-3 X 0-0 FC6-4 1-2f	B B X 2-0 3 FC4-6 1B	B B 1 SAFE F B X 3-1 1B 1-3 3-H 2B	B C B X 2-1 BB 3 1B 1B	B C X 1-1 1-H 2-H 3B			6	1	4	3	0	0	1
Eric Byrnes, R (1, 7) OBP: 0.343, SLG: 0.477	B C F F F S 1-3 K	F X 0-1 G6-3 3 BB 23 2B 1B	C F B T 1-2 K	B C T S 1-3 K C 1 SAFE X 0-1 P4	X 0-0 F7					6	1	1	0	0	3	5
3 Eric Chavez, L (1, 5) OBP: 0.392, SLG: 0.495	C X 0-1 2B	B B F F 1 SAFE B F B 4-2 G6-3 23 2B 1-2 BB	B X 1-0 FC4-6 1-2f	I I I 4-0 1B HR IBB C B F B X 2-2 BB 1-2 1B				X 0-0 1B 1B 1B		4	3	3	0	2	0	1
Jermaine Dye, R (1, 9) OBP: 0.342, SLG: 0.505	B C S F B B B 4-2 FC6-4 BB	X 0-0 P3	B B C C X 2-2 G1-3	B F X 1-1 HR 1-3 2-H 3-H 1B B B F B S B 4-2 1-2 2-3 BB				B C F D F X 2-2 P3		4	1	1	2	2	0	3
Scott Hatteberg, L (1, 3) OBP: 0.381, SLG: 0.469	C C X 0-2 FC6-4 1-2f	C C B X 1-2 G6-3 1-2 2-3	B X 1-0 G4-3 I I I 4-0 HR IBB B B F X 2-1 F8					B X 1-0 7 FC6-4 17 HR 1B 1-3 1B		5	2	1	0	1	0	7
23 Bobby Kielty, S (1, 10) OBP: 0.312, SLG: 0.414 Erubiel Durazo, L (6, PH) OBP: 0.387, SLG: 0.504	S B S S B C 2-3 K	C F X 0-2 2-H 3-H 2B	B S X 1-1 L4	S X 0-1 1-H 2-H 3-H HR				C C S 0-3 K	S D C B X 2-2 7 FC6-4 1-2 3-H 1B	3 3	0 1	1 2	2 5	0 0	1 1	0 0
7 Bobby Crosby, R (1, 6) OBP: 0.330, SLG: 0.458	B B B B 4-0 S 1B BB	B B B B 4-0 BB				P1 G3-1 X 0-0 1B		C F X 0-2 G5-3	C F B D F F F X 2-2 FC6-4 17 HR 1-2f 2-3	4	2	1	0	2	0	2
17 Adam Melhuse, S (1, 2) OBP: 0.321, SLG: 0.461	B 1 SAFE B C F D C 3-3 K	S B S T F S 1-3 K		C B C X 2-2 1B 21 2B 2B B C F O C 2-3 SAFE K				B B B B 4-0 1B 21 3B BB	X 0-0 1-H 3-H HR	5	3	2	3	1	3	4
Marco Scutaro, R (1, 4) OBP: 0.301, SLG: 0.374	C F F B B F B X 3-2 21 FC6-4 1-H 1B	B F X 1-1 F7		C C D B X 2-2 21 2B 1B 2-3 1B C B X 1-1 G4-3	S X 0-1 21 3B 1-2 1B	X 0-0 G5-3		6	2	3	1	0	0	0
Inning Stats	R: 0 H: 1 E: 0 LOB: 2 K: 1 BB: 1 S: 17 P: 25	R: 1 H: 1 E: 0 LOB: 1 K: 2 BB: 1 S: 12 P: 24	R: 2 H: 2 E: 0 LOB: 2 K: 1 BB: 2 S: 16 P: 26	R: 0 H: 1 E: 0 LOB: 1 K: 1 BB: 0 S: 7 P: 12	R: 0 H: 0 E: 0 LOB: 0 K: 0 BB: 0 S: 6 P: 10	R: 7 H: 6 E: 0 LOB: 1 K: 2 BB: 2 S: 21 P: 41	R: 0 H: 2 E: 0 LOB: 3 K: 0 BB: 1 S: 13 P: 24	R: 2 H: 2 E: 0 LOB: 1 K: 1 BB: 1 S: 11 P: 16	R: 4 H: 4 E: 0 LOB: 0 K: 0 BB: 0 S: 17 P: 24	1B: 12 SF: 0 2B: 4 SAC: 0 3B: 1 DP: 0 HR: 2 HBP: 0						

PITCHER		IP	WLS	BF	H	R	ER	SO	BB	IBB	HBP	BLK	WP	HR	S	P	ERA	WHIP
CC Sabathia, L ERA: 3.33	(1, 1)	5.0		24	5	3	3	5	4	0	0	0	0	0	58	97	5.40	1.800
Rick White, R ERA: 3.95	(6, 1)	0.2	L	6	3	4	4	1	0	1	0	0	0	0	13	26	54.00	4.500
59 Matt Miller, R ERA: 3.38	(6, 1)	0.0	B	2	1	0	0	0	0	1	0	0	0	0	2	7	∞	∞
Cliff Bartosh, L ERA: 7.45	(6, 1)	0.1		3	2	3	3	1	0	0	0	0	0	1	6	8	81.00	6.000
Jeriome Robertson, L ERA: 10.13	(7, 1)	3.0		19	8	6	6	1	2	0	0	0	0	1	41	64	18.00	3.333

PITCHER	IP	WLS	BF	H	R	ER	SO	BB	IBB	HBP	BLK	WP	HR	S	P	ERA	WHIP

TOP

Oakland Athletics @ Cleveland Indians

Jacobs Field, Cleveland, OH

Sat Jul 10 2004, 7:05 PM EDT

Att. 28,448 - Sunny - 75 F

livebaseballscorecards.com

AB	46
R	16
H	19
RBI	16
BB	8
SO	8
LOB	23

1B: 12	SF: 0	WP: 0	PA: 54
2B: 4	SAC: 0	PB: 0	
3B: 1	DP: 0	SB: 1	
HR: 2	HBP: 0	CS: 0	

Batter	1	2	3	4	5	6	7	8	9	AB	R	H	RBI	BB	SO	LOB
Ronnie Belliard, R (1, 4) OBP: 0.378, SLG: 0.427	C B F F B S 2-3 ① K		B F C F X 1-2 ② ③ G6-4-3 1-2f		B B B C X 3-1 E7 SH3-4	X 0-0 ③ F8		B C C B X 2-2 ③ G1-3		5	0	0	0	0	1	4
Omar Vizquel, S (1, 6) OBP: 0.365, SLG: 0.392	C C S 0-3 ② K			C X 0-1 WP S 1B 1B	X 0-0 ① SH3-4 2-3		C F S 0-3 ① K		B B B C X 2-1 ① F8	4	1	1	0	0	2	0
Matt Lawton, L (1, 7) OBP: 0.378, SLG: 0.477	B C C C 1-3 ③ K			B B B S D 4-1 1B BB 48 2B 1-3 BB	B C B B X 3-1 ② G3		B B F B C B 4-2 BB		C S C 0-3 ② K	3	1	0	0	2	2	1
Casey Blake, R (1, 5) OBP: 0.357, SLG: 0.455 Jody Gerut, L (9, PH) OBP: 0.342, SLG: 0.409		X 0-0 ① G5-3		B C 1 SAFE S B B B 4-2 1B 48 2B 1-2 BB	F X 0-1 ③ G4-3		F B F B C 2-3 ② K		X 0-0 ③ G4-3	3 1	1 0	0 0	0 0	1 0	1 0	2 0
Lou Merloni, R (1, 3) OBP: 0.365, SLG: 0.435		C F C 0-3 ② K		F B B B X 2-1 48 2B 1-2 2-3 3-H 1B		C X 0-1 ① G6-3	B 1 SAFE B F X 2-1 ③ F9			4	1	1	1	0	1	1
48 Travis Hafner, L (1, 10) OBP: 0.414, SLG: 0.539		B B F B X 3-1 E 1B		B X 1-0 WP SF8 1-H 2-H 3-H 2B		C B X 1-1 1B 1B 1B		S S B B B X 3-2 HR		4	3	4	4	0	0	0
Tim Laker, R (1, 2) OBP: 0.284, SLG: 0.319		D F C 1 SAFE B S 2-3 ③ K 1-2		B S F B F F F B X 3-2 ① SF8 2-H		X 0-0 1B 1-2 1B		B C B F X 2-2 ① G5-3		3	0	1	1	0	1	1
Coco Crisp, S (1, 8) OBP: 0.308, SLG: 0.391			C B X 1-1 CS 1B	B C C F C 1-3 ② K		X 0-0 1-2 2-H 1B		B B C B S F X 3-2 1B		4	0	3	1	0	1	0
Mark Little, R (1, 9) OBP: 0.143, SLG: 0.083			1 SAFE B X 1-0 ① G6-4-3 1-2 1B	B B B C F C 3-3 ③ K		X 0-0 ② F8		C C F S 0-3 ② K		4	0	1	0	0	2	3
Inning Stats	R: 0 H: 0 E: 0 LOB: 0 K: 3 BB: 0 S: 10 P: 13	R: 0 H: 1 E: 1 LOB: 1 K: 2 BB: 0 S: 9 P: 14	R: 0 H: 2 E: 0 LOB: 0 K: 0 BB: 0 S: 7 P: 10	R: 5 H: 3 E: 0 LOB: 0 K: 2 BB: 2 S: 21 P: 39	R: 0 H: 0 E: 1 LOB: 1 K: 0 BB: 0 S: 7 P: 13	R: 1 H: 3 E: 0 LOB: 2 K: 0 BB: 0 S: 8 P: 9	R: 0 H: 0 E: 0 LOB: 1 K: 2 BB: 1 S: 10 P: 18	R: 1 H: 2 E: 0 LOB: 1 K: 1 BB: 0 S: 17 P: 27	R: 0 H: 0 E: 0 LOB: 0 K: 1 BB: 0 S: 6 P: 8	1B: 9 SF: 1 2B: 1 SAC: 1 3B: 0 DP: 1 HR: 1 HBP: 0						

PITCHER		IP	WLS	BF	H	R	ER	SO	BB	IBB	HBP	BLK	WP	HR	S	P	ERA	WHIP
Mark Mulder, L ERA: 3.21	(1, 1)	6.2	W	31	9	6	6	9	3	0	0	0	2	0	70	112	8.10	1.800
58 Justin Duchscherer, R ERA: 3.27	(7, 1)	1.1		6	2	1	1	1	0	0	0	0	0	1	19	31	6.75	1.500
Chad Bradford, R ERA: 5.12	(9, 1)	1.0		3	0	0	0	1	0	0	0	0	0	0	6	8	0.00	0.000

PITCHER	IP	WLS	BF	H	R	ER	SO	BB	IBB	HBP	BLK	WP	HR	S	P	ERA	WHIP

BOTTOM

Oakland Athletics @ Cleveland Indians

Jacobs Field, Cleveland, OH

Sat Jul 10 2004, 7:05 PM EDT

Att. 28,448 - Sunny - 75 F

livebaseballscorecards.com

AB	35
R	7
H	11
RBI	7
BB	3
SO	11
LOB	12

WP: 2 PA: 40
PB: 0
SB: 1
CS: 1

Batter	1	2	3	4	5	6	7	8	9	AB	R	H	RBI	BB	SO	LOB
21 Mark Kotsay, L (1, 8) OBP: 0.378, SLG: 0.427	C F B F X 1-2 1B 1B		S B X 1-1 23 BB 3 2B 1B		C F B F B B X 3-2 ① F9		B B C F F F F F F 4-2 B B BB		F X 0-1 ② F8	4	1	2	0	1	0	1
23 Bobby Kielty, S (1, 7) (8, 9) Mark McLemore, S (9, PH) OBP: 0.379, SLG: 0.324	F B S X 1-2 ① L7		C B B B F B 4-2 3 2B 1-2 BB		C B B B X 2-1 ② G6-3		F B B B X 2-1 ② F4		B F B D B 4-1 1-2 BB	3 0	0 0	0 0	0 0	1 1	0 0	4 0
3 Eric Chavez, L (1, 5) OBP: 0.388, SLG: 0.492	S C S 0-3 ② K		X 0-0 1-3 2-H 2B		B F B C F C 2-3 ③ K		B X 1-0 ③ G4-3		C B S B F F F B X 3-2 ③ F8	5	0	1	1	0	2	6
Jermaine Dye, R (1, 9) OBP: 0.343, SLG: 0.505 Eric Byrnes, R (8, PR) OBP: 0.343, SLG: 0.477 (8, 7)	C B F F F X 1-2 1-2 1B		B B C S B F S 3-3 ② K			B F F B X 2-2 ① L6		F B F B F X 2-2 G3-6-1 1B 1B		4 0	0 0	2 0	0 0	0 0	1 0	2 0
Erubiel Durazo, L (1, 10) OBP: 0.385, SLG: 0.500	B F X 1-1 ③ F8		X 0-0 ③ G6-3			X 0-0 ② G3		B S F F B B X 3-2 G3-6-1 1-2 1B		4	0	1	0	0	0	4
Eric Karros, R (1, 3) OBP: 0.248, SLG: 0.320 Scott Hatteberg, L (8, PH) OBP: 0.380, SLG: 0.467 (8, 3)		C B S F F X 1-2 ① L5		X 0-0 1B		C T B S 1-3 ③ K		B X 1-0 ① ② G3-6-1 1-2f 2-3		3 1	0 0	1 0	0 0	0 0	1 0	0 2
7 Bobby Crosby, R (1, 6) OBP: 0.326, SLG: 0.452		C B T B S 2-3 ② K		B B C X 2-1 ① F7			C T X 0-2 ① F9	S B S B S 2-3 ③ K		4	0	0	0	0	2	3
Damian Miller, R (1, 2) OBP: 0.354, SLG: 0.467		C X 0-1 ③ L9		X 0-0 ② L9			B C F B B B 4-2 2B BB		C B X 1-1 ① L9	3	0	0	0	1	0	1
Marco Scutaro, R (1, 4) OBP: 0.304, SLG: 0.379			B X 1-0 ① G5-3	F F B X 1-2 ③ G4-3			X 0-0 1-3 2B		F X 0-1 BB 1B	4	0	2	0	0	0	1
Inning Stats	R: 0 H: 2 E: 0 LOB: 2 K: 1 BB: 0 S: 17 P: 21	R: 0 H: 0 E: 0 LOB: 0 K: 1 BB: 0 S: 10 P: 13	R: 1 H: 2 E: 0 LOB: 2 K: 1 BB: 1 S: 11 P: 20	R: 0 H: 1 E: 0 LOB: 1 K: 0 BB: 0 S: 7 P: 10	R: 0 H: 0 E: 0 LOB: 0 K: 1 BB: 0 S: 10 P: 17	R: 0 H: 0 E: 0 LOB: 0 K: 1 BB: 0 S: 7 P: 10	R: 0 H: 1 E: 0 LOB: 3 K: 0 BB: 2 S: 16 P: 27	R: 0 H: 2 E: 0 LOB: 2 K: 1 BB: 0 S: 12 P: 20	R: 0 H: 1 E: 0 LOB: 2 K: 0 BB: 1 S: 13 P: 21	1B: 7 SF: 0 2B: 2 SAC: 0 3B: 0 DP: 1 HR: 0 HBP: 0						

TOP

Oakland Athletics @ Cleveland Indians

Jacobs Field, Cleveland, OH

Sun Jul 11 2004, 1:05 PM EDT

Att. 24,622 - Sunny - 81 F

livebaseballscorecards.com

AB	35
R	1
H	9
RBI	1
BB	4
SO	6
LOB	24

PITCHER		IP	WLS	BF	H	R	ER	SO	BB	IBB	HBP	BLK	WP	HR	S	P	ERA	WHIP
31 Cliff Lee, L ERA: 3.77	(1, 1)	7.0	W	30	6	1	1	5	3	0	0	0	0	0	78	118	1.29	1.286
Bob Wickman, R ERA:	(8, 1)	1.0	H	4	2	0	0	1	0	0	0	0	0	0	12	20	0.00	2.000
David Riske, R ERA: 4.12	(9, 1)	1.0	S	5	1	0	0	0	1	0	0	0	0	0	13	21	0.00	2.000

PITCHER	IP	WLS	BF	H	R	ER	SO	BB	IBB	HBP	BLK	WP	HR	S	P	ERA	WHIP

Oakland Athletics @ Cleveland Indians

Jacobs Field, Cleveland, OH

Sun Jul 11 2004, 1:05 PM EDT

Att. 24,622 - Sunny - 81 F

livebaseballscorecards.com

Batter	1	2	3	4	5	6	7	8	9	AB	R	H	RBI	BB	SO	LOB
Ronnie Belliard, R (1, 4) OBP: 0.376, SLG: 0.425	B S S S 1-3 ① K		1 SAFE B 1 SAFE C X 1-1 ②③ G5-3 1-2			S X 0-1 2B 1B	1 SAFE 1 SAFE B S F F X 1-2 ③ L8			4	1	1	0	0	1	2
Coco Crisp, S (1, 8) OBP: 0.315, SLG: 0.415	B X 1-0 ② P6			B C C X 1-2 HR		1 SAFE C B 1 SAFE B F F F B 3-2 X 41 CS 1-H 2B		X 0-0 HBP 48 1B 1B		4	2	3	2	0	0	0
Matt Lawton, L (1, 7) OBP: 0.377, SLG: 0.474	F C C 0-3 ③ K			C B X 1-1 ① L8		S S C 0-3 ① K		B B 1 SAFE X 2-0 HBP 1-2 48 1B 1B		4	1	1	0	0	2	1
41 Victor Martinez, S (1, 2) OBP: 0.363, SLG: 0.510		C X 0-1 FC5-4 1B		C B X 1-1 ② G5-3		S B B X 2-1 ② 2B 2-3 1B		B C B X 2-1 ① F6		4	0	2	0	0	0	2
Casey Blake, R (1, 5) OBP: 0.362, SLG: 0.459		C B B 1 SAFE B X 3-1 ① L9		B B B F B 4-1 BB		F B X 1-1 1-3 2B		F B H 2-1 48 1B 1-2 2-3 HBP		2	0	1	0	1	0	1
48 Travis Hafner, L (1, 10) OBP: 0.412, SLG: 0.535		F B C C 1-3 ② K		F B B B T X 3-2 ③ L7		B C B S T 2-2 ③ K		F B F X 1-2 ② 1-3 2-H 3-H 1B		4	0	1	2	0	2	4
Lou Merloni, R (1, 3) OBP: 0.358, SLG: 0.425 Ben Broussard, L (8, 3) OBP: 0.344, SLG: 0.380		B B X 2-0 ③ FC5-4 1-2f			C B C F B B X 3-2 ① G5-3		B B F F B F S 3-3 ① K	S B B X 2-1 ③ F8		3 1	0 0	0 0	0 0	0 0	1 0	1 1
Jody Gerut, L (1, 9) OBP: 0.347, SLG: 0.409			B S C B B B 4-2 CS BB		B B F B F B 4-2 G6-3 BB		S F B B B B B 4-2 FC1-6 BB			0	0	0	0	3	0	0
John McDonald, R (1, 6) OBP: 0.255, SLG: 0.235			1 SAFE 1 SAFE 1 SAFE C B 1 SAFE S X 1-2 ① F8		1 SAFE F S D B X 2-2 ②③ G6-3 1-2		1 SAFE S B C F X 1-2 ② FC1-6 1-2f			3	0	0	0	0	0	3
Inning Stats	R: 0 E: 0 K: 2 S: 7 H: 0 LOB: 0 BB: 0 P: 9	R: 0 E: 0 K: 1 S: 8 H: 1 LOB: 1 BB: 0 P: 14	R: 0 E: 0 K: 0 S: 7 H: 0 LOB: 0 BB: 1 P: 13	R: 1 E: 0 K: 0 S: 11 H: 1 LOB: 1 BB: 1 P: 21	R: 0 E: 0 K: 0 S: 9 H: 0 LOB: 1 BB: 1 P: 18	R: 1 E: 0 K: 2 S: 17 H: 4 LOB: 2 BB: 0 P: 25	R: 0 E: 0 K: 1 S: 14 H: 0 LOB: 1 BB: 1 P: 23	R: 2 E: 0 K: 0 S: 10 H: 3 LOB: 1 BB: 0 P: 19		1B: 6 2B: 2 3B: 0 HR: 1	SF: 0 SAC: 0 DP: 0 HBP: 1					

	AB	29
	R	4
	H	9
	RBI	4
	BB	4
	SO	6
	LOB	15

WP: 0 PB: 0 SB: 0 CS: 2 PA: 34

PITCHER		IP	WLS	BF	H	R	ER	SO	BB	IBB	HBP	BLK	WP	HR	S	P	ERA	WHIP
Barry Zito, L ERA: 4.62	(1, 1)	7.0	L	28	6	2	2	6	4	0	0	0	0	1	73	123	2.57	1.429
Octavio Dotel, R ERA: 4.3	(8, 1)	1.0		6	3	2	2	0	0	0	1	0	0	0	10	19	18.00	3.000

PITCHER	IP	WLS	BF	H	R	ER	SO	BB	IBB	HBP	BLK	WP	HR	S	P	ERA	WHIP

Batter	1	2	3	4	5	6	7	8	9	AB	R	H	RBI	BB	SO	LOB
Willie Harris, L (1, 4) OBP: 0.349, SLG: 0.313	C X 0-1 ① G6-3			B C B F S 2-3 ① K			B C L F F B B B 4-2 HR BB		C B B C B B 4-2 DI BB	2	1	0	0	2	1	0
Timo Perez, L (1, 8) OBP: 0.310, SLG: 0.353	C X 0-1 ② G4-3			B C C B X 2-2 ② F7			C F C 0-3 ① K		C B X 1-1 ① P5	4	0	0	0	0	1	2
Magglio Ordonez, R (1, 10) OBP: 0.355, SLG: 0.514	X 0-0 ③ F9			C B B X 2-1 ③ G6-3			F B X 1-1 1-H HR		S S F B C 1-3 ② K	4	1	1	2	0	1	1
Carlos Lee, R (1, 7) OBP: 0.357, SLG: 0.460		B B F B F X 3-2 ① P4			X 0-0 ① G6-3		C S B F F X 1-2 14 FC6-4 1B		C B S F B B X 3-2 ③ F7 1-2	4	0	1	0	0	0	1
Jose Valentin, S (1, 6) OBP: 0.325, SLG: 0.545		B X 1-0 ② G4-3			C B F B F X 2-2 14 G1-6-3 1B		X 0-0 ② F9			3	0	1	0	0	0	1
14 Paul Konerko, R (1, 3) OBP: 0.381, SLG: 0.561		C X 0-1 ③ G5-3			C B X 1-1 ② ③ G1-6-3 1-2f		B B S X 2-1 ③ FC6-4 1-2f			3	0	0	0	0	0	2
Joe Borchard, S (1, 9) OBP: 0.200, SLG: 0.111			F C B B F F B S 3-3 ① K			F X 0-1 ① G3		B X 1-0 ① G1-3		3	0	0	0	0	1	0
24 Joe Crede, R (1, 5) OBP: 0.298, SLG: 0.431			C X 0-1 ② G3-1			B F B C X 2-2 G5-4-3 1B		B F X 1-1 ② F9		3	0	1	0	0	0	0
Sandy Alomar Jr., R (1, 2) OBP: 0.317, SLG: 0.324			B X 1-0 ③ G1-3			C B X 1-1 ② ③ G5-4-3 1-2f		B B C X 2-1 ③ L6		3	0	0	0	0	0	1
Inning Stats	R: 0 H: 0 E: 0 LOB: 0 K: 0 BB: 0 S: 5 P: 5	R: 0 H: 0 E: 0 LOB: 0 K: 0 BB: 0 S: 6 P: 10	R: 0 H: 0 E: 0 LOB: 0 K: 1 BB: 0 S: 8 P: 12	R: 0 H: 0 E: 0 LOB: 0 K: 1 BB: 0 S: 8 P: 14	R: 0 H: 1 E: 0 LOB: 0 K: 0 BB: 0 S: 7 P: 10	R: 0 H: 1 E: 0 LOB: 1 K: 0 BB: 0 S: 7 P: 10	R: 2 H: 2 E: 0 LOB: 1 K: 1 BB: 1 S: 17 P: 25	R: 0 H: 0 E: 0 LOB: 0 K: 0 BB: 0 S: 5 P: 9	R: 0 H: 0 E: 0 LOB: 1 K: 1 BB: 1 S: 12 P: 21	1B: 3 SF: 0 2B: 0 SAC: 0 3B: 0 DP: 2 HR: 1 HBP: 0						

TOP

Chicago White Sox @ Oakland Athletics

Network Associates Coliseum, Oakland, CA

Thu Jul 15 2004, 10:05 PM EDT

Att. 15,414 - Sunny - 71 F

livebaseballscorecards.com

AB	29
R	2
H	4
RBI	2
BB	2
SO	4
LOB	8

WP: 0 PB: 0 SB: 0 CS: 0 PA: 31

PITCHER	IP	WLS	BF	H	R	ER	SO	BB	IBB	HBP	BLK	WP	HR	S	P	ERA	WHIP
40 Rich Harden, R (1, 1) ERA: 4.33	8.0	W	27	4	2	2	3	1	0	0	0	0	1	63	95	2.25	0.625
Octavio Dotel, R (9, 1) ERA: 4.21	1.0	S	4	0	0	0	1	1	0	0	0	0	0	12	21	0.00	1.000

PITCHER	IP	WLS	BF	H	R	ER	SO	BB	IBB	HBP	BLK	WP	HR	S	P	ERA	WHIP

Batter	1	2	3	4	5	6	7	8	9	AB	R	H	RBI	BB	SO	LOB
21 Mark Kotsay, L (1, 8) OBP: 0.376, SLG: 0.428	B X 1-0 G4-3 ①		F B F X 1-2 G6-3 2B	B B X 2-0 F8 ② 1-3 3-H		1 SAFE B 1 SAFE F F X 1-2 FC4-6 ③ 1-2f				4	0	1	0	0	0	2
Mark McLemore, S (1, 4) OBP: 0.367, SLG: 0.312	C X 0-1 G6-3 ②		B S X 1-1 G6-3 ② 2-3	X 0-0 G5-3 ③			F B X 1-1 G1-3 ①			4	0	0	0	0	0	2
3 Eric Chavez, L (1, 5) OBP: 0.394, SLG: 0.507	C F B B B B 4-2 1B BB		B B B B 4-0 FC6-4 BB		B S B F F X 2-2 HR		B S F X 1-2 P4 ②			2	1	1	1	2	0	0
Jermaine Dye, R (1, 9) OBP: 0.342, SLG: 0.501	C S X 0-2 1-2 1B		B C F B T X 2-2 FC6-4 ③ 1-2f		B X 1-0 F9 ①		B C F F F B B S 3-3 K ③			4	0	1	0	0	1	2
Scott Hatteberg, L (1, 3) OBP: 0.378, SLG: 0.462	B X 1-0 L5 ③			B B B C B 4-1 7 2B BB BB	C F X 0-2 F9 ②			B B F X 2-1 F7 ①		3	1	0	0	1	0	2
Erubiel Durazo, L (1, 10) OBP: 0.386, SLG: 0.498		C B C X 1-2 7 G1-6-3 1B		B B B B 4-0 7 2B FC6-4 BB 1-2	X 0-0 F9 ③			X 0-0 P6 ②		3	1	1	0	1	0	0
7 Bobby Crosby, R (1, 6) OBP: 0.325, SLG: 0.452		C C X 0-2 G1-6-3 ① ② 1-2f		B C C F X 1-2 FC6-4 21 E 2B 1-3 2-H	C X 0-1 G1-3 ①			B F X 1-1 F8 ③		4	1	1	1	0	0	1
Damian Miller, R (1, 2) OBP: 0.353, SLG: 0.463		S B B X 2-1 G1-3 ③		S F F B B F B B 4-2 FC6-4 BB	S C B F S 1-3 K ②					2	0	0	0	1	1	0
Eric Byrnes, R (1, 7) OBP: 0.343, SLG: 0.476			B C X 1-1 G3 ①	X 0-0 FC6-4 ① 21 E 1-2f 2-3 3-H		F X 0-1 21 FC4-6 1B				3	0	1	1	0	0	2
Inning Stats	R: 0 E: 0 K: 0 S: 9 H: 1 LOB: 2 BB: 1 P: 15	R: 0 E: 0 K: 0 S: 8 H: 1 LOB: 0 BB: 0 P: 11	R: 0 E: 0 K: 0 S: 11 H: 1 LOB: 2 BB: 1 P: 20	R: 3 E: 1 K: 0 S: 12 H: 1 LOB: 1 BB: 3 P: 27	R: 1 E: 0 K: 0 S: 9 H: 1 LOB: 0 BB: 0 P: 12	R: 0 E: 0 K: 1 S: 11 H: 1 LOB: 1 BB: 0 P: 13	R: 0 E: 0 K: 1 S: 10 H: 0 LOB: 0 BB: 0 P: 15	R: 0 E: 0 K: 0 S: 5 H: 0 LOB: 0 BB: 0 P: 8		1B: 3 2B: 2 3B: 0 HR: 1 SF: 0 SAC: 0 DP: 1 HBP: 0						

PITCHER		IP	WLS	BF	H	R	ER	SO	BB	IBB	HBP	BLK	WP	HR	S	P	ERA	WHIP
Jon Garland, R ERA: 4.38	(1, 1)	7.0	L	31	6	4	3	2	5	0	0	0	0	1	70	113	3.86	1.571
Damaso Marte, L ERA: 2.4	(8, 1)	1.0		3	0	0	0	0	0	0	0	0	0	0	5	8	0.00	0.000

PITCHER	IP	WLS	BF	H	R	ER	SO	BB	IBB	HBP	BLK	WP	HR	S	P	ERA	WHIP

BOTTOM

Chicago White Sox @ Oakland Athletics

Network Associates Coliseum, Oakland, CA

Thu Jul 15 2004, 10:05 PM EDT
Att. 15,414 - Sunny - 71 F

livebaseballscorecards.com

AB	29
R	4
H	6
RBI	3
BB	5
SO	2
LOB	11

Batter	1	2	3	4	5	6	7	8	9	AB	R	H	RBI	BB	SO	LOB
5 Juan Uribe, R (1, 4) OBP: 0.332, SLG: 0.482 Willie Harris, L (8, PH) OBP: 0.347, SLG: 0.311 (8, 4)	C X 0-1 P2	C D F S 1-3 K	C B X 1-1 F8	B 1 SAFE B C B C X 3-2 F9						3 0 0 0 0 1 1 1 0 0 0 0 0 1						
Aaron Rowand, R (1, 8) OBP: 0.333, SLG: 0.514	B B B C X 3-1 G6-3	B S C B B X 3-2 F7	C B X 1-1 F9	F B S B F X 2-2 P5						4 0 0 0 0 0 2						
Magglio Ordonez, R (1, 10) OBP: 0.353, SLG: 0.508	X 0-0 P3	C F B X 1-2 P3	B S B C X 2-2 1B	F B B C X 2-2 G1-3						4 0 1 0 0 0 0						
Carlos Lee, R (1, 7) OBP: 0.361, SLG: 0.465		B B C X 2-1 14 G3-1 24 G4-3 2B	B C B B B 4-1 24 FC5-4 BB	B C F B X 2-2 P4					C B B F F F X 2-2 14 1B 1B	3 1 2 0 1 0 1						
14 Paul Konerko, R (1, 3) OBP: 0.379, SLG: 0.557		C C X 0-2 G3-1 2-3	1 SAFE B S B B F F S 3-3 K			B C B C X 2-2 G6-3			B S C X 1-2 1-3 1B	4 0 1 0 0 1 2						
24 Joe Crede, R (1, 5) OBP: 0.294, SLG: 0.425		X 0-0 G4-3 3-H	X 0-0 FC5-4 1-2f				C F B B B X 3-2 F7		C B B S S 2-3 K	4 0 0 1 0 1 3						
Joe Borchard, S (1, 9) OBP: 0.214, SLG: 0.154		C F B C 1-3 K			F B C B F B F X 3-2 G4-6-3 1B		B F X 1-1 G5-3		B S B S B F C 3-3 K	4 0 1 0 0 2 2						
Jose Valentin, S (1, 6) OBP: 0.322, SLG: 0.539			B B C F F X 2-2 G4-3		L X 0-1 G4-6-3 1-2f			B S F B S 2-3 K		3 0 0 0 0 1 1						
Jamie Burke, R (1, 2) OBP: 0.318, SLG: 0.357 Ross Gload, L (8, PH) OBP: 0.336, SLG: 0.387 Ben Davis, S (8, 2) OBP: 0.136, SLG: 0.075			C F X 0-2 1B		B C X 1-1 G5-3			X 0-0 1B		2 0 1 0 0 0 0 1 0 1 0 0 0 0 0 0 0 0 0 0 0						
Inning Stats	R: 0 E: 0 K: 0 S: 5 H: 0 LOB: 0 BB: 0 P: 8	R: 1 E: 0 K: 1 S: 9 H: 1 LOB: 0 BB: 0 P: 12	R: 0 E: 0 K: 1 S: 13 H: 1 LOB: 1 BB: 0 P: 19	R: 0 E: 0 K: 1 S: 9 H: 0 LOB: 1 BB: 1 P: 17	R: 0 E: 0 K: 0 S: 9 H: 1 LOB: 0 BB: 0 P: 13	R: 0 E: 0 K: 0 S: 10 H: 1 LOB: 1 BB: 0 P: 16	R: 0 E: 0 K: 0 S: 8 H: 0 LOB: 0 BB: 0 P: 14	R: 0 E: 0 K: 1 S: 11 H: 1 LOB: 1 BB: 0 P: 18	R: 0 E: 0 K: 2 S: 18 H: 2 LOB: 2 BB: 0 P: 28	1B: 6 2B: 1 3B: 0 HR: 0 SF: 0 SAC: 0 DP: 1 HBP: 0							

TOP

Chicago White Sox @ Oakland Athletics

Network Associates Coliseum, Oakland, CA

Fri Jul 16 2004, 9:05 PM EDT
Att. 40,891 - Cloudy - 69 F

livebaseballscorecards.com

AB	33
R	1
H	7
RBI	1
BB	1
SO	6
LOB	13

WP: 0 PB: 0 SB: 0 CS: 0 PA: 34

PITCHER		IP	WLS	BF	H	R	ER	SO	BB	IBB	HBP	BLK	WP	HR	S	P	ERA	WHIP
Barry Zito, L ERA: 4.42	(1, 1)	7.0	W	25	4	1	1	3	1	0	0	0	0	0	63	99	1.29	0.714
Ricardo Rincon, L ERA: 4.76	(8, 1)	0.1		1	0	0	0	1	0	0	0	0	0	0	3	5	0.00	0.000
58 Justin Duchscherer, R ERA: 3.23	(8, 1)	0.2		3	1	0	0	0	0	0	0	0	0	0	8	13	0.00	1.500
Chad Bradford, R ERA: 5.08	(9, 1)	0.1		3	2	0	0	0	0	0	0	0	0	0	11	16	0.00	6.000
Octavio Dotel, R ERA: 4.15	(9, 1)	0.2	S	2	0	0	0	2	0	0	0	0	0	0	7	12	0.00	0.000

PITCHER	IP	WLS	BF	H	R	ER	SO	BB	IBB	HBP	BLK	WP	HR	S	P	ERA	WHIP

Chicago White Sox @ Oakland Athletics

Network Associates Coliseum, Oakland, CA

Fri Jul 16 2004, 9:05 PM EDT
Att. 40,891 - Cloudy - 69 F

livebaseballscorecards.com

Batter	1	2	3	4	5	6	7	8	9	AB	R	H	RBI	BB	SO	LOB
21 Mark Kotsay, L (1, 8) OBP: 0.377, SLG: 0.428	1-3 K	0-0 G4-3		2-1 1B		1-2 F8		0-0 1-3 1B		5	0	2	0	0	1	4
Eric Byrnes, R (1, 7) OBP: 0.344, SLG: 0.473	1-0 3 1B HR 1B	2-2 P2		2-1 P4			2-2 F8	3-2 HBP		4	1	1	0	0	0	3
3 Eric Chavez, L (1, 5) OBP: 0.390, SLG: 0.500	1-0 1-2 HR 1B	1-1 G5-3			1-0 F7		2-1 G1-3	1-0 F7		5	1	1	0	0	0	4
Jermaine Dye, R (1, 9) OBP: 0.347, SLG: 0.516	1-1 1-H 2-H HR		0-1 G4-3 1B		3-2 F8		2-1 23 1B 2B			4	2	3	3	0	0	0
Eric Karros, R (1, 3) OBP: 0.241, SLG: 0.310	1-1 F8		0-1 G4-3 1-2f		1-0 G5-3		4-0 23 1B IBB			3	0	0	0	0	0	1
Scott Hatteberg, L (7, PH) OBP: 0.380, SLG: 0.462 (8, 3)										0	0	0	0	1	0	0
23 Bobby Kielty, S (1, 10) OBP: 0.315, SLG: 0.409	1-3 K		0-1 1B			3-2 F8	2-1 7 FC6-4 1-2 2-H 1B			4	0	2	1	0	1	0
7 Bobby Crosby, R (1, 6) OBP: 0.327, SLG: 0.456		3-1 2B 2B	2-1 P4			2-2 BB 1B	3-1 FC6-4 1-2f			4	1	2	0	0	0	3
Damian Miller, R (1, 2) OBP: 0.352, SLG: 0.457		4-0 2B BB		2-3 K		0-0 F8		3-3 K		3	0	0	0	1	2	1
Marco Scutaro, R (1, 4) OBP: 0.310, SLG: 0.385		1-1 1-3 2-H 2B		2-0 F8		4-1 1-2 BB		1-1 21 1B 1B		3	0	2	1	1	0	0

Inning Stats	1	2	3	4	5	6	7	8	9
	R: 3 H: 3 E: 0 LOB: 0 K: 2 BB: 0 S: 12 P: 18	R: 1 H: 2 E: 0 LOB: 2 K: 0 BB: 1 S: 10 P: 21	R: 0 H: 2 E: 0 LOB: 1 K: 0 BB: 0 S: 8 P: 10	R: 0 H: 1 E: 0 LOB: 1 K: 1 BB: 0 S: 8 P: 16	R: 0 H: 0 E: 0 LOB: 0 K: 0 BB: 0 S: 7 P: 12	R: 0 H: 1 E: 0 LOB: 2 K: 0 BB: 1 S: 13 P: 23	R: 1 H: 2 E: 0 LOB: 2 K: 0 BB: 1 S: 11 P: 26	R: 0 H: 2 E: 0 LOB: 2 K: 1 BB: 0 S: 9 P: 17	

1B: 9	SF: 0
2B: 3	SAC: 0
3B: 0	DP: 1
HR: 1	HBP: 1

WP: 0	PA: 39
PB: 0	
SB: 0	
CS: 0	

PITCHER		IP	WLS	BF	H	R	ER	SO	BB	IBB	HBP	BLK	WP	HR	S	P	ERA	WHIP
56 Mark Buehrle, L ERA: 4.12	(1, 1)	6.0	L	28	9	4	4	3	2	0	0	0	0	1	58	100	6.00	1.833
Cliff Politte, R ERA: 4.26	(7, 1)	1.0		6	2	1	1	0	0	1	0	0	0	0	11	26	9.00	2.000
Jon Adkins, R ERA: 3.21	(8, 1)	1.0		5	2	0	0	1	0	0	1	0	0	0	9	17	0.00	2.000

PITCHER	IP	WLS	BF	H	R	ER	SO	BB	IBB	HBP	BLK	WP	HR	S	P	ERA	WHIP

Batter	1	2	3	4	5	6	7	8	9	AB	R	H	RBI	BB	SO	LOB
Aaron Rowand, R (1, 8) OBP: 0.332, SLG: 0.523	B X 1-0 ① F8	X 0-0 ③ F8			X 0-0 ② P4		C F X 0-2 1-H HR			4	1	1	2	0	0	2
Jose Valentin, S (1, 6) OBP: 0.321, SLG: 0.533	C F B B F F X 2-2 ② P4		B B B F F B 4-2 G1-3 G6-3 BB		C B F B F B S 3-3 ③ K		C S B X 1-2 ③ F7			3	0	0	0	1	1	0
Magglio Ordonez, R (1, 10) OBP: 0.346, SLG: 0.497	B B F X 2-1 ③ G3-1		C X 0-1 ① G6-3 1-2			B B B C X 3-1 ① F9		X 0-0 ① G5-3		4	0	0	0	0	0	1
Carlos Lee, R (1, 7) OBP: 0.360, SLG: 0.472		B B F X 2-1 ① F8	X 0-0 ② G1-3 2-3			B S F F X 1-2 HR		C F X 0-2 ② F9		4	1	1	1	0	0	1
14 Paul Konerko, R (1, 3) OBP: 0.381, SLG: 0.565		B X 1-0 HR	B B C X 2-1 ③ G1-3			B B B C B 4-1 24 G5-4-3 BB		B C X 1-1 ③ L8		3	1	1	1	1	0	1
24 Joe Crede, R (1, 5) OBP: 0.290, SLG: 0.419		B C C X 1-2 ② G3-1		F F X 0-2 ① F8		C B X 1-1 ②③ G5-4-3 1-2f			X 0-0 ① P4	4	0	0	0	0	0	1
Joe Borchard, S (1, 9) OBP: 0.278, SLG: 0.188		B S B S B B 4-2 5 1B 1B BB		B X 1-0 ② L8			B C X 1-1 5 FC6-4 1B		B X 1-0 ② F8	3	1	1	0	1	0	0
5 Juan Uribe, R (1, 4) OBP: 0.331, SLG: 0.479		X 0-0 1B 1-3 1B		F F B B B S 3-3 ③ K			1 SAFE S 1 SAFE 1 SAFE S B X 1-2 ① FC6-4 FC4-6 1-2f		B S X 1-1 ③ G6-3	4	0	1	0	0	1	1
Ben Davis, S (1, 2) OBP: 0.149, SLG: 0.093		1 SAFE C B X 1-1 1-2 3-H 1B			B S B F F S 2-3 ① K		1 SAFE S X 0-1 ② FC4-6 1-2f HR			3	1	1	1	0	1	1
Inning Stats	R: 0 E: 0 K: 0 S: 8 H: 0 LOB: 0 BB: 0 P: 13	R: 2 E: 0 K: 0 S: 12 H: 3 LOB: 2 BB: 1 P: 21	R: 0 E: 0 K: 0 S: 7 H: 0 LOB: 1 BB: 1 P: 13	R: 0 E: 0 K: 1 S: 7 H: 0 LOB: 0 BB: 0 P: 11	R: 0 E: 0 K: 2 S: 10 H: 0 LOB: 0 BB: 0 P: 15	R: 1 E: 0 K: 0 S: 9 H: 1 LOB: 0 BB: 1 P: 18	R: 2 E: 0 K: 0 S: 13 H: 2 LOB: 0 BB: 0 P: 16	R: 0 E: 0 K: 0 S: 6 H: 0 LOB: 0 BB: 0 P: 7	R: 0 E: 0 K: 0 S: 4 H: 0 LOB: 0 BB: 0 P: 6	1B: 3 2B: 0 3B: 0 HR: 3 SF: 0 SAC: 0 DP: 1 HBP: 0						

PITCHER		IP	WLS	BF	H	R	ER	SO	BB	IBB	HBP	BLK	WP	HR	S	P	ERA	WHIP
Mark Redman, L ERA: 4.95	(1, 1)	7.0	L	29	6	5	5	3	3	0	0	0	0	3	66	107	6.43	1.286
Justin Lehr, R ERA: 6.55	(8, 1)	2.0		6	0	0	0	0	0	0	0	0	0	0	10	13	0.00	0.000

PITCHER	IP	WLS	BF	H	R	ER	SO	BB	IBB	HBP	BLK	WP	HR	S	P	ERA	WHIP

TOP

Chicago White Sox @ Oakland Athletics

Network Associates Coliseum, Oakland, CA

Sat Jul 17 2004, 4:05 PM EDT

Att. 26,285 - Cloudy - 68 F

livebaseballscorecards.com

AB	32
R	5
H	6
RBI	5
BB	3
SO	3
LOB	8

WP: 0 PB: 0 SB: 0 CS: 0 PA: 35

Batter	1	2	3	4	5	6	7	8	9	AB	R	H	RBI	BB	SO	LOB
21 Mark Kotsay, L (1, 8) OBP: 0.372, SLG: 0.422	B F C B F X 2-2 F8 ①		B B B C C X 3-2 F8 ③		X 0-0 F7 ②			C S F B B B X 3-2 G3-1 ①		4	0	0	0	0	0	1
Mark McLemore, S (1, 4) OBP: 0.359, SLG: 0.304 Marco Scutaro, R (8, PH) OBP: 0.309, SLG: 0.384 (9, 4)	C B X 1-1 P4 ②			C F B S 1-3 K ①	X 0-0 G3 ③			F B B F X 2-2 F7 ②		3 1	0 0	0 0	0 0	0 0	1 0	0 0
3 Eric Chavez, L (1, 5) OBP: 0.392, SLG: 0.498	B C C X 1-2 F7 ③			B B B B 4-0 E S 2B BB		C S B F B B C 3-3 K ①		B F F B X 2-2 BB 1B		3	1	1	0	1	1	0
Jermaine Dye, R (1, 9) OBP: 0.346, SLG: 0.512		B C C S 1-3 K ①		C S F F B B B F B X 3-2 E6 BB 2B 1-3		B C C B F F B X 3-2 P3 ②		C B B B B 4-1 1-2 BB		3	1	0	0	1	1	1
Scott Hatteberg, L (1, 3) OBP: 0.378, SLG: 0.457		B B F B F F F X 3-2 P6 ②		B F B B B S B 4-2 2B BB 1-2		B X 1-0 G4-3 ③		B C B C C 2-3 K ③		3	0	0	0	1	1	2
Erubiel Durazo, L (1, 10) OBP: 0.384, SLG: 0.498		C C T S 0-3 K ③		S B B B X 3-1 1-3 2-H 3-H 2B			X 0-0 P4 ①		B C B X 2-1 G4-3 ①	4	0	1	2	0	1	0
7 Bobby Crosby, R (1, 6) OBP: 0.323, SLG: 0.450			C S B B B F S 3-3 K ①	C S B S 1-3 K ②			B S X 1-1 G5-3 ②		B C B F X 2-2 P5 ②	4	0	0	0	0	2	2
23 Bobby Kielly, S (1, 7) OBP: 0.314, SLG: 0.411			B C X 1-1 P5 ②	S X 0-1 F7 ③			C X 0-1 E3		B C F F X 1-2 2B	4	0	1	0	0	0	2
17 Adam Melhuse, S (1, 2) OBP: 0.319, SLG: 0.453			F B F F F X 1-2 1B		B B F F X 2-1 F8 ①		B F C B B S 3-3 K ③		S B F B B X 3-2 L1 ③	4	0	1	0	0	1	2
Inning Stats	R: 0 H: 0 E: 0 LOB: 0 K: 0 BB: 0 S: 9 P: 13	R: 0 H: 0 E: 0 LOB: 0 K: 2 BB: 0 S: 12 P: 16	R: 0 H: 1 E: 0 LOB: 1 K: 1 BB: 0 S: 14 P: 22	R: 2 H: 1 E: 1 LOB: 2 K: 2 BB: 2 S: 18 P: 34	R: 0 H: 0 E: 0 LOB: 0 K: 0 BB: 0 S: 4 P: 6	R: 0 H: 0 E: 0 LOB: 0 K: 1 BB: 0 S: 10 P: 17	R: 0 H: 0 E: 1 LOB: 1 K: 1 BB: 0 S: 8 P: 12	R: 0 H: 1 E: 0 LOB: 2 K: 1 BB: 1 S: 14 P: 27	R: 0 H: 1 E: 0 LOB: 1 K: 0 BB: 0 S: 12 P: 20	1B: 2 SF: 0 2B: 2 SAC: 0 3B: 0 DP: 0 HR: 0 HBP: 0						WP: 0 PA: 36 PB: 0 SB: 1 CS: 0

PITCHER	IP	WLS	BF	H	R	ER	SO	BB	IBB	HBP	BLK	WP	HR	S	P	ERA	WHIP
Freddy Garcia, R (1, 1) ERA: 3.35	6.2	W	26	2	2	1	6	2	0	0	0	0	0	72	114	1.35	0.600
Damaso Marte, L (7, 1) ERA: 2.32	1.1	H	6	1	0	0	2	1	0	0	0	0	0	17	33	0.00	1.500
Shingo Takatsu, R (9, 1) ERA: 1.26	1.0	S	4	1	0	0	0	0	0	0	0	0	0	12	20	0.00	1.000

PITCHER	IP	WLS	BF	H	R	ER	SO	BB	IBB	HBP	BLK	WP	HR	S	P	ERA	WHIP

BOTTOM

Chicago White Sox @ Oakland Athletics

Network Associates Coliseum, Oakland, CA

Sat Jul 17 2004, 4:05 PM EDT
Att. 26,285 - Cloudy - 68 F

livebaseballscorecards.com

AB	33
R	2
H	4
RBI	2
BB	3
SO	8
LOB	10

Batter	1	2	3	4	5	6	7	8	9	AB	R	H	RBI	BB	SO	LOB
Aaron Rowand, R (1, 8) OBP: 0.335, SLG: 0.536	B X 1-0 G6-3 ①		C S X 0-2 HR 1B			C C F X 0-2 HR		B X 1-0 G6-3 ③		4	2	2	1	0	0	0
Jose Valentin, S (1, 6) OBP: 0.320, SLG: 0.540	X 0-0 F9 ②		1 SAFE 1 SAFE B F B X 2-1 1-H HR			S B C B S 2-3 K ①			B F X 1-1 G4-3 ①	4	1	1	2	0	1	0
Magglio Ordonez, R (1, 10) OBP: 0.340, SLG: 0.487	B F B F C 2-3 K ③		X 0-0 L9 ③			X 0-0 F8 ②			C S S 0-3 K ②	4	0	0	0	0	2	0
Carlos Lee, R (1, 7) OBP: 0.364, SLG: 0.470		B C B B B 4-1 24 S 14 WP 24 FC5-2 BB		B B C F B B 4-2 14 G5-4-3 BB		F B F S 1-3 K ③			C B S F F F B B 4-2 B BB	1	0	0	0	3	1	0
14 Paul Konerko, R (1, 3) OBP: 0.376, SLG: 0.557		1 SAFE C C B S 1-3 K ① 1-2		1 SAFE F X 0-1 G5-4-3 ① ② 1-2f			C F B B X 2-2 G1-3 ①		F S S 0-3 K ③	4	0	0	0	0	2	3
24 Joe Crede, R (1, 5) OBP: 0.288, SLG: 0.414		C B S X 1-2 FC5-2 ② 2-H		B S B F X 2-2 P4 ③			F F B F S 1-3 K2-3 ②			3	0	0	0	0	1	1
Joe Borchard, S (1, 9) OBP: 0.238, SLG: 0.158		1 SAFE B X 1-0 F9 ③			F F C 0-3 K ①		B B X 2-0 F8 ③			3	0	0	0	0	1	1
5 Juan Uribe, R (1, 4) OBP: 0.328, SLG: 0.474			C X 0-1 G6-3 ①		C B B B F B X 3-2 P2 ②			C B S S 1-3 K ①		3	0	0	0	0	1	0
Ben Davis, S (1, 2) OBP: 0.140, SLG: 0.087			C F C 0-3 K ②		X 0-0 G5-3 ③			B F B C B X 3-2 G6-3 ②		3	0	0	0	0	1	0
Inning Stats	R: 0 H: 0 E: 0 LOB: 0 K: 1 BB: 0 S: 5 P: 8	R: 0 H: 0 E: 0 LOB: 1 K: 1 BB: 1 S: 8 P: 15	R: 2 H: 2 E: 0 LOB: 0 K: 1 BB: 0 S: 11 P: 13	R: 0 H: 0 E: 0 LOB: 0 K: 0 BB: 1 S: 7 P: 13	R: 0 H: 0 E: 0 LOB: 0 K: 1 BB: 0 S: 7 P: 10	R: 1 H: 1 E: 0 LOB: 0 K: 2 BB: 0 S: 11 P: 14	R: 0 H: 0 E: 0 LOB: 0 K: 1 BB: 0 S: 9 P: 14	R: 0 H: 0 E: 0 LOB: 0 K: 1 BB: 0 S: 7 P: 12	R: 0 H: 0 E: 0 LOB: 1 K: 2 BB: 1 S: 14 P: 19	1B: 1 SF: 0 2B: 0 SAC: 0 3B: 0 DP: 1 HR: 2 HBP: 0						

TOP

Chicago White Sox @ Oakland Athletics

Network Associates Coliseum, Oakland, CA

Sun Jul 18 2004, 4:05 PM EDT

Att. 33,274 - Sunny - 75 F

livebaseballscorecards.com

AB	29
R	3
H	3
RBI	3
BB	3
SO	10
LOB	5

WP: 1 PA: 32
PB: 0
SB: 1
CS: 0

PITCHER		IP	WLS	BF	H	R	ER	SO	BB	IBB	HBP	BLK	WP	HR	S	P	ERA	WHIP
Mark Mulder, L ERA: 3.21	(1, 1)	8.1	W	29	3	3	3	8	2	0	0	0	1	2	67	102	3.24	0.600
Octavio Dotel, R ERA: 4.1	(9, 1)	0.2	S	3	0	0	0	2	1	0	0	0	0	0	12	16	0.00	1.500

PITCHER		IP	WLS	BF	H	R	ER	SO	BB	IBB	HBP	BLK	WP	HR	S	P	ERA	WHIP

Batter	1	2	3	4	5	6	7	8	9	AB	R	H	RBI	BB	SO	LOB
21 Mark Kotsay, L (1, 8) OBP: 0.370, SLG: 0.422	F X 0-1 ① B1-3		F X 0-1 3 G4-3 2B 2B		C X 0-1 ② F8		1 SAFE X 0-0 ① F8	C F X 0-2 ③ L7		5	1	1	0	0	0	3
Mark McLemore, S (1, 4) OBP: 0.356, SLG: 0.302	C X 0-1 BB 3 BB 1B		L F B X 1-2 ① G6-3		B C F B B X 3-2 ③ L7		B B X 2-0 ② F7			4	0	1	0	0	0	2
3 Eric Chavez, L (1, 5) OBP: 0.398, SLG: 0.498	C B B B C B 4-2 BB 1-2 BB		B B B C X 3-1 ② G4-3 2-3			B B C F B X 3-2 2B 1B	1 SAFE B B B C F F 1 B F 4-2 F B 1-2 BB			2	1	1	0	2	0	1
Jermaine Dye, R (1, 9) OBP: 0.347, SLG: 0.517	B F F F C 1-3 ② K		S F X 0-2 3-H 2B			1 SAFE C S B X 1-2 G4-3 7 HR 1-H 2B	B F S T 1-2 ③ K			4	1	2	2	0	2	4
Scott Hatteberg, L (1, 3) OBP: 0.377, SLG: 0.452	B B B B 4-0 1-2 2-3 BB		C S F B X 1-2 ③ G4-3			X 0-0 ① G4-3 2-3		B B B C X 3-1 ① P6		3	0	0	0	1	0	2
Erubiel Durazo, L (1, 10) OBP: 0.386, SLG: 0.500	C B F F F X 1-2 ③ G6-3			B B B B 4-0 7 G4-6-3 BB		F S S 0-3 ② K		B B F X 2-1 1B 2B		3	1	1	0	1	1	4
7 Bobby Crosby, R (1, 6) OBP: 0.322, SLG: 0.458		B C F B C 2-3 ① K		C C X 0-2 ①② G4-6-3 1-2f		C F B X 1-2 3-H HR		B C F T 1-2 ② K		4	1	1	2	0	2	2
Damian Miller, R (1, 2) OBP: 0.350, SLG: 0.453		B F X 1-1 ② F9		B S F S 1-3 ③ K		X 0-0 ③ F8		B C X 1-1 23 BB 2-H 1B		4	0	1	1	0	1	0
23 Bobby Kielty, S (1, 7) OBP: 0.317, SLG: 0.410		C B B C B X 3-2 ③ G4-3			B L B B X 3-1 ① G4-3		B C X 1-1 3 BB 1B	B B B C C B 4-2 1-2 BB		3	0	1	0	1	0	0
Inning Stats	R: 0 E: 0 K: 1 S: 15 H: 1 LOB: 3 BB: 2 P: 25	R: 0 E: 0 K: 1 S: 8 H: 0 LOB: 0 BB: 0 P: 14	R: 1 E: 0 K: 0 S: 14 H: 2 LOB: 1 BB: 0 P: 19	R: 0 E: 0 K: 1 S: 6 H: 0 LOB: 0 BB: 1 P: 11	R: 0 E: 0 K: 0 S: 7 H: 0 LOB: 0 BB: 0 P: 13	R: 3 E: 0 K: 1 S: 14 H: 3 LOB: 0 BB: 0 P: 19	R: 0 E: 0 K: 1 S: 12 H: 1 LOB: 2 BB: 1 P: 20	R: 1 E: 0 K: 1 S: 14 H: 2 LOB: 2 BB: 1 P: 25		1B: 4 2B: 4 3B: 0 HR: 1 SF: 0 SAC: 0 DP: 1 HBP: 0						

BOTTOM

Chicago White Sox @ Oakland Athletics

Network Associates Coliseum, Oakland, CA

Sun Jul 18 2004, 4:05 PM EDT

Att. 33,274 - Sunny - 75 F

livebaseballscorecards.com

AB	32
R	5
H	9
RBI	5
BB	5
SO	6
LOB	18

WP: 0 PB: 0 SB: 0 CS: 0 — PA: 37

PITCHER		IP	WLS	BF	H	R	ER	SO	BB	IBB	HBP	BLK	WP	HR	S	P	ERA	WHIP
Esteban Loaiza, R ERA: 4.79	(1, 1)	7.0	L	31	7	4	4	5	4	0	0	0	0	1	76	121	5.14	1.571
Neal Cotts, L ERA: 5.87	(8, 1)	0.1		2	1	1	1	0	0	0	0	0	0	0	4	9	27.00	3.000
Michael Jackson, R ERA: 5.23	(8, 1)	0.2		4	1	0	0	1	1	0	0	0	0	0	10	16	0.00	3.000

PITCHER	IP	WLS	BF	H	R	ER	SO	BB	IBB	HBP	BLK	WP	HR	S	P	ERA	WHIP

Batter	1	2	3	4	5	6	7	8	9	AB	R	H	RBI	BB	SO	LOB
3 Reed Johnson, R (1, 7) OBP: 0.337, SLG: 0.405	B S B F F S 2-3 ① K		1 SAFE C F X 0-2 ①② G4-6-3 1-2f	B B 1 SAFE 1 SAFE C X 2-1 1-2 3-H 1B			C X 0-1 G1-6-3 1B		B X 1-0 E1 G5-3 1-2	5	0	2	1	0	1	2
Eric Hinske, L (1, 5) OBP: 0.337, SLG: 0.396	C X 0-1 ② L9		B X 1-0 ③ F8	B F B F F B X 3-2 ③ G6-3			F 1 SAFE F X 0-2 ①② G1-6-3 1-2f		S X 0-1 ② G5-3 1-2 2-3	5	0	0	0	0	0	5
10 Vernon Wells, R (1, 8) OBP: 0.364, SLG: 0.482	X 0-0 1B			C X 0-1 HR	X 0-0 ① F8		X 0-0 ③ F9		F F X 0-2 ③ G6-3	5	1	2	1	0	0	2
Carlos Delgado, L (1, 3) OBP: 0.315, SLG: 0.413	B S C 1 SAFE S 1-3 ③ K			F B F X 1-2 ① G6-3	C X 0-1 ② F9			S F D B F B X 3-2 HR		4	1	1	1	0	1	1
9 Gregg Zaun, S (1, 2) OBP: 0.392, SLG: 0.407		B B B C C X 3-2 ① G3-1		C X 0-1 15 1B 2B	B C C X 1-2 1B			C F B F B X 2-2 ① G6-3		4	1	2	0	0	0	0
15 Alex Rios, R (1, 9) OBP: 0.346, SLG: 0.420		C F F B B X 1-2 1B		B S B X 2-1 F9 1B 1B 2-3 1B	B X 1-0 ③ G3			C C B X 1-2 ② G4-3		4	1	2	0	0	0	1
Chris Gomez, R (1, 6) OBP: 0.355, SLG: 0.356		1 SAFE C F X 0-2 ② P6		B F X 1-1 1B 3 1B 1-2 3-H 1B	X 0-0 ① F9			S B F S 1-3 ③ K		4	1	1	1	0	1	1
Josh Phelps, R (1, 10) OBP: 0.294, SLG: 0.385		B S B 1 SAFE F F B S 3-3 ③ K		X 0-0 ② F9 2-3		C B S X 1-2 ② L4			C F B B X 2-2 ① G1-3	4	0	0	0	0	1	3
Orlando Hudson, S (1, 4) OBP: 0.353, SLG: 0.418			C B F B B B 4-2 3 G4-6-3 BB	C B C X 1-2 3 1B 1-3 3-H 1B		C C X 0-2 ③ G3-1			B X 1-0 G5-3 3 E 1B	3	0	2	1	1	0	0
Inning Stats	R: 0 H: 1 E: 0 LOB: 1 K: 2 BB: 0 S: 11 P: 14	R: 0 H: 1 E: 0 LOB: 1 K: 1 BB: 0 S: 14 P: 21	R: 0 H: 0 E: 0 LOB: 0 K: 0 BB: 1 S: 6 P: 11	R: 4 H: 6 E: 0 LOB: 2 K: 0 BB: 0 S: 21 P: 31	R: 0 H: 1 E: 0 LOB: 1 K: 0 BB: 0 S: 7 P: 9	R: 0 H: 0 E: 0 LOB: 0 K: 0 BB: 0 S: 7 P: 8	R: 0 H: 1 E: 0 LOB: 0 K: 0 BB: 0 S: 6 P: 6	R: 1 H: 1 E: 0 LOB: 0 K: 1 BB: 0 S: 14 P: 21	R: 0 H: 1 E: 1 LOB: 2 K: 0 BB: 0 S: 10 P: 14	1B: 9 SF: 0 2B: 1 SAC: 0 3B: 0 DP: 2 HR: 2 HBP: 0						WP: 0 PA: 39 PB: 0 SB: 0 CS: 0

TOP

Toronto Blue Jays @ Oakland Athletics

Network Associates Coliseum, Oakland, CA

Mon Jul 19 2004, 10:05 PM EDT

Att. 15,480 - Sunny - 74 F

livebaseballscorecards.com

AB	38
R	5
H	12
RBI	5
BB	1
SO	4
LOB	15

PITCHER		IP	WLS	BF	H	R	ER	SO	BB	IBB	HBP	BLK	WP	HR	S	P	ERA	WHIP
Kirk Saarloos, R ERA: 2.65	(1, 1)	3.2	L	19	8	4	4	3	1	0	0	0	0	1	48	70	9.82	2.455
58 Justin Duchscherer, R ERA: 3.04	(4, 1)	3.1		11	2	0	0	0	0	0	0	0	0	0	24	30	0.00	0.600
Ricardo Rincon, L ERA: 5.09	(8, 1)	0.1		2	1	1	1	0	0	0	0	0	0	1	8	13	27.00	3.000
Chad Bradford, R ERA: 4.95	(8, 1)	1.0		5	1	0	0	1	0	0	0	0	0	0	11	17	0.00	1.000
Jim Mecir, R ERA: 4.91	(9, 1)	0.2		2	0	0	0	0	0	0	0	0	0	0	5	5	0.00	0.000

PITCHER	IP	WLS	BF	H	R	ER	SO	BB	IBB	HBP	BLK	WP	HR	S	P	ERA	WHIP

Toronto Blue Jays @ Oakland Athletics

Network Associates Coliseum, Oakland, CA

Mon Jul 19 2004, 10:05 PM EDT
Att. 15,480 - Sunny - 74 F

livebaseballscorecards.com

Batter		1	2	3	4	5	6	7	8	9	AB	R	H	RBI	BB	SO	LOB
21 Mark Kotsay, L OBP: 0.373, SLG: 0.428	(1, 8)	1-1 2B		0-0 1-2 2B 1B	1-1 G1-3			0-1 G3		1-2 1-2 1B	5	1	3	0	0	0	2
Mark McLemore, S OBP: 0.350, SLG: 0.306	(1, 4)	0-0 F7		1-2 3 G6-3 1-H 2-H 2B		1-1 G6-3			1-1 G4-3	3-2 G3-1	5	0	1	2	0	0	3
3 Eric Chavez, L OBP: 0.395, SLG: 0.498	(1, 5)	1-3 K		2-2 G6-3 2-3		0-0 F7			1-0 2B		4	0	1	0	0	1	2
Jermaine Dye, R OBP: 0.346, SLG: 0.513	(1, 9)	2 SAFE 0-3 K		4-2 HBP		3-3 K			0-0 P6		3	0	0	0	0	2	2
Scott Hatteberg, L OBP: 0.372, SLG: 0.446	(1, 3)		1-1 L8	0-2 G4-3			1-1 G6-3		2-2 P5		4	0	0	0	0	0	3
Erubiel Durazo, L OBP: 0.391, SLG: 0.515	(1, 10)		1-1 G4-3		0-2 1B 1B		0-0 7 G5-4-3 1B			2-1 HR	4	1	3	1	0	0	0
7 Bobby Crosby, R OBP: 0.322, SLG: 0.453	(1, 6)		0-2 F9		2-3 K		0-0 G5-4-3 1-2f			4-2 FC4-6 BB	3	0	0	0	1	1	2
Damian Miller, R OBP: 0.349, SLG: 0.450	(1, 2)			0-3 K	0-0 1-2 1B			2-1 F9		0-0 FC4-6 21 1B 1-2f	4	0	1	0	0	1	1
23 Bobby Kielty, S OBP: 0.316, SLG: 0.402	(1, 7)			1-0 21 1B 2B HBP	2-2 F7			0-0 F7		1-1 F7	3	1	0	0	0	0	3

Inning Stats	1	2	3	4	5	6	7	8	9			
	R: 0 H: 1 E: 0 LOB: 1 K: 2 BB: 0 S: 9 P: 11	R: 0 H: 0 E: 0 LOB: 0 K: 0 BB: 0 S: 7 P: 9	R: 2 H: 2 E: 0 LOB: 2 K: 1 BB: 0 S: 18 P: 26	R: 0 H: 2 E: 0 LOB: 2 K: 1 BB: 0 S: 12 P: 17	R: 0 H: 0 E: 0 LOB: 0 K: 1 BB: 0 S: 7 P: 11	R: 0 H: 1 E: 0 LOB: 0 K: 0 BB: 0 S: 4 P: 5	R: 0 H: 0 E: 0 LOB: 0 K: 0 BB: 0 S: 5 P: 7	R: 0 H: 1 E: 0 LOB: 1 K: 0 BB: 0 S: 7 P: 11	R: 1 H: 2 E: 0 LOB: 2 K: 0 BB: 1 S: 15 P: 26	1B: 5 SF: 0 2B: 3 SAC: 0 3B: 0 DP: 1 HR: 1 HBP: 2	WP: 0 PA: 38 PB: 0 SB: 0 CS: 0	

PITCHER		IP	WLS	BF	H	R	ER	SO	BB	IBB	HBP	BLK	WP	HR	S	P	ERA	WHIP
Josh Towers, R ERA: 4.97	(1, 1)	7.1	W	30	7	2	2	5	0	0	2	0	0	0	65	91	2.46	0.955
Kerry Ligtenberg, R ERA: 5.52	(8, 1)	0.2	H	2	0	0	0	0	0	0	0	0	0	0	4	6	0.00	0.000
54 Jason Frasor, R ERA: 2.33	(9, 1)	1.0	S	6	2	1	1	0	1	0	0	0	0	1	15	26	9.00	3.000

PITCHER	IP	WLS	BF	H	R	ER	SO	BB	IBB	HBP	BLK	WP	HR	S	P	ERA	WHIP

AB	35
R	3
H	9
RBI	3
BB	1
SO	5
LOB	18

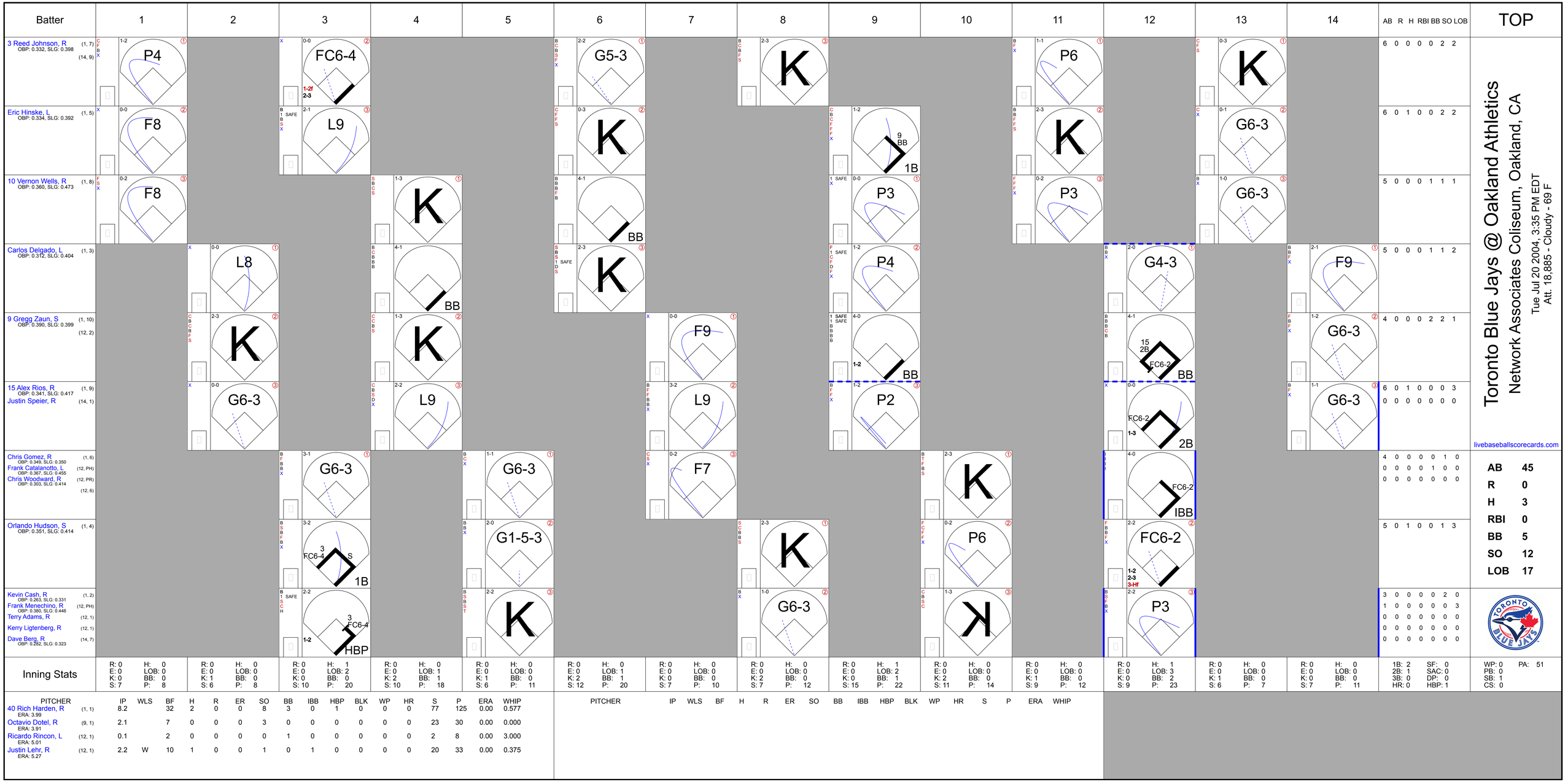
Batter
1
2
3
4
5
6
7
8
9
10
11
12
13
14
AB R H RBI BB SO LOB
TOP
3 Reed Johnson, R (1, 7) (14, 9)
OBP: 0.332, SLG: 0.398
P4
FC6-4
1-2f
2-3
L9
G5-3
K
K
K
9 BB 1B
P6
K
K
G6-3
G6-3
6 0 0 0 0 2 2
Eric Hinske, L (1, 5)
OBP: 0.334, SLG: 0.392
F8
10 Vernon Wells, R (1, 8)
OBP: 0.360, SLG: 0.473
F8
K
P3
P3
G6-3
5 0 0 0 1 1 1
Carlos Delgado, L (1, 3)
OBP: 0.312, SLG: 0.404
L8
BB
P4
G4-3
F9
5 0 0 0 1 1 2
9 Gregg Zaun, S (1, 10) (12, 2)
OBP: 0.390, SLG: 0.399
K
K
F9
15 2B FC6-2 BB
G6-3
4 0 0 0 2 2 1
15 Alex Rios, R (1, 9)
OBP: 0.341, SLG: 0.417
Justin Speier, R (14, 1)
G6-3
L9
L9
P2
FC6-2 1-3 2B
G6-3
6 0 1 0 0 0 3
0 0 0 0 0 0 0
livebaseballscorecards.com
Chris Gomez, R (1, 6)
OBP: 0.349, SLG: 0.350
Frank Catalanotto, L (12, PH)
OBP: 0.367, SLG: 0.455
Chris Woodward, R (12, PR)
OBP: 0.303, SLG: 0.414
(12, 6)
G6-3
G6-3
F7
K
FC6-2 IBB
4 0 0 0 0 1 0
0 0 0 0 1 0 0
0 0 0 0 0 0 0
AB 45
Orlando Hudson, S (1, 4)
OBP: 0.351, SLG: 0.414
3 FC6-4 S 1B
G1-5-3
K
P6
FC6-2 1-2 2-3 3-Hf
5 0 1 0 0 1 3
R 0
Kevin Cash, R (1, 2)
OBP: 0.263, SLG: 0.331
Frank Menechino, R (12, PH)
OBP: 0.380, SLG: 0.446
Terry Adams, R (12, 1)
Kerry Ligtenberg, R (12, 1)
Dave Berg, R (14, 7)
OBP: 0.282, SLG: 0.323
3 FC6-4 1-2 HBP
K
G6-3
K
P3
3 0 0 0 0 2 0
1 0 0 0 0 0 3
0 0 0 0 0 0 0
0 0 0 0 0 0 0
0 0 0 0 0 0 0
H 3
RBI 0
BB 5
SO 12
LOB 17
Inning Stats
R: 0 H: 0 E: 0 LOB: 0 K: 0 BB: 0 S: 7 P: 8
R: 0 H: 0 E: 0 LOB: 0 K: 1 BB: 0 S: 6 P: 8
R: 0 H: 1 E: 0 LOB: 2 K: 0 BB: 0 S: 10 P: 20
R: 0 H: 0 E: 0 LOB: 1 K: 2 BB: 1 S: 10 P: 18
R: 0 H: 0 E: 0 LOB: 0 K: 1 BB: 0 S: 6 P: 11
R: 0 H: 0 E: 0 LOB: 1 K: 2 BB: 1 S: 12 P: 20
R: 0 H: 0 E: 0 LOB: 0 K: 0 BB: 0 S: 7 P: 10
R: 0 H: 0 E: 0 LOB: 0 K: 2 BB: 0 S: 7 P: 12
R: 0 H: 1 E: 0 LOB: 2 K: 0 BB: 0 S: 15 P: 22
R: 0 H: 0 E: 0 LOB: 0 K: 2 BB: 0 S: 11 P: 14
R: 0 H: 0 E: 0 LOB: 0 K: 1 BB: 0 S: 9 P: 12
R: 0 H: 1 E: 0 LOB: 3 K: 0 BB: 2 S: 9 P: 23
R: 0 H: 0 E: 0 LOB: 0 K: 1 BB: 0 S: 6 P: 7
R: 0 H: 0 E: 0 LOB: 0 K: 0 BB: 0 S: 7 P: 11
1B: 2 SF: 0 2B: 1 SAC: 0 3B: 0 DP: 0 HR: 0 HBP: 1
WP: 0 PA: 51 PB: 0 SB: 1 CS: 0
Toronto Blue Jays @ Oakland Athletics
Network Associates Coliseum, Oakland, CA
Tue Jul 20 2004, 3:35 PM EDT
Att. 18,885 - Cloudy - 69 F
PITCHER IP WLS BF H R ER SO BB IBB HBP BLK WP HR S P ERA WHIP
40 Rich Harden, R (1, 1) ERA: 3.99 8.2 32 2 0 0 8 3 0 1 0 0 0 77 125 0.00 0.577
Octavio Dotel, R (9, 1) ERA: 3.91 2.1 7 0 0 0 3 0 0 0 0 0 0 23 30 0.00 0.000
Ricardo Rincon, L (12, 1) ERA: 5.01 0.1 2 0 0 0 1 0 0 0 0 0 0 2 8 0.00 3.000
Justin Lehr, R (12, 1) ERA: 5.27 2.2 W 10 1 0 0 1 0 1 0 0 0 0 20 33 0.00 0.375
PITCHER IP WLS BF H R ER SO BB IBB HBP BLK WP HR S P ERA WHIP

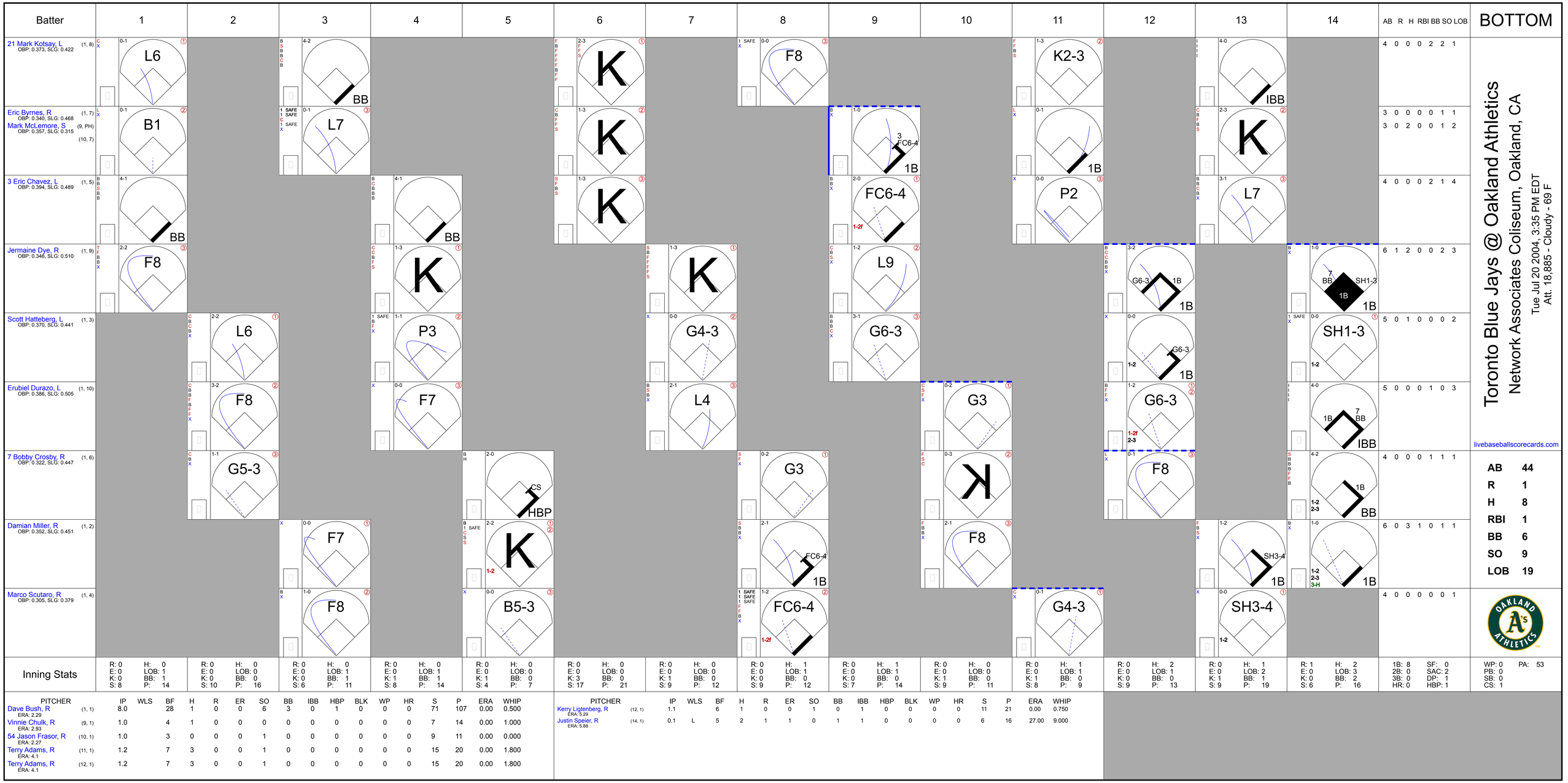
Batter
1
2
3
4
5
6
7
8
9
10
11
12
13
14
AB R H RBI BB SO LOB
BOTTOM
21 Mark Kotsay, L (1, 8)
OBP: 0.373, SLG: 0.422
L6
BB
F8
4 0 0 0 2 2 1
Eric Byrnes, R (1, 7)
OBP: 0.340, SLG: 0.468
Mark McLemore, S (9, PH) (10, 7)
OBP: 0.357, SLG: 0.315
B1
L7
K
FC6-4
1B
IBB
K
3 0 0 0 0 1 1
3 0 2 0 0 1 2
3 Eric Chavez, L (1, 5)
OBP: 0.394, SLG: 0.489
BB
BB
K
P2
L7
4 0 0 0 2 1 4
Jermaine Dye, R (1, 9)
OBP: 0.346, SLG: 0.510
F8
K
L9
G6-3
1B
SH1-3
6 1 2 0 0 2 3
Scott Hatteberg, L (1, 3)
OBP: 0.370, SLG: 0.441
L6
P3
G4-3
G6-3
SH1-3
5 0 1 0 0 0 2
Erubiel Durazo, L (1, 10)
OBP: 0.386, SLG: 0.505
F8
F7
L4
G3
G6-3
IBB
5 0 0 0 1 0 3
7 Bobby Crosby, R (1, 6)
OBP: 0.322, SLG: 0.447
G5-3
HBP
G3
K
F8
BB
4 0 0 0 1 1 1
Damian Miller, R (1, 2)
OBP: 0.352, SLG: 0.451
F7
K
FC6-4
F8
SH3-4
6 0 3 1 0 1 1
Marco Scutaro, R (1, 4)
OBP: 0.305, SLG: 0.379
F8
B5-3
FC6-4
G4-3
SH3-4
4 0 0 0 0 0 1
Inning Stats
R: 0 E: 0 K: 0 S: 8
H: 0 LOB: 1 BB: 1 P: 14
R: 0 E: 0 K: 0 S: 10
H: 0 LOB: 0 BB: 0 P: 16
R: 0 E: 0 K: 0 S: 6
H: 0 LOB: 1 BB: 1 P: 11
R: 0 E: 0 K: 1 S: 8
H: 0 LOB: 1 BB: 1 P: 14
R: 0 E: 0 K: 1 S: 4
H: 0 LOB: 0 BB: 0 P: 7
R: 0 E: 0 K: 3 S: 17
H: 0 LOB: 0 BB: 0 P: 21
R: 0 E: 0 K: 1 S: 9
H: 0 LOB: 0 BB: 0 P: 12
R: 0 E: 0 K: 0 S: 9
H: 1 LOB: 1 BB: 0 P: 12
R: 0 E: 0 K: 0 S: 7
H: 1 LOB: 1 BB: 0 P: 14
R: 0 E: 0 K: 1 S: 9
H: 0 LOB: 0 BB: 0 P: 11
R: 0 E: 0 K: 1 S: 8
H: 1 LOB: 1 BB: 0 P: 9
R: 0 E: 0 K: 0 S: 9
H: 2 LOB: 1 BB: 0 P: 13
R: 0 E: 0 K: 1 S: 9
H: 1 LOB: 2 BB: 1 P: 19
R: 1 E: 0 K: 0 S: 6
H: 2 LOB: 3 BB: 2 P: 16
1B: 8 2B: 0 3B: 0 HR: 0
SF: 0 SAC: 2 DP: 1 HBP: 1
WP: 0 PB: 0 SB: 0 CS: 1
PA: 53
PITCHER IP WLS BF H R ER SO BB IBB HBP BLK WP HR S P ERA WHIP
Dave Bush, R (1, 1) ERA: 2.29 8.0 28 1 0 0 6 3 0 1 0 0 0 71 107 0.00 0.500
Vinnie Chulk, R (9, 1) ERA: 2.93 1.0 4 1 0 0 0 0 0 0 0 0 0 7 14 0.00 1.000
54 Jason Frasor, R (10, 1) ERA: 2.27 1.0 3 0 0 0 1 0 0 0 0 0 0 9 11 0.00 0.000
Terry Adams, R (11, 1) ERA: 4.1 1.2 7 3 0 0 1 0 0 0 0 0 0 15 20 0.00 1.800
Terry Adams, R (12, 1) ERA: 4.1 1.2 7 3 0 0 1 0 0 0 0 0 0 15 20 0.00 1.800
PITCHER IP WLS BF H R ER SO BB IBB HBP BLK WP HR S P ERA WHIP
Kerry Ligtenberg, R (12, 1) ERA: 5.29 1.1 6 1 0 0 1 0 1 0 0 0 0 11 21 0.00 0.750
Justin Speier, R (14, 1) ERA: 5.88 0.1 L 5 2 1 1 0 1 1 0 0 0 0 6 16 27.00 9.000
Toronto Blue Jays @ Oakland Athletics
Network Associates Coliseum, Oakland, CA
Tue Jul 20 2004, 3:35 PM EDT
Att. 18,885 - Cloudy - 69 F
livebaseballscorecards.com
AB 44
R 1
H 8
RBI 1
BB 6
SO 9
LOB 19

Batter	1	2	3	4	5	6	7	8	9	10	AB	R	H	RBI	BB	SO	LOB
21 Mark Kotsay, L (1, 8) OBP: 0.376, SLG: 0.432	0-0 HR	2-2 1B			4-2 3 S F8 BB		2-2 ② F7		1-1 ② G4-3		4	1	2	1	1	0	0
Eric Byrnes, R (1, 7) OBP: 0.335, SLG: 0.460	1-0 ① P6	0-0 ③ P2			2-2 ① F8 1-2		3-2 ③ F9		0-2 ③ G6-3		5	0	0	0	0	0	2
3 Eric Chavez, L (1, 5) OBP: 0.401, SLG: 0.491	4-0 1B WP BB		2-0 ① F9		4-2 2-3 BB			2-1 HR 1B		0-0 SH1-4 E 23 L5 1B	3	1	2	0	2	0	0
Jermaine Dye, R (1, 9) OBP: 0.342, SLG: 0.503	1-3 ② K 1-2		3-2 ② F8		1-2 ② P3			2-1 ① L6		2-2 E5 SH1-4 1-2	5	0	0	0	0	1	5
Eric Karros, R (1, 3) OBP: 0.243, SLG: 0.311 Scott Hatteberg, L (8, PH) OBP: 0.372, SLG: 0.454 (8, 3)	2-2 2-3 1B		2-1 ③ F9		1-0 ③ F7			3-1 1-H HR		0-0 ① SH1-4 1-2 2-3	3 1	0 1	1 1	0 2	0 0	0 0	2 0
23 Bobby Kielty, S (1, 10) OBP: 0.313, SLG: 0.397	2-1 ③ F7			1-0 ① G6-3		1-1 G1-6-3 1B		1-2 ② P6		0-1 ②③ L5 3-3	5	0	1	0	0	0	4
7 Bobby Crosby, R (1, 6) OBP: 0.324, SLG: 0.457		3-1 HR		2-2 ② G1-3		3-3 ① K		0-2 S 1B			4	1	2	1	0	1	1
Damian Miller, R (1, 2) OBP: 0.351, SLG: 0.460		2-0 ① G6-3		0-0 HR		0-1 ②③ G1-6-3 1-2f		3-2 ③ G6-3 1-2			4	1	1	1	0	0	2
Marco Scutaro, R (1, 4) OBP: 0.301, SLG: 0.374		1-1 ② F7		2-1 ③ G5-3			3-2 ① L4		1-1 ① G6-3		4	0	0	0	0	0	0
Inning Stats	R: 1 H: 2 E: 0 LOB: 2 K: 1 BB: 1 S: 11 P: 21	R: 1 H: 2 E: 0 LOB: 1 K: 0 BB: 0 S: 9 P: 17	R: 0 H: 0 E: 0 LOB: 0 K: 0 BB: 0 S: 8 P: 15	R: 1 H: 1 E: 0 LOB: 0 K: 0 BB: 0 S: 10 P: 15	R: 0 H: 0 E: 0 LOB: 2 K: 0 BB: 2 S: 13 P: 25	R: 0 H: 1 E: 0 LOB: 0 K: 1 BB: 0 S: 9 P: 12	R: 0 H: 0 E: 0 LOB: 0 K: 0 BB: 0 S: 12 P: 20	R: 2 H: 3 E: 0 LOB: 1 K: 0 BB: 0 S: 17 P: 28	R: 0 H: 0 E: 0 LOB: 0 K: 0 BB: 0 S: 7 P: 9	R: 0 H: 1 E: 1 LOB: 1 K: 0 BB: 0 S: 7 P: 9	1B: 6 SF: 0 2B: 1 SAC: 1 3B: 0 DP: 2 HR: 4 HBP: 0						

PITCHER		IP	WLS	BF	H	R	ER	SO	BB	IBB	HBP	BLK	WP	HR	S	P	ERA	WHIP
Travis Blackley, L ERA: 9.68	(1, 1)	5.0		23	5	3	3	1	3	0	0	0	1	3	51	93	5.40	1.600
40 Julio Mateo, R ERA: 4.69	(6, 1)	2.0	H	6	1	0	0	1	0	0	0	0	0	0	21	32	0.00	0.500
20 J.J. Putz, R ERA: 5.18	(8, 1)	1.0	B	6	3	2	2	0	0	0	0	0	0	1	17	28	18.00	3.000
Eddie Guardado, L ERA: 1.91	(9, 1)	1.0		3	0	0	0	0	0	0	0	0	0	0	7	9	0.00	0.000
Bobby Madritsch, L ERA:	(10, 1)	1.0	W	4	1	0	0	0	0	0	0	0	0	0	7	9	0.00	1.000

PITCHER	IP	WLS	BF	H	R	ER	SO	BB	IBB	HBP	BLK	WP	HR	S	P	ERA	WHIP

TOP

Oakland Athletics @ Seattle Mariners

Safeco Field, Seattle, WA

Wed Jul 21 2004, 7:05 PM PDT

Att. 36,181 - Sunny - 76 F

livebaseballscorecards.com

AB	38
R	5
H	10
RBI	5
BB	3
SO	2
LOB	16

WP: 1 PA: 42
PB: 0
SB: 2
CS: 0

Batter	1	2	3	4	5	6	7	8	9	10	AB	R	H	RBI	BB	SO	LOB
51 Ichiro Suzuki, L (1, 9) OBP: 0.380, SLG: 0.408	PB SF8 2B	1-2 2-3 1B		E1 CS 1-H 1B		BB 1B		G6-3			5	1	4	0	0	0	0
Randy Winn, S (1, 8) OBP: 0.351, SLG: 0.443	SF8 2-H	G5-3		2-3 2B		1-2 BB			PO 1B		3	0	2	1	1	0	3
Bret Boone, R (1, 4) OBP: 0.300, SLG: 0.404	HR		HR BB	K		F2			K		4	2	1	1	1	2	4
Raul Ibanez, L (1, 7) OBP: 0.318, SLG: 0.487	G6-3		1-H HR	G4-3		G3			K		5	1	1	2	0	1	4
Bucky Jacobsen, R (1, 10) OBP: 0.500, SLG: 0.762	G6-3		K		BB		G5-3		PO 1-2	HR	4	1	1	1	1	1	0
Jolbert Cabrera, R (1, 3) OBP: 0.324, SLG: 0.420		51 1B BB 1B	L6		F8		F9				4	0	1	0	0	0	1
Miguel Olivo, R (1, 2) OBP: 0.328, SLG: 0.515		51 1B 1-2 BB	1B		K		G5-3				3	0	1	0	1	1	1
Justin Leone, R (1, 5) OBP: 0.263, SLG: 0.429		K	G5-3		L4			G1-3			4	0	0	0	0	1	4
16 Willie Bloomquist, R (1, 6) OBP: 0.276, SLG: 0.309		P2		51 1B 51 E 1B		P6		G2-3			4	1	1	0	0	0	2
Inning Stats	R: 2 E: 0 K: 0 S: 9 H: 2 LOB: 0 BB: 0 P: 16	R: 0 E: 0 K: 1 S: 12 H: 2 LOB: 3 BB: 1 P: 22	R: 2 E: 0 K: 1 S: 19 H: 2 LOB: 1 BB: 1 P: 29	R: 1 E: 1 K: 1 S: 15 H: 3 LOB: 1 BB: 0 P: 23	R: 0 E: 0 K: 1 S: 7 H: 0 LOB: 1 BB: 1 P: 16	R: 0 E: 0 K: 0 S: 10 H: 1 LOB: 2 BB: 1 P: 16	R: 0 E: 0 K: 0 S: 9 H: 0 LOB: 0 BB: 0 P: 11	R: 0 E: 0 K: 0 S: 7 H: 0 LOB: 0 BB: 0 P: 8	R: 0 E: 0 K: 2 S: 8 H: 1 LOB: 0 BB: 0 P: 11	R: 1 E: 0 K: 0 S: 1 H: 1 LOB: 0 BB: 0 P: 1	1B: 7 2B: 2 3B: 0 HR: 3 SF: 1 SAC: 0 DP: 0 HBP: 0						

PITCHER	IP	WLS	BF	H	R	ER	SO	BB	IBB	HBP	BLK	WP	HR	S	P	ERA	WHIP
Barry Zito, L (1, 1) ERA: 4.61	5.0		26	9	5	5	4	3	0	0	0	0	2	62	106	9.00	2.400
Ricardo Rincon, L (6, 1) ERA: 4.81	1.0		5	1	0	0	0	1	0	0	0	0	0	10	16	0.00	2.000
Chad Bradford, R (7, 1) ERA: 4.71	2.0		6	0	0	0	0	0	0	0	0	0	0	16	19	0.00	0.000
58 Justin Duchscherer, R (9, 1) ERA: 3.14	1.0	L	4	2	1	1	2	0	0	0	0	0	1	9	12	9.00	2.000

PITCHER	IP	WLS	BF	H	R	ER	SO	BB	IBB	HBP	BLK	WP	HR	S	P	ERA	WHIP

BOTTOM

Oakland Athletics @ Seattle Mariners

Safeco Field, Seattle, WA

Wed Jul 21 2004, 7:05 PM PDT
Att. 36,181 - Sunny - 76 F

livebaseballscorecards.com

AB	36
R	6
H	12
RBI	5
BB	4
SO	6
LOB	19

WP: 0 PA: 42
PB: 1
SB: 0
CS: 1

Batter	1	2	3	4	5	6	7	8	9	AB	R	H	RBI	BB	SO	LOB
21 Mark Kotsay, L (1, 8) OBP: 0.371, SLG: 0.426	C S B B X 2-2 P4 ①		B B C B C X 3-2 F8 ①		B F X 1-1 G1-3 ①		B S X 1-1 P5 ①		S F B X 1-2 F9 ①	5	0	0	0	0	0	1
Mark McLemore, S (1, 4) OBP: 0.367, SLG: 0.317 Jermaine Dye, R (9, PH) OBP: 0.341, SLG: 0.501	B C B B B 4-1 BB		X 0-0 F8 ②		C X 0-1 3 G6-3 1B		B B B B 4-0 3 1B BB		C X 0-1 P6 ②	2 1	0 0	1 0	0 0	2 0	0 0	0 1
3 Eric Chavez, L (1, 5) OBP: 0.401, SLG: 0.489	C B 1 SAFE 1 SAFE F B F S 2-3 K ②		C B F B X 3-2 1B		D C B B C X 3-2 G6-3 ②③ 1-2f		C B 1 B S B X SAFE 3-2 1-3 G4-6-3 1B		X 0-0 F8 ③	5	0	2	0	0	1	3
Scott Hatteberg, L (1, 3) OBP: 0.370, SLG: 0.451	1 SAFE 1 SAFE B C F B S 2-3 K ③		C B C 1 B X SAFE 2-2 G4-3 ③			B B C X 2-1 7 HR 1B	C B X 1-1 G4-6-3 ②③ 1-2f			4	1	1	0	0	1	4
7 Bobby Crosby, R (1, 6) OBP: 0.329, SLG: 0.470		C B X 1-1 23 E 1B 1B		B X 2-0 HBP 1B		C B C X 1-2 1-H HR		B X 1-1 G1-3 ①		4	1	3	2	0	0	0
Erubiel Durazo, L (1, 10) OBP: 0.385, SLG: 0.502		B F X 1-1 23 E 1-2 1B		X 0-0 P4 ①		C B X 1-1 G3-1 ①		S S B F B F S 2-3 K ②		4	0	1	0	0	1	1
23 Bobby Kielty, S (1, 9) OBP: 0.317, SLG: 0.392		B S X 1-1 E3 17 G4-6-3 1-2 2-3		C F B S 1-3 K ②		C S B B B F B 4-2 BB		B B C B F B 4-2 BB		2	0	0	0	2	1	3
Eric Byrnes, R (1, 7) OBP: 0.334, SLG: 0.456		C B F C 1-3 K ①		1 SAFE 1 SAFE F H 1-1 1-2 HBP		F 1 SAFE X 0-1 F8 ②		B C C 1 SAFE F F S 1-3 K ③		3	0	0	0	0	2	5
17 Adam Melhuse, S (1, 2) OBP: 0.311, SLG: 0.440 Damian Miller, R (9, PH) OBP: 0.353, SLG: 0.462		C D F X 1-2 G4-6-3 ②③ 1-2f		C B X 1-1 G4-3 ③		1 SAFE C C 1 SAFE X 0-2 L9 ③			B F B F B F B X 3-2 1B	3 1	0 0	0 1	0 0	0 0	0 0	6 0
Inning Stats	R: 0 E: 0 K: 2 S: 11 H: 0 LOB: 1 BB: 1 P: 21	R: 0 E: 1 K: 1 S: 12 H: 2 LOB: 2 BB: 0 P: 17	R: 0 E: 0 K: 0 S: 10 H: 1 LOB: 1 BB: 0 P: 18	R: 0 E: 0 K: 1 S: 8 H: 1 LOB: 2 BB: 0 P: 13	R: 0 E: 0 K: 0 S: 7 H: 1 LOB: 0 BB: 0 P: 11	R: 2 E: 0 K: 0 S: 15 H: 2 LOB: 1 BB: 1 P: 23	R: 0 E: 0 K: 0 S: 7 H: 1 LOB: 1 BB: 1 P: 16	R: 0 E: 0 K: 2 S: 14 H: 0 LOB: 1 BB: 1 P: 22	R: 0 E: 0 K: 0 S: 10 H: 1 LOB: 1 BB: 0 P: 14	1B: 8 2B: 0 3B: 0 HR: 1	SF: 0 SAC: 0 DP: 3 HBP: 1					

PITCHER		IP	WLS	BF	H	R	ER	SO	BB	IBB	HBP	BLK	WP	HR	S	P	ERA	WHIP
Ryan Franklin, R ERA: 5.2	(1, 1)	6.0		27	7	2	2	4	2	0	1	0	0	1	63	103	3.00	1.500
George Sherrill, L ERA: 2.25	(7, 1)	1.2		7	1	0	0	1	2	0	0	0	0	0	16	32	0.00	1.800
Shigetoshi Hasegawa, R ERA: 5.53	(8, 1)	0.1	W	1	0	0	0	1	0	0	0	0	0	0	5	6	0.00	0.000
Eddie Guardado, L ERA: 1.87	(9, 1)	1.0	S	4	1	0	0	0	0	0	0	0	0	0	10	14	0.00	1.000

PITCHER	IP	WLS	BF	H	R	ER	SO	BB	IBB	HBP	BLK	WP	HR	S	P	ERA	WHIP

TOP

Oakland Athletics @ Seattle Mariners

Safeco Field, Seattle, WA

Thu Jul 22 2004, 7:05 PM PDT

Att. 30,673 - Sunny - 83 F

livebaseballscorecards.com

AB	34
R	2
H	9
RBI	2
BB	4
SO	6
LOB	24

1B: 8	SF: 0	WP: 0	PA: 39
2B: 0	SAC: 0	PB: 0	
3B: 0	DP: 3	SB: 0	
HR: 1	HBP: 1	CS: 0	

Batter	1	2	3	4	5	6	7	8	9	AB	R	H	RBI	BB	SO	LOB
51 Ichiro Suzuki, L (1, 9) OBP: 0.379, SLG: 0.406	B B B C X 3-1 PB 1B 1B 1B		B B X 2-0 ② F7		C B X 1-1 ② F7		1 SAFE 1 SAFE 0-0 ③ CS 1-2	F X 0-1 ① G3		4	1	1	0	0	0	0
Randy Winn, S (1, 8) OBP: 0.353, SLG: 0.442	1 SAFE C X 0-1 PB 1B 1-2 1B		B B B B 4-0 1B BB		X 0-0 ③ F9			B X 1-0 E6 HR		3	2	1	0	1	0	0
Bret Boone, R (1, 4) OBP: 0.305, SLG: 0.415	B S B X 2-1 ① F6		1 SAFE C X 0-1 BB 1-3 1B			B B B B 4-0 G6-4-3 BB		1 SAFE B F B 1 SAFE 1 SAFE X 2-1 1-H HR		3	1	2	2	1	0	2
Edgar Martinez, R (1, 10) OBP: 0.339, SLG: 0.375	B X 1-0 ② 1-H 2-H 1B		C B F B D B 4-2 1-2 BB			C B F D X 2-2 ① ② G6-4-3 1-2f		F B B X 2-1 ② F8		3	0	1	2	1	0	1
Raul Ibanez, L (1, 7) OBP: 0.317, SLG: 0.482	C B T S 1-3 ③ K		B B B C S X 3-2 ③ G4-3			C X 0-1 FC6-4 1B		B C F B B X 3-2 ③ F8		4	0	1	0	0	1	3
Bucky Jacobsen, R (1, 3) OBP: 0.452, SLG: 0.667 Jolbert Cabrera, R (9, 5) OBP: 0.324, SLG: 0.420		B C S S 1-3 ① K		X 0-0 ① G5-3		C B B C F F X 2-2 ③ FC6-4 1-2f				3 0	0 0	0 0	0 0	0 0	1 0	1 0
Scott Spiezio, S (1, 5) OBP: 0.286, SLG: 0.365 (9, 3)		F X 0-1 ② G6-3		B F B X 2-1 ② G4-3			X 0-0 ① G6-3			3	0	0	0	0	0	0
Dan Wilson, R (1, 2) OBP: 0.303, SLG: 0.332		C S B C 1-3 ③ K		F B X 1-1 ③ F7			C X 0-1 ② L5			3	0	0	0	0	1	0
16 Willie Bloomquist, R (1, 6) OBP: 0.277, SLG: 0.309			F X 0-1 ① F8		B F X 1-1 ① F8		B F B X 2-1 51 CS 1B			3	0	1	0	0	0	0
Inning Stats	R: 2 E: 0 K: 1 S: 10 H: 3 LOB: 0 BB: 0 P: 17	R: 0 E: 0 K: 2 S: 8 H: 0 LOB: 0 BB: 0 P: 10	R: 0 E: 0 K: 0 S: 10 H: 1 LOB: 3 BB: 2 P: 23	R: 0 E: 0 K: 0 S: 5 H: 0 LOB: 0 BB: 0 P: 8	R: 0 E: 0 K: 0 S: 5 H: 0 LOB: 0 BB: 0 P: 7	R: 0 E: 0 K: 0 S: 10 H: 1 LOB: 1 BB: 1 P: 18	R: 0 E: 0 K: 0 S: 5 H: 1 LOB: 0 BB: 0 P: 7	R: 2 E: 1 K: 0 S: 10 H: 1 LOB: 0 BB: 0 P: 18		1B: 6 2B: 0 3B: 0 HR: 1	SF: 0 SAC: 0 DP: 1 HBP: 0					

PITCHER	IP	WLS	BF	H	R	ER	SO	BB	IBB	HBP	BLK	WP	HR	S	P	ERA	WHIP
Mark Redman, L (1, 1) ERA: 4.76	8.0	L	32	7	4	2	3	3	0	0	0	0	1	63	108	2.25	1.250

PITCHER	IP	WLS	BF	H	R	ER	SO	BB	IBB	HBP	BLK	WP	HR	S	P	ERA	WHIP

BOTTOM

Oakland Athletics @ Seattle Mariners

Safeco Field, Seattle, WA

Thu Jul 22 2004, 7:05 PM PDT

Att. 30,673 - Sunny - 83 F

livebaseballscorecards.com

AB	29
R	4
H	7
RBI	4
BB	3
SO	3
LOB	7

1B: 6 2B: 0 3B: 0 HR: 1 SF: 0 SAC: 0 DP: 1 HBP: 0

WP: 0 PB: 1 SB: 0 CS: 1 PA: 33

Texas Rangers @ Oakland Athletics

Network Associates Coliseum, Oakland, CA

Fri Jul 23 2004, 10:05 PM EDT

Att. 26,146 - Unknown - 66 F

TOP

livebaseballscorecards.com

Batter	1	2	3	4	5	6	7	8	9	AB	R	H	RBI	BB	SO	LOB
Eric Young Sr., R (1, 10) OBP: 0.413, SLG: 0.403	1-2 FC6-5-4 2B		1-1 10 WP 2-H 3-H 2B		3-2 G4-3	4-2 BB		4-1 10 1B 1-2 2-3 BB		3	0	2	2	2	0	1
10 Michael Young, R (1, 6) OBP: 0.372, SLG: 0.495	2-0 G6-3		1-0 G6-3 2-3			0-0 1B 9 1B 1B 0-1 P4		1-1 1-2 2-3 3-H 1B		5	1	2	1	0	0	4
Alfonso Soriano, R (1, 4) OBP: 0.333, SLG: 0.482	0-0 FC6-5-4 23 PO 2-3		1-2 F9			1 SAFE 1 SAFE 1-3 K	4-2 23 CS HBP	0-3 K		4	0	0	0	0	2	6
23 Mark Teixeira, S (1, 3) OBP: 0.369, SLG: 0.572	1 SAFE 1 SAFE 1-0 PO 1-2	1-2 G1-3		1-3 K		1-2 L6	1 SAFE 1-2 G3 1-2		2-3 K	5	0	0	0	0	2	2
Brian Jordan, R (1, 9) OBP: 0.226, SLG: 0.167		0-1 P3		1-0 P4		1 SAFE 1 SAFE 1 SAFE 0-2 9 1B 1-3 1B 1B	0-1 F8		1-2 G5-3	5	1	1	0	0	0	0
9 Hank Blalock, L (1, 5) OBP: 0.365, SLG: 0.561		3-3 K		0-3 K		2-1 1B HR 1-3 3-H 1B		0-2 BB 10 1B 2B	2-2 F7	5	2	2	1	0	2	0
Gary Matthews, S (1, 8) OBP: 0.355, SLG: 0.490			2-2 SH5-4 1B 2B 1B		0-1 G5-3	3-2 HR 1-2 3-H 1B		4-2 10 1B BB BB		3	2	2	1	1	0	0
Kevin Mench, R (1, 7) OBP: 0.316, SLG: 0.523			1 SAFE 0-2 SH5-4 1-2 2B 1B		1-0 G4-3 HBP	0-0 1-H 2-H HR		0-2 F7		3	2	2	3	0	0	2
Rod Barajas, R (1, 2) OBP: 0.283, SLG: 0.521			0-1 SH5-4 1-2 2-3		1-1 G4-3 1-2	2-1 2B		1-2 P5		3	0	1	0	0	0	3

	AB	36
	R	8
	H	12
	RBI	8
	BB	3
	SO	6
	LOB	18

Inning Stats	1	2	3	4	5	6	7	8	9	1B: 7	SF: 0	WP: 1	PA: 43
	R: 0 E: 0 K: 0 S: 5	R: 0 E: 0 K: 1 S: 8	R: 2 E: 0 K: 0 S: 14	R: 0 E: 0 K: 2 S: 7	R: 0 E: 0 K: 0 S: 8	R: 5 E: 0 K: 1 S: 24	R: 0 E: 0 K: 0 S: 8	R: 1 E: 0 K: 1 S: 19	R: 0 E: 0 K: 1 S: 10	2B: 4	SAC: 1	PB: 0	
	H: 1 LOB: 0 BB: 0 P: 9	H: 0 LOB: 0 BB: 0 P: 12	H: 3 LOB: 1 BB: 0 P: 19	H: 0 LOB: 0 BB: 0 P: 9	H: 0 LOB: 0 BB: 0 P: 13	H: 6 LOB: 2 BB: 1 P: 37	H: 0 LOB: 0 BB: 0 P: 13	H: 2 LOB: 3 BB: 2 P: 29	H: 0 LOB: 0 BB: 0 P: 15	3B: 0 HR: 1	DP: 0 HBP: 2	SB: 0 CS: 1	

PITCHER	IP	WLS	BF	H	R	ER	SO	BB	IBB	HBP	BLK	WP	HR	S	P	ERA	WHIP
Mark Mulder, L (1, 1) ERA: 3.51	6.0	L	29	10	7	7	4	1	0	1	0	1	1	66	99	10.50	1.833
Justin Lehr, R (7, 1) ERA: 5.17	2.0		10	2	1	1	1	2	0	1	0	0	0	27	42	4.50	2.000
Jim Mecir, R (9, 1) ERA: 4.75	1.0		3	0	0	0	1	0	0	0	0	0	0	10	15	0.00	0.000

PITCHER	IP	WLS	BF	H	R	ER	SO	BB	IBB	HBP	BLK	WP	HR	S	P	ERA	WHIP

Batter	1	2	3	4	5	6	7	8	9	AB	R	H	RBI	BB	SO	LOB
21 Mark Kotsay, L (1, 8) OBP: 0.376, SLG: 0.429	BBBB 4-0 3 BB BB		BFFFFBFFX 2-2 HR 1B		FX 0-1 ① SH1-3 2-3		CBX 1-1 E7 1B			2	1	2	0	1	0	0
Eric Byrnes, R (1, 7) OBP: 0.333, SLG: 0.464	BCFT1SBS SAFE 2-3 ① K		CBX 1-1 1-H HR		X 0-0 ② SF8 3-H		FBX 1-1 ③ F7			3	1	1	3	0	1	2
3 Eric Chavez, L (1, 5) OBP: 0.403, SLG: 0.487	1 SAFE CFFBT1BB SAFE 4-2 1 SAFE FB G5-4-3 1-2 BB		CSBBBBX 3-2 CS 1B		SCBBBBC 3-3 ③ K			X 0-0 ① F9		3	0	1	0	1	1	0
Jermaine Dye, R (1, 9) OBP: 0.340, SLG: 0.499	CBBBX 3-1 ②③ G5-4-3 1-2f		CBBDCF1SAFE1SAFEX 3-2 ② 1-2 1B			BCFS 1-3 ① K		CSS 0-3 ② K		4	0	1	0	0	2	2
Scott Hatteberg, L (1, 3) OBP: 0.372, SLG: 0.450		CH 1-1 23 G5-4-3 HBP	X 0-0 ③ P6			BCX 1-1 1B		BX 1-0 F9		3	0	1	0	0	0	1
23 Bobby Kielty, S (1, 10) OBP: 0.311, SLG: 0.383		X 0-0 ①② G5-4-3 1-2f		BSBFFC 2-3 ① K		BC1SAFEX 1-1 ② F8			FBFFBX 2-2 ① G3	4	0	0	0	0	1	2
7 Bobby Crosby, R (1, 6) OBP: 0.331, SLG: 0.469	BBBCCB 4-2 BB		CBTBFFBX 3-2 ② G6-3			FBBFX 2-2 ③ G4-3			CSBX 1-2 1B	3	0	1	0	1	0	1
Damian Miller, R (1, 2) OBP: 0.348, SLG: 0.455	BCBBBFX 3-2 ③ L4		BCBBBCS 3-3 ③ K				CBX 1-1 ① L6		X 0-0 ② L9	4	0	0	0	0	1	2
Marco Scutaro, R (1, 4) OBP: 0.300, SLG: 0.375			CBBBBCX 3-2 ① F9		BBX 2-0 21 SH1-3 SF8 2B		FSX 0-2 ② G5-3		X 0-0 ③ P4	4	1	1	0	0	0	1
Inning Stats	R: 0 E: 0 K: 1 S: 11 H: 0 LOB: 1 BB: 2 P: 24	R: 0 E: 0 K: 0 S: 7 H: 0 LOB: 1 BB: 1 P: 15	R: 2 E: 0 K: 0 S: 19 H: 4 LOB: 1 BB: 0 P: 31	R: 0 E: 0 K: 2 S: 11 H: 0 LOB: 0 BB: 0 P: 19	R: 1 E: 0 K: 1 S: 7 H: 1 LOB: 0 BB: 0 P: 12	R: 0 E: 0 K: 1 S: 10 H: 1 LOB: 1 BB: 0 P: 15	R: 0 E: 1 K: 0 S: 9 H: 1 LOB: 1 BB: 0 P: 12	R: 0 E: 0 K: 1 S: 5 H: 0 LOB: 0 BB: 0 P: 6	R: 0 E: 0 K: 0 S: 9 H: 1 LOB: 1 BB: 0 P: 12	1B: 6 2B: 1 3B: 0 HR: 1 SF: 1 SAC: 1 DP: 2 HBP: 1						

PITCHER	IP	WLS	BF	H	R	ER	SO	BB	IBB	HBP	BLK	WP	HR	S	P	ERA	WHIP
Kenny Rogers, L (1, 1) ERA: 4.36	5.2	W	24	6	3	3	5	3	0	1	0	0	1	62	111	4.76	1.588
50 Frank Francisco, R (6, 1) ERA: 4.33	1.1		5	1	0	0	0	0	0	0	0	0	0	12	17	0.00	0.750
32 Ron Mahay, L (8, 1) ERA: 2.77	1.0		3	0	0	0	1	0	0	0	0	0	0	5	6	0.00	0.000
Carlos Almanzar, R (9, 1) ERA: 3.35	1.0		4	1	0	0	0	0	0	0	0	0	0	9	12	0.00	1.000

PITCHER	IP	WLS	BF	H	R	ER	SO	BB	IBB	HBP	BLK	WP	HR	S	P	ERA	WHIP

BOTTOM

Texas Rangers @ Oakland Athletics

Network Associates Coliseum, Oakland, CA

Fri Jul 23 2004, 10:05 PM EDT

Att. 26,146 - Unknown - 66 F

livebaseballscorecards.com

AB	30
R	3
H	8
RBI	3
BB	3
SO	6
LOB	11

WP: 0 PB: 0 SB: 0 CS: 1 PA: 36

Texas Rangers @ Oakland Athletics

Network Associates Coliseum, Oakland, CA

Sat Jul 24 2004, 4:05 PM EDT

Att. 25,124 - Overcast - 68 F

TOP

livebaseballscorecards.com

Batter	1	2	3	4	5	6	7	8	9	AB	R	H	RBI	BB	SO	LOB
10 Michael Young, R (1, 6) OBP: 0.370, SLG: 0.490	C B C X 1-2 L6 ①	B X 1-0 G1-6-3 ② ③ 1-2f			B B B B 4-0 SF8 9 G3 BB		C F F B 1 SAFE B 1 SAFE X 1-2 G1-3 ②		B B S S F S 2-3 K ③	4	0	0	0	1	1	3
9 Hank Blalock, L (1, 5) OBP: 0.364, SLG: 0.557	B B B C B 4-1 G3 BB BB		F B B X 2-1 F8 ①		X 0-0 G3 ① 1-2 2-3		X 0-0 G4-3 ③			3	0	0	0	1	0	3
Alfonso Soriano, R (1, 4) OBP: 0.332, SLG: 0.480	B B C B B 4-1 G3 1-2 BB		C F X 0-2 P3 ②		B F B F X 2-2 SF8 ② 2-3 3-H			C B X 1-1 F7 ①		2	0	0	1	1	0	0
Brad Fullmer, L (1, 10) OBP: 0.310, SLG: 0.442	B C S B B X 3-2 G3 ② 1-2 2-3		B B X 2-0 P6 ③		B B X 2-0 G6-3 ③			B C F B B B 4-2 23 1B BB		3	0	0	0	1	0	3
23 Mark Teixeira, S (1, 3) OBP: 0.373, SLG: 0.583	C B S B F B F B 4-2 BB			F C D B X 2-2 HR		C F B F S 2-3 K ①		B B C B 1 SAFE X 3-1 FC6-4 1-2 1B		3	1	2	1	1	1	0
Laynce Nix, L (1, 8) OBP: 0.337, SLG: 0.561	F B C S 1-3 K ③			C S B S 1-3 K ①		F B S F B B X 3-2 F7 ②		X 0-0 F7 ②		4	0	0	0	0	2	5
Gary Matthews, S (1, 9) OBP: 0.353, SLG: 0.490		C X 0-1 15 SH1-3 2B		S B S S B B X 3-2 G4-3 ②		C S S 0-3 K ③		B B X 2-0 FC6-4 ③ 1-2f		4	0	1	0	0	1	2
15 Gerald Laird, R (1, 2) OBP: 0.363, SLG: 0.341		X 0-0 SH1-3 ① 2-3		C B B F B X 3-2 F9 ③			C S F C 0-3 K ①		B C C S 1-3 K ①	3	0	0	0	0	2	0
David Dellucci, L (1, 7) OBP: 0.344, SLG: 0.458		B B B S S B 4-2 10 G1-6-3 BB			X 0-0 9 G3 SF8 2B		B C F B B B 4-2 10 G1-3 BB		C C C 0-3 K ②	2	1	1	0	2	1	0
Inning Stats	R: 0 E: 0 K: 1 S: 15 H: 0 LOB: 3 BB: 3 P: 32	R: 0 E: 0 K: 0 S: 6 H: 1 LOB: 1 BB: 1 P: 11	R: 0 E: 0 K: 0 S: 6 H: 0 LOB: 0 BB: 0 P: 10	R: 1 E: 0 K: 1 S: 12 H: 1 LOB: 0 BB: 0 P: 21	R: 1 E: 0 K: 0 S: 6 H: 1 LOB: 1 BB: 1 P: 14	R: 0 E: 0 K: 2 S: 11 H: 0 LOB: 0 BB: 0 P: 16	R: 0 E: 0 K: 1 S: 11 H: 0 LOB: 1 BB: 1 P: 16	R: 0 E: 0 K: 0 S: 8 H: 1 LOB: 2 BB: 1 P: 18	R: 0 E: 0 K: 3 S: 10 H: 0 LOB: 0 BB: 0 P: 13	1B: 1 2B: 2 3B: 0 HR: 1 SF: 1 SAC: 1 DP: 1 HBP: 0						WP: 0 PB: 0 SB: 0 CS: 0 PA: 37	

	AB	28
	R	2
	H	4
	RBI	2
	BB	7
	SO	8
	LOB	16

PITCHER		IP	WLS	BF	H	R	ER	SO	BB	IBB	HBP	BLK	WP	HR	S	P	ERA	WHIP
Kirk Saarloos, R ERA: 2.86	(1, 1)	5.0	W	22	3	2	2	2	5	0	0	0	0	1	45	88	3.60	1.600
58 Justin Duchscherer, R ERA: 3.0	(6, 1)	2.2	H	11	1	0	0	3	2	0	0	0	0	0	29	47	0.00	1.125
Jim Mecir, R ERA: 4.7	(8, 1)	0.1	H	1	0	0	0	0	0	0	0	0	0	0	1	3	0.00	0.000
Octavio Dotel, R ERA: 3.83	(9, 1)	1.0		3	0	0	0	3	0	0	0	0	0	0	10	13	0.00	0.000

PITCHER	IP	WLS	BF	H	R	ER	SO	BB	IBB	HBP	BLK	WP	HR	S	P	ERA	WHIP

Batter	1	2	3	4	5	6	7	8	9	AB	R	H	RBI	BB	SO	LOB
21 Mark Kotsay, L (1, 8) OBP: 0.379, SLG: 0.449	B C B F F X 2-2 3 G3-1 1B		B X 1-0 2-H HR		B B F X 2-1 HR	C B F X 1-2 ③ G6-3		B X 1-0 ③ L8		5	2	3	3	0	0	3
Mark McLemore, S (1, 4) OBP: 0.364, SLG: 0.310	B 1 SAFE 1 SAFE C X 1-1 ① F7		C B B X 2-1 ② G5-3		X 0-0 ① F7		C B B C F B B 4-2 3 HR BB			3	1	0	0	1	0	1
3 Eric Chavez, L (1, 5) OBP: 0.401, SLG: 0.496	B F F F B 1 SAFE X 2-2 ② G3-1 1-2		F F F B F C 1-3 ③ K		C X 0-1 ② L9		C C 1 SAFE 1 SAFE B F B F F 2-2 X 1-H HR			4	1	1	2	0	1	1
Jermaine Dye, R (1, 9) OBP: 0.342, SLG: 0.499	B C B B C X 3-2 ③ G6-3			B S B B F X 3-2 2B SF7 1B	C C B B X 2-2 2B 1B		X 0-0 ① G6-3			4	1	2	0	0	0	1
Scott Hatteberg, L (1, 3) OBP: 0.373, SLG: 0.457		C B B X 2-1 ① F9		X 0-0 1-3 2B	B 1 SAFE B B C X 3-1 ③ 1-H 2B		C B B X 2-1 ② G6-3			4	0	2	0	0	0	0
Erubiel Durazo, L (1, 10) OBP: 0.383, SLG: 0.496		X 0-0 ② F7		B B C D F B 4-2 BB		C B S S 1-3 ① K	B X 1-0 ③ G3-1			3	0	0	0	1	1	0
7 Bobby Crosby, R (1, 6) OBP: 0.330, SLG: 0.470		C S B B F F B F B X 3-2 ③ F7		B C B S X 2-2 ① F6		B B X 2-0 17 G4-1 2B		C B B B F X 3-2 ① G1-3		4	0	1	0	0	0	3
Eric Byrnes, R (1, 7) OBP: 0.332, SLG: 0.461			C X 0-1 ① P6	C X 0-1 ② SF7 3-H		H 1-0 17 G4-1 HBP		X 0-0 ② P5		2	0	0	1	0	0	0
17 Adam Melhuse, S (1, 2) OBP: 0.317, SLG: 0.451			S C X 0-2 21 HR 2B	B S X 1-1 ③ G4-3		C X 0-1 ② G4-1 1-2 2-3		X 0-0 1B		4	1	2	0	0	0	4
Inning Stats	R: 0 E: 0 K: 0 S: 13 H: 1 LOB: 1 BB: 0 P: 21	R: 0 E: 0 K: 0 S: 9 H: 0 LOB: 0 BB: 0 P: 14	R: 2 E: 0 K: 1 S: 13 H: 2 LOB: 0 BB: 0 P: 17	R: 1 E: 0 K: 0 S: 13 H: 2 LOB: 2 BB: 1 P: 23	R: 1 E: 0 K: 0 S: 10 H: 3 LOB: 2 BB: 0 P: 17	R: 0 E: 0 K: 1 S: 9 H: 1 LOB: 2 BB: 0 P: 14	R: 2 E: 0 K: 0 S: 13 H: 1 LOB: 0 BB: 1 P: 22	R: 0 E: 0 K: 0 S: 6 H: 1 LOB: 1 BB: 0 P: 10		1B: 4 2B: 4 3B: 0 HR: 3 SF: 1 SAC: 0 DP: 0 HBP: 1						

PITCHER		IP	WLS	BF	H	R	ER	SO	BB	IBB	HBP	BLK	WP	HR	S	P	ERA	WHIP
R.A. Dickey, R ERA: 5.78	(1, 1)	5.1	L	24	8	4	4	2	1	0	0	0	0	2	61	96	6.75	1.688
Doug Brocail, R ERA: 8.22	(6, 1)	0.0		2	1	0	0	0	0	0	1	0	0	0	1	4	∞	∞
Brian Shouse, L ERA: 3.48	(6, 1)	1.2		7	1	2	2	0	1	0	0	0	0	1	18	28	10.80	1.200
56 Rosman Garcia, R ERA: 4.5	(8, 1)	1.0		4	1	0	0	0	0	0	0	0	0	0	6	10	0.00	1.000

PITCHER	IP	WLS	BF	H	R	ER	SO	BB	IBB	HBP	BLK	WP	HR	S	P	ERA	WHIP

BOTTOM

Texas Rangers @ Oakland Athletics

Network Associates Coliseum, Oakland, CA

Sat Jul 24 2004, 4:05 PM EDT

Att. 25,124 - Overcast - 68 F

livebaseballscorecards.com

AB	33
R	6
H	11
RBI	6
BB	2
SO	2
LOB	13

1B: 4 SF: 1
2B: 4 SAC: 0
3B: 0 DP: 0
HR: 3 HBP: 1

WP: 0 PA: 37
PB: 0
SB: 0
CS: 0

Texas Rangers @ Oakland Athletics

Network Associates Coliseum, Oakland, CA

Sun Jul 25 2004, 4:05 PM EDT

Att. 25,354 - Sunny - 71 F

TOP

livebaseballscorecards.com

Batter	1	2	3	4	5	6	7	8	9	AB	R	H	RBI	BB	SO	LOB
10 Michael Young, R (1, 6) OBP: 0.371, SLG: 0.496	C S B X 1-2 P6 ①		B C C B B B 4-2 9 BB BB		T B D B B X 3-1 1-H HR		B S X 1-1 G4-3 ②			3	1	1	2	1	0	0
9 Hank Blalock, L (1, 5) OBP: 0.363, SLG: 0.553	F C S 0-3 K ②		B C B S B F B 4-2 1-2 BB		B S F B X 2-2 F9 ①		F B B X 2-1 G3 ③			3	0	0	0	1	1	0
Alfonso Soriano, R (1, 4) OBP: 0.329, SLG: 0.475	B B B F C S 3-3 K ③		F B X 1-1 L4 ②		B B B C S X 3-2 F9 ②			C B X 1-1 G4-3 ①		4	0	0	0	0	1	2
23 Mark Teixeira, S (1, 3) OBP: 0.369, SLG: 0.575		S F F B F F F B B 3-2 X G4-3 ①	B B D C C F C X 3-2 F8 ③		B F F X 1-2 G3-1 ③			B B X 2-0 G4-3 ②		4	0	0	0	0	0	2
Laynce Nix, L (1, 8) OBP: 0.330, SLG: 0.549		F C F S 0-3 K ②		C B F F F F B C 2-3 K ①		F F S 0-3 K ①		B X 1-0 G5-3 ③		4	0	0	0	0	3	0
Eric Young Sr., R (1, 10) OBP: 0.415, SLG: 0.399		B C B B B 4-1 S BB		C B F X 1-2 G5-3 ②		B B B C B 4-1 BB			X 0-0 P4 ①	2	0	0	0	2	0	0
Gary Matthews, S (1, 9) OBP: 0.356, SLG: 0.494		B B B B 4-0 1-2 BB	B C F B B X 3-2 2B			B F C D X 2-2 F7 ②			C F B B X 2-2 L7 ②	3	0	1	0	1	0	1
Kevin Mench, R (1, 7) OBP: 0.311, SLG: 0.515		B C B B F F F F X 3-2 F7 ③	B F S X 1-2 G4-3 ③			B B F X 2-1 L8 ③			C F B B X 2-2 F9 ③	4	0	0	0	0	0	4
Rod Barajas, R (1, 2) OBP: 0.283, SLG: 0.516			C S X 0-2 P3 ①		C S B B F B B 4-2 10 HR BB		C F B F X 1-2 G3 ①			2	1	0	0	1	0	0
Inning Stats	R: 0 E: 0 K: 2 S: 9 H: 0 LOB: 0 BB: 0 P: 13	R: 0 E: 0 K: 1 S: 18 H: 0 LOB: 2 BB: 2 P: 32	R: 0 E: 0 K: 0 S: 14 H: 0 LOB: 2 BB: 2 P: 26	R: 0 E: 0 K: 1 S: 14 H: 1 LOB: 1 BB: 0 P: 21	R: 2 E: 0 K: 0 S: 14 H: 1 LOB: 0 BB: 1 P: 27	R: 0 E: 0 K: 1 S: 9 H: 0 LOB: 1 BB: 1 P: 17	R: 0 E: 0 K: 0 S: 8 H: 0 LOB: 0 BB: 0 P: 12	R: 0 E: 0 K: 0 S: 4 H: 0 LOB: 0 BB: 0 P: 8	R: 0 E: 0 K: 0 S: 7 H: 0 LOB: 0 BB: 0 P: 11	1B: 0 2B: 1 3B: 0 HR: 1 SF: 0 SAC: 0 DP: 0 HBP: 0							

	AB	29
	R	2
	H	2
	RBI	2
	BB	6
	SO	5
	LOB	9

WP: 0 PB: 0 SB: 1 CS: 0 PA: 35

PITCHER		IP	WLS	BF	H	R	ER	SO	BB	IBB	HBP	BLK	WP	HR	S	P	ERA	WHIP
40 Rich Harden, R ERA: 3.97	(1, 1)	5.0	W	22	2	2	2	4	5	0	0	0	0	1	69	119	3.60	1.400
Justin Lehr, R ERA: 4.86	(6, 1)	1.0		4	0	0	0	1	1	0	0	0	0	0	9	17	0.00	1.000
Chad Bradford, R ERA: 4.5	(7, 1)	2.0		6	0	0	0	0	0	0	0	0	0	0	12	20	0.00	0.000
Ricardo Rincon, L ERA: 4.62	(9, 1)	1.0		3	0	0	0	0	0	0	0	0	0	0	7	11	0.00	0.000

PITCHER		IP	WLS	BF	H	R	ER	SO	BB	IBB	HBP	BLK	WP	HR	S	P	ERA	WHIP

Texas Rangers @ Oakland Athletics

Network Associates Coliseum, Oakland, CA

Sun Jul 25 2004, 4:05 PM EDT

Att. 25,354 - Sunny - 71 F

livebaseballscorecards.com

BOTTOM

Batter	1	2	3	4	5	6	7	8	9	AB	R	H	RBI	BB	SO	LOB
21 Mark Kotsay, L (1, 8) OBP: 0.384, SLG: 0.461	X 0-0 ① F7	X 0-0 1B		X 0-0 HR		F F B B B B 4-2 3 FC4 1B BB	B X 1-0 1-3 2-H 3-H 1B			4	1	3	3	1	0	0
Mark McLemore, S (1, 4) OBP: 0.359, SLG: 0.306 Marco Scutaro, R (8, 4) OBP: 0.300, SLG: 0.375	B F F B F B X 3-2 ② G6-3	D 1 SAFE 1 SAFE B X 2-0 ① F9		B C B B F C 3-3 ③ K		B X 1-0 3 FC4 1-2 1B	C C S 0-3 ③ K			5 0	0 0	1 0	0 0	0 0	2 0	3 0
3 Eric Chavez, L (1, 5) OBP: 0.401, SLG: 0.504	C B X 1-1 HR	B F B X 2-1 ② P6			C B B X 2-1 ① P5	B B C F X 2-2 ② FC4 1-2f 2-3		B B B C B 4-1 G4-3 G2-3 BB		4	1	1	1	1	0	3
Jermaine Dye, R (1, 9) OBP: 0.340, SLG: 0.495	B C B S B X 3-2 1B 1B 1B	B C B D F X 3-2 ③ G5-3			F B B X 2-1 ② G5-3	1 SAFE X 0-0 ③ L8		B B F C X 2-2 ① G2-3 1-2		5	1	1	0	0	0	4
Scott Hatteberg, L (1, 3) OBP: 0.379, SLG: 0.463	X 0-0 1B 1-2 1B	C B B F B X 3-2 F9-3 1B			B B X 2-0 HR 1B		C B B X 2-1 BB 7 BB 21 1B 1B	C X 0-1 ② G4-3 2-3		5	2	4	0	0	0	1
Erubiel Durazo, L (1, 10) OBP: 0.383, SLG: 0.505	D C B B F X 3-2 1-3 2-H 1B	C B B X 2-1 ① ② F9-3 1-1			C B B B C F F X 3-2 1-H HR		C C B D S 2-3 ① K	B F B F S 2-3 ③ K		5	1	2	3	0	2	3
7 Bobby Crosby, R (1, 6) OBP: 0.332, SLG: 0.468	C C B F T 1-2 ③ K	B C B C S 2-3 ③ K			B B F X 2-1 1B		B B B C B 4-1 BB 21 1B 1-2 BB			3	1	1	0	1	2	2
Damian Miller, R (1, 2) OBP: 0.346, SLG: 0.449		F B B T B B 4-2 HR BB		S B X 1-1 ① G6-3	F B 1 F B B S SAFE 3-3 ③ K		B B C F X 2-2 ② L9			3	1	0	0	1	1	3
Eric Byrnes, R (1, 7) OBP: 0.334, SLG: 0.470		X 0-0 1-H HR		C F B S 1-3 ② K		B X 1-0 ① G5-3	F B B B F B 4-2 21 1B 1-2 2-3 BB			3	1	1	2	1	1	0
Inning Stats	R: 2 E: 0 K: 1 S: 18 H: 4 LOB: 2 BB: 0 P: 29	R: 2 E: 0 K: 0 S: 10 H: 2 LOB: 1 BB: 1 P: 21	R: 0 E: 0 K: 1 S: 8 H: 1 LOB: 0 BB: 0 P: 15	R: 1 E: 0 K: 2 S: 9 H: 1 LOB: 0 BB: 0 P: 14	R: 2 E: 0 K: 1 S: 15 H: 3 LOB: 1 BB: 0 P: 29	R: 0 E: 0 K: 0 S: 8 H: 1 LOB: 2 BB: 1 P: 16	R: 2 E: 0 K: 2 S: 15 H: 2 LOB: 2 BB: 2 P: 30	R: 0 E: 0 K: 1 S: 10 H: 0 LOB: 1 BB: 1 P: 18		1B: 10 2B: 1 3B: 0 HR: 4		SF: 0 SAC: 0 DP: 1 HBP: 0				

	AB	37
	R	9
	H	14
	RBI	9
	BB	5
	SO	8
	LOB	19

PITCHER		IP	WLS	BF	H	R	ER	SO	BB	IBB	HBP	BLK	WP	HR	S	P	ERA	WHIP
John Wasdin, R ERA: 7.65	(1, 1)	4.2	L	25	11	7	7	4	1	0	0	0	0	4	57	102	13.50	2.571
56 Rosman Garcia, R ERA: 6.75	(5, 1)	2.0		11	2	2	2	2	3	0	0	0	0	0	22	47	9.00	2.500
Brian Shouse, L ERA: 3.27	(7, 1)	1.1		6	1	0	0	2	1	0	0	0	0	0	14	23	0.00	1.500

PITCHER	IP	WLS	BF	H	R	ER	SO	BB	IBB	HBP	BLK	WP	HR	S	P	ERA	WHIP

Batter	1	2	3	4	5	6	7	8	9	AB	R	H	RBI	BB	SO	LOB
51 Ichiro Suzuki, L (1, 9) OBP: 0.381, SLG: 0.407	F7	1B		CS 1B			1B BB	G4-3		5	0	3	1	0	0	2
Randy Winn, S (1, 8) OBP: 0.357, SLG: 0.443	P4	SAFE 1B SAFE F8		1-2			K		G6-3 DI BB	4	0	1	0	1	1	2
Bret Boone, R (1, 4) OBP: 0.303, SLG: 0.407	G6-3		K	CS 2-3	CS		1B BB 1-2		K 1-2	4	0	1	0	1	2	1
Edgar Martinez, R (1, 10) OBP: 0.345, SLG: 0.384		1B 2B	FC6-4 BB		P3		G4-3 1B 1-2 2-3		G6-3 2-3	4	1	2	0	1	0	2
Raul Ibanez, L (1, 7) OBP: 0.318, SLG: 0.467	SH1-3 16 2B BB 1B 2-H	FC6-4 1-2f			SAFE SAFE K		G4-3 1-2f		K	5	1	1	1	0	2	6
Bucky Jacobsen, R (1, 3) OBP: 0.419, SLG: 0.618	SAFE SH1-3 16 2B BB 1-2	K	SAFE		SAFE CS 1-2	F8		CS FC6-4 1B		3	1	1	0	1	1	1
Dan Wilson, R (1, 2) OBP: 0.301, SLG: 0.326	SH1-3 1-2 2-3		P3			BB		FC6-4 16 1B 1-2f		2	0	0	0	1	0	1
Justin Leone, R (1, 5) OBP: 0.320, SLG: 0.477	G5-3		HR			F7		K		4	1	1	1	0	1	4
16 Willie Bloomquist, R (1, 6) OBP: 0.278, SLG: 0.317	51 1B 2B 2-H 3-H		G6-3			F8		1B 1-2		4	1	2	2	0	0	1
Inning Stats	R: 0 E: 0 K: 0 S: 4 H: 0 LOB: 0 BB: 0 P: 4	R: 4 E: 0 K: 0 S: 17 H: 4 LOB: 1 BB: 1 P: 33	R: 0 E: 0 K: 2 S: 9 H: 0 LOB: 1 BB: 1 P: 15	R: 1 E: 0 K: 0 S: 10 H: 3 LOB: 1 BB: 0 P: 18	R: 0 E: 0 K: 1 S: 10 H: 1 LOB: 0 BB: 0 P: 17	R: 0 E: 0 K: 0 S: 9 H: 0 LOB: 1 BB: 1 P: 17	R: 0 E: 0 K: 1 S: 9 H: 2 LOB: 2 BB: 1 P: 19	R: 0 E: 0 K: 1 S: 15 H: 2 LOB: 2 BB: 0 P: 21	R: 0 E: 0 K: 2 S: 9 H: 0 LOB: 1 BB: 1 P: 13	1B: 9 2B: 2 3B: 0 HR: 1 SF: 0 SAC: 1 DP: 1 HBP: 0						

TOP

Seattle Mariners @ Oakland Athletics

Network Associates Coliseum, Oakland, CA

Mon Jul 26 2004, 10:05 PM EDT

Att. 17,396 - Sunny - 62 F

livebaseballscorecards.com

AB	35
R	5
H	12
RBI	5
BB	5
SO	7
LOB	20

WP: 0 PB: 0 SB: 0 CS: 2 PA: 43

PITCHER		IP	W/L/S	BF	H	R	ER	SO	BB	IBB	HBP	BLK	WP	HR	S	P	ERA	WHIP
Barry Zito, L ERA: 4.74	(1, 1)	6.0	W	27	8	5	5	3	3	0	0	0	0	1	59	104	7.50	1.833
Ricardo Rincon, L ERA: 4.44	(7, 1)	1.0		5	2	0	0	1	1	0	0	0	0	0	9	19	0.00	3.000
Jim Mecir, R ERA: 4.55	(8, 1)	1.0		5	2	0	0	1	0	0	0	0	0	0	15	21	0.00	2.000
Octavio Dotel, R ERA: 3.76	(9, 1)	1.0		4	0	0	0	2	1	0	0	0	0	0	9	13	0.00	1.000

Batter	1	2	3	4	5	6	7	8	9	AB	R	H	RBI	BB	SO	LOB
21 Mark Kotsay, L (1, 8) OBP: 0.386, SLG: 0.462	B B B C C X 3-2 G3-1 ①	B B B C X 3-1 F9 ③		C B B B F B 4-2 7 BB 3 1B 1-2 2-3 3-H BB	B X 1-0 SF8 ② 3-H	X 0-0 3 SF8 7 FC5-2 1-2 2-3 1B		F X 0-1 3 G4-3 G1-3 2B 1B		4	2	2	2	1	0	2
7 Bobby Crosby, R (1, 6) OBP: 0.332, SLG: 0.464 Ramon Castro, R (8, 6) OBP: 0.188, SLG: 0.200	B F C X 1-2 P5 ②		C C S 0-3 K ①	B B B B 4-0 3 1B 1-2 2-3 3-H BB	B B C B B 4-1 1-2 2-3 BB	C X 0-1 FC5-2 ① 3 SF8 1-2 2-3 3-Hf		X 0-0 G1-3 ① 1-2		3 1	0 0	0 0	1 0	2 0	1 0	3 1
3 Eric Chavez, L (1, 5) OBP: 0.399, SLG: 0.500	B C B B B 4-1 BB BB	B C C C T X 2-2 G4-3 ②	B X 1-0 ③ 1-3 2-H 3-H 1B	C T B S 1-3 K ③	X 0-0 SF8 ② 1-2 2-3 3-H			B B B C X 3-1 G4-3 ② 2-3		4	0	1	3	1	1	4
Jermaine Dye, R (1, 9) OBP: 0.344, SLG: 0.493	B B B B 4-0 1-2 BB	B S B B X 3-1 F7 ③		B B C F B B 4-2 23 BB BB 1B BB		BB BB 1B 1B P4 ③		B B C B F B 4-2 2B BB		3	2	1	0	3	0	2
Scott Hatteberg, L (1, 3) OBP: 0.381, SLG: 0.463	C C S 0-3 K ③			C B B B X 2-1 G4-3 ①	B B 1 SAFE B B 4-0 1B 23 BB 1-2 1B BB	C B B B B 4-1 1B BB 1-2 2B BB	C B F B B X 2-2 G6-3 ①	B X 1-0 1-3 3-H 2B		4	2	1	1	2	1	2
23 Bobby Kielty, S (1, 10) OBP: 0.316, SLG: 0.381 Erubiel Durazo, L (6, PH) OBP: 0.386, SLG: 0.516		C B F F X 1-2 G5-3 ①		B C B B B 4-1 BB 21 BB 1B BB	B B F B C B 4-2 1B 21 SF8 1B 1-2 2-3 BB	B C B B B 4-1 1B 1-2 2-3 2B BB	X 0-0 1B HR	F B F B F X 2-2 F8 ③		1 2	2 2	0 1	0 1	2 1	0 0	0 2
Damian Miller, R (1, 2) OBP: 0.351, SLG: 0.452	X 0-0 BB 1B			D C X 1-1 21 BB BB 7 BB 1-2 1B	B X 1-0 F5 ①	B F X 1-1 1-2 2-3 3-H 2B 1B	F B B B B X 3-1 F8 ②			5	2	3	1	0	0	3
Eric Byrnes, R (1, 7) OBP: 0.344, SLG: 0.478	B B C B B 4-1 1-2 BB			B B B B 4-0 7 BB 21 BB 3 1B 1-2 2-3 BB	C B X 1-1 7 BB 1B 1-2 2-3 3-H 1B	B X 1-0 21 1B 7 FC5-2 1-H 2-H 3-H 2B	B B X 2-0 1B			3	1	3	4	2	0	0
Marco Scutaro, R (1, 4) OBP: 0.299, SLG: 0.373	C X 0-1 F7 ②			F X 0-1 F6 ②	D F F D X 2-2 7 BB 1-2 2-3 3-H 1B	X 0-0 E5 7 FC5-2 21 1B 3 SF8	X 0-0 L7 ③			5	1	1	1	0	0	7
Inning Stats	R: 0 E: 0 K: 1 S: 10 H: 0 LOB: 2 BB: 2 P: 22	R: 0 E: 0 K: 0 S: 10 H: 1 LOB: 2 BB: 1 P: 18	R: 0 E: 0 K: 1 S: 9 H: 0 LOB: 0 BB: 0 P: 14	R: 4 E: 0 K: 0 S: 10 H: 2 LOB: 2 BB: 4 P: 30	R: 3 E: 0 K: 1 S: 15 H: 2 LOB: 3 BB: 4 P: 37	R: 5 E: 1 K: 0 S: 14 H: 4 LOB: 2 BB: 2 P: 27	R: 1 E: 0 K: 0 S: 8 H: 2 LOB: 1 BB: 0 P: 15	R: 1 E: 0 K: 0 S: 12 H: 2 LOB: 2 BB: 1 P: 22		1B: 10 2B: 2 3B: 0 HR: 1	SF: 2 SAC: 0 DP: 0 HBP: 0					WP: 0 PB: 0 SB: 0 CS: 0	PA: 51

PITCHER		IP	WLS	BF	H	R	ER	SO	BB	IBB	HBP	BLK	WP	HR	S	P	ERA	WHIP
Travis Blackley, L ERA: 10.38	(1, 1)	4.0	L	23	3	6	6	2	9	0	0	0	0	0	41	94	13.50	3.000
George Sherrill, L ERA: 3.0	(5, 1)	1.0		7	2	1	1	1	2	0	0	0	0	0	13	27	9.00	4.000
20 J.J. Putz, R ERA: 5.91	(6, 1)	0.0		7	4	5	4	0	2	0	0	0	0	0	9	21	∞	∞
40 Julio Mateo, R ERA: 4.94	(6, 1)	2.0		8	2	1	1	0	0	0	0	0	0	1	13	21	4.50	1.000
Mike Myers, L ERA: 5.33	(8, 1)	1.0		6	2	1	1	0	1	0	0	0	0	0	12	22	9.00	3.000

PITCHER	IP	WLS	BF	H	R	ER	SO	BB	IBB	HBP	BLK	WP	HR	S	P	ERA	WHIP

BOTTOM

Seattle Mariners @ Oakland Athletics

Network Associates Coliseum, Oakland, CA

Mon Jul 26 2004, 10:05 PM EDT
Att. 17,396 - Sunny - 62 F

livebaseballscorecards.com

AB	35
R	14
H	13
RBI	14
BB	14
SO	3
LOB	26

Batter	1	2	3	4	5	6	7	8	9	AB	R	H	RBI	BB	SO	LOB
51 Ichiro Suzuki, L (1, 9) OBP: 0.381, SLG: 0.407	G5-4-3 1B BB 1B		FC5-4 1B		FC4-6 1-2f		K		K 1-2	5	1	2	0	0	2	3
Randy Winn, S (1, 8) OBP: 0.356, SLG: 0.439	G5-4-3 1B 1-2 BB		FC5-4 G5-4-3 1-2f			F9	G4-3 1-2			3	0	0	0	1	0	2
Bret Boone, R (1, 4) OBP: 0.308, SLG: 0.407	G5-4-3 1-2 2-3 1B		G5-4-3 1-2f			BB		S BB		2	0	1	0	2	0	1
Edgar Martinez, R (1, 10) OBP: 0.344, SLG: 0.383	G5-4-3 1-2f 2-3 3-H			G5-4-3 1B		L6		P4		4	0	1	0	0	0	4
Jolbert Cabrera, R (1, 7) OBP: 0.328, SLG: 0.414 Raul Ibanez, L (8, PH) OBP: 0.317, SLG: 0.465 (8, 7)	BB			F9		P3		F8		2 1	0 0	0 0	0 0	1 0	0 0	2 1
Scott Spiezio, S (1, 3) OBP: 0.286, SLG: 0.358 Dave Hansen, L (8, PH) OBP: 0.412, SLG: 0.423 (8, 3)	F9			G5-4-3 1-2f			HR 1B		K 1-2	3 1	1 0	1 0	0 0	0 1	0 1	3 1
Miguel Olivo, R (1, 2) OBP: 0.333, SLG: 0.523		F9			16 CS 1B		F9		51 DI HBP	3	0	1	0	0	0	1
Justin Leone, R (1, 5) OBP: 0.315, SLG: 0.521		G6-3			K		1-H HR		K	4	1	1	2	0	2	2
16 Willie Bloomquist, R (1, 6) OBP: 0.286, SLG: 0.324		F9			51 FC4-6 1-2 1B		S 1B		K	4	0	2	0	0	1	1

Inning Stats	1	2	3	4	5	6	7	8	9
	R: 1 E: 0 K: 0 S: 10	R: 0 E: 0 K: 0 S: 5	R: 0 E: 0 K: 0 S: 5	R: 0 E: 0 K: 0 S: 6	R: 0 E: 0 K: 1 S: 11	R: 0 E: 0 K: 0 S: 6	R: 2 E: 0 K: 1 S: 12	R: 0 E: 0 K: 1 S: 8	R: 0 E: 0 K: 3 S: 10
	H: 2 LOB: 2 BB: 2 P: 22	H: 0 LOB: 0 BB: 0 P: 8	H: 1 LOB: 0 BB: 0 P: 8	H: 1 LOB: 0 BB: 0 P: 10	H: 2 LOB: 1 BB: 0 P: 19	H: 0 LOB: 1 BB: 1 P: 11	H: 3 LOB: 1 BB: 0 P: 17	H: 0 LOB: 1 BB: 1 P: 18	H: 0 LOB: 1 BB: 0 P: 14

1B: 8 SF: 0 WP: 0 PA: 37
2B: 0 SAC: 0 PB: 0
3B: 0 DP: 3 SB: 2
HR: 1 HBP: 1 CS: 1

PITCHER		IP	WLS	BF	H	R	ER	SO	BB	IBB	HBP	BLK	WP	HR	S	P	ERA	WHIP
Mark Redman, L ERA: 4.73	(1, 1)	6.1	W	27	9	3	3	1	3	0	0	0	0	1	49	86	4.26	1.895
Ricardo Rincon, L ERA: 4.33	(7, 1)	0.2	H	2	0	0	0	1	0	0	0	0	0	0	6	9	0.00	0.000
Justin Lehr, R ERA: 4.67	(8, 1)	0.2	H	3	0	0	0	0	1	0	0	0	0	0	5	12	0.00	1.500
Jim Mecir, R ERA: 4.5	(8, 1)	0.1	H	1	0	0	0	1	0	0	0	0	0	0	3	6	0.00	0.000
Octavio Dotel, R ERA: 3.69	(9, 1)	1.0	S	4	0	0	0	3	0	0	1	0	0	0	10	14	0.00	0.000

PITCHER	IP	WLS	BF	H	R	ER	SO	BB	IBB	HBP	BLK	WP	HR	S	P	ERA	WHIP

Seattle Mariners @ Oakland Athletics

Network Associates Coliseum, Oakland, CA

Tue Jul 27 2004, 10:05 PM EDT

Att. 24,553 - Sunny - 68 F

TOP

livebaseballscorecards.com

AB	32
R	3
H	9
RBI	2
BB	4
SO	6
LOB	21

Seattle Mariners @ Oakland Athletics

Network Associates Coliseum, Oakland, CA

Tue Jul 27 2004, 10:05 PM EDT

Att. 24,553 - Sunny - 68 F

livebaseballscorecards.com

BOTTOM

Batter	1	2	3	4	5	6	7	8	9	AB	R	H	RBI	BB	SO	LOB
21 Mark Kotsay, L (1, 8) OBP: 0.384, SLG: 0.462	X 0-0 ① F7		C F B X 1-2 ① G1-3		C C B X 1-2 1B 2B		F B F X 1-2 ② F8			4	1	1	0	0	0	0
Mark McLemore, S (1, 4) OBP: 0.363, SLG: 0.307	C B B B B 4-1 3 G4-3 BB		C B X 1-1 ② F9		X 0-0 3 BB 2-H 1B		B B X 2-0 ③ L8			3	0	1	1	1	0	0
3 Eric Chavez, L (1, 5) OBP: 0.401, SLG: 0.510	B C B X 2-1 ② ③ G4-3 1-2f		C C B S 1-3 ③ K		B B C B B 4-1 1-2 BB			C B B X 2-1 HR		3	1	1	1	1	1	1
Scott Hatteberg, L (1, 3) OBP: 0.380, SLG: 0.460		B C X 1-1 7 BB 2B 1B		C B X 1-1 ① G4-3	B B C S B X 3-2 ③ L7			B F F B X 2-2 ① L8		4	1	1	0	0	0	2
7 Bobby Crosby, R (1, 6) OBP: 0.337, SLG: 0.475		B B C B B 4-1 2B 1-2 SF8 BB		B B C X 2-1 HR		B C B X 2-1 23 FC3-6 1B		B C B F B X 3-2 E6		3	2	2	1	1	0	0
Erubiel Durazo, L (1, 10) OBP: 0.384, SLG: 0.515		C B X 1-1 SF8 1-3 2-H 2B		C B B B C X 3-2 ② G3-1		F 1 SAFE 1 SAFE S 1 SAFE X 0-2 ① P2		X 0-0 ② P5		4	0	1	1	0	0	2
23 Bobby Kielty, S (1, 9) OBP: 0.310, SLG: 0.373		B 3 SAFE F X 1-1 ① G3		C S S 0-3 ③ K		1 SAFE X 0-0 ② FC3-6 1-2f		B B B C C X 3-2 ③ F7		4	0	0	0	0	1	4
Eric Byrnes, R (1, 7) OBP: 0.341, SLG: 0.475		F B B X 2-1 ② SF8 2-3 3-H			S B X 1-1 ① F7	C B B X 2-1 ③ L7				2	0	0	1	0	0	1
17 Adam Melhuse, S (1, 2) OBP: 0.310, SLG: 0.440		B X 1-0 ③ G3			X 0-0 ② G3-1		B C B X 2-1 ① G4-3			3	0	0	0	0	0	1

Inning Stats										
	R: 0 E: 0 K: 0 S: 4	H: 0 LOB: 0 BB: 1 P: 10	R: 2 E: 0 K: 0 S: 10	H: 2 LOB: 1 BB: 1 P: 20	R: 0 E: 0 K: 1 S: 8	H: 0 LOB: 0 BB: 0 P: 11	R: 1 E: 0 K: 1 S: 10	H: 1 LOB: 0 BB: 0 P: 16	R: 1 E: 0 K: 0 S: 11	H: 2 LOB: 2 BB: 1 P: 20
	R: 0 E: 0 K: 0 S: 8	H: 1 LOB: 1 BB: 0 P: 12	R: 0 E: 0 K: 0 S: 6	H: 0 LOB: 0 BB: 0 P: 11	R: 1 E: 1 K: 0 S: 12	H: 1 LOB: 1 BB: 0 P: 22				

	AB	30
	R	5
	H	7
	RBI	5
	BB	3
	SO	2
	LOB	11

	1B: 3	SF: 1
	2B: 2	SAC: 0
	3B: 0	DP: 1
	HR: 2	HBP: 0

WP: 0 PB: 0 SB: 0 CS: 0 PA: 34

PITCHER		IP	WLS	BF	H	R	ER	SO	BB	IBB	HBP	BLK	WP	HR	S	P	ERA	WHIP
Ryan Franklin, R ERA: 5.2	(1, 1)	7.0	L	29	6	4	4	2	3	0	0	0	0	1	57	100	5.14	1.286
George Sherrill, L ERA: 3.72	(8, 1)	0.2		4	1	1	1	0	0	0	0	0	0	1	9	16	13.50	1.500
Shigetoshi Hasegawa, R ERA: 5.52	(8, 1)	0.1		1	0	0	0	0	0	0	0	0	0	0	3	6	0.00	0.000

PITCHER	IP	WLS	BF	H	R	ER	SO	BB	IBB	HBP	BLK	WP	HR	S	P	ERA	WHIP

Batter	1	2	3	4	5	6	7	8	9	AB	R	H	RBI	BB	SO	LOB
51 Ichiro Suzuki, L (1, 9) OBP: 0.385, SLG: 0.410	C C B X 1-2 G6-3 ①		B F C X 1-2 1B 1B WP 1B		B B C B B 4-1 BB BB		B S B X 2-1 1B		1 SAFE 1 SAFE 1 SAFE X 0-0 1-2 1B	4	1	3	0	1	0	0
Randy Winn, S (1, 8) OBP: 0.354, SLG: 0.436	B F B X 2-1 G4-3 ②		F B 1 SAFE 1 SAFE X 1-1 WP 1B 1-2 1B		1 SAFE X 0-0 F9 ②		1 SAFE C B X 1-1 G5-3 ③		B B X 2-0 G1-3 ③	5	0	1	0	0	0	4
Bret Boone, R (1, 4) OBP: 0.312, SLG: 0.412	X 0-0 F9 ③		F X 0-1 WP 1-2 2-3 1B		1 SAFE 1 SAFE B B C C D B 4-2 1-2 BB			B B X 2-0 E8 FC1-5-2 2B		3	0	2	0	1	0	0
Bucky Jacobsen, R (1, 10) OBP: 0.404, SLG: 0.658		F B X 1-1 HR	C S B C 1-3 K ②		B S X 1-1 G1-3 ③			F B D B X 3-1 F7 ①		4	1	1	1	0	1	6
Raul Ibanez, L (1, 7) OBP: 0.316, SLG: 0.460		B B B B 4-0 FC5-4 BB	F F B C 1-3 K ③ 1-2 2-3 3-H			X 0-0 G3 ①		B X 1-0 FC1-5-2 ② 3-H		3	0	0	0	1	1	3
Scott Spiezio, S (1, 3) OBP: 0.282, SLG: 0.353		D 1 SAFE X 1-0 F8 ①		F B X 1-1 G1-3 ①		C F X 0-2 G6-3 ②		1 SAFE X 0-0 P6 ③		4	0	0	0	0	0	2
Justin Leone, R (1, 5) OBP: 0.293, SLG: 0.481		B 1 SAFE S B 1 SAFE B X 3-1 FC5-4 FC6-4 ② 1-2f		B C B X 2-1 G6-3 ②		B B X 2-0 F9 ③			C X 0-1 G6-3 ①	4	0	0	0	0	0	1
Dan Wilson, R (1, 2) OBP: 0.300, SLG: 0.324 Miguel Olivo, R (9, PR) OBP: 0.333, SLG: 0.523 (9, 2)		C X 0-1 FC6-4 ③ 1-2f		B X 1-0 G1-3 ③			B C B X 2-1 F7 ①		C B X 2-1 16 FC5-4 1B	4 0	0 0	1 0	0 0	0 0	0 0	1 0
16 Willie Bloomquist, R (1, 6) OBP: 0.276, SLG: 0.313			C F C 0-3 K ①		B C B X 2-1 G1-3 ①		F C B X 1-2 G6-3 ②		B 1 SAFE C 1 SAFE S B X 2-2 FC5-4 51 1B 1-2f ②	4	0	0	0	0	1	1
Inning Stats	R: 0 E: 0 K: 0 S: 6 H: 0 LOB: 0 BB: 0 P: 9	R: 1 E: 0 K: 0 S: 7 H: 1 LOB: 1 BB: 1 P: 16	R: 1 E: 0 K: 3 S: 16 H: 3 LOB: 2 BB: 0 P: 20	R: 0 E: 0 K: 0 S: 5 H: 0 LOB: 0 BB: 0 P: 9	R: 0 E: 0 K: 0 S: 8 H: 0 LOB: 2 BB: 2 P: 19	R: 0 E: 0 K: 0 S: 5 H: 0 LOB: 0 BB: 0 P: 7	R: 0 E: 0 K: 0 S: 9 H: 1 LOB: 1 BB: 0 P: 15	R: 0 E: 1 K: 0 S: 5 H: 1 LOB: 1 BB: 0 P: 11	R: 0 E: 0 K: 0 S: 9 H: 2 LOB: 2 BB: 0 P: 15	1B: 6 2B: 1 3B: 0 HR: 1	SF: 0 SAC: 0 DP: 0 HBP: 0		WP: 1 PB: 0 SB: 0 CS: 0	PA: 38			

PITCHER	IP	WLS	BF	H	R	ER	SO	BB	IBB	HBP	BLK	WP	HR	S	P	ERA	WHIP
Mark Mulder, L (1, 1) ERA: 3.43	9.0	W	38	8	2	2	3	3	0	0	0	1	1	70	121	2.00	1.222

PITCHER	IP	WLS	BF	H	R	ER	SO	BB	IBB	HBP	BLK	WP	HR	S	P	ERA	WHIP

TOP

Seattle Mariners @ Oakland Athletics

Network Associates Coliseum, Oakland, CA

Wed Jul 28 2004, 3:35 PM EDT

Att. 40,988 - Sunny - 67 F

livebaseballscorecards.com

AB	35
R	2
H	8
RBI	1
BB	3
SO	3
LOB	18

Seattle Mariners @ Oakland Athletics

Network Associates Coliseum, Oakland, CA

Wed Jul 28 2004, 3:35 PM EDT

Att. 40,988 - Sunny - 67 F

BOTTOM

livebaseballscorecards.com

Batter	1	2	3	4	5	6	7	8	9	AB	R	H	RBI	BB	SO	LOB
Eric Byrnes, R (1, 8) OBP: 0.345, SLG: 0.488	BX 1-0 7 G4-6-3 1B		CB1 SAFE BX 2-1 1-2 1B		BBFBX 3-1 ③ P6			CBFBFBX 3-2 HR		4	1	3	1	0	0	0
7 Bobby Crosby, R (1, 6) OBP: 0.333, SLG: 0.469	CSBF1 SAFE X 1-2 ①② G4-6-3 1-2f		BX 1-0 ② P6			SSS 0-3 ① K		BCCX 1-2 ② G1-3		4	0	0	0	0	1	3
3 Eric Chavez, L (1, 5) OBP: 0.405, SLG: 0.510	BCBBCB 4-2 BB		BCBBCB 3-3 ③ K			CBBFX 2-2 1B		CBCBBFB 4-2 BB		2	0	1	0	2	1	2
Jermaine Dye, R (1, 9) OBP: 0.341, SLG: 0.488	1 SAFE CBBBFS 2-3 ③ K			BFSBFFFC 2-3 ① K		FCDBS 2-3 ② K		1 SAFE C1 SAFE X 0-1 ③ P4		4	0	0	0	0	3	3
Scott Hatteberg, L (1, 3) OBP: 0.378, SLG: 0.456		CX 0-1 ① G3-1		CBBX 2-1 ② F8		BSFC 1-3 ③ K			BBBCB 4-1 21 F8 1B BB	3	1	0	0	1	1	1
Erubiel Durazo, L (1, 10) OBP: 0.380, SLG: 0.508		CBCBBFFFC 3-3 ② K		BSFFS 1-3 ③ K			BBX 2-0 ① G3		SCX 0-2 ① F8 1-2	4	0	0	0	0	2	1
Damian Miller, R (1, 2) OBP: 0.349, SLG: 0.447		FX 0-1 ③ L8			CBFFS 1-3 ① K		X 0-0 ② F8		BFDBB 4-1 21 1B BB	3	0	0	0	1	1	0
23 Bobby Kielty, S (1, 7) OBP: 0.306, SLG: 0.367 21 Mark Kotsay, L (9, PH) OBP: 0.386, SLG: 0.464			CCX 0-2 ① F7		BSSBCX 2-2 ② G6-3		TX 0-1 ③ L9		X 0-0 1-2 2-H 1B	3 1	0 0	0 1	0 1	0 0	0 0	0 0
Marco Scutaro, R (1, 4) OBP: 0.303, SLG: 0.386 Mark McLemore, S (8, PH) (9, 4) OBP: 0.360, SLG: 0.304			BX 1-0 1B 1B		CX 0-1 HR			BCBFBFX 2-2 ① G1-3		2 1	1 0	2 0	1 0	0 0	0 0	0 0
Inning Stats	R: 0 E: 0 K: 1 S: 10 H: 1 LOB: 1 BB: 1 P: 18	R: 0 E: 0 K: 1 S: 10 H: 0 LOB: 0 BB: 0 P: 13	R: 0 E: 0 K: 1 S: 10 H: 2 LOB: 2 BB: 0 P: 17	R: 0 E: 0 K: 2 S: 12 H: 0 LOB: 0 BB: 0 P: 17	R: 1 E: 0 K: 1 S: 11 H: 1 LOB: 0 BB: 0 P: 17	R: 0 E: 0 K: 3 S: 12 H: 1 LOB: 1 BB: 0 P: 17	R: 0 E: 0 K: 0 S: 4 H: 0 LOB: 0 BB: 0 P: 6	R: 1 E: 0 K: 0 S: 16 H: 1 LOB: 1 BB: 1 P: 26	R: 1 E: 0 K: 0 S: 6 H: 1 LOB: 2 BB: 2 P: 14							

	AB	31
	R	3
	H	7
	RBI	3
	BB	4
	SO	9
	LOB	10

1B: 5 SF: 0 2B: 0 SAC: 0 3B: 0 DP: 1 HR: 2 HBP: 0

WP: 0 PA: 35 PB: 0 SB: 0 CS: 0

PITCHER		IP	WLS	BF	H	R	ER	SO	BB	IBB	HBP	BLK	WP	HR	S	P	ERA	WHIP
Jamie Moyer, L ERA: 4.29	(1, 1)	7.0		26	5	1	1	9	1	0	0	0	0	1	69	105	1.29	0.857
Shigetoshi Hasegawa, R ERA: 5.64	(8, 1)	0.2	B	3	1	1	1	0	0	0	0	0	0	1	11	17	13.50	1.500
Mike Myers, L ERA: 5.33	(8, 1)	0.0		1	0	0	0	0	1	0	0	0	0	0	3	7	∞	∞
40 Julio Mateo, R ERA: 5.05	(8, 1)	0.2	L	5	1	1	1	0	2	0	0	0	0	0	8	16	13.50	4.500

PITCHER	IP	WLS	BF	H	R	ER	SO	BB	IBB	HBP	BLK	WP	HR	S	P	ERA	WHIP

Oakland Athletics @ Texas Rangers

The Ballpark at Arlington, Arlington, TX

Thu Jul 29 2004, 8:05 PM EDT

Att. 31,174 - Unknown - 82 F

livebaseballscorecards.com

TOP

Batter	1	2	3	4	5	6	7	8	9	AB	R	H	RBI	BB	SO	LOB
21 Mark Kotsay, L (1, 8) OBP: 0.386, SLG: 0.460	F B F F F B X 2-2 ① G3-1	S C X 0-2 ③ G1-3		B F S B F B B 4-2 1B 1-2 2-3 BB		X 0-0 ② P6		H 1-0 1-2 HBP		3	0	0	0	1	0	2
Mark McLemore, S (1, 4) OBP: 0.361, SLG: 0.329	C B C B X 2-2 HR		B C X 1-1 ① G4-3	B S C B X 2-2 1-2 2-H 3-H 1B		1 SAFE 1 SAFE F X 0-1 ③ F9		B C F X 1-2 ③ G3		5	1	2	3	0	0	3
3 Eric Chavez, L (1, 5) OBP: 0.408, SLG: 0.526	X 0-0 HR		B C C B B B 4-2 BB	C C B X 1-2 ③ P4			B S C B S 2-3 ① K		C X 0-1 SH1-4 SF8 2B	4	2	2	1	1	1	2
Jermaine Dye, R (1, 9) OBP: 0.340, SLG: 0.483	C X 0-1 ② G5-3		B B X 2-0 ② F9		X 0-0 ① F9		B C F F F X 1-2 ② G4-3		B B I I 4-0 SF8 SH1-4 IBB	4	0	0	0	1	0	1
Scott Hatteberg, L (1, 3) OBP: 0.374, SLG: 0.450	F B B X 2-1 ③ P2		X 0-0 ③ L9		B X 1-0 ② G3		C B C B X 2-2 ③ G3		L X 0-1 ① SH1-4 1-2 2-3	4	0	0	0	0	0	1
Erubiel Durazo, L (1, 10) OBP: 0.383, SLG: 0.515		X 0-0 7 1B G6-4-3 1B		B X 1-0 ① G4-3	S B X 1-1 7 S 1B			C X 0-1 17 1B 2B	X 0-0 ② SF8 2-3 3-H	4	2	3	1	0	0	0
7 Bobby Crosby, R (1, 6) OBP: 0.334, SLG: 0.468		C B X 1-1 G6-4-3 1-3 1B		B X 1-0 21 BB BB 1B	B C B F F B S 3-3 ③ K 1-2			X 0-0 ① B2	C D F B C 2-3 ③ K	5	1	2	0	0	2	3
Eric Byrnes, R (1, 7) OBP: 0.344, SLG: 0.483		B 1 SAFE B X 2-0 ① ② G6-4-3 1-2f 3-H		F B S F 1 SAFE F B F B 4-2 B 21 BB 1-2 1B BB		C B B F X 2-2 ① G6-3		C F B F X 1-2 ② P2		3	1	0	0	1	0	2
17 Adam Melhuse, S (1, 2) OBP: 0.323, SLG: 0.445		S C B X 1-2 1B		S B X 1-1 ② F7		B B B C C B 4-2 BB		X 0-0 21 HBP 2-H 1B		3	0	2	1	1	0	2
Inning Stats	R: 2 E: 0 K: 0 S: 13 H: 2 LOB: 0 BB: 0 P: 19	R: 1 E: 0 K: 0 S: 10 H: 3 LOB: 1 BB: 0 P: 14	R: 0 E: 0 K: 0 S: 6 H: 0 LOB: 1 BB: 1 P: 13	R: 2 E: 0 K: 0 S: 18 H: 2 LOB: 2 BB: 2 P: 32	R: 0 E: 0 K: 1 S: 8 H: 1 LOB: 1 BB: 0 P: 13	R: 0 E: 0 K: 0 S: 8 H: 0 LOB: 1 BB: 1 P: 14	R: 0 E: 0 K: 1 S: 11 H: 0 LOB: 0 BB: 0 P: 16	R: 1 E: 0 K: 0 S: 11 H: 2 LOB: 2 BB: 0 P: 14	R: 1 E: 0 K: 1 S: 8 H: 1 LOB: 1 BB: 1 P: 14	1B: 7 2B: 2 3B: 0 HR: 2 SF: 1 SAC: 1 DP: 1 HBP: 1						

AB	35
R	7
H	11
RBI	6
BB	5
SO	3
LOB	16

WP: 0 PB: 0 SB: 1 CS: 0 PA: 43

PITCHER		IP	WLS	BF	H	R	ER	SO	BB	IBB	HBP	BLK	WP	HR	S	P	ERA	WHIP
R.A. Dickey, R ERA: 6.04	(1, 1)	3.2		20	7	5	5	0	3	0	0	0	0	2	44	74	12.27	2.727
32 Ron Mahay, L ERA: 2.49	(4, 1)	3.1		12	1	0	0	2	1	0	0	0	0	0	30	47	0.00	0.600
Carlos Almanzar, R ERA: 3.47	(8, 1)	1.0	L	6	2	1	1	0	0	0	1	0	0	0	11	14	9.00	2.000
Brian Shouse, L ERA: 3.57	(9, 1)	0.2		4	1	1	1	0	0	1	0	0	0	0	5	9	13.50	1.500
50 Frank Francisco, R ERA: 4.08	(9, 1)	0.1		1	0	0	0	1	0	0	0	0	0	0	3	5	0.00	0.000

PITCHER	IP	WLS	BF	H	R	ER	SO	BB	IBB	HBP	BLK	WP	HR	S	P	ERA	WHIP

Oakland Athletics @ Texas Rangers

The Ballpark at Arlington, Arlington, TX

Thu Jul 29 2004, 8:05 PM EDT

Att. 31,174 - Unknown - 82 F

livebaseballscorecards.com

BOTTOM

Batter	1	2	3	4	5	6	7	8	9	AB	R	H	RBI	BB	SO	LOB
10 Michael Young, R (1, 6) OBP: 0.370, SLG: 0.497	C B B F B F X 3-2 HR 1B	C B C B X 2-2 9 2B 1B		B C B F B X 3-2 S 1B		C F F C 0-3 ① K		F B F S 1-3 ② K		5	2	3	0	0	2	0
9 Hank Blalock, L (1, 5) OBP: 0.358, SLG: 0.537	C F B S 1-3 ① K	1 SAFE S B B B B S X 3-2 1-H 1B 2B		B B C S B X 3-2 ① F7		C B C B F X 2-2 ② P5		C B B X 2-1 ③ F8		5	1	1	1	0	1	2
Alfonso Soriano, R (1, 10) OBP: 0.325, SLG: 0.470	1 SAFE P C X 1-1 1-H HR	C B S X 1-2 2-H 1B		1 SAFE C 1 SAFE F B X 1-2 ② G5-3 1-2		C X 0-1 ③ F7			B B B C S F S 3-3 ① K	5	1	2	3	0	1	1
23 Mark Teixeira, S (1, 3) OBP: 0.362, SLG: 0.573	C B B F B F X 3-2 HR	F 1 SAFE X 0-1 ③ G4-3		B C F B C 2-3 ③ K			X 0-0 ① F8		X 0-0 2B 2B	5	2	2	1	0	1	2
Gary Matthews, S (1, 9) OBP: 0.354, SLG: 0.506	B C X 1-1 SH1-3 1B		F B B F F B B 4-2 G4-3 BB		B F B C S 2-3 ① K		B F B C 2-3 ② K		C C F C 0-3 ② K	4	0	1	0	1	3	1
Eric Young Sr., R (1, 4) OBP: 0.415, SLG: 0.408	B X 1-0 ② SH1-3 1-2		1 SAFE B 1 SAFE X 1-0 ① G4-3 1-2		F B X 1-1 G4-3 2B		B B B 4-0 S BB		F X 0-1 2-H 2B	3	0	2	1	1	0	1
David Dellucci, L (1, 7) OBP: 0.343, SLG: 0.442	C B B X 2-1 ③ G4-3		C B B B B 4-1 BB		B X 1-0 ② G4-3 2-3		1 SAFE C 1 SAFE B B B B 4-1 FC6-4 1-2 BB		B C S F C 1-3 ③ K	3	0	0	0	2	1	3
Rod Barajas, R (1, 2) OBP: 0.279, SLG: 0.502		C X 0-1 ① F8	B B S F F X 2-2 ② F9		B B B C B 4-1 BB		X 0-0 ③ FC6-4 1-2f			3	0	0	0	1	0	4
Laynce Nix, L (1, 8) OBP: 0.317, SLG: 0.521		S F B X 1-2 ② G3	C S B B X 2-2 ③ L3		B F D B C S 3-3 ③ K			B C X 1-1 ① G4-3		4	0	0	0	0	1	4
Inning Stats	R: 3 H: 4 E: 0 LOB: 1 K: 1 BB: 0 S: 19 P: 30	R: 2 H: 3 E: 0 LOB: 1 K: 0 BB: 0 S: 16 P: 23	R: 0 H: 0 E: 0 LOB: 2 K: 0 BB: 2 S: 12 P: 25	R: 0 H: 1 E: 0 LOB: 1 K: 1 BB: 0 S: 12 P: 21	R: 0 H: 1 E: 0 LOB: 2 K: 2 BB: 1 S: 10 P: 21	R: 0 H: 0 E: 0 LOB: 0 K: 1 BB: 0 S: 10 P: 12	R: 0 H: 0 E: 0 LOB: 2 K: 1 BB: 2 S: 6 P: 16	R: 0 H: 0 E: 0 LOB: 0 K: 1 BB: 0 S: 7 P: 11	R: 1 H: 2 E: 0 LOB: 1 K: 3 BB: 0 S: 15 P: 19	1B: 5 SF: 0 2B: 4 SAC: 1 3B: 0 DP: 0 HR: 2 HBP: 0						

	AB	37
	R	6
	H	11
	RBI	6
	BB	5
	SO	10
	LOB	18

	WP: 0	PA: 43
	PB: 0	
	SB: 2	
	CS: 0	

PITCHER		IP	WLS	BF	H	R	ER	SO	BB	IBB	HBP	BLK	WP	HR	S	P	ERA	WHIP
Kirk Saarloos, R ERA: 4.44	(1, 1)	2.1		16	7	5	5	1	2	0	0	0	0	2	40	67	19.29	3.857
58 Justin Duchscherer, R ERA: 2.92	(3, 1)	1.2		6	1	0	0	1	0	0	0	0	0	0	19	32	0.00	0.600
Chris Hammond, L ERA: 4.3	(5, 1)	2.0		8	1	0	0	3	1	0	0	0	0	0	20	33	0.00	1.000
Jim Mecir, R ERA: 4.41	(7, 1)	0.2		4	0	0	0	1	2	0	0	0	0	0	5	15	0.00	3.000
Chad Bradford, R ERA: 4.37	(7, 1)	1.1	W	4	0	0	0	1	0	0	0	0	0	0	8	12	0.00	0.000

PITCHER		IP	WLS	BF	H	R	ER	SO	BB	IBB	HBP	BLK	WP	HR	S	P	ERA	WHIP
Octavio Dotel, R ERA: 3.79	(9, 1)	1.0	S	5	2	1	1	3	0	0	0	0	0	0	15	19	9.00	2.000

Oakland Athletics @ Texas Rangers

The Ballpark at Arlington, Arlington, TX

Fri Jul 30 2004, 8:05 PM EDT

Att. 44,116 - Unknown - 85 F

livebaseballscorecards.com

TOP

Batter	1	2	3	4	5	6	7	8	9	AB	R	H	RBI	BB	SO	LOB
21 Mark Kotsay, L (1, 8) OBP: 0.381, SLG: 0.454	F B C X 1-2 ① L4	X 0-0 ③ P6		C C B F S 1-3 ① K		C X 0-1 ① B2-3		B C B F F X 2-2 ③ G4-3		5	0	0	0	0	1	3
Eric Byrnes, R (1, 7) OBP: 0.350, SLG: 0.508	X 0-0 HR		X 0-0 HR	H 1-0 HBP		C C D X 1-2 ② F8			X 0-0 2B 2B	4	3	3	2	0	0	0
3 Eric Chavez, L (1, 5) OBP: 0.402, SLG: 0.516	B C X 1-1 ② G1-3		C X 0-1 ① F7	1 SAFE B B B X 3-0 ② F7		C B C X 1-2 ③ G4-3			C S S 0-3 ① K	5	0	0	0	0	1	2
Scott Hatteberg, L (1, 3) OBP: 0.375, SLG: 0.453	B B X 2-0 2B		B C X 1-1 HR 1B	B C X 1-1 ③ P5			B C B B X 3-1 ① F7		B B C F B F X 3-2 ② L1	5	1	2	0	0	0	2
Damian Miller, R (1, 2) OBP: 0.347, SLG: 0.446	S F B S 1-3 ③ K		B F F F B F X 2-2 ② L4		X 0-0 ① F8		S B F X 1-2 ② F9		B X 1-0 2-H 2B	5	0	1	1	0	1	2
Erubiel Durazo, L (1, 10) OBP: 0.383, SLG: 0.523		B X 1-0 ① F9	X 0-0 1-H HR		X 0-0 7 2B 1B		C B B F B X 3-2 ③ F9		S F X 0-2 ③ G6-3	5	1	2	2	0	0	1
7 Bobby Crosby, R (1, 6) OBP: 0.341, SLG: 0.473		B B B B 4-0 23 WP BB	B B C B B 4-1 23 BB BB		C B B C X 2-2 1-3 2B			F B B B B 4-1 G4-1 BB		1	0	1	0	3	0	0
23 Bobby Kielty, S (1, 9) OBP: 0.305, SLG: 0.361		C B F X 1-2 ② G1-3 1-2	1 SAFE F B C C B B F B 4-2 1-2 BB		S C S 0-3 ② K			1 SAFE L L S 0-3 ① K		3	0	0	0	1	2	4
Marco Scutaro, R (1, 4) OBP: 0.302, SLG: 0.383		C B F T F F B F D D 4-2 BB	C B B B X 3-1 ③ F8		B D X 2-0 ③ P3			1 SAFE X 0-0 ② G4-1 1-2		3	0	0	0	1	0	5
Inning Stats	R: 1 E: 0 K: 1 S: 10 H: 2 LOB: 1 BB: 0 P: 15	R: 0 E: 0 K: 0 S: 10 H: 0 LOB: 2 BB: 2 P: 20	R: 3 E: 0 K: 0 S: 17 H: 3 LOB: 2 BB: 2 P: 31	R: 0 E: 0 K: 1 S: 7 H: 0 LOB: 1 BB: 0 P: 13	R: 0 E: 0 K: 1 S: 9 H: 2 LOB: 2 BB: 0 P: 13	R: 0 E: 0 K: 0 S: 8 H: 0 LOB: 0 BB: 0 P: 10	R: 0 E: 0 K: 0 S: 8 H: 0 LOB: 0 BB: 0 P: 15	R: 0 E: 0 K: 1 S: 9 H: 0 LOB: 1 BB: 1 P: 15	R: 1 E: 0 K: 1 S: 12 H: 2 LOB: 1 BB: 0 P: 16	1B: 2 2B: 4 3B: 0 HR: 3 SF: 0 SAC: 0 DP: 0 HBP: 1							

	AB	36
	R	5
	H	9
	RBI	5
	BB	5
	SO	5
	LOB	19

WP: 1 PB: 0 SB: 0 CS: 0 PA: 42

PITCHER		IP	WLS	BF	H	R	ER	SO	BB	IBB	HBP	BLK	WP	HR	S	P	ERA	WHIP
Sam Narron, L ERA: 13.5	(1, 1)	2.2		17	5	4	4	1	4	0	0	0	1	3	35	61	13.50	3.375
53 Joaquín Benoit, R ERA: 6.3	(3, 1)	4.1		16	2	0	0	2	0	0	1	0	0	0	34	56	0.00	0.462
50 Frank Francisco, R ERA: 3.94	(8, 1)	1.0	W	4	0	0	0	1	1	0	0	0	0	0	9	15	0.00	1.000
Francisco Cordero, R ERA: 2.03	(9, 1)	1.0	S	5	2	1	1	1	0	0	0	0	0	0	12	16	9.00	2.000

PITCHER		IP	WLS	BF	H	R	ER	SO	BB	IBB	HBP	BLK	WP	HR	S	P	ERA	WHIP

BOTTOM

Oakland Athletics @ Texas Rangers

The Ballpark at Arlington, Arlington, TX

Fri Jul 30 2004, 8:05 PM EDT

Att. 44,116 - Unknown - 85 F

livebaseballscorecards.com

Batter	1	2	3	4	5	6	7	8	9	AB	R	H	RBI	BB	SO	LOB
10 Michael Young, R (1, 6) OBP: 0.372, SLG: 0.497	C T B B F B B 4-2 E BB		X 0-0 ② F9		X 0-0 9 1B 1-3 WP 1B		F F B F B F F B C 3-3 ② K	X 0-0 2-H 3-H 1B		4	1	2	2	1	1	0
9 Hank Blalock, L (1, 5) OBP: 0.358, SLG: 0.534	C S S 0-3 ① K		B B B S S 2-3 ③ K		C F B X 1-2 WP 1-3 3-H 1B		B C C D B F F X 3-2 ③ L8	I I I I 4-0 IBB		4	0	1	1	1	2	1
Alfonso Soriano, R (1, 4) OBP: 0.321, SLG: 0.465	B F F B X 2-2 FC6 1-2			C S B X 1-2 ① G1-3	F S B X 1-2 ③ G6-3 1-2 3-H			a o x 2-0 ① G6-3 C S S X 1-2 ③ G3		5	0	0	0	0	0	4
23 Mark Teixeira, S (1, 3) OBP: 0.364, SLG: 0.581	C B F B C 2-3 ② K			B F F X 1-2 FC6-4 1B		C B X 1-1 ① L9		F B B F X 2-2 HR		4	1	2	1	0	1	2
Gary Matthews, S (1, 9) OBP: 0.357, SLG: 0.506	X 0-0 ③ F8			B B X 2-0 ② FC6-4 1-2f		B B X 2-0 G3 1B 1B		C S B X 1-2 HBP G5-3 1B 1B		4	1	2	0	0	0	3
Eric Young Sr., R (1, 10) OBP: 0.412, SLG: 0.404		B X 1-0 ① G6-3		C B F B B X 3-2 ③ G4-3		X 0-0 G3 1-2 1B		1 SAFE B 1 B X 1 SAFE 2-0 ② G5-3 1-2		4	0	1	0	0	0	2
David Dellucci, L (1, 7) OBP: 0.342, SLG: 0.436		C C D F B S 2-3 ② K		C S X 0-2 ① F7	X 0-0 ② G3 1-2 2-3			C B B I I 4-1 HBP 1B IBB		3	1	0	0	1	1	2
15 Gerald Laird, R (1, 2) OBP: 0.339, SLG: 0.310 Kevin Mench, R (8, PH) OBP: 0.310, SLG: 0.508 Rod Barajas, R (9, 2) OBP: 0.279, SLG: 0.502		F B B B F F X 2-2 ③ F8			B C F B B F B 4-2 FC6 BB	B B S F D S 3-3 ③ K		H 1-0 1B 10 1B 1-2 2-3 HBP		2 0 0	0 1 0	0 0 0	0 0 0	1 0 0	1 0 0	2 0 0
Laynce Nix, L (1, 8) OBP: 0.316, SLG: 0.516			C X 0-1 ① F7		B X 1-0 ② FC6 10 1B 9 1B 1-2f		C B B F S 2-3 ① K	C S F X 0-2 10 1B 1-3 2-H 3-H 1B		4	2	1	2	0	1	1
Inning Stats	R: 0 E: 1 K: 2 S: 13 H: 0 LOB: 2 BB: 1 P: 21	R: 0 E: 0 K: 1 S: 9 H: 0 LOB: 0 BB: 0 P: 14	R: 0 E: 0 K: 1 S: 6 H: 0 LOB: 0 BB: 0 P: 8	R: 0 E: 0 K: 0 S: 10 H: 1 LOB: 1 BB: 0 P: 17	R: 2 E: 0 K: 0 S: 15 H: 2 LOB: 1 BB: 1 P: 22	R: 0 E: 0 K: 1 S: 8 H: 2 LOB: 2 BB: 0 P: 14	R: 0 E: 0 K: 2 S: 14 H: 0 LOB: 0 BB: 0 P: 22	R: 5 E: 0 K: 0 S: 19 H: 4 LOB: 2 BB: 2 P: 36		1B: 8 2B: 0 3B: 0 HR: 1	SF: 0 SAC: 0 DP: 0 HBP: 1			WP: 1 PB: 0 SB: 0 CS: 0	PA: 39	

	AB	34
	R	7
	H	9
	RBI	6
	BB	4
	SO	7
	LOB	17

PITCHER		IP	WLS	BF	H	R	ER	SO	BB	IBB	HBP	BLK	WP	HR	S	P	ERA	WHIP
40 Rich Harden, R ERA: 3.92	(1, 1)	6.0		26	5	2	2	5	2	0	0	0	1	0	61	96	3.00	1.167
Justin Lehr, R ERA: 5.3	(7, 1)	1.1	H	6	2	2	2	2	0	0	0	0	0	1	21	34	13.50	1.500
Chad Bradford, R ERA: 4.89	(8, 1)	0.2	L	7	2	3	3	0	0	2	1	0	0	0	12	24	40.50	3.000

PITCHER	IP	WLS	BF	H	R	ER	SO	BB	IBB	HBP	BLK	WP	HR	S	P	ERA	WHIP

Oakland Athletics @ Texas Rangers

The Ballpark at Arlington, Arlington, TX

Sat Jul 31 2004, 8:15 PM EDT

Att. 50,708 - Sunny - 94 F

TOP

livebaseballscorecards.com

Batter	1	2	3	4	5	6	7	8	9	AB	R	H	RBI	BB	SO	LOB
21 Mark Kotsay, L (1, 8) OBP: 0.378, SLG: 0.449	F B C B X 2-2 G5-3 ①		B X 1-0 L8 ③	X 0-0 G3 ③		B C B X 2-1 G4-3 ①	C S B B X 2-2 2-H 1B		F B S B C 2-3 K ② 2-3	6	0	1	1	0	1	5
Mark McLemore, S (1, 4) OBP: 0.363, SLG: 0.327 Marco Scutaro, R (9, PH) OBP: 0.302, SLG: 0.381 (9, 4)	B B C B F X 3-2 L4 ②			X 0-0 BB 1B 1B 1B	B B B 4-0 3 E G4-3 BB	C B S B B X 3-2 L9 ②	B B B C C X 3-2 F8 ③		C F B B B X 3-2 F9 ③	4 1	2 0	1 0	0 0	1 0	0 0	1 1
3 Eric Chavez, L (1, 5) OBP: 0.402, SLG: 0.517	B C B X 2-1 P3 ③			C B X 1-1 P6 ①	B C X 1-1 E4 G4-3 1-3 1B	C C X 1-2 1B		B F B B X 3-1 1B 2B		5	1	2	0	0	0	2
Scott Hatteberg, L (1, 3) OBP: 0.372, SLG: 0.449		B C F B X 2-2 F9 ①		X 0-0 BB 1B 1-2 1B	C S F B B F F X 2-2 G4-3 ① 2-3 3-H	C 1 SAFE F X 0-2 L3 ③		B B C F C 2-3 K ①		5	1	1	1	0	1	3
Damian Miller, R (1, 2) OBP: 0.355, SLG: 0.449		B C B C B X 3-2 G4-3 ②		C B B B F F B 4-2 1B 23 BB 1-2 2-3 BB	B F F X 1-2 7 BB BB FC5-4 3-H 1B		B B B B F B 4-1 1B 7 E BB	C C B X 1-2 2-3 1B		3	3	2	1	2	0	0
Erubiel Durazo, L (1, 10) OBP: 0.386, SLG: 0.523		B C B F X 2-2 F7 ③		B B C B X 3-1 23 BB 7 BB 1-3 2-H 3-H 1B	B B B C B 4-1 FC5-4 7 BB 1-2 BB		B C X 1-1 FC3-6 7 E 23 G5-3 1-3 1B	B X 1-0 P4 ②		4	1	2	2	1	0	2
7 Bobby Crosby, R (1, 6) OBP: 0.342, SLG: 0.469			B C S F S 1-3 K ①	B B C B S F B 4-2 23 BB 1-2 BB	B B B C B 4-1 FC5-4 1-2 2-3 BB		C C X 0-2 E5 FC3-6 1-2 3-H	B B B C X 3-1 F8 ③		3	0	0	1	2	1	3
Eric Byrnes, R (1, 7) OBP: 0.348, SLG: 0.503			B B C B X 3-1 23 G4-3 1B	F C X 0-2 P4 ②	X 0-0 FC5-4 ② 1-2f 2-3 3-H		B X 1-0 FC3-6 ① 23 G5-3 21 1B 1-2f 2-3		C C B X 1-2 L5 ①	5	1	1	1	0	0	7
23 Bobby Kielty, S (1, 9) OBP: 0.307, SLG: 0.364			B 1 SAFE X 1-0 G4-3 ② 1-2	B B B B 4-0 1-2 2-3 3-H BB	C F B F S 1-3 K ③		X 0-0 G5-3 ② 1-2 3-H		C F F F X 0-2 21 PB 2B	4	0	1	2	1	1	4
Inning Stats	R: 0 E: 0 K: 0 S: 8 H: 0 LOB: 0 BB: 0 P: 15	R: 0 E: 0 K: 0 S: 9 H: 0 LOB: 0 BB: 0 P: 16	R: 0 E: 0 K: 1 S: 8 H: 1 LOB: 1 BB: 0 P: 14	R: 3 E: 0 K: 0 S: 16 H: 3 LOB: 3 BB: 3 P: 32	R: 3 E: 1 K: 1 S: 18 H: 1 LOB: 2 BB: 3 P: 35	R: 0 E: 0 K: 0 S: 11 H: 1 LOB: 1 BB: 0 P: 17	R: 3 E: 1 K: 0 S: 14 H: 2 LOB: 1 BB: 1 P: 25	R: 0 E: 0 K: 1 S: 11 H: 2 LOB: 2 BB: 0 P: 21	R: 0 E: 0 K: 1 S: 14 H: 1 LOB: 1 BB: 0 P: 20	1B: 9 2B: 2 3B: 0 HR: 0 SF: 0 SAC: 0 DP: 0 HBP: 0						

	AB	40
	R	9
	H	11
	RBI	9
	BB	7
	SO	4
	LOB	28

WP: 0 PB: 1 SB: 0 CS: 0 PA: 47

PITCHER		IP	WLS	BF	H	R	ER	SO	BB	IBB	HBP	BLK	WP	HR	S	P	ERA	WHIP
Ryan Drese, R ERA: 3.62	(1, 1)	4.1	L	23	5	6	4	1	4	0	0	0	0	0	52	96	8.31	2.077
Erasmo Ramirez, L ERA: 4.56	(5, 1)	1.2		8	1	0	0	1	2	0	0	0	0	0	18	33	0.00	1.800
Jeff Nelson, R ERA: 5.28	(7, 1)	1.0		7	2	3	1	0	1	0	0	0	0	0	14	25	9.00	3.000
Brian Shouse, L ERA: 3.28	(8, 1)	2.0		9	3	0	0	2	0	0	0	0	0	0	25	41	0.00	1.500

PITCHER	IP	WLS	BF	H	R	ER	SO	BB	IBB	HBP	BLK	WP	HR	S	P	ERA	WHIP

Oakland Athletics @ Texas Rangers

The Ballpark at Arlington, Arlington, TX

Sat Jul 31 2004, 8:15 PM EDT

Att. 50,708 - Sunny - 94 F

livebaseballscorecards.com

BOTTOM

Batter	1	2	3	4	5	6	7	8	9	AB	R	H	RBI	BB	SO	LOB
Eric Young Sr., R (1, 4) OBP: 0.418, SLG: 0.405	4-1 10 G6-4-3 BB		0-1 10 1B 2B 1B		4-2 10 G4-3 BB		2-2 G4-3			2	1	1	0	2	0	0
10 Michael Young, R (1, 6) OBP: 0.371, SLG: 0.494	0-1 G6-4-3 1-2f		2-1 1-2 2B 1B		2-2 G4-3 1-2f		0-1 F9			4	1	1	0	0	0	2
Alfonso Soriano, R (1, 10) OBP: 0.325, SLG: 0.469	1-2 G4-3		0-2 1-H 2-H 2B		4-2 BB			0-1 BB 1B		3	0	2	2	1	0	0
23 Mark Teixeira, S (1, 3) (7, 9) OBP: 0.360, SLG: 0.574		2-3 K	0-1 F7		2-3 K			3-2 F9		4	0	0	0	0	2	3
Herbert Perry, R (1, 5) (7, 3) OBP: 0.309, SLG: 0.392		2-2 G6-3	0-0 L9			1-3 K		4-1 1-2 G5-4-3 BB		3	0	0	0	1	1	1
Brian Jordan, R (1, 9) (7, 7) OBP: 0.233, SLG: 0.234		0-0 HR		3-2 P3		3-1 P6		0-0 1-2f G5-4-3		4	1	1	1	0	0	2
Gary Matthews, S (1, 8) OBP: 0.355, SLG: 0.497		2-3 K		1-0 G5-3		4-1 BB			1-3 K	3	0	0	0	1	2	0
Kevin Mench, R (1, 7) OBP: 0.312, SLG: 0.506			1-2 P2	4-1 BB		0-3 K			0-0 G3	1	0	0	0	1	0	0
9 Hank Blalock, L (6, PH) (7, 5) OBP: 0.357, SLG: 0.532										2	0	0	0	0	1	1
Rod Barajas, R (1, 2) OBP: 0.278, SLG: 0.511			1-2 HR	2-1 F8			0-2 G5-3		1-2 G4-3	4	1	1	1	0	0	1

	AB	30
	R	4
	H	6
	RBI	4
	BB	6
	SO	6
	LOB	10

Inning Stats	1	2	3	4	5	6	7	8	9
	R: 0 E: 0 K: 0 S: 7	H: 0 LOB: 0 BB: 1 P: 12	R: 1 E: 0 K: 2 S: 10	H: 1 LOB: 0 BB: 0 P: 16	R: 3 E: 0 K: 0 S: 17	H: 4 LOB: 1 BB: 0 P: 21	R: 0 E: 0 K: 0 S: 7	H: 0 LOB: 1 BB: 1 P: 17	R: 0 E: 0 K: 1 S: 13	H: 0 LOB: 1 BB: 2 P: 25
	R: 0 E: 0 K: 2 S: 12	H: 0 LOB: 1 BB: 1 P: 20	R: 0 E: 0 K: 0 S: 10	H: 0 LOB: 0 BB: 0 P: 12	R: 0 E: 0 K: 0 S: 10	H: 1 LOB: 1 BB: 1 P: 17	R: 0 E: 0 K: 1 S: 7	H: 0 LOB: 0 BB: 0 P: 9		

	1B: 3	SF: 0	WP: 0	PA: 36
	2B: 1	SAC: 0	PB: 0	
	3B: 0	DP: 3	SB: 0	
	HR: 2	HBP: 0	CS: 0	

PITCHER		IP	WLS	BF	H	R	ER	SO	BB	IBB	HBP	BLK	WP	HR	S	P	ERA	WHIP
Barry Zito, L ERA: 4.81	(1, 1)	5.2	W	25	5	4	4	4	5	0	0	0	0	2	62	107	6.35	1.765
58 Justin Duchscherer, R ERA: 2.81	(6, 1)	2.1	H	8	1	0	0	1	1	0	0	0	0	0	24	33	0.00	0.857
Ricardo Rincon, L ERA: 4.18	(9, 1)	1.0		3	0	0	0	1	0	0	0	0	0	0	7	9	0.00	0.000

PITCHER		IP	WLS	BF	H	R	ER	SO	BB	IBB	HBP	BLK	WP	HR	S	P	ERA	WHIP

Batter	1	2	3	4	5	6	7	8	9	AB	R	H	RBI	BB	SO	LOB
21 Mark Kotsay, L (1, 8) OBP: 0.379, SLG: 0.457	B X 1-0 ① G4-3		B B X 2-0 CS 1B		1 SAFE C B B X 2-1 ② G3 1-2			F F F X 0-2 HR		4	1	2	1	0	0	1
Eric Byrnes, R (1, 7) OBP: 0.347, SLG: 0.500	S S S 0-3 ② K		B 1 SAFE C 1 SAFE B B 3-1 ③ CS 1-2	C B B F S 2-3 ① K	C X 0-1 ③ L7			B F B X 2-1 3 G4-3 1B		4	0	1	0	0	2	1
3 Eric Chavez, L (1, 5) OBP: 0.406, SLG: 0.534	S B F X 1-2 2B			C C B B B B X 3-2 HR		B B B C B 4-1 G2-3 BB		X 0-0 ① G4-3 1-2		3	1	2	1	1	0	1
Jermaine Dye, R (1, 9) OBP: 0.336, SLG: 0.478	B B F F X 2-2 ③ G6-3			C B B F B S 3-3 ② K		B C B F X 2-2 ① G2-3 1-2		C S B S 1-3 ② K		4	0	0	0	0	2	3
Scott Hatteberg, L (1, 3) OBP: 0.369, SLG: 0.443		B B C F F X 2-2 ① P6		B C B B B C X 3-2 ③ F9		S S S B B S 2-3 ② K		C F B X 1-2 ③ P5		4	0	0	0	0	1	2
Erubiel Durazo, L (1, 10) OBP: 0.382, SLG: 0.516		F X 0-1 ② F9			B C B F B F F C 3-3 ① K	F C S 0-3 ③ K			X 0-0 ① G6-3	4	0	0	0	0	2	1
7 Bobby Crosby, R (1, 6) OBP: 0.341, SLG: 0.469		B F B X 2-1 ③ P3			B C B B F X 3-2 E 17 1B 2B		B B C X 2-1 ① F7		B C X 1-1 ② P6	4	1	1	0	0	0	0
Marco Scutaro, R (1, 4) OBP: 0.304, SLG: 0.386			X 0-0 ① B5-3		C F F D F F B X 2-2 E5 17 1B 2-3 1B		B X 1-0 ② G5-3		B B X 2-0 17 WP 2B	4	1	2	0	0	0	0
17 Adam Melhuse, S (1, 2) OBP: 0.321, SLG: 0.439			C S B F X 1-2 ② L9		F X 0-1 21 G3 2-H 3-H 1B		B C B F F S 2-3 ③ K		C B B C B C 3-3 ③ K 2-3	4	0	1	2	0	2	1
Inning Stats	R: 0 E: 0 K: 1 S: 10 / H: 1 LOB: 1 BB: 0 P: 14	R: 0 E: 0 K: 0 S: 8 / H: 0 LOB: 0 BB: 0 P: 12	R: 0 E: 0 K: 0 S: 7 / H: 1 LOB: 0 BB: 0 P: 13	R: 1 E: 0 K: 2 S: 12 / H: 1 LOB: 0 BB: 0 P: 23	R: 2 E: 1 K: 1 S: 20 / H: 3 LOB: 1 BB: 0 P: 30	R: 0 E: 0 K: 2 S: 10 / H: 0 LOB: 1 BB: 1 P: 18	R: 0 E: 0 K: 1 S: 7 / H: 0 LOB: 0 BB: 0 P: 12	R: 1 E: 0 K: 1 S: 13 / H: 2 LOB: 1 BB: 0 P: 17	R: 0 E: 0 K: 1 S: 7 / H: 1 LOB: 1 BB: 0 P: 13	1B: 4 2B: 3 3B: 0 HR: 2	SF: 0 SAC: 0 DP: 0 HBP: 0						

TOP

Oakland Athletics @ Texas Rangers

The Ballpark at Arlington, Arlington, TX

Sun Aug 01 2004, 2:05 PM EDT

Att. 32,646 - Sunny - 95 F

livebaseballscorecards.com

AB	35
R	4
H	9
RBI	4
BB	1
SO	9
LOB	10

PITCHER		IP	WLS	BF	H	R	ER	SO	BB	IBB	HBP	BLK	WP	HR	S	P	ERA	WHIP
Nick Regilio, R ERA: 4.8	(1, 1)	5.0	L	20	6	3	2	4	0	0	0	0	0	1	57	92	3.60	1.200
32 Ron Mahay, L ERA: 2.44	(6, 1)	1.0		4	0	0	0	2	1	0	0	0	0	0	10	18	0.00	1.000
50 Frank Francisco, R ERA: 3.82	(7, 1)	1.0		3	0	0	0	1	0	0	0	0	0	0	7	12	0.00	0.000
Carlos Almanzar, R ERA: 3.51	(8, 1)	2.0		9	3	1	1	2	0	0	0	0	1	1	20	30	4.50	1.500

PITCHER		IP	WLS	BF	H	R	ER	SO	BB	IBB	HBP	BLK	WP	HR	S	P	ERA	WHIP

Batter	1	2	3	4	5	6	7	8	9	AB	R	H	RBI	BB	SO	LOB
10 Michael Young, R (1, 6) OBP: 0.372, SLG: 0.494	C B B F X 2-2 ① G6-3		B S X 1-1 9 1B 1B		C X 0-1 2-H 1B			B X 1-0 ① G6-3		4	0	2	1	0	0	0
9 Hank Blalock, L (1, 5) OBP: 0.356, SLG: 0.529	X 0-0 ② G5-3		1 SAFE C X 0-1 1-3 1B		B S 1 SAFE 1 SAFE F B C 2-3 ③ K			S B F B C 2-3 ② K		4	0	1	0	0	2	1
Alfonso Soriano, R (1, 4) OBP: 0.322, SLG: 0.464	X 0-0 ③ F9		B F B B F S 3-3 ③ K			X 0-0 ① F8		B S F X 1-2 ③ G5-3		4	0	0	0	0	1	2
23 Mark Teixeira, S (1, 3) OBP: 0.356, SLG: 0.567		B B X 2-0 ① L9		F F B F S 1-3 ① K		B C F B X 2-2 ② G6-3			S S B B B F X 3-2 ① P6	4	0	0	0	0	1	0
Kevin Mench, R (1, 7) OBP: 0.307, SLG: 0.498		C B B B F B X 3-2 ② G4-3		B X 1-0 ② P4		B C X 1-1 ③ F9			C S F X 0-2 ② F9	4	0	0	0	0	0	0
Brian Jordan, R (1, 9) OBP: 0.234, SLG: 0.250		C S X 0-2 2B		C F B S 1-3 ③ K			S B S B S B X 2-2 ① G6-3		B S C X 1-2 ③ G1-3	4	0	1	0	0	1	0
Herbert Perry, R (1, 10) OBP: 0.302, SLG: 0.382		X 0-0 ③ F9			B B X 2-0 ① G4-3		F B X 1-1 ② G4-3			3	0	0	0	0	0	1
Gary Matthews, S (1, 8) OBP: 0.355, SLG: 0.494			B X 1-0 ① P3		B F F F X 1-2 ② L6		B X 1-0 1B			3	0	1	0	0	0	0
15 Gerald Laird, R (1, 2) OBP: 0.339, SLG: 0.320			C B B B F F X 3-2 ② G6-3		B B C B X 3-1 10 1B 2B		1 SAFE B F X 1-1 ③ G5-3			3	1	1	0	0	0	1
Inning Stats	R: 0 H: 0 E: 0 LOB: 0 K: 0 BB: 0 S: 5 P: 7	R: 0 H: 1 E: 0 LOB: 1 K: 0 BB: 0 S: 8 P: 13	R: 0 H: 2 E: 0 LOB: 2 K: 1 BB: 0 S: 12 P: 20	R: 0 H: 0 E: 0 LOB: 0 K: 2 BB: 0 S: 8 P: 11	R: 1 H: 2 E: 0 LOB: 1 K: 1 BB: 0 S: 12 P: 20	R: 0 H: 0 E: 0 LOB: 0 K: 0 BB: 0 S: 6 P: 9	R: 0 H: 1 E: 0 LOB: 1 K: 0 BB: 0 S: 8 P: 13	R: 0 H: 0 E: 0 LOB: 0 K: 1 BB: 0 S: 7 P: 11	R: 0 H: 0 E: 0 LOB: 0 K: 0 BB: 0 S: 11 P: 15	1B: 4 2B: 2 3B: 0 HR: 0	SF: 0 SAC: 0 DP: 0 HBP: 0				WP: 0 PB: 0 SB: 0 CS: 0	PA: 33	

PITCHER		IP	WLS	BF	H	R	ER	SO	BB	IBB	HBP	BLK	WP	HR	S	P	ERA	WHIP
Mark Redman, L ERA: 4.55	(1, 1)	7.0	W	27	6	1	1	4	0	0	0	0	0	0	59	93	1.29	0.857
Chad Bradford, R ERA: 4.86	(8, 1)	0.1	H	1	0	0	0	0	0	0	0	0	0	0	1	2	0.00	0.000
Ricardo Rincon, L ERA: 4.13	(8, 1)	0.1	H	1	0	0	0	1	0	0	0	0	0	0	3	5	0.00	0.000
Jim Mecir, R ERA: 4.36	(8, 1)	0.1	H	1	0	0	0	0	0	0	0	0	0	0	3	4	0.00	0.000
Octavio Dotel, R ERA: 3.72	(9, 1)	1.0	S	3	0	0	0	0	0	0	0	0	0	0	11	15	0.00	0.000

PITCHER	IP	WLS	BF	H	R	ER	SO	BB	IBB	HBP	BLK	WP	HR	S	P	ERA	WHIP

BOTTOM

Oakland Athletics @ Texas Rangers

The Ballpark at Arlington, Arlington, TX

Sun Aug 01 2004, 2:05 PM EDT
Att. 32,646 - Sunny - 95 F

livebaseballscorecards.com

AB	33
R	1
H	6
RBI	1
BB	0
SO	5
LOB	5

Batter	1	2	3	4	5	6	7	8	9	AB	R	H	RBI	BB	SO	LOB
21 Mark Kotsay, L (1, 8) OBP: 0.380, SLG: 0.457	C X 0-1 G4-6-3 1B		F B F B X 2-2 ② F9 2-3	C F P F 1 SAFE 1 SAFE 1 SAFE X 1-2 1B	B C B X 2-1 ③ F7		B 1 SAFE F B X 2-1 ③ P3		F B X 1-1 ③ G4-3	5	0	2	0	0	0	3
23 Bobby Kielty, S (9, PH) OBP: 0.305, SLG: 0.362 (9, 7)										1	0	0	0	0	0	0
Mark McLemore, S (1, 4) OBP: 0.360, SLG: 0.325	C X 0-1 ① ② G4-6-3 1-2f		C X 0-1 3-H 1B	B X 1-0 ③ F7		X 0-0 ① G4-3		B B B B 4-0 HR BB BB		4	0	1	1	0	0	3
Marco Scutaro, R (8, PH) OBP: 0.306, SLG: 0.386 (8, 4)										0	1	0	0	1	0	0
3 Eric Chavez, L (1, 5) OBP: 0.403, SLG: 0.528	F B C F X 1-2 ③ F8		X 0-0 ③ F8		C B F X 1-2 HR 1B	B C B X 2-1 ② P2		C B F S 1-3 ① K		5	1	1	0	0	1	2
Jermaine Dye, R (1, 9) OBP: 0.339, SLG: 0.477		B B B B 4-0 G3-6 BB		S B X 1-1 7 2B 1B 1B	B B C 1 SAFE F X 2-2 ① P4	C S B C 1-3 ③ K		C B B B B 4-1 HR 1-2 BB		3	2	1	0	2	1	1
Scott Hatteberg, L (1, 3) OBP: 0.372, SLG: 0.463	C X 0-1 ① ② G3-6 1-2f			C F B X 1-2 7 2B 1B	C B X 1-1 1-H HR		B B X 2-0 ① G3	B C B X 2-1 1-H 2-H HR		5	3	3	5	0	0	1
Erubiel Durazo, L (1, 10) OBP: 0.385, SLG: 0.519	C C B F X 1-2 2B			F S F B B B S 3-3 ① K	B B F B B B 4-1 17 G2-3 7 E 3B BB		B F B B B C F F X 3-2 17 HR 1B	B C S F F S 1-3 ② K		4	2	2	0	1	2	2
7 Bobby Crosby, R (1, 6) OBP: 0.339, SLG: 0.468	C B S F F S 1-3 ③ K			B C B B B F X 3-2 1-H 2-H 1B 2B	B X 1-0 E5 17 G2-3 1-2 3B		C S B B S 2-3 ② K	B B C F S 2-3 ③ K		5	2	1	2	0	3	3
Damian Miller, R (1, 2) OBP: 0.355, SLG: 0.449			C X 0-1 ① G6-3	F X 0-1 ② F7	C X 0-1 ② G2-3 1-2 2-3		X 0-0 1-H HR		F F S 0-3 ① K	0	0	0	0	0	0	0
17 Adam Melhuse, S (2, 2) OBP: 0.317, SLG: 0.453										5	1	1	2	0	1	3
Eric Byrnes, R (1, 7) OBP: 0.353, SLG: 0.512 (9, 8)			B C X 1-1 21 F9 1B 2B	C C F X 0-2 21 1B 2-H 1B	X 0-0 2-H 3-H 3B		B C B S B B 4-2 BB		C B X 1-1 ② P3	4	1	3	3	1	0	0
Inning Stats	R: 0 E: 0 K: 0 S: 8 H: 1 LOB: 0 BB: 0 P: 9	R: 0 E: 0 K: 1 S: 11 H: 1 LOB: 1 BB: 1 P: 17	R: 1 E: 0 K: 0 S: 10 H: 2 LOB: 1 BB: 0 P: 13	R: 3 E: 0 K: 1 S: 24 H: 5 LOB: 2 BB: 0 P: 33	R: 4 E: 1 K: 0 S: 15 H: 3 LOB: 1 BB: 1 P: 26	R: 0 E: 0 K: 1 S: 6 H: 0 LOB: 0 BB: 0 P: 9	R: 2 E: 0 K: 1 S: 14 H: 2 LOB: 1 BB: 1 P: 27	R: 3 E: 0 K: 3 S: 14 H: 1 LOB: 0 BB: 2 P: 28	R: 0 E: 0 K: 1 S: 7 H: 0 LOB: 0 BB: 0 P: 9	1B: 8 2B: 3 3B: 1 HR: 3 SF: 0 SAC: 0 DP: 2 HBP: 0						

TOP

Oakland Athletics @ New York Yankees

Yankee Stadium, Bronx, NY

Tue Aug 03 2004, 7:05 PM EDT
Att. 50,625 - Cloudy - 79 F

livebaseballscorecards.com

AB	41
R	13
H	15
RBI	13
BB	5
SO	8
LOB	18

WP: 0 PA: 46
PB: 0
SB: 0
CS: 0

PITCHER		IP	WLS	BF	H	R	ER	SO	BB	IBB	HBP	BLK	WP	HR	S	P	ERA	WHIP
Jon Lieber, R ERA: 5.06	(1, 1)	4.1	L	24	11	7	6	2	2	0	0	0	0	1	62	89	12.46	3.000
Tanyon Sturtze, R ERA: 5.27	(5, 1)	2.2		13	3	3	2	2	1	0	0	0	0	1	26	45	6.75	1.500
Felix Heredia, L ERA: 6.96	(8, 1)	1.0		6	1	3	3	3	2	0	0	0	0	1	14	28	27.00	3.000
Scott Proctor, R ERA: 5.84	(9, 1)	1.0		3	0	0	0	1	0	0	0	0	0	0	7	9	0.00	0.000

PITCHER	IP	WLS	BF	H	R	ER	SO	BB	IBB	HBP	BLK	WP	HR	S	P	ERA	WHIP

BOTTOM

Oakland Athletics @ New York Yankees

Yankee Stadium, Bronx, NY

Tue Aug 03 2004, 7:05 PM EDT
Att. 50,625 - Cloudy - 79 F

livebaseballscorecards.com

Batter	1	2	3	4	5	6	7	8	9	AB	R	H	RBI	BB	SO	LOB
Bernie Williams, S (1, 8) OBP: 0.355, SLG: 0.397	B B F X 2-1 F8 ①	X 0-0 G4-6-3 ② ③ 1-2f		B B S B B 4-1 BB			F B B F B X 3-2 G6-3 ①		F X 0-1 L6 ②	4	0	0	0	1	0	2
2 Derek Jeter, R (1, 6) OBP: 0.331, SLG: 0.437 Miguel Cairo, R (9, 6) OBP: 0.330, SLG: 0.404	B B X 2-0 13 S 20 HR 1B 1B		B C X 1-1 G6-3 ① S X 0-1 F9 ③				C B B B F X 3-2 BB 1B		B F B X 2-1 G6-3 ③	4 1	1 0	2 0	0 0	0 0	0 0	2 0
Gary Sheffield, R (1, 9) OBP: 0.404, SLG: 0.536 Kenny Lofton, L (9, 9) OBP: 0.363, SLG: 0.469	1 SAFE C F B X 1-2 20 HR 13 S 1B 1-2		C B B B X 3-1 HR		B B B B 4-0 20 G6-3 BB		B B B C B 4-1 1-2 BB			2 0	2 0	2 0	1 0	2 0	0 0	0 0
13 Alex Rodriguez, R (1, 5) OBP: 0.371, SLG: 0.532	B F C B C 2-3 K ② 1-2 2-3		F B H 2-1 HBP		F X 0-1 F8 ①		B F S F C 1-3 K ②			3	0	0	0	0	2	5
20 Jorge Posada, S (1, 2) OBP: 0.412, SLG: 0.498	X 0-0 HR 2-H 3-H		B X 1-0 F7 ②		B S F B X 2-2 G6-3 ② 1-2		X 0-0 G4-3 ③			4	1	1	3	0	0	4
55 Hideki Matsui, L (1, 7) OBP: 0.385, SLG: 0.503 Bubba Crosby, L (8, PH) OBP: 0.250, SLG: 0.378 (9, 7)	B B B C X 3-1 G4-3 ③		1 SAFE F B B X 2-1 F7 ③		C X 0-1 G6-3 ③			C X 0-1 G1-3 ①		3 1	0 0	0 0	0 0	0 0	0 0	2 0
Ruben Sierra, S (1, 10) OBP: 0.308, SLG: 0.498		B C B B F B 4-2 1B BB		B B B 4-0 L6-3 BB		B X 1-0 G6-4-3 1B		C S C 0-3 K ②		2	0	1	0	2	1	0
Tony Clark, S (1, 3) OBP: 0.319, SLG: 0.448		C X 0-1 F9 ①		C B B X 2-1 L6-3 ① ② 1-1		F C C 0-3 K ①		X 0-0 G1-3 ③		4	0	0	0	0	1	3
Enrique Wilson, S (1, 4) OBP: 0.262, SLG: 0.357		1 SAFE D 1 SAFE B S C X 2-2 G4-6-3 1-2 1B		X 0-0 2B		F F B X 1-2 G6-4-3 ② ③ 1-2f			F X 0-1 G1-3 ①	4	0	2	0	0	0	1
Inning Stats	R: 3 H: 3 E: 0 LOB: 0 K: 1 BB: 0 S: 12 P: 22	R: 0 H: 1 E: 0 LOB: 1 K: 0 BB: 1 S: 8 P: 14	R: 1 H: 1 E: 0 LOB: 1 K: 0 BB: 0 S: 8 P: 17	R: 0 H: 1 E: 0 LOB: 2 K: 0 BB: 2 S: 6 P: 16	R: 0 H: 0 E: 0 LOB: 1 K: 0 BB: 1 S: 7 P: 13	R: 0 H: 1 E: 0 LOB: 0 K: 1 BB: 1 S: 7 P: 9	R: 0 H: 1 E: 0 LOB: 2 K: 1 BB: 1 S: 12 P: 23	R: 0 H: 0 E: 0 LOB: 0 K: 1 BB: 0 S: 6 P: 6	R: 0 H: 0 E: 0 LOB: 0 K: 0 BB: 0 S: 6 P: 8	1B: 5 SF: 0 2B: 2 SAC: 0 3B: 0 DP: 3 HR: 2 HBP: 1						

	AB	32
	R	4
	H	8
	RBI	4
	BB	5
	SO	4
	LOB	19

WP: 0 PB: 0 SB: 2 CS: 0 PA: 38

PITCHER	IP	WLS	BF	H	R	ER	SO	BB	IBB	HBP	BLK	WP	HR	S	P	ERA	WHIP
Mark Mulder, L (1, 1) ERA: 3.5	7.0	W	32	8	4	4	3	5	0	1	0	0	2	60	114	5.14	1.857
Chris Hammond, L (8, 1) ERA: 4.15	1.0		3	0	0	0	1	0	0	0	0	0	0	6	6	0.00	0.000
Justin Lehr, R (9, 1) ERA: 5.03	1.0		3	0	0	0	0	0	0	0	0	0	0	6	8	0.00	0.000

PITCHER	IP	WLS	BF	H	R	ER	SO	BB	IBB	HBP	BLK	WP	HR	S	P	ERA	WHIP

Batter	1	2	3	4	5	6	7	8	9	10	11	AB	R	H	RBI	BB	SO	LOB
21 Mark Kotsay, L (1, 8) OBP: 0.377, SLG: 0.452	X 0-0 ① F9		B C F B X 2-2 ② G3	X 0-0 ③ F9		C B X 1-1 1B		B F B B F F F X 3-2 G4-3		S F F B F X 1-2 ③ F8		6	0	1	0	0	0	4
Mark McLemore, S (1, 4) OBP: 0.361, SLG: 0.323 Marco Scutaro, R (9, 4) OBP: 0.305, SLG: 0.385	B C C B X 2-2 ② G4-3		X 0-0 ③ 3 BB 1B		B B S B B 4-1 FC3-6 HBP 1B BB	C S C 0-3 ③ K			C F B B B F X 3-2 ① F8		C F B B B F F F X 3-2 ① P3	4 1	1 0	1 0	0 0	1 0	1 0	1 0
3 Eric Chavez, L (1, 5) OBP: 0.405, SLG: 0.540	B B X 2-0 ③ F7		C C B F B B B 4-2 1-2 BB		C B 1 SAFE F X 1-2 ① F8		F F X 0-2 HR		S F X 0-2 ② G3		C X 0-1 G5-3 2B	5	1	2	1	1	0	1
Jermaine Dye, R (1, 9) OBP: 0.339, SLG: 0.481		B B X 2-0 HR	C B B F F F F C 2-3 K		F S 1 H SAFE 1-2 FC3-6 HBP		C X 0-1 ① G5-3		C C B B F B F F X 3-2 F8		C B F X 1-2 ② G5-3 2-3	5	1	1	1	0	1	3
Scott Hatteberg, L (1, 3) OBP: 0.373, SLG: 0.459	C X 0-1 ① F8			B B C B B 4-1 7 HR BB	C B X 1-1 ② FC3-6 1B 1-2f 2-3		B C C B X 2-2 ② F8			B B B B 4-0 1B 7 1B 17 FC3-2 BB	B C S B F F B F B 4-2 BB	3	1	0	0	3	0	2
Erubiel Durazo, L (1, 10) OBP: 0.381, SLG: 0.512	B C F S 1-3 ② K			F X 0-1 ① F8	B B C C X 2-1 7 FC6-4 1B 1-3 3-H		B S S B C F X 3-2 G3			F S S 0-3 ① K	B B X 2-1 ③ F9	6	0	1	1	0	2	4
7 Bobby Crosby, R (1, 6) OBP: 0.345, SLG: 0.471	B C C B B X 3-2 1B			C B B B B 4-1 HR 1-2 BB	F C F X 0-2 ③ FC6-4 1-2f			C F F F B F X 1-2 G6-4-3 1B		C B B S X 2-2 17 FC3-2 1B 1-2 1B		4	1	3	0	1	0	2
Eric Byrnes, R (1, 7) OBP: 0.354, SLG: 0.519	1 SAFE 1 SAFE 1 SAFE C C C F P C 1-3 ③ K			B X 1-0 1-H 2-H HR		B B B C C C 3-3 ① K		B F 1 SAFE C F X 1-2 ① ② G6-4-3 1-2f		B X 1-0 17 FC3-2 1-2 2-3 1B		5	1	2	3	0	2	2
17 Adam Melhuse, S (1, 2) OBP: 0.313, SLG: 0.444			C C C 0-3 ① K	B C F B X 2-2 ② G4-3		F C X 0-2 ② G4-3		B X 1-0 1B		B S X 1-1 ② FC3-2 1-2 2-3 3-Hf		5	0	1	0	0	1	3
Inning Stats	R: 0 E: 0 K: 0 S: 5 H: 0 LOB: 0 BB: 0 P: 9	R: 1 E: 0 K: 2 S: 14 H: 2 LOB: 1 BB: 0 P: 20	R: 0 E: 0 K: 2 S: 16 H: 1 LOB: 2 BB: 1 P: 24	R: 3 E: 0 K: 0 S: 9 H: 1 LOB: 0 BB: 2 P: 20	R: 1 E: 0 K: 0 S: 14 H: 1 LOB: 2 BB: 1 P: 23	R: 0 E: 0 K: 2 S: 11 H: 1 LOB: 1 BB: 0 P: 15	R: 1 E: 0 K: 0 S: 12 H: 1 LOB: 0 BB: 0 P: 17	R: 0 E: 0 K: 0 S: 17 H: 2 LOB: 1 BB: 0 P: 23	R: 0 E: 0 K: 0 S: 14 H: 0 LOB: 0 BB: 0 P: 20	R: 0 E: 0 K: 1 S: 14 H: 2 LOB: 3 BB: 1 P: 23	R: 0 E: 0 K: 0 S: 18 H: 1 LOB: 2 BB: 1 P: 28	1B: 8 2B: 1 3B: 0 HR: 3	SF: 0 SAC: 0 DP: 1 HBP: 1					

Oakland Athletics @ New York Yankees

Yankee Stadium, Bronx, NY

Wed Aug 04 2004, 7:05 PM EDT

Att. 47,885 - Overcast - 81 F

TOP

livebaseballscorecards.com

AB	44
R	6
H	12
RBI	6
BB	6
SO	7
LOB	22

PITCHER		IP	WLS	BF	H	R	ER	SO	BB	IBB	HBP	BLK	WP	HR	S	P	ERA	WHIP
Esteban Loaiza, R ERA: 4.97	(1, 1)	6.0		29	6	5	5	6	4	0	1	0	0	2	69	111	7.50	1.667
Paul Quantrill, R ERA: 3.26	(7, 1)	1.0		4	1	1	1	0	0	0	0	0	0	1	12	17	9.00	1.000
Tom Gordon, R ERA: 1.88	(8, 1)	1.0		4	2	0	0	0	0	0	0	0	0	0	17	23	0.00	2.000
Scott Proctor, R ERA: 5.4	(9, 1)	1.0		3	0	0	0	0	0	0	0	0	0	0	14	20	0.00	0.000
42 Mariano Rivera, R ERA: 1.55	(10, 1)	2.0	W	11	3	0	0	1	2	0	0	0	0	0	32	51	0.00	2.500

PITCHER	IP	WLS	BF	H	R	ER	SO	BB	IBB	HBP	BLK	WP	HR	S	P	ERA	WHIP

Batter	1	2	3	4	5	6	7	8	9	10	11	AB	R	H	RBI	BB	SO	LOB
Kenny Lofton, L (1, 8) OBP: 0.357, SLG: 0.457	B F B X 2-1 E6 2 SH5-3	B B B C B 4-1 1-2 BB		X 0-0 SF7-5-6 2-3 3-H			F C B B B F X 3-2 G6-3		X 0-0 F8	1 SAFE B 1 SAFE 1 SAFE X 1-0 F7		4	0	0	1	1	0	1
2 Derek Jeter, R (1, 6) OBP: 0.332, SLG: 0.437	C X 0-1 SH5-3 1-2	B F X 1-1 G4-3			B C B X 2-1 F7		B X 1-0 13 F9 1B 1B		C X 0-1 HR 1B		B B S S F X 2-2 F7	5	1	2	0	0	0	2
Gary Sheffield, R (1, 9) OBP: 0.405, SLG: 0.543	B B F C S 2-3 K		B C B F S 2-3 K		X 0-0 F7		X 0-0 1-2 1B		B F X 1-1 1-H HR		C F X 0-2 13 HR 1B	6	2	3	2	0	2	1
13 Alex Rodriguez, R (1, 5) OBP: 0.370, SLG: 0.537	T S T 0-2 K		B X 1-0 F9		X 0-0 1B		X 0-0 F9 2-3		B C F X 1-2 G4-3		1 SAFE C X 0-1 1-H HR	6	1	2	2	0	1	3
20 Jorge Posada, S (1, 2) OBP: 0.414, SLG: 0.498		C B X 1-1 55 2B 1B 1B	X 0-0 1B		B C S B B S 3-3 K		T F B B B F S 3-3 K		B F S B B B 4-2 BB			4	1	2	0	1	2	3
55 Hideki Matsui, L (1, 7) OBP: 0.387, SLG: 0.513	B X 1-0 1-3 1B 2B	B C F 1 SAFE B B F X 3-2 F8		X 0-0 HR		B B B C B 4-1 FC4-6 BB		F B F F S 1-3 K				4	2	2	1	1	1	2
Bernie Williams, S (1, 10) OBP: 0.353, SLG: 0.394	X 0-0 P6		B B F F F X 2-2 SH5-4 1B SF7-5-6 1B	X 0-0 P6		B B C C C F F F D F 3-3 F C K		B C X 1-1 F8			5	1	1	0	0	1	3
John Olerud, L (1, 3) OBP: 0.354, SLG: 0.361	C B X 1-1 FC5-4 2-H 3-H 1B		1 SAFE B B B X 2-0 SF7-5-6 SH5-4 1-2 1B	C B X 1-1 F9			C F B S 1-3 K			B B S B X 3-1 F8		5	0	2	2	0	1	1
Enrique Wilson, S (1, 4) OBP: 0.260, SLG: 0.353 Ruben Sierra, S (8, PH) OBP: 0.306, SLG: 0.495 Miguel Cairo, R (9, 4) OBP: 0.333, SLG: 0.407	1 SAFE C X 0-1 FC5-4 BB 1-2f		B B B C X 3-1 SH5-4 1-2 2-3	B C X 1-1 G3-1			C B X 1-1 FC4-6 1-2f			F B B B X 3-1 1B		2 1 1	0 0 0	0 0 1	0 0 0	0 0 0	0 0 0	1 1 0
Inning Stats	R: 0 H: 0 E: 1 LOB: 1 K: 2 BB: 0 S: 10 P: 14	R: 2 H: 3 E: 0 LOB: 2 K: 0 BB: 1 S: 11 P: 19	R: 0 H: 1 E: 0 LOB: 1 K: 1 BB: 0 S: 9 P: 15	R: 1 H: 2 E: 0 LOB: 0 K: 0 BB: 0 S: 7 P: 14	R: 0 H: 1 E: 0 LOB: 1 K: 1 BB: 0 S: 7 P: 12	R: 1 H: 1 E: 0 LOB: 0 K: 0 BB: 0 S: 6 P: 8	R: 0 H: 2 E: 0 LOB: 2 K: 1 BB: 0 S: 10 P: 17	R: 0 H: 0 E: 0 LOB: 1 K: 2 BB: 1 S: 15 P: 24	R: 2 H: 2 E: 0 LOB: 1 K: 1 BB: 1 S: 14 P: 21	R: 0 H: 1 E: 0 LOB: 1 K: 0 BB: 0 S: 7 P: 15	R: 2 H: 2 E: 0 LOB: 0 K: 0 BB: 0 S: 9 P: 11	1B: 11 2B: 2 3B: 0 HR: 3	SF: 1 SAC: 2 DP: 1 HBP: 0					

PITCHER		IP	WLS	BF	H	R	ER	SO	BB	IBB	HBP	BLK	WP	HR	S	P	ERA	WHIP
40 Rich Harden, R ERA: 4.01	(1, 1)	6.1		30	10	4	4	4	1	0	0	0	0	1	56	92	5.68	1.737
Chad Bradford, R ERA: 4.82	(7, 1)	0.1	H	1	0	0	0	0	0	0	0	0	0	0	1	1	0.00	0.000
Ricardo Rincon, L ERA: 3.99	(7, 1)	1.0	H	4	0	0	0	3	1	0	0	0	0	0	16	27	0.00	1.000
Jim Mecir, R ERA: 4.32	(8, 1)	0.1	H	1	0	0	0	0	0	0	0	0	0	0	2	3	0.00	0.000
Octavio Dotel, R ERA: 3.97	(9, 1)	1.0	B	6	2	2	2	1	1	0	0	0	0	1	14	21	18.00	3.000

PITCHER		IP	WLS	BF	H	R	ER	SO	BB	IBB	HBP	BLK	WP	HR	S	P	ERA	WHIP
Chris Hammond, L ERA: 4.02	(10, 1)	1.0		4	1	0	0	0	0	0	0	0	0	0	7	15	0.00	1.000
58 Justin Duchscherer, R ERA: 3.08	(11, 1)	0.1	L	3	2	2	2	0	0	0	0	0	0	1	9	11	54.00	6.000

BOTTOM

Oakland Athletics @ New York Yankees

Yankee Stadium, Bronx, NY

Wed Aug 04 2004, 7:05 PM EDT

Att. 47,885 - Overcast - 81 F

livebaseballscorecards.com

AB	43
R	8
H	15
RBI	8
BB	3
SO	8
LOB	18

WP: 0	PA: 49					
PB: 0						
SB: 0						
CS: 0						

Batter	1	2	3	4	5	6	7	8	9	AB	R	H	RBI	BB	SO	LOB
21 Mark Kotsay, L (1, 8) OBP: 0.376, SLG: 0.450	B C C S 1-3 ① K		C B F B S 2-3 ① K			S C X 0-2 1B		B B C F B F X 3-2 ③ G4-3		4	0	1	0	0	2	0
Eric Byrnes, R (1, 7) OBP: 0.350, SLG: 0.513	F C F X 0-2 ② G3-1		B F C B X 2-2 ② P6			B F C 1 D F F F X SAFE 2-2 ① F7			S C B F S 1-3 ① K	4	0	0	0	0	1	1
3 Eric Chavez, L (1, 5) OBP: 0.406, SLG: 0.536	B B B B 4-0 BB		C C C 0-3 ③ K			B B S F F S 2-3 ② K			B C B B F F B 4-2 E E BB	2	1	0	0	2	2	1
Jermaine Dye, R (1, 9) OBP: 0.339, SLG: 0.479	C F P X 1-2 ③ F9			C B X 1-1 G1-6-3 1B		B B X 2-0 ③ P5			C C B F X 1-2 E5 E 1-2	4	0	1	0	0	0	3
Scott Hatteberg, L (1, 10) OBP: 0.375, SLG: 0.463		B B C C F B F F F 3-2 X WP 2B		X 0-0 ① ② G1-6-3 1-2f			C C X 0-2 7 G4-6-3 1B		C F B B F F X 2-2 ② F8	4	0	2	0	0	0	3
Erubiel Durazo, L (1, 3) OBP: 0.377, SLG: 0.506		C T S 0-3 ① K		F B S X 1-2 ③ G3			B S C X 1-2 ① F8		X 0-0 1-3 2-H E4	4	0	0	0	0	1	3
7 Bobby Crosby, R (1, 6) OBP: 0.341, SLG: 0.466		C T S 0-3 ② K			F X 0-1 ① G6-3		X 0-0 ② ③ G4-6-3 1-2f		C F B B X 2-2 ③ G4-3	4	0	0	0	0	1	4
Damian Miller, R (1, 2) OBP: 0.354, SLG: 0.445		C 2 B F B B B SAFE 4-2 2-3 BB			X 0-0 ② P6			C C S 0-3 ① K		2	0	0	0	1	1	0
Marco Scutaro, R (1, 4) OBP: 0.302, SLG: 0.381		X 0-0 ③ G1-3			C B F B X 2-2 ③ P2			X 0-0 ② P6		3	0	0	0	0	0	2
Inning Stats	R: 0 H: 0 E: 0 LOB: 1 K: 1 BB: 1 S: 11 P: 16	R: 0 H: 1 E: 0 LOB: 2 K: 2 BB: 1 S: 16 P: 23	R: 0 H: 0 E: 0 LOB: 0 K: 2 BB: 0 S: 9 P: 13	R: 0 H: 1 E: 0 LOB: 0 K: 0 BB: 0 S: 6 P: 8	R: 0 H: 0 E: 0 LOB: 0 K: 0 BB: 0 S: 6 P: 8	R: 0 H: 1 E: 0 LOB: 1 K: 1 BB: 0 S: 14 P: 20	R: 0 H: 1 E: 0 LOB: 0 K: 0 BB: 0 S: 7 P: 8	R: 0 H: 0 E: 0 LOB: 0 K: 1 BB: 0 S: 8 P: 11	R: 1 H: 0 E: 2 LOB: 2 K: 1 BB: 1 S: 20 P: 30	1B: 3 SF: 0 2B: 1 SAC: 0 3B: 0 DP: 2 HR: 0 HBP: 0						

PITCHER		IP	WLS	BF	H	R	ER	SO	BB	IBB	HBP	BLK	WP	HR	S	P	ERA	WHIP
Kevin Brown, R ERA: 3.6	(1, 1)	8.0	W	28	4	0	0	7	2	0	0	0	1	0	77	107	0.00	0.750
Paul Quantrill, R ERA: 3.21	(9, 1)	1.0		6	0	1	0	1	1	0	0	0	0	0	20	30	0.00	1.000

PITCHER	IP	WLS	BF	H	R	ER	SO	BB	IBB	HBP	BLK	WP	HR	S	P	ERA	WHIP

TOP

Oakland Athletics @ New York Yankees

Yankee Stadium, Bronx, NY

Thu Aug 05 2004, 1:05 PM EDT
Att. 52,335 - Unknown - 73 F

livebaseballscorecards.com

AB	31
R	1
H	4
RBI	0
BB	3
SO	8
LOB	17

BOTTOM

Oakland Athletics @ New York Yankees

Yankee Stadium, Bronx, NY

Thu Aug 05 2004, 1:05 PM EDT
Att. 52,335 - Unknown - 73 F

livebaseballscorecards.com

Batter	1	2	3	4	5	6	7	8	9	AB	R	H	RBI	BB	SO	LOB
Bernie Williams, S (1, 8) OBP: 0.354, SLG: 0.392	C C X 0-2 ① F7	B B B B 4-0 BB			B C B B X 3-1 2 2B 1B	F B X 1-1 ③ P3		F B S B B X 3-2 ② F8		4	1	1	0	1	0	3
2 Derek Jeter, R (1, 6) OBP: 0.333, SLG: 0.437	X 0-0 ② G5-3	C S B F B T C 2-3 ③ K			1 SAFE X 0-0 S 1-H 2B		X 0-0 ① F8	B T S B B B 4-2 BB		4	0	1	1	1	1	2
Gary Sheffield, R (1, 10) OBP: 0.405, SLG: 0.541	F B B X 2-1 ③ P6		F B F F B X 2-2 20 G6-4-3 1B		M X 0-1 ① G5-3 2-3		C F F X 0-2 13 1B 55 1B 1B	B F X 1-1 ③ P4		5	1	2	0	0	0	3
13 Alex Rodriguez, R (1, 5) OBP: 0.369, SLG: 0.534		B C B X 2-1 E7 55 1B 2B	B S F X 1-2 ① P6		B C F S 1-3 ② K		B B S S F F X 2-2 55 1B 1-2 1B			4	1	1	0	0	1	2
20 Jorge Posada, S (1, 2) OBP: 0.410, SLG: 0.492		X 0-0 ① F8	B S X 1-1 ② ③ G6-4-3 1-2f		B F F B X 2-2 ③ G6-3		S B B B X 2-1 ② F9			4	0	0	0	0	0	5
55 Hideki Matsui, L (1, 7) OBP: 0.388, SLG: 0.513		1 SAFE X 0-0 2B 1-2 2B 1B		F C B B F X 1-2 ① G4-3		F B S S 1-3 ① K	B C X 1-1 1-3 2-H 1B			4	1	2	1	0	1	0
Ruben Sierra, S (1, 9) OBP: 0.305, SLG: 0.495 Bubba Crosby, L (8, 9) OBP: 0.250, SLG: 0.378		S B C X 1-2 1-3 2-H 2B		C B F F X 1-2 ② G6-3		C X 0-1 ② F7	B C S S 1-3 ③ K			4 0	1 0	1 0	1 0	0 0	1 0	2 0
John Olerud, L (1, 3) OBP: 0.363, SLG: 0.372		C B C B X 2-2 2-H 3-H 2B		B C F X 1-2 1B		C F H 1-2 2B HBP		B C X 1-1 WP 1B		3	0	3	2	0	0	0
Miguel Cairo, R (1, 4) OBP: 0.332, SLG: 0.409		C X 0-1 ② G5-3		C X 0-1 ③ P5		S X 0-1 1-3 2B		B B X 2-0 ① L4 1-2		4	0	1	0	0	0	3
Inning Stats	R: 0 E: 0 K: 0 S: 6 H: 0 LOB: 0 BB: 0 P: 8	R: 3 E: 1 K: 1 S: 17 H: 3 LOB: 2 BB: 1 P: 28	R: 0 E: 0 K: 0 S: 9 H: 1 LOB: 0 BB: 0 P: 13	R: 0 E: 0 K: 0 S: 13 H: 1 LOB: 1 BB: 0 P: 16	R: 1 E: 0 K: 1 S: 11 H: 2 LOB: 1 BB: 0 P: 17	R: 0 E: 0 K: 1 S: 11 H: 1 LOB: 2 BB: 0 P: 14	R: 1 E: 0 K: 1 S: 17 H: 3 LOB: 2 BB: 0 P: 23	R: 0 E: 0 K: 0 S: 10 H: 1 LOB: 2 BB: 1 P: 21		1B: 8 2B: 4 3B: 0 HR: 0 SF: 0 SAC: 0 DP: 1 HBP: 1						

	AB	36
	R	5
	H	12
	RBI	5
	BB	2
	SO	4
	LOB	20

WP: 1 PB: 0 SB: 1 CS: 0 PA: 39

PITCHER		IP	WLS	BF	H	R	ER	SO	BB	IBB	HBP	BLK	WP	HR	S	P	ERA	WHIP
Barry Zito, L ERA: 4.84	(1, 1)	6.2	L	33	11	5	4	3	1	0	1	0	0	0	81	115	5.40	1.800
Justin Lehr, R ERA: 4.71	(7, 1)	1.1		6	1	0	0	1	1	0	0	0	1	0	13	25	0.00	1.500

PITCHER	IP	WLS	BF	H	R	ER	SO	BB	IBB	HBP	BLK	WP	HR	S	P	ERA	WHIP

Oakland Athletics @ Minnesota Twins

Hubert H. Humphrey Metrodome, Minneapolis, MN

Fri Aug 06 2004, 8:10 PM EDT

Att. 25,102 - Unknown - 70 F

livebaseballscorecards.com

TOP

Batter	1	2	3	4	5	6	7	8	9	10	11	AB	R	H	RBI	BB	SO	LOB
21 Mark Kotsay, L (1, 8) OBP: 0.371, SLG: 0.444	B X 1-0 F7 ①		B F F B T 2-2 K ③		B C F S 1-3 K ③			S F B F X 1-2 P6 ②			B F F S 1-3 K ①	5	0	0	0	0	3	2
Eric Byrnes, R (1, 7) OBP: 0.348, SLG: 0.508	C B F B S 2-3 K ②			F B F F F S 1-3 K ①		X 0-0 F8 ①		B B C X 2-1 F9 ③			S B X 1-1 3 2B 1B	5	1	1	0	0	2	1
3 Eric Chavez, L (1, 5) OBP: 0.406, SLG: 0.537	B S B F T 2-2 K ③			C S X 0-2 L8 ②		C C B F B X 2-2 G5-4-3 1B			F B S X 1-2 G6-3 ①		X 0-0 1-H 1B 2B	5	1	2	1	0	1	0
Jermaine Dye, R (1, 9) OBP: 0.339, SLG: 0.477		B C S F B S 2-3 K ①		B B B C B 4-1 BB		C C X 0-2 G5-4-3 ②③ 1-2f			F B F B B S 3-3 K ②		C B D X 2-1 S 2-H 1B	4	0	1	1	1	2	1
Scott Hatteberg, L (1, 3) OBP: 0.377, SLG: 0.462		C B B C X 2-2 E6 G3-1 1B		B X 1-0 G5-3 ③			B C B B B 4-1 G4-6-3 BB		C X 0-1 E1		B F 1 F B B H SAFE 4-2 1-2 HBP	3	0	1	0	1	0	1
Erubiel Durazo, L (1, 10) OBP: 0.375, SLG: 0.505	X 0-0 G3-1 ② 2-3		C X 0-1 7 1B FC4-6 2B			X 0-0 G4-6-3 ①② 1-2f			F X 0-1 G5-3 ③		B B C F F B F F F 3-2 F F X P5 ②	5	1	1	0	0	0	5
7 Bobby Crosby, R (1, 6) OBP: 0.340, SLG: 0.462	S X 0-1 G6-3 ③		B B S X 2-1 FC4-6 2-3 1B			C X 0-1 L9 ③				C B F F B X 2-2 F7 ① C D S B X 2-2 F9 ③		5	0	1	0	0	0	3
Marco Scutaro, R (1, 4) OBP: 0.302, SLG: 0.380		X 0-0 G4-3 ①		C X 0-1 FC4-6 ① 17 F9 1-2f 3-H				C C D F X 1-2 17 SH5-4 1B		B X 1-0 P4 ②		4	0	1	1	0	0	1
17 Adam Melhuse, S (1, 2) OBP: 0.306, SLG: 0.434		B B X 2-0 F8 ②		F F X 0-2 F9 ② 1-2				X 0-0 SH5-4 ① 1-2		C B F S 1-3 K ③		3	0	0	0	0	1	1
Inning Stats	R: 0 E: 0 K: 2 S: 8 / H: 0 LOB: 0 BB: 0 P: 13	R: 0 E: 1 K: 1 S: 10 / H: 1 LOB: 1 BB: 0 P: 14	R: 0 E: 0 K: 1 S: 5 / H: 0 LOB: 0 BB: 0 P: 9	R: 0 E: 0 K: 1 S: 10 / H: 0 LOB: 1 BB: 1 P: 16	R: 1 E: 0 K: 1 S: 12 / H: 2 LOB: 1 BB: 0 P: 15	R: 0 E: 0 K: 0 S: 8 / H: 1 LOB: 0 BB: 0 P: 10	R: 0 E: 0 K: 0 S: 4 / H: 0 LOB: 0 BB: 1 P: 8	R: 0 E: 0 K: 0 S: 11 / H: 1 LOB: 1 BB: 0 P: 15	R: 0 E: 1 K: 1 S: 10 / H: 0 LOB: 1 BB: 0 P: 14	R: 0 E: 0 K: 1 S: 8 / H: 0 LOB: 0 BB: 0 P: 12	R: 2 E: 0 K: 1 S: 22 / H: 3 LOB: 2 BB: 0 P: 35	1B: 6 2B: 2 3B: 0 HR: 0	SF: 0 SAC: 1 DP: 2 HBP: 1				WP: 0 PB: 0 SB: 1 CS: 0	PA: 43	

	AB	39
	R	3
	H	8
	RBI	3
	BB	2
	SO	9
	LOB	15

PITCHER		IP	WLS	BF	H	R	ER	SO	BB	IBB	HBP	BLK	WP	HR	S	P	ERA	WHIP
Brad Radke, R ERA: 3.61	(1, 1)	9.0		33	5	1	1	7	2	0	0	0	0	0	78	114	1.00	0.778
Juan Rincon, R ERA: 2.77	(10, 1)	1.1	L	7	3	2	2	2	0	0	0	0	0	0	16	24	13.50	2.250
J.C. Romero, L ERA: 3.74	(11, 1)	0.2		3	0	0	0	0	0	0	1	0	0	0	14	23	0.00	0.000

PITCHER		IP	WLS	BF	H	R	ER	SO	BB	IBB	HBP	BLK	WP	HR	S	P	ERA	WHIP

Oakland Athletics @ Minnesota Twins

Hubert H. Humphrey Metrodome, Minneapolis, MN

Fri Aug 06 2004, 8:10 PM EDT

Att. 25,102 - Unknown - 70 F

livebaseballscorecards.com

BOTTOM

Batter	1	2	3	4	5	6	7	8	9	10	11	AB	R	H	RBI	BB	SO	LOB
Shannon Stewart, R (1, 7) OBP: 0.393, SLG: 0.438	G6-3		G6-3			G5-3			HR		L5	5	1	1	1	0	0	2
Cristian Guzman, S (1, 6) OBP: 0.312, SLG: 0.387	F9			G6-3		F9			G3-1		F8	5	0	0	0	0	0	2
20 Lew Ford, R (1, 10) OBP: 0.371, SLG: 0.472	F9			G6-3			P6		F8			4	0	0	0	0	0	0
33 Justin Morneau, L (1, 3) OBP: 0.307, SLG: 0.514		K		K			G6-4-3 1B		F8			4	0	1	0	0	2	0
Torii Hunter, R (1, 8) OBP: 0.322, SLG: 0.470		P5			K		G6-4-3 1-2f			K		4	0	0	0	0	2	1
Jacque Jones, L (1, 9) OBP: 0.313, SLG: 0.442		1B			K			BB		F9		3	0	1	0	1	1	0
Corey Koskie, L (1, 5) OBP: 0.338, SLG: 0.447		G3		G4-3				L8		K		4	0	0	0	0	1	2
Henry Blanco, R (1, 2) OBP: 0.274, SLG: 0.371			F9			SH1-4 1B		G3 1-2			BB	2	0	1	0	0	0	0
Jose Offerman, S (8, PH) OBP: 0.356, SLG: 0.384												1	0	0	0	0	0	1
Rob Bowen, S (9, 2) OBP: 0.313, SLG: 0.429												0	0	0	0	0	0	0
Matthew LeCroy, R (11, PH) OBP: 0.332, SLG: 0.413												0	0	0	0	1	0	0
Luis Rivas, R (1, 4) OBP: 0.279, SLG: 0.390			G5-3			SH1-4 1-2		G1-3 2-3			F7	2	0	0	0	0	0	1
5 Michael Cuddyer, R (11, PH) OBP: 0.316, SLG: 0.441												1	0	0	0	0	0	1

Inning Stats	1	2	3	4	5	6	7	8	9	10	11
	R: 0 H: 0 E: 0 LOB: 0 K: 0 BB: 0 S: 9 P: 17	R: 0 H: 1 E: 0 LOB: 1 K: 1 BB: 0 S: 9 P: 17	R: 0 H: 0 E: 0 LOB: 0 K: 0 BB: 0 S: 6 P: 10	R: 0 H: 0 E: 0 LOB: 0 K: 1 BB: 0 S: 9 P: 11	R: 0 H: 0 E: 0 LOB: 0 K: 2 BB: 0 S: 9 P: 16	R: 0 H: 1 E: 0 LOB: 1 K: 0 BB: 0 S: 7 P: 13	R: 0 H: 1 E: 0 LOB: 0 K: 0 BB: 0 S: 9 P: 13	R: 0 H: 0 E: 0 LOB: 1 K: 0 BB: 1 S: 12 P: 20	R: 1 H: 1 E: 0 LOB: 0 K: 0 BB: 0 S: 8 P: 13	R: 0 H: 0 E: 0 LOB: 0 K: 2 BB: 0 S: 8 P: 11	R: 0 H: 0 E: 0 LOB: 1 K: 0 BB: 1 S: 10 P: 17

PITCHER		IP	WLS	BF	H	R	ER	SO	BB	IBB	HBP	BLK	WP	HR	S	P	ERA	WHIP
Mark Redman, L ERA: 4.3	(1, 1)	7.1		25	3	0	0	4	1	0	0	0	0	0	61	104	0.00	0.545
Jim Mecir, R ERA: 4.24	(8, 1)	0.2	H	2	0	0	0	0	0	0	0	0	0	0	9	13	0.00	0.000
Octavio Dotel, R ERA: 3.92	(9, 1)	3.0	W	11	1	1	1	2	1	0	0	0	0	1	26	41	3.00	0.667

PITCHER	IP	WLS	BF	H	R	ER	SO	BB	IBB	HBP	BLK	WP	HR	S	P	ERA	WHIP

AB	35
R	1
H	4
RBI	1
BB	2
SO	6
LOB	10

1B: 3	SF: 0	WP: 0	PA: 38
2B: 0	SAC: 1	PB: 0	
3B: 0	DP: 1	SB: 1	
HR: 1	HBP: 0	CS: 0	

Oakland Athletics @ Minnesota Twins

Hubert H. Humphrey Metrodome, Minneapolis, MN

Sat Aug 07 2004, 1:20 PM EDT
Att. 29,572 - Unknown - 70 F

TOP

livebaseballscorecards.com

Batter	1	2	3	4	5	6	7	8	9	AB	R	H	RBI	BB	SO	LOB
Eric Byrnes, R (1, 8) OBP: 0.347, SLG: 0.506	B F B B F X 3-2 ① P2		S B 1 SAFE S 1 SAFE 1 SAFE D B F 3-3 C ③ K			B F C T 1-2 ② K	F B X 1-1 1-2 2-3 1B			4	0	1	0	0	2	1
7 Bobby Crosby, R (1, 6) OBP: 0.339, SLG: 0.459	C S S 0-3 ② K			C B F B B S 3-3 ① K		B B B B 4-0 BB	C S B B S 2-3 ② K			3	0	0	0	1	3	3
3 Eric Chavez, L (1, 5) OBP: 0.404, SLG: 0.537	C S F B S 1-3 ③ K			C S B B B X 2-2 CS 2B		C F S 0-3 ③ K	B F X 1-1 ③ G6-3			4	0	1	0	0	2	4
Jermaine Dye, R (1, 9) OBP: 0.338, SLG: 0.474		C C F S 0-3 ① K		S B B F 2 SAFE F F F S 2-3 2-3 ② ③ K			C B F X 1-2 1B 1B G3 1B	C F B S 1-3 ① K		4	1	1	0	0	3	1
Scott Hatteberg, L (1, 3) OBP: 0.376, SLG: 0.459		C B F D X 2-2 ② G4-3			B B X 2-0 ① G1		B B B C X 3-1 G3 23 1B 1B 1-2 1B	C F X 1-2 ② F8		4	1	1	0	0	0	0
Damian Miller, R (1, 2) OBP: 0.356, SLG: 0.450		C S X 0-2 ③ G6-3			C C B X 1-2 2B		C B C B X 2-2 23 1B G3 1B 1-2 2-3 1B	C F X 0-2 ③ F9		4	1	2	0	0	0	0
Erubiel Durazo, L (1, 10) OBP: 0.371, SLG: 0.499			C F S 0-3 ① K		F X 0-1 ② F8		F C X 0-2 ① G3 1-2 2-3 3-H		B C X 1-1 ① F7	4	0	0	1	0	1	3
23 Bobby Kielty, S (1, 7) OBP: 0.306, SLG: 0.362 Mark McLemore, S (9, PH) OBP: 0.359, SLG: 0.321			C B X 1-1 ② G6-3		B X 1-0 ③ P4		B B X 2-0 1B 1B 2-3 3-H 1B		B X 1-0 ② G3	3 1	0 0	1 0	1 0	0 0	0 0	1 0
Marco Scutaro, R (1, 4) OBP: 0.305, SLG: 0.382 21 Mark Kotsay, L (9, PH) OBP: 0.370, SLG: 0.443			F B C X 1-2 1B			C C S 0-3 ① K	B S F F F X 1-2 1B 1-2 3-H 1B		C C B C 1-3 ③ K	3 1	0 0	2 0	1 0	0 0	1 1	0 0
Inning Stats	R: 0 E: 0 K: 2 S: 10 H: 0 LOB: 0 BB: 0 P: 14	R: 0 E: 0 K: 1 S: 10 H: 0 LOB: 0 BB: 0 P: 12	R: 0 E: 0 K: 2 S: 12 H: 1 LOB: 1 BB: 0 P: 17	R: 0 E: 0 K: 2 S: 12 H: 1 LOB: 0 BB: 0 P: 19	R: 0 E: 0 K: 0 S: 7 H: 1 LOB: 1 BB: 0 P: 11	R: 0 E: 0 K: 3 S: 9 H: 0 LOB: 1 BB: 1 P: 14	R: 3 E: 0 K: 1 S: 24 H: 6 LOB: 3 BB: 0 P: 37	R: 0 E: 0 K: 1 S: 9 H: 0 LOB: 0 BB: 0 P: 11	R: 0 E: 0 K: 1 S: 6 H: 0 LOB: 0 BB: 0 P: 9	1B: 7 2B: 2 3B: 0 HR: 0 SF: 0 SAC: 0 DP: 0 HBP: 0						

AB	35
R	3
H	9
RBI	3
BB	1
SO	13
LOB	13

WP: 0 PB: 0 SB: 0 CS: 1 PA: 36

PITCHER		IP	WLS	BF	H	R	ER	SO	BB	IBB	HBP	BLK	WP	HR	S	P	ERA	WHIP
Johan Santana, L ERA: 3.34	(1, 1)	6.1	W	26	7	3	3	10	1	0	0	0	0	0	72	107	4.26	1.263
28 Jesse Crain, R ERA:	(7, 1)	0.0		2	2	0	0	0	0	0	0	0	0	0	7	9	∞	∞
Juan Rincon, R ERA: 2.68	(7, 1)	1.2	H	5	0	0	0	2	0	0	0	0	0	0	14	19	0.00	0.000
36 Joe Nathan, R ERA: 0.89	(9, 1)	1.0	S	3	0	0	0	1	0	0	0	0	0	0	6	9	0.00	0.000

PITCHER	IP	WLS	BF	H	R	ER	SO	BB	IBB	HBP	BLK	WP	HR	S	P	ERA	WHIP

BOTTOM

Oakland Athletics @ Minnesota Twins

Hubert H. Humphrey Metrodome, Minneapolis, MN

Sat Aug 07 2004, 1:20 PM EDT

Att. 29,572 - Unknown - 70 F

livebaseballscorecards.com

Batter	1	2	3	4	5	6	7	8	9	AB	R	H	RBI	BB	SO	LOB
Shannon Stewart, R (1, 7) OBP: 0.389, SLG: 0.433	G3		G3-1		F9		1B SH1-3 1B	1-2f FC6-4		5	0	1	0	0	0	2
Cristian Guzman, S (1, 6) OBP: 0.309, SLG: 0.384	G1		G3			F7	SH1-3 1-2			3	0	0	0	0	0	0
Corey Koskie, L (1, 5) OBP: 0.337, SLG: 0.445	K			G3-1		P4	FC6 2-3 1B			4	0	1	0	0	1	0
33 Justin Morneau, L (1, 3) OBP: 0.305, SLG: 0.514 Luis Rivas, R (8, 4) OBP: 0.279, SLG: 0.390		G4-3		F9		E 2B	F8			4 0	1 0	1 0	0 0	0 0	0 0	2 0
Torii Hunter, R (1, 8) OBP: 0.324, SLG: 0.470		K		20 1B 20 S 1B		E9 WP 2-H 1B	1-2f FC6			4	2	2	1	0	1	2
Jacque Jones, L (1, 9) OBP: 0.314, SLG: 0.444 20 Lew Ford, R (3, 9) OBP: 0.373, SLG: 0.472	1B 1B			1-H 1B		WP 1B BB		G3		1 2	0 1	1 1	0 1	0 1	0 0	0 0
Jose Offerman, S (1, 10) OBP: 0.366, SLG: 0.395	1-2 1B			F7		5 1B 1-H 3-H 1B		FC1-6 5 HBP 1B		4	0	3	1	0	0	1
5 Michael Cuddyer, R (1, 4) (8, 3) OBP: 0.323, SLG: 0.444	K				K 1B	1-3 1B		1-2 FC1-6 HBP		3	0	2	0	0	1	2
Henry Blanco, R (1, 2) OBP: 0.269, SLG: 0.364			G6-3		1-2 K	K		1-2f 2-3 FC1-6 FC6-4		4	0	0	0	0	2	5
Inning Stats	R: 0 E: 0 K: 1 S: 6 H: 0 LOB: 0 BB: 0 P: 7	R: 0 E: 0 K: 2 S: 13 H: 2 LOB: 2 BB: 0 P: 18	R: 0 E: 0 K: 0 S: 6 H: 0 LOB: 0 BB: 0 P: 9	R: 1 E: 0 K: 0 S: 6 H: 2 LOB: 1 BB: 0 P: 9	R: 0 E: 0 K: 1 S: 7 H: 1 LOB: 0 BB: 0 P: 10	R: 3 E: 1 K: 1 S: 19 H: 4 LOB: 2 BB: 1 P: 32	R: 0 E: 0 K: 0 S: 7 H: 2 LOB: 2 BB: 0 P: 10	R: 0 E: 0 K: 0 S: 11 H: 1 LOB: 2 BB: 0 P: 17		1B: 11 2B: 1 3B: 0 HR: 0	SF: 0 SAC: 1 DP: 0 HBP: 1		WP: 2 PB: 0 SB: 1 CS: 0	PA: 37		

	AB	34
	R	4
	H	12
	RBI	3
	BB	1
	SO	5
	LOB	14

PITCHER		IP	WLS	BF	H	R	ER	SO	BB	IBB	HBP	BLK	WP	HR	S	P	ERA	WHIP
Tim Hudson, R ERA: 3.15	(1, 1)	5.2	L	25	8	4	4	4	1	0	0	0	1	0	53	79	6.35	1.588
58 Justin Duchscherer, R ERA: 3.05	(6, 1)	0.2		4	2	0	0	1	0	0	0	0	0	0	6	9	0.00	3.000
Ricardo Rincon, L ERA: 3.94	(7, 1)	0.1		2	1	0	0	0	0	0	0	0	0	0	4	6	0.00	3.000
Chad Bradford, R ERA: 4.69	(7, 1)	1.1		6	1	0	0	0	0	0	1	0	0	0	12	18	0.00	0.750

PITCHER	IP	WLS	BF	H	R	ER	SO	BB	IBB	HBP	BLK	WP	HR	S	P	ERA	WHIP

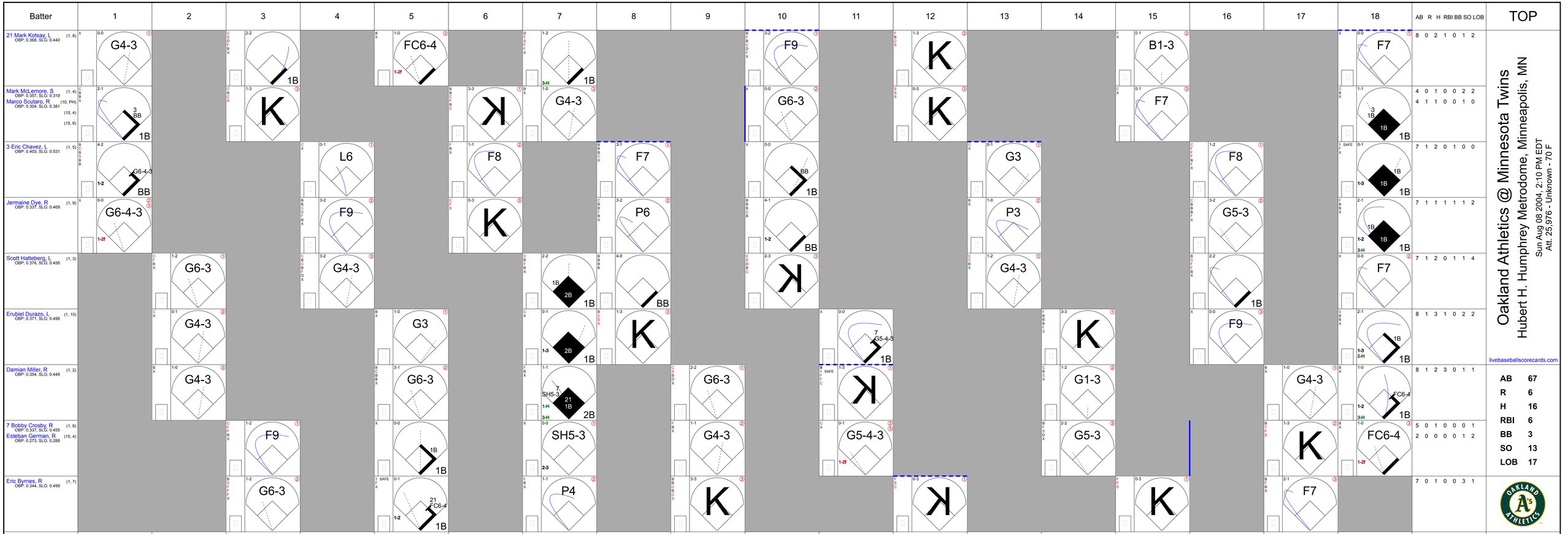
Batter
1
2
3
4
5
6
7
8
9
10
11
12
13
14
15
16
17
18
AB R H RBI BB SO LOB
TOP
21 Mark Kotsay, L (1, 8) OBP: 0.368, SLG: 0.440
Mark McLemore, S (1, 4) OBP: 0.357, SLG: 0.319
Marco Scutaro, R (10, PH) (10, 4) (15, 6) OBP: 0.304, SLG: 0.381
3 Eric Chavez, L (1, 5) OBP: 0.403, SLG: 0.531
Jermaine Dye, R (1, 9) OBP: 0.337, SLG: 0.469
Scott Hatteberg, L (1, 3) OBP: 0.376, SLG: 0.456
Erubiel Durazo, L (1, 10) OBP: 0.371, SLG: 0.496
Damian Miller, R (1, 2) OBP: 0.354, SLG: 0.448
7 Bobby Crosby, R (1, 6) OBP: 0.337, SLG: 0.455
Esteban German, R (15, 4) OBP: 0.273, SLG: 0.288
Eric Byrnes, R (1, 7) OBP: 0.344, SLG: 0.499
8 1 0 2 1 0 1 2
4 0 1 0 0 2 2
4 1 1 0 0 1 0
7 1 2 0 1 0 0
7 1 1 1 1 1 2
7 1 2 0 1 1 4
8 1 3 1 0 2 2
8 1 2 3 0 1 1
5 0 1 0 0 0 1
2 0 0 0 0 1 2
7 0 1 0 0 3 1
Oakland Athletics @ Minnesota Twins
Hubert H. Humphrey Metrodome, Minneapolis, MN
Sun Aug 08 2004, 2:10 PM EDT
Att. 25,976 - Unknown - 70 F
livebaseballscorecards.com
AB 67
R 6
H 16
RBI 6
BB 3
SO 13
LOB 17
Inning Stats
1: R: 0 E: 0 K: 0 S: 6 | H: 1 LOB: 1 BB: 1 P: 12
2: R: 0 E: 0 K: 0 S: 6 | H: 0 LOB: 0 BB: 0 P: 8
3: R: 0 E: 0 K: 1 S: 16 | H: 1 LOB: 1 BB: 0 P: 21
4: R: 0 E: 0 K: 0 S: 10 | H: 0 LOB: 0 BB: 0 P: 16
5: R: 0 E: 0 K: 0 S: 7 | H: 2 LOB: 2 BB: 0 P: 12
6: R: 0 E: 0 K: 2 S: 8 | H: 0 LOB: 0 BB: 0 P: 12
7: R: 3 E: 0 K: 0 S: 16 | H: 4 LOB: 1 BB: 0 P: 22
8: R: 0 E: 0 K: 1 S: 8 | H: 0 LOB: 1 BB: 1 P: 19
9: R: 0 E: 0 K: 1 S: 8 | H: 0 LOB: 0 BB: 0 P: 14
10: R: 0 E: 0 K: 1 S: 10 | H: 1 LOB: 2 BB: 1 P: 19
11: R: 0 E: 0 K: 1 S: 6 | H: 1 LOB: 0 BB: 0 P: 7
12: R: 0 E: 0 K: 3 S: 9 | H: 0 LOB: 0 BB: 0 P: 10
13: R: 0 E: 0 K: 0 S: 6 | H: 0 LOB: 0 BB: 0 P: 8
14: R: 0 E: 0 K: 1 S: 9 | H: 0 LOB: 0 BB: 0 P: 15
15: R: 0 E: 0 K: 1 S: 7 | H: 0 LOB: 0 BB: 0 P: 7
16: R: 0 E: 0 K: 0 S: 14 | H: 1 LOB: 1 BB: 0 P: 20
17: R: 0 E: 0 K: 1 S: 6 | H: 0 LOB: 0 BB: 0 P: 10
18: R: 3 E: 0 K: 0 S: 12 | H: 5 LOB: 2 BB: 0 P: 19
1B: 15 2B: 1 3B: 0 HR: 0
SF: 0 SAC: 1 DP: 2 HBP: 0
WP: 0 PB: 0 SB: 0 CS: 0
PA: 71
PITCHER IP WLS BF H R ER SO BB IBB HBP BLK WP HR S P ERA WHIP
Carlos Silva, R (1, 1) ERA: 4.21 7.0 29 8 3 3 3 1 0 0 0 0 0 69 103 3.86 1.286
J.C. Romero, L (8, 1) ERA: 3.59 2.0 7 0 0 0 2 1 0 0 0 0 0 16 33 0.00 0.500
Aaron Fultz, L (10, 1) ERA: 4.01 1.0 6 2 0 0 1 1 0 0 0 0 0 11 20 0.00 3.000
28 Jesse Crain, R (11, 1) ERA: 1.0 2 0 0 0 1 0 0 0 0 0 0 5 6 0.00 0.000
36 Joe Nathan, R (12, 1) ERA: 0.87 1.0 3 0 0 0 3 0 0 0 0 0 0 9 10 0.00 0.000
PITCHER IP WLS BF H R ER SO BB IBB HBP BLK WP HR S P ERA WHIP
Joe Roa, R (13, 1) ERA: 3.64 5.0 16 1 0 0 3 0 0 0 0 0 0 42 60 0.00 0.200
Terry Mulholland, L (18, 1) ERA: 5.14 1.0 L 8 5 3 3 0 0 0 0 0 0 0 12 19 27.00 5.000

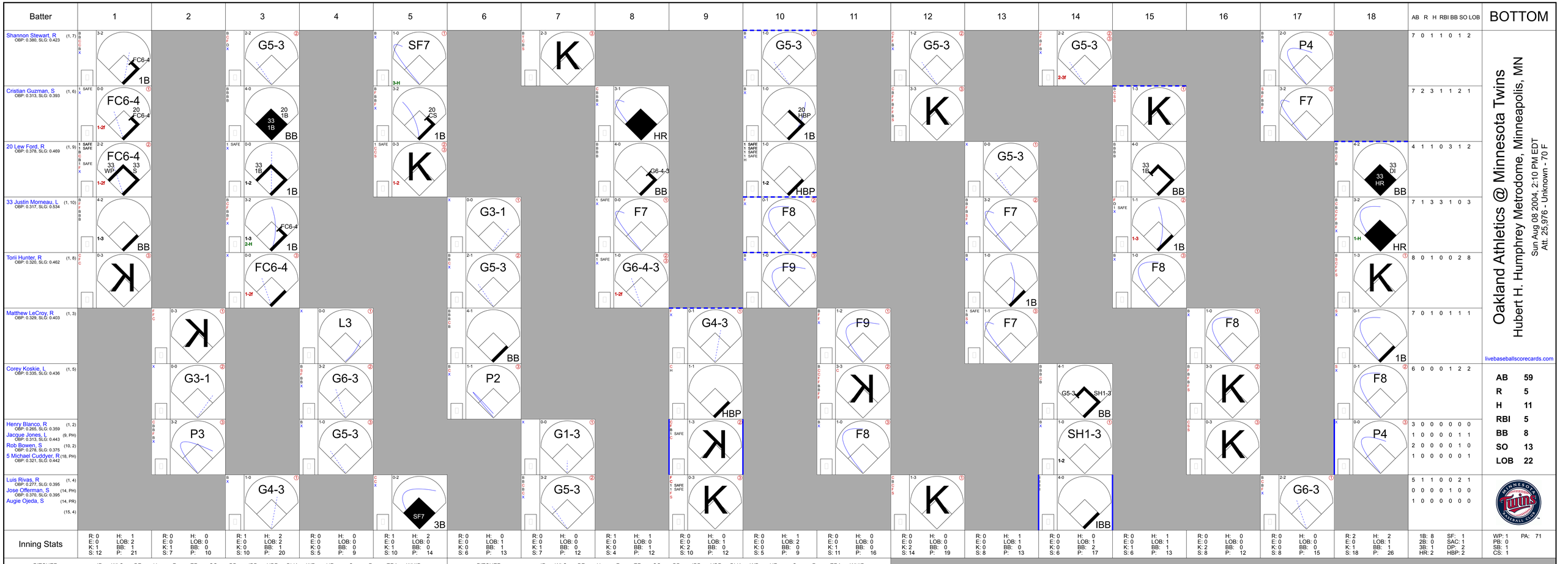
Batter
1
2
3
4
5
6
7
8
9
10
11
12
13
14
15
16
17
18
AB R H RBI BB SO LOB
BOTTOM
Shannon Stewart, R (1, 7) OBP: 0.380, SLG: 0.423
Cristian Guzman, S (1, 6) OBP: 0.313, SLG: 0.393
20 Lew Ford, R (1, 9) OBP: 0.378, SLG: 0.469
33 Justin Morneau, L (1, 10) OBP: 0.317, SLG: 0.534
Torii Hunter, R (1, 8) OBP: 0.320, SLG: 0.462
Matthew LeCroy, R (1, 3) OBP: 0.329, SLG: 0.403
Corey Koskie, L (1, 5) OBP: 0.335, SLG: 0.436
Henry Blanco, R (1, 2) OBP: 0.265, SLG: 0.359
Jacque Jones, L (9, PH) OBP: 0.313, SLG: 0.443
Rob Bowen, S (10, 2) OBP: 0.278, SLG: 0.375
5 Michael Cuddyer, R (18, PH) OBP: 0.321, SLG: 0.442
Luis Rivas, R (1, 4) OBP: 0.277, SLG: 0.395
Jose Offerman, S (14, PH) OBP: 0.370, SLG: 0.395
Augie Ojeda, S (14, PR)
(15, 4)
Oakland Athletics @ Minnesota Twins
Hubert H. Humphrey Metrodome, Minneapolis, MN
Sun Aug 08 2004, 2:10 PM EDT
Att. 25,976 - Unknown - 70 F
livebaseballscorecards.com
AB 59
R 5
H 11
RBI 5
BB 8
SO 13
LOB 22
Inning Stats
PITCHER IP WLS BF H R ER SO BB IBB HBP BLK WP HR S P ERA WHIP
Mark Mulder, L (1, 1) ERA: 3.49 8.0 32 6 3 3 4 4 0 0 0 1 1 61 111 3.38 1.250
Jim Mecir, R (9, 1) ERA: 4.11 1.0 4 0 0 0 2 0 0 1 0 0 0 10 12 0.00 0.000
Justin Lehr, R (10, 1) ERA: 4.64 0.1 3 1 0 0 0 0 0 1 0 0 0 2 5 0.00 3.000
Ricardo Rincon, L (10, 1) ERA: 3.9 0.1 1 0 0 0 0 0 0 0 0 0 0 2 2 0.00 0.000
58 Justin Duchscherer, R (10, 1) ERA: 2.86 4.1 15 1 0 0 3 1 1 0 0 0 0 40 67 0.00 0.462
PITCHER IP WLS BF H R ER SO BB IBB HBP BLK WP HR S P ERA WHIP
Chris Hammond, L (15, 1) ERA: 3.67 3.0 W 10 1 0 0 3 1 0 0 0 0 0 22 40 0.00 0.667
Octavio Dotel, R (18, 1) ERA: 4.15 1.0 S 6 2 2 2 1 1 0 0 0 0 1 18 26 18.00 3.000
1B: 8 SF: 1
2B: 0 SAC: 1
3B: 1 DP: 2
HR: 2 HBP: 2
WP: 1 PA: 71
PB: 0
SB: 1
CS: 1

Oakland Athletics @ Minnesota Twins

Hubert H. Humphrey Metrodome, Minneapolis, MN

Mon Aug 09 2004, 1:10 PM EDT

Att. 21,298 - Unknown - 70 F

livebaseballscorecards.com

TOP

Batter	1	2	3	4	5	6	7	8	9	AB	R	H	RBI	BB	SO	LOB
21 Mark Kotsay, L (1, 8) OBP: 0.366, SLG: 0.438	0-1 F7		1-2 G4-3		1-2 P5		0-1 FC4-6 3 HBP BB 1-2f SF7	2-1 1B 1-3 2-H 3-H 2B	0-3 K	6	1	1	2	0	1	3
Mark McLemore, S (1, 4) OBP: 0.363, SLG: 0.323	1-0 3 G6-3 1B			0-0 1B	3-3 K		4-0 3 HBP 1-2 BB	1-2 G3		4	0	2	0	1	1	3
3 Eric Chavez, L (1, 5) OBP: 0.406, SLG: 0.527	0-0 G6-3 1-2f			2-3 K		4-2 2B 1B BB	3-2 1-2 2-3 HBP	4-0 1B IBB		2	1	0	0	2	1	2
Scott Hatteberg, L (1, 3) OBP: 0.379, SLG: 0.462		1-1 F8 PB 1B		3-1 P5		1-2 1B 1-3 G6-4-3 2B	0-1 SF7 3-H	1-1 1-2 2-3 3-H 1B		4	1	3	2	0	0	1
Erubiel Durazo, L (1, 10) OBP: 0.371, SLG: 0.493		2-3 K		2-1 1-3 1B		4-2 G6-4-3 1B BB	1-3 K	1-0 F7		4	0	1	0	1	2	6
Eric Byrnes, R (1, 7) OBP: 0.345, SLG: 0.497		2-1 F8 1-3		0-0 G6-3		2-1 G6-4-3 1-2 2-3 3-H 1B		1-1 2B 23 WP 1B 2-3 K		5	1	2	1	0	1	6
Marco Scutaro, R (1, 6) OBP: 0.306, SLG: 0.384	2-3 K		1-2 17 2B 1B		0-1 G6-4-3 1-2f 2-3 3-H		0-1 G5-3	1-0 23 WP 1-3 21 2B 2B		5	2	2	0	0	1	3
17 Adam Melhuse, S (1, 2) OBP: 0.309, SLG: 0.436		0-1 G3		2-2 1-H 2B		0-3 K		4-2 23 WP 21 2B BB	2-3 K	4	1	1	1	1	2	1
23 Bobby Kielty, S (1, 9) OBP: 0.312, SLG: 0.358		2-0 F7			1-2 F7		4-2 21 FC4-6 BB	4-0 21 2B 1-2 2-3 3-H 1B BB	4-2 BB	2	1	0	0	3	0	1
Inning Stats	R: 0 E: 0 K: 0 S: 4 H: 1 LOB: 0 BB: 0 P: 5	R: 0 E: 0 K: 2 S: 12 H: 1 LOB: 1 BB: 0 P: 19	R: 0 E: 0 K: 0 S: 6 H: 0 LOB: 0 BB: 0 P: 9	R: 0 E: 0 K: 1 S: 10 H: 2 LOB: 2 BB: 0 P: 17	R: 1 E: 0 K: 1 S: 20 H: 2 LOB: 1 BB: 0 P: 28	R: 2 E: 0 K: 1 S: 18 H: 2 LOB: 1 BB: 2 P: 29	R: 1 E: 0 K: 1 S: 11 H: 0 LOB: 2 BB: 2 P: 23	R: 4 E: 0 K: 1 S: 19 H: 4 LOB: 3 BB: 3 P: 40	R: 0 E: 0 K: 2 S: 11 H: 0 LOB: 1 BB: 1 P: 17	1B: 8 2B: 4 3B: 0 HR: 0	SF: 1 SAC: 0 DP: 2 HBP: 1						

	AB	36
	R	8
	H	12
	RBI	6
	BB	8
	SO	9
	LOB	26

WP: 1 PB: 1 SB: 0 CS: 0 PA: 46

PITCHER		IP	WLS	BF	H	R	ER	SO	BB	IBB	HBP	BLK	WP	HR	S	P	ERA	WHIP
Kyle Lohse, R ERA: 5.17	(1, 1)	6.1	L	29	8	4	4	5	4	0	0	0	0	0	74	119	5.68	1.895
Aaron Fultz, L ERA: 4.57	(7, 1)	0.2		6	2	3	3	1	1	0	1	0	0	0	12	22	40.50	4.500
28 Jesse Crain, R ERA: 2.7	(8, 1)	1.0		7	2	1	1	1	1	1	0	0	1	0	14	29	9.00	3.000
Juan Rincon, R ERA: 2.64	(9, 1)	1.0		4	0	0	0	2	1	0	0	0	0	0	11	17	0.00	1.000

PITCHER	IP	WLS	BF	H	R	ER	SO	BB	IBB	HBP	BLK	WP	HR	S	P	ERA	WHIP

BOTTOM

Batter	1	2	3	4	5	6	7	8	9	AB	R	H	RBI	BB	SO	LOB
20 Lew Ford, R (1, 7) OBP: 0.378, SLG: 0.466	C B S F B F X 2-2 F8 ①	C F B B F X 2-2 F8 ③			C X 0-1 G5-3 ①		S B B B B 4-1 BB		B B C B F B 4-2 BB	3	0	0	0	2	0	2
Cristian Guzman, S (1, 6) OBP: 0.312, SLG: 0.389	B F F F B D X 3-2 G4-3 ②		X 0-0 G1-3 ①		B B B B 4-0 33 BB BB		1 SAFE 1 SAFE C 1 SAFE S X 0-2 F7 ②		B X 1-0 F9 ③	4	0	0	0	1	0	2
Jose Offerman, S (1, 10) OBP: 0.373, SLG: 0.421	S B C F F X 1-2 33 1B 3B		C X 0-1 33 G6-3 2B		1 SAFE B 1 SAFE X 1-0 F8 ②		B X 1-0 F7 ③			4	1	2	0	0	0	2
33 Justin Morneau, L (1, 3) OBP: 0.323, SLG: 0.529	X 0-0 3-H 1B		B F D X 2-1 G6-3 ② 2-3		B B 1 SAFE B B 4-0 1-2 BB			B B F X 2-1 G4-3 ①		3	0	1	1	1	0	1
Torii Hunter, R (1, 8) OBP: 0.319, SLG: 0.459	C C X 0-2 G5-3 ③		B C B B X 3-1 G5-3 ③		B B X 2-0 P3 ③			B B S F B F B 4-2 G1-3 BB		3	0	0	0	1	0	4
Jacque Jones, L (1, 9) OBP: 0.315, SLG: 0.443		C S B B D X 3-2 FC2-5 5 BB 1B		S F X 0-2 G5-4-3 1B		B S S S F X 1-2 F7 ①		B F C B X 2-2 G1-3 ② 1-2		4	0	2	0	0	0	1
5 Michael Cuddyer, R (1, 5) OBP: 0.324, SLG: 0.441		T B 1 SAFE B B C B B 4-2 FC2-5 1-2 BB		B X 1-0 L4 ①		S C X 0-2 PO 1B		F S S 0-3 K ③		3	0	1	0	1	1	2
Henry Blanco, R (1, 2) OBP: 0.262, SLG: 0.354 Matthew LeCroy, R (9, PH) OBP: 0.327, SLG: 0.401	X 0-0 FC2-5 ① 1-2 2-3f		B 1 SAFE 1 SAFE 1 SAFE B S X 2-1 G5-4-3 ② ③ 1-2f			S B C S 1-3 K ②			B F B B X 3-1 G4-3 ①	3 1	0 0	0 0	0 0	1 0	4 0	0
Luis Rivas, R (1, 4) OBP: 0.277, SLG: 0.404	F F D F C 1-3 K ②				B X 1-0 HR	C C F 1 SAFE 0-2 PO ③ 1-2	C S B B X 2-2 F8 ①		C B F X 1-2 G4-3 ②	4	1	1	1	0	1	2
Inning Stats	R: 1 E: 0 K: 0 S: 18 H: 2 LOB: 1 BB: 0 P: 24	R: 0 E: 0 K: 1 S: 14 H: 1 LOB: 2 BB: 1 P: 24	R: 0 E: 0 K: 0 S: 7 H: 1 LOB: 1 BB: 0 P: 12	R: 0 E: 0 K: 0 S: 6 H: 1 LOB: 0 BB: 0 P: 9	R: 1 E: 0 K: 0 S: 5 H: 1 LOB: 2 BB: 2 P: 17	R: 0 E: 0 K: 1 S: 13 H: 1 LOB: 0 BB: 0 P: 15	R: 0 E: 0 K: 0 S: 8 H: 0 LOB: 1 BB: 1 P: 15	R: 0 E: 0 K: 1 S: 11 H: 0 LOB: 1 BB: 1 P: 19	R: 0 E: 0 K: 0 S: 8 H: 0 LOB: 1 BB: 1 P: 17	1B: 4 2B: 1 3B: 1 HR: 1	SF: 0 SAC: 0 DP: 1 HBP: 0			WP: 0 PB: 0 SB: 0 CS: 0	PA: 39		

PITCHER		IP	WLS	BF	H	R	ER	SO	BB	IBB	HBP	BLK	WP	HR	S	P	ERA	WHIP
40 Rich Harden, R ERA: 3.94	(1, 1)	6.2	W	29	7	2	2	2	4	0	0	0	0	1	70	114	2.70	1.650
Jim Mecir, R ERA: 4.08	(7, 1)	0.1	H	1	0	0	0	0	0	0	0	0	0	0	1	2	0.00	0.000
46 Santiago Casilla, R ERA:	(8, 1)	2.0		8	0	0	0	1	2	0	0	0	0	0	19	36	0.00	1.000

PITCHER	IP	WLS	BF	H	R	ER	SO	BB	IBB	HBP	BLK	WP	HR	S	P	ERA	WHIP

Oakland Athletics @ Minnesota Twins

Hubert H. Humphrey Metrodome, Minneapolis, MN

Mon Aug 09 2004, 1:10 PM EDT

Att. 21,298 - Unknown - 70 F

livebaseballscorecards.com

AB	32
R	2
H	7
RBI	2
BB	6
SO	3
LOB	20

Batter	1	2	3	4	5	6	7	8	9	AB	R	H	RBI	BB	SO	LOB
20 Omar Infante, R (1, 4) OBP: 0.341, SLG: 0.475	K		1B		F9		F9			4	0	1	0	0	1	1
9 Carlos Guillen, S (1, 6) OBP: 0.386, SLG: 0.556	P3		F8		G6-3			BB, 1B, SF8, 1B		4	1	1	1	0	0	2
Ivan Rodriguez, R (1, 2) OBP: 0.388, SLG: 0.526	K		F8		K			BB		4	0	1	0	0	2	2
Dmitri Young, S (1, 10) OBP: 0.360, SLG: 0.477		G6-3	G4-3, SF8, 2B			G4-3			G5-4-3, BB	3	1	1	0	1	0	0
Rondell White, R (1, 7) OBP: 0.337, SLG: 0.455		HBP	G4-3			G6-3			SF8	2	0	0	1	0	0	1
Craig Monroe, R (1, 9) OBP: 0.311, SLG: 0.391		F8	SF8			K			G5-4-3	3	0	0	1	0	1	3
Carlos Pena, L (1, 3) OBP: 0.317, SLG: 0.447		K	BB				HR		P5	3	1	1	1	1	1	1
15 Brandon Inge, R (1, 5) OBP: 0.336, SLG: 0.467 Eric Munson, L (9, PH) OBP: 0.309, SLG: 0.480			P2	P5			G1-3		K	3 1	0 0	0 0	0 0	0 1	0 0	1 0
Nook Logan, S (1, 8) OBP: 0.406, SLG: 0.467 Bobby Higginson, L (9, PH) OBP: 0.344, SLG: 0.351			20, 1B, 1B		20, S, 9, G6-3, 2B		L8		L3	3 1	1 0	2 0	0 0	0 0	0 0	0 0
Inning Stats	R: 0 E: 0 K: 2 S: 8 H: 0 LOB: 0 BB: 0 P: 12	R: 0 E: 0 K: 1 S: 10 H: 0 LOB: 1 BB: 0 P: 17	R: 0 E: 0 K: 0 S: 13 H: 2 LOB: 2 BB: 0 P: 20	R: 1 E: 0 K: 0 S: 12 H: 1 LOB: 1 BB: 1 P: 21	R: 1 E: 0 K: 1 S: 9 H: 1 LOB: 0 BB: 0 P: 12	R: 0 E: 0 K: 1 S: 7 H: 0 LOB: 0 BB: 0 P: 8	R: 1 E: 0 K: 0 S: 8 H: 1 LOB: 0 BB: 0 P: 16	R: 1 E: 0 K: 0 S: 11 H: 2 LOB: 1 BB: 1 P: 21	R: 0 E: 0 K: 1 S: 11 H: 0 LOB: 0 BB: 0 P: 18	1B: 4 2B: 2 3B: 0 HR: 1 SF: 2 SAC: 0 DP: 1 HBP: 1						

TOP

Detroit Tigers @ Oakland Athletics

Network Associates Coliseum, Oakland, CA

Tue Aug 10 2004, 10:05 PM EDT

Att. 20,315 - Sunny - 65 F

livebaseballscorecards.com

AB	31
R	4
H	7
RBI	4
BB	2
SO	6
LOB	11

PITCHER		IP	WLS	BF	H	R	ER	SO	BB	IBB	HBP	BLK	WP	HR	S	P	ERA	WHIP
Barry Zito, L ERA: 4.79	(1, 1)	7.0	W	28	5	3	3	5	1	0	1	0	0	1	67	106	3.86	0.857
Justin Lehr, R ERA: 4.84	(8, 1)	1.0	H	5	2	1	1	0	1	0	0	0	0	0	11	21	9.00	3.000
Octavio Dotel, R ERA: 4.09	(9, 1)	1.0	S	3	0	0	0	1	0	0	0	0	0	0	11	18	0.00	0.000

PITCHER	IP	WLS	BF	H	R	ER	SO	BB	IBB	HBP	BLK	WP	HR	S	P	ERA	WHIP

Detroit Tigers @ Oakland Athletics

Network Associates Coliseum, Oakland, CA

Tue Aug 10 2004, 10:05 PM EDT

Att. 20,315 - Sunny - 65 F

livebaseballscorecards.com

BOTTOM

Batter	1	2	3	4	5	6	7	8	9	AB	R	H	RBI	BB	SO	LOB
21 Mark Kotsay, L (1, 8) OBP: 0.365, SLG: 0.439	K		E 3 HR 2B		G5-3	L8				4	1	1	0	0	1	2
Mark McLemore, S (1, 4) OBP: 0.366, SLG: 0.319	HBP		E4 3 HR 2-3		BB		G6-3			2	1	0	0	1	0	1
3 Eric Chavez, L (1, 5) OBP: 0.404, SLG: 0.534	F8		1-H 3-H HR		P6		K			4	1	1	3	0	1	2
Jermaine Dye, R (1, 9) OBP: 0.334, SLG: 0.464	L4		F7		F9		G6-3			4	0	0	0	0	0	2
Scott Hatteberg, L (1, 3) OBP: 0.382, SLG: 0.460		G5-4-3 17 WP 1B BB	BB			1B 1B BB		F8		1	2	0	0	3	0	0
Erubiel Durazo, L (1, 10) OBP: 0.375, SLG: 0.499		G5-4-3 1-2 1B	G3			1 SAFE 1 SAFE 17 FC1-5 1-2 1B		2B		4	0	3	0	0	0	1
Eric Byrnes, R (1, 7) OBP: 0.344, SLG: 0.495	G5-4-3 1-2f 2-3			G5-3		CS 17 FC1-5 1-2 2-H 1B		P2		4	0	1	1	0	0	3
17 Adam Melhuse, S (1, 2) OBP: 0.301, SLG: 0.424	K 3-H			K		FC1-5 2B 1-2 2-3f		F8		4	0	0	0	0	2	3
Marco Scutaro, R (1, 6) OBP: 0.306, SLG: 0.386			G3	G5-3		2B				3	0	1	0	0	0	0

	AB	30
	R	5
	H	7
	RBI	4
	BB	4
	SO	4
	LOB	14

Inning Stats										
	R: 0 E: 0 K: 1 S: 9	H: 0 LOB: 1 BB: 0 P: 15	R: 1 E: 0 K: 1 S: 8	H: 1 LOB: 0 BB: 1 P: 15	R: 3 E: 1 K: 0 S: 15	H: 2 LOB: 1 BB: 1 P: 24	R: 0 E: 0 K: 1 S: 7	H: 0 LOB: 0 BB: 0 P: 9	R: 0 E: 0 K: 0 S: 5	H: 0 LOB: 1 BB: 1 P: 10
	R: 1 E: 0 K: 0 S: 10	H: 3 LOB: 2 BB: 1 P: 21	R: 0 E: 0 K: 1 S: 6	H: 0 LOB: 0 BB: 0 P: 13	R: 0 E: 0 K: 0 S: 10	H: 1 LOB: 1 BB: 0 P: 18				

	1B: 3	SF: 0	WP: 1	PA: 35
	2B: 3	SAC: 0	PB: 0	
	3B: 0	DP: 1	SB: 0	
	HR: 1	HBP: 1	CS: 1	

PITCHER		IP	WLS	BF	H	R	ER	SO	BB	IBB	HBP	BLK	WP	HR	S	P	ERA	WHIP
Jason Johnson, R ERA: 4.47	(1, 1)	5.2	L	27	6	5	4	3	4	0	1	0	1	1	52	91	6.35	1.765
Jamie Walker, L ERA: 2.81	(6, 1)	1.1		4	0	0	0	1	0	0	0	0	0	0	8	16	0.00	0.000
Ugueth Urbina, R ERA: 3.88	(8, 1)	1.0		4	1	0	0	0	0	0	0	0	0	0	10	18	0.00	1.000

PITCHER	IP	WLS	BF	H	R	ER	SO	BB	IBB	HBP	BLK	WP	HR	S	P	ERA	WHIP

Detroit Tigers @ Oakland Athletics

Network Associates Coliseum, Oakland, CA

Wed Aug 11 2004, 3:35 PM EDT

Att. 25,781 - Cloudy - 68 F

livebaseballscorecards.com

Batter	1	2	3	4	5	6	7	8	9	AB	R	H	RBI	BB	SO	LOB
20 Omar Infante, R (1, 4) OBP: 0.342, SLG: 0.474	G5-3		FC6-4	1B		F8	1B			5	1	2	3	0	0	1
9 Carlos Guillen, S (1, 6) Jason Smith, L (8, 6) OBP: 0.333, SLG: 0.609	G4-3 2B		HR BB	P5		BB	F7			3 0	1 0	1 0	0 0	2 0	0 0	2 0
Ivan Rodriguez, R (1, 2) 30 Chris Shelton, R (8, 2) OBP: 0.384, SLG: 0.519 OBP: 0.333, SLG: 0.325	G4-3		L9	F7		K		G5-3		5 0	0 0	0 0	0 0	0 0	1 0	5 0
Dmitri Young, S (1, 10) Eric Munson, L (8, PH) OBP: 0.363, SLG: 0.495 OBP: 0.307, SLG: 0.478	F7		HR	2B		F8		P5		4 1	2 0	2 0	3 0	0 0	0 0	2 0
Rondell White, R (1, 7) Craig Monroe, R (8, PH) (8, 7) OBP: 0.339, SLG: 0.464 OBP: 0.310, SLG: 0.390		K	P6	1B			HR	G1-3		4 1	2 0	2 0	1 0	0 0	1 0	0 0
33 Marcus Thames, R (1, 9) OBP: 0.321, SLG: 0.545		K		2B 1B	1B		HBP		P4	4	2	2	1	0	1	0
Carlos Pena, L (1, 3) OBP: 0.321, SLG: 0.449		FC5-4 BB		1B 2B	F9		BB		F9	3	2	1	1	2	0	2
15 Brandon Inge, R (1, 5) OBP: 0.333, SLG: 0.462		FC5-4		G6-3	G4-6-3 1B		K		F8	5	0	1	1	0	1	4
Nook Logan, S (1, 8) OBP: 0.417, SLG: 0.471			20 FC6-4 1B	20 1B 1B	G4-6-3		G3-1			4	1	2	1	0	0	4

TOP

AB	39
R	11
H	13
RBI	11
BB	4
SO	4
LOB	20

Inning Stats	1	2	3	4	5	6	7	8	9
	R: 0 E: 0 K: 0 S: 11	H: 1 LOB: 1 BB: 0 P: 17	R: 0 E: 0 K: 2 S: 9	H: 0 LOB: 1 BB: 1 P: 17	R: 3 E: 0 K: 0 S: 12	H: 2 LOB: 0 BB: 1 P: 20	R: 3 E: 0 K: 0 S: 17	H: 4 LOB: 1 BB: 0 P: 26	R: 2 E: 0 K: 0 S: 11	H: 4 LOB: 1 BB: 0 P: 15	R: 0 E: 0 K: 1 S: 6	H: 0 LOB: 1 BB: 1 P: 13	R: 3 E: 0 K: 1 S: 17	H: 2 LOB: 1 BB: 1 P: 31	R: 0 E: 0 K: 0 S: 7	H: 0 LOB: 0 BB: 0 P: 11	R: 0 E: 0 K: 0 S: 7	H: 0 LOB: 0 BB: 0 P: 9

1B: 8	SF: 0	WP: 0	PA: 44
2B: 3	SAC: 0	PB: 0	
3B: 0	DP: 1	SB: 2	
HR: 2	HBP: 1	CS: 0	

PITCHER		IP	WLS	BF	H	R	ER	SO	BB	IBB	HBP	BLK	WP	HR	S	P	ERA	WHIP
Mark Redman, L ERA: 4.56	(1, 1)	4.0	L	21	7	6	6	2	2	0	0	0	0	1	49	80	13.50	2.250
Justin Lehr, R ERA: 5.4	(5, 1)	1.0		6	4	2	2	0	0	0	0	0	0	0	11	15	18.00	4.000
46 Santiago Casilla, R ERA: 7.36	(6, 1)	1.2		10	2	3	3	2	2	0	1	0	0	1	21	40	16.20	2.400
Chris Hammond, L ERA: 3.53	(7, 1)	1.1		4	0	0	0	0	0	0	0	0	0	0	9	15	0.00	0.000
Ricardo Rincon, L ERA: 3.77	(9, 1)	1.0		3	0	0	0	0	0	0	0	0	0	0	7	9	0.00	0.000

PITCHER	IP	WLS	BF	H	R	ER	SO	BB	IBB	HBP	BLK	WP	HR	S	P	ERA	WHIP

Detroit Tigers @ Oakland Athletics

Network Associates Coliseum, Oakland, CA

Wed Aug 11 2004, 3:35 PM EDT

Att. 25,781 - Cloudy - 68 F

livebaseballscorecards.com

BOTTOM

Batter	1	2	3	4	5	6	7	8	9	AB	R	H	RBI	BB	SO	LOB
Eric Byrnes, R (1, 8) OBP: 0.344, SLG: 0.492	C C T 0-2 ① K		B B B B 4-0 23 FC6-4 BB	X 0-0 ③ F9			F X 0-1 ② P3		B B C S X 2-2 23 1B 1-3 1B	4	0	1	0	1	1	1
23 Bobby Kielty, S (1, 7) OBP: 0.314, SLG: 0.359	X 0-0 1B		C B X 1-1 ② FC6-4 3 1B 1B HBP 1-2f 2-3		X 0-0 ① G5-3		B B C X 2-1 ③ G6-3		F D B F X 2-2 1-2 3-H 1B	5	1	2	1	0	0	2
3 Eric Chavez, L (1, 5) OBP: 0.404, SLG: 0.532 17 Adam Melhuse, S (8, 5) OBP: 0.297, SLG: 0.418	C B C F B X 2-2 ② P6		B C X 1-1 HBP 1B 1-2 3-H 1B		C B F S 1-3 ② K			X 0-0 ① F7	C B S F X 1-2 ③ L5	3 2	0 0	1 0	1 0	0 0	1 0	1 2
Jermaine Dye, R (1, 9) OBP: 0.335, SLG: 0.467	C F X 0-2 ③ G4-3		C X 0-1 HBP 1-2 2-3 1B		B B F B X 3-1 2B			B B B C X 3-1 ② F8		4	0	2	0	0	0	1
Scott Hatteberg, L (1, 3) OBP: 0.382, SLG: 0.458 Billy McMillon, L (8, 3) OBP: 0.286, SLG: 0.346		B C B F B X 3-2 ① G3-1	B F H 2-1 1-2 2-3 3-H HBP		B C F X 1-2 ③ F7			B B B C B 4-1 BB		2 0	0 0	0 0	1 0	0 1	0 0	1 0
Damian Miller, R (1, 2) OBP: 0.349, SLG: 0.441		B B F X 2-1 ② F9	C X 0-1 ③ F8			F B F B F F F B X 3-2 ① G6-3		B C X 1-1 ③ F7		4	0	0	0	0	0	4
Erubiel Durazo, L (1, 10) OBP: 0.376, SLG: 0.497		T B B B C S 3-3 ③ K		B B B B 4-0 BB		B X 1-0 ② G3-1			B X 1-0 1B 23 PB 1B 1B	3	1	1	0	1	1	0
7 Bobby Crosby, R (1, 6) OBP: 0.334, SLG: 0.451		B C B C X 2-2 ① L6	C B B F X 2-2 ① F8			C F S 0-3 ③ K			B S S S 1-3 ① K	4	0	0	0	0	2	2
Marco Scutaro, R (1, 4) OBP: 0.305, SLG: 0.385		B B C F F B X 3-2 E6 23 FC6-4 3 1B 1B	B F B C F C 2-3 ② K				B X 1-0 ① F8		D C F X 1-2 ② L9	4	1	1	0	0	1	2
Inning Stats	R: 0 E: 0 K: 1 S: 11 H: 1 LOB: 1 BB: 0 P: 13	R: 0 E: 0 K: 1 S: 8 H: 0 LOB: 0 BB: 0 P: 16	R: 2 E: 1 K: 0 S: 16 H: 3 LOB: 3 BB: 1 P: 29	R: 0 E: 0 K: 1 S: 8 H: 0 LOB: 1 BB: 1 P: 16	R: 0 E: 0 K: 1 S: 9 H: 1 LOB: 1 BB: 0 P: 14	R: 0 E: 0 K: 1 S: 10 H: 0 LOB: 0 BB: 0 P: 14	R: 0 E: 0 K: 0 S: 5 H: 0 LOB: 0 BB: 0 P: 8	R: 0 E: 0 K: 0 S: 6 H: 0 LOB: 1 BB: 1 P: 14	R: 1 E: 0 K: 1 S: 17 H: 3 LOB: 2 BB: 0 P: 25	1B: 7 2B: 1 3B: 0 HR: 0 SF: 0 SAC: 0 DP: 0 HBP: 1						

	AB	35
	R	3
	H	8
	RBI	3
	BB	3
	SO	6
	LOB	16

WP: 0 PB: 1 SB: 0 CS: 0 PA: 39

PITCHER		IP	WLS	BF	H	R	ER	SO	BB	IBB	HBP	BLK	WP	HR	S	P	ERA	WHIP
Wilfredo Ledezma, L ERA: 2.53	(1, 1)	5.2	W	25	5	2	2	4	2	0	1	0	0	0	59	99	3.18	1.235
Al Levine, R ERA: 4.83	(6, 1)	1.1		4	0	0	0	1	0	0	0	0	0	0	8	11	0.00	0.000
Roberto Novoa, R ERA: 1.93	(8, 1)	1.0		4	0	0	0	0	1	0	0	0	0	0	6	14	0.00	1.000
Esteban Yan, R ERA: 3.7	(9, 1)	1.0		6	3	1	0	1	0	0	0	0	0	0	17	25	0.00	3.000

PITCHER	IP	WLS	BF	H	R	ER	SO	BB	IBB	HBP	BLK	WP	HR	S	P	ERA	WHIP

Batter	1	2	3	4	5	6	7	8	9	AB	R	H	RBI	BB	SO	LOB
20 Omar Infante, R (1, 4) OBP: 0.340, SLG: 0.470	C X 0-1 ① G6-3		X 0-0 G3 3-H 1B		1 SAFE L SAFE L C 0-3 ① K		C C B F F X 1-2 ② G4-3		S D 1 SAFE B F X 2-2 ① F8	5	0	1	1	0	1	2
Bobby Higginson, L (1, 9) OBP: 0.342, SLG: 0.348	F B C F F X 1-2 ② F9		B 1 SAFE F 1 SAFE F X 1-2 ② G3 1-2		F C X 0-2 ② 1-2 1B		B X 1-0 ③ P5		D D X 2-0 ②③ G3-6 1-2f	5	0	1	0	0	0	2
9 Carlos Guillen, S (1, 6) OBP: 0.385, SLG: 0.552	C B X 1-1 ③ P3		F B B T F B F S 3-3 ③ K		F D F F X 1-2 ③ G5-3			B X 1-0 ① F8		4	0	0	0	0	1	2
Dmitri Young, S (1, 10) OBP: 0.361, SLG: 0.491		B X 1-0 ① G5-3		B C X 1-1 ① G4-3		B F F B X 2-2 ① P6		X 0-0 BB 1B		4	1	1	0	0	0	0
Rondell White, R (1, 7) OBP: 0.343, SLG: 0.473 Nook Logan, S (8, 8) OBP: 0.417, SLG: 0.471		B C S B B B 4-2 BB		B C B X 2-1 2B 1B		X 0-0 HR		C B X 1-1 ② F8		3 0	2 0	2 0	1 0	1 0	0 0	1 0
Carlos Pena, L (1, 3) OBP: 0.320, SLG: 0.444		C B F B S 2-3 ② K		T B 1 SAFE B C B F F S 3-3 ② K		B F X 1-1 ② F9		B 1 SAFE 1 SAFE B B B 4-0 1B 1-2 BB		3	0	0	0	1	2	2
Craig Monroe, R (1, 8) OBP: 0.316, SLG: 0.410 (8, 7)		B F D 1 SAFE S T 2-2 ③ K		F B S B B F X 3-2 1-H 2B		F B C X 1-2 HR		B B X 2-0 1-2 2-H 1B		4	1	3	3	0	1	1
Eric Munson, L (1, 5) OBP: 0.307, SLG: 0.479			C C F X 0-2 15 F9 20 1B 2B	F B B S C 2-3 ③ K		B X 1-0 ③ P6		D S F B X 2-2 ③ F8		4	1	1	0	0	1	3
15 Brandon Inge, R (1, 2) OBP: 0.336, SLG: 0.462			B X 1-0 ① F9 2-3	B B C X 2-1 1B 1B		X 0-0 ① P6			B X 1-0 G3-6 1B	4	0	2	0	0	0	1
Inning Stats	R: 0 E: 0 K: 0 S: 9 H: 0 LOB: 0 BB: 0 P: 11	R: 0 E: 0 K: 2 S: 9 H: 0 LOB: 1 BB: 1 P: 18	R: 1 E: 0 K: 1 S: 14 H: 2 LOB: 1 BB: 0 P: 19	R: 1 E: 0 K: 2 S: 16 H: 2 LOB: 1 BB: 0 P: 27	R: 0 E: 0 K: 1 S: 12 H: 2 LOB: 1 BB: 0 P: 15	R: 2 E: 0 K: 0 S: 10 H: 2 LOB: 0 BB: 0 P: 15	R: 0 E: 0 K: 0 S: 7 H: 0 LOB: 0 BB: 0 P: 9	R: 1 E: 0 K: 0 S: 8 H: 2 LOB: 2 BB: 1 P: 18	R: 0 E: 0 K: 0 S: 5 H: 1 LOB: 0 BB: 0 P: 10	1B: 7 2B: 2 3B: 0 HR: 2 SF: 0 SAC: 0 DP: 1 HBP: 0						

TOP

Detroit Tigers @ Oakland Athletics

Network Associates Coliseum, Oakland, CA

Thu Aug 12 2004, 3:35 PM EDT

Att. 17,963 - Cloudy - 67 F

livebaseballscorecards.com

AB	36
R	5
H	11
RBI	5
BB	2
SO	6
LOB	14

PITCHER		IP	WLS	BF	H	R	ER	SO	BB	IBB	HBP	BLK	WP	HR	S	P	ERA	WHIP
Tim Hudson, R ERA: 3.17	(1, 1)	5.0		21	6	2	2	6	1	0	0	0	0	0	60	90	3.60	1.400
58 Justin Duchscherer, R ERA: 3.13	(6, 1)	2.2	L	12	3	3	3	0	1	0	0	0	0	2	21	34	10.12	1.500
Jim Mecir, R ERA: 4.04	(8, 1)	0.1		2	1	0	0	0	0	0	0	0	0	0	4	8	0.00	3.000
Ricardo Rincon, L ERA: 3.66	(9, 1)	1.0		3	1	0	0	0	0	0	0	0	0	0	5	10	0.00	1.000

PITCHER	IP	WLS	BF	H	R	ER	SO	BB	IBB	HBP	BLK	WP	HR	S	P	ERA	WHIP

Detroit Tigers @ Oakland Athletics

Network Associates Coliseum, Oakland, CA

Thu Aug 12 2004, 3:35 PM EDT

Att. 17,963 - Cloudy - 67 F

livebaseballscorecards.com

BOTTOM

Batter	1	2	3	4	5	6	7	8	9	AB	R	H	RBI	BB	SO	LOB
21 Mark Kotsay, L (1, 8) OBP: 0.368, SLG: 0.449	F X 0-1 HR		C F B X 1-2 CS 1B		F F B X 1-2 1B			B X 1-0 ① G4-3		4	1	3	1	0	0	0
Eric Byrnes, R (1, 7) OBP: 0.343, SLG: 0.490	C X 0-1 ① F7		1 SAFE 0-0 ③ CS 1-2	B F B X 2-1 3 1B 1B	X 0-0 ③ F7			B X 1-0 ② F7		4	1	1	0	0	0	1
3 Eric Chavez, L (1, 5) OBP: 0.408, SLG: 0.533	C X 0-1 G4-6-3 1B			B X 1-0 G1-3 1B 1-2 1B		B T X 1-1 ① G3-1		B B B B 4-0 BB		3	0	2	0	1	0	0
Jermaine Dye, R (1, 9) OBP: 0.335, SLG: 0.465	B B 1 SAFE C X 2-1 ② ③ G4-6-3 1-2f			C D F B X 2-2 G1-3 1-2 2-H 1B		C B F B X 2-2 ② G6-3		C D B F B F X 3-2 ③ P4		4	0	1	1	0	0	2
Scott Hatteberg, L (1, 3) OBP: 0.381, SLG: 0.456		C B S C 1-3 ① K		C C B B S 2-3 ① K		B B F S B F X 3-2 1B			B B C C X 2-2 ① G6-3	4	0	1	0	0	2	2
Damian Miller, R (1, 2) OBP: 0.348, SLG: 0.449		B X 1-0 ② P3		B X 1-0 ② G1-3 1-2 2-3		B B B C F X 3-2 ③ G1-3			X 0-0 HR	4	1	1	1	0	0	3
23 Bobby Kielty, S (1, 10) OBP: 0.310, SLG: 0.354 Billy McMillon, L (9, PH) OBP: 0.281, SLG: 0.340		B C C B X 2-2 ③ F9		C S B B C 2-3 ③ K		B B X 2-0 ① G6-3		C S S 0-3 ② K		3 1	0 0	0 0	0 0	0 0	1 1	2 0
7 Bobby Crosby, R (1, 6) OBP: 0.333, SLG: 0.447			B X 1-0 ① L5		B B X 2-0 ① P3	C B B S B F X 3-2 ② P2			B B C F F B F B 4-2 WP DI BB	3	0	0	0	1	0	0
Marco Scutaro, R (1, 4) OBP: 0.303, SLG: 0.382 Erubiel Durazo, L (9, PH) OBP: 0.375, SLG: 0.496			C B X 1-1 ② G6-3		M X 0-1 ② F8	B X 1-0 ③ P4			C B F S 1-3 ③ K 1-3	3 1	0 0	0 0	0 0	0 1	0 1	0 1

Inning Stats	R: 1 E: 0 K: 0 S: 8	H: 2 LOB: 0 BB: 0 P: 10	R: 0 E: 0 K: 1 S: 7	H: 0 LOB: 0 BB: 0 P: 11	R: 0 E: 0 K: 0 S: 6	H: 1 LOB: 0 BB: 0 P: 9	R: 1 E: 0 K: 2 S: 13	H: 3 LOB: 2 BB: 0 P: 23	R: 0 E: 0 K: 0 S: 7	H: 1 LOB: 1 BB: 0 P: 10	R: 0 E: 0 K: 0 S: 12	H: 1 LOB: 1 BB: 0 P: 21	R: 0 E: 0 K: 0 S: 6	H: 0 LOB: 0 BB: 0 P: 12	R: 0 E: 0 K: 0 S: 6	H: 0 LOB: 1 BB: 1 P: 15	R: 1 E: 0 K: 2 S: 14	H: 1 LOB: 1 BB: 1 P: 21	1B: 7 2B: 0 3B: 0 HR: 2	SF: 0 SAC: 0 DP: 1 HBP: 0	WP: 1 PB: 0 SB: 0 CS: 1	PA: 37

PITCHER		IP	WLS	BF	H	R	ER	SO	BB	IBB	HBP	BLK	WP	HR	S	P	ERA	WHIP
Mike Maroth, L ERA: 4.37	(1, 1)	7.0	W	27	8	2	2	3	0	0	0	0	0	1	59	96	2.57	1.143
Jamie Walker, L ERA: 2.76	(8, 1)	1.0	H	4	0	0	0	0	1	0	0	0	0	0	6	15	0.00	1.000
Ugueth Urbina, R ERA: 3.99	(9, 1)	1.0	S	5	1	1	1	2	1	0	0	0	1	1	14	21	9.00	2.000

PITCHER	IP	WLS	BF	H	R	ER	SO	BB	IBB	HBP	BLK	WP	HR	S	P	ERA	WHIP

Batter	1	2	3	4	5	6	7	8	9	AB	R	H	RBI	BB	SO	LOB
9 David DeJesus, L (1, 8) OBP: 0.345, SLG: 0.324	C B C F X 1-2 ① G3		B X 1-0 ② G4-3			C B B X 2-1 29 1B HR 1B		X 0-0 HR 1B	C F F B F F S 1-3 ① K	5	2	2	0	0	1	0
Joe Randa, R (1, 5) OBP: 0.343, SLG: 0.388	C X 0-1 ② G5-3		X 0-0 ③ G6-3			1 SAFE 1 SAFE B C 1 C D S SAFE 2-3 ② K		1 SAFE X 0-0 1-H HR	B C C C 1-3 ② K	5	1	1	2	0	2	1
29 Mike Sweeney, R (1, 10) OBP: 0.349, SLG: 0.515	B X 1-0 1B			B F X 1-1 ① G6-3		B X 1-0 BB 1-3 HR 1B		C F X 0-2 BB 14 HR 2B	S C H 1-2 HBP	4	2	3	0	0	0	0
Ken Harvey, R (1, 3) OBP: 0.346, SLG: 0.449	C F B B S 2-3 ③ K			B X 1-0 G1-6-3 1B		F S B F B B F B 4-2 1-2 HR BB		B B B 4-0 BB 14 HR BB	X 0-0 ③ G1-6-3	3	2	1	0	2	1	2
Abraham Nunez, S (1, 9) OBP: 0.274, SLG: 0.324		C B C F F S 1-3 ① K		B D X 2-0 ②③ G1-6-3 1-2f		B C B F B X 3-2 1-H 2-H 3-H HR		F B B F S 2-3 ① K		4	1	1	4	0	2	3
Ruben Mateo, R (1, 7) OBP: 0.288, SLG: 0.391		B C F F B X 2-2 ② G6-3			C X 0-1 ① F7	B C C B F S 2-3 ③ K2-3		C B F B B 3-2 1-2 2-3 14 HR BB		3	1	0	0	1	1	0
Desi Relaford, S (1, 4) OBP: 0.299, SLG: 0.303	C B B B B 4-1 BB				C B T B B X 3-2 ② G5-3		C X 0-1 ① F7	C X 0-1 ② L9		3	0	0	0	1	0	3
14 John Buck, R (1, 2) OBP: 0.231, SLG: 0.292	1 SAFE F B 1 SAFE F T 1-2 ③ K				X 0-0 ③ G1-3		C B B X 2-1 G5-3	C X 0-1 1-H 2-H 3-H HR		4	1	1	4	0	1	1
13 Andrés Blanco, S (1, 6) OBP: 0.333, SLG: 0.317			B C X 1-1 ① L5			B B C L X 2-2 ① G4-3	B C F X 1-2 ③ F9	C S B B F F S 2-3 ③ K		4	0	0	0	0	1	0
Inning Stats	R: 0 E: 0 K: 1 S: 10 H: 1 LOB: 1 BB: 0 P: 14	R: 0 E: 0 K: 2 S: 13 H: 0 LOB: 1 BB: 1 P: 21	R: 0 E: 0 K: 0 S: 4 H: 0 LOB: 0 BB: 0 P: 6	R: 0 E: 0 K: 0 S: 4 H: 1 LOB: 0 BB: 0 P: 8	R: 0 E: 0 K: 0 S: 6 H: 0 LOB: 0 BB: 0 P: 9	R: 4 E: 0 K: 2 S: 20 H: 3 LOB: 0 BB: 1 P: 36	R: 0 E: 0 K: 0 S: 7 H: 0 LOB: 0 BB: 0 P: 10	R: 6 E: 0 K: 2 S: 19 H: 4 LOB: 0 BB: 2 P: 30	R: 0 E: 0 K: 2 S: 12 H: 0 LOB: 1 BB: 0 P: 15	1B: 5 2B: 1 3B: 0 HR: 3 SF: 0 SAC: 0 DP: 1 HBP: 1						

TOP

Kansas City Royals @ Oakland Athletics

Network Associates Coliseum, Oakland, CA

Fri Aug 13 2004, 10:05 PM EDT
Att. 24,091 - Sunny - 65 F

livebaseballscorecards.com

AB	35
R	10
H	9
RBI	10
BB	4
SO	9
LOB	10

PITCHER		IP	WLS	BF	H	R	ER	SO	BB	IBB	HBP	BLK	WP	HR	S	P	ERA	WHIP
Mark Mulder, L ERA: 3.71	(1, 1)	7.0	L	30	8	7	7	5	2	0	0	0	0	2	69	109	9.00	1.429
46 Santiago Casilla, R ERA: 11.57	(8, 1)	1.0		6	1	3	3	2	2	0	0	0	0	1	14	25	27.00	3.000
Chris Hammond, L ERA: 3.44	(9, 1)	1.0		4	0	0	0	2	0	0	1	0	0	0	12	15	0.00	0.000

PITCHER	IP	WLS	BF	H	R	ER	SO	BB	IBB	HBP	BLK	WP	HR	S	P	ERA	WHIP

BOTTOM

Kansas City Royals @ Oakland Athletics

Network Associates Coliseum, Oakland, CA

Fri Aug 13 2004, 10:05 PM EDT

Att. 24,091 - Sunny - 65 F

livebaseballscorecards.com

Batter	1	2	3	4	5	6	7	8	9	AB	R	H	RBI	BB	SO	LOB
21 Mark Kotsay, L (1, 8) OBP: 0.368, SLG: 0.448	0-0 FC6-4 1B		1-2 P5			2-1 FC3-2 1B BB 1B 1-3	0-1 G4-6-3 1-2f		2-1 G1-6-3	5	1	2	0	0	0	3
Mark McLemore, S (1, 4) OBP: 0.362, SLG: 0.312	3-1 FC6-4 3 G3-6-3 1-2f			1-2 G4-3		4-1 3 FC3-2 1B BB 1-2		1-0 G6-3	1-2 L4	4	0	0	0	1	0	1
3 Eric Chavez, L (1, 5) OBP: 0.405, SLG: 0.528	2-1 G3-6-3 1-2f			2-1 G3		1-1 FC3-2 1B 1-2 2-3 3-Hf		1-0 E5 BB 1B 1B	3-2 F8	5	1	1	0	0	0	4
Scott Hatteberg, L (1, 3) OBP: 0.384, SLG: 0.457		3-2 G6-3		2-1 1B		1-2 1B 1-2 2-H 3-H		4-2 1B BB SF BB		3	1	2	1	1	0	0
Damian Miller, R (1, 2) OBP: 0.347, SLG: 0.444		2-2 G6-3		1-0 G5-3		2-3 K		4-2 SF 1B BB 1-2 2-3		3	0	0	0	1	1	3
Erubiel Durazo, L (1, 10) OBP: 0.379, SLG: 0.501	1-0 2B				2-2 P4		0-0 7 1B 1B 1B	1-1 SF 1B 1-2 2-3 3-H		4	0	3	1	0	0	0
Billy McMillon, L (1, 7) OBP: 0.262, SLG: 0.321	2-2 G3				1-0 G4-3		0-0 F9	1-0 SF 1-2 2-3 3-H		3	0	0	1	0	0	2
Eric Byrnes, R (1, 9) OBP: 0.343, SLG: 0.487			3-1 F7		1-1 P3		0-0 7 1B 1B 1-2	0-3 K		4	0	1	0	0	1	3
7 Bobby Crosby, R (1, 6) OBP: 0.335, SLG: 0.446			2-2 G5-3			1-1 21 1B 3 FC3-2 HBP	0-0 21 G4-6-3 1B 1-2 2-3	0-3 K		3	0	1	0	0	1	3
Inning Stats	R: 0 H: 1 E: 0 LOB: 0 K: 0 BB: 0 S: 5 P: 10	R: 0 H: 1 E: 0 LOB: 1 K: 0 BB: 0 S: 13 P: 21	R: 0 H: 0 E: 0 LOB: 0 K: 0 BB: 0 S: 9 P: 15	R: 0 H: 1 E: 0 LOB: 1 K: 0 BB: 0 S: 9 P: 15	R: 0 H: 0 E: 0 LOB: 0 K: 0 BB: 0 S: 6 P: 10	R: 1 H: 2 E: 0 LOB: 2 K: 1 BB: 1 S: 13 P: 24	R: 0 H: 3 E: 0 LOB: 2 K: 0 BB: 0 S: 6 P: 6	R: 2 H: 2 E: 2 LOB: 3 K: 2 BB: 2 S: 16 P: 28	R: 0 H: 0 E: 0 LOB: 0 K: 0 BB: 0 S: 9 P: 15	1B: 9 SF: 1 2B: 1 SAC: 0 3B: 0 DP: 2 HR: 0 HBP: 1						WP: 0 PA: 39 PB: 0 SB: 0 CS: 0

	AB	34
	R	3
	H	10
	RBI	3
	BB	3
	SO	3
	LOB	19

PITCHER		IP	WLS	BF	H	R	ER	SO	BB	IBB	HBP	BLK	WP	HR	S	P	ERA	WHIP
Mike Wood, R ERA: 4.5	(1, 1)	6.0	W	23	5	1	1	1	1	0	1	0	0	0	55	95	1.50	1.000
Shawn Camp, R ERA: 3.09	(7, 1)	1.1	H	7	4	1	1	0	0	0	0	0	0	0	8	10	6.75	3.000
D.J. Carrasco, R ERA: 5.54	(8, 1)	0.2		6	1	1	1	2	2	0	0	0	0	0	14	24	13.50	4.500
Jorge Vasquez, R ERA:	(9, 1)	1.0		3	0	0	0	0	0	0	0	0	0	0	9	15	0.00	0.000

PITCHER	IP	WLS	BF	H	R	ER	SO	BB	IBB	HBP	BLK	WP	HR	S	P	ERA	WHIP

Kansas City Royals @ Oakland Athletics

Network Associates Coliseum, Oakland, CA

Sat Aug 14 2004, 4:05 PM EDT

Att. 36,942 - Overcast - 62 F

TOP

livebaseballscorecards.com

Batter	1	2	3	4	5	6	7	8	9	AB	R	H	RBI	BB	SO	LOB
Desi Relaford, S (1, 6) OBP: 0.299, SLG: 0.302	C B C X 1-2 G3-1 ①		C B X 1-1 BB 1B		B X 1-0 P5 ①		C X 0-1 G4-3 ③			4	0	1	0	0	0	1
Joe Randa, R (1, 5) OBP: 0.342, SLG: 0.384	C F F S 0-3 K ②		C F 1 SAFE 1 SAFE F B 1 SAFE B B 4-2 F B 1-2 BB		C B F F X 1-2 FC4-6 29 BB 1-2f ②			B C X 1-1 L5 ①		3	0	0	0	1	1	1
29 Mike Sweeney, R (1, 3) OBP: 0.348, SLG: 0.511	X 0-0 L9 ③		F B S S S 1-3 K ③		B B B B 4-0 FC4-6 1-2 BB			X 0-0 G1-3 ②		3	0	0	0	1	1	2
Ken Harvey, R (1, 10) OBP: 0.346, SLG: 0.446		B S X 1-1 L7 ①		B B B 4-0 1B BB	F B S X 1-2 FC4-6 ③ 1-2f			C B B B F X 3-2 F9 ③		3	0	0	0	1	0	2
Abraham Nunez, S (1, 8) OBP: 0.273, SLG: 0.321		F B F B X 2-2 F8 ②		C B C B F X 3-2 1-2 1B		S B B B C F X 3-2 P6 ①			C C F F F B X 1-2 G1-3 ①	4	0	1	0	0	0	0
Aaron Guiel, L (1, 7) OBP: 0.266, SLG: 0.349		B X 1-0 G1-3 ③		L C B F F F S 1-3 K ①		C S B X 1-2 L8-4 2B			C S F X 0-2 P2 ②	4	0	1	0	0	1	2
Ruben Mateo, R (1, 9) OBP: 0.279, SLG: 0.378			B B C S S 2-3 K ①	B B B S S C 3-3 K ②		C B X 1-1 L8-4 ②③ 2-2			B C S B S 2-3 K ③	4	0	0	0	0	3	3
Ruben Gotay, S (1, 4) OBP: 0.286, SLG: 0.346			C S B B B F F F X 2-2 14 1B 2B	B C C X 1-2 G1-3 ③			B B B C C F X 3-2 G3 ①			3	1	1	0	0	0	2
14 John Buck, R (1, 2) OBP: 0.242, SLG: 0.296			C B X 1-1 2-H 1B ②		B B B 4-0 FC4-6 BB		C B X 1-1 P3 ②			2	0	1	1	1	0	0
Inning Stats	R: 0 E: 0 K: 1 S: 8 H: 0 LOB: 0 BB: 0 P: 9	R: 0 E: 0 K: 0 S: 6 H: 0 LOB: 0 BB: 0 P: 10	R: 1 E: 0 K: 2 S: 20 H: 3 LOB: 2 BB: 1 P: 31	R: 0 E: 0 K: 2 S: 17 H: 1 LOB: 2 BB: 1 P: 29	R: 0 E: 0 K: 0 S: 8 H: 0 LOB: 2 BB: 2 P: 19	R: 0 E: 0 K: 0 S: 9 H: 1 LOB: 0 BB: 0 P: 14	R: 0 E: 0 K: 0 S: 8 H: 0 LOB: 0 BB: 0 P: 12	R: 0 E: 0 K: 0 S: 6 H: 0 LOB: 0 BB: 0 P: 10	R: 0 E: 0 K: 1 S: 13 H: 0 LOB: 0 BB: 0 P: 16	1B: 3 2B: 3 3B: 0 HR: 0	SF: 0 SAC: 0 DP: 1 HBP: 0						

	AB	30
	R	1
	H	5
	RBI	1
	BB	4
	SO	6
	LOB	13

WP: 0 PB: 0 SB: 0 CS: 0 PA: 34

PITCHER		IP	WLS	BF	H	R	ER	SO	BB	IBB	HBP	BLK	WP	HR	S	P	ERA	WHIP
40 Rich Harden, R ERA: 3.84	(1, 1)	6.0	W	25	5	1	1	5	4	0	0	0	0	0	68	112	1.50	1.500
Jim Mecir, R ERA: 3.93	(7, 1)	1.0		3	0	0	0	0	0	0	0	0	0	0	8	12	0.00	0.000
Justin Lehr, R ERA: 5.18	(8, 1)	1.0		3	0	0	0	0	0	0	0	0	0	0	6	10	0.00	0.000
Octavio Dotel, R ERA: 4.02	(9, 1)	1.0		3	0	0	0	1	0	0	0	0	0	0	13	16	0.00	0.000

PITCHER	IP	WLS	BF	H	R	ER	SO	BB	IBB	HBP	BLK	WP	HR	S	P	ERA	WHIP

Batter	1	2	3	4	5	6	7	8	9	AB	R	H	RBI	BB	SO	LOB
21 Mark Kotsay, L (1, 8) OBP: 0.369, SLG: 0.458	C F F B X 1-2 ① F7		X 0-0 ② F9			S B F B X 2-2 HR	B X 1-0 2B			4	1	2	1	0	0	1
Eric Byrnes, R (1, 7) OBP: 0.342, SLG: 0.487	C F F B B X 2-2 ② P4		1 SAFE X 0-0 ③ FC6-4 1-2f			X 0-0 E 2B 2B	B X 1-0 ① G5-3			4	1	1	0	0	0	2
3 Eric Chavez, L (1, 5) OBP: 0.401, SLG: 0.521	B S F C 1-3 ③ K			C B B B X 3-1 ① L9		B S X 1-1 ① F9	B X 1-0 ② F8			4	0	0	0	0	1	2
Jermaine Dye, R (1, 9) OBP: 0.334, SLG: 0.463		C B F B X 2-2 ① G6-3		C B C B B X 3-2 BB 1B		B C B X 2-1 E5 BB 2B 2-3	F B F D X 2-2 ③ P4			4	1	1	0	0	0	2
Scott Hatteberg, L (1, 3) OBP: 0.383, SLG: 0.454		C F C 0-3 ② K		X 0-0 ② F9		B B B B C 1 SAFE C B 4-2 1-2 2B BB		B C B F F B F X 3-2 ① G5-3		3	1	0	0	1	1	1
Damian Miller, R (1, 2) OBP: 0.355, SLG: 0.453		B B F F B X 3-2 2B 1B		B B B B 4-0 PO 1-2 BB		X 0-0 7 FC6-4 1B 1-H 2-H 3-H 2B		B X 1-0 1B 1B		3	2	3	3	1	0	0
Erubiel Durazo, L (1, 10) OBP: 0.383, SLG: 0.506	C C X 0-2 ③ 1-H 2B		1 SAFE 0-0 ③ PO 1-2	C C F B S 1-3 ① K		4-0 7 FC6-4 IBB		C B X 1-1 1-2 1B		3	0	2	1	1	1	0
7 Bobby Crosby, R (1, 6) OBP: 0.332, SLG: 0.442			C B S X 1-2 ① F9	B X 1-0 ② G4-3		C X 0-1 ② FC6-4 1B 1-2f 2-3		C S B F S 1-3 ② K		4	0	0	0	0	1	4
Marco Scutaro, R (1, 4) OBP: 0.305, SLG: 0.381			B B F B F B 4-2 FC6-4 BB	B C S B X 2-2 ③ F7		X 0-0 ③ 1-3 3-H 1B		C S B F F C 1-3 ③ K		3	0	1	1	1	1	2
Inning Stats	R: 0 H: 0 E: 0 LOB: 0 K: 1 BB: 0 S: 11 P: 15	R: 1 H: 2 E: 0 LOB: 1 K: 1 BB: 0 S: 12 P: 17	R: 0 H: 0 E: 0 LOB: 1 K: 0 BB: 1 S: 7 P: 12	R: 0 H: 1 E: 0 LOB: 1 K: 0 BB: 1 S: 6 P: 16	R: 0 H: 0 E: 0 LOB: 0 K: 1 BB: 0 S: 8 P: 12	R: 5 H: 4 E: 1 LOB: 2 K: 0 BB: 2 S: 14 P: 27	R: 0 H: 1 E: 0 LOB: 1 K: 0 BB: 0 S: 6 P: 11	R: 0 H: 2 E: 0 LOB: 2 K: 2 BB: 0 S: 17 P: 24		1B: 5 SF: 0 2B: 4 SAC: 0 3B: 0 DP: 0 HR: 1 HBP: 0						WP: 0 PA: 37 PB: 0 SB: 0 CS: 0

PITCHER		IP	WLS	BF	H	R	ER	SO	BB	IBB	HBP	BLK	WP	HR	S	P	ERA	WHIP
Brian Anderson, L ERA: 5.97	(1, 1)	5.1	L	23	5	5	5	3	3	0	0	0	0	1	54	91	8.44	1.500
Scott Sullivan, R ERA: 4.26	(6, 1)	1.2		8	3	1	0	0	0	1	0	0	0	0	10	19	0.00	1.800
Matt Kinney, R ERA: 5.68	(8, 1)	1.0		5	2	0	0	2	0	0	0	0	0	0	17	24	0.00	2.000

PITCHER	IP	WLS	BF	H	R	ER	SO	BB	IBB	HBP	BLK	WP	HR	S	P	ERA	WHIP

BOTTOM

Kansas City Royals @ Oakland Athletics

Network Associates Coliseum, Oakland, CA

Sat Aug 14 2004, 4:05 PM EDT

Att. 36,942 - Overcast - 62 F

livebaseballscorecards.com

AB	32
R	6
H	10
RBI	6
BB	4
SO	5
LOB	14

Batter	1	2	3	4	5	6	7	8	9	AB	R	H	RBI	BB	SO	LOB
9 David DeJesus, L (1, 8) OBP: 0.351, SLG: 0.324	B C B F C 2-3 ① K		1 SAFE B C 1 SAFE B 1 SAFE F S 2-3 ① K			B B F S F B B 4-2 1B S BB	C F B F F B B H 4-2 2B HBP		X 0-0 29 1B 1B 1B	3	2	1	0	1	2	1
Joe Randa, R (1, 5) OBP: 0.340, SLG: 0.384	B C F F B B S 3-3 ② K		1 SAFE B 1 SAFE B 1 SAFE C F X 2-2 ② FC5-4 1-2f			1 SAFE F C B F S 1-3 ① K 1-2	B B S B F X 3-2 1-H 2-H 3-H 2B		C X 0-1 ① P3	5	0	1	3	0	2	3
29 Mike Sweeney, R (1, 10) OBP: 0.346, SLG: 0.507	X 0-0 ③ L6		C T 1 SAFE B D F X 2-2 ③ F8			2 SAFE X 0-0 ② G6-3	B X 1-0 ③ G6-3		F T X 0-2 1B 1-2 1B	5	0	1	0	0	0	3
Ken Harvey, R (1, 3) OBP: 0.346, SLG: 0.445		C F B B S 2-3 ① K		X 0-0 ① F8		C B F F F B X 2-2 2-3 1B		B X 1-0 BB BB 1B 1B	B F S T S 1-3 ② K	5	1	2	0	0	2	2
Abraham Nunez, S (1, 9) OBP: 0.270, SLG: 0.316		C B S S X 1-2 ② L6		C X 0-1 ② G4-3		B B S S X 2-1 ③ F8		C B C C C 1-3 ① K	B F X 1-1 1-2 2-H 1B	5	0	1	1	0	1	3
Aaron Guiel, L (1, 7) OBP: 0.273, SLG: 0.337		C B B B F F F F F 4-2 F B 1B BB		C B F C 1-3 ③ K			B C F B C 2-3 ① K	B B B C S F B 4-2 1-2 1B BB	S S B D X 2-2 ③ F7	3	1	0	0	2	2	2
Alberto Castillo, R (1, 2) OBP: 0.327, SLG: 0.341		X 0-0 1-3 1B			B B C S F X 2-2 ① P2		B F S B B B 4-2 FC6-4 BB	B B B C C F B 4-2 1-2 2-3 1B 13 CS BB		2	0	1	0	2	0	0
Ruben Gotay, S (1, 4) OBP: 0.281, SLG: 0.333		C S S 0-3 ③ K			C B B C S 2-3 ② K		X 0-0 ② FC6-4 13 2B 1-2f 2B	X 0-0 1-3 2-H 3-H 13 CS 1B		4	1	1	2	0	2	3
13 Andrés Blanco, S (1, 6) OBP: 0.347, SLG: 0.356			L X 0-1 FC5-4 1B		C X 0-1 ③ G4-3		1 SAFE 1 SAFE C B X 1-1 1-3 2B 2B	1 SAFE 1 SAFE B X 1-0 ② ③ F7 1-2 3-H		4	1	2	0	0	0	2
Inning Stats	R: 0 E: 0 K: 2 S: 8 H: 0 LOB: 0 BB: 0 P: 13	R: 0 E: 0 K: 2 S: 17 H: 1 LOB: 2 BB: 1 P: 24	R: 0 E: 0 K: 1 S: 12 H: 1 LOB: 1 BB: 0 P: 18	R: 0 E: 0 K: 1 S: 6 H: 0 LOB: 0 BB: 0 P: 7	R: 0 E: 0 K: 1 S: 9 H: 0 LOB: 0 BB: 0 P: 13	R: 0 E: 0 K: 1 S: 15 H: 1 LOB: 2 BB: 1 P: 24	R: 3 E: 0 K: 1 S: 16 H: 2 LOB: 1 BB: 1 P: 31	R: 2 E: 0 K: 1 S: 12 H: 2 LOB: 1 BB: 2 P: 23	R: 1 E: 0 K: 1 S: 15 H: 3 LOB: 2 BB: 0 P: 19	1B: 8 2B: 2 3B: 0 HR: 0 SF: 0 SAC: 0 DP: 0 HBP: 1						

Kansas City Royals @ Oakland Athletics

Network Associates Coliseum, Oakland, CA

Sun Aug 15 2004, 4:05 PM EDT

Att. 37,748 - Cloudy - 68 F

TOP

livebaseballscorecards.com

AB	36
R	6
H	10
RBI	6
BB	5
SO	11
LOB	19

PITCHER		IP	WLS	BF	H	R	ER	SO	BB	IBB	HBP	BLK	WP	HR	S	P	ERA	WHIP
Barry Zito, L ERA: 4.7	(1, 1)	6.2	L	27	4	2	2	9	3	0	0	0	0	0	75	114	2.70	1.050
Ricardo Rincon, L ERA: 3.94	(7, 1)	0.0		1	0	0	0	0	0	0	1	0	0	0	4	8	∞	∞
58 Justin Duchscherer, R ERA: 3.34	(7, 1)	0.2	B	6	2	3	3	1	2	0	0	0	0	0	14	28	40.50	6.000
Justin Lehr, R ERA: 5.04	(8, 1)	0.2		2	1	0	0	0	0	0	0	0	0	0	2	3	0.00	1.500
Chris Hammond, L ERA: 3.58	(9, 1)	1.0		6	3	1	1	1	0	0	0	0	0	0	15	19	9.00	3.000

PITCHER	IP	WLS	BF	H	R	ER	SO	BB	IBB	HBP	BLK	WP	HR	S	P	ERA	WHIP

WP: 0 PB: 0 SB: 1 CS: 2 PA: 42

Batter	1	2	3	4	5	6	7	8	9	AB	R	H	RBI	BB	SO	LOB
21 Mark Kotsay, L (1, 8) OBP: 0.368, SLG: 0.458	B C B B X 3-1 ① G3		X 0-0 ② F7		B X 1-0 F8 2B			C S B C 1-3 ① K		4	0	1	0	0	1	0
Mark McLemore, S (1, 5) OBP: 0.360, SLG: 0.310	B X 1-0 1B 1B		B C S S 1-3 ③ K		X 0-0 ② F8 2-3			C B X 1-1 ② G6-3		4	0	1	0	0	1	1
Scott Hatteberg, L (1, 3) OBP: 0.384, SLG: 0.454	C F X 0-2 1-2 1B			B C B B C X 3-2 ① F8	B C B X 2-1 ③ G4-3			C C F B X 1-2 FC5-4 1B		4	0	2	0	0	0	1
Jermaine Dye, R (1, 9) OBP: 0.331, SLG: 0.459	F F B S 1-3 ② K			C B C F B F B X 3-2 ② G5-3		C B C X 1-2 ① P2		C S F 1 SAFE D F B X 2-2 ③ FC5-4 1-2f		4	0	0	0	0	1	3
Erubiel Durazo, L (1, 10) OBP: 0.384, SLG: 0.504	C X 0-1 ③ F8			B B B B C B 4-1 17 1B 1B BB		X 0-0 17 G1-6-3 1B			B B B C S S 2-3 ① K	3	1	1	0	1	1	2
17 Adam Melhuse, S (1, 2) OBP: 0.296, SLG: 0.413		F B B B C F B F C 3-3 ① K		B S X 1-1 1B 1-2 1B		B X 1-0 ②③ G1-6-3 1-2f			C B B S S X 2-2 ② G4-3	4	0	1	0	0	1	1
Eric Byrnes, R (1, 7) OBP: 0.341, SLG: 0.485		B C B F B F F F X 3-2 ② P5		C C B X 1-2 1-2 2-H 1B			C C B B X 2-2 ① G6-3		B S B X 2-1 ③ P5	4	0	1	1	0	0	0
Marco Scutaro, R (1, 4) OBP: 0.302, SLG: 0.378		B B X 2-0 ③ G5-3		C D X 1-1 ③ F9			C S B X 1-2 ② G5-3			3	0	0	0	0	0	2
7 Bobby Crosby, R (1, 6) OBP: 0.330, SLG: 0.438			C S B F S 1-3 ① K		C F B X 1-2 ① F9		C C B B X 2-2 ③ G5-3			3	0	0	0	0	1	0
Inning Stats	R: 0 H: 2 E: 0 LOB: 2 K: 1 BB: 0 S: 11 P: 16	R: 0 H: 0 E: 0 LOB: 0 K: 1 BB: 0 S: 12 P: 20	R: 0 H: 0 E: 0 LOB: 0 K: 2 BB: 0 S: 8 P: 10	R: 1 H: 2 E: 0 LOB: 2 K: 0 BB: 1 S: 16 P: 29	R: 0 H: 1 E: 0 LOB: 1 K: 0 BB: 0 S: 7 P: 11	R: 0 H: 1 E: 0 LOB: 0 K: 0 BB: 0 S: 5 P: 7	R: 0 H: 0 E: 0 LOB: 0 K: 0 BB: 0 S: 9 P: 14	R: 0 H: 1 E: 0 LOB: 1 K: 1 BB: 0 S: 14 P: 19	R: 0 H: 0 E: 0 LOB: 0 K: 1 BB: 0 S: 8 P: 14	1B: 6 2B: 1 3B: 0 HR: 0	SF: 0 SAC: 0 DP: 1 HBP: 0			WP: 0 PB: 0 SB: 0 CS: 0		PA: 34	

PITCHER		IP	WLS	BF	H	R	ER	SO	BB	IBB	HBP	BLK	WP	HR	S	P	ERA	WHIP
23 Zack Greinke, R ERA: 4.67	(1, 1)	7.0	W	27	6	1	1	4	1	0	0	0	0	0	68	107	1.29	1.000
Dennys Reyes, L ERA: 4.74	(8, 1)	2.0		7	1	0	0	2	0	0	0	0	0	0	22	33	0.00	0.500

PITCHER	IP	WLS	BF	H	R	ER	SO	BB	IBB	HBP	BLK	WP	HR	S	P	ERA	WHIP

BOTTOM

Kansas City Royals @ Oakland Athletics

Network Associates Coliseum, Oakland, CA

Sun Aug 15 2004, 4:05 PM EDT
Att. 37,748 - Cloudy - 68 F

livebaseballscorecards.com

AB	33
R	1
H	7
RBI	1
BB	1
SO	6
LOB	10

Batter	1	2	3	4	5	6	7	8	9	AB	R	H	RBI	BB	SO	LOB
21 Mark Kotsay, L (1, 8) OBP: 0.369, SLG: 0.455	B B B C B 4-1 WP 1B BB		B B B C C S 3-3 ① K		F B B B B 4-1 2B BB	B S B C B F X 3-2 ② F7			B C X 1-1 ① F9	3	1	0	0	2	1	2
Eric Byrnes, R (1, 7) OBP: 0.342, SLG: 0.486	S D F F C 1-3 ① K		B 1 SAFE B C 1 X SAFE 2-1 1-2 1B		X 0-0 1-H 1B 2B	B B X 2-0 ③ F7			X 0-0 ② F7	5	1	2	1	0	1	2
Scott Hatteberg, L (1, 3) OBP: 0.384, SLG: 0.454	1 SAFE B B C D X 3-1 WP 1-2 1B		D X 1-0 ② L8		B C C C 1-3 ② K		B B C B X 3-1 ① G4-3		B C X 1-1 1B	5	0	2	0	0	1	3
Jermaine Dye, R (1, 9) OBP: 0.330, SLG: 0.456	C D F B C 2-3 ② K 1-2 2-3		C B F X 1-2 ③ G4-3		C X 0-1 1B 1B 2-H 1B		B C X 1-1 ② G5-3		B X 1-0 ③ F8	5	1	1	1	0	1	5
Damian Miller, R (1, 2) OBP: 0.356, SLG: 0.452	B C B C S 2-3 ③ K			X 0-0 ① G1-3	D B X 2-0 1B 1-3 1B		B B B C B 4-1 BB			3	0	1	0	1	1	2
Erubiel Durazo, L (1, 10) OBP: 0.385, SLG: 0.504		B B B C C C 3-3 ① K		B X 1-0 1B	B X 1-0 1-2 3-H 1B		B F B C X 2-2 ③ F7			4	0	2	1	0	1	1
Marco Scutaro, R (1, 4) OBP: 0.299, SLG: 0.374		C B C F B F F F X 2-2 ② P6		B B F F T 2-2 ② K	X 0-0 ③ F9			C X 0-1 ① F7		4	0	0	0	0	1	3
7 Bobby Crosby, R (1, 6) OBP: 0.331, SLG: 0.436		B B S B C X 3-2 ③ G6-3		B C X 1-1 ③ F8		B B B B 4-0 FC2-6 BB		F T B B B F F F F 4-2 B G6-3 BB		2	0	0	0	2	0	1
Mark McLemore, S (1, 5) OBP: 0.357, SLG: 0.309			C B B X 2-1 1B 1B		C B X 1-1 ① G5-3	M X 0-1 ① FC2-6 1-2f		B 1 SAFE F B T B F X 3-2 ② ③ G6-3 1-2f		4	0	1	0	0	0	2
Inning Stats	R: 0 E: 0 K: 3 S: 13 H: 1 LOB: 2 BB: 1 P: 25	R: 0 E: 0 K: 1 S: 12 H: 0 LOB: 0 BB: 0 P: 20	R: 0 E: 0 K: 1 S: 11 H: 2 LOB: 2 BB: 0 P: 20	R: 0 E: 0 K: 1 S: 7 H: 1 LOB: 1 BB: 0 P: 11	R: 3 E: 0 K: 1 S: 12 H: 4 LOB: 2 BB: 1 P: 21	R: 0 E: 0 K: 0 S: 7 H: 0 LOB: 1 BB: 1 P: 16	R: 0 E: 0 K: 0 S: 8 H: 0 LOB: 1 BB: 1 P: 18	R: 0 E: 0 K: 0 S: 12 H: 0 LOB: 0 BB: 1 P: 19	R: 0 E: 0 K: 0 S: 6 H: 1 LOB: 1 BB: 0 P: 9	1B: 8 2B: 1 3B: 0 HR: 0 SF: 0 SAC: 0 DP: 1 HBP: 0						

PITCHER		IP	WLS	BF	H	R	ER	SO	BB	IBB	HBP	BLK	WP	HR	S	P	ERA	WHIP
45 Erik Bedard, L ERA: 4.33	(1, 1)	6.0	L	29	8	3	3	7	3	0	0	0	1	0	62	113	4.50	1.833
John Parrish, L ERA: 3.57	(7, 1)	1.0		4	0	0	0	0	1	0	0	0	0	0	8	18	0.00	1.000
Todd Williams, R ERA: 2.38	(8, 1)	1.0		3	0	0	0	0	1	0	0	0	0	0	12	19	0.00	1.000
Buddy Groom, L ERA: 4.81	(9, 1)	0.2		3	1	0	0	0	0	0	0	0	0	0	5	7	0.00	1.500
Jason Grimsley, R ERA: 3.86	(9, 1)	0.1		1	0	0	0	0	0	0	0	0	0	0	1	2	0.00	0.000

PITCHER	IP	WLS	BF	H	R	ER	SO	BB	IBB	HBP	BLK	WP	HR	S	P	ERA	WHIP

TOP

Oakland Athletics @ Baltimore Orioles

Oriole Park at Camden Yards, Baltimore, MD

Mon Aug 16 2004, 7:05 PM EDT
Att. 40,964 - Sunny - 87 F

livebaseballscorecards.com

AB	35
R	3
H	9
RBI	3
BB	5
SO	7
LOB	21

1B: 8 SF: 0
2B: 1 SAC: 0
3B: 0 DP: 1
HR: 0 HBP: 0

WP: 1 PA: 40
PB: 0
SB: 0
CS: 0

BOTTOM

Oakland Athletics @ Baltimore Orioles

Oriole Park at Camden Yards, Baltimore, MD

Mon Aug 16 2004, 7:05 PM EDT
Att. 40,964 - Sunny - 87 F

livebaseballscorecards.com

Batter	1	2	3	4	5	6	7	8	9	AB	R	H	RBI	BB	SO	LOB
1 Brian Roberts, S (1, 4) OBP: 0.351, SLG: 0.378	C B F C 1-3 K ①		B F C F B B X 3-2 G4-3 ③		X 0-0 G6-3 ③			B F C B X 2-2 F7 ②		4	0	0	0	0	1	2
David Newhan, L (1, 7) OBP: 0.403, SLG: 0.507	B B X 2-0 F8 ②			X 0-0 B1-3 ①		C X 0-1 L8 ①		F B B S X 2-2 P5 ③		4	0	0	0	0	0	0
6 Melvin Mora, R (1, 5) OBP: 0.430, SLG: 0.594	C B B B F D F X 3-2 F9 ③			C X 0-1 10 G6-4-3 1B		C B B B F F X 3-2 G6-3 ②			B F F F X 1-2 10 G4-3 2B	4	0	2	0	0	0	0
10 Miguel Tejada, R (1, 6) OBP: 0.367, SLG: 0.536		B B C B C B 4-2 G4-6-3 BB		B 1 SAFE C B 1 SAFE 1 SAFE C F X 2-2 G6-4-3 ② ③ 1-2f		X 0-0 E1			B F B C F F F X 2-2 G4-3 ① 2-3	3	0	0	0	1	0	2
Rafael Palmeiro, L (1, 3) OBP: 0.360, SLG: 0.401		B C B B X 3-1 G4-6-3 ① ② 1-2f			C C X 0-2 L7 ①	X 0-0 P4 ③			F F F S 0-3 K ②	4	0	0	0	0	1	3
Javy Lopez, R (1, 2) OBP: 0.367, SLG: 0.498		C B C B X 2-2 1B			B X 1-0 HR		C X 0-1 G6-3 ①		S F B X 1-2 F8 ③	4	1	2	1	0	0	1
B.J. Surhoff, L (1, 9) OBP: 0.381, SLG: 0.457		C B C X 1-2 G2-3 ③			C B B B X 3-1 31 1B 1B		B X 1-0 G1-6-3 1B			3	0	2	0	0	0	1
Jerry Hairston, R (1, 8) OBP: 0.380, SLG: 0.400			C B F F X 1-2 G4-3 ①		B C B F F F X 2-2 L9 ②		B C B X 2-1 G1-6-3 ② ③ 1-2f			3	0	0	0	0	0	2
31 Jay Gibbons, L (1, 10) OBP: 0.291, SLG: 0.340			B X 1-0 F8 ②		1 SAFE B B B X 2-0 1-2 1B			C C B F B C 2-3 K ①		3	0	1	0	0	1	0
Inning Stats	R: 0 H: 0 E: 0 LOB: 0 K: 1 BB: 0 S: 8 P: 14	R: 0 H: 1 E: 0 LOB: 1 K: 0 BB: 1 S: 10 P: 20	R: 0 H: 0 E: 0 LOB: 0 K: 0 BB: 0 S: 9 P: 14	R: 0 H: 1 E: 0 LOB: 0 K: 0 BB: 0 S: 7 P: 9	R: 1 H: 3 E: 0 LOB: 2 K: 0 BB: 0 S: 13 P: 21	R: 0 H: 0 E: 1 LOB: 1 K: 0 BB: 0 S: 8 P: 11	R: 0 H: 1 E: 0 LOB: 0 K: 0 BB: 0 S: 5 P: 8	R: 0 H: 0 E: 0 LOB: 0 K: 1 BB: 0 S: 10 P: 16	R: 0 H: 1 E: 0 LOB: 1 K: 1 BB: 0 S: 17 P: 21	1B: 5 SF: 0 2B: 1 SAC: 0 3B: 0 DP: 3 HR: 1 HBP: 0						WP: 0 PA: 33 PB: 0 SB: 0 CS: 0

	AB	32
	R	1
	H	7
	RBI	1
	BB	1
	SO	3
	LOB	11

PITCHER		IP	WLS	BF	H	R	ER	SO	BB	IBB	HBP	BLK	WP	HR	S	P	ERA	WHIP
Mark Redman, L ERA: 4.38	(1, 1)	8.0	W	29	6	1	1	2	1	0	0	0	0	1	70	113	1.12	0.875
Octavio Dotel, R ERA: 3.96	(9, 1)	1.0	S	4	1	0	0	1	0	0	0	0	0	0	17	21	0.00	1.000

PITCHER	IP	WLS	BF	H	R	ER	SO	BB	IBB	HBP	BLK	WP	HR	S	P	ERA	WHIP

Oakland Athletics @ Baltimore Orioles

Oriole Park at Camden Yards, Baltimore, MD

Tue Aug 17 2004, 7:05 PM EDT
Att. 32,243 - Cloudy - 85 F

TOP

livebaseballscorecards.com

Batter	1	2	3	4	5	6	7	8	9	AB	R	H	RBI	BB	SO	LOB
21 Mark Kotsay, L (1, 8) OBP: 0.367, SLG: 0.451	S X 0-1 F8		B X 1-0 G5-3	B S X 1-1 F7		B X 1-0 FC5-4 3 BB 1B BB 1-2f 2-3	B C B B B 4-1 HR BB		B B F B X 3-1 L5	4	2	0	0	1	0	4
23 Bobby Kielty, S (8, 7) OBP: 0.309, SLG: 0.352										1	0	0	0	0	0	0
Eric Byrnes, R (1, 7) OBP: 0.344, SLG: 0.494	B C B X 2-1 G4-3		X 0-0 FC5-4 3 BB 1B		B X 1-0 G3-1	C S X 0-2 BB 3 BB HR 1B 1-2 3-H	C B X 1-1 HR 1-H		C X 0-1 F7	6	2	3	3	0	0	0
(8, 8)																
3 Eric Chavez, L (1, 5) OBP: 0.399, SLG: 0.514	C S X 0-2 G6-3		C B 1 SAFE B 1 SAFE B F B 4-2 FC5-4 1-2 BB		S B X 1-1 F8	B C B B B 4-1 BB HR BB 1-2 2-3	B X 1-0 G6-3		B B X 2-0 P5	4	1	0	0	2	0	0
Jermaine Dye, R (1, 9) OBP: 0.331, SLG: 0.462		C C B C 1-3 K	C B X 1-1 FC5-4 1-2f 2-3		C B F B B X 3-2 HR	B B B 4-0 HR 1-2 2-3 3-H BB		C B B B B 4-1 17 HR BB		3	2	1	2	1	1	2
Billy McMillon, L (8, PH) OBP: 0.274, SLG: 0.321										0	1	0	0	1	0	0
(8, 9)																
Scott Hatteberg, L (1, 3) OBP: 0.386, SLG: 0.468	B X 1-0 1B 2B		C X 0-1 L7		X 0-0 2B	C X 0-1 1-H 2-H 3-H HR		B C X 1-1 F7		5	1	3	4	0	0	3
Erubiel Durazo, L (1, 10) OBP: 0.388, SLG: 0.507	C F B X 1-2 17 BB 2-3 1B			B B F B B 4-1 1B BB	B X 1-0 G3	B B F X 2-1 2B		C B D B X 3-1 P6		4	0	2	0	1	0	2
17 Adam Melhuse, S (1, 2) OBP: 0.305, SLG: 0.435	B B B 4-0 1-2 BB			C F B B F X 2-2 F9		21 FC5-4 1B 1B		C B S D X 2-2 1-H HR		4	2	2	2	1	0	2
						x 0-0 G1-3										
7 Bobby Crosby, R (1, 6) OBP: 0.330, SLG: 0.432	B B C C F B F S 3-3 K			C X 0-1 P3		1 SAFE X 0-0 B1	F S S 0-3 K	C B H 2-1 HBP		4	0	0	0	0	2	5
Marco Scutaro, R (1, 4) OBP: 0.301, SLG: 0.374	B C F B F B F B F X 3-2 L7			F X 0-1 1-2 1B		X 0-0 21 FC5-4 1-2 1B	X 0-0 G6-3	B F F B F F X 2-2 F7		5	0	2	0	0	0	4

Inning Stats	1	2	3	4	5	6	7	8	9
	R: 0 H: 0 E: 0 LOB: 0 K: 0 BB: 0 S: 7 P: 9	R: 0 H: 2 E: 0 LOB: 3 K: 2 BB: 1 S: 18 P: 31	R: 0 H: 1 E: 0 LOB: 2 K: 0 BB: 1 S: 8 P: 14	R: 0 H: 1 E: 0 LOB: 2 K: 0 BB: 1 S: 11 P: 18	R: 1 H: 2 E: 0 LOB: 1 K: 0 BB: 0 S: 8 P: 14	R: 6 H: 5 E: 0 LOB: 1 K: 0 BB: 2 S: 15 P: 28	R: 2 H: 1 E: 0 LOB: 0 K: 1 BB: 1 S: 8 P: 14	R: 2 H: 1 E: 0 LOB: 1 K: 0 BB: 1 S: 14 P: 28	R: 0 H: 0 E: 0 LOB: 0 K: 0 BB: 0 S: 5 P: 10

	AB	40
	R	11
	H	13
	RBI	11
	BB	7
	SO	3
	LOB	22

	1B: 6	SF: 0	WP: 0	PA: 48
	2B: 3	SAC: 0	PB: 0	
	3B: 0	DP: 0	SB: 0	
	HR: 4	HBP: 1	CS: 0	

PITCHER		IP	WLS	BF	H	R	ER	SO	BB	IBB	HBP	BLK	WP	HR	S	P	ERA	WHIP
Rodrigo Lopez, R ERA: 3.81	(1, 1)	5.1	L	27	8	3	3	2	3	0	0	0	0	1	57	93	5.06	2.062
John Parrish, L ERA: 3.84	(6, 1)	0.1		3	1	0	0	0	1	0	0	0	0	0	5	10	0.00	6.000
Todd Williams, R ERA: 4.97	(6, 1)	1.1		9	3	6	6	1	2	0	0	0	0	2	13	25	40.50	3.750
Eddy Rodriguez, R ERA: 4.14	(8, 1)	2.0		9	1	2	2	0	1	0	1	0	0	1	19	38	9.00	1.000

PITCHER	IP	WLS	BF	H	R	ER	SO	BB	IBB	HBP	BLK	WP	HR	S	P	ERA	WHIP

Batter	1	2	3	4	5	6	7	8	9	AB	R	H	RBI	BB	SO	LOB
1 Brian Roberts, S (1, 4) OBP: 0.350, SLG: 0.378	L3			G4-3		1B			G4-3	3	0	1	0	0	0	0
Luis Lopez, S (7, 4) OBP: 0.239, SLG: 0.297										1	0	0	0	0	0	0
David Newhan, L (1, 10) OBP: 0.401, SLG: 0.502	6 G6-4-3 1B			K		G4-3			K	4	0	1	0	0	2	1
6 Melvin Mora, R (1, 5) OBP: 0.429, SLG: 0.590	G6-4-3 1-2f			1B			G6-3		L7	4	0	1	0	0	0	1
10 Miguel Tejada, R (1, 6) OBP: 0.367, SLG: 0.535		G6-5-3 1B		L8			G6-3			3	0	1	0	0	0	1
Rafael Palmeiro, L (1, 3) OBP: 0.360, SLG: 0.401		G6-5-3 1-2f			L8		FC6-4 1B			3	0	1	0	0	0	1
Javy Lopez, R (1, 2) OBP: 0.365, SLG: 0.494		K			G5-3		FC6-4 1-2f			3	0	0	0	0	1	1
Robert Machado, R (8, 2) OBP: 0.211, SLG: 0.291										0	0	0	0	0	0	0
B.J. Surhoff, L (1, 7) OBP: 0.376, SLG: 0.450			G1-3		F8			G3		3	0	0	0	0	0	0
31 Jay Gibbons, L (1, 9) OBP: 0.287, SLG: 0.335			P6			G6-3		G4-3		3	0	0	0	0	0	0
Jerry Hairston, R (1, 8) OBP: 0.378, SLG: 0.397			K			F8		F8		2	0	0	0	0	1	0
Karim Garcia, L (8, 8) OBP: 0.266, SLG: 0.387										1	0	0	0	0	0	0
Inning Stats	R: 0 E: 0 K: 0 S: 5 H: 1 LOB: 0 BB: 0 P: 7	R: 0 E: 0 K: 1 S: 7 H: 1 LOB: 0 BB: 0 P: 13	R: 0 E: 0 K: 1 S: 8 H: 0 LOB: 0 BB: 0 P: 11	R: 0 E: 0 K: 1 S: 9 H: 1 LOB: 1 BB: 0 P: 12	R: 0 E: 0 K: 0 S: 4 H: 0 LOB: 0 BB: 0 P: 6	R: 0 E: 0 K: 0 S: 9 H: 1 LOB: 1 BB: 0 P: 13	R: 0 E: 0 K: 0 S: 11 H: 1 LOB: 1 BB: 0 P: 17	R: 0 E: 0 K: 0 S: 6 H: 0 LOB: 0 BB: 0 P: 8	R: 0 E: 0 K: 1 S: 7 H: 0 LOB: 0 BB: 0 P: 10	1B: 5 2B: 0 3B: 0 HR: 0	SF: 0 SAC: 0 DP: 2 HBP: 0						

PITCHER	IP	WLS	BF	H	R	ER	SO	BB	IBB	HBP	BLK	WP	HR	S	P	ERA	WHIP
Tim Hudson, R (1, 1) ERA: 2.95	9.0	W	30	5	0	0	4	0	0	0	0	0	0	66	97	0.00	0.556

PITCHER	IP	WLS	BF	H	R	ER	SO	BB	IBB	HBP	BLK	WP	HR	S	P	ERA	WHIP

BOTTOM

Oakland Athletics @ Baltimore Orioles

Oriole Park at Camden Yards, Baltimore, MD

Tue Aug 17 2004, 7:05 PM EDT
Att. 32,243 - Cloudy - 85 F

livebaseballscorecards.com

AB	30
R	0
H	5
RBI	0
BB	0
SO	4
LOB	5

Oakland Athletics @ Baltimore Orioles

Oriole Park at Camden Yards, Baltimore, MD

Wed Aug 18 2004, 7:05 PM EDT
Att. 40,603 - Unknown - 80 F

TOP

livebaseballscorecards.com

Batter	1	2	3	4	5	6	7	8	9	AB	R	H	RBI	BB	SO	LOB
21 Mark Kotsay, L (1, 8) OBP: 0.369, SLG: 0.454	BBCFBB 4-2 BB		BX 1-0 1B 2B		BFX 1-1 P5	BFDSX 2-2 1-2 1B		SFX 0-2 F8		4	0	2	0	1	0	1
Mark McLemore, S (1, 4) OBP: 0.358, SLG: 0.308	BBCFX 2-2 F9		BBX 2-0 3 BB 2-3 1B		BX 1-0 G6-3	CBFFFFS 1-3 K			BCBCBFFB 4-2 3 CS BB	4	0	1	0	1	1	3
3 Eric Chavez, L (1, 5) OBP: 0.399, SLG: 0.514	X 0-0 P5		BBFFBB 4-2 1-2 BB		X 0-0 2B		CBFBC 2-3 K		FCS 0-3 1-2 K	4	0	1	0	1	2	2
Jermaine Dye, R (1, 9) OBP: 0.328, SLG: 0.457	CFS 0-3 K		BCX 1-1 G6-3		FCDC 1-3 K		BCBSBS 3-3 K		FSS 0-3 K	5	0	0	0	0	4	5
Scott Hatteberg, L (1, 3) OBP: 0.387, SLG: 0.467		CBBBCX 3-2 F7		BFBBB 4-2 HR BB		BCBBX 2-1 HR 1B	CCBBX 2-2 G4-3			3	2	1	0	1	0	0
Erubiel Durazo, L (1, 10) OBP: 0.393, SLG: 0.536		BX 1-0 G1-6-3 1B		CDCFBX 2-2 1-H HR		X 0-0 1-H HR		BBSSFFBFF 3-2 X HR		4	3	4	5	0	0	0
Eric Byrnes, R (1, 7) OBP: 0.341, SLG: 0.489		CBX 1-1 G1-6-3 1-2f		BX 1-0 F8		X 0-0 G5-3		CBFFFBFS 2-3 K		4	0	0	0	0	1	1
Damian Miller, R (1, 2) OBP: 0.355, SLG: 0.450			BCBFX 2-2 G5-3	CBSFFS 1-3 K		SSX 0-2 G5-3		BSBCX 2-2 1B		4	0	1	0	0	1	0
Marco Scutaro, R (1, 6) OBP: 0.300, SLG: 0.373			CFFBX 1-2 G6-3	X 0-0 G6-3		BX 1-0 21 1B 1B		CFS 0-3 K		4	0	1	0	0	1	1

	AB	36
	R	5
	H	11
	RBI	5
	BB	4
	SO	10
	LOB	13

Inning Stats																								
	R: 0	H: 0	R: 0	H: 1	R: 0	H: 2	R: 2	H: 1	R: 0	H: 1	R: 2	H: 4	R: 0	H: 0	R: 1	H: 2	R: 0	H: 0	1B: 6	SF: 0	WP: 0	PA: 40		
	E: 0	LOB: 1	E: 0	LOB: 0	E: 0	LOB: 3	E: 0	LOB: 0	E: 0	LOB: 1	E: 0	LOB: 2	E: 0	LOB: 0	E: 0	LOB: 1	E: 0	LOB: 0	2B: 3	SAC: 0	PB: 0			
	K: 1	BB: 1	K: 0	BB: 0	K: 0	BB: 1	K: 1	BB: 1	K: 1	BB: 0	K: 1	BB: 0	K: 2	BB: 0	K: 2	BB: 0	K: 2	BB: 1	3B: 0	DP: 2	SB: 0			
	S: 9	P: 15	S: 6	P: 11	S: 13	P: 24	S: 13	P: 21	S: 7	P: 10	S: 17	P: 23	S: 9	P: 16	S: 22	P: 29	S: 10	P: 14	HR: 3	HBP: 0	CS: 1			

PITCHER		IP	WLS	BF	H	R	ER	SO	BB	IBB	HBP	BLK	WP	HR	S	P	ERA	WHIP
Sidney Ponson, R ERA: 5.49	(1, 1)	6.0		29	9	4	4	4	3	0	0	0	0	2	65	104	6.00	2.000
B.J. Ryan, L ERA: 1.78	(7, 1)	2.0	L	8	2	1	1	4	0	0	0	0	0	1	31	45	4.50	1.000
Jorge Julio, R ERA: 3.93	(9, 1)	1.0		3	0	0	0	2	1	0	0	0	0	0	10	14	0.00	1.000

PITCHER	IP	WLS	BF	H	R	ER	SO	BB	IBB	HBP	BLK	WP	HR	S	P	ERA	WHIP

BOTTOM

Oakland Athletics @ Baltimore Orioles

Oriole Park at Camden Yards, Baltimore, MD

Wed Aug 18 2004, 7:05 PM EDT
Att. 40,603 - Unknown - 80 F

livebaseballscorecards.com

Batter	1	2	3	4	5	6	7	8	9	AB	R	H	RBI	BB	SO	LOB
1 Brian Roberts, S (1, 4) OBP: 0.352, SLG: 0.377	C B B F X 2-2 ① L5		B S C X 1-2 6 WP SH4-3 10 1B 1B		B B B 4-0 CS BB			C B B C X 2-2 ② G5-3		3	1	1	0	1	0	0
David Newhan, L (1, 10) OBP: 0.396, SLG: 0.495	C F X 0-2 ② G4-3		X 0-0 ① SH4-3 1-2		1 SAFE B 1 SAFE F S B X 2-2 ② ③ G5-3 1-2			C X 0-1 ③ G4-3		3	0	0	0	0	0	1
6 Melvin Mora, R (1, 5) OBP: 0.429, SLG: 0.587	B B X 2-0 ③ G5-3		B D D B 4-0 10 1B G3-6 2-3 BB			B B B C B 4-1 10 G6-4-3 BB			B F F C 1-3 ① K	2	1	0	0	2	1	0
10 Miguel Tejada, R (1, 6) OBP: 0.368, SLG: 0.537		C X 0-1 1B 2B	C X 0-1 G3-6 1-3 3-H 1B			D X 1-0 ① ② G6-4-3 1-2f			C F B X 1-2 ② G6-3	4	1	2	1	0	0	1
Rafael Palmeiro, L (1, 3) OBP: 0.357, SLG: 0.397		B B X 2-0 ① L3	D F B X 2-1 ② ③ G3-6 1-2f 3-H			C B B B B F X 3-2 ③ G3			F F B B F F F S 2-3 ③ K	4	0	0	0	0	1	2
B.J. Surhoff, L (1, 7) OBP: 0.380, SLG: 0.454		C B X 1-1 1B 31 G4-3 2-H 1B		B B X 2-0 ① G4-3			C C B B B X 2-2 FC6-4 1B			3	1	2	1	0	0	0
Darnell McDonald, R (1, 8) OBP: 0.304, SLG: 0.286		B X 1-0 31 G4-3 2-3 1B		X 0-0 ② G1-3			1 SAFE B M B B L 1 SAFE X 3-2 ① FC6-4 31 G5-4-3 1-2f			3	0	1	0	0	0	1
31 Jay Gibbons, L (1, 9) OBP: 0.283, SLG: 0.330		1 SAFE F C X 0-2 ② G4-3 1-2 3-H		B X 1-0 ③ F8			1 SAFE X 0-0 ② ③ G5-4-3 1-2f			3	0	0	1	0	0	2
Robert Machado, R (1, 2) OBP: 0.200, SLG: 0.276		X 0-0 ③ G6-3			B X 1-0 ① F9			B X 1-0 ① F9		3	0	0	0	0	0	1

	AB	28
	R	4
	H	6
	RBI	3
	BB	3
	SO	2
	LOB	8

Inning Stats																								
	R: 0	H: 0	R: 2	H: 3	R: 2	H: 2	R: 0	H: 0	R: 0	H: 0	R: 0	H: 1	R: 0	H: 0	R: 0	H: 0	1B: 5	SF: 0	WP: 1	PA: 32
	E: 0	LOB: 0	E: 0	LOB: 1	E: 0	LOB: 0	E: 0	LOB: 0	E: 0	LOB: 0	E: 0	LOB: 0	E: 0	LOB: 0	E: 0	LOB: 0	2B: 1	SAC: 1	PB: 0	
	K: 0	BB: 0	K: 0	BB: 0	K: 0	BB: 1	K: 0	BB: 1	K: 0	BB: 1	K: 0	BB: 0	K: 0	BB: 0	K: 2	BB: 0	3B: 0	DP: 3	SB: 0	
	S: 7	P: 11	S: 10	P: 14	S: 8	P: 15	S: 3	P: 6	S: 4	P: 11	S: 5	P: 13	S: 7	P: 12	S: 6	P: 9	S: 13	P: 17	HR: 0	HBP: 0	CS: 1	

PITCHER		IP	WLS	BF	H	R	ER	SO	BB	IBB	HBP	BLK	WP	HR	S	P	ERA	WHIP
Mark Mulder, L ERA: 3.75	(1, 1)	8.0	W	29	6	4	4	0	3	0	0	0	1	0	50	91	4.50	1.125
Octavio Dotel, R ERA: 3.9	(9, 1)	1.0	S	3	0	0	0	2	0	0	0	0	0	0	13	17	0.00	0.000

PITCHER	IP	WLS	BF	H	R	ER	SO	BB	IBB	HBP	BLK	WP	HR	S	P	ERA	WHIP

Oakland Athletics @ Tampa Bay Devil Rays

Tropicana Field, St. Petersburg, FL

Fri Aug 20 2004, 7:15 PM EDT

Att. 10,643 - Dome - 72 F

TOP

livebaseballscorecards.com

Batter	1	2	3	4	5	6	7	8	9	AB	R	H	RBI	BB	SO	LOB
21 Mark Kotsay, L (1, 8) OBP: 0.367, SLG: 0.450	L5	SF8 3-H		F8		HBP 3 1B 1B BB	F7		G4-3	4	1	0	1	1	0	2
Mark McLemore, S (1, 4) OBP: 0.358, SLG: 0.310	1B 2B	3 BB BB		K		F8	G3		G3	5	1	1	0	1	1	3
3 Eric Chavez, L (1, 5) OBP: 0.405, SLG: 0.535	K	1-2 2-3 BB		HR		SAFE HBP 1-2 1B 1B		HR		4	3	3	2	1	1	1
Scott Hatteberg, L (1, 3) OBP: 0.390, SLG: 0.468	2-H 1B	F9		K		1B 1B 1-2 2-3 HBP		FC6-4 1B		4	1	2	1	0	1	3
Erubiel Durazo, L (1, 10) OBP: 0.393, SLG: 0.533	F9		17 1B BB		P2	1B 1-3 2-H 3-H 1B		FC6-4 17 G3-6-3 1-2f		4	0	1	2	1	0	2
17 Adam Melhuse, S (1, 2) OBP: 0.308, SLG: 0.453		HR	7 FC6 1-2 1B		K G3	K		G3-6-3 1-2f		5	1	2	1	0	2	3
Eric Byrnes, R (1, 9) OBP: 0.341, SLG: 0.488 (9, 7)	F7	K			G3 1-2	1B 1-2 3-H			7 2B 1B	5	0	2	1	0	1	3
Billy McMillon, L (1, 7) OBP: 0.269, SLG: 0.300 23 Bobby Kielty, S (9, 9) OBP: 0.309, SLG: 0.352	7 2B 21 SF8 BB	F7			F9	K			F9	4 0	1 0	0 0	0 0	1 0	1 0	6 0
7 Bobby Crosby, R (1, 6) OBP: 0.333, SLG: 0.446	3 BB 1-3 2B	FC6 1-2f				HR	P5		1-3 2B	5	1	3	1	0	0	2

Inning Stats	1	2	3	4	5	6	7	8	9
	R: 1 E: 0 K: 1 S: 14	R: 2 E: 0 K: 0 S: 17	R: 0 E: 0 K: 1 S: 9	R: 1 E: 0 K: 2 S: 12	R: 0 E: 0 K: 1 S: 7	R: 4 E: 0 K: 2 S: 21	R: 0 E: 0 K: 0 S: 10	R: 1 E: 0 K: 0 S: 6	R: 0 E: 0 K: 0 S: 10
	H: 2 LOB: 1 BB: 0 P: 18	H: 2 LOB: 3 BB: 3 P: 35	H: 1 LOB: 2 BB: 1 P: 17	H: 1 LOB: 0 BB: 0 P: 19	H: 0 LOB: 1 BB: 0 P: 10	H: 4 LOB: 2 BB: 1 P: 34	H: 0 LOB: 0 BB: 0 P: 12	H: 2 LOB: 0 BB: 0 P: 8	H: 2 LOB: 2 BB: 0 P: 16

1B: 7	SF: 1
2B: 3	SAC: 0
3B: 0	DP: 1
HR: 4	HBP: 1

WP: 1	PA: 47
PB: 0	
SB: 0	
CS: 0	

AB	40
R	9
H	14
RBI	9
BB	5
SO	7
LOB	25

PITCHER		IP	WLS	BF	H	R	ER	SO	BB	IBB	HBP	BLK	WP	HR	S	P	ERA	WHIP
Jorge Sosa, R ERA: 5.72	(1, 1)	5.1	L	29	7	6	6	5	5	0	0	0	1	3	65	112	10.12	2.250
Trever Miller, L ERA: 3.47	(6, 1)	0.2		6	3	2	2	2	0	0	1	0	0	0	15	21	27.00	4.500
Lance Carter, R ERA: 2.95	(7, 1)	3.0		12	4	1	1	0	0	0	0	0	0	1	26	36	3.00	1.333

PITCHER	IP	WLS	BF	H	R	ER	SO	BB	IBB	HBP	BLK	WP	HR	S	P	ERA	WHIP

Oakland Athletics @ Tampa Bay Devil Rays

Tropicana Field, St. Petersburg, FL

Fri Aug 20 2004, 7:15 PM EDT

Att. 10,643 - Dome - 72 F

livebaseballscorecards.com

BOTTOM

Batter	1	2	3	4	5	6	7	8	9	AB	R	H	RBI	BB	SO	LOB
13 Carl Crawford, L (1, 8) OBP: 0.330, SLG: 0.451	B F S F F B X 2-2 HR		F B C S 1-3 K ①		B X 1-0 G3 ③		B X 1-0 E3 G3		B B B C B 4-1 1-2 BB	4	1	1	1	1	1	0
B.J. Upton, R (1, 10) OBP: 0.345, SLG: 0.509	F B X 1-1 F7 ①		B C B F B F C 3-3 K ②			X 0-0 HR	1 SAFE 1 SAFE B X 1-0 G3 1-2 ②		C C D B S 2-3 K ③	5	1	1	1	0	2	3
Aubrey Huff, L (1, 7) OBP: 0.349, SLG: 0.478	B C F F S 1-3 K2-3 ②		C C B S 1-3 K2-3 ③			B X 1-0 HR 1B	C B S D X 2-2 G5-3 ③			4	1	1	0	0	2	1
Tino Martinez, L (1, 3) OBP: 0.372, SLG: 0.481	X 0-0 G5-3 ③			C B F B X 2-2 G6-3 ①		C B X 1-1 1-H HR		F C B F X 1-2 L3 ①		4	1	1	2	0	0	0
José Cruz Jr., S (1, 9) OBP: 0.351, SLG: 0.440		C X 0-1 F8 ①		X 0-0 F8 ②		X 0-0 P6 ①		B S B X 2-1 F7 ②		4	0	0	0	0	0	0
Julio Lugo, R (1, 6) OBP: 0.341, SLG: 0.402		B X 1-0 3 1B 1B		F B C S 1-3 K ③		B B C B T B 4-2 BB		B B C F B F X 3-2 F9 ③		3	0	1	0	1	1	0
3 Jorge Cantu, R (1, 4) OBP: 0.293, SLG: 0.404		B F 1 SAFE C B F F F 2-2 X FC4 1-2 1B			S B F B B B 4-2 1B G4-6-3 BB	C B F B C 2-3 K ②			C C B S 1-3 K ①	3	1	1	0	1	2	1
Toby Hall, R (1, 2) OBP: 0.318, SLG: 0.389		B F B C S 2-3 K ②			C D F D B X 3-2 G4-6-3 1-3 1B	1 SAFE C B 1 SAFE X 1-1 F8 ③			B F F F B F X 2-2 G6-3 ②	4	0	1	0	0	1	3
Geoff Blum, S (1, 5) OBP: 0.258, SLG: 0.338		C X 0-1 FC4 1-2f ③			C X 0-1 G4-6-3 1-2f 3-H ① ②		X 0-0 G4-3 ①		X 0-0 13 DI 1B	4	0	1	0	0	0	3
Inning Stats	R: 1 H: 1 E: 0 LOB: 0 K: 1 BB: 0 S: 12 P: 16	R: 0 H: 2 E: 0 LOB: 2 K: 1 BB: 0 S: 15 P: 20	R: 0 H: 0 E: 0 LOB: 0 K: 3 BB: 0 S: 10 P: 15	R: 0 H: 0 E: 0 LOB: 0 K: 1 BB: 0 S: 7 P: 10	R: 1 H: 1 E: 0 LOB: 0 K: 0 BB: 1 S: 8 P: 16	R: 3 H: 3 E: 0 LOB: 1 K: 1 BB: 0 S: 12 P: 21	R: 0 H: 0 E: 1 LOB: 1 K: 0 BB: 0 S: 6 P: 10	R: 0 H: 0 E: 0 LOB: 0 K: 0 BB: 0 S: 10 P: 16	R: 0 H: 1 E: 0 LOB: 2 K: 2 BB: 1 S: 13 P: 22	1B: 5 SF: 0 2B: 0 SAC: 0 3B: 0 DP: 1 HR: 3 HBP: 0						

AB	35
R	5
H	8
RBI	4
BB	3
SO	9
LOB	11

WP: 0 PA: 38
PB: 0
SB: 0
CS: 0

PITCHER		IP	WLS	BF	H	R	ER	SO	BB	IBB	HBP	BLK	WP	HR	S	P	ERA	WHIP
40 Rich Harden, R ERA: 4.01	(1, 1)	5.1	W	24	7	5	5	6	2	0	0	0	0	3	59	90	8.44	1.688
58 Justin Duchscherer, R ERA: 3.28	(6, 1)	1.1	H	5	0	0	0	1	0	0	0	0	0	0	8	13	0.00	0.000
Arthur Rhodes, L ERA: 5.04	(7, 1)	1.1	H	4	0	0	0	0	0	0	0	0	0	0	13	21	0.00	0.000
Jim Mecir, R ERA: 3.86	(9, 1)	0.2		4	1	0	0	1	1	0	0	0	0	0	10	17	0.00	3.000
Octavio Dotel, R ERA: 3.88	(9, 1)	0.1	S	1	0	0	0	1	0	0	0	0	0	0	3	5	0.00	0.000

PITCHER		IP	WLS	BF	H	R	ER	SO	BB	IBB	HBP	BLK	WP	HR	S	P	ERA	WHIP

Batter	1	2	3	4	5	6	7	8	9	AB	R	H	RBI	BB	SO	LOB
21 Mark Kotsay, L (1, 8) OBP: 0.365, SLG: 0.454	P6		G3		HR	F8			P5	5	1	1	1	0	0	2
Eric Byrnes, R (1, 7) OBP: 0.346, SLG: 0.493	2B		1B		3 G6-4-3 1B	K			3 FC6-4 HBP	4	0	3	0	0	1	0
3 Eric Chavez, L (1, 5) OBP: 0.402, SLG: 0.529	G4-6-3 BB		P6		G6-4-3 1-2f		K		FC6-4 1-2f	4	0	0	0	1	1	3
Damian Miller, R (1, 2) OBP: 0.354, SLG: 0.447	G4-6-3 1-2f		K			E 2B 1B	K			4	1	1	0	0	2	3
Scott Hatteberg, L (1, 3) OBP: 0.386, SLG: 0.463		F8		G6-3		E4 2B 7 SF8 1-2		P5		4	1	0	0	0	0	1
Erubiel Durazo, L (1, 10) OBP: 0.392, SLG: 0.532		G3		G3		1-3 2-H 2B		G4-3		4	0	1	1	0	0	0
23 Bobby Kielty, S (1, 9) OBP: 0.316, SLG: 0.358		G6-3		BB		HBP		2B		2	0	1	0	1	0	0
7 Bobby Crosby, R (1, 6) OBP: 0.332, SLG: 0.453			HR	F9		SF8 3-H		F8		3	1	1	2	0	0	2
Marco Scutaro, R (1, 4) OBP: 0.299, SLG: 0.379			HR	G6-3		K			F8	4	1	1	1	0	1	2
Inning Stats	R: 0 E: 0 K: 0 S: 8 H: 1 LOB: 1 BB: 1 P: 15	R: 0 E: 0 K: 0 S: 4 H: 0 LOB: 0 BB: 0 P: 6	R: 2 E: 0 K: 1 S: 14 H: 3 LOB: 1 BB: 0 P: 21	R: 0 E: 0 K: 0 S: 8 H: 0 LOB: 1 BB: 1 P: 16	R: 1 E: 0 K: 0 S: 10 H: 2 LOB: 0 BB: 0 P: 14	R: 2 E: 1 K: 1 S: 12 H: 2 LOB: 2 BB: 0 P: 20	R: 0 E: 0 K: 3 S: 9 H: 0 LOB: 0 BB: 0 P: 10	R: 0 E: 0 K: 0 S: 11 H: 1 LOB: 1 BB: 0 P: 19	R: 0 E: 0 K: 0 S: 8 H: 0 LOB: 1 BB: 0 P: 16	1B: 3 2B: 3 3B: 0 HR: 3 SF: 1 SAC: 0 DP: 2 HBP: 2	WP: 0 PB: 0 SB: 0 CS: 0 PA: 39					

PITCHER		IP	WLS	BF	H	R	ER	SO	BB	IBB	HBP	BLK	WP	HR	S	P	ERA	WHIP
John Halama, L ERA: 4.85	(1, 1)	5.0	L	24	8	5	4	1	2	0	0	0	0	3	48	77	7.20	2.000
Franklin Nunez, R ERA: 1.42	(6, 1)	2.0		7	0	0	0	4	0	0	1	0	0	0	17	25	0.00	0.000
Bobby Seay, L ERA: 1.35	(8, 1)	1.0		4	1	0	0	0	0	0	0	0	0	0	11	19	0.00	1.000
Danys Baez, R ERA: 2.92	(9, 1)	1.0		4	0	0	0	0	0	0	1	0	0	0	8	16	0.00	0.000

PITCHER	IP	WLS	BF	H	R	ER	SO	BB	IBB	HBP	BLK	WP	HR	S	P	ERA	WHIP

TOP

Oakland Athletics @ Tampa Bay Devil Rays

Tropicana Field, St. Petersburg, FL

Sat Aug 21 2004, 6:15 PM EDT
Att. 25,123 - Dome - 72 F

livebaseballscorecards.com

AB	34
R	5
H	9
RBI	5
BB	2
SO	5
LOB	13

Batter	1	2	3	4	5	6	7	8	9	AB	R	H	RBI	BB	SO	LOB
13 Carl Crawford, L (1, 8) OBP: 0.331, SLG: 0.451	C C B X 1-2 G3-1-6 1B			X 0-0 ① F7		C F X 0-2 1B FC5-2 1B		B X 1-0 ③ F9		4	0	2	0	0	0	0
B.J. Upton, R (1, 10) OBP: 0.355, SLG: 0.525	M 1 SAFE 1 SAFE B 1 SAFE 1 SAFE C 1 SAFE D 2-3 S ① K			F B B B C F X 3-2 2B		C C B B X 2-2 WP FC5-2 1-3 1B			C X 0-1 ① G4-3	4	0	2	0	0	1	1
Aubrey Huff, L (1, 9) OBP: 0.349, SLG: 0.477 José Cruz Jr., S (2, 9) OBP: 0.349, SLG: 0.436	F B X 1-1 ② ③ G3-1-6 1-2f			B C C T 1-2 ② K		X 0-0 ② FC5-2 1-2 3-H			B F X 1-1 ② G3	1 3	0 0	0 0	0 0	0 0	0 1	1 3
Tino Martinez, L (1, 3) OBP: 0.373, SLG: 0.480		C B F F B F B F 3-3 ① K		B C F F B B F F F 4-2 B FC5-4 BB		C B F F D F F B S 3-3 ③ K 2-3			C X 0-1 1B	3	0	1	0	1	2	2
Julio Lugo, R (1, 6) OBP: 0.338, SLG: 0.398		C B X 1-1 ② G5-3		X 0-0 ③ FC5-4 1-2f			B X 1-0 ① F8		C X 0-1 ③ G5-3	4	0	0	0	0	0	3
Toby Hall, R (1, 2) OBP: 0.315, SLG: 0.385		C B X 1-1 ③ P3		F X 0-1 ① G5-3			F B X 1-1 ② F7			3	0	0	0	0	0	0
3 Jorge Cantu, R (1, 5) OBP: 0.279, SLG: 0.383		B B X 2-0 ① G5-3		X 0-0 ② G1-3			C C F B S 1-3 ③ K			3	0	0	0	0	1	0
Damian Rolls, R (1, 7) OBP: 0.240, SLG: 0.191		B F C S 1-3 ② K		C B X 1-1 ③ F8				B B F X 2-1 ① F7		3	0	0	0	0	1	0
Rey Sanchez, R (1, 4) OBP: 0.286, SLG: 0.345		X 0-0 ③ G4-3				X 0-0 ① G5-3		B X 1-0 ② F7		3	0	0	0	0	0	0
Inning Stats	R: 0 H: 1 E: 0 LOB: 0 K: 1 BB: 0 S: 8 P: 12	R: 0 H: 0 E: 0 LOB: 0 K: 1 BB: 0 S: 15 P: 20	R: 0 H: 0 E: 0 LOB: 0 K: 1 BB: 0 S: 5 P: 8	R: 0 H: 1 E: 0 LOB: 2 K: 1 BB: 1 S: 15 P: 23	R: 0 H: 0 E: 0 LOB: 0 K: 0 BB: 0 S: 5 P: 6	R: 0 H: 2 E: 0 LOB: 2 K: 1 BB: 0 S: 14 P: 19	R: 0 H: 0 E: 0 LOB: 0 K: 1 BB: 0 S: 7 P: 10	R: 0 H: 0 E: 0 LOB: 0 K: 0 BB: 0 S: 4 P: 8	R: 0 H: 1 E: 0 LOB: 1 K: 0 BB: 0 S: 8 P: 9	1B: 4 SF: 0 2B: 2 SAC: 0 3B: 0 DP: 1 HR: 0 HBP: 0						WP: 1 PA: 32 PB: 0 SB: 0 CS: 0

PITCHER		IP	WLS	BF	H	R	ER	SO	BB	IBB	HBP	BLK	WP	HR	S	P	ERA	WHIP
Barry Zito, L ERA: 4.47	(1, 1)	8.0	W	28	4	0	0	6	1	0	0	0	1	0	73	106	0.00	0.625
Chris Hammond, L ERA: 3.49	(9, 1)	1.0		4	1	0	0	0	0	0	0	0	0	0	8	9	0.00	1.000

PITCHER	IP	WLS	BF	H	R	ER	SO	BB	IBB	HBP	BLK	WP	HR	S	P	ERA	WHIP

BOTTOM

Oakland Athletics @ Tampa Bay Devil Rays

Tropicana Field, St. Petersburg, FL

Sat Aug 21 2004, 6:15 PM EDT

Att. 25,123 - Dome - 72 F

livebaseballscorecards.com

AB	31
R	0
H	5
RBI	0
BB	1
SO	6
LOB	10

Oakland Athletics @ Tampa Bay Devil Rays

Tropicana Field, St. Petersburg, FL

Sun Aug 22 2004, 1:15 PM EDT
Att. 17,599 - Dome - 72 F

TOP

livebaseballscorecards.com

Batter	1	2	3	4	5	6	7	8	9	AB	R	H	RBI	BB	SO	LOB
21 Mark Kotsay, L (1, 8) OBP: 0.364, SLG: 0.452	1-1 1B		2-2 F7 ①		1-1 F8 ③			C B 1 SAFE B F X 2-2 FC4-6 S ② 1-2f		4	0	1	0	0	0	1
Mark McLemore, S (1, 4) OBP: 0.360, SLG: 0.311	1-2 P6 ①		B C B B B 4-1 3 G4-6-3 BB			B F X 1-1 G4-6-3 1B		B S B B X 3-1 F8 ③ 1-2		3	0	1	0	1	0	2
3 Eric Chavez, L (1, 5) OBP: 0.398, SLG: 0.523	3-2 P2 ②		X 0-0 G4-6-3 ②③ 1-2f			F X 0-1 F8 ①			C C F D B F X 2-2 G4-3 ①	4	0	0	0	0	0	3
Scott Hatteberg, L (1, 3) OBP: 0.385, SLG: 0.461	X 0-0 1-2 1B			C B B X 2-1 G6-3 ①		C X 0-1 G4-6-3 ②③ 1-2f			B B C F B X 3-2 F7 ②	4	0	1	0	0	0	1
Erubiel Durazo, L (1, 10) OBP: 0.393, SLG: 0.539	S F X 0-2 G4-3 ③			B F X 1-1 HR			H 1-0 G6-4-3 HBP		S B F F D F X 2-2 F7 ③	3	1	1	1	0	0	2
Eric Byrnes, R (1, 7) (8, 9) OBP: 0.346, SLG: 0.492		B F S X 1-2 7 S 1B		F B F F F X 1-2 G5-3 ②			B S B B F X 3-2 G6-4-3 ①② 1-2f			3	0	1	0	0	0	1
Damian Miller, R (1, 2) OBP: 0.351, SLG: 0.443		B 1 SAFE 1 SAFE X 1-0 P3 ①		X 0-0 G6-3 ③			B B B C X 3-1 F8 ③			3	0	0	0	0	0	1
7 Bobby Crosby, R (1, 6) OBP: 0.330, SLG: 0.449		C X 0-1 F7 ② 1-2			B B B C F C 3-3 K ①			X 0-0 B5-3 ①		3	0	0	0	0	1	1
23 Bobby Kielty, S (1, 9) OBP: 0.313, SLG: 0.355 Billy McMillon, L (8, PH) OBP: 0.279, SLG: 0.300 (8, 7)		C B B F B B X 3-2 F7 ③			C B X 1-1 P6 ②			B B B B 4-0 21 FC4-6 BB		2 0	0 0	0 0	0 0	0 1	0 0	1 0
Inning Stats	R: 0 H: 2 E: 0 LOB: 2 K: 0 BB: 0 S: 13 P: 18	R: 0 H: 1 E: 0 LOB: 1 K: 0 BB: 0 S: 9 P: 14	R: 0 H: 0 E: 0 LOB: 0 K: 0 BB: 1 S: 5 P: 11	R: 1 H: 1 E: 0 LOB: 0 K: 0 BB: 0 S: 9 P: 13	R: 0 H: 0 E: 0 LOB: 0 K: 1 BB: 0 S: 7 P: 12	R: 0 H: 1 E: 0 LOB: 0 K: 0 BB: 0 S: 6 P: 7	R: 0 H: 0 E: 0 LOB: 0 K: 0 BB: 0 S: 5 P: 12	R: 0 H: 0 E: 0 LOB: 1 K: 0 BB: 1 S: 6 P: 15	R: 0 H: 0 E: 0 LOB: 0 K: 0 BB: 0 S: 13 P: 20	1B: 4 SF: 0 2B: 0 SAC: 0 3B: 0 DP: 3 HR: 1 HBP: 1						

	AB	29
	R	1
	H	5
	RBI	1
	BB	2
	SO	1
	LOB	13

WP: 0 PA: 32
PB: 0
SB: 2
CS: 0

PITCHER		IP	WLS	BF	H	R	ER	SO	BB	IBB	HBP	BLK	WP	HR	S	P	ERA	WHIP
Dewon Brazelton, R ERA: 3.31	(1, 1)	7.0	W	25	5	1	1	1	1	0	1	0	0	1	54	87	1.29	0.857
Jesus Colome, R ERA: 2.84	(8, 1)	2.0	S	7	0	0	0	0	1	0	0	0	0	0	19	35	0.00	0.500

PITCHER		IP	WLS	BF	H	R	ER	SO	BB	IBB	HBP	BLK	WP	HR	S	P	ERA	WHIP

Batter	1	2	3	4	5	6	7	8	9	AB	R	H	RBI	BB	SO	LOB
Julio Lugo, R (1, 6) OBP: 0.337, SLG: 0.395	B C B B B 4-1 1B BB SF9 BB	B F B B C F C 3-3 ③ K		B B X 2-0 ③ F8			B C B B X 3-1 ① F9			3	1	0	0	1	1	1
Damian Rolls, R (1, 8) (9, 7) OBP: 0.231, SLG: 0.183	B B X 2-0 ① F9		X 0-0 ① F9		C C F D S 1-3 ① K		F T B B T 2-2 ② K			4	0	0	0	0	2	1
B.J. Upton, R (1, 10) OBP: 0.348, SLG: 0.500	1 SAFE C F B B D B 4-2 SF9 1B 1-2 BB		X 0-0 ② G6-3		C C B B T 2-2 ② K		B X 1-0 ③ G5-3			3	0	0	0	1	1	0
Tino Martinez, L (1, 3) OBP: 0.372, SLG: 0.477	2 SAFE B C D X 2-1 SF9 1-2 2-3 1B		C B F X 1-2 E4 3 1B 1B		X 0-0 ③ F8			B F F X 1-2 ① F8		4	0	1	0	0	0	0
José Cruz Jr., S (1, 9) OBP: 0.350, SLG: 0.446	F X 0-1 ② SF9 1-2 2-3 3-H		X 0-0 3 1B 1-2 1B			F B B B X 3-1 HR		S C F B B F B S 3-3 ② K		3	1	2	2	0	1	0
3 Jorge Cantu, R (1, 5) OBP: 0.308, SLG: 0.413 13 Carl Crawford, L (9, 8) OBP: 0.331, SLG: 0.451	C C B F D B B 4-2 BB		B C X 1-1 ③ 1-3 2-3 1B			C F B X 1-2 SH1-4 2B		F F F B F X 1-2 ③ G1-3		3 0 2 0 1 0 0 0 0 0 0 0 0 0						
Geoff Blum, S (1, 7) (9, 5) OBP: 0.260, SLG: 0.343	C S B B B X 3-2 ③ F9			C F B B F X 2-2 FC2-5 2B		X 0-0 ① SH1-4 2-3				2	0	1	0	0	0	3
Rey Sanchez, R (1, 4) OBP: 0.283, SLG: 0.341		B B C X 2-1 ① P3		X 0-0 ① FC2-5 2-3		F D B L S 2-3 ② K2-3				3	0	0	0	0	1	2
Brook Fordyce, R (1, 2) OBP: 0.238, SLG: 0.244		C B F B B F X 3-2 ② P4		B X 1-0 ② L8		D C B X 2-1 ③ F8				3	0	0	0	0	0	2
Inning Stats	R: 1 H: 1 E: 0 LOB: 3 K: 0 BB: 3 S: 14 P: 33	R: 0 H: 0 E: 0 LOB: 0 K: 1 BB: 0 S: 10 P: 18	R: 0 H: 2 E: 1 LOB: 3 K: 0 BB: 0 S: 8 P: 10	R: 0 H: 1 E: 0 LOB: 1 K: 0 BB: 0 S: 7 P: 12	R: 0 H: 0 E: 0 LOB: 0 K: 2 BB: 0 S: 8 P: 11	R: 1 H: 2 E: 0 LOB: 1 K: 1 BB: 0 S: 12 P: 20	R: 0 H: 0 E: 0 LOB: 0 K: 1 BB: 0 S: 6 P: 12	R: 0 H: 0 E: 0 LOB: 0 K: 1 BB: 0 S: 12 P: 17		1B: 3 SF: 1 2B: 2 SAC: 1 3B: 0 DP: 0 HR: 1 HBP: 0						

PITCHER		IP	WLS	BF	H	R	ER	SO	BB	IBB	HBP	BLK	WP	HR	S	P	ERA	WHIP
Mark Redman, L ERA: 4.3	(1, 1)	7.0	L	30	6	2	2	5	3	0	0	0	0	1	65	116	2.57	1.286
Ricardo Rincon, L ERA: 3.9	(8, 1)	0.1		1	0	0	0	0	0	0	0	0	0	0	3	4	0.00	0.000
58 Justin Duchscherer, R ERA: 3.25	(8, 1)	0.2		2	0	0	0	1	0	0	0	0	0	0	9	13	0.00	0.000

PITCHER	IP	WLS	BF	H	R	ER	SO	BB	IBB	HBP	BLK	WP	HR	S	P	ERA	WHIP

BOTTOM

Oakland Athletics @ Tampa Bay Devil Rays

Tropicana Field, St. Petersburg, FL

Sun Aug 22 2004, 1:15 PM EDT
Att. 17,599 - Dome - 72 F

livebaseballscorecards.com

AB	28
R	2
H	6
RBI	2
BB	3
SO	6
LOB	9

Batter	1	2	3	4	5	6	7	8	9	AB	R	H	RBI	BB	SO	LOB
1 Brian Roberts, S (1, 4) OBP: 0.355, SLG: 0.380	B C C F F B C 2-3 ① K		C X 0-1 CS 1B		S B F F B F X 2-2 ③ F7		B X 1-0 1B		C B S S 1-3 ③ K	5	0	2	0	0	2	0
David Newhan, L (1, 10) OBP: 0.401, SLG: 0.508	F F F B X 1-2 ② F7		1 SAFE B S X 1-1 ① ② G6-3 1-2			C X 0-1 6 2B 1B	1 SAFE 1 SAFE X 0-0 ③ P4			4	1	1	0	0	0	2
6 Melvin Mora, R (1, 5) OBP: 0.431, SLG: 0.594	C F X 0-2 ③ G4-3		B B C B B 4-1 10 FC5-4 BB			1 SAFE 1 SAFE B C X 1-1 10 FC5-6-5 1-H 2B		B X 1-0 1B 10 F8 1B		3	0	2	1	1	0	0
10 Miguel Tejada, R (1, 6) OBP: 0.366, SLG: 0.540		C B F X 1-2 E5 2B G4-3	B S B C X 2-2 ③ FC5-4 1-2f			D F F B X 2-2 ① FC5-6-5 1B 2-3		C X 0-1 ① F8 1-2		4	1	0	0	0	0	3
Javy Lopez, R (1, 2) OBP: 0.370, SLG: 0.508 Darnell McDonald, R (8, PR) OBP: 0.292, SLG: 0.273 Robert Machado, R (8, 2) OBP: 0.200, SLG: 0.276		B X 1-0 G4-3 FC4-6 1-3 2B		C B X 1-1 ① G5-3		F F C 0-3 ② K		B C X 1-1 2-3 1B		4 0 0	1 0 0	2 0 0	0 0 0	0 0 0	1 0 0	1 0 0
B.J. Surhoff, L (1, 7) OBP: 0.370, SLG: 0.429		X 0-0 ① G4-3 2-3 3-H		C B F B X 2-2 ② G1-3		B X 1-0 1-2 1B		C B 1 B S X 2-2 ② P5		4	0	1	1	0	0	3
Rafael Palmeiro, L (1, 3) OBP: 0.351, SLG: 0.388	B B B B 4-0 FC4-6 BB			B F C B S 2-3 ③ K		F B C D X 2-2 ③ L4		B X 1-0 ③ L6		3	0	0	0	1	1	4
Karim Garcia, L (1, 8) OBP: 0.266, SLG: 0.389 Val Majewski, L (7, 8) OBP: 0.167, SLG: 0.167		X 0-0 ② FC4-6 31 FC6-4 1-2f 3-H			C S B S 1-3 ① K		S B F F C 1-3 ① K		B C B X 2-1 ① F7	3 1	0 0	0 0	1 0	0 0	2 0	1 0
31 Jay Gibbons, L (1, 9) OBP: 0.277, SLG: 0.314		B F F D X 2-2 ③ FC6-4 1-2f			B X 1-0 ② G3		C X 0-1 ② G5-3		B F F B X 2-2 ② F7	4	0	0	0	0	0	1
Inning Stats	R: 0 H: 0 E: 0 LOB: 0 K: 1 BB: 0 S: 12 P: 15	R: 2 H: 1 E: 1 LOB: 1 K: 0 BB: 1 S: 9 P: 17	R: 0 H: 1 E: 0 LOB: 1 K: 0 BB: 1 S: 8 P: 15	R: 0 H: 0 E: 0 LOB: 0 K: 1 BB: 0 S: 8 P: 13	R: 0 H: 0 E: 0 LOB: 0 K: 1 BB: 0 S: 9 P: 13	R: 1 H: 3 E: 0 LOB: 2 K: 1 BB: 0 S: 14 P: 20	R: 0 H: 1 E: 0 LOB: 1 K: 1 BB: 0 S: 8 P: 10	R: 0 H: 2 E: 0 LOB: 2 K: 0 BB: 0 S: 9 P: 14	R: 0 H: 0 E: 0 LOB: 0 K: 1 BB: 0 S: 8 P: 13	1B: 6 SF: 0 2B: 2 SAC: 0 3B: 0 DP: 0 HR: 0 HBP: 0						WP: 0 PA: 37 PB: 0 SB: 0 CS: 1	

PITCHER		IP	WLS	BF	H	R	ER	SO	BB	IBB	HBP	BLK	WP	HR	S	P	ERA	WHIP
Tim Hudson, R ERA: 2.85	(1, 1)	7.1	W	32	8	3	1	5	2	0	0	0	0	0	73	110	1.23	1.364
Ricardo Rincon, L ERA: 3.82	(8, 1)	0.2	H	2	0	0	0	0	0	0	0	0	0	0	4	7	0.00	0.000
Octavio Dotel, R ERA: 3.82	(9, 1)	1.0	S	3	0	0	0	1	0	0	0	0	0	0	8	13	0.00	0.000

PITCHER	IP	WLS	BF	H	R	ER	SO	BB	IBB	HBP	BLK	WP	HR	S	P	ERA	WHIP

TOP

Baltimore Orioles @ Oakland Athletics

Network Associates Coliseum, Oakland, CA

Mon Aug 23 2004, 10:05 PM EDT

Att. 24,131 - Cloudy - 68 F

livebaseballscorecards.com

AB	35
R	3
H	8
RBI	3
BB	2
SO	6
LOB	15

Baltimore Orioles @ Oakland Athletics

Network Associates Coliseum, Oakland, CA

Mon Aug 23 2004, 10:05 PM EDT

Att. 24,131 - Cloudy - 68 F

BOTTOM

livebaseballscorecards.com

Batter	1	2	3	4	5	6	7	8	9	AB	R	H	RBI	BB	SO	LOB
Eric Byrnes, R (1, 8) OBP: 0.345, SLG: 0.488	P4	F9		K		3 1B, 1B, 1B	F9			5	1	1	0	0	1	2
Scott Hatteberg, L (1, 3) OBP: 0.390, SLG: 0.462	3 1B, 1B, 1B		17 BB, 3 1B, BB	1-2 BB		1 SAFE, 1 SAFE, 3 1B, 1-2 1B, 1B		G6-3		3	2	2	0	2	0	0
3 Eric Chavez, L (1, 5) OBP: 0.400, SLG: 0.524	1B, 1-3 1B		17 BB, 1-2 1B	F8		17 1B, 1-2 2-3 1B		F8		5	1	3	0	0	0	2
Erubiel Durazo, L (1, 10) OBP: 0.391, SLG: 0.534	1-2 3-H 1B		K		K	K		F7		5	0	1	1	0	3	5
Jermaine Dye, R (1, 9) OBP: 0.327, SLG: 0.455	F8		F7	E6 17 1B		17 1B, 1-2 2-H 3-H 1B				4	0	1	2	0	0	4
17 Adam Melhuse, S (1, 2) OBP: 0.318, SLG: 0.457	P6		1-2 2-3 BB	1-2 1B		1-2 2-H 1B				3	0	2	1	1	0	2
7 Bobby Crosby, R (1, 6) OBP: 0.327, SLG: 0.445		F9	K	P5		G2-3				4	0	0	0	0	1	7
23 Bobby Kielty, S (1, 7) OBP: 0.308, SLG: 0.349		G3		G1-3	G1-3		F7			4	0	0	0	0	0	2
Marco Scutaro, R (1, 4) OBP: 0.302, SLG: 0.381		1B		BB 1B		K	F8			4	0	2	0	0	1	0
Inning Stats	R: 1 E: 0 K: 0 S: 16 H: 3 LOB: 2 BB: 0 P: 24	R: 0 E: 0 K: 0 S: 6 H: 1 LOB: 1 BB: 0 P: 10	R: 0 E: 0 K: 2 S: 16 H: 1 LOB: 3 BB: 2 P: 34	R: 0 E: 0 K: 1 S: 11 H: 1 LOB: 2 BB: 1 P: 18	R: 0 E: 1 K: 1 S: 9 H: 1 LOB: 2 BB: 0 P: 13	R: 3 E: 0 K: 2 S: 18 H: 5 LOB: 2 BB: 0 P: 25	R: 0 E: 0 K: 0 S: 5 H: 0 LOB: 0 BB: 0 P: 9	R: 0 E: 0 K: 0 S: 7 H: 0 LOB: 0 BB: 0 P: 12		1B: 12 2B: 0 3B: 0 HR: 0 SF: 0 SAC: 0 DP: 0 HBP: 0						

	AB	37
	R	4
	H	12
	RBI	4
	BB	3
	SO	6
	LOB	24

WP: 0 PB: 0 SB: 0 CS: 0 PA: 40

PITCHER		IP	WLS	BF	H	R	ER	SO	BB	IBB	HBP	BLK	WP	HR	S	P	ERA	WHIP
Rodrigo Lopez, R ERA: 3.79	(1, 1)	5.1		28	8	2	2	5	3	0	0	0	0	0	63	106	3.38	2.062
Buddy Groom, L ERA: 5.83	(6, 1)	0.1	L	3	2	0	0	1	0	0	0	0	0	0	8	12	0.00	6.000
Jason Grimsley, R ERA: 3.86	(6, 1)	1.1	B	6	2	2	2	0	0	0	0	0	0	0	10	15	13.50	1.500
B.J. Ryan, L ERA: 1.73	(8, 1)	1.0		3	0	0	0	0	0	0	0	0	0	0	7	12	0.00	0.000

PITCHER	IP	WLS	BF	H	R	ER	SO	BB	IBB	HBP	BLK	WP	HR	S	P	ERA	WHIP

Baltimore Orioles @ Oakland Athletics

Network Associates Coliseum, Oakland, CA

Tue Aug 24 2004, 10:05 PM EDT

Att. 23,153 - Cloudy - 65 F

TOP

livebaseballscorecards.com

Batter	1	2	3	4	5	6	7	8	9	AB	R	H	RBI	BB	SO	LOB
1 Brian Roberts, S (1, 4) OBP: 0.353, SLG: 0.377	F B B X 2-1 ① G1-3		B B B C C B 4-2 10 G3-1 1B BB		C B F F B B X 3-2 ② L7		B F B B S 3-3 ① K		C F B B F X 2-2 ② G4-3	4	0	0	0	1	1	0
David Newhan, L (1, 10) OBP: 0.405, SLG: 0.513	B X 1-0 ② G4-3		B B X 2-0 10 G3-1 1-2 1B		B B S H 3-1 6 2B HBP		B B C S X 2-2 2B		B B B C X 3-1 ③ G6-3	4	1	2	0	0	0	0
6 Melvin Mora, R (1, 5) OBP: 0.431, SLG: 0.594	B B B C B 4-1 BB		X 0-0 ① B2		C D X 1-1 1-H 2B		C F B F B X 2-2 ② G6-3			3	0	1	1	1	0	3
10 Miguel Tejada, R (1, 6) OBP: 0.365, SLG: 0.537	B D C 1 B SAFE X 3-1 ③ G1-3		X 0-0 ② G3-1 1-2 2-3		C F B F H 2-2 HBP		C S F X 0-2 ③ G6-3			3	0	0	0	0	0	4
B.J. Surhoff, L (1, 7) OBP: 0.368, SLG: 0.423		B B B B 4-0 2B G6-3 BB	C X 0-1 ③ F8		D X 1-0 ③ G1-3			C B X 1-1 ① F7		3	1	0	0	1	0	4
Rafael Palmeiro, L (1, 3) OBP: 0.352, SLG: 0.390		B C B B X 3-1 G6-3 1-3 2B		B X 1-0 ① F7		C B X 1-1 ① F8		B B B C B 4-1 BB		3	0	1	0	1	0	0
Darnell McDonald, R (1, 8) OBP: 0.250, SLG: 0.231		B C S F X 1-2 ① G6-3 2-3 3-H		X 0-0 ② G4-3		C B C F B F X 2-2 ② G6-3		B B B C X 3-1 ② F8		4	0	0	1	0	0	2
31 Jay Gibbons, L (1, 9) OBP: 0.276, SLG: 0.318		C C F B F S 1-3 ② K		C F S 0-3 ③ K		B X 1-0 2B		C C B S 1-3 ③ K		4	0	1	0	0	3	2
Robert Machado, R (1, 2) OBP: 0.190, SLG: 0.262 Karim Garcia, L (9, PH) OBP: 0.265, SLG: 0.388		X 0-0 ③ G6-3			X 0-0 ① F9	B B X 2-0 ③ F7			C F B S 1-3 ① K	3 1	0 0	0 0	0 0	0 0	0 1	2 0
Inning Stats	R: 0 H: 0 E: 0 LOB: 1 K: 0 BB: 1 S: 6 P: 16	R: 1 H: 1 E: 0 LOB: 1 K: 1 BB: 1 S: 12 P: 21	R: 0 H: 1 E: 0 LOB: 2 K: 0 BB: 1 S: 7 P: 13	R: 0 H: 0 E: 0 LOB: 0 K: 1 BB: 0 S: 5 P: 6	R: 1 H: 1 E: 0 LOB: 2 K: 0 BB: 0 S: 12 P: 22	R: 0 H: 1 E: 0 LOB: 1 K: 0 BB: 0 S: 9 P: 15	R: 0 H: 1 E: 0 LOB: 1 K: 1 BB: 0 S: 14 P: 21	R: 0 H: 0 E: 0 LOB: 1 K: 1 BB: 1 S: 8 P: 17	R: 0 H: 0 E: 0 LOB: 0 K: 1 BB: 0 S: 10 P: 16	1B: 1 SF: 0 2B: 4 SAC: 0 3B: 0 DP: 0 HR: 0 HBP: 2						WP: 0 PA: 38 PB: 0 SB: 0 CS: 0	

	AB	32
	R	2
	H	5
	RBI	2
	BB	4
	SO	5
	LOB	17

PITCHER		IP	WLS	BF	H	R	ER	SO	BB	IBB	HBP	BLK	WP	HR	S	P	ERA	WHIP
Mark Mulder, L ERA: 3.72	(1, 1)	6.0	W	27	4	2	2	2	3	0	2	0	0	0	51	93	3.00	1.167
Chris Hammond, L ERA: 3.46	(7, 1)	0.1		2	1	0	0	1	0	0	0	0	0	0	6	11	0.00	3.000
Chad Bradford, R ERA: 4.62	(7, 1)	0.2		2	0	0	0	0	0	0	0	0	0	0	8	10	0.00	0.000
Arthur Rhodes, L ERA: 4.88	(8, 1)	1.0		4	0	0	0	1	1	0	0	0	0	0	8	17	0.00	1.000
Jim Mecir, R ERA: 3.76	(9, 1)	1.0		3	0	0	0	1	0	0	0	0	0	0	10	16	0.00	0.000

PITCHER	IP	WLS	BF	H	R	ER	SO	BB	IBB	HBP	BLK	WP	HR	S	P	ERA	WHIP

Batter	1	2	3	4	5	6	7	8	9	AB	R	H	RBI	BB	SO	LOB
21 Mark Kotsay, L (1, 8) OBP: 0.363, SLG: 0.450	S S F B X 1-2 3 1B SH1-3 1B 1B	B F B X 2-1 ③ G4-3		X 0-0 ② G3-1 1-2 2-3 3-H		X 0-0 ③ G4-3				4	1	1	1	0	0	4
Mark McLemore, S (1, 4) OBP: 0.357, SLG: 0.307 Marco Scutaro, R (7, PH) OBP: 0.301, SLG: 0.380 (8, 4)	X 0-0 ① SH1-3 1-2		B B B C F X 3-2 ① G4-3	F B X 1-1 ③ G5-3			B S C X 1-2 ① F9			2 1	0 0	0 0	0 0	0 0	0 0	2 0
3 Eric Chavez, L (1, 5) OBP: 0.401, SLG: 0.532	C B X 1-1 1B E 2-3 1B		B F B X 2-1 HR		C C S 0-3 ① K		S C D S 1-3 ② K			4	2	2	1	0	2	0
Erubiel Durazo, L (1, 10) OBP: 0.392, SLG: 0.533	B S B B F X 3-2 E9 HR 1-H 3-H 1B		B X 1-0 ② F8		B B C B B 4-1 G6-4-3 BB		C S S 0-3 ③ K			3	1	1	1	1	1	0
Jermaine Dye, R (1, 9) OBP: 0.327, SLG: 0.460	F F F X 0-2 3-H HR		B C B F B F F F 3-3 ③ K		B B X 2-0 ②③ G6-4-3 1-2f			B B C X 2-1 ① F9		4	1	1	2	0	1	1
Scott Hatteberg, L (1, 3) OBP: 0.390, SLG: 0.461	C B X 1-1 ② G3			C B B B B 4-1 1B BB 21 G3-1 BB		C X 0-1 FC3-6 1B 1B		B F B B X 3-1 ② G3-1		3	1	1	0	1	0	0
Damian Miller, R (1, 2) OBP: 0.355, SLG: 0.443	X 0-0 ③ F9			B B 1 SAFE S B B D 4-1 21 G3-1 1B 1-2 BB		X 0-0 FC3-6 1-2 1B		C B S B B B 4-2 FC6-4 BB		2	0	1	0	2	0	0
Eric Byrnes, R (1, 7) OBP: 0.346, SLG: 0.488		C B X 1-1 7 G6-4-3 1B		X 0-0 21 G3-1 1-2 2-3 1B		B F B X 2-1 ① FC3-6 1-2f 2-3		F B B X 2-1 ③ FC6-4 1-2f		4	0	2	0	0	0	3
7 Bobby Crosby, R (1, 6) OBP: 0.325, SLG: 0.442		B X 1-0 ①② G6-4-3 1-2f		F F B S 1-3 ① K		B 1 SAFE C 1 D S S 2-3 ② K				3	0	0	0	0	2	6
Inning Stats	R: 4 H: 4 E: 1 LOB: 0 K: 0 BB: 0 S: 17 P: 23	R: 0 H: 1 E: 0 LOB: 0 K: 0 BB: 0 S: 5 P: 9	R: 1 H: 1 E: 0 LOB: 0 K: 1 BB: 0 S: 16 P: 25	R: 1 H: 1 E: 0 LOB: 2 K: 1 BB: 2 S: 9 P: 19	R: 0 H: 0 E: 0 LOB: 0 K: 1 BB: 1 S: 5 P: 11	R: 0 H: 2 E: 0 LOB: 2 K: 1 BB: 0 S: 9 P: 13	R: 0 H: 0 E: 0 LOB: 0 K: 2 BB: 0 S: 9 P: 11	R: 0 H: 0 E: 0 LOB: 1 K: 0 BB: 1 S: 8 P: 19		1B: 7 SF: 0 2B: 0 SAC: 1 3B: 0 DP: 2 HR: 2 HBP: 0					WP: 0 PA: 35 PB: 0 SB: 0 CS: 0	

PITCHER		IP	WLS	BF	H	R	ER	SO	BB	IBB	HBP	BLK	WP	HR	S	P	ERA	WHIP
Sidney Ponson, R ERA: 5.62	(1, 1)	6.0	L	28	9	6	6	4	3	0	0	0	0	2	61	100	9.00	2.000
John Parrish, L ERA: 3.63	(7, 1)	1.0		3	0	0	0	2	0	0	0	0	0	0	9	11	0.00	0.000
Todd Williams, R ERA: 4.08	(8, 1)	1.0		4	0	0	0	0	1	0	0	0	0	0	8	19	0.00	1.000

PITCHER	IP	WLS	BF	H	R	ER	SO	BB	IBB	HBP	BLK	WP	HR	S	P	ERA	WHIP

BOTTOM

Baltimore Orioles @ Oakland Athletics

Network Associates Coliseum, Oakland, CA

Tue Aug 24 2004, 10:05 PM EDT
Att. 23,153 - Cloudy - 65 F

livebaseballscorecards.com

AB	30
R	6
H	9
RBI	5
BB	4
SO	6
LOB	16

Baltimore Orioles @ Oakland Athletics

Network Associates Coliseum, Oakland, CA

Wed Aug 25 2004, 10:05 PM EDT

Att. 35,260 - Cloudy - 67 F

TOP

livebaseballscorecards.com

Batter	1	2	3	4	5	6	7	8	9	AB	R	H	RBI	BB	SO	LOB
1 Brian Roberts, S (1, 4) OBP: 0.353, SLG: 0.376	B B F C F X 2-2 G6-3 1B	B B C X 2-1 ② F7	B B C B X 3-1 ① F7	F F F B S 1-3 ③ K						4	0	1	0	0	1	1
David Newhan, L (1, 10) OBP: 0.398, SLG: 0.504	B F 1 SAFE B C F F F 2-2 ① G6-3 1-2	B C S F F S 1-3 ③ K	C B X 1-1 ② G3-1				B C F F F B X 2-2 ① G4-3			4	0	0	0	0	1	2
6 Melvin Mora, R (1, 5) OBP: 0.432, SLG: 0.594	B C X 1-1 ② F9		B C B B X 3-1 ① G6-3	X 0-0 10 FC6 1B			B S S X 1-2 1B			4	0	2	0	0	0	1
10 Miguel Tejada, R (1, 6) OBP: 0.363, SLG: 0.533	B X 1-0 ③ L9		B S X 1-1 ② F8	B B B X 3-0 ③ FC6 1-2f			C B F X 1-2 ② L7			4	0	0	0	0	0	3
B.J. Surhoff, L (1, 7) OBP: 0.362, SLG: 0.416		C X 0-1 ① F7	F B S S S 1-3 ③ K2-3			C B F F F X 1-2 ① L9		X 0-0 ③ G4-3		4	0	0	0	0	1	1
Rafael Palmeiro, L (1, 3) OBP: 0.352, SLG: 0.388		B S B B F F B 4-2 CS BB			B B X 2-0 ① F7		C B B X 2-1 ② F9			2	0	0	0	1	0	0
31 Jay Gibbons, L (1, 9) OBP: 0.277, SLG: 0.318		F S T S 0-3 ② K			B F X 1-1 FC3-6 1B		C X 0-1 ③ F9			3	0	1	0	0	1	1
Val Majewski, L (1, 8) OBP: 0.111, SLG: 0.111	C B 1-1 ③ CS 1-2	X 0-0 ① F8			1 SAFE B X 1-0 ② FC3-6 1-2f			C F F X 0-2 ① P2		3	0	0	0	0	0	1
Robert Machado, R (1, 2) OBP: 0.197, SLG: 0.266			C B X 1-1 1B		F F F X 0-2 ③ F8			F B F S 1-3 ② K		3	0	1	0	0	1	1
Inning Stats	R: 0 H: 1 E: 0 LOB: 1 K: 0 BB: 0 S: 14 P: 20	R: 0 H: 0 E: 0 LOB: 0 K: 1 BB: 1 S: 10 P: 15	R: 0 H: 1 E: 0 LOB: 1 K: 1 BB: 0 S: 10 P: 14	R: 0 H: 0 E: 0 LOB: 0 K: 1 BB: 0 S: 7 P: 12	R: 0 H: 1 E: 0 LOB: 1 K: 0 BB: 0 S: 8 P: 12	R: 0 H: 1 E: 0 LOB: 1 K: 0 BB: 0 S: 6 P: 13	R: 0 H: 0 E: 0 LOB: 0 K: 0 BB: 0 S: 9 P: 12	R: 0 H: 0 E: 0 LOB: 0 K: 2 BB: 0 S: 11 P: 13	R: 0 H: 1 E: 0 LOB: 1 K: 0 BB: 0 S: 12 P: 16	1B: 5 SF: 0 2B: 0 SAC: 0 3B: 0 DP: 0 HR: 0 HBP: 0					WP: 0 PA: 33 PB: 0 SB: 0 CS: 1	

	AB	31
	R	0
	H	5
	RBI	0
	BB	1
	SO	5
	LOB	11

PITCHER		IP	WLS	BF	H	R	ER	SO	BB	IBB	HBP	BLK	WP	HR	S	P	ERA	WHIP
40 Rich Harden, R ERA: 3.8	(1, 1)	8.0		28	4	0	0	5	1	0	0	0	0	0	75	111	0.00	0.625
Octavio Dotel, R ERA: 3.76	(9, 1)	1.0	W	4	1	0	0	0	0	0	0	0	0	0	12	16	0.00	1.000

PITCHER	IP	WLS	BF	H	R	ER	SO	BB	IBB	HBP	BLK	WP	HR	S	P	ERA	WHIP

Baltimore Orioles @ Oakland Athletics

Network Associates Coliseum, Oakland, CA

Wed Aug 25 2004, 10:05 PM EDT

Att. 35,260 - Cloudy - 67 F

BOTTOM

livebaseballscorecards.com

Batter	1	2	3	4	5	6	7	8	9	AB	R	H	RBI	BB	SO	LOB
21 Mark Kotsay, L (1, 8) OBP: 0.363, SLG: 0.447	C B F X 1-2 G3 ①		C B B B C B 4-2 BB			B X 1-0 F8 ①	B C B B X 3-1 L9 ③			3	0	0	0	1	0	3
Eric Byrnes, R (1, 7) OBP: 0.343, SLG: 0.484	F S F F X 0-2 P3 ②		C F C 0-3 K ③			C X 0-1 L8 ②		C B B F X 2-2 P6 ①		4	0	0	0	0	1	2
3 Eric Chavez, L (1, 5) OBP: 0.400, SLG: 0.529	B X 1-0 P5 ③			X 0-0 P6 ①		B C B F X 2-2 FC5-4 1B		B B C S C 2-3 K ②		4	0	1	0	0	1	0
Jermaine Dye, R (1, 9) OBP: 0.326, SLG: 0.457		X 0-0 F9 ①		B B B C B 4-1 BB		C 1 SAFE B B X 2-1 FC5-4 1-2f ③		B F B X 2-1 P3 ③		3	0	0	0	1	0	1
Scott Hatteberg, L (1, 3) OBP: 0.389, SLG: 0.459		B B B C X 3-1 L9 ②		C 1 SAFE F B C 1-3 K ②			B C B X 2-1 1B BB 1B		C F B S 1-3 K ①	4	0	1	0	0	2	1
Erubiel Durazo, L (1, 10) OBP: 0.391, SLG: 0.529		B C C F B F X 2-2 P2 ③		B F 1 SAFE X 1-1 P6 ③			B C D B B 4-1 1B 1-2 BB		F S B S 1-3 K ②	3	0	0	0	1	1	1
Damian Miller, R (1, 2) OBP: 0.357, SLG: 0.442			B C B B B 4-1 7 SH3 BB		S C B B S 2-3 K ①		X 0-0 F7 ①		B B X 2-0 7 BB HR 1B	3	1	1	0	1	1	2
7 Bobby Crosby, R (1, 6) OBP: 0.325, SLG: 0.440			X 0-0 SH3 1-2 ①		B C X 1-1 F7 ②		C B S F X 1-2 F1 ②		B C F B D B 4-2 HR 1-2 BB	2	1	0	0	1	0	2
Marco Scutaro, R (1, 4) OBP: 0.303, SLG: 0.389			B X 1-0 P5 ②		X 0-0 F8 ③		B X 1-0 1-2 2-3 1B		B B C X 2-1 1-H 2-H HR	4	1	2	3	0	0	1
Inning Stats	R: 0 E: 0 K: 0 S: 9 H: 0 LOB: 0 BB: 0 P: 11	R: 0 E: 0 K: 0 S: 9 H: 0 LOB: 0 BB: 0 P: 14	R: 0 E: 0 K: 1 S: 8 H: 0 LOB: 2 BB: 2 P: 17	R: 0 E: 0 K: 1 S: 7 H: 0 LOB: 1 BB: 1 P: 13	R: 0 E: 0 K: 1 S: 6 H: 0 LOB: 0 BB: 0 P: 9	R: 0 E: 0 K: 0 S: 8 H: 1 LOB: 1 BB: 0 P: 13	R: 0 E: 0 K: 0 S: 11 H: 2 LOB: 3 BB: 1 P: 22	R: 0 E: 0 K: 1 S: 8 H: 0 LOB: 0 BB: 0 P: 14	R: 3 E: 0 K: 2 S: 11 H: 2 LOB: 0 BB: 1 P: 21	1B: 4 2B: 0 3B: 0 HR: 1 SF: 0 SAC: 1 DP: 0 HBP: 0							

	AB	30
	R	3
	H	5
	RBI	3
	BB	5
	SO	6
	LOB	13

WP: 0 PB: 0 SB: 0 CS: 0 PA: 36

PITCHER		IP	WLS	BF	H	R	ER	SO	BB	IBB	HBP	BLK	WP	HR	S	P	ERA	WHIP
Bruce Chen, L ERA:	(1, 1)	7.0		28	3	0	0	3	4	0	0	0	0	0	58	99	0.00	1.000
B.J. Ryan, L ERA: 2.08	(8, 1)	1.2	L	8	2	3	3	3	1	0	0	0	0	1	19	35	16.20	1.800

PITCHER	IP	WLS	BF	H	R	ER	SO	BB	IBB	HBP	BLK	WP	HR	S	P	ERA	WHIP

Batter	1	2	3	4	5	6	7	8	9	AB	R	H	RBI	BB	SO	LOB
1 Brian Roberts, S (1, 4) OBP: 0.351, SLG: 0.373	B C B B C X 3-2 ① P5		B C F B B D B 4-2 BB 6 2B BB		C C B X 1-2 ① G6-3		C B S B F B S 3-3 ① K 1-3		C B X 1-1 ③ L8	4	1	0	0	1	1	1
David Newhan, L (1, 7) OBP: 0.400, SLG: 0.502	B B X 2-0 ② P5		B F B B S F B 4-2 6 2B 10 G5-3 1-2 BB		B F B B X 3-1 ② P5		F B X 1-1 6 G6-4-3 1B			3	1	1	0	1	0	0
6 Melvin Mora, R (1, 5) OBP: 0.430, SLG: 0.593	B C F B B F S 3-3 ③ K		C B F F F F X 2-2 S WP 1-3 2-H 3-H 2B		C C C 0-3 ③ K		X 0-0 ②③ G6-4-3 1-2f			4	1	1	2	0	2	2
10 Miguel Tejada, R (1, 6) OBP: 0.362, SLG: 0.531		B X 1-0 ① G6-3	B C F F X 1-2 ② G5-3 3-H			B C S B F X 2-2 ① 1B		B C C B F F B F X 3-2 ① F8		4	0	1	1	0	0	1
Javy Lopez, R (1, 2) OBP: 0.373, SLG: 0.508		S S B B S 2-3 ② K	B S S B B B 4-2 2-H BB			S S B F B B B 4-2 1B BB		X 0-0 1B		2	0	1	0	2	1	0
B.J. Surhoff, L (1, 10) OBP: 0.360, SLG: 0.413		F B X 1-1 FC6-4 1B	C B B S X 2-2 ③ L8			1 SAFE X 0-0 ② F9		X 0-0 ② L8		4	0	1	0	0	0	3
Jose Leon, R (1, 3) OBP: 0.167, SLG: 0.235		B B T X 2-1 ③ FC6-4 1-2f		S C B X 1-2 ① G5-3		C B X 1-1 1-2 1B		C C F F S 0-3 ③ K		4	0	1	0	0	1	2
31 Jay Gibbons, L (1, 9) OBP: 0.277, SLG: 0.321			B F C X 1-2 16 WP 6 2B 2B	C C F F B F F F 2-3 S ② K		C S B S 1-3 ③ K			C F X 0-2 ① F8	4	1	1	0	0	2	2
16 Tim Raines, S (1, 8) OBP: 0.325, SLG: 0.342			L L B F F F D B X 3-2 ① P3 2-3	X 0-0 ③ F9			C X 0-1 1 WP 1 PB 1B		C B S B X 2-2 ② F8	4	0	1	0	0	0	1
Inning Stats	R: 0 H: 0 E: 0 LOB: 0 K: 1 BB: 0 S: 8 P: 16	R: 0 H: 1 E: 0 LOB: 1 K: 1 BB: 0 S: 8 P: 14	R: 4 H: 2 E: 0 LOB: 1 K: 0 BB: 3 S: 27 P: 48	R: 0 H: 0 E: 0 LOB: 0 K: 1 BB: 0 S: 12 P: 15	R: 0 H: 0 E: 0 LOB: 0 K: 1 BB: 0 S: 8 P: 12	R: 0 H: 2 E: 0 LOB: 2 K: 1 BB: 1 S: 13 P: 21	R: 0 H: 2 E: 0 LOB: 1 K: 1 BB: 0 S: 9 P: 13	R: 0 H: 1 E: 0 LOB: 1 K: 1 BB: 0 S: 13 P: 16	R: 0 H: 0 E: 0 LOB: 0 K: 0 BB: 0 S: 8 P: 11	1B: 6 SF: 0 2B: 2 SAC: 0 3B: 0 DP: 1 HR: 0 HBP: 0						WP: 3 PA: 37 PB: 1 SB: 1 CS: 0

PITCHER		IP	WLS	BF	H	R	ER	SO	BB	IBB	HBP	BLK	WP	HR	S	P	ERA	WHIP
Barry Zito, L ERA: 4.54	(1, 1)	5.1	W	23	4	4	4	4	4	0	0	0	2	0	70	118	6.75	1.500
Ricardo Rincon, L ERA: 3.71	(6, 1)	1.0	H	6	3	0	0	2	0	0	0	0	1	0	14	20	0.00	3.000
Chad Bradford, R ERA: 4.47	(7, 1)	1.2		5	1	0	0	1	0	0	0	0	0	0	14	17	0.00	0.600
Chris Hammond, L ERA: 3.38	(9, 1)	1.0		3	0	0	0	0	0	0	0	0	0	0	8	11	0.00	0.000

PITCHER	IP	WLS	BF	H	R	ER	SO	BB	IBB	HBP	BLK	WP	HR	S	P	ERA	WHIP

TOP

Baltimore Orioles @ Oakland Athletics

Network Associates Coliseum, Oakland, CA

Thu Aug 26 2004, 3:35 PM EDT
Att. 22,404 - Sunny - 72 F

livebaseballscorecards.com

AB	33
R	4
H	8
RBI	3
BB	4
SO	7
LOB	12

BOTTOM

Baltimore Orioles @ Oakland Athletics

Network Associates Coliseum, Oakland, CA

Thu Aug 26 2004, 3:35 PM EDT

Att. 22,404 - Sunny - 72 F

livebaseballscorecards.com

Batter	1	2	3	4	5	6	7	8	9	AB	R	H	RBI	BB	SO	LOB
21 Mark Kotsay, L (1, 8) OBP: 0.361, SLG: 0.444	C F X 0-2 ① P5	C F 1 SAFE 0-2 ③ G3		B F F X 1-2 ① F7		L L X 0-2 ① P5		X 0-0 G4-6-3 1B		5	0	1	0	0	0	3
Mark McLemore, S (1, 4) OBP: 0.355, SLG: 0.306 Marco Scutaro, R (8, PH) OBP: 0.302, SLG: 0.388 (9, 4)	C B B B F X 3-2 ② F8		F F X 0-2 3 2B G3 1B	C C C 0-3 ② K		B B X 2-0 F8 1-2 2-3		C X 0-1 ① ② G4-6-3 1-2f		4 1	1 0	1 0	0 0	0 0	1 0	2 1
3 Eric Chavez, L (1, 5) OBP: 0.402, SLG: 0.540	B S B B F T 3-2 ③ K		B B X 2-0 G3 1-3 FC5-2-5 2B	C X 0-1 HR		C B D B B I 4-1 2B IBB		B B C C S 2-3 ③ K		4	2	2	1	1	2	0
Scott Hatteberg, L (1, 3) OBP: 0.390, SLG: 0.461		C B B B B 4-1 BB HR BB	B X 1-0 ① G3 2-3 3-H	C B B B F X 3-2 ③ F9		C X 0-1 1-H 2-H 3-H 2B				3	1	1	4	1	0	1
Jermaine Dye, R (1, 9) OBP: 0.327, SLG: 0.455		C B B B B F F B 4-2 1-2 HR BB	B B B C B 4-1 FC5-2-5 1B BB		X 0-0 ① G5-3	B B C X 2-1 ③ P6				2	2	0	0	2	0	1
Erubiel Durazo, L (1, 10) OBP: 0.392, SLG: 0.538	C B B X 2-1 1-H 2-H HR	D F X 1-1 ② FC5-2-5 17 BB 1B 1-3 3-H			B F F B X 2-2 ② G3-1		B C S F X 1-2 2B			4	1	2	3	0	0	2
Eric Byrnes, R (1, 7) OBP: 0.342, SLG: 0.482	B C B X 2-1 ① P5	B X 1-0 17 BB 1-2 3-H 1B			C X 0-1 ③ F8		B X 1-0 ① F7			4	0	1	1	0	0	1
17 Adam Melhuse, S (1, 2) OBP: 0.322, SLG: 0.461		B F B F B S 3-3 ② K	C B B C B B 4-2 1-2 2-3 BB			B S X 1-1 F8 2B 2B	B B S F B C 3-3 ② K			3	1	1	0	1	2	1
7 Bobby Crosby, R (1, 6) OBP: 0.326, SLG: 0.438		B B B C T B 4-2 BB	C D C B C 2-3 ③ K			B S C F B B F F F 4-2 F F F B F8 2B BB	B B F C F F B F F F 3-3 F S ③ K			2	1	0	0	2	2	4
Inning Stats	R: 0 E: 0 K: 1 S: 9 H: 0 LOB: 0 BB: 0 P: 15	R: 3 E: 0 K: 1 S: 16 H: 1 LOB: 1 BB: 3 P: 35	R: 2 E: 0 K: 1 S: 14 H: 3 LOB: 3 BB: 2 P: 29	R: 1 E: 0 K: 1 S: 11 H: 1 LOB: 0 BB: 0 P: 15	R: 0 E: 0 K: 0 S: 6 H: 0 LOB: 0 BB: 0 P: 8	R: 3 E: 0 K: 0 S: 20 H: 2 LOB: 1 BB: 2 P: 33	R: 0 E: 0 K: 2 S: 16 H: 1 LOB: 1 BB: 0 P: 24	R: 0 E: 0 K: 1 S: 6 H: 1 LOB: 0 BB: 0 P: 8		1B: 3 2B: 4 3B: 0 HR: 2	SF: 0 SAC: 0 DP: 1 HBP: 0			WP: 0 PB: 0 SB: 0 CS: 0	PA: 39	

	AB	32
	R	9
	H	9
	RBI	9
	BB	7
	SO	7
	LOB	16

PITCHER		IP	WLS	BF	H	R	ER	SO	BB	IBB	HBP	BLK	WP	HR	S	P	ERA	WHIP
40 Daniel Cabrera, R ERA: 4.94	(1, 1)	2.2	L	17	4	5	5	2	5	0	0	0	0	1	36	74	16.88	3.375
Dave Borkowski, R ERA: 4.5	(3, 1)	3.0		12	2	3	3	2	1	0	0	0	0	1	35	50	9.00	1.000
John Parrish, L ERA: 3.69	(6, 1)	1.1		7	2	1	1	2	0	1	0	0	0	0	21	35	6.75	1.500
Buddy Groom, L ERA: 5.7	(8, 1)	1.0		3	1	0	0	1	0	0	0	0	0	0	6	8	0.00	1.000

PITCHER	IP	WLS	BF	H	R	ER	SO	BB	IBB	HBP	BLK	WP	HR	S	P	ERA	WHIP

Batter	1	2	3	4	5	6	7	8	9	AB	R	H	RBI	BB	SO	LOB
13 Carl Crawford, L (1, 8) OBP: 0.332, SLG: 0.450	C X 0-1 ① G4-3	F B C X 1-2 1B 2B 2B	F B B X 2-1 ③ P4			C X 0-1 ① G3-1		B B C X 2-2 ① G5-3		5	1	1	0	0	0	2
B.J. Upton, R (1, 10) OBP: 0.361, SLG: 0.474	X 0-0 F8 1B 1B	X 0-0 2B FC6-5 2-3 1B		C B C B C 2-3 ① K		X 0-0 ② F9		C S X 0-2 E9 G3 2-3		5	1	2	0	0	1	1
Aubrey Huff, L (1, 7) OBP: 0.354, SLG: 0.482	B B B C X 3-1 1-2 1B	X 0-0 FC6-5 1-3 3-H 2B		B X 1-0 1B		B B F C X 2-2 1B 1B		B B B B 4-0 G3 BB		4	0	4	1	1	0	0
Tino Martinez, L (1, 3) OBP: 0.368, SLG: 0.474	X 0-0 ② F8 2-3	C B X 1-1 ② FC6-5 2-3 3-H		C B F C 1-3 ② K		B F B B X 3-1 1-3 1B		C F D B F X 2-2 ② G3 1-2 2-3 3-H		5	0	1	2	0	1	6
José Cruz Jr., S (1, 9) OBP: 0.343, SLG: 0.441	C C B D B F C 3-3 ③ K	B F X 1-1 ③ P6		X 0-0 ③ G4-3		F B B S X 2-2 ③ G1-3		B S C X 1-2 ③ G1-3		5	0	0	0	0	1	8
3 Jorge Cantu, R (1, 4) OBP: 0.329, SLG: 0.443		B X 1-0 ① G5-3	C F X 0-2 1B 2B		S F X 0-2 ① F9		C B X 1-1 ① F8		S B S X 1-2 ① F9	5	1	1	0	0	0	0
Julio Lugo, R (1, 6) OBP: 0.342, SLG: 0.401		C B B B C F B 4-2 1B HR BB	F F X 0-2 G6-4-3 2-H 1B		B X 1-0 ② F8		C C X 0-2 ② G4-3		C F F F B B B F X 3-2 1B	4	1	2	1	1	0	0
Toby Hall, R (1, 2) OBP: 0.312, SLG: 0.381 Randall Simon, L (9, PH) OBP: 0.261, SLG: 0.272	C 1 SAFE F 1 SAFE B X 1-2 HR 1B	F B S X 1-2 ① ② G6-4-3 1-2f		F B H 2-1 HBP		X 0-0 ③ F9		X 0-0 ② F7		3 1	1 0	1 0	0 0	0 0	0 0	1 1
Geoff Blum, S (1, 5) OBP: 0.271, SLG: 0.361	C B X 1-1 1-H 2-H HR	C X 0-1 1B		B B S F S 2-3 ③ K				B X 1-0 E G3 2B	F F S 0-3 ③ K	5	2	3	3	0	2	2
Inning Stats	R: 0 H: 2 E: 0 LOB: 2 K: 1 BB: 0 S: 10 P: 16	R: 5 H: 5 E: 0 LOB: 1 K: 0 BB: 1 S: 18 P: 28	R: 1 H: 3 E: 0 LOB: 1 K: 0 BB: 0 S: 13 P: 16	R: 0 H: 1 E: 0 LOB: 1 K: 2 BB: 0 S: 9 P: 13	R: 0 H: 0 E: 0 LOB: 1 K: 1 BB: 0 S: 8 P: 13	R: 0 H: 2 E: 0 LOB: 2 K: 0 BB: 0 S: 11 P: 18	R: 0 H: 0 E: 0 LOB: 0 K: 0 BB: 0 S: 6 P: 7	R: 1 H: 1 E: 1 LOB: 2 K: 0 BB: 1 S: 14 P: 24	R: 0 H: 1 E: 0 LOB: 1 K: 1 BB: 0 S: 13 P: 17	1B: 10 SF: 0 2B: 4 SAC: 0 3B: 0 DP: 1 HR: 1 HBP: 1						

PITCHER		IP	WLS	BF	H	R	ER	SO	BB	IBB	HBP	BLK	WP	HR	S	P	ERA	WHIP
Mark Redman, L ERA: 4.59	(1, 1)	2.0		16	9	6	6	1	1	0	0	0	0	1	34	50	27.00	5.000
58 Justin Duchscherer, R ERA: 3.05	(3, 1)	5.0	W	19	4	0	0	3	0	0	1	0	0	0	41	61	0.00	0.800
Arthur Rhodes, L ERA: 4.78	(8, 1)	0.2	H	5	1	1	0	0	1	0	0	0	0	0	11	20	0.00	3.000
Octavio Dotel, R ERA: 3.69	(8, 1)	1.1	S	5	1	0	0	1	0	0	0	0	0	0	16	21	0.00	0.750

PITCHER	IP	WLS	BF	H	R	ER	SO	BB	IBB	HBP	BLK	WP	HR	S	P	ERA	WHIP

TOP

Tampa Bay Devil Rays @ Oakland Athletics

Network Associates Coliseum, Oakland, CA

Fri Aug 27 2004, 10:05 PM EDT

Att. 20,713 - Sunny - 83 F

livebaseballscorecards.com

AB	42
R	7
H	15
RBI	7
BB	2
SO	5
LOB	21

Batter	1	2	3	4	5	6	7	8	9	AB	R	H	RBI	BB	SO	LOB
21 Mark Kotsay, L (1, 8) OBP: 0.361, SLG: 0.444	B B C X 2-1 G4-3 ① 1-3 2-H	X 0-0 E9 1B			B F X 1-1 3 G1-3 1B G6-3 1B	F C B X 1-2 G6-3 ②		F B B X 2-1 F8 ③		5	1	2	1	0	0	0
Eric Byrnes, R (1, 7) OBP: 0.344, SLG: 0.482	C C F X 0-2 F9 ② 1-2	B B X 2-0 L5 ③			C F X 0-2 G6-3 3 G1-3 1B 1-2 1B	C F B X 1-2 1B				4	1	2	0	0	0	2
3 Eric Chavez, L (1, 5) OBP: 0.401, SLG: 0.545	X 0-0 HR		C B F B S 2-3 K ①		C X 0-1 G1-3 ① 1-2 2-3	X 0-0 F9 ③				4	1	1	1	0	1	3
Jermaine Dye, R (1, 9) OBP: 0.325, SLG: 0.451	C X 0-1 G5-3 ③		C S B B F X 2-2 G5-3 ②		S X 0-1 G6-3 ② 2-3 3-H		B B B C X 3-1 F9 ①			4	0	0	1	0	0	1
Scott Hatteberg, L (1, 3) OBP: 0.391, SLG: 0.461		B F F B X 2-2 G3 ① C B X 1-1 7 1B 1B 1B	B X 1-0 G3 ③		B C B D F X 3-2 HR 3-H 1B		C B X 1-1 1B			4	1	2	1	0	0	0
Erubiel Durazo, L (1, 10) OBP: 0.393, SLG: 0.545			C B S S 1-3 K ① F B B X 2-1 7 BB 1B	C B S S 1-3 K ① X 0-0 1-H HR	S S B B X 2-2 F8 ③		C S S 0-3 K ②			4	2	2	2	0	2	1
Damian Miller, R (1, 2) OBP: 0.356, SLG: 0.440		C C S 0-3 K ②					S B S F E B X 2-2 F8 ③			4	0	1	0	0	1	2
7 Bobby Crosby, R (1, 6) OBP: 0.328, SLG: 0.437		C B X 1-1 21 1B 1B 1-2 1B		B B B C B 4-1 G6-4-3 1-2 BB	B X 1-0 L5 ①			C B S S 1-3 K ①		3	1	1	0	1	1	0
Marco Scutaro, R (1, 4) OBP: 0.304, SLG: 0.397		C B X 1-1 21 E 21 1B 1-2 2-H 1B		X 0-0 G6-4-3 ② ③ 1-2f	B F B C F F B F X 3-2 HR			F B X 1-1 F7 ②		4	1	2	2	0	0	2
Inning Stats	R: 1 E: 0 K: 0 S: 9 H: 1 LOB: 0 BB: 0 P: 11	R: 2 E: 1 K: 1 S: 14 H: 4 LOB: 2 BB: 0 P: 21	R: 0 E: 0 K: 1 S: 8 H: 0 LOB: 0 BB: 0 P: 13	R: 0 E: 0 K: 1 S: 7 H: 1 LOB: 1 BB: 1 P: 14	R: 4 E: 0 K: 0 S: 16 H: 4 LOB: 0 BB: 0 P: 22	R: 1 E: 0 K: 0 S: 14 H: 2 LOB: 1 BB: 0 P: 20	R: 0 E: 0 K: 1 S: 12 H: 1 LOB: 1 BB: 0 P: 18	R: 0 E: 0 K: 1 S: 7 H: 0 LOB: 0 BB: 0 P: 11		1B: 10 2B: 0 3B: 0 HR: 3 SF: 0 SAC: 0 DP: 1 HBP: 0						

BOTTOM

Tampa Bay Devil Rays @ Oakland Athletics

Network Associates Coliseum, Oakland, CA

Fri Aug 27 2004, 10:05 PM EDT

Att. 20,713 - Sunny - 83 F

livebaseballscorecards.com

AB	36
R	8
H	13
RBI	8
BB	1
SO	5
LOB	11

PITCHER		IP	WLS	BF	H	R	ER	SO	BB	IBB	HBP	BLK	WP	HR	S	P	ERA	WHIP
Mark Hendrickson, L ERA: 4.91	(1, 1)	4.2	L	24	10	7	7	3	1	0	0	0	0	2	51	76	13.50	2.357
Bobby Seay, L ERA: 1.76	(5, 1)	2.0		9	3	1	1	1	0	0	0	0	0	1	24	36	4.50	1.500
Lance Carter, R ERA: 2.8	(7, 1)	1.1		4	0	0	0	1	0	0	0	0	0	0	12	18	0.00	0.000

PITCHER	IP	WLS	BF	H	R	ER	SO	BB	IBB	HBP	BLK	WP	HR	S	P	ERA	WHIP

Tampa Bay Devil Rays @ Oakland Athletics

Network Associates Coliseum, Oakland, CA

Sat Aug 28 2004, 9:05 PM EDT

Att. 48,099 - Sunny - 73 F

TOP

livebaseballscorecards.com

Batter	1	2	3	4	5	6	7	8	9	AB	R	H	RBI	BB	SO	LOB
13 Carl Crawford, L (1, 8) OBP: 0.330, SLG: 0.447	0-0 G4-3		2-1 E5 2-3		0-0 G4-3 2-3		3-2 L9			4	0	0	0	0	0	3
José Cruz Jr., S (1, 9) OBP: 0.341, SLG: 0.436	3-2 G4-3		SAFE 3-2 P5		1-0 G4-3 3-H		3-3 K			4	0	0	1	0	1	3
Aubrey Huff, L (1, 7) OBP: 0.352, SLG: 0.478	2-2 G4-3			1-1 G3-1	0-0 G6-3			0-2 F8		4	0	0	0	0	0	0
Tino Martinez, L (1, 3) OBP: 0.365, SLG: 0.469		2-0 L8		0-1 G3-1		0-2 L4		0-0 G4-3		4	0	0	0	0	0	0
Julio Lugo, R (1, 6) OBP: 0.340, SLG: 0.398		1-1 G4-3		2-3 K		0-0 E6		1-1 P3		4	0	0	0	0	1	0
3 Jorge Cantu, R (1, 4) OBP: 0.314, SLG: 0.422		0-3 K			0-1 E4 1B 1B	2-0 G5-3			1-3 K	4	1	0	0	0	2	1
Randall Simon, L (1, 10) OBP: 0.266, SLG: 0.273			4-2 13 E G4-3 BB		1-2 1B 1-3 2B 1B	1-1 G4-3			3-2 F9	3	1	1	0	1	0	1
Geoff Blum, S (1, 5) OBP: 0.274, SLG: 0.367			0-1 G4-3 1-2		0-0 2B 1-2 3-H 1B		0-1 G6-3		0-0 2B	4	1	2	1	0	0	1
Brook Fordyce, R (1, 2) OBP: 0.248, SLG: 0.262 Rey Sanchez, R (9, PH) OBP: 0.285, SLG: 0.348			1-3 K		0-0 13 G4-3 G4-3 1-H 2-H 2B		0-1 1B		2-3 K	3 1	1 0	2 0	2 0	0 0	1 1	1 1
Inning Stats	R: 0 H: 0 E: 0 LOB: 0 K: 0 BB: 0 S: 8 P: 13	R: 0 H: 0 E: 0 LOB: 0 K: 1 BB: 0 S: 7 P: 10	R: 0 H: 0 E: 1 LOB: 0 K: 1 BB: 1 S: 13 P: 23	R: 0 H: 0 E: 0 LOB: 2 K: 1 BB: 0 S: 7 P: 10	R: 4 H: 3 E: 1 LOB: 0 K: 0 BB: 0 S: 10 P: 12	R: 0 H: 0 E: 1 LOB: 1 K: 0 BB: 0 S: 7 P: 10	R: 0 H: 1 E: 0 LOB: 1 K: 1 BB: 0 S: 12 P: 18	R: 0 H: 0 E: 0 LOB: 0 K: 0 BB: 0 S: 6 P: 7	R: 0 H: 1 E: 0 LOB: 1 K: 2 BB: 0 S: 15 P: 21	1B: 3 SF: 0 2B: 2 SAC: 0 3B: 0 DP: 0 HR: 0 HBP: 0							

	AB	35
	R	4
	H	5
	RBI	4
	BB	1
	SO	6
	LOB	11

WP: 0 PA: 36
PB: 0
SB: 0
CS: 0

PITCHER		IP	WLS	BF	H	R	ER	SO	BB	IBB	HBP	BLK	WP	HR	S	P	ERA	WHIP
Tim Hudson, R ERA: 2.84	(1, 1)	7.0	W	29	4	4	2	4	1	0	0	0	0	0	64	96	2.57	0.714
Ricardo Rincon, L ERA: 3.63	(8, 1)	0.2	H	2	0	0	0	0	0	0	0	0	0	0	4	4	0.00	0.000
Chad Bradford, R ERA: 4.44	(8, 1)	0.1	H	1	0	0	0	0	0	0	0	0	0	0	2	3	0.00	0.000
Octavio Dotel, R ERA: 3.63	(9, 1)	1.0	S	4	1	0	0	2	0	0	0	0	0	0	15	21	0.00	1.000

PITCHER	IP	WLS	BF	H	R	ER	SO	BB	IBB	HBP	BLK	WP	HR	S	P	ERA	WHIP

BOTTOM

Batter	1	2	3	4	5	6	7	8	9	AB	R	H	RBI	BB	SO	LOB
21 Mark Kotsay, L (1, 8) OBP: 0.359, SLG: 0.440	F X 0-1 ① B1-3	S B F S 1-3 ③ K		F X 0-1 ③ G6-3			B C X 1-1 ② G4-3			4	0	0	0	0	1	1
Mark McLemore, S (1, 4) OBP: 0.355, SLG: 0.312 Marco Scutaro, R (7, PH) OBP: 0.303, SLG: 0.396 (8, 4)	B B C F X 2-2 3 HR 2B	X 0-0 ① G4-3			B C B F S 2-3 ① K		X 0-0 ③ F9			3 1	1 0	1 0	0 0	0 0	1 0	0 0
3 Eric Chavez, L (1, 5) OBP: 0.402, SLG: 0.553	C B F X 1-2 2-H HR	B C B S F F B X 3-2 ② G3-1			C C B X 1-2 1B 1B			B B X 2-0 ① F7		4	1	2	2	0	0	0
Scott Hatteberg, L (1, 3) OBP: 0.390, SLG: 0.459	C F B F B X 2-2 ② G6-3	C X 0-1 ③ F8			B C 1 SAFE S B X 2-2 G5-4-3 1-3 1B			B X 1-0 ② P5		4	0	1	0	0	0	0
Jermaine Dye, R (1, 9) OBP: 0.324, SLG: 0.451	F B X 1-1 1B 2B			B S S B B X 3-2 ① G6-3	B B X 2-0 ② ③ G5-4-3 1-2f			B C S B B F S 3-3 ③ K		4	1	1	0	0	1	2
Erubiel Durazo, L (1, 10) OBP: 0.394, SLG: 0.549	C B B X 2-1 2-H 1B			F B X 1-1 HR 2B		F F F B F X 1-2 ① G4-3				3	1	2	1	0	0	0
Eric Byrnes, R (1, 7) OBP: 0.343, SLG: 0.488	B B F C X 2-2 ③ P5			X 0-0 2-H HR		B B S B S X 3-2 ② L5				3	1	1	2	0	0	1
7 Bobby Crosby, R (1, 6) OBP: 0.328, SLG: 0.435		C X 0-1 ① P5		C B H 2-1 17 G4-3 HBP		F X 0-1 ③ G6-3				2	0	0	0	0	0	0
17 Adam Melhuse, S (1, 2) OBP: 0.317, SLG: 0.452		B B X 2-0 ② G4-3		B B B C F F F 1 SAFE X 3-2 ② G4-3 1-2			F X 0-1 ① G4-3			3	0	0	0	0	0	1
Inning Stats	R: 3 H: 4 E: 0 LOB: 1 K: 0 BB: 0 S: 19 P: 29	R: 0 H: 0 E: 0 LOB: 0 K: 1 BB: 0 S: 6 P: 9	R: 0 H: 0 E: 0 LOB: 0 K: 0 BB: 0 S: 8 P: 11	R: 2 H: 2 E: 0 LOB: 1 K: 0 BB: 0 S: 14 P: 23	R: 0 H: 2 E: 0 LOB: 1 K: 1 BB: 0 S: 10 P: 17	R: 0 H: 0 E: 0 LOB: 0 K: 0 BB: 0 S: 10 P: 14	R: 0 H: 0 E: 0 LOB: 0 K: 0 BB: 0 S: 5 P: 6	R: 0 H: 0 E: 0 LOB: 0 K: 1 BB: 0 S: 6 P: 12		1B: 3 SF: 0 2B: 3 SAC: 0 3B: 0 DP: 1 HR: 2 HBP: 1						

PITCHER		IP	WLS	BF	H	R	ER	SO	BB	IBB	HBP	BLK	WP	HR	S	P	ERA	WHIP
Dewon Brazelton, R ERA: 3.67	(1, 1)	4.0	L	19	6	5	5	1	0	0	1	0	0	2	47	72	11.25	1.500
John Halama, L ERA: 4.7	(5, 1)	3.0		10	2	0	0	1	0	0	0	0	0	0	25	37	0.00	0.667
Jesus Colome, R ERA: 2.7	(8, 1)	1.0		3	0	0	0	1	0	0	0	0	0	0	6	12	0.00	0.000

PITCHER	IP	WLS	BF	H	R	ER	SO	BB	IBB	HBP	BLK	WP	HR	S	P	ERA	WHIP

Tampa Bay Devil Rays @ Oakland Athletics

Network Associates Coliseum, Oakland, CA

Sat Aug 28 2004, 9:05 PM EDT

Att. 48,099 - Sunny - 73 F

livebaseballscorecards.com

AB	31
R	5
H	8
RBI	5
BB	0
SO	3
LOB	5

Tampa Bay Devil Rays @ Oakland Athletics

Network Associates Coliseum, Oakland, CA

Sun Aug 29 2004, 4:05 PM EDT

Att. 30,538 - Sunny - 75 F

livebaseballscorecards.com

TOP

Batter	1	2	3	4	5	6	7	8	9	AB	R	H	RBI	BB	SO	LOB
Julio Lugo, R (1, 6) OBP: 0.342, SLG: 0.399	4-2 L3 BB	1-2 2-H 1B		1-1 G6-4-3 1-2f			2-2 G6-4-3 1B		3-3 K	4	0	2	1	1	1	1
B.J. Upton, R (1, 10) OBP: 0.349, SLG: 0.456 Tino Martinez, L (7, PH) OBP: 0.363, SLG: 0.467	1-0 L3 1-1	2-3 K			0-3 K		1-2 G6-4-3 1-2f		2-2 F8	3	0	0	0	0	2	2
										2	0	0	0	0	0	1
Aubrey Huff, L (1, 3) OBP: 0.356, SLG: 0.487	2-2 1B		4-2 BB 3 1B BB		1-1 L6		3-2 1B		0-1 HR	4	1	3	1	1	0	0
José Cruz Jr., S (1, 9) OBP: 0.339, SLG: 0.441	0-3 K		1-1 F8		1-1 F7		1-3 K2-3		0-0 HR	5	1	1	1	0	2	3
3 Jorge Cantu, R (1, 5) OBP: 0.330, SLG: 0.443		2-1 G1-3 G6-3 2B	2-1 BB 1-2 1B	0-2 G5-3				1-2 13 G4-3 BB 1B	3-3 K	5	1	3	0	0	1	0
Geoff Blum, S (1, 7) OBP: 0.284, SLG: 0.367		4-2 G6-3 G1-3 2B BB	4-2 G6-4-3 1-2 2-3 BB	4-1 2B 1B BB				4-0 13 G4-3 1-2 BB		0	2	0	0	4	0	0
Toby Hall, R (1, 2) OBP: 0.313, SLG: 0.383 13 Carl Crawford, L (8, PH) OBP: 0.329, SLG: 0.446		0-0 G1-3 1-2 2-3	1-0 G6-4-3 1-2f	1-1 1B 1-3 2B				0-1 G4-3 1-2 2-3		3	0	1	0	0	0	5
(8, 8)										1	0	0	0	0	0	2
Rey Sanchez, R (1, 4) OBP: 0.288, SLG: 0.348		0-0 G6-3 2-3 3-H		4-2 G6-4-3 BB			1-1 G4-3 2-3 3-H 1B		1-0 G5-3	3	0	1	2	1	0	3
Damian Rolls, R (1, 8) OBP: 0.229, SLG: 0.196 Brook Fordyce, R (8, 2) OBP: 0.248, SLG: 0.262		1-0 1B 3-H 2B		3-1 P4			0-1 G4-3 1-2f		1-2 P3	4	1	1	1	0	0	5
										0	0	0	0	0	0	0

	AB	34
	R	6
	H	12
	RBI	6
	BB	7
	SO	6
	LOB	22

Inning Stats																				
	R: 0	H: 1	R: 3	H: 3	R: 0	H: 1	R: 0	H: 0	R: 0	H: 0	R: 1	H: 2	R: 0	H: 2	R: 0	H: 1	R: 2	H: 2	1B: 7	SF: 0	WP: 0	PA: 41
	E: 0	LOB: 1	E: 0	LOB: 1	E: 0	LOB: 2	E: 0	LOB: 0	E: 0	LOB: 0	E: 0	LOB: 1	E: 0	LOB: 1	E: 0	LOB: 2	E: 0	LOB: 0	2B: 4	SAC: 0	PB: 0	
	K: 1	BB: 1	K: 1	BB: 1	K: 0	BB: 2	K: 1	BB: 1	K: 1	BB: 0	K: 0	BB: 1	K: 1	BB: 0	K: 0	BB: 1	K: 2	BB: 0	3B: 0	DP: 5	SB: 0	
	S: 10	P: 17	S: 13	P: 23	S: 13	P: 25	S: 6	P: 14	S: 7	P: 9	S: 10	P: 16	S: 12	P: 19	S: 9	P: 16	S: 12	P: 20	HR: 2	HBP: 0	CS: 0	

PITCHER		IP	WLS	BF	H	R	ER	SO	BB	IBB	HBP	BLK	WP	HR	S	P	ERA	WHIP
Mark Mulder, L ERA: 3.79	(1, 1)	6.0		27	7	4	4	3	6	0	0	0	0	0	59	104	6.00	2.167
Chris Hammond, L ERA: 3.32	(7, 1)	0.2	H	3	2	0	0	0	0	0	0	0	0	0	9	15	0.00	3.000
Jim Mecir, R ERA: 3.72	(7, 1)	0.1	H	1	0	0	0	1	0	0	0	0	0	0	3	4	0.00	0.000
Chad Bradford, R ERA: 4.44	(8, 1)	0.0		2	1	0	0	0	1	0	0	0	0	0	3	8	∞	∞
Ricardo Rincon, L ERA: 3.53	(8, 1)	1.0	H	3	0	0	0	0	0	0	0	0	0	0	6	8	0.00	0.000

PITCHER		IP	WLS	BF	H	R	ER	SO	BB	IBB	HBP	BLK	WP	HR	S	P	ERA	WHIP
Octavio Dotel, R ERA: 3.84	(9, 1)	1.0	W	5	2	2	2	2	0	0	0	0	0	2	12	20	18.00	2.000

BOTTOM

Batter	1	2	3	4	5	6	7	8	9	AB	R	H	RBI	BB	SO	LOB
Eric Byrnes, R (1, 8) OBP: 0.348, SLG: 0.489	X 0-0 23 S 23 E 1B	B S X 1-1 1B		B B C B B 4-1 3 2B BB		X 0-0 ① F8 1-2			B F B S B F B 4-2 23 SH1-4 HR BB	3	3	2	0	2	0	1
23 Bobby Kielty, S (1, 7) OBP: 0.311, SLG: 0.348 (5, 9)	C B 1 SAFE C X 1-2 E7 3 1B 1-H 1B	B S 1 SAFE 1 SAFE 1 SAFE B B C X 2-2 ③ F9		L B F F S 1-3 ① K		F B S F D B B B 4-2 3 G1-6-3 BB			B X 1-0 ① SH1-4 1-2	3	1	1	1	1	1	3
3 Eric Chavez, L (1, 5) OBP: 0.404, SLG: 0.555	X 0-0 PB E 2-H 1B		B B C X 2-1 ① G4-3	B X 1-0 G3 1-H 2-H 2B		F X 0-1 ② ③ G1-6-3 1-2f			I I I I 4-0 HR IBB	4	2	2	3	1	0	2
Jermaine Dye, R (1, 9) OBP: 0.323, SLG: 0.449 Billy McMillon, L (4, PH) OBP: 0.282, SLG: 0.349 (5, 7)	C C B S 1-3 ① K 1-2		S T F B B F S 2-3 ② K	C B F D X 2-2 ② G3 2-3			F B F X 1-2 ① G6-3		B F B X 2-1 HR 1-H 2-H	2 3	0 1	0 1	0 3	0 0	2 0	1 1
Scott Hatteberg, L (1, 3) OBP: 0.391, SLG: 0.460	C B C B X 2-2 E1 2-H 1B		C B F X 1-2 1B 1B	S F F B F B F F D 3-2 X ③ L8			F B C S 1-3 ② K			4	0	2	0	0	1	1
Erubiel Durazo, L (1, 10) OBP: 0.393, SLG: 0.546	F X 0-1 ② G4-3	X 0-0 1-2 1B			F B B B F F B F F F 3-2 ① F F F F X F9		B B C S F S 2-3 ③ K			4	0	1	0	0	1	1
Damian Miller, R (1, 2) OBP: 0.352, SLG: 0.434	S X 0-1 ③ G6-3		B B B C X 3-1 ③ F8		X 0-0 ② G5-3			B X 1-0 ① G5-3		4	0	0	0	0	0	3
7 Bobby Crosby, R (1, 6) OBP: 0.327, SLG: 0.433		C S S F B F X 1-2 ① G3		S C X 0-2 WP 2B 1B	B B X 2-0 ③ G6-3			B F B F F F B F S 3-3 ② K		4	1	1	0	0	1	0
Marco Scutaro, R (1, 4) OBP: 0.305, SLG: 0.399		B S X 1-1 ② G6-3		L 1 SAFE F F F B B B X 3-2 3 2B 1-H 2B		C F F B X 1-2 F8 1B		B B X 2-0 ③ P5		4	1	2	1	0	0	0
Inning Stats	R: 3 E: 2 K: 1 S: 15 H: 4 LOB: 1 BB: 0 P: 19	R: 0 E: 0 K: 0 S: 12 H: 1 LOB: 1 BB: 0 P: 17	R: 0 E: 0 K: 1 S: 13 H: 2 LOB: 2 BB: 0 P: 21	R: 3 E: 0 K: 1 S: 25 H: 3 LOB: 1 BB: 1 P: 39	R: 0 E: 0 K: 0 S: 12 H: 0 LOB: 0 BB: 0 P: 17	R: 0 E: 0 K: 0 S: 11 H: 1 LOB: 1 BB: 1 P: 16	R: 0 E: 0 K: 2 S: 10 H: 0 LOB: 0 BB: 0 P: 14	R: 0 E: 0 K: 1 S: 8 H: 0 LOB: 0 BB: 0 P: 14	R: 3 E: 0 K: 0 S: 6 H: 1 LOB: 0 BB: 2 P: 17	1B: 9 2B: 2 3B: 0 HR: 1 SF: 0 SAC: 1 DP: 1 HBP: 0						

PITCHER		IP	WLS	BF	H	R	ER	SO	BB	IBB	HBP	BLK	WP	HR	S	P	ERA	WHIP
19 Scott Kazmir, L ERA: 5.63	(1, 1)	3.0		18	9	5	4	2	0	0	0	0	1	0	48	68	12.00	3.000
Travis Harper, R ERA: 4.28	(4, 1)	2.1		11	2	1	1	1	2	0	0	0	0	0	38	59	3.86	1.714
Trever Miller, L ERA: 3.32	(6, 1)	1.2		4	0	0	0	2	0	0	0	0	0	0	12	16	0.00	0.000
Danys Baez, R ERA: 3.72	(8, 1)	1.1	L	7	1	3	3	1	1	1	0	0	0	1	14	31	20.25	1.500

PITCHER	IP	WLS	BF	H	R	ER	SO	BB	IBB	HBP	BLK	WP	HR	S	P	ERA	WHIP

Tampa Bay Devil Rays @ Oakland Athletics

Network Associates Coliseum, Oakland, CA

Sun Aug 29 2004, 4:05 PM EDT

Att. 30,538 - Sunny - 75 F

livebaseballscorecards.com

AB	35
R	9
H	12
RBI	8
BB	4
SO	6
LOB	13

WP: 1 PB: 1 SB: 1 CS: 0 PA: 40

Batter	1	2	3	4	5	6	7	8	9	AB	R	H	RBI	BB	SO	LOB
21 Mark Kotsay, L (1, 8) OBP: 0.361, SLG: 0.448	3 SF8 3B	2-H 3-H 2B		K			G4-3		BB 1B	5	1	3	2	0	1	0
Mark McLemore, S (1, 4) OBP: 0.352, SLG: 0.305	K	G3		G4-3			G6-3		1-2 BB	4	0	0	0	1	1	2
3 Eric Chavez, L (1, 5) OBP: 0.402, SLG: 0.551	SF8 3-H		1B 1B BB		F7		G6-3		K	3	1	0	1	1	1	2
Scott Hatteberg, L (1, 3) OBP: 0.390, SLG: 0.458	P6		G6-3 1B 1-2 1B		G4-3			P5		4	1	1	0	0	0	0
Erubiel Durazo, L (1, 10) OBP: 0.392, SLG: 0.543		F9	G6-3 1-2 2-H 1B		F8			K		4	0	1	1	0	1	0
Eric Byrnes, R (1, 9) OBP: 0.347, SLG: 0.486		17 1B 7 2B BB	G6-3 1-2f 2-3			G5-3		P1		3	1	0	0	1	0	2
Billy McMillon, L (1, 7) OBP: 0.280, SLG: 0.343		1 SAFE 1 SAFE K	2-2 3-H 1B			K			G5-3	4	0	1	1	0	2	1
17 Adam Melhuse, S (1, 2) OBP: 0.326, SLG: 0.477		7 2B 21 2B 1-2 1B	G3			1B			HR	4	2	3	1	0	0	1
7 Bobby Crosby, R (1, 6) OBP: 0.327, SLG: 0.434		21 2B 1-3 2-H 2B		K		L9			G2-3	4	1	1	1	0	1	1
Inning Stats	R: 1 E: 0 K: 1 S: 6 H: 1 LOB: 0 BB: 0 P: 14	R: 3 E: 0 K: 1 S: 15 H: 3 LOB: 1 BB: 1 P: 29	R: 2 E: 0 K: 0 S: 21 H: 3 LOB: 1 BB: 1 P: 33	R: 0 E: 0 K: 2 S: 9 H: 0 LOB: 0 BB: 0 P: 15	R: 0 E: 0 K: 0 S: 10 H: 0 LOB: 0 BB: 0 P: 16	R: 0 E: 0 K: 1 S: 12 H: 1 LOB: 1 BB: 0 P: 17	R: 0 E: 0 K: 0 S: 7 H: 0 LOB: 0 BB: 0 P: 11	R: 0 E: 0 K: 1 S: 8 H: 0 LOB: 0 BB: 0 P: 13	R: 1 E: 0 K: 1 S: 17 H: 2 LOB: 2 BB: 1 P: 28	1B: 6 2B: 2 3B: 1 HR: 1	SF: 1 SAC: 0 DP: 1 HBP: 0						

TOP

Oakland Athletics @ Chicago White Sox

U.S. Cellular Field, Chicago, IL

Tue Aug 31 2004, 8:05 PM EDT

Att. 18,841 - Sunny - 74 F

livebaseballscorecards.com

AB	35
R	7
H	10
RBI	7
BB	3
SO	7
LOB	9

WP: 0 PB: 0 SB: 0 CS: 0 PA: 39

PITCHER		IP	WLS	BF	H	R	ER	SO	BB	IBB	HBP	BLK	WP	HR	S	P	ERA	WHIP
Felix Diaz, R ERA: 9.09	(1, 1)	5.2	L	26	8	6	6	5	2	0	0	0	0	0	68	117	9.53	1.765
Neal Cotts, L ERA: 4.97	(6, 1)	2.0		6	0	0	0	1	0	0	0	0	0	0	18	28	0.00	0.000
Jon Adkins, R ERA: 3.91	(8, 1)	1.1		7	2	1	1	1	1	0	0	0	0	1	19	31	6.75	2.250

PITCHER	IP	WLS	BF	H	R	ER	SO	BB	IBB	HBP	BLK	WP	HR	S	P	ERA	WHIP

Batter	1	2	3	4	5	6	7	8	9	AB	R	H	RBI	BB	SO	LOB
Willie Harris, L (1, 4) OBP: 0.349, SLG: 0.321	B B C X 2-1 L6 ①		C B B F B F F X 3-2 P5 ③			C F F F B X 1-2 F8 ②		C F D S 1-3 K ③		4	0	0	0	0	1	1
Aaron Rowand, R (1, 8) OBP: 0.378, SLG: 0.588	T B S F S 1-3 K ②			B S X 1-1 1B 2B		C B B F X 2-2 2B			B X 1-0 G6-3 ①	4	1	2	0	0	1	0
Carlos Lee, R (1, 7) OBP: 0.364, SLG: 0.532	B B S F B F X 3-2 F7 ③			F C D B F B X 3-2 14 G6-4-3 2-H 1B		F X 0-1 G6-3 ③			C X 0-1 HR	4	1	2	2	0	0	1
14 Paul Konerko, R (1, 3) OBP: 0.357, SLG: 0.528		B F B S X 2-2 P4 ①		B C B X 2-1 G6-4-3 ① ② 1-2f			B X 1-0 G5-3 ①		B B C B X 3-1 G5-3 ②	4	0	0	0	0	0	1
Carl Everett, S (1, 10) OBP: 0.322, SLG: 0.395		B C T F X 1-2 FC4 1B		F C B B B S 3-3 K ③		C B T X 1-2 G3-1 ②			C C B F F F B S 2-3 K ③	4	0	1	0	0	2	0
Jose Valentin, S (1, 6) OBP: 0.285, SLG: 0.482		B B C F S 2-3 K ②			B F X 1-1 P5 ①		S B F X 1-2 L4 ③			3	0	0	0	0	1	1
Ben Davis, S (1, 2) OBP: 0.279, SLG: 0.412		B X 1-0 FC4 ③ 1-2f			S X 0-1 G4-3 ②			B F S B X 2-2 G6-3 2B		3	0	1	0	0	0	1
Joe Borchard, S (1, 9) OBP: 0.237, SLG: 0.252			C S B B B S 3-3 K ①		B X 1-0 G3-1 ③			X 0-0 G6-3 ① 2-3		3	0	0	0	0	1	1
24 Joe Crede, R (1, 5) OBP: 0.293, SLG: 0.404			C B F S 1-3 K ②			X 0-0 F8 ①		X 0-0 P2 ②		3	0	0	0	0	1	1
Inning Stats	R: 0 E: 0 K: 1 S: 10 H: 0 LOB: 0 BB: 0 P: 16	R: 0 E: 0 K: 1 S: 11 H: 1 LOB: 1 BB: 0 P: 17	R: 0 E: 0 K: 2 S: 11 H: 0 LOB: 0 BB: 0 P: 18	R: 1 E: 0 K: 1 S: 11 H: 2 LOB: 0 BB: 0 P: 20	R: 0 E: 0 K: 0 S: 5 H: 0 LOB: 0 BB: 0 P: 7	R: 0 E: 0 K: 0 S: 11 H: 1 LOB: 1 BB: 0 P: 14	R: 0 E: 0 K: 0 S: 7 H: 0 LOB: 0 BB: 0 P: 10	R: 0 E: 0 K: 1 S: 8 H: 1 LOB: 1 BB: 0 P: 11	R: 1 E: 0 K: 1 S: 11 H: 1 LOB: 0 BB: 0 P: 17	1B: 2 2B: 3 3B: 0 HR: 1	SF: 0 SAC: 0 DP: 1 HBP: 0						

PITCHER		IP	WLS	BF	H	R	ER	SO	BB	IBB	HBP	BLK	WP	HR	S	P	ERA	WHIP
40 Rich Harden, R ERA: 3.69	(1, 1)	7.0	W	24	4	1	1	5	0	0	0	0	0	0	66	102	1.29	0.571
Jim Mecir, R ERA: 3.63	(8, 1)	1.0		4	1	0	0	1	0	0	0	0	0	0	8	11	0.00	1.000
Arthur Rhodes, L ERA: 4.91	(9, 1)	1.0		4	1	1	1	1	0	0	0	0	0	1	11	17	9.00	1.000

PITCHER	IP	WLS	BF	H	R	ER	SO	BB	IBB	HBP	BLK	WP	HR	S	P	ERA	WHIP

BOTTOM

Oakland Athletics @ Chicago White Sox

U.S. Cellular Field, Chicago, IL

Tue Aug 31 2004, 8:05 PM EDT
Att. 18,841 - Sunny - 74 F

livebaseballscorecards.com

AB	32
R	2
H	6
RBI	2
BB	0
SO	7
LOB	7

Batter	1	2	3	4	5	6	7	8	9	AB	R	H	RBI	BB	SO	LOB
21 Mark Kotsay, L (1, 8) OBP: 0.363, SLG: 0.451	F F F F F B X 1-2 ① F9	B B F F F F B F F 4-2 B 2B BB		X 0-0 2B			F F B B F X 2-2 1B 3 G6-4-3 1B		S X 0-1 ② P6	4	2	2	0	1	0	0
Mark McLemore, S (1, 4) OBP: 0.361, SLG: 0.319	B C X 1-1 BB 1B HBP 1B	F B B B X 3-1 1-H 3 1B 2B		C F X 0-2 ③ G4-3			B X 1-0 3 G6-4-3 1-3 1B		C C B B B B 4-2 3 BB BB	4	2	3	1	1	0	1
3 Eric Chavez, L (1, 5) OBP: 0.402, SLG: 0.547	C F B S 1-3 ② K	B X 1-0 ③ 2-H 1B			B X 1-0 ① P3		C X 0-1 ① ② G6-4-3 1-2f 3-H		B B S 1 SAFE B F B 4-2 1-2 BB	4	0	1	1	1	1	2
Scott Hatteberg, L (1, 3) OBP: 0.392, SLG: 0.462	B X 1-0 HBP BB 1-2 1B		B C C F X 1-2 1B 1B		C X 0-1 2B		C C B S 1-3 ③ K		C B B X 2-1 ③ F9	5	0	3	0	0	1	2
Erubiel Durazo, L (1, 10) OBP: 0.393, SLG: 0.542	B B B B 4-0 HBP 1-2 2-3 BB		B F X 1-1 ① F7		B F 2 SAFE B 2 SAFE X 2-1 ② F8			X 0-0 1B		3	0	1	0	1	0	2
Eric Byrnes, R (1, 9) (8, 7) OBP: 0.349, SLG: 0.485	C B H 2-1 1-2 2-3 3-H HBP		C X 0-1 G6-3 1-2 1B		B X 1-0 ③ F9			X 0-0 ① F8		3	0	1	1	0	0	2
Damian Miller, R (1, 2) OBP: 0.348, SLG: 0.429	X 0-0 ③ L3		S X 0-1 ② ③ G6-3 1-2f			B F X 1-1 ① P3		C B B B F S 3-3 ② K		4	0	0	0	0	1	6
Billy McMillon, L (1, 7) 23 Bobby Kielty, S (8, PH) (8, 9) OBP: 0.282, SLG: 0.333 OBP: 0.310, SLG: 0.347		B B C C B F S 3-3 ① K		X 0-0 ① F7		B B B C B 4-1 7 G4-6-3 BB		B B C B F F C 3-3 ③ K		2 1	0 0	0 0	0 0	1 0	1 1	0 1
7 Bobby Crosby, R (1, 6) OBP: 0.324, SLG: 0.430		C S X 0-2 ② F7		B C B X 2-1 ② G5-3		C S X 0-2 ② ③ G4-6-3 1-2f			C S B B X 2-2 ① F7	4	0	0	0	0	0	1
Inning Stats	R: 1 H: 2 E: 0 LOB: 3 K: 1 BB: 1 S: 14 P: 24	R: 2 H: 2 E: 0 LOB: 1 K: 1 BB: 1 S: 16 P: 27	R: 0 H: 2 E: 0 LOB: 1 K: 0 BB: 0 S: 10 P: 12	R: 0 H: 1 E: 0 LOB: 1 K: 0 BB: 0 S: 7 P: 9	R: 0 H: 1 E: 0 LOB: 1 K: 0 BB: 0 S: 6 P: 10	R: 0 H: 0 E: 0 LOB: 0 K: 0 BB: 1 S: 6 P: 11	R: 1 H: 2 E: 0 LOB: 0 K: 1 BB: 0 S: 10 P: 14	R: 0 H: 1 E: 0 LOB: 1 K: 2 BB: 0 S: 9 P: 15	R: 0 H: 0 E: 0 LOB: 2 K: 0 BB: 2 S: 11 P: 23	1B: 8 SF: 0 2B: 3 SAC: 0 3B: 0 DP: 3 HR: 0 HBP: 1						WP: 0 PA: 40 PB: 0 SB: 0 CS: 0

PITCHER		IP	WLS	BF	H	R	ER	SO	BB	IBB	HBP	BLK	WP	HR	S	P	ERA	WHIP
Jason Grilli, R ERA: 7.36	(1, 1)	6.0		29	10	4	4	2	3	0	1	0	0	0	64	101	6.00	2.167
Damaso Marte, L ERA: 2.97	(7, 1)	2.0		6	1	0	0	3	0	0	0	0	0	0	14	21	0.00	0.500
Shingo Takatsu, R ERA: 2.44	(9, 1)	1.0	W	5	0	0	0	0	2	0	0	0	0	0	11	23	0.00	2.000

PITCHER	IP	WLS	BF	H	R	ER	SO	BB	IBB	HBP	BLK	WP	HR	S	P	ERA	WHIP

Oakland Athletics @ Chicago White Sox

U.S. Cellular Field, Chicago, IL

Wed Sep 01 2004, 8:05 PM EDT

Att. 21,564 - Cloudy - 81 F

livebaseballscorecards.com

AB	34
R	4
H	11
RBI	3
BB	5
SO	5
LOB	17

BOTTOM

Oakland Athletics @ Chicago White Sox

U.S. Cellular Field, Chicago, IL

Wed Sep 01 2004, 8:05 PM EDT

Att. 21,564 - Cloudy - 81 F

livebaseballscorecards.com

Batter	1	2	3	4	5	6	7	8	9	AB	R	H	RBI	BB	SO	LOB
Aaron Rowand, R (1, 8) OBP: 0.377, SLG: 0.584	F8		K		FC6-4 CS 1-2f 3-H		1B 1-2 2-H			4	0	1	2	0	1	1
Roberto Alomar, S (1, 4) OBP: 0.320, SLG: 0.392	1B		G5-3		CS 1-2	K	1B 1-3 2-H			4	0	2	1	0	1	0
Carlos Lee, R (1, 7) OBP: 0.361, SLG: 0.527	F7			L5		P3	P4			4	0	0	0	0	0	3
14 Paul Konerko, R (1, 3) OBP: 0.354, SLG: 0.523	P4			G5-3		K		G5-3		4	0	0	0	0	1	1
Carl Everett, S (1, 10) OBP: 0.324, SLG: 0.396		K		1B			24 5 BB 1B	G5-3		4	1	2	0	0	1	0
5 Juan Uribe, R (1, 6) OBP: 0.316, SLG: 0.478		G6-3		K			24 1B 1-2 1B BB	F8		3	1	0	0	1	1	1
Jamie Burke, R (1, 2) OBP: 0.413, SLG: 0.494 Willie Harris, L (9, PR) OBP: 0.349, SLG: 0.321	1B				FC6-4 24 1B 2B		F9	SH3 1B		4 0	1 1	3 0	0 0	0 0	0 0	2 0
Joe Borchard, S (1, 9) OBP: 0.231, SLG: 0.245	L5				L9		P5		SH3	3	0	0	0	0	0	4
24 Joe Crede, R (1, 5) OBP: 0.295, SLG: 0.405 Ross Gload, L (9, PH) OBP: 0.353, SLG: 0.401			K		FC6-4 2-3 1B		1B 1-2 2-H 1B		2-H 1B	3 1	1 0	2 1	1 1	0 0	1 0	0 0
Inning Stats	R: 0 E: 0 K: 0 S: 9 H: 1 LOB: 1 BB: 0 P: 14	R: 0 E: 0 K: 1 S: 10 H: 1 LOB: 1 BB: 0 P: 13	R: 0 E: 0 K: 2 S: 8 H: 0 LOB: 0 BB: 0 P: 10	R: 0 E: 0 K: 1 S: 8 H: 1 LOB: 1 BB: 0 P: 13	R: 1 E: 0 K: 0 S: 15 H: 2 LOB: 0 BB: 0 P: 19	R: 0 E: 0 K: 2 S: 10 H: 0 LOB: 0 BB: 0 P: 13	R: 3 E: 0 K: 0 S: 21 H: 4 LOB: 2 BB: 1 P: 30	R: 0 E: 0 K: 0 S: 5 H: 0 LOB: 0 BB: 0 P: 8	R: 1 E: 0 K: 0 S: 7 H: 2 LOB: 1 BB: 0 P: 12	1B: 10 2B: 1 3B: 0 HR: 0 SF: 0 SAC: 1 DP: 0 HBP: 0							

	AB	34
	R	5
	H	11
	RBI	5
	BB	1
	SO	6
	LOB	12

WP: 0 PB: 0 SB: 0 CS: 1 PA: 37

PITCHER		IP	WLS	BF	H	R	ER	SO	BB	IBB	HBP	BLK	WP	HR	S	P	ERA	WHIP
Barry Zito, L ERA: 4.58	(1, 1)	6.2		27	7	4	4	6	1	0	0	0	0	0	73	103	5.40	1.200
Chad Bradford, R ERA: 4.44	(7, 1)	0.0		1	1	0	0	0	0	0	0	0	0	0	1	1	∞	∞
Jim Mecir, R ERA: 3.6	(7, 1)	0.1	B	2	1	0	0	0	0	0	0	0	0	0	7	8	0.00	3.000
58 Justin Duchscherer, R ERA: 3.11	(8, 1)	1.1	L	6	2	1	1	0	0	0	0	0	0	0	12	20	6.75	1.500

PITCHER	IP	WLS	BF	H	R	ER	SO	BB	IBB	HBP	BLK	WP	HR	S	P	ERA	WHIP

Oakland Athletics @ Chicago White Sox

U.S. Cellular Field, Chicago, IL

Thu Sep 02 2004, 2:05 PM EDT

Att. 17,579 - Sunny - 81 F

TOP

livebaseballscorecards.com

Batter	1	2	3	4	5	6	7	8	9	AB	R	H	RBI	BB	SO	LOB
21 Mark Kotsay, L (1, 8) OBP: 0.362, SLG: 0.448	F F B F F S 1-3 ① K		X 0-0 ① F9		F C S 0-3 ② K		S X 0-1 ② G4-3		C X 0-1 BB 3 1B 1B	5	0	1	0	0	2	1
Eric Byrnes, R (1, 9) (6, 7) OBP: 0.351, SLG: 0.483	C S F B X 1-2 ② F9		B 1 SAFE S B H 3-1 3 WP 1-2 HBP		S B B B F F B 4-2 3 S BB		B B F B B 4-1 WP 3 PB BB		X 0-0 ② F9	2	0	0	0	2	0	1
3 Eric Chavez, L (1, 5) OBP: 0.404, SLG: 0.546	B B S B B 4-1 CS BB		D B C F B S 3-3 ② K 1-3 2-H		C B 1 SAFE X 2-1 ③ G5-3 1-2		B B B B 4-0 WP 1-2 BB		C X 0-1 BB 1-2 1B	3	0	1	0	2	1	2
Scott Hatteberg, L (1, 3) OBP: 0.392, SLG: 0.458	B 1 SAFE S C 1-2 ③ CS 1-2	X 0-0 ① F8	C B F B X 2-2 ③ F7			B B B B 4-0 2B BB	B C F F B F F F F 2-3 S ③ K 1-2 2-3		B B B B 4-0 1-2 2-3 BB	3	1	0	0	2	1	3
Erubiel Durazo, L (1, 10) OBP: 0.389, SLG: 0.535		S X 0-1 ② G3		S F X 0-2 ① L6		C B X 1-1 ① F9		B B C C X 2-2 ① G5-3	B B S S B X 3-2 ③ G3	5	0	0	0	0	0	4
Damian Miller, R (1, 2) OBP: 0.350, SLG: 0.436		B F B F F B F X 3-2 ③ G6-3		B F B F X 2-2 2B		F B D F X 2-2 7 FC6-4-5 1-H 2B		B S B S S 2-3 ② K		4	0	2	1	0	1	0
7 Bobby Crosby, R (1, 6) OBP: 0.325, SLG: 0.429			B B B C B 4-1 HR BB	C B B F X 2-2 ② G5-3	C B X 1-1 ② FC6-4-5 2-3			C C X 0-2 1B		3	1	1	0	1	0	2
Billy McMillon, L (1, 7) OBP: 0.288, SLG: 0.380 23 Bobby Kielty, S (6, PH) (6, 9) OBP: 0.308, SLG: 0.344			B X 1-0 1-H HR	C B C F D F B S 3-3 ③ K	C S 1 SAFE X 0-2 ③ G1-3			C 1 B B S S SAFE 2-3 ③ K		2	1	1	2	0	1	1
										2	0	0	0	0	1	2
Marco Scutaro, R (1, 4) OBP: 0.305, SLG: 0.398			C B X 1-1 HBP 3 WP 1B		B X 1-0 ① L7		B F X 1-1 ① G6-3		C X 0-1 ① F8	4	1	1	0	0	0	0

	AB	33
	R	4
	H	7
	RBI	3
	BB	7
	SO	7
	LOB	16

Inning Stats										
	R: 0 E: 0 K: 1 S: 12	H: 0 LOB: 0 BB: 1 P: 19	R: 0 E: 0 K: 0 S: 8	H: 0 LOB: 0 BB: 0 P: 11	R: 3 E: 0 K: 1 S: 12	H: 2 LOB: 1 BB: 1 P: 26	R: 0 E: 0 K: 1 S: 14	H: 1 LOB: 1 BB: 0 P: 21	R: 0 E: 0 K: 1 S: 9	H: 0 LOB: 1 BB: 1 P: 16
	R: 1 E: 0 K: 0 S: 10	H: 1 LOB: 1 BB: 1 P: 18	R: 0 E: 0 K: 1 S: 13	H: 0 LOB: 2 BB: 2 P: 24	R: 0 E: 0 K: 2 S: 12	H: 1 LOB: 1 BB: 0 P: 18	R: 0 E: 0 K: 0 S: 10	H: 2 LOB: 3 BB: 1 P: 17	1B: 4 2B: 2 3B: 0 HR: 1	SF: 0 SAC: 0 DP: 0 HBP: 1
	WP: 4 PB: 1 SB: 1 CS: 1	PA: 42								

PITCHER		IP	WLS	BF	H	R	ER	SO	BB	IBB	HBP	BLK	WP	HR	S	P	ERA	WHIP
52 Jose Contreras, R ERA: 5.1	(1, 1)	5.1	L	24	4	4	4	4	4	0	1	0	1	1	60	105	6.75	1.500
Neal Cotts, L ERA: 4.78	(6, 1)	2.0		8	0	0	0	1	2	0	0	0	1	0	21	35	0.00	1.000
Jon Adkins, R ERA: 3.83	(8, 1)	1.0		4	1	0	0	2	0	0	0	0	0	0	11	15	0.00	1.000
Arnie Munoz, L ERA: 27.0	(9, 1)	0.2		5	2	0	0	0	1	0	0	0	0	0	8	15	0.00	4.500

PITCHER	IP	WLS	BF	H	R	ER	SO	BB	IBB	HBP	BLK	WP	HR	S	P	ERA	WHIP

Batter	1	2	3	4	5	6	7	8	9	AB	R	H	RBI	BB	SO	LOB
Aaron Rowand, R (1, 8) OBP: 0.373, SLG: 0.579	G6-3		SF9 2-3 3-H		G5-3			K		3	0	0	1	0	1	1
5 Juan Uribe, R (1, 4) OBP: 0.313, SLG: 0.475	K		SF9 3-H		L7			K		3	0	0	1	0	2	1
Carlos Lee, R (1, 7) OBP: 0.362, SLG: 0.526	14 FC5-4 BB		14 2B 1B			G5-3		P4		3	0	1	0	1	0	1
14 Paul Konerko, R (1, 3) OBP: 0.355, SLG: 0.528	FC5-4 1-2f		1-3 2B			F8			2B	4	0	2	0	0	0	1
Carl Everett, S (1, 10) OBP: 0.322, SLG: 0.393		G5-3	G6-3			G4-3			P5	2	0	0	0	0	0	2
Timo Perez, L (6, PH) OBP: 0.291, SLG: 0.329										2	0	0	0	0	0	1
Ben Davis, S (1, 2) OBP: 0.271, SLG: 0.400		G1-3		K			G3-1		P5	4	0	0	0	0	1	1
Joe Borchard, S (1, 9) OBP: 0.224, SLG: 0.237		G4-3		G5-3			P3		K	4	0	0	0	0	1	1
Jose Valentin, S (1, 6) OBP: 0.286, SLG: 0.483			24 1B SF9 2B	L3			K			3	1	1	0	0	1	0
24 Joe Crede, R (1, 5) OBP: 0.298, SLG: 0.406			SF9 5 SF9 2-3 1B		P2			HBP		2	1	1	0	0	0	0
Inning Stats	R: 0 E: 0 K: 1 S: 9 H: 0 LOB: 1 BB: 1 P: 14	R: 0 E: 0 K: 0 S: 5 H: 0 LOB: 0 BB: 0 P: 7	R: 2 E: 0 K: 0 S: 19 H: 4 LOB: 2 BB: 0 P: 31	R: 0 E: 0 K: 1 S: 6 H: 0 LOB: 0 BB: 0 P: 8	R: 0 E: 0 K: 0 S: 8 H: 0 LOB: 0 BB: 0 P: 15	R: 0 E: 0 K: 0 S: 6 H: 0 LOB: 0 BB: 0 P: 11	R: 0 E: 0 K: 1 S: 11 H: 0 LOB: 0 BB: 0 P: 16	R: 0 E: 0 K: 2 S: 10 H: 0 LOB: 1 BB: 0 P: 15	R: 0 E: 0 K: 1 S: 11 H: 1 LOB: 1 BB: 0 P: 19	1B: 2 2B: 3 3B: 0 HR: 0 SF: 2 SAC: 0 DP: 0 HBP: 1	WP: 0 PB: 0 SB: 0 CS: 0 PA: 34					

PITCHER	IP	WLS	BF	H	R	ER	SO	BB	IBB	HBP	BLK	WP	HR	S	P	ERA	WHIP
Mark Redman, L (1, 1) ERA: 4.5	7.0	W	26	4	2	2	3	1	0	0	0	0	0	64	102	2.57	0.714
Jim Mecir, R (8, 1) ERA: 3.54	0.2	H	3	0	0	0	2	0	0	1	0	0	0	8	13	0.00	0.000
Octavio Dotel, R (8, 1) ERA: 3.77	1.1	S	5	1	0	0	1	0	0	0	0	0	0	13	21	0.00	0.750

PITCHER	IP	WLS	BF	H	R	ER	SO	BB	IBB	HBP	BLK	WP	HR	S	P	ERA	WHIP

BOTTOM

Oakland Athletics @ Chicago White Sox

U.S. Cellular Field, Chicago, IL

Thu Sep 02 2004, 2:05 PM EDT
Att. 17,579 - Sunny - 81 F

livebaseballscorecards.com

AB	30
R	2
H	5
RBI	2
BB	1
SO	6
LOB	9

Batter	1	2	3	4	5	6	7	8	9	AB	R	H	RBI	BB	SO	LOB
Eric Byrnes, R (1, 8) (6, 9) OBP: 0.351, SLG: 0.484	F9		3 BB; 23 1B; 1B; 1B	23 1B; 2B; 2-H		G4-3; 1-2		G4-3; 1-2		5	2	2	1	0	0	2
23 Bobby Kielty, S (1, 10) OBP: 0.314, SLG: 0.364	P2		1B; 3 BB; 1-2; 1B	3 1B; 2-H; 1B		HR; 2-H			E1; 3 E; 21 1B	4	1	3	3	0	0	0
Billy McMillon, L (9, PH) OBP: 0.284, SLG: 0.375										1	0	0	0	0	0	0
3 Eric Chavez, L (1, 5) OBP: 0.406, SLG: 0.545	1B		G5-3; 1B; 1-2; 2-3; BB	1-3; 1B		K			E4; 21 1B; 1B; 1-2	4	1	2	0	1	1	1
Jermaine Dye, R (1, 9) OBP: 0.321, SLG: 0.447	K		K	B2			G4-3		1B; 7 E; 1-2; 2-H; 1B	3	0	0	0	0	2	6
21 Mark Kotsay, L (6, 8) OBP: 0.362, SLG: 0.448							G6-4-3; 1B			2	1	1	0	0	0	0
Scott Hatteberg, L (1, 3) OBP: 0.392, SLG: 0.458		P5	1-2; 2-3; 3-H; 1B		G4-3				F9	5	0	2	1	0	0	2
Damian Miller, R (1, 2) OBP: 0.348, SLG: 0.432		G5-3	G5-3; 2-3f		G6-3		G6-4-3; 1-2f		7 E; 1-3; 2-H; 1B	5	0	1	1	0	0	4
7 Bobby Crosby, R (1, 6) OBP: 0.326, SLG: 0.430		2B	F8	K				S; BB	E7; 1-3; 3-H	4	0	1	0	1	1	1
Nick Swisher, S (1, 7) OBP: 0.600, SLG: 0.667		BB	2B; 2B			23 HR; G4-3; BB		1 SAFE; 1 SAFE	K; G5-3	3	2	1	0	2	1	3
Marco Scutaro, R (1, 4) OBP: 0.302, SLG: 0.394		F7	F9			P4		F9		4	0	0	0	0	0	5
Inning Stats	R: 0 E: 0 K: 1 S: 10 H: 1 LOB: 1 BB: 0 P: 15	R: 0 E: 0 K: 0 S: 9 H: 1 LOB: 2 BB: 1 P: 14	R: 1 E: 0 K: 1 S: 18 H: 3 LOB: 2 BB: 1 P: 27	R: 2 E: 0 K: 0 S: 16 H: 4 LOB: 2 BB: 0 P: 23	R: 0 E: 0 K: 1 S: 7 H: 0 LOB: 0 BB: 0 P: 10	R: 2 E: 0 K: 1 S: 8 H: 1 LOB: 0 BB: 1 P: 17	R: 0 E: 0 K: 0 S: 9 H: 1 LOB: 0 BB: 0 P: 12	R: 0 E: 0 K: 1 S: 7 H: 0 LOB: 1 BB: 1 P: 13	R: 2 E: 3 K: 0 S: 19 H: 2 LOB: 2 BB: 0 P: 29	1B: 9 2B: 3 3B: 0 HR: 1	SF: 0 SAC: 0 DP: 2 HBP: 0						

TOP

Oakland Athletics @ Toronto Blue Jays

SkyDome, Toronto, ON

Fri Sep 03 2004, 7:05 PM EDT

Att. 28,488 - Sunny - 79 F

livebaseballscorecards.com

AB	40
R	7
H	13
RBI	6
BB	4
SO	5
LOB	24

WP: 0 PB: 0 SB: 1 CS: 0 PA: 44

PITCHER	IP	WLS	BF	H	R	ER	SO	BB	IBB	HBP	BLK	WP	HR	S	P	ERA	WHIP
Ted Lilly, L (1, 1) ERA: 4.05	6.0	L	30	10	5	5	4	3	0	0	0	0	1	68	106	7.50	2.167
Kevin Frederick, R (7, 1) ERA: 5.7	2.0		7	1	0	0	1	1	0	0	0	0	0	16	25	0.00	1.000
Justin Speier, R (9, 1) ERA: 3.94	1.0		7	2	2	0	0	0	0	0	0	0	0	19	29	0.00	2.000

PITCHER	IP	WLS	BF	H	R	ER	SO	BB	IBB	HBP	BLK	WP	HR	S	P	ERA	WHIP

Batter	1	2	3	4	5	6	7	8	9	AB	R	H	RBI	BB	SO	LOB
3 Reed Johnson, R (1, 7) OBP: 0.328, SLG: 0.392	C S F B F F B F X 2-2 G6-3 ①		C F B S 1-3 K ②		L X 0-1 SH5-3 ① 1-2 2-3		X 0-0 G6-3 ①		L C F B X 1-2 G4-3 ③ 1-2	4	0	0	0	0	1	1
Orlando Hudson, S (1, 4) OBP: 0.352, SLG: 0.449	X 0-0 G3-1 ②		B X 1-0 10 1B 1B		C X 0-1 SF8 ② 3-H		C B S B B B 4-2 10 G4-6-3 BB			2	0	1	1	1	0	0
10 Vernon Wells, R (1, 8) OBP: 0.334, SLG: 0.449	B S X 1-1 G4-3 ③		B F B C X 2-2 1-2 1B		B B X 2-0 15 1B 2-H 1B		1 SAFE B 1 SAFE X 1-0 G4-6-3 ② ③ 1-2f			4	1	2	1	0	0	1
Carlos Delgado, L (1, 3) OBP: 0.351, SLG: 0.501		B X 1-0 HR	F B S X 1-2 F8 ③		I I I 4-0 15 E 15 1B IBB			B F C B B X 3-2 F8 ①		3	1	1	1	1	0	2
15 Alex Rios, R (1, 9) OBP: 0.342, SLG: 0.414		B X 1-0 G5-3 ①		C S S 0-3 K ①	F F B F B X 2-2 E6 1-3 2-H 1B			X 0-0 G4-3 ②		4	0	1	1	0	1	0
Eric Hinske, L (1, 5) OBP: 0.320, SLG: 0.395		C X 0-1 2B		F B S X 1-2 G6-3 ② B C X 1-1 G1-3 ③				C F B B F B X 3-2 G5-3 ③		4	0	1	0	0	0	2
9 Gregg Zaun, S (1, 2) OBP: 0.379, SLG: 0.398	F B B F S 2-3 K ②			B B C B X 3-1 L6 ③		B C C B F F S 2-3 K ①			C F F B T 1-2 K ①	4	0	0	0	0	3	1
Gabe Gross, L (1, 10) OBP: 0.329, SLG: 0.306	B B X 2-0 G5-3 ③				S B X 1-1 3 SH5-3 1B SF8 1B	X 0-0 F8 ②			C C F F B S 1-3 K ②	4	1	1	0	0	1	1
Chris Gomez, R (1, 6) OBP: 0.333, SLG: 0.334 8 Russ Adams, L (9, PH) OBP: 1.000, SLG: 1.000			B B F B X 3-1 G6-3 ①		X 0-0 3 SH5-3 10 1B 1-2 1B	C X 0-1 G5-3 ③			B X 1-0 3 DI 1B	3 1	1 0	1 1	0 0	0 0	0 0	0 0
Inning Stats	R: 0 E: 0 K: 0 S: 10 H: 0 LOB: 0 BB: 0 P: 13	R: 1 E: 0 K: 1 S: 8 H: 2 LOB: 1 BB: 0 P: 14	R: 0 E: 0 K: 1 S: 12 H: 2 LOB: 2 BB: 0 P: 20	R: 0 E: 0 K: 1 S: 8 H: 0 LOB: 0 BB: 0 P: 12	R: 3 E: 1 K: 0 S: 14 H: 4 LOB: 2 BB: 1 P: 24	R: 0 E: 0 K: 1 S: 8 H: 0 LOB: 0 BB: 0 P: 10	R: 0 E: 0 K: 0 S: 4 H: 0 LOB: 0 BB: 1 P: 9	R: 0 E: 0 K: 0 S: 8 H: 0 LOB: 0 BB: 0 P: 14	R: 0 E: 0 K: 2 S: 14 H: 1 LOB: 1 BB: 0 P: 18	1B: 7 2B: 1 3B: 0 HR: 1	SF: 1 SAC: 1 DP: 1 HBP: 0						

PITCHER		IP	WLS	BF	H	R	ER	SO	BB	IBB	HBP	BLK	WP	HR	S	P	ERA	WHIP
Tim Hudson, R ERA: 2.95	(1, 1)	7.0	W	30	8	4	4	4	1	1	0	0	0	1	64	102	5.14	1.286
Arthur Rhodes, L ERA: 4.76	(8, 1)	1.0	H	3	0	0	0	0	0	0	0	0	0	0	8	14	0.00	0.000
Octavio Dotel, R ERA: 3.72	(9, 1)	1.0	S	4	1	0	0	2	0	0	0	0	0	0	14	18	0.00	1.000

PITCHER	IP	WLS	BF	H	R	ER	SO	BB	IBB	HBP	BLK	WP	HR	S	P	ERA	WHIP

BOTTOM

Oakland Athletics @ Toronto Blue Jays

SkyDome, Toronto, ON

Fri Sep 03 2004, 7:05 PM EDT

Att. 28,488 - Sunny - 79 F

livebaseballscorecards.com

AB	33
R	4
H	9
RBI	4
BB	2
SO	6
LOB	8

WP: 0 PB: 0 SB: 0 CS: 0 PA: 37

Batter	1	2	3	4	5	6	7	8	9	AB	R	H	RBI	BB	SO	LOB
21 Mark Kotsay, L (1, 8) OBP: 0.359, SLG: 0.445	G3		FC1-5-6-3 2-3		L8		G6-3 1-2f		SH5-4 1-2 2-3	4	0	0	0	0	0	5
Mark McLemore, S (1, 4) OBP: 0.358, SLG: 0.318	L3-6 3 1B 1B		G4-3		K		G6-3		SF8 2-H 3-H	4	0	1	1	0	1	3
3 Eric Chavez, L (1, 5) OBP: 0.410, SLG: 0.545	1-2 1B			L4-3 BB		F9		2B G4-3 BB	1B 2B BB	2	2	1	0	3	0	0
Scott Hatteberg, L (1, 3) OBP: 0.392, SLG: 0.459	L3-6 2-2			F9		G3-1		G4-3 1-3 WP 2B	BB 1-3 2B 1B	5	2	2	0	0	0	3
Erubiel Durazo, L (1, 10) OBP: 0.389, SLG: 0.531		F9		L4-3 1-1		2B BB		G4-3 2-3 3-H	SAFE 1-2 2B BB	3	2	0	1	2	0	2
Eric Byrnes, R (1, 9) OBP: 0.352, SLG: 0.484		P3			G6-3	2B 1-2 BB		G4-3 3-H	2B	4	1	1	3	1	0	0
Damian Miller, R (1, 2) OBP: 0.354, SLG: 0.439 Esteban German, R (8, PR) OBP: 0.273, SLG: 0.288 17 Adam Melhuse, S (8, 2) OBP: 0.324, SLG: 0.474		BB			7 BB 1B 1B	1-H 2-H 2B		CS BB	F8	2 0 1	0 0 0	2 0 0	2 0 0	2 0 0	0 0 0	0 0 1
Billy McMillon, L (1, 7) OBP: 0.294, SLG: 0.395 Nick Swisher, S (9, PR) OBP: 0.600, SLG: 0.667 (9, 7)		G4-3			7 BB 1-2 1B	G4-3		SAFE 1-2 CS	21 SH5-4 WP 2B	4 0	0 1	2 0	0 0	0 0	0 0	2 0
7 Bobby Crosby, R (1, 6) OBP: 0.331, SLG: 0.433			21 FC1-5-6-3 2B		1-2 2-3 BB		21 G6-3 BB		WP 21 SH5-4 SF8 HBP	1	1	1	0	2	0	0
Inning Stats	R: 0 E: 0 K: 0 S: 9 H: 2 LOB: 1 BB: 0 P: 15	R: 0 E: 0 K: 0 S: 7 H: 0 LOB: 1 BB: 1 P: 13	R: 0 E: 0 K: 0 S: 7 H: 1 LOB: 0 BB: 0 P: 11	R: 0 E: 0 K: 0 S: 5 H: 0 LOB: 0 BB: 1 P: 11	R: 0 E: 0 K: 1 S: 16 H: 2 LOB: 3 BB: 1 P: 25	R: 2 E: 0 K: 0 S: 10 H: 1 LOB: 1 BB: 2 P: 19	R: 0 E: 0 K: 0 S: 4 H: 0 LOB: 0 BB: 1 P: 10	R: 2 E: 0 K: 0 S: 13 H: 1 LOB: 1 BB: 2 P: 24	R: 5 E: 0 K: 0 S: 19 H: 3 LOB: 1 BB: 2 P: 36	1B: 5 2B: 8 3B: 0 HR: 0 SF: 1 SAC: 1 DP: 4 HBP: 1						

PITCHER		IP	WLS	BF	H	R	ER	SO	BB	IBB	HBP	BLK	WP	HR	S	P	ERA	WHIP
Miguel Batista, R ERA: 4.39	(1, 1)	7.0		29	6	2	2	1	6	0	0	0	0	0	58	104	2.57	1.714
Vinnie Chulk, R ERA: 5.01	(8, 1)	0.2	H	5	1	2	2	0	2	0	0	0	1	0	10	20	27.00	4.500
54 Jason Frasor, R ERA: 4.13	(8, 1)	1.0	L	8	3	5	5	0	2	0	1	0	1	0	17	33	45.00	5.000
Bob File, R ERA: 4.88	(9, 1)	0.1		1	0	0	0	0	0	0	0	0	0	0	5	7	0.00	0.000

PITCHER	IP	WLS	BF	H	R	ER	SO	BB	IBB	HBP	BLK	WP	HR	S	P	ERA	WHIP

TOP

Oakland Athletics @ Toronto Blue Jays

SkyDome, Toronto, ON

Sat Sep 04 2004, 4:05 PM EDT
Att. 29,149 - Cloudy - 80 F

livebaseballscorecards.com

AB	30
R	9
H	10
RBI	7
BB	10
SO	1
LOB	16

WP: 2 PA: 44
PB: 0
SB: 0
CS: 1

Batter	1	2	3	4	5	6	7	8	9	AB	R	H	RBI	BB	SO	LOB
3 Reed Johnson, R (1, 7) OBP: 0.328, SLG: 0.392	C F B X 1-2 1B 10 BB 15 FC5 1B		C X 0-1 FC4-6 1B		B C X 1-1 ② G6-3	F B X 1-1 ②③ G6-4-3 1-2f			C X 0-1 ①② G6-4-3 1-2f	5	1	2	0	0	0	2
Orlando Hudson, S (1, 4) OBP: 0.351, SLG: 0.449 Eric Crozier, L (9, PH)	1 SAFE C S S 1 SAFE 1 SAFE F D B S 2-3 ① K		X 0-0 ① FC4-6 10 FC5-4 1-2f		B X 1-0 10 2B 2B		B B B C F X 3-2 ① P3		B S F C 1-3 ③ K	4 1	1 0	1 0	0 0	0 0	1 1	2 0
10 Vernon Wells, R (1, 8) OBP: 0.335, SLG: 0.451	B B B B 4-0 15 FC5 1B 1-2 BB		F D B 1 SAFE B X 3-1 ② FC5-4 1-2f 2B		B C X 1-1 2-H 2B		F B B S F X 2-2 ② G5-3			3	1	1	1	1	0	1
Carlos Delgado, L (1, 3) OBP: 0.357, SLG: 0.507	X 0-0 15 FC5 1B 1-2 2-3 1B		B F F 1 SAFE 1 SAFE D X 2-2 1-H 2B		B B I I 4-0 15 FC6-4 IBB		B B B B 4-0 15 FC6-4 BB			2	0	2	1	2	0	0
15 Alex Rios, R (1, 9) OBP: 0.338, SLG: 0.409	X 0-0 ② FC5 1B 1-2 2-3f 3-H		C B F S 1-3 ③ K		X 0-0 ③ FC6-4 1-2f		C X 0-1 ③ FC6-4 1-2f			4	0	0	1	0	1	6
Frank Menechino, R (1, 5) OBP: 0.384, SLG: 0.472 Eric Hinske, L (8, PH) OBP: 0.319, SLG: 0.395 (9, 5)	C B X 1-1 ③ 1-2 2-H 1B			B S B X 2-1 ① G5-3		X 0-0 HR 1B		S B B X 2-1 ① P5		3 1	1 0	2 0	0 0	0 0	0 0	0 0
Chris Woodward, R (1, 6) OBP: 0.279, SLG: 0.350		B X 1-0 ① P3		B B F X 2-1 ② L4		B 1 SAFE F F B F S 2-3 ① K		B B C F X 2-2 ② F9		4	0	0	0	0	1	1
Kevin Cash, R (1, 2) OBP: 0.251, SLG: 0.311		B B B S C T S 3-3 ② K		B B S F B S 3-3 ③ K		B D 1 SAFE X 2-0 1-H HR		C F X 0-2 ③ P6		4	1	1	2	0	2	0
Guillermo Quiroz, R (1, 10) OBP: 0.500, SLG: 0.500		X 0-0 ③ G5-3			B X 1-0 ① F8	B X 1-0 3 G6-4-3 1B			B F X 1-1 3 G6-4-3 1B	4	0	2	0	0	0	0
Inning Stats	R: 1 H: 3 E: 0 LOB: 2 K: 1 BB: 1 S: 11 P: 19	R: 0 H: 0 E: 0 LOB: 0 K: 1 BB: 0 S: 5 P: 9	R: 1 H: 2 E: 0 LOB: 1 K: 1 BB: 0 S: 11 P: 17	R: 0 H: 0 E: 0 LOB: 0 K: 1 BB: 0 S: 7 P: 14	R: 1 H: 2 E: 0 LOB: 2 K: 0 BB: 1 S: 7 P: 15	R: 2 H: 3 E: 0 LOB: 0 K: 1 BB: 1 S: 9 P: 15	R: 0 H: 0 E: 0 LOB: 1 K: 0 BB: 0 S: 9 P: 18	R: 0 H: 0 E: 0 LOB: 0 K: 0 BB: 0 S: 8 P: 12	R: 0 H: 1 E: 0 LOB: 0 K: 1 BB: 0 S: 8 P: 10	1B: 7 SF: 0 2B: 3 SAC: 0 3B: 0 DP: 2 HR: 1 HBP: 0						

PITCHER		IP	WLS	BF	H	R	ER	SO	BB	IBB	HBP	BLK	WP	HR	S	P	ERA	WHIP
Mark Mulder, L ERA: 3.9	(1, 1)	6.0		28	10	5	5	5	1	1	0	0	0	1	50	89	7.50	1.833
Ricardo Rincon, L ERA: 3.47	(7, 1)	0.2		3	0	0	0	0	1	0	0	0	0	0	7	16	0.00	1.500
Chad Bradford, R ERA: 4.41	(7, 1)	0.1		1	0	0	0	0	0	0	0	0	0	0	2	2	0.00	0.000
Chris Hammond, L ERA: 3.16	(8, 1)	2.0	W	6	1	0	0	1	0	0	0	0	0	0	16	22	0.00	0.500

PITCHER	IP	WLS	BF	H	R	ER	SO	BB	IBB	HBP	BLK	WP	HR	S	P	ERA	WHIP

BOTTOM

Oakland Athletics @ Toronto Blue Jays

SkyDome, Toronto, ON

Sat Sep 04 2004, 4:05 PM EDT
Att. 29,149 - Cloudy - 80 F

livebaseballscorecards.com

AB	35
R	5
H	11
RBI	5
BB	3
SO	6
LOB	12

Batter	1	2	3	4	5	6	7	8	9	AB	R	H	RBI	BB	SO	LOB
21 Mark Kotsay, L (1, 8) OBP: 0.359, SLG: 0.443	B C C F B X 2-2 ① F8		B B X 2-0 ① P4	T B B X 2-1 ③ F7		F B X 1-1 3 BB 1B		C X 0-1 ① G6-3		4	0	1	0	0	0	2
23 Bobby Kielty, S (8, PH) OBP: 0.313, SLG: 0.362										1	0	0	0	0	0	2
(8, 9)																
Mark McLemore, S (1, 4) OBP: 0.356, SLG: 0.313	B B B C C X 3-2 ② F7		1 SAFE D B B B 4-0 1-2 BB		B F B B B X 3-1 ① L4	B X 1-0 ① F7		X 0-0 ② G1-3 1-2 2-3		3	0	0	0	1	0	1
Marco Scutaro, R (8, PH) OBP: 0.301, SLG: 0.393										1	0	0	0	0	0	2
(8, 5)																
3 Eric Chavez, L (1, 5) OBP: 0.411, SLG: 0.542	B C B S F B F T 3-2 ③ K		C C F F S 0-3 ② K		B B B B 4-0 2B BB	B F B B B 4-1 G6-4-3 1-2 BB		F F F B B B F X 3-2 2-3 3-H 1B		2	0	0	0	2	2	2
Esteban German, R (8, PH) OBP: 0.286, SLG: 0.302										1	0	1	1	0	0	0
(8, 4)																
Scott Hatteberg, L (1, 3) OBP: 0.393, SLG: 0.461		B F F B B F B B 4-2 17 G3 1B BB	B X 1-0 ③ F7		C B B B X 3-1 1-3 2B	C B C X 1-2 ②③ G6-4-3 1-2f		F B B X 2-1 ③ G3		3	0	1	0	1	0	4
Billy McMillon, L (8, PH) OBP: 0.291, SLG: 0.390										1	0	0	0	0	0	2
(8, 3)																
Erubiel Durazo, L (1, 10) OBP: 0.391, SLG: 0.531		X 0-0 ① 17 G3 1-2 1B		B B B C X 3-1 7 HR 1B	C F B B H 3-2 HBP		X 0-0 ① P5		B X 1-0 ① F8	4	1	2	0	0	0	0
Eric Byrnes, R (1, 9) OBP: 0.350, SLG: 0.481		F B F C 1-3 ① K		B X 1-0 ① F8	S F F S 0-3 ② K		C B S C 1-3 ② K		F X 0-1 1B	5	0	1	0	0	3	6
(8, 7)																
17 Adam Melhuse, S (1, 2) OBP: 0.316, SLG: 0.461	C B X 1-1 ② G3 1-2 2-3		F S B C 1-3 ② K	X 0-0 ③ G3			B S F S 1-3 ③ K		X 0-0 ② F7	5	0	0	0	0	2	7
7 Bobby Crosby, R (1, 6) OBP: 0.334, SLG: 0.441	C B B X 2-1 ③ P3		B D X 2-0 1-H HR			C X 0-1 HR 1B		B B S F F B B 4-2 G1-3 1B 1B BB	C S X 0-2 ③ P3	4	3	2	2	1	0	3
Nick Swisher, S (1, 7) OBP: 0.778, SLG: 1.400		C H 1-1 BB HBP	B B B 4-0 BB			B C X 1-1 1-H HR		B S X 1-1 1B G1-3 1-2 1B		2	1	2	2	1	0	0
(8, 8)																
Inning Stats	R: 0 H: 0 E: 0 LOB: 0 K: 1 BB: 0 S: 12 P: 20	R: 0 H: 1 E: 0 LOB: 2 K: 1 BB: 1 S: 11 P: 19	R: 0 H: 0 E: 0 LOB: 2 K: 1 BB: 1 S: 8 P: 16	R: 2 H: 2 E: 0 LOB: 1 K: 1 BB: 1 S: 9 P: 22	R: 0 H: 1 E: 0 LOB: 3 K: 1 BB: 1 S: 11 P: 24	R: 2 H: 3 E: 0 LOB: 1 K: 0 BB: 1 S: 11 P: 19	R: 0 H: 0 E: 0 LOB: 0 K: 2 BB: 0 S: 7 P: 9	R: 1 H: 2 E: 0 LOB: 2 K: 0 BB: 1 S: 15 P: 25	R: 0 H: 1 E: 0 LOB: 1 K: 0 BB: 0 S: 7 P: 8	1B: 7 SF: 0 2B: 1 SAC: 0 3B: 0 DP: 1 HR: 2 HBP: 2						

TOP

Oakland Athletics @ Toronto Blue Jays

SkyDome, Toronto, ON

Sun Sep 05 2004, 1:05 PM EDT

Att. 28,327 - Unknown - 72 F

livebaseballscorecards.com

AB	36
R	5
H	10
RBI	5
BB	6
SO	7
LOB	31

PITCHER		IP	WLS	BF	H	R	ER	SO	BB	IBB	HBP	BLK	WP	HR	S	P	ERA	WHIP
Ryan Glynn, R ERA: 3.6	(1, 1)	5.0	W	25	4	2	2	5	4	0	2	0	0	1	51	101	3.60	1.600
Sean Douglass, R ERA: 6.84	(6, 1)	0.1		5	3	2	2	0	1	0	0	0	0	1	8	15	54.00	12.000
Kevin Frederick, R ERA: 5.33	(6, 1)	1.2		4	0	0	0	2	0	0	0	0	0	0	10	13	0.00	0.000
Bob File, R ERA: 5.04	(8, 1)	1.0		6	2	1	1	0	1	0	0	0	0	0	15	25	9.00	3.000
Kerry Ligtenberg, R ERA: 6.45	(9, 1)	1.0		4	1	0	0	0	0	0	0	0	0	0	7	8	0.00	1.000

PITCHER	IP	WLS	BF	H	R	ER	SO	BB	IBB	HBP	BLK	WP	HR	S	P	ERA	WHIP

WP: 0	PB: 0	SB: 0	CS: 0
PA: 44			

Batter	1	2	3	4	5	6	7	8	9	AB	R	H	RBI	BB	SO	LOB
8 Russ Adams, L (1, 6) OBP: 0.500, SLG: 1.000	B B C F B F X 3-2 E3	C B F X 1-2 1-2 3-H 1B		B B B C X 3-1 E4	B B B C C F X 3-2 HR		S B D C X 2-2 E4 1-3 2-H 3-H			5	1	2	3	0	0	1
Orlando Hudson, S (1, 4) OBP: 0.347, SLG: 0.445	C B B B F X 3-2 ① F7	F B C B B X 3-2 ③ F7		C C 1 SAFE X 0-2 ③ F8	C C X 0-2 ③ G4-3		S X 0-1 ② SF7 3-H			4	0	0	1	0	0	4
10 Vernon Wells, R (1, 8) OBP: 0.334, SLG: 0.448	C B F S 1-3 ② K		B C B X 2-1 HR 1B		X 0-0 ① F7	X 0-0 ① G6-3	B F S X 1-2 ③ F7			5	1	1	0	0	1	2
Carlos Delgado, L (1, 3) OBP: 0.358, SLG: 0.512 Eric Crozier, L (9, 3)	X 0-0 ③ P6		X 0-0 1-H HR		B B B C B 4-1 15 1B 1B BB	B C X 1-1 E5 15 L4-3		B B B C X 3-1 ① F7		4 0	2 0	1 0	2 0	1 0	0 0	1 0
15 Alex Rios, R (1, 9) OBP: 0.339, SLG: 0.409		B F X 1-1 1B BB FC6-4 1B	B C B F X 2-2 ① G5-3		B T F B F B F F F 3-2 X BB 1B 1-2 HR 1B	B F B B X 3-1 ②③ L4-3 1-1		C F X 0-2 ② G6-3		5	2	2	0	0	0	1
Eric Hinske, L (1, 5) OBP: 0.322, SLG: 0.396		B 1 SAFE B B B 4-0 FC6-4 8 1B 1-2 BB	C B C X 1-2 ② P4		C B F X 1-2 BB 1-2 2-H HR 1B		C S X 0-2 WP 8 E BB 1B	B B F X 2-1 ③ G3-1		4	3	2	1	1	0	0
Frank Menechino, R (1, 10) OBP: 0.390, SLG: 0.472	C B X 1-1 FC6-4 1-2 2-3 1B	B X 1-0 ③ F9			B B B B 4-0 HR 1-2 2-3 BB		B C B C B F F B 4-2 WP 8 E 1-2 BB			2	2	1	0	2	0	0
Gabe Gross, L (1, 7) OBP: 0.337, SLG: 0.347	C B X 1-1 ① FC6-4 8 1B 1-2f 2-3 3-H			B F X 1-1 ① G6-3	C F X 0-2 1-H 2-H 3-H HR		B C B F F B B 4-2 8 E SF7 1-2 2-3 BB			3	2	1	5	1	0	2
Guillermo Quiroz, R (1, 2) OBP: 0.250, SLG: 0.250	B X 1-0 ② L6			S B C F X 1-2 ② G6-3	X 0-0 ② G6-3		F B F X 1-2 ① P2			4	0	0	0	0	0	5
Inning Stats	R: 0 E: 1 K: 1 S: 11 H: 0 LOB: 1 BB: 0 P: 18	R: 2 E: 0 K: 0 S: 13 H: 3 LOB: 2 BB: 1 P: 25	R: 2 E: 0 K: 0 S: 10 H: 2 LOB: 0 BB: 0 P: 16	R: 0 E: 1 K: 0 S: 11 H: 0 LOB: 1 BB: 0 P: 16	R: 6 E: 0 K: 0 S: 23 H: 4 LOB: 0 BB: 2 P: 38	R: 0 E: 1 K: 0 S: 5 H: 0 LOB: 0 BB: 0 P: 9	R: 3 E: 1 K: 0 S: 21 H: 1 LOB: 1 BB: 2 P: 33	R: 0 E: 0 K: 0 S: 7 H: 0 LOB: 0 BB: 0 P: 12		1B: 7 2B: 1 3B: 0 HR: 3	SF: 1 SAC: 0 DP: 1 HBP: 0					

PITCHER		IP	WLS	BF	H	R	ER	SO	BB	IBB	HBP	BLK	WP	HR	S	P	ERA	WHIP
40 Rich Harden, R ERA: 3.98	(1, 1)	4.1	L	24	7	7	7	1	2	0	0	0	0	1	57	95	14.54	2.077
58 Justin Duchscherer, R ERA: 3.38	(5, 1)	1.2		8	2	3	3	0	1	0	0	0	0	2	16	27	16.20	1.800
Ricardo Rincon, L ERA: 3.68	(7, 1)	0.1		5	1	3	1	0	2	0	0	0	1	0	16	27	27.00	9.000
Chris Hammond, L ERA: 3.12	(7, 1)	0.2		2	0	0	0	0	0	0	0	0	0	0	5	6	0.00	0.000
Chad Bradford, R ERA: 4.33	(8, 1)	1.0		3	0	0	0	0	0	0	0	0	0	0	7	12	0.00	0.000

PITCHER	IP	WLS	BF	H	R	ER	SO	BB	IBB	HBP	BLK	WP	HR	S	P	ERA	WHIP

BOTTOM

Oakland Athletics @ Toronto Blue Jays

SkyDome, Toronto, ON

Sun Sep 05 2004, 1:05 PM EDT
Att. 28,327 - Unknown - 72 F

livebaseballscorecards.com

AB	36
R	13
H	10
RBI	12
BB	5
SO	1
LOB	16

WP: 1	PA: 42				
PB: 0					
SB: 0					
CS: 0					

Boston Red Sox @ Oakland Athletics

Network Associates Coliseum, Oakland, CA

Mon Sep 06 2004, 10:05 PM EDT

Att. 37,839 - Sunny - 79 F

TOP

livebaseballscorecards.com

Batter	1	2	3	4	5	6	7	8	9	AB	R	H	RBI	BB	SO	LOB
Dave Roberts, L (1, 8) OBP: 0.341, SLG: 0.380	G1-3		G6-3		K		CS 2B 2-H		34 F9 2B 1-2 1B	5	1	2	1	0	1	0
Mark Bellhorn, S (1, 4) OBP: 0.379, SLG: 0.457	G1-4-3 1B		G5-3			34 S BB	1B 2-3 1B		F9 1-2 2-3	4	0	2	0	1	0	2
Manny Ramirez, R (1, 7) OBP: 0.408, SLG: 0.629	G1-4-3 1-2			HR		L7	1B 1-2 1B		34 2B IBB	4	2	2	1	1	0	2
34 David Ortiz, L (1, 10) OBP: 0.377, SLG: 0.616	K			HR		BB 1-2	L9		1B 1B 1-H 2-H 3-H 2B	4	2	2	4	1	1	3
Kevin Millar, R (1, 3) Doug Mientkiewicz, L (8, 3) OBP: 0.382, SLG: 0.461 OBP: 0.328, SLG: 0.357		FC3-6 BB		P6		K		G5-3	1B 2-3 1B	3 1	0 0	0 1	0 0	1 0	1 0	2 0
Jason Varitek, S (1, 2) OBP: 0.400, SLG: 0.503		FC3-6 S 1-2f		G6-3		G4-3		K	1-2 3-H 1B	5	0	1	1	0	1	3
Orlando Cabrera, R (1, 6) OBP: 0.301, SLG: 0.367		F8 1-2		G5-3			2B 1B	BB	K	4	1	1	0	1	1	3
Bill Mueller, S (1, 5) OBP: 0.366, SLG: 0.460		G4-3			G6-3		1 SAFE D 1 SAFE S 1 SAFE 1 SAFE 1-H 2B 2B	F8	P3	5	1	1	1	0	0	4
Gabe Kapler, R (1, 9) OBP: 0.306, SLG: 0.392			G6-3		K		G5-3		F9 34 1B 2B 1B	4	1	1	0	0	1	1
Inning Stats	R: 0 E: 0 K: 1 S: 11 H: 1 LOB: 1 BB: 0 P: 16	R: 0 E: 0 K: 0 S: 10 H: 0 LOB: 1 BB: 1 P: 18	R: 0 E: 0 K: 0 S: 5 H: 0 LOB: 0 BB: 0 P: 10	R: 2 E: 0 K: 0 S: 14 H: 2 LOB: 0 BB: 0 P: 21	R: 0 E: 0 K: 2 S: 9 H: 0 LOB: 0 BB: 0 P: 12	R: 0 E: 0 K: 1 S: 15 H: 0 LOB: 2 BB: 2 P: 29	R: 2 E: 0 K: 0 S: 15 H: 5 LOB: 2 BB: 0 P: 23	R: 0 E: 0 K: 1 S: 8 H: 0 LOB: 1 BB: 1 P: 12	R: 4 E: 0 K: 1 S: 15 H: 5 LOB: 2 BB: 1 P: 32	1B: 8 2B: 3 3B: 0 HR: 2 SF: 0 SAC: 0 DP: 0 HBP: 0						

	AB	39
	R	8
	H	13
	RBI	8
	BB	5
	SO	6
	LOB	20

WP: 0 PB: 0 SB: 2 CS: 1 PA: 44

PITCHER		IP	WLS	BF	H	R	ER	SO	BB	IBB	HBP	BLK	WP	HR	S	P	ERA	WHIP
Barry Zito, L ERA: 4.62	(1, 1)	6.1	L	28	6	4	4	4	3	0	0	0	0	2	74	119	5.68	1.421
Jim Mecir, R ERA: 3.51	(7, 1)	0.1		2	2	0	0	0	0	0	0	0	0	0	4	8	0.00	6.000
Ricardo Rincon, L ERA: 3.65	(7, 1)	0.1		1	0	0	0	0	0	0	0	0	0	0	1	2	0.00	0.000
Chad Bradford, R ERA: 4.42	(8, 1)	1.0		5	1	1	1	1	1	0	0	0	0	0	10	15	9.00	2.000
Arthur Rhodes, L ERA: 5.4	(9, 1)	1.0		8	4	3	3	1	0	1	0	0	0	0	13	29	27.00	4.000

PITCHER	IP	WLS	BF	H	R	ER	SO	BB	IBB	HBP	BLK	WP	HR	S	P	ERA	WHIP

Boston Red Sox @ Oakland Athletics

Network Associates Coliseum, Oakland, CA

Mon Sep 06 2004, 10:05 PM EDT

Att. 37,839 - Sunny - 79 F

BOTTOM

livebaseballscorecards.com

Batter	1	2	3	4	5	6	7	8	9	AB	R	H	RBI	BB	SO	LOB
21 Mark Kotsay, L (1, 8) OBP: 0.360, SLG: 0.455	HR		HR		F8			L7		4	2	2	2	0	0	0
Eric Byrnes, R (1, 9) OBP: 0.350, SLG: 0.481	F8 2B		P6			P3		F9		4	0	1	0	0	0	0
3 Eric Chavez, L (1, 5) OBP: 0.410, SLG: 0.539	L8		G4-6-3 1B			K		L7		4	0	1	0	0	1	1
Scott Hatteberg, L (1, 3) OBP: 0.390, SLG: 0.457	F8 2-3		G4-6-3 1-2f			K			G4-3	4	0	0	0	0	1	2
Damian Miller, R (1, 2) OBP: 0.351, SLG: 0.434	G5-3			G4-3			G5-3		G6-3	4	0	0	0	0	0	1
Erubiel Durazo, L (1, 10) OBP: 0.390, SLG: 0.531		F7		G5-3			7 2B 2B		G6-3	4	1	1	0	0	0	0
7 Bobby Crosby, R (1, 6) OBP: 0.336, SLG: 0.446		2B		G1-3			G3 2-H 2B			3	0	2	1	0	0	0
Nick Swisher, S (1, 7) OBP: 0.583, SLG: 0.875		P6			P5		G3 2-3			3	0	0	0	0	0	2
Marco Scutaro, R (1, 4) OBP: 0.300, SLG: 0.391 Mark McLemore, S (7, PH) (8, 4) OBP: 0.355, SLG: 0.312		P4			P2		G5-3			2 1	0 0	0 0	0 0	0 0	0 0	1 1
Inning Stats	R: 1 E: 0 K: 0 S: 9 H: 2 LOB: 1 BB: 0 P: 15	R: 0 E: 0 K: 0 S: 9 H: 1 LOB: 1 BB: 0 P: 14	R: 1 E: 0 K: 0 S: 11 H: 2 LOB: 0 BB: 0 P: 14	R: 0 E: 0 K: 0 S: 6 H: 0 LOB: 0 BB: 0 P: 10	R: 0 E: 0 K: 0 S: 5 H: 0 LOB: 0 BB: 0 P: 7	R: 0 E: 0 K: 2 S: 9 H: 0 LOB: 0 BB: 0 P: 12	R: 1 E: 0 K: 0 S: 14 H: 2 LOB: 1 BB: 0 P: 18	R: 0 E: 0 K: 0 S: 6 H: 0 LOB: 0 BB: 0 P: 10	R: 0 E: 0 K: 0 S: 8 H: 0 LOB: 0 BB: 0 P: 12	1B: 1 2B: 4 3B: 0 HR: 2 SF: 0 SAC: 0 DP: 1 HBP: 0							

	AB	33
	R	3
	H	7
	RBI	3
	BB	0
	SO	2
	LOB	8

WP: 0 PB: 0 SB: 0 CS: 0 PA: 33

PITCHER		IP	WLS	BF	H	R	ER	SO	BB	IBB	HBP	BLK	WP	HR	S	P	ERA	WHIP
Bronson Arroyo, R ERA: 4.23	(1, 1)	6.2	W	26	7	3	3	2	0	0	0	0	0	2	61	87	4.05	1.050
50 Mike Timlin, R ERA: 4.32	(7, 1)	1.0	H	3	0	0	0	0	0	0	0	0	0	0	6	10	0.00	0.000
Alan Embree, L ERA: 4.33	(8, 1)	0.1	H	1	0	0	0	0	0	0	0	0	0	0	2	3	0.00	0.000
Ramiro Mendoza, R ERA: 1.69	(9, 1)	1.0		3	0	0	0	0	0	0	0	0	0	0	8	12	0.00	0.000

PITCHER	IP	WLS	BF	H	R	ER	SO	BB	IBB	HBP	BLK	WP	HR	S	P	ERA	WHIP

Batter	1	2	3	4	5	6	7	8	9	AB	R	H	RBI	BB	SO	LOB
18 Johnny Damon, L (1, 8) OBP: 0.389, SLG: 0.475	HR	G4-3			F8		G1-3		G3-1 2-3	4	1	1	1	0	0	0
Trot Nixon, L (9, PH) OBP: 0.342, SLG: 0.420										1	0	0	0	0	0	1
Dave Roberts, L (9, 8) OBP: 0.341, SLG: 0.380										0	0	0	0	0	0	0
Mark Bellhorn, S (1, 4) OBP: 0.378, SLG: 0.454	K	G6-3			FC6-4 1B		K			5	0	1	0	0	3	1
Manny Ramirez, R (1, 7) OBP: 0.407, SLG: 0.628	34 G4-3 2B	L9			FC6-4 1-2f		G6-3			4	0	1	0	0	0	1
Adam Hyzdu, R (9, 7)										0	0	0	0	0	0	0
34 David Ortiz, L (1, 10) OBP: 0.375, SLG: 0.612	G4-3 2-3	K				K		F8		4	0	0	0	0	2	1
Jason Varitek, S (1, 2) OBP: 0.399, SLG: 0.503	F8		G6-3			2B 2B		P2		4	1	1	0	0	0	1
Kevin Millar, R (1, 3) OBP: 0.387, SLG: 0.474		HR 2B	FC6-4 1B			BB 2B		HR		3	3	3	1	1	0	0
Doug Mientkiewicz, L (8, 3) OBP: 0.328, SLG: 0.357										0	0	0	0	0	0	0
Orlando Cabrera, R (1, 6) OBP: 0.300, SLG: 0.368		L3	F9			1-H 2-H 1B 2B		G4-3		4	1	1	2	0	0	2
Bill Mueller, S (1, 5) OBP: 0.362, SLG: 0.455		P5	FC6-4 1-2f			L7			F7	4	0	0	0	0	0	3
Gabe Kapler, R (1, 9) OBP: 0.312, SLG: 0.413		2-H HR			F7	2-H 1B			G3-1 2B	4	1	3	3	0	0	0
Inning Stats	R: 1 E: 0 K: 1 S: 12 H: 2 LOB: 1 BB: 0 P: 20	R: 2 E: 0 K: 0 S: 11 H: 2 LOB: 0 BB: 0 P: 16	R: 0 E: 0 K: 1 S: 11 H: 0 LOB: 0 BB: 0 P: 16	R: 0 E: 0 K: 0 S: 8 H: 1 LOB: 1 BB: 0 P: 10	R: 0 E: 0 K: 0 S: 10 H: 1 LOB: 1 BB: 0 P: 18	R: 3 E: 0 K: 1 S: 14 H: 3 LOB: 1 BB: 1 P: 24	R: 0 E: 0 K: 1 S: 7 H: 0 LOB: 0 BB: 0 P: 11	R: 1 E: 0 K: 0 S: 7 H: 1 LOB: 0 BB: 0 P: 10	R: 0 E: 0 K: 1 S: 12 H: 1 LOB: 1 BB: 0 P: 17	1B: 3 2B: 5 3B: 0 HR: 3	SF: 0 SAC: 0 DP: 0 HBP: 0						

TOP

Boston Red Sox @ Oakland Athletics

Network Associates Coliseum, Oakland, CA

Tue Sep 07 2004, 10:05 PM EDT

Att. 29,659 - Cloudy - 75 F

livebaseballscorecards.com

AB	37
R	7
H	11
RBI	7
BB	1
SO	5
LOB	10

PITCHER		IP	WLS	BF	H	R	ER	SO	BB	IBB	HBP	BLK	WP	HR	S	P	ERA	WHIP
Mark Redman, L ERA: 4.67	(1, 1)	5.2	L	26	8	6	6	3	1	0	0	0	0	2	63	100	9.53	1.588
58 Justin Duchscherer, R ERA: 3.39	(6, 1)	2.1		8	2	1	1	1	0	0	0	0	0	1	17	25	3.86	0.857
Justin Lehr, R ERA: 4.85	(9, 1)	1.0		4	1	0	0	1	0	0	0	0	0	0	12	17	0.00	1.000

PITCHER	IP	WLS	BF	H	R	ER	SO	BB	IBB	HBP	BLK	WP	HR	S	P	ERA	WHIP

BOTTOM

Boston Red Sox @ Oakland Athletics

Network Associates Coliseum, Oakland, CA

Tue Sep 07 2004, 10:05 PM EDT

Att. 29,659 - Cloudy - 75 F

livebaseballscorecards.com

Batter	1	2	3	4	5	6	7	8	9	AB	R	H	RBI	BB	SO	LOB
21 Mark Kotsay, L (1, 8) OBP: 0.359, SLG: 0.454	BB 1B		G6-3		G4-3		K			4	0	1	0	0	1	1
Mark McLemore, S (1, 4) 23 Bobby Kielty, S (7, PH) Esteban German, R (8, 4) OBP: 0.358, SLG: 0.310 OBP: 0.312, SLG: 0.361 OBP: 0.286, SLG: 0.302	1 SAFE 1-2 BB		L5		4-2 BB		FC5-4 1-2f			1 1 0	0 0 0	0 0 0	0 0 0	2 0 0	0 0 0	0 1 0
3 Eric Chavez, L (1, 5) OBP: 0.408, SLG: 0.535	F9		4-2 BB		L7			G5-3		3	0	0	0	1	0	3
Scott Hatteberg, L (1, 3) OBP: 0.389, SLG: 0.455	F7		G4-1			FC1-6 1B		G1-3		4	0	1	0	0	0	3
Erubiel Durazo, L (1, 10) OBP: 0.389, SLG: 0.531	G3-1			1B G5-4-3 2B		F7		G5-3		4	1	1	0	0	0	3
Eric Byrnes, R (1, 9) OBP: 0.351, SLG: 0.481		G4-3 1B		G5-4-3 1B 2-3		FC1-6 WP 1-2f			G6-3	4	0	2	0	0	0	1
Damian Miller, R (1, 2) OBP: 0.347, SLG: 0.429		1 SAFE G4-3 1-2		G5-4-3 1-2f 3-H		G5-3 1-2			K	4	0	0	0	0	1	3
7 Bobby Crosby, R (1, 6) OBP: 0.335, SLG: 0.443		K		G5-3			FC3-4-6 BB		F7	3	0	0	0	1	1	1
Nick Swisher, S (1, 7) OBP: 0.467, SLG: 0.636		G5-3			F8		FC3-4-6 23 FC5-4 1-2f			3	0	0	0	0	0	2
Inning Stats	R: 0 H: 1 E: 0 LOB: 2 K: 0 BB: 1 S: 7 P: 14	R: 0 H: 1 E: 0 LOB: 1 K: 1 BB: 0 S: 7 P: 8	R: 0 H: 0 E: 0 LOB: 1 K: 0 BB: 1 S: 7 P: 12	R: 1 H: 2 E: 0 LOB: 0 K: 0 BB: 0 S: 15 P: 24	R: 0 H: 0 E: 0 LOB: 1 K: 0 BB: 1 S: 9 P: 20	R: 0 H: 1 E: 0 LOB: 1 K: 0 BB: 0 S: 10 P: 19	R: 0 H: 0 E: 0 LOB: 1 K: 1 BB: 1 S: 9 P: 16	R: 0 H: 0 E: 0 LOB: 0 K: 0 BB: 0 S: 6 P: 6	R: 0 H: 0 E: 0 LOB: 0 K: 1 BB: 0 S: 8 P: 12	1B: 4 SF: 0 2B: 1 SAC: 0 3B: 0 DP: 1 HR: 0 HBP: 0						

PITCHER	IP	WLS	BF	H	R	ER	SO	BB	IBB	HBP	BLK	WP	HR	S	P	ERA	WHIP
Derek Lowe, R (1, 1) ERA: 5.01	6.1	W	27	5	1	1	1	4	0	0	0	1	0	59	107	1.42	1.421
Alan Embree, L (7, 1) ERA: 4.26	0.2		2	0	0	0	1	0	0	0	0	0	0	5	6	0.00	0.000
Mike Myers, L (8, 1) ERA: 4.98	1.0		3	0	0	0	0	0	0	0	0	0	0	6	6	0.00	0.000
Curt Leskanic, R (9, 1) ERA: 5.91	1.0		3	0	0	0	1	0	0	0	0	0	0	8	12	0.00	0.000

PITCHER	IP	WLS	BF	H	R	ER	SO	BB	IBB	HBP	BLK	WP	HR	S	P	ERA	WHIP

AB	31
R	1
H	5
RBI	0
BB	4
SO	3
LOB	18

WP: 1 PA: 35
PB: 0
SB: 0
CS: 0

Batter	1	2	3	4	5	6	7	8	9	AB	R	H	RBI	BB	SO	LOB
18 Johnny Damon, L (1, 8) OBP: 0.389, SLG: 0.474	B B C S B B	4-2 BB 34 1B BB	B S F B F B X	3-2 ① G4-3	B F B X	2-1 FC4-6 1-3 3-H 1B	X	0-0 ② F7	B C X	1-1 ① G5-3	4	1	1	1	1	0	0
Gabe Kapler, R (8, 8) OBP: 0.312, SLG: 0.413											0	0	0	0	0	0	0
Mark Bellhorn, S (1, 4) OBP: 0.376, SLG: 0.450	B C B C B D	4-2 BB 34 1B 1-2 BB	S C B F F S	1-3 ② K	X	0-0 ② FC4-6 FC6-4 1-2f 3-H	F X	0-1 ③ F8	B S B X	2-1 ② F8	4	1	0	1	1	1	1
Pokey Reese, R (8, 4) OBP: 0.274, SLG: 0.315											0	0	0	0	0	0	0
Manny Ramirez, R (1, 7) OBP: 0.407, SLG: 0.626	C B B B F B	4-2 34 1B 1B 1-2 2-3 BB	S C F X	1-2 1B	B S B X	2-1 ③ FC6-4 1-2f	X	0-0 ① F7	B S B X	2-1 ③ F7	3	1	1	0	1	0	1
Trot Nixon, L (8, PH) OBP: 0.339, SLG: 0.416											1	0	0	0	0	0	0
(8, 9)																	
34 David Ortiz, L (1, 10) OBP: 0.374, SLG: 0.609	B F X	1-1 BB 1B 1-3 2-H 3-H 1B	B X	1-0 ③ G3	S B C B S	2-3 ① K	B C B F F B F S	3-3 ② K	B C C S	1-3 ① K	4	0	1	2	0	2	1
Doug Mirabelli, R (9, PH) OBP: 0.340, SLG: 0.508											1	0	0	0	0	1	0
Jason Varitek, S (1, 2) OBP: 0.402, SLG: 0.504	F X	0-1 BB 1-2 3-H 1B	B H	2-0 1B 1B BB HBP	B X	1-0 2B E 1B	B X	1-0 ③ G1-3	B F S S	1-3 ② K	3	2	2	1	0	0	0
Sandy Martinez, L (9, PH)											1	0	0	0	0	1	0
(9, 2)																	
Orlando Cabrera, R (1, 6) OBP: 0.303, SLG: 0.371	F L C	0-3 ① K	C X	0-1 BB 1B 1-2 FC4-6 1B	C B B X	2-1 E7 G1-3 1-H 2B	C B B F B B	4-2 F9 BB BB	S F X	0-2 ③ G4-3	4	1	2	0	1	1	2
Doug Mientkiewicz, L (1, 3) OBP: 0.332, SLG: 0.358	B B B B	4-0 1-2 2-3 BB	X	0-0 FC4-6 18 1B BB 1-2 2-3 1B	S S F X	0-2 ② G1-3 2-3	D B B C B	4-1 G6-4-3 1-2 BB			2	1	1	0	2	0	1
Bill Mueller, S (1, 5) OBP: 0.361, SLG: 0.451	S F B C	1-3 ② K	B B F B B B	4-1 FC4-6 1-2 2-3 3-H BB	S F C	0-3 ③ K	C F F D F X	1-2 ① F9 2-3			3	0	0	1	1	2	6
20 Kevin Youkilis, R (7, 5) OBP: 0.384, SLG: 0.461											0	0	0	0	0	0	0
Dave Roberts, L (1, 9) OBP: 0.337, SLG: 0.375	C F F X	0-2 ③ G1-3	X	0-0 ① FC4-6 18 1B 1-2f 2-3 3-H FC4-6	C F X	0-2 ① G4-3	F B X	1-1 ②③ G6-4-3 1-2f			4	1	0	1	0	0	7
(8, 7)																	
Inning Stats	R: 3 E: 0 K: 2 S: 20 H: 2 LOB: 3 BB: 4 P: 38	R: 0 E: 0 K: 1 S: 15 H: 1 LOB: 1 BB: 0 P: 21	R: 4 E: 0 K: 0 S: 10 H: 3 LOB: 1 BB: 1 P: 20	R: 1 E: 1 K: 2 S: 13 H: 2 LOB: 1 BB: 0 P: 18	R: 0 E: 0 K: 0 S: 6 H: 0 LOB: 0 BB: 0 P: 6	R: 0 E: 0 K: 1 S: 7 H: 0 LOB: 0 BB: 0 P: 11	R: 0 E: 0 K: 0 S: 10 H: 0 LOB: 1 BB: 2 P: 20	R: 0 E: 0 K: 0 S: 6 H: 0 LOB: 0 BB: 0 P: 11	R: 0 E: 0 K: 2 S: 9 H: 0 LOB: 0 BB: 0 P: 11	1B: 7 2B: 1 3B: 0 HR: 0 SF: 0 SAC: 0 DP: 1 HBP: 1							

Boston Red Sox @ Oakland Athletics

Network Associates Coliseum, Oakland, CA

Wed Sep 08 2004, 10:05 PM EDT

Att. 39,575 - Sunny - 73 F

TOP

livebaseballscorecards.com

AB	34
R	8
H	8
RBI	7
BB	7
SO	8
LOB	19

PITCHER		IP	WLS	BF	H	R	ER	SO	BB	IBB	HBP	BLK	WP	HR	S	P	ERA	WHIP
Tim Hudson, R ERA: 3.3	(1, 1)	3.0	L	21	6	7	7	3	5	0	1	0	0	0	45	79	21.00	3.667
Chris Hammond, L ERA: 2.98	(4, 1)	2.0		8	2	1	0	2	0	0	0	0	0	0	19	24	0.00	1.000
Justin Lehr, R ERA: 4.67	(6, 1)	1.0		3	0	0	0	1	0	0	0	0	0	0	7	11	0.00	0.000
Arthur Rhodes, L ERA: 5.25	(7, 1)	1.0		4	0	0	0	0	2	0	0	0	0	0	10	20	0.00	2.000
Jim Mecir, R ERA: 3.43	(8, 1)	1.0		3	0	0	0	0	0	0	0	0	0	0	6	11	0.00	0.000

PITCHER		IP	WLS	BF	H	R	ER	SO	BB	IBB	HBP	BLK	WP	HR	S	P	ERA	WHIP
Octavio Dotel, R ERA: 3.67	(9, 1)	1.0		3	0	0	0	2	0	0	0	0	0	0	9	11	0.00	0.000

WP: 0	PA: 42								
PB: 0									
SB: 0									
CS: 0									

BOTTOM

Batter	1	2	3	4	5	6	7	8	9	AB	R	H	RBI	BB	SO	LOB
21 Mark Kotsay, L (1, 8) OBP: 0.363, SLG: 0.457	C B F B B B 4-2 BB		B B F B B B 4-1 1-2 BB		B F X 1-1 ③ G4-3			X 0-0 23 2B 2B	X 0-0 1B 1B 23 BB 1B	3	2	2	0	2	0	1
Eric Byrnes, R (1, 9) OBP: 0.351, SLG: 0.482	C X 0-1 ① L6		C F F C 0-3 ② K			S X 0-1 2B		F X 0-1 ① F9	F B B B F X 2-2 23 BB 1B 1-2 1B	5	0	2	0	0	1	4
3 Eric Chavez, L (1, 5) OBP: 0.406, SLG: 0.531 Esteban German, R (8, PH) OBP: 0.310, SLG: 0.315 (9, 5)	C B B B F S 3-3 ② K		B C X 1-1 ③ G4-3			C B B F S 2-3 ① K		C B B F B B 4-2 23 2B BB	B X 1-0 23 BB 1-2 2-3 1B	3 1	0 1	0 1	0 0	0 1	2 0	4 0
Scott Hatteberg, L (1, 3) OBP: 0.387, SLG: 0.452 23 Bobby Kielty, S (7, 7) OBP: 0.317, SLG: 0.368	X 0-0 ③ F7			C B F F X 1-2 ① F7		C F X 0-2 ② P5		B X 1-0 G4-3 1-H 2-H 2B	C B F D B F B 4-2 1-2 2-3 3-H BB	3 1	0 0	0 1	0 3	0 1	0 0	2 0
Billy McMillon, L (1, 10) OBP: 0.275, SLG: 0.366		B C B F C 2-3 ① K		C X 0-1 ② P6		B B F F F C 2-3 ③ K		B F X 1-1 ② G4-3 2-3	B B B C C C X 3-2 ③ L7	5	0	0	0	0	2	5
7 Bobby Crosby, R (1, 6) OBP: 0.337, SLG: 0.442		B C C F B S 2-3 ② K		X 0-0 ③ L8			B C B B B 4-1 17 G4-3 17 WP BB	B F B B F F B 4-2 BB		2	0	0	0	2	1	0
Nick Swisher, S (1, 7) OBP: 0.368, SLG: 0.467 (7, 3)	C B B F X 2-2 ③ G5-3				B X 1-0 ① F8		C C B S 1-3 ① K	B F C F F B B X 3-2 ③ G6-3		4	0	0	0	0	1	3
17 Adam Melhuse, S (1, 2) OBP: 0.310, SLG: 0.451			F B X 1-1 ① G3-1		C X 0-1 ② L9		B B C X 2-1 ② G4-3 1-3		X 0-0 ① G5-3	4	0	0	0	0	0	1
Marco Scutaro, R (1, 4) OBP: 0.301, SLG: 0.391			X 0-0 21 BB 1B		B B B C B 4-1 BB		F X 0-1 ③ G4-3		B X 1-0 ② L9	3	0	1	0	1	0	1
Inning Stats	R: 0 H: 0 E: 0 LOB: 1 K: 1 BB: 1 S: 8 P: 15	R: 0 H: 0 E: 0 LOB: 0 K: 2 BB: 0 S: 10 P: 16	R: 0 H: 1 E: 0 LOB: 2 K: 1 BB: 1 S: 10 P: 16	R: 0 H: 0 E: 0 LOB: 0 K: 0 BB: 0 S: 7 P: 8	R: 0 H: 0 E: 0 LOB: 1 K: 0 BB: 1 S: 6 P: 12	R: 0 H: 1 E: 0 LOB: 1 K: 2 BB: 0 S: 12 P: 16	R: 0 H: 0 E: 0 LOB: 1 K: 1 BB: 1 S: 8 P: 15	R: 2 H: 2 E: 0 LOB: 2 K: 0 BB: 2 S: 16 P: 29	R: 1 H: 3 E: 0 LOB: 3 K: 0 BB: 1 S: 13 P: 24	1B: 4 SF: 0 2B: 3 SAC: 0 3B: 0 DP: 0 HR: 0 HBP: 0						

PITCHER		IP	WLS	BF	H	R	ER	SO	BB	IBB	HBP	BLK	WP	HR	S	P	ERA	WHIP
Pedro Martinez, R ERA: 3.44	(1, 1)	6.0	W	23	2	0	0	6	3	0	0	0	0	0	53	83	0.00	0.833
Pedro Astacio, R ERA: 10.8	(7, 1)	1.2		10	2	2	2	1	3	0	0	0	1	0	19	36	10.80	3.000
Terry Adams, R ERA: 4.75	(8, 1)	1.0		7	3	1	1	0	1	0	0	0	0	0	15	26	9.00	4.000
Keith Foulke, R ERA: 1.98	(9, 1)	0.1	S	1	0	0	0	0	0	0	0	0	0	0	3	6	0.00	0.000

PITCHER	IP	WLS	BF	H	R	ER	SO	BB	IBB	HBP	BLK	WP	HR	S	P	ERA	WHIP

Boston Red Sox @ Oakland Athletics

Network Associates Coliseum, Oakland, CA

Wed Sep 08 2004, 10:05 PM EDT

Att. 39,575 - Sunny - 73 F

livebaseballscorecards.com

AB	34
R	3
H	7
RBI	3
BB	7
SO	7
LOB	21

WP: 1 PA: 41
PB: 0
SB: 0
CS: 0

Batter	1	2	3	4	5	6	7	8	9	10	11	12	AB	R	H	RBI	BB	SO	LOB
Coco Crisp, S (1, 8) OBP: 0.333, SLG: 0.452	BBBCB 4-1 F9 1B BB		BCFBX 2-2 2B 2B		BBX 2-0 G6-3 ②			X 0-0 HR	BX 1-0 P5 ②		BBDB 4-0 BB		4	2	2	1	2	0	3
Omar Vizquel, S (1, 6) OBP: 0.364, SLG: 0.411	CX 0-1 F9 ①		CFX 0-2 FC5-3 2-H 2B		BCFFBBX 3-2 L5 ③			BBBCFCFB 4-2 WP S BB	BCFX 1-2 G4-3 ③		BBCFFFX 2-2 F7 ③		5	0	1	1	1	0	6
Ronnie Belliard, R (1, 4) OBP: 0.361, SLG: 0.431	X 0-0 FC6 1-2 1B		DDBB 4-0 FC5-3 BB			SX 0-1 G4-3 ①		1 SAFE BBCX 2-1 F7 ①		CBSBS 2-3 K ①		BBCSBC 3-3 K ①	5	0	1	0	1	2	1
Casey Blake, R (1, 5) OBP: 0.354, SLG: 0.497	BBCFX 2-2 F9 ② 2-3		CBBBCX 2-2 FC5-3 ②③ 1-2 2-3			CBSFX 1-2 F8 ②		1 SAFE SAFE CBX 1-1 P4 ②		CCBBFFBFX 3-2 F8 ②		CX 0-1 HR	6	1	1	1	0	0	5
Josh Phelps, R (1, 10) OBP: 0.305, SLG: 0.438 48 Travis Hafner, L (10, PH) OBP: 0.409, SLG: 0.581	BCX 1-1 FC6 ③ 1-2f			CBX 1-1 L9 ①		FCBBBS 2-3 K ③		CBCBS 2-3 K ③ 1-3		SBFBBDB 4-2 BB		BCCFBX 2-2 G4-6-3 1B	4	0	0	0	0	2	3
													1	0	1	0	1	0	0
Matt Lawton, L (1, 7) OBP: 0.359, SLG: 0.428		X 0-0 G6-3 ①		BBBBCB 4-1 G6-4-3 BB			FX 0-1 G1-3 ①		BBBBCB 4-1 SH5-4 1B BB	1 SAFE BBCX 1-1 G4-3 ③		BX 1-0 G4-6-3 1-2f ②③	4	0	0	0	2	0	2
Lou Merloni, R (1, 3) OBP: 0.353, SLG: 0.440 Tim Laker, R (9, 2) OBP: 0.264, SLG: 0.310 41 Victor Martinez, S (11, PH) OBP: 0.362, SLG: 0.508 (11, 2)		CCS 0-3 K ②		SCX 0-2 G6-4-3 1-2f ②③			X 0-0 F8 ②	1 SAFE X 0-0 SH5-4 1-2 1B		BCFBBBFX 3-2 F8 2B		4	0	1	0	0	1	1
													0	0	0	0	0	0	0
													1	0	1	0	0	0	0
Ryan Ludwick, R (1, 9) OBP: 0.429, SLG: 0.857 Jody Gerut, L (9, PH) OBP: 0.334, SLG: 0.409 (9, 9)		X 0-0 L8 ③			CBX 1-1 HR		CX 0-1 1B		BX 1-0 SH5-4 ① 1-2 2-3		X 0-0 F8 ① 2-3		3	1	2	1	0	0	0
													1	0	0	0	0	0	1
Josh Bard, S (1, 2) Ben Broussard, L (9, PH) OBP: 0.365, SLG: 0.453 (9, 3)			X 0-0 G4-3 ①		CBX 1-1 G6-3 ①		SX 0-1 G6-3 ③		BSBBCB 4-2 BB		CFX 0-2 P6 ②		3	0	0	0	0	0	1
													1	0	0	0	1	0	1
Inning Stats	R: 0 H: 1 E: 0 LOB: 2 K: 0 BB: 1 S: 9 P: 16	R: 0 H: 0 E: 0 LOB: 0 K: 1 BB: 0 S: 5 P: 5	R: 1 H: 2 E: 0 LOB: 1 K: 0 BB: 1 S: 10 P: 18	R: 0 H: 0 E: 0 LOB: 0 K: 0 BB: 1 S: 6 P: 11	R: 1 H: 1 E: 0 LOB: 0 K: 0 BB: 0 S: 9 P: 16	R: 0 H: 0 E: 0 LOB: 0 K: 1 BB: 0 S: 9 P: 12	R: 0 H: 1 E: 0 LOB: 1 K: 0 BB: 0 S: 7 P: 7	R: 1 H: 1 E: 0 LOB: 1 K: 1 BB: 1 S: 11 P: 20	R: 0 H: 1 E: 0 LOB: 3 K: 0 BB: 2 S: 9 P: 20	R: 0 H: 0 E: 0 LOB: 1 K: 1 BB: 1 S: 13 P: 23	R: 0 H: 1 E: 0 LOB: 2 K: 0 BB: 1 S: 13 P: 22	R: 1 H: 2 E: 0 LOB: 0 K: 1 BB: 0 S: 10 P: 16	1B: 4 SF: 0 2B: 3 SAC: 1 3B: 0 DP: 3 HR: 3 HBP: 0					WP: 1 PA: 51 PB: 0 SB: 1 CS: 0		

PITCHER		IP	WLS	BF	H	R	ER	SO	BB	IBB	HBP	BLK	WP	HR	S	P	ERA	WHIP
Mark Mulder, L ERA: 3.9	(1, 1)	7.0		29	6	3	3	2	4	0	0	0	0	2	59	93	3.86	1.429
Jim Mecir, R ERA: 3.35	(8, 1)	1.0		3	0	0	0	1	0	0	0	0	1	0	7	12	0.00	0.000
Octavio Dotel, R ERA: 3.62	(9, 1)	1.0		6	1	0	0	0	2	0	0	0	0	0	9	20	0.00	3.000
Chad Bradford, R ERA: 4.36	(10, 1)	0.2		2	0	0	0	1	0	0	0	0	0	0	9	14	0.00	0.000
Ricardo Rincon, L ERA: 3.62	(10, 1)	0.1		2	0	0	0	0	1	0	0	0	0	0	4	9	0.00	3.000

PITCHER		IP	WLS	BF	H	R	ER	SO	BB	IBB	HBP	BLK	WP	HR	S	P	ERA	WHIP
58 Justin Duchscherer, R ERA: 3.44	(11, 1)	1.1	L	7	2	1	1	1	1	0	0	0	0	1	18	30	6.75	2.250
Chris Hammond, L ERA: 2.93	(12, 1)	0.2		2	1	0	0	0	0	0	0	0	0	0	5	8	0.00	1.500

TOP

Cleveland Indians @ Oakland Athletics

Network Associates Coliseum, Oakland, CA

Fri Sep 10 2004, 10:05 PM EDT

Att. 24,154 - Sunny - 68 F

livebaseballscorecards.com

AB	42
R	4
H	10
RBI	4
BB	8
SO	5
LOB	24

Cleveland Indians @ Oakland Athletics

Network Associates Coliseum, Oakland, CA

Fri Sep 10 2004, 10:05 PM EDT

Att. 24,154 - Sunny - 68 F

livebaseballscorecards.com

BOTTOM

Batter	1	2	3	4	5	6	7	8	9	10	11	12	AB	R	H	RBI	BB	SO	LOB
21 Mark Kotsay, L (1, 8) OBP: 0.363, SLG: 0.453	F7		P3			K	L8		IBB		FC6-2 IBB		4	0	0	0	2	1	0
Mark McLemore, S (1, 4) OBP: 0.362, SLG: 0.317	F7			BB		3 HR 2B	K		K		FC6-2		2	1	1	0	1	0	0
Marco Scutaro, R (7, PH) OBP: 0.301, SLG: 0.390													1	0	0	0	0	1	0
(8, 4)																			
Billy McMillon, L (9, PH) OBP: 0.272, SLG: 0.361													1	0	0	0	0	1	2
Esteban German, R (10, 4) OBP: 0.305, SLG: 0.309													1	0	0	0	0	0	3
3 Eric Chavez, L (1, 5) OBP: 0.403, SLG: 0.533	F8			F7		2-H HR		G5-3		K	L9		6	1	1	2	0	1	4
Scott Hatteberg, L (1, 3) OBP: 0.386, SLG: 0.449		L8		L8		BB SF9 BB 1B		P2		BB		K	5	1	1	0	1	1	1
Erubiel Durazo, L (1, 10) OBP: 0.388, SLG: 0.529		K		K		SF9 BB 1-2 BB		2B		P6		G4-3	5	0	1	0	1	2	2
Eric Byrnes, R (1, 9) OBP: 0.353, SLG: 0.482		1B			1B	1-2 2-3 BB		K		F9		F8	5	0	2	0	1	1	2
Damian Miller, R (1, 2) OBP: 0.345, SLG: 0.425		F9			L9	2-3 3-H SF9			K		7 F9 1B FC6-2 BB		3	0	0	1	1	1	2
7 Bobby Crosby, R (1, 6) OBP: 0.335, SLG: 0.439			P3		K	F9			K		FC6-2 21 IBB 1-2 1B		5	0	1	0	0	2	3
Nick Swisher, S (1, 7) OBP: 0.333, SLG: 0.450			G4-3		G4-3		K		2B		F9 2-3		5	0	1	0	0	1	3

	AB	43
	R	3
	H	8
	RBI	3
	BB	7
	SO	12
	LOB	22

Inning Stats																								
	R: 0	H: 0	R: 0	H: 1	R: 0	H: 0	R: 0	H: 0	R: 0	H: 1	R: 3	H: 3	R: 0	H: 0	R: 0	H: 1	R: 0	H: 1	R: 0	H: 0	R: 0	H: 1	1B: 4	SF: 1
	E: 0	LOB: 0	E: 0	LOB: 1	E: 0	LOB: 0	E: 0	LOB: 1	E: 0	LOB: 1	E: 0	LOB: 2	E: 0	LOB: 0	E: 0	LOB: 1	E: 0	LOB: 2	E: 0	LOB: 1	E: 0	LOB: 3	2B: 3	SAC: 0
	K: 0	BB: 0	K: 1	BB: 0	K: 0	BB: 0	K: 1	BB: 1	K: 1	BB: 0	K: 1	BB: 2	K: 2	BB: 0	K: 1	BB: 0	K: 3	BB: 1	K: 1	BB: 1	K: 0	BB: 2	3B: 0	DP: 0
	S: 10	P: 14	S: 9	P: 18	S: 9	P: 13	S: 10	P: 15	S: 12	P: 17	S: 22	P: 37	S: 10	P: 17	S: 9	P: 14	S: 13	P: 24	S: 11	P: 18	S: 17	P: 30	HR: 1	HBP: 0

	WP: 0	PA: 51
	PB: 0	
	SB: 0	
	CS: 0	

PITCHER		IP	WLS	BF	H	R	ER	SO	BB	IBB	HBP	BLK	WP	HR	S	P	ERA	WHIP
Scott Elarton, R ERA: 6.47	(1, 1)	5.1		23	5	3	3	4	2	0	0	0	0	1	64	100	5.06	1.312
59 Matt Miller, R ERA: 3.42	(6, 1)	0.2		3	0	0	0	0	1	0	0	0	0	0	8	14	0.00	1.500
Cliff Bartosh, L ERA: 5.4	(7, 1)	1.0		3	0	0	0	2	0	0	0	0	0	0	10	17	0.00	0.000
Bob Howry, R ERA: 1.54	(8, 1)	1.0		4	1	0	0	1	0	0	0	0	0	0	9	14	0.00	1.000
63 Rafael Betancourt, R ERA: 4.25	(9, 1)	1.0		5	1	0	0	3	0	1	0	0	0	0	13	24	0.00	1.000

PITCHER		IP	WLS	BF	H	R	ER	SO	BB	IBB	HBP	BLK	WP	HR	S	P	ERA	WHIP
David Riske, R ERA: 3.89	(10, 1)	1.0		4	0	0	0	1	1	0	0	0	0	0	11	18	0.00	1.000
Rick White, R ERA: 5.3	(11, 1)	1.0	W	6	1	0	0	0	1	1	0	0	0	0	17	30	0.00	2.000
Bob Wickman, R ERA: 3.74	(12, 1)	1.0	S	3	0	0	0	1	0	0	0	0	0	0	6	9	0.00	0.000

Cleveland Indians @ Oakland Athletics

Network Associates Coliseum, Oakland, CA

Sat Sep 11 2004, 4:05 PM EDT

Att. 30,436 - Cloudy - 79 F

TOP

livebaseballscorecards.com

Batter	1	2	3	4	5	6	7	8	9	AB	R	H	RBI	BB	SO	LOB
Coco Crisp, S (1, 8) OBP: 0.335, SLG: 0.452	C X 0-1 E S 1B 1B		S S S 0-3 ③ K			B C T F B X 2-2 ② G6-3		C B B X 2-1 S 1B		4	1	2	0	0	1	0
Omar Vizquel, S (1, 6) OBP: 0.363, SLG: 0.410	C S B 1 S SAFE 1-3 ① K			B X 1-0 ① F8		C B B S F F X 2-2 CS 1B		1 SAFE L C B 1 X SAFE 1-2 ① P5		4	0	1	0	0	1	2
Matt Lawton, L (1, 7) OBP: 0.360, SLG: 0.428	C B B X 2-1 41 G3-6-1 1-H 1B			B X 1-0 ② P5		1 SAFE F 1 B SAFE 1-1 ③ CS 1-2	X 0-0 41 48 HR 1B	1 SAFE C 1 B B F B S SAFE 3-3 ② K 1-2		4	1	2	1	0	1	1
41 Victor Martinez, S (1, 2) OBP: 0.361, SLG: 0.505	F F X 0-2 ② ③ G3-6-1 1-2f			S B F F S 1-3 ③ K			1 SAFE B B F X 2-1 48 HR 1-2 1B	F B B X 2-1 ③ P6		4	1	1	0	0	1	2
48 Travis Hafner, L (1, 10) OBP: 0.410, SLG: 0.586		T B S B S 2-3 ① K			B B F F B F F F F 4-2 B G6-4-3 BB		B X 1-0 1-H 2-H HR		X 0-0 ① P6	3	1	1	3	1	1	0
Casey Blake, R (1, 5) OBP: 0.352, SLG: 0.493		B B S C T B F T F F 3-3 S ② K			C S B F X 1-2 ① ② G6-4-3 1-2f		B F B C S 2-3 ① K		B C B S B S 3-3 ② K	4	0	0	0	0	3	1
Ben Broussard, L (1, 3) OBP: 0.366, SLG: 0.452		F X 0-1 ③ G3-1			B F B B B 4-1 BB		S B B X 2-1 1B		X 0-0 ③ P5	3	0	1	0	1	0	0
Ronnie Belliard, R (1, 4) OBP: 0.359, SLG: 0.429			S B F F B S 2-3 ① K		X 0-0 ③ F8		B B B C X 3-1 ② F9			3	0	0	0	0	1	2
Jody Gerut, L (1, 9) OBP: 0.334, SLG: 0.411			C B B B S F F F 3-2 X ② 2B			F C B B F B F S 3-3 ① K	X 0-0 ③ P2			3	0	1	0	0	1	1
Inning Stats	R: 1 E: 0 K: 1 S: 10 H: 2 LOB: 0 BB: 0 P: 13	R: 0 E: 0 K: 2 S: 12 H: 0 LOB: 0 BB: 0 P: 17	R: 0 E: 0 K: 2 S: 14 H: 1 LOB: 0 BB: 0 P: 19	R: 0 E: 0 K: 1 S: 6 H: 0 LOB: 0 BB: 0 P: 9	R: 0 E: 0 K: 0 S: 12 H: 0 LOB: 1 BB: 2 P: 21	R: 0 E: 0 K: 1 S: 15 H: 1 LOB: 0 BB: 0 P: 23	R: 3 E: 0 K: 1 S: 12 H: 4 LOB: 1 BB: 0 P: 22	R: 0 E: 0 K: 1 S: 10 H: 1 LOB: 1 BB: 0 P: 18	R: 0 E: 0 K: 1 S: 5 H: 0 LOB: 0 BB: 0 P: 8	1B: 7 2B: 1 3B: 0 HR: 1 SF: 0 SAC: 0 DP: 2 HBP: 0						

	AB	32
	R	4
	H	9
	RBI	4
	BB	2
	SO	10
	LOB	9

WP: 0 PB: 0 SB: 2 CS: 1 PA: 35

PITCHER		IP	WLS	BF	H	R	ER	SO	BB	IBB	HBP	BLK	WP	HR	S	P	ERA	WHIP
40 Rich Harden, R ERA: 4.05	(1, 1)	6.0		23	7	4	4	7	2	0	0	0	0	1	73	109	6.00	1.500
Jim Mecir, R ERA: 3.3	(7, 1)	0.2		3	1	0	0	1	0	0	0	0	0	0	7	14	0.00	1.500
Ricardo Rincon, L ERA: 3.49	(7, 1)	1.1	W	5	1	0	0	1	0	0	0	0	0	0	11	19	0.00	0.750
Octavio Dotel, R ERA: 3.57	(9, 1)	1.0	S	3	0	0	0	1	0	0	0	0	0	0	5	8	0.00	0.000

PITCHER	IP	WLS	BF	H	R	ER	SO	BB	IBB	HBP	BLK	WP	HR	S	P	ERA	WHIP

BOTTOM

Cleveland Indians @ Oakland Athletics

Network Associates Coliseum, Oakland, CA

Sat Sep 11 2004, 4:05 PM EDT

Att. 30,436 - Cloudy - 79 F

livebaseballscorecards.com

Batter	1	2	3	4	5	6	7	8	9	AB	R	H	RBI	BB	SO	LOB
21 Mark Kotsay, L (1, 8) OBP: 0.365, SLG: 0.456	F X 0-1 3 F7 2B		D C S 1 SAFE B F B B 4-2 1-2 BB		F B F B X 2-2 ① F8		C X 0-1 ① F9	B B X 2-0 CS 1B		4	0	2	0	1	0	2
Eric Byrnes, R (1, 9) OBP: 0.352, SLG: 0.479	F S B X 1-2 ① P6		B C X 1-1 ② P2		X 0-0 ② G5-3		B D B C F B 4-2 3 G4-3 2B 1-2 2-3 BB	1 SAFE F 1 SAFE 1 SAFE 0-1 ③ CS 1-2		3	1	0	0	1	0	3
3 Eric Chavez, L (1, 5) OBP: 0.402, SLG: 0.529	B B F B F X 3-2 ② F7 2-3		B X 1-0 ③ F9		B B B B 4-0 BB		F X 0-1 ② G4-3 1-2 2-3 3-H			3	0	0	1	1	0	5
Scott Hatteberg, L (1, 3) OBP: 0.385, SLG: 0.450	B X 1-0 ③ F7			B B X 2-0 ① F9	1 SAFE B B C C B X 3-2 ③ G5-3		B X 1-0 2-H 3-H 2B			4	0	1	2	0	0	2
Damian Miller, R (1, 2) OBP: 0.344, SLG: 0.423		B B S X 2-1 ① L5		X 0-0 BB BB 1B		B X 1-0 ① F9	X 0-0 ③ P5			4	0	1	0	0	0	1
Erubiel Durazo, L (1, 10) OBP: 0.387, SLG: 0.526		C S S 0-3 ② K		B B B 4-0 BB 1-2 BB		S X 0-1 ② P4		B C F C 1-3 ① K		3	0	0	0	1	2	0
7 Bobby Crosby, R (1, 6) OBP: 0.335, SLG: 0.444		C B S B F F S 2-3 ③ K		C C S 0-3 ② K		S X 1-1 ③ F8		B B X 2-0 HR		4	1	1	1	0	2	2
Nick Swisher, S (1, 7) OBP: 0.429, SLG: 0.636			B C C B F F F F F 4-2 F B B 21 BB BB	B B B B 4-0 1-2 2-3 BB			B B X 2-0 BB 1B 3 G4-3 1B	C B B S X 2-2 HR		2	2	2	1	2	0	0
Marco Scutaro, R (1, 4) OBP: 0.300, SLG: 0.388			X 0-0 ① F9	B C F B F B X 3-2 ③ F7			X 0-0 3 G4-3 BB 1-2 2B 1B	C F F X 0-2 ② G1-3		4	1	1	0	0	0	4

Inning Stats	1	2	3	4	5	6	7	8	9
	R: 0 E: 0 K: 0 S: 9 H: 1 LOB: 1 BB: 0 P: 14	R: 0 E: 0 K: 2 S: 10 H: 0 LOB: 0 BB: 0 P: 14	R: 0 E: 0 K: 0 S: 15 H: 0 LOB: 2 BB: 2 P: 25	R: 0 E: 0 K: 1 S: 9 H: 1 LOB: 3 BB: 2 P: 22	R: 0 E: 0 K: 0 S: 7 H: 0 LOB: 1 BB: 1 P: 16	R: 0 E: 0 K: 0 S: 5 H: 0 LOB: 0 BB: 0 P: 7	R: 3 E: 0 K: 0 S: 10 H: 3 LOB: 1 BB: 1 P: 17	R: 2 E: 0 K: 1 S: 13 H: 3 LOB: 0 BB: 0 P: 20	

1B: 4	SF: 0	WP: 0
2B: 2	SAC: 0	PB: 0
3B: 0	DP: 0	SB: 0
HR: 2	HBP: 0	CS: 1
		PA: 38

AB	31
R	5
H	8
RBI	5
BB	6
SO	4
LOB	19

PITCHER		IP	WLS	BF	H	R	ER	SO	BB	IBB	HBP	BLK	WP	HR	S	P	ERA	WHIP
CC Sabathia, L ERA: 3.98	(1, 1)	6.2		31	5	3	3	3	6	0	0	0	0	0	64	114	4.05	1.650
63 Rafael Betancourt, R ERA: 4.22	(7, 1)	0.1	H	1	0	0	0	0	0	0	0	0	0	0	1	1	0.00	0.000
Bob Howry, R ERA: 2.02	(8, 1)	0.2	L	5	3	2	2	1	0	0	0	0	0	2	12	19	27.00	4.500
Jason Davis, R ERA: 5.79	(8, 1)	0.1		0	0	0	0	0	0	0	0	0	0	0	1	1	0.00	0.000

PITCHER	IP	WLS	BF	H	R	ER	SO	BB	IBB	HBP	BLK	WP	HR	S	P	ERA	WHIP

Batter	1	2	3	4	5	6	7	8	9	AB	R	H	RBI	BB	SO	LOB
Coco Crisp, S (1, 8) OBP: 0.333, SLG: 0.449	B F B B F S 3-3 ① K		S C B B S 2-3 ③ K		C B C 1 SAFE S 1-3 ② K			F B X 1-1 SH1-4 1B	F C C 0-3 ③ K	5	0	1	0	0	4	3
Omar Vizquel, S (1, 6) OBP: 0.361, SLG: 0.407	B B C S X 2-2 ② L5			C F B X 1-2 ① G3-1	F B 1 B S X SAFE 2-2 ③ G6-3			1 SAFE L 1 SAFE 1 SAFE X 0-1 ① SH1-4 **1-2**		3	0	0	0	0	0	1
Ronnie Belliard, R (1, 4) OBP: 0.359, SLG: 0.428	B C X 1-1 ③ P4			B B B C X 3-1 G3 41 1B 1B		F B S B C X 2-2 ① P6		B X 1-0 ② F7		4	0	1	0	0	0	1
41 Victor Martinez, S (1, 2) OBP: 0.364, SLG: 0.506		C B C B B T 3-2 ① K		F X 0-1 G3 **1-2** 1B		B S C B B X 3-2 1B		I I I I 4-0 IBB		3	0	2	0	1	1	0
Casey Blake, R (1, 5) OBP: 0.349, SLG: 0.489		C X 0-1 ② F7		F B X 1-1 ② G3 **1-2** **2-3**		B C B B F X 2-2 ② F8		B C B B B X 3-1 ③ F9		4	0	0	0	0	0	5
Josh Phelps, R (1, 10) OBP: 0.308, SLG: 0.437 48 Travis Hafner, L (9, PH) OBP: 0.409, SLG: 0.585		B C S S F B B B 4-2 BB		B B B C S F B 4-2 BB		F F B B B C 2-3 ③ K			B B B B C C X 3-2 ① G4-3	1	0	0	0	2	1	1
										1	0	0	0	0	0	0
Lou Merloni, R (1, 3) OBP: 0.348, SLG: 0.433 Ben Broussard, L (9, PH) OBP: 0.365, SLG: 0.451	B F F S 1-3 ③ K			D B X 2-0 ③ F7			C F B B B S 3-3 ① K		X 0-0 ② P5	3	0	0	0	0	2	4
										1	0	0	0	0	0	0
Ryan Ludwick, R (1, 9) OBP: 0.455, SLG: 0.700 John McDonald, R (9, PR) OBP: 0.261, SLG: 0.381		B C X 1-1 ① P2	C X 0-1 1B			B B F B F F S 3-3 ② K		B S B C B B 4-2 1B BB	3	0	1	0	1	1	0
										0	0	0	0	0	0	0
Jody Gerut, L (1, 7) OBP: 0.332, SLG: 0.408 Matt Lawton, L (9, PH) OBP: 0.361, SLG: 0.429		B F F B S 2-3 ② K	1 SAFE F B B 1 L B S 3-3 ① K			B F S X 1-2 ③ P5			C B C B X 2-2 **1-2** 1B	3	0	0	0	0	2	1
										1	0	1	0	0	0	0
Inning Stats	R: 0 E: 0 K: 1 S: 8 H: 0 LOB: 0 BB: 0 P: 14	R: 0 E: 0 K: 2 S: 11 H: 0 LOB: 1 BB: 1 P: 19	R: 0 E: 0 K: 2 S: 8 H: 0 LOB: 0 BB: 0 P: 13	R: 0 E: 0 K: 0 S: 13 H: 2 LOB: 3 BB: 1 P: 24	R: 0 E: 0 K: 2 S: 11 H: 1 LOB: 1 BB: 0 P: 17	R: 0 E: 0 K: 1 S: 12 H: 1 LOB: 1 BB: 0 P: 21	R: 0 E: 0 K: 2 S: 10 H: 0 LOB: 0 BB: 0 P: 17	R: 0 E: 0 K: 0 S: 7 H: 1 LOB: 2 BB: 1 P: 16	R: 0 E: 0 K: 1 S: 12 H: 1 LOB: 2 BB: 1 P: 21	1B: 6 2B: 0 3B: 0 HR: 0 SF: 0 SAC: 1 DP: 0 HBP: 0						

TOP

Cleveland Indians @ Oakland Athletics

Network Associates Coliseum, Oakland, CA

Sun Sep 12 2004, 8:05 PM EDT

Att. 29,107 - Sunny - 65 F

livebaseballscorecards.com

AB	32
R	0
H	6
RBI	0
BB	4
SO	11
LOB	16

PITCHER		IP	WLS	BF	H	R	ER	SO	BB	IBB	HBP	BLK	WP	HR	S	P	ERA	WHIP
Barry Zito, L ERA: 4.44	(1, 1)	7.0	W	27	4	0	0	10	2	0	0	0	0	0	73	125	0.00	0.857
Chris Hammond, L ERA: 2.91	(8, 1)	0.1	H	2	1	0	0	0	0	0	0	0	0	0	4	5	0.00	3.000
Chad Bradford, R ERA: 4.31	(8, 1)	0.2	H	3	0	0	0	0	0	1	0	0	0	0	3	11	0.00	0.000
Octavio Dotel, R ERA: 3.52	(9, 1)	1.0	S	5	1	0	0	1	1	0	0	0	0	0	12	21	0.00	2.000

PITCHER	IP	WLS	BF	H	R	ER	SO	BB	IBB	HBP	BLK	WP	HR	S	P	ERA	WHIP

Batter	1	2	3	4	5	6	7	8	9	AB	R	H	RBI	BB	SO	LOB
21 Mark Kotsay, L (1, 8) OBP: 0.363, SLG: 0.453	F X 0-1 ① F8		F F B F F X 1-2 ③ G4-3			C X 0-1 ① B3-1		X 0-0 ① SH1-3 1-2		3	0	0	0	0	0	0
Mark McLemore, S (1, 4) OBP: 0.364, SLG: 0.320	B B B C C X 3-2 ② G6-3			X 0-0 3 G6-3 1B		C B B B X 3-1 3 WP 1B		B C S C 1-3 ② K		4	0	2	0	0	1	1
3 Eric Chavez, L (1, 5) OBP: 0.398, SLG: 0.524	C F X 0-2 ③ F9			B C B X 2-1 ① ② G6-3 1-2f		F B B S T X 2-2 ② G6-3 1-2		S B B X 2-1 ③ G6-3		4	0	0	0	0	0	3
Scott Hatteberg, L (1, 3) OBP: 0.385, SLG: 0.448		C B B F X 2-2 ① G4-3		F H 1-1 BB HBP		B B X 2-0 ③ G3-1				2	0	0	0	0	0	1
Erubiel Durazo, L (1, 10) OBP: 0.389, SLG: 0.532		C X 0-1 HR		B B B B 4-0 1-2 BB			X 0-0 ① L9			2	1	1	1	1	0	0
Eric Byrnes, R (1, 9) OBP: 0.352, SLG: 0.478		C S S 0-3 ② K		B X 1-0 ③ G4-3			C B B X 2-1 S 1B			3	0	1	0	0	1	2
Nick Swisher, S (1, 7) OBP: 0.387, SLG: 0.560		C S S 0-3 ③ K			F B B B B F X 3-2 ① G4-3		B F F D S 2-3 ② K 1-2			3	0	0	0	0	2	1
7 Bobby Crosby, R (1, 6) OBP: 0.333, SLG: 0.441			B C B F F S 2-3 ① K		C S S 0-3 ② K		X 0-0 ③ G5-3			3	0	0	0	0	2	1
17 Adam Melhuse, S (1, 2) OBP: 0.310, SLG: 0.449			F S B X 1-2 ② G5-3		B B F X 2-1 ③ G4-3			B F X 1-1 21 SH1-3 1B		3	0	1	0	0	0	0
Inning Stats	R: 0 E: 0 K: 0 S: 8 H: 0 LOB: 0 BB: 0 P: 11	R: 1 E: 0 K: 2 S: 11 H: 1 LOB: 0 BB: 0 P: 13	R: 0 E: 0 K: 1 S: 12 H: 0 LOB: 0 BB: 0 P: 16	R: 0 E: 0 K: 0 S: 5 H: 1 LOB: 2 BB: 1 P: 13	R: 0 E: 0 K: 1 S: 8 H: 0 LOB: 0 BB: 0 P: 13	R: 0 E: 0 K: 0 S: 9 H: 1 LOB: 1 BB: 0 P: 16	R: 0 E: 0 K: 1 S: 7 H: 1 LOB: 1 BB: 0 P: 11	R: 0 E: 0 K: 1 S: 8 H: 1 LOB: 1 BB: 0 P: 12		1B: 4 2B: 0 3B: 0 HR: 1 SF: 0 SAC: 1 DP: 1 HBP: 1						

PITCHER	IP	WLS	BF	H	R	ER	SO	BB	IBB	HBP	BLK	WP	HR	S	P	ERA	WHIP
37 Jake Westbrook, R (1, 1) ERA: 3.27	8.0	L	30	5	1	1	6	1	0	1	0	1	1	68	105	1.12	0.750

PITCHER	IP	WLS	BF	H	R	ER	SO	BB	IBB	HBP	BLK	WP	HR	S	P	ERA	WHIP

BOTTOM

Cleveland Indians @ Oakland Athletics

Network Associates Coliseum, Oakland, CA

Sun Sep 12 2004, 8:05 PM EDT
Att. 29,107 - Sunny - 65 F

livebaseballscorecards.com

AB	27
R	1
H	5
RBI	1
BB	1
SO	6
LOB	9

PA: 30
WP: 1
PB: 0
SB: 1
CS: 0

Batter	1	2	3	4	5	6	7	8	9	10	AB	R	H	RBI	BB	SO	LOB
Alfonso Soriano, R (1, 4) OBP: 0.322, SLG: 0.480	B S X 1-1 HR		F B X 1-1 ② F9		B B F F F X 2-2 ① L3		F D B B X 3-1 ① F9 2-3		B B X 2-0 HR		5	2	2	2	0	0	3
9 Hank Blalock, L (1, 5) OBP: 0.351, SLG: 0.496	X 0-0 ① P6		B S S S 1-3 ③ K		X 0-0 ② G3-1 1-2 2-3		F F F F D X 1-2 ② P3		C C B B X 2-2 1B		5	0	1	0	0	1	3
10 Michael Young, R (1, 6) OBP: 0.353, SLG: 0.474	B C F B X 2-2 ② L9			S B X 1-1 ① G3-1	B B S F C 2-3 ③ K		B X 1-0 ③ G6-3		B C B X 2-1 ③ G4-3		5	0	0	0	0	1	4
23 Mark Teixeira, S (1, 3) OBP: 0.365, SLG: 0.579	B B X 2-0 2B			B F B S F F F B X 3-2 2B		B F X 1-1 ① L6		X 0-0 HR		B C B X 2-1 FC4-6 3B	5	2	4	1	0	0	0
David Dellucci, L (1, 7) OBP: 0.356, SLG: 0.477	B C B X 2-1 ③ G3-1			B B B F B 4-1 BB		S B F B S 2-3 ② K		C B X 1-1 ① G3		B B B C B 4-1 FC4-6 BB	3	0	0	0	2	1	1
Kevin Mench, R (1, 9) OBP: 0.329, SLG: 0.547		B C T S 1-3 ① K		F B S S 1-3 ② K		B S B S C 2-3 ③ K		F B F F S 1-3 ② K		X 0-0 ① FC4-6 FC4-6 1-2f	5	0	0	0	0	4	4
Brian Jordan, R (1, 10) OBP: 0.278, SLG: 0.364		B F X 1-1 ② P6		S F B X 1-2 ③ G1-3			X 0-0 1B 2B 1B	S S B X 1-2 ③ P1		C D X 1-1 ② FC4-6 1-2f 3-H	5	1	1	1	0	0	3
Laynce Nix, L (1, 8) OBP: 0.302, SLG: 0.448		F X 0-1 ③ G4-3			X 0-0 9 G3-1 1B 1B		C B X 1-1 1-3 2B 1B		C C C 0-3 ① K	I I I I 4-0 IBB	4	1	2	0	1	1	0
Rod Barajas, R (1, 2) OBP: 0.270, SLG: 0.465			C F S 0-3 ① K		1 SAFE X 0-0 9 G3-1 1-2 1B		1 SAFE B B X 2-0 PB 1-H 3-H 2B		C S B S 1-3 ② K	B S X 1-1 ③ L8	5	0	2	2	0	2	2
Inning Stats	R: 1 H: 2 E: 0 LOB: 1 K: 0 BB: 0 S: 9 P: 16	R: 0 H: 0 E: 0 LOB: 0 K: 1 BB: 0 S: 7 P: 9	R: 0 H: 0 E: 0 LOB: 0 K: 2 BB: 0 S: 8 P: 10	R: 0 H: 1 E: 0 LOB: 2 K: 1 BB: 1 S: 15 P: 25	R: 0 H: 2 E: 0 LOB: 2 K: 1 BB: 0 S: 10 P: 14	R: 0 H: 0 E: 0 LOB: 0 K: 2 BB: 0 S: 8 P: 13	R: 2 H: 3 E: 0 LOB: 1 K: 0 BB: 0 S: 12 P: 20	R: 1 H: 1 E: 0 LOB: 0 K: 1 BB: 0 S: 10 P: 13	R: 1 H: 2 E: 0 LOB: 1 K: 2 BB: 0 S: 12 P: 19	R: 1 H: 1 E: 1 LOB: 2 K: 0 BB: 2 S: 8 P: 20	1B: 5 SF: 0 2B: 3 SAC: 0 3B: 1 DP: 0 HR: 3 HBP: 0						

PITCHER		IP	WLS	BF	H	R	ER	SO	BB	IBB	HBP	BLK	WP	HR	S	P	ERA	WHIP
Tim Hudson, R ERA: 3.36	(1, 1)	8.0		34	9	4	4	8	1	0	0	0	0	2	79	120	4.50	1.250
Jim Mecir, R ERA: 3.45	(9, 1)	0.2	B	3	1	1	1	2	0	0	0	0	0	1	7	10	13.50	1.500
Ricardo Rincon, L ERA: 3.49	(9, 1)	0.0		1	1	0	0	0	0	0	0	0	0	0	3	5	∞	∞
Chad Bradford, R ERA: 4.28	(9, 1)	0.1		1	0	0	0	0	0	0	0	0	0	0	2	4	0.00	0.000
58 Justin Duchscherer, R ERA: 3.5	(10, 1)	1.0	W	6	1	1	1	0	1	1	0	0	0	0	8	20	9.00	2.000

PITCHER	IP	WLS	BF	H	R	ER	SO	BB	IBB	HBP	BLK	WP	HR	S	P	ERA	WHIP

TOP

Texas Rangers @ Oakland Athletics

Network Associates Coliseum, Oakland, CA

Mon Sep 13 2004, 10:05 PM EDT
Att. 15,535 - Sunny - 65 F

livebaseballscorecards.com

AB	42
R	6
H	12
RBI	6
BB	3
SO	10
LOB	20

1B: 5	SF: 0	WP: 0	PA: 45
2B: 3	SAC: 0	PB: 1	
3B: 1	DP: 0	SB: 0	
HR: 3	HBP: 0	CS: 0	

Texas Rangers @ Oakland Athletics

Network Associates Coliseum, Oakland, CA

Mon Sep 13 2004, 10:05 PM EDT

Att. 15,535 - Sunny - 65 F

livebaseballscorecards.com

BOTTOM

Batter	1	2	3	4	5	6	7	8	9	10	AB	R	H	RBI	BB	SO	LOB
21 Mark Kotsay, L (1, 8) OBP: 0.361, SLG: 0.452	B X 1-0 P5 ①		C X 0-1 F7 ③ 2-H		B B 1 SAFE F X 2-1 G3 ②		B S F C 1-3 K ③		X 0-0 2B ① 2B	X 0-0 F7 ① 2B	6	0	1	0	0	1	6
Eric Byrnes, R (1, 9) OBP: 0.352, SLG: 0.477	C X 0-1 F7 ②			X 0-0 2B ① 2B	C F X 0-2 L6 ③			B F B B B 4-1 3 WP 1B BB	C X 0-1 L3 ① 1B	C S B F S 1-3 K ② 1B	5	1	1	0	1	1	5
3 Eric Chavez, L (1, 5) OBP: 0.400, SLG: 0.521	S X 0-1 F7 ③			B B B C C C X 3-2 P5 ① 1-2		C B B B B S F X 3-2 P6 ① 1-2		C B F B B B 4-2 SH1-4 1B HBP 1-2 BB	I I I I 4-0 IBB IBB	C B B C C X 2-2 1-2 2-3 3-H 1B 1-2 2-3 3-H 1B	4	1	1	1	2	0	1
Scott Hatteberg, L (1, 3) OBP: 0.383, SLG: 0.445		C F B F F C 1-3 K ① K		C B B B X 2-1 L9 ② L9		L X 0-1 P5 ② P5		B F X 1-1 HBP SH1-4 7 SF7 1-2 2-H 1B 1-2 2-H 1B	B X 1-0 F7 ② F7		5	1	1	1	0	1	3
Damian Miller, R (1, 2) OBP: 0.343, SLG: 0.419		C B B B B X 3-1 P6 ② P6		S C F B B B B 4-2 BB BB		B S X 1-1 L7 ③ L7		B X 1-0 SH1-4 ① 1-2 2-3 1-2 2-3	C B S D B S 3-3 K ③ K		3	0	0	0	1	1	2
Erubiel Durazo, L (1, 10) OBP: 0.391, SLG: 0.531 Esteban German, R (10, PR) OBP: 0.305, SLG: 0.309	B X 1-0 G6-3 ③ G6-3		F C T 0-2 K ③ K				X 0-0 7 BB 1B 1B	I I I I 4-0 HBP IBB IBB		F F B B B B F B 4-2 7 SH BB BB BB BB	3 0	0 1	1 0	0 0	2 0	1 0	2 0
Nick Swisher, S (1, 7) OBP: 0.389, SLG: 0.500			B X 1-0 F8 ① F8		C B X 1-1 F7 ① F7		F F X 0-2 F8 ① F8	F H 1-1 1-2 2-3 3-H HBP HBP		B F B B B F 1 SAFE F F B 4-2 BB 7 SH 3 1B 1-2 BB BB	3	1	0	1	1	0	1
7 Bobby Crosby, R (1, 6) OBP: 0.334, SLG: 0.447			B C B F B S 3-3 K ② K		C B S B X 2-2 HR HR		B B B C B 4-1 1-2 BB 1-2 BB	B B X 2-0 SF7 ② SF7 3-H		X 0-0 SH 3 1B BB 1-2 2-3 1-2 2-3	2	1	1	2	1	1	0
Marco Scutaro, R (1, 4) OBP: 0.304, SLG: 0.394 Mark McLemore, S (7, PH) (8, 4) OBP: 0.364, SLG: 0.317			B X 1-0 21 BLK 2B 2B		T X 0-1 1B 1B		S S X 0-2 P5 ② P5	B X 1-0 G3 ③ G3		C B B B B F B 4-2 3 1B 1-2 2-3 3-H BB 1-2 2-3 3-H BB	2 2	1 0	2 0	0 1	0 1	0 0	0 4

Inning Stats	1	2	3	4	5	6	7	8	9	10
	R: 0 H: 0 E: 0 LOB: 0 K: 0 BB: 0 S: 5 P: 6	R: 0 H: 0 E: 0 LOB: 0 K: 1 BB: 0 S: 8 P: 13	R: 1 H: 1 E: 0 LOB: 0 K: 1 BB: 0 S: 7 P: 12	R: 0 H: 1 E: 0 LOB: 2 K: 1 BB: 1 S: 12 P: 21	R: 1 H: 2 E: 0 LOB: 1 K: 0 BB: 0 S: 12 P: 17	R: 0 H: 0 E: 0 LOB: 0 K: 0 BB: 0 S: 8 P: 12	R: 0 H: 1 E: 0 LOB: 2 K: 1 BB: 1 S: 11 P: 16	R: 3 H: 1 E: 0 LOB: 2 K: 0 BB: 3 S: 9 P: 27	R: 0 H: 1 E: 0 LOB: 2 K: 1 BB: 1 S: 7 P: 15	R: 2 H: 1 E: 1 LOB: 3 K: 1 BB: 3 S: 18 P: 33

1B: 4 SF: 1
2B: 3 SAC: 2
3B: 0 DP: 0
HR: 1 HBP: 1

WP: 1 PA: 48
PB: 0
SB: 0
CS: 0

	AB	35
	R	7
	H	8
	RBI	6
	BB	9
	SO	6
	LOB	24

PITCHER		IP	WLS	BF	H	R	ER	SO	BB	IBB	HBP	BLK	WP	HR	S	P	ERA	WHIP
Juan Dominguez, R ERA: 3.91	(1, 1)	6.0		23	4	2	2	3	1	0	0	1	0	1	52	81	3.00	0.833
50 Frank Francisco, R ERA: 3.22	(7, 1)	1.0	H	6	1	1	1	1	2	0	0	0	0	0	12	21	9.00	3.000
32 Ron Mahay, L ERA: 2.76	(8, 1)	0.1	H	4	1	0	0	0	1	1	0	0	1	0	5	15	0.00	6.000
Carlos Almanzar, R ERA: 3.95	(8, 1)	0.2	B	3	0	2	2	0	0	0	1	0	0	0	3	7	27.00	0.000
Brian Shouse, L ERA: 2.58	(9, 1)	0.2		4	1	0	0	0	0	1	0	0	0	0	4	9	0.00	1.500
Doug Brocail, R ERA: 5.23	(9, 1)	0.1		1	0	0	0	1	0	0	0	0	0	0	3	6	0.00	0.000
Francisco Cordero, R ERA: 1.89	(10, 1)	0.2	L	7	1	2	0	1	3	0	0	0	0	0	18	33	0.00	6.000

Texas Rangers @ Oakland Athletics

Network Associates Coliseum, Oakland, CA

Tue Sep 14 2004, 10:05 PM EDT

Att. 15,644 - Sunny - 75 F

livebaseballscorecards.com

Batter	1	2	3	4	5	6	7	8	9	AB	R	H	RBI	BB	SO	LOB
Eric Young Sr., R (1, 10) OBP: 0.394, SLG: 0.376	P4		9 2B 1B	23 E 10 1B 23 E 1B	SF9	HBP		FC5-4		4	2	2	1	0	0	1
9 Hank Blalock, L (1, 5) OBP: 0.351, SLG: 0.496	G3-1		10 G6-3 1B 2B	K	10 FC5-4 1B	L6			F7	6	1	2	2	0	1	5
10 Michael Young, R (1, 6) OBP: 0.352, SLG: 0.477	F9		G6-3	23 E 1B	FC5-4	F8			HR	6	2	2	1	0	0	5
23 Mark Teixeira, S (1, 3) OBP: 0.365, SLG: 0.575		1B BB	BB 1B SF8 HBP	E3 1B		G1-3	K		P6	4	1	0	1	1	1	1
Alfonso Soriano, R (1, 4) OBP: 0.324, SLG: 0.482		K	SF8 BB 1B			1B 2B	F7		F9	6	1	3	2	0	1	1
Kevin Mench, R (1, 7) OBP: 0.330, SLG: 0.544		F8	FC6-4 BB	F9		2B 1B	G6-3			4	1	1	1	1	0	3
Brian Jordan, R (1, 9) OBP: 0.287, SLG: 0.369		1B	SF8	F8		2B 1B IBB		FC5-4 1B		3	1	2	1	1	0	2
Layne Nix, L (1, 8) OBP: 0.304, SLG: 0.454		G4-3	FC6-4		SH5-3 SF9 2B	1B 2B		P5		5	1	2	1	0	0	5
Rod Barajas, R (1, 2) OBP: 0.276, SLG: 0.465			9 2B 1B BB	10 1B 23 E 1B BB	SH5-3	HBP 1B		P6		2	2	1	1	2	0	1
Inning Stats	R: 0 E: 0 K: 0 S: 8 H: 0 LOB: 0 BB: 0 P: 10	R: 0 E: 0 K: 1 S: 16 H: 1 LOB: 2 BB: 1 P: 28	R: 4 E: 0 K: 0 S: 14 H: 3 LOB: 2 BB: 2 P: 27	R: 3 E: 1 K: 1 S: 19 H: 3 LOB: 2 BB: 1 P: 32	R: 1 E: 0 K: 0 S: 9 H: 2 LOB: 1 BB: 0 P: 18	R: 3 E: 0 K: 0 S: 19 H: 4 LOB: 3 BB: 1 P: 35	R: 0 E: 0 K: 1 S: 7 H: 0 LOB: 0 BB: 0 P: 10	R: 0 E: 0 K: 0 S: 12 H: 1 LOB: 1 BB: 0 P: 16	R: 1 E: 0 K: 0 S: 13 H: 1 LOB: 0 BB: 0 P: 21	1B: 10 2B: 4 3B: 0 HR: 1 SF: 2 SAC: 1 DP: 0 HBP: 2							

PITCHER		IP	WLS	BF	H	R	ER	SO	BB	IBB	HBP	BLK	WP	HR	S	P	ERA	WHIP
Mark Redman, L (1, 1) ERA: 4.94		3.1	L	22	6	7	7	2	4	0	1	0	0	0	49	85	18.90	3.000
Justin Lehr, R (4, 1) ERA: 5.59		2.0		12	5	4	4	0	0	1	0	0	0	0	26	47	18.00	2.500
Chris Hammond, L (6, 1) ERA: 2.81		1.2		8	2	0	0	1	0	0	1	0	0	0	17	28	0.00	1.200
58 Justin Duchscherer, R (8, 1) ERA: 3.53		2.0		8	2	1	1	0	0	0	0	0	0	1	25	37	4.50	1.000

PITCHER	IP	WLS	BF	H	R	ER	SO	BB	IBB	HBP	BLK	WP	HR	S	P	ERA	WHIP

TOP

AB	40
R	12
H	15
RBI	11
BB	5
SO	3
LOB	24

WP: 0 PB: 0 SB: 0 CS: 0 PA: 50

Texas Rangers @ Oakland Athletics

Network Associates Coliseum, Oakland, CA

Tue Sep 14 2004, 10:05 PM EDT

Att. 15,644 - Sunny - 75 F

livebaseballscorecards.com

BOTTOM

Batter	1	2	3	4	5	6	7	8	9	AB	R	H	RBI	BB	SO	LOB
21 Mark Kotsay, L (1, 8) OBP: 0.361, SLG: 0.451	2-1 FC4-6 1B	2-2 G4-3		0-0 2B 1B	1-3 K2-3			2-2 F7		5	1	2	0	0	1	1
Mark McLemore, S (1, 4) OBP: 0.361, SLG: 0.319	0-1 FC4-6 1B 3 BB 1B 1-2f	2-2 G4-3		0-0 1-H 2B	1-2 G4-3			3-3 K		5	1	1	1	0	1	1
3 Eric Chavez, L (1, 5) OBP: 0.400, SLG: 0.518 Esteban German, R (9, PH) OBP: 0.317, SLG: 0.321	4-2 1B 1B 1-2 BB	1-0 G4-3 1B HBP		1-2 P5		1-2 F8			2-0 HR 1B	2 1	2 1	0 1	0 1	1 0	0 0	1 0
Scott Hatteberg, L (1, 3) OBP: 0.385, SLG: 0.453	1-1 1B 1-2 2-3 1B	0-1 G4-3 1-2		3-2 G4-3		2-1 1B			0-0 1-H HR	5	1	3	2	0	0	2
Erubiel Durazo, L (1, 10) OBP: 0.393, SLG: 0.531 23 Bobby Kielty, S (9, PH) OBP: 0.316, SLG: 0.366	1-0 1-3 2-H 3-H 1B	4-1 1B BB			4-2 2B 17 1B BB	2-3 K			0-0 G5-3	2 1	1 0	1 0	2 0	2 0	1 0	1 0
Nick Swisher, S (1, 7) OBP: 0.415, SLG: 0.545	3-3 K	2-2 1-2 2-H 1B			2-1 17 1B 1-3 2B		0-1 G3-1		0-2 1B	5	1	3	1	0	1	2
Eric Byrnes, R (1, 9) OBP: 0.349, SLG: 0.472	1-0 F8	3-3 K			0-0 P4		1-3 K		0-0 P6	5	0	0	0	0	2	7
17 Adam Melhuse, S (1, 2) OBP: 0.312, SLG: 0.463		2-2 L9		0-0 HR	1-2 2-H 3-H 1B		0-0 G3-1		1-0 G3	5	1	2	3	0	0	1
7 Bobby Crosby, R (1, 6) OBP: 0.332, SLG: 0.444		1-2 L6		2-2 G6-3	1-3 K			1-1 F8		4	0	0	0	0	1	1

| | | |

Texas Rangers @ Oakland Athletics

Network Associates Coliseum, Oakland, CA

Wed Sep 15 2004, 10:05 PM EDT

Att. 25,849 - Sunny - 72 F

TOP

livebaseballscorecards.com

Batter	1	2	3	4	5	6	7	8	9	AB	R	H	RBI	BB	SO	LOB
Eric Young Sr., R (1, 10) OBP: 0.397, SLG: 0.382	BBBB 4-0 9 1B 9 S 23 FC4-6 BB		BX 1-0 10 CS 1B		CX 0-1 ③ B1-3		LDBFDX 3-2 1-3 9 2B 2B	CBX 1-1 ②③ G5-4-3 1-2f		4	2	2	0	1	0	2
9 Hank Blalock, L (1, 5) OBP: 0.355, SLG: 0.505	BCBX 2-1 23 FC4-6 1-3 1B		CDBX 1 SAFE 2-1 ② F8			BBBB 4-0 10 2B 23 HR BB	X 0-0 10 G6-3 SF7 2-H 3-H 2B		BFX 1-1 HR	4	3	3	3	1	0	1
10 Michael Young, R (1, 6) OBP: 0.353, SLG: 0.478	X 0-0 ① F9		1 SAFE CCC 1 SAFE 0-2 ③ CS 1-2	BSBX 2-1 ① G5-3		CX 0-1 23 HR 1-3 2B	CFX 0-2 ① G6-3 2-3		BFX 1-1 G1-3 BB PB 1B	5	2	2	0	0	0	3
23 Mark Teixeira, S (1, 3) OBP: 0.365, SLG: 0.578	X 0-0 ② FC4-6 1-2f 3-H			FBX 1-1 ② G4-3		X 0-0 HR 2-H 3-H	1B SF7 IBB		BCX 1-1 ① L4	4	1	1	4	1	0	2
Alfonso Soriano, R (1, 4) OBP: 0.324, SLG: 0.486 Manny Alexander, R (9, PR) OBP: 0.176, SLG: 0.235 (9, 4)	CFBS 1-3 ③ K			SCX 0-2 HR		CBBBFFFX 3-2 ① F9	X 0-0 ② SF7 1-2 3-H		BBBCSFB 4-2 PB G1-3 1-2 BB	3 0	1 0	1 0	2 0	1 0	1 0	1 0
Kevin Mench, R (1, 7) OBP: 0.331, SLG: 0.544 (9, 9)		CX 0-1 F8-5 2B		CSS 0-3 ③ K		X 0-0 E1 1B	CBX 1-1 2-3 1B		CSX 0-2 ② G1-3 1-2 2-3	5	0	2	0	0	1	2
Brian Jordan, R (1, 9) OBP: 0.287, SLG: 0.366 David Dellucci, L (9, PH) OBP: 0.358, SLG: 0.477 (9, 7)		X 0-0 ①② F8-5 2-3			X 0-0 ① G6-3	BBX 2-0 G4-3 1-2 1B	CSX 0-2 ③ G1-3		SBSSDBFB 4-2 BB 2-3 3-H BB	4 0	0 0	1 0	0 0	0 1	0 0	3 0
Layne Nix, L (1, 8) OBP: 0.302, SLG: 0.448	BSBFFBS 3-3 ③ K				CSBS 1-3 ② K	CX 0-1 ②③ G4-3 1-2f		SSFFFBX 1-2 ① L8	BSBSFFBB 4-2 1-2 BB	4	0	0	0	1	2	2
Rod Barajas, R (1, 2) OBP: 0.281, SLG: 0.466			CSFS 0-3 ① K		CFX 0-2 1B	CX 0-1 2B 9 2B 1B	CBBBB 4-1 G5-4-3 BB	BBX 2-0 ③ P4		4	1	2	0	1	1	3
Inning Stats	R: 1 E: 0 K: 1 S: 7 H: 1 LOB: 1 BB: 1 P: 14	R: 0 E: 0 K: 1 S: 7 H: 1 LOB: 0 BB: 0 P: 10	R: 0 E: 0 K: 1 S: 9 H: 1 LOB: 0 BB: 0 P: 12	R: 1 E: 0 K: 1 S: 10 H: 1 LOB: 0 BB: 0 P: 13	R: 0 E: 0 K: 1 S: 9 H: 1 LOB: 1 BB: 0 P: 10	R: 3 E: 1 K: 0 S: 12 H: 3 LOB: 1 BB: 1 P: 21	R: 3 E: 0 K: 0 S: 15 H: 4 LOB: 2 BB: 1 P: 23	R: 0 E: 0 K: 0 S: 10 H: 0 LOB: 0 BB: 1 P: 16	R: 2 E: 0 K: 0 S: 20 H: 2 LOB: 3 BB: 3 P: 37	1B: 7 2B: 5 3B: 0 HR: 3 SF: 1 SAC: 0 DP: 3 HBP: 0							

	AB	37
	R	10
	H	14
	RBI	9
	BB	7
	SO	5
	LOB	19

WP: 0 PB: 1 SB: 1 CS: 1 PA: 46

PITCHER		IP	WLS	BF	H	R	ER	SO	BB	IBB	HBP	BLK	WP	HR	S	P	ERA	WHIP
Mark Mulder, L ERA: 4.13	(1, 1)	6.0	L	29	11	8	8	5	2	0	0	0	0	2	60	89	12.00	2.167
Chad Bradford, R ERA: 4.2	(7, 1)	1.0		5	1	0	0	0	0	1	0	0	0	0	9	14	0.00	1.000
Chris Hammond, L ERA: 2.76	(8, 1)	1.0		3	0	0	0	0	1	0	0	0	0	0	10	16	0.00	1.000
46 Santiago Casilla, R ERA: 12.71	(9, 1)	1.0		8	2	2	2	0	3	0	0	0	0	1	20	37	18.00	5.000

PITCHER	IP	WLS	BF	H	R	ER	SO	BB	IBB	HBP	BLK	WP	HR	S	P	ERA	WHIP

Texas Rangers @ Oakland Athletics

Network Associates Coliseum, Oakland, CA

Wed Sep 15 2004, 10:05 PM EDT

Att. 25,849 - Sunny - 72 F

livebaseballscorecards.com

BOTTOM

Batter	1	2	3	4	5	6	7	8	9	AB	R	H	RBI	BB	SO	LOB
21 Mark Kotsay, L (1, 8) OBP: 0.363, SLG: 0.452	B C F F B F B C 3-3 K ① S X 0-1 1-3 1B	F X 0-1 G6-3 ③	B C B X 2-1 1-2 1B	B F B B B 4-1 FC6-4 1-2 BB	4	0	2	0	1	1	0
Mark McLemore, S (1, 4) OBP: 0.359, SLG: 0.315 Marco Scutaro, R (9, PH) OBP: 0.303, SLG: 0.393	B B C B B 4-1 BB BB BB C B X 1-1 L7 ③	C S B C 1-3 K ① C X 0-1 G4-3 ③	B B B C F F X 3-2 FC6-4 G3 3 BB ① 1-2f 2-H	3	0	0	0	1	1	4
				1	0	0	0	0	0	1
3 Eric Chavez, L (1, 5) OBP: 0.400, SLG: 0.516	B F X 1-1 P4 ②	C B B B C X 3-2 2B 1B 1B	C X 0-1 F7 ②	C B F S 1-3 K ①	B B B B 4-0 G3 1-2 BB	4	1	1	0	1	1	1
Scott Hatteberg, L (1, 3) OBP: 0.387, SLG: 0.455	B B B B 4-0 BB 1-2 BB	B B X 2-0 1B 1-3 2B	B B B C X 3-1 1B 1B	S C S 0-3 K ②	C X 0-1 G3 ② 1-2 2-3	4	1	2	0	1	1	2
Erubiel Durazo, L (1, 10) OBP: 0.395, SLG: 0.530	B C B B C B 4-2 1-2 2-3 BB	X 0-0 G3-6-1 2-H 3-H 1B	C B F F X 1-2 FC4-6 1-3 1B	C S S 0-3 K ③	C X 0-1 G3 ③	4	0	2	2	1	1	2
Nick Swisher, S (1, 9) OBP: 0.378, SLG: 0.486	B F S X 1-2 F9 ③	B B C T B X 3-2 G3-6-1 1-2f ① ②	B X 1-0 FC4-6 1-2f ③	B S S S 1-3 K ①	4	0	0	0	0	1	6
Damian Miller, R (1, 2) OBP: 0.342, SLG: 0.418	B X 1-0 G5-3 ① C X 0-1 G6-3 ③	C B F F X 1-2 21 1B 1B	F B B X 2-1 G5-3 ②	4	0	1	0	0	0	0
Billy McMillon, L (1, 7) OBP: 0.260, SLG: 0.345	F C B C 1-3 K ② X 0-0 G4-3 ①	B B S S F S 2-3 K ①	X 0-0 F7 ③	4	0	0	0	0	2	1
7 Bobby Crosby, R (1, 6) OBP: 0.333, SLG: 0.444	C B X 1-1 21 1B 1B B L C X 1-2 F8 ②	C B X 1-1 F9 ②	B C F F X 1-2 21 DI E 1B	4	1	2	0	0	0	1

	AB	36
	R	3
	H	10
	RBI	2
	BB	5
	SO	8
	LOB	18

Inning Stats	1	2	3	4	5	6	7	8	9	1B: 9	SF: 0	WP: 0	PA: 41
	R: 0 E: 0 K: 1 S: 13 H: 0 LOB: 3 BB: 3 P: 30	R: 0 E: 0 K: 1 S: 10 H: 2 LOB: 2 BB: 0 P: 14	R: 2 E: 0 K: 0 S: 10 H: 3 LOB: 0 BB: 0 P: 18	R: 0 E: 0 K: 0 S: 6 H: 0 LOB: 0 BB: 0 P: 7	R: 0 E: 0 K: 1 S: 12 H: 2 LOB: 2 BB: 0 P: 18	R: 0 E: 0 K: 1 S: 14 H: 2 LOB: 2 BB: 0 P: 20	R: 0 E: 0 K: 3 S: 9 H: 0 LOB: 0 BB: 0 P: 10	R: 0 E: 0 K: 1 S: 6 H: 0 LOB: 0 BB: 0 P: 9	R: 1 E: 1 K: 0 S: 13 H: 1 LOB: 2 BB: 2 P: 25	2B: 1 3B: 0 HR: 0	SAC: 0 DP: 1 HBP: 0	PB: 0 SB: 0 CS: 0	

PITCHER	IP	WLS	BF	H	R	ER	SO	BB	IBB	HBP	BLK	WP	HR	S	P	ERA	WHIP
Ryan Drese, R (1, 1) ERA: 3.73	6.0	W	29	9	2	2	4	3	0	0	0	0	0	65	107	3.00	2.000
Brian Shouse, L (7, 1) ERA: 2.52	1.0		3	0	0	0	3	0	0	0	0	0	0	9	10	0.00	0.000
Carlos Almanzar, R (8, 1) ERA: 3.86	1.0		3	0	0	0	1	0	0	0	0	0	0	6	9	0.00	0.000
Michael Tejera, L (9, 1) ERA: 15.63	0.1		4	1	1	1	0	2	0	0	0	0	0	9	21	27.00	9.000
Erasmo Ramirez, L (9, 1) ERA: 4.6	0.2		2	0	0	0	0	0	0	0	0	0	0	4	4	0.00	0.000

PITCHER	IP	WLS	BF	H	R	ER	SO	BB	IBB	HBP	BLK	WP	HR	S	P	ERA	WHIP

Texas Rangers @ Oakland Athletics

Network Associates Coliseum, Oakland, CA

Thu Sep 16 2004, 3:35 PM EDT

Att. 15,281 - Sunny - 74 F

TOP

livebaseballscorecards.com

Batter	1	2	3	4	5	6	7	8	9	AB	R	H	RBI	BB	SO	LOB
Eric Young Sr., R (1, 10) OBP: 0.397, SLG: 0.389	G6-3		9 1B 2B		E9 9 SF8 2B		G1-3		P3	5	2	2	1	0	0	3
9 Hank Blalock, L (1, 5) OBP: 0.355, SLG: 0.504	K		10 E 23 WP 1B		SF8		IBB		P4	3	1	1	2	1	1	1
10 Michael Young, R (1, 6) OBP: 0.352, SLG: 0.477	K		E9 23 WP 1B		P4		P2			4	0	1	0	0	1	3
23 Mark Teixeira, S (1, 3) OBP: 0.364, SLG: 0.575		K	IBB			G3		G3		3	0	0	0	1	1	0
Alfonso Soriano, R (1, 4) OBP: 0.324, SLG: 0.484 Manny Alexander, R (8, PR) OBP: 0.176, SLG: 0.235 (8, 4)		K	F8			G6-3		F8 BB		3 0	0 0	0 0	0 0	1 0	1 0	2 0
David Dellucci, L (1, 7) OBP: 0.354, SLG: 0.470		F9		P4		K		F8		4	0	0	0	0	1	1
Brian Jordan, R (1, 9) OBP: 0.286, SLG: 0.364			P3	G4-3			G1-3 BB 1B	K		4	0	1	0	0	1	1
Layne Nix, L (1, 8) OBP: 0.304, SLG: 0.452			2B 1B	K			P2		FC1-5 2B	4	1	2	0	0	1	1
Rod Barajas, R (1, 2) OBP: 0.280, SLG: 0.461 Andy Fox, L (9, PR) OBP: 0.087, SLG: 0.152			K		F9		G1-3 BB		FC1-5	3 0	0 0	0 0	0 0	1 0	1 0	2 0
Inning Stats	R: 0 E: 0 K: 2 S: 8 H: 0 LOB: 0 BB: 0 P: 14	R: 0 E: 0 K: 2 S: 9 H: 0 LOB: 0 BB: 0 P: 14	R: 3 E: 1 K: 1 S: 21 H: 4 LOB: 2 BB: 1 P: 30	R: 0 E: 0 K: 1 S: 6 H: 0 LOB: 0 BB: 0 P: 7	R: 1 E: 1 K: 0 S: 8 H: 1 LOB: 0 BB: 0 P: 16	R: 0 E: 0 K: 1 S: 8 H: 0 LOB: 0 BB: 0 P: 11	R: 0 E: 0 K: 0 S: 17 H: 1 LOB: 3 BB: 2 P: 30	R: 0 E: 0 K: 1 S: 10 H: 0 LOB: 1 BB: 1 P: 20	R: 0 E: 0 K: 0 S: 11 H: 1 LOB: 1 BB: 0 P: 16	1B: 4 2B: 3 3B: 0 HR: 0 SF: 1 SAC: 0 DP: 0 HBP: 0							

	AB	33
	R	4
	H	7
	RBI	3
	BB	4
	SO	8
	LOB	14

WP: 1 PB: 0 SB: 1 CS: 0 PA: 38

PITCHER	IP	WLS	BF	H	R	ER	SO	BB	IBB	HBP	BLK	WP	HR	S	P	ERA	WHIP
40 Rich Harden, R (1, 1) ERA: 4.06	6.1	W	26	6	4	3	7	0	1	0	0	1	0	72	109	4.26	0.947
Chad Bradford, R (7, 1) ERA: 4.15	0.2	H	4	0	0	0	0	1	1	0	0	0	0	5	13	0.00	1.500
Jim Mecir, R (8, 1) ERA: 3.4	0.2	H	3	0	0	0	0	1	0	0	0	0	0	7	15	0.00	1.500
Octavio Dotel, R (8, 1) ERA: 3.46	1.1	S	5	1	0	0	1	0	0	0	0	0	0	14	21	0.00	0.750

PITCHER	IP	WLS	BF	H	R	ER	SO	BB	IBB	HBP	BLK	WP	HR	S	P	ERA	WHIP

Batter	1	2	3	4	5	6	7	8	9	AB	R	H	RBI	BB	SO	LOB
21 Mark Kotsay, L (1, 8) OBP: 0.364, SLG: 0.452	X 0-0 2B 3 G3-1 1B		B B C C X 2-2 BB 1B		B C X 1-1 ① F7	X 0-0 ① SH5-3 2-3		X 0-0 ② F7		4	1	2	0	0	0	0
Eric Byrnes, R (1, 7) OBP: 0.351, SLG: 0.478	C B X 1-1 3 G3-1 1-3 2B		1 SAFE 1 SAFE B B B C 1 SAFE B 4-1 1-2 BB		X 0-0 3 1B 3B	C X 0-1 ② G3		B X 1-0 ③ F7		4	1	2	0	1	0	1
3 Eric Chavez, L (1, 5) OBP: 0.399, SLG: 0.513	X 0-0 ① G3-1 2-3 3-H		C B B F F B C 3-3 ② K		B B C B C X 3-2 BB 1B 7 2B 3-H 1B	C B B X 2-1 ③ L7				4	1	1	2	0	1	4
Scott Hatteberg, L (1, 3) OBP: 0.386, SLG: 0.454	F B X 1-1 ② L3		B B C B F X 3-2 ③ F8		F C F X 0-2 BB 7 2B 1-2 1B		B C B B X 3-1 ① F7			4	1	1	0	0	0	3
Erubiel Durazo, L (1, 10) OBP: 0.392, SLG: 0.526	C B F X 1-2 ③ G4-3			B F B C F S 2-3 ① K	B C F T 1-2 ② K		B C B B C C 3-3 ② K			4	0	0	0	0	3	3
Nick Swisher, S (1, 9) OBP: 0.408, SLG: 0.500		B B F B C S 3-3 ① K		B X 1-0 E5 7 FC5-2 1B	B F B C F B B 4-2 7 2B 1-2 2-3 BB		F B B S F B X 3-2 7 1B 1B			3	1	2	0	1	1	0
7 Bobby Crosby, R (1, 6) OBP: 0.334, SLG: 0.447		B X 1-0 ② F7		B F B F D X 3-2 ② FC5-2 1B 3-H	B C D X 2-1 1-H 2-H 3-H 2B		C B F X 1-2 1-2 1B			4	0	2	3	0	0	1
Damian Miller, R (1, 2) OBP: 0.342, SLG: 0.416		C F B B F B S 2-3 ③ K		B B X 2-0 1-3 1B	C F F S 0-3 ③ K		F F B D S 2-3 ③ K			4	0	1	0	0	3	3
Marco Scutaro, R (1, 4) OBP: 0.302, SLG: 0.394			B C B X 2-1 ① G3-1	C C B T 1-2 ③ K		X 0-0 21 SH5-3 2B		B C C C 1-3 ① K		4	0	1	0	0	2	2
Inning Stats	R: 1 E: 0 K: 0 S: 9 H: 2 LOB: 1 BB: 0 P: 12	R: 0 E: 0 K: 2 S: 8 H: 0 LOB: 0 BB: 0 P: 14	R: 0 E: 0 K: 1 S: 13 H: 1 LOB: 2 BB: 1 P: 27	R: 0 E: 1 K: 2 S: 12 H: 2 LOB: 2 BB: 0 P: 21	R: 4 E: 0 K: 2 S: 22 H: 4 LOB: 1 BB: 1 P: 33	R: 0 E: 0 K: 0 S: 6 H: 1 LOB: 1 BB: 0 P: 8	R: 0 E: 0 K: 2 S: 15 H: 2 LOB: 2 BB: 0 P: 27	R: 0 E: 0 K: 1 S: 5 H: 0 LOB: 0 BB: 0 P: 7		1B: 8 2B: 3 3B: 1 HR: 0 SF: 0 SAC: 1 DP: 0 HBP: 0						

PITCHER		IP	WLS	BF	H	R	ER	SO	BB	IBB	HBP	BLK	WP	HR	S	P	ERA	WHIP
Kenny Rogers, L ERA: 4.72	(1, 1)	4.2	L	25	9	5	5	6	2	0	0	0	0	0	60	103	9.64	2.357
Doug Brocail, R ERA: 4.87	(5, 1)	1.0		4	1	0	0	1	0	0	0	0	0	0	8	8	0.00	1.000
32 Ron Mahay, L ERA: 2.69	(6, 1)	1.0		4	1	0	0	1	0	0	0	0	0	0	11	22	0.00	1.000
Jeff Nelson, R ERA: 5.75	(7, 1)	1.1		5	1	0	0	2	0	0	0	0	0	0	11	16	0.00	0.750

PITCHER	IP	WLS	BF	H	R	ER	SO	BB	IBB	HBP	BLK	WP	HR	S	P	ERA	WHIP

BOTTOM

Texas Rangers @ Oakland Athletics

Network Associates Coliseum, Oakland, CA

Thu Sep 16 2004, 3:35 PM EDT
Att. 15,281 - Sunny - 74 F

livebaseballscorecards.com

AB	35
R	5
H	12
RBI	5
BB	2
SO	10
LOB	17

1B: 8	SF: 0	WP: 0	PA: 38
2B: 3	SAC: 1	PB: 0	
3B: 1	DP: 0	SB: 0	
HR: 0	HBP: 0	CS: 0	

Oakland Athletics @ Seattle Mariners

Safeco Field, Seattle, WA

Fri Sep 17 2004, 7:05 PM PDT

Att. 30,610 - Dome - 54 F

TOP

livebaseballscorecards.com

Batter	1	2	3	4	5	6	7	8	9	AB	R	H	RBI	BB	SO	LOB
21 Mark Kotsay, L (1, 8) OBP: 0.363, SLG: 0.450	C F X 0-2 F7 ①	B B F X 2-1 F9 ③		B X 1-0 L7 ②		C S B B B B X 3-2 G4-3-6-4 1B			F B B X 2-1 F7 ①	5	0	1	0	0	0	3
Mark McLemore, S (1, 4) OBP: 0.360, SLG: 0.333	B X 1-0 HR		B B X 2-0 3 1B 2B	B B C T C 2-3 K ③		1 SAFE C B 1 SAFE F B X 2-2 G4-3-6-4 ②③ 1-2f			F B C B X 2-2 G6-3 ②	5	1	2	1	0	1	2
3 Eric Chavez, L (1, 5) OBP: 0.399, SLG: 0.514	C B X 1-1 F8 ②		C X 0-1 BB 2-3 1B		X 0-0 1B SF7 2B		B C F B S 2-3 K ①		B S C S 1-3 K ③	5	1	2	0	0	2	0
Scott Hatteberg, L (1, 3) OBP: 0.385, SLG: 0.451	B F B B B 4-1 BB		S F B S 1-3 K ①		C B B C F X 2-2 G6-3 ①		C B F B S 2-3 K ②			3	0	0	0	1	2	3
Erubiel Durazo, L (1, 10) OBP: 0.391, SLG: 0.524	C C F S 0-3 K ③		B X 1-0 F7 ②		F B S F X 1-2 7 2B 2-3 1B		X 0-0 G3-1 ③			4	1	1	0	0	1	3
Nick Swisher, S (1, 9) OBP: 0.396, SLG: 0.476		B X 1-0 F8 ①	B S B B S B 4-2 1-2 BB		B B X 2-0 SF7 ② 3-H			C B X 2-1 E4 7 G5-4-3		2	0	0	1	1	0	0
7 Bobby Crosby, R (1, 6) OBP: 0.333, SLG: 0.447		B C S B B C 3-3 K ②	X 0-0 F8 ③		C X 0-1 2-H 2B			B B C F X 2-2 G5-4-3 ①② 1-2f		4	0	1	1	0	1	4
Eric Byrnes, R (1, 7) OBP: 0.354, SLG: 0.480		B B S B F B 4-2 17 2B BB		B B F F X 2-2 2B	C B B F X 2-2 L9 ③			F B B F B F F F F 4-2 B BB		2	0	1	0	2	0	1
17 Adam Melhuse, S (1, 2) OBP: 0.311, SLG: 0.464		1 SAFE 1 SAFE B B B 1 SAFE C 1 SAFE X 3-1 1-3 2B		C L X 0-2 G6-3 ①		F B B F S 2-3 K ①		X 0-0 F7 ③		4	0	1	0	0	1	2
Inning Stats	R: 1 E: 0 K: 1 S: 11 H: 1 LOB: 1 BB: 1 P: 17	R: 0 E: 0 K: 1 S: 10 H: 1 LOB: 2 BB: 1 P: 23	R: 0 E: 0 K: 1 S: 10 H: 2 LOB: 3 BB: 1 P: 18	R: 0 E: 0 K: 1 S: 10 H: 1 LOB: 1 BB: 0 P: 15	R: 2 E: 0 K: 0 S: 15 H: 3 LOB: 1 BB: 0 P: 22	R: 0 E: 0 K: 1 S: 9 H: 1 LOB: 0 BB: 0 P: 16	R: 0 E: 0 K: 2 S: 7 H: 0 LOB: 0 BB: 0 P: 11	R: 0 E: 1 K: 0 S: 12 H: 0 LOB: 1 BB: 1 P: 20	R: 0 E: 0 K: 1 S: 8 H: 0 LOB: 0 BB: 0 P: 13	1B: 3 2B: 5 3B: 0 HR: 1		SF: 1 SAC: 0 DP: 2 HBP: 0				

	AB	34
	R	3
	H	9
	RBI	3
	BB	4
	SO	8
	LOB	18

WP: 0 PB: 0 SB: 0 CS: 0 PA: 39

PITCHER		IP	WLS	BF	H	R	ER	SO	BB	IBB	HBP	BLK	WP	HR	S	P	ERA	WHIP
Gil Meche, R ERA: 4.94	(1, 1)	5.0		26	8	3	3	4	3	0	0	0	0	1	56	95	5.40	2.200
Ron Villone, L ERA: 4.23	(6, 1)	2.0	W	6	1	0	0	3	0	0	0	0	0	0	16	27	0.00	0.500
Shigetoshi Hasegawa, R ERA: 5.23	(8, 1)	1.0	H	4	0	0	0	0	1	0	0	0	0	0	12	20	0.00	1.000
20 J.J. Putz, R ERA: 5.03	(9, 1)	1.0	S	3	0	0	0	1	0	0	0	0	0	0	8	13	0.00	0.000

PITCHER		IP	WLS	BF	H	R	ER	SO	BB	IBB	HBP	BLK	WP	HR	S	P	ERA	WHIP

BOTTOM

Oakland Athletics @ Seattle Mariners

Safeco Field, Seattle, WA

Fri Sep 17 2004, 7:05 PM PDT

Att. 30,610 - Dome - 54 F

livebaseballscorecards.com

Batter	1	2	3	4	5	6	7	8	9	AB	R	H	RBI	BB	SO	LOB
51 Ichiro Suzuki, L (1, 9) OBP: 0.411, SLG: 0.459	G4-3		1B		G6-3		E SF9 1B 2-3			4	1	2	0	0	0	0
Randy Winn, S (1, 8) OBP: 0.346, SLG: 0.429	F7		K		L8		E5 CS 1B 1-3 3-H			4	0	1	1	0	1	1
Edgar Martinez, R (1, 10) OBP: 0.352, SLG: 0.395	G4-3			1B SF7 1B		F8	SF9 3-H			3	1	1	1	0	0	0
Bret Boone, R (1, 4) OBP: 0.315, SLG: 0.421		K		FC4-5 1B 1-3		G5-3	K 1-2			4	0	1	0	0	2	1
Raul Ibanez, L (1, 7) OBP: 0.333, SLG: 0.450		P5		SF7 3-H		P6		4 G1-3 G5-3 1B		3	0	1	1	0	0	0
Jolbert Cabrera, R (1, 5) OBP: 0.311, SLG: 0.390 (8, 3)		BB		FC4-5 1-2			E1 4 1B 7 1B 2B	G5-3 1-2		3	1	1	0	1	0	1
Miguel Olivo, R (1, 2) OBP: 0.294, SLG: 0.454 7 Jeremy Reed, L (7, PH) OBP: 0.308, SLG: 0.308 Dan Wilson, R (8, 2) OBP: 0.294, SLG: 0.303		K		FC4-5 1-2 2-3f			4 2B 1B 1-2	4 G1-3 BB		2 1 0	0 1 0	0 1 0	0 0 0	1 0 1	0 0 0	3 0 0
4 Jose Lopez, R (1, 6) OBP: 0.267, SLG: 0.380			F7	P4			2B 1B 1-2 2-3	G1-3 1-2 2-3		4	1	1	0	0	0	4
16 Willie Bloomquist, R (1, 3) OBP: 0.280, SLG: 0.313 Greg Dobbs, L (7, PH) OBP: 0.190, SLG: 0.381 (8, 5)			K		K		51 1B 1B 2B 1-H 2-H 3-H	K		2 2	0 1	0 1	0 3	0 0	2 1	0 2
Inning Stats	R: 0 E: 0 K: 0 S: 8 H: 0 LOB: 0 BB: 0 P: 11	R: 0 E: 0 K: 2 S: 8 H: 0 LOB: 1 BB: 1 P: 19	R: 0 E: 0 K: 2 S: 18 H: 1 LOB: 1 BB: 0 P: 25	R: 1 E: 0 K: 0 S: 12 H: 3 LOB: 2 BB: 0 P: 18	R: 0 E: 0 K: 1 S: 9 H: 0 LOB: 0 BB: 0 P: 14	R: 0 E: 0 K: 0 S: 12 H: 0 LOB: 0 BB: 0 P: 19	R: 5 E: 2 K: 1 S: 16 H: 5 LOB: 1 BB: 0 P: 24	R: 0 E: 0 K: 1 S: 9 H: 1 LOB: 2 BB: 1 P: 15		1B: 9 2B: 2 3B: 0 HR: 0 SF: 2 SAC: 0 DP: 1 HBP: 0						

	AB	32
	R	6
	H	10
	RBI	6
	BB	2
	SO	7
	LOB	12

WP: 0 PB: 0 SB: 0 CS: 1 PA: 36

PITCHER		IP	WLS	BF	H	R	ER	SO	BB	IBB	HBP	BLK	WP	HR	S	P	ERA	WHIP
Barry Zito, L ERA: 4.35	(1, 1)	6.0		23	4	1	1	5	1	0	0	0	0	0	67	106	1.50	0.833
Chad Bradford, R ERA: 4.47	(7, 1)	0.0	L	3	2	3	3	0	0	0	0	0	0	0	5	5	∞	∞
Ricardo Rincon, L ERA: 3.72	(7, 1)	0.0	B	3	3	1	0	0	0	0	0	0	0	0	7	12	∞	∞
58 Justin Duchscherer, R ERA: 3.46	(7, 1)	1.2		6	1	1	0	1	1	0	0	0	0	0	10	18	0.00	1.200
Arthur Rhodes, L ERA: 5.2	(8, 1)	0.1		1	0	0	0	1	0	0	0	0	0	0	3	4	0.00	0.000

PITCHER	IP	WLS	BF	H	R	ER	SO	BB	IBB	HBP	BLK	WP	HR	S	P	ERA	WHIP

Oakland Athletics @ Seattle Mariners

Safeco Field, Seattle, WA

Sat Sep 18 2004, 1:05 PM PDT

Att. 36,506 - Dome - 54 F

TOP

livebaseballscorecards.com

Batter	1	2	3	4	5	6	7	8	9	AB	R	H	RBI	BB	SO	LOB
21 Mark Kotsay, L (1, 8) OBP: 0.361, SLG: 0.447	B B C B C F X 3-2 3 G4-6-3 1B		X 0-0 ③ F9		B B B C C F X 3-2 ② F9	C F 1 S SAFE 0-3 ③ K			C F B B X 2-2 ① L7	5	0	1	0	0	1	3
Eric Byrnes, R (1, 7) OBP: 0.352, SLG: 0.478	C B 1 S C SAFE 1-3 ① K			C B S B C 2-3 ① K	X 0-0 ③ P6		B C B X 2-1 ① F9		B S B B B X 3-1 F8 3 1B 1B 1B	5	1	1	0	0	2	2
3 Eric Chavez, L (1, 5) OBP: 0.401, SLG: 0.521	B D X 2-0 ②③ G4-6-3 1-2f			B S S B B B B 4-2 FC3-6 BB		C X 0-1 HR	C F F B B S 2-3 ② K		F B X 1-1 1B 1-2 1B 1B	4	2	2	1	1	1	1
Scott Hatteberg, L (1, 3) OBP: 0.382, SLG: 0.447		X 0-0 ① P4		C B B 1 X SAFE 2-1 ② FC3-6 1-2f		B B C B C F X 3-2 ① G6-3	C B B B X 3-1 ③ P4		B X 1-0 ② F8 2-3	5	0	0	0	0	0	3
Jermaine Dye, R (1, 9) OBP: 0.322, SLG: 0.448		B X 1-0 ② F7		B C B B B S X 3-2 ③ F8		B F B X 2-1 E8 BB 2B		X 0-0 ① L9	C B B S X 2-2 7 BB 1B 1-3 3-H 1B	5	1	2	1	0	0	1
Erubiel Durazo, L (1, 10) OBP: 0.397, SLG: 0.530		B B C C X 2-2 2B			C X 0-1 WP 7 HBP 2B 1B	I I I 4-0 BB 7 BB FC5-4 IBB		B S B X 2-1 F9 7 1B 1B	B D B C X 3-1 7 BB 1-2 3-H 1B	4	2	4	1	1	0	0
7 Bobby Crosby, R (1, 6) OBP: 0.337, SLG: 0.447		C X 0-1 ③ G1-3			C B F B H 3-2 WP 1-2 2B HBP	B B B C B 4-1 FC5-4 BB 1-2 BB		C F D B X 2-2 1-2 1B	B B C S B F B 4-2 1-2 2-3 BB	2	1	1	0	2	0	1
Damian Miller, R (1, 2) OBP: 0.340, SLG: 0.411			S X 0-1 ① P4		L L S 0-3 ① K	B B C D B 4-1 FC5-4 1-2 2-3 3-H BB		X 0-0 ② F9 2-3	B B B C F F X 3-2 ③ F7	4	0	0	1	1	1	7
Marco Scutaro, R (1, 4) OBP: 0.302, SLG: 0.395			B B X 2-0 ② G1-3		T S B B B B F F X 3-2 1-H 2-H 2B	C F X 0-2 ② FC5-4 1-2f 2-3 3-H		C F B B C 2-3 ③ K		4	0	1	3	0	1	4
Inning Stats	R: 0 E: 0 K: 1 S: 8 H: 1 LOB: 0 BB: 0 P: 14	R: 0 E: 0 K: 0 S: 7 H: 1 LOB: 1 BB: 0 P: 10	R: 0 E: 0 K: 0 S: 4 H: 0 LOB: 0 BB: 0 P: 6	R: 0 E: 0 K: 1 S: 10 H: 0 LOB: 1 BB: 1 P: 21	R: 2 E: 0 K: 1 S: 17 H: 2 LOB: 1 BB: 0 P: 26	R: 3 E: 1 K: 1 S: 16 H: 2 LOB: 2 BB: 3 P: 33	R: 0 E: 0 K: 1 S: 8 H: 0 LOB: 0 BB: 0 P: 15	R: 0 E: 0 K: 1 S: 10 H: 2 LOB: 2 BB: 0 P: 16	R: 2 E: 0 K: 0 S: 20 H: 4 LOB: 3 BB: 1 P: 39	1B: 8 2B: 3 3B: 0 HR: 1 SF: 0 SAC: 0 DP: 1 HBP: 1							

	AB	38
	R	7
	H	12
	RBI	7
	BB	5
	SO	6
	LOB	22

WP: 1 PB: 0 SB: 0 CS: 0 PA: 44

PITCHER		IP	WLS	BF	H	R	ER	SO	BB	IBB	HBP	BLK	WP	HR	S	P	ERA	WHIP
Cha Seung Baek, R ERA: 7.43	(1, 1)	5.1	L	25	6	5	5	3	2	1	1	0	1	1	55	99	8.44	1.500
Scott Atchison, R ERA: 3.96	(6, 1)	1.0		4	0	0	0	1	1	0	0	0	0	0	9	15	0.00	1.000
Randy Williams, L ERA: 13.5	(7, 1)	0.2		2	0	0	0	1	0	0	0	0	0	0	6	11	0.00	0.000
40 Julio Mateo, R ERA: 4.96	(8, 1)	1.0		5	2	0	0	1	0	0	0	0	0	0	10	16	0.00	2.000
Masao Kida, R ERA: 3.86	(9, 1)	0.2		6	4	2	2	0	0	0	0	0	0	0	13	25	27.00	6.000

PITCHER		IP	WLS	BF	H	R	ER	SO	BB	IBB	HBP	BLK	WP	HR	S	P	ERA	WHIP
Aaron Taylor, R ERA: 21.6	(9, 1)	0.1		2	0	0	0	0	1	0	0	0	0	0	7	14	0.00	3.000

BOTTOM

Oakland Athletics @ Seattle Mariners

Safeco Field, Seattle, WA

Sat Sep 18 2004, 1:05 PM PDT

Att. 36,506 - Dome - 54 F

livebaseballscorecards.com

Batter	1	2	3	4	5	6	7	8	9	AB	R	H	RBI	BB	SO	LOB
51 Ichiro Suzuki, L (1, 9) OBP: 0.409, SLG: 0.457	B B F C B X 3-2 G4-3 ①		B B B X 3-0 G3-1 ③		X 0-0 1B 1B		X 0-0 G4-3 ② 2-3		B F F S 1-3 K ②	5	0	1	0	0	1	2
Randy Winn, S (1, 7) OBP: 0.348, SLG: 0.435	C B X 1-1 G3 ②			B S X 1-1 G6-3 ①	B X 1-0 FC6-4 1-2 1B		B F X 1-1 3-H HR		B S D B B 4-1 1-2 BB	4	1	2	2	1	0	0
Edgar Martinez, R (1, 10) OBP: 0.351, SLG: 0.392 Jolbert Cabrera, R (9, PH) OBP: 0.310, SLG: 0.389	F S B B B B 4-2 BB			B B C F S 2-3 K ②	B F X 1-1 FC6-4 ③ 1-2f		F B F B B X 3-2 F9 ③		F T F X 0-2 2-3f FC6-5 ③	3 1	0 0	0 0	0 0	1 0	1 0	2 2
Raul Ibanez, L (1, 3) OBP: 0.334, SLG: 0.450	S B S F X 1-2 P5 ③			B X 1-0 1B 1B 1B		C X 0-1 G3-1 G6-3 1B		B X 1-0 G4-3 ①		4	1	2	0	0	0	1
Bret Boone, R (1, 4) OBP: 0.314, SLG: 0.420		B B F X 2-1 F9 ①		C B F X 1-2 1B 1-2 1B		B B X 2-0 G6-3 ① 1-2		S B S C 1-3 K ②		4	0	1	0	0	1	1
Greg Dobbs, L (1, 5) OBP: 0.200, SLG: 0.360		C T B B F F X 2-2 P5 ②		B D X 2-0 1-3 2-H 1B		X 0-0 G3-1 ② 2-3		C B X 1-1 P5 ③		4	0	1	1	0	0	1
Miguel Olivo, R (1, 2) OBP: 0.290, SLG: 0.447		X 0-0 G5-3 ③		B X 1-0 L6 ③		X 0-0 G6-3 ③			C F C 0-3 K ①	4	0	0	0	0	1	3
7 Jeremy Reed, L (1, 8) OBP: 0.353, SLG: 0.375			B B C X 2-1 G4-3 ①		C S B X 1-2 G4-3 ①		C S F X 0-2 51 G4-3 HR 2B		B B C B F B 4-2 4 DI 4 1B BB	3	2	1	0	1	0	0
4 Jose Lopez, R (1, 6) OBP: 0.266, SLG: 0.377			B B X 2-0 L7 ②		F X 0-1 G5-3 ②		C X 0-1 G5-3 ①		C B X 1-1 FC6-5 1-H BB 1B	4	0	1	1	0	0	1
Inning Stats	R: 0 E: 0 K: 0 S: 11 H: 0 LOB: 1 BB: 1 P: 20	R: 0 E: 0 K: 0 S: 8 H: 0 LOB: 0 BB: 0 P: 12	R: 0 E: 0 K: 0 S: 4 H: 0 LOB: 0 BB: 0 P: 11	R: 1 E: 0 K: 1 S: 11 H: 3 LOB: 2 BB: 0 P: 19	R: 0 E: 0 K: 0 S: 9 H: 2 LOB: 2 BB: 0 P: 12	R: 0 E: 0 K: 0 S: 5 H: 1 LOB: 1 BB: 0 P: 7	R: 2 E: 0 K: 0 S: 12 H: 2 LOB: 0 BB: 0 P: 16	R: 0 E: 0 K: 1 S: 6 H: 0 LOB: 0 BB: 0 P: 9	R: 1 E: 0 K: 2 S: 15 H: 1 LOB: 2 BB: 2 P: 25	1B: 7 2B: 1 3B: 0 HR: 1	SF: 0 SAC: 0 DP: 0 HBP: 0					

	AB	36
	R	4
	H	9
	RBI	4
	BB	3
	SO	4
	LOB	13

PITCHER		IP	WLS	BF	H	R	ER	SO	BB	IBB	HBP	BLK	WP	HR	S	P	ERA	WHIP
Tim Hudson, R ERA: 3.36	(1, 1)	8.0	W	33	8	3	3	2	1	0	0	0	0	1	66	106	3.38	1.125
Octavio Dotel, R ERA: 3.53	(9, 1)	1.0		6	1	1	1	2	2	0	0	0	0	0	15	25	9.00	3.000

PITCHER	IP	WLS	BF	H	R	ER	SO	BB	IBB	HBP	BLK	WP	HR	S	P	ERA	WHIP

Batter	1	2	3	4	5	6	7	8	9	AB	R	H	RBI	BB	SO	LOB
21 Mark Kotsay, L (1, 8) OBP: 0.362, SLG: 0.449	B B X 2-0 P6 ①		B X 1-0 L3 ①		C S F S 0-3 K ②		B F C X 1-2 BB 1B 1B		B X 1-0 2B	5	0	2	0	0	1	0
Eric Byrnes, R (1, 7) OBP: 0.355, SLG: 0.480	C B F F B F B B 4-2 3 G4-6-3 BB		F B C X 1-2 L6 ②		X 0-0 3 1B 2B		C X 0-1 BB 1B 1-2 1B		C C B F B S 2-3 K2-3 ②	4	1	2	0	1	1	1
3 Eric Chavez, L (1, 5) OBP: 0.399, SLG: 0.517	S X 0-1 G4-6-3 ② ③ 1-2f		C B B S S S 2-3 K ③		X 0-0 S 2-H 1B		S F X 0-2 P5 ②		B C C B B F C 3-3 K ③	5	0	1	1	0	2	4
Scott Hatteberg, L (1, 3) OBP: 0.383, SLG: 0.445		B C B B B 4-1 BB 1B BB		B C X 1-1 P5 ①	F F 1 B T SAFE 1-2 K ③ 1-2		C F B B B B 4-2 BB 1-2 2-3			2	0	0	0	2	1	1
Jermaine Dye, R (1, 9) OBP: 0.325, SLG: 0.455		B C B B X 2-1 BB 1B 1-2		C X 0-1 2B 2B		B B C B X 3-1 2B	B F B B B C C 3-3 K ③			4	1	3	0	0	1	3
Erubiel Durazo, L (1, 10) OBP: 0.396, SLG: 0.529		C S S 0-3 K ①		B S B B B X 3-1 2B 2-H		X 0-0 F9 ①		B B C X 2-1 P6 ①		4	0	1	1	0	1	3
7 Bobby Crosby, R (1, 6) OBP: 0.335, SLG: 0.444		B B C F B F F X 3-2 F6 ②		C B X 1-1 L5 ②		C X 0-1 P6 ②		L C B B F S 2-3 K ②		4	0	0	0	0	1	4
Damian Miller, R (1, 2) OBP: 0.339, SLG: 0.408		S B B B B B 4-1 BB 1-2 2-3		S C B X 1-2 G5-3 ③		F F B F S 1-3 K ③		C B X 1-1 G5-3 ③		3	0	0	0	1	1	2
Marco Scutaro, R (1, 4) OBP: 0.299, SLG: 0.391		B C F S 1-3 K ③			C B X 1-1 G5-3 ①		C X 0-1 G3 ①		S B C X 1-2 P3 ①	4	0	0	0	0	1	3
Inning Stats	R: 0 E: 0 K: 0 S: 7 H: 0 LOB: 0 BB: 1 P: 13	R: 0 E: 0 K: 2 S: 15 H: 1 LOB: 3 BB: 2 P: 29	R: 0 E: 0 K: 1 S: 7 H: 0 LOB: 0 BB: 0 P: 11	R: 1 E: 0 K: 0 S: 11 H: 2 LOB: 1 BB: 0 P: 17	R: 1 E: 0 K: 2 S: 11 H: 2 LOB: 1 BB: 0 P: 13	R: 0 E: 0 K: 1 S: 9 H: 1 LOB: 1 BB: 0 P: 13	R: 0 E: 0 K: 1 S: 15 H: 2 LOB: 3 BB: 1 P: 23	R: 0 E: 0 K: 1 S: 8 H: 0 LOB: 0 BB: 0 P: 13	R: 0 E: 0 K: 2 S: 12 H: 1 LOB: 1 BB: 0 P: 19	1B: 4 2B: 5 3B: 0 HR: 0	SF: 0 SAC: 0 DP: 1 HBP: 0						

TOP

Oakland Athletics @ Seattle Mariners

Safeco Field, Seattle, WA

Sun Sep 19 2004, 1:05 PM PDT

Att. 36,118 - Overcast - 57 F

livebaseballscorecards.com

AB	35
R	2
H	9
RBI	2
BB	4
SO	10
LOB	21

PITCHER		IP	WLS	BF	H	R	ER	SO	BB	IBB	HBP	BLK	WP	HR	S	P	ERA	WHIP
Bobby Madritsch, L ERA: 2.99	(1, 1)	7.0	L	32	8	2	2	7	4	0	0	0	0	0	75	119	2.57	1.714
Scott Atchison, R ERA: 3.71	(8, 1)	1.2		6	1	0	0	2	0	0	0	0	0	0	16	25	0.00	0.600
Ron Villone, L ERA: 4.22	(9, 1)	0.1		1	0	0	0	1	0	0	0	0	0	0	4	7	0.00	0.000

PITCHER	IP	WLS	BF	H	R	ER	SO	BB	IBB	HBP	BLK	WP	HR	S	P	ERA	WHIP

Batter	1	2	3	4	5	6	7	8	9	AB	R	H	RBI	BB	SO	LOB
51 Ichiro Suzuki, L (1, 10) OBP: 0.408, SLG: 0.454	L8		BB, 1B, IBB	FC4-6			G1-3		K	4	0	0	0	1	1	3
Randy Winn, S (1, 8) OBP: 0.350, SLG: 0.437	F7		BB, 1B	1B			1B			4	0	3	1	0	0	0
Jolbert Cabrera, R (1, 5) OBP: 0.312, SLG: 0.388	F9		FC6-4, BB	K			1B			3	0	1	0	1	1	1
Bret Boone, R (1, 4) OBP: 0.314, SLG: 0.418		L4-3, 1B	FC6-4	F7			K			4	0	1	0	0	1	6
Raul Ibanez, L (1, 7) OBP: 0.333, SLG: 0.447		L4-3	G6-4-3, BB	K				K		3	0	0	0	1	2	2
Hiram Bocachica, R (1, 9) OBP: 0.347, SLG: 0.414		G3	G6-4-3		F9			K		4	0	0	0	0	1	1
Dan Wilson, R (1, 2) OBP: 0.293, SLG: 0.300			G6-3	16, 1B, 4, 1B, BB	F9			G6-3		3	0	0	0	1	0	0
4 Jose Lopez, R (1, 6) OBP: 0.272, SLG: 0.386			16, G4-3, 1B, 2B	16, 1B, 1B	G2-3				K	4	1	2	0	0	1	0
16 Willie Bloomquist, R (1, 3) OBP: 0.281, SLG: 0.313 Greg Dobbs, L (9, PH) OBP: 0.192, SLG: 0.346			G4-3	51, FC4-6, 1B			K		K	3 1	0 0	1 0	0 0	0 0	1 1	1 0

BOTTOM

Oakland Athletics @ Seattle Mariners

Safeco Field, Seattle, WA

Sun Sep 19 2004, 1:05 PM PDT

Att. 36,118 - Overcast - 57 F

livebaseballscorecards.com

AB	33
R	1
H	8
RBI	1
BB	4
SO	9
LOB	14

Inning Stats	1	2	3	4	5	6	7	8	9
	R: 0 H: 0 E: 0 LOB: 0 K: 0 BB: 0 S: 8 P: 13	R: 0 H: 1 E: 0 LOB: 0 K: 0 BB: 0 S: 8 P: 12	R: 1 H: 2 E: 0 LOB: 3 K: 0 BB: 2 S: 11 P: 26	R: 0 H: 2 E: 0 LOB: 3 K: 0 BB: 2 S: 10 P: 23	R: 0 H: 1 E: 0 LOB: 1 K: 2 BB: 0 S: 12 P: 18	R: 0 H: 0 E: 0 LOB: 0 K: 0 BB: 0 S: 6 P: 10	R: 0 H: 2 E: 0 LOB: 2 K: 2 BB: 0 S: 9 P: 13	R: 0 H: 0 E: 0 LOB: 0 K: 2 BB: 0 S: 8 P: 13	R: 0 H: 0 E: 0 LOB: 0 K: 3 BB: 0 S: 11 P: 16

1B: 7	SF: 0
2B: 2	SAC: 0
3B: 0	DP: 2
HR: 0	HBP: 0

WP: 0	PA: 37
PB: 0	
SB: 0	
CS: 0	

PITCHER		IP	WLS	BF	H	R	ER	SO	BB	IBB	HBP	BLK	WP	HR	S	P	ERA	WHIP
Mark Redman, L ERA: 4.81	(1, 1)	6.2	W	30	8	1	1	3	3	1	0	0	0	0	61	109	1.35	1.650
Ricardo Rincon, L ERA: 3.66	(7, 1)	0.2	H	2	0	0	0	2	0	0	0	0	0	0	6	10	0.00	0.000
Jim Mecir, R ERA: 3.35	(8, 1)	0.2	H	2	0	0	0	1	0	0	0	0	0	0	5	9	0.00	0.000
Octavio Dotel, R ERA: 3.49	(9, 1)	1.0	S	3	0	0	0	3	0	0	0	0	0	0	11	16	0.00	0.000

PITCHER	IP	WLS	BF	H	R	ER	SO	BB	IBB	HBP	BLK	WP	HR	S	P	ERA	WHIP

Oakland Athletics @ Texas Rangers

The Ballpark at Arlington, Arlington, TX

Tue Sep 21 2004, 8:05 PM EDT

Att. 28,143 - Sunny - 84 F

TOP

livebaseballscorecards.com

Batter	1	2	3	4	5	6	7	8	9	AB	R	H	RBI	BB	SO	LOB
21 Mark Kotsay, L (1, 8) OBP: 0.363, SLG: 0.452	F7		1B 2B		1B		K		1B	5	1	3	0	0	1	0
Mark McLemore, S (1, 4) OBP: 0.359, SLG: 0.333	F7		2-H 1B		K		G5-3		G4-3	3	0	1	1	0	1	1
Marco Scutaro, R (7, PH) OBP: 0.298, SLG: 0.389 (7, 4)										2	0	0	0	0	0	1
3 Eric Chavez, L (1, 5) OBP: 0.396, SLG: 0.513	K		L8		G6-3		K			4	0	0	0	0	2	2
Scott Hatteberg, L (1, 3) OBP: 0.382, SLG: 0.443		P6	2B G3 1B		F8			F8		4	1	1	0	0	0	0
Jermaine Dye, R (1, 9) OBP: 0.328, SLG: 0.461		1B	G3 1-3 2B			2B 2B		L3		4	1	3	0	0	0	0
Erubiel Durazo, L (1, 10) OBP: 0.395, SLG: 0.527		F7	G3 2-3 3-H			F8		1B		4	0	1	1	0	0	3
Nick Swisher, S (1, 7) OBP: 0.386, SLG: 0.478		G3	K		1B 2-H 2B			L3		4	1	1	1	0	1	3
Damian Miller, R (1, 2) OBP: 0.338, SLG: 0.406			L9	K		7 FC6-4 1B 2-H			P5	4	0	1	1	0	1	1
7 Bobby Crosby, R (1, 6) OBP: 0.333, SLG: 0.440			L9		G4-3	FC6-4 1-2f			K	4	0	0	0	0	1	1
Inning Stats	R: 0 E: 0 K: 1 S: 9 H: 0 LOB: 0 BB: 0 P: 14	R: 0 E: 0 K: 0 S: 11 H: 1 LOB: 1 BB: 0 P: 17	R: 1 E: 0 K: 0 S: 13 H: 2 LOB: 0 BB: 0 P: 22	R: 1 E: 0 K: 2 S: 14 H: 2 LOB: 1 BB: 0 P: 22	R: 0 E: 0 K: 1 S: 8 H: 1 LOB: 1 BB: 0 P: 14	R: 2 E: 0 K: 0 S: 16 H: 3 LOB: 1 BB: 0 P: 26	R: 0 E: 0 K: 2 S: 10 H: 0 LOB: 0 BB: 0 P: 13	R: 0 E: 0 K: 0 S: 6 H: 1 LOB: 1 BB: 0 P: 10	R: 0 E: 0 K: 1 S: 14 H: 1 LOB: 1 BB: 0 P: 22	1B: 7 2B: 4 3B: 0 HR: 0 SF: 0 SAC: 0 DP: 0 HBP: 0						

AB	38
R	4
H	11
RBI	4
BB	0
SO	7
LOB	12

WP: 0 PB: 0 SB: 0 CS: 0 PA: 38

PITCHER		IP	WLS	BF	H	R	ER	SO	BB	IBB	HBP	BLK	WP	HR	S	P	ERA	WHIP
Ryan Drese, R ERA: 3.8	(1, 1)	5.2	W	25	8	4	4	4	0	0	0	0	0	0	65	105	6.35	1.412
Doug Brocail, R ERA: 4.84	(6, 1)	0.1		2	1	0	0	0	0	0	0	0	0	0	6	10	0.00	3.000
Brian Shouse, L ERA: 2.38	(7, 1)	1.2		6	1	0	0	2	0	0	0	0	0	0	15	22	0.00	0.600
Carlos Almanzar, R ERA: 3.72	(8, 1)	1.0		3	0	0	0	1	0	0	0	0	0	0	10	16	0.00	0.000
32 Ron Mahay, L ERA: 2.66	(9, 1)	0.1		2	1	0	0	0	0	0	0	0	0	0	5	7	0.00	3.000

PITCHER	IP	WLS	BF	H	R	ER	SO	BB	IBB	HBP	BLK	WP	HR	S	P	ERA	WHIP

Oakland Athletics @ Texas Rangers

The Ballpark at Arlington, Arlington, TX

Tue Sep 21 2004, 8:05 PM EDT

Att. 28,143 - Sunny - 84 F

livebaseballscorecards.com

BOTTOM

Batter	1	2	3	4	5	6	7	8	9	AB	R	H	RBI	BB	SO	LOB
Eric Young Sr., R (1, 4) OBP: 0.389, SLG: 0.380	G6-3		HBP	F8	G4-3			K		4	0	0	0	0	1	3
Manny Alexander, R (9, 4) OBP: 0.176, SLG: 0.235										0	0	0	0	0	0	0
9 Hank Blalock, L (1, 5) OBP: 0.352, SLG: 0.500	1B		K	E3		P6		G4-3		5	2	1	0	0	1	3
10 Michael Young, R (1, 6) OBP: 0.354, SLG: 0.484	2B		BB	HR		F8				3	2	2	4	1	0	0
23 Mark Teixeira, S (1, 3) OBP: 0.366, SLG: 0.574	2B		HBP	F8		G5-3				3	1	1	2	0	0	0
Kevin Mench, R (1, 7) OBP: 0.329, SLG: 0.536	G5-3		F4		BB		G4-3			4	1	1	0	0	0	4
Brian Jordan, R (1, 9) OBP: 0.288, SLG: 0.361	1B		FC5		BB		L7			3	1	1	1	1	0	3
Chad Allen, R (1, 10) OBP: 0.316, SLG: 0.459	CS	L9		G5-3	SH1-3		3B			3	0	1	0	0	0	0
Laynce Nix, L (1, 8) OBP: 0.299, SLG: 0.442		K		1B	G4-3		K			4	1	1	1	0	2	2
Rod Barajas, R (1, 2) OBP: 0.278, SLG: 0.457		F9		1B	2B			G6-3		4	1	2	1	0	0	0
Inning Stats	R: 3 H: 4 E: 0 LOB: 0 K: 0 BB: 0 S: 14 P: 24		R: 0 H: 0 E: 0 LOB: 0 K: 1 BB: 0 S: 7 P: 13	R: 0 H: 0 E: 0 LOB: 3 K: 1 BB: 1 S: 10 P: 21	R: 4 H: 3 E: 1 LOB: 0 K: 0 BB: 0 S: 14 P: 19	R: 2 H: 2 E: 0 LOB: 1 K: 0 BB: 1 S: 15 P: 28	R: 0 H: 0 E: 0 LOB: 0 K: 0 BB: 0 S: 7 P: 12	R: 0 H: 1 E: 0 LOB: 1 K: 1 BB: 0 S: 11 P: 17	R: 0 H: 0 E: 0 LOB: 0 K: 1 BB: 0 S: 10 P: 14		1B: 5 SF: 0 2B: 3 SAC: 1 3B: 1 DP: 0 HR: 1 HBP: 2						

	AB	33
	R	9
	H	10
	RBI	9
	BB	2
	SO	4
	LOB	15

WP: 0 PA: 39
PB: 0
SB: 1
CS: 1

PITCHER		IP	WLS	BF	H	R	ER	SO	BB	IBB	HBP	BLK	WP	HR	S	P	ERA	WHIP
Mark Mulder, L ERA: 4.25	(1, 1)	4.0	L	24	8	9	5	2	2	0	2	0	0	1	54	92	11.25	2.500
Chris Hammond, L ERA: 2.65	(5, 1)	2.0		7	1	0	0	0	0	0	0	0	0	0	13	25	0.00	0.500
58 Justin Duchscherer, R ERA: 3.42	(7, 1)	1.0		4	1	0	0	1	0	0	0	0	0	0	11	17	0.00	1.000
Joe Blanton, R ERA:	(8, 1)	1.0		3	0	0	0	1	0	0	0	0	0	0	10	14	0.00	0.000

PITCHER	IP	WLS	BF	H	R	ER	SO	BB	IBB	HBP	BLK	WP	HR	S	P	ERA	WHIP

Oakland Athletics @ Texas Rangers

The Ballpark at Arlington, Arlington, TX

Wed Sep 22 2004, 8:05 PM EDT

Att. 29,426 - Sunny - 84 F

TOP

livebaseballscorecards.com

Batter	1	2	3	4	5	6	7	8	9	AB	R	H	RBI	BB	SO	LOB
21 Mark Kotsay, L (1, 8) OBP: 0.365, SLG: 0.455	F8		2-0 2B 3-H		2-1 1B		0-2 F9		1-2 3 1B 1B	5	0	3	1	0	0	0
Eric Byrnes, R (1, 7) OBP: 0.353, SLG: 0.477	1-3 K		2-1 G6-3		0-0 F8		2-2 S 1B		1-1 P3	5	0	1	0	0	1	3
3 Eric Chavez, L (1, 5) OBP: 0.396, SLG: 0.510	0-0 G3		4-2 BB		2-3 K		2-3 K		2-2 1-2 1B	4	0	1	0	1	2	2
Jermaine Dye, R (1, 9) OBP: 0.325, SLG: 0.457		3-1 G5-3	0-1 F7		3-1 P6		2-2 G6-3 1-2		2-3 K	5	0	0	0	0	1	6
Scott Hatteberg, L (1, 3) OBP: 0.380, SLG: 0.440		1-2 G1-3		3-2 P6		4-2 1B 7 SF9 BB		1-0 G3	0-1 F7	4	1	0	0	1	0	2
Erubiel Durazo, L (1, 10) OBP: 0.396, SLG: 0.526		2-3 K		1-2 G3		2-2 1-3 1B		4-2 23 1B BB		3	0	1	0	1	1	0
7 Bobby Crosby, R (1, 6) OBP: 0.332, SLG: 0.440			3-2 G6-3	1-2 1B		3-2 SF9 3-H		1-3 K		3	0	1	1	0	1	1
Damian Miller, R (1, 2) OBP: 0.340, SLG: 0.408			0-0 3B 1B	3-1 FC5-4 1-2 1B		2-3 K		1-0 1-2 1B		3	1	2	0	0	1	1
Billy McMillon, L (8, PH) OBP: 0.260, SLG: 0.345										0	0	0	0	0	0	0
23 Bobby Kielty, S (8, PH) OBP: 0.319, SLG: 0.369										1	0	1	0	0	0	0
17 Adam Melhuse, S (8, 2) OBP: 0.311, SLG: 0.464										0	0	0	0	0	0	0
Marco Scutaro, R (1, 4) OBP: 0.297, SLG: 0.393			0-2 21 2B 1-H 3B	1-2 FC5-4 1-2f		1-0 F8		0-1 F7		4	1	1	1	0	0	5
Inning Stats	R: 0 E: 0 K: 1 S: 5 H: 0 LOB: 0 BB: 0 P: 7	R: 0 E: 0 K: 1 S: 8 H: 0 LOB: 0 BB: 0 P: 14	R: 2 E: 0 K: 0 S: 14 H: 3 LOB: 2 BB: 1 P: 25	R: 0 E: 0 K: 0 S: 14 H: 2 LOB: 2 BB: 0 P: 23	R: 0 E: 0 K: 1 S: 8 H: 1 LOB: 1 BB: 0 P: 15	R: 1 E: 0 K: 1 S: 12 H: 1 LOB: 1 BB: 1 P: 24	R: 0 E: 0 K: 1 S: 12 H: 1 LOB: 1 BB: 0 P: 18	R: 0 E: 0 K: 1 S: 9 H: 1 LOB: 2 BB: 1 P: 16	R: 0 E: 0 K: 1 S: 19 H: 2 LOB: 2 BB: 0 P: 25	1B: 9 2B: 1 3B: 1 HR: 0 SF: 1 SAC: 0 DP: 0 HBP: 0							

	AB	37
	R	3
	H	11
	RBI	3
	BB	3
	SO	7
	LOB	20

PITCHER		IP	WLS	BF	H	R	ER	SO	BB	IBB	HBP	BLK	WP	HR	S	P	ERA	WHIP
Kenny Rogers, L ERA: 4.74	(1, 1)	5.0	W	24	7	3	3	3	2	0	0	0	0	0	54	95	5.40	1.800
Doug Brocail, R ERA: 4.63	(6, 1)	2.0	H	7	1	0	0	2	0	0	0	0	0	0	19	31	0.00	0.500
Brian Shouse, L ERA: 2.36	(8, 1)	0.1	H	2	0	0	0	0	1	0	0	0	0	0	3	8	0.00	3.000
Jeff Nelson, R ERA: 5.4	(8, 1)	0.1	H	1	0	0	0	1	0	0	0	0	0	0	3	4	0.00	0.000
32 Ron Mahay, L ERA: 2.64	(8, 1)	0.1	H	2	1	0	0	0	0	0	0	0	0	0	3	4	0.00	3.000

PITCHER		IP	WLS	BF	H	R	ER	SO	BB	IBB	HBP	BLK	WP	HR	S	P	ERA	WHIP
Francisco Cordero, R ERA: 1.77	(9, 1)	1.0	S	5	2	0	0	1	0	0	0	0	0	0	19	25	0.00	2.000

Oakland Athletics @ Texas Rangers

The Ballpark at Arlington, Arlington, TX

Wed Sep 22 2004, 8:05 PM EDT

Att. 29,426 - Sunny - 84 F

BOTTOM

livebaseballscorecards.com

Batter	1	2	3	4	5	6	7	8	9	AB	R	H	RBI	BB	SO	LOB
Eric Young Sr., R (1, 4) OBP: 0.393, SLG: 0.392	4-1 9 2B BB	3-2 F8		0-0 1-H 3-H HR		1-2 1B				3	2	2	3	1	0	1
Manny Alexander, R (9, 4) OBP: 0.176, SLG: 0.235										0	0	0	0	0	0	0
9 Hank Blalock, L (1, 5) OBP: 0.353, SLG: 0.501	3-1 1-H 2B		3-1 F9	4-2 BB		1-0 F7				3	0	1	1	1	0	1
10 Michael Young, R (1, 6) OBP: 0.352, SLG: 0.481	2-2 G5-3		1-0 G6-3	1-3 K			1-0 F9			4	0	0	0	0	1	2
23 Mark Teixeira, S (1, 3) OBP: 0.369, SLG: 0.575	2-2 K		2-2 1B		3-2 2B 1B		1-0 G4-6-3 1B			4	0	3	0	0	1	1
Brian Jordan, R (1, 9) OBP: 0.287, SLG: 0.364	2-3 K		1-0 P6		2-0 G6-3 1-H 2B		1-2 G4-6-3 1-2f			4	0	1	0	0	1	3
Kevin Mench, R (1, 7) OBP: 0.328, SLG: 0.532		1-1 F7		4-0 1B HR BB	1-2 G6-3 2-3			1-2 L3		3	1	0	0	1	0	1
Chad Allen, R (1, 10) OBP: 0.317, SLG: 0.436		4-2 2B BB		1-3 K	1-1 F9			3-2 L6		2	1	0	0	1	1	2
Adrián González, L (8, PH) OBP: 0.303, SLG: 0.452										1	0	0	0	0	0	0
Laynce Nix, L (1, 8) OBP: 0.296, SLG: 0.436		2-3 K		2-3 K		1-2 K		0-1 G4-3		4	0	0	0	0	3	2
Rod Barajas, R (1, 2) OBP: 0.281, SLG: 0.462		1-0 1-H 2B		0-1 1-3 HR 1B		0-0 P3				3	1	2	1	0	0	0
Inning Stats	R: 1 E: 0 K: 2 S: 15 H: 1 LOB: 1 BB: 1 P: 28	R: 1 E: 0 K: 1 S: 12 H: 1 LOB: 1 BB: 1 P: 23	R: 0 E: 0 K: 0 S: 7 H: 1 LOB: 1 BB: 0 P: 14	R: 3 E: 0 K: 3 S: 23 H: 2 LOB: 1 BB: 2 P: 35	R: 0 E: 0 K: 0 S: 10 H: 2 LOB: 1 BB: 0 P: 17	R: 0 E: 0 K: 1 S: 11 H: 1 LOB: 1 BB: 0 P: 14	R: 0 E: 0 K: 0 S: 6 H: 1 LOB: 0 BB: 0 P: 9	R: 0 E: 0 K: 0 S: 9 H: 0 LOB: 0 BB: 0 P: 13		1B: 5 2B: 3 3B: 0 HR: 1	SF: 0 SAC: 0 DP: 1 HBP: 0						

	AB	31
	R	5
	H	9
	RBI	5
	BB	4
	SO	7
	LOB	13

WP: 0 PB: 0 SB: 0 CS: 0 PA: 35

PITCHER		IP	WLS	BF	H	R	ER	SO	BB	IBB	HBP	BLK	WP	HR	S	P	ERA	WHIP
Barry Zito, L ERA: 4.47	(1, 1)	5.0	L	25	7	5	5	6	4	0	0	0	0	1	67	117	9.00	2.200
Arthur Rhodes, L ERA: 5.02	(6, 1)	1.1		6	2	0	0	1	0	0	0	0	0	0	13	18	0.00	1.500
Chad Bradford, R ERA: 4.4	(7, 1)	1.0		2	0	0	0	0	0	0	0	0	0	0	7	9	0.00	0.000
Ricardo Rincon, L ERA: 3.6	(8, 1)	0.2		2	0	0	0	0	0	0	0	0	0	0	6	9	0.00	0.000

PITCHER	IP	WLS	BF	H	R	ER	SO	BB	IBB	HBP	BLK	WP	HR	S	P	ERA	WHIP

Oakland Athletics @ Texas Rangers

The Ballpark at Arlington, Arlington, TX

Thu Sep 23 2004, 2:05 PM EDT

Att. 23,075 - Cloudy - 86 F

TOP

livebaseballscorecards.com

Batter	1	2	3	4	5	6	7	8	9	AB	R	H	RBI	BB	SO	LOB
21 Mark Kotsay, L (1, 8) OBP: 0.367, SLG: 0.461	HR		K 1-2		1B		BB FC4-6		K	4	1	2	1	1	2	2
Eric Byrnes, R (1, 7) OBP: 0.350, SLG: 0.473	F8		K		F8		FC4-6 1-2f 2-3		G1-3	5	0	0	0	0	1	5
3 Eric Chavez, L (1, 5) OBP: 0.395, SLG: 0.508	G4-3			1B		G4-3	K			4	0	1	0	0	1	2
Scott Hatteberg, L (1, 3) OBP: 0.379, SLG: 0.440	F7			F9		1B 2B		G3-1		4	1	1	0	0	0	1
Jermaine Dye, R (1, 9) OBP: 0.325, SLG: 0.455		P4		F8		2-H 1B		G5-3		4	0	1	1	0	0	1
Erubiel Durazo, L (1, 10) OBP: 0.395, SLG: 0.524		7 G4-6-3 1B		G4-3		K		F8		4	0	1	0	0	1	2
7 Bobby Crosby, R (1, 6) OBP: 0.332, SLG: 0.444		G4-6-3 1-2f			K	K			HR	4	1	1	1	0	2	2
17 Adam Melhuse, S (1, 2) OBP: 0.324, SLG: 0.487			FC3-6 1B		HR		FC4-6 SH1 1B		SH3-4 BB	3	1	3	1	1	0	0
Marco Scutaro, R (1, 4) OBP: 0.296, SLG: 0.391			FC3-6 21 BLK 1-2f		G6-3		SH1 1-2		SH3-4 1-2	2	0	0	0	0	0	1
Inning Stats	R: 1 E: 0 K: 0 S: 7 H: 1 LOB: 0 BB: 0 P: 10	R: 0 E: 0 K: 0 S: 9 H: 1 LOB: 0 BB: 0 P: 14	R: 0 E: 0 K: 2 S: 14 H: 1 LOB: 1 BB: 0 P: 20	R: 0 E: 0 K: 0 S: 6 H: 1 LOB: 1 BB: 0 P: 12	R: 1 E: 0 K: 1 S: 13 H: 2 LOB: 1 BB: 0 P: 22	R: 1 E: 0 K: 2 S: 15 H: 2 LOB: 1 BB: 0 P: 23	R: 0 E: 0 K: 1 S: 11 H: 1 LOB: 2 BB: 1 P: 21	R: 0 E: 0 K: 0 S: 6 H: 0 LOB: 0 BB: 0 P: 10	R: 1 E: 0 K: 1 S: 13 H: 1 LOB: 1 BB: 1 P: 21	1B: 6 2B: 1 3B: 0 HR: 3 SF: 0 SAC: 2 DP: 1 HBP: 0	WP: 0 PB: 0 SB: 0 CS: 0 PA: 38					

	AB	34
	R	4
	H	10
	RBI	4
	BB	2
	SO	7
	LOB	16

PITCHER		IP	WLS	BF	H	R	ER	SO	BB	IBB	HBP	BLK	WP	HR	S	P	ERA	WHIP
Chan Ho Park, R ERA: 5.79	(1, 1)	5.0		20	6	2	2	3	0	0	0	1	0	2	49	78	3.60	1.200
Erasmo Ramirez, L ERA: 4.59	(6, 1)	0.2		4	2	1	1	1	0	0	0	0	0	0	12	18	13.50	3.000
Doug Brocail, R ERA: 4.53	(6, 1)	1.0		5	1	0	0	1	1	0	0	0	0	0	11	22	0.00	2.000
32 Ron Mahay, L ERA: 2.59	(7, 1)	1.1		4	0	0	0	1	0	0	0	0	0	0	9	14	0.00	0.000
Jeff Nelson, R ERA: 5.56	(9, 1)	1.0	W	5	1	1	1	1	1	0	0	0	0	1	13	21	9.00	2.000

PITCHER	IP	WLS	BF	H	R	ER	SO	BB	IBB	HBP	BLK	WP	HR	S	P	ERA	WHIP

Oakland Athletics @ Texas Rangers

The Ballpark at Arlington, Arlington, TX

Thu Sep 23 2004, 2:05 PM EDT

Att. 23,075 - Cloudy - 86 F

livebaseballscorecards.com

BOTTOM

Batter	1	2	3	4	5	6	7	8	9	AB	R	H	RBI	BB	SO	LOB
Eric Young Sr., R (1, 4) OBP: 0.391, SLG: 0.392	G6-3		G4-3 9 10 1B 2B	P3		G5-3			L4	5	1	1	0	0	0	2
9 Hank Blalock, L (1, 5) OBP: 0.352, SLG: 0.503	P6		G4-3 2-3		K	G5-3			HR	5	1	1	1	0	1	1
10 Michael Young, R (1, 6) OBP: 0.355, SLG: 0.486	L9		F9 23 BB 3-H 1B		FC6-4 23 BB 1B		2B		FC4-6 2B	5	1	4	1	0	0	0
23 Mark Teixeira, S (1, 3) OBP: 0.375, SLG: 0.575		FC4-6 BB	1-2 BB		FC6-4 1-2 BB		IBB		FC4-6 IBB	0	0	0	0	5	0	0
Brian Jordan, R (1, 10) OBP: 0.280, SLG: 0.354		L9	F9 2-3		FC6-4 1-2f 2-3		L8		FC4-6 1-2f 2-3 2B	5	1	0	0	0	0	9
David Dellucci, L (1, 7) OBP: 0.343, SLG: 0.456		FC4-6 BB 1-2f 1B	L7		G4-3		F8		1-H 3-H 2B	5	1	1	2	0	0	7
Kevin Mench, R (1, 9) OBP: 0.327, SLG: 0.528		1B 1-2 BB		G5-3		F7			P6	3	0	0	0	1	0	0
Laynce Nix, L (1, 8) OBP: 0.298, SLG: 0.437		FC6-4 1-2 2-H 1B		G4-3		1B			P6	4	0	2	1	0	0	0
Rod Barajas, R (1, 2) OBP: 0.281, SLG: 0.462		FC6-4 1-2f		2B		K			G6-3	4	0	1	0	0	1	3
Inning Stats	R: 0 E: 0 K: 0 S: 6 H: 0 LOB: 0 BB: 0 P: 10	R: 1 E: 0 K: 0 S: 13 H: 1 LOB: 2 BB: 2 P: 23	R: 1 E: 0 K: 0 S: 11 H: 2 LOB: 2 BB: 1 P: 18	R: 0 E: 0 K: 0 S: 12 H: 1 LOB: 1 BB: 0 P: 15	R: 0 E: 0 K: 1 S: 14 H: 1 LOB: 2 BB: 1 P: 23	R: 0 E: 0 K: 1 S: 10 H: 1 LOB: 1 BB: 0 P: 16	R: 0 E: 0 K: 0 S: 10 H: 1 LOB: 2 BB: 1 P: 18	R: 0 E: 0 K: 0 S: 7 H: 0 LOB: 0 BB: 0 P: 11	R: 3 E: 0 K: 0 S: 17 H: 3 LOB: 1 BB: 1 P: 30	1B: 4 2B: 5 3B: 0 HR: 1 SF: 0 SAC: 0 DP: 0 HBP: 0							

	AB	36
	R	5
	H	10
	RBI	5
	BB	6
	SO	2
	LOB	22

PITCHER		IP	WLS	BF	H	R	ER	SO	BB	IBB	HBP	BLK	WP	HR	S	P	ERA	WHIP
Tim Hudson, R ERA: 3.33	(1, 1)	7.0		33	7	2	2	2	4	1	0	0	0	0	76	123	2.57	1.571
Jim Mecir, R ERA: 3.28	(8, 1)	1.0	H	3	0	0	0	0	0	0	0	0	0	0	7	11	0.00	0.000
Octavio Dotel, R ERA: 3.79	(9, 1)	0.2	L	6	3	3	3	0	0	1	0	0	0	1	17	30	40.50	4.500

PITCHER	IP	WLS	BF	H	R	ER	SO	BB	IBB	HBP	BLK	WP	HR	S	P	ERA	WHIP

Oakland Athletics @ Anaheim Angels

Angel Stadium of Anaheim, Anaheim, CA

Fri Sep 24 2004, 7:05 PM PDT

Att. 43,503 - Sunny - 78 F

TOP

livebaseballscorecards.com

Batter	1	2	3	4	5	6	7	8	9	AB	R	H	RBI	BB	SO	LOB
21 Mark Kotsay, L (1, 8) OBP: 0.369, SLG: 0.462	2-1 2B	4-2 BB		1-3 K		4-0 IBB		0-0 G6-3		3	1	1	0	2	1	0
Mark McLemore, S (1, 4) OBP: 0.360, SLG: 0.336	2-1 3 1B SF9 2B 2-H	4-2 BB 1-2		1-0 G6-3		3-1 FC6-4 3 BB 1-2f 2-3 3-H		1-2 F8		4	1	1	2	1	0	2
3 Eric Chavez, L (1, 5) OBP: 0.395, SLG: 0.506	3-1 2B 1B 2-3	1-0 F8		3-3 K		4-2 BB 1-2		2-3 K		4	1	1	0	1	2	2
Scott Hatteberg, L (1, 3) OBP: 0.376, SLG: 0.437	0-2 SF9 3-H		3-2 G1-3		2-1 F8	1-0 F9			0-1 G3	4	0	0	1	0	0	3
Jermaine Dye, R (1, 9) OBP: 0.327, SLG: 0.456	0-1 P3		0-1 G5-3		4-2 G6-4-3 BB		4-1 1B 1B BB		1-0 2B	3	0	1	0	2	0	1
Erubiel Durazo, L (1, 10) OBP: 0.398, SLG: 0.527	2-2 2B 1-H		0-1 1B		1-0 G6-4-3 1-2f		1-1 1B 1B 1-2		4-0 IBB	4	0	3	1	1	0	1
7 Bobby Crosby, R (1, 6) OBP: 0.329, SLG: 0.440	1-3 K2-3		3-3 K			0-3 K2-3	0-3 K		3-2 F3	5	0	0	0	0	4	6
Damian Miller, R (1, 2) OBP: 0.341, SLG: 0.408		1-3 K		2-2 HR 1B		2-0 2B FC6-4 1B	0-2 K		3-2 G3	5	2	2	0	0	2	4
Eric Byrnes, R (1, 7) OBP: 0.353, SLG: 0.482		1-3 K		0-0 HR 1-H		2-1 FC6-4 2B 1-3	2-2 1B 1-2 2-H			4	1	3	2	0	1	0
Inning Stats	R: 3 E: 0 K: 1 S: 17 H: 4 LOB: 1 BB: 0 P: 27	R: 0 E: 0 K: 2 S: 12 H: 0 LOB: 2 BB: 2 P: 23	R: 0 E: 0 K: 1 S: 11 H: 1 LOB: 1 BB: 0 P: 17	R: 2 E: 0 K: 2 S: 11 H: 2 LOB: 0 BB: 0 P: 18	R: 0 E: 0 K: 0 S: 5 H: 0 LOB: 0 BB: 1 P: 12	R: 1 E: 0 K: 1 S: 12 H: 2 LOB: 3 BB: 2 P: 28	R: 0 E: 0 K: 2 S: 14 H: 2 LOB: 2 BB: 1 P: 21	R: 0 E: 0 K: 1 S: 8 H: 0 LOB: 0 BB: 0 P: 11	R: 0 E: 0 K: 0 S: 13 H: 1 LOB: 2 BB: 1 P: 24	1B: 6 2B: 5 3B: 0 HR: 1 SF: 1 SAC: 0 DP: 1 HBP: 0						

PITCHER		IP	WLS	BF	H	R	ER	SO	BB	IBB	HBP	BLK	WP	HR	S	P	ERA	WHIP
45 Kelvim Escobar, R ERA: 3.88	(1, 1)	5.0	L	24	7	5	5	6	3	0	0	0	0	1	56	97	9.00	2.000
62 Scot Shields, R ERA: 3.46	(6, 1)	0.2		6	2	1	1	1	1	1	0	0	0	0	11	26	13.50	4.500
Brendan Donnelly, R ERA: 3.47	(6, 1)	1.1		6	2	0	0	2	1	0	0	0	0	0	15	23	0.00	2.250
Kevin Gregg, R ERA: 4.21	(8, 1)	2.0		8	1	0	0	1	0	1	0	0	0	0	21	35	0.00	0.500

PITCHER	IP	WLS	BF	H	R	ER	SO	BB	IBB	HBP	BLK	WP	HR	S	P	ERA	WHIP

AB	36
R	6
H	12
RBI	6
BB	7
SO	10
LOB	19

WP: 0 PB: 0 SB: 1 CS: 0 PA: 44

Oakland Athletics @ Anaheim Angels

Angel Stadium of Anaheim, Anaheim, CA

Fri Sep 24 2004, 7:05 PM PDT

Att. 43,503 - Sunny - 78 F

BOTTOM

livebaseballscorecards.com

Batter	1	2	3	4	5	6	7	8	9	AB	R	H	RBI	BB	SO	LOB
Darin Erstad, L (1, 3) OBP: 0.349, SLG: 0.405	B C T C 1-3 ① K		C B B B F F B 4-2 27 FC6-4 1-2 2-3 BB		C S B F F X 1-2 1B 2B			B C X 1-1 16 FC4-6 27 1B 1B		3	1	2	0	1	1	0
Troy Glaus, R (1, 10) OBP: 0.367, SLG: 0.607	F B F X 1-2 ② P5		B F X 1-1 ② SF8 2-3 3-H		C F B X 1-2 2-H 1B			B X 1-0 ① F9		3	0	1	2	0	0	1
27 Vladimir Guerrero, R (1, 9) OBP: 0.380, SLG: 0.567	F F S 0-3 ③ K		F F X 0-2 ③ FC6-4 1-2f		F X 0-1 ③ F8			B X 1-0 16 FC4-6 1-2 1B		4	0	1	0	0	1	3
16 Garret Anderson, L (1, 8) OBP: 0.348, SLG: 0.447		C B B B E F F X 3-2 ① G4-3		B B B C B 4-1 G1-3 BB		B B B B 4-0 G6-3 BB		C C X 0-2 ② FC4-6 FC6-4 1-2f 2-3		2	0	0	0	2	0	2
Jose Guillen, R (1, 7) OBP: 0.351, SLG: 0.498		F X 0-1 ② P3		B F B F X 2-2 ① F7		C F T 0-2 ① K		X 0-0 ③ FC6-4 1-2f		4	0	0	0	0	1	4
Bengie Molina, R (1, 2) OBP: 0.318, SLG: 0.421		B S S S 1-3 ③ K		B X 1-0 ② G1-3 1-2		C B S B F X 2-2 ② ③ G6-3 1-2f			C F S 0-3 ① K	4	0	0	0	0	2	2
8 Dallas McPherson, L (1, 5) OBP: 0.389, SLG: 0.765			S C B B B F X 3-2 9 BB 1B SF8 1B	B S X 1-1 ③ P6			C X 0-1 ① G3		F B X 1-1 HR	4	2	2	1	0	0	1
David Eckstein, R (1, 6) OBP: 0.340, SLG: 0.331			C B F F F S 1-3 ① K		C C F X 0-2 ① L8		C X 0-1 ② G6-3		X 0-0 ② B2	3	0	0	0	0	1	1
Jeff DaVanon, S (9, PH) OBP: 0.365, SLG: 0.414										1	0	0	0	0	0	0
9 Chone Figgins, S (1, 4) OBP: 0.345, SLG: 0.410			B C B B B X 3-1 SF8 BB 1-2 1B		B C X 1-1 ② G6-3		C B F S 1-3 ③ K		C F T 0-2 ③ K	4	0	1	0	0	2	0
Inning Stats	R: 0 E: 0 K: 2 S: 9 H: 0 LOB: 0 BB: 0 P: 11	R: 0 E: 0 K: 1 S: 9 H: 0 LOB: 0 BB: 0 P: 13	R: 1 E: 0 K: 1 S: 20 H: 2 LOB: 2 BB: 1 P: 32	R: 0 E: 0 K: 0 S: 7 H: 0 LOB: 1 BB: 1 P: 15	R: 1 E: 0 K: 0 S: 16 H: 2 LOB: 1 BB: 0 P: 19	R: 0 E: 0 K: 1 S: 7 H: 0 LOB: 0 BB: 1 P: 13	R: 0 E: 0 K: 1 S: 7 H: 0 LOB: 0 BB: 0 P: 8	R: 0 E: 0 K: 0 S: 8 H: 2 LOB: 2 BB: 0 P: 11	R: 1 E: 0 K: 2 S: 9 H: 1 LOB: 0 BB: 0 P: 10	1B: 5 2B: 1 3B: 0 HR: 1	SF: 1 SAC: 0 DP: 1 HBP: 0			WP: 0 PB: 0 SB: 0 CS: 0		PA: 36	

	AB	32
	R	3
	H	7
	RBI	3
	BB	3
	SO	8
	LOB	14

PITCHER		IP	WLS	BF	H	R	ER	SO	BB	IBB	HBP	BLK	WP	HR	S	P	ERA	WHIP
40 Rich Harden, R ERA: 4.0	(1, 1)	7.0	W	27	4	2	2	6	3	0	0	0	0	0	75	111	2.57	1.000
Jim Mecir, R ERA: 3.26	(8, 1)	0.1		3	2	0	0	0	0	0	0	0	0	0	4	7	0.00	6.000
Ricardo Rincon, L ERA: 3.57	(8, 1)	0.1	H	1	0	0	0	0	0	0	0	0	0	0	3	3	0.00	0.000
Chad Bradford, R ERA: 4.37	(8, 1)	0.1	H	1	0	0	0	0	0	0	0	0	0	0	1	1	0.00	0.000
Octavio Dotel, R ERA: 3.86	(9, 1)	1.0		4	1	1	1	2	0	0	0	0	0	1	9	10	9.00	1.000

PITCHER	IP	WLS	BF	H	R	ER	SO	BB	IBB	HBP	BLK	WP	HR	S	P	ERA	WHIP

Batter	1	2	3	4	5	6	7	8	9	AB	R	H	RBI	BB	SO	LOB
21 Mark Kotsay, L (1, 8) OBP: 0.368, SLG: 0.460	B F B F B F F C 3-3 ① K		X 0-0 ③ F9		D X 1-0 ③ 2-H 1B			S B C B S 2-3 ① K		4	0	1	1	0	2	1
Eric Byrnes, R (1, 7) OBP: 0.351, SLG: 0.479	B X 1-0 ② G5-3			F B C X 1-2 E6 23 F8 S		B B C S F B X 3-2 ① G3-1		C B C B C 2-3 ② K		4	0	0	0	0	1	0
3 Eric Chavez, L (1, 5) OBP: 0.394, SLG: 0.503	S B B C X 2-2 ③ G3			F C B 1 SAFE S 1-3 ① K		S X 0-1 HR 1B		C S B F X 1-2 ③ L9		4	1	1	0	0	1	1
Jermaine Dye, R (1, 9) OBP: 0.329, SLG: 0.461		B C X 1-1 ① G5-3		F B 1 SAFE 1 SAFE B B B 4-1 1-2 BB		B C B X 2-1 1-H HR			C B S B F X 2-2 ① F8	3	1	1	2	1	0	0
23 Bobby Kielty, S (1, 10) OBP: 0.319, SLG: 0.366 Erubiel Durazo, L (9, PH) OBP: 0.397, SLG: 0.526		B B C B S B 4-2 G1-6-3 BB		B 2 SAFE X 1-0 ② F8 2-3		B C B X 2-1 ② F8			F B F B X 2-2 ② L4	2 1	0 0	0 0	0 0	1 0	0 0	2 0
Nick Swisher, S (1, 3) OBP: 0.367, SLG: 0.449 Scott Hatteberg, L (9, PH) OBP: 0.376, SLG: 0.436		B C B C B X 3-2 ②③ G1-6-3 1-2f		C F F B B X 2-2 ③ P4		F F B X 1-2 ③ P6			C B F C 1-3 ③ K	3 1	0 0	0 0	0 0	0 1	0 0	3 0
7 Bobby Crosby, R (1, 6) OBP: 0.327, SLG: 0.437			C B C F S 1-3 ① K		X 0-0 ① L7		B X 1-0 ① F8			3	0	0	0	0	1	0
Damian Miller, R (1, 2) OBP: 0.339, SLG: 0.405			S C B S 1-3 ② K		C C B B F F X 2-2 ② L9		B F S S 1-3 ② K			3	0	0	0	0	2	0
Marco Scutaro, R (1, 4) OBP: 0.298, SLG: 0.395			F F B B X 2-2 1B		C B X 1-1 21 1B 2B		B B B C F C 3-3 ③ K			3	1	2	0	0	1	0
Inning Stats	R: 0 E: 0 K: 1 S: 9 H: 0 LOB: 0 BB: 0 P: 15	R: 0 E: 0 K: 0 S: 7 H: 0 LOB: 0 BB: 1 P: 15	R: 0 E: 0 K: 2 S: 11 H: 1 LOB: 1 BB: 0 P: 15	R: 0 E: 1 K: 1 S: 12 H: 0 LOB: 2 BB: 1 P: 21	R: 1 E: 0 K: 0 S: 9 H: 2 LOB: 1 BB: 0 P: 13	R: 2 E: 0 K: 0 S: 13 H: 2 LOB: 0 BB: 0 P: 21	R: 0 E: 0 K: 2 S: 7 H: 0 LOB: 0 BB: 0 P: 12	R: 0 E: 0 K: 2 S: 10 H: 0 LOB: 0 BB: 0 P: 15	R: 0 E: 0 K: 1 S: 10 H: 0 LOB: 0 BB: 0 P: 15	1B: 3 2B: 1 3B: 0 HR: 1	SF: 0 SAC: 0 DP: 1 HBP: 0						

TOP

Oakland Athletics @ Anaheim Angels

Angel Stadium of Anaheim, Anaheim, CA

Sat Sep 25 2004, 1:10 PM PDT

Att. 43,197 - Sunny - 83 F

livebaseballscorecards.com

AB	31
R	3
H	5
RBI	3
BB	2
SO	9
LOB	7

PITCHER		IP	WLS	BF	H	R	ER	SO	BB	IBB	HBP	BLK	WP	HR	S	P	ERA	WHIP
Jarrod Washburn, L ERA: 4.46	(1, 1)	6.0		24	5	3	3	4	2	0	0	0	0	1	61	100	4.50	1.167
Francisco Rodríguez, R ERA: 1.79	(7, 1)	2.0	W	6	0	0	0	4	0	0	0	0	0	0	17	27	0.00	0.000
Troy Percival, R ERA: 2.96	(9, 1)	1.0	S	3	0	0	0	1	0	0	0	0	0	0	10	15	0.00	0.000

PITCHER	IP	WLS	BF	H	R	ER	SO	BB	IBB	HBP	BLK	WP	HR	S	P	ERA	WHIP

Oakland Athletics @ Anaheim Angels

Angel Stadium of Anaheim, Anaheim, CA

Sat Sep 25 2004, 1:10 PM PDT

Att. 43,197 - Sunny - 83 F

livebaseballscorecards.com

BOTTOM

Batter	1	2	3	4	5	6	7	8	9	AB	R	H	RBI	BB	SO	LOB
Darin Erstad, L (1, 3) OBP: 0.347, SLG: 0.409	C C B B B S 3-3 ① K		C B C B X 2-2 ② G3		F S B X 1-2 1-H 2-H HR		C B C B B F F X 3-2 ① L9	B X 1-0 ③ P5		5	1	1	3	0	1	2
Troy Glaus, R (1, 10) OBP: 0.365, SLG: 0.597	B B F C S 2-3 ② K		F F B T 1-2 ③ K		B B F B F F S 3-3 ② K		B B B B 4-0 27 G4-3 BB			3	0	0	0	1	3	0
27 Vladimir Guerrero, R (1, 9) OBP: 0.381, SLG: 0.565	B B B B 4-0 FC5-4 BB			C B X 1-1 ① P4	F B C B B B 4-2 E BB		S F F F F F B X 1-2 ② ③ G4-3 1-2f			2	0	0	0	2	0	1
Jose Guillen, R (1, 7) OBP: 0.352, SLG: 0.497 Alfredo Amezaga, S (8, PR) OBP: 0.207, SLG: 0.207 (9, 4)	1 SAFE B X 1-0 ③ FC5-4 1-2f			B F B X 2-1 ② F8	1 SAFE C X 0-1 E8 1-3 1B			C H 1-1 16 2B HBP		3 0	0 1	1 0	0 0	0 0	0 0	1 0
16 Garret Anderson, L (1, 8) OBP: 0.349, SLG: 0.452		B C F F B S 2-3 ① K		X 0-0 2B	X 0-0 ③ G4-3			1 SAFE B S C 1 SAFE X 1-2 1-H 9 1B 2B		4	1	2	1	0	1	2
Bengie Molina, R (1, 2) OBP: 0.314, SLG: 0.416		C B F B B X 3-2 ② F8		B X 1-0 ③ G5-3		S X 0-1 ① P2		C L B B S 2-3 ① K		4	0	0	0	0	1	3
8 Dallas McPherson, L (1, 5) OBP: 0.381, SLG: 0.684 Andres Galarraga, R (8, PH) OBP: 0.333, SLG: 0.333 Curtis Pride, L (9, 7) OBP: 0.290, SLG: 0.333		B S B F B B 4-2 1B BB		B S B B C F X 3-2 ① F7		C F B B F F S 2-3 ② K		F S F S 0-3 ② K		2 1 0	0 0 0	0 0 0	0 0 0	1 0 0	1 1 0	0 2 0
David Eckstein, R (1, 6) OBP: 0.343, SLG: 0.333		C F B X 1-2 ③ 1-3 1B			B X 1-0 E5 9 1B HR	C X 0-1 1B		I I I I 4-0 9 1B IBB		3	1	2	0	1	0	0
9 Chone Figgins, S (1, 4) OBP: 0.346, SLG: 0.410 (9, 5)			F B X 1-1 ① G6-3		1 SAFE B 1 SAFE 1 SAFE B B C X 3-1 1-2 HR 1B	1 SAFE 1 SAFE B F C B B S 3-3 ③ K		F B F B B X 3-2 1-2 2-H 1B		4	1	2	1	0	1	1
Inning Stats	R: 0 E: 0 K: 2 S: 7 H: 0 LOB: 1 BB: 1 P: 17	R: 0 E: 0 K: 1 S: 12 H: 1 LOB: 2 BB: 1 P: 22	R: 0 E: 0 K: 1 S: 8 H: 0 LOB: 0 BB: 0 P: 12	R: 0 E: 0 K: 0 S: 6 H: 1 LOB: 1 BB: 0 P: 10	R: 3 E: 2 K: 1 S: 19 H: 3 LOB: 2 BB: 1 P: 34	R: 0 E: 0 K: 2 S: 12 H: 1 LOB: 1 BB: 0 P: 17	R: 0 E: 0 K: 0 S: 13 H: 0 LOB: 0 BB: 1 P: 21	R: 2 E: 0 K: 2 S: 15 H: 2 LOB: 2 BB: 1 P: 27		1B: 5 2B: 2 3B: 0 HR: 1 SF: 0 SAC: 0 DP: 1 HBP: 1						

	AB	31
	R	5
	H	8
	RBI	5
	BB	5
	SO	9
	LOB	12

WP: 0 PB: 0 SB: 0 CS: 0 PA: 37

PITCHER		IP	WLS	BF	H	R	ER	SO	BB	IBB	HBP	BLK	WP	HR	S	P	ERA	WHIP
Mark Redman, L ERA: 4.76	(1, 1)	5.2		26	6	3	2	6	3	0	0	0	0	1	61	106	3.18	1.588
58 Justin Duchscherer, R ERA: 3.4	(6, 1)	0.2		2	0	0	0	1	0	0	0	0	0	0	8	14	0.00	0.000
Chad Bradford, R ERA: 4.47	(7, 1)	0.2	L	3	0	1	1	0	1	0	1	0	0	0	9	15	13.50	1.500
Ricardo Rincon, L ERA: 3.7	(8, 1)	1.0		6	2	1	1	2	0	1	0	0	0	0	14	25	9.00	2.000

PITCHER	IP	WLS	BF	H	R	ER	SO	BB	IBB	HBP	BLK	WP	HR	S	P	ERA	WHIP

Batter	1	2	3	4	5	6	7	8	9	AB	R	H	RBI	BB	SO	LOB
21 Mark Kotsay, L (1, 8) OBP: 0.368, SLG: 0.460	F F B X 1-2 SH1-3 3 SF7 2B		C B X 1-1 ① L7		S B X 1-1 ② FC4-6 WP 1-2f 2-3			B B B C X 3-1 ① G1-3		4	1	1	0	0	0	2
Mark McLemore, S (1, 4) OBP: 0.360, SLG: 0.333	X 0-0 ① SH1-3 2-3		B C X 1-1 ② P2		C B F X 1-2 ③ F9 1-2 3-H			B B B C B 4-1 3 1B BB		2	0	0	0	1	0	1
3 Eric Chavez, L (1, 5) OBP: 0.393, SLG: 0.502	B X 1-0 ② SF7 3-H		B F S B B C 2-3 ③ K			C B F B X 2-2 ① G4-3		X 0-0 1-2 1B		3	0	1	1	0	1	0
Erubiel Durazo, L (1, 10) OBP: 0.395, SLG: 0.522	B B C B F S 3-3 ③ K			B X 1-0 ① F7		X 0-0 ② F8		F S X 0-2 ② F9		4	0	0	0	0	1	2
Jermaine Dye, R (1, 9) OBP: 0.330, SLG: 0.461		C B B F B X 3-2 WP 1B		S C B B B X 3-2 ② F9		B C B B B 4-1 BB		B C B F B X 3-2 ③ G5-3		3	0	1	0	1	0	2
Scott Hatteberg, L (1, 3) OBP: 0.373, SLG: 0.433		B C B X 2-1 ① F7		B C B X 2-1 ③ G5-3		C X 0-1 ③ F8			B C X 1-1 ① F7	4	0	0	0	0	0	2
Eric Byrnes, R (1, 7) OBP: 0.352, SLG: 0.479 Nick Swisher, S (9, PH) OBP: 0.361, SLG: 0.440		C B B B B 4-1 1-2 BB			C F B D X 2-2 21 FC4-6 7 1B WP 1B		C S B X 1-2 ① P3		B X 1-0 ② P3	2 1	1 0	1 0	0 0	1 0	0 0	0 0
Damian Miller, R (1, 2) OBP: 0.337, SLG: 0.403 17 Adam Melhuse, S (7, PH) OBP: 0.326, SLG: 0.487 (7, 2)		C C S 0-3 ② K			B X 1-0 ① F8		B X 1-0 ② G3		B F S X 1-2 1B	2 2	0 0	0 1	0 0	0 0	1 0	3 0
7 Bobby Crosby, R (1, 6) OBP: 0.327, SLG: 0.437 Billy McMillon, L (9, PH) OBP: 0.258, SLG: 0.341		C F B X 1-2 ③ G5-3			1 SAFE 1 SAFE F C X 0-2 21 FC4-6 1-2 1B		C F B B F B X 3-2 ③ F8		S B B S F B F X 3-2 ③ P6	3 1	0 0	1 0	0 0	0 0	0 0	2 1
Inning Stats	R: 1 E: 0 K: 1 S: 8 H: 1 LOB: 0 BB: 0 P: 13	R: 0 E: 0 K: 1 S: 12 H: 1 LOB: 2 BB: 1 P: 22	R: 0 E: 0 K: 1 S: 7 H: 0 LOB: 0 BB: 0 P: 11	R: 0 E: 0 K: 0 S: 6 H: 0 LOB: 0 BB: 0 P: 12	R: 1 E: 0 K: 0 S: 12 H: 2 LOB: 1 BB: 0 P: 17	R: 0 E: 0 K: 0 S: 7 H: 0 LOB: 1 BB: 1 P: 13	R: 0 E: 0 K: 0 S: 8 H: 0 LOB: 0 BB: 0 P: 13	R: 0 E: 0 K: 0 S: 10 H: 1 LOB: 2 BB: 1 P: 20	R: 0 E: 0 K: 0 S: 11 H: 1 LOB: 1 BB: 0 P: 17	1B: 5 2B: 1 3B: 0 HR: 0 SF: 1 SAC: 1 DP: 0 HBP: 0						

PITCHER		IP	WLS	BF	H	R	ER	SO	BB	IBB	HBP	BLK	WP	HR	S	P	ERA	WHIP
41 John Lackey, R ERA: 4.55	(1, 1)	7.0	W	27	4	2	2	3	2	0	0	0	2	0	60	101	2.57	0.857
Francisco Rodríguez, R ERA: 1.77	(8, 1)	1.0	H	5	1	0	0	0	1	0	0	0	0	0	10	20	0.00	2.000
Troy Percival, R ERA: 2.89	(9, 1)	1.0		4	1	0	0	0	0	0	0	0	0	0	11	17	0.00	1.000

PITCHER	IP	WLS	BF	H	R	ER	SO	BB	IBB	HBP	BLK	WP	HR	S	P	ERA	WHIP

TOP

Oakland Athletics @ Anaheim Angels

Angel Stadium of Anaheim, Anaheim, CA

Sun Sep 26 2004, 5:05 PM PDT

Att. 43,512 - Sunny - 81 F

livebaseballscorecards.com

AB	31
R	2
H	6
RBI	1
BB	3
SO	3
LOB	15

WP: 2 PA: 36
PB: 0
SB: 0
CS: 0

BOTTOM

Oakland Athletics @ Anaheim Angels

Angel Stadium of Anaheim, Anaheim, CA

Sun Sep 26 2004, 5:05 PM PDT

Att. 43,512 - Sunny - 81 F

Batter	1	2	3	4	5	6	7	8	9	AB	R	H	RBI	BB	SO	LOB
9 Chone Figgins, S (1, 4) (8, 5) OBP: 0.345, SLG: 0.409	E4 S G6-3 1B		CS 1B	G6-3 1-2			G5-3			4	1	1	0	0	0	1
Darin Erstad, L (1, 3) OBP: 0.346, SLG: 0.408	G6-3 1-2		1 SAFE 1 SAFE HR 1-2 1B	E5 2-3			K			4	1	1	0	0	1	2
Troy Glaus, R (1, 10) OBP: 0.367, SLG: 0.611	27 G6-4-3 2-H 1B		HR 1-H	K			K			4	1	2	3	0	2	2
27 Vladimir Guerrero, R (1, 9) OBP: 0.382, SLG: 0.566	G6-4-3 1-2f		BB 16 FC4-6		F8			16 G1-4-3 SH1-3 2B		3	1	1	0	1	0	1
16 Garret Anderson, L (1, 8) OBP: 0.346, SLG: 0.448		K	FC4-6 FC5 BB 1-2f		P5			G1-4-3 2-3		4	0	0	0	0	1	2
Bengie Molina, R (1, 2) OBP: 0.317, SLG: 0.414		FC6-4 BB	BB 1-2		G6-3			SH1-3 3-H		1	0	0	1	2	0	0
David Eckstein, R (1, 6) OBP: 0.344, SLG: 0.339		FC6-4 S 2B 1-2f	FC5 2-3f			CS 1B		HR		4	2	2	1	0	0	3
Adam Riggs, R (1, 7) OBP: 0.217, SLG: 0.273		2B 1-H	9 E G6-3 1B			G6-3 1-2		F9		2	0	2	1	0	0	0
Jeff DaVanon, S (6, 7) OBP: 0.363, SLG: 0.411										2	0	0	0	0	0	1
8 Dallas McPherson, L (1, 5) OBP: 0.333, SLG: 0.591		P6	1 SAFE K			G4-3				3	0	0	0	0	1	2
Alfredo Amezaga, S (8, 4) OBP: 0.207, SLG: 0.207										0	0	0	0	0	0	0
Inning Stats	R: 1 E: 1 K: 0 S: 8 H: 1 LOB: 0 BB: 0 P: 14	R: 1 E: 0 K: 1 S: 10 H: 1 LOB: 1 BB: 1 P: 17	R: 2 E: 0 K: 0 S: 11 H: 3 LOB: 2 BB: 2 P: 26	R: 0 E: 1 K: 2 S: 13 H: 1 LOB: 2 BB: 0 P: 20	R: 0 E: 0 K: 0 S: 7 H: 0 LOB: 0 BB: 0 P: 13	R: 0 E: 0 K: 0 S: 6 H: 1 LOB: 0 BB: 0 P: 11	R: 0 E: 0 K: 2 S: 8 H: 0 LOB: 0 BB: 0 P: 10	R: 2 E: 0 K: 0 S: 9 H: 2 LOB: 0 BB: 0 P: 14		1B: 5 2B: 2 3B: 0 HR: 2 SF: 0 SAC: 1 DP: 1 HBP: 0						

livebaseballscorecards.com

AB	31
R	6
H	9
RBI	6
BB	3
SO	5
LOB	14

PITCHER		IP	WLS	BF	H	R	ER	SO	BB	IBB	HBP	BLK	WP	HR	S	P	ERA	WHIP
Mark Mulder, L ERA: 4.31	(1, 1)	3.2	L	20	6	4	3	2	3	0	0	0	0	1	39	71	7.36	2.455
Joe Blanton, R ERA: 2.08	(4, 1)	3.1		11	2	1	1	3	0	0	0	0	0	0	25	42	2.70	0.600
Arthur Rhodes, L ERA: 5.12	(8, 1)	1.0		4	1	1	1	0	0	0	0	0	0	1	8	12	9.00	1.000

PITCHER	IP	WLS	BF	H	R	ER	SO	BB	IBB	HBP	BLK	WP	HR	S	P	ERA	WHIP

Seattle Mariners @ Oakland Athletics

Network Associates Coliseum, Oakland, CA

Mon Sep 27 2004, 10:05 PM EDT

Att. 17,199 - Overcast - 63 F

TOP

livebaseballscorecards.com

Batter	1	2	3	4	5	6	7	8	9	AB	R	H	RBI	BB	SO	LOB
51 Ichiro Suzuki, L (1, 9) OBP: 0.415, SLG: 0.456	P5		G4-3			G6-3	1B			4	0	1	0	0	0	1
Randy Winn, S (1, 8) OBP: 0.347, SLG: 0.431	F9			F9		1B FC3-6 BB	L9			3	1	0	0	1	0	1
Edgar Martinez, R (1, 10) OBP: 0.349, SLG: 0.396	K			K		1-3 FC3-6 1B	F9			4	0	1	0	0	2	1
Raul Ibanez, L (1, 7) OBP: 0.347, SLG: 0.458		K		F8		1-2f 3-H FC3-6		G4-3		4	0	0	1	0	1	1
Bret Boone, R (1, 4) OBP: 0.320, SLG: 0.425		F8			4 1B SF7 2B	F8		CS BB		3	1	1	0	1	0	1
Jolbert Cabrera, R (1, 5) OBP: 0.306, SLG: 0.379 Scott Spiezio, S (9, 3) OBP: 0.289, SLG: 0.347	F9				G5-3		G5-3	F8 1-2		4 0	0 0	0 0	0 0	0 0	0 0	2 0
4 Jose Lopez, R (1, 6) OBP: 0.269, SLG: 0.383		F7			2-3 1B	16 HR 1B			F8	4	1	2	0	0	0	0
Dan Wilson, R (1, 2) OBP: 0.310, SLG: 0.313		1B			SF7 3-H	1-2 16 HR 1B			K	3	1	2	1	0	1	0
16 Willie Bloomquist, R (1, 3) OBP: 0.282, SLG: 0.330 Greg Dobbs, L (9, PH) OBP: 0.205, SLG: 0.289 (9, 5)		P3			F8 SAFE	1-H 2-H HR			K	3 1	1 0	1 0	3 0	0 0	0 1	2 0
Inning Stats	R: 0 H: 0 E: 0 LOB: 0 K: 1 BB: 0 S: 9 P: 12	R: 0 H: 0 E: 0 LOB: 0 K: 1 BB: 0 S: 5 P: 7	R: 0 H: 1 E: 0 LOB: 1 K: 0 BB: 0 S: 13 P: 20	R: 0 H: 0 E: 0 LOB: 0 K: 1 BB: 0 S: 9 P: 12	R: 1 H: 2 E: 0 LOB: 1 K: 0 BB: 0 S: 13 P: 20	R: 1 H: 1 E: 0 LOB: 1 K: 0 BB: 1 S: 10 P: 19	R: 3 H: 4 E: 0 LOB: 1 K: 0 BB: 0 S: 15 P: 23	R: 0 H: 0 E: 0 LOB: 0 K: 0 BB: 1 S: 6 P: 12	R: 0 H: 0 E: 0 LOB: 0 K: 2 BB: 0 S: 8 P: 10	1B: 6 SF: 1 2B: 1 SAC: 0 3B: 0 DP: 0 HR: 1 HBP: 0						

	AB	33
	R	5
	H	8
	RBI	5
	BB	2
	SO	5
	LOB	9

WP: 0 PA: 36
PB: 0
SB: 0
CS: 1

PITCHER		IP	WLS	BF	H	R	ER	SO	BB	IBB	HBP	BLK	WP	HR	S	P	ERA	WHIP
Barry Zito, L ERA: 4.54	(1, 1)	6.2		29	8	5	5	3	1	0	0	0	0	1	73	111	6.75	1.350
Chad Bradford, R ERA: 4.45	(7, 1)	0.1		1	0	0	0	0	0	0	0	0	0	0	1	2	0.00	0.000
Ricardo Rincon, L ERA: 3.67	(8, 1)	0.1		2	0	0	0	0	1	0	0	0	0	0	4	9	0.00	3.000
58 Justin Duchscherer, R ERA: 3.38	(8, 1)	0.2		1	0	0	0	0	0	0	0	0	0	0	2	3	0.00	0.000
Octavio Dotel, R ERA: 3.81	(9, 1)	1.0	W	3	0	0	0	2	0	0	0	0	0	0	8	10	0.00	0.000

PITCHER		IP	WLS	BF	H	R	ER	SO	BB	IBB	HBP	BLK	WP	HR	S	P	ERA	WHIP

Batter	1	2	3	4	5	6	7	8	9	AB	R	H	RBI	BB	SO	LOB
21 Mark Kotsay, L (1, 8) OBP: 0.372, SLG: 0.464	X 0-0 1B 3 1B SF7 1B	B X 1-0 ② FC5-4 1-3 2-H 1B		B C S B X 2-2 1B		C X 0-1 BB 3 1B 1B		B S C B B B 4-2 BB		4	1	4	1	1	0	0
Eric Byrnes, R (1, 7) OBP: 0.349, SLG: 0.474	C B B C F F X 2-2 ① L6	B 1 SAFE 1 SAFE F B B X 3-1 ③ FC5-4 1-2f		1 SAFE C C S 0-3 ② K		T B F D S 2-3 ① K		B F 1 SAFE F B X 2-2 ② L5		5	0	0	0	0	2	5
3 Eric Chavez, L (1, 5) OBP: 0.393, SLG: 0.501	B F X 1-1 SF7 1B 1-2 1B		C X 0-1 ① G1-3 C T B B C	2-3 ③ K		F S B F F B F X 2-2 BB 1-2 1B		C B B 1 SAFE C 1 SAFE S 2-3 ③ K		5	0	2	0	0	2	2
Erubiel Durazo, L (1, 10) OBP: 0.400, SLG: 0.527 Esteban German, R (9, PR) OBP: 0.317, SLG: 0.321	B B X 2-0 1-2 2-3 1B		B B B 4-0 1B BB FC3-2 BB		B B F F X 2-2 HR 1B	B B F D C B 4-2 G5-4-3 1-2 2-3 BB			B C B X 2-1 G4-3 7 SF9 2B	3 0	1 1	3 0	0 0	2 0	0 0	0 0
Jermaine Dye, R (1, 9) OBP: 0.330, SLG: 0.466	C D B X 2-1 ② SF7 2-3 3-H		B C B B C F B 4-2 FC3-2 1B 1-2 BB		B B C F X 2-2 1-H HR	B C X 1-1 ② ③ G5-4-3 1-2f			C X 0-1 ① G4-3 2-3	3	1	1	3	1	0	4
Scott Hatteberg, L (1, 3) OBP: 0.373, SLG: 0.432	X 0-0 ③ F9	C B B X 2-1 FC3-2 1-2 2-3 1B		B F C B X 2-2 ① P5		B C B B X 3-1 ① F7			I I I 4-0 IBB IBB	4	0	1	0	1	0	2
Marco Scutaro, R (1, 4) OBP: 0.302, SLG: 0.403		B F F X 1-2 BB 21 1B 1B	C X 0-1 ② FC3-2 1-2 2-3 3-Hf		C B X 1-1 HR		F B F F X 1-2 ② P5		I I I 4-0 1-2 IBB	4	2	2	1	1	0	3
7 Bobby Crosby, R (1, 6) OBP: 0.324, SLG: 0.433		C B 1 SAFE B S S S 2-3 ① K	F X 0-1 ③ P3		B X 1-0 ② G5-3		C B X 1-1 ③ G5-3		B X 1-0 ② SF9 3-H	4	0	0	1	0	1	4
Damian Miller, R (1, 2) OBP: 0.336, SLG: 0.400		B 1 SAFE B B C B 4-1 21 1B 1-2 BB		B X 1-0 ① F8	B X 1-0 ③ G6-3			B B F S F F X 2-2 ① L5		3	0	0	0	1	0	0
Inning Stats	R: 1 E: 0 K: 0 S: 12 H: 3 LOB: 2 BB: 0 P: 19	R: 1 E: 0 K: 1 S: 10 H: 2 LOB: 1 BB: 1 P: 21	R: 0 E: 0 K: 0 S: 11 H: 1 LOB: 3 BB: 2 P: 21	R: 0 E: 0 K: 2 S: 10 H: 1 LOB: 1 BB: 0 P: 15	R: 3 E: 0 K: 0 S: 13 H: 3 LOB: 0 BB: 0 P: 22	R: 0 E: 0 K: 1 S: 15 H: 2 LOB: 2 BB: 1 P: 24	R: 0 E: 0 K: 0 S: 8 H: 0 LOB: 0 BB: 0 P: 13	R: 0 E: 0 K: 1 S: 13 H: 0 LOB: 1 BB: 1 P: 23	R: 1 E: 0 K: 0 S: 5 H: 1 LOB: 3 BB: 2 P: 16	1B: 10 2B: 1 3B: 0 HR: 2 SF: 2 SAC: 0 DP: 1 HBP: 0						

PITCHER		IP	WLS	BF	H	R	ER	SO	BB	IBB	HBP	BLK	WP	HR	S	P	ERA	WHIP
Jamie Moyer, L ERA: 5.07	(1, 1)	5.0		27	10	5	5	3	3	0	0	0	0	2	56	98	9.00	2.600
Matt Thornton, L ERA: 4.55	(6, 1)	0.1		4	2	0	0	1	1	0	0	0	0	0	13	21	0.00	9.000
Masao Kida, R ERA: 3.38	(6, 1)	1.2		4	0	0	0	0	0	0	0	0	0	0	10	16	0.00	0.000
Ron Villone, L ERA: 4.11	(8, 1)	1.0	L	5	1	1	1	1	1	0	0	0	0	0	15	27	9.00	2.000
40 Julio Mateo, R ERA: 4.85	(9, 1)	0.2		4	0	0	0	0	0	2	0	0	0	0	3	12	0.00	0.000

PITCHER	IP	WLS	BF	H	R	ER	SO	BB	IBB	HBP	BLK	WP	HR	S	P	ERA	WHIP

BOTTOM

Seattle Mariners @ Oakland Athletics

Network Associates Coliseum, Oakland, CA

Mon Sep 27 2004, 10:05 PM EDT

Att. 17,199 - Overcast - 63 F

livebaseballscorecards.com

AB	35
R	6
H	13
RBI	6
BB	7
SO	5
LOB	20

Batter	1	2	3	4	5	6	7	8	9	AB	R	H	RBI	BB	SO	LOB
51 Ichiro Suzuki, L (1, 9) OBP: 0.414, SLG: 0.457	B B C B X 3-1 SH1-3 1B 2B	B F B X 2-1 ③ G1-6-3			X 0-0 G6-4-3 1B	B X 1-0 ③ FC4 1-2f			F B S B B X 3-2 ① G6-3	5	1	2	0	0	0	1
Randy Winn, S (1, 7) OBP: 0.345, SLG: 0.429	X 0-0 ① SH1-3 2-3		B X 1-0 ① G4-3		C B 1 SAFE X 1-1 ① ② G6-4-3 1-2f		C C F B B F X 2-2 ① G1-3		B C F B S 2-3 ② K	4	0	0	0	0	1	1
Edgar Martinez, R (1, 10) OBP: 0.348, SLG: 0.394	B D C X 2-1 2B 7 1B 3-H 1B		C B B B F S 3-3 ② K		C F B B X 2-2 ③ G1-3		B C B C X 2-2 ② G1-3		C B X 1-1 ③ F9	5	1	1	1	0	1	0
Raul Ibanez, L (1, 3) OBP: 0.350, SLG: 0.463 Scott Spiezio, S (9, 3) OBP: 0.289, SLG: 0.347	C B X 1-1 7 1B 1-3 2B		B F X 1-1 ③ G6-3			X 0-0 HR 1B	B X 1-0 1B			4 0	2 0	3 0	0 0	0 0	0 0	0 0
Bret Boone, R (1, 4) OBP: 0.319, SLG: 0.429	S B C X 1-2 ② G5-3			S S X 0-2 ① G5-3		C F B F F X 1-2 1-H HR	D S S X 1-2 ③ G3			4	1	1	2	0	0	3
7 Jeremy Reed, L (1, 8) OBP: 0.471, SLG: 0.511	S B X 1-1 4 S 2-H 3-H 1B			B B F B C F X 3-2 4 2B SF7 1B		B B C X 2-1 4 P3 1B 2B		B C B F F X 2-2 ① P3		4	2	3	2	0	0	0
4 Jose Lopez, R (1, 6) OBP: 0.269, SLG: 0.385	B S F B F X 2-2 ③ G1-3 1-2			1 SAFE B C X 1-1 1-3 2B		B B F X 2-1 ① P3 2-3		C S S 0-3 ② K		4	0	1	0	0	1	2
Greg Dobbs, L (1, 5) OBP: 0.233, SLG: 0.317		C X 0-1 ① F8		B B X 2-0 ② SF7 3-H		F X 0-1 51 FC4 3-H 1B		C F B F B X 2-2 1B		3	0	2	2	0	0	0
Miguel Olivo, R (1, 2) OBP: 0.281, SLG: 0.431		C B B C B X 3-2 ② G6-3		B F F C 1-3 ③ K		C B F S 1-3 ② K		D S B C S 2-3 ③ K		4	0	0	0	0	3	3
Inning Stats	R: 3 H: 4 E: 0 LOB: 1 K: 0 BB: 0 S: 16 P: 26	R: 0 H: 0 E: 0 LOB: 0 K: 0 BB: 0 S: 7 P: 12	R: 0 H: 0 E: 0 LOB: 0 K: 1 BB: 0 S: 6 P: 11	R: 1 H: 2 E: 0 LOB: 1 K: 1 BB: 0 S: 13 P: 20	R: 0 H: 1 E: 0 LOB: 0 K: 0 BB: 0 S: 6 P: 9	R: 3 H: 4 E: 0 LOB: 1 K: 1 BB: 0 S: 16 P: 23	R: 0 H: 1 E: 0 LOB: 1 K: 0 BB: 0 S: 12 P: 18	R: 0 H: 1 E: 0 LOB: 1 K: 2 BB: 0 S: 14 P: 20	R: 0 H: 0 E: 0 LOB: 0 K: 1 BB: 0 S: 8 P: 14	1B: 8 SF: 1 2B: 4 SAC: 1 3B: 0 DP: 1 HR: 1 HBP: 0						

TOP

Seattle Mariners @ Oakland Athletics

Network Associates Coliseum, Oakland, CA

Tue Sep 28 2004, 10:05 PM EDT

Att. 18,583 - Cloudy - 65 F

livebaseballscorecards.com

AB	37
R	7
H	13
RBI	7
BB	0
SO	6
LOB	10

PITCHER		IP	WLS	BF	H	R	ER	SO	BB	IBB	HBP	BLK	WP	HR	S	P	ERA	WHIP
Tim Hudson, R ERA: 3.57	(1, 1)	6.0	L	28	11	7	7	3	0	0	0	0	0	1	64	101	10.50	1.833
Chris Hammond, L ERA: 2.55	(7, 1)	2.0		8	2	0	0	2	0	0	0	0	0	0	26	38	0.00	1.000
Justin Lehr, R ERA: 5.4	(9, 1)	1.0		3	0	0	0	1	0	0	0	0	0	0	8	14	0.00	0.000

PITCHER	IP	WLS	BF	H	R	ER	SO	BB	IBB	HBP	BLK	WP	HR	S	P	ERA	WHIP

Batter	1	2	3	4	5	6	7	8	9	AB	R	H	RBI	BB	SO	LOB
21 Mark Kotsay, L (1, 8) OBP: 0.373, SLG: 0.464	C B B F X 2-2 F7 ①		F X 0-1 1B		B F X 1-1 G4-3 ①		S X 0-1 P5 ②		B C B X 2-1 3 1B 3 DI 1B	5	0	2	0	0	0	1
Eric Byrnes, R (1, 7) OBP: 0.348, SLG: 0.472	F C F B X 1-2 G6-3 ②		F C F B S 1-3 K ③		B C C X 1-2 G6-3 ②		B B B C X 3-1 3 BB 1-2 1B		B C B C C 2-3 K ②	5	0	1	0	0	2	2
3 Eric Chavez, L (1, 5) OBP: 0.395, SLG: 0.503	C B F F X 1-2 F8 ③			B X 1-0 3B 2B	F B F X 1-2 F8 ③		S B B B F B 4-2 1-2 2-3 BB		B X 1-0 HBP 1-3 1B	4	1	2	0	1	0	0
Erubiel Durazo, L (1, 10) OBP: 0.402, SLG: 0.531		C C B X 1-2 1B		X 0-0 SF9 2-H 3B		F C B X 1-2 G1-3 ①	B B X 2-0 P3 ③		H 1-0 FC6 1-2 HBP	4	1	2	1	0	0	3
Jermaine Dye, R (1, 9) OBP: 0.327, SLG: 0.462		F B F B F F X 2-2 F9 ①		B X 1-0 SF9 ① 3-H		B C X 1-1 F9 ②		C X 0-1 G6-3 ①	B C B C X 2-2 FC6 1-2f ③	4	0	0	1	0	0	4
Scott Hatteberg, L (1, 3) OBP: 0.374, SLG: 0.431		B F X 1-1 F8 ②		S C B B B X 3-2 G3 1B		B B C B B 4-1 BB		C B F X 1-2 G6-3 ②		3	0	1	0	1	0	1
Marco Scutaro, R (1, 4) OBP: 0.301, SLG: 0.401		C C D C 1-3 K ③		F F B B X 2-2 G3 ② 1-2		X 0-0 L9 ③		C F X 0-2 7 FC6-4 1B		4	0	1	0	0	1	3
7 Bobby Crosby, R (1, 6) OBP: 0.324, SLG: 0.431			C B C S 1-3 K ①	H 1-0 HBP			F X 0-1 F9 ①	B X 1-0 FC6-4 ③ 1-2f		3	0	0	0	0	1	1
17 Adam Melhuse, S (1, 2) OBP: 0.320, SLG: 0.478			B S X 1-1 F9 ②	C B B X 2-1 P4 ③			X 0-0 E3 3 BB 1B		F X 0-1 G4-3 ①	4	0	0	0	0	0	2
Inning Stats	R: 0 E: 0 K: 0 S: 11 H: 0 LOB: 0 BB: 0 P: 15	R: 0 E: 0 K: 1 S: 13 H: 1 LOB: 1 BB: 0 P: 18	R: 0 E: 0 K: 2 S: 12 H: 1 LOB: 1 BB: 0 P: 15	R: 2 E: 0 K: 0 S: 11 H: 3 LOB: 2 BB: 0 P: 21	R: 0 E: 0 K: 0 S: 8 H: 0 LOB: 0 BB: 0 P: 11	R: 0 E: 0 K: 0 S: 7 H: 0 LOB: 1 BB: 1 P: 13	R: 0 E: 1 K: 0 S: 10 H: 1 LOB: 3 BB: 1 P: 19	R: 0 E: 0 K: 0 S: 9 H: 1 LOB: 1 BB: 0 P: 11	R: 0 E: 0 K: 1 S: 11 H: 2 LOB: 3 BB: 0 P: 19	1B: 7 2B: 1 3B: 1 HR: 0	SF: 1 SAC: 0 DP: 0 HBP: 2						

PITCHER		IP	WLS	BF	H	R	ER	SO	BB	IBB	HBP	BLK	WP	HR	S	P	ERA	WHIP
Gil Meche, R ERA: 5.03	(1, 1)	6.2	W	30	6	2	2	3	2	0	1	0	0	0	71	109	2.70	1.200
Ron Villone, L ERA: 4.1	(7, 1)	0.1	H	1	0	0	0	0	0	0	0	0	0	0	1	3	0.00	0.000
Scott Atchison, R ERA: 3.26	(8, 1)	1.0		4	1	0	0	0	0	0	0	0	0	0	9	11	0.00	1.000
20 J.J. Putz, R ERA: 4.79	(9, 1)	1.0		6	2	0	0	1	0	0	1	0	0	0	11	19	0.00	2.000

PITCHER	IP	WLS	BF	H	R	ER	SO	BB	IBB	HBP	BLK	WP	HR	S	P	ERA	WHIP

BOTTOM

Seattle Mariners @ Oakland Athletics

Network Associates Coliseum, Oakland, CA

Tue Sep 28 2004, 10:05 PM EDT

Att. 18,583 - Cloudy - 65 F

livebaseballscorecards.com

AB	36
R	2
H	9
RBI	2
BB	2
SO	4
LOB	17

WP: 0	PB: 0	SB: 0	CS: 0
PA: 41			

Batter	1	2	3	4	5	6	7	8	9	AB	R	H	RBI	BB	SO	LOB
51 Ichiro Suzuki, L (1, 9) OBP: 0.416, SLG: 0.457	C B B F B B 4-2 G6-3 BB		F B C F S 1-3 ③ K		B X 1-0 1B 1B			C B F F F F F B 3-2 ① F B X G4-3	B H 2-0 HBP	3	0	1	0	1	1	1
Randy Winn, S (1, 7) OBP: 0.346, SLG: 0.428	B B C B C F X 3-2 ① ② G6-3 1-2f			S F B S 1-3 ① K	B F X 1-1 1-2 1B			B X 1-0 2B 1B 1B	1 SAFE X 0-0 ③ G4-3	5	1	2	0	0	1	2
Bret Boone, R (1, 4) OBP: 0.319, SLG: 0.429	C X 0-1 ③ G4-3			B C B X 2-1 ② G5-3	C C S 0-3 ③ K			F B X 1-1 1-3 1B 2B		4	1	1	0	0	1	2
Raul Ibanez, L (1, 10) OBP: 0.349, SLG: 0.463		C B F X 1-2 ① L6		C X 0-1 1B 2B	X 0-0 ① P5			B B B C F S 3-3 ② K		4	1	1	0	0	1	2
Jolbert Cabrera, R (1, 3) (9, 5) OBP: 0.309, SLG: 0.380		F B X 1-1 ② F9		B F F X 1-2 2-H 1B	C X 0-1 ② G4-3			S X 0-1 7 7 1B 2-H 3-H 1B		4	1	2	3	0	0	0
7 Jeremy Reed, L (1, 8) OBP: 0.491, SLG: 0.520	C B B B F X 3-2 CS 1B			I I I 4-0 FC6-4 IBB	C B F C 1-3 ③ K			X 0-0 E8 1-H 1B		3	0	2	0	1	1	0
Dan Wilson, R (1, 2) OBP: 0.306, SLG: 0.309	B C B C 1 SAFE 2-2 ③ CS 1-2	C B B X 2-1 ① G4-3	X 0-0 ③ FC6-4 1-2f			C F X 0-2 ① G5-3	C C D X 1-2 ③ F8			4	0	0	0	0	0	3
Greg Dobbs, L (1, 5) OBP: 0.213, SLG: 0.289 Scott Spiezio, S (9, 3) OBP: 0.289, SLG: 0.347		F B X 1-1 ② G3-1	B F C B B F T 3-2 ① K		C B F F S 1-3 ② K		F B X 1-1 ① P6		4 0	0 0	0 0	0 0	0 0	2 0	0 0	
4 Jose Lopez, R (1, 6) OBP: 0.268, SLG: 0.383		C S B B X 2-2 1B	C B C S 1-3 ② K		F F B S 1-3 ③ K		C B X 1-1 ② G1-3		4	0	1	0	0	2	0	
Inning Stats	R: 0 E: 0 K: 0 S: 8 H: 0 LOB: 0 BB: 1 P: 15	R: 0 E: 0 K: 0 S: 10 H: 1 LOB: 0 BB: 0 P: 17	R: 0 E: 0 K: 1 S: 11 H: 1 LOB: 1 BB: 0 P: 17	R: 1 E: 0 K: 1 S: 11 H: 2 LOB: 2 BB: 1 P: 19	R: 0 E: 0 K: 3 S: 13 H: 2 LOB: 2 BB: 0 P: 19	R: 0 E: 0 K: 1 S: 6 H: 0 LOB: 0 BB: 0 P: 7	R: 0 E: 0 K: 2 S: 10 H: 0 LOB: 0 BB: 0 P: 12	R: 3 E: 1 K: 1 S: 22 H: 4 LOB: 1 BB: 0 P: 31	R: 0 E: 0 K: 0 S: 5 H: 0 LOB: 1 BB: 0 P: 9	1B: 8 2B: 2 3B: 0 HR: 0 SF: 0 SAC: 0 DP: 1 HBP: 1						

PITCHER		IP	WLS	BF	H	R	ER	SO	BB	IBB	HBP	BLK	WP	HR	S	P	ERA	WHIP
40 Rich Harden, R ERA: 3.99	(1, 1)	7.1	L	30	8	3	3	8	1	1	0	0	0	0	82	124	3.68	1.227
Ricardo Rincon, L ERA: 3.64	(8, 1)	0.1	H	1	0	0	0	1	0	0	0	0	0	0	3	6	0.00	0.000
Jim Mecir, R ERA: 3.23	(8, 1)	0.1	B	3	2	1	0	0	0	0	0	0	0	0	6	7	0.00	6.000
58 Justin Duchscherer, R ERA: 3.34	(9, 1)	1.0		4	0	0	0	0	0	0	1	0	0	0	5	9	0.00	0.000

PITCHER	IP	WLS	BF	H	R	ER	SO	BB	IBB	HBP	BLK	WP	HR	S	P	ERA	WHIP

TOP

Seattle Mariners @ Oakland Athletics

Network Associates Coliseum, Oakland, CA

Wed Sep 29 2004, 10:05 PM EDT

Att. 28,556 - Overcast - 61 F

livebaseballscorecards.com

AB	35
R	4
H	10
RBI	3
BB	2
SO	9
LOB	10

1B: 8	SF: 0	WP: 0	PA: 39
2B: 2	SAC: 0	PB: 0	
3B: 0	DP: 1	SB: 0	
HR: 0	HBP: 1	CS: 1	

Batter	1	2	3	4	5	6	7	8	9	AB	R	H	RBI	BB	SO	LOB
21 Mark Kotsay, L (1, 8) OBP: 0.372, SLG: 0.461	4-1 G4-3 3 BB BB		0-0 G3 ②	2-3 K ③			0-0 G1-3 ②			3	0	0	0	1	1	0
Eric Byrnes, R (1, 7) OBP: 0.349, SLG: 0.476	0-2 P6 ①		1-2 3 1B 2B			1-2 3 G3 E 2B	2-3 K ③			4	2	2	0	0	1	1
3 Eric Chavez, L (1, 5) OBP: 0.396, SLG: 0.502	4-2 G4-3 1-2 BB		1-0 2-H 1B			2-1 G3 ① 2-3		2-3 K ①		3	0	1	1	1	1	1
Jermaine Dye, R (1, 9) OBP: 0.327, SLG: 0.459	0-1 G4-3 ② 1-2 2-3		2-0 F8 ③			4-0 E BB IBB		2-2 F7 ②		3	0	0	0	1	0	3
Erubiel Durazo, L (1, 10) OBP: 0.399, SLG: 0.527	1-1 P5 ③			3-2 L3 ①		0-0 F7 ②		1-2 G4-3 ③		4	0	0	0	0	0	4
Scott Hatteberg, L (1, 3) OBP: 0.373, SLG: 0.429		2-2 F7 ①		1-0 P4 ②		4-1 E 1-2 BB			0-2 G4-3 ①	3	0	0	0	1	0	0
Marco Scutaro, R (1, 4) OBP: 0.299, SLG: 0.398		0-1 F9 ②		0-2 F9 ③		0-0 E6 7 FC6-4 1-2 2-3 3-H			2-1 F8 ②	4	0	0	0	0	0	2
7 Bobby Crosby, R (1, 6) OBP: 0.322, SLG: 0.427		2-2 G5-3 ③			2-1 L7 ①	0-1 FC6-4 ③ 1-2f			2-3 K ③	4	0	0	0	0	1	3
17 Adam Melhuse, S (1, 2) OBP: 0.315, SLG: 0.471			1-2 G6-3 ①		0-0 L9 ②		0-2 G5-3 ①			3	0	0	0	0	0	0
Inning Stats	R: 0 H: 0 E: 0 LOB: 2 K: 0 BB: 2 S: 10 P: 19	R: 0 H: 0 E: 0 LOB: 0 K: 0 BB: 0 S: 9 P: 13	R: 1 H: 2 E: 0 LOB: 1 K: 0 BB: 0 S: 10 P: 15	R: 0 H: 0 E: 0 LOB: 0 K: 0 BB: 0 S: 9 P: 13	R: 0 H: 0 E: 0 LOB: 0 K: 1 BB: 0 S: 7 P: 11	R: 1 H: 1 E: 1 LOB: 3 K: 0 BB: 2 S: 11 P: 22	R: 0 H: 0 E: 0 LOB: 0 K: 1 BB: 0 S: 11 P: 13	R: 0 H: 0 E: 0 LOB: 0 K: 1 BB: 0 S: 9 P: 14	R: 0 H: 0 E: 0 LOB: 0 K: 1 BB: 0 S: 9 P: 13	1B: 1 SF: 0 2B: 2 SAC: 0 3B: 0 DP: 0 HR: 0 HBP: 0						

PITCHER	IP	WLS	BF	H	R	ER	SO	BB	IBB	HBP	BLK	WP	HR	S	P	ERA	WHIP
Bobby Madritsch, L (1, 1) ERA: 3.27	9.0	W	35	3	2	1	4	3	1	0	0	0	0	85	133	1.00	0.667

PITCHER	IP	WLS	BF	H	R	ER	SO	BB	IBB	HBP	BLK	WP	HR	S	P	ERA	WHIP

BOTTOM

Seattle Mariners @ Oakland Athletics

Network Associates Coliseum, Oakland, CA

Wed Sep 29 2004, 10:05 PM EDT

Att. 28,556 - Overcast - 61 F

livebaseballscorecards.com

AB	31
R	2
H	3
RBI	1
BB	4
SO	4
LOB	14

Batter	1	2	3	4	5	6	7	8	9	AB	R	H	RBI	BB	SO	LOB
51 Ichiro Suzuki, L (1, 9) OBP: 0.414, SLG: 0.455	C B X 1-1 ① G3-1		F B F O X 2-2 G6-4-3 1-3 3-H 1B		C C F D F B S 2-3 ② K2-3		B F F X 1-2 ① L7		B C B B F F T 3-2 ③ K	5	0	1	1	0	2	1
Randy Winn, S (1, 8) OBP: 0.345, SLG: 0.427 (6, 7)	C B C B X 2-2 ② G5-3		C F X 0-2 ② ③ G6-4-3 1-2f		B X 1-0 3-H 1B		B X 1-0 ② G6-3			4	0	1	1	0	0	2
Edgar Martinez, R (1, 10) OBP: 0.345, SLG: 0.390	C F C 0-3 ③ K			F B X 1-1 ① F9	B B C X 2-1 ③ F8		B C X 1-1 ③ G6-3			4	0	0	0	0	1	1
Raul Ibanez, L (1, 7) (6, 3) OBP: 0.350, SLG: 0.466		F C X 0-2 L9-5 2B		B B X 2-0 1B 1B		X 0-0 ① P5		B F B C X 2-2 F8		4	0	2	0	0	0	0
Bret Boone, R (1, 4) OBP: 0.318, SLG: 0.427		B F C F B B X 3-2 ① ② L9-5 2-3		B B B C C S 3-3 ② K		B S S B B B 4-2 BB 4 1B BB		F C B F F F B B S 3-3 ② K2-3		3	0	0	0	1	2	2
Jolbert Cabrera, R (1, 5) OBP: 0.311, SLG: 0.382		C B X 1-1 ③ B2		1 SAFE S B F 1 SAFE B B B X 3-2 4 FC5-4 1-3 1B		B B X 2-0 ② F7		B F B X 2-1 1B		4	0	2	0	0	0	1
4 Jose Lopez, R (1, 6) OBP: 0.268, SLG: 0.380			X 0-0 ① G6-3 B B C B X 3-1 ③ FC5-4 1-2f			C B X 1-1 BB 1-2 1B		C C X 0-2 ③ F7		4	0	1	0	0	0	3
Miguel Olivo, R (1, 2) OBP: 0.288, SLG: 0.441 Greg Dobbs, L (9, PH) OBP: 0.208, SLG: 0.283 Dan Wilson, R (9, 2) OBP: 0.306, SLG: 0.309			C B X 1-1 16 E 51 1B 2B		X 0-0 16 G4-3 1B 2B	B B B B 4-0 1-2 2-3 BB			B S B S S S 2-3 ① K	2	2	2	0	1	0	0
										1	0	0	0	0	1	0
										0	0	0	0	0	0	0
16 Willie Bloomquist, R (1, 3) OBP: 0.279, SLG: 0.326 7 Jeremy Reed, L (6, PH) (6, 8) OBP: 0.474, SLG: 0.500			C B F F D X 2-2 E6 51 1B 2-3		L B D F X 2-2 ① G4-3 2-3	B B X 2-0 ③ P3			C X 0-1 ② L8	2	0	0	0	0	0	2
										2	0	0	0	0	0	3

TOP

Seattle Mariners @ Oakland Athletics

Network Associates Coliseum, Oakland, CA

Thu Sep 30 2004, 3:35 PM EDT

Att. 19,201 - Overcast - 62 F

livebaseballscorecards.com

AB	35
R	2
H	9
RBI	2
BB	2
SO	6
LOB	15

Inning Stats	1	2	3	4	5	6	7	8	9
	R: 0 E: 0 K: 1 S: 8	R: 0 E: 0 K: 0 S: 9	R: 1 E: 1 K: 0 S: 13	R: 0 E: 0 K: 1 S: 11	R: 1 E: 0 K: 1 S: 12	R: 0 E: 0 K: 0 S: 7	R: 0 E: 0 K: 0 S: 6	R: 0 E: 0 K: 1 S: 14	R: 0 E: 0 K: 2 S: 9
	H: 0 LOB: 0 BB: 0 P: 11	H: 1 LOB: 0 BB: 0 P: 13	H: 2 LOB: 0 BB: 0 P: 18	H: 2 LOB: 2 BB: 0 P: 23	H: 2 LOB: 1 BB: 0 P: 19	H: 1 LOB: 3 BB: 2 P: 20	H: 0 LOB: 0 BB: 0 P: 9	H: 1 LOB: 1 BB: 0 P: 21	H: 0 LOB: 0 BB: 0 P: 14

1B: 6 SF: 0
2B: 4 SAC: 0
3B: 0 DP: 2
HR: 0 HBP: 0

WP: 0 PA: 37
PB: 0
SB: 0
CS: 0

PITCHER		IP	WLS	BF	H	R	ER	SO	BB	IBB	HBP	BLK	WP	HR	S	P	ERA	WHIP
Mark Redman, L ERA: 4.71	(1, 1)	5.2		25	8	2	2	3	1	0	0	0	0	0	59	97	3.18	1.588
58 Justin Duchscherer, R ERA: 3.34	(6, 1)	0.0		1	0	0	0	0	1	0	0	0	0	0	0	4	∞	∞
Ricardo Rincon, L ERA: 3.48	(6, 1)	2.0		7	1	0	0	1	0	0	0	0	0	0	18	30	0.00	0.500
Chad Bradford, R ERA: 4.42	(8, 1)	0.1		1	0	0	0	0	0	0	0	0	0	0	3	3	0.00	0.000
Octavio Dotel, R ERA: 3.76	(9, 1)	1.0	W	3	0	0	0	2	0	0	0	0	0	0	9	14	0.00	0.000

PITCHER	IP	WLS	BF	H	R	ER	SO	BB	IBB	HBP	BLK	WP	HR	S	P	ERA	WHIP

Batter	1	2	3	4	5	6	7	8	9	AB	R	H	RBI	BB	SO	LOB
21 Mark Kotsay, L (1, 8) OBP: 0.373, SLG: 0.463	X 0-0 ① F7		B F S D X 2-2 1-H 2B		B X 1-0 ③ F8			F B X 1-1 WP 1B		4	0	2	1	0	0	0
Mark McLemore, S (1, 4) OBP: 0.356, SLG: 0.329 Marco Scutaro, R (7, 4) OBP: 0.298, SLG: 0.397	C B C X 1-2 ② G4-3		C S B F S 1-3 ③ K			C X 0-1 ① G6-3		B F B X 2-1 ② F9 1-2		3 1	0 0	0 0	0 0	0 0	1 0	1 1
3 Eric Chavez, L (1, 5) OBP: 0.395, SLG: 0.499	C B X 1-1 ③ L9			B X 1-0 ① L9		B C X 1-1 ② F9		I I I I 4-0 IBB		3	0	0	0	1	0	0
Scott Hatteberg, L (1, 3) OBP: 0.371, SLG: 0.425		C B F B B X 3-2 ① L8		C B F B X 2-2 ② G3-1		F B B X 2-1 ③ F8		B S X 1-1 ③ F8		4	0	0	0	0	0	2
Jermaine Dye, R (1, 9) OBP: 0.326, SLG: 0.464		C X 0-1 ② G4-3		B C B F F X 2-2 HR			C B B F B S 3-3 ① K		X 0-0 ① G6-3	4	1	1	1	0	1	0
7 Bobby Crosby, R (1, 6) OBP: 0.325, SLG: 0.434		B B C S F X 2-2 ③ L9		F B B B F F B 4-2 BB			X 0-0 1B		F X 0-1 HR	3	1	2	1	1	0	0
Nick Swisher, S (1, 10) OBP: 0.344, SLG: 0.415			C S F B F B X 2-2 ① F7	1 SAFE B X 1-0 ③ P6			B S C B C 2-3 ② K			3	0	0	0	0	1	2
Eric Byrnes, R (1, 7) OBP: 0.347, SLG: 0.473			C B C C 1-3 ② K		S X 0-1 ① P3		F S X 0-2 ③ P3			3	0	0	0	0	1	1
17 Adam Melhuse, S (1, 2) OBP: 0.311, SLG: 0.464			C X 0-1 E3 21 2B		C B F S 1-3 ② K			C B S B X 2-2 ① F9		3	1	0	0	0	1	0
Inning Stats	R: 0 H: 0 E: 0 LOB: 0 K: 0 BB: 0 S: 6 P: 8	R: 0 H: 0 E: 0 LOB: 0 K: 0 BB: 0 S: 9 P: 14	R: 1 H: 1 E: 1 LOB: 1 K: 2 BB: 0 S: 17 P: 23	R: 1 H: 1 E: 0 LOB: 1 K: 0 BB: 1 S: 12 P: 22	R: 0 H: 0 E: 0 LOB: 0 K: 1 BB: 0 S: 6 P: 8	R: 0 H: 0 E: 0 LOB: 0 K: 0 BB: 0 S: 6 P: 9	R: 0 H: 1 E: 0 LOB: 1 K: 2 BB: 0 S: 10 P: 15	R: 0 H: 1 E: 0 LOB: 2 K: 0 BB: 1 S: 9 P: 19	R: 1 H: 1 E: 0 LOB: 0 K: 0 BB: 0 S: 3 P: 3	1B: 2 SF: 0 2B: 1 SAC: 0 3B: 0 DP: 0 HR: 2 HBP: 0						

PITCHER		IP	WLS	BF	H	R	ER	SO	BB	IBB	HBP	BLK	WP	HR	S	P	ERA	WHIP
Ryan Franklin, R ERA: 4.9	(1, 1)	7.0		26	3	2	1	5	1	0	0	0	0	1	66	99	1.29	0.571
Matt Thornton, L ERA: 4.4	(8, 1)	1.0		5	1	0	0	0	0	1	0	0	1	0	9	19	0.00	1.000
Scott Atchison, R ERA: 3.52	(9, 1)	0.1	L	2	1	1	1	0	0	0	0	0	0	1	3	3	27.00	3.000

PITCHER	IP	WLS	BF	H	R	ER	SO	BB	IBB	HBP	BLK	WP	HR	S	P	ERA	WHIP

BOTTOM

Seattle Mariners @ Oakland Athletics

Network Associates Coliseum, Oakland, CA

Thu Sep 30 2004, 3:35 PM EDT
Att. 19,201 - Overcast - 62 F

livebaseballscorecards.com

AB	31
R	3
H	5
RBI	3
BB	2
SO	5
LOB	7

1B: 2	SF: 0	WP: 1	PA: 33
2B: 1	SAC: 0	PB: 0	
3B: 0	DP: 0	SB: 0	
HR: 2	HBP: 0	CS: 0	

Batter	1	2	3	4	5	6	7	8	9	AB	R	H	RBI	BB	SO	LOB
9 Chone Figgins, S (1, 5) (9, 8) OBP: 0.350, SLG: 0.420	G5-3	1B 3B			L7	1B BB		27 G6-4-3 1B		4	1	2	0	1	0	0
Darin Erstad, L (1, 3) OBP: 0.345, SLG: 0.398	L5	27 FC4-6 1B 3-H			K	1-3 1B		L7		5	0	2	1	0	1	1
Casey Kotchman, L (8, 3) OBP: 0.290, SLG: 0.277										0	0	0	0	0	0	0
27 Vladimir Guerrero, R (1, 9) OBP: 0.391, SLG: 0.594	1B	FC4-6 1-2f			F8	F8		G6-4-3 1-2f		5	0	1	0	0	0	4
8 Dallas McPherson, L (9, 5) OBP: 0.308, SLG: 0.528										0	0	0	0	0	0	0
Troy Glaus, R (1, 10) OBP: 0.361, SLG: 0.586	L9		L7		K	BB G5-4-3 BB			HR	3	1	0	0	1	1	1
Andres Galarraga, R (9, PH) OBP: 0.429, SLG: 0.857										1	1	1	1	0	0	0
16 Garret Anderson, L (1, 8) OBP: 0.342, SLG: 0.445		2B FC4 1B	G4-1			1B FC5-2 1B	K		K 1B BB L5	4	1	2	0	0	1	1
Curtis Pride, L (8, 7) OBP: 0.278, SLG: 0.343										1	0	0	0	0	1	0
Adam Riggs, R (1, 7) OBP: 0.233, SLG: 0.310		FC4 1-3 1B 2B	P3			FC5-2 1B 1-2 HR BB	G5-4-3 BB 1-2 BB		1B 1-2 BB	2	1	1	0	0	0	0
Jeff DaVanon, S (5, 7) (8, 8) (9, 9) OBP: 0.372, SLG: 0.411					1 SAFE					0	1	0	0	3	0	0
David Eckstein, R (1, 6) OBP: 0.341, SLG: 0.335		FC4 1B G4-6-3 2-3 3-H		L5-4 2B		FC5-2 1-2 2-3 HR 1B	G5-4-3 1-2 2-3 BB		FC4-6 1-2 2-3 1B	3	2	2	1	1	0	1
Shane Halter, R (9, PH) (9, 4) OBP: 0.256, SLG: 0.364										1	0	1	0	0	0	0
José Molina, R (1, 2) OBP: 0.296, SLG: 0.374		G4-6-3 1-3 3-H 1B		L9		FC5-2 1-2 2-3 3-Hf HR	G5-4-3 1-2 2-3 3-H		L5 3-3	5	1	1	2	0	0	9
Alfredo Amezaga, S (1, 4) (9, 6) OBP: 0.202, SLG: 0.236		G4-6-3 1-2f 3-H		L5-4 2-2		1-H 2-H 3-H HR	G5-3		FC4-6 1-2f	5	1	1	4	0	0	6
Inning Stats	R: 0 E: 0 K: 0 S: 7 H: 1 LOB: 1 BB: 0 P: 13	R: 4 E: 0 K: 0 S: 11 H: 5 LOB: 1 BB: 0 P: 19	R: 0 E: 0 K: 0 S: 6 H: 0 LOB: 0 BB: 0 P: 9	R: 0 E: 0 K: 0 S: 5 H: 1 LOB: 0 BB: 0 P: 8	R: 0 E: 0 K: 1 S: 9 H: 0 LOB: 0 BB: 0 P: 16	R: 4 E: 0 K: 1 S: 24 H: 4 LOB: 2 BB: 2 P: 45	R: 1 E: 0 K: 1 S: 11 H: 0 LOB: 2 BB: 3 P: 28	R: 0 E: 0 K: 0 S: 5 H: 1 LOB: 0 BB: 0 P: 7	R: 1 E: 0 K: 1 S: 14 H: 2 LOB: 2 BB: 1 P: 20	1B: 9 2B: 4 3B: 1 HR: 2	SF: 0 SAC: 0 DP: 4 HBP: 0						

TOP

Anaheim Angels @ Oakland Athletics

Network Associates Coliseum, Oakland, CA

Fri Oct 01 2004, 10:05 PM EDT
Att. 47,081 - Cloudy - 61 F

livebaseballscorecards.com

AB	39
R	10
H	14
RBI	9
BB	6
SO	4
LOB	23

PA: 45

WP: 1
PB: 0
SB: 0
CS: 0

PITCHER		IP	WLS	BF	H	R	ER	SO	BB	IBB	HBP	BLK	WP	HR	S	P	ERA	WHIP
Mark Mulder, L ERA: 4.43	(1, 1)	2.0	L	12	6	4	4	0	0	0	0	0	0	0	18	32	18.00	3.000
Joe Blanton, R ERA: 5.63	(3, 1)	3.2		16	4	4	4	2	2	0	0	0	0	1	41	73	9.82	1.636
Chris Hammond, L ERA: 2.68	(6, 1)	0.2		5	1	1	1	1	2	0	0	0	0	0	8	20	13.50	4.500
Justin Lehr, R ERA: 5.23	(7, 1)	2.2		12	3	1	1	1	2	0	0	0	1	1	25	40	3.38	1.875

PITCHER	IP	WLS	BF	H	R	ER	SO	BB	IBB	HBP	BLK	WP	HR	S	P	ERA	WHIP

BOTTOM

Anaheim Angels @ Oakland Athletics

Network Associates Coliseum, Oakland, CA

Fri Oct 01 2004, 10:05 PM EDT

Att. 47,081 - Cloudy - 61 F

livebaseballscorecards.com

Batter	1	2	3	4	5	6	7	8	9	AB	R	H	RBI	BB	SO	LOB
21 Mark Kotsay, L (1, 8) OBP: 0.371, SLG: 0.461 23 Bobby Kielty, S (9, 7) OBP: 0.321, SLG: 0.373	F9			K		L8			2B	3 1	0 0	0 1	0 0	0 0	1 0	0 0
Eric Byrnes, R (1, 7) OBP: 0.347, SLG: 0.472 (9, 8)	P3			3 G5-3 1B		L9			K	4	0	1	0	0	1	1
3 Eric Chavez, L (1, 5) OBP: 0.394, SLG: 0.498 Esteban German, R (9, PH) OBP: 0.311, SLG: 0.316	1B			G5-3 1-2		L7			F8	3 1	0 0	1 0	0 0	0 0	0 0	1 1
Scott Hatteberg, L (1, 3) OBP: 0.369, SLG: 0.423 Billy McMillon, L (8, 3) OBP: 0.265, SLG: 0.341		L7		F7			K		HBP	3 0	0 0	0 0	0 0	0 0	1 0	1 0
Jermaine Dye, R (1, 9) OBP: 0.324, SLG: 0.460		G5-3			K		F8		K	4	0	0	0	0	2	2
7 Bobby Crosby, R (1, 6) OBP: 0.323, SLG: 0.432		K			P3		F7			3	0	0	0	0	1	0
Marco Scutaro, R (1, 4) OBP: 0.296, SLG: 0.394			F9		E5 1B			G4-3		3	0	0	0	0	0	0
Nick Swisher, S (1, 10) OBP: 0.343, SLG: 0.411			G6-3		1 SAFE 1-2 1B			K		3	0	1	0	0	1	0
17 Adam Melhuse, S (1, 2) OBP: 0.308, SLG: 0.460 Mike Rose, S (8, PH) (9, 2)			K		K			K		2 1	0 0	0 0	0 0	0 0	2 1	2 0
Inning Stats	R: 0 E: 0 K: 0 S: 6 H: 1 LOB: 1 BB: 0 P: 10	R: 0 E: 0 K: 1 S: 6 H: 0 LOB: 0 BB: 0 P: 11	R: 0 E: 0 K: 1 S: 8 H: 0 LOB: 0 BB: 0 P: 14	R: 0 E: 0 K: 1 S: 9 H: 1 LOB: 1 BB: 0 P: 13	R: 0 E: 1 K: 2 S: 16 H: 1 LOB: 2 BB: 0 P: 26	R: 0 E: 0 K: 0 S: 5 H: 0 LOB: 0 BB: 0 P: 8	R: 0 E: 0 K: 1 S: 8 H: 0 LOB: 0 BB: 0 P: 9	R: 0 E: 0 K: 2 S: 12 H: 0 LOB: 0 BB: 0 P: 20	R: 0 E: 0 K: 2 S: 14 H: 1 LOB: 2 BB: 0 P: 22	1B: 3 2B: 1 3B: 0 HR: 0 SF: 0 SAC: 0 DP: 0 HBP: 1	WP: 0 PB: 0 SB: 0 CS: 0 PA: 32					

	AB	31
	R	0
	H	4
	RBI	0
	BB	0
	SO	10
	LOB	8

PITCHER		IP	WLS	BF	H	R	ER	SO	BB	IBB	HBP	BLK	WP	HR	S	P	ERA	WHIP
40 Bartolo Colon, R ERA: 5.01	(1, 1)	7.0	W	24	3	0	0	6	0	0	0	0	0	0	58	91	0.00	0.429
Brendan Donnelly, R ERA: 3.12	(8, 1)	1.0		3	0	0	0	2	0	0	0	0	0	0	12	20	0.00	0.000
Ramon Ortiz, R ERA: 4.43	(9, 1)	1.0		5	1	0	0	2	0	0	1	0	0	0	14	22	0.00	1.000

PITCHER	IP	WLS	BF	H	R	ER	SO	BB	IBB	HBP	BLK	WP	HR	S	P	ERA	WHIP

Anaheim Angels @ Oakland Athletics

Network Associates Coliseum, Oakland, CA

Sat Oct 02 2004, 4:10 PM EDT

Att. 42,832 - Sunny - 62 F

TOP

livebaseballscorecards.com

Batter	1	2	3	4	5	6	7	8	9	AB	R	H	RBI	BB	SO	LOB
9 Chone Figgins, S (1, 5) (8, 4) OBP: 0.350, SLG: 0.419	K		F9			27 HR 1B		1-2 2B 1B	F7	5	2	2	0	0	1	1
Darin Erstad, L (1, 3) OBP: 0.346, SLG: 0.400	BB		K			L7		1-H 2-H 16 1B 2B		3	1	1	2	1	1	1
27 Vladimir Guerrero, R (1, 9) OBP: 0.391, SLG: 0.598	F7			G6-3		1-H HR		16 1B IBB		3	1	1	2	1	0	1
Troy Glaus, R (1, 10) OBP: 0.355, SLG: 0.575	K			L7		F8		F7		4	0	0	0	0	1	3
16 Garret Anderson, L (1, 8) OBP: 0.343, SLG: 0.446		G6-4-3 1B		F8			F8	1-3 2-H 1B		4	0	2	1	0	0	0
Adam Riggs, R (1, 7) OBP: 0.212, SLG: 0.281 Jeff DaVanon, S (8, PH) (8, 7) OBP: 0.370, SLG: 0.409		G6-4-3 1-2f			G5-3		G5-3	K		3 1	0 0	0 0	0 0	0 0	0 1	1 2
David Eckstein, R (1, 6) OBP: 0.339, SLG: 0.332		E6			G4-3		L9		K	4	0	0	0	0	1	0
Bengie Molina, R (1, 2) OBP: 0.313, SLG: 0.404 Josh Paul, R (8, PR) (8, 2) OBP: 0.324, SLG: 0.394		G5-3			G6-3			9 1B 2B 1B	S BB	3 0	0 1	1 0	0 0	0 1	0 0	1 0
Alfredo Amezaga, S (1, 4) OBP: 0.198, SLG: 0.231 Curtis Pride, L (8, PH) OBP: 0.270, SLG: 0.333 Shane Halter, R (8, 5) OBP: 0.254, SLG: 0.360			P5			B3		K	K 1-2	2 1 1	0 0 0	0 0 0	0 0 0	0 1 1	0 1 1	0 1 1
Inning Stats	R: 0 E: 0 K: 2 S: 9 H: 0 LOB: 1 BB: 1 P: 19	R: 0 E: 1 K: 0 S: 14 H: 1 LOB: 1 BB: 0 P: 21	R: 0 E: 0 K: 1 S: 14 H: 0 LOB: 0 BB: 0 P: 22	R: 0 E: 0 K: 0 S: 6 H: 0 LOB: 0 BB: 0 P: 12	R: 0 E: 0 K: 0 S: 7 H: 0 LOB: 0 BB: 0 P: 9	R: 2 E: 0 K: 0 S: 15 H: 2 LOB: 0 BB: 0 P: 21	R: 0 E: 0 K: 0 S: 7 H: 0 LOB: 0 BB: 0 P: 10	R: 3 E: 0 K: 2 S: 16 H: 4 LOB: 2 BB: 1 P: 26	R: 0 E: 0 K: 2 S: 7 H: 0 LOB: 1 BB: 1 P: 12	1B: 5 2B: 1 3B: 0 HR: 1	SF: 0 SAC: 0 DP: 1 HBP: 0						

	AB	34
	R	5
	H	7
	RBI	5
	BB	3
	SO	7
	LOB	12

WP: 0 PB: 0 SB: 1 CS: 0 PA: 37

PITCHER		IP	WLS	BF	H	R	ER	SO	BB	IBB	HBP	BLK	WP	HR	S	P	ERA	WHIP
Barry Zito, L ERA: 4.48	(1, 1)	7.0		25	3	2	2	3	1	0	0	0	0	1	72	114	2.57	0.571
Jim Mecir, R ERA: 3.59	(8, 1)	0.1	H	3	2	2	2	1	0	0	0	0	0	0	9	12	54.00	6.000
Ricardo Rincon, L ERA: 3.68	(8, 1)	0.0	L	2	1	0	0	0	0	1	0	0	0	0	1	5	∞	∞
Octavio Dotel, R ERA: 3.69	(8, 1)	1.2		7	1	1	1	3	1	0	0	0	0	0	13	21	5.40	1.200

PITCHER	IP	WLS	BF	H	R	ER	SO	BB	IBB	HBP	BLK	WP	HR	S	P	ERA	WHIP

Anaheim Angels @ Oakland Athletics

Network Associates Coliseum, Oakland, CA

Sat Oct 02 2004, 4:10 PM EDT

Att. 42,832 - Sunny - 62 F

livebaseballscorecards.com

BOTTOM

Batter	1	2	3	4	5	6	7	8	9	AB	R	H	RBI	BB	SO	LOB
21 Mark Kotsay, L (1, 8) OBP: 0.370, SLG: 0.459	B B C X 2-1 B5-3 ①		B B S C X 2-2 1B 3 2B 1B ②		C S B B X 2-2 G3 ②	X 0-0 F7 ③			C F F B X 1-2 F7 ②	5	1	1	0	0	0	1
Eric Byrnes, R (1, 7) OBP: 0.347, SLG: 0.470	X 0-0 G6-3 ②		B X 1-0 1-3 3 2B 1B		B S B B S B B 4-2 3 1B BB		L X 0-1 P5 ①		X 0-0 F7 ③	4	1	1	0	1	0	0
3 Eric Chavez, L (1, 5) OBP: 0.397, SLG: 0.501	B B C C B B 4-2 BB		S X 0-1 1-H 3-H 2B		1 SAFE C B B X 2-1 1-3 1B		C F F B C 1-3 K ②			3	0	2	2	1	1	0
Erubiel Durazo, L (1, 10) OBP: 0.396, SLG: 0.523	C S 1 S SAFE 0-3 K ③		C D F B D X 3-2 F9 ②		C S F X 0-2 F9 ③		B B F F S 2-3 K ③			4	0	0	0	0	2	4
Jermaine Dye, R (1, 9) OBP: 0.325, SLG: 0.459		C B X 1-1 G6-3 ①	B C S D T 2-2 K ③			B F X 1-1 2B 1B		B C B B F B 4-2 7 S BB		3	1	1	0	1	1	1
Scott Hatteberg, L (1, 3) OBP: 0.367, SLG: 0.420		C B F F S 1-3 K ②		C C B X 1-2 G4-3 ①		B B F 1 SAFE X 2-1 F9 ①		C B B F S 2-3 K ①		4	0	0	0	0	2	2
Damian Miller, R (1, 2) OBP: 0.339, SLG: 0.403 Billy McMillon, L (8, PH) OBP: 0.263, SLG: 0.337 17 Adam Melhuse, S (9, 2) OBP: 0.308, SLG: 0.460		B B B C C B 4-2 BB		C B F S 1-3 K ②		B B C X 2-1 1-H 1B 2B		F S F 1 C SAFE 0-3 K ②		2 1 0	1 0 0	1 0 0	1 0 0	1 1 0	1 1 0	0 1 0
7 Bobby Crosby, R (1, 6) OBP: 0.321, SLG: 0.429		F C F D S 1-3 K ③		C B X 1-1 G4-3 ③		F B S D S 2-3 K ②		B C 1 C B B S SAFE 3-3 1-2 K ③		4	0	0	0	0	3	3
Marco Scutaro, R (1, 4) OBP: 0.296, SLG: 0.394 Mark McLemore, S (9, PH) OBP: 0.355, SLG: 0.328			B S C B S 2-3 K ①		X 0-0 G4-3 ①	B X 1-0 2-H 1B			C B X 1-1 F7 ①	3 1	0 0	1 0	1 0	0 0	1 0	0 0
Inning Stats	R: 0 E: 0 K: 1 S: 8 H: 0 LOB: 1 BB: 1 P: 14	R: 0 E: 0 K: 2 S: 12 H: 0 LOB: 1 BB: 1 P: 19	R: 2 E: 0 K: 2 S: 15 H: 3 LOB: 1 BB: 0 P: 25	R: 0 E: 0 K: 1 S: 8 H: 0 LOB: 0 BB: 0 P: 11	R: 0 E: 0 K: 0 S: 12 H: 1 LOB: 2 BB: 1 P: 20	R: 2 E: 0 K: 1 S: 11 H: 3 LOB: 1 BB: 0 P: 19	R: 0 E: 0 K: 2 S: 9 H: 0 LOB: 0 BB: 0 P: 12	R: 0 E: 0 K: 3 S: 12 H: 0 LOB: 1 BB: 1 P: 21	R: 0 E: 0 K: 0 S: 7 H: 0 LOB: 0 BB: 0 P: 9	1B: 5 2B: 2 3B: 0 HR: 0	SF: 0 SAC: 0 DP: 0 HBP: 0					

	AB	34
	R	4
	H	7
	RBI	4
	BB	4
	SO	12
	LOB	12

PITCHER		IP	WLS	BF	H	R	ER	SO	BB	IBB	HBP	BLK	WP	HR	S	P	ERA	WHIP
45 Kelvim Escobar, R ERA: 3.93	(1, 1)	5.1		25	6	4	4	6	3	0	0	0	0	0	61	100	6.75	1.688
Brendan Donnelly, R ERA: 3.0	(6, 1)	1.2	W	6	1	0	0	3	0	0	0	0	0	0	14	20	0.00	0.600
Francisco Rodríguez, R ERA: 1.82	(8, 1)	1.0	H	4	0	0	0	3	1	0	0	0	0	0	12	21	0.00	1.000
Troy Percival, R ERA: 2.9	(9, 1)	1.0	S	3	0	0	0	0	0	0	0	0	0	0	7	9	0.00	0.000

PITCHER	IP	WLS	BF	H	R	ER	SO	BB	IBB	HBP	BLK	WP	HR	S	P	ERA	WHIP

WP: 0 PB: 0 SB: 1 CS: 0 PA: 38

Anaheim Angels @ Oakland Athletics

Network Associates Coliseum, Oakland, CA

Sun Oct 03 2004, 4:05 PM EDT
Att. 33,640 - Unknown - 59 F

livebaseballscorecards.com

Batter	1	2	3	4	5	6	7	8	9	AB	R	H	RBI	BB	SO	LOB
Jeff DaVanon, S (1, 8) OBP: 0.372, SLG: 0.418	2-2 G6-3		1-0 1B 3B 2-H		1-2 F8			1-0 G4-3 S 1-2 1B		4	1	2	1	0	0	0
Curtis Pride, L (1, 9) OBP: 0.268, SLG: 0.325	2-3 K		1-2 G5-4-3 1B 3-H			0-2 G4-3		2-2 G4-3 1-3		4	0	1	1	0	1	1
Andres Galarraga, R (1, 10) OBP: 0.364, SLG: 0.600	0-0 E5		1-2 G5-4-3 1-2f			1-1 HBP		2-1 G6-3		3	0	0	0	0	0	2
8 Dallas McPherson, L (1, 5) OBP: 0.279, SLG: 0.475	1-0 G3			0-2 F7		2-3 K			1-3 K	4	0	0	0	0	2	2
Casey Kotchman, L (1, 3) OBP: 0.289, SLG: 0.276		3-0 L9		0-0 G4-3		1-0 G6-3			3-0 FC1-4-6 1B	4	0	1	0	0	0	1
Adam Riggs, R (1, 7) OBP: 0.216, SLG: 0.278		2-3 K		1-0 S 1B			2-3 K		2-1 F8	4	0	1	0	0	2	1
Josh Paul, R (1, 2) OBP: 0.308, SLG: 0.371		2-2 G6-3		2-2 G6-3 1-2			1-3 K		0-0 FC1-4-6 1-2f	4	0	0	0	0	1	2
Shane Halter, R (1, 4) OBP: 0.248, SLG: 0.351			0-3 K		0-0 G6-3		1-1 G6-3			3	0	0	0	0	1	0
Alfredo Amezaga, S (1, 6) OBP: 0.212, SLG: 0.247			0-2 3B 2B		2-2 G3			4-2 CS BB		2	1	1	0	1	0	0

Inning Stats	1	2	3	4	5	6	7	8	9	
	R: 0 H: 0	R: 0 H: 0	R: 2 H: 3	R: 0 H: 1	R: 0 H: 0	R: 0 H: 0	R: 0 H: 0	R: 0 H: 1	R: 0 H: 1	1B: 4 SF: 0
	E: 1 LOB: 1	E: 0 LOB: 0	E: 0 LOB: 0	E: 0 LOB: 1	E: 0 LOB: 0	E: 0 LOB: 1	E: 0 LOB: 0	E: 0 LOB: 1	E: 0 LOB: 1	2B: 1 SAC: 0
	K: 1 BB: 0	K: 1 BB: 0	K: 1 BB: 0	K: 0 BB: 0	K: 0 BB: 0	K: 1 BB: 0	K: 2 BB: 0	K: 0 BB: 1	K: 1 BB: 0	3B: 1 DP: 1
	S: 8 P: 13	S: 8 P: 15	S: 13 P: 16	S: 9 P: 12	S: 7 P: 10	S: 8 P: 12	S: 8 P: 12	S: 11 P: 20	S: 7 P: 13	HR: 0 HBP: 1

WP: 0 PA: 34
PB: 0
SB: 2
CS: 1

PITCHER		IP	WLS	BF	H	R	ER	SO	BB	IBB	HBP	BLK	WP	HR	S	P	ERA	WHIP
Tim Hudson, R ERA: 3.53	(1, 1)	7.0		26	4	2	2	6	0	0	1	0	0	0	61	90	2.57	0.571
58 Justin Duchscherer, R ERA: 3.27	(8, 1)	2.0	W	8	2	0	0	1	1	0	0	0	0	0	18	33	0.00	1.500

PITCHER	IP	WLS	BF	H	R	ER	SO	BB	IBB	HBP	BLK	WP	HR	S	P	ERA	WHIP

Batter	1	2	3	4	5	6	7	8	9	AB	R	H	RBI	BB	SO	LOB
Eric Byrnes, R (1, 8) OBP: 0.347, SLG: 0.467	B X 1-0 G6-3 ①		B C X 1-1 F9 ③			B X 1-0 G6-3 ②		B B B B 4-0 7 F9 7 S 1B BB		3	1	0	0	1	0	0
7 Bobby Crosby, R (1, 6) OBP: 0.319, SLG: 0.426	C F S 0-3 K ②			B C B B X 3-1 F9 ①		C X 1-1 F7 ③		1 SAFE B 1 SAFE F B 1 SAFE 1 SAFE B X 3-1 F9 ① 1-3		4	0	0	0	0	1	1
Nick Swisher, S (1, 3) (8, 9) OBP: 0.352, SLG: 0.417	B X 1-0 F9 ③			B X 1-0 F7 ②			B C X 1-1 2B 17 2B 1B	B B X 2-0 K 1B 3-H		4	1	2	1	0	0	0
Jermaine Dye, R (1, 9) OBP: 0.329, SLG: 0.464 Mike Rose, S (7, PR) (8, 2)		C B B X 2-1 1B		C F F B X 1-2 1B			B F B B S X 3-2 17 2B 1-3 2B	B B F B F S 1 SAFE 3-3 K ② ③ 1-2		3 1	0 1	3 0	0 0	0 1	0 1	0 1
17 Adam Melhuse, S (1, 2) (8, 3) OBP: 0.309, SLG: 0.463		B X 1-0 F8 ①		F F X 0-2 G4-3 ③			F B S X 1-2 G6-3 2-H 3-H 2B			3	0	1	2	0	0	2
Marco Scutaro, R (1, 4) OBP: 0.297, SLG: 0.393		X 0-0 L4 ②			B B X 2-0 G4-6-3 1B		F B F X 1-2 G6-3 ① 2-3			3	0	1	0	0	0	2
23 Bobby Kielty, S (1, 7) OBP: 0.321, SLG: 0.370		X 0-0 F8 ③			B F F X 1-2 L8 ①		H 1-0 HBP			2	0	0	0	0	0	2
Billy McMillon, L (1, 10) OBP: 0.255, SLG: 0.326			C F B B F B X 3-2 F9 ①		F C X 0-2 G4-6-3 ② ③ 1-2f		B S C F B F C 2-3 K ②			3	0	0	0	0	1	4
Esteban German, R (1, 5) OBP: 0.297, SLG: 0.300			B X 1-0 G5-3 ②			C F B B X 2-2 G6-3 ①	X 0-0 F9 ③			3	0	0	0	0	0	3
Inning Stats	R: 0 E: 0 K: 1 S: 5 H: 0 LOB: 0 BB: 0 P: 7	R: 0 E: 0 K: 0 S: 5 H: 1 LOB: 1 BB: 0 P: 8	R: 0 E: 0 K: 0 S: 7 H: 0 LOB: 0 BB: 0 P: 12	R: 0 E: 0 K: 0 S: 10 H: 1 LOB: 1 BB: 0 P: 15	R: 0 E: 0 K: 0 S: 7 H: 1 LOB: 0 BB: 0 P: 10	R: 0 E: 0 K: 0 S: 6 H: 0 LOB: 0 BB: 0 P: 10	R: 2 E: 0 K: 1 S: 17 H: 3 LOB: 3 BB: 0 P: 26	R: 1 E: 0 K: 1 S: 6 H: 1 LOB: 0 BB: 1 P: 18		1B: 5 2B: 2 3B: 0 HR: 0	SF: 0 SAC: 0 DP: 1 HBP: 1					

PITCHER		IP	WLS	BF	H	R	ER	SO	BB	IBB	HBP	BLK	WP	HR	S	P	ERA	WHIP
Aaron Sele, R ERA: 5.05	(1, 1)	6.0		22	5	2	2	1	0	0	0	0	0	0	45	71	3.00	0.833
Kevin Gregg, R ERA: 4.21	(7, 1)	1.1	L	8	2	1	1	1	1	0	1	0	0	0	15	29	6.75	2.250
Matt Hensley, R ERA: 4.88	(8, 1)	0.2		1	0	0	0	1	0	0	0	0	0	0	3	6	0.00	0.000

PITCHER	IP	WLS	BF	H	R	ER	SO	BB	IBB	HBP	BLK	WP	HR	S	P	ERA	WHIP

BOTTOM

Anaheim Angels @ Oakland Athletics

Network Associates Coliseum, Oakland, CA

Sun Oct 03 2004, 4:05 PM EDT

Att. 33,640 - Unknown - 59 F

livebaseballscorecards.com

AB	29
R	3
H	7
RBI	3
BB	1
SO	3
LOB	15

1B: 5	SF: 0	WP: 0	PA: 31
2B: 2	SAC: 0	PB: 0	
3B: 0	DP: 1	SB: 1	
HR: 0	HBP: 1	CS: 0	