

# Oakland Athletics - 2005

Batter	1	2	3	4	5	6	7	8	9	AB	R	H	RBI	BB	SO	LOB	TOP				
21 Mark Kotsay, L (1, 8) OBP: 0.400, SLG: 0.400	F8		1B		G4-3		FC1-6 1B		G6-3	5	0	2	0	0	0	0	<b>Oakland Athletics @ Baltimore Orioles</b> Oriole Park at Camden Yards, Baltimore, MD Mon Apr 04 2005, 3:05 PM EDT Att: 48,271 - Sunny - 67 F				
Jason Kendall, R (1, 2)	F8		K		G5-3		FC1-6 1-2			4	0	0	0	0	1	2					
3 Eric Chavez, L (1, 5)	G4-3		BB		E4 1B		F8			3	0	0	0	1	0	1					
Erubiel Durazo, L (1, 10) OBP: 0.250, SLG: 0.250		P6	F7		1B		F8			4	0	1	0	0	0	3					
Scott Hatteberg, L (1, 3) OBP: 0.250, SLG: 0.250		1B 7 1B		L3	F8			F8		4	0	1	0	0	0	2					
Eric Byrnes, R (1, 7) OBP: 0.250, SLG: 0.250		L5		1B 1B		F9		K2-3		4	0	1	0	0	1	1					
7 Bobby Crosby, R (1, 6) Marco Scutaro, R (4, 6) OBP: 0.500, SLG: 1.000		1B		K				G1-3		2	0	1	0	0	1	1					
Nick Swisher, S (1, 9) OBP: 0.250, SLG: 0.250		P6		1B		L9			K	4	0	1	0	0	1	3					
14 Mark Ellis, R (1, 4) Keith Ginter, R (9, PH)			G5-3	G6-3	G6-3			G5-3		3	0	0	0	0	0	3					
										1	0	0	0	0	0	0					
<b>Inning Stats</b>	R: 0 E: 0 K: 0 S: 13	H: 0 LOB: 0 BB: 0 P: 18	R: 0 E: 0 K: 0 S: 16	H: 2 LOB: 2 BB: 0 P: 22	R: 0 E: 0 K: 1 S: 11	H: 1 LOB: 2 BB: 1 P: 17	R: 0 E: 0 K: 1 S: 13	H: 2 LOB: 2 BB: 0 P: 22	R: 0 E: 1 K: 0 S: 10	H: 1 LOB: 1 BB: 0 P: 11	R: 0 E: 0 K: 0 S: 10	H: 1 LOB: 1 BB: 0 P: 16	R: 0 E: 0 K: 1 S: 9	H: 0 LOB: 0 BB: 0 P: 11	R: 0 E: 0 K: 1 S: 13	H: 0 LOB: 0 BB: 0 P: 18	1B: 7 2B: 1 3B: 0 HR: 0	SF: 0 SAC: 0 DP: 0 HBP: 0	WP: 0 PB: 0 SB: 0 CS: 0	PA: 37	
<b>PITCHER</b>	IP	WLS	BF	H	R	ER	SO	BB	IBB	HBP	BLK	WP	HR	S	P	ERA	WHIP				
Rodrigo Lopez, R (1, 1) ERA: 0.00	6.0	W	27	7	0	0	2	1	0	0	0	0	0	71	103	0.00	1.333				
Steve Kline, L (7, 1) ERA: 0.00	1.0		4	1	0	0	0	0	0	0	0	0	0	10	16	0.00	1.000				
Jorge Julio, R (8, 1) ERA: 0.00	1.0		3	0	0	0	1	0	0	0	0	0	0	9	11	0.00	0.000				
B.J. Ryan, L (9, 1) ERA: 0.00	1.0		3	0	0	0	1	0	0	0	0	0	0	13	18	0.00	0.000				

AB 36  
R 0  
H 8  
RBI 0  
BB 1  
SO 4  
LOB 16





Batter	1	2	3	4	5	6	7	8	9	AB	R	H	RBI	BB	SO	LOB	BOTTOM				
1 Brian Roberts, S (1, 4) OBP: 0.250, SLG: 0.250	L4	L7		G6-3			G6-4-3 1B			4	0	1	0	0	0	1	<b>Oakland Athletics @ Baltimore Orioles</b> Oriole Park at Camden Yards, Baltimore, MD Mon Apr 04 2005, 3:05 PM EDT Att: 48,271 - Sunny - 67 F				
6 Melvin Mora, R (1, 5) OBP: 0.250, SLG: 0.500	G5-3		F7	2B		G6-4-3 1-2				4	0	1	1	0	0	1					
10 Miguel Tejada, R (1, 6)	1B BB		1B SF8 BB	P4		F9				2	1	0	0	2	0	1					
Sammy Sosa, R (1, 9) OBP: 0.500, SLG: 0.500	1B		1B E6 1B	P4		E6 31 BB				4	0	2	0	0	0	0					
Rafael Palmeiro, L (1, 3)	F8		SF8	G3-1		F7				3	0	0	1	0	0	3					
Javy Lopez, R (1, 2) Geronimo Gil, R (7, 2) OBP: 0.333, SLG: 0.333	P5		1B E6 1B	K		K				3	0	1	0	0	1	0					
31 Jay Gibbons, L (1, 10)		HR BB	E6	K		K				2	1	0	0	2	1	2					
Luis Matos, R (1, 8) OBP: 0.250, SLG: 1.000		HR	F8	F8		K				4	1	1	2	0	1	2					
Larry Bigbie, L (1, 7) OBP: 0.333, SLG: 0.333	G4-3		1B G6-3 2B	F7		F7				3	1	1	0	0	0	0					
										1B: 5 2B: 1 3B: 0 HR: 1	SF: 1 SAC: 0 DP: 1 HBP: 0	WP: 0 PB: 0 SB: 0 CS: 0	PA: 35								
<b>Inning Stats</b>	R: 0 E: 0 K: 0 S: 10	H: 1 LOB: 2 BB: 1 P: 21	R: 2 E: 0 K: 0 S: 10	H: 1 LOB: 0 BB: 1 P: 16	R: 1 E: 1 K: 0 S: 14	H: 2 LOB: 2 BB: 1 P: 21	R: 1 E: 0 K: 0 S: 12	H: 2 LOB: 1 BB: 0 P: 20	R: 0 E: 0 K: 1 S: 5	H: 0 LOB: 0 BB: 0 P: 10	R: 0 E: 0 K: 2 S: 9	H: 0 LOB: 0 BB: 0 P: 13	R: 0 E: 0 K: 1 S: 7	H: 1 LOB: 0 BB: 0 P: 11	R: 0 E: 1 K: 1 S: 13	H: 0 LOB: 2 BB: 1 P: 21	1B: 5 2B: 1 3B: 0 HR: 1	SF: 1 SAC: 0 DP: 1 HBP: 0	WP: 0 PB: 0 SB: 0 CS: 0	PA: 35	
<b>PITCHER</b>	IP	WLS	BF	H	R	ER	SO	BB	IBB	HBP	BLK	WP	HR	S	P	ERA	WHIP				
Barry Zito, L (1, 1) ERA: 6.00	6.0	L	27	6	4	4	3	3	0	0	0	0	0	60	101	6.00	1.500				
58 Justin Duchescherer, R (7, 1) ERA: 0.00	1.0		3	1	0	0	0	0	0	0	0	0	0	7	11	0.00	1.000				
50 Kiko Calero, R (8, 1) ERA: 0.00	1.0		5	0	0	0	1	1	0	0	0	0	0	13	21	0.00	1.000				

AB 30  
R 4  
H 7  
RBI 4  
BB 4  
SO 4  
LOB 11





Batter	1	2	3	4	5	6	7	8	9	AB R H RBI BB SO LOB	TOP									
21 Mark Kotsay, L (1, 8) 23 Bobby Kielty, S (9, 7)	G3-1	G4-3		G5-3 1B		FC6-5 BB	1B		L9	4 0 2 1 1 0 2 1 0 0 0 0 0 1	<p>Oakland Athletics @ Baltimore Orioles Oriole Park at Camden Yards, Baltimore, MD</p> <p>Wed Apr 06 2005, 7:05 PM EDT Att: 22,415 - Clear - 80 F</p> <p>livebaseballscores.com</p> <p>AB 39 R 9 H 12 RBI 9 BB 6 SO 7 LOB 22</p> 									
Jason Kendall, R (1, 2) OBP: 0.100, SLG: 0.100	K	3 HR 1B		G5-3		FC6-5	F9		K	6 1 1 2 0 2 6										
3 Eric Chavez, L (1, 5) OBP: 0.333, SLG: 0.625	BB 1B	HR		K		K		G4-3		5 1 2 2 0 2 3										
Erbiel Durazo, L (1, 10) OBP: 0.333, SLG: 0.250	BB 1B	HBP 1B		G4-3		F8		G3-1		4 0 1 0 1 0 3										
Scott Hatteberg, L (1, 3) OBP: 0.333, SLG: 0.143	F7	HBP		G4-3		F9		G4-3		3 0 0 0 1 0 2										
Keith Ginter, R (1, 4) OBP: 0.167, SLG: 0.667		K		K		HR		G4-3		5 1 1 1 0 3 3										
Charles Thomas, L (1, 7) (9, 8)		21 G4-3 HBP	F9	G4-3		L7		HR BB		3 2 0 0 1 0 1										
Nick Swisher, S (1, 9) OBP: 0.444, SLG: 1.111		21 G4-3 BB 1B	L9	F9		HR		HR		5 3 3 3 0 0 1										
Marco Scutaro, R (1, 6) OBP: 0.714, SLG: 0.800		21 G4-3 BB	G6-3		FC6-5 21 WP BB	21 1B		1B		3 1 2 0 2 0 0										
<b>Inning Stats</b>	R: 0 E: 0 K: 1 S: 14	H: 1 LOB: 2 BB: 1 P: 24	R: 5 E: 0 K: 2 S: 25	H: 4 LOB: 2 BB: 1 P: 44	R: 0 E: 0 K: 0 S: 5	H: 0 LOB: 0 BB: 0 P: 7	R: 0 E: 0 K: 1 S: 9	H: 1 LOB: 1 BB: 0 P: 18	R: 0 E: 0 K: 1 S: 9	H: 0 LOB: 1 BB: 1 P: 20		R: 2 E: 0 K: 0 S: 14	H: 4 LOB: 2 BB: 0 P: 21	R: 0 E: 0 K: 0 S: 7	H: 0 LOB: 0 BB: 0 P: 12	R: 2 E: 0 K: 1 S: 16	H: 2 LOB: 1 BB: 1 P: 30	1B: 8 2B: 0 3B: 0 HR: 4	SF: 0 SAC: 0 DP: 0 HBP: 2	WP: 1 PB: 0 SB: 0 CS: 0
<b>PITCHER</b>	IP WLS BF H R ER SO BB IBB HBP BLK WP HR S P ERA WHIP											IP WLS BF H R ER SO BB IBB HBP BLK WP HR S P ERA WHIP								
40 Daniel Cabrera, R (1, 1) ERA: 13.5	3.1 L 20 6 5 5 3 2 0 2 0 0 1 0 16 39 13.50 2.400																			
John Parrish, L (4, 1) ERA	1.2 8 0 0 0 2 3 0 0 0 0 1 0 16 39 0.00 1.800																			
Steve Reed, R (6, 1) ERA: 9.0	2.0 10 4 2 2 1 0 0 0 0 0 2 2 20 9.00 2.000																			
Todd Williams, R (8, 1) ERA	1.0 3 0 0 0 0 0 0 0 0 0 0 7 12 0.00 0.000																			
Rick Bauer, R (9, 1) ERA: 18.0	1.0 6 2 2 2 1 1 0 0 0 0 0 1 16 30 18.00 3.000																			

Batter	1	2	3	4	5	6	7	8	9	AB R H RBI BB SO LOB	BOTTOM									
1 Brian Roberts, S (1, 4) OBP: 0.375, SLG: 0.286	F8		1-2 1B		B1			10 1B BB		3 0 1 0 1 0 0	<p>Oakland Athletics @ Baltimore Orioles Oriole Park at Camden Yards, Baltimore, MD</p> <p>Wed Apr 06 2005, 7:05 PM EDT Att: 22,415 - Clear - 80 F</p> <p>livebaseballscores.com</p> <p>AB 30 R 0 H 3 RBI 0 BB 2 SO 4 LOB 11</p> 									
6 Melvin Mora, R (1, 5) OBP: 0.125, SLG: 0.250	K		G6-3			P4		L5		4 0 0 0 0 1 3										
10 Miguel Tejada, R (1, 6) OBP: 0.500, SLG: 0.200	F9			G4-3 G5-3 HBP		P4		0-2 1B		3 0 1 0 0 0 0										
Sammy Sosa, R (1, 9) OBP: 0.250, SLG: 0.250		G6-3		G5-3		F8		K		4 0 0 0 0 1 3										
Rafael Palmeiro, L (1, 3)		G6-3		G4-3 BB		F7		F8		3 0 0 0 1 0 0										
Javy Lopez, R (1, 2) OBP: 0.143, SLG: 0.143		G1-3		G4-3		G5-3		K		4 0 0 0 0 1 2										
31 Jay Gibbons, L (1, 10) OBP: 0.375, SLG: 0.167			P6 L7			1B		F8		4 0 1 0 0 0 2										
Larry Bigbie, L (1, 7) OBP: 0.167, SLG: 0.167			F7		K			F7		3 0 0 0 0 1 1										
Luis Matos, R (1, 8) OBP: 0.286, SLG: 0.667			1B HBP		G6-3			P1		2 0 0 0 0 0 0										
<b>Inning Stats</b>	R: 0 E: 0 K: 1 S: 8	H: 0 LOB: 0 BB: 0 P: 15	R: 0 E: 0 K: 0 S: 4	H: 0 LOB: 0 BB: 0 P: 5	R: 0 E: 0 K: 0 S: 11	H: 1 LOB: 2 BB: 0 P: 18	R: 0 E: 0 K: 0 S: 9	H: 0 LOB: 0 BB: 0 P: 13	R: 0 E: 0 K: 0 S: 7	H: 0 LOB: 0 BB: 0 P: 11		R: 0 E: 0 K: 0 S: 9	H: 1 LOB: 1 BB: 0 P: 12	R: 0 E: 0 K: 1 S: 14	H: 1 LOB: 2 BB: 1 P: 24	R: 0 E: 0 K: 1 S: 6	H: 0 LOB: 0 BB: 0 P: 10	1B: 3 2B: 0 3B: 0 HR: 0	SF: 0 SAC: 0 DP: 0 HBP: 2	WP: 0 PB: 0 SB: 0 CS: 0
<b>PITCHER</b>	IP WLS BF H R ER SO BB IBB HBP BLK WP HR S P ERA WHIP											IP WLS BF H R ER SO BB IBB HBP BLK WP HR S P ERA WHIP								
Kirk Saarloos, R (1, 1) ERA	6.0 W 22 1 0 0 0 0 0 0 0 0 0 0 9 80 0.00 0.333																			
Ricardo Rincon, L (7, 1) ERA	1.0 4 1 0 0 0 0 0 0 0 0 0 0 9 12 0.00 1.000																			
20 Huston Street, R (8, 1) ERA	1.0 5 1 0 0 1 1 0 0 0 0 0 0 14 24 0.00 2.000																			
Octavio Dotel, R (9, 1) ERA	1.0 3 0 0 0 1 0 0 0 0 0 0 0 6 10 0.00 0.000																			



Batter	1	2	3	4	5	6	7	8	9	AB	R	H	RBI	BB	SO	LOB	TOP				
21 Mark Kotsay, L (1.8) OBP: 0.467, SLG: 0.429	1-2 P6		0-2 1B		1-1 F7			0-0 HR 1B	0-2 G6-3	5	1	2	0	0	0	0					
Eric Byrnes, R (1.7) OBP: 0.375, SLG: 0.750	1-1 BLK 1B		1-3 K		2-3 K			0-1 HR		4	2	2	3	0	2	1					
Jason Kendall, R (1.2) OBP: 0.143, SLG: 0.143	2-2 1H 1B		2-2 G4-3			2-1 G6-3		2-1 G6-3		4	0	1	1	0	0	1					
3 Eric Chavez, L (1.5) OBP: 0.385, SLG: 0.636	1-3 K			1-0 BB HBP		3-1 G3-1		1-1 HR 2B		3	1	1	0	0	1	1					
23 Bobby Kielty, S (1.9) Scott Hatteberg, L (8.3) OBP: 0.333, SLG: 0.143	0-0 L9			0-1 F9		3-2 F8		2-1 G5-3		4	0	0	0	0	0	3					
0 0 0 0 0 0 0										0	0	0	0	0	0	0					
Erubiel Durazo, L (1.10) OBP: 0.308, SLG: 0.250		3-2 L7		2-3 K			0-0 G1-5-3	0-0 E8 1B		4	0	1	1	0	1	1					
Keith Ginter, R (1.4) OBP: 0.200, SLG: 0.444		1-2 F8		4-1 K		2-0 P6		3-2 F7		3	0	0	0	1	0	1					
Nick Swisher, S (1.3) OBP: 0.308, SLG: 0.769		2-2 L9		0-0 P3			2-3 K		0-2 F8	4	0	0	0	0	1	2					
Marco Scutaro, R (1.6) OBP: 0.545, SLG: 0.500			1-1 F7		3-2 F8			4-2 HR 21 1B BB	1-1 F8	3	1	0	0	1	0	0					
<b>Inning Stats</b>	R: 1 E: 0 K: 1 S: 12	H: 2 LOB: 1 BB: 0 P: 17	R: 0 E: 0 K: 0 S: 12	H: 0 LOB: 0 BB: 0 P: 18	R: 0 E: 0 K: 1 S: 14	H: 1 LOB: 1 BB: 0 P: 18	R: 0 E: 0 K: 1 S: 7	H: 0 LOB: 2 BB: 1 P: 14	R: 0 E: 0 K: 1 S: 8	H: 0 LOB: 0 BB: 0 P: 15	R: 0 E: 0 K: 0 S: 5	H: 0 LOB: 0 BB: 0 P: 9	R: 4 E: 1 K: 0 S: 18	H: 4 LOB: 1 BB: 1 P: 30	R: 0 E: 0 K: 0 S: 8	H: 0 LOB: 0 BB: 0 P: 9	1B: 5 2B: 1 3B: 0 HR: 1	SF: 0 SAC: 0 DP: 0 HBP: 1	WP: 0 PB: 0 SB: 0 CS: 0	PA: 37	
<b>PITCHER</b>	IP	WLS	BF	H	R	ER	SO	BB	IBB	HBP	BLK	WP	HR	S	P	ERA	WHIP				
45 Erik Bedard, L (1.1) ERA: 1.29	7.0		26	3	1	1	5	1	0	1	1	0	0	65	105	1.29	0.571				
Steve Kline, L (8.1) ERA: 21.6	0.2	L	7	4	4	4	0	1	0	0	0	0	1	14	23	54.00	7.500				
Jorge Julio, R (8.1) ERA:	0.1		1	0	0	0	0	0	0	0	0	0	0	4	7	0.00	0.000				
Todd Williams, R (9.1) ERA:	1.0		3	0	0	0	0	0	0	0	0	0	0	8	9	0.00	0.000				

Oakland Athletics @ Baltimore Orioles  
 Oriole Park at Camden Yards, Baltimore, MD  
 Thu Apr 07 2005, 7:05 PM EDT  
 Att: 16,395 - Cloudy - 79 F

AB 34  
 R 5  
 H 7  
 RBI 5  
 BB 2  
 SO 5  
 LOB 10



Batter	1	2	3	4	5	6	7	8	9	AB	R	H	RBI	BB	SO	LOB	BOTTOM					
1 Brian Roberts, S (1.4) OBP: 0.417, SLG: 0.600	1-2 HR	4-2 BB			2-3 K		3-2 F9			3	1	1	1	1	1	0						
David Newhan, L (1.8) Luis Matos, R (8.8) OBP: 0.286, SLG: 0.667	1-3 K	1-0 L8			3-2 G6-3		2-2 F8			4	0	0	0	0	1	3						
0 0 0 0 0 0 0										0	0	0	0	0	0	0						
6 Melvin Mora, R (1.5) OBP: 0.083, SLG: 0.167	0-0 F9		3-1 G6-3		2-3 K			0-3 K		4	0	0	0	0	2	0						
10 Miguel Tejada, R (1.6) OBP: 0.417, SLG: 0.222	0-2 K		1-1 F8			0-0 G6-3		3-2 P3		4	0	1	0	0	0	0						
Sammy Sosa, R (1.9) OBP: 0.333, SLG: 0.364	1-2 G4-3		1-1 HBP			2-2 BB 2B		0-0 P3		3	0	1	0	0	0	1						
Rafael Palmeiro, L (1.10) OBP: 0.167, SLG: 0.100		3-3 K	1-3 K			2-2 L9			2-2 31 DI 1B	4	0	1	0	0	2	2						
Javy Lopez, R (1.2) OBP: 0.182, SLG: 0.100		2-3 K		1-2 G5-3		4-2 BB			1-2 F8	3	0	0	0	1	1	1						
B.J. Surhoff, L (1.7)		1-2 FC6-4		0-0 G6-3		1-2 L8			3-3 K	4	0	0	0	0	1	4						
31 Jay Gibbons, L (1.3) OBP: 0.333, SLG: 0.111		4-2 K		1-0 F9			0-1 P6		1-2 K	3	0	0	0	1	1	1						
<b>Inning Stats</b>	R: 1 E: 0 K: 1 S: 14	H: 2 LOB: 1 BB: 0 P: 17	R: 0 E: 0 K: 2 S: 17	H: 0 LOB: 2 BB: 2 P: 32	R: 0 E: 0 K: 1 S: 8	H: 0 LOB: 1 BB: 0 P: 14	R: 0 E: 0 K: 0 S: 5	H: 0 LOB: 0 BB: 0 P: 7	R: 0 E: 0 K: 2 S: 9	H: 0 LOB: 0 BB: 0 P: 16	R: 0 E: 0 K: 0 S: 13	H: 1 LOB: 2 BB: 1 P: 22	R: 0 E: 0 K: 1 S: 10	H: 0 LOB: 0 BB: 0 P: 15	R: 0 E: 0 K: 1 S: 8	H: 0 LOB: 0 BB: 0 P: 11	R: 0 E: 0 K: 2 S: 15	H: 1 LOB: 1 BB: 0 P: 22	1B: 2 2B: 1 3B: 0 HR: 1	SF: 0 SAC: 0 DP: 0 HBP: 1	WP: 1 PB: 0 SB: 0 CS: 0	PA: 36
<b>PITCHER</b>	IP	WLS	BF	H	R	ER	SO	BB	IBB	HBP	BLK	WP	HR	S	P	ERA	WHIP					
Dan Haren, R (1.1) ERA: 1.5	6.0		26	3	1	1	6	3	0	1	0	0	0	66	108	1.50	1.000					
Ricardo Rincon, L (7.1) ERA:	1.0	W	3	0	0	0	0	0	0	0	0	0	0	10	15	0.00	0.000					
50 Kiko Calero, R (8.1) ERA:	2.0		7	1	0	0	3	0	0	0	0	0	0	23	33	0.00	0.500					

Oakland Athletics @ Baltimore Orioles  
 Oriole Park at Camden Yards, Baltimore, MD  
 Thu Apr 07 2005, 7:05 PM EDT  
 Att: 16,395 - Cloudy - 79 F

AB 32  
 R 1  
 H 4  
 RBI 1  
 BB 3  
 SO 9  
 LOB 12









Batter	1	2	3	4	5	6	7	8	9	AB	R	H	RBI	BB	SO	LOB	TOP					
21 Mark Kotsay, L OBP: 0.945, SLG: 0.650 23 Bobby Kielty, S (6, PH) (6, 9)	4-1 BB 3		0-1 HR			3-2 L3		2-1 G1-6-3		1	1	1	1	1	0	0	Oakland Athletics @ Tampa Bay Devil Rays Tropicana Field, St. Petersburg, FL Sat Apr 09 2005, 6:15 PM EDT Att: 13,536 - Dome - 72 F					
Jason Kendall, R OBP: 0.238, SLG: 0.200 17 Adam Melhuse, S (5, 2)	2-2 F9		1-1 L6			0-3 K		1-0 G6-3		2	0	0	0	0	0	1						
3 Eric Chavez, L OBP: 0.409, SLG: 0.471	4-2 BB 1-2		0-2 P4			0-1 G4-3			2-1 G4-3	3	0	0	0	1	0	0						
Erbiel Durazo, L OBP: 0.182, SLG: 0.143	1-1 P4			0-3 K			1-0 F7		1-0 G4-3	4	0	0	0	0	1	2						
Scott Hatteberg, L OBP: 0.278, SLG: 0.188	1-1 F8			1-0 G1-3			3-1 P5		1-3 K	4	0	0	0	0	1	2						
Eric Byrnes, R OBP: 0.287, SLG: 0.429		3-2 P4		3-3 K			0-1 E5			3	0	0	0	0	1	0						
Charles Thomas, L (1, 9) (6, 8)		2-2 F7			2-2 P6			3-2 F9		3	0	0	0	0	0	1						
Keith Ginter, R OBP: 0.231, SLG: 0.667		0-0 P3			2-1 P6			3-2 HR		3	1	1	1	0	0	0						
14 Mark Ellis, R OBP: 0.364, SLG: 0.364			2-3 K		2-2 P2			0-0 HR 23 G1-6-3 1B		3	0	1	0	0	1	0						
<b>Inning Stats</b>	R: 0 E: 0 K: 0 S: 11	H: 0 LOB: 2 BB: 2 P: 23	R: 0 E: 0 K: 0 S: 8	H: 0 LOB: 0 BB: 0 P: 13	R: 1 E: 0 K: 1 S: 10	H: 1 LOB: 0 BB: 0 P: 13	R: 0 E: 0 K: 2 S: 8	H: 0 LOB: 0 BB: 0 P: 12	R: 0 E: 0 K: 0 S: 13	H: 0 LOB: 0 BB: 0 P: 19	R: 0 E: 0 K: 0 S: 8	H: 0 LOB: 0 BB: 0 P: 11	R: 0 E: 1 K: 0 S: 8	H: 0 LOB: 1 BB: 0 P: 15	R: 1 E: 0 K: 0 S: 8	H: 2 LOB: 0 BB: 0 P: 14	R: 0 E: 0 K: 1 S: 9	H: 0 LOB: 0 BB: 0 P: 13	1B: 1 2B: 0 3B: 0 HR: 2	SF: 0 SAC: 0 DP: 1 HBP: 0	WP: 0 PB: 0 SB: 0 CS: 0	PA: 32
<b>PITCHER</b>	IP WLS BF H R ER SO BB IBB HBP BLK WP HR S P ERA WHIP	6.0 W 21 1 1 1 4 2 0 0 0 0 1 58 91 1.50 0.500	2.0 8 2 1 1 0 0 0 0 0 0 1 16 29 4.50 1.000	1.0 3 0 0 0 1 0 0 0 0 0 0 9 13 0.00 0.000	<b>PITCHER</b>										IP WLS BF H R ER SO BB IBB HBP BLK WP HR S P ERA WHIP							
Hideo Nomo, R ERA: 1.5											6.0 W 21 1 1 1 4 2 0 0 0 0 1 58 91 1.50 0.500											
Lance Carter, R ERA: 4.5											2.0 8 2 1 1 0 0 0 0 0 0 1 16 29 4.50 1.000											
37 Seth McClung, R ERA: 33.75											1.0 3 0 0 0 1 0 0 0 0 0 0 9 13 0.00 0.000											

Batter	1	2	3	4	5	6	7	8	9	AB	R	H	RBI	BB	SO	LOB	BOTTOM					
13 Carl Crawford, L OBP: 0.318, SLG: 0.550	1-2 G1-3	1-0 SF8		1-2 1B	0-0 1B			1-3 K		4	1	2	2	0	1	1	Oakland Athletics @ Tampa Bay Devil Rays Tropicana Field, St. Petersburg, FL Sat Apr 09 2005, 6:15 PM EDT Att: 13,536 - Dome - 72 F					
Alex Gonzalez, R OBP: 0.176, SLG: 0.313	1-1 F7	1-1 FC4-2 HR		4-2 1B BB	3-3 K			0-1 G4-3		4	2	0	0	1	1	5						
Aubrey Huff, L OBP: 0.350, SLG: 0.471 Chris Singleton, L OBP: 0.250, SLG: 0.250	0-0 L4	3-1 HR		4-2 1B BB		2-0 G6-3		2-2 G3		3	2	1	3	1	0	0						
Julio Lugo, R OBP: 0.278, SLG: 0.278		1-2 1B		1-2 2B 1B		2-1 F9				4	1	2	2	0	0	0						
3 Jorge Cantu, R OBP: 0.400, SLG: 0.895		3-2 HR 1B	0-0 G3-1	0-3 K		0-0 F9				4	1	1	0	0	1	2						
Josh Phelps, R OBP: 0.400, SLG: 0.800		1-2 HR	2-1 F9	1-0 2B			1-3 K			4	1	2	4	0	1	0						
Eduardo Perez, R OBP: 0.333, SLG: 0.333		0-0 SH 13 SF8 1B	1-1 P5		1-2 G3		1-3 K			4	1	1	0	0	1	0						
Toby Hall, R OBP: 0.333, SLG: 0.250 Tim Laker, R (7, PH) (8, 2)		1-2 SH 13 SF8 FC4-2 1B		0-1 F7	0-1 G5-3		0-3 K			3	0	1	0	0	0	0						
Joey Gathright, L OBP: 0.455, SLG: 0.700		0-0 SH FC4-2 HR		4-2 13 S 1B BB				2-2 G4-3 2B		2	2	2	0	1	0	0						
<b>Inning Stats</b>	R: 0 E: 0 K: 0 S: 6	H: 6 LOB: 0 BB: 0 P: 8	R: 7 E: 1 K: 0 S: 20	H: 6 LOB: 0 BB: 0 P: 35	R: 0 E: 0 K: 0 S: 5	H: 0 LOB: 0 BB: 0 P: 8	R: 4 E: 0 K: 1 S: 19	H: 3 LOB: 2 BB: 3 P: 34	R: 0 E: 0 K: 1 S: 11	H: 2 LOB: 2 BB: 0 P: 15	R: 0 E: 0 K: 0 S: 4	H: 0 LOB: 0 BB: 0 P: 8	R: 0 E: 0 K: 3 S: 10	H: 0 LOB: 0 BB: 0 P: 12	R: 0 E: 0 K: 1 S: 14	H: 1 LOB: 1 BB: 0 P: 19	R: 0 E: 0 K: 1 S: 9	H: 0 LOB: 0 BB: 0 P: 13	1B: 8 2B: 2 3B: 0 HR: 2	SF: 1 SAC: 1 DP: 0 HBP: 0	WP: 0 PB: 0 SB: 5 CS: 0	PA: 39
<b>PITCHER</b>	IP WLS BF H R ER SO BB IBB HBP BLK WP HR S P ERA WHIP	3.1 L 14 4 0 0 5 0 0 0 0 0 0 33 45 0.00 1.091	1.0 4 1 0 0 1 0 0 0 0 0 0 0 14 19 0.00 1.000	<b>PITCHER</b>										IP WLS BF H R ER SO BB IBB HBP BLK WP HR S P ERA WHIP								
Barry Zito, L ERA: 11.57											3.1 L 14 4 0 0 5 0 0 0 0 0 0 33 45 0.00 1.091											
Keiichi Yabu, R ERA											1.0 4 1 0 0 1 0 0 0 0 0 0 0 14 19 0.00 1.000											
20 Huston Street, R ERA											1.0 4 1 0 0 1 0 0 0 0 0 0 0 14 19 0.00 1.000											





Batter	1	2	3	4	5	6	7	8	9	AB	R	H	RBI	BB	SO	LOB	TOP								
<b>21 Mark Kotsay, L</b> (1, 8) OBP: 0.519, SLG: 0.583	F8		G6-3		P4	3 SF8 1B		FC3-6 1B		4	1	1	0	1	0	0	<b>Oakland Athletics @ Tampa Bay Devil Rays</b> Tropicana Field, St. Petersburg, FL Sun Apr 10 2005, 2:15 PM EDT Att: 12,174 - Dome - 72 F <a href="http://livebaseballscorecards.com">livebaseballscorecards.com</a>								
<b>Jason Kendall, R</b> (1, 2) OBP: 0.289, SLG: 0.240	F7		G5-3		BB 3 1B	3 SF8 1B		FC3-6 3 E 1-2		5	1	2	1	0	0	1									
<b>3 Eric Chavez, L</b> (1, 5) OBP: 0.370, SLG: 0.429	G4-3		G6-3		BB 1B	SF8		E6		4	0	1	1	0	0	1									
<b>Erubiel Durazo, L</b> (1, 10) OBP: 0.259, SLG: 0.167			G1-3 1B BB		K	BB 1B		K		3	0	1	2	2	2	2									
<b>Scott Hatteberg, L</b> (1, 3) OBP: 0.348, SLG: 0.429			G1-3 1B		BB 1B	F8		HR		5	2	3	1	0	1	4									
<b>Eric Byrnes, R</b> (1, 7) OBP: 0.250, SLG: 0.333	G1-3				F7			P6		4	0	0	0	1	0	5									
<b>Keith Ginter, R</b> (1, 4) OBP: 0.278, SLG: 0.533					BB	SH5-4 1B BB		F7		3	1	0	0	2	2	2									
<b>Nick Swisher, S</b> (1, 9) OBP: 0.261, SLG: 0.500			K			1B 3 SF8 BB		F7		4	1	1	1	1	1	3									
<b>Marco Scutaro, R</b> (1, 6) OBP: 0.316, SLG: 0.250	F9				G3	SH5-4		G3		3	0	0	0	0	0	5									
<b>Inning Stats</b>	R: 0 E: 0 K: 0 S: 8	H: 0 LOB: 0 BB: 0 P: 15	R: 0 E: 0 K: 1 S: 9	H: 1 LOB: 3 BB: 2 P: 22	R: 0 E: 0 K: 0 S: 6	H: 0 LOB: 0 BB: 0 P: 8	R: 1 E: 0 K: 2 S: 12	H: 2 LOB: 2 BB: 1 P: 21	R: 0 E: 0 K: 1 S: 13	H: 2 LOB: 3 BB: 1 P: 20	R: 4 E: 0 K: 0 S: 15	H: 2 LOB: 1 BB: 3 P: 31	R: 0 E: 0 K: 1 S: 7	H: 0 LOB: 0 BB: 0 P: 10	R: 0 E: 1 K: 1 S: 13	H: 1 LOB: 2 BB: 0 P: 20	R: 1 E: 0 K: 0 S: 6	H: 1 LOB: 0 BB: 0 P: 9	1B: 8 2B: 0 3B: 0 HR: 1	SF: 1 SAC: 1 DP: 0 HBP: 0	WP: 0 PB: 0 SB: 0 CS: 0	PA: 44			
<b>PITCHER</b>	IP	WLS	BF	H	R	ER	SO	BB	IBB	HBP	BLK	WP	HR	S	P	ERA	WHIP								
<b>Dewon Brazelton, R</b> (1, 1) ERA: 4.38	5.0	L	26	5	3	3	4	6	0	0	0	0	0	53	99	5.40	2.200								
<b>Travis Harper, R</b> (6, 1) ERA: 15.43	0.1		3	1	0	0	0	0	1	0	0	0	0	3	10	0.00	3.000								
<b>Trever Miller, L</b> (6, 1) ERA:	1.2		6	1	2	2	1	0	0	0	0	0	0	14	18	10.80	0.600								
<b>Jesus Colome, R</b> (8, 1) ERA: 4.91	1.0		5	1	0	0	1	0	0	0	0	0	0	13	20	0.00	1.000								
<b>Lance Carter, R</b> (9, 1) ERA: 6.0	1.0		4	1	1	1	0	0	0	0	0	0	1	6	9	9.00	1.000								

Batter	1	2	3	4	5	6	7	8	9	AB	R	H	RBI	BB	SO	LOB	BOTTOM								
<b>13 Carl Crawford, L</b> (1, 7) OBP: 0.269, SLG: 0.458	P5		G3-1		K			G4-3		4	0	0	0	0	1	1	<b>Oakland Athletics @ Tampa Bay Devil Rays</b> Tropicana Field, St. Petersburg, FL Sun Apr 10 2005, 2:15 PM EDT Att: 12,174 - Dome - 72 F <a href="http://livebaseballscorecards.com">livebaseballscorecards.com</a>								
<b>Nick Green, R</b> (1, 5) OBP: 0.200, SLG: 0.111	K		F9		P3			K		4	0	0	0	0	2	0									
<b>Aubrey Huff, L</b> (1, 9) OBP: 0.417, SLG: 0.619	1B		2B			3 1B 2B		K		4	1	3	0	0	1	0									
<b>Julio Lugo, R</b> (1, 6) OBP: 0.273, SLG: 0.273	K		K			K		3 S 1B		4	0	1	0	0	3	3									
<b>3 Jorge Cantu, R</b> (1, 4) OBP: 0.375, SLG: 0.783			G4-3		G6-3			L6		4	0	1	0	0	0	1									
<b>Travis Lee, L</b> (1, 3) OBP: 0.350, SLG: 0.333			1B BB		F8			F7		3	0	1	1	1	0	0									
<b>Josh Phelps, R</b> (1, 10) OBP: 0.368, SLG: 0.737			F8			G5-4-3 1B		K		4	0	1	0	0	1	3									
<b>Toby Hall, R</b> (1, 2) OBP: 0.333, SLG: 0.263			1B		F9			K		3	0	1	0	0	1	1									
<b>Chris Singleton, L</b> (9, PH) OBP: 0.231, SLG: 0.231			1B					K		1	0	0	0	0	1	0									
<b>Joey Gathright, L</b> (1, 8) OBP: 0.429, SLG: 0.583			G6-3			13 CS BB		K		2	0	0	0	1	1	2									
<b>Inning Stats</b>	R: 0 E: 0 K: 2 S: 12	H: 1 LOB: 1 BB: 0 P: 17	R: 0 E: 0 K: 0 S: 11	H: 1 LOB: 2 BB: 1 P: 20	R: 0 E: 0 K: 1 S: 9	H: 1 LOB: 1 BB: 0 P: 14	R: 0 E: 0 K: 0 S: 8	H: 1 LOB: 1 BB: 0 P: 10	R: 0 E: 0 K: 1 S: 11	H: 0 LOB: 0 BB: 1 P: 17	R: 1 E: 0 K: 0 S: 12	H: 3 LOB: 1 BB: 0 P: 22	R: 0 E: 0 K: 2 S: 11	H: 0 LOB: 0 BB: 0 P: 16	R: 0 E: 0 K: 2 S: 13	H: 1 LOB: 1 BB: 0 P: 24	R: 0 E: 0 K: 2 S: 10	H: 0 LOB: 0 BB: 0 P: 11	1B: 5 2B: 3 3B: 0 HR: 0	SF: 0 SAC: 0 DP: 1 HBP: 0	WP: 0 PB: 0 SB: 1 CS: 1	PA: 35			
<b>PITCHER</b>	IP	WLS	BF	H	R	ER	SO	BB	IBB	HBP	BLK	WP	HR	S	P	ERA	WHIP								
<b>40 Rich Harden, R</b> (1, 1) ERA: 1.69	5.1	W	22	5	1	1	5	2	0	0	0	0	0	58	89	1.69	1.312								
<b>58 Justin Duchschere, R</b> (6, 1) ERA:	1.2		6	2	0	0	2	0	0	0	0	0	0	16	27	0.00	1.200								
<b>50 Kiko Calero, R</b> (8, 1) ERA:	1.0		4	1	0	0	2	0	0	0	0	0	0	13	24	0.00	1.000								
<b>Octavio Dotel, R</b> (9, 1) ERA:	1.0		3	0	0	0	2	0	0	0	0	0	0	10	11	0.00	0.000								





Batter	1	2	3	4	5	6	7	8	9	AB	R	H	RBI	BB	SO	LOB	TOP								
Frank Catalanotto, L (1.7) 3 Reed Johnson, R (8.7)										4	2	2	3	0	1	0									
Orlando Hudson, S (1.4) OBP: 0.250, SLG: 0.438										5	1	1	0	0	2	4									
10 Vernon Wells, R (1.8) OBP: 0.226, SLG: 0.483										4	0	0	1	0	0	4									
47 Corey Koskie, L (1.5) OBP: 0.367, SLG: 0.333										3	1	1	0	2	1	0									
Shea Hillenbrand, R (1.10) OBP: 0.379, SLG: 0.519										4	1	1	1	0	1	1									
Eric Hinske, L (1.3) OBP: 0.282, SLG: 0.708									5	2	3	2	0	1	0										
15 Alex Rios, R (1.9) OBP: 0.435, SLG: 0.600									4	1	1	1	1	1	2		AB 35								
9 Gregg Zaun, S (1.2) OBP: 0.400, SLG: 0.450									1	1	1	1	3	0	0		R 10								
8 Russ Adams, L (1.6) OBP: 0.389, SLG: 0.625									5	1	2	1	0	0	3		H 12								
<b>Inning Stats</b>	R: 2 E: 0 K: 1 S: 18	H: 3 LOB: 2 BB: 0 P: 30	R: 3 E: 0 K: 1 S: 16	H: 3 LOB: 1 BB: 1 P: 23	R: 0 E: 0 K: 0 S: 6	H: 0 LOB: 1 BB: 1 P: 15	R: 1 E: 0 K: 0 S: 6	H: 2 LOB: 2 BB: 1 P: 14	R: 2 E: 0 K: 0 S: 12	H: 2 LOB: 2 BB: 2 P: 28	R: 2 E: 0 K: 1 S: 15	H: 2 LOB: 0 BB: 0 P: 12	R: 0 E: 0 K: 3 S: 10	H: 0 LOB: 0 BB: 0 P: 13	R: 0 E: 0 K: 1 S: 8	H: 0 LOB: 1 BB: 1 P: 17	1B: 9 2B: 2 3B: 1 HR: 0	SF: 3 SAC: 0 DP: 0 HBP: 1	WP: 0 PB: 0 SB: 0 CS: 0	PA: 45					
<b>PITCHER</b>	IP WLS BF H R ER SO BB IBB HBP BLK WP HR S P ERA WHIP	IP WLS BF H R ER SO BB IBB HBP BLK WP HR S P ERA WHIP	IP WLS BF H R ER SO BB IBB HBP BLK WP HR S P ERA WHIP	IP WLS BF H R ER SO BB IBB HBP BLK WP HR S P ERA WHIP	IP WLS BF H R ER SO BB IBB HBP BLK WP HR S P ERA WHIP	IP WLS BF H R ER SO BB IBB HBP BLK WP HR S P ERA WHIP	IP WLS BF H R ER SO BB IBB HBP BLK WP HR S P ERA WHIP	IP WLS BF H R ER SO BB IBB HBP BLK WP HR S P ERA WHIP	IP WLS BF H R ER SO BB IBB HBP BLK WP HR S P ERA WHIP	IP WLS BF H R ER SO BB IBB HBP BLK WP HR S P ERA WHIP	IP WLS BF H R ER SO BB IBB HBP BLK WP HR S P ERA WHIP	IP WLS BF H R ER SO BB IBB HBP BLK WP HR S P ERA WHIP	IP WLS BF H R ER SO BB IBB HBP BLK WP HR S P ERA WHIP	IP WLS BF H R ER SO BB IBB HBP BLK WP HR S P ERA WHIP	IP WLS BF H R ER SO BB IBB HBP BLK WP HR S P ERA WHIP	IP WLS BF H R ER SO BB IBB HBP BLK WP HR S P ERA WHIP	IP WLS BF H R ER SO BB IBB HBP BLK WP HR S P ERA WHIP	IP WLS BF H R ER SO BB IBB HBP BLK WP HR S P ERA WHIP	IP WLS BF H R ER SO BB IBB HBP BLK WP HR S P ERA WHIP	IP WLS BF H R ER SO BB IBB HBP BLK WP HR S P ERA WHIP	IP WLS BF H R ER SO BB IBB HBP BLK WP HR S P ERA WHIP				
Kirk Saarloos, R (1.1) ERA: 5.99	3.2 L 23 8 6 6 2 2 1 1 0 0 0 45 80 14.73 2.727	3.2 L 23 8 6 6 2 2 1 1 0 0 0 45 80 14.73 2.727	3.2 L 23 8 6 6 2 2 1 1 0 0 0 45 80 14.73 2.727	3.2 L 23 8 6 6 2 2 1 1 0 0 0 45 80 14.73 2.727	3.2 L 23 8 6 6 2 2 1 1 0 0 0 45 80 14.73 2.727	3.2 L 23 8 6 6 2 2 1 1 0 0 0 45 80 14.73 2.727	3.2 L 23 8 6 6 2 2 1 1 0 0 0 45 80 14.73 2.727	3.2 L 23 8 6 6 2 2 1 1 0 0 0 45 80 14.73 2.727	3.2 L 23 8 6 6 2 2 1 1 0 0 0 45 80 14.73 2.727	3.2 L 23 8 6 6 2 2 1 1 0 0 0 45 80 14.73 2.727	3.2 L 23 8 6 6 2 2 1 1 0 0 0 45 80 14.73 2.727	3.2 L 23 8 6 6 2 2 1 1 0 0 0 45 80 14.73 2.727	3.2 L 23 8 6 6 2 2 1 1 0 0 0 45 80 14.73 2.727	3.2 L 23 8 6 6 2 2 1 1 0 0 0 45 80 14.73 2.727	3.2 L 23 8 6 6 2 2 1 1 0 0 0 45 80 14.73 2.727	3.2 L 23 8 6 6 2 2 1 1 0 0 0 45 80 14.73 2.727	3.2 L 23 8 6 6 2 2 1 1 0 0 0 45 80 14.73 2.727	3.2 L 23 8 6 6 2 2 1 1 0 0 0 45 80 14.73 2.727	3.2 L 23 8 6 6 2 2 1 1 0 0 0 45 80 14.73 2.727	3.2 L 23 8 6 6 2 2 1 1 0 0 0 45 80 14.73 2.727	3.2 L 23 8 6 6 2 2 1 1 0 0 0 45 80 14.73 2.727	3.2 L 23 8 6 6 2 2 1 1 0 0 0 45 80 14.73 2.727			
Juan Cruz, R (4.1) ERA: 8.75	2.1 14 4 4 2 0 2 0 0 0 0 0 28 52 7.71 2.571	2.1 14 4 4 2 0 2 0 0 0 0 0 28 52 7.71 2.571	2.1 14 4 4 2 0 2 0 0 0 0 0 28 52 7.71 2.571	2.1 14 4 4 2 0 2 0 0 0 0 0 28 52 7.71 2.571	2.1 14 4 4 2 0 2 0 0 0 0 0 28 52 7.71 2.571	2.1 14 4 4 2 0 2 0 0 0 0 0 28 52 7.71 2.571	2.1 14 4 4 2 0 2 0 0 0 0 0 28 52 7.71 2.571	2.1 14 4 4 2 0 2 0 0 0 0 0 28 52 7.71 2.571	2.1 14 4 4 2 0 2 0 0 0 0 0 28 52 7.71 2.571	2.1 14 4 4 2 0 2 0 0 0 0 0 28 52 7.71 2.571	2.1 14 4 4 2 0 2 0 0 0 0 0 28 52 7.71 2.571	2.1 14 4 4 2 0 2 0 0 0 0 0 28 52 7.71 2.571	2.1 14 4 4 2 0 2 0 0 0 0 0 28 52 7.71 2.571	2.1 14 4 4 2 0 2 0 0 0 0 0 28 52 7.71 2.571	2.1 14 4 4 2 0 2 0 0 0 0 0 28 52 7.71 2.571	2.1 14 4 4 2 0 2 0 0 0 0 0 28 52 7.71 2.571	2.1 14 4 4 2 0 2 0 0 0 0 0 28 52 7.71 2.571	2.1 14 4 4 2 0 2 0 0 0 0 0 28 52 7.71 2.571	2.1 14 4 4 2 0 2 0 0 0 0 0 28 52 7.71 2.571	2.1 14 4 4 2 0 2 0 0 0 0 0 28 52 7.71 2.571	2.1 14 4 4 2 0 2 0 0 0 0 0 28 52 7.71 2.571	2.1 14 4 4 2 0 2 0 0 0 0 0 28 52 7.71 2.571	2.1 14 4 4 2 0 2 0 0 0 0 0 28 52 7.71 2.571		
20 Huston Street, R (7.1) ERA:	2.0 6 0 0 0 4 0 0 0 0 0 0 19 25 0.00 0.000	2.0 6 0 0 0 4 0 0 0 0 0 0 19 25 0.00 0.000	2.0 6 0 0 0 4 0 0 0 0 0 0 19 25 0.00 0.000	2.0 6 0 0 0 4 0 0 0 0 0 0 19 25 0.00 0.000	2.0 6 0 0 0 4 0 0 0 0 0 0 19 25 0.00 0.000	2.0 6 0 0 0 4 0 0 0 0 0 0 19 25 0.00 0.000	2.0 6 0 0 0 4 0 0 0 0 0 0 19 25 0.00 0.000	2.0 6 0 0 0 4 0 0 0 0 0 0 19 25 0.00 0.000	2.0 6 0 0 0 4 0 0 0 0 0 0 19 25 0.00 0.000	2.0 6 0 0 0 4 0 0 0 0 0 0 19 25 0.00 0.000	2.0 6 0 0 0 4 0 0 0 0 0 0 19 25 0.00 0.000	2.0 6 0 0 0 4 0 0 0 0 0 0 19 25 0.00 0.000	2.0 6 0 0 0 4 0 0 0 0 0 0 19 25 0.00 0.000	2.0 6 0 0 0 4 0 0 0 0 0 0 19 25 0.00 0.000	2.0 6 0 0 0 4 0 0 0 0 0 0 19 25 0.00 0.000	2.0 6 0 0 0 4 0 0 0 0 0 0 19 25 0.00 0.000	2.0 6 0 0 0 4 0 0 0 0 0 0 19 25 0.00 0.000	2.0 6 0 0 0 4 0 0 0 0 0 0 19 25 0.00 0.000	2.0 6 0 0 0 4 0 0 0 0 0 0 19 25 0.00 0.000	2.0 6 0 0 0 4 0 0 0 0 0 0 19 25 0.00 0.000	2.0 6 0 0 0 4 0 0 0 0 0 0 19 25 0.00 0.000	2.0 6 0 0 0 4 0 0 0 0 0 0 19 25 0.00 0.000	2.0 6 0 0 0 4 0 0 0 0 0 0 19 25 0.00 0.000		
Keiichi Yabu, R (9.1) ERA:	1.0 3 0 0 0 1 1 0 0 0 0 0 8 17 0.00 1.000	1.0 3 0 0 0 1 1 0 0 0 0 0 8 17 0.00 1.000	1.0 3 0 0 0 1 1 0 0 0 0 0 8 17 0.00 1.000	1.0 3 0 0 0 1 1 0 0 0 0 0 8 17 0.00 1.000	1.0 3 0 0 0 1 1 0 0 0 0 0 8 17 0.00 1.000	1.0 3 0 0 0 1 1 0 0 0 0 0 8 17 0.00 1.000	1.0 3 0 0 0 1 1 0 0 0 0 0 8 17 0.00 1.000	1.0 3 0 0 0 1 1 0 0 0 0 0 8 17 0.00 1.000	1.0 3 0 0 0 1 1 0 0 0 0 0 8 17 0.00 1.000	1.0 3 0 0 0 1 1 0 0 0 0 0 8 17 0.00 1.000	1.0 3 0 0 0 1 1 0 0 0 0 0 8 17 0.00 1.000	1.0 3 0 0 0 1 1 0 0 0 0 0 8 17 0.00 1.000	1.0 3 0 0 0 1 1 0 0 0 0 0 8 17 0.00 1.000	1.0 3 0 0 0 1 1 0 0 0 0 0 8 17 0.00 1.000	1.0 3 0 0 0 1 1 0 0 0 0 0 8 17 0.00 1.000	1.0 3 0 0 0 1 1 0 0 0 0 0 8 17 0.00 1.000	1.0 3 0 0 0 1 1 0 0 0 0 0 8 17 0.00 1.000	1.0 3 0 0 0 1 1 0 0 0 0 0 8 17 0.00 1.000	1.0 3 0 0 0 1 1 0 0 0 0 0 8 17 0.00 1.000	1.0 3 0 0 0 1 1 0 0 0 0 0 8 17 0.00 1.000	1.0 3 0 0 0 1 1 0 0 0 0 0 8 17 0.00 1.000	1.0 3 0 0 0 1 1 0 0 0 0 0 8 17 0.00 1.000	1.0 3 0 0 0 1 1 0 0 0 0 0 8 17 0.00 1.000	1.0 3 0 0 0 1 1 0 0 0 0 0 8 17 0.00 1.000	1.0 3 0 0 0 1 1 0 0 0 0 0 8 17 0.00 1.000

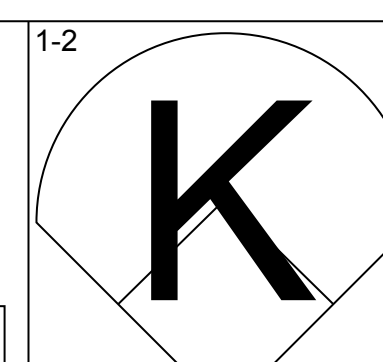
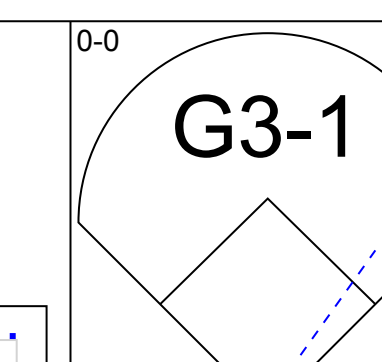
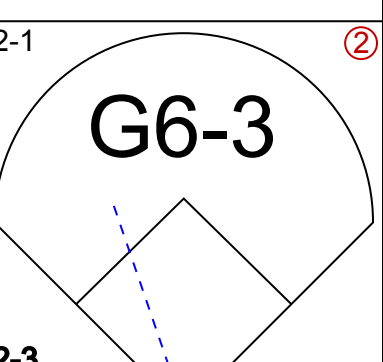
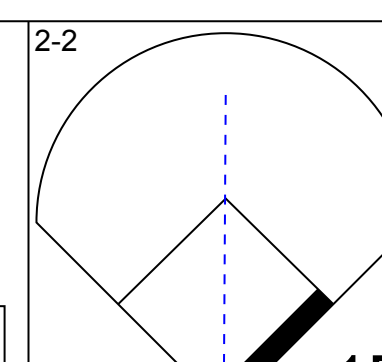
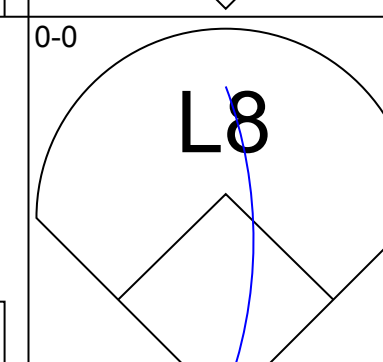
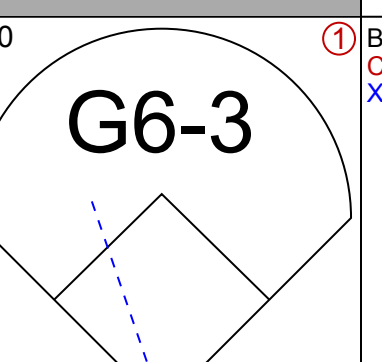
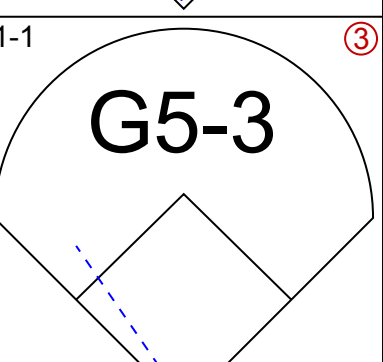
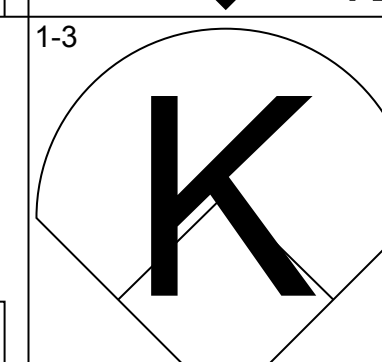
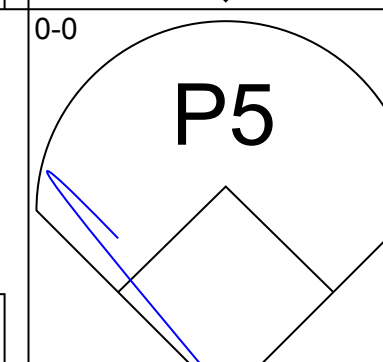
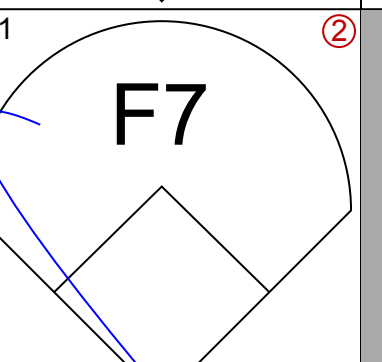
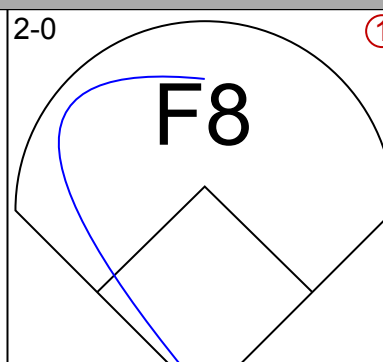
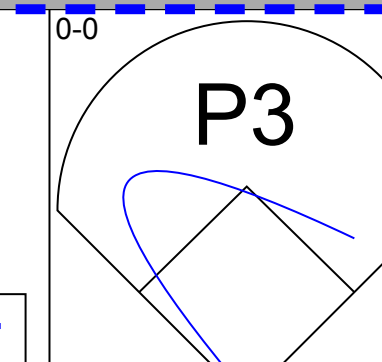
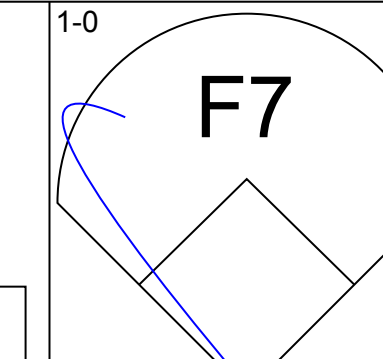
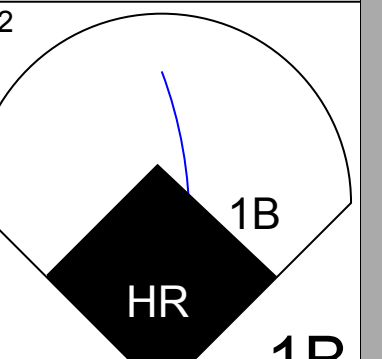
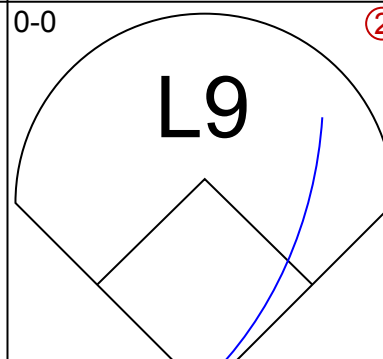
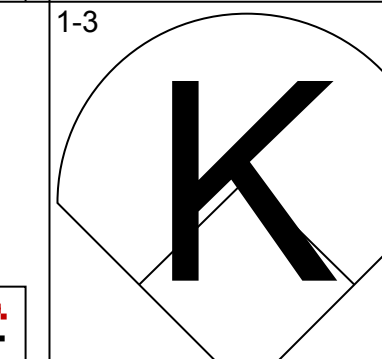
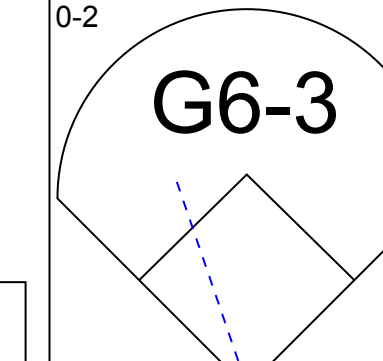
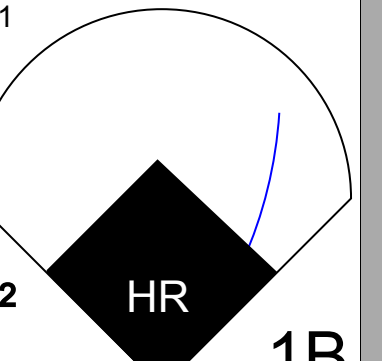
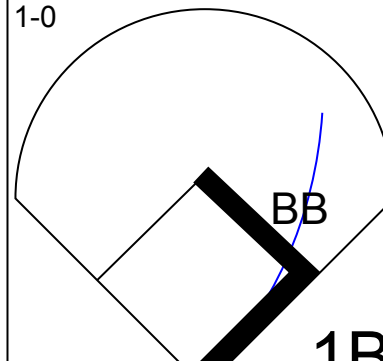
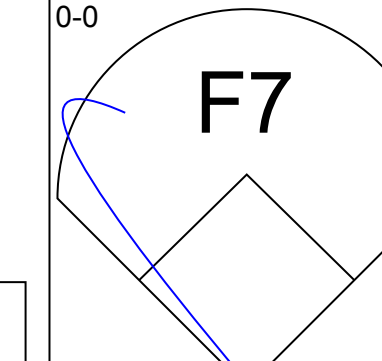
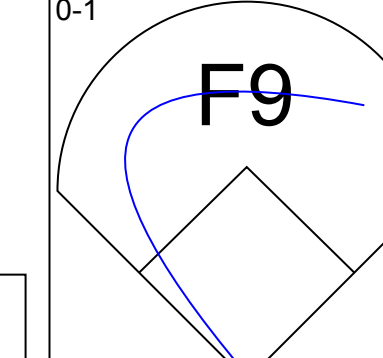
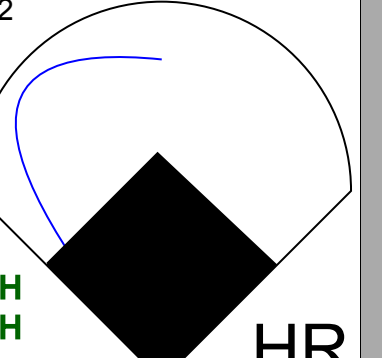
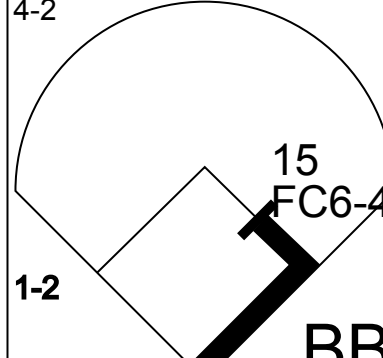
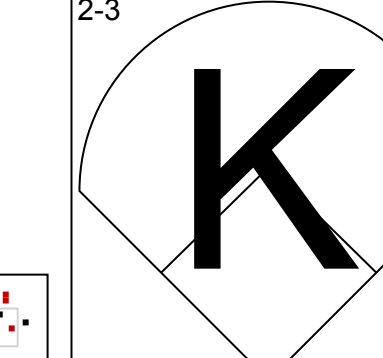
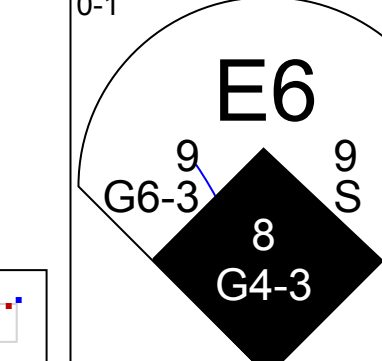

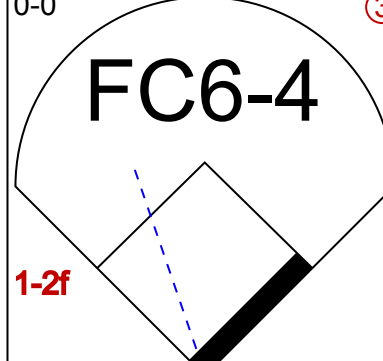
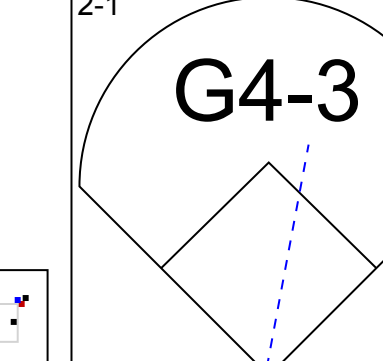
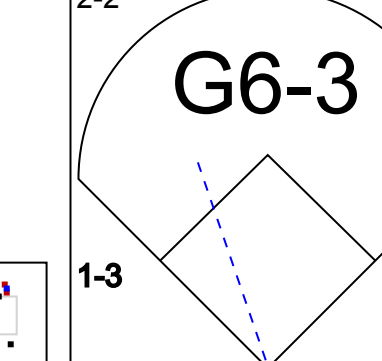
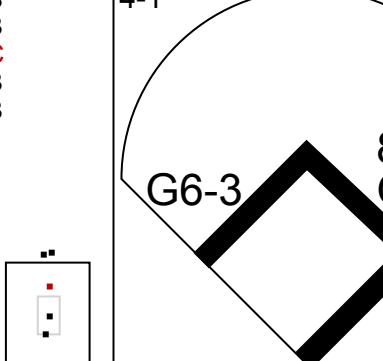
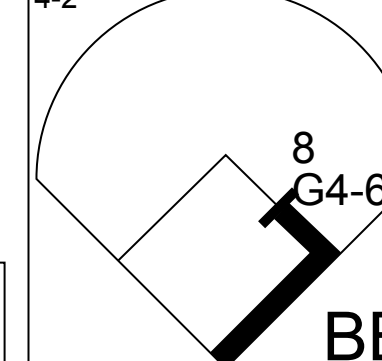
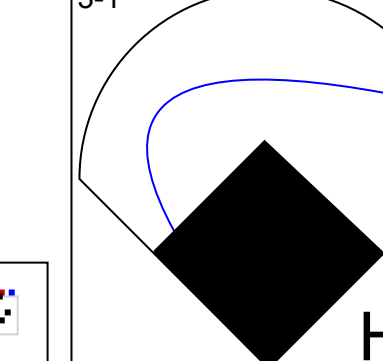
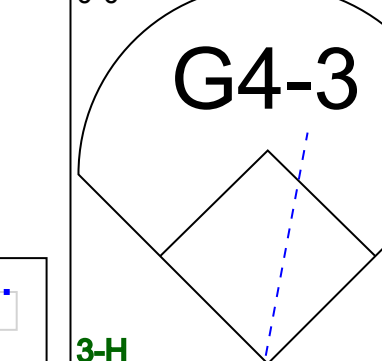
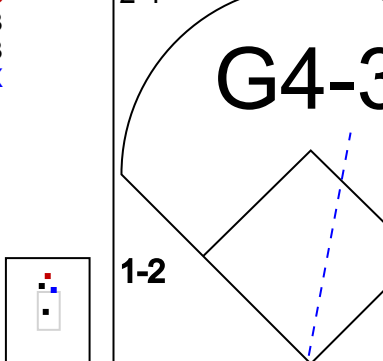
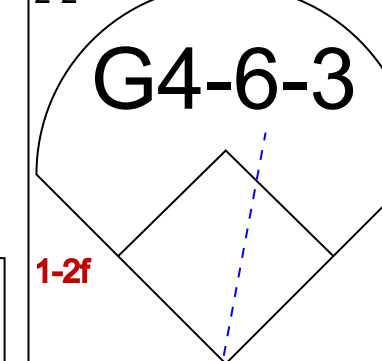
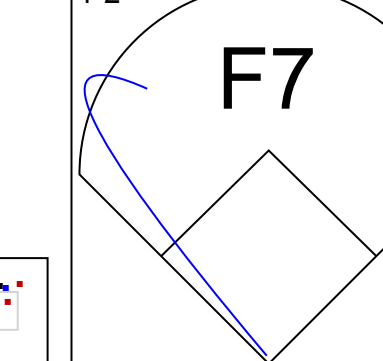
Toronto Blue Jays @ Oakland Athletics  
McAfee Coliseum, Oakland, CA  
Mon Apr 11 2005, 10:05 PM EDT  
Att. 44,815 - Clear - 59 F

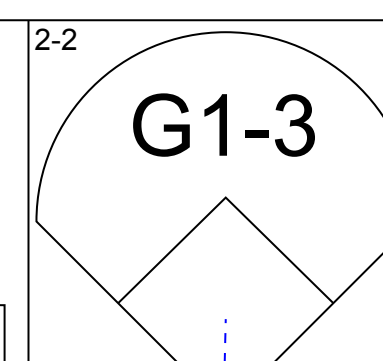
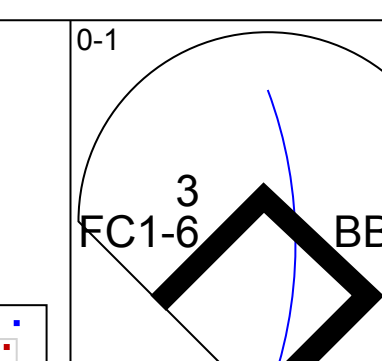
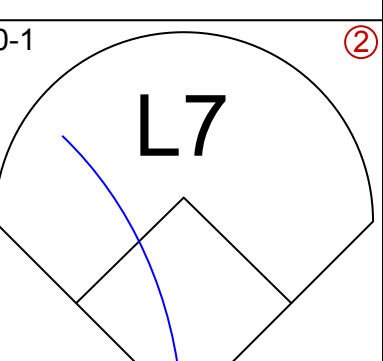
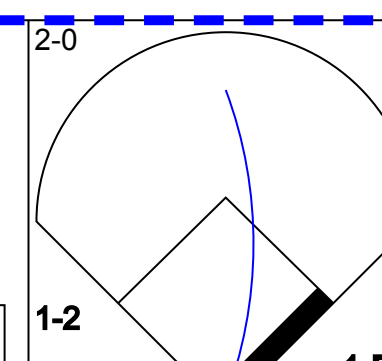
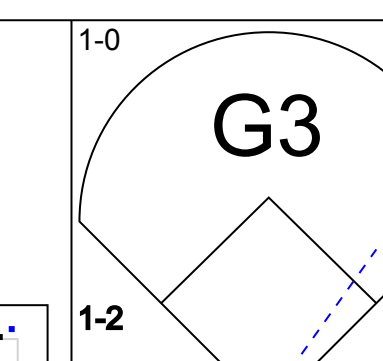
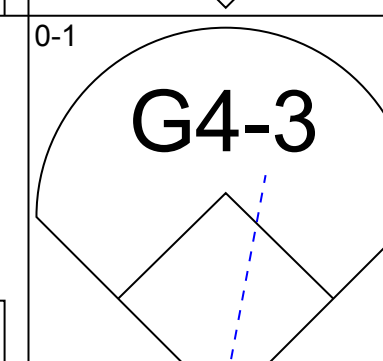
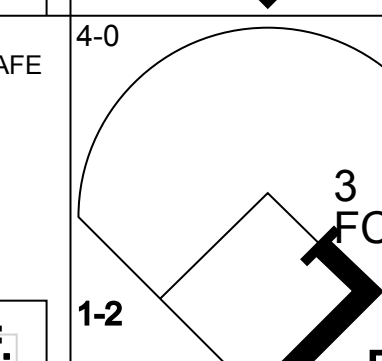
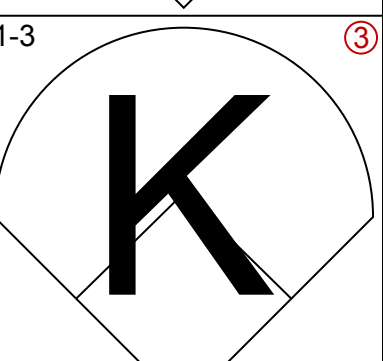
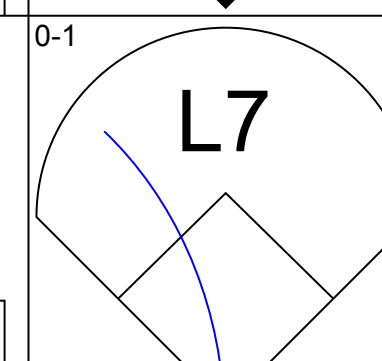
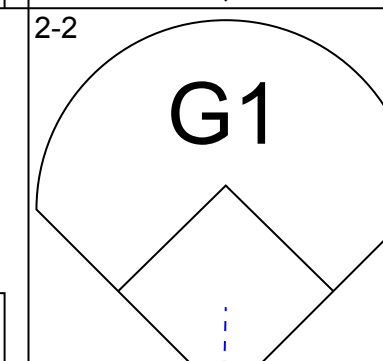
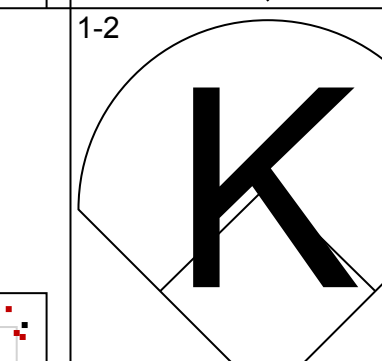
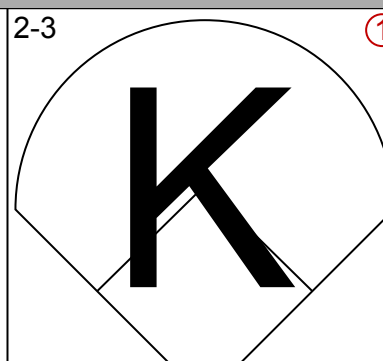
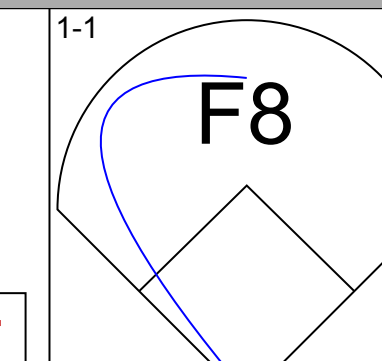
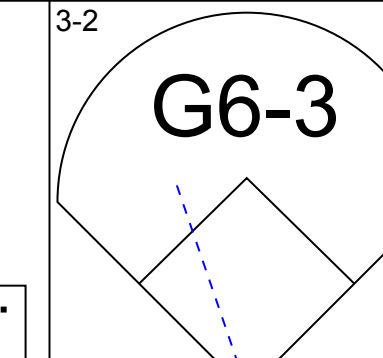
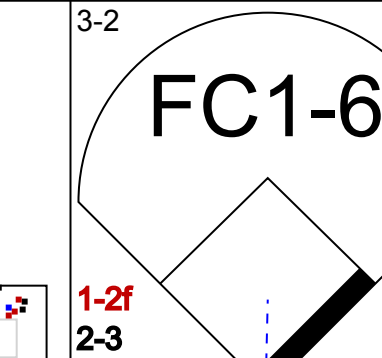
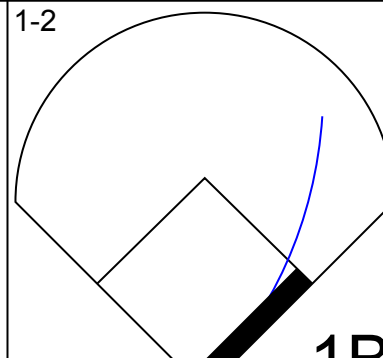
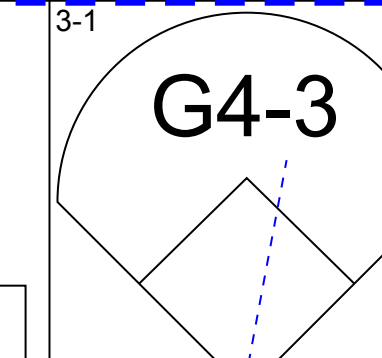
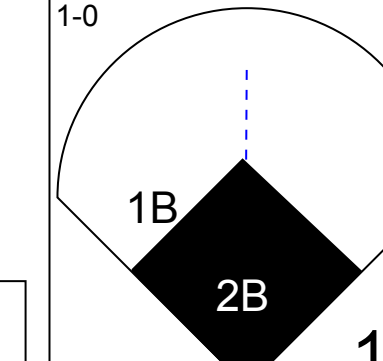
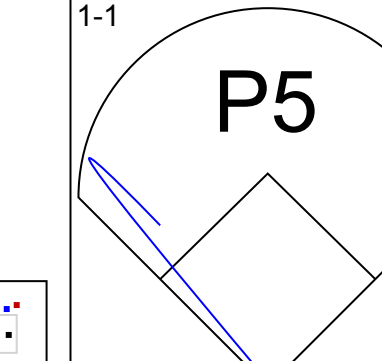
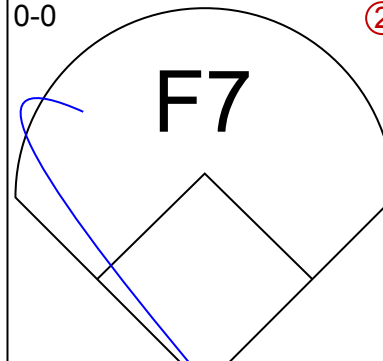
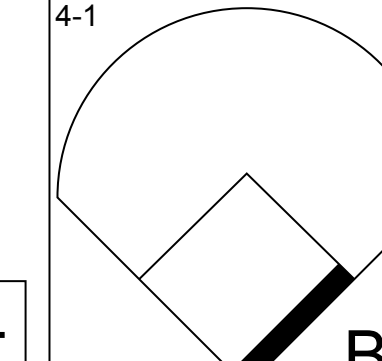
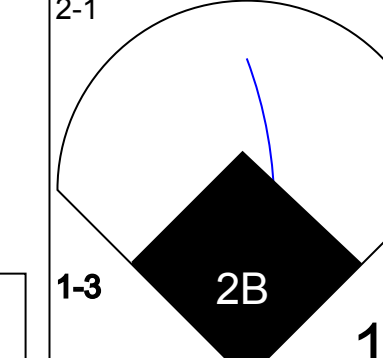
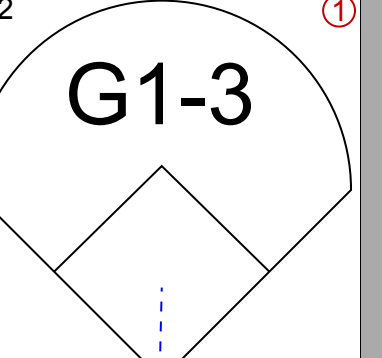
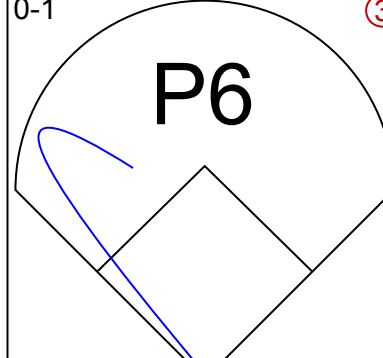
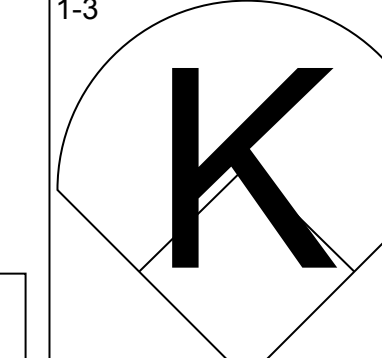
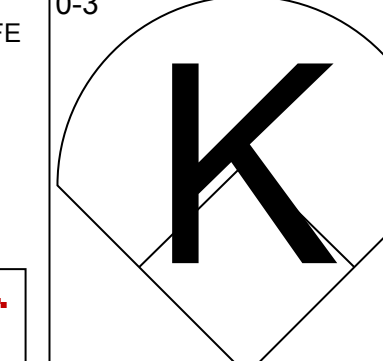
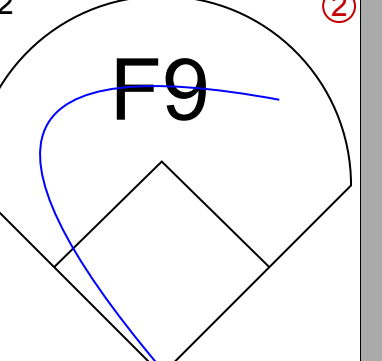
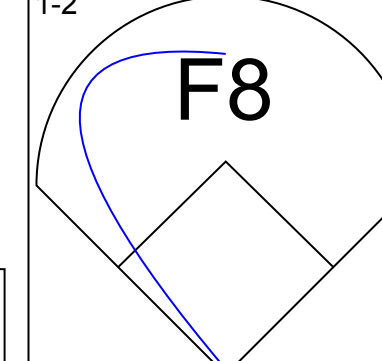
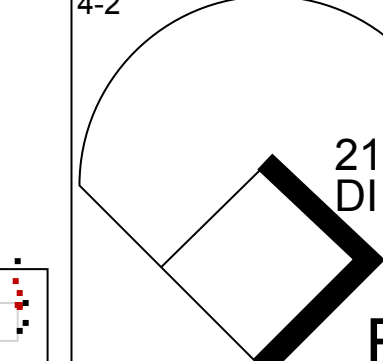
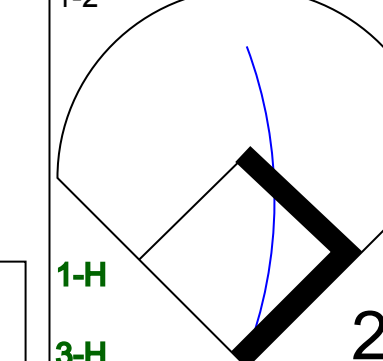

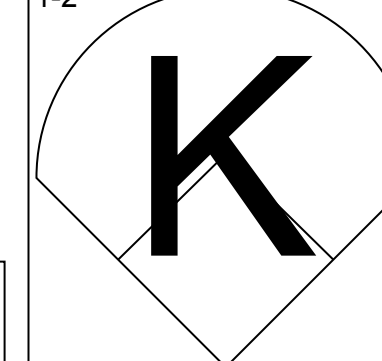
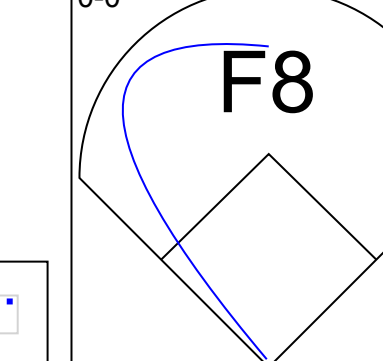
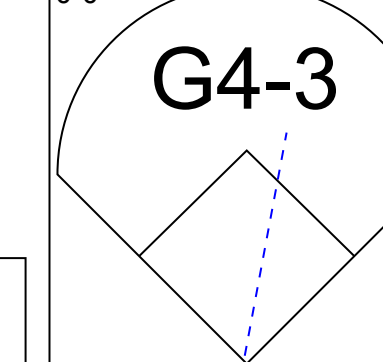
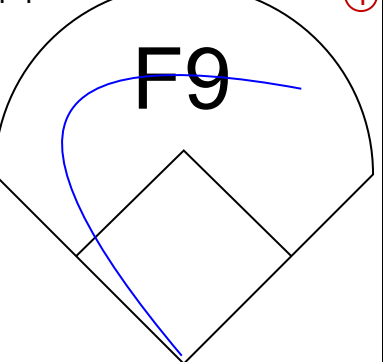
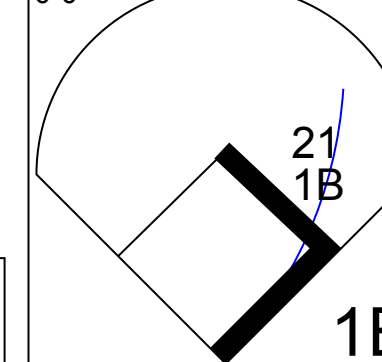
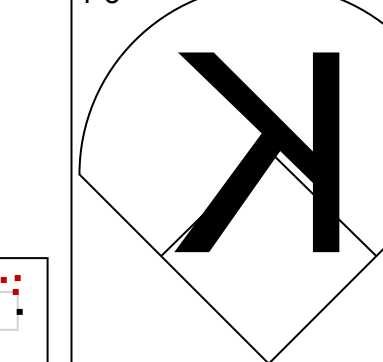
AB 35  
R 10  
H 12  
RBI 10  
BB 6  
SO 7  
LOB 14



Batter	1	2	3	4	5	6	7	8	9	AB	R	H	RBI	BB	SO	LOB	BOTTOM						
21 Mark Kotsay, L (1.8) OBP: 0.438, SLG: 0.483										5	0	0	0	0	1	2							
Eric Byrnes, R (1.7) OBP: 0.292, SLG: 0.500										4	1	2	1	0	0	0							
Jason Kendall, R (1.2) 17 Adam Melhuse, S (7.2)										3	0	1	0	0	1	1							
3 Eric Chavez, L (1.5) OBP: 0.355, SLG: 0.375										3	0	0	0	1	1	1							
23 Bobby Kielty, S (1.10)										3	1	0	0	1	0	1							
Scott Hatteberg, L (1.3) Charles Thomas, L (8.9)										3	0	2	0	0	0	0							
14 Mark Ellis, R (1.4) OBP: 0.467, SLG: 0.429										3	1	2	1	1	0	0							
Nick Swisher, S (1.9) OBP: 0.222, SLG: 0.423										4	0	0	0	0	1	5							
Marco Scutaro, R (1.6) OBP: 0.348, SLG: 0.350										4	0	2	1	0	1	0							
<b>Inning Stats</b>	R: 0 E: 0 K: 0 S: 14	H: 1 LOB: 1 BB: 0 P: 19	R: 0 E: 0 K: 0 S: 11	H: 2 LOB: 1 BB: 0 P: 17	R: 0 E: 0 K: 0 S: 9	H: 0 LOB: 0 BB: 0 P: 14	R: 0 E: 0 K: 2 S: 9	H: 3 LOB: 2 BB: 1 P: 21	R: 0 E: 0 K: 1 S: 11	H: 0 LOB: 0 BB: 0 P: 16	R: 0 E: 0 K: 0 S: 5	H: 0 LOB: 0 BB: 1 P: 11	R: 1 E: 0 K: 0 S: 11	H: 1 LOB: 1 BB: 1 P: 19	1B: 6 2B: 2 3B: 0 HR: 1	SF: 0 SAC: 0 DP: 2 HBP: 0	WP: 0 PB: 0 SB: 0 CS: 0	PA: 37					
<b>PITCHER</b>	IP WLS BF H R ER SO BB IBB HBP BLK WP HR S P ERA WHIP	IP WLS BF H R ER SO BB IBB HBP BLK WP HR S P ERA WHIP	IP WLS BF H R ER SO BB IBB HBP BLK WP HR S P ERA WHIP	IP WLS BF H R ER SO BB IBB HBP BLK WP HR S P ERA WHIP	IP WLS BF H R ER SO BB IBB HBP BLK WP HR S P ERA WHIP	IP WLS BF H R ER SO BB IBB HBP BLK WP HR S P ERA WHIP	IP WLS BF H R ER SO BB IBB HBP BLK WP HR S P ERA WHIP	IP WLS BF H R ER SO BB IBB HBP BLK WP HR S P ERA WHIP	IP WLS BF H R ER SO BB IBB HBP BLK WP HR S P ERA WHIP	IP WLS BF H R ER SO BB IBB HBP BLK WP HR S P ERA WHIP	IP WLS BF H R ER SO BB IBB HBP BLK WP HR S P ERA WHIP	IP WLS BF H R ER SO BB IBB HBP BLK WP HR S P ERA WHIP	IP WLS BF H R ER SO BB IBB HBP BLK WP HR S P ERA WHIP	IP WLS BF H R ER SO BB IBB HBP BLK WP HR S P ERA WHIP	IP WLS BF H R ER SO BB IBB HBP BLK WP HR S P ERA WHIP	IP WLS BF H R ER SO BB IBB HBP BLK WP HR S P ERA WHIP	IP WLS BF H R ER SO BB IBB HBP BLK WP HR S P ERA WHIP	IP WLS BF H R ER SO BB IBB HBP BLK WP HR S P ERA WHIP	IP WLS BF H R ER SO BB IBB HBP BLK WP HR S P ERA WHIP	IP WLS BF H R ER SO BB IBB HBP BLK WP HR S P ERA WHIP	IP WLS BF H R ER SO BB IBB HBP BLK WP HR S P ERA WHIP		
39 Gustavo Chacin, L (1.1) ERA: 2.45	6.0 W 26 8 2 2 4 1 0 0 0 0 0 67 100 3.00 1.500	6.0 W 26 8 2 2 4 1 0 0 0 0 0 67 100 3.00 1.500	6.0 W 26 8 2 2 4 1 0 0 0 0 0 67 100 3.00 1.500	6.0 W 26 8 2 2 4 1 0 0 0 0 0 67 100 3.00 1.500	6.0 W 26 8 2 2 4 1 0 0 0 0 0 67 100 3.00 1.500	6.0 W 26 8 2 2 4 1 0 0 0 0 0 67 100 3.00 1.500	6.0 W 26 8 2 2 4 1 0 0 0 0 0 67 100 3.00 1.500	6.0 W 26 8 2 2 4 1 0 0 0 0 0 67 100 3.00 1.500	6.0 W 26 8 2 2 4 1 0 0 0 0 0 67 100 3.00 1.500	6.0 W 26 8 2 2 4 1 0 0 0 0 0 67 100 3.00 1.500	6.0 W 26 8 2 2 4 1 0 0 0 0 0 67 100 3.00 1.500	6.0 W 26 8 2 2 4 1 0 0 0 0 0 67 100 3.00 1.500	6.0 W 26 8 2 2 4 1 0 0 0 0 0 67 100 3.00 1.500	6.0 W 26 8 2 2 4 1 0 0 0 0 0 67 100 3.00 1.500	6.0 W 26 8 2 2 4 1 0 0 0 0 0 67 100 3.00 1.500	6.0 W 26 8 2 2 4 1 0 0 0 0 0 67 100 3.00 1.500	6.0 W 26 8 2 2 4 1 0 0 0 0 0 67 100 3.00 1.500	6.0 W 26 8 2 2 4 1 0 0 0 0 0 67 100 3.00 1.500	6.0 W 26 8 2 2 4 1 0 0 0 0 0 67 100 3.00 1.500	6.0 W 26 8 2 2 4 1 0 0 0 0 0 67 100 3.00 1.500	6.0 W 26 8 2 2 4 1 0 0 0 0 0 67 100 3.00 1.500	6.0 W 26 8 2 2 4 1 0 0 0 0 0 67 100 3.00 1.500	6.0 W 26 8 2 2 4 1 0 0 0 0 0 67 100 3.00 1.500
Vinnie Chulk, R (7.1) ERA:	2.0 6 0 0 0 1 1 0 0 0 0 0 16 27 0.00 0.500	2.0 6 0 0																					



Batter	1	2	3	4	5	6	7	8	9	AB	R	H	RBI	BB	SO	LOB	TOP			
Frank Catalanotto, L (1,7) OBP: 0.364, SLG: 0.474 3 Reed Johnson, R (7,7) OBP: 0.375, SLG: 0.467										4	0	1	0	0	1	1	Toronto Blue Jays @ Oakland Athletics McAfee Coliseum, Oakland, CA Tue Apr 12 2005, 10:05 PM EDT Att: 10,106 - Partly Cloudy - 57 F			
Orlando Hudson, S (1,4) OBP: 0.222, SLG: 0.389										4	0	0	0	0	1	2				
10 Vernon Wells, R (1,8) OBP: 0.200, SLG: 0.424										4	0	0	0	0	0	0				
47 Corey Koskie, L (1,5) OBP: 0.364, SLG: 0.333 Frank Menechino, R (7,5) OBP: 0.375, SLG: 0.167										3	1	1	0	0	0	0				
Shea Hillenbrand, R (1,10) OBP: 0.394, SLG: 0.516										4	1	2	0	0	0	0				
Eric Hinske, L (1,3) OBP: 0.467, SLG: 0.778										3	1	1	3	1	1	0				
15 Alex Rios, R (1,9) OBP: 0.370, SLG: 0.500										4	1	0	0	0	1	2				
9 Gregg Zaun, S (1,2) OBP: 0.448, SLG: 0.591										2	1	1	1	2	0	1				
8 Russ Adams, L (1,6) OBP: 0.318, SLG: 0.500										4	0	0	1	0	0	2				
<b>Inning Stats</b>	R: 0 E: 0 K: 1 S: 5	H: 0 LOB: 0 BB: 0 P: 6	R: 0 E: 0 K: 0 S: 6	H: 0 LOB: 0 BB: 0 P: 7	R: 1 E: 0 K: 0 S: 7	H: 0 LOB: 0 BB: 0 P: 9	R: 3 E: 0 K: 1 S: 14	H: 3 LOB: 0 BB: 0 P: 24	R: 0 E: 0 K: 0 S: 7	H: 1 LOB: 2 BB: 1 P: 14	R: 0 E: 0 K: 1 S: 15	H: 1 LOB: 1 BB: 1 P: 24	R: 0 E: 0 K: 1 S: 6	H: 0 LOB: 0 BB: 0 P: 7	R: 1 E: 0 K: 1 S: 10	H: 1 LOB: 0 BB: 0 P: 18	1B: 4 2B: 0 3B: 0 HR: 2	SF: 0 SAC: 0 DP: 1 HBP: 0	WP: 0 PB: 0 SB: 1 CS: 0	PA: 36
<b>PITCHER</b>	IP WLS BF H R ER SO BB IBB HBP BLK WP HR S P ERA WHIP																			
Dan Haren, R (1,1) ERA: 2.77	7.0 L 29 5 4 3 3 3 0 0 0 0 0 1 61 100 3.86 1.143																			
58 Justin Duchschere, R (8,1) ERA: 1.29	2.0 7 1 1 1 2 0 0 0 0 0 0 1 16 25 4.50 0.500																			

Batter	1	2	3	4	5	6	7	8	9	AB	R	H	RBI	BB	SO	LOB	BOTTOM			
21 Mark Kotsay, L (1,8) OBP: 0.432, SLG: 0.471										5	0	2	0	0	0	1	Toronto Blue Jays @ Oakland Athletics McAfee Coliseum, Oakland, CA Tue Apr 12 2005, 10:05 PM EDT Att: 10,106 - Partly Cloudy - 57 F			
Charles Thomas, L (1,7)										3	0	0	0	1	1	2				
Jason Kendall, R (1,2) OBP: 0.242, SLG: 0.219										4	0	0	0	0	2	2				
3 Eric Chavez, L (1,5) OBP: 0.343, SLG: 0.357										4	0	1	0	0	0	2				
Erubiel Durazo, L (1,10) OBP: 0.290, SLG: 0.185										3	1	1	0	1	0	3				
Scott Hatteberg, L (1,3) OBP: 0.397, SLG: 0.464										4	1	1	0	0	1	2				
14 Mark Ellis, R (1,4) OBP: 0.421, SLG: 0.353										3	0	0	0	1	1	2				
Nick Swisher, S (1,9) OBP: 0.226, SLG: 0.433										4	0	1	2	0	2	1				
Marco Scutaro, R (1,6) OBP: 0.346, SLG: 0.348 Keith Ginter, R (8,PH) OBP: 0.263, SLG: 0.500										3	0	1	0	0	0	1				
<b>Inning Stats</b>	R: 0 E: 0 K: 0 S: 10	H: 0 LOB: 0 BB: 0 P: 14	R: 2 E: 0 K: 1 S: 15	H: 3 LOB: 1 BB: 0 P: 22	R: 0 E: 0 K: 1 S: 11	H: 1 LOB: 2 BB: 1 P: 20	R: 0 E: 0 K: 1 S: 9	H: 0 LOB: 0 BB: 0 P: 12	R: 0 E: 0 K: 1 S: 11	H: 1 LOB: 1 BB: 0 P: 14	R: 0 E: 0 K: 1 S: 10	H: 2 LOB: 2 BB: 0 P: 14	R: 0 E: 0 K: 1 S: 8	H: 0 LOB: 1 BB: 1 P: 17	R: 0 E: 0 K: 1 S: 10	H: 0 LOB: 1 BB: 1 P: 16	1B: 6 2B: 1 3B: 0 HR: 0	SF: 0 SAC: 0 DP: 0 HBP: 0	WP: 0 PB: 0 SB: 0 CS: 0	PA: 37
<b>PITCHER</b>	IP WLS BF H R ER SO BB IBB HBP BLK WP HR S P ERA WHIP																			
Josh Towers, R (1,1) ERA: 2.15	6.2 W 27 6 2 2 2 0 0 0 0 0 0 5 8 0.00 1.500																			
22 Brandon League, R (7,1) ERA: 9.82	0.2 H 3 1 0 0 0 0 0 0 0 0 0 5 8 0.00 1.500																			
Scott Schoeneweis, L (8,1) ERA: 12.0	0.2 H 3 0 0 0 0 1 1 0 0 0 0 6 14 0.00 1.500																			
Miguel Batista, R (9,1) ERA: 3.86	1.0 S 4 0 0 0 0 1 1 0 0 0 0 0 10 16 0.00 1.000																			

AB	33
R	5
H	6
RBI	5
BB	3
SO	5
LOB	8



AB	34
R	2
H	7
RBI	2
BB	3
SO	8
LOB	17









Batter	1	2	3	4	5	6	7	8	9	AB R H RBI BB SO LOB	TOP																																																																																																			
Darin Erstad, L (1, 3) OBP: 0.347, SLG: 0.478	1-3 K		4-0 BB		3-3 K		2-2 1B		0-1 F8	4 0 1 1 1 1 2 3	<b>Los Angeles Angels @ Oakland Athletics</b> McAfee Coliseum, Oakland, CA Fri Apr 15 2005, 10:05 PM EDT Att: 23,283 - Clear - 61 F																																																																																																			
9 Chone Figgins, S (1, 4) OBP: 0.255, SLG: 0.358	0-3 K		2-3 K			2-1 B3	2-1 G6-3		0-0 E9 27 1B	5 1 1 1 1 0 2 3																																																																																																				
27 Vladimir Guerrero, R (1, 9) OBP: 0.341, SLG: 0.512	0-0 F7			2-0 F9		3-2 G6-3		2-2 G6-3	0-0 1B	5 0 1 1 1 0 0 0																																																																																																				
16 Garret Anderson, L (1, 7) OBP: 0.348, SLG: 0.422		2-2 F7		1-0 FC6-4 1B		3-2 1B		0-3 K	2-3 K	5 0 2 0 0 2 1																																																																																																				
20 Juan Rivera, R (1, 10) OBP: 0.250, SLG: 0.261		2-1 G5-3		0-1 P4		1-0 F7		0-2 G4-3		4 0 0 0 0 0 2																																																																																																				
Orlando Cabrera, R (1, 6) OBP: 0.366, SLG: 0.486		1-1 L6		1-0 FC6-4 1-2				0-2 F9	1-0 G4-3	4 0 0 0 0 0 1																																																																																																				
Steve Finley, L (1, 8) OBP: 0.326, SLG: 0.333			0-1 F9		2-1 HBP 39 FC6-4		1-0 39 2B HBP		3-1 HR	2 2 1 1 0 0 0																																																																																																				
Bengie Molina, R (1, 2) OBP: 0.371, SLG: 0.533			1-1 G5-3		3-0 P3		1-3 K		0-1 9 1B BB	4 1 1 0 0 1 2																																																																																																				
39 Robb Quinlan, R (1, 5) OBP: 0.217, SLG: 0.318			3-2 BB HBP		2-2 FC6-4		2-1 1B 2B		4-0 9 1B E	2 1 1 1 1 0 0 1																																																																																																				
Lou Merloni, R (7, 5)					1-2				1-2 9 1B BB	0 1 0 0 1 0 0																																																																																																				
<b>Inning Stats</b>	R: 0 E: 0 K: 2 S: 7	H: 0 LOB: 0 BB: 0 P: 8	R: 0 E: 0 K: 0 S: 7	H: 0 LOB: 0 BB: 0 P: 12	R: 0 E: 0 K: 1 S: 9	H: 0 LOB: 2 BB: 1 P: 19	R: 0 E: 0 K: 0 S: 5	H: 1 LOB: 1 BB: 0 P: 9	R: 0 E: 0 K: 1 S: 8	H: 0 LOB: 1 BB: 0 P: 18	R: 0 E: 0 K: 1 S: 13	H: 2 LOB: 1 BB: 0 P: 21	R: 0 E: 0 K: 1 S: 10	H: 0 LOB: 0 BB: 0 P: 12	R: 4 E: 1 K: 1 S: 12	H: 4 LOB: 1 BB: 1 P: 22	1B: 6 2B: 1 3B: 0 HR: 1	SF: 0 SAC: 0 DP: 0 HBP: 3	WP: 0 PB: 0 SB: 0 CS: 0	PA: 40																																																																																										
<b>PITCHER</b>	IP WLS BF H R ER SO BB IBB HBP BLK WP HR S P ERA WHIP	<table border="1"> <thead> <tr> <th>PITCHER</th> <th>IP</th> <th>WLS</th> <th>BF</th> <th>H</th> <th>R</th> <th>ER</th> <th>SO</th> <th>BB</th> <th>IBB</th> <th>HBP</th> <th>BLK</th> <th>WP</th> <th>HR</th> <th>S</th> <th>P</th> <th>ERA</th> <th>WHIP</th> </tr> </thead> <tbody> <tr> <td>Barry Zito, L (1, 1) ERA: 7.27</td> <td>8.0</td> <td>L</td> <td>32</td> <td>4</td> <td>2</td> <td>2</td> <td>6</td> <td>1</td> <td>0</td> <td>3</td> <td>0</td> <td>0</td> <td>0</td> <td>68</td> <td>117</td> <td>2.25</td> <td>0.625</td> </tr> <tr> <td>Juan Cruz, R (9, 1) ERA: 12.46</td> <td>0.1</td> <td></td> <td>4</td> <td>2</td> <td>3</td> <td>3</td> <td>0</td> <td>1</td> <td>0</td> <td>0</td> <td>0</td> <td>0</td> <td>1</td> <td>5</td> <td>13</td> <td>81.00</td> <td>9.000</td> </tr> <tr> <td>Ricardo Rincon, L (9, 1) ERA:</td> <td>0.1</td> <td></td> <td>1</td> <td>0</td> <td>0</td> <td>0</td> <td>0</td> <td>0</td> <td>0</td> <td>0</td> <td>0</td> <td>0</td> <td>0</td> <td>2</td> <td>2</td> <td>0.00</td> <td>0.000</td> </tr> <tr> <td>20 Huston Street, R (9, 1) ERA: 1.69</td> <td>0.1</td> <td></td> <td>3</td> <td>2</td> <td>1</td> <td>0</td> <td>1</td> <td>0</td> <td>0</td> <td>0</td> <td>0</td> <td>0</td> <td>0</td> <td>5</td> <td>7</td> <td>0.00</td> <td>6.000</td> </tr> </tbody> </table>																			PITCHER	IP	WLS	BF	H	R	ER	SO	BB	IBB	HBP	BLK	WP	HR	S	P	ERA	WHIP	Barry Zito, L (1, 1) ERA: 7.27	8.0	L	32	4	2	2	6	1	0	3	0	0	0	68	117	2.25	0.625	Juan Cruz, R (9, 1) ERA: 12.46	0.1		4	2	3	3	0	1	0	0	0	0	1	5	13	81.00	9.000	Ricardo Rincon, L (9, 1) ERA:	0.1		1	0	0	0	0	0	0	0	0	0	0	2	2	0.00	0.000	20 Huston Street, R (9, 1) ERA: 1.69	0.1		3	2	1	0	1	0	0	0	0	0	0	5	7	0.00	6.000
PITCHER	IP	WLS	BF	H	R	ER	SO	BB	IBB	HBP	BLK	WP	HR	S	P	ERA	WHIP																																																																																													
Barry Zito, L (1, 1) ERA: 7.27	8.0	L	32	4	2	2	6	1	0	3	0	0	0	68	117	2.25	0.625																																																																																													
Juan Cruz, R (9, 1) ERA: 12.46	0.1		4	2	3	3	0	1	0	0	0	0	1	5	13	81.00	9.000																																																																																													
Ricardo Rincon, L (9, 1) ERA:	0.1		1	0	0	0	0	0	0	0	0	0	0	2	2	0.00	0.000																																																																																													
20 Huston Street, R (9, 1) ERA: 1.69	0.1		3	2	1	0	1	0	0	0	0	0	0	5	7	0.00	6.000																																																																																													

Batter	1	2	3	4	5	6	7	8	9	AB R H RBI BB SO LOB	BOTTOM																																																																																	
21 Mark Kotsay, L (1, 8) OBP: 0.422, SLG: 0.488	0-0 G6-3			0-2 1B 2B		0-2 F8			1-1 F9	4 1 1 0 0 0 0	<b>Los Angeles Angels @ Oakland Athletics</b> McAfee Coliseum, Oakland, CA Fri Apr 15 2005, 10:05 PM EDT Att: 23,283 - Clear - 61 F																																																																																	
Jason Kendall, R (1, 2) OBP: 0.244, SLG: 0.250	2-2 F8			2-2 G1-3		3-3 K		0-2 G5-3	4 0 0 0 0 1 1																																																																																			
3 Eric Chavez, L (1, 5) OBP: 0.333, SLG: 0.324	1-3 K			2-2 P5			0-0 F7			3 0 0 0 0 1 1																																																																																		
Scott Hatteberg, L (1, 3) OBP: 0.351, SLG: 0.429		2-0 L9		2-2 2H 1B		2-3 K				3 0 1 1 0 1 0																																																																																		
Erubiel Durazo, L (1, 10) OBP: 0.237, SLG: 0.147		2-2 F8		0-0 F7		1-3 K				3 0 0 0 0 1 1																																																																																		
Eric Byrnes, R (1, 7) OBP: 0.259, SLG: 0.440		1-0 G6-3			2-2 G4-3			2-1 L6		3 0 0 0 0 0 0																																																																																		
14 Mark Ellis, R (1, 4) OBP: 0.333, SLG: 0.273			2-2 F9		0-0 F8			2-3 K		3 0 0 0 0 1 0																																																																																		
Charles Thomas, L (1, 9)			2-1 G6-3		1-2 F8			2-1 G5-3		3 0 0 0 0 0 0																																																																																		
Marco Scutaro, R (1, 6) OBP: 0.321, SLG: 0.320			2-3 K			3-2 G3-1			1-3 K	2 0 0 0 0 1 0																																																																																		
Nick Swisher, S (9, PH) OBP: 0.250, SLG: 0.514										1 0 0 0 0 1 0																																																																																		
<b>Inning Stats</b>	R: 0 E: 0 K: 1 S: 8	H: 0 LOB: 0 BB: 0 P: 11	R: 0 E: 0 K: 0 S: 6	H: 0 LOB: 0 BB: 0 P: 11	R: 0 E: 0 K: 1 S: 9	H: 0 LOB: 0 BB: 0 P: 15	R: 1 E: 0 K: 0 S: 14	H: 2 LOB: 1 BB: 0 P: 20	R: 0 E: 0 K: 0 S: 13	H: 0 LOB: 0 BB: 0 P: 16	R: 0 E: 0 K: 1 S: 9	H: 0 LOB: 0 BB: 0 P: 15	R: 0 E: 0 K: 2 S: 8	H: 0 LOB: 0 BB: 0 P: 11	R: 0 E: 0 K: 1 S: 8	H: 0 LOB: 0 BB: 0 P: 14	R: 0 E: 0 K: 1 S: 9	H: 0 LOB: 0 BB: 0 P: 11	1B: 1 2B: 1 3B: 0 HR: 0	SF: 0 SAC: 0 DP: 0 HBP: 0	WP: 0 PB: 0 SB: 0 CS: 0	PA: 29																																																																						
<b>PITCHER</b>	IP WLS BF H R ER SO BB IBB HBP BLK WP HR S P ERA WHIP	<table border="1"> <thead> <tr> <th>PITCHER</th> <th>IP</th> <th>WLS</th> <th>BF</th> <th>H</th> <th>R</th> <th>ER</th> <th>SO</th> <th>BB</th> <th>IBB</th> <th>HBP</th> <th>BLK</th> <th>WP</th> <th>HR</th> <th>S</th> <th>P</th> <th>ERA</th> <th>WHIP</th> </tr> </thead> <tbody> <tr> <td>40 Bartolo Colon, R (1, 1) ERA: 3.68</td> <td>7.0</td> <td>W</td> <td>23</td> <td>2</td> <td>1</td> <td>1</td> <td>5</td> <td>0</td> <td>0</td> <td>0</td> <td>0</td> <td>0</td> <td>0</td> <td>67</td> <td>99</td> <td>1.29</td> <td>0.286</td> </tr> <tr> <td>62 Scot Shields, R (8, 1) ERA: 2.35</td> <td>1.0</td> <td>H</td> <td>3</td> <td>0</td> <td>0</td> <td>0</td> <td>1</td> <td>0</td> <td>0</td> <td>0</td> <td>0</td> <td>0</td> <td>0</td> <td>8</td> <td>14</td> <td>0.00</td> <td>0.000</td> </tr> <tr> <td>Francisco Rodriguez, R (9, 1) ERA:</td> <td>1.0</td> <td></td> <td>3</td> <td>0</td> <td>0</td> <td>0</td> <td>1</td> <td>0</td> <td>0</td> <td>0</td> <td>0</td> <td>0</td> <td>0</td> <td>9</td> <td>11</td> <td>0.00</td> <td>0.000</td> </tr> </tbody> </table>																			PITCHER	IP	WLS	BF	H	R	ER	SO	BB	IBB	HBP	BLK	WP	HR	S	P	ERA	WHIP	40 Bartolo Colon, R (1, 1) ERA: 3.68	7.0	W	23	2	1	1	5	0	0	0	0	0	0	67	99	1.29	0.286	62 Scot Shields, R (8, 1) ERA: 2.35	1.0	H	3	0	0	0	1	0	0	0	0	0	0	8	14	0.00	0.000	Francisco Rodriguez, R (9, 1) ERA:	1.0		3	0	0	0	1	0	0	0	0	0	0	9	11	0.00	0.000
PITCHER	IP	WLS	BF	H	R	ER	SO	BB	IBB	HBP	BLK	WP	HR	S	P	ERA	WHIP																																																																											
40 Bartolo Colon, R (1, 1) ERA: 3.68	7.0	W	23	2	1	1	5	0	0	0	0	0	0	67	99	1.29	0.286																																																																											
62 Scot Shields, R (8, 1) ERA: 2.35	1.0	H	3	0	0	0	1	0	0	0	0	0	0	8	14	0.00	0.000																																																																											
Francisco Rodriguez, R (9, 1) ERA:	1.0		3	0	0	0	1	0	0	0	0	0	0	9	11	0.00	0.000																																																																											

AB	35
R	6
H	8
RBI	5
BB	2
SO	7
LOB	13



AB	29
R	1
H	2
RBI	1
BB	0
SO	7
LOB	3

















Batter	1	2	3	4	5	6	7	8	9	AB	R	H	RBI	BB	SO	LOB	TOP					
21 Mark Kotsay, L (1, 8) OBP: 0.381, SLG: 0.448	F8		L9			G4-3		L4		4	0	0	0	0	0	2						
Jason Kendall, R (1, 2) OBP: 0.322, SLG: 0.296	F8		G6-4-3 1B			G3		F7		4	0	1	0	0	0	1						
3 Eric Chavez, L (1, 5) OBP: 0.317, SLG: 0.360			G6-4-3 1-2			K				3	0	1	0	1	1	2						
Erubiel Durazo, L (1, 10) OBP: 0.308, SLG: 0.261																						
Scott Hatteberg, L (1, 3) OBP: 0.315, SLG: 0.353	G1-3																					
14 Mark Ellis, R (1, 4) OBP: 0.376, SLG: 0.353																						
Nick Swisher, S (1, 9)																						
Charles Thomas, L (1, 7)																						
Marco Scutaro, R (1, 6) OBP: 0.381, SLG: 0.444																						
<b>Inning Stats</b>	R: 0 E: 0 K: 0 S: 9	H: 1 LOB: 2 BB: 1 P: 17	R: 0 E: 0 K: 0 S: 10	H: 0 LOB: 0 BB: 0 P: 14	R: 0 E: 0 K: 0 S: 11	H: 2 LOB: 1 BB: 0 P: 16	R: 0 E: 0 K: 0 S: 7	H: 1 LOB: 0 BB: 0 P: 13	R: 0 E: 0 K: 0 S: 6	H: 0 LOB: 0 BB: 0 P: 9	R: 0 E: 0 K: 1 S: 9	H: 0 LOB: 0 BB: 0 P: 12	R: 0 E: 0 K: 2 S: 12	H: 1 LOB: 1 BB: 0 P: 18	R: 0 E: 0 K: 1 S: 13	H: 1 LOB: 1 BB: 0 P: 20	R: 0 E: 0 K: 2 S: 13	H: 0 LOB: 1 BB: 1 P: 24	1B: 4 2B: 2 3B: 0 HR: 0	SF: 0 SAC: 0 DP: 1 HBP: 0	WP: 0 PB: 0 SB: 0 CS: 0	PA: 33
<b>PITCHER</b>	IP	WLS	BF	H	R	ER	SO	BB	IBB	HBP	BLK	WP	HR	S	P	ERA	WHIP					
Pedro Astacio, R (1, 1) ERA: 1.64	8.0	W	29	6	0	0	4	1	0	0	0	0	0	77	119	0.00	0.875					
Francisco Cordero, R (9, 1) ERA: 2.35	1.0	S	4	0	0	0	2	1	0	0	0	0	0	13	24	0.00	1.000					

Oakland Athletics @ Texas Rangers  
Ameriquet Field, Arlington, TX  
Tue Apr 19 2005, 2:05 PM EDT  
Att. 22,146 - Overcast - 73 F

AB 31  
R 0  
H 6  
RBI 0  
BB 2  
SO 6  
LOB 11



Batter	1	2	3	4	5	6	7	8	9	AB	R	H	RBI	BB	SO	LOB	BOTTOM				
Gary Matthews, S (1, 8) OBP: 0.235, SLG: 0.240	G3-1		L4			FC5-4 10 1B	FC4-6 9 BB			4	0	1	1	0	0	2					
9 Hank Blalock, L (1, 5) OBP: 0.408, SLG: 0.517	G4-3					F7	F9			3	0	0	0	1	0	2					
10 Michael Young, R (1, 6) OBP: 0.377, SLG: 0.508							FC5-4 10 BB			3	0	1	0	1	0	2					
23 Mark Teixeira, S (1, 3) OBP: 0.290, SLG: 0.371	L8					G6-3	L8			4	0	0	0	0	1	4					
David Dellucci, L (1, 7) OBP: 0.526, SLG: 0.692							G4-3 1B E			4	2	3	0	0	0	0					
Richard Hidalgo, R (1, 9) OBP: 0.282, SLG: 0.339							F7			4	1	2	1	0	0	1					
Adrián González, L (1, 10) OBP: 0.237, SLG: 0.417							P2			4	0	0	0	0	1	4					
Mark DeRosa, R (1, 4) OBP: 0.429, SLG: 0.800										2	0	0	0	0	0	1					
Sandy Alomar Jr., R (1, 2) OBP: 0.364, SLG: 0.364										3	0	0	1	0	1	2					
<b>Inning Stats</b>	R: 0 E: 0 K: 0 S: 7	H: 0 LOB: 1 BB: 1 P: 14	R: 0 E: 0 K: 0 S: 5	H: 0 LOB: 0 BB: 0 P: 6	R: 0 E: 0 K: 0 S: 8	H: 0 LOB: 0 BB: 0 P: 9	R: 0 E: 0 K: 0 S: 5	H: 1 LOB: 0 BB: 0 P: 5	R: 0 E: 0 K: 0 S: 9	H: 1 LOB: 1 BB: 0 P: 13	R: 0 E: 0 K: 1 S: 10	H: 1 LOB: 2 BB: 1 P: 20	R: 2 E: 1 K: 0 S: 10	H: 2 LOB: 2 BB: 0 P: 20	R: 1 E: 0 K: 2 S: 14	H: 2 LOB: 1 BB: 0 P: 20	1B: 6 2B: 1 3B: 0 HR: 0	SF: 0 SAC: 0 DP: 1 HBP: 1	WP: 0 PB: 0 SB: 1 CS: 0	PA: 34	
<b>PITCHER</b>	IP	WLS	BF	H	R	ER	SO	BB	IBB	HBP	BLK	WP	HR	S	P	ERA	WHIP				
Joe Blanton, R (1, 1) ERA: 2.04	6.2	L	28	5	2	1	1	2	0	0	0	0	0	2	3	0.00	0.000				
Ricardo Rincon, L (7, 1) ERA: 3.0	0.1		1	0	0	0	0	0	0	0	0	0	0	2	3	0.00	0.000				
Keiichi Yabu, R (8, 1) ERA: 1.59	1.0		5	2	1	1	2	0	0	0	0	0	0	14	20	9.00	2.000				

Oakland Athletics @ Texas Rangers  
Ameriquet Field, Arlington, TX  
Tue Apr 19 2005, 2:05 PM EDT  
Att. 22,146 - Overcast - 73 F

AB 31  
R 3  
H 7  
RBI 3  
BB 2  
SO 3  
LOB 18










Batter	1	2	3	4	5	6	7	8	9	AB	R	H	RBI	BB	SO	LOB	TOP										
21 Mark Kotsay, L (1, 8) OBP: 0.403, SLG: 0.508	F8		1-H HR		G6-3			G4-6-3 BB		3	1	2	1	0	0		<b>Oakland Athletics @ Seattle Mariners</b> Safeco Field, Seattle, WA Thu Apr 21 2005, 7:05 PM PDT Att: 22,428 - Cloudy - 58 F										
Jason Kendall, R (1, 2) OBP: 0.395, SLG: 0.262	G4-3		G6-4-3 BB		L7			G4-6-3 1-2		3	0	0	0	1	0												
3 Eric Chavez, L (1, 5) OBP: 0.304, SLG: 0.339	P6		F8		G4-3			PB 1B		4	0	1	0	0	0	1											
Erubiel Durazo, L (1, 10) OBP: 0.295, SLG: 0.296		4-2 14 3B BB	G6-4-3 1-2		F8			K		3	1	0	0	1	1	2											
Scott Hatteberg, L (1, 3) OBP: 0.302, SLG: 0.322		0-0 P5			G4-3					3	0	0	0	1	0	1											
14 Mark Ellis, R (1, 4) OBP: 0.370, SLG: 0.395		3-1 1-H 3B			G1-3					4	0	1	1	0	0	2											
Nick Swisher, S (1, 9) OBP: 0.267, SLG: 0.448		0-0 G3			K					4	0	1	0	0	1	3											
Charles Thomas, L (1, 7) OBP: 0.267, SLG: 0.448		1-1 G4-1			F7					3	0	0	0	0	0	2											
Marco Scutaro, R (1, 6) OBP: 0.408, SLG: 0.465			3-2 21 HR 1B		G4-3					3	1	1	0	0	0	0											
<b>Inning Stats</b>	R: 0 E: 0 K: 0 S: 7	H: 0 LOB: 0 BB: 0 P: 14	R: 1 E: 0 K: 0 S: 8	H: 1 LOB: 1 BB: 1 P: 16	R: 2 E: 0 K: 0 S: 10	H: 2 LOB: 0 BB: 0 P: 19	R: 0 E: 0 K: 1 S: 8	H: 0 LOB: 0 BB: 0 P: 9	R: 0 E: 0 K: 0 S: 7	H: 0 LOB: 0 BB: 0 P: 10	R: 0 E: 0 K: 0 S: 5	H: 1 LOB: 1 BB: 0 P: 13	R: 0 E: 0 K: 0 S: 7	H: 0 LOB: 0 BB: 1 P: 13	R: 0 E: 0 K: 1 S: 8	H: 1 LOB: 2 BB: 1 P: 18		1B: 3 2B: 0 3B: 1 HR: 1	SF: 0 SAC: 0 DP: 2 HBP: 0	WP: 0 PB: 1 SB: 0 CS: 0	PA: 34						
<b>PITCHER</b>	IP	WLS	BF	H	R	ER	SO	BB	IBB	HBP	BLK	WP	HR	S	P	ERA	WHIP										
Ryan Franklin, R (1, 1) ERA: 2.91	8.0	L	29	4	3	3	1	3	0	0	0	0	1	61	102	3.38	0.875										
Matt Thornton, L (9, 1) ERA: 6.14	0.1		3	1	0	0	0	1	0	0	0	0	0	4	10	0.00	6.000										
Shigetoshi Hasegawa, R (9, 1) ERA: 1.13	0.2		2	0	0	0	0	0	0	0	0	0	0	4	8	0.00	0.000										

AB	30
R	3
H	5
RBI	3
BB	4
SO	2
LOB	12



Batter	1	2	3	4	5	6	7	8	9	AB	R	H	RBI	BB	SO	LOB	BOTTOM										
51 Ichiro Suzuki, L (1, 9) OBP: 0.437, SLG: 0.484	L8		1-1 1B			G6-4-3 1-2		G5-3		4	0	1	0	0	0	1	<b>Oakland Athletics @ Seattle Mariners</b> Safeco Field, Seattle, WA Thu Apr 21 2005, 7:05 PM PDT Att: 22,428 - Cloudy - 58 F										
7 Jeremy Reed, L (1, 8) OBP: 0.356, SLG: 0.333	K		2-3 K			4-1 BB		2B 1B		3	0	1	0	1	2	2											
29 Adrián Beltré, R (1, 5) OBP: 0.288, SLG: 0.333	F7				2-2 F8			L7		4	0	0	0	0	0	2											
Richie Sexson, R (1, 3) OBP: 0.286, SLG: 0.529		0-3 K			1-3 K			L1		4	0	0	0	0	2	2											
Bret Boone, R (1, 4) OBP: 0.333, SLG: 0.410		1-2 1B			2-2 G4-3			BB 1B		4	0	2	0	0	0	0											
Raul Ibanez, L (1, 10) OBP: 0.338, SLG: 0.448		3-1 F9			1-3 K					2	0	0	0	2	1	0											
Randy Winn, S (1, 7) OBP: 0.375, SLG: 0.375					0-1 51 1B 2B					4	0	1	0	0	1	3											
Miguel Olivo, R (1, 2) ERA: 0.44					2-3 K					3	0	0	0	0	2	3											
Shin-Soo Choo, L (9, PH) ERA: 0.9					0-2 K					1	0	0	0	0	0	1											
39 Wilson Valdez, R (1, 6) OBP: 0.260, SLG: 0.286					1-2 G5-3					3	0	1	0	0	0	1											
<b>Inning Stats</b>	R: 0 E: 0 K: 1 S: 5	H: 0 LOB: 0 BB: 0 P: 9	R: 0 E: 0 K: 1 S: 10	H: 1 LOB: 0 BB: 0 P: 14	R: 0 E: 0 K: 2 S: 14	H: 2 LOB: 2 BB: 0 P: 21	R: 0 E: 0 K: 1 S: 11	H: 0 LOB: 0 BB: 0 P: 16	R: 0 E: 0 K: 1 S: 11	H: 0 LOB: 0 BB: 0 P: 14	R: 0 E: 0 K: 0 S: 14	H: 1 LOB: 1 BB: 1 P: 22	R: 0 E: 0 K: 2 S: 15	H: 1 LOB: 2 BB: 1 P: 23	R: 0 E: 1 K: 0 S: 14	H: 1 LOB: 2 BB: 0 P: 19	R: 0 E: 0 K: 0 S: 6	H: 0 LOB: 1 BB: 1 P: 14	1B: 5 2B: 1 3B: 0 HR: 0	SF: 0 SAC: 0 DP: 1 HBP: 0	WP: 0 PB: 0 SB: 0 CS: 0	PA: 35					
<b>PITCHER</b>	IP	WLS	BF	H	R	ER	SO	BB	IBB	HBP	BLK	WP	HR	S	P	ERA	WHIP										
40 Rich Harden, R (1, 1) ERA: 0.44	7.0	W	26	5	0	0	8	2	0	0	0	0	0	9	10	0.00	1.500										
Ricardo Rincon, L (8, 1) ERA: 2.45	0.2	H	3	1	0	0	0	0	0	0	0	0	0	2	5	*	*										
58 Justin Duchschere, R (8, 1) ERA: 0.9	0.0		1	0	0	0	0	0	0	0	0	0	0	2	5	*	*										
Octavio Dotel, R (8, 1) ERA: 1.42	1.1	S	5	0	0	0	0	1	0	0	0	0	0	9	18	0.00	0.750										

AB	32
R	0
H	6
RBI	0
BB	3
SO	8
LOB	15





Batter	1	2	3	4	5	6	7	8	9	AB	R	H	RBI	BB	SO	LOB	TOP		
21 Mark Kotsay, L (1, 8) OBP: 0.403, SLG: 0.514	2-1 G6-3	1-0 L6		1-0 G3			3-2 F9 2B		3-2 WP 1B E	5	1	2	0	0	0	4			
Marco Scutaro, R (1, 6) OBP: 0.426, SLG: 0.457	4-2 G3-6 BB		3-2 G1-3		1-3 K		4-1 BB BB		0-0 WP E 1B	3	1	1	0	2	1	0			
3 Eric Chavez, L (1, 5) OBP: 0.284, SLG: 0.313	2-2 G3-6		2-1 P6		0-0 F8		2-1 F9		3-3 K	5	0	0	0	0	1	5			
Erubiel Durazo, L (1, 10) OBP: 0.318, SLG: 0.310		2-2 14 E 23 HBP 1B	0-1 1B		4-1 1B BB		1-3 K		0-3 K	4	1	2	0	1	2	4			
Scott Hatteberg, L (1, 3) OBP: 0.338, SLG: 0.349	2-2 23 HBP 14 E 1B		3-2 G3-1		2-2 1-2 1B		4-1 1-2 BB		0-2 E7 1B	4	0	3	2	1	0	1			
14 Mark Ellis, R (1, 4) OBP: 0.333, SLG: 0.354	1-1 E1 23 HBP			2-2 G6-3		3-3 K		0-2 G3	5	0	0	0	0	1	8				
Nick Swisher, S (1, 9) OBP: 0.250, SLG: 0.419	2-3 K		2-3 K		1-1 F7			1-1 G1	4	0	0	0	0	2	3				
23 Bobby Kielty, S (1, 7) OBP: 0.250, SLG: 0.063	3-2 HBP		1-2 17 2B 1B		1-1 F7			4-2 17 CS BB	2	1	1	1	1	0	0				
Eric Byrnes, R (8, FR) OBP: 0.233, SLG: 0.390	1-2 2-3 3-H			2-0 21 WP 2B		1-3 K		2-1 G3-1	0	0	0	0	0	0	0				
17 Adam Melhuse, S (1, 2) OBP: 0.143, SLG: 0.286	1-0 P5									4	0	1	1	0	1	4			
<b>Inning Stats</b>	R: 0 E: 0 K: 0 S: 8	H: 0 LOB: 0 BB: 1 P: 16	R: 1 E: 1 K: 1 S: 17	H: 2 LOB: 3 BB: 0 P: 29	R: 0 E: 0 K: 0 S: 10	H: 1 LOB: 1 BB: 0 P: 18	R: 1 E: 0 K: 1 S: 12	H: 2 LOB: 1 BB: 0 P: 20	R: 0 E: 0 K: 1 S: 7	H: 0 LOB: 0 BB: 0 P: 10	R: 0 E: 0 K: 1 S: 15	H: 1 LOB: 3 BB: 2 P: 29	R: 0 E: 0 K: 0 S: 6	H: 0 LOB: 1 BB: 1 P: 13	R: 2 E: 1 K: 2 S: 15	H: 3 LOB: 1 BB: 0 P: 21	1B: 8 2B: 2 3B: 0 HR: 0	SF: 0 SAC: 0 DP: 1 HBP: 1	WP: 2 PA: 42 PB: 0 SB: 0 CS: 1
<b>PITCHER</b>	IP WLS BF H R ER SO	IP WLS BF H R ER SO	IP WLS BF H R ER SO	IP WLS BF H R ER SO	IP WLS BF H R ER SO	IP WLS BF H R ER SO	IP WLS BF H R ER SO	IP WLS BF H R ER SO	IP WLS BF H R ER SO	IP WLS BF H R ER SO	IP WLS BF H R ER SO	IP WLS BF H R ER SO	IP WLS BF H R ER SO	IP WLS BF H R ER SO	IP WLS BF H R ER SO	IP WLS BF H R ER SO	ERA WHIP	ERA WHIP	
41 John Lackey, R (1, 1) ERA: 6.64	5.0	24	6	2	1	4	2	0	1	0	59	105	1.80	1.600					
Kevin Gregg, R (6, 1) ERA: 8.1	1.0	3	0	0	0	1	0	0	0	0	7	10	0.00	0.000					
62 Scot Shields, R (7, 1) ERA: 1.69	2.0	H	9	1	0	1	3	0	0	21	42	0.00	2.000						
Francisco Rodriguez, R (9, 1) ERA: 2.25	1.0	L	6	3	2	2	0	0	0	0	15	21	18.00	3.000					

Oakland Athletics @ Los Angeles Angels  
Angel Stadium of Anaheim, Anaheim, CA  
Fri Apr 22 2005, 7:05 PM PDT  
Att: 43,810 - Partly Cloudy - 64 F

AB	36
R	4
H	10
RBI	4
BB	5
SO	8
LOB	29



Batter	1	2	3	4	5	6	7	8	9	AB	R	H	RBI	BB	SO	LOB	BOTTOM				
Darin Erstad, L (1, 3) OBP: 0.333, SLG: 0.480	2-1 G1-3	0-2 G1-3			1-0 G3-1		1-2 G6-3			4	0	0	0	0	0	2					
9 Chone Figgins, S (1, 4) OBP: 0.275, SLG: 0.413	1-1 B1		3-2 F9			1-1 27 1B 16 G3-4-1	0-0 F8			4	1	1	0	0	0	1					
27 Vladimir Guerrero, R (1, 9) OBP: 0.370, SLG: 0.623	3-2 3B		1-2 G3-1			2-2 16 G3-4-1 1B		0-0 P3	4	0	2	0	0	0	0						
16 Garret Anderson, L (1, 7) OBP: 0.307, SLG: 0.389	1-0 G3		0-0 G3			2-2 G3-4-1		2-2 G3-1	4	0	0	1	0	0	2						
Steve Finley, L (1, 8) OBP: 0.268, SLG: 0.317		3-2 G3-1		2-2 8 G4-6-3 1B		1-2 FC6-5-4-6		0-0 L3	4	0	1	0	0	0	1						
Orlando Cabrera, R (1, 6) OBP: 0.357, SLG: 0.484	1-2 8 2B G4-3 1B		0-1 L7			4-0 IBB		0-3 K	3	1	1	0	1	1	1						
8 Dallas McPherson, L (1, 5) OBP: 0.154, SLG: 0.231	0-0 G4-3 2B			3-0 G4-6-3		2-3 K		3-2 P2	3	1	1	0	0	1	3						
6 Maicer Izturis, S (9, 5) OBP: 0.238, SLG: 0.400	1-3 G4-3 2B			1-2 G4-6-3				1-3 P2	1	0	0	0	0	0	0						
José Molina, R (1, 2) OBP: 0.421, SLG: 0.267	2-2 G4-3				0-0 F7		3-2 G4-3		2-1 2B	3	0	0	1	0	0	1					
20 Juan Rivera, R (9, PH) OBP: 0.323, SLG: 0.345	2-3 3-H				1-1 G3-1		3-2 G6-3 1B		1-3 K	4	0	2	1	0	1	1					
Jeff DaVanon, S (1, 10) OBP: 0.265, SLG: 0.250	3-H																				
<b>Inning Stats</b>	R: 0 E: 0 K: 0 S: 8	H: 1 LOB: 1 BB: 0 P: 15	R: 2 E: 0 K: 0 S: 16	H: 3 LOB: 1 BB: 0 P: 23	R: 0 E: 0 K: 0 S: 9	H: 0 LOB: 0 BB: 0 P: 13	R: 0 E: 0 K: 0 S: 10	H: 1 LOB: 0 BB: 0 P: 14	R: 0 E: 0 K: 0 S: 4	H: 0 LOB: 0 BB: 0 P: 6	R: 1 E: 0 K: 1 S: 13	H: 2 LOB: 2 BB: 1 P: 25	R: 0 E: 0 K: 0 S: 8	H: 1 LOB: 1 BB: 0 P: 15	R: 0 E: 0 K: 0 S: 9	H: 0 LOB: 0 BB: 0 P: 11	R: 0 E: 0 K: 2 S: 11	H: 1 LOB: 1 BB: 0 P: 17	1B: 5 2B: 3 3B: 1 HR: 0	SF: 0 SAC: 0 DP: 1 HBP: 0	WP: 0 PA: 36 PB: 0 SB: 1 CS: 0
<b>PITCHER</b>	IP WLS BF H R ER SO	IP WLS BF H R ER SO	IP WLS BF H R ER SO	IP WLS BF H R ER SO	IP WLS BF H R ER SO	IP WLS BF H R ER SO	IP WLS BF H R ER SO	IP WLS BF H R ER SO	IP WLS BF H R ER SO	IP WLS BF H R ER SO	IP WLS BF H R ER SO	IP WLS BF H R ER SO	IP WLS BF H R ER SO	IP WLS BF H R ER SO	IP WLS BF H R ER SO	IP WLS BF H R ER SO	ERA WHIP	ERA WHIP			
Kirk Saarloos, R (1, 1) ERA: 6.3	5.1	22	7	3	3	0	0	0	55	84	5.06	1.312									
Ricardo Rincon, L (6, 1) ERA: 2.08	0.2	3	0	0	0	1	0	1	0	5	12	0.00	0.000								
Keiichi Yabu, R (7, 1) ERA: 1.17	2.0	W	7	1	0	0	0	0	0	17	26	0.00	0.500								
Octavio Dotel, R (9, 1) ERA: 1.23	1.0	S	4	1	0	0	2	0	0	11	17	0.00	1.000								

Oakland Athletics @ Los Angeles Angels  
Angel Stadium of Anaheim, Anaheim, CA  
Fri Apr 22 2005, 7:05 PM PDT  
Att: 43,810 - Partly Cloudy - 64 F

AB	35
R	3
H	9
RBI	3
BB	1
SO	3
LOB	12





Batter	1	2	3	4	5	6	7	8	9	AB	R	H	RBI	BB	SO	LOB	TOP				
21 Mark Kotsay, L (1, 8) OBP: 0.378, SLG: 0.480	F8		G4-3		FC6-4 2B		G4-3		K	5	1	0	0	0	1	1					
Jason Kendall, R (1, 2) OBP: 0.319, SLG: 0.292	G4-3			G6-3	1B 2B		FC4-6 1B			4	1	2	1	0	0	0					
3 Eric Chavez, L (1, 5) OBP: 0.282, SLG: 0.309	G4-3			L8	1B		FC4-6			4	0	1	1	0	0	1					
Erubiel Durazo, L (1, 10) OBP: 0.300, SLG: 0.290		P5		G4-3	P5		K			4	0	0	0	0	1	2					
Scott Hatteberg, L (1, 3) OBP: 0.347, SLG: 0.388		2B			23 HR 2B		K		G1-6-3	4	1	2	0	0	1	0					
14 Mark Ellis, R (1, 4) OBP: 0.345, SLG: 0.353	K				23 HR BB		BB 1B		F8	3	1	1	0	1	1	1					
23 Bobby Kielty, S (1, 9) OBP: 0.250, SLG: 0.250	F9				HR		P3		F8	4	1	1	3	0	0	2					
Charles Thomas, L (1, 7) Eric Byrnes, R (6, PH) (6, 7)			F7		G4-3				L7	2	0	0	0	0	0	0					
Marco Scutaro, R (1, 6) OBP: 0.414, SLG: 0.440							G1-3		K	4	0	1	0	0	2	2					
<b>Inning Stats</b>	R: 0 E: 0 K: 0 S: 7	H: 0 LOB: 0 BB: 0 P: 12	R: 0 E: 0 K: 1 S: 9	H: 1 LOB: 1 BB: 0 P: 15	R: 0 E: 0 K: 1 S: 8	H: 0 LOB: 0 BB: 0 P: 11	R: 0 E: 0 K: 0 S: 7	H: 0 LOB: 0 BB: 0 P: 10	R: 5 E: 0 K: 0 S: 21	H: 5 LOB: 1 BB: 1 P: 32	R: 0 E: 0 K: 1 S: 15	H: 1 LOB: 1 BB: 1 P: 28	R: 0 E: 0 K: 0 S: 9	H: 0 LOB: 0 BB: 0 P: 14	R: 0 E: 0 K: 0 S: 10	H: 0 LOB: 0 BB: 0 P: 18	1B: 4 2B: 3 3B: 0 HR: 1	SF: 0 SAC: 0 DP: 0 HBP: 0	WP: 0 PB: 0 SB: 0 CS: 0	PA: 37	
<b>PITCHER</b>	IP	WLS	BF	H	R	ER	SO	BB	IBB	HBP	BLK	WP	HR	S	P	ERA	WHIP				
Paul Byrd, R (1, 1) ERA: 5.61	4.2		21	6	5	5	2	1	0	0	0	0	1	50	78	9.64	1.500				
Jake Woods, L (5, 1) ERA: 2.57	1.0	W	4	1	0	0	1	0	0	0	0	0	0	13	19	0.00	1.000				
Esteban Yan, R (6, 1) ERA: 2.13	1.1		6	1	0	0	1	1	0	0	0	0	0	13	25	0.00	1.500				
Brendan Donnelly, R (8, 1) ERA: 4.22	2.0		6	0	0	0	2	0	0	0	0	0	0	17	28	0.00	0.000				

Oakland Athletics @ Los Angeles Angels  
Angel Stadium of Anaheim, Anaheim, CA  
Sat Apr 23 2005, 7:05 PM PDT  
Att: 43,880 - Cloudy - 63 F

AB 35  
R 5  
H 8  
RBI 5  
BB 2  
SO 6  
LOB 9



Batter	1	2	3	4	5	6	7	8	9	AB	R	H	RBI	BB	SO	LOB	BOTTOM				
Darin Erstad, L (1, 3) OBP: 0.326, SLG: 0.463	F9		S 1B BB					K		5	1	1	1	0	3	1					
9 Chone Figgins, S (1, 4) OBP: 0.284, SLG: 0.412	K		9 1B			K		K		5	2	2	2	0	2	0					
27 Vladimir Guerrero, R (1, 9) OBP: 0.390, SLG: 0.655	16 S 1B		27 2B 1B			27 2B 1B		G6-3		4	1	3	2	0	0	0					
16 Garret Anderson, L (1, 7) OBP: 0.304, SLG: 0.382	S		2B			16 1B SF9		F7		5	1	1	0	0	1	2					
Steve Finley, L (1, 8) OBP: 0.267, SLG: 0.308			F8			1B 8 1B 1B		F9		2	0	0	1	1	0	1					
Orlando Cabrera, R (1, 6) OBP: 0.385, SLG: 0.485		S BB	G4-3			SF9		F7		4	1	2	0	0	0	1					
8 Dallas McPherson, L (1, 5) OBP: 0.230, SLG: 0.250 6 Maicer Izturis, S (8, 5) OBP: 0.238, SLG: 0.400	G6-3					8 1B E 1B		8 BB 1B		3	1	1	1	1	1	1					
Josh Paul, R (1, 2) OBP: 0.083, SLG: 0.083	F9					E 1B				4	0	0	0	0	1	2					
Jeff DaVanon, S (1, 10) OBP: 0.283, SLG: 0.255			G5-3			E7		K2-3		3	2	1	0	1	1	1					
<b>Inning Stats</b>	R: 0 E: 0 K: 1 S: 13	H: 1 LOB: 1 BB: 0 P: 18	R: 0 E: 0 K: 1 S: 7	H: 0 LOB: 1 BB: 1 P: 16	R: 3 E: 0 K: 0 S: 14	H: 3 LOB: 1 BB: 1 P: 23	R: 0 E: 0 K: 1 S: 7	H: 0 LOB: 0 BB: 0 P: 9	R: 6 E: 1 K: 1 S: 22	H: 6 LOB: 1 BB: 0 P: 32	R: 0 E: 0 K: 2 S: 8	H: 0 LOB: 0 BB: 0 P: 13	R: 0 E: 0 K: 1 S: 14	H: 1 LOB: 2 BB: 1 P: 22	R: 0 E: 0 K: 2 S: 8	H: 0 LOB: 0 BB: 0 P: 11	1B: 9 2B: 2 3B: 0 HR: 0	SF: 1 SAC: 0 DP: 0 HBP: 0	WP: 0 PB: 0 SB: 0 CS: 0	PA: 39	
<b>PITCHER</b>	IP	WLS	BF	H	R	ER	SO	BB	IBB	HBP	BLK	WP	HR	S	P	ERA	WHIP				
Dan Haren, R (1, 1) ERA: 4.56	4.2	L	25	9	8	7	4	2	0	0	0	0	0	59	91	13.50	2.357				
58 Justin Duchschere, R (5, 1) ERA: 0.79	1.1		6	1	1	0	2	0	0	0	0	0	0	12	20	0.00	0.750				
20 Huston Street, R (7, 1) ERA: 3.86	1.0		5	1	0	0	1	1	0	0	0	0	0	14	22	0.00	2.000				
Juan Cruz, R (8, 1) ERA: 13.5	1.0		3	0	0	0	2	0	0	0	0	0	0	8	11	0.00	0.000				

Oakland Athletics @ Los Angeles Angels  
Angel Stadium of Anaheim, Anaheim, CA  
Sat Apr 23 2005, 7:05 PM PDT  
Att: 43,880 - Cloudy - 63 F

AB 35  
R 9  
H 11  
RBI 7  
BB 3  
SO 9  
LOB 9





Batter	1	2	3	4	5	6	7	8	9	AB	R	H	RBI	BB	SO	LOB	TOP										
21 Mark Kotsay, L (1,8) OBP: 0.372, SLG: 0.462	1-3 K		4-1 SAFE 1-2 BB			0-0 G3-1		1-2 SAFE 3-1 G1-5-3		3	0	0	0	1	1	1											
Jason Kendall, R (1,2) OBP: 0.303, SLG: 0.275	2-2 K		1-3 K			2-1 G5-3		3-3 K		4	0	0	0	0	3	3											
3 Eric Chavez, L (1,5) OBP: 0.288, SLG: 0.292	1-3 K			0-1 G4-3		2-3 K		0-2 F9		4	0	0	0	0	2	1											
Scott Hatteberg, L (1,3) OBP: 0.368, SLG: 0.414		1-1 G3-6 1B		4-1 BB			2-1 FC6 FC5-2 2B		3-3 K	3	0	2	0	1	1	0											
Erubiel Durazo, L (1,10) OBP: 0.284, SLG: 0.273	1-2 G3-6		0-2 F9			3-2 FC6 FC1-6		2-0 G4-3		4	0	0	0	0	0	3											
23 Bobby Kielty, S (1,9) OBP: 0.250, SLG: 0.250	0-3 K		1-1 G3			2-0 FC1-6 FC5-2		1-2 E5 1B		4	0	1	0	0	1	3											
Eric Byrnes, R (1,7) 17 Adam Melhuse, S (9, PH) OBP: 0.250, SLG: 0.250			1-3 K		4-2 CS BB		0-0 FC5-2		1-2 G4-3	2	0	0	0	1	1	2											
Keith Ginter, R (1,4) OBP: 0.233, SLG: 0.370			0-0 FC4-6 1B		3-2 G4-3		1-2 3-H P3			3	0	1	0	0	0	3											
Marco Scutaro, R (1,6) OBP: 0.410, SLG: 0.423			0-1 FC4-6 21 S		2-1 G4-3			4-1 21 G1-5-3 BB		2	0	0	0	1	0	1											
<b>Inning Stats</b>	R: 0 E: 0 K: 3 S: 10	H: 0 LOB: 0 BB: 0 P: 14	R: 0 E: 0 K: 1 S: 8	H: 1 LOB: 0 BB: 0 P: 10	R: 0 E: 0 K: 2 S: 10	H: 1 LOB: 2 BB: 1 P: 16	R: 0 E: 0 K: 0 S: 8	H: 0 LOB: 1 BB: 1 P: 13	R: 0 E: 0 K: 0 S: 11	H: 0 LOB: 0 BB: 0 P: 19	R: 0 E: 0 K: 1 S: 6	H: 0 LOB: 0 BB: 0 P: 10	R: 0 E: 0 K: 0 S: 9	H: 1 LOB: 2 BB: 0 P: 17	R: 0 E: 0 K: 1 S: 11	H: 0 LOB: 1 BB: 1 P: 21	R: 0 E: 1 K: 1 S: 10	H: 1 LOB: 1 BB: 0 P: 17	1B: 3 2B: 1 3B: 0 HR: 0	SF: 0 SAC: 0 DP: 1 HBP: 0	WP: 0 PB: 0 SB: 1 CS: 1	PA: 34					
<b>PITCHER</b>	IP	WLS	BF	H	R	ER	SO	BB	IBB	HBP	BLK	WP	HR	S	P	ERA	WHIP										
45 Kelvim Escobar, R (1,1) ERA: 1.46	6.0		21	2	0	0	7	3	0	0	0	0	0	53	82	0.00	0.833										
62 Scot Shields, R (7,1) ERA: 1.46	1.2	W	8	1	0	0	1	1	0	0	0	0	0	16	34	0.00	1.200										
Francisco Rodriguez, R (8,1) ERA: 1.93	1.1	S	5	1	0	0	1	0	0	0	0	0	0	14	21	0.00	0.750										

Oakland Athletics @ Los Angeles Angels  
Angel Stadium of Anaheim, Anaheim, CA

AB 30  
R 0  
H 4  
RBI 0  
BB 4  
SO 9  
LOB 18



Sun Apr 24 2005, 5:05 PM PDT  
Att: 43,915 - Clear - 63 F

Batter	1	2	3	4	5	6	7	8	9	AB	R	H	RBI	BB	SO	LOB	BOTTOM										
Darin Erstad, L (1,3) OBP: 0.322, SLG: 0.452	0-0 F8		1-2 1B		2-0 F9			1-1 P4		4	0	1	0	0	0	1											
9 Chone Figgins, S (1,4) OBP: 0.282, SLG: 0.431	2-1 K		1-3 K			1-2 P6		3-2 F9		4	0	1	0	0	1	1											
27 Vladimir Guerrero, R (1,10) OBP: 0.389, SLG: 0.640	4-2 G4-3 BB			0-2 G5-3		0-0 F8		0-0 F8		2	0	0	0	1	0	0											
16 Garret Anderson, L (1,7) OBP: 0.305, SLG: 0.392	2-1 G4-3			0-1 2B		2-1 G4-3				3	0	1	0	0	0	2											
Steve Finley, L (1,8) OBP: 0.269, SLG: 0.353		0-1 F8		1-2 P6			1-0 HR			3	1	1	1	0	0	1											
Orlando Cabrera, R (1,6) OBP: 0.351, SLG: 0.464		3-1 P2		0-2 G6-3			2-2 F9			3	0	0	0	0	0	1											
8 Dallas McPherson, L (1,5) 6 Maicer Izturis, S (8,5) OBP: 0.238, SLG: 0.400		1-0 G4-3			0-0 F8		0-3 K			3	0	0	0	0	1	0											
José Molina, R (1,2) OBP: 0.409, SLG: 0.278			2-2 G4-3 1B		1-2 G6-3		2-2 G1-3			3	0	1	0	0	0	0											
Jeff DaVanon, S (1,9) OBP: 0.286, SLG: 0.260			0-1 G4-3		3-2 S 1B			1-2 G4-3		3	0	1	0	0	0	1											
<b>Inning Stats</b>	R: 0 E: 0 K: 0 S: 8	H: 1 LOB: 1 BB: 1 P: 16	R: 0 E: 0 K: 0 S: 5	H: 0 LOB: 0 BB: 0 P: 9	R: 0 E: 0 K: 1 S: 11	H: 2 LOB: 1 BB: 0 P: 15	R: 0 E: 0 K: 0 S: 11	H: 1 LOB: 1 BB: 0 P: 12	R: 0 E: 0 K: 0 S: 8	H: 1 LOB: 1 BB: 0 P: 14	R: 0 E: 0 K: 0 S: 6	H: 0 LOB: 0 BB: 0 P: 9	R: 1 E: 0 K: 1 S: 11	H: 1 LOB: 0 BB: 0 P: 16	R: 0 E: 0 K: 0 S: 9	H: 0 LOB: 0 BB: 0 P: 14	R: 0 E: 0 K: 0 S: 9	H: 0 LOB: 0 BB: 0 P: 14	1B: 3 2B: 1 3B: 1 HR: 1	SF: 0 SAC: 0 DP: 2 HBP: 0	WP: 0 PB: 0 SB: 1 CS: 0	PA: 29					
<b>PITCHER</b>	IP	WLS	BF	H	R	ER	SO	BB	IBB	HBP	BLK	WP	HR	S	P	ERA	WHIP										
Joe Blanton, R (1,1) ERA: 1.75	8.0	L	29	6	1	1	2	1	0	0	0	0	1	69	105	1.12	0.875										

Oakland Athletics @ Los Angeles Angels  
Angel Stadium of Anaheim, Anaheim, CA

AB 28  
R 1  
H 6  
RBI 1  
BB 1  
SO 2  
LOB 7



Sun Apr 24 2005, 5:05 PM PDT  
Att: 43,915 - Clear - 63 F




Batter	1	2	3	4	5	6	7	8	9	AB	R	H	RBI	BB	SO	LOB	TOP										
<b>38 Pablo Ozuna, R</b> OBP: 0.316, SLG: 0.333 (1, 7)	1-2 HBP 14 S		0-0 SH5-3 1-2		0-1 1B 1-3		0-1 2B 1B 1-2		0-2 E5 G4-3 14 1B	3	2	2	0	0	0	1											
<b>Tadahito Iguchi, R</b> OBP: 0.304, SLG: 0.328 (1, 4)	0-1 F8		0-3 K		2-2 P4 1-2		0-2 F9		2-0 G4-3 1-2 2-3	5	0	0	0	0	1	8											
<b>Carl Everett, S</b> OBP: 0.263, SLG: 0.500 (1, 10)	2-2 P5 1 SAFE		1-2 P3		2-2 G5-3		1-2 2B 1-H 2-H		4-0 14 1B IBB	4	0	1	2	1	0	2											
<b>14 Paul Konerko, R</b> OBP: 0.321, SLG: 0.556 (1, 3)	1-3 K			2-2 G1-3		3-2 P4		2-2 G3	0-2 14 1B IBB	5	0	1	2	0	1	2											
<b>23 Jermaine Dye, R</b> OBP: 0.200, SLG: 0.299 (1, 9)		1-2 P3		3-3 K		1-1 P5		1-0 L3	3-3 K	5	0	0	0	0	2	2											
<b>Aaron Rowand, R</b> OBP: 0.276, SLG: 0.347 (1, 8)		0-1 1B		3-2 K				3-1 G5-3	0-0 G1-3	4	0	1	0	0	1	0											
<b>5 Juan Uribe, R</b> OBP: 0.314, SLG: 0.417 (1, 6)		0-0 P6			1-0 F7		1-0 HR 1B	1-1 F8		4	1	1	0	0	0	1											
<b>Chris Widger, R</b> OBP: 0.316, SLG: 0.444 (1, 2)		3-2 P6			0-0 G6-3		2-2 HR 1-H		2-2 G4-3 14 1B 38 E	4	2	2	2	0	0	1											
<b>24 Joe Crede, R</b> OBP: 0.370, SLG: 0.500 <b>Timo Perez, L</b> OBP: 0.233, SLG: 0.286 (1, 5) (7, 7)			4-2 38 SH5-3 HBP		4-2 38 1B BB		0-0 38 1B 2B 1B		1-1 L9	1	1	1	0	1	0	0											
<b>Inning Stats</b>	R: 0 E: 0 K: 1 S: 11	H: 0 LOB: 1 BB: 0 P: 15	R: 0 E: 0 K: 0 S: 10	H: 1 LOB: 1 BB: 0 P: 14	R: 0 E: 0 K: 1 S: 9	H: 0 LOB: 0 BB: 0 P: 14	R: 0 E: 0 K: 2 S: 9	H: 0 LOB: 0 BB: 0 P: 17	R: 0 E: 0 K: 0 S: 12	H: 1 LOB: 2 BB: 1 P: 19	R: 0 E: 0 K: 0 S: 9	H: 0 LOB: 0 BB: 0 P: 15	R: 4 E: 0 K: 0 S: 19	H: 5 LOB: 1 BB: 0 P: 28	R: 0 E: 0 K: 0 S: 4	H: 0 LOB: 0 BB: 0 P: 6	R: 2 E: 1 K: 1 S: 15	H: 2 LOB: 2 BB: 1 P: 27	1B: 7 2B: 1 3B: 0 HR: 1	SF: 0 SAC: 1 DP: 0 HBP: 2	WP: 0 PB: 0 CS: 0	PA: 41					
<b>PITCHER</b>	IP	WLS	BF	H	R	ER	SO	BB	IBB	HBP	BLK	WP	HR	S	P	ERA	WHIP										
<b>Barry Zito, L</b> ERA: 6.6 <b>20 Huston Street, R</b> ERA: 3.38 <b>Juan Cruz, R</b> ERA: 11.57	(1, 1) (7, 1) (9, 1)	6.2 1.1 1.0	L 4 7	30 0 2	7 0 2	4 0 2	4 0 1	4 0 0	1 0 1	0 0 0	0 0 0	0 0 0	1 8 15	75 12 27	116	5.40 0.00 0.00	1.200 0.000 2.000										

Chicago White Sox @ Oakland Athletics  
McAfee Coliseum, Oakland, CA  
Mon Apr 25 2005, 10:05 PM EDT  
Att: 10,206 - Clear - 61 F

livebaseballscorecards.com

AB 36  
R 6  
H 9  
RBI 6  
BB 2  
SO 5  
LOB 18




Batter	1	2	3	4	5	6	7	8	9	AB	R	H	RBI	BB	SO	LOB	BOTTOM										
<b>21 Mark Kotsay, L</b> OBP: 0.356, SLG: 0.439 (1, 8)	1-2 G3		3-3 K		1-1 F8			1-0 F7		4	0	0	0	0	1	2											
<b>Jason Kendall, R</b> OBP: 0.300, SLG: 0.274 (1, 2)	1-2 L9		2-2 1B		3-2 G6-3				1-1 G6-3	4	0	1	0	0	0	0											
<b>3 Eric Chavez, L</b> OBP: 0.256, SLG: 0.276 (1, 5)	3-2 P3		0-0 G4-3		1-1 G6-3				1-2 G1-4-3	4	0	0	0	0	0	2											
<b>Scott Hatteberg, L</b> OBP: 0.363, SLG: 0.405 (1, 3)		0-0 14 FC6-4 1B		0-1 F7		1-2 G3			1-1 G6-3	4	0	1	0	0	0	0											
<b>Erbiel Durazo, L</b> OBP: 0.286, SLG: 0.275 (1, 10)		1-1 F8		0-2 14 G6-4-3 1B		2-2 P3				3	0	1	0	0	0	1											
<b>14 Mark Ellis, R</b> OBP: 0.326, SLG: 0.333 (1, 4)		0-2 FC6-4 1-2		0-1 G6-4-3 1-2		2-1 L5				3	0	0	0	0	0	2											
<b>23 Bobby Kielty, S</b> OBP: 0.226, SLG: 0.222 (1, 7)		3-2 F8		0-2 P6		0-3 K				3	0	0	0	0	1	1											
<b>Nick Swisher, S</b> OBP: 0.254, SLG: 0.406 (1, 9)			4-1 1B BB		1-0 G1-3			0-1 F7		2	0	0	0	1	0	0											
<b>Marco Scutaro, R</b> OBP: 0.406, SLG: 0.436 (1, 6)			1-3 K		1-1 2B			2-2 G6-3		3	0	1	0	0	1	1											
<b>Inning Stats</b>	R: 0 E: 0 K: 0 S: 11	H: 0 LOB: 0 BB: 0 P: 16	R: 0 E: 0 K: 0 S: 9	H: 1 LOB: 1 BB: 0 P: 13	R: 0 E: 0 K: 2 S: 13	H: 1 LOB: 2 BB: 1 P: 23	R: 0 E: 0 K: 0 S: 7	H: 1 LOB: 0 BB: 0 P: 7	R: 0 E: 0 K: 0 S: 9	H: 1 LOB: 1 BB: 0 P: 12	R: 0 E: 0 K: 0 S: 9	H: 0 LOB: 0 BB: 0 P: 14	R: 0 E: 0 K: 1 S: 8	H: 0 LOB: 0 BB: 0 P: 12	R: 0 E: 0 K: 0 S: 6	H: 0 LOB: 0 BB: 0 P: 9	R: 0 E: 0 K: 0 S: 7	H: 0 LOB: 0 BB: 0 P: 10	1B: 3 2B: 1 3B: 0 HR: 0	SF: 0 SAC: 0 DP: 1 HBP: 0	WP: 0 PB: 0 CS: 0	PA: 31					
<b>PITCHER</b>	IP	WLS	BF	H	R	ER	SO	BB	IBB	HBP	BLK	WP	HR	S	P	ERA	WHIP										
<b>Jon Garland, R</b> ERA: 1.8	(1, 1)	9.0	W	31	4	0	0	3	1	0	0	0	0	79	116	0.00	0.556										

Chicago White Sox @ Oakland Athletics  
McAfee Coliseum, Oakland, CA  
Mon Apr 25 2005, 10:05 PM EDT  
Att: 10,206 - Clear - 61 F

livebaseballscorecards.com

AB 30  
R 0  
H 4  
RBI 0  
BB 1  
SO 3  
LOB 9





Batter	1	2	3	4	5	6	7	8	9	AB	R	H	RBI	BB	SO	LOB	TOP								
22 Scott Podsednik, L (1, 7) OBP: 0.369, SLG: 0.316	G6-3		G6-3			K	FC4-6			5	1	1	1	0	1	3	<b>Chicago White Sox @ Oakland Athletics</b> McAfee Coliseum, Oakland, CA Tue Apr 26 2005, 10:05 PM EDT Att: 20,412 - Partly Cloudy - 64 F								
Tadahito Iguchi, R (1, 4) OBP: 0.324, SLG: 0.348	1B		1B			P3	G1-3			5	1	3	2	0	0	0									
Carl Everett, S (1, 10) OBP: 0.284, SLG: 0.500	1B		G3-1			HBP	E9			4	0	2	0	0	0	1									
14 Paul Konerko, R (1, 3) OBP: 0.337, SLG: 0.547	1B					F8-2				3	0	1	1	2	1	2									
23 Jermaine Dye, R (1, 9) OBP: 0.213, SLG: 0.319	G4-6-3					L9	L8			5	1	2	0	0	0	4									
Aaron Rowand, R (1, 8) OBP: 0.296, SLG: 0.364										5	2	3	0	0	1	2									
5 Juan Uribe, R (1, 6) 24 Joe Crede, R (7, PH) OBP: 0.373, SLG: 0.493										3	1	1	1	0	1	0									
Chris Widger, R (1, 2) OBP: 0.292, SLG: 0.391										1	0	0	0	1	1	0									
38 Pablo Ozuna, R (7, 6) Willie Harris, L (7, 6) OBP: 0.409, SLG: 0.350										5	0	1	1	0	2	3									
										2	1	0	0	1	0	2									
<b>Inning Stats</b>	R: 1 E: 0 K: 0 S: 12	H: 3 LOB: 1 BB: 0 P: 21	R: 0 E: 0 K: 1 S: 7	H: 0 LOB: 0 BB: 0 P: 12	R: 0 E: 0 K: 0 S: 5	H: 1 LOB: 1 BB: 0 P: 6	R: 2 E: 0 K: 1 S: 23	H: 4 LOB: 2 BB: 1 P: 29	R: 0 E: 0 K: 1 S: 11	H: 0 LOB: 2 BB: 1 P: 19	R: 4 E: 2 K: 1 S: 18	H: 4 LOB: 1 BB: 1 P: 28	R: 0 E: 0 K: 1 S: 14	H: 1 LOB: 3 BB: 1 P: 29	R: 0 E: 0 K: 1 S: 14	H: 1 LOB: 2 BB: 1 P: 20	R: 0 E: 0 K: 2 S: 11	H: 0 LOB: 0 BB: 0 P: 15	1B: 13 2B: 2 3B: 0 HR: 0	SF: 0 SAC: 0 DP: 3 HBP: 2	WP: 2 PB: 0 SB: 1 CS: 0	PA: 45			
<b>PITCHER</b>	IP	WLS	BF	H	R	ER	SO	BB	IBB	HBP	BLK	WP	HR	S	P	ERA	WHIP								
40 Rich Harden, R (1, 1) ERA: 2.1	5.1		27	9	6	6	4	2	0	1	0	1	0	67	102	10.12	2.062								
Ricardo Rincon, L (6, 1) ERA: 4.15	0.0		1	1	0	0	0	0	0	0	0	0	0	3	6	∞	∞								
Keiichi Yabu, R (6, 1) ERA: 0.96	1.2		9	3	1	0	1	1	0	1	0	0	0	20	36	0.00	2.400								
58 Justin Duchschere, R (8, 1) ERA: 0.73	1.0	W	5	1	0	0	1	1	0	0	0	0	0	14	20	0.00	2.000								
Oclavio Dotel, R (9, 1) ERA: 1.98	1.0	S	3	0	0	0	2	0	0	0	0	0	0	11	15	0.00	0.000								

Batter	1	2	3	4	5	6	7	8	9	AB	R	H	RBI	BB	SO	LOB	BOTTOM								
21 Mark Kotsay, L (1, 8) OBP: 0.358, SLG: 0.430	G6-3		G6-3			F7				4	2	1	1	1	0	1	<b>Chicago White Sox @ Oakland Athletics</b> McAfee Coliseum, Oakland, CA Tue Apr 26 2005, 10:05 PM EDT Att: 20,412 - Partly Cloudy - 64 F								
Eric Byrnes, R (1, 7) OBP: 0.289, SLG: 0.375										4	1	2	0	0	1	2									
Erubiel Durazo, L (8, PH) OBP: 0.295, SLG: 0.286										1	0	1	1	0	0	0									
Charles Thomas, L (8, PR) (9, 7)										0	0	0	0	0	0	0									
Jason Kendall, R (1, 2) OBP: 0.318, SLG: 0.286										4	2	2	1	1	0	1									
3 Eric Chavez, L (1, 5) OBP: 0.264, SLG: 0.296										5	1	2	3	0	0	3									
23 Bobby Kielty, S (1, 10) OBP: 0.278, SLG: 0.258										4	0	2	2	1	0	3									
Scott Hatteberg, L (1, 3) OBP: 0.357, SLG: 0.390										3	0	0	0	1	1	4									
Keith Ginter, R (1, 4) OBP: 0.235, SLG: 0.355										4	1	1	0	0	0	2									
Nick Swisher, S (1, 9) OBP: 0.268, SLG: 0.412										4	0	2	0	0	2	1									
Marco Scutaro, R (1, 6) OBP: 0.382, SLG: 0.407										4	2	0	0	0	0	4									
<b>Inning Stats</b>	R: 0 E: 0 K: 0 S: 5	H: 1 LOB: 0 BB: 0 P: 7	R: 0 E: 0 K: 0 S: 9	H: 1 LOB: 1 BB: 1 P: 13	R: 0 E: 0 K: 0 S: 10	H: 1 LOB: 0 BB: 0 P: 14	R: 0 E: 1 K: 0 S: 8	H: 0 LOB: 2 BB: 1 P: 13	R: 4 E: 0 K: 1 S: 18	H: 5 LOB: 2 BB: 1 P: 29	R: 0 E: 1 K: 1 S: 10	H: 0 LOB: 1 BB: 0 P: 14	R: 3 E: 0 K: 1 S: 13	H: 3 LOB: 0 BB: 0 P: 17	R: 2 E: 1 K: 1 S: 18	H: 2 LOB: 2 BB: 1 P: 32	1B: 12 2B: 1 3B: 0 HR: 0	SF: 0 SAC: 0 DP: 3 HBP: 0	WP: 0 PB: 0 SB: 0 CS: 0	PA: 41					
<b>PITCHER</b>	IP	WLS	BF	H	R	ER	SO	BB	IBB	HBP	BLK	WP	HR	S	P	ERA	WHIP								
56 Mark Buehrle, L (1, 1) ERA: 3.89	6.0		31	11	7	7	2	3	0	0	0	0	0	67	99	10.50	2.333								
Damaso Marte, L (7, 1) ERA: 2.0	1.1	L	6	0	2	1	2	1	0	0	1	0	0	16	26	6.75	0.750								
Luis Vizcaino, R (8, 1) ERA: 7.3	0.2		4	2	0	0	0	0	0	0	0	0	0	8	14	0.00	3.000								







Batter	1	2	3	4	5	6	7	8	9	AB	R	H	RBI	BB	SO	LOB	TOP										
22 Scott Podsednik, L OBP: 0.348, SLG: 0.295	G4-3		G1-6-3		G1-3			F7		4	0	0	0	0	0	3	<b>Chicago White Sox @ Oakland Athletics</b> McAfee Coliseum, Oakland, CA Wed Apr 27 2005, 3:35 PM EDT Att: 14,172 - Overcast - 61 F										
Willie Harris, L OBP: 0.423, SLG: 0.375	G6-3		G4-3			14 FC5-4 1B		FC6-4 1B		4	0	2	0	0	0	0											
Carl Everett, S OBP: 0.306, SLG: 0.500	14 2B			14 G4-6-3 BB		14 FC5-4 1B		FC6-4 14 S		2	1	1	0	2	0	1											
14 Paul Konerko, R OBP: 0.333, SLG: 0.544	1-H 2B			G4-6-3		FC5-4 23 2-3		P5		4	0	1	1	0	0	4											
23 Jermaine Dye, R OBP: 0.203, SLG: 0.303	K			G6-3		G1-4-6-3			F8	4	0	0	0	0	1	3											
Aaron Rowand, R OBP: 0.306, SLG: 0.354		12 G4-6-3 BB			L6			F8		2	0	0	0	1	0	0											
12 A.J. Pierzynski, L OBP: 0.297, SLG: 0.350	G4-6-3				24 FC5 BB		G3-1		12 BB HBP	2	0	0	0	2	0	1											
Chris Widger, R OBP: 0.321, SLG: 0.360	F9				24 FC5 BB				F7	2	0	0	0	2	0	2											
24 Joe Crede, R OBP: 0.367, SLG: 0.479					FC5					4	0	1	0	0	1	5											
Timo Perez, L OBP: 0.233, SLG: 0.286				22 G1-6-3 1B		1-2 2-3F		K		0	0	0	0	0	0	0											
<b>Inning Stats</b>	R: 1 E: 0 K: 1 S: 10	H: 1 LOB: 1 BB: 1 P: 16	R: 0 E: 0 K: 0 S: 6	H: 0 LOB: 0 BB: 1 P: 12	R: 0 E: 0 K: 0 S: 6	H: 1 LOB: 0 BB: 0 P: 8	R: 0 E: 0 K: 0 S: 5	H: 0 LOB: 0 BB: 1 P: 11	R: 0 E: 0 K: 0 S: 10	H: 2 LOB: 1 BB: 0 P: 10	R: 0 E: 0 K: 1 S: 6	H: 0 LOB: 1 BB: 1 P: 15	R: 0 E: 0 K: 0 S: 9	H: 1 LOB: 1 BB: 0 P: 15	R: 0 E: 0 K: 0 S: 11	H: 0 LOB: 2 BB: 1 P: 21	1B: 4 2B: 1 3B: 0 HR: 0	SF: 0 SAC: 0 DP: 4 HBP: 1	WP: 0 PB: 0 SB: 1 CS: 0	PA: 36							
<b>PITCHER</b>	IP	WLS	BF	H	R	ER	SO	BB	IBB	HBP	BLK	WP	HR	S	P	ERA	WHIP										
Kirk Saarloos, R ERA: 5.33	5.1	22	4	1	1	1	1	5	0	0	0	0	0	42	77	1.69	1.688										
20 Huston Street, R ERA: 2.92	1.2	5	0	0	0	0	1	1	0	0	0	0	0	7	18	0.00	0.600										
Ricardo Rincon, L ERA: 3.6	0.2	3	1	0	0	0	0	0	0	0	0	0	0	6	9	0.00	1.500										
58 Justin Duchschere, R ERA: 0.66	1.1	W	6	0	0	0	0	1	0	1	0	0	0	14	27	0.00	0.750										

Batter	1	2	3	4	5	6	7	8	9	AB	R	H	RBI	BB	SO	LOB	BOTTOM										
21 Mark Kotsay, L OBP: 0.354, SLG: 0.416	F8		G6-4-3 BB		F7			K		3	0	0	0	1	1	2	<b>Chicago White Sox @ Oakland Athletics</b> McAfee Coliseum, Oakland, CA Wed Apr 27 2005, 3:35 PM EDT Att: 14,172 - Overcast - 61 F										
Jason Kendall, R OBP: 0.315, SLG: 0.284	K2-3		G6-4-3			K		E9 1B		4	0	1	0	0	2	2											
3 Eric Chavez, L OBP: 0.274, SLG: 0.289				G6-3		G5-3			G4-6-3 IBB	2	0	0	0	2	0	0											
Scott Hatteberg, L OBP: 0.341, SLG: 0.370	F9			F8		F7		G4-6-3		4	0	0	0	0	0	4											
Erubiel Durazo, L OBP: 0.317, SLG: 0.351		L7			HR			WP 14 SH1-4 1B		4	2	3	1	0	0	0											
14 Mark Ellis, R OBP: 0.317, SLG: 0.321	F7			F8			SH1-4		SH3-4	2	0	0	0	0	0	0											
Nick Swisher, S OBP: 0.267, SLG: 0.394	P3				F8		P5			3	0	0	0	1	0	1											
Marco Scutaro, R OBP: 0.389, SLG: 0.444					P3		K			4	0	2	1	0	1	1											
Charles Thomas, L OBP: 0.200, SLG: 0.040										2	0	1	0	0	1	1											
Eric Byrnes, R OBP: 0.283, SLG: 0.375										0	0	0	0	1	0	0											
<b>Inning Stats</b>	R: 0 E: 0 K: 1 S: 11	H: 0 LOB: 1 BB: 1 P: 17	R: 0 E: 0 K: 0 S: 8	H: 0 LOB: 0 BB: 0 P: 13	R: 0 E: 0 K: 1 S: 11	H: 1 LOB: 1 BB: 1 P: 20	R: 1 E: 0 K: 0 S: 11	H: 1 LOB: 0 BB: 0 P: 20	R: 0 E: 0 K: 0 S: 6	H: 1 LOB: 1 BB: 0 P: 9	R: 0 E: 0 K: 1 S: 9	H: 0 LOB: 0 BB: 0 P: 15	R: 0 E: 0 K: 1 S: 8	H: 1 LOB: 1 BB: 0 P: 14	R: 0 E: 1 K: 1 S: 15	H: 1 LOB: 2 BB: 2 P: 26	R: 1 E: 0 K: 0 S: 6	H: 2 LOB: 2 BB: 1 P: 11	1B: 5 2B: 0 3B: 1 HR: 1	SF: 0 SAC: 2 DP: 2 HBP: 0	WP: 1 PB: 0 SB: 0 CS: 0	PA: 35					
<b>PITCHER</b>	IP	WLS	BF	H	R	ER	SO	BB	IBB	HBP	BLK	WP	HR	S	P	ERA	WHIP										
Freddy Garcia, R ERA: 2.83	7.0	26	4	1	1	4	4	2	0	0	0	0	0	64	108	1.29	0.857										
Damaso Marte, L ERA: 2.7	1.0	L	6	2	1	1	1	1	1	0	0	0	0	16	27	9.00	3.000										
Dustin Hermanson, R ERA:	0.1	3	1	0	0	0	0	0	1	0	0	0	0	5	10	0.00	3.000										





Batter	1	2	3	4	5	6	7	8	9	AB	R	H	RBI	BB	SO	LOB	TOP										
51 Ichiro Suzuki, L (1, 9) OBP: 0.408, SLG: 0.516	L8		1 SAFE 1-0 7 1B	2-2 7 FC6 1B			1-2 G4-3		2-1 1B	5	1	3	2	0	0	0	<b>Seattle Mariners @ Oakland Athletics</b> McAfee Coliseum, Oakland, CA Fri Apr 29 2005, 10:05 PM EDT Att. 18,545 - Clear - 63 F  livebaseballscores.com  <b>AB 36</b> <b>R 4</b> <b>H 8</b> <b>RBI 4</b> <b>BB 3</b> <b>SO 12</b> <b>LOB 15</b> 										
7 Jeremy Reed, L (1, 8) OBP: 0.341, SLG: 0.311	F8		1-H 3B	0-1 FC6 1B			1-0 F8		1-3 K	5	0	1	1	0	1	3											
29 Adrián Beltré, R (1, 5) OBP: 0.281, SLG: 0.363	2B		0-2 K		2-0 G6-3		1-2 WP 1B		2-2 F8	5	0	2	0	0	1	2											
Richie Sexson, R (1, 3) OBP: 0.365, SLG: 0.514	K2-3		4-2 FC5-4 BB		4-2 BB		3-3 K			2	0	0	0	2	2	2											
Bret Boone, R (1, 4) OBP: 0.295, SLG: 0.386		2-3 K	0-1 FC5-4 1-2f		2-3 K			3-2 HR		4	1	1	1	0	2	3											
Raul Ibanez, L (1, 10) OBP: 0.394, SLG: 0.450	F7			4-2 FC1-5 BB		1-3 K		3-1 F9		3	0	0	0	1	1	1											
Randy Winn, S (1, 7) OBP: 0.340, SLG: 0.317	K		0-0 FC1-5 1B		1-3 K		0-0 F7			4	1	1	0	0	2	0											
Miguel Olivo, R (1, 2) OBP: 0.217, SLG: 0.228			2-1 F8	0-0 FC1-5 1B		2-2 G5-3		1-2 K		4	0	0	0	0	1	2											
39 Wilson Valdez, R (1, 6) OBP: 0.236, SLG: 0.243			1-2 E3 51 3B	2-3 K		0-0 G5-3			1-2 K	4	1	0	0	0	2	2											
<b>Inning Stats</b>	R: 0 E: 0 K: 1 S: 6	H: 1 LOB: 1 BB: 0 P: 10	R: 0 E: 0 K: 2 S: 10	H: 0 LOB: 0 BB: 0 P: 15	R: 2 E: 1 K: 1 S: 15	H: 2 LOB: 2 BB: 1 P: 24	R: 1 E: 0 K: 1 S: 13	H: 2 LOB: 2 BB: 1 P: 21	R: 0 E: 0 K: 2 S: 9	H: 0 LOB: 1 BB: 1 P: 18	R: 0 E: 0 K: 1 S: 11	H: 1 LOB: 1 BB: 0 P: 17	R: 1 E: 0 K: 1 S: 10	H: 1 LOB: 0 BB: 0 P: 17	R: 0 E: 0 K: 2 S: 14	H: 1 LOB: 1 BB: 0 P: 19	1B: 5 2B: 1 3B: 1 HR: 1	SF: 0 SAC: 0 DP: 0 HBP: 0	WP: 1 PB: 0 SB: 0 CS: 0	PA: 39							
<b>PITCHER</b>	IP	WLS	BF	H	R	ER	SO	BB	IBB	HBP	BLK	WP	HR	S	P	ERA	WHIP										
Dan Haren, R (1, 1) ERA: 4.11	7.0	L	31	6	3	2	9	3	0	0	0	1	0	71	115	2.57	1.286										
Ricardo Rincon, L (8, 1) ERA: 4.75	0.2		3	1	1	1	0	0	0	0	0	0	1	7	13	13.50	1.500										
20 Huston Street, R (8, 1) ERA: 2.84	0.1		1	0	0	0	1	0	0	0	0	0	0	3	4	0.00	0.000										
50 Kiko Calero, R (9, 1) ERA:	1.0		4	1	0	0	2	0	0	0	0	0	0	14	19	0.00	1.000										

Batter	1	2	3	4	5	6	7	8	9	AB	R	H	RBI	BB	SO	LOB	BOTTOM										
21 Mark Kotsay, L (1, 8) OBP: 0.356, SLG: 0.409	L8	F7		L4						4	0	1	1	1	0	4	<b>Seattle Mariners @ Oakland Athletics</b> McAfee Coliseum, Oakland, CA Fri Apr 29 2005, 10:05 PM EDT Att. 18,545 - Clear - 63 F  livebaseballscores.com  <b>AB 35</b> <b>R 2</b> <b>H 9</b> <b>RBI 2</b> <b>BB 5</b> <b>SO 2</b> <b>LOB 26</b> 										
Jason Kendall, R (1, 2) OBP: 0.330, SLG: 0.286	3 2B G4-3 1B		4-2 G3 BB		3-2 G6-3		4-2 FC6 BB	1-2 G2-3		3	1	1	0	2	0	2											
3 Eric Chavez, L (1, 5) OBP: 0.280, SLG: 0.307	G4-3 2B		0-1 F8		1-1 1B		1-0 P2		1-2 F8	5	0	2	0	0	0	3											
Scott Hatteberg, L (1, 3) OBP: 0.323, SLG: 0.349	G4-3		0-0 G3		1-3 K		3-1 P5		1-2 G3-1	5	0	0	1	0	1	5											
Erubiel Durazo, L (1, 10) OBP: 0.310, SLG: 0.342	F8		1-2 G4-3		2-2 1B		0-1 FC6		0-0 L7	5	0	1	0	0	0	4											
14 Mark Ellis, R (1, 4) OBP: 0.326, SLG: 0.333		1-1 FC6-4 1B		2-1 G6-4-3 BB 1B		3-1 F9		0-1 G5-3		4	0	2	0	0	0	2											
Nick Swisher, S (1, 9) OBP: 0.278, SLG: 0.392		1-2 FC6-4 1B		4-2 G6-4-3 BB		3-1 P5		0-2 G5-3		3	0	1	0	1	0	0											
Marco Scutaro, R (1, 6) OBP: 0.382, SLG: 0.424		1-0 FC6-4		2-2 G6-4-3		1-0 G6-3		4-2 21 1B BB		3	1	0	0	1	0	4											
Charles Thomas, L (1, 7) OBP: 0.235, SLG: 0.071		1-3 K		1-1 HBP		3-2 G4-3		2-2 21 1B		3	0	1	0	0	1	2											
<b>Inning Stats</b>	R: 1 E: 0 K: 0 S: 9	H: 2 LOB: 1 BB: 0 P: 16	R: 0 E: 0 K: 1 S: 12	H: 2 LOB: 2 BB: 0 P: 18	R: 0 E: 0 K: 0 S: 8	H: 0 LOB: 1 BB: 1 P: 13	R: 0 E: 0 K: 0 S: 13	H: 1 LOB: 2 BB: 1 P: 22	R: 0 E: 0 K: 1 S: 13	H: 2 LOB: 2 BB: 0 P: 23	R: 0 E: 0 K: 0 S: 7	H: 0 LOB: 0 BB: 0 P: 14	R: 0 E: 0 K: 0 S: 10	H: 0 LOB: 2 BB: 2 P: 22	R: 1 E: 0 K: 0 S: 15	H: 2 LOB: 2 BB: 1 P: 23	R: 0 E: 0 K: 0 S: 7	H: 0 LOB: 0 BB: 0 P: 9	1B: 8 2B: 1 3B: 0 HR: 0	SF: 0 SAC: 0 DP: 1 HBP: 1	WP: 0 PB: 0 SB: 0 CS: 0	PA: 41					
<b>PITCHER</b>	IP	WLS	BF	H	R	ER	SO	BB	IBB	HBP	BLK	WP	HR	S	P	ERA	WHIP										
Aaron Sele, R (1, 1) ERA: 4.71	6.0	W	27	7	1	1	2	2	0	1	0	0	0	62	106	1.50	1.500										
Matt Thornton, L (7, 1) ERA: 4.5	1.0	H	5	0	0	0	0	2	0	0	0	0	0	10	22	0.00	2.000										
20 J.J. Putz, R (8, 1) ERA: 1.5	0.2	H	4	1	1	1	0	1	0	0	0	0	0	10	16	13.50	3.000										
Ron Villone, L (8, 1) ERA:	0.1	H	2	1	0	0	0	0	0	0	0	0	0	5	7	0.00	3.000										
Eddie Guardado, L (9, 1) ERA: 2.45	1.0	S	3	0	0	0	0	0	0	0	0	0	0	7	9	0.00	0.000										







Batter	1	2	3	4	5	6	7	8	9	AB	R	H	RBI	BB	SO	LOB	TOP								
51 Ichiro Suzuki, L (1, 9) OBP: 0.398, SLG: 0.490	G1-3		L7			G4-3			S BB	3	0	0	0	1	0	1	<b>Seattle Mariners @ Oakland Athletics</b> McAfee Coliseum, Oakland, CA Sun May 01 2005, 4:05 PM EDT Att: 30,634 - Sunny - 64 F  <b>AB 28</b> <b>R 2</b> <b>H 6</b> <b>RBI 2</b> <b>BB 2</b> <b>SO 2</b> <b>LOB 9</b>								
Randy Winn, S (1, 7) OBP: 0.379, SLG: 0.345	P4				29 G5-4-3 1B	2B			G6-4-3 BB	3	0	2	1	1	0	0									
29 Adrian Beltré, R (1, 5) OBP: 0.274, SLG: 0.347	G5-3				G5-4-3	G5-3			K	4	0	0	0	0	1	4									
Richie Sexson, R (1, 3) OBP: 0.362, SLG: 0.519		K			G6-3				G6-4-3	4	0	0	0	0	1	2									
Bret Boone, R (1, 4) OBP: 0.320, SLG: 0.404		F8				F7			F7	3	0	0	0	0	0	0									
Raul Ibanez, L (1, 10) OBP: 0.382, SLG: 0.432		G4-3				G1-3			F7	3	0	0	0	0	0	0									
16 Willie Bloomquist, R (1, 6) OBP: 0.290, SLG: 0.263					G1-3	7 CS 1B			F8	3	0	1	0	0	0	0									
7 Jeremy Reed, L (1, 8) OBP: 0.362, SLG: 0.354					SF7 3B	CS	51 G4-3 2B 1B		G1-6-3 1B	3	2	3	0	0	0	0									
Miguel Olivo, R (1, 2) OBP: 0.203, SLG: 0.217		SF7			SF7	G4-3			G1-6-3	2	0	0	1	0	0	2									
<b>Inning Stats</b>	R: 0 E: 0 K: 0 S: 14	H: 0 LOB: 0 BB: 0 P: 21	R: 0 E: 0 K: 1 S: 6	H: 0 LOB: 0 BB: 0 P: 9	R: 0 E: 0 K: 0 S: 16	H: 1 LOB: 0 BB: 0 P: 24	R: 0 E: 0 K: 0 S: 7	H: 1 LOB: 0 BB: 0 P: 12	R: 0 E: 0 K: 0 S: 6	H: 1 LOB: 0 BB: 0 P: 9	R: 1 E: 0 K: 0 S: 16	H: 2 LOB: 1 BB: 0 P: 29	R: 0 E: 0 K: 0 S: 6	H: 0 LOB: 0 BB: 0 P: 11	R: 0 E: 0 K: 0 S: 7	H: 1 LOB: 0 BB: 0 P: 10	R: 0 E: 0 K: 1 S: 6	H: 0 LOB: 1 BB: 2 P: 14	1B: 4 2B: 1 3B: 1 HR: 0	SF: 1 SAC: 0 DP: 3 HBP: 0	WP: 0 PB: 0 SB: 1 CS: 1	PA: 32			
<b>PITCHER</b>	IP	WLS	BF	H	R	ER	SO	BB	IBB	HBP	BLK	WP	HR	S	P	ERA	WHIP								
Barry Zito, L (1, 1) ERA: 5.84	7.0	W	24	5	2	2	1	0	0	0	0	0	0	71	115	2.57	0.714								
58 Justin Duchschner, R (8, 1) ERA: 0.54	1.0	H	3	1	0	0	0	0	0	0	0	0	0	7	10	0.00	1.000								
Octavio Dotel, R (9, 1) ERA: 1.64	1.0	S	4	0	0	0	1	2	0	0	0	0	0	6	14	0.00	2.000								

Batter	1	2	3	4	5	6	7	8	9	AB	R	H	RBI	BB	SO	LOB	BOTTOM								
21 Mark Kotsay, L (1, 8) OBP: 0.377, SLG: 0.437	K		FC5-4 1B			G4-3			G3-1	4	0	1	0	0	1	0	<b>Seattle Mariners @ Oakland Athletics</b> McAfee Coliseum, Oakland, CA Sun May 01 2005, 4:05 PM EDT Att: 30,634 - Sunny - 64 F  <b>AB 31</b> <b>R 3</b> <b>H 8</b> <b>RBI 3</b> <b>BB 1</b> <b>SO 4</b> <b>LOB 9</b>								
Jason Kendall, R (1, 2) OBP: 0.320, SLG: 0.280	G5-3		FC5-4 1B			G6-3			G6-3	4	0	0	0	0	0	1									
3 Eric Chavez, L (1, 5) OBP: 0.294, SLG: 0.323						23 1B 1B			P6	3	2	2	0	1	0	0									
Scott Hatteberg, L (1, 3) OBP: 0.320, SLG: 0.344		F9				F9			K	4	1	1	0	0	1	2									
Erubiel Durazo, L (1, 10) OBP: 0.323, SLG: 0.364		G3-1				23 1B 1B			G3-1	4	0	2	2	0	0	0									
14 Mark Ellis, R (1, 4) OBP: 0.324, SLG: 0.344		K				F8			23 G3-1 2B	3	0	1	0	0	1	2									
23 Bobby Kielty, S (1, 7) OBP: 0.295, SLG: 0.282		K				2-2 1B			G3-1	3	0	1	1	0	1	1									
Nick Swisher, S (1, 9) OBP: 0.274, SLG: 0.372						1-2 2-H 1B			P4	0	0	0	0	0	0	0									
Eric Byrnes, R (3, 7) OBP: 0.282, SLG: 0.327						F8				3	0	0	0	0	0	3									
Marco Scutaro, R (1, 6) OBP: 0.369, SLG: 0.389						G6-3			L9	3	0	0	0	0	0	0									
<b>Inning Stats</b>	R: 0 E: 0 K: 1 S: 10	H: 0 LOB: 1 BB: 1 P: 18	R: 0 E: 0 K: 2 S: 8	H: 0 LOB: 0 BB: 0 P: 8	R: 0 E: 0 K: 0 S: 11	H: 1 LOB: 1 BB: 0 P: 16	R: 1 E: 0 K: 0 S: 10	H: 3 LOB: 2 BB: 0 P: 16	R: 0 E: 0 K: 0 S: 4	H: 0 LOB: 0 BB: 0 P: 5	R: 2 E: 0 K: 0 S: 11	H: 4 LOB: 1 BB: 0 P: 17	R: 0 E: 0 K: 0 S: 9	H: 0 LOB: 0 BB: 0 P: 11	R: 0 E: 0 K: 1 S: 6	H: 0 LOB: 0 BB: 0 P: 9	1B: 6 2B: 2 3B: 0 HR: 0	SF: 0 SAC: 0 DP: 0 HBP: 0	WP: 0 PB: 0 SB: 0 CS: 0	PA: 32					
<b>PITCHER</b>	IP	WLS	BF	H	R	ER	SO	BB	IBB	HBP	BLK	WP	HR	S	P	ERA	WHIP								
Joel Pineiro, R (1, 1) ERA: 5.14	8.0	L	32	8	3	3	4	1	0	0	0	0	0	69	100	3.38	1.125								



Batter	1	2	3	4	5	6	7	8	9	AB	R	H	RBI	BB	SO	LOB	TOP			
David Dellucci, L (1,7) OBP: 0.500, SLG: 0.644	4-1 L3-6 10 1B BB		1-0 HR			4-1 10 FC5-4 BB		3-3 K		2	1	1	1	2	1	1				
10 Michael Young, R (1,6) OBP: 0.328, SLG: 0.411	0-0 1-2 1B		3-3 K			3-1 FC5-4 1-2		0-1 G6-3		4	1	1	0	0	1	2				
23 Mark Teixeira, S (1,3) OBP: 0.314, SLG: 0.491	1-2 L3-6 2-2		0-2 G4-3			0-2 F7			1-1 1B	4	1	1	0	0	0	3				
9 Hank Blalock, L (1,5) OBP: 0.331, SLG: 0.421	3-1 E9 1-H			1-0 F8		2-0 F7			0-3 K	4	0	0	0	0	1	2				
Alfonso Soriano, R (1,4) OBP: 0.277, SLG: 0.469	1-1 G5-3			0-0 F9					0-0 FC6 1B	4	0	0	0	0	1	2				
Laynce Nix, L (1,8) OBP: 0.341, SLG: 0.465		0-0 L3		0-2 F8					1-1 PB 1B	4	0	1	1	0	0	0				
Chad Allen, R (1,10) OBP: 0.333, SLG: 0.286		0-3 K		0-1 CS 1B					3-2 G4-3	4	0	1	0	0	2	1				
Gary Matthews, S (1,9) OBP: 0.241, SLG: 0.263		1-2 G4-3		3-3 K					3-1 2B	3	0	1	0	0	1	1				
Rod Barajas, R (1,2) OBP: 0.265, SLG: 0.359			1-1 P2		2-1 L9				2-2 F7	3	0	0	0	0	0	1				
<b>Inning Stats</b>	R: 1 E: 1 K: 0 S: 9	H: 1 LOB: 1 BB: 1 P: 18	R: 0 E: 0 K: 1 S: 8	H: 0 LOB: 0 BB: 0 P: 9	R: 1 E: 0 K: 1 S: 9	H: 1 LOB: 0 BB: 0 P: 14	R: 0 E: 0 K: 0 S: 5	H: 0 LOB: 0 BB: 0 P: 6	R: 0 E: 0 K: 1 S: 7	H: 1 LOB: 0 BB: 0 P: 12	R: 0 E: 0 K: 2 S: 9	H: 0 LOB: 0 BB: 0 P: 11	R: 0 E: 0 K: 1 S: 10	H: 1 LOB: 1 BB: 0 P: 18	R: 1 E: 1 K: 1 S: 12	H: 2 LOB: 1 BB: 0 P: 17	1B: 4 2B: 3 3B: 0 HR: 1	SF: 0 SAC: 0 DP: 2 HBP: 0	WP: 0 PB: 1 SB: 0 CS: 1	PA: 34
<b>PITCHER</b> 40 Rich Harden, R (1,1) ERA: 1.82	IP: 9.0 WLS: L BF: 34 H: 6 R: 3 ER: 1 SO: 7 BB: 2 IBB: 0 HBP: 0 BLK: 0 WP: 0 HR: 1 S: 76 P: 121 ERA: 1.00 WHIP: 0.889															<b>PITCHER</b>				

Texas Rangers @ Oakland Athletics  
McAfee Coliseum, Oakland, CA  
Mon May 02 2005, 10:05 PM EDT  
Att: 10,144 - Clear - 60 F

AB 32  
R 3  
H 6  
RBI 2  
BB 2  
SO 7  
LOB 13



Batter	1	2	3	4	5	6	7	8	9	AB	R	H	RBI	BB	SO	LOB	BOTTOM			
21 Mark Kotsay, L (1,8) OBP: 0.361, SLG: 0.417	3-2 F7			2-3 K		1-3 K		1-0 FC4-6 BB	3-3 K	5	0	0	0	0	3	5				
Jason Kendall, R (1,2) OBP: 0.318, SLG: 0.271	2-2 L9			0-1 G6-3		2-2 L3		4-1 BB		3	0	0	0	1	0	2				
3 Eric Chavez, L (1,5) OBP: 0.283, SLG: 0.310	2-3 K			2-2 G3-1		0-0 F8		2-3 K		4	0	0	0	0	2	4				
Scott Hatteberg, L (1,3) OBP: 0.317, SLG: 0.333		1-1 F8			0-0 G6-3		1-3 K		4-0 FC5-4 14 BB BB	3	1	0	0	1	1	0				
Erubiel Durazo, L (1,10) OBP: 0.310, SLG: 0.348		3-1 G3-1			2-1 G3-1		0-2 G4-3		3-3 K	4	0	0	0	0	1	1				
14 Mark Ellis, R (1,4) OBP: 0.347, SLG: 0.388		0-1 G4-3			0-1 2B		2-1 2B		4-1 FC5-4 BB	3	0	2	0	1	0	0				
Eric Byrnes, R (1,7) OBP: 0.246, SLG: 0.305			1-1 G2-3		0-0 F8		0-1 G6-3		2-2 FC5-4 23 DI 1B	4	1	0	0	0	0	4				
23 Bobby Kielty, S (1,9) OBP: 0.333, SLG: 0.310			1-2 F9			0-0 BB 1B		2-1 BB 1B	4-2 FC4-6 1B	3	0	2	0	1	0	0				
Charles Thomas, L (9, PR) OBP: 0.235, SLG: 0.071									1-2 BB	0	0	0	0	0	0	0				
Marco Scutaro, R (1,6) OBP: 0.375, SLG: 0.387			1-2 G3			4-1 BB		0-2 SAFE P6	0-1 1B	3	0	1	2	1	0	1				
<b>Inning Stats</b>	R: 0 E: 0 K: 1 S: 10	H: 0 LOB: 0 BB: 0 P: 17	R: 0 E: 0 K: 0 S: 6	H: 0 LOB: 0 BB: 0 P: 10	R: 0 E: 0 K: 0 S: 8	H: 0 LOB: 0 BB: 0 P: 11	R: 0 E: 0 K: 1 S: 8	H: 0 LOB: 0 BB: 0 P: 12	R: 0 E: 0 K: 1 S: 9	H: 1 LOB: 1 BB: 0 P: 8	R: 0 E: 0 K: 1 S: 12	H: 1 LOB: 1 BB: 0 P: 15	R: 0 E: 0 K: 1 S: 11	H: 1 LOB: 2 BB: 1 P: 20	R: 2 E: 0 K: 2 S: 18	H: 1 LOB: 2 BB: 3 P: 38	1B: 3 2B: 2 3B: 0 HR: 0	SF: 0 SAC: 0 DP: 0 HBP: 0	WP: 0 PB: 0 SB: 0 CS: 0	PA: 37
<b>PITCHER</b> Kenny Rogers, L (1,1) ERA: 2.15	IP: 8.0 WLS: W BF: 30 H: 4 R: 0 ER: 0 SO: 5 BB: 2 IBB: 0 HBP: 0 BLK: 0 WP: 0 HR: 0 S: 70 P: 109 ERA: 0.00 WHIP: 0.750															<b>PITCHER</b>				
Francisco Cordero, R (9,1) ERA: 4.76	IP: 1.0 WLS: S BF: 7 H: 1 R: 2 ER: 2 SO: 2 BB: 3 IBB: 0 HBP: 0 BLK: 0 WP: 0 HR: 0 S: 18 P: 38 ERA: 18.00 WHIP: 4.000															<b>PITCHER</b>				

Texas Rangers @ Oakland Athletics  
McAfee Coliseum, Oakland, CA  
Mon May 02 2005, 10:05 PM EDT  
Att: 10,144 - Clear - 60 F

AB 32  
R 2  
H 5  
RBI 2  
BB 5  
SO 7  
LOB 17






Batter	1	2	3	4	5	6	7	8	9	AB	R	H	RBI	BB	SO	LOB	TOP							
David Dellucci, L (1, 10) OBP: 0.483, SLG: 0.603	G4-3			BB	G1-3	K			G4-3	4	0	0	0	1	1	2								
10 Michael Young, R (1, 6) OBP: 0.323, SLG: 0.397	F8			SAFE	F7	BB	F9		K	4	1	0	0	1	1	1								
23 Mark Teixeira, S (1, 3) OBP: 0.310, SLG: 0.487	G3			SAFE	L4	BB	K		F7	5	1	1	0	0	1	1								
9 Hank Blalock, L (1, 5) OBP: 0.344, SLG: 0.431		G1-3			BB	BB				2	1	1	0	2	0	0								
Alfonso Soriano, R (1, 4) OBP: 0.276, SLG: 0.462		G5-3			BB	BB				4	1	1	2	0	0	3								
Laynce Nix, L (1, 8) OBP: 0.333, SLG: 0.447		F7				BB				4	1	1	0	0	1	0								
Richard Hidalgo, R (1, 9) OBP: 0.235, SLG: 0.269			P5							3	0	0	1	0	0	0								
Gary Matthews, S (1, 7) OBP: 0.253, SLG: 0.289			F7							3	1	2	1	0	0	0								
Rod Barajas, R (1, 2) OBP: 0.264, SLG: 0.370			G5-3							3	0	1	2	0	0	1								
<b>Inning Stats</b>	R: 0 E: 0 K: 0 S: 7	H: 0 LOB: 0 BB: 0 P: 15	R: 0 E: 0 K: 0 S: 4	H: 0 LOB: 0 BB: 0 P: 8	R: 0 E: 0 K: 0 S: 6	H: 0 LOB: 0 BB: 0 P: 13	R: 0 E: 1 K: 0 S: 11	H: 0 LOB: 2 BB: 2 P: 21	R: 1 E: 0 K: 0 S: 14	H: 2 LOB: 1 BB: 2 P: 26	R: 5 E: 0 K: 1 S: 18	H: 3 LOB: 1 BB: 2 P: 33	R: 0 E: 0 K: 1 S: 8	H: 1 LOB: 1 BB: 0 P: 9	R: 0 E: 0 K: 1 S: 14	H: 1 LOB: 1 BB: 0 P: 19	R: 0 E: 0 K: 1 S: 9	H: 0 LOB: 0 BB: 0 P: 13	1B: 3 2B: 4 3B: 0 HR: 0	SF: 2 SAC: 0 DP: 0 HBP: 1	WP: 0 PB: 0 SB: 1 CS: 0	PA: 39		
<b>PITCHER</b>	IP	WLS	BF	H	R	ER	SO	BB	IBB	HBP	BLK	WP	HR	S	P	ERA	WHIP							
Kirk Saarloos, R (1, 1) ERA: 5.64	5.0	L	22	3	4	4	0	4	0	0	0	0	0	46	95	7.20	1.400							
58 Justin Duchschere, R (6, 1) ERA: 1.53	1.0		6	2	2	2	1	0	0	1	0	0	0	14	21	18.00	2.000							
20 Huston Street, R (7, 1) ERA: 2.63	1.0		4	1	0	0	1	0	0	0	0	0	0	8	9	0.00	1.000							
Juan Cruz, R (8, 1) ERA: 10.13	1.0		4	1	0	0	1	0	0	0	0	0	0	14	19	0.00	1.000							
Keiichi Yabu, R (9, 1) ERA: 0.78	1.0		3	0	0	0	1	0	0	0	0	0	0	9	13	0.00	0.000							

Texas Rangers @ Oakland Athletics  
McAfee Coliseum, Oakland, CA  
Tue May 03 2005, 10:05 PM EDT  
Att: 10,427 - Partly Cloudy - 62 F

livebaseballscores.com

AB 32  
R 6  
H 7  
RBI 6  
BB 4  
SO 4  
LOB 8




Batter	1	2	3	4	5	6	7	8	9	AB	R	H	RBI	BB	SO	LOB	BOTTOM							
21 Mark Kotsay, L (1, 8) OBP: 0.355, SLG: 0.416	F8	F8			F7		2B		G1-3	5	0	1	0	0	0	1								
Marco Scutaro, R (1, 6) OBP: 0.366, SLG: 0.388	G5-3		BB		F7		F7		G3	5	0	1	0	0	0	1								
3 Eric Chavez, L (1, 5) OBP: 0.288, SLG: 0.314	BB		BB		G3-1		K		G3	5	0	2	0	0	1	1								
Scott Hatteberg, L (1, 3) OBP: 0.314, SLG: 0.330	BB		P4			K	K			4	0	1	0	0	2	3								
Erubiel Durazo, L (1, 10) OBP: 0.327, SLG: 0.383			G6-3			BB				2	1	1	1	2	0	2								
14 Mark Ellis, R (1, 4) OBP: 0.355, SLG: 0.386	G3			BB		BB			F9	3	0	1	0	1	0	3								
23 Bobby Kielty, S (1, 9) OBP: 0.346, SLG: 0.311			BB		F7		F8			3	0	1	0	1	0	3								
Eric Byrnes, R (1, 7) OBP: 0.246, SLG: 0.302		P5		FC5-4					K	4	0	1	0	0	1	3								
17 Adam Melhuse, S (1, 2) OBP: 0.083, SLG: 0.167		K			K		G1-3		G6-3	4	0	0	0	0	2	6								
<b>Inning Stats</b>	R: 0 E: 0 K: 0 S: 20	H: 2 LOB: 3 BB: 1 P: 31	R: 0 E: 0 K: 1 S: 11	H: 1 LOB: 1 BB: 0 P: 15	R: 0 E: 0 K: 0 S: 13	H: 2 LOB: 1 BB: 0 P: 22	R: 0 E: 0 K: 1 S: 8	H: 0 LOB: 1 BB: 1 P: 13	R: 0 E: 0 K: 0 S: 4	H: 0 LOB: 0 BB: 0 P: 9	R: 0 E: 0 K: 1 S: 18	H: 2 LOB: 3 BB: 1 P: 25	R: 0 E: 0 K: 2 S: 13	H: 1 LOB: 1 BB: 0 P: 20	R: 1 E: 0 K: 1 S: 16	H: 1 LOB: 1 BB: 1 P: 23	R: 0 E: 0 K: 0 S: 6	H: 0 LOB: 0 BB: 0 P: 10	1B: 6 2B: 2 3B: 0 HR: 1	SF: 0 SAC: 0 DP: 1 HBP: 0	WP: 0 PB: 0 SB: 0 CS: 0	PA: 39		
<b>PITCHER</b>	IP	WLS	BF	H	R	ER	SO	BB	IBB	HBP	BLK	WP	HR	S	P	ERA	WHIP							
Chris Young, R (1, 1) ERA: 3.9	5.2	W	26	7	0	0	3	3	0	0	0	0	0	3	3	0.00	0.000							
Nick Regilio, R (6, 1) ERA: 4.5	0.1		1	0	0	0	0	0	0	0	0	0	0	3	3	0.00	0.000							
32 Ron Mahay, L (7, 1) ERA: 3.55	1.0		5	2	1	1	2	0	0	0	0	0	1	14	22	9.00	2.000							
Doug Brocail, R (8, 1) ERA: 6.0	1.0		4	0	0	0	1	1	0	0	0	0	0	15	21	0.00	1.000							
Brian Shouse, L (9, 1) ERA: 2.79	1.0		3	0	0	0	0	0	0	0	0	0	0	6	10	0.00	0.000							

Texas Rangers @ Oakland Athletics  
McAfee Coliseum, Oakland, CA  
Tue May 03 2005, 10:05 PM EDT  
Att: 10,427 - Partly Cloudy - 62 F

livebaseballscores.com

AB 35  
R 1  
H 9  
RBI 1  
BB 4  
SO 6  
LOB 23





Batter	1	2	3	4	5	6	7	8	9	AB	R	H	RBI	BB	SO	LOB	TOP				
David DeLucci, L (1, 10) OBP: 0.495, SLG: 0.591										3	1	1	1	3	1	2					
10 Michael Young, R (1, 6) OBP: 0.323, SLG: 0.393										6	1	2	1	0	1	3					
23 Mark Teixeira, S (1, 3) OBP: 0.326, SLG: 0.512										4	3	2	2	1	0	2					
9 Hank Blalock, L (1, 5) OBP: 0.351, SLG: 0.435										6	2	3	1	0	1	1					
Alfonso Soriano, R (1, 4) OBP: 0.287, SLG: 0.496										6	3	3	3	0	1	5					
Mark DeRosa, R (8, 4) OBP: 0.300, SLG: 0.500										0	0	0	0	0	0	0					
Laynce Nix, L (1, 8) OBP: 0.370, SLG: 0.462										5	2	3	1	1	1	0					
Richard Hidalgo, R (1, 9) OBP: 0.253, SLG: 0.313										5	2	2	4	1	2	3					
Gary Matthews, S (1, 7) OBP: 0.247, SLG: 0.281										6	1	1	0	0	2	6					
Sandy Alomar Jr., R (1, 2) OBP: 0.400, SLG: 0.348										4	1	1	2	1	1	1					
<b>Inning Stats</b>	R: 0 E: 0 K: 1 S: 7	H: 0 LOB: 0 BB: 0 P: 11	R: 0 E: 0 K: 3 S: 14	H: 0 LOB: 1 BB: 0 P: 22	R: 0 E: 0 K: 0 S: 8	H: 1 LOB: 2 BB: 1 P: 16	R: 7 E: 0 K: 0 S: 21	H: 6 LOB: 0 BB: 1 P: 36	R: 1 E: 0 K: 1 S: 13	H: 3 LOB: 2 BB: 1 P: 23	R: 0 E: 0 K: 1 S: 5	H: 0 LOB: 1 BB: 1 P: 9	R: 6 E: 0 K: 2 S: 25	H: 5 LOB: 3 BB: 3 P: 49	R: 0 E: 0 K: 2 S: 7	H: 0 LOB: 0 BB: 0 P: 8	1B: 14 2B: 1 3B: 0 HR: 3	SF: 0 SAC: 0 DP: 1 HBP: 1	WP: 3 PB: 0 SB: 0 CS: 0	PA: 53	
<b>PITCHER</b>	IP WLS BF H R ER SO BB IBB HBP BLK WP HR S P ERA WHIP	IP WLS BF H R ER SO BB IBB HBP BLK WP HR S P ERA WHIP	IP WLS BF H R ER SO BB IBB HBP BLK WP HR S P ERA WHIP	IP WLS BF H R ER SO BB IBB HBP BLK WP HR S P ERA WHIP	IP WLS BF H R ER SO BB IBB HBP BLK WP HR S P ERA WHIP	IP WLS BF H R ER SO BB IBB HBP BLK WP HR S P ERA WHIP	IP WLS BF H R ER SO BB IBB HBP BLK WP HR S P ERA WHIP	IP WLS BF H R ER SO BB IBB HBP BLK WP HR S P ERA WHIP	IP WLS BF H R ER SO BB IBB HBP BLK WP HR S P ERA WHIP	IP WLS BF H R ER SO BB IBB HBP BLK WP HR S P ERA WHIP	IP WLS BF H R ER SO BB IBB HBP BLK WP HR S P ERA WHIP	IP WLS BF H R ER SO BB IBB HBP BLK WP HR S P ERA WHIP	IP WLS BF H R ER SO BB IBB HBP BLK WP HR S P ERA WHIP	IP WLS BF H R ER SO BB IBB HBP BLK WP HR S P ERA WHIP	IP WLS BF H R ER SO BB IBB HBP BLK WP HR S P ERA WHIP	IP WLS BF H R ER SO BB IBB HBP BLK WP HR S P ERA WHIP	IP WLS BF H R ER SO BB IBB HBP BLK WP HR S P ERA WHIP	IP WLS BF H R ER SO BB IBB HBP BLK WP HR S P ERA WHIP	IP WLS BF H R ER SO BB IBB HBP BLK WP HR S P ERA WHIP	IP WLS BF H R ER SO BB IBB HBP BLK WP HR S P ERA WHIP	IP WLS BF H R ER SO BB IBB HBP BLK WP HR S P ERA WHIP

Texas Rangers @ Oakland Athletics  
McAfee Coliseum, Oakland, CA  
Wed May 04 2005, 3:35 PM EDT  
Att: 15,654 - Overcast - 64 F

AB 45  
R 16  
H 18  
RBI 15  
BB 7  
SO 10  
LOB 23



Batter	1	2	3	4	5	6	7	8	9	AB	R	H	RBI	BB	SO	LOB	BOTTOM					
Jason Kendall, R (1, 2) OBP: 0.321, SLG: 0.280										4	1	1	0	1	0	4						
Jemaine Clark, L (9, 4)										0	0	0	0	0	0	0						
14 Mark Ellis, R (1, 6) OBP: 0.346, SLG: 0.365										4	0	0	0	1	0	4						
3 Eric Chavez, L (1, 5) OBP: 0.265, SLG: 0.303										4	1	0	1	1	2	3						
Marco Scutaro, R (9, 5) OBP: 0.366, SLG: 0.388										0	0	0	0	0	0	0						
Erubiel Durazo, L (1, 10) OBP: 0.339, SLG: 0.412										3	2	1	2	2	1	0						
23 Bobby Kielty, S (1, 9) OBP: 0.368, SLG: 0.347										4	2	2	0	1	1	0						
Scott Hatteberg, L (1, 3) OBP: 0.318, SLG: 0.363										5	1	2	4	0	0	2						
Keith Ginter, R (1, 4) OBP: 0.279, SLG: 0.368										4	0	1	0	1	0	1						
17 Adam Melhuse, S (9, 2) OBP: 0.083, SLG: 0.167										0	0	0	0	0	0	0						
Eric Byrnes, R (1, 7) OBP: 0.274, SLG: 0.318										4	0	2	0	0	1	1						
Charles Thomas, L (1, 8) OBP: 0.263, SLG: 0.097										3	0	1	0	1	1	4						
<b>Inning Stats</b>	R: 1 E: 0 K: 0 S: 11	H: 1 LOB: 2 BB: 2 P: 25	R: 0 E: 0 K: 1 S: 12	H: 2 LOB: 3 BB: 1 P: 23	R: 2 E: 0 K: 1 S: 17	H: 4 LOB: 3 BB: 1 P: 28	R: 2 E: 0 K: 1 S: 13	H: 1 LOB: 2 BB: 2 P: 29	R: 0 E: 0 K: 0 S: 10	H: 0 LOB: 0 BB: 0 P: 16	R: 2 E: 0 K: 1 S: 13	H: 2 LOB: 2 BB: 2 P: 32	R: 0 E: 0 K: 2 S: 8	H: 0 LOB: 0 BB: 0 P: 12	R: 0 E: 0 K: 0 S: 4	H: 0 LOB: 0 BB: 0 P: 6	R: 0 E: 0 K: 0 S: 0	H: 0 LOB: 0 BB: 0 P: 0	1B: 6 2B: 2 3B: 0 HR: 2	SF: 0 SAC: 0 DP: 0 HBP: 1	WP: 0 PB: 1 SB: 1 CS: 0	PA: 44
<b>PITCHER</b>	IP WLS BF H R ER SO BB IBB HBP BLK WP HR S P ERA WHIP	IP WLS BF H R ER SO BB IBB HBP BLK WP HR S P ERA WHIP	IP WLS BF H R ER SO BB IBB HBP BLK WP HR S P ERA WHIP	IP WLS BF H R ER SO BB IBB HBP BLK WP HR S P ERA WHIP	IP WLS BF H R ER SO BB IBB HBP BLK WP HR S P ERA WHIP	IP WLS BF H R ER SO BB IBB HBP BLK WP HR S P ERA WHIP	IP WLS BF H R ER SO BB IBB HBP BLK WP HR S P ERA WHIP	IP WLS BF H R ER SO BB IBB HBP BLK WP HR S P ERA WHIP	IP WLS BF H R ER SO BB IBB HBP BLK WP HR S P ERA WHIP	IP WLS BF H R ER SO BB IBB HBP BLK WP HR S P ERA WHIP	IP WLS BF H R ER SO BB IBB HBP BLK WP HR S P ERA WHIP	IP WLS BF H R ER SO BB IBB HBP BLK WP HR S P ERA WHIP	IP WLS BF H R ER SO BB IBB HBP BLK WP HR S P ERA WHIP	IP WLS BF H R ER SO BB IBB HBP BLK WP HR S P ERA WHIP	IP WLS BF H R ER SO BB IBB HBP BLK WP HR S P ERA WHIP	IP WLS BF H R ER SO BB IBB HBP BLK WP HR S P ERA WHIP	IP WLS BF H R ER SO BB IBB HBP BLK WP HR S P ERA WHIP	IP WLS BF H R ER SO BB IBB HBP BLK WP HR S P ERA WHIP	IP WLS BF H R ER SO BB IBB HBP BLK WP HR S P ERA WHIP	IP WLS BF H R ER SO BB IBB HBP BLK WP HR S P ERA WHIP	IP WLS BF H R ER SO BB IBB HBP BLK WP HR S P ERA WHIP	

Texas Rangers @ Oakland Athletics  
McAfee Coliseum, Oakland, CA  
Wed May 04 2005, 3:35 PM EDT  
Att: 15,654 - Overcast - 64 F

AB 35  
R 7  
H 10  
RBI 7  
BB 8  
SO 6  
LOB 19





Batter	1	2	3	4	5	6	7	8	9	10	AB	R	H	RBI	BB	SO	LOB	TOP						
21 Mark Kotsay, L OBP: 0.357, SLG: 0.415	F7		G4-3		1B		1B			K	5	0	2	0	0	1	1	<b>Oakland Athletics @ New York Yankees</b> Yankee Stadium, Bronx, NY Fri May 06 2005, 7:05 PM EDT Att.: 47,973 - Drizzle - 53 F						
Jason Kendall, R OBP: 0.333, SLG: 0.282	G6-3		BB		1B		G5-3			E 3 1B HBP	3	1	1	0	1	0	2							
3 Eric Chavez, L OBP: 0.261, SLG: 0.238	K		G4-3		L5-3				G6-3	E 3 1B FC5-2	5	0	1	0	0	1	3							
Scott Hatteberg, L OBP: 0.322, SLG: 0.368		G4-3		23 HR BB		F7			K	E 3 1B FC5-2	4	2	1	1	1	1	1							
23 Bobby Kielty, S OBP: 0.377, SLG: 0.404	F7									E 3 1B FC5-2	3	1	1	2	1	0	1							
Charles Thomas, L OBP: 0.256, SLG: 0.094				HR					G5-3	BB E 3H	1	0	0	0	0	0	2							
Erubiel Durazo, L OBP: 0.326, SLG: 0.392	G4-3			F8		L6			G1-3	E 5 BB	5	0	0	0	0	0	4							
Keith Ginter, R OBP: 0.271, SLG: 0.333	L4			F7		F9			K	1-2 2-3 3H	4	0	0	1	1	1	2							
Eric Byrnes, R OBP: 0.269, SLG: 0.352				G5-3					F9	1-2 2-3 3H	5	1	1	1	0	2	3							
Marco Scutaro, R OBP: 0.371, SLG: 0.386			G6-3							3 1B HBP BB	3	1	1	0	1	1	0							
<b>Inning Stats</b>	R: 0 E: 0 K: 1 S: 6	H: 0 LOB: 0 BB: 0 P: 11	R: 0 E: 0 K: 0 S: 10	H: 1 LOB: 1 BB: 0 P: 18	R: 1 E: 0 K: 0 S: 9	H: 1 LOB: 1 BB: 1 P: 17	R: 2 E: 0 K: 0 S: 8	H: 1 LOB: 0 BB: 1 P: 18	R: 0 E: 0 K: 1 S: 9	H: 2 LOB: 1 BB: 0 P: 12	R: 0 E: 0 K: 0 S: 5	H: 0 LOB: 1 BB: 1 P: 10	R: 0 E: 0 K: 1 S: 12	H: 2 LOB: 1 BB: 0 P: 15	R: 0 E: 0 K: 1 S: 7	H: 0 LOB: 0 BB: 0 P: 11	R: 0 E: 0 K: 1 S: 10	H: 0 LOB: 0 BB: 0 P: 15	R: 3 E: 2 K: 2 S: 20	H: 1 LOB: 3 BB: 2 P: 35	1B: 5 2B: 2 3B: 0 HR: 2	SF: 0 SAC: 0 DP: 2 HBP: 1	WP: 0 PB: 0 SB: 2 CS: 0	PA: 44
<b>PITCHER</b>	IP WLS BF H R ER SO BB IBB HBP BLK WP HR S P ERA WHIP	7.0 0 29 7 3 3 3 3 0 0 0 0 0 0 101 3.86 1.429	1.0 0 3 0 0 0 1 0 0 0 0 0 0 0 7 0.00 0.000	2.0 L 12 1 3 1 3 2 0 1 0 0 0 0 30 4.50 1.500	<b>PITCHER</b>										IP WLS BF H R ER SO BB IBB HBP BLK WP HR S P ERA WHIP	7.0 0 29 7 3 3 3 3 0 0 0 0 0 0 101 3.86 1.429								

AB	38
R	6
H	8
RBI	5
BB	5
SO	7
LOB	19



Batter	1	2	3	4	5	6	7	8	9	10	AB	R	H	RBI	BB	SO	LOB	BOTTOM						
2 Derek Jeter, R OBP: 0.423, SLG: 0.422	F7		G6-3			F9		E 5 20 1B G6-3		F9	5	1	1	0	0	0	1	<b>Oakland Athletics @ New York Yankees</b> Yankee Stadium, Bronx, NY Fri May 06 2005, 7:05 PM EDT Att.: 47,973 - Drizzle - 53 F						
Tony Womack, L OBP: 0.327, SLG: 0.327			G4-3			G4-3		13 2-5 2-5 1-2 3H		P4	3	1	1	0	0	0	0							
20 Jorge Posada, S OBP: 0.318, SLG: 0.378	55 3B 1B							55 FC5-4 1B			4	0	1	1	0	2	2							
Gary Sheffield, R OBP: 0.368, SLG: 0.521	K							G6-3			3	0	1	1	1	0	1							
55 Hideki Matsui, L OBP: 0.326, SLG: 0.388	1-0 1H		G4-3			G4-3		FC5-4			3	0	1	1	1	0	1							
13 Alex Rodriguez, R OBP: 0.343, SLG: 0.581	P4					G5-3					4	0	0	0	0	0	1							
Bernie Williams, S OBP: 0.310, SLG: 0.297		G6-3				G5-3					4	0	0	0	0	2	0							
12 Andy Phillips, R OBP: 0.172, SLG: 0.414		F9								P2	4	0	1	0	0	1	0							
John Flaherty, R OBP: 0.286, SLG: 0.263											2	0	0	0	1	0	1							
Tino Martinez, L OBP: 0.364, SLG: 0.446		F8									0	0	0	0	1	0	0							
24 Robinson Cano, L OBP: 0.143, SLG: 0.143			K								4	1	0	0	0	1	3							
<b>Inning Stats</b>	R: 1 E: 0 K: 1 S: 10	H: 2 LOB: 1 BB: 0 P: 13	R: 0 E: 0 K: 0 S: 6	H: 0 LOB: 0 BB: 0 P: 12	R: 0 E: 0 K: 1 S: 7	H: 0 LOB: 0 BB: 0 P: 12	R: 0 E: 0 K: 1 S: 10	H: 0 LOB: 0 BB: 0 P: 13	R: 0 E: 0 K: 0 S: 9	H: 1 LOB: 1 BB: 0 P: 13	R: 0 E: 0 K: 0 S: 5	H: 1 LOB: 1 BB: 0 P: 9	R: 0 E: 0 K: 2 S: 10	H: 0 LOB: 0 BB: 0 P: 15	R: 2 E: 1 K: 0 S: 14	H: 2 LOB: 2 BB: 2 P: 28	R: 0 E: 0 K: 1 S: 7	H: 0 LOB: 0 BB: 0 P: 12	R: 0 E: 0 K: 0 S: 5	H: 0 LOB: 1 BB: 1 P: 13	1B: 4 2B: 1 3B: 1 HR: 0	SF: 0 SAC: 0 DP: 0 HBP: 0	WP: 0 PB: 0 SB: 2 CS: 0	PA: 38
<b>PITCHER</b>	IP WLS BF H R ER SO BB IBB HBP BLK WP HR S P ERA WHIP	7.1 0 29 6 3 3 5 1 0 0 0 0 0 0 68 3.68 0.955	1.2 W 6 0 0 0 1 0 1 0 0 0 0 0 10 0.00 0.000	0.1 H 2 0 0 0 0 1 0 0 0 0 0 0 2 0.00 3.000	0.2 S 2 0 0 0 0 0 0 0 0 0 0 0 3 0.00 0.000	<b>PITCHER</b>										IP WLS BF H R ER SO BB IBB HBP BLK WP HR S P ERA WHIP	7.1 0 29 6 3 3 5 1 0 0 0 0 0 0 68 3.68 0.955							

AB	35
R	3
H	6
RBI	3
BB	3
SO	6
LOB	10





Batter	1	2	3	4	5	6	7	8	9	AB	R	H	RBI	BB	SO	LOB	TOP			
21 Mark Kotsay, L (1, 8) OBP: 0.353, SLG: 0.410	1-3 K		0-0 FC6			0-0 1B			0-1 G4-3	4	0	1	0	0	1	1	<p>Oakland Athletics @ New York Yankees Yankee Stadium, Bronx, NY Sat May 07 2005, 1:05 PM EDT Att: 52,776 - Cloudy - 54 F</p> <p>livebaseballscorecards.com</p>			
Jason Kendall, R (1, 2) OBP: 0.322, SLG: 0.271	2-2 G4-3			1-2 F8		1-2 F7			0-1 G6-3	4	0	0	0	0	0	2				
3 Eric Chavez, L (1, 5) OBP: 0.280, SLG: 0.291	1-1 F7			3-2 F9		2-3 K			4-2 1B BB	3	0	0	0	1	1	2				
Scott Hatteberg, L (1, 3) OBP: 0.319, SLG: 0.364		3-1 G6-3		1-1 G3			1-1 F8		2-1 1B	4	0	1	0	0	0	0				
23 Bobby Kielty, S (1, 9) OBP: 0.369, SLG: 0.382		4-2 G1-6-3 BB			0-3 K		0-0 G4-1		3-2 F7	3	0	0	0	1	1	2				
Erubiel Durazo, L (1, 10) OBP: 0.316, SLG: 0.381		3-2 G1-6-3			1-0 F7		2-1 G4-3			3	0	0	0	0	0	1				
14 Mark Ellis, R (1, 4) OBP: 0.333, SLG: 0.351			1-1 L9		2-2 G6-3			3-2 G6-3		3	0	0	0	0	0	0				
Eric Byrnes, R (1, 7) OBP: 0.272, SLG: 0.351			0-2 G5-3			1-0 FC5-4 1B		2-2 L5		3	0	1	0	0	0	0				
Marco Scutaro, R (1, 6) OBP: 0.370, SLG: 0.384			2-1 21 FC6 1B			1-1 FC5-4 1B		1-1 G6-3		3	0	1	0	0	0	1				
<b>Inning Stats</b>	R: 0 E: 0 K: 1 S: 11	H: 0 LOB: 0 BB: 0 P: 15	R: 0 E: 0 K: 0 S: 9	H: 0 LOB: 0 BB: 1 P: 19	R: 0 E: 0 K: 0 S: 8	H: 1 LOB: 1 BB: 0 P: 11	R: 0 E: 0 K: 0 S: 8	H: 0 LOB: 0 BB: 0 P: 13	R: 0 E: 0 K: 1 S: 10	H: 2 LOB: 2 BB: 0 P: 15	R: 0 E: 0 K: 0 S: 5	H: 0 LOB: 0 BB: 0 P: 8	R: 0 E: 0 K: 0 S: 11	H: 0 LOB: 0 BB: 1 P: 17	R: 0 E: 0 K: 0 S: 13	H: 1 LOB: 2 BB: 1 P: 22	1B: 4 2B: 0 3B: 0 HR: 0	SF: 0 SAC: 0 DP: 1 HBP: 0	WP: 0 PB: 0 SB: 0 CS: 0	PA: 32
<b>PITCHER</b> 35 Mike Mussina, R (1, 1) ERA: 3.6	IP: 9.0 WLS: W BF: 32 H: 4 R: 0 ER: 0 SO: 3	BB: 2 IBB: 0 HBP: 0 BLK: 0	WP: 0 HR: 0 S: 83 P: 131 ERA: 0.00 WHIP: 0.667																	

Batter	1	2	3	4	5	6	7	8	9	AB	R	H	RBI	BB	SO	LOB	BOTTOM			
2 Derek Jeter, R (1, 6) OBP: 0.418, SLG: 0.412	4-2 2B BB		0-0 G1-3	0-2 G4-3			2-1 F9			3	1	0	0	1	0	1	<p>Oakland Athletics @ New York Yankees Yankee Stadium, Bronx, NY Sat May 07 2005, 1:05 PM EDT Att: 52,776 - Cloudy - 54 F</p> <p>livebaseballscorecards.com</p>			
Tony Womack, L (1, 7) OBP: 0.324, SLG: 0.324	2-1 P6		0-1 55 G3 BB		0-3 K		3-2 L8			4	1	1	0	0	1	1				
Gary Sheffield, R (1, 9) OBP: 0.391, SLG: 0.525	3-2 55 G1-3 2B		4-1 13 2B BB		2-2 P4		2-1 E5 13 1B			3	2	1	1	1	0	0				
55 Hideki Matsui, L (1, 8) OBP: 0.316, SLG: 0.385	2-2 G1-3		2-2 G3		2-3 K		1-3 K			4	0	0	0	0	2	4				
13 Alex Rodriguez, R (1, 5) OBP: 0.348, SLG: 0.586	0-1 F8		2-0 2B			0-0 G4-3		2-2 2B 1B		4	0	2	3	0	0	1				
Tino Martinez, L (1, 3) OBP: 0.359, SLG: 0.474		0-0 HR	3-2 F9			2-1 L9		2-0 G5-3		4	1	1	1	0	0	2				
20 Jorge Posada, S (1, 2) OBP: 0.319, SLG: 0.370		2-3 K		4-2 BB		0-0 G4-3				2	0	0	0	1	1	0				
12 Andy Phillips, R (1, 10) OBP: 0.156, SLG: 0.375		2-1 F9		1-2 F8			2-3 K			3	0	0	0	0	1	1				
24 Robinson Cano, L (1, 4) OBP: 0.118, SLG: 0.118		0-1 G4-3		0-0 F8			1-2 G6-3			3	0	0	0	0	0	1				
<b>Inning Stats</b>	R: 1 E: 0 K: 0 S: 13	H: 1 LOB: 1 BB: 1 P: 24	R: 1 E: 0 K: 1 S: 8	H: 1 LOB: 0 BB: 0 P: 12	R: 2 E: 0 K: 0 S: 17	H: 2 LOB: 1 BB: 1 P: 28	R: 0 E: 0 K: 0 S: 11	H: 0 LOB: 1 BB: 1 P: 17	R: 0 E: 0 K: 2 S: 9	H: 0 LOB: 0 BB: 0 P: 13	R: 0 E: 0 K: 0 S: 4	H: 0 LOB: 0 BB: 0 P: 6	R: 0 E: 1 K: 1 S: 8	H: 0 LOB: 1 BB: 0 P: 13	R: 1 E: 1 K: 1 S: 14	H: 1 LOB: 1 BB: 0 P: 24	1B: 2 2B: 2 3B: 0 HR: 1	SF: 0 SAC: 0 DP: 0 HBP: 0	WP: 0 PB: 0 SB: 1 CS: 0	PA: 33
<b>PITCHER</b> Joe Blanton, R (1, 1) ERA: 3.22 20 Huston Street, R (7, 1) ERA: 2.81 58 Justin Duchschere, R (8, 1) ERA: 1.46	IP: 6.0 WLS: L BF: 25 H: 4 R: 4 ER: 4 SO: 3	BB: 3 IBB: 0 HBP: 0 BLK: 0	WP: 0 HR: 0 S: 62 P: 100 ERA: 6.00 WHIP: 1.167																	

AB	30
R	0
H	4
RBI	0
BB	2
SO	3
LOB	9





Batter	1	2	3	4	5	6	7	8	9	AB	R	H	RBI	BB	SO	LOB	TOP				
21 Mark Kotsay, L (1, 8) OBP: 0.350, SLG: 0.405	F7		F8				G3			4	0	1	0	0	0	0	<p>Oakland Athletics @ New York Yankees Yankee Stadium, Bronx, NY Sun May 08 2005, 1:05 PM EDT Att: 47,575 - Cloudy - 57 F</p>				
Jason Kendall, R (1, 2) OBP: 0.312, SLG: 0.261	G4-3		F8				F9	G4-3		4	0	0	0	0	0	1					
3 Eric Chavez, L (1, 5) OBP: 0.272, SLG: 0.281	F7		G6-3				F9	K		4	0	0	0	0	1	1					
Scott Hatteberg, L (1, 3) OBP: 0.325, SLG: 0.368							G3	G4-3		4	0	2	0	0	0	1					
23 Bobby Kielty, S (1, 9) OBP: 0.362, SLG: 0.362							G3-1			3	0	0	0	1	1	1					
Erubiel Durazo, L (1, 10) OBP: 0.331, SLG: 0.404							F8			4	0	3	0	0	0	0					
Keith Ginter, R (1, 4) OBP: 0.250, SLG: 0.304							K			4	0	0	0	0	1	6					
Eric Byrnes, R (1, 7) OBP: 0.282, SLG: 0.351							P2			3	0	1	0	0	1	3					
Marco Scutaro, R (1, 6) OBP: 0.356, SLG: 0.367							F8			4	0	0	0	0	1	8					
<b>Inning Stats</b>	R: 0 E: 0 K: 0 S: 9	H: 0 LOB: 0 BB: 0 P: 13	R: 0 E: 0 K: 2 S: 17	H: 2 LOB: 3 BB: 1 P: 28	R: 0 E: 0 K: 0 S: 6	H: 0 LOB: 0 BB: 0 P: 9	R: 0 E: 0 K: 1 S: 13	H: 2 LOB: 3 BB: 0 P: 19	R: 0 E: 0 K: 0 S: 6	H: 0 LOB: 0 BB: 0 P: 10	R: 0 E: 0 K: 0 S: 5	H: 0 LOB: 0 BB: 0 P: 7	R: 0 E: 0 K: 1 S: 8	H: 0 LOB: 0 BB: 0 P: 11	R: 0 E: 0 K: 0 S: 11	H: 2 LOB: 2 BB: 0 P: 16	1B: 6 2B: 1 3B: 0 HR: 0	SF: 0 SAC: 0 DP: 0 HBP: 1	WP: 0 PB: 0 SB: 0 CS: 0	PA: 36	
<b>PITCHER</b>	IP	WLS	BF	H	R	ER	SO	BB	IBB	HBP	BLK	WP	HR	S	P	ERA	WHIP				
Kevin Brown, R (1, 1) ERA: 6.39	7.0	W	28	5	0	0	4	1	0	1	0	0	0	69	106	0.00	0.857				
Tom Gordon, R (8, 1) ERA: 4.4	1.0	H	3	0	0	0	1	0	0	0	0	0	0	8	11	0.00	0.000				
Tanyon Sturtze, R (9, 1) ERA: 4.97	1.0	5	2	0	0	0	0	0	0	0	0	0	0	11	16	0.00	2.000				

Batter	1	2	3	4	5	6	7	8	9	AB	R	H	RBI	BB	SO	LOB	BOTTOM				
2 Derek Jeter, R (1, 6) OBP: 0.417, SLG: 0.419	G5-3		SH2-3 WP				G6-3			5	0	2	0	0	1	0	<p>Oakland Athletics @ New York Yankees Yankee Stadium, Bronx, NY Sun May 08 2005, 1:05 PM EDT Att: 47,575 - Cloudy - 57 F</p>				
Tony Womack, L (1, 7) OBP: 0.325, SLG: 0.318	F7		SH2-3				L8			2	1	0	0	1	0	1					
Gary Sheffield, R (1, 9) OBP: 0.387, SLG: 0.512	K		G6-3				K			3	0	0	0	0	2	2					
55 Hideki Matsui, L (1, 8) OBP: 0.329, SLG: 0.392			G3							3	1	2	1	1	0	1					
13 Alex Rodriguez, R (1, 5) OBP: 0.359, SLG: 0.611							G5-3			3	2	2	1	1	0	2					
Tino Martinez, L (1, 3) OBP: 0.354, SLG: 0.500							P6			4	1	1	3	0	2	2					
20 Jorge Posada, S (1, 2) OBP: 0.316, SLG: 0.394							P6			4	1	1	1	0	0	2					
25 Jason Giambi, L (1, 10) OBP: 0.398, SLG: 0.338							K			2	0	0	0	2	2	0					
24 Robinson Cano, L (1, 4) OBP: 0.095, SLG: 0.095							G4-3			4	0	0	0	0	1	4					
<b>Inning Stats</b>	R: 0 E: 0 K: 1 S: 6	H: 1 LOB: 3 BB: 2 P: 10	R: 0 E: 0 K: 1 S: 10	H: 1 LOB: 2 BB: 2 P: 21	R: 0 E: 0 K: 0 S: 8	H: 1 LOB: 1 BB: 0 P: 13	R: 1 E: 0 K: 2 S: 11	H: 1 LOB: 1 BB: 1 P: 17	R: 1 E: 0 K: 0 S: 9	H: 1 LOB: 1 BB: 1 P: 19	R: 0 E: 0 K: 1 S: 7	H: 0 LOB: 0 BB: 0 P: 15	R: 0 E: 0 K: 1 S: 7	H: 1 LOB: 0 BB: 0 P: 12	R: 4 E: 0 K: 2 S: 21	H: 3 LOB: 0 BB: 1 P: 35	1B: 4 2B: 1 3B: 0 HR: 3	SF: 0 SAC: 1 DP: 1 HBP: 1	WP: 2 PB: 0 SB: 0 CS: 0	PA: 37	
<b>PITCHER</b>	IP	WLS	BF	H	R	ER	SO	BB	IBB	HBP	BLK	WP	HR	S	P	ERA	WHIP				
40 Rich Harden, R (1, 1) ERA: 1.94	7.0	L	30	5	2	2	6	4	0	1	0	0	0	58	107	2.57	1.286				
50 Kiko Calero, R (8, 1) ERA: 8.69	0.0	4	3	4	4	4	0	1	0	0	0	0	2	10	18	∞	∞				
Ricardo Rincon, L (8, 1) ERA: 4.5	0.2	2	0	0	0	1	0	0	0	0	0	0	0	7	10	0.00	0.000				
Keiichi Yabu, R (8, 1) ERA: 1.42	0.1	1	0	0	0	1	0	0	0	0	0	0	0	4	7	0.00	0.000				

AB 34  
R 0  
H 7  
RBI 0  
BB 1  
SO 5  
LOB 21



AB 30  
R 6  
H 8  
RBI 6  
BB 5  
SO 8  
LOB 14





Batter	1	2	3	4	5	6	7	8	9	AB	R	H	RBI	BB	SO	LOB	TOP				
21 Mark Kotsay, L (1, 8) Charles Thomas, L (8, 8) OBP: 0.352, SLG: 0.405 OBP: 0.256, SLG: 0.094	1-1 G4-3		0-0 CS 1B	0-0 F9		1-0 P6		1-1 17 1B		5	0	2	1	0	0	3					
Jason Kendall, R (1, 2) 17 Adam Melhuse, S (8, PH) OBP: 0.310, SLG: 0.254 OBP: 0.154, SLG: 0.231	4-2 3 1B BB		1-1 F8		0-0 L5	0-1 G6-3		0-0 1-3 2-H 1B		3	0	0	0	1	0	3					
3 Eric Chavez, L (1, 5) OBP: 0.277, SLG: 0.280	0-0 23 FC4 1B		4-0 1B 23 2B BB		3-3 K		2-3 K	0-2 F8		4	1	1	0	1	2	2					
Scott Hatteberg, L (1, 3) OBP: 0.328, SLG: 0.364	0-2 F6		0-1 1-3 2B 1B		4-1 BB		1-0 G4-3	0-1 G4-3		4	1	1	0	1	0	2					
23 Bobby Kielty, S (1, 9) OBP: 0.351, SLG: 0.365	0-2 FC4		3-2 1-H 3-H 2B		0-2 F8		2-0 F8	0-2 F8		5	0	1	2	0	0	3					
Erubiel Durazo, L (1, 10) OBP: 0.325, SLG: 0.395		1-1 F8	0-2 F9		0-0 G3		0-1 L4	0-0 2B 1B		5	0	1	0	0	0	1					
Eric Byrnes, R (1, 7) OBP: 0.300, SLG: 0.363	2-2 G3-1			0-0 P1		4-2 14 1B 2B BB		4-1 21 WP 21 1B BB	1-2 2B	3	2	1	0	2	0	0					
14 Mark Ellis, R (1, 4) OBP: 0.348, SLG: 0.358 (8, 6)	1-0 1B		4-0 WP BB		1-2 2B 1B		1-1 G4-3	0-2 F8		4	0	2	0	1	0	3					
Marco Scutaro, R (1, 6) OBP: 0.355, SLG: 0.376 Jermaine Clark, L (8, PH) (8, 4)	1 SAFE 2-3 SAFE K		1-2 F7		1-0 1-3 2B		4-1 21 1B 17 1B BB			3	0	1	1	0	1	2					
<b>Inning Stats</b>	R: 0 E: 0 K: 0 S: 15	H: 1 LOB: 2 BB: 1 P: 20	R: 0 E: 0 K: 1 S: 11	H: 1 LOB: 1 BB: 0 P: 17	R: 2 E: 0 K: 0 S: 11	H: 3 LOB: 1 BB: 1 P: 19	R: 0 E: 0 K: 0 S: 5	H: 0 LOB: 1 BB: 1 P: 10	R: 0 E: 0 K: 1 S: 11	H: 2 LOB: 2 BB: 1 P: 18	R: 0 E: 0 K: 1 S: 8	H: 0 LOB: 0 BB: 0 P: 13	R: 2 E: 0 K: 0 S: 12	H: 2 LOB: 2 BB: 2 P: 22	R: 0 E: 0 K: 0 S: 12	H: 2 LOB: 2 BB: 0 P: 13	1B: 8 2B: 3 3B: 0 HR: 0	SF: 0 SAC: 0 DP: 0 HBP: 0	WP: 2 PB: 0 SB: 0 CS: 1	PA: 44	
<b>PITCHER</b>	IP WLS BF H R ER SO BB IBB HBP BLK WP HR S P ERA WHIP	6.0 W 29 7 3 3 2 5 0 0 0 1 0 0 64 102 4.50 2.000	0.2 H 2 0 0 0 1 0 0 0 0 0 0 7 10 0.00 0.000	0.1 H 1 0 0 0 0 0 0 0 0 0 1 3 0.00 0.000	1.0 7 2 2 2 0 2 0 0 0 1 0 12 22 18.00 4.000	1.0 5 2 0 0 0 0 0 0 0 0 0 12 13 0.00 2.000															

Oakland Athletics @ Boston Red Sox  
Fenway Park, Boston, MA  
Mon May 09 2005, 7:05 PM EDT  
Att: 35,000 - Cloudy - 49 F

AB	37
R	5
H	11
RBI	5
BB	7
SO	3
LOB	19



Batter	1	2	3	4	5	6	7	8	9	AB	R	H	RBI	BB	SO	LOB	BOTTOM				
18 Johnny Damon, L (1, 8) OBP: 0.406, SLG: 0.485	2-2 HBP 34 G3-6-1 BB 1B		2-1 G3-1	4-2 2B BB		0-1 P2	0-0 HR 1B			4	3	2	2	1	0	2					
Trot Nixon, L (1, 9) OBP: 0.422, SLG: 0.506	4-1 34 G3-6-1 HBP BB		2-0 G3-1	2-2 1-H 3-H 2B		3-3 K	2-1 2-H 3-H HR			4	1	2	4	1	1	2					
Manny Ramirez, R (1, 7) Jay Payton, R (1, PR) OBP: 0.258, SLG: 0.316 (2, 7)	1-0 34 G3-6-1 HBP		0-1 L4	0-0 P4			34 HR 1B			0	0	0	0	0	0	0					
34 David Ortiz, L (1, 10) OBP: 0.343, SLG: 0.597	2-2 G3-6-1			0-1 1B E 1B	1-0 G3		4-2 1-2 HR BB	4-2 BB		3	2	1	0	2	0	2					
Kevin Millar, R (1, 3) OBP: 0.370, SLG: 0.336	4-2 BB			2-2 E 1B	0-0 F8		1-1 1-H 2-H HR	0-0 F8		4	2	2	3	1	0	1					
Edgar Renteria, R (1, 6) OBP: 0.296, SLG: 0.342	1-0 G6-3		2-0 E 18 WP 1B	2-3 K		1-0 F8	1-3 K			5	1	1	0	0	2	3					
Bill Mueller, S (1, 5) 20 Kevin Youkilis, R (9, 5) OBP: 0.517, SLG: 0.478		4-2 G1-6-3 BB		3-2 E3 18 WP 2B		0-0 1B	2-1 G4-3	1-3 K		4	1	1	0	1	1	2					
Doug Mirabeli, R (1, 2) OBP: 0.294, SLG: 0.452	1-1 G1-6-3			0-3 K		1-1 SAFE 1B	1-2 E6 2B 18 1B			4	1	1	0	0	1	3					
Mark Bellhorn, S (1, 4) OBP: 0.343, SLG: 0.356	2-2 G3-1		3-3 K		0-3 K		2-0 18 1B 2B			4	1	1	0	0	2	4					
<b>Inning Stats</b>	R: 1 E: 0 K: 0 S: 10	H: 1 LOB: 2 BB: 2 P: 24	R: 0 E: 0 K: 0 S: 8	H: 0 LOB: 0 BB: 1 P: 15	R: 0 E: 0 K: 0 S: 5	H: 0 LOB: 0 BB: 0 P: 9	R: 5 E: 1 K: 2 S: 23	H: 4 LOB: 1 BB: 1 P: 39	R: 0 E: 0 K: 1 S: 6	H: 0 LOB: 0 BB: 0 P: 9	R: 0 E: 0 K: 2 S: 11	H: 2 LOB: 2 BB: 0 P: 15	R: 7 E: 1 K: 0 S: 18	H: 5 LOB: 0 BB: 1 P: 34	R: 0 E: 0 K: 2 S: 11	H: 0 LOB: 1 BB: 1 P: 17	1B: 8 2B: 2 3B: 0 HR: 2	SF: 0 SAC: 0 DP: 2 HBP: 1	WP: 1 PB: 0 SB: 0 CS: 0	PA: 43	
<b>PITCHER</b>	IP WLS BF H R ER SO BB IBB HBP BLK WP HR S P ERA WHIP	3.2 L 20 5 6 1 2 4 0 0 0 0 1 0 45 86 2.46 2.455	1.2 7 2 0 0 0 2 0 0 0 0 0 0 13 17 0.00 1.200	0.2 2 0 0 0 1 0 0 0 0 0 0 5 8 0.00 0.000	1.0 10 5 7 3 0 1 0 0 0 0 2 18 34 27.00 6.000	1.0 4 0 0 0 0 2 1 0 0 0 0 11 17 0.00 1.000															

Oakland Athletics @ Boston Red Sox  
Fenway Park, Boston, MA  
Mon May 09 2005, 7:05 PM EDT  
Att: 35,000 - Cloudy - 49 F

AB	36
R	13
H	12
RBI	9
BB	6
SO	7
LOB	20





Batter	1	2	3	4	5	6	7	8	9	AB	R	H	RBI	BB	SO	LOB	TOP								
21 Mark Kotsay, L (1, 8) OBP: 0.349, SLG: 0.396	4-2 3 1B E BB		2-3 K		0-1 G3		2-1 G3			3	1	0	0	1	1	2									
14 Mark Ellis, R (1, 4) OBP: 0.333, SLG: 0.341	1-3 K		0-2 F9			0-2 F9		1-1 G5-3		4	0	0	0	0	1	1									
3 Eric Chavez, L (1, 5) OBP: 0.276, SLG: 0.279	1-1 E 1B		3-2 L4			2-2 G3-1		1-1 G6-3		4	0	1	0	0	0	0									
Erubiel Durazo, L (1, 10) OBP: 0.323, SLG: 0.385	0-1 FC3			4-2 23 G4-6-3 BB		1-1 F8		1-2 F8		3	0	0	0	1	0	1									
23 Bobby Kielty, S (1, 9) OBP: 0.346, SLG: 0.373	1-3 3-H L3		2-2 G4-6-3			0-2 1B 17 FC1 2B		3-2 F9		4	1	1	0	0	0	3									
Scott Hatteberg, L (1, 3) OBP: 0.333, SLG: 0.364	2-1 F7		4-0 BB			1-2 FC4-6 17 FC1 1B		3-1 F8		3	0	1	0	1	0	2									
Eric Byrnes, R (1, 7)		0-1 F7		0-2 F9		1-3 K		2-3 K		4	0	0	0	0	2	3									
17 Adam Melhuse, S (1, 2) OBP: 0.125, SLG: 0.188		2-3 K			1-0 P4		2-2 FC1 FC4-6			3	0	0	1	0	1	1									
Marco Scutaro, R (1, 6) OBP: 0.345, SLG: 0.365		0-1 G6-3			2-2 F8		2-2 FC4-6			3	0	0	0	0	0	2									
<b>Inning Stats</b>	R: 1 E: 1 K: 1 S: 13	H: 1 LOB: 2 BB: 1 P: 21	R: 0 E: 0 K: 1 S: 7	H: 0 LOB: 0 BB: 0 P: 9	R: 0 E: 0 K: 1 S: 9	H: 0 LOB: 1 BB: 2 P: 14	R: 0 E: 0 K: 0 S: 10	H: 0 LOB: 1 BB: 2 P: 20	R: 0 E: 0 K: 0 S: 6	H: 0 LOB: 0 BB: 0 P: 11	R: 1 E: 0 K: 1 S: 18	H: 2 LOB: 2 BB: 0 P: 26	R: 0 E: 0 K: 1 S: 9	H: 0 LOB: 0 BB: 0 P: 16	R: 0 E: 0 K: 1 S: 8	H: 0 LOB: 0 BB: 0 P: 12	R: 0 E: 0 K: 1 S: 8	H: 0 LOB: 0 BB: 0 P: 16	1B: 2 2B: 1 3B: 0 HR: 0	SF: 0 SAC: 0 DP: 1 HBP: 0	WP: 0 PB: 0 SB: 0 CS: 0	PA: 34			
<b>PITCHER</b>	IP	WLS	BF	H	R	ER	SO	BB	IBB	HBP	BLK	WP	HR	S	P	ERA	WHIP								
Bronson Arroyo, R (1, 1) ERA: 2.91	6.2		27	3	2	1	4	3	0	0	0	0	0	69	106	1.35	0.900								
Alan Embree, L (7, 1) ERA: 4.32	1.1		4	0	0	0	0	0	0	0	0	0	0	11	16	0.00	0.000								
Matt Mantei, R (9, 1) ERA: 2.92	1.0	W	3	0	0	0	1	0	0	0	0	0	0	8	16	0.00	0.000								

Oakland Athletics @ Boston Red Sox  
Fenway Park, Boston, MA  
Tue May 10 2005, 7:05 PM EDT  
Att: 35,644 - Clear - 57 F

AB 31  
R 2  
H 3  
RBI 1  
BB 3  
SO 5  
LOB 15



Batter	1	2	3	4	5	6	7	8	9	AB	R	H	RBI	BB	SO	LOB	BOTTOM								
18 Johnny Damon, L (1, 8) OBP: 0.422, SLG: 0.511	0-1 F8 BB 1B		0-0 K 3B		3-2 1-3 2-H 1B			4-2 G5-4-3 BB		3	0	3	1	1	0	0									
Trot Nixon, L (1, 9) OBP: 0.420, SLG: 0.494	4-0 34 G6-3 BB		0-0 F9		0-1 L7			0-1 G5-4-3		2	0	0	0	1	0	3									
Jay Payton, R (8, FH) OBP: 0.254, SLG: 0.310	1-2 34 G6-3 BB							1-2 G5-4-3		1	0	0	0	0	0	1									
Manny Ramirez, R (1, 7) OBP: 0.381, SLG: 0.514	2-0 F8		4-2 34 G5-4-3 BB			1-1 G6-3			2-3 K	3	0	0	0	1	1	2									
34 David Ortiz, L (1, 10) OBP: 0.340, SLG: 0.583	1-2 G6-3		2-1 G5-4-3			3-3 K			4-2 HR BB	3	1	0	0	1	1	3									
Kevin Millar, R (1, 3) OBP: 0.367, SLG: 0.359		2-3 K		2-2 G5-3		3-3 K			2-2 HR BB	4	1	1	2	0	2	0									
Jason Varitek, S (1, 2) OBP: 0.377, SLG: 0.582		3-2 G4-3			1-2 F7		4-1 G6-3 BB			2	0	0	0	1	0	0									
Edgar Renteria, R (1, 6) OBP: 0.299, SLG: 0.342		0-1 F8			3-2 BB 1B		2-1 F7			3	1	1	0	0	0	1									
Bill Mueller, S (1, 5) OBP: 0.343, SLG: 0.303			0-1 G4-3		4-2 SAFE 18 1B BB		0-0 G6-3			2	0	0	0	1	0	1									
Mark Bellhorn, S (1, 4) OBP: 0.333, SLG: 0.344			3-1 F9		0-3 K			3-2 G3		3	0	0	0	0	1	2									
<b>Inning Stats</b>	R: 0 E: 0 K: 0 S: 6	H: 1 LOB: 1 BB: 1 P: 13	R: 0 E: 0 K: 1 S: 10	H: 0 LOB: 0 BB: 0 P: 15	R: 0 E: 0 K: 0 S: 6	H: 1 LOB: 1 BB: 0 P: 9	R: 0 E: 0 K: 0 S: 8	H: 0 LOB: 0 BB: 1 P: 16	R: 1 E: 0 K: 1 S: 21	H: 2 LOB: 2 BB: 1 P: 32	R: 0 E: 0 K: 2 S: 8	H: 0 LOB: 0 BB: 0 P: 15	R: 0 E: 0 K: 0 S: 4	H: 0 LOB: 0 BB: 1 P: 10	R: 0 E: 0 K: 0 S: 9	H: 0 LOB: 0 BB: 1 P: 16	R: 2 E: 0 K: 1 S: 8	H: 1 LOB: 0 BB: 1 P: 16	1B: 3 2B: 0 3B: 1 HR: 1	SF: 0 SAC: 0 DP: 4 HBP: 0	WP: 0 PB: 0 SB: 0 CS: 0	PA: 32			
<b>PITCHER</b>	IP	WLS	BF	H	R	ER	SO	BB	IBB	HBP	BLK	WP	HR	S	P	ERA	WHIP								
Kirk Saarloos, R (1, 1) ERA: 5.09	5.0		20	4	1	1	2	3	0	0	0	0	0	51	85	1.80	1.400								
20 Huston Street, R (6, 1) ERA: 2.45	2.1		7	0	0	0	2	1	0	0	0	0	0	16	32	0.00	0.429								
Ricardo Rincon, L (8, 1) ERA: 3.86	0.2	H	2	0	0	0	0	1	0	0	0	0	0	5	9	0.00	1.500								
Octavio Dotel, R (9, 1) ERA: 2.77	0.1	L	3	1	2	2	1	1	0	0	0	0	1	8	16	54.00	6.000								

Oakland Athletics @ Boston Red Sox  
Fenway Park, Boston, MA  
Tue May 10 2005, 7:05 PM EDT  
Att: 35,644 - Clear - 57 F

AB 26  
R 3  
H 5  
RBI 3  
BB 6  
SO 5  
LOB 13





Batter	1	2	3	4	5	6	7	8	9	AB	R	H	RBI	BB	SO	LOB	TOP										
21 Mark Kotsay, L OBP: 0.351, SLG: 0.391	G3-1		G4-3		G4-3			F8 1B	BB	4	0	1	0	1	0	1	<b>Oakland Athletics @ Boston Red Sox</b> Fenway Park, Boston, MA Wed May 11 2005, 1:05 PM EDT Att: 35,375 - Partly Cloudy - 72 F										
Jason Kendall, R OBP: 0.299, SLG: 0.244	F9			K		L6		F8	F9	5	0	0	0	0	1	3											
3 Eric Chavez, L OBP: 0.275, SLG: 0.278	F9 1B			F9		K		G4-3		4	0	1	0	0	1	2											
Erubiel Durazo, L OBP: 0.321, SLG: 0.388	P6			F9 2B 23 1B		G3-1			K	4	1	1	0	0	1	1											
23 Bobby Kielty, S OBP: 0.378, SLG: 0.391		G3-6-1 BB		F9 2B			G6-3 1B		FC4-6 BB	2	0	2	1	2	0	0											
Scott Hatteberg, L OBP: 0.324, SLG: 0.352	G3-6-1 1-2f			G6-3			G6-3 1-2f		FC4-6 2B 1B	4	1	0	0	0	0	4											
Marco Scutaro, R OBP: 0.342, SLG: 0.370						F9		K	2B 1B	4	1	1	0	0	2	0											
Keith Ginter, R OBP: 0.266, SLG: 0.306 Jermaine Clark, L (9, PR)			P5		P6			F8 21 1B HBP	HR 1B	3	0	1	2	0	0	0											
14 Mark Ellis, R OBP: 0.333, SLG: 0.341									HR 1B	0	1	0	0	0	0	0											
Eric Byrnes, R OBP: 0.296, SLG: 0.398			G1-3					P4	HR	4	1	2	2	0	0	1											
<b>Inning Stats</b>	R: 0 E: 0 K: 0 S: 6	H: 1 LOB: 1 BB: 0 P: 6	R: 0 E: 0 K: 1 S: 9	H: 0 LOB: 0 BB: 1 P: 15	R: 0 E: 0 K: 0 S: 10	H: 0 LOB: 0 BB: 0 P: 15	R: 1 E: 0 K: 1 S: 15	H: 2 LOB: 1 BB: 0 P: 23	R: 0 E: 0 K: 0 S: 10	H: 1 LOB: 1 BB: 0 P: 16	R: 0 E: 0 K: 1 S: 11	H: 0 LOB: 0 BB: 0 P: 14	R: 0 E: 0 K: 1 S: 7	H: 1 LOB: 0 BB: 0 P: 11	R: 0 E: 0 K: 0 S: 9	H: 1 LOB: 2 BB: 0 P: 12	R: 4 E: 0 K: 1 S: 22	H: 3 LOB: 1 BB: 2 P: 39	1B: 5 2B: 3 3B: 0 HR: 1	SF: 0 SAC: 0 DP: 2 HBP: 1	WP: 0 PB: 0 SB: 0 CS: 0	PA: 38					
<b>PITCHER</b>	IP	WLS	BF	H	R	ER	SO	BB	IBB	HBP	BLK	WP	HR	S	P	ERA	WHIP										
30 Matt Clement, R ERA: 3.06	7.0		25	5	1	1	4	1	0	0	0	0	0	68	100	1.29	0.857										
50 Mike Timlin, R ERA: 1.09	0.2	H	4	1	0	0	0	0	0	1	0	0	0	8	11	0.00	1.500										
Mike Myers, L ERA:	0.1	H	1	0	0	0	0	0	0	0	0	0	0	1	1	0.00	0.000										
Keith Foulke, R ERA: 7.94	1.0	W	8	3	4	4	1	2	0	0	0	0	1	22	39	36.00	5.000										

AB	34
R	5
H	9
RBI	5
BB	3
SO	5
LOB	12



Batter	1	2	3	4	5	6	7	8	9	AB	R	H	RBI	BB	SO	LOB	BOTTOM										
18 Johnny Damon, L OBP: 0.421, SLG: 0.511	F8		F8 HR 2B	FC5-4 1-2f		G1-3		1B IBB		4	1	1	0	1	0	1	<b>Oakland Athletics @ Boston Red Sox</b> Fenway Park, Boston, MA Wed May 11 2005, 1:05 PM EDT Att: 35,375 - Partly Cloudy - 72 F										
Edgar Renteria, R OBP: 0.303, SLG: 0.344	F9		F8	K				1B		5	0	2	0	0	1	2											
Manny Ramirez, R OBP: 0.374, SLG: 0.527	K				L7			K		5	1	1	2	0	2	4											
34 David Ortiz, L OBP: 0.349, SLG: 0.588		2B 2B	G4-3			BB FC6-2 1B			HR BB	4	2	2	0	1	1	0											
Kevin Millar, R OBP: 0.368, SLG: 0.350		K				FC6-2 BB			F7	3	0	0	0	1	2	2											
Jason Varitek, S OBP: 0.396, SLG: 0.627		1B 2B				FC6-2 BB			HR	4	2	3	3	1	1	0											
Jay Payton, R OBP: 0.239, SLG: 0.290		G5-3				FC6-2 FC5-4		F8		4	0	0	0	0	1	6											
Bill Mueller, S OBP: 0.358, SLG: 0.315						FC5-4 1B		1B G1-3 BB		3	0	2	1	1	0	3											
Mark Bellhorn, S OBP: 0.321, SLG: 0.330				FC5-4 18 FC5-4 1-2f				G1-3		4	0	0	0	0	2	3											
<b>Inning Stats</b>	R: 0 E: 0 K: 1 S: 6	H: 0 LOB: 0 BB: 0 P: 9	R: 2 E: 0 K: 2 S: 17	H: 3 LOB: 1 BB: 0 P: 30	R: 2 E: 0 K: 1 S: 15	H: 3 LOB: 2 BB: 0 P: 26	R: 0 E: 0 K: 1 S: 12	H: 1 LOB: 1 BB: 0 P: 14	R: 0 E: 0 K: 0 S: 8	H: 1 LOB: 3 BB: 2 P: 19	R: 0 E: 0 K: 3 S: 10	H: 0 LOB: 0 BB: 0 P: 16	R: 0 E: 0 K: 1 S: 12	H: 1 LOB: 3 BB: 2 P: 23	R: 2 E: 0 K: 0 S: 7	H: 1 LOB: 0 BB: 1 P: 15		1B: 6 2B: 3 3B: 0 HR: 2	SF: 0 SAC: 0 DP: 0 HBP: 1	WP: 0 PB: 0 SB: 0 CS: 0	PA: 42						
<b>PITCHER</b>	IP	WLS	BF	H	R	ER	SO	BB	IBB	HBP	BLK	WP	HR	S	P	ERA	WHIP										
Barry Zito, L ERA: 5.54	6.0		30	9	4	4	6	2	0	1	0	0	0	67	109	6.00	1.833										
Juan Cruz, R ERA: 7.11	2.0		9	1	0	0	4	1	1	0	0	0	0	22	39	0.00	1.000										
Octavio Dotel, R ERA: 4.05	0.1	L	3	1	2	2	0	1	0	0	0	0	1	7	15	54.00	6.000										





Batter	1	2	3	4	5	6	7	8	9	AB R H RBI BB SO LOB	TOP											
<b>2 Derek Jeter, R</b> OBP: 0.414, SLG: 0.433										4 2 1 0 1 1 2	<b>New York Yankees @ Oakland Athletics</b> McAfee Coliseum, Oakland, CA Fri May 13 2005, 10:05 PM EDT Att: 38,636 - Clear - 63 F											
<b>Tony Womack, L</b> OBP: 0.333, SLG: 0.339										4 1 1 2 0 1 2												
<b>Gary Sheffield, R</b> OBP: 0.398, SLG: 0.536										4 1 1 2 1 0 2												
<b>55 Hideki Matsui, L</b> OBP: 0.310, SLG: 0.375										2 0 0 2 0 0 0												
<b>13 Alex Rodriguez, R</b> OBP: 0.367, SLG: 0.585										4 0 0 0 0 2 2												
<b>Tino Martinez, L</b> OBP: 0.348, SLG: 0.567										3 1 0 0 1 1 0												
<b>20 Jorge Posada, S</b> OBP: 0.333, SLG: 0.421										3 1 0 0 1 0 0												
<b>25 Jason Giambi, L</b> OBP: 0.381, SLG: 0.321										4 1 1 0 0 2 0												
<b>24 Robinson Cano, L</b> OBP: 0.226, SLG: 0.333										4 2 3 1 0 0 0												
<b>Inning Stats</b>	R: 2 E: 0 K: 1 S: 14	H: 2 LOB: 0 BB: 0 P: 20	R: 0 E: 0 K: 2 S: 9	H: 0 LOB: 0 BB: 0 P: 12	R: 3 E: 0 K: 1 S: 10	H: 2 LOB: 1 BB: 1 P: 22	R: 0 E: 0 K: 0 S: 6	H: 0 LOB: 0 BB: 0 P: 12	R: 0 E: 0 K: 1 S: 8	H: 0 LOB: 0 BB: 0 P: 13	R: 0 E: 0 K: 0 S: 5	H: 0 LOB: 0 BB: 0 P: 7	R: 0 E: 0 K: 1 S: 8	H: 0 LOB: 0 BB: 0 P: 13	R: 1 E: 1 K: 1 S: 14	H: 1 LOB: 2 BB: 1 P: 24	R: 3 E: 1 K: 0 S: 11	H: 2 LOB: 1 BB: 2 P: 23	1B: 3 2B: 2 3B: 1 HR: 1	SF: 2 SAC: 1 DP: 0 HBP: 0	WP: 1 PB: 0 SB: 0 CS: 0	PA: 39
<b>PITCHER</b>	IP WLS BF H R ER SO BB IBB HBP BLK WP HR S P ERA WHIP											<b>PITCHER</b>	IP WLS BF H R ER SO BB IBB HBP BLK WP HR S P ERA WHIP									
<b>40 Rich Harden, R</b> ERA: 2.8	3.1 L 15 4 5 5 4 1 0 0 0 1 1 35 57 13.50 1.500																					
<b>Keiichi Yabu, R</b> ERA: 2.55	4.0 1 1 0 2 0 1 0 0 0 0 0 32 55 0.00 0.250																					
<b>Ricardo Rincon, L</b> ERA: 3.72	0.1 1 0 0 0 0 0 0 0 0 0 0 2 4 0.00 0.000																					
<b>Juan Cruz, R</b> ERA: 8.31	0.1 5 2 3 2 1 2 0 0 0 0 0 13 25 54.00 12.000																					
<b>Tim Lincecum, R</b> ERA: 3.94	1.0 3 0 0 0 0 0 0 0 0 0 0 3 5 0.00 0.000																					

Batter	1	2	3	4	5	6	7	8	9	AB R H RBI BB SO LOB	BOTTOM									
<b>21 Mark Kotsay, L</b> OBP: 0.342, SLG: 0.380										4 0 0 0 0 1 2	<b>New York Yankees @ Oakland Athletics</b> McAfee Coliseum, Oakland, CA Fri May 13 2005, 10:05 PM EDT Att: 38,636 - Clear - 63 F									
<b>Jason Kendall, R</b> OBP: 0.304, SLG: 0.268										4 0 2 1 0 1 0										
<b>3 Eric Chavez, L</b> OBP: 0.268, SLG: 0.270										4 0 0 0 0 2 2										
<b>Erubiel Durazo, L</b> OBP: 0.312, SLG: 0.376										4 0 0 0 0 3 1										
<b>23 Bobby Kielty, S</b> OBP: 0.395, SLG: 0.403										3 2 2 0 1 0 0										
<b>Scott Hatteberg, L</b> OBP: 0.321, SLG: 0.357										4 0 1 0 0 0 2										
<b>Keith Ginter, R</b> OBP: 0.267, SLG: 0.302										4 1 1 1 0 2 2										
<b>Eric Byrnes, R</b> OBP: 0.304, SLG: 0.424										4 1 2 2 0 0 1										
<b>Marco Scutaro, R</b> OBP: 0.339, SLG: 0.359										3 0 0 0 1 0 2										
<b>Inning Stats</b>	R: 0 E: 0 K: 1 S: 7	H: 0 LOB: 0 BB: 0 P: 10	R: 0 E: 0 K: 2 S: 11	H: 1 LOB: 1 BB: 0 P: 18	R: 1 E: 0 K: 1 S: 15	H: 2 LOB: 1 BB: 1 P: 25	R: 0 E: 0 K: 1 S: 10	H: 0 LOB: 0 BB: 0 P: 13	R: 0 E: 0 K: 3 S: 12	H: 1 LOB: 1 BB: 0 P: 19	R: 1 E: 0 K: 0 S: 14	H: 2 LOB: 1 BB: 0 P: 20	R: 0 E: 0 K: 0 S: 12	H: 0 LOB: 0 BB: 0 P: 18	R: 2 E: 0 K: 0 S: 12	H: 2 LOB: 1 BB: 1 P: 20	1B: 3 2B: 5 3B: 0 HR: 0	SF: 0 SAC: 0 DP: 1 HBP: 0	WP: 0 PB: 0 SB: 0 CS: 0	PA: 36
<b>PITCHER</b>	IP WLS BF H R ER SO BB IBB HBP BLK WP HR S P ERA WHIP											<b>PITCHER</b>	IP WLS BF H R ER SO BB IBB HBP BLK WP HR S P ERA WHIP							
<b>35 Mike Mussina, R</b> ERA: 3.46	7.0 W 27 6 2 2 9 1 0 0 0 0 0 75 114 2.57 1.000																			
<b>Tom Gordon, R</b> ERA: 4.24	1.0 3 0 0 0 0 0 0 0 0 0 0 12 18 0.00 0.000																			
<b>Mike Stanton, L</b> ERA: 5.59	0.2 5 2 2 2 0 1 0 0 0 0 0 11 18 27.00 4.500																			
<b>Paul Quantrill, R</b> ERA: 3.94	0.1 1 0 0 0 0 0 0 0 0 0 0 1 2 0.00 0.000																			



Batter	1	2	3	4	5	6	7	8	9	AB	R	H	RBI	BB	SO	LOB	TOP				
2 Derek Jeter, R OBP: 0.422, SLG: 0.458 Rey Sanchez, R OBP: 0.417, SLG: 0.409	1-2 1B 55 BB	2-2 G5-3	3-1 HR	4-2 BB		2-0 G5-4-3		4-1 BB		3	2	3	1	0	0	0					
Tony Womack, L OBP: 0.333, SLG: 0.338	1-0 55 BB 13 HBP	1-0 G6-3	1-0 G4-3	1-1 G1-3		1-1 1B		1-3 K		6	1	2	0	0	1	4					
Gary Sheffield, R OBP: 0.392, SLG: 0.521 Russ Johnson, R	4-1 13 HBP 55 BB SF8	1-0 F8		0-1 F7	0-1 G6-3	2-1 F7			0-2 L7	4	1	0	0	1	0	1					
55 Hideki Matsui, L OBP: 0.329, SLG: 0.411	4-1 SF8 20 FC5-4 13 HBP		2-2 G4-3	0-0 13 1B HR	3-2 1B 2B			1-2 2B	2-2 13 F9 2B	5	3	4	1	1	0	0					
13 Alex Rodriguez, R OBP: 0.372, SLG: 0.599	1-0 20 FC5-4 HBP		2-0 HR	0-2 HR 1B	2-1 G6-3			0-0 G6-3	1-0 F9	5	2	2	2	0	0	3					
Tino Martinez, L OBP: 0.356, SLG: 0.598	3-2 SF8		2-1 25 BB 24 FC4-6 20 1B	1-1 HR	1-2 20 HR 1B			1-1 L8	2-1 G4-3	5	3	3	5	0	0	2					
20 Jorge Posada, S OBP: 0.343, SLG: 0.449	2-1 FC5-4 25 1B		0-1 24 FC4-6 25 BB 2 HR	4-0 24 2B BB	3-1 HR			3-2 G6-3		4	2	2	3	1	0	2					
25 Jason Giambi, L OBP: 0.382, SLG: 0.318	0-1 1-2 1B		4-2 24 FC4-6 BB	0-3 K	1-2 F8			2-1 F7		4	0	1	0	1	1	1					
24 Robinson Cano, L OBP: 0.250, SLG: 0.371	1-2 G4-3		1-0 FC4-6 2 HR	1-2 2B		0-0 G5-4-3 1B		0-1 G4-3		5	1	2	1	0	0	4					
<b>Inning Stats</b>	R: 4 H: 3 E: 0 K: 0 S: 17	H: 3 LOB: 2 BB: 2 P: 34	R: 0 H: 0 E: 0 K: 0 S: 5	H: 0 LOB: 0 BB: 0 P: 9	R: 5 H: 4 E: 0 K: 0 S: 14	H: 4 LOB: 1 BB: 1 P: 29	R: 3 H: 4 E: 0 K: 1 S: 18	H: 4 LOB: 3 BB: 2 P: 29	R: 3 H: 3 E: 0 K: 0 S: 19	H: 3 LOB: 0 BB: 0 P: 29	R: 0 H: 2 E: 0 K: 0 S: 6	H: 2 LOB: 1 BB: 0 P: 11	R: 0 H: 1 E: 0 K: 1 S: 9	H: 1 LOB: 1 BB: 0 P: 14	R: 0 H: 0 E: 0 K: 1 S: 8	H: 0 LOB: 1 BB: 1 P: 15	R: 0 H: 1 E: 0 K: 0 S: 9	H: 1 LOB: 1 BB: 0 P: 14	1B: 10 2B: 4 3B: 0 HR: 4	SF: 1 SAC: 0 DP: 1 HBP: 1	WP: 0 PA: 51 PB: 0 SB: 0 CS: 0
<b>PITCHER</b>	IP WLS BF H R ER SO BB IBB HBP BLK WP HR S P ERA WHIP	IP WLS BF H R ER SO BB IBB HBP BLK WP HR S P ERA WHIP	IP WLS BF H R ER SO BB IBB HBP BLK WP HR S P ERA WHIP	IP WLS BF H R ER SO BB IBB HBP BLK WP HR S P ERA WHIP	IP WLS BF H R ER SO BB IBB HBP BLK WP HR S P ERA WHIP	IP WLS BF H R ER SO BB IBB HBP BLK WP HR S P ERA WHIP	IP WLS BF H R ER SO BB IBB HBP BLK WP HR S P ERA WHIP	IP WLS BF H R ER SO BB IBB HBP BLK WP HR S P ERA WHIP	IP WLS BF H R ER SO BB IBB HBP BLK WP HR S P ERA WHIP	IP WLS BF H R ER SO BB IBB HBP BLK WP HR S P ERA WHIP	IP WLS BF H R ER SO BB IBB HBP BLK WP HR S P ERA WHIP	IP WLS BF H R ER SO BB IBB HBP BLK WP HR S P ERA WHIP	IP WLS BF H R ER SO BB IBB HBP BLK WP HR S P ERA WHIP	IP WLS BF H R ER SO BB IBB HBP BLK WP HR S P ERA WHIP	IP WLS BF H R ER SO BB IBB HBP BLK WP HR S P ERA WHIP	IP WLS BF H R ER SO BB IBB HBP BLK WP HR S P ERA WHIP	IP WLS BF H R ER SO BB IBB HBP BLK WP HR S P ERA WHIP	IP WLS BF H R ER SO BB IBB HBP BLK WP HR S P ERA WHIP	IP WLS BF H R ER SO BB IBB HBP BLK WP HR S P ERA WHIP	IP WLS BF H R ER SO BB IBB HBP BLK WP HR S P ERA WHIP	IP WLS BF H R ER SO BB IBB HBP BLK WP HR S P ERA WHIP
Joe Blanton, R ERA: 5.08	2.2 L	19	7	9	9	0	3	0	1	0	0	0	0	2	35	70	30.38	3.750			
Tim Lincecum, R ERA: 12.46	3.1	20	9	6	6	1	2	0	0	0	0	0	0	2	44	71	16.20	3.300			
Ricardo Rincon, L ERA: 3.38	1.0	4	1	0	0	0	0	0	0	0	0	0	0	0	9	14	0.00	1.000			
20 Huston Street, R ERA: 2.33	1.0	4	0	0	0	1	1	0	0	0	0	0	0	0	8	15	0.00	1.000			
Octavio Dotel, R ERA: 3.77	1.0	4	1	0	0	0	0	0	0	0	0	0	0	0	9	14	0.00	1.000			
<b>Batter</b>	<b>1</b>	<b>2</b>	<b>3</b>	<b>4</b>	<b>5</b>	<b>6</b>	<b>7</b>	<b>8</b>	<b>9</b>	<b>AB</b>	<b>R</b>	<b>H</b>	<b>RBI</b>	<b>BB</b>	<b>SO</b>	<b>LOB</b>	<b>BOTTOM</b>				
21 Mark Kotsay, L OBP: 0.342, SLG: 0.379 Charles Thomas, L OBP: 0.268, SLG: 0.118	2-2 G6-3		3-2 1B 3 SF7	0-2 FC6-4		0-1 E3		2-0 17 FC6-4 1B		3	1	1	0	0	0	1					
Jason Kendall, R OBP: 0.312, SLG: 0.272 17 Adam Melhuse, S OBP: 0.111, SLG: 0.167	1-2 3 1B HBP		1-1 23 2B 1B	3-2 F8	0-1 G6-3			3-1 FC6-4		2	2	1	0	0	0	0					
3 Eric Chavez, L OBP: 0.266, SLG: 0.270	1-1 1B		2-2 SF7	1-3 K	3-2 G4-3			2-2 G6-3		4	0	1	1	0	1	0					
Erubiel Durazo, L OBP: 0.315, SLG: 0.392	0-0 23 G1-6-3 1B		1-1 F9	1-2 G3	1-1 G3			0-3 K		5	0	2	1	0	1	1					
23 Bobby Kielty, S OBP: 0.385, SLG: 0.403	1-0 G1-6-3		1-1 2B	1-3 K	2-2 G4-3			0-0 L6	3-3 K	5	0	1	1	0	1	3					
Scott Hatteberg, L OBP: 0.322, SLG: 0.351 14 Mark Ellis, R OBP: 0.330, SLG: 0.337		2-1 G6-3	2-2 G3		1-1 FC3-6 1B HBP			3-2 P4		2	1	0	0	0	0	1					
Keith Ginter, R OBP: 0.281, SLG: 0.316		0-1 FC6-4 1B		1-2 G5-3		2-0 FC3-6 1B		0-3 K		4	0	2	0	0	1	0					
Matt Watson, L		1-2 L7		3-2 F8		1-1 FC3-6 E		0-2 G4-3		4	1	0	0	0	0	3					
Marco Scutaro, R OBP: 0.344, SLG: 0.383		0-2 FC6-4		0-0 21 FC6-4 1B		1-2 E6		3-2 1B 3B		4	1	2	0	0	0	2					
<b>Inning Stats</b>	R: 1 H: 2 E: 0 K: 0 S: 9	H: 2 LOB: 1 BB: 0 P: 14	R: 0 H: 1 E: 0 K: 0 S: 10	H: 1 LOB: 0 BB: 0 P: 13	R: 2 H: 3 E: 0 K: 0 S: 16	H: 3 LOB: 1 BB: 0 P: 26	R: 0 H: 1 E: 0 K: 0 S: 11	H: 1 LOB: 1 BB: 0 P: 15	R: 0 H: 0 E: 0 K: 1 S: 9	H: 0 LOB: 0 BB: 0 P: 14	R: 2 H: 1 E: 2 K: 0 S: 14	H: 1 LOB: 2 BB: 0 P: 21	R: 0 H: 1 E: 0 K: 0 S: 9	H: 1 LOB: 1 BB: 0 P: 16	R: 1 H: 2 E: 0 K: 1 S: 11	H: 2 LOB: 1 BB: 0 P: 18	R: 0 H: 0 E: 0 K: 2 S: 10	H: 0 LOB: 0 BB: 0 P: 15	1B: 8 2B: 1 3B: 2 HR: 0	SF: 1 SAC: 0 DP: 1 HBP: 2	WP: 0 PA: 41 PB: 0 SB: 0 CS: 0
<b>PITCHER</b>	IP WLS BF H R ER SO BB IBB HBP BLK WP HR S P ERA WHIP	IP WLS BF H R ER SO BB IBB HBP BLK WP HR S P ERA WHIP	IP WLS BF H R ER SO BB IBB HBP BLK WP HR S P ERA WHIP	IP WLS BF H R ER SO BB IBB HBP BLK WP HR S P ERA WHIP	IP WLS BF H R ER SO BB IBB HBP BLK WP HR S P ERA WHIP	IP WLS BF H R ER SO BB IBB HBP BLK WP HR S P ERA WHIP	IP WLS BF H R ER SO BB IBB HBP BLK WP HR S P ERA WHIP	IP WLS BF H R ER SO BB IBB HBP BLK WP HR S P ERA WHIP	IP WLS BF H R ER SO BB IBB HBP BLK WP HR S P ERA WHIP	IP WLS BF H R ER SO BB IBB HBP BLK WP HR S P ERA WHIP	IP WLS BF H R ER SO BB IBB HBP BLK WP HR S P ERA WHIP	IP WLS BF H R ER SO BB IBB HBP BLK WP HR S P ERA WHIP	IP WLS BF H R ER SO BB IBB HBP BLK WP HR S P ERA WHIP	IP WLS BF H R ER SO BB IBB HBP BLK WP HR S P ERA WHIP	IP WLS BF H R ER SO BB IBB HBP BLK WP HR S P ERA WHIP	IP WLS BF H R ER SO BB IBB HBP BLK WP HR S P ERA WHIP	IP WLS BF H R ER SO BB IBB HBP BLK WP HR S P ERA WHIP	IP WLS BF H R ER SO BB IBB HBP BLK WP HR S P ERA WHIP	IP WLS BF H R ER SO BB IBB HBP BLK WP HR S P ERA WHIP	IP WLS BF H R ER SO BB IBB HBP BLK WP HR S P ERA WHIP	IP WLS BF H R ER SO BB IBB HBP BLK WP HR S P ERA WHIP
Kevin Brown, R ERA: 6.08	6.0 W	29	8	5	3	1	0	0	0	0	0	0	0	0	20	34	4.50	1.333			
Buddy Groom, L ERA: 3.12	2.0	9	3	1	1	1	0	0	0	0	0	0	0	0	10	15	0.00	0.000			
Paul Quantrill, R ERA: 3.71	1.0	3	0	0	0	0	0	0	0	0	0	0	0	0	10	15	0.00	0.000			

New York Yankees @ Oakland Athletics  
McAfee Coliseum, Oakland, CA  
Sat May 14 2005, 9:05 PM EDT  
Att: 41,180 - Partly Cloudy - 63 F

AB 43  
R 15  
H 18  
RBI 15  
BB 6  
SO 2  
LOB 18



New York Yankees @ Oakland Athletics  
McAfee Coliseum, Oakland, CA  
Sat May 14 2005, 9:05 PM EDT  
Att: 41,180 - Partly Cloudy - 63 F

AB 38  
R 6  
H 11  
RBI 4  
BB 0  
SO 4  
LOB 16





Batter	1	2	3	4	5	6	7	8	9	AB	R	H	RBI	BB	SO	LOB	TOP			
<b>2 Derek Jeter, R</b> OBP: 0.425, SLG: 0.460	2-2 1B		1-0 G6-3	2-0 FC6-4 1B		1-1 FC6 1B	2-3 K		2-3 K	6	0	3	1	0	2	3				
<b>Tony Womack, L</b> OBP: 0.326, SLG: 0.331	2-1 F7		1-2 S 1B	0-0 FC6-4 1-2 1B		0-2 FC6 S 1-2 2-3 1B		2-2 E6 13 S 1B	0-0 G3-1	6	0	1	0	0	0	6				
<b>Gary Sheffield, R</b> OBP: 0.392, SLG: 0.520	0-3 K		0-2 P2		2-2 2B	1-2 G5-3		4-2 13 S 1B		4	0	1	0	1	1	4				
<b>55 Hideki Matsui, L</b> OBP: 0.325, SLG: 0.404	0-1 G6-3			1-1 HR 1B		2-0 F8		0-2 L9		5	1	1	0	0	0	4				
<b>13 Alex Rodriguez, R</b> OBP: 0.367, SLG: 0.583		3-1 G5-3		0-0 F8	3-3 K		4-1 P5 25 2B BB	0-3 K		4	1	0	0	1	2	4				
<b>Tino Martinez, L</b> OBP: 0.374, SLG: 0.657		3-2 HR		0-0 HR 1-1 1B	4-0 IBB		1-2 P5	4-0 IBB		3	2	2	3	2	0	1				
<b>20 Jorge Posada, S</b> OBP: 0.338, SLG: 0.434		0-3 K		1-0 P6	1-2 G3-1		4-0 25 2B 24 1B IBB	1-0 F7		4	1	0	0	1	1	5				
<b>25 Jason Giambi, L</b> OBP: 0.383, SLG: 0.326		0-0 P5		4-0 24 1B 2 1B BB		2-1 F8	0-0 24 1B	2-1 G4-3		4	1	1	1	1	0	0				
<b>24 Robinson Canó, L</b> OBP: 0.317, SLG: 0.450			2-0 G6-3	0-2 2 1B 1B		0-2 FC6 2 1B 1B		1-0 2B		5	0	4	1	0	0	0				
<b>Inning Stats</b>	R: 0 E: 0 K: 1 S: 10	H: 1 LOB: 1 BB: 0 P: 14	R: 1 E: 0 K: 1 S: 12	H: 1 LOB: 0 BB: 0 P: 18	R: 0 E: 0 K: 0 S: 10	H: 1 LOB: 1 BB: 0 P: 14	R: 3 E: 0 K: 0 S: 10	H: 4 LOB: 2 BB: 1 P: 18	R: 0 E: 0 K: 1 S: 13	H: 2 LOB: 2 BB: 0 P: 17	R: 2 E: 0 K: 1 S: 11	H: 2 LOB: 2 BB: 2 P: 24	R: 0 E: 1 K: 1 S: 14	H: 0 LOB: 3 BB: 2 P: 25	R: 0 E: 0 K: 1 S: 8	H: 1 LOB: 1 BB: 0 P: 13	1B: 8 2B: 3 3B: 0 HR: 2	SF: 0 SAC: 0 DP: 0 HBP: 0	WP: 0 PB: 0 SB: 5 CS: 0	PA: 47
<b>PITCHER</b>	IP	WLS	BF	H	R	ER	SO	BB	IBB	HBP	BLK	WP	HR	S	P	ERA	WHIP			
<b>Dan Haren, R</b> ERA: 5.32	6.0		30	10	4	4	3	1	1	0	0	0	2	65	103	6.00	1.833			
<b>Ricardo Rincon, L</b> ERA: 4.75	0.2	L	6	2	2	2	0	1	1	0	0	0	0	8	19	27.00	4.500			
<b>20 Huston Street, R</b> ERA: 2.18	1.1		7	0	0	0	2	1	1	0	0	0	0	17	30	0.00	0.750			
<b>Juan Cruz, R</b> ERA: 7.71	1.0		4	1	0	0	1	0	0	0	0	0	0	8	13	0.00	1.000			

**New York Yankees @ Oakland Athletics**  
McAfee Coliseum, Oakland, CA  
Sun May 15 2005, 4:05 PM EDT  
Att: 37,237 - Partly Cloudy - 69 F

AB 41  
R 6  
H 13  
RBI 6  
BB 6  
SO 6  
LOB 27




Batter	1	2	3	4	5	6	7	8	9	AB	R	H	RBI	BB	SO	LOB	BOTTOM					
<b>21 Mark Kotsay, L</b> OBP: 0.340, SLG: 0.376	1-2 E1 2B		3-2 G3	0-1 1-2 3-H 1B			3-1 F7			4	1	1	1	0	0	1						
<b>Eric Byrnes, R</b> OBP: 0.305, SLG: 0.421	0-2 2B		2-0 L3				2-0 G6-3			3	1	1	0	0	0	3						
<b>Matt Watson, L</b> (7, PH)	1-2 23 1B									1	0	0	0	0	0	0						
<b>Jason Kendall, R</b> OBP: 0.310, SLG: 0.279	0-0 23 1B G5-3 2B		2-1 G5-3		3-1 P4		1-1 G6-3			4	1	1	1	0	0	0						
<b>23 Bobby Kielty, S</b> OBP: 0.391, SLG: 0.410	0-2 G4-3		2-2 G3		1-1 G3			2-2 P6		1	0	1	1	0	0	0						
<b>Charles Thomas, L</b> OBP: 0.273, SLG: 0.111	2-3 3-H 1B		G5-4-3 HBP							2	0	0	0	0	0	0						
<b>Keith Ginter, R</b> OBP: 0.265, SLG: 0.295	3-2 G5-3		3-1 G5-4-3		0-1 G1-3			0-1 G5-3		4	0	0	1	0	0	2						
<b>Erubiel Durazo, L</b> OBP: 0.313, SLG: 0.388	1-0 G4-3			0-0 FC4-6 21 1B			0-2 P4			4	1	1	0	0	0	1						
<b>14 Mark Ellis, R</b> OBP: 0.327, SLG: 0.326	2-2 G5-3			4-1 FC4-6 1-2 BB			1-1 L3			3	0	0	0	1	0	1						
<b>Scott Hatteberg, L</b> OBP: 0.327, SLG: 0.356		3-2 FC4-6 1B		0-2 FC4-6 21 1B			2-0 1B			4	0	2	0	0	0	2						
<b>Marco Scutaro, R</b> OBP: 0.336, SLG: 0.373		1-0 FC4-6 21 S		1-0 F8			1-2 G4-3			3	0	0	0	0	0	4						
<b>3 Eric Chavez, L</b> (9, PH)										1	0	0	0	0	0	0						
<b>Inning Stats</b>	R: 3 E: 1 K: 0 S: 21	H: 3 LOB: 1 BB: 0 P: 28	R: 0 E: 0 K: 0 S: 12	H: 1 LOB: 1 BB: 0 P: 21	R: 0 E: 0 K: 0 S: 7	H: 0 LOB: 0 BB: 0 P: 14	R: 1 E: 0 K: 0 S: 9	H: 2 LOB: 2 BB: 1 P: 14	R: 0 E: 0 K: 0 S: 6	H: 0 LOB: 0 BB: 0 P: 10	R: 0 E: 0 K: 0 S: 9	H: 1 LOB: 1 BB: 0 P: 13	R: 0 E: 0 K: 0 S: 5	H: 0 LOB: 0 BB: 0 P: 11	R: 0 E: 0 K: 0 S: 7	H: 0 LOB: 0 BB: 0 P: 11	R: 0 E: 0 K: 0 S: 7	H: 0 LOB: 0 BB: 0 P: 7	1B: 6 2B: 1 3B: 0 HR: 0	SF: 0 SAC: 0 DP: 1 HBP: 1	WP: 0 PB: 0 SB: 1 CS: 0	PA: 36
<b>PITCHER</b>	IP	WLS	BF	H	R	ER	SO	BB	IBB	HBP	BLK	WP	HR	S	P	ERA	WHIP					
<b>Randy Johnson, L</b> ERA: 3.77	6.0	W	27	7	4	3	0	1	0	0	0	0	0	64	100	4.50	1.333					
<b>Tanyon Sturtze, R</b> ERA: 4.02	1.0	H	3	0	0	0	0	0	0	0	0	0	0	5	11	0.00	0.000					
<b>Tom Gordon, R</b> ERA: 4.0	1.0	H	3	0	0	0	0	0	0	0	0	0	0	7	11	0.00	0.000					
<b>42 Mariano Rivera, R</b> ERA: 2.13	1.0	S	3	0	0	0	0	0	0	0	0	0	0	7	7	0.00	0.000					


**New York Yankees @ Oakland Athletics**  
McAfee Coliseum, Oakland, CA  
Sun May 15 2005, 4:05 PM EDT  
Att: 37,237 - Partly Cloudy - 69 F

AB 34  
R 4  
H 7  
RBI 4  
BB 1  
SO 0  
LOB 14





Batter	1	2	3	4	5	6	7	8	9	AB	R	H	RBI	BB	SO	LOB	TOP										
18 Johnny Damon, L (1, 8) OBP: 0.410, SLG: 0.478	G3	K		K						3	1	0	0	2	2	5	<p><b>Boston Red Sox @ Oakland Athletics</b> McAfee Coliseum, Oakland, CA Mon May 16 2005, 10:05 PM EDT Att: 30,281 - Partly Cloudy - 58 F</p> <p>livebaseballscores.com</p> <p>AB 39 R 4 H 12 RBI 4 BB 4 SO 9 LOB 32</p> 										
Edgar Renteria, R (1, 6) OBP: 0.296, SLG: 0.338	G1-3		G5-3	L8						5	0	1	0	0	1	5											
34 David Ortiz, L (1, 10) OBP: 0.367, SLG: 0.586	K		G4-3		G4-3					5	0	1	2	0	1	2											
Manny Ramirez, R (1, 7) OBP: 0.365, SLG: 0.546		G5-3			G5-3					5	0	1	0	0	2	2											
Trot Nixon, L (1, 9) OBP: 0.450, SLG: 0.588		HBP 20 BB 1B	G3		G1					4	1	2	0	1	0	1											
Jason Varitek, S (1, 2) OBP: 0.376, SLG: 0.574	F8									5	0	2	0	0	1	5											
20 Kevin Youkilis, R (1, 3) OBP: 0.515, SLG: 0.462 Kevin Millar, R (9, PH) OBP: 0.348, SLG: 0.328 Jay Payton, R (9, PR) OBP: 0.246, SLG: 0.313	HBP 1B BB									3	1	1	0	1	0	4											
Bill Mueller, S (1, 5) OBP: 0.376, SLG: 0.321										4	0	2	0	0	0	3											
Mark Bellhorn, S (1, 4) OBP: 0.333, SLG: 0.375										4	1	2	2	0	2	4											
<b>Inning Stats</b>	R: 0 E: 0 K: 1 S: 7	H: 0 LOB: 0 BB: 0 P: 13	R: 2 E: 0 K: 1 S: 14	H: 2 LOB: 2 BB: 1 P: 30	R: 0 E: 0 K: 0 S: 8	H: 1 LOB: 1 BB: 0 P: 15	R: 0 E: 0 K: 2 S: 20	H: 3 LOB: 3 BB: 0 P: 28	R: 0 E: 0 K: 0 S: 8	H: 0 LOB: 0 BB: 0 P: 15	R: 0 E: 0 K: 0 S: 8	H: 1 LOB: 0 BB: 0 P: 9	R: 2 E: 0 K: 2 S: 12	H: 3 LOB: 3 BB: 2 P: 24	R: 0 E: 0 K: 2 S: 10	H: 1 LOB: 2 BB: 1 P: 19		R: 0 E: 1 K: 1 S: 11	H: 1 LOB: 3 BB: 0 P: 14	1B: 10 2B: 2 3B: 0 HR: 0	SF: 0 SAC: 0 DP: 1 HBP: 1	WP: 1 PB: 0 SB: 0 CS: 0	PA: 44				
<b>PITCHER</b>	IP	WLS	BF	H	R	ER	SO	BB	IBB	HBP	BLK	WP	HR	S	P	ERA	WHIP										
Kirk Saarloos, R (1, 1) ERA: 4.79	6.0		26	7	2	2	4	1	0	1	0	0	0	65	110	3.00	1.333										
Keiichi Yabu, R (7, 1) ERA: 3.2	2.0	W	13	4	2	2	4	2	1	0	0	0	0	22	43	9.00	3.000										
Octavio Dotel, R (9, 1) ERA: 3.52	1.0	S	5	1	0	0	1	0	0	0	0	1	0	11	14	0.00	1.000										

Batter	1	2	3	4	5	6	7	8	9	AB	R	H	RBI	BB	SO	LOB	BOTTOM										
21 Mark Kotsay, L (1, 8) OBP: 0.343, SLG: 0.388	F7		G4-3							3	1	1	3	1	0	0	<p><b>Boston Red Sox @ Oakland Athletics</b> McAfee Coliseum, Oakland, CA Mon May 16 2005, 10:05 PM EDT Att: 30,281 - Partly Cloudy - 58 F</p> <p>livebaseballscores.com</p> <p>AB 31 R 6 H 9 RBI 6 BB 2 SO 5 LOB 12</p> 										
Jason Kendall, R (1, 2) OBP: 0.302, SLG: 0.271	G6-3			B1	G6-3					4	0	0	1	0	0	1											
3 Eric Chavez, L (1, 5) OBP: 0.276, SLG: 0.288	K									4	1	3	0	0	1	0											
Erubiel Durazo, L (1, 10) OBP: 0.318, SLG: 0.387		F9								3	1	1	0	0	0	1											
Keith Ginter, R (1, 4) OBP: 0.254, SLG: 0.281		F8								3	0	0	0	0	0	3											
Scott Hatteberg, L (1, 3) OBP: 0.338, SLG: 0.362										3	1	2	0	1	0	0											
Matt Watson, L (1, 7) OBP: 0.222, SLG: 0.333										4	1	2	2	0	1	1											
Marco Scutaro, R (1, 6) OBP: 0.326, SLG: 0.360										4	0	0	0	0	1	4											
Charles Thomas, L (1, 9) OBP: 0.271, SLG: 0.103										3	1	0	0	0	2	2											
<b>Inning Stats</b>	R: 0 E: 0 K: 1 S: 8	H: 0 LOB: 0 BB: 0 P: 11	R: 0 E: 0 K: 1 S: 9	H: 1 LOB: 1 BB: 0 P: 14	R: 0 E: 0 K: 1 S: 9	H: 0 LOB: 0 BB: 0 P: 13	R: 0 E: 0 K: 0 S: 11	H: 1 LOB: 1 BB: 0 P: 15	R: 4 E: 0 K: 0 S: 11	H: 4 LOB: 2 BB: 0 P: 19	R: 0 E: 0 K: 0 S: 6	H: 0 LOB: 0 BB: 0 P: 11	R: 0 E: 0 K: 1 S: 13	H: 0 LOB: 1 BB: 1 P: 21	R: 2 E: 0 K: 1 S: 13	H: 3 LOB: 2 BB: 1 P: 20		1B: 6 2B: 2 3B: 1 HR: 0	SF: 0 SAC: 1 DP: 1 HBP: 2	WP: 0 PB: 0 SB: 0 CS: 0	PA: 36						
<b>PITCHER</b>	IP	WLS	BF	H	R	ER	SO	BB	IBB	HBP	BLK	WP	HR	S	P	ERA	WHIP										
Bronson Arroyo, R (1, 1) ERA: 3.21	7.0		29	6	4	4	4	1	0	2	0	0	0	67	104	5.14	1.000										
Mike Myers, L (8, 1) ERA: 3.86	0.0	L	2	2	2	2	0	0	0	0	0	0	0	5	7	∞	∞										
50 Mike Timlin, R (8, 1) ERA: 0.95	1.0		5	1	0	0	1	0	1	0	0	0	0	8	13	0.00	1.000										



Batter	1	2	3	4	5	6	7	8	9	AB	R	H	RBI	BB	SO	LOB	TOP							
18 Johnny Damon, L (1, 8) OBP: 0.404, SLG: 0.466										4	2	0	1	1	1	6	Boston Red Sox @ Oakland Athletics McAfee Coliseum, Oakland, CA Tue May 17 2005, 10:05 PM EDT Att: 29,494 - Cloudy - 60 F							
Edgar Renteria, R (1, 6) OBP: 0.306, SLG: 0.349										4	2	2	2	1	0	1								
34 David Ortiz, L (1, 10) OBP: 0.363, SLG: 0.580										5	0	1	2	0	1	2								
Manny Ramirez, R (1, 7) OBP: 0.366, SLG: 0.534										3	0	0	0	2	2	2								
Kevin Millar, R (1, 3) OBP: 0.344, SLG: 0.321										3	0	0	1	1	0	3								
Jason Varitek, S (1, 2) OBP: 0.377, SLG: 0.563										4	1	1	0	0	1	2								
Bill Mueller, S (1, 5) OBP: 0.371, SLG: 0.309										4	1	0	0	1	1	3								
Jay Payton, R (1, 9) OBP: 0.257, SLG: 0.299										3	1	0	0	2	1	1								
Mark Bellhorn, S (1, 4) OBP: 0.346, SLG: 0.372										1	0	0	0	3	1	3								
<b>Inning Stats</b>	R: 2 E: 0 K: 0 S: 15	H: 1 LOB: 1 BB: 2 P: 27	R: 0 E: 0 K: 1 S: 7	H: 0 LOB: 1 BB: 1 P: 15	R: 0 E: 1 K: 0 S: 12	H: 0 LOB: 2 BB: 2 P: 21	R: 0 E: 0 K: 1 S: 11	H: 0 LOB: 2 BB: 2 P: 26	R: 1 E: 0 K: 1 S: 13	H: 2 LOB: 2 BB: 1 P: 26	R: 0 E: 0 K: 0 S: 6	H: 0 LOB: 0 BB: 0 P: 12	R: 0 E: 0 K: 1 S: 9	H: 0 LOB: 0 BB: 0 P: 15	R: 4 E: 2 K: 3 S: 19	H: 1 LOB: 1 BB: 2 P: 33	R: 0 E: 0 K: 1 S: 8	H: 0 LOB: 1 BB: 1 P: 15	1B: 2 2B: 2 HR: 0	SF: 1 SAC: 0 DP: 1 HBP: 1	WP: 0 PB: 0 SB: 0 CS: 0	PA: 44		
<b>PITCHER</b>	IP WLS BF H R ER SO BB IBB HBP BLK WP HR S P ERA WHIP	IP WLS BF H R ER SO BB IBB HBP BLK WP HR S P ERA WHIP	IP WLS BF H R ER SO BB IBB HBP BLK WP HR S P ERA WHIP	IP WLS BF H R ER SO BB IBB HBP BLK WP HR S P ERA WHIP	IP WLS BF H R ER SO BB IBB HBP BLK WP HR S P ERA WHIP	IP WLS BF H R ER SO BB IBB HBP BLK WP HR S P ERA WHIP	IP WLS BF H R ER SO BB IBB HBP BLK WP HR S P ERA WHIP	IP WLS BF H R ER SO BB IBB HBP BLK WP HR S P ERA WHIP	IP WLS BF H R ER SO BB IBB HBP BLK WP HR S P ERA WHIP	IP WLS BF H R ER SO BB IBB HBP BLK WP HR S P ERA WHIP	IP WLS BF H R ER SO BB IBB HBP BLK WP HR S P ERA WHIP	IP WLS BF H R ER SO BB IBB HBP BLK WP HR S P ERA WHIP	IP WLS BF H R ER SO BB IBB HBP BLK WP HR S P ERA WHIP	IP WLS BF H R ER SO BB IBB HBP BLK WP HR S P ERA WHIP	IP WLS BF H R ER SO BB IBB HBP BLK WP HR S P ERA WHIP	IP WLS BF H R ER SO BB IBB HBP BLK WP HR S P ERA WHIP	IP WLS BF H R ER SO BB IBB HBP BLK WP HR S P ERA WHIP	IP WLS BF H R ER SO BB IBB HBP BLK WP HR S P ERA WHIP	IP WLS BF H R ER SO BB IBB HBP BLK WP HR S P ERA WHIP	IP WLS BF H R ER SO BB IBB HBP BLK WP HR S P ERA WHIP	IP WLS BF H R ER SO BB IBB HBP BLK WP HR S P ERA WHIP	IP WLS BF H R ER SO BB IBB HBP BLK WP HR S P ERA WHIP	IP WLS BF H R ER SO BB IBB HBP BLK WP HR S P ERA WHIP	IP WLS BF H R ER SO BB IBB HBP BLK WP HR S P ERA WHIP
Barry Zito, L (1, 1) ERA: 5.53	5.0	25	3	3	3	3	7	0	0	0	0	0	0	0	22	44	5.40	2.000						
Juan Cruz, R (6, 1) ERA: 8.44	2.0	10	0	3	3	1	3	0	1	0	0	0	0	2	4	7	13.50	1.500						
Ricardo Rincon, L (8, 1) ERA: 4.63	0.1	2	0	0	0	1	0	0	0	0	0	0	0	4	7	0.00	0.000							
20 Huston Street, R (8, 1) ERA: 2.01	1.2	7	1	1	0	3	1	0	0	0	0	0	0	16	24	0.00	1.200							

AB	31
R	7
H	4
RBI	6
BB	11
SO	8
LOB	23



Batter	1	2	3	4	5	6	7	8	9	AB	R	H	RBI	BB	SO	LOB	BOTTOM							
21 Mark Kotsay, L (1, 8) OBP: 0.345, SLG: 0.385										4	1	1	1	1	0	0	Boston Red Sox @ Oakland Athletics McAfee Coliseum, Oakland, CA Tue May 17 2005, 10:05 PM EDT Att: 29,494 - Cloudy - 60 F							
Jason Kendall, R (1, 2) OBP: 0.312, SLG: 0.272										3	0	1	0	1	0	2								
3 Eric Chavez, L (1, 5) OBP: 0.274, SLG: 0.305										5	1	1	2	0	1	4								
Scott Hatteberg, L (1, 3) OBP: 0.335, SLG: 0.359										4	0	1	1	0	0	1								
Keith Ginter, R (1, 4) OBP: 0.267, SLG: 0.299										3	0	1	0	1	0	0								
Erubiel Durazo, L (1, 10) OBP: 0.310, SLG: 0.376										4	0	0	0	0	2	2								
Matt Watson, L (1, 7) OBP: 0.308, SLG: 0.333										3	1	1	0	1	0	1								
Marco Scutaro, R (1, 6) OBP: 0.323, SLG: 0.356										4	1	1	0	0	1	2								
Eric Byrnes, R (1, 9) OBP: 0.312, SLG: 0.424										4	1	2	1	0	1	0								
<b>Inning Stats</b>	R: 0 E: 0 K: 0 S: 10	H: 0 LOB: 0 BB: 0 P: 17	R: 0 E: 0 K: 1 S: 11	H: 1 LOB: 1 BB: 1 P: 18	R: 0 E: 0 K: 0 S: 9	H: 0 LOB: 0 BB: 0 P: 17	R: 1 E: 0 K: 0 S: 11	H: 1 LOB: 1 BB: 1 P: 21	R: 2 E: 0 K: 1 S: 15	H: 2 LOB: 2 BB: 2 P: 26	R: 2 E: 0 K: 0 S: 11	H: 4 LOB: 2 BB: 0 P: 19	R: 0 E: 0 K: 1 S: 8	H: 0 LOB: 0 BB: 0 P: 12	R: 0 E: 0 K: 1 S: 8	H: 0 LOB: 0 BB: 0 P: 13	R: 0 E: 0 K: 2 S: 11	H: 1 LOB: 1 BB: 0 P: 14	1B: 7 2B: 1 3B: 0 HR: 1	SF: 0 SAC: 0 DP: 1 HBP: 1	WP: 0 PB: 0 SB: 0 CS: 0	PA: 39		
<b>PITCHER</b>	IP WLS BF H R ER SO BB IBB HBP BLK WP HR S P ERA WHIP	IP WLS BF H R ER SO BB IBB HBP BLK WP HR S P ERA WHIP	IP WLS BF H R ER SO BB IBB HBP BLK WP HR S P ERA WHIP	IP WLS BF H R ER SO BB IBB HBP BLK WP HR S P ERA WHIP	IP WLS BF H R ER SO BB IBB HBP BLK WP HR S P ERA WHIP	IP WLS BF H R ER SO BB IBB HBP BLK WP HR S P ERA WHIP	IP WLS BF H R ER SO BB IBB HBP BLK WP HR S P ERA WHIP	IP WLS BF H R ER SO BB IBB HBP BLK WP HR S P ERA WHIP	IP WLS BF H R ER SO BB IBB HBP BLK WP HR S P ERA WHIP	IP WLS BF H R ER SO BB IBB HBP BLK WP HR S P ERA WHIP	IP WLS BF H R ER SO BB IBB HBP BLK WP HR S P ERA WHIP	IP WLS BF H R ER SO BB IBB HBP BLK WP HR S P ERA WHIP	IP WLS BF H R ER SO BB IBB HBP BLK WP HR S P ERA WHIP	IP WLS BF H R ER SO BB IBB HBP BLK WP HR S P ERA WHIP	IP WLS BF H R ER SO BB IBB HBP BLK WP HR S P ERA WHIP	IP WLS BF H R ER SO BB IBB HBP BLK WP HR S P ERA WHIP	IP WLS BF H R ER SO BB IBB HBP BLK WP HR S P ERA WHIP	IP WLS BF H R ER SO BB IBB HBP BLK WP HR S P ERA WHIP	IP WLS BF H R ER SO BB IBB HBP BLK WP HR S P ERA WHIP	IP WLS BF H R ER SO BB IBB HBP BLK WP HR S P ERA WHIP	IP WLS BF H R ER SO BB IBB HBP BLK WP HR S P ERA WHIP	IP WLS BF H R ER SO BB IBB HBP BLK WP HR S P ERA WHIP	IP WLS BF H R ER SO BB IBB HBP BLK WP HR S P ERA WHIP	IP WLS BF H R ER SO BB IBB HBP BLK WP HR S P ERA WHIP
30 Matt Clement, R (1, 1) ERA: 3.56	5.2	26	6	5	2	4	0	0	0	0	0	0	0	0	5	9	0.00	6.000						
Matt Mantei, R (6, 1) ERA: 2.51	0.1	3	2	0	0	0	0	0	0	0	0	0	0	5	9	0.00	6.000							
Alan Embree, L (7, 1) ERA: 3.72	1.2	5	0	0	0	1	0	0	0	0	0	0	0	14	22	0.00	0.000							
50 Mike Timlin, R (8, 1) ERA: 0.93	0.1	1	0	0	0	0	0	0	0	0	0	0	0	2	3	0.00	0.000							
Keith Foulke, R (9, 1) ERA: 6.75	1.0	4	1	0	0	2	0	0	0	0	0	0	0	11	14	0.00	1.000							









Batter	1	2	3	4	5	6	7	8	9	AB	R	H	RBI	BB	SO	LOB	TOP					
21 Mark Kotsay, L (1.8) OBP: 0.343, SLG: 0.392										5	0	1	0	0	0	3	<b>Oakland Athletics @ San Francisco Giants</b> SBC Park, San Francisco, CA Fri May 20 2005, 10:15 PM EDT Att. 42,701 - Clear - 64 F					
Eric Byrnes, R (1.7) OBP: 0.336, SLG: 0.444										4	1	1	0	0	0	2						
Jason Kendall, R (1.2) OBP: 0.311, SLG: 0.274										5	1	0	0	0	0	4						
3 Eric Chavez, L (1.5) OBP: 0.275, SLG: 0.323										5	2	2	1	0	0	1						
23 Bobby Kielty, S (1.9) OBP: 0.423, SLG: 0.451 20 Huston Street, R (9.1)										4	3	4	0	1	0	0						
Scott Hatteberg, L (1.3) OBP: 0.345, SLG: 0.373										3	0	1	1	1	0	2						
Keith Ginter, R (1.4) OBP: 0.274, SLG: 0.338 Kirk Saarloos, R (7.1)										1	1	1	5	1	0	0						
Charles Thomas, L (9.9) OBP: 0.271, SLG: 0.103										0	0	0	0	0	0	0						
Marco Scutaro, R (1.6) OBP: 0.336, SLG: 0.358										2	0	1	1	2	0	0						
Joe Blanton, R (1.1)										2	0	0	0	0	0	4						
Keiichi Yabu, R (5.1)										1	0	0	0	0	0	2						
14 Mark Ellis, R (7.4) OBP: 0.346, SLG: 0.358										1	0	1	0	0	0	0						
<b>Inning Stats</b>	R: 0 E: 0 K: 0 S: 6	H: 1 LOB: 1 BB: 0 P: 10	R: 1 E: 0 K: 0 S: 8	H: 2 LOB: 2 BB: 2 P: 18	R: 0 E: 0 K: 0 S: 7	H: 0 LOB: 0 BB: 0 P: 12	R: 1 E: 0 K: 0 S: 12	H: 2 LOB: 1 BB: 0 P: 20	R: 0 E: 0 K: 0 S: 6	H: 0 LOB: 0 BB: 0 P: 12	R: 1 E: 0 K: 0 S: 13	H: 2 LOB: 2 BB: 2 P: 27	R: 5 E: 1 K: 0 S: 21	H: 3 LOB: 0 BB: 1 P: 36	R: 0 E: 0 K: 0 S: 10	H: 1 LOB: 0 BB: 0 P: 17	R: 0 E: 0 K: 0 S: 9	H: 1 LOB: 0 BB: 0 P: 13	1B: 8 2B: 4 3B: 0 HR: 1	SF: 3 SAC: 0 DP: 4 HBP: 1	WP: 0 PB: 0 SB: 0 CS: 0	PA: 42
<b>PITCHER</b>	IP WLS BF H R ER SO BB IBB HBP BLK WP HR S P ERA WHIP																					
Kirk Rueter, L (1.1) ERA: 4.25	6.1 L 29 8 4 4 0 4 0 0 1 0 0 0 0 57 109 5.68 1.895																					
54 Scott Munter, R (7.1) ERA: 2.25	0.0 1 0 0 0 0 0 0 0 0 0 0 0 0 4 7 ∞ ∞																					
Jason Christiansen, L (7.1) ERA: 5.27	0.1 3 1 1 0 0 0 0 1 0 0 0 0 0 8 15 0.00 3.000																					
Jim Brower, R (7.1) ERA: 6.63	0.1 2 1 3 3 0 0 0 0 0 0 0 0 1 4 4 81.00 3.000																					
Jeremy Accardo, R (8.1) ERA: 6.48	2.0 7 2 0 0 0 0 0 0 0 0 0 0 0 19 30 0.00 1.000																					

AB	33
R	8
H	12
RBI	8
BB	5
SO	0
LOB	18



Batter	1	2	3	4	5	6	7	8	9	AB	R	H	RBI	BB	SO	LOB	BOTTOM					
Jason Ellison, R (1.8) OBP: 0.367, SLG: 0.500										5	0	0	0	0	1	1	<b>Oakland Athletics @ San Francisco Giants</b> SBC Park, San Francisco, CA Fri May 20 2005, 10:15 PM EDT Att. 42,701 - Clear - 64 F					
13 Omar Vizquel, S (1.6) OBP: 0.353, SLG: 0.370										3	1	1	0	2	0	0						
J.T. Snow, L (1.3) OBP: 0.380, SLG: 0.360										5	0	0	0	0	1	4						
Moises Alou, R (1.9) OBP: 0.402, SLG: 0.420										5	1	2	2	0	0	0						
Ray Durham, S (1.4) OBP: 0.375, SLG: 0.347										3	2	1	0	2	0	0						
Pedro Feliz, R (1.7) OBP: 0.349, SLG: 0.487										4	0	1	1	1	0	2						
Edgardo Alfonzo, R (1.5) OBP: 0.385, SLG: 0.423 Jeremy Accardo, R (8.1)										3	0	3	1	1	0	0						
Mike Matheny, R (1.2) OBP: 0.299, SLG: 0.417										3	0	0	0	1	1	4						
Kirk Rueter, L (1.1) OBP: 0.235, SLG: 0.250 54 Scott Munter, R (7.1)										3	0	1	0	0	0	3						
Jason Christiansen, R (7.1) ERA: 3.32										0	0	0	0	0	0	0						
Jim Brower, R (7.1) ERA: 4.64										0	0	0	0	0	0	0						
Michael Tucker, L (8.7) OBP: 0.327, SLG: 0.357										1	0	0	0	0	0	0						
<b>Inning Stats</b>	R: 0 E: 1 K: 0 S: 6	H: 1 LOB: 2 BB: 0 P: 9	R: 0 E: 0 K: 0 S: 8	H: 1 LOB: 1 BB: 0 P: 13	R: 0 E: 0 K: 0 S: 10	H: 2 LOB: 1 BB: 0 P: 15	R: 0 E: 0 K: 0 S: 8	H: 0 LOB: 3 BB: 3 P: 24	R: 3 E: 1 K: 1 S: 18	H: 4 LOB: 2 BB: 1 P: 37	R: 0 E: 0 K: 0 S: 5	H: 0 LOB: 1 BB: 1 P: 12	R: 1 E: 0 K: 0 S: 13	H: 1 LOB: 1 BB: 1 P: 23	R: 0 E: 0 K: 1 S: 6	H: 0 LOB: 0 BB: 0 P: 10	R: 0 E: 0 K: 1 S: 9	H: 0 LOB: 1 BB: 1 P: 18	1B: 8 2B: 1 3B: 0 HR: 1	SF: 0 SAC: 0 DP: 1 HBP: 0	WP: 1 PB: 0 SB: 1 CS: 0	PA: 42
<b>PITCHER</b>	IP WLS BF H R ER SO BB IBB HBP BLK WP HR S P ERA WHIP																					
Joe Blanton, R (1.1) ERA: 5.15	4.2 W 24 7 3 3 0 4 0 0 0 0 0 0 16 35 4.50 2.000																					
Keiichi Yabu, R (5.1) ERA: 3.32	2.0 10 2 1 1 1 2 0 0 0 0 0 0 16 35 4.50 2.000																					
Kirk Saarloos, R (7.1) ERA: 4.64	1.1 4 0 0 0 0 1 0 0 0 0 0 0 13 19 0.00 0.000																					
20 Huston Street, R (9.1) ERA: 1.93	1.0 4 0 0 0 0 1 1 0 0 0 0 0 0 9 18 0.00 1.000																					

AB	35
R	4
H	9
RBI	4
BB	7
SO	3
LOB	14





Batter	1	2	3	4	5	6	7	8	9	AB	R	H	RBI	BB	SO	LOB	TOP								
21 Mark Kotsay, L (1.8) OBP: 0.341, SLG: 0.385	1-3 K2-3		0-1 F8		0-0 F8			4-0 FC5 BB BB		3	0	0	0	1	1	1	<p>Oakland Athletics @ San Francisco Giants</p> <p>SBC Park, San Francisco, CA</p> <p>Sat May 21 2005, 8:05 PM EDT</p> <p>Att. 43,069 - Clear - 68 F</p>								
Eric Byrnes, R (1.7) OBP: 0.333, SLG: 0.432	1-0 P3		0-1 G5-3		0-0 F7			4-1 FC5 BB		3	0	0	0	1	0	1									
Jason Kendall, R (1.2) OBP: 0.304, SLG: 0.267	0-3 K		3-2 G4-3			1-0 L7		3-2 FC5		4	0	0	0	0	1	2									
3 Eric Chavez, L (1.5) OBP: 0.275, SLG: 0.321		3-2 14 2B BB 1B		0-0 F7		2-3 K		2-2 G3		4	1	1	0	0	1	2									
23 Bobby Kielty, S (1.9) OBP: 0.416, SLG: 0.442		1-0 L9		3-2 1B S 1B		0-1 F7			2-1 P6	4	1	1	0	0	0	1									
Scott Hatteberg, L (1.3) OBP: 0.348, SLG: 0.373		4-1 14 2B BB		2-2 1B CS 1B		2-2 P5			2-3 K	3	0	1	1	1	1	0									
Keith Ginter, R (1.4) OBP: 0.261, SLG: 0.320		1-0 L8		3-3 K 1B		1-0 F9			2-3 K	4	0	0	0	0	2	3									
14 Mark Ellis, R (1.6) OBP: 0.346, SLG: 0.367		0-1 1-3 2H 2B		0-2 G5-3		0-2 G6-3				3	0	1	1	0	0	0									
Dan Haren, R (1.1) OBP: 0.500, SLG: 1.000		1-0 G5-3		1-2 2B				1-1 F8		2	0	1	0	0	0	2									
Ricardo Rincon, L (7.1)										0	0	0	0	0	0	0									
Matt Watson, L (8, PH) OBP: 0.278, SLG: 0.294										0	0	0	0	0	0	0									
Marco Scutaro, R (8, PH) OBP: 0.333, SLG: 0.355										1	0	0	0	0	0	0									
Juan Cruz, R (8.1)										0	0	0	0	0	0	0									
<b>Inning Stats</b>	R: 0 E: 0 K: 2 S: 7	H: 0 LOB: 0 BB: 0 P: 9	R: 1 E: 0 K: 0 S: 11	H: 2 LOB: 2 BB: 1 P: 21	R: 0 E: 0 K: 0 S: 7	H: 0 LOB: 0 BB: 0 P: 10	R: 1 E: 0 K: 1 S: 11	H: 2 LOB: 1 BB: 0 P: 19	R: 0 E: 0 K: 0 S: 8	H: 1 LOB: 0 BB: 0 P: 9	R: 0 E: 0 K: 1 S: 7	H: 0 LOB: 0 BB: 0 P: 10	R: 0 E: 0 K: 0 S: 7	H: 0 LOB: 0 BB: 0 P: 10	R: 0 E: 0 K: 0 S: 10	H: 0 LOB: 2 BB: 2 P: 24	R: 0 E: 0 K: 2 S: 10	H: 0 LOB: 0 BB: 0 P: 16	1B: 3 2B: 3 3B: 0 HR: 0	SF: 0 SAC: 0 DP: 1 HBP: 0	WP: 0 PB: 0 SB: 1 CS: 1	PA: 34			
<b>PITCHER</b>	IP WLS BF H R ER SO BB IBB HBP BLK WP HR S P ERA WHIP	IP WLS BF H R ER SO BB IBB HBP BLK WP HR S P ERA WHIP	IP WLS BF H R ER SO BB IBB HBP BLK WP HR S P ERA WHIP	IP WLS BF H R ER SO BB IBB HBP BLK WP HR S P ERA WHIP	IP WLS BF H R ER SO BB IBB HBP BLK WP HR S P ERA WHIP	IP WLS BF H R ER SO BB IBB HBP BLK WP HR S P ERA WHIP	IP WLS BF H R ER SO BB IBB HBP BLK WP HR S P ERA WHIP	IP WLS BF H R ER SO BB IBB HBP BLK WP HR S P ERA WHIP	IP WLS BF H R ER SO BB IBB HBP BLK WP HR S P ERA WHIP	IP WLS BF H R ER SO BB IBB HBP BLK WP HR S P ERA WHIP	IP WLS BF H R ER SO BB IBB HBP BLK WP HR S P ERA WHIP	IP WLS BF H R ER SO BB IBB HBP BLK WP HR S P ERA WHIP	IP WLS BF H R ER SO BB IBB HBP BLK WP HR S P ERA WHIP	IP WLS BF H R ER SO BB IBB HBP BLK WP HR S P ERA WHIP	IP WLS BF H R ER SO BB IBB HBP BLK WP HR S P ERA WHIP	IP WLS BF H R ER SO BB IBB HBP BLK WP HR S P ERA WHIP	IP WLS BF H R ER SO BB IBB HBP BLK WP HR S P ERA WHIP	IP WLS BF H R ER SO BB IBB HBP BLK WP HR S P ERA WHIP	IP WLS BF H R ER SO BB IBB HBP BLK WP HR S P ERA WHIP	IP WLS BF H R ER SO BB IBB HBP BLK WP HR S P ERA WHIP	IP WLS BF H R ER SO BB IBB HBP BLK WP HR S P ERA WHIP	IP WLS BF H R ER SO BB IBB HBP BLK WP HR S P ERA WHIP	IP WLS BF H R ER SO BB IBB HBP BLK WP HR S P ERA WHIP	IP WLS BF H R ER SO BB IBB HBP BLK WP HR S P ERA WHIP	
Jeff Fassero, L (1.1) ERA: 3.67	6.0 W 23 5 2 2 4 1 0 0 0 0 0 0 3 5 3.00 1.000	0.1 H 1 0 0 0 0 0 0 0 0 0 0 0 0 3 5 0.00 0.000	0.2 H 2 0 0 0 0 0 0 0 0 0 0 0 0 4 5 0.00 0.000	0.1 H 2 0 0 0 0 1 0 0 0 0 0 0 2 7 0.00 3.000	1.2 S 6 0 0 0 2 1 0 0 0 0 0 0 0 18 33 0.00 0.600																				



Batter	1	2	3	4	5	6	7	8	9	AB	R	H	RBI	BB	SO	LOB	BOTTOM							
Jason Ellison, R (1.8) OBP: 0.373, SLG: 0.495	4-2 13 1B 13 S BB		0-2 P4		1-0 S 1B		0-0 G1-3			3	1	1	0	1	0	4	<p>Oakland Athletics @ San Francisco Giants</p> <p>SBC Park, San Francisco, CA</p> <p>Sat May 21 2005, 8:05 PM EDT</p> <p>Att. 43,069 - Clear - 68 F</p>							
13 Omar Vizquel, S (1.6) OBP: 0.350, SLG: 0.367	1-0 1B 2B 1B		1-3 K		2-2 P4		2-1 F8			4	1	1	0	0	1	1								
J.T. Snow, L (1.3) OBP: 0.394, SLG: 0.378	0-0 2B SF7-5 1B		0-0 G5-4-3 1B		1-0 F7		0-2 F7			4	1	3	1	0	0	1								
Moises Alou, R (1.9) OBP: 0.397, SLG: 0.424	0-1 SF7-5 2B		0-0 G5-4-3		3-2 F8		2-2 FC5			4	0	1	1	0	0	3								
Ray Durham, S (1.4) OBP: 0.378, SLG: 0.363	1-0 SF7-5			2-1 G6-3 2B		3-1 FC6-4 1B		1-0 G4-6-3		3	0	2	1	0	0	2								
Tyler Walker, R (8.1)										0	0	0	0	0	0	0								
Pedro Feliz, R (1.7) OBP: 0.341, SLG: 0.474	1-3 K			1-0 G6-3		1-2 FC6-4		1-3 K		4	0	0	0	0	2	2								
Edgardo Alfonzo, R (1.5) OBP: 0.382, SLG: 0.418		0-1 E S 1B		2-3 K		0-1 FC5-4		1-0 G4-3		4	0	1	0	0	1	2								
Mike Matheny, R (1.2) OBP: 0.305, SLG: 0.424		1-2 G5-3		4-0 IBB		0-0 2B		0-3 K		3	0	1	0	1	1	1								
Jeff Fassero, L (1.1) Michael Tucker, L (6, PH) Jason Christiansen, R (7.1) Matt Herges, L (7.1) Scott Eyre, L (8.1) Brian Dallimore, R (8.4)				1-0 B5-3		4-0 IBB				2	0	0	0	0	1	3								
<b>Inning Stats</b>	R: 3 E: 0 K: 1 S: 10	H: 3 LOB: 0 BB: 1 P: 17	R: 0 E: 0 K: 1 S: 12	H: 1 LOB: 0 BB: 0 P: 14	R: 0 E: 0 K: 1 S: 5	H: 1 LOB: 2 BB: 1 P: 6	R: 0 E: 0 K: 0 S: 7	H: 1 LOB: 1 BB: 1 P: 17	R: 0 E: 0 K: 0 S: 10	H: 1 LOB: 3 BB: 1 P: 18	R: 0 E: 0 K: 0 S: 9	H: 1 LOB: 1 BB: 0 P: 14	R: 0 E: 0 K: 2 S: 7	H: 0 LOB: 0 BB: 0 P: 9	R: 0 E: 0 K: 2 S: 10	H: 0 LOB: 0 BB: 0 P: 16	1B: 7 2B: 4 3B: 0 HR: 0	SF: 1 SAC: 0 DP: 3 HBP: 0	WP: 0 PB: 0 SB: 3 CS: 0	PA: 35				
<b>PITCHER</b>	IP WLS BF H R ER SO BB IBB HBP BLK WP HR S P ERA WHIP	IP WLS BF H R ER SO BB IBB HBP BLK WP HR S P ERA WHIP	IP WLS BF H R ER SO BB IBB HBP BLK WP HR S P ERA WHIP	IP WLS BF H R ER SO BB IBB HBP BLK WP HR S P ERA WHIP	IP WLS BF H R ER SO BB IBB HBP BLK WP HR S P ERA WHIP	IP WLS BF H R ER SO BB IBB HBP BLK WP HR S P ERA WHIP	IP WLS BF H R ER SO BB IBB HBP BLK WP HR S P ERA WHIP	IP WLS BF H R ER SO BB IBB HBP BLK WP HR S P ERA WHIP	IP WLS BF H R ER SO BB IBB HBP BLK WP HR S P ERA WHIP	IP WLS BF H R ER SO BB IBB HBP BLK WP HR S P ERA WHIP	IP WLS BF H R ER SO BB IBB HBP BLK WP HR S P ERA WHIP	IP WLS BF H R ER SO BB IBB HBP BLK WP HR S P ERA WHIP	IP WLS BF H R ER SO BB IBB HBP BLK WP HR S P ERA WHIP	IP WLS BF H R ER SO BB IBB HBP BLK WP HR S P ERA WHIP	IP WLS BF H R ER SO BB IBB HBP BLK WP HR S P ERA WHIP	IP WLS BF H R ER SO BB IBB HBP BLK WP HR S P ERA WHIP	IP WLS BF H R ER SO BB IBB HBP BLK WP HR S P ERA WHIP	IP WLS BF H R ER SO BB IBB HBP BLK WP HR S P ERA WHIP	IP WLS BF H R ER SO BB IBB HBP BLK WP HR S P ERA WHIP	IP WLS BF H R ER SO BB IBB HBP BLK WP HR S P ERA WHIP	IP WLS BF H R ER SO BB IBB HBP BLK WP HR S P ERA WHIP	IP WLS BF H R ER SO BB IBB HBP BLK WP HR S P ERA WHIP	IP WLS BF H R ER SO BB IBB HBP BLK WP HR S P ERA WHIP	IP WLS BF H R ER SO BB IBB HBP BLK WP HR S P ERA WHIP
Dan Haren, R (1.1) ERA: 5.19	6.1 L 31 10 3 3 4 1 2 0 0 0 0 0 0 1 2 4.26 1.737	0.2 1 0 0 0 0 0 0 0 0 0 0 0 0 1 2 0.00 0.000	1.0 3 0 0 0 2 0 0 0 0 0 0 0 0 7 9 0.00 0.000																					





Batter	1	2	3	4	5	6	7	8	9	AB	R	H	RBI	BB	SO	LOB	TOP										
21 Mark Kotsay, L (1, 8) OBP: 0.344, SLG: 0.384	1-1 P2		2-2 F7					4-2 G4-6-3 BB		3	0	1	0	1	0	0	<b>Oakland Athletics @ San Francisco Giants</b> SBC Park, San Francisco, CA Sun May 22 2005, 8:05 PM EDT Att. 42,452 - Clear - 65 F										
Eric Byrnes, R (1, 7) OBP: 0.333, SLG: 0.430	2-1 1B			1-3 K	1-0 P5			G4-6-3		3	0	1	0	0	1	1											
Matt Watson, L (8, PH) OBP: 0.263, SLG: 0.278	1B							1-2		1	0	0	0	0	0	1											
20 Huston Street, R (8, 1)	1B									0	0	0	0	0	0	0											
Jason Kendall, R (1, 2) OBP: 0.314, SLG: 0.279	0-0 G4-6-3			3-2 1B	1 SAFE 2-1 G5-3			3-1		4	1	3	0	0	0	1											
3 Eric Chavez, L (1, 5) OBP: 0.274, SLG: 0.320	1-2 G4-6-3			1-1 23 2B	1B			0-2 P5		4	0	1	0	0	1	3											
23 Bobby Kielty, S (1, 9) OBP: 0.419, SLG: 0.456		1-2 G4-6-3		0-0 1B				0-1 P6		4	0	2	1	0	0	0											
Erubiel Durazo, L (1, 3) OBP: 0.313, SLG: 0.378	1 SAFE G4-6-3	1-2		1-3 3-H 2B	1-2 L3			2-2 G3		4	0	0	0	0	0	3											
Keith Ginter, R (1, 4) OBP: 0.261, SLG: 0.308		2-3 K		4-0 BB				2-2 G4-3		3	0	0	0	1	1	0											
Marco Scutaro, R (1, 6) OBP: 0.326, SLG: 0.347			2-2 L9	0-0 G1-3				1-2 F8		3	0	0	0	0	0	3											
Barry Zito, L (1, 1)			1-3 K					2-2 G4-3		3	0	0	0	0	1	0											
Charles Thomas, L (8, 7) OBP: 0.271, SLG: 0.103					0-1 G1-3					0	0	0	0	0	0	0											
<b>Inning Stats</b>	R: 0 E: 0 K: 0 S: 8	H: 2 W: 28 LOB: 1 BB: 0 P: 12	R: 0 E: 0 K: 1 S: 10	H: 1 R: 1 ER: 1 SO: 4 LOB: 0 BB: 0 P: 14	R: 0 E: 0 K: 1 S: 12	H: 0 R: 0 ER: 0 SO: 0 LOB: 0 BB: 0 P: 17	R: 1 E: 0 K: 1 S: 14	H: 3 R: 0 ER: 0 SO: 24 LOB: 3 BB: 1 P: 24	R: 0 E: 0 K: 0 S: 10	H: 0 R: 0 ER: 0 SO: 14 LOB: 0 BB: 0 P: 14	R: 0 E: 0 K: 1 S: 12	H: 1 R: 0 ER: 0 SO: 19 LOB: 1 BB: 1 P: 19	R: 0 E: 0 K: 0 S: 10	H: 0 R: 0 ER: 0 SO: 12 LOB: 0 BB: 0 P: 12	1B: 7 2B: 1 3B: 0 HR: 0	SF: 0 SAC: 0 DP: 3 HBP: 0	WP: 0 PB: 0 SB: 0 CS: 0	PA: 34									
<b>PITCHER</b>	IP	WLS	BF	H	R	ER	SO	BB	IBB	HBP	BLK	WP	HR	S	P	ERA	WHIP										
51 Noah Lowry, L (1, 1) ERA: 5.75	7.0	W	28	7	1	1	4	2	0	0	0	0	0	74	116	1.29	1.286										
54 Scott Munter, R (8, 1) ERA: 1.93	0.2	H	2	1	0	0	0	0	0	0	0	0	0	6	9	0.00	1.500										
Jason Christiansen, L (8, 1) ERA: 5.92	0.1	H	1	0	0	0	0	0	0	0	0	0	0	3	3	0.00	0.000										
Tyler Walker, R (9, 1) ERA: 3.54	1.0	S	3	0	0	0	0	0	0	0	0	0	0	10	12	0.00	0.000										

AB	32
R	1
H	8
RBI	1
BB	2
SO	4
LOB	12



Batter	1	2	3	4	5	6	7	8	9	AB	R	H	RBI	BB	SO	LOB	BOTTOM										
Jason Ellison, R (1, 8) OBP: 0.358, SLG: 0.475	1-0 F8		1-1 P5			1-2 G5-3		1 SAFE 0-2 FC1-6		4	1	0	0	0	0	2	<b>Oakland Athletics @ San Francisco Giants</b> SBC Park, San Francisco, CA Sun May 22 2005, 8:05 PM EDT Att. 42,452 - Clear - 65 F										
Deivi Cruz, R (1, 6) OBP: 0.368, SLG: 0.493	0-1 G1-3		0-3 K			4-2 HR		1 SAFE 0-0 P6		3	1	1	0	1	1	1											
Tyler Walker, R (9, 1)	G1-3					BB		1-2 1B		0	0	0	0	0	0	0											
Lance Niekro, R (1, 3) OBP: 0.291, SLG: 0.580	0-1 2B			1-3 K		2-3 K		0-1 E4		4	0	1	0	0	2	2											
Moises Alou, R (1, 9) OBP: 0.400, SLG: 0.458	3-2 G3			0-0 G6-4-3		2-2 HR		1-2 2-H P6		4	1	2	2	0	0	3											
Pedro Feliz, R (1, 7) OBP: 0.335, SLG: 0.465		3-2 F7		0-0 G6-4-3		1-2 G6-3		2-3		3	0	0	0	0	0	1											
Edgardo Alfonzo, R (1, 5) OBP: 0.381, SLG: 0.412		1-2 F7			4-1 G4-3			0-0 L6		2	0	0	0	1	0	0											
Brian Dallimore, R (1, 4)		0-1 P5			1-0 G4-3			1-0 G1-3		3	0	0	0	0	0	1											
Mike Matheny, R (1, 2) OBP: 0.306, SLG: 0.421			1-3 K		2-2 G5-3			2-1 G5-3		3	0	1	0	0	1	0											
51 Noah Lowry, R (1, 1) OBP: 0.412, SLG: 0.357			2-2 K		2-1 FC5-4			0-2 E4		2	0	1	0	0	0	1											
54 Scott Munter, R (8, 1) ERA: 1.93								FC1-6		0	0	0	0	0	0	0											
Jason Christiansen, R (8, 1)										0	0	0	0	0	0	0											
Michael Tucker, L (8, PH) OBP: 0.330, SLG: 0.353										1	0	0	0	0	0	0											
13 Omar Vizquel, S (9, 6) OBP: 0.350, SLG: 0.367										0	0	0	0	0	0	0											
<b>Inning Stats</b>	R: 0 E: 0 K: 0 S: 8	H: 1 W: 30 LOB: 1 BB: 0 P: 12	R: 0 E: 0 K: 0 S: 8	H: 0 R: 3 ER: 2 SO: 4 LOB: 0 BB: 0 P: 12	R: 0 E: 0 K: 2 S: 12	H: 1 R: 0 ER: 0 SO: 16 LOB: 1 BB: 0 P: 16	R: 0 E: 0 K: 1 S: 5	H: 1 R: 1 ER: 0 SO: 6 LOB: 0 BB: 0 P: 6	R: 0 E: 0 K: 0 S: 8	H: 1 R: 0 ER: 0 SO: 17 LOB: 1 BB: 1 P: 17	R: 2 E: 0 K: 1 S: 19	H: 1 R: 0 ER: 0 SO: 29 LOB: 0 BB: 1 P: 29	R: 0 E: 0 K: 0 S: 4	H: 0 R: 0 ER: 0 SO: 7 LOB: 0 BB: 0 P: 7	R: 1 E: 2 K: 0 S: 12	H: 1 R: 0 ER: 0 SO: 12 LOB: 1 BB: 0 P: 12	1B: 3 2B: 2 3B: 0 HR: 1	SF: 0 SAC: 0 DP: 2 HBP: 0	WP: 0 PB: 0 SB: 0 CS: 0	PA: 31							
<b>PITCHER</b>	IP	WLS	BF	H	R	ER	SO	BB	IBB	HBP	BLK	WP	HR	S	P	ERA	WHIP										
Barry Zito, L (1, 1) ERA: 5.17	7.1	L	30	6	3	2	4	6	3	2	4	0	0	73	108	2.46	1.091										
20 Huston Street, R (8, 1) ERA: 1.93	0.2	L	1	0	0	0	0	0	0	0	0	0	0	3	3	0.00	0.000										

AB	29
R	3
H	6
RBI	2
BB	2
SO	4
LOB	11





Batter	1	2	3	4	5	6	7	8	9	AB	R	H	RBI	BB	SO	LOB	TOP										
21 Mark Kotsay, L (1, 8) OBP: 0.345, SLG: 0.384										5	1	2	0	0	0	1	Oakland Athletics @ Tampa Bay Devil Rays Tropicana Field, St. Petersburg, FL Tue May 24 2005, 7:15 PM EDT Att: 8,801 - Dome - 72 F										
Jason Kendall, R (1, 2) OBP: 0.311, SLG: 0.277										5	0	1	0	0	0	4											
3 Eric Chavez, L (1, 5) OBP: 0.283, SLG: 0.328										5	1	3	2	0	1	4											
Scott Hatteberg, L (1, 3) OBP: 0.351, SLG: 0.389										4	1	1	2	0	0	5											
23 Bobby Kielty, S (1, 9) OBP: 0.409, SLG: 0.436										4	0	0	0	1	1	5											
Erubiel Durazo, L (1, 10) OBP: 0.305, SLG: 0.368										4	0	0	0	0	0	1											
14 Mark Ellis, R (1, 4) OBP: 0.333, SLG: 0.353										4	0	0	0	0	0	1											
Matt Watson, L (1, 7) OBP: 0.261, SLG: 0.238 Jermaine Clark, L (8, 7)										3	0	0	0	1	0	1											
Marco Scutaro, R (1, 6) OBP: 0.331, SLG: 0.352										4	1	2	0	0	1	1											
<b>Inning Stats</b>	R: 3 E: 0 K: 0 S: 15	H: 3 LOB: 0 BB: 0 P: 26	R: 0 E: 0 K: 0 S: 6	H: 0 LOB: 0 BB: 0 P: 9	R: 0 E: 0 K: 0 S: 12	H: 1 LOB: 1 BB: 0 P: 18	R: 0 E: 0 K: 0 S: 6	H: 0 LOB: 0 BB: 0 P: 7	R: 1 E: 0 K: 0 S: 11	H: 3 LOB: 2 BB: 0 P: 17	R: 0 E: 0 K: 0 S: 5	H: 0 LOB: 1 BB: 1 P: 10	R: 0 E: 0 K: 2 S: 17	H: 2 LOB: 3 BB: 0 P: 29	R: 0 E: 0 K: 1 S: 12	H: 0 LOB: 1 BB: 1 P: 18		R: 0 E: 2 K: 0 S: 13	H: 0 LOB: 2 BB: 0 P: 19	1B: 8 2B: 0 3B: 0 HR: 1	SF: 0 SAC: 0 DP: 0 HBP: 1	WP: 1 PB: 0 SB: 3 CS: 0	PA: 41				
<b>PITCHER</b>	IP	WLS	BF	H	R	ER	SO	BB	IBB	HBP	BLK	WP	HR	S	P	ERA	WHIP										
Doug Waechter, R (1, 1) ERA: 5.83	6.0		26	7	4	4	0	1	0	0	0	1	1	55	87	6.00	1.333										
Jesus Colome, R (7, 1) ERA: 5.73	0.1		3	2	0	0	0	0	0	0	0	0	0	8	13	0.00	6.000										
Trever Miller, L (7, 1) ERA: 3.86	0.1		2	0	0	0	1	0	0	1	0	0	0	6	11	0.00	0.000										
Travis Harper, R (7, 1) ERA: 5.88	1.0	W	4	0	0	0	1	1	0	0	0	0	0	12	20	0.00	1.000										
Danys Baez, R (8, 1) ERA: 2.53	1.1	S	6	0	0	0	1	0	0	0	0	0	0	16	22	0.00	0.000										
Batter	1	2	3	4	5	6	7	8	9	AB	R	H	RBI	BB	SO	LOB	BOTTOM										
13 Carl Crawford, L (1, 7) OBP: 0.297, SLG: 0.389										4	0	1	0	0	1	1	Oakland Athletics @ Tampa Bay Devil Rays Tropicana Field, St. Petersburg, FL Tue May 24 2005, 7:15 PM EDT Att: 8,801 - Dome - 72 F										
Julio Lugo, R (1, 6) OBP: 0.323, SLG: 0.358										4	0	1	1	0	1	0											
Damon Hollins, R (1, 8) OBP: 0.357, SLG: 0.554										4	1	1	0	0	1	2											
Travis Lee, L (1, 3) OBP: 0.352, SLG: 0.363										4	2	2	1	0	0	2											
Josh Phelps, R (1, 10) OBP: 0.336, SLG: 0.426										4	1	3	3	0	1	0											
Nick Green, R (1, 4) OBP: 0.391, SLG: 0.406										4	0	0	0	0	1	2											
Alex Sanchez, L (1, 9) OBP: 0.375, SLG: 0.472										4	0	0	0	0	0	1											
Toby Hall, R (1, 2) OBP: 0.368, SLG: 0.475										3	0	1	0	0	0	0											
Alex Gonzalez, R (1, 5) OBP: 0.295, SLG: 0.359										3	1	0	0	0	0	1											
<b>Inning Stats</b>	R: 2 E: 0 K: 2 S: 25	H: 3 LOB: 1 BB: 0 P: 35	R: 0 E: 0 K: 0 S: 9	H: 1 LOB: 0 BB: 0 P: 14	R: 2 E: 0 K: 1 S: 11	H: 2 LOB: 0 BB: 0 P: 19	R: 0 E: 0 K: 0 S: 5	H: 0 LOB: 0 BB: 0 P: 5	R: 0 E: 0 K: 0 S: 11	H: 0 LOB: 0 BB: 0 P: 19	R: 0 E: 0 K: 0 S: 10	H: 1 LOB: 1 BB: 0 P: 16	R: 1 E: 1 K: 0 S: 11	H: 2 LOB: 2 BB: 0 P: 18	R: 0 E: 0 K: 2 S: 7	H: 0 LOB: 0 BB: 0 P: 10		1B: 6 2B: 2 3B: 0 HR: 1	SF: 0 SAC: 0 DP: 0 HBP: 0	WP: 1 PB: 0 SB: 1 CS: 0	PA: 34						
<b>PITCHER</b>	IP	WLS	BF	H	R	ER	SO	BB	IBB	HBP	BLK	WP	HR	S	P	ERA	WHIP										
Seth Etherton, R (1, 1) ERA: 5.84	5.0		21	6	4	4	3	0	0	0	0	0	0	61	92	7.20	1.200										
Kirk Saarloos, R (6, 1) ERA: 4.47	1.2	L	9	3	1	0	0	0	0	0	0	0	0	20	33	0.00	1.800										
Ricardo Rincon, L (7, 1) ERA: 4.26	0.1		1	0	0	0	0	0	0	0	0	0	0	1	1	0.00	0.000										
Keiichi Yabu, R (8, 1) ERA: 3.18	1.0		3	0	0	0	2	0	0	0	0	0	0	7	10	0.00	0.000										







Batter	1	2	3	4	5	6	7	8	9	AB	R	H	RBI	BB	SO	LOB	TOP				
21 Mark Kotsay, L (1,8) OBP: 0.343, SLG: 0.380	F8		G4-3		G1-3			G3		4	0	0	0	0	0	0	<b>Oakland Athletics @ Tampa Bay Devil Rays</b> Tropicana Field, St. Petersburg, FL Thu May 26 2005, 4:15 PM EDT Att: 8,847 - Dome - 72 F <a href="http://livebaseballscorecards.com">livebaseballscorecards.com</a>				
Jason Kendall, R (1,2) OBP: 0.321, SLG: 0.291	BB				L7			G1-3		3	0	2	0	1	0	0					
3 Eric Chavez, L (1,5) OBP: 0.271, SLG: 0.313	P6		F8		F7			G1-3		4	0	0	0	0	0	3					
Scott Hatteberg, L (1,3) OBP: 0.339, SLG: 0.370	P6				K			K		4	0	0	0	0	3	2					
23 Bobby Kielty, S (1,10)			K		K					4	0	0	0	0	3	0					
14 Mark Ellis, R (1,4) OBP: 0.350, SLG: 0.358										4	0	2	0	0	0	0					
Eric Byrnes, R (1,7) OBP: 0.333, SLG: 0.408										2	0	0	0	1	0	1					
Nick Swisher, S (1,9) OBP: 0.280, SLG: 0.345										3	0	0	0	1	2	3					
Marco Scutaro, R (1,6) OBP: 0.340, SLG: 0.378										4	1	1	1	0	0	2					
<b>Inning Stats</b>	R: 0 E: 0 K: 0 S: 9	H: 0 LOB: 1 BB: 1 P: 17	R: 0 E: 0 K: 1 S: 9	H: 1 LOB: 1 BB: 0 P: 14	R: 0 E: 0 K: 0 S: 9	H: 1 LOB: 1 BB: 0 P: 12	R: 0 E: 0 K: 3 S: 13	H: 1 LOB: 2 BB: 1 P: 23	R: 0 E: 0 K: 0 S: 7	H: 0 LOB: 0 BB: 0 P: 10	R: 0 E: 0 K: 1 S: 8	H: 0 LOB: 0 BB: 0 P: 12	R: 1 E: 0 K: 1 S: 11	H: 2 LOB: 1 BB: 1 P: 17	R: 0 E: 0 K: 0 S: 11	H: 0 LOB: 2 BB: 1 P: 25	1B: 3 2B: 1 3B: 0 HR: 1	SF: 0 SAC: 0 DP: 0 HBP: 1	WP: 0 PB: 0 SB: 1 CS: 0	PA: 36	
<b>PITCHER</b>	IP	WLS	BF	H	R	ER	SO	BB	IBB	HBP	BLK	WP	HR	S	P	ERA	WHIP				
Hideo Nomo, R (1,1) ERA: 6.0	7.1	W	29	5	1	1	7	2	0	0	0	0	1	70	105	1.23	0.955				
Trey Miller, L (8,1) ERA: 3.65	0.2	H	2	0	0	0	1	0	0	0	0	0	0	4	8	0.00	0.000				
Danys Baez, R (9,1) ERA: 2.42	1.0	S	5	0	0	0	0	1	0	1	0	0	0	11	25	0.00	1.000				



Batter	1	2	3	4	5	6	7	8	9	AB	R	H	RBI	BB	SO	LOB	BOTTOM				
13 Carl Crawford, L (1,7) OBP: 0.304, SLG: 0.418				G4-3						3	1	2	1	0	0	0	<b>Oakland Athletics @ Tampa Bay Devil Rays</b> Tropicana Field, St. Petersburg, FL Thu May 26 2005, 4:15 PM EDT Att: 8,847 - Dome - 72 F <a href="http://livebaseballscorecards.com">livebaseballscorecards.com</a>				
Julio Lugo, R (1,6) OBP: 0.325, SLG: 0.369				G6-3						3	0	1	1	0	0	1					
Aubrey Huff, L (1,9) OBP: 0.335, SLG: 0.354				L8						3	0	0	0	0	0	1					
Travis Lee, L (1,3) OBP: 0.344, SLG: 0.356										3	0	0	0	0	1	0					
Josh Phelps, R (1,10) OBP: 0.338, SLG: 0.442				K						3	0	0	0	0	2	0					
3 Jorge Cantu, R (1,5) OBP: 0.290, SLG: 0.417				K						3	0	0	0	0	1	0					
Damon Hollins, R (1,8) OBP: 0.372, SLG: 0.583										3	0	0	0	0	0	0					
Charles Johnson, R (1,2) OBP: 0.348, SLG: 0.333										3	0	0	0	0	1	0					
Nick Green, R (1,4) OBP: 0.393, SLG: 0.441										3	1	1	0	0	1	0					
<b>Inning Stats</b>	R: 0 E: 0 K: 0 S: 9	H: 1 LOB: 0 BB: 0 P: 12	R: 0 E: 0 K: 2 S: 9	H: 0 LOB: 0 BB: 0 P: 16	R: 0 E: 0 K: 0 S: 7	H: 0 LOB: 0 BB: 0 P: 12	R: 0 E: 0 K: 0 S: 7	H: 0 LOB: 0 BB: 0 P: 11	R: 0 E: 0 K: 1 S: 7	H: 0 LOB: 0 BB: 0 P: 12	R: 2 E: 0 K: 0 S: 12	H: 3 LOB: 1 BB: 0 P: 19	R: 0 E: 0 K: 1 S: 5	H: 0 LOB: 0 BB: 0 P: 7	R: 0 E: 0 K: 2 S: 10	H: 0 LOB: 0 BB: 0 P: 11	1B: 3 2B: 0 3B: 1 HR: 0	SF: 0 SAC: 0 DP: 1 HBP: 0	WP: 1 PB: 0 SB: 1 CS: 0	PA: 27	
<b>PITCHER</b>	IP	WLS	BF	H	R	ER	SO	BB	IBB	HBP	BLK	WP	HR	S	P	ERA	WHIP				
Dan Haren, R (1,1) ERA: 4.87	7.0	L	24	4	2	2	4	4	2	2	4	1	0	56	89	2.57	0.571				
20 Huston Street, R (8,1) ERA: 1.8	1.0		3	0	0	0	2	0	0	0	0	0	0	10	11	0.00	0.000				













Batter	1	2	3	4	5	6	7	8	9	AB	R	H	RBI	BB	SO	LOB	TOP								
21 Mark Kotsay, L (1, 8) OBP: 0.344, SLG: 0.383	G4-3		G4-3		K		L1		G4-3	5	0	0	0	0	1	1	<b>Oakland Athletics @ Cleveland Indians</b> Jacobs Field, Cleveland, OH Sun May 29 2005, 1:05 PM EDT Att: 25,737 - Sunny - 64 F								
14 Mark Ellis, R (1, 4) OBP: 0.345, SLG: 0.356	G4-3		K			SF7 1B		1B	K	5	1	2	0	0	2	1									
3 Eric Chavez, L (1, 5) OBP: 0.280, SLG: 0.323				G4-3		29 1B				3	0	1	0	1	1	1									
Scott Hatteberg, L (1, 10) OBP: 0.354, SLG: 0.374					29 BB		F7			3	0	2	0	1	0	2									
29 Dan Johnson, L (1, 3) OBP: 0.333, SLG: 0.111					1B					3	0	1	0	1	1	4									
Eric Byrnes, R (1, 7) 23 Bobby Kielty, S (8, PH) OBP: 0.391, SLG: 0.394			G6-3		F3		SF7		G4-3	2	0	0	1	0	0	2									
Marco Scutaro, R (1, 6) OBP: 0.329, SLG: 0.377			K		G6-3					4	1	1	0	0	1	4									
Nick Swisher, S (1, 9) OBP: 0.267, SLG: 0.333			F7		G6-3				K	4	0	0	0	0	1	1									
17 Adam Melhuse, S (1, 2) OBP: 0.120, SLG: 0.160			G6-3		G6-3		F9			4	0	1	0	0	0	0									
<b>Inning Stats</b>	R: 0 E: 0 K: 0 S: 6	H: 1 LOB: 2 BB: 1 P: 12	R: 0 E: 0 K: 1 S: 7	H: 0 LOB: 0 BB: 0 P: 12	R: 0 E: 0 K: 1 S: 5	H: 0 LOB: 0 BB: 0 P: 8	R: 0 E: 0 K: 0 S: 12	H: 1 LOB: 2 BB: 1 P: 23	R: 0 E: 0 K: 0 S: 6	H: 0 LOB: 0 BB: 0 P: 10	R: 1 E: 0 K: 0 S: 12	H: 2 LOB: 2 BB: 1 P: 23	R: 0 E: 0 K: 0 S: 6	H: 0 LOB: 0 BB: 0 P: 8	R: 0 E: 0 K: 2 S: 14	H: 2 LOB: 2 BB: 0 P: 17	R: 1 E: 0 K: 2 S: 12	H: 2 LOB: 1 BB: 0 P: 20	1B: 6 2B: 2 3B: 0 HR: 0	SF: 1 SAC: 0 DP: 0 HBP: 0	WP: 1 PB: 0 SB: 0 CS: 0	PA: 38			
<b>PITCHER</b>	IP	WLS	BF	H	R	ER	SO	BB	IBB	HBP	BLK	WP	HR	S	P	ERA	WHIP								
37 Jake Westbrook, R (1, 1) ERA: 5.03	7.0	W	28	4	1	1	3	3	0	0	0	0	0	54	96	1.29	1.000								
Scott Sauerbeck, L (8, 1) ERA: 4.02	0.2		4	2	0	0	2	0	0	0	0	0	0	12	15	0.00	3.000								
59 Matt Miller, R (8, 1) ERA: 0.9	1.1	S	6	2	1	1	2	0	0	0	0	1	0	14	22	6.75	1.500								

AB	34
R	2
H	8
RBI	1
BB	3
SO	7
LOB	18



Batter	1	2	3	4	5	6	7	8	9	AB	R	H	RBI	BB	SO	LOB	BOTTOM								
24 Grady Sizemore, L (1, 8) OBP: 0.310, SLG: 0.420	G4-3		K		K		F7			4	0	0	0	0	2	0	<b>Oakland Athletics @ Cleveland Indians</b> Jacobs Field, Cleveland, OH Sun May 29 2005, 1:05 PM EDT Att: 25,737 - Sunny - 64 F								
Casey Blake, R (1, 9) OBP: 0.297, SLG: 0.367	L7		F9			F8		E5 CS 48 S		4	0	0	0	0	0	0									
48 Travis Hafner, L (1, 10) OBP: 0.383, SLG: 0.425	K					G3				3	0	0	0	1	2	1									
Ben Broussard, L (1, 3) OBP: 0.331, SLG: 0.469			F7		P6			CS		4	2	2	0	0	0	1									
41 Victor Martinez, S (1, 2) OBP: 0.269, SLG: 0.305										4	2	2	1	0	0	2									
Jody Gerut, L (1, 7) OBP: 0.483, SLG: 0.514										2	1	1	0	2	0	0									
Ronnie Belliard, R (1, 4) OBP: 0.345, SLG: 0.473										1	0	0	1	2	1	2									
Alex Cora, L (1, 6) OBP: 0.282, SLG: 0.344										2	1	1	3	1	0	1									
José Hernández, R (1, 5) OBP: 0.247, SLG: 0.275										3	0	0	1	0	2	3									
<b>Inning Stats</b>	R: 0 E: 0 K: 1 S: 10	H: 0 LOB: 0 BB: 0 P: 16	R: 1 E: 0 K: 1 S: 8	H: 1 LOB: 2 BB: 2 P: 20	R: 0 E: 0 K: 1 S: 11	H: 0 LOB: 1 BB: 1 P: 18	R: 3 E: 0 K: 2 S: 18	H: 3 LOB: 0 BB: 0 P: 25	R: 0 E: 0 K: 0 S: 6	H: 0 LOB: 0 BB: 0 P: 12	R: 1 E: 0 K: 1 S: 13	H: 1 LOB: 1 BB: 1 P: 23	R: 0 E: 1 K: 0 S: 11	H: 0 LOB: 0 BB: 0 P: 16	R: 1 E: 0 K: 0 S: 5	H: 1 LOB: 1 BB: 2 P: 14	1B: 1 2B: 4 3B: 1 HR: 1	SF: 2 SAC: 0 DP: 1 HBP: 0	WP: 0 PB: 0 SB: 1 CS: 1	PA: 36					
<b>PITCHER</b>	IP	WLS	BF	H	R	ER	SO	BB	IBB	HBP	BLK	WP	HR	S	P	ERA	WHIP								
Seth Etherton, R (1, 1) ERA: 6.62	5.1	L	25	5	5	5	5	4	0	0	0	0	0	61	105	8.44	1.688								
Juan Cruz, R (6, 1) ERA: 7.2	1.2		5	0	0	0	2	0	0	0	0	0	0	16	25	0.00	0.000								
20 Huston Street, R (8, 1) ERA: 2.08	1.0		5	1	1	1	0	1	1	0	0	0	0	5	14	9.00	2.000								

AB	27
R	6
H	6
RBI	6
BB	6
SO	7
LOB	10









Batter	1	2	3	4	5	6	7	8	9	AB	R	H	RBI	BB	SO	LOB	TOP					
13 Carl Crawford, L (1, 7) Eduardo Perez, R (8, 7) OBP: 0.304, SLG: 0.405 OBP: 0.323, SLG: 0.456	F8		G3			B3			G6-4-3 1B	3	0	0	0	0	0	0						
Julio Lugo, R (1, 6) OBP: 0.315, SLG: 0.358	K		K			G6-3			G6-4-3 1-2	4	0	0	0	0	2	1						
Travis Lee, L (1, 3) OBP: 0.347, SLG: 0.368	K			F9		G1-3			P4	4	0	0	0	0	1	0						
Josh Phelps, R (1, 10) OBP: 0.333, SLG: 0.432		K		K		G5-3				3	0	0	0	0	2	0						
Aubrey Huff, L (1, 9) Damon Hollins, R (8, 9) OBP: 0.319, SLG: 0.352 OBP: 0.368, SLG: 0.600		F9		F7		F8				3	0	0	0	0	0	0						
3 Jorge Cantu, R (1, 5) OBP: 0.306, SLG: 0.443		2B							F9	3	1	2	0	0	0	0						
Alex Sanchez, L (1, 8) OBP: 0.376, SLG: 0.470		1B				B3			F8	3	0	1	1	0	0	1						
Toby Hall, R (1, 2) OBP: 0.343, SLG: 0.434		2B				L5				3	0	1	0	0	0	1						
Nick Green, R (1, 4) OBP: 0.387, SLG: 0.407				G1-3		G5-3			F9	3	0	0	0	0	0	1						
<b>Inning Stats</b>	R: 0 E: 0 K: 2 S: 7	H: 0 LOB: 0 BB: 0 P: 10	R: 1 E: 0 K: 1 S: 12	H: 2 LOB: 1 BB: 0 P: 19	R: 0 E: 0 K: 1 S: 7	H: 0 LOB: 0 BB: 0 P: 11	R: 0 E: 0 K: 1 S: 8	H: 0 LOB: 0 BB: 0 P: 15	R: 0 E: 0 K: 0 S: 4	H: 1 LOB: 0 BB: 0 P: 7	R: 0 E: 0 K: 0 S: 4	H: 0 LOB: 0 BB: 0 P: 8	R: 0 E: 0 K: 0 S: 7	H: 0 LOB: 0 BB: 0 P: 11	R: 0 E: 0 K: 0 S: 8	H: 1 LOB: 1 BB: 0 P: 11	R: 0 E: 0 K: 0 S: 4	H: 1 LOB: 0 BB: 0 P: 6	1B: 4 2B: 2 3B: 0 HR: 0	SF: 0 SAC: 0 DP: 2 HBP: 0	WP: 0 PB: 0 SB: 0 CS: 0	PA: 30
<b>PITCHER</b> Dan Haren, R (1, 1) ERA: 4.34	IP: 9.0 WLS: W BF: 30	H: 5 R: 1 ER: 1 SO: 5	BB: 0 IBB: 0 HBP: 0 BLK: 0	WP: 0 HR: 0 S: 61 P: 98	ERA: 1.00 WHIP: 0.556	<b>PITCHER</b>																

**Tampa Bay Devil Rays @ Oakland Athletics**  
McAfee Coliseum, Oakland, CA  
Tue May 31 2005, 10:05 PM EDT  
Att: 11,702 - Clear - 67 F


**AB 30**  
**R 1**  
**H 5**  
**RBI 1**  
**BB 0**  
**SO 5**  
**LOB 4**



Batter	1	2	3	4	5	6	7	8	9	AB	R	H	RBI	BB	SO	LOB	BOTTOM			
Jason Kendall, R (1, 2) OBP: 0.324, SLG: 0.295	2B	G6-4-3 1-2		BB 21 1B BB		F9	1B			4	1	2	1	1	0	2				
Marco Scutaro, R (1, 4) OBP: 0.326, SLG: 0.371	L7		G4-3	BB 21 1B BB		P2	K			4	0	0	0	1	1	2				
21 Mark Kotsay, L (1, 8) OBP: 0.350, SLG: 0.385	K		F8	BB 21 1B BB		G4-3	G4-3			4	0	1	2	1	1	2				
3 Eric Chavez, L (1, 5) OBP: 0.276, SLG: 0.317	L4		K	G3		F9			F8	5	0	0	0	0	1	4				
29 Dan Johnson, L (1, 10) OBP: 0.364, SLG: 0.235		G3 7 1B 2B		P6		BB 7 E8 BB			F8	4	2	2	0	1	0	0				
Scott Hatteberg, L (1, 3) OBP: 0.352, SLG: 0.367		G3		BB 23 1B 1B		BB 23 PB E8 BB			F8	4	1	1	0	1	0	2				
7 Bobby Crosby, R (1, 6) OBP: 0.455, SLG: 0.444		BB 23 BB 1B 1B		FC4-6 23 1B WP BB		BB 23 PB E8 BB			G3	2	3	1	1	2	0	2				
23 Bobby Kielty, S (1, 7) Charles Thomas, L (8, 7) OBP: 0.401, SLG: 0.417 OBP: 0.275, SLG: 0.119		1B BB		FC4-6 1B		G3			G3	2	1	1	1	2	0	2				
Nick Swisher, S (1, 9) OBP: 0.274, SLG: 0.356		G6-4-3 1B		FC4-6 BB 21 1B WP		P2			BB	4	2	2	4	0	0	4				
<b>Inning Stats</b>	R: 0 E: 0 K: 1 S: 10	H: 1 LOB: 1 BB: 0 P: 14	R: 2 E: 0 K: 0 S: 16	H: 3 LOB: 1 BB: 1 P: 29	R: 0 E: 0 K: 1 S: 7	H: 0 LOB: 0 BB: 0 P: 10	R: 4 E: 0 K: 0 S: 16	H: 3 LOB: 2 BB: 3 P: 34	R: 0 E: 0 K: 0 S: 7	H: 0 LOB: 1 BB: 1 P: 21	R: 0 E: 0 K: 0 S: 7	H: 0 LOB: 1 BB: 1 P: 16	R: 4 E: 0 K: 1 S: 25	H: 3 LOB: 1 BB: 2 P: 40	R: 0 E: 0 K: 0 S: 4	H: 0 LOB: 0 BB: 0 P: 7	1B: 7 2B: 2 3B: 1 HR: 0	SF: 0 SAC: 0 DP: 1 HBP: 0	WP: 1 PB: 1 SB: 0 CS: 0	PA: 42
<b>PITCHER</b> Hideo Nomo, R (1, 1) ERA: 6.52	IP: 2.1 WLS: L BF: 14	H: 3 R: 6 ER: 6 SO: 2	BB: 5 IBB: 0 HBP: 0 BLK: 0	WP: 1 HR: 0 S: 50 P: 92	ERA: 13.50 WHIP: 3.000	<b>PITCHER</b>														
37 Seth McClung, R (5, 1) ERA: 11.09	IP: 1.2 WLS: 0 BF: 5	H: 0 R: 0 ER: 0 SO: 1	BB: 0 IBB: 0 HBP: 0 BLK: 0	WP: 0 HR: 0 S: 17 P: 24	ERA: 0.00 WHIP: 0.000	<b>PITCHER</b>														
54 Chad Orvella, R (7, 1) ERA:	IP: 1.2 WLS: 0 BF: 5	H: 0 R: 0 ER: 0 SO: 1	BB: 0 IBB: 0 HBP: 0 BLK: 0	WP: 0 HR: 0 S: 17 P: 24	ERA: 0.00 WHIP: 0.000	<b>PITCHER</b>														

**Tampa Bay Devil Rays @ Oakland Athletics**  
McAfee Coliseum, Oakland, CA  
Tue May 31 2005, 10:05 PM EDT  
Att: 11,702 - Clear - 67 F


**AB 33**  
**R 10**  
**H 10**  
**RBI 9**  
**BB 9**  
**SO 3**  
**LOB 20**





Batter	1	2	3	4	5	6	7	8	9	AB	R	H	RBI	BB	SO	LOB	TOP											
<b>13 Carl Crawford, L</b> OBP: 0.302, SLG: 0.401										5	1	1	0	0	1	3	<b>Tampa Bay Devil Rays @ Oakland Athletics</b> McAfee Coliseum, Oakland, CA Wed Jun 01 2005, 10:05 PM EDT Att: 16,246 - Clear - 69 F											
<b>Julio Lugo, R</b> OBP: 0.319, SLG: 0.361										4	0	2	0	0	0	2												
<b>Damon Hollins, R</b> OBP: 0.374, SLG: 0.595										4	0	2	2	0	1	1												
<b>Aubrey Huff, L</b> OBP: 0.318, SLG: 0.349										4	0	1	0	0	1	4												
<b>Eduardo Perez, R</b> OBP: 0.318, SLG: 0.459										4	0	1	0	0	0	3												
<b>Nick Green, R</b> OBP: 0.383, SLG: 0.397										3	0	0	0	1	2	3												
<b>Travis Lee, L</b> OBP: 0.336, SLG: 0.355										4	0	0	0	0	0	2												
<b>Toby Hall, R</b> OBP: 0.347, SLG: 0.439										3	1	1	0	1	0	1												
<b>Alex Gonzalez, R</b> OBP: 0.298, SLG: 0.351										4	0	1	0	0	1	1												
<b>Inning Stats</b>	R: 0 E: 0 K: 1 S: 7	H: 0 LOB: 0 BB: 0 P: 11	R: 0 E: 0 K: 0 S: 9	H: 1 LOB: 1 BB: 1 P: 19	R: 1 E: 0 K: 0 S: 11	H: 2 LOB: 2 BB: 1 P: 21	R: 0 E: 0 K: 0 S: 9	H: 1 LOB: 1 BB: 0 P: 14	R: 0 E: 0 K: 1 S: 9	H: 0 LOB: 0 BB: 0 P: 10	R: 0 E: 0 K: 1 S: 9	H: 0 LOB: 0 BB: 0 P: 13	R: 1 E: 0 K: 2 S: 12	H: 3 LOB: 2 BB: 0 P: 16	R: 0 E: 0 K: 0 S: 8	H: 1 LOB: 1 BB: 0 P: 13	1B: 7 2B: 2 3B: 0 HR: 0	SF: 0 SAC: 0 DP: 1 HBP: 0	WP: 0 PB: 0 SB: 0 CS: 0	PA: 37								
<b>PITCHER</b>	IP	WLS	BF	H	R	ER	SO	BB	IBB	HBP	BLK	WP	HR	S	P	ERA	WHIP											
<b>Barry Zito, L</b> ERA: 4.52	(1, 1)	7.0	W	27	5	1	1	4	2	0	0	0	0	0	61	99	1.29	1.000										
<b>Britt Reames, R</b> ERA: 9.53	(8, 1)	1.0		6	3	1	1	2	0	0	0	0	0	12	16	9.00	3.000											
<b>Tim Harikkala, R</b> ERA: 9.0	(9, 1)	1.0		4	1	0	0	0	0	0	0	0	0	8	13	0.00	1.000											

Batter	1	2	3	4	5	6	7	8	9	AB	R	H	RBI	BB	SO	LOB	BOTTOM											
<b>Jason Kendall, R</b> OBP: 0.325, SLG: 0.298										5	2	2	0	0	0	1	<b>Tampa Bay Devil Rays @ Oakland Athletics</b> McAfee Coliseum, Oakland, CA Wed Jun 01 2005, 10:05 PM EDT Att: 16,246 - Clear - 69 F											
<b>21 Mark Kotsay, L</b> OBP: 0.352, SLG: 0.392										4	2	2	1	0	0	2												
<b>Charles Thomas, L</b> OBP: 0.269, SLG: 0.116										4	1	2	2	0	0	2												
<b>23 Bobby Kielty, S</b> OBP: 0.404, SLG: 0.420										1	0	0	0	0	1	0												
<b>17 Adam Melhuse, S</b> OBP: 0.148, SLG: 0.185										4	2	1	1	0	0	3												
<b>3 Eric Chavez, L</b> OBP: 0.276, SLG: 0.316										1	0	0	0	0	0	0												
<b>Marco Scutaro, R</b> OBP: 0.327, SLG: 0.368										4	1	3	4	0	1	0												
<b>Eric Byrnes, R</b> OBP: 0.338, SLG: 0.423										4	1	3	4	0	1	0												
<b>29 Dan Johnson, L</b> OBP: 0.346, SLG: 0.238										4	0	1	1	0	0	3												
<b>7 Bobby Crosby, R</b> OBP: 0.467, SLG: 0.538										4	1	2	0	0	0	2												
<b>14 Mark Ellis, R</b> OBP: 0.338, SLG: 0.368										4	1	1	2	0	1	1												
<b>Nick Swisher, S</b> OBP: 0.274, SLG: 0.352										4	1	1	0	0	1	0												
<b>Inning Stats</b>	R: 1 E: 0 K: 0 S: 14	H: 3 LOB: 2 BB: 0 P: 24	R: 6 E: 1 K: 0 S: 20	H: 6 LOB: 1 BB: 0 P: 29	R: 0 E: 0 K: 0 S: 8	H: 0 LOB: 0 BB: 0 P: 14	R: 0 E: 0 K: 0 S: 5	H: 0 LOB: 0 BB: 0 P: 7	R: 0 E: 0 K: 1 S: 18	H: 1 LOB: 1 BB: 0 P: 27	R: 4 E: 0 K: 1 S: 24	H: 5 LOB: 1 BB: 0 P: 37	R: 0 E: 0 K: 1 S: 10	H: 0 LOB: 0 BB: 0 P: 14	R: 0 E: 0 K: 1 S: 8	H: 0 LOB: 0 BB: 0 P: 11	1B: 10 2B: 3 3B: 1 HR: 1	SF: 0 SAC: 0 DP: 0 HBP: 0	WP: 1 PB: 0 SB: 0 CS: 0	PA: 40								
<b>PITCHER</b>	IP	WLS	BF	H	R	ER	SO	BB	IBB	HBP	BLK	WP	HR	S	P	ERA	WHIP											
<b>Mark Hendrickson, L</b> ERA: 5.37	(1, 1)	5.1	L	30	13	10	9	2	0	0	0	0	0	0	79	121	15.19	2.438										
<b>Jesus Colome, R</b> ERA: 5.4	(6, 1)	1.2		7	2	1	1	1	0	0	0	0	1	0	20	31	5.40	1.200										
<b>Trever Miller, L</b> ERA: 3.38	(8, 1)	1.0		3	0	0	0	1	0	0	0	0	0	0	8	11	0.00	0.000										





Batter	1	2	3	4	5	6	7	8	9	AB	R	H	RBI	BB	SO	LOB	TOP										
<b>Orlando Hudson, S</b> (1, 4) OBP: 0.307, SLG: 0.379	0-1 F7		1-1 G3 1B		1-0 G4-3	1-3 K		2-0 G1-6-3		5	0	1	0	0	1	3											
<b>Frank Catalanotto, L</b> (1, 7) OBP: 0.360, SLG: 0.367 <b>3 Reed Johnson, R</b> (7, PH) OBP: 0.382, SLG: 0.512	4-0 FC5-4 BB		1-2 G3		3-2 2 2B HBP		0-0 F8		1-1 G6-3	1	1	0	0	1	0	1											
<b>2 Aaron Hill, R</b> (1, 5) OBP: 0.434, SLG: 0.551	1-2 F8		2-1 G6-3		0-1 2B		4-1 1B 1B BB		3-2 DI 1B	4	0	2	2	1	0	2											
<b>Shea Hillenbrand, R</b> (1, 10) OBP: 0.370, SLG: 0.457	0-1 FC5-4				0-0 G4-3		0-1 1B		0-3 K	4	0	1	0	0	1	2											
<b>Eric Hinske, L</b> (1, 3) OBP: 0.345, SLG: 0.449		0-0 F9		0-2 L7	1-0 G4-3		3-2 1B		2-1 F7	5	0	1	0	0	0	3											
<b>10 Vernon Wells, R</b> (1, 8) OBP: 0.295, SLG: 0.441		4-0 BB		1-0 15 FC4-6 1B		0-0 15 2B		1-2 2-3 1B		3	1	2	0	1	1	3											
<b>15 Alex Rios, R</b> (1, 9) OBP: 0.332, SLG: 0.440		0-2 F8		1-0 FC4-6 1B		0-1 8 G4-3 2B		2-3 K		4	0	1	1	0	1	5											
<b>8 Russ Adams, L</b> (1, 6) OBP: 0.294, SLG: 0.411		0-1 G4-3			0-1 2 2B 1B		0-0 G4-3		1-3 K	4	1	1	0	0	1	2											
<b>Ken Huckaby, R</b> (1, 2) OBP: 0.200, SLG: 0.152 <b>9 Gregg Zaun, S</b> (8, PH) OBP: 0.363, SLG: 0.455			0-1 G5-3		0-1 P4		3-2 G1-3		4-2 G1-6-3 BB	3	0	0	0	0	0	2											
<b>Inning Stats</b>	R: 0 E: 0 K: 0 S: 7	H: 0 LOB: 1 BB: 1 P: 12	R: 0 E: 0 K: 0 S: 8	H: 0 LOB: 1 BB: 1 P: 12	R: 0 E: 0 K: 0 S: 9	H: 1 LOB: 1 BB: 0 P: 13	R: 0 E: 0 K: 0 S: 6	H: 1 LOB: 1 BB: 0 P: 8	R: 2 E: 0 K: 0 S: 11	H: 2 LOB: 2 BB: 0 P: 17	R: 1 E: 0 K: 1 S: 10	H: 2 LOB: 1 BB: 0 P: 14	R: 0 E: 0 K: 2 S: 15	H: 2 LOB: 3 BB: 1 P: 25	R: 0 E: 0 K: 1 S: 7	H: 0 LOB: 0 BB: 1 P: 14	R: 0 E: 0 K: 1 S: 12	H: 1 LOB: 1 BB: 0 P: 18	1B: 6 2B: 3 3B: 0 HR: 0	SF: 0 SAC: 0 DP: 1 HBP: 2	WP: 0 PB: 0 SB: 0 CS: 0	PA: 41					
<b>PITCHER</b>	IP	WLS	BF	H	R	ER	SO	BB	IBB	HBP	BLK	WP	HR	S	P	ERA	WHIP										
<b>Kirk Saarloos, R</b> (1, 1) ERA: 4.75	5.2	W	27	6	3	3	0	2	0	2	0	0	0	48	72	4.76	1.412										
<b>Ricardo Rincon, L</b> (6, 1) ERA: 3.52	0.1	H	1	0	0	0	1	0	0	0	0	0	0	3	4	0.00	0.000										
<b>58 Justin Duchschere, R</b> (7, 1) ERA: 1.04	2.0	H	9	2	0	0	3	2	0	0	0	0	0	22	39	0.00	2.000										
<b>20 Huston Street, R</b> (9, 1) ERA: 1.88	1.0	S	4	1	0	0	1	0	0	0	0	0	0	12	18	0.00	1.000										

Toronto Blue Jays @ Oakland Athletics  
McAfee Coliseum, Oakland, CA  
Thu Jun 02 2005, 10:05 PM EDT  
Att: 10,637 - Clear - 67 F

AB	35
R	3
H	9
RBI	3
BB	4
SO	5
LOB	23



Batter	1	2	3	4	5	6	7	8	9	AB	R	H	RBI	BB	SO	LOB	BOTTOM										
<b>21 Mark Kotsay, L</b> (1, 8) OBP: 0.355, SLG: 0.399	3-2 G4-3		2-2 F8-3 1B		0-0 3 HR 2B		0-1 G3			4	1	2	0	0	0	0											
<b>Jason Kendall, R</b> (1, 2) OBP: 0.324, SLG: 0.293	2-1 F9		0-0 F8-3		4-0 3 HR BB		2-1 P4			3	1	0	0	1	0	1											
<b>3 Eric Chavez, L</b> (1, 5) OBP: 0.284, SLG: 0.340	4-2 FC6-4 BB		0-3 K		0-0 1H 2H 3H HR		2-2 2B			3	1	2	4	1	1	0											
<b>Scott Hatteberg, L</b> (1, 10) OBP: 0.345, SLG: 0.359	2-2 FC6-4				2-1 G3		1-2 E5 7 FC1-4 29 BB		1-1 P6	4	0	0	0	0	0	2											
<b>29 Dan Johnson, L</b> (1, 3) OBP: 0.367, SLG: 0.250		1-2 7 2B G3 1B		1-2 F7		4-2 7 FC1-4 BB		0-0 G3-1		3	1	1	0	1	0	1											
<b>7 Bobby Crosby, R</b> (1, 6) OBP: 0.474, SLG: 0.588		0-0 G3		0-1 1B		2-2 FC1-4		1-0 G5-3		4	0	2	0	0	0	2											
<b>Eric Byrnes, R</b> (1, 7) OBP: 0.329, SLG: 0.410		3-3 K		2-1 F8		0-0 G4-3		2-1 P5		4	0	0	0	0	1	5											
<b>Nick Swisher, S</b> (1, 9) OBP: 0.281, SLG: 0.351		1-2 G3			4-1 21 2B 3 HR BB		2-2 F7		1-2 1B	3	1	1	1	1	0	1											
<b>Marco Scutaro, R</b> (1, 4) OBP: 0.320, SLG: 0.359		0-2 F8			0-1 F9		1-1 G5-3		1-1 P2	4	0	0	0	0	0	3											
<b>Inning Stats</b>	R: 0 E: 0 K: 0 S: 10	H: 0 LOB: 1 BB: 1 P: 21	R: 1 E: 0 K: 1 S: 14	H: 2 LOB: 0 BB: 0 P: 19	R: 0 E: 0 K: 1 S: 7	H: 1 LOB: 0 BB: 0 P: 9	R: 0 E: 0 K: 0 S: 9	H: 1 LOB: 1 BB: 0 P: 14	R: 4 E: 1 K: 0 S: 15	H: 2 LOB: 2 BB: 3 P: 30	R: 0 E: 0 K: 0 S: 7	H: 0 LOB: 0 BB: 0 P: 10	R: 0 E: 0 K: 0 S: 8	H: 1 LOB: 1 BB: 0 P: 13	R: 0 E: 0 K: 0 S: 8	H: 1 LOB: 1 BB: 0 P: 13	1B: 4 2B: 4 3B: 0 HR: 1	SF: 0 SAC: 0 DP: 1 HBP: 0	WP: 0 PB: 0 SB: 0 CS: 0	PA: 36							
<b>PITCHER</b>	IP	WLS	BF	H	R	ER	SO	BB	IBB	HBP	BLK	WP	HR	S	P	ERA	WHIP										
<b>Josh Towers, R</b> (1, 1) ERA: 4.57	4.1	L	23	6	5	5	2	4	0	0	0	0	0	51	87	10.38	2.308										
<b>Pete Walker, R</b> (5, 1) ERA: 1.23	2.2		9	1	0	0	0	0	0	0	0	0	0	19	29	0.00	0.375										
<b>54 Jason Frasor, R</b> (8, 1) ERA: 3.22	1.0		4	1	0	0	0	0	0	0	0	0	0	8	13	0.00	1.000										

Toronto Blue Jays @ Oakland Athletics  
McAfee Coliseum, Oakland, CA  
Thu Jun 02 2005, 10:05 PM EDT  
Att: 10,637 - Clear - 67 F

AB	32
R	5
H	8
RBI	5
BB	4
SO	2
LOB	15





Batter	1	2	3	4	5	6	7	8	9	AB	R	H	RBI	BB	SO	LOB	TOP				
3 Reed Johnson, R OBP: 0.369, SLG: 0.492										5	0	0	0	0	3	4					
Frank Catalanotto, L OBP: 0.379, SLG: 0.440										4	1	4	1	0	0	0					
15 Alex Rios, R OBP: 0.330, SLG: 0.437										1	1	0	0	0	0	0					
2 Aaron Hill, R OBP: 0.414, SLG: 0.556										5	1	1	1	0	1	2					
Shea Hillenbrand, R OBP: 0.366, SLG: 0.451										5	1	1	1	0	1	1					
Eric Hinske, L OBP: 0.348, SLG: 0.444										2	1	0	0	2	1	0					
10 Vernon Wells, R OBP: 0.298, SLG: 0.440										3	1	1	0	1	1	0					
9 Gregg Zaun, S OBP: 0.360, SLG: 0.448										2	0	0	1	1	1	0					
Orlando Hudson, S OBP: 0.311, SLG: 0.379										3	0	1	2	1	0	0					
8 Russ Adams, L OBP: 0.293, SLG: 0.406										4	0	1	0	0	1	5					
<b>Inning Stats</b>	R: 0 E: 0 K: 2 S: 11	H: 1 LOB: 1 BB: 0 P: 15	R: 0 E: 0 K: 1 S: 7	H: 0 LOB: 0 BB: 0 P: 11	R: 0 E: 0 K: 0 S: 8	H: 0 LOB: 0 BB: 0 P: 13	R: 3 E: 0 K: 0 S: 10	H: 3 LOB: 2 BB: 2 P: 24	R: 0 E: 0 K: 2 S: 7	H: 0 LOB: 0 BB: 0 P: 9	R: 0 E: 0 K: 1 S: 15	H: 1 LOB: 1 BB: 0 P: 21	R: 3 E: 0 K: 2 S: 18	H: 3 LOB: 3 BB: 3 P: 32	R: 0 E: 0 K: 1 S: 5	H: 0 LOB: 0 BB: 0 P: 8	1B: 7 2B: 1 3B: 1 HR: 1	SF: 1 SAC: 0 DP: 1 HBP: 0	WP: 0 PB: 0 SB: 0 CS: 0	PA: 40	
<b>PITCHER</b>	IP	WLS	BF	H	R	ER	SO	BB	IBB	HBP	BLK	WP	HR	S	P	ERA	WHIP				
Ryan Glynn, R ERA: 3.86	7.0	L	28	6	3	3	6	2	0	0	0	0	1	67	106	3.86	1.143				
Juan Cruz, R ERA: 8.55	0.0		4	3	3	3	0	1	0	0	0	0	0	7	12	∞	∞				
Keiichi Yabu, R ERA: 3.54	1.0		5	0	0	0	2	2	0	0	0	0	0	11	20	0.00	2.000				
Tim Harikkala, R ERA: 8.0	1.0		3	0	0	0	1	0	0	0	0	0	0	5	8	0.00	0.000				

Toronto Blue Jays @ Oakland Athletics  
McAfee Coliseum, Oakland, CA  
Fri Jun 03 2005, 10:05 PM EDT  
Att. 12,332 - Clear - 65 F

AB	34
R	6
H	9
RBI	6
BB	5
SO	9
LOB	12



Batter	1	2	3	4	5	6	7	8	9	AB	R	H	RBI	BB	SO	LOB	BOTTOM					
21 Mark Kotsay, L OBP: 0.349, SLG: 0.392										4	0	0	0	0	0	1						
Jason Kendall, R OBP: 0.323, SLG: 0.292										4	0	1	0	0	1	0						
3 Eric Chavez, L OBP: 0.288, SLG: 0.347										4	1	2	0	0	1	1						
Scott Hatteberg, L OBP: 0.348, SLG: 0.362										4	0	2	1	0	2	2						
23 Bobby Kielty, S OBP: 0.407, SLG: 0.413										2	0	0	0	2	0	1						
29 Dan Johnson, L OBP: 0.353, SLG: 0.222										3	1	0	0	1	0	3						
7 Bobby Crosby, R OBP: 0.391, SLG: 0.476										4	0	0	0	0	2	3						
Nick Swisher, S OBP: 0.288, SLG: 0.365										4	0	2	1	0	0	1						
Marco Scutaro, R OBP: 0.318, SLG: 0.356										4	0	1	0	0	1	2						
<b>Inning Stats</b>	R: 0 E: 0 K: 2 S: 10	H: 1 LOB: 1 BB: 0 P: 15	R: 0 E: 0 K: 1 S: 11	H: 0 LOB: 1 BB: 1 P: 19	R: 0 E: 0 K: 1 S: 5	H: 0 LOB: 0 BB: 0 P: 9	R: 1 E: 0 K: 1 S: 14	H: 2 LOB: 1 BB: 1 P: 25	R: 0 E: 0 K: 1 S: 6	H: 1 LOB: 0 BB: 0 P: 11	R: 0 E: 0 K: 1 S: 7	H: 1 LOB: 1 BB: 0 P: 10	R: 0 E: 0 K: 1 S: 12	H: 1 LOB: 1 BB: 0 P: 17	R: 0 E: 0 K: 1 S: 13	H: 1 LOB: 1 BB: 0 P: 19	R: 1 E: 0 K: 0 S: 10	H: 1 LOB: 1 BB: 1 P: 16	1B: 6 2B: 2 3B: 0 HR: 0	SF: 0 SAC: 0 DP: 2 HBP: 0	WP: 0 PB: 0 SB: 0 CS: 0	PA: 36
<b>PITCHER</b>	IP	WLS	BF	H	R	ER	SO	BB	IBB	HBP	BLK	WP	HR	S	P	ERA	WHIP					
32 Roy Halladay, R ERA: 2.45	7.0	W	27	6	1	1	6	2	0	0	0	0	0	65	106	1.29	1.143					
Scott Schoeneweis, L ERA: 6.35	1.0		4	1	0	0	1	0	0	0	0	0	0	13	19	0.00	1.000					
Miguel Batista, R ERA: 1.93	1.0		5	1	1	1	0	1	0	0	0	0	0	10	16	9.00	2.000					

Toronto Blue Jays @ Oakland Athletics  
McAfee Coliseum, Oakland, CA  
Fri Jun 03 2005, 10:05 PM EDT  
Att. 12,332 - Clear - 65 F

AB	33
R	2
H	8
RBI	2
BB	3
SO	7
LOB	14









Batter	1	2	3	4	5	6	7	8	9	AB	R	H	RBI	BB	SO	LOB	TOP										
<b>3 Reed Johnson, R</b> OBP: 0.363, SLG: 0.481	0-1 G6-4-3 1B			1-2 L7		1-2 G1-3			2-2 G3-1	4	0	1	0	0	0	1	<b>Toronto Blue Jays @ Oakland Athletics</b> McAfee Coliseum, Oakland, CA Sun Jun 05 2005, 4:05 PM EDT Att: 28,754 - Sunny - 67 F										
<b>Frank Catalanotto, L</b> OBP: 0.374, SLG: 0.432	1 SAFE 2-2 G6-4-3 1-2			0-0 10 HR 1B		2-2 F7			1-0 G4-3	4	1	1	0	0	0	2											
<b>10 Vernon Wells, R</b> OBP: 0.298, SLG: 0.463	1-3 K2-3			0-1 1-H HR					0-1 1B 2B	3	1	1	2	0	1	0											
<b>8 Russ Adams, L</b> OBP: 0.293, SLG: 0.412				2-3 K					4-1 1B BB	3	0	0	0	0	1	0											
<b>Shea Hillenbrand, R</b> OBP: 0.360, SLG: 0.439		3-2 P3		2-3 K					2-1 F8	3	0	0	0	0	1	0											
<b>2 Aaron Hill, R</b> OBP: 0.403, SLG: 0.526		2-2 L3		1-3 K					1-1 F7	4	0	1	1	0	1	0											
<b>9 Greg Zaun, S</b> OBP: 0.351, SLG: 0.434		0-2 G2-3				2-2 G6-3			0-0 G4-3	1	0	0	0	0	0	0											
<b>Ken Huckaby, R</b> OBP: 0.189, SLG: 0.143									1-3 2-H 1B	3	0	0	0	0	0	2											
<b>15 Alex Rios, R</b> OBP: 0.325, SLG: 0.444				2-1 F8		1-3 K			1-2 F8	3	0	0	0	0	1	0											
<b>Orlando Hudson, S</b> OBP: 0.313, SLG: 0.379				2-2 G6-3 1B		1-0 L5			3-1 F8	1	0	1	0	0	0	0											
<b>Frank Menechino, R</b> OBP: 0.333, SLG: 0.273										2	0	0	0	0	0	0											
<b>John McDonald, R</b> OBP: 0.375, SLG: 0.368				1-0 G6-3					3-1 G4-3 3 G3-1 8 2B HBP	2	1	0	0	0	0	1											
<b>Inning Stats</b>	R: 0 E: 0 K: 1 S: 11	H: 1 LOB: 0 BB: 0 P: 14	R: 0 E: 0 K: 0 S: 11	H: 0 LOB: 0 BB: 0 P: 16	R: 0 E: 0 K: 0 S: 6	H: 1 LOB: 0 BB: 0 P: 11	R: 2 E: 0 K: 2 S: 13	H: 2 LOB: 0 BB: 0 P: 17	R: 0 E: 0 K: 1 S: 9	H: 0 LOB: 0 BB: 0 P: 13	R: 0 E: 0 K: 0 S: 7	H: 0 LOB: 0 BB: 0 P: 12	R: 0 E: 0 K: 0 S: 8	H: 0 LOB: 0 BB: 0 P: 13	R: 2 E: 0 K: 0 S: 12	H: 2 LOB: 2 BB: 1 P: 24		1B: 4 2B: 1 3B: 0 HR: 1	SF: 0 SAC: 0 DP: 2 HBP: 1	WP: 0 PB: 0 SB: 0 CS: 0	PA: 33						
<b>PITCHER</b>	IP	WLS	BF	H	R	ER	SO	BB	IBB	HBP	BLK	WP	HR	S	P	ERA	WHIP										
<b>Dan Haren, R</b> ERA: 4.17	7.0	W	23	4	2	2	4	0	0	0	0	0	1	66	97	2.57	0.571										
<b>50 Kiko Calero, R</b> ERA: 7.94	1.0		3	0	0	0	0	0	0	0	0	0	0	8	13	0.00	0.000										
<b>Keiichi Yabu, R</b> ERA: 4.03	1.0		7	2	2	2	0	1	0	1	0	0	0	12	24	18.00	3.000										

AB	31
R	4
H	6
RBI	4
BB	1
SO	4
LOB	6



Batter	1	2	3	4	5	6	7	8	9	AB	R	H	RBI	BB	SO	LOB	BOTTOM										
<b>Marco Scutaro, R</b> OBP: 0.332, SLG: 0.390	0-1 HR	2-2 7 1B 2B	2-0 7 BB HR 1B		1-1 G6-3			4-2 14 1B BB		4	3	3	1	1	0	0	<b>Toronto Blue Jays @ Oakland Athletics</b> McAfee Coliseum, Oakland, CA Sun Jun 05 2005, 4:05 PM EDT Att: 28,754 - Sunny - 67 F										
<b>7 Bobby Crosby, R</b> OBP: 0.452, SLG: 0.519	2-0 1B 29 SF8	3-1 3 HR	4-1 HR BB		3-2 G6-3			2-2 1B		3	3	2	1	1	0	0											
<b>14 Mark Ellis, R</b> OBP: 0.333, SLG: 0.362		2H 3 HR 1B	1-2 HR BB					1-2 1B		1	0	1	0	0	0	0											
<b>3 Eric Chavez, L</b> OBP: 0.298, SLG: 0.377	0-2 P4	1 SAFE 0-0 1-H HR	3-3 K					3-1 G3-6-1 1B		5	1	2	2	0	1	5											
<b>Scott Hatteberg, L</b> OBP: 0.347, SLG: 0.376	1-1 23 BB 2B 1B	0-1 23 1B 23 WP 1B	2-0 1-H 2-H HR		2-0 G3-6-1			2-1 F7		5	3	3	3	0	0	3											
<b>23 Bobby Kielty, S</b> OBP: 0.401, SLG: 0.402	4-2 2B 1B	1-1 29 1B 1B	1-1 G4-3					0-1 G1-3		2	1	1	0	1	0	0											
<b>Charles Thomas, L</b> OBP: 0.259, SLG: 0.111	1-2 1B BB	1-3 1B						1-1 G4-3		2	0	0	0	0	0	2											
<b>29 Dan Johnson, L</b> OBP: 0.390, SLG: 0.333	2-2 SF8	2-1 G6-3 1B		1-2 L7				0-0 P5		3	0	1	2	0	0	0											
<b>Eric Byrnes, R</b> OBP: 0.325, SLG: 0.430	1-1 1B 2B	1-1 P4		2-1 G6-3				3-2 P6		4	1	1	1	0	0	2											
<b>Nick Swisher, S</b> OBP: 0.295, SLG: 0.369	0-2 2H 3H 1B	3-2 G6-3		2-2 G6-3				1-1 1B		4	0	2	2	0	0	2											
<b>17 Adam Melhuse, S</b> OBP: 0.129, SLG: 0.161	2-3 K			1-1 G3-1		0-0 F8		1-0 F7		4	0	0	0	0	1	2											
<b>Inning Stats</b>	R: 5 E: 0 K: 1 S: 25	H: 5 LOB: 1 BB: 1 P: 37	R: 4 E: 0 K: 0 S: 18	H: 6 LOB: 1 BB: 0 P: 30	R: 3 E: 0 K: 1 S: 10	H: 2 LOB: 0 BB: 1 P: 23	R: 0 E: 0 K: 0 S: 8	H: 0 LOB: 0 BB: 0 P: 13	R: 0 E: 0 K: 0 S: 7	H: 1 LOB: 0 BB: 0 P: 10	R: 0 E: 0 K: 0 S: 5	H: 1 LOB: 1 BB: 0 P: 12	R: 0 E: 0 K: 0 S: 12	H: 1 LOB: 2 BB: 1 P: 23	1B: 10 2B: 3 3B: 0 HR: 3	SF: 1 SAC: 0 DP: 2 HBP: 0		WP: 1 PB: 0 SB: 0 CS: 0	PA: 41								
<b>PITCHER</b>	IP	WLS	BF	H	R	ER	SO	BB	IBB	HBP	BLK	WP	HR	S	P	ERA		WHIP									
<b>Chad Gaudin, R</b> ERA: 15.2	1.0	L	11	7	7	7	1	1	0	0	0	1	2	22	42	22.50	3.500										
<b>37 Scott Downs, L</b> ERA: 4.7	2.0		12	6	5	5	1	0	0	0	0	0	0	15	24	0.00	0.000										
<b>Pete Walker, R</b> ERA: 1.2	2.0		6	0	0	0	0	0	0	0	0	0	0	5	24	0.00	0.000										
<b>Scott Schoeneweis, L</b> ERA: 6.0	1.0		3	1	0	0	0	0	0	0	0	0	0	15	10	0.00	1.000										
<b>54 Jason Frasor, R</b> ERA: 3.09	1.0		4	1	0	0	0	0	0	0	0	0	0	7	12	0.00	1.000										

AB	37
R	12
H	16
RBI	12
BB	3
SO	2
LOB	16





Batter	1	2	3	4	5	6	7	8	9	AB	R	H	RBI	BB	SO	LOB	TOP					
21 Mark Kotsay, L (1, 8) OBP: 0.342, SLG: 0.383										5	0	0	0	0	0	5	<b>Oakland Athletics @ Washington Nationals</b> Robert F. Kennedy Memorial Stadium, Washington, DC Tue Jun 07 2005, 7:05 PM EDT Att: 26,879 - Partly Cloudy - 88 F					
Jason Kendall, R (1, 2) OBP: 0.320, SLG: 0.287										3	1	1	0	1	0	1						
3 Eric Chavez, L (1, 5) OBP: 0.301, SLG: 0.377										3	0	1	0	1	0	1						
Scott Hatteberg, L (1, 3) 58 Justin Duchschere, R (8, 1)										3	0	1	1	1	0	2						
7 Bobby Crosby, R (1, 6) OBP: 0.429, SLG: 0.467										3	0	0	0	1	0	3						
23 Bobby Kielty, S (1, 7) OBP: 0.391, SLG: 0.389 (8, 9)										4	0	0	0	0	1	1						
Nick Swisher, S (1, 9) OBP: 0.301, SLG: 0.373 (8, 3)										4	0	2	0	0	1	0						
Marco Scutaro, R (1, 4) OBP: 0.330, SLG: 0.387										4	0	1	0	0	0	2						
Barry Zito, L (1, 1) OBP: 0.200, SLG: 0.200										2	0	1	0	0	1	0						
29 Dan Johnson, L (7, PH) OBP: 0.406, SLG: 0.333										0	0	0	0	0	0	0						
50 Kiko Calero, R (7, 1) Eric Byrnes, R (8, 7) OBP: 0.329, SLG: 0.434										1	0	1	0	0	0	0						
<b>Inning Stats</b>	R: 1 E: 0 K: 0 S: 17	H: 2 LOB: 1 BB: 0 P: 26	R: 0 E: 0 K: 0 S: 10	H: 1 LOB: 0 BB: 0 P: 13	R: 0 E: 0 K: 1 S: 13	H: 0 LOB: 2 BB: 2 P: 23	R: 0 E: 0 K: 1 S: 7	H: 0 LOB: 0 BB: 1 P: 14	R: 0 E: 0 K: 0 S: 12	H: 1 LOB: 1 BB: 0 P: 20	R: 0 E: 0 K: 0 S: 8	H: 0 LOB: 0 BB: 0 P: 14	R: 0 E: 0 K: 0 S: 11	H: 1 LOB: 2 BB: 1 P: 20	R: 0 E: 0 K: 0 S: 8	H: 1 LOB: 1 BB: 0 P: 13	R: 0 E: 0 K: 1 S: 11	H: 2 LOB: 2 BB: 0 P: 16	1B: 7 2B: 2 3B: 0 HR: 0	SF: 0 SAC: 0 DP: 3 HBP: 0	WP: 0 PB: 0 SB: 0 CS: 1	PA: 37
<b>PITCHER</b>	IP WLS BF H R ER SO BB IBB HBP BLK WP HR S P ERA WHIP																					
Tony Amas, R (1, 1) ERA: 4.91	6.0 W 23 4 1 1 2 3 0 0 0 0 0 0 67 110 1.50 1.167																					
Gary Majewski, R (7, 1) ERA: 2.05	1.0 H 5 1 0 0 0 1 0 0 0 0 0 0 11 20 0.00 2.000																					
Hector Carrasco, R (8, 1) ERA: 3.6	0.1 H 1 0 0 0 0 0 0 0 0 0 0 0 2 3 0.00 0.000																					
C.J. Nitkowski, L (8, 1) ERA: 8.1	0.0 2 1 0 0 0 1 0 0 0 0 0 0 4 8 ∞ ∞																					
Luis Ayala, R (8, 1) ERA: 2.6	0.2 H 1 0 0 0 0 0 0 0 0 0 0 0 2 2 0.00 0.000																					

AB	32
R	1
H	8
RBI	1
BB	5
SO	3
LOB	15



Batter	1	2	3	4	5	6	7	8	9	AB	R	H	RBI	BB	SO	LOB	BOTTOM					
Brad Wilkerson, L (1, 8) OBP: 0.397, SLG: 0.449										4	0	1	0	0	2	0	<b>Oakland Athletics @ Washington Nationals</b> Robert F. Kennedy Memorial Stadium, Washington, DC Tue Jun 07 2005, 7:05 PM EDT Att: 26,879 - Partly Cloudy - 88 F					
Jamey Carroll, R (1, 4) OBP: 0.313, SLG: 0.281										3	0	1	0	0	1	0						
Jose Guillen, R (1, 9) OBP: 0.329, SLG: 0.500										3	1	0	0	1	0	2						
24 Nick Johnson, L (1, 3) OBP: 0.453, SLG: 0.552										3	1	2	2	1	0	0						
Vinny Castilla, R (1, 5) OBP: 0.353, SLG: 0.434										4	0	1	0	0	1	3						
Marlon Byrd, R (1, 7) OBP: 0.383, SLG: 0.353										2	0	0	0	0	0	1						
Gary Bennett, R (1, 2) OBP: 0.301, SLG: 0.379										2	0	0	0	1	0	1						
15 Cristian Guzman, S (1, 6) OBP: 0.228, SLG: 0.236										3	0	0	0	0	2	3						
Tony Amas, R (1, 1) Gary Majewski, R (7, 1) Ryan Church, L (7, PH) Hector Carrasco, R (8, 1) C.J. Nitkowski, L (8, 1) Luis Ayala, R (8, 1) 32 Chad Cordero, R (8, 1)										2	0	0	0	0	2	0						
<b>Inning Stats</b>	R: 0 E: 0 K: 1 S: 21	H: 1 LOB: 2 BB: 1 P: 32	R: 0 E: 0 K: 0 S: 6	H: 0 LOB: 0 BB: 0 P: 9	R: 0 E: 0 K: 2 S: 13	H: 1 LOB: 1 BB: 0 P: 17	R: 0 E: 0 K: 1 S: 19	H: 1 LOB: 2 BB: 1 P: 30	R: 0 E: 0 K: 2 S: 8	H: 0 LOB: 0 BB: 0 P: 12	R: 2 E: 1 K: 1 S: 11	H: 2 LOB: 1 BB: 1 P: 17	R: 0 E: 0 K: 2 S: 9	H: 0 LOB: 0 BB: 0 P: 13	R: 0 E: 0 K: 0 S: 4	H: 0 LOB: 0 BB: 0 P: 8		R: 0 E: 0 K: 0 S: 4	H: 0 LOB: 0 BB: 0 P: 8	1B: 3 2B: 1 3B: 0 HR: 1	SF: 0 SAC: 2 DP: 0 HBP: 0	WP: 0 PB: 0 SB: 0 CS: 0
<b>PITCHER</b>	IP WLS BF H R ER SO BB IBB HBP BLK WP HR S P ERA WHIP																					
Barry Zito, L (1, 1) ERA: 4.41	6.0 L 26 5 2 2 7 3 0 0 0 0 0 0 0 78 117 3.00 1.333																					
50 Kiko Calero, R (7, 1) ERA: 7.15	1.0 3 0 0 0 2 0 0 0 0 0 0 0 9 13 0.00 0.000																					
58 Justin Duchschere, R (8, 1) ERA: 1.0	1.0 3 0 0 0 0 0 0 0 0 0 0 0 4 8 0.00 0.000																					

AB	27
R	2
H	5
RBI	2
BB	3
SO	9
LOB	10





Batter	1	2	3	4	5	6	7	8	9	AB	R	H	RBI	BB	SO	LOB	TOP	
Jason Kendall, R OBP: 0.323, SLG: 0.288										3	1	1	0	0	0	0		
7 Bobby Crosby, R OBP: 0.410, SLG: 0.529										4	1	1	2	0	1	1		
21 Mark Kotsay, L OBP: 0.336, SLG: 0.376										4	0	0	0	0	0	1		
3 Eric Chavez, L OBP: 0.308, SLG: 0.378										2	0	1	0	2	0	1		
23 Bobby Kielty, S OBP: 0.394, SLG: 0.400										4	0	2	0	0	0	2		
29 Dan Johnson, L OBP: 0.370, SLG: 0.297										4	0	0	0	0	1	4		
Nick Swisher, S OBP: 0.293, SLG: 0.362										4	0	0	0	0	2	3		
Marco Scutaro, R OBP: 0.328, SLG: 0.380										3	0	0	0	1	0	1		
Ryan Glynn, R Charles Thomas, L Keiichi Yabu, R Ricardo Rincon, L Eric Byrnes, R Juan Cruz, R										1	0	0	0	0	1	0		
<b>Inning Stats</b>	R: 2 E: 0 K: 0 S: 14	H: 2 LOB: 1 BB: 1 P: 26	R: 0 E: 0 K: 1 S: 10	H: 0 LOB: 0 BB: 0 P: 14	R: 0 E: 0 K: 0 S: 7	H: 0 LOB: 1 BB: 0 P: 14	R: 0 E: 0 K: 0 S: 13	H: 2 LOB: 1 BB: 0 P: 15	R: 0 E: 0 K: 1 S: 8	H: 0 LOB: 0 BB: 0 P: 13	R: 0 E: 0 K: 2 S: 16	H: 0 LOB: 1 BB: 1 P: 26	R: 0 E: 0 K: 1 S: 14	H: 1 LOB: 1 BB: 0 P: 23	1B: 3 2B: 1 3B: 0 HR: 1	SF: 0 SAC: 0 DP: 1 HBP: 1	WP: 1 PA: 35 CS: 0	
<b>PITCHER</b>	IP WLS BF H R ER SO BB IBB HBP BLK WP HR S P ERA WHIP	7.0 W 27 4 2 2 4 3 0 0 0 0 1 79 123 2.57 1.000	2.0 8 1 0 0 1 0 0 1 0 1 0 22 35 0.00 0.500															

Oakland Athletics @ Washington Nationals  
Robert F. Kennedy Memorial Stadium, Washington, DC  
Wed Jun 08 2005, 7:05 PM EDT  
Att: 28,749 - Clear - 89 F

AB	31
R	2
H	5
RBI	2
BB	3
SO	5
LOB	14



Batter	1	2	3	4	5	6	7	8	9	AB	R	H	RBI	BB	SO	LOB	BOTTOM			
Brad Wilkerson, L OBP: 0.360, SLG: 0.448										3	1	1	0	1	1	0				
Tony Blanco, R OBP: 0.286, SLG: 0.441										5	1	4	3	0	0	2				
Ryan Church, L OBP: 0.373, SLG: 0.544										2	0	0	0	1	2	1				
Jose Guillen, R OBP: 0.332, SLG: 0.495										1	0	0	0	0	0	1				
Marlon Byrd, R OBP: 0.378, SLG: 0.348										3	1	2	0	1	1	2				
24 Nick Johnson, L OBP: 0.457, SLG: 0.554										4	1	1	1	0	1	4				
Vinny Castilla, R OBP: 0.351, SLG: 0.445										4	1	1	1	0	1	1				
Carlos Baerga, S OBP: 0.311, SLG: 0.293										3	1	1	2	1	0	0				
Brian Schneider, L OBP: 0.305, SLG: 0.374										4	1	1	0	0	0	1				
15 Cristian Guzman, S OBP: 0.229, SLG: 0.246										2	0	1	0	0	0	0				
Esteban Loaiza, R OBP: 0.214, SLG: 0.250										1	0	0	0	0	0	1				
Wil Cordero, R Hector Carrasco, R										0	0	0	0	0	0	0				
<b>Inning Stats</b>	R: 0 E: 0 K: 2 S: 17	H: 2 LOB: 2 BB: 0 P: 24	R: 0 E: 0 K: 0 S: 9	H: 0 LOB: 0 BB: 0 P: 15	R: 1 E: 0 K: 2 S: 12	H: 1 LOB: 0 BB: 0 P: 19	R: 3 E: 0 K: 0 S: 20	H: 4 LOB: 2 BB: 1 P: 35	R: 0 E: 0 K: 1 S: 5	H: 1 LOB: 1 BB: 0 P: 8	R: 2 E: 0 K: 1 S: 16	H: 1 LOB: 2 BB: 3 P: 32	R: 1 E: 0 K: 1 S: 12	H: 2 LOB: 1 BB: 0 P: 17	R: 0 E: 0 K: 0 S: 4	H: 1 LOB: 0 BB: 0 P: 10	1B: 6 2B: 1 3B: 2 HR: 3	SF: 0 SAC: 1 DP: 1 HBP: 1	WP: 0 PA: 39 CS: 0	
<b>PITCHER</b>	IP WLS BF H R ER SO BB IBB HBP BLK WP HR S P ERA WHIP	4.0 L 20 7 4 4 4 1 0 0 0 0 0 0 11 22 10.80 1.800	1.2 8 1 2 2 0 2 0 1 0 0 0 0 10 18 0.00 6.000	0.1 3 1 0 0 1 1 0 0 0 0 0 0 10 18 0.00 6.000	2.0 8 3 1 1 1 0 0 0 0 0 1 16 27 4.50 1.500															

Oakland Athletics @ Washington Nationals  
Robert F. Kennedy Memorial Stadium, Washington, DC  
Wed Jun 08 2005, 7:05 PM EDT  
Att: 28,749 - Clear - 89 F

AB	33
R	7
H	12
RBI	7
BB	4
SO	6
LOB	13





Batter	1	2	3	4	5	6	7	8	9	AB R H RBI BB SO LOB	TOP											
Jason Kendall, R (1, 2) OBP: 0.325, SLG: 0.290	G6-3		G1-6-3					7 3B	FC5	5 1 2 0 0 0 3	<b>Oakland Athletics @ Washington Nationals</b> Robert F. Kennedy Memorial Stadium, Washington, DC Thu Jun 09 2005, 7:05 PM EDT Att: 26,672 - Overcast - 80 F <a href="http://livebaseballscorecards.com">livebaseballscorecards.com</a>											
7 Bobby Crosby, R (1, 6) OBP: 0.386, SLG: 0.538	G6-3		G5-3		FC6-4			21 SF7	G6-3	5 1 1 1 0 0 5												
21 Mark Kotsay, L (1, 8) OBP: 0.339, SLG: 0.380	3 BLK							SF7		3 0 2 1 0 0 0												
3 Eric Chavez, L (1, 5) OBP: 0.303, SLG: 0.371	1-2				F8			3-H	G3	4 0 0 0 0 2 2												
29 Dan Johnson, L (1, 3) OBP: 0.360, SLG: 0.293 20 Huston Street, R (8, 1)					F7			1-0	L3	4 0 1 0 0 1 1 0 0 0 0 0 0 0												
Nick Swisher, S (1, 9) OBP: 0.292, SLG: 0.358	F8				G4-3				F8 14 FC5 1B	4 1 1 0 0 1 2												
Matt Watson, L (1, 7) OBP: 0.222, SLG: 0.200	P6									4 0 0 0 0 1 1												
14 Mark Ellis, R (1, 4) OBP: 0.345, SLG: 0.368										3 0 2 0 1 0 0												
Joe Blanton, R (1, 1) OBP: 0.333, SLG: 0.333 23 Bobby Kjetil, S (7, PH) OBP: 0.391, SLG: 0.397 58 Justin Duchschere, R (7, 1) Scott Hatteberg, L (8, 3) OBP: 0.348, SLG: 0.379										1 0 1 0 0 0 0 1 0 0 0 0 1 0 0 0 0 0 0 0 0 1 0 0 0 0 0 2												
<b>Inning Stats</b>	R: 0 E: 0 K: 1 S: 10	H: 1 LOB: 1 BB: 0 P: 16	R: 0 E: 0 K: 1 S: 7	H: 0 LOB: 0 BB: 0 P: 15	R: 0 E: 0 K: 0 S: 8	H: 1 LOB: 1 BB: 1 P: 15	R: 0 E: 0 K: 0 S: 13	H: 1 LOB: 1 BB: 0 P: 20	R: 0 E: 0 K: 2 S: 11	H: 2 LOB: 2 BB: 0 P: 17		R: 0 E: 0 K: 1 S: 13	H: 1 LOB: 1 BB: 0 P: 19	R: 0 E: 0 K: 1 S: 7	H: 0 LOB: 0 BB: 0 P: 11	R: 2 E: 0 K: 0 S: 10	H: 2 LOB: 0 BB: 0 P: 14	R: 1 E: 1 K: 1 S: 23	H: 2 LOB: 2 BB: 0 P: 34	1B: 9 2B: 0 3B: 1 HR: 0	SF: 1 SAC: 1 DP: 1 HBP: 0	WP: 0 PB: 0 SB: 0 CS: 0
<b>PITCHER</b>	IP WLS BF H R ER SO BB IBB HBP BLK WP HR S P ERA WHIP											IP WLS BF H R ER SO BB IBB HBP BLK WP HR S P ERA WHIP										
Livan Hernandez, R (1, 1) ERA: 3.35 32 Chad Cordero, R (9, 1) ERA: 1.2	8.0 W 32 8 2 2 5 1 0 0 0 0 0 0 79 127 2.25 1.125											1.0 S 6 2 1 0 1 0 0 0 0 0 0 0 23 34 0.00 2.000										

Batter	1	2	3	4	5	6	7	8	9	AB R H RBI BB SO LOB	BOTTOM									
Brad Wilkerson, L (1, 8) OBP: 0.354, SLG: 0.439	G4-3		L6		G4-3			F9		4 0 0 0 0 0 1	<b>Oakland Athletics @ Washington Nationals</b> Robert F. Kennedy Memorial Stadium, Washington, DC Thu Jun 09 2005, 7:05 PM EDT Att: 26,672 - Overcast - 80 F <a href="http://livebaseballscorecards.com">livebaseballscorecards.com</a>									
Ryan Church, L (1, 7) OBP: 0.377, SLG: 0.539									G1-3	3 1 1 0 0 1 0										
Jose Guillen, R (1, 9) OBP: 0.331, SLG: 0.491										4 1 1 0 0 1 1										
24 Nick Johnson, L (1, 3) OBP: 0.454, SLG: 0.553										4 1 1 3 0 2 0										
Vinny Castilla, R (1, 5) OBP: 0.350, SLG: 0.446										4 0 1 1 0 2 0										
Carlos Baerga, S (1, 4) OBP: 0.347, SLG: 0.341										3 0 2 0 1 1 1										
Brian Schneider, L (1, 2) OBP: 0.315, SLG: 0.376										2 0 1 0 2 0 1										
15 Cristian Guzman, S (1, 6) OBP: 0.225, SLG: 0.243										3 0 0 0 0 1 6										
Livan Hernandez, R (1, 1) ERA: 6.15 Wil Cordero, R (8, PH) 32 Chad Cordero, R (9, 1)										3 1 1 0 0 0 0 1 0 0 0 0 0 1 0 0 0 0 0 0 0										
<b>Inning Stats</b>	R: 0 E: 0 K: 2 S: 10	H: 0 LOB: 0 BB: 0 P: 16	R: 0 E: 0 K: 1 S: 12	H: 1 LOB: 2 BB: 1 P: 22	R: 4 E: 0 K: 2 S: 19	H: 5 LOB: 2 BB: 1 P: 28	R: 0 E: 0 K: 0 S: 4	H: 0 LOB: 1 BB: 0 P: 10	R: 0 E: 0 K: 1 S: 8	H: 1 LOB: 2 BB: 1 P: 17		R: 0 E: 0 K: 0 S: 6	H: 0 LOB: 0 BB: 0 P: 10	R: 0 E: 0 K: 2 S: 10	H: 0 LOB: 0 BB: 0 P: 14	R: 0 E: 0 K: 0 S: 8	H: 1 LOB: 1 BB: 0 P: 11	1B: 5 2B: 3 3B: 0 HR: 0	SF: 0 SAC: 1 DP: 0 HBP: 1	WP: 0 PB: 0 SB: 0 CS: 0
<b>PITCHER</b>	IP WLS BF H R ER SO BB IBB HBP BLK WP HR S P ERA WHIP											IP WLS BF H R ER SO BB IBB HBP BLK WP HR S P ERA WHIP								
Joe Blanton, R (1, 1) ERA: 6.15 58 Justin Duchschere, R (7, 1) ERA: 0.96 20 Huston Street, R (8, 1) ERA: 1.74	6.0 L 29 7 4 4 6 3 0 1 0 0 0 0 59 103 6.00 1.667											1.0 4 1 0 0 0 2 0 0 0 0 0 0 10 14 0.00 0.000								

AB	35
R	3
H	10
RBI	2
BB	1
SO	6
LOB	16



AB	31
R	4
H	8
RBI	4
BB	3
SO	8
LOB	11









Batter	1	2	3	4	5	6	7	8	9	AB	R	H	RBI	BB	SO	LOB	TOP					
21 Mark Kotsay, L (1, 8) OBP: 0.340, SLG: 0.377	4-2 G6-4-3 BB		1-3 K			1-0 2B G6-4-3 1B		0-0 SH2-3		2	1	1	1	1	1	0						
Marco Soutaro, R (1, 6) OBP: 0.327, SLG: 0.383	0-0 G6-4-3			2-2 G6-3		2-1 G6-4-3 2B		2-2 G4-3		4	0	1	1	0	0	2						
3 Eric Chavez, L (1, 5) OBP: 0.305, SLG: 0.381	2-0 F8			0-0 P6		4-0 G6-4-3 IBB		2-3 K		3	0	0	0	1	1	1						
Scott Hatteberg, L (1, 3) OBP: 0.342, SLG: 0.371		2-3 K		0-1 G1-3		0-1 G6-4-3		2-1 G4-3		4	0	0	0	0	1	2						
Matt Watson, L (1, 7) 58 Justin Duchschere, R (6, 1) Tim Harikkala, R (8, 1) 29 Dan Johnson, L (8, PH) OBP: 0.364, SLG: 0.326		3-1 G4-3			1-1 F7	1-0 G4-3		0-2 G6-3		3	0	0	0	0	0	1						
Nick Swisher, S (1, 9) OBP: 0.289, SLG: 0.348	3-2 FC4-6 1B				3-3 K		0-0 F8		2-1 G1-3	4	0	1	0	0	1	0						
17 Adam Melhuse, S (1, 2) OBP: 0.118, SLG: 0.147	1-0 FC4-6				0-0 G6-3		1-1 F7			3	0	0	0	0	0	1						
14 Mark Ellis, R (1, 4) OBP: 0.333, SLG: 0.355			1-0 P6			1-0 23 1B 1B		2-0 P3		3	1	1	0	0	0	0						
Kirk Saarloos, R (1, 1) 23 Bobby Kielty, S (6, PH) OBP: 0.399, SLG: 0.401			0-0 F7			0-0 21 1B 1B		4-2 G4-3 SH2-3 BB		1	0	0	0	0	0	0						
11 Inning Stats	R: 0 E: 0 K: 0 S: 4	H: 0 LOB: 0 BB: 1 P: 10	R: 0 E: 0 K: 1 S: 10	H: 1 LOB: 1 BB: 0 P: 19	R: 0 E: 0 K: 1 S: 5	H: 0 LOB: 0 BB: 0 P: 7	R: 0 E: 0 K: 0 S: 6	H: 0 LOB: 0 BB: 0 P: 8	R: 0 E: 0 K: 1 S: 6	H: 0 LOB: 0 BB: 0 P: 10	R: 3 E: 0 K: 0 S: 8	H: 4 LOB: 1 BB: 1 P: 17	R: 0 E: 0 K: 0 S: 4	H: 0 LOB: 0 BB: 0 P: 7	R: 0 E: 0 K: 1 S: 9	H: 0 LOB: 1 BB: 1 P: 17	R: 0 E: 0 K: 0 S: 7	H: 0 LOB: 0 BB: 0 P: 11	1B: 4 2B: 1 3B: 0 HR: 0	SF: 0 SAC: 1 DP: 2 HBP: 0	WP: 0 PB: 0 SB: 0 CS: 0	PA: 33
PITCHER 29 John Smoltz, R (1, 1) ERA: 3.22	IP: 9.0 WLS: W BF: 33 H: 5 R: 3 ER: 3 SO: 4 BB: 2 IBB: 1 HBP: 0 BLK: 0 WP: 0 HR: 0 S: 59 P: 106 ERA: 3.00 WHIP: 0.778															PITCHER	IP: 9.0 WLS: W BF: 33 H: 5 R: 3 ER: 3 SO: 4 BB: 2 IBB: 1 HBP: 0 BLK: 0 WP: 0 HR: 0 S: 59 P: 106 ERA: 3.00 WHIP: 0.778					

Oakland Athletics @ Atlanta Braves  
Turner Field, Atlanta, GA  
Sat Jun 11 2005, 3:15 PM EDT  
Att: 36,004 - Cloudy - 79 F

AB	29
R	3
H	5
RBI	2
BB	3
SO	4
LOB	7



Batter	1	2	3	4	5	6	7	8	9	AB	R	H	RBI	BB	SO	LOB	BOTTOM					
Rafael Furcal, S (1, 6) OBP: 0.276, SLG: 0.335	2-1 G3		2-1 G3		4-0 BB		0-2 P4			3	0	0	0	1	0	0						
Kelly Johnson, L (1, 7) OBP: 0.200, SLG: 0.034	4-2 G4-6-3 BB			4-2 FC4-6 BB	3-1 F7		3-3 K			2	0	0	0	2	1	2						
Marcus Giles, R (1, 4) OBP: 0.338, SLG: 0.429	1-0 G4-6-3			1-0 FC4-6 CS		3-2 F8	0-0 G5-3			4	0	0	0	0	0	2						
Adam LaRoche, L (1, 3) 4 Pete Orr, L (8, PR) Julio Franco, R (9, 3) OBP: 0.297, SLG: 0.337		2-2 E6 G5-3 PB		2-1 HR 1B		1-1 HR 1B		2-2 2B		4	2	3	0	0	0	0						
Andrew Jones, R (1, 8) OBP: 0.321, SLG: 0.502		2-2 G5-3		1-1 HR		1-0 HR		0-0 F7		4	2	2	4	0	0	2						
16 Brian McCann, L (1, 2) OBP: 0.500, SLG: 0.857		1-3 G4-3		0-0 G3		1-1 HR		0-3 K		4	1	1	1	0	1	2						
Andy Marte, R (1, 5) OBP: 0.154, SLG: 0.091		1-0 L7			2-1 G4-6-3 1B	0-1 G6-3		4-2 BB		3	0	1	0	1	0	1						
Ryan Langerhans, L (1, 9) OBP: 0.301, SLG: 0.482			1-0 G3-1		2-1 G4-6-3	1-0 K		0-3 K		4	0	1	0	0	1	3						
29 John Smoltz, R (1, 1) OBP: 0.143, SLG: 0.111			0-0 G1-6-3		1-1 BB 1B	2-3 K				3	0	1	0	0	1	1						
11 Inning Stats	R: 0 E: 0 K: 0 S: 5	H: 0 LOB: 0 BB: 1 P: 12	R: 0 E: 1 K: 0 S: 12	H: 0 LOB: 1 BB: 0 P: 20	R: 0 E: 0 K: 0 S: 4	H: 0 LOB: 0 BB: 0 P: 7	R: 2 E: 0 K: 0 S: 9	H: 2 LOB: 0 BB: 1 P: 17	R: 0 E: 0 K: 0 S: 8	H: 2 LOB: 2 BB: 1 P: 20	R: 3 E: 0 K: 1 S: 16	H: 4 LOB: 1 BB: 0 P: 25	R: 0 E: 0 K: 1 S: 9	H: 0 LOB: 0 BB: 0 P: 12	R: 0 E: 0 K: 2 S: 16	H: 1 LOB: 2 BB: 1 P: 22	R: 0 E: 0 K: 2 S: 16	H: 1 LOB: 2 BB: 1 P: 22	1B: 4 2B: 2 3B: 0 HR: 3	SF: 0 SAC: 0 DP: 2 HBP: 0	WP: 0 PB: 1 SB: 0 CS: 1	PA: 35
PITCHER Kirk Saarloos, R (1, 1) 58 Justin Duchschere, R (6, 1) Tim Harikkala, R (8, 1) ERA: 7.2	IP: 5.0 WLS: L BF: 10 H: 4 R: 3 ER: 3 SO: 2 BB: 0 IBB: 0 HBP: 0 BLK: 0 WP: 0 HR: 2 S: 25 P: 37 ERA: 13.50 WHIP: 2.000															PITCHER	IP: 5.0 WLS: L BF: 10 H: 4 R: 3 ER: 3 SO: 2 BB: 0 IBB: 0 HBP: 0 BLK: 0 WP: 0 HR: 2 S: 25 P: 37 ERA: 13.50 WHIP: 2.000					

Oakland Athletics @ Atlanta Braves  
Turner Field, Atlanta, GA  
Sat Jun 11 2005, 3:15 PM EDT  
Att: 36,004 - Cloudy - 79 F

AB	31
R	5
H	9
RBI	5
BB	4
SO	4
LOB	13





Batter	1	2	3	4	5	6	7	8	9	AB	R	H	RBI	BB	SO	LOB	TOP				
Jason Kendall, R OBP: 0.335, SLG: 0.295	4-1 21 G4-3 3 2B BB		4-2 3 1B BB		2-1 21 G4-3 23 1B 2B	4-2 21 2B BB	1-3 K		0-2 G4-6-3	3	2	1	0	3	1	3					
21 Mark Kotsay, L OBP: 0.341, SLG: 0.394	0-0 G4-3 1-2		0-1 L7		0-0 G4-3	0-0 2B	2-1 HR			5	1	2	4	0	0	3					
23 Bobby Kielty, S OBP: 0.393, SLG: 0.394 Keiichi Yabu, R Juan Cruz, R	0-0 L8		0-0 L4		3-2 3 HR 1B	1-3 2B	2-H 3-H K			5	1	1	1	0	1	4					
3 Eric Chavez, L OBP: 0.318, SLG: 0.423	0-2 2H 2B		2-2 1B		2-2 1-H HR		0-0 HR	3-2 1B		5	2	5	4	0	0	0					
Eric Byrnes, R OBP: 0.323, SLG: 0.423	1-0 F7		0-1 P6		2-1 G1-3		0-2 14 2B 1B	0-0 F7		5	1	1	0	0	0	4					
14 Mark Ellis, R OBP: 0.335, SLG: 0.359		4-1 BB		1-1 G6-3	1-2 G6-3		1 SAFE 2-1 1B 2B	3-2 F8		4	1	1	0	1	0	1					
Nick Swisher, S OBP: 0.299, SLG: 0.347		2-1 F9		4-2 FC5-4 BB		1-2 WP 21 2B 1B	4-0 29 F7 21 HR 1B	0-1 F8		3	2	1	0	2	0	2	AB 39 R 11 H 13 RBI 11 BB 7 SO 3 LOB 26				
Marco Scutaro, R OBP: 0.328, SLG: 0.380		2-2 F7		0-2 FC5-4 FC6-4		0-0 G4-3	1-0 29 F7 21 HR 1B	4-1 G4-6-3 BB		4	1	1	2	1	0	3					
Barry Zito, L OBP: 0.143, SLG: 0.143 Matt Watson, L OBP: 0.230, SLG: 0.212 58 Justin Duchschere, R 29 Dan Johnson, L OBP: 0.351, SLG: 0.313	0-1 G1-3		0-1 FC6-4		1-1 FC6-4	1-2 K	0-1 F7	1-0 F8		2	0	0	0	0	0	2					
<b>Inning Stats</b>	R: 1 E: 0 K: 0 S: 7	H: 1 LOB: 1 BB: 1 P: 12	R: 0 E: 0 K: 0 S: 8	H: 0 LOB: 1 BB: 1 P: 16	R: 0 E: 0 K: 0 S: 10	H: 0 LOB: 1 BB: 1 P: 15	R: 3 E: 0 K: 1 S: 12	H: 3 LOB: 2 BB: 1 P: 19	R: 6 E: 0 K: 2 S: 19	H: 5 LOB: 0 BB: 1 P: 29	R: 0 E: 0 K: 0 S: 10	H: 1 LOB: 1 BB: 0 P: 16	R: 0 E: 0 K: 0 S: 5	H: 0 LOB: 0 BB: 1 P: 10	1B: 6 2B: 4 3B: 0 HR: 3	SF: 0 SAC: 0 DP: 1 HBP: 0	WP: 1 PA: 46 PB: 0 SB: 0 CS: 0				
<b>PITCHER</b>	IP WLS BF H R ER SO BB IBB HBP BLK WP HR S P ERA WHIP	IP WLS BF H R ER SO BB IBB HBP BLK WP HR S P ERA WHIP	IP WLS BF H R ER SO BB IBB HBP BLK WP HR S P ERA WHIP	IP WLS BF H R ER SO BB IBB HBP BLK WP HR S P ERA WHIP	IP WLS BF H R ER SO BB IBB HBP BLK WP HR S P ERA WHIP	IP WLS BF H R ER SO BB IBB HBP BLK WP HR S P ERA WHIP	IP WLS BF H R ER SO BB IBB HBP BLK WP HR S P ERA WHIP	IP WLS BF H R ER SO BB IBB HBP BLK WP HR S P ERA WHIP	IP WLS BF H R ER SO BB IBB HBP BLK WP HR S P ERA WHIP	IP WLS BF H R ER SO BB IBB HBP BLK WP HR S P ERA WHIP	IP WLS BF H R ER SO BB IBB HBP BLK WP HR S P ERA WHIP	IP WLS BF H R ER SO BB IBB HBP BLK WP HR S P ERA WHIP	IP WLS BF H R ER SO BB IBB HBP BLK WP HR S P ERA WHIP	IP WLS BF H R ER SO BB IBB HBP BLK WP HR S P ERA WHIP	IP WLS BF H R ER SO BB IBB HBP BLK WP HR S P ERA WHIP	IP WLS BF H R ER SO BB IBB HBP BLK WP HR S P ERA WHIP	IP WLS BF H R ER SO BB IBB HBP BLK WP HR S P ERA WHIP				
Rafael Furcal, S OBP: 0.280, SLG: 0.335 Kelly Johnson, L OBP: 0.194, SLG: 0.033	4-1 S S BB		0-1 1B 1B	0-0 G5-4-3		1 SAFE 2-3 K		1-0 L6		3	1	1	0	1	1	2					
Marcus Giles, R OBP: 0.335, SLG: 0.424	3-3 K		1-1 FC4 E 1B		0-1 G4-3		2-1 F9	1-3 K		5	1	1	0	0	2	1					
Julio Franco, R OBP: 0.311, SLG: 0.337	4-1 S BB		2-1 E 2-H 1B		4-1 HR BB		1-3 K	1-3 K		3	1	1	1	2	2	0					
Andruw Jones, R OBP: 0.320, SLG: 0.511 Kevin Gryboski, R Dan Kolb, R	2-3 K		0-0 FC4 FC5 BB		0-0 HR		0-0 P3			4	1	1	2	0	1	3					
Andy Marte, R OBP: 0.235, SLG: 0.143	3-1 F7		3-3 K		4-1 BB		1-2 G1-3 1B	1-2 SF7 1B		3	1	1	0	1	1	4					
Brian Jordan, R OBP: 0.279, SLG: 0.295		2-2 F9	4-1 BB		2-3 K		2-1 K	2-1 G1-3 1B		3	0	1	0	1	1	1					
Brayan Peña, S OBP: 0.167, SLG: 0.130		1-3 K	0-1 FC5		0-0 P6		1-2 G1-3	1-2 G1-3		4	0	0	0	0	1	6	AB 32 R 5 H 7 RBI 4 BB 6 SO 11 LOB 20				
Ryan Langerhans, L OBP: 0.307, SLG: 0.482		1-3 K		4-2 G5-4-3 BB		2-2 K		1-0 SF7		2	0	1	1	1	1	0					
Horacio Ramirez, L OBP: 0.308, SLG: 0.360 48 Blaine Boyer, R 4 Pete Orr, L OBP: 0.324, SLG: 0.414 Adam Bernero, R Wilson Betemit, S OBP: 0.413, SLG: 0.559			0-2 G6-3	2-2 B1		1 SAFE 1-3 K		3-H G3-1		2	0	0	0	0	0	1					
<b>Inning Stats</b>	R: 0 E: 0 K: 2 S: 11	H: 0 LOB: 0 BB: 2 P: 27	R: 0 E: 0 K: 2 S: 9	H: 0 LOB: 0 BB: 0 P: 13	R: 2 E: 1 K: 1 S: 18	H: 3 LOB: 3 BB: 1 P: 28	R: 0 E: 0 K: 0 S: 6	H: 0 LOB: 0 BB: 1 P: 12	R: 2 E: 0 K: 1 S: 10	H: 1 LOB: 1 BB: 2 P: 20	R: 0 E: 0 K: 2 S: 10	H: 1 LOB: 1 BB: 0 P: 15	R: 0 E: 0 K: 1 S: 9	H: 0 LOB: 0 BB: 0 P: 12	R: 1 E: 0 K: 0 S: 12	H: 2 LOB: 1 BB: 0 P: 17	R: 0 E: 0 K: 2 S: 7	H: 0 LOB: 0 BB: 0 P: 10	1B: 6 2B: 1 3B: 0 HR: 1	SF: 1 SAC: 0 DP: 2 HBP: 0	WP: 0 PA: 39 PB: 0 SB: 3 CS: 1
<b>PITCHER</b>	IP WLS BF H R ER SO BB IBB HBP BLK WP HR S P ERA WHIP	IP WLS BF H R ER SO BB IBB HBP BLK WP HR S P ERA WHIP	IP WLS BF H R ER SO BB IBB HBP BLK WP HR S P ERA WHIP	IP WLS BF H R ER SO BB IBB HBP BLK WP HR S P ERA WHIP	IP WLS BF H R ER SO BB IBB HBP BLK WP HR S P ERA WHIP	IP WLS BF H R ER SO BB IBB HBP BLK WP HR S P ERA WHIP	IP WLS BF H R ER SO BB IBB HBP BLK WP HR S P ERA WHIP	IP WLS BF H R ER SO BB IBB HBP BLK WP HR S P ERA WHIP	IP WLS BF H R ER SO BB IBB HBP BLK WP HR S P ERA WHIP	IP WLS BF H R ER SO BB IBB HBP BLK WP HR S P ERA WHIP	IP WLS BF H R ER SO BB IBB HBP BLK WP HR S P ERA WHIP	IP WLS BF H R ER SO BB IBB HBP BLK WP HR S P ERA WHIP	IP WLS BF H R ER SO BB IBB HBP BLK WP HR S P ERA WHIP	IP WLS BF H R ER SO BB IBB HBP BLK WP HR S P ERA WHIP	IP WLS BF H R ER SO BB IBB HBP BLK WP HR S P ERA WHIP	IP WLS BF H R ER SO BB IBB HBP BLK WP HR S P ERA WHIP	IP WLS BF H R ER SO BB IBB HBP BLK WP HR S P ERA WHIP				

Oakland Athletics @ Atlanta Braves  
Turner Field, Atlanta, GA  
Sun Jun 12 2005, 1:05 PM EDT  
Att: 27,819 - Overcast - 80 F

livebaseballscores.com



Oakland Athletics @ Atlanta Braves  
Turner Field, Atlanta, GA  
Sun Jun 12 2005, 1:05 PM EDT  
Att: 27,819 - Overcast - 80 F

livebaseballscores.com





Batter	1	2	3	4	5	6	7	8	9	AB	R	H	RBI	BB	SO	LOB	TOP			
7 José Reyes, S OBP: 0.286, SLG: 0.394	G4-3			G1-3		P6			P5	4	0	0	0	0	0	0				
Miguel Cairo, R OBP: 0.321, SLG: 0.367 Kazuo Matsui, S OBP: 0.285, SLG: 0.318	G5-3			K			G6-3		L8	3	0	0	0	0	1	0				
15 Carlos Beltrán, S OBP: 0.340, SLG: 0.445	F7			K			G3-1		2B	4	0	1	0	0	1	0				
Cliff Floyd, L OBP: 0.346, SLG: 0.540		G6-3			K		G6-3		P5	4	0	0	0	0	1	1				
31 Mike Piazza, R OBP: 0.321, SLG: 0.423		K2-3			G6-3			BB 1B		3	0	1	0	0	1	0				
Marlon Anderson, L OBP: 0.394, SLG: 0.415		F7			FC4-6			BB 1B		3	0	2	0	0	0	0				
5 David Wright, R OBP: 0.382, SLG: 0.512			P3		FC4-6			L8		3	0	0	0	0	0	3				
Doug Mientkiewicz, L OBP: 0.302, SLG: 0.349			G3			G4-3				2	0	0	0	1	0	0				
Victor Diaz, R OBP: 0.392, SLG: 0.500			G4-3			F9		G6-4-3		3	0	0	0	0	0	3				
<b>Inning Stats</b>	R: 0 E: 0 K: 0 S: 8	H: 0 LOB: 0 BB: 0 P: 10	R: 0 E: 0 K: 1 S: 5	H: 0 LOB: 0 BB: 0 P: 10	R: 0 E: 0 K: 2 S: 8	H: 0 LOB: 0 BB: 0 P: 10	R: 0 E: 0 K: 1 S: 10	H: 1 LOB: 1 BB: 0 P: 16	R: 0 E: 0 K: 0 S: 7	H: 0 LOB: 0 BB: 0 P: 12	R: 0 E: 0 K: 0 S: 9	H: 0 LOB: 0 BB: 0 P: 11	R: 0 E: 0 K: 0 S: 10	H: 2 LOB: 2 BB: 1 P: 21	R: 0 E: 0 K: 0 S: 19	H: 1 LOB: 1 BB: 0 P: 24	1B: 3 2B: 1 3B: 0 HR: 0	SF: 0 SAC: 0 DP: 1 HBP: 0	WP: 0 PB: 0 SB: 0 CS: 0	PA: 31
<b>PITCHER</b>	IP	WLS	BF	H	R	ER	SO	BB	IBB	HBP	BLK	WP	HR	S	P	ERA	WHIP			
Joe Blanton, R ERA: 5.5	7.0	W	24	3	0	0	4	0	0	0	0	0	0	59	89	0.00	0.429			
50 Kiko Calero, R ERA: 6.39	0.1	H	2	0	0	0	0	1	0	0	0	0	0	5	11	0.00	3.000			
20 Huston Street, R ERA: 1.59	1.2	S	5	1	0	0	0	0	0	0	0	0	0	20	26	0.00	0.600			

New York Mets @ Oakland Athletics  
McAfee Coliseum, Oakland, CA  
Tue Jun 14 2005, 10:05 PM EDT  
Att: 18,744 - Clear - 65 F

AB 30  
R 0  
H 4  
RBI 0  
BB 1  
SO 4  
LOB 7



Batter	1	2	3	4	5	6	7	8	9	AB	R	H	RBI	BB	SO	LOB	BOTTOM			
Jason Kendall, R OBP: 0.332, SLG: 0.293	FC4-6		P3	F8		G5-3		FC5-3		5	0	1	0	0	0	3				
21 Mark Kotsay, L OBP: 0.343, SLG: 0.400	FC4-6			G1-3						4	1	2	0	0	0	3				
23 Bobby Kielty, S OBP: 0.395, SLG: 0.397										4	0	2	1	0	0	1				
3 Eric Chavez, L OBP: 0.314, SLG: 0.416										4	0	0	0	0	1	3				
7 Bobby Crosby, R OBP: 0.404, SLG: 0.617										4	2	2	0	0	0	2				
Keith Ginter, R OBP: 0.257, SLG: 0.310										4	0	1	1	0	1	1				
Eric Byrnes, R OBP: 0.333, SLG: 0.454										3	2	2	1	1	0	0				
Nick Swisher, S OBP: 0.298, SLG: 0.340										3	0	0	0	1	1	2				
14 Mark Ellis, R OBP: 0.340, SLG: 0.369										4	0	2	2	0	0	0				
<b>Inning Stats</b>	R: 0 E: 0 K: 0 S: 11	H: 2 LOB: 2 BB: 0 P: 20	R: 0 E: 0 K: 0 S: 6	H: 0 LOB: 0 BB: 0 P: 6	R: 1 E: 0 K: 1 S: 10	H: 2 LOB: 1 BB: 0 P: 17	R: 2 E: 0 K: 1 S: 15	H: 3 LOB: 2 BB: 1 P: 25	R: 1 E: 1 K: 1 S: 14	H: 2 LOB: 2 BB: 1 P: 28	R: 0 E: 0 K: 0 S: 10	H: 1 LOB: 1 BB: 0 P: 16	R: 0 E: 0 K: 0 S: 9	H: 0 LOB: 0 BB: 0 P: 13	R: 1 E: 1 K: 1 S: 12	H: 2 LOB: 0 BB: 0 P: 17	1B: 8 2B: 4 3B: 0 HR: 1	SF: 0 SAC: 0 DP: 1 HBP: 0	WP: 0 PB: 0 SB: 1 CS: 0	PA: 37
<b>PITCHER</b>	IP	WLS	BF	H	R	ER	SO	BB	IBB	HBP	BLK	WP	HR	S	P	ERA	WHIP			
Tom Glavine, L ERA: 4.55	6.0	L	30	10	4	3	2	2	0	0	0	0	0	66	112	4.50	2.000			
Danny Graves, R ERA: 6.99	1.0		3	0	0	0	0	0	0	0	0	0	0	9	13	0.00	0.000			
Mike DeJean, R ERA: 5.25	1.0		4	2	1	1	1	0	0	0	0	0	1	12	17	9.00	2.000			

New York Mets @ Oakland Athletics  
McAfee Coliseum, Oakland, CA  
Tue Jun 14 2005, 10:05 PM EDT  
Att: 18,744 - Clear - 65 F

AB 35  
R 5  
H 12  
RBI 5  
BB 2  
SO 3  
LOB 15





Batter	1	2	3	4	5	6	7	8	9	AB R H RBI BB SO LOB	TOP									
7 José Reyes, S OBP: 0.282, SLG: 0.390			F7		F8		SF9			3 0 0 1 0 1 0	<b>New York Mets @ Oakland Athletics</b> McAfee Coliseum, Oakland, CA Wed Jun 15 2005, 10:05 PM EDT Att: 27,598 - Overcast - 58 F									
Kazuo Matsui, S OBP: 0.294, SLG: 0.317	G6-3		1B			K	F7			4 0 1 0 0 1 0										
15 Carlos Beltrán, S OBP: 0.335, SLG: 0.437	K		P5			K		F8		4 0 0 0 0 2 1										
Cliff Floyd, L OBP: 0.344, SLG: 0.534		K	F7			31 HBP		F8		4 0 1 0 0 1 1										
31 Mike Piazza, R OBP: 0.324, SLG: 0.421		BB		K		1B		F7		3 0 1 0 0 1 0										
Marlon Anderson, L OBP: 0.387, SLG: 0.397		BB		F7		HBP			L8	3 0 0 0 1 0 2										
5 David Wright, R OBP: 0.380, SLG: 0.511		K		G5-3			2B		K	4 1 1 0 0 2 2										
Doug Mientkiewicz, L OBP: 0.306, SLG: 0.354					K		F9	G6-3		3 1 1 1 1 1 0										
Victor Diaz, R OBP: 0.383, SLG: 0.486					G5-3		F9			3 0 0 0 0 0 4										
<b>Inning Stats</b>	R: 0 E: 0 K: 2 S: 10	H: 0 LOB: 0 BB: 0 P: 12	R: 0 E: 0 K: 2 S: 11	H: 1 LOB: 3 BB: 2 P: 26	R: 0 E: 0 K: 0 S: 9	H: 1 LOB: 1 BB: 0 P: 16	R: 0 E: 0 K: 1 S: 6	H: 0 LOB: 0 BB: 0 P: 9	R: 0 E: 0 K: 2 S: 6	H: 0 LOB: 0 BB: 0 P: 10	R: 2 E: 0 K: 0 S: 7	H: 2 LOB: 0 BB: 0 P: 12	R: 0 E: 0 K: 0 S: 6	H: 0 LOB: 0 BB: 0 P: 11	R: 0 E: 0 K: 1 S: 11	H: 0 LOB: 0 BB: 0 P: 19	1B: 3 2B: 2 HR: 0	SF: 1 SAC: 0 DP: 0 HBP: 1	WP: 0 PB: 0 SB: 1 CS: 0	PA: 35
<b>PITCHER</b>	IP WLS BF H R ER SO BB IBB HBP BLK WP HR S P ERA WHIP																			
Dan Haren, R ERA: 4.14	(1, 1) 7.0 29 5 2 2 8 2 0 1 0 0 0 59 103 2.57 1.000																			
58 Justin Duchschere, R ERA: 1.64	(8, 1) 2.0 W 6 0 0 0 1 0 0 0 0 0 0 0 17 30 0.00 0.000																			


Batter	1	2	3	4	5	6	7	8	9	AB R H RBI BB SO LOB	BOTTOM											
Jason Kendall, R OBP: 0.327, SLG: 0.288	L7		G4-3			F9		F8		4 0 0 0 0 0 1	<b>New York Mets @ Oakland Athletics</b> McAfee Coliseum, Oakland, CA Wed Jun 15 2005, 10:05 PM EDT Att: 27,598 - Overcast - 58 F											
21 Mark Kotsay, L OBP: 0.342, SLG: 0.398	P6		F8			G1-3		7B		4 0 1 0 0 0 1												
7 Bobby Crosby, R OBP: 0.411, SLG: 0.608	G6-3			G6-3		3B				4 1 2 1 0 0 0												
3 Eric Chavez, L OBP: 0.313, SLG: 0.422		G6-3		F8						4 0 1 1 0 1 2												
29 Dan Johnson, L OBP: 0.333, SLG: 0.294						1H				3 0 0 0 0 0 1												
23 Bobby Kielty, S OBP: 0.399, SLG: 0.397		G1-4-3		G3-1		G4-3				0 1 0 0 1 0 0												
Keith Ginter, R OBP: 0.280, SLG: 0.303		2B			G6-3					2 0 0 0 1 0 0												
Eric Byrnes, R ERA: 4.08		BB								3 0 1 0 0 0 0												
Scott Hatteberg, L OBP: 0.345, SLG: 0.371					F9					0 0 0 0 1 0 0												
Nick Swisher, S OBP: 0.291, SLG: 0.331										4 0 0 0 0 2 4												
Marco Scutaro, R OBP: 0.332, SLG: 0.379			G5-3							3 1 1 1 1 0 0												
<b>Inning Stats</b>	R: 0 E: 0 K: 0 S: 7	H: 0 LOB: 0 BB: 0 P: 9	R: 0 E: 0 K: 0 S: 13	H: 1 LOB: 2 BB: 1 P: 23	R: 0 E: 0 K: 0 S: 7	H: 0 LOB: 0 BB: 0 P: 10	R: 0 E: 0 K: 0 S: 6	H: 0 LOB: 0 BB: 0 P: 12	R: 0 E: 0 K: 1 S: 5	H: 0 LOB: 0 BB: 0 P: 9	R: 2 E: 0 K: 0 S: 14	H: 2 LOB: 1 BB: 1 P: 23	R: 0 E: 0 K: 1 S: 10	H: 0 LOB: 0 BB: 0 P: 13	R: 0 E: 0 K: 1 S: 9	H: 2 LOB: 2 BB: 0 P: 13	R: 1 E: 0 K: 1 S: 8	H: 1 LOB: 2 BB: 2 P: 19	1B: 4 2B: 1 HR: 0	SF: 0 SAC: 1 DP: 0 HBP: 0	WP: 0 PB: 0 SB: 0 CS: 0	PA: 36
<b>PITCHER</b>	IP WLS BF H R ER SO BB IBB HBP BLK WP HR S P ERA WHIP																					
Victor Zambrano, R ERA: 4.08	(1, 1) 7.2 30 5 2 2 1 2 0 0 0 0 0 68 108 2.35 0.913																					
43 Royce Ring, L ERA: 5.4	(8, 1) 0.1 L 2 0 1 1 1 1 0 0 0 0 0 6 11 27.00 3.000																					
Roberto Hernandez, R ERA: 2.28	(9, 1) 0.2 4 1 0 0 1 0 1 0 0 0 0 5 12 0.00 1.500																					

**AB 31**  
**R 2**  
**H 5**  
**RBI 2**  
**BB 2**  
**SO 9**  
**LOB 10**

**AB 31**  
**R 3**  
**H 6**  
**RBI 3**  
**BB 4**  
**SO 3**  
**LOB 9**



Batter	1	2	3	4	5	6	7	8	9	AB	R	H	RBI	BB	SO	LOB	TOP								
7 José Reyes, S OBP: 0.281, SLG: 0.387 (1, 6)	G4-3		K					G3-1		5	1	1	0	0	1	1	<b>New York Mets @ Oakland Athletics</b> McAfee Coliseum, Oakland, CA Thu Jun 16 2005, 3:35 PM EDT Att: 17,308 - Overcast - 65 F								
5 David Wright, R OBP: 0.376, SLG: 0.504 (1, 5)	F9		F9					F9		5	1	1	1	0	1	0									
15 Carlos Beltrán, S OBP: 0.332, SLG: 0.445 (1, 8)	P6									5	1	1	3	0	0	0									
Cliff Floyd, L OBP: 0.343, SLG: 0.529 Chris Woodward, R OBP: 0.346, SLG: 0.498 (8, 7)	G4-3									4	1	1	0	0	0	0									
31 Mike Piazza, R OBP: 0.330, SLG: 0.438 (1, 10)	P2									1	0	0	0	0	0	0									
Brian Daubach, L (1, 3)										4	1	2	1	1	0	0									
Victor Diaz, R OBP: 0.386, SLG: 0.477 (1, 9)										1	2	0	0	3	0	2									
11 Ramon Castro, R OBP: 0.321, SLG: 0.306 (1, 2)										2	1	0	0	2	0	2									
11 Ramon Castro, R OBP: 0.321, SLG: 0.306 (1, 2)										4	0	2	3	0	0	3									
Kazuo Matsui, S OBP: 0.284, SLG: 0.321 (1, 4)										4	1	1	0	0	1	1									
<b>Inning Stats</b>	R: 0 E: 0 K: 0 S: 9	H: 0 LOB: 0 BB: 0 P: 17	R: 1 E: 1 K: 0 S: 12	H: 1 LOB: 2 BB: 1 P: 19	R: 0 E: 0 K: 1 S: 10	H: 0 LOB: 0 BB: 0 P: 16	R: 0 E: 0 K: 0 S: 8	H: 0 LOB: 3 BB: 3 P: 23	R: 7 E: 1 K: 0 S: 19	H: 7 LOB: 1 BB: 1 P: 36	R: 0 E: 0 K: 1 S: 8	H: 0 LOB: 0 BB: 0 P: 11	R: 1 E: 0 K: 0 S: 6	H: 1 LOB: 0 BB: 1 P: 15	R: 0 E: 0 K: 1 S: 8	H: 0 LOB: 0 BB: 0 P: 12	R: 0 E: 0 K: 0 S: 5	H: 0 LOB: 0 BB: 0 P: 9	1B: 5 2B: 2 3B: 0 HR: 2	SF: 0 SAC: 0 DP: 1 HBP: 0	WP: 0 PB: 0 SB: 0 CS: 0	PA: 41			
<b>PITCHER</b>	IP	WLS	BF	H	R	ER	SO	BB	IBB	HBP	BLK	WP	HR	S	P	ERA	WHIP								
Ryan Glynn, R ERA: 6.6 (1, 1)	4.0	L	21	5	5	4	1	4	0	0	0	0	1	46	89	9.00	2.250								
Juan Cruz, R ERA: 8.49 (5, 1)	0.1		4	2	0	0	0	1	0	0	0	0	0	7	16	0.00	9.000								
Tim Harikkala, R ERA: 6.39 (5, 1)	2.2		10	2	4	3	1	1	0	0	0	0	1	19	32	10.12	1.125								
Ricardo Rincon, L ERA: 3.12 (8, 1)	1.0		3	0	0	0	1	0	0	0	0	0	0	8	12	0.00	0.000								
Keiichi Yabu, R ERA: 4.28 (9, 1)	1.0		3	0	0	0	0	0	0	0	0	0	0	5	9	0.00	0.000								



Batter	1	2	3	4	5	6	7	8	9	AB	R	H	RBI	BB	SO	LOB	BOTTOM								
Jason Kendall, R OBP: 0.328, SLG: 0.287 (1, 2)	F8									4	0	1	0	1	0	1	<b>New York Mets @ Oakland Athletics</b> McAfee Coliseum, Oakland, CA Thu Jun 16 2005, 3:35 PM EDT Att: 17,308 - Overcast - 65 F								
21 Mark Kotsay, L OBP: 0.339, SLG: 0.406 (1, 8)										5	1	1	1	0	0	3									
7 Bobby Crosby, R OBP: 0.399, SLG: 0.571 (1, 6)										5	0	1	0	0	1	3									
3 Eric Chavez, L OBP: 0.312, SLG: 0.419 (1, 10)										4	1	1	0	0	0	1									
Scott Hatteberg, L OBP: 0.343, SLG: 0.369 (1, 3)										4	0	1	0	0	0	2									
23 Bobby Kielty, S OBP: 0.401, SLG: 0.403 (1, 7)										3	1	1	1	1	0	1									
Keith Ginter, R OBP: 0.269, SLG: 0.323 (1, 5)										4	2	2	1	0	0	1									
Nick Swisher, S OBP: 0.302, SLG: 0.357 (1, 9)										3	1	2	3	1	0	1									
Marco Scutaro, R OBP: 0.330, SLG: 0.376 (1, 4)										4	0	1	0	0	0	2									
<b>Inning Stats</b>	R: 1 E: 0 K: 0 S: 13	H: 2 LOB: 1 BB: 0 P: 18	R: 2 E: 0 K: 0 S: 19	H: 4 LOB: 2 BB: 0 P: 28	R: 0 E: 0 K: 0 S: 6	H: 1 LOB: 0 BB: 0 P: 10	R: 0 E: 0 K: 0 S: 6	H: 0 LOB: 1 BB: 1 P: 12	R: 0 E: 0 K: 0 S: 5	H: 0 LOB: 0 BB: 0 P: 8	R: 0 E: 0 K: 0 S: 12	H: 0 LOB: 1 BB: 1 P: 23	R: 0 E: 0 K: 0 S: 6	H: 0 LOB: 0 BB: 0 P: 9	R: 3 E: 1 K: 1 S: 14	H: 4 LOB: 1 BB: 0 P: 22		R: 0 E: 0 K: 0 S: 8	H: 0 LOB: 1 BB: 1 P: 14	1B: 7 2B: 2 3B: 0 HR: 2	SF: 0 SAC: 0 DP: 2 HBP: 0	WP: 0 PB: 0 SB: 0 CS: 0	PA: 39		
<b>PITCHER</b>	IP	WLS	BF	H	R	ER	SO	BB	IBB	HBP	BLK	WP	HR	S	P	ERA	WHIP								
Kris Benson, R ERA: 3.67 (1, 1)	6.0	W	26	7	3	3	0	2	0	0	0	0	2	61	99	4.50	1.500								
Heath Bell, R ERA: 4.39 (7, 1)	1.0		3	0	0	0	0	0	0	0	0	0	0	6	9	0.00	0.000								
Danny Graves, R ERA: 7.97 (8, 1)	1.0		7	4	3	3	1	0	0	0	0	0	0	14	22	27.00	4.000								
Braden Looper, R ERA: 2.96 (9, 1)	1.0	S	3	0	0	0	0	1	0	0	0	0	0	8	14	0.00	1.000								





Batter	1	2	3	4	5	6	7	8	9	AB	R	H	RBI	BB	SO	LOB	TOP					
11 Jimmy Rollins, S OBP: 0.312, SLG: 0.398	F7		K				P2	SF8									4 0 1 1 0 1 0					
Jason Michaels, R OBP: 0.399, SLG: 0.379	BB			K			G1-3		P4								4 0 1 0 1 1 1					
Bobby Abreu, L OBP: 0.439, SLG: 0.570	K			G4-3			F7		F7								5 0 1 0 0 1 2					
Pat Burrell, R OBP: 0.407, SLG: 0.555	K			G5-3													4 1 1 0 0 2 3					
Jim Thome, L OBP: 0.364, SLG: 0.346		G5-3			K												4 1 1 0 0 2 0					
David Bell, R OBP: 0.321, SLG: 0.349	K																3 2 2 0 1 1 0					
26 Chase Utley, L OBP: 0.395, SLG: 0.560	F7																4 1 2 1 0 0 1					
Todd Pratt, R OBP: 0.306, SLG: 0.409				K													4 1 1 3 0 1 2					
Tomas Perez, S OBP: 0.317, SLG: 0.293				F8													4 0 1 0 0 0 1					
<b>Inning Stats</b>	R: 0 E: 0 K: 2 S: 10	H: 0 LOB: 1 BB: 1 P: 19	R: 0 E: 0 K: 1 S: 11	H: 0 LOB: 0 BB: 0 P: 16	R: 0 E: 0 K: 2 S: 7	H: 0 LOB: 0 BB: 0 P: 11	R: 0 E: 0 K: 1 S: 10	H: 0 LOB: 0 BB: 0 P: 14	R: 1 E: 0 K: 1 S: 13	H: 1 LOB: 1 BB: 1 P: 23	R: 0 E: 0 K: 0 S: 8	H: 0 LOB: 0 BB: 0 P: 12	R: 5 E: 0 K: 1 S: 18	H: 8 LOB: 2 BB: 0 P: 32	R: 0 E: 0 K: 1 S: 9	H: 1 LOB: 1 BB: 0 P: 13	R: 0 E: 0 K: 0 S: 8	H: 1 LOB: 1 BB: 0 P: 14	1B: 8 2B: 3 3B: 0 HR: 0	SF: 1 SAC: 0 DP: 0 HBP: 0	WP: 1 PB: 0 SB: 0 CS: 0	PA: 39
<b>PITCHER</b>	IP	WLS	BF	H	R	ER	SO	BB	IBB	HBP	BLK	WP	HR	S	P	ERA	WHIP					
Barry Zito, L ERA: 4.68	(1, 1)	6.0	L	25	5	5	7	2	0	0	0	1	0	65	106	7.50	1.167					
50 Kiko Casero, R ERA: 6.59	(7, 1)	1.0		6	4	1	1	0	0	0	0	0	0	12	21	9.00	4.000					
47 Ron Flores, L ERA:	(8, 1)	1.0		4	1	0	1	0	0	0	0	0	0	9	13	0.00	1.000					
46 Santiago Casilla, R ERA:	(9, 1)	1.0		4	1	0	0	0	0	0	0	0	0	8	14	0.00	1.000					

Philadelphia Phillies @ Oakland Athletics  
 McAfee Coliseum, Oakland, CA  
 Fri Jun 17 2005, 10:05 PM EDT  
 Att: 15,601 - Partly Cloudy - 62 F

livebaseballscorecards.com

AB 36  
 R 6  
 H 11  
 RBI 5  
 BB 2  
 SO 9  
 LOB 10



Batter	1	2	3	4	5	6	7	8	9	AB	R	H	RBI	BB	SO	LOB	BOTTOM					
Jason Kendall, R OBP: 0.331, SLG: 0.291					G6-3				G4-3								4 0 2 0 0 0 1					
21 Mark Kotsay, L OBP: 0.338, SLG: 0.401																	3 0 0 0 1 0 2					
3 Eric Chavez, L OBP: 0.311, SLG: 0.414																	3 1 0 0 1 0 2					
Scott Hatteberg, L OBP: 0.350, SLG: 0.378																	3 0 2 1 1 0 0					
7 Bobby Crosby, R OBP: 0.369, SLG: 0.533																	4 0 0 0 0 1 5					
29 Dan Johnson, L OBP: 0.328, SLG: 0.309																	4 0 1 0 0 1 2					
23 Bobby Kielty, S OBP: 0.398, SLG: 0.395																	3 0 0 0 1 0 1					
Nick Swisher, S OBP: 0.295, SLG: 0.348																	4 0 0 0 0 1 2					
Marco Scutaro, R OBP: 0.325, SLG: 0.370																	3 0 0 0 0 0 2					
<b>Inning Stats</b>	R: 0 E: 0 K: 0 S: 14	H: 2 LOB: 2 BB: 0 P: 21	R: 0 E: 0 K: 1 S: 10	H: 1 LOB: 1 BB: 0 P: 15	R: 0 E: 0 K: 0 S: 6	H: 1 LOB: 0 BB: 0 P: 7	R: 0 E: 0 K: 0 S: 5	H: 0 LOB: 0 BB: 0 P: 10	R: 0 E: 0 K: 0 S: 7	H: 0 LOB: 1 BB: 1 P: 14	R: 0 E: 0 K: 1 S: 10	H: 0 LOB: 2 BB: 2 P: 21	R: 0 E: 0 K: 0 S: 6	H: 0 LOB: 0 BB: 0 P: 10	R: 1 E: 0 K: 1 S: 11	H: 1 LOB: 1 BB: 1 P: 21	R: 0 E: 0 K: 0 S: 7	H: 0 LOB: 0 BB: 0 P: 13	1B: 3 2B: 2 3B: 0 HR: 0	SF: 0 SAC: 0 DP: 1 HBP: 0	WP: 0 PB: 0 SB: 0 CS: 0	PA: 35
<b>PITCHER</b>	IP	WLS	BF	H	R	ER	SO	BB	IBB	HBP	BLK	WP	HR	S	P	ERA	WHIP					
Robinson Tejeda, R ERA: 2.18	(1, 1)	5.2	W	23	4	0	0	3	0	0	0	0	0	9	85	0.00	1.235					
Rheal Cormier, L ERA: 4.79	(6, 1)	1.1	H	4	0	0	1	0	0	0	0	0	0	9	13	0.00	0.000					
Aaron Fultz, L ERA: 3.09	(8, 1)	1.0		5	1	1	1	1	0	0	0	0	0	11	21	9.00	2.000					
Geoff Geary, R ERA: 4.19	(9, 1)	1.0		3	0	0	0	0	0	0	0	0	0	7	13	0.00	0.000					

Philadelphia Phillies @ Oakland Athletics  
 McAfee Coliseum, Oakland, CA  
 Fri Jun 17 2005, 10:05 PM EDT  
 Att: 15,601 - Partly Cloudy - 62 F

livebaseballscorecards.com

AB 31  
 R 1  
 H 5  
 RBI 1  
 BB 4  
 SO 3  
 LOB 17





Batter	1	2	3	4	5	6	7	8	9	AB	R	H	RBI	BB	SO	LOB	TOP				
11 Jimmy Rollins, S OBP: 0.318, SLG: 0.413	1-0 HR		0-0 1B		2-0 1B		1-1 G5-3			4	1	3	1	0	0	1					
Kenny Lofton, L OBP: 0.457, SLG: 0.472	0-1 1B		2-2 G6-3		1-0 1B		3-2 F7			4	0	2	0	0	0	2					
Bobby Abreu, L OBP: 0.440, SLG: 0.566	0-1 G4-6-3			4-1 2B	4-1 IBB			2-1 G4-3		2	0	0	0	2	0	1					
Pat Burrell, R OBP: 0.401, SLG: 0.545	1-0 G6-3			1-0 F7	0-0 F8			1-2 L1		4	0	0	0	0	0	4					
Jim Thome, L OBP: 0.372, SLG: 0.358		4-0 26 G3-6 BB		2-1 1-H 2B		0-1 26 FC4-6 1B			2-3 K	3	0	2	0	1	1	0					
26 Chase Utley, L OBP: 0.383, SLG: 0.551		0-0 G3-6		4-0 IBB		1-0 FC4-6			0-3 K	3	0	0	0	1	1	2					
Jason Michaels, R OBP: 0.379, SLG: 0.367		2-1 L5		2-2 G5-3		1-1 F8-3			2-1 G6-3	4	0	0	0	0	0	3					
Mike Lieberthal, R OBP: 0.330, SLG: 0.406			3-1 FC1-6-5 2B		0-0 F8		1-2 SH1-3 1B		1-2 P4	4	0	2	0	0	0	0					
Ramon Martinez, R OBP: 0.284, SLG: 0.270			1-1 FC1-6-5-4		2-2 F9		1-1 SH1-3			2	0	0	0	0	0	1					
<b>Inning Stats</b>	R: 1 E: 0 K: 0 S: 6	H: 2 LOB: 0 BB: 0 P: 8	R: 0 E: 0 K: 0 S: 3	H: 0 LOB: 0 BB: 1 P: 9	R: 0 E: 0 K: 0 S: 9	H: 2 LOB: 1 BB: 0 P: 14	R: 0 E: 0 K: 0 S: 8	H: 1 LOB: 2 BB: 2 P: 21	R: 0 E: 0 K: 0 S: 8	H: 2 LOB: 3 BB: 1 P: 17	R: 0 E: 0 K: 0 S: 11	H: 1 LOB: 1 BB: 0 P: 16	R: 0 E: 0 K: 1 S: 10	H: 0 LOB: 0 BB: 0 P: 15	R: 0 E: 0 K: 1 S: 9	H: 0 LOB: 0 BB: 0 P: 12	1B: 6 2B: 4 3B: 0 HR: 1	SF: 0 SAC: 1 DP: 4 HBP: 0	WP: 0 PB: 0 SB: 3 CS: 0	PA: 35	
<b>PITCHER</b>	IP WLS BF H R ER SO BB IBB HBP BLK WP HR S P ERA WHIP	IP WLS BF H R ER SO BB IBB HBP BLK WP HR S P ERA WHIP	IP WLS BF H R ER SO BB IBB HBP BLK WP HR S P ERA WHIP	IP WLS BF H R ER SO BB IBB HBP BLK WP HR S P ERA WHIP	IP WLS BF H R ER SO BB IBB HBP BLK WP HR S P ERA WHIP	IP WLS BF H R ER SO BB IBB HBP BLK WP HR S P ERA WHIP	IP WLS BF H R ER SO BB IBB HBP BLK WP HR S P ERA WHIP	IP WLS BF H R ER SO BB IBB HBP BLK WP HR S P ERA WHIP	IP WLS BF H R ER SO BB IBB HBP BLK WP HR S P ERA WHIP	IP WLS BF H R ER SO BB IBB HBP BLK WP HR S P ERA WHIP	IP WLS BF H R ER SO BB IBB HBP BLK WP HR S P ERA WHIP	IP WLS BF H R ER SO BB IBB HBP BLK WP HR S P ERA WHIP	IP WLS BF H R ER SO BB IBB HBP BLK WP HR S P ERA WHIP	IP WLS BF H R ER SO BB IBB HBP BLK WP HR S P ERA WHIP	IP WLS BF H R ER SO BB IBB HBP BLK WP HR S P ERA WHIP	IP WLS BF H R ER SO BB IBB HBP BLK WP HR S P ERA WHIP	IP WLS BF H R ER SO BB IBB HBP BLK WP HR S P ERA WHIP	IP WLS BF H R ER SO BB IBB HBP BLK WP HR S P ERA WHIP	IP WLS BF H R ER SO BB IBB HBP BLK WP HR S P ERA WHIP	IP WLS BF H R ER SO BB IBB HBP BLK WP HR S P ERA WHIP	IP WLS BF H R ER SO BB IBB HBP BLK WP HR S P ERA WHIP
Kirk Saarloos, R ERA: 4.34	(1, 1)	6.1	W	27	9	1	1	0	2	2	0	0	0	0	0	0	1	44	82	1.42	1.737
Ricardo Rincon, L ERA: 2.79	(7, 1)	2.0	H	6	0	0	0	2	0	0	0	0	0	0	0	0	0	19	28	0.00	0.000
58 Justin Duchscherer, R ERA: 1.6	(9, 1)	0.2	S	2	0	0	0	0	0	0	0	0	0	0	0	0	0	6	9	0.00	0.000

Philadelphia Phillies @ Oakland Athletics  
McAfee Coliseum, Oakland, CA  
Sat Jun 18 2005, 3:15 PM EDT  
Att: 20,332 - Partly Cloudy - 63 F

AB 30  
R 1  
H 9  
RBI 1  
BB 4  
SO 2  
LOB 14



Batter	1	2	3	4	5	6	7	8	9	AB	R	H	RBI	BB	SO	LOB	BOTTOM				
Jason Kendall, R OBP: 0.330, SLG: 0.290	0-1 21 CS 1B		1-1 F9		1-1 G6-3			1-1 G5-3		4	0	1	0	0	0	0					
21 Mark Kotsay, L OBP: 0.337, SLG: 0.396	1-3 K		1-0 F8		4-0 7 E 7 S BB			0-0 F7		3	0	0	0	1	1	1					
7 Bobby Crosby, R OBP: 0.377, SLG: 0.524	3-1 G1-3			0-1 3 2B 1B	2-2 G5-3			2-0 F7 HBP		3	1	1	0	0	0	1					
3 Eric Chavez, L OBP: 0.310, SLG: 0.415		1-0 G3-1		0-0 1B 29 SF9 2B		2-1 G3-1		1-0 E6		4	1	1	0	0	0	1					
Scott Hatteberg, L OBP: 0.353, SLG: 0.377		4-2 1B BB		3-2 1B		0-2 G6-3		2-0 F8		3	0	1	1	1	0	2					
Eric Byrnes, R OBP: 0.333, SLG: 0.456		1-2 1B		1-1 P6		0-2 F8				3	0	1	0	0	0	2					
29 Dan Johnson, L OBP: 0.313, SLG: 0.298		2-1 F8		3-2 SF9			2-0 G1-3			2	0	0	1	0	0	2					
23 Bobby Kielty, S OBP: 0.391, SLG: 0.387		2-2 G4-3		3-H G4-3			2-3 K			3	0	0	0	0	1	3					
Marco Scutaro, R OBP: 0.321, SLG: 0.365			2-1 F8		1-0 P6		0-1 G5-3			3	0	0	0	0	0	0					
<b>Inning Stats</b>	R: 0 E: 0 K: 1 S: 7	H: 1 LOB: 0 BB: 0 P: 11	R: 0 E: 0 K: 0 S: 11	H: 1 LOB: 2 BB: 1 P: 21	R: 0 E: 0 K: 0 S: 5	H: 0 LOB: 0 BB: 0 P: 9	R: 2 E: 0 K: 0 S: 14	H: 3 LOB: 1 BB: 0 P: 21	R: 0 E: 0 K: 0 S: 6	H: 0 LOB: 1 BB: 1 P: 14	R: 0 E: 0 K: 0 S: 8	H: 0 LOB: 0 BB: 0 P: 10	R: 0 E: 0 K: 1 S: 6	H: 0 LOB: 0 BB: 0 P: 10	R: 0 E: 1 K: 0 S: 5	H: 0 LOB: 2 BB: 0 P: 11	1B: 4 2B: 1 3B: 0 HR: 0	SF: 1 SAC: 0 DP: 0 HBP: 1	WP: 0 PB: 0 SB: 1 CS: 1	PA: 32	
<b>PITCHER</b>	IP WLS BF H R ER SO BB IBB HBP BLK WP HR S P ERA WHIP	IP WLS BF H R ER SO BB IBB HBP BLK WP HR S P ERA WHIP	IP WLS BF H R ER SO BB IBB HBP BLK WP HR S P ERA WHIP	IP WLS BF H R ER SO BB IBB HBP BLK WP HR S P ERA WHIP	IP WLS BF H R ER SO BB IBB HBP BLK WP HR S P ERA WHIP	IP WLS BF H R ER SO BB IBB HBP BLK WP HR S P ERA WHIP	IP WLS BF H R ER SO BB IBB HBP BLK WP HR S P ERA WHIP	IP WLS BF H R ER SO BB IBB HBP BLK WP HR S P ERA WHIP	IP WLS BF H R ER SO BB IBB HBP BLK WP HR S P ERA WHIP	IP WLS BF H R ER SO BB IBB HBP BLK WP HR S P ERA WHIP	IP WLS BF H R ER SO BB IBB HBP BLK WP HR S P ERA WHIP	IP WLS BF H R ER SO BB IBB HBP BLK WP HR S P ERA WHIP	IP WLS BF H R ER SO BB IBB HBP BLK WP HR S P ERA WHIP	IP WLS BF H R ER SO BB IBB HBP BLK WP HR S P ERA WHIP	IP WLS BF H R ER SO BB IBB HBP BLK WP HR S P ERA WHIP	IP WLS BF H R ER SO BB IBB HBP BLK WP HR S P ERA WHIP	IP WLS BF H R ER SO BB IBB HBP BLK WP HR S P ERA WHIP	IP WLS BF H R ER SO BB IBB HBP BLK WP HR S P ERA WHIP	IP WLS BF H R ER SO BB IBB HBP BLK WP HR S P ERA WHIP	IP WLS BF H R ER SO BB IBB HBP BLK WP HR S P ERA WHIP	IP WLS BF H R ER SO BB IBB HBP BLK WP HR S P ERA WHIP
Cory Lidle, R ERA: 4.02	(1, 1)	7.2	L	30	5	2	2	2	2	0	1	0	0	0	0	0	0	60	102	2.35	0.913
Rheal Cormier, L ERA: 4.7	(8, 1)	0.1		2	0	0	0	0	0	0	0	0	0	0	0	0	2	5	0.00	0.000	

Philadelphia Phillies @ Oakland Athletics  
McAfee Coliseum, Oakland, CA  
Sat Jun 18 2005, 3:15 PM EDT  
Att: 20,332 - Partly Cloudy - 63 F

AB 28  
R 2  
H 5  
RBI 2  
BB 2  
SO 2  
LOB 12













Batter	1	2	3	4	5	6	7	8	9	AB	R	H	RBI	BB	SO	LOB	TOP			
Jason Kendall, R OBP: 0.337, SLG: 0.294	K2-3		F8 21 1B	CS	P4		G5-4-3			4	0	1	0	0	1	2				
21 Mark Kotsay, L OBP: 0.334, SLG: 0.397	F9				G6-3			F7		4	0	1	1	0	0	0				
7 Bobby Crosby, R OBP: 0.354, SLG: 0.474	G6-3		F8		G6-3			E1 1B		4	0	1	0	0	0	2				
3 Eric Chavez, L OBP: 0.313, SLG: 0.424		G4-6-3 BB				K		F8		3	0	0	0	1	2	3				
Scott Hatteberg, L OBP: 0.349, SLG: 0.369	G4-6-3			G5-3 23 2B 29 SF7 1B		G5-3				3	1	1	0	1	0	1				
23 Bobby Kielty, S OBP: 0.391, SLG: 0.407						K		IBB		4	1	1	0	0	2	2				
29 Dan Johnson, L OBP: 0.350, SLG: 0.397					SF7				G4-3	2	1	1	2	1	0	0				
Nick Swisher, S OBP: 0.292, SLG: 0.361			G3-1				F7			4	0	0	0	0	2	2				
Marco Scutaro, R OBP: 0.329, SLG: 0.369										3	1	2	1	1	1	0				
<b>Inning Stats</b>	R: 0 H: 0 E: 0 K: 1 S: 9	WLS: 0 BF: 13 LOB: 0 BB: 0 P: 13	H: 0 R: 0 ER: 0 SO: 7	H: 0 R: 0 ER: 0 SO: 15	R: 2 H: 3 E: 0 K: 1 S: 16	H: 3 R: 0 ER: 0 SO: 29	R: 2 H: 3 E: 0 K: 1 S: 12	H: 3 R: 0 ER: 0 SO: 18	R: 0 H: 0 E: 0 K: 2 S: 6	H: 0 R: 0 ER: 0 SO: 7	R: 0 H: 1 E: 0 K: 0 S: 7	H: 1 R: 0 ER: 0 SO: 11	R: 0 H: 1 E: 1 K: 0 S: 8	H: 1 R: 0 ER: 0 SO: 14	R: 0 H: 0 E: 0 K: 2 S: 14	H: 0 R: 0 ER: 0 SO: 18	1B: 6 2B: 1 3B: 0 HR: 1	SF: 1 SAC: 0 DP: 2 HBP: 0	WP: 0 PB: 0 SB: 0 CS: 1	PA: 37
<b>PITCHER</b>	IP	WLS	BF	H	R	ER	SO	BB	IBB	HBP	BLK	WP	HR	S	P	ERA	WHIP			
Joel Pineiro, R ERA: 5.57	8.0	L	33	8	4	4	6	3	1	0	0	0	1	74	120	4.50	1.375			
Ron Villone, L ERA: 3.46	0.2		2	0	0	0	1	0	0	0	0	0	0	11	14	0.00	0.000			
20 J.J. Putz, R ERA: 2.81	0.1		1	0	0	0	1	0	0	0	0	0	0	3	4	0.00	0.000			

Oakland Athletics @ Seattle Mariners  
Safeco Field, Seattle, WA  
Tue Jun 21 2005, 7:05 PM PDT  
Att: 31,673 - Cloudy - 67 F

AB	31
R	4
H	8
RBI	4
BB	4
SO	8
LOB	12



Batter	1	2	3	4	5	6	7	8	9	AB	R	H	RBI	BB	SO	LOB	BOTTOM					
51 Ichiro Suzuki, L OBP: 0.347, SLG: 0.422	F9		G3							4	1	2	0	0	0	0						
Randy Winn, S OBP: 0.381, SLG: 0.387	G6-3									4	0	1	0	0	0	1						
29 Adrián Beltré, R OBP: 0.256, SLG: 0.371										3	0	1	1	1	0	0						
16 Willie Bloomquist, R OBP: 0.250, SLG: 0.258	F9									0	0	0	0	0	0	0						
Richie Sexson, R OBP: 0.341, SLG: 0.487										4	1	1	0	0	1	4						
Raul Ibanez, L OBP: 0.367, SLG: 0.477										4	0	0	0	0	1	1						
4 Jose Lopez, R OBP: 0.250, SLG: 0.368										3	0	0	1	0	1	0						
7 Jeremy Reed, L OBP: 0.341, SLG: 0.371										4	0	2	0	0	0	0						
12 Michael Morse, R OBP: 0.464, SLG: 0.508										2	0	0	0	1	0	1						
Pat Borders, R OBP: 0.246, SLG: 0.293										3	0	0	0	0	1	2						
<b>Inning Stats</b>	R: 0 H: 0 E: 0 K: 0 S: 9	WLS: 0 BF: 12 LOB: 0 BB: 0 P: 12	H: 1 R: 1 ER: 0 SO: 13	H: 1 R: 0 ER: 0 SO: 15	R: 0 H: 0 E: 0 K: 0 S: 5	H: 0 R: 0 ER: 0 SO: 9	R: 0 H: 0 E: 0 K: 1 S: 7	H: 0 R: 0 ER: 0 SO: 11	R: 0 H: 1 E: 0 K: 2 S: 12	H: 1 R: 0 ER: 0 SO: 22	R: 0 H: 1 E: 0 K: 0 S: 8	H: 1 R: 0 ER: 0 SO: 17	R: 0 H: 1 E: 0 K: 0 S: 10	H: 1 R: 0 ER: 0 SO: 17	R: 1 H: 3 E: 0 K: 1 S: 10	H: 3 R: 0 ER: 0 SO: 13	R: 0 H: 0 E: 0 K: 0 S: 6	H: 0 R: 0 ER: 0 SO: 9	1B: 6 2B: 1 3B: 0 HR: 0	SF: 1 SAC: 0 DP: 2 HBP: 0	WP: 0 PB: 0 SB: 0 CS: 0	PA: 34
<b>PITCHER</b>	IP	WLS	BF	H	R	ER	SO	BB	IBB	HBP	BLK	WP	HR	S	P	ERA	WHIP					
40 Rich Harden, R ERA: 2.7	5.0	W	18	2	1	1	3	1	0	0	0	0	0	42	67	1.80	0.600					
Keiichi Yabu, R ERA: 4.0	2.1	H	9	2	0	0	1	1	0	0	0	0	0	21	38	0.00	1.286					
Ricardo Rincon, L ERA: 3.26	0.0		2	2	0	0	0	0	0	0	0	0	0	3	3	∞	∞					
58 Justin Duchescher, R ERA: 1.49	1.2	S	5	1	1	1	0	0	0	0	0	0	0	10	15	5.40	0.600					

Oakland Athletics @ Seattle Mariners  
Safeco Field, Seattle, WA  
Tue Jun 21 2005, 7:05 PM PDT  
Att: 31,673 - Cloudy - 67 F

AB	31
R	2
H	7
RBI	2
BB	2
SO	4
LOB	9





Batter	1	2	3	4	5	6	7	8	9	10	11	12	AB	R	H	RBI	BB	SO	LOB
Jason Kendall, R OBP: 0.337, SLG: 0.295	G6-3		F9			F8					K		6	1	2	0	0	1	2
21 Mark Kotsay, L OBP: 0.334, SLG: 0.396	L4		L6			L9					L1		6	1	2	0	0	0	2
7 Bobby Crosby, R OBP: 0.352, SLG: 0.481	G6-3					L7						G6-3	5	0	1	0	1	0	4
3 Eric Chavez, L OBP: 0.320, SLG: 0.437			F8			P5							6	1	4	1	0	0	3
23 Bobby Kielty, S OBP: 0.381, SLG: 0.398			F9			G4-3						G6-3	4	0	0	1	0	1	4
Keith Ginter, R OBP: 0.271, SLG: 0.307			F8			G5-3							3	0	0	0	1	0	2
Scott Hatteberg, L OBP: 0.352, SLG: 0.399													0	0	0	0	1	0	0
14 Mark Ellis, R OBP: 0.341, SLG: 0.386													0	0	0	0	1	0	0
Eric Byrnes, R OBP: 0.333, SLG: 0.470			F7			F7							6	1	2	1	0	0	5
29 Dan Johnson, L OBP: 0.349, SLG: 0.389													4	0	1	1	1	1	4
Marco Scutaro, R OBP: 0.326, SLG: 0.385			F7			L9							5	0	1	0	0	1	2

**Oakland Athletics @ Seattle Mariners**  
Safeco Field, Seattle, WA  
Wed Jun 22 2005, 7:05 PM PDT  
Alt. 28,829 - Cloudy - 64 F

AB 45  
R 4  
H 13  
RBI 4  
BB 5  
SO 4  
LOB 28



Inning Stats	R: 0	H: 0	E: 0	K: 0	S: 5	H: 1	LOB: 1	BB: 0	P: 11	R: 0	H: 1	E: 0	K: 0	S: 11	H: 1	LOB: 1	BB: 0	P: 17	R: 0	H: 0	E: 0	K: 1	S: 8	H: 2	LOB: 1	BB: 0	P: 14	R: 1	H: 2	E: 0	K: 1	S: 15	H: 2	LOB: 1	BB: 0	P: 17	R: 1	H: 1	E: 0	K: 0	S: 14	H: 2	LOB: 2	BB: 1	P: 24	R: 0	H: 1	E: 0	K: 0	S: 11	H: 2	LOB: 2	BB: 1	P: 21	R: 0	H: 1	E: 0	K: 0	S: 12	H: 1	LOB: 2	BB: 1	P: 20	R: 0	H: 0	E: 0	K: 2	S: 11	H: 2	LOB: 2	BB: 1	P: 19	R: 1	H: 2	E: 0	K: 0	S: 15	H: 2	LOB: 2	BB: 1	P: 24	1B: 8	SF: 2	2B: 3	SAC: 1	3B: 2	DP: 1	HR: 0	HBP: 0	WP: 0	PA: 53
--------------	------	------	------	------	------	------	--------	-------	-------	------	------	------	------	-------	------	--------	-------	-------	------	------	------	------	------	------	--------	-------	-------	------	------	------	------	-------	------	--------	-------	-------	------	------	------	------	-------	------	--------	-------	-------	------	------	------	------	-------	------	--------	-------	-------	------	------	------	------	-------	------	--------	-------	-------	------	------	------	------	-------	------	--------	-------	-------	------	------	------	------	-------	------	--------	-------	-------	-------	-------	-------	--------	-------	-------	-------	--------	-------	--------

Batter	1	2	3	4	5	6	7	8	9	10	11	12	AB	R	H	RBI	BB	SO	LOB
51 Ichiro Suzuki, L OBP: 0.341, SLG: 0.414	G6-3		F7			G3						FC1	6	1	0	0	0	1	2
Randy Winn, S OBP: 0.357, SLG: 0.382	G5-3		K			P6							6	0	1	1	0	2	1
29 Adrián Beltré, R OBP: 0.296, SLG: 0.372						G1-6-3							5	0	1	0	1	1	2
Richie Sexson, R OBP: 0.344, SLG: 0.500													6	2	3	2	0	0	2
Raul Ibanez, L OBP: 0.366, SLG: 0.473													4	0	1	0	0	0	1
16 Willie Bloomquist, R OBP: 0.260, SLG: 0.269													1	1	1	0	0	0	0
Bret Boone, R OBP: 0.283, SLG: 0.364													4	0	1	0	0	1	2
7 Jeremy Reed, L OBP: 0.339, SLG: 0.364													4	0	0	0	1	2	4
12 Michael Morse, R OBP: 0.473, SLG: 0.508													4	0	2	2	0	2	1
30 René Rivera, R OBP: 0.367, SLG: 0.467													3	0	0	0	0	1	3
Dave Hansen, L OBP: 0.303, SLG: 0.333													1	0	0	0	0	1	1
Pat Borders, R OBP: 0.258, SLG: 0.305													1	1	1	0	0	0	0

**Oakland Athletics @ Seattle Mariners**  
Safeco Field, Seattle, WA  
Wed Jun 22 2005, 7:05 PM PDT  
Alt. 28,829 - Cloudy - 64 F

AB 45  
R 5  
H 11  
RBI 5  
BB 2  
SO 10  
LOB 19



Inning Stats	R: 0	H: 1	E: 0	K: 0	S: 6	H: 0	LOB: 0	BB: 0	P: 10	R: 0	H: 0	E: 0	K: 0	S: 8	H: 1	LOB: 1	BB: 0	P: 15	R: 0	H: 1	E: 0	K: 1	S: 14	H: 1	LOB: 1	BB: 0	P: 20	R: 0	H: 0	E: 0	K: 0	S: 7	H: 0	LOB: 1	BB: 1	P: 16	R: 0	H: 0	E: 0	K: 2	S: 9	H: 0	LOB: 0	BB: 1	P: 16	R: 0	H: 0	E: 0	K: 0	S: 6	H: 0	LOB: 0	BB: 0	P: 9	R: 2	H: 3	E: 0	K: 1	S: 10	H: 3	LOB: 1	BB: 1	P: 15	R: 0	H: 0	E: 0	K: 2	S: 8	H: 0	LOB: 0	BB: 0	P: 9	R: 0	H: 1	E: 0	K: 2	S: 12	H: 1	LOB: 1	BB: 0	P: 17	R: 2	H: 3	E: 1	K: 2	S: 16	H: 3	LOB: 2	BB: 0	P: 21	1B: 9	SF: 0	2B: 1	SAC: 1	3B: 0	DP: 0	HR: 1	HBP: 1	WP: 0	PA: 49
--------------	------	------	------	------	------	------	--------	-------	-------	------	------	------	------	------	------	--------	-------	-------	------	------	------	------	-------	------	--------	-------	-------	------	------	------	------	------	------	--------	-------	-------	------	------	------	------	------	------	--------	-------	-------	------	------	------	------	------	------	--------	-------	------	------	------	------	------	-------	------	--------	-------	-------	------	------	------	------	------	------	--------	-------	------	------	------	------	------	-------	------	--------	-------	-------	------	------	------	------	-------	------	--------	-------	-------	-------	-------	-------	--------	-------	-------	-------	--------	-------	--------

PITCHER	IP	WLS	BF	H	R	ER	SO	BB	IBB	HBP	BLK	WP	HR	S	P	ERA	WHIP
Barry Zito, L ERA: 4.41	7.1	1	28	4	1	1	3	2	0	1	0	0	1	69	115	1.23	0.818
50 Kiko Calero, R ERA: 6.46	0.2	H	3	1	1	0	0	0	0	0	0	0	0	6	10	13.50	1.500
Ricardo Rincon, L ERA: 3.6	0.2	H	3	1	0	0	1	0	0	0	0	0	0	5	7	0.00	1.500
58 Justin Duchschere, R ERA: 1.43	1.1	B	5	1	1	1	2	0	0	0	0	0	0	11	14	6.75	0.750
Ryan Glynn, R ERA: 3.94	1.2	L	10	4	2	0	4	0	0	0	0	0	0	28	38	0.00	2.400



Batter	1	2	3	4	5	6	7	8	9	AB	R	H	RBI	BB	SO	LOB	TOP					
<b>21 Mark Kotsay, L</b> OBP: 0.332, SLG: 0.392 (1, 8)										5	0	1	0	0	0	6	<b>Oakland Athletics @ Seattle Mariners</b> Safeco Field, Seattle, WA Thu Jun 23 2005, 1:35 PM PDT Att: 37,549 - Partly Cloudy - 64 F					
<b>Jason Kendall, R</b> OBP: 0.338, SLG: 0.294 (1, 2)										4	0	1	0	0	0	2						
<b>3 Eric Chavez, L</b> OBP: 0.325, SLG: 0.441 (1, 5)										4	3	2	0	1	1	3						
<b>Scott Hatteberg, L</b> OBP: 0.361, SLG: 0.383 (1, 10)										5	1	4	1	0	0	2						
<b>23 Bobby Kielty, S</b> OBP: 0.377, SLG: 0.391 (1, 7)										3	0	0	1	1	1	4						
<b>29 Dan Johnson, L</b> OBP: 0.352, SLG: 0.390 (1, 3)										5	1	2	1	0	0	2						
<b>14 Mark Ellis, R</b> OBP: 0.343, SLG: 0.367 (1, 4)										5	0	2	0	0	0	1						
<b>Nick Swisher, S</b> OBP: 0.300, SLG: 0.368 (1, 9)										5	0	3	1	0	0	3						
<b>Marco Scutaro, R</b> OBP: 0.328, SLG: 0.363 (1, 6)										4	0	1	0	1	1	4						
<b>Inning Stats</b>	R: 0 E: 0 K: 0 S: 7	H: 1 LOB: 1 BB: 0 P: 11	R: 0 E: 0 K: 0 S: 12	H: 1 LOB: 3 BB: 2 P: 22	R: 1 E: 0 K: 0 S: 10	H: 1 LOB: 1 BB: 1 P: 18	R: 0 E: 1 K: 0 S: 10	H: 2 LOB: 2 BB: 0 P: 17	R: 1 E: 0 K: 0 S: 6	H: 2 LOB: 0 BB: 0 P: 11	R: 0 E: 0 K: 0 S: 6	H: 1 LOB: 1 BB: 0 P: 11	R: 3 E: 0 K: 2 S: 22	H: 5 LOB: 2 BB: 0 P: 30	R: 0 E: 0 K: 1 S: 9	H: 2 LOB: 2 BB: 0 P: 12	R: 0 E: 0 K: 0 S: 6	H: 1 LOB: 1 BB: 0 P: 12	1B: 14 2B: 2 3B: 0 HR: 0	SF: 1 SAC: 0 DP: 2 HBP: 1	WP: 0 PB: 0 SB: 0 CS: 0	PA: 45
<b>PITCHER</b>	IP	WLS	BF	H	R	ER	SO	BB	IBB	HBP	BLK	WP	HR	S	P	ERA	WHIP					
<b>Ryan Franklin, R</b> ERA: 4.63 (1, 1)	6.2	L	33	11	5	5	1	3	0	1	0	0	0	65	109	6.75	2.100					
<b>Shigetoshi Hasegawa, R</b> ERA: 4.45 (7, 1)	2.1		12	5	0	0	2	0	0	0	0	0	0	23	35	0.00	2.143					

AB	40
R	5
H	16
RBI	4
BB	3
SO	3
LOB	27



Batter	1	2	3	4	5	6	7	8	9	AB	R	H	RBI	BB	SO	LOB	BOTTOM					
<b>51 Ichiro Suzuki, L</b> OBP: 0.336, SLG: 0.408 (1, 9)										4	0	0	0	0	0	2	<b>Oakland Athletics @ Seattle Mariners</b> Safeco Field, Seattle, WA Thu Jun 23 2005, 1:35 PM PDT Att: 37,549 - Partly Cloudy - 64 F					
<b>Randy Winn, S</b> OBP: 0.355, SLG: 0.378 (1, 7)										3	0	0	0	0	0	1						
<b>29 Adrian Beltré, R</b> OBP: 0.296, SLG: 0.370 (1, 5)										4	0	1	0	0	1	1						
<b>Richie Sexson, R</b> OBP: 0.339, SLG: 0.492 (1, 3)										4	0	0	0	0	4	1						
<b>Raul Ibanez, L</b> OBP: 0.362, SLG: 0.468 (1, 10)										3	0	0	0	0	2	0						
<b>Bret Boone, R</b> OBP: 0.290, SLG: 0.359 (1, 4)										3	0	0	0	0	0	0						
<b>7 Jeremy Reed, L</b> OBP: 0.343, SLG: 0.373 (1, 8)										3	0	2	0	0	0	0						
<b>12 Michael Morse, R</b> OBP: 0.455, SLG: 0.485 (1, 6)										3	0	0	0	0	0	2						
<b>Pat Borders, R</b> OBP: 0.262, SLG: 0.306 (1, 2)										3	0	1	0	0	0	1						
<b>Inning Stats</b>	R: 0 E: 0 K: 1 S: 12	H: 1 LOB: 1 BB: 0 P: 23	R: 0 E: 0 K: 0 S: 9	H: 1 LOB: 0 BB: 0 P: 15	R: 0 E: 0 K: 0 S: 9	H: 0 LOB: 0 BB: 0 P: 12	R: 0 E: 0 K: 3 S: 11	H: 0 LOB: 0 BB: 0 P: 17	R: 0 E: 0 K: 0 S: 4	H: 0 LOB: 0 BB: 0 P: 6	R: 0 E: 0 K: 0 S: 11	H: 1 LOB: 1 BB: 0 P: 16	R: 0 E: 0 K: 2 S: 8	H: 0 LOB: 0 BB: 0 P: 14	R: 0 E: 0 K: 0 S: 6	H: 1 LOB: 1 BB: 0 P: 9	R: 0 E: 0 K: 1 S: 10	H: 0 LOB: 0 BB: 0 P: 15	1B: 3 2B: 1 3B: 0 HR: 0	SF: 0 SAC: 0 DP: 0 HBP: 1	WP: 0 PB: 0 SB: 0 CS: 1	PA: 31
<b>PITCHER</b>	IP	WLS	BF	H	R	ER	SO	BB	IBB	HBP	BLK	WP	HR	S	P	ERA	WHIP					
<b>Kirk Saarloos, R</b> ERA: 3.82 (1, 1)	9.0	W	31	4	0	0	7	0	0	1	0	0	0	80	127	0.00	0.444					





Batter	1	2	3	4	5	6	7	8	9	AB	R	H	RBI	BB	SO	LOB	TOP			
Jason Ellison, R (1, 8) OBP: 0.363, SLG: 0.451	1-3 <b>K</b>			0-1 <b>L6</b>		0-1 <b>G6-3</b>		1-1 <b>G1-3</b>		4	0	0	0	0	1	0				
13 Omar Vizquel, S (1, 6) OBP: 0.360, SLG: 0.400	2-2 <b>F7</b>			2-2 <b>CS</b> <b>1B</b>		1-0 <b>G3</b>		1-2 <b>F9</b>		4	0	1	0	0	0	0				
J.T. Snow, L (1, 3) Alex Sanchez, L (9, PR) OBP: 0.357, SLG: 0.356 OBP: 0.373, SLG: 0.466	1-3 <b>K</b>			1-0 <b>P5</b>			1-2 <b>F8</b>		0-0 <b>G1-3</b> <b>G5-3</b> <b>1B</b>	4	0	1	0	0	1	1				
Moises Alou, R (1, 7) OBP: 0.409, SLG: 0.505		1-1 <b>G5-3</b>			0-0 <b>G5-3</b>		0-0 <b>G6-3</b>		0-1 <b>G5-3</b>	4	0	0	0	0	0	1				
Lance Niekro, R (1, 10) OBP: 0.317, SLG: 0.545		2-3 <b>K</b>			0-0 <b>1B</b> <b>1B</b>		1-1 <b>E5</b> <b>HR</b> <b>1B</b>		1-1 <b>G1-3</b>	4	1	1	0	0	1	2				
Michael Tucker, L (1, 9) OBP: 0.348, SLG: 0.391		0-0 <b>B1-3</b>			0-0 <b>F7</b>		0-1 <b>HR</b> <b>1B</b>		4-0 <b>BB</b>	3	1	1	0	1	0	1				
Pedro Feliz, R (1, 5) OBP: 0.327, SLG: 0.460			3-2 <b>F8</b>		0-1 <b>1B</b>		0-0 <b>HR</b> <b>1B</b>		3-3 <b>K</b>	4	1	2	3	0	1	2				
Deivi Cruz, R (1, 4) OBP: 0.315, SLG: 0.420			0-1 <b>F9</b>		0-0 <b>G4-3</b>		1-2 <b>G4-3</b>			3	0	0	0	0	0	2				
Mike Matheny, R (1, 2) OBP: 0.310, SLG: 0.434			3-2 <b>G3</b>			1-2 <b>P3</b>		1-0 <b>F8</b>		3	0	0	0	0	0	0				
<b>Inning Stats</b>	R: 0 H: 0 E: 0 K: 2 S: 10	H: 0 LOB: 0 BB: 0 P: 14	R: 0 H: 0 E: 0 K: 1 S: 6	H: 0 LOB: 0 BB: 0 P: 9	R: 0 H: 0 E: 0 K: 0 S: 9	H: 1 LOB: 0 BB: 0 P: 15	R: 0 H: 2 E: 0 K: 0 S: 6	H: 2 LOB: 2 BB: 0 P: 6	R: 0 H: 0 E: 0 K: 0 S: 6	H: 0 LOB: 0 BB: 0 P: 8	R: 3 H: 2 E: 1 K: 0 S: 12	H: 2 LOB: 0 BB: 0 P: 15	R: 0 H: 0 E: 0 K: 1 S: 6	H: 0 LOB: 0 BB: 1 P: 9	R: 0 H: 1 E: 0 K: 1 S: 9	H: 1 LOB: 2 BB: 1 P: 17	1B: 5 2B: 0 3B: 0 HR: 1	SF: 0 SAC: 0 DP: 0 HBP: 0	WP: 0 PA: 34 SB: 0 CS: 1	
<b>PITCHER</b>	IP	WLS	BF	H	R	ER	SO	BB	IBB	HBP	BLK	WP	HR	S	P	ERA	WHIP			
Joe Blanton, R (1, 1) ERA: 4.7	8.0	W	29	5	3	0	3	0	0	0	0	0	1	61	85	0.00	0.625			
58 Justin Duchschere, R (9, 1) ERA: 1.4	1.0	S	5	1	0	0	1	1	0	0	0	0	0	9	17	0.00	2.000			

San Francisco Giants @ Oakland Athletics  
McAfee Coliseum, Oakland, CA

AB 33  
R 3  
H 6  
RBI 3  
BB 1  
SO 4  
LOB 9



WP: 0 PA: 34  
SB: 0 CS: 1

Fri Jun 24 2005, 10:05 PM EDT  
Att. 40,485 - Clear - 61 F

Batter	1	2	3	4	5	6	7	8	9	AB	R	H	RBI	BB	SO	LOB	BOTTOM			
Jason Kendall, R (1, 2) OBP: 0.344, SLG: 0.301	1-2 <b>G6-3</b>		2-1 <b>FC4-6</b> <b>1B</b>		0-0 <b>7</b> <b>CS</b> <b>1B</b>		1-1 <b>21</b> <b>BB</b> <b>1B</b>			4	0	3	0	0	0	0				
21 Mark Kotsay, L (1, 8) OBP: 0.331, SLG: 0.389	1-0 <b>G4-3</b>		0-1 <b>FC4-6</b> <b>7</b> <b>CS</b>		2-3 <b>SF7</b>		4-2 <b>BB</b>			2	0	0	1	1	0	1				
7 Bobby Crosby, R (1, 6) OBP: 0.348, SLG: 0.506	1-0 <b>HR</b>		3-3 <b>K</b>		3-H <b>G6-3</b>		1-1 <b>F9</b>			4	1	1	1	0	1	5				
3 Eric Chavez, L (1, 5) OBP: 0.327, SLG: 0.442	0-2 <b>1B</b>		1-2 <b>1B</b>		1-0 <b>23</b> <b>HR</b> <b>1B</b>		1-2 <b>F8</b>			4	1	2	0	0	1	3				
23 Bobby Kielty, S (1, 9) OBP: 0.379, SLG: 0.410	3-2 <b>G5-3</b>		2-2 <b>1-H</b> <b>HR</b>		0-0 <b>BB</b> <b>1B</b>		0-1 <b>G1-3</b>			4	1	2	2	0	0	1				
Eric Byrnes, R (1, 7) OBP: 0.337, SLG: 0.473		2-3 <b>K</b>		2-0 <b>G5-3</b>		4-0 <b>G4-6-3</b> <b>BB</b>		1-2 <b>2B</b>		3	0	1	0	1	1	0				
Keith Ginter, R (1, 10) Scott Hatteberg, L (6, PH) OBP: 0.267, SLG: 0.301 OBP: 0.358, SLG: 0.380		1-0 <b>G5-3</b>		2-2 <b>F8</b>		0-0 <b>G4-6-3</b> <b>1-2</b>		2-0 <b>F7</b>		2	0	0	0	0	0	0				
Nick Swisher, S (1, 3) OBP: 0.299, SLG: 0.371		1-0 <b>2B</b>		0-0 <b>F9</b>			2-2 <b>L1</b>		0-0 <b>F7</b>	4	0	1	0	0	0	1				
14 Mark Ellis, R (1, 4) OBP: 0.349, SLG: 0.375		2-2 <b>G5-3</b>			1-1 <b>1B</b> <b>21</b> <b>SF7</b> <b>2B</b>		4-1 <b>21</b> <b>BB</b> <b>1B</b> <b>BB</b>			2	1	1	0	1	0	1				
<b>Inning Stats</b>	R: 1 H: 2 E: 0 K: 0 S: 13	H: 2 LOB: 1 BB: 0 P: 19	R: 0 H: 1 E: 0 K: 1 S: 12	H: 1 LOB: 1 BB: 0 P: 18	R: 0 H: 1 E: 0 K: 1 S: 7	H: 1 LOB: 0 BB: 0 P: 12	R: 2 H: 2 E: 0 K: 0 S: 12	H: 2 LOB: 0 BB: 0 P: 19	R: 1 H: 2 E: 0 K: 0 S: 7	H: 2 LOB: 0 BB: 0 P: 12	R: 0 H: 1 E: 0 K: 1 S: 7	H: 1 LOB: 3 BB: 2 P: 14	R: 0 H: 1 E: 0 K: 0 S: 14	H: 1 LOB: 1 BB: 0 P: 27	R: 0 H: 1 E: 0 K: 0 S: 12	H: 1 LOB: 1 BB: 0 P: 15	1B: 6 2B: 4 3B: 0 HR: 2	SF: 1 SAC: 0 DP: 2 HBP: 0	WP: 0 PA: 35 SB: 0 CS: 2	
<b>PITCHER</b>	IP	WLS	BF	H	R	ER	SO	BB	IBB	HBP	BLK	WP	HR	S	P	ERA	WHIP			
Jeff Fassero, L (1, 1) ERA: 4.02	5.0	L	21	8	4	4	2	0	0	0	0	0	0	14	28	0.00	3.000			
Jesse Foppert, R (6, 1) ERA: 5.23	1.1		7	2	0	0	1	2	0	0	0	0	0	18	27	0.00	1.500			
Scott Eyre, L (7, 1) ERA: 2.97	1.1		6	1	0	0	0	1	0	0	0	0	0	1	1	0.00	0.000			
54 Scott Munter, R (8, 1) ERA: 2.89	0.1		1	0	0	0	0	0	0	0	0	0	0	1	1	0.00	0.000			

San Francisco Giants @ Oakland Athletics  
McAfee Coliseum, Oakland, CA

AB 31  
R 4  
H 11  
RBI 4  
BB 3  
SO 3  
LOB 15



WP: 0 PA: 35  
SB: 0 CS: 2

Fri Jun 24 2005, 10:05 PM EDT  
Att. 40,485 - Clear - 61 F

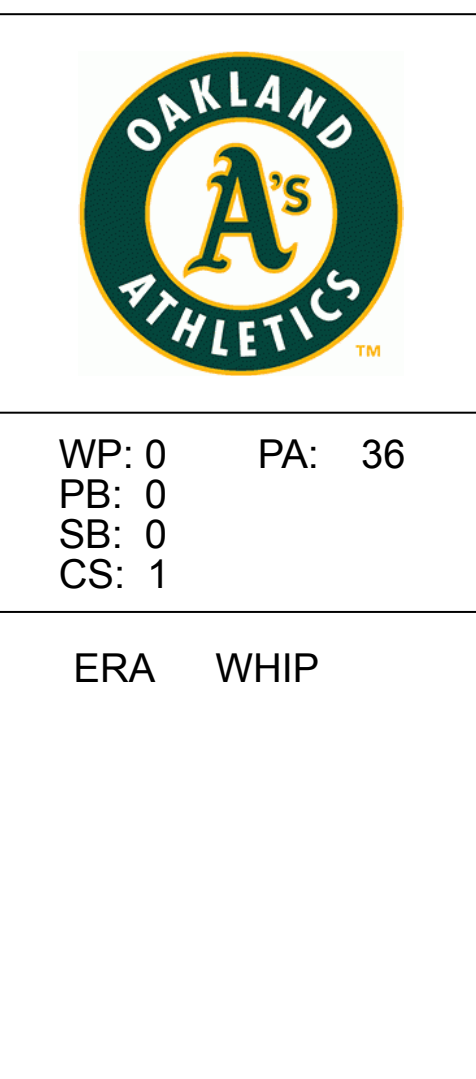


Batter	1	2	3	4	5	6	7	8	9	AB	R	H	RBI	BB	SO	LOB	TOP					
Alex Sanchez, L (1, 9) OBP: 0.366, SLG: 0.456	G4-3		G4-3			SH3		P6		3	0	0	0	0	0	0	<b>San Francisco Giants @ Oakland Athletics</b> McAfee Coliseum, Oakland, CA Sat Jun 25 2005, 4:05 PM EDT Att: 46,763 - Cloudy - 65 F					
13 Omar Vizquel, S (1, 6) OBP: 0.355, SLG: 0.394	G3			K2-3		K		G4-3		4	0	0	0	0	2	1						
Pedro Feliz, R (1, 5) OBP: 0.323, SLG: 0.453	G6-3			G5-3		L7		G6-3		4	0	0	0	0	0	1						
Moises Alou, R (1, 10) OBP: 0.415, SLG: 0.529		G5-3							1B 2B 1B	4	2	3	1	0	0	0						
Lance Niekro, R (1, 3) OBP: 0.315, SLG: 0.537	G6-3			F7					1B 2B 1B	4	0	1	0	0	0	1						
Ray Durham, S (1, 4) OBP: 0.354, SLG: 0.384	K								1B 2B	4	0	0	0	0	1	2						
Todd Linden, S (1, 7) OBP: 0.256, SLG: 0.425			K						2B 1-3 2-H	4	0	1	1	0	2	0						
Mike Matheny, R (1, 2) OBP: 0.310, SLG: 0.448			HR							3	1	1	1	0	0	2						
Jason Ellison, R (1, 8) OBP: 0.363, SLG: 0.449			G6-3							3	0	1	0	0	0	2						
<b>Inning Stats</b>	R: 0 E: 0 K: 0 S: 8	H: 0 LOB: 0 BB: 0 P: 11	R: 0 E: 0 K: 1 S: 5	H: 0 LOB: 0 BB: 0 P: 8	R: 1 E: 0 K: 1 S: 12	H: 1 LOB: 0 BB: 0 P: 17	R: 0 E: 0 K: 1 S: 11	H: 1 LOB: 1 BB: 0 P: 15	R: 0 E: 0 K: 0 S: 5	H: 0 LOB: 2 BB: 0 P: 7	R: 0 E: 0 K: 1 S: 12	H: 1 LOB: 1 BB: 0 P: 14	R: 1 E: 0 K: 0 S: 12	H: 3 LOB: 2 BB: 0 P: 20	R: 0 E: 0 K: 0 S: 6	H: 0 LOB: 0 BB: 0 P: 6	R: 1 E: 0 K: 1 S: 8	H: 1 LOB: 0 BB: 0 P: 11	1B: 3 2B: 2 3B: 0 HR: 2	SF: 0 SAC: 1 DP: 0 HBP: 0	WP: 0 PB: 0 SB: 0 CS: 0	PA: 34
<b>PITCHER</b> Dan Haren, R (1, 1) ERA: 3.89	IP: 9.0 WLS: W BF: 34 H: 7 R: 3 ER: 3 SO: 5 BB: 0 IBB: 0 HBP: 0 BLK: 0 WP: 0 HR: 2 S: 79 P: 109 ERA: 3.00 WHIP: 0.778																					

Batter	1	2	3	4	5	6	7	8	9	AB	R	H	RBI	BB	SO	LOB	BOTTOM			
Jason Kendall, R (1, 2) OBP: 0.342, SLG: 0.298	BB	G5-3			G4-3	CS	L6			3	0	0	0	1	0	1	<b>San Francisco Giants @ Oakland Athletics</b> McAfee Coliseum, Oakland, CA Sat Jun 25 2005, 4:05 PM EDT Att: 46,763 - Cloudy - 65 F			
21 Mark Kotsay, L (1, 8) OBP: 0.330, SLG: 0.391	K		G4-3		7 1B 3 FC3		F8			4	1	1	1	0	1	1				
7 Bobby Crosby, R (1, 6) OBP: 0.344, SLG: 0.494	K		F9		3 E 3 FC3		F9			4	0	1	0	0	1	1				
3 Eric Chavez, L (1, 5) OBP: 0.326, SLG: 0.443	K		K		FC3					4	1	1	1	0	2	2				
23 Bobby Kielty, S (1, 10) OBP: 0.381, SLG: 0.409			HR 29 BB		E5 29 BB					3	1	1	0	1	1	1				
Eric Byrnes, R (1, 7) OBP: 0.330, SLG: 0.462		F7		L9	G5-4-3		E9			4	0	0	0	0	0	6				
29 Dan Johnson, L (1, 3) OBP: 0.358, SLG: 0.380		HR		G6-4-3 BB		K	E8			2	1	0	0	2	1	0				
Nick Swisher, S (1, 9) OBP: 0.298, SLG: 0.385		HR		G6-4-3		L7	F8			4	1	1	3	0	0	3				
14 Mark Ellis, R (1, 4) OBP: 0.348, SLG: 0.374		F8			E7 G4-3 21 2B					3	1	1	0	0	0	0				
<b>Inning Stats</b>	R: 0 E: 0 K: 3 S: 10	H: 0 LOB: 1 BB: 1 P: 17	R: 3 E: 0 K: 0 S: 7	H: 2 LOB: 0 BB: 1 P: 15	R: 0 E: 0 K: 1 S: 6	H: 0 LOB: 0 BB: 0 P: 7	R: 0 E: 1 K: 0 S: 13	H: 0 LOB: 1 BB: 1 P: 21	R: 2 E: 2 K: 0 S: 15	H: 2 LOB: 2 BB: 1 P: 26	R: 0 E: 0 K: 1 S: 8	H: 1 LOB: 0 BB: 0 P: 15	R: 0 E: 0 K: 0 S: 7	H: 0 LOB: 0 BB: 0 P: 11	R: 1 E: 2 K: 1 S: 17	H: 1 LOB: 1 BB: 0 P: 22	1B: 3 2B: 2 3B: 0 HR: 1	SF: 0 SAC: 0 DP: 2 HBP: 0	WP: 0 PB: 0 SB: 0 CS: 1	PA: 36
<b>PITCHER</b> 51 Noah Lowry, L (1, 1) ERA: 5.25 Jack Taschner, L (7, 1) ERA: 2.09	IP: 6.0 WLS: L BF: 27 H: 4 R: 5 ER: 4 SO: 5 BB: 4 IBB: 0 HBP: 0 BLK: 0 WP: 0 HR: 1 S: 59 P: 101 ERA: 6.00 WHIP: 1.500																			

AB	33
R	3
H	7
RBI	3
BB	0
SO	5
LOB	9

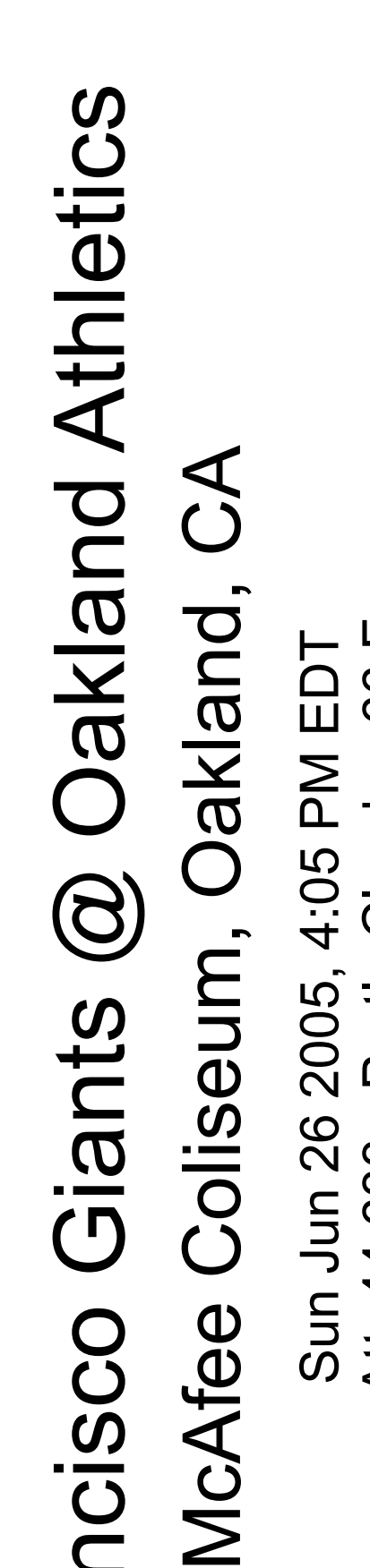
AB	31
R	6
H	6
RBI	5
BB	4
SO	6
LOB	15





Batter	1	2	3	4	5	6	7	8	9	AB	R	H	RBI	BB	SO	LOB	TOP										
Jason Ellison, R OBP: 0.397, SLG: 0.441 (1, 8)	B5-3		F7			F8			F8	4	0	0	0	0	0	1	<b>San Francisco Giants @ Oakland Athletics</b> McAfee Coliseum, Oakland, CA Sun Jun 26 2005, 4:05 PM EDT Att: 44,633 - Partly Cloudy - 66 F <a href="http://livebaseballscorecards.com">livebaseballscorecards.com</a>										
J.T. Snow, L OBP: 0.351, SLG: 0.350 Lance Niekro, R OBP: 0.313, SLG: 0.533 (1, 3) (7, 3)	F8			P4		F8			L5	3	0	0	0	0	0	0											
Pedro Feliz, R OBP: 0.318, SLG: 0.446 (1, 5)	K			P4			E5		G3	4	0	0	0	0	1	0											
Moises Alou, R OBP: 0.410, SLG: 0.521 Tyler Walker, R (7, 1) Jack Taschner, L (8, 1)		G1-3		L5			F9			3	0	0	0	0	0	1											
Ray Durham, S OBP: 0.350, SLG: 0.379 (1, 4)		K			G4-3		P5			3	0	0	0	0	1	1											
Deivi Cruz, R OBP: 0.315, SLG: 0.418 (1, 6)		G5-3					F9			3	0	1	0	0	0	1											
Todd Linden, S OBP: 0.239, SLG: 0.395 (1, 9) (7, 7)			G5-3			K			L6	3	0	0	0	0	1	1											
Mike Matheny, R OBP: 0.306, SLG: 0.441 (1, 2)			F7			G3-4-1			G6-3	3	0	0	0	0	0	1											
Alex Sanchez, L OBP: 0.365, SLG: 0.449 (1, 10) (7, 9)							G4-3		P6	2	0	0	0	1	0	0											
<b>Inning Stats</b>	R: 0 E: 0 K: 1 S: 7	H: 0 LOB: 0 BB: 0 P: 11	R: 0 E: 0 K: 1 S: 6	H: 0 LOB: 0 BB: 0 P: 9	R: 0 E: 0 K: 0 S: 7	H: 0 LOB: 1 BB: 1 P: 14	R: 0 E: 0 K: 0 S: 6	H: 0 LOB: 0 BB: 0 P: 11	R: 0 E: 0 K: 1 S: 7	H: 1 LOB: 1 BB: 0 P: 12	R: 0 E: 0 K: 0 S: 6	H: 0 LOB: 0 BB: 0 P: 8	R: 0 E: 1 K: 0 S: 7	H: 0 LOB: 1 BB: 0 P: 11	R: 0 E: 0 K: 0 S: 10	H: 0 LOB: 0 BB: 0 P: 13		R: 0 E: 0 K: 0 S: 6	H: 0 LOB: 0 BB: 0 P: 9	1B: 1 2B: 0 3B: 0 HR: 0	SF: 0 SAC: 0 DP: 0 HBP: 0	WP: 0 PB: 0 SB: 0 CS: 0	PA: 30				
<b>PITCHER</b>	IP	WLS	BF	H	R	ER	SO	BB	IBB	HBP	BLK	WP	HR	S	P	ERA	WHIP										
40 Rich Harden, R ERA: 2.37 (1, 1)	7.0	W	24	1	0	0	3	1	0	0	0	0	0	46	76	0.00	0.286										
47 Ron Flores, L ERA: (8, 1)	1.0		3	0	0	0	0	0	0	0	0	0	0	10	13	0.00	0.000										
50 Kiko Calero, R ERA: 6.06 (9, 1)	1.0		3	0	0	0	0	0	0	0	0	0	0	6	9	0.00	0.000										

Batter	1	2	3	4	5	6	7	8	9	AB	R	H	RBI	BB	SO	LOB	BOTTOM										
Jason Kendall, R OBP: 0.391, SLG: 0.313 17 Adam Melhuse, S OBP: 0.125, SLG: 0.175 (1, 2) (5, FH) (6, 2)	21 BB 2B	21 G3 7 1B 2B	21 BB 1B	21 1B 2B	G6-3		F9			3	3	3	3	1	0	0	<b>San Francisco Giants @ Oakland Athletics</b> McAfee Coliseum, Oakland, CA Sun Jun 26 2005, 4:05 PM EDT Att: 44,633 - Partly Cloudy - 66 F <a href="http://livebaseballscorecards.com">livebaseballscorecards.com</a>										
21 Mark Kotsay, L OBP: 0.336, SLG: 0.398 (1, 8)	7 1B 2B	G3					FC6			5	1	3	2	1	0	2											
7 Bobby Crosby, R OBP: 0.363, SLG: 0.516 (1, 6)	23 2B 1B	3 1B 1B	P5	L4						6	1	4	2	0	0	4											
3 Eric Chavez, L OBP: 0.328, SLG: 0.444 Keith Ginter, R OBP: 0.292, SLG: 0.295 (1, 5) (5, FH) (6, 5)	P3			P2					G5-4-3	4	1	2	0	0	0	1											
Scott Hatteberg, L OBP: 0.357, SLG: 0.380 (1, 10)	F8	P4		23 G3-1 29 2B BB	23 2B 29 1B 2B		F8		F8	5	2	1	1	1	0	3											
23 Bobby Kielty, S OBP: 0.386, SLG: 0.425 (1, 7)					G3-1					5	2	3	1	0	0	1											
29 Dan Johnson, L OBP: 0.360, SLG: 0.393 (1, 3)	P3				F7					5	2	2	3	0	0	2											
Nick Swisher, S OBP: 0.305, SLG: 0.422 (1, 9)					F8					5	3	3	4	0	0	1											
Marco Scutaro, R OBP: 0.333, SLG: 0.368 (1, 4)					F7					5	1	3	0	0	0	1											
<b>Inning Stats</b>	R: 3 E: 0 K: 0 S: 12	H: 3 LOB: 1 BB: 1 P: 23	R: 2 E: 0 K: 0 S: 15	H: 4 LOB: 2 BB: 0 P: 25	R: 1 E: 0 K: 0 S: 13	H: 3 LOB: 3 BB: 1 P: 22	R: 5 E: 0 K: 0 S: 16	H: 5 LOB: 1 BB: 1 P: 26	R: 5 E: 0 K: 0 S: 16	H: 7 LOB: 2 BB: 0 P: 25	R: 0 E: 0 K: 0 S: 11	H: 0 LOB: 0 BB: 0 P: 18	R: 0 E: 0 K: 0 S: 9	H: 1 LOB: 1 BB: 0 P: 17	R: 0 E: 0 K: 0 S: 4	H: 1 LOB: 0 BB: 0 P: 5		1B: 14 2B: 8 3B: 0 HR: 2	SF: 0 SAC: 0 DP: 1 HBP: 0	WP: 0 PB: 0 SB: 0 CS: 0	PA: 50						
<b>PITCHER</b>	IP	WLS	BF	H	R	ER	SO	BB	IBB	HBP	BLK	WP	HR	S	P	ERA	WHIP										
Brett Tomko, R ERA: 5.19 Brandon Puffer, R ERA: 10.29 Jason Christiansen, L ERA: 6.0 54 Scott Munter, R ERA: 2.75 Tyler Walker, R ERA: 4.88 (1, 1) (3, 1) (5, 1) (6, 1) (7, 1)	2.2	L	20	10	6	6	0	2	0	0	0	0	0	39	68	20.25	4.500										
Tyler Walker, R ERA: 4.88 Jack Taschner, L ERA: 1.69 (7, 1) (8, 1)	1.0		3	1	0	0	0	0	0	0	0	0	0	9	17	0.00	1.000										









Batter	1	2	3	4	5	6	7	8	9	AB	R	H	RBI	BB	SO	LOB	TOP				
51 Ichiro Suzuki, L (1.9) OBP: 0.334, SLG: 0.420	G6-3		G4-3			G5-3			K	4	0	0	0	0	1	1					
Randy Winn, S (1.7) OBP: 0.348, SLG: 0.374	L3			29 HR BB		G6-3			L7	3	1	0	0	1	0	0					
29 Adrian Beltré, R (1.5) OBP: 0.301, SLG: 0.380	K			2-2 HR		K			E1	4	1	1	2	0	2	0					
Richie Sexson, R (1.3) OBP: 0.342, SLG: 0.498		G5-3		G4-3			F9		K	4	0	0	0	0	1	1					
Raul Ibanez, L (1.10) OBP: 0.355, SLG: 0.463	F7			G5-4-3 1B		G3				3	0	1	0	0	0	0					
Bret Boone, R (1.4) OBP: 0.298, SLG: 0.383	K			G5-4-3 1-2		G6-3				3	0	0	0	0	1	1					
7 Jeremy Reed, L (1.8) OBP: 0.333, SLG: 0.362			G6-3		G4-3			L8		3	0	0	0	0	0	0					
12 Michael Morse, R (1.6) OBP: 0.442, SLG: 0.481			K		G4-3			G6-3		3	0	0	0	0	1	0					
Miguel Olivo, R (1.2) OBP: 0.178, SLG: 0.239					F9			K2-3		3	0	1	0	0	1	0					
<b>Inning Stats</b>	R: 0 E: 0 K: 1 S: 7	H: 0 LOB: 0 BB: 0 P: 11	R: 0 E: 0 K: 1 S: 7	H: 0 LOB: 0 BB: 0 P: 11	R: 0 E: 0 K: 1 S: 9	H: 1 LOB: 1 BB: 0 P: 15	R: 2 E: 0 K: 0 S: 14	H: 2 LOB: 0 BB: 1 P: 26	R: 0 E: 0 K: 1 S: 6	H: 0 LOB: 0 BB: 0 P: 10	R: 0 E: 0 K: 0 S: 4	H: 0 LOB: 0 BB: 0 P: 7	R: 0 E: 0 K: 1 S: 12	H: 0 LOB: 0 BB: 0 P: 18	R: 0 E: 1 K: 2 S: 10	H: 0 LOB: 1 BB: 0 P: 13	1B: 2 2B: 0 3B: 0 HR: 1	SF: 0 SAC: 0 DP: 1 HBP: 0	WP: 0 PB: 0 SB: 0 CS: 0	PA: 31	
<b>PITCHER</b>	IP	WLS	BF	H	R	ER	SO	BB	IBB	HBP	BLK	WP	HR	S	P	ERA	WHIP				
Joe Blanton, R (1.1) ERA: 4.48	8.0	W	27	3	2	2	5	1	0	0	0	0	1	65	107	2.25	0.500				
58 Justin Duchschere, R (9.1) ERA: 1.36	1.0		4	0	0	0	2	0	0	0	0	0	0	10	13	0.00	0.000				

Seattle Mariners @ Oakland Athletics  
McAfee Coliseum, Oakland, CA  
Wed Jun 29 2005, 10:05 PM EDT  
Att: 25,177 - Clear - 72 F

AB 30  
R 2  
H 3  
RBI 2  
BB 1  
SO 7  
LOB 3



Batter	1	2	3	4	5	6	7	8	9	AB	R	H	RBI	BB	SO	LOB	BOTTOM				
21 Mark Kotsay, L (1.8) OBP: 0.339, SLG: 0.401	G4-3	P6		F8			F8			4	0	0	0	0	0	1					
Jason Kendall, R (1.2) OBP: 0.347, SLG: 0.308	F8	L9			F8		G4-3			4	0	0	0	0	0	0					
3 Eric Chavez, L (1.5) OBP: 0.334, SLG: 0.450	7 1B 29 1B		F9		P2			7 1B 2B		4	2	2	0	0	0	0					
7 Bobby Crosby, R (1.6) OBP: 0.387, SLG: 0.515	29 1B 23 2B		G5-3		G5-3			29 1B 23 2B		4	1	2	1	0	0	0					
29 Dan Johnson, L (1.3) OBP: 0.352, SLG: 0.374	23 2B		F7			BB		G3		3	1	1	1	1	0	1					
23 Bobby Kielty, S (1.7) OBP: 0.393, SLG: 0.443				G1-5-3 2B 1B		F9		IBB		3	1	2	2	1	0	1					
Keith Ginter, R (1.10) OBP: 0.254, SLG: 0.284	G4-3			P3		K		K		4	0	0	0	0	2	5					
Nick Swisher, S (1.9) OBP: 0.299, SLG: 0.426				G1-5-3 2B 1B		K		F8		4	1	1	1	0	1	4					
Marc Scutaro, R (1.4) OBP: 0.336, SLG: 0.389	F9			2B		F7				3	0	1	1	0	0	0					
<b>Inning Stats</b>	R: 3 E: 0 K: 0 S: 15	H: 4 LOB: 1 BB: 0 P: 23	R: 1 E: 0 K: 0 S: 10	H: 1 LOB: 0 BB: 0 P: 16	R: 0 E: 0 K: 0 S: 6	H: 0 LOB: 0 BB: 0 P: 11	R: 1 E: 0 K: 0 S: 12	H: 2 LOB: 1 BB: 0 P: 19	R: 0 E: 0 K: 2 S: 10	H: 0 LOB: 1 BB: 1 P: 16	R: 0 E: 0 K: 0 S: 8	H: 0 LOB: 0 BB: 0 P: 12	R: 1 E: 0 K: 1 S: 15	H: 2 LOB: 2 BB: 1 P: 28	R: 0 E: 1 K: 2 S: 10	H: 0 LOB: 1 BB: 0 P: 13	1B: 5 2B: 3 3B: 0 HR: 1	SF: 0 SAC: 0 DP: 0 HBP: 0	WP: 0 PB: 0 SB: 0 CS: 0	PA: 35	
<b>PITCHER</b>	IP	WLS	BF	H	R	ER	SO	BB	IBB	HBP	BLK	WP	HR	S	P	ERA	WHIP				
Ryan Franklin, R (1.1) ERA: 4.85	7.0	L	31	9	6	6	2	1	0	0	0	0	1	72	113	7.71	1.429				
Ron Villone, L (8.1) ERA: 2.97	1.0		4	0	0	0	1	0	1	0	0	0	0	10	21	0.00	0.000				

Seattle Mariners @ Oakland Athletics  
McAfee Coliseum, Oakland, CA  
Wed Jun 29 2005, 10:05 PM EDT  
Att: 25,177 - Clear - 72 F

AB 33  
R 6  
H 9  
RBI 6  
BB 2  
SO 3  
LOB 12





Batter	1	2	3	4	5	6	7	8	9	AB	R	H	RBI	BB	SO	LOB	TOP											
51 Ichiro Suzuki, L OBP: 0.333, SLG: 0.418	P6	L5						K		4	0	1	0	0	1	1	<b>Seattle Mariners @ Oakland Athletics</b> McAfee Coliseum, Oakland, CA Thu Jun 30 2005, 3:35 PM EDT Att: 19,583 - Sunny - 75 F											
Randy Winn, S OBP: 0.344, SLG: 0.369	P5		G6-3			CS	K	G4-3		4	0	0	0	0	1	0												
29 Adrián Beltré, R OBP: 0.303, SLG: 0.382	FC6-4		L4				K	FC6-4		4	0	2	0	0	1	0												
Richie Sexson, R OBP: 0.341, SLG: 0.492	FC6-4		F8					FC6-4		3	0	0	0	1	0	2												
Raul Ibanez, L OBP: 0.360, SLG: 0.478		HR			G6-3			G4-3		4	1	3	1	0	0	1												
Bret Boone, R OBP: 0.300, SLG: 0.393		HR			F8			K		3	1	1	1	1	1	2												
7 Jeremy Reed, L OBP: 0.332, SLG: 0.360			G6-3				P4	F7		4	0	1	0	0	0	3												
12 Michael Morse, R OBP: 0.424, SLG: 0.459			G6-3			K	P3	G4-3		4	0	0	0	0	1	3												
Pat Borders, R OBP: 0.253, SLG: 0.284			G5-3			G6-3	P4			3	0	0	0	0	0	2												
<b>Inning Stats</b>	R: 0 E: 0 K: 0 S: 8	H: 1 LOB: 1 BB: 0 P: 13	R: 2 E: 0 K: 0 S: 15	H: 3 LOB: 1 BB: 0 P: 22	R: 0 E: 0 K: 0 S: 10	H: 0 LOB: 0 BB: 0 P: 16	R: 0 E: 0 K: 0 S: 7	H: 1 LOB: 0 BB: 0 P: 12	R: 0 E: 0 K: 1 S: 8	H: 1 LOB: 0 BB: 0 P: 11	R: 0 E: 0 K: 2 S: 14	H: 0 LOB: 1 BB: 1 P: 24	R: 0 E: 0 K: 0 S: 11	H: 0 LOB: 1 BB: 1 P: 17	R: 0 E: 0 K: 1 S: 10	H: 1 LOB: 1 BB: 0 P: 14		R: 0 E: 0 K: 1 S: 11	H: 1 LOB: 1 BB: 0 P: 15	1B: 6 2B: 0 3B: 0 HR: 2	SF: 0 SAC: 0 DP: 1 HBP: 0	WP: 1 PB: 0 SB: 0 CS: 1	PA: 36					
<b>PITCHER</b>	IP	WLS	BF	H	R	ER	SO	BB	IBB	HBP	BLK	WP	HR	S	P	ERA	WHIP											
Dan Haren, R ERA: 3.85	(1, 1)	6.0	W	23	6	2	2	3	1	0	0	0	1	2	62	98	3.00	1.167										
Ricardo Rincon, L ERA: 3.54	(7, 1)	0.1	H	2	0	0	0	1	0	0	0	0	0	6	11	0.00	3.000											
58 Justin Duchschere, R ERA: 1.31	(7, 1)	1.2	H	6	1	0	0	1	0	0	0	0	0	15	20	0.00	0.600											
20 Huston Street, R ERA: 1.5	(9, 1)	1.0		4	1	0	0	1	0	0	0	0	0	11	15	0.00	1.000											

AB	33
R	2
H	8
RBI	2
BB	2
SO	5
LOB	14



Batter	1	2	3	4	5	6	7	8	9	AB	R	H	RBI	BB	SO	LOB	BOTTOM											
21 Mark Kotsay, L OBP: 0.334, SLG: 0.394	G3		F7					FC4-6		5	0	0	0	0	0	2	<b>Seattle Mariners @ Oakland Athletics</b> McAfee Coliseum, Oakland, CA Thu Jun 30 2005, 3:35 PM EDT Att: 19,583 - Sunny - 75 F											
14 Mark Ellis, R OBP: 0.350, SLG: 0.371		BB	P5			E5	K	F8		4	2	1	0	1	1	1												
3 Eric Chavez, L OBP: 0.332, SLG: 0.446	P6		G6-3			SF9		G4-3		3	1	0	1	1	0	2												
7 Bobby Crosby, R OBP: 0.400, SLG: 0.558	E5					BB	HR			3	1	2	2	1	0	1												
Scott Hatteberg, L OBP: 0.367, SLG: 0.383						BB	BB	BB		1	0	1	1	3	0	0												
23 Bobby Kielty, S OBP: 0.386, SLG: 0.434	L9					G6-4-3	G3	K		4	0	0	0	0	1	7												
29 Dan Johnson, L OBP: 0.366, SLG: 0.409			P6					HR		2	1	1	1	2	0	0												
Nick Swisher, S OBP: 0.298, SLG: 0.419			BB			K		F8		3	0	0	0	1	2	4												
17 Adam Melhuse, S OBP: 0.136, SLG: 0.182			K					E5		4	1	1	0	0	1	1												
<b>Inning Stats</b>	R: 1 E: 1 K: 0 S: 15	H: 1 LOB: 2 BB: 1 P: 26	R: 0 E: 0 K: 1 S: 10	H: 0 LOB: 0 BB: 1 P: 20	R: 0 E: 0 K: 0 S: 8	H: 0 LOB: 0 BB: 0 P: 12	R: 0 E: 0 K: 1 S: 14	H: 0 LOB: 2 BB: 3 P: 30	R: 2 E: 1 K: 0 S: 16	H: 3 LOB: 2 BB: 1 P: 25	R: 1 E: 0 K: 0 S: 10	H: 1 LOB: 0 BB: 0 P: 12	R: 2 E: 0 K: 3 S: 19	H: 1 LOB: 2 BB: 3 P: 36	R: 0 E: 1 K: 0 S: 10	H: 0 LOB: 1 BB: 0 P: 16		R: 0 E: 0 K: 0 S: 10	H: 0 LOB: 0 BB: 0 P: 16	1B: 3 2B: 1 3B: 0 HR: 2	SF: 1 SAC: 0 DP: 1 HBP: 0	WP: 0 PB: 0 SB: 0 CS: 1	PA: 39					
<b>PITCHER</b>	IP	WLS	BF	H	R	ER	SO	BB	IBB	HBP	BLK	WP	HR	S	P	ERA	WHIP											
Gil Meche, R ERA: 4.65	(1, 1)	4.2	L	23	4	3	1	2	6	0	0	0	0	61	11	1.93	2.143											
40 Julio Mateo, R ERA: 3.17	(5, 1)	1.2		6	1	1	1	1	0	0	0	0	1	15	19	5.40	0.600											
Matt Thornton, L ERA: 5.08	(7, 1)	0.2		6	1	2	2	2	3	0	0	0	0	1	16	31	27.00	6.000										
Eddie Guardado, L ERA: 1.61	(8, 1)	1.0		4	0	0	0	0	0	0	0	0	0	10	16	0.00	0.000											

AB	29
R	6
H	6
RBI	5
BB	9
SO	5
LOB	18







Batter	1	2	3	4	5	6	7	8	9	AB	R	H	RBI	BB	SO	LOB	TOP										
22 Scott Podsednik, L OBP: 0.361, SLG: 0.332										3	1	0	0	1	1	1	<b>Chicago White Sox @ Oakland Athletics</b> McAfee Coliseum, Oakland, CA Fri Jul 01 2005, 10:05 PM EDT Att: 15,293 - Clear - 63 F										
Tadahito Iguchi, R OBP: 0.342, SLG: 0.416										4	0	1	0	0	2	2											
Aaron Rowand, R OBP: 0.334, SLG: 0.396										4	1	0	0	0	1	1											
14 Paul Konerko, R OBP: 0.349, SLG: 0.482										4	0	0	0	0	0	1											
Carl Everett, S OBP: 0.312, SLG: 0.476										4	0	1	1	0	1	0											
23 Jermaine Dye, R OBP: 0.323, SLG: 0.506										3	0	1	0	0	1	1											
12 A.J. Pierzynski, L OBP: 0.306, SLG: 0.442										3	0	0	0	0	0	1											
24 Joe Crede, R OBP: 0.298, SLG: 0.419										3	0	0	0	0	1	0											
5 Juan Uribe, R OBP: 0.280, SLG: 0.381										3	0	1	0	0	2	0											
<b>Inning Stats</b>	R: 2 H: 1 E: 1 K: 1 S: 24	H: 1 LOB: 1 BB: 1 P: 35	R: 0 H: 0 E: 0 K: 1 S: 10	H: 0 LOB: 0 BB: 0 P: 14	R: 0 H: 1 E: 0 K: 1 S: 12	H: 1 LOB: 1 BB: 0 P: 14	R: 0 H: 1 E: 0 K: 0 S: 9	H: 1 LOB: 1 BB: 0 P: 13	R: 0 H: 0 E: 0 K: 0 S: 9	H: 0 LOB: 0 BB: 0 P: 13	R: 0 H: 0 E: 0 K: 0 S: 6	H: 0 LOB: 0 BB: 0 P: 9	R: 0 H: 0 E: 0 K: 2 S: 7	H: 0 LOB: 0 BB: 0 P: 10	R: 0 H: 0 E: 0 K: 2 S: 10	H: 0 LOB: 0 BB: 0 P: 10	1B: 3 2B: 1 3B: 0 HR: 0	SF: 0 SAC: 0 DP: 1 HBP: 0	WP: 0 PB: 0 SB: 2 CS: 0	PA: 32							
<b>PITCHER</b>	IP	WLS	BF	H	R	ER	SO	BB	IBB	HBP	BLK	WP	HR	S	P	ERA	WHIP										
40 Rich Harden, R ERA: 2.15	5.2	W	22	4	2	0	5	1	0	0	0	0	0	72	101	0.00	0.882										
50 Kiko Calero, R ERA: 5.03	2.1	H	7	0	0	0	2	0	0	0	0	0	0	14	21	0.00	0.000										
20 Huston Street, R ERA: 1.46	1.0		3	0	0	0	2	0	0	0	0	0	0	10	10	0.00	0.000										

Batter	1	2	3	4	5	6	7	8	9	AB	R	H	RBI	BB	SO	LOB	BOTTOM										
Jason Kendall, R OBP: 0.348, SLG: 0.310										4	1	1	0	1	0	3	<b>Chicago White Sox @ Oakland Athletics</b> McAfee Coliseum, Oakland, CA Fri Jul 01 2005, 10:05 PM EDT Att: 15,293 - Clear - 63 F										
21 Mark Kotsay, L OBP: 0.332, SLG: 0.391										5	0	1	0	0	1	3											
7 Bobby Crosby, R OBP: 0.400, SLG: 0.556										4	2	1	0	1	1	1											
3 Eric Chavez, L OBP: 0.333, SLG: 0.447										4	0	1	0	0	1	2											
Scott Hatteberg, L OBP: 0.371, SLG: 0.382										3	2	1	2	2	0	1											
23 Bobby Kielty, S OBP: 0.387, SLG: 0.436										4	1	1	0	1	2	3											
29 Dan Johnson, L OBP: 0.371, SLG: 0.406										3	0	1	1	1	0	4											
Nick Swisher, S OBP: 0.306, SLG: 0.417										1	0	0	1	3	0	1											
Marcio Scutaro, R OBP: 0.335, SLG: 0.384										3	0	0	1	1	1	5											
<b>Inning Stats</b>	R: 0 H: 0 E: 0 K: 0 S: 7	H: 1 LOB: 2 BB: 2 P: 26	R: 0 H: 1 E: 0 K: 1 S: 7	H: 1 LOB: 1 BB: 0 P: 11	R: 2 H: 1 E: 0 K: 0 S: 14	H: 1 LOB: 3 BB: 3 P: 30	R: 2 H: 1 E: 0 K: 0 S: 16	H: 1 LOB: 3 BB: 4 P: 40	R: 0 H: 0 E: 0 K: 1 S: 5	H: 0 LOB: 0 BB: 0 P: 6	R: 0 H: 1 E: 0 K: 0 S: 15	H: 1 LOB: 1 BB: 0 P: 21	R: 2 H: 2 E: 0 K: 3 S: 23	H: 2 LOB: 2 BB: 1 P: 35	1B: 3 2B: 4 3B: 0 HR: 0	SF: 0 SAC: 0 DP: 0 HBP: 1	WP: 3 PB: 0 SB: 0 CS: 0	PA: 42									
<b>PITCHER</b>	IP	WLS	BF	H	R	ER	SO	BB	IBB	HBP	BLK	WP	HR	S	P	ERA	WHIP										
52 Jose Contreras, R ERA: 4.34	4.1	L	24	4	4	4	2	7	0	0	0	0	0	50	97	8.31	2.538										
Kevin Walker, L ERA: 10.9	0.1		2	0	0	0	0	1	0	0	0	0	0	4	10	0.00	3.000										
Luis Vizcaino, R ERA: 4.78	2.0		8	1	0	0	1	1	0	0	0	0	0	20	31	0.00	1.000										
Shingo Takatsu, R ERA: 5.11	1.0		5	1	2	2	2	1	0	0	0	0	0	16	27	18.00	2.000										
Neal Cotts, L ERA: 2.05	0.1		3	1	0	0	1	0	0	1	0	0	0	10	13	0.00	3.000										

AB	31
R	2
H	4
RBI	1
BB	1
SO	9
LOB	7



AB	31
R	6
H	7
RBI	5
BB	10
SO	6
LOB	23





Batter	1	2	3	4	5	6	7	8	9	AB	R	H	RBI	BB	SO	LOB	TOP			
22 Scott Podsednik, L (1, 7) OBP: 0.356, SLG: 0.327	P6		G3			G4-3		B1-3		4	0	0	0	0	0	0	Chicago White Sox @ Oakland Athletics McAfee Coliseum, Oakland, CA Sat Jul 02 2005, 9:05 PM EDT Att: 45,712 - Clear - 65 F			
Willie Harris, L (1, 4) OBP: 0.316, SLG: 0.229	G3-1		G6-3			1B		K		4	1	1	0	0	1	0				
Frank Thomas, R (1, 10) OBP: 0.324, SLG: 0.644	K		G5-3			1B		G6-3		4	0	1	1	0	1	0				
14 Paul Konerko, R (1, 3) OBP: 0.350, SLG: 0.486						P4				4	1	2	0	0	0	1				
12 A.J. Pierzynski, L (1, 2) OBP: 0.305, SLG: 0.439	G4-3		L6			G4-3		1B		4	1	1	0	0	0	3				
Aaron Rowand, R (1, 8) OBP: 0.337, SLG: 0.398			G6-4-3			G1-3		1B		4	1	2	1	0	0	1				
Timo Perez, L (1, 9) OBP: 0.263, SLG: 0.297	P1					G4-3		2B		4	0	1	1	0	0	1				
24 Joe Crede, R (1, 5) OBP: 0.304, SLG: 0.434						P5		HR		3	1	2	2	1	0	0				
5 Juan Uribe, R (1, 6) OBP: 0.275, SLG: 0.374	P4					G6-3		G5-3		4	0	0	0	0	0	4				
<b>Inning Stats</b>	R: 0 H: 0 E: 0 K: 1 S: 9	H: 0 R: 0 ER: 0 LOB: 0 BB: 0 P: 17	R: 2 H: 3 E: 0 K: 0 S: 8	H: 3 R: 4 ER: 0 LOB: 1 BB: 0 P: 12	R: 0 H: 0 E: 0 K: 0 S: 6	H: 0 R: 1 ER: 0 LOB: 0 BB: 0 P: 15	R: 0 H: 1 E: 0 K: 0 S: 9	H: 1 R: 1 ER: 0 LOB: 0 BB: 0 P: 11	R: 1 H: 2 E: 0 K: 0 S: 7	H: 2 R: 0 ER: 0 LOB: 1 BB: 0 P: 12	R: 1 H: 1 E: 0 K: 0 S: 6	H: 1 R: 0 ER: 0 LOB: 0 BB: 0 P: 7	R: 0 H: 0 E: 0 K: 1 S: 12	H: 0 R: 0 ER: 0 LOB: 0 BB: 0 P: 18	R: 1 H: 3 E: 0 K: 0 S: 11	H: 3 R: 2 ER: 0 LOB: 2 BB: 1 P: 18	1B: 7 2B: 2 3B: 0 HR: 1	SF: 0 SAC: 0 DP: 2 HBP: 0	WP: 1 PB: 0 SB: 1 CS: 0	PA: 36
<b>PITCHER</b>	IP WLS BF H R ER SO BB IBB HBP BLK WP HR S P ERA WHIP																			
Kirk Saarloos, R (1, 1) ERA: 3.94	7.0 L 27 7 4 4 1 0 0 0 0 0 1 1 51 80 5.14 1.000																			
Ricardo Rincon, L (8, 1) ERA: 3.43	0.2 2 0 0 0 1 0 0 0 0 0 0 0 8 11 0.00 0.000																			
58 Justin Duchschere, R (8, 1) ERA: 1.48	1.1 7 3 1 1 0 0 0 1 0 0 0 0 15 25 6.75 2.250																			

Batter	1	2	3	4	5	6	7	8	9	AB	R	H	RBI	BB	SO	LOB	BOTTOM			
Jason Kendall, R (1, 2) OBP: 0.350, SLG: 0.311	F9					7 2B		F9		3	2	1	0	0	0	0	Chicago White Sox @ Oakland Athletics McAfee Coliseum, Oakland, CA Sat Jul 02 2005, 9:05 PM EDT Att: 45,712 - Clear - 65 F			
21 Mark Kotsay, L (1, 8) OBP: 0.331, SLG: 0.387	L1					1B		G4-3		3	0	0	0	1	0	1				
7 Bobby Crosby, R (1, 6) OBP: 0.403, SLG: 0.563	G6-3					1B		P2		4	1	2	1	0	0	0				
3 Eric Chavez, L (1, 5) OBP: 0.332, SLG: 0.446						2B		1B		3	0	1	2	0	0	0				
Scott Hatteberg, L (1, 10) OBP: 0.366, SLG: 0.376	G4-3					1B		L3		4	0	0	0	0	0	3				
23 Bobby Kielty, S (1, 7) OBP: 0.380, SLG: 0.427	F7					1B		F7		4	0	0	0	0	0	3				
29 Dan Johnson, L (1, 3) OBP: 0.370, SLG: 0.404						1B		F8		4	0	0	0	0	0	3				
Nick Swisher, S (1, 9) OBP: 0.302, SLG: 0.411	G4-3					F7		G1-3		3	0	0	0	0	0	1				
14 Mark Ellis, R (1, 4) OBP: 0.344, SLG: 0.365	K					G5-4-3		G5-3		3	0	0	0	0	1	1				
<b>Inning Stats</b>	R: 0 H: 0 E: 0 K: 0 S: 10	H: 0 R: 0 ER: 0 LOB: 0 BB: 0 P: 13	R: 0 H: 0 E: 0 K: 0 S: 7	H: 0 R: 3 ER: 0 LOB: 0 BB: 0 P: 11	R: 0 H: 0 E: 0 K: 1 S: 7	H: 0 R: 2 ER: 1 LOB: 1 BB: 0 P: 22	R: 0 H: 2 E: 0 K: 0 S: 14	H: 1 R: 0 ER: 0 LOB: 0 BB: 0 P: 16	R: 1 H: 2 E: 0 K: 0 S: 15	H: 2 R: 0 ER: 0 LOB: 2 BB: 1 P: 25	R: 0 H: 0 E: 0 K: 0 S: 11	H: 0 R: 0 ER: 0 LOB: 0 BB: 0 P: 14	R: 0 H: 0 E: 0 K: 0 S: 4	H: 0 R: 0 ER: 0 LOB: 0 BB: 0 P: 5	R: 0 H: 0 E: 0 K: 0 S: 5	H: 0 R: 0 ER: 0 LOB: 0 BB: 0 P: 7	1B: 4 2B: 1 3B: 0 HR: 0	SF: 1 SAC: 0 DP: 1 HBP: 1	WP: 0 PB: 0 SB: 0 CS: 0	PA: 33
<b>PITCHER</b>	IP WLS BF H R ER SO BB IBB HBP BLK WP HR S P ERA WHIP																			
Jon Garland, R (1, 1) ERA: 3.25	7.0 W 27 5 3 3 1 1 0 0 0 0 0 0 4 5 3.86 0.857																			
Cliff Politte, R (8, 1) ERA: 1.1	1.0 H 3 0 0 0 0 0 0 0 0 0 0 0 4 5 0.00 0.000																			
Dustin Hermanson, R (8, 1) ERA: 1.44	1.0 S 3 0 0 0 0 0 0 0 0 0 0 0 5 7 0.00 0.000																			

AB 35  
R 5  
H 10  
RBI 5  
BB 1  
SO 2  
LOB 10



AB 30  
R 3  
H 5  
RBI 3  
BB 1  
SO 1  
LOB 9





Batter	1	2	3	4	5	6	7	8	9	AB	R	H	RBI	BB	SO	LOB	TOP								
38 Pablo Ozuna, R OBP: 0.354, SLG: 0.316										4	0	2	0	0	1	1									
Tadahito Iguchi, R OBP: 0.338, SLG: 0.411										3	0	0	0	0	1	2									
Frank Thomas, R OBP: 0.320, SLG: 0.667										4	1	1	1	0	1	3									
14 Paul Konerko, R OBP: 0.346, SLG: 0.479										4	0	0	0	0	0	1									
Carl Everett, S OBP: 0.307, SLG: 0.468										4	0	0	0	0	0	0									
23 Jermaine Dye, R OBP: 0.325, SLG: 0.515										3	1	1	1	1	0	0									
Aaron Rowand, R OBP: 0.333, SLG: 0.394										3	0	0	0	0	2	0									
Chris Widger, R OBP: 0.316, SLG: 0.432										3	0	1	0	0	0	0									
24 Joe Crede, R OBP: 0.305, SLG: 0.437										3	0	1	0	0	0	1									
<b>Inning Stats</b>	R: 0 E: 0 K: 1 S: 5	H: 0 LOB: 0 BB: 0 P: 8	R: 0 E: 0 K: 0 S: 9	H: 0 LOB: 0 BB: 1 P: 15	R: 0 E: 0 K: 0 S: 7	H: 1 LOB: 1 BB: 0 P: 10	R: 1 E: 0 K: 0 S: 8	H: 1 LOB: 0 BB: 0 P: 12	R: 1 E: 0 K: 1 S: 15	H: 1 LOB: 0 BB: 0 P: 22	R: 0 E: 0 K: 1 S: 9	H: 1 LOB: 1 BB: 0 P: 13	R: 0 E: 0 K: 1 S: 8	H: 0 LOB: 0 BB: 0 P: 14	R: 0 E: 0 K: 1 S: 20	H: 2 LOB: 2 BB: 0 P: 30	R: 0 E: 0 K: 0 S: 9	H: 0 LOB: 0 BB: 0 P: 12	1B: 2 2B: 2 3B: 0 HR: 2	SF: 0 SAC: 1 DP: 0 HBP: 0	WP: 0 PB: 0 SB: 1 CS: 1	PA: 34			
<b>PITCHER</b>	IP	WLS	BF	H	R	ER	SO	BB	IBB	HBP	BLK	WP	HR	S	P	ERA	WHIP								
Barry Zito, L ERA: 4.07	8.0	W	30	6	2	2	5	1	0	0	0	0	2	81	124	2.25	0.875								
50 Kiko Calero, R ERA: 4.79	1.0		3	0	0	0	0	0	0	0	0	0	0	9	12	0.00	0.000								

Chicago White Sox @ Oakland Athletics  
McAfee Coliseum, Oakland, CA  
Sun Jul 03 2005, 4:05 PM EDT  
Att: 22,596 - Sunny - 67 F

livebaseballscores.com

AB 31  
R 2  
H 6  
RBI 2  
BB 1  
SO 5  
LOB 8

Batter	1	2	3	4	5	6	7	8	9	AB	R	H	RBI	BB	SO	LOB	BOTTOM								
Jason Kendall, R OBP: 0.354, SLG: 0.313										4	0	2	1	1	0	1									
21 Mark Kotsay, L OBP: 0.336, SLG: 0.397										5	0	4	1	0	0	1									
7 Bobby Crosby, R OBP: 0.388, SLG: 0.538										5	0	0	0	0	1	6									
3 Eric Chavez, L OBP: 0.336, SLG: 0.451										5	2	3	0	0	0	1									
23 Bobby Kielty, S OBP: 0.378, SLG: 0.424										4	1	1	0	0	1	2									
Eric Byrnes, R OBP: 0.337, SLG: 0.458										3	2	2	0	1	0	1									
Nick Swisher, S OBP: 0.301, SLG: 0.408										4	1	1	1	0	0	5									
Keith Ginter, R OBP: 0.264, SLG: 0.295										3	1	2	1	0	0	1									
Scott Hatteberg, L ERA: 4.7										1	0	0	0	0	0	2									
14 Mark Ellis, R OBP: 0.342, SLG: 0.362										4	0	1	2	0	1	3									
<b>Inning Stats</b>	R: 0 E: 0 K: 0 S: 7	H: 1 LOB: 1 BB: 0 P: 10	R: 0 E: 0 K: 0 S: 11	H: 1 LOB: 0 BB: 0 P: 20	R: 0 E: 0 K: 1 S: 7	H: 1 LOB: 0 BB: 0 P: 9	R: 0 E: 0 K: 0 S: 8	H: 1 LOB: 2 BB: 1 P: 19	R: 4 E: 1 K: 0 S: 16	H: 5 LOB: 2 BB: 0 P: 19	R: 3 E: 0 K: 1 S: 20	H: 4 LOB: 1 BB: 0 P: 28	R: 0 E: 0 K: 0 S: 6	H: 1 LOB: 0 BB: 0 P: 6	1B: 14 2B: 3 3B: 0 HR: 0	SF: 0 SAC: 0 DP: 3 HBP: 0	WP: 0 PB: 0 SB: 0 CS: 0	PA: 40							
<b>PITCHER</b>	IP	WLS	BF	H	R	ER	SO	BB	IBB	HBP	BLK	WP	HR	S	P	ERA	WHIP								
56 Mark Buehrle, L ERA: 2.58	6.1	L	34	14	7	4	3	2	0	0	0	0	0	71	110	5.68	2.526								
Luis Vizcaino, R ERA: 4.7	0.2		3	1	0	0	0	0	0	0	0	0	0	8	14	0.00	1.500								
Kevin Walker, L ERA: 8.31	1.0		3	1	0	0	0	0	0	0	0	0	0	6	6	0.00	1.000								

Chicago White Sox @ Oakland Athletics  
McAfee Coliseum, Oakland, CA  
Sun Jul 03 2005, 4:05 PM EDT  
Att: 22,596 - Sunny - 67 F

livebaseballscores.com

AB 38  
R 7  
H 16  
RBI 6  
BB 2  
SO 3  
LOB 23



Batter	1	2	3	4	5	6	7	8	9	10	11	AB	R	H	RBI	BB	SO	LOB								
Jason Kendall, R OBP: 0.351, SLG: 0.308	G6-3		G1-3	21 BB 7 1B		G1-3		G5-3		G4-6-3		5	1	0	0	1	0	2								
21 Mark Kotsay, L OBP: 0.341, SLG: 0.406	G4-3		L7	7 1B		F7		HR			3 1B 7 1B 1B	5	2	2	1	1	0	1								
7 Bobby Crosby, R OBP: 0.400, SLG: 0.569	G6-3		3 1B	1-2 2-3		1-2		K			3 1B 1B	6	2	4	4	0	1	0								
3 Eric Chavez, L OBP: 0.339, SLG: 0.452		29 1B 1B	1-2	1-2		F8				G6-3	1-2 2B 1B	6	1	3	0	0	1	2								
Scott Hatteberg, L OBP: 0.364, SLG: 0.373		29 1B 1B	G3-1			F9		G3-1		P5	1-2 1B	6	0	2	2	0	0	2								
23 Bobby Kielty, S OBP: 0.377, SLG: 0.419		K		F8		29 G5-3 BB		G4-3		29 S 1B	P5	5	0	1	0	1	1	4								
29 Dan Johnson, L OBP: 0.388, SLG: 0.429		1-2 2-3	1B	HR		G5-3		K		K	K	6	1	2	1	0	3	4								
Nick Swisher, S OBP: 0.306, SLG: 0.434	P4			21 BB 7 1B		G3				G3	2B	6	2	3	2	0	0	4								
Marco Scutaro, R OBP: 0.335, SLG: 0.379	K			F9		G1-3 7 IHR		HR		G4-6-3 1B	K	5	1	1	0	1	3	6								
<b>Inning Stats</b>	R: 0 E: 0 K: 1 S: 6	H: 0 LOB: 0 BB: 1 P: 8	R: 0 E: 0 K: 2 S: 17	H: 3 LOB: 3 BB: 0 P: 24	R: 0 E: 0 K: 1 S: 10	H: 2 LOB: 2 BB: 0 P: 12	R: 3 E: 0 K: 0 S: 21	H: 3 LOB: 2 BB: 2 P: 37	R: 0 E: 0 K: 1 S: 13	H: 0 LOB: 0 BB: 1 P: 24	R: 0 E: 0 K: 1 S: 9	H: 0 LOB: 0 BB: 0 P: 12	R: 2 E: 0 K: 2 S: 14	H: 2 LOB: 0 BB: 0 P: 21	R: 0 E: 0 K: 1 S: 10	H: 1 LOB: 1 BB: 0 P: 16	R: 0 E: 0 K: 0 S: 7	H: 1 LOB: 0 BB: 0 P: 10	R: 3 E: 0 K: 2 S: 18	H: 5 LOB: 2 BB: 0 P: 27	1B: 12 2B: 2 3B: 0 HR: 4	SF: 0 SAC: 0 DP: 1 HBP: 0	WP: 0 PB: 0 SB: 1 CS: 0	PA: 54		
<b>PITCHER</b>	IP ERA WLS BF H R ER SO BB IBB HBP BLK WP HR S P ERA WHIP	IP ERA WLS BF H R ER SO BB IBB HBP BLK WP HR S P ERA WHIP	IP ERA WLS BF H R ER SO BB IBB HBP BLK WP HR S P ERA WHIP	IP ERA WLS BF H R ER SO BB IBB HBP BLK WP HR S P ERA WHIP	IP ERA WLS BF H R ER SO BB IBB HBP BLK WP HR S P ERA WHIP	IP ERA WLS BF H R ER SO BB IBB HBP BLK WP HR S P ERA WHIP	IP ERA WLS BF H R ER SO BB IBB HBP BLK WP HR S P ERA WHIP	IP ERA WLS BF H R ER SO BB IBB HBP BLK WP HR S P ERA WHIP	IP ERA WLS BF H R ER SO BB IBB HBP BLK WP HR S P ERA WHIP	IP ERA WLS BF H R ER SO BB IBB HBP BLK WP HR S P ERA WHIP	IP ERA WLS BF H R ER SO BB IBB HBP BLK WP HR S P ERA WHIP	IP ERA WLS BF H R ER SO BB IBB HBP BLK WP HR S P ERA WHIP	IP ERA WLS BF H R ER SO BB IBB HBP BLK WP HR S P ERA WHIP	IP ERA WLS BF H R ER SO BB IBB HBP BLK WP HR S P ERA WHIP	IP ERA WLS BF H R ER SO BB IBB HBP BLK WP HR S P ERA WHIP	IP ERA WLS BF H R ER SO BB IBB HBP BLK WP HR S P ERA WHIP	IP ERA WLS BF H R ER SO BB IBB HBP BLK WP HR S P ERA WHIP	IP ERA WLS BF H R ER SO BB IBB HBP BLK WP HR S P ERA WHIP	IP ERA WLS BF H R ER SO BB IBB HBP BLK WP HR S P ERA WHIP	IP ERA WLS BF H R ER SO BB IBB HBP BLK WP HR S P ERA WHIP	IP ERA WLS BF H R ER SO BB IBB HBP BLK WP HR S P ERA WHIP	IP ERA WLS BF H R ER SO BB IBB HBP BLK WP HR S P ERA WHIP	IP ERA WLS BF H R ER SO BB IBB HBP BLK WP HR S P ERA WHIP	IP ERA WLS BF H R ER SO BB IBB HBP BLK WP HR S P ERA WHIP	IP ERA WLS BF H R ER SO BB IBB HBP BLK WP HR S P ERA WHIP	IP ERA WLS BF H R ER SO BB IBB HBP BLK WP HR S P ERA WHIP

**TOP**

Oakland Athletics @ Toronto Blue Jays  
Rogers Centre, Toronto, ON  
Tue Jul 05 2005, 7:07 PM EDT  
Att: 21 667 - Partly Cloudy - 73 F

livebaseballscorecards.com

AB 50  
R 10  
H 18  
RBI 10  
BB 4  
SO 9  
LOB 25




Batter	1	2	3	4	5	6	7	8	9	10	11	AB	R	H	RBI	BB	SO	LOB									
8 Russ Adams, L OBP: 0.301, SLG: 0.434	K	G4-3			SF9		G4-3			10 1B E 1B	FC8-6 1B	5	1	2	1	0	1	1									
Frank Catalanotto, L OBP: 0.324, SLG: 0.392			F7		K					10 FC6-4 1B	FC8-6	3	0	1	0	0	1	0									
Frank Menechino, R OBP: 0.358, SLG: 0.338												0	0	0	0	0	0	0									
Gabe Gross, L OBP: 0.324, SLG: 0.344												3	0	2	0	0	0	1									
10 Vernon Wells, R OBP: 0.310, SLG: 0.458			G3				P4			FC6-4 HBP	F9	5	0	1	0	1	0	3									
Shea Hillenbrand, R OBP: 0.363, SLG: 0.446		G6-4-3			P4						G5-3	5	0	1	0	0	1	5									
2 Aaron Hill, R OBP: 0.412, SLG: 0.490		G6-3										5	1	1	0	0	1	3									
9 Grego Zaun, S OBP: 0.384, SLG: 0.415												5	2	2	1	0	2	1									
Eric Hinske, L OBP: 0.324, SLG: 0.388												5	1	1	1	0	0	0									
3 Reed Johnson, R OBP: 0.342, SLG: 0.455												5	0	2	2	0	1	0									
Orlando Hudson, S OBP: 0.313, SLG: 0.408												3	2	2	1	0	1	1									
John McDonald, R OBP: 0.326, SLG: 0.313												2	0	0	0	0	1	1									
<b>Inning Stats</b>	R: 0 E: 0 K: 1 S: 10	H: 1 LOB: 1 BB: 1 P: 18	R: 2 E: 0 K: 1 S: 15	H: 3 LOB: 1 BB: 0 P: 23	R: 0 E: 0 K: 1 S: 9	H: 1 LOB: 1 BB: 0 P: 15	R: 0 E: 0 K: 2 S: 7	H: 0 LOB: 0 BB: 0 P: 10	R: 1 E: 0 K: 1 S: 11	H: 2 LOB: 1 BB: 0 P: 18	R: 1 E: 0 K: 0 S: 8	H: 1 LOB: 0 BB: 0 P: 14	R: 1 E: 0 K: 1 S: 12	H: 2 LOB: 1 BB: 0 P: 16	R: 1 E: 0 K: 0 S: 12	H: 1 LOB: 0 BB: 0 P: 21	R: 1 E: 1 K: 0 S: 16	H: 2 LOB: 2 BB: 0 P: 25	R: 0 E: 0 K: 2 S: 13	H: 1 LOB: 1 BB: 0 P: 19	R: 0 E: 0 K: 0 S: 7	H: 1 LOB: 1 BB: 0 P: 10	1B: 8 2B: 3 3B: 2 HR: 2	SF: 1 SAC: 0 DP: 1 HBP: 1	WP: 0 PB: 0 SB: 0 CS: 0	PA: 49	
<b>PITCHER</b>	IP ERA WLS BF H R ER SO BB IBB HBP BLK WP HR S P ERA WHIP	IP ERA WLS BF H R ER SO BB IBB HBP BLK WP HR S P ERA WHIP	IP ERA WLS BF H R ER SO BB IBB HBP BLK WP HR S P ERA WHIP	IP ERA WLS BF H R ER SO BB IBB HBP BLK WP HR S P ERA WHIP	IP ERA WLS BF H R ER SO BB IBB HBP BLK WP HR S P ERA WHIP	IP ERA WLS BF H R ER SO BB IBB HBP BLK WP HR S P ERA WHIP	IP ERA WLS BF H R ER SO BB IBB HBP BLK WP HR S P ERA WHIP	IP ERA WLS BF H R ER SO BB IBB HBP BLK WP HR S P ERA WHIP	IP ERA WLS BF H R ER SO BB IBB HBP BLK WP HR S P ERA WHIP	IP ERA WLS BF H R ER SO BB IBB HBP BLK WP HR S P ERA WHIP	IP ERA WLS BF H R ER SO BB IBB HBP BLK WP HR S P ERA WHIP	IP ERA WLS BF H R ER SO BB IBB HBP BLK WP HR S P ERA WHIP	IP ERA WLS BF H R ER SO BB IBB HBP BLK WP HR S P ERA WHIP	IP ERA WLS BF H R ER SO BB IBB HBP BLK WP HR S P ERA WHIP	IP ERA WLS BF H R ER SO BB IBB HBP BLK WP HR S P ERA WHIP	IP ERA WLS BF H R ER SO BB IBB HBP BLK WP HR S P ERA WHIP	IP ERA WLS BF H R ER SO BB IBB HBP BLK WP HR S P ERA WHIP	IP ERA WLS BF H R ER SO BB IBB HBP BLK WP HR S P ERA WHIP	IP ERA WLS BF H R ER SO BB IBB HBP BLK WP HR S P ERA WHIP	IP ERA WLS BF H R ER SO BB IBB HBP BLK WP HR S P ERA WHIP	IP ERA WLS BF H R ER SO BB IBB HBP BLK WP HR S P ERA WHIP	IP ERA WLS BF H R ER SO BB IBB HBP BLK WP HR S P ERA WHIP	IP ERA WLS BF H R ER SO BB IBB HBP BLK WP HR S P ERA WHIP	IP ERA WLS BF H R ER SO BB IBB HBP BLK WP HR S P ERA WHIP	IP ERA WLS BF H R ER SO BB IBB HBP BLK WP HR S P ERA WHIP	IP ERA WLS BF H R ER SO BB IBB HBP BLK WP HR S P ERA WHIP	IP ERA WLS BF H R ER SO BB IBB HBP BLK WP HR S P ERA WHIP

**BOTTOM**

Oakland Athletics @ Toronto Blue Jays  
Rogers Centre, Toronto, ON  
Tue Jul 05 2005, 7:07 PM EDT  
Att: 21 667 - Partly Cloudy - 73 F

livebaseballscorecards.com


AB 46  
R 7  
H 15  
RBI 6  
BB 1  
SO 9  
LOB 16






Batter	1	2	3	4	5	6	7	8	9	AB	R	H	RBI	BB	SO	LOB	TOP					
Jason Kendall, R OBP: 0.352, SLG: 0.311	F8		G3			FC5-4 1B		L3 1B		4	0	2	0	0	0	0	<b>Oakland Athletics @ Toronto Blue Jays</b> Rogers Centre, Toronto, ON Wed Jul 06 2005, 7:07 PM EDT Att: 21,208 - Partly Cloudy - 75 F					
21 Mark Kotsay, L OBP: 0.340, SLG: 0.404	K					P5		L3		4	0	1	0	0	1	2						
7 Bobby Crosby, R OBP: 0.396, SLG: 0.567			F9 1B			FC5-4 1-2		G5-3		4	0	1	0	0	0	2						
3 Eric Chavez, L OBP: 0.335, SLG: 0.446	G1-3					K				4	0	0	0	0	2	2						
23 Bobby Kielty, S OBP: 0.375, SLG: 0.416			G4-3			K				4	0	1	0	0	1	0						
Eric Byrnes, R OBP: 0.330, SLG: 0.448			P5			K				4	0	0	0	0	2	1						
29 Dan Johnson, L OBP: 0.383, SLG: 0.434										1	0	1	0	2	0	0						
Nick Swisher, S OBP: 0.306, SLG: 0.433			FC1-4 1B			F7				3	0	1	0	0	0	2						
14 Mark Ellis, R OBP: 0.337, SLG: 0.356						G4-6-3 1-2		G4-6-3		3	0	0	0	0	0	4						
<b>Inning Stats</b>	R: 0 E: 0 K: 1 S: 10	H: 1 LOB: 1 BB: 0 P: 14	R: 0 E: 0 K: 0 S: 6	H: 1 LOB: 1 BB: 0 P: 12	R: 0 E: 0 K: 0 S: 16	H: 1 LOB: 1 BB: 0 P: 24	R: 0 E: 0 K: 3 S: 9	H: 0 LOB: 0 BB: 0 P: 11	R: 0 E: 0 K: 0 S: 6	H: 0 LOB: 0 BB: 1 P: 11	R: 0 E: 0 K: 1 S: 8	H: 1 LOB: 1 BB: 0 P: 10	R: 0 E: 0 K: 0 S: 13	H: 2 LOB: 2 BB: 1 P: 19	R: 0 E: 0 K: 0 S: 6	H: 1 LOB: 0 BB: 0 P: 9	R: 0 E: 0 K: 1 S: 6	H: 0 LOB: 0 BB: 0 P: 9	1B: 6 2B: 2 3B: 0 HR: 0	SF: 0 SAC: 0 DP: 3 HBP: 0	WP: 0 PB: 0 SB: 0 CS: 0	PA: 33
<b>PITCHER</b>	IP	WLS	BF	H	R	ER	SO	BB	IBB	HBP	BLK	WP	HR	S	P	ERA	WHIP					
Ted Lilly, L ERA: 5.42	7.0	W	27	6	0	0	5	2	0	0	0	0	0	68	101	0.00	1.143					
54 Jason Frasor, R ERA: 2.7	1.0	H	3	1	0	0	0	0	0	0	0	0	0	6	9	0.00	1.000					
Justin Speier, R ERA: 2.93	1.0		3	0	0	0	1	0	0	0	0	0	0	6	9	0.00	0.000					

AB	31
R	0
H	7
RBI	0
BB	2
SO	6
LOB	13



Batter	1	2	3	4	5	6	7	8	9	AB	R	H	RBI	BB	SO	LOB	BOTTOM				
8 Russ Adams, L OBP: 0.307, SLG: 0.440	K	G6-3			1B SF7 2B			3 10 HR BB		4	2	2	1	1	1	2	<b>Oakland Athletics @ Toronto Blue Jays</b> Rogers Centre, Toronto, ON Wed Jul 06 2005, 7:07 PM EDT Att: 21,208 - Partly Cloudy - 75 F				
Frank Catalanotto, L OBP: 0.352, SLG: 0.389	L5				2 2B			10 HR 1B		4	0	1	0	0	0	2					
3 Reed Johnson, R OBP: 0.345, SLG: 0.458					2-3 1B			1-3 2-H 3-H 2-2		1	1	1	2	0	0	0					
10 Vernon Wells, R OBP: 0.311, SLG: 0.470					L5			1-H 3-H 1-0		5	1	2	3	0	0	2					
Shea Hillenbrand, R OBP: 0.358, SLG: 0.440	G5-3				SF7			G6-3		4	0	0	1	0	0	1					
2 Aaron Hill, R OBP: 0.408, SLG: 0.490					G1-3					4	0	1	0	0	0	0					
9 Gregg Zaun, S OBP: 0.386, SLG: 0.414								P5		3	1	1	0	1	0	2					
Eric Hinske, L OBP: 0.327, SLG: 0.391								15 CS HBP		3	0	1	0	0	1	1					
15 Alex Rios, R OBP: 0.324, SLG: 0.429								8 WP 3 1B BB		2	1	0	1	1	1	1					
Frank Menechino, R OBP: 0.384, SLG: 0.375								8 WP 3 1B 1B		3	2	3	0	1	0	0					
<b>Inning Stats</b>	R: 0 E: 0 K: 1 S: 9	H: 1 LOB: 1 BB: 0 P: 14	R: 1 E: 0 K: 0 S: 11	H: 1 LOB: 2 BB: 2 P: 25	R: 0 E: 0 K: 0 S: 5	H: 0 LOB: 0 BB: 0 P: 8	R: 0 E: 0 K: 2 S: 10	H: 1 LOB: 1 BB: 0 P: 13	R: 2 E: 0 K: 0 S: 11	H: 4 LOB: 2 BB: 0 P: 17	R: 0 E: 0 K: 0 S: 9	H: 2 LOB: 2 BB: 0 P: 13	R: 0 E: 0 K: 0 S: 9	H: 0 LOB: 0 BB: 0 P: 13	R: 5 E: 0 K: 0 S: 17	H: 3 LOB: 0 BB: 2 P: 34	1B: 6 2B: 5 3B: 0 HR: 1	SF: 2 SAC: 0 DP: 0 HBP: 1	WP: 1 PB: 0 SB: 0 CS: 1	PA: 40	
<b>PITCHER</b>	IP	WLS	BF	H	R	ER	SO	BB	IBB	HBP	BLK	WP	HR	S	P	ERA	WHIP				
Joe Blanton, R ERA: 4.44	7.0	L	32	9	3	3	3	2	0	0	0	0	0	64	103	3.86	1.571				
Keiichi Yabu, R ERA: 4.42	0.2		4	1	2	2	0	1	0	1	0	0	0	8	18	27.00	3.000				
Ricardo Rincon, L ERA: 4.22	0.0		1	0	0	0	0	1	0	0	0	1	0	0	4	∞	∞				
Ryan Glynn, R ERA: 6.88	0.1		3	2	3	3	0	0	0	0	0	0	1	9	12	81.00	6.000				

AB	33
R	8
H	12
RBI	8
BB	4
SO	3
LOB	11










Batter	1	2	3	4	5	6	7	8	9	AB	R	H	RBI	BB	SO	LOB	TOP									
Jason Kendall, R OBP: 0.395, SLG: 0.315	G3		7 2B 1-2 3-H 1B		G1-3		21 FC5-4 1B	F9		5	0	2	1	0	0	3										
21 Mark Kotsay, L OBP: 0.334, SLG: 0.396	G4-3		L7		7 2B 1-2 1B		FC5-4 3 S 1-2	G4-3		5	0	1	0	0	0	3										
7 Bobby Crosby, R OBP: 0.385, SLG: 0.559	K		1-2 2-H 2B		1-3 3-H 1-2 2B		P5	K		5	0	2	2	0	2	1										
3 Eric Chavez, L OBP: 0.338, SLG: 0.441		1-0 G6-3 1B		4-1 BB		1-3 3-H 1-2 L6		K		4	0	1	0	1	2	3										
Scott Hatteberg, L OBP: 0.360, SLG: 0.369		3-2 G6-3 1-2		1-1 F7		1-2 G5-3		29 F8 1B 2B		4	1	1	0	0	0	6										
Eric Byrnes, R OBP: 0.335, SLG: 0.471	F9			2-2 P3		2-1 29 F9 2B		2B 1-2 1B		4	0	2	0	0	0	0										
29 Dan Johnson, L OBP: 0.366, SLG: 0.411			3-2 G6-3		3-2 F7		0-1 F9	2-1 F8		4	0	0	0	0	0	3										
Nick Swisher, S OBP: 0.309, SLG: 0.439			3-2 1B 2B		3-3 K		1-2 F8	0-0 F8		4	1	2	1	0	1	1										
Marco Scutaro, R OBP: 0.337, SLG: 0.386			0-0 7 2B 1B		1-2 21 1B 7 2B 2B		2-2 G1-3	1-3 K		4	2	2	0	0	1	3										
<b>Inning Stats</b>	R: 0 E: 0 K: 1 S: 11	H: 0 LOB: 0 BB: 0 P: 14	R: 0 E: 0 K: 0 S: 9	H: 1 LOB: 0 BB: 0 P: 13	R: 2 E: 0 K: 0 S: 19	H: 4 LOB: 3 BB: 1 P: 34	R: 0 E: 0 K: 1 S: 13	H: 0 LOB: 0 BB: 0 P: 21	R: 1 E: 0 K: 0 S: 23	H: 3 LOB: 2 BB: 0 P: 29	R: 0 E: 0 K: 0 S: 13	H: 1 LOB: 1 BB: 0 P: 18	R: 0 E: 0 K: 1 S: 9	H: 1 LOB: 1 BB: 0 P: 14	R: 1 E: 0 K: 1 S: 12	H: 3 LOB: 2 BB: 0 P: 20	R: 0 E: 0 K: 2 S: 8	H: 0 LOB: 0 BB: 0 P: 9	1B: 7 2B: 8 3B: 0 HR: 0	SF: 0 SAC: 0 DP: 1 HBP: 0	WP: 0 PB: 0 SB: 1 CS: 0	PA: 40				
<b>PITCHER</b>	IP	WLS	BF	H	R	ER	SO	BB	IBB	HBP	BLK	WP	HR	S	P	ERA	WHIP									
Jon Garland, R ERA: 3.38	(1, 1)	5.0	L	23	8	3	3	2	1	0	0	0	0	0	75	111	5.40	1.800								
Luis Vizcaino, R ERA: 4.35	(6, 1)	1.0		5	2	0	0	0	0	0	0	0	0	16	23	0.00	2.000									
Neal Cotts, L ERA: 2.12	(7, 1)	1.0		4	1	1	1	1	0	0	0	0	0	7	12	9.00	1.000									
Cliff Politte, R ERA: 1.06	(8, 1)	1.0		5	2	0	0	1	0	0	0	0	0	11	17	0.00	2.000									
Kevin Walker, L ERA: 9.0	(9, 1)	1.0		3	0	0	0	2	0	0	0	0	0	8	9	0.00	0.000									

Oakland Athletics @ Chicago White Sox  
U.S. Cellular Field, Chicago, IL  
Fri Jul 08 2005, 8:05 PM EDT  
Att: 33,623 - Clear - 77 F

livebaseballscores.com

AB 39  
R 4  
H 13  
RBI 4  
BB 1  
SO 6  
LOB 23



Batter	1	2	3	4	5	6	7	8	9	AB	R	H	RBI	BB	SO	LOB	BOTTOM									
22 Scott Podsednik, L OBP: 0.368, SLG: 0.341	L9 S 1B		3-2 S 1B	4-2 BB			0-0 SH3		0-2 L8	3	0	2	0	1	0	1										
Willie Harris, L OBP: 0.301, SLG: 0.216	1 SAFE F7		3-3 K	2-1 G1-3			1-3 K		2-3 K	4	0	0	0	0	2	5										
Frank Thomas, R OBP: 0.360, SLG: 0.726	1 SAFE 1-2		1-2 K				1-0 K		2-H 1B	4	0	1	1	0	1	2										
Carl Everett, S OBP: 0.312, SLG: 0.471	0-0 L9		0-1 F7		1-3 K		1-0 K		2-H 1B	3	0	0	0	1	0	2										
14 Paul Konerko, R OBP: 0.345, SLG: 0.468	3-2 G6-3		4-2 BB		0-0 G5-3		2-1 G6-3			3	0	0	0	1	0	2										
12 A.J. Pierzynski, L OBP: 0.299, SLG: 0.421		2-2 K	0-0 L3		1-2 G5-3			0-1 F9		4	0	0	0	0	1	2										
23 Jermaine Dye, R OBP: 0.334, SLG: 0.534		1-1 G4-3		1-1 24 FC4-6 5 G3 HBP			0-1 G5-3		1-3 K	3	1	0	0	0	1	0										
Timo Perez, L OBP: 0.286, SLG: 0.321	0-0 24 1B		0-0 24 FC4-6 1B		0-0 24 FC4-6 1B		0-0 1B		3-2 F8	4	0	3	0	0	0	0										
24 Joe Crede, R OBP: 0.300, SLG: 0.427	1 SAFE 1-2 1B		2-0 FC4-6 5 G3		0-1 FC4-6 5 G3		1-2 G1-3		1-0 G6-3	4	0	1	0	0	0	2										
5 Juan Uribe, R OBP: 0.283, SLG: 0.391	2-0 P3		0-1 G3		0-1 G3		0-2 22 SH3 1B		0-1 1B	4	1	2	1	0	0	3										
<b>Inning Stats</b>	R: 0 E: 0 K: 0 S: 12	H: 1 LOB: 1 BB: 0 P: 18	R: 0 E: 0 K: 1 S: 8	H: 2 LOB: 2 BB: 0 P: 15	R: 0 E: 0 K: 1 S: 12	H: 1 LOB: 2 BB: 1 P: 22	R: 0 E: 0 K: 0 S: 13	H: 1 LOB: 2 BB: 1 P: 20	R: 0 E: 0 K: 0 S: 7	H: 0 LOB: 0 BB: 0 P: 9	R: 0 E: 0 K: 0 S: 6	H: 1 LOB: 0 BB: 0 P: 7	R: 1 E: 0 K: 1 S: 10	H: 2 LOB: 1 BB: 0 P: 14	R: 0 E: 0 K: 1 S: 8	H: 0 LOB: 0 BB: 0 P: 12	R: 0 E: 0 K: 1 S: 9	H: 1 LOB: 1 BB: 0 P: 12	1B: 9 2B: 0 3B: 0 HR: 0	SF: 0 SAC: 1 DP: 0 HBP: 1	WP: 0 PB: 0 SB: 2 CS: 0	PA: 38				
<b>PITCHER</b>	IP	WLS	BF	H	R	ER	SO	BB	IBB	HBP	BLK	WP	HR	S	P	ERA	WHIP									
Kirk Saarloos, R ERA: 3.87	(1, 1)	6.0	W	27	7	2	2	3	2	0	0	0	0	0	61	94	3.00	1.500								
58 Justin Duchschere, R ERA: 1.35	(7, 1)	2.0	H	7	1	0	0	2	0	0	0	0	0	15	23	0.00	0.500									
20 Huston Street, R ERA: 1.36	(9, 1)	1.0	S	4	1	0	0	1	0	0	0	0	0	9	12	0.00	1.000									

Oakland Athletics @ Chicago White Sox  
U.S. Cellular Field, Chicago, IL  
Fri Jul 08 2005, 8:05 PM EDT  
Att: 33,623 - Clear - 77 F

livebaseballscores.com

AB 34  
R 2  
H 9  
RBI 2  
BB 2  
SO 6  
LOB 18









Batter	1	2	3	4	5	6	7	8	9	10	11	AB	R	H	RBI	BB	SO	LOB	TOP											
Jason Kendall, R OBP: 0.361, SLG: 0.329	1-2 21 1B	3-2 21 G4-3		0-1 F8		2-2 F7	0-3 K			1-0 FC5-4 1B		6	1	3	1	0	1	4												
21 Mark Kotsay, L OBP: 0.335, SLG: 0.413	0-1 23 BB	0-0 G4-3		3-2 HR			2-3 K	1-0 G3		3-1 F8		6	1	2	2	0	1	3												
7 Bobby Crosby, R OBP: 0.380, SLG: 0.545	4-1 23 BB	2-3 K		1-3 K			3-2 29 F	0-2 G4-3		3-1 FC5-4		5	1	1	0	1	2	3												
3 Eric Chavez, L OBP: 0.336, SLG: 0.442	0-0 F8	0-1 G4-3			1-2 G1-3		4-2 29 E	0-0 F9		4-2 23 SH5-4	29 1B	4	2	0	0	2	0	4												
29 Dan Johnson, L OBP: 0.379, SLG: 0.453	0-2 F8		2-2 HR		4-1 23 G4-3		3-2 17 BB		3-3 K	0-1 23 SH5-4	23 1B	5	2	3	3	1	1	2												
23 Bobby Kielty, S OBP: 0.351, SLG: 0.417	4-2 BB		1-0 HR		1-2 G4-3		4-0 17 BB		1-1 L8	0-1 SH5-4	23 1B	3	0	1	0	2	0	1												
Nick Swisher, S OBP: 0.311, SLG: 0.448	2-3 K		0-0 G4-6-3		1-2 G4-3		1-1 G4-3	1-0 F7	3-2 HR	3-2 2B		6	1	2	2	0	1	6												
Marco Scutaro, R OBP: 0.341, SLG: 0.395		1-2 17 1B	1-0 F9			1-1 3B	4-0 17 BB		1-1 P4	1-2 P5		5	1	2	0	1	0	1												
17 Adam Melhuse, S OBP: 0.163, SLG: 0.188		1-0 21 G4-3		2-3 K			4-1 F8			2-2 P5		4	0	1	1	1	1	1												
<b>Inning Stats</b>	R: 1 E: 0 K: 1 S: 15	H: 2 LOB: 3 BB: 2 P: 26	R: 1 E: 0 K: 1 S: 14	H: 3 LOB: 0 BB: 0 P: 21	R: 1 E: 0 K: 0 S: 6	H: 2 LOB: 0 BB: 0 P: 10	R: 1 E: 0 K: 2 S: 11	H: 1 LOB: 0 BB: 0 P: 17	R: 0 E: 0 K: 0 S: 9	H: 0 LOB: 0 BB: 1 P: 15	R: 0 E: 0 K: 0 S: 8	H: 1 LOB: 1 BB: 0 P: 13	R: 3 E: 1 K: 2 S: 21	H: 2 LOB: 3 BB: 4 P: 46	R: 0 E: 0 K: 0 S: 5	H: 0 LOB: 0 BB: 0 P: 6	R: 1 E: 0 K: 1 S: 13	H: 1 LOB: 0 BB: 0 P: 21	R: 0 E: 0 K: 0 S: 8	H: 1 LOB: 1 BB: 0 P: 17	R: 1 E: 0 K: 0 S: 15	H: 2 LOB: 1 BB: 1 P: 23	1B: 7 2B: 4 3B: 1 HR: 3	SF: 0 SAC: 1 DP: 2 HBP: 0	WP: 0 PB: 0 SB: 0 CS: 0	PA: 53				
<b>PITCHER</b>	IP ERA WLS BF H R ER SO BB IBB HBP BLK WP HR S P ERA WHIP	Freddie Garcia, R ERA: 3.53	Neal Cotts, L ERA: 2.96	Cliff Politte, R ERA: 1.02	Dustin Hermanson, R ERA: 1.53	Luis Vizcaino, R ERA: 4.46		<b>PITCHER</b>	IP ERA WLS BF H R ER SO BB IBB HBP BLK WP HR S P ERA WHIP																					

Oakland Athletics @ Chicago White Sox  
U.S. Cellular Field, Chicago, IL  
Sun Jul 10 2005, 3:05 PM EDT  
Att: 33,221 - Sunny - 85 F


AB	44
R	9
H	15
RBI	9
BB	8
SO	7
LOB	25



Batter	1	2	3	4	5	6	7	8	9	10	11	AB	R	H	RBI	BB	SO	LOB	BOTTOM												
22 Scott Podsednik, L OBP: 0.369, SLG: 0.344	1-3 K		3-1 G4-3	0-1 G4-6-3		1-2 1B		0-1 G4-3		0-1 G3		6	1	2	0	0	1	2													
Tadahito Iguchi, R OBP: 0.339, SLG: 0.409	2-1 BB	1B	0-0 G4-3	1-2 G5-3		0-1 L8		2-2 F8		2-1 F8		6	1	1	0	0	0	4													
Frank Thomas, R OBP: 0.343, SLG: 0.671	1-2 BB	1B	1-0 FC6-4	2-2 G4-3		0-1 P3		0-2 F8		1-3 K		6	0	2	1	0	1	2													
14 Paul Konerko, R OBP: 0.349, SLG: 0.479	2-2 P4		1-0 FC6-4	2-2 HR			0-1 12 1B		1-2 HR		3-2 S	6	3	5	1	0	0	2													
23 Jermaine Dye, R OBP: 0.331, SLG: 0.528	1-2 BB	1B	1-2 FC6-4	2-0 HR			3-3 K		0-0 SH1-3		1-3 K	4	1	2	2	1	1	3													
Carl Everett, S OBP: 0.317, SLG: 0.484	4-1 BB	1B	0-1 FC6-4	2-0 HR			0-2 12 1B		1-0 SH1-3		0-0 P3	5	0	2	1	0	1	3													
Willie Harris, L OBP: 0.298, SLG: 0.213	1-2 BB	1B	1-2 FC5-4	1-3 HR			1-3 12 1B		1-2 SH1-3		1-2 K	1	1	0	0	0	1	1													
Aaron Rowand, R OBP: 0.332, SLG: 0.384	1-1 BB	1B	1-1 FC5-4	1-2 K			1-2 12 1B		1-0 SH1-3		0-0 P3	5	0	2	1	0	1	3													
12 A.J. Pierzynski, L OBP: 0.301, SLG: 0.421		0-2 G1-3		1-0 G4-3			1-0 G4-3		2-3 K		1-2 G5-3	5	1	2	1	0	1	1													
Chris Widger, R OBP: 0.310, SLG: 0.410				5 E	22 FC5		1-2 38 FC3-6		1-2 K		1-2 G5-3	1	0	0	0	0	0	1													
5 Juan Uribe, R OBP: 0.276, SLG: 0.379		3-2 G6-3		0-0 FC5			3-1 G5-3		0-1 K		0-1 K	4	0	0	0	0	1	3													
Timo Perez, L OBP: 0.302, SLG: 0.363				22 G4-6-3			1-3 K		1-3 K		2-1 2B	1	0	1	1	0	0	0													
38 Pablo Ozuna, R OBP: 0.330, SLG: 0.297				0-0 E3			0-1 E1		1-1 FC3-6		0-0 G4-3	5	0	0	0	0	1	5													
<b>Inning Stats</b>	R: 1 E: 0 K: 1 S: 15	H: 3 LOB: 2 BB: 1 P: 26	R: 0 E: 0 K: 1 S: 10	H: 0 LOB: 0 BB: 0 P: 13	R: 1 E: 0 K: 0 S: 11	H: 3 LOB: 2 BB: 0 P: 17	R: 1 E: 2 K: 0 S: 8	H: 1 LOB: 1 BB: 0 P: 10	R: 2 E: 0 K: 1 S: 17	H: 2 LOB: 0 BB: 0 P: 25	R: 0 E: 1 K: 0 S: 9	H: 1 LOB: 2 BB: 0 P: 12	R: 1 E: 0 K: 2 S: 15	H: 3 LOB: 2 BB: 0 P: 21	R: 0 E: 0 K: 0 S: 8	H: 0 LOB: 0 BB: 0 P: 10	R: 2 E: 0 K: 1 S: 11	H: 3 LOB: 1 BB: 0 P: 15	R: 0 E: 0 K: 1 S: 7	H: 0 LOB: 0 BB: 0 P: 10	R: 0 E: 0 K: 1 S: 10	H: 1 LOB: 2 BB: 0 P: 15	1B: 13 2B: 2 3B: 0 HR: 2	SF: 0 SAC: 1 DP: 1 HBP: 0	WP: 0 PB: 0 SB: 1 CS: 0	PA: 52					
<b>PITCHER</b>	IP ERA WLS BF H R ER SO BB IBB HBP BLK WP HR S P ERA WHIP	Dan Haren, R ERA: 4.08	50 Kiko Calero, R ERA: 4.32	58 Justin Duchschere, R ERA: 1.49	20 Huston Street, R ERA: 1.67		<b>PITCHER</b>	IP ERA WLS BF H R ER SO BB IBB HBP BLK WP HR S P ERA WHIP																							

Oakland Athletics @ Chicago White Sox  
U.S. Cellular Field, Chicago, IL  
Sun Jul 10 2005, 3:05 PM EDT  
Att: 33,221 - Sunny - 85 F

AB	50
R	8
H	17
RBI	7
BB	1
SO	8
LOB	27









Batter	1	2	3	4	5	6	7	8	9	AB	R	H	RBI	BB	SO	LOB	TOP			
<b>Gary Matthews, S</b> (1, 8) OBP: 0.286, SLG: 0.407	4-1 BB 10 G4-6-3			2-3 K		3-2 G6-3			2-1 10 2B	3	1	1	0	1	1	1				
<b>10 Michael Young, R</b> (1, 6) OBP: 0.372, SLG: 0.523	1-1 SAFE G4-6-3			0-1 G4-3		2-2 G6-3			0-1 9 FC3-6	4	0	1	1	0	0	1				
<b>23 Mark Teixeira, S</b> (1, 3) OBP: 0.358, SLG: 0.559	3-1 G6-3			1-2 G4-3		2-2 P3			4-2 9 FC3-6	3	0	0	0	1	0	0				
<b>9 Hank Blalock, L</b> (1, 5) OBP: 0.340, SLG: 0.469		1-3 K			0-2 G4-3				2-2 FC3-6	4	0	0	0	0	1	2				
<b>Alfonso Soriano, R</b> (1, 10) OBP: 0.304, SLG: 0.525		0-1 G6-3			2-0 P6			1-1 G5-3	2-2 K	4	0	0	0	0	1	2				
<b>Kevin Mench, R</b> (1, 7) OBP: 0.351, SLG: 0.551		1-3 K			2-2 G5-3			0-0 HR	1-3 K	4	1	1	1	0	2	2				
<b>Richard Hidalgo, R</b> (1, 9) OBP: 0.280, SLG: 0.400			2-3 K			0-0 P6			1-3 K	3	0	0	0	0	2	0				
<b>Rod Barajas, R</b> (1, 2) OBP: 0.315, SLG: 0.416			2-1 P3			1-2 P4			1-1 2B	3	0	1	0	0	0	0				
<b>Mark DeRosa, R</b> (1, 4) OBP: 0.281, SLG: 0.360			0-0 P3			4-2 BB			3-2 F7	2	0	0	0	1	0	1				
<b>Inning Stats</b>	R: 0 E: 0 K: 0 S: 5	H: 0 LOB: 0 BB: 1 P: 13	R: 0 E: 0 K: 2 S: 10	H: 0 LOB: 0 BB: 0 P: 12	R: 0 E: 0 K: 1 S: 6	H: 0 LOB: 0 BB: 0 P: 10	R: 0 E: 0 K: 1 S: 8	H: 0 LOB: 0 BB: 0 P: 11	R: 0 E: 0 K: 0 S: 12	H: 0 LOB: 1 BB: 1 P: 20	R: 0 E: 0 K: 0 S: 8	H: 0 LOB: 0 BB: 0 P: 13	R: 1 E: 0 K: 1 S: 11	H: 2 LOB: 1 BB: 0 P: 17	R: 1 E: 0 K: 2 S: 17	H: 2 LOB: 2 BB: 1 P: 28	1B: 1 2B: 2 3B: 0 HR: 1	SF: 0 SAC: 0 DP: 1 HBP: 0	WP: 0 PA: 33 PB: 0 SB: 0 CS: 0	
<b>PITCHER</b>	IP	WLS	BF	H	R	ER	SO	BB	IBB	HBP	BLK	WP	HR	S	P	ERA	WHIP			
<b>Barry Zito, L</b> (1, 1) ERA: 3.74	8.0	W	27	2	1	1	5	2	0	0	0	0	1	68	108	1.12	0.500			
<b>Jay Witasick, R</b> (9, 1) ERA: 2.79	0.0		3	2	1	1	0	1	0	0	0	0	0	6	12	∞	∞			
<b>Ricardo Rincon, L</b> (9, 1) ERA: 4.09	0.1		1	0	0	0	0	0	0	0	0	0	0	4	6	0.00	0.000			
<b>50 Kiko Calero, R</b> (9, 1) ERA: 4.21	0.2		2	0	0	0	2	0	0	0	0	0	0	7	10	0.00	0.000			

Texas Rangers @ Oakland Athletics  
McAfee Coliseum, Oakland, CA  
Fri Jul 15 2005, 10:05 PM EDT  
Att: 22,423 - Clear - 74 F

AB 30  
R 2  
H 4  
RBI 2  
BB 3  
SO 7  
LOB 9



Batter	1	2	3	4	5	6	7	8	9	AB	R	H	RBI	BB	SO	LOB	BOTTOM			
<b>Jason Kendall, R</b> (1, 2) OBP: 0.361, SLG: 0.331	1-1 G4-3			2-1 1B			1-1 21 G4-3			4	0	2	0	0	0	0				
<b>21 Mark Kotsay, L</b> (1, 8) OBP: 0.331, SLG: 0.406	1-0 G1-3		0-0 7 1B	1-2 F8			2-2 G4-3			4	1	1	0	0	0	2				
<b>7 Bobby Crosby, R</b> (1, 6) OBP: 0.373, SLG: 0.526	2-3 K		2-2 3 HR	1-2 3 HR		1-2 P4		1-1 G6-3		4	1	1	0	0	1	0				
<b>3 Eric Chavez, L</b> (1, 5) OBP: 0.337, SLG: 0.457		0-0 E6 2B	2-2 3 HR	1-0 F7		1-1 G6-3		0-0 G1-3		4	2	1	3	0	0	0				
<b>Scott Hatteberg, L</b> (1, 10) OBP: 0.366, SLG: 0.378		0-0 HR	2-3 K	1-0 F9			1-1 F8		4-0 BB	3	1	1	1	1	1	0				
<b>Jay Payton, R</b> (1, 7) OBP: 0.311, SLG: 0.445	0-1 HR		3-3 K	2-1 L9			1-1 F8		1-0 F8	4	1	1	2	0	1	1				
<b>29 Dan Johnson, L</b> (1, 3) OBP: 0.367, SLG: 0.447	0-1 F9		0-2 K	3-2 F8			3-3 K			3	0	0	0	0	1	0				
<b>Nick Swisher, S</b> (1, 9) OBP: 0.314, SLG: 0.456	3-1 HR		0-3 K	3-3 K						3	1	1	1	0	2	0				
<b>Marc Scutaro, R</b> (1, 4) OBP: 0.337, SLG: 0.390	2-2 L7		2-2 G5-3	2-2 G6-3						3	0	0	0	0	0	0				
<b>Inning Stats</b>	R: 0 E: 0 K: 1 S: 6	H: 3 LOB: 0 BB: 0 P: 10	R: 4 E: 1 K: 0 S: 13	H: 3 LOB: 0 BB: 0 P: 18	R: 3 E: 0 K: 3 S: 18	H: 3 LOB: 0 BB: 0 P: 27	R: 0 E: 0 K: 1 S: 12	H: 1 LOB: 1 BB: 0 P: 17	R: 0 E: 0 K: 0 S: 5	H: 0 LOB: 0 BB: 0 P: 8	R: 0 E: 0 K: 1 S: 10	H: 0 LOB: 0 BB: 0 P: 17	R: 0 E: 0 K: 0 S: 10	H: 1 LOB: 0 BB: 0 P: 15	R: 0 E: 0 K: 0 S: 4	H: 0 LOB: 1 BB: 1 P: 10	1B: 4 2B: 1 3B: 0 HR: 3	SF: 0 SAC: 0 DP: 1 HBP: 0	WP: 0 PA: 33 PB: 0 SB: 0 CS: 0	
<b>PITCHER</b>	IP	WLS	BF	H	R	ER	SO	BB	IBB	HBP	BLK	WP	HR	S	P	ERA	WHIP			
<b>John Wasdin, R</b> (1, 1) ERA: 4.91	2.0	L	13	6	7	6	1	0	0	0	0	0	0	41	64	0.00	0.462			
<b>53 Joaquin Benoit, R</b> (3, 1) ERA: 0.69	4.1		15	2	0	0	5	0	0	0	0	0	0	5	7	0.00	0.000			
<b>Erasmo Ramirez, L</b> (7, 1) ERA:	0.2		1	0	0	0	0	0	0	0	0	0	0	5	7	0.00	0.000			
<b>Francisco Cordero, R</b> (8, 1) ERA: 3.96	1.0		4	0	0	0	0	1	0	0	0	0	0	4	10	0.00	1.000			

Texas Rangers @ Oakland Athletics  
McAfee Coliseum, Oakland, CA  
Fri Jul 15 2005, 10:05 PM EDT  
Att: 22,423 - Clear - 74 F

AB 32  
R 7  
H 8  
RBI 7  
BB 1  
SO 6  
LOB 3









Batter	1	2	3	4	5	6	7	8	9	10	11	12	13	14	AB	R	H	RBI	BB	SO	LOB	TOP								
David Dellucci, L OBP: 0.404, SLG: 0.524															6	1	2	0	1	2	1									
10 Michael Young, R OBP: 0.371, SLG: 0.524															7	0	1	0	0	0	1	6								
23 Mark Teixeira, S OBP: 0.354, SLG: 0.547															6	0	2	1	0	3	1									
9 Hank Blalock, L OBP: 0.346, SLG: 0.492															5	1	1	1	1	2	2									
Alfonso Soriano, R OBP: 0.311, SLG: 0.531															5	1	3	1	1	0	2									
Kevin Mench, R OBP: 0.342, SLG: 0.545															6	0	0	0	0	1	5									
Gary Matthews, S OBP: 0.290, SLG: 0.399															6	0	1	0	0	2	1									
Richard Hidalgo, R OBP: 0.281, SLG: 0.412															6	1	2	1	0	0	3									
Rod Barajas, R OBP: 0.312, SLG: 0.411															5	0	1	0	0	1	1									
Marshall McDougall, R OBP: 0.440, SLG: 0.450															0	0	0	0	0	0	0									
Sandy Alomar Jr., R OBP: 0.330, SLG: 0.333															1	0	0	0	0	0	1									
<b>Inning Stats</b>	R: 1 E: 0 K: 2 S: 19	H: 2 LOB: 1 BB: 0 P: 27	R: 0 E: 0 K: 2 S: 11	H: 0 LOB: 0 BB: 0 P: 18	R: 0 E: 0 K: 1 S: 11	H: 1 LOB: 1 BB: 0 P: 18	R: 0 E: 0 K: 0 S: 8	H: 0 LOB: 0 BB: 0 P: 14	R: 0 E: 0 K: 1 S: 9	H: 1 LOB: 0 BB: 0 P: 16	R: 1 E: 0 K: 1 S: 12	H: 1 LOB: 1 BB: 0 P: 21	R: 1 E: 0 K: 1 S: 21	H: 1 LOB: 1 BB: 0 P: 31	R: 0 E: 0 K: 2 S: 7	H: 0 LOB: 0 BB: 0 P: 10	R: 0 E: 0 K: 0 S: 3	H: 2 LOB: 2 BB: 0 P: 19	R: 0 E: 0 K: 1 S: 9	H: 1 LOB: 1 BB: 0 P: 10	R: 0 E: 0 K: 1 S: 8	H: 2 LOB: 1 BB: 0 P: 12	R: 0 E: 1 K: 0 S: 12	H: 1 LOB: 2 BB: 0 P: 16	R: 0 E: 0 K: 0 S: 12	H: 1 LOB: 2 BB: 0 P: 16	1B: 9 2B: 2 3B: 0 HR: 3	SF: 0 SAC: 0 DP: 3 HBP: 0	WP: 0 PB: 0 SB: 1 CS: 0	PA: 56

PITCHER	IP	WLS	BF	H	R	ER	SO	BB	IBB	HBP	BLK	WP	HR	S	P	ERA	WHIP
Dan Haren, R ERA: 4.09	6.1	2	26	6	3	3	6	2	0	0	0	0	0	14	23	0.00	0.000
58 Justin Duchascherer, R ERA: 1.91	1.1	4	0	0	0	2	0	0	0	0	0	0	1	5	5	0.00	0.000
Ricardo Rincon, L ERA: 4.2	0.0	1	1	1	1	0	0	0	0	0	0	0	1	5	5	0.00	0.000
Jay Witasick, R ERA: 2.58	1.1	5	0	0	0	2	1	0	0	0	0	0	0	14	22	0.00	0.750
20 Huston Street, R ERA: 1.57	2.0	8	2	0	0	0	0	0	0	0	0	0	0	16	25	0.00	1.000
<b>PITCHER</b>	IP	WLS <td>BF</td> <td>H</td> <td>R</td> <td>ER</td> <td>SO</td> <td>BB</td> <td>IBB</td> <td>HBP</td> <td>BLK</td> <td>WP</td> <td>HR</td> <td>S <td>P <td>ERA <td>WHIP</td> </td></td></td>	BF	H	R	ER	SO	BB	IBB	HBP	BLK	WP	HR	S <td>P <td>ERA <td>WHIP</td> </td></td>	P <td>ERA <td>WHIP</td> </td>	ERA <td>WHIP</td>	WHIP
Joe Kennedy, L ERA: 6.96	3.0	0	12	4	0	0	2	0	0	0	0	0	29	38	0.00	1.333	

Batter	1	2	3	4	5	6	7	8	9	10	11	12	13	14	AB	R	H	RBI	BB	SO	LOB	BOTTOM						
Jason Kendall, R OBP: 0.367, SLG: 0.335															4	0	1	0	0	1	2							
21 Mark Kotsay, L OBP: 0.324, SLG: 0.397															6	0	0	0	0	0	5							
7 Bobby Crosby, R OBP: 0.373, SLG: 0.519															5	2	3	0	1	0	2							
3 Eric Chavez, L OBP: 0.339, SLG: 0.457															6	0	2	1	0	1	4							
Scott Hatteberg, L OBP: 0.362, SLG: 0.373															6	0	1	0	0	0	3							
Jay Payton, R OBP: 0.304, SLG: 0.449															6	0	0	0	0	1	3							
29 Dan Johnson, L OBP: 0.371, SLG: 0.452															3	1	1	0	1	0	1							
14 Mark Ellis, R OBP: 0.348, SLG: 0.370															2	1	2	0	0	0	0							
Nick Swisher, S OBP: 0.314, SLG: 0.451															5	0	1	0	1	0	3							
Marco Scutaro, R OBP: 0.333, SLG: 0.387															2	0	0	1	0	0	2							
17 Adam Melhuse, S OBP: 0.196, SLG: 0.280															1	0	1	1	0	0	0							
23 Bobby Kielty, S OBP: 0.382, SLG: 0.427															2	1	1	1	0	1	1							
<b>Inning Stats</b>	R: 0 E: 0 K: 0 S: 10	H: 1 LOB: 1 BB: 0 P: 20	R: 0 E: 0 K: 0 S: 11	H: 1 LOB: 2 BB: 1 P: 19	R: 0 E: 0 K: 0 S: 9	H: 0 LOB: 0 BB: 0 P: 16	R: 0 E: 0 K: 0 S: 8	H: 0 LOB: 0 BB: 0 P: 8	R: 1 E: 0 K: 0 S: 11	H: 2 LOB: 1 BB: 1 P: 15	R: 1 E: 0 K: 1 S: 10	H: 2 LOB: 1 BB: 1 P: 18	R: 1 E: 0 K: 0 S: 8	H: 2 LOB: 0 BB: 0 P: 11	R: 0 E: 0 K: 0 S: 6	H: 0 LOB: 2 BB: 0 P: 12	R: 0 E: 0 K: 1 S: 8	H: 1 LOB: 1 BB: 0 P: 9	R: 0 E: 0 K: 0 S: 4	H: 1 LOB: 0 BB: 0 P: 5	R: 0 E: 0 K: 1 S: 11	H: 1 LOB: 1 BB: 0 P: 17	R: 0 E: 0 K: 0 S: 4	H: 1 LOB: 0 BB: 0 P: 7	1B: 7 2B: 7 3B: 0 HR: 1	SF: 1 SAC: 0 DP: 3 HBP: 2	WP: 0 PB: 0 SB: 0 CS: 0	PA: 54

PITCHER	IP	WLS	BF	H	R	ER	SO	BB	IBB	HBP	BLK	WP	HR	S	P	ERA	WHIP
Chris Young, R ERA: 3.58	6.0	2	26	5	2	2	1	2	2	0	0	0	0	14	19	4.50	1.000
Doug Sirotka, R ERA: 4.64	2.0	0	7	2	1	1	1	0	0	0	0	0	0	11	20	9.00	2.000
Francisco Cordero, R ERA: 4.02	1.0	0	5	2	1	1	0	0	0	0	0	0	0	14	21	0.00	1.000
Erasmus Ramirez, L ERA: 4.02	2.0	8	1	0	0	1	1	0	0	0	0	0	0	14	21	0.00	1.000
Brian Shouse, L ERA: 4.6	1.1	4	1	0	0	0	0	0	0	0	0	0	0	7	11	0.00	0.750
<b>PITCHER</b>	IP	WLS <td>BF</td> <td>H</td> <td>R</td> <td>ER</td> <td>SO</td> <td>BB</td> <td>IBB</td> <td>HBP</td> <td>BLK</td> <td>WP</td> <td>HR</td> <td>S <td>P <td>ERA <td>WHIP</td> </td></td></td>	BF	H	R	ER	SO	BB	IBB	HBP	BLK	WP	HR	S <td>P <td>ERA <td>WHIP</td> </td></td>	P <td>ERA <td>WHIP</td> </td>	ERA <td>WHIP</td>	WHIP
43 Kameron Loe, R ERA: 4.76	0.2	0	4	2	1	1	0	1	0	0	0	0	0	12	18	15.50	3.000

Texas Rangers @ Oakland Athletics  
McAfee Coliseum, Oakland, CA  
Sun Jul 17 2005, 4:05 PM EDT  
Att. 25,330 - Sunny - 74 F

AB: 53  
R: 4  
H: 13  
RBI: 4  
BB: 3  
SO: 12  
LOB: 23

Texas Rangers @ Oakland Athletics  
McAfee Coliseum, Oakland, CA  
Sun Jul 17 2005, 4:05 PM EDT  
Att. 25,330 - Sunny - 74 F

AB: 48  
R: 5  
H: 13  
RBI: 4  
BB: 3  
SO: 4  
LOB: 26



Batter	1	2	3	4	5	6	7	8	9	AB	R	H	RBI	BB	SO	LOB	TOP								
Jason Kendall, R OBP: 0.363, SLG: 0.331	G6-3		G5-3		L9		G1-3			4	0	0	0	0	0	2	<b>Oakland Athletics @ Los Angeles Angels</b> Angel Stadium of Anaheim, Anaheim, CA Mon Jul 18 2005, 7:05 PM PDT Att: 40,546 - Clear - 75 F <a href="http://livebaseballscorecards.com">livebaseballscorecards.com</a>								
21 Mark Kotsay, L OBP: 0.323, SLG: 0.394	F7		F8			3 BB 2B		F7	3	1	0	0	1	0	1										
7 Bobby Crosby, R OBP: 0.370, SLG: 0.509	F9			G6-3		K			3	0	0	0	1	1	1										
3 Eric Chavez, L OBP: 0.343, SLG: 0.457		BB		1B		2B		BB	2	1	1	0	2	1	1										
Scott Hatteberg, L OBP: 0.360, SLG: 0.375	BB		L9		2B	23 G4-3		G3	4	0	1	2	0	1	3										
23 Bobby Kielty, S OBP: 0.380, SLG: 0.424	K		G3		G4-3				4	0	1	0	0	1	3										
29 Dan Johnson, L OBP: 0.368, SLG: 0.446	F7					2-3		17 DI 1B	4	0	1	0	0	2	3										
Nick Swisher, S OBP: 0.313, SLG: 0.452			G5-3 2B		FC3-6 1B			K	4	0	1	0	0	2	2										
Marco Scutaro, R OBP: 0.330, SLG: 0.382			K		FC1-6			K	3	0	0	0	0	1	2										
17 Adam Melhuse, S (9, PH) OBP: 0.192, SLG: 0.255					FC1-6			G6-3	1	0	0	0	0	1	1										
<b>Inning Stats</b>	R: 0 E: 0 K: 0 S: 5	H: 0 LOB: 0 BB: 0 P: 8	R: 0 E: 0 K: 2 S: 8	H: 0 LOB: 1 BB: 1 P: 14	R: 0 E: 0 K: 1 S: 9	H: 1 LOB: 1 BB: 0 P: 10	R: 0 E: 0 K: 0 S: 9	H: 1 LOB: 1 BB: 0 P: 13	R: 0 E: 0 K: 2 S: 17	H: 1 LOB: 1 BB: 0 P: 11	R: 2 E: 0 K: 2 S: 17	H: 1 LOB: 2 BB: 2 P: 29	R: 0 E: 0 K: 1 S: 7	H: 0 LOB: 0 BB: 0 P: 11	R: 0 E: 0 K: 1 S: 9	H: 0 LOB: 1 BB: 1 P: 19	R: 0 E: 0 K: 3 S: 13	H: 1 LOB: 1 BB: 0 P: 19	1B: 3 2B: 2 3B: 0 HR: 0	SF: 0 SAC: 0 DP: 0 HBP: 0	WP: 0 PB: 0 SB: 0 CS: 0	PA: 36			
<b>PITCHER</b>	IP	WLS	BF	H	R	ER	SO	BB	IBB	HBP	BLK	WP	HR	S	P	ERA	WHIP								
54 Ervin Santana, R ERA: 5.68	(1, 1)	7.0	W	28	4	2	2	6	3	0	0	0	0	64	96	2.57	1.000								
62 Scot Shields, R ERA: 2.33	(8, 1)	1.0	H	4	0	0	0	1	0	0	0	0	0	9	19	0.00	1.000								
Francisco Rodriguez, R ERA: 1.96	(9, 1)	1.0	S	4	1	0	0	3	0	0	0	0	0	13	19	0.00	1.000								


Batter	1	2	3	4	5	6	7	8	9	AB	R	H	RBI	BB	SO	LOB	BOTTOM								
9 Chone Figgins, S OBP: 0.335, SLG: 0.401	G3 27 SF9 1B		K			1B 27 FC5-4 BB		P5		3	2	1	0	1	1	0	<b>Oakland Athletics @ Los Angeles Angels</b> Angel Stadium of Anaheim, Anaheim, CA Mon Jul 18 2005, 7:05 PM PDT Att: 40,546 - Clear - 75 F <a href="http://livebaseballscorecards.com">livebaseballscorecards.com</a>								
Darin Erstad, L OBP: 0.344, SLG: 0.391	G3		K			27 FC5-4 1B		K	4	0	1	0	0	2	1										
27 Vladimir Guerrero, R OBP: 0.371, SLG: 0.551	SF9			F7		FC5-4 1B		G6-3	3	1	0	2	0	0	1										
16 Garret Anderson, L OBP: 0.326, SLG: 0.459	F8			2B		E8 1B		G3	4	1	2	0	0	0	0										
Steve Finley, L OBP: 0.287, SLG: 0.404		1B		F9		1B		L9	3	1	1	0	1	0	1										
Bengie Molina, R OBP: 0.335, SLG: 0.456		1B		G6-3		F6		G4-3	4	0	1	0	0	0	4										
Jeff DaVanon, S OBP: 0.351, SLG: 0.335	L5-3					K		E 1B	3	0	1	1	0	1	2										
Orlando Cabrera, R OBP: 0.301, SLG: 0.363	G6-3					G4-3		E8 1B	3	0	1	2	0	0	1										
Adam Kennedy, L OBP: 0.377, SLG: 0.407			G4-3			G5-3		F7	3	0	0	0	0	0	2										
<b>Inning Stats</b>	R: 1 E: 0 K: 0 S: 7	H: 1 LOB: 0 BB: 0 P: 8	R: 0 E: 0 K: 0 S: 9	H: 2 LOB: 1 BB: 0 P: 11	R: 0 E: 0 K: 2 S: 7	H: 0 LOB: 0 BB: 0 P: 8	R: 0 E: 0 K: 0 S: 11	H: 1 LOB: 1 BB: 0 P: 14	R: 0 E: 0 K: 1 S: 8	H: 0 LOB: 0 BB: 0 P: 9	R: 4 E: 2 K: 0 S: 14	H: 4 LOB: 2 BB: 2 P: 27	R: 0 E: 0 K: 1 S: 6	H: 0 LOB: 0 BB: 0 P: 8	R: 0 E: 0 K: 0 S: 6	H: 0 LOB: 0 BB: 0 P: 14		1B: 7 2B: 2 3B: 0 HR: 0	SF: 1 SAC: 0 DP: 1 HBP: 0	WP: 0 PB: 0 SB: 0 CS: 0	PA: 33				
<b>PITCHER</b>	IP	WLS	BF	H	R	ER	SO	BB	IBB	HBP	BLK	WP	HR	S	P	ERA	WHIP								
Kirk Saarloos, R ERA: 4.12	(1, 1)	5.2	L	26	8	5	3	1	0	0	0	0	0	54	74	7.94	1.588								
Ricardo Rincon, L ERA: 4.3	(6, 1)	1.0		3	0	0	0	1	0	0	0	0	0	6	8	0.00	0.000								
Jay Witasick, R ERA: 2.65	(7, 1)	0.1		1	0	0	0	0	0	0	0	0	0	2	3	0.00	0.000								
Keiichi Yabu, R ERA: 4.08	(8, 1)	1.0		3	0	0	0	0	0	0	0	0	0	6	14	0.00	0.000								



Batter	1	2	3	4	5	6	7	8	9	AB	R	H	RBI	BB	SO	LOB	TOP					
Jason Kendall, R OBP: 0.358, SLG: 0.327	F9		SF8		FC5-4		G4-3		G6-3	4	0	0	1	0	0	2						
21 Mark Kotsay, L OBP: 0.322, SLG: 0.394	K		F8			G4-3	F8		G3-1	5	1	1	0	0	1	1						
7 Bobby Crosby, R OBP: 0.368, SLG: 0.500	G1-3		K			G4-3		G4-3		3	0	0	0	1	1	0						
3 Eric Chavez, L OBP: 0.340, SLG: 0.452		K		K		G4-3		K		4	0	0	0	0	3	2						
23 Bobby Kielty, S OBP: 0.382, SLG: 0.423	F7		G6-3			1B	WP	1B		3	0	1	0	1	0	0						
Jay Payton, R OBP: 0.315, SLG: 0.457	BB		F9			FC4-6	1B	1B		4	0	3	1	0	0	0						
Nick Swisher, S OBP: 0.312, SLG: 0.447	BB		K		FC4-6	1B		F7		3	0	0	0	1	1	4						
29 Dan Johnson, L OBP: 0.365, SLG: 0.463	P5				G3		HR	F8		4	1	1	1	0	0	2						
14 Mark Ellis, R OBP: 0.350, SLG: 0.379			SF8		FC5-4		F9	E5		3	1	1	0	1	0	0						
<b>Inning Stats</b>	R: 0 E: 0 K: 1 S: 8	H: 0 LOB: 0 BB: 0 P: 13	R: 0 E: 0 K: 1 S: 11	H: 1 LOB: 2 BB: 1 P: 20	R: 1 E: 0 K: 1 S: 9	H: 1 LOB: 0 BB: 0 P: 12	R: 0 E: 0 K: 1 S: 8	H: 0 LOB: 0 BB: 0 P: 10	R: 0 E: 0 K: 1 S: 10	H: 0 LOB: 1 BB: 1 P: 18	R: 1 E: 0 K: 0 S: 7	H: 2 LOB: 2 BB: 2 P: 18	R: 1 E: 0 K: 0 S: 8	H: 1 LOB: 0 BB: 0 P: 10	R: 0 E: 0 K: 1 S: 15	H: 2 LOB: 2 BB: 0 P: 22	R: 0 E: 1 K: 0 S: 12	H: 0 LOB: 1 BB: 0 P: 17	1B: 4 2B: 1 3B: 1 HR: 1	SF: 1 SAC: 0 DP: 1 HBP: 0	WP: 1 PB: 0 SB: 0 CS: 0	PA: 38
<b>PITCHER</b>	IP	WLS	BF	H	R	ER	SO	BB	IBB	HBP	BLK	WP	HR	S	P	ERA	WHIP					
Jarrod Washburn, L ERA: 3.27	7.0	L	29	5	3	3	5	4	0	0	0	0	1	61	101	3.86	1.286					
Joel Peralta, R ERA: 4.29	1.0		5	2	0	0	1	0	0	0	0	1	0	15	22	0.00	2.000					
Brendan Donnelly, R ERA: 3.4	1.0		4	0	0	0	0	0	0	0	0	0	0	12	17	0.00	0.000					

Oakland Athletics @ Los Angeles Angels  
Angel Stadium of Anaheim, Anaheim, CA  
Tue Jul 19 2005, 7:05 PM PDT  
Att. 42,155 - Clear - 76 F


AB 33  
R 3  
H 7  
RBI 3  
BB 4  
SO 6  
LOB 11



Batter	1	2	3	4	5	6	7	8	9	AB	R	H	RBI	BB	SO	LOB	BOTTOM				
9 Chone Figgins, S OBP: 0.337, SLG: 0.398	G4-3		S		G4-3			BB		2	0	0	0	2	0	0					
Darin Erstad, L OBP: 0.343, SLG: 0.388	E3		BB			G5-3		G3		3	0	0	0	1	0	1					
27 Vladimir Guerrero, R OBP: 0.367, SLG: 0.543	F8		F3			F8		G5-3		4	0	0	0	0	0	3					
16 Garret Anderson, L OBP: 0.323, SLG: 0.454	K		K2-3			F7		K		4	0	0	0	0	3	3					
Steve Finley, L OBP: 0.290, SLG: 0.409		G6-3		K			K		DI	4	1	2	0	0	2	0					
Bengie Molina, R OBP: 0.333, SLG: 0.452		G6-3		L3			G6-3		1B	4	0	1	1	0	0	1					
Josh Paul, R OBP: 0.219, SLG: 0.367								1B		0	0	0	0	0	0	0					
6 Maicer Izturis, S OBP: 0.322, SLG: 0.417		FC1-2-5-1		F8			K		F7	4	0	0	0	0	1	2					
Orlando Cabrera, R OBP: 0.298, SLG: 0.359		G6-3				G5-3		K		3	0	0	0	0	1	1					
Adam Kennedy, L OBP: 0.376, SLG: 0.406							K		G3-1	3	0	1	0	0	1	0					
<b>Inning Stats</b>	R: 0 E: 1 K: 1 S: 8	H: 0 LOB: 1 BB: 0 P: 9	R: 0 E: 0 K: 0 S: 9	H: 1 LOB: 1 BB: 0 P: 14	R: 0 E: 0 K: 1 S: 13	H: 1 LOB: 2 BB: 2 P: 20	R: 0 E: 0 K: 1 S: 5	H: 0 LOB: 0 BB: 0 P: 9	R: 0 E: 0 K: 0 S: 8	H: 0 LOB: 0 BB: 0 P: 10	R: 0 E: 0 K: 2 S: 12	H: 0 LOB: 0 BB: 0 P: 15	R: 0 E: 0 K: 1 S: 8	H: 0 LOB: 1 BB: 1 P: 16	R: 1 E: 0 K: 1 S: 10	H: 2 LOB: 1 BB: 0 P: 16	1B: 3 2B: 1 3B: 0 HR: 0	SF: 0 SAC: 0 DP: 0 HBP: 0	WP: 0 PB: 0 SB: 1 CS: 1	PA: 34	
<b>PITCHER</b>	IP	WLS	BF	H	R	ER	SO	BB	IBB	HBP	BLK	WP	HR	S	P	ERA	WHIP				
40 Rich Harden, R ERA: 2.11	8.2		33	4	1	1	8	3	0	0	0	0	0	78	113	1.04	0.808				
20 Huston Street, R ERA: 1.55	0.1	S	1	0	0	0	0	0	0	0	0	0	0	2	5	0.00	0.000				

Oakland Athletics @ Los Angeles Angels  
Angel Stadium of Anaheim, Anaheim, CA  
Tue Jul 19 2005, 7:05 PM PDT  
Att. 42,155 - Clear - 76 F

AB 31  
R 1  
H 4  
RBI 1  
BB 3  
SO 8  
LOB 11






Batter	1	2	3	4	5	6	7	8	9	AB	R	H	RBI	BB	SO	LOB	TOP							
Jason Kendall, R OBP: 0.354, SLG: 0.324 (1, 2)	G6-3		F8		F8		FC4-6			4	0	0	0	0	0	1								
21 Mark Kotsay, L OBP: 0.324, SLG: 0.405 (1, 8)	F9			2B		HR		F7		4	1	2	1	0	0	0								
7 Bobby Crosby, R OBP: 0.365, SLG: 0.494 (1, 6)	K			K		FC3-6	1B	G1-3		4	0	1	0	0	2	1								
3 Eric Chavez, L OBP: 0.337, SLG: 0.447 (1, 5)		G3-1		K		FC3-6		F9		4	0	0	0	0	1	2								
Scott Hatteberg, L OBP: 0.359, SLG: 0.373 (1, 10)	G3-1		G4-3		K				29 G3	4	0	1	0	0	1	2								
23 Bobby Kielty, S OBP: 0.380, SLG: 0.420 (1, 7)					P5		P6		F7	4	0	1	0	0	0	2								
29 Dan Johnson, L OBP: 0.356, SLG: 0.449 (1, 3)																								
Nick Swisher, S OBP: 0.311, SLG: 0.444 (1, 9)			G4-3			14 HR			K	4	1	1	0	0	2	1								
14 Mark Ellis, R OBP: 0.355, SLG: 0.399 (1, 4)			F9							3	1	2	2	0	0	0								
<b>Inning Stats</b>	R: 0 E: 0 K: 1 S: 12	H: 0 LOB: 0 BB: 0 P: 17	R: 0 E: 0 K: 0 S: 14	H: 1 LOB: 1 BB: 0 P: 23	R: 0 E: 0 K: 0 S: 7	H: 0 LOB: 0 BB: 0 P: 7	R: 0 E: 0 K: 2 S: 14	H: 1 LOB: 1 BB: 0 P: 19	R: 2 E: 0 K: 0 S: 12	H: 2 LOB: 0 BB: 0 P: 15	R: 1 E: 0 K: 1 S: 12	H: 2 LOB: 1 BB: 0 P: 21	R: 0 E: 0 K: 1 S: 13	H: 1 LOB: 1 BB: 0 P: 18	R: 0 E: 0 K: 0 S: 6	H: 0 LOB: 0 BB: 0 P: 8	R: 0 E: 0 K: 1 S: 10	H: 1 LOB: 1 BB: 0 P: 15	1B: 5 2B: 1 3B: 0 HR: 2	SF: 0 SAC: 0 DP: 0 HBP: 0	WP: 0 PB: 0 SB: 1 CS: 0	PA: 35		
<b>PITCHER</b>	IP	WLS	BF	H	R	ER	SO	BB	IBB	HBP	BLK	WP	HR	S	P	ERA	WHIP							
Paul Byrd, R ERA: 3.71 (1, 1)	6.0	L	24	6	3	3	4	0	0	0	0	0	2	71	102	4.50	1.000							
Brendan Donnelly, R ERA: 3.32 (7, 1)	1.0		4	1	0	0	1	0	0	0	0	0	0	13	18	0.00	1.000							
Esteban Yan, R ERA: 3.86 (8, 1)	2.0		7	1	0	0	1	0	0	0	0	0	0	16	23	0.00	0.500							

Oakland Athletics @ Los Angeles Angels  
Angel Stadium of Anaheim, Anaheim, CA  
Wed Jul 20 2005, 7:05 PM PDT  
Att: 42,285 - Partly Cloudy - 77 F

livebaseballscores.com

AB 35  
R 3  
H 8  
RBI 3  
BB 0  
SO 6  
LOB 11



Batter	1	2	3	4	5	6	7	8	9	AB	R	H	RBI	BB	SO	LOB	BOTTOM							
9 Chone Figgins, S OBP: 0.338, SLG: 0.397 (1, 5)	G6-3				G6-3			F7		4	0	1	0	0	0	1								
Darin Erstad, L OBP: 0.340, SLG: 0.383 (1, 3)	K		G4-3					G1-3		4	0	0	0	0	2	1								
27 Vladimir Guerrero, R OBP: 0.365, SLG: 0.539 (1, 9)	P3				F8					4	0	1	0	0	1	0								
16 Garret Anderson, L OBP: 0.322, SLG: 0.451 (1, 7)		F7								4	0	1	0	0	0	1								
Bengie Molina, R OBP: 0.346, SLG: 0.468 Zach Sorensen, S (9, PR)										4	0	4	0	0	0	0								
20 Juan Rivera, R OBP: 0.288, SLG: 0.429 (1, 10)										0	0	0	0	0	0	0								
Steve Finley, L OBP: 0.286, SLG: 0.403 (1, 8)										4	0	0	0	0	0	4								
Orlando Cabrera, R OBP: 0.302, SLG: 0.358 (1, 6)										1	0	0	0	1	0	0								
Adam Kennedy, L OBP: 0.371, SLG: 0.400 (1, 4)										3	0	0	0	0	2	3								
<b>Inning Stats</b>	R: 0 E: 0 K: 1 S: 9	H: 0 LOB: 0 BB: 0 P: 13	R: 0 E: 0 K: 0 S: 8	H: 1 LOB: 1 BB: 1 P: 16	R: 0 E: 0 K: 1 S: 8	H: 1 LOB: 1 BB: 0 P: 16	R: 0 E: 0 K: 0 S: 9	H: 2 LOB: 1 BB: 0 P: 15	R: 0 E: 0 K: 2 S: 13	H: 0 LOB: 0 BB: 0 P: 21	R: 0 E: 0 K: 2 S: 9	H: 0 LOB: 0 BB: 0 P: 13	R: 0 E: 0 K: 2 S: 11	H: 1 LOB: 2 BB: 1 P: 19	R: 0 E: 0 K: 0 S: 9	H: 1 LOB: 1 BB: 0 P: 12	R: 0 E: 0 K: 0 S: 8	H: 1 LOB: 1 BB: 0 P: 12	1B: 6 2B: 1 3B: 0 HR: 0	SF: 0 SAC: 0 DP: 3 HBP: 1	WP: 0 PB: 0 SB: 3 CS: 0	PA: 34		
<b>PITCHER</b>	IP	WLS	BF	H	R	ER	SO	BB	IBB	HBP	BLK	WP	HR	S	P	ERA	WHIP							
Barry Zito, L ERA: 3.55 (8, 1)	7.0		27	5	0	0	6	2	0	1	0	0	0	9	12	0.00	1.000							
58 Justin Duchschere, R ERA: 1.58 (8, 1)	1.0	H	4	1	0	0	0	0	0	0	0	0	0	8	12	0.00	1.000							
20 Huston Street, R ERA: 1.52 (8, 1)	1.0	S	3	1	0	0	0	0	0	0	0	0	0	8	12	0.00	1.000							

Oakland Athletics @ Los Angeles Angels  
Angel Stadium of Anaheim, Anaheim, CA  
Wed Jul 20 2005, 7:05 PM PDT  
Att: 42,285 - Partly Cloudy - 77 F

livebaseballscores.com

AB 31  
R 0  
H 7  
RBI 0  
BB 2  
SO 6  
LOB 14













Batter	1	2	3	4	5	6	7	8	9	AB	R	H	RBI	BB	SO	LOB	TOP											
Jason Kendall, R OBP: 0.354, SLG: 0.327	G6-3		F8				G5-4-3			3	0	0	0	1	0	1	<b>Oakland Athletics @ Texas Rangers</b> Ameriquest Field, Arlington, TX Sat Jul 23 2005, 8:05 PM EDT Att: 38,841 - Clear - 93 F											
Nick Swisher, S OBP: 0.321, SLG: 0.474	HR		P5				K			3	1	1	1	1	1	0												
7 Bobby Crosby, R OBP: 0.369, SLG: 0.495	G5-3		G6-3				FC4-6			4	0	0	1	0	0	2												
3 Eric Chavez, L OBP: 0.330, SLG: 0.444	G3						K			4	1	1	1	0	1	2												
Scott Hatteberg, L OBP: 0.360, SLG: 0.370			F8				F8			3	0	0	0	1	0	0												
23 Bobby Kielty, S OBP: 0.376, SLG: 0.411	K						K			4	0	0	0	0	2	2												
29 Dan Johnson, L OBP: 0.366, SLG: 0.479										3	1	1	1	1	0	1												
Jay Payton, R OBP: 0.322, SLG: 0.475										4	1	1	1	0	1	1												
Marco Scutaro, R OBP: 0.332, SLG: 0.384	G1-4-3									4	1	2	0	0	0	0												
<b>Inning Stats</b>	R: 1 E: 0 K: 0 S: 7	H: 1 LOB: 0 BB: 0 P: 12	R: 2 E: 0 K: 1 S: 9	H: 2 LOB: 0 BB: 0 P: 14	R: 0 E: 0 K: 0 S: 8	H: 0 LOB: 0 BB: 0 P: 12	R: 1 E: 0 K: 0 S: 9	H: 1 LOB: 0 BB: 1 P: 17	R: 1 E: 0 K: 1 S: 17	H: 1 LOB: 2 BB: 2 P: 31	R: 0 E: 0 K: 1 S: 9	H: 0 LOB: 1 BB: 1 P: 18	R: 0 E: 0 K: 1 S: 6	H: 1 LOB: 0 BB: 0 P: 11	R: 0 E: 1 K: 0 S: 12	H: 0 LOB: 1 BB: 0 P: 19		R: 0 E: 0 K: 1 S: 7	H: 0 LOB: 0 BB: 0 P: 11	1B: 2 2B: 0 3B: 0 HR: 4	SF: 0 SAC: 0 DP: 2 HBP: 0	WP: 1 PB: 0 SB: 0 CS: 0	PA: 36					
<b>PITCHER</b>	IP	WLS	BF	H	R	ER	SO	BB	IBB	HBP	BLK	WP	HR	S	P	ERA	WHIP											
Ricardo Rodriguez, R ERA: 5.31	(1, 1)	5.2	L	25	5	5	5	3	4	0	0	0	1	4	55	98	7.94	1.588										
James Baldwin, R ERA: 1.46	(6, 1)	2.1		8	1	0	0	1	0	0	0	0	0	0	22	36	0.00	0.429										
Francisco Cordero, R ERA: 3.83	(9, 1)	1.0		3	0	0	0	1	0	0	0	0	0	0	7	11	0.00	0.000										

Batter	1	2	3	4	5	6	7	8	9	AB	R	H	RBI	BB	SO	LOB	BOTTOM											
Kevin Mench, R OBP: 0.335, SLG: 0.521	K		L8							5	0	1	0	0	1	1	<b>Oakland Athletics @ Texas Rangers</b> Ameriquest Field, Arlington, TX Sat Jul 23 2005, 8:05 PM EDT Att: 38,841 - Clear - 93 F											
10 Michael Young, R OBP: 0.371, SLG: 0.519										3	1	2	0	2	0	1												
23 Mark Teixeira, S OBP: 0.354, SLG: 0.545	G1-6-3									3	1	1	3	1	0	2												
9 Hank Blalock, L OBP: 0.351, SLG: 0.488										4	0	1	0	0	0	2												
Alfonso Soriano, R OBP: 0.318, SLG: 0.546										4	1	1	1	0	1	1												
Richard Hidalgo, R OBP: 0.293, SLG: 0.435										4	0	1	0	0	1	0												
Gary Matthews, S OBP: 0.292, SLG: 0.383										4	0	1	0	0	1	2												
Mark DeRosa, R OBP: 0.267, SLG: 0.340										3	0	0	0	0	2	3												
David Dellucci, L OBP: 0.401, SLG: 0.566										1	0	0	0	0	0	0												
Rod Barajas, R OBP: 0.313, SLG: 0.414										4	1	1	0	0	0	0												
<b>Inning Stats</b>	R: 0 E: 0 K: 1 S: 6	H: 0 LOB: 0 BB: 1 P: 12	R: 0 E: 0 K: 1 S: 12	H: 2 LOB: 2 BB: 0 P: 16	R: 3 E: 0 K: 0 S: 13	H: 3 LOB: 0 BB: 0 P: 18	R: 0 E: 0 K: 0 S: 9	H: 0 LOB: 0 BB: 0 P: 14	R: 0 E: 0 K: 0 S: 9	H: 0 LOB: 1 BB: 1 P: 15	R: 1 E: 0 K: 1 S: 12	H: 2 LOB: 1 BB: 0 P: 19	R: 0 E: 0 K: 0 S: 6	H: 1 LOB: 2 BB: 1 P: 14	R: 0 E: 0 K: 3 S: 13	H: 0 LOB: 0 BB: 0 P: 18	R: 0 E: 0 K: 0 S: 8	H: 1 LOB: 1 BB: 0 P: 10	1B: 7 2B: 0 3B: 0 HR: 2	SF: 0 SAC: 0 DP: 1 HBP: 0	WP: 1 PB: 0 SB: 0 CS: 0	PA: 38						
<b>PITCHER</b>	IP	WLS	BF	H	R	ER	SO	BB	IBB	HBP	BLK	WP	HR	S	P	ERA	WHIP											
Kirk Saarloos, R ERA: 4.24	(1, 1)	5.2	W	25	7	4	4	2	2	0	0	0	1	0	8	12	0.00	1.000										
50 Kiko Calero, R ERA: 4.45	(6, 1)	1.0	H	4	1	0	0	1	0	0	0	0	0	0	1	6	0.00	3.000										
Ricardo Rincon, L ERA: 4.68	(7, 1)	0.1	H	2	0	0	0	0	1	0	0	0	0	0	1	6	0.00	3.000										
Jay Witasick, R ERA: 2.52	(8, 1)	1.0	H	3	0	0	0	3	0	0	0	0	0	0	13	18	0.00	0.000										
20 Huston Street, R ERA: 1.47	(9, 1)	1.0	S	4	1	0	0	0	0	0	0	0	0	0	8	10	0.00	1.000										





Batter	1	2	3	4	5	6	7	8	9	AB	R	H	RBI	BB	SO	LOB	TOP					
14 Mark Ellis, R OBP: 0.397, SLG: 0.398										5	2	3	2	0	1	2						
21 Mark Kotsay, L OBP: 0.322, SLG: 0.401										4	2	2	1	1	0	2						
7 Bobby Crosby, R OBP: 0.375, SLG: 0.508										5	1	3	1	0	1	2						
3 Eric Chavez, L OBP: 0.329, SLG: 0.440										3	0	0	1	1	1	2						
Scott Hatteberg, L OBP: 0.364, SLG: 0.373										3	0	2	3	1	0	0						
Jay Payton, R OBP: 0.313, SLG: 0.461										5	0	0	0	0	1	7						
29 Dan Johnson, L OBP: 0.367, SLG: 0.480										4	1	1	0	1	1	2						
Nick Swisher, S OBP: 0.316, SLG: 0.465										5	0	0	0	0	0	2						
17 Adam Melhuse, S OBP: 0.228, SLG: 0.291										4	2	2	0	1	1	1						
<b>Inning Stats</b>	R: 2 E: 0 K: 1 S: 21	H: 3 LOB: 1 BB: 0 P: 30	R: 0 E: 0 K: 2 S: 10	H: 0 LOB: 1 BB: 1 P: 20	R: 1 E: 0 K: 0 S: 8	H: 2 LOB: 1 BB: 0 P: 12	R: 3 E: 0 K: 0 S: 15	H: 4 LOB: 3 BB: 2 P: 30	R: 0 E: 0 K: 0 S: 11	H: 1 LOB: 1 BB: 0 P: 16	R: 1 E: 0 K: 0 S: 11	H: 1 LOB: 2 BB: 0 P: 25	R: 1 E: 0 K: 1 S: 12	H: 2 LOB: 1 BB: 0 P: 17	R: 0 E: 0 K: 1 S: 10	H: 0 LOB: 0 BB: 0 P: 18	R: 0 E: 0 K: 1 S: 15	H: 0 LOB: 0 BB: 0 P: 23	1B: 8 2B: 5 3B: 0 HR: 0	SF: 2 SAC: 0 DP: 0 HBP: 0	WP: 0 PB: 1 SB: 0 CS: 0	PA: 45
<b>PITCHER</b>	IP WLS BF H R ER SO BB IBB HBP BLK WP HR S P ERA WHIP																					
Chan Ho Park, R ERA: 5.66	3.1 L 21 9 6 6 3 2 0 0 0 0 0 0 51 85 16.20 3.300																					
John Wasdin, R ERA: 4.57	4.1 1.2 10 2 1 1 1 0 2 1 0 0 0 0 17 35 5.40 2.400																					
Doug Brocail, R ERA: 4.75	6.1 2.0 8 2 1 1 1 0 0 0 0 0 0 0 20 30 4.50 1.000																					
Brian Shouse, L ERA: 4.46	8.1 1.0 3 0 0 0 1 0 0 0 0 0 0 0 10 18 0.00 0.000																					
Kevin Gryboski, R ERA: 3.52	9.1 1.0 3 0 0 0 1 0 0 0 0 0 0 0 15 23 0.00 0.000																					

Oakland Athletics @ Texas Rangers  
Ameriquet Field, Arlington, TX  
Sun Jul 24 2005, 2:05 PM EDT  
Att: 29,410 - Sunny - 92 F

AB	38
R	8
H	13
RBI	8
BB	5
SO	6
LOB	20



Batter	1	2	3	4	5	6	7	8	9	AB	R	H	RBI	BB	SO	LOB	BOTTOM					
David Dellucci, L OBP: 0.400, SLG: 0.502										2	0	0	0	1	0	0						
Kevin Mench, R OBP: 0.333, SLG: 0.518										4	0	0	0	0	1	1						
10 Michael Young, R OBP: 0.388, SLG: 0.514										4	0	0	0	0	1	1						
23 Mark Teixeira, S OBP: 0.353, SLG: 0.542										4	0	1	0	0	1	0						
9 Hank Blalock, L OBP: 0.353, SLG: 0.487										3	2	1	0	1	1	2						
Alfonso Soriano, R OBP: 0.314, SLG: 0.540										4	0	0	0	0	1	4						
Adrián González, L OBP: 0.286, SLG: 0.436										3	1	2	0	1	0	0						
Richard Hidalgo, R OBP: 0.295, SLG: 0.436										4	0	2	0	0	1	1						
Gary Matthews, S OBP: 0.295, SLG: 0.387										3	0	1	3	1	0	1						
Sandy Alomar Jr., R OBP: 0.326, SLG: 0.341										4	0	0	0	0	1	6						
<b>Inning Stats</b>	R: 0 E: 0 K: 1 S: 7	H: 0 LOB: 0 BB: 0 P: 13	R: 1 E: 0 K: 0 S: 13	H: 2 LOB: 2 BB: 2 P: 28	R: 0 E: 0 K: 1 S: 11	H: 1 LOB: 1 BB: 1 P: 20	R: 0 E: 0 K: 1 S: 15	H: 1 LOB: 1 BB: 0 P: 22	R: 0 E: 0 K: 1 S: 8	H: 0 LOB: 0 BB: 0 P: 12	R: 2 E: 0 K: 2 S: 22	H: 3 LOB: 2 BB: 1 P: 34	R: 0 E: 0 K: 0 S: 4	H: 0 LOB: 0 BB: 0 P: 8	R: 0 E: 0 K: 0 S: 7	H: 0 LOB: 0 BB: 0 P: 9	R: 0 E: 0 K: 0 S: 9	H: 0 LOB: 0 BB: 0 P: 14	1B: 6 2B: 1 3B: 0 HR: 0	SF: 0 SAC: 0 DP: 1 HBP: 0	WP: 0 PB: 0 SB: 0 CS: 0	PA: 37
<b>PITCHER</b>	IP WLS BF H R ER SO BB IBB HBP BLK WP HR S P ERA WHIP																					
40 Rich Harden, R ERA: 2.28	5.1 W 24 5 3 3 3 4 0 0 0 0 0 0 0 64 111 5.06 1.688																					
Joe Kennedy, L ERA: 6.75	6.1 2.2 10 2 0 0 1 0 0 0 0 0 0 0 23 35 0.00 0.750																					
58 Justin Duchschere, R ERA: 1.84	9.1 1.0 3 0 0 0 0 0 0 0 0 0 0 0 9 14 0.00 0.000																					

Oakland Athletics @ Texas Rangers  
Ameriquet Field, Arlington, TX  
Sun Jul 24 2005, 2:05 PM EDT  
Att: 29,410 - Sunny - 92 F

AB	33
R	3
H	7
RBI	3
BB	4
SO	6
LOB	17













Batter	1	2	3	4	5	6	7	8	9	10	AB	R	H	RBI	BB	SO	LOB	TOP				
<b>24 Grady Sizemore, L</b> OBP: 0.333, SLG: 0.452											5	1	3	1	0	2	0					
<b>Coco Crisp, S</b> OBP: 0.344, SLG: 0.439											5	0	2	0	0	2	4					
<b>2 Jhonny Peralta, R</b> OBP: 0.349, SLG: 0.529											5	0	0	0	0	2	5					
<b>41 Victor Martinez, S</b> OBP: 0.339, SLG: 0.409											5	0	2	1	0	2	0					
<b>Jeff Liefer, L</b> OBP: 0.222, SLG: 0.333											5	0	1	0	0	1	4					
<b>Ronnie Belliard, R</b> OBP: 0.325, SLG: 0.422											4	1	1	0	1	0	3					
<b>Aaron Boone, R</b> OBP: 0.287, SLG: 0.377											4	2	3	2	1	1	0					
<b>Ben Broussard, L</b> OBP: 0.307, SLG: 0.434											5	0	1	0	0	1	4					
<b>Casey Blake, R</b> OBP: 0.294, SLG: 0.385											5	0	1	0	0	2	2					
<b>Inning Stats</b>	R: 0 E: 0 K: 2 S: 13	H: 2 LOB: 2 BB: 0 P: 21	R: 2 E: 0 K: 2 S: 17	H: 4 LOB: 1 BB: 0 P: 25	R: 0 E: 0 K: 1 S: 7	H: 1 LOB: 1 BB: 0 P: 8	R: 0 E: 0 K: 2 S: 8	H: 0 LOB: 0 BB: 0 P: 10	R: 1 E: 0 K: 1 S: 13	H: 3 LOB: 2 BB: 0 P: 20	R: 1 E: 0 K: 0 S: 11	H: 3 LOB: 2 BB: 0 P: 14	R: 0 E: 0 K: 2 S: 12	H: 0 LOB: 0 BB: 0 P: 17	R: 0 E: 0 K: 1 S: 10	H: 0 LOB: 0 BB: 1 P: 14	R: 0 E: 0 K: 1 S: 10	H: 0 LOB: 1 BB: 1 P: 19	1B: 13 2B: 0 3B: 0 HR: 1	SF: 0 SAC: 0 DP: 0 HBP: 0	WP: 0 PB: 0 SB: 0 CS: 2	PA: 45
<b>PITCHER</b>	IP	WLS	BF	H	R	ER	SO	BB	IBB	HBP	BLK	WP	HR	S	P	ERA	WHIP					
<b>Dan Haren, R</b> ERA: 4.36	(1.1)	5.1	27	12	4	4	7	0	0	0	0	0	0	64	91	6.75	2.250					
<b>Joe Kennedy, L</b> ERA: 6.57	(6.1)	2.2	11	2	0	0	4	1	0	0	0	0	0	25	37	0.00	1.125					
<b>20 Huston Street, R</b> ERA: 1.41	(9.1)	2.0	7	0	0	0	2	1	0	0	0	0	0	20	33	0.00	0.500					

Cleveland Indians @ Oakland Athletics  
Mcafee Coliseum, Oakland, CA  
Wed Jul 27 2005, 3:35 PM EDT  
Att. 40,331 - Sunny - 68 F


AB 43  
R 4  
H 14  
RBI 4  
BB 2  
SO 13  
LOB 22



Batter	1	2	3	4	5	6	7	8	9	10	AB	R	H	RBI	BB	SO	LOB	BOTTOM				
<b>Jason Kendall, R</b> OBP: 0.356, SLG: 0.329											4	1	2	1	1	0	0					
<b>Nick Swisher, S</b> OBP: 0.318, SLG: 0.467											4	0	2	1	1	0	1					
<b>7 Bobby Crosby, R</b> OBP: 0.369, SLG: 0.485											4	0	0	0	1	0	6					
<b>3 Eric Chavez, L</b> OBP: 0.333, SLG: 0.456											5	0	0	0	0	2	6					
<b>Scott Hatteberg, L</b> OBP: 0.356, SLG: 0.363											5	0	0	0	0	0	2					
<b>23 Bobby Kielty, S</b> OBP: 0.379, SLG: 0.423											5	2	2	1	0	0	0					
<b>29 Dan Johnson, L</b> ERA: 4.54	(1.3)	1.0	3	0	0	0	2	1	0	0	0	0	0	0	0	0	0					
<b>14 Mark Ellis, R</b> OBP: 0.354, SLG: 0.398	(10.3)	1.0	8	4	2	2	1	0	1	0	0	0	0	13	26	18.00	4.000					
<b>Jay Payton, R</b> OBP: 0.307, SLG: 0.446	(1.8)	0-1, 1B									5	1	2	1	0	1	3					
<b>Marco Scutaro, R</b> OBP: 0.330, SLG: 0.380	(1.4)										5	0	1	1	0	0	3					
<b>Inning Stats</b>	R: 1 E: 0 K: 0 S: 10	H: 2 LOB: 1 BB: 0 P: 14	R: 0 E: 0 K: 0 S: 10	H: 1 LOB: 1 BB: 0 P: 14	R: 0 E: 0 K: 1 S: 13	H: 1 LOB: 1 BB: 0 P: 17	R: 0 E: 0 K: 0 S: 7	H: 0 LOB: 1 BB: 0 P: 17	R: 1 E: 0 K: 1 S: 12	H: 2 LOB: 1 BB: 0 P: 15	R: 0 E: 0 K: 0 S: 6	H: 0 LOB: 0 BB: 1 P: 11	R: 0 E: 0 K: 0 S: 4	H: 0 LOB: 0 BB: 1 P: 10	R: 2 E: 0 K: 1 S: 13	H: 4 LOB: 3 BB: 0 P: 26	R: 1 E: 0 K: 0 S: 12	H: 3 LOB: 2 BB: 0 P: 17	1B: 9 2B: 4 3B: 0 HR: 1	SF: 0 SAC: 0 DP: 1 HBP: 0	WP: 0 PB: 0 SB: 0 CS: 0	PA: 45
<b>PITCHER</b>	IP	WLS	BF	H	R	ER	SO	BB	IBB	HBP	BLK	WP	HR	S	P	ERA	WHIP					
<b>Scott Elarton, R</b> ERA: 4.54	(1.1)	7.0	29	7	2	2	2	1	0	0	0	0	0	67	101	2.57	1.143					
<b>Arthur Rhodes, L</b> ERA: 2.71	(8.1)	1.0	3	0	0	0	0	1	0	0	0	0	0	4	10	0.00	1.000					
<b>Bob Wickman, R</b> ERA: 3.08	(9.1)	1.0	8	4	2	2	1	0	1	0	0	0	0	13	26	18.00	4.000					
<b>David Riske, R</b> ERA: 2.58	(10.1)	0.2	5	3	1	1	0	0	0	0	0	0	0	12	17	13.50	4.500					

Cleveland Indians @ Oakland Athletics  
Mcafee Coliseum, Oakland, CA  
Wed Jul 27 2005, 3:35 PM EDT  
Att. 40,331 - Sunny - 68 F

AB 42  
R 5  
H 14  
RBI 5  
BB 3  
SO 3  
LOB 21









Batter	1	2	3	4	5	6	7	8	9	AB	R	H	RBI	BB	SO	LOB	TOP			
14 Placido Polanco, R (1.4) OBP: 0.400, SLG: 0.451										4	1	2	0	1	0	2				
9 Carlos Guillen, S (1.6) OBP: 0.361, SLG: 0.426										5	1	1	2	0	0	4				
31 Chris Shelton, R (1.3) OBP: 0.401, SLG: 0.563										5	0	1	0	0	1	2				
30 Magglio Ordonez, R (1.9) OBP: 0.381, SLG: 0.486										5	0	1	1	0	0	1				
Rondell White, R (1.10) OBP: 0.348, SLG: 0.469										3	0	0	0	1	1	3				
Ivan Rodriguez, R (1.2) OBP: 0.310, SLG: 0.462										2	1	1	0	0	0	0				
13 Vance Wilson, R (4.2) OBP: 0.256, SLG: 0.208										2	1	1	1	0	0	1				
Dmitri Young, S (1.7) OBP: 0.319, SLG: 0.484										4	0	1	1	0	0	0				
15 Brandon Inge, R (1.5) OBP: 0.355, SLG: 0.417										3	0	0	0	0	1	0				
Nook Logan, S (1.8) OBP: 0.326, SLG: 0.367										3	1	2	0	1	1	1				
<b>Inning Stats</b>	R: 2 E: 0 K: 0 S: 11	H: 2 LOB: 0 BB: 0 P: 13	R: 1 E: 0 K: 1 S: 11	H: 2 LOB: 1 BB: 0 P: 15	R: 0 E: 0 K: 1 S: 9	H: 1 LOB: 1 BB: 0 P: 12	R: 0 E: 0 K: 0 S: 8	H: 0 LOB: 0 BB: 0 P: 15	R: 1 E: 0 K: 0 S: 16	H: 3 LOB: 2 BB: 0 P: 23	R: 1 E: 0 K: 0 S: 14	H: 2 LOB: 1 BB: 1 P: 21	R: 0 E: 0 K: 0 S: 11	H: 0 LOB: 1 BB: 1 P: 20	R: 0 E: 0 K: 1 S: 11	H: 0 LOB: 0 BB: 0 P: 12	1B: 6 2B: 2 3B: 0 HR: 2	SF: 0 SAC: 1 DP: 0 HBP: 0	WP: 0 PB: 0 SB: 1 CS: 0	PA: 40
<b>PITCHER</b>	IP WLS BF H R ER SO BB IBB HBP BLK WP HR S P ERA WHIP																			
Barry Zito, L (1.1) ERA: 3.72	7.0 W 33 10 5 5 2 2 0 0 0 0 2 80 119 6.43 1.714																			
Jay Witasick, R (8.1) ERA: 2.55	2.0 S 7 0 0 0 2 1 0 0 0 0 0 19 31 0.00 0.500																			

**Detroit Tigers @ Oakland Athletics**  
 McAfee Coliseum, Oakland, CA  
 Sat Jul 30 2005, 4:05 PM EDT  
 Att: 25,265 - Sunny - 74 F

**AB 36**  
**R 5**  
**H 10**  
**RBI 5**  
**BB 3**  
**SO 4**  
**LOB 14**



Batter	1	2	3	4	5	6	7	8	9	AB	R	H	RBI	BB	SO	LOB	BOTTOM			
Jason Kendall, R (1.2) OBP: 0.353, SLG: 0.325										4	0	1	0	1	1	1				
14 Mark Ellis, R (1.4) OBP: 0.353, SLG: 0.406										4	2	1	0	1	0	1				
7 Bobby Crosby, R (1.6) OBP: 0.364, SLG: 0.474										5	1	2	0	0	1	3				
3 Eric Chavez, L (1.5) OBP: 0.331, SLG: 0.455										4	1	1	0	0	1	2				
Jay Payton, R (1.8) OBP: 0.315, SLG: 0.473										4	2	3	5	0	0	0				
29 Dan Johnson, L (1.3) OBP: 0.401, SLG: 0.500										4	1	1	0	0	0	3				
Nick Swisher, S (1.9) OBP: 0.317, SLG: 0.464										4	1	1	1	0	0	3				
Scott Hatteberg, L (1.10) OBP: 0.362, SLG: 0.378										4	1	2	2	0	1	0				
Marco Scutaro, R (1.7) OBP: 0.329, SLG: 0.383										3	0	1	1	0	0	0				
<b>Inning Stats</b>	R: 0 E: 0 K: 1 S: 8	H: 0 LOB: 0 BB: 0 P: 11	R: 0 E: 0 K: 0 S: 7	H: 0 LOB: 0 BB: 0 P: 9	R: 0 E: 0 K: 0 S: 4	H: 0 LOB: 0 BB: 0 P: 8	R: 6 E: 0 K: 0 S: 19	H: 6 LOB: 1 BB: 1 P: 36	R: 1 E: 0 K: 0 S: 10	H: 3 LOB: 2 BB: 0 P: 14	R: 0 E: 0 K: 1 S: 7	H: 0 LOB: 0 BB: 0 P: 11	R: 0 E: 0 K: 1 S: 9	H: 0 LOB: 0 BB: 0 P: 14	R: 2 E: 0 K: 1 S: 15	H: 4 LOB: 3 BB: 1 P: 29	1B: 8 2B: 3 3B: 0 HR: 2	SF: 1 SAC: 0 DP: 0 HBP: 0	WP: 0 PB: 0 SB: 0 CS: 0	PA: 39
<b>PITCHER</b>	IP WLS BF H R ER SO BB IBB HBP BLK WP HR S P ERA WHIP																			
29 Nate Robertson, L (1.1) ERA: 3.85	6.0 L 28 9 7 7 2 0 0 0 0 0 0 10 16 9.00 1.667																			
Chris Spurling, R (7.1) ERA: 4.06	1.0 4 1 1 1 1 0 0 0 0 0 0 8 13 0.00 6.000																			
Jamie Walker, L (8.1) ERA: 2.55	0.1 3 2 0 0 0 0 0 0 0 0 0 6 14 13.50 3.000																			
Franklyn German, R (8.1) ERA: 2.54	0.2 4 1 1 1 1 1 0 0 0 0 0 6 14 13.50 3.000																			

**Detroit Tigers @ Oakland Athletics**  
 McAfee Coliseum, Oakland, CA  
 Sat Jul 30 2005, 4:05 PM EDT  
 Att: 25,265 - Sunny - 74 F

**AB 36**  
**R 9**  
**H 13**  
**RBI 9**  
**BB 2**  
**SO 4**  
**LOB 13**






Batter	1	2	3	4	5	6	7	8	9	AB	R	H	RBI	BB	SO	LOB	TOP	
14 Placido Polanco, R OBP: 0.398, SLG: 0.448	F9		F9			1B			G1-6-3	4	0	1	0	0	0	1		
9 Carlos Guillen, S OBP: 0.363, SLG: 0.431	1B		CS	P1		L3			2B	4	1	2	0	0	0	2		
31 Chris Shelton, R OBP: 0.393, SLG: 0.552	G3			G5-3		G6-3			G1-3	4	0	0	0	0	0	3		
30 Magglio Ordonez, R OBP: 0.377, SLG: 0.504	G6-3			K					HR	4	1	1	2	0	1	1		
Dmitri Young, S OBP: 0.318, SLG: 0.481		G4-3				1B			F8	4	0	1	0	0	0	0		
Ivan Rodriguez, R OBP: 0.307, SLG: 0.458	F9			G9-6-3		G1-3				3	0	0	0	0	0	1		
Craig Monroe, R OBP: 0.338, SLG: 0.450	G6-3			1B						3	0	1	0	0	0	0		
15 Brandon Inge, R OBP: 0.355, SLG: 0.415			BB	K						2	0	0	0	1	1	1		
Nook Logan, S OBP: 0.326, SLG: 0.367	F8					1B			G1-3	3	0	1	0	0	0	1		
<b>Inning Stats</b>	R: 0 E: 0 K: 0 S: 7	H: 1 LOB: 1 BB: 0 P: 12	R: 0 E: 0 K: 0 S: 4	H: 0 LOB: 0 BB: 0 P: 6	R: 0 E: 0 K: 0 S: 7	H: 0 LOB: 0 BB: 1 P: 16	R: 0 E: 0 K: 1 S: 7	H: 2 LOB: 1 BB: 0 P: 11	R: 0 E: 0 K: 0 S: 5	H: 2 LOB: 1 BB: 0 P: 8	R: 0 E: 0 K: 0 S: 6	H: 0 LOB: 0 BB: 0 P: 11	R: 2 E: 0 K: 0 S: 12	H: 2 LOB: 0 BB: 0 P: 22	1B: 5 2B: 2 3B: 0 HR: 1	SF: 0 SAC: 0 DP: 2 HBP: 0	WP: 0 PB: 0 SB: 0 CS: 1	PA: 33
<b>PITCHER</b> Kirk Saarloos, R ERA: 4.06	IP: 9.0 WLS: W BF: 32 H: 7 R: 2 ER: 2 SO: 2	BB: 1 IBB: 0 HBP: 0 BLK: 0	WP: 0 HR: 1 S: 60 P: 102	ERA: 2.00 WHIP: 0.889														

Detroit Tigers @ Oakland Athletics  
McAfee Coliseum, Oakland, CA  
Sun Jul 31 2005, 4:05 PM EDT  
Att: 30,057 - Sunny - 75 F


AB 31  
R 2  
H 7  
RBI 2  
BB 1  
SO 2  
LOB 10



Batter	1	2	3	4	5	6	7	8	9	AB	R	H	RBI	BB	SO	LOB	BOTTOM			
Jason Kendall, R OBP: 0.354, SLG: 0.327	1B		L3		L9		1B			4	0	2	0	0	0	0				
21 Mark Kotsay, L OBP: 0.319, SLG: 0.397	G6-4-3		G6-3		G3		F9			4	0	0	0	0	0	3				
7 Bobby Crosby, R OBP: 0.366, SLG: 0.469	BB			BB	P5		G5-4-3			2	2	0	0	2	0	2				
3 Eric Chavez, L OBP: 0.333, SLG: 0.458	2B			1B		L7			P5	4	0	2	1	0	0	0				
29 Dan Johnson, L OBP: 0.398, SLG: 0.500		F7		G3		1B			G3-4-1	4	1	1	0	0	0	2				
Jay Payton, R OBP: 0.323, SLG: 0.492	F8			BB		FC4-6			HR	3	1	2	1	1	0	0				
Scott Hatteberg, L OBP: 0.358, SLG: 0.373	F7			BB		FC4-6			G6-3	4	0	0	1	0	1	4				
Nick Swisher, S OBP: 0.320, SLG: 0.475			HR		BB		P5			2	1	1	2	1	0	1				
14 Mark Ellis, R OBP: 0.353, SLG: 0.405	G4-3		G4-3		F9		1B			3	0	1	0	0	0	3				
<b>Inning Stats</b>	R: 1 E: 0 K: 0 S: 10	H: 2 LOB: 1 BB: 1 P: 16	R: 0 E: 0 K: 0 S: 6	H: 0 LOB: 0 BB: 0 P: 9	R: 1 E: 0 K: 0 S: 12	H: 1 LOB: 0 BB: 0 P: 17	R: 1 E: 0 K: 1 S: 19	H: 1 LOB: 3 BB: 3 P: 35	R: 0 E: 0 K: 0 S: 7	H: 0 LOB: 0 BB: 0 P: 8	R: 1 E: 0 K: 0 S: 8	H: 2 LOB: 1 BB: 0 P: 12	R: 0 E: 0 K: 0 S: 9	H: 2 LOB: 1 BB: 0 P: 10	R: 1 E: 0 K: 0 S: 11	H: 1 LOB: 0 BB: 0 P: 18	1B: 5 2B: 2 3B: 0 HR: 2	SF: 0 SAC: 0 DP: 2 HBP: 0	WP: 0 PB: 0 SB: 0 CS: 0	PA: 34
<b>PITCHER</b> 38 Jeremy Bonderman, R ERA: 4.03 Vic Darensbourg, L ERA: 4.5 Craig Dingman, R ERA: 1.34	IP: 6.0 WLS: L BF: 28 H: 4 R: 4 ER: 4 SO: 1	BB: 4 IBB: 4 HBP: 4 BLK: 1	WP: 0 HR: 1 S: 66 P: 101	ERA: 6.00 WHIP: 2.000																

Detroit Tigers @ Oakland Athletics  
McAfee Coliseum, Oakland, CA  
Sun Jul 31 2005, 4:05 PM EDT  
Att: 30,057 - Sunny - 75 F

AB 30  
R 5  
H 9  
RBI 5  
BB 4  
SO 1  
LOB 15





Batter	1	2	3	4	5	6	7	8	9	AB	R	H	RBI	BB	SO	LOB	TOP										
Jason Kendall, R OBP: 0.353, SLG: 0.325	1-1 G6-3		4-1 BB		2-2 G4-3		0-2 G6-3			3	0	0	0	1	0	2	<p>Oakland Athletics @ Minnesota Twins</p> <p>Hubert H. Humphrey Metrodome, Minneapolis, MN</p> <p>Mon Aug 01 2005, 8:10 PM EDT</p> <p>Att: 21,176 - Dome - 70 F</p>										
Marco Soutaro, R OBP: 0.324, SLG: 0.377	1-0 P4		1-1 F9		3-3 K			1-1 F7		4	0	0	0	0	1	2											
7 Bobby Crosby, R OBP: 0.364, SLG: 0.470	0-1 2B		3-3 K			3-2 G6-3		2-2 F9		4	1	1	0	0	1	1											
3 Eric Chavez, L OBP: 0.332, SLG: 0.459	1-1 2B			2-3 K		2-3 K		2-3 K		4	0	1	1	0	3	0											
23 Bobby Kielty, S OBP: 0.373, SLG: 0.416	2-1 F9			0-1 E5		1-0 L8			0-3 K	4	0	0	0	0	1	1											
29 Dan Johnson, L OBP: 0.395, SLG: 0.500		3-3 K		3-1 F8			0-1 1B	2B	3-2 F7	4	1	1	0	0	1	1											
Jay Payton, R OBP: 0.317, SLG: 0.482		2-2 F8		1-3 K			2-2 P6		0-3 K	4	0	0	0	0	2	2											
Scott Hatteberg, L OBP: 0.356, SLG: 0.373		0-0 G6-3			1-1 F8		0-0 1B			3	0	1	1	0	0	0											
Nick Swisher, S OBP: 0.320, SLG: 0.473			0-3 K		2-2 G4-3 WP		0-0 F9			3	0	1	0	0	1	1											
<b>Inning Stats</b>	R: 1 E: 0 K: 0 S: 9	H: 2 LOB: 1 BB: 0 P: 14	R: 0 E: 0 K: 1 S: 7	H: 0 LOB: 0 BB: 0 P: 12	R: 0 E: 0 K: 2 S: 9	H: 0 LOB: 1 BB: 1 P: 17	R: 0 E: 1 K: 2 S: 11	H: 0 LOB: 1 BB: 0 P: 17	R: 0 E: 0 K: 1 S: 14	H: 1 LOB: 1 BB: 0 P: 22	R: 0 E: 0 K: 1 S: 12	H: 0 LOB: 0 BB: 0 P: 18	R: 1 E: 0 K: 0 S: 12	H: 2 LOB: 1 BB: 0 P: 14	R: 0 E: 0 K: 1 S: 9	H: 0 LOB: 0 BB: 0 P: 14		R: 0 E: 0 K: 2 S: 12	H: 0 LOB: 0 BB: 0 P: 15	1B: 2 2B: 3 3B: 0 HR: 0	SF: 0 SAC: 0 DP: 0 HBP: 0	WP: 1 PB: 0 SB: 0 CS: 0	PA: 34				
<b>PITCHER</b>	IP	WLS	BF	H	R	ER	SO	BB	IBB	HBP	BLK	WP	HR	S	P	ERA	WHIP										
Johan Santana, L ERA: 3.65	7.0	L	28	5	2	2	7	1	0	0	0	1	0	74	114	2.57	0.857										
26 Jesse Crain, R ERA: 2.53	0.2		2	0	0	0	0	0	0	0	0	0	0	6	9	0.00	0.000										
J.C. Romero, L ERA: 2.23	0.1		1	0	0	0	1	0	0	0	0	0	0	3	5	0.00	0.000										
36 Joe Nathan, R ERA: 3.02	1.0		3	0	0	0	2	0	0	0	0	0	0	12	15	0.00	0.000										

AB	33
R	2
H	5
RBI	2
BB	1
SO	10
LOB	10





Batter	1	2	3	4	5	6	7	8	9	AB	R	H	RBI	BB	SO	LOB	BOTTOM										
Shannon Stewart, R OBP: 0.332, SLG: 0.400	2-2 F9		0-1 G5-3			0-1 F7			0-2 G1-3	4	0	0	0	0	0	0	<p>Oakland Athletics @ Minnesota Twins</p> <p>Hubert H. Humphrey Metrodome, Minneapolis, MN</p> <p>Mon Aug 01 2005, 8:10 PM EDT</p> <p>Att: 21,176 - Dome - 70 F</p>										
8 Nick Punto, S OBP: 0.317, SLG: 0.350	0-0 B1-3		4-2 BB			0-1 G4-3			2-2 G1-3	3	0	0	0	1	0	0											
7 Joe Mauer, L OBP: 0.374, SLG: 0.434	1-1 F7		2-2 L6			1-1 F8			1-1 G4-3	4	0	0	0	0	0	1											
Terry Liffe, S OBP: 0.233, SLG: 0.321		1-1 G3-1			0-1 G4-1				3-3 K	3	0	0	0	0	1	0											
Jacque Jones, L OBP: 0.352, SLG: 0.460		1-3 K			0-1 G3				0-1 G4-3	3	0	0	0	0	1	0											
33 Justin Morneau, L OBP: 0.326, SLG: 0.478		3-1 HR			1-3 K				0-0 F9	3	1	1	1	0	1	0											
20 Lew Ford, R OBP: 0.332, SLG: 0.363		4-1 BB				1-1 G4-6-3			0-1 G1-3	2	0	1	0	1	0	0											
Michael Ryan, L OBP: 0.278, SLG: 0.327		1-1 F9			1-1 G4-6-3				0-0 G4-3	3	0	0	0	0	2	2											
Jason Bartlett, R OBP: 0.301, SLG: 0.362			2-3 K			1-1 F7			2-3 K	3	0	0	0	0	2	0											
<b>Inning Stats</b>	R: 0 E: 0 K: 0 S: 6	H: 0 LOB: 0 BB: 0 P: 9	R: 1 E: 0 K: 1 S: 10	H: 1 LOB: 1 BB: 1 P: 20	R: 0 E: 0 K: 1 S: 10	H: 0 LOB: 1 BB: 1 P: 18	R: 0 E: 0 K: 1 S: 7	H: 0 LOB: 0 BB: 0 P: 8	R: 0 E: 0 K: 0 S: 6	H: 1 LOB: 0 BB: 0 P: 9	R: 0 E: 0 K: 0 S: 6	H: 0 LOB: 0 BB: 0 P: 7	R: 0 E: 0 K: 1 S: 6	H: 0 LOB: 0 BB: 0 P: 9	R: 0 E: 0 K: 1 S: 6	H: 0 LOB: 0 BB: 0 P: 8		R: 0 E: 0 K: 0 S: 8	H: 0 LOB: 0 BB: 0 P: 11	1B: 1 2B: 0 3B: 0 HR: 1	SF: 0 SAC: 0 DP: 1 HBP: 0	WP: 0 PB: 0 SB: 0 CS: 0	PA: 30				
<b>PITCHER</b>	IP	WLS	BF	H	R	ER	SO	BB	IBB	HBP	BLK	WP	HR	S	P	ERA	WHIP										
Joe Blanton, R ERA: 4.29	7.0	W	24	2	1	1	4	2	0	0	0	0	1	51	80	1.29	0.571										
50 Kiko Calero, R ERA: 3.94	1.0	H	3	0	0	0	1	0	0	0	0	0	0	6	8	0.00	0.000										
20 Huston Street, R ERA: 1.38	1.0	S	3	0	0	0	0	0	0	0	0	0	0	8	11	0.00	0.000										

AB	28
R	1
H	2
RBI	1
BB	2
SO	5
LOB	3







Batter	1	2	3	4	5	6	7	8	9	AB	R	H	RBI	BB	SO	LOB	TOP								
Jason Kendall, R OBP: 0.354, SLG: 0.326	G5-3		G4-3				L5-4			5	0	2	1	0	0	2	<p>Oakland Athletics @ Minnesota Twins Hubert H. Humphrey Metrodome, Minneapolis, MN Tue Aug 02 2005, 8:10 PM EDT Att: 22,101 - Dome - 70 F</p> <p>AB 34 R 5 H 9 RBI 5 BB 3 SO 4 LOB 12</p> 								
21 Mark Kotsay, L OBP: 0.322, SLG: 0.402	G4-3		G4-3						G6-4-3	5	1	3	1	0	0	1									
7 Bobby Crosby, R OBP: 0.362, SLG: 0.463	G4-3									3	1	0	0	1	1	3									
3 Eric Chavez, L OBP: 0.331, SLG: 0.457	G4-3									4	1	1	1	0	0	1									
29 Dan Johnson, L OBP: 0.392, SLG: 0.494										4	0	1	1	0	1	0									
Jay Payton, R OBP: 0.311, SLG: 0.472										4	0	0	0	0	1	2									
Scott Hatteberg, L OBP: 0.357, SLG: 0.374										4	0	1	1	0	0	1									
Nick Swisher, S OBP: 0.322, SLG: 0.470										2	1	0	0	1	0	2									
14 Mark Ellis, R OBP: 0.355, SLG: 0.404										3	1	1	0	1	1	0									
<b>Inning Stats</b>	R: 0 E: 0 K: 0 S: 12	H: 1 LOB: 1 BB: 0 P: 16	R: 0 E: 0 K: 2 S: 10	H: 1 LOB: 1 BB: 0 P: 16	R: 0 E: 0 K: 1 S: 13	H: 0 LOB: 0 BB: 0 P: 19	R: 0 E: 0 K: 0 S: 9	H: 0 LOB: 0 BB: 0 P: 15	R: 2 E: 0 K: 1 S: 11	H: 2 LOB: 2 BB: 2 P: 25	R: 0 E: 0 K: 0 S: 7	H: 0 LOB: 0 BB: 0 P: 10	R: 0 E: 0 K: 0 S: 7	H: 1 LOB: 1 BB: 0 P: 11	R: 3 E: 0 K: 0 S: 14	H: 3 LOB: 1 BB: 1 P: 26	R: 0 E: 0 K: 0 S: 7	H: 1 LOB: 0 BB: 0 P: 7	1B: 7 2B: 3 3B: 0 HR: 0	SF: 0 SAC: 0 DP: 2 HBP: 1	WP: 0 PB: 0 SB: 0 CS: 0	PA: 38			
<b>PITCHER</b>	IP	WLS	BF	H	R	ER	SO	BB	IBB	HBP	BLK	WP	HR	S	P	ERA	WHIP								
Joe Mays, R ERA: 4.62	(1, 1)	6.0	24	4	2	2	4	2	0	0	0	0	0	62	101	3.00	1.000								
54 Matt Guerrier, R ERA: 3.0	(7, 1)	1.0	4	1	0	0	0	0	0	1	0	0	0	7	11	0.00	1.000								
J.C. Romero, L ERA: 2.9	(8, 1)	0.0	L	4	3	3	3	0	0	0	0	0	0	6	14	∞	∞								
Juan Rincon, R ERA: 2.59	(8, 1)	1.0	3	0	0	0	0	0	0	0	0	0	0	8	12	0.00	0.000								
Terry Mulholland, L ERA: 5.83	(9, 1)	1.0	3	1	0	0	0	0	0	0	0	0	0	7	7	0.00	1.000								

Batter	1	2	3	4	5	6	7	8	9	AB	R	H	RBI	BB	SO	LOB	BOTTOM								
Shannon Stewart, R OBP: 0.331, SLG: 0.399	K									4	0	1	0	0	1	0	<p>Oakland Athletics @ Minnesota Twins Hubert H. Humphrey Metrodome, Minneapolis, MN Tue Aug 02 2005, 8:10 PM EDT Att: 22,101 - Dome - 70 F</p> <p>AB 35 R 2 H 9 RBI 2 BB 0 SO 10 LOB 14</p> 								
8 Nick Punto, S OBP: 0.320, SLG: 0.352	G4-3									4	0	2	0	0	1	0									
7 Joe Mauer, L OBP: 0.373, SLG: 0.431	G6-4-3									4	0	1	0	0	2	2									
Matthew LeCroy, R OBP: 0.361, SLG: 0.452	G6-4-3									4	0	0	0	0	2	4									
Jacque Jones, L OBP: 0.351, SLG: 0.466										4	1	1	1	0	2	2									
33 Justin Morneau, L OBP: 0.326, SLG: 0.475										4	0	1	0	0	0	0									
20 Lew Ford, R OBP: 0.333, SLG: 0.368										4	0	2	0	0	0	1									
5 Michael Cuddyer, R OBP: 0.339, SLG: 0.403										4	1	1	1	0	1	3									
Jason Bartlett, R OBP: 0.292, SLG: 0.351										3	0	0	0	0	1	2									
<b>Inning Stats</b>	R: 0 E: 0 K: 1 S: 11	H: 2 LOB: 1 BB: 0 P: 16	R: 1 E: 0 K: 1 S: 10	H: 2 LOB: 1 BB: 0 P: 17	R: 0 E: 0 K: 2 S: 17	H: 2 LOB: 2 BB: 0 P: 25	R: 0 E: 0 K: 0 S: 9	H: 1 LOB: 1 BB: 0 P: 12	R: 0 E: 0 K: 0 S: 6	H: 0 LOB: 0 BB: 0 P: 11	R: 0 E: 0 K: 1 S: 10	H: 0 LOB: 0 BB: 0 P: 14	R: 1 E: 0 K: 1 S: 8	H: 1 LOB: 0 BB: 0 P: 12	R: 0 E: 0 K: 3 S: 10	H: 0 LOB: 0 BB: 0 P: 16	R: 0 E: 0 K: 1 S: 13	H: 1 LOB: 1 BB: 0 P: 20	1B: 6 2B: 1 3B: 0 HR: 2	SF: 0 SAC: 0 DP: 1 HBP: 0	WP: 0 PB: 0 SB: 0 CS: 0	PA: 35			
<b>PITCHER</b>	IP	WLS	BF	H	R	ER	SO	BB	IBB	HBP	BLK	WP	HR	S	P	ERA	WHIP								
Dan Haren, R ERA: 4.27	(1, 1)	7.0	W	28	8	2	6	0	0	0	0	0	0	71	107	2.57	1.143								
Jay Witasick, R ERA: 2.49	(8, 1)	1.0	H	3	0	0	3	0	0	0	0	0	0	10	16	0.00	0.000								
20 Huston Street, R ERA: 1.36	(9, 1)	1.0	S	4	1	0	1	0	0	0	0	0	0	13	20	0.00	1.000								



Batter	1	2	3	4	5	6	7	8	9	AB	R	H	RBI	BB	SO	LOB	TOP								
Jason Kendall, R OBP: 0.391, SLG: 0.323	1-1 F9		0-1 G6-3			1-3 K		0-1 SF9		3	0	0	1	0	1	0	<p>Oakland Athletics @ Minnesota Twins Hubert H. Humphrey Metrodome, Minneapolis, MN</p> <p>Wed Aug 03 2005, 8:10 PM EDT Att: 30,581 - Dome - 70 F</p> <p>livebaseballscores.com</p> <p>AB 30 R 3 H 5 RBI 2 BB 0 SO 6 LOB 6</p> 								
21 Mark Kotsay, L OBP: 0.319, SLG: 0.398	2-2 G4-3		0-0 G3			1-2 F7		0-0 P4		4	0	0	0	0	0	0									
7 Bobby Crosby, R OBP: 0.356, SLG: 0.455	1-3 K					0-1 G4-3			1-0 P4	4	0	0	0	0	2	0									
3 Eric Chavez, L OBP: 0.330, SLG: 0.455		2-2 FC4 29 1B				2-1 F8			2-3 K	4	1	1	0	0	1	0									
29 Dan Johnson, L OBP: 0.394, SLG: 0.511		1-2 E 1B				0-0 L4			3-3 K	4	1	2	1	0	1	0									
23 Bobby Kielty, S OBP: 0.370, SLG: 0.411		0-3 K							1-2 HR	3	0	0	0	0	1	2									
Scott Hatteberg, L OBP: 0.354, SLG: 0.371		1-1 FC4 G4-6-3				1-0 F8			0-0 G4-3	3	0	0	0	0	0	1									
Nick Swisher, S OBP: 0.325, SLG: 0.475		2-1 G4-6-3				0-1 1B			0-0 SH5-3 14 SF9 2B	3	1	2	0	0	0	2									
14 Mark Ellis, R OBP: 0.353, SLG: 0.401						0-1 G5-3			0-0 SH5-3	2	0	0	0	0	0	1									
<b>Inning Stats</b>	R: 0 E: 0 K: 1 S: 8	H: 0 LOB: 0 BB: 0 P: 12	R: 1 E: 1 K: 1 S: 15	H: 2 LOB: 1 BB: 0 P: 21	R: 0 E: 0 K: 0 S: 5	H: 0 LOB: 0 BB: 0 P: 6	R: 0 E: 0 K: 1 S: 14	H: 0 LOB: 0 BB: 0 P: 18	R: 0 E: 0 K: 0 S: 6	H: 1 LOB: 1 BB: 0 P: 7	R: 0 E: 0 K: 1 S: 8	H: 0 LOB: 0 BB: 0 P: 10	R: 1 E: 0 K: 0 S: 6	H: 1 LOB: 0 BB: 0 P: 9	R: 1 E: 0 K: 2 S: 5	H: 1 LOB: 0 BB: 0 P: 5	R: 0 E: 0 K: 2 S: 9	H: 0 LOB: 0 BB: 0 P: 15	1B: 3 2B: 1 3B: 0 HR: 1	SF: 1 SAC: 1 DP: 1 HBP: 0	WP: 0 PB: 0 SB: 0 CS: 0	PA: 32			
<b>PITCHER</b>	IP	WLS	BF	H	R	ER	SO	BB	IBB	HBP	BLK	WP	HR	S	P	ERA	WHIP								
Carlos Silva, R ERA: 3.27	8.0		29	5	3	2	4	0	0	0	0	0	1	67	88	2.25	0.625								
36 Joe Nathan, R ERA: 2.96	1.0	W	3	0	0	0	2	0	0	0	0	0	0	9	15	0.00	0.000								

Batter	1	2	3	4	5	6	7	8	9	AB	R	H	RBI	BB	SO	LOB	BOTTOM								
Shannon Stewart, R OBP: 0.333, SLG: 0.398	0-2 G5-3		1-1 F7			1-1 SH5-3 8 1B		4-0 G4-6-3 7 BB		3	0	1	0	1	0	1	<p>Oakland Athletics @ Minnesota Twins Hubert H. Humphrey Metrodome, Minneapolis, MN</p> <p>Wed Aug 03 2005, 8:10 PM EDT Att: 30,581 - Dome - 70 F</p> <p>livebaseballscores.com</p> <p>AB 29 R 4 H 5 RBI 4 BB 4 SO 9 LOB 9</p> 								
8 Nick Punto, S OBP: 0.320, SLG: 0.349	2-3 K		4-1 1-2 BB			1-0 SH5-3		2-3 K		2	0	0	0	1	2	1									
7 Joe Mauer, L OBP: 0.369, SLG: 0.426	2-0 F7		3-2 G4-3			0-0 F7		1-0 G4-6-3		4	0	0	0	0	0	4									
Matthew LeCroy, R OBP: 0.353, SLG: 0.440		1-3 K				0-3 K			2-0 P6	4	0	0	0	0	2	1									
Jacque Jones, L OBP: 0.350, SLG: 0.463		1-3 K				2-3 K2-3			3-3 K	3	1	0	0	1	3	0									
33 Justin Morneau, L OBP: 0.325, SLG: 0.470		1-3 K				3-3 K			4-2 20 3B BB	3	1	0	0	1	2	1									
20 Lew Ford, R OBP: 0.332, SLG: 0.372						2-2 P4			1-2 3B	4	0	1	1	0	0	1									
5 Michael Cuddyer, R OBP: 0.342, SLG: 0.429						2-0 HR			1-2 HR	3	2	2	3	0	0	0									
Jason Bartlett, R OBP: 0.294, SLG: 0.350						2-2 8 BB 1B			1-1 F9	3	0	1	0	0	0	0									
<b>Inning Stats</b>	R: 0 E: 0 K: 1 S: 9	H: 0 LOB: 0 BB: 0 P: 13	R: 0 E: 0 K: 3 S: 9	H: 0 LOB: 0 BB: 0 P: 12	R: 1 E: 0 K: 0 S: 16	H: 2 LOB: 2 BB: 1 P: 30	R: 0 E: 0 K: 3 S: 11	H: 0 LOB: 0 BB: 0 P: 16	R: 0 E: 0 K: 0 S: 8	H: 0 LOB: 0 BB: 0 P: 10	R: 0 E: 0 K: 0 S: 6	H: 1 LOB: 1 BB: 0 P: 8	R: 2 E: 0 K: 0 S: 12	H: 1 LOB: 0 BB: 1 P: 20	R: 0 E: 0 K: 1 S: 6	H: 0 LOB: 0 BB: 1 P: 13	R: 1 E: 0 K: 1 S: 9	H: 1 LOB: 1 BB: 1 P: 19	1B: 2 2B: 0 3B: 1 HR: 2	SF: 0 SAC: 1 DP: 1 HBP: 0	WP: 0 PB: 0 SB: 0 CS: 0	PA: 34			
<b>PITCHER</b>	IP	WLS	BF	H	R	ER	SO	BB	IBB	HBP	BLK	WP	HR	S	P	ERA	WHIP								
40 Rich Harden, R ERA: 2.54	6.2		25	3	2	2	7	2	0	0	0	0	1	66	102	2.70	0.750								
50 Kiko Casero, R ERA: 4.18	0.1	B	2	1	1	1	0	0	0	0	0	0	1	5	7	27.00	3.000								
58 Justin Duchschere, R ERA: 1.88	1.2	L	7	1	1	1	2	2	0	0	0	0	0	15	32	5.40	1.800								







Batter	1	2	3	4	5	6	7	8	9	AB	R	H	RBI	BB	SO	LOB	TOP					
Jason Kendall, R OBP: 0.352, SLG: 0.324	G4-3		1B HBP		1-H 2B		P4		K	4	0	1	1	0	1	0						
Nick Swisher, S OBP: 0.328, SLG: 0.476	G1-3		1B		K				BB	3	0	1	0	1	1	1						
7 Bobby Crosby, R OBP: 0.359, SLG: 0.461		2B	G4-6-3						FC5-4 2B 1B	4	2	2	0	0	0	3						
3 Eric Chavez, L OBP: 0.331, SLG: 0.458	F8			G4-3					1B	3	1	0	0	1	1	2						
29 Dan Johnson, L OBP: 0.403, SLG: 0.543		G6-3							BB	3	1	2	2	1	0	0						
23 Bobby Kielty, S OBP: 0.367, SLG: 0.405	G4-3		1B	G6-3					BB	4	0	1	1	0	0	1						
Jay Payton, R OBP: 0.313, SLG: 0.465		BB							1B	3	1	1	0	1	1	2						
17 Adam Melhuse, S OBP: 0.213, SLG: 0.271	F7								G4-3	4	0	0	0	0	2	2						
Marco Scutaro, R OBP: 0.319, SLG: 0.370			P4		L7				F8	4	0	0	0	0	1	1						
<b>Inning Stats</b>	R: 0 E: 0 K: 0 S: 12	H: 1 LOB: 1 BB: 0 P: 16	R: 0 E: 0 K: 0 S: 8	H: 0 LOB: 1 BB: 1 P: 17	R: 0 E: 0 K: 0 S: 6	H: 1 LOB: 1 BB: 0 P: 10	R: 0 E: 0 K: 0 S: 8	H: 1 LOB: 0 BB: 0 P: 15	R: 1 E: 0 K: 2 S: 11	H: 2 LOB: 1 BB: 0 P: 16	R: 2 E: 0 K: 1 S: 11	H: 2 LOB: 0 BB: 0 P: 17	R: 0 E: 0 K: 2 S: 8	H: 0 LOB: 0 BB: 0 P: 10	R: 2 E: 0 K: 1 S: 11	H: 1 LOB: 2 BB: 3 P: 26	R: 0 E: 0 K: 1 S: 8	H: 0 LOB: 0 BB: 0 P: 13	1B: 5 2B: 3 HR: 1	SF: 0 SAC: 0 DP: 3 HBP: 1	WP: 1 PB: 0 SB: 0 CS: 1	PA: 37
<b>PITCHER</b>	IP	WLS	BF	H	R	ER	SO	BB	IBB	HBP	BLK	WP	HR	S	P	ERA	WHIP					
23 Zack Greinke, R ERA: 6.02	7.0		28	7	3	3	5	1	0	1	0	0	1	64	101	3.86	1.143					
Jeremy Affeldt, L ERA: 3.47	0.1	L	4	0	2	2	0	3	0	0	0	0	0	6	18	54.00	9.000					
Ambiorix Burgos, R ERA: 4.37	1.2	B	5	1	0	0	2	0	0	0	0	1	0	13	21	0.00	0.600					

Oakland Athletics @ Kansas City Royals  
Kauffman Stadium, Kansas City, MO  
Fri Aug 05 2005, 7:10 PM CDT  
Att: 23,979 - Partly Cloudy - 83 F

AB	32
R	5
H	8
RBI	4
BB	4
SO	7
LOB	12



Batter	1	2	3	4	5	6	7	8	9	AB	R	H	RBI	BB	SO	LOB	BOTTOM					
9 David DeJesus, L OBP: 0.352, SLG: 0.431	G6-3		G4-3		F8		K			4	0	0	0	0	1	0						
Terrence Long, L OBP: 0.313, SLG: 0.393	K			G3	29 1B		K			4	1	1	0	0	2	0						
29 Mike Sweeney, R OBP: 0.353, SLG: 0.558				F8	1B				K	4	0	2	0	0	1	0						
Matt Stairs, L OBP: 0.367, SLG: 0.457	F8			BB	1B				G6-3	3	0	1	1	1	0	1						
Emil Brown, R OBP: 0.342, SLG: 0.442		F9		G4-3	P4				K	4	0	0	0	0	1	3						
24 Mark Teahen, L OBP: 0.313, SLG: 0.373					4 1B		G4-3		F8	4	1	2	0	0	0	0						
4 Angel Berroa, R OBP: 0.298, SLG: 0.363					2B		L4		G5-3	4	1	1	1	0	0	1						
14 John Buck, R OBP: 0.278, SLG: 0.366			G5-3		14 HR		G4-3		F7	4	1	1	2	0	0	0						
Donnie Murphy, R OBP: 0.308, SLG: 0.353			G5-3		2H HR		F9		F7	3	0	0	0	0	0	0						
<b>Inning Stats</b>	R: 0 E: 0 K: 1 S: 8	H: 1 LOB: 1 BB: 0 P: 14	R: 0 E: 0 K: 0 S: 7	H: 1 LOB: 0 BB: 0 P: 8	R: 0 E: 0 K: 0 S: 9	H: 0 LOB: 0 BB: 0 P: 15	R: 0 E: 0 K: 0 S: 9	H: 0 LOB: 1 BB: 1 P: 18	R: 4 E: 0 K: 0 S: 15	H: 6 LOB: 2 BB: 0 P: 22	R: 0 E: 0 K: 0 S: 6	H: 0 LOB: 0 BB: 0 P: 13	R: 0 E: 0 K: 2 S: 11	H: 0 LOB: 0 BB: 0 P: 15	R: 0 E: 0 K: 2 S: 12	H: 0 LOB: 0 BB: 0 P: 18	R: 0 E: 0 K: 0 S: 11	H: 0 LOB: 0 BB: 0 P: 15	1B: 5 2B: 2 HR: 1	SF: 0 SAC: 0 DP: 1 HBP: 0	WP: 0 PB: 0 SB: 0 CS: 0	PA: 35
<b>PITCHER</b>	IP	WLS	BF	H	R	ER	SO	BB	IBB	HBP	BLK	WP	HR	S	P	ERA	WHIP					
Kirk Saarloos, R ERA: 4.21	4.2		21	7	4	4	1	0	0	0	0	0	0	44	71	7.71	1.714					
Joe Kennedy, L ERA: 6.43	2.1	W	8	1	0	0	2	0	0	0	0	0	0	21	34	0.00	0.429					
Jay Witasick, R ERA: 2.44	1.0	H	3	0	0	0	2	0	0	0	0	0	0	12	18	0.00	0.000					
20 Huston Street, R ERA: 1.31	1.0	S	3	0	0	0	0	0	0	0	0	0	0	11	15	0.00	0.000					

Oakland Athletics @ Kansas City Royals  
Kauffman Stadium, Kansas City, MO  
Fri Aug 05 2005, 7:10 PM CDT  
Att: 23,979 - Partly Cloudy - 83 F

AB	34
R	4
H	8
RBI	4
BB	1
SO	5
LOB	5













Batter	1	2	3	4	5	6	7	8	9	AB	R	H	RBI	BB	SO	LOB	TOP					
<b>9 Chone Figgins, S</b> OBP: 0.338, SLG: 0.394										5	2	3	1	0	1	3						
<b>Orlando Cabrera, R</b> OBP: 0.311, SLG: 0.360										3	2	1	1	1	1	2						
<b>Darin Erstad, L</b> OBP: 0.342, SLG: 0.387										5	1	2	2	0	2	2						
<b>27 Vladimir Guerrero, R</b> OBP: 0.318, SLG: 0.564										4	1	2	5	0	0	0						
<b>16 Garret Anderson, L</b> OBP: 0.371, SLG: 0.436										4	0	1	0	0	2	2						
<b>20 Juan Rivera, R</b> OBP: 0.290, SLG: 0.425										1	0	0	0	0	1	0						
<b>Casey Kotchman, L</b> OBP: 0.333, SLG: 0.560										5	0	1	0	0	1	2						
<b>Bengie Molina, R</b> OBP: 0.333, SLG: 0.465										4	1	1	0	0	1	4						
<b>Steve Finley, L</b> OBP: 0.282, SLG: 0.373										4	1	0	0	0	2	1						
<b>Adam Kennedy, L</b> OBP: 0.379, SLG: 0.395										3	1	1	0	1	1	1						
<b>Inning Stats</b>	R: 2 E: 1 K: 2 S: 18	H: 3 LOB: 2 BB: 0 P: 22	R: 5 E: 1 K: 1 S: 21	H: 5 LOB: 1 BB: 0 P: 25	R: 0 E: 0 K: 2 S: 8	H: 1 LOB: 1 BB: 0 P: 9	R: 0 E: 0 K: 1 S: 9	H: 0 LOB: 0 BB: 0 P: 12	R: 0 E: 0 K: 1 S: 9	H: 0 LOB: 0 BB: 0 P: 13	R: 0 E: 0 K: 2 S: 8	H: 0 LOB: 1 BB: 1 P: 17	R: 0 E: 0 K: 1 S: 6	H: 0 LOB: 0 BB: 0 P: 6	R: 2 E: 0 K: 1 S: 12	H: 3 LOB: 2 BB: 1 P: 19	R: 0 E: 0 K: 2 S: 15	H: 0 LOB: 0 BB: 0 P: 21	1B: 9 2B: 2 3B: 0 HR: 1	SF: 0 SAC: 1 DP: 1 HBP: 0	WP: 1 PB: 0 SB: 0 CS: 0	PA: 42
<b>PITCHER</b>	IP	WLS	BF	H	R	ER	SO	BB	IBB	HBP	BLK	WP	HR	S	P	ERA	WHIP					
<b>40 Rich Harden, R</b> ERA: 2.9	6.0	L	30	9	7	6	9	1	0	0	0	1	1	73	98	9.00	1.667					
<b>Keiichi Yabu, R</b> ERA: 3.94	1.0		3	0	0	0	1	0	0	0	0	0	0	6	6	0.00	0.000					
<b>Ricardo Rincon, L</b> ERA: 4.94	1.0		6	3	2	2	1	1	0	0	0	0	0	12	19	18.00	4.000					
<b>50 Kiko Calero, R</b> ERA: 3.93	1.0		3	0	0	0	2	0	0	0	0	0	0	15	21	0.00	0.000					

Los Angeles Angels @ Oakland Athletics  
McAfee Coliseum, Oakland, CA  
Tue Aug 09 2005, 10:05 PM EDT  
Att: 40,774 - Clear - 65 F

AB 39  
R 9  
H 12  
RBI 9  
BB 2  
SO 13  
LOB 17

Batter	1	2	3	4	5	6	7	8	9	AB	R	H	RBI	BB	SO	LOB	BOTTOM					
<b>Jason Kendall, R</b> OBP: 0.351, SLG: 0.321										5	0	0	0	0	2	3						
<b>14 Mark Ellis, R</b> OBP: 0.361, SLG: 0.418										4	0	0	0	1	1	0						
<b>7 Bobby Crosby, R</b> OBP: 0.363, SLG: 0.459										3	1	1	0	1	1	1						
<b>3 Eric Chavez, L</b> OBP: 0.336, SLG: 0.470										4	1	2	2	0	0	2						
<b>29 Dan Johnson, L</b> OBP: 0.407, SLG: 0.543										3	0	1	0	1	0	2						
<b>Nick Swisher, S</b> OBP: 0.329, SLG: 0.477										4	0	1	0	0	2	3						
<b>23 Bobby Kielty, S</b> OBP: 0.371, SLG: 0.404										4	0	1	0	0	0	3						
<b>Jay Payton, R</b> OBP: 0.310, SLG: 0.470										4	0	0	0	0	1	3						
<b>17 Adam Melhuse, S</b> OBP: 0.271, SLG: 0.373										4	0	2	0	0	0	0						
<b>Inning Stats</b>	R: 0 E: 0 K: 2 S: 11	H: 0 LOB: 0 BB: 0 P: 14	R: 0 E: 0 K: 1 S: 18	H: 1 LOB: 1 BB: 0 P: 22	R: 0 E: 0 K: 1 S: 8	H: 0 LOB: 0 BB: 0 P: 9	R: 0 E: 0 K: 0 S: 7	H: 1 LOB: 1 BB: 0 P: 11	R: 0 E: 0 K: 1 S: 13	H: 2 LOB: 2 BB: 0 P: 17	R: 0 E: 0 K: 0 S: 9	H: 0 LOB: 2 BB: 2 P: 22	R: 0 E: 0 K: 1 S: 9	H: 1 LOB: 0 BB: 0 P: 12	R: 2 E: 0 K: 1 S: 16	H: 3 LOB: 2 BB: 1 P: 26	R: 0 E: 0 K: 0 S: 6	H: 0 LOB: 0 BB: 0 P: 8	1B: 5 2B: 2 3B: 0 HR: 1	SF: 0 SAC: 0 DP: 0 HBP: 0	WP: 0 PB: 0 SB: 0 CS: 0	PA: 38
<b>PITCHER</b>	IP	WLS	BF	H	R	ER	SO	BB	IBB	HBP	BLK	WP	HR	S	P	ERA	WHIP					
<b>41 John Lackey, R</b> ERA: 3.48	7.0	W	28	5	3	2	6	2	0	0	0	0	1	75	107	0.00	1.000					
<b>Joel Peralta, R</b> ERA: 4.02	1.0		7	3	2	2	1	1	0	0	0	0	0	16	26	18.00	4.000					
<b>Esteban Yan, R</b> ERA: 4.01	1.0		3	0	0	0	0	0	0	0	0	0	0	6	8	0.00	0.000					

Los Angeles Angels @ Oakland Athletics  
McAfee Coliseum, Oakland, CA  
Tue Aug 09 2005, 10:05 PM EDT  
Att: 40,774 - Clear - 65 F

AB 35  
R 2  
H 8  
RBI 2  
BB 3  
SO 7  
LOB 17



Batter	1	2	3	4	5	6	7	8	9	AB	R	H	RBI	BB	SO	LOB	TOP								
<b>9 Chone Figgins, S</b> OBP: 0.337, SLG: 0.391 (1, 5)	1-3 K2-3		0-0 SH1-3	4-2 BB			1-0 G4-3		2-3 K	3	0	0	0	1	2	0									
<b>Orlando Cabrera, R</b> OBP: 0.306, SLG: 0.355 (1, 6)	2-2 G5-3		0-2 P3	1-3 K			1-2 G5-3		3-2 G4-3	5	0	0	0	0	1	2									
<b>Darin Erstad, L</b> OBP: 0.345, SLG: 0.388 (1, 3)	4-1 BB		4-2 27 HBP 2B				2-2 G4-3			2	1	1	0	2	0	0									
<b>27 Vladimir Guerrero, R</b> OBP: 0.372, SLG: 0.561 (1, 9)	4-2 BB		3-1 2B HBP				1-3 K			2	0	0	0	1	1	1									
<b>Bengie Molina, R</b> OBP: 0.336, SLG: 0.469 (1, 2)	1-3 K		0-2 HBP				2-2 F8		2-2 G4-3 1B	4	0	2	2	0	1	3									
<b>6 Maicer Izturis, S</b> OBP: 0.307, SLG: 0.364 (8, PR)			1-3 2B				1-3 2-H 3-H		1-2 G4-3	0	0	0	0	0	0	0									
<b>Casey Kotchman, L</b> OBP: 0.324, SLG: 0.500 (1, 10)			0-0 G4-3				3-2 P4		1-2 G4-3	3	0	0	0	1	0	2									
<b>Jeff DaVanon, S</b> OBP: 0.314 (1, 7)			3-2 F9				0-0 P3		3-3 K	4	0	0	0	0	2	5									
<b>José Molina, R</b> OBP: 0.288, SLG: 0.343 (8, 2)			1-3 K							0	0	0	0	0	0	0									
<b>Steve Finley, L</b> OBP: 0.281, SLG: 0.381 (1, 8)			2-1 G4-3				2-2 F9		1-2 HR	4	1	1	1	0	0	0									
<b>Adam Kennedy, L</b> OBP: 0.377, SLG: 0.393 (1, 4)			2-1 27 HBP 9 SH1-3 2B				3-2 G4-3		1-3 K	4	1	1	0	0	1	0									
<b>Inning Stats</b>	R: 0 E: 0 K: 2 S: 13	H: 0 LOB: 2 BB: 2 P: 25	R: 0 E: 0 K: 0 S: 6	H: 0 LOB: 0 BB: 0 P: 11	R: 2 E: 0 K: 1 S: 18	H: 2 LOB: 3 BB: 2 P: 32	R: 0 E: 0 K: 1 S: 9	H: 0 LOB: 1 BB: 1 P: 15	R: 0 E: 0 K: 1 S: 13	H: 1 LOB: 1 BB: 0 P: 20	R: 0 E: 0 K: 0 S: 7	H: 0 LOB: 0 BB: 0 P: 12	R: 0 E: 0 K: 0 S: 7	H: 0 LOB: 0 BB: 0 P: 11	R: 0 E: 0 K: 1 S: 14	H: 1 LOB: 2 BB: 0 P: 22	R: 1 E: 0 K: 2 S: 16	H: 1 LOB: 0 BB: 0 P: 23	1B: 3 2B: 1 3B: 0 HR: 1	SF: 0 SAC: 1 DP: 0 HBP: 1	WP: 0 PB: 0 SB: 2 CS: 0	PA: 38			
<b>PITCHER</b>	IP	WLS	BF	H	R	ER	SO	BB	IBB	HBP	BLK	WP	HR	S	P	ERA	WHIP								
<b>Barry Zito, L</b> ERA: 3.62 (1, 1)	6.0		27	3	2	2	5	5	0	1	0	0	0	66	115	3.00	1.333								
<b>58 Justin Duchschere, R</b> ERA: 1.83 (7, 1)	1.0	W	3	0	0	0	0	0	0	0	0	0	0	7	11	0.00	0.000								
<b>Jay Witasick, R</b> ERA: 2.28 (8, 1)	1.0	H	4	1	0	0	1	0	0	0	0	0	0	14	22	0.00	1.000								
<b>20 Huston Street, R</b> ERA: 1.45 (9, 1)	1.0	S	4	1	1	1	2	0	0	0	0	0	1	16	23	9.00	1.000								

Los Angeles Angels @ Oakland Athletics  
Mcafee Coliseum, Oakland, CA  
Wed Aug 10 2005, 10:05 PM EDT  
Att: 45,131 - Clear - 67 F

AB	31
R	3
H	5
RBI	3
BB	5
SO	8
LOB	13



Batter	1	2	3	4	5	6	7	8	9	AB	R	H	RBI	BB	SO	LOB	BOTTOM								
<b>Jason Kendall, R</b> OBP: 0.348, SLG: 0.318 (1, 2)	0-1 L9		1-2 G5-3				1-1 F7			4	0	0	0	0	0	2									
<b>14 Mark Ellis, R</b> OBP: 0.367, SLG: 0.424 (1, 4)	0-2 BB		3-2 P5				2-2 7 WP 1B			4	0	3	1	0	0	0									
<b>7 Bobby Crosby, R</b> OBP: 0.361, SLG: 0.453 (1, 6)	4-1 BB		2-3 K				2-3 3-H 2-2 1B			3	0	0	0	1	1	2									
<b>3 Eric Chavez, L</b> OBP: 0.335, SLG: 0.468 (1, 5)	2-2 G4-6-3						1-0 L7		0-2 G1-3	4	0	1	0	0	0	3									
<b>29 Dan Johnson, L</b> OBP: 0.404, SLG: 0.535 (1, 3)							2-2 G4-3		1-2 F8	3	0	0	0	1	0	2									
<b>Jay Payton, R</b> OBP: 0.309, SLG: 0.475 (1, 8)							0-1 F9		0-0 F9	4	1	1	0	0	0	2									
<b>23 Bobby Kielty, S</b> OBP: 0.368, SLG: 0.490 (1, 7)							1-0 F8			3	0	0	0	0	0	3									
<b>Nick Swisher, S</b> OBP: 0.329, SLG: 0.475 (1, 9)									1-1 F7 17 1B 14 1B	3	1	1	1	0	2	1									
<b>17 Adam Melhuse, S</b> OBP: 0.288, SLG: 0.429 (1, 10)							0-3 K		0-0 14 1B 7 WP F7	3	2	2	1	0	1	0									
<b>Inning Stats</b>	R: 0 E: 0 K: 0 S: 9	H: 1 LOB: 1 BB: 1 P: 15	R: 0 E: 0 K: 1 S: 12	H: 0 LOB: 1 BB: 1 P: 23	R: 1 E: 0 K: 1 S: 14	H: 1 LOB: 0 BB: 0 P: 22	R: 0 E: 0 K: 0 S: 8	H: 1 LOB: 1 BB: 0 P: 11	R: 0 E: 0 K: 2 S: 9	H: 0 LOB: 0 BB: 0 P: 11	R: 0 E: 0 K: 0 S: 7	H: 1 LOB: 1 BB: 0 P: 10	R: 3 E: 0 K: 0 S: 15	H: 4 LOB: 1 BB: 0 P: 22	R: 0 E: 0 K: 0 S: 7	H: 0 LOB: 0 BB: 0 P: 8	1B: 6 2B: 0 3B: 1 HR: 1	SF: 0 SAC: 0 DP: 1 HBP: 0	WP: 1 PB: 0 SB: 0 CS: 0	PA: 33					
<b>PITCHER</b>	IP	WLS	BF	H	R	ER	SO	BB	IBB	HBP	BLK	WP	HR	S	P	ERA	WHIP								
<b>54 Ervin Santana, R</b> ERA: 4.63 (7, 1)	6.0	L	7	4	3	3	0	0	0	0	0	1	0	15	22	27.00	4.000								
<b>62 Scott Shields, R</b> ERA: 2.5 (8, 1)	1.0		3	0	0	0	0	0	0	0	0	0	0	7	8	0.00	0.000								

Los Angeles Angels @ Oakland Athletics  
Mcafee Coliseum, Oakland, CA  
Wed Aug 10 2005, 10:05 PM EDT  
Att: 45,131 - Clear - 67 F

AB	31
R	4
H	8
RBI	3
BB	2
SO	4
LOB	15





Batter	1	2	3	4	5	6	7	8	9	AB	R	H	RBI	BB	SO	LOB	TOP					
9 Chone Figgins, S OBP: 0.338, SLG: 0.394	F7		G5-3				P6			5	0	2	0	0	0	1						
Orlando Cabrera, R OBP: 0.305, SLG: 0.352	L4		L9				FC1-6-5			5	1	1	0	0	1	3						
Darin Erstad, L OBP: 0.344, SLG: 0.384	G4-3		K				G4-3			4	0	0	0	1	1	3						
27 Vladimir Guerrero, R OBP: 0.377, SLG: 0.569							F7			2	2	1	1	3	0	2						
Casey Kotchman, L OBP: 0.324, SLG: 0.467							FC5-4			2	0	0	0	1	0	5						
Bengie Molina, R OBP: 0.340, SLG: 0.469							2B			0	0	0	0	2	0	0						
Steve Finley, L OBP: 0.280, SLG: 0.381	F7						2B			5	0	1	2	0	0	5						
6 Maicer Izturis, S OBP: 0.312, SLG: 0.371							L9			3	1	1	0	1	0	2						
José Molina, R OBP: 0.280, SLG: 0.333							G6-3			4	0	0	0	0	0	3						
Adam Kennedy, L OBP: 0.379, SLG: 0.401							F8			4	0	2	1	0	1	0						
<b>Inning Stats</b>	R: 0 E: 0 K: 0 S: 7	H: 0 LOB: 0 BB: 0 P: 12	R: 1 E: 0 K: 0 S: 10	H: 1 LOB: 1 BB: 2 P: 24	R: 0 E: 0 K: 1 S: 12	H: 2 LOB: 3 BB: 1 P: 22	R: 1 E: 0 K: 0 S: 10	H: 2 LOB: 1 BB: 0 P: 17	R: 0 E: 0 K: 0 S: 9	H: 1 LOB: 2 BB: 1 P: 16	R: 0 E: 0 K: 0 S: 5	H: 0 LOB: 0 BB: 0 P: 9	R: 2 E: 0 K: 0 S: 14	H: 2 LOB: 2 BB: 2 P: 30	R: 0 E: 0 K: 1 S: 7	H: 0 LOB: 0 BB: 0 P: 10	R: 0 E: 0 K: 1 S: 12	H: 0 LOB: 2 BB: 2 P: 20	1B: 2 2B: 5 3B: 0 HR: 1	SF: 0 SAC: 0 DP: 1 HBP: 0	WP: 0 PB: 0 SB: 3 CS: 0	PA: 42
<b>PITCHER</b>	IP	WLS	BF	H	R	ER	SO	BB	IBB	HBP	BLK	WP	HR	S	P	ERA	WHIP					
Joe Blanton, R ERA: 4.05	6.0		27	6	2	2	1	3	1	0	0	0	1	53	100	3.00	1.500					
Joe Kennedy, L ERA: 6.54	1.0		7	2	2	2	0	0	2	0	0	0	0	14	30	18.00	2.000					
58 Justin Duchschere, R ERA: 1.77	2.0	W	8	0	0	0	2	1	1	0	0	0	0	19	30	0.00	0.500					

Los Angeles Angels @ Oakland Athletics  
McAfee Coliseum, Oakland, CA  
Thu Aug 11 2005, 3:35 PM EDT  
Att: 31,471 - Sunny - 72 F

AB	34
R	4
H	8
RBI	4
BB	8
SO	3
LOB	24



Batter	1	2	3	4	5	6	7	8	9	AB	R	H	RBI	BB	SO	LOB	BOTTOM					
Jason Kendall, R OBP: 0.351, SLG: 0.320	7 PB 21 SH5-3 HBP		21 1B 7 FC1-5				F8			4	2	2	0	0	0	2						
21 Mark Kotsay, L OBP: 0.322, SLG: 0.401	SH5-3		7 FC1-5				F8			4	0	2	0	0	0	3						
7 Bobby Crosby, R OBP: 0.358, SLG: 0.448	K		FC1-5				G3			4	0	2	0	0	0	3						
3 Eric Chavez, L OBP: 0.335, SLG: 0.473	G4-3		G3				F9			5	0	1	1	0	0	2						
29 Dan Johnson, L OBP: 0.410, SLG: 0.539							G5-3			4	0	3	0	0	0	0						
23 Bobby Kielty, S OBP: 0.384, SLG: 0.395							FC6			4	0	0	0	0	0	3						
Nick Swisher, S OBP: 0.328, SLG: 0.473							K			4	0	1	0	0	2	2						
Jay Payton, R OBP: 0.308, SLG: 0.484							FC5-4			4	1	1	1	0	0	2						
14 Mark Ellis, R OBP: 0.372, SLG: 0.429							F9			4	1	3	0	0	0	0						
<b>Inning Stats</b>	R: 0 E: 0 K: 1 S: 7	H: 2 LOB: 1 BB: 0 P: 12	R: 0 E: 0 K: 0 S: 8	H: 2 LOB: 1 BB: 0 P: 13	R: 0 E: 0 K: 0 S: 16	H: 2 LOB: 2 BB: 0 P: 24	R: 0 E: 0 K: 0 S: 11	H: 1 LOB: 1 BB: 0 P: 17	R: 0 E: 0 K: 0 S: 15	H: 2 LOB: 2 BB: 0 P: 20	R: 0 E: 0 K: 1 S: 13	H: 1 LOB: 0 BB: 0 P: 18	R: 4 E: 0 K: 1 S: 15	H: 4 LOB: 0 BB: 0 P: 18	R: 0 E: 0 K: 1 S: 7	H: 0 LOB: 0 BB: 0 P: 8	R: 1 E: 1 K: 0 S: 9	H: 2 LOB: 1 BB: 0 P: 15	1B: 12 2B: 1 3B: 0 HR: 2	SF: 0 SAC: 1 DP: 2 HBP: 1	WP: 0 PB: 0 SB: 0 CS: 1	PA: 40
<b>PITCHER</b>	IP	WLS	BF	H	R	ER	SO	BB	IBB	HBP	BLK	WP	HR	S	P	ERA	WHIP					
Paul Byrd, R ERA: 3.88	6.0		25	8	0	0	2	0	0	1	0	0	0	70	104	0.00	1.333					
Brendan Donnelly, R ERA: 4.04	1.0		7	4	4	4	1	0	0	0	0	0	2	15	18	36.00	4.000					
62 Scot Shields, R ERA: 2.45	1.1	L	6	2	1	0	1	0	0	0	0	0	0	15	19	0.00	1.500					
Francisco Rodríguez, R ERA: 2.66	0.1		2	0	0	0	0	0	0	0	0	0	0	1	4	0.00	0.000					

Los Angeles Angels @ Oakland Athletics  
McAfee Coliseum, Oakland, CA  
Thu Aug 11 2005, 3:35 PM EDT  
Att: 31,471 - Sunny - 72 F

AB	38
R	5
H	14
RBI	4
BB	0
SO	4
LOB	25





Batter	1	2	3	4	5	6	7	8	9	AB	R	H	RBI	BB	SO	LOB	TOP					
Shannon Stewart, R (1, 7) OBP: 0.332, SLG: 0.400	G5-3		F8			E6		G6-3		4	0	0	0	0	0	0	<b>Minnesota Twins @ Oakland Athletics</b> McAfee Coliseum, Oakland, CA Fri Aug 12 2005, 10:05 PM EDT Att: 46,812 - Clear - 63 F					
8 Nick Punto, S (1, 6) OBP: 0.311, SLG: 0.337	G6-3				F7	G5-3-6		G6-3		4	0	0	0	0	0	1						
7 Joe Mauer, L (1, 2) OBP: 0.370, SLG: 0.427	G4-3				G3-1	G4-3		G4-3		4	0	0	0	0	0	0						
33 Justin Morneau, L (1, 3) OBP: 0.317, SLG: 0.452		G4-3			G4-3			G4-3		4	0	1	0	0	0	0						
Matthew LeCroy, R (1, 10) OBP: 0.349, SLG: 0.435		F9			K			G5-3		3	0	0	0	0	1	1						
20 Lew Ford, R (1, 8) OBP: 0.340, SLG: 0.374										1	1	1	0	2	0	0						
Michael Ryan, L (1, 9) OBP: 0.254, SLG: 0.267		G4-3						G3		3	0	0	0	0	1	3						
5 Michael Cuddyer, R (1, 5) OBP: 0.344, SLG: 0.424								F8		3	0	1	1	0	1	0						
38 Luis Antonio Rodriguez, S (1, 4) OBP: 0.343, SLG: 0.391			K			G6-4-3		L5		3	0	0	0	0	1	1						
<b>Inning Stats</b>	R: 0 E: 0 K: 0 S: 8	H: 0 LOB: 0 BB: 0 P: 13	R: 0 E: 0 K: 0 S: 9	H: 0 LOB: 1 BB: 1 P: 16	R: 0 E: 0 K: 2 S: 7	H: 0 LOB: 0 BB: 0 P: 10	R: 0 E: 0 K: 1 S: 8	H: 1 LOB: 1 BB: 0 P: 12	R: 1 E: 0 K: 1 S: 9	H: 1 LOB: 0 BB: 1 P: 15	R: 0 E: 1 K: 0 S: 7	H: 0 LOB: 0 BB: 0 P: 11	R: 0 E: 0 K: 0 S: 11	H: 1 LOB: 1 BB: 0 P: 15	R: 0 E: 0 K: 0 S: 9	H: 0 LOB: 0 BB: 0 P: 11	R: 0 E: 0 K: 0 S: 7	H: 0 LOB: 0 BB: 0 P: 10	1B: 3 2B: 1 3B: 0 HR: 0	SF: 0 SAC: 0 DP: 2 HBP: 0	WP: 0 PB: 0 SB: 1 CS: 0	PA: 31
<b>PITCHER</b> Dan Haren, R (1, 1) ERA: 3.9	IP: 9.0 WLS: L BF: 31	H: 3 R: 1 ER: 1 SO: 4	BB: 2 IBB: 0 HBP: 0 BLK: 0	WP: 0 HR: 0 S: 75 P: 113	ERA: 1.00 WHIP: 0.556	<b>PITCHER</b>										IP: 9.0 WLS: W BF: 31	H: 3 R: 0 ER: 0 SO: 9	BB: 1 IBB: 0 HBP: 0 BLK: 0	WP: 0 HR: 0 S: 80 P: 110	ERA: 0.00 WHIP: 0.444		

AB 29  
R 1  
H 3  
RBI 1  
BB 2  
SO 4  
LOB 6



Batter	1	2	3	4	5	6	7	8	9	AB	R	H	RBI	BB	SO	LOB	BOTTOM					
Jason Kendall, R (1, 2) OBP: 0.348, SLG: 0.317	F8		K			G5-3		G6-3		4	0	0	0	0	1	1	<b>Minnesota Twins @ Oakland Athletics</b> McAfee Coliseum, Oakland, CA Fri Aug 12 2005, 10:05 PM EDT Att: 46,812 - Clear - 63 F					
21 Mark Kotsay, L (1, 10) OBP: 0.321, SLG: 0.402	G4-3		F8			F7		2B		4	0	1	0	0	0	1						
7 Bobby Crosby, R (1, 6) OBP: 0.357, SLG: 0.443	K				L7	G5-3		BB		3	0	0	0	1	1	0						
3 Eric Chavez, L (1, 5) OBP: 0.332, SLG: 0.469		K			F8	F8		F8		4	0	0	0	0	1	2						
23 Bobby Kielty, S (1, 7) OBP: 0.361, SLG: 0.391		G1-3			K	P4				3	0	0	0	0	1	0						
29 Dan Johnson, L (1, 3) OBP: 0.409, SLG: 0.541					K			K		3	0	1	0	0	2	0						
Jay Payton, R (1, 8) OBP: 0.305, SLG: 0.478					K			G6-3		3	0	0	0	0	1	1						
Nick Swisher, S (1, 9) OBP: 0.328, SLG: 0.471					K			F7		3	0	1	0	0	1	0						
14 Mark Ellis, R (1, 4) OBP: 0.368, SLG: 0.424					F8			K		3	0	0	0	0	1	1						
<b>Inning Stats</b>	R: 0 E: 0 K: 1 S: 7	H: 1 LOB: 0 BB: 0 P: 10	R: 0 E: 0 K: 1 S: 8	H: 1 LOB: 0 BB: 0 P: 10	R: 0 E: 0 K: 1 S: 11	H: 1 LOB: 1 BB: 0 P: 13	R: 0 E: 0 K: 1 S: 9	H: 0 LOB: 0 BB: 0 P: 14	R: 0 E: 0 K: 3 S: 9	H: 0 LOB: 0 BB: 0 P: 12	R: 0 E: 0 K: 1 S: 7	H: 0 LOB: 0 BB: 0 P: 9	R: 0 E: 0 K: 1 S: 8	H: 0 LOB: 0 BB: 0 P: 12	R: 0 E: 0 K: 1 S: 7	H: 0 LOB: 0 BB: 0 P: 9	R: 0 E: 0 K: 0 S: 14	H: 1 LOB: 2 BB: 1 P: 21	1B: 1 2B: 2 3B: 0 HR: 0	SF: 0 SAC: 0 DP: 0 HBP: 0	WP: 0 PB: 0 SB: 0 CS: 0	PA: 31
<b>PITCHER</b> Johan Santana, L (1, 1) ERA: 3.48	IP: 9.0 WLS: W BF: 31	H: 3 R: 0 ER: 0 SO: 9	BB: 1 IBB: 0 HBP: 0 BLK: 0	WP: 0 HR: 0 S: 80 P: 110	ERA: 0.00 WHIP: 0.444	<b>PITCHER</b>										IP: 9.0 WLS: W BF: 31	H: 3 R: 0 ER: 0 SO: 9	BB: 1 IBB: 0 HBP: 0 BLK: 0	WP: 0 HR: 0 S: 80 P: 110	ERA: 0.00 WHIP: 0.444		

AB 30  
R 0  
H 3  
RBI 0  
BB 1  
SO 9  
LOB 6





Batter	1	2	3	4	5	6	7	8	9	AB	R	H	RBI	BB	SO	LOB	TOP								
Shannon Stewart, R OBP: 0.329, SLG: 0.396	G5-3		FC1-5		P3		L5		K	5	0	0	0	0	1	7									
38 Luis Antonio Rodriguez, B Terry Tiffee, S OBP: 0.333, SLG: 0.379 OBP: 0.230, SLG: 0.316	F8		G3-1			G5-3		G3	K	4	0	0	0	0	0	2									
7 Joe Mauer, L OBP: 0.369, SLG: 0.425	L7			G3		33 HR 1B		K		4	1	1	0	0	1	0									
33 Justin Morneau, L OBP: 0.319, SLG: 0.464		P4		G6-3		HR				4	1	2	2	0	0	0									
20 Lew Ford, R OBP: 0.339, SLG: 0.371	K			G5-3		G5-3				3	0	0	0	0	1	0									
Michael Ryan, L OBP: 0.238, SLG: 0.250	G6-3				P6	F7		K		4	0	0	0	0	1	2									
5 Michael Cuddyer, R OBP: 0.343, SLG: 0.420			G6-3		G5-3				55 2B BB	3	0	0	0	1	1	0									
55 Mike Redmond, R OBP: 0.315, SLG: 0.345			FC1-5 1B		1B					4	0	3	0	0	1	0									
Jason Bartlett, R OBP: 0.313, SLG: 0.339			FC1-5 1B		1B					3	0	2	0	1	1	2									
<b>Inning Stats</b>	R: 0 E: 0 K: 0 S: 5	H: 0 LOB: 0 BB: 0 P: 9	R: 0 E: 0 K: 1 S: 7	H: 0 LOB: 0 BB: 0 P: 10	R: 0 E: 0 K: 0 S: 13	H: 2 LOB: 2 BB: 0 P: 22	R: 0 E: 0 K: 0 S: 4	H: 0 LOB: 0 BB: 0 P: 7	R: 0 E: 0 K: 0 S: 14	H: 2 LOB: 2 BB: 0 P: 22	R: 2 E: 0 K: 0 S: 10	H: 2 LOB: 0 BB: 1 P: 15	R: 0 E: 0 K: 2 S: 10	H: 0 LOB: 1 BB: 1 P: 18	R: 0 E: 0 K: 2 S: 15	H: 1 LOB: 2 BB: 0 P: 22	R: 0 E: 0 K: 3 S: 16	H: 1 LOB: 2 BB: 1 P: 25	1B: 5 2B: 2 3B: 0 HR: 1	SF: 0 SAC: 0 DP: 0 HBP: 1	WP: 0 PB: 0 SB: 1 CS: 0	PA: 38			
<b>PITCHER</b>	IP	WLS	BF	H	R	ER	SO	BB	IBB	HBP	BLK	WP	HR	S	P	ERA	WHIP								
Kirk Saarloos, R ERA: 4.15	6.0	W	24	6	2	2	1	0	0	0	0	0	1	53	85	3.00	1.000								
50 Kiko Calero, R ERA: 3.82	1.0	H	4	0	0	0	2	1	0	0	0	0	0	10	18	0.00	1.000								
Jay Witasick, R ERA: 2.33	1.0	H	5	1	0	0	2	0	0	1	0	0	0	15	22	0.00	1.000								
20 Huston Street, R ERA: 1.42	1.0	S	5	1	0	0	3	1	0	0	0	0	0	16	25	0.00	2.000								

Minnesota Twins @ Oakland Athletics  
McAfee Coliseum, Oakland, CA  
Sat Aug 13 2005, 4:05 PM EDT  
Att: 47,385 - Partly Cloudy - 61 F

AB	35
R	2
H	8
RBI	2
BB	2
SO	8
LOB	15



Batter	1	2	3	4	5	6	7	8	9	AB	R	H	RBI	BB	SO	LOB	BOTTOM								
Jason Kendall, R OBP: 0.349, SLG: 0.317	G4-6-3 1B				G4-3		L9			3	0	1	0	1	0	1									
21 Mark Kotsay, L OBP: 0.320, SLG: 0.407	G4-6-3		G3			G6-3	HR			4	1	1	1	0	0	3									
7 Bobby Crosby, R OBP: 0.359, SLG: 0.451	K			L9		29 1B 3B	1B			4	1	2	0	0	1	0									
3 Eric Chavez, L OBP: 0.333, SLG: 0.468		G4-3		29 G3 1B		29 1B HR	BB			3	1	1	0	1	1	1									
29 Dan Johnson, L OBP: 0.406, SLG: 0.535	F8		G3		G3	HR	G4-1			4	1	1	1	0	0	2									
Jay Payton, R OBP: 0.304, SLG: 0.487	G6-3		G3		G3	HR		F7		4	1	1	3	0	0	1									
Scott Hatteberg, L OBP: 0.354, SLG: 0.369			G4-3		G3-1	G3-1				3	0	0	0	1	0	0									
Nick Swisher, S OBP: 0.330, SLG: 0.470			G3		14 G3 BB		F7			3	0	1	0	1	0	1									
14 Mark Ellis, R OBP: 0.367, SLG: 0.425			2B		G3	K	F9			4	0	1	0	0	1	3									
<b>Inning Stats</b>	R: 0 E: 0 K: 1 S: 8	H: 1 LOB: 0 BB: 0 P: 11	R: 0 E: 0 K: 0 S: 6	H: 0 LOB: 0 BB: 0 P: 10	R: 0 E: 0 K: 0 S: 11	H: 1 LOB: 1 BB: 1 P: 20	R: 0 E: 0 K: 0 S: 11	H: 1 LOB: 0 BB: 0 P: 18	R: 0 E: 0 K: 0 S: 7	H: 0 LOB: 1 BB: 1 P: 16	R: 4 E: 0 K: 1 S: 22	H: 4 LOB: 1 BB: 1 P: 34	R: 1 E: 0 K: 1 S: 16	H: 2 LOB: 1 BB: 0 P: 23	R: 0 E: 0 K: 0 S: 9	H: 0 LOB: 1 BB: 1 P: 16	1B: 5 2B: 1 3B: 1 HR: 2	SF: 0 SAC: 0 DP: 1 HBP: 0	WP: 0 PB: 0 SB: 0 CS: 0	PA: 36					
<b>PITCHER</b>	IP	WLS	BF	H	R	ER	SO	BB	IBB	HBP	BLK	WP	HR	S	P	ERA	WHIP								
Joe Mays, R ERA: 5.03	5.1	L	24	6	4	4	4	1	0	0	0	0	0	8	10	0.00	3.000								
J.C. Romero, L ERA: 3.24	0.1		2	1	0	0	0	0	0	0	0	0	0	8	10	0.00	3.000								
2B Jesse Crain, R ERA: 2.89	0.2		4	2	1	1	1	0	0	0	0	0	1	15	22	13.50	3.000								
54 Matt Guerrier, R ERA: 2.7	1.2		6	0	0	0	1	1	0	0	0	0	0	13	21	0.00	0.600								

Minnesota Twins @ Oakland Athletics  
McAfee Coliseum, Oakland, CA  
Sat Aug 13 2005, 4:05 PM EDT  
Att: 47,385 - Partly Cloudy - 61 F

AB	32
R	5
H	9
RBI	5
BB	4
SO	3
LOB	12





Batter	1	2	3	4	5	6	7	8	9	AB	R	H	RBI	BB	SO	LOB	TOP										
Shannon Stewart, R (1, 7) OBP: 0.328, SLG: 0.393	G5-3		BB		P4			P4		3	0	0	0	1	0	1	<b>Minnesota Twins @ Oakland Athletics</b> McAfee Coliseum, Oakland, CA Sun Aug 14 2005, 4:05 PM EDT Att: 29,067 - Partly Cloudy - 65 F										
8 Nick Punto, S (1, 6) OBP: 0.307, SLG: 0.332	K		L8			B5-3		L8		4	0	0	0	0	1	1											
7 Joe Mauer, L (1, 2) OBP: 0.368, SLG: 0.426	P5			G4-3		F8				4	1	1	0	0	0	0											
33 Justin Morneau, L (1, 3) OBP: 0.316, SLG: 0.459		K		K		G3		G3		4	0	0	0	0	2	1											
Matthew LeCroy, R (1, 10) OBP: 0.351, SLG: 0.433 Jason Bartlett, R (9, PR) OBP: 0.313, SLG: 0.339	K						K			3	0	1	1	1	2	0											
20 Lew Ford, R (1, 8) OBP: 0.338, SLG: 0.370	K			BB			K			4	0	1	0	0	2	1											
Michael Ryan, L (1, 9) OBP: 0.253, SLG: 0.299			HR		G6-3					3	1	1	1	1	0	1											
5 Michael Cuddyer, R (1, 5) OBP: 0.343, SLG: 0.417			K				G5-3			2	0	0	0	1	1	1											
38 Luis Antonio Rodriguez, S (1, 4) OBP: 0.327, SLG: 0.370			F7					L8		3	0	0	0	0	1	1											
<b>Inning Stats</b>	R: 0 E: 0 K: 1 S: 11	H: 0 LOB: 0 BB: 0 P: 15	R: 0 E: 0 K: 3 S: 9	H: 0 LOB: 0 BB: 0 P: 11	R: 1 E: 0 K: 1 S: 12	H: 1 LOB: 1 BB: 1 P: 20	R: 0 E: 0 K: 1 S: 8	H: 0 LOB: 1 BB: 1 P: 15	R: 0 E: 0 K: 0 S: 5	H: 0 LOB: 1 BB: 0 P: 7	R: 0 E: 0 K: 2 S: 11	H: 0 LOB: 1 BB: 1 P: 19	R: 0 E: 0 K: 1 S: 9	H: 0 LOB: 0 BB: 0 P: 13	R: 1 E: 0 K: 0 S: 9	H: 3 LOB: 1 BB: 0 P: 16	1B: 2 2B: 1 3B: 0 HR: 1	SF: 0 SAC: 0 DP: 0 HBP: 0	WP: 0 PB: 0 SB: 0 CS: 0	PA: 34							
<b>PITCHER</b>	IP	WLS	BF	H	R	ER	SO	BB	IBB	HBP	BLK	WP	HR	S	P	ERA	WHIP										
40 Rich Harden, R (1, 1) ERA: 2.78	8.0		29	1	1	1	9	4	0	0	0	0	1	75	115	1.12	0.625										
58 Justin Duchschere, R (9, 1) ERA: 1.89	1.0	L	5	3	1	1	0	0	0	0	0	0	0	9	16	9.00	3.000										

Batter	1	2	3	4	5	6	7	8	9	AB	R	H	RBI	BB	SO	LOB	BOTTOM										
Jason Kendall, R (1, 2) OBP: 0.351, SLG: 0.318	E6							F9		4	1	2	0	0	0	0	<b>Minnesota Twins @ Oakland Athletics</b> McAfee Coliseum, Oakland, CA Sun Aug 14 2005, 4:05 PM EDT Att: 29,067 - Partly Cloudy - 65 F										
21 Mark Kotsay, L (1, 8) OBP: 0.320, SLG: 0.406	G1-6-3		F8					F9		4	0	1	0	0	0	2											
7 Bobby Crosby, R (1, 6) OBP: 0.354, SLG: 0.444	G6-3		CS		G6-3		G5-4-3			4	0	0	0	0	0	1											
3 Eric Chavez, L (1, 5) OBP: 0.333, SLG: 0.466		P6			F7					4	0	1	0	0	0	0											
29 Dan Johnson, L (1, 3) OBP: 0.404, SLG: 0.530		P1				G3				4	0	1	0	0	1	1											
Jay Payton, R (1, 7) OBP: 0.304, SLG: 0.485					L8			L3		3	0	1	0	0	0	1											
Scott Hatteberg, L (1, 10) OBP: 0.354, SLG: 0.369						G3		G4-3		3	0	1	0	0	0	0											
23 Bobby Kielty, S (1, 9) OBP: 0.358, SLG: 0.387								G3-1		3	0	0	0	0	1	2											
14 Mark Ellis, R (1, 4) OBP: 0.363, SLG: 0.420						G5-3		G5-3		3	0	0	0	0	0	0											
<b>Inning Stats</b>	R: 0 E: 1 K: 0 S: 7	H: 0 LOB: 0 BB: 0 P: 11	R: 0 E: 0 K: 0 S: 12	H: 2 LOB: 2 BB: 0 P: 16	R: 0 E: 0 K: 0 S: 10	H: 1 LOB: 0 BB: 0 P: 12	R: 0 E: 0 K: 0 S: 12	H: 1 LOB: 1 BB: 0 P: 16	R: 0 E: 0 K: 1 S: 9	H: 0 LOB: 0 BB: 0 P: 12	R: 1 E: 0 K: 0 S: 9	H: 3 LOB: 1 BB: 0 P: 14	R: 0 E: 0 K: 0 S: 5	H: 0 LOB: 0 BB: 0 P: 5	R: 0 E: 0 K: 0 S: 9	H: 0 LOB: 0 BB: 0 P: 11	R: 0 E: 0 K: 1 S: 5	H: 0 LOB: 0 BB: 0 P: 10	1B: 7 2B: 0 3B: 0 HR: 0	SF: 0 SAC: 0 DP: 2 HBP: 0	WP: 0 PB: 0 SB: 0 CS: 1	PA: 33					
<b>PITCHER</b>	IP	WLS	BF	H	R	ER	SO	BB	IBB	HBP	BLK	WP	HR	S	P	ERA	WHIP										
Carlos Silva, R (1, 1) ERA: 3.33	7.0		26	7	1	1	1	0	0	0	0	0	0	64	86	1.29	1.000										
Juan Rincon, R (8, 1) ERA: 2.67	1.0	W	3	0	0	0	0	0	0	0	0	0	0	9	11	0.00	0.000										
36 Joe Nathan, R (9, 1) ERA: 2.72	1.0	S	3	0	0	0	1	0	0	0	0	0	0	5	10	0.00	0.000										

AB	30
R	2
H	4
RBI	2
BB	4
SO	9
LOB	7



AB	32
R	1
H	7
RBI	0
BB	0
SO	2
LOB	7





Batter	1	2	3	4	5	6	7	8	9	AB	R	H	RBI	BB	SO	LOB	TOP										
<b>Eric Byrnes, R</b> OBP: 0.322, SLG: 0.428 (1, 7)	G6-3		K			K	P2		F8	5	0	0	0	0	2	5	<b>Baltimore Orioles @ Oakland Athletics</b> McAfee Coliseum, Oakland, CA Mon Aug 15 2005, 10:05 PM EDT Att: 20,285 - Cloudy - 62 F										
<b>Chris Gomez, R</b> OBP: 0.355, SLG: 0.357 (1, 4) (7, 3)	P4			F9					K	4	1	1	1	1	1	1											
<b>6 Melvin Mora, R</b> OBP: 0.344, SLG: 0.449 (1, 5)	K			P2						4	0	0	0	0	1	4											
<b>10 Miguel Tejada, R</b> OBP: 0.364, SLG: 0.556 (1, 6)		G5-3		F7						4	1	1	0	0	0	0											
<b>Javy Lopez, R</b> OBP: 0.324, SLG: 0.481 (1, 2)	K				G6-4-3 1B					3	1	1	0	0	1	0											
<b>Sammy Sosa, R</b> OBP: 0.393, SLG: 0.390 (1, 10)	K			P3						4	1	1	1	0	1	1											
<b>Alejandro Freire, R</b> OBP: 0.379, SLG: 0.400 (1, 3) <b>1 Brian Roberts, S</b> OBP: 0.392, SLG: 0.536 (7, PR) (7, 4)			G1-3 1B		G6-4-3 1-2					2	0	1	1	1	0	1											
<b>31 Jay Gibbons, L</b> OBP: 0.298, SLG: 0.499 (1, 9) <b>David Newhan, L</b> OBP: 0.271, SLG: 0.322 (7, PR) (7, 9)			P6			K	FC6 BB HBP		K	3	0	0	1	0	1	2											
<b>Luis Matos, R</b> OBP: 0.358, SLG: 0.395 (1, 8)			G1-3			P3				3	0	1	1	0	0	1											
<b>Inning Stats</b>	R: 0 E: 0 K: 1 S: 12	H: 0 LOB: 0 BB: 0 P: 21	R: 0 E: 0 K: 2 S: 7	H: 0 LOB: 0 BB: 0 P: 12	R: 0 E: 0 K: 1 S: 8	H: 1 LOB: 1 BB: 0 P: 14	R: 0 E: 0 K: 0 S: 4	H: 0 LOB: 0 BB: 0 P: 9	R: 0 E: 0 K: 0 S: 8	H: 1 LOB: 1 BB: 0 P: 14	R: 0 E: 0 K: 2 S: 8	H: 0 LOB: 0 BB: 0 P: 11	R: 5 E: 1 K: 0 S: 27	H: 3 LOB: 3 BB: 2 P: 48	R: 0 E: 0 K: 0 S: 6	H: 0 LOB: 0 BB: 0 P: 8		R: 1 E: 0 K: 2 S: 14	H: 2 LOB: 1 BB: 0 P: 21	1B: 4 2B: 3 3B: 0 HR: 0	SF: 0 SAC: 0 DP: 1 HBP: 2	WP: 1 PB: 0 SB: 1 CS: 0	PA: 38				
<b>PITCHER</b>	IP	WLS	BF	H	R	ER	SO	BB	IBB	HBP	BLK	WP	HR	S	P	ERA	WHIP										
<b>Barry Zito, L</b> ERA: 3.65 (1, 1)	6.1	L	26	5	5	3	6	1	0	1	0	0	0	69	118	4.26	0.947										
<b>50 Kiko Calero, R</b> ERA: 3.65 (7, 1)	1.2		7	0	0	0	0	1	0	1	0	0	0	11	19	0.00	0.600										
<b>Ricardo Rincon, L</b> ERA: 5.2 (9, 1)	0.1		2	1	1	1	1	0	0	0	0	0	0	7	10	27.00	3.000										
<b>Keiichi Yabu, R</b> ERA: 3.88 (9, 1)	0.2		3	1	0	0	1	0	0	0	0	1	0	7	11	0.00	1.500										

AB	34
R	6
H	7
RBI	5
BB	2
SO	8
LOB	16



Batter	1	2	3	4	5	6	7	8	9	AB	R	H	RBI	BB	SO	LOB	BOTTOM										
<b>Jason Kendall, R</b> OBP: 0.349, SLG: 0.317 (1, 2)	G5-3	F9			F9		F8			5	0	1	0	0	0	2	<b>Baltimore Orioles @ Oakland Athletics</b> McAfee Coliseum, Oakland, CA Mon Aug 15 2005, 10:05 PM EDT Att: 20,285 - Cloudy - 62 F										
<b>21 Mark Kotsay, L</b> OBP: 0.316, SLG: 0.401 (1, 8)	G6-3		G4-3		F7		G3		L9	5	0	0	0	0	0	4											
<b>7 Bobby Crosby, R</b> OBP: 0.356, SLG: 0.460 (1, 6)	HR		K							4	2	2	1	0	1	0											
<b>3 Eric Chavez, L</b> OBP: 0.336, SLG: 0.471 (1, 5)	BB 29 1B		F8							4	0	3	1	0	0	0											
<b>29 Dan Johnson, L</b> OBP: 0.402, SLG: 0.525 (1, 3)	BB 1B				K					4	0	1	0	0	1	2											
<b>Jay Payton, R</b> OBP: 0.303, SLG: 0.479 (1, 7)					G6-3		F8		G4-3	3	0	0	0	1	0	2											
<b>Scott Hatteberg, L</b> OBP: 0.350, SLG: 0.364 (1, 10)	L8				P5		K			4	0	0	0	0	1	4											
<b>Matt Watson, L</b> OBP: 0.184, SLG: 0.194 (1, 9) <b>23 Bobby Kielty, S</b> OBP: 0.357, SLG: 0.386 (9, PH)		F8					G3			3	0	0	0	0	0	0											
<b>Marco Scutaro, R</b> OBP: 0.320, SLG: 0.368 (1, 4)		G3-1								3	0	2	0	1	0	0											
<b>Inning Stats</b>	R: 1 E: 0 K: 0 S: 16	H: 3 LOB: 3 BB: 1 P: 27	R: 0 E: 0 K: 0 S: 7	H: 0 LOB: 0 BB: 0 P: 10	R: 0 E: 0 K: 1 S: 6	H: 0 LOB: 0 BB: 0 P: 8	R: 0 E: 0 K: 1 S: 9	H: 0 LOB: 0 BB: 0 P: 13	R: 0 E: 0 K: 0 S: 11	H: 1 LOB: 1 BB: 0 P: 17	R: 1 E: 0 K: 1 S: 14	H: 2 LOB: 1 BB: 0 P: 28	R: 0 E: 0 K: 0 S: 9	H: 0 LOB: 1 BB: 1 P: 16	R: 0 E: 0 K: 0 S: 7	H: 1 LOB: 1 BB: 0 P: 10		R: 0 E: 0 K: 1 S: 15	H: 2 LOB: 2 BB: 0 P: 23	1B: 6 2B: 2 3B: 0 HR: 1	SF: 0 SAC: 0 DP: 0 HBP: 0	WP: 0 PB: 0 SB: 0 CS: 0	PA: 38				
<b>PITCHER</b>	IP	WLS	BF	H	R	ER	SO	BB	IBB	HBP	BLK	WP	HR	S	P	ERA	WHIP										
<b>Rodrigo Lopez, R</b> ERA: 4.68 (1, 1)	6.2	W	28	6	2	2	3	2	0	0	0	0	0	70	117	2.70	1.200										
<b>Tim Byrdak, L</b> ERA: 3.12 (7, 1)	1.0	H	4	1	0	0	0	0	0	0	0	0	0	6	9	0.00	1.000										
<b>Todd Williams, R</b> ERA: 3.59 (8, 1)	0.1	H	1	0	0	0	0	0	0	0	0	0	0	3	3	0.00	0.000										
<b>B.J. Ryan, L</b> ERA: 2.75 (9, 1)	1.0		5	2	0	0	1	0	0	0	0	0	0	15	23	0.00	2.000										






Batter	1	2	3	4	5	6	7	8	9	AB	R	H	RBI	BB	SO	LOB	TOP										
1 Brian Roberts, S OBP: 0.390, SLG: 0.532	G6-3	K			L7		BB		L8	4	1	0	0	1	1	3	<p>Baltimore Orioles @ Oakland Athletics</p> <p>McAfee Coliseum, Oakland, CA</p> <p>Tue Aug 16 2005, 10:05 PM EDT</p> <p>Att: 23,252 - Clear - 66 F</p> <p>livebaseballscorecards.com</p>										
Eric Byrnes, R OBP: 0.320, SLG: 0.422	F7		P4		BB		P3		G1-3	4	0	0	0	1	0	1											
6 Melvin Mora, R OBP: 0.345, SLG: 0.448	1B		L9		BB		E3		G6-3	5	1	2	0	0	0	0											
10 Miguel Tejada, R OBP: 0.365, SLG: 0.558	K		1B		G6-4-3		BB			4	1	2	1	0	1	3											
Javy Lopez, R OBP: 0.327, SLG: 0.482		BB	G5-3				G6-3			4	0	2	1	0	0	1											
Rafael Palmeiro, L OBP: 0.353, SLG: 0.470	K			1B			G1-3		F7	4	1	2	0	0	1	2											
Sammy Sosa, R OBP: 0.327, SLG: 0.388	K			BB			G1-3		F9	4	0	1	1	0	1	2											
David Newhan, L OBP: 0.271, SLG: 0.322				BB						0	0	0	0	0	0	0											
31 Jay Gibbons, L OBP: 0.299, SLG: 0.497	BB		G4-6-3		F9				K	3	0	1	0	0	0	2											
Chris Gomez, R OBP: 0.355, SLG: 0.355	1B									1	0	0	0	0	1	0											
Luis Matos, R OBP: 0.357, SLG: 0.391	BB		F7				F9		F7	3	0	0	0	1	0	0											
<b>Inning Stats</b>	R: 0 E: 0 K: 1 S: 9	H: 1 LOB: 1 BB: 0 P: 14	R: 0 E: 0 K: 3 S: 14	H: 2 LOB: 3 BB: 1 P: 25	R: 0 E: 0 K: 0 S: 11	H: 1 LOB: 1 BB: 0 P: 14	R: 1 E: 0 K: 0 S: 7	H: 2 LOB: 0 BB: 0 P: 12	R: 0 E: 0 K: 0 S: 11	H: 1 LOB: 1 BB: 1 P: 21	R: 0 E: 0 K: 0 S: 6	H: 1 LOB: 0 BB: 0 P: 9	R: 3 E: 1 K: 0 S: 17	H: 2 LOB: 1 BB: 1 P: 30	R: 0 E: 0 K: 1 S: 8	H: 0 LOB: 0 BB: 0 P: 11	R: 0 E: 0 K: 0 S: 9	H: 0 LOB: 0 BB: 0 P: 13	1B: 8 2B: 2 3B: 0 HR: 0	SF: 0 SAC: 0 DP: 2 HBP: 0	WP: 0 PB: 0 SB: 1 CS: 0	PA: 39					
<b>PITCHER</b>	IP	WLS	BF	H	R	ER	SO	BB	IBB	HBP	BLK	WP	HR	S	P	ERA	WHIP										
Joe Blanton, R ERA: 3.94	6.0		26	8	1	1	4	2	0	0	0	0	0	58	95	1.50	1.667										
Jay Witasick, R ERA: 2.3	0.2	L	6	2	3	0	0	1	0	0	0	0	0	15	25	0.00	4.500										
Joe Kennedy, L ERA: 6.4	2.1		7	0	0	0	1	0	0	0	0	0	0	19	29	0.00	0.000										

Batter	1	2	3	4	5	6	7	8	9	AB	R	H	RBI	BB	SO	LOB	BOTTOM										
Jason Kendall, R OBP: 0.348, SLG: 0.316	F9		L9		F7			G5-3	1B	5	0	1	1	0	0	1	<p>Baltimore Orioles @ Oakland Athletics</p> <p>McAfee Coliseum, Oakland, CA</p> <p>Tue Aug 16 2005, 10:05 PM EDT</p> <p>Att: 23,252 - Clear - 66 F</p> <p>livebaseballscorecards.com</p>										
21 Mark Kotsay, L OBP: 0.319, SLG: 0.410	G4-3			BB	FC1-2		HR	F7	F7	5	1	3	2	0	0	3											
7 Bobby Crosby, R OBP: 0.353, SLG: 0.456	1B			P4			F9	FC6-4	BB	5	0	1	0	0	1	5											
3 Eric Chavez, L OBP: 0.337, SLG: 0.470	K			BB	S		F8			3	0	1	0	1	1	1											
29 Dan Johnson, L OBP: 0.399, SLG: 0.518		P6					G3		P2	3	0	0	0	1	0	2											
Jay Payton, R OBP: 0.302, SLG: 0.475	G4-3			F7			G5-3		BB	4	1	1	0	0	0	3											
Scott Hatteberg, L OBP: 0.346, SLG: 0.360	F8			FC1-2			F8		F9	4	0	0	0	0	0	4											
23 Bobby Kielty, S OBP: 0.356, SLG: 0.384			K				F7		BB	4	0	1	0	0	2	0											
14 Mark Ellis, R OBP: 0.365, SLG: 0.417	F8			G5-3				G5-3	BB	2	1	0	0	2	0	0											
<b>Inning Stats</b>	R: 0 E: 0 K: 1 S: 10	H: 1 LOB: 0 BB: 0 P: 16	R: 0 E: 0 K: 0 S: 7	H: 0 LOB: 0 BB: 0 P: 13	R: 0 E: 0 K: 1 S: 10	H: 0 LOB: 0 BB: 0 P: 14	R: 0 E: 0 K: 0 S: 13	H: 2 LOB: 3 BB: 1 P: 23	R: 0 E: 0 K: 1 S: 6	H: 0 LOB: 0 BB: 0 P: 10	R: 1 E: 0 K: 0 S: 10	H: 1 LOB: 0 BB: 0 P: 18	R: 0 E: 0 K: 0 S: 8	H: 0 LOB: 0 BB: 0 P: 11	R: 1 E: 0 K: 0 S: 12	H: 1 LOB: 2 BB: 2 P: 23		R: 1 E: 0 K: 1 S: 17	H: 3 LOB: 3 BB: 1 P: 29	1B: 7 2B: 7 3B: 0 HR: 1	SF: 0 SAC: 0 DP: 0 HBP: 0	WP: 0 PB: 0 SB: 1 CS: 0	PA: 39				
<b>PITCHER</b>	IP	WLS	BF	H	R	ER	SO	BB	IBB	HBP	BLK	WP	HR	S	P	ERA	WHIP										
Bruce Chen, L ERA: 4.03	6.2	W	25	4	1	1	3	1	0	0	0	0	0	11	18	9.00	2.000										
Jorge Julio, R ERA: 4.42	1.0	H	5	1	1	1	0	1	0	0	0	0	0	3	7	0.00	3.000										
Tim Byrdak, L ERA: 3.06	0.1	H	2	0	0	0	0	1	0	0	0	0	0	3	7	0.00	3.000										
B.J. Ryan, L ERA: 2.87	1.0	S	7	3	1	1	1	1	0	0	0	0	0	17	29	9.00	4.000										

AB 36  
R 4  
H 10  
RBI 3  
BB 3  
SO 5  
LOB 14



AB 35  
R 3  
H 8  
RBI 3  
BB 4  
SO 4  
LOB 19





Batter	1	2	3	4	5	6	7	8	9	AB	R	H	RBI	BB	SO	LOB	TOP											
1 Brian Roberts, S OBP: 0.389, SLG: 0.529	G3		L9				G6-3			4	0	1	0	0	0	0	<p><b>Baltimore Orioles @ Oakland Athletics</b> McAfee Coliseum, Oakland, CA</p> <p>Wed Aug 17 2005, 3:35 PM EDT Att: 32,290 - Partly Cloudy - 60 F</p> <p>livebaseballscores.com</p>											
Eric Byrnes, R OBP: 0.316, SLG: 0.417	K		K				G4-3		G4-3	4	0	0	0	0	2	2												
6 Melvin Mora, R OBP: 0.342, SLG: 0.444	P4		G5-3				G1		F8	4	0	0	0	0	0	1												
10 Miguel Tejada, R OBP: 0.364, SLG: 0.557							G6-3		G5-3	4	1	1	0	0	1	0												
Javy Lopez, R OBP: 0.326, SLG: 0.478							G6-3		F8	4	1	1	0	0	1	0												
31 Jav Gibbons, L OBP: 0.298, SLG: 0.494 Chris Gomez, R OBP: 0.353, SLG: 0.355							L9		G5-3	4	0	1	1	0	0	0												
Luis Matos, R OBP: 0.362, SLG: 0.408																												
David Newhan, L OBP: 0.272, SLG: 0.323																												
Sal Fasano, R OBP: 0.316, SLG: 0.471																												
<b>Inning Stats</b>	R: 0 E: 0 K: 1 S: 8	H: 0 LOB: 0 BB: 0 P: 12	R: 2 E: 0 K: 0 S: 15	H: 4 LOB: 1 BB: 0 P: 22	R: 0 E: 0 K: 1 S: 22	H: 0 LOB: 0 BB: 0 P: 28	R: 0 E: 0 K: 0 S: 10	H: 0 LOB: 0 BB: 0 P: 18	R: 2 E: 0 K: 0 S: 12	H: 4 LOB: 1 BB: 0 P: 18	R: 0 E: 0 K: 0 S: 7	H: 0 LOB: 0 BB: 0 P: 14	R: 1 E: 0 K: 1 S: 13	H: 1 LOB: 0 BB: 0 P: 20	R: 0 E: 0 K: 1 S: 9	H: 0 LOB: 0 BB: 0 P: 13	R: 0 E: 0 K: 2 S: 8	H: 0 LOB: 0 BB: 0 P: 8	1B: 6 2B: 2 3B: 0 HR: 1	SF: 0 SAC: 0 DP: 2 HBP: 0	WP: 0 PB: 0 SB: 0 CS: 0	PA: 34						
<b>PITCHER</b>	IP	WLS	BF	H	R	ER	SO	BB	IBB	HBP	BLK	WP	HR	S	P	ERA	WHIP											
Dan Haren, R ERA: 4.0	5.0	L	21	8	4	4	2	0	0	0	0	0	0	0	67	98	7.20	1.600										
58 Justin Duchschner, R ERA: 1.97	2.0		7	1	1	1	1	0	0	0	0	0	1	20	34	4.50	0.500											
50 Kiko Calero, R ERA: 3.55	1.0		3	0	0	0	1	0	0	0	0	0	0	9	13	0.00	0.000											
20 Huston Street, R ERA: 1.4	1.0		3	0	0	0	2	0	0	0	0	0	0	8	8	0.00	0.000											

Batter	1	2	3	4	5	6	7	8	9	AB	R	H	RBI	BB	SO	LOB	BOTTOM										
Jason Kendall, R OBP: 0.347, SLG: 0.314	F8									3	0	0	0	1	0	2	<p><b>Baltimore Orioles @ Oakland Athletics</b> McAfee Coliseum, Oakland, CA</p> <p>Wed Aug 17 2005, 3:35 PM EDT Att: 32,290 - Partly Cloudy - 60 F</p> <p>livebaseballscores.com</p>										
21 Mark Kotsay, L OBP: 0.317, SLG: 0.407	G4-3									4	0	0	1	0	0	2											
7 Bobby Crosby, R OBP: 0.355, SLG: 0.452										2	0	0	0	2	0	1											
3 Eric Chavez, L OBP: 0.337, SLG: 0.467	F7									3	0	0	0	1	0	1											
23 Bobby Kielty, S OBP: 0.355, SLG: 0.383										4	0	1	0	0	2	2											
29 Dan Johnson, L OBP: 0.397, SLG: 0.518										4	1	1	0	0	0	1											
Jay Payton, R OBP: 0.302, SLG: 0.484										4	1	1	2	0	1	0											
14 Mark Ellis, R OBP: 0.367, SLG: 0.418										4	1	2	0	0	0	0											
17 Adam Melhuse, S OBP: 0.286, SLG: 0.411										3	0	0	0	1	1	1											
<b>Inning Stats</b>	R: 0 E: 0 K: 0 S: 8	H: 0 LOB: 1 BB: 1 P: 16	R: 0 E: 0 K: 1 S: 9	H: 0 LOB: 0 BB: 0 P: 12	R: 0 E: 0 K: 0 S: 8	H: 0 LOB: 1 BB: 1 P: 14	R: 0 E: 0 K: 1 S: 8	H: 0 LOB: 0 BB: 0 P: 13	R: 0 E: 0 K: 0 S: 15	H: 1 LOB: 1 BB: 0 P: 19	R: 0 E: 0 K: 0 S: 15	H: 0 LOB: 2 BB: 2 P: 26	R: 3 E: 0 K: 0 S: 11	H: 3 LOB: 1 BB: 1 P: 20	R: 0 E: 0 K: 0 S: 8	H: 1 LOB: 0 BB: 0 P: 12	R: 0 E: 0 K: 2 S: 8	H: 0 LOB: 0 BB: 0 P: 12	1B: 3 2B: 1 3B: 0 HR: 1	SF: 0 SAC: 0 DP: 1 HBP: 0	WP: 0 PB: 0 SB: 0 CS: 0	PA: 36					
<b>PITCHER</b>	IP	WLS	BF	H	R	ER	SO	BB	IBB	HBP	BLK	WP	HR	S	P	ERA	WHIP										
Eric DuBose, L ERA: 5.87	6.0	W	23	1	0	0	2	4	0	0	0	0	0	60	100	0.00	0.833										
Jason Grimsley, R ERA: 7.99	0.0		4	3	3	3	0	1	0	0	0	0	1	6	13	∞	∞										
Steve Kline, L ERA: 4.81	2.0	H	6	1	0	0	0	0	0	0	0	0	0	13	19	0.00	0.500										
Todd Williams, R ERA: 3.53	1.0	S	3	0	0	0	2	0	0	0	0	0	0	8	12	0.00	0.000										

AB	34
R	5
H	9
RBI	3
BB	0
SO	6
LOB	6

AB	31
R	3
H	5
RBI	3
BB	5
SO	4
LOB	10





Batter	1	2	3	4	5	6	7	8	9	AB	R	H	RBI	BB	SO	LOB	TOP										
9 David DeJesus, L (1, 8) OBP: 0.353, SLG: 0.438 Chip Ambres, R (4, 8) OBP: 0.379, SLG: 0.483	4-0 S BB		1-3 K			0-1 P3		2-2 FC5-4 2B	0-3 K	1	0	0	0	1	1	0											
Terrence Long, L (1, 7) OBP: 0.312, SLG: 0.386	2-3 SAFE K			0-1 F9		1-3 K2-3		4-1 FC5-4 BB		3	0	0	0	1	2	1											
29 Mike Sweeney, R (1, 3) OBP: 0.342, SLG: 0.526	3-2 G6-3			2-0 2B		3-2 FC6 1B		2-2 FC5-4 BB		4	0	2	0	0	0	3											
Matt Stairs, L (1, 10) OBP: 0.373, SLG: 0.452	3-3 K			0-1 P5		2-2 FC6		4-2 BB		3	0	0	0	1	1	3											
Emil Brown, R (1, 9) OBP: 0.330, SLG: 0.425		0-1 F9		0-0 G5-3			1-3 K	1-3 K		4	0	0	0	0	2	4											
4 Angel Berroa, R (1, 6) OBP: 0.304, SLG: 0.370		0-0 F7			1-2 G6-3		0-2 14 BB 1B	0-2 G3		4	0	1	0	0	0	3											
14 John Buck, R (1, 2) OBP: 0.275, SLG: 0.353		1-1 G6-3			1-0 F8		4-2 FC1-6 BB	1-1 P4		3	0	0	0	1	0	0											
Donnie Murphy, R (1, 4) OBP: 0.269, SLG: 0.317			2-1 G4-3		3-2 2B		2-1 F7	2-3 K		4	0	1	0	0	1	2											
Joe McEwing, R (1, 5) OBP: 0.279, SLG: 0.313 Denny Hocking, S (9, PH) OBP: 0.333, SLG: 0.143			1-0 B1		2-3 K		1-2 FC1-6	4-2 BB		3	0	0	0	0	1	3											
<b>Inning Stats</b>	R: 0 E: 0 K: 2 S: 15	H: 0 LOB: 1 BB: 1 P: 27	R: 0 E: 0 K: 0 S: 5	H: 0 LOB: 0 BB: 0 P: 6	R: 0 E: 0 K: 1 S: 6	H: 0 LOB: 0 BB: 0 P: 10	R: 0 E: 0 K: 0 S: 6	H: 1 LOB: 1 BB: 0 P: 8	R: 0 E: 0 K: 1 S: 13	H: 1 LOB: 1 BB: 0 P: 20	R: 0 E: 0 K: 1 S: 14	H: 1 LOB: 2 BB: 1 P: 22	R: 0 E: 0 K: 1 S: 16	H: 1 LOB: 3 BB: 2 P: 29	R: 0 E: 0 K: 2 S: 12	H: 0 LOB: 1 BB: 1 P: 19	1B: 2 2B: 3 3B: 0 HR: 0	SF: 0 SAC: 0 DP: 0 HBP: 0	WP: 0 PB: 0 SB: 1 CS: 1	PA: 37							
<b>PITCHER</b>	IP	WLS	BF	H	R	ER	SO	BB	IBB	HBP	BLK	WP	HR	S	P	ERA	WHIP										
40 Rich Harden, R (1, 1) ERA: 2.63	6.1	W	25	4	0	0	6	2	0	0	0	0	0	68	105	0.00	0.947										
50 Kiko Calero, R (7, 1) ERA: 3.49	0.2	H	2	0	0	0	0	0	0	0	0	0	0	5	8	0.00	0.000										
Jay Witasick, R (8, 1) ERA: 2.28	0.1		3	1	0	0	0	1	0	0	0	0	0	7	15	0.00	6.000										
Joe Kennedy, L (8, 1) ERA: 6.4	0.0		1	0	0	0	0	1	0	0	0	0	0	2	6	∞	∞										
20 Huston Street, R (8, 1) ERA: 1.36	1.2	S	6	0	0	0	3	1	0	0	0	0	0	19	27	0.00	0.600										

**Kansas City Royals @ Oakland Athletics**  
**McAfee Coliseum, Oakland, CA**  
 Fri Aug 19 2005, 10:05 PM EDT  
 Att: 20,715 - Clear - 63 F

livebaseballscorecards.com

AB 32  
R 0  
H 5  
RBI 0  
BB 5  
SO 9  
LOB 20



Batter	1	2	3	4	5	6	7	8	9	AB	R	H	RBI	BB	SO	LOB	BOTTOM										
Jason Kendall, R (1, 2) OBP: 0.347, SLG: 0.313	0-1 P3	4-1 7 BB 21 1B BB	1-1 G5-3			0-1 F9		2-1 21 1B 1-2 1B		4	0	1	0	1	0	3											
21 Mark Kotsay, L (1, 8) OBP: 0.320, SLG: 0.408	1-1 F7	0-1 7 BB 1-2 1B		0-0 G3		4-1 1-2 BB		2-2 1-2 2-H 1B		4	0	2	1	1	0	0											
7 Bobby Crosby, R (1, 6) OBP: 0.359, SLG: 0.457	1-0 1B	4-1 1-2 2-3 BB		3-1 2B		3-3 K		1-1 G5-3		4	0	2	0	1	1	4											
3 Eric Chavez, L (1, 5) OBP: 0.334, SLG: 0.463	1-1 G4-3	2-1 L4		2-1 SAFE F7		1-0 G4-1				4	0	0	0	0	0	7											
29 Dan Johnson, L (1, 3) OBP: 0.391, SLG: 0.509		3-1 F9	1-2 F7	0-2 L8			0-1 G3			4	0	0	0	0	0	1											
Jay Payton, R (1, 7) OBP: 0.305, SLG: 0.500		1-2 HR	1-2 2B		0-2 L9		1-2 F8			4	2	2	1	0	0	0											
Scott Hatteberg, L (1, 10) OBP: 0.345, SLG: 0.357		4-2 2B	2-1 F8		1-1 P5		3-1 P5			3	1	0	0	1	0	1											
Nick Swisher, S (1, 9) OBP: 0.332, SLG: 0.476		1-1 14 FB 21 1B 1-H 2B	1-0 2H 2B		2-2 P3		0-1 L7			4	1	2	2	0	0	0											
14 Mark Ellis, R (1, 4) OBP: 0.372, SLG: 0.417		1-1 F8	4-2 BB			4-1 21 BB BB		4-0 21 1B BB		1	0	0	0	3	0	1											
<b>Inning Stats</b>	R: 0 E: 0 K: 0 S: 7	H: 1 LOB: 1 BB: 0 P: 10	R: 3 E: 0 K: 0 S: 18	H: 3 LOB: 3 BB: 3 P: 38	R: 1 E: 0 K: 0 S: 13	H: 2 LOB: 2 BB: 1 P: 23	R: 0 E: 0 K: 0 S: 8	H: 1 LOB: 1 BB: 0 P: 13	R: 0 E: 0 K: 1 S: 11	H: 0 LOB: 0 BB: 0 P: 14	R: 0 E: 0 K: 1 S: 8	H: 0 LOB: 2 BB: 2 P: 20	R: 0 E: 0 K: 0 S: 7	H: 0 LOB: 0 BB: 0 P: 11	R: 0 E: 0 K: 0 S: 9	H: 2 LOB: 2 BB: 1 P: 18	1B: 4 2B: 4 3B: 0 HR: 1	SF: 0 SAC: 0 DP: 0 HBP: 0	WP: 0 PB: 0 SB: 0 CS: 0	PA: 39							
<b>PITCHER</b>	IP	WLS	BF	H	R	ER	SO	BB	IBB	HBP	BLK	WP	HR	S	P	ERA	WHIP										
Jose Lima, R (1, 1) ERA: 6.47	5.0	L	26	7	4	4	0	4	0	0	0	0	0	22	46	0.00	1.875										
41 Jimmy Gobble, L (6, 1) ERA: 7.76	2.2		12	2	0	0	1	3	0	0	0	0	0	2	3	0.00	0.000										
Jonah Bayliss, R (8, 1) ERA: 5.4	0.1		1	0	0	0	0	0	0	0	0	0	0	2	3	0.00	0.000										

**Kansas City Royals @ Oakland Athletics**  
**McAfee Coliseum, Oakland, CA**  
 Fri Aug 19 2005, 10:05 PM EDT  
 Att: 20,715 - Clear - 63 F

livebaseballscorecards.com

AB 32  
R 4  
H 9  
RBI 4  
BB 7  
SO 1  
LOB 17





Batter	1	2	3	4	5	6	7	8	9	AB	R	H	RBI	BB	SO	LOB	TOP				
Chip Ambres, R OBP: 0.357, SLG: 0.453 (1, 8)	F9		K		G6-4-3			P3		4	0	0	0	0	1	1					
Terrence Long, L OBP: 0.314, SLG: 0.385 (1, 7)	K			2B	1B		BB	F8		3	1	1	0	1	1	0					
29 Mike Sweeney, R OBP: 0.341, SLG: 0.523 (1, 10)	F7			2B	G3		F9	G6-3		4	1	1	0	0	0	1					
Emil Brown, R OBP: 0.329, SLG: 0.426 (1, 9)		L4		G3	2B		L6	F9		4	0	1	1	0	0	1					
Matt Stairs, L OBP: 0.374, SLG: 0.451 (1, 3)		FC5-4		G3				K		3	0	1	1	1	1	1					
4 Angel Berroa, R OBP: 0.301, SLG: 0.366 (1, 6)	FC5-4			P6			1B	G6-3		4	0	0	0	0	1	4					
24 Mark Teahen, L OBP: 0.296, SLG: 0.350 (1, 5)	FC4-6			G6-3						3	0	0	0	0	1	2					
Paul Phillips, R OBP: 0.158, SLG: 0.316 (1, 2)			F7		B1		P2			3	0	0	0	0	0	0					
Donnie Murphy, R OBP: 0.271, SLG: 0.306 (1, 4)			F7		G6-4-3		K			2	0	0	0	1	1	0					
<b>Inning Stats</b>	R: 0 E: 0 K: 1 S: 6	H: 0 LOB: 0 BB: 0 P: 10	R: 0 E: 0 K: 0 S: 11	H: 0 LOB: 1 BB: 1 P: 22	R: 0 E: 0 K: 1 S: 10	H: 0 LOB: 0 BB: 0 P: 15	R: 2 E: 0 K: 0 S: 18	H: 3 LOB: 1 BB: 0 P: 25	R: 0 E: 0 K: 1 S: 10	H: 1 LOB: 2 BB: 1 P: 18	R: 0 E: 0 K: 2 S: 9	H: 0 LOB: 0 BB: 0 P: 15	R: 0 E: 0 K: 1 S: 9	H: 0 LOB: 0 BB: 0 P: 12	R: 0 E: 0 K: 1 S: 9	H: 0 LOB: 0 BB: 0 P: 14	1B: 3 2B: 1 3B: 0 HR: 0	SF: 0 SAC: 0 DP: 1 HBP: 0	WP: 0 PB: 0 SB: 0 CS: 0	PA: 33	
<b>PITCHER</b>	IP	WLS	BF	H	R	ER	SO	BB	IBB	HBP	BLK	WP	HR	S	P	ERA	WHIP				
Barry Zito, L ERA: 3.6 (1, 1)	7.0	L	27	4	2	2	5	3	0	0	0	0	0	69	115	2.57	1.000				
58 Justin Duchschere, R ERA: 1.91 (8, 1)	2.0		6	0	0	0	1	0	0	0	0	0	0	18	26	0.00	0.000				

**Kansas City Royals @ Oakland Athletics**  
**McAfee Coliseum, Oakland, CA**  
 Sat Aug 20 2005, 9:05 PM EDT  
 Att: 27,648 - Clear - 63 F

AB 30  
 R 2  
 H 4  
 RBI 2  
 BB 3  
 SO 6  
 LOB 10



Batter	1	2	3	4	5	6	7	8	9	AB	R	H	RBI	BB	SO	LOB	BOTTOM				
Jason Kendall, R OBP: 0.344, SLG: 0.309 (1, 2)	G3-1		G3		E5		L4		G6-3	5	0	0	0	0	0	1					
21 Mark Kotsay, L OBP: 0.322, SLG: 0.407 (1, 8)	CS		FC5-4		G4-3		BB		K	3	0	1	0	2	1	1					
7 Bobby Crosby, R OBP: 0.354, SLG: 0.448 (1, 6)	K		FC5-4		G5-3		K		G6-3	5	0	0	1	0	2	4					
3 Eric Chavez, L OBP: 0.335, SLG: 0.464 (1, 5)			K							3	0	1	0	1	2	1					
29 Dan Johnson, L OBP: 0.396, SLG: 0.511 (1, 3)		BB		G1-6-3	E		BB	P4		3	0	2	0	1	0	2					
Jay Payton, R OBP: 0.304, SLG: 0.494 (1, 7)		BB		FC6	G1-6-3		F7	P5		3	0	0	0	1	0	3					
Scott Hatteberg, L OBP: 0.344, SLG: 0.355 (1, 10)										2	0	0	0	0	1	4					
23 Bobby Kielty, S OBP: 0.358, SLG: 0.388 (6, PH) (7, 10)					G1-6-3		FC6-4			1	0	1	0	1	0	0					
Nick Swisher, S OBP: 0.328, SLG: 0.471 (1, 9)		G4-3			L7		K	L8		4	0	0	0	0	1	7					
14 Mark Ellis, R OBP: 0.370, SLG: 0.414 (1, 4)			WP	G3		G4-3	FC6-4		K	4	1	1	0	0	1	4					
<b>Inning Stats</b>	R: 0 E: 0 K: 1 S: 10	H: 1 LOB: 1 BB: 0 P: 16	R: 0 E: 0 K: 2 S: 17	H: 1 LOB: 2 BB: 1 P: 28	R: 1 E: 0 K: 1 S: 12	H: 1 LOB: 1 BB: 1 P: 25	R: 0 E: 1 K: 0 S: 8	H: 1 LOB: 1 BB: 0 P: 14	R: 0 E: 0 K: 1 S: 12	H: 1 LOB: 3 BB: 2 P: 23	R: 0 E: 0 K: 1 S: 12	H: 0 LOB: 2 BB: 2 P: 25	R: 0 E: 0 K: 1 S: 11	H: 1 LOB: 1 BB: 0 P: 15	R: 0 E: 0 K: 1 S: 11	H: 0 LOB: 0 BB: 0 P: 16	1B: 4 2B: 3 3B: 0 HR: 0	SF: 0 SAC: 0 DP: 2 HBP: 0	WP: 1 PB: 0 SB: 1 CS: 1	PA: 39	
<b>PITCHER</b>	IP	WLS	BF	H	R	ER	SO	BB	IBB	HBP	BLK	WP	HR	S	P	ERA	WHIP				
Mike Wood, R ERA: 4.09 (1, 1)	0.1	H	4	1	0	0	0	2	0	0	0	0	0	7	15	0.00	9.000				
Andrew Sisco, L ERA: 2.7 (6, 1)	1.2	H	7	0	0	0	2	2	0	0	0	0	0	17	33	0.00	1.200				
Ambiorix Burgos, R ERA: 3.8 (6, 1)	0.2	H	3	1	0	0	0	0	0	0	0	0	0	8	12	0.00	1.500				
Jeremy Affeldt, L ERA: 4.3 (8, 1)	1.1	S	4	0	0	0	2	0	0	0	0	0	0	14	19	0.00	0.000				

**Kansas City Royals @ Oakland Athletics**  
**McAfee Coliseum, Oakland, CA**  
 Sat Aug 20 2005, 9:05 PM EDT  
 Att: 27,648 - Clear - 63 F

AB 33  
 R 1  
 H 6  
 RBI 1  
 BB 6  
 SO 8  
 LOB 27





Batter	1	2	3	4	5	6	7	8	9	10	11	12	AB	R	H	RBI	BB	SO	LOB	TOP				
Chip Ambres, R OBP: 0.368, SLG: 0.441	F8		K		PO 1B			E 2B BB	K				4	1	1	0	2	2	1					
Denny Hocking, S OBP: 0.400, SLG: 0.308		1B	F9		PO	F7		FC5 2B			CS BB		6	2	3	0	0	0	1					
29 Mike Sweeney, R OBP: 0.341, SLG: 0.519	P4		G5-3			G5-3		G6-3 HBP					5	1	1	0	0	0	3					
Matt Stairs, L OBP: 0.376, SLG: 0.455 Joe McEwing, R OBP: 0.277, SLG: 0.311	F8			G4-3				G6-3 SF8 2B					4	0	2	2	0	0	1					
Emil Brown, R OBP: 0.330, SLG: 0.423		F8		G3				G6-3					5	0	1	2	1	0	1					
Terrence Long, L OBP: 0.314, SLG: 0.383		K				G3		SF8					4	0	1	1	1	1	3					
24 Mark Teahen, L OBP: 0.288, SLG: 0.349													4	0	1	0	1	2	2					
4 Angel Berroa, R OBP: 0.300, SLG: 0.365													5	0	1	0	0	1	2					
14 John Buck, R OBP: 0.353, SLG: 0.348 9 David DeJesus, L OBP: 0.353, SLG: 0.438 Paul Phillips, R OBP: 0.150, SLG: 0.300													4	0	0	0	0	1	2					
Inning Stats	R: 0 E: 0 K: 1 S: 8	H: 1 LOB: 1 BB: 0 P: 8	R: 0 E: 0 K: 1 S: 10	H: 2 LOB: 2 BB: 0 P: 14	R: 0 E: 0 K: 1 S: 9	H: 0 LOB: 0 BB: 0 P: 13	R: 0 E: 0 K: 1 S: 9	H: 0 LOB: 1 BB: 0 P: 17	R: 0 E: 0 K: 0 S: 9	H: 1 LOB: 2 BB: 1 P: 23	R: 0 E: 0 K: 3 S: 9	H: 0 LOB: 0 BB: 0 P: 13	R: 4 E: 1 K: 0 S: 12	H: 1 LOB: 2 BB: 2 P: 27	R: 0 E: 0 K: 0 S: 9	H: 1 LOB: 1 BB: 0 P: 14	R: 0 E: 0 K: 0 S: 9	H: 0 LOB: 0 BB: 1 P: 15	R: 1 E: 0 K: 0 S: 11	H: 3 LOB: 1 BB: 0 P: 17	1B: 10 2B: 1 3B: 0 HR: 0	SF: 1 SAC: 1 DP: 1 HBP: 1	WP: 0 PB: 0 SB: 1 CS: 1	PA: 53
PITCHER	IP	WLS	BF	H	R	ER	SO	BB	IBB	HBP	BLK	WP	HR	S	P	ERA	WHIP							
Joe Blanton, R ERA: 3.75	(1.1)	2.0	27	5	0	0	6	2	0	0	0	0	0	64	9	0.00	1.000							
Jay Witasick, R ERA: 2.68	(8.1)	0.0	3	0	3	3	0	1	0	1	0	0	0	2	8	0.00	0.500							
Joe Kennedy, L ERA: 6.44	(8.1)	0.2	4	1	1	0	0	1	0	0	0	0	0	8	16	0.00	3.000							
20 Huston Street, R ERA: 1.31	(8.1)	2.1	9	2	0	0	1	0	0	0	0	0	0	22	32	0.00	0.857							
58 Justin Duchschere, R ERA: 1.88	(11.1)	1.0	3	0	0	0	0	1	0	0	0	0	0	9	15	0.00	1.000							
PITCHER	IP	WLS	BF	H	R	ER	SO	BB	IBB	HBP	BLK	WP	HR	S	P	ERA	WHIP							
50 Kiko Calero, R ERA: 3.66	(12.1)	0.2	4	3	1	1	0	0	0	0	0	0	0	2	3	0.00	0.000							
Ricardo Rincon, L ERA: 5.14	(12.1)	0.1	1	0	0	0	0	0	0	0	0	0	0	0	0	0.00	0.000							

Kansas City Royals @ Oakland Athletics  
McAfee Coliseum, Oakland, CA

Sun Aug 21 2005, 4:05 PM EDT  
Att. 25,834 - Partly Cloudy - 60 F

AB 43  
R 5  
H 11  
RBI 5  
BB 5  
SO 7  
LOB 16



Batter	1	2	3	4	5	6	7	8	9	10	11	12	AB	R	H	RBI	BB	SO	LOB	BOTTOM						
Jason Kendall, R OBP: 0.344, SLG: 0.310	F7		G1-3										5	1	1	0	0	0	0							
21 Mark Kotsay, L OBP: 0.321, SLG: 0.404	F9			G6-3									6	1	1	0	0	0	2							
7 Bobby Crosby, R OBP: 0.353, SLG: 0.449					L6								6	2	2	1	0	1	2							
3 Eric Chavez, L OBP: 0.338, SLG: 0.470													5	0	3	0	0	2	1							
29 Dan Johnson, L OBP: 0.393, SLG: 0.504													3	0	0	1	1	1	2							
Jay Payton, R OBP: 0.302, SLG: 0.488													5	0	1	2	0	0	2							
Nick Swisher, S OBP: 0.326, SLG: 0.470													5	0	1	0	0	0	4							
17 Adam Melhuse, S OBP: 0.272, SLG: 0.390 23 Bobby Kielty, S OBP: 0.357, SLG: 0.387													4	0	0	0	0	1	1							
Marco Scutaro, R OBP: 0.316, SLG: 0.368													5	0	1	0	0	0	1							
Inning Stats	R: 0 E: 0 K: 1 S: 7	H: 0 LOB: 0 BB: 0 P: 12	R: 0 E: 0 K: 0 S: 12	H: 1 LOB: 1 BB: 0 P: 21	R: 0 E: 0 K: 0 S: 11	H: 1 LOB: 1 BB: 0 P: 19	R: 0 E: 0 K: 0 S: 8	H: 1 LOB: 1 BB: 0 P: 15	R: 3 E: 0 K: 0 S: 17	H: 4 LOB: 1 BB: 1 P: 22	R: 0 E: 0 K: 1 S: 11	H: 0 LOB: 0 BB: 0 P: 13	R: 1 E: 0 K: 1 S: 15	H: 2 LOB: 2 BB: 1 P: 27	R: 0 E: 0 K: 0 S: 7	H: 1 LOB: 2 BB: 0 P: 15	R: 0 E: 0 K: 1 S: 6	H: 0 LOB: 0 BB: 0 P: 10	R: 0 E: 0 K: 0 S: 9	H: 0 LOB: 0 BB: 0 P: 13	R: 0 E: 0 K: 0 S: 6	H: 0 LOB: 0 BB: 0 P: 11	1B: 4 2B: 6 3B: 0 HR: 0	SF: 1 SAC: 0 DP: 0 HBP: 1	WP: 0 PB: 0 SB: 0 CS: 0	PA: 48
PITCHER	IP	WLS	BF	H	R	ER	SO	BB	IBB	HBP	BLK	WP	HR	S	P	ERA	WHIP									
Runelvys Hernandez, R ERA: 5.03	(1.1)	2.0	7	1	0	0	1	0	0	0	0	0	0	19	33	0.00	0.500									
Shawn Camp, R ERA: 7.46	(3.1)	3.0	14	5	3	3	1	0	0	0	0	0	0	33	51	9.00	1.667									
Andrew Sisco, L ERA: 2.61	(6.1)	2.0	7	1	0	0	1	0	0	0	0	0	0	20	26	0.00	0.500									
Jeremy Affeldt, L ERA: 4.5	(8.1)	0.2	4	1	1	1	1	1	0	0	0	0	0	11	19	13.50	3.000									
Mike MacDougal, R ERA: 3.88	(8.1)	1.1	7	2	0	0	0	0	0	1	0	0	0	11	23	0.00	1.500									
PITCHER	IP	WLS	BF	H	R	ER	SO	BB	IBB	HBP	BLK	WP	HR	S	P	ERA	WHIP									
41 Jimmy Gobble, L ERA: 6.98	(10.1)	3.0	9	0	0	0	1	0	0	0	0	0	0	23	34	0.00	0.000									

Kansas City Royals @ Oakland Athletics  
McAfee Coliseum, Oakland, CA

Sun Aug 21 2005, 4:05 PM EDT  
Att. 25,834 - Partly Cloudy - 60 F

AB 45  
R 4  
H 10  
RBI 4  
BB 1  
SO 5  
LOB 15





Batter	1	2	3	4	5	6	7	8	9	AB	R	H	RBI	BB	SO	LOB	TOP			
Jason Kendall, R (1, 2) OBP: 0.341, SLG: 0.308	G6-3		G6-3			G5-3			G1-3	4	0	0	0	0	0	1				
21 Mark Kotsay, L (1, 8) OBP: 0.318, SLG: 0.400	P2			F8		K			K	4	0	0	0	0	2	0				
7 Bobby Crosby, R (1, 6) OBP: 0.352, SLG: 0.450	G6-3			K					K	4	1	1	0	0	2	0				
Jay Payton, R (1, 7) OBP: 0.302, SLG: 0.487				K					K	3	0	1	0	0	1	1				
29 Dan Johnson, L (1, 3) OBP: 0.389, SLG: 0.500	G4-3					E5			SF8	2	0	0	1	0	0	1				
23 Bobby Kielty, S (1, 10) OBP: 0.357, SLG: 0.384	FC6-5-4								G6-3	2	0	0	0	1	0	1				
14 Mark Ellis, R (1, 4) OBP: 0.367, SLG: 0.410	K					G5-4-3			K	3	0	0	0	0	2	3				
Nick Swisher, S (1, 9) OBP: 0.324, SLG: 0.466				K		F8			G5-3	3	0	0	0	0	1	1				
Marco Scutaro, R (1, 5) OBP: 0.318, SLG: 0.366						G4-3			G5-3	2	0	0	0	1	0	0				
<b>Inning Stats</b>	R: 0 E: 0 K: 0 S: 8	H: 0 LOB: 0 BB: 0 P: 10	R: 0 E: 0 K: 1 S: 12	H: 1 LOB: 1 BB: 0 P: 20	R: 0 E: 0 K: 1 S: 7	H: 0 LOB: 0 BB: 1 P: 14	R: 0 E: 0 K: 2 S: 11	H: 0 LOB: 0 BB: 0 P: 16	R: 0 E: 1 K: 0 S: 6	H: 0 LOB: 1 BB: 1 P: 12	R: 1 E: 0 K: 0 S: 11	H: 1 LOB: 0 BB: 0 P: 16	R: 0 E: 0 K: 1 S: 11	H: 0 LOB: 0 BB: 0 P: 17	R: 0 E: 0 K: 2 S: 9	H: 0 LOB: 0 BB: 0 P: 14	1B: 1 2B: 1 3B: 0 HR: 0	SF: 1 SAC: 0 DP: 2 HBP: 0	WP: 1 PB: 0 SB: 0 CS: 0	PA: 30
<b>PITCHER</b>	IP	WLS	BF	H	R	ER	SO	BB	IBB	HBP	BLK	WP	HR	S	P	ERA	WHIP			
29 Nate Robertson, L (1, 1) ERA: 3.85	8.0	W	27	2	1	1	6	2	0	0	0	1	0	75	116	1.12	0.500			
56 Fernando Rodney, R (9, 1) ERA: 2.4	1.0	S	3	0	0	0	2	0	0	0	0	0	0	9	14	0.00	0.000			

Oakland Athletics @ Detroit Tigers  
Comerica Park, Detroit, MI  
Tue Aug 23 2005, 7:05 PM EDT  
Att: 24,467 - Partly Cloudy - 71 F

AB 27  
R 1  
H 2  
RBI 1  
BB 2  
SO 8  
LOB 8



Batter	1	2	3	4	5	6	7	8	9	AB	R	H	RBI	BB	SO	LOB	BOTTOM			
14 Placido Polanco, R (1, 4) OBP: 0.396, SLG: 0.435	G3-1		G6-3			G5-3			G5-4	4	0	2	0	0	0	0				
31 Chris Shelton, R (1, 3) OBP: 0.383, SLG: 0.531	G3-1		K			K			FC5-4	4	0	0	0	0	2	2				
Ivan Rodriguez, R (1, 2) OBP: 0.298, SLG: 0.461	P5			K					G5-4-3	4	1	1	0	0	1	2				
30 Magglio Ordonez, R (1, 9) OBP: 0.365, SLG: 0.470	G4-3			G4-3					L5	4	1	1	0	0	0	1				
Carlos Pena, L (1, 10) OBP: 0.329, SLG: 0.421			G5-3			HR			K	4	2	3	4	0	1	0				
Craig Monroe, R (1, 7) OBP: 0.334, SLG: 0.457			P3			HR			K	4	0	1	0	0	1	1				
15 Brandon Inge, R (1, 5) OBP: 0.343, SLG: 0.496			G5-3			K			P6	3	0	1	0	0	1	2				
20 Omar Infante, R (1, 6) OBP: 0.273, SLG: 0.396			P4			L4			K	3	0	1	0	0	0	1				
28 Curtis Granderson, L (1, 8) OBP: 0.311, SLG: 0.581			K			G4-3			F7	3	0	0	0	0	1	2				
<b>Inning Stats</b>	R: 0 E: 0 K: 0 S: 9	H: 1 LOB: 1 BB: 0 P: 12	R: 0 E: 0 K: 0 S: 9	H: 1 LOB: 1 BB: 0 P: 11	R: 0 E: 0 K: 2 S: 8	H: 0 LOB: 0 BB: 0 P: 11	R: 1 E: 0 K: 2 S: 9	H: 2 LOB: 1 BB: 0 P: 10	R: 0 E: 0 K: 0 S: 11	H: 0 LOB: 0 BB: 0 P: 18	R: 3 E: 0 K: 2 S: 24	H: 5 LOB: 2 BB: 0 P: 32	R: 0 E: 0 K: 0 S: 10	H: 1 LOB: 0 BB: 0 P: 11	R: 0 E: 0 K: 1 S: 12	H: 0 LOB: 0 BB: 0 P: 17	1B: 5 2B: 3 3B: 0 HR: 2	SF: 0 SAC: 0 DP: 1 HBP: 0	WP: 0 PB: 0 SB: 0 CS: 0	PA: 33
<b>PITCHER</b>	IP	WLS	BF	H	R	ER	SO	BB	IBB	HBP	BLK	WP	HR	S	P	ERA	WHIP			
Dan Haren, R (1, 1) ERA: 4.04	7.1	L	31	10	4	4	6	0	0	0	0	0	2	85	111	4.91	1.364			
Ricardo Rincon, L (8, 1) ERA: 5.08	0.1		1	0	0	0	1	0	0	0	0	0	0	4	7	0.00	0.000			
50 Kiko Calero, R (8, 1) ERA: 3.63	0.1		1	0	0	0	0	0	0	0	0	0	0	3	4	0.00	0.000			

Oakland Athletics @ Detroit Tigers  
Comerica Park, Detroit, MI  
Tue Aug 23 2005, 7:05 PM EDT  
Att: 24,467 - Partly Cloudy - 71 F

AB 33  
R 4  
H 10  
RBI 4  
BB 0  
SO 7  
LOB 11









Batter	1	2	3	4	5	6	7	8	9	AB	R	H	RBI	BB	SO	LOB	TOP									
Jason Kendall, R OBP: 0.344, SLG: 0.313	1-1 21 S 3 1B	2-2 F8		0-1 21 1B 7 FC4-6 2B	2-0 G4-3		2-2 1-2 2H 1B			5	2	3	1	0	0	1										
21 Mark Kotsay, L OBP: 0.320, SLG: 0.409	1-3 K		0-0 7 1B 23 G5-3 2B	0-2 7 FC4-6 1B		3-2 G4-3		0-1 G4-3		5	1	2	1	0	1	1										
7 Bobby Crosby, R OBP: 0.350, SLG: 0.453	3-2 F7		3-2 23 G5-3 29 1B 1B	FC4-6		3-3 K		1-2 F8		5	1	1	1	0	1	2										
3 Eric Chavez, L OBP: 0.342, SLG: 0.477	3-1 23 1B 1B		1-0 P2	F7		4-2		1-2 G5-3		3	1	1	1	1	0	3										
Keith Ginter, R OBP: 0.242, SLG: 0.273	2H 1B		2-3 G5-3	G4-3		2-3 K				1	0	0	0	0	0	0										
23 Bobby Kielty, S OBP: 0.358, SLG: 0.385	3-2 2H 1B		0-0 G5-3	G4-3		2-3 K				2	0	1	2	0	0	1										
Scott Hatteberg, L OBP: 0.343, SLG: 0.353	2H 1B		1-2 3H 2-1 1B					2-2 HR 1B		3	1	1	0	0	1	2										
29 Dan Johnson, L OBP: 0.384, SLG: 0.502	0-1 P5		2-1 1B		3-1 HR		1-3 K		3-3 K	5	1	2	2	0	2	2										
Jay Payton, R OBP: 0.309, SLG: 0.496		0-1 L5	1-2 G1-3		0-0 G1-3		0-0 F7		0-0 HR	5	1	1	2	0	0	1										
Nick Swisher, S OBP: 0.323, SLG: 0.458		0-1 P3		3-2 14 1B 2B HBP		1-2 P6		4-0 14 E 1B BB		3	1	0	0	1	1	0										
14 Mark Ellis, R OBP: 0.368, SLG: 0.430		3-2 HR		0-2 2B 21 1B 1B		1-1 1B		1-2 E5 1B		5	2	3	1	0	1	1										
<b>Inning Stats</b>	R: 2 E: 0 K: 1 S: 15	H: 3 LOB: 1 BB: 0 P: 26	R: 1 E: 0 K: 0 S: 11	H: 1 LOB: 0 BB: 0 P: 16	R: 2 E: 0 K: 0 S: 12	H: 3 LOB: 1 BB: 0 P: 19	R: 3 E: 0 K: 0 S: 19	H: 3 LOB: 1 BB: 0 P: 24	R: 1 E: 0 K: 0 S: 10	H: 2 LOB: 1 BB: 0 P: 17	R: 0 E: 0 K: 2 S: 15	H: 0 LOB: 1 BB: 1 P: 27	R: 0 E: 1 K: 1 S: 10	H: 1 LOB: 2 BB: 1 P: 18	R: 0 E: 0 K: 0 S: 8	H: 0 LOB: 0 BB: 0 P: 10	R: 2 E: 0 K: 3 S: 14	H: 2 LOB: 0 BB: 0 P: 22	1B: 10 2B: 2 3B: 0 HR: 3	SF: 0 SAC: 0 DP: 0 HBP: 1	WP: 0 PB: 0 SB: 1 CS: 0	PA: 45				
<b>PITCHER</b>	IP	WLS	BF	H	R	ER	SO	BB	IBB	HBP	BLK	WP	HR	S	P	ERA	WHIP									
Mike Maroth, L ERA: 4.98	3.2	L	22	10	8	8	1	0	0	1	0	0	1	56	84	19.64	2.727									
Franklyn German, R ERA: 2.99	2.1		10	2	1	1	2	1	0	0	0	0	0	1	26	45	3.86	1.286								
Vic Darenbourg, L ERA: 2.89	1.0		5	1	0	0	1	1	0	0	0	0	0	1	18	18	0.00	2.000								
Chris Spurling, R ERA: 3.38	1.0		3	0	0	0	0	0	0	0	0	0	0	8	10	0.00	0.000									
Craig Dingman, R ERA: 3.44	1.0		5	2	2	2	3	0	0	0	0	0	1	14	22	18.00	2.000									

Oakland Athletics @ Detroit Tigers  
Comerica Park, Detroit, MI  
Thu Aug 25 2005, 1:05 PM EDT  
Att: 24,440 - Cloudy - 81 F

AB 42  
R 11  
H 15  
RBI 11  
BB 2  
SO 7  
LOB 14



Batter	1	2	3	4	5	6	7	8	9	AB	R	H	RBI	BB	SO	LOB	BOTTOM								
14 Placido Polanco, R OBP: 0.396, SLG: 0.435	3-1 30 BB 31 1B		1-2 31 FC6-4 1B			2-2 30 BB 1B		0-1 15 E 31 2B 1B		3	0	3	0	0	0	0									
John McDonald, R OBP: 0.348, SLG: 0.344										1	1	1	0	0	0	0									
15 Brandon Inge, R OBP: 0.344, SLG: 0.407	2-2 L1		0-3 K			0-2 P4		0-0 L5		4	0	0	0	0	1	4									
31 Chris Shelton, R OBP: 0.385, SLG: 0.535	3-2 30 BB 1B		2-1 FC6-4			1-3 K		0-2 WP 2B		4	0	2	1	0	1	2									
30 Magglio Ordonez, R OBP: 0.354, SLG: 0.460	4-2 G6-4-3 BB			1-2 G1-3		4-1 BB		1-0 F7		1	0	0	0	2	0	0									
28 Curtis Granderson, L OBP: 0.320, SLG: 0.553	1-2 2-3 BB					1-2 BB				1	0	0	0	0	0	1									
Dmitri Young, S OBP: 0.322, SLG: 0.471	3-2 G6-4-3			0-1 G4-3		2-1 F7		2-1 F7		3	0	0	0	0	0	5									
Nook Logan, S OBP: 0.309, SLG: 0.340	1-2 1B							2-3 F7		1	0	0	0	0	0	1									
Craig Monroe, R OBP: 0.335, SLG: 0.454		4-1 L3 BB		0-3 K				2-2 1B		3	0	1	0	1	1	0									
Carlos Pena, L OBP: 0.331, SLG: 0.435		0-1 L3				1-3 K		1-0 P5		4	0	0	0	0	2	2									
20 Omar Infante, R OBP: 0.266, SLG: 0.386		2-3 K				0-1 G6-3		2-2 P4		4	0	0	0	0	1	1									
13 Vance Wilson, R OBP: 0.279, SLG: 0.257			1-0 F8			3-3 K				3	0	0	0	0	2	1									
<b>Inning Stats</b>	R: 0 E: 0 K: 0 S: 15	H: 2 LOB: 2 BB: 1 P: 30	R: 0 E: 0 K: 1 S: 6	H: 0 LOB: 1 BB: 1 P: 12	R: 0 E: 0 K: 1 S: 9	H: 1 LOB: 1 BB: 0 P: 13	R: 0 E: 0 K: 1 S: 10	H: 0 LOB: 0 BB: 0 P: 11	R: 0 E: 0 K: 2 S: 8	H: 0 LOB: 0 BB: 0 P: 12	R: 0 E: 0 K: 1 S: 13	H: 1 LOB: 2 BB: 1 P: 22	R: 0 E: 0 K: 1 S: 11	H: 1 LOB: 1 BB: 0 P: 19	R: 1 E: 1 K: 0 S: 9	H: 2 LOB: 1 BB: 0 P: 12	R: 0 E: 0 K: 1 S: 7	H: 0 LOB: 0 BB: 0 P: 13	1B: 6 2B: 2 3B: 0 HR: 0	SF: 0 SAC: 0 DP: 2 HBP: 0	WP: 1 PB: 0 SB: 0 CS: 0	PA: 35			
<b>PITCHER</b>	IP	WLS	BF	H	R	ER	SO	BB	IBB	HBP	BLK	WP	HR	S	P	ERA	WHIP								
Barry Zito, L ERA: 3.48	6.0	W	23	4	0	0	6	3	0	0	0	0	0	61	100	0.00	1.167								
58 Justin Duchschere, R ERA: 1.85	1.0		4	1	0	0	1	0	0	0	0	0	0	11	19	0.00	1.000								
Jay Witasick, R ERA: 2.74	2.0		8	2	1	1	1	0	0	0	0	1	0	16	25	4.50	1.000								

Oakland Athletics @ Detroit Tigers  
Comerica Park, Detroit, MI  
Thu Aug 25 2005, 1:05 PM EDT  
Att: 24,440 - Cloudy - 81 F

AB 32  
R 1  
H 7  
RBI 1  
BB 3  
SO 8  
LOB 17





Batter	1	2	3	4	5	6	7	8	9	AB	R	H	RBI	BB	SO	LOB	TOP									
Jason Kendall, R OBP: 0.341, SLG: 0.310	1-1 E6 7 F7 3 SF7 21 BB		2-2 G4-3		0-1 SAFE F8		2-2 G6-3			4	1	0	0	0	0	1										
21 Mark Kotsay, L OBP: 0.323, SLG: 0.411	4-0 SAFE 3 F7 7 F7 BB		0-1		0-0 F8			0-0 7 HR 1B		3	1	2	0	1	0	1										
7 Bobby Crosby, R OBP: 0.352, SLG: 0.462	2-2 F7		2-2 L4		4-2 SAFE SAFE SAFE BB			3-1 SAFE SAFE SAFE 1-H HR		3	1	1	2	1	0	3										
3 Eric Chavez, L OBP: 0.341, SLG: 0.477	0-1 SF7			2-2 SAFE SAFE SAFE 1B		0-0 P4		0-1 F8		3	1	1	1	0	0	2										
29 Dan Johnson, L OBP: 0.382, SLG: 0.498	1-2 G4-3			1-2 FC3-6 1B 1-H		1-1 P2		0-1 G4-3		4	0	1	1	0	0	1										
Jay Payton, R OBP: 0.308, SLG: 0.493		0-2 G5-3		0-0 FC3-6 1B		0-0 P6		3-1 G4-3		4	0	1	0	0	0	0										
Scott Hatteberg, L OBP: 0.339, SLG: 0.349		2-1 G4-3		0-1 FC3-6 23 G4-3		1-0 G3-1			1-0 P4	4	0	0	0	0	0	2										
23 Bobby Kielty, S OBP: 0.354, SLG: 0.380		2-2 P6		0-2 SAFE G4-3			1-0 G6-3		1-0 G3	4	0	0	0	0	0	2										
14 Mark Ellis, R OBP: 0.366, SLG: 0.428			0-1 G6-3		1-1 7 BB 1B		1-2 G5-3		1-2 F9	4	0	1	0	0	0	0										
<b>Inning Stats</b>	R: 1 E: 2 K: 0 S: 10	H: 0 LOB: 1 BB: 1 P: 18	R: 0 E: 0 K: 0 S: 9	H: 0 LOB: 0 BB: 0 P: 13	R: 0 E: 0 K: 0 S: 10	H: 1 LOB: 1 BB: 0 P: 14	R: 1 E: 0 K: 0 S: 12	H: 3 LOB: 1 BB: 0 P: 15	R: 0 E: 0 K: 0 S: 8	H: 1 LOB: 2 BB: 1 P: 13	R: 0 E: 0 K: 0 S: 4	H: 0 LOB: 0 BB: 0 P: 6	R: 0 E: 0 K: 0 S: 7	H: 0 LOB: 0 BB: 0 P: 11	R: 2 E: 0 K: 0 S: 9	H: 2 LOB: 0 BB: 0 P: 15	R: 0 E: 0 K: 0 S: 7	H: 0 LOB: 0 BB: 0 P: 10	1B: 6 2B: 0 3B: 0 HR: 1	SF: 1 SAC: 0 DP: 1 HBP: 0	WP: 0 PB: 0 SB: 1 CS: 0	PA: 36				
<b>PITCHER</b>	IP	WLS	BF	H	R	ER	SO	BB	IBB	HBP	BLK	WP	HR	S	P	ERA	WHIP									
Bruce Chen, L ERA: 3.95	(1, 1)	7.0	L	30	7	4	3	0	2	0	0	0	0	1	63	96	3.86	1.286								
Tim Byrdak, L ERA: 3.54	(8, 1)	1.0		3	0	0	0	0	0	0	0	0	0	0	6	9	0.00	0.000								
Jorge Julio, R ERA: 4.58	(9, 1)	1.0		3	0	0	0	0	0	0	0	0	0	0	7	10	0.00	0.000								

Oakland Athletics @ Baltimore Orioles  
Oriole Park at Camden Yards, Baltimore, MD

AB 33  
R 4  
H 7  
RBI 4  
BB 2  
SO 0  
LOB 12



WP: 0 PA: 36  
PB: 0  
SB: 1  
CS: 0

livebaseballscores.com

Fri Aug 26 2005, 7:35 PM EDT  
Att: 26,105 - Cloudy - 81 F

Batter	1	2	3	4	5	6	7	8	9	AB	R	H	RBI	BB	SO	LOB	BOTTOM									
1 Brian Roberts, S OBP: 0.397, SLG: 0.516	0-1 SH5-3 6 2B		0-0 L8		2-3 K		3-1 10 S 6 FC1-5 1B		4-2 6 1B BB	4	0	2	1	1	1	0										
6 Melvin Mora, R OBP: 0.339, SLG: 0.439	0-1 SH5-3		3-3 K		1-2 F7		0-1 FC1-5		1-2 1B	4	0	1	0	0	1	2										
10 Miguel Tejada, R OBP: 0.359, SLG: 0.553	0-2 G5-3		2-3 K		4-0 BB		0-3 K		0-3 K	4	0	0	0	1	3	5										
Rafael Palmeiro, L OBP: 0.342, SLG: 0.455	1-1 G6-3			3-2 F8		2-3 K		2-2 G6-3		0-0 F7	5	0	0	0	1	6										
Javy Lopez, R OBP: 0.327, SLG: 0.493		1-1 1B 1B		1-2 BB 2B		1-1 G6-3		0-1 G5-3		4	0	2	0	0	0	0										
31 Jay Gibbons, L OBP: 0.295, SLG: 0.480		3-2 F8		4-0 BB BB		1-0 F7		1-3 K		3	0	0	0	1	1	1										
B.J. Surhoff, L OBP: 0.284, SLG: 0.378		1-1 1B		1-1 P5		3-2 F7		1-1 1B		4	0	2	0	0	0	2										
Eric Byrnes, R OBP: 0.315, SLG: 0.406		1-1 P3		4-1 BB			0-1 1B 1B		0-3 K	3	1	1	0	1	1	3										
Luis Matos, R OBP: 0.355, SLG: 0.394		3-2 K		1-3 K			0-2 SAFE SAFE FC1-5 6 1B		0-2 G5-3	4	0	1	0	0	2	5										
<b>Inning Stats</b>	R: 0 E: 0 K: 0 S: 9	H: 1 LOB: 1 BB: 0 P: 10	R: 0 E: 0 K: 1 S: 14	H: 2 LOB: 2 BB: 0 P: 23	R: 0 E: 0 K: 2 S: 9	H: 0 LOB: 0 BB: 0 P: 14	R: 0 E: 0 K: 1 S: 13	H: 1 LOB: 3 BB: 2 P: 27	R: 0 E: 0 K: 2 S: 9	H: 0 LOB: 1 BB: 1 P: 18	R: 0 E: 0 K: 0 S: 7	H: 0 LOB: 0 BB: 0 P: 12	R: 1 E: 0 K: 1 S: 15	H: 3 LOB: 2 BB: 0 P: 20	R: 0 E: 0 K: 2 S: 10	H: 1 LOB: 1 BB: 0 P: 12	R: 0 E: 0 K: 1 S: 14	H: 1 LOB: 2 BB: 1 P: 19	1B: 7 2B: 2 3B: 0 HR: 0	SF: 0 SAC: 1 DP: 0 HBP: 0	WP: 0 PB: 0 SB: 1 CS: 0	PA: 40				
<b>PITCHER</b>	IP	WLS	BF	H	R	ER	SO	BB	IBB	HBP	BLK	WP	HR	S	P	ERA	WHIP									
Joe Blanton, R ERA: 3.61	(1, 1)	6.0	W	25	4	0	0	6	3	0	0	0	0	12	15	13.50	4.500									
50 Kiko Calero, R ERA: 3.79	(7, 1)	0.2	H	5	3	1	1	1	0	0	0	0	0	0	0	0	0.00	1.167								
Ricardo Rincon, L ERA: 4.91	(7, 1)	1.0	H	4	1	0	0	1	0	0	0	0	0	10	14	0.00	1.000									
20 Huston Street, R ERA: 1.28	(8, 1)	1.1	S	6	1	0	0	2	1	0	0	0	0	17	22	0.00	1.500									

Oakland Athletics @ Baltimore Orioles  
Oriole Park at Camden Yards, Baltimore, MD

AB 35  
R 1  
H 9  
RBI 1  
BB 4  
SO 10  
LOB 24





WP: 0 PA: 40  
PB: 0  
SB: 1  
CS: 0

livebaseballscores.com


Fri Aug 26 2005, 7:35 PM EDT  
Att: 26,105 - Cloudy - 81 F




Batter	1	2	3	4	5	6	7	8	9	AB	R	H	RBI	BB	SO	LOB	TOP								
Jason Kendall, R OBP: 0.339, SLG: 0.309	G4-3	G5-3	SF9		G6-3		G4-3		F8	5	0	1	1	0	0	1	<p>Oakland Athletics @ Baltimore Orioles Oriole Park at Camden Yards, Baltimore, MD</p> <p>Sat Aug 27 2005, 4:35 PM EDT Att: 33,195 - Overcast - 79 F</p> <p>livebaseballscores.com</p> <p>AB 42 R 12 H 15 RBI 11 BB 5 SO 6 LOB 18</p> 								
21 Mark Kotsay, L OBP: 0.323, SLG: 0.410	G1-3				F7		G4-3		F8	6	1	2	0	0	1	0									
7 Bobby Crosby, R OBP: 0.356, SLG: 0.474 Marco Scutaro, R OBP: 0.316, SLG: 0.363	1B				G5-3				G6-3	5	2	3	2	0	1	2									
3 Eric Chavez, L OBP: 0.342, SLG: 0.481	1B				HR				G4-3	4	1	1	1	1	2	3									
Jay Payton, R OBP: 0.316, SLG: 0.498	1B				HR				F9	5	3	4	1	0	0	2									
29 Dan Johnson, L OBP: 0.385, SLG: 0.500					1B					3	2	1	1	2	1	3									
14 Mark Ellis, R OBP: 0.367, SLG: 0.437					1B					5	2	2	3	0	0	2									
23 Bobby Kielty, S OBP: 0.355, SLG: 0.379					1B					4	1	1	2	1	1	1									
Nick Swisher, S OBP: 0.322, SLG: 0.453					1B					4	0	0	0	1	0	4									
<b>Inning Stats</b>	R: 1 E: 0 K: 1 S: 12	H: 2 LOB: 2 BB: 1 P: 21	R: 0 E: 0 K: 1 S: 9	H: 0 LOB: 1 BB: 1 P: 17	R: 7 E: 2 K: 1 S: 25	H: 5 LOB: 0 BB: 1 P: 38	R: 2 E: 1 K: 1 S: 18	H: 3 LOB: 2 BB: 1 P: 28	R: 0 E: 0 K: 0 S: 13	H: 1 LOB: 1 BB: 0 P: 22	R: 2 E: 0 K: 0 S: 8	H: 2 LOB: 0 BB: 0 P: 14	R: 0 E: 0 K: 1 S: 14	H: 2 LOB: 2 BB: 0 P: 22	R: 0 E: 0 K: 0 S: 8	H: 0 LOB: 1 BB: 1 P: 13	R: 0 E: 0 K: 0 S: 7	H: 0 LOB: 0 BB: 0 P: 12	1B: 11 2B: 1 3B: 0 HR: 3	SF: 1 SAC: 0 DP: 0 HBP: 0	WP: 0 PB: 0 SB: 0 CS: 0	PA: 48			
<b>PITCHER</b>	IP	WLS	BF	H	R	ER	SO	BB	IBB	HBP	BLK	WP	HR	S	P	ERA	WHIP								
Eric DuBose, L ERA: 9.24	2.0	L	15	6	6	5	2	3	0	0	0	0	2	32	54	22.50	4.500								
James Baldwin, R ERA: 3.74	3.2		20	7	6	4	3	1	0	0	0	0	1	52	83	9.82	2.182								
Steve Kline, L ERA: 4.67	3.1		13	2	0	0	1	1	0	0	0	0	0	30	50	0.00	0.900								

Batter	1	2	3	4	5	6	7	8	9	AB	R	H	RBI	BB	SO	LOB	BOTTOM								
1 Brian Roberts, S OBP: 0.397, SLG: 0.515					L6		F7		1B	5	0	2	0	0	1	1	<p>Oakland Athletics @ Baltimore Orioles Oriole Park at Camden Yards, Baltimore, MD</p> <p>Sat Aug 27 2005, 4:35 PM EDT Att: 33,195 - Overcast - 79 F</p> <p>livebaseballscores.com</p> <p>AB 37 R 3 H 11 RBI 3 BB 1 SO 6 LOB 17</p> 								
Chris Gomez, R OBP: 0.356, SLG: 0.359					G5-3		FC5-4		1B	5	0	1	0	0	1	3									
6 Melvin Mora, R OBP: 0.340, SLG: 0.445					HR		F7		1B	5	1	2	1	0	0	2									
10 Miguel Tejada, R OBP: 0.361, SLG: 0.554 David Newhan, L OBP: 0.272, SLG: 0.316					1B		G1-3			3	0	2	0	0	0	0									
Javy Lopez, R OBP: 0.322, SLG: 0.486					1B					1	0	0	0	0	0	2									
B.J. Surhoff, L OBP: 0.281, SLG: 0.373 31 Jay Gibbons, L OBP: 0.294, SLG: 0.478					1B		G5-3			4	0	0	0	0	1	2									
Eric Byrnes, R OBP: 0.319, SLG: 0.408					1B		P6		G5-3	3	0	0	0	0	0	2									
Luis Matos, R OBP: 0.356, SLG: 0.396					1B		G4-6-3		F9	1	0	0	0	0	0	0									
Sal Fasano, R OBP: 0.314, SLG: 0.465					1B		G4-6-3		G3	4	0	1	1	0	1	4									
<b>Inning Stats</b>	R: 0 E: 0 K: 2 S: 8	H: 0 LOB: 0 BB: 0 P: 11	R: 0 E: 0 K: 0 S: 9	H: 0 LOB: 0 BB: 0 P: 12	R: 0 E: 0 K: 2 S: 14	H: 2 LOB: 2 BB: 0 P: 20	R: 1 E: 0 K: 1 S: 11	H: 2 LOB: 3 BB: 1 P: 21	R: 0 E: 0 K: 0 S: 5	H: 1 LOB: 0 BB: 0 P: 9	R: 2 E: 0 K: 0 S: 13	H: 4 LOB: 2 BB: 0 P: 18	R: 0 E: 0 K: 1 S: 8	H: 0 LOB: 0 BB: 0 P: 10	R: 0 E: 0 K: 0 S: 10	H: 2 LOB: 2 BB: 0 P: 17	1B: 9 2B: 1 3B: 0 HR: 1	SF: 0 SAC: 0 DP: 1 HBP: 1	WP: 1 PB: 0 SB: 0 CS: 0	PA: 39					
<b>PITCHER</b>	IP	WLS	BF	H	R	ER	SO	BB	IBB	HBP	BLK	WP	HR	S	P	ERA	WHIP								
Joe Kennedy, L ERA: 6.18	5.0	W	21	4	1	1	0	0	0	0	0	0	0	19	27	9.00	2.500								
Keiichi Yabu, R ERA: 4.38	2.0		10	5	2	2	0	0	0	0	0	0	0	8	10	0.00	0.000								
Jay Witasick, R ERA: 2.68	1.0		3	0	0	0	1	0	0	0	0	0	0	10	17	0.00	2.000								
47 Ron Flores, L ERA:	1.0		5	2	0	0	0	0	0	0	0	1	0	10	17	0.00	2.000								



Batter	1	2	3	4	5	6	7	8	9	AB	R	H	RBI	BB	SO	LOB	TOP								
21 Mark Kotsay, L OBP: 0.324, SLG: 0.409 23 Bobby Kielty, S OBP: 0.355, SLG: 0.379	G4-3		F7			1B	E5	G4-3		3	1	1	0	1	0	0	<p>Oakland Athletics @ Baltimore Orioles Oriole Park at Camden Yards, Baltimore, MD</p> <p>Sun Aug 28 2005, 1:35 PM EDT Att: 26,971 - Partly Cloudy - 87 F</p> <p>livebaseballscores.com</p> <p>AB 34 R 10 H 11 RBI 8 BB 11 SO 3 LOB 23</p> 								
Jason Kendall, R OBP: 0.308, SLG: 0.368	1B		G5-3		HBP	FC3-2	K		F9	5	0	1	0	0	1	5									
3 Eric Chavez, L OBP: 0.342, SLG: 0.477	F8				P5				F7	4	0	0	0	2	1	6									
Jay Payton, R OBP: 0.317, SLG: 0.496	P3		F9						G2-3	5	1	2	1	0	0	2									
29 Dan Johnson, L OBP: 0.389, SLG: 0.498					G6-3					3	1	1	1	2	0	2									
14 Mark Ellis, R OBP: 0.367, SLG: 0.444	G6-4-3		L8		G6-3					4	2	1	1	1	0	4									
Scott Hatteberg, L OBP: 0.348, SLG: 0.363	HR									3	2	3	2	2	0	0									
Nick Swisher, S OBP: 0.325, SLG: 0.451	G6-3				K					2	1	0	1	2	1	1									
Marco Scutaro, R OBP: 0.319, SLG: 0.373						L9			G6-4-3	3	2	1	1	1	0	2									
<b>Inning Stats</b>	R: 0 E: 0 K: 0 S: 15	H: 1 LOB: 1 BB: 0 P: 20	R: 1 E: 0 K: 0 S: 16	H: 2 LOB: 0 BB: 0 P: 24	R: 1 E: 0 K: 0 S: 8	H: 1 LOB: 1 BB: 1 P: 13	R: 0 E: 0 K: 1 S: 8	H: 0 LOB: 1 BB: 1 P: 16	R: 1 E: 0 K: 0 S: 13	H: 2 LOB: 3 BB: 1 P: 24	R: 0 E: 0 K: 1 S: 13	H: 1 LOB: 3 BB: 2 P: 27	R: 6 E: 1 K: 1 S: 21	H: 2 LOB: 2 BB: 5 P: 46	R: 1 E: 0 K: 0 S: 13	H: 2 LOB: 1 BB: 0 P: 21	R: 0 E: 0 K: 0 S: 5	H: 0 LOB: 0 BB: 0 P: 5	1B: 8 2B: 0 3B: 0 HR: 3	SF: 1 SAC: 1 DP: 2 HBP: 2	WP: 0 PB: 1 SB: 0 CS: 0	PA: 49			
<b>PITCHER</b>	IP	WLS	BF	H	R	ER	SO	BB	IBB	HBP	BLK	WP	HR	S	P	ERA	WHIP								
John Maine, R ERA: 2.7	4.2	L	23	6	3	3	1	3	0	1	0	0	2	58	95	5.79	1.929								
37 Chris Ray, R ERA: 2.5	1.1		7	1	0	0	1	1	1	0	0	0	0	5	29	0.00	1.500								
Jorge Julio, R ERA: 5.03	0.0		3	1	3	3	0	2	0	0	0	0	0	15	13	∞	∞								
Tim Byrdak, L ERA: 4.79	0.1		6	1	2	2	1	3	0	1	0	0	0	12	29	54.00	12.000								
Todd Williams, R ERA: 3.53	1.2		7	2	2	2	0	1	0	0	0	0	1	17	25	10.80	1.800								
<b>PITCHER</b>	IP	WLS	BF	H	R	ER	SO	BB	IBB	HBP	BLK	WP	HR	S	P	ERA	WHIP								
James Baldwin, R ERA: 3.65	1.0		3	0	0	0	0	0	0	0	0	0	0	5	5	0.00	0.000								


Batter	1	2	3	4	5	6	7	8	9	AB	R	H	RBI	BB	SO	LOB	BOTTOM									
1 Brian Roberts, S OBP: 0.385, SLG: 0.511 Chris Gomez, R OBP: 0.354, SLG: 0.357	F8				G3-1		B1		G4-3	3	0	0	0	0	0	0	<p>Oakland Athletics @ Baltimore Orioles Oriole Park at Camden Yards, Baltimore, MD</p> <p>Sun Aug 28 2005, 1:35 PM EDT Att: 26,971 - Partly Cloudy - 87 F</p> <p>livebaseballscores.com</p> <p>AB 32 R 3 H 7 RBI 3 BB 1 SO 4 LOB 11</p> 									
6 Melvin Mora, R OBP: 0.341, SLG: 0.458	G5-3				G5-3		HR		HR	4	2	2	2	0	0	0										
10 Miguel Tejada, R OBP: 0.360, SLG: 0.551	L9				G6-3		P4		1B	4	0	1	0	0	0	0										
Rafael Palmeiro, L OBP: 0.342, SLG: 0.452 Alejandro Freire, R OBP: 0.348, SLG: 0.333			K				F9		G6-4-3	2	0	0	0	1	1	0										
Javy Lopez, R OBP: 0.322, SLG: 0.482 Sal Fasano, R OBP: 0.312, SLG: 0.462							K		G6-4-3	2	0	0	0	0	1	1										
31 Jay Gibbons, L OBP: 0.293, SLG: 0.478							F7		F7	4	0	1	0	0	0	3										
Eric Byrnes, R OBP: 0.316, SLG: 0.403							CS		P5	4	0	0	0	0	0	3										
Luis Matos, R OBP: 0.356, SLG: 0.396									K	3	0	1	0	0	1	0										
David Newhan, L OBP: 0.273, SLG: 0.335									G3-1	3	1	1	1	0	0	1										
<b>Inning Stats</b>	R: 0 E: 0 K: 0 S: 5	H: 0 LOB: 0 BB: 0 P: 6	R: 0 E: 0 K: 1 S: 13	H: 0 LOB: 0 BB: 0 P: 20	R: 0 E: 0 K: 1 S: 8	H: 0 LOB: 0 BB: 0 P: 11	R: 0 E: 0 K: 0 S: 8	H: 0 LOB: 0 BB: 0 P: 15	R: 0 E: 0 K: 1 S: 13	H: 1 LOB: 1 BB: 0 P: 17	R: 2 E: 0 K: 0 S: 13	H: 2 LOB: 0 BB: 0 P: 21	R: 0 E: 0 K: 0 S: 5	H: 0 LOB: 1 BB: 1 P: 9	R: 0 E: 0 K: 0 S: 9	H: 1 LOB: 2 BB: 0 P: 11	R: 1 E: 0 K: 1 S: 17	H: 3 LOB: 0 BB: 0 P: 25	1B: 3 2B: 1 3B: 0 HR: 3	SF: 0 SAC: 0 DP: 1 HBP: 1	WP: 0 PB: 0 SB: 0 CS: 1	PA: 35				
<b>PITCHER</b>	IP	WLS	BF	H	R	ER	SO	BB	IBB	HBP	BLK	WP	HR	S	P	ERA	WHIP									
Dan Haren, R ERA: 3.98	7.0	W	24	3	2	2	3	1	0	1	0	0	0	2	65	99	2.57	0.571								
58 Justin Duchschere, R ERA: 1.83	1.0		4	1	0	0	0	0	0	0	0	0	0	9	11	0.00	1.000									
47 Ron Flores, L ERA: 1.68	1.0		6	3	1	1	1	0	0	0	0	0	1	17	25	9.00	3.000									
<b>PITCHER</b>	IP	WLS	BF	H	R	ER	SO	BB	IBB	HBP	BLK	WP	HR	S	P	ERA	WHIP									



Batter	1	2	3	4	5	6	7	8	9	10	11	12	AB	R	H	RBI	BB	SO	LOB	TOP						
Jason Kendall, R OBP: 0.337, SLG: 0.306	F9	L9			G5-3		F8			K		14 HR	6	1	1	0	0	1	2							
14 Mark Ellis, R OBP: 0.367, SLG: 0.450	K	L4			F8					K		HR	5	1	1	3	1	2	2							
3 Eric Chavez, L OBP: 0.340, SLG: 0.472	HR		G1			K	K			K		F7	5	1	0	0	1	3	1							
Jay Payton, R OBP: 0.314, SLG: 0.500	HR		K			F7			G5-3			F8	F9	6	1	1	2	0	1	0						
Scott Hatteberg, L OBP: 0.347, SLG: 0.361			G6-3			23 BB 29 HR			G4-3			G4-3	K	5	1	1	0	1	1	0						
23 Bobby Kielty, S OBP: 0.354, SLG: 0.375	P4				K				G4-3			F8		4	1	0	0	1	1	1						
29 Dan Johnson, L OBP: 0.389, SLG: 0.508																										
Nick Swisher, S OBP: 0.326, SLG: 0.458																										
Marco Scutaro, R OBP: 0.317, SLG: 0.370																										
<b>Inning Stats</b>	R: 2 E: 0 K: 1 S: 15	H: 1 LOB: 1 BB: 2 P: 28	R: 0 E: 0 K: 1 S: 13	H: 2 LOB: 2 BB: 0 P: 16	R: 0 E: 0 K: 1 S: 10	H: 0 LOB: 0 BB: 0 P: 14	R: 0 E: 0 K: 1 S: 12	H: 0 LOB: 0 BB: 0 P: 19	R: 0 E: 0 K: 1 S: 10	H: 0 LOB: 0 BB: 0 P: 15	R: 3 E: 0 K: 2 S: 11	H: 2 LOB: 0 BB: 1 P: 20	R: 0 E: 0 K: 2 S: 11	H: 0 LOB: 1 BB: 1 P: 19	R: 0 E: 0 K: 5 S: 9	H: 0 LOB: 0 BB: 0 P: 9	R: 0 E: 0 K: 3 S: 15	H: 0 LOB: 0 BB: 0 P: 22	R: 0 E: 0 K: 0 S: 6	H: 0 LOB: 0 BB: 0 P: 8	R: 5 E: 1 K: 1 S: 17	H: 4 LOB: 0 BB: 0 P: 27	1B: 5 2B: 0 3B: 0 HR: 4	SF: 0 SAC: 0 DP: 0 HBP: 0	WP: 0 PB: 0 SB: 1 CS: 0	PA: 50
<b>PITCHER</b>	IP WLS BF H R ER SO BB IBB HBP BLK WP HR S P ERA WHIP	45 Erik Bedard, L ERA: 3.42	37 Chris Ray, R ERA: 2.51	Todd Williams, R ERA: 3.48	B.J. Ryan, L ERA: 2.67	Jorge Julio, R ERA: 5.55	<b>PITCHER</b>	IP WLS BF H R ER SO BB IBB HBP BLK WP HR S P ERA WHIP	Steve Kline, L ERA: 4.58																	

Oakland Athletics @ Baltimore Orioles  
 Oriole Park at Camden Yards, Baltimore, MD  
 Mon Aug 29 2005, 3:05 PM EDT  
 Att. 18,287 - Partly Cloudy - 89 F


AB	46
R	10
H	9
RBI	10
BB	4
SO	12
LOB	8



Batter	1	2	3	4	5	6	7	8	9	10	11	12	AB	R	H	RBI	BB	SO	LOB	BOTTOM						
1 Brian Roberts, S OBP: 0.384, SLG: 0.508	G1-3					L3				G4-3			5	1	1	0	1	0	3							
6 Melvin Mora, R OBP: 0.341, SLG: 0.457													5	1	1	2	1	1	3							
10 Miguel Tejada, R OBP: 0.356, SLG: 0.545													6	0	0	0	0	3	5							
Javy Lopez, R OBP: 0.326, SLG: 0.481													5	1	2	1	1	1	0							
B.J. Surhoff, L OBP: 0.280, SLG: 0.376													4	0	1	1	0	0	1							
Eric Byrnes, R OBP: 0.317, SLG: 0.402													1	0	0	0	1	0	0							
31 Jay Gibbons, L OBP: 0.284, SLG: 0.484													6	1	2	1	0	0	3							
Alejandro Freire, R OBP: 0.407, SLG: 0.417													3	0	2	0	1	0	1							
Luis Matos, R OBP: 0.355, SLG: 0.394													1	0	0	0	0	0	0							
David Newhan, L OBP: 0.274, SLG: 0.331													2	0	0	0	1	0	0							
Sal Fasano, R OBP: 0.300, SLG: 0.450													4	1	0	0	1	1	6							
<b>Inning Stats</b>	R: 0 E: 0 K: 1 S: 7	H: 0 LOB: 1 BB: 1 P: 16	R: 0 E: 0 K: 0 S: 5	H: 0 LOB: 0 BB: 0 P: 10	R: 0 E: 0 K: 1 S: 18	H: 1 LOB: 3 BB: 2 P: 31	R: 0 E: 0 K: 0 S: 8	H: 1 LOB: 1 BB: 0 P: 10	R: 3 E: 0 K: 1 S: 15	H: 3 LOB: 1 BB: 1 P: 24	R: 1 E: 0 K: 0 S: 5	H: 1 LOB: 1 BB: 1 P: 10	R: 1 E: 1 K: 0 S: 8	H: 1 LOB: 2 BB: 0 P: 11	R: 0 E: 0 K: 0 S: 12	H: 1 LOB: 2 BB: 1 P: 17	R: 0 E: 0 K: 0 S: 8	H: 0 LOB: 0 BB: 0 P: 11	R: 0 E: 0 K: 0 S: 6	H: 0 LOB: 0 BB: 0 P: 9	R: 0 E: 0 K: 1 S: 9	H: 0 LOB: 0 BB: 0 P: 14	1B: 5 2B: 4 3B: 0 HR: 1	SF: 0 SAC: 2 DP: 2 HBP: 0	WP: 0 PB: 0 SB: 0 CS: 1	PA: 51
<b>PITCHER</b>	IP WLS BF H R ER SO BB IBB HBP BLK WP HR S P ERA WHIP	Kirk Saarloos, R ERA: 3.98	Ricardo Rincon, L ERA: 5	Jay Witasick, R ERA: 2.79	58 Justin Duchschere, R ERA: 1.77	20 Huston Street, R ERA: 1.25	<b>PITCHER</b>	IP WLS BF H R ER SO BB IBB HBP BLK WP HR S P ERA WHIP	50 Kiko Calero, R ERA: 3.61																	

Oakland Athletics @ Baltimore Orioles  
 Oriole Park at Camden Yards, Baltimore, MD  
 Mon Aug 29 2005, 3:05 PM EDT  
 Att. 18,287 - Partly Cloudy - 89 F

AB	42
R	5
H	9
RBI	5
BB	7
SO	6
LOB	22





Batter	1	2	3	4	5	6	7	8	9	10	11	AB	R	H	RBI	BB	SO	LOB				
Jason Kendall, R OBP: 0.336, SLG: 0.305 (1, 2)												5	0	1	0	0	0	2				
14 Mark Ellis, R OBP: 0.361, SLG: 0.443 (1, 4)												5	0	0	0	0	1	1				
3 Eric Chavez, L OBP: 0.339, SLG: 0.472 (1, 5)												4	1	1	0	0	0	1				
29 Dan Johnson, L OBP: 0.390, SLG: 0.511 Freddie Bynum, L (10, PR) (10, 7)												4	0	2	1	0	1	0				
Scott Hatteberg, L OBP: 0.350, SLG: 0.364 (1, 10)												3	0	2	0	0	0	0				
Jay Payton, R OBP: 0.310, SLG: 0.493 (1, 8)												4	0	0	0	0	0	5				
Nick Swisher, S OBP: 0.325, SLG: 0.455 (1, 9) (10, 3)												3	0	0	0	1	1	2				
23 Bobby Kielty, S OBP: 0.353, SLG: 0.382 (1, 7) (10, 9)												4	1	1	1	0	1	1				
Marco Scutaro, R OBP: 0.313, SLG: 0.365 (1, 6)												4	0	0	0	0	0	2				
<b>Inning Stats</b>	R: 0 E: 0 K: 0 S: 5	H: 1 LOB: 0 BB: 1 P: 6	R: 0 E: 0 K: 1 S: 8	H: 0 LOB: 0 BB: 0 P: 13	R: 0 E: 1 K: 0 S: 7	H: 0 LOB: 1 BB: 1 P: 13	R: 1 E: 0 K: 0 S: 9	H: 3 LOB: 1 BB: 0 P: 10	R: 0 E: 0 K: 1 S: 8	H: 0 LOB: 0 BB: 0 P: 11	R: 0 E: 0 K: 0 S: 7	H: 0 LOB: 0 BB: 0 P: 11	R: 0 E: 0 K: 1 S: 16	H: 1 LOB: 2 BB: 0 P: 23	R: 1 E: 0 K: 0 S: 7	H: 1 LOB: 0 BB: 0 P: 11	1B: 4 2B: 2 3B: 0 HR: 1	SF: 0 SAC: 1 DP: 4 HBP: 0	WP: 0 PB: 0 SB: 0 CS: 0	PA: 38		
<b>PITCHER</b>	IP: 9.1 WLS: 1 BF: 32 ERA: 3.23	IP: 1.2 WLS: L BF: 6 ERA: 3.02	IP: 1.1 WLS: L BF: 6 ERA: 3.02	IP: 1.1 WLS: L BF: 6 ERA: 3.02	IP: 1.1 WLS: L BF: 6 ERA: 3.02	IP: 1.1 WLS: L BF: 6 ERA: 3.02	IP: 1.1 WLS: L BF: 6 ERA: 3.02	IP: 1.1 WLS: L BF: 6 ERA: 3.02	IP: 1.1 WLS: L BF: 6 ERA: 3.02	IP: 1.1 WLS: L BF: 6 ERA: 3.02	IP: 1.1 WLS: L BF: 6 ERA: 3.02	IP: 1.1 WLS: L BF: 6 ERA: 3.02	IP: 1.1 WLS: L BF: 6 ERA: 3.02	IP: 1.1 WLS: L BF: 6 ERA: 3.02	IP: 1.1 WLS: L BF: 6 ERA: 3.02	IP: 1.1 WLS: L BF: 6 ERA: 3.02	IP: 1.1 WLS: L BF: 6 ERA: 3.02	IP: 1.1 WLS: L BF: 6 ERA: 3.02	IP: 1.1 WLS: L BF: 6 ERA: 3.02	IP: 1.1 WLS: L BF: 6 ERA: 3.02	IP: 1.1 WLS: L BF: 6 ERA: 3.02	IP: 1.1 WLS: L BF: 6 ERA: 3.02

**Oakland Athletics @ Los Angeles Angels**  
**Angel Stadium of Anaheim, Anaheim, CA**  
 Tue Aug 30 2005, 7:05 PM PDT  
 Att: 42,176 - Clear - 76 F

livebaseballscores.com

AB 36  
 R 2  
 H 7  
 RBI 2  
 BB 1  
 SO 4  
 LOB 14

Batter	1	2	3	4	5	6	7	8	9	10	11	AB	R	H	RBI	BB	SO	LOB					
9 Chone Figgins, S OBP: 0.340, SLG: 0.391 (1, 8)												3	0	0	0	2	2	0					
Orlando Cabrera, R OBP: 0.307, SLG: 0.356 (1, 6)												5	0	0	0	0	0	2					
16 Garret Anderson, L OBP: 0.316, SLG: 0.426 (1, 7)												4	0	1	0	1	0	0					
27 Vladimir Guerrero, R OBP: 0.382, SLG: 0.552 (1, 9)												5	0	0	0	0	1	3					
Bengie Molina, R OBP: 0.349, SLG: 0.472 (1, 2)												3	0	1	0	1	1	1					
Darin Erstad, L OBP: 0.339, SLG: 0.370 (1, 3)												4	0	1	0	0	1	2					
20 Juan Rivera, R OBP: 0.312, SLG: 0.448 Casey Kotchman, L OBP: 0.346, SLG: 0.522 (11, 10)												3	0	0	0	0	1	1					
39 Robb Quinlan, R OBP: 0.271, SLG: 0.395 (1, 5)												4	1	1	1	0	3	1					
Adam Kennedy, L OBP: 0.307, SLG: 0.379 (1, 4)												4	0	0	0	0	1	0					
<b>Inning Stats</b>	R: 0 E: 0 K: 0 S: 5	H: 0 LOB: 0 BB: 1 P: 11	R: 0 E: 0 K: 2 S: 8	H: 0 LOB: 1 BB: 1 P: 14	R: 0 E: 0 K: 2 S: 11	H: 0 LOB: 0 BB: 0 P: 15	R: 0 E: 0 K: 1 S: 7	H: 1 LOB: 1 BB: 0 P: 9	R: 0 E: 0 K: 1 S: 12	H: 0 LOB: 0 BB: 0 P: 17	R: 1 E: 0 K: 1 S: 10	H: 1 LOB: 1 BB: 0 P: 16	R: 0 E: 0 K: 1 S: 9	H: 0 LOB: 0 BB: 0 P: 13	R: 0 E: 0 K: 1 S: 7	H: 0 LOB: 1 BB: 2 P: 14	R: 0 E: 0 K: 0 S: 8	H: 0 LOB: 0 BB: 2 P: 17	1B: 3 2B: 0 3B: 0 HR: 1	SF: 0 SAC: 0 DP: 1 HBP: 0	WP: 0 PB: 0 SB: 0 CS: 0	PA: 40	
<b>PITCHER</b>	IP: 9.0 WLS: 1 BF: 31 ERA: 3.37	IP: 1.0 WLS: W BF: 4 ERA: 3.53	IP: 1.0 WLS: S BF: 5 ERA: 1.23	IP: 1.0 WLS: W BF: 4 ERA: 3.53	IP: 1.0 WLS: S BF: 5 ERA: 1.23	IP: 1.0 WLS: S BF: 5 ERA: 1.23	IP: 1.0 WLS: S BF: 5 ERA: 1.23	IP: 1.0 WLS: S BF: 5 ERA: 1.23	IP: 1.0 WLS: S BF: 5 ERA: 1.23	IP: 1.0 WLS: S BF: 5 ERA: 1.23	IP: 1.0 WLS: S BF: 5 ERA: 1.23	IP: 1.0 WLS: S BF: 5 ERA: 1.23	IP: 1.0 WLS: S BF: 5 ERA: 1.23	IP: 1.0 WLS: S BF: 5 ERA: 1.23	IP: 1.0 WLS: S BF: 5 ERA: 1.23	IP: 1.0 WLS: S BF: 5 ERA: 1.23	IP: 1.0 WLS: S BF: 5 ERA: 1.23	IP: 1.0 WLS: S BF: 5 ERA: 1.23	IP: 1.0 WLS: S BF: 5 ERA: 1.23	IP: 1.0 WLS: S BF: 5 ERA: 1.23	IP: 1.0 WLS: S BF: 5 ERA: 1.23	IP: 1.0 WLS: S BF: 5 ERA: 1.23	IP: 1.0 WLS: S BF: 5 ERA: 1.23

**Oakland Athletics @ Los Angeles Angels**  
**Angel Stadium of Anaheim, Anaheim, CA**  
 Tue Aug 30 2005, 7:05 PM PDT  
 Att: 42,176 - Clear - 76 F

livebaseballscores.com

AB 36  
 R 1  
 H 4  
 RBI 1  
 BB 4  
 SO 10  
 LOB 11



Batter	1	2	3	4	5	6	7	8	9	AB	R	H	RBI	BB	SO	LOB	TOP								
Jason Kendall, R OBP: 0.335, SLG: 0.304	0-1 1B		1-1 G6-4-3		0-1 F8		2-2 G5-3		3-2 L8	5	0	1	0	0	0	1									
14 Mark Ellis, R OBP: 0.365, SLG: 0.442	1-2 F7		4-2 3 BB			3-2 1B 29 BB HBP		2-3 K	2-1 1B	3	0	1	0	1	1	1									
3 Eric Chavez, L OBP: 0.340, SLG: 0.471	0-0 F7		4-1 1-2 BB			0-0 F7		0-0 1B 1B	0-2 F8	4	1	1	0	1	0	3									
29 Dan Johnson, L OBP: 0.389, SLG: 0.506	1-1 F9		2-2 G4-3			4-1 1-2 1B BB		0-0 P4		3	0	0	0	1	0	4									
Jay Payton, R OBP: 0.309, SLG: 0.490		0-3 K		1-3 K		1-3 K		2-2 23 HBP 1B	1-2 1B	4	0	1	0	0	3	2									
Scott Hatteberg, L OBP: 0.351, SLG: 0.365	1-2 G1-3		1-1 G6-3			2-1 1-2 2-3 1B		0-2 23 HBP 1B	1-2 2-H 1B	4	0	2	1	0	0	0									
23 Bobby Kielty, S OBP: 0.354, SLG: 0.380	4-2 BB		1-3 K			3-2 G4-3		2-1 1-2 2-3 HBP		2	0	0	0	1	1	3									
Nick Swisher, S OBP: 0.322, SLG: 0.450	0-2 L6				0-3 K		1-3 K	2-0 F7		4	0	0	0	0	2	4									
Marco Scutaro, R OBP: 0.312, SLG: 0.363			0-1 G6-4-3 1B		0-2 P5		1-3 K		3-2 G6-3	4	0	1	0	0	1	0									
<b>Inning Stats</b>	R: 0 E: 0 K: 0 S: 8	H: 1 LOB: 1 BB: 0 P: 10	R: 0 E: 0 K: 1 S: 11	H: 0 LOB: 1 BB: 1 P: 16	R: 0 E: 0 K: 0 S: 12	H: 1 LOB: 2 BB: 2 P: 23	R: 0 E: 0 K: 2 S: 9	H: 0 LOB: 0 BB: 0 P: 12	R: 0 E: 0 K: 1 S: 8	H: 0 LOB: 0 BB: 0 P: 8	R: 0 E: 0 K: 1 S: 12	H: 1 LOB: 3 BB: 1 P: 25	R: 0 E: 0 K: 2 S: 9	H: 0 LOB: 0 BB: 0 P: 13	R: 1 E: 0 K: 1 S: 13	H: 3 LOB: 3 BB: 0 P: 21	R: 0 E: 0 K: 0 S: 15	H: 1 LOB: 1 BB: 0 P: 23	1B: 7 2B: 0 3B: 0 HR: 0	SF: 0 SAC: 0 DP: 1 HBP: 2	WP: 0 PB: 0 SB: 0 CS: 0	PA: 39			
<b>PITCHER</b>	IP	WLS	BF	H	R	ER	SO	BB	IBB	HBP	BLK	WP	HR	S	P	ERA	WHIP								
41 John Lackey, R ERA: 3.45	7.0	W	28	3	0	0	7	4	0	1	0	0	0	69	107	0.00	1.000								
62 Scot Shields, R ERA: 2.55	1.0	H	7	3	1	1	1	0	0	1	0	0	0	13	21	9.00	3.000								
Francisco Rodriguez, R ERA: 2.96	1.0	S	4	1	0	0	0	0	0	0	0	0	0	15	23	0.00	1.000								

Oakland Athletics @ Los Angeles Angels  
Angel Stadium of Anaheim, Anaheim, CA  
Wed Aug 31 2005, 7:05 PM PDT  
Att: 43,501 - Clear - 72 F

AB 33  
R 1  
H 7  
RBI 1  
BB 4  
SO 8  
LOB 18



Batter	1	2	3	4	5	6	7	8	9	AB	R	H	RBI	BB	SO	LOB	BOTTOM								
9 Chone Figgins, S OBP: 0.337, SLG: 0.388	0-0 F9		3-3 K		2-3 K			3-3 K		4	0	0	0	0	3	0									
Orlando Cabrera, R OBP: 0.309, SLG: 0.358	4-2 27 1B 16 1B BB		1-0 F9		1-1 2B			1-1 F9		3	0	1	0	1	0	0									
16 Garret Anderson, L OBP: 0.315, SLG: 0.425	1-2 27 1B 1-2 1B		0-3 K		1-1 G4-3			3-1 G3		4	0	1	0	0	1	1									
27 Vladimir Guerrero, R OBP: 0.384, SLG: 0.552	2-1 1-2 2-3 1B			1-1 2B 1B		0-0 F9		0-0 F9		3	1	2	0	0	0	0									
Darin Erstad, L OBP: 0.339, SLG: 0.372	1-3 K			0-0 F9 6 1B 2B		1-2 G3				3	1	1	1	0	1	3									
Bengie Molina, R OBP: 0.346, SLG: 0.467	0-1 G4-3			1-2 F9		2-2 G4-3				3	0	0	0	0	0	4									
Casey Kotchman, L OBP: 0.333, SLG: 0.500		0-3 K		2-3 K			2-1 G6-3			3	0	0	0	0	2	1									
6 Maicer Izturis, S OBP: 0.303, SLG: 0.363		1-1 G6-3		1-1 1B			1-3 K			3	0	1	1	0	1	0									
Adam Kennedy, L OBP: 0.364, SLG: 0.375		0-3 K			1-3 K			1-0 F7		3	0	0	0	0	2	0									
<b>Inning Stats</b>	R: 0 E: 0 K: 1 S: 13	H: 2 LOB: 3 BB: 1 P: 21	R: 0 E: 0 K: 2 S: 8	H: 0 LOB: 0 BB: 0 P: 9	R: 0 E: 0 K: 2 S: 7	H: 0 LOB: 0 BB: 0 P: 11	R: 2 E: 0 K: 1 S: 13	H: 3 LOB: 1 BB: 0 P: 18	R: 0 E: 0 K: 2 S: 10	H: 1 LOB: 1 BB: 0 P: 15	R: 0 E: 0 K: 0 S: 8	H: 0 LOB: 0 BB: 0 P: 11	R: 0 E: 0 K: 1 S: 6	H: 0 LOB: 0 BB: 0 P: 10	R: 0 E: 0 K: 1 S: 7	H: 0 LOB: 0 BB: 0 P: 14	1B: 4 2B: 2 3B: 0 HR: 0	SF: 0 SAC: 0 DP: 0 HBP: 0	WP: 0 PB: 0 SB: 0 CS: 0	PA: 30					
<b>PITCHER</b>	IP	WLS	BF	H	R	ER	SO	BB	IBB	HBP	BLK	WP	HR	S	P	ERA	WHIP								
Joe Blanton, R ERA: 3.54	8.0	L	30	6	2	2	10	1	0	0	0	0	0	72	109	2.25	0.875								

Oakland Athletics @ Los Angeles Angels  
Angel Stadium of Anaheim, Anaheim, CA  
Wed Aug 31 2005, 7:05 PM PDT  
Att: 43,501 - Clear - 72 F

AB 29  
R 2  
H 6  
RBI 2  
BB 1  
SO 10  
LOB 9





Batter	1	2	3	4	5	6	7	8	9	AB	R	H	RBI	BB	SO	LOB	TOP				
14 Mark Ellis, R OBP: 0.366, SLG: 0.446	2-1 SH5-3 2B		2-2 1B			1-2 F8		1-2 G6-3		4	0	2	0	0	0	2					
Marco Soutaro, R OBP: 0.310, SLG: 0.360	0-1 SH5-3		0-2 F7			0-0 P6			2-2 G5-3	3	0	0	0	0	0	1					
3 Eric Chavez, L OBP: 0.339, SLG: 0.469	0-1 F7			1-1 P5			0-0 F7		2-2 2B B1-3 1B	4	0	1	0	0	0	1					
29 Dan Johnson, L OBP: 0.384, SLG: 0.498	2-1 F8			2-2 G4-3			0-0 G4-3		0-0 B1-3	4	0	0	0	0	0	2					
Jay Payton, R OBP: 0.308, SLG: 0.487		1-0 L7		1-1 P6			0-1 1B		2-2 F8	4	0	1	0	0	0	1					
Scott Hatteberg, L OBP: 0.348, SLG: 0.362		1-1 G4-3			3-2 G5-3		2-0 FC1-4-6			3	0	0	0	0	0	1					
23 Bobby Kielty, S OBP: 0.351, SLG: 0.377			3-1 F8		0-1 F7			3-3 K		3	0	0	0	0	1	0					
Nick Swisher, S OBP: 0.322, SLG: 0.451				3-3 K		3-3 K		0-0 17 1B 2B		3	0	1	0	0	2	0					
17 Adam Melhuse, S OBP: 0.303, SLG: 0.417			1-2 G4-3			2-3 K		0-2 14 G6-3 1B		3	0	1	0	0	1	0					
Freddie Bynum, L (8, PR)										0	0	0	0	0	0	0					
Jason Kendall, R OBP: 0.335, SLG: 0.304										0	0	0	0	0	0	0					
<b>Inning Stats</b>	R: 0 E: 0 K: 0 S: 8	H: 1 LOB: 1 BB: 0 P: 12	R: 0 E: 0 K: 0 S: 5	H: 0 LOB: 0 BB: 0 P: 10	R: 0 E: 0 K: 1 S: 15	H: 1 LOB: 1 BB: 0 P: 21	R: 0 E: 0 K: 0 S: 7	H: 0 LOB: 0 BB: 0 P: 11	R: 0 E: 0 K: 1 S: 9	H: 0 LOB: 0 BB: 0 P: 15	R: 0 E: 0 K: 0 S: 8	H: 1 LOB: 1 BB: 0 P: 7	R: 0 E: 0 K: 1 S: 10	H: 2 LOB: 2 BB: 0 P: 14	R: 0 E: 0 K: 0 S: 12	H: 1 LOB: 1 BB: 0 P: 18	1B: 4 2B: 2 3B: 0 HR: 0	SF: 0 SAC: 1 DP: 1 HBP: 0	WP: 0 PB: 0 SB: 0 CS: 0	PA: 32	
<b>PITCHER</b>	IP WLS BF H R ER SO	IP WLS BF H R ER SO	IP WLS BF H R ER SO	IP WLS BF H R ER SO	IP WLS BF H R ER SO	IP WLS BF H R ER SO	IP WLS BF H R ER SO	IP WLS BF H R ER SO	IP WLS BF H R ER SO	IP WLS BF H R ER SO	IP WLS BF H R ER SO	IP WLS BF H R ER SO	IP WLS BF H R ER SO	IP WLS BF H R ER SO	IP WLS BF H R ER SO	IP WLS BF H R ER SO	ERA WHIP	ERA WHIP			
54 Ervin Santana, R ERA: 4.52	8.1 W 30 6 0 0 4	0.2 S 2 0 0 0 0															0.00 0.720				
Francisco Rodríguez, R ERA: 2.92																	0.00 0.000				

Oakland Athletics @ Los Angeles Angels  
Angel Stadium of Anaheim, Anaheim, CA  
Thu Sep 01 2005, 7:05 PM PDT  
Att: 41,632 - Clear - 71 F

AB	31
R	0
H	6
RBI	0
BB	0
SO	4
LOB	8



Batter	1	2	3	4	5	6	7	8	9	AB	R	H	RBI	BB	SO	LOB	BOTTOM				
9 Chone Figgins, S OBP: 0.342, SLG: 0.392	4-1 16 1B S BB		0-1 16 1B 1B	1-2 G6-4-3 1B			2-2 S 16 1B 1B			3	1	3	0	1	0	0					
Orlando Cabrera, R OBP: 0.306, SLG: 0.355	1-3 K		1-1 L4	2-0 G6-4-3			1-2 G5-3			4	0	0	0	0	1	5					
16 Garret Anderson, L OBP: 0.319, SLG: 0.427	3-2 FC6-4 1B		0-0 1B	1-3 1B		0-2 F9	2-1 1B			4	0	3	0	0	0	0					
27 Vladimir Guerrero, R OBP: 0.383, SLG: 0.552	1-1 P4		0-0 L6		0-1 F8			2-2 39 S F 2B		4	1	1	0	0	0	4					
Bengie Molina, R OBP: 0.345, SLG: 0.465	1-2 FC6-4		1-1 1B	1-2 1B		0-0 L8		0-3 K		4	0	1	1	0	1	3					
Darin Erstad, L OBP: 0.338, SLG: 0.370		1-2 P5	1-2 F8		2-0 F8		2-2 F9	4-0 39 S IBB		3	0	0	0	1	0	2					
20 Juan Rivera, R OBP: 0.312, SLG: 0.447		3-1 1B		1-2 G6-3			3-2 G5-3	1-3 K		3	0	1	0	0	0	0					
Casey Kotchman, L OBP: 0.329, SLG: 0.493										1	0	0	0	0	1	2					
39 Robb Quinlan, R OBP: 0.281, SLG: 0.429		1-2 K		0-0 HR			2-1 G1-4-3	4-1 BB		3	1	1	1	1	1	1					
Adam Kennedy, L OBP: 0.363, SLG: 0.372		2-2 F7		4-2 9 1B BB			0-0 G4-3	2-3 K		3	0	0	0	1	1	3					
<b>Inning Stats</b>	R: 0 E: 0 K: 1 S: 12	H: 1 LOB: 2 BB: 1 P: 22	R: 0 E: 0 K: 1 S: 14	H: 1 LOB: 0 BB: 0 P: 20	R: 1 E: 0 K: 0 S: 9	H: 3 LOB: 0 BB: 0 P: 13	R: 1 E: 0 K: 0 S: 14	H: 2 LOB: 1 BB: 1 P: 22	R: 0 E: 0 K: 0 S: 6	H: 0 LOB: 0 BB: 0 P: 6	R: 0 E: 0 K: 0 S: 9	H: 0 LOB: 0 BB: 0 P: 16	R: 0 E: 0 K: 0 S: 9	H: 2 LOB: 2 BB: 0 P: 14	R: 1 E: 0 K: 3 S: 15	H: 1 LOB: 2 BB: 2 P: 28	1B: 8 2B: 1 3B: 0 HR: 1	SF: 0 SAC: 0 DP: 1 HBP: 0	WP: 0 PB: 0 SB: 4 CS: 0	PA: 36	
<b>PITCHER</b>	IP WLS BF H R ER SO	IP WLS BF H R ER SO	IP WLS BF H R ER SO	IP WLS BF H R ER SO	IP WLS BF H R ER SO	IP WLS BF H R ER SO	IP WLS BF H R ER SO	IP WLS BF H R ER SO	IP WLS BF H R ER SO	IP WLS BF H R ER SO	IP WLS BF H R ER SO	IP WLS BF H R ER SO	IP WLS BF H R ER SO	IP WLS BF H R ER SO	IP WLS BF H R ER SO	IP WLS BF H R ER SO	ERA WHIP	ERA WHIP			
Joe Kennedy, L ERA: 6.02	1.0 L 26 7 2 2 2																3.00 1.500				
Jay Witasick, R ERA: 2.73																	0.00 3.000				
50 Kiko Calero, R ERA: 3.45																	0.00 1.000				

Oakland Athletics @ Los Angeles Angels  
Angel Stadium of Anaheim, Anaheim, CA  
Thu Sep 01 2005, 7:05 PM PDT  
Att: 41,632 - Clear - 71 F

AB	32
R	3
H	10
RBI	2
BB	4
SO	5
LOB	20





Batter	1	2	3	4	5	6	7	8	9	AB	R	H	RBI	BB	SO	LOB	TOP										
2 Derek Jeter, R OBP: 0.389, SLG: 0.448 Mark Bellhorn, S OBP: 0.323, SLG: 0.353	4-1 G6-3 BB		1-2 25 BB 2B	2-3 K			2-3 K		2-0 P6	2	2	0	1	0	1	1	2										
55 Hideki Matsui, L OBP: 0.397, SLG: 0.484 Matt Lawton, L OBP: 0.362, SLG: 0.407	0-0 F7		1-0 F7	1-0 G3-1			0-1		3-1 1B	3	0	0	0	0	0	0	4										
Gary Sheffield, R OBP: 0.516 Bubba Crosby, L OBP: 0.250, SLG: 0.200	3-2 G6-3		0-3 K2-3		1-2 F8		3-1 F9		0-1 P3	3	0	0	0	0	0	1	2										
13 Alex Rodriguez, R OBP: 0.420, SLG: 0.608 12 Andy Phillips, R OBP: 0.194, SLG: 0.351	3-3 K		4-0 25 BB BB		0-1 F9				0-0 F7	2	0	0	0	0	1	1	1										
25 Jason Giambi, L OBP: 0.443, SLG: 0.534 John Flaherty, R OBP: 0.205, SLG: 0.229		3-3 K	4-2 BB		1-0 F7				4-2 E 1B BB	2	0	0	0	0	1	1	0										
Ruben Sierra, S OBP: 0.314, SLG: 0.473	1-1 BB 1B		1-3 K		2-1 P3				1-0 F8	2	4	0	1	0	0	1	4										
Bernie Williams, S OBP: 0.333, SLG: 0.395 Tony Womack, L OBP: 0.274, SLG: 0.277	4-2 BB			2-0 P5		0-3 K			2-2 E1 1B	2	2	0	0	0	1	1	0										
20 Jorge Posada, S OBP: 0.336, SLG: 0.409 Wil Nieves, R (6, 2)	0-0 F7			0-0 24 1B 2B		2-0 F7			1-2 P3	3	3	0	1	0	0	0	2										
24 Robinson Cano, L OBP: 0.301, SLG: 0.411	3-2 G6-3			0-1 1B			2-3 K		0-0 P5	1	4	0	1	0	0	1	2										
<b>Inning Stats</b>	R: 0 E: 0 K: 1 S: 8	H: 0 LOB: 1 BB: 1 P: 18	R: 0 E: 0 K: 1 S: 12	H: 1 LOB: 2 BB: 23 P: 21	R: 0 E: 0 K: 2 S: 15	H: 1 LOB: 3 BB: 2 P: 26	R: 0 E: 0 K: 1 S: 9	H: 2 LOB: 2 BB: 0 P: 14	R: 0 E: 0 K: 1 S: 6	H: 0 LOB: 0 BB: 0 P: 8	R: 0 E: 0 K: 2 S: 12	H: 1 LOB: 1 BB: 0 P: 19	R: 0 E: 1 K: 0 S: 11	H: 1 LOB: 2 BB: 1 P: 19	R: 0 E: 0 K: 0 S: 6	H: 1 LOB: 1 BB: 0 P: 11	1B: 5 2B: 2 3B: 0 HR: 0	SF: 0 SAC: 0 DP: 0 HBP: 0	WP: 0 PB: 0 SB: 0 CS: 0	PA: 39							
<b>PITCHER</b>	IP	WLS	BF	H	R	ER	SO	BB	IBB	HBP	BLK	WP	HR	S	P	ERA	WHIP										
Dan Haren, R ERA: 3.86	6.0	W	26	4	0	0	6	4	0	0	0	0	0	56	99	0.00	1.333										
Keiichi Yabu, R ERA: 4.29	1.0		4	1	0	0	2	0	0	0	0	0	0	12	19	0.00	1.000										
Ricardo Rincon, L ERA: 4.99	0.2		4	1	0	0	0	1	0	0	0	0	0	8	15	0.00	3.000										
Juan Cruz, R ERA: 8.03	1.1		5	1	0	0	0	0	0	0	0	0	0	9	15	0.00	0.750										

New York Yankees @ Oakland Athletics  
McAfee Coliseum, Oakland, CA  
Fri Sep 02 2005, 10:05 PM EDT  
Att: 36,048 - Clear - 62 F

AB 34  
R 0  
H 7  
RBI 0  
BB 5  
SO 8  
LOB 21



Batter	1	2	3	4	5	6	7	8	9	AB	R	H	RBI	BB	SO	LOB	BOTTOM										
Jason Kendall, R OBP: 0.338, SLG: 0.307 Alberto Castillo, R OBP: 0.289, SLG: 0.307	1-2 HBP		1-2 F7		4-1 BB		1-3 K			2	1	1	2	1	0	1	1										
14 Mark Ellis, R OBP: 0.385, SLG: 0.450 Freddie Bynum, L (7, PH)	3-2 F7		0-1 G6-3		0-3 BB		2-3 K			4	1	1	1	0	1	1	4										
3 Eric Chavez, L OBP: 0.339, SLG: 0.469 Keith Ginter, R OBP: 0.240, SLG: 0.271	2-1 G4-3		3-1 1B 2B		0-0 P5		1-2 F9			4	1	1	1	0	0	2	2										
Jay Payton, R OBP: 0.310, SLG: 0.495	3-1 F8		0-1 23 1B HR		2-2 G5-3				1-2 F9	5	2	2	2	0	0	2	2										
23 Bobby Kielty, S OBP: 0.355, SLG: 0.392 Matt Watson, L OBP: 0.179, SLG: 0.189	0-0 HR		0-1 HR 1B		0-0 2B 2B		2-0 F8		2-0 F8	4	3	3	1	0	0	0	0										
Scott Hatteberg, L OBP: 0.352, SLG: 0.376	1-1 29 1B HBP		1-0 HR		3-3 K		2-1 G3 2B		2-1 F9	5	2	3	4	0	1	0	1										
Nick Swisher, S OBP: 0.324, SLG: 0.449	1-0 29 1B HBP		4-1 29 G3-6 BB		3-2 G1-3		1-0 G3			2	1	0	0	1	0	1	1										
29 Dan Johnson, L OBP: 0.382, SLG: 0.495	0-1 2B		2-0 G3-6		1-2 G4-3		3-1 F7			4	1	1	1	0	0	2	2										
Marco Scutaro, R OBP: 0.312, SLG: 0.359	4-1 2B		0-2 1B		2-1 E5 BB		1-0 F8			3	0	1	0	1	0	1	1										
<b>Inning Stats</b>	R: 6 E: 0 K: 0 S: 19	H: 5 LOB: 2 BB: 1 P: 39	R: 4 E: 0 K: 0 S: 16	H: 5 LOB: 1 BB: 1 P: 27	R: 1 E: 0 K: 0 S: 11	H: 1 LOB: 0 BB: 0 P: 18	R: 0 E: 0 K: 1 S: 9	H: 0 LOB: 0 BB: 0 P: 16	R: 0 E: 1 K: 1 S: 10	H: 2 LOB: 1 BB: 1 P: 18	R: 1 E: 0 K: 0 S: 7	H: 2 LOB: 1 BB: 0 P: 14	R: 0 E: 0 K: 2 S: 10	H: 0 LOB: 0 BB: 0 P: 14	R: 0 E: 0 K: 0 S: 7	H: 0 LOB: 0 BB: 0 P: 12	1B: 5 2B: 4 3B: 1 HR: 3	SF: 0 SAC: 0 DP: 1 HBP: 2	WP: 0 PB: 0 SB: 1 CS: 0	PA: 42							
<b>PITCHER</b>	IP	WLS	BF	H	R	ER	SO	BB	IBB	HBP	BLK	WP	HR	S	P	ERA	WHIP										
Al Leiter, L ERA: 6.14	0.2	L	10	5	6	6	0	1	0	2	0	0	0	18	36	81.00	9.000										
61 Jorge De Paula, R ERA: 10.13	5.1		26	8	6	6	2	2	0	0	0	0	2	54	96	10.12	1.875										
Wayne Franklin, L ERA: 4.5	2.0		6	0	0	0	2	0	0	0	0	0	0	17	26	0.00	0.000										

New York Yankees @ Oakland Athletics  
McAfee Coliseum, Oakland, CA  
Fri Sep 02 2005, 10:05 PM EDT  
Att: 36,048 - Clear - 62 F

AB 37  
R 12  
H 13  
RBI 12  
BB 3  
SO 4  
LOB 13





Batter	1	2	3	4	5	6	7	8	9	AB	R	H	RBI	BB	SO	LOB	TOP		
2 Derek Jeter, R OBP: 0.389, SLG: 0.446	G4-3		55 SF7 1B		L1		55 FC4-6 IBB		G6-3	4	0	1	0	1	0	0			
55 Hideki Matsui, L OBP: 0.354, SLG: 0.480	G5-3		SF7		G3		FC4-6 13 BB 1B		K	4	1	0	2	0	1	2			
Gary Sheffield, R OBP: 0.380, SLG: 0.512	G5-3		F7			F8	13 BB 25 HR		K	4	1	0	0	1	1	1			
13 Alex Rodriguez, R OBP: 0.424, SLG: 0.611		25 G4-5-3 1B		G1-3 HBP		1B	25 HR 1B			3	1	3	2	0	0	0			
25 Jason Giambi, L OBP: 0.441, SLG: 0.540	G4-5-3			P4		F7	HR			4	1	1	3	0	0	3			
12 Andy Phillips, R OBP: 0.184, SLG: 0.351										0	0	0	0	0	0	0			
Matt Lawton, L OBP: 0.381, SLG: 0.405		20 E 20 S BB		G1-3		G4-3				3	0	0	0	1	1	2			
20 Jorge Posada, S OBP: 0.338, SLG: 0.408	G4-3									3	1	1	0	1	1	1			
24 Robinson Cano, L OBP: 0.303, SLG: 0.412			2 CS 1B	G4-3			55 FC4-6 13 SH2-3 1B		G4-3	4	1	2	0	0	0	2			
Bubba Crosby, L OBP: 0.255, SLG: 0.208			2 BB 55 SF7 2 CS 1B		B2		SH2-3		F7	3	1	1	0	0	0	0			
<b>Inning Stats</b>	R: 0 E: 0 K: 0 S: 7	H: 0 LOB: 0 BB: 0 P: 12	R: 0 E: 0 K: 0 S: 9	H: 1 LOB: 1 BB: 1 P: 20	R: 1 E: 0 K: 0 S: 11	H: 3 LOB: 1 BB: 0 P: 16	R: 0 E: 0 K: 0 S: 5	H: 0 LOB: 2 BB: 1 P: 13	R: 0 E: 0 K: 0 S: 7	H: 1 LOB: 0 BB: 0 P: 12	R: 6 E: 0 K: 1 S: 19	H: 4 LOB: 0 BB: 2 P: 34	R: 0 E: 0 K: 1 S: 9	H: 0 LOB: 0 BB: 0 P: 14	R: 0 E: 0 K: 2 S: 8	H: 0 LOB: 0 BB: 0 P: 10	1B: 8 2B: 0 3B: 0 HR: 1	SF: 1 SAC: 1 DP: 1 HBP: 1	WP: 0 PA: 39 CS: 2
<b>PITCHER</b>	IP WLS BF H R ER SO	IP WLS BF H R ER SO	IP WLS BF H R ER SO	IP WLS BF H R ER SO	IP WLS BF H R ER SO	IP WLS BF H R ER SO	IP WLS BF H R ER SO	IP WLS BF H R ER SO	IP WLS BF H R ER SO	IP WLS BF H R ER SO	IP WLS BF H R ER SO	IP WLS BF H R ER SO	IP WLS BF H R ER SO	IP WLS BF H R ER SO	IP WLS BF H R ER SO	IP WLS BF H R ER SO	ERA WHIP	ERA WHIP	
Kirk Saarloos, R ERA: 4.08	6.1 L 28 7 4 0 0																	5.68 1.263	
Ricardo Rincon, L ERA: 4.94	0.1 1 0 0 0 0																	0.00 0.000	
58 Justin Duchschere, R ERA: 2.14	0.1 4 2 3 3 1																	81.00 9.000	
Jay Witasick, R ERA: 2.68	1.0 3 0 0 0 1																	0.00 0.000	
Juan Cruz, R ERA: 7.71	1.0 3 0 0 0 2																	0.00 0.000	

New York Yankees @ Oakland Athletics  
McAfee Coliseum, Oakland, CA  
Sat Sep 03 2005, 4:05 PM EDT  
Att: 40,076 - Partly Cloudy - 62 F

AB 32  
R 7  
H 9  
RBI 7  
BB 4  
SO 4  
LOB 11



Batter	1	2	3	4	5	6	7	8	9	AB	R	H	RBI	BB	SO	LOB	BOTTOM				
Jason Kendall, R OBP: 0.337, SLG: 0.306	G6-3		G5-3			G1-3				4	0	1	0	0	0	1					
14 Mark Ellis, R OBP: 0.384, SLG: 0.447			F9			L9				4	0	1	0	0	0	2					
3 Eric Chavez, L OBP: 0.338, SLG: 0.468	F8-3				F8		BB 1B			4	0	1	0	0	0	1					
Scott Hatteberg, L OBP: 0.353, SLG: 0.380		FC1-4 1B		P3		F8				4	0	2	0	0	0	1					
Jay Payton, R OBP: 0.309, SLG: 0.490		FC1-4 29 F7		G6-3			BB			3	0	0	0	1	0	2					
29 Dan Johnson, L OBP: 0.376, SLG: 0.488		F7			G4-3		F7			4	0	0	0	0	1	4					
23 Bobby Kielty, S OBP: 0.353, SLG: 0.389		G6-3			L9		K			3	0	0	0	0	1	3					
Nick Swisher, S OBP: 0.324, SLG: 0.447			FC4-6 BB							2	0	0	0	1	1	0					
Marco Scutaro, R OBP: 0.309, SLG: 0.356			FC4-6 G5-3			G6-3		P4		3	0	0	0	0	0	1					
<b>Inning Stats</b>	R: 0 E: 0 K: 0 S: 7	H: 1 LOB: 0 BB: 0 P: 11	R: 0 E: 0 K: 0 S: 9	H: 1 LOB: 1 BB: 0 P: 12	R: 0 E: 0 K: 0 S: 9	H: 0 LOB: 1 BB: 1 P: 15	R: 0 E: 0 K: 0 S: 7	H: 0 LOB: 0 BB: 0 P: 8	R: 0 E: 0 K: 1 S: 9	H: 0 LOB: 0 BB: 0 P: 12	R: 0 E: 0 K: 0 S: 7	H: 0 LOB: 0 BB: 0 P: 9	R: 0 E: 0 K: 1 S: 7	H: 1 LOB: 2 BB: 1 P: 16	R: 0 E: 0 K: 0 S: 10	H: 1 LOB: 1 BB: 0 P: 15	R: 0 E: 0 K: 1 S: 12	H: 1 LOB: 1 BB: 0 P: 14	1B: 4 2B: 2 3B: 0 HR: 0	SF: 0 SAC: 0 DP: 1 HBP: 0	WP: 0 PA: 33 CS: 0
<b>PITCHER</b>	IP WLS BF H R ER SO	IP WLS BF H R ER SO	IP WLS BF H R ER SO	IP WLS BF H R ER SO	IP WLS BF H R ER SO	IP WLS BF H R ER SO	IP WLS BF H R ER SO	IP WLS BF H R ER SO	IP WLS BF H R ER SO	IP WLS BF H R ER SO	IP WLS BF H R ER SO	IP WLS BF H R ER SO	IP WLS BF H R ER SO	IP WLS BF H R ER SO	IP WLS BF H R ER SO	IP WLS BF H R ER SO	ERA WHIP	ERA WHIP			
Aaron Small, R ERA: 2.42	9.0 W 33 5 0 0 3																	0.00 0.778			

New York Yankees @ Oakland Athletics  
McAfee Coliseum, Oakland, CA  
Sat Sep 03 2005, 4:05 PM EDT  
Att: 40,076 - Partly Cloudy - 62 F

AB 31  
R 0  
H 5  
RBI 0  
BB 2  
SO 3  
LOB 15









Batter	1	2	3	4	5	6	7	8	9	AB	R	H	RBI	BB	SO	LOB	TOP					
51 Ichiro Suzuki, L (1.9) OBP: 0.342, SLG: 0.442	G6-3		G6-3			FC4-6 29 SF7 1B	IBB			3	1	1	0	1	0	0						
7 Jeremy Reed, L (1.8) OBP: 0.323, SLG: 0.351	K			P6		FC4-6 1B	B5			4	0	1	0	0	1	2						
Raul Ibanez, L (1.7) OBP: 0.355, SLG: 0.440	K			F7		FC4-6 29 SF7 1B		P5		4	1	0	0	0	1	2						
Richie Sexson, R (1.3) OBP: 0.359, SLG: 0.525		G5-3		2B		1B HBP		K		3	0	1	0	0	1	0						
29 Adrian Beltré, R (1.5) OBP: 0.308, SLG: 0.435		2B		IBB		SF7		F8		2	0	1	1	1	0	0						
Greg Dobbs, L (1.10) OBP: 0.241, SLG: 0.355	F7		G6-3			2-3 3-H 1B		G4-3		4	0	1	1	0	0	3						
4 Jose Lopez, R (1.4) OBP: 0.264, SLG: 0.346	K			L5		L5		G5-3		4	0	0	0	0	1	3						
7 Yuniesky Betancourt, R (1.6) OBP: 0.250, SLG: 0.325			P3			K2 1B		L7		4	0	2	0	0	0	0						
Yorvit Torrealba, R (1.2) OBP: 0.298, SLG: 0.333		G5-3		K2		G6-3				3	0	0	0	0	1	2						
<b>Inning Stats</b>	R: 0 E: 0 K: 2 S: 9	H: 0 LOB: 0 BB: 0 P: 13	R: 0 E: 0 K: 1 S: 12	H: 1 LOB: 1 BB: 0 P: 14	R: 0 E: 0 K: 0 S: 7	H: 0 LOB: 0 BB: 0 P: 7	R: 0 E: 0 K: 0 S: 11	H: 1 LOB: 2 BB: 1 P: 23	R: 0 E: 0 K: 1 S: 11	H: 1 LOB: 1 BB: 0 P: 17	R: 2 E: 0 K: 0 S: 10	H: 3 LOB: 2 BB: 0 P: 14	R: 0 E: 0 K: 0 S: 5	H: 1 LOB: 1 BB: 1 P: 13	R: 0 E: 0 K: 1 S: 6	H: 0 LOB: 0 BB: 0 P: 11	R: 0 E: 0 K: 0 S: 10	H: 0 LOB: 0 BB: 0 P: 13	1B: 4 2B: 4 3B: 1 HR: 0	SF: 1 SAC: 0 DP: 2 HBP: 1	WP: 0 PB: 0 SB: 0 CS: 0	PA: 35
<b>PITCHER</b>	IP	WLS	BF	H	R	ER	SO	BB	IBB	HBP	BLK	WP	HR	S	P	ERA	WHIP					
Joe Blanton, R (1.1) ERA: 3.91	6.1	L	28	7	2	2	4	0	2	1	0	0	0	64	99	2.84	1.105					
Ricardo Rincon, L (7.1) ERA: 4.73	1.0		2	0	0	0	0	0	0	0	0	0	0	2	4	0.00	0.000					
50 Kiko Calero, R (8.1) ERA: 3.38	0.2		2	0	0	0	1	0	0	0	0	0	0	5	9	0.00	0.000					
58 Justin Duchscherer, R (9.1) ERA: 2.12	1.0		3	0	0	0	0	0	0	0	0	0	0	10	13	0.00	0.000					

Seattle Mariners @ Oakland Athletics  
McAfee Coliseum, Oakland, CA  
Mon Sep 05 2005, 4:05 PM EDT  
Att: 22,262 - Sunny - 71 F

AB 31  
R 2  
H 7  
RBI 2  
BB 2  
SO 5  
LOB 12



Batter	1	2	3	4	5	6	7	8	9	AB	R	H	RBI	BB	SO	LOB	BOTTOM					
14 Mark Ellis, R (1.4) OBP: 0.366, SLG: 0.444	K		1B			L6		K		4	0	1	0	0	2	1						
Jason Kendall, R (1.2) OBP: 0.333, SLG: 0.302	G6-3		G5-3			G5-3		F7		4	0	0	0	0	0	3						
3 Eric Chavez, L (1.5) OBP: 0.335, SLG: 0.462	G1-3			G3		G4-3		F9		4	0	0	0	0	0	1						
Scott Hatteberg, L (1.10) OBP: 0.351, SLG: 0.380		G4-3		G6-3		G5-3		P6		4	0	0	0	0	0	0						
Jay Payton, R (1.8) OBP: 0.311, SLG: 0.487	K			G5-3		29 1B		L9		4	0	1	0	0	1	0						
29 Dan Johnson, L (1.3) OBP: 0.372, SLG: 0.478	G6-3			K		K		K		4	0	1	0	0	2	0						
Marco Scutaro, R (1.6) OBP: 0.314, SLG: 0.369			FC1-5 2B		G6-3		BB			2	0	1	0	1	0	0						
Nick Swisher, S (1.9) OBP: 0.319, SLG: 0.439			K		K		F7			3	0	0	0	0	2	4						
Matt Watson, L (1.7) OBP: 0.190, SLG: 0.200		FC1-5 14 1B			G6-3					3	0	1	0	0	0	1						
<b>Inning Stats</b>	R: 0 E: 0 K: 1 S: 8	H: 0 LOB: 0 BB: 0 P: 11	R: 0 E: 0 K: 1 S: 8	H: 0 LOB: 0 BB: 0 P: 11	R: 0 E: 0 K: 1 S: 15	H: 2 LOB: 2 BB: 0 P: 22	R: 0 E: 0 K: 0 S: 5	H: 0 LOB: 0 BB: 0 P: 6	R: 0 E: 0 K: 2 S: 9	H: 0 LOB: 0 BB: 0 P: 16	R: 0 E: 0 K: 0 S: 8	H: 0 LOB: 0 BB: 0 P: 14	R: 0 E: 0 K: 0 S: 15	H: 2 LOB: 3 BB: 1 P: 27	R: 0 E: 0 K: 1 S: 12	H: 1 LOB: 1 BB: 0 P: 20	R: 0 E: 0 K: 1 S: 7	H: 0 LOB: 0 BB: 0 P: 11	1B: 4 2B: 1 3B: 0 HR: 0	SF: 0 SAC: 0 DP: 0 HBP: 0	WP: 0 PB: 0 SB: 0 CS: 0	PA: 33
<b>PITCHER</b>	IP	WLS	BF	H	R	ER	SO	BB	IBB	HBP	BLK	WP	HR	S	P	ERA	WHIP					
34 Félix Hernández, R (1.1) ERA: 1.59	7.0	W	26	4	0	0	0	1	0	0	0	0	0	9	15	0.00	1.500					
20 J.J. Putz, R (8.1) ERA: 3.4	0.2	H	3	1	0	0	1	0	0	0	0	0	0	3	5	0.00	0.000					
George Sherrill, L (8.1) ERA: 3.46	0.1	H	1	0	0	0	0	0	0	0	0	0	0	7	11	0.00	0.000					
Eddie Guardado, L (9.1) ERA: 1.89	1.0	S	3	0	0	0	1	0	0	0	0	0	0	7	11	0.00	0.000					

Seattle Mariners @ Oakland Athletics  
McAfee Coliseum, Oakland, CA  
Mon Sep 05 2005, 4:05 PM EDT  
Att: 22,262 - Sunny - 71 F

AB 32  
R 0  
H 5  
RBI 0  
BB 1  
SO 7  
LOB 10









Batter	1	2	3	4	5	6	7	8	9	AB	R	H	RBI	BB	SO	LOB	TOP					
51 Ichiro Suzuki, L (1,9) OBP: 0.343, SLG: 0.442										3	2	1	0	2	0	2						
7 Jeremy Reed, L (1,8) OBP: 0.325, SLG: 0.356										5	1	2	1	0	1	4						
Raul Ibanez, L (1,7) OBP: 0.354, SLG: 0.441										4	2	2	2	1	1	0						
Richie Sexson, R (1,3) OBP: 0.360, SLG: 0.530										5	2	3	1	0	0	1						
29 Adrián Beltré, R (1,5) OBP: 0.305, SLG: 0.428										4	0	0	1	1	1	4						
Greg Dobbs, L (1,10) OBP: 0.241, SLG: 0.350										4	0	1	1	0	0	1						
4 Jose Lopez, R (1,4) OBP: 0.263, SLG: 0.348										4	0	1	1	0	2	2						
7 Yuniesky Betancourt, R (1,6) OBP: 0.250, SLG: 0.320										4	0	2	0	0	0	1						
Miguel Ojeda, R (1,2) OBP: 0.255, SLG: 0.237										4	0	1	0	0	1	2						
<b>Inning Stats</b>	R: 2 E: 0 K: 1 S: 13	H: 3 LOB: 2 BB: 1 P: 25	R: 0 E: 0 K: 0 S: 6	H: 1 LOB: 0 BB: 0 P: 13	R: 3 E: 0 K: 0 S: 13	H: 4 LOB: 1 BB: 0 P: 20	R: 0 E: 0 K: 1 S: 8	H: 0 LOB: 0 BB: 1 P: 15	R: 1 E: 0 K: 1 S: 9	H: 1 LOB: 0 BB: 0 P: 15	R: 0 E: 0 K: 2 S: 10	H: 1 LOB: 2 BB: 1 P: 18	R: 0 E: 0 K: 1 S: 6	H: 0 LOB: 0 BB: 0 P: 7	R: 0 E: 0 K: 0 S: 5	H: 0 LOB: 0 BB: 0 P: 10	R: 1 E: 0 K: 0 S: 14	H: 3 LOB: 2 BB: 1 P: 26	1B: 7 2B: 5 3B: 0 HR: 1	SF: 0 SAC: 0 DP: 2 HBP: 0	WP: 0 PB: 0 SB: 0 CS: 1	PA: 42
<b>PITCHER</b>	IP WLS BF H R ER SO BB IBB HBP BLK WP HR S P ERA WHIP																					
Dan Haren, R (1,1) ERA: 4.04	2.2	16	8	5	5	1	0	1	0	0	0	0	0	0	31	56	16.88	3.000				
Juan Cruz, R (3,1) ERA: 7.22	3.0	11	2	1	1	3	1	0	0	0	0	1	24	40	3.00	1.000						
Ricardo Rincon, L (6,1) ERA: 4.64	0.2	3	0	0	0	2	0	0	0	0	0	0	7	14	0.00	0.000						
50 Kiko Calero, R (7,1) ERA: 3.26	1.2	5	0	0	0	0	0	0	0	0	0	0	8	13	0.00	0.000						
20 Huston Street, R (9,1) ERA: 1.31	1.0	W	6	3	1	1	0	0	1	0	0	0	0	14	26	9.00	3.000					

Seattle Mariners @ Oakland Athletics  
 McAfee Coliseum, Oakland, CA  
 Wed Sep 07 2005, 3:35 PM EDT  
 Att: 14,609 - Sunny - 61 F

AB 37  
 R 7  
 H 13  
 RBI 7  
 BB 4  
 SO 6  
 LOB 17



Batter	1	2	3	4	5	6	7	8	9	AB	R	H	RBI	BB	SO	LOB	BOTTOM					
14 Mark Ellis, R (1,4) OBP: 0.375, SLG: 0.452										4	2	3	0	1	0	0						
Jason Kendall, R (1,2) OBP: 0.334, SLG: 0.303										5	2	2	0	0	0	2						
21 Mark Kotsay, L (1,8) OBP: 0.326, SLG: 0.414										5	1	2	3	0	1	2						
3 Eric Chavez, L (1,5) OBP: 0.335, SLG: 0.468										5	1	2	4	0	0	2						
Jay Payton, R (1,7) OBP: 0.311, SLG: 0.482										4	1	2	0	1	0	1						
Scott Hatteberg, L (1,10) OBP: 0.346, SLG: 0.374										5	0	1	0	0	1	3						
29 Dan Johnson, L (1,3) OBP: 0.374, SLG: 0.475										4	0	2	0	1	1	3						
Marco Scutaro, R (1,6) OBP: 0.311, SLG: 0.364										3	0	0	0	0	2	4						
17 Adam Melhuse, S (8,PH) OBP: 0.290, SLG: 0.398										1	0	0	0	0	1	1						
Keith Ginter, R (9,4) OBP: 0.238, SLG: 0.269										1	0	0	0	0	0	3						
Matt Watson, L (1,9) OBP: 0.182, SLG: 0.190										2	0	0	0	0	0	0						
Nick Swisher, S (6,PH) OBP: 0.319, SLG: 0.436										2	1	1	1	1	0	1						
<b>Inning Stats</b>	R: 0 E: 0 K: 0 S: 9	H: 0 LOB: 0 BB: 0 P: 12	R: 0 E: 0 K: 0 S: 12	H: 2 LOB: 2 BB: 0 P: 21	R: 0 E: 0 K: 0 S: 11	H: 1 LOB: 1 BB: 0 P: 15	R: 1 E: 0 K: 2 S: 15	H: 2 LOB: 1 BB: 0 P: 21	R: 2 E: 0 K: 0 S: 14	H: 3 LOB: 1 BB: 0 P: 22	R: 0 E: 0 K: 1 S: 12	H: 0 LOB: 1 BB: 1 P: 22	R: 0 E: 0 K: 1 S: 9	H: 1 LOB: 1 BB: 0 P: 14	R: 0 E: 0 K: 2 S: 13	H: 1 LOB: 1 BB: 0 P: 19	R: 5 E: 0 K: 0 S: 16	H: 5 LOB: 3 BB: 3 P: 34	1B: 11 2B: 3 3B: 0 HR: 1	SF: 0 SAC: 0 DP: 0 HBP: 0	WP: 0 PB: 0 SB: 0 CS: 0	PA: 45
<b>PITCHER</b>	IP WLS BF H R ER SO BB IBB HBP BLK WP HR S P ERA WHIP																					
Ryan Franklin, R (1,1) ERA: 5.25	5.0	23	8	3	3	2	1	0	0	0	0	0	12	22	0.00	1.000						
Matt Thornton, L (6,1) ERA: 2.99	1.0	H	4	0	0	0	1	1	0	0	0	0	4	5	0.00	3.000						
40 Julio Mateo, R (7,1) ERA: 2.99	0.1	H	2	1	0	0	0	0	0	0	0	0	4	5	0.00	3.000						
George Sherrill, L (7,1) ERA: 3.14	1.1	H	5	1	0	0	2	0	0	0	0	0	15	25	0.00	0.750						
20 J.J. Putz, R (8,1) ERA: 3.7	0.1	H	3	1	2	2	1	1	0	0	0	0	7	12	54.00	6.000						
Eddie Guardado, L (9,1) ERA: 2.39	0.1	L	6	4	2	2	0	1	0	0	0	0	1	0	0	0	54.00	12.000				
Jeff Nelson, R (9,1) ERA: 3.93	0.1		2	0	1	1	0	1	0	0	0	0	0	3	7	27.00	3.000					

Seattle Mariners @ Oakland Athletics  
 McAfee Coliseum, Oakland, CA  
 Wed Sep 07 2005, 3:35 PM EDT  
 Att: 14,609 - Sunny - 61 F

AB 41  
 R 8  
 H 15  
 RBI 8  
 BB 4  
 SO 6  
 LOB 22





Batter	1	2	3	4	5	6	7	8	9	AB	R	H	RBI	BB	SO	LOB	TOP					
14 Mark Ellis, R OBP: 0.381, SLG: 0.469	F9		HR	2B		1B		1B		5	3	4	1	0	0	0	<b>Oakland Athletics @ Texas Rangers</b> Ameriquet Field, Arlington, TX Fri Sep 09 2005, 8:05 PM EDT Att: 26,468 - Clear - 91 F					
Jason Kendall, R OBP: 0.338, SLG: 0.308	1B		1B	BB				2B		4	3	3	0	1	0	1						
21 Mark Kotsay, L OBP: 0.329, SLG: 0.422	1B		HR	2B		1B		G4-3		5	2	3	3	0	0	5						
3 Eric Chavez, L OBP: 0.334, SLG: 0.468	SF8		F8	2B		L8		F8		4	0	1	4	0	0	1						
Jay Payton, R OBP: 0.307, SLG: 0.474	FC4-6		G6-3	F8				K		5	0	0	0	0	1	2						
Scott Hatteberg, L OBP: 0.345, SLG: 0.372		P3	L9			G1-3		K		5	0	1	0	0	1	0						
29 Dan Johnson, L OBP: 0.377, SLG: 0.483				HR		F8		F9		3	1	1	1	2	0	0						
Nick Swisher, S OBP: 0.316, SLG: 0.430	K		G4-3	F9		F9		K		5	0	0	0	0	2	3						
Marco Scutaro, R OBP: 0.307, SLG: 0.360	G1-3		E5			F8		G4-3		4	0	0	0	0	0	1						
<b>Inning Stats</b>	R: 1 E: 0 K: 0 S: 17	H: 2 LOB: 1 BB: 0 P: 24	R: 0 E: 0 K: 1 S: 12	H: 0 LOB: 1 BB: 1 P: 22	R: 3 E: 0 K: 0 S: 12	H: 3 LOB: 0 BB: 0 P: 15	R: 4 E: 1 K: 0 S: 19	H: 3 LOB: 1 BB: 1 P: 29	R: 0 E: 0 K: 0 S: 6	H: 0 LOB: 0 BB: 0 P: 9	R: 1 E: 0 K: 0 S: 13	H: 2 LOB: 1 BB: 0 P: 15	R: 0 E: 0 K: 1 S: 8	H: 0 LOB: 0 BB: 0 P: 12	R: 0 E: 0 K: 1 S: 11	H: 2 LOB: 2 BB: 0 P: 17	R: 0 E: 0 K: 1 S: 12	H: 1 LOB: 2 BB: 1 P: 23	1B: 7 2B: 3 3B: 0 HR: 3	SF: 1 SAC: 0 DP: 0 HBP: 0	WP: 0 PB: 0 SB: 0 CS: 0	PA: 44
<b>PITCHER</b>	IP	WLS	BF	H	R	ER	SO	BB	IBB	HBP	BLK	WP	HR	S	P	ERA	WHIP					
Juan Dominguez, R ERA: 4.2	3.1	L	20	7	8	5	1	2	0	0	0	0	3	50	77	13.50	2.700					
Erasmio Ramirez, L ERA: 4.67	2.2	11	3	1	1	0	0	0	0	0	0	0	0	29	37	3.38	1.125					
Brian Shouse, L ERA: 5.98	1.0	3	0	0	0	1	0	0	0	0	0	0	0	8	12	0.00	0.000					
Steve Karsay, R ERA: 7.17	2.0	10	3	0	0	2	1	0	0	0	0	0	0	23	40	0.00	2.000					

AB	40
R	9
H	13
RBI	9
BB	3
SO	4
LOB	13



Batter	1	2	3	4	5	6	7	8	9	AB	R	H	RBI	BB	SO	LOB	BOTTOM					
Gary Matthews, S OBP: 0.326, SLG: 0.467	HBP		FC6-4	1B		G4-3		L9		4	1	1	0	1	0	2	<b>Oakland Athletics @ Texas Rangers</b> Ameriquet Field, Arlington, TX Fri Sep 09 2005, 8:05 PM EDT Att: 26,468 - Clear - 91 F					
10 Michael Young, R OBP: 0.379, SLG: 0.511	K		2B	F8		G4-3		23 HR		4	2	1	0	1	1	2						
23 Mark Teixeira, S OBP: 0.370, SLG: 0.553	HBP		1B			L6		F9	HR	4	1	3	5	0	0	0						
Alfonso Soriano, R OBP: 0.313, SLG: 0.521	K		K			K		E1	F9	5	0	0	0	0	3	4						
Kevin Mench, R OBP: 0.336, SLG: 0.494	L4		L4			F9		F9		4	0	0	0	0	0	5						
9 Hank Blalock, L OBP: 0.323, SLG: 0.439			F8	G3-1		F8		G4-6-3		4	0	0	0	0	0	2						
Phil Nevin, R OBP: 0.292, SLG: 0.385	K		K			K		HR		4	1	1	1	0	3	0						
Rod Barajas, R OBP: 0.307, SLG: 0.464	F7			HR		K		K		4	1	1	0	0	2	0						
Mark DeRosa, R OBP: 0.328, SLG: 0.464			FC6-4	HR		G5-3		10 DI	23 HR	2	2	1	2	2	0	0						
<b>Inning Stats</b>	R: 0 E: 0 K: 2 S: 11	H: 1 LOB: 2 BB: 0 P: 15	R: 0 E: 0 K: 1 S: 6	H: 0 LOB: 0 BB: 0 P: 10	R: 2 E: 0 K: 1 S: 14	H: 2 LOB: 1 BB: 1 P: 24	R: 2 E: 0 K: 1 S: 15	H: 2 LOB: 1 BB: 1 P: 26	R: 0 E: 0 K: 2 S: 10	H: 0 LOB: 0 BB: 0 P: 17	R: 0 E: 0 K: 0 S: 5	H: 0 LOB: 0 BB: 0 P: 10	R: 0 E: 1 K: 0 S: 7	H: 1 LOB: 1 BB: 0 P: 10	R: 4 E: 0 K: 1 S: 18	H: 2 LOB: 0 BB: 2 P: 32	1B: 4 2B: 1 3B: 0 HR: 3	SF: 0 SAC: 0 DP: 1 HBP: 1	WP: 1 PB: 0 SB: 0 CS: 0	PA: 40		
<b>PITCHER</b>	IP	WLS	BF	H	R	ER	SO	BB	IBB	HBP	BLK	WP	HR	S	P	ERA	WHIP					
Barry Zito, L ERA: 3.64	7.0	W	29	5	4	4	8	2	0	1	0	0	1	67	111	5.14	1.000					
58 Justin Duchschere, R ERA: 2.06	0.1	3	1	0	0	0	0	0	0	0	0	0	0	6	9	0.00	3.000					
Ricardo Rincon, L ERA: 4.81	0.2	2	1	1	1	0	0	0	0	0	0	0	1	4	7	13.50	1.500					
50 Kiko Calero, R ERA: 3.59	0.2	4	0	0	0	1	2	0	0	0	0	0	0	11	20	0.00	3.000					
20 Huston Street, R ERA: 1.43	0.1	S	2	1	3	3	0	0	0	0	0	0	1	4	6	81.00	3.000					

AB	35
R	8
H	8
RBI	8
BB	4
SO	9
LOB	15





Batter	1	2	3	4	5	6	7	8	9	AB	R	H	RBI	BB	SO	LOB	TOP					
14 Mark Ellis, R OBP: 0.377, SLG: 0.463	G6-3	F9			F9		F8			4	0	0	0	0	0	0						
Jason Kendall, R OBP: 0.339, SLG: 0.309	G4-6-3 1B		K		G1-3					4	0	2	0	0	1	0						
21 Mark Kotsay, L OBP: 0.327, SLG: 0.418	G4-6-3		G4-3		F9		G1-3			4	0	0	0	0	0	2						
3 Eric Chavez, L OBP: 0.335, SLG: 0.467		BB 29 HR 1B		1B		F7			K	3	1	1	0	1	1	0						
Jay Payton, R OBP: 0.312, SLG: 0.481		BB 29 HR 1B		1B		2B		G1-3		4	2	3	0	0	0	0						
Scott Hatteberg, L OBP: 0.346, SLG: 0.374		BB 29 HR	G6-3		2B		G4-3			3	1	1	1	1	0	2						
29 Dan Johnson, L OBP: 0.375, SLG: 0.490				P6		P6			G4-3	4	1	1	4	0	0	1						
Nick Swisher, S OBP: 0.313, SLG: 0.426	G4-3		F7		G3-1				K	4	0	0	0	0	1	1						
Marco Scutaro, R OBP: 0.304, SLG: 0.356	G5-3		F8				F8		G1-3	4	0	0	0	0	0	0						
<b>Inning Stats</b>	R: 0 E: 0 K: 0 S: 7	H: 1 LOB: 0 BB: 0 P: 10	R: 4 E: 0 K: 0 S: 14	H: 3 LOB: 0 BB: 1 P: 21	R: 0 E: 0 K: 1 S: 13	H: 1 LOB: 2 BB: 1 P: 20	R: 0 E: 0 K: 0 S: 7	H: 0 LOB: 0 BB: 0 P: 10	R: 0 E: 0 K: 0 S: 7	H: 0 LOB: 0 BB: 0 P: 13	R: 1 E: 0 K: 0 S: 11	H: 2 LOB: 1 BB: 0 P: 18	R: 0 E: 0 K: 1 S: 6	H: 1 LOB: 1 BB: 0 P: 13	R: 0 E: 0 K: 1 S: 6	H: 0 LOB: 0 BB: 0 P: 12	R: 0 E: 0 K: 1 S: 7	H: 0 LOB: 0 BB: 0 P: 10	1B: 5 2B: 2 3B: 0 HR: 1	SF: 0 SAC: 0 DP: 1 HBP: 0	WP: 0 PB: 0 SB: 0 CS: 0	PA: 36
<b>PITCHER</b>	IP	WLS	BF	H	R	ER	SO	BB	IBB	HBP	BLK	WP	HR	S	P	ERA	WHIP					
43 Kameron Loe, R ERA: 3.55	(1, 1)	6.2	L	29	8	5	5	1	2	0	0	0	0	1	64	103	6.75	1.500				
36 C.J. Wilson, L ERA: 6.97	(7, 1)	2.1		7	0	0	0	2	0	0	0	0	0	14	24	0.00	0.000					

Oakland Athletics @ Texas Rangers  
Ameriquet Field, Arlington, TX  
Sat Sep 10 2005, 8:05 PM EDT  
Att: 41,058 - Cloudy - 87 F

AB 34  
R 5  
H 8  
RBI 5  
BB 2  
SO 3  
LOB 6



Batter	1	2	3	4	5	6	7	8	9	AB	R	H	RBI	BB	SO	LOB	BOTTOM					
David Dellucci, L OBP: 0.373, SLG: 0.511	P5		HR		F8		G1-6-3		K	5	1	1	1	0	1	3						
10 Michael Young, R OBP: 0.383, SLG: 0.517	HR		BB			23 HR BB		9 BB BB		1	2	1	1	3	0	0						
23 Mark Teixeira, S OBP: 0.370, SLG: 0.556	P5		P3			HR		L9		4	1	1	2	0	0	2						
9 Hank Blalock, L OBP: 0.326, SLG: 0.440	F9			1B		G1-3 1B		BB		3	0	2	0	1	0	0						
Alfonso Soriano, R OBP: 0.311, SLG: 0.518		G6-3		F9		K		F9		4	0	0	0	0	1	4						
Kevin Mench, R OBP: 0.336, SLG: 0.492				F7		G1-3		K		4	0	1	0	0	1	4						
Adrián González, L OBP: 0.288, SLG: 0.485				1B		G3-1				4	0	1	0	0	0	3						
Mark DeRosa, R OBP: 0.328, SLG: 0.464		L9-3		P6		G3-1		SH1-3 1B		0	0	0	0	0	0	0						
Gary Matthews, S OBP: 0.324, SLG: 0.464				P6		G3-1		L7		3	0	0	0	0	0	0						
15 Gerald Laird, R OBP: 0.300, SLG: 0.500				F7		G6-3		G1-6-3 1B		4	0	1	0	0	0	2						
<b>Inning Stats</b>	R: 1 E: 0 K: 0 S: 11	H: 1 LOB: 0 BB: 0 P: 19	R: 0 E: 0 K: 0 S: 12	H: 1 LOB: 0 BB: 0 P: 18	R: 1 E: 0 K: 0 S: 14	H: 1 LOB: 1 BB: 1 P: 24	R: 0 E: 0 K: 0 S: 5	H: 1 LOB: 1 BB: 0 P: 7	R: 0 E: 0 K: 0 S: 7	H: 0 LOB: 0 BB: 0 P: 11	R: 2 E: 0 K: 1 S: 12	H: 2 LOB: 1 BB: 1 P: 24	R: 0 E: 0 K: 0 S: 3	H: 1 LOB: 0 BB: 0 P: 5	R: 0 E: 0 K: 1 S: 10	H: 0 LOB: 2 BB: 2 P: 21	R: 0 E: 0 K: 1 S: 10	H: 1 LOB: 2 BB: 0 P: 16	1B: 5 2B: 1 3B: 0 HR: 3	SF: 0 SAC: 1 DP: 2 HBP: 0	WP: 0 PB: 0 SB: 0 CS: 0	PA: 37
<b>PITCHER</b>	IP	WLS	BF	H	R	ER	SO	BB	IBB	HBP	BLK	WP	HR	S	P	ERA	WHIP					
Joe Blanton, R ERA: 3.6	(1, 1)	6.0	W	25	6	4	4	1	2	0	0	0	0	3	61	103	6.00	1.333				
Jay Witasick, R ERA: 2.75	(7, 1)	1.0	H	4	1	0	0	0	1	0	0	0	0	3	9	0.00	2.000					
Ricardo Rincon, L ERA: 4.76	(8, 1)	0.1	H	2	0	0	0	0	1	0	0	0	0	4	9	0.00	3.000					
20 Huston Street, R ERA: 1.4	(8, 1)	1.2	S	6	1	0	0	2	0	0	0	0	0	16	24	0.00	0.600					

Oakland Athletics @ Texas Rangers  
Ameriquet Field, Arlington, TX  
Sat Sep 10 2005, 8:05 PM EDT  
Att: 41,058 - Cloudy - 87 F

AB 32  
R 4  
H 8  
RBI 4  
BB 4  
SO 3  
LOB 18















Batter	1	2	3	4	5	6	7	8	9	AB	R	H	RBI	BB	SO	LOB	TOP					
14 Mark Ellis, R (1.4) OBP: 0.381, SLG: 0.466	F9		G1-6-3		1-2		G4-3			4	0	2	0	0	0	1	<b>Oakland Athletics @ Cleveland Indians</b> Jacobs Field, Cleveland, OH Tue Sep 13 2005, 7:05 PM EDT Att: 21,564 - Clear - 80 F <a href="http://livebaseballscores.com">livebaseballscores.com</a>					
Jason Kendall, R (1.2) OBP: 0.340, SLG: 0.310	G5-3		G1-6-3		0-0		F8			4	0	0	0	0	0	3						
21 Mark Kotsay, L (1.8) OBP: 0.326, SLG: 0.415			3 2B		0-1		FC4			3	1	2	0	1	0	2						
3 Eric Chavez, L (1.5) OBP: 0.333, SLG: 0.462	F8		1-0		3-3		K			4	0	1	1	0	1	3						
Scott Hatteberg, L (1.10) OBP: 0.348, SLG: 0.370			F9		1-1		G6-3			4	0	0	0	0	0	2						
Jay Payton, R (1.7) OBP: 0.310, SLG: 0.476					1-1		L8			4	0	1	0	0	0	0						
29 Dan Johnson, L (1.3) OBP: 0.374, SLG: 0.479					2-2		G4-6-3			4	0	1	0	0	0	2						
Marco Scutaro, R (1.6) OBP: 0.302, SLG: 0.362					1-1		P5			4	0	0	0	0	1	2						
Nick Swisher, S (1.9) OBP: 0.315, SLG: 0.423					1-1					2	1	1	0	1	0	2						
					4-2		21 FC4 14 1B 3 PB															
<b>Inning Stats</b>	R: 0 E: 0 K: 0 S: 6	H: 0 LOB: 1 BB: 1 P: 10	R: 0 E: 2 K: 0 S: 12	H: 0 LOB: 2 BB: 0 P: 18	R: 1 E: 0 K: 0 S: 11	H: 3 LOB: 1 BB: 0 P: 16	R: 0 E: 1 K: 0 S: 5	H: 0 LOB: 0 BB: 0 P: 8	R: 1 E: 0 K: 1 S: 11	H: 1 LOB: 1 BB: 1 P: 19	R: 0 E: 0 K: 1 S: 8	H: 1 LOB: 1 BB: 0 P: 13	R: 0 E: 0 K: 0 S: 7	H: 1 LOB: 0 BB: 0 P: 14	R: 0 E: 0 K: 0 S: 4	H: 1 LOB: 0 BB: 0 P: 7	R: 0 E: 0 K: 0 S: 6	H: 1 LOB: 0 BB: 0 P: 9	1B: 7 2B: 1 3B: 0 HR: 0	SF: 0 SAC: 0 DP: 5 HBP: 0	WP: 0 PB: 1 SB: 1 CS: 0	PA: 35
<b>PITCHER</b>	IP	WLS	BF	H	R	ER	SO	BB	IBB	HBP	BLK	WP	HR	S	P	ERA	WHIP					
Kevin Millwood, R (1.1) ERA: 3.02	8.0	W	32	7	2	1	2	2	0	0	0	0	0	64	105	1.12	1.125					
Bob Wickman, R (9.1) ERA: 2.62	1.0	S	3	1	0	0	0	0	0	0	0	0	0	6	9	0.00	1.000					

Batter	1	2	3	4	5	6	7	8	9	AB	R	H	RBI	BB	SO	LOB	BOTTOM				
24 Grady Sizemore, L (1.8) OBP: 0.347, SLG: 0.485	SH2-3		G6-4-3		1-1					3	0	2	0	0	0	2	<b>Oakland Athletics @ Cleveland Indians</b> Jacobs Field, Cleveland, OH Tue Sep 13 2005, 7:05 PM EDT Att: 21,564 - Clear - 80 F <a href="http://livebaseballscores.com">livebaseballscores.com</a>				
Coco Crisp, S (1.7) OBP: 0.348, SLG: 0.467	SH2-3		G6-3		2-0		G1-3			3	0	0	0	0	0	4					
2 Johnny Perella, R (1.6) OBP: 0.352, SLG: 0.513					2-3		K			3	0	0	0	1	3	0					
48 Travis Hafner, L (1.10) OBP: 0.400, SLG: 0.561					0-0		G3			4	0	1	0	0	0	2					
38 Franklin Gutierrez, R (9.10) OBP: 0.317, SLG: 0.443					1-2					0	1	0	0	0	0	0					
41 Victor Martinez, S (1.2) OBP: 0.368, SLG: 0.465					2-3		K			4	1	2	0	0	2	0					
Ronnie Belliard, R (1.4) OBP: 0.322, SLG: 0.439					2-2		G6-3			4	1	1	0	0	1	3					
Ben Broussard, L (1.3) OBP: 0.305, SLG: 0.454					0-0		L9			4	2	2	5	0	1	0					
Aaron Boone, R (1.5) OBP: 0.296, SLG: 0.375					4-2		24 G6-4-3 BB			3	0	0	0	1	2	1					
Casey Blake, R (1.9) OBP: 0.317, SLG: 0.443					4-2		24 G6-4-3 BB			1	0	0	0	2	0	0					
					4-2		24 1B														
<b>Inning Stats</b>	R: 0 E: 0 K: 0 S: 5	H: 1 LOB: 1 BB: 1 P: 12	R: 0 E: 0 K: 1 S: 9	H: 0 LOB: 0 BB: 0 P: 13	R: 0 E: 0 K: 0 S: 6	H: 0 LOB: 2 BB: 2 P: 15	R: 0 E: 0 K: 1 S: 9	H: 1 LOB: 1 BB: 0 P: 14	R: 0 E: 0 K: 1 S: 9	H: 1 LOB: 2 BB: 1 P: 16	R: 0 E: 0 K: 2 S: 11	H: 0 LOB: 0 BB: 0 P: 17	R: 2 E: 0 K: 1 S: 15	H: 2 LOB: 1 BB: 0 P: 23	R: 3 E: 0 K: 3 S: 19	H: 3 LOB: 1 BB: 0 P: 27	1B: 5 2B: 1 3B: 0 HR: 2	SF: 0 SAC: 1 DP: 2 HBP: 1	WP: 0 PB: 0 SB: 0 CS: 0	PA: 35	
<b>PITCHER</b>	IP	WLS	BF	H	R	ER	SO	BB	IBB	HBP	BLK	WP	HR	S	P	ERA	WHIP				
Kirk Saarloos, R (1.1) ERA: 3.89	6.0		23	3	0	0	5	4	0	0	0	0	0	49	87	0.00	1.167				
Jay Witasick, R (7.1) ERA: 3.02	1.0	B	6	2	2	2	1	0	0	1	0	0	1	15	23	18.00	2.000				
58 Justin Duchschere, R (8.1) ERA: 2.38	1.0	L	6	3	3	3	3	0	0	0	0	0	1	19	27	27.00	3.000				





Batter	1	2	3	4	5	6	7	8	9	AB	R	H	RBI	BB	SO	LOB	TOP								
14 Mark Ellis, R OBP: 0.377, SLG: 0.461	0-1 P6			3-2 G4-3		1-0 G5-3		1-3 K		4	0	0	0	0	1	0	<b>Oakland Athletics @ Cleveland Indians</b> Jacobs Field, Cleveland, OH Wed Sep 14 2005, 7:05 PM EDT Att: 21,920 - Overcast - 73 F  <b>AB 29</b> <b>R 4</b> <b>H 3</b> <b>RBI 4</b> <b>BB 4</b> <b>SO 7</b> <b>LOB 3</b> 								
Jason Kendall, R OBP: 0.338, SLG: 0.308	1-1 F8			0-1 G5-3		0-2 G1-3			1-3 K	4	0	0	0	0	1	0									
21 Mark Kotsay, L OBP: 0.326, SLG: 0.420	1-3 K			0-0 G3-1		3-1 G1-3			2-1 HR	4	1	1	1	0	1	0									
3 Eric Chavez, L OBP: 0.332, SLG: 0.459		1-2 F9			4-2 G4-3 BB				2-3 K	3	0	0	0	1	1	0									
Scott Hatteberg, L OBP: 0.347, SLG: 0.368		0-2 G3-1			2-1 G4-3 1-2				4-2 BB	3	0	0	0	1	0	1									
29 Dan Johnson, L OBP: 0.373, SLG: 0.475		2-2 G3-1			0-3 K				2-3 BB	3	0	0	0	1	2	1									
Jay Payton, R OBP: 0.310, SLG: 0.473			0-0 G4-3			4-2 1B HR BB			1-2 F7	2	1	0	0	1	0	1									
Marco Scutaro, R OBP: 0.303, SLG: 0.362			2-3 K			2-2 HR 1B		0-1 P4		3	1	1	0	0	1	0									
Nick Swisher, S OBP: 0.315, SLG: 0.430			3-2 G3-1			2-0 HR		2-0 F7		3	1	1	3	0	0	0									
<b>Inning Stats</b>	R: 0 E: 0 K: 1 S: 7	H: 0 LOB: 0 BB: 0 P: 9	R: 0 E: 0 K: 0 S: 11	H: 0 LOB: 0 BB: 0 P: 14	R: 0 E: 0 K: 1 S: 9	H: 0 LOB: 0 BB: 0 P: 14	R: 0 E: 0 K: 1 S: 8	H: 0 LOB: 0 BB: 1 P: 14	R: 3 E: 0 K: 0 S: 14	H: 2 LOB: 1 BB: 1 P: 26	R: 0 E: 0 K: 0 S: 9	H: 0 LOB: 1 BB: 1 P: 15	R: 0 E: 0 K: 1 S: 6	H: 0 LOB: 0 BB: 0 P: 9	R: 1 E: 0 K: 3 S: 14	H: 1 LOB: 1 BB: 1 P: 25	1B: 1 2B: 0 3B: 0 HR: 2	SF: 0 SAC: 0 DP: 1 HBP: 0	WP: 0 PB: 0 SB: 0 CS: 0	PA: 33					
<b>PITCHER</b>	IP	WLS	BF	H	R	ER	SO	BB	IBB	HBP	BLK	WP	HR	S	P	ERA	WHIP								
37 Jake Westbrook, R ERA: 4.56	7.0	W	25	2	3	3	3	3	0	0	0	0	1	64	101	3.86	0.714								
Bob Howry, R ERA: 2.45	1.0	H	3	0	0	0	1	0	0	0	0	0	0	6	9	0.00	0.000								
Bob Wickman, R ERA: 2.73	1.0	S	5	1	1	1	3	1	0	0	0	0	1	14	25	9.00	2.000								

Batter	1	2	3	4	5	6	7	8	9	AB	R	H	RBI	BB	SO	LOB	BOTTOM								
24 Grady Sizemore, L OBP: 0.346, SLG: 0.484	2-3 K		2-0 L4		1-1 SH2-3 41 SF7 2B	0-1 F9		0-0 F7		5	1	1	0	0	1	0	<b>Oakland Athletics @ Cleveland Indians</b> Jacobs Field, Cleveland, OH Wed Sep 14 2005, 7:05 PM EDT Att: 21,920 - Overcast - 73 F  <b>AB 32</b> <b>R 6</b> <b>H 10</b> <b>RBI 5</b> <b>BB 5</b> <b>SO 4</b> <b>LOB 19</b> 								
Coco Crisp, S OBP: 0.348, SLG: 0.466	1-1 F8		0-1 41 BB 48 WP 1B		0-0 SH2-3	3-2 P4		2-1 F9		4	0	1	0	0	0	0									
2 Johnny Perella, R OBP: 0.354, SLG: 0.512	0-1 BB		3-1 P3		4-2 48 BB 1B BB		3-2 48 BB HR 1B	1-1 F8		4	2	2	0	1	0	1									
48 Travis Hafner, L OBP: 0.402, SLG: 0.560	2-2 G4-3		4-1 41 BB BB		4-0 1B E BB		4-2 HR BB			1	2	0	0	3	0	1									
41 Victor Martinez, S OBP: 0.369, SLG: 0.465		0-0 1B 1B	4-1 BB		1-2 SF7		3-3 K			2	0	1	1	1	1	2									
Ronnie Belliard, R OBP: 0.324, SLG: 0.446	1-3 K		1-1 G4-3		0-0 3-H 2-H 1B		0-2 HR			4	1	2	4	0	1	4									
José Hernández, R OBP: 0.272, SLG: 0.352	1-0 BB			2-2 FC4-6 1B	0-0 E5		3-0 2B			3	0	2	0	0	0	1									
Ben Broussard, L OBP: 0.307, SLG: 0.458		1-2 1B			1-2 E					1	0	1	0	0	0	0									
Aaron Boone, R OBP: 0.293, SLG: 0.371		0-3 K		3-1 FC4-6 SAFE L1-3 1-2	0-0 P4		1-2 P2			4	0	0	0	0	1	6									
Casey Blake, R OBP: 0.315, SLG: 0.439		0-1 G5-3		2-2 L1-3		0-1 F9	2-1 F7			4	0	0	0	0	0	4									
<b>Inning Stats</b>	R: 0 E: 0 K: 1 S: 12	H: 1 LOB: 1 BB: 0 P: 17	R: 0 E: 0 K: 2 S: 10	H: 2 LOB: 2 BB: 0 P: 12	R: 0 E: 0 K: 0 S: 9	H: 1 LOB: 3 BB: 2 P: 23	R: 0 E: 0 K: 0 S: 8	H: 1 LOB: 0 BB: 0 P: 15	R: 3 E: 1 K: 0 S: 11	H: 2 LOB: 2 BB: 2 P: 21	R: 0 E: 0 K: 0 S: 7	H: 0 LOB: 0 BB: 0 P: 10	R: 3 E: 0 K: 1 S: 20	H: 3 LOB: 1 BB: 1 P: 36	R: 0 E: 0 K: 0 S: 5	H: 0 LOB: 0 BB: 0 P: 8	1B: 7 2B: 3 3B: 0 HR: 1	SF: 1 SAC: 1 DP: 1 HBP: 0	WP: 1 PB: 0 SB: 0 CS: 0	PA: 39					
<b>PITCHER</b>	IP	WLS	BF	H	R	ER	SO	BB	IBB	HBP	BLK	WP	HR	S	P	ERA	WHIP								
Barry Zito, L ERA: 3.75	6.1	L	33	9	6	5	4	5	0	0	0	0	1	71	122	7.11	2.211								
50 Kiko Calero, R ERA: 3.49	0.2		3	1	0	0	0	0	0	0	0	0	0	6	12	0.00	1.500								
Juan Cruz, R ERA: 6.82	1.0		3	0	0	0	0	0	0	0	0	0	0	5	8	0.00	0.000								











Batter	1	2	3	4	5	6	7	8	9	AB	R	H	RBI	BB	SO	LOB	TOP					
Jason Kendall, R (1, 2) OBP: 0.340, SLG: 0.315	G6-3			L4		G4-6-3 1B		E6 2B		4	0	2	0	0	0	0	Oakland Athletics @ Boston Red Sox Fenway Park, Boston, MA Sat Sep 17 2005, 7:05 PM EDT Att: 35,220 - Cloudy - 64 F					
21 Mark Kotsay, L (1, 8) OBP: 0.323, SLG: 0.415	P4			G3-1		G4-6-3 1B		F7		4	0	1	0	0	0	1						
3 Eric Chavez, L (1, 5) OBP: 0.332, SLG: 0.453	P5			L7		G4-6-3			K	4	0	0	0	0	1	2						
Scott Hatteberg, L (1, 10) OBP: 0.342, SLG: 0.360		G1-3			G4-6-3 1B	G4-3		G6-3		3	1	0	0	1	0	1						
Jay Payton, R (1, 7) OBP: 0.310, SLG: 0.465		F8			G4-6-3 BB		K		K	3	0	0	0	1	2	0						
29 Dan Johnson, L (1, 3) OBP: 0.367, SLG: 0.463		G4-3			G4-6-3	G4-3				3	0	0	0	0	0	2						
Nick Swisher, S (1, 9) OBP: 0.316, SLG: 0.430				K			F8			2	0	0	0	1	1	0						
Marco Scutaro, R (1, 6) OBP: 0.307, SLG: 0.370				F7				F9		3	0	1	1	0	0	0						
Keith Ginter, R (1, 4) OBP: 0.235, SLG: 0.265				G4-3		G5-3		K		2	0	0	0	0	0	2						
17 Adam Melhuse, S (8, PH) OBP: 0.287, SLG: 0.393				G4-3						1	0	0	0	0	1	0						
Freddie Bynum, L (8, 4)										0	0	0	0	0	0	0						
<b>Inning Stats</b>	R: 0 H: 0 E: 0 K: 0 S: 7	H: 0 LOB: 0 BB: 0 P: 13	R: 0 H: 0 E: 0 K: 0 S: 8	H: 0 LOB: 0 BB: 0 P: 12	R: 0 H: 0 E: 0 K: 1 S: 7	H: 0 LOB: 0 BB: 0 P: 11	R: 0 H: 0 E: 0 K: 0 S: 11	H: 0 LOB: 0 BB: 0 P: 14	R: 1 H: 1 E: 0 K: 0 S: 15	H: 1 LOB: 2 BB: 3 P: 30	R: 0 H: 2 E: 0 K: 0 S: 9	H: 0 LOB: 1 BB: 0 P: 14	R: 0 H: 0 E: 0 K: 1 S: 9	H: 0 LOB: 0 BB: 0 P: 17	R: 0 H: 1 E: 1 K: 1 S: 8	H: 1 LOB: 1 BB: 0 P: 13	R: 0 H: 0 E: 0 K: 2 S: 9	H: 0 LOB: 0 BB: 0 P: 9	1B: 3 2B: 1 3B: 0 HR: 0	SF: 0 SAC: 0 DP: 2 HBP: 0	WP: 0 PB: 0 SB: 0 CS: 0	PA: 32
<b>PITCHER</b>	IP WLS BF H R ER SO BB IBB HBP BLK WP HR S P ERA WHIP	IP WLS BF H R ER SO BB IBB HBP BLK WP HR S P ERA WHIP	IP WLS BF H R ER SO BB IBB HBP BLK WP HR S P ERA WHIP	IP WLS BF H R ER SO BB IBB HBP BLK WP HR S P ERA WHIP	IP WLS BF H R ER SO BB IBB HBP BLK WP HR S P ERA WHIP	IP WLS BF H R ER SO BB IBB HBP BLK WP HR S P ERA WHIP	IP WLS BF H R ER SO BB IBB HBP BLK WP HR S P ERA WHIP	IP WLS BF H R ER SO BB IBB HBP BLK WP HR S P ERA WHIP	IP WLS BF H R ER SO BB IBB HBP BLK WP HR S P ERA WHIP	IP WLS BF H R ER SO BB IBB HBP BLK WP HR S P ERA WHIP	IP WLS BF H R ER SO BB IBB HBP BLK WP HR S P ERA WHIP	IP WLS BF H R ER SO BB IBB HBP BLK WP HR S P ERA WHIP	IP WLS BF H R ER SO BB IBB HBP BLK WP HR S P ERA WHIP	IP WLS BF H R ER SO BB IBB HBP BLK WP HR S P ERA WHIP	IP WLS BF H R ER SO BB IBB HBP BLK WP HR S P ERA WHIP	IP WLS BF H R ER SO BB IBB HBP BLK WP HR S P ERA WHIP						
Bronson Arroyo, R (1, 1) ERA: 4.31	7.0	W	25	3	1	1	2	3	0	0	0	0	0	0	66	111	1.29	0.857				
58 Jonathan Papelbon, R (8, 1) ERA: 2.67	1.0	H	4	1	0	0	1	0	0	0	0	0	0	0	8	13	0.00	1.000				
50 Mike Timlin, R (9, 1) ERA: 1.91	1.0	S	3	0	0	0	2	0	0	0	0	0	0	0	9	9	0.00	0.000				

AB	29
R	1
H	4
RBI	1
BB	3
SO	5
LOB	8



Batter	1	2	3	4	5	6	7	8	9	AB	R	H	RBI	BB	SO	LOB	BOTTOM					
18 Johnny Damon, L (1, 8) OBP: 0.368, SLG: 0.446	K	G4-3			FC4-6 1B			E6 1B		4	0	2	0	0	1	0	Oakland Athletics @ Boston Red Sox Fenway Park, Boston, MA Sat Sep 17 2005, 7:05 PM EDT Att: 35,220 - Cloudy - 64 F					
Edgar Renteria, R (1, 6) OBP: 0.332, SLG: 0.378	34 1B		G6-3		FC4-6 1B			K		4	1	1	0	0	1	2						
34 David Ortiz, L (1, 10) OBP: 0.394, SLG: 0.601	BB 1B		F9			G3		F7		4	0	1	0	0	0	1						
Manny Ramirez, R (1, 7) OBP: 0.383, SLG: 0.565	BB 1B		K			HR		IBB		3	1	2	2	1	1	0						
Trot Nixon, L (1, 9) OBP: 0.360, SLG: 0.450	4-2				F9		F7		G6-3	2	0	0	0	1	0	0						
20 Kevin Youkilis, R (8, PH) OBP: 0.354, SLG: 0.405										0	0	0	0	0	0	0						
Roberto Petagine, L (8, PH) OBP: 0.384, SLG: 0.448										1	0	0	0	0	0	2						
Adam Hyzdu, R (9, 9) OBP: 0.200, SLG: 0.154	1-2 2-3									0	0	0	0	0	0	0						
Jason Varitek, S (1, 2) OBP: 0.386, SLG: 0.500	K			K		G6-3				3	0	0	0	0	2	3						
Kevin Millar, R (1, 3) OBP: 0.356, SLG: 0.407	K									3	0	0	0	0	3	3						
John Olerud, L (8, 3) OBP: 0.355, SLG: 0.510	K									0	0	0	0	0	0	0						
Bill Mueller, S (1, 5) OBP: 0.369, SLG: 0.428		G3-1				K		13 G6-4-3 1B		3	0	1	0	0	1	0						
13 Alex Cora, L (1, 4) OBP: 0.269, SLG: 0.313		F8				F9		G6-4-3		3	0	0	0	0	0	1						
<b>Inning Stats</b>	R: 1 H: 3 E: 0 K: 3 S: 20	H: 3 LOB: 3 BB: 1 P: 30	R: 0 H: 0 E: 0 K: 0 S: 7	H: 0 LOB: 0 BB: 0 P: 11	R: 0 H: 0 E: 0 K: 1 S: 6	H: 0 LOB: 0 BB: 0 P: 10	R: 0 H: 0 E: 0 K: 2 S: 10	H: 0 LOB: 0 BB: 0 P: 16	R: 0 H: 1 E: 0 K: 1 S: 6	H: 1 LOB: 1 BB: 0 P: 8	R: 1 H: 1 E: 0 K: 0 S: 11	H: 1 LOB: 0 BB: 0 P: 19	R: 0 H: 1 E: 0 K: 1 S: 7	H: 1 LOB: 1 BB: 0 P: 10	R: 0 H: 1 E: 1 K: 1 S: 11	H: 1 LOB: 2 BB: 1 P: 21	R: 0 H: 1 E: 0 K: 1 S: 11	H: 1 LOB: 1 BB: 1 P: 21	1B: 6 2B: 0 3B: 0 HR: 1	SF: 0 SAC: 0 DP: 1 HBP: 0	WP: 0 PB: 0 SB: 0 CS: 0	PA: 32
<b>PITCHER</b>	IP WLS BF H R ER SO BB IBB HBP BLK WP HR S P ERA WHIP	IP WLS BF H R ER SO BB IBB HBP BLK WP HR S P ERA WHIP	IP WLS BF H R ER SO BB IBB HBP BLK WP HR S P ERA WHIP	IP WLS BF H R ER SO BB IBB HBP BLK WP HR S P ERA WHIP	IP WLS BF H R ER SO BB IBB HBP BLK WP HR S P ERA WHIP	IP WLS BF H R ER SO BB IBB HBP BLK WP HR S P ERA WHIP	IP WLS BF H R ER SO BB IBB HBP BLK WP HR S P ERA WHIP	IP WLS BF H R ER SO BB IBB HBP BLK WP HR S P ERA WHIP	IP WLS BF H R ER SO BB IBB HBP BLK WP HR S P ERA WHIP	IP WLS BF H R ER SO BB IBB HBP BLK WP HR S P ERA WHIP	IP WLS BF H R ER SO BB IBB HBP BLK WP HR S P ERA WHIP	IP WLS BF H R ER SO BB IBB HBP BLK WP HR S P ERA WHIP	IP WLS BF H R ER SO BB IBB HBP BLK WP HR S P ERA WHIP	IP WLS BF H R ER SO BB IBB HBP BLK WP HR S P ERA WHIP	IP WLS BF H R ER SO BB IBB HBP BLK WP HR S P ERA WHIP	IP WLS BF H R ER SO BB IBB HBP BLK WP HR S P ERA WHIP						
Dan Haren, R (1, 1) ERA: 3.86	7.0	L	27	6	2	2	8	1	0	0	0	0	0	0	67	104	2.57	1.000				
Ricardo Rincon, L (8, 1) ERA: 4.63	0.2		4	1	0	0	1	0	1	0	0	0	0	0	8	17	0.00	1.500				
50 Kiko Calero, R (8, 1) ERA: 3.42	0.1		1	0	0	0	0	0	0	0	0	0	0	3	4	0.00	0.000					

AB	30
R	2
H	7
RBI	2
BB	2
SO	9
LOB	12





Batter	1	2	3	4	5	6	7	8	9	AB	R	H	RBI	BB	SO	LOB	TOP					
14 Mark Ellis, R Freddie Bynum, L	1-1 21 WP 21 2B 1B	0-1 G4-3 21 1B 2B	1-1 F7				0-1 21 BB 3 HR 1B		2-2 F8	5	3	3	0	0	0	1						
Jason Kendall, R	1-2 21 WP 21 2B 1B	0-2 G4-3	2-2 F9				1-0 L8		0-0 21 1B 1B	5	1	2	0	0	0	3						
21 Mark Kotsay, L Hiram Bocachica, R	2-2 3 1B 1B	2-0 3 HR 1B					4-0 3 HR BB		1-2 1B	4	3	3	3	1	0	0						
3 Eric Chavez, L Keith Ginter, R	0-0 1B FC6-4 1B	0-0 1H HR					2-1 G1-3		0-0 2H HR	4	3	3	5	0	0	0						
Scott Hatteberg, L 17 Adam Melhuse, S	3-1 FC6-4 1B	2-2 1B					4-0 BB		1-1 F8	3	0	2	1	1	0	0						
Jay Payton, R	2-0 FC6-4 BB	1-2 P4					2-3 K		2-0 F8	5	0	0	1	0	1	3						
29 Dan Johnson, L Matt Watson, L	0-0 F9	0-0 P3					1-2 G5-3		0-2 F9	4	0	0	0	0	0	2						
Nick Swisher, S	4-1 SAFE 1-2 BB						1-0 HR 2B		3-3 K	3	1	1	0	2	1	0						
Marco Scutaro, R	2-2 L6						0-2 2H HR		2-1 G5-3	5	1	1	2	0	0	3						
<b>Inning Stats</b>	R: 4 E: 0 K: 0 S: 17	H: 5 LOB: 2 BB: 1 P: 32	R: 3 E: 0 K: 0 S: 14	H: 4 LOB: 1 BB: 0 P: 19	R: 0 E: 0 K: 0 S: 8	H: 0 LOB: 1 BB: 1 P: 15	R: 0 E: 0 K: 1 S: 6	H: 0 LOB: 1 BB: 1 P: 14	R: 5 E: 0 K: 0 S: 13	H: 4 LOB: 0 BB: 1 P: 21	R: 0 E: 0 K: 1 S: 11	H: 0 LOB: 0 BB: 0 P: 15	R: 0 E: 0 K: 0 S: 11	H: 2 LOB: 2 BB: 0 P: 14	R: 0 E: 0 K: 1 S: 7	H: 0 LOB: 0 BB: 0 P: 11	R: 0 E: 0 K: 0 S: 8	H: 0 LOB: 0 BB: 0 P: 13	1B: 9 2B: 3 3B: 0 HR: 3	SF: 0 SAC: 0 DP: 0 HBP: 0	WP: 1 PB: 0 SB: 0 CS: 0	PA: 46
<b>PITCHER</b>	IP WLS BF H R ER SO BB IBB HBP BLK WP HR S P ERA WHIP	IP WLS BF H R ER SO BB IBB HBP BLK WP HR S P ERA WHIP																				
30 Matt Clement, R Geremi Gonzalez, R Keith Foulke, R Lenny DiNardo, L Chad Harville, R	1.1 L 13 8 7 7 0 1 0 0 0 1 1 24 41 4.65 6.750	3.2 19 5 5 5 1 3 0 0 0 0 0 2 34 60 12.27 2.182	2.0 8 2 0 0 1 0 0 0 0 0 0 22 29 0.00 1.000	1.0 3 0 0 0 1 0 0 0 0 0 0 7 11 0.00 0.000	1.0 3 0 0 0 0 0 0 0 0 0 0 8 13 0.00 0.000																	

Oakland Athletics @ Boston Red Sox  
Fenway Park, Boston, MA  
Sun Sep 18 2005, 2:05 PM EDT  
Att: 34,849 - Cloudy - 73 F

AB 42  
R 12  
H 15  
RBI 12  
BB 4  
SO 3  
LOB 14



Batter	1	2	3	4	5	6	7	8	9	AB	R	H	RBI	BB	SO	LOB	BOTTOM					
18 Johnny Damon, L Adam Hyzdu, R	0-1 F7		1-1 G6-3				2-2 G4-3		0-0 FC5-4 1B	3	0	0	0	0	0	0						
Bill Mueller, S 20 Kevin Youkilis, R Roberto Petagine, L	0-0 G3-1		0-3 K				2-0 HR		1-0 1-2 1B	3	1	1	1	0	1	0						
34 David Ortiz, L Kelly Shoppach, R	1-0 2B						1-2 F7		0-1 F8	3	0	1	0	0	1	0						
Manny Ramirez, R Doug Mirabeli, R	2-1 G5-3						1-3 K		0-2 G3 2B	2	0	1	0	0	0	1						
Trot Nixon, L							0-0 F7		2-3 K	4	0	1	0	0	1	1						
Jason Varitek, S Alejandro Machado, S	0-1 L7						0-1 F8		1-2 G3-1 2B	2	0	0	0	0	0	2						
John Olerud, L	2-2 1B						1-0 F7		0-0 G3-1	4	0	1	0	0	0	5						
Tony Graffanino, R	3-2 G3-1						0-2 G5-3		0-1 13 1B 1B	4	1	1	1	0	0	3						
13 Alex Cora, L							0-1 F7		3-1 FC5-4 1B	4	0	1	0	0	1	0						
<b>Inning Stats</b>	R: 0 E: 0 K: 0 S: 6	H: 1 LOB: 0 BB: 0 P: 9	R: 0 E: 0 K: 0 S: 12	H: 1 LOB: 0 BB: 0 P: 18	R: 0 E: 0 K: 1 S: 7	H: 0 LOB: 0 BB: 0 P: 8	R: 0 E: 0 K: 1 S: 8	H: 2 LOB: 2 BB: 0 P: 11	R: 0 E: 0 K: 1 S: 9	H: 0 LOB: 0 BB: 0 P: 14	R: 1 E: 0 K: 1 S: 8	H: 1 LOB: 0 BB: 0 P: 12	R: 2 E: 0 K: 0 S: 12	H: 4 LOB: 2 BB: 0 P: 17	R: 0 E: 0 K: 1 S: 10	H: 1 LOB: 2 BB: 1 P: 20	R: 0 E: 0 K: 0 S: 10	H: 1 LOB: 1 BB: 0 P: 16	1B: 6 2B: 4 3B: 0 HR: 1	SF: 0 SAC: 0 DP: 0 HBP: 0	WP: 0 PB: 0 SB: 0 CS: 0	PA: 39
<b>PITCHER</b>	IP WLS BF H R ER SO BB IBB HBP BLK WP HR S P ERA WHIP	IP WLS BF H R ER SO BB IBB HBP BLK WP HR S P ERA WHIP																				
Kirk Saarloos, R 47 Ron Flores, L Jay Witasick, R Keiichi Yabu, R	6.2 W 28 8 3 3 4 0 0 0 0 0 0 3 4 4.05 1.200	0.1 2 1 0 0 0 0 0 0 0 0 0 0 3 4 0.00 3.000	1.0 5 1 0 0 1 1 0 0 0 0 0 0 10 20 0.00 2.000	1.0 4 1 0 0 0 0 0 0 0 0 0 0 10 16 0.00 1.000																		

Oakland Athletics @ Boston Red Sox  
Fenway Park, Boston, MA  
Sun Sep 18 2005, 2:05 PM EDT  
Att: 34,849 - Cloudy - 73 F

AB 38  
R 3  
H 11  
RBI 3  
BB 1  
SO 5  
LOB 18





Batter	1	2	3	4	5	6	7	8	9	AB	R	H	RBI	BB	SO	LOB	TOP										
Shannon Stewart, R (1, 7) OBP: 0.323, SLG: 0.388	F7		K		G5-4-3			K	G5-3	5	0	0	0	0	2	2											
20 Lew Ford, R (1, 8) OBP: 0.336, SLG: 0.378	G5-3		F7			G6-3		BB	7 1B	4	1	1	0	1	0	0											
7 Joe Mauer, L (1, 2) OBP: 0.381, SLG: 0.428	BB			G4-3		L8		F7	DI 1B	5	1	2	1	0	0	2											
Matthew LeCroy, R (1, 10) OBP: 0.358, SLG: 0.440				5 1B						1	0	0	0	2	1	0											
Terry Tiffee, S (8, PH) OBP: 0.294, SLG: 0.313				BB						1	0	1	1	1	0	0											
8 Nick Punto, S (8, PR) OBP: 0.294, SLG: 0.332	BB									0	0	0	0	0	0	0											
Jacque Jones, L (1, 9) OBP: 0.321, SLG: 0.432	K			K			L8	K	G4-3	5	0	0	0	0	3	7											
5 Michael Cuddyer, R (1, 5) OBP: 0.321, SLG: 0.413		P5								4	1	2	1	0	1	0											
33 Justin Morneau, L (1, 3) OBP: 0.309, SLG: 0.442		K			G6-3			HR		4	2	2	1	0	1	2											
Juan Castro, R (1, 4) OBP: 0.290, SLG: 0.402		P6				E3		G6-3		4	1	1	1	0	0	0											
Jason Bartlett, R (1, 6) OBP: 0.316, SLG: 0.359										2	0	0	0	1	0	1											
Michael Ryan, L (8, PH) OBP: 0.289, SLG: 0.333			G6-3		P4			BB	G3	1	0	0	1	0	0	0											
<b>Inning Stats</b>	R: 0 E: 0 K: 1 S: 12	H: 1 LOB: 2 BB: 1 P: 25	R: 0 E: 0 K: 1 S: 7	H: 0 LOB: 0 BB: 0 P: 10	R: 0 E: 0 K: 1 S: 9	H: 0 LOB: 0 BB: 0 P: 17	R: 0 E: 0 K: 1 S: 13	H: 1 LOB: 2 BB: 1 P: 22	R: 0 E: 1 K: 0 S: 12	H: 0 LOB: 0 BB: 0 P: 18	R: 1 E: 0 K: 1 S: 8	H: 1 LOB: 0 BB: 0 P: 15	R: 1 E: 0 K: 1 S: 7	H: 1 LOB: 0 BB: 0 P: 13	R: 0 E: 0 K: 2 S: 15	H: 0 LOB: 3 BB: 3 P: 33	R: 5 E: 0 K: 0 S: 16	H: 6 LOB: 1 BB: 0 P: 25	1B: 6 2B: 0 3B: 1 HR: 2	SF: 0 SAC: 0 DP: 1 HBP: 0	WP: 0 PB: 0 SB: 0 CS: 0	PA: 41					
<b>PITCHER</b>	IP	WLS	BF	H	R	ER	SO	BB	IBB	HBP	BLK	WP	HR	S	P	ERA	WHIP										
Barry Zito, L (1, 1) ERA: 3.64	6.1	W	23	2	0	0	5	2	0	0	0	0	0	63	112	0.00	0.632										
50 Kiko Calero, R (7, 1) ERA: 3.53	1.0		6	1	1	1	2	2	0	0	0	0	1	12	24	9.00	3.000										
Ricardo Rincon, L (8, 1) ERA: 4.54	0.2		3	0	0	0	1	1	0	0	0	0	0	8	17	0.00	1.500										
Keiichi Yabu, R (9, 1) ERA: 4.5	0.0		3	3	3	3	0	0	0	0	0	0	1	4	6	∞	∞										
20 Huston Street, R (9, 1) ERA: 1.58	1.0		6	3	2	2	0	0	0	0	0	0	0	12	19	18.00	3.000										

Minnesota Twins @ Oakland Athletics  
McAfee Coliseum, Oakland, CA

AB 36  
R 6  
H 9  
RBI 6  
BB 5  
SO 8  
LOB 14



WP: 0 PA: 41  
PB: 0  
SB: 0  
CS: 0

Batter	1	2	3	4	5	6	7	8	9	AB	R	H	RBI	BB	SO	LOB	BOTTOM										
14 Mark Ellis, R (1, 4) OBP: 0.386, SLG: 0.482	G6-3			G5-3			K			5	2	3	1	0	1	4											
Jason Kendall, R (1, 2) OBP: 0.340, SLG: 0.314	G6-3	G6-3			F8	G5-3		3 G6-4-3 HBP		4	0	0	1	0	0	3											
21 Mark Kotsay, L (1, 8) OBP: 0.326, SLG: 0.417	K		G6-3		G6-3		3 C3-6 1B	L8		5	0	1	0	0	1	1											
3 Eric Chavez, L (1, 5) OBP: 0.335, SLG: 0.466	G3-1						FC3-6 1B E	G6-4-3		5	1	2	0	0	0	2											
Jay Payton, R (1, 7) OBP: 0.305, SLG: 0.457		P6		F9		F9		E1 1B		4	1	1	0	0	0	2											
Scott Hatteberg, L (1, 10) OBP: 0.344, SLG: 0.359		G6-3		L7		G4-3		29 G3-1 1B HBP		3	0	0	0	0	0	1											
7 Bobby Crosby, R (1, 6) ERA: 4.08					F9					2	1	0	0	1	0	0											
Marco Scutaro, R (7, PH) OBP: 0.307, SLG: 0.378		29 1B HR BB				G5-3		29 G3-1 1B		1	0	1	1	0	0	0											
29 Dan Johnson, L (1, 3) OBP: 0.365, SLG: 0.458					G6-3					4	1	2	0	0	0	2											
Nick Swisher, S (1, 9) OBP: 0.324, SLG: 0.440										1	1	1	3	3	0	0											
<b>Inning Stats</b>	R: 1 E: 0 K: 1 S: 11	H: 1 LOB: 0 BB: 0 P: 12	R: 4 E: 0 K: 0 S: 18	H: 3 LOB: 1 BB: 1 P: 28	R: 0 E: 0 K: 0 S: 17	H: 1 LOB: 1 BB: 0 P: 19	R: 0 E: 0 K: 0 S: 20	H: 0 LOB: 1 BB: 1 P: 28	R: 0 E: 0 K: 0 S: 16	H: 1 LOB: 1 BB: 0 P: 20	R: 2 E: 1 K: 1 S: 9	H: 3 LOB: 3 BB: 1 P: 17	R: 2 E: 1 K: 1 S: 21	H: 3 LOB: 3 BB: 1 P: 38	R: 0 E: 0 K: 0 S: 6	H: 0 LOB: 0 BB: 0 P: 9	1B: 7 2B: 1 3B: 1 HR: 2	SF: 0 SAC: 0 DP: 1 HBP: 2	WP: 0 PB: 0 SB: 0 CS: 0	PA: 40							
<b>PITCHER</b>	IP	WLS	BF	H	R	ER	SO	BB	IBB	HBP	BLK	WP	HR	S	P	ERA	WHIP										
Brad Radke, R (1, 1) ERA: 4.08	5.0	L	23	6	5	5	1	2	0	0	0	0	0	9	17	0.00	3.000										
Terry Mulholland, L (6, 1) ERA: 4.55	1.0		6	2	0	0	0	1	0	0	0	0	0	9	17	0.00	3.000										
J.C. Romero, L (7, 1) ERA: 3.71	1.0		8	3	2	2	1	1	0	1	0	0	0	21	38	18.00	4.000										
Travis Bowyer, R (8, 1) ERA: 2.08	1.0		3	0	0	0	0	0	0	1	0	0	0	6	9	0.00	0.000										

Minnesota Twins @ Oakland Athletics  
McAfee Coliseum, Oakland, CA

AB 34  
R 7  
H 11  
RBI 6  
BB 4  
SO 2  
LOB 15



WP: 0 PA: 40  
PB: 0  
SB: 0  
CS: 0



Batter	1	2	3	4	5	6	7	8	9	AB	R	H	RBI	BB	SO	LOB	TOP								
Jason Tyner, L (1, 7) OBP: 0.345, SLG: 0.393	2-1 7 F7 G6-3 1B		0-2 FC4		0-1 G3-1		0-0 F8			4	0	1	0	0	0	1									
Brent Abernathy, R (1, 10) OBP: 0.310, SLG: 0.302	1-1 G6-3		0-2 L4		0-1 G6-3		0-3 K			4	0	0	0	0	1	3									
7 Joe Mauer, L (1, 2) OBP: 0.382, SLG: 0.430	0-1 F7		1-1 G1-3			4-2 HR BB		1-0 20 WP 2B		3	1	1	0	1	0	3									
Jacque Jones, L (1, 9) OBP: 0.322, SLG: 0.441	1-2 G5-3			3-1 33 2B		1-1 HR		0-1 L9		4	2	2	2	0	0	2									
20 Lew Ford, R (1, 8) OBP: 0.336, SLG: 0.376		2-2 P3		3-2 F7		4-1 33 G6-4-3 BB		2-3 K		3	0	0	0	1	1	2									
33 Justin Morneau, L (1, 3) OBP: 0.306, SLG: 0.442		1-3 K		2-1 5 P3 2B		0-0 G6-4-3		0-1 F8		4	0	1	1	0	1	2									
5 Michael Cuddyer, R (1, 5) OBP: 0.321, SLG: 0.411		2-1 P3		1-1 P3		1-2 FC4-6 1B				4	0	1	0	0	1	1									
Juan Castro, R (1, 6) OBP: 0.286, SLG: 0.396			0-0 G6-3	1-3 K		0-0 FC4-6		0-0 G6-3		4	0	0	0	0	1	2									
38 Luis Antonio Rodriguez, S (1, 4) OBP: 0.323, SLG: 0.360			4-2 E BB		2-2 L5		2-1 L8		1-1 L7	3	0	0	0	1	0	0									
<b>Inning Stats</b>	R: 0 E: 0 K: 0 S: 9	H: 1 LOB: 1 BB: 0 P: 13	R: 0 E: 0 K: 1 S: 9	H: 0 LOB: 0 BB: 0 P: 14	R: 0 E: 1 K: 0 S: 15	H: 0 LOB: 2 BB: 1 P: 20	R: 1 E: 0 K: 1 S: 13	H: 2 LOB: 1 BB: 0 P: 23	R: 0 E: 0 K: 0 S: 9	H: 0 LOB: 0 BB: 0 P: 11	R: 2 E: 0 K: 0 S: 12	H: 2 LOB: 1 BB: 0 P: 22	R: 0 E: 0 K: 1 S: 6	H: 0 LOB: 0 BB: 0 P: 8	R: 0 E: 0 K: 1 S: 8	H: 1 LOB: 1 BB: 0 P: 11	R: 0 E: 0 K: 1 S: 6	H: 0 LOB: 0 BB: 0 P: 8	1B: 2 2B: 3 3B: 0 HR: 1	SF: 0 SAC: 0 DP: 1 HBP: 0	WP: 1 PB: 0 SB: 0 CS: 0	PA: 36			
<b>PITCHER</b>	IP	WLS	BF	H	R	ER	SO	BB	IBB	HBP	BLK	WP	HR	S	P	ERA	WHIP								
Joe Blanton, R (1, 1) ERA: 3.6	6.0	W	26	5	3	3	2	3	0	0	0	0	1	67	103	4.50	1.333								
50 Kiko Calero, R (7, 1) ERA: 3.46	1.0		3	0	0	0	1	0	0	0	0	0	0	6	8	0.00	0.000								
Jay Witasick, R (8, 1) ERA: 2.87	2.0		7	1	0	0	2	0	0	0	0	1	0	14	19	0.00	0.500								

Minnesota Twins @ Oakland Athletics  
McAfee Coliseum, Oakland, CA  
Tue Sep 20 2005, 10:05 PM EDT  
Att: 18,014 - Overcast - 61 F

AB 33  
R 3  
H 6  
RBI 3  
BB 3  
SO 5  
LOB 16



Batter	1	2	3	4	5	6	7	8	9	AB	R	H	RBI	BB	SO	LOB	BOTTOM								
14 Mark Ellis, R (1, 4) OBP: 0.388, SLG: 0.482	4-2 2B BB		2-2 CS 1B	1-2 1B 1B		0-1 G3-1		2-0 G4-3		4	2	2	2	1	0	0									
Jason Kendall, R (1, 2) OBP: 0.343, SLG: 0.318	1-0 3 G6-3 2B		2-2 21 E 1B	1-1 2H 3H 1B		1-1 E8 21 1B		4-2 21 1B BB		4	2	3	3	1	0	0									
21 Mark Kotsay, L (1, 8) OBP: 0.329, SLG: 0.421	1-3 K		2-2 E8 2B	3-3 K		1-0 3 1B 2H		0-2 1B		5	0	3	2	0	2	2									
3 Eric Chavez, L (1, 5) OBP: 0.334, SLG: 0.464	2-1 G6-3		2-3 K		0-1 F9		1-0 F9		1-2 G5-3	5	0	1	0	0	1	4									
Jay Payton, R (1, 7) OBP: 0.307, SLG: 0.456	1-1 F8			4-0 1B 14 1B BB		0-0 F8 1B		0-0 F9		3	1	1	0	1	0	3									
Scott Hatteberg, L (1, 10) OBP: 0.343, SLG: 0.357		1-3 K		4-1 14 1B BB		2-0 F8		2-3 K		3	1	0	0	1	2	1									
Hiram Bocachica, R (1, 9) ERA: 7.59		2-3 K		1-2 14 1B BB		2-1 G4-3		0-3 K		2	1	1	0	0	1	0									
29 Dan Johnson, L (5, PH) OBP: 0.363, SLG: 0.456				1-2 14 1B 1B						2	0	0	0	0	1	1									
Nick Swisher, S (1, 3) OBP: 0.324, SLG: 0.445		2-2 G6-3		1-3 K		2-1 HR		2-2 P5		4	1	1	1	0	1	3									
Marcio Scutaro, R (1, 6) OBP: 0.304, SLG: 0.374			1-0 G5-3	2-2 K		2-2 F9		1-3 K		4	0	0	0	0	2	3									
<b>Inning Stats</b>	R: 1 E: 0 K: 1 S: 12	H: 1 LOB: 1 BB: 1 P: 21	R: 0 E: 0 K: 2 S: 10	H: 0 LOB: 0 BB: 0 P: 15	R: 1 E: 1 K: 1 S: 17	H: 3 LOB: 1 BB: 0 P: 26	R: 4 E: 0 K: 3 S: 24	H: 3 LOB: 1 BB: 2 P: 41	R: 0 E: 0 K: 0 S: 6	H: 1 LOB: 1 BB: 0 P: 10	R: 2 E: 1 K: 0 S: 12	H: 3 LOB: 2 BB: 0 P: 19	R: 0 E: 0 K: 2 S: 10	H: 0 LOB: 0 BB: 0 P: 14	R: 0 E: 0 K: 1 S: 16	H: 1 LOB: 2 BB: 1 P: 24	1B: 9 2B: 2 3B: 0 HR: 1	SF: 0 SAC: 0 DP: 0 HBP: 0	WP: 0 PB: 0 SB: 0 CS: 1	PA: 40					
<b>PITCHER</b>	IP	WLS	BF	H	R	ER	SO	BB	IBB	HBP	BLK	WP	HR	S	P	ERA	WHIP								
47 Francisco Liriano, L (1, 1) ERA: 7.59	3.2	L	19	6	6	6	6	3	0	0	0	0	0	57	93	14.73	2.455								
54 Matt Guerrier, R (4, 1) ERA: 3.65	2.1		13	5	2	1	1	0	0	0	0	0	1	24	39	3.86	2.143								
Travis Bowyer, R (7, 1) ERA: 1.42	2.0		8	1	0	0	3	1	0	0	0	0	0	26	38	0.00	1.000								

Minnesota Twins @ Oakland Athletics  
McAfee Coliseum, Oakland, CA  
Tue Sep 20 2005, 10:05 PM EDT  
Att: 18,014 - Overcast - 61 F

AB 36  
R 8  
H 12  
RBI 8  
BB 4  
SO 10  
LOB 17










Batter	1	2	3	4	5	6	7	8	9	AB	R	H	RBI	BB	SO	LOB	TOP							
<b>Gary Matthews, S</b> (1, 8) OBP: 0.318, SLG: 0.439	F8		FC6-4 FC5-4		L8			9 1B E 2B	G3-1	5	1	1	0	0	0	1								
<b>10 Michael Young, R</b> (1, 6) OBP: 0.383, SLG: 0.518	G5-3		FC5-4			HR		9 1B E BB		3	1	1	1	1	0	1								
<b>23 Mark Teixeira, S</b> (1, 3) OBP: 0.374, SLG: 0.568	P5			HR		P2		K		4	1	1	1	0	1	2								
<b>9 Hank Blalock, L</b> (1, 5) OBP: 0.323, SLG: 0.443		K		1B		K		E 1B		4	0	2	0	0	2	0								
<b>Alfonso Soriano, R</b> (1, 4) OBP: 0.309, SLG: 0.516	S 1B		F9		G5-3			E4		4	0	1	1	0	0	3								
<b>Kevin Mench, R</b> (1, 7) OBP: 0.335, SLG: 0.484	G5-3		F9				G4-6-3 1B	K		4	0	1	0	0	1	5								
<b>Adrián González, L</b> (1, 10) OBP: 0.266, SLG: 0.429	F8		K		G4-6-3 1B		K			4	0	0	0	0	2	6								
<b>Mark DeRosa, R</b> (1, 9) OBP: 0.350, SLG: 0.496			K		G1-3		1B	K		4	0	1	0	0	2	0								
<b>15 Gerald Laird, R</b> (1, 2) OBP: 0.243, SLG: 0.333	FC6-4 1B		G6-3		G6-3		F7	G5-3		4	0	1	0	0	0	1								
<b>Inning Stats</b>	R: 0 E: 0 K: 0 S: 6	H: 0 LOB: 0 BB: 0 P: 8	R: 0 E: 0 K: 1 S: 10	H: 1 LOB: 1 BB: 0 P: 15	R: 0 E: 0 K: 1 S: 11	H: 1 LOB: 1 BB: 0 P: 13	R: 1 E: 0 K: 1 S: 13	H: 2 LOB: 1 BB: 0 P: 19	R: 0 E: 0 K: 0 S: 7	H: 0 LOB: 0 BB: 0 P: 13	R: 1 E: 0 K: 1 S: 11	H: 1 LOB: 0 BB: 0 P: 18	R: 0 E: 0 K: 0 S: 8	H: 2 LOB: 1 BB: 0 P: 13	R: 1 E: 1 K: 3 S: 18	H: 2 LOB: 3 BB: 1 P: 28	R: 0 E: 0 K: 1 S: 12	H: 0 LOB: 0 BB: 0 P: 15	1B: 6 2B: 1 3B: 0 HR: 2	SF: 0 SAC: 0 DP: 1 HBP: 0	WP: 0 PB: 0 SB: 1 CS: 0	PA: 37		
<b>PITCHER</b>	IP	WLS	BF	H	R	ER	SO	BB	IBB	HBP	BLK	WP	HR	S	P	ERA	WHIP							
<b>Dan Haren, R</b> (1, 1) ERA: 3.81	7.0	L	27	7	2	2	4	0	0	0	0	0	2	66	99	2.57	1.000							
<b>58 Justin Duchschere, R</b> (8, 1) ERA: 2.37	0.1		3	1	1	1	1	1	0	0	0	0	0	8	16	27.00	6.000							
<b>Ricardo Rincon, L</b> (8, 1) ERA: 4.54	0.0		1	1	0	0	0	0	0	0	0	0	0	1	1	∞	∞							
<b>50 Kiko Calero, R</b> (8, 1) ERA: 3.42	0.2		3	0	0	0	2	0	0	0	0	0	0	9	11	0.00	0.000							
<b>20 Huston Street, R</b> (9, 1) ERA: 1.58	1.0		3	0	0	0	1	0	0	0	0	0	0	12	15	0.00	0.000							

**Texas Rangers @ Oakland Athletics**  
**McAfee Coliseum, Oakland, CA**  
 Fri Sep 23 2005, 10:05 PM EDT  
 Att: 33,402 - Clear - 62 F


AB 36  
 R 3  
 H 9  
 RBI 3  
 BB 1  
 SO 8  
 LOB 19



Batter	1	2	3	4	5	6	7	8	9	AB	R	H	RBI	BB	SO	LOB	BOTTOM							
<b>14 Mark Ellis, R</b> (1, 4) OBP: 0.385, SLG: 0.484	F9		G1-4-3			L8	P5			4	0	0	0	0	0	2								
<b>21 Mark Kotsay, L</b> (1, 8) OBP: 0.327, SLG: 0.423	HR			F7		F9	K			4	1	1	1	0	1	2								
<b>Jason Kendall, R</b> (1, 2) OBP: 0.343, SLG: 0.319	P3			F8		BB 3 BB BB		G1-3		3	0	0	0	1	0	0								
<b>3 Eric Chavez, L</b> (1, 5) OBP: 0.331, SLG: 0.459	L8			G3		BB BB		F8		3	0	0	0	1	0	0								
<b>Jay Payton, R</b> (1, 7) OBP: 0.311, SLG: 0.458		G5-4-3 1B			1B 2B	BB BB		P4		3	0	2	0	1	0	0								
<b>7 Bobby Crosby, R</b> (1, 6) OBP: 0.353, SLG: 0.465	G5-4-3				1B	F8		K		4	0	1	0	0	1	4								
<b>23 Bobby Kielty, S</b> (1, 9) ERA: 3.42		G6-3						G4-1		3	0	1	0	0	0	2								
<b>29 Dan Johnson, L</b> (9, PH) OBP: 0.362, SLG: 0.453				G6-4-3 BB		K	SH1-4 1B	K		1	0	0	0	0	0	0								
<b>Scott Hatteberg, L</b> (1, 10) OBP: 0.343, SLG: 0.354						K	SH1-4	K		2	0	0	0	1	2	2								
<b>Nick Swisher, S</b> (1, 3) OBP: 0.322, SLG: 0.441			G6-4-3		L9			BB		2	0	0	0	1	0	3								
<b>Inning Stats</b>	R: 1 E: 0 K: 0 S: 9	H: 1 LOB: 0 BB: 0 P: 16	R: 0 E: 0 K: 0 S: 8	H: 1 LOB: 0 BB: 0 P: 14	R: 0 E: 0 K: 0 S: 5	H: 0 LOB: 0 BB: 1 P: 9	R: 0 E: 0 K: 0 S: 6	H: 0 LOB: 0 BB: 0 P: 9	R: 0 E: 0 K: 1 S: 10	H: 2 LOB: 2 BB: 0 P: 16	R: 0 E: 0 K: 0 S: 13	H: 0 LOB: 3 BB: 3 P: 31	R: 0 E: 0 K: 1 S: 11	H: 1 LOB: 2 BB: 1 P: 20	R: 0 E: 0 K: 0 S: 9	H: 0 LOB: 0 BB: 0 P: 13	R: 0 E: 0 K: 2 S: 9	H: 0 LOB: 0 BB: 0 P: 12	1B: 3 2B: 1 3B: 0 HR: 1	SF: 0 SAC: 1 DP: 2 HBP: 0	WP: 0 PB: 0 SB: 0 CS: 0	PA: 35		
<b>PITCHER</b>	IP	WLS	BF	H	R	ER	SO	BB	IBB	HBP	BLK	WP	HR	S	P	ERA	WHIP							
<b>Kenny Rogers, L</b> (1, 1) ERA: 3.42	6.1	W	27	5	1	1	1	5	0	0	0	0	0	15	24	0.00	0.000							
<b>53 Joaquin Benoit, R</b> (7, 1) ERA: 3.76	1.2	H	5	0	0	0	1	0	0	0	0	0	0	9	12	0.00	0.000							
<b>Francisco Cordero, R</b> (9, 1) ERA: 3.58	1.0	S	3	0	0	0	2	0	0	0	0	0	0	9	12	0.00	0.000							

**Texas Rangers @ Oakland Athletics**  
**McAfee Coliseum, Oakland, CA**  
 Fri Sep 23 2005, 10:05 PM EDT  
 Att: 33,402 - Clear - 62 F

AB 29  
 R 1  
 H 5  
 RBI 1  
 BB 5  
 SO 4  
 LOB 15





Batter	1	2	3	4	5	6	7	8	9	AB	R	H	RBI	BB	SO	LOB	TOP										
<b>Gary Matthews, S</b> (1, 8) OBP: 0.320, SLG: 0.440											4	1	2	0	1	0	1										
<b>10 Michael Young, R</b> (1, 6) OBP: 0.385, SLG: 0.519											5	2	3	2	0	0	2										
<b>23 Mark Teixeira, S</b> (1, 3) OBP: 0.376, SLG: 0.574											4	1	2	4	1	0	2										
<b>9 Hank Blalock, L</b> (1, 5) OBP: 0.321, SLG: 0.441											4	0	0	0	0	2	4										
<b>Alfonso Soriano, R</b> (1, 4) OBP: 0.307, SLG: 0.512											4	0	0	0	0	2	1										
<b>Kevin Mench, R</b> (1, 7) OBP: 0.333, SLG: 0.480											4	0	0	0	0	0	0										
<b>Phil Nevin, R</b> (1, 10) OBP: 0.287, SLG: 0.379											4	0	0	0	0	1	0										
<b>Rod Barajas, R</b> (1, 2) <b>Esteban German, R</b> (9, PR)											3	0	2	0	1	0	0										
<b>Mark DeRosa, R</b> (1, 9) OBP: 0.347, SLG: 0.485											3	1	0	0	1	2	3										
<b>Inning Stats</b>	R: 2 E: 0 K: 1 S: 13	H: 2 LOB: 0 BB: 0 P: 21	R: 0 E: 0 K: 1 S: 11	H: 1 LOB: 1 BB: 0 P: 14	R: 0 E: 0 K: 1 S: 7	H: 1 LOB: 1 BB: 0 P: 12	R: 0 E: 0 K: 1 S: 6	H: 0 LOB: 0 BB: 0 P: 10	R: 3 E: 0 K: 0 S: 22	H: 3 LOB: 1 BB: 1 P: 35	R: 0 E: 0 K: 1 S: 9	H: 0 LOB: 1 BB: 1 P: 19	R: 0 E: 0 K: 0 S: 5	H: 0 LOB: 0 BB: 2 P: 17	R: 0 E: 0 K: 2 S: 7	H: 0 LOB: 0 BB: 0 P: 10	R: 1 E: 0 K: 0 S: 11	H: 2 LOB: 1 BB: 0 P: 19	1B: 7 2B: 1 3B: 0 HR: 1	SF: 0 SAC: 0 DP: 1 HBP: 0	WP: 0 PB: 0 SB: 1 CS: 0	PA: 39					
<b>PITCHER</b>	IP	WLS	BF	H	R	ER	SO	BB	IBB	HBP	BLK	WP	HR	S	P	ERA	WHIP										
<b>Barry Zito, L</b> (1, 1) ERA: 3.74	6.0		27	7	5	5	5	2	0	0	0	0	1	68	111	7.50	1.500										
<b>Jay Witasick, R</b> (7, 1) ERA: 2.79	0.1	3	0	0	0	0	0	1	1	0	0	0	0	3	13	0.00	3.000										
<b>Ricardo Rincon, L</b> (7, 1) ERA: 4.48	0.2	1	0	0	0	0	0	0	0	0	0	0	0	2	4	0.00	0.000										
<b>58 Justin Duchschere, R</b> (8, 1) ERA: 2.34	1.0	W	3	0	0	0	2	0	0	0	0	0	0	7	10	0.00	0.000										
<b>20 Huston Street, R</b> (9, 1) ERA: 1.88	1.0	S	5	2	1	1	0	0	0	0	0	0	0	11	19	9.00	2.000										

Texas Rangers @ Oakland Athletics  
McAfee Coliseum, Oakland, CA  
Sat Sep 24 2005, 4:05 PM EDT  
Att: 26,704 - Sunny - 65 F

AB 35  
R 6  
H 9  
RBI 6  
BB 4  
SO 7  
LOB 13



Batter	1	2	3	4	5	6	7	8	9	AB	R	H	RBI	BB	SO	LOB	BOTTOM										
<b>14 Mark Ellis, R</b> (1, 4) OBP: 0.388, SLG: 0.481											2	2	0	0	3	1	1										
<b>Jason Kendall, R</b> (1, 2) OBP: 0.345, SLG: 0.319											3	0	1	1	1	0	1										
<b>21 Mark Kotsay, L</b> (1, 8) OBP: 0.327, SLG: 0.422											4	0	1	0	1	0	3										
<b>3 Eric Chavez, L</b> (1, 5) OBP: 0.333, SLG: 0.462											4	2	3	2	0	0	1										
<b>7 Bobby Crosby, R</b> (1, 6) OBP: 0.351, SLG: 0.464											5	1	1	0	0	0	6										
<b>Scott Hatteberg, L</b> (1, 10) OBP: 0.342, SLG: 0.352											3	0	0	1	1	0	3										
<b>Jay Payton, R</b> (1, 7) OBP: 0.315, SLG: 0.462											3	1	2	1	1	0	0										
<b>29 Dan Johnson, L</b> (1, 3) OBP: 0.363, SLG: 0.457											4	0	2	2	0	0	2										
<b>Hiram Bocachica, R</b> (9, PR) OBP: 0.222, SLG: 0.222											0	1	0	0	0	0	0										
<b>Nick Swisher, S</b> (1, 9) OBP: 0.321, SLG: 0.438											3	0	0	0	1	2	5										
<b>Inning Stats</b>	R: 0 E: 0 K: 1 S: 11	H: 0 LOB: 1 BB: 1 P: 21	R: 1 E: 0 K: 0 S: 10	H: 1 LOB: 0 BB: 0 P: 15	R: 0 E: 0 K: 0 S: 4	H: 0 LOB: 1 BB: 1 P: 11	R: 1 E: 0 K: 1 S: 9	H: 2 LOB: 2 BB: 1 P: 17	R: 0 E: 0 K: 0 S: 7	H: 0 LOB: 0 BB: 1 P: 15	R: 1 E: 0 K: 0 S: 12	H: 2 LOB: 2 BB: 1 P: 23	R: 1 E: 0 K: 0 S: 12	H: 1 LOB: 2 BB: 2 P: 23	R: 3 E: 0 K: 1 S: 14	H: 4 LOB: 2 BB: 1 P: 24	1B: 6 2B: 4 3B: 0 HR: 0	SF: 1 SAC: 0 DP: 2 HBP: 1	WP: 1 PB: 2 SB: 0 CS: 0	PA: 41							
<b>PITCHER</b>	IP	WLS	BF	H	R	ER	SO	BB	IBB	HBP	BLK	WP	HR	S	P	ERA	WHIP										
<b>R.A. Dickey, R</b> (1, 1) ERA: 6.12	5.2		25	4	3	2	2	5	0	0	0	0	0	49	95	3.18	1.588										
<b>36 C.J. Wilson, L</b> (6, 1) ERA: 7.24	0.2	H	6	2	1	1	0	2	0	0	0	0	0	11	23	13.50	6.000										
<b>John Wasdin, R</b> (7, 1) ERA: 4.32	1.0	L	7	3	3	3	1	0	1	0	0	1	0	13	20	27.00	3.000										
<b>Brian Shouse, L</b> (8, 1) ERA: 5.58	0.1	2	1	0	0	0	0	0	0	0	0	0	0	4	6	0.00	3.000										
<b>Steve Karsay, R</b> (8, 1) ERA: 7.09	0.1	1	0	0	0	0	0	0	0	0	0	0	0	2	5	0.00	0.000										

Texas Rangers @ Oakland Athletics  
McAfee Coliseum, Oakland, CA  
Sat Sep 24 2005, 4:05 PM EDT  
Att: 26,704 - Sunny - 65 F

AB 31  
R 7  
H 10  
RBI 7  
BB 8  
SO 3  
LOB 22





Batter	1	2	3	4	5	6	7	8	9	AB	R	H	RBI	BB	SO	LOB	TOP										
<b>Gary Matthews, S</b> (1, 8) OBP: 0.321, SLG: 0.439										5	1	2	1	0	1	2											
<b>10 Michael Young, R</b> (1, 6) OBP: 0.388, SLG: 0.521										3	1	2	1	2	0	2											
<b>23 Mark Teixeira, S</b> (1, 3) OBP: 0.376, SLG: 0.572										4	0	1	0	1	1	5											
<b>9 Hank Blalock, L</b> (1, 5) OBP: 0.319, SLG: 0.437										5	0	0	0	0	2	7											
<b>Alfonso Soriano, R</b> (1, 4) OBP: 0.307, SLG: 0.511										5	0	1	1	0	1	0											
<b>Adrián González, L</b> (1, 10) OBP: 0.270, SLG: 0.423										4	1	1	0	1	1	0											
<b>Mark DeRosa, R</b> (1, 9) OBP: 0.342, SLG: 0.470										4	1	0	0	1	1	2											
<b>Rod Barajas, R</b> (1, 2) OBP: 0.314, SLG: 0.480										4	2	2	3	0	1	0											
<b>19 Jason Botts, S</b> (1, 7) <b>Kevin Mench, R</b> (8, 7) OBP: 0.333, SLG: 0.480										4	0	3	0	0	1	0											
<b>Inning Stats</b>	R: 0 E: 0 K: 1 S: 7	H: 1 LOB: 1 BB: 1 P: 18	R: 0 E: 0 K: 2 S: 8	H: 0 LOB: 0 BB: 0 P: 15	R: 1 E: 0 K: 0 S: 9	H: 3 LOB: 2 BB: 0 P: 13	R: 4 E: 0 K: 1 S: 29	H: 4 LOB: 2 BB: 2 P: 51	R: 0 E: 0 K: 2 S: 15	H: 1 LOB: 2 BB: 1 P: 25	R: 0 E: 0 K: 0 S: 7	H: 0 LOB: 0 BB: 0 P: 9	R: 0 E: 0 K: 1 S: 8	H: 1 LOB: 1 BB: 0 P: 15	R: 1 E: 0 K: 2 S: 14	H: 2 LOB: 2 BB: 1 P: 24	1B: 9 2B: 2 3B: 0 HR: 1	SF: 0 SAC: 0 DP: 1 HBP: 0	WP: 1 PB: 0 SB: 2 CS: 0	PA: 43							
<b>PITCHER</b>	IP	WLS	BF	H	R	ER	SO	BB	IBB	HBP	BLK	WP	HR	S	P	ERA	WHIP										
<b>Kirk Saarloos, R</b> (1, 1) ERA: 4.1	3.2	L	21	8	5	5	3	2	1	0	0	0	1	50	91	12.27	2.727										
<b>47 Ron Flores, L</b> (4, 1) ERA: 1.17	1.1		4	0	0	0	2	0	0	0	0	0	0	10	17	0.00	0.000										
<b>50 Kiko Calero, R</b> (6, 1) ERA: 3.29	2.0		8	1	0	0	2	1	0	0	0	1	0	22	34	0.00	1.000										
<b>40 Rich Harden, R</b> (8, 1) ERA: 2.61	1.0		4	1	0	0	0	0	0	0	0	0	0	8	15	0.00	1.000										
<b>Jay Witasick, R</b> (9, 1) ERA: 2.69	1.0		6	2	1	1	2	0	1	0	0	0	0	14	24	9.00	2.000										

Texas Rangers @ Oakland Athletics  
McAfee Coliseum, Oakland, CA  
Sun Sep 25 2005, 8:05 PM EDT  
Att: 27,709 - Partly Cloudy - 74 F

AB	38
R	6
H	12
RBI	6
BB	5
SO	9
LOB	18



Batter	1	2	3	4	5	6	7	8	9	AB	R	H	RBI	BB	SO	LOB	BOTTOM										
<b>14 Mark Ellis, R</b> (1, 4) OBP: 0.388, SLG: 0.479										4	0	1	0	0	1	2											
<b>Jason Kendall, R</b> (1, 2) OBP: 0.347, SLG: 0.321										5	0	3	0	0	0	1											
<b>21 Mark Kotsay, L</b> (1, 8) OBP: 0.326, SLG: 0.420										5	0	1	0	0	1	7											
<b>3 Eric Chavez, L</b> (1, 5) OBP: 0.331, SLG: 0.459										4	0	0	0	0	1	3											
<b>7 Bobby Crosby, R</b> (1, 6) OBP: 0.350, SLG: 0.465										4	0	1	0	0	1	2											
<b>Scott Hatteberg, L</b> (1, 10) OBP: 0.338, SLG: 0.349										4	0	0	0	0	0	3											
<b>Jay Payton, R</b> (1, 7) OBP: 0.317, SLG: 0.465										4	1	2	0	0	0	1											
<b>29 Dan Johnson, L</b> (1, 3) OBP: 0.367, SLG: 0.470										3	1	2	2	1	0	0											
<b>Nick Swisher, S</b> (1, 9) OBP: 0.319, SLG: 0.434										4	0	0	0	0	2	3											
<b>Inning Stats</b>	R: 0 E: 0 K: 0 S: 10	H: 1 LOB: 1 BB: 0 P: 12	R: 2 E: 0 K: 0 S: 9	H: 2 LOB: 0 BB: 0 P: 11	R: 0 E: 0 K: 0 S: 8	H: 0 LOB: 0 BB: 0 P: 8	R: 0 E: 0 K: 1 S: 8	H: 0 LOB: 0 BB: 0 P: 12	R: 0 E: 0 K: 2 S: 16	H: 2 LOB: 3 BB: 0 P: 23	R: 0 E: 0 K: 0 S: 9	H: 1 LOB: 1 BB: 0 P: 13	R: 0 E: 0 K: 0 S: 6	H: 0 LOB: 0 BB: 0 P: 10	R: 0 E: 0 K: 1 S: 9	H: 2 LOB: 2 BB: 0 P: 13	R: 0 E: 0 K: 2 S: 15	H: 2 LOB: 3 BB: 1 P: 22	1B: 6 2B: 3 3B: 0 HR: 1	SF: 0 SAC: 0 DP: 0 HBP: 1	WP: 0 PB: 0 SB: 0 CS: 0	PA: 39					
<b>PITCHER</b>	IP	WLS	BF	H	R	ER	SO	BB	IBB	HBP	BLK	WP	HR	S	P	ERA	WHIP										
<b>Juan Dominguez, R</b> (1, 1) ERA: 3.75	7.1	W	31	8	2	2	3	0	0	1	0	0	1	71	97	2.46	1.091										
<b>53 Joaquin Benoit, R</b> (8, 1) ERA: 3.74	0.2	H	2	0	0	0	1	0	0	0	0	0	0	4	5	0.00	0.000										
<b>Francisco Cordero, R</b> (9, 1) ERA: 3.63	1.0		6	2	0	0	2	1	0	0	0	0	0	15	22	0.00	3.000										

Texas Rangers @ Oakland Athletics  
McAfee Coliseum, Oakland, CA  
Sun Sep 25 2005, 8:05 PM EDT  
Att: 27,709 - Partly Cloudy - 74 F

AB	37
R	2
H	10
RBI	2
BB	1
SO	6
LOB	22






Batter	1	2	3	4	5	6	7	8	9	AB	R	H	RBI	BB	SO	LOB	TOP								
<b>9 Chone Figgins, S</b> OBP: 0.347, SLG: 0.394	G4-3		F7		F7			F7		4	0	0	0	0	0	0									
<b>Orlando Cabrera, R</b> OBP: 0.308, SLG: 0.361	G4-3		K		L9			F7		4	0	0	0	0	1	0									
<b>16 Garret Anderson, L</b> OBP: 0.307, SLG: 0.425	K		K			L4		G4-3		4	0	0	0	0	2	0									
<b>27 Vladimir Guerrero, R</b> OBP: 0.393, SLG: 0.568		E6 2B		G5-3		F8			4-1 1B BB	3	1	0	0	1	0	0									
<b>Darin Erstad, L</b> OBP: 0.327, SLG: 0.374		G4-3 FC6-2 2B		P6		G5-3		F8	1 SAFE 1 SAFE 1 SAFE	4	0	1	1	0	0	1									
<b>Bengie Molina, R</b> OBP: 0.330, SLG: 0.437		G4-3		0-0 HR			1-2 P4	K	1-3 SAFE	4	1	1	0	0	1	2									
<b>Steve Finley, L</b> OBP: 0.272, SLG: 0.381		FC6-2 20 1B		2-1 HR			1-3 K		1-2 SAFE	4	2	2	2	0	1	1									
<b>20 Juan Rivera, R</b> OBP: 0.317, SLG: 0.446		3H 2H 1B		2-3 K			1-0 2B		2-1 SAFE	4	0	2	1	0	1	2									
<b>Adam Kennedy, L</b> OBP: 0.355, SLG: 0.372		G6-3					1-0 F9		1-2 SAFE	3	0	0	0	0	0	2									
<b>Inning Stats</b>	R: 0 E: 0 K: 1 S: 6	H: 0 LOB: 0 BB: 0 P: 9	R: 2 E: 1 K: 0 S: 9	H: 2 LOB: 1 BB: 0 P: 12	R: 0 E: 0 K: 2 S: 9	H: 0 LOB: 0 BB: 0 P: 17	R: 2 E: 0 K: 1 S: 10	H: 2 LOB: 0 BB: 0 P: 15	R: 0 E: 0 K: 0 S: 5	H: 0 LOB: 0 BB: 0 P: 8	R: 0 E: 0 K: 0 S: 6	H: 0 LOB: 0 BB: 0 P: 10	R: 0 E: 0 K: 1 S: 12	H: 1 LOB: 1 BB: 0 P: 16	R: 0 E: 0 K: 0 S: 5	H: 0 LOB: 0 BB: 0 P: 8	R: 0 E: 0 K: 1 S: 13	H: 1 LOB: 2 BB: 1 P: 20	1B: 3 2B: 2 3B: 0 HR: 1	SF: 0 SAC: 0 DP: 0 HBP: 0	WP: 0 PB: 0 SB: 0 CS: 0	PA: 35			
<b>PITCHER</b>	IP	WLS	BF	H	R	ER	SO	BB	IBB	HBP	BLK	WP	HR	S	P	ERA	WHIP								
<b>Joe Blanton, R</b> ERA: 3.55	(1, 1)	8.0	L	30	5	4	2	5	0	0	0	0	1	62	95	2.25	0.625								
<b>58 Justin Duchschner, R</b> ERA: 2.32	(9, 1)	0.2		4	1	0	0	1	0	0	0	0	0	11	16	0.00	3.000								
<b>20 Huston Street, R</b> ERA: 1.65	(9, 1)	0.1		1	0	0	0	0	0	0	0	0	0	2	4	0.00	0.000								

Los Angeles Angels @ Oakland Athletics  
McAfee Coliseum, Oakland, CA  
Mon Sep 26 2005, 10:05 PM EDT  
Att: 19,347 - Clear - 60 F

AB 34  
R 4  
H 6  
RBI 4  
BB 1  
SO 6  
LOB 8



Batter	1	2	3	4	5	6	7	8	9	AB	R	H	RBI	BB	SO	LOB	BOTTOM								
<b>14 Mark Ellis, R</b> OBP: 0.389, SLG: 0.478	F8		HBP BB		1-2 2B 1B			K		3	1	1	0	1	1	1									
<b>Jason Kendall, R</b> OBP: 0.348, SLG: 0.323	G5-3		1-2 2-3 HBP		1-1 1H 2H 2B		G6-3			3	0	1	2	0	0	1									
<b>21 Mark Kotsay, L</b> OBP: 0.324, SLG: 0.417	K		K		F8			F9		4	0	0	0	0	2	4									
<b>3 Eric Chavez, L</b> OBP: 0.331, SLG: 0.463		G1-3		K		F8		HR		4	1	1	1	0	1	0									
<b>7 Bobby Crosby, R</b> OBP: 0.346, SLG: 0.459		G5-3		K		G4-3		G5-3		4	0	0	0	0	1	0									
<b>29 Dan Johnson, L</b> OBP: 0.366, SLG: 0.467		F8		F7			1-2 1B	G3-1		4	0	1	0	0	0	0									
<b>Jay Payton, R</b> OBP: 0.317, SLG: 0.463			G6-3		14 1B 2B 1B		K		G5-3	4	1	1	0	0	1	1									
<b>Scott Hatteberg, L</b> OBP: 0.337, SLG: 0.347 ERA: 3.53	(1, 10)		K		P4			F8		3	0	0	0	0	1	1									
<b>23 Bobby Kirtley, S</b> OBP: 0.348, SLG: 0.383	(9, PH)		K					K		1	0	0	0	0	1	0									
<b>Nick Swisher, S</b> OBP: 0.320, SLG: 0.436	(1, 9)		HBP 14 BB BB		K			K		3	0	1	0	1	2	1									
<b>Inning Stats</b>	R: 0 E: 0 K: 1 S: 8	H: 0 LOB: 0 BB: 0 P: 13	R: 0 E: 0 K: 0 S: 9	H: 0 LOB: 0 BB: 0 P: 14	R: 0 E: 0 K: 2 S: 15	H: 0 LOB: 2 BB: 2 P: 26	R: 0 E: 0 K: 2 S: 11	H: 0 LOB: 0 BB: 0 P: 17	R: 2 E: 0 K: 1 S: 14	H: 3 LOB: 1 BB: 0 P: 20	R: 0 E: 0 K: 1 S: 9	H: 1 LOB: 1 BB: 0 P: 13	R: 0 E: 0 K: 1 S: 11	H: 1 LOB: 1 BB: 0 P: 15	R: 1 E: 0 K: 0 S: 11	H: 1 LOB: 0 BB: 0 P: 15	R: 0 E: 0 K: 2 S: 9	H: 0 LOB: 0 BB: 0 P: 13	1B: 3 2B: 2 3B: 0 HR: 1	SF: 0 SAC: 0 DP: 0 HBP: 1	WP: 0 PB: 0 SB: 0 CS: 0	PA: 36			
<b>PITCHER</b>	IP	WLS	BF	H	R	ER	SO	BB	IBB	HBP	BLK	WP	HR	S	P	ERA	WHIP								
<b>41 John Lackey, R</b> ERA: 3.53	(1, 1)	6.0	W	25	4	2	2	7	2	0	1	0	0	66	103	3.00	1.000								
<b>45 Kelvin Escobar, R</b> ERA: 3.12	(7, 1)	2.0	H	8	2	1	1	1	0	0	0	0	1	22	30	4.50	1.000								
<b>Francisco Rodriguez, R</b> ERA: 2.52	(9, 1)	1.0	S	3	0	0	0	2	0	0	0	0	0	9	13	0.00	0.000								

Los Angeles Angels @ Oakland Athletics  
McAfee Coliseum, Oakland, CA  
Mon Sep 26 2005, 10:05 PM EDT  
Att: 19,347 - Clear - 60 F

AB 33  
R 3  
H 6  
RBI 3  
BB 2  
SO 10  
LOB 9






Batter	1	2	3	4	5	6	7	8	9	AB	R	H	RBI	BB	SO	LOB	TOP					
<b>9 Chone Figgins, S</b> OBP: 0.348, SLG: 0.393 (1, 8)	1-2 P4	2-1 F7		3-2 S 1B			2-3 K			4	0	1	1	0	1	2						
<b>Orlando Cabrera, R</b> OBP: 0.306, SLG: 0.358 (1, 6)	0-0 P4		0-3 K	1-3 K			1-2 L8			4	0	0	0	0	2	2						
<b>16 Garret Anderson, L</b> OBP: 0.306, SLG: 0.422 (1, 10)	1-0 F9		2-3 K		2-1 G1-3			0-0 L9		4	0	0	0	0	1	0						
<b>27 Vladimir Guerrero, R</b> OBP: 0.392, SLG: 0.565 (1, 9)		1-0 L8	0-0 G5-3		1-0 G6-4-3 1B			1-2 G6-3		4	0	1	1	0	0	0						
<b>Bengie Molina, R</b> OBP: 0.332, SLG: 0.448 (1, 2)		2-0 20 2B		0-0 HR			0-0 G6-4-3			4	2	2	1	0	1	1						
<b>20 Juan Rivera, R</b> OBP: 0.319, SLG: 0.450 (1, 7)		3-1 G3-1 39 1B		1-1 F7		0-3 K		0-0 CS 1B		4	1	2	1	0	1	0						
<b>Darin Erstad, L</b> OBP: 0.325, SLG: 0.371 (1, 3)		0-2 G3-1		0-3 K		0-2 L8		1-2 F9		4	0	0	0	0	1	2						
<b>39 Robb Quinlan, R</b> OBP: 0.273, SLG: 0.395 (6, PH)		0-0 1B		1-1 1B 9 1B		3-3 K		0-1 G4-3		2	1	2	1	0	0	0						
<b>Steve Finley, L</b> OBP: 0.271, SLG: 0.379 (6, 8)		3-H 1B		0-1 1B 9 1B						2	0	0	0	0	1	0						
<b>Adam Kennedy, L</b> OBP: 0.357, SLG: 0.374 (1, 4)		1-2 1B		1-3 1B			1-1 G3-1			3	0	2	0	0	0	0						
<b>Inning Stats</b>	R: 0 E: 0 K: 0 S: 7	H: 0 LOB: 0 BB: 0 P: 9	R: 2 E: 0 K: 0 S: 13	H: 4 LOB: 2 BB: 0 P: 22	R: 0 E: 0 K: 2 S: 7	H: 0 LOB: 0 BB: 0 P: 9	R: 2 E: 0 K: 2 S: 18	H: 4 LOB: 2 BB: 0 P: 24	R: 0 E: 0 K: 0 S: 4	H: 0 LOB: 0 BB: 0 P: 7	R: 0 E: 0 K: 2 S: 10	H: 0 LOB: 0 BB: 0 P: 13	R: 0 E: 0 K: 1 S: 9	H: 0 LOB: 0 BB: 0 P: 13	R: 0 E: 0 K: 0 S: 6	H: 1 LOB: 0 BB: 0 P: 7	1B: 7 2B: 2 3B: 0 HR: 1	SF: 0 SAC: 0 DP: 1 HBP: 0	WP: 0 PB: 0 SB: 1 CS: 1	PA: 35		
<b>PITCHER</b>	IP	WLS	BF	H	R	ER	SO	BB	IBB	HBP	BLK	WP	HR	S	P	ERA	WHIP					
<b>Joe Kennedy, L</b> ERA: 6.18	(1, 1)	3.2	L	18	7	4	4	3	0	0	0	0	0	1	38	53	9.82	1.909				
<b>58 Justin Duchschere, R</b> ERA: 2.26	(4, 1)	2.1		8	2	0	0	3	0	0	0	0	0	0	21	31	0.00	0.857				
<b>40 Rich Harden, R</b> ERA: 2.57	(7, 1)	2.0		6	0	0	0	2	0	0	0	0	0	18	24	0.00	0.000					
<b>20 Huston Street, R</b> ERA: 1.63	(9, 1)	1.0		3	1	0	0	0	0	0	0	0	0	6	7	0.00	1.000					

Los Angeles Angels @ Oakland Athletics  
McAfee Coliseum, Oakland, CA  
Tue Sep 27 2005, 10:05 PM EDT  
Att: 18,416 - Clear - 65 F

livebaseballscores.com

AB 35  
R 4  
H 10  
RBI 4  
BB 0  
SO 8  
LOB 7




Batter	1	2	3	4	5	6	7	8	9	AB	R	H	RBI	BB	SO	LOB	BOTTOM					
<b>14 Mark Ellis, R</b> OBP: 0.386, SLG: 0.473 (1, 4)	1-2 K		1-2 L8		1-0 F7		1-2 G5-3			4	0	0	0	0	1	2						
<b>Jason Kendall, R</b> OBP: 0.347, SLG: 0.322 (1, 2)	0-1 L7		2-2 1B		0-2 G4-3			0-2 G3		4	0	1	0	0	0	0						
<b>21 Mark Kotsay, L</b> OBP: 0.325, SLG: 0.419 (1, 8)	3-1 3 2B		0-0 L3		0-1 G1-6-3 1B			0-1 G4-3		4	1	2	0	0	0	1						
<b>3 Eric Chavez, L</b> OBP: 0.330, SLG: 0.463 (1, 5)	0-0 2H 2B			0-1 F9		2-3 K		2-3 K		4	0	1	1	0	2	1						
<b>7 Bobby Crosby, R</b> OBP: 0.346, SLG: 0.456 (7, 6)	3-3 K			4-2 29 2B		1-2 G1-6-3			0-1 HR	2	1	0	0	1	1	2						
<b>Marco Scutaro, R</b> OBP: 0.306, SLG: 0.384 (7, 6)										1	1	1	1	0	0	0						
<b>29 Dan Johnson, L</b> OBP: 0.365, SLG: 0.468 (1, 3)		2-3 K		3-2 1-H 2B			0-1 G4-3		1-1 G6-3	4	0	1	1	0	1	0						
<b>Jay Payton, R</b> OBP: 0.314, SLG: 0.458 (1, 7)		0-1 P4		0-0 P3			1-1 G1-3		1-3 K	4	0	0	0	0	1	1						
<b>17 Adam Melhuse, S</b> OBP: 0.283, SLG: 0.383 (9, PH)		0-2 K		0-0 G4-3			1-1 2B 1B		0-0 F7	3	0	1	0	0	1	1						
<b>23 Bobby Kirtley, S</b> OBP: 0.348, SLG: 0.382 (9, PH)										1	0	0	0	0	0	0						
<b>Nick Swisher, S</b> OBP: 0.320, SLG: 0.437 (1, 9)			2-3 K		1-3 K			2-0 2B		3	0	1	0	0	2	0						
<b>Inning Stats</b>	R: 1 E: 0 K: 2 S: 14	H: 2 LOB: 1 BB: 0 P: 21	R: 0 E: 0 K: 2 S: 8	H: 0 LOB: 0 BB: 0 P: 10	R: 0 E: 0 K: 1 S: 11	H: 1 LOB: 1 BB: 0 P: 16	R: 1 E: 0 K: 0 S: 13	H: 1 LOB: 1 BB: 1 P: 20	R: 0 E: 0 K: 1 S: 10	H: 0 LOB: 0 BB: 0 P: 12	R: 0 E: 0 K: 1 S: 8	H: 1 LOB: 0 BB: 0 P: 11	R: 0 E: 0 K: 0 S: 10	H: 2 LOB: 2 BB: 0 P: 15	R: 0 E: 0 K: 1 S: 8	H: 0 LOB: 0 BB: 0 P: 10	R: 1 E: 0 K: 1 S: 8	H: 1 LOB: 0 BB: 0 P: 10	1B: 3 2B: 4 3B: 0 HR: 1	SF: 0 SAC: 0 DP: 1 HBP: 0	WP: 0 PB: 0 SB: 0 CS: 0	PA: 35
<b>PITCHER</b>	IP	WLS	BF	H	R	ER	SO	BB	IBB	HBP	BLK	WP	HR	S	P	ERA	WHIP					
<b>54 Ervin Santana, R</b> ERA: 4.58	(1, 1)	6.2	W	27	7	2	2	7	1	0	0	0	0	0	71	101	2.70	1.200				
<b>62 Scot Shields, R</b> ERA: 2.82	(7, 1)	1.1	H	4	0	0	0	1	0	0	0	0	0	11	14	0.00	0.000					
<b>Francisco Rodriguez, R</b> ERA: 2.62	(9, 1)	1.0	S	4	1	1	1	1	0	0	0	0	1	8	10	9.00	1.000					

Los Angeles Angels @ Oakland Athletics  
McAfee Coliseum, Oakland, CA  
Tue Sep 27 2005, 10:05 PM EDT  
Att: 18,416 - Clear - 65 F

livebaseballscores.com

AB 34  
R 3  
H 8  
RBI 3  
BB 1  
SO 9  
LOB 8













Batter	1	2	3	4	5	6	7	8	9	AB	R	H	RBI	BB	SO	LOB	TOP									
14 Mark Ellis, R OBP: 0.386, SLG: 0.482	P4		HBP		HBP			HR		2	1	1	1	0	0	0	<b>Oakland Athletics @ Seattle Mariners</b> Safeco Field, Seattle, WA Fri Sep 30 2005, 7:05 PM PDT Att: 34,809 - Roof Closed - 56 F									
Jason Kendall, R OBP: 0.344, SLG: 0.319	1B				P6			P6		4	0	1	0	0	1	3										
21 Mark Kotsay, L OBP: 0.326, SLG: 0.421	2B				P6			F8		4	0	1	0	0	0	1										
3 Eric Chavez, L OBP: 0.329, SLG: 0.467	P4				G3-4-1			G4-3		4	0	0	0	0	0	2										
23 Bobby Kielty, S OBP: 0.351, SLG: 0.396	F8				K			1B		4	0	2	0	0	1	2										
Jay Payton, R OBP: 0.306, SLG: 0.447		G1-3			F7			F8		4	0	0	0	0	0	2										
Scott Hatteberg, L OBP: 0.337, SLG: 0.346		G3						L9		4	0	0	0	0	0	2										
Hiram Bocachica, R OBP: 0.133, SLG: 0.133								L5		3	0	0	0	0	1	0										
29 Dan Johnson, L OBP: 0.360, SLG: 0.458		F8						K		4	0	1	0	0	2	1										
Marco Scutaro, R OBP: 0.304, SLG: 0.381					F7			F7		3	0	0	0	0	0	1										
<b>Inning Stats</b>	R: 0 E: 0 K: 0 S: 13	H: 2 LOB: 2 BB: 0 P: 17	R: 0 E: 0 K: 0 S: 5	H: 0 LOB: 0 BB: 0 P: 10	R: 0 E: 0 K: 1 S: 8	H: 0 LOB: 1 BB: 0 P: 14	R: 0 E: 0 K: 1 S: 7	H: 0 LOB: 0 BB: 0 P: 13	R: 0 E: 0 K: 1 S: 8	H: 1 LOB: 2 BB: 0 P: 13	R: 0 E: 0 K: 0 S: 6	H: 1 LOB: 1 BB: 0 P: 10	R: 0 E: 0 K: 1 S: 9	H: 0 LOB: 0 BB: 0 P: 13	R: 1 E: 0 K: 0 S: 14	H: 1 LOB: 0 BB: 0 P: 22	R: 0 E: 0 K: 1 S: 21	H: 1 LOB: 1 BB: 0 P: 25	1B: 4 2B: 1 3B: 0 HR: 1	SF: 0 SAC: 0 DP: 0 HBP: 2	WP: 0 PB: 0 SB: 0 CS: 0	PA: 35				
<b>PITCHER</b>	IP	WLS	BF	H	R	ER	SO	BB	IBB	HBP	BLK	WP	HR	S	P	ERA	WHIP									
Jamie Moyer, L ERA: 4.28	(1, 1)	8.0	W	31	5	1	1	4	0	0	2	0	0	1	70	112	1.12	0.625								
Eddie Guardado, L ERA: 2.72	(9, 1)	1.0	S	4	1	0	0	1	0	0	0	0	0	0	21	25	0.00	1.000								

Batter	1	2	3	4	5	6	7	8	9	AB	R	H	RBI	BB	SO	LOB	BOTTOM								
51 Ichiro Suzuki, L OBP: 0.348, SLG: 0.435	2B				G1-3			1B		5	0	4	0	0	0	0	<b>Oakland Athletics @ Seattle Mariners</b> Safeco Field, Seattle, WA Fri Sep 30 2005, 7:05 PM PDT Att: 34,809 - Roof Closed - 56 F								
7 Yuniesky Betancourt, R OBP: 0.286, SLG: 0.359	1B				G5-3			P6		4	2	1	0	0	0	3									
Raul Ibanez, L OBP: 0.358, SLG: 0.436	1B				L7			2B		3	1	1	0	1	0	3									
Richie Sexson, R OBP: 0.370, SLG: 0.544	1B				F9			G2-3		3	1	1	0	1	0	1									
29 Adrián Beltré, R OBP: 0.305, SLG: 0.416	G5-3				G3-1			G4-3		4	0	1	2	0	0	3									
Greg Dobbs, L OBP: 0.295, SLG: 0.341	1B				G3-1			IBB		2	0	1	2	2	0	0									
4 Jose Lopez, R OBP: 0.282, SLG: 0.386	G4-3				F7			F7		4	0	0	0	0	0	6									
Jaime Bubela, L OBP: 0.077, SLG: 0.077					G3			P3		4	0	0	0	0	1	0									
Dan Wilson, R OBP: 0.214, SLG: 0.185					G5-3			F9		0	0	0	0	0	0	0									
Yorvit Torrealba, R OBP: 0.350, SLG: 0.342								F9		4	0	0	0	0	0	0									
<b>Inning Stats</b>	R: 3 E: 0 K: 0 S: 17	H: 2 LOB: 1 BB: 2 P: 29	R: 0 E: 0 K: 1 S: 12	H: 2 LOB: 2 BB: 0 P: 20	R: 0 E: 0 K: 0 S: 6	H: 0 LOB: 0 BB: 0 P: 10	R: 0 E: 0 K: 0 S: 6	H: 0 LOB: 0 BB: 0 P: 9	R: 1 E: 0 K: 0 S: 9	H: 2 LOB: 3 BB: 1 P: 20	R: 0 E: 0 K: 0 S: 9	H: 1 LOB: 1 BB: 0 P: 12	R: 0 E: 0 K: 0 S: 9	H: 1 LOB: 2 BB: 1 P: 20	R: 0 E: 0 K: 0 S: 10	H: 1 LOB: 1 BB: 0 P: 16	1B: 6 2B: 3 3B: 0 HR: 0	SF: 0 SAC: 0 DP: 0 HBP: 1	WP: 0 PB: 0 SB: 0 CS: 0	PA: 38					
<b>PITCHER</b>	IP	WLS	BF	H	R	ER	SO	BB	IBB	HBP	BLK	WP	HR	S	P	ERA	WHIP								
Kirk Saarloos, R ERA: 4.17	(1, 1)	6.0	L	29	7	4	4	1	0	1	0	0	0	9	20	0.00	1.000								
50 Kiko Calero, R ERA: 3.23	(7, 1)	1.0		5	1	0	0	0	0	0	0	0	0	10	16	0.00	1.000								
47 Ron Flores, L ERA: 1.04	(8, 1)	1.0		4	1	0	0	0	0	0	0	0	0	10	16	0.00	1.000								





Batter	1	2	3	4	5	6	7	8	9	AB	R	H	RBI	BB	SO	LOB	TOP								
14 Mark Ellis, R OBP: 0.384, SLG: 0.479	G6-3		F9		CS	F8	2B 1B		K	5	1	1	1	0	1	1									
Jason Kendall, R OBP: 0.346, SLG: 0.322	2B BB		E5			E6 PB 21 E	2B			4	1	2	1	1	0	0									
21 Mark Kotsay, L OBP: 0.325, SLG: 0.421	FC5 1-H		K			FC4 PB	L7		G4-3	5	0	1	1	0	1	5									
3 Eric Chavez, L OBP: 0.328, SLG: 0.464	F7				F9	L7			G6-3	4	0	0	0	0	0	3									
Jay Payton, R OBP: 0.306, SLG: 0.444	FC5 2-3				F9				G4-3	3	0	0	0	1	0	1									
29 Dan Johnson, L OBP: 0.357, SLG: 0.453		G4-3			F8				F8	4	0	0	0	0	1	3									
Scott Hatteberg, L OBP: 0.334, SLG: 0.343		F8			F9				P6	4	0	0	0	0	0	0									
Nick Swisher, S OBP: 0.321, SLG: 0.446		K			F9				F9 1B 2B	4	1	1	0	0	1	0									
Marco Scutaro, R OBP: 0.308, SLG: 0.387			K			14 CS 1B			14 1B 2B 1B	4	1	3	1	0	1	0									
<b>Inning Stats</b>	R: 1 E: 0 K: 0 S: 11	H: 1 LOB: 1 BB: 1 P: 20	R: 0 E: 0 K: 1 S: 7	H: 0 LOB: 0 BB: 0 P: 8	R: 0 E: 1 K: 2 S: 17	H: 0 LOB: 1 BB: 0 P: 25	R: 0 E: 0 K: 0 S: 8	H: 0 LOB: 0 BB: 0 P: 13	R: 0 E: 0 K: 1 S: 11	H: 1 LOB: 3 BB: 1 P: 15	R: 0 E: 2 K: 1 S: 10	H: 0 LOB: 3 BB: 1 P: 21	R: 2 E: 0 K: 0 S: 13	H: 3 LOB: 1 BB: 0 P: 18	R: 0 E: 0 K: 0 S: 11	H: 0 LOB: 0 BB: 0 P: 16	R: 1 E: 0 K: 1 S: 13	H: 3 LOB: 2 BB: 0 P: 18	1B: 4 2B: 4 3B: 0 HR: 0	SF: 0 SAC: 0 DP: 0 HBP: 0	WP: 0 PB: 1 SB: 0 CS: 1	PA: 40			
<b>PITCHER</b>	IP	WLS	BF	H	R	ER	SO	BB	IBB	HBP	BLK	WP	HR	S	P	ERA	WHIP								
Jeff Harris, R ERA: 4.19	5.1	1	21	2	1	1	3	1	0	0	0	0	0	60	92	1.69	0.562								
George Sherrill, L ERA: 3.32	1.1	H	5	0	0	0	1	0	1	0	0	0	0	7	15	0.00	0.000								
40 Julio Mateo, R ERA: 2.97	0.0	L	3	3	2	2	0	0	0	0	0	0	0	9	10	∞	∞								
Matt Thornton, L ERA: 5.21	1.2		6	1	1	1	0	0	0	0	0	0	0	14	22	5.40	0.600								
GiJ Meche, R ERA: 5.09	0.2		4	2	0	0	1	0	0	0	0	0	0	11	15	0.00	3.000								

Oakland Athletics @ Seattle Mariners  
Safeco Field, Seattle, WA  
Sat Oct 01 2005, 1:05 PM PDT  
Att: 26,998 - Cloudy - 55 F

AB 37  
R 4  
H 8  
RBI 4  
BB 2  
SO 5  
LOB 13



Batter	1	2	3	4	5	6	7	8	9	AB	R	H	RBI	BB	SO	LOB	BOTTOM								
51 Ichiro Suzuki, L OBP: 0.391, SLG: 0.437	G4-6-3 1B		7 HR 1B		7 BB 1B		K		WP BB	4	1	3	0	1	1	2									
7 Yuniesky Betancourt, R OBP: 0.297, SLG: 0.372	F9		HR		BB		K		SF7	3	1	1	3	1	1	3									
Raul Ibanez, L OBP: 0.356, SLG: 0.433	G4-6-3 1-2		G3		G4-3				K	5	0	0	0	0	2	6									
Richie Sexson, R OBP: 0.370, SLG: 0.543		G5-3					K			4	0	1	0	0	2	0									
Ramon Santiago, S OBP: 0.417, SLG: 0.125							K			0	0	0	0	0	0	0									
Dave Hansen, L OBP: 0.259, SLG: 0.257							K		2B	0	0	0	0	0	0	0									
29 Adrián Beltré, R OBP: 0.304, SLG: 0.415					P5		K		K	4	0	1	0	0	2	1									
Greg Dobbs, L OBP: 0.288, SLG: 0.331		L3			F8		L9		P5	4	0	0	0	0	0	2									
4 Jose Lopez, R OBP: 0.281, SLG: 0.380		G3					K		G3-1	3	0	0	0	1	1	1									
Jaime Bubela, L OBP: 0.176, SLG: 0.125			G4-3		F7		1B BB		51 BB 7 SF7 30 1B BB	3	1	1	0	1	0	0									
30 René Rivera, R OBP: 0.408, SLG: 0.521			G6-3		51 1B		K		WP 51 BB 1B	4	0	2	0	0	1	2									
Shin-Soo Choo, L OBP: 0.190, SLG: 0.056							K			0	0	0	0	0	0	0									
<b>Inning Stats</b>	R: 0 E: 0 K: 0 S: 8	H: 1 LOB: 0 BB: 0 P: 12	R: 0 E: 0 K: 0 S: 15	H: 1 LOB: 1 BB: 0 P: 20	R: 2 E: 0 K: 0 S: 11	H: 2 LOB: 0 BB: 0 P: 14	R: 0 E: 0 K: 1 S: 8	H: 0 LOB: 0 BB: 0 P: 11	R: 0 E: 0 K: 2 S: 10	H: 2 LOB: 3 BB: 1 P: 19	R: 0 E: 0 K: 3 S: 14	H: 1 LOB: 2 BB: 1 P: 24	R: 0 E: 0 K: 2 S: 14	H: 1 LOB: 1 BB: 0 P: 22	R: 1 E: 0 K: 1 S: 17	H: 1 LOB: 2 BB: 2 P: 26	1B: 7 2B: 1 3B: 0 HR: 1	SF: 1 SAC: 0 DP: 1 HBP: 0	WP: 1 PB: 0 SB: 0 CS: 0	PA: 39					
<b>PITCHER</b>	IP	WLS	BF	H	R	ER	SO	BB	IBB	HBP	BLK	WP	HR	S	P	ERA	WHIP								
Joe Blanton, R ERA: 3.53	6.0	W	24	6	2	2	4	1	0	0	0	0	0	28	46	0.00	1.500								
40 Rich Harden, R ERA: 2.53	2.0	H	9	2	0	0	5	1	0	0	0	0	0	17	26	9.00	3.000								
20 Huston Street, R ERA: 1.72	1.0	S	6	1	1	1	1	2	0	0	0	1	0	17	26	9.00	3.000								

Oakland Athletics @ Seattle Mariners  
Safeco Field, Seattle, WA  
Sat Oct 01 2005, 1:05 PM PDT  
Att: 26,998 - Cloudy - 55 F

AB 34  
R 3  
H 9  
RBI 3  
BB 4  
SO 10  
LOB 17





Batter	1	2	3	4	5	6	7	8	9	AB	R	H	RBI	BB	SO	LOB	TOP					
Jason Kendall, R OBP: 0.345, SLG: 0.321 (1, 2)	G5-3		F8				FC4	G5-3		5	0	1	1	0	0	4						
Nick Swisher, S OBP: 0.322, SLG: 0.446 (1, 9)	14 WP 1B									5	1	2	0	0	2	3						
14 Mark Ellis, R OBP: 0.384, SLG: 0.477 (1, 4)	G5-3									4	2	1	0	1	1	1						
3 Eric Chavez, L OBP: 0.329, SLG: 0.466 (9, PH) 23 Bobby Kjetil, S OBP: 0.350, SLG: 0.395 (9, 10)	G1-3									4	1	2	1	0	0	1						
29 Dan Johnson, L OBP: 0.355, SLG: 0.451 (1, 3)										4	1	1	3	0	1	0						
Marco Scutaro, R OBP: 0.310, SLG: 0.391 (1, 6)	G5-3									4	2	2	0	0	0	0						
Matt Watson, L OBP: 0.220, SLG: 0.250 (1, 7)	G4-3									4	1	3	2	0	0	0						
Hiram Bocachica, R OBP: 0.105, SLG: 0.105 (1, 5)										4	0	0	0	0	1	4						
Freddie Bynum, L OBP: 0.286, SLG: 0.429 (1, 8)										4	0	2	1	0	2	1						
<b>Inning Stats</b>	R: 0 E: 0 K: 0 S: 9	H: 1 LOB: 1 BB: 0 P: 14	R: 0 E: 0 K: 0 S: 6	H: 0 LOB: 0 BB: 0 P: 8	R: 0 E: 0 K: 2 S: 8	H: 0 LOB: 0 BB: 0 P: 10	R: 1 E: 0 K: 1 S: 12	H: 2 LOB: 0 BB: 0 P: 19	R: 2 E: 1 K: 1 S: 14	H: 3 LOB: 1 BB: 0 P: 21	R: 0 E: 0 K: 0 S: 8	H: 0 LOB: 0 BB: 0 P: 10	R: 0 E: 0 K: 0 S: 12	H: 2 LOB: 2 BB: 0 P: 16	R: 5 E: 0 K: 1 S: 28	H: 6 LOB: 2 BB: 1 P: 45	R: 0 E: 0 K: 1 S: 9	H: 0 LOB: 0 BB: 0 P: 11	1B: 10 2B: 5 3B: 0 HR: 0	SF: 1 SAC: 0 DP: 1 HBP: 0	WP: 2 PB: 0 SB: 0 CS: 0	PA: 41
<b>PITCHER</b>	IP	WLS	BF	H	R	ER	SO	BB	IBB	HBP	BLK	WP	HR	S	P	ERA	WHIP					
34 Félix Hernández, R ERA: 2.67 George Sherrill, L ERA: 5.21 40 Julio Mateo, R ERA: 3.06 Scott Atchison, R ERA: 6.75	7.0	0.0	28	8	3	3	5	0	0	0	0	2	0	69	98	3.86	1.143					

Oakland Athletics @ Seattle Mariners  
Safeco Field, Seattle, WA  
Sun Oct 02 2005, 1:05 PM PDT  
Att: 35,300 - Roof Closed - 52 F

AB	39
R	8
H	14
RBI	8
BB	1
SO	7
LOB	14



Batter	1	2	3	4	5	6	7	8	9	AB	R	H	RBI	BB	SO	LOB	BOTTOM					
51 Ichiro Suzuki, L OBP: 0.350, SLG: 0.436 (1, 9)	G1-3									4	1	1	0	0	1	0						
7 Yuniesky Betancourt, R OBP: 0.286, SLG: 0.370 (1, 6)	K									4	1	1	0	0	2	1						
Raul Ibanez, L OBP: 0.355, SLG: 0.436 (1, 10)	P5									4	1	1	3	0	0	1						
Richie Sexson, R OBP: 0.369, SLG: 0.541 (1, 3)										4	0	1	0	0	2	1						
29 Adrian Beltré, R OBP: 0.303, SLG: 0.413 (1, 5)										3	0	0	0	0	0	1						
12 Michael Morse, R OBP: 0.349, SLG: 0.370 (1, 7)										3	0	0	0	0	1	1						
4 Jose Lopez, R OBP: 0.282, SLG: 0.379 (1, 4)										3	0	1	0	0	0	0						
Jaime Bubela, L OBP: 0.150, SLG: 0.105 (1, 8)										3	0	0	0	0	1	1						
Yorvit Torrealba, R OBP: 0.297, SLG: 0.338 Dave Hansen, L OBP: 0.259, SLG: 0.253 Miguel Ojeda, R OBP: 0.259, SLG: 0.225 (1, 2) (8, PH) (9, 2)										2	0	0	0	0	0	1						
<b>Inning Stats</b>	R: 0 E: 0 K: 1 S: 7	H: 0 LOB: 0 BB: 0 P: 9	R: 0 E: 0 K: 0 S: 8	H: 0 LOB: 0 BB: 0 P: 13	R: 0 E: 0 K: 0 S: 8	H: 1 LOB: 0 BB: 0 P: 10	R: 3 E: 1 K: 1 S: 13	H: 3 LOB: 0 BB: 0 P: 22	R: 0 E: 0 K: 1 S: 6	H: 0 LOB: 0 BB: 0 P: 7	R: 0 E: 0 K: 1 S: 14	H: 1 LOB: 1 BB: 0 P: 20	R: 0 E: 0 K: 0 S: 4	H: 0 LOB: 0 BB: 0 P: 9	R: 0 E: 0 K: 2 S: 9	H: 0 LOB: 0 BB: 0 P: 9	R: 0 E: 0 K: 2 S: 7	H: 0 LOB: 0 BB: 0 P: 12	1B: 4 2B: 0 3B: 0 HR: 1	SF: 0 SAC: 0 DP: 1 HBP: 0	WP: 0 PB: 0 SB: 0 CS: 0	PA: 31
<b>PITCHER</b>	IP	WLS	BF	H	R	ER	SO	BB	IBB	HBP	BLK	WP	HR	S	P	ERA	WHIP					
Joe Kennedy, L ERA: 2.21 58 Justin Duchschere, R ERA: 2.21	7.0	2.0	25	5	3	2	4	0	0	0	0	0	0	60	90	2.57	0.714					

Oakland Athletics @ Seattle Mariners  
Safeco Field, Seattle, WA  
Sun Oct 02 2005, 1:05 PM PDT  
Att: 35,300 - Roof Closed - 52 F

AB	31
R	3
H	5
RBI	3
BB	0
SO	8
LOB	7

