Oakland Athletics - 2006

Oakland Athletics @ Chicago Cubs

Hohokam Park, Mesa, AZ

Thu Mar 02 2006, 3:05 PM EST

Att. 7,717 - Sunny - 74 F

TOP

livebaseballscorecards.com

Batter	1	2	3	4	5	6	7	8	9	AB	R	H	RBI	BB	SO	LOB
14 Mark Ellis, R (1, 4) OBP: 0.333, SLG: 1.333 Freddie Bynum, L (5, 4)	S S S 0-3 ① K		0-0 ② G6-3		1-H 2-H 3-H 0-0 HR	0-0 ② F7		0-0 ③ G4-3		3 1 1 4 0 1 0 2 0 0 0 0 0 0						
Nick Swisher, S (1, 7) OBP: 0.500, SLG: 0.500 66 Danny Putnam, L (6, PR) (6, 7)	X 0-0 ② G4-3		0-0 ③ G3-1		7 HR 1B 0-0	7 BB 1B 0-0			B B B B 4-0 5 CS BB	4 1 2 0 0 0 0 0 0 0 0 1 0 0						
7 Bobby Crosby, R (1, 10) OBP: 0.500, SLG: 1.333 5 Jeremy Brown, R (9, PH) (9, 10)	S S S 0-3 ③ K			0-0 ① L9	1-H 0-0 HR	B B B B 1-2 4-0 BB			S X 1-2 0-1 ① ② G1-3	3 1 1 2 1 1 0 1 0 0 0 0 0 1						
29 Dan Johnson, L (1, 3) 10 Daric Barton, L (5, 3)		X 0-0 ① G4-3		0-0 ② P6	X 0-0 ① F7	S S S 0-3 ③ K			X 0-0 ③ G3-1	3 0 0 0 0 0 1 2 0 0 0 0 1 2						
Antonio Perez, R (1, 5) Keith Ginter, R (4, 5)		X 0-0 ② F8		X 0-0 ③ F8	B B B B 23 2B 17 FC5-2 BB		X 0-0 ① F8			2 0 0 0 0 0 0 1 0 0 0 1 0 0						
23 Bobby Kielty, S (1, 9) OBP: 1.000, SLG: 2.333 12 Doug Clark, L (5, PR) (5, 9)		X 0-0 17 BB 1B			X 0-0 HR 0-0 17 FC5-2 1-3 2B		S S S 0-3 ② K			3 1 3 1 0 0 0 1 0 0 0 0 1 0						
17 Adam Melhuse, S (1, 2) OBP: 0.667, SLG: 0.500 64 Kurt Suzuki, R (6, 2)		B B B B 4-0 FC5-4 1-2 BB			X 0-0 BB 14 HR 1B 1B 0-0 FC5-2 ② 2-3 3-H		X 0-0 ③ L9			2 1 1 0 1 0 3 1 0 0 0 0 0 0						
Javier Herrera, R (1, 8) OBP: 0.500, SLG: 0.500 Charles Thomas, L (5, PH) (5, 8)		X 0-0 ③ FC5-4 1-2f			X 0-0 BB 14 HR 1-2 1B 0-3 K			C C C 0-3 ① K		2 1 1 0 0 0 2 2 0 0 0 0 2 3						
Mike Rouse, L (1, 6) 13 Cliff Pennington, S (5, PR) (5, 6)			X 0-0 ① G4-3		B B B B 4-0 14 HR 1-2 2-3 BB	X 0-0 ① F8		X 0-0 ② F7		1 0 0 0 1 0 0 2 1 0 0 0 0 0						
Inning Stats	R: 0 H: 0 E: 0 LOB: 0 K: 2 BB: 0 S: 7 P: 7	R: 0 H: 1 E: 0 LOB: 2 K: 0 BB: 1 S: 4 P: 8	R: 0 H: 0 E: 0 LOB: 0 K: 0 BB: 0 S: 3 P: 3	R: 0 H: 0 E: 0 LOB: 0 K: 0 BB: 0 S: 3 P: 3	R: 7 H: 7 E: 0 LOB: 3 K: 1 BB: 2 S: 12 P: 20	R: 0 H: 1 E: 0 LOB: 2 K: 1 BB: 1 S: 6 P: 10	R: 0 H: 0 E: 0 LOB: 0 K: 1 BB: 0 S: 5 P: 5	R: 0 H: 0 E: 0 LOB: 0 K: 1 BB: 0 S: 5 P: 5	R: 0 H: 0 E: 0 LOB: 0 K: 0 BB: 1 S: 3 P: 7	1B: 5 SF: 0 2B: 1 SAC: 0 3B: 0 DP: 0 HR: 3 HBP: 0						

AB	35
R	7
H	9
RBI	7
BB	5
SO	6
LOB	12

WP: 0 PA: 40
PB: 0
SB: 0
CS: 1

PITCHER	IP	WLS	BF	H	R	ER	SO	BB	IBB	HBP	BLK	WP	HR	S	P	ERA	WHIP
38 Carlos Zambrano, R (1, 1) ERA:	3.0		11	1	0	0	2	1	0	0	0	0	0	14	18	0.00	0.667
46 Ryan Dempster, R (4, 1) ERA:	1.0		3	0	0	0	0	0	0	0	0	0	0	3	3	0.00	0.000
Bryan Corey, R (5, 1) ERA:	0.0		7	6	7	7	0	1	0	0	0	0	3	6	10	∞	∞
13 Will Ohman, L (5, 1) ERA:	1.0		5	1	0	0	1	1	0	0	0	0	0	6	10	0.00	2.000
44 Roberto Novoa, R (6, 1) ERA:	2.0		8	1	0	0	2	1	0	0	0	0	0	11	15	0.00	1.000

PITCHER	IP	WLS	BF	H	R	ER	SO	BB	IBB	HBP	BLK	WP	HR	S	P	ERA	WHIP
Bob Howry, R (8, 1) ERA:	1.0		3	0	0	0	1	0	0	0	0	0	0	5	5	0.00	0.000
43 Michael Wuertz, R (9, 1) ERA:	1.0	W	3	0	0	0	0	1	0	0	0	0	0	3	7	0.00	1.000

BOTTOM

Oakland Athletics @ Chicago Cubs

Hohokam Park, Mesa, AZ

Thu Mar 02 2006, 3:05 PM EST

Att. 7,717 - Sunny - 74 F

Batter	1	2	3	4	5	6	7	8	9	AB	R	H	RBI	BB	SO	LOB
Juan Pierre, L (1, 8) OBP: 0.333, SLG: 0.333 Felix Pie, L (5, 8) OBP: 0.500, SLG: 1.500	B5-3	FC6-4 1-2 2-3 1B		K 1-2		G5-3		1-H 2-H 3B		3 2	0 0	1 1	0 2	0 0	1 0	1 0
Jerry Hairston, R (1, 10) OBP: 0.500, SLG: 0.500 3 Marquis Grissom, R (4, PH) (5, 10)	25 1B 16 1B 1B	FC6-4 16 WP 16 1B 1-2f 2-3 3-H		BB			G6-3	G6-3		2 2	2 0	1 0	1 0	0 1	0 0	2 1
25 Derrek Lee, R (1, 3) OBP: 0.333, SLG: 0.500 Brian Dopirak, R (5, 3) OBP: 0.500, SLG: 0.500 29 Ángel Pagán, S (9, PR)	16 1B 1-3 1B	SF8 3-H		F8			1B		E6 64 G6-3 64 E FC3-6	2 2 0	0 0 1	1 1 0	1 0 0	0 0 0	0 0 0	1 0 0
16 Aramis Ramirez, R (1, 5) OBP: 0.667, SLG: 0.667 64 Casey McGehee, R (6, 5)	1-2 3-H 1B	1-H 1B			K		F9		1 SAFE G6-3 1-3	3 2	0 0	2 0	2 0	0 0	1 0	0 2
Todd Walker, L (1, 4) Neifi Perez, S (5, 4) (6, 6)	K	L4			F8		K		FC3-6 IBB	2 2	0 0	0 0	0 1	0 1	1 1	3 1
Michael Barrett, R (1, 2) 58 Geovany Soto, R (4, 2) Jose Reyes, S (7, 2)	P3		G5-3		E6			G4-3	FC3-6 1-2f 3-H	2 1 2	0 0 0	0 0 1	0 0 0	0 0 0	0 0 1	2 0 1
Jacque Jones, L (1, 9) 28 Michael Restovich, R (5, PH) (6, 9)		19 1B 19 BLK 5 1B BB	F8		K			K		1 2	1 0	0 0	0 0	1 0	0 2	0 1
19 Matt Murton, R (1, 7) OBP: 0.500, SLG: 0.500 66 Adam Greenberg, L (6, 7) OBP: 0.500, SLG: 0.500		1B 5 1B 1-3 FC6-4 1B	K			F8		BB 3B 1B		2 2	1 1	1 1	0 0	0 0	1 0	0 0
5 Ronny Cedeno, R (1, 6) OBP: 1.000, SLG: 1.000 Ryan Theriot, R (6, 4)		FC6-4 25 SF8 1B 1-2 3-H 1B		CS BB		G1-3		1-2 3B BB		1 1	1 1	1 0	1 0	1 1	0 0	0 0
Inning Stats	R: 1 E: 0 K: 1 S: 8 H: 3 LOB: 2 BB: 0 P: 8	R: 4 E: 0 K: 0 S: 7 H: 4 LOB: 1 BB: 1 P: 11	R: 0 E: 0 K: 1 S: 5 H: 0 LOB: 0 BB: 0 P: 5	R: 0 E: 0 K: 1 S: 3 H: 0 LOB: 1 BB: 2 P: 11	R: 0 E: 1 K: 2 S: 8 H: 0 LOB: 1 BB: 0 P: 8	R: 0 E: 0 K: 0 S: 3 H: 0 LOB: 0 BB: 0 P: 3	R: 0 E: 0 K: 1 S: 6 H: 1 LOB: 1 BB: 0 P: 6	R: 2 E: 0 K: 1 S: 7 H: 2 LOB: 1 BB: 1 P: 11	R: 1 E: 2 K: 0 S: 3 H: 0 LOB: 2 BB: 1 P: 7	1B: 9 2B: 0 3B: 1 HR: 0 SF: 1 SAC: 0 DP: 0 HBP: 0						

	AB	36
	R	8
	H	10
	RBI	8
	BB	5
	SO	7
	LOB	15

WP: 1 PB: 0 SB: 0 CS: 1 PA: 42

livebaseballscorecards.com

PITCHER		IP	WLS	BF	H	R	ER	SO	BB	IBB	HBP	BLK	WP	HR	S	P	ERA	WHIP
Dan Haren, R ERA: 27.0	(1, 1)	1.2		13	7	5	5	1	1	0	0	1	1	0	14	18	27.00	4.800
Joe Kennedy, L ERA:	(2, 1)	1.1		4	0	0	0	1	0	0	0	0	0	0	6	6	0.00	0.000
57 Chad Gaudin, R ERA:	(4, 1)	2.0		8	0	0	0	3	2	0	0	0	0	0	11	19	0.00	1.000
Kirk Saarloos, R ERA:	(6, 1)	1.0	H	3	0	0	0	0	0	0	0	0	0	0	3	3	0.00	0.000
20 Huston Street, R ERA:	(7, 1)	1.0	H	4	1	0	0	1	0	0	0	0	0	0	6	6	0.00	1.000

PITCHER		IP	WLS	BF	H	R	ER	SO	BB	IBB	HBP	BLK	WP	HR	S	P	ERA	WHIP
Jay Witasick, R ERA: 18.0	(8, 1)	1.0	B	6	2	2	2	1	1	0	0	0	0	0	7	11	18.00	3.000
47 Ron Flores, L ERA:	(9, 1)	0.2	L	4	0	1	0	0	0	1	0	0	0	0	3	7	0.00	0.000

Milwaukee Brewers @ Oakland Athletics

Phoenix Municipal Stadium, Phoenix, AZ

Fri Mar 03 2006, 3:05 PM EST

Att. 4,474 - Sunny - 76 F

TOP

livebaseballscorecards.com

Batter	1	2	3	4	5	6	7	8	9	AB	R	H	RBI	BB	SO	LOB
Brady Clark, R (1, 8) Darren Ford, R (6, 8)	K	F9		F7		G5-3			G6-4-3 BB	4 0	0 0	0 0	0 0	0 1	1 0	3 0
7 J.J. Hardy, R (1, 6) OBP: 0.167, SLG: 0.333 Alcides Escobar, R (6, 6)	P4	F7			2B		G3		G6-4-3 1-2f	3 2	0 0	1 0	0 0	0 0	0 1	0 1
28 Prince Fielder, L (1, 3) John Alonso, R (6, 3)	G3-4-1		K		BB		G6-3		K	2 2	0 0	0 0	0 0	1 0	1 1	0 0
Nelson Cruz, R (1, 9) 8 Vinny Rottino, R (6, 9)		K	F8		L4		BB			3 0	0 0	0 0	0 0	0 1	1 0	2 0
47 Corey Koskie, L (1, 5) OBP: 0.250, SLG: 1.000 Mat Gamel, L (6, 5)		HR	K		L8		G4-3			3 1	1 0	1 0	1 0	0 0	1 0	2 1
18 Gabe Gross, L (1, 7) OBP: 0.400, SLG: 0.600 Jason Romano, R (6, 7) OBP: 1.000, SLG: 1.000	62 1B 1B			P5	G4-3			G4-6-3 1B		3 1	1 0	1 1	0 0	0 0	0 0	2 0
Brad Nelson, L (1, 10) OBP: 0.500, SLG: 0.500	62 1B 1-2 HR 1B			62 1B 1B		F9		G4-6-3 1-2f		4	1	2	0	0	0	1
62 Brent Abernathy, R (1, 4) OBP: 0.800, SLG: 1.000 Kenny Holmberg, R (6, PR) (6, 4)	1-2 2-H HR 1B			1-2 1B		2B		BB		3 0	1 0	3 0	1 0	0 1	0 0	0 0
Mike Rivera, R (1, 2) OBP: 0.333, SLG: 1.333 83 Carlos Corporán, S (6, 2)	1-H 2-H HR			F7		F7		G3		3 1	1 0	1 0	3 0	0 0	0 0	3 1
Inning Stats	R: 0 E: 0 K: 1 S: 5 H: 0 LOB: 0 BB: 0 P: 5	R: 5 E: 0 K: 1 S: 10 H: 5 LOB: 0 BB: 0 P: 10	R: 0 E: 0 K: 2 S: 7 H: 0 LOB: 0 BB: 0 P: 7	R: 0 E: 0 K: 0 S: 5 H: 2 LOB: 2 BB: 0 P: 5	R: 0 E: 0 K: 0 S: 4 H: 1 LOB: 2 BB: 1 P: 8	R: 0 E: 0 K: 0 S: 4 H: 1 LOB: 1 BB: 0 P: 4	R: 0 E: 0 K: 0 S: 3 H: 0 LOB: 1 BB: 1 P: 7	R: 0 E: 0 K: 0 S: 3 H: 1 LOB: 1 BB: 1 P: 7	R: 0 E: 0 K: 1 S: 4 H: 0 LOB: 0 BB: 1 P: 8	1B: 6 2B: 2 3B: 0 HR: 2 SF: 0 SAC: 0 DP: 2 HBP: 0						

AB	35
R	5
H	10
RBI	5
BB	4
SO	5
LOB	16

WP: 0 PB: 0 SB: 0 CS: 0 PA: 39

PITCHER		IP	WLS	BF	H	R	ER	SO	BB	IBB	HBP	BLK	WP	HR	S	P	ERA	WHIP
Joe Blanton, R ERA: 22.5	(1, 1)	2.0	L	11	5	5	5	2	0	0	0	0	0	2	15	15	22.50	2.500
49 Mac Suzuki, R ERA:	(3, 1)	2.0		8	2	0	0	2	0	0	0	0	0	0	12	12	0.00	1.000
52 Matt Roney, R ERA:	(5, 1)	1.0		5	1	0	0	0	1	0	0	0	0	0	4	8	0.00	2.000
Chris Mabeus, R ERA:	(6, 1)	1.0		4	1	0	0	0	0	0	0	0	0	0	4	4	0.00	1.000
Jason Karnuth, R ERA:	(7, 1)	1.0		4	0	0	0	0	1	0	0	0	0	0	3	7	0.00	1.000

PITCHER		IP	WLS	BF	H	R	ER	SO	BB	IBB	HBP	BLK	WP	HR	S	P	ERA	WHIP
62 Alex Santos, R ERA:	(8, 1)	1.0		4	1	0	0	0	1	0	0	0	0	0	3	7	0.00	2.000
56 Randy Keisler, L ERA:	(9, 1)	1.0		3	0	0	0	1	1	0	0	0	0	0	4	8	0.00	1.000

Batter	1	2	3	4	5	6	7	8	9	AB	R	H	RBI	BB	SO	LOB
14 Mark Ellis, R (1, 4) OBP: 0.333, SLG: 1.000 Freddie Bynum, L (5, PR) (6, 4)	P4		K		2B			G4-3		3 1	0 0	1 0	0 0	0 0	1 0	0 0
21 Mark Kotsay, L (1, 8) OBP: 0.333, SLG: 0.667 Charles Thomas, L (6, 8)	F7		2B		F9			K		3 1	0 0	1 0	0 0	0 0	0 1	1 0
7 Bobby Crosby, R (1, 10) OBP: 0.429, SLG: 1.333 12 Doug Clark, L (8, PH) (9, 10)	F9		K			HR		G4-3		3 1	1 0	1 0	1 0	0 0	1 0	1 0
3 Eric Chavez, L (1, 5) OBP: 0.333, SLG: 0.667 Keith Ginter, R (7, 5)		F8 2B		G5-3		F9			K	3 1	0 0	1 0	0 0	0 0	0 1	0 0
22 Milton Bradley, S (1, 9) Matt Watson, L (7, 9)		BB		G3		F7			G3-1	2 1	0 0	0 0	0 0	1 0	0 0	0 0
Jay Payton, R (1, 7) OBP: 0.333, SLG: 0.667 66 Danny Putnam, L (7, 7) OBP: 1.000, SLG: 3.000	F8 2-3			2B		G5-3			3B	3 1	0 0	1 1	0 0	0 0	0 0	2 0
Jason Kendall, R (1, 2) John Baker, L (7, PR) (8, 2)	F7			G5-3			BB 13 G4-6-3		G4-3	2 1	0 0	0 0	0 0	1 0	0 0	3 1
Nick Swisher, S (1, 3) OBP: 0.333, SLG: 0.333 56 Scott McClain, R (6, 3)	K				K		F8			2 1	0 0	0 0	0 0	0 0	2 0	2 1
63 Andrew Beattie, S (1, 6) 13 Cliff Pennington, S (6, 6)		K2-3			F7		G4-6-3 1-2f			2 1	0 0	0 0	0 0	0 0	1 0	0 1
Inning Stats	R: 0 E: 0 K: 0 S: 3 H: 0 LOB: 0 BB: 0 P: 3	R: 0 E: 0 K: 1 S: 6 H: 1 LOB: 2 BB: 1 P: 10	R: 0 E: 0 K: 3 S: 10 H: 1 LOB: 1 BB: 0 P: 10	R: 0 E: 0 K: 0 S: 4 H: 1 LOB: 1 BB: 0 P: 4	R: 0 E: 0 K: 1 S: 6 H: 1 LOB: 1 BB: 0 P: 6	R: 1 E: 0 K: 0 S: 4 H: 1 LOB: 0 BB: 0 P: 4	R: 0 E: 0 K: 0 S: 2 H: 0 LOB: 1 BB: 1 P: 6	R: 0 E: 0 K: 1 S: 5 H: 0 LOB: 0 BB: 0 P: 5	R: 0 E: 0 K: 1 S: 6 H: 1 LOB: 1 BB: 0 P: 6	1B: 0 2B: 4 3B: 1 HR: 1 SF: 0 SAC: 0 DP: 1 HBP: 0						

PITCHER	IP	WLS	BF	H	R	ER	SO	BB	IBB	HBP	BLK	WP	HR	S	P	ERA	WHIP
Rick Helling, R (1, 1) ERA:	2.0	W	8	1	0	0	1	1	0	0	0	0	0	9	13	0.00	1.000
43 Justin Lehr, R (3, 1) ERA:	2.0		8	2	0	0	3	0	0	0	0	0	0	14	14	0.00	1.000
58 Chris Demaria, R (5, 1) ERA: 4.5	2.0		8	2	1	1	1	0	0	0	0	0	1	10	10	4.50	1.000
59 Derrick Turnbow, R (7, 1) ERA:	1.0		3	0	0	0	0	1	0	0	0	0	0	2	6	0.00	1.000
50 Jared Fernandez, R (8, 1) ERA:	2.0		7	1	0	0	2	0	0	0	0	0	0	11	11	0.00	0.500

PITCHER	IP	WLS	BF	H	R	ER	SO	BB	IBB	HBP	BLK	WP	HR	S	P	ERA	WHIP

BOTTOM

Milwaukee Brewers @ Oakland Athletics

Phoenix Municipal Stadium, Phoenix, AZ

Fri Mar 03 2006, 3:05 PM EST

Att. 4,474 - Sunny - 76 F

livebaseballscorecards.com

AB	32
R	1
H	6
RBI	1
BB	2
SO	7
LOB	12

WP: 0 PB: 0 SB: 0 CS: 0 PA: 34

Batter	1	2	3	4	5	6	7	8	9	AB	R	H	RBI	BB	SO	LOB
14 Mark Ellis, R (1, 4) OBP: 0.556, SLG: 1.250	BBBB 4-0 21 1B 29 1B BB	0-0 21 F7 1-2 1B			0-0 21 1B 3B	0-0 FC6-4 1-2f		0-0 F9		2	2	2	0	1	0	0
Keith Ginter, R (5, 4)										2	0	0	0	0	0	4
46 Santiago Casilla, R (8, 1)										0	0	0	0	0	0	0
21 Mark Kotsay, L (1, 8) OBP: 0.500, SLG: 0.667	0-0 29 1B SF8 1-2 1B	0-0 F7 1-2 2-3			0-0 29 CS 3-H 1B		0-0 E6 29 FC6-4		0-0 E 23 2B 1B	3	1	2	1	0	0	2
Charles Thomas, L (5, PR) OBP: 0.200, SLG: 0.200										2	1	1	0	0	0	0
(5, 8)																
22 Milton Bradley, S (1, 9) CCC 0-3 K			0-0 P3		0-0 F8		CCC 0-3 K		CSS 0-3 K	3	0	0	0	0	1	3
66 Danny Putnam, L (5, 9) OBP: 0.500, SLG: 1.000										2	0	0	0	0	2	2
29 Dan Johnson, L (1, 3) OBP: 0.250, SLG: 0.250	0-0 1-3 2-H 1B		0-0 1B		B X 1-0 F7 1-2		0-0 FC6-4 1-2f		0-0 F8	5	0	2	1	0	0	3
Antonio Perez, R (1, 5) OBP: 0.143, SLG: 0.167	0-0 SF8 3-H		SSS 0-3 K			0-0 23 G4-6-3 1B	0-0 F7		0-0 E6 23 2B 1-2	4	1	1	1	0	1	3
23 Bobby Kielty, S (1, 7) OBP: 0.625, SLG: 1.286	0-0 G4-3		0-0 L4			0-0 G4-6-3 1-2f		BBBB 4-0 1B BB	0-0 13 1B 1-H 2-H 2B	4	1	1	2	1	0	3
17 Adam Melhuse, S (1, 2) OBP: 0.500, SLG: 0.400		0-0 F7		0-0 G4-3		0-0 HBP 1B		CSS 0-3 K	0-0 2-H 1B	3	1	1	0	0	0	0
Juan Cruz, R (6, 1)										0	0	0	0	0	0	0
47 Ron Flores, L (7, 1)										0	0	0	0	0	0	0
13 Cliff Pennington, S (8, PH) OBP: 0.200, SLG: 0.200										2	0	1	1	0	1	1
(8, 6)																
Mike Rouse, L (1, 6) OBP: 0.571, SLG: 0.400		0-0 21 F7 14 1B 1B		0-0 P5	H 1-0 1B 1-2 HBP			0-0 1-2 1B	0-0 G5-3	4	0	2	0	0	0	1
(8, 4)																
Barry Zito, L (1, 1)		0-0 B2		CSS 0-3 K		0-0 FC6-4 1-3 2-H 1B		SSS 0-3 K		1	0	0	0	0	0	1
Jay Witasick, R (3, 1)										0	0	0	0	0	0	0
12 Doug Clark, L (4, PH)										1	0	0	0	0	1	0
John Rheinecker, L (4, 1)										0	0	0	0	0	0	0
John Baker, L (6, PH) OBP: 0.333, SLG: 0.333										2	0	1	1	0	1	2
(6, 2)																

TOP

Oakland Athletics @ Milwaukee Brewers

Maryvale Baseball Park, Phoenix, AZ

Sat Mar 04 2006, 3:05 PM EST

Att. 3,000 - Sunny - 66 F

livebaseballscorecards.com

AB	40
R	7
H	14
RBI	7
BB	2
SO	7
LOB	25

Inning Stats	1	2	3	4	5	6	7	8	9
	R: 2 E: 0 K: 1 S: 7	H: 2 LOB: 1 BB: 1 P: 11	R: 0 E: 0 K: 0 S: 5	H: 2 LOB: 2 BB: 0 P: 5	R: 0 E: 0 K: 1 S: 6	H: 1 LOB: 1 BB: 0 P: 6	R: 0 E: 0 K: 1 S: 5	H: 0 LOB: 0 BB: 0 P: 5	R: 1 E: 0 K: 0 S: 4	H: 2 LOB: 1 BB: 0 P: 5
	R: 1 E: 0 K: 0 S: 5	H: 3 LOB: 2 BB: 0 P: 6	R: 0 E: 1 K: 1 S: 6	H: 0 LOB: 1 BB: 0 P: 6	R: 0 E: 0 K: 2 S: 8	H: 1 LOB: 2 BB: 1 P: 12	R: 3 E: 1 K: 1 S: 9	H: 3 LOB: 1 BB: 0 P: 9	1B: 12 2B: 1 3B: 1 HR: 0	SF: 1 SAC: 0 DP: 1 HBP: 1

WP: 0 PB: 0 SB: 0 CS: 1 PA: 44

PITCHER		IP	WLS	BF	H	R	ER	SO	BB	IBB	HBP	BLK	WP	HR	S	P	ERA	WHIP
15 Ben Sheets, R ERA: 9.0	(1, 1)	2.0		11	4	2	2	1	1	0	0	0	0	0	12	16	9.00	2.500
13 Zach Jackson, L ERA:	(3, 1)	2.0	W	7	1	0	0	2	0	0	0	0	0	0	11	11	0.00	0.500
12 Carlos Villanueva, R ERA: 9.0	(5, 1)	1.0		4	2	1	1	0	0	0	0	0	0	0	4	5	9.00	2.000
78 Wilfredo Rodriguez, L ERA: 9.0	(6, 1)	1.0		6	3	1	1	0	0	0	1	0	0	0	5	6	9.00	3.000
Tim Dillard, R ERA:	(7, 1)	1.0	H	4	0	0	0	1	0	0	0	0	0	0	6	6	0.00	0.000

PITCHER		IP	WLS	BF	H	R	ER	SO	BB	IBB	HBP	BLK	WP	HR	S	P	ERA	WHIP
Alec Zumwalt, R ERA:	(8, 1)	1.0		5	1	0	0	2	1	0	0	0	0	0	8	12	0.00	2.000
45 Dennis Sarfate, R ERA:	(9, 1)	0.2		6	3	3	0	1	0	0	0	0	0	0	8	8	0.00	4.500
Kevin Roberts, R ERA:	(9, 1)	0.1	S	1	0	0	0	0	0	0	0	0	0	0	1	1	0.00	0.000

Oakland Athletics @ Milwaukee Brewers

Maryvale Baseball Park, Phoenix, AZ

Sat Mar 04 2006, 3:05 PM EST

Att. 3,000 - Sunny - 66 F

livebaseballscorecards.com

BOTTOM

Batter	1	2	3	4	5	6	7	8	9	AB	R	H	RBI	BB	SO	LOB
Brady Clark, R (1, 8) OBP: 0.500, SLG: 0.167 18 Gabe Gross, L (6, 8) OBP: 0.429, SLG: 0.500	HBP		1B	BB		BB		F8		1 1	2 0	1 0	0 0	1 1	0 0	0 0
2 Bill Hall, R (1, 6) OBP: 0.300, SLG: 0.444 62 Brent Abernathy, R (7, 4) OBP: 0.667, SLG: 0.833	E6 23 HR		G4-3	BB		F8		F8		3 1	1 0	0 0	0 0	1 0	0 0	3 0
23 Rickie Weeks Jr., R (1, 4) OBP: 0.500, SLG: 0.750 Tim Dillard, R (7, 1) 22 Tony Gwynn Jr., L (8, 7) OBP: 0.250, SLG: 0.143	HR		BB	BB		K		G3		2 0 1	2 0 0	1 0 0	2 0 0	2 0 0	1 0 0	1 0 0
Geoff Jenkins, L (1, 9) OBP: 0.286, SLG: 0.400 8 Vinny Rottino, R (6, 9)	G4-3		2B	SF7			G5-3			2 1	1 0	1 0	3 0	0 0	0 0	0 0
Nelson Cruz, R (1, 7) OBP: 0.143, SLG: 0.571 Alec Zumwalt, R (8, 1) 45 Dennis Sarfate, R (9, 1) Kevin Roberts, R (9, 1)	G4-3		K	G4-3			HR			4 0 0 0	1 0 0 0	1 0 0 0	1 0 0 0	0 0 0 0	1 0 0 0	3 0 0 0
47 Corey Koskie, L (1, 5) OBP: 0.286, SLG: 0.857 Jeff Cirillo, R (6, 5) OBP: 0.250, SLG: 0.250		G4-3	2B		G3		K			3 1	1 0	1 0	1 0	0 0	0 1	0 0
1 Corey Hart, R (1, 3) OBP: 0.250, SLG: 0.375 Brad Nelson, L (6, 3) OBP: 0.600, SLG: 0.800		1B	E7		G5-3		2B			3 1	0 0	1 1	0 0	0 0	0 0	0 0
Damian Miller, R (1, 2) OBP: 0.625, SLG: 1.286 78 Wilfredo Rodriguez, L (6, 1) Zach Sorensen, S (7, 6) OBP: 0.167, SLG: 0.167		2B	F8		G5-3		P5			3 0 1	0 0 0	1 0 0	0 0 0	0 0 0	0 0 0	1 0 1
15 Ben Sheets, R (1, 1) 13 Zach Jackson, L (3, 1) 12 Carlos Villanueva, R (5, 1) 64 Lou Palmisano, R (6, 2) OBP: 0.500, SLG: 2.000		K		G4-3		K		HR		1 1 0 2	0 0 0 1	0 0 0 1	0 0 0 1	1 0 0 0	1 0 0 1	1 0 0 0
Inning Stats	R: 2 E: 1 K: 0 S: 4 H: 1 LOB: 0 BB: 0 P: 5	R: 0 E: 0 K: 1 S: 6 H: 2 LOB: 1 BB: 0 P: 7	R: 4 E: 1 K: 1 S: 9 H: 3 LOB: 1 BB: 1 P: 13	R: 1 E: 0 K: 0 S: 3 H: 0 LOB: 2 BB: 3 P: 15	R: 0 E: 0 K: 0 S: 3 H: 0 LOB: 0 BB: 0 P: 3	R: 0 E: 0 K: 2 S: 7 H: 0 LOB: 1 BB: 1 P: 11	R: 1 E: 0 K: 1 S: 7 H: 2 LOB: 1 BB: 0 P: 7	R: 1 E: 0 K: 0 S: 4 H: 1 LOB: 0 BB: 0 P: 4		1B: 2 2B: 4 3B: 0 HR: 3 SF: 1 SAC: 0 DP: 0 HBP: 1						

	AB	32
	R	9
	H	9
	RBI	8
	BB	5
	SO	5
	LOB	10

WP: 0 PB: 0 SB: 2 CS: 2 PA: 39

PITCHER		IP	WLS	BF	H	R	ER	SO	BB	IBB	HBP	BLK	WP	HR	S	P	ERA	WHIP
Barry Zito, L ERA: 4.5	(1, 1)	2.0		9	3	2	1	1	0	0	1	0	0	1	10	12	4.50	1.500
Jay Witasick, R ERA: 22.5	(3, 1)	1.0	L	8	3	4	3	1	1	0	0	0	0	0	9	13	27.00	4.000
John Rheinecker, L ERA: 4.5	(4, 1)	2.0		9	0	1	1	0	3	0	0	0	0	0	6	18	4.50	1.500
Juan Cruz, R ERA:	(6, 1)	1.0		4	0	0	0	2	1	0	0	0	0	0	7	11	0.00	1.000
47 Ron Flores, L ERA: 5.4	(7, 1)	1.0		5	2	1	1	1	0	0	0	0	0	1	7	7	9.00	2.000

PITCHER		IP	WLS	BF	H	R	ER	SO	BB	IBB	HBP	BLK	WP	HR	S	P	ERA	WHIP
46 Santiago Casilla, R ERA: 9.0	(8, 1)	1.0		4	1	1	1	0	0	0	0	0	0	1	4	4	9.00	1.000

Batter	1	2	3	4	5	6	7	8	9	AB	R	H	RBI	BB	SO	LOB
Inning Stats																

South Africa @ Oakland Athletics

Phoenix Municipal Stadium, Phoenix, AZ

Sat Mar 04 2006, 3:05 PM EST

TOP

livebaseballscorecards.com

AB	0
R	0
H	0
RBI	0
BB	0
SO	0
LOB	0



1B: 0 SF: 0
2B: 0 SAC: 0
3B: 0 DP: 0
HR: 0 HBP: 0

WP: 0 PA: 0
PB: 0
SB: 0
CS: 0

PITCHER	IP	WLS	BF	H	R	ER	SO	BB	IBB	HBP	BLK	WP	HR	S	P	ERA	WHIP

PITCHER	IP	WLS	BF	H	R	ER	SO	BB	IBB	HBP	BLK	WP	HR	S	P	ERA	WHIP

Batter	1	2	3	4	5	6	7	8	9	AB	R	H	RBI	BB	SO	LOB
Inning Stats																

South Africa @ Oakland Athletics

Phoenix Municipal Stadium, Phoenix, AZ

Sat Mar 04 2006, 3:05 PM EST

BOTTOM

livebaseballscorecards.com

AB	0
R	0
H	0
RBI	0
BB	0
SO	0
LOB	0

1B: 0
2B: 0
3B: 0
HR: 0

SF: 0
SAC: 0
DP: 0
HBP: 0

WP: 0
PB: 0
SB: 0
CS: 0

PA: 0

PITCHER	IP	WLS	BF	H	R	ER	SO	BB	IBB	HBP	BLK	WP	HR	S	P	ERA	WHIP

PITCHER	IP	WLS	BF	H	R	ER	SO	BB	IBB	HBP	BLK	WP	HR	S	P	ERA	WHIP

Los Angeles Angels @ Oakland Athletics

Phoenix Municipal Stadium, Phoenix, AZ

Sun Mar 05 2006, 3:05 PM EST

Att. 7,116 - Sunny - 74 F

TOP

livebaseballscorecards.com

Batter	1	2	3	4	5	6	7	8	9	AB	R	H	RBI	BB	SO	LOB
9 Chone Figgins, S (1, 5) OBP: 0.600, SLG: 1.250	6 1B 3B		2B			B2-3	P4			2	1	2	0	0	0	0
65 Tommy Murphy, S (5, 7) OBP: 0.333, SLG: 0.400										2	0	0	0	0	0	2
(6, 8)																
6 Maicer Izturis, S (1, 6) OBP: 0.143, SLG: 0.143	G3-6-1 1B 3-H		K			E4 58 FC3-6 1B HR	F9			3	1	1	1	0	1	1
32 Erick Aybar, S (6, 6)										1	0	0	0	0	0	2
Darin Erstad, L (1, 8) OBP: 0.200, SLG: 0.200	G3-6-1 1-2f		F7			58 FC3-6 1B 1-2		G6-3		3	0	1	0	0	0	2
19 Curtis Pride, L (6, 7) OBP: 0.143, SLG: 0.286										1	0	0	0	0	0	0
(7, 9)																
16 Garret Anderson, L (1, 7) OBP: 0.500, SLG: 1.250	FC4-6 1B			F9		FC3-6 HR 1-2f 2-3		G5-3		2	0	1	0	0	0	0
58 Brian Specht, S (5, 5)										2	1	0	0	0	0	2
Casey Kotchman, L (1, 3) OBP: 0.333, SLG: 1.000	FC4-6 1-2f			G4-3		HR 1-H 3-H		F8		3	1	1	3	0	0	1
39 Robb Quinlan, R (7, 3)										1	0	0	0	0	0	0
22 Kendrys Morales, S (1, 10) OBP: 0.222, SLG: 0.333		G3-1		G4-3		G6-3			G6-3	4	0	0	0	0	0	0
5 Jeff Mathis, R (1, 2)		K			P2		BBBB 47 E SF8 BB		K	2	0	0	0	1	1	0
Josh Leblanc, L (7, PR)										0	1	0	0	0	0	0
(7, 7)																
3 Brandon Wood, R (9, PH)										1	0	0	0	0	1	0
47 Howie Kendrick, R (1, 4) OBP: 0.500, SLG: 0.500		P4			G6-4-3 1B		E8 1-3 1B		G5-3	4	0	2	0	0	0	0
Nick Gorneault, R (1, 9)			G4-3		G6-4-3 1-2f		SF8 3-H			2	0	0	1	0	0	1
46 Bobby Wilson, R (7, 2)										0	0	0	0	0	0	0
Inning Stats	R: 1 E: 0 K: 0 S: 5 H: 3 LOB: 1 BB: 0 P: 5	R: 0 E: 0 K: 1 S: 5 H: 0 LOB: 0 BB: 0 P: 5	R: 0 E: 0 K: 1 S: 6 H: 1 LOB: 1 BB: 0 P: 6	R: 0 E: 0 K: 0 S: 3 H: 0 LOB: 0 BB: 0 P: 3	R: 0 E: 0 K: 0 S: 3 H: 1 LOB: 0 BB: 0 P: 3	R: 3 E: 1 K: 0 S: 6 H: 2 LOB: 0 BB: 0 P: 6	R: 1 E: 1 K: 0 S: 4 H: 1 LOB: 2 BB: 1 P: 8	R: 0 E: 0 K: 0 S: 3 H: 0 LOB: 0 BB: 0 P: 3	R: 0 E: 0 K: 1 S: 5 H: 0 LOB: 0 BB: 0 P: 5	1B: 5 2B: 1 3B: 1 HR: 1 SF: 1 SAC: 0 DP: 2 HBP: 0						

	AB	33
	R	5
	H	8
	RBI	5
	BB	1
	SO	3
	LOB	11

WP: 0 PB: 0 SB: 0 CS: 0 PA: 35

PITCHER		IP	WLS	BF	H	R	ER	SO	BB	IBB	HBP	BLK	WP	HR	S	P	ERA	WHIP
Kirk Saarloos, R ERA: 2.25	(1, 1)	3.0		12	4	1	1	2	0	0	0	0	0	0	16	16	3.00	1.333
Joe Kennedy, L ERA:	(4, 1)	2.0		6	1	0	0	0	0	0	0	0	0	0	6	6	0.00	0.500
Jason Karnuth, R ERA:	(6, 1)	1.0	W	6	2	3	0	0	0	0	0	0	0	1	6	6	0.00	2.000
72 Jared Burton, R ERA:	(7, 1)	1.0	H	5	1	1	0	0	1	0	0	0	0	0	4	8	0.00	2.000
62 Alex Santos, R ERA:	(8, 1)	1.0	H	3	0	0	0	0	0	0	0	0	0	0	3	3	0.00	0.000

PITCHER		IP	WLS	BF	H	R	ER	SO	BB	IBB	HBP	BLK	WP	HR	S	P	ERA	WHIP
56 Randy Keisler, L ERA:	(9, 1)	1.0	S	3	0	0	0	1	0	0	0	0	0	0	5	5	0.00	0.000

Batter	1	2	3	4	5	6	7	8	9	AB	R	H	RBI	BB	SO	LOB
14 Mark Ellis, R (1, 4) OBP: 0.500, SLG: 1.000	E5	F9			7 1B 3 SF8 7 S 1B	1-H HR		2B 1-3 1B		3	1	1	0	0	0	2
Freddie Bynum, L (5, PR) OBP: 0.400, SLG: 1.000 (6, 4)										2	2	2	2	0	0	0
21 Mark Kotsay, L (1, 8) OBP: 0.444, SLG: 0.556	7 1B 1-2 1B		G6-3		F9	P3		1-3 2B		3	0	1	0	0	0	1
Javier Herrera, R (6, 8) OBP: 0.500, SLG: 0.750								3-H		2	0	1	1	0	0	0
7 Bobby Crosby, R (1, 10) OBP: 0.600, SLG: 1.250	3 L4-6 1-3 2-H 1B		BBB 22 E 3 G4-3 BB		B X 1-3 1B	S S S K		G4-3		2	0	2	1	1	0	0
Nick Swisher, S (6, PH) OBP: 0.250, SLG: 0.250 (7, 10)										2	0	0	0	0	1	2
3 Eric Chavez, L (1, 5) OBP: 0.167, SLG: 0.400	L4-6 2-2		G4-3 1-2		SF8 3-H	G4-3				2	0	0	1	0	0	2
Charles Thomas, L (6, 9) OBP: 0.167, SLG: 0.167										1	0	0	0	0	0	0
22 Milton Bradley, S (1, 9)		BBBB G5-4-3 BB	E6 S 2-3		P4	F9				2	0	0	0	1	0	2
64 Kurt Suzuki, R (6, 2)										1	0	0	0	0	0	0
Jay Payton, R (1, 7) OBP: 0.143, SLG: 0.286	G5-4-3 1-2f	B X G5-3 1-2				L3	L6			4	0	0	0	0	0	3
29 Dan Johnson, L (1, 3) OBP: 0.364, SLG: 0.364	1B 1B	G3				56 HR 1B		F8		3	2	2	0	0	0	0
10 Daric Barton, L (7, 3)										1	0	0	0	0	0	0
Jason Kendall, R (1, 2) OBP: 0.400, SLG: 0.250	1B 1-2 1B	G3-1				1-H HR		S S S K		2	0	1	0	0	0	0
56 Scott McClain, R (6, 5) OBP: 0.333, SLG: 1.333										2	1	1	2	0	1	0
Mike Rouse, L (1, 6) OBP: 0.600, SLG: 0.429	1-3 2-H 1B	G6-3				BBBB HR BB		1B 2B 1B		2	1	1	1	1	0	0
63 Andrew Beattie, S (7, 6) OBP: 0.333, SLG: 0.333										1	1	1	0	0	0	0
Inning Stats	R: 1 E: 1 K: 0 S: 4 H: 2 LOB: 0 BB: 0 P: 4	R: 1 E: 0 K: 0 S: 5 H: 3 LOB: 2 BB: 1 P: 9	R: 0 E: 1 K: 0 S: 4 H: 0 LOB: 2 BB: 1 P: 9	R: 0 E: 0 K: 0 S: 3 H: 0 LOB: 0 BB: 0 P: 3	R: 1 E: 0 K: 0 S: 5 H: 2 LOB: 1 BB: 0 P: 6	R: 4 E: 0 K: 1 S: 8 H: 3 LOB: 0 BB: 1 P: 12	R: 0 E: 0 K: 0 S: 3 H: 0 LOB: 0 BB: 0 P: 3	R: 1 E: 0 K: 1 S: 8 H: 3 LOB: 2 BB: 0 P: 8		1B: 10 2B: 2 3B: 0 HR: 2	SF: 1 SAC: 0 DP: 2 HBP: 0					

PITCHER		IP	WLS	BF	H	R	ER	SO	BB	IBB	HBP	BLK	WP	HR	S	P	ERA	WHIP
Kevin Gregg, R	(1, 1)	2.0		10	5	2	1	0	1	0	0	0	0	0	9	13	4.50	3.000
ERA: 4.5																		
51 Joe Saunders, L	(3, 1)	2.0		8	0	0	0	0	1	0	0	0	0	0	7	12	0.00	0.500
ERA:																		
88 Daniel Davidson, L	(5, 1)	1.0		5	2	1	1	0	0	0	0	0	0	0	5	6	9.00	2.000
ERA: 9.0																		
64 Rob Zimmermann, R	(6, 1)	1.0	L	7	3	4	4	1	1	0	0	0	0	2	8	12	36.00	4.000
ERA: 36.0																		
Jose Arredondo, R	(7, 1)	1.0		3	0	0	0	0	0	0	0	0	0	0	3	3	0.00	0.000
ERA:																		

PITCHER		IP	WLS	BF	H	R	ER	SO	BB	IBB	HBP	BLK	WP	HR	S	P	ERA	WHIP
86 David Austen, R	(8, 1)	1.0		6	3	1	1	1	0	0	0	0	0	0	8	8	9.00	3.000
ERA: 9.0																		

Los Angeles Angels @ Oakland Athletics

Phoenix Municipal Stadium, Phoenix, AZ

Sun Mar 05 2006, 3:05 PM EST

Att. 7,116 - Sunny - 74 F

BOTTOM

livebaseballscorecards.com

AB	35
R	8
H	13
RBI	8
BB	3
SO	2
LOB	12

WP: 0 PB: 0 SB: 2 CS: 0 PA: 39

Chicago Cubs @ Oakland Athletics

Phoenix Municipal Stadium, Phoenix, AZ

Mon Mar 06 2006, 3:05 PM EST

Att. 4,471 - Sunny - 71 F

TOP

livebaseballscorecards.com

Batter	1	2	3	4	5	6	7	8	9	AB	R	H	RBI	BB	SO	LOB
Juan Pierre, L (1, 8) OBP: 0.250, SLG: 0.182	E3 HR	G4-3		L3			HR	SF7 3-H		3	1	0	0	0	0	2
29 Ángel Pagán, S (6, 8) OBP: 0.400, SLG: 0.750										1	1	1	2	0	0	0
Todd Walker, L (1, 4) OBP: 0.222, SLG: 0.750	1-H HR		G3-1		G4-3		64 1B HR 1B	P5		3	1	1	2	0	0	0
1 Augie Ojeda, S (6, 4) OBP: 0.444, SLG: 0.556										2	1	1	0	0	0	1
16 Aramis Ramirez, R (1, 5) OBP: 0.600, SLG: 1.000	F8		28 FC6-4 1B		G6-3		1-2 HR 1B		G5-3	1	0	0	0	0	0	0
9 Scott Moore, L (1, 5) OBP: 0.571, SLG: 0.500										1	0	1	0	0	0	0
64 Casey McGehee, R (3, 5) OBP: 0.222, SLG: 0.125										3	1	1	0	0	0	0
28 Michael Restovich, R (1, 3) OBP: 0.222, SLG: 0.333	P6		FC6-4 1-2f 2B		S S S K		1-H 2-H HR		27 HR 1B	3	1	0	0	0	1	1
Brian Dopirak, R (6, 3) OBP: 0.556, SLG: 1.222										2	2	2	3	0	0	0
Jacque Jones, L (1, 9) OBP: 0.556, SLG: 0.750	F8		1-H 2B			G4-3	G1-3		C C C K	2	0	1	1	0	0	0
66 Adam Greenberg, L (6, PH) OBP: 0.200, SLG: 0.300										3	0	0	0	0	1	1
(6, 9)																
3 Marquis Grissom, R (1, 7) OBP: 0.300, SLG: 0.333		C C C K	B X G1-3			G5-3		1B WP E 1B	1-H HR	2	0	0	0	0	1	1
27 Buck Coats, L (6, PH) OBP: 0.444, SLG: 0.750										3	2	2	2	0	0	0
(6, 7)																
5 Ronny Cedeno, R (1, 6) OBP: 0.333, SLG: 0.375		58 PB 58 E 2B		F7	S S S K			FC4-6 29 SF7 E 1-3 1B	G4-3	2	1	1	0	0	0	0
Neifi Perez, S (6, PH) OBP: 0.273, SLG: 0.200										3	1	1	0	0	1	0
(6, 6)																
58 Geovany Soto, R (1, 2) OBP: 0.200, SLG: 0.200	B B X 2-H E5			L4			F7	E1 FC4-6 1-2 3-H		2	0	0	1	0	0	0
Jose Reyes, S (5, 2) OBP: 0.167, SLG: 0.167										2	0	0	1	0	0	1
78 Dennis Anderson, S (1, 10) OBP: 0.750, SLG: 0.750	S S S K			1B			P5	FC4-6 1-2f 2-3		2	0	1	0	0	1	1
Felix Pie, L (7, PH) OBP: 0.375, SLG: 1.000										2	0	0	0	0	0	2
(7, 10)																

Inning Stats	1	2	3	4	5	6	7	8	9
	R: 2 H: 1 E: 1 LOB: 0 K: 0 BB: 0 S: 5 P: 5	R: 1 H: 1 E: 1 LOB: 1 K: 2 BB: 0 S: 9 P: 11	R: 1 H: 2 E: 0 LOB: 1 K: 0 BB: 0 S: 5 P: 6	R: 0 H: 1 E: 0 LOB: 1 K: 0 BB: 0 S: 4 P: 4	R: 0 H: 0 E: 0 LOB: 0 K: 1 BB: 0 S: 5 P: 5	R: 0 H: 0 E: 0 LOB: 0 K: 1 BB: 0 S: 5 P: 5	R: 4 H: 4 E: 0 LOB: 0 K: 0 BB: 0 S: 7 P: 7	R: 2 H: 2 E: 1 LOB: 1 K: 0 BB: 0 S: 6 P: 7	R: 2 H: 2 E: 0 LOB: 0 K: 1 BB: 0 S: 7 P: 7

AB	42
R	12
H	13
RBI	12
BB	0
SO	5
LOB	10

1B: 7	SF: 1	WP: 1	PA: 43
2B: 2	SAC: 0	PB: 1	
3B: 0	DP: 0	SB: 0	
HR: 4	HBP: 0	CS: 0	

PITCHER		IP	WLS	BF	H	R	ER	SO	BB	IBB	HBP	BLK	WP	HR	S	P	ERA	WHIP
Dan Haren, R ERA: 13.5	(1, 1)	3.0	L	15	4	4	2	2	0	0	0	0	0	1	19	22	6.00	1.333
46 Santiago Casilla, R ERA: 3.0	(4, 1)	2.0		7	1	0	0	1	0	0	0	0	0	0	9	9	0.00	0.500
Chris Mabeus, R ERA:	(6, 1)	1.0		3	0	0	0	1	0	0	0	0	0	0	5	5	0.00	0.000
Jeff Muessig, R ERA: 36.0	(7, 1)	1.0		7	4	4	4	0	0	0	0	0	0	2	7	7	36.00	4.000
52 Matt Roney, R ERA: 9.0	(8, 1)	2.0		11	4	4	3	1	0	0	0	0	1	1	13	14	13.50	2.000

PITCHER		IP	WLS	BF	H	R	ER	SO	BB	IBB	HBP	BLK	WP	HR	S	P	ERA	WHIP

Chicago Cubs @ Oakland Athletics

Phoenix Municipal Stadium, Phoenix, AZ

Mon Mar 06 2006, 3:05 PM EST

Att. 4,471 - Sunny - 71 F

BOTTOM

livebaseballscorecards.com

Batter	1	2	3	4	5	6	7	8	9	AB	R	H	RBI	BB	SO	LOB
21 Mark Kotsay, L (1, 8) OBP: 0.417, SLG: 0.500 Freddie Bynum, L (5, 8) OBP: 0.429, SLG: 1.000	FC5-4 1B	F8		G3-1		K 1-2		1-3 2B		3 2	0 0	1 1	0 0	0 0	0 1	3 1
Nick Swisher, S (1, 3) OBP: 0.250, SLG: 0.250 10 Daric Barton, L (8, PH) (9, 3)	P6		F8	K			56 HR 1B	P5		4 1	1 0	1 0	0 0	0 0	1 0	1 2
Antonio Perez, R (1, 4) OBP: 0.300, SLG: 0.333 56 Scott McClain, R (6, 5) OBP: 0.400, SLG: 1.600	FC5-4 3 FC4-6 1-2f		23 BB 22 1B BB 1B		23 FC6-4 1B		1-H HR	P4		3 2	1 1	2 1	0 2	0 0	0 0	1 2
3 Eric Chavez, L (1, 10) OBP: 0.111, SLG: 0.250 Javier Herrera, R (7, PH) OBP: 0.333, SLG: 0.500 (8, 10)	FC4-6 1-2f		P6		F7		G6-3	G5-3		3 2	0 0	0 0	0 0	0 0	0 0	3 2
22 Milton Bradley, S (1, 9) OBP: 0.273, SLG: 0.111 Matt Watson, L (6, 9) Charles Thomas, L (7, PR) OBP: 0.286, SLG: 0.286 (8, 9)		CI 23 FC5-4	BB 23 BB 1-2 1B		F9		12 1B HBP		12 FC6-4 1B	2 0 1	0 0 0	1 0 1	0 0 0	0 0 0	0 0 0	1 0 0
23 Bobby Kielty, S (1, 7) OBP: 0.545, SLG: 1.000 12 Doug Clark, L (6, 7) OBP: 0.200, SLG: 0.200		FC5-4 17 BB HBP 1-2f	BB 1-2 2-3 BB		FC6-4 1-2f		1-2 1B		FC6-4 5 BB 1-2f	2 2	0 0	0 1	0 0	1 0	0 0	2 1
Keith Ginter, R (1, 5) OBP: 0.400, SLG: 0.143 (6, 4)		17 BB 1-2 HBP	1-2 2-3 3-H BB			17 G4-6-3 1B	F7		F8	3	0	1	1	1	0	3
17 Adam Melhuse, S (1, 2) OBP: 0.444, SLG: 0.286 5 Jeremy Brown, R (7, 2)		1-2 2-3 BB	F8			G4-6-3 1-2f	F7		1-2 BB	2 1	0 0	0 0	0 0	1 1	0 0	4 2
63 Andrew Beattie, S (1, 6) OBP: 0.333, SLG: 0.333 13 Cliff Pennington, S (6, PR) OBP: 0.286, SLG: 0.286 (7, 6)				F7		S 1B		2B 1B		3 2	0 0	1 1	0 0	0 0	1 1	3 2
Inning Stats	R: 0 E: 0 K: 0 S: 4 H: 1 LOB: 1 BB: 0 P: 4	R: 0 E: 1 K: 1 S: 5 H: 0 LOB: 3 BB: 1 P: 10	R: 1 E: 0 K: 0 S: 5 H: 2 LOB: 3 BB: 2 P: 13	R: 0 E: 0 K: 1 S: 5 H: 0 LOB: 0 BB: 0 P: 5	R: 0 E: 0 K: 0 S: 4 H: 1 LOB: 1 BB: 0 P: 4	R: 0 E: 0 K: 1 S: 6 H: 2 LOB: 2 BB: 0 P: 7	R: 2 E: 0 K: 0 S: 6 H: 3 LOB: 2 BB: 0 P: 7	R: 0 E: 0 K: 0 S: 5 H: 2 LOB: 2 BB: 0 P: 5	R: 0 E: 0 K: 1 S: 6 H: 1 LOB: 2 BB: 1 P: 10	1B: 10 2B: 1 3B: 0 HR: 1 SF: 0 SAC: 0 DP: 1 HBP: 2							

	AB	38
	R	3
	H	12
	RBI	3
	BB	4
	SO	4
	LOB	33

WP: 0 PB: 0 SB: 1 CS: 0 PA: 45

PITCHER		IP	WLS	BF	H	R	ER	SO	BB	IBB	HBP	BLK	WP	HR	S	P	ERA	WHIP
Angel Guzman, R ERA:	(1, 1)	2.0	W	10	1	0	0	1	1	0	1	0	0	0	9	14	0.00	1.000
Todd Wellemeyer, R ERA: 18.0	(3, 1)	1.0		7	2	1	1	0	2	0	0	0	0	0	5	13	9.00	4.000
Scott Williamson, R ERA: 4.5	(4, 1)	1.0		3	0	0	0	1	0	0	0	0	0	0	5	5	0.00	0.000
49 John Koronka, L ERA: 9.0	(5, 1)	1.0		4	1	0	0	0	0	0	0	0	0	0	4	4	0.00	1.000
63 Carmen Pignatiello, L ERA:	(6, 1)	1.0	H	4	2	0	0	1	0	0	0	0	0	0	6	7	0.00	2.000

PITCHER		IP	WLS	BF	H	R	ER	SO	BB	IBB	HBP	BLK	WP	HR	S	P	ERA	WHIP
60 Les Walrond, L ERA: 9.0	(7, 1)	2.0		12	5	2	2	0	0	0	1	0	0	1	11	12	9.00	2.500
David Aardsma, R ERA:	(9, 1)	1.0		5	1	0	0	1	1	0	0	0	0	0	6	10	0.00	2.000

Oakland Athletics @ Chicago White Sox

Tucson Electric Park, Tucson, AZ

Tue Mar 07 2006, 3:05 PM EST

Att. 3,918 - Cloudy - 68 F

TOP

livebaseballscorecards.com

Batter	1	2	3	4	5	6	7	8	9	AB	R	H	RBI	BB	SO	LOB
14 Mark Ellis, R (1, 4) OBP: 0.400, SLG: 0.786	K			G6-3	F7		F9		G6-4-3 1-2f	3	0	0	0	0	1	1
63 Andrew Beattie, S (5, 4) OBP: 0.250, SG: 0.250										2	0	0	0	0	0	2
(7, 5)																
Nick Swisher, S (1, 7) OBP: 0.333, SLG: 0.400	G6-3			E 2B	1-3 1B		1-3 13 1B		K	3	1	2	0	0	0	0
Freddie Bynum, L (5, PR) OBP: 0.444, SLG: 0.889										2	0	1	0	0	1	0
(5, 7)																
(7, 4)																
Antonio Perez, R (1, 6) OBP: 0.231, SLG: 0.250	F8			E4 1B 2B 2-H	K		1-2 3-H 1B			3	1	0	0	0	1	2
13 Cliff Pennington, S (5, 6) OBP: 0.375, SLG: 0.375										1	0	1	1	0	0	0
Jay Payton, R (1, 8) OBP: 0.200, SLG: 0.300		F8		1-2 2B 1B	G5-3		F6			3	1	1	0	0	0	2
Javier Herrera, R (5, 8) OBP: 0.286, SLG: 0.429										1	0	0	0	0	0	2
23 Bobby Kielty, S (1, 9) OBP: 0.400, SLG: 0.692		K		K		F9	F7			4	0	0	0	0	2	4
Keith Ginter, R (1, 5) OBP: 0.385, SLG: 0.300		K		1-H 2-H 56 1B 2B		E5		G4-3		3	1	1	2	0	1	0
John Baker, L (7, 2) OBP: 0.250, SLG: 0.250										1	0	0	0	0	0	0
56 Scott McClain, R (1, 10) OBP: 0.444, SLG: 1.125			P6	2-H 1B		K		10 G1-4-3 BB		3	0	1	1	1	1	1
29 Dan Johnson, L (1, 3) OBP: 0.286, SLG: 0.286			K	L9		F8		G1-4-3 1-2f		3	0	0	0	0	1	2
10 Daric Barton, L (6, 3)										1	0	0	0	0	0	1
17 Adam Melhuse, S (1, 2) OBP: 0.500, SLG: 0.333			F8	BB 1B			1B 13 1B		63 G6-4-3	2	0	1	0	1	0	0
66 Danny Putnam, L (7, PR) OBP: 0.600, SLG: 1.000										1	1	1	0	0	0	0
(7, 7)																

	AB	36
	R	5
	H	9
	RBI	4
	BB	2
	SO	8
	LOB	17

Inning Stats																																
	R: 0	H: 0		R: 0	H: 0		R: 0	H: 0		R: 4	H: 4		R: 0	H: 1		R: 0	H: 0		R: 1	H: 3		R: 0	H: 0		R: 0	H: 1		1B: 7	SF: 0		WP: 0	PA: 38	
	E: 0	LOB: 0		E: 0	LOB: 0		E: 0	LOB: 1		E: 1	LOB: 1		E: 0	LOB: 2		E: 1	LOB: 1		E: 0	LOB: 2		E: 0	LOB: 0		E: 0	LOB: 0		2B: 2	SAC: 0		PB: 0		
	K: 1	BB: 0		K: 2	BB: 0		K: 1	BB: 0		K: 1	BB: 0		K: 1	BB: 1		K: 1	BB: 0		K: 0	BB: 0		S: 2	BB: 1		K: 1	BB: 0		3B: 0	DP: 2		SB: 0		
	S: 5	P: 5		S: 7	P: 7		S: 5	P: 5		S: 10	P: 10		S: 6	P: 10		S: 6	P: 6		S: 6	P: 6			P: 6		S: 5	P: 5		HR: 0	HBP: 0		CS: 0		

PITCHER		IP	WLS	BF	H	R	ER	SO	BB	IBB	HBP	BLK	WP	HR	S	P	ERA	WHIP
56 Mark Buehrle, L	(1, 1)	4.0		17	4	4	1	5	0	0	0	0	0	0	27	27	2.25	1.000
ERA: 6.0																		
45 Bobby Jenks, R	(5, 1)	1.0	W	5	1	0	0	1	1	0	0	0	0	0	6	10	0.00	2.000
ERA:																		
Neal Cotts, L	(6, 1)	1.0	H	5	1	1	1	1	0	0	0	0	0	0	7	7	9.00	1.000
ERA: 4.5																		
Sean Tracey, R	(7, 1)	1.0	H	5	2	0	0	0	0	0	0	0	0	0	5	5	0.00	2.000
ERA: 9.0																		
Armando Almanza, L	(8, 1)	1.0	H	4	1	0	0	0	1	0	0	0	0	0	3	7	0.00	2.000
ERA: 19.29																		

PITCHER		IP	WLS	BF	H	R	ER	SO	BB	IBB	HBP	BLK	WP	HR	S	P	ERA	WHIP
Agustin Montero, R	(9, 1)	1.0	S	2	0	0	0	1	0	0	0	0	0	0	4	4	0.00	0.000
ERA:																		

Batter	1	2	3	4	5	6	7	8	9	AB	R	H	RBI	BB	SO	LOB
66 Darren Blakely, S (1, 7) (6, 8) OBP: 0.364, SLG: 0.700	P5		HR		K	K				4	1	1	1	0	2	0
32 Brian Anderson, R (1, 8) OBP: 0.286, SLG: 0.462	G5-3		24 F9 25 1B HBP		25 WP 14 HR 1B		HR			2	1	1	0	0	0	0
31 Ryan Sweeney, L (6, 7) OBP: 0.583, SLG: 1.091										1	1	1	1	0	0	0
25 Jim Thome, L (1, 10) OBP: 0.364, SLG: 0.222	14 E BB		1-2 1B		14 HR 1-2 BB		K			1	2	1	0	2	0	0
77 Robert Valido, R (7, PH) (8, 10) OBP: 0.222, SLG: 0.500										1	0	0	0	0	1	0
14 Paul Konerko, R (1, 3) OBP: 0.286, SLG: 0.571	E6 1-H 2B		K		1-H 2-H HR		F8			3	1	2	4	0	1	2
Casey Rogowski, L (6, 3) OBP: 0.167, SLG: 0.091										1	0	0	0	0	0	0
24 Joe Crede, R (1, 5) OBP: 0.167, SLG: 0.250	P6		F9 2-3		P3		2B			3	0	0	0	0	0	3
27 Josh Fields, R (6, 5) OBP: 0.500, SLG: 1.500										1	0	1	0	0	0	0
Tadahito Iguchi, R (1, 4)		G6-3	K		P6	P6				3	0	0	0	0	1	2
Pedro Lopez, R (6, 4) OBP: 0.222, SLG: 0.333										1	0	0	0	0	0	1
Joe Borchard, S (1, 9) OBP: 0.214, SLG: 0.154		G4-3		G3		F7		G4-3		4	0	0	0	0	0	0
Chris Widger, R (1, 2) OBP: 0.500, SLG: 1.125		HR		G5-3		HR		K2-3		3	2	2	2	0	0	0
39 Chris Stewart, R (7, 2) OBP: 0.286, SLG: 0.167										1	0	0	0	0	1	0
70 Andy González, R (1, 6) OBP: 0.200, SLG: 0.200		K		K		P6		K		4	0	0	0	0	3	0
Inning Stats	R: 1 E: 1 K: 0 S: 4 H: 1 LOB: 1 BB: 1 P: 8	R: 1 E: 0 K: 1 S: 6 H: 1 LOB: 0 BB: 0 P: 6	R: 1 E: 0 K: 2 S: 9 H: 2 LOB: 2 BB: 0 P: 11	R: 0 E: 0 K: 1 S: 5 H: 0 LOB: 0 BB: 0 P: 5	R: 3 E: 0 K: 1 S: 7 H: 2 LOB: 0 BB: 1 P: 11	R: 1 E: 0 K: 1 S: 6 H: 1 LOB: 0 BB: 0 P: 6	R: 1 E: 0 K: 1 S: 7 H: 2 LOB: 1 BB: 0 P: 7	R: 0 E: 0 K: 2 S: 7 H: 0 LOB: 0 BB: 0 P: 7		1B: 2 2B: 2 3B: 0 HR: 5	SF: 0 SAC: 0 DP: 0 HBP: 1						

PITCHER		IP	WLS	BF	H	R	ER	SO	BB	IBB	HBP	BLK	WP	HR	S	P	ERA	WHIP
57 Chad Gaudin, R ERA: 5.4	(1, 1)	3.0		15	4	3	3	3	1	0	1	0	0	2	19	25	9.00	1.667
49 Mac Suzuki, R ERA: 7.2	(4, 1)	3.0	L	13	3	4	4	3	1	0	0	0	1	2	18	22	12.00	1.333
47 Ron Flores, L ERA: 6.75	(7, 1)	1.0		5	2	1	1	1	0	0	0	0	0	1	7	7	9.00	2.000
Juan Cruz, R ERA:	(8, 1)	1.0		3	0	0	0	2	0	0	0	0	0	0	7	7	0.00	0.000

PITCHER	IP	WLS	BF	H	R	ER	SO	BB	IBB	HBP	BLK	WP	HR	S	P	ERA	WHIP

BOTTOM

Oakland Athletics @ Chicago White Sox

Tucson Electric Park, Tucson, AZ

Tue Mar 07 2006, 3:05 PM EST

Att. 3,918 - Cloudy - 68 F

livebaseballscorecards.com

AB	33
R	8
H	9
RBI	8
BB	2
SO	9
LOB	8

1B: 2 SF: 0
2B: 2 SAC: 0
3B: 0 DP: 0
HR: 5 HBP: 1

WP: 1 PA: 36
PB: 0
SB: 0
CS: 0

Oakland Athletics @ Texas Rangers

Surprise Stadium, Surprise, AZ

Wed Mar 08 2006, 3:05 PM EST

Att. 2,837 - Partly Cloudy - 64 F

TOP

livebaseballscorecards.com

Batter	1	2	3	4	5	6	7	8	9	AB	R	H	RBI	BB	SO	LOB
Jason Kendall, R (1, 2) OBP: 0.250, SLG: 0.143	P4		P3			G6-3		G6-3		3	0	0	0	0	0	0
64 Kurt Suzuki, R (6, 2)										1	0	0	0	0	0	0
Freddie Bynum, L (1, 4) OBP: 0.308, SLG: 0.615	F7		K			K		G1-3		4	0	0	0	0	2	0
7 Bobby Crosby, R (1, 10) OBP: 0.500, SLG: 0.917	1B			G4-3			E5 3 HR	G5-3		4	1	1	0	0	0	0
3 Eric Chavez, L (1, 5) OBP: 0.167, SLG: 0.545	F8			G1-3			1-H HR		G5-3	3	1	1	2	0	0	1
56 Scott McClain, R (7, 3) OBP: 0.400, SLG: 1.000										1	0	0	0	0	0	0
22 Milton Bradley, S (1, 8) OBP: 0.333, SLG: 0.250		F8		K			29 G4-1 23 G3-1 2B		BBBB FC6-4 BB	3	1	1	0	1	1	0
66 Danny Putnam, L (9, PR) OBP: 0.600, SLG: 1.000										0	0	0	0	0	0	0
29 Dan Johnson, L (1, 3) OBP: 0.235, SLG: 0.235		P6			L3		G4-1 2-3		FC6-4 1-2f	3	0	0	0	0	0	1
Charles Thomas, L (7, 9) OBP: 0.250, SLG: 0.250										1	0	0	0	0	0	1
23 Bobby Kielty, S (1, 9) OBP: 0.389, SLG: 0.600		BBBB BB			K		G3-1 3-H		P4	2	0	0	1	1	1	0
63 Andrew Beattie, S (7, 5) OBP: 0.222, SLG: 0.222										1	0	0	0	0	0	1
Matt Watson, L (1, 7)		G3			K		BBBB FC6-4 BB			2	0	0	0	1	1	1
12 Doug Clark, L (7, PR) OBP: 0.200, SLG: 0.200										0	0	0	0	0	0	0
(7, 7)																
Mike Rouse, L (1, 6) OBP: 0.462, SLG: 0.300			K			K	FC6-4 1-2f			3	0	0	0	0	2	1
13 Cliff Pennington, S (8, 6) OBP: 0.375, SLG: 0.375										0	0	0	0	0	0	0
Inning Stats	R: 0 E: 0 K: 0 S: 4 H: 1 LOB: 1 BB: 0 P: 4	R: 0 E: 0 K: 0 S: 3 H: 0 LOB: 1 BB: 1 P: 7	R: 0 E: 0 K: 2 S: 7 H: 0 LOB: 0 BB: 0 P: 7	R: 0 E: 0 K: 1 S: 5 H: 0 LOB: 0 BB: 0 P: 5	R: 0 E: 0 K: 2 S: 7 H: 0 LOB: 0 BB: 0 P: 7	R: 0 E: 0 K: 2 S: 7 H: 0 LOB: 0 BB: 0 P: 7	R: 3 E: 1 K: 0 S: 6 H: 2 LOB: 1 BB: 1 P: 10	R: 0 E: 0 K: 0 S: 3 H: 0 LOB: 0 BB: 0 P: 3	R: 0 E: 0 K: 0 S: 3 H: 0 LOB: 1 BB: 1 P: 7	1B: 1 2B: 1 3B: 0 HR: 1 SF: 0 SAC: 0 DP: 0 HBP: 0						

	AB	31
	R	3
	H	3
	RBI	3
	BB	3
	SO	7
	LOB	6

WP: 0 PB: 0 SB: 0 CS: 0 PA: 34

PITCHER		IP	WLS	BF	H	R	ER	SO	BB	IBB	HBP	BLK	WP	HR	S	P	ERA	WHIP
31 Edinson Volquez, R ERA: 1.8	(1, 1)	3.0	W	11	1	0	0	2	1	0	0	0	0	0	14	18	0.00	0.667
Brian Shouse, L ERA:	(4, 1)	1.0		3	0	0	0	1	0	0	0	0	0	0	5	5	0.00	0.000
38 Kevin Walker, L ERA:	(5, 1)	2.0		6	0	0	0	4	0	0	0	0	0	0	14	14	0.00	0.000
Antonio Alfonseca, R ERA: 6.75	(7, 1)	0.2		6	2	3	1	0	1	0	0	0	0	1	5	9	13.50	4.500
53 Joaquín Benoit, R ERA: 13.5	(7, 1)	1.1	H	4	0	0	0	0	0	0	0	0	0	0	4	4	0.00	0.000

PITCHER		IP	WLS	BF	H	R	ER	SO	BB	IBB	HBP	BLK	WP	HR	S	P	ERA	WHIP
John Wasdin, R ERA: 10.8	(9, 1)	1.0		4	0	0	0	0	1	0	0	0	0	0	3	7	0.00	1.000

Oakland Athletics @ Texas Rangers

Surprise Stadium, Surprise, AZ

Wed Mar 08 2006, 3:05 PM EST

Att. 2,837 - Partly Cloudy - 64 F

BOTTOM

Batter	1	2	3	4	5	6	7	8	9	AB	R	H	RBI	BB	SO	LOB
6 Brad Wilkerson, L (1, 8) OBP: 0.375, SLG: 0.538	CSS 0-3 ① K		x 0-0 HBP S 1B	CSS 0-3 ③ K		x 0-0 HR		x 0-0 ① G5-3 2-3 3-H		3	0	1	0	0	2	1
16 Adam Hyzdu, R (6, 9) OBP: 0.333, SLG: 0.500										2	1	1	2	0	0	1
Mark DeRosa, R (1, 6) OBP: 0.250, SLG: 0.100	x 0-0 ② G4-3		CSC 0-3 ① K 1-2		x 0-0 ① G5-3	x 0-0 ③ G6-3		x 0-0 FC6-5 2B 3-H		4	0	0	0	0	1	1
80 Nate Gold, R (7, 3) OBP: 1.000, SLG: 1.500										1	0	1	1	0	0	0
9 Hank Blalock, L (1, 5) OBP: 0.417, SLG: 0.222	CSC 0-3 ③ K		BBB 4-0 FC6-5 HBP BB		x 0-0 ② G4-3		x 0-0 ① G6-3	x 0-0 ② FC6-5 2-3		2	0	0	0	1	1	0
Travis Metcalf, R (6, 5) OBP: 0.444, SLG: 0.429										2	0	0	0	0	0	1
Phil Nevin, R (1, 10) OBP: 0.438, SLG: 1.077		x 0-0 ① G6-3	x 0-0 ② F9		x 0-0 E5 3B 1B		x 0-0 ② G4-3	x 0-0 ③ P6		3	1	1	0	0	0	2
Laynce Nix, L (7, PH) (8, 10)										2	0	0	0	0	0	1
David Dellucci, L (1, 7) OBP: 0.583, SLG: 1.000		x 0-0 3B 1B	BH 2-0 FC6-5 HBP 1-2 2-3		x 0-0 HR 3B 2-H		x 0-0 ③ G6-3			2	1	2	1	0	0	0
24 Adrian Brown, S (5, PR) OBP: 0.211, SLG: 0.263										1	1	0	0	0	0	0
(6, 8)																
Kevin Mench, R (1, 9) OBP: 0.385, SLG: 1.167		x 0-0 19 2B 3B 1-H	x 0-0 ③ FC6-5 1-2 2-3f		x 0-0 3-H HR			x 0-0 1B BB 49 2B 1B		3	2	2	3	0	0	3
88 Steven Murphy, L (6, 7) OBP: 0.500, SLG: 0.500										1	1	1	0	0	0	0
19 Jason Botts, S (1, 3) OBP: 0.450, SLG: 0.588		x 0-0 3-H 2B		CSS 0-3 ① K	x 0-0 ③ F9			BBB 4-0 1B 49 2B 1-2 BB		3	0	1	1	0	1	1
D'Angelo Jimenez, S (7, 6) OBP: 0.368, SLG: 0.353										0	1	0	0	1	0	0
Rod Barajas, R (1, 2) OBP: 0.250, SLG: 0.750		x 0-0 ② F7		CSS 0-3 ② K		x 0-0 ① G6-3		x 0-0 49 2B 16 G5-3 1-2 2-3 1B		3	0	0	0	0	1	1
Aarom Baldiris, R (7, 4) OBP: 0.300, SLG: 0.556										1	1	1	0	0	0	0
5 Ian Kinsler, R (1, 4) OBP: 0.529, SLG: 0.636		x 0-0 ③ L4		x 0-0 E5		x 0-0 ② G6-3		x 0-0 16 G5-3 80 2B 1-3 2-H 3-H 2B		3	0	0	0	0	0	1
49 Jamie Burke, R (7, 2) OBP: 0.400, SLG: 0.444										1	1	1	2	0	0	0
Inning Stats	R: 0 E: 0 K: 2 S: 7 H: 0 LOB: 0 BB: 0 P: 7	R: 2 E: 0 K: 0 S: 6 H: 3 LOB: 1 BB: 0 P: 6	R: 0 E: 0 K: 1 S: 6 H: 1 LOB: 3 BB: 1 P: 12	R: 0 E: 1 K: 3 S: 10 H: 0 LOB: 1 BB: 0 P: 10	R: 3 E: 1 K: 0 S: 6 H: 3 LOB: 1 BB: 0 P: 6	R: 1 E: 0 K: 0 S: 4 H: 1 LOB: 0 BB: 0 P: 4	R: 0 E: 0 K: 0 S: 3 H: 0 LOB: 0 BB: 0 P: 3	R: 4 E: 0 K: 0 S: 7 H: 4 LOB: 1 BB: 1 P: 11		1B: 5 2B: 3 3B: 2 HR: 2	SF: 0 SAC: 0 DP: 0 HBP: 1			WP: 0 PB: 0 SB: 1 CS: 0	PA: 40		

livebaseballscorecards.com

AB	37
R	10
H	12
RBI	10
BB	2
SO	6
LOB	13

PITCHER		IP	WLS	BF	H	R	ER	SO	BB	IBB	HBP	BLK	WP	HR	S	P	ERA	WHIP
Joe Blanton, R ERA: 13.5	(1, 1)	2.2	L	13	4	2	2	3	1	0	0	0	0	0	18	22	6.75	1.875
Joe Kennedy, L ERA:	(3, 1)	1.1		6	0	0	0	3	0	0	1	0	0	0	11	13	0.00	0.000
John Rheinecker, L ERA: 11.25	(5, 1)	2.0		10	4	4	4	0	0	0	0	0	0	2	10	10	18.00	2.000
67 Adam Johnson, R ERA:	(7, 1)	1.0		3	0	0	0	0	0	0	0	0	0	0	3	3	0.00	0.000
56 Randy Keisler, L ERA: 12.0	(8, 1)	1.0		8	4	4	4	0	1	0	0	0	0	0	7	11	36.00	5.000

PITCHER	IP	WLS	BF	H	R	ER	SO	BB	IBB	HBP	BLK	WP	HR	S	P	ERA	WHIP

Batter	1	2	3	4	5	6	7	8	9	AB	R	H	RBI	BB	SO	LOB
22 Tony Gwynn Jr., L (1, 8) OBP: 0.278, SLG: 0.706	F7		G6-3 3B	G3			F8		G4-6-3 62 1B	3	1	1	0	0	0	1
Steve Moss, R (6, 8) OBP: 0.500, SLG: 0.400									1B	2	0	1	0	0	0	0
Zach Sorensen, S (1, 4) OBP: 0.333, SLG: 0.250	7 S 1B		G6-3 3-H		K		P3		G4-6-3 1-2 1B	3	0	1	1	0	1	0
62 Brent Abernathy, R (6, 4) OBP: 0.583, SLG: 0.636										2	0	1	0	0	0	0
7 J.J. Hardy, R (1, 6) OBP: 0.250, SLG: 0.500	P5 1-2		G5-3		G6-3		P4		G4-6-3 1-2f 2-3	3	0	0	0	0	0	1
Ryan Crew, R (6, 6)										2	0	0	0	0	0	2
Geoff Jenkins, L (1, 9) OBP: 0.500, SLG: 0.583	G6-3		2B		1B			BB G4-6-3	K	3	0	2	0	0	0	1
Nelson Cruz, R (5, PR) OBP: 0.316, SLG: 0.706										1	0	0	0	1	1	1
(5, 9)																
28 Prince Fielder, L (1, 3) OBP: 0.500, SLG: 0.571		1 WP 18 G6-3 1B HBP	BB		L8			G4-6-3 1-2f		1	1	0	0	1	0	1
Brad Nelson, L (6, 3) OBP: 0.417, SLG: 0.400										1	0	0	0	0	0	1
Jeff Cirillo, R (1, 5) OBP: 0.462, SLG: 0.500		18 G6-3 1 WP 1-2 1B	K			18 FC1-6 1B		8 1B 2B		3	0	2	0	0	1	2
Mat Gamel, L (6, PR) OBP: 0.500, SLG: 1.000										1	1	1	0	0	0	0
(6, 5)																
1 Corey Hart, R (1, 7) OBP: 0.316, SLG: 0.526		K 1-2 2-3		G5-3		P4		WP 18 BB 2-H 1B		3	0	0	0	0	1	3
8 Vinny Rottino, R (6, 7) OBP: 0.600, SLG: 0.778										1	0	1	1	0	0	0
18 Gabe Gross, L (1, 10) OBP: 0.333, SLG: 0.400		G6-3 2-3 3-H		K		FC1-6 1-2f		WP 1-2 BB		3	0	0	1	1	1	2
21 Chad Moeller, R (1, 2)		K		E5		F9		G4-3 1-2 2-3		3	0	0	0	0	1	2
Mike Rivera, R (6, 2) OBP: 0.167, SLG: 0.667										1	0	0	0	0	0	2
Inning Stats	R: 0 E: 0 K: 0 S: 4 H: 1 LOB: 1 BB: 0 P: 5	R: 1 E: 0 K: 2 S: 8 H: 1 LOB: 1 BB: 0 P: 10	R: 1 E: 0 K: 1 S: 7 H: 2 LOB: 2 BB: 1 P: 11	R: 0 E: 1 K: 1 S: 6 H: 0 LOB: 1 BB: 0 P: 6	R: 0 E: 0 K: 1 S: 6 H: 1 LOB: 1 BB: 0 P: 6	R: 0 E: 0 K: 0 S: 4 H: 1 LOB: 1 BB: 0 P: 4	R: 0 E: 0 K: 0 S: 3 H: 0 LOB: 0 BB: 0 P: 3	R: 1 E: 0 K: 0 S: 4 H: 2 LOB: 2 BB: 2 P: 13	R: 0 E: 0 K: 1 S: 6 H: 2 LOB: 1 BB: 0 P: 6	1B: 7 2B: 2 3B: 1 HR: 0 SF: 0 SAC: 0 DP: 2 HBP: 1						

TOP

Milwaukee Brewers @ Oakland Athletics

Phoenix Municipal Stadium, Phoenix, AZ

Thu Mar 09 2006, 3:05 PM EST
Att. 4,349 - Partly Cloudy - 65 F

livebaseballscorecards.com

AB	36
R	3
H	10
RBI	3
BB	3
SO	6
LOB	19

PITCHER		IP	WLS	BF	H	R	ER	SO	BB	IBB	HBP	BLK	WP	HR	S	P	ERA	WHIP
Barry Zito, L (1, 1) ERA: 5.4		3.0	W	15	4	2	2	3	1	0	1	0	1	0	19	26	6.00	1.667
58 Justin Duchscherer, R (4, 1) ERA:		1.0		4	0	0	0	1	0	0	0	0	0	0	6	6	0.00	0.000
60 Shane Komine, R (5, 1) ERA: 3.0		3.0		11	2	0	0	1	0	0	0	0	0	0	13	13	0.00	0.667
Jason Karnuth, R (8, 1) ERA: 2.25		1.0		6	2	1	1	0	2	0	0	0	1	0	4	13	9.00	4.000
46 Santiago Casilla, R (9, 1)		1.0		4	2	0	0	1	0	0	0	0	0	0	6	6	0.00	2.000

PITCHER	IP	WLS	BF	H	R	ER	SO	BB	IBB	HBP	BLK	WP	HR	S	P	ERA	WHIP

WP: 2 PB: 0 SB: 1 CS: 0 PA: 40

BOTTOM

Milwaukee Brewers @ Oakland Athletics

Phoenix Municipal Stadium, Phoenix, AZ

Thu Mar 09 2006, 3:05 PM EST

Att. 4,349 - Partly Cloudy - 65 F

livebaseballscorecards.com

Batter	1	2	3	4	5	6	7	8	9	AB	R	H	RBI	BB	SO	LOB
14 Mark Ellis, R (1, 4) OBP: 0.421, SLG: 0.706 Freddie Bynum, L (6, 4) OBP: 0.286, SLG: 0.571	0-0 21 HR 1B	0-3 ① K	4-0 21 G6-3 BB		0-0 ③ F8			0-3 ① K		3 1	1 0	1 0	0 0	1 0	1 1	1 0
21 Mark Kotsay, L (1, 8) OBP: 0.500, SLG: 0.714 Charles Thomas, L (6, PR) OBP: 0.222, SLG: 0.222 (7, 8)	0-0 1-H HR	4-0 7 E 3 1B BB	0-0 ② G6-3 1-2			4-0 BB		0-0 ② G6-3		2 1	2 0	1 0	2 0	2 0	0 0	1 0
7 Bobby Crosby, R (1, 10) OBP: 0.389, SLG: 0.688 56 Scott McClain, R (8, PH) OBP: 0.364, SLG: 0.900 (9, 10)	0-0 ① F9	0-0 E5 3 1B 1B 1-3	0-3 ③ K			0-0 ① F7		0-3 ③ K		4 1	1 0	0 0	0 0	0 0	1 1	3 0
3 Eric Chavez, L (1, 5) OBP: 0.267, SLG: 0.571 Antonio Perez, R (5, 5) OBP: 0.214, SLG: 0.231	0-0 1B 1B 1B	0-0 FC4-6 1B 2-3 3-H 1B		0-0 ① F9		0-0 ② F8				3 1	1 0	2 0	1 0	0 0	0 0	0 1
Jay Payton, R (1, 9) OBP: 0.385, SLG: 0.538 66 Danny Putnam, L (4, PR) OBP: 0.500, SLG: 0.800 (5, 9)	0-0 1B 1-2 FC3 1B	0-0 FC4-6 1-2 3-H 1B		0-0 2B		0-0 ③ G4-3				3 1	1 0	3 0	1 0	0 0	0 0	0 1
Nick Swisher, S (1, 3) OBP: 0.368, SLG: 0.421 12 Doug Clark, L (7, PR) OBP: 0.200, SLG: 0.200 (8, 7)	0-0 FC3 1B 1-3 2-H 1B	0-0 ② FC4-6 BB 1-2f 2-3		0-0 ② G1-3			0-0 E5 1B			4 0	1 0	2 0	1 0	0 0	0 0	3 0
Matt Watson, L (1, 7) 10 Daric Barton, L (8, 3)	0-0 FC3 1B 1-2 3-H	4-0 1-2 BB		0-0 ③ F7			0-0 ① G1-3			3 0	0 0	0 0	1 0	1 0	0 0	3 0
Jason Kendall, R (1, 2) OBP: 0.364, SLG: 0.222 13 Cliff Pennington, S (5, PR) OBP: 0.333, SLG: 0.333 (6, 6)	0-0 G4-6-3 1-2 2-H 1B	0-0 ③ F9			1-0 G5-4-3 HBP		0-0 ② L3			2 1	0 0	1 0	1 0	0 0	0 0	3 1
Mike Rouse, L (1, 6) OBP: 0.375, SLG: 0.231 5 Jeremy Brown, R (6, 2)	0-0 ②③ G4-6-3 1-2f		0-0 ① G6-3		0-0 ①② G5-4-3 1-2f		0-0 ③ G5-3			3 1	0 0	0 0	0 0	0 0	0 0	3 1
Inning Stats	R: 5 E: 0 K: 0 S: 9 H: 6 LOB: 1 BB: 0 P: 9	R: 2 E: 1 K: 1 S: 8 H: 2 LOB: 3 BB: 2 P: 16	R: 0 E: 0 K: 1 S: 5 H: 0 LOB: 1 BB: 1 P: 9	R: 0 E: 0 K: 0 S: 4 H: 1 LOB: 1 BB: 0 P: 4	R: 0 E: 0 K: 0 S: 2 H: 0 LOB: 1 BB: 0 P: 3	R: 0 E: 0 K: 0 S: 3 H: 0 LOB: 1 BB: 1 P: 7	R: 0 E: 1 K: 0 S: 4 H: 1 LOB: 1 BB: 0 P: 4	R: 0 E: 0 K: 2 S: 7 H: 0 LOB: 0 BB: 0 P: 7		1B: 8 2B: 1 3B: 0 HR: 1	SF: 0 SAC: 0 DP: 2 HBP: 1			WP: 0 PB: 0 SB: 0 CS: 0	PA: 39		

	AB	34
	R	7
	H	10
	RBI	7
	BB	4
	SO	4
	LOB	21

PITCHER		IP	WLS	BF	H	R	ER	SO	BB	IBB	HBP	BLK	WP	HR	S	P	ERA	WHIP
15 Ben Sheets, R ERA: 27.0	(1, 1)	0.1	L	8	6	5	5	0	0	0	0	0	0	1	8	8	135.00	18.000
Kane Davis, R ERA: 5.4	(1, 1)	1.1		8	2	2	1	1	2	0	0	0	0	0	8	16	6.75	3.000
45 Dennis Sarfate, R ERA:	(2, 1)	3.1		12	1	0	0	1	1	0	1	0	0	0	12	17	0.00	0.600
57 Mitch Stetter, L ERA:	(6, 1)	1.0		4	0	0	0	0	1	0	0	0	0	0	3	7	0.00	1.000
32 Jason Kershner, L ERA: 2.25	(7, 1)	1.0		4	1	0	0	0	0	0	0	0	0	0	4	4	0.00	1.000

PITCHER		IP	WLS	BF	H	R	ER	SO	BB	IBB	HBP	BLK	WP	HR	S	P	ERA	WHIP
65 Brett Evert, R ERA:	(8, 1)	1.0		3	0	0	0	2	0	0	0	0	0	0	7	7	0.00	0.000

Oakland Athletics @ Kansas City Royals

Surprise Stadium, Surprise, AZ

Fri Mar 10 2006, 3:05 PM EST

Att. 3,535 - Sunny - 68 F

livebaseballscorecards.com

Batter	1	2	3	4	5	6	7	8	9	AB	R	H	RBI	BB	SO	LOB
14 Mark Ellis, R (1, 4) OBP: 0.364, SLG: 0.600 13 Cliff Pennington, S (6, 6) OBP: 0.300, SLG: 0.300	F9		G5-3			K		K		3 1	0 0	0 0	0 0	0 0	1 1	0 1
Nick Swisher, S (1, 7) OBP: 0.348, SLG: 0.364	G5-3		F8			BB 1B		G4-3 1-2		3	0	0	0	1	0	1
Antonio Perez, R (1, 6) OBP: 0.333, SLG: 0.375 (6, 4)	F7			BB 7 G6-4-3		1B 1-2		2B 2-H		3	0	2	1	1	0	0
7 Bobby Crosby, R (1, 10) OBP: 0.364, SLG: 0.600		1B BB 17 2B		G6-4-3 1-2f		F9		P5		4	1	1	0	0	0	4
Jay Payton, R (1, 8) OBP: 0.438, SLG: 0.733 5 Jeremy Brown, R (7, 2)		BB 17 2B SF7-5 1-2		G4-3			HR			2 1	2 0	1 0	1 0	1 0	0 1	0 0
17 Adam Melhuse, S (1, 2) OBP: 0.533, SLG: 0.500 Matt Watson, L (7, PR) (7, 9)		2B SF7-5 1-3 2-H			K		1B FC5-4		K	3 1	0 0	2 0	1 0	0 0	1 1	0 0
Keith Ginter, R (1, 5) OBP: 0.294, SLG: 0.231		SF7-5 2-3 3-H			F8		FC5-4 10 G3-6-1 1-2f		K	3	0	0	1	0	1	1
10 Daric Barton, L (1, 3)		K			P5		G3-6-1 1-2f			3	0	0	0	0	1	1
12 Doug Clark, L (1, 9) OBP: 0.250, SLG: 0.250 (7, 8)			K			G4-3		1B G4-3 2B		3	1	1	0	0	1	0

TOP	
AB	30
R	4
H	7
RBI	4
BB	3
SO	8
LOB	8

Inning Stats	1	2	3	4	5	6	7	8	9
	R: 0 E: 0 K: 0 S: 3	H: 0 LOB: 0 BB: 0 P: 3	R: 2 E: 0 K: 1 S: 6	H: 2 LOB: 0 BB: 1 P: 10	R: 0 E: 0 K: 1 S: 5	H: 0 LOB: 0 BB: 0 P: 5	R: 0 E: 0 K: 0 S: 2	H: 0 LOB: 0 BB: 1 P: 6	R: 0 E: 0 K: 1 S: 5	H: 0 LOB: 0 BB: 0 P: 5
	R: 0 E: 0 K: 1 S: 6	H: 1 LOB: 2 BB: 1 P: 10	R: 1 E: 0 K: 0 S: 4	H: 2 LOB: 1 BB: 0 P: 4	R: 1 E: 0 K: 1 S: 7	H: 2 LOB: 1 BB: 0 P: 7	R: 0 E: 0 K: 3 S: 9	H: 0 LOB: 0 BB: 0 P: 9	1B: 4 2B: 3 3B: 0 HR: 1	SF: 1 SAC: 0 DP: 3 HBP: 0	WP: 0 PB: 0 SB: 0 CS: 0	PA: 34

PITCHER		IP	WLS	BF	H	R	ER	SO	BB	IBB	HBP	BLK	WP	HR	S	P	ERA	WHIP
Jeremy Affeldt, L ERA: 5.63	(1, 1)	4.0	W	14	2	2	2	2	2	0	0	0	0	0	16	24	4.50	1.000
Andrew Sisco, L ERA: 7.36	(5, 1)	1.0		3	0	0	0	1	0	0	0	0	0	0	5	5	0.00	0.000
Mike MacDougal, R ERA: 4.5	(6, 1)	1.0	H	5	1	0	0	1	1	0	0	0	0	0	6	10	0.00	2.000
22 Bob Keppel, R ERA: 4.5	(7, 1)	1.0	H	4	2	1	1	0	0	0	0	0	0	1	4	4	9.00	2.000
Kyle Snyder, R ERA: 13.5	(8, 1)	1.0		5	2	1	1	1	0	0	0	0	0	0	7	7	9.00	2.000

PITCHER		IP	WLS	BF	H	R	ER	SO	BB	IBB	HBP	BLK	WP	HR	S	P	ERA	WHIP
77 Joe Nelson, R ERA:	(9, 1)	1.0		3	0	0	0	3	0	0	0	0	0	0	9	9	0.00	0.000

BOTTOM

Oakland Athletics @ Kansas City Royals

Surprise Stadium, Surprise, AZ

Fri Mar 10 2006, 3:05 PM EST

Att. 3,535 - Sunny - 68 F

Batter	1	2	3	4	5	6	7	8	9	AB	R	H	RBI	BB	SO	LOB
44 Kerry Robinson, L (1, 8) OBP: 0.462, SLG: 0.583 Dee Brown, L (6, PH) OBP: 0.500, SLG: 1.000 (7, 8)	BBBB 4-0 S BB	CSS 0-3 ③ K 1-2		CCC 0-3 ③ K		SSS 0-3 ③ K	X 0-0 1-3 2-H 2B			2 2	0 0	0 1	0 1	1 0	2 1	1 1
Esteban German, R (1, 4) OBP: 0.294, SLG: 0.357 38 Chris Clapinski, S (7, 4) OBP: 0.429, SLG: 0.400	CX 0-1 ① G6-3 1-2		X 0-0 ① G6-3		X 0-0 ① G4-3		1-3 WP 2B HBP 0-0 ① F8			3 1	0 1	0 0	0 0	0 0	0 0	1 2
24 Mark Teahen, L (1, 5) OBP: 0.409, SLG: 0.421 Wilson Valdez, R (7, 5) OBP: 0.667, SLG: 1.167	BBBB 4-0 BB		X 0-0 ② G6-3		SSS 0-3 ② K		BX 1-0 1-H E 2B	X 0-0 ① G1-3		2 2	0 1	0 1	0 1	1 0	1 0	0 0
Emil Brown, R (1, 7) OBP: 0.400, SLG: 0.538	SSS 0-3 ② K		X 0-0 1B		BBBB 4-0 BB		X 0-0 E6 70 PB 66 S 70 2B 2-H 1B	X 0-0 E6		4	1	2	0	1	1	2
34 Chris Richard, L (1, 10) OBP: 0.200, SLG: 0.111 66 Adam Donachie, R (7, PH) (8, 10)	X 0-0 ③ P5		SSS 0-3 ③ K		X 0-0 ③ G3		SSSBS 1-3 ① K 1-2	CCC 0-3 ② K		3 2	0 0	0 0	0 0	0 0	1 2	4 2
Joe McEwing, R (1, 3) OBP: 0.533, SLG: 1.077 70 Alex Gordon, L (6, PH) OBP: 0.529, SLG: 0.417 (7, 3)		X 0-0 HR		X 0-0 14 HR 2B		X 0-0 12 CS 1B	BX 1-0 22 1B 2-H 2B	X 0-0 ③ F8		2 3	2 1	2 2	1 1	0 0	0 0	0 1
14 John Buck, R (1, 2) OBP: 0.133, SLG: 0.286 12 Paul Phillips, R (6, PH) OBP: 0.417, SLG: 0.833 (7, 2)	SSS 0-3 ① K		X 0-0 2-H HR		CX 0-1 ①② P6 1-2	X 0-0 ② F8				2 2	1 0	1 0	2 0	0 0	1 0	0 2
52 Chad Allen, R (1, 9) OBP: 0.571, SLG: 1.167 22 Mitch Maier, L (7, PH) OBP: 0.429, SLG: 0.769 (8, 9)	X 0-0 ② P3	CCC 0-3 ① K		X 0-0 2B 2B	X 0-0 BB 2-H 2B 1B					3 1	1 1	1 1	0 1	0 0	1 0	0 0
13 Andrés Blanco, S (1, 6) OBP: 0.357, SLG: 0.250 Donnie Murphy, R (6, PH) OBP: 0.533, SLG: 0.500 (7, 6)	H 1-0 44 S HBP	X 0-0 ② G1-4-3		X 0-0 2-H 2B	BBBB 4-0 2B 1-2 BB					1 1	0 0	0 1	0 1	0 1	0 0	0 0
Inning Stats	R: 0 H: 0 E: 0 LOB: 2 K: 1 BB: 2 S: 6 P: 14	R: 1 H: 1 E: 0 LOB: 1 K: 2 BB: 0 S: 8 P: 9	R: 0 H: 1 E: 0 LOB: 1 K: 1 BB: 0 S: 6 P: 6	R: 2 H: 2 E: 0 LOB: 0 K: 2 BB: 0 S: 9 P: 9	R: 0 H: 0 E: 0 LOB: 1 K: 1 BB: 1 S: 5 P: 9	R: 1 H: 3 E: 0 LOB: 1 K: 1 BB: 0 S: 8 P: 8	R: 5 H: 5 E: 1 LOB: 2 K: 1 BB: 1 S: 10 P: 18	R: 0 H: 0 E: 1 LOB: 1 K: 1 BB: 0 S: 6 P: 6		1B: 4 SF: 0 2B: 6 SAC: 0 3B: 0 DP: 0 HR: 2 HBP: 2				

livebaseballscorecards.com

AB	36
R	9
H	12
RBI	8
BB	4
SO	10
LOB	16

WP: 1 PA: 42
PB: 1
SB: 3
CS: 1

PITCHER		IP	WLS	BF	H	R	ER	SO	BB	IBB	HBP	BLK	WP	HR	S	P	ERA	WHIP
40 Rich Harden, R ERA: 3.0	(1, 1)	3.0		14	2	1	1	4	2	0	1	0	0	1	20	29	3.00	1.333
Dan Meyer, L ERA: 9.0	(4, 1)	2.0	L	9	2	2	2	3	1	0	0	0	0	1	14	18	9.00	1.500
Chris Mabeus, R ERA: 3.0	(6, 1)	1.0		5	3	1	1	1	0	0	0	0	0	0	8	8	9.00	3.000
47 Ron Flores, L ERA: 18.9	(7, 1)	0.2		8	4	5	5	1	1	0	1	0	1	0	8	16	67.50	7.500
52 Matt Roney, R ERA: 6.23	(7, 1)	1.1		6	1	0	0	1	0	0	0	0	0	0	8	8	0.00	0.750

PITCHER	IP	WLS	BF	H	R	ER	SO	BB	IBB	HBP	BLK	WP	HR	S	P	ERA	WHIP

Oakland Athletics @ Los Angeles Angels

Tempe Diablo Stadium, Tempe, AZ

Fri Mar 10 2006, 3:05 PM EST

Att. 5,678 - Sunny - 64 F

TOP

livebaseballscorecards.com

Batter	1	2	3	4	5	6	7	8	9	AB	R	H	RBI	BB	SO	LOB
Freddie Bynum, L (1, 4) OBP: 0.316, SLG: 0.632	F7		F8 2-3	G5-3 1-2		66 1B SF7 1-3 2-H 2B	66 BB 1B 2-H 2B	66 G4-3 2B		5	2	2	2	0	0	3
63 Andrew Beattie, S (7, 4) OBP: 0.300, SLG: 0.400										1	0	1	0	0	0	0
21 Mark Kotsay, L (1, 8)	P5		1-3 3-H 2B		K	P4	66 BB 1B BB	K		3	0	1	1	0	1	0
Javier Herrera, R (5, 8) OBP: 0.300, SLG: 0.333										2	1	0	0	1	1	3
(7, 9) OBP: 0.474, SLG: 0.706																
22 Milton Bradley, S (1, 9) OBP: 0.278, SLG: 0.200	G5-3		K		G6-3	56 2B 1B 2-3 3-H	56 1B 2B BB 1-2 2-3	G4-3 2-3		3	0	0	0	0	1	2
66 Danny Putnam, L (5, 9) OBP: 0.556, SLG: 0.714										2	2	1	1	1	0	1
(7, 7)																
3 Eric Chavez, L (1, 10) OBP: 0.333, SLG: 0.563		K	BB		56 1B 29 HR 1B	SF7 3-H	56 2B 29 WP 1B 1-2 2-H 3-H	BB		2	1	1	0	1	1	0
John Baker, L (6, PH) OBP: 0.429, SLG: 0.400										1	1	1	3	1	0	0
(6, 10)																
56 Scott McClain, R (1, 5)	2B	G3-1			29 HR 1B 1-2	1-H 2B	29 WP 29 1B 2B 1-3 2-H	F8		6	2	4	2	0	0	5
OBP: 0.471, SLG: 1.000																
(7, 3)																
29 Dan Johnson, L (1, 3) OBP: 0.273, SLG: 0.409	G3-1		G4-3		HR 1-H 2-H	L6	BB 64 1B 2-H 3-H		F9	5	1	2	4	0	0	2
Kory Wayment, R (7, PR)										1	1	0	0	0	0	0
(7, 5)																
Charles Thomas, L (1, 7) OBP: 0.333, SLG: 0.357	G6-3		2B 2B BB	64 G5-3 1B 1B	F8		64 1B 1-2 BB		K	5	2	2	0	1	1	1
(7, 8)																
64 Kurt Suzuki, R (1, 2) OBP: 0.333, SLG: 0.143			F8 E 21 2B BB	G5-3 1-2		BB 2B BB	L3 1-2 2-H 1B		G6-3	4	2	1	1	2	0	2
David Castillo, R (9, 2)										0	0	0	0	0	0	0
Mike Rouse, L (1, 6) OBP: 0.381, SLG: 0.235			FC6 21 2B 1-2	S 2-H 1B		2B 66 1B 1-2 BB	L8 L7			4	1	1	1	1	0	4

	AB	44
	R	16
	H	17
	RBI	15
	BB	8
	SO	5
	LOB	23

Inning Stats	1	2	3	4	5	6	7	8	9
	R: 0 H: 0 E: 0 LOB: 0 K: 0 BB: 0 S: 3 P: 3	R: 0 H: 1 E: 0 LOB: 1 K: 1 BB: 0 S: 6 P: 6	R: 1 H: 1 E: 1 LOB: 3 K: 1 BB: 2 S: 7 P: 15	R: 1 H: 2 E: 0 LOB: 1 K: 0 BB: 0 S: 5 P: 6	R: 3 H: 3 E: 0 LOB: 0 K: 1 BB: 0 S: 8 P: 8	R: 4 H: 3 E: 0 LOB: 1 K: 0 BB: 2 S: 6 P: 14	R: 7 H: 6 E: 0 LOB: 2 K: 0 BB: 3 S: 9 P: 22	R: 0 H: 1 E: 0 LOB: 2 K: 1 BB: 1 S: 6 P: 10	R: 0 H: 0 E: 0 LOB: 0 K: 1 BB: 0 S: 5 P: 5

1B: 8	SF: 1	WP: 1	PA: 53
2B: 8	SAC: 0	PB: 0	
3B: 0	DP: 0	SB: 1	
HR: 1	HBP: 0	CS: 0	

PITCHER		IP	WLS	BF	H	R	ER	SO	BB	IBB	HBP	BLK	WP	HR	S	P	ERA	WHIP
51 Joe Saunders, L ERA:	(1, 1)	2.1		11	2	1	0	1	1	0	0	0	0	0	12	16	0.00	1.286
81 Jonathon Rouwenhorst, L ERA: 3.38	(3, 1)	1.2		8	2	1	1	1	1	0	0	0	0	0	9	14	5.40	1.800
Scott Dunn, R ERA: 21.0	(5, 1)	1.0	L	8	3	5	5	1	2	0	0	0	0	1	8	16	45.00	5.000
34 Tim Bittner, L ERA: 20.25	(6, 1)	1.2		11	5	5	5	0	1	0	0	0	0	0	10	14	27.00	3.600
Jose Arredondo, R ERA: 27.0	(7, 1)	0.1		7	4	4	4	0	2	0	0	0	1	0	5	14	108.00	18.000

PITCHER		IP	WLS	BF	H	R	ER	SO	BB	IBB	HBP	BLK	WP	HR	S	P	ERA	WHIP
38 Nate Bland, L ERA:	(8, 1)	2.0		8	1	0	0	2	1	0	0	0	0	0	11	15	0.00	1.000

Batter	1	2	3	4	5	6	7	8	9	AB	R	H	RBI	BB	SO	LOB
6 Maicer Izturis, S (1, 5) OBP: 0.263, SLG: 0.222 Matthew Brown, R (8, 5)	H 1-0 2B HBP	X 0-0 ③ 2-H 1B			X 0-0 ①② G6-4-3 1-2f		X 0-0 ③ F8			3	1	1	0	0	0	1
										0	0	0	0	0	0	0
Orlando Cabrera, R (1, 10) OBP: 0.429, SLG: 0.571 Mike Napoli, R (8, PH) OBP: 0.300, SLG: 0.500 (9, 10)	X 0-0 1-H 2B	X 0-0 ① G5-3			X 0-0 ③ F9			X 0-0 ① F7		3	0	1	1	0	0	0
										1	0	0	0	0	0	0
27 Vladimir Guerrero, R (1, 9) OBP: 0.375, SLG: 0.429 58 Brian Specht, S (6, 9) OBP: 0.286, SLG: 0.500	X 0-0 ① G5-3	S S S 0-3 ② K				X 0-0 77 SF9 3B		B B B 4-0 77 BB 22 1B BB		2	0	0	0	0	1	1
										1	2	1	0	1	0	0
Darin Erstad, L (1, 8) OBP: 0.333, SLG: 0.500 77 Reggie Willits, S (5, 8) OBP: 0.167, SLG: 0.100	S S S 0-3 ② K	X 0-0 ③ G1-3				X 0-0 ① SF9 3-H		B B B B 4-0 22 1B 1-2 BB		2	0	0	0	0	1	1
										0	0	0	1	1	0	0
22 Kendrys Morales, S (1, 3) OBP: 0.409, SLG: 0.571	X 0-0 ③ G4-3			S S S 0-3 ① K		X 0-0 47 FC5-4 1B		X 0-0 75 G6-4-3 1-3 2-H 1B		4	0	2	1	0	1	1
5 Jeff Mathis, R (1, 2) OBP: 0.357, SLG: 0.273 75 Brent Del Chiaro, R (7, 2)		B B B B 4-0 19 G4-3 47 G4-3 32 2B BB		X 0-0 ② P4		X 0-0 ② F7		X 0-0 ②③ G6-4-3 1-2f		2	1	0	0	1	0	1
										1	0	0	0	0	0	2
47 Howie Kendrick, R (1, 4) OBP: 0.300, SLG: 0.368		X 0-0 ① G4-3 1-2		B B B B 4-0 BB		X 0-0 ③ FC5-4 1-2f			X 0-0 E9 G4-6-3	3	0	0	0	1	0	2
19 Curtis Pride, L (1, 7) OBP: 0.267, SLG: 0.286 5 Drew Toussaint, R (8, 7)		X 0-0 ② G4-3 2-3		S S S 0-3 ③ K			X 0-0 ① G3-1		S S S 0-3 ① K	3	0	0	0	0	1	2
										1	0	0	0	0	1	1
32 Erick Aybar, S (1, 6) OBP: 0.500, SLG: 0.625 P.J. Phillips, R (9, PH)		X 0-0 6 1B 3-H 2B			X 0-0 6 G6-4-3 1B		X 0-0 ② F8		X 0-0 ②③ G4-6-3 1-2f	3	0	2	1	0	0	0
										1	0	0	0	0	0	1
Inning Stats	R: 1 E: 0 K: 1 S: 6 H: 1 LOB: 1 BB: 0 P: 7	R: 1 E: 0 K: 0 S: 4 H: 2 LOB: 2 BB: 1 P: 8	R: 0 E: 0 K: 1 S: 5 H: 0 LOB: 0 BB: 0 P: 5	R: 0 E: 0 K: 2 S: 7 H: 0 LOB: 1 BB: 1 P: 11	R: 0 E: 0 K: 0 S: 3 H: 1 LOB: 0 BB: 0 P: 3	R: 1 E: 0 K: 0 S: 5 H: 2 LOB: 1 BB: 0 P: 5	R: 0 E: 0 K: 0 S: 3 H: 0 LOB: 0 BB: 0 P: 3	R: 1 E: 0 K: 0 S: 3 H: 1 LOB: 1 BB: 2 P: 11	R: 0 E: 1 K: 1 S: 5 H: 0 LOB: 0 BB: 0 P: 5	1B: 4 2B: 2 3B: 1 HR: 0	SF: 1 SAC: 0 DP: 3 HBP: 1						

PITCHER	IP	WLS	BF	H	R	ER	SO	BB	IBB	HBP	BLK	WP	HR	S	P	ERA	WHIP
Kirk Saarloos, R (1, 1) ERA: 3.86	3.0		13	3	2	2	2	1	0	1	0	0	0	15	20	6.00	1.333
Jay Witasick, R (4, 1) ERA: 15.0	1.0		4	0	0	0	2	1	0	0	0	0	0	7	11	0.00	1.000
56 Randy Keisler, L (5, 1) ERA: 9.0	1.0	W	3	1	0	0	0	0	0	0	0	0	0	3	3	0.00	1.000
62 Alex Santos, R (6, 1) ERA: 2.25	2.0		8	2	1	1	0	0	0	0	0	0	0	8	8	4.50	1.000
67 Adam Johnson, R (8, 1) ERA: 3.0	2.0		8	1	1	1	1	2	0	0	0	0	0	8	16	4.50	1.500

PITCHER	IP	WLS	BF	H	R	ER	SO	BB	IBB	HBP	BLK	WP	HR	S	P	ERA	WHIP

BOTTOM

Oakland Athletics @ Los Angeles Angels

Tempe Diablo Stadium, Tempe, AZ

Fri Mar 10 2006, 3:05 PM EST

Att. 5,678 - Sunny - 64 F

livebaseballscorecards.com

AB	30
R	4
H	7
RBI	4
BB	4
SO	5
LOB	13

WP: 0	PB: 0	SB: 0	CS: 0
PA: 36			

Batter	1	2	3	4	5	6	7	8	9	AB	R	H	RBI	BB	SO	LOB
Inning Stats										1B: 0 2B: 0 3B: 0 HR: 0		SF: 0 SAC: 0 DP: 0 HBP: 0			WP: 0 PB: 0 SB: 0 CS: 0		PA: 0

San Francisco Giants @ Oakland Athletics

Phoenix Municipal Stadium, Phoenix, AZ

Sat Mar 11 2006, 3:05 PM EST

TOP

livebaseballscorecards.com

AB	0
R	0
H	0
RBI	0
BB	0
SO	0
LOB	0

PITCHER	IP	WLS	BF	H	R	ER	SO	BB	IBB	HBP	BLK	WP	HR	S	P	ERA	WHIP

PITCHER	IP	WLS	BF	H	R	ER	SO	BB	IBB	HBP	BLK	WP	HR	S	P	ERA	WHIP

Batter	1	2	3	4	5	6	7	8	9	AB	R	H	RBI	BB	SO	LOB
Inning Stats										1B: 0 2B: 0 3B: 0 HR: 0		SF: 0 SAC: 0 DP: 0 HBP: 0					

PITCHER	IP	WLS	BF	H	R	ER	SO	BB	IBB	HBP	BLK	WP	HR	S	P	ERA	WHIP

PITCHER	IP	WLS	BF	H	R	ER	SO	BB	IBB	HBP	BLK	WP	HR	S	P	ERA	WHIP

BOTTOM

San Francisco Giants @ Oakland Athletics

Phoenix Municipal Stadium, Phoenix, AZ

Sat Mar 11 2006, 3:05 PM EST

livebaseballscorecards.com

AB	**0**
R	**0**
H	**0**
RBI	**0**
BB	**0**
SO	**0**
LOB	**0**

WP: 0 PA: 0
PB: 0
SB: 0
CS: 0

Batter	1	2	3	4	5	6	7	8	9	AB	R	H	RBI	BB	SO	LOB
9 Chone Figgins, S (1, 5) OBP: 0.400, SLG: 0.833	E4 G4-3 S 27 SF9		F9 ①		K		G5-3 1-2 2-3f 3-H		P3 ②	3	1	0	0	0	1	1
3 Brandon Wood, R (6, 6)										2	0	0	0	0	0	2
Orlando Cabrera, R (1, 6) OBP: 0.353, SLG: 0.471	G4-3 ① 1-3		F9 ②		K		K		5 BB 1B	3	0	0	0	0	1	2
Travis Schlichting, R (6, 5)										1	0	0	0	0	1	1
46 Bobby Wilson, R (9, PH) OBP: 0.250, SLG: 0.250										1	0	1	0	0	0	0
(9, 5)																
27 Vladimir Guerrero, R (1, 9) OBP: 0.364, SLG: 0.444	SF9 ② 3-H		F8 ③			1B		SH5-4 E 55 1B 1B	4-0 1-2 BB	2	0	1	1	0	0	0
5 Drew Toussaint, R (6, PR) OBP: 0.500, SLG: 0.333										1	1	1	0	1	0	0
(6, 7)																
Tim Salmon, R (1, 10) OBP: 0.409, SLG: 0.400	F8 ③			K ①		F8 ①		E1 55 1B SH5-4 1-2 FC4-6	G4-3 ③	4	0	0	0	0	1	2
41 Aaron Peel, R (8, PR)										1	1	0	0	0	0	2
(8, 10)																
Darin Erstad, L (1, 8) OBP: 0.278, SLG: 0.412		G3-1 ①		K ②		F8 ②		SH5-4 1-2 2-3		3	0	0	0	0	1	1
Cody Fuller, R (6, 8)										0	0	0	0	0	0	0
Casey Kotchman, L (1, 3) OBP: 0.450, SLG: 0.700		5 2B 1B		5 FC4-6 1B		G1-3 ③		FC4-6 2-3 3-H 1B		3	1	2	0	0	0	1
55 Michael Collins, R (7, 3) OBP: 1.000, SLG: 1.000										1	0	1	1	0	0	0
5 Jeff Mathis, R (1, 2) OBP: 0.375, SLG: 0.385		1-H 2B		FC4-6 ③ 1-2f			19 E BB 3 G5-3 1B	FC4-6 ② 1-2f 3-H		2	0	1	1	0	0	1
Mike Napoli, R (6, 2) OBP: 0.333, SLG: 0.500										2	1	1	1	0	0	1
Adam Kennedy, L (1, 4) OBP: 0.316, SLG: 0.444	F9 ②				G3 ①		3 G5-3 19 E 1-2 BB	F9 ③		2	0	0	0	1	0	1
17 Ivan Reyes, R (7, 4)										1	0	0	0	0	0	1
19 Curtis Pride, L (1, 7) OBP: 0.263, SLG: 0.278	F7 ③				1B		E7 3 G5-3 1-2 2-3		G4-3 ①	4	0	1	0	0	0	3
(6, 9)																
Inning Stats	R: 1 H: 0 E: 1 LOB: 0 K: 0 BB: 0 S: 5 P: 5	R: 1 H: 2 E: 0 LOB: 1 K: 0 BB: 0 S: 5 P: 5	R: 0 H: 0 E: 0 LOB: 0 K: 0 BB: 0 S: 3 P: 3	R: 0 H: 1 E: 0 LOB: 1 K: 2 BB: 0 S: 8 P: 8	R: 0 H: 1 E: 0 LOB: 1 K: 2 BB: 0 S: 8 P: 8	R: 0 H: 1 E: 0 LOB: 1 K: 0 BB: 0 S: 4 P: 4	R: 1 H: 1 E: 1 LOB: 1 K: 1 BB: 1 S: 6 P: 10	R: 2 H: 2 E: 1 LOB: 1 K: 0 BB: 0 S: 6 P: 6	R: 0 H: 1 E: 0 LOB: 2 K: 0 BB: 1 S: 4 P: 8	1B: 8 SF: 1 2B: 1 SAC: 1 3B: 0 DP: 1 HR: 0 HBP: 0						

PITCHER		IP	WLS	BF	H	R	ER	SO	BB	IBB	HBP	BLK	WP	HR	S	P	ERA	WHIP
Dan Haren, R ERA: 8.31	(1, 1)	4.0		16	3	2	1	2	0	0	0	0	0	0	21	21	2.25	0.750
58 Justin Duchscherer, R ERA:	(5, 1)	1.0		4	1	0	0	2	0	0	0	0	0	0	8	8	0.00	1.000
Juan Cruz, R ERA:	(6, 1)	2.0	H	9	2	1	0	1	1	0	0	0	0	0	10	14	0.00	1.500
49 Mac Suzuki, R ERA: 7.5	(8, 1)	1.0	L	6	2	2	1	0	0	0	0	0	0	0	6	6	9.00	2.000
Jason Karnuth, R ERA: 2.25	(9, 1)	1.0		5	1	0	0	0	1	0	0	0	0	0	4	8	0.00	2.000

PITCHER	IP	WLS	BF	H	R	ER	SO	BB	IBB	HBP	BLK	WP	HR	S	P	ERA	WHIP

TOP

Los Angeles Angels @ Oakland Athletics

Phoenix Municipal Stadium, Phoenix, AZ

Sun Mar 12 2006, 3:05 PM EST
Att. 5,725 - Partly Cloudy - 53 F

livebaseballscorecards.com

AB	36
R	5
H	9
RBI	4
BB	2
SO	5
LOB	19

BOTTOM

Los Angeles Angels @ Oakland Athletics

Phoenix Municipal Stadium, Phoenix, AZ

Sun Mar 12 2006, 3:05 PM EST
Att. 5,725 - Partly Cloudy - 53 F

livebaseballscorecards.com

Batter	1	2	3	4	5	6	7	8	9	AB	R	H	RBI	BB	SO	LOB
Jason Kendall, R (1, 2) OBP: 0.286, SLG: 0.167	G1-3		L5	FC6-4 1-2f		12 WP 1-2 1B		G4-3		3	0	0	0	0	0	4
64 Kurt Suzuki, R (6, 2) OBP: 0.364, SLG: 0.222										2	0	1	0	0	0	0
22 Milton Bradley, S (1, 8) OBP: 0.333, SLG: 0.294	G4-3		1-3 2B		7 2B 3 SF9 HBP	B B B B 4-0 1-2 2-3 BB		F7		2	0	1	0	0	0	0
12 Doug Clark, L (5, PR) OBP: 0.300, SLG: 0.222										1	1	0	0	1	0	0
(6, 8)																
7 Bobby Crosby, R (1, 6) OBP: 0.360, SLG: 0.636	G6-3		SF8 3-H		3 SF9 1-3 FC5-2-5 2B	S S S 0-3 K			S S S 0-3 K	2	0	1	1	0	0	0
63 Andrew Beattie, S (5, PR) OBP: 0.250, SLG: 0.333										2	0	0	0	0	2	3
(6, 6)																
3 Eric Chavez, L (1, 5) OBP: 0.333, SLG: 0.722		HR	G6-3		SF9 2-3 3-H	P4			S S C 0-3 K	2	1	1	2	0	0	1
Antonio Perez, R (6, 5) OBP: 0.300, SLG: 0.333										2	0	0	0	0	1	3
Jay Payton, R (1, 7) OBP: 0.421, SLG: 0.667		G6-3		G3-6-1 1B	FC5-2-5 FC5 BB 3-H		G5-3		S S S 0-3 K	3	0	1	0	0	0	3
Brian Stavisky, L (5, PR)										2	0	0	0	0	1	0
(6, 7)																
Matt Watson, L (1, 9)		F7		G3-6-1 1-2f	B B B 4-0 FC5 1-2 BB		S S S 0-3 K			3	0	0	0	1	1	1
Keith Ginter, R (1, 4) OBP: 0.333, SLG: 0.294	G5-3			10 BB 1B	FC5 1-2 2-3f		1B			4	0	2	0	0	0	2
John Baker, L (1, 10) OBP: 0.545, SLG: 0.875			HR	10 BB 1-2		B B B B 4-0 10 CS BB		F8		3	1	2	1	1	0	1
10 Daric Barton, L (1, 3) OBP: 0.250, SLG: 0.100			22 2B 7 SF8 1B	B B B 4-0 FC6-4 1-2 2-3 BB		B B B B 4-0 12 WP 64 1B 1-2 BB		S S S 0-3 K		2	1	1	0	2	1	0

Inning Stats	1	2	3	4	5	6	7	8	9
	R: 0 E: 0 K: 0 S: 3	H: 0 LOB: 0 BB: 0 P: 3	R: 1 E: 0 K: 0 S: 4	H: 1 LOB: 0 BB: 0 P: 4	R: 2 E: 0 K: 0 S: 6	H: 3 LOB: 1 BB: 0 P: 6	R: 0 E: 0 K: 0 S: 5	H: 3 LOB: 3 BB: 1 P: 9	R: 1 E: 0 K: 0 S: 4	H: 1 LOB: 2 BB: 1 P: 9	R: 0 E: 0 K: 1 S: 5	H: 1 LOB: 3 BB: 3 P: 17	R: 0 E: 0 K: 1 S: 6	H: 1 LOB: 1 BB: 0 P: 6	R: 0 E: 0 K: 3 S: 5	H: 0 LOB: 0 BB: 0 P: 5	R: 0 E: 0 K: 3 S: 9	H: 0 LOB: 0 BB: 0 P: 9

	AB	33
	R	4
	H	10
	RBI	4
	BB	5
	SO	6
	LOB	18

	1B: 6	SF: 2	WP: 1	PA: 41
	2B: 2	SAC: 0	PB: 0	
	3B: 0	DP: 1	SB: 0	
	HR: 2	HBP: 1	CS: 1	

PITCHER		IP	WLS	BF	H	R	ER	SO	BB	IBB	HBP	BLK	WP	HR	S	P	ERA	WHIP
Jeff Weaver, R	(1, 1)	3.0		13	4	3	3	0	0	0	0	0	0	2	13	13	9.00	1.333
ERA: 18.56																		
Esteban Yan, R	(4, 1)	1.0		6	3	0	0	0	1	0	0	0	0	0	5	9	0.00	4.000
ERA:																		
Steven Shell, R	(5, 1)	2.0		12	2	1	1	1	4	0	1	0	1	0	9	26	4.50	3.000
ERA: 12.6																		
49 Chris Bootcheck, R	(7, 1)	1.0	W	4	1	0	0	1	0	0	0	0	0	0	6	6	0.00	1.000
ERA:																		
Jason Bulger, R	(8, 1)	2.0	S	6	0	0	0	4	0	0	0	0	0	0	14	14	0.00	0.000
ERA: 3.6																		

PITCHER	IP	WLS	BF	H	R	ER	SO	BB	IBB	HBP	BLK	WP	HR	S	P	ERA	WHIP

Batter	1	2	3	4	5	6	7	8	9	AB	R	H	RBI	BB	SO	LOB
14 Mark Ellis, R (1, 4) OBP: 0.385, SLG: 0.750 13 Cliff Pennington, S (7, 6) OBP: 0.273, SLG: 0.273	HR F8			2B 2B	S S S K			G4-3		4 1	2 0	2 0	1 0	0 0	1 0	4 0
Freddie Bynum, L (1, 9) OBP: 0.375, SLG: 0.652 (4, 8) (7, 4)	1B 29 2B 1B	G4-3		SH1-3 29 1B 2-H 2B	S S X G5-3			B B B B 29 BB BB		4	2	2	1	1	0	1
Nick Swisher, S (1, 7) OBP: 0.370, SLG: 0.423	29 2B 1-3 1B	29 BLK 29 G6-3 2B		SH1-3 2-3		G3		F9		4	2	2	0	0	0	1
29 Dan Johnson, L (1, 3) OBP: 0.333, SLG: 0.462	17 1B FC3-6 1-H 3-H 2B	G6-3 2-H		56 2B 17 PB 3-H 1B		G3-1		B B B B 1-2 BB		4	2	2	4	1	0	0
56 Scott McClain, R (1, 5) OBP: 0.455, SLG: 0.900	B B B B FC3-6 17 1B BB	L5		17 PB 1-3 2B		G5-3		F7		4	0	1	0	1	0	2
17 Adam Melhuse, S (1, 2) OBP: 0.526, SLG: 0.688 Javier Herrera, R (7, 8) OBP: 0.273, SLG: 0.300	FC3-6 1-2 2-3 1B	L7		B X G6-3 2-3 3-H			HR		S S S K	4 1	1 0	2 0	1 0	0 0	0 1	1 0
Charles Thomas, L (1, 8) OBP: 0.278, SLG: 0.294 Joe Kennedy, R (4, 1) 56 Randy Keisler, L (6, 1) 5 Jeremy Brown, R (7, PH) OBP: 0.286, SLG: 0.167 (7, 2)	FC3-6 BB 1-2f 2-3 3-H	G4-3		G4-3			G3-6 1B		F7	3 0 0 2	0 0 0 0	0 0 0 1	1 0 0 0	0 0 0 0	0 0 0 0	3 0 0 0
Mike Rouse, L (1, 6) OBP: 0.400, SLG: 0.211 46 Santiago Casilla, R (7, 1) Kory Wayment, R (9, PH) 52 Matt Roney, R (9, 1)	B B B B 1-2 BB	B B B B BB		E4 66 G3			G3-6 1-2f	C C C		2 0 1	0 0 0	0 0 0	0 0 0	2 0 1	0 0 0	1 0 0
57 Chad Gaudin, R (1, 1) 66 Danny Putnam, L (4, 9) OBP: 0.455, SLG: 0.556	C C C	C C C								2 2	0 0	0 0	0 0	0 0	2 0	4 1
Inning Stats	R: 4 E: 0 K: 1 S: 10 H: 5 LOB: 3 BB: 2 P: 18	R: 1 E: 0 K: 0 S: 4 H: 1 LOB: 0 BB: 0 P: 4	R: 0 E: 0 K: 1 S: 5 H: 0 LOB: 1 BB: 1 P: 9	R: 3 E: 0 K: 0 S: 7 H: 4 LOB: 1 BB: 0 P: 8	R: 0 E: 1 K: 1 S: 8 H: 0 LOB: 1 BB: 0 P: 8	R: 0 E: 0 K: 0 S: 3 H: 0 LOB: 0 BB: 0 P: 3	R: 1 E: 0 K: 0 S: 4 H: 2 LOB: 0 BB: 0 P: 4	R: 0 E: 0 K: 0 S: 3 H: 0 LOB: 2 BB: 2 P: 11	R: 0 E: 0 K: 2 S: 7 H: 0 LOB: 0 BB: 0 P: 7							

PITCHER		IP	WLS	BF	H	R	ER	SO	BB	IBB	HBP	BLK	WP	HR	S	P	ERA	WHIP
Zach Day, R ERA: 14.0	(1, 1)	3.0	L	18	6	5	5	2	3	0	0	1	0	1	19	31	15.00	3.000
Justin Hampson, L ERA: 9.0	(4, 1)	1.0		7	4	3	2	0	0	0	0	0	0	0	7	8	18.00	4.000
24 Mike DeJean, R ERA: 1.8	(5, 1)	2.0		7	0	0	0	1	0	0	0	0	0	0	11	11	0.00	0.000
41 Bret Prinz, R ERA: 9.0	(7, 1)	1.0		4	2	1	1	0	0	0	0	0	0	1	4	4	9.00	2.000
58 Jaime Cerda, L ERA:	(8, 1)	1.0		5	0	0	0	0	2	0	0	0	0	0	3	11	0.00	2.000

PITCHER		IP	WLS	BF	H	R	ER	SO	BB	IBB	HBP	BLK	WP	HR	S	P	ERA	WHIP
Nate Field, R ERA: 5.4	(9, 1)	1.0		3	0	0	0	2	0	0	0	0	0	0	7	7	0.00	0.000

TOP

Oakland Athletics @ Colorado Rockies

US West Sports Complex, Hi Corbett Field, Tucson, AZ

Sun Mar 12 2006, 3:05 PM EST
Att. 2,805 - Partly Cloudy - 52 F

livebaseballscorecards.com

AB	38
R	9
H	12
RBI	8
BB	5
SO	5
LOB	18

1B: 5	SF: 0	WP: 0	PA: 44
2B: 5	SAC: 1	PB: 1	
3B: 0	DP: 1	SB: 0	
HR: 2	HBP: 0	CS: 0	

Batter	1	2	3	4	5	6	7	8	9	AB	R	H	RBI	BB	SO	LOB
18 Cory Sullivan, L (1, 8) OBP: 0.304, SLG: 0.273	S S S 0-3 ① K		B B B B 4-0 12 HBP 1B BB		x 0-0 ① G6-3		x 0-0 ② G6-3		x 0-0 ② FC6 24 BB 2 DI 19 E 1-2f 2-3	2	1	0	0	1	1	0
Choo Freeman, R (6, 8) OBP: 0.409, SLG: 0.619										2	1	0	0	0	0	2
12 Clint Barmes, R (1, 6) OBP: 0.350, SLG: 0.389	x 0-0 1B 1B		H 1-0 1B 11 FC8-4 1-2 HBP		x 0-0 ② G6-3		x 0-0 ③ G5-3		B B B B 4-0 19 E 24 BB 1-2 BB	2	1	1	0	0	0	0
2 Troy Tulowitzki, R (6, 6) OBP: 0.364, SLG: 0.333										1	0	0	0	1	0	0
17 Todd Helton, L (1, 3) OBP: 0.391, SLG: 0.400	x 0-0 ② F7		C C C 0-3 ① K		B B B B 4-0 FC6-4 BB			x 0-0 ① G3	B B B B 4-0 19 E 1-2 2-3 3-H BB	2	0	0	0	1	1	3
24 Jason Smith, L (6, 3) OBP: 0.357, SLG: 0.500										1	0	0	1	1	0	0
Eli Marrero, R (1, 7) OBP: 0.619, SLG: 0.611	x 0-0 1-2 1B		x 0-0 11 FC8-4 1-3 2-H 1B		x 0-0 ③ FC6-4 1-2f			x 0-0 2B	x 0-0 E6 1-2 2-3 3-H	3	0	2	1	0	0	1
19 Ryan Spilborghs, R (6, 7) OBP: 0.364, SLG: 0.350										2	0	1	0	0	0	2
11 Brad Hawpe, L (1, 9) OBP: 0.348, SLG: 0.364	x 0-0 ③ G3		x 0-0 ② FC8-4 1-2f 3-H			C C C 0-3 ① K		x 0-0 ② P6	x 0-0 ③ F7	3	0	0	1	0	1	3
JD Closser, S (7, 2) OBP: 0.538, SLG: 0.909										2	0	0	0	0	0	4
64 Ian Stewart, L (1, 5) OBP: 0.579, SLG: 1.063		x 0-0 HR	x 0-0 ③ P5			x 0-0 E 1B		x 0-0 ③ F7		4	1	2	1	0	0	2
Danny Ardoin, R (1, 2) OBP: 0.467, SLG: 0.800	C C C 0-3 ① K			x 0-0 ① F9		x 0-0 E5 6 G4-3 1-2			B B B B 4-0 FC6 6 24 BB BB	3	0	0	0	0	1	1
41 Bret Prinz, R (7, 1)										0	0	0	0	0	0	0
58 Jaime Cerda, L (8, 1)										0	0	0	0	0	0	0
Nate Field, R (9, 1)										0	0	0	0	0	0	0
20 Chris Iannetta, R (9, PH) OBP: 0.333, SLG: 0.200										0	1	0	0	1	0	0
Josh Wilson, R (1, 4) OBP: 0.231, SLG: 0.231	x 0-0 ② G6-3		x 0-0 ② G6-3			x 0-0 ② ③ G4-3 1-2f			B B B B 4-0 FC6 1-2 BB	2	0	0	0	0	0	0
6 Omar Quintanilla, L (6, 4) OBP: 0.231, SLG: 0.167										1	0	0	0	1	0	2
Zach Day, R (1, 1)	C C C 0-3 ③ K		S S S 0-3 ③ K				C C C 0-3 ① K		x 0-0 ① F8	1	0	0	0	0	1	0
Justin Hampson, L (4, 1)										0	0	0	0	0	0	0
8 Yorvit Torrealba, R (4, PH)										1	0	0	0	0	1	0
24 Mike DeJean, R (5, 1)										0	0	0	0	0	0	0
10 Jeff Baker, R (7, 9) OBP: 0.217, SLG: 0.667										2	0	0	0	0	1	2
Inning Stats	R: 0 E: 0 K: 1 S: 7 H: 2 LOB: 2 BB: 0 P: 7	R: 1 E: 0 K: 2 S: 8 H: 1 LOB: 0 BB: 0 P: 8	R: 2 E: 0 K: 1 S: 6 H: 1 LOB: 1 BB: 1 P: 11	R: 0 E: 0 K: 1 S: 5 H: 0 LOB: 0 BB: 0 P: 5	R: 0 E: 0 K: 0 S: 3 H: 0 LOB: 1 BB: 1 P: 7	R: 0 E: 1 K: 1 S: 6 H: 1 LOB: 1 BB: 0 P: 6	R: 0 E: 0 K: 1 S: 5 H: 0 LOB: 0 BB: 0 P: 5	R: 0 E: 0 K: 0 S: 4 H: 1 LOB: 1 BB: 0 P: 4	R: 2 E: 1 K: 0 S: 4 H: 0 LOB: 3 BB: 4 P: 20	1B: 4 2B: 1 3B: 0 HR: 1 SF: 0 SAC: 0 DP: 1 HBP: 1							

BOTTOM

Oakland Athletics @ Colorado Rockies

US West Sports Complex, Hi Corbett Field, Tucson, AZ

Sun Mar 12 2006, 3:05 PM EST

Att. 2,805 - Partly Cloudy - 52 F

livebaseballscorecards.com

AB	34
R	5
H	6
RBI	4
BB	6
SO	7
LOB	22

WP: 0 PB: 0 SB: 0 CS: 0 PA: 41

PITCHER	IP	WLS	BF	H	R	ER	SO	BB	IBB	HBP	BLK	WP	HR	S	P	ERA	WHIP
57 Chad Gaudin, R (1, 1) ERA: 6.75	3.0	W	15	4	3	3	4	1	0	1	0	0	1	21	26	9.00	1.667
Joe Kennedy, L (4, 1) ERA:	2.0		7	0	0	0	1	1	0	0	0	0	0	8	12	0.00	0.500
56 Randy Keisler, L (6, 1) ERA: 7.2	1.0		4	1	0	0	1	0	0	0	0	0	0	6	6	0.00	1.000
46 Santiago Casilla, R (7, 1) ERA: 1.5	2.0		7	1	0	0	1	0	0	0	0	0	0	9	9	0.00	0.500
52 Matt Roney, R (9, 1) ERA: 6.75	1.0		8	0	2	1	0	4	0	0	0	0	0	4	20	9.00	4.000

PITCHER	IP	WLS	BF	H	R	ER	SO	BB	IBB	HBP	BLK	WP	HR	S	P	ERA	WHIP

Chicago White Sox @ Oakland Athletics

Phoenix Municipal Stadium, Phoenix, AZ

Mon Mar 13 2006, 3:05 PM EST

Att. 7,984 - Sunny - 62 F

TOP

livebaseballscorecards.com

Batter	1	2	3	4	5	6	7	8	9	AB	R	H	RBI	BB	SO	LOB
38 Pablo Ozuna, R (1, 4) OBP: 0.353, SLG: 0.375	F8		14 BB; 5 F8; 1B		F8		P6	HR		4	0	1	0	0	0	1
Pedro Lopez, R (7, 4) OBP: 0.286, SLG: 0.538										1	1	1	1	0	0	0
5 Juan Uribe, R (1, 6) OBP: 0.375, SLG: 0.500	F8		F8; 1-2		G6-3		25 2B; 2-H; 1B	WP; 25 1B; 31 SF7; BB		4	0	1	1	0	0	1
77 Robert Valido, R (7, PR) OBP: 0.316, SLG: 0.375										0	2	0	0	1	0	0
(7, 6)																
25 Jim Thome, L (1, 10) OBP: 0.519, SLG: 0.500	14 BB; 1B		BBBB; 14 BB; BB		14 WP; 1B		1-H; 2B	WP; 1-2; 1B		4	0	4	1	1	0	0
7 Jerry Owens, L (8, PR) OBP: 0.238, SLG: 0.222										0	0	0	0	0	0	0
(8, 10)																
(9, 7)																
14 Paul Konerko, R (1, 3) OBP: 0.286, SLG: 0.423	BBBB; 1-2; BB		BBBB; 1-2 2-3; BB		C X; F8; 1-2		G6-3	BBBB; 1-2 2-3; BB		2	0	0	0	2	0	3
Casey Rogowski, L (7, 3) OBP: 0.278, SLG: 0.071										0	0	0	0	1	0	0
23 Jermaine Dye, R (1, 9) OBP: 0.348, SLG: 0.450	SSS; K		SSS; K			G5-3		27 1B; 39 BB; FC4-6; 1B		3	0	0	0	0	2	5
31 Ryan Sweeney, L (6, 9) OBP: 0.478, SLG: 0.900								SF7; 3-H		1	1	1	1	0	0	0
12 A.J. Pierzynski, L (1, 2) OBP: 0.429, SLG: 0.385		SSS; K	G3			F8		FC4-6; 27 1B; 1-2; HR; BB		3	0	0	0	0	1	3
39 Chris Stewart, R (6, 2) OBP: 0.429, SLG: 0.417								K		1	1	0	0	1	1	2
Rob Mackowiak, L (1, 5) OBP: 0.389, SLG: 0.438		2B		G3		F7		1-2 2-3; FC4-6; 1B	F8	3	0	1	0	0	0	0
27 Josh Fields, R (6, 5) OBP: 0.529, SLG: 1.200										2	0	1	0	0	0	0
Ross Gload, L (1, 7) OBP: 0.318, SLG: 0.500		SSS; K		G4-3			G3-1	1-2f 2-3 3-H; FC4-6; HR	G3-1	5	1	0	1	0	1	3
Heath Phillips, L (9, 1)										0	0	0	0	0	0	0
Joe Borchard, S (1, 8) OBP: 0.292, SLG: 0.545		SSS; K		G4-3			5 1B; 2B	1-H 3-H; HR	G4-3	5	2	2	3	0	1	1

	AB	38
	R	8
	H	12
	RBI	8
	BB	6
	SO	6
	LOB	19

Inning Stats	1	2	3	4	5	6	7	8	9
	R: 0 E: 0 K: 1 S: 6	H: 1 LOB: 2 BB: 1 P: 10	R: 0 E: 0 K: 3 S: 10	H: 1 LOB: 1 BB: 0 P: 10	R: 0 E: 0 K: 1 S: 6	H: 1 LOB: 3 BB: 2 P: 14	R: 0 E: 0 K: 0 S: 3	H: 0 LOB: 0 BB: 0 P: 3	R: 0 E: 0 K: 0 S: 5	H: 1 LOB: 1 BB: 0 P: 5
	R: 0 E: 0 K: 0 S: 3	H: 0 LOB: 0 BB: 0 P: 3	R: 2 E: 0 K: 0 S: 6	H: 3 LOB: 2 BB: 0 P: 6	R: 6 E: 0 K: 1 S: 10	H: 5 LOB: 2 BB: 3 P: 22	R: 0 E: 0 K: 0 S: 3	H: 0 LOB: 0 BB: 0 P: 3		

	1B: 7	SF: 1	WP: 2	PA: 45
	2B: 3	SAC: 0	PB: 0	
	3B: 0	DP: 0	SB: 0	
	HR: 2	HBP: 0	CS: 0	

PITCHER		IP	WLS	BF	H	R	ER	SO	BB	IBB	HBP	BLK	WP	HR	S	P	ERA	WHIP
Joe Blanton, R ERA: 8.22	(1, 1)	3.0		15	3	0	0	5	3	0	0	0	0	0	22	34	0.00	2.000
Jay Witasick, R ERA: 9.0	(4, 1)	2.0		7	1	0	0	0	0	0	0	0	1	0	8	8	0.00	0.500
47 Ron Flores, L ERA: 14.54	(6, 1)	1.0		3	0	0	0	0	0	0	0	0	0	0	3	3	0.00	0.000
67 Adam Johnson, R ERA: 6.75	(7, 1)	1.0		6	3	2	2	0	0	0	0	0	0	0	6	6	18.00	3.000
62 Alex Santos, R ERA: 12.46	(8, 1)	0.1		6	4	5	5	0	1	0	0	0	0	2	5	9	135.00	15.000

PITCHER		IP	WLS	BF	H	R	ER	SO	BB	IBB	HBP	BLK	WP	HR	S	P	ERA	WHIP
Chris Mabeus, R ERA: 3.86	(8, 1)	1.2	W	8	1	1	1	1	2	0	0	0	1	0	8	16	5.40	1.800

BOTTOM

Batter	1	2	3	4	5	6	7	8	9	AB	R	H	RBI	BB	SO	LOB
14 Mark Ellis, R (1, 4) OBP: 0.400, SLG: 0.714	0-0 3 BB 7 BB 22 FC3-6 1B	0-0 7 S 3 HR 1-3 2-H 1B		0-0 ① F8		0-0 ② L6		B B B 4-0 12 FC4-6 BB		4	2	2	1	0	0	0
Freddie Bynum, L (7, 4) OBP: 0.400, SLG: 0.652										0	0	0	0	1	0	0
Nick Swisher, S (1, 7) OBP: 0.323, SLG: 0.379	0-0 ① L5	0-0 ② SF8 3-H		0-0 ② G6-3		0-0 ③ F8		0-0 ③ FC4-6 1-2f		3	0	0	1	0	0	1
12 Doug Clark, L (7, 7) OBP: 0.273, SLG: 0.200										1	0	0	0	0	0	2
7 Bobby Crosby, R (1, 10) OBP: 0.414, SLG: 0.609	B B B B 4-0 22 FC3-6 3 BB 1-2 PB BB	B B B 4-0 3 HR 1-2 BB		B B B 4-0 BB			0-0 ① G4-3		0-0 SH1-4 BLK 1B 1B	1	2	0	0	3	0	0
10 Daric Barton, L (9, PH) OBP: 0.308, SLG: 0.182										1	0	1	0	0	0	0
63 Andrew Beattie, S (9, PR) OBP: 0.250, SLG: 0.333										0	1	0	0	0	0	0
3 Eric Chavez, L (1, 5) OBP: 0.375, SLG: 0.850	B B B B 4-0 22 FC3-6 1-2 2-3 BB	0-0 1-H 2-H HR		0-0 ③ G4-3			0-0 1B		B B B 4-0 SH1-4 1-2 1B BB	2	1	1	3	1	0	1
Antonio Perez, R (5, 5) OBP: 0.364, SLG: 0.368										1	1	1	0	1	0	0
(7, 6)																
22 Milton Bradley, S (1, 9) OBP: 0.333, SLG: 0.350	0-0 ② FC3-6 PB 1-2f 2-3 3-H	0-0 2B			0-0 ① G6-3		0-0 ② F7		0-0 ① SH1-4 1-2 2-3	3	0	1	1	0	0	2
Matt Watson, L (6, 9)										1	0	0	0	0	0	1
Jay Payton, R (1, 8) OBP: 0.364, SLG: 0.571	B 1-0 ③ G1-3 1-2 3-H	0-0 ③ G6-3			0-0 ② P3		0-0 ③ G4-3		0-0 2-H 3-H 1B	3	0	0	0	0	0	2
Charles Thomas, L (6, 8) OBP: 0.300, SLG: 0.316										2	0	1	2	0	0	1
29 Dan Johnson, L (1, 3) OBP: 0.367, SLG: 0.483		0-0 14 1B BB 1B	S S S 0-3 ① K		0-0 FC5-4 1B			0-0 G5-3 2B		3	1	2	0	0	1	0
56 Scott McClain, R (5, PR) OBP: 0.478, SLG: 0.952										1	0	1	0	0	0	0
(6, 3)																
Jason Kendall, R (1, 2) OBP: 0.235, SLG: 0.133	0-0 ① P3	0-0 ② F9			0-0 ③ FC5-4 1-2f			B B B 4-0 G5-3 BB		3	0	0	0	0	0	2
17 Adam Melhuse, S (6, 2) OBP: 0.550, SLG: 0.688										0	0	0	0	1	0	0
Mike Rouse, L (1, 6) OBP: 0.393, SLG: 0.190	B B B B 4-0 14 1B 1-2 SF8 BB	0-0 ③ G3				0-0 ① G4-3		0-0 ① ② G5-3 1-2 2-3f		2	1	0	0	1	0	0
Keith Ginter, R (7, 5) OBP: 0.318, SLG: 0.278										1	0	0	0	0	0	2
Inning Stats	R: 2 H: 1 E: 0 LOB: 1 K: 0 BB: 2 S: 4 P: 13	R: 5 H: 4 E: 0 LOB: 1 K: 0 BB: 2 S: 7 P: 15	R: 0 H: 0 E: 0 LOB: 0 K: 1 BB: 0 S: 5 P: 5	R: 0 H: 0 E: 0 LOB: 1 K: 0 BB: 1 S: 3 P: 7	R: 0 H: 1 E: 0 LOB: 1 K: 0 BB: 0 S: 4 P: 4	R: 0 H: 0 E: 0 LOB: 0 K: 0 BB: 0 S: 3 P: 3	R: 0 H: 1 E: 0 LOB: 1 K: 0 BB: 0 S: 4 P: 4	R: 0 H: 1 E: 0 LOB: 2 K: 0 BB: 2 S: 3 P: 11	R: 2 H: 2 E: 0 LOB: 1 K: 0 BB: 1 S: 3 P: 7	1B: 7 2B: 2 3B: 0 HR: 1	SF: 1 SAC: 1 DP: 1 HBP: 0						

PITCHER		IP	WLS	BF	H	R	ER	SO	BB	IBB	HBP	BLK	WP	HR	S	P	ERA	WHIP
40 Charlie Haeger, R ERA: 17.47	(1, 1)	1.2		12	3	6	5	0	4	0	0	0	0	0	8	25	27.00	4.200
47 Javier López, L ERA: 6.14	(2, 1)	1.1		6	2	1	1	1	0	0	0	0	0	1	8	8	6.75	1.500
57 Boone Logan, L ERA:	(4, 1)	2.0		8	1	0	0	0	1	0	0	0	0	0	7	11	0.00	1.000
79 Lance Broadway, R ERA: 9.82	(6, 1)	1.0		3	0	0	0	0	0	0	0	0	0	0	3	3	0.00	0.000
78 Ray Liotta, L ERA: 2.25	(7, 1)	1.0		4	1	0	0	0	0	0	0	0	0	0	4	4	0.00	1.000

PITCHER		IP	WLS	BF	H	R	ER	SO	BB	IBB	HBP	BLK	WP	HR	S	P	ERA	WHIP
Heath Phillips, L ERA: 13.5	(8, 1)	1.1	L	9	3	2	2	0	3	0	0	1	0	0	6	18	13.50	4.500
Heath Phillips, L ERA: 13.5	(9, 1)	1.1	L	9	3	2	2	0	3	0	0	1	0	0	6	18	13.50	4.500

Chicago White Sox @ Oakland Athletics

Phoenix Municipal Stadium, Phoenix, AZ

Mon Mar 13 2006, 3:05 PM EST

Att. 7,984 - Sunny - 62 F

livebaseballscorecards.com

AB	32
R	9
H	10
RBI	8
BB	8
SO	1
LOB	14

WP: 0 PA: 42
PB: 1
SB: 1
CS: 0

Batter	1	2	3	4	5	6	7	8	9	AB	R	H	RBI	BB	SO	LOB
14 Mark Ellis, R (1, 4) OBP: 0.382, SLG: 0.688 Keith Ginter, R (8, 4) OBP: 0.304, SLG: 0.263	G5-3	F7		21 F7 7 1B 2B		K			F9	4 1	1 0	1 0	0 0	0 0	1 0	2 0
21 Mark Kotsay, L (1, 8) OBP: 0.522, SLG: 0.667 58 Justin Duchscherer, R (6, 1) 56 Randy Keisler, L (7, 1) 17 Adam Melhuse, S (8, 3) OBP: 0.524, SLG: 0.647	BB		7 HR BB	F7 2-3		HBP			G6-3	1 0 0 1	1 0 0 0	0 0 0 0	0 0 0 0	2 0 0 0	0 0 0 0	1 0 0 0
7 Bobby Crosby, R (1, 6) OBP: 0.438, SLG: 0.731 Mike Rouse, L (4, PR) OBP: 0.367, SLG: 0.174 (4, 6)	K	1-H HR		3-H 1B		K			G6-3	3 2	1 0	2 0	3 0	0 0	1 1	1 1
3 Eric Chavez, L (1, 5) OBP: 0.370, SLG: 0.913 Antonio Perez, R (4, 5) OBP: 0.348, SLG: 0.350	F7	HR	K		K					3 1	1 0	1 0	1 0	0 0	1 1	2 0
22 Milton Bradley, S (1, 9) OBP: 0.333, SLG: 0.348 Freddie Bynum, L (4, 9) OBP: 0.385, SLG: 0.625	K	29 FC5 S 1B	G4-3				K			3 1	0 0	1 0	0 0	0 0	1 1	1 0
Jay Payton, R (1, 7) OBP: 0.423, SLG: 0.667	1B 3B	B B B C B 4-1 29 FC5 1-2 BB			29 G6-4-3 1B		L6			3	1	2	0	1	0	0
29 Dan Johnson, L (1, 3) OBP: 0.353, SLG: 0.438 60 Shane Komine, R (8, 1)	1B BB	FC5 1-2 2-3f			G6-4-3 1-2f			G5-3		3 0	0 0	0 0	0 0	1 0	0 0	3 0
Jason Kendall, R (1, 2) OBP: 0.250, SLG: 0.167 5 Jeremy Brown, R (7, 2) OBP: 0.250, SLG: 0.143	1-2 3-H 1B	K			L8			F7		3 1	0 0	1 0	1 0	0 0	1 0	2 0
Barry Zito, L (1, 1) Kirk Saarloos, R (5, 1) Charles Thomas, L (6, PH) OBP: 0.273, SLG: 0.286 (6, 8)	K	K			K			G1-3		2 0 2	0 0 0	0 0 0	0 0 0	0 0 0	2 0 1	4 0 0
Inning Stats	R: 0 E: 0 K: 1 S: 5 H: 0 LOB: 1 BB: 1 P: 9	R: 1 E: 0 K: 2 S: 9 H: 2 LOB: 2 BB: 1 P: 13	R: 3 E: 0 K: 2 S: 11 H: 3 LOB: 2 BB: 2 P: 19	R: 1 E: 0 K: 1 S: 7 H: 2 LOB: 1 BB: 0 P: 7	R: 0 E: 0 K: 0 S: 3 H: 1 LOB: 0 BB: 0 P: 3	R: 0 E: 0 K: 3 S: 9 H: 0 LOB: 1 BB: 0 P: 10	R: 0 E: 0 K: 2 S: 9 H: 0 LOB: 0 BB: 0 P: 9	R: 0 E: 0 K: 0 S: 3 H: 0 LOB: 0 BB: 0 P: 3	R: 0 E: 0 K: 0 S: 3 H: 0 LOB: 0 BB: 0 P: 3	1B: 4 2B: 1 3B: 1 HR: 2	SF: 0 SAC: 0 DP: 1 HBP: 1						

PITCHER	IP	WLS	BF	H	R	ER	SO	BB	IBB	HBP	BLK	WP	HR	S	P	ERA	WHIP
54 Tim Stauffer, R (1, 1) ERA: 12.0	3.0		18	5	4	4	5	4	0	0	0	0	2	25	41	12.00	3.000
Brian Sweeney, R (4, 1) ERA: 2.45	1.0		5	2	1	1	1	0	0	0	0	0	0	7	7	9.00	2.000
78 Eric Junge, R (5, 1) ERA: 4.5	1.0		3	1	0	0	0	0	0	0	0	0	0	3	3	0.00	1.000
Steve Andrade, R (6, 1) ERA: 7.71	1.0		4	0	0	0	3	0	0	1	0	0	0	9	10	0.00	0.000
Trevor Hoffman, R (7, 1) ERA: 10.13	1.0		3	0	0	0	2	0	0	0	0	0	0	9	9	0.00	0.000

PITCHER	IP	WLS	BF	H	R	ER	SO	BB	IBB	HBP	BLK	WP	HR	S	P	ERA	WHIP
Jon Adkins, R (8, 1) ERA: 2.25	1.0	W	3	0	0	0	0	0	0	0	0	0	0	3	3	0.00	0.000
74 Ryan Meaux, L (9, 1) ERA:	1.0	S	3	0	0	0	0	0	0	0	0	0	0	3	3	0.00	0.000

Oakland Athletics @ San Diego Padres

Peoria Stadium, Peoria, AZ

Tue Mar 14 2006, 3:05 PM EST

Att. 4,404 - Partly Cloudy - 69 F

TOP

livebaseballscorecards.com

AB	34
R	5
H	8
RBI	5
BB	4
SO	11
LOB	17

1B: 4 2B: 1 3B: 1 HR: 2 SF: 0 SAC: 0 DP: 1 HBP: 1

WP: 0 PB: 0 SB: 1 CS: 0 PA: 39

BOTTOM

Oakland Athletics @ San Diego Padres

Peoria Stadium, Peoria, AZ

Tue Mar 14 2006, 3:05 PM EST

Att. 4,404 - Partly Cloudy - 69 F

livebaseballscorecards.com

Batter	1	2	3	4	5	6	7	8	9	AB	R	H	RBI	BB	SO	LOB
Dave Roberts, L (1, 7) OBP: 0.414, SLG: 0.520	S S C 0-3 K		x 0-0 F7		x 0-0 G6-3			x 0-0 75 HR 2B		3	0	0	0	0	1	2
8 Terrmel Sledge, L (6, 7) OBP: 0.600, SLG: 1.000										1	1	1	0	0	0	0
Mike Cameron, R (1, 8) OBP: 0.414, SLG: 0.680	B B B B 4-0 24 CS BB		x 0-0 SF8 3-H			B B B B 4-0 BB		x 0-0 F7		0	0	0	1	1	0	0
Brian Sweeney, R (4, 1)										0	0	0	0	0	0	0
53 Walter Young, L (5, 3) OBP: 0.348, SLG: 0.500										1	0	0	0	1	0	1
24 Brian Giles, L (1, 9) OBP: 0.333, SLG: 0.167	B S S C 1-3 K 1-2		x 0-0 F8			x 0-0 F7		x 0-0 2-H HR		3	0	0	0	0	1	3
75 Eric Valent, L (8, 9) OBP: 0.438, SLG: 0.667										1	1	1	2	0	0	0
Mike Piazza, R (1, 2) OBP: 0.500, SLG: 1.000		x 0-0 WP 1B		x 0-0 G5-3		S S C 0-3 K		x 0-0 F7		3	0	1	0	0	1	1
Trevor Hoffman, R (7, 1)										0	0	0	0	0	0	0
Geoff Blum, S (8, 6) OBP: 0.421, SLG: 0.533										1	0	0	0	0	0	0
Ryan Klesko, L (1, 3) OBP: 0.333, SLG: 0.333		B S S S 1-3 K 1-2		x 0-0 G4-3 2B		x 0-0 F9		B B B B 4-0 2 2B 1B BB		2	0	1	0	0	1	1
78 Eric Junge, R (5, 1)										0	0	0	0	0	0	0
Steve Andrade, R (6, 1)										0	0	0	0	0	0	0
Doug Mirabelli, R (6, PH) OBP: 0.500, SLG: 1.000										1	1	0	0	1	0	1
(7, 2)																
Mark Bellhorn, S (1, 5) OBP: 0.321, SLG: 0.435		x 0-0 F8		x 0-0 G4-3 2-3			x 0-0 F7	x 0-0 2 2B 1-2 1B		3	0	0	0	0	0	2
Justin Leone, R (8, 5) OBP: 0.458, SLG: 0.476										1	1	1	0	0	0	0
3 Khalil Greene, R (1, 6) OBP: 0.179, SLG: 0.370	S S C 0-3 K			x 0-0 G4-3			x 0-0 L7	x 0-0 1-H 2-H 2B		3	0	0	0	0	1	2
2 Bobby Hill, S (8, 4) OBP: 0.389, SLG: 0.333										1	0	1	2	0	0	0
Josh Barfield, R (1, 4) OBP: 0.545, SLG: 1.000			x 0-0 WP SF8 2B		S S C 0-3 K		x 0-0 G6-3	x 0-0 F8		3	1	1	0	0	1	0
Jon Adkins, L (8, 1)										0	0	0	0	0	0	0
Jack Cust, L (8, PH) OBP: 0.571, SLG: 0.600										1	0	0	0	0	0	1
74 Ryan Meaux, R (9, 1)										0	0	0	0	0	0	0
54 Tim Stauffer, R (1, 1)			B B B B 4-0 2-3 BB		x 0-0 G5-3			x 0-0 HR		0	0	0	0	0	0	0
David Ross, R (3, PH) OBP: 0.688, SLG: 1.091										0	0	0	0	1	0	0
Ben Johnson, R (4, 8) OBP: 0.259, SLG: 0.423										2	1	1	1	0	0	0
Inning Stats	R: 0 E: 0 K: 2 S: 6 H: 0 LOB: 0 BB: 1 P: 11	R: 0 E: 0 K: 2 S: 8 H: 1 LOB: 1 BB: 0 P: 9	R: 1 E: 0 K: 0 S: 4 H: 1 LOB: 1 BB: 1 P: 8	R: 0 E: 0 K: 0 S: 4 H: 1 LOB: 1 BB: 0 P: 4	R: 0 E: 0 K: 1 S: 5 H: 0 LOB: 0 BB: 0 P: 5	R: 0 E: 0 K: 1 S: 5 H: 0 LOB: 1 BB: 1 P: 9	R: 0 E: 0 K: 0 S: 3 H: 0 LOB: 0 BB: 0 P: 3	R: 5 E: 0 K: 0 S: 8 H: 5 LOB: 1 BB: 1 P: 12		1B: 2 2B: 4 3B: 0 HR: 2 SF: 1 SAC: 0 DP: 0 HBP: 0						

AB	30
R	6
H	8
RBI	6
BB	4
SO	6
LOB	14

WP: 2 PA: 35
PB: 0
SB: 0
CS: 1

PITCHER		IP	WLS	BF	H	R	ER	SO	BB	IBB	HBP	BLK	WP	HR	S	P	ERA	WHIP
Barry Zito, L ERA: 4.0	(1, 1)	4.0		16	3	1	1	4	2	0	0	0	2	0	22	32	2.25	1.250
Kirk Saarloos, R ERA: 3.38	(5, 1)	1.0		3	0	0	0	1	0	0	0	0	0	0	5	5	0.00	0.000
58 Justin Duchscherer, R ERA:	(6, 1)	1.0		4	0	0	0	1	1	0	0	0	0	0	5	9	0.00	1.000
56 Randy Keisler, L ERA: 6.0	(7, 1)	1.0		3	0	0	0	0	0	0	0	0	0	0	3	3	0.00	0.000
60 Shane Komine, R ERA: 11.25	(8, 1)	1.0	L	9	5	5	5	0	1	0	0	0	0	2	8	12	45.00	6.000

PITCHER	IP	WLS	BF	H	R	ER	SO	BB	IBB	HBP	BLK	WP	HR	S	P	ERA	WHIP

Batter	1	2	3	4	5	6	7	8	9	AB	R	H	RBI	BB	SO	LOB
Jason Kendall, R (1, 2) OBP: 0.304, SLG: 0.286 John Baker, L (5, 2) OBP: 0.615, SLG: 0.900	G3 1B 1B	G5-3			1-H 2B		1-3 2-H G6-3 1B		1B 1-2 2-H 3-H 1B	3 2	1 1	2 2	1 3	0 0	0 0	1 0
Nick Swisher, S (1, 7) OBP: 0.306, SLG: 0.353 (9, 3)	G3 1-2		F9		S S S K		G6-3 1-2f		1B 1-3 2-H 1B	5	1	1	1	0	1	4
7 Bobby Crosby, R (1, 6) OBP: 0.400, SLG: 0.655 Mike Rouse, L (5, 6) OBP: 0.375, SLG: 0.200	P6		F9		G4-3			F9	1B 1-2 3-H 1B	3 2	0 0	0 1	0 1	0 0	0 0	2 0
Jay Payton, R (1, 9) OBP: 0.414, SLG: 0.630 (4, 8) Charles Thomas, L (6, 8) OBP: 0.292, SLG: 0.304	29 HR 2-H 1B		F7			P3		G4-3	1-2 2-H 1B	3 2	1 0	1 1	1 1	0 0	0 0	0 0
29 Dan Johnson, L (1, 3) OBP: 0.376, SLG: 0.529 Juan Cruz, R (6, 1) 56 Scott McClain, R (8, PH) OBP: 0.458, SLG: 0.909 (8, 5) 47 Ron Flores, L (8, 1) 52 Matt Roney, R (9, 1)	1-H HR			B B B B FC1-6 BB		P4		G6-3	S S S K	2 0 1 1 0	1 0 0 0 0	1 0 0 0 0	2 0 0 0 0	1 0 0 0 0	0 0 0 1 0	0 0 0 2 0
Antonio Perez, R (1, 5) OBP: 0.308, SLG: 0.304 Jason Karnuth, R (8, 1) 63 Andrew Beattie, S (8, 5) OBP: 0.214, SLG: 0.286	F8			1-2f FC1-6 CS		S S S K			K2-3 F8	3 0 2	0 0 0	0 0 0	0 0 0	0 0 1	1 0 2	1 0 2
Keith Ginter, R (1, 4) OBP: 0.320, SLG: 0.286 Joe Kennedy, R (4, 1) 10 Daric Barton, L (6, 3) OBP: 0.400, SLG: 0.182 12 Doug Clark, L (9, PR) OBP: 0.273, SLG: 0.200 (9, 7)		SH3 1B		B X 1-2 F7			B B B B BB 1B BB		B B B B 1B 1B BB	2 0 0 0	0 0 1 1	1 0 0 0	0 0 2 0	0 0 0 0	0 0 0 0	1 0 0 0
Freddie Bynum, L (1, 8) OBP: 0.400, SLG: 0.593 (4, 4)	F8				S S S K		B B B B 1B 1-2 BB		1B 1-2 1B	3	1	1	0	1	1	1
Dan Haren, R (1, 1) Matt Watson, L (4, 9) OBP: 0.333, SLG: 0.143	SH3 1-2				2B 1B		F9		1B 1-2 2-3 1B	0 3	0 2	0 2	0 0	0 0	0 0	0 2
Inning Stats	R: 3 E: 0 K: 0 S: 6 H: 3 LOB: 0 BB: 0 P: 6	R: 0 E: 0 K: 0 S: 4 H: 1 LOB: 1 BB: 0 P: 4	R: 0 E: 0 K: 0 S: 3 H: 0 LOB: 0 BB: 0 P: 3	R: 0 E: 0 K: 0 S: 2 H: 0 LOB: 0 BB: 1 P: 7	R: 1 E: 0 K: 2 S: 9 H: 2 LOB: 1 BB: 0 P: 9	R: 0 E: 0 K: 1 S: 5 H: 0 LOB: 0 BB: 0 P: 5	R: 1 E: 0 K: 0 S: 3 H: 1 LOB: 1 BB: 2 P: 11	R: 0 E: 0 K: 0 S: 3 H: 0 LOB: 0 BB: 0 P: 3	R: 5 E: 0 K: 2 S: 13 H: 6 LOB: 2 BB: 1 P: 17	1B: 11 2B: 1 3B: 0 HR: 1 SF: 0 SAC: 1 DP: 1 HBP: 0						

PITCHER		IP	WLS	BF	H	R	ER	SO	BB	IBB	HBP	BLK	WP	HR	S	P	ERA	WHIP
50 Jared Fernandez, R ERA: 3.46	(1, 1)	4.0		16	4	3	3	0	1	0	0	0	0	1	15	20	6.75	1.250
12 Carlos Villanueva, R ERA: 5.4	(5, 1)	2.0		8	2	1	1	3	0	0	0	0	0	0	14	14	4.50	1.000
Ben Hendrickson, R ERA: 8.22	(7, 1)	1.0		5	1	1	1	0	2	0	0	0	0	0	3	11	9.00	3.000
53 Justin Thompson, L ERA: 1.8	(8, 1)	1.0		3	0	0	0	0	0	0	0	0	0	0	3	3	0.00	0.000
59 Derrick Turnbow, R ERA: 16.62	(9, 1)	0.1	L	8	6	5	5	1	1	0	0	0	0	0	9	13	135.00	21.000

PITCHER		IP	WLS	BF	H	R	ER	SO	BB	IBB	HBP	BLK	WP	HR	S	P	ERA	WHIP
58 Chris Demaria, R ERA: 1.69	(9, 1)	0.2		2	0	0	0	1	0	0	0	0	0	0	4	4	0.00	0.000

TOP

Oakland Athletics @ Milwaukee Brewers

Maryvale Baseball Park, Phoenix, AZ

Thu Mar 16 2006, 3:05 PM EST
Att. 4,912 - Partly Cloudy - 71 F

livebaseballscorecards.com

AB	37
R	10
H	13
RBI	10
BB	4
SO	5
LOB	16

BOTTOM

Batter	1	2	3	4	5	6	7	8	9	AB	R	H	RBI	BB	SO	LOB
Brady Clark, R (1, 8) OBP: 0.476, SLG: 0.379	F8	BB		2-H 1B		K		1B 18 1B 1-2 3-H 1B	SF8 3-H	3	0	1	1	1	1	1
22 Tony Gwynn Jr., L (7, 8) OBP: 0.292, SLG: 0.619										1	1	1	2	0	0	0
Jeff Cirillo, R (1, 5) OBP: 0.448, SLG: 0.400	F8	P5		P4		F9		18 1B 1-3 2-H 1B	K 18 1B 1-2	4	0	0	0	0	0	3
Ben Hendrickson, R (7, 1)										0	0	0	0	0	0	0
Nelson Cruz, R (8, 9) OBP: 0.393, SLG: 0.800										2	0	1	1	0	1	1
Geoff Jenkins, L (1, 9) OBP: 0.394, SLG: 0.483	47 1B 1B		G6-3		G4-3		G6-3	1-2 3-H 1B	1-3 2-H 1B	4	1	1	0	0	0	0
18 Gabe Gross, L (8, 7) OBP: 0.325, SLG: 0.324										2	0	2	2	0	0	0
Carlos Lee, R (1, 7) OBP: 0.500, SLG: 0.429	2 BB 47 1B 1-2 1B				47 1B 1B		K	G4-3	F8	4	0	3	0	0	1	0
Ozzie Chavez, S (8, 6) OBP: 0.571, SLG: 0.857										2	0	0	0	0	0	4
47 Corey Koskie, L (1, 3) OBP: 0.346, SLG: 0.560	2 BB 1-2 2-H 1B		F7		1-2 1B		G6-3		8 21 2B 1B BB	4	0	2	1	0	0	1
53 Justin Thompson, L (8, 1)										0	0	0	0	0	0	0
59 Derrick Turnbow, R (9, 1)										0	0	0	0	0	0	0
58 Chris Demaria, S (9, 1)										0	0	0	0	0	0	0
Jason Romano, R (9, PH) OBP: 1.000, SLG: 1.000										0	1	0	0	1	0	0
2 Bill Hall, R (1, 6) OBP: 0.390, SLG: 0.559	BB 1-2 2-3	F7			P3			21 CS 1B	P4	2	0	0	0	1	0	3
1 Corey Hart, R (8, 3) OBP: 0.400, SLG: 0.656										2	0	1	0	0	0	1
Zach Sorensen, S (1, 4) OBP: 0.333, SLG: 0.259	F8			F8	G1-3			F9	21 2B 62 FC6 1-2 1B	3	0	0	0	0	0	5
8 Vinny Rottino, R (7, 5) OBP: 0.500, SLG: 0.615										2	1	1	0	0	0	1
21 Chad Moeller, R (1, 2) OBP: 0.333, SLG: 0.429		K		1B 2B		1B		62 1B 22 1B 1-2 1B	62 E 22 SF8 1-3 2-H 2B	5	3	4	1	0	1	0
50 Jared Fernandez, R (1, 1)		K		K		F9		22 1B 1-3 1B	FC6 WP 18 1B 2-3 3-H	1	0	0	0	0	1	0
9 Mark Johnson, L (4, PH) OBP: 0.417, SLG: 0.400										1	0	0	0	0	1	1
12 Carlos Villanueva, R (5, 1)										0	0	0	0	0	0	0
62 Brent Abernathy, R (6, PH) OBP: 0.500, SLG: 0.500										3	2	1	1	0	0	2
(7, 4)																
Inning Stats	R: 1 E: 0 K: 0 S: 6	H: 3 LOB: 3 BB: 1 P: 10	R: 0 E: 0 K: 2 S: 7	H: 0 LOB: 1 BB: 1 P: 11	R: 0 E: 0 K: 0 S: 4	H: 1 LOB: 1 BB: 0 P: 4	R: 1 E: 0 K: 1 S: 7	H: 2 LOB: 1 BB: 0 P: 7	R: 0 E: 0 K: 0 S: 5	H: 2 LOB: 2 BB: 0 P: 5	R: 0 E: 0 K: 1 S: 6	H: 1 LOB: 1 BB: 0 P: 6	R: 0 E: 0 K: 1 S: 5	H: 0 LOB: 0 BB: 0 P: 5	R: 3 E: 0 K: 0 S: 8	H: 6 LOB: 2 BB: 0 P: 9	R: 4 E: 1 K: 1 S: 10	H: 3 LOB: 2 BB: 1 P: 14	1B: 16 2B: 2 3B: 0 HR: 0	SF: 1 SAC: 0 DP: 0 HBP: 0	WP: 1 PB: 0 SB: 0 CS: 1	PA: 49

PITCHER		IP	WLS	BF	H	R	ER	SO	BB	IBB	HBP	BLK	WP	HR	S	P	ERA	WHIP
Dan Haren, R ERA: 7.3	(1, 1)	3.2		19	6	2	2	3	2	0	0	0	0	0	23	31	4.91	2.182
Joe Kennedy, L ERA:	(4, 1)	1.1		6	2	0	0	0	0	0	0	0	0	0	6	6	0.00	1.500
Juan Cruz, R ERA:	(6, 1)	2.0	H	7	1	0	0	2	0	0	0	0	0	0	11	11	0.00	0.500
Jason Karnuth, R ERA: 7.71	(8, 1)	0.2	H	6	5	3	3	0	0	0	0	0	0	0	6	7	40.50	7.500
47 Ron Flores, L ERA: 16.2	(8, 1)	0.2	W	6	3	3	2	0	1	0	0	0	0	0	5	9	27.00	6.000

PITCHER		IP	WLS	BF	H	R	ER	SO	BB	IBB	HBP	BLK	WP	HR	S	P	ERA	WHIP
52 Matt Roney, R ERA: 6.0	(9, 1)	0.2	S	5	1	1	0	1	0	0	0	0	1	0	7	7	0.00	1.500

Oakland Athletics @ Milwaukee Brewers

Maryvale Baseball Park, Phoenix, AZ

Thu Mar 16 2006, 3:05 PM EST
Att. 4,912 - Partly Cloudy - 71 F

livebaseballscorecards.com

AB	45
R	9
H	18
RBI	9
BB	3
SO	6
LOB	23

Batter	1	2	3	4	5	6	7	8	9	10	AB	R	H	RBI	BB	SO	LOB
9 Chone Figgins, S (1, 5) OBP: 0.333, SLG: 0.552	G6-3		F8			B1-3		K		1B	3	0	0	0	0	0	0
19 Curtis Pride, L (6, 7) OBP: 0.296, SLG: 0.400											2	0	1	1	0	1	0
Orlando Cabrera, R (1, 6) OBP: 0.433, SLG: 0.593	F7			F9		BB		G4-3		F8	2	0	0	0	1	0	0
65 Tommy Murphy, S (6, 9) OBP: 0.308, SLG: 0.292											2	0	0	0	0	0	1
Tim Salmon, R (1, 10) OBP: 0.378, SLG: 0.375	G5-3			K		P4			F9	BB	4	0	0	0	1	1	1
27 Vladimir Guerrero, R (1, 9) OBP: 0.500, SLG: 0.842		20 G6-3		1-1			20 1B 6 1B		F9	P5	2	0	2	0	0	0	0
Edgardo Alfonzo, R (6, 5) OBP: 1.000, SLG: 1.500		2B		2B			1B		22 1B		2	0	2	0	0	0	0
32 Erick Aybar, S (9, PR) OBP: 0.389, SLG: 0.500									2B		1	1	0	0	0	0	2
(9, 6)																	
20 Juan Rivera, R (1, 8) OBP: 0.500, SLG: 0.667		G6-3		G5-3			6 1B		K		3	0	1	0	0	0	2
77 Reggie Willits, S (7, PR) OBP: 0.130, SLG: 0.095		2-3					1-2				0	0	0	0	0	0	0
(7, 8)																	
5 Jeff Mathis, R (9, PH) OBP: 0.435, SLG: 0.650							1B				1	0	0	0	0	1	1
47 Howie Kendrick, R (9, 4) OBP: 0.313, SLG: 0.419											0	0	0	0	0	0	0
22 Kendrys Morales, S (1, 3) OBP: 0.400, SLG: 0.605		F9			L9		F8		2-H 1B		4	0	1	1	0	0	3
39 Robb Quinlan, R (1, 7) OBP: 0.233, SLG: 0.241											2	0	0	0	0	0	1
6 Maicer Izturis, S (6, 6) OBP: 0.182, SLG: 0.156		F7			G4-3		1-2 2-H 1B		L8		2	0	1	0	0	0	2
(9, 5)																	
José Molina, R (1, 2) OBP: 0.304, SLG: 0.391			K		P3		G6-3			58 SH2-3 19 1B BB	3	0	0	0	0	1	2
Mike Napoli, R (7, 2) OBP: 0.368, SLG: 0.588											0	1	0	0	1	0	0
Adam Kennedy, L (1, 4) OBP: 0.313, SLG: 0.419			G1-3			G3		F7		SH2-3	3	0	0	0	0	0	0
58 Brian Specht, S (8, 4) OBP: 0.333, SLG: 0.462										1-2	0	0	0	0	0	0	0
(9, 8)																	
Inning Stats	R: 0 E: 0 K: 0 S: 3 H: 0 LOB: 0 BB: 0 P: 3	R: 0 E: 0 K: 0 S: 8 H: 1 LOB: 1 BB: 0 P: 12	R: 0 E: 0 K: 1 S: 7 H: 0 LOB: 0 BB: 0 P: 9	R: 0 E: 0 K: 1 S: 8 H: 1 LOB: 1 BB: 0 P: 10	R: 0 E: 0 K: 0 S: 5 H: 0 LOB: 0 BB: 0 P: 7	R: 0 E: 0 K: 0 S: 10 H: 0 LOB: 1 BB: 1 P: 14	R: 0 E: 0 K: 0 S: 6 H: 3 LOB: 2 BB: 0 P: 6	R: 0 E: 0 K: 1 S: 5 H: 0 LOB: 0 BB: 0 P: 5	R: 1 E: 0 K: 1 S: 7 H: 2 LOB: 2 BB: 0 P: 7	R: 1 E: 0 K: 0 S: 5 H: 1 LOB: 2 BB: 2 P: 13	1B: 5 2B: 3 3B: 0 HR: 0 SF: 0 SAC: 1 DP: 0 HBP: 0						

TOP

Los Angeles Angels @ Oakland Athletics

Phoenix Municipal Stadium, Phoenix, AZ

Fri Mar 17 2006, 3:05 PM EST

Att. 9,093 - Partly Cloudy - 75 F

livebaseballscorecards.com

AB	36
R	2
H	8
RBI	2
BB	3
SO	4
LOB	15

PITCHER		IP	WLS	BF	H	R	ER	SO	BB	IBB	HBP	BLK	WP	HR	S	P	ERA	WHIP
Dan Meyer, L ERA: 3.0	(1, 1)	4.0		14	2	0	0	2	0	0	0	0	0	0	26	34	0.00	0.500
Jay Witasick, R ERA: 7.5	(5, 1)	1.0		3	0	0	0	0	0	0	0	0	0	0	5	7	0.00	0.000
57 Chad Gaudin, R ERA: 6.0	(6, 1)	1.0		4	0	0	0	0	1	0	0	0	0	0	10	14	0.00	1.000
58 Justin Duchscherer, R ERA:	(7, 1)	2.0		8	3	0	0	1	0	0	0	0	0	0	11	11	0.00	1.500
56 Randy Keisler, L ERA: 6.75	(9, 1)	2.0	L	11	3	2	2	1	2	0	0	0	0	0	12	20	9.00	2.500

PITCHER	IP	WLS	BF	H	R	ER	SO	BB	IBB	HBP	BLK	WP	HR	S	P	ERA	WHIP

1B: 5 2B: 3 3B: 0 HR: 0 SF: 0 SAC: 1 DP: 0 HBP: 0

WP: 0 PB: 0 SB: 0 CS: 0 PA: 40

Batter	1	2	3	4	5	6	7	8	9	10	AB	R	H	RBI	BB	SO	LOB
14 Mark Ellis, R (1, 4) OBP: 0.405, SLG: 0.686 Freddie Bynum, L (6, PR) OBP: 0.419, SLG: 0.679 (7, 4)	0-0 22 1B 7 K 1B		C B C S 1-3 ③ K			0-0 1B			0-0 3B		3	0	2	0	0	1	0
											1	0	1	0	0	0	0
22 Milton Bradley, S (1, 8) OBP: 0.333, SLG: 0.346 Charles Thomas, L (7, 8) OBP: 0.280, SLG: 0.292	0-0 1-3 1B			0-0 ① F8		0-0 ③ G6-3			0-0 ① F9		3	0	1	0	0	0	1
											1	0	0	0	0	0	1
7 Bobby Crosby, R (1, 10) OBP: 0.395, SLG: 0.625 13 Cliff Pennington, S (7, PR) OBP: 0.250, SLG: 0.250 (8, 10)	B S S S SAFE 1-3 ① ② K 3-H			B C B B F F C 3-3 ② K			0-0 G5-4-3 1B		0-0 ② G6-3		3	0	1	0	0	2	2
											1	0	0	0	0	0	1
3 Eric Chavez, L (1, 5) OBP: 0.333, SLG: 0.808 Antonio Perez, R (8, 5) OBP: 0.296, SLG: 0.292	0-0 ③ G4-3			C X 0-1 ③ P6			0-0 ① F7		C B C B B F X 3-2 ③ G6-3		3	0	0	0	0	0	2
											1	0	0	0	0	0	1
Jay Payton, R (1, 9) OBP: 0.375, SLG: 0.567 Matt Watson, L (8, 9) OBP: 0.316, SLG: 0.133		C X 0-1 ① P4			X 0-0 ① P2		0-0 ② ③ G5-4-3 1-2f			X 0-0 ① G3-1	3	0	0	0	0	0	1
											1	0	0	0	0	0	0
29 Dan Johnson, L (1, 3) OBP: 0.375, SLG: 0.514 10 Daric Barton, L (9, 3) OBP: 0.375, SLG: 0.167		C C F B X 1-2 ② F7			C F X 0-2 ② F8			X 0-0 ① 1B		X 0-0 ② F8	3	0	1	0	0	0	0
											1	0	0	0	0	0	0
Jason Kendall, R (1, 2) OBP: 0.308, SLG: 0.261 12 Doug Clark, L (8, PR) OBP: 0.250, SLG: 0.182 (9, 7)		X 0-0 ③ F8			C F F B X 1-2 ③ F9			H 1-0 S 1B HBP		X 0-0 ③ G5-3	2	0	0	0	0	0	0
											1	1	0	0	0	0	0
Nick Swisher, S (1, 7) OBP: 0.282, SLG: 0.324 64 Kurt Suzuki, R (9, 2) OBP: 0.364, SLG: 0.222			C S B F S 1-3 ① K2-3			C B S S 1-3 ① K		S S S 0-3 ② K			3	0	0	0	0	3	1
											0	0	0	0	0	0	0
Marco Scutaro, R (1, 6) OBP: 0.333, SLG: 0.333			C B C C 1-3 ② K			X 0-0 ② F8		B B C B C F F F X 3-2 ③ 1-H 1B			3	0	1	1	0	1	0
Inning Stats	R: 0 E: 0 K: 1 S: 6 H: 2 LOB: 1 BB: 0 P: 7	R: 0 E: 0 K: 0 S: 7 H: 0 LOB: 0 BB: 0 P: 8	R: 0 E: 0 K: 3 S: 10 H: 0 LOB: 0 BB: 0 P: 13	R: 0 E: 0 K: 1 S: 7 H: 0 LOB: 0 BB: 0 P: 10	R: 0 E: 0 K: 0 S: 8 H: 0 LOB: 0 BB: 0 P: 9	R: 0 E: 0 K: 1 S: 6 H: 1 LOB: 1 BB: 0 P: 7	R: 0 E: 0 K: 0 S: 3 H: 1 LOB: 1 BB: 0 P: 3	R: 1 E: 0 K: 1 S: 10 H: 2 LOB: 1 BB: 0 P: 14	R: 0 E: 0 K: 0 S: 7 H: 1 LOB: 1 BB: 0 P: 10	R: 0 E: 0 K: 0 S: 3 H: 0 LOB: 0 BB: 0 P: 3	1B: 6 2B: 0 3B: 1 HR: 0	SF: 0 SAC: 0 DP: 1 HBP: 1						

PITCHER		IP	WLS	BF	H	R	ER	SO	BB	IBB	HBP	BLK	WP	HR	S	P	ERA	WHIP
Jered Weaver, R ERA: 1.42	(1, 1)	5.0		16	2	0	0	5	0	0	0	0	0	0	38	47	0.00	0.400
Francisco Rodríguez, R ERA:	(6, 1)	1.0		4	1	0	0	1	0	0	0	0	0	0	6	7	0.00	1.000
49 Chris Bootcheck, R ERA: 1.0	(7, 1)	2.0		7	3	1	1	1	0	0	1	0	0	0	13	17	4.50	1.500
38 Nate Bland, L ERA: 1.5	(9, 1)	0.1		2	1	0	0	0	0	0	0	0	0	0	2	2	0.00	3.000
86 David Austen, R ERA: 1.8	(9, 1)	1.2	W	5	0	0	0	0	0	0	0	0	0	0	8	11	0.00	0.000

PITCHER	IP	WLS	BF	H	R	ER	SO	BB	IBB	HBP	BLK	WP	HR	S	P	ERA	WHIP

BOTTOM

Los Angeles Angels @ Oakland Athletics

Phoenix Municipal Stadium, Phoenix, AZ

Fri Mar 17 2006, 3:05 PM EST
Att. 9,093 - Partly Cloudy - 75 F

livebaseballscorecards.com

AB	33
R	1
H	7
RBI	1
BB	0
SO	7
LOB	10

WP: 0 PB: 0 SB: 1 CS: 0 PA: 34

Kansas City Royals @ Oakland Athletics

Phoenix Municipal Stadium, Phoenix, AZ

Sat Mar 18 2006, 3:05 PM EST

Att. 7,539 - Partly Cloudy - 64 F

TOP

livebaseballscorecards.com

Batter	1	2	3	4	5	6	7	8	9	AB	R	H	RBI	BB	SO	LOB
9 David DeJesus, L (1, 8) OBP: 0.368, SLG: 0.556	G4-3		BB			E6	G4-3	1B		4	2	0	1	1	0	2
44 Kerry Robinson, L (7, 8) OBP: 0.483, SLG: 0.593			G4-3			G3-1 S	1-3 2-H	1-3 3-H		1	1	1	1	0	0	0
Doug Mientkiewicz, L (1, 3) OBP: 0.514, SLG: 0.633	G3		1B	F7		G3-1	G6-3	HR		4	1	1	0	0	0	1
38 Chris Clapinski, S (6, 3) OBP: 0.421, SLG: 0.625			1-3			1-3		1-H 3-H		2	1	1	3	0	0	1
16 Reggie Sanders, R (1, 9) OBP: 0.533, SLG: 0.500	G5-3		2B	BB		1B	2B	1B		3	1	2	2	1	0	0
52 Chad Allen, R (6, PR) OBP: 0.615, SLG: 1.083			1-H 3-H			3-H	3-H			2	1	2	1	0	0	0
(6, 9)																
Matt Stairs, L (1, 10) OBP: 0.211, SLG: 0.167		F9	BB	1B		1B	K	G1-3		3	1	2	0	1	0	0
Ruben Gotay, S (6, PR)				1-2		1-2				2	0	0	0	0	1	2
(6, 10)																
4 Angel Berroa, R (1, 6) OBP: 0.320, SLG: 0.360		1B	P2	K		P4		K	G5-3	4	1	1	0	0	1	6
Wilson Valdez, R (6, 6) OBP: 0.625, SLG: 0.905										2	0	0	0	0	1	0
24 Mark Teahen, L (1, 5) OBP: 0.333, SLG: 0.343		1-2 1B	E4	F8		1-2 2-H 1B		1B 2B	P6	4	2	2	1	0	0	3
70 Alex Gordon, L (6, 5) OBP: 0.571, SLG: 0.545			1-3 2-H							2	1	1	0	0	0	0
Esteban German, R (1, 4) OBP: 0.367, SLG: 0.440		1-H 2-H	BB		G4-3	F8		12 1B 44 1B	1B	2	1	1	2	1	0	0
Joe McEwing, R (6, PH) OBP: 0.563, SLG: 0.828		2B	3B					2-H		3	1	2	1	0	0	2
(6, 4)																
Aaron Guiel, L (1, 7) OBP: 0.333, SLG: 0.286	K	K	K		P5		9 WP 12 1B 9 G4-3	F9	G4-3	4	1	1	0	0	2	4
Chip Ambres, R (7, 7) OBP: 0.225, SLG: 0.364							1B			2	0	0	0	0	0	2
Paul Bako, L (1, 2) OBP: 0.500, SLG: 1.083	F8	1-H 2-H 3-H	3B		K		9 G4-3 9 WP	44 1B 44 WP		3	0	1	3	0	1	1
12 Paul Phillips, R (5, 2) OBP: 0.409, SLG: 0.636							52 1-2 2B 1B	38 1-3 HR 1B		2	2	2	0	0	0	0

	AB	49
	R	17
	H	20
	RBI	15
	BB	4
	SO	6
	LOB	24

Inning Stats																				
	R: 0	H: 0	R: 2	H: 3	R: 6	H: 3	R: 0	H: 1	R: 0	H: 0	R: 2	H: 3	R: 2	H: 3	R: 5	H: 6	R: 0	H: 1	1B: 14	SF: 0	WP: 3	PA: 53
	E: 0	LOB: 0	E: 0	LOB: 1	E: 1	LOB: 1	E: 0	LOB: 2	E: 0	LOB: 0	E: 1	LOB: 2	E: 0	LOB: 1	E: 0	LOB: 1	E: 0	LOB: 1	2B: 4	SAC: 0	PB: 0	
	K: 0	BB: 0	K: 1	BB: 0	K: 1	BB: 3	K: 1	BB: 1	K: 1	BB: 0	K: 0	BB: 0	K: 1	BB: 0	S: 11	BB: 0	K: 0	BB: 0	3B: 1	DP: 0	SB: 1	
	S: 3	P: 3	S: 8	P: 8	S: 9	P: 22	S: 6	P: 10	S: 5	P: 5	S: 7	P: 8	S: 8	P: 9		P: 12	S: 4	P: 4	HR: 1	HBP: 0	CS: 0	

PITCHER		IP	WLS	BF	H	R	ER	SO	BB	IBB	HBP	BLK	WP	HR	S	P	ERA	WHIP
Joe Blanton, R ERA: 9.58	(1, 1)	2.2	L	17	5	8	4	2	3	0	0	0	1	0	18	31	13.50	3.000
Kirk Saarloos, R ERA: 2.53	(3, 1)	2.2		14	4	2	0	2	1	0	0	0	0	0	17	22	0.00	1.875
46 Santiago Casilla, R ERA: 3.52	(6, 1)	1.2		9	4	2	2	1	0	0	0	0	1	0	11	12	10.80	2.400
Victor Moreno, R ERA: 45.0	(8, 1)	1.0		9	6	5	5	1	0	0	0	0	1	1	11	12	45.00	6.000
50 Kiko Calero, R ERA:	(9, 1)	1.0		4	1	0	0	0	0	0	0	0	0	0	4	4	0.00	1.000

PITCHER	IP	WLS	BF	H	R	ER	SO	BB	IBB	HBP	BLK	WP	HR	S	P	ERA	WHIP

Batter	1	2	3	4	5	6	7	8	9	AB	R	H	RBI	BB	SO	LOB
14 Mark Ellis, R (1, 4) OBP: 0.415, SLG: 0.744	0-0 3 2B 1B 1B	0-0 P5 ③		0-0 P2 ②		0-0 1-H HR			0-0 HR 1B	4	2	2	2	0	0	4
Freddie Bynum, L (7, 4) OBP: 0.438, SLG: 0.690										1	1	1	0	0	0	0
Marco Scutaro, R (1, 10) OBP: 0.500, SLG: 0.500	0-0 3 2B 22 SF9 1-2 1B		0-0 3 1B 1B	0-0 FC5 ③ 1-2 2-3f		0-0 G5-3 ②			0-0 1-H HR	3	1	2	0	0	0	3
Keith Ginter, R (6, PH) OBP: 0.333, SLG: 0.435 (7, 10)										2	1	1	2	0	0	0
7 Bobby Crosby, R (1, 6) OBP: 0.366, SLG: 0.571	0-0 P6 ①		0-0 P4 ①		0-0 G4-3 ①	0-0 F9 ③			0-0 1B 56 G5-3 1B	3	0	0	0	0	0	3
Antonio Perez, R (6, 5) OBP: 0.310, SLG: 0.308										2	0	1	0	0	0	0
3 Eric Chavez, L (1, 5) OBP: 0.394, SLG: 0.966	0-0 22 SF9 1-3 2-H 2B		0-0 ② 1-2 1B		0-0 HR		0-0 G4-3 ①		0-0 ① G5-3 1-2	3	1	3	2	0	0	0
56 Scott McClain, R (6, 3) OBP: 0.423, SLG: 0.833										2	0	0	0	0	0	1
22 Milton Bradley, S (1, 9) OBP: 0.303, SLG: 0.321	0-0 SF9 ② 2-3 3-H		0-0 G6-3 ③		S S S 0-3 K ②		0-0 F8 ②		0-0 G6-3 2-3 1B	2	0	0	1	0	1	1
Matt Watson, L (6, 9) OBP: 0.333, SLG: 0.176										2	0	1	0	0	0	0
29 Dan Johnson, L (1, 3) OBP: 0.395, SLG: 0.513	0-0 F7 ③			0-0 1B 1B 1B	B B B 4-0 BB		0-0 G6-3 ③		0-0 ② ③ G6-3 1-2f	2	0	1	0	1	0	1
Mike Rouse, L (5, PR) OBP: 0.353, SLG: 0.185 (6, 6)										2	0	0	0	0	0	2
Nick Swisher, S (1, 7) OBP: 0.310, SLG: 0.333		B B B B 4-0 17 G1-3 BB		0-0 FC5 1B 1-2 1B	S S S 0-3 K ③			0-0 F7 ①		2	0	1	0	1	1	1
12 Doug Clark, L (8, 7) OBP: 0.231, SLG: 0.167										1	0	0	0	0	0	0
17 Adam Melhuse, S (1, 2) OBP: 0.478, SLG: 0.579		0-0 G1-3 ① 1-2		0-0 F7 ①		0-0 14 HR 1B		0-0 F7 ②		2	0	0	0	0	0	3
64 Kurt Suzuki, R (5, 2) OBP: 0.385, SLG: 0.273										2	1	1	0	0	0	0
Charles Thomas, L (1, 8) OBP: 0.276, SLG: 0.286		S S S 0-3 K ②		0-0 FC5 1-2 2-3 1B		C C C 0-3 K ①		0-0 P6 ③		4	0	1	0	0	2	2
Inning Stats	R: 2 E: 0 K: 0 S: 6 H: 3 LOB: 1 BB: 0 P: 6	R: 0 E: 0 K: 1 S: 5 H: 0 LOB: 1 BB: 1 P: 9	R: 0 E: 0 K: 0 S: 4 H: 2 LOB: 1 BB: 0 P: 4	R: 0 E: 0 K: 0 S: 6 H: 3 LOB: 3 BB: 0 P: 6	R: 1 E: 0 K: 2 S: 8 H: 1 LOB: 1 BB: 1 P: 12	R: 2 E: 0 K: 1 S: 7 H: 2 LOB: 0 BB: 0 P: 7	R: 0 E: 0 K: 0 S: 3 H: 0 LOB: 0 BB: 0 P: 3	R: 0 E: 0 K: 0 S: 3 H: 0 LOB: 0 BB: 0 P: 3	R: 2 E: 0 K: 0 S: 6 H: 4 LOB: 1 BB: 0 P: 6	1B: 11 2B: 1 3B: 0 HR: 3 SF: 1 SAC: 0 DP: 1 HBP: 0							

PITCHER		IP	WLS	BF	H	R	ER	SO	BB	IBB	HBP	BLK	WP	HR	S	P	ERA	WHIP
37 Scott Elarton, R ERA: 6.55	(1, 1)	4.0	W	20	8	2	2	1	1	0	0	0	0	0	21	25	4.50	2.250
62 Dave Elder, R ERA: 8.53	(5, 1)	2.0		10	3	3	3	3	1	0	0	0	0	2	15	19	13.50	2.000
Ambiorix Burgos, R ERA: 3.0	(7, 1)	1.0		3	0	0	0	0	0	0	0	0	0	0	3	3	0.00	0.000
41 Jimmy Gobble, L ERA: 3.0	(8, 1)	1.0		3	0	0	0	0	0	0	0	0	0	0	3	3	0.00	0.000
Wes Wilkerson, R ERA: 18.0	(9, 1)	1.0		6	4	2	2	0	0	0	0	0	0	1	6	6	18.00	4.000

PITCHER	IP	WLS	BF	H	R	ER	SO	BB	IBB	HBP	BLK	WP	HR	S	P	ERA	WHIP

BOTTOM

Kansas City Royals @ Oakland Athletics

Phoenix Municipal Stadium, Phoenix, AZ

Sat Mar 18 2006, 3:05 PM EST
Att. 7,539 - Partly Cloudy - 64 F

livebaseballscorecards.com

AB	39
R	7
H	15
RBI	7
BB	2
SO	4
LOB	21

WP: 0 PB: 0 SB: 0 CS: 0 PA: 42

Chicago Cubs @ Oakland Athletics

Phoenix Municipal Stadium, Phoenix, AZ

Sun Mar 19 2006, 3:05 PM EST

Att. 4,892 - Rain - 50 F

TOP

livebaseballscorecards.com

Batter	1	2	3	4	5	6	7	8	9	AB	R	H	RBI	BB	SO	LOB
Ryan Theriot, R (1, 4) OBP: 0.391, SLG: 0.294 62 Richard Lewis, R (7, PH) (7, 4)	B B B B 4-0 CS BB	S S C 0-3 ② K			X 0-0 ② F8		B B B B 4-0 G4-3 WP 1-2 BB		S S S 0-3 ③ K	2 1	0 0	0 0	0 0	1 1	1 1	2 0
Neifi Perez, S (1, 6) OBP: 0.212, SLG: 0.188 Joe Simokaitis, R (7, PH) (7, 6)	S X 0-1 ①② G6-3 1-2	X 0-0 ③ L5			X 0-0 ③ G5-3		S X 0-1 ① G4-3 1-3 2-H			3 1	0 0	0 0	0 1	0 0	0 0	3 1
Jacque Jones, L (1, 9) OBP: 0.533, SLG: 0.630 86 Aron Weston, L (7, PH) (7, 9)	X 0-0 1B		S S S 0-3 ① K			X 0-0 19 1B BB 1B	X 0-0 ② G5-3			3 1	1 0	2 0	0 0	0 0	1 0	0 1
28 Michael Restovich, R (1, 3) OBP: 0.281, SLG: 0.467 Ryan Norwood, R (7, PH) (7, 3)	X 0-0 ③ F7		S S C 0-3 ② K			X 0-0 ① P4	X 0-0 ③ L4			3 1	0 0	0 0	0 0	0 0	1 0	2 1
Todd Walker, L (1, 10) OBP: 0.355, SLG: 0.593 74 Jake Fox, R (8, PH) OBP: 0.412, SLG: 0.800 (8, 10)		B B B B 4-0 1B 19 1B BB	X 0-0 ③ G3			X 0-0 ② F7		X 0-0 ① L5		2 1	1 0	0 0	0 0	1 0	0 0	1 0
John Mabry, L (1, 5) OBP: 0.435, SLG: 0.556 Matt Craig, S (7, 5)	X 0-0 19 1B 27 1B 1-3 1B			X 0-0 ① F8		B B B B 4-0 19 1B 1-2 BB		X 0-0 ② L4		2 1	1 0	1 0	0 0	1 0	0 0	0 0
19 Matt Murton, R (1, 7) OBP: 0.567, SLG: 0.769 Jeff Culpepper, L (7, 7)	X 0-0 27 1B 1-2 3-H 1B			X 0-0 ② F8		X 0-0 1-2 2-H 1B		X 0-0 ③ G4-3		3 1	0 0	2 0	2 0	0 0	0 0	0 0
24 Henry Blanco, R (1, 2) Jose Reyes, S (6, 2) OBP: 0.083, SLG: 0.083	X 0-0 ① F7			X 0-0 ③ F9		X 0-0 ③ P4			X 0-0 ① F9	3 1	0 0	0 0	0 0	0 0	0 0	4 0
27 Buck Coats, L (1, 8) OBP: 0.421, SLG: 0.647 66 Adam Greenberg, L (7, PH) OBP: 0.300, SLG: 0.368 (7, 8)	X 0-0 1-2 2-H 1B				X 0-0 ① F7		X 0-0 WP 62 BB G4-3 1B		X 0-0 ② F7	2 2	0 1	1 1	1 0	0 0	0 0	0 0
Inning Stats	R: 0 H: 1 E: 0 LOB: 1 K: 0 BB: 1 S: 4 P: 8	R: 2 H: 3 E: 0 LOB: 2 K: 1 BB: 1 S: 8 P: 12	R: 0 H: 0 E: 0 LOB: 0 K: 2 BB: 0 S: 7 P: 7	R: 0 H: 0 E: 0 LOB: 0 K: 0 BB: 0 S: 3 P: 3	R: 0 H: 0 E: 0 LOB: 0 K: 0 BB: 0 S: 3 P: 3	R: 1 H: 2 E: 0 LOB: 2 K: 0 BB: 1 S: 5 P: 9	R: 1 H: 1 E: 0 LOB: 1 K: 0 BB: 1 S: 5 P: 9	R: 0 H: 0 E: 0 LOB: 0 K: 0 BB: 0 S: 3 P: 3	R: 0 H: 0 E: 0 LOB: 0 K: 1 BB: 0 S: 5 P: 5	1B: 7 SF: 0 2B: 0 SAC: 0 3B: 0 DP: 0 HR: 0 HBP: 0						WP: 1 PA: 37 PB: 0 SB: 0 CS: 1	

	AB	33
	R	4
	H	7
	RBI	4
	BB	4
	SO	4
	LOB	15

PITCHER		IP	WLS	BF	H	R	ER	SO	BB	IBB	HBP	BLK	WP	HR	S	P	ERA	WHIP
Barry Zito, L ERA: 4.2	(1, 1)	6.0		26	6	3	3	3	3	0	0	0	0	0	30	42	4.50	1.500
Joe Kennedy, L ERA: 1.04	(7, 1)	0.2	B	4	1	1	1	0	1	0	0	0	1	0	4	8	13.50	3.000
Juan Cruz, R ERA:	(7, 1)	0.1	W	1	0	0	0	0	0	0	0	0	0	0	1	1	0.00	0.000
Jay Witasick, R ERA: 6.43	(8, 1)	1.0		3	0	0	0	0	0	0	0	0	0	0	3	3	0.00	0.000
20 Huston Street, R ERA:	(9, 1)	1.0		3	0	0	0	1	0	0	0	0	0	0	5	5	0.00	0.000

PITCHER	IP	WLS	BF	H	R	ER	SO	BB	IBB	HBP	BLK	WP	HR	S	P	ERA	WHIP

Batter	1	2	3	4	5	6	7	8	9	AB	R	H	RBI	BB	SO	LOB
14 Mark Ellis, R (1, 4) OBP: 0.409, SLG: 0.786	HR	L6		F9		F4	17 E 1-2 1B			3	1	1	1	0	0	1
Keith Ginter, R (5, 4) OBP: 0.345, SLG: 0.440										2	0	1	0	0	0	2
Jason Kendall, R (1, 2) OBP: 0.310, SLG: 0.240	L7 BBB	7 F8 7 S BB		L8		L7	FC6 1-2 2-3			2	0	0	0	1	0	1
17 Adam Melhuse, S (5, 2) OBP: 0.440, SLG: 0.524										2	0	0	0	0	0	4
7 Bobby Crosby, R (1, 6) OBP: 0.356, SLG: 0.538	G6-3	F8 1-3			P3		1B 1B G5-3			4	0	1	0	0	0	1
Mike Rouse, L (7, PR) OBP: 0.343, SLG: 0.179										1	1	0	0	0	0	3
(8, 6)																
22 Milton Bradley, S (1, 9) OBP: 0.306, SLG: 0.300	1B 1B BBBB	G1-3			G4-3		SH3-4 1-2	K		2	1	0	0	1	0	1
12 Doug Clark, L (6, 9) OBP: 0.214, SLG: 0.154										1	0	0	0	0	1	0
Antonio Perez, R (1, 5) OBP: 0.382, SLG: 0.452	1B 1-2 1B		G6-3		3B		1B 2-3 2B	1B		5	2	4	0	0	0	0
Nick Swisher, S (1, 7) OBP: 0.318, SLG: 0.341	BB 1-3 2-H 1B	F7			G4-3		S 1-3 3-H 2B	F8		2	1	1	1	0	0	0
Freddie Bynum, L (4, 7) OBP: 0.429, SLG: 0.656										3	1	1	1	0	0	2
Charles Thomas, L (1, 8) OBP: 0.265, SLG: 0.250	1B 1-2 BBBB	G6-3				G3	L5 1-2	K		4	0	0	0	1	1	3
Matt Watson, L (1, 10) OBP: 0.400, SLG: 0.333	1-2 2-H 3-H			F8		29 BB	29 1B 2-H 3-H			4	1	3	4	0	0	0
10 Daric Barton, L (1, 3) OBP: 0.389, SLG: 0.154	G4-3			BB		BB 1-2	17 E 1B 2-H			1	0	0	0	1	0	2
29 Dan Johnson, L (5, 3) OBP: 0.422, SLG: 0.525										1	0	1	1	1	0	0
Inning Stats	R: 4 E: 0 K: 0 S: 7 H: 4 LOB: 2 BB: 2 P: 15	R: 0 E: 0 K: 0 S: 4 H: 0 LOB: 1 BB: 1 P: 8	R: 0 E: 0 K: 0 S: 3 H: 0 LOB: 0 BB: 0 P: 3	R: 0 E: 0 K: 0 S: 3 H: 0 LOB: 1 BB: 1 P: 7	R: 0 E: 0 K: 0 S: 4 H: 1 LOB: 1 BB: 0 P: 4	R: 0 E: 0 K: 0 S: 4 H: 1 LOB: 2 BB: 1 P: 8	R: 4 E: 1 K: 0 S: 11 H: 6 LOB: 3 BB: 0 P: 11	R: 0 E: 0 K: 2 S: 8 H: 1 LOB: 1 BB: 0 P: 8		1B: 10 2B: 1 3B: 1 HR: 1	SF: 0 SAC: 1 DP: 0 HBP: 0						

PITCHER	IP	WLS	BF	H	R	ER	SO	BB	IBB	HBP	BLK	WP	HR	S	P	ERA	WHIP
Jerome Williams, R (1, 1) ERA: 9.0	4.0		20	4	4	4	0	4	0	0	0	0	1	17	33	9.00	2.000
Todd Wellemeyer, R (5, 1) ERA: 7.2	2.0		9	2	0	0	0	1	0	0	0	0	0	8	12	0.00	1.500
43 Michael Wuertz, R (7, 1) ERA: 18.56	0.2	L	8	6	4	4	0	0	0	0	0	0	0	9	9	54.00	9.000
13 Will Ohman, L (7, 1) ERA: 6.75	1.1		6	1	0	0	2	0	0	0	0	0	0	10	10	0.00	0.750

PITCHER	IP	WLS	BF	H	R	ER	SO	BB	IBB	HBP	BLK	WP	HR	S	P	ERA	WHIP

BOTTOM

Chicago Cubs @ Oakland Athletics

Phoenix Municipal Stadium, Phoenix, AZ

Sun Mar 19 2006, 3:05 PM EST

Att. 4,892 - Rain - 50 F

livebaseballscorecards.com

AB	37
R	8
H	13
RBI	8
BB	5
SO	2
LOB	20

1B: 10 SF: 0
2B: 1 SAC: 1
3B: 1 DP: 0
HR: 1 HBP: 0

WP: 0 PA: 43
PB: 0
SB: 2
CS: 0

Batter	1	2	3	4	5	6	7	8	9	AB	R	H	RBI	BB	SO	LOB
Inning Stats										1B: 0 2B: 0 3B: 0 HR: 0		SF: 0 SAC: 0 DP: 0 HBP: 0		WP: 0 PB: 0 SB: 0 CS: 0		PA: 0	

Oakland Athletics @ Los Angeles Angels

Tempe Diablo Stadium, Tempe, AZ

Sun Mar 19 2006, 3:05 PM EST

livebaseballscorecards.com

TOP

AB	0
R	0
H	0
RBI	0
BB	0
SO	0
LOB	0

PITCHER	IP	WLS	BF	H	R	ER	SO	BB	IBB	HBP	BLK	WP	HR	S	P	ERA	WHIP

PITCHER	IP	WLS	BF	H	R	ER	SO	BB	IBB	HBP	BLK	WP	HR	S	P	ERA	WHIP

Batter	1	2	3	4	5	6	7	8	9	AB	R	H	RBI	BB	SO	LOB
Inning Stats																

BOTTOM

Oakland Athletics @ Los Angeles Angels

Tempe Diablo Stadium, Tempe, AZ

Sun Mar 19 2006, 3:05 PM EST

livebaseballscorecards.com

AB	**0**
R	**0**
H	**0**
RBI	**0**
BB	**0**
SO	**0**
LOB	**0**

1B: 0
2B: 0
3B: 0
HR: 0

SF: 0
SAC: 0
DP: 0
HBP: 0

WP: 0
PB: 0
SB: 0
CS: 0

PA: 0

PITCHER	IP	WLS	BF	H	R	ER	SO	BB	IBB	HBP	BLK	WP	HR	S	P	ERA	WHIP

PITCHER	IP	WLS	BF	H	R	ER	SO	BB	IBB	HBP	BLK	WP	HR	S	P	ERA	WHIP

Batter	1	2	3	4	5	6	7	8	9	AB	R	H	RBI	BB	SO	LOB
Fernando Vina, L (1, 4)	G1-3	G6-3 2-3 3-H			K		P4			4	0	0	1	0	1	1
4 Jose Lopez, R (7, 4) OBP: 0.257, SLG: 0.394										0	0	0	0	0	0	0
7 Yuniesky Betancourt, R (1, 6) OBP: 0.361, SLG: 0.500	F8	G5-3			3B		K			3	0	1	0	0	0	1
16 Willie Bloomquist, R (6, 6) OBP: 0.292, SLG: 0.304										1	0	0	0	0	1	0
Raul Ibanez, L (1, 7) OBP: 0.514, SLG: 0.875	BB HBP 1B		K		BB BB			P6		3	0	1	0	1	1	0
86 Jose Morban, S (8, 7) OBP: 0.273, SLG: 0.556										0	0	0	0	0	0	0
Matt Lawton, L (1, 9) OBP: 0.484, SLG: 0.667	1-2 BB HBP		G6-3		1-2 BB			K		2	0	0	0	1	1	0
12 Michael Morse, R (8, 9) OBP: 0.375, SLG: 0.455										0	0	0	0	0	0	0
Roberto Petagine, L (1, 10) OBP: 0.536, SLG: 0.680	1-2 2-3 BB		K		K			2B		3	0	1	0	1	2	3
2 Kenji Johjima, R (1, 2) OBP: 0.313, SLG: 0.452	K			K		K		F8		3	0	0	0	0	3	3
30 René Rivera, R (6, 2) OBP: 0.185, SLG: 0.269										1	0	0	0	0	0	1
Todd Sears, L (1, 3) OBP: 0.385, SLG: 0.478		SH5-3 25 1B G6-3 1B		L6		G4-3			K	4	1	1	0	0	1	0
25 Adam Jones, R (1, 8) OBP: 0.269, SLG: 0.348		G6-3 SH5-3 1-2 1B		G5-3		G5-3			L8	4	0	1	0	0	0	0
Cody Ransom, R (1, 5) OBP: 0.261, SLG: 0.391		SH5-3 1-2 2-3			K		G5-3		K	3	0	0	0	0	2	0
Inning Stats	R: 0 E: 0 K: 1 S: 6 H: 1 LOB: 3 BB: 1 P: 12	R: 1 E: 0 K: 0 S: 5 H: 2 LOB: 1 BB: 0 P: 5	R: 0 E: 0 K: 2 S: 7 H: 0 LOB: 0 BB: 0 P: 7	R: 0 E: 0 K: 1 S: 5 H: 0 LOB: 0 BB: 0 P: 5	R: 0 E: 0 K: 3 S: 10 H: 1 LOB: 3 BB: 2 P: 18	R: 0 E: 0 K: 1 S: 5 H: 0 LOB: 0 BB: 0 P: 5	R: 0 E: 0 K: 1 S: 5 H: 0 LOB: 0 BB: 0 P: 5	R: 0 E: 0 K: 1 S: 6 H: 1 LOB: 1 BB: 0 P: 6	R: 0 E: 0 K: 2 S: 7 H: 0 LOB: 0 BB: 0 P: 7	1B: 3 2B: 1 3B: 1 HR: 0	SF: 0 SAC: 1 DP: 0 HBP: 1						

TOP

Seattle Mariners @ Oakland Athletics

Phoenix Municipal Stadium, Phoenix, AZ

Mon Mar 20 2006, 3:05 PM EST

Att. 7,660 - Partly Cloudy - 61 F

livebaseballscorecards.com

AB	31
R	1
H	5
RBI	1
BB	3
SO	12
LOB	9

PITCHER		IP	WLS	BF	H	R	ER	SO	BB	IBB	HBP	BLK	WP	HR	S	P	ERA	WHIP	PITCHER	IP	WLS	BF	H	R	ER	SO	BB	IBB	HBP	BLK	WP	HR	S	P	ERA	WHIP
40 Rich Harden, R ERA: 2.25	(1, 1)	5.0	W	23	4	1	1	7	3	0	1	0	0	0	33	47	1.80	1.400																	
Joe Kennedy, L ERA: 0.96	(6, 1)	0.2	H	2	0	0	0	1	0	0	0	0	0	0	4	4	0.00	0.000																	
58 Justin Duchscherer, R ERA:	(6, 1)	0.1	H	1	0	0	0	0	0	0	0	0	0	0	1	1	0.00	0.000																	
50 Kiko Calero, R ERA:	(7, 1)	1.0		3	0	0	0	1	0	0	0	0	0	0	5	5	0.00	0.000																	
John Rheinecker, L ERA: 7.5	(8, 1)	2.0		7	1	0	0	3	0	0	0	0	0	0	13	13	0.00	0.500																	

WP: 0	PA: 36		
PB: 0			
SB: 0			
CS: 0			

Seattle Mariners @ Oakland Athletics

Phoenix Municipal Stadium, Phoenix, AZ

Mon Mar 20 2006, 3:05 PM EST

Att. 7,660 - Partly Cloudy - 61 F

livebaseballscorecards.com

BOTTOM

Batter	1	2	3	4	5	6	7	8	9	AB	R	H	RBI	BB	SO	LOB
14 Mark Ellis, R (1, 4) OBP: 0.404, SLG: 0.756	FC6-4 1B	F9			F9	4-1 FC4 BB		G6-3		3	0	1	0	0	0	0
Keith Ginter, R (6, 4) OBP: 0.345, SLG: 0.440										0	0	0	0	0	0	0
56 Scott McClain, R (6, PH) (7, 5) OBP: 0.429, SLG: 0.800										1	0	0	0	1	0	0
Jason Kendall, R (1, 10) OBP: 0.303, SLG: 0.276	FC6-4 21 G3 21 S 1-2f		G6-3		2B	FC4 1-2f		G6-3		4	0	1	0	0	0	3
5 Jeremy Brown, R (8, PH) (9, 10) OBP: 0.222, SLG: 0.125										1	0	0	0	0	0	0
21 Mark Kotsay, L (1, 8) OBP: 0.500, SLG: 0.600	G3 1-3		K		BB		K2-3			2	0	0	0	1	1	1
Freddie Bynum, L (5, PR) (6, 8) OBP: 0.417, SLG: 0.636										1	0	0	0	0	1	0
3 Eric Chavez, L (1, 5) OBP: 0.361, SLG: 0.875	F9		G4-3		F8		HR BB			3	0	0	0	0	0	3
Mike Rouse, L (6, 6) OBP: 0.361, SLG: 0.179										0	1	0	0	1	0	0
22 Milton Bradley, S (1, 9) OBP: 0.308, SLG: 0.303		F7		K		29 G3-1 WP 1B 1B	P6			3	0	1	0	0	1	0
Matt Watson, L (6, PR) (7, 9) OBP: 0.385, SLG: 0.318										1	1	0	0	0	0	1
Jay Payton, R (1, 7) OBP: 0.389, SLG: 0.647		E5 29 BB HR		1B		K 1-2	HR 1-H			4	2	2	2	0	1	1
29 Dan Johnson, L (1, 3) OBP: 0.429, SLG: 0.512		HR 1-2 BB		F7		G3-1 2-3	1B			3	1	1	0	1	0	3
Antonio Perez, R (1, 6) (6, 5) (7, 4) OBP: 0.395, SLG: 0.543		HR 1-H 2-H		F9		17 E 1B 3-H	F8			4	2	2	4	0	0	2
17 Adam Melhuse, S (1, 2) OBP: 0.429, SLG: 0.542		F8			F7	E6 2B 1-H		K		3	0	1	1	0	0	0
John Baker, L (8, 2) OBP: 0.571, SLG: 0.818										1	0	0	0	0	1	0
Inning Stats	R: 0 E: 0 K: 0 S: 4 H: 1 LOB: 1 BB: 0 P: 5	R: 3 E: 1 K: 0 S: 5 H: 1 LOB: 0 BB: 1 P: 9	R: 0 E: 0 K: 1 S: 5 H: 0 LOB: 0 BB: 0 P: 5	R: 0 E: 0 K: 1 S: 6 H: 1 LOB: 1 BB: 0 P: 6	R: 0 E: 0 K: 0 S: 4 H: 1 LOB: 2 BB: 1 P: 8	R: 2 E: 1 K: 1 S: 9 H: 3 LOB: 2 BB: 1 P: 13	R: 2 E: 0 K: 1 S: 7 H: 2 LOB: 1 BB: 1 P: 11	R: 0 E: 0 K: 1 S: 5 H: 0 LOB: 0 BB: 0 P: 5		1B: 5 2B: 2 3B: 0 HR: 2	SF: 0 SAC: 0 DP: 0 HBP: 0						

	AB	34
	R	7
	H	9
	RBI	7
	BB	4
	SO	5
	LOB	14

WP: 1 PB: 0 SB: 1 CS: 0 PA: 38

PITCHER	IP	WLS	BF	H	R	ER	SO	BB	IBB	HBP	BLK	WP	HR	S	P	ERA	WHIP
Joel Pineiro, R (1, 1) ERA: 3.6	5.0	L	22	4	3	2	2	2	0	0	0	0	1	24	33	3.60	1.200
54 Sean Green, R (6, 1) ERA: 13.5	1.0		7	3	2	2	1	1	0	0	0	1	0	9	13	18.00	4.000
George Sherrill, L (7, 1) ERA: 16.5	1.0		6	2	2	2	1	1	0	0	0	0	1	7	11	18.00	3.000
37 Clint Nageotte, R (8, 1) ERA: 3.86	1.0		3	0	0	0	1	0	0	0	0	0	0	5	5	0.00	0.000

PITCHER	IP	WLS	BF	H	R	ER	SO	BB	IBB	HBP	BLK	WP	HR	S	P	ERA	WHIP

Oakland Athletics @ San Francisco Giants

Scottsdale Stadium, Scottsdale, AZ

Tue Mar 21 2006, 3:05 PM EST

Att. 10,194 - Overcast - 61 F

TOP

livebaseballscorecards.com

Batter	1	2	3	4	5	6	7	8	9	AB	R	H	RBI	BB	SO	LOB
Jason Kendall, R (1, 2) OBP: 0.324, SLG: 0.303	G4-1		1-0 G 7 2B 21 G1-3 1B		0-0 7 1B 3 E 21 G2-3 1B	2-3 K		0-3 K		4	2	2	0	0	1	0
5 Jeremy Brown, R (7, 2) OBP: 0.200, SLG: 0.111										1	0	0	0	0	1	2
21 Mark Kotsay, L (1, 8) OBP: 0.448, SLG: 0.522	F7		0-1 G1-3 1-2		1-1 G2-3 1-2		0-0 F7		2-2 F7	3	0	0	0	0	0	2
Charles Thomas, L (5, 8) OBP: 0.250, SLG: 0.235										2	0	0	0	0	0	0
7 Bobby Crosby, R (1, 6) OBP: 0.396, SLG: 0.585	BB		0-1 2-H 2B		0-0 3 E 22 HR 2-3 1B		0-0 L4		2-3 K	2	1	2	1	1	0	0
58 Justin Duchscherer, R (6, 1)										0	0	0	0	0	0	0
17 Adam Melhuse, S (7, PH) OBP: 0.414, SLG: 0.520										1	0	0	0	0	0	0
Juan Cruz, R (7, 1)										0	0	0	0	0	0	0
47 Ron Flores, L (8, 1)										0	0	0	0	0	0	0
89 Lloyd Turner, R (9, PH)										1	0	0	0	0	1	0
57 Chad Gaudin, R (9, 1)										0	0	0	0	0	0	0
3 Eric Chavez, L (1, 5) OBP: 0.333, SLG: 0.800	P4		1-2 P3		3-2 G3 1-3 3-H		0-0 G5-3		3-2 F7	3	0	0	0	0	0	3
56 Scott McClain, R (5, 5) OBP: 0.400, SLG: 0.741										2	0	0	0	0	0	0
22 Milton Bradley, S (1, 9) OBP: 0.333, SLG: 0.444		0-0 G6-3 2B 2B	0-0 G5-3		3-2 3-H HR			0-0 G3 1B 1B		3	2	2	2	0	0	1
Matt Watson, L (5, 7) OBP: 0.407, SLG: 0.348										1	1	1	0	0	0	0
Jay Payton, R (1, 7) OBP: 0.385, SLG: 0.622		1-2 G6-3 2-3		0-2 F9	0-0 E 1B			0-0 G3 1-2		3	0	1	0	0	0	1
Freddie Bynum, L (5, PR)										1	0	0	0	0	0	1
(5, 9)																
Nick Swisher, S (1, 3) OBP: 0.354, SLG: 0.386		2-2 G6-3 3-H 2B		0-1 B1-6-4 1B 1B	1-3 K 1-3			4-0 1B BB		3	0	2	1	1	1	1
Mike Rouse, L (1, 4) OBP: 0.375, SLG: 0.219		1-1 G6-3 2-3		2-2 1-2 1B		1-2 F7		0-0 1-2 2-H 1B		4	0	2	1	0	0	1
(6, 6)																
Dan Haren, R (1, 1)		2-3 K		1-2 B1-6-4 2-3f		0-3 K		0-0 F7		3	0	0	0	0	2	3
63 Andrew Beattie, S (6, 4) OBP: 0.200, SLG: 0.267										1	0	0	0	0	0	2

	AB	38
	R	6
	H	12
	RBI	5
	BB	2
	SO	6
	LOB	17

Inning Stats	1	2	3	4	5	6	7	8	9	1B: 8	SF: 0	WP: 0	PA: 40
	R: 0 E: 0 K: 0 S: 3 H: 0 LOB: 1 BB: 1 P: 7	R: 1 E: 0 K: 1 S: 12 H: 2 LOB: 1 BB: 0 P: 18	R: 1 E: 0 K: 0 S: 9 H: 2 LOB: 0 BB: 0 P: 11	R: 0 E: 0 K: 0 S: 12 H: 2 LOB: 1 BB: 0 P: 15	R: 3 E: 1 K: 1 S: 14 H: 4 LOB: 2 BB: 0 P: 22	R: 0 E: 0 K: 2 S: 10 H: 0 LOB: 0 BB: 0 P: 13	R: 0 E: 0 K: 0 S: 3 H: 0 LOB: 0 BB: 0 P: 3	R: 1 E: 0 K: 1 S: 7 H: 2 LOB: 2 BB: 1 P: 11	R: 0 E: 0 K: 1 S: 11 H: 0 LOB: 0 BB: 0 P: 18	2B: 3 3B: 0 HR: 1 SAC: 0 DP: 1 HBP: 0		PB: 0 SB: 0 CS: 0	

PITCHER		IP	WLS	BF	H	R	ER	SO	BB	IBB	HBP	BLK	WP	HR	S	P	ERA	WHIP
51 Noah Lowry, L ERA: 5.84	(1, 1)	4.2	L	24	10	5	2	1	1	0	0	0	0	1	47	69	3.86	2.357
32 Kevin Correia, R ERA: 2.7	(5, 1)	2.1		7	0	0	0	3	0	0	0	0	0	0	16	20	0.00	0.000
Tyler Walker, R ERA: 11.57	(8, 1)	1.0		6	2	1	1	1	1	0	0	0	0	0	7	11	9.00	3.000
Merkin Valdez, R ERA: 4.26	(9, 1)	1.0		3	0	0	0	1	0	0	0	0	0	0	11	18	0.00	0.000

PITCHER	IP	WLS	BF	H	R	ER	SO	BB	IBB	HBP	BLK	WP	HR	S	P	ERA	WHIP

Batter	1	2	3	4	5	6	7	8	9	AB	R	H	RBI	BB	SO	LOB
2 Randy Winn, S (1, 7) OBP: 0.444, SLG: 1.143	BBBCB 4-1 BB		CFC 0-3 ② K			X 3-2 HR		X 0-0 ③ G2-3		2	1	1	1	1	1	0
Todd Linden, S (6, PH) OBP: 0.397, SLG: 0.370						X 0-0 ③ G4-3				2	0	0	0	0	0	4
(7, 7)																
13 Omar Vizquel, S (1, 6) OBP: 0.286, SLG: 0.167	CBFBS 2-3 ① K		X 0-0 ③ F7			BBX 2-0 ① F8	X 0-0 40 FC3-6 WP 1B		BBX 2-0 ① G6-3	3	0	0	0	0	1	1
Todd Greene, R (7, 2) OBP: 0.286, SLG: 0.500										2	0	1	0	0	0	0
Steve Finley, L (1, 8) OBP: 0.500, SLG: 0.852	BX 1-0 ② P3			CBFFFBX 2-2 2B		X 0-0 32 FC2-5 9 BB 1B	BX 1-0 ① L9 1-2		BBCBFB 4-2 S BB	3	0	2	0	0	0	1
Jason Ellison, R (6, PR) OBP: 0.538, SLG: 0.605										1	0	0	0	1	0	1
(7, 8)																
9 Mark Sweeney, L (1, 3) OBP: 0.400, SLG: 0.652	X 0-0 ③ F8			BBFBX 3-1 ① F7		BBBB 4-0 1B 32 FC2-5 1-2 E BB	BBBB 4-0 40 FC3-6 BB		BBBBCB 4-1 19 FC6-4 1-2 BB	2	1	0	0	1	0	2
Jose Vizcaino, S (7, 3) OBP: 0.440, SLG: 0.381										0	0	0	0	2	0	0
Moises Alou, R (1, 9)		FX 0-1 ① G6-3		X 0-0 ② L9		X 0-0 ② FC2-5 E 1-2 2-3f E	X 0-0 ② FC3-6 1-2f 2-3		CFBFBS 0-3 ② K	2	0	0	0	0	0	1
32 Kevin Correia, R (5, 1)										1	1	0	0	0	0	2
40 Daniel Ortmeier, S (7, PH) OBP: 0.262, SLG: 0.333										1	0	0	0	0	0	2
Tyler Walker, R (8, 1)										0	0	0	0	0	0	0
Merkin Valdez, R (9, 1)										0	0	0	0	0	0	0
50 Eliezer Alfonzo, R (9, PH) OBP: 0.391, SLG: 0.636										1	0	0	0	0	1	2
Ray Durham, S (1, 4) OBP: 0.471, SLG: 0.531	BSSBBX 3-2 1B			BCCX 1-2 ③ G4-3		X 0-0 E1 E 2B 1-3 2-H 1B	X 0-0 ③ G4-3		FBFBX 2-2 ③ FC6-4 1-2f	3	1	2	0	0	0	1
19 Kevin Frandsen, R (7, 4) OBP: 0.383, SLG: 0.595										2	0	0	0	0	0	4
Pedro Feliz, R (1, 5)		X 0-0 ② F8			X 0-0 ① F7	X 0-0 E3 2B 2-3 3-H		X 0-0 ① P4		3	0	0	0	0	0	3
Angel Chavez, R (7, 5) OBP: 0.400, SLG: 0.447										1	0	0	0	0	0	0
Mike Matheny, R (1, 2) OBP: 0.455, SLG: 0.750	BCFFBS 2-3 ③ K				X 0-0 ② F9	X 0-0 1-3 3-H 2B		SSS 0-3 ② K		3	0	1	1	0	1	1
43 Tomas De La Rosa, R (7, 6) OBP: 0.268, SLG: 0.270										1	0	0	0	0	1	0
51 Noah Lowry, R (1, 1)			CSBC 1-3 ① K		X 0-0 ③ F8	BBBB 4-0 BB		BBSX 2-1 1B		1	0	0	0	0	1	0
73 Abraham Nunez, S (5, 9) OBP: 0.429, SLG: 0.447										2	0	1	0	1	0	0
Inning Stats	R: 0 E: 0 K: 1 S: 6 H: 0 LOB: 1 BB: 1 P: 13	R: 0 E: 0 K: 1 S: 10 H: 1 LOB: 1 BB: 0 P: 15	R: 0 E: 0 K: 2 S: 7 H: 0 LOB: 0 BB: 0 P: 8	R: 0 E: 0 K: 0 S: 11 H: 1 LOB: 1 BB: 0 P: 17	R: 0 E: 0 K: 0 S: 3 H: 0 LOB: 0 BB: 0 P: 3	R: 4 E: 2 K: 0 S: 12 H: 4 LOB: 3 BB: 2 P: 25	R: 0 E: 0 K: 0 S: 4 H: 1 LOB: 2 BB: 1 P: 9	R: 0 E: 0 K: 1 S: 7 H: 1 LOB: 1 BB: 0 P: 9	R: 0 E: 0 K: 1 S: 12 H: 0 LOB: 2 BB: 2 P: 24	1B: 5 2B: 2 3B: 0 HR: 1 SF: 0 SAC: 0 DP: 0 HBP: 0						

PITCHER		IP	WLS	BF	H	R	ER	SO	BB	IBB	HBP	BLK	WP	HR	S	P	ERA	WHIP
Dan Haren, R ERA: 5.6	(1, 1)	5.1	W	21	4	2	1	4	1	0	0	0	0	1	44	68	1.69	0.938
58 Justin Duchscherer, R ERA:	(6, 1)	0.2		7	2	2	0	0	2	0	0	0	0	0	5	13	0.00	6.000
Juan Cruz, R ERA:	(7, 1)	1.0	H	5	1	0	0	0	1	0	0	0	1	0	4	9	0.00	2.000
47 Ron Flores, L ERA: 13.5	(8, 1)	1.0	H	4	1	0	0	1	0	0	0	0	0	0	7	9	0.00	1.000
57 Chad Gaudin, R ERA: 5.4	(9, 1)	1.0	S	5	0	0	0	1	2	0	0	0	0	0	12	24	0.00	2.000

PITCHER	IP	WLS	BF	H	R	ER	SO	BB	IBB	HBP	BLK	WP	HR	S	P	ERA	WHIP

BOTTOM

Oakland Athletics @ San Francisco Giants

Scottsdale Stadium, Scottsdale, AZ

Tue Mar 21 2006, 3:05 PM EST
Att. 10,194 - Overcast - 61 F

livebaseballscorecards.com

AB	36
R	4
H	8
RBI	2
BB	6
SO	6
LOB	25

Arizona Diamondbacks @ Oakland Athletics

Phoenix Municipal Stadium, Phoenix, AZ

Wed Mar 22 2006, 3:05 PM EST

Att. 8,403 - Sunny - 62 F

TOP

livebaseballscorecards.com

Batter	1	2	3	4	5	6	7	8	9	AB	R	H	RBI	BB	SO	LOB
Craig Counsell, L (1, 10) OBP: 0.375, SLG: 0.375	G4-3	2-H 1B		G3-1		2-H 3-H 1B		G5-3		4	0	2	3	0	0	1
Damion Easley, R (8, PH) OBP: 0.440, SLG: 0.381 (8, 10)										1	0	0	0	0	0	1
1 Orlando Hudson, S (1, 4) OBP: 0.500, SLG: 0.600	BBBB FC6 BB	F8			P4		2B		1B 7 2B 2B	3	0	1	0	1	0	1
13 Alberto Callaspo, S (7, PR) OBP: 0.268, SLG: 0.289 (7, 4)										1	1	1	0	0	0	0
Chad Tracy, L (1, 5) OBP: 0.405, SLG: 0.529	F9		F8		G6-3		P5		7 2B 67 G6-3 2-3 1B	4	0	0	0	0	0	2
Andy Green, R (7, 5) OBP: 0.537, SLG: 0.667										1	1	1	0	0	0	0
Shawn Green, L (1, 9) OBP: 0.250, SLG: 0.410	FC6 1-2f		F9		L9		SSS K		67 G6-3 30 1B 1-3 3-H 2B	4	0	0	0	0	1	2
7 Carlos Quentin, R (7, 9) OBP: 0.490, SLG: 0.718										1	1	1	1	0	0	0
34 Conor Jackson, R (1, 3) OBP: 0.535, SLG: 0.794		HR	HR			BBBB 6 FC3-6 22 1B 1B BB	F9		G6-3 2-3 3-H	3	3	2	2	1	0	1
67 Brian Barden, R (7, 3) OBP: 0.409, SLG: 0.500										1	0	0	1	0	0	1
22 Eric Byrnes, R (1, 8) OBP: 0.342, SLG: 0.622	6 G3 2B 2B	P2				6 FC3-6 1-2 1B		BBBB 11 S 11 E BB	11 G6-3 3-H 1B	3	1	2	0	0	0	0
30 Jeff DaVanon, S (7, 8) OBP: 0.571, SLG: 0.567										1	1	1	1	1	0	0
6 Stephen Drew, L (1, 6) OBP: 0.400, SLG: 0.563	G3 2-3			G4-3		FC3-6 19 G5-3 1B 1-2f 2-3 1B		S E9 1-H 1B	G6-3 1-2f	3	1	0	0	0	0	3
11 Jerry Gil, R (7, 6) OBP: 0.472, SLG: 0.853										2	0	1	1	0	0	1
Luis Terrero, R (1, 7) OBP: 0.375, SLG: 0.559	1B 3-H 2B			H 19 G6-3 19 S HBP		19 G5-3 1-2 3-H 1B 1B		F7		2	2	2	2	0	0	0
Scott Hairston, R (7, 7) OBP: 0.462, SLG: 0.588										1	0	0	0	0	0	1
19 Chris Snyder, R (1, 2) OBP: 0.467, SLG: 0.741	P3			C X G6-3 1-3		G5-3 1-2 2-3		L4		3	0	0	0	0	0	4
Koyie Hill, S (8, PH) OBP: 0.522, SLG: 0.550 (8, 2)										1	0	0	0	0	0	1

	AB	R	H	RBI	BB	SO	LOB
	39	11	14	11	3	1	19

Inning Stats																												
	R: 0	H: 0	R: 3	H: 4	R: 1	H: 1	R: 0	H: 0	R: 0	H: 0	R: 3	H: 3	R: 0	H: 1	R: 1	H: 1	R: 3	H: 4	1B: 7	SF: 0	WP: 0	PA: 43
	E: 0	LOB: 1	E: 0	LOB: 1	E: 0	LOB: 0	E: 0	LOB: 1	E: 0	LOB: 0	E: 0	LOB: 1	E: 0	LOB: 1	E: 1	LOB: 1	E: 0	LOB: 0	2B: 5	SAC: 0	PB: 0	
	K: 0	BB: 1	K: 0	BB: 0	K: 0	BB: 0	K: 0	BB: 0	K: 0	BB: 0	K: 0	BB: 1	K: 1	BB: 0	K: 0	BB: 1	K: 0	BB: 0	3B: 0	DP: 1	SB: 2	
	S: 3	P: 7	S: 7	P: 7	S: 4	P: 4	S: 4	P: 5	S: 3	P: 3	S: 5	P: 9	S: 6	P: 6	S: 5	P: 9	S: 6	P: 6	HR: 2	HBP: 1	CS: 0	

PITCHER		IP	WLS	BF	H	R	ER	SO	BB	IBB	HBP	BLK	WP	HR	S	P	ERA	WHIP
25 Esteban Loaiza, R ERA: 9.82	(1, 1)	3.2	L	18	5	4	4	0	1	0	1	0	0	2	17	22	9.82	1.636
56 Randy Keisler, L ERA: 5.79	(4, 1)	1.1		4	0	0	0	0	0	0	0	0	0	0	4	4	0.00	0.000
Kirk Saarloos, R ERA: 4.63	(6, 1)	1.0		6	3	3	3	0	1	0	0	0	0	0	5	9	27.00	4.000
20 Huston Street, R ERA: 2.25	(7, 1)	2.0		9	2	1	1	1	1	0	0	0	0	0	11	15	4.50	1.500
Jay Witasick, R ERA: 9.0	(9, 1)	1.0		6	4	3	3	0	0	0	0	0	0	0	6	6	27.00	4.000

PITCHER	IP	WLS	BF	H	R	ER	SO	BB	IBB	HBP	BLK	WP	HR	S	P	ERA	WHIP

Batter	1	2	3	4	5	6	7	8	9	AB	R	H	RBI	BB	SO	LOB
14 Mark Ellis, R (1, 4) OBP: 0.400, SLG: 0.729	0-0 21 2B 7 1B 1B	0-0 ③ P4		0-0 ③ F8			0-0 2B 2B		1-0 3B HBP	3	1	1	0	0	0	2
Keith Ginter, R (7, 4) OBP: 0.387, SLG: 0.500										1	2	1	0	0	0	0
21 Mark Kotsay, L (1, 8) OBP: 0.438, SLG: 0.538	0-0 7 1B 3 FC 1-3 2B		0-0 ① F7		0-0 ① F8		0-0 56 1B 2-H 2B		0-0 56 SF8 1-H 3B	3	1	1	0	0	0	0
Freddie Bynum, L (6, 6) OBP: 0.436, SLG: 0.722										2	2	2	2	0	0	0
7 Bobby Crosby, R (1, 6) OBP: 0.412, SLG: 0.614	0-0 3 FC 3 WP 2-3 3-H 1B		0-0 29 2B 2B		0-0 ② G4-3		0-0 2-H 1B		0-0 ① SF8 3-H	3	1	2	1	0	0	0
56 Scott McClain, R (6, 5) OBP: 0.406, SLG: 0.750										1	0	1	2	0	0	0
3 Eric Chavez, L (1, 5) OBP: 0.310, SLG: 0.757	B 1-0 ① FC 29 G4-3 1-3 3-H	0-0 ② F9			0-2 ③ K		0-3 ③ K		0-0 ② F8	3	0	0	1	0	1	2
Charles Thomas, L (6, 8) OBP: 0.237, SLG: 0.222										2	0	0	0	0	1	1
29 Dan Johnson, L (1, 3) OBP: 0.444, SLG: 0.553	0-0 ② G4-3 2-3	0-0 2-H 2B				B 4-0 G4-6-3 BB		0-3 ① K	0-0 BB 2B	4	0	2	1	1	1	1
Antonio Perez, R (1, 10) OBP: 0.372, SLG: 0.487	0-0 ③ G6-3	0-0 ③ G6-3				0-0 ① F7		0-0 ② G4-3	1-0 BB HBP	4	0	0	0	0	0	3
Jay Payton, R (1, 9) OBP: 0.357, SLG: 0.575		0-0 ① G5-3		0-0 ① G5-3		0-0 ② ③ G4-6-3 1-2f		0-0 1B 1B	B 4-0 1-2 2-3 BB	3	0	0	0	0	0	1
Matt Watson, L (7, 9) OBP: 0.448, SLG: 0.375										1	0	1	0	1	0	0
Nick Swisher, S (1, 7) OBP: 0.358, SLG: 0.375		0-0 ② G3		B 4-0 17 G4-3 BB			S 0-3 ① K	0-0 1-3 1B	S 0-3 ③ K	4	0	1	0	1	2	3
17 Adam Melhuse, S (1, 2) OBP: 0.406, SLG: 0.500		0-0 1B		0-0 ② G4-3 1-2			S 0-3 ② K	S 0-3 ③ K		3	0	1	0	0	1	1
John Baker, L (8, 2) OBP: 0.533, SLG: 0.750										1	0	0	0	0	1	2
Inning Stats	R: 2 E: 1 K: 0 S: 6 H: 3 LOB: 1 BB: 0 P: 7	R: 0 E: 0 K: 0 S: 4 H: 1 LOB: 1 BB: 0 P: 4	R: 1 E: 0 K: 0 S: 5 H: 2 LOB: 1 BB: 0 P: 5	R: 0 E: 0 K: 0 S: 3 H: 0 LOB: 1 BB: 1 P: 7	R: 0 E: 0 K: 1 S: 5 H: 0 LOB: 0 BB: 0 P: 5	R: 0 E: 0 K: 0 S: 2 H: 0 LOB: 0 BB: 1 P: 6	R: 2 E: 0 K: 3 S: 12 H: 3 LOB: 1 BB: 0 P: 12	R: 0 E: 0 K: 2 S: 9 H: 2 LOB: 2 BB: 0 P: 9	R: 2 E: 0 K: 1 S: 7 H: 2 LOB: 3 BB: 1 P: 13	1B: 6 2B: 6 3B: 1 HR: 0	SF: 2 SAC: 0 DP: 1 HBP: 2						

BOTTOM

Arizona Diamondbacks @ Oakland Athletics

Phoenix Municipal Stadium, Phoenix, AZ

Wed Mar 22 2006, 3:05 PM EST

Att. 8,403 - Sunny - 62 F

livebaseballscorecards.com

AB	38
R	7
H	13
RBI	7
BB	3
SO	7
LOB	16

WP: 1 PA: 44
PB: 0
SB: 0
CS: 0

PITCHER		IP	WLS	BF	H	R	ER	SO	BB	IBB	HBP	BLK	WP	HR	S	P	ERA	WHIP
Miguel Batista, R ERA: 7.2	(1, 1)	3.0	W	15	6	3	3	0	0	0	0	0	1	0	15	16	9.00	2.000
Jason Grimsley, R ERA: 4.5	(4, 1)	1.0		4	0	0	0	0	1	0	0	0	0	0	3	7	0.00	1.000
Greg Aquino, R ERA: 1.29	(5, 1)	2.0		6	0	0	0	1	1	0	0	0	0	0	7	11	0.00	0.500
Clint Goocher, L ERA: 18.0	(7, 1)	1.0		6	3	2	2	3	0	0	0	0	0	0	12	12	18.00	3.000
Mike Koplove, R ERA: 4.15	(8, 1)	1.2	H	12	4	2	2	2	1	0	2	0	0	0	13	19	10.80	3.000

PITCHER		IP	WLS	BF	H	R	ER	SO	BB	IBB	HBP	BLK	WP	HR	S	P	ERA	WHIP
22 Bill White, L ERA:	(9, 1)	0.1	S	1	0	0	0	1	0	0	0	0	0	0	3	3	0.00	0.000

Batter	1	2	3	4	5	6	7	8	9	10	AB	R	H	RBI	BB	SO	LOB
Freddie Bynum, L (1, 8) OBP: 0.422, SLG: 0.667	0-0 S, E, 1B	0-0 F9, 2-3		0-3 K ①		0-3 K ②			0-0 G3, S, 1B	0-0 G6-3 ③	6	1	2	0	0	2	3
Jason Kendall, R (1, 2) OBP: 0.341, SLG: 0.324	0-1 E9, 14, G6-3, 1-H, 1B	0-0 14, 1B, 1-2, 3-H, 1B		0-3 K ②		0-3 K ③			0-3 K ①, 1-2		4	0	2	1	0	2	0
John Baker, L (6, 2) OBP: 0.500, SLG: 0.692											1	0	0	0	0	1	1
14 Mark Ellis, R (1, 4) OBP: 0.407, SLG: 0.712	0-0 G6-3 ①, 2-3	0-0 ③, 1-2, 2-H, 1B		0-3 K ③			0-0 3, G3, 1B		0-0 G3 ②, 2-3		4	0	2	1	0	1	1
Charles Thomas, L (7, PR) OBP: 0.231, SLG: 0.216											1	0	0	0	0	0	1
(7, 9)																	
3 Eric Chavez, L (1, 5) OBP: 0.326, SLG: 0.718	0-3 K ②		4-0 F8, 29 BB, 1B, BB		4-0 BB, BB		0-0 G3 ①, 1-2		4-0 BB		2	1	0	0	2	1	2
Keith Ginter, R (7, 4) OBP: 0.406, SLG: 0.500											0	0	0	0	1	0	0
29 Dan Johnson, L (1, 10) OBP: 0.424, SLG: 0.510	0-0 F7 ③		4-0 E, 1B, 1-2, BB		0-0 F8 ①		0-3 K ②		0-0 G3 ③		4	0	0	0	1	1	6
Antonio Perez, R (1, 6) OBP: 0.348, SLG: 0.452		0-0 F7 ①	0-0 F8 ①, 2-3		0-3 K ②		0-3 K ③			0-3 K ①	3	0	0	0	0	1	3
Mike Rouse, L (7, PH) OBP: 0.357, SLG: 0.206											2	0	0	0	0	2	2
(7, 6)																	
Jay Payton, R (1, 7) OBP: 0.400, SLG: 0.619		0-0 2B, 2B	0-0 E9, 1-3, 3-H, 1B		4-0 1-2, BB		0-0 F7 ①			0-3 K ②	2	1	2	1	1	0	0
63 Andrew Beattie, S (7, 5) OBP: 0.176, SLG: 0.235											2	0	0	0	0	1	0
Nick Swisher, S (1, 3) OBP: 0.362, SLG: 0.415	0-0 F9, 2-H, 1B, 2B		0-3 K ②		0-3 K ③		0-0 G3 ②			0-0 56, WP, 56, 1B, 2B	5	2	2	1	0	2	4
(6, 9)																	
(7, 7)																	
Matt Watson, L (1, 9) OBP: 0.438, SLG: 0.346	4-0 1B, 14, 1B, BB	0-0 G3 ③				0-0 G4-3 ①		0-0 P5 ③		1-0 2-H, 1B	2	1	0	0	1	0	2
56 Scott McClain, R (6, 3) OBP: 0.412, SLG: 0.733											2	0	1	1	0	0	0

Inning Stats										
	R: 1 E: 1 K: 1 S: 8	H: 2 LOB: 1 BB: 0 P: 8	R: 3 E: 0 K: 0 S: 6	H: 4 LOB: 1 BB: 1 P: 10	R: 1 E: 1 K: 1 S: 6	H: 1 LOB: 2 BB: 2 P: 14	R: 0 E: 0 K: 3 S: 9	H: 0 LOB: 0 BB: 0 P: 9	R: 0 E: 0 K: 2 S: 7	H: 0 LOB: 2 BB: 2 P: 15
	R: 0 E: 0 K: 2 S: 7	H: 0 LOB: 0 BB: 0 P: 7	R: 0 E: 0 K: 2 S: 8	H: 1 LOB: 2 BB: 0 P: 8	R: 0 E: 0 K: 0 S: 3	H: 0 LOB: 0 BB: 0 P: 3	R: 0 E: 0 K: 1 S: 6	H: 1 LOB: 2 BB: 1 P: 10	R: 1 E: 0 K: 2 S: 9	H: 2 LOB: 1 BB: 0 P: 10

PITCHER		IP	WLS	BF	H	R	ER	SO	BB	IBB	HBP	BLK	WP	HR	S	P	ERA	WHIP
54 Ervin Santana, R ERA: 5.0	(1, 1)	4.0		21	7	5	5	5	3	0	0	0	0	0	29	41	11.25	2.500
J.C. Romero, L ERA:	(5, 1)	1.0		5	0	0	0	2	2	0	0	0	0	0	7	15	0.00	2.000
Francisco Rodríguez, R ERA:	(6, 1)	1.0		3	0	0	0	2	0	0	0	0	0	0	7	7	0.00	0.000
37 Greg Jones, R ERA: 2.7	(7, 1)	2.0		7	1	0	0	2	0	0	0	0	0	0	11	11	0.00	0.500
Scott Dunn, R ERA: 10.57	(9, 1)	2.0	L	10	3	1	1	3	1	0	0	0	1	0	15	20	4.50	2.000

PITCHER	IP	WLS	BF	H	R	ER	SO	BB	IBB	HBP	BLK	WP	HR	S	P	ERA	WHIP

TOP

Oakland Athletics @ Los Angeles Angels

Tempe Diablo Stadium, Tempe, AZ

Thu Mar 23 2006, 3:05 PM EST
Att. 7,867 - Partly Cloudy - 76 F

livebaseballscorecards.com

AB	40
R	6
H	11
RBI	5
BB	6
SO	14
LOB	25

1B: 8	SF: 0	WP: 1	PA: 46
2B: 3	SAC: 0	PB: 0	
3B: 0	DP: 0	SB: 2	
HR: 0	HBP: 0	CS: 0	

Batter	1	2	3	4	5	6	7	8	9	10	AB	R	H	RBI	BB	SO	LOB
9 Chone Figgins, S (1, 8) OBP: 0.409, SLG: 0.658	x 0-0 27 1B 20 SF9 1B		x 0-0 ② G3		B B B B 4-0 BB	x 0-0 ③ G6-3			S S S 0-3 ② K 1-2		2	1	1	0	1	0	0
Edgardo Alfonzo, R (6, PH) OBP: 0.231, SLG: 0.333											2	0	0	0	0	1	3
(7, 4)																	
Orlando Cabrera, R (1, 6) OBP: 0.390, SLG: 0.514	x 0-0 ① L8		x 0-0 ③ F7		x 0-0 ② P6		x 0-0 ① B1-3		B B B C F C 3-3 K		3	0	0	0	0	0	2
77 Reggie Willits, S (7, 8) OBP: 0.161, SLG: 0.138											2	0	0	0	0	1	2
27 Vladimir Guerrero, R (1, 9) OBP: 0.531, SLG: 0.966	x 0-0 20 SF9 1-3 1B			x 0-0 HR	x 0-0 ③ P4		x 0-0 ② F9			x 0-0 22 G6-3 G5-3 1B	3	1	2	1	0	0	1
39 Robb Quinlan, R (7, 7) OBP: 0.289, SLG: 0.278											2	0	1	0	0	0	0
Hainley Statia, S (10, PR)											0	0	0	0	0	0	0
20 Juan Rivera, R (1, 7) OBP: 0.400, SLG: 0.778	x 0-0 ② SF9 2-3 3-H			x 0-0 HR		S S S 0-3 ① K	x 0-0 ③ G6-3			x 0-0 ① G5-3 1-2	2	1	1	2	0	1	0
22 Kendrys Morales, S (7, 3) OBP: 0.340, SLG: 0.511											2	0	0	0	0	0	1
Tim Salmon, R (1, 10) OBP: 0.400, SLG: 0.447	S C C 0-3 ③ K			x 0-0 ① P6		B B B B 4-0 6 F8 8 1B BB BB		x 0-0 ① G6-3		x 0-0 ② G6-3 2-3	3	1	0	0	1	1	1
Casey Smith, R (10, PH)											1	0	0	0	0	0	2
Casey Kotchman, L (1, 3) OBP: 0.447, SLG: 0.750		x 0-0 ① G5-3		x 0-0 ② L5		B B B B 4-0 8 1B 1-2 1B BB		x 0-0 ② F9		S S S 0-3 ③ K	2	1	0	0	1	0	0
19 Curtis Pride, L (7, 9) OBP: 0.290, SLG: 0.379											2	0	0	0	0	1	2
6 Maicer Izturis, S (1, 4) OBP: 0.250, SLG: 0.214		x 0-0 ② P3		x 0-0 1B		x 0-0 ② F8 2-3		x 0-0 ③ L7			4	0	1	0	0	0	2
(7, 6)																	
8 Dallas McPherson, L (1, 5) OBP: 0.250, SLG: 0.240		x 0-0 ③ G3		x 0-0 ③ F8		x 0-0 1B 1-3 3-H 1B			S S S 0-3 ① K		4	0	1	1	0	1	1
Mike Napoli, R (1, 2) OBP: 0.333, SLG: 0.500		x 0-0 ① F7			x 0-0 ① F9	x 0-0 1-2 3-H 1B			x 0-0 S 1B		3	0	1	1	0	0	0
46 Bobby Wilson, R (8, 2) OBP: 0.286, SLG: 0.286											1	0	1	0	0	0	0
58 Brian Specht, S (9, PR) OBP: 0.333, SLG: 0.500											0	0	0	0	0	0	0
5 Jeff Mathis, R (10, 2) OBP: 0.444, SLG: 0.591											0	0	0	0	0	0	0
Inning Stats	R: 1 H: 2 E: 0 LOB: 1 K: 1 BB: 0 S: 7 P: 7	R: 0 H: 0 E: 0 LOB: 0 K: 0 BB: 0 S: 3 P: 3	R: 0 H: 0 E: 0 LOB: 0 K: 0 BB: 0 S: 3 P: 3	R: 2 H: 3 E: 0 LOB: 1 K: 0 BB: 0 S: 6 P: 6	R: 0 H: 0 E: 0 LOB: 1 K: 0 BB: 1 S: 3 P: 7	R: 2 H: 2 E: 0 LOB: 2 K: 1 BB: 2 S: 7 P: 15	R: 0 H: 0 E: 0 LOB: 0 K: 0 BB: 0 S: 3 P: 3	R: 0 H: 0 E: 0 LOB: 0 K: 0 BB: 0 S: 3 P: 3	R: 0 H: 1 E: 0 LOB: 2 K: 3 BB: 0 S: 10 P: 13	R: 0 H: 1 E: 0 LOB: 2 K: 1 BB: 0 S: 6 P: 6	1B: 7 SF: 1 2B: 0 SAC: 0 3B: 0 DP: 0 HR: 2 HBP: 0						

PITCHER		IP	WLS	BF	H	R	ER	SO	BB	IBB	HBP	BLK	WP	HR	S	P	ERA	WHIP
Dan Meyer, L ERA: 4.09	(1, 1)	5.0		21	5	3	3	1	1	0	0	0	0	2	22	26	5.40	1.200
50 Kiko Calero, R ERA: 6.75	(6, 1)	0.2	H	4	0	2	2	1	2	0	0	0	0	0	4	12	27.00	3.000
John Rheinecker, L ERA: 6.14	(6, 1)	1.1	B	6	2	0	0	0	0	0	0	0	0	0	6	6	0.00	1.500
46 Santiago Casilla, R ERA: 3.12	(8, 1)	1.0		3	0	0	0	0	0	0	0	0	0	0	3	3	0.00	0.000
Juan Cruz, R ERA:	(9, 1)	1.0	W	4	1	0	0	3	0	0	0	0	0	0	10	13	0.00	1.000

PITCHER		IP	WLS	BF	H	R	ER	SO	BB	IBB	HBP	BLK	WP	HR	S	P	ERA	WHIP
47 Ron Flores, L ERA: 11.57	(10, 1)	1.0	S	4	1	0	0	1	0	0	0	0	0	0	6	6	0.00	1.000

BOTTOM

Oakland Athletics @ Los Angeles Angels

Tempe Diablo Stadium, Tempe, AZ

Thu Mar 23 2006, 3:05 PM EST
Att. 7,867 - Partly Cloudy - 76 F

livebaseballscorecards.com

AB	38
R	5
H	9
RBI	5
BB	3
SO	6
LOB	17

WP: 0	PA: 42		
PB: 0			
SB: 1			
CS: 0			

Batter	1	2	3	4	5	6	7	8	9	AB	R	H	RBI	BB	SO	LOB
Dave Roberts, L (1, 7) OBP: 0.367, SLG: 0.455	HR 3B	K		F7 1-2		K			K	4	1	1	0	0	2	2
Jack Cust, L (6, 7) OBP: 0.417, SLG: 0.333										1	0	0	0	0	1	0
Mike Cameron, R (1, 8) OBP: 0.480, SLG: 0.714	HR 3-H		24 G4-6-3 1B		24 S BB		K		24 E 1B 1B	4	2	3	2	1	1	0
24 Brian Giles, L (1, 9) OBP: 0.375, SLG: 0.356	K		G4-6-3 1-2f		K 1-2		K		BB 1B WP HBP 1-3	4	1	0	0	0	3	2
Mike Piazza, R (1, 2) OBP: 0.375, SLG: 0.633	P6		P3		F9		K		WP BB 1B 1-2 3-H	5	0	1	1	0	1	1
Ryan Klesko, L (1, 3) OBP: 0.419, SLG: 0.353	K			CS BB	BB			K	WP BB 1-2 2-3	2	0	0	0	2	2	0
43 Andy Ashby, R (8, 1)										0	0	0	0	0	0	0
Justin Leone, R (9, PH) OBP: 0.400, SLG: 0.581										0	0	0	0	1	0	0
71 Dale Thayer, R (9, 1)					BB				BB	0	0	0	0	0	0	0
Vinny Castilla, R (1, 5) OBP: 0.385, SLG: 0.692		HR		G6-3 1-2	K			P6	F8 1-2 2-3 3-H	3	1	1	1	0	1	3
Josh Barfield, R (5, 4) OBP: 0.410, SLG: 0.737										2	0	0	0	0	0	2
3 Khalil Greene, R (1, 6) OBP: 0.231, SLG: 0.449		K		HR 2B		HR		E6		3	2	2	1	0	1	0
Geoff Blum, S (6, 6) OBP: 0.382, SLG: 0.567										1	0	0	0	0	0	0
Mark Bellhorn, S (1, 4) OBP: 0.302, SLG: 0.486		K		HR 2-H		K		K		4	1	1	2	0	3	1
(5, 5)																
Eric Young Sr., R (1, 10) OBP: 0.444, SLG: 0.500		1B		S 1B		L8			K	2	0	2	0	0	0	0
53 Walter Young, L (6, PH) OBP: 0.281, SLG: 0.367										2	0	0	0	0	1	0
(6, 10)																
(8, 3)																

TOP

San Diego Padres @ Oakland Athletics

Phoenix Municipal Stadium, Phoenix, AZ

Fri Mar 24 2006, 9:05 PM EST
Att. 8,145 - Clear - 71 F

livebaseballscorecards.com

AB	37
R	8
H	11
RBI	7
BB	4
SO	16
LOB	11

Inning Stats	1	2	3	4	5	6	7	8	9	1B: 5	SF: 0	WP: 1	PA: 42
R	2	1	0	2	0	1	0	0	2	2B: 1	SAC: 0	PB: 0	
E	0	0	0	0	0	0	0	1	0	3B: 1	DP: 1	SB: 2	
K	2	3	0	0	2	2	3	2	2	HR: 4	HBP: 1	CS: 1	
S	9	11	3	5	7	8	9	8	9				
H	2	2	1	3	0	1	0	0	2				
LOB	0	1	0	1	2	0	0	1	2				
BB	0	0	0	1	2	0	0	0	1				
P	9	11	3	11	15	8	9	8	16				

PITCHER		IP	WLS	BF	H	R	ER	SO	BB	IBB	HBP	BLK	WP	HR	S	P	ERA	WHIP
Barry Zito, L ERA: 5.4	(1, 1)	5.0	L	24	8	5	5	7	3	0	0	0	0	3	35	49	9.00	2.200
50 Kiko Calero, R ERA: 8.1	(6, 1)	0.2		3	1	1	1	1	0	0	0	0	0	1	5	5	13.50	1.500
58 Justin Duchscherer, R ERA:	(6, 1)	2.1		8	0	0	0	6	0	0	0	0	0	0	20	20	0.00	0.000
56 Randy Keisler, L ERA: 6.97	(9, 1)	1.0		7	2	2	2	2	1	0	1	0	1	0	9	16	18.00	3.000

PITCHER	IP	WLS	BF	H	R	ER	SO	BB	IBB	HBP	BLK	WP	HR	S	P	ERA	WHIP

BOTTOM

San Diego Padres @ Oakland Athletics
Phoenix Municipal Stadium, Phoenix, AZ
Fri Mar 24 2006, 9:05 PM EST
Att. 8,145 - Clear - 71 F

livebaseballscorecards.com

Batter	1	2	3	4	5	6	7	8	9	AB	R	H	RBI	BB	SO	LOB
Jason Kendall, R (1, 10) OBP: 0.348, SLG: 0.333	0-0 14 FC6-4 7 E 21 BLK 1B	1-0 21 F8 1-H 3-H 1B		0-0 G5-3			0-3 K2-3		0-0 E1 1B	5	1	2	2	0	1	1
21 Mark Kotsay, L (1, 8) OBP: 0.429, SLG: 0.500 Mike Rouse, L (6, 6) OBP: 0.341, SLG: 0.194	4-0 14 FC6-4 1-2 BB	0-0 F8 2-3		0-3 K 2-3			0-0 G5-3		0-0 F7	2	0	0	0	1	1	2
										2	0	0	0	0	0	1
14 Mark Ellis, R (1, 4) OBP: 0.404, SLG: 0.709 Freddie Bynum, L (5, PR) OBP: 0.426, SLG: 0.659 (6, 4)	0-0 FC6-4 7 E 1-2f 2-3	0-0 G1-3			0-0 7 F8 22 G4-3 2B		0-0 F7		0-0 1-2 1B	3	0	1	0	0	0	3
										2	1	1	0	0	0	0
7 Bobby Crosby, R (1, 6) OBP: 0.389, SLG: 0.574 Charles Thomas, L (6, 8) OBP: 0.244, SLG: 0.256	0-0 E5 1-3 3-H	0-0 G1-3			0-0 F8 2-3			0-0 G3 56 2B 2B	0-0 P5	3	0	0	0	0	0	3
										2	1	1	0	0	0	2
22 Milton Bradley, S (1, 9) OBP: 0.333, SLG: 0.421 Jason Perry, L (6, 9)	4-0 BB		0-3 K		0-0 G4-3 3-H			0-0 G3 2-3	0-0 P4-3	2	0	0	1	1	1	1
										2	0	0	0	0	0	3
29 Dan Johnson, L (1, 3) OBP: 0.413, SLG: 0.481	0-0 P6	0-0 G3			0-0 L7			4-0 56 2B BB		3	0	0	0	1	0	4
Keith Ginter, R (1, 5) OBP: 0.371, SLG: 0.448 56 Scott McClain, R (7, 5) OBP: 0.429, SLG: 0.774	0-0 G4-3	0-0 G5-3			0-0 G6-3			0-0 1-3 3-H 2B		3	0	0	0	0	0	3
										1	0	1	1	0	0	0
17 Adam Melhuse, S (1, 2) OBP: 0.429, SLG: 0.533 John Baker, L (7, 2) OBP: 0.471, SLG: 0.643		0-0 1B 1B 2B		4-0 21 WP G4-3 BB	0-3 K			0-0 G4-3		2	1	1	0	1	1	0
										1	0	0	0	0	0	2
Matt Watson, L (1, 7) OBP: 0.429, SLG: 0.345 89 Lloyd Turner, R (7, 7)		0-0 PB 1B 2-3 1B		0-0 G4-3 1-2	0-3 K			0-3 K		3	1	1	0	0	1	1
										1	0	0	0	0	1	2
Inning Stats	R: 1 E: 1 K: 0 S: 5 H: 1 LOB: 3 BB: 2 P: 13	R: 2 E: 0 K: 0 S: 6 H: 3 LOB: 1 BB: 0 P: 7	R: 0 E: 0 K: 1 S: 5 H: 0 LOB: 0 BB: 0 P: 5	R: 0 E: 0 K: 1 S: 5 H: 0 LOB: 1 BB: 1 P: 9	R: 1 E: 0 K: 0 S: 4 H: 1 LOB: 1 BB: 0 P: 4	R: 0 E: 0 K: 2 S: 7 H: 0 LOB: 0 BB: 0 P: 7	R: 0 E: 0 K: 1 S: 5 H: 0 LOB: 0 BB: 0 P: 5	R: 1 E: 0 K: 1 S: 7 H: 2 LOB: 2 BB: 1 P: 11	R: 0 E: 1 K: 0 S: 5 H: 1 LOB: 2 BB: 0 P: 5	1B: 4 2B: 4 3B: 0 HR: 0 SF: 0 SAC: 0 DP: 0 HBP: 0							

	AB	37
	R	5
	H	8
	RBI	4
	BB	4
	SO	6
	LOB	28

WP: 1 PB: 1 SB: 0 CS: 0 PA: 41

PITCHER	IP	WLS	BF	H	R	ER	SO	BB	IBB	HBP	BLK	WP	HR	S	P	ERA	WHIP
44 Jake Peavy, R (1, 1) ERA: 2.25	4.0	W	20	4	3	1	2	3	0	0	1	1	0	21	34	2.25	1.750
59 Jason Anderson, R (5, 1) ERA: 9.95	1.0		4	1	1	1	0	0	0	0	0	0	0	4	4	9.00	1.000
Brian Sikorski, R (6, 1) ERA: 6.75	1.0	H	3	0	0	0	2	0	0	0	0	0	0	7	7	0.00	0.000
Scott Linebrink, R (7, 1) ERA: 9.53	1.0	H	3	0	0	0	1	0	0	0	0	0	0	5	5	0.00	0.000
43 Andy Ashby, R (8, 1) ERA: 7.0	1.0	H	6	2	1	1	1	1	0	0	0	0	0	7	11	9.00	3.000

PITCHER	IP	WLS	BF	H	R	ER	SO	BB	IBB	HBP	BLK	WP	HR	S	P	ERA	WHIP
71 Dale Thayer, R (9, 1) ERA:	1.0	S	5	1	0	0	0	0	0	0	0	0	0	5	5	0.00	1.000

Batter	1	2	3	4	5	6	7	8	9	10	AB	R	H	RBI	BB	SO	LOB
Jason Kendall, R (1, 2) OBP: 0.327, SLG: 0.311 Ronnie Merrill, S (7, 5)	G4-3		F9			G6-3			G6-3		3 1	0 0	0 0	0 0	0 0	0 0	1 0
Marco Scutaro, R (1, 6) OBP: 0.333, SLG: 0.333 Kory Wayment, R (6, 4)	G6-3		G6-4-3 1-2f			K			G4-3		3 1	0 0	0 0	0 0	0 0	1 0	1 0
22 Milton Bradley, S (1, 9) OBP: 0.354, SLG: 0.410 5 Jeremy Brown, R (7, 2) OBP: 0.182, SLG: 0.100	BB			G3 S BB		G3			K		1 1	0 0	0 0	0 0	0 0	2 1	0 0
3 Eric Chavez, L (1, 5) OBP: 0.306, SLG: 0.667 Jay Witasick, R (7, 1) 20 Huston Street, R (8, 1) Jason Perry, L (9, 9)	K			K			F7			G6-3	3 0 0 1	0 0 0 0	0 0 0 0	0 0 0 0	0 0 0 0	2 0 0 0	2 0 0 0
Jay Payton, R (1, 8) OBP: 0.388, SLG: 0.578		K2-3		G3 1-3			29 G4-6-3 BB			F9	3	0	0	0	1	1	1
29 Dan Johnson, L (1, 3) OBP: 0.403, SLG: 0.466		K		G4-3			G4-6-3 1-2f			WP BB 1B	4	0	1	0	0	1	2
23 Bobby Kielty, S (1, 7) OBP: 0.429, SLG: 0.563 Richie Robnett, L (8, 7)		BB			G6-4-3 BB			G4-3		WP 1-2 BB	1 0	0 0	0 0	0 0	2 1	0 0	0 0
Mike Rouse, L (1, 4) OBP: 0.313, SLG: 0.175 (6, 6)		K			G6-4-3 1-2f			G1-3		L3 1-2 2-3	4	0	0	0	0	1	4
40 Rich Harden, L (1, 1) Charles Thomas, L (7, 9) OBP: 0.238, SLG: 0.250 John Rheinecker, L (9, 1)			G6-4-3 BB		K			F8			1 1 0	0 0 0	0 0 0	0 0 0	1 0 0	1 0 0	0 0 0
Inning Stats	R: 0 E: 0 K: 1 S: 5 H: 0 LOB: 1 BB: 1 P: 9	R: 0 E: 0 K: 3 S: 9 H: 0 LOB: 1 BB: 1 P: 13	R: 0 E: 0 K: 0 S: 2 H: 0 LOB: 0 BB: 1 P: 6	R: 0 E: 0 K: 1 S: 6 H: 0 LOB: 1 BB: 1 P: 10	R: 0 E: 0 K: 1 S: 4 H: 0 LOB: 0 BB: 1 P: 9	R: 0 E: 0 K: 1 S: 5 H: 0 LOB: 0 BB: 0 P: 5	R: 0 E: 0 K: 0 S: 2 H: 0 LOB: 0 BB: 1 P: 6	R: 0 E: 0 K: 0 S: 3 H: 0 LOB: 0 BB: 0 P: 3	R: 0 E: 0 K: 1 S: 5 H: 0 LOB: 0 BB: 0 P: 5	R: 0 E: 0 K: 0 S: 5 H: 1 LOB: 2 BB: 1 P: 9	1B: 1 2B: 0 3B: 0 HR: 0	SF: 0 SAC: 0 DP: 3 HBP: 0					

PITCHER	IP	WLS	BF	H	R	ER	SO	BB	IBB	HBP	BLK	WP	HR	S	P	ERA	WHIP
45 Sean Marshall, L (1, 1) ERA:	4.0		15	0	0	0	5	4	0	0	0	0	0	22	38	0.00	1.000
Angel Guzman, R (5, 1) ERA: 4.09	4.0		12	0	0	0	2	2	0	0	0	0	0	14	23	0.00	0.500
David Aardsma, R (9, 1) ERA: 2.84	1.0		3	0	0	0	1	0	0	0	0	0	0	5	5	0.00	0.000
49 John Koronka, L (10, 1) ERA: 2.61	1.0	W	5	1	0	0	0	1	0	0	0	1	0	5	9	0.00	2.000

PITCHER	IP	WLS	BF	H	R	ER	SO	BB	IBB	HBP	BLK	WP	HR	S	P	ERA	WHIP

TOP

Oakland Athletics @ Chicago Cubs

Hohokam Park, Mesa, AZ

Sat Mar 25 2006, 3:05 PM EST
Att. 12,792 - Sunny - 75 F

livebaseballscorecards.com

AB	28
R	0
H	1
RBI	0
BB	7
SO	8
LOB	11

WP: 1	PA: 35		
PB: 0			
SB: 1			
CS: 0			

Batter	1	2	3	4	5	6	7	8	9	10	AB	R	H	RBI	BB	SO	LOB
Juan Pierre, L (1, 8) OBP: 0.264, SLG: 0.353	G4-3			F7		B5-3		G4-3			3	0	0	0	0	0	0
Chris Walker, S (8, 8) OBP: 0.333, SLG: 0.667											1	0	0	0	0	0	1
19 Matt Murton, R (1, 7) OBP: 0.523, SLG: 0.658	K			K		L9			SH2-3 FC5-2 2B		3	0	0	0	0	2	0
Jamal Strong, R (8, 7) OBP: 1.000, SLG: 2.000											1	0	1	0	0	0	0
John Mabry, L (1, 3)	K			K			G6-3 2B		SH2-3 2-3		3	0	1	0	0	2	0
David Aardsma, R (9, 1)											0	0	0	0	0	0	0
Matt Padgett, L (9, PH) OBP: 0.333, SLG: 0.667											0	0	0	0	0	0	0
49 John Koronka, L (10, 1)											0	0	0	0	0	0	0
Jacque Jones, L (1, 9) OBP: 0.378, SLG: 0.439		K			L5		K		FC5-2 IBB		3	0	0	0	0	2	1
Ryan Harvey, R (8, 9)											0	0	0	0	1	0	0
Todd Walker, L (1, 4) OBP: 0.370, SLG: 0.526		G4-6-3 1B			5 1B G5-3 BB		G6-3 2-3		FC5-2 1-2 IBB		1	0	1	0	1	0	0
Ryan Theriot, R (7, PH) OBP: 0.414, SLG: 0.250											1	0	0	0	1	0	1
(8, 4)																	
Scott Moore, L (1, 5) OBP: 0.400, SLG: 0.308		G4-6-3 1-2f			G5-3 1-2		P4		FC5-2 FC4-6 1-2 2-3 3-Hf		2	0	0	0	0	0	2
Brandon Taylor, R (7, PH)											2	0	0	0	0	0	4
(8, 5)																	
5 Ronny Cedeno, R (1, 6) OBP: 0.267, SLG: 0.372		K			2-3 1B			88 SH1-3 1B	FC4-6 1-2f		2	0	1	0	0	1	0
Carlos R Rojas, R (8, 6) OBP: 0.500, SLG: 0.500											2	0	1	0	0	0	3
24 Henry Blanco, R (1, 2) OBP: 0.059, SLG: 0.063		P6			K			SH1-3 1-2		65 2B 1B	2	0	0	0	0	1	2
88 Casey Kopitzke, R (8, 2) OBP: 0.429, SLG: 0.462											1	1	1	0	0	0	0
45 Sean Marshall, L (1, 1)		K				F8		K		1-H 2B	1	0	0	0	0	1	0
Angel Guzman, R (5, 1)											1	0	0	0	0	0	0
65 Brandon Sing, R (8, PH) OBP: 0.333, SLG: 0.813											2	0	1	1	0	1	1
(9, 3)																	
Inning Stats	R: 0 E: 0 K: 2 S: 7 H: 0 LOB: 0 BB: 0 P: 7	R: 0 E: 0 K: 1 S: 5 H: 1 LOB: 0 BB: 0 P: 5	R: 0 E: 0 K: 2 S: 7 H: 0 LOB: 0 BB: 0 P: 7	R: 0 E: 0 K: 2 S: 7 H: 0 LOB: 0 BB: 0 P: 7	R: 0 E: 0 K: 1 S: 6 H: 1 LOB: 2 BB: 1 P: 10	R: 0 E: 0 K: 0 S: 3 H: 0 LOB: 0 BB: 0 P: 3	R: 0 E: 0 K: 1 S: 6 H: 1 LOB: 1 BB: 0 P: 6	R: 0 E: 0 K: 1 S: 6 H: 1 LOB: 1 BB: 0 P: 6	R: 0 E: 0 K: 0 S: 4 H: 1 LOB: 3 BB: 2 P: 12	R: 1 E: 0 K: 0 S: 2 H: 2 LOB: 1 BB: 0 P: 2	1B: 4 2B: 3 3B: 0 HR: 0 SF: 0 SAC: 2 DP: 1 HBP: 0						

PITCHER		IP	WLS	BF	H	R	ER	SO	BB	IBB	HBP	BLK	WP	HR	S	P	ERA	WHIP
40 Rich Harden, R ERA: 1.29	(1, 1)	6.0		20	2	0	0	8	1	0	0	0	0	0	35	39	0.00	0.500
Jay Witasick, R ERA: 8.0	(7, 1)	1.0		4	1	0	0	1	0	0	0	0	0	0	6	6	0.00	1.000
20 Huston Street, R ERA: 1.8	(8, 1)	1.0		4	1	0	0	1	0	0	0	0	0	0	6	6	0.00	1.000
John Rheinecker, L ERA: 6.48	(9, 1)	1.0	L	8	3	1	1	0	0	2	0	0	0	0	6	14	9.00	3.000

PITCHER	IP	WLS	BF	H	R	ER	SO	BB	IBB	HBP	BLK	WP	HR	S	P	ERA	WHIP

BOTTOM

Oakland Athletics @ Chicago Cubs

Hohokam Park, Mesa, AZ

Sat Mar 25 2006, 3:05 PM EST
Att. 12,792 - Sunny - 75 F

livebaseballscorecards.com

AB	31
R	1
H	7
RBI	1
BB	3
SO	10
LOB	15

WP: 0 PB: 0 SB: 0 CS: 0 PA: 36

Batter	1	2	3	4	5	6	7	8	9	AB	R	H	RBI	BB	SO	LOB
Freddie Bynum, L (1, 9) (6, 8) OBP: 0.434, SLG: 0.646	BB L5			G6-3		BB E5			1B 2B	4	3	1	1	2	0	2
21 Mark Kotsay, L (1, 8) OBP: 0.436, SLG: 0.484 12 Doug Clark, L (6, PR) (6, 9) OBP: 0.188, SLG: 0.133	BB F8			F7		1B G4-3			G4-3	3 2	1 1	1 0	2 0	1 0	0 0	2 3
14 Mark Ellis, R (1, 4) OBP: 0.393, SLG: 0.672 Kevin Melillo, L (6, PR) (6, 4) OBP: 0.500, SLG: 0.500	BB F8			F8	E4 1B		G4-3	1B 1B	3 2	1 1	0 1	0 2	1 0	0 0	1 0	
7 Bobby Crosby, R (1, 6) OBP: 0.386, SLG: 0.551 Mark Kiger, R (5, 6) OBP: 0.667, SLG: 0.667	HBP K				F8 BB		L8 K	1B 1B	2 3	1 1	0 2	1 0	0 0	1 0	0 0	
17 Adam Melhuse, S (1, 2) OBP: 0.421, SLG: 0.515 John Baker, L (5, 2) OBP: 0.500, SLG: 0.625	1B G1-3				P3 BB		K HR	1B 1B	3 2	1 1	1 1	1 2	0 1	0 1	0 0	
56 Scott McClain, R (1, 3) OBP: 0.425, SLG: 0.750 Brian Stavisky, L (9, PH) (9, 7) OBP: 0.333, SLG: 0.333	2B G1-3		1B		K G5-2-3		F9 HR	1B	5 1	1 1	2 1	3 1	0 0	1 0	3 0	
Nick Swisher, S (1, 7) (9, 3) OBP: 0.375, SLG: 0.475	F7 G1-3					FC3-6 G4-3			2B HR	6	3	3	3	0	0	2
Keith Ginter, R (1, 5) OBP: 0.415, SLG: 0.588	1B F9					BB HR			2B G3-1	5	2	3	3	1	0	1
Matt Watson, L (1, 10) OBP: 0.425, SLG: 0.333	1B K					FC3-6 F8			1B	4	2	1	0	1	1	3
Inning Stats	R: 6 E: 0 K: 0 S: 7 H: 4 LOB: 2 BB: 3 P: 20	R: 0 E: 0 K: 1 S: 5 H: 0 LOB: 0 BB: 0 P: 5	R: 0 E: 0 K: 1 S: 6 H: 1 LOB: 1 BB: 0 P: 6	R: 0 E: 0 K: 0 S: 3 H: 0 LOB: 0 BB: 0 P: 3	R: 0 E: 0 K: 1 S: 5 H: 0 LOB: 0 BB: 0 P: 5	R: 4 E: 1 K: 0 S: 6 H: 3 LOB: 2 BB: 3 P: 18	R: 1 E: 1 K: 0 S: 5 H: 1 LOB: 1 BB: 0 P: 5	R: 0 E: 0 K: 1 S: 5 H: 0 LOB: 0 BB: 0 P: 5	R: 9 E: 0 K: 0 S: 11 H: 8 LOB: 0 BB: 1 P: 15	1B: 12 2B: 3 3B: 0 HR: 2 SF: 0 SAC: 0 DP: 1 HBP: 1						WP: 0 PB: 0 SB: 0 CS: 0 PA: 53	

PITCHER		IP	WLS	BF	H	R	ER	SO	BB	IBB	HBP	BLK	WP	HR	S	P	ERA	WHIP
Jesse Foppert, R ERA: 12.38	(1, 1)	0.0		5	1	5	5	0	3	0	1	0	0	0	1	14	∞	∞
58 Cha Seung Baek, R ERA: 1.93	(1, 1)	3.0		13	4	1	1	2	0	0	0	0	0	0	17	17	3.00	1.333
40 Julio Mateo, R ERA: 11.25	(4, 1)	1.0		3	0	0	0	0	0	0	0	0	0	0	3	3	0.00	0.000
Luis Gonzalez, L ERA: 9.0	(5, 1)	1.1	L	11	3	4	3	1	3	0	0	0	0	0	10	22	20.25	4.500
49 Jake Woods, L ERA: 8.38	(6, 1)	2.2		9	1	1	1	1	0	0	0	0	0	1	11	11	3.38	0.375

PITCHER		IP	WLS	BF	H	R	ER	SO	BB	IBB	HBP	BLK	WP	HR	S	P	ERA	WHIP
Craig James, R ERA: 81.0	(9, 1)	0.2		8	5	6	6	0	1	0	0	0	0	0	7	11	81.00	9.000
Ivan Blanco, R ERA: 81.0	(9, 1)	0.1		4	3	3	3	0	0	0	0	0	0	1	4	4	81.00	9.000

Oakland Athletics @ Seattle Mariners

Peoria Stadium, Peoria, AZ

Sat Mar 25 2006, 3:05 PM EST

Att. 10,306 - Sunny - 77 F

TOP

livebaseballscorecards.com

AB	45
R	20
H	17
RBI	19
BB	7
SO	4
LOB	17

BOTTOM

Oakland Athletics @ Seattle Mariners

Peoria Stadium, Peoria, AZ

Sat Mar 25 2006, 3:05 PM EST
Att. 10,306 - Sunny - 77 F

livebaseballscorecards.com

Batter	1	2	3	4	5	6	7	8	9	AB	R	H	RBI	BB	SO	LOB
51 Ichiro Suzuki, L (1, 9) OBP: 0.600, SLG: 0.667 86 Jose Morban, S (5, PR) OBP: 0.286, SLG: 0.455 (6, 9)	16 G4-3 1B	G6-4-3 1-2f		1B 2B	PBB 1-2 BB		SSS K			3 1 2 0 1 0 2 1 0 0 0 0 1 1						
16 Willie Bloomquist, R (1, 6) OBP: 0.190, SLG: 0.175	G4-3 1-2		L9	F7	P2			G3		5 0 0 0 0 0 4						
Matt Lawton, L (1, 7) OBP: 0.413, SLG: 0.512	BBB BB		G4-3	2-H 1B		G4-3		G4-3		4 0 1 1 1 0 0						
Richie Sexson, R (1, 3) OBP: 0.538, SLG: 0.781 Roberto Petagine, L (6, 3) OBP: 0.526, SLG: 0.636	SSS K		G5-3	SSC K		G6-3 1B		SSS K		3 0 0 0 0 2 3 2 0 1 0 0 1 0						
Carl Everett, S (1, 10) OBP: 0.292, SLG: 0.362	F8			XBBBBB 12 BB 4 1B BB	2 SH1-3 12 HBP 4 SF9 1B	G6-3 1-2			L6	4 2 1 0 1 0 3						
12 Michael Morse, R (1, 5) OBP: 0.353, SLG: 0.381		4 1B 2 WP FC3-6 1B		BBB 4 1B 1-2 HR BB	H 4 SF9 2 SH1-3 1-2 1B HBP	SSS K			SSS K	3 3 1 0 1 2 1						
2 Kenji Johjima, R (1, 2) OBP: 0.300, SLG: 0.436 Tom Gregorio, R (6, 2)	BX FC1 FC3-6 4 1B 1-2			SSC K	SH1-3 1-2 2-3		F9		SSC K	2 0 0 0 0 1 3 2 0 0 0 0 1 0						
4 Jose Lopez, R (1, 4) OBP: 0.349, SLG: 0.550 Cody Ransom, R (7, 4) OBP: 0.241, SLG: 0.379	FC3-6 1-2 2-3 1B			1-2 2-H HR 1B	SF9 2-3 3-H		G6-3 2B			2 1 2 2 0 0 0 1 0 1 0 0 0 0						
Joe Borchard, S (1, 8) OBP: 0.314, SLG: 0.511	FC3-6 51 G6-4-3 1-2f 2-3 3-H			1-H 2-H HR	51 S 3-H 1B		G6-3 2-3			4 1 2 5 0 0 3						
Inning Stats	R: 0 H: 1 E: 0 LOB: 2 K: 1 BB: 1 S: 6 P: 9	R: 1 H: 2 E: 0 LOB: 1 K: 0 BB: 0 S: 5 P: 6	R: 0 H: 0 E: 0 LOB: 0 K: 0 BB: 0 S: 3 P: 3	R: 5 H: 4 E: 0 LOB: 1 K: 2 BB: 2 S: 12 P: 20	R: 2 H: 2 E: 0 LOB: 2 K: 0 BB: 1 S: 6 P: 10	R: 0 H: 1 E: 0 LOB: 1 K: 1 BB: 0 S: 6 P: 6	R: 0 H: 1 E: 0 LOB: 1 K: 1 BB: 0 S: 6 P: 6	R: 0 H: 0 E: 0 LOB: 0 K: 1 BB: 0 S: 5 P: 5	R: 0 H: 0 E: 0 LOB: 0 K: 2 BB: 0 S: 7 P: 7	1B: 8 SF: 1 2B: 2 SAC: 1 3B: 0 DP: 1 HR: 1 HBP: 1						

AB	36	
R	8	
H	11	
RBI	8	
BB	4	
SO	8	
LOB	20	

WP: 1 PA: 43
PB: 0
SB: 1
CS: 0

PITCHER		IP	WLS	BF	H	R	ER	SO	BB	IBB	HBP	BLK	WP	HR	S	P	ERA	WHIP
57 Chad Gaudin, R ERA: 7.43	(1, 1)	3.1		18	5	5	5	2	3	0	0	0	1	1	20	32	13.50	2.400
46 Santiago Casilla, R ERA: 5.23	(4, 1)	1.2	W	11	4	3	3	1	1	0	1	0	0	0	12	16	16.20	3.000
47 Ron Flores, L ERA: 9.0	(6, 1)	2.0	H	8	2	0	0	2	0	0	0	0	0	0	12	12	0.00	1.000
Juan Cruz, R ERA:	(8, 1)	2.0	S	6	0	0	0	3	0	0	0	0	0	0	12	12	0.00	0.000

PITCHER		IP	WLS	BF	H	R	ER	SO	BB	IBB	HBP	BLK	WP	HR	S	P	ERA	WHIP

Batter	1	2	3	4	5	6	7	8	9	AB	R	H	RBI	BB	SO	LOB
6 Omar Quintanilla, L (1, 6) OBP: 0.273, SLG: 0.258	0-0 1B		0-0 G5-3 ③			0-0 G4-3 ②		C S C 0-3 K ③		4	0	1	0	0	1	0
Eli Marrero, R (1, 9) OBP: 0.489, SLG: 0.488	0-0 P3 ①			0-0 11 G5-3 1B		0-0 1B			0-0 G1-3 ①	4	0	2	0	0	0	1
11 Brad Hawpe, L (1, 10) OBP: 0.382, SLG: 0.408	0-0 F7 ②			0-0 G5-3 ① 1-2		0-0 G6-3 ③			0-0 F8 ②	4	0	0	0	0	0	3
5 Matt Holliday, R (1, 7) OBP: 0.281, SLG: 0.467	C C S 0-3 K ③			C C S 0-3 K ②			0-0 2B		0-0 HR	4	1	2	1	0	2	2
24 Jason Smith, L (1, 5) OBP: 0.366, SLG: 0.432		0-0 F9 ①		C C T 0-2 K ③			0-0 F8 ①		C C S 0-3 K ③	4	0	0	0	0	2	2
Luis Gonzalez, R (1, 4) OBP: 0.375, SLG: 0.574		0-0 F9 ②			C S S 0-3 K ①		0-0 F8 ②			3	0	0	0	0	1	1
67 Carlos Rivera, L (1, 3) OBP: 0.346, SLG: 0.375		C C C 0-3 K ③			0-0 G1-3 ②		0-0 F8 ③			3	0	0	0	0	1	1
Choo Freeman, R (1, 8) OBP: 0.442, SLG: 0.609			0-0 F7 ①		0-0 P4 ③			0-0 CS 1B		3	0	1	0	0	0	0
Danny Ardoin, R (1, 2) OBP: 0.371, SLG: 0.516			0-0 P4 ②			C S C 0-3 K ①		C S S 0-3 K ① ② 1-2		2	0	0	0	0	1	0
Miguel Ojeda, R (7, 2)										1	0	0	0	0	1	1
Inning Stats	R: 0 H: 1 E: 0 LOB: 1 K: 1 BB: 0 S: 6 P: 6	R: 0 H: 0 E: 0 LOB: 0 K: 1 BB: 0 S: 5 P: 5	R: 0 H: 0 E: 0 LOB: 0 K: 0 BB: 0 S: 3 P: 3	R: 0 H: 1 E: 0 LOB: 1 K: 2 BB: 0 S: 8 P: 8	R: 0 H: 0 E: 0 LOB: 0 K: 1 BB: 0 S: 5 P: 5	R: 0 H: 1 E: 0 LOB: 1 K: 1 BB: 0 S: 6 P: 6	R: 0 H: 1 E: 0 LOB: 1 K: 0 BB: 0 S: 4 P: 4	R: 0 H: 1 E: 0 LOB: 0 K: 2 BB: 0 S: 7 P: 7	R: 1 H: 1 E: 0 LOB: 0 K: 1 BB: 0 S: 6 P: 6	1B: 4 SF: 0 2B: 2 SAC: 0 3B: 0 DP: 1 HR: 1 HBP: 0						

TOP

Colorado Rockies @ Oakland Athletics

Phoenix Municipal Stadium, Phoenix, AZ

Sun Mar 26 2006, 3:05 PM EST

Att. 7,090 - Sunny - 75 F

livebaseballscorecards.com

AB	32
R	1
H	6
RBI	1
BB	0
SO	9
LOB	11

PITCHER		IP	WLS	BF	H	R	ER	SO	BB	IBB	HBP	BLK	WP	HR	S	P	ERA	WHIP
Dan Haren, R ERA: 4.18	(1, 1)	6.0	W	21	3	0	0	6	0	0	0	0	0	0	33	33	0.00	0.500
20 Huston Street, R ERA: 1.5	(7, 1)	1.0	H	4	1	0	0	0	0	0	0	0	0	0	4	4	0.00	1.000
Joe Kennedy, L ERA: 0.87	(8, 1)	1.0	H	3	1	0	0	2	0	0	0	0	0	0	7	7	0.00	1.000
Kirk Saarloos, R ERA: 4.97	(9, 1)	1.0	S	4	1	1	1	1	0	0	0	0	0	1	6	6	9.00	1.000

PITCHER	IP	WLS	BF	H	R	ER	SO	BB	IBB	HBP	BLK	WP	HR	S	P	ERA	WHIP

WP: 0	PA: 32		
PB: 0			
SB: 0			
CS: 1			

Batter	1	2	3	4	5	6	7	8	9	AB	R	H	RBI	BB	SO	LOB
14 Mark Ellis, R (1, 4) OBP: 0.375, SLG: 0.639	F7			G6-3		L9		F9		3	0	0	0	0	0	0
Keith Ginter, R (7, 4) OBP: 0.405, SLG: 0.571										1	0	0	0	0	0	0
21 Mark Kotsay, L (1, 8) OBP: 0.405, SLG: 0.441	G4-3			G4-3		F8				3	0	0	0	0	0	0
Freddie Bynum, L (7, 8) OBP: 0.434, SLG: 0.646										0	0	0	0	0	0	0
7 Bobby Crosby, R (1, 6) OBP: 0.383, SLG: 0.558	K			K			2B			3	0	1	0	0	2	0
Mike Rouse, L (7, PR) OBP: 0.313, SLG: 0.175 (8, 6)										0	0	0	0	0	0	0
3 Eric Chavez, L (1, 5) OBP: 0.288, SLG: 0.622		P5			G4-3		P6			3	0	0	0	0	0	1
56 Scott McClain, R (8, 5) OBP: 0.425, SLG: 0.750										0	0	0	0	0	0	0
Frank Thomas, R (1, 10) OBP: 0.333, SLG: 1.333		K			HR		P3			3	1	1	1	0	1	1
22 Milton Bradley, S (1, 9) OBP: 0.333, SLG: 0.381		F7			F7		G4-3			3	0	0	0	0	0	1
89 Lloyd Turner, R (8, 9)										0	0	0	0	0	0	0
Jay Payton, R (1, 7) OBP: 0.385, SLG: 0.625			F8		G6-3			HR		3	1	1	1	0	0	0
23 Bobby Kielty, S (9, 7) OBP: 0.429, SLG: 0.563										0	0	0	0	0	0	0
Jason Kendall, R (1, 2) OBP: 0.308, SLG: 0.292			G5-3			G6-3		G6-3		3	0	0	0	0	0	0
5 Jeremy Brown, R (9, 2) OBP: 0.182, SLG: 0.100										0	0	0	0	0	0	0
Nick Swisher, S (1, 3) OBP: 0.373, SLG: 0.516			G3-1			HR		F8		3	1	1	1	0	0	0
Inning Stats	R: 0 E: 0 K: 1 S: 5	R: 0 E: 0 K: 1 S: 5	R: 0 E: 0 K: 0 S: 3	R: 0 E: 0 K: 1 S: 5	R: 1 E: 0 K: 0 S: 4	R: 1 E: 0 K: 0 S: 4	R: 0 E: 0 K: 0 S: 4	R: 1 E: 0 K: 0 S: 4		1B: 0 2B: 1 3B: 0 HR: 3	SF: 0 SAC: 0 DP: 0 HBP: 0					
	H: 0 LOB: 0 BB: 0 P: 5	H: 0 LOB: 0 BB: 0 P: 5	H: 0 LOB: 0 BB: 0 P: 3	H: 0 LOB: 0 BB: 0 P: 5	H: 1 LOB: 0 BB: 0 P: 4	H: 1 LOB: 0 BB: 0 P: 4	H: 1 LOB: 1 BB: 0 P: 4	H: 1 LOB: 0 BB: 0 P: 4								

PITCHER		IP	WLS	BF	H	R	ER	SO	BB	IBB	HBP	BLK	WP	HR	S	P	ERA	WHIP
37 Josh Fogg, R ERA: 5.54	(1, 1)	6.0	L	20	2	2	2	3	0	0	0	0	0	2	26	26	3.00	0.333
Jose Mesa, R ERA: 2.7	(7, 1)	1.0		4	1	0	0	0	0	0	0	0	0	0	4	4	0.00	1.000
David Cortes, R ERA: 4.5	(8, 1)	1.0		4	1	1	1	0	0	0	0	0	0	1	4	4	9.00	1.000

PITCHER	IP	WLS	BF	H	R	ER	SO	BB	IBB	HBP	BLK	WP	HR	S	P	ERA	WHIP

BOTTOM

Colorado Rockies @ Oakland Athletics

Phoenix Municipal Stadium, Phoenix, AZ

Sun Mar 26 2006, 3:05 PM EST

Att. 7,090 - Sunny - 75 F

livebaseballscorecards.com

AB	28
R	3
H	4
RBI	3
BB	0
SO	3
LOB	3

WP: 0 PA: 28
PB: 0
SB: 0
CS: 0

Batter	1	2	3	4	5	6	7	8	9	AB	R	H	RBI	BB	SO	LOB
Freddie Bynum, L (1, 8) OBP: 0.439, SLG: 0.667 (8, 4) Jed Morris, L (9, PH)	0-0 SF9 3B	0-3 K			1-0 S HBP		0-3 K		0-0 G3-1	3 1	1 0	1 0	0 0	0 0	2 0	1 0
Marco Scutaro, R (1, 6) OBP: 0.250, SLG: 0.273 Mark Kiger, R (5, 6) OBP: 0.750, SLG: 0.750	0-0 SF9 3-H		0-0 P4		0-3 K 1-2			0-0 1B BB 1B		2 1	0 1	0 1	1 0	0 0	1 0	1 0
23 Bobby Kielty, S (1, 7) OBP: 0.458, SLG: 0.632 51 Brad Halsey, L (5, 1) Brian Stavisky, L (8, PH) OBP: 0.500, SLG: 0.333 (8, 7)	0-0 29 G4-3 2B		0-0 1B		0-0 G3-1			4-0 1B 1-2 BB		3 0 0	0 0 0	2 0 0	0 0 0	0 0 1	0 0 0	1 0 0
29 Dan Johnson, L (1, 3) OBP: 0.391, SLG: 0.450 Jason Perry, L (5, 7) (8, 8)	0-0 G4-3 2-3		0-0 F8			0-0 G6-3		0-0 F3		2 2	0 0	0 0	0 0	0 0	0 0	2 2
17 Adam Melhuse, S (1, 2) OBP: 0.415, SLG: 0.486 John Baker, L (6, 2) OBP: 0.524, SLG: 0.647	4-0 BB		0-3 K			0-0 F7		0-0 1-3 2-H 1B		2 1	0 0	0 1	0 1	1 0	1 0	1 0
56 Scott McClain, R (1, 5) OBP: 0.419, SLG: 0.718 89 Lloyd Turner, R (8, PH) (8, 5)	0-0 F7			0-3 K		0-0 1B		0-3 K		3 1	0 0	1 0	0 0	0 0	1 1	2 2
Keith Ginter, R (1, 4) OBP: 0.391, SLG: 0.526 56 Randy Keisler, L (8, 1)		4-0 66 E BB		0-0 G5-3		0-0 F9		0-3 K		3 0	0 0	0 0	0 0	1 0	1 0	3 0
66 Danny Putnam, L (1, 9) OBP: 0.400, SLG: 0.462	0-0 G5-4-3 1-2		0-3 K				0-0 P3		0-0 G6-4-3 1B	4	0	1	0	0	1	1
25 Esteban Loaiza, R (1, 1) Brant Colamarino, L (5, PH) (5, 3)	0-3 K				0-0 L9		0-0 G3		0-0 1-2f G6-4-3	1 3	0 0	0 0	0 0	0 0	1 0	1 1
Inning Stats	R: 1 E: 0 K: 0 S: 5 H: 2 LOB: 2 BB: 1 P: 9	R: 0 E: 1 K: 2 S: 7 H: 0 LOB: 1 BB: 1 P: 11	R: 0 E: 0 K: 1 S: 6 H: 1 LOB: 1 BB: 0 P: 6	R: 0 E: 0 K: 2 S: 7 H: 0 LOB: 0 BB: 0 P: 7	R: 0 E: 0 K: 1 S: 5 H: 0 LOB: 1 BB: 0 P: 6	R: 0 E: 0 K: 0 S: 4 H: 1 LOB: 1 BB: 0 P: 4	R: 0 E: 0 K: 1 S: 5 H: 0 LOB: 0 BB: 0 P: 5	R: 1 E: 0 K: 2 S: 9 H: 2 LOB: 2 BB: 1 P: 13	R: 0 E: 0 K: 0 S: 3 H: 1 LOB: 0 BB: 0 P: 3	1B: 5 2B: 1 3B: 1 HR: 0	SF: 1 SAC: 0 DP: 1 HBP: 1						

TOP

Oakland Athletics @ Arizona Diamondbacks

Tucson Electric Park, Tucson, AZ

Mon Mar 27 2006, 3:05 PM EST

Att. 4,624 - Cloudy - 70 F

livebaseballscorecards.com

AB	32
R	2
H	7
RBI	2
BB	3
SO	9
LOB	18

WP: 0	PA: 37
PB: 0	
SB: 1	
CS: 0	

PITCHER		IP	WLS	BF	H	R	ER	SO	BB	IBB	HBP	BLK	WP	HR	S	P	ERA	WHIP
Miguel Batista, R ERA: 4.5	(1, 1)	5.0	W	21	3	1	1	6	2	0	1	0	0	0	30	39	1.80	1.000
Jose Valverde, R ERA: 3.24	(6, 1)	1.0		4	1	0	0	0	0	0	0	0	0	0	4	4	0.00	1.000
Luis Vizcaino, R ERA: 3.86	(7, 1)	1.0		3	0	0	0	1	0	0	0	0	0	0	5	5	0.00	0.000
Dustin Glant, R ERA: 5.4	(8, 1)	1.0		6	2	1	1	2	1	0	0	0	0	0	9	13	9.00	3.000
55 Casey Daigle, R ERA: 2.25	(9, 1)	1.0		3	1	0	0	0	0	0	0	0	0	0	3	3	0.00	1.000

PITCHER	IP	WLS	BF	H	R	ER	SO	BB	IBB	HBP	BLK	WP	HR	S	P	ERA	WHIP

BOTTOM

Oakland Athletics @ Arizona Diamondbacks

Tucson Electric Park, Tucson, AZ

Mon Mar 27 2006, 3:05 PM EST

Att. 4,624 - Cloudy - 70 F

livebaseballscorecards.com

Batter	1	2	3	4	5	6	7	8	9	AB	R	H	RBI	BB	SO	LOB
30 Jeff DaVanon, S (1, 8) OBP: 0.558, SLG: 0.590 Luis Vizcaino, R (7, 1) Dustin Glant, R (8, 1) 11 Jerry Gil, R (8, PH) OBP: 0.500, SLG: 0.897 (9, 6)	S 1B	G4-3		2B		FC5-4 G3 S 1-2f		L6		4 0 0 1	2 0 0 0	2 0 0 0	0 0 0 0	0 0 0 0	0 0 0 0	1 0 0 1
Craig Counsell, L (1, 6) OBP: 0.304, SLG: 0.348 55 Casey Daigle, R (9, 1)	G6-3 1-2	F8		WP 2B 2-H		G3 1-3		G4-3		5 0	1 0	1 0	1 0	0 0	0 0	3 0
Chad Tracy, L (1, 5) OBP: 0.385, SLG: 0.565	1B 2B 2-H 1B		HR	1B 2-H 2B		F7				4	2	3	3	0	0	1
Luis Gonzalez, L (1, 7) OBP: 0.333, SLG: 0.543	2B 1-3 1B		P4	2-3 1B			F8			4	1	2	0	0	0	0
Tony Clark, S (1, 3) OBP: 0.349, SLG: 0.650 Jesus Cota, L (5, 3) OBP: 0.250, SLG: 0.143	G4-3 1-H 3-H 2B	F7		G4-3			F9			3 1	0 0	1 0	2 0	0 0	0 0	2 0
Shawn Green, L (1, 9) OBP: 0.235, SLG: 0.360 7 Carlos Quentin, R (6, 9) OBP: 0.450, SLG: 0.596	G4-3 2-3	K		K			P4			3 1	0 0	0 0	0 0	0 0	2 0	1 0
Johnny Estrada, S (1, 2) OBP: 0.488, SLG: 0.564 Koyie Hill, S (7, 2) OBP: 0.552, SLG: 0.560	FC6-4 BB			HR	G6-4-3 1B			1B FC5-4 1B		2 1	1 1	2 1	1 1	1 0	0 0	0 0
Andy Green, R (1, 4) OBP: 0.481, SLG: 0.614 Alberto Gonzalez, R (7, 4) OBP: 1.000, SLG: 1.000	FC6-4 1-2f			F7	G6-4-3 1-2f			FC5-4 1-3 1B		3 1	0 0	0 1	0 0	0 0	0 0	3 0
Miguel Batista, R (1, 1) Jose Valverde, R (6, 1) Damion Easley, R (6, PH) OBP: 0.438, SLG: 0.370 Luis Terrero, R (7, 8) OBP: 0.360, SLG: 0.463		G4-3		G4-3		30 FC5-4 1B		FC5-4 1-2f 3-H		2 0 1 1	0 0 0 0	0 0 1 0	0 0 0 1	0 0 0 0	0 0 0 1	0 0 0 1
Inning Stats	R: 3 E: 0 K: 0 S: 8 H: 4 LOB: 2 BB: 1 P: 12	R: 0 E: 0 K: 0 S: 3 H: 0 LOB: 0 BB: 0 P: 3	R: 1 E: 0 K: 1 S: 6 H: 1 LOB: 0 BB: 0 P: 6	R: 3 E: 0 K: 0 S: 8 H: 5 LOB: 2 BB: 0 P: 9	R: 0 E: 0 K: 1 S: 5 H: 1 LOB: 0 BB: 0 P: 5	R: 0 E: 0 K: 0 S: 5 H: 1 LOB: 1 BB: 0 P: 5	R: 0 E: 0 K: 0 S: 3 H: 0 LOB: 0 BB: 0 P: 3	R: 1 E: 0 K: 0 S: 5 H: 2 LOB: 1 BB: 0 P: 5		1B: 8 2B: 4 3B: 0 HR: 2 SF: 0 SAC: 0 DP: 1 HBP: 0				WP: 1 PB: 0 SB: 2 CS: 0 PA: 38		

	AB	37
	R	8
	H	14
	RBI	8
	BB	1
	SO	2
	LOB	13

PITCHER		IP	WLS	BF	H	R	ER	SO	BB	IBB	HBP	BLK	WP	HR	S	P	ERA	WHIP
25 Esteban Loaiza, R ERA: 12.91	(1, 1)	4.0	L	23	10	7	7	1	1	0	0	0	1	2	25	30	15.75	2.750
51 Brad Halsey, L ERA: 7.07	(5, 1)	3.0		10	2	0	0	1	0	0	0	0	0	0	13	13	0.00	0.667
56 Randy Keisler, L ERA: 7.15	(8, 1)	1.0		5	2	1	1	0	0	0	0	0	0	0	5	5	9.00	2.000

PITCHER	IP	WLS	BF	H	R	ER	SO	BB	IBB	HBP	BLK	WP	HR	S	P	ERA	WHIP

Batter	1	2	3	4	5	6	7	8	9	AB	R	H	RBI	BB	SO	LOB
24 Adrian Brown, S (1, 8) OBP: 0.269, SLG: 0.292	SSC 0-3 ① K		x 0-0 ① F8			x 0-0 ① SF8 3B		BBBB 4-0 FC6-4 1-2 BB		3	1	1	0	1	1	0
D'Angelo Jimenez, S (1, 6) OBP: 0.321, SLG: 0.354	SSS 0-3 ② K		x 0-0 ② F9			x 0-0 ① SF8 3-H		SSC 0-3 ② K		3	0	0	1	0	2	2
Mark DeRosa, R (1, 5) OBP: 0.283, SLG: 0.429	x 0-0 HR		x 0-0 ③ G5-3			SSC 0-3 ② K		x 0-0 ③ FC6-4 1-2f		4	1	1	1	0	1	2
Phil Nevin, R (1, 3) OBP: 0.327, SLG: 0.587	x 0-0 ③ F7			x 0-0 ① G6-3		x 0-0 ③ F7			x 0-0 HR	4	1	1	1	0	0	0
Rod Barajas, R (1, 10) OBP: 0.262, SLG: 0.488		x 0-0 ① P4		x 0-0 ② G5-3			x 0-0 ① G5-3		x 0-0 ① G1-3	4	0	0	0	0	0	0
16 Adam Hyzdu, R (1, 9) OBP: 0.409, SLG: 0.659 95 Jace Brewer, R (9, PR)		x 0-0 5 2B 1B		x 0-0 ③ F7			x 0-0 ② F8		x 0-0 2B	4 0	0 0	2 0	0 0	0 0	0 0	0 0
15 Gerald Laird, R (1, 2) OBP: 0.333, SLG: 0.531		x 0-0 ② F8			SSS 0-3 ① K		x 0-0 ③ P4		SSS 0-3 ② K	4	0	0	0	0	2	2
5 Ian Kinsler, R (1, 4) OBP: 0.345, SLG: 0.532		x 0-0 1-3 2B			x 0-0 ② G5-3			BBBB 4-0 24 BB BB	x 0-0 ③ F8	3	0	1	0	1	0	1
88 Steven Murphy, L (1, 7) OBP: 0.300, SLG: 0.222 Rashad Eldridge, S (6, 7) OBP: 0.533, SLG: 0.692		x 0-0 ③ G4-3			SSS 0-3 ③ K			SSC 0-3 ① K		2 1	0 0	0 0	0 0	0 0	1 1	2 1
Inning Stats	R: 1 E: 0 K: 2 S: 8 H: 1 LOB: 0 BB: 0 P: 8	R: 0 E: 0 K: 0 S: 5 H: 2 LOB: 2 BB: 0 P: 5	R: 0 E: 0 K: 0 S: 3 H: 0 LOB: 0 BB: 0 P: 3	R: 0 E: 0 K: 0 S: 3 H: 0 LOB: 0 BB: 0 P: 3	R: 0 E: 0 K: 2 S: 7 H: 0 LOB: 0 BB: 0 P: 7	R: 1 E: 0 K: 1 S: 6 H: 1 LOB: 0 BB: 0 P: 6	R: 0 E: 0 K: 0 S: 3 H: 0 LOB: 0 BB: 0 P: 3	R: 0 E: 0 K: 2 S: 7 H: 0 LOB: 2 BB: 2 P: 15	R: 1 E: 0 K: 1 S: 7 H: 2 LOB: 1 BB: 0 P: 7	1B: 1 2B: 2 3B: 1 HR: 2	SF: 1 SAC: 0 DP: 0 HBP: 0						

TOP

Texas Rangers @ Oakland Athletics

Phoenix Municipal Stadium, Phoenix, AZ

Tue Mar 28 2006, 3:05 PM EST

Att. 5,080 - Cloudy - 71 F

WP: 0 PB: 0 SB: 0 CS: 0 PA: 35

livebaseballscorecards.com

AB	32
R	3
H	6
RBI	3
BB	2
SO	8
LOB	10

PITCHER	IP	WLS	BF	H	R	ER	SO	BB	IBB	HBP	BLK	WP	HR	S	P	ERA	WHIP
Joe Blanton, R (1, 1) ERA: 7.16	6.0	W	22	4	2	2	5	0	0	0	0	0	1	32	32	3.00	0.667
Jay Witasick, R (7, 1) ERA: 6.55	2.0		8	0	0	0	2	2	0	0	0	0	0	10	18	0.00	1.000
50 Kiko Calero, R (9, 1) ERA: 8.31	1.0		5	2	1	1	1	0	0	0	0	0	1	7	7	9.00	2.000

PITCHER	IP	WLS	BF	H	R	ER	SO	BB	IBB	HBP	BLK	WP	HR	S	P	ERA	WHIP

Texas Rangers @ Oakland Athletics

Phoenix Municipal Stadium, Phoenix, AZ

Tue Mar 28 2006, 3:05 PM EST

Att. 5,080 - Cloudy - 71 F

livebaseballscorecards.com

BOTTOM

Batter	1	2	3	4	5	6	7	8	9	AB	R	H	RBI	BB	SO	LOB
14 Mark Ellis, R (1, 4) OBP: 0.373, SLG: 0.625	F9		7 BB; 21 1B; 3 1B; 1B	P6		1B		BB; 29 1B; 29 PB		3	1	1	0	0	0	1
Marco Scutaro, R (5, 4) OBP: 0.357, SLG: 0.333										1	0	1	1	1	0	0
21 Mark Kotsay, L (1, 8) OBP: 0.400, SLG: 0.432	F8		3 1B; 7 BB; SF7; 1B		K	G4-3		1B		3	1	1	1	0	1	0
29 Dan Johnson, L (6, 3) OBP: 0.394, SLG: 0.452										2	0	1	1	0	0	2
7 Bobby Crosby, R (1, 6) OBP: 0.397, SLG: 0.556	P6		BB; 3 1B; BB		3 E; SF8-4; 1B	BB; 1B	P3			2	0	1	1	1	0	0
Antonio Perez, R (5, PR) OBP: 0.354, SLG: 0.455										2	1	1	0	0	0	2
(6, 6)																
3 Eric Chavez, L (1, 5) OBP: 0.309, SLG: 0.625		22 CS; 1B	1B		E6; SF8-4		23 L3; BB	G5-3		3	0	2	1	0	0	1
Keith Ginter, R (6, 5) OBP: 0.396, SLG: 0.513										1	0	0	0	1	0	2
Frank Thomas, R (1, 10) OBP: 0.167, SLG: 1.000		P2	SF7		SF8-4		K			1	0	0	2	0	0	1
56 Scott McClain, R (7, PH) OBP: 0.409, SLG: 0.700										1	0	0	0	0	1	2
(8, 10)																
22 Milton Bradley, S (1, 9) OBP: 0.315, SLG: 0.356		K	G3			G4-3	L3			3	0	0	0	0	1	3
23 Bobby Kielty, S (7, 9) OBP: 0.440, SLG: 0.600										1	0	0	0	0	0	2
Jay Payton, R (1, 7) OBP: 0.393, SLG: 0.608			14 1B; 21 1B; BB; BB	P2		S; 1B; 1B		F8		3	2	1	0	1	0	0
(6, 8)																
Jason Kendall, R (1, 2) OBP: 0.309, SLG: 0.280			F8	G6-3		1B; BB		BB; BB; 29 PB; 1B		2	0	0	0	1	0	1
John Baker, L (8, 2) OBP: 0.545, SLG: 0.667										1	1	1	0	0	0	0
Nick Swisher, S (1, 3) OBP: 0.394, SLG: 0.516			21 1B; 14 1B; 7 BB; BB	1B		K		29 PB; BB; 29 1B; BB		2	2	1	0	2	1	2
(6, 7)																

Inning Stats									
	R: 0 H: 0 E: 0 LOB: 0 K: 0 BB: 0 S: 3 P: 3	R: 0 H: 1 E: 0 LOB: 1 K: 1 BB: 0 S: 5 P: 5	R: 4 H: 3 E: 0 LOB: 2 K: 0 BB: 3 S: 6 P: 18	R: 0 H: 1 E: 0 LOB: 1 K: 1 BB: 0 S: 4 P: 4	R: 1 H: 1 E: 1 LOB: 1 K: 1 BB: 0 S: 6 P: 6	R: 1 H: 2 E: 0 LOB: 2 K: 1 BB: 1 S: 7 P: 11	R: 0 H: 1 E: 0 LOB: 1 K: 1 BB: 1 S: 5 P: 9	R: 2 H: 2 E: 0 LOB: 2 K: 0 BB: 2 S: 6 P: 14	

1B: 11	SF: 2	WP: 0 PA: 40
2B: 3	SAC: 0	PB: 1
3B: 0	DP: 3	SB: 1
HR: 0	HBP: 0	CS: 1

AB	31
R	8
H	11
RBI	7
BB	7
SO	4
LOB	19

PITCHER		IP	WLS	BF	H	R	ER	SO	BB	IBB	HBP	BLK	WP	HR	S	P	ERA	WHIP
Juan Dominguez, R ERA: 8.44	(1, 1)	4.0	L	19	5	4	4	1	3	0	0	0	0	0	18	30	9.00	2.000
39 Scott Feldman, R ERA: 1.17	(5, 1)	1.0		4	1	1	0	1	0	0	0	0	0	0	6	6	0.00	1.000
Antonio Alfonseca, R ERA: 5.59	(6, 1)	1.0		6	2	1	1	1	1	0	0	0	0	0	7	11	9.00	3.000
45 R.A. Dickey, R ERA: 5.79	(7, 1)	2.0		11	3	2	2	1	3	0	0	0	0	0	11	23	9.00	3.000

PITCHER		IP	WLS	BF	H	R	ER	SO	BB	IBB	HBP	BLK	WP	HR	S	P	ERA	WHIP

Batter	1	2	3	4	5	6	7	8	9	AB	R	H	RBI	BB	SO	LOB
2 Randy Winn, S (1, 7) OBP: 0.385, SLG: 0.667	S S S 0-3 ① K		x 0-0 ① L9		x 0-0 G4-3 1-3 2B		x 0-0 HR 1B	x 0-0 1B	x 0-0 ③ G4-3	3	0	1	0	0	1	0
Todd Linden, S (6, 7) OBP: 0.397, SLG: 0.364										3	1	2	0	0	0	1
13 Omar Vizquel, S (1, 6) OBP: 0.407, SLG: 0.478	x 0-0 1B		x 0-0 HR		x 0-0 ① P3		x 0-0 ① F8	x 0-0 ③ G3		5	1	2	1	0	0	4
Steve Finley, L (1, 8) OBP: 0.490, SLG: 0.744	S S S 0-3 ② K		x 0-0 28 WP 1B		x 0-0 ② G4-3 2-3 3-H		x 0-0 1-H HR		x 0-0 HR	4	1	2	3	0	1	2
Jason Ellison, R (7, 8) OBP: 0.515, SLG: 0.655										1	1	1	1	0	0	0
28 Lance Niekro, R (1, 3) OBP: 0.424, SLG: 0.679	x 0-0 ③ P6		S x 0-1 ② F7 1-2		x 0-0 ③ F9		x 0-0 ② G4-3		S S C 0-3 ① K	3	0	0	0	0	0	3
9 Mark Sweeney, L (6, 3) OBP: 0.405, SLG: 0.514										2	0	0	0	0	1	0
Moises Alou, R (1, 9) OBP: 0.263, SLG: 0.412		x 0-0 E HR 1B	x 0-0 ③ P6			x 0-0 ① F7	x 0-0 HR		x 0-0 1B HR 1B	3	1	1	0	0	0	1
73 Abraham Nunez, S (6, 9) OBP: 0.453, SLG: 0.604										2	2	2	1	0	0	0
Pedro Feliz, R (1, 10) OBP: 0.367, SLG: 0.690		S S S 0-3 ① K		S S S 0-3 ① K		x 0-0 FC4-6 E 1B	x 0-0 HR		x 0-0 1-2 HR 1B	5	2	3	1	0	2	1
Mike Matheny, R (1, 2) OBP: 0.405, SLG: 0.686	S x 0-1 1-H HR			x 0-0 ② L7		x 0-0 FC6 FC4-6 1-2	x 0-0 ③ F8		x 0-0 1-H 2-H HR	4	1	1	2	0	0	1
Todd Greene, R (7, 2) OBP: 0.303, SLG: 0.548										1	1	1	3	0	0	0
50 Eliezer Alfonzo, R (9, 2) OBP: 0.333, SLG: 0.531										0	0	0	0	0	0	0
Jose Vizcaino, S (1, 4) OBP: 0.371, SLG: 0.333		x 0-0 ② F8		x 0-0 ③ F7		x 0-0 ② FC4-6 1-2f 2-3		x 0-0 ① G6-3	x 0-0 ② L6	3	0	0	0	0	0	2
19 Kevin Frandsen, R (7, 4) OBP: 0.415, SLG: 0.644										2	0	0	0	0	0	0
Angel Chavez, R (1, 5) OBP: 0.431, SLG: 0.472		x 0-0 ③ F9			B B B 4-0 2 2B G4-3 BB	x 0-0 ③ G6-3		S S S 0-3 ② K	x 0-0 2B	4	1	1	0	1	1	2
Inning Stats	R: 0 H: 1 E: 0 LOB: 1 K: 2 BB: 0 S: 8 P: 8	R: 2 H: 2 E: 0 LOB: 0 K: 1 BB: 0 S: 8 P: 8	R: 1 H: 2 E: 0 LOB: 1 K: 0 BB: 0 S: 6 P: 6	R: 0 H: 0 E: 0 LOB: 0 K: 1 BB: 0 S: 5 P: 5	R: 1 H: 1 E: 0 LOB: 1 K: 0 BB: 1 S: 4 P: 8	R: 0 H: 1 E: 1 LOB: 2 K: 0 BB: 0 S: 5 P: 5	R: 4 H: 4 E: 0 LOB: 0 K: 0 BB: 0 S: 7 P: 7	R: 0 H: 1 E: 0 LOB: 1 K: 1 BB: 0 S: 6 P: 6	R: 4 H: 5 E: 0 LOB: 1 K: 1 BB: 0 S: 10 P: 10	1B: 8 SF: 0 2B: 2 SAC: 0 3B: 0 DP: 0 HR: 7 HBP: 0						

PITCHER		IP	WLS	BF	H	R	ER	SO	BB	IBB	HBP	BLK	WP	HR	S	P	ERA	WHIP
Barry Zito, L ERA: 5.76	(1, 1)	5.0	L	22	6	4	4	4	1	0	0	0	1	2	31	35	7.20	1.400
Joe Kennedy, L ERA: 2.25	(6, 1)	1.2		9	3	2	2	0	0	0	0	0	0	1	9	9	10.80	1.800
56 Randy Keisler, L ERA: 8.03	(7, 1)	1.0		5	2	2	2	1	0	0	0	0	0	2	7	7	18.00	2.000
20 Huston Street, R ERA: 6.14	(8, 1)	1.1		10	6	4	4	1	0	0	0	0	0	2	12	12	27.00	4.500

PITCHER	IP	WLS	BF	H	R	ER	SO	BB	IBB	HBP	BLK	WP	HR	S	P	ERA	WHIP

San Francisco Giants @ Oakland Athletics

Phoenix Municipal Stadium, Phoenix, AZ

Wed Mar 29 2006, 3:05 PM EST

Att. 6,394 - Sunny - 71 F

TOP

livebaseballscorecards.com

AB	45
R	12
H	17
RBI	12
BB	1
SO	6
LOB	17

1B: 8	SF: 0	WP: 1	PA: 46
2B: 2	SAC: 0	PB: 0	
3B: 0	DP: 0	SB: 0	
HR: 7	HBP: 0	CS: 0	

Batter	1	2	3	4	5	6	7	8	9	AB	R	H	RBI	BB	SO	LOB
14 Mark Ellis, R (1, 4) OBP: 0.371, SLG: 0.612	F8		21 G6-3 1B 1-2			G3-1			G4-3	3	0	1	0	0	0	0
Antonio Perez, R (7, 4) OBP: 0.347, SLG: 0.444										1	0	0	0	0	0	0
21 Mark Kotsay, L (1, 8) OBP: 0.375, SLG: 0.400	P6		G6-3 1-2f			P5			G4-3	3	0	0	0	0	0	2
23 Bobby Kielty, S (7, 9) OBP: 0.423, SLG: 0.571										1	0	0	0	0	0	0
7 Bobby Crosby, R (1, 6) OBP: 0.373, SLG: 0.517	G6-3			P2			P4		K	4	0	0	0	0	1	0
3 Eric Chavez, L (1, 5) OBP: 0.316, SLG: 0.640		G3-1 2B		G3			P4			2	0	1	0	0	0	0
56 Scott McClain, R (5, 5) OBP: 0.400, SLG: 0.683										1	0	0	0	0	0	0
Frank Thomas, R (1, 10) OBP: 0.222, SLG: 0.667		P5		K			4-0 BB			2	0	0	0	1	1	1
Keith Ginter, R (7, PR) OBP: 0.396, SLG: 0.513 (8, 10)										0	0	0	0	0	0	0
Nick Swisher, S (1, 7) OBP: 0.378, SLG: 0.493		G3-1 2-3			G3		G1-3			3	0	0	0	0	0	2
Marco Scutaro, R (8, 7) OBP: 0.357, SLG: 0.333										0	0	0	0	0	0	0
Jay Payton, R (1, 9) OBP: 0.390, SLG: 0.593 (7, 8)		P2			G4-3			17 G5-4-3 1B		3	0	1	0	0	0	1
29 Dan Johnson, L (1, 3) OBP: 0.378, SLG: 0.431			F8		G1-4-3			K		3	0	0	0	0	1	1
17 Adam Melhuse, S (1, 2) OBP: 0.409, SLG: 0.459			4-0 14 1B BB			L3		G5-4-3 1-2f		2	0	0	0	1	0	1
Inning Stats	R: 0 E: 0 K: 0 S: 3 H: 0 LOB: 0 BB: 0 P: 3	R: 0 E: 0 K: 0 S: 4 H: 1 LOB: 1 BB: 0 P: 4	R: 0 E: 0 K: 0 S: 3 H: 1 LOB: 1 BB: 1 P: 7	R: 0 E: 0 K: 1 S: 5 H: 0 LOB: 0 BB: 0 P: 5	R: 0 E: 0 K: 0 S: 3 H: 0 LOB: 0 BB: 0 P: 3	R: 0 E: 0 K: 0 S: 3 H: 0 LOB: 0 BB: 0 P: 3	R: 0 E: 0 K: 0 S: 3 H: 0 LOB: 1 BB: 1 P: 7	R: 0 E: 0 K: 1 S: 5 H: 1 LOB: 0 BB: 0 P: 5	R: 0 E: 0 K: 1 S: 5 H: 0 LOB: 0 BB: 0 P: 5	1B: 2 2B: 1 3B: 0 HR: 0	SF: 0 SAC: 0 DP: 2 HBP: 0						

PITCHER		IP	WLS	BF	H	R	ER	SO	BB	IBB	HBP	BLK	WP	HR	S	P	ERA	WHIP
Jason Schmidt, R ERA: 1.5	(1, 1)	6.0	W	20	2	0	0	1	1	0	0	0	0	0	21	25	0.00	0.500
Tyler Walker, R ERA: 8.31	(7, 1)	1.0		4	0	0	0	0	1	0	0	0	0	0	3	7	0.00	1.000
Steve Kline, L ERA: 2.25	(8, 1)	1.0		3	1	0	0	1	0	0	0	0	0	0	5	5	0.00	1.000
Tim Worrell, R ERA: 6.52	(9, 1)	1.0		3	0	0	0	1	0	0	0	0	0	0	5	5	0.00	0.000

PITCHER	IP	WLS	BF	H	R	ER	SO	BB	IBB	HBP	BLK	WP	HR	S	P	ERA	WHIP

BOTTOM

San Francisco Giants @ Oakland Athletics

Phoenix Municipal Stadium, Phoenix, AZ

Wed Mar 29 2006, 3:05 PM EST
Att. 6,394 - Sunny - 71 F

livebaseballscorecards.com

AB	28
R	0
H	3
RBI	0
BB	2
SO	3
LOB	8

1B: 2 2B: 1 3B: 0 HR: 0 SF: 0 SAC: 0 DP: 2 HBP: 0

WP: 0 PB: 0 SB: 0 CS: 0 PA: 30

Batter	1	2	3	4	5	6	7	8	9	AB	R	H	RBI	BB	SO	LOB
Inning Stats										1B: 0 2B: 0 3B: 0 HR: 0		SF: 0 SAC: 0 DP: 0 HBP: 0			WP: 0 PB: 0 SB: 0 CS: 0		PA: 0

TOP

Oakland Athletics @ Sacramento River Cats

Raley Field, Sacramento, CA

Thu Mar 30 2006, 9:30 PM EST

livebaseballscorecards.com

AB	0
R	0
H	0
RBI	0
BB	0
SO	0
LOB	0

PITCHER	IP	WLS	BF	H	R	ER	SO	BB	IBB	HBP	BLK	WP	HR	S	P	ERA	WHIP

PITCHER	IP	WLS	BF	H	R	ER	SO	BB	IBB	HBP	BLK	WP	HR	S	P	ERA	WHIP

Batter	1	2	3	4	5	6	7	8	9	AB	R	H	RBI	BB	SO	LOB
Inning Stats																

BOTTOM

Oakland Athletics @ Sacramento River Cats

Raley Field, Sacramento, CA

Thu Mar 30 2006, 9:30 PM EST

livebaseballscorecards.com

AB	**0**
R	**0**
H	**0**
RBI	**0**
BB	**0**
SO	**0**
LOB	**0**



1B: 0
2B: 0
3B: 0
HR: 0

SF: 0
SAC: 0
DP: 0
HBP: 0

WP: 0
PB: 0
SB: 0
CS: 0

PA: 0

PITCHER	IP	WLS	BF	H	R	ER	SO	BB	IBB	HBP	BLK	WP	HR	S	P	ERA	WHIP

PITCHER	IP	WLS	BF	H	R	ER	SO	BB	IBB	HBP	BLK	WP	HR	S	P	ERA	WHIP

Batter	1	2	3	4	5	6	7	8	9	AB	R	H	RBI	BB	SO	LOB
14 Mark Ellis, R (1, 4) OBP: 0.384, SLG: 0.609	C S F X 0-2 3 2B 1B	B F B F B F B 4-2 E BB		2 SAFE C F B X 1-2 ② G3-1 2-3		F B B X 2-1 ③ P4			B F B F B F F X 3-2 FC6-4 1B 1B	2 2	1 0	1 1	0 0	1 0	0 0	1 2
Keith Ginter, R (6, PH) OBP: 0.400, SLG: 0.512 (6, 4)																
Jason Kendall, R (1, 2) OBP: 0.293, SLG: 0.264	B S 1 SAFE F B F B X 3-2 ① F9	C X 0-1 FC5 1-3 2-H 3-H		C C B S 1-3 ③ K			F B B X 2-1 BB 1B		B C 1 SAFE F D B S 3-3 ① K	3 2	0 0	0 1	0 0	0 0	1 1	3 1
17 Adam Melhuse, S (6, 2) OBP: 0.413, SLG: 0.462																
Frank Thomas, R (1, 6) OBP: 0.200, SLG: 0.571	C F F 1 SAFE B S 1-3 ② K	B D C F C C 2-3 ② K			X 0-0 ① F7		C F X 0-2 ① P3		S B B F F X 2-2 1-2 FC6-4 1B	1 3 1	0 0 0	0 0 1	0 0 0	0 0 0	1 1 0	1 3 0
7 Bobby Crosby, R (1, 6) OBP: 0.357, SLG: 0.492																
Marco Scutaro, R (7, 6) OBP: 0.400, SLG: 0.385																
3 Eric Chavez, L (1, 5) OBP: 0.317, SLG: 0.642	D X 1-0 1-H 2B	C C B C 1-3 ③ K			C S B S 1-3 ② K		B F C F F B F F X 2-2 ② F7		X 0-0 ② FC6-4 1-2f 2-3	3 2	0 0	1 0	1 0	0 0	2 0	2 3
Antonio Perez, R (5, 5) OBP: 0.333, SLG: 0.426																
Jay Payton, R (1, 8) OBP: 0.397, SLG: 0.579	C B X 1-1 ③ F7		F B B X 2-1 23 G4-6-3 1B		F X 0-1 ③ G6-3		C B B S D B 4-2 1-2 BB		X 0-0 ③ G1-3	3 1	0 0	1 0	0 0	1 0	0 0	1 2
12 Doug Clark, L (7, PR) OBP: 0.176, SLG: 0.125 (7, 8)																
23 Bobby Kielty, S (1, 9) OBP: 0.400, SLG: 0.520		C X 0-1 ① 29 1B 1B 1B	B S B X 2-1 ①② G4-6-3 1-2f		X 0-0 ① G3		C F B C 1-3 ③ K			4	1	1	0	0	1	3
29 Dan Johnson, L (1, 3) OBP: 0.390, SLG: 0.433	X 0-0 SH1-4 1B FC5 1-3 1B	C B C X 1-2 ③ L3			B S B C B B 4-2 BB BB			F C F B X 1-2 ① F8		2 1	1 0	1 0	0 0	1 0	0 0	0 0
56 Scott McClain, R (7, 3) OBP: 0.391, SLG: 0.667																
Nick Swisher, S (1, 7) OBP: 0.397, SLG: 0.493	C X 0-1 FC5 SH1-4 1-2 E 3-H 1B		B C B B B 4-1 14 G3-1 S BB			B F B 1 SAFE B B F B 4-2 1-2 BB		C F B F B T 2-2 ② K		2	1	1	1	2	1	0
Dan Haren, R (1, 1)	S X 0-1 ① SH1-4 1-2 2-3		L L B B C 2-3 ① 1-2		X 0-0 ② B5			B X 1-0 ③ P6		2	0	0	0	0	1	3
Joe Kennedy, R (7, 1)										0	0	0	0	0	0	0
22 Milton Bradley, S (8, PH) OBP: 0.309, SLG: 0.348										1	0	0	0	0	0	0
Jay Witasick, R (8, 1)										0	0	0	0	0	0	0
Inning Stats	R: 1 E: 0 K: 1 S: 15 H: 2 LOB: 1 BB: 0 P: 21	R: 3 E: 1 K: 2 S: 19 H: 3 LOB: 2 BB: 1 P: 26	R: 0 E: 0 K: 0 S: 7 H: 1 LOB: 0 BB: 0 P: 12	R: 0 E: 0 K: 2 S: 10 H: 0 LOB: 1 BB: 1 P: 18	R: 0 E: 0 K: 1 S: 6 H: 0 LOB: 0 BB: 0 P: 7	R: 0 E: 0 K: 0 S: 8 H: 0 LOB: 2 BB: 2 P: 18	R: 0 E: 0 K: 1 S: 17 H: 1 LOB: 2 BB: 1 P: 26	R: 0 E: 0 K: 1 S: 9 H: 0 LOB: 0 BB: 0 P: 13	R: 0 E: 0 K: 1 S: 15 H: 2 LOB: 2 BB: 0 P: 23	1B: 8 2B: 1 3B: 0 HR: 0 SF: 0 SAC: 1 DP: 1 HBP: 0						

PITCHER		IP	WLS	BF	H	R	ER	SO	BB	IBB	HBP	BLK	WP	HR	S	P	ERA	WHIP
51 Noah Lowry, L ERA: 4.7	(1, 1)	5.0		23	6	4	2	6	2	0	0	0	0	0	57	84	3.60	1.600
Armando Benitez, R ERA: 21.6	(6, 1)	1.0		5	0	0	0	0	2	0	0	0	0	0	8	18	0.00	2.000
32 Kevin Correia, R ERA: 2.25	(7, 1)	1.0		5	1	0	0	1	1	0	0	0	0	0	17	26	0.00	2.000
Jack Taschner, L ERA: 6.23	(8, 1)	1.0	W	3	0	0	0	1	0	0	0	0	0	0	9	13	0.00	0.000
54 Scott Munter, R ERA: 1.17	(9, 1)	1.0	S	5	2	0	0	1	0	0	0	0	0	0	15	23	0.00	2.000

PITCHER	IP	WLS	BF	H	R	ER	SO	BB	IBB	HBP	BLK	WP	HR	S	P	ERA	WHIP

Oakland Athletics @ San Francisco Giants

AT&T Park, San Francisco, CA

Fri Mar 31 2006, 7:15 PM PST

Att. 29,322 - Cloudy - 51 F

TOP

livebaseballscorecards.com

AB	35
R	4
H	9
RBI	2
BB	5
SO	9
LOB	25

WP: 0	PA: 41		
PB: 0			
SB: 1			
CS: 0			

BOTTOM

Oakland Athletics @ San Francisco Giants

AT&T Park, San Francisco, CA

Fri Mar 31 2006, 7:15 PM PST

Att. 29,322 - Cloudy - 51 F

livebaseballscorecards.com

Batter	1	2	3	4	5	6	7	8	9	AB	R	H	RBI	BB	SO	LOB
2 Randy Winn, S (1, 7) OBP: 0.345, SLG: 0.593	B X 1-0 F7 ①		S T B S 1-3 K ③		B F X 1-1 G4-3 ③		S T F X 0-2 L8 ②			3	0	0	0	0	1	0
Armando Benitez, R (6, 1)										0	0	0	0	0	0	0
50 Eliezer Alfonzo, R (7, 2) OBP: 0.324, SLG: 0.515										1	0	0	0	0	0	1
13 Omar Vizquel, S (1, 6) OBP: 0.379, SLG: 0.440	C B C S 1-3 K ②			C B B C X 2-2 F8 ①		C F F B B B F X 3-2 E6 FC6	B C B C X 2-2 L3 ③			2	0	0	0	0	1	0
43 Tomas De La Rosa, R (6, 6) OBP: 0.229, SLG: 0.227										2	0	0	0	0	0	1
Steve Finley, L (1, 8) OBP: 0.490, SLG: 0.727	B C B F X 2-2 G4-3 ③			B F H 2-1 FC5-4 HBP		X 0-0 FC6 1B ① 1-2f		B F X 1-1 1B 28 2B 1B		1	0	0	0	0	0	0
Jason Ellison, R (6, 8) OBP: 0.500, SLG: 0.627										2	1	1	0	0	0	1
Moises Alou, R (1, 9) OBP: 0.286, SLG: 0.474		X 0-0 28 F9 2B		S B X 1-1 FC5-4 28 2B 1B ② 1-2f		1 SAFE 1 SAFE B S X 1-1 1B 1-2		1 SAFE 1 SAFE C X 0-1 28 2B 19 1B 1B 1-3		2	1	1	0	0	0	1
Todd Linden, S (6, 7) OBP: 0.403, SLG: 0.373										2	1	2	0	0	0	0
28 Lance Niekro, R (1, 3) OBP: 0.429, SLG: 0.702		F X 0-1 F9 ① 2-3		X 0-0 1B 2B 1-3		B S S 2 SAFE C C S 1-3 K ②		C F B X 1-2 56 FC3 19 1B 1-3 2B 3-H		4	1	2	1	0	1	3
54 Scott Munter, R (9, 1)										0	0	0	0	0	0	0
Todd Greene, R (1, 2) OBP: 0.306, SLG: 0.529		F C S 0-3 K ②		F B F X 1-2 2-H 3-H 1B		X 0-0 L8 ③		B C F X 1-2 FC3 19 1B ① 2-3		3	0	1	2	0	1	3
32 Kevin Correia, R (7, 1)										0	0	0	0	0	0	0
Jack Taschner, L (8, 1)										0	0	0	0	0	0	0
56 Chad Santos, L (8, PH) OBP: 0.625, SLG: 0.667										1	0	0	0	0	0	2
(9, 3)																
19 Kevin Frandsen, R (1, 4) OBP: 0.408, SLG: 0.615	B X 1-0 G6-3 ③		F S S 0-3 K ③				B X 1-0 2B 73 G6-3 1B	C X 0-1 1-2 3-H 1B		4	1	2	1	0	1	2
Angel Chavez, R (1, 5) OBP: 0.414, SLG: 0.466			F X 0-1 G4-3 ①		B C B C B X 3-2 G6-3 ①		B B B C X 3-1 1-3 2B	C C B F F S 2-3 K ②		4	0	1	0	0	1	2
51 Noah Lowry, R (1, 1)			B F X 1-1 G5-3 ②		C B F B X 2-2 F8 ②		C S X 0-2 G6-3 ① 3-H	B S C C 1-3 K ③		1	0	0	0	0	0	0
9 Mark Sweeney, L (5, PH) OBP: 0.378, SLG: 0.475										1	0	0	0	0	0	0
73 Abraham Nunez, S (6, 9) OBP: 0.421, SLG: 0.558										2	0	0	1	0	1	3
Inning Stats	R: 0 E: 0 K: 1 S: 7 H: 0 LOB: 0 BB: 0 P: 11	R: 0 E: 0 K: 1 S: 7 H: 1 LOB: 1 BB: 0 P: 8	R: 0 E: 0 K: 1 S: 7 H: 0 LOB: 0 BB: 0 P: 9	R: 2 E: 0 K: 1 S: 13 H: 2 LOB: 1 BB: 0 P: 19	R: 0 E: 0 K: 0 S: 8 H: 0 LOB: 0 BB: 0 P: 14	R: 0 E: 1 K: 1 S: 13 H: 1 LOB: 2 BB: 0 P: 18	R: 1 E: 0 K: 0 S: 13 H: 2 LOB: 1 BB: 0 P: 19	R: 2 E: 0 K: 2 S: 20 H: 4 LOB: 2 BB: 0 P: 26		1B: 6 2B: 4 3B: 0 HR: 0	SF: 0 SAC: 0 DP: 0 HBP: 1			WP: 0 PB: 0 SB: 0 CS: 0	PA: 36		

	AB	35
	R	5
	H	10
	RBI	5
	BB	0
	SO	7
	LOB	19

PITCHER		IP	WLS	BF	H	R	ER	SO	BB	IBB	HBP	BLK	WP	HR	S	P	ERA	WHIP
Dan Haren, R ERA: 3.94	(1, 1)	6.0		24	4	2	2	5	0	0	1	0	0	0	55	79	3.00	0.667
Joe Kennedy, L ERA: 2.77	(7, 1)	1.0	H	5	2	1	1	0	0	0	0	0	0	0	13	19	9.00	2.000
Jay Witasick, R ERA: 7.5	(8, 1)	1.0	L	7	4	2	2	2	0	0	0	0	0	0	20	26	18.00	4.000

PITCHER	IP	WLS	BF	H	R	ER	SO	BB	IBB	HBP	BLK	WP	HR	S	P	ERA	WHIP

Batter	1	2	3	4	5	6	7	8	9	AB	R	H	RBI	BB	SO	LOB
2 Randy Winn, S (1, 9) OBP: 0.364, SLG: 0.645	C F C 0-3 ① K		X 0-0 ③ B3			B F X 1-1 FC3-6 2B		S C B F F X 1-2 1-3 2B		4	0	2	0	0	1	0
Jason Ellison, R (8, 9) OBP: 0.500, SLG: 0.627										0	0	0	0	0	0	0
13 Omar Vizquel, S (1, 6) OBP: 0.364, SLG: 0.407	B F F X 1-2 ② F9			B C B B C X 3-2 ① L7		B B D C B 4-1 FC3-6 BB		C X 0-1 ② SF8 3-H		2	0	0	1	1	0	0
43 Tomas De La Rosa, R (8, 6) OBP: 0.229, SLG: 0.227										0	0	0	0	0	0	0
Steve Finley, L (1, 8) OBP: 0.473, SLG: 0.750	B B X 2-0 HR			F B B C X 2-2 ② G4-3		B C F F F X 1-2 ② FC3-6 1-2f 2-3		B X 1-0 ③ G3-1		4	1	1	1	0	0	3
73 Abraham Nunez, S (8, 8) OBP: 0.421, SLG: 0.558										0	0	0	0	0	0	0
Barry Bonds, L (1, 7) OBP: 0.542, SLG: 1.095	C S B B B X 3-2 ③ L9			F B B X 2-1 ③ L9		C B X 1-1 ③ G3			B B X 2-0 ① F7	4	0	0	0	0	0	2
Moises Alou, R (1, 10) OBP: 0.292, SLG: 0.455		B X 1-0 ① P4			B B T F X 2-2 1B		F F B X 1-2 ① G6-3		B C S B X 2-2 1B 2B	3	0	1	0	0	0	0
56 Chad Santos, L (9, PH) OBP: 0.667, SLG: 0.857										1	1	1	0	0	0	0
Ray Durham, S (1, 4) OBP: 0.429, SLG: 0.432		C F X 0-2 ② F9			B X 1-0 ① F8		X 0-0 ② F7		F B X 1-1 2-H 1B	4	0	1	1	0	0	1
19 Kevin Frandsen, R (9, PR) OBP: 0.408, SLG: 0.615										0	0	0	0	0	0	0
28 Lance Niekro, R (1, 3) OBP: 0.403, SLG: 0.656		X 0-0 ③ P3			X 0-0 ② L9		C S B B F F B F X 3-2 G5-3		F F S 0-3 ② K	4	0	0	0	0	1	2
Pedro Feliz, R (1, 5) OBP: 0.361, SLG: 0.629			C X 0-1 ① P3		F B X 1-1 ③ L7			C X 0-1 2 2B 13 SF8 1B	C X 0-1 ③ G5-3	4	1	1	0	0	0	2
Mike Matheny, R (1, 2) OBP: 0.381, SLG: 0.625			C B F X 1-2 ② F9			C F F X 0-2 ① P3		B B F C B X 3-2 ① F9		3	0	0	0	0	0	1
Inning Stats	R: 1 H: 1 E: 0 LOB: 0 K: 1 BB: 0 S: 10 P: 16	R: 0 H: 0 E: 0 LOB: 0 K: 0 BB: 0 S: 5 P: 6	R: 0 H: 0 E: 0 LOB: 0 K: 0 BB: 0 S: 6 P: 7	R: 0 H: 0 E: 0 LOB: 0 K: 0 BB: 0 S: 8 P: 15	R: 0 H: 1 E: 0 LOB: 1 K: 0 BB: 0 S: 7 P: 11	R: 0 H: 1 E: 0 LOB: 2 K: 0 BB: 1 S: 15 P: 22	R: 0 H: 0 E: 0 LOB: 0 K: 0 BB: 0 S: 10 P: 14	R: 1 H: 2 E: 0 LOB: 1 K: 0 BB: 0 S: 13 P: 18	R: 1 H: 2 E: 0 LOB: 1 K: 1 BB: 0 S: 11 P: 16	1B: 3 SF: 1 2B: 3 SAC: 0 3B: 0 DP: 0 HR: 1 HBP: 0						

TOP

San Francisco Giants @ Oakland Athletics

McAfee Coliseum, Oakland, CA

Sat Apr 01 2006, 4:05 PM EST
Att. 14,662 - Partly Cloudy - 56 F

livebaseballscorecards.com

AB	33
R	3
H	7
RBI	3
BB	1
SO	2
LOB	11

WP: 0 PA: 35
PB: 0
SB: 0
CS: 0

PITCHER		IP	WLS	BF	H	R	ER	SO	BB	IBB	HBP	BLK	WP	HR	S	P	ERA	WHIP
25 Esteban Loaiza, R ERA: 7.9	(1, 1)	6.0	W	22	3	1	1	1	1	0	0	0	0	1	51	77	1.50	0.667
Kirk Saarloos, R ERA: 4.61	(7, 1)	1.0		3	0	0	0	0	0	0	0	0	0	0	10	14	0.00	0.000
50 Kiko Calero, R ERA: 9.64	(8, 1)	0.1		2	1	1	1	0	0	0	0	0	0	0	5	8	27.00	3.000
58 Justin Duchscherer, R ERA:	(8, 1)	0.2		3	1	0	0	0	0	0	0	0	0	0	8	10	0.00	1.500
20 Huston Street, R ERA: 6.48	(9, 1)	1.0		5	2	1	1	1	0	0	0	0	0	0	11	16	9.00	2.000

PITCHER	IP	WLS	BF	H	R	ER	SO	BB	IBB	HBP	BLK	WP	HR	S	P	ERA	WHIP

Batter	1	2	3	4	5	6	7	8	9	AB	R	H	RBI	BB	SO	LOB
21 Mark Kotsay, L (1, 8) OBP: 0.385, SLG: 0.419 Richie Robnett, L (7, PR) OBP: 1.000, SLG: 2.000 (8, 9)	B B B B 4-0 HR BB	B B F F S 2-3 ③ K			X 0-0 ② P6		C X 0-1 WP 2B 2B	S F B B B X 3-2 HBP FC3-6 2B 1-3 2-H 3-H		3 1 1 0 1 1 0 1 2 1 2 0 0 0						
Nick Swisher, S (1, 3) OBP: 0.402, SLG: 0.548 56 Scott McClain, R (8, 3) OBP: 0.383, SLG: 0.667	C B C X 1-2 1-H HR		C B F S 1-3 ① K		X 0-0 ③ F7		B C B F X 2-2 2B 2B 2-H	X 0-0 ① SF9 3-H		4 2 2 3 0 1 0 0 0 0 1 0 0 0						
7 Bobby Crosby, R (1, 6) OBP:0.370, SLG: 0.508 Antonio Perez, R (6, PR) OBP: 0.358, SLG: 0.458 (7, 4)	B B S S S X 2-2 3 HR 2B		C S X 0-2 ② L8			C B F B F B B 4-2 3 2B BB	B C B F X 2-2 2B 2B 2-H	D B C F B B B 4-2 FC3-6 HBP BB		2 1 1 0 1 0 0 1 2 1 1 1 0 0						
3 Eric Chavez, L (1, 5) OBP: 0.333, SLG: 0.714 Keith Ginter, R (6, PR) OBP: 0.404, SLG: 0.500 (7, 5)	F S F X 0-2 2-H HR		C C F X 0-2 ③ G5-3			C X 0-1 1-H 23 1B 2B	C X 0-0 ② F7	B B F C H 3-2 FC3-6 HBP 1-2 2-3		3 1 2 3 0 0 0 1 1 0 0 0 0 1						
Frank Thomas, R (1, 10) OBP: 0.231, SLG: 0.800 John Baker, L (7, PH) OBP: 0.542, SLG: 0.700 (8, 10)	S C S 0-3 ① K			F B B F F B X 3-2 HR		C D S X 1-2 ① P4	F S D X 1-2 2-H 2B	C B X 1-1 ② FC3-6 1-2f 2-3 3-H		3 1 1 1 0 1 2 2 0 1 2 0 0 2						
22 Milton Bradley, S (1, 9) OBP: 0.288, SLG: 0.320 12 Doug Clark, L (8, 8) OBP: 0.167, SLG: 0.118	C X 0-1 ② P5			F B S F F C 1-3 ① K	X 0-0 ② P4	C C C 0-3 ③ K	B X 1-0 ③ G3			4 0 0 0 0 2 3 1 0 0 0 0 0 2						
23 Bobby Kielty, S (1, 7) OBP: 0.412, SLG: 0.500	B C B B S S 3-3 ③ K			S F F B T 1-2 ② K		S S X 0-2 2-H 1B		B B B B 4-0 17 1B 1B 2B BB		3 1 1 1 1 2 0						
Marco Scutaro, R (1, 4) OBP: 0.368, SLG: 0.353 (7, 6)		C S B B B S 3-3 ① K		X 0-0 ③ G6-3		C F B S 1-3 ③ K		C X 0-1 17 1B 2B 1B 1-2		4 1 1 0 0 2 2						
17 Adam Melhuse, S (1, 2) OBP: 0.400, SLG: 0.442		X 0-0 ② G4-3			B X 1-0 ① F8		B F B F F S 2-3 ① K	X 0-0 2B 56 SF9 1B 1-2 2-3		4 1 1 0 0 1 0						
Inning Stats	R: 4 H: 3 E: 0 LOB: 0 K: 2 BB: 1 S: 18 P: 28	R: 0 H: 0 E: 0 LOB: 0 K: 2 BB: 0 S: 7 P: 12	R: 0 H: 0 E: 0 LOB: 0 K: 1 BB: 0 S: 10 P: 11	R: 1 H: 1 E: 0 LOB: 0 K: 2 BB: 0 S: 14 P: 19	R: 0 H: 0 E: 0 LOB: 0 K: 0 BB: 0 S: 3 P: 4	R: 2 H: 2 E: 0 LOB: 2 K: 1 BB: 1 S: 15 P: 21	R: 3 H: 4 E: 0 LOB: 1 K: 2 BB: 0 S: 19 P: 26	R: 4 H: 3 E: 0 LOB: 2 K: 0 BB: 2 S: 14 P: 30		1B: 3 SF: 1 2B: 7 SAC: 0 3B: 0 DP: 0 HR: 3 HBP: 1						

PITCHER		IP	WLS	BF	H	R	ER	SO	BB	IBB	HBP	BLK	WP	HR	S	P	ERA	WHIP
18 Matt Cain, R ERA: 7.99	(1, 1)	5.0	L	20	4	5	5	7	1	0	0	0	0	3	52	74	9.00	1.000
Jeff Fassero, L ERA: 3.38	(6, 1)	1.0		6	2	2	2	1	1	0	0	0	0	0	15	21	18.00	3.000
Tim Worrell, R ERA: 8.44	(7, 1)	1.0		7	4	3	3	2	0	0	0	0	1	0	19	26	27.00	4.000
Armando Benitez, R ERA: 23.48	(8, 1)	1.0		9	3	4	4	0	2	0	1	0	0	0	14	30	36.00	5.000

PITCHER	IP	WLS	BF	H	R	ER	SO	BB	IBB	HBP	BLK	WP	HR	S	P	ERA	WHIP

BOTTOM

San Francisco Giants @ Oakland Athletics

McAfee Coliseum, Oakland, CA

Sat Apr 01 2006, 4:05 PM EST
Att. 14,662 - Partly Cloudy - 56 F

livebaseballscorecards.com

AB	36
R	14
H	13
RBI	14
BB	4
SO	10
LOB	12

1B: 3	SF: 1	WP: 1	PA: 42
2B: 7	SAC: 0	PB: 0	
3B: 0	DP: 0	SB: 0	
HR: 3	HBP: 1	CS: 0	

Oakland Athletics @ San Francisco Giants

AT&T Park, San Francisco, CA

Sun Apr 02 2006, 1:05 PM PDT

Att. 30,649 - Rain - 57 F

TOP

livebaseballscorecards.com

Batter	1	2	3	4	5	6	7	8	9	AB	R	H	RBI	BB	SO	LOB
14 Mark Ellis, R (1, 4) OBP: 0.390, SLG: 0.597	L5		HBP	1B			P4		P4	3	0	1	1	0	0	0
Keith Ginter, R (7, 4) OBP: 0.396, SLG: 0.488										1	0	0	0	0	0	0
21 Mark Kotsay, L (1, 8) OBP: 0.389, SLG: 0.422	G3		7 FC6-4 1B	1B			G4-3			2	0	1	1	0	0	0
Nick Swisher, S (4, PH) (4, 7) (6, 3) (8, 7) OBP: 0.405, SLG: 0.547										2	0	1	1	0	0	0
7 Bobby Crosby, R (1, 6) OBP: 0.360, SLG: 0.492	G5-3		FC6-4	F9			G5-3			2	0	0	0	0	0	2
Marco Scutaro, R (4, PH) (4, 6) OBP: 0.333, SLG: 0.316										2	0	0	0	0	0	2
3 Eric Chavez, L (1, 5) OBP: 0.323, SLG: 0.690		K		G6-3	F9			22 F8 2B		2	0	0	0	0	1	0
Antonio Perez, R (4, 5) OBP: 0.364, SLG: 0.480										2	0	1	0	0	0	0
Frank Thomas, R (1, 10) OBP: 0.250, SLG: 0.667		G1-3		22 FC6-4 BB	K			G6-3		2	0	0	0	1	1	0
56 Scott McClain, R (8, PH) (8, 10) OBP: 0.375, SLG: 0.651										1	0	0	0	0	0	1
22 Milton Bradley, S (1, 9) OBP: 0.270, SLG: 0.296	P4			FC6-4 1B 1B	G3			F8 2-3		4	1	0	0	0	0	2
(6, 8)																
John Baker, L (8, 2) OBP: 0.542, SLG: 0.700										0	0	0	0	0	0	0
Jay Payton, R (1, 7) OBP: 0.394, SLG: 0.567			F8	1B 29 1B 1B		P4		L8		3	1	1	0	0	0	0
(4, 8)																
12 Doug Clark, L (6, 7) OBP: 0.158, SLG: 0.111										1	0	0	0	0	0	1
(8, 8)																
Jason Kendall, R (1, 2) OBP: 0.295, SLG: 0.268			K	29 14 1B 1B		G4-3			G1-6-3 1B	3	1	1	1	0	1	0
17 Adam Melhuse, S (6, 2) OBP: 0.412, SLG: 0.455										1	0	1	0	0	0	0
(8, 3)																
29 Dan Johnson, L (1, 3) OBP: 0.400, SLG: 0.443			14 HBP 21 1B 1B	14 1B 1B 1B		G3			G1-6-3 1-2f	3	2	2	1	0	0	0
Richie Robnett, L (6, 9) OBP: 0.667, SLG: 1.000										1	0	0	0	0	0	1

	AB	35
	R	5
	H	9
	RBI	5
	BB	1
	SO	3
	LOB	9

Inning Stats																																
	R: 0	H: 0	R: 0	H: 0	R: 1	H: 2	R: 4	H: 5	R: 0	H: 0	R: 0	H: 0	R: 0	H: 0	R: 0	H: 1	R: 0	H: 1	1B: 8	SF: 0	WP: 0	PA: 37
	E: 0	LOB: 0	E: 0	LOB: 0	E: 0	LOB: 2	E: 0	LOB: 2	E: 0	LOB: 0	E: 0	LOB: 0	E: 0	LOB: 0	E: 0	LOB: 1	E: 0	LOB: 0	2B: 1	SAC: 0	PB: 0	
	K: 0	BB: 0	K: 1	BB: 0	K: 1	BB: 0	K: 0	BB: 1	K: 1	BB: 0	K: 0	BB: 0	K: 0	BB: 0	K: 0	BB: 0	K: 0	BB: 0	3B: 0	DP: 1	SB: 0	
	S: 4	P: 6	S: 8	P: 10	S: 13	P: 21	S: 17	P: 27	S: 5	P: 7	S: 7	P: 12	S: 7	P: 11	S: 6	P: 12	S: 7	P: 11	HR: 0	HBP: 1	CS: 0	

PITCHER		IP	WLS	BF	H	R	ER	SO	BB	IBB	HBP	BLK	WP	HR	S	P	ERA	WHIP
Jamey Wright, R ERA: 3.32	(1, 1)	6.0	L	27	7	5	5	3	1	0	1	0	0	0	54	83	7.50	1.333
68 Michael Tejera, L ERA:	(7, 1)	1.0		3	0	0	0	0	0	0	0	0	0	0	7	11	0.00	0.000
71 Pedro Liriano, R ERA: 6.48	(8, 1)	1.0		4	1	0	0	0	0	0	0	0	0	0	6	12	0.00	1.000
67 Joe Bateman, R ERA:	(9, 1)	0.2		2	1	0	0	0	0	0	0	0	0	0	4	7	0.00	1.500
38 Brian Wilson, R ERA:	(9, 1)	0.1		1	0	0	0	0	0	0	0	0	0	0	3	4	0.00	0.000

PITCHER	IP	WLS	BF	H	R	ER	SO	BB	IBB	HBP	BLK	WP	HR	S	P	ERA	WHIP

BOTTOM

Oakland Athletics @ San Francisco Giants

AT&T Park, San Francisco, CA

Sun Apr 02 2006, 1:05 PM PDT

Att. 30,649 - Rain - 57 F

livebaseballscorecards.com

Batter	1	2	3	4	5	6	7	8	9	AB	R	H	RBI	BB	SO	LOB
2 Randy Winn, S (1, 8) OBP: 0.371, SLG: 0.636 9 Mark Sweeney, L (5, 7) OBP: 0.362, SLG: 0.452	B5			3B 1B	FC4-6 1-2f 3-H		G5-3			2 2	1 0	1 0	0 1	0 0	0 0	0 1
Ray Durham, S (1, 4) OBP: 0.431, SLG: 0.478 19 Kevin Frandsen, R (5, 4) OBP: 0.397, SLG: 0.597	G4-3			28 G6-3 1-H 3B	F8			P4		2 2	1 0	1 0	1 0	0 0	0 0	0 1
28 Lance Niekro, R (1, 3) OBP: 0.400, SLG: 0.641 56 Chad Santos, L (6, PR) OBP: 0.600, SLG: 0.750 (7, 3)	P3			G6-3 3-H		FC6-5 1B 1B		G6-3		3 1	0 0	1 0	1 0	0 0	0 0	0 0
Barry Bonds, L (1, 10) OBP: 0.538, SLG: 1.043 Steve Finley, L (6, PH) OBP: 0.474, SLG: 0.740 (7, 10)		G5-4-3 1B		F9		FC6-5 1-2 1B		G3-1		2 2	0 0	1 1	0 0	0 0	0 0	0 0
Pedro Feliz, R (1, 5) OBP: 0.350, SLG: 0.579		F9		BB		P2			G5-3	3	0	0	0	1	0	3
Todd Greene, R (1, 2) OBP: 0.282, SLG: 0.486 17 Todd Jennings, R (8, 2) OBP: 0.600, SLG: 0.500		G5-4-3 1-2f		L6		FC6-5 1-2 2-3f			73 G3-6 1B	3 1	0 0	0 1	0 0	0 0	0 0	4 0
73 Abraham Nunez, S (1, 9) OBP: 0.410, SLG: 0.527		G6-3		1B 9 FC4-6 BB		G4-3			G3-6 1-2f	3	1	0	0	1	0	3
Jason Ellison, R (1, 7) OBP: 0.493, SLG: 0.613 (5, 8)		P2		9 FC4-6 1-3 1B			F7			3	0	1	0	0	0	0
43 Tomas De La Rosa, R (1, 6) OBP: 0.216, SLG: 0.213		G6-3		K			G6-3			3	0	0	0	0	1	2
Inning Stats	R: 0 H: 0 E: 0 LOB: 0 K: 0 BB: 0 S: 4 P: 8	R: 0 H: 1 E: 0 LOB: 0 K: 0 BB: 0 S: 3 P: 4	R: 0 H: 0 E: 0 LOB: 0 K: 0 BB: 0 S: 7 P: 10	R: 2 H: 2 E: 0 LOB: 1 K: 0 BB: 1 S: 11 P: 19	R: 1 H: 1 E: 0 LOB: 1 K: 1 BB: 1 S: 12 P: 16	R: 0 H: 2 E: 0 LOB: 2 K: 0 BB: 0 S: 9 P: 11	R: 0 H: 0 E: 0 LOB: 0 K: 0 BB: 0 S: 8 P: 11	R: 0 H: 0 E: 0 LOB: 0 K: 0 BB: 0 S: 11 P: 19	R: 0 H: 1 E: 0 LOB: 0 K: 0 BB: 0 S: 5 P: 10	1B: 6 2B: 0 3B: 1 HR: 0	SF: 0 SAC: 0 DP: 2 HBP: 0						

	AB	32
	R	3
	H	7
	RBI	3
	BB	2
	SO	1
	LOB	14

PITCHER		IP	WLS	BF	H	R	ER	SO	BB	IBB	HBP	BLK	WP	HR	S	P	ERA	WHIP
Joe Blanton, R ERA: 6.45	(1, 1)	6.0	W	25	6	3	3	1	2	0	0	0	0	0	46	68	4.50	1.333
51 Brad Halsey, L ERA: 6.6	(7, 1)	1.0	H	3	0	0	0	0	0	0	0	0	0	0	8	11	0.00	0.000
56 Randy Keisler, L ERA: 7.43	(8, 1)	1.0	H	3	0	0	0	0	0	0	0	0	0	0	11	19	0.00	0.000
Jason Karnuth, R ERA: 6.35	(9, 1)	1.0	S	3	1	0	0	0	0	0	0	0	0	0	5	10	0.00	1.000

PITCHER	IP	WLS	BF	H	R	ER	SO	BB	IBB	HBP	BLK	WP	HR	S	P	ERA	WHIP

Batter	1	2	3	4	5	6	7	8	9	AB	R	H	RBI	BB	SO	LOB
18 Johnny Damon, L (1, 8) OBP: 0.429, SLG: 0.714	B B C S S C 2-3 ① K	C S F X 0-2 2 1B 13 HR 1-2 2-3 3-H 1B	F C X 0-2 ① F9	X 0-0 ③ F7		C X 0-1 ① G6-3		B X 1-0 2 1B 2B	B X 1-0 2B	7	2	3	1	0	1	2
2 Derek Jeter, R (1, 6) OBP: 0.429, SLG: 0.333	B X 1-0 ② P3	B B F B T F X 3-2 13 HR 1-2 2-3 3-H 1B	B C B B C C 3-3 ② ③ K 1-2		C B X 1-1 ① G5-3	B C B C X 2-2 ② G3		X 0-0 BB 13 1B 2-H 1B	B B C S B B 4-2 FC4-6 BB	6	2	2	2	1	1	1
Gary Sheffield, R (1, 9) OBP: 0.400, SLG: 0.500 Bubba Crosby, L (7, 9)	S B B B C B 4-2 13 BB BB	B F B F D S 3-3 ① K	F X 0-1 E6 13 1B 25 1B	C F B X 1-2 55 1B 2B	C C X 0-2 ③ P6		B B C B B 4-1 55 BB 13 1B 1-2 BB	B F B X 2-1 ③ FC4-6 1-2f	4 1	2 0	1 0	0 0	1 1	1 0	3 2
13 Alex Rodriguez, R (1, 5) OBP: 0.667, SLG: 1.200	B B B B 4-0 1-2 BB	B C X 1-1 1-H 2-H 3-H HR	B X 1-0 25 1B 55 HR 1-3 1B	X 0-0 ② L4			B F B C X 2-2 ① G6-3	X 0-0 55 BB 1-2 2-H 1B		5	2	3	5	1	0	1
25 Jason Giambi, L (1, 3) OBP: 0.600, SLG: 0.333 12 Andy Phillips, R (7, PR) (7, 3)	B B C B S S 3-3 ③ K	B C B B F C 3-3 ② K	F B X 1-1 55 HR 1-2 3-H 1B	D C F F H 2-2 20 HBP 55 1B BB HBP			B B B C C F B 4-2 55 1B BB	S C X 0-2 ② F9		3 1	2 0	1 0	1 0	1 0	2 0	2 2
55 Hideki Matsui, L (1, 7) OBP: 1.000, SLG: 1.750	R B B B 4-2 20 BB 1B BB	C B X 1-1 20 HBP 1B	C D X 1-1 1-H 2-H HR	C B F F F X 1-2 BB 20 HBP 2-H 1B			B S X 1-1 1-2 1B	B B C D B 4-2 1-2 2-3 BB		4	2	4	4	2	0	0
20 Jorge Posada, S (1, 2) Kelly Stinnett, R (8, 2)	F B S A F E B S 4-2 SAFE 24 SH 18 1B 1-2 BB	F B X 2-1 1-2 HBP	F B X 1-1 ① F9	S S H 1-2 BB 1-2 2-3 HBP			B B X 2-0 ② F7	B D D C X 3-1 ③ G3		3 0	1 0	0 0	0 0	1 0	0 0	5 0
Bernie Williams, S (1, 10) OBP: 0.333, SLG: 0.200	B X 1-0 18 1B 24 SH 1-2 2-H 2 1B 1B		B X 1-0 ② F8	F B F B F D B 4-2 1-2 2-3 3-H BB			B B B C S S 3-3 ③ K		C C B C 1-3 ① K	5	1	1	2	1	2	4
24 Robinson Canó, L (1, 4) OBP: 0.400, SLG: 0.600	X 0-0 SH 2 1B 18 1B 13 HR 1-2 2-3	X 0-0 2 CS 1B	X 0-0 2B	C F X 0-2 ③ G3-1				C B F X 1-2 ① G4-3	F F B B F C 2-3 ② K	5	1	2	0	0	1	3

Inning Stats																																			
	R: 0	E: 0	K: 2	S: 9	H: 0	LOB: 2	BB: 2	P: 23	R: 7	E: 0	K: 2	S: 27	H: 5	LOB: 2	BB: 2	P: 49	R: 0	E: 0	K: 1	S: 7	H: 1	LOB: 0	BB: 0	P: 10	R: 4	E: 1	K: 0	S: 12	H: 4	LOB: 1	BB: 0	P: 17	R: 2	E: 0	K: 0	S: 22	H: 2	LOB: 3	BB: 1	P: 32
	R: 0	E: 0	K: 0	S: 8	H: 0	LOB: 0	BB: 0	P: 10	R: 0	E: 0	K: 1	S: 12	H: 1	LOB: 2	BB: 1	P: 24	R: 2	E: 0	K: 0	S: 14	H: 3	LOB: 3	BB: 2	P: 27	R: 0	E: 0	K: 2	S: 12	H: 1	LOB: 2	BB: 1	P: 22	1B: 11	2B: 4	3B: 0	HR: 2	SF: 0	SAC: 1	DP: 0	HBP: 3	WP: 0	PB: 0	SB: 0	CS: 1	PA: 57

PITCHER		IP	WLS	BF	H	R	ER	SO	BB	IBB	HBP	BLK	WP	HR	S	P	ERA	WHIP
Barry Zito, L ERA: 47.25	(1, 1)	1.1	L	13	4	7	7	3	4	0	0	0	0	1	29	59	47.25	6.000
Kirk Saarloos, R ERA: 10.8	(2, 1)	3.1		18	7	5	4	2	0	0	1	0	0	1	32	48	10.80	2.100
51 Brad Halsey, L ERA: 6.75	(5, 1)	1.1		8	1	1	1	0	1	0	2	0	0	0	24	34	6.75	1.500
Jay Witasick, R ERA: 9.0	(7, 1)	2.0		13	4	2	2	1	3	0	0	0	0	0	26	51	9.00	3.500
50 Kiko Calero, R ERA:	(9, 1)	1.0		5	1	0	0	2	1	0	0	0	0	0	12	22	0.00	2.000

PITCHER	IP	WLS	BF	H	R	ER	SO	BB	IBB	HBP	BLK	WP	HR	S	P	ERA	WHIP

TOP

New York Yankees @ Oakland Athletics

McAfee Coliseum, Oakland, CA

Mon Apr 03 2006, 10:05 PM EDT

Att. 35,077 - Cloudy - 55 F

livebaseballscorecards.com

AB	44
R	15
H	17
RBI	15
BB	9
SO	8
LOB	25

Batter	1	2	3	4	5	6	7	8	9	AB	R	H	RBI	BB	SO	LOB
14 Mark Ellis, R (1, 4) OBP: 0.250, SLG: 0.250	C B F B X 2-2 F8 ①		C X 0-1 F8 ①		S X 0-1 P3 ②			C B X 1-1 1B		4	0	1	0	0	0	1
21 Mark Kotsay, L (1, 8) OBP: 0.500, SLG: 0.500	B X 1-0 E3		C C B X 1-2 1B		B B C X 2-1 FC6-4 1B			B B X 2-0 F8 ①		4	0	2	0	0	0	1
7 Bobby Crosby, R (1, 6) Antonio Perez, R (5, 6)	S D F C 1-3 K ②		B T B B C X 3-2 F8 ② 2-3		S S B B F X 2-2 FC6-4 ③ 1-2f			D S C D S 2-3 K ②		2 2	0 0	0 0	0 0	0 0	1 1	3 2
3 Eric Chavez, L (1, 5)	C B B B X 3-1 F9 ③		X 0-0 F7 ③			B B B C X 3-1 G4-3 ①		X 0-0 F8 ③		4	0	0	0	0	0	4
Frank Thomas, R (1, 10) OBP: 0.333, SLG: 1.333 29 Dan Johnson, L (9, PH)		C F F B B X 2-2 HR		B B X 2-0 P6 ①		B B C F B X 3-2 G5-3 ②			C F B B X 1-2 G1-3 ①	3 1	1 0	1 0	1 0	0 0	0 0	0 0
22 Milton Bradley, S (1, 9) OBP: 0.500, SLG: 0.500		F C S 0-3 K ①		C B B X 2-1 1B		B B B C X 3-1 F9 ③			C F B X 1-2 1B SF8 1B	4	1	2	0	0	1	0
Jay Payton, R (1, 7) OBP: 0.250, SLG: 0.250		B X 1-0 F9 ②		B X 1-0 L6 ②			X 0-0 F7 ①		B F X 1-1 1-3 1B	4	0	1	0	0	0	1
Jason Kendall, R (1, 2)		C B S S 1-3 K ③		B B X 2-0 G5-3 ③			C C B B X 2-2 G4-3 ②		X 0-0 SF8 ② 3-H	3	0	0	1	0	1	1
Nick Swisher, S (1, 3) OBP: 0.250, SLG: 0.250			C C X 0-2 7 F8 21 1B 1B		F B F B X 2-2 P3 ①		B F F B B F X 2-2 F9 ③		F C C 0-3 K ③	4	0	1	0	0	1	1
Inning Stats	R: 0 E: 1 K: 1 S: 9 H: 0 LOB: 1 BB: 0 P: 16	R: 1 E: 0 K: 2 S: 12 H: 1 LOB: 0 BB: 0 P: 16	R: 0 E: 0 K: 0 S: 12 H: 2 LOB: 2 BB: 0 P: 16	R: 0 E: 0 K: 0 S: 5 H: 1 LOB: 1 BB: 0 P: 12	R: 0 E: 0 K: 0 S: 11 H: 1 LOB: 1 BB: 0 P: 17	R: 0 E: 0 K: 0 S: 7 H: 0 LOB: 0 BB: 0 P: 16	R: 0 E: 0 K: 0 S: 9 H: 0 LOB: 0 BB: 0 P: 13	R: 0 E: 0 K: 1 S: 7 H: 1 LOB: 1 BB: 0 P: 12	R: 1 E: 0 K: 1 S: 13 H: 2 LOB: 1 BB: 0 P: 16	1B: 7 2B: 0 3B: 0 HR: 1	SF: 1 SAC: 0 DP: 0 HBP: 0						

PITCHER	IP	WLS	BF	H	R	ER	SO	BB	IBB	HBP	BLK	WP	HR	S	P	ERA	WHIP
Randy Johnson, L (1, 1) ERA: 1.29	7.0	W	27	5	1	1	3	0	0	0	0	0	1	65	106	1.29	0.714
Tanyon Sturtze, R (8, 1) ERA:	1.0		4	1	0	0	1	0	0	0	0	0	0	7	12	0.00	1.000
Ron Villone, L (9, 1) ERA: 9.0	1.0		5	2	1	1	1	0	0	0	0	0	0	13	16	9.00	2.000

PITCHER	IP	WLS	BF	H	R	ER	SO	BB	IBB	HBP	BLK	WP	HR	S	P	ERA	WHIP

BOTTOM

New York Yankees @ Oakland Athletics

McAfee Coliseum, Oakland, CA

Mon Apr 03 2006, 10:05 PM EDT

Att. 35,077 - Cloudy - 55 F

livebaseballscorecards.com

AB	35
R	2
H	8
RBI	2
BB	0
SO	5
LOB	14

Batter	1	2	3	4	5	6	7	8	9	AB	R	H	RBI	BB	SO	LOB
18 Johnny Damon, L (1, 8) OBP: 0.500, SLG: 0.727	BBCFBB 4-2 2 2B BB		CBBBFX 3-2 ② P6		BCX 1-1 ① P4		BCBX 2-1 2 SH5-3 1B		BX 1-0 2B	4	0	2	0	1	0	0
2 Derek Jeter, R (1, 6) OBP: 0.545, SLG: 0.500	CBBX 2-1 1-3 2B		CFBBBFBB 4-2 2B BB		BBSBB 4-1 G6-4-3 BB		1 SAFE CX 0-1 ① SH5-3 1-2		BCBX 2-1 ② G6-3	2	1	1	0	2	0	1
Gary Sheffield, R (1, 9) OBP: 0.400, SLG: 0.500	FSFBBFBFS 2-3 ① K		BX 1-0 13 1B 1-H 2B		B1 SAFE BX 2-0 ②③ G6-4-3 1-2f		BCBX 2-1 ② G6-3		BBCBSB 4-2 13 FC6-4 BB	4	0	1	1	1	1	4
13 Alex Rodriguez, R (1, 5) OBP: 0.545, SLG: 0.800	BSBFBS 3-3 ② K		BBX 2-0 ③ 2-3 1B			BX 1-0 55 G3 25 G1-3 20 1B 1B	BFFS 1-3 ③ K		BBX 2-0 ③ FC6-4 1-2f	5	1	2	0	0	2	5
25 Jason Giambi, L (1, 3) OBP: 0.556, SLG: 0.200 Miguel Cairo, R (8, PR) (8, 3)	BCBBSS 3-3 ③ K			BBBB 4-0 55 2B 20 G6-3 BB		BX 1-0 ① G1-3 1-2		BBBCB 4-1 55 FC3-6 BB		2 0	1 0	0 0	0 0	2 0	1 0	3 0
55 Hideki Matsui, L (1, 7) OBP: 0.700, SLG: 1.125		CCS 0-3 ① K		X 0-0 1-3 2B		CFBBFFBX 3-2 ② G3 2-3		FBFX 1-2 ① FC3-6 PB 1-2f		4	0	1	0	0	1	2
20 Jorge Posada, S (1, 2) OBP: 0.400, SLG: 0.143		X 0-0 ② G3-1		BCX 1-1 ① G6-3 3-H		FX 0-1 1B 3-H 1B		CFC 0-3 ② K		4	0	1	2	0	1	2
Bernie Williams, S (1, 10) OBP: 0.300, SLG: 0.222	BFBBBX 3-1 ③ G4-3			CSX 0-2 P4		FSFBBX 1-2 1-2 1B		BFFBBBX 3-2 ③ F7 1-2		4	0	1	0	0	0	2
24 Robinson Canó, L (1, 4) OBP: 0.222, SLG: 0.333		BSFX 1-2 ① G3-1		X 0-0 ③ L8		CSS 0-3 ③ K			BBSFX 2-2 ① L8	4	0	0	0	0	1	3
Inning Stats	R: 0 E: 0 K: 3 S: 16 H: 1 LOB: 2 BB: 1 P: 30	R: 0 E: 0 K: 1 S: 6 H: 0 LOB: 0 BB: 0 P: 9	R: 1 E: 0 K: 0 S: 11 H: 2 LOB: 2 BB: 1 P: 22	R: 1 E: 0 K: 0 S: 7 H: 1 LOB: 1 BB: 1 P: 12	R: 0 E: 0 K: 0 S: 4 H: 0 LOB: 0 BB: 1 P: 11	R: 1 E: 0 K: 1 S: 16 H: 3 LOB: 2 BB: 0 P: 22	R: 0 E: 0 K: 1 S: 9 H: 1 LOB: 1 BB: 0 P: 14	R: 0 E: 0 K: 1 S: 10 H: 0 LOB: 2 BB: 1 P: 18	R: 0 E: 0 K: 0 S: 9 H: 1 LOB: 2 BB: 1 P: 20	1B: 5 2B: 4 3B: 0 HR: 0 SF: 0 SAC: 1 DP: 1 HBP: 0						

PITCHER		IP	WLS	BF	H	R	ER	SO	BB	IBB	HBP	BLK	WP	HR	S	P	ERA	WHIP
40 Rich Harden, R ERA: 4.76	(1, 1)	5.2		26	7	3	3	4	4	0	0	0	0	0	57	103	4.76	1.941
58 Justin Duchscherer, R ERA:	(6, 1)	1.1		5	1	0	0	2	0	0	0	0	0	0	12	17	0.00	0.750
Joe Kennedy, L ERA:	(8, 1)	1.0		4	0	0	0	1	1	0	0	0	0	0	10	18	0.00	1.000
20 Huston Street, R ERA:	(9, 1)	1.0	W	5	1	0	0	0	1	0	0	0	0	0	9	20	0.00	2.000

PITCHER	IP	WLS	BF	H	R	ER	SO	BB	IBB	HBP	BLK	WP	HR	S	P	ERA	WHIP

TOP

New York Yankees @ Oakland Athletics

McAfee Coliseum, Oakland, CA

Tue Apr 04 2006, 10:05 PM EDT

Att. 31,284 - Cloudy - 53 F

livebaseballscorecards.com

AB	33
R	3
H	9
RBI	3
BB	6
SO	7
LOB	22

WP: 0 PA: 40
PB: 1
SB: 0
CS: 0

Batter	1	2	3	4	5	6	7	8	9	AB	R	H	RBI	BB	SO	LOB
14 Mark Ellis, R (1, 4) OBP: 0.250, SLG: 0.250	K		3 F9 21 1B 1-2 1B		G6-3 1-2f		F8			4	0	1	0	0	1	2
21 Mark Kotsay, L (1, 8) OBP: 0.375, SLG: 0.375	F9		1-2 2-H 1B			P6		K		4	0	1	1	0	1	0
3 Eric Chavez, L (1, 5) OBP: 0.250, SLG: 0.571	K		F9 2-3			HR		BB		3	1	1	1	1	1	2
Frank Thomas, R (1, 10) OBP: 0.286, SLG: 0.667		P3	F8			BB		L9		3	0	0	0	1	0	3
29 Dan Johnson, L (1, 3)		K2-3		G3		K		P5		4	0	0	0	0	2	2
22 Milton Bradley, S (1, 9) OBP: 0.375, SLG: 0.286		G4-3		P6		G4-3			SH3 1B BB	3	1	0	0	1	0	1
Jason Kendall, R (1, 2)			G5-3	F7			HBP		SH3 1-2	2	0	0	0	0	0	0
Nick Swisher, S (1, 7) OBP: 0.375, SLG: 0.714			HR		K		F7		1B IBB	3	1	1	1	1	1	1
Marco Scutaro, R (1, 6) OBP: 0.750, SLG: 0.667			21 1B 1B		14 G6-3 BB		K		1-3 2-H 1B	3	1	2	1	1	1	1
Inning Stats	R: 0 E: 0 K: 2 S: 13 H: 0 LOB: 0 BB: 0 P: 18	R: 0 E: 0 K: 1 S: 7 H: 0 LOB: 0 BB: 0 P: 10	R: 2 E: 0 K: 0 S: 15 H: 4 LOB: 2 BB: 0 P: 24	R: 0 E: 0 K: 0 S: 3 H: 0 LOB: 0 BB: 0 P: 5	R: 0 E: 0 K: 1 S: 9 H: 0 LOB: 0 BB: 1 P: 16	R: 1 E: 0 K: 1 S: 11 H: 1 LOB: 1 BB: 1 P: 19	R: 0 E: 0 K: 1 S: 6 H: 0 LOB: 1 BB: 0 P: 10	R: 0 E: 0 K: 1 S: 13 H: 0 LOB: 1 BB: 1 P: 23	R: 1 E: 0 K: 0 S: 3 H: 1 LOB: 2 BB: 2 P: 12	1B: 4 2B: 0 3B: 0 HR: 2	SF: 0 SAC: 1 DP: 1 HBP: 1						

PITCHER		IP	WLS	BF	H	R	ER	SO	BB	IBB	HBP	BLK	WP	HR	S	P	ERA	WHIP
35 Mike Mussina, R ERA: 3.86	(1, 1)	7.0		28	5	3	3	6	2	0	1	0	0	2	64	102	3.86	1.000
Mike Myers, L ERA:	(8, 1)	0.1		2	0	0	0	1	1	0	0	0	0	0	7	13	0.00	3.000
Kyle Farnsworth, R ERA:	(8, 1)	0.2		2	0	0	0	0	0	0	0	0	0	0	6	10	0.00	0.000
Scott Proctor, R ERA: 27.0	(9, 1)	0.1	L	4	1	1	1	0	1	1	0	0	0	0	3	12	27.00	6.000

PITCHER	IP	WLS	BF	H	R	ER	SO	BB	IBB	HBP	BLK	WP	HR	S	P	ERA	WHIP

BOTTOM

New York Yankees @ Oakland Athletics

McAfee Coliseum, Oakland, CA

Tue Apr 04 2006, 10:05 PM EDT
Att. 31,284 - Cloudy - 53 F

livebaseballscorecards.com

AB	29
R	4
H	6
RBI	4
BB	5
SO	7
LOB	12

WP: 0 PB: 0 SB: 0 CS: 0 PA: 36

Batter	1	2	3	4	5	6	7	8	9	AB	R	H	RBI	BB	SO	LOB
18 Johnny Damon, L (1, 8) OBP: 0.438, SLG: 0.600	F7		HR 1B	K			G1-3			4	1	1	0	0	1	0
2 Derek Jeter, R (1, 6) OBP: 0.467, SLG: 0.417	G6-3	K			13 G6-4-3 1B			F8		4	0	1	0	0	1	2
Gary Sheffield, R (1, 9) OBP: 0.429, SLG: 0.750	G5-3	HR			F7			13 S 1B		4	1	2	3	0	0	1
13 Alex Rodriguez, R (1, 5) OBP: 0.467, SLG: 0.615		K	55 PB 25 1B HBP		G6-4-3			K		3	0	0	0	0	2	2
25 Jason Giambi, L (1, 3) OBP: 0.462, SLG: 0.222		G3-1	55 PB 1B			K		F9		4	0	1	0	0	1	1
55 Hideki Matsui, L (1, 7) OBP: 0.571, SLG: 1.083		HR	K			F9			F8	4	1	1	1	0	1	2
20 Jorge Posada, S (1, 2) OBP: 0.357, SLG: 0.182		1B	K			G4-3			G6-3	4	0	1	0	0	1	2
Bernie Williams, S (1, 10) OBP: 0.214, SLG: 0.154		K		K			K		G6-3	4	0	0	0	0	3	1
24 Robinson Canó, L (1, 4) OBP: 0.250, SLG: 0.417			18 1B HR 2B	L4			G1-3			3	1	1	0	0	0	0
Inning Stats	R: 0 E: 0 K: 0 S: 6 H: 0 LOB: 0 BB: 0 P: 8	R: 1 E: 0 K: 2 S: 17 H: 2 LOB: 1 BB: 0 P: 27	R: 3 E: 0 K: 3 S: 20 H: 4 LOB: 2 BB: 0 P: 31	R: 0 E: 0 K: 2 S: 11 H: 0 LOB: 0 BB: 0 P: 15	R: 0 E: 0 K: 0 S: 5 H: 1 LOB: 0 BB: 0 P: 7	R: 0 E: 0 K: 1 S: 9 H: 0 LOB: 0 BB: 0 P: 12	R: 0 E: 0 K: 1 S: 7 H: 0 LOB: 0 BB: 0 P: 11	R: 0 E: 0 K: 1 S: 8 H: 1 LOB: 1 BB: 0 P: 14	R: 0 E: 0 K: 0 S: 10 H: 0 LOB: 0 BB: 0 P: 15	1B: 5 2B: 1 3B: 0 HR: 2	SF: 0 SAC: 0 DP: 1 HBP: 1					

TOP

New York Yankees @ Oakland Athletics

McAfee Coliseum, Oakland, CA

Wed Apr 05 2006, 10:05 PM EDT
Att. 30,165 - Partly Cloudy - 58 F

livebaseballscorecards.com

AB	34
R	4
H	8
RBI	4
BB	0
SO	10
LOB	11

PITCHER		IP	WLS	BF	H	R	ER	SO	BB	IBB	HBP	BLK	WP	HR	S	P	ERA	WHIP
Dan Haren, R ERA: 6.0	(1, 1)	6.0		25	7	4	4	8	0	0	1	0	0	2	68	100	6.00	1.167
58 Justin Duchscherer, R ERA:	(7, 1)	1.2		6	1	0	0	2	0	0	0	0	0	0	14	23	0.00	0.600
Joe Kennedy, L ERA:	(8, 1)	1.1	W	4	0	0	0	0	0	0	0	0	0	0	11	17	0.00	0.000

PITCHER		IP	WLS	BF	H	R	ER	SO	BB	IBB	HBP	BLK	WP	HR	S	P	ERA	WHIP

BOTTOM

New York Yankees @ Oakland Athletics

McAfee Coliseum, Oakland, CA

Wed Apr 05 2006, 10:05 PM EDT

Att. 30,165 - Partly Cloudy - 58 F

livebaseballscorecards.com

Batter	1	2	3	4	5	6	7	8	9	AB	R	H	RBI	BB	SO	LOB
21 Mark Kotsay, L (1, 8) OBP: 0.462, SLG: 0.417	X 0-0 1B		X 0-0 G3-6-3 1-2f ②③		C X 0-1 14 FC5-4 1B	B B B C F B 4-2 BB		B L M S 1-3 K ①		4	0	2	0	1	1	3
14 Mark Ellis, R (1, 4) OBP: 0.231, SLG: 0.167	B 1 SAFE C F S 1-3 K ①			C X 0-1 G6-3 ①	1 SAFE 1 SAFE B 1 B X 2-0 FC5-4 3 1B 22 BB 1-2f ①	C B B F S 2-3 K ③		D B 1 SAFE 1 SAFE B B 4-0 2B 1-2 2-3 BB		4	2	0	0	1	2	3
3 Eric Chavez, L (1, 5) OBP: 0.308, SLG: 0.500	1 SAFE B F C X 1-2 L9 ②			B C X 1-1 29 BB 22 1B E 1B	C S 1 SAFE X 0-2 22 BB 29 BB 1-3 1B		B B C C X 2-2 F7 ①	X 0-0 F3 ②		5	1	2	0	0	0	4
Frank Thomas, R (1, 10) OBP: 0.250, SLG: 0.545 Nick Swisher, S (8, PR) OBP: 0.375, SLG: 0.714 (9, 10)	B X 1-0 L8 ③			C B X 1-1 FC6 29 BB 22 1B 1-2	B C S D F F S 2-3 K ②		F C C 0-3 K ②	B B C S F X 2-2 2B 1-H 2-H 3-H		5 0	1 0	1 0	3 0	0 0	2 0	4 0
29 Dan Johnson, L (1, 3)		B C B X 2-1 G4-3 ①		B C B B B C B 4-2 1B 22 1B FC5-4 1-2 2-3 BB	B B B 4-0 22 BB 1-2 BB		C B X 1-1 P6 ③	B F C X 1-2 G6-3 ③		3	1	0	0	2	0	1
22 Milton Bradley, S (1, 9) OBP: 0.500, SLG: 0.600		B F X 1-1 G5-3 ②		C D B X 2-1 FC5-4 1B 1-2 2-H 3-H 1B	S F B D B B 4-2 1-2 2-3 3-H BB			B B C X 2-1 E 3B		3	1	2	3	1	0	0
Jay Payton, R (1, 7) OBP: 0.250, SLG: 0.250		X 0-0 F8 ③		X 0-0 FC5-4 1-2 2-3 1B	S B D X 2-1 P3 ③			X 0-0 E4 1B 1B 3-H		4	1	1	0	0	0	3
Jason Kendall, R (1, 2) OBP: 0.182, SLG: 0.111			B B C X 2-1 G5-3 ①	C B F X 1-2 FC5-4 1-2f 2-3 3-H ②		C F B B B F B X 3-2 G6-3 ①		L B X 1-1 14 WP 1B 1-3 2B 1B		4	1	1	1	0	0	2
Marco Scutaro, R (1, 6) OBP: 0.625, SLG: 0.571			C B S B X 2-2 21 G3-6-3 1B	C C S 0-3 K ③		C C X 0-2 G4-3 ②		B C C D B X 3-2 14 BB 1-2 3-H 2B 1B		4	1	2	1	0	1	2
Inning Stats	R: 0 E: 0 K: 1 S: 8 H: 1 LOB: 1 BB: 0 P: 11	R: 0 E: 0 K: 0 S: 5 H: 0 LOB: 0 BB: 0 P: 8	R: 0 E: 0 K: 0 S: 6 H: 1 LOB: 0 BB: 0 P: 10	R: 3 E: 1 K: 1 S: 17 H: 3 LOB: 2 BB: 1 P: 26	R: 1 E: 0 K: 1 S: 16 H: 2 LOB: 3 BB: 2 P: 30	R: 0 E: 0 K: 1 S: 12 H: 0 LOB: 1 BB: 1 P: 21	R: 0 E: 0 K: 1 S: 8 H: 0 LOB: 0 BB: 0 P: 11	R: 5 E: 1 K: 1 S: 19 H: 4 LOB: 1 BB: 1 P: 33		1B: 9 2B: 1 3B: 1 HR: 0		SF: 0 SAC: 0 DP: 1 HBP: 0		WP: 1 PB: 0 SB: 0 CS: 0		PA: 41

	AB	36
	R	9
	H	11
	RBI	8
	BB	5
	SO	6
	LOB	22

PITCHER		IP	WLS	BF	H	R	ER	SO	BB	IBB	HBP	BLK	WP	HR	S	P	ERA	WHIP
40 Chien-Ming Wang, R ERA: 3.86	(1, 1)	4.2		24	7	4	2	3	3	0	0	0	0	0	50	81	3.86	2.143
Tanyon Sturtze, R ERA:	(5, 1)	0.1		1	0	0	0	0	0	0	0	0	0	0	2	4	0.00	0.000
Jaret Wright, R ERA: 4.5	(6, 1)	2.0	L	11	3	4	2	2	1	0	0	0	0	0	28	46	9.00	2.000
Mike Myers, L ERA:	(8, 1)	0.1		1	0	0	0	1	0	0	0	0	0	0	3	4	0.00	0.000
Kyle Farnsworth, R ERA: 9.0	(8, 1)	0.1		3	1	1	0	0	1	0	0	0	1	0	5	11	0.00	6.000

PITCHER		IP	WLS	BF	H	R	ER	SO	BB	IBB	HBP	BLK	WP	HR	S	P	ERA	WHIP
Ron Villone, L ERA: 6.75	(8, 1)	0.1		1	0	0	0	0	0	0	0	0	0	0	3	4	0.00	0.000

Batter	1	2	3	4	5	6	7	8	9	AB	R	H	RBI	BB	SO	LOB
Marco Scutaro, R (1, 6) OBP: 0.615, SLG: 0.700	B C C B X 2-2 21 G6-3 3B		C C B B B F B 4-2 3 BB 1-2 BB		B C C B B X 3-2 ② F7		B B B B 4-0 1-2 BB		F B C B S 2-3 ③ K	3	1	1	0	2	1	0
21 Mark Kotsay, L (1, 8) OBP: 0.353, SLG: 0.313	B F F F F X 1-2 ① G6-3 3-H		T B C S 1-3 ① K		X 0-0 ③ F7		X 0-0 ③ F8			4	0	0	1	0	1	4
14 Mark Ellis, R (1, 4) OBP: 0.176, SLG: 0.125	C B F F F B S 2-3 ② K		B C B X 2-1 ② F4			B B B C C X 3-2 ① G6-3		B B C F B X 3-2 ① F7		4	0	0	0	0	1	2
3 Eric Chavez, L (1, 5) OBP: 0.471, SLG: 0.857	B C C B B F X 3-2 2B		B B S B B 4-1 1-2 2-3 BB			B B X 2-0 HR		B B B B 4-0 29 FC4-6 BB		2	1	2	1	2	0	0
29 Dan Johnson, L (1, 3)	C B B S X 2-2 ③ P6		B C S X 1-2 ③ G4-3			B C B F B X 3-2 ② L3		B C F X 1-2 ② FC4-6 22 BB 1-2f		4	0	0	0	0	0	5
22 Milton Bradley, S (1, 9)		C B C B B C 3-3 ① K		B F X 1-1 ① P6		B C B B X 3-1 ③ P3		B F B B F B 4-2 1-2 BB		3	0	0	0	1	1	0
Jay Payton, R (1, 10) OBP: 0.167, SLG: 0.167		S X 0-1 ② P4		S F S 0-3 ② K			B C X 1-1 ① G6-3	B X 1-0 ③ G4-3		4	0	0	0	0	1	2
Nick Swisher, S (1, 7) OBP: 0.250, SLG: 0.455	S B B S F T 2-2 ③ K		C B B F B T 3-2 ③ K				C B B F S 2-3 ② K		B B C S B S 3-3 ① K	4	0	0	0	0	4	0
17 Adam Melhuse, S (1, 2) OBP: 0.500, SLG: 0.500			B C X 1-1 3 BB BB 1B		X 0-0 ① F9		C B F X 1-2 BB 1B		C B C F B S 2-3 ② K	4	0	2	0	0	1	0

Inning Stats																																		
	R: 1	E: 0	K: 1	S: 21	H: 2	LOB: 1	BB: 0	P: 31	R: 0	E: 0	K: 2	S: 9	H: 0	LOB: 0	BB: 0	P: 14	R: 0	E: 0	K: 1	S: 14	H: 1	LOB: 3	BB: 2	P: 27	R: 0	E: 0	K: 2	S: 8	H: 0	LOB: 0	BB: 0	P: 12
	R: 0	E: 0	K: 0	S: 5	H: 0	LOB: 0	BB: 0	P: 8	R: 1	E: 0	K: 0	S: 9	H: 1	LOB: 0	BB: 0	P: 20	R: 0	E: 0	K: 1	S: 9	H: 1	LOB: 2	BB: 1	P: 17	R: 0	E: 0	K: 0	S: 9	H: 0	LOB: 2	BB: 2	P: 22
	R: 0	E: 0	K: 3	S: 10	H: 0	LOB: 0	BB: 0	P: 17	1B: 2	2B: 1	3B: 1	HR: 1	SF: 0	SAC: 0	DP: 0	HBP: 0	WP: 0	PB: 0	SB: 0	CS: 0	PA: 37												

PITCHER		IP	WLS	BF	H	R	ER	SO	BB	IBB	HBP	BLK	WP	HR	S	P	ERA	WHIP
Gil Meche, R ERA: 3.38	(1, 1)	5.1	W	22	4	2	2	6	2	0	0	0	0	1	61	101	3.38	1.125
49 Jake Woods, L ERA:	(6, 1)	2.1	H	11	1	0	0	1	3	0	0	0	0	0	22	48	0.00	1.714
20 J.J. Putz, R ERA: 9.0	(8, 1)	1.1	S	4	0	0	0	3	0	0	0	0	0	0	11	19	0.00	0.000

PITCHER	IP	WLS	BF	H	R	ER	SO	BB	IBB	HBP	BLK	WP	HR	S	P	ERA	WHIP

TOP

Oakland Athletics @ Seattle Mariners

Safeco Field, Seattle, WA

Thu Apr 06 2006, 7:05 PM PDT

Att. 22,707 - Clear - 57 F

livebaseballscorecards.com

AB	32
R	2
H	5
RBI	2
BB	5
SO	10
LOB	13

BOTTOM

Oakland Athletics @ Seattle Mariners

Safeco Field, Seattle, WA

Thu Apr 06 2006, 7:05 PM PDT

Att. 22,707 - Clear - 57 F

livebaseballscorecards.com

Batter	1	2	3	4	5	6	7	8	9	AB	R	H	RBI	BB	SO	LOB
51 Ichiro Suzuki, L (1, 9) OBP: 0.450, SLG: 0.412	B C B F X 2-2 G4-3 S 1B	B F X 1-1 L9 ②		C X 0-1 F7 ②		C X 0-1 4 1B 1B		B 1 SAFE 1 SAFE B 1 X 2-0 L1-3 ① ② 1-1		5	1	2	0	0	0	2
4 Jose Lopez, R (1, 4) OBP: 0.444, SLG: 0.529	B C 1 SAFE F 1 SAFE F D 1 SAFE S 2-3 K ①	1 SAFE C F X 0-2 G4-3 ③ 1-2		F X 0-1 F8 ③		B 1 SAFE S F X 1-2 1B 1-2 1B		B B F B B 4-1 BB		4	0	1	0	1	1	2
Raul Ibanez, L (1, 7) OBP: 0.500, SLG: 0.600	B B C 2 C F B X SAFE 3-2 G4-3 ② 1-3		B C F X 1-2 29 G5-4-3 3B		C X 0-1 29 F8 2 1B 2B	B X 1-0 F7 ②		D B S 1 SAFE 1 SAFE F F S 2-3 K ③		5	2	2	0	0	1	4
Richie Sexson, R (1, 3) OBP: 0.412, SLG: 0.600	X 0-0 G6-3 ③		B B B C B 4-1 29 G5-4-3 BB		B X 1-0 G5-3 ①	X 0-0 1-2 2-H 1B				3	0	1	1	1	0	2
29 Adrian Beltré, R (1, 5) OBP: 0.176, SLG: 0.176		B F C B F F F F F 2-2 X HR 1B	B D X 2-0 G5-4-3 ① ② 1-2f 3-H		F B X 1-1 F8 ② 2-3	B X 1-0 F9 ③				4	1	1	0	0	0	4
Carl Everett, S (1, 10) OBP: 0.412, SLG: 0.538		B F C 1 SAFE X 1-2 1-H HR	B B C B B 4-1 2 1B BB		I I I 4-0 2 1B IBB		C S B B S 2-3 K ①			2	1	1	2	2	1	0
2 Kenji Johjima, R (1, 2) OBP: 0.471, SLG: 0.800		B S B S B X 3-2 F9 ①	1 SAFE B X 1-0 1-2 1B		X 0-0 1-2 3-H 1B		X 0-0 F9 ②			4	0	2	1	0	0	0
7 Jeremy Reed, L (1, 8) OBP: 0.429, SLG: 0.583		F B B X 2-1 7 1B 3B	B 2 SAFE X 2-0 F8 ③		C B X 1-1 G4-3 ③		B B B B 4-0 7 CS BB			3	1	1	0	1	0	4
7 Yuniesky Betancourt, R (1, 6) OBP: 0.267, SLG: 0.267		B F B L X 2-2 4 S 3-H 1B		B B B C C X 3-2 L7 ①		B X 1-0 P4 ①	1 SAFE 0-0 CS ③ 1-2	B T B C F F X 2-2 51 L1-3 1B		4	0	2	1	0	0	0
Inning Stats	R: 0 E: 0 K: 1 S: 12 H: 1 LOB: 1 BB: 0 P: 19	R: 3 E: 0 K: 0 S: 24 H: 4 LOB: 1 BB: 0 P: 35	R: 1 E: 0 K: 0 S: 8 H: 2 LOB: 2 BB: 2 P: 22	R: 0 E: 0 K: 0 S: 7 H: 0 LOB: 0 BB: 0 P: 10	R: 1 E: 0 K: 0 S: 8 H: 2 LOB: 2 BB: 0 P: 15	R: 1 E: 0 K: 0 S: 9 H: 3 LOB: 2 BB: 0 P: 13	R: 0 E: 0 K: 1 S: 4 H: 0 LOB: 0 BB: 1 P: 10	R: 0 E: 0 K: 1 S: 11 H: 1 LOB: 1 BB: 1 P: 21		1B: 9 2B: 2 3B: 2 HR: 1	SF: 0 SAC: 0 DP: 2 HBP: 0					

	AB	34
	R	6
	H	13
	RBI	5
	BB	5
	SO	3
	LOB	18

WP: 0 PB: 0 SB: 2 CS: 1 PA: 40

PITCHER		IP	WLS	BF	H	R	ER	SO	BB	IBB	HBP	BLK	WP	HR	S	P	ERA	WHIP
25 Esteban Loaiza, R ERA: 9.64	(1, 1)	4.2	L	25	9	5	5	1	2	1	0	0	0	1	57	98	9.64	2.357
51 Brad Halsey, L ERA: 7.71	(5, 1)	1.0		5	2	1	1	0	0	0	0	0	0	0	9	13	9.00	2.000
50 Kiko Calero, R ERA:	(6, 1)	1.1		5	1	0	0	1	1	0	0	0	0	0	6	13	0.00	1.500
Jay Witasick, R ERA: 6.0	(8, 1)	1.0		4	1	0	0	1	1	0	0	0	0	0	11	21	0.00	2.000

PITCHER	IP	WLS	BF	H	R	ER	SO	BB	IBB	HBP	BLK	WP	HR	S	P	ERA	WHIP

Oakland Athletics @ Seattle Mariners

Safeco Field, Seattle, WA

Fri Apr 07 2006, 7:05 PM PDT

Att. 30,612 - Cloudy - 57 F

TOP

livebaseballscorecards.com

Batter	1	2	3	4	5	6	7	8	9	AB	R	H	RBI	BB	SO	LOB
21 Mark Kotsay, L (1, 8) OBP: 0.409, SLG: 0.400	B B B C B 4-1 14 1B BB		B C B X 2-1 ② G3-1		B X 1-0 1-H 2B		C B X 1-1 ① F7	X 0-0 14 BB 1-2 3-H 1B		4	0	2	2	1	0	0
14 Mark Ellis, R (1, 4) OBP: 0.273, SLG: 0.158	C C F X 0-2 1-2 1B		B F B B X 3-2 ③ G6-3		C C F B F H 2-2 HBP		B F L X 1-2 ② F9	B B B B 4-0 1-2 2-3 BB		3	0	1	0	1	0	0
3 Eric Chavez, L (1, 5) OBP: 0.364, SLG: 0.632	C S D B S 2-3 ① K		C B B B X 3-1 ① G1-3		C S C 0-3 ③ K		B C X 1-1 ③ G1-3	B F B C C 2-3 ③ K		5	0	0	0	0	3	7
Frank Thomas, R (1, 10) OBP: 0.235, SLG: 0.400	B B C F B S 3-3 ② K			C F F X 0-2 ② G5-3		B S B B B 4-1 WP 22 BB 1B BB		B B F X 2-1 ① P6	X 0-0 ① P3	4	1	0	0	1	1	2
22 Milton Bradley, S (1, 9) OBP: 0.476, SLG: 0.400	B B S B X 3-1 ③ G4-3			C C B F F F B F B 4-2 BB		B B B B 4-0 WP 1-2 1B BB		B F B F B B 4-2 29 E 29 S 3B BB	F F B B B F X 3-2 ② G5-3	2	1	0	0	3	0	2
29 Dan Johnson, L (1, 3)		B C X 1-1 ① P5	1 SAFE 1 C D D B X 3-1 ③ G4-3			B C B I X 3-1 ① F9		1 SAFE 1 B B I I 4-0 1-3 3B IBB	F B S B F B X 3-2 ③ F8	4	1	0	0	1	0	3
Antonio Perez, R (1, 6) Marco Scutaro, R (6, 6) OBP: 0.643, SLG: 0.909		B B C B C B 4-2 G6-4-3 BB			C F B C 1-3 ① K	B S C S 1-3 ② 1-2 2-3 K		D F C X 1-2 21 1B 1-H 3-H 3B		2 1	0 1	0 1	0 2	1 0	2 0	2 0
Jason Kendall, R (1, 2) OBP: 0.333, SLG: 0.100	C B 1 SAFE B F X 2-2 ② ③ G6-4-3 1-2f				B B B C B 4-1 21 2B BB	B B B C F B 4-2 1B BB		I I I I 4-0 14 BB 21 1B IBB		1	1	0	0	3	0	1
Nick Swisher, S (1, 7) OBP: 0.250, SLG: 0.400			X 0-0 ① F9		1 SAFE F B B X 2-1 ② P5	B X 1-0 ③ 1-2 2-H 3-H 1B		C C B S 1-3 ② K		4	0	1	1	0	1	3

Inning Stats	1	2	3	4	5	6	7	8	9
	R: 0 E: 0 K: 2 S: 13	H: 1 LOB: 2 BB: 1 P: 25	R: 0 E: 0 K: 0 S: 7	H: 0 LOB: 0 BB: 1 P: 14	R: 0 E: 0 K: 0 S: 6	H: 0 LOB: 0 BB: 0 P: 11	R: 0 E: 0 K: 0 S: 16	H: 0 LOB: 1 BB: 1 P: 26	R: 1 E: 0 K: 2 S: 14	H: 1 LOB: 2 BB: 1 P: 24	R: 1 E: 0 K: 1 S: 10	H: 1 LOB: 2 BB: 3 P: 27	R: 0 E: 0 K: 0 S: 7	H: 0 LOB: 0 BB: 0 P: 10	R: 3 E: 0 K: 2 S: 14	H: 2 LOB: 3 BB: 4 P: 36	R: 0 E: 0 K: 0 S: 9	H: 0 LOB: 0 BB: 0 P: 15

| | | | |

Batter	1	2	3	4	5	6	7	8	9	AB	R	H	RBI	BB	SO	LOB
51 Ichiro Suzuki, L (1, 9) OBP: 0.375, SLG: 0.333	C C B X 1-2 G4-3 ①			C B X 1-1 P4 ①		X 0-0 G4-3 ③			L B C S 1-3 K2-3 ③	4	0	0	0	0	1	0
16 Willie Bloomquist, R (1, 4) (9, 5) OBP: 0.400, SLG: 0.667	B B S S F C 2-3 K ②			B B F C F X 2-2 P3 ②			C F F B C 1-3 K ①			3	0	0	0	0	2	0
Raul Ibanez, L (1, 7) OBP: 0.476, SLG: 0.556	C F B B B F S 3-3 K ③			C S B X 1-2 1B			C X 0-1 P5 ②			3	0	1	0	0	1	0
Richie Sexson, R (1, 3) OBP: 0.350, SLG: 0.500		B C B X 2-1 F9 ①		S B B C 1 SAFE 1 S 2-3 K ③			C C S 0-3 K ③			3	0	0	0	0	2	1
29 Adrián Beltré, R (1, 5) OBP: 0.200, SLG: 0.158 4 Jose Lopez, R (9, 4) OBP: 0.444, SLG: 0.529		F B B C X 2-2 F7 ②			C X 0-1 P3 ①			C B F B B B 4-2 G4-6-3 BB		2 0	0 0	0 0	0 0	1 0	0 0	0 0
Carl Everett, S (1, 10) OBP: 0.350, SLG: 0.438		B B X 2-0 F9 ③			C F S 0-3 K ②			X 0-0 G4-6-3 1-2f ① ②		3	0	0	0	0	1	1
2 Kenji Johjima, R (1, 2) OBP: 0.400, SLG: 0.667			C B X 1-1 F7 ①		F C X 0-2 F9 ③			B S C B B X 3-2 G6-3 ③		3	0	0	0	0	0	0
7 Jeremy Reed, L (1, 8) OBP: 0.412, SLG: 0.533			M F X 0-2 7 G6-4-3 1B			B C F F X 1-2 G3-1 ①			C C B C 1-3 K ①	3	0	1	0	0	1	0
7 Yuniesky Betancourt, R (1, 6) OBP: 0.222, SLG: 0.222			C C B F 1 SAFE 3 SAFE X 1-2 G6-4-3 1-2f ② ③			B C X 1-1 F8 ②			C X 0-1 G1-3 ②	3	0	0	0	0	0	1
Inning Stats	R: 0 E: 0 K: 2 S: 11 H: 0 LOB: 0 BB: 0 P: 17	R: 0 E: 0 K: 0 S: 6 H: 0 LOB: 0 BB: 0 P: 12	R: 0 E: 0 K: 0 S: 9 H: 1 LOB: 0 BB: 0 P: 11	R: 0 E: 0 K: 1 S: 12 H: 1 LOB: 1 BB: 0 P: 18	R: 0 E: 0 K: 1 S: 8 H: 0 LOB: 0 BB: 0 P: 8	R: 0 E: 0 K: 0 S: 7 H: 0 LOB: 0 BB: 0 P: 9	R: 0 E: 0 K: 2 S: 9 H: 0 LOB: 0 BB: 0 P: 10	R: 0 E: 0 K: 0 S: 7 H: 0 LOB: 0 BB: 1 P: 14	R: 0 E: 0 K: 2 S: 8 H: 0 LOB: 0 BB: 0 P: 10	1B: 2 2B: 1 3B: 0 HR: 0	SF: 0 SAC: 0 DP: 2 HBP: 0					

PITCHER		IP	WLS	BF	H	R	ER	SO	BB	IBB	HBP	BLK	WP	HR	S	P	ERA	WHIP
Joe Blanton, R	(1, 1)	8.0	W	25	2	0	0	6	1	0	0	0	0	0	69	99	0.00	0.375
ERA:																		
58 Justin Duchscherer, R	(9, 1)	1.0		3	0	0	0	2	0	0	0	0	0	0	8	10	0.00	0.000
ERA:																		

PITCHER	IP	WLS	BF	H	R	ER	SO	BB	IBB	HBP	BLK	WP	HR	S	P	ERA	WHIP

BOTTOM

Oakland Athletics @ Seattle Mariners

Safeco Field, Seattle, WA

Fri Apr 07 2006, 7:05 PM PDT

Att. 30,612 - Cloudy - 57 F

livebaseballscorecards.com

AB	27
R	0
H	2
RBI	0
BB	1
SO	8
LOB	3

Batter	1	2	3	4	5	6	7	8	9	AB	R	H	RBI	BB	SO	LOB
21 Mark Kotsay, L (1, 8) OBP: 0.423, SLG: 0.625	S B F F B B X 3-2 ① F8			X 0-0 HR		C F X 0-2 G6-3 3B	1 SAFE F F P 1 B F X 2-2 ③ L7 1-2			4	2	2	1	0	0	1
Marco Scutaro, R (1, 4) OBP: 0.556, SLG: 0.800	B B C B X 3-1 ② L4			B B C X 2-1 7 WP 3 1B 2B		C X 0-1 ① G6-3 3-H		C F X 0-2 ① P5		4	1	1	1	0	0	0
7 Bobby Crosby, R (1, 6) OBP: 0.167, SLG: 0.167	B B C B X 3-1 ③ G6-3			S C F D B D T 3-2 ① K 2-3		B C S B X 2-2 BB 1B		B C F C 1-3 ② K		4	0	1	0	0	2	1
3 Eric Chavez, L (1, 5) OBP: 0.346, SLG: 0.565		B X 1-0 ① P3		B B B F C X 3-2 G1-3 1B 3-H		C F B B B C 3-3 ② K		C X 0-1 ③ G4-3		4	0	1	1	0	1	1
Frank Thomas, R (1, 10) OBP: 0.238, SLG: 0.333		B C B B S B F C 3-3 ② K		B B B B F X 3-2 ② G1-3 1-2		B B B B B 4-0 BB 1-2			C B B B X 2-1 ① F9	3	0	0	0	1	1	1
22 Milton Bradley, S (1, 9) OBP: 0.440, SLG: 0.368		B X 1-0 CS 1B		B F B B B S X 3-2 ③ P2		C S C 0-3 ③ K			F B B B C F C 3-3 ② K	4	0	1	0	0	2	3
Jay Payton, R (1, 7) OBP: 0.125, SLG: 0.125		1 SAFE F B 1-1 ③ CS 1-2	B C X 1-1 ① G1-3		F S F F B F B S 2-3 ① K		F X 0-1 ① P4		B F X 1-1 ③ P3	4	0	0	0	0	1	0
Jason Kendall, R (1, 2) OBP: 0.389, SLG: 0.091			B C C F X 1-2 ② G1-3		B B B B 4-0 29 G6-3 BB		C H 1-1 21 S HBP			1	0	0	0	1	0	0
29 Dan Johnson, L (1, 3)			B C B X 2-1 ③ F8		C C X 0-2 ② ③ G6-3 1-2f		B X 1-0 ② P5			3	0	0	0	0	0	2

Inning Stats	1	2	3	4	5	6	7	8	9
	R: 0 E: 0 K: 0 S: 8	H: 0 LOB: 0 BB: 0 P: 17	R: 0 E: 0 K: 1 S: 7	H: 1 LOB: 0 BB: 0 P: 13	R: 0 E: 0 K: 0 S: 8	H: 0 LOB: 0 BB: 0 P: 12	R: 2 E: 0 K: 1 S: 16	H: 3 LOB: 1 BB: 0 P: 30	R: 0 E: 0 K: 1 S: 9	H: 0 LOB: 0 BB: 1 P: 15	R: 1 E: 0 K: 2 S: 14	H: 2 LOB: 2 BB: 1 P: 23	R: 0 E: 0 K: 0 S: 9	H: 0 LOB: 1 BB: 0 P: 12	R: 0 E: 0 K: 1 S: 8	H: 0 LOB: 0 BB: 0 P: 9	R: 0 E: 0 K: 1 S: 8	H: 0 LOB: 0 BB: 0 P: 14

1B: 3	SF: 0	WP: 1	PA: 35
2B: 1	SAC: 0	PB: 0	
3B: 1	DP: 1	SB: 1	
HR: 1	HBP: 1	CS: 1	

PITCHER		IP	WLS	BF	H	R	ER	SO	BB	IBB	HBP	BLK	WP	HR	S	P	ERA	WHIP
Jamie Moyer, L ERA: 4.38	(1, 1)	5.2	L	22	6	3	3	4	1	0	0	0	1	1	59	103	4.76	1.235
Rafael Soriano, R ERA:	(6, 1)	2.1		9	0	0	0	2	1	0	1	0	0	0	20	28	0.00	0.429
Eddie Guardado, L ERA: 13.5	(9, 1)	1.0		3	0	0	0	1	0	0	0	0	0	0	8	14	0.00	0.000

PITCHER	IP	WLS	BF	H	R	ER	SO	BB	IBB	HBP	BLK	WP	HR	S	P	ERA	WHIP

TOP

Oakland Athletics @ Seattle Mariners

Safeco Field, Seattle, WA

Sat Apr 08 2006, 6:05 PM PDT
Att. 37,904 - Roof Closed - 52 F

livebaseballscorecards.com

AB	31
R	3
H	6
RBI	3
BB	2
SO	7
LOB	9

Batter	1	2	3	4	5	6	7	8	9	AB	R	H	RBI	BB	SO	LOB
51 Ichiro Suzuki, L (1, 9) OBP: 0.321, SLG: 0.280	F7		G4-3			K		L6		4	0	0	0	0	1	1
4 Jose Lopez, R (1, 4) OBP: 0.364, SLG: 0.429	F8			P6		K2-3			K	4	0	0	0	0	2	0
Raul Ibanez, L (1, 7) OBP: 0.400, SLG: 0.455	F7			G4-3		G4-3			F7	4	0	0	0	0	0	0
Richie Sexson, R (1, 3) OBP: 0.333, SLG: 0.500		29 WP 2B		P5			K		K	4	0	1	0	0	2	0
29 Adrian Beltré, R (1, 5) OBP: 0.174, SLG: 0.136		K 2-3			K		F9			3	0	0	0	0	2	1
Carl Everett, S (1, 10) OBP: 0.304, SLG: 0.368		K			F7		L7			3	0	0	0	0	1	1
2 Kenji Johjima, R (1, 2) OBP: 0.391, SLG: 0.600		G5-3			HBP 16 HBP			G5-3		2	0	0	0	0	0	1
16 Willie Bloomquist, R (1, 8) (9, 6)			F7		HBP 1-2			FC5-4 BB		1	0	0	0	1	0	0
7 Yuniesky Betancourt, R (1, 6) OBP: 0.200, SLG: 0.200			P3		K			FC5-4 1-2f		2	0	0	0	0	1	2
Joe Borchard, S (8, PH) (9, 8) OBP: 0.250, SLG: 0.250										1	0	0	0	0	0	1
Inning Stats	R: 0 E: 0 K: 0 S: 11 H: 0 LOB: 0 BB: 0 P: 15	R: 0 E: 0 K: 2 S: 13 H: 1 LOB: 1 BB: 0 P: 22	R: 0 E: 0 K: 0 S: 9 H: 0 LOB: 0 BB: 0 P: 14	R: 0 E: 0 K: 0 S: 7 H: 0 LOB: 0 BB: 0 P: 13	R: 0 E: 0 K: 2 S: 12 H: 0 LOB: 2 BB: 0 P: 21	R: 0 E: 0 K: 2 S: 15 H: 0 LOB: 0 BB: 0 P: 24	R: 0 E: 0 K: 1 S: 9 H: 0 LOB: 0 BB: 0 P: 15	R: 0 E: 0 K: 0 S: 8 H: 0 LOB: 1 BB: 1 P: 15	R: 0 E: 0 K: 2 S: 10 H: 0 LOB: 0 BB: 0 P: 16	1B: 0 2B: 1 3B: 0 HR: 0	SF: 0 SAC: 0 DP: 0 HBP: 2						

PITCHER		IP	WLS	BF	H	R	ER	SO	BB	IBB	HBP	BLK	WP	HR	S	P	ERA	WHIP
Barry Zito, L ERA: 8.59	(1, 1)	6.0	W	21	1	0	0	6	0	0	2	0	1	0	67	109	0.00	0.167
50 Kiko Calero, R ERA:	(7, 1)	1.1	H	5	0	0	0	1	1	0	0	0	0	0	12	23	0.00	0.750
Joe Kennedy, L ERA:	(8, 1)	0.2	H	2	0	0	0	0	0	0	0	0	0	0	5	7	0.00	0.000
20 Huston Street, R ERA:	(9, 1)	1.0	S	3	0	0	0	2	0	0	0	0	0	0	10	16	0.00	0.000

PITCHER	IP	WLS	BF	H	R	ER	SO	BB	IBB	HBP	BLK	WP	HR	S	P	ERA	WHIP

BOTTOM

Oakland Athletics @ Seattle Mariners

Safeco Field, Seattle, WA

Sat Apr 08 2006, 6:05 PM PDT
Att. 37,904 - Roof Closed - 52 F

livebaseballscorecards.com

AB	28
R	0
H	1
RBI	0
BB	1
SO	9
LOB	7

1B: 0	SF: 0	WP: 1	PA: 31
2B: 1	SAC: 0	PB: 0	
3B: 0	DP: 0	SB: 0	
HR: 0	HBP: 2	CS: 0	

Batter	1	2	3	4	5	6	7	8	9	AB	R	H	RBI	BB	SO	LOB
14 Mark Ellis, R (1, 4) OBP: 0.370, SLG: 0.304	H 1-0 21 FC4-6 HBP		C X 0-1 21 F8 1-3 2-H 1B		C X 0-1 7 E 3 SF7 1-3 3-H 2B		B B C X 2-1 21 G4-6-3 1B		C X 0-1 ② F9	4	1	3	2	0	0	0
21 Mark Kotsay, L (1, 8) OBP: 0.419, SLG: 0.571	B C F 1 SAFE F 1 SAFE B X 2-2 ① FC4-6 7 G6-3 1-2f		X 0-0 ② F8 1-2		B B B I 4-0 3 SF7 7 E IBB		B X 1-0 ①② G4-6-3 1-2f		B B X 2-0 1B	4	0	1	0	1	0	4
7 Bobby Crosby, R (1, 6) OBP: 0.182, SLG: 0.182	1 SAFE 1 B B X 2-0 ②③ G6-3 1-2f		B S F C 1-3 ③ K		B B X 2-0 E5 3 SF7 1-2 2-3 3-H		B C X 1-1 3 HR 1B		B F C C 1-3 ③ K	5	1	1	1	0	2	6
3 Eric Chavez, L (1, 5) OBP: 0.333, SLG: 0.654		B B C C X 2-2 ① F7		B X 1-0 ① G4-3	F C X 0-2 ② SF7 1-2 2-3 3-H		B B C X 2-1 1-H HR			3	1	1	3	0	0	0
Frank Thomas, R (1, 10) OBP: 0.200, SLG: 0.273		C C C 0-3 ② K		B F B B F X 3-2 ② G6-3	F X 0-1 ③ P4		F B X 1-1 ③ F9			4	0	0	0	0	1	2
22 Milton Bradley, S (1, 9) OBP: 0.379, SLG: 0.304		B C F F B F B C 3-3 ③ K		B C F C 1-3 ③ K		B B C X 2-1 ① G3-1		B B C X 2-1 ① G6-3		4	0	0	0	0	2	0
Jay Payton, R (1, 7) OBP: 0.250, SLG: 0.300			B F X 1-1 14 1B 1B 1B		C C B B F X 2-2 ① G6-3	B F B X 2-1 2B		C F X 0-2 G6-4-3 1B		4	1	3	0	0	0	0
Jason Kendall, R (1, 2) OBP: 0.409, SLG: 0.200			B C 1 SAFE X 1-1 14 1B 1-2 1B		B B C C X 2-2 1B 14 2B 1B	B B B C F X 3-2 ② G6-3		C F X 0-2 ②③ G6-4-3 1-2f		4	1	2	0	0	0	2
Nick Swisher, S (1, 3) OBP: 0.250, SLG: 0.368			B X 1-0 ① F7		C X 0-1 14 2B 7 E 1-3 1B	D B C F S 2-3 ③ K			B B X 2-0 ① F9	4	1	1	0	0	1	3
Inning Stats	R: 0 E: 0 K: 0 S: 5 H: 0 LOB: 0 BB: 0 P: 10	R: 0 E: 0 K: 2 S: 11 H: 0 LOB: 0 BB: 0 P: 16	R: 1 E: 0 K: 1 S: 11 H: 3 LOB: 2 BB: 0 P: 15	R: 0 E: 0 K: 1 S: 7 H: 0 LOB: 0 BB: 0 P: 12	R: 3 E: 1 K: 0 S: 17 H: 3 LOB: 2 BB: 1 P: 27	R: 0 E: 0 K: 1 S: 10 H: 1 LOB: 1 BB: 0 P: 19	R: 2 E: 0 K: 0 S: 9 H: 3 LOB: 0 BB: 0 P: 16	R: 0 E: 0 K: 0 S: 8 H: 1 LOB: 0 BB: 0 P: 10	R: 0 E: 0 K: 1 S: 7 H: 1 LOB: 1 BB: 0 P: 12	1B: 9 2B: 2 3B: 0 HR: 1 SF: 1 SAC: 0 DP: 3 HBP: 1						

PITCHER	IP	WLS	BF	H	R	ER	SO	BB	IBB	HBP	BLK	WP	HR	S	P	ERA	WHIP
Joel Pineiro, R (1, 1) ERA: 5.4	7.0	L	32	10	6	5	5	0	1	1	0	0	1	70	115	6.43	1.429
Jeff Harris, R (8, 1) ERA:	1.0		3	1	0	0	0	0	0	0	0	0	0	8	10	0.00	1.000
49 Jake Woods, L (9, 1) ERA:	1.0		4	1	0	0	1	0	0	0	0	0	0	7	12	0.00	1.000

PITCHER	IP	WLS	BF	H	R	ER	SO	BB	IBB	HBP	BLK	WP	HR	S	P	ERA	WHIP

TOP

Oakland Athletics @ Seattle Mariners

Safeco Field, Seattle, WA

Sun Apr 09 2006, 1:05 PM PDT
Att. 27,162 - Cloudy - 53 F

livebaseballscorecards.com

AB	36
R	6
H	12
RBI	6
BB	1
SO	6
LOB	17

WP: 0 PA: 39
PB: 0
SB: 0
CS: 0

BOTTOM

Oakland Athletics @ Seattle Mariners

Safeco Field, Seattle, WA

Sun Apr 09 2006, 1:05 PM PDT

Att. 27,162 - Cloudy - 53 F

Batter	1	2	3	4	5	6	7	8	9	AB	R	H	RBI	BB	SO	LOB
51 Ichiro Suzuki, L (1, 9) OBP: 0.273, SLG: 0.233	G3			P6		G3		P5	E1 4 S 1-3 3-H	5	0	0	0	0	0	4
4 Jose Lopez, R (1, 4) OBP: 0.333, SLG: 0.360	K			F7			F8	HBP 1-2 2-3 3-H	G6-3 1-2	4	0	0	1	0	1	2
Raul Ibanez, L (1, 7) OBP: 0.345, SLG: 0.385	G1-3			K			L3	K		4	0	0	0	0	2	3
Richie Sexson, R (1, 3) OBP: 0.321, SLG: 0.500		K			K		2B		K	4	0	1	0	0	3	0
Carl Everett, S (1, 10) OBP: 0.296, SLG: 0.318		F9			L7		K		7 WP 29 BB 7 G3 BB	3	1	0	0	1	1	1
29 Adrián Beltré, R (1, 5) OBP: 0.259, SLG: 0.167		G6-3			1B			G4-3 7 1B 4 HBP BB	7 G3 7 WP 2 1B 1-2 BB	2	2	1	0	2	0	0
7 Jeremy Reed, L (1, 8) OBP: 0.381, SLG: 0.474			K		L6			4 HBP G4-3 1-2 1B	G3 1-3 2-H	4	0	1	1	0	1	2
7 Yuniesky Betancourt, R (1, 6) OBP: 0.182, SLG: 0.182 Joe Borchard, S (8, PH) OBP: 0.200, SLG: 0.200 2 Kenji Johjima, R (9, 2) OBP: 0.417, SLG: 0.619		G6-3				G5-3		G4-3 1-2 2-3	16 1B 16 DI 51 E 3-H 1B	2 1 1	0 0 1	0 0 1	0 0 1	0 0 0	0 0 0	0 2 0
Guillermo Quiroz, R (1, 2) Roberto Petagine, L (8, PH) OBP: 1.000, SLG: 4.000 16 Willie Bloomquist, R (9, 6) OBP: 0.429, SLG: 0.200			K			K		4 HBP BB	51 E 51 DI 1-3 1B	2 0 1	0 0 0	0 0 1	0 0 0	0 1 0	2 0 0	0 0 0
Inning Stats	R: 0 E: 0 K: 1 S: 6 H: 0 LOB: 0 BB: 0 P: 10	R: 0 E: 0 K: 1 S: 9 H: 0 LOB: 0 BB: 0 P: 12	R: 0 E: 0 K: 2 S: 11 H: 0 LOB: 0 BB: 0 P: 17	R: 0 E: 0 K: 1 S: 7 H: 0 LOB: 0 BB: 0 P: 11	R: 0 E: 0 K: 1 S: 9 H: 1 LOB: 1 BB: 0 P: 13	R: 0 E: 0 K: 1 S: 8 H: 0 LOB: 0 BB: 0 P: 11	R: 0 E: 0 K: 1 S: 11 H: 1 LOB: 1 BB: 0 P: 17	R: 1 E: 0 K: 1 S: 18 H: 1 LOB: 3 BB: 2 P: 35	R: 3 E: 1 K: 1 S: 18 H: 2 LOB: 2 BB: 2 P: 33	1B: 4 2B: 1 3B: 0 HR: 0	SF: 0 SAC: 0 DP: 0 HBP: 1			WP: 1 PB: 0 SB: 1 CS: 0	PA: 38		

livebaseballscorecards.com

AB	33
R	4
H	5
RBI	3
BB	4
SO	10
LOB	14

PITCHER		IP	WLS	BF	H	R	ER	SO	BB	IBB	HBP	BLK	WP	HR	S	P	ERA	WHIP
40 Rich Harden, R ERA: 2.84	(1, 1)	7.0	W	25	3	1	1	8	1	0	0	0	0	0	65	100	1.29	0.571
58 Justin Duchscherer, R ERA:	(8, 1)	0.2		4	0	0	0	0	1	0	1	0	0	0	11	20	0.00	1.500
Joe Kennedy, L ERA:	(8, 1)	0.1	H	1	0	0	0	1	0	0	0	0	0	0	3	6	0.00	0.000
Kirk Saarloos, R ERA: 13.5	(9, 1)	0.2		5	1	3	2	1	2	0	0	0	1	0	11	23	27.00	4.500
20 Huston Street, R ERA:	(9, 1)	0.1	S	3	1	0	0	0	0	0	0	0	0	0	7	10	0.00	3.000

PITCHER	IP	WLS	BF	H	R	ER	SO	BB	IBB	HBP	BLK	WP	HR	S	P	ERA	WHIP

Batter	1	2	3	4	5	6	7	8	9	AB	R	H	RBI	BB	SO	LOB
14 Mark Ellis, R (1, 4) OBP: 0.313, SLG: 0.250	C B C C 1-3 ① K	C X 0-1 ② G4-3			C X 0-1 ① G5-3		C C X 0-2 ② G5-3		S S F S 0-3 ② K	5	0	0	0	0	2	2
21 Mark Kotsay, L (1, 8) OBP: 0.417, SLG: 0.531	X 0-0 ② G4-3	C B S X 1-2 ③ F7			C X 0-1 1B		S X 0-1 ③ G3		S B B B F B 4-2 BB	4	0	1	0	1	0	2
7 Bobby Crosby, R (1, 6) OBP: 0.250, SLG: 0.438	C B F B B F B S 3-3 ③ K		X 0-0 HR		B X 1-0 ② F8			B X 1-0 3 HR 1B	B F B B F X 3-2 ③ F8	5	2	2	1	0	1	2
3 Eric Chavez, L (1, 5) OBP: 0.353, SLG: 0.833		B C X 1-1 HR	B S S T 1-2 ① K		B X 1-0 ③ G4-3			X 0-0 1-H HR		4	2	2	3	0	1	1
Frank Thomas, R (1, 10) OBP: 0.207, SLG: 0.240	B C C F F B F B F	4-2 F F B HBP 22 1B 2B BB	C X 0-1 ② G5-3			B S B F C 2-3 ① K		S B F B X 2-2 ① G6-3		3	1	0	0	1	1	0
22 Milton Bradley, S (1, 9) OBP: 0.394, SLG: 0.333	X	0-0 HBP 1-2 2B 1B	C X 0-1 ③ G6-3			B F X 1-1 1B		B C F C 1-3 ② K		4	1	2	0	0	1	0
Jay Payton, R (1, 7) OBP: 0.250, SLG: 0.292		C B X 1-1 ① F8		C B C X 1-2 ① G1-3		F X 0-1 ② F9		X 0-0 1B		4	0	1	0	0	0	3
Jason Kendall, R (1, 2) OBP: 0.385, SLG: 0.167		C H 1-1 2B 1-2 2-3 HBP		B C C X 1-2 ② G3-4-1		F F 1 SAFE B X 1-2 ③ F8		F F B X 1-2 ③ G6-3		3	0	0	0	0	0	2
Nick Swisher, S (1, 3) OBP: 0.250, SLG: 0.391		C X 0-1 1-3 2-H 3-H 2B		C F B B F B X 3-2 ③ L9			C F S 0-3 ① K		S X 0-1 ① G3	4	0	1	2	0	1	0
Inning Stats	R: 0 E: 0 K: 2 S: 8 H: 0 LOB: 0 BB: 0 P: 12	R: 3 E: 0 K: 0 S: 21 H: 3 LOB: 2 BB: 1 P: 29	R: 1 E: 0 K: 1 S: 8 H: 1 LOB: 0 BB: 0 P: 9	R: 0 E: 0 K: 0 S: 10 H: 0 LOB: 0 BB: 0 P: 15	R: 0 E: 0 K: 0 S: 6 H: 1 LOB: 1 BB: 0 P: 8	R: 0 E: 0 K: 1 S: 10 H: 1 LOB: 1 BB: 0 P: 14	R: 0 E: 0 K: 1 S: 9 H: 0 LOB: 0 BB: 0 P: 9	R: 2 E: 0 K: 1 S: 12 H: 3 LOB: 1 BB: 0 P: 17	R: 0 E: 0 K: 1 S: 11 H: 0 LOB: 1 BB: 1 P: 18	1B: 5 2B: 1 3B: 0 HR: 3 SF: 0 SAC: 0 DP: 0 HBP: 1						

PITCHER		IP	WLS	BF	H	R	ER	SO	BB	IBB	HBP	BLK	WP	HR	S	P	ERA	WHIP
Brad Radke, R ERA: 5.54	(1, 1)	7.0	W	29	6	4	4	5	1	0	1	0	0	2	72	96	5.14	1.000
28 Jesse Crain, R ERA: 9.0	(8, 1)	1.0	H	6	3	2	2	1	0	0	0	0	0	1	12	17	18.00	3.000
36 Joe Nathan, R ERA:	(9, 1)	1.0	S	4	0	0	0	1	1	0	0	0	0	0	11	18	0.00	1.000

PITCHER	IP	WLS	BF	H	R	ER	SO	BB	IBB	HBP	BLK	WP	HR	S	P	ERA	WHIP

TOP

Oakland Athletics @ Minnesota Twins

Hubert H. Humphrey Metrodome, Minneapolis, MN

Tue Apr 11 2006, 8:10 PM EDT
Att. 48,911 - Dome - 70 F

livebaseballscorecards.com

AB	36
R	6
H	9
RBI	6
BB	2
SO	7
LOB	12

1B: 5	SF: 0	WP: 0	PA: 39
2B: 1	SAC: 0	PB: 0	
3B: 0	DP: 0	SB: 0	
HR: 3	HBP: 1	CS: 0	

Batter	1	2	3	4	5	6	7	8	9	AB	R	H	RBI	BB	SO	LOB
Shannon Stewart, R (1, 7) OBP: 0.367, SLG: 0.586	C X 0-1 ① P4		C B B X 2-1 2B 7 1B 1B	B C S S 1-3 ① K		F X 0-1 ② F7				4	1	1	0	0	1	0
Luis Castillo, S (1, 4) OBP: 0.391, SLG: 0.316	C C B B B B 4-2 7 G4-3 BB		B X 1-0 7 1-3 1B 2B	B X 1-0 ② G4-3		B B C C B X 3-2 ③ G6-3				3	1	1	0	1	0	0
7 Joe Mauer, L (1, 2) OBP: 0.360, SLG: 0.417	1 SAFE B B C X 2-1 ② G4-3 1-2		D C B F X 2-2 24 1B 1B 2-H 3-H 1B	X 0-0 2B			B B C C F X 2-2 ① F7			4	1	2	2	0	0	1
24 Rondell White, R (1, 10) OBP: 0.138, SLG: 0.154	F B B S X 2-2 ③ G6-3		1 SAFE X 0-0 1B HR 1-3 1B	D B S X 2-1 ③ F8			C B B F B C 3-3 ② K			4	1	1	0	0	1	2
Torii Hunter, R (1, 8) OBP: 0.241, SLG: 0.357		B F X 1-1 E6 33 FC6-4	X 0-0 HR 1-2 3-H 1B	C F X 0-2 ① P4			X 0-0 ③ G5-3			4	1	1	1	0	0	0
33 Justin Morneau, L (1, 3) OBP: 0.214, SLG: 0.536		X 0-0 ① FC6-4 1-2f	B B F C S S 2-3 ② K	B F X 1-1 HR				C B F B S 2-3 ① K		4	1	1	1	0	2	3
Tony Batista, R (1, 5) OBP: 0.273, SLG: 0.600	B B S X 2-1 ② L5		B X 1-0 1-H 2-H HR	C C S 0-3 ② K				C B X 1-1 5 G6-3 2B		4	1	2	3	0	1	1
5 Michael Cuddyer, R (1, 9) OBP: 0.091, SLG: 0.091	B C B F F F B C 3-3 ③ K		X 0-0 FC6-4 1B	C X 0-1 ③ F8				S D C B X 2-2 ② G6-3 2-3		4	0	1	0	0	1	2
Juan Castro, R (1, 6) OBP: 0.316, SLG: 0.278		S X 0-2 ① F9	F X 0-2 ③ FC6-4 1-2f			B X 1-0 ① G5-3		B C S S 1-3 ③ K		4	0	0	0	0	1	2
Inning Stats	R: 0 E: 0 K: 0 S: 9 H: 0 LOB: 1 BB: 1 P: 17	R: 0 E: 1 K: 1 S: 10 H: 0 LOB: 1 BB: 0 P: 16	R: 6 E: 0 K: 1 S: 19 H: 7 LOB: 1 BB: 0 P: 27	R: 0 E: 0 K: 1 S: 7 H: 1 LOB: 1 BB: 0 P: 11	R: 1 E: 0 K: 1 S: 10 H: 1 LOB: 0 BB: 0 P: 11	R: 0 E: 0 K: 0 S: 6 H: 0 LOB: 0 BB: 0 P: 10	R: 0 E: 0 K: 1 S: 8 H: 0 LOB: 0 BB: 0 P: 13	R: 0 E: 0 K: 2 S: 11 H: 1 LOB: 1 BB: 0 P: 17		1B: 5 2B: 3 3B: 0 HR: 2 SF: 0 SAC: 0 DP: 0 HBP: 0						

PITCHER		IP	WLS	BF	H	R	ER	SO	BB	IBB	HBP	BLK	WP	HR	S	P	ERA	WHIP
Dan Haren, R ERA: 8.25	(1, 1)	6.0	L	29	9	7	7	4	1	0	0	0	0	2	61	92	10.50	1.667
51 Brad Halsey, L ERA: 6.75	(7, 1)	0.1		1	0	0	0	0	0	0	0	0	0	0	4	6	0.00	0.000
Kirk Saarloos, R ERA: 10.13	(7, 1)	1.1		5	1	0	0	2	0	0	0	0	0	0	12	20	0.00	0.750
50 Kiko Calero, R ERA:	(8, 1)	0.1		1	0	0	0	1	0	0	0	0	0	0	3	4	0.00	0.000

PITCHER	IP	WLS	BF	H	R	ER	SO	BB	IBB	HBP	BLK	WP	HR	S	P	ERA	WHIP

BOTTOM

Oakland Athletics @ Minnesota Twins

Hubert H. Humphrey Metrodome, Minneapolis, MN

Tue Apr 11 2006, 8:10 PM EDT

Att. 48,911 - Dome - 70 F

livebaseballscorecards.com

AB	35
R	7
H	10
RBI	7
BB	1
SO	7
LOB	11

Batter	1	2	3	4	5	6	7	8	9	AB	R	H	RBI	BB	SO	LOB
14 Mark Ellis, R (1, 4) OBP: 0.278, SLG: 0.219	X 0-0 ① F8	B C X 1-1 ③ F7		1 SAFE B S B X 2-1 ②③ P6 1-2			B C C B X 2-2 ② G6-3			4	0	0	0	0	0	2
21 Mark Kotsay, L (1, 8) OBP: 0.375, SLG: 0.472	C B F X 1-2 ② F7		B C X 1-1 ① F8		X 0-0 ① L8		F X 0-1 ③ G4-3			4	0	0	0	0	0	0
7 Bobby Crosby, R (1, 6) OBP: 0.250, SLG: 0.400	S B X 1-1 ③ G6-3		C S B B X 2-2 ② G6-3		C B S B X 2-2 ② F9			C X 0-1 22 G4-6-3 1B		4	0	1	0	0	0	0
3 Eric Chavez, L (1, 5) OBP: 0.342, SLG: 0.765		C B F C 1-3 ① K	X 0-0 22 HBP 1B		C B B F F B X 3-2 ③ F8			B C S C 1-3 ① K		4	0	1	0	0	2	1
22 Milton Bradley, S (1, 9) OBP: 0.405, SLG: 0.333		C B X 1-1 1B 2B 1B	F F H 1-2 FC6-4 1-2 HBP			B B X 2-0 ① F7		C X 0-1 ②③ G4-6-3 1-2f		3	1	1	0	0	0	1
Jay Payton, R (1, 10) OBP: 0.250, SLG: 0.286		X 0-0 1-2 2B 1B	X 0-0 ③ FC6-4 1-2f			B X 1-0 ② G4-3			S X 0-1 ① F8	4	1	1	0	0	0	2
Nick Swisher, S (1, 7) OBP: 0.321, SLG: 0.704		B S X 1-1 29 G3-1 17 1B 1-H 2-H 2B	B X 1-0 HR			C X 0-1 HR			C B B C S 2-3 ② K	4	3	3	4	0	1	0
29 Dan Johnson, L (1, 3)		B X 1-0 ② G3-1 2-3	B C C B X 2-2 ① G6-3			X 0-0 ③ F8			C B C B S 2-3 ③ K	4	0	0	0	0	1	1
17 Adam Melhuse, S (1, 2) OBP: 0.571, SLG: 0.571		X 0-0 3-H 1B	C X 0-1 14 CS 1B				X 0-0 ① G6-3			3	0	2	1	0	0	0

TOP

Oakland Athletics @ Minnesota Twins

Hubert H. Humphrey Metrodome, Minneapolis, MN

Wed Apr 12 2006, 8:10 PM EDT
Att. 22,603 - Dome - 70 F

livebaseballscorecards.com

AB	34
R	5
H	9
RBI	5
BB	0
SO	4
LOB	7

Inning Stats	1	2	3	4	5	6	7	8	9
	R: 0 E: 0 K: 0 S: 6	H: 0 LOB: 0 BB: 0 P: 8	R: 3 E: 0 K: 1 S: 12	H: 4 LOB: 1 BB: 0 P: 17	R: 0 E: 0 K: 0 S: 9	H: 1 LOB: 2 BB: 0 P: 13	R: 1 E: 0 K: 0 S: 8	H: 2 LOB: 0 BB: 0 P: 13	R: 0 E: 0 K: 0 S: 8	H: 0 LOB: 0 BB: 0 P: 13
	R: 1 E: 0 K: 0 S: 5	H: 1 LOB: 0 BB: 0 P: 8	R: 0 E: 0 K: 0 S: 6	H: 0 LOB: 0 BB: 0 P: 8	R: 0 E: 0 K: 1 S: 7	H: 1 LOB: 0 BB: 0 P: 8	R: 0 E: 0 K: 2 S: 8	H: 0 LOB: 0 BB: 0 P: 12		

1B: 6	SF: 0
2B: 1	SAC: 0
3B: 0	DP: 1
HR: 2	HBP: 1

WP: 0	PA: 35
PB: 0	
SB: 0	
CS: 1	

PITCHER		IP	WLS	BF	H	R	ER	SO	BB	IBB	HBP	BLK	WP	HR	S	P	ERA	WHIP
Carlos Silva, R ERA: 7.11	(1, 1)	7.0	W	29	8	5	5	1	0	0	1	0	0	2	54	80	6.43	1.143
Juan Rincon, R ERA:	(8, 1)	1.0	H	3	1	0	0	1	0	0	0	0	0	0	7	8	0.00	1.000
36 Joe Nathan, R ERA:	(9, 1)	1.0	S	3	0	0	0	2	0	0	0	0	0	0	8	12	0.00	0.000

PITCHER	IP	WLS	BF	H	R	ER	SO	BB	IBB	HBP	BLK	WP	HR	S	P	ERA	WHIP

Oakland Athletics @ Minnesota Twins

Hubert H. Humphrey Metrodome, Minneapolis, MN

Wed Apr 12 2006, 8:10 PM EDT

Att. 22,603 - Dome - 70 F

livebaseballscorecards.com

BOTTOM

Batter	1	2	3	4	5	6	7	8	9	AB	R	H	RBI	BB	SO	LOB
Shannon Stewart, R (1, 7) OBP: 0.400, SLG: 0.576	B S B C B B 4-2 BB	C B X 1-1 ③ F9		F B X 1-1 SH5-3 S 7 SF8 1B		C X 0-1 ① FC4-6 FC4-6 1-2f		X 0-0 1B 1B		4	1	2	0	1	0	3
Luis Castillo, S (1, 4) OBP: 0.370, SLG: 0.304	B B 1 SAFE C X 2-1 P6 ①		X 0-0 ① B5-3	B L X 1-1 SH5-3 ① 1-3		1 SAFE X 0-0 ② FC4-6 7 1B 1-2f		P C 1 SAFE X 1-1 ② 7 S 1-2 1B		4	0	1	0	0	0	2
7 Joe Mauer, L (1, 2) OBP: 0.367, SLG: 0.407	1 SAFE B F 1 SAFE P X 2-1 ② P6		B B B C B 4-1 BB 33 HR BB	X 0-0 ② SF8 3-H		X 0-0 1-2 1B		B B C S S 2-3 ③ K 1-2		3	1	1	1	1	1	2
24 Rondell White, R (1, 10) OBP: 0.121, SLG: 0.133	C X 0-1 ③ P3		F B C X 1-2 ② L7	B F X 1-1 ③ L7		D S X 1-1 ③ L6				4	0	0	0	0	0	4
Torii Hunter, R (1, 8) OBP: 0.303, SLG: 0.484		X 0-0 2B 1B	1 SAFE B B B S B 4-1 33 HR 1-2 BB		S F X 0-2 HR		B X 1-0 ① P4			3	3	2	1	1	0	0
33 Justin Morneau, L (1, 3) OBP: 0.250, SLG: 0.613		B C F 1 SAFE B X 2-2 ① P5	C F B B F X 2-2 1-H 2-H HR		C F F F B B F B F 4-2 B G6-4-3 BB		F C B F S 1-3 ② K2-3			3	1	1	3	1	1	1
Tony Batista, R (1, 5) OBP: 0.346, SLG: 0.667		B B B B S S F X 3-2 16 CS 1-H 2B	B C C X 1-2 16 1B 1B		C S X 0-2 ① ② G6-4-3 1-2f		B X 1-0 5 FC6-4 1B			4	0	3	1	0	0	1
16 Jason Kubel, L (1, 9) OBP: 0.250, SLG: 0.143 5 Michael Cuddyer, R (7, PH) OBP: 0.083, SLG: 0.083 (8, 9)		B C C F B B B 4-2 ② 1B 2-3 BB	X 0-0 1-2 1B		S B B X 2-1 ③ L9		1 SAFE 1 SAFE B F B 1 SAFE F X 2-2 ③ FC6-4 1-2f			2 1	0 0	1 0	0 0	1 0	0 0	0 1
Juan Castro, R (1, 6) OBP: 0.348, SLG: 0.318		X 0-0 1-3 1B	S X 0-1 ③ L8			B X 1-0 FC4-6 1B		C B C F S 1-3 ① K		4	0	2	0	0	1	2
Inning Stats	R: 0 H: 0 E: 0 LOB: 1 K: 0 BB: 1 S: 9 P: 16	R: 1 H: 3 E: 0 LOB: 2 K: 0 BB: 1 S: 14 P: 24	R: 3 H: 3 E: 0 LOB: 2 K: 0 BB: 2 S: 16 P: 28	R: 1 H: 1 E: 0 LOB: 0 K: 0 BB: 0 S: 7 P: 10	R: 1 H: 1 E: 0 LOB: 0 K: 0 BB: 1 S: 14 P: 20	R: 0 H: 2 E: 0 LOB: 2 K: 0 BB: 0 S: 7 P: 9	R: 0 H: 1 E: 0 LOB: 1 K: 1 BB: 0 S: 9 P: 14	R: 0 H: 2 E: 0 LOB: 1 K: 2 BB: 0 S: 11 P: 14		1B: 10 SF: 1 2B: 1 SAC: 1 3B: 0 DP: 1 HR: 2 HBP: 0						

	AB	32
	R	6
	H	13
	RBI	6
	BB	5
	SO	3
	LOB	16

WP: 0 PA: 39
PB: 0
SB: 2
CS: 1

PITCHER		IP	WLS	BF	H	R	ER	SO	BB	IBB	HBP	BLK	WP	HR	S	P	ERA	WHIP
25 Esteban Loaiza, R ERA: 11.42	(1, 1)	4.0	L	23	8	6	6	0	4	0	0	0	0	2	49	81	13.50	3.000
51 Brad Halsey, L ERA: 4.15	(5, 1)	1.2		7	2	0	0	0	1	0	0	0	0	0	16	23	0.00	1.800
50 Kiko Calero, R ERA:	(6, 1)	0.2		2	0	0	0	0	0	0	0	0	0	0	3	5	0.00	0.000
Joe Kennedy, L ERA:	(7, 1)	0.2		3	1	0	0	1	0	0	0	0	0	0	8	12	0.00	1.500
58 Justin Duchscherer, R ERA:	(8, 1)	1.0		4	2	0	0	2	0	0	0	0	0	0	11	14	0.00	2.000

PITCHER	IP	WLS	BF	H	R	ER	SO	BB	IBB	HBP	BLK	WP	HR	S	P	ERA	WHIP

Oakland Athletics @ Minnesota Twins

Hubert H. Humphrey Metrodome, Minneapolis, MN

Thu Apr 13 2006, 1:10 PM EDT

Att. 13,520 - Dome - 70 F

TOP

livebaseballscorecards.com

Batter	1	2	3	4	5	6	7	8	9	AB	R	H	RBI	BB	SO	LOB
Marco Scutaro, R (1, 4) OBP: 0.455, SLG: 0.632	K		G4-3		F9		K			4	0	0	0	0	2	2
Nick Swisher, S (1, 7) OBP: 0.344, SLG: 0.710	7 G1-3 2B 1B		F8		F7			2B		4	1	2	0	0	0	2
7 Bobby Crosby, R (1, 6) OBP: 0.208, SLG: 0.333	G1-3 1-2		P3		FC5-4 1-2f			L8		4	0	0	0	0	0	4
3 Eric Chavez, L (1, 5) OBP: 0.341, SLG: 0.722	2B BB			L3		F8		K		2	1	0	0	1	0	0
Antonio Perez, R (7, 5)										1	0	0	0	0	1	1
Frank Thomas, R (1, 10) OBP: 0.242, SLG: 0.310	1-H 2-H 2B			F8		1B		K		4	0	2	2	0	1	1
22 Milton Bradley, S (1, 9) OBP: 0.390, SLG: 0.324	K			1B		F7			K	4	0	1	0	0	2	2
Jay Payton, R (1, 8) OBP: 0.219, SLG: 0.250		G5-3		G5-3		F7			F9	4	0	0	0	0	0	2
Jason Kendall, R (1, 2) OBP: 0.400, SLG: 0.227		G4-3			29 BB 1B		K		29 DI 1B	4	0	2	0	0	1	0
29 Dan Johnson, L (1, 3)		L9			7 FC5-4 1-2 BB		K 1-2		K 1-2	3	0	0	0	1	2	1
Inning Stats	R: 2 E: 0 K: 2 S: 15 H: 2 LOB: 1 BB: 1 P: 30	R: 0 E: 0 K: 0 S: 6 H: 0 LOB: 0 BB: 0 P: 7	R: 0 E: 0 K: 0 S: 7 H: 0 LOB: 0 BB: 0 P: 10	R: 0 E: 0 K: 0 S: 7 H: 1 LOB: 1 BB: 0 P: 12	R: 0 E: 0 K: 0 S: 12 H: 1 LOB: 2 BB: 1 P: 24	R: 0 E: 0 K: 0 S: 6 H: 1 LOB: 1 BB: 0 P: 9	R: 0 E: 0 K: 3 S: 9 H: 0 LOB: 0 BB: 0 P: 12	R: 0 E: 0 K: 2 S: 9 H: 1 LOB: 1 BB: 0 P: 13	R: 0 E: 0 K: 2 S: 8 H: 1 LOB: 1 BB: 0 P: 11	1B: 5 2B: 2 3B: 0 HR: 0	SF: 0 SAC: 0 DP: 0 HBP: 0						

AB	34
R	2
H	7
RBI	2
BB	2
SO	9
LOB	15

WP: 0 PB: 0 SB: 0 CS: 0 PA: 36

PITCHER		IP	WLS	BF	H	R	ER	SO	BB	IBB	HBP	BLK	WP	HR	S	P	ERA	WHIP
Kyle Lohse, R ERA: 8.44	(1, 1)	6.0	W	25	5	2	2	2	2	0	0	0	0	0	53	92	3.00	1.167
47 Francisco Liriano, L ERA:	(7, 1)	2.0		7	1	0	0	5	0	0	0	0	0	0	18	25	0.00	0.500
54 Matt Guerrier, R ERA: 4.15	(9, 1)	1.0		4	1	0	0	2	0	0	0	0	0	0	8	11	0.00	1.000

PITCHER	IP	WLS	BF	H	R	ER	SO	BB	IBB	HBP	BLK	WP	HR	S	P	ERA	WHIP

BOTTOM

Oakland Athletics @ Minnesota Twins

Hubert H. Humphrey Metrodome, Minneapolis, MN

Thu Apr 13 2006, 1:10 PM EDT

Att. 13,520 - Dome - 70 F

livebaseballscorecards.com

Batter	1	2	3	4	5	6	7	8	9	AB	R	H	RBI	BB	SO	LOB
Shannon Stewart, R (1, 7) OBP: 0.410, SLG: 0.568	F8		G4-3		1B	1B				4	1	2	2	0	0	0
Luis Castillo, S (1, 4) OBP: 0.419, SLG: 0.370	55 2B 1B		55 1B 24 G3-2 1B		55 1B 1B	G4-3				4	1	3	1	0	0	1
55 Mike Redmond, R (1, 2) OBP: 0.625, SLG: 1.000	1 SAFE 1 SAFE 24 FC1-5 2B		1B		1B		G5-3			4	0	3	2	0	0	0
24 Rondell White, R (1, 10) OBP: 0.108, SLG: 0.118	FC1-5 HR		G3-2		F7		K			4	1	0	0	0	1	5
Torii Hunter, R (1, 8) OBP: 0.297, SLG: 0.543	HR			K	K		L4			4	1	1	2	0	2	2
33 Justin Morneau, L (1, 3) OBP: 0.250, SLG: 0.559	F8			K	F9			38 G4-6-3 HBP		3	0	0	0	0	1	2
Tony Batista, R (1, 5) OBP: 0.345, SLG: 0.615 38 Luis Antonio Rodriguez, S (PH) (9, 5) OBP: 0.429, SLG: 1.000		5 G5-4-3 BB		K		G6-3		G4-6-3		2 1	0 0	0 0	0 0	1 0	1 0	0 1
5 Michael Cuddyer, R (1, 9) OBP: 0.188, SLG: 0.333		G5-4-3			8 2B 1B BB	F7		HR		3	2	1	1	1	0	1
8 Nick Punto, S (1, 6) OBP: 0.364, SLG: 0.600		L3			1B 1B 2B	3B		G3-1		4	2	2	0	0	0	0
Inning Stats	R: 3 E: 0 K: 0 S: 15 H: 3 LOB: 0 BB: 0 P: 25	R: 0 E: 0 K: 0 S: 9 H: 0 LOB: 0 BB: 1 P: 16	R: 0 E: 0 K: 0 S: 7 H: 2 LOB: 1 BB: 0 P: 9	R: 0 E: 0 K: 3 S: 12 H: 0 LOB: 0 BB: 0 P: 19	R: 3 E: 0 K: 1 S: 12 H: 4 LOB: 2 BB: 1 P: 19	R: 1 E: 0 K: 0 S: 6 H: 2 LOB: 1 BB: 0 P: 10	R: 0 E: 0 K: 1 S: 7 H: 0 LOB: 0 BB: 0 P: 7	R: 1 E: 0 K: 0 S: 14 H: 1 LOB: 0 BB: 0 P: 22		1B: 7 2B: 3 3B: 1 HR: 2	SF: 0 SAC: 0 DP: 3 HBP: 1			WP: 0 PB: 0 SB: 0 CS: 0	PA: 36	

	AB	33
	R	8
	H	12
	RBI	8
	BB	2
	SO	5
	LOB	12

PITCHER		IP	WLS	BF	H	R	ER	SO	BB	IBB	HBP	BLK	WP	HR	S	P	ERA	WHIP
Joe Blanton, R ERA: 4.5	(1, 1)	6.0	L	29	11	7	7	4	2	0	0	0	0	1	61	98	10.50	2.167
Jay Witasick, R ERA: 5.4	(7, 1)	2.0		7	1	1	1	1	0	0	1	0	0	1	21	29	4.50	0.500

PITCHER	IP	WLS	BF	H	R	ER	SO	BB	IBB	HBP	BLK	WP	HR	S	P	ERA	WHIP

Batter	1	2	3	4	5	6	7	8	9	AB	R	H	RBI	BB	SO	LOB
Gary Matthews, S (1, 8) OBP: 0.200, SLG: 0.500	B B C C X 2-2 ① G5-3	C B F 1 B C SAFE 2-3 ③ K		F C B X 1-2 ③ G5-3			F S B B X 2-2 ② G6-3		B B B C F F X 3-2 1-3 2-H 2B	5	0	1	1	0	1	2
10 Michael Young, R (1, 6) OBP: 0.333, SLG: 0.479	C B B C X 2-2 ② L4		B X 1-0 23 G6-3 1B		X 0-0 2B		C F S 0-3 ③ K		B D B B C F F X 3-2 ③ F9	5	0	2	0	0	1	2
23 Mark Teixeira, S (1, 3) OBP: 0.417, SLG: 0.463	C B B F F B S 3-3 ③ K		C B B C X 2-2 ① ② G6-3 1-2f		F X 0-1 ① F7			B X 1-0 ① F9		4	0	0	0	0	1	2
Phil Nevin, R (1, 10) OBP: 0.348, SLG: 0.439		H 1-0 9 BB BB 1B HBP	C B B B X 2-1 ③ G6-3		B C S F B X 2-2 ② F8			B B B C X 3-1 ② P3		3	1	0	0	0	0	1
9 Hank Blalock, L (1, 5) OBP: 0.356, SLG: 0.561		S B B B S F B B 4-2 BB 1-2 1B BB		X 0-0 1B 2B	B B X 2-0 ③ F9			B B S X 2-1 ③ P5		3	2	1	0	1	0	1
Rod Barajas, R (1, 2) OBP: 0.206, SLG: 0.273		B C B S T 2-2 ① K		X 0-0 6 2B SF7 2-H 1B		X 0-0 ① F7			C S B F X 1-2 ① G5-3	4	1	1	1	0	1	2
6 Brad Wilkerson, L (1, 7) OBP: 0.204, SLG: 0.313		B C S D C 2-3 ② K		C S X 0-2 SF7 1-3 WP 2B		B X 1-0 ② P2			C S B B X 2-2 ② F7	4	1	1	0	0	1	2
Mark DeRosa, R (1, 9) Adrian Brown, S (7, 9) OBP: 0.333, SLG: 0.294		B B C B B B 4-1 1B 1-2 2-3 BB		B F B D B X 3-1 ① SF7 2-3 3-H		B C B C B S 3-3 ③ K			C B X 1-1 S 2B 1B	1 1	0 1	0 1	1 0	1 0	1 0	0 0
D'Angelo Jimenez, S (1, 4) OBP: 0.375, SLG: 0.308		B C B X 2-1 1-3 2-H 3-H 1B		B C F B B X 3-2 ② P4 3-H			B X 1-0 ① G5-3		1 SAFE B B D C B 4-1 2B 1-2 BB	3	0	1	2	1	0	0
Inning Stats	R: 0 E: 0 K: 1 S: 10 H: 0 LOB: 0 BB: 0 P: 17	R: 2 E: 0 K: 3 S: 15 H: 1 LOB: 2 BB: 2 P: 32	R: 0 E: 0 K: 0 S: 6 H: 1 LOB: 0 BB: 0 P: 11	R: 3 E: 0 K: 0 S: 13 H: 3 LOB: 0 BB: 0 P: 20	R: 0 E: 0 K: 0 S: 8 H: 1 LOB: 1 BB: 0 P: 12	R: 0 E: 0 K: 1 S: 5 H: 0 LOB: 0 BB: 0 P: 9	R: 0 E: 0 K: 1 S: 7 H: 0 LOB: 0 BB: 0 P: 10	R: 0 E: 0 K: 0 S: 5 H: 0 LOB: 0 BB: 0 P: 11	R: 1 E: 0 K: 0 S: 18 H: 2 LOB: 2 BB: 1 P: 32	1B: 4 2B: 4 3B: 0 HR: 0	SF: 1 SAC: 0 DP: 1 HBP: 1						

TOP

Texas Rangers @ Oakland Athletics

McAfee Coliseum, Oakland, CA

Fri Apr 14 2006, 10:05 PM EDT

Att. 14,049 - Cloudy - 53 F

livebaseballscorecards.com

AB	33
R	6
H	8
RBI	5
BB	3
SO	6
LOB	12

1B: 4	SF: 1
2B: 4	SAC: 0
3B: 0	DP: 1
HR: 0	HBP: 1

WP: 1	PA: 38
PB: 0	
SB: 1	
CS: 0	

PITCHER		IP	WLS	BF	H	R	ER	SO	BB	IBB	HBP	BLK	WP	HR	S	P	ERA	WHIP
Barry Zito, L ERA: 7.53	(1, 1)	7.0	L	29	6	5	5	6	2	0	1	0	1	0	64	111	6.43	1.143
51 Brad Halsey, L ERA: 3.38	(8, 1)	1.0		3	0	0	0	0	0	0	0	0	0	0	5	11	0.00	0.000
20 Huston Street, R ERA: 3.0	(9, 1)	0.2		5	2	1	1	0	1	0	0	0	0	0	14	25	13.50	4.500
50 Kiko Calero, R ERA:	(9, 1)	0.1		1	0	0	0	0	0	0	0	0	0	0	4	7	0.00	0.000

PITCHER	IP	WLS	BF	H	R	ER	SO	BB	IBB	HBP	BLK	WP	HR	S	P	ERA	WHIP

Texas Rangers @ Oakland Athletics

McAfee Coliseum, Oakland, CA

Fri Apr 14 2006, 10:05 PM EDT

Att. 14,049 - Cloudy - 53 F

livebaseballscorecards.com

BOTTOM

Batter	1	2	3	4	5	6	7	8	9	AB	R	H	RBI	BB	SO	LOB
14 Mark Ellis, R (1, 4) OBP: 0.250, SLG: 0.194	C S X 0-2 ① F8		B C B X 2-1 ③ P5		B B C X 2-1 ②③ G5-4-3 1-2f			B B B C C S 3-3 ② K		4	0	0	0	0	1	2
21 Mark Kotsay, L (1, 8) OBP: 0.364, SLG: 0.475	C F B F B C 2-3 ② K			C F B B T 2-2 ① K		C F B B F F C 2-3 ① K		X 0-0 7 1B 2B		4	0	1	0	0	3	0
7 Bobby Crosby, R (1, 6) OBP: 0.214, SLG: 0.321	B B F F X 2-2 ③ G6-3			S F S 0-3 ② K		B B C X 2-1 ② P4		C B S X 1-2 2-3 1B		4	0	1	0	0	1	0
3 Eric Chavez, L (1, 5) OBP: 0.311, SLG: 0.650		B F F B X 2-2 ① F8		S B B X 2-1 ③ F7		X 0-0 ③ P5		C B F F F X 1-2 ③ G6-3		4	0	0	0	0	0	2
Frank Thomas, R (1, 10) OBP: 0.270, SLG: 0.424		B F X 1-1 1B			X 0-0 HR		B C F B F X 2-2 ① G6-3		B F B C C 2-3 ① K	4	1	2	1	0	1	0
22 Milton Bradley, S (1, 9) OBP: 0.400, SLG: 0.421		B F S B C 2-3 ② K			F B X 1-1 ① F8		F B B X 2-1 1B 1B		F X 0-1 HR	4	1	2	1	0	1	1
Nick Swisher, S (1, 7) OBP: 0.361, SLG: 0.714		C B C B S 2-3 ③ K			X 0-0 1B 29 1B 2B		X 0-0 1-2 G5-4-3 1B		F F X 0-2 ② P6	4	1	2	0	0	1	1
Jason Kendall, R (1, 2) OBP: 0.382, SLG: 0.231			C F B F X 1-2 ① F7		C X 0-1 29 1B 2-3 1B		B C X 1-1 ②③ G5-4-3 1-2f		B C X 1-1 ③ L4	4	0	1	0	0	0	2
29 Dan Johnson, L (1, 3) OBP: 0.152, SLG: 0.034			B B B C F F S 3-3 ② K		B F B B F X 3-2 14 G5-4-3 1-2 3-H 1B			B X 1-0 ① F7		3	0	1	1	0	1	0
Inning Stats	R: 0 E: 0 K: 1 S: 9 H: 0 LOB: 0 BB: 0 P: 13	R: 0 E: 0 K: 2 S: 11 H: 1 LOB: 1 BB: 0 P: 18	R: 0 E: 0 K: 1 S: 10 H: 0 LOB: 0 BB: 0 P: 16	R: 0 E: 0 K: 2 S: 8 H: 0 LOB: 0 BB: 0 P: 12	R: 2 E: 0 K: 0 S: 11 H: 4 LOB: 1 BB: 0 P: 17	R: 0 E: 0 K: 1 S: 7 H: 0 LOB: 0 BB: 0 P: 11	R: 0 E: 0 K: 0 S: 9 H: 2 LOB: 1 BB: 0 P: 14	R: 0 E: 0 K: 1 S: 13 H: 2 LOB: 2 BB: 0 P: 19	R: 1 E: 0 K: 1 S: 10 H: 1 LOB: 0 BB: 0 P: 13	1B: 6 2B: 2 3B: 0 HR: 2	SF: 0 SAC: 0 DP: 2 HBP: 0						

	AB	35
	R	3
	H	10
	RBI	3
	BB	0
	SO	9
	LOB	8

PITCHER		IP	WLS	BF	H	R	ER	SO	BB	IBB	HBP	BLK	WP	HR	S	P	ERA	WHIP
33 Kevin Millwood, R ERA: 5.5	(1, 1)	7.0	W	26	7	2	2	7	0	0	0	0	0	1	65	101	2.57	1.000
40 Akinori Otsuka, R ERA: 1.8	(8, 1)	1.0	H	5	2	0	0	1	0	0	0	0	0	0	13	19	0.00	2.000
Antonio Alfonseca, R ERA: 1.5	(9, 1)	1.0		4	1	1	1	1	0	0	0	0	0	1	10	13	9.00	1.000

PITCHER	IP	WLS	BF	H	R	ER	SO	BB	IBB	HBP	BLK	WP	HR	S	P	ERA	WHIP

Batter	1	2	3	4	5	6	7	8	9	AB	R	H	RBI	BB	SO	LOB
Gary Matthews, S (1, 9) OBP: 0.286, SLG: 0.462	C B B X 2-1 ① P6		B F B B B 4-1 BB			F B S S 1-3 ② K		B C B X 2-1 10 1B 1B		3	0	1	0	1	1	0
10 Michael Young, R (1, 6) OBP: 0.345, SLG: 0.471	S S F F C 0-3 ② K		C 1 SAFE F 1 SAFE X 0-2 ③ F8			B B B C B 4-1 23 BB HR BB		C X 0-1 23 G6-4-3 1-2 1B		3	1	1	0	1	1	1
23 Mark Teixeira, S (1, 3) OBP: 0.423, SLG: 0.477	X 0-0 ③ P4			B C B B X 3-1 FC4-5 2B		C B B B B 4-1 1-2 HR BB		C F X 0-2 ②③ G6-4-3 1-2f		3	1	1	0	1	0	2
Phil Nevin, R (1, 10) OBP: 0.360, SLG: 0.500		C B S B F B B 4-2 9 1B G4-6-3 BB		X 0-0 ① FC4-5 9 G3-6 2-3		B C X 1-1 1-H 2-H HR			C S B X 1-2 ① F9	3	2	1	3	1	0	1
9 Hank Blalock, L (1, 5) OBP: 0.347, SLG: 0.533		C C T B X 1-2 G4-6-3 1-3 1B		X 0-0 ②③ G3-6 1-2f		F S B F X 1-2 ③ P4			C B B F B S 3-3 ② K	4	0	1	0	0	1	1
D'Angelo Jimenez, S (1, 4) OBP: 0.300, SLG: 0.235		B F S B B X 3-2 ①② G4-6-3 1-2f 3-H			C F B B S 2-3 ① K		B F X 1-1 ① F8		B C C B F X 2-2 ③ G3-1	4	0	0	0	0	1	1
6 Brad Wilkerson, L (1, 7) OBP: 0.212, SLG: 0.300		B B B B 4-0 15 CS BB			S B S B F B S 3-3 ② K		B B C B S F S 3-3 ② K			2	0	0	0	1	2	0
15 Gerald Laird, R (1, 2) OBP: 0.417, SLG: 0.667		S B 1-1 ③ CS 1-2	C X 0-1 ① G5-3		B X 1-0 ③ F7		S C S 0-3 ③ K			3	0	0	0	0	1	0
Layne Nix, L (1, 8) OBP: 0.100, SLG: 0.107			L F C 0-3 ② K			C F B S 1-3 ① K		C F S 0-3 ① K		3	0	0	0	0	3	0
Inning Stats	R: 0 H: 0 E: 0 LOB: 0 K: 1 BB: 0 S: 8 P: 10	R: 1 H: 1 E: 0 LOB: 0 K: 0 BB: 2 S: 11 P: 24	R: 0 H: 0 E: 0 LOB: 1 K: 1 BB: 1 S: 9 P: 13	R: 0 H: 1 E: 0 LOB: 0 K: 0 BB: 0 S: 4 P: 7	R: 0 H: 0 E: 0 LOB: 0 K: 2 BB: 0 S: 8 P: 14	R: 3 H: 1 E: 0 LOB: 0 K: 2 BB: 2 S: 14 P: 26	R: 0 H: 0 E: 0 LOB: 0 K: 2 BB: 0 S: 9 P: 13	R: 0 H: 2 E: 0 LOB: 1 K: 1 BB: 0 S: 10 P: 12	R: 0 H: 0 E: 0 LOB: 0 K: 1 BB: 0 S: 10 P: 16	1B: 3 SF: 0 2B: 1 SAC: 0 3B: 0 DP: 3 HR: 1 HBP: 0						

TOP

Texas Rangers @ Oakland Athletics

McAfee Coliseum, Oakland, CA

Sat Apr 15 2006, 4:05 PM EDT

Att. 16,186 - Overcast - 57 F

livebaseballscorecards.com

AB	28
R	4
H	5
RBI	3
BB	5
SO	10
LOB	6

PITCHER		IP	WLS	BF	H	R	ER	SO	BB	IBB	HBP	BLK	WP	HR	S	P	ERA	WHIP
40 Rich Harden, R ERA: 3.66	(1, 1)	7.0	W	26	3	4	4	8	5	0	0	0	0	1	63	107	5.14	1.143
58 Justin Duchscherer, R ERA:	(8, 1)	0.1	H	3	2	0	0	1	0	0	0	0	0	0	7	9	0.00	6.000
Joe Kennedy, L ERA:	(8, 1)	0.2	H	1	0	0	0	0	0	0	0	0	0	0	3	3	0.00	0.000
20 Huston Street, R ERA: 2.25	(9, 1)	1.0	S	3	0	0	0	1	0	0	0	0	0	0	10	16	0.00	0.000

PITCHER	IP	WLS	BF	H	R	ER	SO	BB	IBB	HBP	BLK	WP	HR	S	P	ERA	WHIP

Texas Rangers @ Oakland Athletics

McAfee Coliseum, Oakland, CA

Sat Apr 15 2006, 4:05 PM EDT

Att. 16,186 - Overcast - 57 F

BOTTOM

Batter	1	2	3	4	5	6	7	8	9	AB	R	H	RBI	BB	SO	LOB
21 Mark Kotsay, L (1, 8) OBP: 0.375, SLG: 0.465	4-2 7 CS BB		1-1 ① G6-3		0-0 HR 1B		2-0 ① G4-3			3	1	1	0	1	0	0
Nick Swisher, S (1, 7) OBP: 0.350, SLG: 0.744	0-3 ① K		3-1 ② F8		0-1 1-H HR		0-3 ② K			4	1	1	2	0	2	1
7 Bobby Crosby, R (1, 6) OBP: 0.188, SLG: 0.281	2-2 ② E5 1-2		3-3 ③ K		1-2 ③ G3-1		3-2 ③ G6-3			4	0	0	0	0	1	1
3 Eric Chavez, L (1, 5) OBP: 0.306, SLG: 0.682	0-2 ③ P5			3-1 ① F7		0-0 HR		2-2 ① F8		4	1	1	1	0	0	1
Frank Thomas, R (1, 10) OBP: 0.268, SLG: 0.486		2-2 ① P3		1-1 ② G4-3		0-0 HR		0-1 ② L4		4	1	1	1	0	0	0
22 Milton Bradley, S (1, 9) OBP: 0.429, SLG: 0.524		1-0 1B 1B		3-1 1B		0-0 HR		3-2 ③ G6-3		4	1	3	1	0	0	0
Marco Scutaro, R (1, 4) OBP: 0.400, SLG: 0.545		1-0 ② F9		0-3 ③ K		3-2 ① G4-3				3	0	0	0	0	1	2
Jason Kendall, R (1, 2) OBP: 0.378, SLG: 0.241		2-1 1-2 1B			1-2 ① F9	3-2 ② F9				3	0	1	0	0	0	0
29 Dan Johnson, L (1, 3) OBP: 0.139, SLG: 0.031		1-3 ③ K			2-1 ② G3	1-2 ③ F8				3	0	0	0	0	1	2
Inning Stats	R: 0 E: 1 K: 1 S: 11 H: 0 LOB: 1 BB: 1 P: 17	R: 0 E: 0 K: 1 S: 11 H: 2 LOB: 2 BB: 0 P: 18	R: 0 E: 0 K: 1 S: 12 H: 0 LOB: 0 BB: 0 P: 19	R: 0 E: 0 K: 1 S: 9 H: 1 LOB: 1 BB: 0 P: 16	R: 2 E: 0 K: 0 S: 11 H: 2 LOB: 0 BB: 0 P: 15	R: 3 E: 0 K: 0 S: 13 H: 3 LOB: 0 BB: 0 P: 20	R: 0 E: 0 K: 1 S: 8 H: 0 LOB: 0 BB: 0 P: 13	R: 0 E: 0 K: 0 S: 8 H: 0 LOB: 0 BB: 0 P: 13		1B: 4 2B: 0 3B: 0 HR: 4	SF: 0 SAC: 0 DP: 0 HBP: 0					

PITCHER		IP	WLS	BF	H	R	ER	SO	BB	IBB	HBP	BLK	WP	HR	S	P	ERA	WHIP
44 Vicente Padilla, R ERA: 4.76	(1, 1)	5.0	L	24	8	5	5	4	1	0	0	0	0	4	57	88	9.00	1.800
53 Joaquín Benoit, R ERA: 3.52	(6, 1)	2.2		8	0	0	0	1	0	0	0	0	0	0	23	37	0.00	0.000
36 C.J. Wilson, L ERA:	(8, 1)	0.1		1	0	0	0	0	0	0	0	0	0	0	3	6	0.00	0.000

PITCHER	IP	WLS	BF	H	R	ER	SO	BB	IBB	HBP	BLK	WP	HR	S	P	ERA	WHIP

livebaseballscorecards.com

AB	32
R	5
H	8
RBI	5
BB	1
SO	5
LOB	7

WP: 0 PB: 0 SB: 0 CS: 1 PA: 33

Texas Rangers @ Oakland Athletics

McAfee Coliseum, Oakland, CA

Sun Apr 16 2006, 4:05 PM EDT

Att. 21,256 - Overcast - 50 F

TOP

livebaseballscorecards.com

Batter	1	2	3	4	5	6	7	8	9	AB	R	H	RBI	BB	SO	LOB
Gary Matthews, S (1, 8) OBP: 0.222, SLG: 0.353	C S X 0-2 ① P5			X 0-0 ① G3		C X 0-1 ② G1		B F S B F S 2-3 ③ K		4	0	0	0	0	1	0
10 Michael Young, R (1, 6) OBP: 0.356, SLG: 0.473	C B B F F B X 3-2 ② G1-3			C B F B B F X 3-2 23 1B 1B		B B F X 2-1 E6			C B S B B X 3-2 23 HR 1B	4	1	2	0	0	0	0
23 Mark Teixeira, S (1, 3) OBP: 0.429, SLG: 0.542	B C T F B X 2-2 ③ P5			X 0-0 G1-4-3 1-2 1B		X 0-0 ③ P5			C B B B B X 3-2 1-H HR	4	1	2	2	0	0	1
Phil Nevin, R (1, 10) OBP: 0.333, SLG: 0.458		C X 0-1 ① L4		F X 0-1 ②③ G1-4-3 1-2f			C B C B X 2-2 ① P2		F B B X 2-1 ① G5-3	4	0	0	0	0	0	2
9 Hank Blalock, L (1, 5) OBP: 0.358, SLG: 0.521		B B X 2-0 ② P6			C X 0-1 1B		C B B S F B B 4-2 G6-4-3 BB		X 0-0 ② F7	3	0	1	0	1	0	0
Kevin Mench, R (1, 9) OBP: 0.278, SLG: 0.343 Adrian Brown, S (9, PR) OBP: 0.333, SLG: 0.294 (9, 9)		C X 0-1 ③ G6-3			D S X 1-1 ① L7		B X 1-0 ②③ G6-4-3 1-2f		F B F X 1-2 6 2B 1B	4 0	0 1	1 0	0 0	0 0	0 0	2 0
6 Brad Wilkerson, L (1, 7) OBP: 0.214, SLG: 0.315			C S B B B X 2-2 ① F9		C B 1 SAFE F B B C 3-3 ② K			C F B F B C 2-3 ① K	1 SAFE B 1 SAFE X 1-0 1-H 1B 2B	4	1	1	1	0	2	1
Rod Barajas, R (1, 2) OBP: 0.211, SLG: 0.270			X 0-0 ② P3		C S B S 1-3 ③ K			F X 0-1 ② L6	B B F X 2-1 2-H 1B	4	0	1	1	0	1	1
D'Angelo Jimenez, S (1, 4) OBP: 0.292, SLG: 0.381			B C C C 1-3 ③ K			C B F B X 2-2 ① G6-3		X 0-0 HR	X 0-0 ③ P4	4	1	1	1	0	1	1
Inning Stats	R: 0 E: 0 K: 0 S: 11 H: 0 LOB: 0 BB: 0 P: 16	R: 0 E: 0 K: 0 S: 5 H: 0 LOB: 0 BB: 0 P: 7	R: 0 E: 0 K: 1 S: 7 H: 0 LOB: 0 BB: 0 P: 10	R: 0 E: 0 K: 0 S: 8 H: 2 LOB: 1 BB: 0 P: 11	R: 0 E: 0 K: 2 S: 10 H: 1 LOB: 1 BB: 0 P: 15	R: 0 E: 1 K: 0 S: 8 H: 0 LOB: 1 BB: 0 P: 12	R: 0 E: 0 K: 0 S: 7 H: 0 LOB: 0 BB: 1 P: 14	R: 1 E: 0 K: 2 S: 11 H: 1 LOB: 0 BB: 0 P: 15	R: 4 E: 0 K: 0 S: 16 H: 5 LOB: 1 BB: 0 P: 28	1B: 6 2B: 1 3B: 0 HR: 2	SF: 0 SAC: 0 DP: 2 HBP: 0						

	AB	35
	R	5
	H	9
	RBI	5
	BB	1
	SO	5
	LOB	8

WP: 0 PB: 0 SB: 0 CS: 0 PA: 36

PITCHER		IP	WLS	BF	H	R	ER	SO	BB	IBB	HBP	BLK	WP	HR	S	P	ERA	WHIP
Dan Haren, R ERA: 5.4	(1, 1)	8.0		28	4	1	1	5	1	0	0	0	0	1	67	100	1.12	0.625
20 Huston Street, R ERA: 9.64	(9, 1)	0.2	L	7	5	4	4	0	0	0	0	0	0	1	15	27	54.00	7.500
Joe Kennedy, L ERA:	(9, 1)	0.1		1	0	0	0	0	0	0	0	0	0	0	1	1	0.00	0.000

PITCHER	IP	WLS	BF	H	R	ER	SO	BB	IBB	HBP	BLK	WP	HR	S	P	ERA	WHIP

Texas Rangers @ Oakland Athletics

McAfee Coliseum, Oakland, CA

Sun Apr 16 2006, 4:05 PM EDT

Att. 21,256 - Overcast - 50 F

livebaseballscorecards.com

BOTTOM

Batter	1	2	3	4	5	6	7	8	9	AB	R	H	RBI	BB	SO	LOB
21 Mark Kotsay, L (1, 8) OBP: 0.377, SLG: 0.447	K		G1-3			F8		3 2B 1B 1B	1-2 2-3 BB	4	1	1	0	1	1	0
Nick Swisher, S (1, 3) OBP: 0.333, SLG: 0.682	F9		G6-3			F8		1-2 SAFE 3 2B 1B 1-2	F8	5	1	1	0	0	0	3
7 Bobby Crosby, R (1, 6) OBP: 0.250, SLG: 0.314	3 1B BB			3 1B 1B		E7 3 2B 1B		F9		3	1	2	0	1	0	2
3 Eric Chavez, L (1, 5) OBP: 0.358, SLG: 0.750	FC5-4 1-2 1B			22 G6-4-3 1-3 1B		2-H 2B		1-H 2-H 2B		4	0	4	3	0	0	0
Frank Thomas, R (1, 10) OBP: 0.244, SLG: 0.439	FC5-4 1-2f			K		F7		P2		4	0	0	0	0	1	6
22 Milton Bradley, S (1, 9) OBP: 0.396, SLG: 0.478		F7		G6-4-3 1-2f			G5-3		P6	4	0	0	0	0	0	2
Jay Payton, R (1, 7) OBP: 0.194, SLG: 0.222		G1-3			F9		G1-3		K	4	0	0	0	0	1	0
Jason Kendall, R (1, 2) OBP: 0.366, SLG: 0.242		L5			G6-3		G5-3		21 BB 17 BB 1B	4	0	1	0	0	0	0
Marco Scutaro, R (1, 4) OBP: 0.357, SLG: 0.480			G5-3		G6-3			G1-3	21 BB 1-2 BB	3	0	0	0	0	0	0
17 Adam Melhuse, S (9, PH) OBP: 0.625, SLG: 0.571										0	0	0	0	1	0	0
14 Mark Ellis, R (9, PR) OBP: 0.250, SLG: 0.194										0	0	0	0	0	0	0

	AB	35
	R	3
	H	9
	RBI	3
	BB	3
	SO	3
	LOB	13

Inning Stats	1	2	3	4	5	6	7	8	9	1B: 7	SF: 0	WP: 0	PA: 38
	R: 0 H: 1 E: 0 LOB: 2 K: 1 BB: 1 S: 9 P: 15	R: 0 H: 0 E: 0 LOB: 0 K: 0 BB: 0 S: 10 P: 14	R: 0 H: 0 E: 0 LOB: 0 K: 0 BB: 0 S: 8 P: 12	R: 0 H: 2 E: 0 LOB: 1 K: 1 BB: 0 S: 8 P: 10	R: 0 H: 0 E: 0 LOB: 0 K: 0 BB: 0 S: 5 P: 7	R: 1 H: 2 E: 1 LOB: 1 K: 0 BB: 0 S: 12 P: 19	R: 0 H: 0 E: 0 LOB: 0 K: 0 BB: 0 S: 7 P: 10	R: 2 H: 3 E: 0 LOB: 1 K: 0 BB: 0 S: 18 P: 30	R: 0 H: 1 E: 0 LOB: 3 K: 1 BB: 2 S: 14 P: 30	2B: 2 SAC: 0 3B: 0 DP: 1 HR: 0 HBP: 0	PB: 0 SB: 0 CS: 0		

PITCHER		IP	WLS	BF	H	R	ER	SO	BB	IBB	HBP	BLK	WP	HR	S	P	ERA	WHIP
43 Kameron Loe, R ERA: 3.38	(1, 1)	7.0		26	5	1	0	2	1	0	0	0	0	0	59	87	0.00	0.857
40 Akinori Otsuka, R ERA: 4.76	(8, 1)	0.2		5	3	2	2	0	0	0	0	0	0	0	13	24	27.00	4.500
Francisco Cordero, R ERA: 5.79	(8, 1)	1.1	W	7	1	0	0	1	2	0	0	0	0	0	19	36	0.00	2.250

PITCHER	IP	WLS	BF	H	R	ER	SO	BB	IBB	HBP	BLK	WP	HR	S	P	ERA	WHIP

Detroit Tigers @ Oakland Athletics

McAfee Coliseum, Oakland, CA

Tue Apr 18 2006, 10:05 PM EDT

Att. 16,857 - Clear - 61 F

livebaseballscorecards.com

TOP

Batter	1	2	3	4	5	6	7	8	9	AB	R	H	RBI	BB	SO	LOB
28 Curtis Granderson, L (1, 8) OBP: 0.356, SLG: 0.547	B C T B X 2-2 14 1B 3B		1 SAFE 1 SAFE B F B F S 2-3 ① K			C X 0-1 2B 2B		B B B C S F X 3-2 ① F8		4	2	2	0	0	1	1
14 Placido Polanco, R (1, 4) OBP: 0.314, SLG: 0.320	C C T F F X 0-2 3-H 1B		C X 0-1 ②③ G5-4-3 1-2f			B X 1-0 ② F8		C T B B F F C 2-3 ② K		4	0	1	1	0	1	2
Ivan Rodriguez, R (1, 2) OBP: 0.373, SLG: 0.468	B F F X 1-2 ① P2			X 0-0 ① P3		B T F F X 1-2 30 1B 2-H 2B		C B B B C B 4-2 BB		3	1	1	1	1	0	1
30 Magglio Ordonez, R (1, 9) OBP: 0.294, SLG: 0.468	1 SAFE X 0-0 ② F7			B B F F B F F S 3-3 ② K		B F X 1-1 2-H 1B		C 1 SAFE X 0-1 ③ F7		4	0	1	1	0	1	2
33 Marcus Thames, R (1, 10) OBP: 0.304, SLG: 0.545 Alexis Gomez, L (9, PH) OBP: 0.111, SLG: 0.111	X 0-0 ③ F9			F C F X 0-2 ③ P6		B S B 1 SAFE F F B X 3-2 ③ L8			B C S F B F B F T 3-2 ① K	3 1	0 0	0 0	0 0	0 0	0 1	2 0
31 Chris Shelton, R (1, 3) OBP: 0.483, SLG: 1.145		B F B B X 3-1 ① F8			B F C F F B X 2-2 G6-4-3 1B		C C B X 1-2 ① G3-1		B C C F B F F C 2-3 ② K	4	0	1	0	0	1	0
9 Carlos Guillen, S (1, 6) OBP: 0.351, SLG: 0.549		B B X 2-0 ② P3			B B F F C 2-3 ① K		B X 1-0 ② F9		F B C X 1-2 ③ G6-3	4	0	0	0	0	1	1
Craig Monroe, R (1, 7) OBP: 0.226, SLG: 0.423		B F X 1-1 ③ G6-3			1 SAFE X 0-0 ②③ G6-4-3 1-2f		B X 1-0 15 1B 1B			3	0	1	0	0	0	1
15 Brandon Inge, R (1, 5) OBP: 0.313, SLG: 0.581			B T B B B 4-1 14 G5-4-3 BB			X 0-0 ① L8	B C 1 SAFE X 1-1 ③ 1-3 1B			2	0	1	0	1	0	0

	AB	32
	R	3
	H	8
	RBI	3
	BB	2
	SO	6
	LOB	10

Inning Stats																								
	R: 1	H: 2	R: 0	H: 0	R: 0	H: 0	R: 0	H: 0	R: 0	H: 1	R: 2	H: 3	R: 0	H: 2	R: 0	H: 0	R: 0	H: 0	1B: 5	SF: 0	WP: 0	PA: 34
	E: 0	LOB: 1	E: 0	LOB: 0	E: 0	LOB: 0	E: 0	LOB: 0	E: 0	LOB: 0	E: 0	LOB: 1	E: 0	LOB: 2	E: 0	LOB: 1	E: 0	LOB: 0	2B: 2	SAC: 0	PB: 0	
	K: 0	BB: 0	K: 0	BB: 0	K: 1	BB: 0	K: 1	BB: 1	K: 1	BB: 0	K: 0	BB: 0	K: 0	BB: 0	K: 1	BB: 1	K: 2	BB: 0	3B: 1	DP: 2	SB: 0	
	S: 14	P: 17	S: 5	P: 11	S: 6	P: 12	S: 10	P: 13	S: 9	P: 13	S: 14	P: 20	S: 7	P: 11	S: 14	P: 23	S: 15	P: 21	HR: 0	HBP: 0	CS: 0	

PITCHER		IP	WLS	BF	H	R	ER	SO	BB	IBB	HBP	BLK	WP	HR	S	P	ERA	WHIP
25 Esteban Loaiza, R ERA: 8.59	(1, 1)	6.0		23	6	3	3	3	1	0	0	0	0	0	58	86	4.50	1.167
58 Justin Duchscherer, R ERA:	(7, 1)	2.0	W	8	2	0	0	1	1	0	0	0	0	0	21	34	0.00	1.500
20 Huston Street, R ERA: 7.94	(9, 1)	1.0	S	3	0	0	0	2	0	0	0	0	0	0	15	21	0.00	0.000

PITCHER	IP	WLS	BF	H	R	ER	SO	BB	IBB	HBP	BLK	WP	HR	S	P	ERA	WHIP

BOTTOM

Detroit Tigers @ Oakland Athletics

McAfee Coliseum, Oakland, CA

Tue Apr 18 2006, 10:05 PM EDT

Att. 16,857 - Clear - 61 F

Batter	1	2	3	4	5	6	7	8	9	AB	R	H	RBI	BB	SO	LOB
14 Mark Ellis, R (1, 4) OBP: 0.273, SLG: 0.250	P6		2B		1B		F7			4	0	2	0	0	0	0
21 Mark Kotsay, L (1, 8) OBP: 0.368, SLG: 0.420	BB		K		G4-6-3 1-2f			K		3	0	0	0	1	2	2
7 Bobby Crosby, R (1, 6) OBP: 0.225, SLG: 0.282	L8		G5-3		K			K		4	0	0	0	0	2	2
3 Eric Chavez, L (1, 5) OBP: 0.333, SLG: 0.692	K		F9			G4-3		G6-3		4	0	0	0	0	1	2
Frank Thomas, R (1, 10) OBP: 0.250, SLG: 0.432		F8		E6 E 1B		P4				3	1	1	0	0	0	0
22 Milton Bradley, S (1, 9) OBP: 0.411, SLG: 0.468		HR BB		FC3-6 BB		K				1	1	0	0	2	1	0
Nick Swisher, S (1, 3) OBP: 0.354, SLG: 0.809		1-H HR	K					HR		3	2	2	3	0	1	2
Jay Payton, R (1, 7) OBP: 0.179, SLG: 0.205		K		FC3-6 1-2f 2-H				F7		3	0	0	0	0	1	1
17 Adam Melhuse, S (1, 2) OBP: 0.455, SLG: 0.400		K	F7					G6-3		3	0	0	0	0	1	1
Inning Stats	R: 0 E: 0 K: 1 S: 7 H: 0 LOB: 1 BB: 1 P: 14	R: 2 E: 0 K: 2 S: 13 H: 1 LOB: 0 BB: 1 P: 22	R: 0 E: 0 K: 1 S: 11 H: 1 LOB: 1 BB: 0 P: 17	R: 1 E: 2 K: 1 S: 10 H: 1 LOB: 1 BB: 1 P: 22	R: 0 E: 0 K: 1 S: 9 H: 1 LOB: 0 BB: 0 P: 13	R: 0 E: 0 K: 1 S: 8 H: 0 LOB: 0 BB: 0 P: 11	R: 1 E: 0 K: 0 S: 12 H: 1 LOB: 0 BB: 0 P: 22	R: 0 E: 0 K: 2 S: 9 H: 0 LOB: 0 BB: 0 P: 12		1B: 2 2B: 1 3B: 0 HR: 2 SF: 0 SAC: 0 DP: 1 HBP: 0						

PITCHER		IP	WLS	BF	H	R	ER	SO	BB	IBB	HBP	BLK	WP	HR	S	P	ERA	WHIP
35 Justin Verlander, R ERA: 5.4	(1, 1)	7.0	L	28	5	4	3	7	3	0	0	0	0	2	70	121	3.86	1.143
Bobby Seay, L ERA: 3.6	(8, 1)	1.0		3	0	0	0	2	0	0	0	0	0	0	9	12	0.00	0.000

PITCHER	IP	WLS	BF	H	R	ER	SO	BB	IBB	HBP	BLK	WP	HR	S	P	ERA	WHIP

livebaseballscorecards.com

AB	28
R	4
H	5
RBI	3
BB	3
SO	9
LOB	10

WP: 0 PA: 31
PB: 0
SB: 0
CS: 0

Batter	1	2	3	4	5	6	7	8	9	AB	R	H	RBI	BB	SO	LOB
28 Curtis Granderson, L (1, 8) OBP: 0.369, SLG: 0.534	B C X 1-1 F7 ①	X 0-0 F8 ③		1 SAFE C B 1 SAFE 1 SAFE S B F B 3-2 X 14 1B 1-3 1B	B B B B 4-0 F9 14 1B BB		C B F S 1-3 K ①		S F X 0-2 39 FC5-4 1-2 1B	5	0	2	0	1	1	2
14 Placido Polanco, R (1, 4) OBP: 0.357, SLG: 0.364 39 Ramon Santiago, S (8, 4) OBP: 0.125, SLG: 0.125	C B B X 2-1 1B		B C X 1-1 F9 ① B X 1-0 1-2 3-H 1B	B C F F X 1-2 2-H 3-H 30 FC5-4 1B		X 0-0 ② 1B		X 0-0 FC5-4 ② E 1-2f 2-3	5 1	0 0	4 0	3 0	0 0	0 0	0 2
Ivan Rodriguez, R (1, 2) OBP: 0.333, SLG: 0.415	C B 1 SAFE X 1-1 P3 ②	C B F F B X 2-2 G6-3 ②	F X 0-1 F7 ②	X 0-0 F9 ② 2-3		B X 1-0 G5-3 ③		B S X 1-1 E5 1-2 3-H	6	0	0	0	0	0	6
30 Magglio Ordonez, R (1, 9) OBP: 0.281, SLG: 0.434	B B C F X 2-2 L4 ③	F X 0-1 1B	D S C S 1-3 K ③	F X 0-1 FC5-4 ③ 1-2f			F S B F X 1-2 G5-3 ①	B F B X 2-1 F7 ③	6	0	1	0	0	1	7
Alexis Gomez, L (1, 10) OBP: 0.231, SLG: 0.308 33 Marcus Thames, R (8, PH) OBP: 0.292, SLG: 0.522 (8, 10)		X 0-0 31 G6-3 1B 2B	F B C S 1-3 K ③		X 0-0 E1 9 2B 15 2B	B B F B X 3-1 E8 31 P3 9 E 1B		F B B S F B X 3-2 G6-3 ②		4 1	3 0	2 0	0 0	0 0	1 0	1 0
31 Chris Shelton, R (1, 3) OBP: 0.476, SLG: 1.086	C F F X 0-2 G6-3 ① 2-3	B B B B 4-0 9 1B 1B BB	C T B F X 1-2 L6 ①	X 0-0 P3 ① 2-3			C H 1-1 9 FC6-4 HBP		3	1	0	0	1	0	3
9 Carlos Guillen, S (1, 6) OBP: 0.387, SLG: 0.600	F D F B B F F F D 4-2 1B BB	S F X 0-2 1B 15 SF8 1-3 1B	1 SAFE X 0-0 15 2B 1-3 2B	S X 0-1 E7 SF9 3-H 2B			B X 1-0 FC6-4 ③ 1-2f		4	3	3	1	1	0	1
Craig Monroe, R (1, 7) OBP: 0.259, SLG: 0.436	X 0-0 1-2 3-H 1B	B C 1 SAFE X 1-1 28 1B 14 1B 1-3 3-H 1B	I I I I 4-0 15 2B 14 1B IBB	B F F X 1-2 SF9 ② 3-H					B X 1-0 F9 ①	3	2	2	3	1	0	0
15 Brandon Inge, R (1, 5) OBP: 0.321, SLG: 0.587	C F S 0-3 K ②	F X 0-1 SF8 ① 3-H	X 0-0 14 1B 1-3 2-H 3-H 2B	B X 1-0 G5-3 ③					B B F S F B B 4-2 39 FC5-4 28 1B E BB	3	2	1	3	1	1	2
Inning Stats	R: 0 H: 1 E: 0 LOB: 1 K: 0 BB: 0 S: 9 P: 15	R: 1 H: 2 E: 0 LOB: 2 K: 1 BB: 1 S: 15 P: 19	R: 0 H: 1 E: 0 LOB: 1 K: 1 BB: 0 S: 11 P: 15	R: 3 H: 4 E: 0 LOB: 2 K: 1 BB: 1 S: 17 P: 27	R: 4 H: 3 E: 1 LOB: 2 K: 0 BB: 2 S: 14 P: 24	R: 2 H: 2 E: 2 LOB: 0 K: 0 BB: 0 S: 9 P: 14	R: 0 H: 1 E: 0 LOB: 0 K: 1 BB: 0 S: 5 P: 7	R: 0 H: 0 E: 0 LOB: 1 K: 0 BB: 0 S: 10 P: 16	R: 1 H: 1 E: 1 LOB: 2 K: 0 BB: 1 S: 12 P: 20	1B: 11 SF: 2 2B: 4 SAC: 0 3B: 0 DP: 0 HR: 0 HBP: 1						

PITCHER		IP	WLS	BF	H	R	ER	SO	BB	IBB	HBP	BLK	WP	HR	S	P	ERA	WHIP
Joe Blanton, R ERA: 6.87	(1, 1)	4.1	L	27	10	8	7	3	2	1	0	0	0	0	59	88	14.54	2.769
Kirk Saarloos, R ERA: 9.0	(5, 1)	1.2		9	3	2	1	0	1	0	0	0	0	0	16	26	5.40	2.400
51 Brad Halsey, L ERA: 2.45	(7, 1)	2.0		7	1	0	0	1	0	0	1	0	0	0	15	23	0.00	0.500
Joe Kennedy, L ERA:	(9, 1)	1.0		6	1	1	0	0	1	0	0	0	0	0	12	20	0.00	2.000

PITCHER	IP	WLS	BF	H	R	ER	SO	BB	IBB	HBP	BLK	WP	HR	S	P	ERA	WHIP

TOP

Detroit Tigers @ Oakland Athletics

McAfee Coliseum, Oakland, CA

Wed Apr 19 2006, 10:05 PM EDT

Att. 18,309 - Clear - 64 F

livebaseballscorecards.com

AB	41
R	11
H	15
RBI	10
BB	5
SO	4
LOB	24

Detroit Tigers @ Oakland Athletics

McAfee Coliseum, Oakland, CA

Wed Apr 19 2006, 10:05 PM EDT

Att. 18,309 - Clear - 64 F

BOTTOM

Batter	1	2	3	4	5	6	7	8	9	AB	R	H	RBI	BB	SO	LOB
Jason Kendall, R (1, 2) OBP: 0.378, SLG: 0.278	E6 7 G6-4-3		14 L4-3 BB			E6		14 HR 2B		3	1	1	1	1	0	0
14 Mark Ellis, R (1, 4) OBP: 0.271, SLG: 0.318	F7		L4-3 1-1			F8		HR		4	1	1	2	0	0	3
7 Bobby Crosby, R (1, 6) OBP: 0.227, SLG: 0.279	G6-4-3 1-2f			F8		P6		1B		4	0	1	0	0	0	2
Frank Thomas, R (1, 10) OBP: 0.250, SLG: 0.479		HR		L6		F8		F8		4	1	1	1	0	0	2
22 Milton Bradley, S (1, 9) OBP: 0.383, SLG: 0.431		F9		E5			G1-3	F8		4	0	0	0	0	0	1
Jay Payton, R (1, 8) OBP: 0.163, SLG: 0.186		F7		F9			P2		F7	4	0	0	0	0	0	1
Nick Swisher, S (1, 3) OBP: 0.346, SLG: 0.765		1B			G4-3		G3-1		G5-3	4	0	1	0	0	0	0
23 Bobby Kielty, S (1, 7)		K			G1-3			G6-3	F8	4	0	0	0	0	1	1
Antonio Perez, R (1, 5)			F7		P4			2B BB		2	1	0	0	1	0	0
Inning Stats	R: 0 E: 1 K: 0 S: 7 H: 0 LOB: 0 BB: 0 P: 13	R: 1 E: 0 K: 1 S: 11 H: 2 LOB: 1 BB: 0 P: 15	R: 0 E: 0 K: 0 S: 4 H: 0 LOB: 0 BB: 1 P: 9	R: 0 E: 1 K: 0 S: 16 H: 0 LOB: 1 BB: 0 P: 24	R: 0 E: 0 K: 0 S: 8 H: 0 LOB: 0 BB: 0 P: 12	R: 0 E: 1 K: 0 S: 7 H: 0 LOB: 1 BB: 0 P: 10	R: 0 E: 0 K: 0 S: 7 H: 0 LOB: 0 BB: 0 P: 11	R: 3 E: 0 K: 0 S: 15 H: 3 LOB: 1 BB: 1 P: 26	R: 0 E: 0 K: 0 S: 6 H: 0 LOB: 0 BB: 0 P: 9	1B: 2 2B: 2 3B: 0 HR: 2 SF: 0 SAC: 0 DP: 2 HBP: 0							

livebaseballscorecards.com

AB	33
R	4
H	5
RBI	4
BB	2
SO	1
LOB	10

WP: 0 PB: 0 SB: 0 CS: 0 PA: 35

PITCHER		IP	WLS	BF	H	R	ER	SO	BB	IBB	HBP	BLK	WP	HR	S	P	ERA	WHIP
37 Kenny Rogers, L ERA: 3.38	(1, 1)	7.1	W	28	3	3	3	1	2	0	0	0	0	1	67	108	3.68	0.682
Chris Spurling, R ERA: 5.14	(8, 1)	0.2		4	2	1	1	0	0	0	0	0	0	1	8	12	13.50	3.000
Jamie Walker, L ERA: 1.69	(9, 1)	1.0		3	0	0	0	0	0	0	0	0	0	0	6	9	0.00	0.000

PITCHER	IP	WLS	BF	H	R	ER	SO	BB	IBB	HBP	BLK	WP	HR	S	P	ERA	WHIP

Batter	1	2	3	4	5	6	7	8	9	AB	R	H	RBI	BB	SO	LOB
28 Curtis Granderson, L (1, 8) OBP: 0.386, SLG: 0.525	C B B X 2-1 F8		1 SAFE B S B B B 4-1 BLK 1-2 BB			S C B X 1-2 F9 14 HBP 1B		B B C B C X 3-2 F7	B B F B B 4-1 14 FC3-2 1-2 2-3 3-H BB	3	0	1	1	2	0	0
14 Placido Polanco, R (1, 4) OBP: 0.361, SLG: 0.356	C B B X 2-1 G5-3 30 2B 1B		B X 1-0 F8			C B 1 SAFE H 2-1 1-2 HBP		B C C X 1-2 P3	B X 1-0 FC3-2 1-2 2-3 3-Hf	4	1	1	0	0	0	4
Ivan Rodriguez, R (1, 2) OBP: 0.306, SLG: 0.379	F F B B X 2-2 G5-3 1-2		B X 1-0 F9 1-2			B F F B B X 2-2 F9 2-3		B B C F X 2-2 F8	C B F F X 1-2 L7	5	0	0	0	0	0	7
30 Magglio Ordonez, R (1, 9) OBP: 0.295, SLG: 0.456	X 0-0 2-H 2B			C X 0-1 G6-3		C X 0-1 L4			S X 0-1 2B 31 1B 1B	4	1	2	1	0	0	2
33 Marcus Thames, R (1, 10) OBP: 0.259, SLG: 0.462 Alexis Gomez, L (9, PH) OBP: 0.286, SLG: 0.429 (9, 10)	B B F S S 2-3 K			B X 1-0 E6 31 G3-6-3		D F B B F X 3-2 P3			B C X 1-1 31 1B 9 1B 1-3 2B	3 1	0 1	0 1	0 0	0 0	1 0	3 0
31 Chris Shelton, R (1, 3) OBP: 0.478, SLG: 1.049 39 Ramon Santiago, S (9, PR) OBP: 0.125, SLG: 0.125 (9, 6)		B B B C B 4-1 G5-4-3 BB		B F D X 2-1 G3-6-3 1-2f			B S B S F S 2-3 K		C C X 0-2 FC1-5 9 1B 2-3 3-H 1B	3	0	1	1	1	1	1
9 Carlos Guillen, S (1, 6) OBP: 0.394, SLG: 0.586 (9, 3)		B S T B X 2-2 F8	B X 1-0 G5-3				B H 2-0 HBP		C F F B B X 2-2 15 BB 28 BB FC1-5 1-2 3-H 1B	3	1	1	1	0	0	1
Craig Monroe, R (1, 7) OBP: 0.258, SLG: 0.414		B X 1-0 G5-4-3 1-2f	S B B T B F B 4-2 15 G6-3 BB				X 0-0 P6		L X 0-1 FC1-5 28 BB 15 BB 14 FC3-2 1-2 2-3f	3	0	0	0	1	0	4
15 Brandon Inge, R (1, 5) OBP: 0.333, SLG: 0.563			C B F B B B 4-2 28 CS BB		B X 1-0 G6-3 1-2f		C B B B S S 3-3 K		C S F F F B F F F F 4-2 14 FC3-2 28 BB 1-2 2-3 BB	2	0	0	0	2	1	2
Inning Stats	R: 1 E: 0 K: 1 S: 11 H: 2 LOB: 1 BB: 0 P: 19	R: 0 E: 0 K: 0 S: 5 H: 0 LOB: 0 BB: 1 P: 12	R: 0 E: 0 K: 0 S: 5 H: 0 LOB: 1 BB: 2 P: 15	R: 0 E: 1 K: 0 S: 5 H: 0 LOB: 0 BB: 0 P: 8	R: 0 E: 0 K: 0 S: 5 H: 0 LOB: 0 BB: 1 P: 11	R: 0 E: 0 K: 0 S: 12 H: 1 LOB: 2 BB: 0 P: 20	R: 0 E: 0 K: 2 S: 8 H: 0 LOB: 1 BB: 0 P: 15	R: 0 E: 0 K: 0 S: 9 H: 0 LOB: 0 BB: 0 P: 15	R: 3 E: 0 K: 0 S: 30 H: 4 LOB: 3 BB: 2 P: 43	1B: 5 2B: 2 3B: 0 HR: 0		SF: 0 SAC: 0 DP: 3 HBP: 2				

TOP

Detroit Tigers @ Oakland Athletics

McAfee Coliseum, Oakland, CA

Thu Apr 20 2006, 3:35 PM EDT

Att. 15,489 - Sunny - 62 F

livebaseballscorecards.com

AB	31
R	4
H	7
RBI	4
BB	6
SO	3
LOB	24

WP: 0 PB: 0 SB: 0 CS: 1 PA: 39

PITCHER		IP	WLS	BF	H	R	ER	SO	BB	IBB	HBP	BLK	WP	HR	S	P	ERA	WHIP
Barry Zito, L ERA: 5.48	(1, 1)	7.0		27	3	1	1	3	4	0	2	1	0	0	51	100	1.29	1.000
Joe Kennedy, L ERA:	(8, 1)	0.1	H	1	0	0	0	0	0	0	0	0	0	0	3	6	0.00	0.000
50 Kiko Calero, R ERA:	(8, 1)	0.2	H	2	0	0	0	0	0	0	0	0	0	0	6	9	0.00	0.000
58 Justin Duchscherer, R ERA: 3.24	(9, 1)	0.1	L	7	4	3	3	0	2	0	0	0	0	0	25	36	81.00	18.000
Kirk Saarloos, R ERA: 8.22	(9, 1)	0.2		2	0	0	0	0	0	0	0	0	0	0	5	7	0.00	0.000

PITCHER	IP	WLS	BF	H	R	ER	SO	BB	IBB	HBP	BLK	WP	HR	S	P	ERA	WHIP

Detroit Tigers @ Oakland Athletics

McAfee Coliseum, Oakland, CA

Thu Apr 20 2006, 3:35 PM EDT

Att. 15,489 - Sunny - 62 F

BOTTOM

Batter	1	2	3	4	5	6	7	8	9	AB	R	H	RBI	BB	SO	LOB
14 Mark Ellis, R (1, 4) OBP: 0.250, SLG: 0.292	F7	G4-3			F7			G5-3		4	0	0	0	0	0	0
21 Mark Kotsay, L (1, 8) OBP: 0.361, SLG: 0.444	7 1B 3B		F8		P5			K		4	1	1	0	0	1	0
7 Bobby Crosby, R (1, 6) OBP: 0.229, SLG: 0.277	3 2B 3-H 1B		F8			K		G5-3		4	1	1	1	0	1	0
3 Eric Chavez, L (1, 5) OBP: 0.361, SLG: 0.704	22 1B 1-H 2B		P4			BB			FC5-2 22 1B BB	2	1	1	1	2	0	0
Frank Thomas, R (1, 10) OBP: 0.250, SLG: 0.462	G6-3			BB 1B		P6			F8	4	0	1	0	0	0	3
22 Milton Bradley, S (1, 9) OBP: 0.391, SLG: 0.436	1B 2-H			P5		F9			FC5-2 BB 1-3 1B	4	0	2	1	0	0	2
Nick Swisher, S (1, 7) OBP: 0.357, SLG: 0.736	F7			G5-4-3 1-2 BB		F7			FC5-2 1-2 BB	2	0	0	0	2	0	1
Jason Kendall, R (1, 2) OBP: 0.347, SLG: 0.250		F8		G5-4-3 1-2f		G6-3			FC5-2 1-2 2-3 3-Hf	4	0	0	0	0	0	5
29 Dan Johnson, L (1, 3) OBP: 0.128, SLG: 0.029 17 Adam Melhuse, S (9, PH) OBP: 0.417, SLG: 0.364		G3-1			G1-3				K	3 1	0 0	0 0	0 0	0 0	0 1	0 3
Inning Stats	R: 3 E: 0 K: 0 S: 16 H: 4 LOB: 1 BB: 0 P: 23	R: 0 E: 0 K: 0 S: 7 H: 0 LOB: 0 BB: 0 P: 9	R: 0 E: 0 K: 0 S: 8 H: 0 LOB: 0 BB: 0 P: 12	R: 0 E: 0 K: 0 S: 6 H: 1 LOB: 1 BB: 1 P: 12	R: 0 E: 0 K: 0 S: 7 H: 0 LOB: 0 BB: 0 P: 11	R: 0 E: 0 K: 1 S: 9 H: 0 LOB: 1 BB: 1 P: 19	R: 0 E: 0 K: 0 S: 9 H: 0 LOB: 0 BB: 0 P: 13	R: 0 E: 0 K: 1 S: 7 H: 0 LOB: 0 BB: 0 P: 10	R: 0 E: 0 K: 1 S: 14 H: 1 LOB: 3 BB: 2 P: 27	1B: 4 2B: 1 3B: 1 HR: 0 SF: 0 SAC: 0 DP: 1 HBP: 0							

livebaseballscorecards.com

AB	32
R	3
H	6
RBI	3
BB	4
SO	3
LOB	14

WP: 0 PB: 0 SB: 0 CS: 0 PA: 36

PITCHER	IP	WLS	BF	H	R	ER	SO	BB	IBB	HBP	BLK	WP	HR	S	P	ERA	WHIP
38 Jeremy Bonderman, R (1, 1) ERA: 5.55	7.0		27	5	3	3	1	2	0	0	0	0	0	62	99	3.86	1.000
56 Fernando Rodney, R (8, 1) ERA:	2.0	W	9	1	0	0	2	2	0	0	0	0	0	21	37	0.00	1.500

PITCHER	IP	WLS	BF	H	R	ER	SO	BB	IBB	HBP	BLK	WP	HR	S	P	ERA	WHIP

Los Angeles Angels @ Oakland Athletics

McAfee Coliseum, Oakland, CA

Fri Apr 21 2006, 10:05 PM EDT

Att. 19,874 - Partly Cloudy - 55 F

TOP

livebaseballscorecards.com

Batter	1	2	3	4	5	6	7	8	9	AB	R	H	RBI	BB	SO	LOB
9 Chone Figgins, S (1, 7) OBP: 0.307, SLG: 0.465	B C S X 1-2 ① G4-3			B C B F X 2-2 1B 16 1B 1B	X 0-0 1B		1 SAFE S F 1 SAFE X 0-2 ③ G4-3			4	1	2	0	0	0	1
Orlando Cabrera, R (1, 6) OBP: 0.338, SLG: 0.508	B C C B B X 3-2 ② F9			1 SAFE F 1 SAFE 1 SAFE F X 0-2 16 1B 1-3 SF8 1B	X 0-0 ③ F9			B B C C X 2-2 ① F7		4	1	1	0	0	0	1
27 Vladimir Guerrero, R (1, 9) OBP: 0.357, SLG: 0.478	S S F B F X 1-2 ③ G6-3			F F S 0-3 ① K		X 0-0 ① F7		F F X 0-2 ② F8		4	0	0	0	0	1	2
16 Garret Anderson, L (1, 10) OBP: 0.333, SLG: 0.492		B F B X 2-1 ① G1-3		B 1 SAFE F X 1-1 6 BB 1-3 3-H 1B		B B B X 3-0 HR		B X 1-0 ③ G1-3		4	1	2	2	0	0	0
Darin Erstad, L (1, 8) OBP: 0.317, SLG: 0.429		C B F B X 2-2 ② G4-3		B F C X 1-2 ② SF8 3-H		C X 0-1 ② G4-3			B C F B X 2-2 3B	3	0	1	1	0	0	0
6 Maicer Izturis, S (1, 5) OBP: 0.400, SLG: 0.353 Tim Salmon, R (9, PH) OBP: 0.345, SLG: 0.643		C B C B X 2-2 ③ F8		B B C B B 4-1 1-2 BB		F B B X 2-1 ③ F9			S B F S 1-3 ① K	2 1	0 0	0 0	0 0	1 0	0 1	0 1
Casey Kotchman, L (1, 3) OBP: 0.224, SLG: 0.185 39 Robb Quinlan, R (9, PR) OBP: 0.455, SLG: 0.700			S S F B B B X 3-2 ① G4-3	B X 1-0 ③ G3-1			C X 0-1 ① G3-1		B B B B 4-0 5 K2 BB	3 0	0 0	0 0	0 0	1 0	0 0	2 0
5 Jeff Mathis, R (1, 2) OBP: 0.206, SLG: 0.258			F S X 0-2 ② G6-3		C S B C 1-3 ① K		X 0-0 ② P6		S 1 SAFE S S 0-3 ② ③ K2 1-1f	4	0	0	0	0	2	2
Adam Kennedy, L (1, 4) OBP: 0.411, SLG: 0.549			C B B X 2-1 ③ P4		S B S B X 2-2 ② G6-3		B B B B 4-0 BB			2	0	0	0	1	0	0

	AB	31
	R	3
	H	6
	RBI	3
	BB	3
	SO	4
	LOB	9

Inning Stats																						
	R: 0	H: 0	R: 0	H: 0	R: 0	H: 0	R: 2	H: 3	R: 0	H: 1	R: 1	H: 1	R: 0	H: 0	R: 0	H: 0	R: 0	H: 1	1B: 4	SF: 1	WP: 0	PA: 35
	E: 0	LOB: 0	E: 0	LOB: 0	E: 0	LOB: 0	E: 0	LOB: 2	E: 0	LOB: 1	E: 0	LOB: 0	E: 0	LOB: 1	E: 0	LOB: 0	E: 0	LOB: 2	2B: 1	SAC: 0	PB: 0	
	K: 0	BB: 0	K: 0	BB: 0	K: 0	BB: 0	K: 1	BB: 1	K: 1	BB: 0	K: 0	BB: 0	K: 0	BB: 1	S: 7	BB: 0	K: 2	BB: 1	3B: 1	DP: 1	SB: 0	
	S: 11	P: 16	S: 8	P: 14	S: 9	P: 14	S: 16	P: 25	S: 8	P: 11	S: 6	P: 11	S: 6	P: 10		P: 10	S: 9	P: 16	HR: 1	HBP: 0	CS: 0	

PITCHER		IP	WLS	BF	H	R	ER	SO	BB	IBB	HBP	BLK	WP	HR	S	P	ERA	WHIP
40 Rich Harden, R ERA: 3.58	(1, 1)	8.0	W	31	5	3	3	2	2	0	0	0	0	1	71	111	3.38	0.875
Joe Kennedy, L ERA:	(9, 1)	0.0		1	1	0	0	0	0	0	0	0	0	0	3	5	∞	∞
50 Kiko Calero, R ERA:	(9, 1)	1.0	S	3	0	0	0	2	1	0	0	0	0	0	6	11	0.00	1.000

PITCHER		IP	WLS	BF	H	R	ER	SO	BB	IBB	HBP	BLK	WP	HR	S	P	ERA	WHIP

Batter	1	2	3	4	5	6	7	8	9	AB	R	H	RBI	BB	SO	LOB
14 Mark Ellis, R (1, 4) OBP: 0.246, SLG: 0.302	C F F B B F F C 2-3 K ①		C X 0-1 P3 ② C X 0-1 1-3 2-H 2B			B S B D C S 3-3 K ③		B B C C C 2-3 K ①		5	0	1	1	0	3	4
21 Mark Kotsay, L (1, 8) OBP: 0.348, SLG: 0.414	F X 0-1 L7 ②		B B C C B B 4-2 7 2B BB F C F X 0-2 P5 ③				B S C X 1-2 G4-3 ① C B B X 2-1 F9 ②			4	1	0	0	1	0	4
7 Bobby Crosby, R (1, 6) OBP: 0.240, SLG: 0.306 Marco Scutaro, R (5, 6) OBP: 0.355, SLG: 0.444	B B S B C S 3-3 K ③		S C X 0-2 1-H 2B		C C B B X 2-2 F9 ①		B B B C F B 4-2 3 HR BB C X 0-1 P4 ③			2 2	0 1	1 0	1 0	0 1	1 0	0 2
3 Eric Chavez, L (1, 5) OBP: 0.369, SLG: 0.737		C B B F F B F S 3-3 K ① C B B S F D D 4-2 BB			X 0-0 L6 ②		C F B 1 SAFE X 1-2 1-H HR			3	1	1	2	1	1	0
Frank Thomas, R (1, 10) OBP: 0.233, SLG: 0.429		B X 1-0 F8 ② C F X 0-2 P3 ③			C F B F B X 2-2 F8 ③		C B B X 2-1 F8 ②			4	0	0	0	0	0	2
22 Milton Bradley, S (1, 9) OBP: 0.397, SLG: 0.421		C B F B B F D 4-2 HBP BB		X 0-0 G4-3 ① B B C B B 4-1 SH5-4 S BB B F B S X 2-2 G6-3 ③						2	0	0	0	2	0	0
Nick Swisher, S (1, 7) OBP: 0.400, SLG: 0.736		B C 1 SAFE 1 SAFE F H 1-2 2-2 HBP		C B B S B B 4-2 14 2B G5-3 BB		B B B B 1-2 4-0 SH5-4 BB		C B B B B 4-1 2B BB		0	2	0	0	3	0	0
Jason Kendall, R (1, 2) OBP: 0.346, SLG: 0.279		B C B X 2-1 F8 ③		B C 1 SAFE B 1 SAFE F B F X 1-2 3-2 G5-3 ②		X 0-0 SH5-4 ① 1-2 2-3		1 SAFE C B 1 SAFE X 1-H 1-1 2B		3	0	1	1	0	0	3
29 Dan Johnson, L (1, 3) OBP: 0.163, SLG: 0.027			C B X 1-1 F7 ① D B C C F B B 4-2 14 2B BB			S B D D S T 3-2 K ②		B B B B 4-0 BB		2	0	0	0	2	1	2
Inning Stats	R: 0 E: 0 K: 2 S: 11 H: 0 LOB: 0 BB: 0 P: 16	R: 0 E: 0 K: 1 S: 13 H: 0 LOB: 2 BB: 1 P: 25	R: 1 E: 0 K: 0 S: 15 H: 1 LOB: 2 BB: 2 P: 24	R: 1 E: 0 K: 0 S: 16 H: 1 LOB: 2 BB: 2 P: 27	R: 0 E: 0 K: 0 S: 8 H: 0 LOB: 0 BB: 0 P: 12	R: 0 E: 0 K: 2 S: 8 H: 0 LOB: 2 BB: 2 P: 22	R: 2 E: 0 K: 0 S: 13 H: 1 LOB: 0 BB: 1 P: 23	R: 1 E: 0 K: 1 S: 10 H: 1 LOB: 2 BB: 2 P: 23		1B: 0 2B: 3 3B: 0 HR: 1	SF: 0 SAC: 1 DP: 0 HBP: 1					

BOTTOM

Los Angeles Angels @ Oakland Athletics

McAfee Coliseum, Oakland, CA

Fri Apr 21 2006, 10:05 PM EDT

Att. 19,874 - Partly Cloudy - 55 F

livebaseballscorecards.com

AB	27
R	5
H	4
RBI	5
BB	10
SO	6
LOB	17

PITCHER		IP	WLS	BF	H	R	ER	SO	BB	IBB	HBP	BLK	WP	HR	S	P	ERA	WHIP
41 John Lackey, R ERA: 4.13	(1, 1)	5.0		25	2	2	2	3	7	0	1	0	0	0	64	113	3.60	1.800
J.C. Romero, L ERA: 4.7	(6, 1)	2.0	L	8	1	2	2	2	1	0	0	0	0	1	20	36	9.00	1.000
Esteban Yan, R ERA: 7.71	(8, 1)	1.0		6	1	1	1	1	2	0	0	0	0	0	10	23	9.00	3.000

PITCHER	IP	WLS	BF	H	R	ER	SO	BB	IBB	HBP	BLK	WP	HR	S	P	ERA	WHIP

Batter	1	2	3	4	5	6	7	8	9	AB	R	H	RBI	BB	SO	LOB
9 Chone Figgins, S (1, 5) OBP: 0.313, SLG: 0.446	B B B C B 4-1 27 S 27 1B BB		C B B C F X 2-2 ② G1-3		H 1-0 27 WP SH1-4 27 FC6-2 HBP		C B S X 1-2 ① G4-3		X 0-0 ③ F7	3	1	0	0	1	0	0
Orlando Cabrera, R (1, 6) OBP: 0.324, SLG: 0.485	C 1 SAFE 1 SAFE B C 1 SAFE F 1 SAFE 1 SAFE 1-2 ① T K		X 0-0 ③ G5-3		X 0-0 ① SH1-4 1-2 2-3		B C X 1-1 ② F8			3	0	0	0	0	1	1
27 Vladimir Guerrero, R (1, 9) OBP: 0.351, SLG: 0.465	F 1 SAFE B B B X 3-1 G5-3 16 1B 1-H 1B			B F X 1-1 ① G5-3	S F B D X 2-2 ② FC6-2 16 1B 1B 2-H 3-H		B X 1-0 ③ G5-3			4	1	1	1	0	0	1
16 Garret Anderson, L (1, 7) OBP: 0.370, SLG: 0.565	D D F F 1 SAFE X 2-2 1-2 1B			C B F X 1-2 HR	X 0-0 1B 1-3 1B			B F B X 2-1 FC4-6 1B		4	1	4	1	0	0	0
Tim Salmon, R (1, 10) OBP: 0.333, SLG: 0.594	B X 1-0 ② ③ G5-3 2-3f			C X 0-1 E5	B B X 2-0 1-2 3-H 1B			B B B B F X 3-1 ① L7		4	0	1	1	0	0	3
Darin Erstad, L (1, 8) OBP: 0.297, SLG: 0.400		B B C B C X 3-2 ① P5		B B C F S 2-3 ② K	B X 1-0 ③ G4-3			1 SAFE 1 SAFE C X 0-1 ② FC4-6 1-2f		4	0	0	0	0	1	4
Casey Kotchman, L (1, 3) OBP: 0.210, SLG: 0.172		C F S 0-3 ② K		X 0-0 ③ P5		C F X 0-2 ① G4-3		C C X 0-2 ③ G5-3		4	0	0	0	0	1	2
José Molina, R (1, 2) OBP: 0.235, SLG: 0.250	F X 0-1 ③ G4-3				X 0-0 2B 1B	B F C X 1-2 ② G4-3			C B X 1-1 ① F8	4	1	1	0	0	0	0
Adam Kennedy, L (1, 4) OBP: 0.400, SLG: 0.545			C C S 0-3 ① K		X 0-0 SH1-4 27 WP 1-H 2B	S F F B B X 2-2 ③ G6-3			B S C F B F F S 2-3 ② K	4	1	1	1	0	2	0
Inning Stats	R: 1 H: 2 E: 0 LOB: 1 K: 1 BB: 1 S: 11 P: 22	R: 0 H: 0 E: 0 LOB: 0 K: 1 BB: 0 S: 8 P: 11	R: 0 H: 0 E: 0 LOB: 0 K: 1 BB: 0 S: 8 P: 10	R: 1 H: 1 E: 1 LOB: 1 K: 1 BB: 0 S: 11 P: 15	R: 3 H: 4 E: 0 LOB: 2 K: 0 BB: 0 S: 9 P: 15	R: 0 H: 0 E: 0 LOB: 0 K: 0 BB: 0 S: 10 P: 13	R: 0 H: 0 E: 0 LOB: 0 K: 0 BB: 0 S: 6 P: 9	R: 0 H: 1 E: 0 LOB: 1 K: 0 BB: 0 S: 9 P: 14	R: 0 H: 0 E: 0 LOB: 0 K: 1 BB: 0 S: 9 P: 12	1B: 6 SF: 0 2B: 1 SAC: 1 3B: 0 DP: 1 HR: 1 HBP: 1						WP: 1 PA: 37 PB: 0 SB: 1 CS: 0

TOP

Los Angeles Angels @ Oakland Athletics

McAfee Coliseum, Oakland, CA

Sat Apr 22 2006, 4:05 PM EDT

Att. 22,670 - Cloudy - 58 F

livebaseballscorecards.com

AB	34
R	5
H	8
RBI	4
BB	1
SO	5
LOB	11

PITCHER		IP	WLS	BF	H	R	ER	SO	BB	IBB	HBP	BLK	WP	HR	S	P	ERA	WHIP
Dan Haren, R ERA: 5.6	(1, 1)	7.1	L	32	8	5	5	4	1	0	1	0	1	1	67	104	6.14	1.227
51 Brad Halsey, L ERA: 2.0	(8, 1)	1.2		5	0	0	0	1	0	0	0	0	0	0	14	17	0.00	0.000

PITCHER	IP	WLS	BF	H	R	ER	SO	BB	IBB	HBP	BLK	WP	HR	S	P	ERA	WHIP

Batter	1	2	3	4	5	6	7	8	9	AB	R	H	RBI	BB	SO	LOB
14 Mark Ellis, R (1, 4) OBP: 0.230, SLG: 0.281	C C F B B X 2-2 G1-3 ①		C X 0-1 G5-3 ③		B C F F S 1-3 K ②		C B F X 1-2 P5 ② 1-2			4	0	0	0	0	1	5
Nick Swisher, S (1, 7) OBP: 0.391, SLG: 0.754	B F B X 2-1 F9 ②			B F C X 1-2 L6 ①	B X 1-0 1-H 2-H 3-H HR		B B X 2-0 F8 ③			4	1	1	4	0	0	1
21 Mark Kotsay, L (1, 8) OBP: 0.343, SLG: 0.403	B F F F F F F X 1-2 F7 ③			S C B F S 1-3 K ②	C B F B X 2-2 1B			C X 0-1 G4-3 ①		4	0	1	0	0	1	0
3 Eric Chavez, L (1, 5) OBP: 0.362, SLG: 0.705		B F F T 1-2 K ①		B B F B X 3-1 1B	F B X 1-1 P4 ③			C T B B S 2-3 K ②		4	0	1	0	0	2	1
22 Milton Bradley, S (1, 9) OBP: 0.375, SLG: 0.393	S S B F X 1-2 F8 ②			B S B C F X 2-2 L8 ③		B C F B B X 3-2 F8 ①		S F C 0-3 K ③		4	0	0	0	0	1	1
Jay Payton, R (1, 10) OBP: 0.170, SLG: 0.191	B X 1-0 P3 ③		B X 1-0 29 1B BB HR 1B		B B S F T 2-2 K ②				C B C S 1-3 K ①	4	1	1	0	0	2	0
Marco Scutaro, R (1, 6) OBP: 0.314, SLG: 0.387			X 0-0 G4-3 ①		C S X 0-2 F9 ①	X 0-0 F9 ③			F C F B F X 1-2 F9 ②	4	0	0	0	0	0	1
Jason Kendall, R (1, 2) OBP: 0.345, SLG: 0.267 Frank Thomas, R (9, PH) OBP: 0.246, SLG: 0.429 7 Bobby Crosby, R (9, PR) OBP: 0.240, SLG: 0.306			B C F S 1-3 K ②		B B B C C B 4-2 29 1B 1-2 HR BB		C S F X 0-2 G5-3 ①		B B B B B 4-0 BB	2 0 0	1 0 0	0 0 0	0 0 0	1 1 0	1 0 0	0 0 0
29 Dan Johnson, L (1, 3) OBP: 0.213, SLG: 0.098			X 0-0 1B		C D X 1-1 1-2 2-3 HR 1B		S C X 0-2 14 P5 1B		C 1 SAFE F T 0-2 K ③	4	1	3	0	0	1	1
Inning Stats	R: 0 E: 0 K: 0 S: 14 H: 0 LOB: 0 BB: 0 P: 19	R: 0 E: 0 K: 1 S: 8 H: 0 LOB: 0 BB: 0 P: 11	R: 0 E: 0 K: 1 S: 7 H: 1 LOB: 1 BB: 0 P: 8	R: 0 E: 0 K: 1 S: 13 H: 1 LOB: 1 BB: 0 P: 20	R: 4 E: 0 K: 1 S: 18 H: 4 LOB: 1 BB: 1 P: 29	R: 0 E: 0 K: 1 S: 8 H: 0 LOB: 0 BB: 0 P: 13	R: 0 E: 0 K: 0 S: 11 H: 1 LOB: 1 BB: 0 P: 14	R: 0 E: 0 K: 2 S: 9 H: 0 LOB: 0 BB: 0 P: 11	R: 0 E: 0 K: 2 S: 11 H: 0 LOB: 1 BB: 1 P: 17	1B: 6 2B: 0 3B: 0 HR: 1	SF: 0 SAC: 0 DP: 0 HBP: 0			WP: 0 PB: 0 SB: 0 CS: 0		PA: 36	

PITCHER		IP	WLS	BF	H	R	ER	SO	BB	IBB	HBP	BLK	WP	HR	S	P	ERA	WHIP
Jeff Weaver, R ERA: 5.33	(1, 1)	6.0	W	25	6	4	4	5	1	0	0	0	0	1	68	100	6.00	1.167
Brendan Donnelly, R ERA: 2.0	(7, 1)	1.0	H	4	1	0	0	0	0	0	0	0	0	0	11	14	0.00	1.000
62 Scot Shields, R ERA: 0.84	(8, 1)	1.0	H	3	0	0	0	2	0	0	0	0	0	0	9	11	0.00	0.000
Francisco Rodríguez, R ERA: 4.7	(9, 1)	1.0	S	4	0	0	0	2	1	0	0	0	0	0	11	17	0.00	1.000

PITCHER	IP	WLS	BF	H	R	ER	SO	BB	IBB	HBP	BLK	WP	HR	S	P	ERA	WHIP

BOTTOM

Los Angeles Angels @ Oakland Athletics

McAfee Coliseum, Oakland, CA

Sat Apr 22 2006, 4:05 PM EDT

Att. 22,670 - Cloudy - 58 F

livebaseballscorecards.com

AB	34
R	4
H	7
RBI	4
BB	2
SO	9
LOB	10

Batter	1	2	3	4	5	6	7	8	9	AB	R	H	RBI	BB	SO	LOB
9 Chone Figgins, S (1, 9) OBP: 0.306, SLG: 0.430	C X 0-1 G6-3 27 G6-3 S 1B		B B C C B F C 3-3 ② K	X 0-0 ③ FC4-6 1-2f			B C F B B F C 3-3 ① K		P C C 1 SAFE D 1 SAFE B S 3-3 ② ③ K 1-2	5	1	1	0	0	3	3
Orlando Cabrera, R (1, 6) OBP: 0.320, SLG: 0.486	B X 1-0 ① G6-3 1-3		C X 0-1 27 1B 2B		B X 1-0 ① G5-3		B F X 1-1 ② G6-3			4	1	1	0	0	0	1
27 Vladimir Guerrero, R (1, 10) OBP: 0.359, SLG: 0.507	B F X 1-1 ② G6-3 3-H		X 0-0 2-H 1B		B F B X 2-1 HR		B B S B X 3-1 ③ G4-3			4	1	2	3	0	0	0
16 Garret Anderson, L (1, 7) OBP: 0.364, SLG: 0.542	B B S B B 4-1 FC6 BB		F X 0-1 ③ G3		B X 1-0 ② L7			C S S 0-3 ① K		3	0	0	0	1	1	1
Darin Erstad, L (1, 8) OBP: 0.294, SLG: 0.391	B B C F 1 SAFE 1 SAFE X 2-2 ③ FC6 1-2f			B F F F X 1-2 ① G3	B X 1-0 ③ G3			X 0-0 1B 1B		4	0	1	0	0	0	1
6 Maicer Izturis, S (1, 5) OBP: 0.429, SLG: 0.389 Edgardo Alfonzo, R (2, 5) OBP: 0.188, SLG: 0.188		C B X 1-1 39 CS 1B		B B F B C F X 3-2 ② F7		B B B C X 3-1 ① L7		1 SAFE B 1 SAFE C 1 SAFE B B X 3-1 39 G4-3 1-3 1B		1 3	0 0	1 1	0 0	0 0	0 0	0 0
39 Robb Quinlan, R (1, 3) OBP: 0.400, SLG: 0.643		1 SAFE B B X 2-0 ① ② P5 1-2		C B B X 2-1 1B 2B		C X 0-1 ② G5-3		X 0-0 ② ③ G4-3 1-2f		4	1	1	0	0	0	3
José Molina, R (1, 2) OBP: 0.263, SLG: 0.278		B X 1-0 ③ F8		B F B B F X 3-2 1B 2-H 1B		S B X 1-1 1B			X 0-0 ① F7	4	0	2	1	0	0	0
Adam Kennedy, L (1, 4) OBP: 0.406, SLG: 0.542			B F C S 1-3 ① K	X 0-0 9 FC4-6 1-2 1B		B F X 1-1 ③ G4-3			C X 0-1 9 CS 1B	4	0	2	0	0	1	1
Inning Stats	R: 1 E: 0 K: 0 S: 9 H: 1 LOB: 1 BB: 1 P: 17	R: 0 E: 0 K: 0 S: 4 H: 1 LOB: 0 BB: 0 P: 8	R: 1 E: 0 K: 2 S: 12 H: 2 LOB: 1 BB: 0 P: 16	R: 1 E: 0 K: 0 S: 15 H: 3 LOB: 2 BB: 0 P: 24	R: 1 E: 0 K: 0 S: 5 H: 1 LOB: 0 BB: 0 P: 10	R: 0 E: 0 K: 0 S: 8 H: 1 LOB: 1 BB: 0 P: 13	R: 0 E: 0 K: 1 S: 8 H: 0 LOB: 0 BB: 0 P: 15	R: 0 E: 0 K: 1 S: 7 H: 2 LOB: 1 BB: 0 P: 10	R: 0 E: 0 K: 1 S: 7 H: 1 LOB: 1 BB: 0 P: 9	1B: 9 2B: 3 3B: 0 HR: 1 SF: 0 SAC: 0 DP: 2 HBP: 0						

Los Angeles Angels @ Oakland Athletics

McAfee Coliseum, Oakland, CA

Sun Apr 23 2006, 4:05 PM EDT

Att. 27,104 - Cloudy - 57 F

TOP

livebaseballscorecards.com

AB	36
R	4
H	12
RBI	4
BB	1
SO	5
LOB	10

WP: 0 PB: 0 SB: 1 CS: 2 PA: 37

PITCHER		IP	WLS	BF	H	R	ER	SO	BB	IBB	HBP	BLK	WP	HR	S	P	ERA	WHIP
25 Esteban Loaiza, R ERA: 8.35	(1, 1)	3.2	L	18	7	3	3	2	1	0	0	0	0	0	39	64	7.36	2.182
Kirk Saarloos, R ERA: 6.55	(4, 1)	3.1		12	2	1	1	1	0	0	0	0	0	1	22	39	2.70	0.600
Joe Kennedy, L ERA:	(8, 1)	1.0		4	2	0	0	1	0	0	0	0	0	0	7	10	0.00	2.000
58 Justin Duchscherer, R ERA: 2.89	(9, 1)	1.0		3	1	0	0	1	0	0	0	0	0	0	7	9	0.00	1.000

PITCHER	IP	WLS	BF	H	R	ER	SO	BB	IBB	HBP	BLK	WP	HR	S	P	ERA	WHIP

BOTTOM

Los Angeles Angels @ Oakland Athletics

McAfee Coliseum, Oakland, CA

Sun Apr 23 2006, 4:05 PM EDT

Att. 27,104 - Cloudy - 57 F

livebaseballscorecards.com

Batter	1	2	3	4	5	6	7	8	9	AB	R	H	RBI	BB	SO	LOB
21 Mark Kotsay, L (1, 8) OBP: 0.338, SLG: 0.394	G4-3			1B		G6-3		G5-3		4	1	1	0	0	0	0
Nick Swisher, S (1, 7) OBP: 0.397, SLG: 0.787	G4-3			1B		HR		K		4	1	2	1	0	1	0
3 Eric Chavez, L (1, 5) OBP: 0.384, SLG: 0.698	F8			1B		BB			BB	2	0	1	0	2	0	0
Frank Thomas, R (1, 10) OBP: 0.231, SLG: 0.400		F8		P3		G4-6-3			F8	4	0	0	0	0	0	5
22 Milton Bradley, S (1, 9) OBP: 0.382, SLG: 0.438		F8		BB			HR		P5	3	1	1	2	1	0	1
17 Adam Melhuse, S (1, 2) OBP: 0.313, SLG: 0.267		K		G4-6-3			G4-3		K	4	0	0	0	0	2	4
14 Mark Ellis, R (1, 4) OBP: 0.219, SLG: 0.267			G3		K		K			3	0	0	0	0	2	0
29 Dan Johnson, L (1, 3) OBP: 0.200, SLG: 0.091			G3		G1-3		G4-3			3	0	0	0	0	0	0
Antonio Perez, R (1, 6)			F8		K			K		3	0	0	0	0	2	0

	AB	30
	R	3
	H	5
	RBI	3
	BB	3
	SO	7
	LOB	10

Inning Stats	1	2	3	4	5	6	7	8	9	1B: 3	SF: 0	WP: 0	PA: 33
R:	0	0	0	1	0	1	1	0	0	2B: 0	SAC: 0	PB: 0	
E:	0	0	0	0	0	0	0	0	0	3B: 0	DP: 2	SB: 0	
H:	0	0	0	3	0	1	1	0	0	HR: 2	HBP: 0	CS: 0	
K:	0	1	0	0	2	0	1	2	1				
LOB:	0	0	0	2	0	0	0	0	1				
BB:	0	0	1	1	0	1	0	0	1				
S:	8	6	10	11	8	10	10	11	8				
P:	11	10	15	19	13	18	13	16	15				

PITCHER		IP	WLS	BF	H	R	ER	SO	BB	IBB	HBP	BLK	WP	HR	S	P	ERA	WHIP
45 Kelvim Escobar, R ERA: 3.75	(1, 1)	7.0	W	26	5	3	3	4	2	0	0	0	0	2	63	99	3.86	1.000
62 Scot Shields, R ERA: 0.77	(8, 1)	1.0	H	3	0	0	0	2	0	0	0	0	0	0	11	16	0.00	0.000
Francisco Rodríguez, R ERA: 4.15	(9, 1)	1.0	S	4	0	0	0	1	1	0	0	0	0	0	8	15	0.00	1.000

PITCHER	IP	WLS	BF	H	R	ER	SO	BB	IBB	HBP	BLK	WP	HR	S	P	ERA	WHIP

Batter	1	2	3	4	5	6	7	8	9	AB	R	H	RBI	BB	SO	LOB
21 Mark Kotsay, L (1, 8) OBP: 0.354, SLG: 0.391	C B C B C 2-3 ① K		F B C B X 2-2 BB G1-3 1B	B B 2 SAFE B B B 4-0 1-2 2-3 BB		B C F B B B 4-2 HR BB		F C F B B B F X 3-2 ①② G4-6-3 1-2f		3	1	1	0	2	1	1
Nick Swisher, S (1, 7) OBP: 0.397, SLG: 0.803	B S F C 1-3 ② K		B F X 1-1 ② G1-3 1-2	B S B X 2-1 ③ F7		F 1 SAFE B X 1-1 1-H HR		C B B S X 2-2 1B		5	1	2	2	0	1	4
3 Eric Chavez, L (1, 5) OBP: 0.410, SLG: 0.738	B B F B S D 4-2 1B BB		B B B C B 4-1 BB		F B B B B 4-1 14 E 14 1B BB	S X 0-1 HR		B B B C C F X 3-2 ③ F8		2	1	1	1	3	0	1
Frank Thomas, R (1, 10) OBP: 0.243, SLG: 0.391	C X 0-1 1-2 1B		B B F B F B 4-2 1-2 2-3 22 FC5-4 BB		F X 0-1 ① F8	B C B F X 2-2 ③ P4			S S B D S 2-3 ① K	4	0	1	0	1	1	1
22 Milton Bradley, S (1, 9) OBP: 0.358, SLG: 0.406	F B F B C 2-3 ③ K		X 0-0 ③ FC5-4 1-2f		F B B C S 2-3 ② K		X 0-0 ① G4-3		B B C S B F F C 3-3 ② K	5	0	0	0	0	3	6
14 Mark Ellis, R (1, 4) OBP: 0.232, SLG: 0.277		B C F X 1-2 ① F9		C B X 1-1 21 BB G1-3 1B	B B C F X 2-2 1-3 E8 1B		C B C B X 3-2 ② L4		F B B S B C 3-3 ③ K	5	0	2	0	0	1	0
Jason Kendall, R (1, 2) OBP: 0.339, SLG: 0.265		B C B F X 2-2 ② L8		X 0-0 ① G1-3 1-2	C B F X 1-2 ③ F8		B C B X 2-1 1B			4	0	1	0	0	0	3
29 Dan Johnson, L (1, 3) OBP: 0.185, SLG: 0.083		B C X 1-1 ③ F7		B X 1-0 ② F7		B C X 1-1 ① G6-3	F F 1 SAFE B X 1-2 ③ G1-3			4	0	0	0	0	0	2
Antonio Perez, R (1, 6) Marco Scutaro, R (7, 6) OBP: 0.333, SLG: 0.406			C X 0-1 ① G4-3	B C B B B 4-1 21 BB BB		B C C C D S 2-3 ② K		B B X 2-0 21 G4-6-3 1B		2 1	0 0	0 1	0 0	1 0	1 0	0 0
Inning Stats	R: 0 E: 0 K: 3 S: 13 H: 1 LOB: 2 BB: 1 P: 22	R: 0 E: 0 K: 0 S: 8 H: 0 LOB: 0 BB: 0 P: 12	R: 0 E: 0 K: 0 S: 11 H: 1 LOB: 3 BB: 2 P: 22	R: 0 E: 0 K: 0 S: 7 H: 1 LOB: 3 BB: 2 P: 19	R: 0 E: 1 K: 1 S: 12 H: 1 LOB: 2 BB: 1 P: 21	R: 3 E: 0 K: 1 S: 14 H: 2 LOB: 0 BB: 1 P: 24	R: 0 E: 0 K: 0 S: 9 H: 1 LOB: 1 BB: 0 P: 15	R: 0 E: 0 K: 0 S: 13 H: 2 LOB: 1 BB: 0 P: 23	R: 0 E: 0 K: 3 S: 11 H: 0 LOB: 0 BB: 0 P: 19	1B: 7 2B: 0 3B: 0 HR: 2 SF: 0 SAC: 0 DP: 1 HBP: 0						

TOP

Oakland Athletics @ Texas Rangers

Ameriquest Field, Arlington, TX

Mon Apr 24 2006, 8:05 PM EDT

Att. 23,766 - Partly Cloudy - 81 F

livebaseballscorecards.com

AB	35
R	3
H	9
RBI	3
BB	7
SO	8
LOB	18

WP: 0 PB: 0 SB: 0 CS: 0 PA: 42

PITCHER		IP	WLS	BF	H	R	ER	SO	BB	IBB	HBP	BLK	WP	HR	S	P	ERA	WHIP
33 Kevin Millwood, R ERA: 4.2	(1, 1)	5.0		25	4	0	0	4	6	0	0	0	0	0	51	96	0.00	2.000
36 C.J. Wilson, L ERA: 8.31	(6, 1)	1.0	L	6	2	3	3	1	1	0	0	0	0	2	14	24	27.00	3.000
Antonio Alfonseca, R ERA: 1.86	(7, 1)	1.0		4	1	0	0	0	0	0	0	0	0	0	9	15	0.00	1.000
32 Ron Mahay, L ERA:	(8, 1)	1.0		4	2	0	0	0	0	0	0	0	0	0	13	23	0.00	2.000
40 Akinori Otsuka, R ERA: 3.0	(9, 1)	1.0		3	0	0	0	3	0	0	0	0	0	0	11	19	0.00	0.000

PITCHER	IP	WLS	BF	H	R	ER	SO	BB	IBB	HBP	BLK	WP	HR	S	P	ERA	WHIP

Batter	1	2	3	4	5	6	7	8	9	AB	R	H	RBI	BB	SO	LOB
Gary Matthews, S (1, 8) OBP: 0.296, SLG: 0.458	C B C F F D B C 3-3 K ①	B C X 1-1 1-2 1B			C X 0-1 P5 ①		C B B S X 2-2 2B		C S B X 1-2 F8 ②	5	0	2	0	0	1	0
10 Michael Young, R (1, 6) OBP: 0.415, SLG: 0.518	B C F B X 2-2 BB 1B	C D B B F X 3-2 G1-3 ③			X 0-0 F9 ②		F B 2 SAFE F B B F X 3-2 1B		C X 0-1 E6	5	0	2	0	0	0	2
23 Mark Teixeira, S (1, 3) OBP: 0.378, SLG: 0.500	F B X 1-1 F9 ②		C B X 1-1 L4 ①		C F X 0-2 P6 ③		B B X 2-0 F7 ②		C B B B C X 3-2 L7 ③	5	0	0	0	0	0	4
Phil Nevin, R (1, 10) OBP: 0.372, SLG: 0.568	S C B B 1 B B SAFE 4-2 1-2 BB		B C B B X 3-1 P4 ②			B B C B F X 3-2 9 F8 1B 2B	B C F B S 2-3 K ③			3	1	1	0	1	1	2
9 Hank Blalock, L (1, 5) OBP: 0.393, SLG: 0.526	X 0-0 G4-3 ③		B B B C X 2-1 F9 ③			S F B F B F X 2-2 2-3 F8 ①		C B C B B C 3-3 K ①		4	0	0	0	0	1	3
Kevin Mench, R (1, 9) OBP: 0.344, SLG: 0.617		C B B B X 3-1 HR		C B B B F X 3-2 G6-3 ①		B X 1-0 6 1B 3-H 1B		C X 0-1 1B		4	1	3	2	0	0	0
6 Brad Wilkerson, L (1, 7) OBP: 0.272, SLG: 0.338		C B B F B X 2-2 G3-1 ①		B B B C X 2-1 1B		S 1 SAFE B B C S X 1-2 1-3 G6-4-3 1B		C 1 SAFE B F B S 2-3 K ②		4	0	2	0	0	1	1
Rod Barajas, R (1, 2) OBP: 0.203, SLG: 0.214		B S F X 1-2 P4 ②		B 1 SAFE X 1-0 G2 ②		B B F F X 2-2 1-2f G6-4-3 ②③		1 SAFE C X 0-1 P6 ③		4	0	0	0	0	0	4
D'Angelo Jimenez, S (1, 4) OBP: 0.349, SLG: 0.361		B X 1-0 1B 1B		S B B F 1 SAFE 1 SAFE S 2-3 K ③			C B B B C F X 3-2 G6-3 ①		C B C B S 2-3 K ①	4	0	1	0	0	2	1
Inning Stats	R: 0 E: 0 K: 1 S: 13 H: 1 LOB: 2 BB: 1 P: 23	R: 1 E: 0 K: 0 S: 14 H: 3 LOB: 2 BB: 0 P: 25	R: 0 E: 0 K: 0 S: 6 H: 0 LOB: 0 BB: 0 P: 12	R: 0 E: 0 K: 1 S: 9 H: 1 LOB: 1 BB: 0 P: 17	R: 0 E: 0 K: 0 S: 6 H: 0 LOB: 0 BB: 0 P: 6	R: 1 E: 0 K: 0 S: 16 H: 3 LOB: 1 BB: 0 P: 25	R: 0 E: 0 K: 1 S: 15 H: 2 LOB: 2 BB: 0 P: 27	R: 0 E: 0 K: 2 S: 10 H: 1 LOB: 1 BB: 0 P: 15	R: 0 E: 1 K: 1 S: 11 H: 0 LOB: 1 BB: 0 P: 17	1B: 8 2B: 2 3B: 0 HR: 1	SF: 0 SAC: 0 DP: 1 HBP: 0						

PITCHER		IP	WLS	BF	H	R	ER	SO	BB	IBB	HBP	BLK	WP	HR	S	P	ERA	WHIP
Joe Blanton, R ERA: 5.92	(1, 1)	6.0	W	26	8	2	2	2	1	0	0	0	0	1	64	108	3.00	1.500
Joe Kennedy, L ERA:	(7, 1)	0.2	H	4	2	0	0	0	0	0	0	0	0	0	12	22	0.00	3.000
50 Kiko Calero, R ERA:	(7, 1)	1.1	H	5	1	0	0	3	0	0	0	0	0	0	13	20	0.00	0.750
58 Justin Duchscherer, R ERA: 2.61	(9, 1)	1.0	S	4	0	0	0	1	0	0	0	0	0	0	11	17	0.00	0.000

PITCHER	IP	WLS	BF	H	R	ER	SO	BB	IBB	HBP	BLK	WP	HR	S	P	ERA	WHIP

BOTTOM

Oakland Athletics @ Texas Rangers

Ameriquest Field, Arlington, TX

Mon Apr 24 2006, 8:05 PM EDT

Att. 23,766 - Partly Cloudy - 81 F

livebaseballscorecards.com

AB	38
R	2
H	11
RBI	2
BB	1
SO	6
LOB	17

1B: 8 SF: 0
2B: 2 SAC: 0
3B: 0 DP: 1
HR: 1 HBP: 0

WP: 0 PA: 39
PB: 0
SB: 0
CS: 0

Oakland Athletics @ Texas Rangers

Ameriquest Field, Arlington, TX

Tue Apr 25 2006, 8:05 PM EDT

Att. 25,575 - Overcast - 62 F

TOP

livebaseballscorecards.com

Batter	1	2	3	4	5	6	7	8	9	AB	R	H	RBI	BB	SO	LOB
21 Mark Kotsay, L (1, 8) OBP: 0.369, SLG: 0.419	F7		HBP 1B		FC1 2-H 2B	FC4-6 1-2f			3 G3 BB G6-3 1B	5	1	3	1	0	0	2
Nick Swisher, S (1, 3) (4, 7) OBP: 0.423, SLG: 0.794	BB		3 G4-6-3 1-2 HBP		FC1 3 G6-4-3 2-3		G5-3 1B		3 G3 29 2B 1-2 BB	2	1	1	0	2	0	1
3 Eric Chavez, L (1, 5) OBP: 0.386, SLG: 0.686	F7		G4-6-3 1-2f		G6-4-3 1-2f		F8		G3 1-2 2-3	5	0	0	0	0	0	7
Frank Thomas, R (1, 10) OBP: 0.240, SLG: 0.368	F8			14 G4-3 22 BB BB		G6-3	G5-3 1-2		G6-3 3-H	4	0	0	1	1	0	3
22 Milton Bradley, S (1, 9) OBP: 0.373, SLG: 0.406 29 Dan Johnson, L (4, 3) OBP: 0.211, SLG: 0.137		7 FC5-4 BB		14 G4-3 1-2 BB		14 1B 1B 1B	G3		7 WP 2-H 2B	0 3	0 1	0 2	0 1	2 0	0 0	0 1
7 Bobby Crosby, R (1, 6) OBP: 0.218, SLG: 0.278		FC5-4 1-2f		K		K		K	G5-3 2-3	5	0	0	0	0	3	5
14 Mark Ellis, R (1, 4) OBP: 0.233, SLG: 0.275		L9		G4-3 1-2 2-3		E 1B 1-2 1B		E6 FC6-4		4	1	1	0	0	0	3
Jason Kendall, R (1, 2) OBP: 0.333, SLG: 0.264		F9		G4-3		E 1-2 2-H 1B		FC6-4 1-2f		4	0	1	1	0	0	4
Jay Payton, R (1, 7) (4, 9) OBP: 0.176, SLG: 0.216			K	21 2B 2B		E4 21 FC4-6 1-3 2-H		G5-3		4	1	1	0	0	1	2

| Inning Stats | | |

Oakland Athletics @ Texas Rangers

Ameriquest Field, Arlington, TX

Tue Apr 25 2006, 8:05 PM EDT

Att. 25,575 - Overcast - 62 F

livebaseballscorecards.com

BOTTOM

Batter	1	2	3	4	5	6	7	8	9	AB	R	H	RBI	BB	SO	LOB
Gary Matthews, S (1, 8) OBP: 0.305, SLG: 0.431	BCBCBFB 4-2 10 CS BB	B X 1-0 ③ P1		FBBBB 4-1 BB			BBCBX 3-1 ① G5-3		CFS 0-3 ① K2-3	3	0	0	0	2	1	0
10 Michael Young, R (1, 6) OBP: 0.424, SLG: 0.517	BBSBX 3-1 ① 2B HBP 1-2 1B		CFBBFFBFF 4-2 CS BB	B C 1 SAFE X 1-1 ③ F8			X 0-0 1B		SX 0-1 ② G6-3	4	1	2	0	1	0	1
23 Mark Teixeira, S (1, 3) OBP: 0.368, SLG: 0.494	1 SAFE FFBC 1-3 ② K		BSSD 1 SAFE FC 2-3 ① K	X 0-0 ① F7			BBFFB 1 SAFE S 3-3 ② K		BSCBBX 3-2 9 1B 2B	5	1	1	0	0	3	3
Phil Nevin, R (1, 10) OBP: 0.396, SLG: 0.628	X 0-0 HBP 1-3 2B		BCBX 2-1 ② 9 HR 1-2 1B	BBCX 2-1 HR			BBCC 1 SAFE S 2-3 ③ K		BSSBBB 4-2 9 1B BB	4	2	3	1	1	1	1
9 Hank Blalock, L (1, 5) OBP: 0.416, SLG: 0.575	DBBB 4-0 HBP BB		BCCBBFFFBF 3-2 X 1-H HR	CX 0-1 ② G3-1				CX 0-1 1B 6 BB 1B	FCX 0-2 1-2 2-H 1B	4	1	3	3	1	0	0
Kevin Mench, R (1, 9) OBP: 0.354, SLG: 0.651	CFBH 2-2 1-2 2-3 3-H HBP		CX 0-1 HR	BBBCX 3-1 ③ F8				BCX 1-1 ① P3		3	1	1	2	0	0	1
6 Brad Wilkerson, L (1, 7) OBP: 0.271, SLG: 0.325	CBBFS 2-3 ③ K		CSS 0-3 ③ K			SBBBBX 3-1 ① G4-3		1 SAFE 1 SAFE FSBBBDB 4-2 1B 1-2 BB		3	0	0	0	1	2	3
Rod Barajas, R (1, 2) OBP: 0.206, SLG: 0.217		CBX 1-1 ① F9		BCX 1-1 ① F8		CBFX 1-2 ② G6-3		FX 0-1 G4-6-3 1-2 2-3 1B		4	0	1	0	0	0	0
D'Angelo Jimenez, S (1, 4) OBP: 0.319, SLG: 0.325		CX 0-1 ② G6-3		FFS 0-3 ② K		CBBX 2-1 ③ G6-3		BBBCFX 3-2 ②③ G4-6-3 1-2f		4	0	0	0	0	1	3
Inning Stats	R: 1 E: 0 K: 2 S: 14 H: 2 LOB: 3 BB: 2 P: 30	R: 0 E: 0 K: 0 S: 5 H: 0 LOB: 0 BB: 0 P: 7	R: 3 E: 0 K: 2 S: 25 H: 3 LOB: 0 BB: 1 P: 36	R: 0 E: 0 K: 1 S: 8 H: 0 LOB: 1 BB: 1 P: 14	R: 1 E: 0 K: 0 S: 7 H: 1 LOB: 0 BB: 0 P: 12	R: 0 E: 0 K: 0 S: 7 H: 0 LOB: 0 BB: 0 P: 13	R: 0 E: 0 K: 2 S: 9 H: 1 LOB: 1 BB: 0 P: 17	R: 0 E: 0 K: 0 S: 11 H: 2 LOB: 2 BB: 1 P: 19	R: 1 E: 0 K: 1 S: 13 H: 2 LOB: 2 BB: 1 P: 20	1B: 6 2B: 2 3B: 0 HR: 3	SF: 0 SAC: 0 DP: 1 HBP: 1						

	AB	34
	R	6
	H	11
	RBI	6
	BB	6
	SO	8
	LOB	12

PITCHER		IP	WLS	BF	H	R	ER	SO	BB	IBB	HBP	BLK	WP	HR	S	P	ERA	WHIP
Barry Zito, L ERA: 5.93	(1, 1)	6.0		27	6	5	5	5	4	0	1	0	0	3	66	112	7.50	1.667
51 Brad Halsey, L ERA: 1.86	(7, 1)	0.2		3	1	0	0	1	0	0	0	0	0	0	6	12	0.00	1.500
Kirk Saarloos, R ERA: 5.84	(7, 1)	1.1		6	2	0	0	1	1	0	0	0	0	0	14	24	0.00	2.250
57 Chad Gaudin, R ERA: 13.5	(9, 1)	0.2	L	5	2	1	1	1	1	0	0	0	0	0	13	20	13.50	4.500

PITCHER		IP	WLS	BF	H	R	ER	SO	BB	IBB	HBP	BLK	WP	HR	S	P	ERA	WHIP

Oakland Athletics @ Texas Rangers

Ameriquest Field, Arlington, TX

Wed Apr 26 2006, 2:05 PM EDT

Att. 23,635 - Partly Cloudy - 64 F

livebaseballscorecards.com

Batter	1	2	3	4	5	6	7	8	9	10	AB	R	H	RBI	BB	SO	LOB
21 Mark Kotsay, L (1, 8) OBP: 0.348, SLG: 0.392	F8		G4-3 1-2		G4-3		K		G3-1		5	0	0	0	0	1	1
Nick Swisher, S (1, 7) OBP: 0.422, SLG: 0.764	G4-3		F8 2-3		K		3 CS 1B			SH1-4 3 1B 1B BB	4	1	1	0	1	1	1
3 Eric Chavez, L (1, 5) OBP: 0.386, SLG: 0.680	2B		P4			F8	K 1-2			1-2 SH1-4 1B 1B	5	1	2	0	0	1	2
Frank Thomas, R (1, 10) OBP: 0.266, SLG: 0.431 Antonio Perez, R (8, PR) (8, 10)	L9			HR		FC5-4 1B		7 G6-4-3 1B		SH1-4 1-2 2-3	4 0	1 0	3 0	1 0	0 0	0 0	1 0
Jay Payton, R (1, 9) OBP: 0.179, SLG: 0.214		G4-3		G5-3		FC5-4 7 HR 1-2f		K		7 CS 2-H 3-H 1B	5	1	1	2	0	1	2
7 Bobby Crosby, R (1, 6) OBP: 0.250, SLG: 0.345		29 WP 1B		BB		HR 1-H		G6-4-3 1-2f		K 1-2	4	1	2	2	1	1	2
29 Dan Johnson, L (1, 3) OBP: 0.230, SLG: 0.236		L9 1-2		P6		2B			HR		4	1	2	1	0	0	2
Jason Kendall, R (1, 2) OBP: 0.328, SLG: 0.250		F8		F8		BB			F8		3	0	0	0	1	0	2
14 Mark Ellis, R (1, 4) OBP: 0.234, SLG: 0.264			F8 21 G4-3 BB		F9	K			K		3	0	0	0	1	2	2
Inning Stats	R: 0 E: 0 K: 0 S: 9 H: 1 LOB: 1 BB: 0 P: 12	R: 0 E: 0 K: 0 S: 14 H: 1 LOB: 1 BB: 0 P: 20	R: 0 E: 0 K: 0 S: 7 H: 0 LOB: 1 BB: 1 P: 15	R: 1 E: 0 K: 0 S: 10 H: 1 LOB: 1 BB: 1 P: 16	R: 0 E: 0 K: 1 S: 11 H: 0 LOB: 0 BB: 0 P: 15	R: 2 E: 0 K: 1 S: 13 H: 3 LOB: 2 BB: 1 P: 28	R: 0 E: 0 K: 2 S: 9 H: 1 LOB: 0 BB: 0 P: 16	R: 0 E: 0 K: 1 S: 12 H: 1 LOB: 1 BB: 0 P: 15	R: 1 E: 0 K: 1 S: 9 H: 1 LOB: 0 BB: 0 P: 14	R: 2 E: 0 K: 1 S: 10 H: 2 LOB: 0 BB: 1 P: 19	1B: 6 2B: 2 3B: 0 HR: 3 SF: 0 SAC: 1 DP: 1 HBP: 0						

PITCHER	IP	WLS	BF	H	R	ER	SO	BB	IBB	HBP	BLK	WP	HR	S	P	ERA	WHIP
43 Kameron Loe, R (1, 1) ERA: 5.2	6.0		27	6	3	3	2	3	0	0	0	1	2	64	106	4.50	1.500
32 Ron Mahay, L (7, 1) ERA:	1.0	H	3	1	0	0	2	0	0	0	0	0	0	9	16	0.00	1.000
53 Joaquín Benoit, R (8, 1) ERA: 3.86	1.0	H	3	1	0	0	1	0	0	0	0	0	0	12	15	0.00	1.000
Francisco Cordero, R (9, 1) ERA: 11.7	1.0	B	4	1	1	1	1	0	0	0	0	0	1	9	14	9.00	1.000
36 C.J. Wilson, L (10, 1) ERA: 10.13	1.0	L	5	2	2	2	1	1	0	0	0	0	0	10	19	18.00	3.000

PITCHER	IP	WLS	BF	H	R	ER	SO	BB	IBB	HBP	BLK	WP	HR	S	P	ERA	WHIP

AB	37
R	6
H	11
RBI	6
BB	4
SO	7
LOB	15

WP: 1 PA: 42
PB: 0
SB: 0
CS: 2

Oakland Athletics @ Texas Rangers

Ameriquest Field, Arlington, TX

Wed Apr 26 2006, 2:05 PM EDT
Att. 23,635 - Partly Cloudy - 64 F

BOTTOM

livebaseballscorecards.com

Batter	1	2	3	4	5	6	7	8	9	10	AB	R	H	RBI	BB	SO	LOB
Gary Matthews, S (1, 8) OBP: 0.313, SLG: 0.429	G3		G3-1		23 CS 1B		G6-3			BB 10 1B	5	0	2	0	0	0	1
10 Michael Young, R (1, 6) OBP: 0.433, SLG: 0.516	23 CS BB			G1-3 23 BB HR 1B	K			F8		BB 1B	4	1	2	0	1	1	1
23 Mark Teixeira, S (1, 3) OBP: 0.360, SLG: 0.471	K			G1-3 HR BB	P2			L4		K	4	1	0	0	1	2	4
Phil Nevin, R (1, 10) OBP: 0.385, SLG: 0.598 Adam Hyzdu, R (10, PR) OBP: 0.250, SLG: 0.250		K		G1-3		K		G1-3		BB	4 0	0 0	0 0	0 0	1 0	2 0	2 0
9 Hank Blalock, L (1, 5) OBP: 0.415, SLG: 0.560		K		HR		F8			1B		4	1	1	0	1	1	3
Kevin Mench, R (1, 9) OBP: 0.362, SLG: 0.687		1B		HR		F7			P4	F9	4	1	2	4	0	0	1
Adrian Brown, S (1, 7) OBP: 0.318, SLG: 0.250		K		BB			G6-3			F8	3	0	0	0	1	1	2
15 Gerald Laird, R (1, 2) OBP: 0.333, SLG: 0.500			K	K			CS 1B		K		4	0	1	0	0	3	2
Drew Meyer, L (1, 4) OBP: 0.273, SLG: 0.273 D'Angelo Jimenez, S (10, PH) OBP: 0.313, SLG: 0.317			K	K			1B			L7	3 1	0 0	1 0	0 0	0 0	2 0	1 0
Inning Stats	R: 0 H: 0 E: 0 LOB: 1 K: 1 BB: 1 S: 11 P: 19	R: 0 H: 1 E: 0 LOB: 1 K: 3 BB: 0 S: 15 P: 23	R: 0 H: 0 E: 0 LOB: 0 K: 2 BB: 0 S: 11 P: 13	R: 4 H: 2 E: 0 LOB: 1 K: 2 BB: 3 S: 25 P: 42	R: 0 H: 1 E: 0 LOB: 0 K: 1 BB: 0 S: 7 P: 10	R: 0 H: 0 E: 0 LOB: 0 K: 1 BB: 0 S: 11 P: 14	R: 0 H: 2 E: 0 LOB: 1 K: 0 BB: 0 S: 10 P: 15	R: 0 H: 0 E: 0 LOB: 0 K: 0 BB: 0 S: 3 P: 8	R: 0 H: 1 E: 0 LOB: 1 K: 1 BB: 0 S: 10 P: 17	R: 0 H: 2 E: 0 LOB: 3 K: 1 BB: 1 S: 17 P: 31	1B: 8 SF: 0 2B: 1 SAC: 0 3B: 0 DP: 1 HR: 1 HBP: 0						

AB	36
R	4
H	9
RBI	4
BB	5
SO	12
LOB	17

WP: 0 PA: 41
PB: 0
SB: 0
CS: 3

PITCHER		IP	WLS	BF	H	R	ER	SO	BB	IBB	HBP	BLK	WP	HR	S	P	ERA	WHIP
40 Rich Harden, R ERA: 4.06	(1, 1)	3.1		14	2	3	3	6	3	0	0	0	0	0	50	78	8.10	1.500
50 Kiko Calero, R ERA: 1.04	(4, 1)	0.2		4	1	1	1	2	1	0	0	0	0	1	12	19	13.50	3.000
51 Brad Halsey, L ERA: 1.42	(5, 1)	3.0		10	3	0	0	2	0	0	0	0	0	0	28	39	0.00	1.000
58 Justin Duchscherer, R ERA: 2.19	(8, 1)	2.0	W	7	1	0	0	1	0	0	0	0	0	0	13	25	0.00	0.500
Joe Kennedy, L ERA:	(10, 1)	1.0	S	6	2	0	0	1	1	0	0	0	0	0	17	31	0.00	3.000

PITCHER	IP	WLS	BF	H	R	ER	SO	BB	IBB	HBP	BLK	WP	HR	S	P	ERA	WHIP

Batter	1	2	3	4	5	6	7	8	9	AB	R	H	RBI	BB	SO	LOB
21 Mark Kotsay, L (1, 8) OBP: 0.330, SLG: 0.369	F7		F8	G3 2-3			FC4-6 1-2f		FC4-2-5 3-H	5	0	0	0	0	0	4
Nick Swisher, S (1, 7) OBP: 0.409, SLG: 0.724	F9		3 BB	K			K		F9	4	0	0	0	1	2	4
3 Eric Chavez, L (1, 5) OBP: 0.380, SLG: 0.654	G6-3		FC5-4 1-2		P5		G6-3			3	0	0	0	1	0	1
Frank Thomas, R (1, 10) OBP: 0.265, SLG: 0.421		G6-4-3 1B	FC5-4 1-2f		K			G4-3		4	0	1	0	0	1	2
Jay Payton, R (1, 9) OBP: 0.183, SLG: 0.233		G6-4-3 1-2f		29 BB SF8 2B	L7			G6-3		4	1	1	0	0	0	1
7 Bobby Crosby, R (1, 6) OBP: 0.250, SLG: 0.328		G4-3		14 WP 14 2B 29 BB BB		G6-3		G5-3		3	1	0	0	1	0	0
29 Dan Johnson, L (1, 3) OBP: 0.246, SLG: 0.241			G3	14 WP 14 2B SAFE 1-2 2-3 BB		K			14 WP 21 FC4-2-5 1B	3	1	1	0	1	1	0
Jason Kendall, R (1, 2) OBP: 0.338, SLG: 0.259			14 HR BB	SF8 3-H		F8			14 WP 1-2 1B	2	1	1	1	1	0	0
14 Mark Ellis, R (1, 4) OBP: 0.259, SLG: 0.333			1 SAFE 1-H HR	21 G3 1-H 2-H 2B			21 FC4-6 BB		1-3 1-2 2-3	3	1	2	4	1	1	2
Inning Stats	R: 0 E: 0 K: 0 S: 6 H: 0 LOB: 0 BB: 0 P: 11	R: 0 E: 0 K: 0 S: 5 H: 1 LOB: 0 BB: 0 P: 9	R: 2 E: 0 K: 0 S: 15 H: 1 LOB: 2 BB: 3 P: 31	R: 3 E: 0 K: 1 S: 16 H: 2 LOB: 1 BB: 2 P: 30	R: 0 E: 0 K: 1 S: 9 H: 0 LOB: 0 BB: 0 P: 17	R: 0 E: 0 K: 1 S: 8 H: 0 LOB: 0 BB: 0 P: 11	R: 0 E: 0 K: 1 S: 10 H: 0 LOB: 1 BB: 1 P: 15	R: 0 E: 0 K: 0 S: 7 H: 0 LOB: 0 BB: 0 P: 9	R: 0 E: 0 K: 1 S: 11 H: 2 LOB: 2 BB: 0 P: 15	1B: 3 2B: 2 3B: 0 HR: 1 SF: 1 SAC: 0 DP: 1 HBP: 0						

PITCHER		IP	WLS	BF	H	R	ER	SO	BB	IBB	HBP	BLK	WP	HR	S	P	ERA	WHIP
Joe Mays, R ERA: 11.07	(1, 1)	3.1	L	18	4	5	5	0	5	0	0	0	1	1	36	73	13.50	2.700
41 Jimmy Gobble, L ERA: 6.75	(4, 1)	3.2		12	0	0	0	4	1	0	0	0	0	0	33	51	0.00	0.273
34 Luke Hudson, R ERA: 5.56	(8, 1)	1.0		3	0	0	0	0	0	0	0	0	0	0	7	9	0.00	0.000
Andrew Sisco, L ERA: 9.0	(9, 1)	1.0		5	2	0	0	1	0	0	0	0	1	0	11	15	0.00	2.000

PITCHER	IP	WLS	BF	H	R	ER	SO	BB	IBB	HBP	BLK	WP	HR	S	P	ERA	WHIP

TOP

Oakland Athletics @ Kansas City Royals

Kauffman Stadium, Kansas City, MO

Fri Apr 28 2006, 7:10 PM CDT
Att. 12,288 - Cloudy - 56 F

livebaseballscorecards.com

AB	31
R	5
H	6
RBI	5
BB	6
SO	5
LOB	14

BOTTOM

Oakland Athletics @ Kansas City Royals

Kauffman Stadium, Kansas City, MO

Fri Apr 28 2006, 7:10 PM CDT

Att. 12,288 - Cloudy - 56 F

livebaseballscorecards.com

Batter	1	2	3	4	5	6	7	8	9	AB	R	H	RBI	BB	SO	LOB
32 Shane Costa, L (1, 8) OBP: 0.333, SLG: 0.533 Esteban German, R (3, PR) OBP: 0.565, SLG: 0.500 (4, 8)	P6		2B		FC4-6 1-2f		1B 1-2		BB 29 BB 15 BB 1-2	2 2	0 0	1 1	0 0	0 1	0 0	0 1
15 Mark Grudzielanek, R (1, 4) OBP: 0.329, SLG: 0.405	P4		F8		SAFE K		G3		BB 29 BB 1-2 2-3	4	0	0	0	1	1	4
29 Mike Sweeney, R (1, 10) OBP: 0.333, SLG: 0.344 Tony Graffanino, R (9, PR) OBP: 0.207, SLG: 0.345	HR		P4			K		K	BB 1-2 2-3 3-H	4 0	1 0	1 0	2 0	1 0	2 0	1 0
16 Reggie Sanders, R (1, 9) OBP: 0.253, SLG: 0.458	P4			HR		G3-1 2B		G5-3	K	5	1	2	1	0	1	3
Doug Mientkiewicz, L (1, 3) OBP: 0.310, SLG: 0.369		G3		G6-4-3 1B		G3-1 2-3		2B	G3-1	5	0	2	0	0	0	4
Emil Brown, R (1, 7) OBP: 0.286, SLG: 0.306		24 G6-3 24 S 1B		G6-4-3 1-2f		F9		HBP		3	0	1	0	0	0	2
24 Mark Teahen, L (1, 5) OBP: 0.277, SLG: 0.373		G6-3 1-3		K			1B BB	F7		3	0	0	0	1	1	3
4 Angel Berroa, R (1, 6) OBP: 0.289, SLG: 0.373		F7			L5		K		F9	4	0	0	0	0	1	2
14 John Buck, R (1, 2) OBP: 0.280, SLG: 0.318 Matt Stairs, L (9, PH) OBP: 0.375, SLG: 0.250			F8		FC4-6 HBP		K		15 BB 29 BB BB 1B	2 1	0 1	0 1	0 0	1 0	1 0	1 0
Inning Stats	R: 1 E: 0 K: 0 S: 7 H: 1 LOB: 0 BB: 0 P: 12	R: 0 E: 0 K: 0 S: 9 H: 1 LOB: 1 BB: 0 P: 15	R: 0 E: 0 K: 0 S: 8 H: 1 LOB: 1 BB: 0 P: 15	R: 1 E: 0 K: 1 S: 7 H: 2 LOB: 0 BB: 0 P: 13	R: 0 E: 0 K: 1 S: 8 H: 0 LOB: 1 BB: 0 P: 12	R: 0 E: 0 K: 1 S: 10 H: 1 LOB: 1 BB: 0 P: 14	R: 0 E: 0 K: 2 S: 11 H: 1 LOB: 2 BB: 1 P: 19	R: 0 E: 0 K: 1 S: 10 H: 1 LOB: 2 BB: 0 P: 16	R: 1 E: 0 K: 1 S: 15 H: 1 LOB: 3 BB: 3 P: 34	1B: 4 2B: 3 3B: 0 HR: 2	SF: 0 SAC: 0 DP: 1 HBP: 2			WP: 0 PB: 0 SB: 1 CS: 0	PA: 41		

	AB	35
	R	3
	H	9
	RBI	3
	BB	4
	SO	7
	LOB	21

PITCHER		IP	WLS	BF	H	R	ER	SO	BB	IBB	HBP	BLK	WP	HR	S	P	ERA	WHIP
Dan Haren, R ERA: 4.84	(1, 1)	8.0	W	34	8	2	2	6	1	0	2	0	0	2	70	116	2.25	1.125
50 Kiko Calero, R ERA: 2.0	(9, 1)	0.1	H	4	1	1	1	0	2	0	0	0	0	0	10	23	27.00	9.000
Kirk Saarloos, R ERA: 5.54	(1, 1)	0.2	S	3	0	0	0	1	1	0	0	0	0	0	5	11	0.00	1.500

PITCHER	IP	WLS	BF	H	R	ER	SO	BB	IBB	HBP	BLK	WP	HR	S	P	ERA	WHIP

Batter	1	2	3	4	5	6	7	8	9	AB	R	H	RBI	BB	SO	LOB
21 Mark Kotsay, L (1, 8) OBP: 0.350, SLG: 0.386	B F S B X 2-2 ① F7	1 SAFE B 1 B F 1 B B SAFE 4-1 HR 1-2 BB		X 0-0 ③ G6-3		B B C B X 3-1 SF 1-3 2-H 3-H 2B	F F X 0-2 1-2 3-H 1B		B H 2-0 WP 1-2 HBP	4	2	2	3	1	0	0
Nick Swisher, S (1, 7) OBP: 0.404, SLG: 0.738	B C B B S B 4-2 3 HR BB	C F B D F D X 3-2 1-H 2-H HR			B B B C C X 3-2 ① G3	B X 1-0 SF 3 1B 2-H 3-H	B B X 2-0 F8 ③		S B C B S 2-3 ③ K 1-2 2-3	4	3	1	4	1	1	4
3 Eric Chavez, L (1, 5) OBP: 0.392, SLG: 0.687	C D X 1-1 1-H HR	B B C F F S 2-3 ③ K			B F X 1-1 ② F8	B X 1-0 3-H 1B		C X 0-1 7 G6-4-3 1B		5	1	3	3	0	1	0
Frank Thomas, R (1, 10) OBP: 0.264, SLG: 0.405 Antonio Perez, R (8, PH) (8, 10)	F B B X 2-1 ② G6-3		B B C H 3-1 7 WP 1B HBP		C B B C S 2-3 ③ K	C B C B B X 3-2 F9		F B C B F B F S 3-3 ① K		3 1	0 0	0 0	0 0	0 0	1 1	1 1
7 Bobby Crosby, R (1, 6) OBP: 0.261, SLG: 0.323	S F X 1-2 1B		B F D B X 3-1 ① F8 1-2			29 1B 1B HBP BB		C X 0-1 ② ③ G6-4-3 1-2f		4	1	1	0	1	0	3
Jay Payton, R (1, 9) OBP: 0.215, SLG: 0.262	C C B D X 2-2 ③ L9		C B X 1-1 29 G3-6-1 2-3 1B			L8 1 SAFE B C 1 SAFE X 1-1 29 1B HBP 21 2B 1-2 1B	B X 1-0 14 P3 21 1B 1B		X 0-0 ① P2	5	2	3	0	0	0	1
29 Dan Johnson, L (1, 3) OBP: 0.257, SLG: 0.302		C B B S F X 2-2 ① F7	B X 1-0 ② ③ G3-6-1 1-2f			C F X 0-2 HBP 21 2B 1-2 2-3 1B	B X 1-0 ① F9		C C X 0-2 HR	5	2	2	1	0	0	3
Jason Kendall, R (1, 2) OBP: 0.355, SLG: 0.262		C B B F F X 2-2 ② G1-6-3		B X 1-0 ① F7		C F B H 2-2 21 2B SF HBP 1-2 2-3 3-H	C B B X 2-1 21 1B 1-2 1B		B B C C B F B 4-2 FC4-6 BB	3	1	1	1	1	0	0
14 Mark Ellis, R (1, 4) OBP: 0.259, SLG: 0.321 Marco Scutaro, R (9, PH) OBP: 0.324, SLG: 0.394 (9, 4)		B B S C F B F B 4-2 21 BB HR BB		C C X 0-2 ② F9		B S B S C 2-3 ① K	C B X 1-1 ② P3 2-3		F C F X 0-2 ② FC4-6 WP 21 HBP 1-2f	3 1	1 0	0 0	0 0	1 0	1 0	5 1
Inning Stats	R: 2 H: 2 E: 0 LOB: 1 K: 0 BB: 1 S: 15 P: 27	R: 3 H: 1 E: 0 LOB: 0 K: 1 BB: 2 S: 21 P: 38	R: 0 H: 1 E: 0 LOB: 1 K: 0 BB: 0 S: 6 P: 14	R: 0 H: 0 E: 0 LOB: 0 K: 0 BB: 0 S: 5 P: 6	R: 0 H: 0 E: 0 LOB: 0 K: 1 BB: 0 S: 8 P: 14	R: 6 H: 4 E: 1 LOB: 1 K: 1 BB: 1 S: 23 P: 42	R: 1 H: 3 E: 0 LOB: 2 K: 0 BB: 0 S: 10 P: 17	R: 0 H: 1 E: 0 LOB: 0 K: 1 BB: 0 S: 9 P: 12	R: 1 H: 1 E: 0 LOB: 2 K: 1 BB: 1 S: 14 P: 22	1B: 9 SF: 1 2B: 1 SAC: 0 3B: 0 DP: 2 HR: 3 HBP: 3						

PITCHER		IP	WLS	BF	H	R	ER	SO	BB	IBB	HBP	BLK	WP	HR	S	P	ERA	WHIP
37 Scott Elarton, R ERA: 4.28	(1, 1)	2.1		15	4	5	5	1	3	0	1	0	1	2	41	77	19.29	3.000
57 Joel Peralta, R ERA: 1.5	(3, 1)	2.2		7	0	0	0	1	0	0	0	0	0	0	14	22	0.00	0.000
34 Luke Hudson, R ERA: 8.74	(6, 1)	0.0	L	4	2	4	4	0	1	0	1	0	0	0	11	18	∞	∞
Andrew Sisco, L ERA: 9.0	(6, 1)	2.0		12	5	3	2	1	0	0	0	0	0	0	22	41	9.00	2.500
Elmer Dessens, R ERA: 2.63	(8, 1)	1.0		3	1	0	0	1	0	0	0	0	0	0	9	12	0.00	1.000

PITCHER		IP	WLS	BF	H	R	ER	SO	BB	IBB	HBP	BLK	WP	HR	S	P	ERA	WHIP
Ambiorix Burgos, R ERA: 2.61	(9, 1)	1.0		6	1	1	1	1	1	0	1	0	1	1	14	22	9.00	2.000

TOP

Oakland Athletics @ Kansas City Royals

Kauffman Stadium, Kansas City, MO

Sun Apr 30 2006, 1:10 PM CDT

Att. 15,309 - Cloudy - 61 F

livebaseballscorecards.com

AB	38
R	13
H	13
RBI	12
BB	5
SO	5
LOB	19

WP: 2 PA: 47
PB: 0
SB: 0
CS: 0

Batter	1	2	3	4	5	6	7	8	9	AB	R	H	RBI	BB	SO	LOB
Kerry Robinson, L (1, 9) (6, 8) OBP: 0.600, SLG: 0.800	B C B X 2-2 F9 24 E 2B	C C F X 0-2 ② G6-3 2-3		B 1 SAFE 1 SAFE C X 1-1 ② 1-2 1B		F S C 0-3 ② K		C C B X 1-2 E7 G4-3 1-3 1B		5	1	3	0	0	1	1
Tony Graffanino, R (1, 4) OBP: 0.206, SLG: 0.303	B F B B F X 3-2 ① F9 2-3	B C X 1-1 ③ G6-3		C B S 1 SAFE B X 2-2 ③ L9		B B F B D 4-1 29 FC6-4 BB		F B B B X 3-1 ② G4-3 2-3 3-H		4	0	0	1	1	0	4
29 Mike Sweeney, R (1, 10) OBP: 0.325, SLG: 0.323	B B B B 4-0 24 E BB BB		C B B X 2-1 ① F8		X 0-0 ① F8	D B X 2-0 ③ FC6-4 1-2f		X 0-0 ③ F9		4	0	0	0	1	0	2
Doug Mientkiewicz, L (1, 3) OBP: 0.316, SLG: 0.353	B B C B X 3-1 ② P4		B C B B B 4-1 2B BB		B B F S D F F B 4-2 BB 24 HR BB		B X 1-0 ① G6-3		B C F B B F X 3-2 ① F7	3	2	0	0	2	0	2
Emil Brown, R (1, 7) OBP: 0.315, SLG: 0.333	B B B B 4-0 24 E 1-2 BB	X 0-0 1-H 2B			C B B B B 4-1 1-2 24 HR BB		B C B X 2-1 4 FC6-4 1B	X 0-0 ② F9		3	1	2	1	2	0	0
24 Mark Teahen, L (1, 5) OBP: 0.271, SLG: 0.406	D C D C F B X 3-2 E1 1-2 2-3 3-H	B S B F X 2-2 ② L3			X 0-0 1-H 2-H HR		D B X 2-0 ② F8		X 0-0 ③ G3-1	5	1	1	3	0	0	4
4 Angel Berroa, R (1, 6) OBP: 0.275, SLG: 0.354	C F S 0-3 ③ K	S B B D F B S 3-3 ③ K			C B F X 1-2 ② F9		1 SAFE B C B F F X 2-2 ③ FC6-4 1-2f			4	0	0	0	0	2	5
Paul Bako, L (1, 2) OBP: 0.136, SLG: 0.095		C C B S 1-3 ① K		C X 0-1 ① G4-3	B B S B F F C 3-3 ③ K			X 0-0 ① L4		4	0	0	0	0	2	0
Esteban German, R (1, 8) OBP: 0.600, SLG: 0.550 16 Reggie Sanders, R (6, 9) OBP: 0.260, SLG: 0.452		C B B F F B F B X 3-2 E5 G6-3 1B		C B B C F X 2-2 CS 1B		B C F D X 2-2 ① F9		B C B F B B 4-2 E 1B G4-3 BB		2 1	0 1	2 0	0 0	0 1	0 0	0 0
Inning Stats	R: 1 E: 1 K: 1 S: 15 H: 1 LOB: 3 BB: 2 P: 34	R: 0 E: 1 K: 1 S: 15 H: 1 LOB: 1 BB: 0 P: 20	R: 1 E: 0 K: 1 S: 11 H: 1 LOB: 1 BB: 1 P: 22	R: 0 E: 0 K: 0 S: 11 H: 2 LOB: 1 BB: 0 P: 16	R: 3 E: 0 K: 1 S: 14 H: 1 LOB: 0 BB: 2 P: 26	R: 0 E: 0 K: 1 S: 8 H: 0 LOB: 1 BB: 1 P: 16	R: 0 E: 0 K: 0 S: 8 H: 1 LOB: 1 BB: 0 P: 15	R: 1 E: 1 K: 0 S: 9 H: 1 LOB: 1 BB: 1 P: 17	R: 0 E: 0 K: 0 S: 6 H: 0 LOB: 0 BB: 0 P: 9	1B: 5 2B: 2 3B: 0 HR: 1 SF: 0 SAC: 0 DP: 0 HBP: 0						

PITCHER		IP	WLS	BF	H	R	ER	SO	BB	IBB	HBP	BLK	WP	HR	S	P	ERA	WHIP
Joe Blanton, R ERA: 6.14	(1, 1)	5.0	W	26	6	5	4	4	5	0	0	0	0	1	66	118	7.20	2.200
Joe Kennedy, L ERA:	(6, 1)	1.0		4	0	0	0	1	1	0	0	0	0	0	8	16	0.00	1.000
57 Chad Gaudin, R ERA: 3.38	(7, 1)	2.0		9	2	1	0	0	1	0	0	0	0	0	17	32	0.00	1.500
Kirk Saarloos, R ERA: 5.14	(9, 1)	1.0		3	0	0	0	0	0	0	0	0	0	0	6	9	0.00	0.000

PITCHER	IP	WLS	BF	H	R	ER	SO	BB	IBB	HBP	BLK	WP	HR	S	P	ERA	WHIP

BOTTOM

Oakland Athletics @ Kansas City Royals

Kauffman Stadium, Kansas City, MO

Sun Apr 30 2006, 1:10 PM CDT
Att. 15,309 - Cloudy - 61 F

livebaseballscorecards.com

AB	35
R	6
H	8
RBI	5
BB	7
SO	5
LOB	18

WP: 0 PA: 42
PB: 0
SB: 0
CS: 1

Batter	1	2	3	4	5	6	7	8	9	AB	R	H	RBI	BB	SO	LOB
21 Mark Kotsay, L (1, 8) OBP: 0.337, SLG: 0.370	C X 0-1 ① G4-3			F B X 1-1 ① G1-3		X 0-0 ① F8		B C B B B C X 3-2 ① G6-3		4	0	0	0	0	0	0
Nick Swisher, S (1, 7) OBP: 0.408, SLG: 0.738	C C B F B X 2-2 ② F7			C S B B B X 2-2 7 1B 2B		B B X 2-0 BB 1B		B B X 2-0 ② G3		4	1	2	0	0	0	0
3 Eric Chavez, L (1, 5) OBP: 0.386, SLG: 0.663	B C B F B S 3-3 ③ K			S F B F D X 2-2 ② F7		C X 0-1 ② F7		B F B B B 4-1 BB BB		3	0	0	0	1	1	2
Frank Thomas, R (1, 10) OBP: 0.286, SLG: 0.400		S T T T F X 0-2 ① P6		S B F F B D D 4-2 FC6-5 7 1B BB		B B C B B B 4-1 1-2 BB		C 1 SAFE D B 1 SAFE 1 SAFE S 1 SAFE D 4-2 F B 1-2 BB		1	0	0	0	3	0	0
7 Bobby Crosby, R (1, 6) OBP: 0.260, SLG: 0.319		B C X 1-1 ② G1-3		S B B B F F D X 3-2 FC6-5 1-2 2-H 1B		S X 0-1 ③ F9		C S B F D S 2-3 ③ K		4	0	1	1	0	1	4
Jay Payton, R (1, 9) OBP: 0.203, SLG: 0.246		C X 0-1 ③ F8		B B X 2-0 ③ FC6-5 1-2 2-3f			F X 0-1 ① P6		X 0-0 ① F8	4	0	0	0	0	0	2
29 Dan Johnson, L (1, 3) OBP: 0.257, SLG: 0.299			F B C X 1-2 ① L4		C F B X 1-2 ① G3-1		B X 1-0 1B		B C C S 1-3 ② K	4	0	1	0	0	1	0
Jason Kendall, R (1, 2) OBP: 0.338, SLG: 0.246			C B X 1-1 ② L9		X 0-0 ② G6-3		C T S 0-3 ② K		B C X 1-1 ③ F9	4	0	0	0	0	1	1
Marco Scutaro, R (1, 4) OBP: 0.300, SLG: 0.361			C F F S 0-3 ③ K		C B C S 1-3 ③ K		C F B B B F C 3-3 ③ K			3	0	0	0	0	3	1
Inning Stats	R: 0 E: 0 K: 1 S: 9 H: 0 LOB: 0 BB: 0 P: 14	R: 0 E: 0 K: 0 S: 10 H: 0 LOB: 0 BB: 0 P: 11	R: 0 E: 0 K: 1 S: 9 H: 0 LOB: 0 BB: 0 P: 11	R: 1 E: 0 K: 0 S: 17 H: 2 LOB: 2 BB: 1 P: 31	R: 0 E: 0 K: 1 S: 7 H: 0 LOB: 0 BB: 0 P: 9	R: 0 E: 0 K: 0 S: 7 H: 1 LOB: 2 BB: 1 P: 13	R: 0 E: 0 K: 2 S: 10 H: 1 LOB: 1 BB: 0 P: 14	R: 0 E: 0 K: 1 S: 12 H: 0 LOB: 2 BB: 2 P: 27	R: 0 E: 0 K: 1 S: 6 H: 0 LOB: 0 BB: 0 P: 8	1B: 3 2B: 1 3B: 0 HR: 0 SF: 0 SAC: 0 DP: 0 HBP: 0						

TOP

Oakland Athletics @ Los Angeles Angels

Angel Stadium of Anaheim, Anaheim, CA

Mon May 01 2006, 7:05 PM PDT

Att. 41,721 - Clear - 67 F

livebaseballscorecards.com

AB	31
R	1
H	4
RBI	1
BB	4
SO	7
LOB	10

WP: 0 PB: 0 SB: 0 CS: 0 PA: 35

PITCHER		IP	WLS	BF	H	R	ER	SO	BB	IBB	HBP	BLK	WP	HR	S	P	ERA	WHIP
Hector Carrasco, R ERA: 4.63	(1, 1)	6.0	L	23	3	1	1	3	2	0	0	0	0	0	59	89	1.50	0.833
Brendan Donnelly, R ERA: 2.08	(7, 1)	1.0		4	1	0	0	2	0	0	0	0	0	0	10	14	0.00	1.000
J.C. Romero, L ERA: 3.6	(8, 1)	0.2		4	0	0	0	0	2	0	0	0	0	0	8	21	0.00	3.000
Esteban Yan, R ERA: 4.63	(8, 1)	1.1		4	0	0	0	2	0	0	0	0	0	0	10	14	0.00	0.000

PITCHER	IP	WLS	BF	H	R	ER	SO	BB	IBB	HBP	BLK	WP	HR	S	P	ERA	WHIP

BOTTOM

Oakland Athletics @ Los Angeles Angels

Angel Stadium of Anaheim, Anaheim, CA

Mon May 01 2006, 7:05 PM PDT

Att. 41,721 - Clear - 67 F

livebaseballscorecards.com

Batter	1	2	3	4	5	6	7	8	9	AB	R	H	RBI	BB	SO	LOB
9 Chone Figgins, S (1, 8) OBP: 0.342, SLG: 0.426	B X 1-0 27 S 1B		C X 0-1 ① F8		1 SAFE B 1 SAFE C S 1 SAFE X 1-2 ② FC5-4 CS 1-2f			C B L X 1-2 16 F9 BB 1B		4	0	2	0	0	0	1
Orlando Cabrera, R (1, 6) OBP: 0.317, SLG: 0.495	1 SAFE B B B X 2-0 ① F7		C C B C 1-3 ② K		B C 1-1 ③ CS 1-2	X 0-0 ① P6		D 1 SAFE B B C 1 SAFE B 4-1 1-2 BB		3	0	0	0	1	1	1
16 Garret Anderson, L (1, 7) OBP: 0.343, SLG: 0.490	1 SAFE 1 SAFE X 0-0 ② F8		C C F F B S 1-3 ③ K			C B X 1-1 ② G3-1		X 0-0 ② F9 2-3		4	0	0	0	0	1	3
27 Vladimir Guerrero, R (1, 9) OBP: 0.336, SLG: 0.485	F 1 SAFE B B B B B 4-1 1-2 BB			B F X 1-1 1B		X 0-0 ③ L4		1 SAFE D S 1 SAFE X 1-1 ③ L7		3	0	1	0	1	0	2
Tim Salmon, R (1, 10) OBP: 0.286, SLG: 0.481	B B S S B C 3-3 ③ K			B X 1-0 ① F7			B F S X 1-2 ① F8		C B B F X 2-2 ① F8	4	0	0	0	0	1	3
Edgardo Alfonzo, R (1, 5) OBP: 0.172, SLG: 0.143		C C B B F X 1-2 E6 39 G5-3		1 SAFE 1 SAFE C F X 0-2 ② F7			B F X 1-1 ② F9		C S B X 1-2 PB 1B	4	0	1	0	0	0	1
39 Robb Quinlan, R (1, 3) OBP: 0.333, SLG: 0.478 Adam Kennedy, L (9, PH) OBP: 0.358, SLG: 0.453		B S F F D X 2-2 ① G5-3 1-2		1 SAFE B B X 2-0 ③ F8			B B C F B X 3-2 1B		C X 0-1 ② F8	3 1	0 0	1 0	0 0	0 0	0 0	2 1
José Molina, R (1, 2) OBP: 0.200, SLG: 0.208 Casey Kotchman, L (9, PH) OBP: 0.227, SLG: 0.188		B X 1-0 ② P3			C B F F B B S 3-3 ① K		S X 0-1 ③ G6-3		C C B F F D S 2-3 ③ K 1-2	3 1	0 0	0 0	0 0	0 0	1 1	2 1
47 Howie Kendrick, R (1, 4) OBP: 0.143, SLG: 0.143		B S D S B X 3-2 ③ F8			S X 0-1 9 FC5-4 1B			B X 1-0 ① G6-3		3	0	1	0	0	0	1
Inning Stats	R: 0 H: 1 E: 0 LOB: 2 K: 1 BB: 1 S: 7 P: 17	R: 0 H: 0 E: 1 LOB: 1 K: 0 BB: 0 S: 12 P: 19	R: 0 H: 0 E: 0 LOB: 0 K: 2 BB: 0 S: 10 P: 12	R: 0 H: 1 E: 0 LOB: 1 K: 0 BB: 0 S: 7 P: 11	R: 0 H: 1 E: 0 LOB: 0 K: 1 BB: 0 S: 10 P: 15	R: 0 H: 0 E: 0 LOB: 0 K: 0 BB: 0 S: 4 P: 5	R: 0 H: 1 E: 0 LOB: 1 K: 0 BB: 0 S: 10 P: 15	R: 0 H: 1 E: 0 LOB: 2 K: 0 BB: 1 S: 8 P: 15	R: 0 H: 1 E: 0 LOB: 1 K: 1 BB: 0 S: 13 P: 18	1B: 6 2B: 0 3B: 0 HR: 0	SF: 0 SAC: 0 DP: 0 HBP: 0					

	AB	33
	R	0
	H	6
	RBI	0
	BB	2
	SO	5
	LOB	18

PITCHER		IP	WLS	BF	H	R	ER	SO	BB	IBB	HBP	BLK	WP	HR	S	P	ERA	WHIP
Barry Zito, L ERA: 4.63	(1, 1)	7.2	W	30	5	0	0	4	2	0	0	0	0	0	66	106	0.00	0.913
50 Kiko Calero, R ERA: 1.93	(8, 1)	0.1	H	1	0	0	0	0	0	0	0	0	0	0	2	3	0.00	0.000
58 Justin Duchscherer, R ERA: 2.03	(9, 1)	1.0	S	4	1	0	0	1	0	0	0	0	0	0	13	18	0.00	1.000

PITCHER	IP	WLS	BF	H	R	ER	SO	BB	IBB	HBP	BLK	WP	HR	S	P	ERA	WHIP

Oakland Athletics @ Los Angeles Angels

Angel Stadium of Anaheim, Anaheim, CA

Tue May 02 2006, 12:35 PM PDT

Att. 35,943 - Cloudy - 66 F

livebaseballscorecards.com

TOP

Batter	1	2	3	4	5	6	7	8	9	AB	R	H	RBI	BB	SO	LOB
14 Mark Ellis, R (1, 4) OBP: 0.267, SLG: 0.309	C C F H 1-2 3 HR 1B HBP		C F C 0-3 ① K		B X 1-0 ① P4		B C F X 1-2 ① P4		B F B B C H 4-2 SF9 1B HBP 1-2 2-3	3	2	0	0	0	1	0
Nick Swisher, S (1, 7) OBP: 0.398, SLG: 0.716 (9, 3)	B B C 1 SAFE X 2-1 3 HR 1B 1-2		B S B B X 3-1 ② G4-3		F B B F X 2-2 ② G3		F B C S 1-3 ② K		X 0-0 ② SF9 1-2 2-3 3-H	4	1	1	1	0	1	0
3 Eric Chavez, L (1, 5) OBP: 0.396, SLG: 0.689	C B C D B F X 3-2 HR 1-H 2-H		F B S B X 2-2 1B		B B S B C X 3-2 ③ F8		X 0-0 ③ G3		B C B B B 4-1 1B 7 HR BB	4	2	2	3	1	0	0
Frank Thomas, R (1, 10) OBP: 0.292, SLG: 0.400	B X 1-0 ① P4		C F S 0-3 ③ K			S C F F X 0-2 29 BB 7 1B 17 FC6-4 1B		B B X 2-0 ① G5-3	D F C F F X 1-2 7 HR 1B 1-3 2-H 3-H	5	2	2	2	0	1	1
7 Bobby Crosby, R (1, 6) OBP: 0.269, SLG: 0.365	B B X 2-0 ② F8			L F C 0-3 ① K		B X 1-0 17 FC6-4 29 BB 1-2 1B		C F B X 1-2 ② G4-3	B X 2-0 1-H 3-H HR	5	1	2	3	0	1	0
Jay Payton, R (1, 8) OBP: 0.203, SLG: 0.233 (9, 7)	B F X 1-1 ③ G5-3			F B F S 1-3 ② K		C F X 0-2 ① L9		B S C S 1-3 ③ K	B B B C B 4-1 BB	4	0	0	0	1	2	2
29 Dan Johnson, L (1, 3) OBP: 0.282, SLG: 0.319 21 Mark Kotsay, L (9, PR) OBP: 0.333, SLG: 0.366 (9, 8)		C B X 1-1 ① F7		C B C B B F B 4-2 1B BB		B B B C B 4-1 17 FC6-4 1-2 2-3 BB			14 HBP SF9 2B P6	2 1	0 1	1 0	0 0	2 0	0 0	0 2
Jason Kendall, R (1, 2) OBP: 0.341, SLG: 0.254 17 Adam Melhuse, S (6, PH) OBP: 0.278, SLG: 0.235 (6, 2)		B C F X 1-2 ② G1-3		C C X 0-2 1-2 1B		B B B C X 3-1 ② FC6-4 1-2f 2-3 3-H			F X 0-1 ① G6-3	2 2	0 0	1 0	0 1	0 0	0 0	0 3
23 Bobby Kielty, S (1, 9)		S F S 0-3 ③ K		C S S 0-3 ③ K		F B B X 2-1 ③ L4			B B B C B 4-1 SF9 14 HBP 1B BB	3	1	0	0	1	2	4
Inning Stats	R: 3 H: 2 E: 0 LOB: 0 K: 0 BB: 0 S: 13 P: 23	R: 0 H: 0 E: 0 LOB: 0 K: 1 BB: 0 S: 8 P: 10	R: 0 H: 1 E: 0 LOB: 1 K: 2 BB: 0 S: 11 P: 16	R: 0 H: 1 E: 0 LOB: 2 K: 3 BB: 1 S: 15 P: 20	R: 0 H: 0 E: 0 LOB: 0 K: 0 BB: 0 S: 7 P: 13	R: 1 H: 2 E: 0 LOB: 2 K: 0 BB: 1 S: 14 P: 24	R: 0 H: 0 E: 0 LOB: 0 K: 1 BB: 0 S: 7 P: 9	R: 0 H: 0 E: 0 LOB: 0 K: 1 BB: 0 S: 7 P: 11	R: 6 H: 3 E: 0 LOB: 2 K: 0 BB: 3 S: 16 P: 36	1B: 6 SF: 1 2B: 1 SAC: 0 3B: 0 DP: 0 HR: 2 HBP: 2						

	AB	35
	R	10
	H	9
	RBI	10
	BB	5
	SO	8
	LOB	12

WP: 0 PA: 43
PB: 0
SB: 0
CS: 0

PITCHER		IP	WLS	BF	H	R	ER	SO	BB	IBB	HBP	BLK	WP	HR	S	P	ERA	WHIP
41 John Lackey, R ERA: 3.62	(1, 1)	5.1	L	25	6	4	4	6	2	0	1	0	0	1	64	97	6.75	1.500
Brendan Donnelly, R ERA: 1.84	(6, 1)	1.2		5	0	0	0	1	0	0	0	0	0	0	11	18	0.00	0.000
Esteban Yan, R ERA: 4.26	(8, 1)	1.0		3	0	0	0	1	0	0	0	0	0	0	7	11	0.00	0.000
J.C. Romero, L ERA: 6.75	(9, 1)	0.2		6	1	4	4	0	2	0	1	0	0	0	8	20	54.00	4.500
Chris Bootcheck, R ERA: 54.0	(9, 1)	0.1		4	2	2	2	0	1	0	0	0	0	1	8	16	54.00	9.000

PITCHER		IP	WLS	BF	H	R	ER	SO	BB	IBB	HBP	BLK	WP	HR	S	P	ERA	WHIP

Batter	1	2	3	4	5	6	7	8	9	AB	R	H	RBI	BB	SO	LOB
9 Chone Figgins, S (1, 8) OBP: 0.347, SLG: 0.433	B C B B B 4-1 1B BB		B S X 1-1 G6-3 16 SF8 2B		F 1 SAFE X 0-1 ② ③ F7 1-2			S C B F C 1-3 ① K		3	1	1	0	1	1	1
Orlando Cabrera, R (1, 6) OBP: 0.315, SLG: 0.485	C 1 SAFE C 1 SAFE D X 1-2 1-3 1B		F F X 0-2 ① G6-3 2-3			B S X 1-1 ① P5		C B X 1-1 ② F8		4	0	1	0	0	0	1
16 Garret Anderson, L (1, 7) OBP: 0.349, SLG: 0.495	F F C 0-3 ① K		X 0-0 ② SF8 3-H			B C F X 1-2 27 HR 1B		B B F C B X 3-2 1B		3	1	2	1	0	1	2
27 Vladimir Guerrero, R (1, 9) OBP: 0.333, SLG: 0.505	X 0-0 ② P4		X 0-0 ③ F9			B F X 1-1 1-H HR		B F X 1-1 ③ L8		4	1	1	2	0	0	3
Tim Salmon, R (1, 10) OBP: 0.300, SLG: 0.474	B B X 2-0 ③ F8			B B B C B 4-1 G5-4-3 BB		B F S B F F B X 3-2 L5-3 1B			C B B X 2-1 ① F9	3	0	1	0	1	0	2
Edgardo Alfonzo, R (1, 5) OBP: 0.152, SLG: 0.125		C F X 0-2 ① G6-3		X 0-0 ① ② G5-4-3 1-2f		1 SAFE 1 SAFE C X 0-1 ② ③ L5-3 1-1			C B X 1-1 ② F9	4	0	0	0	0	0	2
39 Robb Quinlan, R (1, 3) OBP: 0.321, SLG: 0.423 47 Howie Kendrick, R (9, PR) OBP: 0.143, SLG: 0.143		C B F F F S 1-3 ② K		C F B X 1-2 ③ P3			F C B F B B X 3-2 ① G6-3		C S H 1-2 5 BB HBP	3 0	0 0	0 0	0 0	1 0	0 0	0 0
5 Jeff Mathis, R (1, 2) OBP: 0.205, SLG: 0.205		S F B B B F B B 4-2 FC6 BB			B C F B S 2-3 ① K		F C S 0-3 ② K		C B C B B B 4-2 1-2 BB	2	0	0	0	2	2	0
Adam Kennedy, L (1, 4) OBP: 0.353, SLG: 0.443		F X 0-1 ③ FC6 1-2f			C X 0-1 9 CS 1B		S F X 0-2 ③ F7		B B C X 2-1 ③ G4-3	4	0	1	0	0	0	3
Inning Stats	R: 0 E: 0 K: 1 S: 9 H: 1 LOB: 2 BB: 1 P: 16	R: 0 E: 0 K: 1 S: 14 H: 0 LOB: 1 BB: 1 P: 19	R: 1 E: 0 K: 0 S: 7 H: 1 LOB: 0 BB: 0 P: 8	R: 0 E: 0 K: 0 S: 5 H: 0 LOB: 0 BB: 1 P: 10	R: 0 E: 0 K: 1 S: 8 H: 1 LOB: 0 BB: 0 P: 10	R: 2 E: 0 K: 0 S: 14 H: 3 LOB: 0 BB: 0 P: 20	R: 0 E: 0 K: 1 S: 10 H: 0 LOB: 0 BB: 0 P: 13	R: 0 E: 0 K: 1 S: 11 H: 1 LOB: 1 BB: 0 P: 17	R: 0 E: 0 K: 0 S: 10 H: 0 LOB: 2 BB: 1 P: 20	1B: 5 2B: 2 3B: 0 HR: 1 SF: 1 SAC: 0 DP: 2 HBP: 1						

PITCHER		IP	WLS	BF	H	R	ER	SO	BB	IBB	HBP	BLK	WP	HR	S	P	ERA	WHIP
51 Brad Halsey, L ERA: 2.5	(1, 1)	5.1	W	22	5	3	3	3	3	0	0	0	0	1	50	73	5.06	1.500
50 Kiko Calero, R ERA: 1.8	(6, 1)	0.2	H	2	1	0	0	0	0	0	0	0	0	0	7	10	0.00	1.500
20 Huston Street, R ERA: 6.75	(7, 1)	1.0	H	3	0	0	0	1	0	0	0	0	0	0	10	13	0.00	0.000
58 Justin Duchscherer, R ERA: 1.88	(8, 1)	1.0	H	4	1	0	0	1	0	0	0	0	0	0	11	17	0.00	1.000
57 Chad Gaudin, R ERA: 2.45	(9, 1)	1.0		5	0	0	0	0	1	0	1	0	0	0	10	20	0.00	1.000

PITCHER	IP	WLS	BF	H	R	ER	SO	BB	IBB	HBP	BLK	WP	HR	S	P	ERA	WHIP

BOTTOM

Oakland Athletics @ Los Angeles Angels

Angel Stadium of Anaheim, Anaheim, CA

Tue May 02 2006, 12:35 PM PDT
Att. 35,943 - Cloudy - 66 F

livebaseballscorecards.com

AB	30
R	3
H	7
RBI	3
BB	4
SO	5
LOB	14

WP: 0	PA: 36		
PB: 0			
SB: 0			
CS: 1			

Cleveland Indians @ Oakland Athletics

McAfee Coliseum, Oakland, CA

Wed May 03 2006, 10:05 PM EDT

Att. 18,248 - Partly Cloudy - 61 F

TOP

livebaseballscorecards.com

Batter	1	2	3	4	5	6	7	8	9	AB	R	H	RBI	BB	SO	LOB
24 Grady Sizemore, L (1, 8) OBP: 0.365, SLG: 0.419	C B X 1-1 2 1B 1B 1B		B B X 2-0 2 FC6-4 1B 48 WP 1B	B F B X 2-1 F7 ③		I I I 4-0 2 1B 1B IBB	C B S B B D 4-2 48 1B 1B 1-2 2-3 BB	X 0-0 2B		3	3	2	0	2	0	0
Todd Hollandsworth, L (7, 8) OBP: 0.286, SLG: 0.464										1	0	1	0	0	0	0
Jason Michaels, R (1, 7) OBP: 0.336, SLG: 0.311	X 0-0 48 F9 2 1B FC5-2 1-2 1B		B 1 SAFE 1 SAFE B X 2-0 2 FC6-4 1-2 1B		B B S X 2-1 G6-3 ①	D S B D X 3-1 2 1B 1-2 2-H 1B	B B C B C X 3-2 48 1B HR 1-2 2-3 3-H 1B	C S B X 1-2 P3 ③		6	1	4	2	0	0	1
2 Jhonny Peralta, R (1, 6) OBP: 0.315, SLG: 0.378	C X 0-1 FC5-2 1-2 2-H 1B		C S X 0-2 FC6-4 48 WP 48 HR 1-2f 2-3 ①		B S C B X 2-2 1B 1B	B D F S B X 3-2 1-2 2-3 1B	C X 0-1 F8 ①	C S B X 1-2 F8 ①		6	1	3	1	0	0	5
48 Travis Hafner, L (1, 10) OBP: 0.463, SLG: 0.703	D X 1-0 F9 ① 2-3		B C F B F X 2-2 1-H 3-H HR		B C C S 1-3 K ②	B X 1-0 G3-1 ③	B C D B X 3-1 HR 1-2 2-H 3-H 1B		C B X 1-1 F8 ②	6	2	2	4	0	1	6
Casey Blake, R (1, 9) OBP: 0.441, SLG: 0.567	C B D F X 2-2 FC5-2 ② 1-2 3-H		B F T X 1-2 3B		B C C B B X 3-2 1-2 1B	C F H 1-2 BB 1B HBP		C B F X 1-2 F9 ③		5	2	3	3	0	0	2
Ben Broussard, L (1, 3) OBP: 0.450, SLG: 0.662	B C C S 1-3 K ③		B X 1-0 G3 ②		B C B S F X 2-2 G4-3 ③		C B 1 SAFE B C 1 SAFE F B 4-2 1B 10 1B 1-2 BB			4	1	0	0	1	2	5
Ronnie Belliard, R (1, 4) OBP: 0.306, SLG: 0.340		B B X 2-0 G5-3 ① B D C X 2-1 G6-3 ③				C B B X 2-1 G5-3 ①	B B B F B 3-2 10 BB 1B 1-3 2-H 1B			5	1	1	1	0	0	1
Ramón Vázquez, L (8, 4) OBP: 0.217, SLG: 0.190							3-2 F8			0	0	0	0	0	0	0
Aaron Boone, R (1, 5) OBP: 0.314, SLG: 0.396		C X 0-1 F8 ②		C B C F X 1-2 L6 ①		F X 0-1 1B 2B	B B B F B 4-1 24 BB 10 1B 1B 1-2 BB	C B B X 2-1 F8 ①		4	2	1	0	1	0	0
10 Kelly Shoppach, R (1, 2) OBP: 0.417, SLG: 0.300		C C F F B X 1-2 F8 ③		F F F B S 1-3 K ②		S B D X 2-1 L5 ② C B B X	2-1 1B 24 BB 48 1B 1B 1-2 2-H 3-H 1B	B C B F B X 3-2 G6-3 ②		5	1	1	2	0	1	1

Inning Stats																								
	R: 1	H: 3	R: 0	H: 0	R: 3	H: 4	R: 0	H: 0	R: 0	H: 2	R: 1	H: 3	R: 9	H: 5	R: 0	H: 1	R: 0	H: 0	1B: 13	SF: 0	WP: 1	PA: 50
	E: 0	LOB: 2	E: 0	LOB: 0	E: 0	LOB: 1	E: 0	LOB: 0	E: 0	LOB: 2	E: 0	LOB: 0	E: 0	LOB: 0	E: 0	LOB: 0	E: 0	LOB: 0	2B: 2	SAC: 0	PB: 0	
	K: 1	BB: 0	K: 0	BB: 0	K: 0	BB: 0	K: 1	BB: 0	K: 1	BB: 0	K: 0	BB: 1	K: 1	BB: 3	K: 0	BB: 0	K: 0	BB: 0	3B: 1	DP: 0	SB: 0	
	S: 12	P: 17	S: 8	P: 11	S: 15	P: 25	S: 10	P: 14	S: 15	P: 25	S: 12	P: 27	S: 36	P: 64	S: 9	P: 15	S: 8	P: 11	HR: 2	HBP: 1	CS: 0	

PITCHER		IP	WLS	BF	H	R	ER	SO	BB	IBB	HBP	BLK	WP	HR	S	P	ERA	WHIP
Dan Haren, R ERA: 5.27	(1, 1)	5.2	L	29	11	5	5	3	0	1	0	0	1	1	68	111	7.94	1.941
Joe Kennedy, L ERA: 2.61	(6, 1)	0.1		5	2	3	3	0	1	0	1	0	0	0	14	26	81.00	9.000
50 Kiko Calero, R ERA: 5.23	(7, 1)	0.1		5	2	1	1	0	2	0	0	0	0	0	10	23	27.00	12.000
47 Ron Flores, L ERA: 6.75	(7, 1)	2.2		11	3	5	5	1	0	0	0	0	0	1	33	49	16.88	1.125

PITCHER	IP	WLS	BF	H	R	ER	SO	BB	IBB	HBP	BLK	WP	HR	S	P	ERA	WHIP

AB	45
R	14
H	18
RBI	13
BB	4
SO	4
LOB	21

BOTTOM

Cleveland Indians @ Oakland Athletics

McAfee Coliseum, Oakland, CA

Wed May 03 2006, 10:05 PM EDT

Att. 18,248 - Partly Cloudy - 61 F

Batter	1	2	3	4	5	6	7	8	9	AB	R	H	RBI	BB	SO	LOB
21 Mark Kotsay, L (1, 8) OBP: 0.349, SLG: 0.375 Marco Scutaro, R (8, 7) OBP: 0.300, SLG: 0.361	C C B B X 2-2 G3-6-3 1B		B B C B B 4-1 2B SF8 BB		F F B F F B X 2-2 1B		F B F T 1-2 K ③			3 0	1 0	2 0	0 0	1 0	1 0	0 0
Nick Swisher, S (1, 7) (8, 8) OBP: 0.393, SLG: 0.707	C X 0-1 G3-6-3 ① ② 1-2f		F B X 1-1 SF8 7 HR 1-3 2B		C X 0-1 P6 ①			C B B B X 3-1 F9 ①		4	1	1	0	0	0	2
3 Eric Chavez, L (1, 5) OBP: 0.394, SLG: 0.677 Antonio Perez, R (8, 5)	B X 1-0 1B		C X 0-1 P4 ①		C B B F C 2-3 K ②			B B X 2-0 G5-3 ②		3 1	0 0	1 0	0 0	0 0	1 0	3 0
Frank Thomas, R (1, 10) OBP: 0.280, SLG: 0.386	B X 1-0 F7 ③		B C S F X 1-2 SF8 ② 2-3 3-H		C F F X 0-2 G5-3 ③			F B C B B T 3-2 K ③		3	0	0	1	0	1	2
7 Bobby Crosby, R (1, 6) OBP: 0.268, SLG: 0.397		C X 0-1 F8 ①	B S S F T D B X 3-2 3-H HR			F X 0-1 F8 ①			F S B X 1-2 G6-3 ①	4	1	1	2	0	0	0
29 Dan Johnson, L (1, 3) OBP: 0.268, SLG: 0.301		X 0-0 G4-3 ②	F B X 1-1 F7 ③			F X 0-1 G4-3 ②			X 0-0 F7 ②	4	0	0	0	0	0	0
23 Bobby Kielty, S (1, 9) OBP: 0.250, SLG: 0.182		C X 0-1 1B 1B		X 0-0 G3 ①		B C B X 2-1 P6 ③			C B B B C X 2-2 1B	4	0	2	0	0	0	0
Jason Kendall, R (1, 2) OBP: 0.337, SLG: 0.254		B C F X 1-2 1-2 1B		C C X 0-2 F9 ②			C X 0-1 F9 ①		B F D X 2-1 G6-3 ③	4	0	1	0	0	0	1
14 Mark Ellis, R (1, 4) OBP: 0.258, SLG: 0.298		C F B X 1-2 F8 ③		C F F F C 0-3 K ③			C F B F X 1-2 G4-3 ②			3	0	0	0	0	1	2
Inning Stats	R: 0 H: 2 E: 0 LOB: 1 K: 0 BB: 0 S: 7 P: 11	R: 0 H: 2 E: 0 LOB: 2 K: 0 BB: 0 S: 11 P: 13	R: 3 H: 2 E: 0 LOB: 0 K: 0 BB: 1 S: 15 P: 25	R: 0 H: 0 E: 0 LOB: 0 K: 1 BB: 0 S: 9 P: 9	R: 0 H: 1 E: 0 LOB: 1 K: 1 BB: 0 S: 14 P: 18	R: 0 H: 0 E: 0 LOB: 0 K: 0 BB: 0 S: 6 P: 8	R: 0 H: 0 E: 0 LOB: 0 K: 1 BB: 0 S: 9 P: 11	R: 0 H: 0 E: 0 LOB: 0 K: 1 BB: 0 S: 6 P: 14	R: 0 H: 1 E: 0 LOB: 1 K: 0 BB: 0 S: 9 P: 14	1B: 6 2B: 1 3B: 0 HR: 1	SF: 1 SAC: 0 DP: 1 HBP: 0						

livebaseballscorecards.com

AB	33
R	3
H	8
RBI	3
BB	1
SO	4
LOB	10

PITCHER		IP	WLS	BF	H	R	ER	SO	BB	IBB	HBP	BLK	WP	HR	S	P	ERA	WHIP
Paul Byrd, R ERA: 7.11	(1, 1)	7.0	W	28	7	3	3	3	1	0	0	0	0	1	71	95	3.86	1.143
Scott Sauerbeck, L ERA: 3.86	(8, 1)	1.0		3	0	0	0	1	0	0	0	0	0	0	6	14	0.00	0.000
Fernando Cabrera, R ERA: 13.5	(9, 1)	1.0		4	1	0	0	0	0	0	0	0	0	0	9	14	0.00	1.000

PITCHER	IP	WLS	BF	H	R	ER	SO	BB	IBB	HBP	BLK	WP	HR	S	P	ERA	WHIP

Batter	1	2	3	4	5	6	7	8	9	AB	R	H	RBI	BB	SO	LOB
24 Grady Sizemore, L (1, 8) OBP: 0.366, SLG: 0.438	B C F F B F H 3-2 G5-3 HBP		C X 0-1 ① G3	C B F B B F F X 3-2 ③ G4-3		X 0-0 ② FC3-6 1-2f		B B X 2-0 HR		4	1	1	1	0	0	3
Jason Michaels, R (1, 7) OBP: 0.339, SLG: 0.308	C F B X 1-2 ① G5-3 1-2		B C B B F B B 4-2 BB		B X 1-0 41 1B 2 1B 1B	B C F X 1-2 ③ L4		F B C F C 1-3 ② K		4	0	1	0	1	1	2
2 Jhonny Peralta, R (1, 6) OBP: 0.328, SLG: 0.385 Ramón Vázquez, L (8, PH) OBP: 0.208, SLG: 0.182 (8, 6)	C B B 2 S B F B SAFE 4-2 48 G6-3 BB		C S F B B S 1-3 ② K	C C X 0-2 41 1B 1-2 1B			C B S F F X 1-2 1B 48 BB 1B 1B	B B B C C X 3-1 ③ L9		3 1	1 0	2 0	0 0	1 0	1 0	1 0
48 Travis Hafner, L (1, 10) OBP: 0.461, SLG: 0.714	B C B X 2-1 ② ③ G6-3 1-2f		B C F B B S 3-3 ③ K		C B B F S 2-3 ① K		C B B B B 4-1 41 L3 1-2 BB		B B C C X 2-2 HR	4	1	1	1	1	2	5
41 Victor Martinez, S (1, 2) OBP: 0.455, SLG: 0.623		X 0-0 FC3-6 1B		F X 0-1 ① G4-3	C X 0-1 1-2 2-3 1B		B X 1-0 ① ② L3 1-1		F B X 1-1 ① F7	5	0	2	0	0	0	2
Ben Broussard, L (1, 3) OBP: 0.447, SLG: 0.646		C B X 1-1 ① FC3-6 F9 1B 1-2f		X 0-0 1B 1B	C F F B S 1-3 ② K		B S F B B X 3-2 1B 2-3 1B		F F X 0-2 ② G1-3	5	1	2	0	0	1	4
Ronnie Belliard, R (1, 4) OBP: 0.319, SLG: 0.352		C B B X 2-1 1-2 1B		B C B X 2-1 1B 1-2 1B	B C C X 1-2 ③ L9		C X 0-1 1-2 3-H 1B		C B S B S 2-3 ③ K	5	0	3	1	0	1	3
Aaron Boone, R (1, 5) OBP: 0.312, SLG: 0.390		C X 0-1 ② F9 2-3		F C B B X 2-2 ② F9		C X 0-1 24 FC3-6 1B	F B S B C 2-3 ③ K			4	0	1	0	0	1	6
Casey Blake, R (1, 9) OBP: 0.439, SLG: 0.560 Todd Hollandsworth, L (8, PH) (8, 9) OBP: 0.276, SLG: 0.448		C F S 0-3 ③ K		X 0-0 1-3 2-H 1B		B C B S S 2-3 ① K		B X 1-0 ① G3		3 1	0 0	1 0	1 0	0 0	2 0	3 0
Inning Stats	R: 0 H: 0 E: 0 LOB: 1 K: 0 BB: 1 S: 12 P: 22	R: 0 H: 2 E: 0 LOB: 2 K: 1 BB: 0 S: 10 P: 13	R: 0 H: 0 E: 0 LOB: 1 K: 2 BB: 1 S: 11 P: 19	R: 1 H: 3 E: 0 LOB: 2 K: 0 BB: 0 S: 14 P: 21	R: 0 H: 3 E: 0 LOB: 3 K: 2 BB: 0 S: 16 P: 21	R: 0 H: 1 E: 0 LOB: 1 K: 1 BB: 0 S: 9 P: 12	R: 1 H: 3 E: 0 LOB: 2 K: 1 BB: 1 S: 15 P: 26	R: 1 H: 1 E: 0 LOB: 0 K: 1 BB: 0 S: 8 P: 15	R: 1 H: 1 E: 0 LOB: 0 K: 1 BB: 0 S: 11 P: 16	1B: 12 SF: 0 2B: 1 SAC: 0 3B: 0 DP: 2 HR: 2 HBP: 1						

PITCHER	IP	WLS	BF	H	R	ER	SO	BB	IBB	HBP	BLK	WP	HR	S	P	ERA	WHIP
Kirk Saarloos, R (1, 1) ERA: 4.26	5.0	W	25	8	1	1	5	2	0	1	0	0	0	63	96	1.80	2.000
57 Chad Gaudin, R (6, 1) ERA: 4.7	4.0	S	18	6	3	3	4	1	0	0	0	0	2	43	69	6.75	1.750

PITCHER	IP	WLS	BF	H	R	ER	SO	BB	IBB	HBP	BLK	WP	HR	S	P	ERA	WHIP

TOP

Cleveland Indians @ Oakland Athletics

McAfee Coliseum, Oakland, CA

Thu May 04 2006, 3:35 PM EDT
Att. 14,695 - Partly Cloudy - 64 F

livebaseballscorecards.com

AB	39
R	4
H	14
RBI	4
BB	3
SO	9
LOB	29

WP: 0	PA: 43
PB: 0	
SB: 0	
CS: 0	

BOTTOM

Cleveland Indians @ Oakland Athletics

McAfee Coliseum, Oakland, CA

Thu May 04 2006, 3:35 PM EDT

Att. 14,695 - Partly Cloudy - 64 F

livebaseballscorecards.com

Batter	1	2	3	4	5	6	7	8	9	AB	R	H	RBI	BB	SO	LOB
14 Mark Ellis, R (1, 4) OBP: 0.286, SLG: 0.302 Marco Scutaro, R (8, PH) OBP: 0.293, SLG: 0.351 (9, 4)	X 0-0 21 1B BB 1B	B C C B F B F B 4-2 2B BB	X 0-0 ② P5		B B B B 4-0 BB BB		B C B B B 4-1 21 BB BB 3 SF8 1-2 BB	F C B F F F B B C 3-3 ③ K		2 1	3 0	1 0	0 0	3 0	0 1	2 0
Nick Swisher, S (1, 7) OBP: 0.420, SLG: 0.734	1 SAFE B S 1 SAFE B 1 B F F B 4-2 21 1B 3 1B 1-2 BB	X 0-0 21 G4-3 3 2B 1-H 2B	C F B X 2-2 2-H 3-H 2B		C B B B S B 4-2 1-2 2-3 BB		B D B B C B 4-1 3 SF8 21 BB 7 2B 1-2 2-3 BB			2	3	2	3	3	0	0
21 Mark Kotsay, L (1, 8) OBP: 0.351, SLG: 0.370	B X 1-0 3 1B 29 G4-3 1-3 2-H 1B	C X 0-1 ① G4-3 2-3	B X 1-0 ③ G3		B F X 1-1 ③ F7		F B B B T B 4-2 7 2B 1-2 2-3 3-H BB			4	1	1	2	1	0	5
3 Eric Chavez, L (1, 5) OBP: 0.395, SLG: 0.680	B B C S B X 3-2 29 G4-3 7 G5-3 17 2B 1-3 3-H 1B	C B X 1-1 7 G4-3 3-H 2B		B C F F S 1-3 ① K		B F F X 1-2 ① G1-3	X 0-0 ① SF8 2-3 3-H			4	1	2	3	0	1	0
7 Bobby Crosby, R (1, 6) OBP: 0.264, SLG: 0.398	C F B F X 1-2 ① G5-3 1-2	C B X 1-1 ② G4-3 2-3		C S T 0-2 ② K		B X 1-0 ② F8	B X 1-0 1-3 3-H 2B			5	0	1	1	0	1	3
29 Dan Johnson, L (1, 3) OBP: 0.264, SLG: 0.295	B F F X 1-2 ② G4-3 2-3 3-H	B F X 1-1 ③ F8		B X 1-0 ③ F8		C X 0-1 BB 1B	B C B B F X 3-2 ② F8			5	0	1	1	0	0	4
Jay Payton, R (1, 9) OBP: 0.228, SLG: 0.250	B C B B B B 4-1 17 2B BB		B B B C X 3-1 23 G1-3 2B 2B		B C X 1-1 ① G6-3		B B C B B 4-1 1-2 BB	C C X 0-2 ③ G6-3		3	2	1	0	2	0	2
17 Adam Melhuse, S (1, 2) OBP: 0.348, SLG: 0.333	B F S X 1-2 1-H 3-H 2B		F B F F B B B B 4-2 23 G1-3 2B BB		C X 0-1 WP 23 G1-3 1B	C T C 0-3 ③ K		S B C B X 2-2 ① G4-3		4	1	2	2	1	1	2
23 Bobby Kielty, S (1, 10) OBP: 0.235, SLG: 0.133	C X 0-1 ③ G3-1		X 0-0 ① G1-3 1-2 2-3		F B X 1-1 ② G1-3 1-2		B B B B 4-0 BB 14 BB 21 BB BB	B B C C X 2-2 ② G3-1		4	1	0	0	1	0	4
Inning Stats	R: 5 H: 4 E: 0 LOB: 1 K: 0 BB: 2 S: 20 P: 35	R: 2 H: 2 E: 0 LOB: 1 K: 0 BB: 1 S: 13 P: 20	R: 2 H: 2 E: 0 LOB: 1 K: 0 BB: 1 S: 11 P: 21	R: 0 H: 0 E: 0 LOB: 0 K: 2 BB: 0 S: 8 P: 10	R: 0 H: 1 E: 0 LOB: 3 K: 0 BB: 2 S: 10 P: 21	R: 0 H: 1 E: 0 LOB: 2 K: 1 BB: 1 S: 10 P: 16	R: 3 H: 1 E: 0 LOB: 2 K: 0 BB: 4 S: 12 P: 32	R: 0 H: 0 E: 0 LOB: 0 K: 1 BB: 0 S: 12 P: 19		1B: 5 SF: 1 2B: 6 SAC: 0 3B: 0 DP: 0 HR: 0 HBP: 0						

AB	34
R	12
H	11
RBI	12
BB	11
SO	4
LOB	22

WP: 1 PA: 46
PB: 0
SB: 0
CS: 0

PITCHER		IP	WLS	BF	H	R	ER	SO	BB	IBB	HBP	BLK	WP	HR	S	P	ERA	WHIP
Jason Johnson, R ERA: 5.08	(1, 1)	2.0	L	15	6	7	7	0	3	0	0	0	0	0	33	55	31.50	4.500
Jeremy Guthrie, R ERA: 5.06	(3, 1)	3.0		15	3	2	2	2	3	0	0	0	1	0	29	52	6.00	2.000
Scott Sauerbeck, L ERA: 3.38	(6, 1)	1.0		5	1	0	0	1	1	0	0	0	0	0	10	16	0.00	2.000
Guillermo Mota, R ERA: 6.0	(7, 1)	1.0		8	1	3	3	0	4	0	0	0	0	0	12	32	27.00	5.000
Bob Wickman, R ERA: 4.5	(8, 1)	1.0		3	0	0	0	1	0	0	0	0	0	0	12	19	0.00	0.000

PITCHER	IP	WLS	BF	H	R	ER	SO	BB	IBB	HBP	BLK	WP	HR	S	P	ERA	WHIP

Batter	1	2	3	4	5	6	7	8	9	AB	R	H	RBI	BB	SO	LOB
Julio Lugo, R (1, 6) OBP: 0.429, SLG: 0.571	G4-3	F9		G3			WP, 13 SH2-4, 1B		L5	5	0	1	0	0	0	2
13 Carl Crawford, L (1, 7) OBP: 0.331, SLG: 0.330	1B, 1B, 1B	P6			G6-3		SH2-4		P5	4	1	1	0	0	0	1
31 Jonny Gomes, R (1, 10) OBP: 0.438, SLG: 0.657	F8		BB		F9		SF9			2	0	0	1	1	0	1
Aubrey Huff, L (1, 5) OBP: 0.364, SLG: 0.269 Tomas Perez, S (7, 5) OBP: 0.230, SLG: 0.301	1B, 1B, 1B		F7		G4-3		G5-3			4 0	1 0	1 0	0 0	0 0	0 0	2 0
Toby Hall, R (1, 2) OBP: 0.362, SLG: 0.500	1B, 1B		P6			1B		P6		4	0	2	1	0	0	1
Ty Wigginton, R (1, 4) OBP: 0.305, SLG: 0.560	1B		K			K		F8		4	0	1	1	0	2	2
Travis Lee, L (1, 3) OBP: 0.286, SLG: 0.379	K			L4		F7		1B		4	0	1	0	0	1	3
Damon Hollins, R (1, 9) OBP: 0.287, SLG: 0.488		FC2-6, 1B		F9		G3		P6		4	0	1	0	0	0	2
Joey Gathright, L (1, 8) OBP: 0.330, SLG: 0.233		FC2-6, F9		2B			13 SH2-4, 1B, 31 SF9, BB		G6-3	3	1	1	0	1	0	1
Inning Stats	R: 2 E: 0 K: 1 S: 17 H: 4 LOB: 2 BB: 0 P: 24	R: 0 E: 0 K: 0 S: 8 H: 1 LOB: 1 BB: 0 P: 10	R: 0 E: 0 K: 1 S: 7 H: 0 LOB: 1 BB: 1 P: 15	R: 0 E: 0 K: 0 S: 10 H: 1 LOB: 1 BB: 0 P: 15	R: 0 E: 0 K: 0 S: 9 H: 0 LOB: 0 BB: 0 P: 12	R: 0 E: 0 K: 1 S: 8 H: 1 LOB: 1 BB: 0 P: 13	R: 1 E: 0 K: 0 S: 8 H: 1 LOB: 1 BB: 1 P: 14	R: 0 E: 0 K: 0 S: 8 H: 1 LOB: 1 BB: 0 P: 13	R: 0 E: 0 K: 0 S: 6 H: 0 LOB: 0 BB: 0 P: 7	1B: 8 2B: 1 3B: 0 HR: 0 SF: 1 SAC: 1 DP: 0 HBP: 0						

TOP

Tampa Bay Devil Rays @ Oakland Athletics

McAfee Coliseum, Oakland, CA

Fri May 05 2006, 10:05 PM EDT

Att. 12,552 - Overcast - 57 F

livebaseballscorecards.com

AB	34
R	3
H	9
RBI	3
BB	2
SO	3
LOB	15

PITCHER		IP	WLS	BF	H	R	ER	SO	BB	IBB	HBP	BLK	WP	HR	S	P	ERA	WHIP
Joe Blanton, R ERA: 5.7	(1, 1)	7.0	L	31	8	3	3	3	2	0	0	0	1	0	67	103	3.86	1.429
58 Justin Duchscherer, R ERA: 1.76	(8, 1)	1.0		4	1	0	0	0	0	0	0	0	0	0	8	13	0.00	1.000
20 Huston Street, R ERA: 5.87	(9, 1)	1.0		3	0	0	0	0	0	0	0	0	0	0	6	7	0.00	0.000

PITCHER		IP	WLS	BF	H	R	ER	SO	BB	IBB	HBP	BLK	WP	HR	S	P	ERA	WHIP

BOTTOM

Batter	1	2	3	4	5	6	7	8	9	AB	R	H	RBI	BB	SO	LOB
14 Mark Ellis, R (1, 4) OBP: 0.291, SLG: 0.311	BBBCB 4-1 BB 3 1B BB	CBX 1-1 ③ P3			CBBFFBX 3-2 21 G4-3 7 SF8 2B	CBBX 2-1 ③ P4		BFFT 1-2 ③ K		4	1	1	0	1	1	5
21 Mark Kotsay, L (1, 8) OBP: 0.345, SLG: 0.362	X 0-0 ① L8	BFFS 1-3 ① K			MBX 1-1 ① G4-3 2-3		BFFX 1-2 ① F9		BCBFFFX 2-2 3 FC4-6 1B	5	0	1	0	0	1	2
7 Bobby Crosby, R (1, 6) OBP: 0.250, SLG: 0.379	B 1 SAFE TSS 1-3 ② K	X 0-0 ② L9			CFBFX 1-2 ② SF8 3-H		CX 0-1 ② F9		CSS 0-3 ① K	4	0	0	1	0	2	2
3 Eric Chavez, L (1, 5) OBP: 0.403, SLG: 0.673	BX 1-0 BB 1-2 1B	BBFFFFX 2-2 ③ P2			SBX 1-1 1B		BBBB 4-0 BB		CBFB 1 SAFE FX 2-2 ② FC4-6 1-2f	4	0	2	0	1	0	1
Frank Thomas, R (1, 10) OBP: 0.276, SLG: 0.370	CBBBBB 4-1 1-2 2-3 BB			BSFS 1-3 ① K	CDS 1 SAFE 1-3 ③ K		BBCX 2-1 ③ G3-1		BCCBFX 2-2 ③ F8	4	0	0	0	1	2	3
Jay Payton, R (1, 7) OBP: 0.229, SLG: 0.250 (9, 9)	CFX 0-2 ③ P4			BX 1-0 1B 1B		FFFFFX 0-2 ① F8		BCCS 1-3 ① K		4	0	1	0	0	1	3
Nick Swisher, S (1, 3) OBP: 0.422, SLG: 0.722 (9, 7)		CSBBX 2-2 G6-3 1B		BCBX 2-1 ② F8		BSBSFX 2-2 ② G6-3		BBBB 4-0 1B 29 FC3-2 BB		3	0	1	0	1	0	1
Jason Kendall, R (1, 2) OBP: 0.356, SLG: 0.293		BCBFFX 2-2 ① ② G6-3 1-2f		BCX 1-1 1-3 1B		CFFBFBX 2-2 23 1B 2B		BBBCCFX 3-2 1-3 29 FC3-2 1B		4	0	3	0	0	0	1
23 Bobby Kielty, S (1, 9) OBP: 0.300, SLG: 0.278 29 Dan Johnson, L (8, PH) OBP: 0.261, SLG: 0.291 (9, 3)		CBBX 2-1 2B		SBBCBX 3-2 ③ G6-3		CBX 1-1 2-3 1B		BX 1-0 ② FC3-2 1-2 3-H		3 1	0 0	2 0	0 0	0 0	0 0	2 2
Inning Stats	R: 0 E: 0 K: 1 S: 10 H: 1 LOB: 3 BB: 2 P: 20	R: 0 E: 0 K: 0 S: 11 H: 2 LOB: 1 BB: 0 P: 18	R: 0 E: 0 K: 1 S: 9 H: 0 LOB: 0 BB: 0 P: 12	R: 0 E: 0 K: 1 S: 11 H: 2 LOB: 2 BB: 0 P: 19	R: 1 E: 0 K: 1 S: 15 H: 2 LOB: 1 BB: 0 P: 22	R: 0 E: 0 K: 0 S: 19 H: 2 LOB: 2 BB: 0 P: 26	R: 0 E: 0 K: 0 S: 7 H: 0 LOB: 1 BB: 1 P: 14	R: 0 E: 0 K: 2 S: 11 H: 1 LOB: 2 BB: 1 P: 21	R: 0 E: 0 K: 1 S: 16 H: 1 LOB: 1 BB: 0 P: 22	1B: 8 2B: 3 3B: 0 HR: 0	SF: 1 SAC: 0 DP: 1 HBP: 0						

PITCHER	IP	WLS	BF	H	R	ER	SO	BB	IBB	HBP	BLK	WP	HR	S	P	ERA	WHIP
19 Scott Kazmir, L (1, 1) ERA: 3.43	5.2	W	27	9	1	1	4	2	0	0	0	0	0	73	113	1.59	1.941
Travis Harper, R (6, 1) ERA: 2.7	1.2	H	8	1	0	0	1	2	0	0	0	0	0	16	33	0.00	1.800
22 Shawn Camp, R (8, 1) ERA: 3.95	0.2	H	3	1	0	0	1	0	0	0	0	0	0	9	13	0.00	1.500
Tyler Walker, R (9, 1) ERA: 15.0	1.0	S	3	0	0	0	1	0	0	0	0	0	0	11	15	0.00	0.000

PITCHER	IP	WLS	BF	H	R	ER	SO	BB	IBB	HBP	BLK	WP	HR	S	P	ERA	WHIP

Tampa Bay Devil Rays @ Oakland Athletics

McAfee Coliseum, Oakland, CA

Fri May 05 2006, 10:05 PM EDT
Att. 12,552 - Overcast - 57 F

livebaseballscorecards.com

AB	36
R	1
H	11
RBI	1
BB	4
SO	7
LOB	22

WP: 0 PB: 0 SB: 0 CS: 0 PA: 41

Batter	1	2	3	4	5	6	7	8	9	AB	R	H	RBI	BB	SO	LOB
Julio Lugo, R (1, 6) OBP: 0.273, SLG: 0.364	C B B X 2-1 ① B5-3		X 0-0 ②③ G1-4-3 1-2f			B C C D B X 3-2 ② P5		C C C 0-3 ③ K		4	0	0	0	0	1	2
13 Carl Crawford, L (1, 7) OBP: 0.336, SLG: 0.345	C S X 0-2 31 G5-4-3 1B			C F F D F B X 2-2 ① F8		B F X 1-1 ③ L8			B C B F X 2-2 G1-3 2B	4	0	2	0	0	0	0
31 Jonny Gomes, R (1, 10) OBP: 0.439, SLG: 0.647	1 SAFE B X 1-0 ②③ G5-4-3 1-2f			B C C C B B X 3-2 G5-4-3 1B			S B B B F B F C 3-3 ① K		B B B I 4-0 G1-3 IBB	3	0	1	0	1	1	1
Aubrey Huff, L (1, 5) OBP: 0.324, SLG: 0.233		C C B B B B X 3-2 ① F8		B F X 1-1 ②③ G5-4-3 1-2f			X 0-0 ② G6-3		B B B C X 3-1 ① G1-3 1-2 2-3	4	0	0	0	0	0	3
Ty Wigginton, R (1, 4) OBP: 0.311, SLG: 0.554		B B B B C X 3-1 ② P3			B B X 2-0 ① F8		B C B F B F F X 3-2 1B		I I I I 4-0 IBB	3	0	1	0	1	0	0
Travis Lee, L (1, 3) OBP: 0.275, SLG: 0.364		B B F S B X 3-2 ③ G4-3			C B C T 1-2 ② K		C D B C B X 3-2 ③ G6-3		B C F S 1-3 ② K	4	0	0	0	0	2	4
Russell Branyan, L (1, 9) OBP: 0.216, SLG: 0.391 Toby Hall, R (8, 2) OBP: 0.358, SLG: 0.494			C B B S B F F F X 3-2 ① G4-3		B B X 2-0 HR			B B X 2-0 ① F9	S X 0-1 ③ P6	3 1	1 0	1 0	1 0	0 0	0 0	0 3
8 Josh Paul, R (1, 2) OBP: 0.276, SLG: 0.321 14 Greg Norton, S (8, PH) OBP: 0.294, SLG: 0.600 Damon Hollins, R (8, 9) OBP: 0.287, SLG: 0.488			C X 0-1 BB 1B		S C B F F F X 1-2 ③ L9			B X 1-0 HR		2 1 0	0 1 0	1 1 0	0 1 0	0 0 0	0 0 0	0 0 0
Joey Gathright, L (1, 8) OBP: 0.330, SLG: 0.227			C B B 1 SAFE B F B 4-2 G1-4-3 1-2 BB			C F B B C 2-3 ① K		X 0-0 ② B1-3		2	0	0	0	1	1	0
Inning Stats	R: 0 E: 0 K: 0 S: 6 / H: 1 LOB: 0 BB: 0 P: 9	R: 0 E: 0 K: 0 S: 8 / H: 0 LOB: 0 BB: 0 P: 17	R: 0 E: 0 K: 0 S: 11 / H: 1 LOB: 1 BB: 1 P: 18	R: 0 E: 0 K: 0 S: 10 / H: 1 LOB: 0 BB: 0 P: 16	R: 1 E: 0 K: 1 S: 11 / H: 1 LOB: 0 BB: 0 P: 17	R: 0 E: 0 K: 1 S: 8 / H: 0 LOB: 0 BB: 0 P: 14	R: 0 E: 0 K: 1 S: 13 / H: 1 LOB: 1 BB: 0 P: 22	R: 1 E: 0 K: 1 S: 6 / H: 1 LOB: 0 BB: 0 P: 9	R: 0 E: 0 K: 1 S: 10 / H: 1 LOB: 3 BB: 2 P: 24	1B: 4 2B: 1 3B: 0 HR: 2 / SF: 0 SAC: 0 DP: 3 HBP: 0							

PITCHER		IP	WLS	BF	H	R	ER	SO	BB	IBB	HBP	BLK	WP	HR	S	P	ERA	WHIP
Barry Zito, L ERA: 4.07	(1, 1)	7.0		24	5	1	1	3	1	0	0	0	0	1	67	113	1.29	0.857
58 Justin Duchscherer, R ERA: 2.2	(8, 1)	1.0	B	4	1	1	1	1	0	0	0	0	0	1	6	9	9.00	1.000
Joe Kennedy, L ERA: 2.38	(9, 1)	1.0	W	6	1	0	0	1	0	2	0	0	0	0	10	24	0.00	1.000

PITCHER	IP	WLS	BF	H	R	ER	SO	BB	IBB	HBP	BLK	WP	HR	S	P	ERA	WHIP

TOP

Tampa Bay Devil Rays @ Oakland Athletics

McAfee Coliseum, Oakland, CA

Sat May 06 2006, 4:05 PM EDT
Att. 25,080 - Cloudy - 59 F

livebaseballscorecards.com

AB	31
R	2
H	7
RBI	2
BB	3
SO	5
LOB	13

BOTTOM

Tampa Bay Devil Rays @ Oakland Athletics

McAfee Coliseum, Oakland, CA

Sat May 06 2006, 4:05 PM EDT

Att. 25,080 - Cloudy - 59 F

livebaseballscorecards.com

Batter	1	2	3	4	5	6	7	8	9	AB	R	H	RBI	BB	SO	LOB
Jason Kendall, R (1, 2) OBP: 0.358, SLG: 0.304	G6-3	FC6-4 1-2f			G3-1 21 1B 2B		BB		E5 2-H	4	1	1	0	1	0	3
Nick Swisher, S (1, 7) OBP: 0.417, SLG: 0.713	2B		F9		G3-1 2-3		K			4	0	1	0	0	1	2
21 Mark Kotsay, L (1, 8) OBP: 0.350, SLG: 0.367	F8		3 G4-6-3 1B		3 1B 3-H 1B		G3			4	0	2	1	0	0	2
3 Eric Chavez, L (1, 5) OBP: 0.398, SLG: 0.657	G4-3		G4-6-3 1-2f		1-3 1B			G4-3		4	0	1	0	0	0	2
7 Bobby Crosby, R (1, 6) OBP: 0.250, SLG: 0.374		B5-3		17 2B SF8 1B	G4-3			G6-3		4	1	1	0	0	0	1
17 Adam Melhuse, S (1, 10) OBP: 0.333, SLG: 0.360		P6		1-3 2B		K		K2-3		4	0	1	0	0	2	0
Jay Payton, R (1, 9) OBP: 0.241, SLG: 0.265		BB 29 S 1B		SF8 3-H		G5-3			E 29 BB 1B	3	1	2	1	0	0	0
29 Dan Johnson, L (1, 3) OBP: 0.272, SLG: 0.284		BB 1-2 BB		K		G4-3			FC6-4-5-6-4 1-2 BB	2	0	0	0	2	1	1
Marco Scutaro, R (1, 4) OBP: 0.289, SLG: 0.325		FC6-4 1-2 2-3 BB		G4-3			F7		FC6-4-5-6-4 1-2	3	0	0	0	1	0	3

Inning Stats	1	2	3	4	5	6	7	8	9
R	0	0	0	1	1	0	0	0	1
E	0	0	0	0	0	0	0	0	1
K	0	0	0	1	0	1	1	1	0
S	11	13	5	14	10	6	14	11	10
H	1	1	1	2	3	0	0	0	1
LOB	1	3	0	1	1	0	1	0	1
BB	0	2	0	0	0	0	1	0	1
P	17	26	7	19	17	9	20	15	16

1B	6
2B	4
3B	0
HR	0
SF	1
SAC	0
DP	2
HBP	0
WP	0
PB	0
SB	1
CS	0
PA	37

PITCHER		IP	WLS	BF	H	R	ER	SO	BB	IBB	HBP	BLK	WP	HR	S	P	ERA	WHIP
37 Seth McClung, R ERA: 6.81	(1, 1)	6.1		28	8	2	2	2	3	0	0	0	0	0	67	108	2.84	1.737
Brian Meadows, R ERA: 7.59	(7, 1)	0.2		2	0	0	0	1	0	0	0	0	0	0	6	7	0.00	0.000
54 Chad Orvella, R ERA: 3.86	(8, 1)	1.0	L	5	1	1	0	1	1	0	0	0	0	0	15	23	0.00	2.000
Tyler Walker, R ERA: 13.97	(9, 1)	0.2		2	0	0	0	0	0	0	0	0	0	0	6	8	0.00	0.000

PITCHER	IP	WLS	BF	H	R	ER	SO	BB	IBB	HBP	BLK	WP	HR	S	P	ERA	WHIP

Batter	1	2	3	4	5	6	7	8	9	AB	R	H	RBI	BB	SO	LOB
Julio Lugo, R (1, 6) OBP: 0.250, SLG: 0.313	C X 0-1 ① P4		F 1 SAFE 1 SAFE B 1 SAFE B F X 2-2 ① G5-3 1-2	B X 1-0 ③ G6-3		B B X 2-0 13 S 1B		C S F X 0-2 ③ G6-3		5	0	1	0	0	0	4
13 Carl Crawford, L (1, 7) OBP: 0.338, SLG: 0.342	C B C B X 2-2 ② G1-3		X 0-0 E1 31 2B G4-3 2-3		X 0-0 31 S 31 2B 1B	1 SAFE B 1 SAFE B B C F B 4-2 31 S 1-3 BB			F B X 1-1 ① F8	4	2	1	0	1	0	1
31 Jonny Gomes, R (1, 10) OBP: 0.445, SLG: 0.664	C S F B B X 2-2 2B 1B		X 0-0 G4-3 1-3 3-H 2B		1 SAFE C 1 SAFE B C X 1-2 1-H 2B	B S B B C S 3-3 ③ K 1-2			C S B B X 2-2 ② F7	5	0	3	2	0	1	2
Aubrey Huff, L (1, 5) OBP: 0.317, SLG: 0.265 Tomas Perez, S (7, 5) OBP: 0.239, SLG: 0.310	X 0-0 1-3 2B		F B X 1-1 ② G4-3 2-3 3-H		B X 1-0 ① G6-3		C B C B X 2-2 ① P6		S X 0-1 WP 1B	4 1	0 0	1 1	1 0	0 0	0 0	2 0
Toby Hall, R (1, 2) OBP: 0.340, SLG: 0.468	C X 0-1 ③ G5-3		F B X 1-1 ③ G6-3		D X 1-0 ② G5-3		B C S S 1-3 ② K		B S F B S 2-3 ③ K 1-2	5	0	0	0	0	2	5
Ty Wigginton, R (1, 4) OBP: 0.317, SLG: 0.548		B F X 1-1 ① G4-3	F B B X 2-1 14 FC1-5 14 S 1B	I 4-0 14 FC6-4 IBB			S F X 0-2 ③ F8			3	0	1	0	1	0	0
14 Greg Norton, S (1, 3) OBP: 0.286, SLG: 0.526 Travis Lee, L (8, 3) OBP: 0.275, SLG: 0.364		C F B S 1-3 ② K	B S B X 2-1 ① FC1-5 BB 1-3 X 0-0 ③ FC6-4 1-2f					X 0-0 WP 1B		4 0	0 0	1 0	0 0	0 0	1 0	3 0
Damon Hollins, R (1, 9) OBP: 0.275, SLG: 0.466		B C S C 1-3 ③ K	S F B 1 SAFE S 1-3 ② K			B F X 1-1 ① F7		1 SAFE C B F B T 2-2 ① K		4	0	0	0	0	3	2
Joey Gathright, L (1, 8) OBP: 0.336, SLG: 0.231			L B B X 2-1 13 E 31 2B G5-3 1B	B B B C C B 4-2 1-2 BB		B B C X 2-1 ② L5		B C F F S 1-3 ② K 1-2		3	1	1	0	1	1	1
Inning Stats	R: 0 E: 0 K: 0 S: 12 H: 2 LOB: 2 BB: 0 P: 16	R: 0 E: 0 K: 2 S: 8 H: 0 LOB: 0 BB: 0 P: 11	R: 2 E: 1 K: 0 S: 11 H: 2 LOB: 1 BB: 0 P: 17	R: 0 E: 0 K: 1 S: 10 H: 1 LOB: 2 BB: 1 P: 20	R: 1 E: 0 K: 0 S: 7 H: 2 LOB: 2 BB: 1 P: 14	R: 0 E: 0 K: 1 S: 11 H: 1 LOB: 2 BB: 1 P: 23	R: 0 E: 0 K: 1 S: 9 H: 0 LOB: 0 BB: 0 P: 12	R: 0 E: 0 K: 2 S: 13 H: 1 LOB: 1 BB: 0 P: 16	R: 0 E: 0 K: 1 S: 10 H: 1 LOB: 1 BB: 0 P: 15	1B: 7 2B: 3 3B: 0 HR: 0	SF: 0 SAC: 0 DP: 0 HBP: 0						

PITCHER		IP	WLS	BF	H	R	ER	SO	BB	IBB	HBP	BLK	WP	HR	S	P	ERA	WHIP
51 Brad Halsey, L ERA: 2.28	(1, 1)	5.2	L	29	8	3	1	3	2	1	0	0	0	0	56	95	1.59	1.765
50 Kiko Calero, R ERA: 4.63	(6, 1)	1.1		4	0	0	0	2	0	0	0	0	0	0	12	18	0.00	0.000
Joe Kennedy, L ERA: 2.19	(8, 1)	1.0		4	1	0	0	2	0	0	0	0	1	0	13	16	0.00	1.000
20 Huston Street, R ERA: 5.19	(9, 1)	1.0		4	1	0	0	1	0	0	0	0	1	0	10	15	0.00	1.000

PITCHER	IP	WLS	BF	H	R	ER	SO	BB	IBB	HBP	BLK	WP	HR	S	P	ERA	WHIP

TOP

Tampa Bay Devil Rays @ Oakland Athletics

McAfee Coliseum, Oakland, CA

Sun May 07 2006, 4:05 PM EDT
Att. 22,837 - Partly Cloudy - 67 F

livebaseballscorecards.com

AB	38
R	3
H	10
RBI	3
BB	3
SO	8
LOB	20

Tampa Bay Devil Rays @ Oakland Athletics

McAfee Coliseum, Oakland, CA

Sun May 07 2006, 4:05 PM EDT

Att. 22,837 - Partly Cloudy - 67 F

livebaseballscorecards.com

BOTTOM

Batter	1	2	3	4	5	6	7	8	9	AB	R	H	RBI	BB	SO	LOB
Jason Kendall, R (1, 2) OBP: 0.360, SLG: 0.293	C C B X 1-2 G1-4-3 ①		B C C B X 2-2 F7 ②		B 1 SAFE B B B 4-0 BB 1-2 BB		B C H 2-1 G3 1-2 HBP	C B X 1-1 G4-3 ③		3	0	0	0	1	0	2
Nick Swisher, S (1, 3) OBP: 0.424, SLG: 0.702	B C B C B F B 4-2 21 G4-6-3 BB		C S B X 1-2 1B		B B B C B 4-1 1-2 2-3 BB		B C B B X 3-1 ① G3 1-2 2-3		C B S B S 2-3 ① K	3	0	1	0	2	1	2
21 Mark Kotsay, L (1, 8) OBP: 0.344, SLG: 0.360	B B B C X 3-1 ② ③ G4-6-3 1-2f		X 0-0 ③ F7		B C X 1-1 ③ F9		B S C B F T 2-2 K ②		X 0-0 1B	5	0	1	0	0	1	7
3 Eric Chavez, L (1, 5) OBP: 0.383, SLG: 0.627		B C F X 1-2 G4-3 ①		X 0-0 G4-3 ①		B C X 1-1 G4-3 ①	B B X 2-0 G4-3 ③		B F S 1 SAFE X 1-2 F7 ②	5	0	0	0	0	0	3
Frank Thomas, R (1, 10) OBP: 0.282, SLG: 0.396		B B C T F B F B 4-2 BB		F B X 1-1 F8 ②		C F B B B X 2-2 G5-3 ②		X 0-0 HR	B B B C C C 2-3 K ③	4	1	1	1	1	1	1
7 Bobby Crosby, R (1, 6) OBP: 0.250, SLG: 0.368		X 0-0 ② F8		B F C B S 2-3 K ③		C B X 1-1 1B		B B B C F F X 3-2 ① F9		4	0	1	0	0	1	1
Jay Payton, R (1, 7) OBP: 0.242, SLG: 0.264		C F X 0-2 ③ G4-3			X 0-0 ① F8	B C F B X 2-2 1-2 1B		B B C X 2-1 ② G4-3		4	0	1	0	0	0	1
23 Bobby Kielty, S (1, 9) OBP: 0.292, SLG: 0.273			B B F F B X 3-2 ① G5-3		C C B F B C 2-3 ② K	X 0-0 ③ G3		C B S X 1-2 14 1B 1B		4	0	1	0	0	1	2
14 Mark Ellis, R (1, 4) OBP: 0.318, SLG: 0.372			B X 1-0 HR		B F C F B F F X 2-2 BB BB 1B		C B C X 1-2 G3 BLK 1B	B X 1-0 1-2 1B		4	1	4	1	0	0	0
Inning Stats	R: 0 E: 0 K: 0 S: 8 H: 0 LOB: 0 BB: 1 P: 16	R: 0 E: 0 K: 0 S: 11 H: 0 LOB: 1 BB: 1 P: 16	R: 1 E: 0 K: 0 S: 11 H: 2 LOB: 1 BB: 0 P: 18	R: 0 E: 0 K: 1 S: 6 H: 0 LOB: 0 BB: 0 P: 9	R: 0 E: 0 K: 1 S: 14 H: 1 LOB: 3 BB: 2 P: 27	R: 0 E: 0 K: 0 S: 12 H: 2 LOB: 2 BB: 0 P: 18	R: 0 E: 0 K: 1 S: 11 H: 1 LOB: 2 BB: 0 P: 21	R: 1 E: 0 K: 0 S: 13 H: 3 LOB: 2 BB: 0 P: 21	R: 0 E: 0 K: 2 S: 10 H: 1 LOB: 1 BB: 0 P: 15	1B: 8 2B: 0 3B: 0 HR: 2	SF: 0 SAC: 0 DP: 1 HBP: 1						

	AB	36
	R	2
	H	10
	RBI	2
	BB	4
	SO	5
	LOB	19

WP: 0 PB: 0 SB: 0 CS: 0 PA: 41

PITCHER		IP	WLS	BF	H	R	ER	SO	BB	IBB	HBP	BLK	WP	HR	S	P	ERA	WHIP
Mark Hendrickson, L ERA: 2.39	(1, 1)	6.0	W	26	5	1	1	2	4	0	0	0	0	1	62	104	1.50	1.500
Travis Harper, R ERA: 2.7	(7, 1)	0.0		2	1	0	0	0	0	0	1	1	0	0	4	7	∞	∞
45 Ruddy Lugo, R ERA: 4.29	(7, 1)	1.0	H	4	1	1	1	1	0	0	0	0	0	1	8	15	9.00	1.000
22 Shawn Camp, R ERA: 3.68	(8, 1)	1.0	H	5	2	0	0	0	0	0	0	0	0	0	12	20	0.00	2.000
Tyler Walker, R ERA: 12.66	(9, 1)	1.0	S	4	1	0	0	2	0	0	0	0	0	0	10	15	0.00	1.000

PITCHER	IP	WLS	BF	H	R	ER	SO	BB	IBB	HBP	BLK	WP	HR	S	P	ERA	WHIP

Oakland Athletics @ Toronto Blue Jays

Rogers Centre, Toronto, ON

Tue May 09 2006, 7:07 PM EDT

Att. 36,269 - Clear - 70 F

livebaseballscorecards.com

TOP

Batter	1	2	3	4	5	6	7	8	9	AB	R	H	RBI	BB	SO	LOB
21 Mark Kotsay, L (1, 8) OBP: 0.346, SLG: 0.356	X 0-0 ① G4-3		B B S 1 SAFE C B F F X 3-2 ② P5 1-2		B C B B F F X 3-2 ① F7	S F B X 1-2 1-2 2-H 3-H 1B		B D B B 4-0 1-2 BB		4	0	1	2	1	0	1
Nick Swisher, S (1, 7) OBP: 0.415, SLG: 0.679	B C C B C 2-3 ② K		B F S D C 2-3 ③ K		B X 1-0 FC4-6 1B	S F F F S 0-3 ③ K		B S B S F X 2-2 G1-3		5	0	1	0	0	3	5
7 Bobby Crosby, R (1, 6) OBP: 0.257, SLG: 0.400	C X 0-1 1B			C X 0-1 HR	B C B X 2-1 ② P3		F B F B B X 2-2 ① G4-3		B F F B B B X 3-2 ① G6-3	5	1	2	1	0	0	1
Frank Thomas, R (1, 10) OBP: 0.270, SLG: 0.376	1 SAFE B X 1-0 ③ F8			C X 0-1 ① F9	C B D C X 2-2 ③ FC4-6 1-2f		C B B B X 3-1 ② G6-3		B C F X 1-2 ② F8	5	0	0	0	0	0	2
29 Dan Johnson, L (1, 3) OBP: 0.278, SLG: 0.282		B F B B X 2-1 ① L8		C B C B C 2-3 ② K		B S S X 1-2 E 14 1B 21 1B 1B	B C C C 1-3 ③ K		B B B B C B 4-1 BB	4	1	1	0	1	2	0
Jay Payton, R (1, 9) OBP: 0.250, SLG: 0.264		B C X 1-1 ② G5-3		B B B C B 4-1 17 HR BB		1 SAFE X 0-0 ① L7		C X 0-1 17 1B 14 E 1B	D C D F S 2-3 ③ K	4	2	1	0	1	1	2
17 Adam Melhuse, S (1, 2) OBP: 0.355, SLG: 0.483		C X 0-1 ③ G1-3		C 1 SAFE B X 1-1 1-H HR		S X 0-1 ② F7		X 0-0 14 FC1-6 1-2 1B		4	1	2	2	0	0	1
14 Mark Ellis, R (1, 4) OBP: 0.333, SLG: 0.388			C B B X 2-1 21 S 1B	B X 1-0 FC6-4 1B		C X 0-1 E 21 1B 1-2 1B		C D X 1-1 ① FC1-6 21 BB 1-2f 2-H		4	1	3	0	0	0	1
Antonio Perez, R (1, 5) Marco Scutaro, R (8, 5) OBP: 0.289, SLG: 0.325			C S 1 SAFE F E B S 1-3 ① K	X 0-0 ③ FC6-4 1-2f		B S S D B X 3-2 E5 21 1B 1-2 2-3		B B F S S 2-3 ② K		4 0	0 0	0 0	0 0	0 0	2 0	5 0
Inning Stats	R: 0 E: 0 K: 1 S: 7 H: 1 LOB: 1 BB: 0 P: 10	R: 0 E: 0 K: 0 S: 6 H: 0 LOB: 0 BB: 0 P: 9	R: 0 E: 0 K: 2 S: 14 H: 1 LOB: 1 BB: 0 P: 22	R: 3 E: 0 K: 1 S: 12 H: 3 LOB: 1 BB: 1 P: 20	R: 0 E: 0 K: 0 S: 10 H: 1 LOB: 1 BB: 0 P: 18	R: 2 E: 1 K: 1 S: 19 H: 3 LOB: 2 BB: 0 P: 24	R: 0 E: 0 K: 1 S: 8 H: 0 LOB: 0 BB: 0 P: 14	R: 1 E: 1 K: 1 S: 12 H: 2 LOB: 2 BB: 1 P: 21	R: 0 E: 0 K: 1 S: 10 H: 0 LOB: 1 BB: 1 P: 20	1B: 9 2B: 0 3B: 0 HR: 2 SF: 0 SAC: 0 DP: 0 HBP: 0						

AB	39
R	6
H	11
RBI	5
BB	3
SO	8
LOB	18

WP: 0 PB: 0 SB: 1 CS: 0 PA: 42

PITCHER		IP	WLS	BF	H	R	ER	SO	BB	IBB	HBP	BLK	WP	HR	S	P	ERA	WHIP
Josh Towers, R ERA: 10.09	(1, 1)	4.0	L	18	5	3	3	4	1	0	0	0	0	2	39	61	6.75	1.500
37 Scott Downs, L ERA: 4.96	(5, 1)	1.0		5	2	1	0	0	0	0	0	0	0	0	13	22	0.00	2.000
40 Dustin McGowan, R ERA: 5.79	(6, 1)	1.0		6	2	1	0	1	0	0	0	0	0	0	16	20	0.00	2.000
Scott Schoeneweis, L ERA: 6.17	(7, 1)	1.0		3	0	0	0	1	0	0	0	0	0	0	8	14	0.00	0.000
Pete Walker, R ERA: 4.32	(8, 1)	2.0		10	2	1	0	2	2	0	0	0	0	0	22	41	0.00	2.000

PITCHER		IP	WLS	BF	H	R	ER	SO	BB	IBB	HBP	BLK	WP	HR	S	P	ERA	WHIP

Batter	1	2	3	4	5	6	7	8	9	AB	R	H	RBI	BB	SO	LOB
3 Reed Johnson, R (1, 9) OBP: 0.476, SLG: 0.360	C B C S 1-3 K ①		C X 0-1 P4 ③			B X 1-0 E5	L B X 1-1 3-H 1B		B X 1-0 10 2B 2-H 2B	5	1	2	2	0	1	0
Frank Catalanotto, L (1, 7) OBP: 0.469, SLG: 0.539	C X 0-1 G4-3 ②			C X 0-1 L7 ①		B C B F X 2-2 F8 ①	C 1 SAFE 2-2 F8 ③		C C B B S 2-3 K ②	5	0	0	0	0	1	3
10 Vernon Wells, R (1, 8) OBP: 0.410, SLG: 0.644	B C B B B 4-1 BB			X 0-0 25 FC5-2 3B		S B B C S 2-3 K ②		B B C B C F F S 3-3 K ①	B B X 2-0 2-H 2B	4	0	2	1	1	2	1
25 Troy Glaus, R (1, 5) OBP: 0.360, SLG: 0.607	D C 1 SAFE B F S 2-3 K ③			X 0-0 FC5-2 ② 3-H		B B B C F F S 3-3 K ③		X 0-0 17 1B 1B	C F B B X 2-2 P4 ③	5	0	1	0	0	2	4
17 Lyle Overbay, L (1, 3) OBP: 0.381, SLG: 0.427		C B F B B X 3-2 L7 ①		B X 1-0 G6-3 ③			C X 0-1 P4 ①	S B B B B X 3-1 1-2 1B		4	0	1	0	0	0	1
Shea Hillenbrand, R (1, 10) OBP: 0.383, SLG: 0.514		B C F F X 1-2 G6-3 ②			C C B S 1-3 K ①		C F X 0-2 9 HR 1B	S S S 0-3 K ②		4	1	1	0	0	2	2
9 Gregg Zaun, S (1, 2) OBP: 0.349, SLG: 0.615		B X 1-0 G3-1 ③			B C B B B 4-1 2 FC5-4 BB		B B X 2-0 1-H HR	C B F F S 1-3 K ③		3	1	1	2	1	1	2
8 Russ Adams, L (1, 6) OBP: 0.290, SLG: 0.354			C X 0-1 P2 ①		B X 1-0 F7 ②		X 0-0 B2 ②		C B F F H 2-2 3 2B G3 HBP	3	1	0	0	0	0	1
2 Aaron Hill, R (1, 4) OBP: 0.211, SLG: 0.279 Eric Hinske, L (9, PH) OBP: 0.392, SLG: 0.422			B C S S 1-3 K ②		X 0-0 FC5-4 ③ 1-2f		B X 1-0 3 1B 3B		B C F F B X 2-2 G3 ① 1-2	3 1	1 0	1 0	0 0	0 0	1 0	1 1
Inning Stats	R: 0 E: 0 K: 2 S: 9 H: 0 LOB: 1 BB: 1 P: 16	R: 0 E: 0 K: 0 S: 9 H: 0 LOB: 0 BB: 0 P: 14	R: 0 E: 0 K: 1 S: 7 H: 0 LOB: 0 BB: 0 P: 8	R: 0 E: 0 K: 0 S: 5 H: 1 LOB: 1 BB: 0 P: 6	R: 0 E: 0 K: 1 S: 6 H: 0 LOB: 1 BB: 1 P: 12	R: 0 E: 1 K: 2 S: 11 H: 0 LOB: 1 BB: 0 P: 19	R: 3 E: 0 K: 0 S: 15 H: 4 LOB: 1 BB: 0 P: 21	R: 0 E: 0 K: 3 S: 15 H: 2 LOB: 2 BB: 0 P: 22	R: 2 E: 0 K: 1 S: 13 H: 2 LOB: 1 BB: 0 P: 24	1B: 4 2B: 2 3B: 2 HR: 1	SF: 0 SAC: 0 DP: 0 HBP: 1						

PITCHER		IP	WLS	BF	H	R	ER	SO	BB	IBB	HBP	BLK	WP	HR	S	P	ERA	WHIP
Dan Haren, R ERA: 5.03	(1, 1)	7.1	W	31	6	3	3	7	2	0	0	0	0	1	68	105	3.68	1.091
Joe Kennedy, L ERA: 2.19	(8, 1)	0.0		1	1	0	0	0	0	0	0	0	0	0	2	5	∞	∞
50 Kiko Calero, R ERA: 4.5	(8, 1)	0.1	H	1	0	0	0	1	0	0	0	0	0	0	3	3	0.00	0.000
20 Huston Street, R ERA: 6.3	(8, 1)	1.1	S	7	2	2	2	2	0	0	1	0	0	0	17	29	13.50	1.500

PITCHER	IP	WLS	BF	H	R	ER	SO	BB	IBB	HBP	BLK	WP	HR	S	P	ERA	WHIP

BOTTOM

Oakland Athletics @ Toronto Blue Jays

Rogers Centre, Toronto, ON

Tue May 09 2006, 7:07 PM EDT

Att. 36,269 - Clear - 70 F

livebaseballscorecards.com

AB	37
R	5
H	9
RBI	5
BB	2
SO	10
LOB	16

WP: 0 PB: 0 SB: 0 CS: 0 PA: 40

Batter	1	2	3	4	5	6	7	8	9	AB	R	H	RBI	BB	SO	LOB
14 Mark Ellis, R (1, 4) OBP: 0.336, SLG: 0.388	C B F F B X 2-2 BB 1B	C X 0-1 G5-3 ③		X 0-0 2B 7 PB 1B	S C C 0-3 K ②		C B X 1-1 P6 ③			5	1	2	0	0	1	3
Nick Swisher, S (1, 3) OBP: 0.415, SLG: 0.673	B C B 1 SAFE C F B D 1-2 BB	C C C 0-3 K ①	X 0-0 7 PB 1B 1-3 2B	B S B S X 2-2 G3 ③			B F B B X 3-1 P3 ①			4	1	1	0	1	1	1
21 Mark Kotsay, L (1, 8) OBP: 0.348, SLG: 0.382	F B X 1-1 L7 ①	B B X 2-0 HR	B B X 2-0 F9 ①			X 0-0 G4-3 ①		X 0-0 7 1B 1B		5	1	2	1	0	0	4
7 Bobby Crosby, R (1, 6) OBP: 0.273, SLG: 0.398	B C S B B F S 3-3 K ②	B B B C B 4-1 HR BB	B B B C B 4-1 1B 2-3 3-H BB			C B F S 1-3 K ②		S C B B X 2-2 G5-4-3 1-2 1B		3	1	1	0	2	2	2
Frank Thomas, R (1, 10) OBP: 0.275, SLG: 0.406	F B B B F F X 2-2 L8 ③	X 0-0 1-H HR	C B X 1-1 23 BB 1-3 3-H 1B ②			C B X 1-1 P3 ③		C C F X 0-2 G5-4-3 ② ③ 1-2f		5	1	2	3	0	0	4
23 Bobby Kielty, S (1, 9) OBP: 0.345, SLG: 0.308		C B S B X 2-2 F9 ①	B C T S F X 1-2 F7 ②	B B C B B 4-1 1-2 BB			F B X 1-1 E 1B		X 0-0 DI 1B	4	0	2	0	1	0	0
Jay Payton, R (1, 7) OBP: 0.257, SLG: 0.281		X 0-0 17 HR 1B	C X 0-1 2B	B S F S 1-3 K ③			C F X 0-2 FC1 1-2		F B F B B F S 3-3 K ①	5	1	2	0	0	2	4
17 Adam Melhuse, S (1, 2) OBP: 0.389, SLG: 0.576		C X 0-1 1-H HR	B B D I 4-0 IBB		B B B C X 3-1 1B		C B C B F S 2-3 K ①		F C B B D C 3-3 K ②	4	1	2	2	1	2	3
Antonio Perez, R (1, 5) 29 Dan Johnson, L (7, PH) OBP: 0.276, SLG: 0.279 Marco Scutaro, R (7, 5) OBP: 0.283, SLG: 0.317		C B F B B F X 3-2 P3 ②	B X 1-0 P6 ③		B C 1 SAFE S C 1-3 K ①		B B F C D X 3-2 F7 ②		C B B F S 2-3 K ③ 1-2	3 1 1	0 0 0	0 0 0	0 0 0	0 0 0	1 0 1	3 2 1
Inning Stats	R: 0 H: 1 E: 0 LOB: 2 K: 1 BB: 1 S: 18 P: 30	R: 2 H: 2 E: 0 LOB: 0 K: 0 BB: 0 S: 12 P: 17	R: 3 H: 3 E: 0 LOB: 2 K: 1 BB: 2 S: 13 P: 25	R: 2 H: 3 E: 0 LOB: 2 K: 1 BB: 2 S: 10 P: 22	R: 0 H: 1 E: 0 LOB: 1 K: 2 BB: 0 S: 11 P: 17	R: 0 H: 0 E: 0 LOB: 0 K: 1 BB: 0 S: 6 P: 8	R: 0 H: 1 E: 1 LOB: 2 K: 1 BB: 0 S: 14 P: 21	R: 0 H: 2 E: 0 LOB: 1 K: 0 BB: 0 S: 10 P: 15	R: 0 H: 1 E: 0 LOB: 1 K: 3 BB: 0 S: 11 P: 19	1B: 9 2B: 2 3B: 0 HR: 3	SF: 0 SAC: 0 DP: 1 HBP: 0			WP: 0 PB: 1 SB: 0 CS: 0	PA: 45	

PITCHER		IP	WLS	BF	H	R	ER	SO	BB	IBB	HBP	BLK	WP	HR	S	P	ERA	WHIP
39 Gustavo Chacin, L ERA: 5.31	(1, 1)	3.0		18	6	5	5	2	2	1	0	0	0	3	43	72	15.00	2.667
40 Dustin McGowan, R ERA: 7.94	(4, 1)	1.0		7	3	2	2	1	2	0	0	0	0	0	10	22	18.00	5.000
Francisco Del Rosario, R ERA:	(5, 1)	2.0	W	9	2	0	0	3	0	0	0	0	0	0	22	31	0.00	1.000
Justin Speier, R ERA: 1.32	(7, 1)	1.0	H	3	0	0	0	1	0	0	0	0	0	0	9	15	0.00	0.000
Scott Schoeneweis, L ERA: 6.0	(8, 1)	0.1	H	2	1	0	0	0	0	0	0	0	0	0	3	6	0.00	3.000

PITCHER		IP	WLS	BF	H	R	ER	SO	BB	IBB	HBP	BLK	WP	HR	S	P	ERA	WHIP
52 B.J. Ryan, L ERA: 0.54	(8, 1)	1.2	S	6	2	0	0	3	0	0	0	0	0	0	18	28	0.00	1.200

TOP

Oakland Athletics @ Toronto Blue Jays

Rogers Centre, Toronto, ON

Wed May 10 2006, 7:07 PM EDT

Att. 19,269 - Clear - 70 F

livebaseballscorecards.com

AB	40
R	7
H	14
RBI	6
BB	5
SO	10
LOB	27

Batter	1	2	3	4	5	6	7	8	9	AB	R	H	RBI	BB	SO	LOB
3 Reed Johnson, R (1, 7) OBP: 0.507, SLG: 0.444	C X 0-1 2B 2B	B B X 2-0 FC5-4 1B		C B B 1 SAFE B X 3-1 PB 1-3 SF7 2B			C B F X 1-2 1B 10 SF8 1B			4	3	4	0	0	0	0
Frank Catalanotto, L (1, 10) OBP: 0.470, SLG: 0.557	B C B X 2-1 10 1B 17 HR 2-H 2B	B 1 SAFE C X 1-1 ① FC5-4 1-2f		B S S F B X 2-2 ② SF7 2-H 3-H			B 1 SAFE F 1 SAFE X 1-1 1-3 1B			3	1	2	2	0	0	1
10 Vernon Wells, R (1, 8) OBP: 0.405, SLG: 0.637	C B X 1-1 25 BB 17 HR 2-3 1B	B B X 2-0 ② F9		B C B X 2-1 ③ F7			B X 1-0 ① SF8 3-H			3	1	1	1	0	0	1
25 Troy Glaus, R (1, 5) OBP: 0.357, SLG: 0.592	B B B C F D 4-2 17 HR 1-2 BB	C B C F C 1-3 ③ K			B X 1-0 ① G3		X 0-0 ② F9			3	1	0	0	1	1	2
17 Lyle Overbay, L (1, 3) OBP: 0.377, SLG: 0.447	B F X 1-1 1-H 2-H 3-H HR	B X 1-0 ① L6			F F X 0-2 ② G6-3		C S B B X 2-2 ③ F7			4	1	1	4	0	0	1
15 Alex Rios, R (1, 9) OBP: 0.389, SLG: 0.699	C B B X 2-1 G4-3 S 2 SF9 1B	B B C B X 3-1 ② F9			B S S X 1-2 ③ L9			B C B B X 3-1 ① G5-3		4	1	1	0	0	0	0
Bengie Molina, R (1, 2) OBP: 0.304, SLG: 0.437	C B F B X 2-2 ① G4-3 1-3	X 0-0 ③ G4-3				C B B F B X 3-2 ① F8		X 0-0 ② L9		4	0	0	0	0	0	1
2 Aaron Hill, R (1, 4) OBP: 0.204, SLG: 0.271	X 0-0 ② SF9 3-H			B C B X 2-1 ① F9		C C B X 0-2 ② F9		B B C B X 3-1 ③ G5-3		3	0	0	1	0	0	0
6 John McDonald, R (1, 6) OBP: 0.250, SLG: 0.263	C F B B F B X 3-2 ③ G6-3			C C B B X 2-2 3 2B PB 1B		X 0-0 ③ G5-3				3	1	1	0	0	0	0
Inning Stats	R: 6 E: 0 K: 0 S: 21 H: 5 LOB: 0 BB: 1 P: 36	R: 0 E: 0 K: 1 S: 8 H: 1 LOB: 1 BB: 0 P: 14	R: 0 E: 0 K: 0 S: 4 H: 0 LOB: 0 BB: 0 P: 8	R: 2 E: 0 K: 0 S: 13 H: 2 LOB: 0 BB: 0 P: 24	R: 0 E: 0 K: 0 S: 7 H: 0 LOB: 0 BB: 0 P: 9	R: 0 E: 0 K: 0 S: 7 H: 0 LOB: 0 BB: 0 P: 10	R: 1 E: 0 K: 0 S: 10 H: 2 LOB: 1 BB: 0 P: 15	R: 0 E: 0 K: 0 S: 5 H: 0 LOB: 0 BB: 0 P: 11		1B: 6 2B: 3 3B: 0 HR: 1 SF: 3 SAC: 0 DP: 0 HBP: 0						

PITCHER		IP	WLS	BF	H	R	ER	SO	BB	IBB	HBP	BLK	WP	HR	S	P	ERA	WHIP
Joe Blanton, R ERA: 6.38	(1, 1)	6.0	L	27	8	8	7	1	1	0	0	0	0	1	60	101	10.50	1.500
Matt Roney, R ERA: 4.5	(7, 1)	2.0		8	2	1	1	0	0	0	0	0	0	0	15	26	4.50	1.000

PITCHER	IP	WLS	BF	H	R	ER	SO	BB	IBB	HBP	BLK	WP	HR	S	P	ERA	WHIP

BOTTOM

Oakland Athletics @ Toronto Blue Jays

Rogers Centre, Toronto, ON

Wed May 10 2006, 7:07 PM EDT
Att. 19,269 - Clear - 70 F

livebaseballscorecards.com

AB	31
R	9
H	10
RBI	8
BB	1
SO	1
LOB	6

Batter	1	2	3	4	5	6	7	8	9	AB	R	H	RBI	BB	SO	LOB
14 Mark Ellis, R (1, 4) OBP: 0.333, SLG: 0.383	P4		F7		G1-3			G5-3 WP 23 2B 1B		4	1	1	0	0	0	0
Nick Swisher, S (1, 7) OBP: 0.417, SLG: 0.718	HR		HR		G5-3			G5-3 1-3		4	2	2	2	0	0	1
7 Bobby Crosby, R (1, 6) OBP: 0.272, SLG: 0.402	F8		2B			P2		K		4	0	1	0	0	1	1
Frank Thomas, R (1, 10) OBP: 0.290, SLG: 0.402 Antonio Perez, R (8, PR) (8, 10)	23 FC4-6 BB		G6-3			L5-4 23 1B BB		23 2B BB		1 0	0 0	0 0	0 0	3 0	0 0	1 0
23 Bobby Kielty, S (1, 9) OBP: 0.364, SLG: 0.367	FC4-6 1-2f			K		1-2 1B		1-3 3-H 2B		4	0	2	1	0	1	1
Jay Payton, R (1, 8) OBP: 0.257, SLG: 0.280		P6		29 FC3-6 1B		L5-4 2-2		P4		4	0	1	0	0	0	4
29 Dan Johnson, L (1, 3) OBP: 0.275, SLG: 0.270		G4-3		FC3-6 1-2f			17 G5-4-3 BB		K	3	0	0	0	1	1	1
17 Adam Melhuse, S (1, 2) OBP: 0.350, SLG: 0.514		G4-3		G5-3		G5-4-3 1-2f		G4-3	K	4	0	0	0	0	0	2
Marco Scutaro, R (1, 5) OBP: 0.260, SLG: 0.289		L7			F7	F8		K	K	4	0	0	0	0	1	0
Inning Stats	R: 1 E: 0 K: 0 S: 9 H: 1 LOB: 1 BB: 1 P: 18	R: 0 E: 0 K: 0 S: 6 H: 0 LOB: 0 BB: 0 P: 12	R: 1 E: 0 K: 0 S: 11 H: 2 LOB: 1 BB: 0 P: 16	R: 0 E: 0 K: 1 S: 12 H: 1 LOB: 1 BB: 0 P: 16	R: 0 E: 0 K: 0 S: 8 H: 0 LOB: 0 BB: 0 P: 13	R: 0 E: 0 K: 0 S: 5 H: 1 LOB: 1 BB: 1 P: 12	R: 0 E: 0 K: 0 S: 5 H: 0 LOB: 0 BB: 1 P: 12	R: 1 E: 0 K: 1 S: 13 H: 2 LOB: 2 BB: 1 P: 26	R: 0 E: 0 K: 2 S: 7 H: 0 LOB: 0 BB: 0 P: 11	1B: 3 2B: 3 3B: 0 HR: 2	SF: 0 SAC: 0 DP: 2 HBP: 0					

PITCHER	IP	WLS	BF	H	R	ER	SO	BB	IBB	HBP	BLK	WP	HR	S	P	ERA	WHIP
Ted Lilly, L (1, 1) ERA: 3.24	7.2	W	31	6	3	3	2	4	0	0	0	1	2	66	118	3.52	1.304
54 Jason Frasor, R (8, 1) ERA: 9.9	0.1		2	1	0	0	0	0	0	0	0	0	0	3	7	0.00	3.000
37 Scott Downs, L (9, 1) ERA: 4.67	1.0		3	0	0	0	2	0	0	0	0	0	0	7	11	0.00	0.000

PITCHER	IP	WLS	BF	H	R	ER	SO	BB	IBB	HBP	BLK	WP	HR	S	P	ERA	WHIP

TOP

Oakland Athletics @ Toronto Blue Jays

Rogers Centre, Toronto, ON

Thu May 11 2006, 12:37 PM EDT
Att. 23,974 - Roof Closed - 68 F

livebaseballscorecards.com

AB	32
R	3
H	7
RBI	3
BB	4
SO	4
LOB	11

1B: 3	SF: 0	WP: 1	PA: 36
2B: 3	SAC: 0	PB: 0	
3B: 0	DP: 2	SB: 0	
HR: 2	HBP: 0	CS: 0	

BOTTOM

Oakland Athletics @ Toronto Blue Jays

Rogers Centre, Toronto, ON

Thu May 11 2006, 12:37 PM EDT
Att. 23,974 - Roof Closed - 68 F

livebaseballscorecards.com

Batter	1	2	3	4	5	6	7	8	9	AB	R	H	RBI	BB	SO	LOB
3 Reed Johnson, R (1, 8) OBP: 0.500, SLG: 0.448	C F B B F X 2-2 G4-3 ①		B B C X 2-1 G4-3 25 HR 2B	B S X 1-1 G6-3 ① 2-3 3-H		B B B B 4-0 1B BB		B C S F S 1-3 K ②		4	1	1	1	1	1	2
Frank Catalanotto, L (1, 7) OBP: 0.467, SLG: 0.549	B C C B X 2-2 G1-3 ②		C B X 1-1 G4-3 ① 2-3	B X 1-0 SF8 ② 3-H		B C D B C X 3-2 1-2 1B		C B D B C B 4-2 1-2 BB		3	0	1	1	1	0	1
15 Alex Rios, R (1, 9) OBP: 0.390, SLG: 0.692	B F X 1-1 2B		B C B B B 4-1 25 HR BB	X 0-0 G6-3 ③		C S F B S 1-3 K ③		B F B X 2-1 F8 ③		4	1	1	0	1	1	4
25 Troy Glaus, R (1, 5) OBP: 0.361, SLG: 0.637	B C T B X 2-2 G6-3 ③		B 1 SAFE B X 2-0 1-H 3-H HR		B C B C B F X 3-2 HR		B C B X 2-1 F8 ①			4	2	2	4	0	0	1
17 Lyle Overbay, L (1, 3) OBP: 0.373, SLG: 0.436		C B B B B B 4-2 9 G3-1 8 1B G3-1 BB	C B B C F X 2-2 F8 ②		X 0-0 G6-3 ①		X 0-0 G4-3 ②			3	1	0	0	1	0	0
Shea Hillenbrand, R (1, 10) OBP: 0.379, SLG: 0.513		D C X 1-1 G3-1 ① 1-2	C X 0-1 F8 ③		S F F B X 1-2 G4-3 ②		C B X 1-1 2B			4	0	1	0	0	0	1
9 Gregg Zaun, S (1, 2) OBP: 0.340, SLG: 0.651		C B X 1-1 G3-1 ② 2-3		B B X 2-0 HR	B B C C X 2-2 G6-3 ③		C B B C F B F X 3-2 F8 ③			4	1	1	1	0	0	2
8 Russ Adams, L (1, 6) OBP: 0.297, SLG: 0.370		C B X 1-1 3-H 1B	B B C F X 2-2 2 E 3 G6-3 2B			B B B F B T C 3-3 K ①		X 0-0 G4-3 ①		4	1	2	1	0	1	0
2 Aaron Hill, R (1, 4) OBP: 0.205, SLG: 0.270		B 1 SAFE C B S X 2-2 F8 ③		X 0-0 E5 3 G6-3 SF8 2-3		C B X 1-1 F7 ②		C B B X 2-1 BB 1B		4	1	1	0	0	0	2
Inning Stats	R: 0 E: 0 K: 0 S: 13 H: 1 LOB: 1 BB: 0 P: 20	R: 1 E: 0 K: 0 S: 11 H: 1 LOB: 1 BB: 1 P: 20	R: 3 E: 0 K: 0 S: 12 H: 2 LOB: 0 BB: 1 P: 23	R: 3 E: 1 K: 0 S: 9 H: 2 LOB: 0 BB: 0 P: 15	R: 1 E: 0 K: 0 S: 12 H: 1 LOB: 0 BB: 0 P: 18	R: 0 E: 0 K: 2 S: 12 H: 1 LOB: 2 BB: 1 P: 24	R: 0 E: 0 K: 0 S: 10 H: 1 LOB: 1 BB: 0 P: 16	R: 0 E: 0 K: 1 S: 11 H: 1 LOB: 2 BB: 1 P: 20		1B: 3 2B: 4 3B: 0 HR: 3	SF: 1 SAC: 0 DP: 0 HBP: 0					

AB	34
R	8
H	10
RBI	8
BB	4
SO	3
LOB	13

WP: 0 PB: 0 SB: 0 CS: 0 PA: 39

PITCHER		IP	WLS	BF	H	R	ER	SO	BB	IBB	HBP	BLK	WP	HR	S	P	ERA	WHIP
Kirk Saarloos, R ERA: 5.63	(1, 1)	5.0	L	25	7	8	6	0	2	0	0	0	0	3	57	96	10.80	1.800
47 Ron Flores, L ERA: 4.91	(6, 1)	1.0		5	1	0	0	2	1	0	0	0	0	0	12	24	0.00	2.000
Matt Roney, R ERA: 3.0	(7, 1)	1.0		4	1	0	0	0	0	0	0	0	0	0	10	16	0.00	1.000
50 Kiko Calero, R ERA: 4.15	(8, 1)	1.0		5	1	0	0	1	1	0	0	0	0	0	11	20	0.00	2.000

PITCHER	IP	WLS	BF	H	R	ER	SO	BB	IBB	HBP	BLK	WP	HR	S	P	ERA	WHIP

Batter	1	2	3	4	5	6	7	8	9	AB	R	H	RBI	BB	SO	LOB
14 Mark Ellis, R (1, 4) OBP: 0.331, SLG: 0.378	C F B B X 2-2 G5-3 ①			C C X 0-2 G6-3 ①		F F B 1 SAFE B F X 2-2 G5-3 ③			B C C F B F X 2-2 1-3 G3-6-3 1B	4	0	1	0	0	0	1
Nick Swisher, S (1, 7) OBP: 0.413, SLG: 0.700	X 0-0 L8 ②			C B X 1-1 G4-3 ②			B B F S B B 4-2 21 G6-4-3 BB		1 SAFE B B S X 2-1 1-2f G3-6-3 ②③	3	0	0	0	1	0	2
21 Mark Kotsay, L (1, 8) OBP: 0.340, SLG: 0.373	B S F X 1-2 G4-3 ③			C B B X 2-1 G3 ③			S X 0-1 1-2f G6-4-3 ①②			3	0	0	0	0	0	1
7 Bobby Crosby, R (1, 6) OBP: 0.274, SLG: 0.400		C B S B X 2-2 G2 ①			X 0-0 17 G6-4-3 1B		C C B X 1-2 G3-1 ③			3	0	1	0	0	0	0
17 Adam Melhuse, S (1, 2) OBP: 0.349, SLG: 0.500		S B F B B X 3-2 23 G4-6-3 1B			C X 0-1 1-2f G6-4-3 ①②			X 0-0 G4-3 ①		3	0	1	0	0	0	1
23 Bobby Kielty, S (1, 10) OBP: 0.333, SLG: 0.333		B F C B 1 SAFE X 2-2 1-2f G4-6-3 ②③			B F X 1-1 P5 ③			B B F B X 3-1 G3-1 ②		3	0	0	0	0	0	1
Jay Payton, R (1, 9) OBP: 0.250, SLG: 0.272			F B F B X 2-2 L4 ①			X 0-0 G6-3 ①		B X 1-0 G4-3 ③		3	0	0	0	0	0	0
29 Dan Johnson, L (1, 3) OBP: 0.286, SLG: 0.275			B B B B 4-0 G6-4-3 BB			B X 1-0 1B			X 0-0 G4-3 ①	2	0	1	0	1	0	0
Marco Scutaro, R (1, 5) OBP: 0.264, SLG: 0.277			C X 0-1 1-2f G6-4-3 ②③			C 1 SAFE B X 1-1 F8 ②			B B B C C B 4-2 14 1B BB	2	0	0	0	1	0	2
Inning Stats	R: 0 H: 0 E: 0 LOB: 0 K: 0 BB: 0 S: 7 P: 10	R: 0 H: 1 E: 0 LOB: 0 K: 0 BB: 0 S: 9 P: 16	R: 0 H: 0 E: 0 LOB: 0 K: 0 BB: 1 S: 5 P: 11	R: 0 H: 0 E: 0 LOB: 0 K: 0 BB: 0 S: 7 P: 10	R: 0 H: 1 E: 0 LOB: 0 K: 0 BB: 0 S: 5 P: 6	R: 0 H: 1 E: 0 LOB: 1 K: 0 BB: 0 S: 8 P: 12	R: 0 H: 0 E: 0 LOB: 0 K: 0 BB: 1 S: 7 P: 12	R: 0 H: 0 E: 0 LOB: 0 K: 0 BB: 0 S: 4 P: 8	R: 0 H: 1 E: 0 LOB: 1 K: 0 BB: 1 S: 10 P: 18	1B: 4 SF: 0 2B: 0 SAC: 0 3B: 0 DP: 5 HR: 0 HBP: 0						

TOP

Oakland Athletics @ New York Yankees

Yankee Stadium, Bronx, NY

Fri May 12 2006, 7:05 PM EDT

Att. 47,495 - Cloudy - 62 F

livebaseballscorecards.com

AB	26
R	0
H	4
RBI	0
BB	3
SO	0
LOB	8

WP: 0 PA: 29
PB: 0
SB: 0
CS: 0

PITCHER	IP	WLS	BF	H	R	ER	SO	BB	IBB	HBP	BLK	WP	HR	S	P	ERA	WHIP
40 Chien-Ming Wang, R (1, 1) ERA: 4.04	8.0	W	25	3	0	0	0	2	0	0	0	0	0	52	85	0.00	0.625
42 Mariano Rivera, R (9, 1) ERA: 2.81	1.0	S	4	1	0	0	0	1	0	0	0	0	0	10	18	0.00	2.000

PITCHER	IP	WLS	BF	H	R	ER	SO	BB	IBB	HBP	BLK	WP	HR	S	P	ERA	WHIP

Batter	1	2	3	4	5	6	7	8	9	AB	R	H	RBI	BB	SO	LOB
18 Johnny Damon, L (1, 8) OBP: 0.361, SLG: 0.444	C T B B B X 3-2 2 G3-6-3 1B		C B S B X 2-2 ① G6-3		B C F D B B 4-2 2 BB BB		1 SAFE 1 SAFE C 1 S B B F B 3-3 S ①② K 1-2			3	0	1	0	1	1	1
2 Derek Jeter, R (1, 6) OBP: 0.444, SLG: 0.512	F B 1 SAFE B 1 SAFE F X 2-2 ①② G3-6-3 1-2f		F B B F X 2-2 ② G5-3		C B B B D 4-1 1-2 2-3 BB		C C S 0-3 ③ K			3	0	0	0	1	1	1
25 Jason Giambi, L (1, 10) OBP: 0.504, SLG: 0.713	B B B C S B 4-2 13 S BB		C S C 0-3 ③ K		B F B X 2-1 ③ F8			S B C B X 2-2 ① G6-3		3	0	0	0	1	1	3
13 Alex Rodriguez, R (1, 5) OBP: 0.385, SLG: 0.496	B B F S F B S 3-3 ③ K 1-2			B C B F C 2-3 ① K		B X 1-0 HR		F B B X 2-1 ② G4-3		4	1	1	1	0	2	1
Bernie Williams, S (1, 9) OBP: 0.301, SLG: 0.358		B B X 2-0 ① G5-3		C B X 1-1 ② G6-3		B F B B C X 3-2 ① G5-3		B X 1-0 HR		4	1	1	1	0	0	0
20 Jorge Posada, S (1, 2) OBP: 0.413, SLG: 0.465		B B X 2-0 12 FC5-4 24 1B 1B		B X 1-0 ③ G5-3		B B C B F F B 4-2 BB		C B F F B B X 3-2 2B		3	0	2	0	1	0	0
24 Robinson Canó, L (1, 4) OBP: 0.339, SLG: 0.425		D T B X 2-1 12 FC5-4 1-2 1B			B X 1-0 ① F8	X 0-0 ② L7		D X 1-0 ③ G4-3		4	0	1	0	0	0	2
12 Andy Phillips, R (1, 3) OBP: 0.206, SLG: 0.250		S B C X 1-2 ② FC5-4 1-2f 2-3			T C B B F X 2-2 2 BB 28 SH5-3 1B	C B B X 2-1 ③ P6				3	0	1	0	0	0	3
28 Melky Cabrera, S (1, 7) OBP: 0.571, SLG: 0.500 Bubba Crosby, L (8, 7) OBP: 0.355, SLG: 0.370		D C T S 1-3 ③ K			1 SAFE X 0-0 ② SH5-3 1-2		B C S F B F B F X 3-2 18 CS 1B			2 0	0 0	1 0	0 0	0 0	1 0	2 0
Inning Stats	R: 0 E: 0 K: 1 S: 12 H: 1 LOB: 1 BB: 1 P: 24	R: 0 E: 0 K: 1 S: 10 H: 2 LOB: 2 BB: 0 P: 18	R: 0 E: 0 K: 1 S: 9 H: 0 LOB: 0 BB: 0 P: 13	R: 0 E: 0 K: 1 S: 6 H: 0 LOB: 0 BB: 0 P: 10	R: 0 E: 0 K: 0 S: 11 H: 1 LOB: 3 BB: 2 P: 24	R: 1 E: 0 K: 0 S: 11 H: 1 LOB: 1 BB: 1 P: 21	R: 0 E: 0 K: 2 S: 13 H: 1 LOB: 0 BB: 0 P: 19	R: 1 E: 0 K: 0 S: 12 H: 2 LOB: 1 BB: 0 P: 21		1B: 5 2B: 2 3B: 0 HR: 2	SF: 0 SAC: 1 DP: 2 HBP: 0					

PITCHER		IP	WLS	BF	H	R	ER	SO	BB	IBB	HBP	BLK	WP	HR	S	P	ERA	WHIP
Barry Zito, L ERA: 3.75	(1, 1)	6.0	L	26	5	1	1	4	4	0	0	0	0	1	59	110	1.50	1.500
Randy Keisler, L ERA: 4.5	(7, 1)	2.0		8	3	1	1	2	0	0	0	0	0	1	25	40	4.50	1.500

PITCHER	IP	WLS	BF	H	R	ER	SO	BB	IBB	HBP	BLK	WP	HR	S	P	ERA	WHIP

BOTTOM

Oakland Athletics @ New York Yankees

Yankee Stadium, Bronx, NY

Fri May 12 2006, 7:05 PM EDT
Att. 47,495 - Cloudy - 62 F

livebaseballscorecards.com

AB	29
R	2
H	8
RBI	2
BB	4
SO	6
LOB	13

Batter	1	2	3	4	5	6	7	8	9	AB	R	H	RBI	BB	SO	LOB
14 Mark Ellis, R (1, 4) OBP: 0.333, SLG: 0.397	C S B X 1-2 2B	C S B F B X 2-2 ③ FC6-4 1-2f			C X 0-1 ① FC5-4 21 1B 1-2f	C F B F F D X 2-2 1-3 3-H 2B		C C F F F B X 1-2 ③ P2		5	0	2	1	0	0	6
Nick Swisher, S (1, 7) OBP: 0.412, SLG: 0.685	C S B B B X 3-2 ① F7		C B X 1-1 1B		F S B B F S 2-3 ② K	S F S 0-3 ③ K			B B C B B 4-1 21 E 21 FC6 1B BB	4	1	1	0	1	2	4
21 Mark Kotsay, L (1, 8) OBP: 0.336, SLG: 0.366	D B B C C F S 3-3 ② K		X 0-0 ① F8		X 0-0 1-3 1B		B T B X 2-1 ① F8		C B S X 1-2 FC6 1-3 1B	5	0	1	0	0	1	3
3 Eric Chavez, L (1, 10) OBP: 0.368, SLG: 0.600	C B F C 1-3 ③ K		F S 1 SAFE B D S 2-3 ② K		F X 0-1 ③ L7		S S T 0-2 ② K		1 SAFE S B B 1 S B X 3-2 ① P4	5	0	0	0	0	3	6
7 Bobby Crosby, R (1, 6) OBP: 0.270, SLG: 0.386		C B T B B F F B 4-2 BB E BB	B X 1-0 ③ F9			B X 1-0 ① G5-3	C B F X 1-2 ③ G4-3		C F C 0-3 ② K	4	0	0	0	1	1	3
Jay Payton, R (1, 9) OBP: 0.257, SLG: 0.287		X 0-0 ① L8		F X 0-1 ① G4-3		B X 1-0 29 1B 1B 2B		B F B X 2-1 ① G6-3	B X 1-0 1-2 3-H 1B	5	1	2	1	0	0	1
29 Dan Johnson, L (1, 3) OBP: 0.282, SLG: 0.271	C B 1 SAFE F B B X 3-2 ② L5		C B X 1-1 ② P3		B X 1-0 FC6-4 14 2B 1B 2-3 1B		F B X 1-1 ② F7	T C B X 1-2 ③ G4-3		5	1	1	0	0	0	3
Jason Kendall, R (1, 2) OBP: 0.365, SLG: 0.294	B B X 2-0 E5 BB 1-2		C C B B S 2-3 ③ K		F B B B X 2-1 FC6-4 1-2 3-H 1B		B C F B B B 4-2 1B BB			3	0	1	1	1	1	1
Marco Scutaro, R (1, 5) OBP: 0.298, SLG: 0.286		C B B B C F B 4-2 14 FC6-4 1-2 2-3 BB		B B B C C B 4-2 14 FC5-4 BB	B X 1-0 ② FC6-4 14 2B 1-2f 2-3			X 0-0 1-2 1B		2	0	1	0	2	0	2
Inning Stats	R: 0 H: 1 E: 0 LOB: 1 K: 2 BB: 0 S: 13 P: 21	R: 0 H: 0 E: 1 LOB: 3 K: 0 BB: 2 S: 16 P: 31	R: 0 H: 1 E: 0 LOB: 1 K: 1 BB: 0 S: 7 P: 11	R: 0 H: 0 E: 0 LOB: 0 K: 1 BB: 0 S: 7 P: 10	R: 0 H: 1 E: 0 LOB: 2 K: 1 BB: 1 S: 11 P: 17	R: 2 H: 4 E: 0 LOB: 2 K: 1 BB: 0 S: 14 P: 22	R: 0 H: 0 E: 0 LOB: 0 K: 1 BB: 0 S: 8 P: 11	R: 0 H: 1 E: 0 LOB: 2 K: 0 BB: 1 S: 13 P: 21	R: 1 H: 1 E: 1 LOB: 2 K: 1 BB: 1 S: 14 P: 24	1B: 6 SF: 0 2B: 3 SAC: 0 3B: 0 DP: 0 HR: 0 HBP: 0						

TOP

Oakland Athletics @ New York Yankees

Yankee Stadium, Bronx, NY

Sat May 13 2006, 1:05 PM EDT

Att. 53,906 - Sunny - 61 F

livebaseballscorecards.com

AB	38
R	3
H	9
RBI	3
BB	5
SO	8
LOB	29

PITCHER		IP	WLS	BF	H	R	ER	SO	BB	IBB	HBP	BLK	WP	HR	S	P	ERA	WHIP
Jaret Wright, R ERA: 5.06	(1, 1)	5.1	W	25	5	2	2	5	3	0	0	0	0	0	57	96	3.38	1.500
Tanyon Sturtze, R ERA: 7.59	(6, 1)	0.1	H	3	2	0	0	0	0	0	0	0	0	0	8	13	0.00	6.000
Scott Proctor, R ERA: 1.48	(6, 1)	2.1	H	9	1	0	0	2	1	0	0	0	0	0	24	35	0.00	0.857
Kyle Farnsworth, R ERA: 3.07	(9, 1)	1.0	S	6	1	1	0	1	1	0	0	0	0	0	14	24	0.00	2.000

PITCHER		IP	WLS	BF	H	R	ER	SO	BB	IBB	HBP	BLK	WP	HR	S	P	ERA	WHIP

WP: 0 PA: 43
PB: 0
SB: 0
CS: 0

Batter	1	2	3	4	5	6	7	8	9	AB	R	H	RBI	BB	SO	LOB
18 Johnny Damon, L (1, 8) OBP: 0.371, SLG: 0.449	B X 1-0 25 BB 13 HR 1B	C B B S F X 2-2 ③ G3		C B B B C F B 4-2 BB		C X 0-1 1-3 1B				3	1	2	0	1	0	0
2 Derek Jeter, R (1, 6) OBP: 0.439, SLG: 0.526	C F B F D 1 S SAFE 2-3 ① K		B X 1-0 HR	F X 0-1 ③ F9		F 1 SAFE X 0-1 ③ G4-3				4	1	1	1	0	1	4
25 Jason Giambi, L (1, 10) OBP: 0.496, SLG: 0.691	C D B F D F F F F 4-2 D 13 HR 1-2 BB		B B C F F F F X 2-2 ① G1-3		B C B F S 2-3 ① K		B F B X 2-1 ① G4-3			3	1	0	0	1	1	0
13 Alex Rodriguez, R (1, 5) OBP: 0.395, SLG: 0.524	C B B X 2-1 1-H 2-H HR		B B B B 4-0 FC5-4 BB		S X 0-1 1B		X 0-0 ② G4-3			3	1	2	3	1	0	0
Bernie Williams, S (1, 9) OBP: 0.290, SLG: 0.343	F F B F X 1-2 ② G6-3		C B C 1 SAFE F B B B X 3-2 ② FC5-4 24 1B 1-2f		F 1 SAFE X 0-1 ② F8		C B C X 1-2 ③ G4-3			4	0	0	0	0	0	2
24 Robinson Canó, L (1, 4) OBP: 0.344, SLG: 0.423	B B B B 4-0 BB		X 0-0 1-3 1B		1 SAFE 1 SAFE B C F 1 B T SAFE 2-2 ③ K			S X 0-1 ① G4-3		3	0	1	0	1	1	1
12 Andy Phillips, R (1, 3) OBP: 0.184, SLG: 0.222	B C C C 1-3 ③ K		B B F X 2-1 ③ L8			F B X 1-1 ① G5-3		S B T B S 2-3 ② K		4	0	0	0	0	2	3
Kelly Stinnett, R (1, 2) OBP: 0.250, SLG: 0.304		C S F S 0-3 ① K		F F X 0-2 ① G5-3		B F S S 1-3 ② K		S T B X 1-2 ③ P2		4	0	0	0	0	2	0
28 Melky Cabrera, S (1, 7) OBP: 0.500, SLG: 0.444 Bubba Crosby, L (8, 7) OBP: 0.355, SLG: 0.370		X 0-0 ② G6-3		C B S S 1-3 ② K		B C B B F X 3-2 1B 1B				3 0	0 0	1 0	0 0	0 0	1 0	0 0
Inning Stats	R: 3 H: 2 E: 0 LOB: 1 K: 2 BB: 2 S: 20 P: 35	R: 0 H: 0 E: 0 LOB: 0 K: 1 BB: 0 S: 9 P: 11	R: 1 H: 2 E: 0 LOB: 2 K: 0 BB: 1 S: 14 P: 26	R: 0 H: 0 E: 0 LOB: 1 K: 1 BB: 1 S: 11 P: 16	R: 0 H: 1 E: 0 LOB: 1 K: 0 BB: 0 S: 10 P: 14	R: 0 H: 2 E: 0 LOB: 2 K: 2 BB: 0 S: 12 P: 17	R: 0 H: 0 E: 0 LOB: 0 K: 0 BB: 0 S: 6 P: 9	R: 0 H: 0 E: 0 LOB: 0 K: 1 BB: 0 S: 8 P: 11		1B: 5 SF: 0 2B: 0 SAC: 0 3B: 0 DP: 0 HR: 2 HBP: 0						

BOTTOM

Oakland Athletics @ New York Yankees

Yankee Stadium, Bronx, NY

Sat May 13 2006, 1:05 PM EDT

Att. 53,906 - Sunny - 61 F

livebaseballscorecards.com

AB	31
R	4
H	7
RBI	4
BB	4
SO	8
LOB	10

PITCHER		IP	WLS	BF	H	R	ER	SO	BB	IBB	HBP	BLK	WP	HR	S	P	ERA	WHIP
51 Brad Halsey, L ERA: 3.21	(1, 1)	4.1	L	22	5	4	4	5	4	0	0	0	0	2	59	95	8.31	2.077
57 Chad Gaudin, R ERA: 3.48	(5, 1)	2.2		10	2	0	0	2	0	0	0	0	0	0	23	33	0.00	0.750
20 Huston Street, R ERA: 5.73	(8, 1)	1.0		3	0	0	0	1	0	0	0	0	0	0	8	11	0.00	0.000

PITCHER	IP	WLS	BF	H	R	ER	SO	BB	IBB	HBP	BLK	WP	HR	S	P	ERA	WHIP

Batter	1	2	3	4	5	6	7	8	9	AB	R	H	RBI	BB	SO	LOB
14 Mark Ellis, R (1, 4) OBP: 0.336, SLG: 0.392	B B B C C F F F B 4-2 21 HR BB	C F B X 1-2 FC6-5 S 1B		C C X 0-2 ③ G6-3			F X 0-1 ① G4-3		C C B B B F X 3-2 ① G6-3	4	1	1	0	1	0	0
Nick Swisher, S (1, 3) OBP: 0.405, SLG: 0.664	1 SAFE C C B 1 SAFE 1 SAFE B S 2-3 ① K	B B X 2-0 ② FC6-5 1-3			B C B B X 3-1 ① P6		C B F X 1-2 ② F7		B B B B C B 4-1 7 E 21 1B 23 G4-3-6 BB	4	1	0	0	1	1	2
21 Mark Kotsay, L (1, 8) OBP: 0.338, SLG: 0.390	X 0-0 1-H HR	C B X 1-1 ③ G5-3			C S X 0-2 ② F8		B S B F F B F F X 3-2 ③ F9		X 0-0 23 G4-3-6 7 E 1-2 1B	5	1	2	2	0	0	1
7 Bobby Crosby, R (1, 6) OBP: 0.283, SLG: 0.390	C F X 0-2 23 1B 23 S FC4-6 1B		B S S F B F X 2-2 23 G4-3 1B		B S C F X 1-2 ③ G5-3			B F B B F B 4-2 BB BB 1B BB	C X 0-1 FC5 23 G4-3-6 1-2 2-3	4	2	2	0	1	0	2
23 Bobby Kielty, S (1, 9) OBP: 0.317, SLG: 0.316	B B B C C F F X 3-2 FC4-6 1-3 1B		1 SAFE B B C 1 SAFE X 1-1 ① G4-3 1-2			B B B C F S 3-3 ① K		1 SAFE B X 1-0 ① F7	S X 0-1 ② ③ G4-3-6 1-2f 2-3 3-H	5	0	1	0	0	1	4
Jay Payton, R (1, 7) OBP: 0.256, SLG: 0.313	C X 0-1 ② FC4-6 2B 1-2f 3-H		F F B X 1-2 ② G5-3			X 0-0 HR		B 1 SAFE 1 SAFE F B F X 2-2 ② F7		4	1	1	2	0	0	3
Jason Kendall, R (1, 2) OBP: 0.380, SLG: 0.318	C C X 0-2 1-3 2B		C B F X 1-2 ③ F9			B B X 2-0 S 1B		P B B B 4-0 BB 1-2 1B BB		3	0	2	0	1	0	1
Marco Scutaro, R (1, 5) OBP: 0.295, SLG: 0.269	B B B C X 3-1 ③ F9			X 0-0 ① G5-3		C B X 1-1 ② F8 1-2		B B C B F B 4-2 1B 1-2 2-3 BB		3	0	0	0	1	0	3
Antonio Perez, R (1, 10) OBP: 0.143, SLG: 0.040		X 0-0 ① F7		L C F S 0-3 ② K		B C B F D F C 3-3 ③ K		C B X 1-1 ③ 1-2 2-H 3-H 1B		4	0	1	1	0	2	1
Inning Stats	R: 3 H: 4 E: 0 LOB: 2 K: 1 BB: 1 S: 24 P: 36	R: 0 H: 1 E: 0 LOB: 1 K: 0 BB: 0 S: 7 P: 11	R: 0 H: 1 E: 0 LOB: 1 K: 0 BB: 0 S: 13 P: 18	R: 0 H: 0 E: 0 LOB: 0 K: 1 BB: 0 S: 8 P: 8	R: 0 H: 0 E: 0 LOB: 0 K: 0 BB: 0 S: 9 P: 13	R: 1 H: 2 E: 0 LOB: 1 K: 2 BB: 0 S: 11 P: 20	R: 0 H: 0 E: 0 LOB: 0 K: 0 BB: 0 S: 11 P: 15	R: 1 H: 1 E: 0 LOB: 2 K: 0 BB: 3 S: 11 P: 26	R: 1 H: 1 E: 1 LOB: 1 K: 0 BB: 1 S: 10 P: 17	1B: 7 SF: 0 2B: 1 SAC: 0 3B: 0 DP: 1 HR: 2 HBP: 0						

PITCHER		IP	WLS	BF	H	R	ER	SO	BB	IBB	HBP	BLK	WP	HR	S	P	ERA	WHIP
Randy Johnson, L ERA: 5.13	(1, 1)	6.0	L	27	8	4	4	4	1	0	0	0	0	2	72	106	6.00	1.500
Scott Erickson, R ERA: 5.4	(7, 1)	1.2		7	0	1	1	0	2	0	0	0	0	0	18	32	5.40	1.200
Ron Villone, L ERA: 2.7	(8, 1)	0.1		2	1	0	0	0	1	0	0	0	0	0	4	9	0.00	6.000
Aaron Small, R ERA: 12.0	(9, 1)	1.0		5	1	1	0	0	1	0	0	0	0	0	10	17	0.00	2.000

PITCHER	IP	WLS	BF	H	R	ER	SO	BB	IBB	HBP	BLK	WP	HR	S	P	ERA	WHIP

TOP

Oakland Athletics @ New York Yankees

Yankee Stadium, Bronx, NY

Sun May 14 2006, 1:05 PM EDT

Att. 52,588 - Cloudy - 58 F

livebaseballscorecards.com

AB	36
R	6
H	10
RBI	5
BB	5
SO	4
LOB	17

WP: 0 PA: 41
PB: 0
SB: 3
CS: 0

Batter	1	2	3	4	5	6	7	8	9	AB	R	H	RBI	BB	SO	LOB
18 Johnny Damon, L (1, 10) OBP: 0.368, SLG: 0.444	C B X 1-1 1B		B X 1-0 ② P3			C X 0-1 ② P6		B C X 1-1 ② F7		4	0	1	0	0	0	1
2 Derek Jeter, R (1, 6) OBP: 0.435, SLG: 0.518	B X 1-0 ① F8		B X 1-0 ③ G6-3			C X 0-1 1B		B B B C X 3-1 ③ F7		4	0	1	0	0	0	2
25 Jason Giambi, L (1, 3) OBP: 0.483, SLG: 0.663	C 1 SAFE X 0-1 ② F8			X 0-0 ① F8		C B B F S 2-3 ③ K			B X 1-0 ① F8	4	0	0	0	0	1	2
13 Alex Rodriguez, R (1, 5) OBP: 0.391, SLG: 0.515	B X 1-0 ③ P2			B X 1-0 ② P4			B C X 1-1 ① P6		B F X 1-1 24 G3 1B	4	0	1	0	0	0	1
24 Robinson Canó, L (1, 4) OBP: 0.341, SLG: 0.417		S B S D X 2-2 ① G3-1		C F S 0-3 ③ K			B X 1-0 1B		1 SAFE F F B D X 2-2 ② ③ G3 1-2f	4	0	1	0	0	1	1
20 Jorge Posada, S (1, 2) OBP: 0.411, SLG: 0.490		C S X 0-2 HR			C F X 0-2 ① G4-3		B X 1-0 ② F7			3	1	1	1	0	0	1
Bernie Williams, S (1, 9) OBP: 0.282, SLG: 0.333		F F S 0-3 ② K2-3			X 0-0 ② F8		D C X 1-1 ③ G6-3			3	0	0	0	0	1	1
Bubba Crosby, L (1, 8) OBP: 0.353, SLG: 0.367		B C B B C C 3-3 ③ K			C S B S 1-3 ③ K			B C L X 1-2 1B		3	0	1	0	0	2	0
28 Melky Cabrera, S (1, 7) OBP: 0.385, SLG: 0.333			C X 0-1 ① G4-3			C B B C B F X 3-2 ① G5-3		C C B B B S 3-3 ① K		3	0	0	0	0	1	1
Inning Stats	R: 0 E: 0 K: 0 S: 6 H: 1 LOB: 1 BB: 0 P: 9	R: 1 E: 0 K: 2 S: 12 H: 1 LOB: 0 BB: 0 P: 17	R: 0 E: 0 K: 0 S: 4 H: 0 LOB: 0 BB: 0 P: 6	R: 0 E: 0 K: 1 S: 5 H: 0 LOB: 0 BB: 0 P: 6	R: 0 E: 0 K: 1 S: 7 H: 0 LOB: 0 BB: 0 P: 8	R: 0 E: 0 K: 1 S: 11 H: 1 LOB: 1 BB: 0 P: 16	R: 0 E: 0 K: 0 S: 6 H: 1 LOB: 1 BB: 0 P: 10	R: 0 E: 0 K: 1 S: 10 H: 1 LOB: 1 BB: 0 P: 18	R: 0 E: 0 K: 0 S: 6 H: 1 LOB: 0 BB: 0 P: 10	1B: 5 2B: 0 3B: 0 HR: 1	SF: 0 SAC: 0 DP: 1 HBP: 0						

PITCHER	IP	WLS	BF	H	R	ER	SO	BB	IBB	HBP	BLK	WP	HR	S	P	ERA	WHIP
Dan Haren, R (1, 1) ERA: 4.4	9.0	W	32	6	1	1	6	0	0	0	0	0	1	67	100	1.00	0.667

PITCHER	IP	WLS	BF	H	R	ER	SO	BB	IBB	HBP	BLK	WP	HR	S	P	ERA	WHIP

BOTTOM

Oakland Athletics @ New York Yankees

Yankee Stadium, Bronx, NY

Sun May 14 2006, 1:05 PM EDT
Att. 52,588 - Cloudy - 58 F

livebaseballscorecards.com

AB	32
R	1
H	6
RBI	1
BB	0
SO	6
LOB	10

1B: 5	SF: 0	WP: 0	PA: 32
2B: 0	SAC: 0	PB: 0	
3B: 0	DP: 1	SB: 0	
HR: 1	HBP: 0	CS: 0	

Seattle Mariners @ Oakland Athletics

McAfee Coliseum, Oakland, CA

Tue May 16 2006, 10:05 PM EDT

Att. 16,397 - Clear - 62 F

TOP

livebaseballscorecards.com

Batter	1	2	3	4	5	6	7	8	9	AB	R	H	RBI	BB	SO	LOB
51 Ichiro Suzuki, L (1, 9) OBP: 0.361, SLG: 0.377	L5-4 1B		G4-3			4 FC3-6 1B		4 WP 4 3B 1B		3	0	2	1	0	0	0
7 Jeremy Reed, L (7, 8) OBP: 0.263, SLG: 0.368										1	1	1	0	0	0	0
4 Jose Lopez, R (1, 4) OBP: 0.320, SLG: 0.488	SAFE SAFE 1B			1B G6-4-3 1B		FC3-6 G3-6-3		HR 3B		4	2	3	2	0	0	1
Raul Ibanez, L (1, 7) OBP: 0.339, SLG: 0.485	F9			G6-4-3 1B		G3-6-3		HR		4	1	2	2	0	0	3
Richie Sexson, R (1, 3) OBP: 0.265, SLG: 0.329	L5-4			G6-4-3			K	K		3	0	0	0	0	1	3
Roberto Petagine, L (7, 3) OBP: 0.400, SLG: 0.500										1	0	0	0	0	1	0
Carl Everett, S (1, 10) OBP: 0.340, SLG: 0.434		CS 1B		F7			P6		G4-3	4	0	1	0	0	0	0
29 Adrian Beltré, R (1, 5) OBP: 0.292, SLG: 0.290		F8			G5-3		K		P6	3	0	0	0	0	1	1
16 Willie Bloomquist, R (7, 5) OBP: 0.352, SLG: 0.340										1	0	0	0	0	0	0
Matt Lawton, L (1, 8) OBP: 0.310, SLG: 0.259		G4-3			P6			F8	G3-1	4	0	0	0	0	0	1
(7, 9)																
2 Kenji Johjima, R (1, 2) OBP: 0.333, SLG: 0.385			F8		G3			4 WP 7 1B 4 3B 1B		3	1	1	0	0	0	0
7 Yuniesky Betancourt, R (1, 6) OBP: 0.268, SLG: 0.405			P3			51 1B 2B		K		3	1	1	0	0	1	1
Inning Stats	R: 0 E: 0 K: 0 S: 12 H: 2 LOB: 1 BB: 0 P: 16	R: 0 E: 0 K: 0 S: 6 H: 1 LOB: 0 BB: 0 P: 9	R: 0 E: 0 K: 0 S: 8 H: 0 LOB: 0 BB: 0 P: 14	R: 1 E: 0 K: 0 S: 7 H: 2 LOB: 0 BB: 0 P: 11	R: 0 E: 0 K: 0 S: 6 H: 0 LOB: 0 BB: 0 P: 8	R: 1 E: 0 K: 0 S: 8 H: 2 LOB: 0 BB: 0 P: 11	R: 0 E: 0 K: 2 S: 9 H: 0 LOB: 0 BB: 0 P: 14	R: 4 E: 0 K: 2 S: 17 H: 4 LOB: 0 BB: 0 P: 23	R: 0 E: 0 K: 0 S: 5 H: 0 LOB: 0 BB: 0 P: 8	1B: 8 2B: 2 3B: 1 HR: 1 SF: 0 SAC: 0 DP: 3 HBP: 0						

AB	34
R	6
H	11
RBI	5
BB	0
SO	4
LOB	10

WP: 1 PA: 34
PB: 0
SB: 0
CS: 1

PITCHER		IP	WLS	BF	H	R	ER	SO	BB	IBB	HBP	BLK	WP	HR	S	P	ERA	WHIP
Joe Blanton, R ERA: 5.84	(1, 1)	7.0	W	24	7	2	2	2	0	0	0	0	0	0	56	83	2.57	1.000
50 Kiko Calero, R ERA: 5.93	(8, 1)	0.2		5	3	3	3	1	0	0	0	0	1	0	12	17	40.50	4.500
47 Ron Flores, L ERA: 6.75	(8, 1)	0.1		2	1	1	1	1	0	0	0	0	0	1	5	6	27.00	3.000
Steve Karsay, R ERA:	(9, 1)	1.0		3	0	0	0	0	0	0	0	0	0	0	5	8	0.00	0.000

PITCHER	IP	WLS	BF	H	R	ER	SO	BB	IBB	HBP	BLK	WP	HR	S	P	ERA	WHIP

Batter	1	2	3	4	5	6	7	8	9	AB	R	H	RBI	BB	SO	LOB
14 Mark Ellis, R (1, 4) OBP: 0.345, SLG: 0.395	C B F F S 1-3 K ①		X 0-0 7 E 21 1B 1B	D B C C F C 2-3 K ①	F D B B B 4-1 1-2 BB		F C X 0-2 21 G6-3 G5-3 1B			4	1	2	0	1	2	1
Nick Swisher, S (1, 7) OBP: 0.405, SLG: 0.674	S B B F B B 4-2 21 2B 3 1B BB		B B 1 SAFE F 1 SAFE B F F 1 SAFE 3-2 X P5 ①	F B B F X 2-2 1-H HR	B C B X 2-1 P2 ②		B B X 2-0 G5-3 ① 1-2			4	2	1	2	1	0	4
21 Mark Kotsay, L (1, 8) OBP: 0.340, SLG: 0.397	X 0-0 3 1B 1-3 2B		1 SAFE C X 0-1 1B 7 E 17 HR 1-2 1B	B X 1-0 G3 ②	C F B B F X 2-2 F9 ③		B S F X 1-2 G6-3 ② 2-3			5	1	2	0	0	0	3
3 Eric Chavez, L (1, 5) OBP: 0.380, SLG: 0.602 Marco Scutaro, R (6, PR) (7, 5) OBP: 0.290, SLG: 0.264	B X 1-0 2-3 3-H 1B		B B C C E C 2-3 K ②	B B B B 4-0 7 FC5-4 BB		B B C F B X 3-2 WP 3B 1B	C D C B B F F X 3-2 P6 ③			3 1	0 1	2 0	1 0	1 0	1 0	2 1
7 Bobby Crosby, R (1, 6) OBP: 0.273, SLG: 0.374	B S C S S 1-3 K ②		D X 1-0 E5 1B 17 HR 1-2 2-H	B X 1-0 FC5-4 ③ 1-2f		B B X 2-0 F8 ①		F B F X 1-2 G6-3 ①		5	1	0	0	0	1	5
Jay Payton, R (1, 9) OBP: 0.279, SLG: 0.350	B C B X 2-1 L6 ③		C F B X 1-2 17 HR 1-2 2-3 1B		S X 0-1 17 2B 1B 1B	C B X 2-1 1-H 1B 3B		C B X 1-1 1B		5	3	4	1	0	0	2
17 Adam Melhuse, S (1, 10) OBP: 0.354, SLG: 0.578		F B S X 1-2 F7 ①	F B B X 2-1 1-H 2-H 3-H HR		X 0-0 1-3 1B 2B	C B B T S 2-3 K ②		F C B C 1-3 K ②		5	2	2	4	0	2	3
Jason Kendall, R (1, 2) OBP: 0.381, SLG: 0.323		B C F X 1-2 G1-3 ②	C X 0-1 L6 ③		C F F B B X 2-2 14 BB 2-H 3-H 1B	B B C C X 2-2 3-H 1B		C B C B F X 2-2 L7 ③		5	0	2	3	0	0	1
29 Dan Johnson, L (1, 3) OBP: 0.281, SLG: 0.270		X 0-0 G4-3 ③		B S X 1-1 HR 1B	B C B B B C F F C 3-3 K ①	B C B X 2-1 G3 ③				4	1	1	0	0	1	2
Inning Stats	R: 1 E: 0 K: 2 S: 13 H: 2 LOB: 2 BB: 1 P: 22	R: 0 E: 0 K: 0 S: 7 H: 0 LOB: 0 BB: 0 P: 9	R: 5 E: 1 K: 1 S: 19 H: 4 LOB: 0 BB: 0 P: 28	R: 2 E: 0 K: 1 S: 11 H: 2 LOB: 1 BB: 1 P: 22	R: 2 E: 0 K: 1 S: 19 H: 3 LOB: 2 BB: 1 P: 32	R: 2 E: 0 K: 1 S: 14 H: 3 LOB: 1 BB: 0 P: 27	R: 0 E: 0 K: 0 S: 12 H: 1 LOB: 1 BB: 0 P: 18	R: 0 E: 0 K: 1 S: 12 H: 1 LOB: 1 BB: 0 P: 17		1B: 11 2B: 2 3B: 1 HR: 2	SF: 0 SAC: 0 DP: 0 HBP: 0					

PITCHER		IP	WLS	BF	H	R	ER	SO	BB	IBB	HBP	BLK	WP	HR	S	P	ERA	WHIP
34 Félix Hernández, R ERA: 5.19	(1, 1)	4.0	L	26	11	10	5	4	2	0	0	0	0	2	57	90	11.25	3.250
49 Jake Woods, L ERA: 5.4	(5, 1)	3.0		14	4	2	2	2	1	0	0	0	1	0	38	68	6.00	1.667
54 Sean Green, R ERA: 4.26	(8, 1)	1.0		4	1	0	0	1	0	0	0	0	0	0	12	17	0.00	1.000

PITCHER	IP	WLS	BF	H	R	ER	SO	BB	IBB	HBP	BLK	WP	HR	S	P	ERA	WHIP

BOTTOM

Seattle Mariners @ Oakland Athletics

McAfee Coliseum, Oakland, CA

Tue May 16 2006, 10:05 PM EDT

Att. 16,397 - Clear - 62 F

livebaseballscorecards.com

AB	41
R	12
H	16
RBI	11
BB	3
SO	7
LOB	24

WP: 1	PA: 44		
PB: 0			
SB: 0			
CS: 0			

Batter	1	2	3	4	5	6	7	8	9	AB	R	H	RBI	BB	SO	LOB
51 Ichiro Suzuki, L (1, 9) OBP: 0.356, SLG: 0.372	B T S S 1-3 ① K		B C B F B X 3-2 ③ G3			C B X 1-1 E7 4 1B 29 FC1-2 1B	B X 1-0 G5-3 ③		C X 0-1 ① FC4-6 1-2f	5	0	1	0	0	1	2
4 Jose Lopez, R (1, 4) OBP: 0.322, SLG: 0.491	C C T F S 0-3 ② K			F X 0-1 ① P5		C B F F B F X 2-2 29 FC1-2 BB 1B 2-3		C B B X 2-1 1B 7 1B 2B	B F X 1-1 ② F7	5	1	2	0	0	1	1
Raul Ibanez, L (1, 7) OBP: 0.341, SLG: 0.485	B B X 2-0 1B 2B			B C C B B X 3-2 ② G5-3		S X 0-1 ① P5		C B B B B 4-1 7 1B 2 SF9 1B BB	X 0-0 ③ P4	4	1	1	0	1	0	3
Richie Sexson, R (1, 3) OBP: 0.283, SLG: 0.349	B B X 2-0 ③ 1B 2-H			B X 1-0 2B		F C B B B B 4-2 29 FC1-2 BB 1-2		C B F X 1-2 7 1B 1-2 2-3 1B		3	0	3	0	1	0	0
Carl Everett, S (1, 10) OBP: 0.337, SLG: 0.429		F C B B X 2-2 2 L5-3 1B		B S B B F X 2-2 ③ G5-3		S F S 0-3 ② K		B B F B X 3-1 ① P5		4	0	1	0	0	1	7
29 Adrian Beltré, R (1, 5) OBP: 0.287, SLG: 0.284 7 Jeremy Reed, L (8, PH) OBP: 0.271, SLG: 0.375 (8, 8)		B X 1-0 ① F7	C B X 1-1 ① F7		X 0-0 ③ FC1-2 1-2 2-3 3-Hf		C T X 0-2 1-2 2-3 3-H 1B		3 1	0 0	0 1	0 1	0 0	0 0	4 0
2 Kenji Johjima, R (1, 2) OBP: 0.338, SLG: 0.400		X 0-0 ② ③ L5-3 1-1	X 0-0 2B		C B X 1-1 E8 1B	S C X 0-2 ② SF9 3-H			3	0	2	1	0	0	1
16 Willie Bloomquist, R (1, 8) OBP: 0.345, SLG: 0.321 (8, 5)	B B B C B 4-1 7 CS BB		B B B X 3-0 ② P6		B B B C F X 3-2 ① L6	X 0-0 ③ G5-3			3	0	0	0	1	0	4
7 Yuniesky Betancourt, R (1, 6) OBP: 0.267, SLG: 0.400	C S 1 SAFE B X 1-2 ① ② F8 1-2		B B F S B X 3-2 ③ G6-3		C D F X 1-2 ② L8		C B B X 2-1 51 FC4-6 1B		4	0	1	0	0	0	3
Inning Stats	R: 0 E: 0 K: 2 S: 10 H: 2 LOB: 2 BB: 0 P: 15	R: 0 E: 0 K: 0 S: 5 H: 1 LOB: 0 BB: 0 P: 8	R: 0 E: 0 K: 0 S: 7 H: 0 LOB: 0 BB: 1 P: 15	R: 0 E: 0 K: 0 S: 9 H: 1 LOB: 1 BB: 0 P: 15	R: 0 E: 0 K: 0 S: 7 H: 1 LOB: 1 BB: 0 P: 14	R: 0 E: 1 K: 1 S: 16 H: 2 LOB: 3 BB: 1 P: 23	R: 0 E: 1 K: 0 S: 9 H: 1 LOB: 1 BB: 0 P: 15	R: 2 E: 0 K: 0 S: 15 H: 3 LOB: 2 BB: 1 P: 25	R: 0 E: 0 K: 0 S: 7 H: 1 LOB: 1 BB: 0 P: 10	1B: 8 2B: 5 3B: 0 HR: 0 SF: 1 SAC: 0 DP: 1 HBP: 0						

PITCHER		IP	WLS	BF	H	R	ER	SO	BB	IBB	HBP	BLK	WP	HR	S	P	ERA	WHIP
Barry Zito, L ERA: 3.27	(1, 1)	7.0	W	28	8	0	0	3	2	0	0	0	0	0	63	105	0.00	1.429
57 Chad Gaudin, R ERA: 5.06	(8, 1)	0.1		5	3	2	2	0	1	0	0	0	0	0	11	21	54.00	12.000
50 Kiko Calero, R ERA: 5.65	(8, 1)	0.2		2	0	0	0	0	0	0	0	0	0	0	4	4	0.00	0.000
20 Huston Street, R ERA: 5.25	(9, 1)	1.0		4	1	0	0	0	0	0	0	0	0	0	7	10	0.00	1.000

PITCHER	IP	WLS	BF	H	R	ER	SO	BB	IBB	HBP	BLK	WP	HR	S	P	ERA	WHIP

Seattle Mariners @ Oakland Athletics

McAfee Coliseum, Oakland, CA

Wed May 17 2006, 10:05 PM EDT

Att. 19,208 - Clear - 61 F

TOP

livebaseballscorecards.com

AB	35
R	2
H	12
RBI	2
BB	3
SO	3
LOB	25

SEATTLE MARINERS™

Batter	1	2	3	4	5	6	7	8	9	AB	R	H	RBI	BB	SO	LOB
21 Mark Kotsay, L (1, 8) OBP: 0.342, SLG: 0.407	X 0-0 1B 2B	F 1 SAFE X 0-1 ② SF8 3-H		F B F S 1-3 ③ K		B X 1-0 G5-4-3 1B		X 0-0 ② ③ G4-6-3 1-2f		4	1	2	1	0	1	1
Jason Kendall, R (1, 2) OBP: 0.385, SLG: 0.330	B X 1-0 3 CS 2-H 1B	C 1 SAFE B S X 1-2 ③ L5			B C X 1-1 3 FC5-4 1B	B B C B C F X 3-2 ② ③ G5-4-3 1-2f				4	0	2	1	0	0	2
3 Eric Chavez, L (1, 5) OBP: 0.383, SLG: 0.595	C C D 1 B B X SAFE 3-2 ① ② F7 1-2		X 0-0 7 BB 1B 1B		D X 1-0 ① FC5-4 7 BB BB 1B 1-2f		B C B C F B F B 4-2 F9 BB BB			3	1	1	0	1	0	2
Frank Thomas, R (1, 10) OBP: 0.297, SLG: 0.394 Antonio Perez, R (7, PR) OBP: 0.143, SLG: 0.040 (8, 10)	B B T X 2-1 ③ F7		B S F B X 2-2 ① F8		B B C B B 4-1 7 1B BB 1-2 FC6-4 BB		B B B B 4-0 1-2 BB			2 0	1 0	0 0	0 0	2 0	0 0	1 0
7 Bobby Crosby, R (1, 6) OBP: 0.287, SLG: 0.384		C B B B B X 3-1 1B 23 1B 2B	S B F D F B B 4-2 1B 1-2 BB		B B B C B 4-1 1B 1-2 2-3 E BB		B B F F B S 3-3 ① K			2	2	1	0	2	1	2
Nick Swisher, S (1, 3) OBP: 0.401, SLG: 0.662	C B B B F S 2-3 ① K	C C C 0-3 ② K			S B X 1-1 FC6-4 1-2 2-3 3-H 1B		B C B X 2-1 ② F9 2-3			4	0	1	1	0	2	5
Jay Payton, R (1, 7) OBP: 0.286, SLG: 0.355	C S B X 1-2 23 1B E 2-3 1B	B C F X 1-2 ③ 1-2 2-H 1B			F X 0-1 ② FC6-4 23 1B 1-2f 2-H 3-H		B C X 1-1 ③ F7			4	1	2	1	0	0	3
23 Bobby Kielty, S (1, 9) OBP: 0.333, SLG: 0.333	B X 1-0 E 21 SF8 1-2 3-H 1B			B C B C S 2-3 ① K	X 0-0 ③ 2-H 1B			X 0-0 ① G2-3		4	1	2	1	0	1	0
Marco Scutaro, R (1, 4) OBP: 0.288, SLG: 0.250	D X 1-0 E4 1-3 2-H			C B B B X 3-1 ② F8		C C B B X 2-2 ① G6-3		B B B C B 4-1 21 G4-6-3 BB		3	0	0	0	1	0	1
Inning Stats	R: 1 E: 0 K: 0 S: 7 H: 2 LOB: 0 BB: 0 P: 13	R: 3 E: 1 K: 1 S: 15 H: 3 LOB: 1 BB: 0 P: 24	R: 0 E: 0 K: 1 S: 13 H: 2 LOB: 2 BB: 1 P: 20	R: 0 E: 0 K: 2 S: 8 H: 0 LOB: 0 BB: 0 P: 14	R: 3 E: 1 K: 0 S: 10 H: 3 LOB: 2 BB: 2 P: 21	R: 0 E: 0 K: 0 S: 8 H: 1 LOB: 0 BB: 0 P: 14	R: 0 E: 0 K: 1 S: 11 H: 0 LOB: 2 BB: 2 P: 25	R: 0 E: 0 K: 0 S: 3 H: 0 LOB: 0 BB: 1 P: 7		1B: 9 2B: 2 3B: 0 HR: 0 SF: 1 SAC: 0 DP: 2 HBP: 0						

PITCHER		IP	WLS	BF	H	R	ER	SO	BB	IBB	HBP	BLK	WP	HR	S	P	ERA	WHIP
Jamie Moyer, L ERA: 3.72	(1, 1)	6.0	L	29	11	7	5	4	3	0	0	0	0	0	61	106	7.50	2.333
Emiliano Fruto, R ERA:	(7, 1)	1.0		5	0	0	0	1	2	0	0	0	0	0	11	25	0.00	2.000
George Sherrill, L ERA: 2.84	(8, 1)	1.0		3	0	0	0	0	1	0	0	0	0	0	3	7	0.00	1.000

PITCHER	IP	WLS	BF	H	R	ER	SO	BB	IBB	HBP	BLK	WP	HR	S	P	ERA	WHIP

BOTTOM

Seattle Mariners @ Oakland Athletics

McAfee Coliseum, Oakland, CA

Wed May 17 2006, 10:05 PM EDT

Att. 19,208 - Clear - 61 F

livebaseballscorecards.com

AB	30
R	7
H	11
RBI	5
BB	6
SO	5
LOB	17

Batter	1	2	3	4	5	6	7	8	9	AB	R	H	RBI	BB	SO	LOB
51 Ichiro Suzuki, L (1, 9) OBP: 0.368, SLG: 0.384	C F B F B X 3-2 4 SH2-3 4 S G3 1B		X 0-0 4 FC6-4 1-2 1B		C B B C X 2-2 4 FC5-4 1B		C X 0-1 ② G4-3 1-2		C X 0-1 1-H 1B	5	1	4	1	0	0	1
4 Jose Lopez, R (1, 4) OBP: 0.320, SLG: 0.486	B C 1 SAFE B X 2-1 ① SH2-3 1-3		B X 1-0 ① FC6-4 G4-6-3 1-2f 2-3		1 SAFE X 0-0 ② FC5-4 1-2f		C B X 1-1 2-H 1B		C D B X 2-1 ③ F7	4	0	1	1	0	0	4
Raul Ibanez, L (1, 7) OBP: 0.333, SLG: 0.474	B B X 2-0 ② G3 3-H		B X 1-0 ② ③ G4-6-3 1-2f		C B B S S 2-3 ③ K		C B X 1-1 ③ F8			4	0	0	1	0	1	4
Richie Sexson, R (1, 3) OBP: 0.282, SLG: 0.346	F C X 0-2 ③ G6-3			B F B F X 2-2 7 F8 2 BB 1B		X 0-0 ① G5-3		B S B B F S 3-3 ① K		4	0	1	0	0	1	0
Carl Everett, S (1, 10) OBP: 0.341, SLG: 0.427		C X 0-1 7 G1-4-3 2 G5-3 1B		F B B B F X 2-2 ① L9		C B X 1-1 ② G4-3		B B B B C S B 4-2 2 G6-4-3 BB		3	0	1	0	1	0	1
2 Kenji Johjima, R (1, 2) OBP: 0.343, SLG: 0.398		B X 1-0 ① G5-3 1-2		B B F B B 4-1 16 FC6-4 1-2 BB		C X 0-1 1B		X 0-0 ② ③ G6-4-3 1-2f		3	0	1	0	1	0	2
7 Jeremy Reed, L (1, 8) OBP: 0.260, SLG: 0.359		F X 0-1 ② G1-4-3 2-3		C S X 0-2 ② F8 2-3		B X 1-0 ③ G4-3			B C B F F X 2-2 ① G3	4	0	0	0	0	0	4
16 Willie Bloomquist, R (1, 5) OBP: 0.339, SLG: 0.304		C B X 1-1 ③ F9		C X 0-1 ③ FC6-4 1-2f			X 0-0 ① F7		B C S H 2-2 51 DI 51 1B HBP	3	1	0	0	0	0	3
7 Yuniesky Betancourt, R (1, 6) OBP: 0.267, SLG: 0.396			C B X 1-1 4 FC6-4 51 1B 1B		C C B S 1-3 ① K		B B C B X 3-1 E6 51 G4-3 4 1B		1 SAFE C C X 0-2 ② P4	4	1	1	0	0	1	1
Inning Stats	R: 1 H: 1 E: 0 LOB: 0 K: 0 BB: 0 S: 11 P: 18	R: 0 H: 1 E: 0 LOB: 1 K: 0 BB: 0 S: 7 P: 9	R: 0 H: 2 E: 0 LOB: 1 K: 0 BB: 0 S: 5 P: 8	R: 0 H: 1 E: 0 LOB: 2 K: 0 BB: 1 S: 12 P: 20	R: 0 H: 1 E: 1 LOB: 1 K: 2 BB: 0 S: 10 P: 15	R: 0 H: 1 E: 0 LOB: 1 K: 0 BB: 0 S: 6 P: 8	R: 1 H: 1 E: 1 LOB: 1 K: 0 BB: 0 S: 9 P: 14	R: 0 H: 0 E: 0 LOB: 0 K: 1 BB: 1 S: 6 P: 13	R: 1 H: 1 E: 0 LOB: 1 K: 0 BB: 0 S: 13 P: 19	1B: 9 SF: 0 2B: 0 SAC: 1 3B: 0 DP: 2 HR: 0 HBP: 1						

TOP

Seattle Mariners @ Oakland Athletics

McAfee Coliseum, Oakland, CA

Thu May 18 2006, 3:35 PM EDT

Att. 18,136 - Sunny - 59 F

livebaseballscorecards.com

AB	34
R	3
H	9
RBI	3
BB	2
SO	3
LOB	20

PITCHER		IP	WLS	BF	H	R	ER	SO	BB	IBB	HBP	BLK	WP	HR	S	P	ERA	WHIP
Kirk Saarloos, R ERA: 4.7	(1, 1)	6.2	W	29	8	2	1	2	1	0	0	0	0	0	58	89	1.35	1.350
Randy Keisler, L ERA: 3.38	(7, 1)	0.2		3	0	0	0	1	1	0	0	0	0	0	7	15	0.00	1.500
Steve Karsay, R ERA: 3.86	(8, 1)	1.1		5	1	1	1	0	0	0	1	0	0	0	12	16	6.75	0.750
20 Huston Street, R ERA: 5.11	(9, 1)	0.1	S	1	0	0	0	0	0	0	0	0	0	0	2	4	0.00	0.000

PITCHER	IP	WLS	BF	H	R	ER	SO	BB	IBB	HBP	BLK	WP	HR	S	P	ERA	WHIP

WP: 0 PA: 38
PB: 0
SB: 1
CS: 0

Seattle Mariners @ Oakland Athletics

McAfee Coliseum, Oakland, CA

Thu May 18 2006, 3:35 PM EDT

Att. 18,136 - Sunny - 59 F

BOTTOM

livebaseballscorecards.com

Batter	1	2	3	4	5	6	7	8	9	AB	R	H	RBI	BB	SO	LOB
14 Mark Ellis, R (1, 4) OBP: 0.343, SLG: 0.386	F B B C F X 2-2 G4-3 ① C X 0-1 G4-3 ① 2-3			B C S C 1-3 K ③		B F F B H 3-2 S HBP				3	0	0	0	0	1	1
Nick Swisher, S (1, 7) OBP: 0.404, SLG: 0.659	B X 1-0 21 2B 1B C F X 0-2 SF8 ② 3-H				C H 1-1 3 G3-1 21 E 1B HBP	B B S S X 2-2 G4-3 ③ 1-2				2	2	1	1	0	0	1
21 Mark Kotsay, L (1, 8) OBP: 0.339, SLG: 0.409	D B B B C X 3-1 BB 7 1B 2B 1-H F F X 0-2 G4-3 ③				B F F X 1-2 FC4 3 G3-1 1B 1-2		B X 1-0 F9 ①			4	2	1	1	0	0	1
3 Eric Chavez, L (1, 5) OBP: 0.386, SLG: 0.589	C B F B B B 4-2 BB 7 1B BB		F B X 1-1 G4-6-3 1B		F D S D X 2-2 G3-1 ① 1-2 2-3		X 0-0 G5-3 ②			3	1	1	0	1	0	2
Frank Thomas, R (1, 10) OBP: 0.303, SLG: 0.393	B B B F B 4-1 7 1B BB 1-2 2-3		F B F F X 1-2 G4-6-3 ① ② 1-2f		C X 0-1 FC4 1B 2-H 3-H		B C B F S 2-3 K ③			3	0	1	2	1	1	1
7 Bobby Crosby, R (1, 6) OBP: 0.293, SLG: 0.388	S C F X 0-2 1B 1-2 2-H 3-H		B X 1-0 1B		X 0-0 F7 ②			C B B X 2-1 G6-3 ①		4	0	2	2	0	0	1
Jay Payton, R (1, 9) OBP: 0.277, SLG: 0.344	B X 1-0 F7 ②		C 1 SAFE F X 0-2 F7 ③		B C F B B X 3-2 FC4 ③ 1-2f			B F B F X 2-2 F7 ②		4	0	0	0	0	0	4
17 Adam Melhuse, S (1, 2) OBP: 0.327, SLG: 0.531	B X 1-0 L6 ③			C S B F X 1-2 G4-3 ①		B B F B X 3-1 F7 ①		C B X 1-1 F7 ③		4	0	0	0	0	0	2
29 Dan Johnson, L (1, 3) OBP: 0.282, SLG: 0.282		B C B X 2-1 14 G4-3 SF8 2B		X 0-0 F7 ②		B C B X 2-1 F7 ②				3	1	1	0	0	0	0
Inning Stats	R: 3 E: 0 K: 0 S: 16 H: 3 LOB: 2 BB: 2 P: 32	R: 1 E: 0 K: 0 S: 10 H: 1 LOB: 0 BB: 0 P: 12	R: 0 E: 0 K: 0 S: 10 H: 2 LOB: 1 BB: 0 P: 13	R: 0 E: 0 K: 1 S: 8 H: 0 LOB: 0 BB: 0 P: 10	R: 2 E: 1 K: 0 S: 13 H: 1 LOB: 1 BB: 0 P: 20	R: 0 E: 0 K: 0 S: 9 H: 0 LOB: 1 BB: 0 P: 19	R: 0 E: 0 K: 1 S: 5 H: 0 LOB: 0 BB: 0 P: 8	R: 0 E: 0 K: 0 S: 7 H: 0 LOB: 0 BB: 0 P: 12		1B: 5 2B: 2 3B: 0 HR: 0 SF: 1 SAC: 0 DP: 1 HBP: 2						

	AB	30
	R	6
	H	7
	RBI	6
	BB	2
	SO	2
	LOB	13

WP: 0 PB: 0 SB: 1 CS: 0 PA: 35

PITCHER		IP	WLS	BF	H	R	ER	SO	BB	IBB	HBP	BLK	WP	HR	S	P	ERA	WHIP
Joel Pineiro, R ERA: 4.91	(1, 1)	6.0	L	29	7	6	5	1	2	0	2	0	0	0	66	106	7.50	1.500
Eddie Guardado, L ERA: 5.52	(7, 1)	1.0		3	0	0	0	1	0	0	0	0	0	0	5	8	0.00	0.000
Rafael Soriano, R ERA: 2.53	(8, 1)	1.0		3	0	0	0	0	0	0	0	0	0	0	7	12	0.00	0.000

PITCHER	IP	WLS	BF	H	R	ER	SO	BB	IBB	HBP	BLK	WP	HR	S	P	ERA	WHIP

Batter	1	2	3	4	5	6	7	8	9	AB	R	H	RBI	BB	SO	LOB
2 Randy Winn, S (1, 9) OBP: 0.375, SLG: 0.447	B X 1-0 ① F8			B B C F X 2-2 ① G4-3		B B S F B F X 3-2 ② F7		S S B B X 2-2 ③ L7		4	0	0	0	0	0	2
13 Omar Vizquel, S (1, 6) OBP: 0.376, SLG: 0.389	X 0-0 ② P2			C X 0-1 ② L9		B C B X 2-1 ③ G6-3			B C B F X 2-2 ① P2	4	0	0	0	0	0	0
Steve Finley, L (1, 8) OBP: 0.369, SLG: 0.469	B B B C X 3-1 ③ P3			C S D F F F B B X 3-2 FC5 BB 1B			C X 0-1 ① G4-3		X 0-0 ② F9	4	0	1	0	0	0	0
Barry Bonds, L (1, 10) OBP: 0.474, SLG: 0.452		B B C X 2-1 ① F8		C B B F B B 4-2 FC5 1-2 BB			B B B X 3-0 ② L7		B C F S 1-3 ③ K	3	0	0	0	1	1	0
Pedro Feliz, R (1, 5) OBP: 0.299, SLG: 0.494		B C B C F F B F X 3-2 ② F9		F X 0-1 ③ FC5 1-2 2-3f			F B S X 1-2 ③ F7			3	0	0	0	0	0	2
Ray Durham, S (1, 4) OBP: 0.273, SLG: 0.363		C X 0-1 ③ G1-3			C B B B F F X 3-2 ① F8			C F F F B X 1-2 ① G4-3		3	0	0	0	0	0	0
9 Mark Sweeney, L (1, 7) OBP: 0.299, SLG: 0.475			B S B B B 4-1 G4-3 BB		X 0-0 ② G6-3			B X 1-0 2B		2	0	1	0	1	0	0
Mike Matheny, R (1, 2) OBP: 0.296, SLG: 0.354			1 SAFE X 0-0 ①② G4-3 1-2f		C S X 0-2 ③ F8			D H 2-0 HBP		2	0	0	0	0	0	1
Jose Vizcaino, S (1, 3) OBP: 0.295, SLG: 0.192 Todd Greene, R (8, PH) OBP: 0.393, SLG: 0.571 (8, 3)			X 0-0 ③ F7			C S X 0-2 ① G5-3		C S D C 1-3 ② K		2 1	0 0	0 0	0 0	0 0	0 1	0 2
Inning Stats	R: 0 E: 0 K: 0 S: 4 H: 0 LOB: 0 BB: 0 P: 8	R: 0 E: 0 K: 0 S: 10 H: 0 LOB: 0 BB: 0 P: 15	R: 0 E: 0 K: 0 S: 3 H: 0 LOB: 0 BB: 1 P: 7	R: 0 E: 0 K: 0 S: 15 H: 1 LOB: 2 BB: 1 P: 24	R: 0 E: 0 K: 0 S: 8 H: 0 LOB: 0 BB: 0 P: 11	R: 0 E: 0 K: 0 S: 9 H: 0 LOB: 0 BB: 0 P: 14	R: 0 E: 0 K: 0 S: 6 H: 0 LOB: 0 BB: 0 P: 10	R: 0 E: 0 K: 1 S: 12 H: 1 LOB: 2 BB: 0 P: 19	R: 0 E: 0 K: 1 S: 7 H: 0 LOB: 0 BB: 0 P: 10	1B: 1 2B: 1 3B: 0 HR: 0	SF: 0 SAC: 0 DP: 1 HBP: 1						

PITCHER	IP	WLS	BF	H	R	ER	SO	BB	IBB	HBP	BLK	WP	HR	S	P	ERA	WHIP
Dan Haren, R (1, 1) ERA: 3.86	8.0	W	28	2	0	0	1	2	0	1	0	0	0	67	108	0.00	0.500
20 Huston Street, R (9, 1) ERA: 4.73	1.0	S	3	0	0	0	1	0	0	0	0	0	0	7	10	0.00	0.000

PITCHER	IP	WLS	BF	H	R	ER	SO	BB	IBB	HBP	BLK	WP	HR	S	P	ERA	WHIP

San Francisco Giants @ Oakland Athletics

McAfee Coliseum, Oakland, CA

Fri May 19 2006, 10:05 PM EDT

Att. 35,077 - Partly Cloudy - 56 F

TOP

livebaseballscorecards.com

AB	28
R	0
H	2
RBI	0
BB	2
SO	2
LOB	7

WP: 0 PB: 0 SB: 0 CS: 0 PA: 31

Batter	1	2	3	4	5	6	7	8	9	AB	R	H	RBI	BB	SO	LOB
Jason Kendall, R (1, 2) OBP: 0.380, SLG: 0.327	G6-3		21 2B 3 G3-1 1B	G5-3			G3			4	1	1	0	0	0	1
21 Mark Kotsay, L (1, 8) OBP: 0.349, SLG: 0.431	L9		3 G3-1 1-3 2B		3 E 1B		14 F8 2B			4	0	3	0	0	0	0
14 Mark Ellis, R (1, 4) OBP: 0.340, SLG: 0.377	F8		3 G3-1 BB		F8		F8 2-3			3	0	0	0	1	0	2
3 Eric Chavez, L (1, 5) OBP: 0.383, SLG: 0.575		F7	G3-1 1-2 2-3 3-H		1 SAFE FC5 7 FC6-4 1-2		IBB			3	0	0	1	1	0	3
Frank Thomas, R (1, 10) OBP: 0.309, SLG: 0.386		7 2B BB	BB		L9		F9			2	0	0	0	2	0	4
7 Bobby Crosby, R (1, 6) OBP: 0.292, SLG: 0.391		1-3 2B	G6-3		FC6-4 1-2f			P4		4	0	1	0	0	0	5
Nick Swisher, S (1, 3) OBP: 0.400, SLG: 0.648		P3		1B		K		K2-3		4	0	1	0	0	2	2
23 Bobby Kielty, S (1, 9) OBP: 0.306, SLG: 0.304		P5		K		K		K		4	0	0	0	0	3	3
Jay Payton, R (1, 7) OBP: 0.271, SLG: 0.336			F8	1 SAFE 1 SAFE P3			G1-3			3	0	0	0	0	0	1
Inning Stats	R: 0 E: 0 K: 0 S: 5 H: 0 LOB: 0 BB: 0 P: 9	R: 0 E: 0 K: 0 S: 11 H: 1 LOB: 2 BB: 1 P: 20	R: 1 E: 0 K: 0 S: 17 H: 2 LOB: 3 BB: 2 P: 30	R: 0 E: 0 K: 1 S: 12 H: 1 LOB: 1 BB: 0 P: 18	R: 0 E: 1 K: 0 S: 10 H: 1 LOB: 2 BB: 0 P: 17	R: 0 E: 0 K: 2 S: 9 H: 0 LOB: 0 BB: 0 P: 13	R: 0 E: 0 K: 0 S: 10 H: 1 LOB: 2 BB: 1 P: 16	R: 0 E: 0 K: 2 S: 9 H: 0 LOB: 0 BB: 0 P: 13		1B: 3 2B: 3 3B: 0 HR: 0 SF: 0 SAC: 0 DP: 0 HBP: 0						

PITCHER	IP	WLS	BF	H	R	ER	SO	BB	IBB	HBP	BLK	WP	HR	S	P	ERA	WHIP
51 Noah Lowry, L (1, 1) ERA: 3.38	6.0	L	27	5	1	1	3	3	0	0	0	0	0	64	107	1.50	1.333
Jeremy Accardo, R (7, 1) ERA: 3.45	2.0		8	1	0	0	2	0	1	0	0	0	0	19	29	0.00	0.500

PITCHER	IP	WLS	BF	H	R	ER	SO	BB	IBB	HBP	BLK	WP	HR	S	P	ERA	WHIP

BOTTOM

San Francisco Giants @ Oakland Athletics

McAfee Coliseum, Oakland, CA

Fri May 19 2006, 10:05 PM EDT
Att. 35,077 - Partly Cloudy - 56 F

livebaseballscorecards.com

AB	31
R	1
H	6
RBI	1
BB	4
SO	5
LOB	21

WP: 0 PA: 35
PB: 0
SB: 0
CS: 0

Batter	1	2	3	4	5	6	7	8	9	10	AB	R	H	RBI	BB	SO	LOB
2 Randy Winn, S (1, 9) OBP: 0.370, SLG: 0.440	P3		13 1B		P3		G6-4-3 1-2f		G5-3		5	0	1	0	0	0	4
13 Omar Vizquel, S (1, 6) OBP: 0.388, SLG: 0.401	F7		1-2 1B		BB			2B		1B BB	3	1	2	0	2	0	0
Pedro Feliz, R (1, 5) OBP: 0.296, SLG: 0.485	K		F8		P4			P3		1B SF9 1-3 1B	5	1	1	0	0	1	5
Barry Bonds, L (1, 10) OBP: 0.479, SLG: 0.479 40 Daniel Ortmeier, S (10, PR) OBP: 0.286, SLG: 0.429		HR	K			F7		G5-4-3 IBB		1B IBB	3 0	1 0	1 0	1 0	2 0	1 0	2 0
Ray Durham, S (1, 4) OBP: 0.279, SLG: 0.365	1B	F9				L9		G5-4-3 1-2f		FC6-4 1-2 2-3 3-H 1B	5	0	2	1	0	0	2
Steve Finley, L (1, 8) OBP: 0.363, SLG: 0.462		F9	F8			P6			9 1B 1B	SF9 3-H	4	0	1	1	0	0	1
Mike Matheny, R (1, 2) OBP: 0.293, SLG: 0.370		K	P5				HR		B2	F9	5	1	1	1	0	1	4
9 Mark Sweeney, L (1, 3) OBP: 0.308, SLG: 0.470 Jose Vizcaino, S (9, 3) OBP: 0.290, SLG: 0.189		K		SH1-3 BB			G4-3		1B	FC6-4 1-2f	3 1	0 0	1 0	0 0	1 0	1 0	1 2
Jason Ellison, R (1, 7) OBP: 0.316, SLG: 0.389			G5-3		SH1-3 1-2		2 G6-4-3 1B		P3		3	0	1	0	0	0	2
Inning Stats	R: 0 E: 0 K: 1 S: 9 H: 0 LOB: 0 BB: 0 P: 13	R: 1 E: 0 K: 2 S: 15 H: 2 LOB: 1 BB: 0 P: 21	R: 0 E: 0 K: 1 S: 10 H: 2 LOB: 2 BB: 0 P: 17	R: 0 E: 0 K: 0 S: 5 H: 0 LOB: 0 BB: 0 P: 6	R: 0 E: 0 K: 0 S: 6 H: 0 LOB: 2 BB: 2 P: 15	R: 0 E: 0 K: 0 S: 8 H: 0 LOB: 0 BB: 0 P: 14	R: 1 E: 0 K: 0 S: 5 H: 2 LOB: 0 BB: 0 P: 8	R: 0 E: 0 K: 0 S: 9 H: 1 LOB: 1 BB: 1 P: 19	R: 0 E: 0 K: 0 S: 11 H: 2 LOB: 2 BB: 0 P: 15	R: 2 E: 0 K: 0 S: 10 H: 2 LOB: 2 BB: 2 P: 20	1B: 8 2B: 1 3B: 0 HR: 2 SF: 1 SAC: 1 DP: 2 HBP: 0						

PITCHER	IP	WLS	BF	H	R	ER	SO	BB	IBB	HBP	BLK	WP	HR	S	P	ERA	WHIP
51 Brad Halsey, L (1, 1) ERA: 3.15	6.1		27	6	2	2	4	2	0	0	0	0	2	57	93	2.84	1.263
Randy Keisler, L (7, 1) ERA: 2.08	1.2		6	2	0	0	0	0	1	0	0	0	0	13	24	0.00	1.200
50 Kiko Calero, R (9, 1) ERA: 6.46	1.0	L	7	2	2	2	0	1	1	0	0	0	0	12	24	18.00	3.000
Steve Karsay, R (10, 1) ERA: 2.7	1.0		4	1	0	0	0	0	0	0	0	0	0	6	7	0.00	1.000

PITCHER	IP	WLS	BF	H	R	ER	SO	BB	IBB	HBP	BLK	WP	HR	S	P	ERA	WHIP

TOP

San Francisco Giants @ Oakland Athletics

McAfee Coliseum, Oakland, CA

Sat May 20 2006, 4:05 PM EDT
Att. 35,077 - Overcast - 68 F

livebaseballscorecards.com

AB	37
R	4
H	11
RBI	4
BB	5
SO	4
LOB	23

WP: 0 PB: 0 SB: 0 CS: 0 PA: 44

Batter	1	2	3	4	5	6	7	8	9	10	AB	R	H	RBI	BB	SO	LOB
14 Mark Ellis, R (1, 4) OBP: 0.336, SLG: 0.370	B S F B F X 2-2 21 1B 3 1B 1B		B F X 1-1 ① F8		B F F B X 2-2 ② G6-3 2-3			C B C B F X 2-2 ① P6		C C X 0-2 ① F8	5	1	1	0	0	0	2
Nick Swisher, S (1, 7) OBP: 0.389, SLG: 0.626	B C S X 1-2 ① F7		B C B B X 3-1 ② F7		B X 1-0 ③ F9			C S B B X 2-2 ② G4-3		B C B B C S 3-3 ② K 1-2	5	0	0	0	0	1	3
21 Mark Kotsay, L (1, 8) OBP: 0.356, SLG: 0.433	C F F 1 SAFE X 0-2 3 1B 1-2 1B		C F B X 1-2 3 FC6-4 1B			B X 1-0 ① F8		C X 0-1 ③ G4-3		C B B B 2 SAFE B 4-1 BB	4	0	2	0	1	0	0
3 Eric Chavez, L (1, 5) OBP: 0.383, SLG: 0.565	C X 0-1 1-2 2-H 1B		1 SAFE B C X 1-1 ③ FC6-4 1-2f			X 0-0 ② F8			B B C B S F F F F 4-2 B 7 1B 1B BB	F X 0-1 ③ F9	4	1	1	1	1	0	3
Frank Thomas, R (1, 10) OBP: 0.300, SLG: 0.373	X 0-0 ② P3			B B F X 2-1 ① P3		B F B B X 3-1 ③ F8			B F F B X 2-2 ① P5		4	0	0	0	0	0	3
7 Bobby Crosby, R (1, 6) OBP: 0.291, SLG: 0.387	C C B X 1-2 ③ F8			C S S 0-3 ② K		B B X 2-0 ① F8			B C S S X 1-2 1B 1-2 L5 1B		4	0	1	0	0	1	2
Jay Payton, R (1, 9) OBP: 0.277, SLG: 0.341		C X 0-1 ① G6-3		F F B X 1-2 ③ G1-6-3		F F B F F F X 1-2 S 1B			B C X 1-1 1-3 2-H 1B		4	0	2	1	0	0	0
Jason Kendall, R (1, 2) OBP: 0.368, SLG: 0.314		B B X 2-0 ② F9			F F X 0-2 ① F9	F D 1 SAFE B B B C F C 3-3 ② K 1-2			B C P X 2-1 ②③ L5 3-3		4	0	0	0	0	1	3
29 Dan Johnson, L (1, 3) OBP: 0.289, SLG: 0.299 Antonio Perez, R (10, PR) OBP: 0.143, SLG: 0.040		B C F B S 2-3 ③ K			C B B B S X 2-2 14 G6-3 2B	B C X 1-1 ③ F9				B C B X 2-1 DI 1B	4 0	0 0	2 0	0 0	0 0	1 0	1 0
Inning Stats	R: 1 H: 3 E: 0 LOB: 2 K: 0 BB: 0 S: 17 P: 21	R: 0 H: 0 E: 0 LOB: 0 K: 1 BB: 0 S: 6 P: 10	R: 0 H: 1 E: 0 LOB: 1 K: 0 BB: 0 S: 9 P: 15	R: 0 H: 0 E: 0 LOB: 0 K: 1 BB: 0 S: 8 P: 11	R: 0 H: 1 E: 0 LOB: 1 K: 0 BB: 0 S: 10 P: 15	R: 0 H: 0 E: 0 LOB: 0 K: 0 BB: 0 S: 4 P: 8	R: 0 H: 1 E: 0 LOB: 1 K: 1 BB: 0 S: 13 P: 20	R: 0 H: 0 E: 0 LOB: 0 K: 0 BB: 0 S: 9 P: 13	R: 1 H: 2 E: 0 LOB: 1 K: 0 BB: 1 S: 17 P: 26	R: 0 H: 1 E: 0 LOB: 2 K: 1 BB: 1 S: 11 P: 20	1B: 8 2B: 2 3B: 0 HR: 0	SF: 0 SAC: 0 DP: 1 HBP: 0	WP: 0 PB: 0 SB: 1 CS: 0	PA: 40			

PITCHER		IP	WLS	BF	H	R	ER	SO	BB	IBB	HBP	BLK	WP	HR	S	P	ERA	WHIP
Jason Schmidt, R	(1, 1)	8.1		33	7	2	2	3	1	0	0	0	0	0	88	132	2.16	0.960
ERA: 3.07																		
Armando Benitez, R	(9, 1)	1.2	W	7	2	0	0	1	1	0	0	0	0	0	16	27	0.00	1.800
ERA:																		

PITCHER	IP	WLS	BF	H	R	ER	SO	BB	IBB	HBP	BLK	WP	HR	S	P	ERA	WHIP

BOTTOM

San Francisco Giants @ Oakland Athletics

McAfee Coliseum, Oakland, CA

Sat May 20 2006, 4:05 PM EDT

Att. 35,077 - Overcast - 68 F

livebaseballscorecards.com

AB	38
R	2
H	9
RBI	2
BB	2
SO	4
LOB	17

Batter	1	2	3	4	5	6	7	8	9	AB	R	H	RBI	BB	SO	LOB
2 Randy Winn, S (1, 9) OBP: 0.371, SLG: 0.439	C X	0-1 13 1B G3 1B	C F B X	1-2 ① G3-1	B B F F F X	2-2 2-H 3-H 1B	F X	0-1 ③ G4-3	X	0-0 ② FC6-4 1-2f 2-3		5	1	2	2	0	0	3
13 Omar Vizquel, S (1, 6) OBP: 0.385, SLG: 0.397 Jason Ellison, R (7, 7) OBP: 0.300, SLG: 0.368	D 1 B C B F X SAFE	3-2 G3 F9 1-3 1B	B X	1-0 ② F7	B D D B C F F X	3-2 ③ L8	C F F F B X	1-2 ① P5	S B F D C	2-3 ③ K		4 1	0 0	1 0	0 0	0 1	0 2	1 2
Steve Finley, L (1, 8) OBP: 0.357, SLG: 0.446	B 1 C X SAFE	1-1 ① F9 1-2	B B B X	3-1 ③ G4-3	B B X	2-0 ① F7	B B C B B	4-1 WP 1B PB BB	C S X	0-2 ① G1-3		4	1	0	0	1	0	2
Barry Bonds, L (1, 10) OBP: 0.486, SLG: 0.485 40 Daniel Ortmeier, S (9, PH) OBP: 0.250, SLG: 0.375 (9, 10)	I I I I	4-0 G3 IBB		B X 1-0 9 2B BB 1B	B F B X 2-1 ② G5-3	C X	0-1 PB WP 1-2 1B	F S B S	1-3 ② K		3 1	1 0	2 0	0 0	1 1	0 0	0 0
Ray Durham, S (1, 4) OBP: 0.284, SLG: 0.360	C C X	0-2 ② G3 1-2 2-3 3-H	F B C B X	2-2 ① F8	F B B B S B 4-2 BB	B B F B F X	3-2 ② P5 1-3 2-H	B X	1-0 1B		4 1	0 1	1 1	1 0	0 1	0 3	4 5
Pedro Feliz, R (1, 5) OBP: 0.293, SLG: 0.474	C C B S	1-3 ③ K	C B D F B B 4-2 9 2B 1-2 BB	B F F 1 S SAFE 1-3 ③ K	B B F C X 2-2 ③ P4	C S B S	1-3 K			4 1	0 0	1 1	0 0	1 1	3 0	5 2
9 Mark Sweeney, L (1, 7) OBP: 0.305, SLG: 0.471 (7, 3)		B C X 1-1 G1-3	D F D D X 3-1 1B 2 1B 1-H 2-H 2B	B F X 1-1 ① F7		C C B F S 1-3 ① K			4 1	1 0	2 1	0 0	1 0	0 1	1 0
Mike Matheny, R (1, 2) OBP: 0.298, SLG: 0.370		C B F S 1-3 ② K	X 0-0 ② G5-3	B F S B B B 4-2 G1-3 BB		S B X 1-1 2 FC6-4 1B 1B			3 0	1 0	0 1	1 1	1 1	1 1	1 1
Jose Vizcaino, S (1, 3) OBP: 0.303, SLG: 0.211 (7, 6)		C X 0-1 ③ F8	B F X 1-1 2 1B 2-3 1B	B X 1-0 ② G1-3 1-2		C F B F D X 2-2 2 FC6-4 1-2 1B			4 1	2 0	0 0	0 0	0 0	0 1	1 0
Inning Stats	R: 1 E: 0 K: 1 S: 13 H: 2 LOB: 2 BB: 1 P: 22	R: 0 E: 0 K: 1 S: 7 H: 0 LOB: 0 BB: 0 P: 9	R: 0 E: 0 K: 0 S: 6 H: 0 LOB: 0 BB: 0 P: 11	R: 4 E: 0 K: 0 S: 19 H: 4 LOB: 1 BB: 1 P: 35	R: 0 E: 0 K: 1 S: 8 H: 0 LOB: 1 BB: 1 P: 17	R: 0 E: 0 K: 0 S: 7 H: 0 LOB: 1 BB: 1 P: 13	R: 1 E: 0 K: 0 S: 14 H: 1 LOB: 1 BB: 1 P: 24	R: 0 E: 0 K: 2 S: 14 H: 2 LOB: 2 BB: 0 P: 20	R: 0 E: 0 K: 2 S: 10 H: 1 LOB: 1 BB: 0 P: 13	1B: 9 2B: 1 3B: 0 HR: 0 SF: 0 SAC: 0 DP: 0 HBP: 0						

PITCHER		IP	WLS	BF	H	R	ER	SO	BB	IBB	HBP	BLK	WP	HR	S	P	ERA	WHIP
Joe Blanton, R ERA: 6.24	(1, 1)	4.0	L	20	6	5	5	2	1	1	0	0	0	0	45	77	11.25	1.750
57 Chad Gaudin, R ERA: 3.95	(5, 1)	3.0		13	1	1	0	1	3	0	0	0	1	0	29	54	0.00	1.333
47 Ron Flores, L ERA: 5.4	(8, 1)	1.0		5	2	0	0	2	0	0	0	0	0	0	14	20	0.00	2.000
46 Santiago Casilla, R ERA:	(9, 1)	1.0		4	1	0	0	2	0	0	0	0	0	0	10	13	0.00	1.000

PITCHER	IP	WLS	BF	H	R	ER	SO	BB	IBB	HBP	BLK	WP	HR	S	P	ERA	WHIP

TOP

San Francisco Giants @ Oakland Athletics

McAfee Coliseum, Oakland, CA

Sun May 21 2006, 4:05 PM EDT

Att. 35,077 - Rain - 67 F

livebaseballscorecards.com

AB	37
R	6
H	10
RBI	5
BB	5
SO	7
LOB	19

WP: 1	PA: 42					
PB: 1						
SB: 0						
CS: 0						

BOTTOM

San Francisco Giants @ Oakland Athletics

McAfee Coliseum, Oakland, CA

Sun May 21 2006, 4:05 PM EDT

Att. 35,077 - Rain - 67 F

livebaseballscorecards.com

Batter	1	2	3	4	5	6	7	8	9	AB	R	H	RBI	BB	SO	LOB
Jason Kendall, R (1, 2) OBP: 0.364, SLG: 0.306	C B F B F S 2-3 K ①		B C B B B 4-1 BB BB			B B B C F X 3-2 F8 ①		B B C X 2-1 G6-3 ③		3	0	0	0	1	1	0
Nick Swisher, S (1, 7) OBP: 0.385, SLG: 0.613	B C X 1-1 F8 ②		B F F B B B 4-2 1-2 BB			C C T 0-2 K ②			C F F S 0-3 K ①	3	0	0	0	1	2	0
21 Mark Kotsay, L (1, 8) OBP: 0.348, SLG: 0.422	B B X 2-0 F9 ③		X 0-0 G3 ③			C F F F B S 1-3 K ③			X 0-0 P5 ②	4	0	0	0	0	1	3
3 Eric Chavez, L (1, 5) OBP: 0.373, SLG: 0.548		C B C X 1-2 G5-3 ①		C B F B F B X 3-2 G3 ①			B S B S X 2-2 G4-3 ①		C B B F X 2-2 G4-3 ③	4	0	0	0	0	0	0
17 Adam Melhuse, S (1, 10) OBP: 0.327, SLG: 0.510		C F B B S 2-3 K ②		B B X 2-0 F7 ②			B B B C B 4-1 BB			2	0	0	0	1	1	0
7 Bobby Crosby, R (1, 6) OBP: 0.285, SLG: 0.379		C C X 0-2 G6-3 ③		T X 0-1 P3 ③			X 0-0 F8 ②			3	0	0	0	0	0	1
Jay Payton, R (1, 9) OBP: 0.279, SLG: 0.348			X 0-0 29 G4-3 2B		C F B F F X 1-2 G1-3 ①		B X 1-0 F8 ③			3	0	1	0	0	0	1
29 Dan Johnson, L (1, 3) OBP: 0.282, SLG: 0.291			X 0-0 G4-3 ① 2-3		C F F F B B X 2-2 P5 ②			B C F X 1-2 F8 ①		3	0	0	0	0	0	1
Marco Scutaro, R (1, 4) OBP: 0.275, SLG: 0.237			F F F X 0-2 P2 ②		X 0-0 G3 ③			C C X 0-2 L4 ②		3	0	0	0	0	0	1

	AB	28
	R	0
	H	1
	RBI	0
	BB	3
	SO	5
	LOB	7

Inning Stats										
	R: 0 E: 0 K: 1 S: 8	H: 0 LOB: 0 BB: 0 P: 13	R: 0 E: 0 K: 1 S: 9	H: 0 LOB: 0 BB: 0 P: 12	R: 0 E: 0 K: 0 S: 11	H: 1 LOB: 3 BB: 2 P: 19	R: 0 E: 0 K: 0 S: 7	H: 0 LOB: 0 BB: 0 P: 12	R: 0 E: 0 K: 0 S: 11	H: 0 LOB: 0 BB: 0 P: 14
	R: 0 E: 0 K: 2 S: 11	H: 0 LOB: 0 BB: 0 P: 15	R: 0 E: 0 K: 0 S: 6	H: 0 LOB: 1 BB: 1 P: 13	R: 0 E: 0 K: 0 S: 8	H: 0 LOB: 0 BB: 0 P: 11	R: 0 E: 0 K: 1 S: 9	H: 0 LOB: 0 BB: 0 P: 11		

	1B: 0	SF: 0	WP: 0	PA: 31
	2B: 1	SAC: 0	PB: 0	
	3B: 0	DP: 0	SB: 0	
	HR: 0	HBP: 0	CS: 0	

PITCHER	IP	WLS	BF	H	R	ER	SO	BB	IBB	HBP	BLK	WP	HR	S	P	ERA	WHIP
18 Matt Cain, R (1, 1) ERA: 5.47	9.0	W	31	1	0	0	5	3	0	0	0	0	0	80	120	0.00	0.444

PITCHER	IP	WLS	BF	H	R	ER	SO	BB	IBB	HBP	BLK	WP	HR	S	P	ERA	WHIP

Batter	1	2	3	4	5	6	7	8	9	10	AB	R	H	RBI	BB	SO	LOB
Jason Kendall, R (1, 2) OBP: 0.366, SLG: 0.310	K	G6-3		1B		G1-3			CS 1B		5	0	2	0	0	1	3
Nick Swisher, S (1, 7) (9, 3) OBP: 0.380, SLG: 0.597	21 G4-6-3 BB		F9	F9			K		CS 1-2	F7	4	0	0	0	1	1	1
21 Mark Kotsay, L (1, 8) OBP: 0.355, SLG: 0.434	G4-6-3 1-2f		1B 7 1B 1B		L9		3 G5-4-3 1B			PB 2B	5	1	3	0	0	0	1
3 Eric Chavez, L (1, 5) OBP: 0.368, SLG: 0.532		G6-3	SAFE P5		F7		G5-4-3 1-2f			S IBB	4	0	0	0	1	0	2
Frank Thomas, R (1, 10) OBP: 0.310, SLG: 0.431		HR	7 1B 1-3 1B		HR		K	K		P2 1-2 2-3	5	2	3	2	0	1	2
7 Bobby Crosby, R (1, 6) OBP: 0.288, SLG: 0.400		HR	1-2 3-H 1B		K		P4	P4		K	5	1	2	2	0	2	2
Jay Payton, R (1, 9) OBP: 0.278, SLG: 0.353		29 G3-1 2B	K			P5	G4-3	G4-3			4	0	1	0	0	1	2
29 Dan Johnson, L (1, 3) OBP: 0.276, SLG: 0.283 23 Bobby Kielty, S (9, PH) (9, 7) OBP: 0.300, SLG: 0.298		G3-1 2-3		G4-3		K			G6-3		3 1	0 0	0 0	0 0	0 0	1 0	1 0
Marco Scutaro, R (1, 4) OBP: 0.288, SLG: 0.242		BB		F9		1B				K	3	0	1	0	1	1	0
Inning Stats	R: 0 E: 0 K: 1 S: 6 H: 0 LOB: 0 BB: 1 P: 10	R: 2 E: 0 K: 0 S: 16 H: 3 LOB: 2 BB: 1 P: 29	R: 1 E: 0 K: 1 S: 20 H: 3 LOB: 2 BB: 0 P: 28	R: 0 E: 0 K: 0 S: 6 H: 1 LOB: 1 BB: 0 P: 9	R: 1 E: 0 K: 1 S: 10 H: 1 LOB: 0 BB: 0 P: 13	R: 0 E: 0 K: 1 S: 8 H: 1 LOB: 1 BB: 0 P: 12	R: 0 E: 0 K: 1 S: 7 H: 1 LOB: 0 BB: 0 P: 10	R: 0 E: 0 K: 1 S: 8 H: 0 LOB: 0 BB: 0 P: 11	R: 0 E: 0 K: 1 S: 8 H: 1 LOB: 0 BB: 0 P: 13	R: 0 E: 0 K: 1 S: 10 H: 1 LOB: 2 BB: 1 P: 17	1B: 7 2B: 2 3B: 0 HR: 3	SF: 0 SAC: 0 DP: 2 HBP: 0					

PITCHER	IP	WLS	BF	H	R	ER	SO	BB	IBB	HBP	BLK	WP	HR	S	P	ERA	WHIP
Jon Garland, R (1, 1) ERA: 6.12	6.1		30	10	4	4	5	2	0	0	0	0	3	72	110	5.68	1.895
37 Matt Thornton, L (7, 1) ERA: 4.15	1.2		4	0	0	0	1	0	0	0	0	0	0	9	12	0.00	0.000
45 Bobby Jenks, R (9, 1) ERA: 4.26	2.0	W	8	2	0	0	2	0	1	0	0	0	0	18	30	0.00	1.000

PITCHER	IP	WLS	BF	H	R	ER	SO	BB	IBB	HBP	BLK	WP	HR	S	P	ERA	WHIP

TOP

Oakland Athletics @ Chicago White Sox

U.S. Cellular Field, Chicago, IL

Mon May 22 2006, 8:05 PM EDT

Att. 39,354 - Clear - 52 F

livebaseballscorecards.com

AB	39
R	4
H	12
RBI	4
BB	3
SO	8
LOB	14

WP: 0 PB: 1 SB: 1 CS: 1 PA: 43

Batter	1	2	3	4	5	6	7	8	9	10	AB	R	H	RBI	BB	SO	LOB
38 Pablo Ozuna, R (1, 7) OBP: 0.479, SLG: 0.628	C X 0-1 ① B3	D X 1-0 ③ P4			B C X 1-1 ① G6-3	B F B X 2-1 ③ F9		B C F F B B X 3-2 1B		X 0-0 1-2 3-H 1B	6	0	2	1	0	0	3
Tadahito Iguchi, R (1, 4) OBP: 0.363, SLG: 0.454	B F F B C 2-3 ② K		F X 0-1 ① G6-3		B B B B 4-0 25 1B 14 SF7 BB		B C B F F F B X 3-2 25 G4-5-3 1B	1 SAFE 1 SAFE B X 1-0 ③ F8			4	1	1	0	1	1	1
25 Jim Thome, L (1, 10) OBP: 0.429, SLG: 0.662	B B B X 3-0 23 BB 14 WP 1B		S C B B B S 3-3 ② K		B F X 1-1 1-3 1B		B F X 1-1 ①② G4-5-3 1-2f		B B S B S F C 3-3 ① K		5	0	2	0	0	2	1
14 Paul Konerko, R (1, 3) OBP: 0.394, SLG: 0.583	B B C B B 4-1 23 BB 1-2 BB		B B B C F B 4-2 23 FC6-4 BB		B B C B X 3-1 ② SF7 3-H		C B F B X 2-2 ③ F8		S S B S 1-3 ② K		2	0	0	1	2	1	0
23 Jermaine Dye, R (1, 9) OBP: 0.385, SLG: 0.609	C B D B B 4-1 1-2 2-3 BB		B B X 2-0 ③ FC6-4 1-2f		B C C S 1-3 ③ K			F X 0-1 HR	C B X 1-1 ③ F8		4	1	1	1	1	1	2
24 Joe Crede, R (1, 5) OBP: 0.327, SLG: 0.503	B C X 1-1 ③ F7		F X 0-1 1B			X 0-0 ① F7		F F F C 0-3 ① K		S S F X 0-2 ① P6	5	0	1	0	0	1	3
Chris Widger, R (1, 2) OBP: 0.349, SLG: 0.417 12 A.J. Pierzynski, L (8, PH) OBP: 0.392, SLG: 0.462 (9, 2)		B C F B B F X 2-2 32 FC6-5 2B	B B C F S 2-3 ① K			B C F B F B B 4-2 32 BB BB		F X 0-1 ② F9		S B B B B F B 4-2 1B 38 1B BB	2 1	0 1	1 0	0 0	1 1	1 0	1 0
5 Juan Uribe, R (1, 6) OBP: 0.232, SLG: 0.316		C B S T F B X 2-2 ① F9	B F B F S 2-3 ② K			C F C 0-3 ② K		B X 1-0 HR 2B		F B X 1-1 ② L8	5	1	1	0	0	2	4
32 Brian Anderson, R (1, 8) OBP: 0.269, SLG: 0.304 Rob Mackowiak, L (8, PH) OBP: 0.359, SLG: 0.363 (9, 8)		X 0-0 ② FC6-5 2-3	C B C S 1-3 ③ K			B 1 SAFE B S B D 4-1 1-2 BB		X 0-0 2-H HR		C X 0-1 1-3 38 1B 1B	2 2	0 1	0 2	0 2	1 0	1 0	2 0
Inning Stats	R: 0 E: 0 K: 1 S: 10 H: 1 LOB: 3 BB: 2 P: 24	R: 0 E: 0 K: 0 S: 11 H: 1 LOB: 1 BB: 0 P: 16	R: 0 E: 0 K: 1 S: 8 H: 0 LOB: 1 BB: 1 P: 17		R: 0 E: 0 K: 3 S: 11 H: 1 LOB: 1 BB: 0 P: 16	R: 0 E: 0 K: 1 S: 10 H: 0 LOB: 2 BB: 2 P: 20	R: 0 E: 0 K: 0 S: 10 H: 1 LOB: 0 BB: 0 P: 16	R: 3 E: 0 K: 1 S: 15 H: 4 LOB: 1 BB: 0 P: 20	R: 0 E: 0 K: 2 S: 9 H: 0 LOB: 0 BB: 0 P: 14	R: 1 E: 0 K: 0 S: 11 H: 2 LOB: 2 BB: 1 P: 16	1B: 7 2B: 2 3B: 0 HR: 2		SF: 1 SAC: 0 DP: 1 HBP: 0		WP: 1 PB: 0 SB: 0 CS: 0		PA: 46

PITCHER		IP	WLS	BF	H	R	ER	SO	BB	IBB	HBP	BLK	WP	HR	S	P	ERA	WHIP
Barry Zito, L ERA: 3.1	(1, 1)	6.0		28	4	1	1	7	6	0	0	0	1	0	59	112	1.50	1.667
50 Kiko Calero, R ERA: 6.06	(7, 1)	1.0	H	3	1	0	0	0	0	0	0	0	0	0	10	16	0.00	1.000
Steve Karsay, R ERA: 4.91	(8, 1)	0.1	H	2	1	1	1	1	0	0	0	0	0	1	6	6	27.00	3.000
Randy Keisler, L ERA: 3.86	(8, 1)	0.1	H	2	1	0	0	0	0	0	0	0	0	0	3	4	0.00	3.000
20 Huston Street, R ERA: 4.91	(8, 1)	1.1	B	6	2	2	2	2	0	0	0	0	0	1	15	24	13.50	1.500

PITCHER		IP	WLS	BF	H	R	ER	SO	BB	IBB	HBP	BLK	WP	HR	S	P	ERA	WHIP
47 Ron Flores, L ERA: 6.35	(10, 1)	0.2	L	5	2	1	1	0	1	0	0	0	0	0	11	16	13.50	4.500

BOTTOM

Oakland Athletics @ Chicago White Sox

U.S. Cellular Field, Chicago, IL

Mon May 22 2006, 8:05 PM EDT

Att. 39,354 - Clear - 52 F

livebaseballscorecards.com

AB	38
R	5
H	11
RBI	5
BB	7
SO	10
LOB	17

Batter	1	2	3	4	5	6	7	8	9	AB	R	H	RBI	BB	SO	LOB
14 Mark Ellis, R (1, 4) OBP: 0.338, SLG: 0.371	X 0-0 P3 ①		B C X 1-1 3 HR 1B	C B B F F X 2-2 FC4-6 1B		C X 0-1 G4-3 ② 2-3		X 0-0 P3 ③		5	1	2	0	0	0	2
Nick Swisher, S (1, 7) OBP: 0.386, SLG: 0.595	C B B B B 4-1 BB		S S X 0-2 3 HR 21 G2-3 1-3 1B	F 1 B F X SAFE 1-2 FC4-6 ① 21 G3-6 1-2f		C S B B B S 3-3 K ③			C B X 1-1 WP 1B	4	1	2	0	1	1	2
21 Mark Kotsay, L (1, 8) OBP: 0.346, SLG: 0.421	X 0-0 P2 ②		C F X 0-2 G2-3 ① 1-2	B C X 1-1 G3-6 ② ③ 1-2f			C B F B X 2-2 F7 ①		X 0-0 F8 ①	5	0	0	0	0	0	5
3 Eric Chavez, L (1, 5) OBP: 0.363, SLG: 0.542	B C S B X 2-2 P5 ③		X 0-0 2-H 3-H HR		B C F F F X 1-2 L7 ①		C C B X 1-2 G1-3 ②		C S X 0-2 P6 ②	5	1	1	3	0	0	2
Frank Thomas, R (1, 10) OBP: 0.327, SLG: 0.427 Antonio Perez, R (9, PR) OBP: 0.143, SLG: 0.040		B C H 2-1 1B HBP	C F X 0-2 P3 ②		B B B C F B 4-2 BB		B B B C B B 4-2 BB		B C B C B B 4-2 7 FC6-4 1-2 BB	1	0	0	0	3	0	0
										0	0	0	0	0	0	0
7 Bobby Crosby, R (1, 6) OBP: 0.286, SLG: 0.389		C B S S 1-3 K ①	B B B B 4-0 WP S BB		D F B F B F S 3-3 K ②		C B X 1-1 F8 ③		X 0-0 FC6-4 ③ 1-2f	4	0	0	0	1	2	5
Jay Payton, R (1, 9) OBP: 0.284, SLG: 0.352		X 0-0 P3 ②	B T S B D B 4-2 HBP 1-3 BB		B X 1-0 L1 ③			C B B X 2-1 29 G3-1 1B		3	0	1	0	1	0	2
Jason Kendall, R (1, 2) OBP: 0.377, SLG: 0.319		B B F X 2-1 1-2 1B	C H 1-1 1-2 HBP			C B X 2-1 14 G4-3 29 G4-3 1B		B B C B C X 3-2 P6 ①		3	0	2	0	0	0	1
29 Dan Johnson, L (1, 3) OBP: 0.267, SLG: 0.274		B B C F B X 3-2 G1-3 ③	C S B X 1-2 G4-3 ③			B B X 2-0 G4-3 ① 1-2		C B B C F B F X 3-2 G3-1 ② 1-2		4	0	0	0	0	0	7
Inning Stats	R: 0 E: 0 K: 0 S: 6 H: 0 LOB: 1 BB: 1 P: 12	R: 0 E: 0 K: 1 S: 10 H: 1 LOB: 2 BB: 0 P: 18	R: 3 E: 0 K: 0 S: 19 H: 3 LOB: 3 BB: 2 P: 30	R: 0 E: 0 K: 0 S: 9 H: 1 LOB: 0 BB: 0 P: 13	R: 0 E: 0 K: 1 S: 12 H: 0 LOB: 1 BB: 1 P: 21	R: 0 E: 0 K: 1 S: 8 H: 1 LOB: 1 BB: 0 P: 15	R: 0 E: 0 K: 0 S: 10 H: 0 LOB: 1 BB: 1 P: 18	R: 0 E: 0 K: 0 S: 11 H: 1 LOB: 1 BB: 0 P: 19	R: 0 E: 0 K: 0 S: 9 H: 1 LOB: 2 BB: 1 P: 14	1B: 7 2B: 0 3B: 0 HR: 1	SF: 0 SAC: 0 DP: 1 HBP: 2						

TOP

Oakland Athletics @ Chicago White Sox

U.S. Cellular Field, Chicago, IL

Tue May 23 2006, 8:05 PM EDT

Att. 38,860 - Clear - 73 F

livebaseballscorecards.com

AB	34
R	3
H	8
RBI	3
BB	6
SO	3
LOB	26

PITCHER		IP	WLS	BF	H	R	ER	SO	BB	IBB	HBP	BLK	WP	HR	S	P	ERA	WHIP
Javier Vazquez, R ERA: 4.25	(1, 1)	6.0	W	29	6	3	3	3	4	0	2	0	1	1	64	109	4.50	1.667
Neal Cotts, L ERA: 3.32	(7, 1)	0.2		2	0	0	0	0	0	0	0	0	0	0	6	9	0.00	0.000
Jeff Nelson, R ERA:	(7, 1)	0.1		2	0	0	0	0	1	0	0	0	0	0	4	9	0.00	3.000
Brandon McCarthy, R ERA: 5.04	(8, 1)	2.0		9	2	0	0	0	1	0	0	0	1	0	20	33	0.00	1.500

PITCHER	IP	WLS	BF	H	R	ER	SO	BB	IBB	HBP	BLK	WP	HR	S	P	ERA	WHIP

WP: 2	PA: 42				
PB: 0					
SB: 1					
CS: 0					

Batter	1	2	3	4	5	6	7	8	9	AB	R	H	RBI	BB	SO	LOB
22 Scott Podsednik, L (1, 7) OBP: 0.376, SLG: 0.409	B B B B 4-0 25 S 8 G4-3 25 E BB	C B B F C 2-3 ① K		L B X 1-1 ① SH1-4 2-3		B B C B C F D 4-2 8 FC2-5 8 S BB	B S B B F F B 4-2 8 G5-4-3 BB			1	1	0	0	3	1	0
8 Alex Cintron, S (1, 4) OBP: 0.271, SLG: 0.333	C S 1 SAFE B 1 SAFE X 1-2 ① G4-3 1-2	B F B B X 2-1 ② G4-3		B F X 1-1 23 BB 25 G4-3 3-H 1B		B X 1-0 ① FC2-5 25 2B 25 E 1-3	S F B X 1-2 ②③ G5-4-3 1-2f			5	1	1	1	0	0	3
25 Jim Thome, L (1, 10) OBP: 0.439, SLG: 0.690 38 Pablo Ozuna, R (8, PR) OBP: 0.479, SLG: 0.628 (9, 10)	B S B B F B 4-2 14 HR 2-H BB	B B X 2-0 HR		B C X 1-1 ② G4-3 1-2		1 SAFE B B F X 2-1 12 1B 1-H 2B		B F C B B X 3-2 12 G3 23 BB 1B		4 0	3 0	3 0	2 0	1 0	0 0	1 0
14 Paul Konerko, R (1, 3) OBP: 0.399, SLG: 0.596	C X 0-1 1-H HR	B X 1-0 ③ F8		B B I 4-0 23 BB IBB		B B B B 4-0 12 1B 24 1B BB		X 0-0 ① L5		3	2	1	2	2	0	1
23 Jermaine Dye, R (1, 9) OBP: 0.400, SLG: 0.632	F B X 1-1 HR		B B B B 4-0 24 S BB	B B D B 4-0 1-2 2-3 BB		X 0-0 ② F6		B C S B F B B 4-2 12 G3 1-2 BB		2	1	1	1	3	0	2
12 A.J. Pierzynski, L (1, 2) OBP: 0.392, SLG: 0.460	B X 1-0 24 1B 1B		C 1 SAFE F F S 0-3 ① K	X 0-0 ③ F9		B X 1-0 24 1B 1-3 2-H 1B		X 0-0 ② G3 1-2 2-3		5	0	2	1	0	1	6
24 Joe Crede, R (1, 5) OBP: 0.329, SLG: 0.500	D B C X 2-1 1-2 1B		B B D C X 3-1 ② G5-3 1-2	B B X 2-0 ① P4		C B F F X 1-2 1-2 3-H 1B		C B F C 1-3 ③ K		5	0	2	1	0	1	4
Rob Mackowiak, L (1, 8) OBP: 0.354, SLG: 0.357	C B B S F S 2-3 ② K		B X 1-0 ③ F7	F F B F B B F X 3-2 5 G5-4-3 1B		S B F F X 1-2 ③ F7				4	0	1	0	0	1	5
5 Juan Uribe, R (1, 6) OBP: 0.233, SLG: 0.321	X 0-0 ③ F7			B C B F X 2-2 22 SH1-4 8 1B 2B	X 0-0 ②③ G5-4-3 1-2f		B B F F X 2-2 ① L5			4	1	1	0	0	0	3
Inning Stats	R: 4 E: 0 K: 1 S: 17 H: 4 LOB: 2 BB: 2 P: 32	R: 1 E: 0 K: 1 S: 7 H: 1 LOB: 0 BB: 0 P: 14	R: 0 E: 0 K: 1 S: 7 H: 0 LOB: 1 BB: 1 P: 15	R: 1 E: 0 K: 0 S: 10 H: 2 LOB: 3 BB: 2 P: 23	R: 0 E: 0 K: 0 S: 8 H: 1 LOB: 0 BB: 0 P: 13	R: 3 E: 1 K: 0 S: 17 H: 3 LOB: 2 BB: 2 P: 31	R: 0 E: 0 K: 0 S: 9 H: 0 LOB: 0 BB: 1 P: 16	R: 0 E: 0 K: 1 S: 11 H: 1 LOB: 3 BB: 1 P: 19		1B: 7 2B: 2 3B: 0 HR: 3	SF: 0 SAC: 1 DP: 2 HBP: 0					

PITCHER		IP	WLS	BF	H	R	ER	SO	BB	IBB	HBP	BLK	WP	HR	S	P	ERA	WHIP
Kirk Saarloos, R ERA: 5.66	(1, 1)	4.1	L	26	8	6	6	3	4	1	0	0	0	3	48	96	12.46	2.769
46 Santiago Casilla, R ERA: 11.57	(5, 1)	1.1		6	1	3	3	0	2	0	0	0	0	0	8	19	20.25	2.250
Randy Keisler, L ERA: 3.6	(6, 1)	0.1		3	2	0	0	0	0	0	0	0	0	0	10	13	0.00	6.000
47 Ron Flores, L ERA: 5.4	(7, 1)	1.0		3	0	0	0	0	1	0	0	0	0	0	9	16	0.00	1.000
Steve Karsay, R ERA: 3.86	(8, 1)	1.0		5	1	0	0	1	1	0	0	0	0	0	11	19	0.00	2.000

PITCHER	IP	WLS	BF	H	R	ER	SO	BB	IBB	HBP	BLK	WP	HR	S	P	ERA	WHIP

BOTTOM

Oakland Athletics @ Chicago White Sox

U.S. Cellular Field, Chicago, IL

Tue May 23 2006, 8:05 PM EDT

Att. 38,860 - Clear - 73 F

livebaseballscorecards.com

AB	33
R	9
H	12
RBI	8
BB	9
SO	4
LOB	25

1B: 7 SF: 0 WP: 0 PA: 43
2B: 2 SAC: 1 PB: 0
3B: 0 DP: 2 SB: 3
HR: 3 HBP: 0 CS: 0

Batter	1	2	3	4	5	6	7	8	9	AB	R	H	RBI	BB	SO	LOB
14 Mark Ellis, R (1, 4) OBP: 0.327, SLG: 0.359	C B X 1-1 ① F8		C X 0-1 ① G6-3		F X 0-1 ① L7		B C 1 SAFE B F X 2-2 ② G5-3 1-2		B C C C 1-3 ② K	5	0	0	0	0	1	1
21 Mark Kotsay, L (1, 8) OBP: 0.342, SLG: 0.415	C F B F X 1-2 ② F9		C X 0-1 3 PB 3 1B 1B		B F B X 2-1 ② F7		B C B F F F X 2-2 ③ F7		F S C 0-3 ③ K	5	1	1	0	0	1	1
7 Bobby Crosby, R (1, 6) OBP: 0.279, SLG: 0.379	X 0-0 ③ F9		C S F B 1 SAFE C 1-3 ② K		B X 1-0 ③ G5-3			B C S X 1-2 ① F9		4	0	0	0	0	1	1
3 Eric Chavez, L (1, 5) OBP: 0.366, SLG: 0.541		F B X 1-1 ① G6-3	B S B X 2-1 FC6-4 1-H 1B			C B F B B T 3-2 ① K		B C F B X 2-2 1B SF 1B		4	1	2	1	0	1	0
Frank Thomas, R (1, 10) OBP: 0.331, SLG: 0.425 Antonio Perez, R (8, PR) OBP: 0.143, SLG: 0.040 (8, 10)		B C B F F B F F B 4-2 BB 1B BB	C X 0-1 ③ FC6-4 1-2f			C B F B F X 2-2 G5-3		X 0-0 G4-3 SF 1-3 1B		3 0	0 0	1 0	0 0	1 0	0 0	1 0
Nick Swisher, S (1, 3) OBP: 0.389, SLG: 0.594		C C F S 0-3 ② K		C B B B S B 4-2 1B BB		C C X 0-2 FC5-4 1B		B C 1 SAFE 1 SAFE X 1-1 SF G4-3 1-2 3-H		2	0	1	1	1	1	1
Jay Payton, R (1, 7) OBP: 0.283, SLG: 0.349		B B C F X 2-2 BB 1-2 1B		F F X 0-2 ① P5	C C B X 1-2 ③ FC5-4 1-2f			X 0-0 ② G4-3 1-2 2-3		4	0	1	0	0	0	4
Jason Kendall, R (1, 2) OBP: 0.387, SLG: 0.328		B B B B 4-0 23 FC5-4 1-2 2-3 BB		C C 1 SAFE B X 1-2 ② 23 FC6-4 1-2 1B			C F B X 1-2 14 G5-3 1B	B B F F S 2-3 ③ K		3	0	2	0	1	1	3
23 Bobby Kielty, S (1, 9) OBP: 0.278, SLG: 0.275		F C X 0-2 ③ FC5-4 1-2f		C X 0-1 ③ FC6-4 1-2f			F X 0-1 ① F7		C X 0-1 ① G1-3	4	0	0	0	0	0	5
Inning Stats	R: 0 H: 0 E: 0 LOB: 0 K: 0 BB: 0 S: 7 P: 9	R: 0 H: 1 E: 0 LOB: 3 K: 1 BB: 2 S: 17 P: 28	R: 1 H: 2 E: 0 LOB: 1 K: 1 BB: 0 S: 12 P: 15	R: 0 H: 1 E: 0 LOB: 1 K: 0 BB: 1 S: 10 P: 15	R: 0 H: 0 E: 0 LOB: 0 K: 0 BB: 0 S: 5 P: 8	R: 0 H: 1 E: 0 LOB: 1 K: 1 BB: 0 S: 13 P: 19	R: 0 H: 1 E: 0 LOB: 1 K: 0 BB: 0 S: 13 P: 18	R: 1 H: 2 E: 1 LOB: 3 K: 1 BB: 0 S: 13 P: 19	R: 0 H: 0 E: 0 LOB: 0 K: 2 BB: 0 S: 8 P: 9	1B: 8 SF: 1 2B: 0 SAC: 0 3B: 0 DP: 0 HR: 0 HBP: 0						

PITCHER		IP	WLS	BF	H	R	ER	SO	BB	IBB	HBP	BLK	WP	HR	S	P	ERA	WHIP
56 Mark Buehrle, L ERA: 2.62	(1, 1)	7.0	W	29	6	1	0	3	3	0	0	0	0	0	77	112	0.00	1.286
Cliff Politte, R ERA: 6.19	(8, 1)	0.1	H	2	1	1	1	0	0	0	0	0	0	0	6	9	27.00	3.000
Jeff Nelson, R ERA:	(8, 1)	0.0		1	1	0	0	0	0	0	0	0	0	0	1	1	∞	∞
37 Matt Thornton, L ERA: 4.05	(8, 1)	0.1	H	2	0	0	0	0	0	0	0	0	0	0	3	4	0.00	0.000
45 Bobby Jenks, R ERA: 3.98	(8, 1)	1.1	S	4	0	0	0	3	0	0	0	0	0	0	11	14	0.00	0.000

PITCHER	IP	WLS	BF	H	R	ER	SO	BB	IBB	HBP	BLK	WP	HR	S	P	ERA	WHIP

TOP

Oakland Athletics @ Chicago White Sox

U.S. Cellular Field, Chicago, IL

Wed May 24 2006, 8:05 PM EDT

Att. 38,434 - Overcast - 71 F

livebaseballscorecards.com

AB	34
R	2
H	8
RBI	2
BB	3
SO	6
LOB	17

WP: 0 PA: 38
PB: 1
SB: 0
CS: 0

BOTTOM

Oakland Athletics @ Chicago White Sox

U.S. Cellular Field, Chicago, IL

Wed May 24 2006, 8:05 PM EDT

Att. 38,434 - Overcast - 71 F

livebaseballscorecards.com

Batter	1	2	3	4	5	6	7	8	9	AB	R	H	RBI	BB	SO	LOB
22 Scott Podsednik, L (1, 7) OBP: 0.373, SLG: 0.412 32 Brian Anderson, R (9, 8) OBP: 0.269, SLG: 0.304	C F B F X 1-2 F7 ①	B B 1 SAFE C C X 2-2 G1-3 ③ 1-2			B C S X 1-2 25 1B 2B 2-H		C C F B B C 2-3 K ②			4	1	1	1	0	1	2
										0	0	0	0	0	0	0
8 Alex Cintron, S (1, 4) (3, 6) OBP: 0.270, SLG: 0.329	B X 1-0 25 BB 1B		C X 0-1 G4-1 ①		S S S 0-3 K ②		B B C X 2-1 G6-3 ③			4	0	1	0	0	1	1
25 Jim Thome, L (1, 10) OBP: 0.440, SLG: 0.684	B B C F B B F B 4-2 1-2 BB		C F X 0-2 G1-3 ②		2 SAFE F B B F X 2-2 2-H 1B			C B F B B S 3-3 K ①		3	0	1	1	1	1	0
14 Paul Konerko, R (1, 3) OBP: 0.391, SLG: 0.582	C B B X 2-1 L7 ②		C S B C 1-3 K ③		B B B F F X 3-2 F8 ③			B F C X 1-2 F8 ②		4	0	0	0	0	1	3
23 Jermaine Dye, R (1, 9) OBP: 0.396, SLG: 0.617	D B X 2-0 G1-3 ③			C S S 0-3 K ①		F B C B B B F B 4-2 12 G3 1B BB		C B C B B X 3-2 F8 ③		3	1	0	0	1	1	2
12 A.J. Pierzynski, L (1, 2) OBP: 0.384, SLG: 0.450		X 0-0 L9 ①		B F S X 1-2 G6-3 ②		C 1 SAFE 1 B X 1-1 1-2 G3 ①				3	0	0	0	0	0	1
24 Joe Crede, R (1, 5) OBP: 0.330, SLG: 0.503		B X 1-0 WP 2B		C B B F C 2-3 K ③		F X 0-1 G5-3 ②				3	0	1	0	0	1	1
Rob Mackowiak, L (1, 8) (9, 7) OBP: 0.364, SLG: 0.379		S C B S 1-3 2-3 K2-3 ②			C B X 1-1 22 2B 2B	B B X 2-0 2-H 1B ③				3	1	2	1	0	1	1
5 Juan Uribe, R (1, 6) OBP: 0.238, SLG: 0.321 38 Pablo Ozuna, R (2, PR) (3, 4) OBP: 0.460, SLG: 0.600		H 1-0 22 S HBP			B F B L S 2-3 K ①		X 0-0 L9 ①			0	0	0	0	0	0	0
										2	0	0	0	0	1	1
Inning Stats	R: 0 E: 0 K: 0 S: 11 H: 1 LOB: 2 BB: 1 P: 21	R: 0 E: 0 K: 1 S: 8 H: 1 LOB: 3 BB: 0 P: 13	R: 0 E: 0 K: 1 S: 8 H: 0 LOB: 0 BB: 0 P: 9	R: 0 E: 0 K: 2 S: 9 H: 0 LOB: 0 BB: 0 P: 12	R: 2 E: 0 K: 2 S: 17 H: 3 LOB: 1 BB: 0 P: 26	R: 1 E: 0 K: 0 S: 8 H: 1 LOB: 1 BB: 1 P: 15	R: 0 E: 0 K: 1 S: 7 H: 0 LOB: 0 BB: 0 P: 11	R: 0 E: 0 K: 1 S: 9 H: 0 LOB: 0 BB: 0 P: 16		1B: 3 2B: 3 3B: 0 HR: 0	SF: 0 SAC: 0 DP: 0 HBP: 1					

	AB	29
	R	3
	H	6
	RBI	3
	BB	2
	SO	8
	LOB	12

WP: 1 PB: 0 SB: 1 CS: 0 PA: 32

PITCHER		IP	WLS	BF	H	R	ER	SO	BB	IBB	HBP	BLK	WP	HR	S	P	ERA	WHIP
Dan Haren, R ERA: 3.91	(1, 1)	6.0	L	26	6	3	3	6	2	0	1	0	1	0	61	96	4.50	1.333
Randy Keisler, L ERA: 2.84	(7, 1)	1.1		4	0	0	0	2	0	0	0	0	0	0	10	17	0.00	0.000
50 Kiko Calero, R ERA: 5.82	(8, 1)	0.2		2	0	0	0	0	0	0	0	0	0	0	6	10	0.00	0.000

PITCHER	IP	WLS	BF	H	R	ER	SO	BB	IBB	HBP	BLK	WP	HR	S	P	ERA	WHIP

Oakland Athletics @ Texas Rangers

Ameriquest Field, Arlington, TX

Thu May 25 2006, 8:05 PM EDT

Att. 22,001 - Partly Cloudy - 89 F

livebaseballscorecards.com

TOP

Batter	1	2	3	4	5	6	7	8	9	AB	R	H	RBI	BB	SO	LOB
14 Mark Ellis, R (1, 4) OBP: 0.317, SLG: 0.347	F8	L9		FC6-4 1-2f		K			G1-3	5	0	0	0	0	1	3
21 Mark Kotsay, L (1, 8) OBP: 0.338, SLG: 0.425	G1-6-3		G6-3		HR		F9		P6	5	1	1	1	0	0	0
7 Bobby Crosby, R (1, 6) OBP: 0.272, SLG: 0.369	G4-3		K		K		K			4	0	0	0	0	3	0
3 Eric Chavez, L (1, 5) OBP: 0.364, SLG: 0.539		1B 2B	F9		K		K			4	1	1	0	0	2	0
Frank Thomas, R (1, 10) OBP: 0.335, SLG: 0.427		2B 23 2B 1B 2-H		G5-3	HR 1B			K		4	2	2	1	0	1	0
Nick Swisher, S (1, 7) OBP: 0.396, SLG: 0.622		23 2B 2B 1-3		23 BB 29 1B 1B	1-H HR			G3		4	3	3	2	0	0	0
17 Adam Melhuse, S (1, 2) OBP: 0.322, SLG: 0.481		K		F9	K			23 2B BB		3	0	0	0	1	2	3
23 Bobby Kielty, S (1, 9) OBP: 0.310, SLG: 0.333		29 G4-3 2B 2-H 3-H		29 1B BB 1-2		F9		1-H 2B		3	0	2	2	1	0	0
29 Dan Johnson, L (1, 3) OBP: 0.267, SLG: 0.273		G4-3 2-3		14 FC6-4 1-3 2-H 1B		F8			K	4	0	1	1	0	1	1
Inning Stats	R: 0 E: 0 K: 0 S: 10 H: 0 LOB: 0 BB: 0 P: 16	R: 3 E: 0 K: 1 S: 17 H: 4 LOB: 1 BB: 0 P: 27	R: 0 E: 0 K: 1 S: 7 H: 0 LOB: 0 BB: 0 P: 10	R: 1 E: 0 K: 0 S: 8 H: 2 LOB: 2 BB: 1 P: 17	R: 3 E: 0 K: 3 S: 15 H: 3 LOB: 0 BB: 0 P: 21	R: 0 E: 0 K: 1 S: 8 H: 0 LOB: 0 BB: 0 P: 10	R: 0 E: 0 K: 2 S: 9 H: 0 LOB: 0 BB: 0 P: 12	R: 0 E: 0 K: 1 S: 8 H: 1 LOB: 2 BB: 1 P: 16	R: 0 E: 0 K: 1 S: 7 H: 0 LOB: 0 BB: 0 P: 11	1B: 4 2B: 4 3B: 0 HR: 2 SF: 0 SAC: 0 DP: 0 HBP: 0						

	AB	36
	R	7
	H	10
	RBI	7
	BB	2
	SO	10
	LOB	7

WP: 0 PB: 0 SB: 0 CS: 0 PA: 38

PITCHER		IP	WLS	BF	H	R	ER	SO	BB	IBB	HBP	BLK	WP	HR	S	P	ERA	WHIP
33 Kevin Millwood, R ERA: 4.88	(1, 1)	5.0		25	9	7	7	5	1	0	0	0	0	2	57	91	12.60	2.000
32 Ron Mahay, L ERA: 1.35	(6, 1)	2.0		6	0	0	0	3	0	0	0	0	0	0	17	22	0.00	0.000
Rick Bauer, R ERA: 3.24	(8, 1)	1.0		4	1	0	0	1	1	0	0	0	0	0	8	16	0.00	2.000
40 Akinori Otsuka, R ERA: 2.53	(9, 1)	1.0	W	3	0	0	0	1	0	0	0	0	0	0	7	11	0.00	0.000

PITCHER	IP	WLS	BF	H	R	ER	SO	BB	IBB	HBP	BLK	WP	HR	S	P	ERA	WHIP

Oakland Athletics @ Texas Rangers

Ameriquest Field, Arlington, TX

Thu May 25 2006, 8:05 PM EDT
Att. 22,001 - Partly Cloudy - 89 F

livebaseballscorecards.com

BOTTOM

Batter	1	2	3	4	5	6	7	8	9	AB	R	H	RBI	BB	SO	LOB
Gary Matthews, S (1, 8) OBP: 0.363, SLG: 0.537	BBFBSFBFFF 4-2 B 9 BB 23 BB BB	B F 1 SAFE B X 2-1 FC5-4 1-2f ③			CBX 1-1 P2 ②	FBSBBB 4-2 BB		MBFBS 2-3 K ②		3	0	0	0	2	1	1
10 Michael Young, R (1, 6) OBP: 0.379, SLG: 0.443	BCFFS 1-3 K ①		CX 0-1 FC4-6 1B		BX 1-0 G6-3 ③	S 1 SAFE CS 0-3 K ③		SFFBBFBFX 3-2 F8 ③		5	0	1	0	0	2	2
23 Mark Teixeira, S (1, 3) OBP: 0.370, SLG: 0.441	BCCBFFBFF 4-2 FB 9 BB 1-2 BB		X 0-0 F7 ①			CBX 1-1 9 FC4-6 1B	BCX 1-1 HR		CBBFT 2-2 K ①	4	1	2	1	1	1	1
9 Hank Blalock, L (1, 5) OBP: 0.384, SLG: 0.511	BBBBB 4-0 1-2 2-3 BB		FBX 1-1 P5 ②			SBBBX 3-1 FC4-6 BB 1B 1-2f HR ①	BBFX 2-1 G3 ①		X 0-0 G4-3 ②	4	1	0	0	1	0	2
Phil Nevin, R (1, 10) OBP: 0.321, SLG: 0.421	BFX 1-1 F9 ②		SBBBBX 3-1 FC4-6 1-2f ③			SBCS 1-3 K ②	CCFBBBFBX 3-2 G5-3 ②		CX 0-1 HR	5	1	1	1	0	1	5
Kevin Mench, R (1, 7) OBP: 0.339, SLG: 0.540	CX 0-1 F9 ③			CBFX 1-2 G4-3 ①		X 0-0 BB HR 1-2 1B	X 0-0 3B			4	1	2	0	0	0	3
Mark DeRosa, R (1, 9) OBP: 0.411, SLG: 0.590		BCFX 1-2 G4-6-3 1B		BX 1-0 G6-3 ②		CBBBFFFBB 4-2 1-2 2-3 HR BB	BBCSS 2-3 K ③			3	1	1	0	1	1	1
Rod Barajas, R (1, 2) OBP: 0.292, SLG: 0.393		BBBFBCFFFX 3-2 G4-6-3 1-2f ① ②		BBX 2-0 F7 ③		FFX 0-2 1-H 2-H 3-H HR		BBBFBFFX 3-2 P4 ①		4	1	1	4	0	0	1
5 Ian Kinsler, R (1, 4) OBP: 0.600, SLG: 0.960		BX 1-0 FC5-4 1B			CX 0-1 F8 ①	BX 1-0 HR		BCX 1-1 HR		4	2	3	2	0	0	0
Inning Stats	R: 0 E: 0 K: 1 S: 21 H: 0 LOB: 3 BB: 3 P: 35	R: 0 E: 0 K: 0 S: 12 H: 2 LOB: 1 BB: 0 P: 19	R: 0 E: 0 K: 0 S: 7 H: 1 LOB: 1 BB: 0 P: 11	R: 0 E: 0 K: 0 S: 5 H: 0 LOB: 0 BB: 0 P: 9	R: 0 E: 0 K: 0 S: 5 H: 0 LOB: 0 BB: 0 P: 7	R: 5 E: 0 K: 2 S: 21 H: 4 LOB: 1 BB: 2 P: 35	R: 1 E: 0 K: 1 S: 13 H: 2 LOB: 1 BB: 0 P: 21	R: 1 E: 0 K: 1 S: 15 H: 1 LOB: 0 BB: 0 P: 24	R: 1 E: 0 K: 1 S: 6 H: 1 LOB: 0 BB: 0 P: 8	1B: 5 2B: 0 3B: 1 HR: 5	SF: 0 SAC: 0 DP: 1 HBP: 0						

	AB	36
	R	8
	H	11
	RBI	8
	BB	5
	SO	6
	LOB	16

WP: 0 PB: 0 SB: 0 CS: 0 PA: 41

PITCHER		IP	WLS	BF	H	R	ER	SO	BB	IBB	HBP	BLK	WP	HR	S	P	ERA	WHIP
51 Brad Halsey, L ERA: 3.6	(1, 1)	5.2		26	6	4	4	2	4	0	0	0	0	1	65	105	6.35	1.765
Steve Karsay, R ERA: 6.35	(6, 1)	1.0	H	7	3	2	2	1	1	0	0	0	0	2	16	27	18.00	4.000
50 Kiko Calero, R ERA: 5.89	(7, 1)	1.1	B	5	1	1	1	2	0	0	0	0	0	1	18	29	6.75	0.750
20 Huston Street, R ERA: 5.28	(9, 1)	0.2	L	3	1	1	1	1	0	0	0	0	0	1	6	8	13.50	1.500

PITCHER	IP	WLS	BF	H	R	ER	SO	BB	IBB	HBP	BLK	WP	HR	S	P	ERA	WHIP

Batter	1	2	3	4	5	6	7	8	9	AB	R	H	RBI	BB	SO	LOB
Jason Kendall, R (1, 2) OBP: 0.384, SLG: 0.320	F8		21 G3 1B BB BB	FC6-4 1-2f			G4-3			3	1	0	0	1	0	1
Nick Swisher, S (1, 3) OBP: 0.403, SLG: 0.623	F7		BB 21 G3 1-2 1B		3 G4-6-3 1B			21 1B 3 SF8 BB		3	1	2	0	1	0	0
21 Mark Kotsay, L (1, 8) OBP: 0.337, SLG: 0.422	F8		G3 1-2 2-3		F7			1-3 1B		4	0	1	0	0	0	3
3 Eric Chavez, L (1, 5) OBP: 0.367, SLG: 0.558		HR	BB		G4-6-3 1-2f			SF8 3-H		2	1	1	2	1	0	1
Frank Thomas, R (1, 10) OBP: 0.340, SLG: 0.433		2B	7 FC6-4 1-2 2-3 3-H BB			G6-3		F9		3	0	1	1	1	0	1
7 Bobby Crosby, R (1, 6) OBP: 0.266, SLG: 0.360		G6-3	FC6-4 1-2f			F9		K		4	0	0	0	0	1	5
23 Bobby Kielty, S (1, 9) OBP: 0.290, SLG: 0.310		K		F8		G4-3			G4-3	4	0	0	0	0	1	1
Jay Payton, R (1, 7) OBP: 0.276, SLG: 0.340		L7		F7			F9		F9	4	0	0	0	0	0	1
14 Mark Ellis, R (1, 4) OBP: 0.316, SLG: 0.344			G4-3	FC6-4 1B			G4-3		G4-3	4	0	1	0	0	0	0
Inning Stats	R: 0 E: 0 K: 0 S: 6 H: 0 LOB: 0 BB: 0 P: 8	R: 1 E: 0 K: 1 S: 13 H: 2 LOB: 1 BB: 0 P: 18	R: 1 E: 0 K: 0 S: 13 H: 1 LOB: 3 BB: 3 P: 31	R: 0 E: 0 K: 0 S: 6 H: 1 LOB: 1 BB: 0 P: 9	R: 0 E: 0 K: 0 S: 7 H: 1 LOB: 0 BB: 0 P: 11	R: 0 E: 0 K: 0 S: 9 H: 0 LOB: 0 BB: 0 P: 16	R: 0 E: 0 K: 0 S: 6 H: 0 LOB: 0 BB: 0 P: 8	R: 1 E: 0 K: 1 S: 15 H: 1 LOB: 1 BB: 1 P: 23	R: 0 E: 0 K: 0 S: 6 H: 0 LOB: 0 BB: 0 P: 11	1B: 4 2B: 1 3B: 0 HR: 1	SF: 1 SAC: 0 DP: 1 HBP: 0						

PITCHER	IP	WLS	BF	H	R	ER	SO	BB	IBB	HBP	BLK	WP	HR	S	P	ERA	WHIP
41 John Koronka, L (1, 1) ERA: 4.06	7.0		28	5	2	2	1	3	0	0	0	0	1	60	101	2.57	1.143
Francisco Cordero, R (8, 1) ERA: 6.94	1.0	W	5	1	1	1	1	1	0	0	0	0	0	15	23	9.00	2.000
40 Akinori Otsuka, R (9, 1) ERA: 2.42	1.0	S	3	0	0	0	0	0	0	0	0	0	0	6	11	0.00	0.000

PITCHER	IP	WLS	BF	H	R	ER	SO	BB	IBB	HBP	BLK	WP	HR	S	P	ERA	WHIP

TOP

Oakland Athletics @ Texas Rangers

Ameriquest Field, Arlington, TX

Fri May 26 2006, 8:05 PM EDT

Att. 27,828 - Clear - 89 F

livebaseballscorecards.com

AB	31
R	3
H	6
RBI	3
BB	4
SO	2
LOB	13

WP: 0	PB: 0	SB: 0	CS: 0
PA: 36			

BOTTOM

Oakland Athletics @ Texas Rangers

Ameriquest Field, Arlington, TX

Fri May 26 2006, 8:05 PM EDT

Att. 27,828 - Clear - 89 F

livebaseballscorecards.com

Batter	1	2	3	4	5	6	7	8	9	AB	R	H	RBI	BB	SO	LOB
Gary Matthews, S (1, 8) OBP: 0.376, SLG: 0.559	G6-3	1-2 2-3 1B		10 FC4-6 BB		HR		23 BB 10 BB 9 1B BB		3	2	2	1	2	0	0
10 Michael Young, R (1, 6) OBP: 0.376, SLG: 0.434	G5-3	G4-3		FC4-6 1-2f 2-3		F7		23 BB 9 1B 1-2 BB		4	1	0	0	1	0	5
23 Mark Teixeira, S (1, 3) OBP: 0.376, SLG: 0.448	2B		1B	G4-3		G6-3		9 1B 1-2 2-3 BB		4	0	2	0	1	0	2
9 Hank Blalock, L (1, 5) OBP: 0.389, SLG: 0.516	BB		P6		F8		2B	1-2 2-H 3-H 1B		4	0	2	2	1	0	1
Phil Nevin, R (1, 10) OBP: 0.313, SLG: 0.408	F9		K		K		G5-3	L7		5	0	0	0	0	2	6
6 Brad Wilkerson, L (1, 7) OBP: 0.353, SLG: 0.488		1B 5 HBP BB	G4-3		E BB		K			2	1	0	0	2	1	2
Mark DeRosa, R (1, 9) OBP: 0.414, SLG: 0.593		F8		2B 5 SF8 BB	E8 1-H 2B		K			3	1	1	1	1	1	2
Rod Barajas, R (1, 2) OBP: 0.291, SLG: 0.397		K		10 FC4-6 1-3 2B	K			K		4	0	1	0	0	3	2
5 Ian Kinsler, R (1, 4) OBP: 0.559, SLG: 0.889		1B 1-2 HBP		SF8 3-H		P6		K		2	0	0	1	0	1	0
Inning Stats	R: 0 E: 0 K: 0 S: 12 H: 1 LOB: 2 BB: 1 P: 23	R: 0 E: 0 K: 1 S: 16 H: 1 LOB: 3 BB: 1 P: 27	R: 0 E: 0 K: 1 S: 10 H: 1 LOB: 1 BB: 0 P: 15	R: 1 E: 0 K: 0 S: 9 H: 1 LOB: 2 BB: 2 P: 18	R: 1 E: 1 K: 2 S: 13 H: 1 LOB: 1 BB: 1 P: 24	R: 1 E: 0 K: 0 S: 8 H: 1 LOB: 0 BB: 0 P: 13	R: 0 E: 0 K: 2 S: 10 H: 1 LOB: 1 BB: 0 P: 13	R: 2 E: 0 K: 2 S: 19 H: 1 LOB: 2 BB: 3 P: 36		1B: 3 2B: 4 3B: 0 HR: 1	SF: 1 SAC: 0 DP: 0 HBP: 1						

	AB	31
	R	5
	H	8
	RBI	5
	BB	8
	SO	8
	LOB	20

PITCHER		IP	WLS	BF	H	R	ER	SO	BB	IBB	HBP	BLK	WP	HR	S	P	ERA	WHIP
Joe Blanton, R ERA: 6.02	(1, 1)	5.0		26	5	2	2	4	5	0	1	0	0	0	60	107	3.60	2.000
Randy Keisler, L ERA: 3.68	(6, 1)	1.0		5	2	1	1	0	0	0	0	0	0	1	9	14	9.00	2.000
57 Chad Gaudin, R ERA: 4.7	(7, 1)	1.2	L	8	0	2	2	4	3	0	0	0	0	0	23	39	10.80	1.800
47 Ron Flores, L ERA: 5.14	(8, 1)	0.1		2	1	0	0	0	0	0	0	0	0	0	5	9	0.00	3.000

PITCHER		IP	WLS	BF	H	R	ER	SO	BB	IBB	HBP	BLK	WP	HR	S	P	ERA	WHIP

WP: 0 PB: 0 SB: 0 CS: 0 PA: 41

Batter	1	2	3	4	5	6	7	8	9	AB	R	H	RBI	BB	SO	LOB
Jason Kendall, R (1, 2) OBP: 0.377, SLG: 0.315	2-1 21 FC5-4 1B 1B 1B	0-1 G5-3		2-1 G6-3		0-3 K		0-1 G4-3		5	1	1	0	0	1	2
Nick Swisher, S (1, 7) OBP: 0.408, SLG: 0.632	1-1 21 FC5-4 1-2 1B		1-1 L9	0-0 G3-1		1-1 1-H 2-H 3B		1-0 HBP		4	0	2	2	0	0	0
21 Mark Kotsay, L (1, 8) OBP: 0.333, SLG: 0.416	1-2 FC5-4 1B 3 BB 7 SF8 1-2f 2-3		1-2 G3-1		1-0 3 G4-6-3 1B	0-2 F9		1 SAFE 1-0 P2		5	1	1	0	0	0	4
3 Eric Chavez, L (1, 5) OBP: 0.373, SLG: 0.561	4-1 1B 1-2 BB		0-1 7 1B E 2B		2-0 G4-6-3 1-2f		4-0 FC4-6 BB BB		2-3 K	3	1	1	0	2	1	1
Frank Thomas, R (1, 10) OBP: 0.353, SLG: 0.438	1-0 FC6-4 1-2 2-3 3-H 1B		4-2 7 1B E BB		1-0 1B		4-0 FC4-6 1-2 BB		3-2 P3	3	1	2	1	2	0	0
7 Bobby Crosby, R (1, 6) OBP: 0.270, SLG: 0.364	0-0 SF8 3-H		1-2 E 1-2 2-3 1B		0-0 G1-3		2-1 P4		1-2 1B	4	0	2	1	0	0	3
Jay Payton, R (1, 9) OBP: 0.273, SLG: 0.335	0-0 FC6-4 1-2f		0-0 E5 1-3 2-H 3-H			1-1 29 1B 3B 1B		0-1 FC4-6 1-2f 2-3	1 SAFE 0-3 K	5	1	1	0	0	1	6
29 Dan Johnson, L (1, 3) OBP: 0.273, SLG: 0.280		3-2 14 G4-6-3 1B	0-0 G3-1			1 SAFE 1-2 3B 1B	3-2 G1-3			4	1	2	0	0	0	4
14 Mark Ellis, R (1, 4) OBP: 0.309, SLG: 0.335		0-0 G4-6-3 1-2f		2-2 G5-3		0-3 K		1-2 G1-3		4	0	0	0	0	1	3
Inning Stats	R: 2 E: 0 K: 0 S: 12 H: 3 LOB: 2 BB: 1 P: 21	R: 0 E: 0 K: 0 S: 8 H: 1 LOB: 0 BB: 0 P: 11	R: 2 E: 1 K: 0 S: 16 H: 2 LOB: 2 BB: 1 P: 23	R: 0 E: 0 K: 0 S: 6 H: 0 LOB: 0 BB: 0 P: 10	R: 0 E: 0 K: 0 S: 4 H: 2 LOB: 1 BB: 0 P: 8	R: 2 E: 0 K: 2 S: 19 H: 3 LOB: 1 BB: 0 P: 22	R: 0 E: 0 K: 0 S: 10 H: 0 LOB: 2 BB: 2 P: 23	R: 0 E: 0 K: 0 S: 9 H: 0 LOB: 1 BB: 0 P: 12	R: 0 E: 0 K: 2 S: 12 H: 1 LOB: 1 BB: 0 P: 18	1B: 10 2B: 1 3B: 1 HR: 0	SF: 1 SAC: 0 DP: 2 HBP: 1						

TOP

Oakland Athletics @ Texas Rangers

Ameriquest Field, Arlington, TX

Sat May 27 2006, 8:05 PM EDT
Att. 41,246 - Partly Cloudy - 89 F

livebaseballscorecards.com

AB	37
R	6
H	12
RBI	4
BB	4
SO	4
LOB	23

PITCHER		IP	WLS	BF	H	R	ER	SO	BB	IBB	HBP	BLK	WP	HR	S	P	ERA	WHIP
43 Kameron Loe, R ERA: 4.48	(1, 1)	5.2	L	29	11	6	4	2	2	0	0	0	0	0	62	92	6.35	2.294
36 C.J. Wilson, L ERA: 4.76	(6, 1)	0.1		2	0	0	0	0	1	0	0	0	0	0	3	7	0.00	3.000
39 Scott Feldman, R ERA: 5.54	(7, 1)	1.2		7	0	0	0	0	1	0	1	0	0	0	18	29	0.00	0.600
32 Ron Mahay, L ERA: 1.29	(8, 1)	0.2		2	0	0	0	1	0	0	0	0	0	0	4	7	0.00	0.000
Rick Bauer, R ERA: 3.16	(9, 1)	0.2		3	1	0	0	1	0	0	0	0	0	0	9	13	0.00	1.500

PITCHER	IP	WLS	BF	H	R	ER	SO	BB	IBB	HBP	BLK	WP	HR	S	P	ERA	WHIP

WP: 0 PB: 0 SB: 0 CS: 0 PA: 43

Batter	1	2	3	4	5	6	7	8	9	AB	R	H	RBI	BB	SO	LOB
Gary Matthews, S (1, 8) OBP: 0.379, SLG: 0.555	C B B B B 4-1 10 G6-4-3 BB		B T B X 2-1 10 FC6-4 1B		C C B B C 2-3 ③ K		B C B B C F T 3-2 ③ K			3	0	1	0	1	2	0
10 Michael Young, R (1, 6) OBP: 0.369, SLG: 0.426	B C X 1-1 ① ② G6-4-3 1-2f		X 0-0 ③ FC6-4 1-2f			B C F B X 2-2 ① G4-3		B C B X 2-1 ① G5-3		4	0	0	0	0	0	2
23 Mark Teixeira, S (1, 3) OBP: 0.382, SLG: 0.454	B B C C C 2-3 ③ K			X 0-0 2B		B H 2-0 9 BB HR HBP		B B B B 4-0 9 BB BB		2	1	1	0	1	1	0
9 Hank Blalock, L (1, 5) OBP: 0.391, SLG: 0.511		F B C F C 1-3 ① K		B X 1-0 ① P6		B F B B S B 4-2 1-2 HR BB		B F B B B 4-1 G6-4-3 1-2 BB		2	1	0	0	2	1	1
Phil Nevin, R (1, 10) OBP: 0.311, SLG: 0.422		B B C S F S 2-3 ② K		C B B F B X 3-2 ② F7		D B X 2-0 1-H 2-H HR		B S B C X 2-2 ② ③ G6-4-3 1-2f		4	1	1	3	0	1	3
Kevin Mench, R (1, 7) OBP: 0.343, SLG: 0.542		C S B X 1-2 2B		F B D B B 4-1 BB		B C F X 1-2 ② G6-3			B F X 1-1 ① G3	3	0	1	0	1	0	0
Mark DeRosa, R (1, 9) OBP: 0.398, SLG: 0.567		B C B T B S 3-3 ③ K		C C C 0-3 ③ K		F B S F F B B X 3-2 ③ G5-3			B F B C B X 3-2 ② G4-3	4	0	0	0	0	2	3
Rod Barajas, R (1, 2) OBP: 0.290, SLG: 0.392 15 Gerald Laird, R (9, PR) OBP: 0.340, SLG: 0.481			C B B C X 2-2 ① F8		C X 0-1 ① G5-3		X 0-0 ① F9		F F B B B X 2-2 1B	4 0	0 0	1 0	0 0	0 0	0 0	0 0
5 Ian Kinsler, R (1, 4) OBP: 0.500, SLG: 0.774			B C X 1-1 ② F7		X 0-0 ② F7		B C B C X 2-2 ② G1-3		C B C X 1-2 ③ L3	4	0	0	0	0	0	1
Inning Stats	R: 0 E: 0 K: 1 S: 6 H: 0 LOB: 0 BB: 1 P: 13	R: 0 E: 0 K: 3 S: 14 H: 1 LOB: 1 BB: 0 P: 21	R: 0 E: 0 K: 0 S: 8 H: 1 LOB: 1 BB: 0 P: 13	R: 0 E: 0 K: 1 S: 9 H: 1 LOB: 2 BB: 1 P: 17	R: 0 E: 0 K: 1 S: 6 H: 0 LOB: 0 BB: 0 P: 8	R: 3 E: 0 K: 0 S: 14 H: 1 LOB: 0 BB: 1 P: 28	R: 0 E: 0 K: 1 S: 8 H: 0 LOB: 0 BB: 0 P: 13	R: 0 E: 0 K: 0 S: 6 H: 0 LOB: 1 BB: 2 P: 18	R: 0 E: 0 K: 0 S: 11 H: 1 LOB: 1 BB: 0 P: 18	1B: 2 2B: 2 3B: 0 HR: 1 SF: 0 SAC: 0 DP: 2 HBP: 1						

PITCHER		IP	WLS	BF	H	R	ER	SO	BB	IBB	HBP	BLK	WP	HR	S	P	ERA	WHIP
Barry Zito, L ERA: 3.16	(1, 1)	7.1	W	31	4	3	3	7	5	0	1	0	0	1	68	126	3.68	1.227
20 Huston Street, R ERA: 4.76	(8, 1)	1.2	S	5	1	0	0	0	0	0	0	0	0	0	14	23	0.00	0.600

PITCHER	IP	WLS	BF	H	R	ER	SO	BB	IBB	HBP	BLK	WP	HR	S	P	ERA	WHIP

BOTTOM

Oakland Athletics @ Texas Rangers

Ameriquest Field, Arlington, TX

Sat May 27 2006, 8:05 PM EDT
Att. 41,246 - Partly Cloudy - 89 F

livebaseballscorecards.com

AB	30
R	3
H	5
RBI	3
BB	5
SO	7
LOB	10

Oakland Athletics @ Texas Rangers

Ameriquest Field, Arlington, TX

Sun May 28 2006, 8:05 PM EDT

Att. 38,914 - Clear - 86 F

livebaseballscorecards.com

Batter	1	2	3	4	5	6	7	8	9	AB	R	H	RBI	BB	SO	LOB
Jason Kendall, R (1, 2) OBP: 0.378, SLG: 0.321	C F B B S 2-3 ① K		C C B X 1-2 ② G4-3		C B X 1-1 21 1B 3 1B 2B		B B B C B 4-1 BB		C S B X 1-2 ① G6-3	4	1	1	0	1	1	0
Nick Swisher, S (1, 7) OBP: 0.398, SLG: 0.614	C B F X 1-2 ② G3		B S B F C 2-3 ③ K		F S S 0-3 ② K		S F F S 0-3 ② K		C X 0-1 ② F7	5	0	0	0	0	3	2
21 Mark Kotsay, L (1, 8) OBP: 0.335, SLG: 0.412	C F X 0-2 ③ F7			F B B B B 4-1 7 1B 23 BB 29 G3 BB	F X 0-1 3 1B 2-3 1B		B X 1-0 ③ F8		F X 0-1 ③ F8	4	1	1	0	1	0	1
3 Eric Chavez, L (1, 10) OBP: 0.376, SLG: 0.556		C B B B B 4-1 7 SH5-3 23 1B 29 G4-3 BB		B X 1-0 ① P2	C F B B B X 3-2 1-3 3-H 1B			C B B F X 2-2 ① G6-3		3	1	1	1	1	0	1
23 Bobby Kielty, S (1, 9) OBP: 0.318, SLG: 0.328		X 0-0 29 G4-3 7 SH5-3 1-2 1B		B S C F B F B B 4-2 29 G3 7 1B 1-2 BB	S X 0-1 ③ L7			B C S X 1-2 BB 7 1B 1B		3	0	2	0	1	0	2
7 Bobby Crosby, R (1, 6) OBP: 0.276, SLG: 0.369		F X 0-1 ① SH5-3 1-2 2-3		F F B B B X 2-2 29 G3 1-2 2-3 1B		B F X 1-1 ① G3		B F X 1-1 BB 1-2 1B		3	0	2	0	0	0	0
29 Dan Johnson, L (1, 3) OBP: 0.266, SLG: 0.271		C B X 1-1 ② G4-3 2-3 3-H		X 0-0 ② G3 1-2 2-3 3-H		C C B F F B X 2-2 ② P2		C F D S 1-3 ② K		4	0	0	2	0	1	5
Marco Scutaro, R (1, 4) OBP: 0.276, SLG: 0.231 Frank Thomas, R (8, PH) OBP: 0.357, SLG: 0.438 14 Mark Ellis, R (8, PR) OBP: 0.309, SLG: 0.335 (8, 4)		B C B F X 2-2 ③ G4-3		C B C B C 2-3 ③ K		C F B B B X 2-2 ③ G3-1		F B C B B F B 4-2 1-2 2-3 BB		3 0 0	0 0 0	0 0 0	0 0 0	1 1 0	3 0 0	3 0 0
Antonio Perez, R (1, 5) OBP: 0.129, SLG: 0.036 17 Adam Melhuse, S (8, PH) OBP: 0.317, SLG: 0.473 (8, 5)			X 0-0 ① F8		B B C B X 3-1 ① G4-3		B B C F S 2-3 ① K	F B S C X 2-2 ③ L6		3 1	0 0	0 0	0 0	0 0	1 0	0 3
Inning Stats	R: 0 H: 0 E: 0 LOB: 0 K: 1 BB: 0 S: 9 P: 12	R: 1 H: 1 E: 0 LOB: 1 K: 0 BB: 1 S: 9 P: 16	R: 0 H: 0 E: 0 LOB: 0 K: 1 BB: 0 S: 7 P: 10	R: 1 H: 1 E: 0 LOB: 2 K: 1 BB: 2 S: 13 P: 26	R: 1 H: 3 E: 0 LOB: 2 K: 1 BB: 0 S: 14 P: 21	R: 0 H: 0 E: 0 LOB: 0 K: 0 BB: 0 S: 10 P: 15	R: 0 H: 0 E: 0 LOB: 1 K: 2 BB: 1 S: 9 P: 16	R: 0 H: 2 E: 0 LOB: 3 K: 1 BB: 1 S: 17 P: 28	R: 0 H: 0 E: 0 LOB: 0 K: 0 BB: 0 S: 7 P: 8	1B: 6 SF: 0 2B: 1 SAC: 1 3B: 0 DP: 0 HR: 0 HBP: 0						

TOP	
AB	33
R	3
H	7
RBI	3
BB	5
SO	7
LOB	17

WP: 0 PA: 39
PB: 0
SB: 0
CS: 0

PITCHER		IP	WLS	BF	H	R	ER	SO	BB	IBB	HBP	BLK	WP	HR	S	P	ERA	WHIP
44 Vicente Padilla, R ERA: 4.57	(1, 1)	6.0	W	26	5	3	3	4	3	0	0	0	0	0	62	100	4.50	1.333
39 Scott Feldman, R ERA: 5.27	(7, 1)	0.2	H	3	0	0	0	2	1	0	0	0	0	0	8	14	0.00	1.500
32 Ron Mahay, L ERA: 1.23	(7, 1)	0.2	H	2	0	0	0	0	0	0	0	0	0	0	4	7	0.00	0.000
Francisco Cordero, R ERA: 6.75	(8, 1)	0.2	H	5	2	0	0	1	1	0	0	0	0	0	14	23	0.00	4.500
40 Akinori Otsuka, R ERA: 2.31	(9, 1)	1.0	S	3	0	0	0	0	0	0	0	0	0	0	7	8	0.00	0.000

PITCHER	IP	WLS	BF	H	R	ER	SO	BB	IBB	HBP	BLK	WP	HR	S	P	ERA	WHIP

Oakland Athletics @ Texas Rangers

Ameriquest Field, Arlington, TX

Sun May 28 2006, 8:05 PM EDT

Att. 38,914 - Clear - 86 F

BOTTOM

Batter	1	2	3	4	5	6	7	8	9	AB	R	H	RBI	BB	SO	LOB
Gary Matthews, S (1, 8) OBP: 0.368, SLG: 0.538	K	P5			G6-3	G4-3		G3		5	0	0	0	0	1	5
10 Michael Young, R (1, 6) OBP: 0.367, SLG: 0.420	G1-3		23 FC3-6 BB		F9		G6-3			3	0	0	0	1	0	0
23 Mark Teixeira, S (1, 3) OBP: 0.380, SLG: 0.447	F7		FC3-6 9 G4-3 1-2f		BB		G1-3			3	0	0	0	1	0	1
9 Hank Blalock, L (1, 5) OBP: 0.393, SLG: 0.513		G5-3 19 HR 2B	G4-3 1-2		G4-3		BB			3	1	1	0	1	0	2
Kevin Mench, R (1, 9) OBP: 0.335, SLG: 0.529		K	G6-3			P6	L7			4	0	0	0	0	1	3
6 Brad Wilkerson, L (1, 7) OBP: 0.356, SLG: 0.482		G5-3 19 HR BB		F7		1B 5 G3 BB		G3		2	2	0	0	2	0	0
Rod Barajas, R (1, 2) OBP: 0.289, SLG: 0.388		G5-3 1-2 2-3		F9		5 G3 19 BB 1-3 1B		P4		4	0	1	0	0	0	2
19 Jason Botts, S (1, 10) OBP: 0.667, SLG: 1.125		HR 2-H 3-H		BB		5 G3 1-2 BB		5 1B 2B		2	1	2	3	2	0	0
5 Ian Kinsler, R (1, 4) OBP: 0.500, SLG: 0.743		1B		P2		G3 1-2 2-3 3-H		2-3 1B		4	0	2	1	0	0	3
Inning Stats	R: 0 E: 0 K: 1 S: 8 H: 0 LOB: 0 BB: 0 P: 10	R: 3 E: 0 K: 1 S: 14 H: 3 LOB: 1 BB: 1 P: 25	R: 0 E: 0 K: 0 S: 7 H: 0 LOB: 1 BB: 1 P: 13	R: 0 E: 0 K: 0 S: 7 H: 0 LOB: 1 BB: 1 P: 11	R: 0 E: 0 K: 0 S: 4 H: 0 LOB: 1 BB: 1 P: 9	R: 1 E: 0 K: 0 S: 10 H: 1 LOB: 2 BB: 2 P: 21	R: 0 E: 0 K: 0 S: 11 H: 0 LOB: 1 BB: 1 P: 20	R: 0 E: 0 K: 0 S: 12 H: 2 LOB: 2 BB: 0 P: 21		1B: 3 2B: 2 3B: 0 HR: 1 SF: 0 SAC: 0 DP: 0 HBP: 0						

livebaseballscorecards.com

AB	30
R	4
H	6
RBI	4
BB	7
SO	2
LOB	16

WP: 0 PB: 0 SB: 0 CS: 0 PA: 37

PITCHER	IP	WLS	BF	H	R	ER	SO	BB	IBB	HBP	BLK	WP	HR	S	P	ERA	WHIP
Kirk Saarloos, R (1, 1) ERA: 5.57	7.0	L	32	4	4	4	2	7	0	0	0	0	1	61	109	5.14	1.571
50 Kiko Calero, R (8, 1) ERA: 5.59	1.0		5	2	0	0	0	0	0	0	0	0	0	12	21	0.00	2.000

PITCHER	IP	WLS	BF	H	R	ER	SO	BB	IBB	HBP	BLK	WP	HR	S	P	ERA	WHIP

Kansas City Royals @ Oakland Athletics

McAfee Coliseum, Oakland, CA

Mon May 29 2006, 9:05 PM EDT

Att. 28,040 - Clear - 65 F

TOP

livebaseballscorecards.com

Batter	1	2	3	4	5	6	7	8	9	AB	R	H	RBI	BB	SO	LOB
9 David DeJesus, L (1, 8) OBP: 0.194, SLG: 0.276	P2		K	FC3-6 1-2f 2-3			G5-3	F7		5	0	0	0	0	1	3
15 Mark Grudzielanek, R (1, 4) OBP: 0.348, SLG: 0.422	F8		F8	G5-3			WP S 1B 1B		2B 1B	5	2	2	0	0	0	2
Doug Mientkiewicz, L (1, 3) OBP: 0.335, SLG: 0.368	F9		1B 1B		E6		G3 1-3		G5-3 1-H 2B	5	0	2	1	0	0	1
Emil Brown, R (1, 7) OBP: 0.333, SLG: 0.422		1B E BB	1-3 1B		K		2B 3-H 1B		G5-3 1B	4	2	3	1	1	1	1
Matt Stairs, L (1, 10) OBP: 0.320, SLG: 0.451	SAFE K	K	K		K		1-H 2B		G5-3 1-2 2-3f	4	0	1	1	0	3	4
Esteban German, R (9, PH) OBP: 0.477, SLG: 0.453 (9, 10)										1	0	0	0	0	0	2
Tony Graffanino, R (1, 5) OBP: 0.339, SLG: 0.413	SAFE SAFE E9 32 2B 1-H 1B			K	L9		P6		IBB	4	1	1	0	1	1	2
32 Shane Costa, L (1, 9) OBP: 0.320, SLG: 0.448	2B 2-H			14 1B 2B		K		G4-3	G3	5	1	2	1	0	1	2
14 John Buck, R (1, 2) OBP: 0.294, SLG: 0.373	P5			9 FC3-6 13 BB 2-H 1B		K		F7		4	0	1	1	0	1	1
13 Andrés Blanco, S (1, 6) OBP: 0.263, SLG: 0.235	F8			9 FC3-6 1-2 BB		K		1B		3	0	1	0	1	1	1
Inning Stats	R: 0 E: 0 K: 0 S: 4 H: 0 LOB: 0 BB: 0 P: 8	R: 2 E: 1 K: 1 S: 12 H: 2 LOB: 1 BB: 1 P: 22	R: 0 E: 0 K: 2 S: 12 H: 2 LOB: 2 BB: 0 P: 20	R: 1 E: 0 K: 1 S: 15 H: 2 LOB: 2 BB: 1 P: 25	R: 0 E: 1 K: 2 S: 8 H: 0 LOB: 1 BB: 0 P: 8	R: 0 E: 0 K: 3 S: 18 H: 0 LOB: 0 BB: 0 P: 24	R: 2 E: 0 K: 0 S: 12 H: 3 LOB: 1 BB: 0 P: 18	R: 0 E: 0 K: 0 S: 6 H: 1 LOB: 1 BB: 0 P: 9	R: 1 E: 0 K: 0 S: 13 H: 3 LOB: 2 BB: 1 P: 22	1B: 9 2B: 4 3B: 0 HR: 0 SF: 0 SAC: 0 DP: 1 HBP: 0							

AB	40
R	6
H	13
RBI	5
BB	3
SO	9
LOB	19

WP: 1 PB: 0 SB: 1 CS: 0 PA: 43

PITCHER		IP	WLS	BF	H	R	ER	SO	BB	IBB	HBP	BLK	WP	HR	S	P	ERA	WHIP
Dan Haren, R ERA: 4.04	(1, 1)	6.2	L	31	8	5	4	9	2	0	0	0	1	0	79	122	5.40	1.500
Randy Keisler, L ERA: 3.38	(7, 1)	0.2		3	1	0	0	0	0	0	0	0	0	0	4	6	0.00	1.500
Steve Karsay, R ERA: 7.11	(8, 1)	0.2		6	4	1	1	0	0	0	0	0	0	0	8	13	13.50	6.000
47 Ron Flores, L ERA: 4.5	(9, 1)	1.0		3	0	0	0	0	0	1	0	0	0	0	9	15	0.00	0.000

PITCHER	IP	WLS	BF	H	R	ER	SO	BB	IBB	HBP	BLK	WP	HR	S	P	ERA	WHIP

Batter	1	2	3	4	5	6	7	8	9	AB	R	H	RBI	BB	SO	LOB
Jason Kendall, R (1, 2) OBP: 0.366, SLG: 0.309	P3	FC5 BB 1-2 2-3		L9			F8		F9	5	0	0	0	0	0	2
Nick Swisher, S (1, 7) OBP: 0.407, SLG: 0.629	3 1B BB	1-2 2-3 3-H BB		K			21 1B 3 G4-3 BB		HR	2	2	1	2	3	1	0
21 Mark Kotsay, L (1, 8) OBP: 0.336, SLG: 0.412	K	F7			L7		3 G4-3 1-3 1B		3 G1-6-3 1B	5	0	2	0	0	1	4
3 Eric Chavez, L (1, 5) OBP: 0.371, SLG: 0.545	FC5-4 1-2 1B		P2		G4-3		G4-3 1-2 3-H		G1-6-3 1-2f	5	0	1	1	0	0	2
Frank Thomas, R (1, 10) OBP: 0.360, SLG: 0.461	FC5-4 1-2f		7 1B 1B		HR		F8			4	1	2	1	0	0	3
7 Bobby Crosby, R (1, 6) OBP: 0.276, SLG: 0.366		L7	1-2 1B		P2			F7		4	0	1	0	0	0	0
Jay Payton, R (1, 9) OBP: 0.273, SLG: 0.333		E 29 1B BB 1B	P2			K		L8		4	1	1	0	0	1	2
29 Dan Johnson, L (1, 3) OBP: 0.272, SLG: 0.273		BB E 1-2 1B	F8			G1-3		BB		3	0	1	0	1	0	2
14 Mark Ellis, R (1, 4) OBP: 0.302, SLG: 0.327		F7		L8		G1-3		P4		4	0	0	0	0	0	3
Inning Stats	R: 0 E: 0 K: 1 S: 8 H: 1 LOB: 2 BB: 1 P: 16	R: 1 E: 1 K: 0 S: 18 H: 2 LOB: 3 BB: 1 P: 29	R: 0 E: 0 K: 0 S: 20 H: 2 LOB: 2 BB: 0 P: 31	R: 0 E: 0 K: 1 S: 10 H: 0 LOB: 0 BB: 0 P: 15	R: 1 E: 0 K: 0 S: 8 H: 1 LOB: 0 BB: 0 P: 9	R: 0 E: 0 K: 1 S: 6 H: 0 LOB: 0 BB: 0 P: 11	R: 1 E: 0 K: 0 S: 9 H: 1 LOB: 1 BB: 1 P: 17	R: 0 E: 0 K: 0 S: 9 H: 0 LOB: 1 BB: 1 P: 15	R: 1 E: 0 K: 0 S: 18 H: 2 LOB: 0 BB: 0 P: 28	1B: 7 2B: 0 3B: 0 HR: 2 SF: 0 SAC: 0 DP: 1 HBP: 0						

PITCHER		IP	WLS	BF	H	R	ER	SO	BB	IBB	HBP	BLK	WP	HR	S	P	ERA	WHIP
Seth Etherton, R ERA: 1.8	(1, 1)	5.0	W	24	6	2	1	2	2	0	0	0	0	1	64	100	1.80	1.600
Mike Wood, R ERA: 5.12	(6, 1)	1.1	H	6	1	1	1	1	1	0	0	0	0	0	10	22	6.75	1.500
41 Jimmy Gobble, L ERA: 4.56	(7, 1)	0.1	H	1	0	0	0	0	0	0	0	0	0	0	3	3	0.00	0.000
57 Joel Peralta, R ERA: 3.43	(7, 1)	1.1	H	5	0	0	0	0	1	0	0	0	0	0	11	18	0.00	0.750
Ambiorix Burgos, R ERA: 7.3	(9, 1)	1.0	S	4	2	1	1	0	0	0	0	0	0	1	18	28	9.00	2.000

PITCHER	IP	WLS	BF	H	R	ER	SO	BB	IBB	HBP	BLK	WP	HR	S	P	ERA	WHIP

BOTTOM

Kansas City Royals @ Oakland Athletics

McAfee Coliseum, Oakland, CA

Mon May 29 2006, 9:05 PM EDT

Att. 28,040 - Clear - 65 F

livebaseballscorecards.com

AB	36
R	4
H	9
RBI	4
BB	4
SO	3
LOB	18

Batter	1	2	3	4	5	6	7	8	9	10	AB	R	H	RBI	BB	SO	LOB
9 David DeJesus, L (1, 8) OBP: 0.270, SLG: 0.412	B B C X 2-1 HR	C C B B F F C 2-3 ① K		C X 0-1 15 1B 16 1B 1B		C B B F X 2-2 1B		B X 1-0 ③ F8		I I I 4-0 15 1B IBB	5	2	3	1	1	1	0
15 Mark Grudzielanek, R (1, 4) OBP: 0.353, SLG: 0.425	B C X 1-1 ① G6-3	B B X 2-0 ② G6-3		1 SAFE 1 SAFE X 0-0 16 1B 1-3 1B 1B		F 1 SAFE F S 0-3 ② K			B B X 2-0 16 1B 1B 1B	C X 0-1 1-2 3-H 1B	6	2	3	1	0	1	1
16 Reggie Sanders, R (1, 10) OBP: 0.289, SLG: 0.486	C C B B X 2-2 BB 1B 1B	F X 0-1 2B		X 0-0 1B 1-2 3-H 1B		1 SAFE 1 SAFE S F 1 SAFE F B B D 3-3 S ③ K			B S B X 2-1 1B 1-3 1B	B F B B F X 3-2 ② F7	6	1	4	1	0	1	3
Emil Brown, R (1, 9) (7, 7) OBP: 0.333, SLG: 0.416	F B B B B 4-1 FC3-6 4 1B 1-2 BB	X 0-0 ③ G6-3		F S X 0-2 ③ 1-3 2-H 1B			C X 0-1 ① G6-3		B S S B S 2-3 ① K	B B X 2-0 ③ F8	5	1	1	1	1	1	5
Tony Graffanino, R (1, 5) (7, 3) (9, 5) OBP: 0.333, SLG: 0.404	C T B B B B X 3-2 FC3-6 1-2 2-H 1B		C T B X 1-2 E6 G5-4-3		C B X 1-1 ① F7		X 0-0 ② B1-3		B B C X 2-1 ② F9		5	0	1	1	0	0	2
Esteban German, R (1, 7) (7, 5) OBP: 0.467, SLG: 0.436 Matt Stairs, L (9, PH) (9, 3) OBP: 0.327, SLG: 0.457	B F X 1-1 ② FC3-6 4 1B BB 1-2f 2-3		C C B X 1-2 ① ② G5-4-3 1-2f		B B X 2-0 ② P6		B C B B C F F B 4-2 S BB		B B C S B X 3-2 1-2 3-H 1B		3	1	0	0	1	0	3
											1	0	1	1	0	0	0
Doug Mientkiewicz, L (1, 3) OBP: 0.339, SLG: 0.373 32 Shane Costa, L (7, 9) OBP: 0.317, SLG: 0.443	B B B B 4-0 4 1B 1-2 BB		C X 0-1 ③ P5		X 0-0 2B		B B C X 2-1 ③ G4-3 1-2		B B B C X 3-1 ③ G3		3	0	1	0	1	0	1
											1	0	0	0	0	0	2
4 Angel Berroa, R (1, 6) OBP: 0.260, SLG: 0.382	C X 0-1 1-2 2-H 3-H 1B			B X 1-0 ① F9	B C X 1-1 ③ P3			F S C 0-3 ① K		X 0-0 14 SH5-4 15 1B 2B	5	1	2	2	0	1	1
14 John Buck, R (1, 2) OBP: 0.285, SLG: 0.360	X 0-0 ③ L7			X 0-0 ② L9		C B F B S 2-3 ① K		C B B F S 2-3 ② K		L X 0-1 ① 2-3 SH5-4	4	0	0	0	0	2	2
Inning Stats	R: 4 E: 0 K: 0 S: 16 H: 4 LOB: 2 BB: 2 P: 33	R: 0 E: 0 K: 1 S: 9 H: 1 LOB: 1 BB: 0 P: 13	R: 0 E: 1 K: 0 S: 8 H: 0 LOB: 0 BB: 0 P: 10	R: 2 E: 0 K: 0 S: 9 H: 4 LOB: 2 BB: 0 P: 10	R: 0 E: 0 K: 0 S: 6 H: 1 LOB: 1 BB: 0 P: 10	R: 0 E: 0 K: 3 S: 13 H: 1 LOB: 1 BB: 0 P: 20	R: 0 E: 0 K: 0 S: 9 H: 0 LOB: 1 BB: 1 P: 15	R: 0 E: 0 K: 2 S: 7 H: 0 LOB: 0 BB: 0 P: 10	R: 1 E: 0 K: 1 S: 13 H: 3 LOB: 2 BB: 0 P: 27	R: 1 E: 0 K: 0 S: 9 H: 2 LOB: 2 BB: 1 P: 18	1B: 12 2B: 3 3B: 0 HR: 1 SF: 0 SAC: 1 DP: 1 HBP: 0						

PITCHER		IP	WLS	BF	H	R	ER	SO	BB	IBB	HBP	BLK	WP	HR	S	P	ERA	WHIP
51 Brad Halsey, L ERA: 4.43	(1, 1)	4.2		25	10	6	6	1	2	0	0	0	0	1	46	73	11.57	2.571
57 Chad Gaudin, R ERA: 4.08	(5, 1)	2.1		9	1	0	0	3	1	0	0	0	0	0	24	38	0.00	0.857
50 Kiko Calero, R ERA: 5.31	(8, 1)	1.0	H	3	0	0	0	2	0	0	0	0	0	0	7	10	0.00	0.000
20 Huston Street, R ERA: 5.0	(9, 1)	1.0	B	6	3	1	1	1	0	0	0	0	0	0	13	27	9.00	3.000
Matt Roney, R ERA: 4.5	(10, 1)	1.0	L	6	2	1	1	0	0	1	0	0	0	0	9	18	9.00	2.000

PITCHER	IP	WLS	BF	H	R	ER	SO	BB	IBB	HBP	BLK	WP	HR	S	P	ERA	WHIP

TOP

Kansas City Royals @ Oakland Athletics

McAfee Coliseum, Oakland, CA

Tue May 30 2006, 10:05 PM EDT

Att. 12,516 - Clear - 67 F

livebaseballscorecards.com

AB	44
R	8
H	16
RBI	8
BB	4
SO	7
LOB	20

WP: 0 PA: 49
PB: 0
SB: 1
CS: 0

Batter	1	2	3	4	5	6	7	8	9	10	AB	R	H	RBI	BB	SO	LOB
21 Mark Kotsay, L (1, 8) OBP: 0.332, SLG: 0.402	C X 0-1 G3-1 ①		C F X 0-2 G1 ②	F D X 1-1 L9 ③		1 SAFE C S B B S 2-3 K ①		B B X 2-0 G4-3 ①		B S D B S B 4-2 1-2 BB	5	0	0	0	1	1	3
Nick Swisher, S (1, 7) OBP: 0.410, SLG: 0.641	C B F X 1-2 1B		C S F F F X 0-2 HR		X 0-0 WP BB 7 2B 1B	B C F 1 SAFE 1 SAFE X 1-2 FC5-4 S 1-2f ②		B B C B C T 3-2 K ②		X 0-0 F7 ②	6	2	3	1	0	1	3
3 Eric Chavez, L (1, 5) OBP: 0.367, SLG: 0.539 Marco Scutaro, R (5, 5) OBP: 0.288, SLG: 0.224 (7, 4)	F B F S 1-3 K ②		C F X 0-2 G6-3 ③		B B B C B 4-1 WP 7 2B 1-2 BB	L F F B B B 4-2 1-2 BB		C B C B C 2-3 K ③		X 0-0 F9 ③	2	0	0	0	0	1	1
											2	1	0	0	2	1	2
Frank Thomas, R (1, 10) OBP: 0.350, SLG: 0.445	B C C X 1-2 F8 ③			C S B B B X 3-2 F7 ①	C S F B B B S 3-3 K ① 1-2 2-3	C C B X 1-2 F7 ③			C B X 1-1 F7 ①		5	0	0	0	0	1	5
7 Bobby Crosby, R (1, 6) OBP: 0.289, SLG: 0.407		S B B X 2-1 2B		B C X 1-1 HR	B B C B X 3-1 HR 2-H 3-H 2B		B F B X 2-1 F7 ①		C X 0-1 1B		5	2	4	3	0	0	0
17 Adam Melhuse, S (1, 2) OBP: 0.323, SLG: 0.475	F B B C F S 2-3 K ①			X 0-0 1B 2B	B F B X 2-1 P5 ②		B B S B S B 4-2 G3-1 BB		C B C C 1-3 K ②		4	1	1	0	1	2	3
Jay Payton, R (1, 9) OBP: 0.276, SLG: 0.354	D F B X 2-1 P4 ②			F B X 1-1 14 P3 29 BB 2-H 1B	B B B C B X 3-1 2-H HR		C X 0-1 G3-1 1-2 ②		F 1 SAFE X 0-1 L8 ③		5	1	2	3	0	0	3
29 Dan Johnson, L (1, 3) OBP: 0.283, SLG: 0.274 23 Bobby Kielty, S (10, PR) OBP: 0.318, SLG: 0.328	B X 1-0 F8 ③			B B C B B 4-1 1-2 BB	B X 1-0 F8 ③		I I I 4-0 IBB			F B B X 2-1 21 BB 1B	3	0	1	0	2	0	1
											0	0	0	0	0	0	0
14 Mark Ellis, R (1, 4) OBP: 0.302, SLG: 0.323 Antonio Perez, R (7, 5) OBP: 0.125, SLG: 0.034 Jason Kendall, R (10, PH) OBP: 0.364, SLG: 0.307			C S B F B F F F B 3-2 F F F X P3 ①	C B X 1-1 P3 ② 2-3		B B B B 4-0 FC5-4 BB	B B S S F E S 2-3 K ③			X 0-0 F9 ①	2	0	0	0	1	0	2
											1	0	0	0	0	1	2
											1	0	0	0	0	0	1
Inning Stats	R: 0 E: 0 K: 1 S: 11 H: 1 LOB: 1 BB: 0 P: 14	R: 0 E: 0 K: 1 S: 9 H: 1 LOB: 1 BB: 0 P: 16	R: 1 E: 0 K: 0 S: 22 H: 1 LOB: 0 BB: 0 P: 25	R: 2 E: 0 K: 0 S: 13 H: 3 LOB: 2 BB: 1 P: 24	R: 4 E: 0 K: 1 S: 13 H: 3 LOB: 0 BB: 1 P: 29	R: 0 E: 0 K: 1 S: 12 H: 0 LOB: 2 BB: 2 P: 24	R: 0 E: 0 K: 1 S: 11 H: 0 LOB: 2 BB: 2 P: 23	R: 0 E: 0 K: 2 S: 7 H: 0 LOB: 0 BB: 0 P: 14	R: 0 E: 0 K: 1 S: 9 H: 1 LOB: 1 BB: 0 P: 11	R: 0 E: 0 K: 0 S: 7 H: 1 LOB: 2 BB: 1 P: 13	1B: 5 2B: 3 3B: 0 HR: 3	SF: 0 SAC: 0 DP: 0 HBP: 0			WP: 1 PB: 0 SB: 1 CS: 0		PA: 48	

PITCHER	IP	WLS	BF	H	R	ER	SO	BB	IBB	HBP	BLK	WP	HR	S	P	ERA	WHIP
Denny Bautista, R (1, 1) ERA: 5.63	4.1		23	8	6	6	3	2	0	0	0	1	2	63	97	12.46	2.308
Andrew Sisco, L (5, 1) ERA: 6.55	1.1		6	1	1	1	1	1	0	0	0	0	1	11	24	6.75	1.500
77 Joe Nelson, R (6, 1) ERA: 0.96	1.1		7	0	0	0	1	2	1	0	0	0	0	17	34	0.00	1.500
Elmer Dessens, R (8, 1) ERA: 4.67	2.0	W	7	1	0	0	3	0	0	0	0	0	0	16	25	0.00	0.500
Ambiorix Burgos, R (10, 1) ERA: 7.01	1.0	S	5	1	0	0	0	1	0	0	0	0	0	7	13	0.00	2.000

PITCHER	IP	WLS	BF	H	R	ER	SO	BB	IBB	HBP	BLK	WP	HR	S	P	ERA	WHIP

BOTTOM

Kansas City Royals @ Oakland Athletics

McAfee Coliseum, Oakland, CA

Tue May 30 2006, 10:05 PM EDT

Att. 12,516 - Clear - 67 F

livebaseballscorecards.com

AB	41
R	7
H	11
RBI	7
BB	7
SO	8
LOB	26

Batter	1	2	3	4	5	6	7	8	9	AB	R	H	RBI	BB	SO	LOB
9 David DeJesus, L (1, 8) OBP: 0.268, SLG: 0.395	B X 1-0 ① F8		C B C B X 2-2 G3 15 1B 1B		1 SAFE B S X 1-1 ②③ G4-6-3 1-2f			C F F X 0-2 ② G4-3		4	0	1	0	0	0	1
15 Mark Grudzielanek, R (1, 4) OBP: 0.356, SLG: 0.432	C T C 0-3 ② K		1 SAFE B 1 SAFE X 1-0 G3 1-2 1B			F B X 1-1 ① G3		X 0-0 2B		4	0	2	0	0	1	0
Emil Brown, R (1, 7) OBP: 0.326, SLG: 0.406	B F S B B X 3-2 ③ P3		C X 0-1 ② G3 1-2 2-3			C B F B B S 3-3 ② K		F B C B X 2-2 ③ G1-3		4	0	0	0	0	1	3
Matt Stairs, L (1, 3) OBP: 0.315, SLG: 0.438		C T B X 1-2 ① F9	F B X 1-1 ③ L9			T X 0-1 ③ F8			F F B B S 2-3 ① K	4	0	0	0	0	1	2
Tony Graffanino, R (1, 5) OBP: 0.323, SLG: 0.390		C C X 0-2 ② G6-3		C B S 1-3 ① K			F X 0-1 ① P4		B B F X 2-1 ② F9	4	0	0	0	0	1	0
32 Shane Costa, L (1, 9) OBP: 0.315, SLG: 0.436		B B X 2-0 4 1B 1B		C S B F B F X 2-2 ② G4-3			X 0-0 ② G3		B X 1-0 ③ F9	4	0	1	0	0	0	0
4 Angel Berroa, R (1, 6) OBP: 0.267, SLG: 0.383		C S X 0-2 1-2 1B		B C F B B B F X 3-2 ③ G6-3			B B C B B 4-1 FC4-6 BB			2	0	1	0	1	0	0
Paul Bako, L (1, 2) OBP: 0.263, SLG: 0.255		T F B X 1-2 ③ G3			C S C 0-3 ① K		X 0-0 ③ FC4-6 1-2f			3	0	0	0	0	1	3
Esteban German, R (1, 10) OBP: 0.463, SLG: 0.425			B C X 1-1 ① F8		B C C F B B B 4-2 9 G4-6-3 BB			B C X 1-1 ① F8		2	0	0	0	1	0	0
Inning Stats	R: 0 H: 0 E: 0 LOB: 0 K: 1 BB: 0 S: 7 P: 11	R: 0 H: 2 E: 0 LOB: 2 K: 0 BB: 0 S: 13 P: 17	R: 0 H: 2 E: 0 LOB: 2 K: 0 BB: 0 S: 10 P: 15	R: 0 H: 0 E: 0 LOB: 0 K: 1 BB: 0 S: 12 P: 18	R: 0 H: 0 E: 0 LOB: 0 K: 1 BB: 1 S: 8 P: 13	R: 0 H: 0 E: 0 LOB: 0 K: 1 BB: 0 S: 7 P: 11	R: 0 H: 0 E: 0 LOB: 1 K: 0 BB: 1 S: 5 P: 9	R: 0 H: 1 E: 0 LOB: 1 K: 0 BB: 0 S: 10 P: 13	R: 0 H: 0 E: 0 LOB: 0 K: 1 BB: 0 S: 6 P: 11	1B: 4 SF: 0 2B: 1 SAC: 0 3B: 0 DP: 1 HR: 0 HBP: 0						

TOP

Kansas City Royals @ Oakland Athletics

McAfee Coliseum, Oakland, CA

Wed May 31 2006, 3:35 PM EDT

Att. 25,181 - Sunny - 66 F

livebaseballscorecards.com

AB	31
R	0
H	5
RBI	0
BB	2
SO	5
LOB	9

PITCHER	IP	WLS	BF	H	R	ER	SO	BB	IBB	HBP	BLK	WP	HR	S	P	ERA	WHIP
Joe Blanton, R (1, 1) ERA: 5.21	9.0	W	33	5	0	0	5	2	0	0	0	0	0	78	118	0.00	0.778

PITCHER	IP	WLS	BF	H	R	ER	SO	BB	IBB	HBP	BLK	WP	HR	S	P	ERA	WHIP

WP: 0	PA: 33		
PB: 0			
SB: 0			
CS: 0			

Batter	1	2	3	4	5	6	7	8	9	AB	R	H	RBI	BB	SO	LOB
21 Mark Kotsay, L (1, 8) OBP: 0.330, SLG: 0.396	F X 0-1 ① F9	F X 0-1 ③ P5			C B X 1-1 ② G6-3		B B B B 4-0 3 3B BB BB			3	1	0	0	1	0	2
Nick Swisher, S (1, 7) OBP: 0.407, SLG: 0.631	C B B S X 2-2 ② F8		X 0-0 ① F8		C B B B C S 3-3 ③ K		1 SAFE B S C B B B 4-2 1-2 3 3B BB			3	1	0	0	1	1	0
3 Eric Chavez, L (1, 5) OBP: 0.370, SLG: 0.547	B B B B 4-0 HR BB		C C B S 1-3 ② K			B F B F B T 3-2 ① K	B B C X 2-1 1-H 2-H 3B			3	1	1	2	1	2	0
Frank Thomas, R (1, 10) OBP: 0.354, SLG: 0.467	C B F X 1-2 1-H HR		F B C S 1-3 ③ K			C B B X 2-1 7 1B 1B 1B	B C B X 2-1 ③ P3			4	1	2	2	0	1	1
7 Bobby Crosby, R (1, 6) OBP: 0.294, SLG: 0.425	B B X 2-0 ③ F8			B B B C C X 3-1 HR		B C X 1-1 1B 1-2 1B		C X 0-1 ① F9		4	1	2	1	0	0	0
Jay Payton, R (1, 9) OBP: 0.276, SLG: 0.351		B X 1-0 ① F7		X 0-0 ① F7		B C F X 1-2 29 G4-6-3 1-2 2-3 1B		X 0-0 ② L8		4	0	1	0	0	0	0
29 Dan Johnson, L (1, 3) OBP: 0.288, SLG: 0.275		X 0-0 BB 1B		B B F C F F X 2-2 ② F8		X 0-0 ② ③ G4-6-3 1-2f		B B F B B 4-1 HR BB		3	1	1	0	1	0	3
Jason Kendall, R (1, 2) OBP: 0.367, SLG: 0.329		1 SAFE C B B B B 4-1 1-2 BB		B X 1-0 ③ G5-3			B B X 2-0 ① G4-3	B B C B X 3-1 1-H HR		3	1	1	2	1	0	0
Marco Scutaro, R (1, 4) OBP: 0.274, SLG: 0.211		B C F B C 2-3 ② K			B B F X 2-1 ① G5-3		C B S C 1-3 ② K	X 0-0 ③ G6-3		4	0	0	0	0	2	2
Inning Stats	R: 2 E: 0 K: 0 S: 9 H: 1 LOB: 0 BB: 1 P: 18	R: 0 E: 0 K: 1 S: 8 H: 1 LOB: 2 BB: 1 P: 15	R: 0 E: 0 K: 2 S: 7 H: 0 LOB: 0 BB: 0 P: 9	R: 1 E: 0 K: 0 S: 9 H: 1 LOB: 0 BB: 0 P: 15	R: 0 E: 0 K: 1 S: 7 H: 0 LOB: 0 BB: 0 P: 13	R: 0 E: 0 K: 1 S: 11 H: 3 LOB: 2 BB: 0 P: 18	R: 2 E: 0 K: 1 S: 10 H: 1 LOB: 1 BB: 2 P: 25	R: 2 E: 0 K: 0 S: 7 H: 1 LOB: 0 BB: 1 P: 14		1B: 4 2B: 0 3B: 1 HR: 3	SF: 0 SAC: 0 DP: 1 HBP: 0						

PITCHER		IP	WLS	BF	H	R	ER	SO	BB	IBB	HBP	BLK	WP	HR	S	P	ERA	WHIP
37 Scott Elarton, R ERA: 4.94	(1, 1)	6.2	L	29	6	5	5	6	4	0	0	0	0	2	57	105	6.75	1.500
57 Joel Peralta, R ERA: 4.03	(7, 1)	1.1		7	2	2	2	0	1	0	0	0	0	1	11	22	13.50	2.250

PITCHER	IP	WLS	BF	H	R	ER	SO	BB	IBB	HBP	BLK	WP	HR	S	P	ERA	WHIP

BOTTOM

Kansas City Royals @ Oakland Athletics

McAfee Coliseum, Oakland, CA

Wed May 31 2006, 3:35 PM EDT

Att. 25,181 - Sunny - 66 F

livebaseballscorecards.com

AB	31
R	7
H	8
RBI	7
BB	5
SO	6
LOB	8

Batter	1	2	3	4	5	6	7	8	9	AB	R	H	RBI	BB	SO	LOB
20 Lew Ford, R (1, 7) OBP: 0.298, SLG: 0.305	B B C X 2-1 G5-3 ①		B C B F F B S 3-3 K ②			B B C F S 2-3 K ①		C B C B C 2-3 K ③		4	0	0	0	0	3	0
Luis Castillo, S (1, 4) OBP: 0.370, SLG: 0.396	B F B B X 3-1 G5-3 ②		X 0-0 G6-3 ③			C C B S 1-3 K ②			C F B B B X 3-2 1B	4	0	1	0	0	1	0
7 Joe Mauer, L (1, 2) OBP: 0.421, SLG: 0.494	B C X 1-1 1B 1B			B B C X 2-1 F7 ①		B B B X 3-0 1B			C B C F X 1-2 P6 ①	4	0	2	0	0	0	1
Torii Hunter, R (1, 8) OBP: 0.329, SLG: 0.443	B S S X 1-2 **1-2** 1B			X 0-0 F8 ②		B F 1 SAFE F 1 SAFE B F B F 3-2 X G2-3 ③			X 0-0 P4 ②	4	0	1	0	0	0	2
5 Michael Cuddyer, R (1, 9) OBP: 0.357, SLG: 0.559	C C F F F F S 0-3 K ③			C B S S B B X 3-2 F8 ③			X 0-0 P6 ①		C X 0-1 G4-3 ③	4	0	0	0	0	1	3
33 Justin Morneau, L (1, 3) OBP: 0.303, SLG: 0.457		B C X 1-1 G3-1 ①			F F C 0-3 K ①		B F X 1-1 G3 ②			3	0	0	0	0	1	0
24 Rondell White, R (1, 10) OBP: 0.213, SLG: 0.234		B X 1-0 P5 ②			C C B X 1-2 HBP 1B		C B B S B F F X 3-2 G5-3 ③			3	0	1	0	0	0	0
Tony Batista, R (1, 5) OBP: 0.308, SLG: 0.411		C B B X 2-1 P4 ③			C F F F H 1-2 G5-4-3 **1-2** HBP			B C S S 1-3 K ①		2	0	0	0	0	1	0
Juan Castro, R (1, 6) OBP: 0.261, SLG: 0.311			C X 0-1 F8 ①		X 0-0 G5-4-3 ② ③ **1-2f**			C B X 1-1 G1-3 ②		2	0	0	0	0	0	2
16 Jason Kubel, L (8, PH) OBP: 0.222, SLG: 0.273										1	0	0	0	0	0	0
8 Nick Punto, S (8, 6) OBP: 0.359, SLG: 0.357										0	0	0	0	0	0	0
Inning Stats	R: 0 H: 2 E: 0 LOB: 2 K: 1 BB: 0 S: 16 P: 23	R: 0 H: 0 E: 0 LOB: 0 K: 0 BB: 0 S: 5 P: 9	R: 0 H: 0 E: 0 LOB: 0 K: 1 BB: 0 S: 7 P: 10	R: 0 H: 0 E: 0 LOB: 0 K: 0 BB: 0 S: 6 P: 11	R: 0 H: 1 E: 0 LOB: 1 K: 1 BB: 0 S: 11 P: 13	R: 0 H: 1 E: 0 LOB: 1 K: 2 BB: 0 S: 12 P: 21	R: 0 H: 0 E: 0 LOB: 0 K: 0 BB: 0 S: 8 P: 12	R: 0 H: 0 E: 0 LOB: 0 K: 2 BB: 0 S: 8 P: 12	R: 0 H: 1 E: 0 LOB: 1 K: 0 BB: 0 S: 10 P: 14	1B: 5 SF: 0 2B: 0 SAC: 0 3B: 0 DP: 1 HR: 0 HBP: 1						

TOP

Minnesota Twins @ Oakland Athletics

McAfee Coliseum, Oakland, CA

Thu Jun 01 2006, 10:05 PM EDT

Att. 12,025 - Partly Cloudy - 70 F

livebaseballscorecards.com

AB	31
R	0
H	5
RBI	0
BB	0
SO	7
LOB	8

WP: 0 PA: 32
PB: 0
SB: 0
CS: 0

PITCHER		IP	WLS	BF	H	R	ER	SO	BB	IBB	HBP	BLK	WP	HR	S	P	ERA	WHIP
Barry Zito, L ERA: 2.87	(1, 1)	7.0	W	25	4	0	0	5	0	0	1	0	0	0	65	99	0.00	0.571
50 Kiko Calero, R ERA: 5.06	(8, 1)	1.0		3	0	0	0	2	0	0	0	0	0	0	8	12	0.00	0.000
20 Huston Street, R ERA: 4.74	(9, 1)	1.0		4	1	0	0	0	0	0	0	0	0	0	10	14	0.00	1.000

PITCHER	IP	WLS	BF	H	R	ER	SO	BB	IBB	HBP	BLK	WP	HR	S	P	ERA	WHIP

Batter	1	2	3	4	5	6	7	8	9	AB	R	H	RBI	BB	SO	LOB
21 Mark Kotsay, L (1, 8) OBP: 0.329, SLG: 0.408	C C B F B X 2-2 ① G5-3		C B B X 2-1 ③ F7			B X 1-0 1-H HR		B X 1-0 ② G6-3		4	1	1	2	0	0	0
Nick Swisher, S (1, 7) OBP: 0.400, SLG: 0.618	B C B C B F X 3-2 ② G3			B F B C F S 2-3 ① K		B B C B F X 3-2 ② P5		B S C F B X 2-2 ③ G3		4	0	0	0	0	1	0
3 Eric Chavez, L (1, 5) OBP: 0.369, SLG: 0.543	B F F C 1-3 ③ K			B B B C X 3-1 ② P5		F F X 0-2 1B				3	0	1	0	0	1	0
Frank Thomas, R (1, 10) OBP: 0.353, SLG: 0.484		C C B X 1-2 HR		C C F B B B X 3-2 ③ F7		F C C 0-3 ③ K				3	1	1	1	0	1	1
7 Bobby Crosby, R (1, 6) OBP: 0.294, SLG: 0.424		B X 1-0 29 G6-4-3 1B			C B S B B S 3-3 ① K		C X 0-1 ① G6-3			3	0	1	0	0	1	0
Jay Payton, R (1, 9) OBP: 0.271, SLG: 0.345		X 0-0 ① L8			X 0-0 ② P3		C X 0-1 ② F7			3	0	0	0	0	0	1
29 Dan Johnson, L (1, 3) OBP: 0.289, SLG: 0.298		B X 1-0 ② ③ G6-4-3 1-2f			S C X 0-2 ③ G3		B S B B C X 3-2 HR			3	1	1	1	0	0	1
Jason Kendall, R (1, 2) OBP: 0.367, SLG: 0.324			B C X 1-1 ① G6-3			C B H 2-1 21 HR HBP	C X 0-1 ③ G5-3			2	1	0	0	0	0	0
Marco Scutaro, R (1, 4) OBP: 0.264, SLG: 0.203			X 0-0 ② F8			C F C 0-3 ① K		B B X 2-0 ① L8		3	0	0	0	0	1	1
Inning Stats	R: 0 H: 0 E: 0 LOB: 0 K: 1 BB: 0 S: 11 P: 17	R: 1 H: 2 E: 0 LOB: 0 K: 0 BB: 0 S: 6 P: 9	R: 0 H: 0 E: 0 LOB: 0 K: 0 BB: 0 S: 5 P: 8	R: 0 H: 0 E: 0 LOB: 0 K: 1 BB: 0 S: 10 P: 18	R: 0 H: 0 E: 0 LOB: 0 K: 1 BB: 0 S: 7 P: 10	R: 2 H: 2 E: 0 LOB: 1 K: 2 BB: 0 S: 14 P: 20	R: 1 H: 1 E: 0 LOB: 0 K: 0 BB: 0 S: 9 P: 12	R: 0 H: 0 E: 0 LOB: 0 K: 0 BB: 0 S: 6 P: 11		1B: 2 SF: 0 2B: 0 SAC: 0 3B: 0 DP: 1 HR: 3 HBP: 1						

PITCHER		IP	WLS	BF	H	R	ER	SO	BB	IBB	HBP	BLK	WP	HR	S	P	ERA	WHIP
26 Boof Bonser, R ERA: 4.5	(1, 1)	7.0	L	26	5	4	4	5	0	0	1	0	0	3	62	94	5.14	0.714
28 Jesse Crain, R ERA: 6.94	(8, 1)	1.0		3	0	0	0	0	0	0	0	0	0	0	6	11	0.00	0.000

PITCHER	IP	WLS	BF	H	R	ER	SO	BB	IBB	HBP	BLK	WP	HR	S	P	ERA	WHIP

BOTTOM

Minnesota Twins @ Oakland Athletics

McAfee Coliseum, Oakland, CA

Thu Jun 01 2006, 10:05 PM EDT
Att. 12,025 - Partly Cloudy - 70 F

livebaseballscorecards.com

AB	28
R	4
H	5
RBI	4
BB	0
SO	5
LOB	4

Minnesota Twins @ Oakland Athletics

McAfee Coliseum, Oakland, CA

Fri Jun 02 2006, 10:05 PM EDT

Att. 16,138 - Partly Cloudy - 68 F

livebaseballscorecards.com

Batter	1	2	3	4	5	6	7	8	9	AB	R	H	RBI	BB	SO	LOB
8 Nick Punto, S (1, 6) OBP: 0.366, SLG: 0.356	B B B C B 4-1 7 G6-4-3 1B BB		B X 1-0 ③ G4-3			M X 0-1 CS 1B		B C B X 2-1 ③ G4-3		3	0	1	0	1	0	1
Luis Castillo, S (1, 4) OBP: 0.373, SLG: 0.395	C 1 SAFE 1 SAFE B X 1-1 7 G6-4-3 1-2 1B			C F B B B X 2-2 ① F8		1 SAFE B 1-0 ③ CS 1-2	C C B B B B 4-2 G5-4-3 BB		F B B B F F X 2-2 ① G6-3	3	0	1	0	1	0	0
7 Joe Mauer, L (1, 2) OBP: 0.413, SLG: 0.483	B X 1-0 ① ② G6-4-3 1-2f 2-3			X 0-0 ② F7			C 1 SAFE B X 1-1 ① F7		X 0-0 ② L7	4	0	0	0	0	0	3
Torii Hunter, R (1, 8) OBP: 0.327, SLG: 0.436	X 0-0 ③ G1-3			C B B X 2-1 ③ P3			F 1 SAFE F X 0-2 ② ③ G5-4-3 1-2f		B B S C B B 4-2 5 BB BB	3	0	0	0	1	0	2
5 Michael Cuddyer, R (1, 9) OBP: 0.361, SLG: 0.554		C B X 1-1 ① G5-3			B X 1-0 ① G5-3			F B B B B X 3-1 33 HR 1B	B B B B 4-0 1-2 BB	3	1	1	0	1	0	0
33 Justin Morneau, L (1, 3) OBP: 0.302, SLG: 0.469		B B C X 2-1 ② G4-3			S B B X 2-1 ② L8			F B F X 1-2 1-H HR	B B F X 2-1 ③ F7	4	1	1	2	0	0	2
Terry Tiffee, S (1, 10)		C F B X 1-2 ③ G3			X 0-0 ③ G4-3			B B B B 4-0 G6-4-3 BB		2	0	0	0	1	0	0
Tony Batista, R (1, 5) OBP: 0.303, SLG: 0.404			S B F B F X 2-2 ① G5-3			C C B F B F X 2-2 ① P4		F B C X 1-2 ① ② G6-4-3 1-2f		3	0	0	0	0	0	1
16 Jason Kubel, L (1, 7) OBP: 0.231, SLG: 0.306 20 Lew Ford, R (8, PR) (8, 7) OBP: 0.298, SLG: 0.305			X 0-0 ② G4-3			B X 1-0 ② G4-3		B F X 1-1 2B		3 0	0 0	1 0	0 0	0 0	0 0	0 0
Inning Stats	R: 0 H: 1 E: 0 LOB: 1 K: 0 BB: 1 S: 5 P: 11	R: 0 H: 0 E: 0 LOB: 0 K: 0 BB: 0 S: 7 P: 11	R: 0 H: 0 E: 0 LOB: 0 K: 0 BB: 0 S: 6 P: 9	R: 0 H: 0 E: 0 LOB: 0 K: 0 BB: 0 S: 6 P: 10	R: 0 H: 0 E: 0 LOB: 0 K: 0 BB: 0 S: 4 P: 7	R: 0 H: 1 E: 0 LOB: 0 K: 0 BB: 0 S: 8 P: 12	R: 0 H: 0 E: 0 LOB: 0 K: 0 BB: 1 S: 7 P: 12	R: 2 H: 3 E: 0 LOB: 1 K: 0 BB: 1 S: 12 P: 24	R: 0 H: 0 E: 0 LOB: 2 K: 0 BB: 2 S: 9 P: 21	1B: 3 SF: 0 2B: 1 SAC: 0 3B: 0 DP: 3 HR: 1 HBP: 0						

TOP	
AB	28
R	2
H	5
RBI	2
BB	5
SO	0
LOB	9

WP: 0 PA: 34
PB: 0
SB: 0
CS: 1

PITCHER		IP	WLS	BF	H	R	ER	SO	BB	IBB	HBP	BLK	WP	HR	S	P	ERA	WHIP
Kirk Saarloos, R ERA: 5.04	(1, 1)	8.0	L	28	5	2	2	0	3	0	0	0	0	1	55	96	2.25	1.000
57 Chad Gaudin, R ERA: 3.93	(9, 1)	0.2		4	0	0	0	0	2	0	0	0	0	0	7	17	0.00	3.000
Randy Keisler, L ERA: 3.24	(9, 1)	0.1		1	0	0	0	0	0	0	0	0	0	0	2	4	0.00	0.000

PITCHER	IP	WLS	BF	H	R	ER	SO	BB	IBB	HBP	BLK	WP	HR	S	P	ERA	WHIP

Batter	1	2	3	4	5	6	7	8	9	AB	R	H	RBI	BB	SO	LOB
21 Mark Kotsay, L (1, 8) OBP: 0.323, SLG: 0.400	B S B B C T 3-2 K ①		F B C F F S 1-3 K ②			F B S F S 1-3 K ②			X 0-0 F7 ②	4	0	0	0	0	3	0
Nick Swisher, S (1, 3) OBP: 0.393, SLG: 0.605	C C B S 1-3 K ②		B C F F F X 1-2 G6-3 ③			X 0-0 P6 ③			C X 0-1 F7 ③	4	0	0	0	0	1	0
3 Eric Chavez, L (1, 5) OBP: 0.364, SLG: 0.534	C B B S B X 3-2 G4-3 ③			C C S 0-3 K ①			B S F S 1-3 K ①			3	0	0	0	0	2	0
Frank Thomas, R (1, 10) OBP: 0.353, SLG: 0.500		F C B X 1-2 HR		C C S 0-3 K ②			C B F S 1-3 K ②			3	1	1	1	0	2	0
7 Bobby Crosby, R (1, 6) OBP: 0.290, SLG: 0.417		C F X 0-2 G4-3 ①		F B X 1-1 G5-3 ③			S C F X 0-2 P2 ③			3	0	0	0	0	0	0
Jay Payton, R (1, 7) OBP: 0.267, SLG: 0.339		F S B X 1-2 P4 ②			C X 0-1 G4-3 ①			B F X 1-1 G4-3 ①		3	0	0	0	0	0	0
23 Bobby Kielty, S (1, 9) OBP: 0.319, SLG: 0.328		X 0-0 1B			B B X 2-0 F8 ②			X 0-0 G6-3 ②		3	0	1	0	0	0	0
Jason Kendall, R (1, 2) OBP: 0.360, SLG: 0.317		C F 1 SAFE F X 0-2 F7 ③			B F C F B B F X 3-2 G4-3 ③			B C B B X 3-1 P4 ③		3	0	0	0	0	0	1
Marco Scutaro, R (1, 4) OBP: 0.258, SLG: 0.197 29 Dan Johnson, L (9, PH) OBP: 0.288, SLG: 0.296			B B C B X 3-1 P5 ①			F B C F C 1-3 K ①			C B C C C 1-3 K ①	2 1	0 0	0 0	0 0	0 0	1 1	0 0
Inning Stats	R: 0 E: 0 K: 2 S: 9 H: 0 LOB: 0 BB: 0 P: 16	R: 1 E: 0 K: 0 S: 14 H: 2 LOB: 1 BB: 0 P: 16	R: 0 E: 0 K: 1 S: 12 H: 0 LOB: 0 BB: 0 P: 17	R: 0 E: 0 K: 2 S: 8 H: 0 LOB: 0 BB: 0 P: 9	R: 0 E: 0 K: 0 S: 8 H: 0 LOB: 0 BB: 0 P: 13	R: 0 E: 0 K: 2 S: 9 H: 0 LOB: 0 BB: 0 P: 11	R: 0 E: 0 K: 2 S: 10 H: 0 LOB: 0 BB: 0 P: 12	R: 0 E: 0 K: 0 S: 5 H: 0 LOB: 0 BB: 0 P: 9	R: 0 E: 0 K: 1 S: 6 H: 0 LOB: 0 BB: 0 P: 7	1B: 1 2B: 0 3B: 0 HR: 1 SF: 0 SAC: 0 DP: 0 HBP: 0						

PITCHER		IP	WLS	BF	H	R	ER	SO	BB	IBB	HBP	BLK	WP	HR	S	P	ERA	WHIP
Johan Santana, L ERA: 3.24	(1, 1)	8.0	W	26	2	1	1	9	0	0	0	0	0	1	75	103	1.12	0.250
36 Joe Nathan, R ERA: 1.89	(9, 1)	1.0	S	3	0	0	0	1	0	0	0	0	0	0	6	7	0.00	0.000

PITCHER	IP	WLS	BF	H	R	ER	SO	BB	IBB	HBP	BLK	WP	HR	S	P	ERA	WHIP

BOTTOM

Minnesota Twins @ Oakland Athletics

McAfee Coliseum, Oakland, CA

Fri Jun 02 2006, 10:05 PM EDT
Att. 16,138 - Partly Cloudy - 68 F

livebaseballscorecards.com

AB	29
R	1
H	2
RBI	1
BB	0
SO	10
LOB	1

Batter	1	2	3	4	5	6	7	8	9	AB	R	H	RBI	BB	SO	LOB
8 Nick Punto, S (1, 6) OBP: 0.365, SLG: 0.355	B C S S 1-3 K		B B F 1 SAFE C B F X 3-2 F8			F C B B X 2-2 WP 7 S 1B	S B B F F S 2-3 K		B F F 1 SAFE S 1-3 K	3	0	1	0	0	1	1
24 Rondell White, R (7, PH) OBP: 0.211, SLG: 0.232										1	0	0	0	0	1	2
Juan Castro, R (7, 6) OBP: 0.261, SLG: 0.311										0	0	0	0	0	0	0
Terry Tiffee, S (9, PH)										1	0	0	0	0	1	1
Luis Castillo, S (1, 4) OBP: 0.364, SLG: 0.384	C C X 0-2 G4-3		C B S F B F C 2-3 K 1-2			1 B X 1-0 L4	X 0-0 P3		F S 1 SAFE B B S 2-3 K	5	0	0	0	0	2	5
7 Joe Mauer, L (1, 10) OBP: 0.415, SLG: 0.489	C B X 1-1 1B			C B B C X 2-2 G5-3		1 SAFE C F 1 SAFE B F B F X 2-2 L7 1-2		C C B X 1-2 2B		4	0	2	0	0	0	1
Torii Hunter, R (1, 8) OBP: 0.330, SLG: 0.432	B B S F 1 SAFE F B S 3-3 K			B F F B F F X 2-2 G4-3		B D B C S B 4-2 2-3 BB		B B F B B 4-1 BB		2	0	0	0	2	1	1
5 Michael Cuddyer, R (1, 9) OBP: 0.352, SLG: 0.538		C C B S 1-3 K		C B F B X 2-2 L5		C B D B X 3-1 G5-3		X 0-0 B2		4	0	0	0	0	1	4
33 Justin Morneau, L (1, 3) OBP: 0.300, SLG: 0.464		S B C B F B T 3-2 K			B S B C B F F T 3-2 K		B X 1-0 16 1B 1B	C T B F S 1-3 K		4	1	1	0	0	3	2
55 Mike Redmond, R (1, 2) OBP: 0.390, SLG: 0.464		C B B B X 3-1 F8			C X 0-1 G5-3		1 SAFE C 1 SAFE F F B S 1-3 K	C S S 0-3 K		4	0	0	0	0	2	3
Tony Batista, R (1, 5) OBP: 0.313, SLG: 0.405			C B B F F X 2-2 G5-3		F B B F B B 4-2 BB		F 1 SAFE X 0-1 16 1B 1B		C B B B B 4-1 BB	2	0	1	0	2	0	0
20 Lew Ford, R (9, PR) OBP: 0.298, SLG: 0.305										0	0	0	0	0	0	0
16 Jason Kubel, L (1, 7) OBP: 0.256, SLG: 0.325			B F B F X 2-2 S 1B		F C B B B X 3-2 G3		B B F X 2-1 1-2 2-H 1B		C X 0-1 F7	4	0	2	1	0	0	2
Inning Stats	R: 0 E: 0 K: 2 S: 12 H: 1 LOB: 1 BB: 0 P: 17	R: 0 E: 0 K: 2 S: 9 H: 0 LOB: 0 BB: 0 P: 16	R: 0 E: 0 K: 1 S: 16 H: 1 LOB: 1 BB: 0 P: 25	R: 0 E: 0 K: 0 S: 11 H: 0 LOB: 0 BB: 0 P: 17	R: 0 E: 0 K: 1 S: 12 H: 0 LOB: 1 BB: 1 P: 22	R: 0 E: 0 K: 0 S: 13 H: 1 LOB: 2 BB: 1 P: 25	R: 1 E: 0 K: 2 S: 14 H: 3 LOB: 2 BB: 0 P: 20	R: 0 E: 0 K: 2 S: 12 H: 1 LOB: 2 BB: 1 P: 18	R: 0 E: 0 K: 2 S: 9 H: 0 LOB: 1 BB: 1 P: 16	1B: 6 2B: 1 3B: 0 HR: 0 SF: 0 SAC: 0 DP: 0 HBP: 0						

TOP

Minnesota Twins @ Oakland Athletics

McAfee Coliseum, Oakland, CA

Sat Jun 03 2006, 4:05 PM EDT

Att. 23,194 - Sunny - 75 F

livebaseballscorecards.com

AB	34
R	1
H	7
RBI	1
BB	4
SO	12
LOB	22

PITCHER		IP	WLS	BF	H	R	ER	SO	BB	IBB	HBP	BLK	WP	HR	S	P	ERA	WHIP
Dan Haren, R ERA: 3.75	(1, 1)	6.0		23	3	0	0	6	2	0	0	0	1	0	73	122	0.00	0.833
Randy Keisler, L ERA: 4.32	(7, 1)	0.0		1	1	1	1	0	0	0	0	0	0	0	1	2	∞	∞
50 Kiko Calero, R ERA: 4.98	(7, 1)	0.1	B	3	2	0	0	1	0	0	0	0	0	0	8	11	0.00	6.000
51 Brad Halsey, L ERA: 4.37	(7, 1)	0.2	W	4	1	0	0	1	1	0	0	0	0	0	9	16	0.00	3.000
20 Huston Street, R ERA: 4.29	(8, 1)	2.0	S	7	0	0	0	4	1	0	0	0	0	0	17	25	0.00	0.500

PITCHER	IP	WLS	BF	H	R	ER	SO	BB	IBB	HBP	BLK	WP	HR	S	P	ERA	WHIP

BOTTOM

Minnesota Twins @ Oakland Athletics

McAfee Coliseum, Oakland, CA

Sat Jun 03 2006, 4:05 PM EDT
Att. 23,194 - Sunny - 75 F

livebaseballscorecards.com

Batter	1	2	3	4	5	6	7	8	9	AB	R	H	RBI	BB	SO	LOB
21 Mark Kotsay, L (1, 8) OBP: 0.322, SLG: 0.402	G3	G4-6-3 1-2f			SH1-3 2B		E3 BB			4	0	1	0	0	0	2
Nick Swisher, S (1, 7) OBP: 0.397, SLG: 0.609	3 1B 2B		F9		SH1-3 2-3		1-2 2-3 BB			2	1	1	0	1	0	0
3 Eric Chavez, L (1, 5) OBP: 0.362, SLG: 0.531	7 1B BB 2-H 1B		G6-3		L6		SF8 3-H			3	0	1	2	0	0	1
Frank Thomas, R (1, 10) OBP: 0.351, SLG: 0.491	7 1B 1-2 BB		F8		G6-3		P3			3	0	0	0	1	0	3
7 Bobby Crosby, R (1, 6) OBP: 0.289, SLG: 0.414	1-2 2-3 1B			F9		G5-3		G5-3		4	0	1	0	0	0	0
23 Bobby Kielty, S (1, 9) OBP: 0.301, SLG: 0.309	K			G4-3		F8		G3-1		4	0	0	0	0	1	3
29 Dan Johnson, L (1, 3) OBP: 0.287, SLG: 0.295	P4			1B 1B		G6-3		G4-3		4	0	1	0	0	0	3
Jason Kendall, R (1, 2) OBP: 0.366, SLG: 0.324		L3		1-2 1B			BB 3 SF8 SH3-4 1B			3	1	2	0	0	0	0
Marco Scutaro, R (1, 4) OBP: 0.264, SLG: 0.205		21 G4-6-3 1B		L8			SAFE SH3-4 1-2			2	0	1	0	0	0	2
Inning Stats	R: 1 E: 0 K: 1 S: 20 H: 3 LOB: 3 BB: 1 P: 33	R: 0 E: 0 K: 0 S: 7 H: 1 LOB: 0 BB: 0 P: 9	R: 0 E: 0 K: 0 S: 6 H: 0 LOB: 0 BB: 0 P: 9	R: 0 E: 0 K: 0 S: 12 H: 2 LOB: 2 BB: 0 P: 17	R: 0 E: 0 K: 0 S: 8 H: 1 LOB: 1 BB: 0 P: 11	R: 0 E: 0 K: 0 S: 9 H: 0 LOB: 0 BB: 0 P: 14	R: 1 E: 1 K: 0 S: 7 H: 1 LOB: 2 BB: 1 P: 15	R: 0 E: 0 K: 0 S: 4 H: 0 LOB: 0 BB: 0 P: 7		1B: 6 2B: 2 3B: 0 HR: 0	SF: 1 SAC: 2 DP: 1 HBP: 0					

	AB	29
	R	2
	H	8
	RBI	2
	BB	2
	SO	1
	LOB	14

WP: 0 PB: 0 SB: 0 CS: 0 PA: 34

PITCHER		IP	WLS	BF	H	R	ER	SO	BB	IBB	HBP	BLK	WP	HR	S	P	ERA	WHIP
Brad Radke, R ERA: 6.42	(1, 1)	7.0	L	31	8	2	1	1	2	0	0	0	0	0	69	108	1.29	1.429
28 Jesse Crain, R ERA: 6.66	(8, 1)	1.0		3	0	0	0	0	0	0	0	0	0	0	4	7	0.00	0.000

PITCHER	IP	WLS	BF	H	R	ER	SO	BB	IBB	HBP	BLK	WP	HR	S	P	ERA	WHIP

Batter	1	2	3	4	5	6	7	8	9	AB	R	H	RBI	BB	SO	LOB
20 Lew Ford, R (1, 7) OBP: 0.297, SLG: 0.298	C F F B B B X 3-2 ① G6-3	1 SAFE B B 1 SAFE B B 4-0 1-2 BB		C F B F F S 1-3 ③ K			B X 1-0 ③ G5-3			3	0	0	0	1	1	2
Luis Castillo, S (1, 4) OBP: 0.357, SLG: 0.376	C F X 0-2 ② G6-3	F B C D F F X 2-2 ③ F8			C B F X 1-2 ① G1-3			C X 0-1 ① L1		4	0	0	0	0	0	2
7 Joe Mauer, L (1, 2) OBP: 0.411, SLG: 0.500	B X 1-0 HR		B F X 1-1 ① F8		B F C B F X 2-2 ② L7			B F B C X 2-2 ② G6-3		4	1	1	1	0	0	0
Torii Hunter, R (1, 8) OBP: 0.329, SLG: 0.426	B S B S B B 4-2 5 S BB		B S F B F S 2-3 ② K		B X 1-0 ③ G5-3			X 0-0 ③ F9		3	0	0	0	1	1	0
5 Michael Cuddyer, R (1, 9) OBP: 0.349, SLG: 0.527	B D B B B 4-0 1-2 BB		F S B B B S 2-3 ③ K			C B F B F X 2-2 ① F8			C B X 1-1 ① F7	3	0	0	0	1	1	0
33 Justin Morneau, L (1, 3) OBP: 0.300, SLG: 0.460	B X 1-0 ③ G3-1			C B F F F S 1-3 ① K2-3		B B C C C X 2-2 16 G1-6-3 1B			F B X 1-1 ② L9	4	0	1	0	0	1	2
16 Jason Kubel, L (1, 10) OBP: 0.255, SLG: 0.302		B X 1-0 ① G4-3		C B S S S 1-3 ② K		C B X 1-1 ②③ G1-6-3 1-2f			B B B C B 4-1 BB	3	0	0	0	1	1	1
38 Luis Antonio Rodriguez, S (3, 5) OBP: 0.345, SLG: 0.340 55 Mike Redmond, R (9, PH) OBP: 0.383, SLG: 0.456		C C B S 1-3 ② K		F B X 1-1 1B 1B			B X 1-0 G6-4-3 1B		F F F F X 0-2 ③ G6-3	3 1	0 0	2 0	0 0	0 0	1 0	0 1
Juan Castro, R (1, 6) OBP: 0.270, SLG: 0.319		F X 0-1 20 BB 1B		S X 0-1 1-3 1B			B X 1-0 ①② G6-4-3 1-2f			3	0	2	0	0	0	1
Inning Stats	R: 1 H: 1 E: 0 LOB: 2 K: 0 BB: 2 S: 12 P: 25	R: 0 H: 1 E: 0 LOB: 2 K: 1 BB: 1 S: 11 P: 19	R: 0 H: 0 E: 0 LOB: 0 K: 2 BB: 0 S: 9 P: 14	R: 0 H: 2 E: 0 LOB: 2 K: 3 BB: 0 S: 17 P: 21	R: 0 H: 0 E: 0 LOB: 0 K: 0 BB: 0 S: 8 P: 12	R: 0 H: 1 E: 0 LOB: 0 K: 0 BB: 0 S: 9 P: 14	R: 0 H: 1 E: 0 LOB: 0 K: 0 BB: 0 S: 3 P: 6	R: 0 H: 0 E: 0 LOB: 0 K: 0 BB: 0 S: 6 P: 8	R: 0 H: 0 E: 0 LOB: 1 K: 0 BB: 1 S: 9 P: 15	1B: 5 SF: 0 2B: 0 SAC: 0 3B: 0 DP: 2 HR: 1 HBP: 0						WP: 0 PA: 35 PB: 0 SB: 1 CS: 0

PITCHER		IP	WLS	BF	H	R	ER	SO	BB	IBB	HBP	BLK	WP	HR	S	P	ERA	WHIP
40 Rich Harden, R ERA: 3.86	(1, 1)	4.0		19	4	1	1	6	3	0	0	0	0	1	49	79	2.25	1.750
51 Brad Halsey, L ERA: 3.93	(5, 1)	5.0	W	16	2	0	0	0	1	0	0	0	0	0	35	55	0.00	0.600

PITCHER		IP	WLS	BF	H	R	ER	SO	BB	IBB	HBP	BLK	WP	HR	S	P	ERA	WHIP

TOP

Minnesota Twins @ Oakland Athletics

McAfee Coliseum, Oakland, CA

Sun Jun 04 2006, 4:05 PM EDT
Att. 25,247 - Sunny - 66 F

livebaseballscorecards.com

AB	31
R	1
H	6
RBI	1
BB	4
SO	6
LOB	9

BOTTOM

Minnesota Twins @ Oakland Athletics

McAfee Coliseum, Oakland, CA

Sun Jun 04 2006, 4:05 PM EDT

Att. 25,247 - Sunny - 66 F

livebaseballscorecards.com

Batter	1	2	3	4	5	6	7	8	9	AB	R	H	RBI	BB	SO	LOB
Jason Kendall, R (1, 2) OBP: 0.361, SLG: 0.320	G5-3	FC6-5 1-2 2-3f		P2		F9		1-2 3-H 1B		5	0	1	1	0	0	6
Nick Swisher, S (1, 7) OBP: 0.388, SLG: 0.594	L9	F8			G3-1	FC5-2 2-3 3-H		P5		5	0	0	0	0	0	7
3 Eric Chavez, L (1, 5) OBP: 0.364, SLG: 0.530	F9		7 G1-6-3 1B		K		17 G4-6-3 1B			4	0	2	0	0	1	0
Frank Thomas, R (1, 10) OBP: 0.354, SLG: 0.500 17 Adam Melhuse, S (3, PH) OBP: 0.324, SLG: 0.468 (4, 10)		7 1B 2B	F7		7 1B 1B		1 SAFE 1 SAFE G4-6-3 1-2f			1 3	1 0	1 1	0 0	0 0	0 0	0 2
7 Bobby Crosby, R (1, 6) OBP: 0.293, SLG: 0.415		29 BB 1B 1B 2-H 1B	G1-6-3 1-2f		FC6-4 1-2 1B		G6-3			4	1	2	1	0	0	1
Jay Payton, R (1, 8) OBP: 0.272, SLG: 0.343		29 BB 1B 1-2 1B	K	K	FC6-4 1-2f			FC5-4 29 1B 1B		4	2	2	0	0	1	2
29 Dan Johnson, L (1, 3) OBP: 0.304, SLG: 0.324		FC6-5 1B 1-2 2-3 BB		HR		1B 23 HBP FC5-2 BB		FC5-4 1-2 1B		2	1	2	1	2	0	0
23 Bobby Kielty, S (1, 9) OBP: 0.299, SLG: 0.296		K		F8		FC5-2 1B 1-2 HBP		K		3	0	0	0	0	2	5
Marco Scutaro, R (1, 4) OBP: 0.284, SLG: 0.232		FC6-5 1-2 2-H 3-H 1B				1-2 2-3 1B		FC5-4 1-2f 2-3 1B		4	0	3	2	0	0	2
Inning Stats	R: 0 E: 0 K: 0 S: 5 H: 0 LOB: 0 BB: 0 P: 8	R: 3 E: 0 K: 1 S: 22 H: 4 LOB: 2 BB: 1 P: 34	R: 0 E: 0 K: 0 S: 6 H: 1 LOB: 0 BB: 0 P: 10	R: 1 E: 0 K: 1 S: 11 H: 2 LOB: 1 BB: 0 P: 15	R: 0 E: 0 K: 1 S: 11 H: 2 LOB: 2 BB: 0 P: 16	R: 0 E: 0 K: 0 S: 12 H: 1 LOB: 1 BB: 1 P: 19	R: 0 E: 0 K: 0 S: 7 H: 1 LOB: 0 BB: 0 P: 11	R: 1 E: 0 K: 1 S: 11 H: 3 LOB: 2 BB: 0 P: 17		1B: 12 2B: 1 3B: 0 HR: 1 SF: 0 SAC: 0 DP: 3 HBP: 1						

AB	35
R	5
H	14
RBI	5
BB	2
SO	4
LOB	25

WP: 0 PB: 0 SB: 0 CS: 0 PA: 38

PITCHER		IP	WLS	BF	H	R	ER	SO	BB	IBB	HBP	BLK	WP	HR	S	P	ERA	WHIP
Carlos Silva, R ERA: 7.76	(1, 1)	5.0	L	24	9	4	4	3	1	0	0	0	0	1	55	83	7.20	2.000
Willie Eyre, R ERA: 5.21	(6, 1)	0.1		4	1	0	0	0	1	0	1	0	0	0	11	18	0.00	6.000
37 Dennys Reyes, L ERA: 1.38	(6, 1)	1.2		4	1	0	0	0	0	0	0	0	0	0	8	12	0.00	0.600
54 Matt Guerrier, R ERA: 3.19	(8, 1)	1.0		6	3	1	1	1	0	0	0	0	0	0	11	17	9.00	3.000

PITCHER	IP	WLS	BF	H	R	ER	SO	BB	IBB	HBP	BLK	WP	HR	S	P	ERA	WHIP

Batter	1	2	3	4	5	6	7	8	9	AB	R	H	RBI	BB	SO	LOB
21 Mark Kotsay, L (1, 8) OBP: 0.324, SLG: 0.413	C X 0-1 HR		L 1 SAFE B F B 1 SAFE F D 1 SAFE 3-2 X ① G4-3 1-2		B B C C F B B 4-2 G3-6-3 BB		X 0-0 ③ F7		S B C B B X 3-2 ② G5-3	4	1	1	1	1	0	1
Nick Swisher, S (1, 7) OBP: 0.389, SLG: 0.587	C B B X 2-1 ① G6-3		F B F F F X 1-2 ② F7		B X 1-0 ① ② G3-6-3 1-2f			B C X 1-1 3 HR 1B	S B S B B B 4-2 3 BB BB	4	1	1	0	1	0	2
3 Eric Chavez, L (1, 5) OBP: 0.374, SLG: 0.548	C X 0-1 ② G3-1		B B B B 4-0 HR BB		C B X 1-1 1B			C D B X 2-1 1-H HR	1 SAFE 1 SAFE B C 1 SAFE B C B B 4-2 1-2 BB	3	2	2	2	2	0	0
Frank Thomas, R (1, 10) OBP: 0.350, SLG: 0.509	C C S 0-3 ③ K		B X 1-0 1-H 2-H HR		B C X 1-1 ③ F9			F F B S 1-3 ① K	F S S 0-3 ③ K	5	1	1	3	0	3	3
7 Bobby Crosby, R (1, 6) OBP: 0.288, SLG: 0.407		B X 1-0 ① G4-3	C F X 0-2 ③ G4-3			C B X 1-1 ① G6-3		C B C X 1-2 E5 S 29 1B		4	1	0	0	0	0	0
Jay Payton, R (1, 9) OBP: 0.266, SLG: 0.335		B C X 1-1 ② G6-3		C S F B X 1-2 ① G4-3		F X 0-1 ② F9		1 SAFE B C F F C 1-3 ② K 1-2		4	0	0	0	0	1	1
29 Dan Johnson, L (1, 3) OBP: 0.308, SLG: 0.325	C B B B B 4-1 FC4-6 BB		B C S B X 2-2 ② G3-1			B C C B X 2-2 ③ G6-3		C B S B X 2-2 2-H 1B		3	0	1	1	1	0	0
Jason Kendall, R (1, 2) OBP: 0.359, SLG: 0.325	C B B B B X 3-1 ③ FC4-6 1-2f			X 0-0 2B			B B C B C X 3-2 ① G6-3	C B F X 1-2 ③ G4-3		4	0	1	0	0	0	2
Marco Scutaro, R (1, 4) OBP: 0.283, SLG: 0.233			C B C B B F X 3-2 21 G4-3 HR 1B	B X 1-0 ③ G6-3			C C B B X 2-2 ② G6-3		S B B F B F X 3-2 ① F9	4	1	1	0	0	0	1

Inning Stats	1	2	3	4	5	6	7	8	9
	R: 1 E: 0 K: 1 S: 9	H: 1 LOB: 0 BB: 0 P: 11	R: 0 E: 0 K: 0 S: 6	H: 0 LOB: 1 BB: 1 P: 15	R: 3 E: 0 K: 0 S: 17	H: 2 LOB: 0 BB: 1 P: 29	R: 0 E: 0 K: 0 S: 9	H: 1 LOB: 1 BB: 0 P: 13	R: 0 E: 0 K: 0 S: 8	H: 1 LOB: 1 BB: 1 P: 15	R: 0 E: 0 K: 0 S: 7	H: 0 LOB: 0 BB: 0 P: 10	R: 0 E: 0 K: 0 S: 7	H: 0 LOB: 0 BB: 0 P: 12	R: 3 E: 1 K: 2 S: 20	H: 3 LOB: 1 BB: 0 P: 29	R: 0 E: 0 K: 1 S: 14	H: 0 LOB: 2 BB: 2 P: 28

	1B: 4	SF: 0	WP: 0	PA: 40
	2B: 1	SAC: 0	PB: 0	
	3B: 0	DP: 1	SB: 1	
	HR: 3	HBP: 0	CS: 0	

PITCHER		IP	WLS	BF	H	R	ER	SO	BB	IBB	HBP	BLK	WP	HR	S	P	ERA	WHIP
37 Jake Westbrook, R ERA: 5.04	(1, 1)	6.2		27	5	4	4	1	3	0	0	0	0	2	62	104	5.40	1.200
Scott Sauerbeck, L ERA: 6.23	(7, 1)	0.1	B	3	2	2	2	0	0	0	0	0	0	1	5	8	54.00	6.000
63 Rafael Betancourt, R ERA: 3.0	(8, 1)	1.0	L	5	1	1	0	2	0	0	0	0	0	0	16	22	0.00	1.000
Fernando Cabrera, R ERA: 6.16	(9, 1)	1.0		5	0	0	0	1	2	0	0	0	0	0	14	28	0.00	2.000

PITCHER	IP	WLS	BF	H	R	ER	SO	BB	IBB	HBP	BLK	WP	HR	S	P	ERA	WHIP

TOP

Oakland Athletics @ Cleveland Indians

Jacobs Field, Cleveland, OH

Tue Jun 06 2006, 7:05 PM EDT
Att. 17,340 - Partly Cloudy - 76 F

livebaseballscorecards.com

AB	35
R	7
H	8
RBI	7
BB	5
SO	4
LOB	10

Batter	1	2	3	4	5	6	7	8	9	AB	R	H	RBI	BB	SO	LOB
24 Grady Sizemore, L (1, 8) OBP: 0.386, SLG: 0.536	C F B C 1-3 K ①	B X 1-0 P6 ③			X 0-0 HR		X 0-0 F8 ①		F B F B B F X 3-2 F8 ②	5	1	1	1	0	1	1
Jason Michaels, R (1, 7) OBP: 0.342, SLG: 0.397	X 0-0 F8 ②		B B B B 4-0 41 G4-6-3 BB		B B B C F F C 3-3 K ③		B C B X 2-1 48 G3 41 1B 1B		X 0-0 F7 ③	4	1	1	0	1	1	0
48 Travis Hafner, L (1, 10) OBP: 0.449, SLG: 0.631	C B B B B 4-1 BB		B B C C B C 3-3 K ①			B B X 2-0 HR	D S B X 2-1 G3 ② 1-2			3	1	1	1	1	2	
41 Victor Martinez, S (1, 2) OBP: 0.357, SLG: 0.452	C B B B X 3-1 P3 ③		F 1 SAFE B B B 1 SAFE F D X 3-2 G4-6-3 ② ③ 1-2f			C X 0-1 F9 1B 1B 1B	B B F B F X 3-2 1B 2-H			4	1	2	1	0	0	2
Eduardo Perez, R (1, 3) OBP: 0.348, SLG: 0.659 Ben Broussard, L (8, 3) OBP: 0.399, SLG: 0.578		B S S F F B X 2-2 G5-3 ①		S B B X 2-1 L6 ①		B B B X 3-0 1B 1B 1-2	C B B F X 2-2 P3 ③			4 0	0 0	1 0	0 0	0 0	0 0	1 0
2 Jhonny Peralta, R (1, 6) OBP: 0.316, SLG: 0.344		C B X 1-1 G6-3 ②		B C B F S 2-3 K ②		C B C D S 2-3 K ①		C T B B B S 3-3 K ①		4	0	0	0	0	3	2
Casey Blake, R (1, 9) OBP: 0.395, SLG: 0.536		C B B X 2-1 2B 1B		C B X 1-1 F8 ③		F X 0-1 F9 ② 2-3		C C B B X 2-2 G4-3 ②		4	1	1	0	0	0	2
Ronnie Belliard, R (1, 4) OBP: 0.327, SLG: 0.370		B 1 SAFE X 1-0 1B 1-H 2B			B S B F X 2-2 F7 ①	D X 1-0 1-2 3-H 1B		X 0-0 F8 ③		4	1	2	2	0	0	0
Aaron Boone, R (1, 5) OBP: 0.338, SLG: 0.378		X 0-0 2-H 1B			C B C F B B F C 3-3 K ②	B X 1-0 G4-3 ③			B X 1-0 P4 ①	4	0	1	1	0	1	2
Inning Stats	R: 0 E: 0 K: 1 S: 7 H: 0 LOB: 1 BB: 1 P: 15	R: 2 E: 0 K: 0 S: 11 H: 3 LOB: 1 BB: 0 P: 18	R: 0 E: 0 K: 1 S: 6 H: 0 LOB: 0 BB: 1 P: 16	R: 0 E: 0 K: 1 S: 7 H: 0 LOB: 0 BB: 0 P: 12	R: 1 E: 0 K: 2 S: 13 H: 1 LOB: 0 BB: 0 P: 21	R: 2 E: 0 K: 1 S: 11 H: 4 LOB: 2 BB: 0 P: 20	R: 1 E: 0 K: 0 S: 11 H: 2 LOB: 1 BB: 0 P: 20	R: 0 E: 0 K: 1 S: 7 H: 0 LOB: 0 BB: 0 P: 12	R: 0 E: 0 K: 0 S: 6 H: 0 LOB: 0 BB: 0 P: 10	1B: 7 2B: 1 3B: 0 HR: 2 SF: 0 SAC: 0 DP: 1 HBP: 0						

PITCHER	IP	WLS	BF	H	R	ER	SO	BB	IBB	HBP	BLK	WP	HR	S	P	ERA	WHIP
Barry Zito, L (1, 1) ERA: 3.28	7.0	W	32	10	6	6	6	2	0	0	0	0	2	66	122	7.71	1.714
50 Kiko Calero, R (8, 1) ERA: 4.76	1.0	H	3	0	0	0	1	0	0	0	0	0	0	7	12	0.00	0.000
20 Huston Street, R (9, 1) ERA: 4.09	1.0	S	3	0	0	0	0	0	0	0	0	0	0	6	10	0.00	0.000

PITCHER	IP	WLS	BF	H	R	ER	SO	BB	IBB	HBP	BLK	WP	HR	S	P	ERA	WHIP

BOTTOM

Oakland Athletics @ Cleveland Indians

Jacobs Field, Cleveland, OH

Tue Jun 06 2006, 7:05 PM EDT
Att. 17,340 - Partly Cloudy - 76 F

livebaseballscorecards.com

AB	36
R	6
H	10
RBI	6
BB	2
SO	7
LOB	12

Batter	1	2	3	4	5	6	7	8	9	AB	R	H	RBI	BB	SO	LOB
21 Mark Kotsay, L (1, 8) OBP: 0.323, SLG: 0.410	X 0-0 ① F7		F F B B F B X 3-2 ③ G6-3			C B F B X 2-2 7 1B 1B BB 1B	B B X 2-0 ③ G4-3			4	1	1	0	0	0	1
Nick Swisher, S (1, 3) OBP: 0.390, SLG: 0.586	C C B X 1-2 ② G3			S F B X 1-2 7 FC3-6 1B		S D X 1-1 BB 7 1B 1-2 1B		C B F S 1-3 ① K		4	0	2	0	0	1	0
7 Bobby Crosby, R (1, 6) OBP: 0.287, SLG: 0.404	S C F C 0-3 ③ K			X 0-0 ① FC3-6 1B 1-2f		B C B X 2-1 BB 1-2 2-3 1B		C B F S 1-3 ② K		4	0	1	0	0	2	1
Frank Thomas, R (1, 10) OBP: 0.355, SLG: 0.509 17 Adam Melhuse, S (8, PH) (8, 10) OBP: 0.319, SLG: 0.460		B B X 2-0 ① F8		B X 1-0 ② 1-3 1B		B B B B 4-0 23 G6-3 1-2 2-3 3-H BB		X 0-0 ③ G4-3		2 1	0 0	1 0	1 0	1 0	0 0	0 0
23 Bobby Kielty, S (1, 7) OBP: 0.309, SLG: 0.320		C B F B B X 3-2 2B		S X 0-1 ③ L7		B F C F X 1-2 ②③ G6-3 1-2f			F B X 1-1 1B	4	0	2	0	0	0	4
22 Milton Bradley, S (1, 9) OBP: 0.368, SLG: 0.397		L C F F S 0-3 ② K			X 0-0 ① G4-3		F B X 1-1 2B 1B		F B F D F F C 2-3 ① K	4	1	1	0	0	2	2
Jason Kendall, R (1, 2) OBP: 0.351, SLG: 0.317		B C B C F S 2-3 ③ K			C X 0-1 ② G6-3		C B B S X 2-2 ① F8		B B C F X 2-2 ② L7	4	0	0	0	0	1	3
Marco Scutaro, R (1, 4) OBP: 0.282, SLG: 0.244			C B X 1-1 ① F8		C B X 1-1 ③ F8		F B B B F X 3-2 1-H 2B		X 0-0 ③ P2	4	0	1	1	0	0	1
Antonio Perez, R (1, 5) OBP: 0.114, SLG: 0.031			B X 1-0 ② F8			C B B S X 2-2 ① F7	B F B B F C 3-3 ② K			3	0	0	0	0	1	1
Inning Stats	R: 0 E: 0 K: 1 S: 8 H: 0 LOB: 0 BB: 0 P: 9	R: 0 E: 0 K: 2 S: 13 H: 1 LOB: 1 BB: 0 P: 20	R: 0 E: 0 K: 0 S: 7 H: 0 LOB: 0 BB: 0 P: 12	R: 0 E: 0 K: 0 S: 7 H: 2 LOB: 1 BB: 0 P: 9	R: 0 E: 0 K: 0 S: 5 H: 0 LOB: 0 BB: 0 P: 6	R: 1 E: 0 K: 0 S: 14 H: 3 LOB: 2 BB: 1 P: 26	R: 1 E: 0 K: 1 S: 12 H: 2 LOB: 1 BB: 0 P: 23	R: 0 E: 0 K: 2 S: 7 H: 0 LOB: 0 BB: 0 P: 9	R: 0 E: 0 K: 1 S: 11 H: 1 LOB: 1 BB: 0 P: 16	1B: 7 2B: 2 3B: 0 HR: 0	SF: 0 SAC: 0 DP: 1 HBP: 0						

Oakland Athletics @ Cleveland Indians

Jacobs Field, Cleveland, OH

Wed Jun 07 2006, 7:05 PM EDT

Att. 20,311 - Partly Cloudy - 73 F

TOP

livebaseballscorecards.com

AB	34
R	2
H	9
RBI	2
BB	1
SO	7
LOB	13

PITCHER		IP	WLS	BF	H	R	ER	SO	BB	IBB	HBP	BLK	WP	HR	S	P	ERA	WHIP
Paul Byrd, R ERA: 5.15	(1, 1)	7.0	W	28	8	2	2	4	1	0	0	0	0	0	66	105	2.57	1.286
Jason Davis, R ERA: 4.15	(8, 1)	1.0		3	0	0	0	2	0	0	0	0	0	0	7	9	0.00	0.000
Bob Wickman, R ERA: 2.12	(9, 1)	1.0		4	1	0	0	1	0	0	0	0	0	0	11	16	0.00	1.000

PITCHER	IP	WLS	BF	H	R	ER	SO	BB	IBB	HBP	BLK	WP	HR	S	P	ERA	WHIP

BOTTOM

Oakland Athletics @ Cleveland Indians

Jacobs Field, Cleveland, OH

Wed Jun 07 2006, 7:05 PM EDT

Att. 20,311 - Partly Cloudy - 73 F

livebaseballscorecards.com

Batter	1	2	3	4	5	6	7	8	9	AB	R	H	RBI	BB	SO	LOB
24 Grady Sizemore, L (1, 8) OBP: 0.390, SLG: 0.554	C B B X 2-1 G4-3 ①	B X 1-0 HR		C 1 SAFE C X 0-2 48 BB CS 41 1B 1-2 1B		B C C F F F X 1-2 41 BB 1-3 1B 2B	S B X 1-1 F7 ③			5	3	3	1	0	0	0
Jason Michaels, R (1, 7) OBP: 0.347, SLG: 0.399	C B B X 2-1 1B	C B B C X 2-2 1B		B F C B B B 4-2 ② 48 BB 41 1B 1-2 2-3 BB		S X 0-1 G5-3 ①		S C X 0-2 L3 ①		4	1	2	0	1	0	2
48 Travis Hafner, L (1, 10) OBP: 0.448, SLG: 0.621	B C C 1 SAFE C 1-3 K ②	F F C 0-3 K ③		S B B B B 4-1 41 1B 1-2 2-3 BB		I I I I 4-0 41 BB 1B IBB		B X 1-0 P5 ②		3	1	0	0	2	2	2
41 Victor Martinez, S (1, 2) OBP: 0.362, SLG: 0.468	B F S X 1-2 G5-3 ③		C X 0-1 F9 ①	X 0-0 1-2 2-H 3-H 1B		S B B F B D 4-2 1B 1-2 2-3 3-H BB		B C B B X 3-1 HR		4	1	2	4	1	0	1
Ben Broussard, L (1, 3) OBP: 0.399, SLG: 0.572		B B X 2-0 2 1B 1B	S C B X 1-2 P5 ②	C G B F B X 2-2 G4-3 ③		S D F X 1-2 2 G6-4-3 1-3 2-H 3-H 1B		B F S B S 2-3 K ③		5	0	2	2	0	1	2
2 Jhonny Peralta, R (1, 6) OBP: 0.319, SLG: 0.346		D C S S B B X 3-2 ① BB HR 1-2 1B	B B B B C F X 3-2 1B		B X 1-0 ① G6-3	B C S S B F X 2-2 ② ③ G6-4-3 1-2f				4	1	2	0	0	0	2
Casey Blake, R (1, 9) OBP: 0.396, SLG: 0.548		1 SAFE B 1 SAFE B B B F B 4-1 HR 1-2 BB	B C C B B X 2-2 L7 ③		S S F S 0-3 K ②		C B X 1-1 HR			3	2	1	1	1	1	1
Ronnie Belliard, R (1, 4) OBP: 0.321, SLG: 0.363		B B C C X 2-1 P6 ②		X 0-0 F7 ①	B X 1-0 G3 ③		B F F X 1-2 L5 ①			4	0	0	0	0	0	2
Aaron Boone, R (1, 5) OBP: 0.346, SLG: 0.402		C F B B B X 2-2 1-H 2-H HR		C X 0-1 CS 24 1B 1B		B X 1-0 24 2B 41 BB 1B	C B X 1-1 L7 ②			4	2	3	3	0	0	0
Inning Stats	R: 0 E: 0 K: 1 S: 10 H: 1 LOB: 1 BB: 0 P: 16	R: 4 E: 0 K: 1 S: 17 H: 5 LOB: 1 BB: 1 P: 33	R: 0 E: 0 K: 0 S: 11 H: 1 LOB: 1 BB: 0 P: 17	R: 2 E: 0 K: 0 S: 14 H: 3 LOB: 2 BB: 2 P: 24	R: 0 E: 0 K: 1 S: 6 H: 0 LOB: 0 BB: 0 P: 8	R: 3 E: 0 K: 0 S: 18 H: 3 LOB: 1 BB: 2 P: 31	R: 1 E: 0 K: 0 S: 9 H: 1 LOB: 0 BB: 0 P: 13	R: 1 E: 0 K: 1 S: 9 H: 1 LOB: 0 BB: 0 P: 15		1B: 10 2B: 1 3B: 0 HR: 4	SF: 0 SAC: 0 DP: 1 HBP: 0					

	AB	36
	R	11
	H	15
	RBI	11
	BB	5
	SO	4
	LOB	12

WP: 0 PB: 0 SB: 0 CS: 2 PA: 41

PITCHER		IP	WLS	BF	H	R	ER	SO	BB	IBB	HBP	BLK	WP	HR	S	P	ERA	WHIP
Joe Blanton, R ERA: 5.6	(1, 1)	5.0	L	26	10	6	6	3	3	0	0	0	0	2	58	98	10.80	2.600
Jay Witasick, R ERA: 10.13	(6, 1)	0.1		5	2	3	3	0	1	1	0	0	0	0	11	21	81.00	9.000
Randy Keisler, L ERA: 4.5	(6, 1)	1.2		6	2	1	1	0	0	0	0	0	0	1	16	23	5.40	1.200
Steve Karsay, R ERA: 7.36	(8, 1)	1.0		4	1	1	1	1	0	0	0	0	0	1	9	15	9.00	1.000

PITCHER		IP	WLS	BF	H	R	ER	SO	BB	IBB	HBP	BLK	WP	HR	S	P	ERA	WHIP

Batter	1	2	3	4	5	6	7	8	9	AB	R	H	RBI	BB	SO	LOB
21 Mark Kotsay, L (1, 8) OBP: 0.328, SLG: 0.414	B X 1-0 G4-3 1B		B X 1-0 3 G4-3 HBP G5-3 1B	F S B F B C 2-3 K			B X 1-0 F8 WP 1-3 1B		C 1 SAFE 1 SAFE F B 1 SAFE S 1-3 K	5	1	3	0	0	2	2
Nick Swisher, S (1, 7) OBP: 0.395, SLG: 0.584	1 SAFE 1 SAFE C B 1 SAFE C X 1-2 G4-3 1-2		B F S 1 SAFE H 2-2 3 G4-3 1-2 HBP		X 0-0 3 G4-6-3 1B		S B X 1-1 F8 1-3 3-H		B B 1 SAFE C S X 2-2 1-3 1B	4	0	2	0	0	0	2
3 Eric Chavez, L (1, 5) OBP: 0.366, SLG: 0.534	B F F B S 2-3 K		F B O X 2-1 G4-3 1-2 2-3		B X 1-0 G4-6-3 1-2f		S B C S 1-3 K		C B B S S B F X 3-2 G6-3	5	0	0	0	0	2	6
Frank Thomas, R (1, 10) OBP: 0.353, SLG: 0.503	C B B B C X 3-2 G5-3		B C X 1-1 G5-3 3-H		X 0-0 7 FC6-4 1B		B B C F F X 2-2 L5			4	0	1	1	0	0	3
7 Bobby Crosby, R (1, 6) OBP: 0.291, SLG: 0.403 Antonio Perez, R (9, 4) OBP: 0.114, SLG: 0.031		B C B X 2-1 G6-3	S B B B B 4-1 BB		S S B B B X 2-2 FC6-4 1-2f			L B B B S F X 3-2 29 G1-5-3 1B 1B		3 0	1 0	1 0	0 0	1 0	0 0	1 0
22 Milton Bradley, S (1, 9) OBP: 0.363, SLG: 0.390		B X 1-0 29 2B 1B	C X 0-1 G3			B X 1-0 F7		1 SAFE S 1 SAFE F B 1 SAFE 1 SAFE S 1-3 K		4	1	1	0	0	1	3
29 Dan Johnson, L (1, 3) OBP: 0.313, SLG: 0.335		1 SAFE X 0-0 1B 1-H 2B		C B X 1-1 G6-4-3 1B 1B		B X 1-0 G3-1		1 SAFE C B X 1-1 G1-5-3 1-2		4	0	2	1	0	0	1
Jason Kendall, R (1, 2) OBP: 0.359, SLG: 0.327		B C X 1-1 G6-4-3 2-3 1B		B C X 1-1 G6-4-3 1-2 1B		B C B B X 3-1 G5-3		C X 0-1 CS 2-H 1B		4	0	3	1	0	0	0
Marco Scutaro, R (1, 4) OBP: 0.290, SLG: 0.255 (9, 6)		B X 1-0 G6-4-3 1-2f		C C B X 1-2 G6-4-3 1-2f 2-3			X 0-0 21 1B WP 1B	1 SAFE 0-0 CS 1-2	C B X 1-1 1B 1B	4	1	2	0	0	0	4
Inning Stats	R: 0 E: 0 K: 1 S: 10 H: 1 LOB: 1 BB: 0 P: 17	R: 1 E: 0 K: 0 S: 7 H: 3 LOB: 1 BB: 0 P: 12	R: 1 E: 0 K: 0 S: 10 H: 1 LOB: 2 BB: 1 P: 20	R: 0 E: 0 K: 1 S: 11 H: 2 LOB: 1 BB: 0 P: 16	R: 0 E: 0 K: 0 S: 6 H: 2 LOB: 1 BB: 0 P: 9	R: 0 E: 0 K: 0 S: 4 H: 0 LOB: 0 BB: 0 P: 9	R: 1 E: 0 K: 1 S: 11 H: 2 LOB: 1 BB: 0 P: 16	R: 1 E: 0 K: 1 S: 11 H: 2 LOB: 0 BB: 0 P: 16	R: 0 E: 0 K: 1 S: 12 H: 2 LOB: 1 BB: 0 P: 19	1B: 14 2B: 1 3B: 0 HR: 0		SF: 0 SAC: 0 DP: 3 HBP: 1			WP: 1 PB: 0 SB: 0 CS: 1	PA: 40

TOP

Oakland Athletics @ Cleveland Indians

Jacobs Field, Cleveland, OH

Thu Jun 08 2006, 12:05 PM EDT

Att. 21,099 - Sunny - 70 F

livebaseballscorecards.com

AB	37
R	4
H	15
RBI	3
BB	1
SO	5
LOB	22

PITCHER		IP	WLS	BF	H	R	ER	SO	BB	IBB	HBP	BLK	WP	HR	S	P	ERA	WHIP
Jason Johnson, R ERA: 5.7	(1, 1)	7.0	L	31	11	3	3	3	1	0	1	0	1	0	59	99	3.86	1.714
55 Roberto Hernandez, R ERA: 5.4	(8, 1)	2.0		8	4	1	1	2	0	0	0	0	0	0	23	35	4.50	2.000

PITCHER		IP	WLS	BF	H	R	ER	SO	BB	IBB	HBP	BLK	WP	HR	S	P	ERA	WHIP

Oakland Athletics @ Cleveland Indians

Jacobs Field, Cleveland, OH

Thu Jun 08 2006, 12:05 PM EDT

Att. 21,099 - Sunny - 70 F

livebaseballscorecards.com

BOTTOM

Batter	1	2	3	4	5	6	7	8	9	AB	R	H	RBI	BB	SO	LOB
24 Grady Sizemore, L (1, 8) OBP: 0.384, SLG: 0.545	K		F9			K2-3		K		4	0	0	0	0	3	1
Jason Michaels, R (1, 7) OBP: 0.342, SLG: 0.392	G4-3		K			L8		K		4	0	0	0	0	2	1
48 Travis Hafner, L (1, 10) OBP: 0.449, SLG: 0.622	1B BB		G6-3			K		2B 1-3		3	0	1	0	1	1	0
Ben Broussard, L (1, 3) OBP: 0.401, SLG: 0.590	1B 1-2			E6 FC5-4			HR	K		4	1	2	1	0	1	2
Casey Blake, R (1, 9) OBP: 0.390, SLG: 0.537	F9			FC5-4 2 G4-6-3 1-2f			K		K	4	0	0	0	0	2	3
2 Jhonny Peralta, R (1, 6) OBP: 0.314, SLG: 0.341		G6-3		G4-6-3 1-2f			G6-3		L9	4	0	0	0	0	0	1
Ronnie Belliard, R (1, 4) OBP: 0.324, SLG: 0.365		FC6-4 1B			F9		1B		K	4	0	2	0	0	1	0
Aaron Boone, R (1, 5) OBP: 0.341, SLG: 0.396		FC6-4 1-2f			L7		F9			3	0	0	0	0	0	2
Tim Laker, R (1, 2) OBP: 0.300, SLG: 0.400		F7			G6-3			1B 48 2B		2	0	0	0	0	0	1
41 Victor Martinez, S (8, PH) (9, 2) OBP: 0.365, SLG: 0.471										1	0	1	0	0	0	0

Inning Stats										
	R: 0 H: 1 E: 0 LOB: 2 K: 1 BB: 1 S: 12 P: 17	R: 0 H: 1 E: 0 LOB: 1 K: 0 BB: 0 S: 10 P: 13	R: 0 H: 0 E: 0 LOB: 0 K: 1 BB: 0 S: 6 P: 7	R: 0 H: 0 E: 1 LOB: 0 K: 0 BB: 0 S: 8 P: 10	R: 0 H: 0 E: 0 LOB: 0 K: 0 BB: 0 S: 5 P: 7	R: 0 H: 0 E: 0 LOB: 0 K: 2 BB: 0 S: 8 P: 12	R: 1 H: 2 E: 0 LOB: 1 K: 1 BB: 0 S: 10 P: 11	R: 0 H: 2 E: 0 LOB: 2 K: 3 BB: 0 S: 16 P: 24	R: 0 H: 0 E: 0 LOB: 0 K: 2 BB: 0 S: 7 P: 12	1B: 4 SF: 0 2B: 1 SAC: 0 3B: 0 DP: 1 HR: 1 HBP: 0	WP: 0 PA: 34 PB: 0 SB: 0 CS: 0

PITCHER	IP	WLS	BF	H	R	ER	SO	BB	IBB	HBP	BLK	WP	HR	S	P	ERA	WHIP
25 Esteban Loaiza, R (1, 1) ERA: 6.39	7.0	W	26	4	1	1	5	1	0	0	0	0	1	59	77	1.29	0.714
50 Kiko Calero, R (8, 1) ERA: 4.63	0.2	H	3	1	0	0	2	0	0	0	0	0	0	11	18	0.00	1.500
20 Huston Street, R (8, 1) ERA: 3.86	1.1	S	5	1	0	0	3	0	0	0	0	0	0	12	18	0.00	0.750

PITCHER	IP	WLS	BF	H	R	ER	SO	BB	IBB	HBP	BLK	WP	HR	S	P	ERA	WHIP

AB	33
R	1
H	6
RBI	1
BB	1
SO	10
LOB	11

Batter	1	2	3	4	5	6	7	8	9	AB	R	H	RBI	BB	SO	LOB
Jason Kendall, R (1, 2) OBP: 0.360, SLG: 0.321	C X 0-1 ① F9		C B 1 SAFE B F F F F 4-2 B B G5-4-3 1-2 BB	C B B B 4-1 BB 1-3 BB		B X 1-0 ① G4-3 2-3		1 SAFE B 1 B C X 2-1 ③ F8		3	0	0	0	2	0	2
Nick Swisher, S (1, 3) OBP: 0.391, SLG: 0.578	X 0-0 ② G6-3		B C B X 2-1 ① ② G5-4-3 1-2f 2-3	B X 1-0 ② SF9 3-H		X 0-0 ② G6-3			C F B B X 2-2 G6-3 1B	4	0	1	1	0	0	3
Jay Payton, R (1, 8) OBP: 0.269, SLG: 0.333	C C F B X 1-2 ③ G6-3		X 0-0 1B 3-H	B B F F B F B 4-2 BB 1-2		C F F D S 1-3 ③ K			X 0-0 ① ② G6-3 1-2f	4	0	1	1	1	1	2
Frank Thomas, R (1, 10) OBP: 0.349, SLG: 0.511		B C B B X 3-1 HR	C B X 1-1 ③ F8	F B B B X 3-1 ③ F8			F B F X 1-2 ① G4-3		C F B F S 1-3 ③ K	5	1	1	1	0	1	3
23 Bobby Kielty, S (1, 7) OBP: 0.329, SLG: 0.372		B X 1-0 1B		X 0-0 HR	B B B C F B 4-2 BB		B B X 2-0 ② G4-3			3	1	2	1	1	0	0
22 Milton Bradley, S (1, 9) OBP: 0.358, SLG: 0.375		X 0-0 ① P2		C B B B B 4-1 BLK HR BB	C X 0-1 ① F9		B F B X 2-1 ③ F9			3	1	0	0	1	0	2
Marco Scutaro, R (1, 6) OBP: 0.279, SLG: 0.245		X 0-0 ② F7		B 1 SAFE B C F F F F F 3-3 ① F B F C K 1-2	1 SAFE B X 1-0 ② F9			X 0-0 ① L9		4	0	0	0	0	1	3
Antonio Perez, R (1, 5) OBP: 0.128, SLG: 0.139	S 1 SAFE B F C 1-3 ③ K			C X 0-1 HR 2-H	C F S 0-3 ③ K			C S X 0-2 ② G5-3		4	1	1	2	0	2	2
Mike Rouse, L (1, 4) OBP: 1.000, SLG: 1.333			B F X 1-1 G5-4-3 BB 1B 1B	B C B S B F B 4-2 E S SF9 BB		B B C X 2-1 G4-3 2B		B B C S B X 3-2 1B		3	2	3	0	1	0	0
Inning Stats	R: 0 E: 0 K: 0 S: 7 H: 0 LOB: 0 BB: 0 P: 8	R: 1 E: 0 K: 1 S: 8 H: 2 LOB: 1 BB: 0 P: 13	R: 1 E: 0 K: 0 S: 12 H: 2 LOB: 1 BB: 1 P: 20	R: 4 E: 0 K: 1 S: 23 H: 2 LOB: 2 BB: 4 P: 46	R: 0 E: 0 K: 1 S: 8 H: 0 LOB: 1 BB: 1 P: 13	R: 0 E: 0 K: 1 S: 8 H: 1 LOB: 1 BB: 0 P: 12	R: 0 E: 0 K: 0 S: 6 H: 0 LOB: 0 BB: 0 P: 11	R: 0 E: 0 K: 0 S: 9 H: 1 LOB: 1 BB: 0 P: 14	R: 0 E: 0 K: 1 S: 8 H: 1 LOB: 0 BB: 0 P: 11	1B: 5 2B: 1 3B: 0 HR: 3 SF: 1 SAC: 0 DP: 2 HBP: 0						

PITCHER		IP	WLS	BF	H	R	ER	SO	BB	IBB	HBP	BLK	WP	HR	S	P	ERA	WHIP
Randy Johnson, L ERA: 5.63	(1, 1)	4.0	L	22	6	6	5	2	5	0	0	1	0	3	50	87	11.25	2.750
Aaron Small, R ERA: 8.2	(5, 1)	3.0		11	1	0	0	2	1	0	0	0	0	0	22	36	0.00	0.667
Kyle Farnsworth, R ERA: 4.5	(8, 1)	1.0		4	1	0	0	0	0	0	0	0	0	0	9	14	0.00	1.000
42 Mariano Rivera, R ERA: 2.08	(9, 1)	1.0		3	1	0	0	1	0	0	0	0	0	0	8	11	0.00	1.000

PITCHER	IP	WLS	BF	H	R	ER	SO	BB	IBB	HBP	BLK	WP	HR	S	P	ERA	WHIP

TOP

Oakland Athletics @ New York Yankees

Yankee Stadium, Bronx, NY

Fri Jun 09 2006, 7:05 PM EDT

Att. 53,837 - Cloudy - 71 F

livebaseballscorecards.com

AB	33
R	6
H	9
RBI	6
BB	6
SO	5
LOB	17

BOTTOM

Batter	1	2	3	4	5	6	7	8	9	AB	R	H	RBI	BB	SO	LOB
18 Johnny Damon, L (1, 8) OBP: 0.369, SLG: 0.468	B F B X 2-1 P6 ①		C B F B F X 2-2 2 HBP 13 1B 1B		F F B F B S 2-3 K ②		C C B S 1-3 K ①	B S F B X 2-2 G5-3 ③		5	1	1	0	0	2	2
2 Derek Jeter, R (1, 10) OBP: 0.434, SLG: 0.488	C B B X 2-1 F8 ②		F B H 2-1 13 1B 1-2 HBP		B F F B F X 2-2 L9 ③		C B F B B B 4-2 25 HR 1-2 BB		B X 1-0 G4-3 ①	3	1	0	0	1	0	1
25 Jason Giambi, L (1, 3) OBP: 0.449, SLG: 0.617	B B C S B F X 3-2 F8 ③		C B S F B C 2-3 K ②			C F B F X 1-2 G3-1 ①	B X 1-0 1-H 2-H HR		B B F C B X 3-2 P5 ②	5	1	1	3	0	1	2
13 Alex Rodriguez, R (1, 5) OBP: 0.395, SLG: 0.512		C B F B H 3-2 G3 20 1B HBP	B X 1-0 1-3 2-H 1B ③			X 0-0 1B 24 1B 1B	C B F F S 1-3 K ②		S B F F X 1-2 F9 ③	4	0	2	1	0	1	0
20 Jorge Posada, S (1, 2) OBP: 0.415, SLG: 0.478		B B B C X 3-1 G3 1-2 1B		B F B F S 2-3 K ①		D X 1-0 L7 ②	B B F F F F B B 4-2 24 3B BB			3	1	1	0	1	1	1
24 Robinson Canó, L (1, 4) OBP: 0.341, SLG: 0.425		C C S 0-3 K ①		B S T B X 2-2 F7 ②		C B B F D F X 3-2 1B 1-2 1B	C X 0-1 1-H 3B			4	0	2	1	0	1	2
Bernie Williams, S (1, 9) OBP: 0.311, SLG: 0.379		F S X 0-2 G3 1-2 2-3 ②		F C C 0-3 K ③		B X 1-0 1-2 2-3 1B	F F B F S 1-3 K ③			4	0	1	0	0	2	3
Miguel Cairo, R (1, 6) OBP: 0.284, SLG: 0.301		B B B C X 3-1 F9 ③			C B B F F X 2-2 L4 ①	B C S F F F B S 2-3 K ③		C F B S 1-3 K ①		4	0	0	0	0	2	5
28 Melky Cabrera, S (1, 7) OBP: 0.375, SLG: 0.340			B B C B C X 3-2 G6-3 ①		C B C F B B X 3-2 1B		B B C B C B 4-2 2 BB 25 HR BB	B F F B S 2-3 K ②		3	1	1	0	1	1	0
Inning Stats	R: 0 E: 0 K: 0 S: 8 H: 0 LOB: 0 BB: 0 P: 15	R: 0 E: 0 K: 1 S: 12 H: 1 LOB: 2 BB: 0 P: 21	R: 1 E: 0 K: 1 S: 13 H: 2 LOB: 2 BB: 0 P: 23	R: 0 E: 0 K: 2 S: 9 H: 0 LOB: 0 BB: 0 P: 13	R: 0 E: 0 K: 1 S: 16 H: 1 LOB: 1 BB: 0 P: 25	R: 0 E: 0 K: 1 S: 17 H: 3 LOB: 3 BB: 0 P: 25	R: 4 E: 0 K: 3 S: 22 H: 2 LOB: 1 BB: 3 P: 38	R: 0 E: 0 K: 2 S: 9 H: 0 LOB: 0 BB: 0 P: 14	R: 0 E: 0 K: 0 S: 8 H: 0 LOB: 0 BB: 0 P: 13	1B: 7 2B: 0 3B: 1 HR: 1	SF: 0 SAC: 0 DP: 0 HBP: 2						

PITCHER		IP	WLS	BF	H	R	ER	SO	BB	IBB	HBP	BLK	WP	HR	S	P	ERA	WHIP
Dan Haren, R ERA: 3.61	(1, 1)	5.2	W	25	7	1	1	5	0	0	2	0	0	0	69	114	1.59	1.235
57 Chad Gaudin, R ERA: 4.74	(6, 1)	0.2	H	4	0	2	2	2	2	0	0	0	0	0	13	24	27.00	3.000
51 Brad Halsey, L ERA: 4.24	(7, 1)	0.2		5	2	2	2	2	1	0	0	0	0	1	15	22	27.00	4.500
50 Kiko Calero, R ERA: 4.44	(8, 1)	1.0	H	3	0	0	0	2	0	0	0	0	0	0	9	14	0.00	0.000
20 Huston Street, R ERA: 3.7	(9, 1)	1.0	S	3	0	0	0	0	0	0	0	0	0	0	8	13	0.00	0.000

PITCHER	IP	WLS	BF	H	R	ER	SO	BB	IBB	HBP	BLK	WP	HR	S	P	ERA	WHIP

Oakland Athletics @ New York Yankees

Yankee Stadium, Bronx, NY

Fri Jun 09 2006, 7:05 PM EDT

Att. 53,837 - Cloudy - 71 F

livebaseballscorecards.com

AB	35
R	5
H	9
RBI	5
BB	3
SO	11
LOB	16

1B: 7	SF: 0	WP: 0	PA: 40
2B: 0	SAC: 0	PB: 0	
3B: 1	DP: 0	SB: 0	
HR: 1	HBP: 2	CS: 0	

Batter	1	2	3	4	5	6	7	8	9	AB	R	H	RBI	BB	SO	LOB
21 Mark Kotsay, L (1, 8) OBP: 0.333, SLG: 0.413	X 0-0 S HR 1B		F B B B B 4-1 3 S BB		F 1 SAFE X 0-1 ① ② G4-3 1-2f			B B B B 4-0 22 E 29 1B SH1-3 BB	B X 1-0 ③ F8	3	2	1	0	2	0	1
Nick Swisher, S (1, 7) OBP: 0.390, SLG: 0.575	B C C B 1 SAFE C 2-3 ① K		S S F B 1 SAFE C 1-3 ② K		B X 1-0 1B			X 0-0 ① SH1-3 1-2		3	0	1	0	0	2	2
3 Eric Chavez, L (1, 5) OBP: 0.360, SLG: 0.523	F X 0-1 ② L9		B F B C S S 2-3 ③ K 1-2		S T S 0-3 ③ K			C B B C B S 3-3 ② K		4	0	0	0	0	3	4
Frank Thomas, R (1, 10) OBP: 0.352, SLG: 0.525	C 1 SAFE B C B F F F F 3-2 B F X 1-H HR			C B F F F B F F B 3-2 ① X F7		C B X 1-1 ① F9		I I I I 4-0 29 1B 22 E IBB		3	1	1	2	1	0	0
22 Milton Bradley, S (1, 9) OBP: 0.343, SLG: 0.357	F S F F C 0-3 ③ K			B B C B F S 3-3 ② K		C X 0-1 ② G4-3		X 0-0 E3 29 1B 1-2 2-3		4	0	0	0	0	2	2
29 Dan Johnson, L (1, 3) OBP: 0.311, SLG: 0.333		B C F B S 2-3 ① K		C B B C X 2-2 ③ G5-3		S C X 0-2 ③ F8		B B X 2-0 1-2 2-3 3-H 1B		4	0	1	1	0	1	0
17 Adam Melhuse, S (1, 2) OBP: 0.301, SLG: 0.433		B B C B S X 3-2 ② G3			B B C C X 2-2 E4 2B 1B		C X 0-1 ① F7	S B X 1-1 ③ F8		4	1	0	0	0	0	3
Marco Scutaro, R (1, 6) OBP: 0.287, SLG: 0.265		F B C F F B X 2-2 ③ L7			F C B B X 2-2 1-3 1B 2B		X 0-0 ② F7		C X 0-1 G4-6-3 1B	4	1	2	0	0	0	0
Mike Rouse, L (1, 4) OBP: 0.625, SLG: 0.714			C X 0-1 ① L4		C X 0-1 21 G4-3 2-H 3-H 1B		C X 0-1 ③ G4-3		1 SAFE 1 SAFE X 0-0 ① ② G4-6-3 1-2f	4	0	1	2	0	0	1

Inning Stats	1	2	3	4	5	6	7	8	9
	R: 2 E: 0 K: 2 S: 19	R: 0 E: 0 K: 1 S: 11	R: 0 E: 0 K: 2 S: 10	R: 0 E: 0 K: 1 S: 13	R: 2 E: 1 K: 1 S: 14	R: 0 E: 0 K: 0 S: 7	R: 0 E: 0 K: 0 S: 5	R: 1 E: 1 K: 1 S: 8	R: 0 E: 0 K: 0 S: 4
	H: 2 LOB: 0 BB: 0 P: 24	H: 0 LOB: 0 BB: 0 P: 18	H: 0 LOB: 1 BB: 1 P: 17	H: 0 LOB: 0 BB: 0 P: 21	H: 3 LOB: 1 BB: 0 P: 19	H: 0 LOB: 0 BB: 0 P: 8	H: 0 LOB: 0 BB: 0 P: 5	H: 1 LOB: 3 BB: 2 P: 22	H: 1 LOB: 0 BB: 0 P: 5

1B: 5 SF: 0
2B: 1 SAC: 1
3B: 0 DP: 2
HR: 1 HBP: 0

WP: 0 PA: 37
PB: 0
SB: 2
CS: 0

PITCHER		IP	WLS	BF	H	R	ER	SO	BB	IBB	HBP	BLK	WP	HR	S	P	ERA	WHIP
35 Mike Mussina, R ERA: 2.76	(1, 1)	7.0	L	27	5	4	3	7	1	0	0	0	0	1	79	112	3.86	0.857
Ron Villone, L ERA: 1.75	(8, 1)	0.2		4	0	1	0	1	1	1	0	0	0	0	4	15	0.00	1.500
Scott Proctor, R ERA: 3.98	(8, 1)	0.1		4	2	0	0	0	0	0	0	0	0	0	6	9	0.00	6.000
Mike Myers, L ERA: 0.77	(9, 1)	1.0		2	0	0	0	0	0	0	0	0	0	0	2	3	0.00	0.000

PITCHER	IP	WLS	BF	H	R	ER	SO	BB	IBB	HBP	BLK	WP	HR	S	P	ERA	WHIP

TOP

Oakland Athletics @ New York Yankees

Yankee Stadium, Bronx, NY

Sat Jun 10 2006, 1:20 PM EDT
Att. 53,779 - Partly Cloudy - 67 F

livebaseballscorecards.com

AB	33
R	5
H	7
RBI	5
BB	3
SO	8
LOB	13

Batter	1	2	3	4	5	6	7	8	9	AB	R	H	RBI	BB	SO	LOB
18 Johnny Damon, L (1, 8) OBP: 0.362, SLG: 0.458	B C B X 2-1 G5-3 ①		C B B S X 2-2 P6 ②		C B X 1-1 G1-3 ③		F F B B F D F X 3-2 G1-3 ②		C B B X 2-1 F7 ②	5	0	0	0	0	0	2
2 Derek Jeter, R (1, 10) OBP: 0.426, SLG: 0.477	F X 0-1 G5-3 ②		B B C F B F S 3-3 K ③			S B C B B F X 3-2 L3 ①	F F B S 1-3 K ③		C F B B F B C 3-3 K ③	5	0	0	0	0	3	2
25 Jason Giambi, L (1, 3) OBP: 0.454, SLG: 0.633	B C B F B F B 4-2 13 BB BB			F B C B B X 3-2 HR		B C B B X 3-1 F9 ②		C H 1-1 28 BB 24 1B HBP		2	1	1	1	1	0	0
13 Alex Rodriguez, R (1, 5) OBP: 0.397, SLG: 0.509	B B B S B 4-1 1-2 BB			B B C F F F F F X 2-2 G5-3 ①		S F X 0-2 20 S 1B		F S F X 0-2 F9 ①		3	0	1	0	1	0	1
20 Jorge Posada, S (1, 2) OBP: 0.417, SLG: 0.475	B B B C F X 3-2 G1-3 ③			C C B X 1-2 24 G6-3 1B		F F B B B B 4-2 1-2 BB		S B B B C S 2-3 K ②		3	0	1	0	1	1	3
24 Robinson Canó, L (1, 4) OBP: 0.339, SLG: 0.422		F F X 0-2 G1 ①		X 0-0 G6-3 ② ③ 1-2f		B C X 1-1 G4-3 ③		B F X 1-1 28 BB 1-2 1B		4	0	1	0	0	0	3
28 Melky Cabrera, S (1, 7) OBP: 0.379, SLG: 0.340		B C X 1-1 G5-3 ②		B B C C C 2-3 K ①			C B F B X 2-2 G3 27 BB 1B	B B B C C B 4-2 1-2 2-3 27 FC6-4 BB		3	0	1	0	1	1	0
27 Kevin Thompson, R (1, 9) OBP: 0.545, SLG: 0.875		C C B B B X 3-2 G1-3 ③		C B S B F B X 3-2 HR			B C B B B 4-1 G3 1-2 BB	F C X 0-2 FC6-4 ③ 1-2f		3	1	1	1	1	0	3
Miguel Cairo, R (1, 6) OBP: 0.278, SLG: 0.294 Bernie Williams, S (7, PH) OBP: 0.309, SLG: 0.376 Nick Green, R (8, 6) OBP: 0.200, SLG: 0.077 12 Andy Phillips, R (9, PH) OBP: 0.305, SLG: 0.461			C X 0-1 G6-3 ①		C B C B X 2-2 F7 ②		B D B C X 3-1 G3 ① 1-2 2-3		X 0-0 F9 ①	2 1 0 1	0 0 0 0	0 0 0 0	0 0 0 0	0 0 0 0	0 2 0 0	0 0 0 0
Inning Stats	R: 0 E: 0 K: 0 S: 11 H: 0 LOB: 2 BB: 2 P: 24	R: 0 E: 0 K: 0 S: 8 H: 0 LOB: 0 BB: 0 P: 12	R: 0 E: 0 K: 1 S: 9 H: 0 LOB: 0 BB: 0 P: 14	R: 1 E: 0 K: 0 S: 14 H: 2 LOB: 0 BB: 0 P: 20	R: 1 E: 0 K: 1 S: 12 H: 1 LOB: 0 BB: 0 P: 20	R: 0 E: 0 K: 0 S: 13 H: 1 LOB: 2 BB: 1 P: 24	R: 0 E: 0 K: 1 S: 15 H: 1 LOB: 2 BB: 1 P: 28	R: 0 E: 0 K: 1 S: 15 H: 1 LOB: 3 BB: 1 P: 23	R: 0 E: 0 K: 1 S: 7 H: 0 LOB: 0 BB: 0 P: 12	1B: 4 2B: 0 3B: 0 HR: 2 SF: 0 SAC: 0 DP: 1 HBP: 1							

PITCHER		IP	WLS	BF	H	R	ER	SO	BB	IBB	HBP	BLK	WP	HR	S	P	ERA	WHIP
Kirk Saarloos, R ERA: 4.82	(1, 1)	6.0	W	24	4	2	2	2	3	0	0	0	0	2	67	114	3.00	1.167
51 Brad Halsey, L ERA: 4.1	(7, 1)	1.2	H	10	2	0	0	2	2	0	1	0	0	0	27	48	0.00	2.400
57 Chad Gaudin, R ERA: 4.66	(8, 1)	0.1	H	1	0	0	0	0	0	0	0	0	0	0	3	3	0.00	0.000
20 Huston Street, R ERA: 3.55	(9, 1)	1.0	S	3	0	0	0	1	0	0	0	0	0	0	7	12	0.00	0.000

PITCHER	IP	WLS	BF	H	R	ER	SO	BB	IBB	HBP	BLK	WP	HR	S	P	ERA	WHIP

BOTTOM

Oakland Athletics @ New York Yankees

Yankee Stadium, Bronx, NY

Sat Jun 10 2006, 1:20 PM EDT
Att. 53,779 - Partly Cloudy - 67 F

livebaseballscorecards.com

AB	32
R	2
H	6
RBI	2
BB	5
SO	5
LOB	16

WP: 0 PB: 0 SB: 1 CS: 0 PA: 38

Batter	1	2	3	4	5	6	7	8	9	AB	R	H	RBI	BB	SO	LOB
21 Mark Kotsay, L (1, 8) OBP: 0.335, SLG: 0.410	C X 0-1 ① L7		B B X 2-0 ② F9		B X 1-0 22 E 22 S 1B		B B B B 4-0 BB BB		S F F F F B X 1-2 ① G4-3	4	0	1	0	1	0	0
Nick Swisher, S (1, 7) OBP: 0.390, SLG: 0.582	B F S F B B X 3-2 ② P5		B F X 1-1 IHR		1 SAFE B B C B X 3-1 ② F8		B 1 SAFE 1 SAFE 1 SAFE B B B B 1-2 4-0 BB		B F S S 1-3 ② K	4	1	1	1	1	1	1
22 Milton Bradley, S (1, 9) OBP: 0.337, SLG: 0.371	X 0-0 3B		B X 1-0 ③ G3-1		1 SAFE B B B C 1 SAFE C S 1-3 2-3 ③ K		C C T 0-2 ② K		B X 1-0 ③ G4-3	5	0	1	0	0	2	3
3 Eric Chavez, L (1, 5) OBP: 0.362, SLG: 0.518	C D S X 1-2 ③ G4-3			B F F B B B 4-2 2B 29 PB BB		B B B C B 4-1 E 1B FC1-6 BB	B F F B F F F T 2-2 ③ K			2	2	0	0	2	1	3
Jay Payton, R (1, 10) OBP: 0.274, SLG: 0.342		X 0-0 ① G5-3		B X 1-0 29 PB 1-3 SF8 2B		B C 1 SAFE X 1-1 E5 FC1-6 1-3 1B		X 0-0 ① P2		4	1	2	0	0	0	0
29 Dan Johnson, L (1, 3) OBP: 0.321, SLG: 0.377		B B B C F X 3-2 HR		C B F B B 4-2 2-3 3-H G4-6-3 BB		1 SAFE 1 SAFE B C 1 SAFE B B T F 3-3 S ① K		C B X 1-1 HR		3	2	2	2	1	1	2
Jason Kendall, R (1, 2) OBP: 0.358, SLG: 0.322		C F S 0-3 ② K		C B X 1-1 ① SF8 3-H		1 SAFE P 1 SAFE S C X 1-2 ② FC1-6 FC6-4 1-2f 3-H		X 0-0 1B		3	0	1	2	0	1	1
Marco Scutaro, R (1, 6) OBP: 0.277, SLG: 0.255		X 0-0 ③ F9		1 SAFE C S X 0-2 ② ③ G4-6-3 1-2f		C X 0-1 ③ FC6-4 1-2f		1 SAFE F P F S 1-3 ② K		4	0	0	0	0	1	3
Mike Rouse, L (1, 4) OBP: 0.417, SLG: 0.455			B B C E B F X 3-2 ① P6		B S B X 2-1 ① G6-3		C C B B S 2-3 ① K	B F S X 1-2 ③ G1-3		4	0	0	0	0	1	1
Inning Stats	R: 0 H: 1 E: 0 LOB: 1 K: 0 BB: 0 S: 10 P: 14	R: 1 H: 1 E: 0 LOB: 0 K: 1 BB: 0 S: 8 P: 11	R: 1 H: 1 E: 0 LOB: 0 K: 0 BB: 0 S: 8 P: 15	R: 2 H: 1 E: 0 LOB: 0 K: 0 BB: 2 S: 10 P: 20	R: 0 H: 1 E: 0 LOB: 1 K: 1 BB: 0 S: 8 P: 16	R: 1 H: 1 E: 1 LOB: 1 K: 1 BB: 1 S: 13 P: 21	R: 0 H: 0 E: 0 LOB: 2 K: 3 BB: 2 S: 12 P: 24	R: 1 H: 2 E: 0 LOB: 1 K: 1 BB: 0 S: 11 P: 13	R: 0 H: 0 E: 0 LOB: 0 K: 1 BB: 0 S: 10 P: 13	1B: 3 SF: 1 2B: 1 SAC: 0 3B: 1 DP: 1 HR: 3 HBP: 0						

PITCHER		IP	WLS	BF	H	R	ER	SO	BB	IBB	HBP	BLK	WP	HR	S	P	ERA	WHIP
Shawn Chacon, R ERA: 5.23	(1, 1)	5.0		23	6	5	3	2	3	0	0	0	0	1	47	84	5.40	1.800
Mike Myers, L ERA: 0.75	(6, 1)	0.1	H	1	0	0	0	1	0	0	0	0	0	0	4	7	0.00	0.000
Scott Proctor, R ERA: 3.92	(6, 1)	0.2	B	2	0	0	0	0	0	0	0	0	0	0	6	6	0.00	0.000
Matt Smith, L ERA:	(7, 1)	0.1		2	0	0	0	1	1	0	0	0	0	0	3	9	0.00	3.000
Kyle Farnsworth, R ERA: 4.66	(7, 1)	1.0	L	6	2	1	1	2	1	0	0	0	0	1	13	20	9.00	3.000

PITCHER		IP	WLS	BF	H	R	ER	SO	BB	IBB	HBP	BLK	WP	HR	S	P	ERA	WHIP
42 Mariano Rivera, R ERA: 1.97	(8, 1)	1.2		5	0	0	0	2	0	0	0	0	0	0	17	21	0.00	0.000

TOP

Oakland Athletics @ New York Yankees

Yankee Stadium, Bronx, NY

Sun Jun 11 2006, 1:05 PM EDT

Att. 54,570 - Partly Cloudy - 66 F

livebaseballscorecards.com

AB	33
R	6
H	8
RBI	5
BB	5
SO	8
LOB	14

WP: 0 PA: 39
PB: 1
SB: 1
CS: 0

BOTTOM

Oakland Athletics @ New York Yankees

Yankee Stadium, Bronx, NY

Sun Jun 11 2006, 1:05 PM EDT
Att. 54,570 - Partly Cloudy - 66 F

livebaseballscorecards.com

Batter	1	2	3	4	5	6	7	8	9	AB	R	H	RBI	BB	SO	LOB
18 Johnny Damon, L (1, 8) OBP: 0.366, SLG: 0.455	BBBCB 4-1 20 BB 13 S SF9 BB	C 1 SAFE FC 0-3 ② K			BBBCCB 4-2 2 2B BB		BCBBB 4-1 BB		CX 0-1 ② L7	2	2	0	0	3	1	1
2 Derek Jeter, R (1, 10) OBP: 0.421, SLG: 0.476	C 1 SAFE F 1 SAFE BC 1-3 ① K	B X 1-0 ③ F8			1 SAFE X 0-0 20 HR 1-H 2B		S 1 SAFE X 0-1 ① F7		CSBBFX 2-2 ③ G4-3	5	1	1	1	0	1	3
13 Alex Rodriguez, R (1, 5) OBP: 0.395, SLG: 0.502	B 1 SAFE BBBB 4-0 20 BB 24 1B 1-2 BB		CCX 0-2 ① G6-3		CBBX 2-1 ② F7		F 1 SAFE X 0-1 ② F8			3	1	0	0	1	0	2
20 Jorge Posada, S (1, 2) OBP: 0.419, SLG: 0.491	BCBBB 4-1 24 1B 1-2 2-3 BB		CCX 0-2 ② G4-3		BBSX 2-1 2-H HR		C 1 SAFE C 1 SAFE F 1 SAFE BDX 2-2 ③ G6-3			3	1	1	2	1	0	1
Bernie Williams, S (1, 9) OBP: 0.303, SLG: 0.370	FBX 1-1 ② SF9 3-H		X 0-0 ③ G6-3		X 0-0 ③ G5-3			CBX 1-1 ① L7		3	0	0	1	0	0	0
24 Robinson Canó, L (1, 4) OBP: 0.346, SLG: 0.428	CTBX 1-2 1-2 2-H 1B		BCX 1-1 12 G6-4-3 1B		CX 0-1 ① P5			BBCX 2-1 12 S 1B		4	0	3	1	0	0	0
12 Andy Phillips, R (1, 3) OBP: 0.293, SLG: 0.441	CDFDS 2-3 ③ K			FX 0-1 ①② G6-4-3 1-2f	X 0-0 ② F9			SDBSS 2-3 ② K 1-2		4	0	0	0	0	2	4
28 Melky Cabrera, S (1, 7) OBP: 0.375, SLG: 0.330		CX 0-1 ① F8		CBBBX 2-1 ③ F9		BFBBB 4-1 BB		CBCBX 2-2 ③ F7		3	0	0	0	1	0	1
Miguel Cairo, R (1, 6) OBP: 0.277, SLG: 0.284		BBBB 4-0 BB			CFBBC 2-3 ① K		BFB 1 SAFE X 2-1 ③ P6		BCBX 2-1 ① F9	3	0	0	0	1	1	1
Inning Stats	R: 2 E: 0 K: 2 S: 13 H: 1 LOB: 2 BB: 3 P: 30	R: 0 E: 0 K: 1 S: 6 H: 0 LOB: 1 BB: 1 P: 11	R: 0 E: 0 K: 0 S: 7 H: 0 LOB: 0 BB: 0 P: 7	R: 0 E: 0 K: 0 S: 6 H: 1 LOB: 0 BB: 0 P: 9	R: 3 E: 0 K: 1 S: 11 H: 2 LOB: 0 BB: 1 P: 21	R: 0 E: 0 K: 0 S: 6 H: 0 LOB: 1 BB: 1 P: 12	R: 0 E: 0 K: 0 S: 9 H: 0 LOB: 1 BB: 1 P: 15	R: 0 E: 0 K: 1 S: 10 H: 1 LOB: 1 BB: 0 P: 17	R: 0 E: 0 K: 0 S: 8 H: 0 LOB: 0 BB: 0 P: 12	1B: 3 2B: 1 3B: 0 HR: 1 SF: 1 SAC: 0 DP: 1 HBP: 0							

	AB	30
	R	5
	H	5
	RBI	5
	BB	7
	SO	5
	LOB	13

WP: 0 PB: 0 SB: 2 CS: 0 PA: 38

PITCHER		IP	WLS	BF	H	R	ER	SO	BB	IBB	HBP	BLK	WP	HR	S	P	ERA	WHIP
Barry Zito, L ERA: 3.53	(1, 1)	7.0	W	31	4	5	5	4	7	0	0	0	0	1	58	105	6.43	1.571
50 Kiko Calero, R ERA: 4.26	(8, 1)	1.0	H	4	1	0	0	1	0	0	0	0	0	0	10	17	0.00	1.000
20 Huston Street, R ERA: 3.42	(9, 1)	1.0	S	3	0	0	0	0	0	0	0	0	0	0	8	12	0.00	0.000

PITCHER	IP	WLS	BF	H	R	ER	SO	BB	IBB	HBP	BLK	WP	HR	S	P	ERA	WHIP

Seattle Mariners @ Oakland Athletics

McAfee Coliseum, Oakland, CA

Tue Jun 13 2006, 10:05 PM EDT

Att. 15,216 - Partly Cloudy - 66 F

TOP

livebaseballscorecards.com

Batter	1	2	3	4	5	6	7	8	9	AB	R	H	RBI	BB	SO	LOB
51 Ichiro Suzuki, L (1, 9) OBP: 0.412, SLG: 0.459	C B F F B X 2-2 ① G4-3		B B B X 3-0 ③ F9			B C C X 1-2 ③ L8			B C X 1-1 29 2B 1B	4	0	1	0	0	0	0
29 Adrián Beltré, R (1, 5) OBP: 0.294, SLG: 0.339	C F F X 0-2 ② G6-3			X 0-0 ① G5-3			C B C B C 2-3 ① K		X 0-0 1-3 2B	4	0	1	0	0	1	0
4 Jose Lopez, R (1, 4) OBP: 0.318, SLG: 0.481	C B C S 1-3 ③ K			C B C F F X 1-2 ② L9			B X 1-0 1B		C H 1-1 HBP	3	0	1	0	0	1	0
Raul Ibanez, L (1, 7) OBP: 0.345, SLG: 0.498		C X 0-1 ① G3		C X 0-1 ③ P5			B X 1-0 ② P6		F F C 0-3 ① K	4	0	0	0	0	1	4
Richie Sexson, R (1, 3) OBP: 0.270, SLG: 0.380		B B B C S X 3-2 ② F8			B B F F X 2-2 ① G6-3		S B F 1 SAFE X 1-2 ③ F9		S B F S 1-3 ② K	4	0	0	0	0	1	4
Carl Everett, S (1, 10) OBP: 0.321, SLG: 0.383		B B X 2-0 2 FC6-4 1B			X 0-0 ② F8			B X 1-0 ① F8	X 0-0 ③ F7	4	0	1	0	0	0	3
2 Kenji Johjima, R (1, 2) OBP: 0.323, SLG: 0.401		X 0-0 ③ FC6-4 1-2f			B X 1-0 ③ F7			F X 0-1 1B		3	0	1	0	0	0	1
7 Jeremy Reed, L (1, 8) OBP: 0.281, SLG: 0.381			B B C X 2-1 ① G3			C X 0-1 ① F7		B B D C X 3-1 ② F8		3	0	0	0	0	0	1
7 Yuniesky Betancourt, R (1, 6) OBP: 0.303, SLG: 0.412			C B X 1-1 ② G5-3			C X 0-1 ② G6-3		C B B X 2-1 ③ P3		3	0	0	0	0	0	1
Inning Stats	R: 0 H: 0 E: 0 LOB: 0 K: 1 BB: 0 S: 11 P: 14	R: 0 H: 1 E: 0 LOB: 1 K: 0 BB: 0 S: 7 P: 12	R: 0 H: 0 E: 0 LOB: 0 K: 0 BB: 0 S: 5 P: 11	R: 0 H: 0 E: 0 LOB: 0 K: 0 BB: 0 S: 8 P: 9	R: 0 H: 0 E: 0 LOB: 0 K: 0 BB: 0 S: 5 P: 8	R: 0 H: 0 E: 0 LOB: 0 K: 0 BB: 0 S: 7 P: 8	R: 0 H: 1 E: 0 LOB: 1 K: 1 BB: 0 S: 8 P: 13	R: 0 H: 1 E: 0 LOB: 1 K: 0 BB: 0 S: 7 P: 13	R: 0 H: 2 E: 0 LOB: 3 K: 2 BB: 0 S: 11 P: 14	1B: 4 SF: 0 2B: 1 SAC: 0 3B: 0 DP: 0 HR: 0 HBP: 1						

	AB	32
	R	0
	H	5
	RBI	0
	BB	0
	SO	4
	LOB	14

WP: 0 PA: 33
PB: 0
SB: 0
CS: 0

PITCHER		IP	WLS	BF	H	R	ER	SO	BB	IBB	HBP	BLK	WP	HR	S	P	ERA	WHIP
Joe Blanton, R ERA: 5.04	(1, 1)	8.0	W	29	5	0	0	2	0	0	0	0	0	0	61	92	0.00	0.625
20 Huston Street, R ERA: 3.29	(9, 1)	1.0	S	4	0	0	0	2	0	0	1	0	0	0	8	10	0.00	0.000

PITCHER	IP	WLS	BF	H	R	ER	SO	BB	IBB	HBP	BLK	WP	HR	S	P	ERA	WHIP

BOTTOM

Seattle Mariners @ Oakland Athletics

McAfee Coliseum, Oakland, CA

Tue Jun 13 2006, 10:05 PM EDT
Att. 15,216 - Partly Cloudy - 66 F

Batter	1	2	3	4	5	6	7	8	9	AB	R	H	RBI	BB	SO	LOB
21 Mark Kotsay, L (1, 8) OBP: 0.333, SLG: 0.407	F7		G4-3		1-2 1B		FC3-2 1B 1-2 2-3 3-Hf			4	0	1	0	0	0	3
Jason Kendall, R (1, 2) OBP: 0.356, SLG: 0.320	P6		F9		K		3 G4-6-3 1B 1-2 2-3 3-H			4	0	1	1	0	1	2
3 Eric Chavez, L (1, 5) OBP: 0.356, SLG: 0.507	P5			K	K		G4-6-3 1-2f			4	0	0	0	0	2	5
Frank Thomas, R (1, 10) OBP: 0.350, SLG: 0.519 Antonio Perez, R (8, PR) OBP: 0.128, SLG: 0.139 (9, 10)		G6-3		G4-3		F8		22 G3-6-3 1B		4 0	0 0	1 0	0 0	0 0	0 0	0 0
7 Bobby Crosby, R (1, 6) OBP: 0.295, SLG: 0.407		1B BB		2B		K		L9		3	0	1	0	1	1	1
22 Milton Bradley, S (1, 9) OBP: 0.324, SLG: 0.355		P4		F8		G6-3		G3-6-3 1-2f		4	0	0	0	0	0	3
Nick Swisher, S (1, 3) OBP: 0.393, SLG: 0.583		FC4-6 1B 1-3			G1-3		1B 21 FC3-2 1B			3	0	2	0	0	0	0
Jay Payton, R (1, 7) OBP: 0.280, SLG: 0.363		FC4-6 1-2f			HR		21 FC3-2 BB 1B 1-3			3	2	2	1	0	0	2
Marco Scutaro, R (1, 4) OBP: 0.295, SLG: 0.269			1B		21 1B		21 FC3-2 1B BB 1-2			2	0	2	0	1	0	0
Inning Stats	R: 0 E: 0 K: 0 S: 6 H: 0 LOB: 0 BB: 0 P: 9	R: 0 E: 0 K: 0 S: 14 H: 1 LOB: 2 BB: 1 P: 24	R: 0 E: 0 K: 0 S: 6 H: 1 LOB: 0 BB: 0 P: 10	R: 0 E: 0 K: 1 S: 7 H: 1 LOB: 1 BB: 0 P: 9	R: 1 E: 0 K: 2 S: 14 H: 3 LOB: 2 BB: 0 P: 21	R: 0 E: 0 K: 1 S: 10 H: 0 LOB: 0 BB: 0 P: 17	R: 1 E: 0 K: 0 S: 9 H: 3 LOB: 2 BB: 1 P: 17	R: 0 E: 0 K: 0 S: 5 H: 1 LOB: 1 BB: 0 P: 7		1B: 8 2B: 1 3B: 0 HR: 1	SF: 0 SAC: 0 DP: 2 HBP: 0					

livebaseballscorecards.com

AB	31
R	2
H	10
RBI	2
BB	2
SO	4
LOB	16

PITCHER		IP	WLS	BF	H	R	ER	SO	BB	IBB	HBP	BLK	WP	HR	S	P	ERA	WHIP
Jamie Moyer, L ERA: 3.8	(1, 1)	6.0	L	27	8	2	2	4	2	0	0	0	0	1	62	100	3.00	1.667
George Sherrill, L ERA: 2.41	(7, 1)	1.0		3	1	0	0	0	0	0	0	0	0	0	4	7	0.00	1.000
40 Julio Mateo, R ERA: 4.32	(8, 1)	1.0		3	1	0	0	0	0	0	0	0	0	0	5	7	0.00	1.000

PITCHER	IP	WLS	BF	H	R	ER	SO	BB	IBB	HBP	BLK	WP	HR	S	P	ERA	WHIP

Seattle Mariners @ Oakland Athletics

McAfee Coliseum, Oakland, CA

Wed Jun 14 2006, 10:05 PM EDT

Att. 20,550 - Overcast - 65 F

TOP

livebaseballscorecards.com

Batter	1	2	3	4	5	6	7	8	9	AB	R	H	RBI	BB	SO	LOB
51 Ichiro Suzuki, L (1, 9) OBP: 0.416, SLG: 0.462	C B B F F B X 3-2 4 1B 29 1B G4-6-3 1B		C B B B B 4-1 BB		C C X 0-2 ③ G6-3			C C X 0-2 29 FC5-4 1-2 1B		3	1	2	0	1	0	0
29 Adrian Beltré, R (1, 5) OBP: 0.293, SLG: 0.337	1 SAFE 1 SAFE C X 0-1 G4-6-3 4 1B 1-2 1B		X 0-0 ① P5			B C X 1-1 ① L7		X 0-0 ② FC5-4 4 1B 1-2f 2-3		4	0	1	0	0	0	3
4 Jose Lopez, R (1, 4) OBP: 0.321, SLG: 0.481	C B B X 2-1 G4-6-3 1-2 2-3 1B		F 1 SAFE F F F F F F S 0-3 ② K			C F B F X 1-2 ② P2		X 0-0 1-2 3-H 1B		4	0	2	1	0	1	1
Raul Ibanez, L (1, 7) OBP: 0.340, SLG: 0.490	B C S D X 2-2 ① ② G4-6-3 1-2f 2-3 3-H		1 SAFE D C B F F S 2-3 ③ K			B F B F F F X 2-2 ③ F7		C D F X 1-2 ③ P5		4	0	0	0	0	1	5
Richie Sexson, R (1, 3) OBP: 0.274, SLG: 0.377	B S S S B S 2-3 ③ K			B B X 2-0 ① G5-3			B F B B B 4-1 2 G4-3 BB		B B B B C B 4-1 BB	2	0	0	0	2	1	1
Carl Everett, S (1, 10) OBP: 0.320, SLG: 0.381		B C S B F B X 2-2 2 FC6-4 1B		B B B C F X 3-2 ② F7			C D F F X 1-2 ① F8		B C X 1-1 ① F9	4	0	1	0	0	0	2
2 Kenji Johjima, R (1, 2) OBP: 0.317, SLG: 0.393		C X 0-1 ① FC6-4 7 FC6 1-2f		B S B F X 2-2 ③ L8			B F X 1-1 ② ③ G4-3 1-2f		C D F B F S 2-3 ② K	4	0	0	0	0	1	3
7 Jeremy Reed, L (1, 8) 16 Willie Bloomquist, R (8, PH) OBP: 0.330, SLG: 0.305 (8, 8) OBP: 0.278, SLG: 0.376		X 0-0 ② FC6 1-2f		B X 1-0 ① L9				B B C X 2-1 ① P3	F B X 1-1 ③ F8	2 2	0 0	0 0	0 0	0 0	0 0	1 1
7 Yuniesky Betancourt, R (1, 6) OBP: 0.304, SLG: 0.411		C F 1 SAFE B 1 SAFE S 1-3 ③ K2-3		B X 1-0 ② F8				B S B X 2-1 29 FC5-4 51 1B 4 1B 1B		3	1	1	0	0	1	1

Inning Stats	R: 1 E: 0 K: 1 S: 14	H: 3 LOB: 1 BB: 0 P: 23	R: 0 E: 0 K: 1 S: 10	H: 1 LOB: 1 BB: 0 P: 13	R: 0 E: 0 K: 2 S: 14	H: 0 LOB: 1 BB: 1 P: 20	R: 0 E: 0 K: 0 S: 7	H: 0 LOB: 0 BB: 0 P: 14	R: 0 E: 0 K: 0 S: 5	H: 0 LOB: 0 BB: 0 P: 7	R: 0 E: 0 K: 0 S: 10	H: 0 LOB: 0 BB: 0 P: 14	R: 0 E: 0 K: 0 S: 7	H: 0 LOB: 0 BB: 1 P: 13	R: 1 E: 0 K: 0 S: 12	H: 3 LOB: 2 BB: 0 P: 17	R: 0 E: 0 K: 1 S: 9	H: 0 LOB: 1 BB: 1 P: 17	1B: 7 2B: 0 3B: 0 HR: 0	SF: 0 SAC: 0 DP: 2 HBP: 0	WP: 0 PB: 0 SB: 0 CS: 0	PA: 35

PITCHER		IP	WLS	BF	H	R	ER	SO	BB	IBB	HBP	BLK	WP	HR	S	P	ERA	WHIP
Dan Haren, R ERA: 3.44	(1, 1)	7.0	W	25	4	1	1	4	2	0	0	0	0	0	67	104	1.29	0.857
51 Brad Halsey, L ERA: 4.19	(8, 1)	1.0		6	3	1	1	0	0	0	0	0	0	0	12	17	9.00	3.000
57 Chad Gaudin, R ERA: 4.43	(9, 1)	1.0		4	0	0	0	1	1	0	0	0	0	0	9	17	0.00	1.000

PITCHER	IP	WLS	BF	H	R	ER	SO	BB	IBB	HBP	BLK	WP	HR	S	P	ERA	WHIP

AB	32
R	2
H	7
RBI	1
BB	3
SO	5
LOB	18

BOTTOM

Seattle Mariners @ Oakland Athletics

McAfee Coliseum, Oakland, CA

Wed Jun 14 2006, 10:05 PM EDT

Att. 20,550 - Overcast - 65 F

livebaseballscorecards.com

Batter	1	2	3	4	5	6	7	8	9	AB	R	H	RBI	BB	SO	LOB
21 Mark Kotsay, L (1, 8) OBP: 0.335, SLG: 0.407	C B B B F F X 3-2 F7 ①		S X 0-1 F8 ①	C X 0-1 CS 1B 3-H		B X 1-0 G5-4-3 1B		B X 1-0 P5 ③		5	0	2	1	0	0	1
Nick Swisher, S (1, 7) OBP: 0.391, SLG: 0.576	C X 0-1 F7 ②		C X 0-1 G4-3 ② 1 SAFE	C S F F B 1-2 CS ③ 1-2	B B B B 4-0 3 1B 29 SF8 BB	B X 1-0 G5-4-3 ② ③ 1-2f				3	1	0	0	1	0	1
3 Eric Chavez, L (1, 5) OBP: 0.358, SLG: 0.505	X 0-0 G6-3 ③		B B B B 4-0 1B 1B BB		B B B 1 C X SAFE 3-1 22 BB 23 1B 1-3 1B		B F B C C 2-3 K ①			3	2	1	0	1	1	0
Frank Thomas, R (1, 10) OBP: 0.356, SLG: 0.522 22 Milton Bradley, S (3, PR) OBP: 0.327, SLG: 0.351 (4, 10)		B C B H 3-1 29 7 E FC3-6 2B HBP	B F F D X 2-2 1-H 1B		B F B B 1 F B SAFE 4-2 23 1B 1-2 BB		B C X 1-1 G6-3 ②			1 1	1 0	1 0	1 0	0 1	0 0	0 0
7 Bobby Crosby, R (1, 6) OBP: 0.294, SLG: 0.401		B B X 2-0 E5 29 FC3-6 1-2	C X 0-1 G5-3 ③		B B F F S 2-3 K ①		B F B S B B 4-2 BB			3	0	0	0	1	1	5
29 Dan Johnson, L (1, 3) OBP: 0.319, SLG: 0.382		F D T B X 2-2 FC3-6 23 FC3-6 ① 1-2f 2-3	B B B C X 3-1 23 2B 2B	B X 1-0 SF8 ② 3-H		B C C F F C 1-3 K ③				3	1	1	1	0	1	3
23 Bobby Kielty, S (1, 9) OBP: 0.337, SLG: 0.390	X 0-0 FC3-6 2B ② 1-2f		C F F B F X 1-2 G6-3 21 1B 2B 2-H	X 0-0 1-3 2-H 1B				B X 1-0 F8 ①		4	2	2	2	0	0	2
Jason Kendall, R (1, 2) OBP: 0.359, SLG: 0.330		S F B X 1-2 1-H 3-H 2B	B C B F X 2-2 G6-3 ① 2-3	B B X 2-0 G4-3 ③				B C B B C F F X 3-2 1B		4	0	2	2	0	0	3
Marco Scutaro, R (1, 4) OBP: 0.286, SLG: 0.259		B B B C X 3-1 G5-3 ③	C B X 1-1 F9 ②			F B X 1-1 F8 ①		B X 1-0 F7 ②		4	0	0	0	0	0	3
Inning Stats	R: 0 H: 0 E: 0 LOB: 0 K: 0 BB: 0 S: 7 P: 10	R: 2 H: 1 E: 1 LOB: 1 K: 0 BB: 0 S: 11 P: 22	R: 1 H: 1 E: 0 LOB: 1 K: 0 BB: 1 S: 9 P: 15	R: 2 H: 3 E: 0 LOB: 0 K: 0 BB: 0 S: 18 P: 26	R: 2 H: 2 E: 0 LOB: 2 K: 1 BB: 2 S: 10 P: 26	R: 0 H: 1 E: 0 LOB: 0 K: 0 BB: 0 S: 4 P: 7	R: 0 H: 0 E: 0 LOB: 1 K: 2 BB: 1 S: 13 P: 21	R: 0 H: 1 E: 0 LOB: 1 K: 0 BB: 0 S: 8 P: 14		1B: 6 SF: 1 2B: 3 SAC: 0 3B: 0 DP: 1 HR: 0 HBP: 1				WP: 0 PA: 38 PB: 0 SB: 0 CS: 1		

	AB	31
	R	7
	H	9
	RBI	7
	BB	4
	SO	3
	LOB	18

PITCHER		IP	WLS	BF	H	R	ER	SO	BB	IBB	HBP	BLK	WP	HR	S	P	ERA	WHIP
Joel Pineiro, R ERA: 5.42	(1, 1)	4.0	L	21	6	7	5	0	2	0	1	0	0	0	47	82	11.25	2.000
49 Jake Woods, L ERA: 4.91	(5, 1)	4.0		16	3	0	0	3	2	0	0	0	0	0	33	59	0.00	1.250

PITCHER	IP	WLS	BF	H	R	ER	SO	BB	IBB	HBP	BLK	WP	HR	S	P	ERA	WHIP

Seattle Mariners @ Oakland Athletics

McAfee Coliseum, Oakland, CA

Thu Jun 15 2006, 3:35 PM EDT

Att. 16,563 - Sunny - 70 F

livebaseballscorecards.com

TOP

Batter	1	2	3	4	5	6	7	8	9	AB	R	H	RBI	BB	SO	LOB
51 Ichiro Suzuki, L (1, 9) OBP: 0.413, SLG: 0.457	G1-3	G2			1B	G3		F7		5	1	1	0	0	0	4
29 Adrian Beltré, R (1, 5) OBP: 0.295, SLG: 0.333	F7	4 FC5-4 1-2 2-3 3-H BB			1B 1-2 1B BB		F9		L8	3	1	0	1	2	0	0
4 Jose Lopez, R (1, 4) OBP: 0.315, SLG: 0.473	P4	FC5-4 1-2f			F8		F7		G1-3	5	0	0	0	0	0	5
Raul Ibanez, L (1, 7) OBP: 0.341, SLG: 0.496		1B E 1B	K		F7		3B		G4-3	5	1	2	0	0	1	2
Richie Sexson, R (1, 3) OBP: 0.277, SLG: 0.378		FC3-6 1-2 1B	F7		1B 1-2 2-H 1B		G5-3			4	0	2	1	0	0	1
Carl Everett, S (1, 10) OBP: 0.323, SLG: 0.383		FC3-6 2 E 7 1B 1-2f 2-H	G1		1-2 2-H 1B			7 G6-3 2 G4-3 7 2B 1B		4	2	2	1	0	0	1
2 Kenji Johjima, R (1, 2) OBP: 0.311, SLG: 0.386		E7 7 1B 29 BB 2-3		G6-3	F7			G4-3 1-2		4	1	0	0	0	0	4
7 Jeremy Reed, L (1, 8) OBP: 0.277, SLG: 0.368		29 BB 7 1B HBP		G3		L3		G6-3 2-3		3	0	0	0	0	0	1
7 Yuniesky Betancourt, R (1, 6) OBP: 0.307, SLG: 0.417		29 BB 1-2 2-3 3-H 1B		K		F8		3-H 2B		4	0	2	2	0	1	0
Inning Stats	R: 0 H: 0 E: 0 LOB: 0 K: 0 BB: 0 S: 8 P: 15	R: 3 H: 3 E: 2 LOB: 3 K: 0 BB: 1 S: 17 P: 29	R: 0 H: 0 E: 0 LOB: 0 K: 1 BB: 0 S: 9 P: 13	R: 0 H: 0 E: 0 LOB: 0 K: 1 BB: 0 S: 7 P: 10	R: 2 H: 3 E: 0 LOB: 2 K: 0 BB: 1 S: 7 P: 15	R: 0 H: 0 E: 0 LOB: 0 K: 0 BB: 0 S: 7 P: 9	R: 0 H: 1 E: 0 LOB: 1 K: 0 BB: 0 S: 8 P: 13	R: 1 H: 2 E: 0 LOB: 1 K: 0 BB: 0 S: 12 P: 18	R: 0 H: 0 E: 0 LOB: 0 K: 0 BB: 0 S: 7 P: 10	1B: 7 SF: 0 2B: 1 SAC: 0 3B: 1 DP: 0 HR: 0 HBP: 1						

AB	37
R	6
H	9
RBI	5
BB	2
SO	2
LOB	18

WP: 0 PA: 40
PB: 0
SB: 1
CS: 0

PITCHER		IP	WLS	BF	H	R	ER	SO	BB	IBB	HBP	BLK	WP	HR	S	P	ERA	WHIP
25 Esteban Loaiza, R ERA: 6.03	(1, 1)	6.0	W	28	6	5	3	2	2	0	1	0	0	0	55	91	4.50	1.333
57 Chad Gaudin, R ERA: 4.43	(7, 1)	2.0	H	9	3	1	1	0	0	0	0	0	0	0	20	31	4.50	1.500
20 Huston Street, R ERA: 3.18	(9, 1)	1.0	S	3	0	0	0	0	0	0	0	0	0	0	7	10	0.00	0.000

PITCHER	IP	WLS	BF	H	R	ER	SO	BB	IBB	HBP	BLK	WP	HR	S	P	ERA	WHIP

Batter	1	2	3	4	5	6	7	8	9	AB	R	H	RBI	BB	SO	LOB
Marco Scutaro, R (1, 4) OBP: 0.275, SLG: 0.248	C B X 1-1 F8 ①	S B B F B X 3-2 F9 ③		F F F B B S 2-3 K ②		C X 0-1 F7 ③		X 0-0 F9 ①		5	0	0	0	0	1	5
Nick Swisher, S (1, 7) OBP: 0.391, SLG: 0.574	C B B B X 3-1 P6 ②		B C B F X 2-2 G5-3 ①	F B X 1-1 1-H 2-H 2B			B C B B B 4-1 23 BB 7 1B 1B BB	C C B S 1-3 K ②		4	1	1	2	1	1	0
Jay Payton, R (1, 8) OBP: 0.288, SLG: 0.379	X 0-0 P6 ③		C B B F X 2-2 23 HR 2B	B F F X 1-2 G3-1 ③			C F B F X 1-2 7 1B 23 BB 29 1B 1-2 1B	X 0-0 2B		5	2	3	0	0	0	1
3 Eric Chavez, L (1, 5) OBP: 0.359, SLG: 0.500		B B B C B 4-1 23 G5-4-3 BB S S C 0-3 K ②			S B X 1-1 23 G5-4-3 1B		X 0-0 F3 ①	B S S F X 1-2 G4-3 ③		4	0	1	0	1	1	4
23 Bobby Kielty, S (1, 9) OBP: 0.344, SLG: 0.424		B F X 1-1 G5-4-3 ① ② 1-2f X 0-0 2-H HR			X 0-0 G5-4-3 ① ② 1-2f		B B B C B 4-1 7 1B 29 1B 1-2 2-3 BB			3	2	1	2	1	0	2
7 Bobby Crosby, R (1, 6) OBP: 0.297, SLG: 0.400		B B B B 4-0 1B 29 2B BB C B X 1-1 L4 ③			C X 0-1 G1-3 ③		B X 1-0 29 1B 1-2 2-3 3-H 1B			3	1	1	1	1	0	0
Jason Kendall, R (1, 2) OBP: 0.357, SLG: 0.328	C F F F B X 1-2 29 2B 1-2 1B			C X 0-1 G5-3 ①		B C F C 1-3 K ①	C B B C T 2-2 K ②			4	1	1	0	0	2	3
29 Dan Johnson, L (1, 3) OBP: 0.333, SLG: 0.408		B B X 2-0 1-H 2-H 2B		C F B B X 2-2 BB 2B 1B		B B X 2-0 2B	B X 1-0 1-3 2-H 3-H 1B			4	1	4	4	0	0	0
Antonio Perez, R (1, 10) OBP: 0.167, SLG: 0.135 17 Adam Melhuse, S (7, PH) OBP: 0.297, SLG: 0.426 (8, 10)		B B B C F B 4-2 BB		F B F B B B 4-2 1-2 2B BB		B S C C 1-3 K ② F F B F F X	1-2 L4 ③			1 1	1 0	0 0	0 0	2 0	1 0	1 2
Inning Stats	R: 0 E: 0 K: 0 S: 5 H: 0 LOB: 0 BB: 0 P: 9	R: 2 E: 0 K: 0 S: 14 H: 2 LOB: 2 BB: 3 P: 33	R: 2 E: 0 K: 1 S: 12 H: 2 LOB: 0 BB: 0 P: 17	R: 2 E: 0 K: 1 S: 16 H: 2 LOB: 1 BB: 1 P: 26	R: 0 E: 0 K: 0 S: 5 H: 1 LOB: 0 BB: 0 P: 6	R: 0 E: 0 K: 2 S: 9 H: 1 LOB: 1 BB: 0 P: 13	R: 3 E: 0 K: 1 S: 17 H: 3 LOB: 2 BB: 2 P: 31	R: 0 E: 0 K: 1 S: 9 H: 1 LOB: 1 BB: 0 P: 11		1B: 6 2B: 5 3B: 0 HR: 1 SF: 0 SAC: 0 DP: 2 HBP: 0						

PITCHER		IP	WLS	BF	H	R	ER	SO	BB	IBB	HBP	BLK	WP	HR	S	P	ERA	WHIP
56 Jarrod Washburn, L ERA: 4.66	(1, 1)	5.0	L	24	7	6	6	2	4	0	0	0	0	1	52	91	10.80	2.200
Emiliano Fruto, R ERA: 6.14	(6, 1)	1.0		6	2	2	2	2	1	0	0	0	0	0	14	23	18.00	3.000
George Sherrill, L ERA: 2.84	(7, 1)	0.1		2	0	0	0	0	1	0	0	0	0	0	2	6	0.00	3.000
Rafael Soriano, R ERA: 2.36	(7, 1)	0.2		4	2	1	1	1	0	0	0	0	0	0	10	15	13.50	3.000
20 J.J. Putz, R ERA: 2.56	(8, 1)	1.0		4	1	0	0	1	0	0	0	0	0	0	9	11	0.00	1.000

PITCHER	IP	WLS	BF	H	R	ER	SO	BB	IBB	HBP	BLK	WP	HR	S	P	ERA	WHIP

BOTTOM

Seattle Mariners @ Oakland Athletics

McAfee Coliseum, Oakland, CA

Thu Jun 15 2006, 3:35 PM EDT

Att. 16,563 - Sunny - 70 F

livebaseballscorecards.com

AB	34
R	9
H	12
RBI	9
BB	6
SO	6
LOB	18

Los Angeles Dodgers @ Oakland Athletics

McAfee Coliseum, Oakland, CA

Fri Jun 16 2006, 10:05 PM EDT

Att. 30,161 - Clear - 76 F

livebaseballscorecards.com

Batter	1	2	3	4	5	6	7	8	9	AB	R	H	RBI	BB	SO	LOB
15 Rafael Furcal, S (1, 6) OBP: 0.329, SLG: 0.336	C F B S 1-3 K ①		C B C X 1-2 1-3 1B 2B		F C B B S 2-3 K ③			X 0-0 B1-3 ①		4	1	1	0	0	2	0
Kenny Lofton, L (1, 8) OBP: 0.368, SLG: 0.404	B F B B X 3-1 P4 ②		B X 1-0 5 G5-4-3 2-H 3-H 1B			C B B X 2-1 G4-3 ①		B X 1-0 F7 ②		4	0	1	2	0	0	0
5 Nomar Garciaparra, R (1, 3) OBP: 0.414, SLG: 0.582	C X 0-1 1B		1 SAFE S X 0-1 G5-4-3 ② ③ 1-2f			C X 0-1 G6-3 ②		C B X 1-1 12 FC4-6 1B		4	0	2	0	0	0	1
12 Jeff Kent, R (1, 4) OBP: 0.382, SLG: 0.459	C D T C 1-3 K ③			B X 1-0 2B		X 0-0 1B 2B		1 SAFE 1 SAFE F B X 1-1 FC4-6 ③ 1-2f		4	1	2	0	0	1	2
Olmedo Saenz, R (1, 10) OBP: 0.327, SLG: 0.545		C C B D S 2-3 K ①		S X 0-1 G6-3 ①		B X 1-0 2-H 1B			B C B X 2-1 F8 ①	4	0	1	1	0	1	1
27 Matt Kemp, R (1, 7) OBP: 0.390, SLG: 0.769		B B B C F C 3-3 K ②		S B S C 1-3 K ②		F D F B F F S 2-3 K ③			X 0-0 G5-3 ②	4	0	0	0	0	3	2
José Cruz Jr., S (1, 9) OBP: 0.363, SLG: 0.370		C C B C 1-3 K ③		B F B X 2-1 P6 ③			X 0-0 P6 ①		C S B X 1-2 L9 ③	4	0	0	0	0	1	1
55 Russell Martin, R (1, 2) OBP: 0.370, SLG: 0.479			F B S S S 1-3 K ①		B B F B X 3-1 P3 ①		B F F F F B F S 2-3 K ②			3	0	0	0	0	2	0
18 Ramon Martinez, R (1, 5) OBP: 0.404, SLG: 0.432			C X 0-1 15 2B 1B 1B		B B C C B S 3-3 K ②		B F B X 2-1 F9 ③			3	1	1	0	0	1	0
Inning Stats	R: 0 E: 0 K: 2 S: 10 H: 1 LOB: 1 BB: 0 P: 15	R: 0 E: 0 K: 3 S: 9 H: 0 LOB: 0 BB: 0 P: 15	R: 2 E: 0 K: 1 S: 11 H: 3 LOB: 0 BB: 0 P: 14	R: 0 E: 0 K: 1 S: 8 H: 1 LOB: 1 BB: 0 P: 12	R: 0 E: 0 K: 2 S: 8 H: 0 LOB: 0 BB: 0 P: 16	R: 1 E: 0 K: 1 S: 11 H: 2 LOB: 1 BB: 0 P: 16	R: 0 E: 0 K: 1 S: 9 H: 0 LOB: 0 BB: 0 P: 13	R: 0 E: 0 K: 0 S: 6 H: 1 LOB: 1 BB: 0 P: 9	R: 0 E: 0 K: 0 S: 6 H: 0 LOB: 0 BB: 0 P: 9	1B: 5 2B: 3 3B: 0 HR: 0 SF: 0 SAC: 0 DP: 1 HBP: 0						

TOP	
AB	34
R	3
H	8
RBI	3
BB	0
SO	11
LOB	7

WP: 0 PB: 0 SB: 0 CS: 0 PA: 34

PITCHER		IP	WLS	BF	H	R	ER	SO	BB	IBB	HBP	BLK	WP	HR	S	P	ERA	WHIP
Barry Zito, L ERA: 3.51	(1, 1)	8.0	W	31	8	3	3	11	0	0	0	0	0	0	72	110	3.38	1.000
50 Kiko Calero, R ERA: 4.1	(9, 1)	1.0		3	0	0	0	0	0	0	0	0	0	0	6	9	0.00	0.000

PITCHER	IP	WLS	BF	H	R	ER	SO	BB	IBB	HBP	BLK	WP	HR	S	P	ERA	WHIP

Batter	1	2	3	4	5	6	7	8	9	AB	R	H	RBI	BB	SO	LOB
Jason Kendall, R (1, 2) OBP: 0.349, SLG: 0.319	B C B B C F X 3-2 G4-3 ①	C B F X 1-2 G5-3 ③		F C X 0-2 F9 ③		B B C B X 3-1 L4 ②		B X 1-0 G1-3 ①		5	0	0	0	0	0	3
Nick Swisher, S (1, 7) OBP: 0.388, SLG: 0.565	C X 0-1 F7 ②		B C B F B F X 3-2 G4-3 ①		T X 0-1 G4-3 ①	C B F B B B 4-2 BB		C B S B S 2-3 K ②		4	0	0	0	1	1	0
17 Adam Melhuse, S (1, 10) OBP: 0.316, SLG: 0.452	C B X 1-1 2B		B X 1-0 1B		C B B X 2-1 3 HR 1B	S S F X 0-2 L6 ③		C F B F F X 1-2 G4-3 ③		5	1	3	0	0	0	2
3 Eric Chavez, L (1, 5) OBP: 0.361, SLG: 0.514	C B X 1-1 P6 ③		B C F F F F F B X 2-2 F7 ②		C B C F F X 1-2 1-H HR		B X 1-0 2B 1B			4	2	2	2	0	0	2
7 Bobby Crosby, R (1, 6) OBP: 0.301, SLG: 0.399		C B F X 1-2 23 FC4-6 1B 2B 1B	B C X 1-1 L9 ③		S B F B B B 4-2 BB		C F C 0-3 K ①			3	1	1	0	1	1	2
29 Dan Johnson, L (1, 3) OBP: 0.332, SLG: 0.410		B X 1-0 F8 ①		C B C X 1-2 2B 2B	B 1 SAFE C B C B X 3-2 F8 ②		B S B F B C 3-3 K ②			4	1	1	0	0	1	3
Jay Payton, R (1, 8) OBP: 0.297, SLG: 0.396		X 0-0 23 FC4-6 1-2 1B		C B F B B X 3-2 23 G6-3 SF7 2-H 2B	X 0-0 P3 ③		C X 0-1 23 2B 1-H 2B			4	2	3	2	0	0	1
23 Bobby Kielty, S (1, 9) OBP: 0.351, SLG: 0.449		B S C X 1-2 FC4-6 2B 1-2f 2-3 ②		X 0-0 G6-3 2-3 ①		B B S X 2-1 2B	F B S B X 2-2 2-H 2B			4	0	2	1	0	0	3
Marco Scutaro, R (1, 4) OBP: 0.274, SLG: 0.258		B F F B X 2-2 1-3 3-H 2B		F B X 1-1 SF7 ② 3-H		B F L F B B C 3-3 K ①	C C C 0-3 K ③			3	0	1	2	0	2	2
Inning Stats	R: 0 E: 0 K: 0 S: 10 H: 1 LOB: 1 BB: 0 P: 15	R: 1 E: 0 K: 0 S: 14 H: 3 LOB: 2 BB: 0 P: 20	R: 0 E: 0 K: 0 S: 14 H: 1 LOB: 1 BB: 0 P: 21	R: 2 E: 0 K: 0 S: 12 H: 2 LOB: 0 BB: 0 P: 17	R: 2 E: 0 K: 0 S: 15 H: 2 LOB: 1 BB: 1 P: 25	R: 0 E: 0 K: 1 S: 14 H: 1 LOB: 2 BB: 1 P: 26	R: 2 E: 0 K: 3 S: 15 H: 3 LOB: 1 BB: 0 P: 21	R: 0 E: 0 K: 1 S: 9 H: 0 LOB: 0 BB: 0 P: 13		1B: 5 2B: 7 3B: 0 HR: 1	SF: 1 SAC: 0 DP: 0 HBP: 0			WP: 0 PB: 0 SB: 0 CS: 0	PA: 39	

PITCHER		IP	WLS	BF	H	R	ER	SO	BB	IBB	HBP	BLK	WP	HR	S	P	ERA	WHIP
Brett Tomko, R ERA: 5.45	(1, 1)	5.0	L	25	9	5	5	0	1	0	0	0	0	1	65	98	9.00	2.000
56 Hung-Chih Kuo, L ERA: 5.49	(6, 1)	1.2		10	4	2	2	3	1	0	0	0	0	0	26	44	10.80	3.000
Jae Weong Seo, R ERA: 5.52	(7, 1)	1.1		4	0	0	0	2	0	0	0	0	0	0	12	16	0.00	0.000

PITCHER	IP	WLS	BF	H	R	ER	SO	BB	IBB	HBP	BLK	WP	HR	S	P	ERA	WHIP

BOTTOM

Los Angeles Dodgers @ Oakland Athletics

McAfee Coliseum, Oakland, CA

Fri Jun 16 2006, 10:05 PM EDT

Att. 30,161 - Clear - 76 F

livebaseballscorecards.com

AB	36
R	7
H	13
RBI	7
BB	2
SO	5
LOB	18

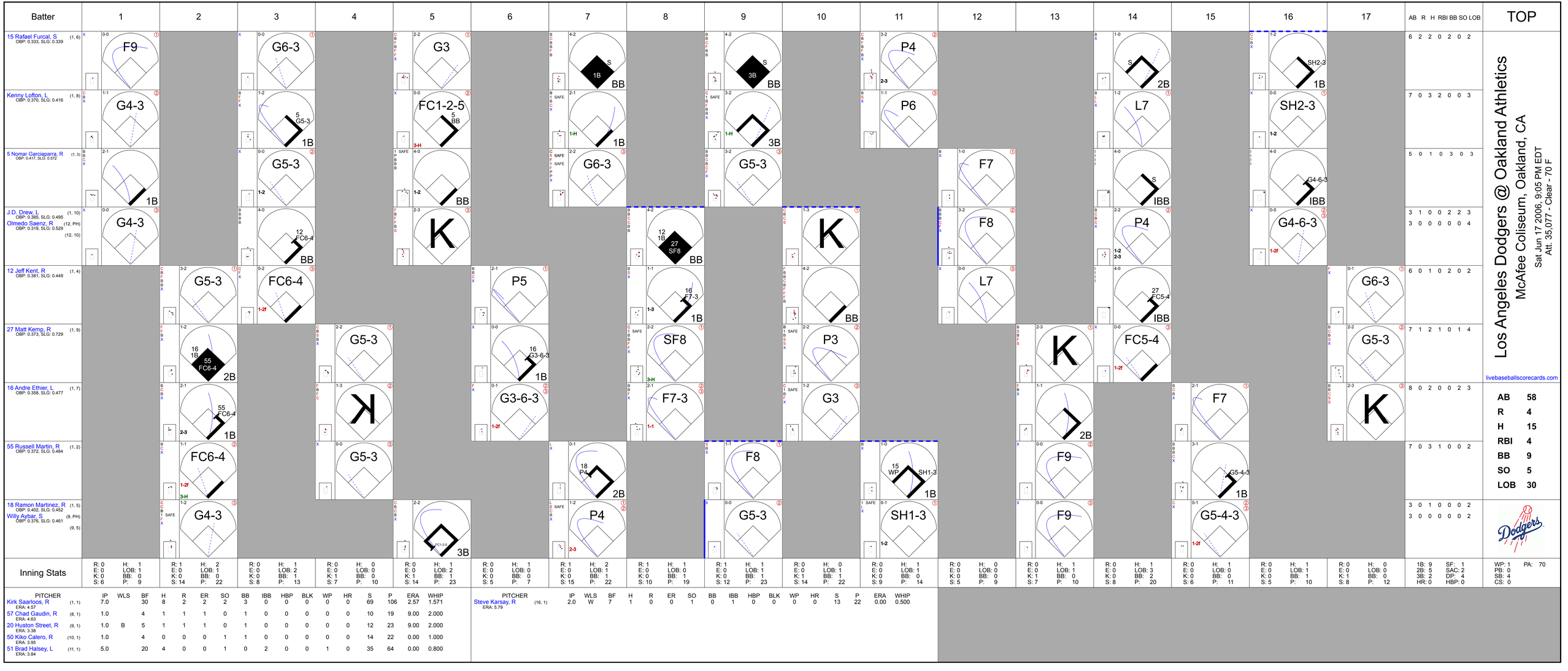

Los Angeles Dodgers @ Oakland Athletics

McAfee Coliseum, Oakland, CA

Sat Jun 17 2006, 9:05 PM EDT
Att. 35,077 - Clear - 70 F

livebaseballscorecards.com

Batter	1	2	3	4	5	6	7	8	9	10	11	12	13	14	15	16	17	AB	R	H	RBI	BB	SO	LOB
15 Rafael Furcal, S (1, 6) OBP: 0.333, SLG: 0.339	F9		G6-3		G3		1B S BB		3B S BB		P4 2-3			S 2B		SH2-3 1B		6	2	2	0	2	0	2
Kenny Lofton, L (1, 8) OBP: 0.370, SLG: 0.416	G4-3		5 G5-3 1B		FC1-2-5 5 BB 3-H		1-H 1B		1-H 3B		P6			L7		SH2-3 1-2		7	0	3	2	0	0	3
5 Nomar Garciaparra, R (1, 3) OBP: 0.417, SLG: 0.572	1B		G5-3 1-2		1-2 BB		G6-3		G5-3			F7		S IBB		G4-6-3 IBB		5	0	1	0	3	0	3
J.D. Drew, L (1, 10) OBP: 0.385, SLG: 0.495	G4-3		12 FC6-4 BB		K			12 1B 27 SF8 BB		K		F8		P4 1-2 2-3		G4-6-3 1-2f		3	1	0	0	2	2	3
Olmedo Saenz, R (12, PH) OBP: 0.319, SLG: 0.529 (12, 10)																		3	0	0	0	0	0	4
12 Jeff Kent, R (1, 4) OBP: 0.381, SLG: 0.449		G5-3	FC6-4 1-2f			P5		16 F7-3 1-3 1B		BB		L7		27 FC5-4 IBB			G6-3	6	0	1	0	2	0	2
27 Matt Kemp, R (1, 9) OBP: 0.373, SLG: 0.729		16 1B 55 FC6-4 2B		G5-3		16 G3-6-3 1B		SF8 3-H		P3			K	FC5-4 1-2f			G5-3	7	1	2	1	0	1	4
16 Andre Ethier, L (1, 7) OBP: 0.358, SLG: 0.477		55 FC6-4 2-3 1B		K		G3-6-3 1-2f		F7-3 1-1		G3			2B		F7		K	8	0	2	0	0	2	3
55 Russell Martin, R (1, 2) OBP: 0.372, SLG: 0.484		FC6-4 1-2f 3-H		G5-3			18 P4 2B		F8		15 WP SH1-3 1B		F9		G5-4-3 1B			7	0	3	1	0	0	2
18 Ramon Martinez, R (1, 5) OBP: 0.402, SLG: 0.452		G4-3			3B		P4 2-3		G5-3		SH1-3 1-2		F9		G5-4-3 1-2f			3	0	1	0	0	0	2
Willy Aybar, S (9, PH) OBP: 0.376, SLG: 0.461 (9, 5)																		3	0	0	0	0	0	2

Inning Stats	1	2	3	4	5	6	7	8	9	10	11	12	13	14	15	16	17	AB	R	H	RBI	BB	SO	LOB
	R: 0 E: 0 K: 0 S: 6	H: 1 LOB: 1 BB: 0 P: 9	R: 1 E: 0 K: 0 S: 14	H: 2 LOB: 1 BB: 0 P: 22	R: 0 E: 0 K: 0 S: 8	H: 1 LOB: 2 BB: 1 P: 13	R: 0 E: 0 K: 1 S: 7	H: 0 LOB: 0 BB: 0 P: 10	R: 0 E: 0 K: 1 S: 14	H: 1 LOB: 2 BB: 1 P: 23	R: 0 E: 0 K: 0 S: 5	H: 1 LOB: 0 BB: 0 P: 7	R: 1 E: 0 K: 0 S: 15	H: 2 LOB: 1 BB: 1 P: 22	R: 1 E: 0 K: 0 S: 10	H: 1 LOB: 0 BB: 1 P: 19	R: 1 E: 0 K: 0 S: 12	H: 1 LOB: 1 BB: 1 P: 23	R: 0 E: 0 K: 1 S: 14	H: 0 LOB: 1 BB: 1 P: 22	R: 0 E: 0 K: 0 S: 9	H: 1 LOB: 1 BB: 0 P: 14	R: 0 E: 0 K: 0 S: 5	H: 0 LOB: 0 BB: 0 P: 9	R: 0 E: 0 K: 1 S: 7	H: 1 LOB: 1 BB: 0 P: 10	R: 0 E: 0 K: 0 S: 8	H: 1 LOB: 3 BB: 2 P: 20	R: 0 E: 0 K: 0 S: 6	H: 1 LOB: 0 BB: 0 P: 11	R: 0 E: 0 K: 0 S: 5	H: 1 LOB: 1 BB: 1 P: 10	R: 0 E: 0 K: 1 S: 8	H: 0 LOB: 0 BB: 0 P: 12	1B: 9 2B: 5 3B: 2 HR: 0	SF: 1 SAC: 2 DP: 4 HBP: 0	WP: 1 PB: 0 SB: 4 CS: 0	PA: 70

PITCHER	IP	WLS	BF	H	R	ER	SO	BB	IBB	HBP	BLK	WP	HR	S	P	ERA	WHIP
Kirk Saarloos, R (1, 1) ERA: 4.57	7.0		30	8	2	2	2	3	0	0	0	0	0	69	106	2.57	1.571
57 Chad Gaudin, R (8, 1) ERA: 4.63	1.0		4	1	1	1	0	1	0	0	0	0	0	10	19	9.00	2.000
20 Huston Street, R (9, 1) ERA: 3.38	1.0	B	5	1	1	1	0	1	0	0	0	0	0	12	23	9.00	2.000
50 Kiko Calero, R (10, 1) ERA: 3.95	1.0		4	0	0	0	1	1	0	0	0	0	0	14	22	0.00	1.000
51 Brad Halsey, L (11, 1) ERA: 3.84	5.0		20	4	0	0	1	0	2	0	0	1	0	35	64	0.00	0.800

PITCHER	IP	WLS	BF	H	R	ER	SO	BB	IBB	HBP	BLK	WP	HR	S	P	ERA	WHIP
Steve Karsay, R (16, 1) ERA: 5.79	2.0	W	7	1	0	0	1	0	1	0	0	0	0	13	22	0.00	0.500

AB	58
R	4
H	15
RBI	4
BB	9
SO	5
LOB	30

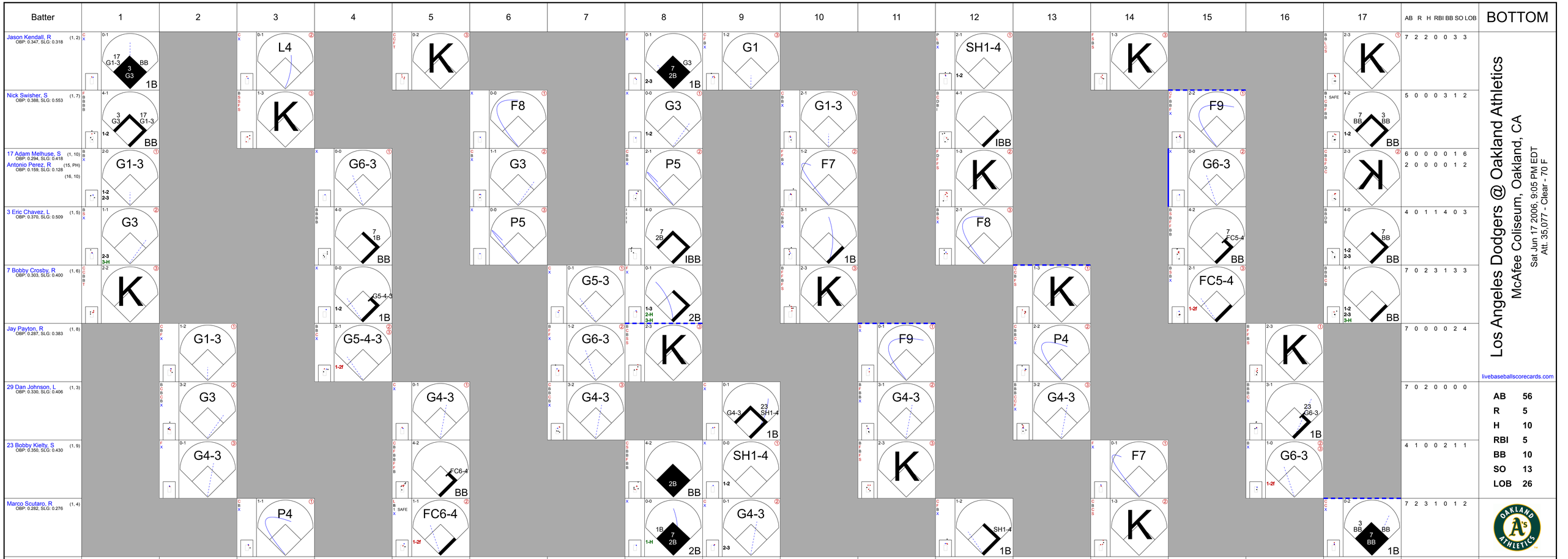
Batter
1
2
3
4
5
6
7
8
9
10
11
12
13
14
15
16
17
AB R H RBI BB SO LOB
BOTTOM
Jason Kendall, R (1, 2) OBP: 0.347, SLG: 0.318
7 2 2 0 0 3 3
Nick Swisher, S (1, 7) OBP: 0.388, SLG: 0.553
5 0 0 0 3 1 2
17 Adam Melhuse, S (1, 10) OBP: 0.294, SLG: 0.418
Antonio Perez, R (15, PH) (16, 10) OBP: 0.159, SLG: 0.128
6 0 0 0 0 1 6
2 0 0 0 0 1 2
3 Eric Chavez, L (1, 5) OBP: 0.370, SLG: 0.509
4 0 1 1 4 0 3
7 Bobby Crosby, R (1, 6) OBP: 0.303, SLG: 0.400
7 0 2 3 1 3 3
Jay Payton, R (1, 8) OBP: 0.287, SLG: 0.383
7 0 0 0 0 2 4
29 Dan Johnson, L (1, 3) OBP: 0.330, SLG: 0.406
7 0 2 0 0 0 0
23 Bobby Kielty, S (1, 9) OBP: 0.350, SLG: 0.430
4 1 0 0 2 1 1
Marco Scutaro, R (1, 4) OBP: 0.282, SLG: 0.276
7 2 3 1 0 1 2
livebaseballscorecards.com
AB 56
R 5
H 10
RBI 5
BB 10
SO 13
LOB 26
Inning Stats
PITCHER IP WLS BF H R ER SO BB IBB HBP BLK WP HR S P ERA WHIP
Derek Lowe, R (1, 1) ERA: 2.98 7.2 32 5 4 4 3 4 1 0 0 0 0 64 105 4.70 1.174
Danys Baez, R (8, 1) ERA: 3.22 2.1 9 2 0 0 2 0 0 0 0 0 0 22 33 0.00 0.857
51 Jonathan Broxton, R (11, 1) ERA: 2.81 2.0 8 1 0 0 2 0 1 0 0 0 0 20 34 0.00 0.500
44 Takashi Saito, R (13, 1) ERA: 1.82 2.0 6 0 0 0 3 0 0 0 0 0 0 19 27 0.00 0.000
Joe Beimel, L (15, 1) ERA: 4.3 2.0 7 1 0 0 1 1 0 0 0 0 0 16 30 0.00 1.000
PITCHER IP WLS BF H R ER SO BB IBB HBP BLK WP HR S P ERA WHIP
Jae Weong Seo, R (17, 1) ERA: 5.61 0.2 L 6 1 1 1 2 1 0 0 0 0 0 0 13 29 13.50 6.000
1B: 8 SF: 0
2B: 2 SAC: 2
3B: 0 DP: 2
HR: 0 HBP: 0
WP: 0 PA: 68
PB: 0
SB: 0
CS: 0
Los Angeles Dodgers @ Oakland Athletics
McAfee Coliseum, Oakland, CA
Sat Jun 17 2006, 9:05 PM EDT
Att. 35,077 - Clear - 70 F

Los Angeles Dodgers @ Oakland Athletics

McAfee Coliseum, Oakland, CA

Sun Jun 18 2006, 4:05 PM EDT

Att. 35,077 - Sunny - 66 F

livebaseballscorecards.com

Batter	1	2	3	4	5	6	7	8	9	AB	R	H	RBI	BB	SO	LOB
15 Rafael Furcal, S (1, 6) OBP: 0.329, SLG: 0.335	F7		K		G3-1			B3		4	0	0	0	0	1	1
Willy Aybar, S (1, 5) OBP: 0.364, SLG: 0.443	G4-3			G6-3		G5-3		G3		4	0	0	0	0	0	0
5 Nomar Garciaparra, R (1, 3) OBP: 0.423, SLG: 0.589	FC4-6, 1B			FC4-6, HBP		HR		G1-3		3	1	2	1	0	0	0
J.D. Drew, L (1, 10) OBP: 0.382, SLG: 0.491	FC4-6 1-2f			FC4-6 1-2f		G4-3			27 1B	4	0	1	0	0	0	2
27 Matt Kemp, R (1, 8) OBP: 0.380, SLG: 0.710		L9-6, 16 S, BB		G4-3		K			1 SAFE 1 SAFE 1-2	3	0	1	0	1	1	1
16 Andre Ethier, L (1, 7) OBP: 0.363, SLG: 0.477		K 1-2			G5-3, 1B		G3-6-3, 1B		K	4	0	2	0	0	2	3
José Cruz Jr., S (1, 9) OBP: 0.363, SLG: 0.370 Kenny Lofton, L (9, PH) OBP: 0.368, SLG: 0.414		L9-6 2-2			18 1B, G5-3 1-2		G3-6-3 1-2f		F7	3 1	1 0	1 0	0 0	0 0	0 0	2 2
Sandy Alomar Jr., R (1, 2) OBP: 0.358, SLG: 0.434 12 Jeff Kent, R (9, PH) OBP: 0.380, SLG: 0.447			F8		G5-3 1-2 2-3f				L4	3 1	0 0	1 0	0 0	0 0	0 0	2 2
18 Ramon Martinez, R (1, 4) OBP: 0.400, SLG: 0.448			G6-3		2-H		G5-3			3	0	1	1	0	0	1

TOP	
AB	33
R	2
H	9
RBI	2
BB	1
SO	4
LOB	16

Inning Stats	1	2	3	4	5	6	7	8	9
	R: 0 E: 0 K: 0 S: 7	H: 1 LOB: 1 BB: 0 P: 9	R: 0 E: 0 K: 1 S: 8	H: 0 LOB: 0 BB: 1 P: 13	R: 0 E: 0 K: 1 S: 8	H: 0 LOB: 0 BB: 0 P: 14	R: 0 E: 0 K: 0 S: 9	H: 0 LOB: 1 BB: 0 P: 13	R: 1 E: 0 K: 0 S: 9	H: 3 LOB: 1 BB: 0 P: 12
	R: 1 E: 0 K: 1 S: 10	H: 1 LOB: 0 BB: 0 P: 14	R: 0 E: 0 K: 0 S: 6	H: 2 LOB: 1 BB: 0 P: 10	R: 0 E: 0 K: 0 S: 5	H: 0 LOB: 0 BB: 0 P: 6	R: 0 E: 0 K: 1 S: 14	H: 2 LOB: 2 BB: 0 P: 17	1B: 8 2B: 1 3B: 0 HR: 1	SF: 0 SAC: 0 DP: 3 HBP: 1

	WP: 0	PA: 35
	PB: 0	
	SB: 1	
	CS: 0	

PITCHER		IP	WLS	BF	H	R	ER	SO	BB	IBB	HBP	BLK	WP	HR	S	P	ERA	WHIP
Joe Blanton, R ERA: 4.79	(1, 1)	8.0	W	32	9	2	2	3	1	0	1	0	0	1	67	96	2.25	1.250
20 Huston Street, R ERA: 3.26	(9, 1)	1.0	S	3	0	0	0	1	0	0	0	0	0	0	9	12	0.00	0.000

PITCHER	IP	WLS	BF	H	R	ER	SO	BB	IBB	HBP	BLK	WP	HR	S	P	ERA	WHIP

BOTTOM

Los Angeles Dodgers @ Oakland Athletics

McAfee Coliseum, Oakland, CA

Sun Jun 18 2006, 4:05 PM EDT

Att. 35,077 - Sunny - 66 F

livebaseballscorecards.com

Batter	1	2	3	4	5	6	7	8	9	AB	R	H	RBI	BB	SO	LOB
Jason Kendall, R (1, 2) OBP: 0.345, SLG: 0.317	3-2 3 L3 1B		1-2 F9 ①	2-0 FC6-4 G3-6-3 ① 1-2f 3-H			2-2 G1-3 ①			4	0	1	1	0	0	2
Nick Swisher, S (1, 7) OBP: 0.389, SLG: 0.552	3-1 F8 ①		0-1 1-2 1B	0-1 G3-6-3 ②③ 1-2f			0-1 7 1B 1B 1B			4	0	2	0	0	0	2
3 Eric Chavez, L (1, 10) OBP: 0.364, SLG: 0.500	2-0 L3 ②③ 1-1		0-0 F8 ②		2-3 K ①		0-3 K ②			4	0	0	0	0	2	4
7 Bobby Crosby, R (1, 6) OBP: 0.306, SLG: 0.399		4-2 2B BB	3-1 F7 ③		3-3 K ②		0-0 1B 1-2 1B			3	1	1	0	1	1	2
Jay Payton, R (1, 8) OBP: 0.295, SLG: 0.394		1-1 G5-4-3 1-H 2B		2-2 29 BB 1B 1B	2-2 P4 ③		1-1 1-2 2-H 1B			4	1	3	1	0	0	0
29 Dan Johnson, L (1, 3) OBP: 0.333, SLG: 0.401		4-2 G5-4-3 BB		4-2 23 3B 1B 1-2 BB		1-2 G4-3 ①		0-1 G4-3 ①		2	1	0	0	2	0	0
Marco Scutaro, R (1, 5) OBP: 0.295, SLG: 0.290		1-0 G5-4-3 ①② 1-2f 2-3		2-1 23 3B 1-2 2-H 1B		2-2 S 1B		0-1 23 G5-4-3 1B		4	1	3	1	0	0	2
23 Bobby Kielty, S (1, 9) OBP: 0.346, SLG: 0.443		0-0 F7 ③		1-0 FC6-4 1-H 2-H 3B		0-3 K ②		1-2 G5-4-3 ②③ 1-2f		4	1	1	2	0	1	3
Mike Rouse, L (1, 4) OBP: 0.467, SLG: 0.462			1-2 1B 1B	3-2 FC6-4 HBP			1-2 G5-3 ③ 1-2			2	0	1	0	0	0	1
Inning Stats	R: 0 E: 0 K: 0 S: 6 H: 1 LOB: 0 BB: 0 P: 14	R: 1 E: 0 K: 0 S: 9 H: 1 LOB: 1 BB: 2 P: 19	R: 0 E: 0 K: 0 S: 11 H: 2 LOB: 2 BB: 0 P: 16	R: 4 E: 0 K: 0 S: 14 H: 3 LOB: 0 BB: 1 P: 28	R: 0 E: 0 K: 2 S: 11 H: 0 LOB: 0 BB: 0 P: 18	R: 0 E: 0 K: 1 S: 14 H: 1 LOB: 1 BB: 0 P: 18	R: 0 E: 0 K: 1 S: 11 H: 3 LOB: 2 BB: 0 P: 14	R: 0 E: 0 K: 0 S: 7 H: 1 LOB: 0 BB: 0 P: 8		1B: 10 2B: 2 3B: 1 HR: 0	SF: 0 SAC: 0 DP: 4 HBP: 1					

	AB	31
	R	5
	H	12
	RBI	5
	BB	3
	SO	4
	LOB	16

PITCHER		IP	WLS	BF	H	R	ER	SO	BB	IBB	HBP	BLK	WP	HR	S	P	ERA	WHIP
Aaron Sele, R ERA: 3.09	(1, 1)	4.0	L	20	7	5	5	0	3	0	1	0	0	0	40	77	11.25	2.500
Odalis Perez, L ERA: 6.33	(5, 1)	4.0		15	5	0	0	4	0	0	0	0	0	0	43	58	0.00	1.250

PITCHER	IP	WLS	BF	H	R	ER	SO	BB	IBB	HBP	BLK	WP	HR	S	P	ERA	WHIP

Batter	1	2	3	4	5	6	7	8	9	AB	R	H	RBI	BB	SO	LOB
Jason Kendall, R (1, 2) OBP: 0.343, SLG: 0.315	C C T 0-2 ① K		C F F F T 0-2 ③ K			B C B X 2-1 ① F8		C X 0-1 3 BB 1B 1B		4	0	1	0	0	2	0
Nick Swisher, S (1, 7) OBP: 0.391, SLG: 0.550	C B B F S 2-3 ② K			B B F S B B 4-2 7 G6-4-3 3 1B BB		B B C B C S 3-3 ② K		C S B X 1-2 3 BB 1-2 1B		3	0	1	0	1	2	0
3 Eric Chavez, L (1, 5) OBP: 0.370, SLG: 0.500	X 0-0 ③ F7			C B S X 1-2 7 G6-4-3 1-2 1B		S B B B B 4-1 BB		B B B B 4-0 7 G6-4-3 1-2 2-3 BB		2	0	1	0	2	0	0
7 Bobby Crosby, R (1, 6) OBP: 0.302, SLG: 0.392		C C B B F B X 3-2 ① F9		B X 1-0 ① ② G6-4-3 1-2f 2-3		B S S X 1-2 ③ P4		X 0-0 ② ③ G6-4-3 1-2f		4	0	0	0	0	0	6
29 Dan Johnson, L (1, 3) OBP: 0.332, SLG: 0.398		C B F X 1-2 ② G6-3		X 0-0 ③ P5			C B C B X 2-2 G4-6-3 23 BB 1B		C C S 0-3 ① K	4	0	1	0	0	1	1
23 Bobby Kielty, S (1, 9) OBP: 0.360, SLG: 0.450		X 0-0 1B			B C S B X 2-2 ① F7		B B B B 4-0 G4-6-3 1-2 BB		S B B X 2-1 G3-6-3 1B	3	0	2	0	1	0	0
Jay Payton, R (1, 8) OBP: 0.290, SLG: 0.387	C F B F B B F X 3-2 ③ F8				X 0-0 ② F7		B B C X 2-1 ① ② G4-6-3 1-2f 2-3		X 0-0 ② ③ G3-6-3 1-2f	4	0	0	0	0	0	4
Mike Rouse, L (1, 4) OBP: 0.444, SLG: 0.500			C X 0-1 ① F7		C B X 1-1 2B		C B S B X 2-2 ③ G3-1			3	0	1	0	0	0	1
Dan Haren, R (1, 1)			S S X 0-2 ② F9		S S B F B F S 2-3 ③ K			C S S F X 0-2 ① P3		2	0	0	0	0	1	1
Marco Scutaro, R (8, PH) OBP: 0.293, SLG: 0.288										1	0	0	0	0	0	0
Jay Witasick, R (8, 1)										0	0	0	0	0	0	0
Scott Sauerbeck, R (8, 1)										0	0	0	0	0	0	0
47 Ron Flores, L (8, 1)										0	0	0	0	0	0	0

TOP

Oakland Athletics @ Colorado Rockies

Coors Field, Denver, CO

Mon Jun 19 2006, 7:05 PM MDT

Att. 21,964 - Partly Cloudy - 84 F

livebaseballscorecards.com

AB	30
R	0
H	7
RBI	0
BB	4
SO	6
LOB	13

Inning Stats	1	2	3	4	5	6	7	8	9
	R: 0 E: 0 K: 2 S: 7	H: 0 LOB: 0 BB: 0 P: 9	R: 0 E: 0 K: 0 S: 13	H: 1 LOB: 1 BB: 0 P: 20	R: 0 E: 0 K: 1 S: 11	H: 0 LOB: 0 BB: 0 P: 11	R: 0 E: 0 K: 0 S: 7	H: 1 LOB: 1 BB: 1 P: 13	R: 0 E: 0 K: 1 S: 11	H: 1 LOB: 1 BB: 0 P: 16	R: 0 E: 0 K: 1 S: 9	H: 0 LOB: 1 BB: 1 P: 19	R: 0 E: 0 K: 0 S: 8	H: 1 LOB: 1 BB: 1 P: 18	R: 0 E: 0 K: 0 S: 11	H: 2 LOB: 2 BB: 1 P: 16	R: 0 E: 0 K: 1 S: 6	H: 1 LOB: 0 BB: 0 P: 8

1B: 6	SF: 0
2B: 1	SAC: 0
3B: 0	DP: 4
HR: 0	HBP: 0

WP: 0	PA: 34
PB: 0	
SB: 0	
CS: 0	

PITCHER	IP	WLS	BF	H	R	ER	SO	BB	IBB	HBP	BLK	WP	HR	S	P	ERA	WHIP
49 Byung-Hyun Kim, R (1, 1) ERA: 4.84	6.0	W	24	4	0	0	5	3	0	0	0	0	0	61	97	0.00	1.167
61 Ramon E Ramirez, R (7, 1) ERA: 2.32	1.0	H	2	0	0	0	0	0	0	0	0	0	0	5	9	0.00	0.000
Jose Mesa, R (8, 1) ERA: 2.51	1.0	H	5	2	0	0	0	1	0	0	0	0	0	11	16	0.00	3.000
Ray King, L (9, 1) ERA: 3.72	1.0		3	1	0	0	1	0	0	0	0	0	0	6	8	0.00	1.000

PITCHER	IP	WLS	BF	H	R	ER	SO	BB	IBB	HBP	BLK	WP	HR	S	P	ERA	WHIP

Batter	1	2	3	4	5	6	7	8	9	AB	R	H	RBI	BB	SO	LOB
Jamey Carroll, R (1, 4) OBP: 0.410, SLG: 0.449	B C X 1-1 5 HR 1B		C X 0-1 17 L4-6 19 SH1 1B		C B B F S 2-3 ③ K			F9	G6-3	5	1	2	0	0	1	3
19 Ryan Spilborghs, R (1, 8) OBP: 0.385, SLG: 0.534	B 1 SAFE X 1-0 ① F8		1 SAFE 1 B X 1-0 ① SH1 1-2			C B X 1-1 17 G1-4-3 5 E 1B		B B F B F B 4-2 5 1B 17 BB 27 BB BB		2	2	1	0	1	0	1
17 Todd Helton, L (1, 3) OBP: 0.414, SLG: 0.468	X 0-0 ② F8		C F B F B F F X 2-2 ② ③ L4-6 2-2			B B T F F B X 3-2 ① G1-4-3 1-2		F 1 SAFE B 1 B B D 4-1 27 BB 5 1B 11 BB 1-2 BB		3	1	0	0	1	0	3
5 Matt Holliday, R (1, 7) OBP: 0.396, SLG: 0.628	X 0-0 1-H HR		X 0-0 ① G5-3			S F F B F X 1-2 E7 2-H 1B		X 0-0 11 BB 27 BB 8 1B 1-2 2-3 1B		4	2	3	2	0	0	0
27 Garrett Atkins, R (1, 5) OBP: 0.389, SLG: 0.520	C S S 0-3 ③ K		B F C S 1-3 ② K			3 SAFE B X 1-0 ② G5-3		B B B C B 4-1 11 BB 8 1B 1-2 2-3 3-H BB		3	1	0	1	1	2	1
11 Brad Hawpe, L (1, 9) OBP: 0.383, SLG: 0.551		X 0-0 ① P6	C X 0-1 2B			B S F B B F S 3-3 ③ K		B B C B B C B 4-2 12 HBP 8 1B 1-2 2-3 3-H BB		3	0	1	1	1	1	1
8 Yorvit Torrealba, R (1, 2) OBP: 0.302, SLG: 0.405		B F B B X 3-1 2B	X 0-0 ③ G5-3			C H 1-1 CS HBP		F B X 1-1 12 HBP 1-2 2-H 3-H 1B		3	0	2	2	0	0	1
12 Clint Barmes, R (1, 6) OBP: 0.233, SLG: 0.314		X 0-0 ② G5-3			C X 0-1 ① G5-3	1 SAFE 1 SAFE L X 0-1 ① P6		C B F B F F B F F 4-2 F H 1-2 2-3 HBP		3	0	0	0	0	0	2
49 Byung-Hyun Kim, R (1, 1) OBP: 0.150, SLG: 0.150 61 Ramon E Ramirez, R (7, 1) OBP: 1.000, SLG: 1.000 Choo Freeman, R (7, PH) OBP: 0.288, SLG: 0.275 Jose Mesa, R (8, 1) Jorge Piedra, L (8, PH) OBP: 0.100, SLG: 0.400 Ray King, L (9, 1)		C F B B S 2-3 ③ K	C F B F B F F X 0-2 ② G1-3			F S B D S 2-3 ② ③ K 1-2		F S B F S 1-3 ② K		2 0 1 0 1 0 0	0 0 0 0 0 0 0	0 0 0 0 0 0 0	0 0 0 0 0 0 0	1 0 1 0 0 1 0	1 0 1 0 0 3 0	1 0 1 0 0 0 0
Inning Stats	R: 2 H: 2 E: 0 LOB: 0 K: 1 BB: 0 S: 8 P: 10	R: 0 H: 1 E: 0 LOB: 1 K: 1 BB: 0 S: 7 P: 12	R: 0 H: 1 E: 0 LOB: 0 K: 0 BB: 0 S: 9 P: 12	R: 0 H: 1 E: 0 LOB: 1 K: 1 BB: 0 S: 7 P: 8	R: 0 H: 0 E: 0 LOB: 0 K: 1 BB: 0 S: 9 P: 11	R: 1 H: 2 E: 1 LOB: 1 K: 1 BB: 0 S: 16 P: 25	R: 0 H: 0 E: 0 LOB: 0 K: 1 BB: 0 S: 6 P: 9	R: 4 H: 2 E: 0 LOB: 3 K: 1 BB: 4 S: 26 P: 53		1B: 6 SF: 0 2B: 3 SAC: 1 3B: 0 DP: 1 HR: 1 HBP: 2				WP: 0 PA: 37 PB: 0 SB: 0 CS: 1		

PITCHER		IP	WLS	BF	H	R	ER	SO	BB	IBB	HBP	BLK	WP	HR	S	P	ERA	WHIP
Dan Haren, R ERA: 3.39	(1, 1)	7.0	L	27	7	3	2	6	0	0	1	0	0	1	62	87	2.57	1.000
Jay Witasick, R ERA: 15.88	(8, 1)	0.1		5	1	4	4	0	3	0	0	0	0	0	7	21	108.00	12.000
Scott Sauerbeck, L ERA: 6.23	(8, 1)	0.0		3	1	0	0	0	1	0	1	0	0	0	11	20	∞	∞
47 Ron Flores, L ERA: 4.15	(8, 1)	0.2		2	0	0	0	1	0	0	0	0	0	0	8	12	0.00	0.000

PITCHER	IP	WLS	BF	H	R	ER	SO	BB	IBB	HBP	BLK	WP	HR	S	P	ERA	WHIP

BOTTOM

Oakland Athletics @ Colorado Rockies

Coors Field, Denver, CO

Mon Jun 19 2006, 7:05 PM MDT

Att. 21,964 - Partly Cloudy - 84 F

livebaseballscorecards.com

AB	30
R	7
H	9
RBI	6
BB	4
SO	7
LOB	17

Oakland Athletics @ Colorado Rockies

Coors Field, Denver, CO

Tue Jun 20 2006, 7:05 PM MDT

Att. 21,753 - Partly Cloudy - 83 F

TOP

livebaseballscorecards.com

Batter	1	2	3	4	5	6	7	8	9	AB	R	H	RBI	BB	SO	LOB
Jason Kendall, R (1, 2) OBP: 0.342, SLG: 0.314	BCCFX 1-2 7 BB BB 1B	CBX 1-1 ③ F7			CCBS 1-3 ③ K			BCFX 1-2 ① G6-3		4	0	1	0	0	1	1
Nick Swisher, S (1, 7) OBP: 0.395, SLG: 0.548	BBBBCD 4-1 7 BB 1-2 BB		BBBB 4-0 21 G4-6-3 BB			BCBBFFB 4-2 7 BB BB		FFBBBS 3-3 ② K		1	0	0	0	3	1	0
21 Mark Kotsay, L (1, 8) OBP: 0.330, SLG: 0.401	BFFDDX 2-2 ① P6		LB1 SAFE FFBX 2-2 ①② G4-6-3 1-2f			BBX 2-0 ① F7		BBCX 2-1 ③ L7		4	0	0	0	0	0	4
3 Eric Chavez, L (1, 5) OBP: 0.366, SLG: 0.493 Antonio Perez, R (9, PH) OBP: 0.156, SLG: 0.125	BFFBC 2-3 ② K		CX 0-1 ③ F8			TFS 0-3 ② K			CCBS 1-3 ① K	3 1	0 0	0 0	0 0	0 0	2 1	3 0
7 Bobby Crosby, R (1, 6) OBP: 0.305, SLG: 0.389	CBBBSDB 4-2 1-2 2-3 BB			CBX 1-1 ① G3		BBBCB 4-1 1-2 BB			BX 1-0 ② P4	2	0	0	0	2	0	0
29 Dan Johnson, L (1, 3) OBP: 0.326, SLG: 0.389	BCFX 1-2 ③ F9			BCFS 1-3 ② K		BFX 1-1 ③ F8			CBBBSFX 3-2 ③ F9	4	0	0	0	0	1	5
Jay Payton, R (1, 9) OBP: 0.288, SLG: 0.384 57 Chad Gaudin, R (4, 1) Doug Clark, L (7, PH) 47 Ron Flores, L (7, 1)		X 0-0 ① G6-3		CBBX 2-1 ③ G4-3			CFBFFC 1-3 ① K			2 0 1 0	0 0 0 0	0 0 0 0	0 0 0 0	0 0 1 0	0 0 0 0	0 0 0 0
Marco Scutaro, R (1, 4) OBP: 0.293, SLG: 0.284		BBFFBB 4-2 25 SH5-4 BB			BCFBBBX 3-2 ① G5-3		CBFFFBBX 3-2 ② G6-3			2	0	0	0	1	0	0
25 Esteban Loaiza, R (1, 1) 23 Bobby Kielty, S (4, 9) OBP: 0.354, SLG: 0.441		X 0-0 ② SH5-4 1-2			X 0-0 ② G3		BFSS 1-3 ③ K			0 2	0 0	0 0	0 0	0 0	0 1	0 0

	AB	26
	R	0
	H	1
	RBI	0
	BB	6
	SO	8
	LOB	13

Inning Stats	1	2	3	4	5	6	7	8	9
	R: 0 E: 0 K: 1 S: 16	H: 1 LOB: 3 BB: 2 P: 30	R: 0 E: 0 K: 0 S: 6	H: 0 LOB: 1 BB: 1 P: 11	R: 0 E: 0 K: 0 S: 5	H: 0 LOB: 0 BB: 1 P: 11	R: 0 E: 0 K: 1 S: 7	H: 0 LOB: 0 BB: 0 P: 11	R: 0 E: 0 K: 1 S: 7	H: 0 LOB: 0 BB: 0 P: 11	R: 0 E: 0 K: 1 S: 10	H: 0 LOB: 2 BB: 2 P: 21	R: 0 E: 0 K: 2 S: 13	H: 0 LOB: 0 BB: 0 P: 18	R: 0 E: 0 K: 1 S: 8	H: 0 LOB: 0 BB: 0 P: 14	R: 0 E: 0 K: 1 S: 8	H: 0 LOB: 0 BB: 0 P: 13

	1B: 1	SF: 0	WP: 0	PA: 33
	2B: 0	SAC: 1	PB: 0	
	3B: 0	DP: 1	SB: 0	
	HR: 0	HBP: 0	CS: 0	

PITCHER		IP	WLS	BF	H	R	ER	SO	BB	IBB	HBP	BLK	WP	HR	S	P	ERA	WHIP
Jason Jennings, R ERA: 4.02	(1, 1)	7.0	W	27	1	0	0	6	6	0	0	0	0	0	64	113	0.00	1.000
39 Tom Martin, L ERA: 5.06	(8, 1)	1.0		3	0	0	0	1	0	0	0	0	0	0	8	14	0.00	0.000
40 Brian Fuentes, L ERA: 2.2	(9, 1)	1.0		3	0	0	0	1	0	0	0	0	0	0	8	13	0.00	0.000

PITCHER	IP	WLS	BF	H	R	ER	SO	BB	IBB	HBP	BLK	WP	HR	S	P	ERA	WHIP

BOTTOM

Oakland Athletics @ Colorado Rockies

Coors Field, Denver, CO

Tue Jun 20 2006, 7:05 PM MDT

Att. 21,753 - Partly Cloudy - 83 F

livebaseballscorecards.com

Batter	1	2	3	4	5	6	7	8	9	AB	R	H	RBI	BB	SO	LOB
Jamey Carroll, R (1, 4) OBP: 0.415, SLG: 0.450	BBBCCB 4-2 18 SH1-4 17 2B BB	CFC 0-3 ③ K		C X 0-1 18 2B 1-2 1B	FBBX 2-1 1B			CFBX 1-2 ② G4-3		4	2	2	0	1	1	2
18 Cory Sullivan, L (1, 8) OBP: 0.306, SLG: 0.405	L 1 SAFE X 0-1 ① SH1-4 1-2		BBCFBS 3-3 ① K	X 0-0 27 2B 1-H 2-H 2B	B 1 SAFE CCX 1-2 ③ G4-3			CSBS 1-3 ③ K		4	1	1	2	0	2	1
17 Todd Helton, L (1, 3) OBP: 0.419, SLG: 0.475	CFX 0-2 2-H 2B		SX 0-1 27 F9 5 1B 1B	4-0 27 2B IBB		FFX 0-2 ① P5				3	1	2	1	1	0	0
5 Matt Holliday, R (1, 7) OBP: 0.394, SLG: 0.622	FSC 0-3 ② K		CFB 1 SAFE FX 1-2 1-2 1B	FBFX 1-2 ② P4		X 0-0 ② F8				4	0	1	0	0	1	3
27 Garrett Atkins, R (1, 5) OBP: 0.387, SLG: 0.519	CX 0-1 ③ G6-3		BFDBX 3-1 ② F9 2-3	X 0-0 1-H 2-H 2B		BBCFX 2-2 ③ P3				4	0	1	2	0	0	3
11 Brad Hawpe, L (1, 9) OBP: 0.384, SLG: 0.547		CBBBBFB 4-2 SH2-3 6 1B BB	BDCX 2-1 ③ F8	4-0 IBB			BSCS 1-3 ① K			2	0	0	0	2	1	2
JD Closser, S (1, 2) OBP: 0.289, SLG: 0.405	B 1 SAFE BFX 2-1 ① P6			X 0-0 HR F7			SCBBX 2-2 ② F7			4	1	1	1	0	0	3
6 Omar Quintanilla, L (1, 6) OBP: 0.286, SLG: 0.350	CBX 1-1 SH2-3 1-2 1B			CFX 0-2 ① G4-3	CBFBFFX 2-2 ① F7		FBSBFX 2-2 ③ G1-3			4	0	1	0	0	0	0
Jason Jennings, L (1, 1) OBP: 0.242, SLG: 0.226 39 Tom Martin, L (8, 1) Choo Freeman, R (8, PH) OBP: 0.284, SLG: 0.271 40 Brian Fuentes, L (9, 1)	BFX 1-1 ② SH2-3 1-2 2-3			X 0-0 1B 18 2B 1B	FCC 0-3 ② K			BSX 1-1 ① G6-3		2 0 1 0	1 0 0 0	1 0 0 0	0 0 0 0	0 0 0 0	1 0 0 0	0 0 0 0
Inning Stats	R: 1 H: 1 E: 0 LOB: 1 K: 1 BB: 1 S: 12 P: 16	R: 0 H: 1 E: 0 LOB: 2 K: 1 BB: 1 S: 11 P: 19	R: 0 H: 2 E: 0 LOB: 2 K: 1 BB: 0 S: 13 P: 22	R: 5 H: 5 E: 0 LOB: 2 K: 0 BB: 2 S: 13 P: 22	R: 0 H: 1 E: 0 LOB: 1 K: 1 BB: 0 S: 13 P: 18	R: 0 H: 0 E: 0 LOB: 0 K: 0 BB: 0 S: 7 P: 9	R: 0 H: 0 E: 0 LOB: 0 K: 1 BB: 0 S: 10 P: 15	R: 0 H: 0 E: 0 LOB: 0 K: 1 BB: 0 S: 8 P: 11		1B: 6 SF: 0 2B: 3 SAC: 2 3B: 0 DP: 0 HR: 1 HBP: 0					WP: 0 PA: 38 PB: 0 SB: 0 CS: 0	

PITCHER		IP	WLS	BF	H	R	ER	SO	BB	IBB	HBP	BLK	WP	HR	S	P	ERA	WHIP
25 Esteban Loaiza, R ERA: 6.94	(1, 1)	3.2	L	24	9	6	6	3	2	2	0	0	0	1	48	78	14.73	3.000
57 Chad Gaudin, R ERA: 4.21	(4, 1)	2.1		8	1	0	0	1	0	0	0	0	0	0	21	28	0.00	0.429
47 Ron Flores, L ERA: 3.38	(7, 1)	2.0		6	0	0	0	2	0	0	0	0	0	0	18	26	0.00	0.000

PITCHER	IP	WLS	BF	H	R	ER	SO	BB	IBB	HBP	BLK	WP	HR	S	P	ERA	WHIP

AB	32
R	6
H	10
RBI	6
BB	4
SO	6
LOB	14

Batter	1	2	3	4	5	6	7	8	9	10	11	AB	R	H	RBI	BB	SO	LOB
Mike Rouse, L (1, 4) OBP: 0.348, SLG: 0.381	C B F S 1-3 ① K		B 1 SAFE X 1-0 ③ G1-3		C C F F F B X 1-2 ③ G1			B F F F C 1-3 ③ K		B X 1-0 ③ FC1-6 1-2f		5	0	0	0	0	2	3
Nick Swisher, S (1, 7) OBP: 0.399, SLG: 0.570	B B F S T 2-2 ② K			B B X 2-0 ① HR		B C B C X 2-2 ① P5			C B X 1-1 HR		C B B B B 4-1 21 SH5-4 23 1B BB	4	3	2	2	1	1	0
21 Mark Kotsay, L (1, 8) OBP: 0.325, SLG: 0.395	X 0-0 ③ G3			B B B C X 3-1 ① L7		X 0-0 ② G6-3			B B F F F S 2-3 ① K		X 0-0 ① SH5-4 1-2	4	0	0	0	0	1	0
3 Eric Chavez, L (1, 5) OBP: 0.366, SLG: 0.487		B X 1-0 ① G4-3		B F B B S F F B 4-2 23 FC6-4 BB		B B S B X 3-1 ③ G4-1			S B C S 1-3 ② K		B D B B 4-0 23 1B 29 1B BB	3	0	0	0	2	1	0
23 Bobby Kielty, S (1, 9) OBP: 0.356, SLG: 0.439		C F B X 1-2 ② G4-3		B T X 1-1 ② FC6-4 29 1B 1-2f			C X 0-1 29 FC4 1B		X 0-0 ③ G6-3		X 0-0 29 1B 1-2 2-H 1B	5	0	2	1	0	0	1
29 Dan Johnson, L (1, 3) OBP: 0.327, SLG: 0.390		X 0-0 ③ G4-3		X 0-0 1-3 1B			C B 1 SAFE F B X 2-2 ① FC4 17 G4-6-3 1-2f			B B C F X 2-2 ① F8	B S B B X 2-1 ② 1-3 2-H 1B	5	0	2	0	0	0	1
17 Adam Melhuse, S (1, 2) OBP: 0.289, SLG: 0.398			B B X 2-0 ① G4-3	F X 0-1 ③ G6-3			X 0-0 ② ③ G4-6-3 1-2f			B B B B 4-0 1B BB	T F F S 0-3 ③ K	4	0	0	0	1	1	5
Marco Scutaro, R (1, 6) OBP: 0.299, SLG: 0.290			B X 1-0 1B	C B X 1-1 ① G5-3				C B F B B F S 2-3 ① K		C X 0-1 FC1-6 1-3 1B		4	0	2	0	0	1	0
Barry Zito, L (1, 1) Doug Clark, L (8, PH) 20 Huston Street, R (8, 1) Jay Payton, R (10, PH) OBP: 0.286, SLG: 0.382 50 Kiko Calero, R (10, 1)			M L L 0-3 ② K	B F X 1-1 ② G4-3				B F X 1-1 ② G6-3		B X 1-0 ② F9		2 1 0 1 0	0 0 0 0 0	0 0 0 0 0	0 0 0 0 0	1 0 0 0 0	1 0 0 0 0	0 0 0 2 0
Inning Stats	R: 0 E: 0 K: 2 S: 7 / H: 0 LOB: 0 BB: 0 P: 10	R: 0 E: 0 K: 0 S: 5 / H: 0 LOB: 0 BB: 0 P: 7	R: 0 E: 0 K: 1 S: 6 / H: 1 LOB: 1 BB: 0 P: 10	R: 1 E: 0 K: 0 S: 12 / H: 2 LOB: 2 BB: 1 P: 22	R: 0 E: 0 K: 0 S: 10 / H: 0 LOB: 0 BB: 0 P: 13	R: 0 E: 0 K: 0 S: 6 / H: 0 LOB: 0 BB: 0 P: 11	R: 0 E: 0 K: 0 S: 6 / H: 1 LOB: 0 BB: 0 P: 8	R: 0 E: 0 K: 2 S: 10 / H: 0 LOB: 0 BB: 0 P: 14	R: 1 E: 0 K: 2 S: 10 / H: 1 LOB: 0 BB: 0 P: 14	R: 0 E: 0 K: 0 S: 7 / H: 1 LOB: 2 BB: 1 P: 15	R: 1 E: 0 K: 1 S: 9 / H: 2 LOB: 2 BB: 2 P: 19	1B: 6 2B: 0 3B: 0 HR: 2	SF: 0 SAC: 1 DP: 1 HBP: 0					

PITCHER	IP	WLS	BF	H	R	ER	SO	BB	IBB	HBP	BLK	WP	HR	S	P	ERA	WHIP
28 Aaron Cook, R (1, 1) ERA: 3.46	8.0		28	4	1	1	5	1	0	0	0	0	1	62	95	1.12	0.625
40 Brian Fuentes, L (9, 1) ERA: 2.43	1.0	B	4	1	1	1	2	0	0	0	0	0	1	10	14	9.00	1.000
Jose Mesa, R (10, 1) ERA: 2.43	1.0		5	1	0	0	0	1	0	0	0	0	0	7	15	0.00	2.000
Ray King, L (11, 1) ERA: 4.12	0.1	L	3	0	1	1	0	2	0	0	0	0	0	2	10	27.00	6.000
61 Ramon E Ramirez, R (11, 1) ERA: 2.27	0.2		3	2	0	0	1	0	0	0	0	0	0	7	9	0.00	3.000

PITCHER	IP	WLS	BF	H	R	ER	SO	BB	IBB	HBP	BLK	WP	HR	S	P	ERA	WHIP

TOP

Oakland Athletics @ Colorado Rockies

Coors Field, Denver, CO

Wed Jun 21 2006, 7:05 PM MDT

Att. 26,489 - Cloudy - 75 F

livebaseballscorecards.com

AB	38
R	3
H	8
RBI	3
BB	4
SO	8
LOB	13

WP: 0 PB: 0 SB: 0 CS: 0 PA: 43

Batter	1	2	3	4	5	6	7	8	9	10	11	AB	R	H	RBI	BB	SO	LOB
Jamey Carroll, R (1, 4) OBP: 0.419, SLG: 0.454	C C F X 0-2 5 FC4-9-5 17 1B 1B	C X 0-1 E3 2-H 1B			B 1 SAFE L L B B X 3-2 ① F7		B B C B C X 3-2 17 1B 2-3 1B		B B C X 2-1 ③ F7			5	0	3	0	0	0	1
19 Ryan Spilborghs, R (1, 9) OBP: 0.371, SLG: 0.516	1 SAFE X 0-0 ① L9	B B B C C X 3-2 ③ G6-3			X 0-0 5 17 G5-3 BB 1-2 1B		X 0-0 ② SF9 3-H			X 0-0 ① F9		4	0	1	1	0	0	2
17 Todd Helton, L (1, 3) OBP: 0.426, SLG: 0.478	X 0-0 27 BB 5 FC4-9-5 1-2 1B		B C B B C B 4-2 27 CS BB		B B C B B 4-1 1-2 2-3 BB		X 0-0 1-3 1B			B F C B B S 3-3 ② K		3	0	2	0	2	1	0
5 Matt Holliday, R (1, 7) OBP: 0.387, SLG: 0.611	B X 1-0 ② FC4-9-5 27 BB 1-2 2-3f	F X 0-1 ① F8			X 0-0 ②③ G5-3 2-3f		S B S B B C 3-3 ③ K			F S B B S 1-3 ③ K		5	0	0	0	0	2	8
27 Garrett Atkins, R (1, 5) OBP: 0.384, SLG: 0.511	B B B B 4-0 1-2 2-3 BB	B B C C F B S 3-3 ②③ K 1-2		C B B F X 2-2 ① F8		B F S X 1-2 ① F7			C X 0-1 ① F8		4	0	0	0	1	1	1
8 Yorvit Torrealba, R (1, 2) OBP: 0.292, SLG: 0.381 11 Brad Hawpe, L (11, PR) OBP: 0.384, SLG: 0.547	B C X 1-1 ③ L6	B B X 2-0 ① P3			F F B B S 2-3 ② K		B X 1-0 ② L6		B C X 1-1 18 FC6-4 1B			5 0	0 0	1 0	0 0	0 0	1 0	3 0
12 Clint Barmes, R (1, 6) OBP: 0.228, SLG: 0.307		C B F B B F X 3-2 ① F7		B X 1-0 ② F7		B C F X 1-2 ③ L5		C S F X 0-2 ③ P6		C F B 1 SAFE X 1-2 ② L6		5	0	0	0	0	0	1
Choo Freeman, R (1, 8) OBP: 0.299, SLG: 0.301 18 Cory Sullivan, L (8, 8) OBP: 0.304, SLG: 0.401		C X 0-1 E 2B		S C B S 1-3 ③ K		L C F B F B X 2-2 1B 19 SF9 28 SH1-3 1B		B B C F F T 2-2 ① K		1 SAFE C 1 S P B X 2-2 ③ FC6-4 1-2f		3 2	2 0	2 0	0 0	0 0	1 1	0 1
28 Aaron Cook, R (1, 1) OBP: 0.125, SLG: 0.097 40 Brian Fuentes, L (9, 1) Jorge Piedra, L (9, PH) OBP: 0.091, SLG: 0.364 Jose Mesa, R (10, 1) Ray King, L (11, 1) 61 Ramon E Ramirez, R (11, 1) OBP: 1.000, SLG: 1.000		C S B B S 2-3 ② K2-3		C S B B B B 4-2 17 BB 19 1B BB		L 1 SAFE X 0-2 ① SH1-3 1-2		C S B B S 2-3 ② K				1 0 1 0 0 0	0 0 0 0 0 0	0 0 0 0 0 0	0 0 0 0 0 0	1 0 1 0 0 0	1 0 0 0 0 0	1 0 0 0 0 0
Inning Stats	R: 0 H: 2 E: 0 LOB: 3 K: 0 BB: 1 S: 10 P: 16	R: 1 H: 2 E: 1 LOB: 1 K: 1 BB: 0 S: 14 P: 22	R: 0 H: 0 E: 0 LOB: 0 K: 1 BB: 1 S: 8 P: 15	R: 0 H: 0 E: 0 LOB: 0 K: 1 BB: 0 S: 5 P: 9	R: 0 H: 1 E: 0 LOB: 2 K: 0 BB: 2 S: 8 P: 19	R: 0 H: 0 E: 0 LOB: 0 K: 1 BB: 0 S: 9 P: 14	R: 1 H: 3 E: 0 LOB: 2 K: 1 BB: 0 S: 16 P: 24	R: 0 H: 0 E: 0 LOB: 0 K: 0 BB: 0 S: 8 P: 10	R: 0 H: 0 E: 0 LOB: 0 K: 2 BB: 0 S: 9 P: 15	R: 0 H: 0 E: 0 LOB: 0 K: 2 BB: 0 S: 7 P: 11	R: 0 H: 1 E: 0 LOB: 1 K: 0 BB: 0 S: 11 P: 14	1B: 8 SF: 1 2B: 1 SAC: 1 3B: 0 DP: 1 HR: 0 HBP: 0						

PITCHER		IP	WLS	BF	H	R	ER	SO	BB	IBB	HBP	BLK	WP	HR	S	P	ERA	WHIP
Barry Zito, L ERA: 3.36	(1, 1)	7.0		31	8	2	1	5	4	0	0	0	0	0	70	119	1.29	1.714
20 Huston Street, R ERA: 3.06	(8, 1)	2.0		6	0	0	0	2	0	0	0	0	0	0	17	25	0.00	0.000
50 Kiko Calero, R ERA: 3.68	(10, 1)	2.0	W	7	1	0	0	2	0	0	0	0	0	0	18	25	0.00	0.500

PITCHER	IP	WLS	BF	H	R	ER	SO	BB	IBB	HBP	BLK	WP	HR	S	P	ERA	WHIP

BOTTOM

Oakland Athletics @ Colorado Rockies

Coors Field, Denver, CO

Wed Jun 21 2006, 7:05 PM MDT

Att. 26,489 - Cloudy - 75 F

livebaseballscorecards.com

AB	38
R	2
H	9
RBI	1
BB	4
SO	9
LOB	18

Batter	1	2	3	4	5	6	7	8	9	AB	R	H	RBI	BB	SO	LOB
21 Mark Kotsay, L (1, 8) OBP: 0.323, SLG: 0.392	B F B F F X 2-2 ① F7		B B F F F C 2-3 ① K		C B B C X 2-2 ③ F7		B C F X 1-2 1B		C B X 1-1 ② SF8 3-H	4	0	1	1	0	1	0
Nick Swisher, S (1, 7) OBP: 0.402, SLG: 0.575	C B C B X 2-2 ② L9		B B C B B 4-1 3 G1-3 BB			B B B B 4-0 7 F8 3 BB 29 SF7 BB	B F B C S 3-3 ③ K		B 1 SAFE C B X 2-1 1-H 3B	3	1	1	1	2	1	1
3 Eric Chavez, L (1, 5) OBP: 0.371, SLG: 0.489	C B X 1-1 7 WP 2B		B X 1-0 ② G1-3 1-2			B C D B B B 4-1 1-2 2B BB		C B B F F B F X 3-2 ① P6	I I I I 4-0 IBB	3	1	1	0	2	0	1
7 Bobby Crosby, R (1, 6) OBP: 0.299, SLG: 0.381	C C B B S 2-3 ③ K 2-3		F B D B X 3-1 ③ F8			B B C X 2-1 ① F8 2-3		B F X 1-1 ② F9	B X 1-0 ③ F8	5	0	0	0	0	1	6
29 Dan Johnson, L (1, 3) OBP: 0.330, SLG: 0.391		B C T F S 1-3 ① K		B B C B B 4-1 L5-3 BB		B B C X 2-1 ② SF7 3-H		C B X 1-1 1B		2	0	1	1	1	1	0
Jay Payton, R (1, 9) OBP: 0.286, SLG: 0.384 50 Kiko Calero, R (8, 1) Marco Scutaro, R (9, 4) OBP: 0.299, SLG: 0.290		C X 0-1 ② F8		C X 0-1 ① ② L5-3 1-1		1 SAFE D X 1-0 1-H 2B		B X 1-0 ③ F8		4 0 0	0 0 0	1 0 0	1 0 0	0 0 0	0 0 0	2 0 0
Antonio Perez, R (1, 4) OBP: 0.163, SLG: 0.159 20 Huston Street, R (9, 1)		C B C X 1-2 2B		B C F X 1-2 ③ G4-3		B X 1-0 ③ F7			C S C 0-3 ① K	4 0	0 0	1 0	0 0	0 0	1 0	1 0
Jason Kendall, R (1, 2) OBP: 0.344, SLG: 0.314		I I I I 4-0 IBB			C F F F B B B X 3-2 ① F9		C X 0-1 ① F9		C X 0-1 23 1B 21 SF8 1B	3	1	1	0	1	0	0
Joe Blanton, R (1, 1) Doug Clark, L (7, PH) 58 Justin Duchscherer, R (7, 1) 57 Chad Gaudin, R (8, 1) Scott Sauerbeck, R (8, 1) 23 Bobby Kielty, S (8, 9) OBP: 0.361, SLG: 0.444		B C F C 1-3 ③ K			B C X 1-1 ② G4-3		F B C T S 1-3 ② K		B C C B B F F C X 3-2 1-3 3B 1B	2 1 0 0 0 1	0 0 0 0 0 1	0 0 0 0 0 1	0 0 0 0 0 1	1 0 0 0 0 0	2 0 0 0 0 0	2 0 0 0 0 0
Inning Stats	R: 0 H: 1 E: 0 LOB: 1 K: 1 BB: 0 S: 12 P: 19	R: 0 H: 1 E: 0 LOB: 2 K: 2 BB: 1 S: 12 P: 19	R: 0 H: 0 E: 0 LOB: 1 K: 1 BB: 1 S: 8 P: 18	R: 0 H: 0 E: 0 LOB: 0 K: 0 BB: 1 S: 7 P: 12	R: 0 H: 0 E: 0 LOB: 0 K: 0 BB: 0 S: 10 P: 16	R: 2 H: 1 E: 0 LOB: 1 K: 0 BB: 2 S: 7 P: 21	R: 0 H: 1 E: 0 LOB: 1 K: 2 BB: 0 S: 12 P: 17	R: 0 H: 1 E: 0 LOB: 1 K: 0 BB: 0 S: 10 P: 16	R: 2 H: 3 E: 0 LOB: 2 K: 1 BB: 1 S: 15 P: 26	1B: 4 SF: 2 2B: 4 SAC: 0 3B: 1 DP: 1 HR: 0 HBP: 0						WP: 1 PA: 40 PB: 0 SB: 0 CS: 0

PITCHER		IP	WLS	BF	H	R	ER	SO	BB	IBB	HBP	BLK	WP	HR	S	P	ERA	WHIP
Jason Schmidt, R ERA: 2.82	(1, 1)	7.0		29	4	2	2	6	4	1	0	0	1	0	68	122	2.57	1.143
Steve Kline, L ERA: 2.66	(8, 1)	0.2		3	1	0	0	0	0	0	0	0	0	0	9	14	0.00	1.500
Jeremy Accardo, R ERA: 3.94	(8, 1)	0.1		1	0	0	0	0	0	0	0	0	0	0	1	2	0.00	0.000
Armando Benitez, R ERA: 2.45	(9, 1)	1.0	L	7	3	2	2	1	0	1	0	0	0	0	15	26	18.00	3.000

PITCHER	IP	WLS	BF	H	R	ER	SO	BB	IBB	HBP	BLK	WP	HR	S	P	ERA	WHIP

TOP

Oakland Athletics @ San Francisco Giants

AT&T Park, San Francisco, CA

Fri Jun 23 2006, 7:15 PM PDT

Att. 42,948 - Clear - 65 F

livebaseballscorecards.com

AB	32
R	4
H	8
RBI	4
BB	6
SO	7
LOB	13

Batter	1	2	3	4	5	6	7	8	9	AB	R	H	RBI	BB	SO	LOB
2 Randy Winn, S (1, 9) OBP: 0.335, SLG: 0.413	3-2 G6-3 ①		4-0 BB, 13 1B, 1-2 BB ②	0-0 G3-1 ③			0-0 F7 ②		1-2 L6 ②	4	0	0	0	1	0	1
13 Omar Vizquel, S (1, 6) OBP: 0.392, SLG: 0.409	3-3 K ②		0-1 BB, 1-2 2-3 1B		3-2 9 G2-6-3 1B		0-3 K ③		2-0 P2 ③	5	0	2	0	0	2	0
9 Mark Sweeney, L (1, 3) OBP: 0.299, SLG: 0.438	1-1 F9 ③		2-3 K ②		SAFE 1-2 G2-6-3 ① ② 1-2f			2-1 F8 ①		4	0	0	0	0	1	4
Barry Bonds, L (1, 7) OBP: 0.462, SLG: 0.484 Armando Benitez, R (9, 1)		4-1 FC6-4 BB	4-1 1-2 2-3 3-H BB		0-0 F8 ③			4-1 S 1B BB		1 0	1 0	0 0	1 0	3 0	0 0	0 0
Pedro Feliz, R (1, 5) OBP: 0.306, SLG: 0.460	2-1 FC6-4 1B 1-2f ①		0-0 P5 ③			2-0 G6-3 ①		SAFE 1-1 FC6 1B 1-H		4	0	1	1	0	0	4
Steve Finley, L (1, 8) OBP: 0.322, SLG: 0.409	3-1 G4-6-3 1B 1-2		2-3 K ①			3-2 F9 ②		1-2 FC6 S 1-2f ②		4	0	1	0	0	1	1
Ray Durham, S (1, 4) OBP: 0.336, SLG: 0.432	1-1 G4-6-3 ② ③ 1-2f		1-0 50 1B 3B			3-1 1B		4-0 IBB 1-2		3	1	2	0	1	0	2
50 Eliezer Alfonzo, R (1, 2) OBP: 0.306, SLG: 0.543		0-0 P5 ①	0-1 SH5-3 1B 3-H		SAFE 2-3 K ③			1-1 P2 ③		4	0	1	1	0	1	3
Jason Schmidt, R (1, 1) OBP: 0.094, SLG: 0.125 Jose Vizcaino, S (7, PH) OBP: 0.343, SLG: 0.295 Steve Kline, S (8, 1) Jeremy Accardo, R (8, 1) Jason Ellison, R (9, 7) OBP: 0.273, SLG: 0.360		2-1 13 1B, 2 BB, BB 1B	1-2 SH5-3 ② 1-2				0-1 F9 ①		0-1 G6-3 ①	1 1 0 0 1	1 0 0 0 0	1 0 0 0 0	0 0 0 0 0	0 0 0 0 0	0 0 0 0 0	0 0 0 0 0
Inning Stats	R: 0 E: 0 K: 1 S: 8 H: 0 LOB: 0 BB: 0 P: 15	R: 0 E: 0 K: 0 S: 7 H: 1 LOB: 1 BB: 1 P: 17	R: 1 E: 0 K: 1 S: 14 H: 2 LOB: 3 BB: 2 P: 26	R: 1 E: 0 K: 1 S: 10 H: 2 LOB: 1 BB: 0 P: 14	R: 0 E: 0 K: 0 S: 7 H: 1 LOB: 0 BB: 0 P: 11	R: 0 E: 0 K: 1 S: 9 H: 1 LOB: 1 BB: 0 P: 19	R: 0 E: 0 K: 1 S: 6 H: 0 LOB: 0 BB: 0 P: 6	R: 1 E: 0 K: 0 S: 10 H: 1 LOB: 2 BB: 2 P: 23	R: 0 E: 0 K: 0 S: 9 H: 0 LOB: 0 BB: 0 P: 12	1B: 7 2B: 0 3B: 1 HR: 0	SF: 0 SAC: 1 DP: 2 HBP: 0					

PITCHER		IP	WLS	BF	H	R	ER	SO	BB	IBB	HBP	BLK	WP	HR	S	P	ERA	WHIP
Joe Blanton, R ERA: 4.67	(1, 1)	6.0		26	7	2	2	4	3	0	0	0	0	0	55	102	3.00	1.667
58 Justin Duchscherer, R ERA: 2.08	(7, 1)	1.0		3	0	0	0	1	0	0	0	0	0	0	6	6	0.00	0.000
57 Chad Gaudin, R ERA: 4.5	(8, 1)	0.1		3	1	1	1	0	1	0	0	0	0	0	5	12	27.00	6.000
Scott Sauerbeck, L ERA: 6.08	(8, 1)	0.1		1	0	0	0	0	0	0	0	0	0	0	3	4	0.00	0.000
50 Kiko Calero, R ERA: 3.64	(8, 1)	0.1	W	2	0	0	0	0	0	1	0	0	0	0	2	7	0.00	0.000

PITCHER		IP	WLS	BF	H	R	ER	SO	BB	IBB	HBP	BLK	WP	HR	S	P	ERA	WHIP
20 Huston Street, R ERA: 2.97	(9, 1)	1.0	S	3	0	0	0	0	0	0	0	0	0	0	9	12	0.00	0.000

BOTTOM

Oakland Athletics @ San Francisco Giants

AT&T Park, San Francisco, CA

Fri Jun 23 2006, 7:15 PM PDT

Att. 42,948 - Clear - 65 F

livebaseballscorecards.com

AB	32
R	3
H	8
RBI	3
BB	5
SO	5
LOB	15

Batter	1	2	3	4	5	6	7	8	9	AB	R	H	RBI	BB	SO	LOB
21 Mark Kotsay, L (1, 8) OBP: 0.324, SLG: 0.396	B B C S X 2-2 3 CS 7 1B 2B		C X 0-1 ② F8	B B X 2-0 ③ F8		C X 0-1 3 F9 BB 2-H 3-H 1B		1 SAFE X 0-0 ② F8		5	1	2	2	0	0	1
Nick Swisher, S (1, 7) (7, 3) OBP: 0.402, SLG: 0.570	C F B C 1-3 ① K		B X 1-0 7 BB 3 BB 23 BB 1B		B B X 2-0 ① G3-1	B B B 4-0 1-2 BB		C D X 1-1 ③ L8		4	1	1	0	1	1	2
3 Eric Chavez, L (1, 5) OBP: 0.367, SLG: 0.481	F 2 F B F S SAFE 1-3 ② K 2-3		B B B B 4-0 23 BB 7 BB 29 2B 1-2 BB		C B C C 1-3 ② K	S S B X 1-2 ② F9 2-3			B S S T F X 1-2 ① F7	4	1	0	0	1	2	3
7 Bobby Crosby, R (1, 6) OBP: 0.305, SLG: 0.383	C X 0-1 3-H 1B		B B B B 4-0 23 BB 29 2B 1-2 2-3 BB		B B C X 2-1 23 S 1B	B B C C X 2-2 ③ G5-3			B B B C X 3-1 ② F8	4	1	2	1	1	0	2
23 Bobby Kielty, S (1, 9) OBP: 0.363, SLG: 0.432	1 SAFE 1 SAFE B 1 SAFE F X 1-1 ③ G4-3		T B B B F B 4-2 29 2B 1-2 2-3 3-H BB		1 SAFE B S S B S 2-3 ③ K 1-2	B B B C S F X 3-2 ① F8			B B B C C B 4-2 BB	3	0	0	1	2	1	2
29 Dan Johnson, L (1, 3) OBP: 0.333, SLG: 0.395 50 Kiko Calero, R (7, 1) Doug Clark, L (8, 7)		B B B C C X 3-2 ① G6-3	C X 0-1 1-3 2-H 3-H 2B			B B B C B 4-1 1B 2B BB	F B B C B F X 3-2 ② F8		C X 0-1 ③ G4-3	3 0 1	1 0 0	1 0 0	2 0 0	1 0 0	0 0 0	0 0 1
Jason Kendall, R (1, 2) OBP: 0.347, SLG: 0.318		B B C F F F X 2-2 G4-6-3 1B	C X 0-1 ③ G4-3			1 SAFE C F X 0-2 2B 21 1B 1-3 1B	X 0-0 ③ F8			4	1	2	0	0	0	2
Marco Scutaro, R (1, 4) OBP: 0.297, SLG: 0.296	B 1 SAFE F B X 2-1 ② ③ G4-6-3 1-2f		C X 0-1 ① G4-3			B 1 SAFE F X 1-1 21 1B 1-3 3-H 2B	X 0-0 E5			4	1	1	1	0	0	1
Dan Haren, R (1, 1) 57 Chad Gaudin, R (6, 1) Scott Sauerbeck, R (7, 1) Jay Payton, R (7, 7) OBP: 0.284, SLG: 0.382 20 Huston Street, R (8, 1)			X 0-0 ① F8	B S B F F B X 3-2 ② G6-3		S F X 0-2 ① G4-3		X 0-0 ① F7		3 0 0 1 0	0 0 0 0 0	0 0 0 0 0	0 0 0 0 0	0 0 0 0 0	0 0 0 0 0	2 0 0 1 0

TOP

Oakland Athletics @ San Francisco Giants

AT&T Park, San Francisco, CA

Sat Jun 24 2006, 1:05 PM PDT

Att. 42,866 - Partly Cloudy - 66 F

livebaseballscorecards.com

AB	36
R	7
H	9
RBI	7
BB	6
SO	4
LOB	17

Inning Stats	1	2	3	4	5	6	7	8	9	1B: 6	SF: 0	WP: 0	PA: 42
	R: 1 E: 0 K: 2 S: 14 H: 2 LOB: 1 BB: 0 P: 19	R: 0 E: 0 K: 0 S: 10 H: 1 LOB: 0 BB: 0 P: 17	R: 3 E: 0 K: 0 S: 10 H: 2 LOB: 2 BB: 3 P: 23	R: 0 E: 0 K: 0 S: 7 H: 0 LOB: 0 BB: 0 P: 12	R: 0 E: 0 K: 2 S: 9 H: 1 LOB: 1 BB: 0 P: 16	R: 3 E: 0 K: 0 S: 17 H: 3 LOB: 2 BB: 2 P: 29	R: 0 E: 0 K: 0 S: 9 H: 0 LOB: 0 BB: 0 P: 15	R: 0 E: 1 K: 0 S: 5 H: 0 LOB: 1 BB: 0 P: 6	R: 0 E: 0 K: 0 S: 11 H: 0 LOB: 1 BB: 1 P: 19	2B: 3 3B: 0 HR: 0	SAC: 0 DP: 1 HBP: 0	PB: 0 SB: 1 CS: 1	

PITCHER		IP	WLS	BF	H	R	ER	SO	BB	IBB	HBP	BLK	WP	HR	S	P	ERA	WHIP
Jamey Wright, R ERA: 4.85	(1, 1)	5.1		27	8	7	6	4	4	0	0	0	0	0	59	101	10.12	2.250
53 Jonathan Sánchez, L ERA:	(6, 1)	0.2		4	1	0	0	0	1	0	0	0	0	0	8	15	0.00	3.000
32 Kevin Correia, R ERA: 3.12	(7, 1)	1.1		5	0	0	0	0	0	0	0	0	0	0	11	17	0.00	0.000
Steve Kline, L ERA: 2.59	(8, 1)	0.2		2	0	0	0	0	0	0	0	0	0	0	3	4	0.00	0.000
Tim Worrell, R ERA: 7.32	(9, 1)	1.0	W	4	0	0	0	0	1	0	0	0	0	0	11	19	0.00	1.000

PITCHER	IP	WLS	BF	H	R	ER	SO	BB	IBB	HBP	BLK	WP	HR	S	P	ERA	WHIP

Batter	1	2	3	4	5	6	7	8	9	AB	R	H	RBI	BB	SO	LOB
2 Randy Winn, S (1, 9) OBP: 0.340, SLG: 0.414	B X 1-0 F7 ①		B C F B F B B B 4-2 WP 13 1B BB		X 0-0 9 G3 1B	B C B C X 2-2 G4-3 ③		S B F F B B F X 3-2 2-3 1B		4	0	2	0	1	0	0
13 Omar Vizquel, S (1, 6) OBP: 0.392, SLG: 0.409	B B C F B X 3-2 F9 ②		B 1 SAFE 1 SAFE C F X 1-2 WP 1B		C 1 SAFE B S B B X 3-2 P6 ①		C S B B F F X 2-2 2B 1B	C B S B S 2-3 K ③		5	1	2	0	0	1	3
9 Mark Sweeney, L (1, 3) OBP: 0.302, SLG: 0.432	C B F B B B 4-2 HR BB		F S F X 1-2 F7 ②		C F 1 SAFE B 1 SAFE B B F X 3-2 1-2 G3 ②		C C S 0-3 K ①		B B X 2-0 BB HR 1B	4	2	1	0	1	1	4
Barry Bonds, L (1, 7) OBP: 0.473, SLG: 0.516	B B B X 3-0 1-H HR		B I I I 4-0 1-2 2-3 IBB		I I I I 4-0 IBB		B C X 1-1 1-H 2B		B B B B C B 4-1 1-2 HR BB	2	2	2	3	3	0	0
Ray Durham, S (1, 4) OBP: 0.333, SLG: 0.441	B B F B B F F F F X 3-2 F8 ③		C F B X 1-2 G4-3 ③		F B X 1-1 F8 ③		C F S 0-3 K ②		C L B X 1-2 1-H 2-H HR	5	1	1	3	0	1	6
Steve Finley, L (1, 8) OBP: 0.325, SLG: 0.408		B C X 1-1 G4-3 ①		B B B C B 4-1 BB		B B C X 2-1 2B 1B 1B	C F S 0-3 K ③			3	1	1	0	1	1	1
Pedro Feliz, R (1, 5) OBP: 0.305, SLG: 0.460		B C X 1-1 F9 ②		B C F X 1-2 P6 ①		S X 0-1 1-3 1B 2B		F X 0-1 F8 ①		4	1	1	0	0	0	1
Todd Greene, R (1, 2) OBP: 0.390, SLG: 0.486		C B S B T 2-2 K ③		C X 0-1 F7 ②		B B F X 2-1 G3-6-3 2-H 3-H 1B		C B B F S 2-3 K ②		4	0	1	2	0	2	1
Jamey Wright, R (1, 1) OBP: 0.206, SLG: 0.235 53 Jonathan Sanchez, L (6, 1) Jose Vizcaino, S (6, PH) OBP: 0.340, SLG: 0.292 32 Kevin Correia, R (7, 1) Steve Kline, S (8, 1) Jason Ellison, R (8, PH) OBP: 0.286, SLG: 0.392 Tim Worrell, R (9, 1)			F C X 0-2 F8 ①	C L X 0-2 G5-3 ③		C X 0-1 G3-6-3 ① ② 1-2f		F C B B X 2-2 2 1B 2B		2 0 0 0 0 0 1 0 0 0 0 0 0 0 1 0 0 0 0 0 1 0 0 0 0 0 0 0 0 0 0 0 0 0 0 1 0 1 0 0 0 0 0 0 0 0 0 0 0						
Inning Stats	R: 2 H: 1 E: 0 LOB: 0 K: 0 BB: 1 S: 13 P: 27	R: 0 H: 0 E: 0 LOB: 0 K: 1 BB: 0 S: 7 P: 11	R: 0 H: 1 E: 0 LOB: 3 K: 0 BB: 2 S: 16 P: 27	R: 0 H: 0 E: 0 LOB: 1 K: 0 BB: 1 S: 9 P: 14	R: 0 H: 1 E: 0 LOB: 2 K: 0 BB: 1 S: 10 P: 21	R: 2 H: 3 E: 0 LOB: 0 K: 0 BB: 0 S: 11 P: 17	R: 1 H: 2 E: 0 LOB: 1 K: 3 BB: 0 S: 16 P: 19	R: 0 H: 2 E: 0 LOB: 2 K: 2 BB: 0 S: 16 P: 25	R: 3 H: 2 E: 0 LOB: 0 K: 0 BB: 1 S: 5 P: 12	1B: 7 SF: 0 2B: 3 SAC: 0 3B: 0 DP: 1 HR: 2 HBP: 0						

PITCHER	IP	WLS	BF	H	R	ER	SO	BB	IBB	HBP	BLK	WP	HR	S	P	ERA	WHIP
Dan Haren, R (1, 1) ERA: 3.56	5.0		26	6	4	4	1	3	2	0	0	1	1	61	110	7.20	1.800
57 Chad Gaudin, R (6, 1) ERA: 4.67	1.0	H	3	1	1	1	0	0	0	0	0	0	0	10	14	9.00	1.000
Scott Sauerbeck, L (7, 1) ERA: 5.93	0.1	H	2	1	0	0	1	0	0	0	0	0	0	5	6	0.00	3.000
50 Kiko Calero, R (7, 1) ERA: 3.48	1.1	H	6	2	0	0	3	0	0	0	0	0	0	19	26	0.00	1.500
20 Huston Street, R (8, 1) ERA: 3.74	0.1	L	4	2	3	3	1	1	0	0	0	0	1	8	17	81.00	9.000

PITCHER	IP	WLS	BF	H	R	ER	SO	BB	IBB	HBP	BLK	WP	HR	S	P	ERA	WHIP

BOTTOM

Oakland Athletics @ San Francisco Giants

AT&T Park, San Francisco, CA

Sat Jun 24 2006, 1:05 PM PDT

Att. 42,866 - Partly Cloudy - 66 F

livebaseballscorecards.com

AB	35
R	8
H	12
RBI	8
BB	6
SO	6
LOB	18

WP: 1 PA: 41
PB: 0
SB: 0
CS: 0

Oakland Athletics @ San Francisco Giants

AT&T Park, San Francisco, CA

Sun Jun 25 2006, 1:15 PM PDT

Att. 42,414 - Sunny - 67 F

livebaseballscorecards.com

TOP

Batter	1	2	3	4	5	6	7	8	9	AB	R	H	RBI	BB	SO	LOB
Jason Kendall, R (1, 2) OBP: 0.356, SLG: 0.326	0-2 BB 21 1B 1B		4-2 7 2B BB	2-1 21 CS 1B		3-2 F9		1-2 21 FC4-6 1B		4	2	3	0	1	0	0
Nick Swisher, S (1, 7) OBP: 0.402, SLG: 0.564	4-2 21 1B 7 G3 1-2 BB		1-3 ① K	1-1 ② F7		4-0 21 BB 29 1B BB		2-3 ① K		3	2	0	0	2	2	3
21 Mark Kotsay, L (1, 8) OBP: 0.329, SLG: 0.396	1-2 7 G3 1-3 2-H 1B		2-1 ② F7	2-1 ③ CS 1-2	4-0 7 FC3-6 BB	4-0 29 1B 1-2 1B BB		0-1 ② FC4-6 1-2f		3	0	1	1	2	0	2
7 Bobby Crosby, R (1, 6) OBP: 0.303, SLG: 0.383	2-2 ① G3 1-2 3-H		1-0 1-H 1B 2B		1-2 ① FC3-6 29 BB 1-2f 1B	1-1 ② F6		1 SAFE 3-2 ③ G5-3		5	2	1	2	0	0	5
29 Dan Johnson, L (1, 3) OBP: 0.343, SLG: 0.399	1-2 ② F7		4-2 BB 1B BB		1 SAFE 4-2 1 SAFE 2B 1-2 BB	1-1 1B 1-2 2-H 1B			X 0-0 3B 1B	3	2	2	1	2	0	1
Jay Payton, R (1, 9) OBP: 0.295, SLG: 0.400	X 0-0 ③ G4-3		1-1 BB 1-2 2-H 1B		1-0 2B 1-2 2-H 1B	1-1 ③ 1-2 2-H 1B			B C S B D F X 3-2 1-H SF7 3B	5	2	4	3	0	0	1
Marco Scutaro, R (1, 4) OBP: 0.294, SLG: 0.290		B C S B C 2-3 ① K	B C B S B F F B 4-2 1-2 2-3 BB		B D C C C 2-3 ② K	C X 0-1 ① G5-3			B B X 2-0 ① SF7 3-H	3	0	0	1	1	2	2
Antonio Perez, R (1, 5) OBP: 0.167, SLG: 0.184		C B S C C 1-3 ② K	B X 1-0 ③ G6-3		S X 0-1 1-H 2-H 2B	C X 0-1 ② F7			B B S S F B S 3-3 ② K	5	0	1	2	0	2	3
25 Esteban Loaiza, R (1, 1)		B C S S 1-3 ③ K		C B S F S 1-3 ① K	C F B B X 2-2 ③ G6-3	B B C X 2-1 ③ G5-3			S S B B S 2-3 ③ K	5	0	0	0	0	3	1
Inning Stats	R: 2 E: 0 K: 0 S: 17 H: 2 LOB: 1 BB: 1 P: 25	R: 0 E: 0 K: 3 S: 9 H: 0 LOB: 0 BB: 0 P: 13	R: 2 E: 0 K: 1 S: 18 H: 2 LOB: 3 BB: 3 P: 36	R: 0 E: 0 K: 1 S: 9 H: 1 LOB: 0 BB: 0 P: 15	R: 3 E: 0 K: 1 S: 16 H: 2 LOB: 1 BB: 2 P: 30	R: 1 E: 0 K: 0 S: 11 H: 2 LOB: 2 BB: 2 P: 25	R: 0 E: 0 K: 0 S: 6 H: 0 LOB: 0 BB: 0 P: 8	R: 0 E: 0 K: 1 S: 12 H: 1 LOB: 1 BB: 0 P: 18	R: 2 E: 0 K: 2 S: 13 H: 2 LOB: 0 BB: 0 P: 23	1B: 9 2B: 2 3B: 1 HR: 0 SF: 1 SAC: 0 DP: 0 HBP: 0							

	AB	36
	R	10
	H	12
	RBI	10
	BB	8
	SO	9
	LOB	18

WP: 0 PB: 0 SB: 0 CS: 1 PA: 46

PITCHER		IP	WLS	BF	H	R	ER	SO	BB	IBB	HBP	BLK	WP	HR	S	P	ERA	WHIP
18 Matt Cain, R ERA: 5.2	(1, 1)	4.1	L	23	5	6	6	5	6	0	0	0	0	0	60	105	12.46	2.538
41 Brad Hennessey, R ERA: 2.59	(5, 1)	2.2		13	4	2	2	1	2	0	0	0	0	0	26	47	6.75	2.250
53 Jonathan Sánchez, L ERA:	(8, 1)	1.0		4	1	0	0	1	0	0	0	0	0	0	12	18	0.00	1.000
Jeremy Accardo, R ERA: 4.4	(9, 1)	1.0		5	2	2	2	2	0	0	0	0	0	0	13	23	18.00	2.000

PITCHER		IP	WLS	BF	H	R	ER	SO	BB	IBB	HBP	BLK	WP	HR	S	P	ERA	WHIP

Batter	1	2	3	4	5	6	7	8	9	AB	R	H	RBI	BB	SO	LOB
2 Randy Winn, S (1, 9) OBP: 0.338, SLG: 0.415	P5		9 1B 2B		G6-3		F9			4	1	1	0	0	0	1
13 Omar Vizquel, S (1, 6) OBP: 0.388, SLG: 0.404	K		L3		F7			F7		3	0	0	0	0	1	1
Jose Vizcaino, S (7, 6) OBP: 0.337, SLG: 0.289										1	0	0	0	0	0	0
Jeremy Accardo, R (9, 1)										0	0	0	0	0	0	0
9 Mark Sweeney, L (1, 3) OBP: 0.301, SLG: 0.428	G6-3		FC5-4 2-H 1B		G3			G4-3		4	0	1	1	0	0	0
(3, 7)																
Barry Bonds, L (1, 7) OBP: 0.476, SLG: 0.516		SH2-3 2B BB	FC5-4 1-2f			G5-3		K		0	1	0	0	1	0	0
Todd Greene, R (3, 3) OBP: 0.375, SLG: 0.467										3	0	0	0	0	1	1
Ray Durham, S (1, 4) OBP: 0.329, SLG: 0.434		SH2-3 1-2	G3			G1-3			G6-3	3	0	0	0	0	0	1
Steve Finley, L (1, 8) OBP: 0.328, SLG: 0.428		50 2B 2-H 2B		HR		G4-3			G1-3	4	2	2	2	0	0	0
Pedro Feliz, R (1, 5) OBP: 0.301, SLG: 0.454		G6-3	G6-3				L6		F9	4	0	0	0	0	0	1
50 Eliezer Alfonzo, R (1, 2) OBP: 0.327, SLG: 0.592		2B 2-H	G5-3				G3 2B			3	0	2	1	0	0	0
18 Matt Cain, R (1, 1) OBP: 0.143, SLG: 0.190		G4-3	F8				G3 2-3			2	0	0	0	0	0	1
41 Brad Hennessey, R (5, 1) OBP: 0.286, SLG: 0.286										0	0	0	0	0	0	0
Jason Ellison, R (7, PH) OBP: 0.281, SLG: 0.385										1	0	0	0	0	0	1
53 Jonathan Sánchez, L (8, 1)										0	0	0	0	0	0	0
19 Kevin Frandsen, R (9, 6) OBP: 0.302, SLG: 0.246										0	0	0	0	0	0	0
Inning Stats	R: 0 H: 0 E: 0 LOB: 0 K: 1 BB: 0 S: 6 P: 9	R: 2 H: 2 E: 0 LOB: 1 K: 0 BB: 1 S: 10 P: 14	R: 1 H: 2 E: 1 LOB: 1 K: 0 BB: 0 S: 12 P: 19	R: 1 H: 1 E: 0 LOB: 0 K: 0 BB: 0 S: 8 P: 10	R: 0 H: 0 E: 0 LOB: 0 K: 0 BB: 0 S: 7 P: 8	R: 0 H: 0 E: 0 LOB: 0 K: 0 BB: 0 S: 4 P: 6	R: 0 H: 1 E: 0 LOB: 1 K: 0 BB: 0 S: 8 P: 13	R: 0 H: 0 E: 0 LOB: 0 K: 1 BB: 0 S: 7 P: 11	R: 0 H: 0 E: 0 LOB: 0 K: 0 BB: 0 S: 5 P: 7	1B: 1 SF: 0 2B: 4 SAC: 1 3B: 0 DP: 0 HR: 1 HBP: 0						

PITCHER	IP	WLS	BF	H	R	ER	SO	BB	IBB	HBP	BLK	WP	HR	S	P	ERA	WHIP
25 Esteban Loaiza, R (1, 1) ERA: 6.34	9.0	W	34	6	4	4	2	1	0	0	0	0	1	67	97	4.00	0.778

PITCHER	IP	WLS	BF	H	R	ER	SO	BB	IBB	HBP	BLK	WP	HR	S	P	ERA	WHIP

BOTTOM

Oakland Athletics @ San Francisco Giants

AT&T Park, San Francisco, CA

Sun Jun 25 2006, 1:15 PM PDT

Att. 42,414 - Sunny - 67 F

livebaseballscorecards.com

AB	32
R	4
H	6
RBI	4
BB	1
SO	2
LOB	7

Batter	1	2	3	4	5	6	7	8	9	AB	R	H	RBI	BB	SO	LOB
21 Mark Kotsay, L (1, 8) OBP: 0.324, SLG: 0.390	L8		K		G3-1		G6-3			4	0	0	0	0	1	3
Nick Swisher, S (1, 7) OBP: 0.397, SLG: 0.556	K		L8			P5		L3-1		4	0	0	0	0	1	1
3 Eric Chavez, L (1, 5) OBP: 0.362, SLG: 0.473	P5			F8		P3		F8		4	0	0	0	0	0	0
7 Bobby Crosby, R (1, 6) OBP: 0.309, SLG: 0.384		29 S BB		29 S BB		29 S 1B		K		2	0	1	0	2	1	0
29 Dan Johnson, L (1, 3) OBP: 0.346, SLG: 0.395		1 SAFE G4-6-3 1-2 BB		1 SAFE 1 SAFE 1 SAFE 1-2 BB		P6 1-2			G4-3	2	0	0	0	2	0	1
Jay Payton, R (1, 9) OBP: 0.295, SLG: 0.397		K		K			P4		1B	4	0	1	0	0	2	4
Jason Kendall, R (1, 2) OBP: 0.354, SLG: 0.324		G4-6-3 1-2f		F9 2-3			2B 1B		F9	4	0	1	0	0	0	5
Marco Scutaro, R (1, 4) OBP: 0.299, SLG: 0.309			SH1-4 2B		K		1-3 2B		G4-3	4	0	2	0	0	1	1
Barry Zito, L (1, 1)			SH1-4 2-3		K		G1-3			1	0	0	0	0	1	0
57 Chad Gaudin, R (6, 1)										0	0	0	0	0	0	0
23 Bobby Kielty, S (7, PH) OBP: 0.360, SLG: 0.429										1	0	0	0	0	0	2
51 Brad Halsey, L (7, 1)										0	0	0	0	0	0	0
Inning Stats	R: 0 E: 0 K: 1 S: 9 H: 0 LOB: 0 BB: 0 P: 16	R: 0 E: 0 K: 1 S: 12 H: 0 LOB: 1 BB: 2 P: 22	R: 0 E: 0 K: 1 S: 11 H: 1 LOB: 1 BB: 0 P: 15	R: 0 E: 0 K: 1 S: 13 H: 0 LOB: 2 BB: 2 P: 26	R: 0 E: 0 K: 2 S: 10 H: 0 LOB: 0 BB: 0 P: 13	R: 0 E: 0 K: 0 S: 9 H: 1 LOB: 1 BB: 0 P: 14	R: 0 E: 0 K: 0 S: 11 H: 2 LOB: 2 BB: 0 P: 19	R: 0 E: 0 K: 1 S: 10 H: 0 LOB: 0 BB: 0 P: 15	R: 0 E: 0 K: 0 S: 8 H: 1 LOB: 1 BB: 0 P: 11	1B: 3 2B: 2 3B: 0 HR: 0	SF: 0 SAC: 1 DP: 1 HBP: 0						

PITCHER		IP	WLS	BF	H	R	ER	SO	BB	IBB	HBP	BLK	WP	HR	S	P	ERA	WHIP
32 Chris Young, R ERA: 2.97	(1, 1)	6.0	W	23	2	0	0	6	4	0	0	0	0	0	64	106	0.00	1.000
Jon Adkins, R ERA: 4.64	(7, 1)	0.2	H	4	2	0	0	0	0	0	0	0	0	0	10	18	0.00	3.000
Alan Embree, L ERA: 3.95	(7, 1)	0.1	H	1	0	0	0	0	0	0	0	0	0	0	1	1	0.00	0.000
Scott Linebrink, R ERA: 2.52	(8, 1)	1.0	H	3	0	0	0	1	0	0	0	0	0	0	10	15	0.00	0.000
Trevor Hoffman, R ERA: 1.24	(9, 1)	1.0	S	4	1	0	0	0	0	0	0	0	0	0	8	11	0.00	1.000

PITCHER	IP	WLS	BF	H	R	ER	SO	BB	IBB	HBP	BLK	WP	HR	S	P	ERA	WHIP

Oakland Athletics @ San Diego Padres

PETCO Park, San Diego, CA

Tue Jun 27 2006, 10:05 PM EDT

Att. 34,102 - Partly Cloudy - 80 F

TOP

livebaseballscorecards.com

AB	30
R	0
H	5
RBI	0
BB	4
SO	7
LOB	17

WP: 0	PA: 35
PB: 0	
SB: 3	
CS: 0	

Batter	1	2	3	4	5	6	7	8	9	AB	R	H	RBI	BB	SO	LOB
Mike Cameron, R (1, 8) OBP: 0.340, SLG: 0.422	B B X 2-0 24 BB 1B G5-4-3 1B	C S B X 1-2 ③ FC6-4 1-2f		F C C 0-3 ② K		C X 0-1 E 1B				4	1	2	0	0	1	3
Ben Johnson, R (1, 7) OBP: 0.353, SLG: 0.467	C B 1 SAFE X 1-1 G5-4-3 24 BB 1-2 1B		C B B F B X 3-2 ① P1	B S C B F B X 3-2 ③ G3		1 SAFE X 0-0 ③ G4-3 1-2				4	0	1	0	0	0	2
24 Brian Giles, L (1, 9) OBP: 0.393, SLG: 0.394	B B B C B 4-1 G5-4-3 1-2 2-3 BB		B B F F B 4-2 2B BB		C B F B B B 4-2 3 G6-4-3 1B 23 BLK BB		B F B F X 2-2 ① F7			1	2	0	0	3	0	0
Mike Piazza, R (1, 2) OBP: 0.321, SLG: 0.462 Scott Linebrink, R (8, 1) Trevor Hoffman, R (9, 1)	X 0-0 ①② G5-4-3 1-2f 2-3 3-H		B B C 1 SAFE F B X 3-2 1-H 2B		C B S 1 SAFE X 1-2 3 G6-4-3 1B		B F S S 1-3 ② K			4 0 0	0 0 0	2 0 0	1 0 0	0 0 0	1 0 0	2 0 0
3 Khalil Greene, R (1, 6) OBP: 0.311, SLG: 0.405	C S D F X 1-2 ③ F9		B D B B 4-0 BB		F C F B X 1-2 ①② G6-4-3 1-2f 2-3		C B X 1-1 1B			3	0	1	0	1	0	3
23 Adrián González, L (1, 3) OBP: 0.309, SLG: 0.443		C F X 0-2 ① G6-3	S F B C 1-3 ② K		X 0-0 3-H 1B		C F 1 SAFE 1 SAFE S 0-3 ③ K			4	0	1	0	0	2	3
Vinny Castilla, R (1, 5) OBP: 0.268, SLG: 0.324		C F B B B X 3-2 1B 1B	C X 0-1 ③ P4		B X 1-0 ③ G5-3			B F S S 1-3 ① K		4	0	1	0	0	1	3
Josh Barfield, R (1, 4) OBP: 0.292, SLG: 0.371		S B X 1-1 FC6-4 1-2 1B		X 0-0 32 SH1-4 1B		F C X 0-2 ① F9		C B X 1-1 ② G6-3		4	0	2	0	0	0	0
32 Chris Young, R (1, 1) OBP: 0.185, SLG: 0.333 Mark Bellhorn, S (6, PH) OBP: 0.296, SLG: 0.430 Jon Adkins, L (7, 1) Alan Embree, L (7, 1) Rob Bowen, S (8, 2) OBP: 0.438, SLG: 0.538		L C L 0-3 ② K		L 1 SAFE 1 SAFE X 0-1 ① SH1-4 1-2		X 0-0 ② F7		B F C C 1-3 ③ K		1 1 0 0 1	0 0 0 0 0	0 0 0 0 0	0 0 0 0 0	0 0 0 0 0	1 0 0 0 1	2 0 0 0 0
Inning Stats	R: 1 E: 0 K: 0 S: 9 H: 2 LOB: 1 BB: 1 P: 17	R: 0 E: 0 K: 1 S: 14 H: 2 LOB: 2 BB: 0 P: 19	R: 1 E: 0 K: 1 S: 13 H: 1 LOB: 2 BB: 2 P: 28	R: 0 E: 0 K: 1 S: 10 H: 1 LOB: 1 BB: 0 P: 13	R: 1 E: 0 K: 0 S: 11 H: 2 LOB: 1 BB: 1 P: 18	R: 0 E: 1 K: 0 S: 7 H: 1 LOB: 1 BB: 0 P: 7	R: 0 E: 0 K: 2 S: 11 H: 1 LOB: 1 BB: 0 P: 15	R: 0 E: 0 K: 2 S: 8 H: 0 LOB: 0 BB: 0 P: 11		1B: 9 2B: 1 3B: 0 HR: 0 SF: 0 SAC: 1 DP: 2 HBP: 0						

PITCHER		IP	WLS	BF	H	R	ER	SO	BB	IBB	HBP	BLK	WP	HR	S	P	ERA	WHIP
Barry Zito, L ERA: 3.46	(1, 1)	5.0	L	25	8	3	3	3	4	0	0	1	0	0	57	95	5.40	2.400
57 Chad Gaudin, R ERA: 4.5	(6, 1)	1.0		4	1	0	0	0	0	0	0	0	0	0	7	7	0.00	1.000
51 Brad Halsey, L ERA: 3.71	(7, 1)	2.0		7	1	0	0	4	0	0	0	0	0	0	19	26	0.00	0.500

PITCHER	IP	WLS	BF	H	R	ER	SO	BB	IBB	HBP	BLK	WP	HR	S	P	ERA	WHIP

BOTTOM

Oakland Athletics @ San Diego Padres

PETCO Park, San Diego, CA

Tue Jun 27 2006, 10:05 PM EDT

Att. 34,102 - Partly Cloudy - 80 F

livebaseballscorecards.com

AB	31
R	3
H	10
RBI	1
BB	4
SO	7
LOB	18

WP: 0 PB: 0 SB: 0 CS: 0 PA: 36

Batter	1	2	3	4	5	6	7	8	9	AB	R	H	RBI	BB	SO	LOB
21 Mark Kotsay, L (1, 8) OBP: 0.320, SLG: 0.384	C B F B X 2-2 F9 ①		X 0-0 G3 ② 2-3		B B C F F D S 3-3 K ② 1-2			C B B C X 2-2 G1-3 ②		4	0	0	0	0	1	2
Nick Swisher, S (1, 7) OBP: 0.392, SLG: 0.547	C B B S S 2-3 K ②		B B F B C S 3-3 K ③		F B B B X 3-1 L4 ③			B F F X 1-2 G3-1 ③		4	0	0	0	0	2	2
3 Eric Chavez, L (1, 5) OBP: 0.361, SLG: 0.469	B F B B X 3-1 F7 ③			B B C C B X 3-2 29 FC4-6 7 1B FC6-4 1B		F X 0-1 F9 ①			C C T 0-2 K ①	4	1	1	0	0	1	0
7 Bobby Crosby, R (1, 6) OBP: 0.308, SLG: 0.382		F B B C X 2-2 G6-3 ①		F F X 0-2 29 FC4-6 1-2 1B		S S X 0-2 F7 ②			C F B B S 2-3 K ②	4	0	1	0	0	1	0
29 Dan Johnson, L (1, 3) OBP: 0.344, SLG: 0.392		B C B B X 3-1 G6-3 ②		B X 1-0 FC4-6 ① FC6-4 1-2f 2-3		B X 1-0 G3-1 ③			C C X 0-2 1B	4	0	1	0	0	0	2
Jay Payton, R (1, 9) OBP: 0.294, SLG: 0.395		B X 1-0 FC6-4 1B		X 0-0 FC6-4 ② 1-2f 3-H			S S B X 1-2 L4 ①		F F F X 0-2 G1-3 ③	4	0	1	1	0	0	2
Jason Kendall, R (1, 2) OBP: 0.350, SLG: 0.320		C 1 SAFE B B X 2-1 FC6-4 ③ 1-2f		1 SAFE C C C X 0-2 L6 ③			B C C X 1-2 G4-3 ②			3	0	0	0	0	0	2
Marco Scutaro, R (1, 4) OBP: 0.300, SLG: 0.309			C C B B B F F X 2-2 21 G3 SH1-6-4 1B		B C X 1-1 G1-4-3 ①		F C B B B X 2-2 P4 ③			3	0	1	0	0	0	0
Joe Blanton, R (1, 1) Doug Clark, L (5, PH) OBP: 0.200, SLG: 0.200 47 Ron Flores, L (5, 1) 58 Justin Duchscherer, R (7, 1) Mike Rouse, L (8, PH) OBP: 0.333, SLG: 0.364 57 Chad Gaudin, R (8, 1) Scott Sauerbeck, R (8, 1)			X 0-0 SH1-6-4 ① 1-2		S S X 0-2 21 S 1B			B B B C C S 3-3 K ①		0 1 0 0 1 0 0	0 0 0 0 0 0 0	0 1 0 0 0 0 0	0 0 0 0 0 1 0	0 0 0 0 0 0 0	0 0 0 0 0 0 0	0 0 0 0 0 0 0
Inning Stats	R: 0 E: 0 K: 1 S: 8 H: 0 LOB: 0 BB: 0 P: 15	R: 0 E: 0 K: 0 S: 8 H: 1 LOB: 1 BB: 0 P: 16	R: 0 E: 0 K: 1 S: 10 H: 1 LOB: 1 BB: 0 P: 15	R: 1 E: 0 K: 0 S: 11 H: 2 LOB: 1 BB: 0 P: 15	R: 0 E: 0 K: 1 S: 11 H: 1 LOB: 1 BB: 0 P: 18	R: 0 E: 0 K: 0 S: 6 H: 0 LOB: 0 BB: 0 P: 7	R: 0 E: 0 K: 0 S: 9 H: 0 LOB: 0 BB: 0 P: 13	R: 0 E: 0 K: 1 S: 9 H: 0 LOB: 0 BB: 0 P: 15	R: 0 E: 0 K: 2 S: 13 H: 1 LOB: 1 BB: 0 P: 15	1B: 6 2B: 0 3B: 0 HR: 0	SF: 0 SAC: 1 DP: 0 HBP: 0					

Oakland Athletics @ San Diego Padres

PETCO Park, San Diego, CA

Wed Jun 28 2006, 10:05 PM EDT

Att. 39,874 - Clear - 73 F

livebaseballscorecards.com

TOP

AB	32
R	1
H	6
RBI	1
BB	0
SO	6
LOB	10

PITCHER		IP	WLS	BF	H	R	ER	SO	BB	IBB	HBP	BLK	WP	HR	S	P	ERA	WHIP
52 Clay Hensley, R ERA: 4.14	(1, 1)	7.0	W	26	5	1	1	3	0	0	0	0	0	0	63	99	1.29	0.714
Brian Sweeney, R ERA: 2.63	(8, 1)	1.0		3	0	0	0	1	0	0	0	0	0	0	9	15	0.00	0.000
56 Scott Cassidy, R ERA: 2.25	(9, 1)	1.0		4	1	0	0	2	0	0	0	0	0	0	13	15	0.00	1.000

PITCHER	IP	WLS	BF	H	R	ER	SO	BB	IBB	HBP	BLK	WP	HR	S	P	ERA	WHIP

WP: 0 PB: 0 SB: 1 CS: 0 PA: 33

Oakland Athletics @ San Diego Padres

PETCO Park, San Diego, CA

Wed Jun 28 2006, 10:05 PM EDT

Att. 39,874 - Clear - 73 F

livebaseballscorecards.com

BOTTOM

Batter	1	2	3	4	5	6	7	8	9	AB	R	H	RBI	BB	SO	LOB
Mike Cameron, R (1, 8) OBP: 0.345, SLG: 0.433	HR		K	BB 1-2 2-H 3-H		K		BB 1-2		3	1	1	1	2	2	0
Ben Johnson, R (1, 7) OBP: 0.342, SLG: 0.446	G6-3		L5	G5-3			24 G5-4-3 1B	F7		5	0	1	0	0	0	4
24 Brian Giles, L (1, 9) OBP: 0.391, SLG: 0.388	K			23 3 1B BB	G3		G5-4-3 1-2f	P5		4	1	0	0	1	1	3
Mike Piazza, R (1, 2) OBP: 0.324, SLG: 0.478 Rob Bowen, S (7, PR) OBP: 0.438, SLG: 0.538 (8, 2)	K			K	HR		3 WP 23 3 2B 1B			4 0	1 1	2 0	1 0	0 0	2 0	1 0
23 Adrián González, L (1, 3) OBP: 0.319, SLG: 0.451		G3-1 3 G5-3 1B		1B 3 1B 1-2 1B 1B			3 WP 1-2 3 2B 1B			4	2	4	0	0	0	0
3 Khalil Greene, R (1, 6) OBP: 0.314, SLG: 0.410	G5-3 1-2			1B 52 1B 1-2 FC3-2 2-H 1B	F7			1-H 2-H 2B		4	0	2	3	0	0	2
Vinny Castilla, R (1, 5) OBP: 0.267, SLG: 0.323	G3-1 2-3			52 1B FC3-2 WP 1-2 2-3 1B	F7		K			4	1	1	0	0	1	4
Josh Barfield, R (1, 4) OBP: 0.292, SLG: 0.369	F9			52 FC3-2 E 1-2 2-3 3-H 1B		G3		G6-3		4	1	1	1	0	0	1
52 Clay Hensley, R (1, 1) OBP: 0.083, SLG: 0.125 Brian Sweeney, R (8, 1) Geoff Blum, S (8, PH) OBP: 0.286, SLG: 0.337 56 Scott Cassidy, R (9, 1)		K		FC3-2 WP 1-2 2-3 3-Hf		P4		BLK BB		3 0 0 0	0 0 0 0	0 0 0 0	0 0 0 0	1 0 1 0	3 0 0 0	
Inning Stats	R: 1 H: 1 E: 0 LOB: 0 K: 2 BB: 0 S: 11 P: 17	R: 0 H: 1 E: 0 LOB: 1 K: 0 BB: 0 S: 14 P: 20	R: 0 H: 0 E: 0 LOB: 0 K: 2 BB: 0 S: 7 P: 10	R: 4 H: 4 E: 0 LOB: 2 K: 1 BB: 2 S: 21 P: 39	R: 1 H: 2 E: 0 LOB: 1 K: 0 BB: 0 S: 11 P: 17	R: 0 H: 0 E: 0 LOB: 0 K: 1 BB: 0 S: 7 P: 9	R: 2 H: 4 E: 0 LOB: 2 K: 1 BB: 0 S: 15 P: 24	R: 0 H: 0 E: 0 LOB: 2 K: 0 BB: 2 S: 16 P: 29		1B: 9 SF: 0 2B: 1 SAC: 0 3B: 0 DP: 1 HR: 2 HBP: 0						

	AB	35
	R	8
	H	12
	RBI	6
	BB	4
	SO	7
	LOB	18

WP: 3 PA: 39
PB: 0
SB: 0
CS: 0

PITCHER		IP	WLS	BF	H	R	ER	SO	BB	IBB	HBP	BLK	WP	HR	S	P	ERA	WHIP
Joe Blanton, R ERA: 4.85	(1, 1)	4.0	L	20	6	5	4	5	2	0	0	0	1	1	53	86	9.00	2.000
47 Ron Flores, L ERA: 3.55	(5, 1)	2.0		8	2	1	1	1	0	0	0	0	0	1	18	26	4.50	1.000
58 Justin Duchscherer, R ERA: 2.95	(7, 1)	1.0		6	4	2	2	1	0	0	0	0	1	0	15	24	18.00	4.000
57 Chad Gaudin, R ERA: 4.4	(8, 1)	0.2		4	0	0	0	0	2	0	0	1	0	0	15	26	0.00	3.000
Scott Sauerbeck, L ERA: 5.79	(8, 1)	0.1		1	0	0	0	0	0	0	0	0	0	0	1	3	0.00	0.000

PITCHER	IP	WLS	BF	H	R	ER	SO	BB	IBB	HBP	BLK	WP	HR	S	P	ERA	WHIP

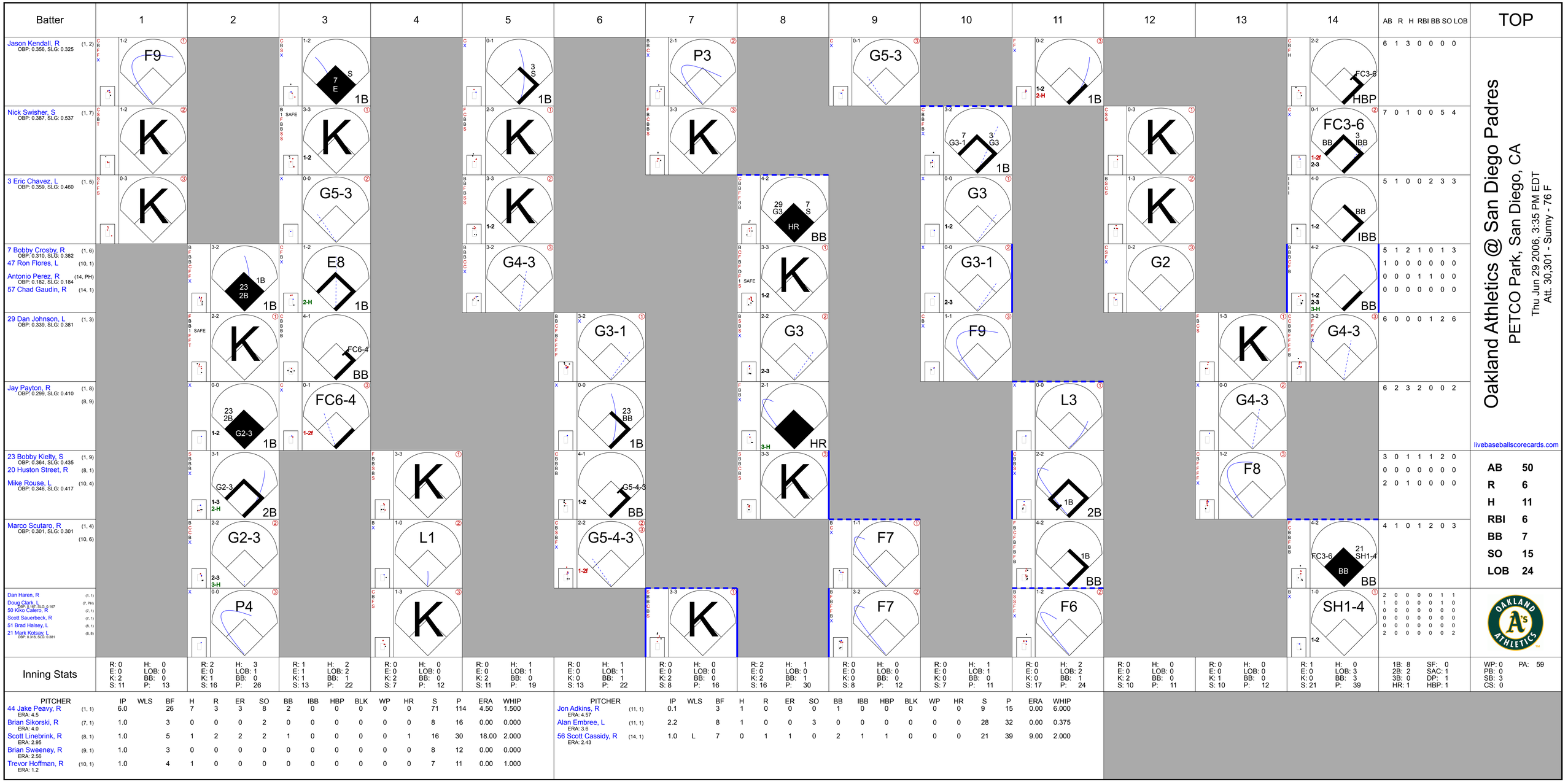
Batter
1
2
3
4
5
6
7
8
9
10
11
12
13
14
AB R H RBI BB SO LOB
TOP
Jason Kendall, R (1, 2) OBP: 0.356, SLG: 0.325
F9
K
K
G5-3
P3
K
G5-3
FC3-6 HBP
6 1 3 0 0 0 0
Nick Swisher, S (1, 7) OBP: 0.387, SLG: 0.537
K
K
K
7 G3-1 3 G3 1B
K
FC3-6 BB 3 IBB 1-2f 2-3
7 0 1 0 0 5 4
3 Eric Chavez, L (1, 5) OBP: 0.359, SLG: 0.460
K
G5-3
K
K
29 G3 7 S HR BB
G3
K
5 1 0 0 2 3 3
7 Bobby Crosby, R (1, 6) OBP: 0.310, SLG: 0.382
47 Ron Flores, L (10, 1)
Antonio Perez, R (14, PH) OBP: 0.182, SLG: 0.184
57 Chad Gaudin, R (14, 1)
23 2B 1B 1B
E8 2-H 1B
G4-3
G3-1
G2
BB 1-2 2-3 3-H
5 1 2 1 0 1 3
1 0 0 0 0 0 0
0 0 0 1 1 0 0
0 0 0 0 0 0 0
29 Dan Johnson, L (1, 3) OBP: 0.339, SLG: 0.381
K
FC6-4 BB
G3-1
G3
F9
K
G4-3
6 0 0 0 1 2 6
Jay Payton, R (1, 8) OBP: 0.299, SLG: 0.410 (8, 9)
23 2B G2-3 1-2 1B
FC6-4 1-2f
23 BB 1B
HR 3-H
L3
G4-3
6 2 3 2 0 0 2
23 Bobby Kielty, S (1, 9) OBP: 0.364, SLG: 0.435
20 Huston Street, R (8, 1)
Mike Rouse, L (10, 4) OBP: 0.346, SLG: 0.417
G2-3 1-3 2-H 2B
K
G5-4-3 1-2 BB
K
1B 2B
F8
3 0 1 1 1 2 0
0 0 0 0 0 0 0
2 0 1 0 0 0 0
Marco Scutaro, R (1, 4) OBP: 0.301, SLG: 0.301 (10, 6)
G2-3 2-3 3-H
L1
G5-4-3 1-2f
F7
1B BB
FC3-6 21 SH1-4 BB BB
4 1 0 1 2 0 3
Dan Haren, R (1, 1)
Doug Clark, L (7, PH) OBP: 0.167, SLG: 0.167
50 Kiko Calero, R (7, 1)
Scott Sauerbeck, R (7, 1)
51 Brad Halsey, L (8, 1)
21 Mark Kotsay, L (8, 8) OBP: 0.318, SLG: 0.381
P4
K
K
F7
F6
SH1-4 1-2
2 0 0 0 0 1 1
1 0 0 0 0 0 1 0
0 0 0 0 0 0 0 0
0 0 0 0 0 0 0 0
2 0 0 0 0 0 2
Oakland Athletics @ San Diego Padres
PETCO Park, San Diego, CA
Thu Jun 29 2006, 3:35 PM EDT
Att. 30,301 - Sunny - 76 F
livebaseballscorecards.com
AB 50
R 6
H 11
RBI 6
BB 7
SO 15
LOB 24
Inning Stats
R: 0 H: 0 E: 0 LOB: 0 K: 2 BB: 0 S: 11 P: 13
R: 2 H: 3 E: 0 LOB: 1 K: 1 BB: 0 S: 16 P: 26
R: 1 H: 2 E: 1 LOB: 2 K: 1 BB: 1 S: 13 P: 22
R: 0 H: 0 E: 0 LOB: 0 K: 2 BB: 0 S: 7 P: 12
R: 0 H: 1 E: 0 LOB: 1 K: 2 BB: 0 S: 11 P: 19
R: 0 H: 1 E: 0 LOB: 1 K: 0 BB: 1 S: 13 P: 22
R: 0 H: 0 E: 0 LOB: 0 K: 2 BB: 0 S: 8 P: 16
R: 2 H: 1 E: 0 LOB: 0 K: 2 BB: 1 S: 16 P: 30
R: 0 H: 0 E: 0 LOB: 0 K: 0 BB: 0 S: 8 P: 12
R: 0 H: 1 E: 0 LOB: 1 K: 0 BB: 0 S: 7 P: 11
R: 0 H: 2 E: 0 LOB: 2 K: 0 BB: 1 S: 17 P: 24
R: 0 H: 0 E: 0 LOB: 0 K: 2 BB: 0 S: 10 P: 11
R: 0 H: 0 E: 0 LOB: 0 K: 1 BB: 0 S: 10 P: 12
R: 1 H: 0 E: 0 LOB: 3 K: 0 BB: 3 S: 21 P: 39
1B: 8 SF: 0 2B: 2 SAC: 1 3B: 0 DP: 1 HR: 1 HBP: 1
WP: 0 PA: 59 PB: 0 SB: 3 CS: 0
PITCHER IP WLS BF H R ER SO BB IBB HBP BLK WP HR S P ERA WHIP
44 Jake Peavy, R (1, 1) ERA: 4.5 6.0 26 7 3 3 8 2 0 0 0 0 0 71 114 4.50 1.500
Brian Sikorski, R (7, 1) ERA: 4.0 1.0 3 0 0 0 2 0 0 0 0 0 0 8 16 0.00 0.000
Scott Linebrink, R (8, 1) ERA: 2.95 1.0 5 1 2 2 2 1 0 0 0 0 1 16 30 18.00 2.000
Brian Sweeney, R (9, 1) ERA: 2.56 1.0 3 0 0 0 0 0 0 0 0 0 0 8 12 0.00 0.000
Trevor Hoffman, R (10, 1) ERA: 1.2 1.0 4 1 0 0 0 0 0 0 0 0 0 7 11 0.00 1.000
PITCHER IP WLS BF H R ER SO BB IBB HBP BLK WP HR S P ERA WHIP
Jon Adkins, R (11, 1) ERA: 4.57 0.1 3 1 0 0 0 1 0 0 0 0 0 9 15 0.00 6.000
Alan Embree, L (11, 1) ERA: 3.6 2.2 8 1 0 0 3 0 0 0 0 0 0 28 32 0.00 0.375
56 Scott Cassidy, R (14, 1) ERA: 2.43 1.0 L 7 0 1 1 0 2 1 1 0 0 0 21 39 9.00 2.000

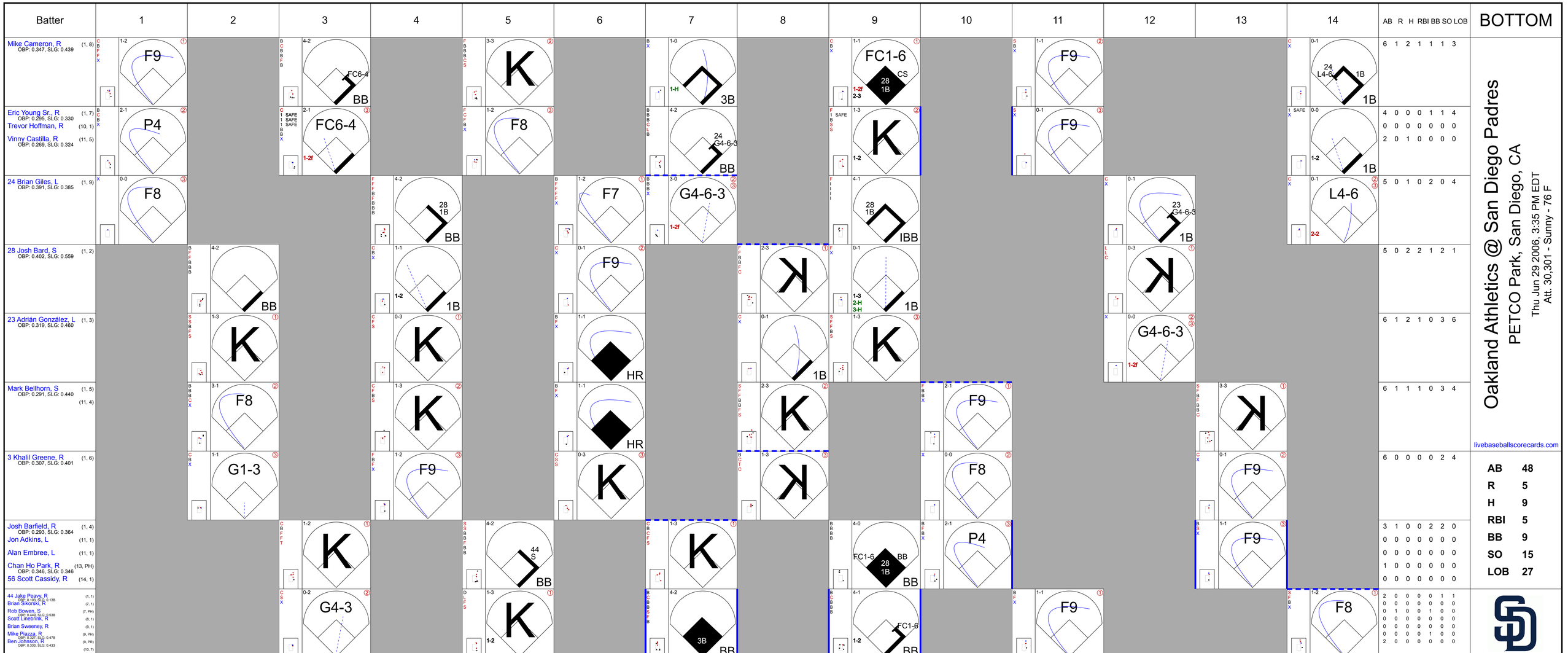
Batter
1
2
3
4
5
6
7
8
9
10
11
12
13
14
AB R H RBI BB SO LOB
BOTTOM
Mike Cameron, R (1, 8) OBP: 0.347, SLG: 0.439
F9
P4
FC6-4 BB
FC6-4
K
F8
3B
24 G4-6-3 BB
FC1-6 28 1B CS
K
F9
F9
24 L4-6 1B
1B
6 1 2 1 1 1 3
Eric Young Sr., R (1, 7) OBP: 0.295, SLG: 0.330
Trevor Hoffman, R (10, 1)
Vinny Castilla, R (11, 5) OBP: 0.269, SLG: 0.324
1 SAFE
1 SAFE
1 SAFE
1-2f
F8
K
F9
1-2
1B
4 0 0 0 1 1 4
0 0 0 0 0 0 0
2 0 1 0 0 0 0
24 Brian Giles, L (1, 9) OBP: 0.391, SLG: 0.385
F8
28 1B BB
F7
G4-6-3
1-2f
28 1B IBB
23 G4-6-3 1B
L4-6
2-2
5 0 1 0 2 0 4
28 Josh Bard, S (1, 2) OBP: 0.402, SLG: 0.559
BB
1B
F9
HR
K
K
1B
5 0 2 2 1 2 1
23 Adrián González, L (1, 3) OBP: 0.319, SLG: 0.460
K
K
K
1B
K
G4-6-3
1-2f
6 1 2 1 0 3 6
Mark Bellhorn, S (1, 5) OBP: 0.291, SLG: 0.440
(11, 4)
F8
K
HR
K
K
F9
P4
K
6 1 1 1 0 3 4
3 Khalil Greene, R (1, 6) OBP: 0.307, SLG: 0.401
G1-3
F9
K
K
F8
F9
6 0 0 0 0 2 4
Josh Barfield, R (1, 4) OBP: 0.293, SLG: 0.364
Jon Adkins, L (11, 1)
Alan Embree, L (11, 1)
Chan Ho Park, R (13, PH) OBP: 0.346, SLG: 0.346
56 Scott Cassidy, R (14, 1)
K
G4-6-3
K
44 S BB
K
3B BB
FC1-6 28 1B BB BB
FC1-6 BB
P4
F9
F9
3 1 0 0 2 2 0
0 0 0 0 0 0 0
0 0 0 0 0 0 0
1 0 0 0 0 0 0
0 0 0 0 0 0 0
44 Jake Peavy, R (1, 1) OBP: 0.103, SLG: 0.138
Brian Sikorski, R (7, 1)
Rob Bowen, S (7, PH) OBP: 0.448, SLG: 0.538
Scott Linebrink, R (8, 1)
Brian Sweeney, R (9, 1)
Mike Piazza, R (9, PH) OBP: 0.327, SLG: 0.478
Ben Johnson, R (9, PR) OBP: 0.333, SLG: 0.433
(10, 7)
F8
2 0 0 0 0 1 1
0 0 0 0 0 0 0
0 1 0 0 1 0 0
0 0 0 0 0 0 0
0 0 0 0 0 0 0
0 0 0 0 1 0 0
2 0 0 0 0 0 0
Oakland Athletics @ San Diego Padres
PETCO Park, San Diego, CA
Thu Jun 29 2006, 3:35 PM EDT
Att. 30,301 - Sunny - 76 F
livebaseballscorecards.com
AB 48
R 5
H 9
RBI 5
BB 9
SO 15
LOB 27
Inning Stats
1: R: 0 E: 0 K: 0 S: 7 | H: 0 LOB: 0 BB: 0 P: 10
2: R: 0 E: 0 K: 1 S: 10 | H: 0 LOB: 1 BB: 1 P: 19
3: R: 0 E: 0 K: 1 S: 11 | H: 0 LOB: 1 BB: 1 P: 18
4: R: 0 E: 0 K: 2 S: 15 | H: 1 LOB: 2 BB: 1 P: 22
5: R: 0 E: 0 K: 2 S: 13 | H: 0 LOB: 1 BB: 1 P: 22
6: R: 2 E: 0 K: 1 S: 14 | H: 2 LOB: 0 BB: 0 P: 17
7: R: 1 E: 0 K: 1 S: 11 | H: 1 LOB: 1 BB: 2 P: 24
8: R: 0 E: 0 K: 3 S: 14 | H: 1 LOB: 1 BB: 0 P: 19
9: R: 2 E: 0 K: 2 S: 13 | H: 1 LOB: 2 BB: 3 P: 28
10: R: 0 E: 0 K: 0 S: 5 | H: 0 LOB: 0 BB: 0 P: 9
11: R: 0 E: 0 K: 0 S: 6 | H: 0 LOB: 0 BB: 0 P: 8
12: R: 0 E: 0 K: 1 S: 6 | H: 1 LOB: 0 BB: 0 P: 6
13: R: 0 E: 0 K: 1 S: 8 | H: 0 LOB: 0 BB: 0 P: 12
14: R: 0 E: 0 K: 0 S: 8 | H: 2 LOB: 1 BB: 0 P: 9
1B: 6 2B: 1 3B: 1 HR: 2
SF: 0 SAC: 0 DP: 3 HBP: 0
WP: 0 PB: 0 SB: 1 CS: 1
PA: 57
PITCHER IP WLS BF H R ER SO BB IBB HBP BLK WP HR S P ERA WHIP
Dan Haren, R (1, 1) ERA: 3.53 6.0 25 3 2 2 7 4 0 0 0 0 2 70 108 3.00 1.167
50 Kiko Calero, R (7, 1) ERA: 3.73 0.1 B 4 1 1 1 1 2 0 0 0 0 0 10 20 27.00 9.000
Scott Sauerbeck, L (7, 1) ERA: 5.52 0.2 1 0 0 0 0 0 0 0 0 0 0 1 4 0.00 0.000
51 Brad Halsey, L (8, 1) ERA: 3.67 0.2 H 3 1 0 0 2 0 0 0 0 0 0 11 15 0.00 1.500
20 Huston Street, R (8, 1) ERA: 3.6 1.1 B 8 1 2 0 3 2 1 0 0 0 0 16 32 0.00 2.250
PITCHER IP WLS BF H R ER SO BB IBB HBP BLK WP HR S P ERA WHIP
47 Ron Flores, L (10, 1) ERA: 2.7 4.0 W 12 1 0 0 2 0 0 0 0 0 0 0 0 25 35 0.00 0.250
57 Chad Gaudin, R (14, 1) ERA: 4.25 1.0 S 4 2 0 0 0 0 0 0 0 0 0 0 0 8 9 0.00 2.000

Arizona Diamondbacks @ Oakland Athletics

McAfee Coliseum, Oakland, CA

Fri Jun 30 2006, 10:05 PM EDT

Att. 16,756 - Clear - 65 F

livebaseballscorecards.com

TOP

Batter	1	2	3	4	5	6	7	8	9	AB	R	H	RBI	BB	SO	LOB
Craig Counsell, L (1, 6) OBP: 0.324, SLG: 0.359	B C X 1-1 ① G4-3		C B B F F X 2-2 1B 2B	X 0-0 ② P6		C B B B C X 3-2 ③ F8		C X 0-1 ① G4-3		5	1	1	0	0	0	3
22 Eric Byrnes, R (1, 8) OBP: 0.350, SLG: 0.537	B F B X 2-1 ② G5-3		B B F B D 4-1 1B BB	F C F X 0-2 ③ L9			F C B X 1-2 G6-3 34 BB WP 1B	C X 0-1 ② P4		4	1	1	0	1	0	2
Chad Tracy, L (1, 5) OBP: 0.332, SLG: 0.460	C F B X 1-2 ③ P2		B F B B X 2-2 1-3 2-H 1B		B F B B X 3-1 34 G5-4-3 1B		F B F B B C 2-3 ① K	B B X 2-0 ③ F8		5	0	2	1	0	1	1
34 Conor Jackson, R (1, 3) OBP: 0.374, SLG: 0.409 Tony Clark, S (9, 3) OBP: 0.287, SLG: 0.376		B B B C B 4-1 FC3-6 BB	C B B C F X 2-2 ③ G3		S X 0-1 ① ② G5-4-3 1-2f		B B 1 SAFE B B 4-0 WP G6-3 1-2 1B BB		C B F S 1-3 ① K	3 0	1 0	0 0	0 0	2 0	1 0	3 0
Luis Gonzalez, L (1, 7) OBP: 0.353, SLG: 0.400		B X 1-0 ① L9		B B B C F X 3-2 1B 1B 2B	B B C B C B 4-2 FC6-4 BB		B D C S B X 3-2 ② G6-3 1-2 2-3		B F B X 2-1 ② G3-4-1	4	1	1	0	1	0	3
Johnny Estrada, S (1, 2) OBP: 0.332, SLG: 0.461		X 0-0 ② F9		B X 1-0 1 1B 30 SF7 1B 2-3 1B	X 0-0 ③ FC6-4 1-2f		C F F B F B X 2-2 2B 2-H 3-H 1B		F X 0-1 1B	5	2	3	1	0	0	2
Shawn Green, L (1, 9) OBP: 0.355, SLG: 0.471		B B X 2-0 ③ FC3-6 1-2f		B F X 1-1 30 SF7 1 1B 1-2 3-H 1B		C B X 1-1 1 G4-3 2B X	X 0-0 1-H 2B		B C S F S 1-3 ③ K	5	0	3	2	0	1	2
1 Orlando Hudson, S (1, 4) OBP: 0.326, SLG: 0.393			C X 0-1 ① G4-3	C X 0-1 30 SF7 1-2 2-3 1B		B B F X 2-1 ① G4-3 2-3 I I I I	4-0 IBB			3	0	1	0	1	0	1
30 Jeff DaVanon, S (1, 10) OBP: 0.359, SLG: 0.406 Damion Easley, R (7, PH) (7, 10) OBP: 0.333, SLG: 0.450			C B C E F B F B X 3-2 ② G1-3	B S F X 1-2 ① SF7 1-2 2-3 3-H		F S B B B F X 2-2 ② G4-3	B B S S F B C 3-3 ③ K			2 1	0 0	0 0	1 0	0 0	0 1	1 2
Inning Stats	R: 0 E: 0 K: 0 S: 7 H: 0 LOB: 0 BB: 0 P: 11	R: 0 E: 0 K: 0 S: 4 H: 0 LOB: 1 BB: 1 P: 11	R: 1 E: 0 K: 0 S: 20 H: 2 LOB: 2 BB: 1 P: 33	R: 2 E: 0 K: 0 S: 16 H: 4 LOB: 2 BB: 0 P: 22	R: 0 E: 0 K: 0 S: 7 H: 1 LOB: 1 BB: 1 P: 14	R: 0 E: 0 K: 0 S: 11 H: 1 LOB: 1 BB: 0 P: 19	R: 3 E: 0 K: 2 S: 19 H: 3 LOB: 2 BB: 2 P: 38	R: 0 E: 0 K: 0 S: 5 H: 0 LOB: 0 BB: 0 P: 7	R: 0 E: 0 K: 2 S: 11 H: 1 LOB: 1 BB: 0 P: 15	1B: 8 2B: 4 3B: 0 HR: 0	SF: 1 SAC: 0 DP: 1 HBP: 0						

	AB	37
	R	6
	H	12
	RBI	5
	BB	5
	SO	4
	LOB	20

WP: 1 PB: 0 SB: 0 CS: 0 PA: 43

PITCHER		IP	WLS	BF	H	R	ER	SO	BB	IBB	HBP	BLK	WP	HR	S	P	ERA	WHIP
Kirk Saarloos, R ERA: 4.61	(1, 1)	5.1		26	8	3	3	0	3	0	0	0	0	0	58	98	5.06	2.062
51 Brad Halsey, L ERA: 4.0	(6, 1)	1.2	L	10	3	3	3	2	1	1	0	0	1	0	26	50	16.20	2.400
Scott Sauerbeck, L ERA: 5.17	(8, 1)	1.0		3	0	0	0	0	0	0	0	0	0	0	5	7	0.00	0.000
50 Kiko Calero, R ERA: 3.62	(9, 1)	1.0		4	1	0	0	2	0	0	0	0	0	0	11	15	0.00	1.000

PITCHER	IP	WLS	BF	H	R	ER	SO	BB	IBB	HBP	BLK	WP	HR	S	P	ERA	WHIP

Batter	1	2	3	4	5	6	7	8	9	AB	R	H	RBI	BB	SO	LOB
21 Mark Kotsay, L (1, 8) OBP: 0.313, SLG: 0.375	B C B C B F F X 3-2 G6-3 ①		X 0-0 P5 ①		B B C B X 3-1 F8 ②	B S X 1-1 P4 ③			C B X 1-1 G6-3 ①	5	0	0	0	0	0	3
Nick Swisher, S (1, 7) OBP: 0.384, SLG: 0.530	X 0-0 L4 ②		B C B B B 4-1 BB		C C B X 1-2 G3-1 ③		B B X 2-0 F7 ①		C B X 1-1 G4-3 ②	4	0	0	0	1	0	0
7 Bobby Crosby, R (1, 6) OBP: 0.308, SLG: 0.379	C C B X 1-2 G5-3 ③		C X 0-1 L9 ② 2-3			X 0-0 HBP BB 14 2B 1B	C S B S 1-3 K ②		B C X 1-1 G4-3 ③	5	1	1	0	0	1	2
Frank Thomas, R (1, 10) OBP: 0.354, SLG: 0.513		B C B F S 2-3 K ①	B B C T B X 3-2 P5 ③			C B B F B F B 4-2 HBP 14 2B 1-2 BB	B C B B X 3-1 F8 ③			3	1	0	0	1	1	2
29 Dan Johnson, L (1, 3) OBP: 0.333, SLG: 0.374		B F F F X 1-2 G3 ②		B B X 2-0 G4-3 ①		B C B C S 2-3 K ①		X 0-0 G4-3 ①		4	0	0	0	0	1	2
Jay Payton, R (1, 9) OBP: 0.306, SLG: 0.413		B X 1-0 14 BB 1B		X 0-0 L8 ②		S D B H 3-1 14 2B 17 1B 1-2 2-3 HBP		C S X 0-2 17 2B 1B		3	2	2	0	0	0	0
14 Mark Ellis, R (1, 4) OBP: 0.312, SLG: 0.335		B C 1 SAFE F B B B 4-2 1-2 BB		C B B X 2-1 1B		S X 0-1 17 1B 1-3 2-H 3-H 2B		C F B B X 2-2 F7 ②		3	0	2	2	1	0	1
17 Adam Melhuse, S (1, 2) OBP: 0.298, SLG: 0.414		F C S 0-3 K ③		S 1 SAFE S B S S 1-3 K2-3 ③		F X 0-1 2-3 3-H 1B		X 0-0 1-H 2B		4	0	2	2	0	2	3
Antonio Perez, R (1, 5) OBP: 0.186, SLG: 0.208			B X 1-0 7 L9 2B		B C F S 1-3 K ①	X 0-0 P5 ②		F B X 1-1 P6 ③		4	0	1	0	0	1	3
Inning Stats	R: 0 E: 0 K: 0 S: 9 H: 0 LOB: 0 BB: 0 P: 13	R: 0 E: 0 K: 2 S: 13 H: 1 LOB: 2 BB: 1 P: 21	R: 0 E: 0 K: 0 S: 8 H: 1 LOB: 2 BB: 1 P: 16	R: 0 E: 0 K: 1 S: 7 H: 1 LOB: 1 BB: 0 P: 12	R: 0 E: 0 K: 1 S: 8 H: 0 LOB: 0 BB: 0 P: 13	R: 3 E: 0 K: 1 S: 15 H: 3 LOB: 2 BB: 1 P: 25	R: 0 E: 0 K: 1 S: 6 H: 0 LOB: 0 BB: 0 P: 12	R: 1 E: 0 K: 0 S: 10 H: 2 LOB: 1 BB: 0 P: 13	R: 0 E: 0 K: 0 S: 6 H: 0 LOB: 0 BB: 0 P: 9	1B: 5 2B: 3 3B: 0 HR: 0	SF: 0 SAC: 0 DP: 0 HBP: 1					

PITCHER	IP	WLS	BF	H	R	ER	SO	BB	IBB	HBP	BLK	WP	HR	S	P	ERA	WHIP
Claudio Vargas, R (1, 1) ERA: 4.82	6.0	W	28	6	3	3	5	3	0	1	0	0	0	60	100	4.50	1.500
28 Brandon Medders, R (7, 1) ERA: 3.5	2.0	H	8	2	1	1	1	0	0	0	0	0	0	16	25	4.50	1.000
Jorge Julio, R (9, 1) ERA: 3.76	1.0	S	3	0	0	0	0	0	0	0	0	0	0	6	9	0.00	0.000

PITCHER	IP	WLS	BF	H	R	ER	SO	BB	IBB	HBP	BLK	WP	HR	S	P	ERA	WHIP

BOTTOM

Arizona Diamondbacks @ Oakland Athletics

McAfee Coliseum, Oakland, CA

Fri Jun 30 2006, 10:05 PM EDT

Att. 16,756 - Clear - 65 F

livebaseballscorecards.com

AB	35
R	4
H	8
RBI	4
BB	3
SO	6
LOB	16

Batter	1	2	3	4	5	6	7	8	9	AB	R	H	RBI	BB	SO	LOB
Craig Counsell, L (1, 6) OBP: 0.319, SLG: 0.352	F7		F9		L9		F7	G5-3		5	0	0	0	0	0	3
22 Eric Byrnes, R (1, 8) OBP: 0.351, SLG: 0.534	G6-3		G5-3			1B	1B	P5		5	1	2	0	0	0	1
Chad Tracy, L (1, 5) OBP: 0.330, SLG: 0.456	F7			F7		F7	1B	K		5	1	1	1	0	1	2
34 Conor Jackson, R (1, 3) OBP: 0.371, SLG: 0.404		K		F8		K	1B		F7	5	1	1	2	0	2	1
Luis Gonzalez, L (1, 7) OBP: 0.363, SLG: 0.419		FC3-6 HBP BB		2B		1B	2B		2B	4	2	4	1	1	0	0
Johnny Estrada, S (1, 2) OBP: 0.338, SLG: 0.466		FC3-6 HBP		F8		G4-3	BB 1B			4	0	2	2	0	0	3
Shawn Green, L (1, 9) OBP: 0.356, SLG: 0.472		FC3-6			G4-3	2B BB			K	4	1	1	0	1	1	3
1 Orlando Hudson, S (1, 4) OBP: 0.321, SLG: 0.386		P6			F8	G4-3 P4			F7	5	0	0	0	0	0	6
30 Jeff DaVanon, S (1, 10) OBP: 0.368, SLG: 0.428			K		3B	1B	1B	1B		4	1	3	1	0	1	0
Inning Stats	R: 0 E: 0 K: 0 S: 6 H: 0 LOB: 0 BB: 0 P: 8	R: 0 E: 0 K: 1 S: 12 H: 0 LOB: 2 BB: 1 P: 21	R: 0 E: 0 K: 1 S: 7 H: 0 LOB: 0 BB: 0 P: 10	R: 0 E: 0 K: 0 S: 8 H: 1 LOB: 1 BB: 0 P: 14	R: 0 E: 0 K: 0 S: 11 H: 1 LOB: 1 BB: 0 P: 16	R: 0 E: 0 K: 1 S: 11 H: 2 LOB: 2 BB: 0 P: 15	R: 6 E: 0 K: 0 S: 21 H: 7 LOB: 2 BB: 1 P: 33	R: 0 E: 0 K: 1 S: 8 H: 1 LOB: 1 BB: 0 P: 13	R: 1 E: 0 K: 1 S: 10 H: 2 LOB: 1 BB: 0 P: 16	1B: 8 2B: 5 3B: 1 HR: 0 SF: 0 SAC: 0 DP: 0 HBP: 1						

PITCHER		IP	WLS	BF	H	R	ER	SO	BB	IBB	HBP	BLK	WP	HR	S	P	ERA	WHIP
25 Esteban Loaiza, R ERA: 6.39	(1, 1)	6.2	L	31	9	5	5	3	1	0	1	0	0	0	68	102	6.75	1.500
Scott Sauerbeck, L ERA: 5.29	(7, 1)	1.1		8	3	1	1	1	1	0	0	0	0	0	16	28	6.75	3.000
58 Justin Duchscherer, R ERA: 3.26	(9, 1)	1.0		5	2	1	1	1	0	0	0	0	0	0	10	16	9.00	2.000

PITCHER	IP	WLS	BF	H	R	ER	SO	BB	IBB	HBP	BLK	WP	HR	S	P	ERA	WHIP

TOP

Arizona Diamondbacks @ Oakland Athletics

McAfee Coliseum, Oakland, CA

Sat Jul 01 2006, 4:05 PM EDT

Att. 19,024 - Sunny - 66 F

livebaseballscorecards.com

AB	41
R	7
H	14
RBI	7
BB	2
SO	5
LOB	19

Batter	1	2	3	4	5	6	7	8	9	AB	R	H	RBI	BB	SO	LOB
Jason Kendall, R (1, 2) OBP: 0.351, SLG: 0.319	B C F X 1-2 G4-3 ①			B B C C B S 3-3 K ①			B B C C F F F X 2-2 G6-3 ①		B C F F B X 2-2 G5-3 ①	4	0	0	0	0	1	0
21 Mark Kotsay, L (1, 8) OBP: 0.309, SLG: 0.369	F F F T 0-2 K ②			F S B B B X 2-2 G3-1 ②			X 0-0 G4-3 ②		S B X 1-1 F7 ②	4	0	0	0	0	1	0
7 Bobby Crosby, R (1, 6) OBP: 0.307, SLG: 0.375	B C X 1-1 F8 ③			B C B X 2-1 G1-3 ③			B B B B 4-0 HR BB		C B S S 1-3 K ③	3	1	0	0	1	1	0
Frank Thomas, R (1, 10) OBP: 0.354, SLG: 0.526		C B C F X 1-2 G6-3 ①			B B C F B F S 3-3 K ①		C B F D X 2-2 1-H HR			3	1	1	2	0	1	0
Nick Swisher, S (1, 7) OBP: 0.381, SLG: 0.524		C S X 0-2 F7 ②			B C T B B S 3-3 K ②		X 0-0 G3 ③			3	0	0	0	0	1	0
Jay Payton, R (1, 9) OBP: 0.302, SLG: 0.408		X 0-0 G6-3 ③			B X 1-0 G6-3 ③			B B C B F F F X 3-2 F8 ①		3	0	0	0	0	0	0
29 Dan Johnson, L (1, 3) OBP: 0.333, SLG: 0.374			C B F X 1-2 G4-3 ①			C B B X 2-1 P5 ①		C C F F X 0-2 14 1B 1B		3	0	1	0	0	0	0
14 Mark Ellis, R (1, 4) OBP: 0.312, SLG: 0.335			C X 0-1 G6-3 ②			C B C B X 2-2 G6-3 ②		B X 1-0 1-2 G4-6-3 1B		3	0	1	0	0	0	0
Marco Scutaro, R (1, 5) OBP: 0.296, SLG: 0.296			C F F C 0-3 K ③			B F C B X 2-2 G6-3 ③		C B X 1-1 1-2f G4-6-3 ②③		3	0	0	0	0	1	2
Inning Stats	R: 0 E: 0 K: 1 S: 9 H: 0 LOB: 0 BB: 0 P: 11	R: 0 E: 0 K: 0 S: 8 H: 0 LOB: 0 BB: 0 P: 9	R: 0 E: 0 K: 1 S: 9 H: 0 LOB: 0 BB: 0 P: 10	R: 0 E: 0 K: 1 S: 8 H: 0 LOB: 0 BB: 0 P: 15	R: 0 E: 0 K: 2 S: 8 H: 0 LOB: 0 BB: 0 P: 15	R: 0 E: 0 K: 0 S: 8 H: 0 LOB: 0 BB: 0 P: 14	R: 2 E: 0 K: 0 S: 11 H: 1 LOB: 0 BB: 1 P: 19	R: 0 E: 0 K: 0 S: 12 H: 2 LOB: 1 BB: 0 P: 17	R: 0 E: 0 K: 1 S: 9 H: 0 LOB: 0 BB: 0 P: 13	1B: 2 2B: 0 3B: 0 HR: 1 SF: 0 SAC: 0 DP: 1 HBP: 0						

PITCHER	IP	WLS	BF	H	R	ER	SO	BB	IBB	HBP	BLK	WP	HR	S	P	ERA	WHIP
Miguel Batista, R (1, 1) ERA: 4.94	9.0	W	30	3	2	2	6	1	0	0	0	0	1	82	123	2.00	0.444

PITCHER	IP	WLS	BF	H	R	ER	SO	BB	IBB	HBP	BLK	WP	HR	S	P	ERA	WHIP

BOTTOM

Arizona Diamondbacks @ Oakland Athletics

McAfee Coliseum, Oakland, CA

Sat Jul 01 2006, 4:05 PM EDT

Att. 19,024 - Sunny - 66 F

livebaseballscorecards.com

AB	29
R	2
H	3
RBI	2
BB	1
SO	6
LOB	2

WP: 0 PA: 30
PB: 0
SB: 0
CS: 0

Arizona Diamondbacks @ Oakland Athletics

McAfee Coliseum, Oakland, CA

Sun Jul 02 2006, 4:05 PM EDT

Att. 19,130 - Overcast - 55 F

livebaseballscorecards.com

TOP

Batter	1	2	3	4	5	6	7	8	9	AB	R	H	RBI	BB	SO	LOB
Craig Counsell, L (1, 6) OBP: 0.318, SLG: 0.349	F7		G5-3		G1-3			22 G6-4-3 BB		3	0	0	0	1	0	1
22 Eric Byrnes, R (1, 8) OBP: 0.349, SLG: 0.528	L8			34 FC3-6 BB 1B BB	K			G6-4-3 1-2f		3	1	0	0	1	1	2
Chad Tracy, L (1, 10) OBP: 0.330, SLG: 0.452	F7			34 FC3-6 1-2 BB	K				E3 34 2B BB	3	1	0	0	1	1	0
34 Conor Jackson, R (1, 3) OBP: 0.369, SLG: 0.406		P4		FC3-6 1B 1-2f 2-3	P4				BB 1 SF8 1-3 2B	4	1	1	0	0	0	2
Tony Clark, S (9, 3) OBP: 0.287, SLG: 0.376										0	0	0	0	0	0	0
Luis Gonzalez, L (1, 7) OBP: 0.365, SLG: 0.420		G4-3		G6-4-3 1B 1-2 3-H			G4-6-3 1B		G5-3	4	0	2	1	0	0	2
Johnny Estrada, S (1, 2) OBP: 0.340, SLG: 0.464	1B			G6-4-3 1-2f			G4-6-3 1-2f		1 SF8 BB IBB	3	0	1	0	1	0	3
Shawn Green, L (1, 9) OBP: 0.355, SLG: 0.467	K				G4-3		G3-1		1-2 2-3 3-H BB	3	0	0	1	1	1	1
1 Orlando Hudson, S (1, 4) OBP: 0.320, SLG: 0.385			F7		1B			G6-3	SF8 2-3 3-H	3	0	1	1	0	0	0
Damion Easley, R (1, 5) OBP: 0.331, SLG: 0.452			P2		P4			2B	L4	4	0	1	0	0	0	3

AB	30
R	3
H	6
RBI	3
BB	5
SO	3
LOB	14

Inning Stats	1	2	3	4	5	6	7	8	9
	R: 0 E: 0 K: 0 S: 11 H: 0 LOB: 0 BB: 0 P: 15	R: 0 E: 0 K: 1 S: 10 H: 1 LOB: 1 BB: 0 P: 10	R: 0 E: 0 K: 0 S: 6 H: 0 LOB: 0 BB: 0 P: 8	R: 1 E: 0 K: 0 S: 11 H: 1 LOB: 1 BB: 2 P: 24	R: 0 E: 0 K: 0 S: 9 H: 1 LOB: 1 BB: 0 P: 14	R: 0 E: 0 K: 2 S: 7 H: 0 LOB: 0 BB: 0 P: 10	R: 0 E: 0 K: 0 S: 4 H: 1 LOB: 0 BB: 0 P: 6	R: 0 E: 0 K: 0 S: 8 H: 1 LOB: 1 BB: 1 P: 17	R: 2 E: 1 K: 0 S: 13 H: 1 LOB: 2 BB: 2 P: 27

| | | | | | | | | | |

Batter	1	2	3	4	5	6	7	8	9	AB	R	H	RBI	BB	SO	LOB
Jason Kendall, R (1, 2) OBP: 0.349, SLG: 0.318	C C B B X 2-2 G1-3 ①		C X 0-1 1-2 1B ①		C B C B X 2-2 G4-3 ③			C C B X 1-2 L5 ③		4	0	1	0	0	0	0
Nick Swisher, S (1, 7) OBP: 0.377, SLG: 0.517	C B X 1-1 G4-3 ②		B C B S C 2-3 K ②			X 0-0 G3 ①			C B F C 1-3 K ①	4	0	0	0	0	2	2
21 Mark Kotsay, L (1, 8) OBP: 0.305, SLG: 0.364	B F B B C X 3-2 G6-3 ③		B X 1-0 F7 ③			C C C 0-3 K ②			C X 0-1 G6-3 ②	4	0	0	0	0	1	2
Frank Thomas, R (1, 10) OBP: 0.352, SLG: 0.536		C F X 0-2 HR		X 0-0 F7 ①		B B C X 2-1 G1-3 ③			C C B B X 2-2 F7 ③	4	1	1	1	0	0	0
7 Bobby Crosby, R (1, 6) OBP: 0.307, SLG: 0.374		F C B B B S 3-3 K ①		B C X 1-1 S 1B			C B C S 1-3 K ①			3	0	1	0	0	2	0
29 Dan Johnson, L (1, 3) OBP: 0.333, SLG: 0.373		C S S 0-3 K ②		1 SAFE B X 1-0 F7 ②			C X 0-1 G4-3 1B			3	0	1	0	0	1	1
Jay Payton, R (1, 9) OBP: 0.299, SLG: 0.403		X 0-0 G1-3 ③		C 1 SAFE P F X 1-2 G6-3 ③ 1-2			B S X 1-1 G4-3 ②③ 1-2f			3	0	0	0	0	0	2
14 Mark Ellis, R (1, 4) OBP: 0.307, SLG: 0.329			C X 0-1 G6-3 ①		C B L X 1-2 G6-3 ①			C S B X 1-2 G1-3 ①		3	0	0	0	0	0	0
Antonio Perez, R (1, 5) OBP: 0.194, SLG: 0.200			B B B C S F B 4-2 1B BB		C C B S 1-3 K ②			C X 0-1 G4-3 ②		2	0	0	0	1	1	0
Inning Stats	R: 0 E: 0 K: 0 S: 8 H: 0 LOB: 0 BB: 0 P: 14	R: 1 E: 0 K: 2 S: 10 H: 1 LOB: 0 BB: 0 P: 13	R: 0 E: 0 K: 1 S: 12 H: 1 LOB: 2 BB: 1 P: 19	R: 0 E: 0 K: 0 S: 8 H: 1 LOB: 1 BB: 0 P: 10	R: 0 E: 0 K: 1 S: 9 H: 0 LOB: 0 BB: 0 P: 13	R: 0 E: 0 K: 1 S: 6 H: 0 LOB: 0 BB: 0 P: 8	R: 0 E: 0 K: 1 S: 7 H: 1 LOB: 0 BB: 0 P: 9	R: 0 E: 0 K: 0 S: 8 H: 0 LOB: 0 BB: 0 P: 10	R: 0 E: 0 K: 1 S: 8 H: 0 LOB: 0 BB: 0 P: 11	1B: 3 2B: 0 3B: 0 HR: 1	SF: 0 SAC: 0 DP: 1 HBP: 0						

PITCHER	IP	WLS	BF	H	R	ER	SO	BB	IBB	HBP	BLK	WP	HR	S	P	ERA	WHIP
17 Brandon Webb, R (1, 1) ERA: 2.72	9.0	W	31	4	1	1	7	1	0	0	0	0	1	76	107	1.00	0.556

PITCHER	IP	WLS	BF	H	R	ER	SO	BB	IBB	HBP	BLK	WP	HR	S	P	ERA	WHIP

BOTTOM

Arizona Diamondbacks @ Oakland Athletics

McAfee Coliseum, Oakland, CA

Sun Jul 02 2006, 4:05 PM EDT
Att. 19,130 - Overcast - 55 F

livebaseballscorecards.com

AB	30
R	1
H	4
RBI	1
BB	1
SO	7
LOB	7

1B: 3	SF: 0	WP: 0	PA: 31
2B: 0	SAC: 0	PB: 0	
3B: 0	DP: 1	SB: 1	
HR: 1	HBP: 0	CS: 0	

Batter	1	2	3	4	5	6	7	8	9	AB	R	H	RBI	BB	SO	LOB
28 Curtis Granderson, L (1, 8) OBP: 0.369, SLG: 0.473	P6	F9			14 2B 1B		G3-1		G3	5	1	1	0	0	0	3
14 Placido Polanco, R (1, 4) OBP: 0.319, SLG: 0.362	1B 1B		G4-3		1-H 2B		P3			4	0	2	1	0	0	0
Ivan Rodriguez, R (1, 2) OBP: 0.328, SLG: 0.443	30 G4-6-3 1B		G3-1		G6-3			9 G4-3 2B		4	0	2	0	0	0	1
30 Magglio Ordonez, R (1, 9) OBP: 0.362, SLG: 0.511	G4-6-3		G6-3			L7		K		4	0	0	0	0	1	3
9 Carlos Guillen, S (1, 6) OBP: 0.382, SLG: 0.504		33 F9 1B 2B		P5		G4-3		G4-3		4	1	1	0	0	0	1
33 Marcus Thames, R (1, 7) OBP: 0.382, SLG: 0.660		F9		K		HR		G5-3		4	1	1	1	0	1	2
Craig Monroe, R (1, 10) OBP: 0.279, SLG: 0.438		31 1B 1B		F8		2B			K	4	0	2	1	0	1	0
31 Chris Shelton, R (1, 3) OBP: 0.347, SLG: 0.512		1-3 1B			F9	L5			K	4	0	1	0	0	1	1
15 Brandon Inge, R (1, 5) OBP: 0.288, SLG: 0.469		P3			G3		G6-3		E6	4	0	0	0	0	0	2
Inning Stats	R: 0 E: 0 K: 0 S: 8 H: 2 LOB: 1 BB: 0 P: 12	R: 1 E: 0 K: 0 S: 11 H: 3 LOB: 2 BB: 0 P: 17	R: 0 E: 0 K: 0 S: 8 H: 0 LOB: 0 BB: 0 P: 12	R: 0 E: 0 K: 1 S: 10 H: 0 LOB: 0 BB: 0 P: 13	R: 1 E: 0 K: 0 S: 13 H: 2 LOB: 1 BB: 0 P: 19	R: 1 E: 0 K: 0 S: 9 H: 2 LOB: 1 BB: 0 P: 12	R: 0 E: 0 K: 0 S: 8 H: 0 LOB: 0 BB: 0 P: 13	R: 0 E: 0 K: 1 S: 11 H: 1 LOB: 1 BB: 0 P: 15	R: 0 E: 1 K: 2 S: 13 H: 0 LOB: 1 BB: 0 P: 17	1B: 5 2B: 4 3B: 0 HR: 1 SF: 0 SAC: 0 DP: 1 HBP: 0						

TOP

Detroit Tigers @ Oakland Athletics

McAfee Coliseum, Oakland, CA

Mon Jul 03 2006, 10:05 PM EDT

Att. 35,077 - Clear - 59 F

livebaseballscorecards.com

AB	37
R	3
H	10
RBI	3
BB	0
SO	4
LOB	13

WP: 0 PB: 0 SB: 0 CS: 0 PA: 37

PITCHER		IP	WLS	BF	H	R	ER	SO	BB	IBB	HBP	BLK	WP	HR	S	P	ERA	WHIP
Joe Blanton, R ERA: 4.78	(1, 1)	7.0	W	29	9	3	3	1	0	0	0	0	0	1	67	98	3.86	1.286
58 Justin Duchscherer, R ERA: 3.1	(8, 1)	1.0	H	4	1	0	0	1	0	0	0	0	0	0	11	15	0.00	1.000
20 Huston Street, R ERA: 3.47	(9, 1)	1.0	S	4	0	0	0	2	0	0	0	0	0	0	13	17	0.00	0.000

PITCHER	IP	WLS	BF	H	R	ER	SO	BB	IBB	HBP	BLK	WP	HR	S	P	ERA	WHIP

Detroit Tigers @ Oakland Athletics

McAfee Coliseum, Oakland, CA

Mon Jul 03 2006, 10:05 PM EDT

Att. 35,077 - Clear - 59 F

livebaseballscorecards.com

BOTTOM

Batter	1	2	3	4	5	6	7	8	9	AB	R	H	RBI	BB	SO	LOB
21 Mark Kotsay, L (1, 8) OBP: 0.301, SLG: 0.359	C B X 1-1 G4-3		C D C B B F F X 3-2 G1 1-2 2-3		X 0-0 F8		F C X 0-2 G2-3			4	0	0	0	0	0	2
Nick Swisher, S (1, 3) OBP: 0.378, SLG: 0.514	B S B B X 3-1 F9		C B B S B F B 4-2 7 1B BB		B B C B B 4-1 BB		C B X 1-1 G3-1			2	0	0	0	2	0	0
7 Bobby Crosby, R (1, 6) OBP: 0.310, SLG: 0.376	C B C S 1-3 K		B B C X 2-1 1-2 2-H 3-H 1B		X 0-0 G4-3		B B X 2-0 1B			4	0	2	2	0	1	1
3 Eric Chavez, L (1, 5) OBP: 0.358, SLG: 0.456		X 0-0 F7	C T X 0-2 G1-3			B C F F X 1-2 BB HR 1B	1 SAFE B B B F F X 3-2 G4-3			4	1	1	0	0	0	3
Frank Thomas, R (1, 10) OBP: 0.355, SLG: 0.533		B C F F B B C 3-3 K		B B X 2-1 G5-4-3 1B		B B B B 4-0 1-2 HR BB		C X 0-1 L7		3	1	1	0	1	1	0
Jay Payton, R (1, 9) OBP: 0.298, SLG: 0.412		C F B X 1-2 F9		X 0-0 1-2f G5-4-3		X 0-0 1-H 2-H HR		C S X 0-2 P4		4	1	1	3	0	0	1
23 Bobby Kielty, S (1, 7) OBP: 0.368, SLG: 0.432			B X 1-0 G4-3	X 0-0 1B		C B F S 1-3 K		B B B B 4-0 BB		3	0	1	0	1	1	0
Jason Kendall, R (1, 2) OBP: 0.348, SLG: 0.314			C B B B B 4-1 21 G1 14 1B 7 1B BB	B B 1 SAFE X 2-0 L5		X 0-0 G5-3		C 1 SAFE C 1 SAFE F F B X 1-2 G1-3		3	1	0	0	1	0	2
14 Mark Ellis, R (1, 4) OBP: 0.308, SLG: 0.330			B F C B X 2-2 21 G1 7 1B 1-2 1B		C X 0-1 P4	X 0-0 L3				3	1	1	0	0	0	0

Inning Stats	R: 0 E: 0 K: 1 S: 7	H: 0 LOB: 0 BB: 0 P: 12	R: 0 E: 0 K: 1 S: 9	H: 0 LOB: 0 BB: 0 P: 13	R: 2 E: 0 K: 0 S: 18	H: 2 LOB: 2 BB: 2 P: 34	R: 0 E: 0 K: 0 S: 5	H: 2 LOB: 1 BB: 0 P: 9	R: 0 E: 0 K: 0 S: 5	H: 0 LOB: 1 BB: 1 P: 9	R: 3 E: 0 K: 1 S: 10	H: 2 LOB: 0 BB: 1 P: 16	R: 0 E: 0 K: 0 S: 9	H: 1 LOB: 1 BB: 0 P: 15	R: 0 E: 0 K: 0 S: 10	H: 0 LOB: 1 BB: 1 P: 15	1B: 6 2B: 0 3B: 0 HR: 1	SF: 0 SAC: 0 DP: 1 HBP: 0	WP: 0 PB: 0 SB: 0 CS: 0	PA: 35

PITCHER		IP	WLS	BF	H	R	ER	SO	BB	IBB	HBP	BLK	WP	HR	S	P	ERA	WHIP
29 Nate Robertson, L ERA: 3.35	(1, 1)	7.0	L	31	7	5	5	3	4	0	0	0	0	1	63	108	6.43	1.571
Jason Grilli, R ERA: 3.86	(8, 1)	1.0		4	0	0	0	0	1	0	0	0	0	0	10	15	0.00	1.000

PITCHER	IP	WLS	BF	H	R	ER	SO	BB	IBB	HBP	BLK	WP	HR	S	P	ERA	WHIP

AB	30
R	5
H	7
RBI	5
BB	5
SO	3
LOB	9

Batter	1	2	3	4	5	6	7	8	9	10	AB	R	H	RBI	BB	SO	LOB
28 Curtis Granderson, L (1, 8) OBP: 0.365, SLG: 0.467	C B X 1-1 F9 ①		B B F F T 2-2 K ③			C B X 1-1 G4-3 ①		C B B C 1 SAFE 2-2 CS ③ 1-2	F S B B S 2-3 K ①		4	0	0	0	0	2	0
20 Omar Infante, R (1, 4) OBP: 0.315, SLG: 0.413 Alexis Gomez, L (9, PH) OBP: 0.319, SLG: 0.397 39 Ramon Santiago, S (9, 4) OBP: 0.219, SLG: 0.226	C S B S 1-3 K2-3 ②			S X 0-1 30 G5-3 1B		B B C X 2-1 G6-3 ②			C F B F X 1-2 2B		3 1 0	0 0 0	1 1 0	0 0 0	0 0 0	1 0 0	0 0 0
33 Marcus Thames, R (1, 7) OBP: 0.375, SLG: 0.646	C B B S T 2-2 K ③			B B C F C 2-3 K ①		S F F B B S 2-3 K ③			X 0-0 G5-3 ②		4	0	0	0	0	3	2
30 Magglio Ordonez, R (1, 9) OBP: 0.358, SLG: 0.505		B X 1-0 G3 ①		1 SAFE X 0-0 G5-3 ② 1-2			B F X 1-1 G6-3 ①		S B F S 1-3 K ③		4	0	0	0	0	1	2
9 Carlos Guillen, S (1, 6) OBP: 0.383, SLG: 0.505		C B F B X 2-2 31 WP 2B		C X 0-1 F7 ③			C C B F B F X 2-2 F8 ②			S B F B B B 4-2 S BB	3	0	1	0	1	0	1
Craig Monroe, R (1, 10) OBP: 0.275, SLG: 0.431		S B S F F B B S 3-3 K ②			B X 1-0 G6-3 ①		X 0-0 P3 ③			C 1 SAFE B S F E B X 2-2 F9 ① 1-2	4	0	0	0	0	1	2
31 Chris Shelton, R (1, 3) OBP: 0.346, SLG: 0.509		D X 1-0 G6-3 ③ 2-3			B C S B F X 2-2 13 CS 1B			B B C X 2-1 P4 ①		B 2 SAFE C X 1-1 F9 ②	4	0	1	0	0	0	2
13 Vance Wilson, R (1, 2) OBP: 0.333, SLG: 0.536			C B B F B X 3-2 G4-3 ①		C S B X 1-2 1-2 HR ②			B F S F B X 2-2 28 CS 1B		B B F X 2-1 G6-3 ③	4	1	2	1	0	0	1
15 Brandon Inge, R (1, 5) OBP: 0.285, SLG: 0.464			C F B B F F X 2-2 F8 ②		C S B F F B F S 2-3 K ③			B F F B X 2-2 F8 ②			3	0	0	0	0	1	1
Inning Stats	R: 0 H: 0 E: 0 LOB: 0 K: 2 BB: 0 S: 8 P: 12	R: 0 H: 1 E: 0 LOB: 1 K: 1 BB: 0 S: 10 P: 17	R: 0 H: 0 E: 0 LOB: 0 K: 1 BB: 0 S: 11 P: 18	R: 0 H: 1 E: 0 LOB: 1 K: 1 BB: 0 S: 8 P: 10	R: 1 H: 2 E: 0 LOB: 0 K: 1 BB: 0 S: 14 P: 20	R: 0 H: 0 E: 0 LOB: 0 K: 1 BB: 0 S: 8 P: 13	R: 0 H: 0 E: 0 LOB: 0 K: 0 BB: 0 S: 8 P: 11	R: 0 H: 1 E: 0 LOB: 0 K: 0 BB: 0 S: 11 P: 19	R: 0 H: 1 E: 0 LOB: 1 K: 2 BB: 0 S: 11 P: 15	R: 0 H: 0 E: 0 LOB: 1 K: 0 BB: 1 S: 11 P: 20	1B: 3 SF: 0 2B: 2 SAC: 0 3B: 0 DP: 0 HR: 1 HBP: 0						

PITCHER		IP	WLS	BF	H	R	ER	SO	BB	IBB	HBP	BLK	WP	HR	S	P	ERA	WHIP
Dan Haren, R ERA: 3.4	(1, 1)	7.0		24	4	1	1	7	0	0	0	0	1	1	67	101	1.29	0.571
50 Kiko Calero, R ERA: 3.51	(8, 1)	1.0		3	1	0	0	0	0	0	0	0	0	0	11	19	0.00	1.000
20 Huston Street, R ERA: 3.38	(9, 1)	1.0		4	1	0	0	2	0	0	0	0	0	0	11	15	0.00	1.000
47 Ron Flores, L ERA: 2.7	(10, 1)	0.0		1	0	0	0	0	1	0	0	0	0	0	2	6	∞	∞
57 Chad Gaudin, R ERA: 4.11	(10, 1)	1.0	W	3	0	0	0	0	0	0	0	0	0	0	9	14	0.00	0.000

PITCHER	IP	WLS	BF	H	R	ER	SO	BB	IBB	HBP	BLK	WP	HR	S	P	ERA	WHIP

TOP

Detroit Tigers @ Oakland Athletics

McAfee Coliseum, Oakland, CA

Tue Jul 04 2006, 5:05 PM EDT

Att. 21,096 - Partly Cloudy - 60 F

livebaseballscorecards.com

AB	34
R	1
H	6
RBI	1
BB	1
SO	9
LOB	11

WP: 1 PA: 36
PB: 0
SB: 1
CS: 2

Batter	1	2	3	4	5	6	7	8	9	10	AB	R	H	RBI	BB	SO	LOB
21 Mark Kotsay, L (1, 8) OBP: 0.303, SLG: 0.360	B C F X 1-2 BB 1B 1B		F F T 0-2 ① K		B C F F B F B F X 3-2 ③ G6-3			S X 0-1 7 1B 1B		F X 0-1 ① G5-3	5	1	2	0	0	1	0
7 Bobby Crosby, R (1, 6) OBP: 0.311, SLG: 0.374	B 1 SAFE X 1-0 ① P3		C X 0-1 ② G5-3			C S F X 0-2 ① G5-3		B C 1 SAFE F B B B X 3-2 1-2 1B		B S B B B 4-1 BB 1B BB	4	1	1	0	1	0	1
3 Eric Chavez, L (1, 5) OBP: 0.355, SLG: 0.451	C X 0-1 ② F8		C S X 0-2 1B			S C B T 1-2 ② K		D F B S S 2-3 ② K		C B S S 1-3 ② K	5	0	1	0	0	3	4
Frank Thomas, R (1, 10) OBP: 0.356, SLG: 0.525	B 1 SAFE B B B B 4-0 1B 1-2 BB		C C D B B F X 3-2 ③ G5-3			C B B F S 2-3 ③ K		B B C F B F F X 3-2 ③ P6		B B B C B 4-1 1B 1-2 BB	3	0	0	0	2	1	3
Jay Payton, R (1, 9) OBP: 0.300, SLG: 0.412	B C C D B X 3-2 1-2 2-H 1B			X 0-0 ① L9			C B X 1-1 ① G3-1		F B F X 1-2 ① G4-3	B C S X 1-2 1-2 2-H 1B	5	0	2	2	0	0	0
29 Dan Johnson, L (1, 3) OBP: 0.332, SLG: 0.368	C C X 0-2 ③ G4-3			C C B B B X 2-2 ② P6			B C B B B B 4-1 BB		C C C 0-3 ② K		3	0	0	0	1	1	2
23 Bobby Kielty, S (1, 7) OBP: 0.365, SLG: 0.426		B F X 1-1 ① G1-3		B B C B C X 3-2 ③ G4-3			B C B S B X 3-2 ② F7		B X 1-0 1B 1B		4	0	1	0	0	0	1
Jason Kendall, R (1, 2) OBP: 0.346, SLG: 0.313		C X 0-1 ② L9			C B X 1-1 ① G6-3		B F B X 2-1 ③ F8		B C X 1-1 1-2 1B		4	0	1	0	0	0	1
14 Mark Ellis, R (1, 4) OBP: 0.302, SLG: 0.322		C B B X 2-1 ③ F9			C F F C 0-3 ② K			C C B X 1-2 ① F7	C F F X 0-2 ③ P5		4	0	0	0	0	1	2
Inning Stats	R: 1 H: 2 E: 0 LOB: 2 K: 0 BB: 1 S: 12 P: 21	R: 0 H: 0 E: 0 LOB: 0 K: 0 BB: 0 S: 6 P: 9	R: 0 H: 1 E: 0 LOB: 1 K: 1 BB: 0 S: 12 P: 15	R: 0 H: 0 E: 0 LOB: 0 K: 0 BB: 0 S: 7 P: 12	R: 0 H: 0 E: 0 LOB: 0 K: 1 BB: 0 S: 12 P: 16	R: 0 H: 0 E: 0 LOB: 0 K: 2 BB: 0 S: 10 P: 13	R: 0 H: 0 E: 0 LOB: 1 K: 0 BB: 1 S: 8 P: 18	R: 0 H: 2 E: 0 LOB: 2 K: 1 BB: 0 S: 16 P: 25	R: 0 H: 2 E: 0 LOB: 2 K: 1 BB: 0 S: 13 P: 16	R: 1 H: 1 E: 0 LOB: 2 K: 1 BB: 2 S: 10 P: 20	1B: 8 SF: 0 2B: 0 SAC: 0 3B: 0 DP: 0 HR: 0 HBP: 0						

PITCHER		IP	WLS	BF	H	R	ER	SO	BB	IBB	HBP	BLK	WP	HR	S	P	ERA	WHIP
35 Justin Verlander, R ERA: 3.01	(1, 1)	7.0		26	3	1	1	4	2	0	0	0	0	0	67	104	1.29	0.714
54 Joel Zumaya, R ERA: 2.09	(8, 1)	2.0		10	4	0	0	2	0	0	0	0	0	0	29	41	0.00	2.000
56 Fernando Rodney, R ERA: 3.86	(10, 1)	0.2	L	5	1	1	1	1	2	0	0	0	0	0	10	20	13.50	4.500

PITCHER	IP	WLS	BF	H	R	ER	SO	BB	IBB	HBP	BLK	WP	HR	S	P	ERA	WHIP

BOTTOM

Detroit Tigers @ Oakland Athletics

McAfee Coliseum, Oakland, CA

Tue Jul 04 2006, 5:05 PM EDT
Att. 21,096 - Partly Cloudy - 60 F

livebaseballscorecards.com

AB	37
R	2
H	8
RBI	2
BB	4
SO	7
LOB	14

Detroit Tigers @ Oakland Athletics

McAfee Coliseum, Oakland, CA

Wed Jul 05 2006, 3:35 PM EDT

Att. 22,210 - Partly Cloudy - 61 F

TOP

livebaseballscorecards.com

Batter	1	2	3	4	5	6	7	8	9	AB	R	H	RBI	BB	SO	LOB
28 Curtis Granderson, L (1, 8) OBP: 0.368, SLG: 0.471	G3-1		2-1 G4-3 14 2B; 2B	K		E2 14 1B; 1B		4-2 G6-4-3 14; BB		4	2	2	0	1	1	0
14 Placido Polanco, R (1, 4) OBP: 0.317, SLG: 0.359	G6-3		G4-3 2-3	G4-3		0-1 33 BB 9 G6-4-3 1B; 1B 3-H		G6-4-3 1-2f		5	1	1	1	0	0	2
Ivan Rodriguez, R (1, 2) OBP: 0.332, SLG: 0.452	G5-3		0-0 9 1B; 2B 3-H		0-1 33 F8 1B; 2B	2-2 9 G6-4-3 33 BB 1-2; 1B		K		5	2	3	1	0	1	0
33 Marcus Thames, R (1, 7) OBP: 0.371, SLG: 0.633		F7	G6-3		F8 2-3	4-2 9 G6-4-3 1-2 2-3; BB			P3	4	0	0	0	1	0	2
9 Carlos Guillen, S (1, 6) OBP: 0.383, SLG: 0.503		1-2 2B 31 1B; 1B	0-0 S HR 2-H; 1B		G6-3	0-0 G6-4-3 1-2f 2-3 3-H			G6-3	5	2	2	1	0	0	3
Craig Monroe, R (1, 10) OBP: 0.281, SLG: 0.447		1-0 31 1B 1-3; 2B	0-2 1-H; HR		4-0 1B; IBB	F7			0-1 F7	4	2	2	2	1	0	1
Alexis Gomez, L (1, 9) OBP: 0.316, SLG: 0.389		K	F9		1-0 31 S 1-3 3-H; 1B		F8			4	0	1	1	0	1	2
31 Chris Shelton, R (1, 3) OBP: 0.348, SLG: 0.507		1-1 15 FC6-4 2-H 3-H; 1B	G1-3		4-2 1-2; BB		F8			3	0	1	2	1	0	0
15 Brandon Inge, R (1, 5) OBP: 0.284, SLG: 0.472		FC6-4 1-2f	HR		K		G5-3			4	1	1	1	0	1	4

	AB	R	H	RBI	BB	SO	LOB
	38	10	13	9	4	4	14

Inning Stats	1	2	3	4	5	6	7	8	9
R	0	2	4	1	1	2	0	0	0
E	0	0	0	0	0	1	0	0	0
K	0	1	0	1	1	0	0	1	0
S	7	12	11	15	13	13	9	9	5
H	0	3	4	1	2	3	0	0	0
LOB	0	1	0	0	3	1	0	0	0
BB	0	0	0	0	2	1	0	1	0
P	11	19	17	21	25	21	13	16	7

	1B	SF	WP	PA
	7	0	0	42
	2B	SAC	PB	
	4	0	0	
	3B	DP	SB	
	0	2	2	
	HR	HBP	CS	
	2	0	0	

PITCHER		IP	WLS	BF	H	R	ER	SO	BB	IBB	HBP	BLK	WP	HR	S	P	ERA	WHIP
Kirk Saarloos, R (1, 1) ERA: 5.33		4.1	L	22	9	8	8	2	0	0	0	0	0	2	49	73	16.61	2.077
47 Ron Flores, L (5, 1) ERA: 3.44		1.2		11	4	2	2	1	2	1	0	0	0	0	22	41	10.80	3.600
Scott Sauerbeck, L (7, 1) ERA: 5.0		1.0		4	0	0	0	0	1	0	0	0	0	0	12	20	0.00	1.000
57 Chad Gaudin, R (8, 1) ERA: 3.98		1.0		2	0	0	0	1	0	0	0	0	0	0	6	9	0.00	0.000
51 Brad Halsey, L (9, 1) ERA: 3.94		1.0		3	0	0	0	0	0	0	0	0	0	0	5	7	0.00	0.000

PITCHER	IP	WLS	BF	H	R	ER	SO	BB	IBB	HBP	BLK	WP	HR	S	P	ERA	WHIP

Detroit Tigers @ Oakland Athletics

McAfee Coliseum, Oakland, CA

Wed Jul 05 2006, 3:35 PM EDT

Att. 22,210 - Partly Cloudy - 61 F

livebaseballscorecards.com

BOTTOM

Batter	1	2	3	4	5	6	7	8	9	AB	R	H	RBI	BB	SO	LOB
14 Mark Ellis, R (1, 4) OBP: 0.299, SLG: 0.319	C B X 1-1 ① F8		B C C B S 2-3 ① K	1 SAFE D B C X 2-1 ③ G1-3		C B B F S 2-3 ③ K			F B X 1-1 17 FC4-6 1B	5	0	1	0	0	2	2
Jason Kendall, R (1, 2) OBP: 0.345, SLG: 0.316 17 Adam Melhuse, S (9, PH) OBP: 0.295, SLG: 0.409	C X 0-1 2B		C F B F X 1-2 ② G6-3		B C C X 1-2 ① F9		B B C F X 2-2 ① P4		F B B X 2-1 ② FC4-6 7 WP 1-2f	4 1	0 0	1 0	0 0	0 0	0 0	0 1
7 Bobby Crosby, R (1, 6) OBP: 0.310, SLG: 0.375	B C F S 1-3 ② K		B F B X 2-1 ③ L6		B C B F B X 3-2 L4 2B		C S X 0-2 ② G3		B B X 2-0 ③ G6-3 1-2	5	0	1	0	0	1	2
Frank Thomas, R (1, 10) OBP: 0.362, SLG: 0.525 Antonio Perez, R (7, PR) OBP: 0.194, SLG: 0.200 (8, 10)	B C S D B D 4-2 FC6-4 BB			F C B B X 2-2 ① F7	C B F F H 2-2 HBP		X 0-0 1B			2 0	0 0	1 0	0 0	1 0	0 0	0 0
Jay Payton, R (1, 9) OBP: 0.296, SLG: 0.406	B B C X 2-1 ③ FC6-4 1-2f			X 0-0 ② G4-3	X 0-0 ② ③ L4 2-2		B X 1-0 ③ G4-3			4	0	0	0	0	0	5
23 Bobby Kielty, S (1, 7) OBP: 0.376, SLG: 0.468		C X 0-1 1B		C F B B B X 3-2 21 2B 2B		B B C F X 2-2 HR		C X 0-1 ① G4-3		4	2	3	1	0	0	0
21 Mark Kotsay, L (1, 8) OBP: 0.302, SLG: 0.362		L F B B 1 SAFE C 2-3 ① K		C X 0-1 HR 2-H 2B		B F X 1-1 ① F7		B S S B F B X 3-2 ② G3-1		4	1	1	1	0	1	1
Marco Scutaro, R (1, 5) OBP: 0.295, SLG: 0.313		C X 0-1 ② F8		C X 0-1 HR 2-H		C B X 1-1 ② G4-3		X 0-0 ③ F7		4	1	1	2	0	0	1
29 Dan Johnson, L (1, 3) OBP: 0.335, SLG: 0.372		C 1 B B B C S 2-3 ③ K		B B B B 4-0 BB		X 0-0 2B			C X 0-1 ① G4-3	3	0	1	0	1	1	1

Inning Stats	1	2	3	4	5	6	7	8	9
	R: 0 E: 0 K: 1 S: 11	R: 0 E: 0 K: 2 S: 10	R: 0 E: 0 K: 1 S: 9	R: 3 E: 0 K: 0 S: 13	R: 0 E: 0 K: 0 S: 10	R: 1 E: 0 K: 1 S: 11	R: 0 E: 0 K: 0 S: 8	R: 0 E: 0 K: 0 S: 7	R: 0 E: 0 K: 0 S: 7
	H: 1 LOB: 2 BB: 1 P: 19	H: 1 LOB: 1 BB: 0 P: 14	H: 0 LOB: 0 BB: 0 P: 14	H: 3 LOB: 1 BB: 1 P: 24	H: 1 LOB: 1 BB: 0 P: 16	H: 2 LOB: 1 BB: 0 P: 17	H: 1 LOB: 1 BB: 0 P: 11	H: 0 LOB: 0 BB: 0 P: 10	H: 1 LOB: 1 BB: 0 P: 12

AB	36
R	4
H	10
RBI	4
BB	2
SO	5
LOB	13

1B: 3	SF: 0
2B: 6	SAC: 0
3B: 0	DP: 1
HR: 2	HBP: 1

WP: 1	PA: 39
PB: 0	
SB: 0	
CS: 0	

PITCHER		IP	WLS	BF	H	R	ER	SO	BB	IBB	HBP	BLK	WP	HR	S	P	ERA	WHIP
37 Kenny Rogers, L ERA: 3.85	(1, 1)	5.2	W	27	8	4	4	4	2	0	1	0	0	2	61	99	6.35	1.765
43 Roman Colon, R ERA: 4.74	(6, 1)	3.1	S	12	2	0	0	1	0	0	0	0	1	0	25	38	0.00	0.600

PITCHER	IP	WLS	BF	H	R	ER	SO	BB	IBB	HBP	BLK	WP	HR	S	P	ERA	WHIP

Batter	1	2	3	4	5	6	7	8	9	AB	R	H	RBI	BB	SO	LOB
9 Chone Figgins, S (1, 8) OBP: 0.324, SLG: 0.343	L C B C 1-3 ① K		S B B X 2-1 6 G6-3 1B		B B C F B B 4-2 27 BB 1B BB	B C X 1-1 ③ G1-3		C B C X 1-2 ③ F8		4	0	1	0	1	1	1
6 Maicer Izturis, S (1, 5) OBP: 0.333, SLG: 0.291	C X 0-1 2B		B C B B X 2-1 ① ② G6-3 1-2f		B 1 SAFE B B C X 3-1 ② F7		B C B F B F X 3-2 1B 27 2B 1B		C B C X 1-2 ① G3-1	5	1	2	0	0	0	2
Orlando Cabrera, R (1, 6) OBP: 0.357, SLG: 0.429	B C F S 1-3 ② K		C X 0-1 ③ G5-3		X 0-0 27 BB 1-2 1B		D X 1-0 27 2B 1-3 1B		C X 0-1 ② G5-3	5	0	2	0	0	1	1
27 Vladimir Guerrero, R (1, 9) OBP: 0.347, SLG: 0.517	B B B F F B 4-2 BB			B X 1-0 HR	D B F F F B 4-2 16 FC6 1-2 2-3 BB		X 0-0 1-3 3-H 2B		S X 0-1 1B	3	1	3	2	2	0	0
16 Garret Anderson, L (1, 7) OBP: 0.303, SLG: 0.403	C F B X 1-2 ③ F8			C X 0-2 ① G4-3	C B X 1-1 ③ FC6 1-2f		I I I 4-0 20 G5-4-3 IBB		B F B 1 SAFE F X 2-2 ③ P5	4	0	0	0	1	0	6
Mike Napoli, R (1, 2) OBP: 0.416, SLG: 0.588		C F B F S 1-3 ① K		C X 0-1 ② G5-3		X 0-0 HR	B S S S 1-3 ① K			4	1	1	1	0	2	3
20 Juan Rivera, R (1, 10) OBP: 0.349, SLG: 0.514		F B X 1-1 HR		F X 0-1 HR		B F B B B X 3-1 ① F7	B B F B X 3-1 ② ③ G5-4-3 1-2f			4	2	2	2	0	0	3
22 Kendrys Morales, S (1, 3) OBP: 0.311, SLG: 0.416		C B B X 2-1 ② F8		C B F B C 2-3 ③ K		B X 1-0 1B	B C C B F S 2-3 ① K			4	0	1	0	0	2	0
Adam Kennedy, L (1, 4) OBP: 0.317, SLG: 0.355		C B B X 2-1 ③ L3			X 0-0 ① F7	B S X 1-1 ② F7		C B S B X 2-2 ② F7		4	0	0	0	0	0	1
Inning Stats	R: 0 H: 1 E: 0 LOB: 2 K: 2 BB: 1 S: 13 P: 20	R: 1 H: 1 E: 0 LOB: 0 K: 1 BB: 0 S: 10 P: 16	R: 0 H: 1 E: 0 LOB: 0 K: 0 BB: 0 S: 6 P: 10	R: 2 H: 2 E: 0 LOB: 0 K: 1 BB: 0 S: 11 P: 14	R: 0 H: 1 E: 0 LOB: 3 K: 0 BB: 2 S: 10 P: 22	R: 1 H: 2 E: 0 LOB: 1 K: 0 BB: 0 S: 8 P: 14	R: 1 H: 3 E: 0 LOB: 2 K: 1 BB: 1 S: 11 P: 23	R: 0 H: 0 E: 0 LOB: 0 K: 1 BB: 0 S: 10 P: 15	R: 0 H: 1 E: 0 LOB: 1 K: 0 BB: 0 S: 10 P: 13	1B: 6 SF: 0 2B: 2 SAC: 0 3B: 0 DP: 2 HR: 4 HBP: 0						WP: 0 PA: 41 PB: 0 SB: 0 CS: 0

Los Angeles Angels @ Oakland Athletics

McAfee Coliseum, Oakland, CA

Thu Jul 06 2006, 10:05 PM EDT

Att. 14,673 - Clear - 63 F

TOP

livebaseballscorecards.com

AB	37
R	5
H	12
RBI	5
BB	4
SO	6
LOB	17

PITCHER		IP	WLS	BF	H	R	ER	SO	BB	IBB	HBP	BLK	WP	HR	S	P	ERA	WHIP
25 Esteban Loaiza, R ERA: 6.43	(1, 1)	5.1		26	8	4	4	4	3	0	0	0	0	4	54	90	6.75	2.062
51 Brad Halsey, L ERA: 4.04	(6, 1)	0.2	H	4	2	1	1	0	0	0	0	0	0	0	9	15	13.50	3.000
57 Chad Gaudin, R ERA: 3.86	(7, 1)	1.0	B	4	1	0	0	1	0	1	0	0	0	0	6	14	0.00	1.000
58 Justin Duchscherer, R ERA: 2.86	(8, 1)	1.2		5	0	0	0	1	0	0	0	0	0	0	15	21	0.00	0.000
20 Huston Street, R ERA: 3.35	(9, 1)	0.1	W	2	1	0	0	0	0	0	0	0	0	0	5	7	0.00	3.000

PITCHER	IP	WLS	BF	H	R	ER	SO	BB	IBB	HBP	BLK	WP	HR	S	P	ERA	WHIP

BOTTOM

Los Angeles Angels @ Oakland Athletics

McAfee Coliseum, Oakland, CA

Thu Jul 06 2006, 10:05 PM EDT

Att. 14,673 - Clear - 63 F

livebaseballscorecards.com

Batter	1	2	3	4	5	6	7	8	9	AB	R	H	RBI	BB	SO	LOB
21 Mark Kotsay, L (1, 8) OBP: 0.298, SLG: 0.356	F9	F7		G4-3		F7			F7	5	0	0	0	0	0	1
Nick Swisher, S (1, 7) OBP: 0.384, SLG: 0.524	BB, 3 1B, 1B	1B, 3 P5		HR			K		HR	2	3	1	2	3	1	0
3 Eric Chavez, L (1, 5) OBP: 0.359, SLG: 0.450	BB, 1-2, 1B	P5, 1-2		BB			BB		K	3	1	1	0	2	1	2
Frank Thomas, R (1, 10) OBP: 0.363, SLG: 0.534	1B, 1-2, 2-3, BB	F7	B 1 SAFE	F7			P4		1-H, HR	4	1	1	2	1	0	3
Jay Payton, R (1, 9) OBP: 0.302, SLG: 0.409	1-2, 2-H, 3-H, 1B	2-3, 1B			F9		BB			3	0	2	2	1	0	0
7 Bobby Crosby, R (1, 6) OBP: 0.306, SLG: 0.369	F9	K			K		G4-3			4	0	0	0	0	2	6
29 Dan Johnson, L (1, 3) OBP: 0.333, SLG: 0.383	G6-3			HR	F7			G1-3		4	1	1	1	0	0	2
Jason Kendall, R (1, 2) OBP: 0.344, SLG: 0.315		G6-3		21 G4-3, 14 S, HR, 1B		F9		K		4	1	1	0	0	1	0
14 Mark Ellis, R (1, 4) OBP: 0.293, SLG: 0.312		P4		K, 1-2		P5		F9		4	0	0	0	0	1	1
Inning Stats	R: 2 E: 0 K: 0 S: 15 H: 2 LOB: 2 BB: 2 P: 30	R: 0 E: 0 K: 0 S: 5 H: 0 LOB: 0 BB: 0 P: 8	R: 0 E: 0 K: 1 S: 9 H: 1 LOB: 2 BB: 1 P: 19	R: 3 E: 0 K: 1 S: 17 H: 3 LOB: 1 BB: 1 P: 28	R: 0 E: 0 K: 1 S: 8 H: 0 LOB: 0 BB: 0 P: 12	R: 0 E: 0 K: 0 S: 9 H: 0 LOB: 0 BB: 0 P: 12	R: 0 E: 0 K: 1 S: 9 H: 0 LOB: 2 BB: 2 P: 20	R: 0 E: 0 K: 1 S: 8 H: 0 LOB: 0 BB: 0 P: 9	R: 2 E: 0 K: 1 S: 6 H: 1 LOB: 0 BB: 1 P: 14	1B: 4 2B: 0 3B: 0 HR: 3	SF: 0 SAC: 0 DP: 0 HBP: 0						

AB	33
R	7
H	7
RBI	7
BB	7
SO	6
LOB	15

WP: 0 PB: 0 SB: 1 CS: 0 PA: 40

PITCHER		IP	WLS	BF	H	R	ER	SO	BB	IBB	HBP	BLK	WP	HR	S	P	ERA	WHIP
45 Kelvin Escobar, R ERA: 3.88	(1, 1)	6.0		28	6	5	3	3	4	0	0	0	0	2	63	109	4.50	1.667
J.C. Romero, L ERA: 6.75	(7, 1)	0.1		2	0	0	0	1	1	0	0	0	0	0	4	9	0.00	3.000
Hector Carrasco, R ERA: 3.81	(7, 1)	1.2		6	0	0	0	1	1	0	0	0	0	0	13	20	0.00	0.600
62 Scot Shields, R ERA: 2.53	(9, 1)	0.2	L	4	1	2	2	1	1	0	0	0	0	1	6	14	27.00	3.000

PITCHER	IP	WLS	BF	H	R	ER	SO	BB	IBB	HBP	BLK	WP	HR	S	P	ERA	WHIP

Los Angeles Angels @ Oakland Athletics

McAfee Coliseum, Oakland, CA

Fri Jul 07 2006, 10:05 PM EDT

Att. 20,711 - Clear - 75 F

livebaseballscorecards.com

TOP

Batter	1	2	3	4	5	6	7	8	9	AB	R	H	RBI	BB	SO	LOB
9 Chone Figgins, S (1, 4) OBP: 0.326, SLG: 0.353	P4		1B		HR			G6-3		4	1	2	1	0	0	0
Mike Napoli, R (1, 2) OBP: 0.412, SLG: 0.578	G5-4-3 1B		P3		G5-3			G6-3		4	0	1	0	0	0	1
Orlando Cabrera, R (1, 6) OBP: 0.353, SLG: 0.424	G5-4-3 1-2f		L8 1-2			F7		P3		4	0	0	0	0	0	2
27 Vladimir Guerrero, R (1, 9) OBP: 0.346, SLG: 0.514		39 HR 1B		F8		P3			G6-3	4	1	1	0	0	0	0
39 Robb Quinlan, R (1, 5) OBP: 0.319, SLG: 0.491 6 Maicer Izturis, S (8, 5) OBP: 0.330, SLG: 0.288	1-H HR			20 FC5-4 1B		BB			P6	2 1	1 0	2 0	2 0	1 0	0 0	0 0
20 Juan Rivera, R (1, 7) OBP: 0.342, SLG: 0.503	K			FC5-4 1-2f		K			L9	4	0	0	0	0	2	2
Tim Salmon, R (1, 10) OBP: 0.368, SLG: 0.459	G5-3			G1-3			F7			3	0	0	0	0	0	1
22 Kendrys Morales, S (1, 3) OBP: 0.305, SLG: 0.408	K				G5-3		G6-3			3	0	0	0	0	1	0
65 Tommy Murphy, S (1, 8) OBP: 0.298, SLG: 0.423		F8		B1-3			K			3	0	0	0	0	1	0

	AB	32
	R	3
	H	6
	RBI	3
	BB	1
	SO	4
	LOB	6

Inning Stats	1	2	3	4	5	6	7	8	9
	R: 0 H: 1 E: 0 LOB: 0 K: 0 BB: 0 S: 9 P: 13	R: 2 H: 2 E: 0 LOB: 0 K: 2 BB: 0 S: 11 P: 16	R: 0 H: 1 E: 0 LOB: 1 K: 0 BB: 0 S: 10 P: 14	R: 0 H: 1 E: 0 LOB: 1 K: 0 BB: 0 S: 8 P: 13	R: 1 H: 1 E: 0 LOB: 0 K: 0 BB: 0 S: 9 P: 11	R: 0 H: 0 E: 0 LOB: 1 K: 1 BB: 1 S: 10 P: 18	R: 0 H: 0 E: 0 LOB: 0 K: 1 BB: 0 S: 10 P: 15	R: 0 H: 0 E: 0 LOB: 0 K: 0 BB: 0 S: 7 P: 10	R: 0 H: 0 E: 0 LOB: 0 K: 0 BB: 0 S: 8 P: 12

1B: 4 SF: 0
2B: 0 SAC: 0
3B: 0 DP: 1
HR: 2 HBP: 0

WP: 0 PA: 33
PB: 0
SB: 1
CS: 0

PITCHER		IP	WLS	BF	H	R	ER	SO	BB	IBB	HBP	BLK	WP	HR	S	P	ERA	WHIP
Barry Zito, L ERA: 3.29	(1, 1)	8.0	L	30	6	3	3	4	1	0	0	0	0	2	74	110	3.38	0.875
50 Kiko Calero, R ERA: 3.41	(9, 1)	1.0		3	0	0	0	0	0	0	0	0	0	0	8	12	0.00	0.000

PITCHER		IP	WLS	BF	H	R	ER	SO	BB	IBB	HBP	BLK	WP	HR	S	P	ERA	WHIP

Batter	1	2	3	4	5	6	7	8	9	AB	R	H	RBI	BB	SO	LOB
21 Mark Kotsay, L (1, 8) OBP: 0.297, SLG: 0.358	B B F F B X 3-2 3 G6-3 2B		C F B B X 2-2 ③ F7			F X 0-1 ③ F8			B F F F B X 2-2 ③ F7	4	0	1	0	0	0	0
Nick Swisher, S (1, 7) OBP: 0.381, SLG: 0.518	C B D B B S S 3-3 ① K			C S B S 1-3 ① K			F B B X 2-1 ① F7			3	0	0	0	0	2	1
3 Eric Chavez, L (1, 5) OBP: 0.356, SLG: 0.445	B B C F F X 2-2 ② G6-3 2-3			S F F B X 1-2 ② P5			C F B B S 2-3 ② K			3	0	0	0	0	1	1
Frank Thomas, R (1, 10) OBP: 0.359, SLG: 0.526	D B F C F C 2-3 ③ K			X 0-0 ③ P3			C B F B F F F S 2-3 ③ K			3	0	0	0	0	2	1
Jay Payton, R (1, 9) OBP: 0.299, SLG: 0.404		B F B X 2-1 ① G1-3			B X 1-0 ① F9			F B X 1-1 ① P6		3	0	0	0	0	0	0
7 Bobby Crosby, R (1, 6) OBP: 0.303, SLG: 0.366		C B X 1-1 ② F9			C S B S 1-3 ② K			X 0-0 ② G6-3		3	0	0	0	0	1	0
29 Dan Johnson, L (1, 3) OBP: 0.330, SLG: 0.378		C B C B F X 2-2 ③ L7			F F X 0-2 ③ P5			X 0-0 ③ F8		3	0	0	0	0	0	0
Jason Kendall, R (1, 2) OBP: 0.340, SLG: 0.311			X 0-0 ① G6-3			C B F S 1-3 ① K			C S X 0-2 ① F9	3	0	0	0	0	1	0
Marco Scutaro, R (1, 4) OBP: 0.292, SLG: 0.309 17 Adam Melhuse, S (9, PH) OBP: 0.292, SLG: 0.404			C F C 0-3 ② K			F F B C 1-3 ② K			S S S 0-3 ② K	2 1	0 0	0 0	0 0	0 0	2 1	0 0
Inning Stats	R: 0 H: 1 E: 0 LOB: 1 K: 2 BB: 0 S: 14 P: 24	R: 0 H: 0 E: 0 LOB: 0 K: 0 BB: 0 S: 8 P: 13	R: 0 H: 0 E: 0 LOB: 0 K: 1 BB: 0 S: 7 P: 9	R: 0 H: 0 E: 0 LOB: 0 K: 1 BB: 0 S: 8 P: 10	R: 0 H: 0 E: 0 LOB: 0 K: 1 BB: 0 S: 7 P: 9	R: 0 H: 0 E: 0 LOB: 0 K: 2 BB: 0 S: 8 P: 10	R: 0 H: 0 E: 0 LOB: 0 K: 2 BB: 0 S: 11 P: 17	R: 0 H: 0 E: 0 LOB: 0 K: 0 BB: 0 S: 4 P: 5	R: 0 H: 0 E: 0 LOB: 0 K: 1 BB: 0 S: 10 P: 12	1B: 0 SF: 0 2B: 1 SAC: 0 3B: 0 DP: 0 HR: 0 HBP: 0						

PITCHER	IP	WLS	BF	H	R	ER	SO	BB	IBB	HBP	BLK	WP	HR	S	P	ERA	WHIP
41 John Lackey, R (1, 1) ERA: 2.88	9.0	W	28	1	0	0	10	0	0	0	0	0	0	77	109	0.00	0.111

PITCHER	IP	WLS	BF	H	R	ER	SO	BB	IBB	HBP	BLK	WP	HR	S	P	ERA	WHIP

BOTTOM

Los Angeles Angels @ Oakland Athletics

McAfee Coliseum, Oakland, CA

Fri Jul 07 2006, 10:05 PM EDT

Att. 20,711 - Clear - 75 F

livebaseballscorecards.com

AB	28
R	0
H	1
RBI	0
BB	0
SO	10
LOB	3

WP: 0 PA: 28
PB: 0
SB: 0
CS: 0

Batter	1	2	3	4	5	6	7	8	9	AB	R	H	RBI	BB	SO	LOB
9 Chone Figgins, S (1, 7) OBP: 0.332, SLG: 0.366	X 0-0 ① G1-5-3		B B B C X 3-1 6 HR 3B		B C B X 2-1 6 1B SF8 1B	X 0-0 S 6 S 6 3-H 1B		C B X 1-1 6 1B 1B		5	2	4	1	0	0	0
6 Maicer Izturis, S (1, 5) OBP: 0.354, SLG: 0.345	C B F B X 2-2 ② F8		C S B B X 1-2 3-H HR		X 0-0 1-3 2B 1B	C S 1 B P B D SAFE 4-2 S 1-2 BB		C C B F F X 1-2 1-2 1B		4	2	3	2	1	0	0
Orlando Cabrera, R (1, 6) OBP: 0.354, SLG: 0.422	B C B B B 4-1 BB		B S B S S B B 4-2 27 PB BB		1 SAFE X 0-0 ① SF8 3-H	S C B F S 1-3 ③ K 1-2 2-3		B B C X 2-1 ② F9		2	0	0	1	2	1	4
27 Vladimir Guerrero, R (1, 10) OBP: 0.341, SLG: 0.506	B F B B X 3-1 ③ G4-3		B S B B X 3-1 ③ G1 1-2		F 1 SAFE S B B B C 2-3 ② K	X 0-0 ① F9	F F B X 1-2 ③ F7			5	0	0	0	0	1	5
Mike Napoli, R (1, 2) OBP: 0.412, SLG: 0.579		C S B B C 1-3 ① K		S B C B X 2-2 65 1B 1B	1 SAFE C S 1 SAFE 1 SAFE F P X 1-2 1-H 2B		C B F B X 2-2 ② F7		B S B C B C 3-3 ① K	5	0	2	1	0	2	0
20 Juan Rivera, R (1, 9) OBP: 0.338, SLG: 0.511		X 0-0 ② G4-3		B F F B B X 2-2 ① F7	X 0-0 ③ G6-3		B X 1-0 HR		B S B F B S 3-3 ② K	5	1	1	1	0	1	2
22 Kendrys Morales, S (1, 3) OBP: 0.302, SLG: 0.397		S B S S 1-3 ③ K		C C D S 1-3 ② K		X 0-0 ① G5-3	B F B B F B 4-2 BB		S B C S 1-3 ③ K	4	0	0	0	1	3	1
65 Tommy Murphy, S (1, 8) OBP: 0.295, SLG: 0.411			B F F S 1-3 ① K	B B X 2-0 1-2 1B		C B X 1-1 ② G1-3	C 1 B S B B X SAFE 3-2 ③ F7			4	0	1	0	0	1	1
Adam Kennedy, L (1, 4) OBP: 0.316, SLG: 0.361			C C B B X 2-2 ② G3-1	C B B B F F X 3-2 ③ G3-1		B F X 1-1 9 1B 3B		B B C F S 2-3 ① K		4	1	1	0	0	1	2
Inning Stats	R: 0 E: 0 K: 0 S: 7 H: 0 LOB: 1 BB: 1 P: 16	R: 0 E: 0 K: 2 S: 7 H: 0 LOB: 0 BB: 0 P: 9	R: 2 E: 0 K: 1 S: 15 H: 2 LOB: 1 BB: 1 P: 29	R: 0 E: 0 K: 1 S: 14 H: 2 LOB: 2 BB: 0 P: 24	R: 2 E: 0 K: 1 S: 13 H: 3 LOB: 1 BB: 0 P: 17	R: 1 E: 0 K: 1 S: 13 H: 2 LOB: 2 BB: 1 P: 19	R: 1 E: 0 K: 0 S: 10 H: 1 LOB: 1 BB: 1 P: 20	R: 0 E: 0 K: 1 S: 15 H: 2 LOB: 2 BB: 0 P: 22	R: 0 E: 0 K: 3 S: 9 H: 0 LOB: 0 BB: 0 P: 16	1B: 7 2B: 1 3B: 2 HR: 2	SF: 1 SAC: 0 DP: 0 HBP: 0						

TOP

Los Angeles Angels @ Oakland Athletics

McAfee Coliseum, Oakland, CA

Sat Jul 08 2006, 9:05 PM EDT

Att. 25,289 - Clear - 80 F

livebaseballscorecards.com

AB	38
R	6
H	12
RBI	6
BB	4
SO	10
LOB	15

WP: 0 PB: 1 SB: 3 CS: 0 PA: 43

PITCHER		IP	WLS	BF	H	R	ER	SO	BB	IBB	HBP	BLK	WP	HR	S	P	ERA	WHIP
Joe Blanton, R ERA: 4.95	(1, 1)	5.2	L	29	9	5	5	5	3	0	0	0	0	1	65	109	7.94	2.118
57 Chad Gaudin, R ERA: 3.97	(6, 1)	1.1		6	1	1	1	1	1	0	0	0	0	1	14	25	6.75	1.500
51 Brad Halsey, L ERA: 3.97	(8, 1)	1.0		5	2	0	0	1	0	0	0	0	0	0	15	22	0.00	2.000
50 Kiko Calero, R ERA: 3.31	(9, 1)	1.0		3	0	0	0	3	0	0	0	0	0	0	9	16	0.00	0.000

PITCHER	IP	WLS	BF	H	R	ER	SO	BB	IBB	HBP	BLK	WP	HR	S	P	ERA	WHIP

Batter	1	2	3	4	5	6	7	8	9	AB	R	H	RBI	BB	SO	LOB
21 Mark Kotsay, L (1, 8) OBP: 0.296, SLG: 0.355	B C B F F X 2-2 G3 ①			B C B X 2-1 BB 1B		B C F X 1-2 G6-3 ②		B B C X 2-1 FC3-6 ② 3 1B 1B 1B 1B 1-2f 2-3	C X 0-1 P6 ③	5	1	1	0	0	0	3
Nick Swisher, S (1, 3) OBP: 0.379, SLG: 0.515	S B C B C 2-3 K ②			B C B X 2-1 P5 ①		B C B X 2-1 F8 ③		C D F F F X 1-2 3 1B 1B 1B 1-2 3-H		4	1	1	1	0	1	1
3 Eric Chavez, L (1, 5) OBP: 0.354, SLG: 0.442	B B S C S 2-3 K ③			B C B T 1 SAFE B 1 SAFE X 3-2 P3 ②			C B B C B X 3-2 G6-3 ①	C X 0-1 1B 1B 1-2 2-3 1B		4	1	1	0	0	1	1
Frank Thomas, R (1, 10) OBP: 0.365, SLG: 0.526 Antonio Perez, R (8, PR) OBP: 0.194, SLG: 0.200 (9, 10)		B B B B 4-0 7 L8-3 BB		B B B B 4-0 1-2 BB			C B F B S 2-3 K ②	C B C X 1-2 1B 1B 1-3 2-H 3-H		2 0	0 0	1 0	2 0	2 0	1 0	0 0
Jay Payton, R (1, 9) OBP: 0.302, SLG: 0.406	C X 0-1 P2 ①			C F F C 0-3 K ③			X 0-0 7 S 1B	B C X 1-1 1-2 3-H 1B		4	0	2	1	0	1	3
7 Bobby Crosby, R (1, 6) OBP: 0.299, SLG: 0.361	C C B B X 2-2 L8-3 ② ③ 1-1				B C X 1-1 F9 ①		B C C F D X 2-2 G4-3 ③ 1-2	D S D S B S 3-3 K ③		4	0	0	0	0	1	4
23 Bobby Kielty, S (1, 7) OBP: 0.372, SLG: 0.462			X 0-0 F8 ①		F S B B S 2-3 K ②			B C F B X 2-2 21 FC3-6 17 1B 1B 1B	B C C B X 2-2 F7 ①	4	1	1	0	0	1	0
17 Adam Melhuse, S (1, 2) OBP: 0.290, SLG: 0.398			C X 0-1 G3-1 ②		X 0-0 F8 ③			X 0-0 21 FC3-6 1-2 1B	B X 1-0 G6-3 ②	4	0	1	0	0	0	0
14 Mark Ellis, R (1, 4) OBP: 0.292, SLG: 0.316			B C B X 2-1 P4 ③			B B C X 2-1 P4 ①		B F X 1-1 F4 ①	B X 1-0 2B	4	0	1	0	0	0	2
Inning Stats	R: 0 H: 0 E: 0 LOB: 0 K: 2 BB: 0 S: 10 P: 16	R: 0 H: 0 E: 0 LOB: 0 K: 0 BB: 1 S: 5 P: 11	R: 0 H: 0 E: 0 LOB: 0 K: 0 BB: 0 S: 5 P: 7	R: 0 H: 1 E: 0 LOB: 2 K: 1 BB: 1 S: 11 P: 22	R: 0 H: 0 E: 0 LOB: 0 K: 1 BB: 0 S: 6 P: 9	R: 0 H: 0 E: 0 LOB: 0 K: 0 BB: 0 S: 7 P: 12	R: 0 H: 1 E: 0 LOB: 1 K: 1 BB: 0 S: 11 P: 18	R: 4 H: 6 E: 0 LOB: 2 K: 1 BB: 0 S: 24 P: 35	R: 0 H: 1 E: 0 LOB: 1 K: 0 BB: 0 S: 7 P: 11	1B: 8 2B: 2 3B: 0 HR: 0	SF: 0 SAC: 0 DP: 1 HBP: 0			WP: 0 PB: 0 SB: 1 CS: 0	PA: 37		

PITCHER		IP	WLS	BF	H	R	ER	SO	BB	IBB	HBP	BLK	WP	HR	S	P	ERA	WHIP
36 Jered Weaver, R ERA: 1.12	(1, 1)	7.0	W	24	2	0	0	5	2	0	0	0	0	0	55	95	0.00	0.571
Brendan Donnelly, R ERA: 4.32	(8, 1)	0.2		6	4	4	4	0	0	0	0	0	0	0	16	22	54.00	6.000
Francisco Rodríguez, R ERA: 2.97	(8, 1)	1.1	S	7	3	0	0	1	0	0	0	0	0	0	15	24	0.00	2.250

PITCHER	IP	WLS	BF	H	R	ER	SO	BB	IBB	HBP	BLK	WP	HR	S	P	ERA	WHIP

BOTTOM

Los Angeles Angels @ Oakland Athletics

McAfee Coliseum, Oakland, CA

Sat Jul 08 2006, 9:05 PM EDT

Att. 25,289 - Clear - 80 F

livebaseballscorecards.com

AB	35
R	4
H	9
RBI	4
BB	2
SO	6
LOB	14

Batter	1	2	3	4	5	6	7	8	9	AB	R	H	RBI	BB	SO	LOB
9 Chone Figgins, S (1, 8) OBP: 0.333, SLG: 0.367	F S B S 1-3 K ①	C C B X 1-2 G6-3 ③			C F B X 1-2 6 E 6 S 1B		X 0-0 6 S 1B		S F C 0-3 K ③	5	0	2	0	0	2	2
6 Maicer Izturis, S (1, 5) OBP: 0.350, SLG: 0.341	C B B F X 2-2 27 1B 16 1B 1B		C S S 0-3 K ①		1 SAFE B C B C X 2-2 G6-3 ③ 1-3		1 SAFE 1 SAFE C B C C 1-3 K ③ 1-2			4	1	1	0	0	2	2
27 Vladimir Guerrero, R (1, 9) OBP: 0.340, SLG: 0.503	X 0-0 ② 1-3 1B		F S B B X 2-2 P3 ②			B F B F X 2-2 P5 ①		F B F F B B X 3-2 G4-3 ①		4	0	1	0	0	0	0
16 Garret Anderson, L (1, 10) OBP: 0.308, SLG: 0.405	X 0-0 3-H 1B		B C X 1-1 F7 ③			B S F F B B F F F 4-2 B 20 1B 22 3B BB		X 0-0 1B		3	1	2	1	1	0	0
20 Juan Rivera, R (1, 7) OBP: 0.337, SLG: 0.505	B X 1-0 L9 ③			C F F X 0-2 G5-3 ①		B 1 SAFE X 1-0 1-2 22 3B 1B		X 0-0 F9 ②		4	1	1	0	0	0	2
22 Kendrys Morales, S (1, 3) OBP: 0.301, SLG: 0.406		S C B B X 2-2 G1-3 ①		C B X 1-1 G6-3 ②		B B F C F X 2-2 32 CS 1-H 2-H 3B		C X 0-1 F9 ③		4	0	1	2	0	0	1
32 Erick Aybar, S (1, 6) OBP: 0.300, SLG: 0.450		C C F X 0-2 G4-3 ②		F B F F B C 2-3 K ③		P L B F F X 2-2 G4-3 ②③ 3-H			X 0-0 F9 SH1 1B	4	0	1	0	0	1	1
José Molina, R (1, 2) OBP: 0.256, SLG: 0.317		X 0-0 HR			X 0-0 P1 ①		F F S 0-3 K ①		1 SAFE X 0-0 SH1 ① 1-2	3	1	1	1	0	1	0
Adam Kennedy, L (1, 4) OBP: 0.315, SLG: 0.363		X 0-0 2B			C F B F B X 2-2 F8 ②		F B B B X 3-1 G3-1 ②		B B X 2-0 F9 ② 2-3	4	0	1	0	0	0	1
Inning Stats	R: 1 E: 0 K: 1 S: 9 H: 3 LOB: 1 BB: 0 P: 13	R: 1 E: 0 K: 0 S: 12 H: 2 LOB: 1 BB: 0 P: 15	R: 0 E: 0 K: 1 S: 8 H: 0 LOB: 0 BB: 0 P: 11	R: 0 E: 0 K: 1 S: 10 H: 0 LOB: 0 BB: 0 P: 13	R: 0 E: 0 K: 0 S: 11 H: 1 LOB: 1 BB: 0 P: 16	R: 2 E: 0 K: 0 S: 19 H: 2 LOB: 0 BB: 1 P: 29	R: 0 E: 0 K: 2 S: 9 H: 1 LOB: 1 BB: 0 P: 13	R: 0 E: 0 K: 0 S: 8 H: 1 LOB: 1 BB: 0 P: 11	R: 0 E: 0 K: 1 S: 6 H: 1 LOB: 1 BB: 0 P: 8	1B: 8 2B: 1 3B: 1 HR: 1 SF: 0 SAC: 1 DP: 0 HBP: 0						

PITCHER		IP	WLS	BF	H	R	ER	SO	BB	IBB	HBP	BLK	WP	HR	S	P	ERA	WHIP
Dan Haren, R ERA: 3.52	(1, 1)	6.0	L	25	8	4	4	3	1	0	0	0	0	1	69	97	6.00	1.500
58 Justin Duchscherer, R ERA: 2.63	(7, 1)	2.0		8	2	0	0	2	0	0	0	0	0	0	17	24	0.00	1.000
20 Huston Street, R ERA: 3.26	(9, 1)	1.0		4	1	0	0	1	0	0	0	0	0	0	6	8	0.00	1.000

PITCHER	IP	WLS	BF	H	R	ER	SO	BB	IBB	HBP	BLK	WP	HR	S	P	ERA	WHIP

TOP

Los Angeles Angels @ Oakland Athletics

McAfee Coliseum, Oakland, CA

Sun Jul 09 2006, 4:05 PM EDT

Att. 26,603 - Sunny - 70 F

livebaseballscorecards.com

AB	35
R	4
H	11
RBI	4
BB	1
SO	6
LOB	9

1B: 8	SF: 0	WP: 0	PA:	37
2B: 1	SAC: 1	PB: 0		
3B: 1	DP: 0	SB: 2		
HR: 1	HBP: 0	CS: 1		

Batter	1	2	3	4	5	6	7	8	9	AB	R	H	RBI	BB	SO	LOB
21 Mark Kotsay, L (1, 8) OBP: 0.301, SLG: 0.358	L7		BB		1B		1B			3	0	2	1	1	0	0
Nick Swisher, S (1, 7) OBP: 0.378, SLG: 0.510	FC6 BB E BB		K		K		K			3	1	0	0	1	3	3
3 Eric Chavez, L (1, 5) OBP: 0.350, SLG: 0.435	F9		G3		G3			G2-3		4	0	0	0	0	0	3
Frank Thomas, R (1, 10) OBP: 0.367, SLG: 0.523	E BB		1B			P4		K		3	0	1	0	1	1	0
Jay Payton, R (1, 9) OBP: 0.301, SLG: 0.407	FC6			F8		2B		K		4	0	1	0	0	1	1
7 Bobby Crosby, R (1, 6) OBP: 0.295, SLG: 0.356	G5-3			G6-3		F9			K	4	0	0	0	0	1	3
29 Dan Johnson, L (1, 3) 23 Bobby Kielty, S (9, PH) OBP: 0.326, SLG: 0.373 OBP: 0.370, SLG: 0.458		K		G4-3		F7			F8	3 1	0 0	0 0	0 0	0 0	1 0	1 0
Jason Kendall, R (1, 2) OBP: 0.339, SLG: 0.314		G6-3			14 G3 21 1B 2B		K		P3	4	1	1	0	0	1	0
14 Mark Ellis, R (1, 4) OBP: 0.288, SLG: 0.311		F9			G3		P2			3	0	0	0	0	0	1
Inning Stats	R: 1 E: 1 K: 0 S: 9 H: 0 LOB: 2 BB: 2 P: 17	R: 0 E: 0 K: 1 S: 9 H: 0 LOB: 0 BB: 0 P: 12	R: 0 E: 0 K: 1 S: 8 H: 1 LOB: 2 BB: 1 P: 17	R: 0 E: 0 K: 0 S: 7 H: 0 LOB: 0 BB: 0 P: 13	R: 1 E: 0 K: 1 S: 12 H: 2 LOB: 1 BB: 0 P: 20	R: 0 E: 0 K: 0 S: 9 H: 1 LOB: 1 BB: 0 P: 13	R: 0 E: 0 K: 2 S: 12 H: 1 LOB: 1 BB: 0 P: 17	R: 0 E: 0 K: 2 S: 10 H: 0 LOB: 0 BB: 0 P: 12	R: 0 E: 0 K: 1 S: 9 H: 0 LOB: 0 BB: 0 P: 11							

PITCHER	IP	WLS	BF	H	R	ER	SO	BB	IBB	HBP	BLK	WP	HR	S	P	ERA	WHIP
54 Ervin Santana, R (1, 1) ERA: 3.96	7.0	W	29	5	2	1	5	3	0	0	0	0	0	66	109	1.29	1.143
62 Scot Shields, R (8, 1) ERA: 2.47	1.0	H	3	0	0	0	2	0	0	0	0	0	0	10	12	0.00	0.000
Francisco Rodríguez, R (9, 1) ERA: 2.89	1.0	S	3	0	0	0	1	0	0	0	0	0	0	9	11	0.00	0.000

PITCHER	IP	WLS	BF	H	R	ER	SO	BB	IBB	HBP	BLK	WP	HR	S	P	ERA	WHIP

BOTTOM

Los Angeles Angels @ Oakland Athletics

McAfee Coliseum, Oakland, CA

Sun Jul 09 2006, 4:05 PM EDT
Att. 26,603 - Sunny - 70 F

livebaseballscorecards.com

AB	32
R	2
H	5
RBI	1
BB	3
SO	8
LOB	12

1B: 3	SF: 0	WP: 0	PA: 35
2B: 2	SAC: 0	PB: 0	
3B: 0	DP: 0	SB: 0	
HR: 0	HBP: 0	CS: 0	

Oakland Athletics @ Boston Red Sox

Fenway Park, Boston, MA

Thu Jul 13 2006, 7:05 PM EDT

Att. 36,141 - Cloudy - 77 F

TOP

livebaseballscorecards.com

Batter	1	2	3	4	5	6	7	8	9	10	11	AB	R	H	RBI	BB	SO	LOB
Jason Kendall, R (1, 2) OBP: 0.339, SLG: 0.318	G5-3	G3		G5-3 2-3f			23 E G6-3 1-2 1B		G5-3		23 1B 2B	6	2	2	0	0	0	4
Nick Swisher, S (1, 3) OBP: 0.380, SLG: 0.518	G6-3		HR		BB		G6-3 1-2 2-3		1B		K	5	1	2	1	1	1	3
23 Bobby Kielty, S (1, 7) OBP: 0.368, SLG: 0.449	1B BB		G5-3		P4		E4 2-H 3-H		G2-3		S 1B 2-H 1B	5	1	1	2	1	0	2
Frank Thomas, R (1, 10) OBP: 0.370, SLG: 0.521	1-3 1B		1B BB		F9		L5			K	1-H 1B	5	0	2	1	1	1	2
Jay Payton, R (1, 9) OBP: 0.302, SLG: 0.406	K		7 G6-4-3 1-2 1B		F7		G6-3			7 1B 1B	G4-3	6	0	2	0	0	1	5
7 Bobby Crosby, R (1, 6) OBP: 0.294, SLG: 0.353		K	G6-4-3 1-2f			L7		G5-3		1-2 1B		5	0	1	0	0	1	2
21 Mark Kotsay, L (1, 8) OBP: 0.302, SLG: 0.359		BB 1B		14 G5-3 BB 1B		G6-3		G5-3		F8		5	0	2	0	0	0	2
14 Mark Ellis, R (1, 4) OBP: 0.286, SLG: 0.305	F7			1-2 BB		L1		P2		P6		4	0	0	0	1	0	3
Antonio Perez, R (1, 5) OBP: 0.209, SLG: 0.203	1 SAFE 1-2 BB			2-3 K			G6-3 23 E 1B 1B		F7		K	4	1	1	0	1	2	2
Inning Stats	R: 0 E: 0 K: 1 S: 16 H: 1 LOB: 2 BB: 1 P: 26	R: 0 E: 0 K: 1 S: 12 H: 1 LOB: 2 BB: 1 P: 23	R: 1 E: 0 K: 0 S: 9 H: 2 LOB: 1 BB: 1 P: 17	R: 0 E: 0 K: 1 S: 10 H: 1 LOB: 1 BB: 1 P: 21	R: 0 E: 0 K: 0 S: 7 H: 0 LOB: 1 BB: 1 P: 16	R: 0 E: 0 K: 0 S: 12 H: 0 LOB: 0 BB: 0 P: 19	R: 2 E: 1 K: 0 S: 10 H: 2 LOB: 1 BB: 0 P: 17	R: 0 E: 0 K: 0 S: 5 H: 0 LOB: 0 BB: 0 P: 8	R: 0 E: 0 K: 0 S: 11 H: 1 LOB: 1 BB: 0 P: 16	R: 0 E: 0 K: 1 S: 12 H: 2 LOB: 2 BB: 0 P: 18	R: 2 E: 0 K: 2 S: 14 H: 3 LOB: 1 BB: 0 P: 23	1B: 11 2B: 1 3B: 0 HR: 1 SF: 0 SAC: 0 DP: 2 HBP: 0						

PITCHER		IP	WLS	BF	H	R	ER	SO	BB	IBB	HBP	BLK	WP	HR	S	P	ERA	WHIP
31 Jon Lester, L ERA: 2.89	(1, 1)	5.0		23	5	1	1	3	5	0	0	0	0	1	54	103	1.80	2.000
56 Craig Hansen, R ERA: 4.85	(6, 1)	1.1	H	6	2	2	1	0	0	0	0	0	0	0	17	28	6.75	1.500
17 Manny Delcarmen, R ERA: 3.28	(7, 1)	1.2	B	6	0	0	0	0	0	0	0	0	0	0	10	16	0.00	0.000
50 Mike Timlin, R ERA: 2.51	(9, 1)	1.0		4	1	0	0	0	0	0	0	0	0	0	11	16	0.00	1.000
58 Jonathan Papelbon, R ERA: 0.57	(10, 1)	1.0		5	2	0	0	1	0	0	0	0	0	0	12	18	0.00	2.000

PITCHER		IP	WLS	BF	H	R	ER	SO	BB	IBB	HBP	BLK	WP	HR	S	P	ERA	WHIP
51 Julian Tavarez, R ERA: 4.84	(11, 1)	1.0	L	6	3	2	2	2	0	0	0	0	0	0	14	23	18.00	3.000

AB	45
R	5
H	13
RBI	4
BB	5
SO	6
LOB	25

1B: 11	SF: 0	WP: 0	PA: 50
2B: 1	SAC: 0	PB: 0	
3B: 0	DP: 2	SB: 1	
HR: 1	HBP: 0	CS: 0	

Batter	1	2	3	4	5	6	7	8	9	10	11	AB	R	H	RBI	BB	SO	LOB
20 Kevin Youkilis, R (1, 3) OBP: 0.403, SLG: 0.460	G5-3	1-2 BB		K		P1		F8		G5-3		5	0	0	0	1	1	0
Mark Loretta, R (1, 4) OBP: 0.353, SLG: 0.382	K	K		34 S BB		34 BB 1B		F8		G5-3		5	0	1	0	1	2	2
34 David Ortiz, L (1, 10) OBP: 0.392, SLG: 0.610	1B BB		G1-4-3 1B 2B	K		1 SAFE BB		1B			P5	4	1	2	0	2	1	1
Manny Ramirez, R (1, 7) OBP: 0.429, SLG: 0.606	FC5-4 1B		G1-4-3	L4		F6		G4-3			G5-3	6	0	1	0	0	0	5
Trot Nixon, L (1, 9) OBP: 0.415, SLG: 0.451 Willie Harris, L (9, PR) OBP: 0.255, SLG: 0.205 Gabe Kapler, R (10, 9) OBP: 0.375, SLG: 0.613	FC5-4		1B 25 FC6-4 1B		G3-1	G4-3			CS BB		DI 1B BB	4 0 0	1 0 1	1 0 0	1 0 0	1 0 1	0 0 0	4 0 0
Jason Varitek, S (1, 2) OBP: 0.323, SLG: 0.388		G6-3	25 FC6-4 1B		BB		G6-3		1 SAFE 1 SAFE BB			4	0	2	1	2	0	0
25 Mike Lowell, R (1, 5) OBP: 0.356, SLG: 0.519		HR	FC6-4 1B		P4		F8		F7		G1-3	6	1	1	2	0	0	4
Coco Crisp, S (1, 8) OBP: 0.330, SLG: 0.387		G1-3					S BB		K			3	0	1	0	2	1	1
Alex Gonzalez, R (1, 6) OBP: 0.325, SLG: 0.401		20 BB BB	F9		L7		F9			K		4	0	0	0	1	1	5
Inning Stats	R: 0 E: 0 K: 1 S: 11 H: 1 LOB: 2 BB: 1 P: 19	R: 1 E: 0 K: 1 S: 17 H: 1 LOB: 2 BB: 2 P: 30	R: 2 E: 0 K: 0 S: 9 H: 4 LOB: 2 BB: 0 P: 16	R: 0 E: 0 K: 2 S: 12 H: 0 LOB: 1 BB: 1 P: 23	R: 0 E: 0 K: 0 S: 8 H: 0 LOB: 2 BB: 2 P: 19	R: 0 E: 0 K: 0 S: 15 H: 1 LOB: 2 BB: 1 P: 27	R: 0 E: 0 K: 0 S: 18 H: 0 LOB: 1 BB: 1 P: 27	R: 0 E: 0 K: 0 S: 10 H: 1 LOB: 1 BB: 0 P: 16	R: 0 E: 0 K: 1 S: 8 H: 0 LOB: 1 BB: 2 P: 19	R: 0 E: 0 K: 1 S: 10 H: 0 LOB: 0 BB: 0 P: 12	R: 1 E: 0 K: 0 S: 19 H: 1 LOB: 1 BB: 1 P: 29							

PITCHER		IP	WLS	BF	H	R	ER	SO	BB	IBB	HBP	BLK	WP	HR	S	P	ERA	WHIP
25 Esteban Loaiza, R ERA: 6.34	(1, 1)	5.0		27	6	3	3	4	6	0	0	0	0	1	57	107	5.40	2.400
57 Chad Gaudin, R ERA: 3.89	(6, 1)	0.2		4	1	0	0	0	1	0	0	0	0	0	12	21	0.00	3.000
51 Brad Halsey, L ERA: 3.95	(6, 1)	0.1		1	0	0	0	0	0	0	0	0	0	0	3	6	0.00	0.000
58 Justin Duchscherer, R ERA: 2.52	(7, 1)	1.0		4	0	0	0	0	1	0	0	0	0	0	18	27	0.00	1.000
50 Kiko Calero, R ERA: 3.19	(8, 1)	1.1		6	1	0	0	0	2	0	0	0	0	0	12	26	0.00	2.250

PITCHER		IP	WLS	BF	H	R	ER	SO	BB	IBB	HBP	BLK	WP	HR	S	P	ERA	WHIP
20 Huston Street, R ERA: 3.12	(9, 1)	1.2	W	5	0	0	0	2	0	0	0	0	0	0	16	21	0.00	0.000
Scott Sauerbeck, L ERA: 4.91	(11, 1)	0.1	H	1	0	0	0	0	0	0	0	0	0	0	3	6	0.00	0.000
Kirk Saarloos, R ERA: 5.4	(11, 1)	0.2	S	4	1	1	1	0	1	0	0	0	0	0	16	23	13.50	3.000

BOTTOM

Oakland Athletics @ Boston Red Sox

Fenway Park, Boston, MA

Thu Jul 13 2006, 7:05 PM EDT
Att. 36,141 - Cloudy - 77 F

livebaseballscorecards.com

AB	41
R	4
H	9
RBI	4
BB	11
SO	6
LOB	22

1B: 7	SF: 0	WP: 0	PA: 52
2B: 1	SAC: 0	PB: 0	
3B: 0	DP: 0	SB: 2	
HR: 1	HBP: 0	CS: 1	

Oakland Athletics @ Boston Red Sox

Fenway Park, Boston, MA

Fri Jul 14 2006, 7:05 PM EDT

Att. 36,319 - Partly Cloudy - 85 F

livebaseballscorecards.com

TOP

Batter	1	2	3	4	5	6	7	8	9	AB	R	H	RBI	BB	SO	LOB
Jason Kendall, R (1, 2) OBP: 0.339, SLG: 0.316	C C B S 1-3 K ①		B X 1-0 F7 ① BB B B B 4-0 BB BB	C B F B F D X 3-2 P3 ③		C X 0-1 FC6-4 ③ 1-2f	B X 1-0 2B 21 2B 1-2 1B		5	1	1	0	1	1	3
Nick Swisher, S (1, 3) OBP: 0.382, SLG: 0.519	F C B X 1-2 21 1B 1B 1B		C X 0-1 P5 ② C B 1 SAFE 1 SAFE C 1 SAFE 1 SAFE B B B 4-2 B 1-2 BB			B B C C F B C 3-3 K ①		B X 1-1 G5-3 ③ B A S E 2-1 1-3 2-H 21 2B 2B		5	2	2	1	1	1	0
21 Mark Kotsay, L (1, 8) OBP: 0.308, SLG: 0.366	S X 0-1 1B 1-3 1B 1B		B B B C B 4-1 S 1B BB F X 0-1 L1 ③			B C B F S 2-3 K ②		C X 0-1 7 BB E 22 1B 1B B A S E 2-2 2-H 3-H 2B		5	2	3	2	1	1	2
Frank Thomas, R (1, 10) OBP: 0.373, SLG: 0.516 23 Bobby Kielty, S (8, PR) OBP: 0.368, SLG: 0.449 (8, 10)	B F B B C F S 3-3 K ②		B S B B B F F F X 3-2 1-H 1B		X 0-0 F8 ①	B B H 3-0 FC5-4 HBP		C C C X 3-1 E6 22 1B 7 BB 14 2B 1-2 B A S E 4-2 BB		4 0	1 0	1 0	1 0	1 0	1 0	3 0
Jay Payton, R (1, 7) OBP: 0.302, SLG: 0.404	X 0-0 1-2 3-H 1B		C F B B X 1-2 G1-3 ③		B C F B F X 2-2 7 BB 22 2B 1B	B B C B F X 3-2 FC5-4 ③ 1-2f		F C C 1-3 K 0-3 K ③		6	1	2	1	0	2	6
7 Bobby Crosby, R (1, 6) OBP: 0.298, SLG: 0.350	X 0-0 L8 ③			B C X 1-1 G5-3 ① F X 0-1 14 HR 1B	B 1 SAFE 1 SAFE 1 SAFE B B B C B 4-1 22 2B 1-2 BB C D X 1-1 14 1B 2B 1-H 2-H		B C B B B 4-1 22 BB BB	B B B C S B 4-2 22 1B 14 2B 1-2 2-3 BB B C X 1-1 P2 ①		3	2	0	0	3	0	2
22 Milton Bradley, S (1, 9) OBP: 0.353, SLG: 0.384		B X 1-0 G3-1 ① C B B B F X 3-2 F8 ②					B 1 SAFE B B F B B 4-1 FC6-4 1-2 BB S X 0-1 14 2B E 1-2 2-3 3-H 1B B S F B X 2-2 1B		5	3	4	3	1	0	0
14 Mark Ellis, R (1, 4) OBP: 0.292, SLG: 0.330				1 SAFE 1 SAFE X 0-0 1-H HR C X 0-1 FC1-6-4 2-H 1B			B B B C X 3-1 P2 ① C D X 1-1 E 1-3 2-H 3-H 2B C X 0-1 F9 ②		6	2	3	5	0	0	3
Antonio Perez, R (1, 5) OBP: 0.192, SLG: 0.185		B X 1-0 F9 ③		B C B F F F F F F 2-3 S K ② X 0-0 FC1-6-4 ② 1-2f			C F S 0-3 K ② C B S B X 2-2 E1 1B 2B 2-H 3-H F C B B C 2-3 K ③		6	1	0	0	0	3	4

Inning Stats																							
	R: 1	H: 3	R: 0	H: 0	R: 1	H: 1	R: 2	H: 2	R: 3	H: 3	R: 0	H: 0	R: 0	H: 0	R: 8	H: 6	R: 0	H: 1	1B: 11	SF: 0	WP: 0	PA: 54	
	E: 0	LOB: 2	E: 0	LOB: 0	E: 0	LOB: 1	E: 0	LOB: 2	E: 0	LOB: 1	E: 0	LOB: 1	E: 0	LOB: 1	E: 2	LOB: 2	E: 0	LOB: 1	2B: 4	SAC: 0	PB: 0		
	K: 2	BB: 0	K: 0	BB: 0	K: 0	BB: 1	K: 1	BB: 2	K: 0	BB: 1	K: 2	BB: 0	K: 1	BB: 2	K: 2	BB: 2	K: 1	BB: 0	3B: 0	DP: 0	SB: 1		
	S: 14	P: 19	S: 5	P: 10	S: 13	P: 22	S: 17	P: 28	S: 15	P: 25	S: 10	P: 21	S: 9	P: 20	S: 29	P: 50	S: 10	P: 15	HR: 1	HBP: 1	CS: 0		

PITCHER		IP	WLS	BF	H	R	ER	SO	BB	IBB	HBP	BLK	WP	HR	S	P	ERA	WHIP
19 Josh Beckett, R ERA: 5.12	(1, 1)	4.1	L	25	8	7	7	3	4	0	0	0	0	1	57	94	14.54	2.769
54 Craig Breslow, L ERA:	(5, 1)	1.2		7	1	0	0	2	0	0	1	0	0	0	17	31	0.00	0.600
Rudy Seanez, R ERA: 4.72	(7, 1)	1.0		5	0	0	0	1	2	0	0	0	0	0	9	20	0.00	2.000
48 Javier López, L ERA: 4.91	(8, 1)	0.2		7	3	5	0	1	1	0	0	0	0	0	15	25	0.00	6.000
51 Julian Tavarez, R ERA: 4.71	(8, 1)	1.1		10	4	3	0	2	1	0	0	0	0	0	24	40	0.00	3.750

PITCHER	IP	WLS	BF	H	R	ER	SO	BB	IBB	HBP	BLK	WP	HR	S	P	ERA	WHIP

AB	45
R	15
H	16
RBI	13
BB	8
SO	9
LOB	23

BOTTOM

Oakland Athletics @ Boston Red Sox

Fenway Park, Boston, MA

Fri Jul 14 2006, 7:05 PM EDT

Att. 36,319 - Partly Cloudy - 85 F

Batter	1	2	3	4	5	6	7	8	9	AB	R	H	RBI	BB	SO	LOB
20 Kevin Youkilis, R (1, 3) OBP: 0.403, SLG: 0.462	C B B S B B B 4-2 BB		B C B F B F X 3-2 ① G4-3	B C X 1-1 ③ G4-3		B C F X 1-2 ② SF8 3-H		B S C B F B X 3-2 2B		3	0	1	1	1	0	2
Mark Loretta, R (1, 4) OBP: 0.355, SLG: 0.380 13 Alex Cora, L (8, PH) OBP: 0.398, SLG: 0.347 (9, 4)	C X 0-1 ① L5		B B C B B B 4-1 BB BB		B C X 1-1 ① F7	C B T B F 1 B F B SAFE 4-2 1-2 BB		F C D C 1-3 ② K		2 1	0 0	0 0	0 0	2 0	0 1	1 1
34 David Ortiz, L (1, 10) OBP: 0.390, SLG: 0.603	D S B B X 3-1 ② F9		B D X 2-0 ② F8		H 1-0 WP HBP	C B B F X 2-2 ③ G3-1		C X 0-1 ③ G3-1		4	0	0	0	0	0	5
Manny Ramirez, R (1, 7) OBP: 0.427, SLG: 0.600 28 Doug Mirabelli, R (9, 2) OBP: 0.278, SLG: 0.302	B B F X 2-1 ③ F9		B B B B 4-0 1-2 BB		B B X 2-0 ② G5-3 1-2		B F C X 1-2 ① G5-3		S B B X 2-1 25 G6-4-3 1B	3 1	0 0	0 1	0 0	1 0	0 0	2 0
25 Mike Lowell, R (1, 5) OBP: 0.351, SLG: 0.511		X 0-0 ① P5	C B F F B B S 3-3 ③ K		B B F X 2-1 ③ G5-3		B B C F C 2-3 ② K		C X 0-1 ① ② 1-2f G6-4-3	5	0	0	0	0	2	4
Jason Varitek, S (1, 2) OBP: 0.329, SLG: 0.391 Willie Harris, L (9, 7) OBP: 0.250, SLG: 0.200		B C C B B X 3-2 1B 1B		B C F B X 2-2 FC6-4 1B		B C B C B F B 4-2 2B 1B BB	B X 1-0 E3		B S X 1-1 ③ F9	3 1	1 0	2 0	0 0	1 0	0 0	0 0
Gabe Kapler, R (1, 9) OBP: 0.389, SLG: 0.629		1 SAFE C C C X 0-2 1-2 1B		C X 0-1 ① FC6-4 1B 1-2f		B C C B X 2-2 1B 20 SF8 1-3 2B	C X 0-1 ③ F7			4	1	2	0	0	0	2
Coco Crisp, S (1, 8) OBP: 0.333, SLG: 0.400		S C F F B F F F S 1-3 ② K		S X 0-1 ② F8		X 0-0 BB 2-3 3-H 1B		B F X 1-1 SF9 3B		4	1	2	1	0	1	3
Alex Gonzalez, R (1, 6) OBP: 0.324, SLG: 0.400		C C S 0-3 ③ K		B B F S X 2-2 1-2 1B		X 0-0 ① F7		S T F B B X 2-2 ① SF9 3-H		3	0	1	1	0	1	4
Inning Stats	R: 0 E: 0 K: 0 S: 8 H: 0 LOB: 1 BB: 1 P: 17	R: 0 E: 0 K: 2 S: 18 H: 2 LOB: 2 BB: 0 P: 22	R: 0 E: 0 K: 1 S: 10 H: 0 LOB: 2 BB: 2 P: 26	R: 0 E: 0 K: 0 S: 12 H: 2 LOB: 2 BB: 0 P: 17	R: 0 E: 0 K: 0 S: 5 H: 0 LOB: 1 BB: 0 P: 11	R: 2 E: 0 K: 0 S: 18 H: 2 LOB: 2 BB: 2 P: 31	R: 0 E: 1 K: 1 S: 10 H: 0 LOB: 1 BB: 0 P: 14	R: 1 E: 0 K: 1 S: 15 H: 2 LOB: 1 BB: 0 P: 22	R: 0 E: 0 K: 0 S: 6 H: 1 LOB: 0 BB: 0 P: 9	1B: 6 2B: 2 3B: 1 HR: 0	SF: 2 SAC: 0 DP: 1 HBP: 1						

livebaseballscorecards.com

AB	34
R	3
H	9
RBI	3
BB	5
SO	5
LOB	24

WP: 1 PB: 0 SB: 0 CS: 0 PA: 42

PITCHER		IP	WLS	BF	H	R	ER	SO	BB	IBB	HBP	BLK	WP	HR	S	P	ERA	WHIP
Barry Zito, L ERA: 3.3	(1, 1)	5.0	W	26	6	2	2	3	4	0	1	0	1	0	60	106	3.60	2.000
Kirk Saarloos, R ERA: 5.26	(6, 1)	2.0		8	0	0	0	1	1	0	0	0	0	0	21	32	0.00	0.500
47 Ron Flores, L ERA: 3.54	(8, 1)	2.0		8	3	1	1	1	0	0	0	0	0	0	21	31	4.50	1.500

PITCHER	IP	WLS	BF	H	R	ER	SO	BB	IBB	HBP	BLK	WP	HR	S	P	ERA	WHIP

Batter	1	2	3	4	5	6	7	8	9	AB	R	H	RBI	BB	SO	LOB
Jason Kendall, R (1, 2) OBP: 0.338, SLG: 0.315	B C F B X 2-2 ① G6-3		C S B B X 2-2 ② F9			C X 0-1 ② G6-3		C X 0-1 1-2 1B		4	0	1	0	0	0	0
Nick Swisher, S (1, 3) OBP: 0.380, SLG: 0.514	C F B C 1-3 ② K		B B B C F S 3-3 ③ K			B B H 3-0 HBP		S S B X 1-2 ③ F8		3	0	0	0	0	2	2
21 Mark Kotsay, L (1, 8) OBP: 0.310, SLG: 0.368	C F B S 1-3 ③ K			B C F B B F B 4-2 G5-4-3 BB		B B S C B F F F T 3-2 ③ K			F B B T B X 3-2 G6-3 2B	3	0	1	0	1	2	1
Frank Thomas, R (1, 10) OBP: 0.372, SLG: 0.513 17 Adam Melhuse, S (9, PH) OBP: 0.287, SLG: 0.394		F B B S B X 3-2 FC3-6 1B		C B F D X 2-2 ①② G5-4-3 1-2f			S B T B F X 2-2 ① P3		F B B S F X 1-2 ① L7	3 1	0 0	1 0	0 0	0 0	0 0	1 1
Jay Payton, R (1, 7) OBP: 0.298, SLG: 0.399	B X 1-0 ① FC3-6 22 1B 1-2f			B C B X 2-1 ③ G6-3			S F S 0-3 ② K		X 0-0 ② G6-3 2-3	4	0	0	0	0	1	2
7 Bobby Crosby, R (1, 6) OBP: 0.294, SLG: 0.345	C B C S 1-3 ② K				X 0-0 ① L6		C B F B S 2-3 ③ K		B F S F X 1-2 ③ G5-3	4	0	0	0	0	2	2
22 Milton Bradley, S (1, 9) OBP: 0.361, SLG: 0.386		F F B B X 2-2 1-2 1B			C C S 0-3 ② K2-3			B B C B B 4-1 1B BB		2	0	1	0	1	1	0
14 Mark Ellis, R (1, 4) OBP: 0.288, SLG: 0.325		C B B B C S 3-3 ③ K			C B X 1-1 ③ G5-3			C B C S 1-3 ① K		3	0	0	0	0	2	3
Antonio Perez, R (1, 5) OBP: 0.184, SLG: 0.176			C B X 1-1 ① G5-3			X 0-0 ① B1-3		B C B F C 2-3 ② K		3	0	0	0	0	1	1
Inning Stats	R: 0 E: 0 K: 2 S: 9 H: 0 LOB: 0 BB: 0 P: 13	R: 0 E: 0 K: 2 S: 13 H: 2 LOB: 2 BB: 0 P: 23	R: 0 E: 0 K: 1 S: 8 H: 0 LOB: 0 BB: 0 P: 14	R: 0 E: 0 K: 0 S: 8 H: 0 LOB: 0 BB: 1 P: 16	R: 0 E: 0 K: 1 S: 6 H: 0 LOB: 0 BB: 0 P: 7	R: 0 E: 0 K: 1 S: 9 H: 0 LOB: 1 BB: 0 P: 15	R: 0 E: 0 K: 2 S: 10 H: 0 LOB: 0 BB: 0 P: 14	R: 0 E: 0 K: 2 S: 12 H: 1 LOB: 2 BB: 1 P: 20	R: 0 E: 0 K: 0 S: 12 H: 1 LOB: 1 BB: 0 P: 17	1B: 3 2B: 1 3B: 0 HR: 0 SF: 0 SAC: 0 DP: 1 HBP: 1						

PITCHER	IP	WLS	BF	H	R	ER	SO	BB	IBB	HBP	BLK	WP	HR	S	P	ERA	WHIP
38 Curt Schilling, R (1, 1) ERA: 3.42	7.0	W	24	2	0	0	9	1	0	1	0	0	0	63	102	0.00	0.429
17 Manny Delcarmen, R (8, 1) ERA: 3.16	1.0		5	1	0	0	2	1	0	0	0	0	0	12	20	0.00	2.000
56 Craig Hansen, R (9, 1) ERA: 4.5	1.0		4	1	0	0	0	0	0	0	0	0	0	12	17	0.00	1.000

PITCHER	IP	WLS	BF	H	R	ER	SO	BB	IBB	HBP	BLK	WP	HR	S	P	ERA	WHIP

TOP

Oakland Athletics @ Boston Red Sox

Fenway Park, Boston, MA

Sat Jul 15 2006, 7:05 PM EDT

Att. 36,232 - Cloudy - 83 F

livebaseballscorecards.com

AB	30
R	0
H	4
RBI	0
BB	2
SO	11
LOB	13

WP: 0 PA: 33
PB: 0
SB: 0
CS: 0

Batter	1	2	3	4	5	6	7	8	9	AB	R	H	RBI	BB	SO	LOB
20 Kevin Youkilis, R (1, 3) OBP: 0.400, SLG: 0.458	C B B X 2-1 F7 ①		C B B C F F X 2-2 BB 34 3B 1B	B C S S 1-3 K ②		B C S X 1-2 F9 ②	C X 0-1 P4 ③			5	1	1	0	0	1	3
Mark Loretta, R (1, 4) OBP: 0.358, SLG: 0.380	C B B X 2-1 F7 ②		1 SAFE 1 SAFE B F 1 SAFE B C B B B 4-2 34 3B 1-2 BB	C B B X 2-1 2-3 1B		B C B B B 4-1 34 BB BB		X 0-0 G6-3 ①		3	1	1	0	2	0	0
34 David Ortiz, L (1, 10) OBP: 0.392, SLG: 0.617	B X 1-0 P4 ③		S X 0-1 1B 1-H 2-H 3B	F B F B F X 2-2 G3 ③		B B B B 1 SAFE B 4-0 1-2 BB		B C C B F F B X 3-2 HR		4	2	2	3	1	0	2
Manny Ramirez, R (1, 7) OBP: 0.430, SLG: 0.603 Gabe Kapler, R (8, PR) OBP: 0.389, SLG: 0.629 (9, 9)		C S B B B X 3-2 25 2B 2B	F B B X 2-1 1B 25 SF8 3-H 1B		X 0-0 G5-3 ①	C B B S S 2-3 K ③		C B C F F F X 1-2 25 BB 1B		5 0	2 0	3 0	1 0	0 0	1 0	2 0
Trot Nixon, L (1, 9) OBP: 0.412, SLG: 0.447 Willie Harris, L (9, 7) OBP: 0.250, SLG: 0.200		C B F B S 2-3 K ①	C X 0-1 1-3 1B		B C F B X 2-2 G3 ②		B F B B S C 3-3 K ①	C F C 0-3 K ②		5 0	0 0	1 0	0 0	0 0	3 0	2 0
25 Mike Lowell, R (1, 5) OBP: 0.355, SLG: 0.518		B B C X 2-1 2-H 2B	X 0-0 SF8 ② 3-H		F B F F F X 1-2 2B		X 0-0 E5 E G5-3 13 1B	B F C B B B 4-2 1-2 BB		3	1	2	2	1	0	0
Jason Varitek, S (1, 2) OBP: 0.327, SLG: 0.385 28 Doug Mirabelli, R (9, 2) OBP: 0.278, SLG: 0.302		B C B B B X 3-1 F8 ②	S C F S 0-3 K ③		H 1-0 HBP		B D F X 2-1 G5-3 ② 1-2	C S F B C 1-3 K ③		4 0	0 0	0 0	0 0	0 0	2 0	5 0
Coco Crisp, S (1, 8) OBP: 0.327, SLG: 0.392		C C X 0-2 F7 ③		B C F X 1-2 G4-3 ①	S D F F X 1-2 G4-3 ③		F B X 1-1 E6 13 1B 2-3			4	0	0	0	0	0	4
13 Alex Cora, L (1, 6) OBP: 0.402, SLG: 0.362			B C F B F X 2-2 G4-3 ①	C F B F F X 1-2 1B 2B		B X 1-0 G4-3 ① B X	1-0 1-2 3-H 1B			4	0	2	1	0	0	0
Inning Stats	R: 0 E: 0 K: 0 S: 5 H: 0 LOB: 0 BB: 0 P: 10	R: 1 E: 0 K: 1 S: 13 H: 2 LOB: 1 BB: 0 P: 23	R: 4 E: 0 K: 1 S: 22 H: 4 LOB: 1 BB: 1 P: 32	R: 0 E: 0 K: 1 S: 17 H: 2 LOB: 2 BB: 0 P: 24	R: 0 E: 0 K: 0 S: 13 H: 1 LOB: 2 BB: 0 P: 18	R: 0 E: 0 K: 1 S: 8 H: 0 LOB: 2 BB: 2 P: 20	R: 1 E: 2 K: 1 S: 11 H: 1 LOB: 2 BB: 0 P: 18	R: 1 E: 0 K: 2 S: 22 H: 2 LOB: 2 BB: 1 P: 31		1B: 6 2B: 4 3B: 1 HR: 1	SF: 1 SAC: 0 DP: 0 HBP: 1				WP: 0 PB: 0 SB: 0 CS: 0	PA: 43	

PITCHER		IP	WLS	BF	H	R	ER	SO	BB	IBB	HBP	BLK	WP	HR	S	P	ERA	WHIP
Dan Haren, R ERA: 3.73	(1, 1)	5.0	L	26	9	5	5	3	1	0	1	0	0	0	70	107	9.00	2.000
57 Chad Gaudin, R ERA: 3.79	(6, 1)	1.0		5	0	0	0	1	2	0	0	0	0	0	8	20	0.00	2.000
51 Brad Halsey, L ERA: 3.9	(7, 1)	1.0		6	1	1	0	1	0	0	0	0	0	0	11	18	0.00	1.000
Scott Sauerbeck, L ERA: 5.12	(8, 1)	1.0		6	2	1	1	2	1	0	0	0	0	1	22	31	9.00	3.000

PITCHER	IP	WLS	BF	H	R	ER	SO	BB	IBB	HBP	BLK	WP	HR	S	P	ERA	WHIP

BOTTOM

Oakland Athletics @ Boston Red Sox

Fenway Park, Boston, MA

Sat Jul 15 2006, 7:05 PM EDT

Att. 36,232 - Cloudy - 83 F

livebaseballscorecards.com

AB	37
R	7
H	12
RBI	7
BB	4
SO	7
LOB	18

Batter	1	2	3	4	5	6	7	8	9	AB	R	H	RBI	BB	SO	LOB
Jason Kendall, R (1, 2) OBP: 0.342, SLG: 0.320	C B B C F B X 3-2 14 G5-4-3 1B		C F B X 1-2 1B		C B B F S 2-3 ① K		C X 0-1 ① F8		C F B B B X 3-2 14 2B 21 1B 1-3 1B	5	1	3	0	0	1	3
14 Mark Ellis, R (1, 4) OBP: 0.286, SLG: 0.327	B F 1 SAFE B B X 3-1 ① ② G5-4-3 1-2f		C B X 1-1 ③ F7		C B F F S 1-3 ② K		B S B B C F B X 3-2 ② G5-3		C F B F B B X 3-2 21 1B SF8 1-3 3-H 2B	5	1	1	1	0	1	5
21 Mark Kotsay, L (1, 8) OBP: 0.317, SLG: 0.378	C F X 0-2 ③ P6			X 0-0 G1-6-3 1B	B B C X 2-1 1B 1-3 2-H 3-H 1B		X 0-0 2B		X 0-0 7 G5-3 BB 2-3 3-H 1B	5	1	4	3	0	0	0
Frank Thomas, R (1, 10) OBP: 0.375, SLG: 0.515 Nick Swisher, S (4, PH) (4, 10) OBP: 0.384, SLG: 0.514		B X 1-0 1B		1 SAFE X 0-0 ① ② G1-6-3 1-2f	B S X 1-1 1B 1-2 3-H 1B		B F B B C B 4-2 BB		B B F B B 4-1 7 G5-3 1-2 BB	1 2	0 0	1 1	0 1	0 2	0 0	0 1
Jay Payton, R (1, 9) OBP: 0.297, SLG: 0.397		B X 1-0 ① F9		B B S X 2-1 ③ G4-3	C F B X 1-2 7 FC6-4 1-2 2-H 1B		B C C B X 2-2 ③ G1-3		X 0-0 ① SF8 3-H	4	0	1	2	0	0	3
7 Bobby Crosby, R (1, 6) OBP: 0.293, SLG: 0.343		C S S 0-3 ② K		B B S X 2-1 17 HBP 23 1B BB 1B 3-1 FC6-4 1-2f				C B B B X 3-1 ① G5-3	B B C B X 3-1 ② G5-3 1-2 2-3	5	1	1	0	0	1	5
23 Bobby Kielty, S (1, 7) OBP: 0.369, SLG: 0.447		B F C C 1-3 ③ K		1 SAFE F 1 SAFE 1 SAFE F B X 1-2 BB 17 HBP 21 1B 1-2 1B	B S B C S 2-3 ① K			F C X 0-2 17 G6-3 1B	X 0-0 ③ G6-3	5	1	2	0	0	2	3
17 Adam Melhuse, S (1, 3) OBP: 0.286, SLG: 0.381		B S B F T 2-2 ① K		L 2 H SAFE 1-1 BB 21 1B 1-2 2-3 HBP	C S X 0-2 ② F8			C C X 0-2 ② ③ G6-3 1-2f		3	1	0	0	0	1	1
Marco Scutaro, R (1, 5) OBP: 0.296, SLG: 0.310		C B F E B S 2-3 ② K		B 3 SAFE C B B B 4-1 21 1B 1B 1-2 2-3 3-H BB	X 0-0 ③ P3				C B F B F X 2-2 1B 14 2B 1B	3	2	1	1	1	1	0
Inning Stats	R: 0 E: 0 K: 0 S: 9 H: 1 LOB: 0 BB: 0 P: 15	R: 0 E: 0 K: 2 S: 8 H: 1 LOB: 1 BB: 0 P: 11	R: 0 E: 0 K: 2 S: 12 H: 1 LOB: 0 BB: 0 P: 18	R: 0 E: 0 K: 0 S: 4 H: 1 LOB: 0 BB: 0 P: 6	R: 5 E: 0 K: 2 S: 23 H: 5 LOB: 2 BB: 1 P: 41	R: 0 E: 0 K: 1 S: 7 H: 0 LOB: 0 BB: 0 P: 9	R: 0 E: 0 K: 0 S: 12 H: 1 LOB: 2 BB: 1 P: 21	R: 0 E: 0 K: 0 S: 8 H: 1 LOB: 0 BB: 0 P: 11	R: 3 E: 0 K: 0 S: 17 H: 4 LOB: 2 BB: 1 P: 32	1B: 13 2B: 2 3B: 0 HR: 0 SF: 1 SAC: 0 DP: 3 HBP: 1						

TOP

Oakland Athletics @ Boston Red Sox

Fenway Park, Boston, MA

Sun Jul 16 2006, 2:05 PM EDT

Att. 35,643 - Sunny - 93 F

livebaseballscorecards.com

AB	38
R	8
H	15
RBI	8
BB	3
SO	7
LOB	21

WP: 0 PB: 0 SB: 0 CS: 0 PA: 43

PITCHER		IP	WLS	BF	H	R	ER	SO	BB	IBB	HBP	BLK	WP	HR	S	P	ERA	WHIP
39 Kyle Snyder, R ERA: 10.03	(1, 1)	4.2	L	22	8	5	5	6	1	0	1	0	0	0	51	82	9.64	1.929
Rudy Seanez, R ERA: 4.46	(5, 1)	2.0		9	2	0	0	1	1	0	0	0	0	0	21	34	0.00	1.500
51 Julian Tavarez, R ERA: 5.12	(7, 1)	1.1		7	4	3	3	0	0	0	0	0	0	0	22	35	20.25	3.000
48 Javier López, L ERA: 4.32	(9, 1)	1.0		5	1	0	0	0	1	0	0	0	0	0	6	13	0.00	2.000

PITCHER	IP	WLS	BF	H	R	ER	SO	BB	IBB	HBP	BLK	WP	HR	S	P	ERA	WHIP

Oakland Athletics @ Boston Red Sox

Fenway Park, Boston, MA

Sun Jul 16 2006, 2:05 PM EDT

Att. 35,643 - Sunny - 93 F

BOTTOM

Batter	1	2	3	4	5	6	7	8	9	AB	R	H	RBI	BB	SO	LOB
20 Kevin Youkilis, R (1, 3) OBP: 0.397, SLG: 0.452	C B B X 2-1 G4-3 ①		C B F X 1-2 F9 ②		B C C S 1-3 K ③			C X 0-1 G5-3 ①		4	0	0	0	0	1	0
Mark Loretta, R (1, 4) OBP: 0.357, SLG: 0.378	C X 0-1 E5 1B		B F F F X 1-2 F8 ③			C X 0-1 F8 ①		C C B B F F X 2-2 WP 1B		4	0	1	0	0	0	0
34 David Ortiz, L (1, 10) OBP: 0.388, SLG: 0.609	B S F F S 1-3 K ②			C B F B B F X 3-2 F9 ①		F B B F F X 2-2 P5 ②		B F X 1-1 L7 ②		4	0	0	0	0	1	2
Manny Ramirez, R (1, 7) OBP: 0.433, SLG: 0.603	B C X 1-1 1-2 1B			B B B 4-0 BB		S S B B B B B 4-2 1B BB		C C B B F F X 2-2 G6-3 ③ 1-2		2	0	1	0	2	0	1
Trot Nixon, L (1, 9) OBP: 0.410, SLG: 0.444	F B F B F X 2-2 G4-3 ③			D B F X 2-1 F7 ②		B X 1-0 1-3 1B ③			B F B B F X 3-2 F7 ①	4	0	1	0	0	0	3
25 Mike Lowell, R (1, 5) OBP: 0.351, SLG: 0.512		C F B X 1-2 F9 ①		C B B B X 3-1 P4 ③			B X 1-0 F7 ①		B S B S X 2-2 G5-3 ②	4	0	0	0	0	0	1
Jason Varitek, S (1, 2) OBP: 0.329, SLG: 0.387		B C C F F E X 1-2 G3 1B			C S B S 1-3 K ①		F X 0-1 FC4-6 1B		B B C B X 3-1 P4 ③	4	0	2	0	0	1	0
Coco Crisp, S (1, 8) OBP: 0.322, SLG: 0.386		C X 0-1 G3 ② ③ 1-2f			B X 1-0 F9 ②		F B X 1-1 FC4-6 ② 1-2f			3	0	0	0	0	0	2
Alex Gonzalez, R (1, 6) OBP: 0.324, SLG: 0.411			B C F F X 1-2 G4-3 ①		X 0-0 HR		B C C B C 2-3 K ③			3	1	1	1	0	1	1
Inning Stats	R: 0 H: 1 E: 1 LOB: 2 K: 1 BB: 0 S: 14 P: 20	R: 0 H: 1 E: 0 LOB: 0 K: 0 BB: 0 S: 10 P: 12	R: 0 H: 0 E: 0 LOB: 0 K: 0 BB: 0 S: 11 P: 14	R: 0 H: 0 E: 0 LOB: 1 K: 0 BB: 1 S: 8 P: 20	R: 1 H: 1 E: 0 LOB: 0 K: 2 BB: 0 S: 8 P: 11	R: 0 H: 1 E: 0 LOB: 2 K: 0 BB: 1 S: 8 P: 15	R: 0 H: 1 E: 0 LOB: 1 K: 1 BB: 0 S: 8 P: 12	R: 0 H: 1 E: 0 LOB: 1 K: 0 BB: 0 S: 14 P: 19	R: 0 H: 0 E: 0 LOB: 0 K: 0 BB: 0 S: 8 P: 16	1B: 5 SF: 0 2B: 0 SAC: 0 3B: 0 DP: 1 HR: 1 HBP: 0						

livebaseballscorecards.com

AB	32
R	1
H	6
RBI	1
BB	2
SO	4
LOB	10

PITCHER		IP	WLS	BF	H	R	ER	SO	BB	IBB	HBP	BLK	WP	HR	S	P	ERA	WHIP
Joe Blanton, R ERA: 4.73	(1, 1)	7.0	W	27	5	1	1	4	2	0	0	0	0	1	67	104	1.29	1.000
58 Justin Duchscherer, R ERA: 2.42	(8, 1)	1.0		4	1	0	0	0	0	0	0	0	1	0	14	19	0.00	1.000
51 Brad Halsey, L ERA: 3.84	(9, 1)	1.0		3	0	0	0	0	0	0	0	0	0	0	8	16	0.00	0.000

PITCHER	IP	WLS	BF	H	R	ER	SO	BB	IBB	HBP	BLK	WP	HR	S	P	ERA	WHIP

Oakland Athletics @ Baltimore Orioles

Oriole Park at Camden Yards, Baltimore, MD

Mon Jul 17 2006, 7:05 PM EDT

Att. 19,541 - Clear - 99 F

TOP

livebaseballscorecards.com

Batter	1	2	3	4	5	6	7	8	9	AB	R	H	RBI	BB	SO	LOB
Jason Kendall, R (1, 2) OBP: 0.343, SLG: 0.325	C F B F B B S 3-3 ① K		B B C F X 2-2 ① G5-3	B C F C 1-3 ③ K 1-2 2-3 3-H			C B X 1-1 2B		C S X 0-2 1B	5	0	2	0	0	2	2
Nick Swisher, S (1, 3) OBP: 0.384, SLG: 0.509	C X 0-1 ② L6		H 1-0 23 CS HBP		B F C H 2-2 23 FC5-4 HBP		C B S F B B F X 3-2 ① G6-3		X 0-0 ② F9	3	0	0	0	0	0	2
23 Bobby Kielty, S (1, 7) OBP: 0.364, SLG: 0.445	F B C B B F X 3-2 2B		F B C B B F 1 SAFE B 1 SAFE X 3-2 ② ③ F9 1-2		X 0-0 ① FC5-4 S 1-2f		C B F B X 2-2 ② G6-3		X 0-0 ③ G4-3	5	0	1	0	0	0	4
3 Eric Chavez, L (1, 5) OBP: 0.352, SLG: 0.432	D B B B 4-0 BB			B B B 4-0 7 BB BB 14 BB BB	1 SAFE B S F F S 1-3 ② K		B B C F F S 2-3 ③ K			2	1	0	0	2	2	2
Frank Thomas, R (1, 10) OBP: 0.373, SLG: 0.509	F C C 0-3 ③ K			B B B C F B 4-2 14 BB 7 BB BLK 1-2 BB	C B C X 1-2 ③ F8 1-2			C B X 1-1 ① F9		3	1	0	0	1	1	3
Jay Payton, R (1, 8) OBP: 0.299, SLG: 0.396		C X 0-1 ① G5-3		B C C X 1-2 ① F9		X 0-0 7 F9 22 1B 14 S 1B		B B B C B 4-1 22 F8 BB		3	1	1	0	1	0	2
22 Milton Bradley, S (1, 9) OBP: 0.358, SLG: 0.381		B B X 2-0 ② G6-3		F F C 0-3 ② K	1 SAFE X 0-0 14 F8-4-6 14 S 1-2 1B			S B B X 2-1 ② F8 1-2		4	0	1	0	0	1	3
7 Bobby Crosby, R (1, 6) OBP: 0.295, SLG: 0.341		B B B C B 4-1 14 FC6-4 BB		B B B 4-0 BLK 14 BB 1-2 2-3 BB	X 0-0 ① F9 2-3			B F B B S C 3-3 ③ K		2	0	0	0	2	1	3
14 Mark Ellis, R (1, 4) OBP: 0.286, SLG: 0.323		C X 0-1 ③ FC6-4 1-2f		B B B C B 4-1 BLK 1-2 2-3 3-H BB	C 1 SAFE F 1 F B F X 1-2 ② ③ F8-4-6 1-2 3-H				B C F B S 2-3 ① K	3	0	0	1	1	1	2
Inning Stats	R: 0 H: 1 E: 0 LOB: 2 K: 2 BB: 1 S: 13 P: 23	R: 0 H: 0 E: 0 LOB: 1 K: 0 BB: 1 S: 6 P: 12	R: 0 H: 0 E: 0 LOB: 0 K: 0 BB: 0 S: 7 P: 13	R: 2 H: 0 E: 0 LOB: 2 K: 2 BB: 4 S: 12 P: 30	R: 0 H: 0 E: 0 LOB: 1 K: 1 BB: 0 S: 10 P: 14	R: 1 H: 2 E: 0 LOB: 0 K: 0 BB: 0 S: 8 P: 9	R: 0 H: 1 E: 0 LOB: 1 K: 1 BB: 0 S: 14 P: 22	R: 0 H: 0 E: 0 LOB: 1 K: 1 BB: 1 S: 8 P: 18	R: 0 H: 1 E: 0 LOB: 1 K: 1 BB: 0 S: 8 P: 10	1B: 3 SF: 0 2B: 3 SAC: 0 3B: 0 DP: 1 HR: 0 HBP: 2						

	AB	30
	R	3
	H	5
	RBI	1
	BB	7
	SO	8
	LOB	23

WP: 0 PA: 39
PB: 0
SB: 3
CS: 1

PITCHER		IP	WLS	BF	H	R	ER	SO	BB	IBB	HBP	BLK	WP	HR	S	P	ERA	WHIP
29 Adam Loewen, L ERA: 6.62	(1, 1)	5.0		23	1	2	2	5	6	0	2	1	0	0	48	92	3.60	1.400
Chris Britton, R ERA: 3.15	(6, 1)	1.0	B	4	2	1	1	0	0	0	0	0	0	0	8	9	9.00	2.000
25 Kurt Birkins, L ERA: 3.07	(7, 1)	1.0	W	4	1	0	0	1	0	0	0	0	0	0	14	22	0.00	1.000
Todd Williams, R ERA: 4.17	(8, 1)	1.0	H	4	0	0	0	1	1	0	0	0	0	0	8	18	0.00	1.000
37 Chris Ray, R ERA: 2.95	(9, 1)	1.0	S	4	1	0	0	1	0	0	0	0	0	0	8	10	0.00	1.000

PITCHER	IP	WLS	BF	H	R	ER	SO	BB	IBB	HBP	BLK	WP	HR	S	P	ERA	WHIP

BOTTOM

Oakland Athletics @ Baltimore Orioles

Oriole Park at Camden Yards, Baltimore, MD

Mon Jul 17 2006, 7:05 PM EDT

Att. 19,541 - Clear - 99 F

livebaseballscorecards.com

Batter	1	2	3	4	5	6	7	8	9	AB	R	H	RBI	BB	SO	LOB
1 Brian Roberts, S (1, 4) OBP: 0.377, SLG: 0.393	BCBFBFBB 4-2 6 1B 12 SH1-3 10 1B BB		BFX 1-1 12 FC4-6 1B		CBBBB 4-1 6 S BB		C 1 SAFE X 0-1 12 FC6-4 1-2 1B			2	1	2	0	2	0	0
12 Brandon Fahey, L (1, 7) OBP: 0.347, SLG: 0.365 Luis Terrero, R (9, 7) OBP: 0.136, SLG: 0.050	X 0-0 ① SH1-3 1-2		B 1 SAFE CC 1 SAFE 1 SAFE BX 2-2 ① FC4-6 6 G4-3 6 S 10 E 1-2f		CSX 0-2 ① F9		X 0-0 ② FC6-4 6 1B 10 1B 1-2f 2-3			3 0	2 0	0 0	0 0	0 0	0 0	4 0
6 Melvin Mora, R (1, 5) OBP: 0.351, SLG: 0.420	CBCFBBX 2-2 10 1B 2-3 1B		BCSBBX 2-2 ② G4-3 1-3		1 SAFE CSSBS 1-3 ② K 1-2		FBX 1-1 10 1B 1-2 3-H 1B			4	0	2	1	0	1	2
10 Miguel Tejada, R (1, 6) OBP: 0.363, SLG: 0.507	X 0-0 G6-4-3 1-2 3-H 1B		CBFBX 2-2 E1 1B 3-H		CFS 0-3 ③ K		CBBFX 2-2 1-2 2-H 1B			4	1	2	2	0	1	1
Jeff Conine, R (1, 10) OBP: 0.329, SLG: 0.423	X 0-0 ② ③ G6-4-3 1-2f		BFBBX 3-1 2-H 1B			CBBX 2-1 ① G6-3	FBBBBFFFC 3-3 ③ K			4	0	1	1	0	1	4
55 Ramon Hernandez, R (1, 2) OBP: 0.330, SLG: 0.477		BBBBCB 4-1 G6-4-3 17 1B BB	BX 1-0 ③ G5-3			X 0-0 ② F7		SSS 0-3 ① K		3	0	0	0	1	1	1
17 Corey Patterson, L (1, 8) OBP: 0.306, SLG: 0.411		BFFFX 1-2 G6-4-3 1-2 1B		CCBBBS 2-3 ① K		BX 1-0 ③ F7		CX 0-1 ② G3		4	0	1	0	0	1	0
Kevin Millar, R (1, 3) OBP: 0.358, SLG: 0.372		BBCBFX 3-2 ① ② G6-4-3 1-2f 2-3		X 0-0 ② P3			C X 0-1 ① L5	C X 0-1 1B		4	0	1	0	0	0	2
21 Nick Markakis, L (1, 9) OBP: 0.335, SLG: 0.364		BX 1-0 ③ G3		BBCBX 3-1 ③ G3			CSBBBBX 3-2 12 FC6-4 1 1B 6 1B 1B	BCBFFFC 3-3 ③ K		4	1	1	0	0	1	2
Inning Stats	R: 1 H: 2 E: 0 LOB: 1 K: 0 BB: 1 S: 10 P: 16	R: 0 H: 1 E: 0 LOB: 1 K: 0 BB: 1 S: 9 P: 18	R: 2 H: 2 E: 1 LOB: 1 K: 0 BB: 0 S: 15 P: 26	R: 0 H: 0 E: 0 LOB: 0 K: 1 BB: 0 S: 6 P: 11	R: 0 H: 0 E: 0 LOB: 1 K: 2 BB: 1 S: 10 P: 15	R: 0 H: 0 E: 0 LOB: 0 K: 0 BB: 0 S: 4 P: 7	R: 2 H: 4 E: 0 LOB: 2 K: 1 BB: 0 S: 18 P: 27	R: 0 H: 1 E: 0 LOB: 1 K: 2 BB: 0 S: 11 P: 14		1B: 10 SF: 0 2B: 0 SAC: 1 3B: 0 DP: 2 HR: 0 HBP: 0						

	AB	32
	R	5
	H	10
	RBI	4
	BB	3
	SO	6
	LOB	16

WP: 0 PA: 36
PB: 0
SB: 2
CS: 0

PITCHER		IP	WLS	BF	H	R	ER	SO	BB	IBB	HBP	BLK	WP	HR	S	P	ERA	WHIP
49 Jason Windsor, R ERA: 1.8	(1, 1)	5.0		22	5	3	1	3	3	0	0	0	0	0	50	86	1.80	1.600
Kirk Saarloos, R ERA: 5.35	(6, 1)	2.0	L	10	4	2	2	1	0	0	0	0	0	0	22	34	9.00	2.000
50 Kiko Calero, R ERA: 3.11	(8, 1)	1.0		4	1	0	0	2	0	0	0	0	0	0	11	14	0.00	1.000

PITCHER	IP	WLS	BF	H	R	ER	SO	BB	IBB	HBP	BLK	WP	HR	S	P	ERA	WHIP

Batter	1	2	3	4	5	6	7	8	9	AB	R	H	RBI	BB	SO	LOB
Jason Kendall, R (1, 2) OBP: 0.337, SLG: 0.320	C B X 1-1 L8		B B C X 2-1 G5-3	C B S F B X 2-2 FC1 21 G3 1-3 2-H		B X 1-0 P6			B C X 1-1 G4-3	5	0	0	0	0	0	2
21 Mark Kotsay, L (1, 8) OBP: 0.316, SLG: 0.373	B X 1-0 G6-3		B C B F H 3-2 BB 3 BB HBP	B B B C F X 3-2 G3 1-2 3-H			X 0-0 G4-3		B F C B F X 2-2 G5-3	4	0	0	1	0	0	2
22 Milton Bradley, S (1, 9) OBP: 0.346, SLG: 0.367	B C B X 2-1 G3		S B B C B X 3-2 F7	C B S F X 1-2 F8			C F B B B C 3-3 K			4	0	0	0	0	1	2
3 Eric Chavez, L (1, 5) OBP: 0.350, SLG: 0.428		B C F B T 2-2 K	B F T B B B 4-2 BB 1-2 BB		B X 1-0 P3		F B B F B F C 3-3 K			3	0	0	0	1	2	0
Frank Thomas, R (1, 10) OBP: 0.375, SLG: 0.506		F X 0-1 F8	B F B B B F B 4-2 1-2 2-3 BB		C F B B B X 2-2 1B			B X 1-0 F9		3	0	1	0	1	0	0
Nick Swisher, S (1, 3) OBP: 0.381, SLG: 0.503	C B S S 1-3 K		B X 1-0 F9		B C S X 1-2 P5			C F B S 1-3 K		4	0	0	0	0	2	4
Jay Payton, R (1, 7) OBP: 0.302, SLG: 0.402			F B X 1-1 7 HR 3B	B B B 4-0 FC1 7 BB E BB	B B C C T 2-2 K			C C C 0-3 K		3	2	1	0	1	2	1
7 Bobby Crosby, R (1, 6) OBP: 0.300, SLG: 0.353			C B X 1-1 3-H HR	B C 1 SAFE B 1 SAFE F B B 4-2 E 21 G3 1-2 BB		C B C X 1-2 F9			X 0-0 14 SH3-4 1B	3	2	2	2	1	0	0
14 Mark Ellis, R (1, 4) OBP: 0.286, SLG: 0.336			C B X 1-1 HR	C F T 0-2 K		B C B F S 2-3 K			B 1 SAFE X 1-0 SH3-4 1-2	3	1	1	1	0	2	2
Inning Stats	R: 0 E: 0 K: 0 S: 5 H: 0 LOB: 0 BB: 0 P: 9	R: 0 E: 0 K: 2 S: 8 H: 0 LOB: 0 BB: 0 P: 11	R: 3 E: 0 K: 0 S: 18 H: 3 LOB: 3 BB: 2 P: 38	R: 2 E: 1 K: 1 S: 16 H: 0 LOB: 1 BB: 2 P: 30	R: 0 E: 0 K: 1 S: 10 H: 1 LOB: 1 BB: 0 P: 16	R: 0 E: 0 K: 1 S: 7 H: 0 LOB: 0 BB: 0 P: 11	R: 0 E: 0 K: 2 S: 8 H: 0 LOB: 0 BB: 0 P: 14	R: 0 E: 0 K: 2 S: 7 H: 0 LOB: 0 BB: 0 P: 9	R: 0 E: 0 K: 0 S: 8 H: 1 LOB: 1 BB: 0 P: 12	1B: 2 2B: 0 3B: 1 HR: 2 SF: 0 SAC: 1 DP: 0 HBP: 1						

PITCHER		IP	WLS	BF	H	R	ER	SO	BB	IBB	HBP	BLK	WP	HR	S	P	ERA	WHIP
Russ Ortiz, R ERA: 8.05	(1, 1)	2.2		12	3	3	3	2	0	0	1	0	0	2	26	44	10.12	1.125
Eddy Rodriguez, R ERA: 4.0	(3, 1)	2.1	L	13	1	2	0	2	4	0	0	0	0	0	31	60	0.00	2.143
Chris Britton, R ERA: 2.97	(6, 1)	2.0		6	0	0	0	3	0	0	0	0	0	0	15	25	0.00	0.000
LaTroy Hawkins, R ERA: 4.05	(8, 1)	2.0		7	1	0	0	2	0	0	0	0	0	0	15	21	0.00	0.500

PITCHER	IP	WLS	BF	H	R	ER	SO	BB	IBB	HBP	BLK	WP	HR	S	P	ERA	WHIP

TOP

Oakland Athletics @ Baltimore Orioles

Oriole Park at Camden Yards, Baltimore, MD

Tue Jul 18 2006, 7:05 PM EDT
Att. 20,827 - Partly Cloudy - 100 F

livebaseballscorecards.com

AB	32
R	5
H	5
RBI	4
BB	4
SO	9
LOB	13

WP: 0	PA: 38		
PB: 0			
SB: 0			
CS: 0			

Oakland Athletics @ Baltimore Orioles

Oriole Park at Camden Yards, Baltimore, MD

Tue Jul 18 2006, 7:05 PM EDT

Att. 20,827 - Partly Cloudy - 100 F

livebaseballscorecards.com

BOTTOM

Batter	1	2	3	4	5	6	7	8	9	AB	R	H	RBI	BB	SO	LOB
1 Brian Roberts, S (1, 4) OBP: 0.372, SLG: 0.388	F8	G2-3		G6-3		K			SH1-3	4	0	0	0	0	1	3
12 Brandon Fahey, L (1, 7) OBP: 0.337, SLG: 0.354	K	F7			K	G4-3			G1-6-3	5	0	0	0	0	2	2
6 Melvin Mora, R (1, 5) OBP: 0.352, SLG: 0.418	1B		G5-3		FC5 10 HBP BB		F8		G1-3	4	1	1	0	1	0	1
10 Miguel Tejada, R (1, 6) OBP: 0.364, SLG: 0.505	1B		G6-3		FC5 HBP		K			3	0	1	0	0	1	0
Jeff Conine, R (1, 3) OBP: 0.328, SLG: 0.420	55 FC6-4 1B		K		FC5		F9			4	0	1	1	0	1	2
55 Ramon Hernandez, R (1, 2) OBP: 0.326, SLG: 0.471	FC6-4			K	G5-3			K		4	0	0	0	0	2	4
17 Corey Patterson, L (1, 8) OBP: 0.309, SLG: 0.412		HR 1B		P5		21 2B 1B		K		4	2	2	0	0	1	0
Kevin Millar, R (1, 10) OBP: 0.360, SLG: 0.384		1 SAFE 1 SAFE HR		21 1B BB		K		G6-3		3	1	1	2	1	1	1
21 Nick Markakis, L (1, 9) OBP: 0.341, SLG: 0.371		K		1-2 1B		1-H 2B			12 G1-6-3 1 SH1-3 BB	3	0	2	1	1	1	0
Inning Stats	R: 1 E: 0 K: 1 S: 19 H: 3 LOB: 2 BB: 0 P: 26	R: 2 E: 0 K: 1 S: 12 H: 2 LOB: 0 BB: 0 P: 17	R: 0 E: 0 K: 1 S: 8 H: 0 LOB: 0 BB: 0 P: 10	R: 0 E: 0 K: 1 S: 9 H: 1 LOB: 2 BB: 1 P: 14	R: 0 E: 0 K: 1 S: 11 H: 0 LOB: 2 BB: 1 P: 22	R: 1 E: 0 K: 2 S: 17 H: 2 LOB: 1 BB: 0 P: 28	R: 0 E: 0 K: 1 S: 7 H: 0 LOB: 0 BB: 0 P: 7	R: 0 E: 0 K: 2 S: 11 H: 0 LOB: 0 BB: 0 P: 18	R: 0 E: 0 K: 0 S: 8 H: 0 LOB: 1 BB: 1 P: 13	1B: 6 2B: 1 3B: 0 HR: 1	SF: 0 SAC: 1 DP: 0 HBP: 1						

	AB	34
	R	4
	H	8
	RBI	4
	BB	3
	SO	10
	LOB	13

PITCHER		IP	WLS	BF	H	R	ER	SO	BB	IBB	HBP	BLK	WP	HR	S	P	ERA	WHIP
25 Esteban Loaiza, R ERA: 6.38	(1, 1)	5.1	W	26	7	4	4	6	2	0	1	0	0	1	67	100	6.75	1.688
51 Brad Halsey, L ERA: 3.8	(6, 1)	0.2	H	3	1	0	0	1	0	0	0	0	0	0	9	17	0.00	1.500
50 Kiko Calero, R ERA: 3.03	(7, 1)	1.0	H	3	0	0	0	1	0	0	0	0	0	0	7	7	0.00	0.000
58 Justin Duchscherer, R ERA: 2.33	(8, 1)	1.0	H	3	0	0	0	2	0	0	0	0	0	0	11	18	0.00	0.000
20 Huston Street, R ERA: 3.05	(9, 1)	1.0	S	4	0	0	0	0	1	0	0	0	0	0	8	13	0.00	1.000

PITCHER	IP	WLS	BF	H	R	ER	SO	BB	IBB	HBP	BLK	WP	HR	S	P	ERA	WHIP

WP: 0 PB: 0 SB: 0 CS: 0 PA: 39

Oakland Athletics @ Baltimore Orioles

Oriole Park at Camden Yards, Baltimore, MD

Wed Jul 19 2006, 12:35 PM EDT

Att. 29,407 - Sunny - 93 F

TOP

livebaseballscorecards.com

Batter	1	2	3	4	5	6	7	8	9	AB	R	H	RBI	BB	SO	LOB
14 Mark Ellis, R (1, 4) OBP: 0.286, SLG: 0.335	B X 1-0 G6-3 ①	B C X 1-1 P5 ③			B B C X 2-1 1B ②		C X 0-1 G6-3 ③			4	0	1	0	0	0	1
21 Mark Kotsay, L (1, 3) (8, 8) OBP: 0.315, SLG: 0.370	B B B B 4-0 3 G3-1 22 1B 1B BB		F B F X 1-2 G4-1 ①		C B S B F B X 3-2 G5-3 ③			F F B B X 2-2 F8 ①		3	1	0	0	1	0	0
22 Milton Bradley, S (1, 9) OBP: 0.359, SLG: 0.407	B F F B F X 2-2 3 G3-1 1-2 1B 1B		B S B X 2-1 HR			C X 0-1 1B ①		F X 0-1 G6-3 ②		4	2	3	1	0	0	0
3 Eric Chavez, L (1, 5) OBP: 0.349, SLG: 0.436	B D B C X 3-1 G3-1 ② 1-2 2-3		B F X 1-1 F7 ②			F B X 1-1 HR		S S F F B B F S 2-3 K ③		4	1	1	1	0	1	2
Frank Thomas, R (1, 10) OBP: 0.376, SLG: 0.519	F X 0-1 2-H 3-H 1B		C F B C 1-3 K ③			C X 0-1 HR			C B F C 1-3 K ①	4	1	2	3	0	2	0
23 Bobby Kielty, S (1, 7) OBP: 0.364, SLG: 0.443 Nick Swisher, S (8, 3) OBP: 0.380, SLG: 0.502	S S X 0-2 F8 ③			X 0-0 7 G6-4-3 1B		B S B S S 2-3 K ②			B X 1-0 P3 ②	3 1	0 0	1 0	0 0	0 0	1 0	1 0
Jay Payton, R (1, 8) (8, 7) OBP: 0.301, SLG: 0.400		X 0-0 17 G3 7 G2-3 1B		F 1 SAFE F F F S 0-3 K ①		B S B X 2-1 G6-3 ③			F F F B X 1-2 G4-3 ③	4	0	1	0	0	1	1
7 Bobby Crosby, R (1, 6) OBP: 0.298, SLG: 0.350		1 SAFE B B C F F F 1 SAFE F 3-2 F F B X G2-3 ① 1-2		C B 1 SAFE X 1-1 G6-4-3 ② ③ 1-2f			C X 0-1 F9 ①			3	0	0	0	0	0	2
17 Adam Melhuse, S (1, 2) OBP: 0.278, SLG: 0.370		F F F X 0-2 G3 ② 2-3			C B B S F X 2-2 L4 ①		S F B S 1-3 K ②			3	0	0	0	0	1	1

Inning Stats	R: 2 E: 0 K: 0 S: 12	H: 2 LOB: 1 BB: 1 P: 22	R: 0 E: 0 K: 0 S: 15	H: 1 LOB: 1 BB: 0 P: 19	R: 1 E: 0 K: 1 S: 10	H: 1 LOB: 0 BB: 0 P: 15	R: 0 E: 0 K: 1 S: 8	H: 1 LOB: 0 BB: 0 P: 9	R: 0 E: 0 K: 0 S: 10	H: 1 LOB: 0 BB: 0 P: 17	R: 2 E: 0 K: 1 S: 11	H: 3 LOB: 0 BB: 0 P: 16	R: 0 E: 0 K: 1 S: 8	H: 0 LOB: 0 BB: 0 P: 9	R: 0 E: 0 K: 1 S: 11	H: 0 LOB: 0 BB: 0 P: 15	R: 0 E: 0 K: 1 S: 8	H: 0 LOB: 0 BB: 0 P: 11

	1B: 6	SF: 0	WP: 0	PA: 34
	2B: 0	SAC: 0	PB: 0	
	3B: 0	DP: 1	SB: 0	
	HR: 3	HBP: 0	CS: 0	

	AB	33
	R	5
	H	9
	RBI	5
	BB	1
	SO	6
	LOB	8

PITCHER		IP	WLS	BF	H	R	ER	SO	BB	IBB	HBP	BLK	WP	HR	S	P	ERA	WHIP
34 Kris Benson, R ERA: 4.72	(1, 1)	6.0	L	25	9	5	5	3	1	0	0	0	0	3	66	98	7.50	1.667
Bruce Chen, L ERA: 7.07	(7, 1)	3.0		9	0	0	0	3	0	0	0	0	0	0	27	35	0.00	0.000

PITCHER	IP	WLS	BF	H	R	ER	SO	BB	IBB	HBP	BLK	WP	HR	S	P	ERA	WHIP

BOTTOM

Batter	1	2	3	4	5	6	7	8	9	AB	R	H	RBI	BB	SO	LOB
Luis Terrero, R (1, 7) OBP: 0.154, SLG: 0.083	L B X 1-1 P4 ①		S X 0-1 P4 ②			C X 0-1 6 FC5-4 1B		B X 1-0 G6-3 ②		4	0	1	0	0	0	2
6 Melvin Mora, R (1, 5) OBP: 0.349, SLG: 0.413	B B B C F F X 3-2 F7 ②		C X 1-1 F8 ③			C B D F B X 3-2 FC5-4 1-2f ②		C C B X 1-2 G4-3 ③		4	0	0	0	0	0	3
10 Miguel Tejada, R (1, 6) OBP: 0.361, SLG: 0.500	B S X 1-1 P5 ③			B B C X 2-1 P4 ①		C B F F B F X 2-2 G5-3 ③			C X 0-1 G5-3 ①	4	0	0	0	0	0	1
Jeff Conine, R (1, 3) OBP: 0.327, SLG: 0.415		S B B B B 4-1 G1-4-3 BB		C B B F F F F F F 3-2 B X G5-3 ②			B S C C 1-3 K ①		X 0-0 G6-3 ②	3	0	0	0	1	1	0
Kevin Millar, R (1, 10) OBP: 0.362, SLG: 0.390		F B X 1-1 G1-4-3 1-2f ① ②		B B X 2-0 G6-3 ③			C C B B X 2-2 55 PB 55 1B 2B		C X 0-1 1B	4	1	2	0	0	0	1
55 Ramon Hernandez, R (1, 2) OBP: 0.328, SLG: 0.470		C B F B X 2-2 G6-3 ③			H 1-0 G6-4-3 HBP		F S D B B X 3-2 17 E 17 E 2-H 1B		C F X 0-2 F9 ③	3	0	1	1	0	0	1
17 Corey Patterson, L (1, 8) OBP: 0.309, SLG: 0.411			L X 0-1 21 1B 1B		L C B F B S 2-3 K ①		F B X 1-1 E3 G6-4-3 1-3			3	0	1	0	0	1	2
Chris Gomez, R (1, 4) OBP: 0.304, SLG: 0.286			B F F X 1-2 F9 ①		F B S X 1-2 G6-4-3 1-2f ② ③		B B C B C X 3-2 G6-4-3 1-2f ② ③			3	0	0	0	0	0	4
21 Nick Markakis, L (1, 9) OBP: 0.341, SLG: 0.371			S B B X 2-1 1-2 1B			C B X 1-1 F7 ①		C B B B C F X 3-2 F8 ①		3	0	1	0	0	0	0
Inning Stats	R: 0 E: 0 K: 0 S: 8 H: 0 LOB: 0 BB: 0 P: 13	R: 0 E: 0 K: 0 S: 6 H: 0 LOB: 0 BB: 1 P: 13	R: 0 E: 0 K: 0 S: 11 H: 2 LOB: 2 BB: 0 P: 15	R: 0 E: 0 K: 0 S: 11 H: 0 LOB: 0 BB: 0 P: 18	R: 0 E: 0 K: 1 S: 7 H: 0 LOB: 0 BB: 0 P: 11	R: 0 E: 0 K: 0 S: 12 H: 1 LOB: 1 BB: 0 P: 18	R: 1 E: 1 K: 1 S: 14 H: 2 LOB: 1 BB: 0 P: 24	R: 0 E: 0 K: 0 S: 8 H: 0 LOB: 0 BB: 0 P: 13	R: 0 E: 0 K: 0 S: 8 H: 1 LOB: 1 BB: 0 P: 8	1B: 5 2B: 1 3B: 0 HR: 0	SF: 0 SAC: 0 DP: 3 HBP: 1						

PITCHER		IP	WLS	BF	H	R	ER	SO	BB	IBB	HBP	BLK	WP	HR	S	P	ERA	WHIP
Barry Zito, L ERA: 3.2	(1, 1)	7.0	W	26	5	1	1	2	1	0	1	0	0	0	69	112	1.29	0.857
Scott Sauerbeck, L ERA: 4.87	(8, 1)	1.0		3	0	0	0	0	0	0	0	0	0	0	8	13	0.00	0.000
20 Huston Street, R ERA: 2.98	(9, 1)	1.0		4	1	0	0	0	0	0	0	0	0	0	8	8	0.00	1.000

PITCHER	IP	WLS	BF	H	R	ER	SO	BB	IBB	HBP	BLK	WP	HR	S	P	ERA	WHIP

Oakland Athletics @ Baltimore Orioles

Oriole Park at Camden Yards, Baltimore, MD

Wed Jul 19 2006, 12:35 PM EDT
Att. 29,407 - Sunny - 93 F

livebaseballscorecards.com

AB	31
R	1
H	6
RBI	1
BB	1
SO	2
LOB	14



Batter	1	2	3	4	5	6	7	8	9	AB	R	H	RBI	BB	SO	LOB
Jason Kendall, R (1, 2) OBP: 0.341, SLG: 0.322	B B C B C X 3-2 P3 ①		C 1 SAFE 1 SAFE 1 SAFE B B F X 2-2 22 WP 21 FC3-2 22 1B 1-3 1B		B B C B C X 3-2 22 1B 1B		C F B X 1-2 F8 ②		C B S D B B 4-2 21 BB 22 2B 3-H BB	4	2	2	0	1	0	0
21 Mark Kotsay, L (1, 8) OBP: 0.313, SLG: 0.366	B X 1-0 F7 ②		X 0-0 FC3-2 ① 22 1B 1-2 3-H		X 0-0 P6 ②		X 0-0 G4-3 ③		B B B B 4-0 22 2B 1-2 BB	4	0	0	0	1	0	3
22 Milton Bradley, S (1, 9) OBP: 0.375, SLG: 0.432	T B X 1-1 P5 ③		S B F F B B X 3-2 1-2 2-H 1B		X 0-0 1-3 1B			X 0-0 3 G4-6-3 1B	X 0-0 1-3 2-H 2B	5	0	4	2	0	0	0
3 Eric Chavez, L (1, 5) OBP: 0.344, SLG: 0.428		F B F S 1-3 ① K	F X 0-1 F8 ②		B B C C X 2-2 G4-3 ③			C C B X 1-2 G4-6-3 ①② 1-2f	S X 0-1 G1-3 ③	5	0	0	0	0	1	7
Frank Thomas, R (1, 10) OBP: 0.375, SLG: 0.513		F B B S F B B 4-2 1B BB	B 2 SAFE B B F X 2-1 F7 ③			F X 0-1 F8 ①		F T B B S 2-3 K ③		3	0	0	0	1	1	2
Nick Swisher, S (1, 3) OBP: 0.378, SLG: 0.498		S B F B B F S 3-3 K ②		F C B B S 2-3 K ①		B B F B B S F X 3-2 G4-3 ②			B X 1-0 2B SF8 1B	4	1	1	0	0	2	1
Jay Payton, R (1, 7) OBP: 0.307, SLG: 0.408		B X 1-0 1-2 1B	C F F F F B F X 1-2 F8 ②			C B X 1-1 1B			B X 1-0 SF8 1-3 WP 2B	4	1	3	0	0	0	0
7 Bobby Crosby, R (1, 6) OBP: 0.296, SLG: 0.348 Marco Scutaro, R (5, 6) OBP: 0.293, SLG: 0.308		F B C S S 1-3 ③ K	C B X 1-1 G3-1 ③			X 0-0 L8 ③			B B B B C X 3-1 SF8 ① 2-3 3-H	2 1	0 0	0 0	0 1	0 0	1 0	2 1
14 Mark Ellis, R (1, 4) OBP: 0.285, SLG: 0.333			B X 1-0 1B 21 FC3-2 1B		B B C T F B C 3-3 K ①		B X 1-0 L6 ①		C S D S 1-3 K ②	4	0	1	0	0	2	1
Inning Stats	R: 0 E: 0 K: 0 S: 6 H: 0 LOB: 0 BB: 0 P: 11	R: 0 E: 0 K: 3 S: 14 H: 1 LOB: 2 BB: 1 P: 24	R: 1 E: 0 K: 0 S: 13 H: 3 LOB: 2 BB: 0 P: 21	R: 0 E: 0 K: 1 S: 12 H: 0 LOB: 0 BB: 0 P: 16	R: 0 E: 0 K: 1 S: 12 H: 2 LOB: 2 BB: 0 P: 20	R: 0 E: 0 K: 0 S: 9 H: 1 LOB: 1 BB: 0 P: 13	R: 0 E: 0 K: 0 S: 5 H: 0 LOB: 0 BB: 0 P: 7	R: 0 E: 0 K: 1 S: 7 H: 1 LOB: 0 BB: 0 P: 10	R: 3 E: 0 K: 1 S: 12 H: 3 LOB: 2 BB: 2 P: 26	1B: 9 2B: 2 3B: 0 HR: 0 SF: 1 SAC: 0 DP: 1 HBP: 0						

PITCHER		IP	WLS	BF	H	R	ER	SO	BB	IBB	HBP	BLK	WP	HR	S	P	ERA	WHIP
35 Justin Verlander, R ERA: 2.77	(1, 1)	6.0	W	26	7	1	1	5	1	0	0	0	1	0	66	105	1.50	1.333
Jamie Walker, L ERA: 0.95	(7, 1)	2.0		6	1	0	0	1	0	0	0	0	0	0	12	17	0.00	0.500
43 Roman Colon, R ERA: 5.4	(9, 1)	0.2		5	2	3	3	1	1	0	0	0	1	0	9	19	40.50	4.500
56 Fernando Rodney, R ERA: 3.56	(9, 1)	0.1		3	1	0	0	0	1	0	0	0	0	0	3	7	0.00	6.000

PITCHER	IP	WLS	BF	H	R	ER	SO	BB	IBB	HBP	BLK	WP	HR	S	P	ERA	WHIP

TOP

Oakland Athletics @ Detroit Tigers

Comerica Park, Detroit, MI

Fri Jul 21 2006, 7:05 PM EDT

Att. 40,687 - Cloudy - 77 F

livebaseballscorecards.com

AB	36
R	4
H	11
RBI	3
BB	3
SO	7
LOB	17

PA: 40

WP: 2 PB: 0 SB: 0 CS: 0

Oakland Athletics @ Detroit Tigers

Comerica Park, Detroit, MI

Fri Jul 21 2006, 7:05 PM EDT
Att. 40,687 - Cloudy - 77 F

livebaseballscorecards.com

BOTTOM

Batter	1	2	3	4	5	6	7	8	9	AB	R	H	RBI	BB	SO	LOB
28 Curtis Granderson, L (1, 8) OBP: 0.367, SLG: 0.454	K2-3			30 2B 14 1B 1B	WP 14 1B 2B 2-3 1B	K				4	2	2	0	0	2	0
14 Placido Polanco, R (1, 4) OBP: 0.318, SLG: 0.360	F7			30 2B 33 FC5-2 1-2 1B	WP 2B 1-2 3-H 1B		9 WP 1B			4	1	3	1	0	0	0
Ivan Rodriguez, R (1, 2) OBP: 0.342, SLG: 0.464	G5-3			F3	30 G6-3 1-H 2-H 2B		F7			4	0	1	2	0	0	3
30 Magglio Ordonez, R (1, 9) OBP: 0.350, SLG: 0.487		F8		33 FC5-2 1-3 2-H 2B	G6-3 2-3		L8			4	1	1	1	0	0	2
9 Carlos Guillen, S (1, 6) OBP: 0.385, SLG: 0.500		PO BB		33 FC5-2 IBB	K		G4-3 1-2			2	1	0	0	2	1	2
33 Marcus Thames, R (1, 7) OBP: 0.358, SLG: 0.616		K		FC5-2 1B 1-2 2-3 3-Hf	G4-3			P6		3	0	0	0	0	1	5
Alexis Gomez, L (8, 7) OBP: 0.307, SLG: 0.361										1	0	0	0	0	0	0
Dmitri Young, S (1, 10) OBP: 0.239, SLG: 0.238		PO 1-2	K	1-3 2-H 3-H 1B	G4-3			15 FC6-4 1B		4	0	2	2	0	1	0
31 Chris Shelton, R (1, 3) OBP: 0.341, SLG: 0.485			G6-3	F9	K			K		4	0	0	0	0	2	3
15 Brandon Inge, R (1, 5) OBP: 0.297, SLG: 0.473			F8	28 1B 14 1B 2B	HR			FC6-4 1-2f		4	2	2	1	0	0	1

	AB	34
	R	7
	H	11
	RBI	7
	BB	2
	SO	7
	LOB	16

Inning Stats	1	2	3	4	5	6	7	8	9
	R: 0 E: 0 K: 1 S: 6	H: 0 LOB: 0 BB: 0 P: 9	R: 0 E: 0 K: 1 S: 8	H: 0 LOB: 0 BB: 1 P: 13	R: 0 E: 0 K: 1 S: 9	H: 0 LOB: 0 BB: 0 P: 11	R: 3 E: 0 K: 0 S: 14	H: 4 LOB: 2 BB: 1 P: 24	R: 3 E: 0 K: 1 S: 19	H: 4 LOB: 1 BB: 0 P: 28	R: 1 E: 0 K: 2 S: 14	H: 1 LOB: 0 BB: 0 P: 19	R: 0 E: 0 K: 0 S: 14	H: 1 LOB: 1 BB: 0 P: 21	R: 0 E: 0 K: 1 S: 7	H: 1 LOB: 1 BB: 0 P: 12

	1B: 7	SF: 0	WP: 2	PA: 37
	2B: 3	SAC: 0	PB: 0	
	3B: 0	DP: 0	SB: 0	
	HR: 1	HBP: 0	CS: 0	

PITCHER		IP	WLS	BF	H	R	ER	SO	BB	IBB	HBP	BLK	WP	HR	S	P	ERA	WHIP
Dan Haren, R ERA: 4.02	(1, 1)	6.0	L	28	9	7	7	6	1	1	0	0	1	1	70	104	10.50	1.667
57 Chad Gaudin, R ERA: 3.68	(7, 1)	1.0		4	1	0	0	0	0	0	0	0	1	0	14	21	0.00	1.000
Kirk Saarloos, R ERA: 5.29	(8, 1)	1.0		4	1	0	0	1	0	0	0	0	0	0	7	12	0.00	1.000

PITCHER	IP	WLS	BF	H	R	ER	SO	BB	IBB	HBP	BLK	WP	HR	S	P	ERA	WHIP

Batter	1	2	3	4	5	6	7	8	9	AB	R	H	RBI	BB	SO	LOB
Jason Kendall, R (1, 2) OBP: 0.348, SLG: 0.326	C B B X 2-1 21 SH2-3 1B	B B C X 2-1 21 HR 1-2 2-H 1B		B B C B B 4-1 BB		B B C B B 4-1 22 HR BB		B X 1-0 ① F9		3	2	2	1	2	0	0
21 Mark Kotsay, L (1, 8) OBP: 0.313, SLG: 0.373	X 0-0 ① SH2-3 1-2	B B F X 2-1 1-H 2-H HR		X 0-0 ② P4		F C C 0-3 ① K		B B B C X 3-1 ② F7		4	1	1	3	0	1	2
22 Milton Bradley, S (1, 9) OBP: 0.369, SLG: 0.447	F B B F X 2-2 ② F9	X 0-0 ③ P6		1 SAFE C X 0-1 ③ L1		1 SAFE B F 1 SAFE F 1 SAFE 1 SAFE F F 3-2 1 SAFE 1 SAFE B C X 1-H HR		C B B B X 3-1 ③ F9		5	1	1	2	0	0	2
3 Eric Chavez, L (1, 5) OBP: 0.342, SLG: 0.428	C T B F F X 1-2 ③ F9		C X 0-1 F8 2B		C S S 0-3 ① K	X 0-0 ② F8			X 0-0 ① G3-1	5	0	1	0	0	1	1
Frank Thomas, R (1, 10) OBP: 0.375, SLG: 0.508		B F C B F B F X 3-2 1B 1B 14 SF7 1B	B B C X 2-1 ① F8 2-3		C C F F F B B F B 4-2 1B 1B 14 SF9 BB	B B X 2-0 ③ P3			B X 1-0 ② P6	4	2	1	0	1	0	1
Nick Swisher, S (1, 3) OBP: 0.381, SLG: 0.499		C B X 1-1 1B 1B 1-2 1B	B S C B F B B 4-2 BB		B S B X 2-1 14 SF9 1B 1-2 1B		B X 1-0 ① G4-3		C B S S 1-3 ③ K	4	1	2	0	1	1	0
Jay Payton, R (1, 7) OBP: 0.309, SLG: 0.409		F B X 1-1 1B 21 HR 1-2 2-3 1B	F B F F S 1-3 ② K		C X 0-1 1-2 2-3 1B		B X 1-0 ② G1-3			4	1	2	0	0	1	2
14 Mark Ellis, R (1, 4) OBP: 0.281, SLG: 0.330		C F B B B F B F F F 3-2 ① X SF7 3-H	C B C B S 2-3 ③ K		B B X 2-0 ② SF9 2-3 3-H		C S X 0-2 ③ G1-5-3			2	0	0	2	0	1	2
Marco Scutaro, R (1, 6) OBP: 0.292, SLG: 0.324		C C F X 0-2 ② L7		C X 0-1 ① L8	C B S S 1-3 ③ K			X 0-0 HR		4	1	1	1	0	1	4
Inning Stats	R: 0 H: 1 E: 0 LOB: 1 K: 0 BB: 0 S: 11 P: 16	R: 5 H: 5 E: 0 LOB: 0 K: 0 BB: 0 S: 25 P: 37	R: 0 H: 1 E: 0 LOB: 2 K: 2 BB: 1 S: 14 P: 23	R: 0 H: 0 E: 0 LOB: 1 K: 0 BB: 1 S: 6 P: 10	R: 1 H: 2 E: 0 LOB: 2 K: 2 BB: 1 S: 18 P: 27	R: 2 H: 1 E: 0 LOB: 0 K: 1 BB: 1 S: 11 P: 20	R: 0 H: 0 E: 0 LOB: 0 K: 0 BB: 0 S: 5 P: 7	R: 1 H: 1 E: 0 LOB: 0 K: 0 BB: 0 S: 6 P: 13	R: 0 H: 0 E: 0 LOB: 0 K: 1 BB: 0 S: 5 P: 7	1B: 7 SF: 2 2B: 1 SAC: 1 3B: 0 DP: 0 HR: 3 HBP: 0						

TOP

Oakland Athletics @ Detroit Tigers

Comerica Park, Detroit, MI

Sat Jul 22 2006, 1:20 PM EDT

Att. 38,923 - Partly Cloudy - 78 F

livebaseballscorecards.com

AB	35
R	9
H	11
RBI	9
BB	4
SO	6
LOB	14

PITCHER		IP	WLS	BF	H	R	ER	SO	BB	IBB	HBP	BLK	WP	HR	S	P	ERA	WHIP
31 Zach Miner, R ERA: 4.07	(1, 1)	2.1		14	7	5	5	0	0	0	0	0	0	1	40	59	19.29	3.000
Wilfredo Ledezma, L ERA: 4.76	(3, 1)	4.2	L	21	3	3	3	5	4	0	0	0	0	1	50	81	5.79	1.500
43 Roman Colon, R ERA: 5.34	(8, 1)	2.0		7	1	1	1	1	0	0	0	0	0	1	11	20	4.50	0.500

PITCHER	IP	WLS	BF	H	R	ER	SO	BB	IBB	HBP	BLK	WP	HR	S	P	ERA	WHIP

Oakland Athletics @ Detroit Tigers

Comerica Park, Detroit, MI

Sat Jul 22 2006, 1:20 PM EDT

Att. 38,923 - Partly Cloudy - 78 F

BOTTOM

Batter	1	2	3	4	5	6	7	8	9	AB	R	H	RBI	BB	SO	LOB
28 Curtis Granderson, L (1, 8) OBP: 0.368, SLG: 0.453	0-1 1B 14 1B 30 1B 1B	2-2 G4-3 ②			2-2 F8-6 14 1B 1B		1-3 K ①		3-3 K ①	5	1	2	0	0	2	0
14 Placido Polanco, R (1, 4) OBP: 0.324, SLG: 0.366	2-1 30 1B 1B 9 2B 1-2 1B	1-2 1B			0-0 F8-6 1-2 1B		2-1 1B 1B		1-2 F9 ②	5	1	4	0	0	0	0
Craig Monroe, R (1, 7) OBP: 0.280, SLG: 0.461	1-1 30 1B 9 2B 1-2 2-3 1B	3-1 F7 ③			1-1 F8-6 ①② 1-2 2-3		1-1 1-2 1B		0-1 G6-3 ③	5	1	2	0	0	0	3
30 Magglio Ordonez, R (1, 9) OBP: 0.352, SLG: 0.487	2-0 9 2B 1-2 2-3 3-H 1B		3-2 9 G6-4-3 1B		0-1 G5-3 ③		1-1 F9 ②			4	1	2	1	0	0	3
9 Carlos Guillen, S (1, 6) OBP: 0.384, SLG: 0.500	0-0 G4-3 15 SF8 1-H 2-H 3-H 2B		1-1 G6-4-3 ①② 1-2f			2-2 E6 31 WP 15 1B	1-0 L9 ③			4	1	1	3	0	0	3
Dmitri Young, S (1, 10) OBP: 0.239, SLG: 0.239	2-2 G4-3 ① 2-3		0-0 L9 ③			2-2 F8 ①		0-0 15 G5-4-3 1B		4	0	1	0	0	0	2
15 Brandon Inge, R (1, 5) OBP: 0.296, SLG: 0.472	2-1 SF8 ② 3-H			2-0 P6 ①		1-2 31 WP 1-2 1B		2-2 G5-4-3 ①② 1-2f		3	0	1	1	0	0	1
31 Chris Shelton, R (1, 3) OBP: 0.340, SLG: 0.482	2-2 P4 ③			2-1 F8 ②		3-3 K ② 1-2 2-3		1-2 1B		4	0	1	0	0	1	2
13 Vance Wilson, R (1, 2) OBP: 0.313, SLG: 0.490		0-2 G5-3 ①		1-2 G6-3 ③		2-0 F7 ③		1-3 K ③		4	0	0	0	0	1	3
Inning Stats	R: 5 H: 5 E: 0 LOB: 0 K: 0 BB: 0 S: 18 P: 28	R: 0 H: 1 E: 0 LOB: 1 K: 0 BB: 0 S: 14 P: 20	R: 0 H: 1 E: 0 LOB: 0 K: 0 BB: 0 S: 8 P: 12	R: 0 H: 0 E: 0 LOB: 0 K: 0 BB: 0 S: 7 P: 12	R: 0 H: 2 E: 0 LOB: 1 K: 0 BB: 0 S: 8 P: 11	R: 0 H: 1 E: 1 LOB: 2 K: 1 BB: 0 S: 15 P: 25	R: 0 H: 2 E: 0 LOB: 2 K: 1 BB: 0 S: 10 P: 16	R: 0 H: 2 E: 0 LOB: 1 K: 1 BB: 0 S: 10 P: 14	R: 0 H: 0 E: 0 LOB: 0 K: 1 BB: 0 S: 8 P: 12	1B: 13 SF: 1 2B: 2 SAC: 0 3B: 0 DP: 3 HR: 0 HBP: 0						

livebaseballscorecards.com

AB	38
R	5
H	14
RBI	5
BB	0
SO	4
LOB	17

WP: 1 PA: 39
PB: 0
SB: 0
CS: 0

PITCHER		IP	WLS	BF	H	R	ER	SO	BB	IBB	HBP	BLK	WP	HR	S	P	ERA	WHIP
Joe Blanton, R ERA: 4.9	(1, 1)	5.0	W	22	9	5	5	0	0	0	0	0	0	0	55	83	9.00	1.800
51 Brad Halsey, L ERA: 3.73	(6, 1)	1.1	H	6	1	0	0	2	0	0	0	0	1	0	18	29	0.00	0.750
50 Kiko Calero, R ERA: 3.0	(7, 1)	0.1	H	3	2	0	0	0	0	0	0	0	0	0	6	10	0.00	6.000
58 Justin Duchscherer, R ERA: 2.22	(7, 1)	1.1	H	5	2	0	0	1	0	0	0	0	0	0	11	16	0.00	1.500
20 Huston Street, R ERA: 2.91	(9, 1)	1.0		3	0	0	0	1	0	0	0	0	0	0	8	12	0.00	0.000

PITCHER	IP	WLS	BF	H	R	ER	SO	BB	IBB	HBP	BLK	WP	HR	S	P	ERA	WHIP

Batter	1	2	3	4	5	6	7	8	9	AB	R	H	RBI	BB	SO	LOB
Jason Kendall, R (1, 2) OBP: 0.347, SLG: 0.322	B C B X 2-1 ① L4		B C B S X 2-2 ① G5-3		C C F X 0-2 ③ F9			B C B B B 4-1 23 F BB		3	0	0	0	1	0	1
23 Bobby Kielty, S (1, 7) OBP: 0.361, SLG: 0.458	B B B B C F X 3-2 ② G6-3		F S X 0-2 2-H HR			B X 1-0 ① F8		F B T B X 2-2 1-2 FC1		4	1	1	2	0	0	1
22 Milton Bradley, S (1, 9) OBP: 0.366, SLG: 0.441	X 0-0 1B		S B B B X 3-1 ② L9			X 0-0 ② G6-3		C C C 0-3 ② K		4	0	1	0	0	1	2
Frank Thomas, R (1, 10) OBP: 0.372, SLG: 0.504 17 Adam Melhuse, S (6, PH) (6, 10) OBP: 0.273, SLG: 0.363	C C B C 1-3 ③ K		B B F F C 2-3 ③ K			B B B C X 3-1 ③ G6-3		B F T B S 2-3 ③ K		2 2	0 0	0 0	0 0	0 0	2 1	1 2
Jay Payton, R (1, 8) OBP: 0.305, SLG: 0.404		B F B F B X 3-2 ① F7		X 0-0 ① G6-3			B X 1-0 ① G4-3		B F X 1-1 ① G4-3	4	0	0	0	0	0	0
Nick Swisher, S (1, 3) OBP: 0.377, SLG: 0.493		C B B C B S 3-3 ② K		C F X 0-2 ② G3-1			B X 1-0 ② G5-3		F B B F F X 2-2 ② F9	4	0	0	0	0	1	0
Marco Scutaro, R (1, 6) OBP: 0.296, SLG: 0.345		B X 1-0 ③ F8		B B X 2-0 ③ G6-3			B C X 1-1 HR		F B X 1-1 1B	4	1	2	1	0	0	0
14 Mark Ellis, R (1, 4) OBP: 0.280, SLG: 0.329			B S X 1-1 2B 1B		B C B S X 2-2 ① G5-3		C X 0-1 ③ L5		B F B X 2-1 ③ F8	4	1	1	0	0	0	1
Antonio Perez, R (1, 5) OBP: 0.190, SLG: 0.197			X 0-0 1-H 23 HR 2B		B B X 2-0 ② G5-3			S X 0-1 ① F8		3	1	1	1	0	0	0
Inning Stats	R: 0 E: 0 K: 1 S: 9 H: 1 LOB: 1 BB: 0 P: 15	R: 0 E: 0 K: 1 S: 7 H: 0 LOB: 0 BB: 0 P: 14	R: 3 E: 0 K: 1 S: 14 H: 3 LOB: 0 BB: 0 P: 22	R: 0 E: 0 K: 0 S: 5 H: 0 LOB: 0 BB: 0 P: 7	R: 0 E: 0 K: 0 S: 8 H: 0 LOB: 0 BB: 0 P: 12	R: 0 E: 0 K: 0 S: 4 H: 0 LOB: 0 BB: 0 P: 8	R: 1 E: 0 K: 0 S: 6 H: 1 LOB: 0 BB: 0 P: 9	R: 0 E: 1 K: 2 S: 12 H: 0 LOB: 2 BB: 1 P: 20	R: 0 E: 0 K: 0 S: 10 H: 1 LOB: 1 BB: 0 P: 16	1B: 3 2B: 1 3B: 0 HR: 2	SF: 0 SAC: 0 DP: 0 HBP: 0						

PITCHER		IP	WLS	BF	H	R	ER	SO	BB	IBB	HBP	BLK	WP	HR	S	P	ERA	WHIP
29 Nate Robertson, L ERA: 3.7	(1, 1)	7.0	W	26	5	4	4	3	0	0	0	0	0	2	53	87	5.14	0.714
54 Joel Zumaya, R ERA: 2.37	(8, 1)	2.0		9	1	0	0	2	1	0	0	0	0	0	22	36	0.00	1.000

PITCHER	IP	WLS	BF	H	R	ER	SO	BB	IBB	HBP	BLK	WP	HR	S	P	ERA	WHIP

TOP

Oakland Athletics @ Detroit Tigers

Comerica Park, Detroit, MI

Sun Jul 23 2006, 1:05 PM EDT

Att. 40,355 - Sunny - 75 F

livebaseballscorecards.com

AB	34
R	4
H	6
RBI	4
BB	1
SO	5
LOB	8

1B: 3	SF: 0	WP: 0	PA: 35
2B: 1	SAC: 0	PB: 0	
3B: 0	DP: 0	SB: 0	
HR: 2	HBP: 0	CS: 0	

Oakland Athletics @ Detroit Tigers

Comerica Park, Detroit, MI

Sun Jul 23 2006, 1:05 PM EDT
Att. 40,355 - Sunny - 75 F

livebaseballscorecards.com

BOTTOM

Batter	1	2	3	4	5	6	7	8	9	AB	R	H	RBI	BB	SO	LOB
28 Curtis Granderson, L (1, 8) OBP: 0.368, SLG: 0.455	1-2 1B 30 1B 14 HBP 1B 2-1 G3		3-2 1-H 2B		2-2 F8			0-3 K		5	1	2	1	0	1	2
14 Placido Polanco, R (1, 4) OBP: 0.326, SLG: 0.366 20 Omar Infante, R (1, PR) OBP: 0.299, SLG: 0.373 (2, 4)	2-0 1-2 30 1B 1B HBP	0-3 K	1-2 P4			2-1 F7		1-2 G5-4-3 HBP		0 3	0 1	0 0	0 0	0 0	0 1	0 1
Ivan Rodriguez, R (1, 2) OBP: 0.340, SLG: 0.460	0-0 1-2 2-3 9 30 1B 1B	0-1 L9		0-0 G5-3		1-1 G1-3		0-1 1-2f G5-4-3		5	1	1	0	0	0	1
30 Magglio Ordonez, R (1, 9) OBP: 0.353, SLG: 0.487	2-0 1-2 2-H 3-H 9 1B E 1B	2-2 E6 9 2B		0-2 G6-3		1-0 9 BB 1B				4	2	2	2	0	0	0
9 Carlos Guillen, S (1, 6) OBP: 0.390, SLG: 0.514	1-0 1-3 2-H E SF3 1B	3-2 1-H 2B		1-1 3B		4-2 1-2 BB				3	1	3	2	1	0	0
33 Marcus Thames, R (1, 7) OBP: 0.352, SLG: 0.605	0-1 P6	1-2 F8		1-2 K		3-1 G5-3				4	0	0	0	0	1	6
Dmitri Young, S (1, 3) OBP: 0.230, SLG: 0.229 31 Chris Shelton, R (6, 3) OBP: 0.339, SLG: 0.480	1 SAFE 0-0 1-3 3-H E3 15 E 1B		0-0 F8		1-2 G6-3		1-2 G5-3			3 1	1 0	0 0	1 0	0 0	0 0	1 0
Craig Monroe, R (1, 10) OBP: 0.277, SLG: 0.457	2-2 1-2 3-H SF3		2-3 K		2-1 P4		1-1 F7			3	0	0	1	0	1	0
15 Brandon Inge, R (1, 5) OBP: 0.301, SLG: 0.475	0-1 2-H 1B		0-1 28 2B 1B		0-2 1B		2-2 L8			4	1	3	1	0	0	0
Inning Stats	R: 6 E: 2 K: 0 S: 17 H: 5 LOB: 1 BB: 0 P: 27	R: 1 E: 1 K: 1 S: 18 H: 1 LOB: 1 BB: 0 P: 24	R: 1 E: 0 K: 1 S: 13 H: 2 LOB: 1 BB: 0 P: 19	R: 0 E: 0 K: 1 S: 9 H: 1 LOB: 1 BB: 0 P: 11	R: 0 E: 0 K: 0 S: 11 H: 1 LOB: 1 BB: 0 P: 16	R: 0 E: 0 K: 0 S: 10 H: 1 LOB: 2 BB: 1 P: 21	R: 0 E: 0 K: 0 S: 9 H: 0 LOB: 0 BB: 0 P: 13	R: 0 E: 0 K: 1 S: 7 H: 0 LOB: 0 BB: 0 P: 8		1B: 8 2B: 2 3B: 1 HR: 0	SF: 1 SAC: 0 DP: 1 HBP: 2			WP: 0 PB: 0 SB: 0 CS: 0	PA: 39	

	AB	35
	R	8
	H	11
	RBI	8
	BB	1
	SO	4
	LOB	11

PITCHER		IP	WLS	BF	H	R	ER	SO	BB	IBB	HBP	BLK	WP	HR	S	P	ERA	WHIP
25 Esteban Loaiza, R ERA: 6.75	(1, 1)	3.0	L	20	8	8	5	2	0	0	1	0	0	0	48	70	15.00	2.667
57 Chad Gaudin, R ERA: 3.49	(4, 1)	2.0		8	2	0	0	1	0	0	0	0	0	0	20	27	0.00	1.000
Kirk Saarloos, R ERA: 5.15	(6, 1)	2.0		8	1	0	0	0	1	0	0	0	0	0	19	34	0.00	1.000
Scott Sauerbeck, L ERA: 4.64	(8, 1)	1.0		3	0	0	0	1	0	0	1	0	0	0	7	8	0.00	0.000

PITCHER	IP	WLS	BF	H	R	ER	SO	BB	IBB	HBP	BLK	WP	HR	S	P	ERA	WHIP

Boston Red Sox @ Oakland Athletics

McAfee Coliseum, Oakland, CA

Mon Jul 24 2006, 10:05 PM EDT

Att. 33,370 - Clear - 81 F

TOP

livebaseballscorecards.com

Batter	1	2	3	4	5	6	7	8	9	AB	R	H	RBI	BB	SO	LOB
20 Kevin Youkilis, R (1, 3) OBP: 0.400, SLG: 0.453	G3		1B HR 1B	SF7 2-3 3-H		F9			K	4	1	1	1	0	1	0
Mark Loretta, R (1, 4) OBP: 0.359, SLG: 0.380	K		HR 1B 1-2	L9		F7			34 WP 1B	5	1	2	0	0	1	1
34 David Ortiz, L (1, 10) OBP: 0.389, SLG: 0.612	1B		K		HR		K		K 1-2	5	1	2	1	0	3	3
Manny Ramirez, R (1, 7) OBP: 0.430, SLG: 0.616 Gabe Kapler, R (9, 7) OBP: 0.320, SLG: 0.468	F7		HR 1-H 2-H		25 F8 BB 1B		F7			4 0	1 0	2 0	3 0	0 0	0 0	1 0
Jason Varitek, S (1, 2) OBP: 0.329, SLG: 0.410		G5-3	K		BB 1-2		F8			3	0	0	0	1	1	0
25 Mike Lowell, R (1, 5) OBP: 0.343, SLG: 0.503		F8	2B	2B	F8 2-3			F9		4	1	1	0	0	0	2
Wily Mo Peña, R (1, 9) OBP: 0.372, SLG: 0.475 Trot Nixon, L (8, PH) OBP: 0.399, SLG: 0.427 (8, 9)		K	2B 20 SF7 HBP		F9			K		2 1	1 0	0 0	0 0	0 0	1 1	2 0
Coco Crisp, S (1, 8) OBP: 0.317, SLG: 0.383			G5-3	20 SF7 1-3 2-H 2B	P3			G4-3		4	0	1	1	0	0	2
Alex Gonzalez, R (1, 6) OBP: 0.322, SLG: 0.416			HR	P4		G5-3			F9	4	1	1	1	0	0	2
Inning Stats	R: 0 E: 0 K: 1 S: 10 H: 1 LOB: 1 BB: 0 P: 16	R: 0 E: 0 K: 1 S: 8 H: 0 LOB: 0 BB: 0 P: 14	R: 4 E: 0 K: 2 S: 18 H: 4 LOB: 0 BB: 0 P: 24	R: 2 E: 0 K: 0 S: 10 H: 2 LOB: 1 BB: 0 P: 17	R: 1 E: 0 K: 0 S: 11 H: 2 LOB: 2 BB: 1 P: 25	R: 0 E: 0 K: 0 S: 15 H: 0 LOB: 0 BB: 0 P: 19	R: 0 E: 0 K: 1 S: 6 H: 0 LOB: 0 BB: 0 P: 10	R: 0 E: 0 K: 1 S: 8 H: 0 LOB: 0 BB: 0 P: 10	R: 0 E: 0 K: 2 S: 11 H: 1 LOB: 1 BB: 0 P: 16	1B: 5 2B: 2 3B: 0 HR: 3 SF: 1 SAC: 0 DP: 0 HBP: 1						

	AB	36
	R	7
	H	10
	RBI	7
	BB	1
	SO	8
	LOB	13

WP: 1 PB: 0 SB: 0 CS: 0 PA: 39

PITCHER		IP	WLS	BF	H	R	ER	SO	BB	IBB	HBP	BLK	WP	HR	S	P	ERA	WHIP
Barry Zito, L ERA: 3.52	(1, 1)	5.0	L	26	9	7	7	4	1	0	1	0	0	3	57	96	12.60	2.000
57 Chad Gaudin, R ERA: 3.4	(6, 1)	1.0		3	0	0	0	0	0	0	0	0	0	0	15	19	0.00	0.000
51 Brad Halsey, L ERA: 3.68	(7, 1)	1.0		3	0	0	0	1	0	0	0	0	0	0	6	10	0.00	0.000
50 Kiko Calero, R ERA: 2.93	(8, 1)	1.0		3	0	0	0	1	0	0	0	0	0	0	8	10	0.00	0.000
20 Huston Street, R ERA: 2.84	(9, 1)	1.0		4	1	0	0	2	0	0	0	0	1	0	11	16	0.00	1.000

PITCHER	IP	WLS	BF	H	R	ER	SO	BB	IBB	HBP	BLK	WP	HR	S	P	ERA	WHIP

Boston Red Sox @ Oakland Athletics

McAfee Coliseum, Oakland, CA

Mon Jul 24 2006, 10:05 PM EDT

Att. 33,370 - Clear - 81 F

BOTTOM

Batter	1	2	3	4	5	6	7	8	9	AB	R	H	RBI	BB	SO	LOB
Jason Kendall, R (1, 2) OBP: 0.352, SLG: 0.321	B B B C B 4-1 21 G6-3 BB		C B S F F F X 1-2 FC4-6 ② 1-2f			B B B B 4-0 21 1B 22 1B BB	B C B S B B 4-2 1-2 2-3 BB			1	1	0	0	3	0	1
21 Mark Kotsay, L (1, 8) OBP: 0.312, SLG: 0.372	C B D X 2-1 G6-3 ① 1-2		F F C 0-3 K ③			B X 1-0 22 1B G6-4-3 1-3 1B	B C X 1-1 G6-3 ③			4	1	1	0	0	1	5
22 Milton Bradley, S (1, 9) OBP: 0.369, SLG: 0.443	F C B C 1-3 K ②			X 0-0 F8 ①		X 0-0 G6-4-3 1-3 3-H 1B		B C X 1-1 G5-4-3 BB 1B		4	0	2	1	0	1	1
Frank Thomas, R (1, 10) OBP: 0.371, SLG: 0.498	B X 1-0 F9 ③			B C B B X 3-1 F9 ②		S B X 1-1 G6-4-3 ① ② 1-2f 3-H		C B B B B 4-1 G5-4-3 1-2 BB		3	0	0	0	1	0	2
Jay Payton, R (1, 7) OBP: 0.302, SLG: 0.399		F X 0-1 G6-3 ①		B B F C B F X 3-2 F9 ③		X 0-0 G6-3 ③		D S X 1-1 G5-4-3 ① ② 1-2f 2-3		4	0	0	0	0	0	2
Nick Swisher, S (1, 3) OBP: 0.376, SLG: 0.499		F S B B F F S 2-3 K ②			F B F B F B F F F 3-2 X HR		B X 1-0 G6-3 ①	C S B F X 1-2 F9 ③		4	1	1	1	0	1	1
7 Bobby Crosby, R (1, 6) OBP: 0.296, SLG: 0.347		C B B S X 2-2 G4-3 ③			F B C F B B X 3-2 F8 ①		B F B B S F X 3-2 BB 14 HBP 1B		F B F X 1-2 F9 ①	4	0	1	0	0	0	0
3 Eric Chavez, L (1, 5) OBP: 0.341, SLG: 0.425			C F C 0-3 K ①		X 0-0 14 G6-3 1B		C B X 1-1 P5 ②		S F B S 1-3 K ②	4	0	1	0	0	2	1
14 Mark Ellis, R (1, 4) OBP: 0.284, SLG: 0.329			B C F F B B X 3-2 FC4-6 1B		C D C B X 2-2 G6-3 ② ③ 1-2f		B C F F F H 2-2 BB 1-2 HBP		S C S 0-3 K ③	3	0	1	0	0	1	1
Inning Stats	R: 0 E: 0 K: 1 S: 7 H: 0 LOB: 1 BB: 1 P: 15	R: 0 E: 0 K: 1 S: 10 H: 0 LOB: 0 BB: 0 P: 14	R: 0 E: 0 K: 2 S: 16 H: 1 LOB: 1 BB: 0 P: 20	R: 0 E: 0 K: 0 S: 7 H: 0 LOB: 0 BB: 0 P: 13	R: 1 E: 0 K: 0 S: 15 H: 2 LOB: 0 BB: 0 P: 23	R: 2 E: 0 K: 0 S: 5 H: 2 LOB: 0 BB: 1 P: 11	R: 0 E: 0 K: 0 S: 15 H: 1 LOB: 3 BB: 1 P: 27	R: 0 E: 0 K: 0 S: 9 H: 1 LOB: 1 BB: 1 P: 16	R: 0 E: 0 K: 2 S: 9 H: 0 LOB: 0 BB: 0 P: 11	1B: 6 2B: 0 3B: 0 HR: 1 SF: 0 SAC: 0 DP: 3 HBP: 1							

livebaseballscorecards.com

AB	31
R	3
H	7
RBI	2
BB	4
SO	6
LOB	14

PITCHER		IP	WLS	BF	H	R	ER	SO	BB	IBB	HBP	BLK	WP	HR	S	P	ERA	WHIP
19 Josh Beckett, R ERA: 4.77	(1, 1)	6.0	W	23	5	3	3	4	2	0	0	0	0	1	60	96	4.50	1.167
56 Craig Hansen, R ERA: 4.34	(7, 1)	1.0		6	1	0	0	0	1	0	1	0	0	0	15	27	0.00	2.000
50 Mike Timlin, R ERA: 2.65	(8, 1)	1.0		4	1	0	0	0	1	0	0	0	0	0	9	16	0.00	2.000
58 Jonathan Papelbon, R ERA: 0.53	(9, 1)	1.0		3	0	0	0	2	0	0	0	0	0	0	9	11	0.00	0.000

PITCHER	IP	WLS	BF	H	R	ER	SO	BB	IBB	HBP	BLK	WP	HR	S	P	ERA	WHIP

Batter	1	2	3	4	5	6	7	8	9	AB	R	H	RBI	BB	SO	LOB
20 Kevin Youkilis, R (1, 3) OBP: 0.403, SLG: 0.455	C B B F X 2-2 34 FC3-6 1B 1B 1B	B S B X 2-1 1-2 1B		C B F B F B B 4-2 1B SF8 BB	B X 1-0 ③ F7			B X 2-2 ① G5-3 C X 0-1 1-2 1B		5	2	3	0	1	0	0
Mark Loretta, R (1, 4) OBP: 0.361, SLG: 0.382	B 1 SAFE C X 1-1 34 FC3-6 1-2 1B	X 0-0 ③ L8		X 0-0 BB 1-3 1B		C F B X 1-2 ① F9		C X 0-1 BB 34 1B BB 1B C X 0-0 ③ FC5 2-3f		6	1	3	0	0	0	4
34 David Ortiz, L (1, 10) OBP: 0.387, SLG: 0.606 Wily Mo Peña, R (9, PH) OBP: 0.377, SLG: 0.475 (9, 10)	B C D D F F F X 3-2 ① FC3-6 1B SF9 1-2f 2-3	B S B X 2-1 ① G4-3		B F B X 2-1 ① P4		X 0-0 ② G3		S B F B B X 3-2 BB BB 1-2 2B 1B	B B B B 4-0 HBP 25 BB SF7 BB	5 0	2 1	1 0	0 0	0 1	0 0	4 0
Manny Ramirez, R (1, 7) OBP: 0.432, SLG: 0.625 Gabe Kapler, R (8, 7) OBP: 0.333, SLG: 0.468	F X 0-1 1-3 3-H 1B	C S B F X 1-2 HR	B F F B B 1 SAFE X 3-2 ② SF8 3-H			X 0-0 ③ G6-3		F B B B C B B 4-2 BB 1-2 2-3 2B BB	C B B C B B 4-2 HBP 1-2 BB	3 0	2 0	2 0	3 0	1 1	0 0	0 0
Trot Nixon, L (1, 9) OBP: 0.403, SLG: 0.438	B B S B T F X 3-2 ② SF9 3-H	F B X 1-1 HR	B B S S B B 4-1 1-2 BB				C X 1-1 ① G4-3	B B B B 4-0 1-2 2-3 3-H 2B BB	H 1-0 1-2 2-3 HBP	2	2	1	3	2	0	0
Jason Varitek, S (1, 2) OBP: 0.329, SLG: 0.410	B B S C B S 3-3 ③ K	C B B B C S 3-3 ② K	C X 0-1 ③ G6-3				C F F H 1-2 1B HBP	C X 0-1 25 1B 1-H 2-H 3-H 1B 2B	X 0-0 ① P5	5	1	1	3	0	2	6
25 Mike Lowell, R (1, 5) OBP: 0.345, SLG: 0.507		C X 0-1 ① F9	X 0-0 1B 1B		C B X 1-1 G4-3 SF7 2B		B 1 SAFE C B C F S 2-3 ② K	B X 1-0 1B 2-3 FC6-4 1B	X 0-0 ② SF7 3-H	5	2	3	1	0	1	1
Coco Crisp, S (1, 8) OBP: 0.321, SLG: 0.386		C B B B F F X 3-2 ② P5	B 1 SAFE 1 SAFE B C X 2-1 1-2 1B		B B X 2-0 ① G4-3 2-3		X 0-0 1-2 1B	X 0-0 1-3 3-H FC6-4 1B	C C B B C 2-3 ③ K	6	0	3	1	0	1	3
Alex Gonzalez, R (1, 6) OBP: 0.320, SLG: 0.413		C S X 0-2 20 1B 1B	B X 1-0 ③ L7		B X 1-0 ② SF7 3-H		S S F F X 0-2 ③ L8	B S B F F X 2-2 ② FC6-4 FC5 20 1B 1-2f 3-H		4	0	1	2	0	0	5
Inning Stats	R: 2 H: 3 E: 0 LOB: 1 K: 1 BB: 0 S: 19 P: 31	R: 0 H: 2 E: 0 LOB: 2 K: 0 BB: 0 S: 12 P: 17	R: 2 H: 4 E: 0 LOB: 2 K: 1 BB: 0 S: 15 P: 25	R: 1 H: 1 E: 0 LOB: 2 K: 0 BB: 2 S: 12 P: 25	R: 1 H: 1 E: 0 LOB: 0 K: 0 BB: 0 S: 5 P: 10	R: 0 H: 0 E: 0 LOB: 0 K: 0 BB: 0 S: 5 P: 6	R: 0 H: 1 E: 0 LOB: 2 K: 1 BB: 0 S: 15 P: 19	R: 6 H: 6 E: 0 LOB: 2 K: 0 BB: 2 S: 26 P: 42	R: 1 H: 0 E: 0 LOB: 2 K: 1 BB: 2 S: 7 P: 18	1B: 14 SF: 4 2B: 2 SAC: 0 3B: 0 DP: 0 HR: 2 HBP: 2						

TOP

Boston Red Sox @ Oakland Athletics

McAfee Coliseum, Oakland, CA

Tue Jul 25 2006, 10:05 PM EDT

Att. 34,077 - Clear - 79 F

livebaseballscorecards.com

AB	41
R	13
H	18
RBI	13
BB	6
SO	4
LOB	23

PITCHER		IP	WLS	BF	H	R	ER	SO	BB	IBB	HBP	BLK	WP	HR	S	P	ERA	WHIP
49 Jason Windsor, R ERA: 5.87	(1, 1)	2.2	L	17	9	4	4	2	0	0	0	0	0	2	45	71	13.50	3.375
Kirk Saarloos, R ERA: 5.12	(3, 1)	4.0		18	3	2	2	1	2	0	1	0	0	0	33	57	4.50	1.250
58 Justin Duchscherer, R ERA: 3.1	(7, 1)	0.2		5	2	3	3	0	1	0	0	0	0	0	20	29	40.50	4.500
51 Brad Halsey, L ERA: 4.02	(8, 1)	0.2		7	4	3	3	0	1	0	0	0	0	0	11	18	40.50	7.500
Scott Sauerbeck, L ERA: 5.06	(9, 1)	0.0		3	0	1	1	0	2	0	1	0	0	0	2	11	∞	∞

PITCHER		IP	WLS	BF	H	R	ER	SO	BB	IBB	HBP	BLK	WP	HR	S	P	ERA	WHIP
57 Chad Gaudin, R ERA: 3.32	(9, 1)	1.0		3	0	0	0	1	0	0	0	0	0	0	5	7	0.00	0.000

WP: 0	PA: 53		
PB: 0			
SB: 0			
CS: 0			

Boston Red Sox @ Oakland Athletics

McAfee Coliseum, Oakland, CA

Tue Jul 25 2006, 10:05 PM EDT

Att. 34,077 - Clear - 79 F

livebaseballscorecards.com

BOTTOM

Batter	1	2	3	4	5	6	7	8	9	AB	R	H	RBI	BB	SO	LOB
Jason Kendall, R (1, 2) OBP: 0.355, SLG: 0.329	2-2 21 SH3-1 SF7 2B		0-1 G3		2-1 22 G1-3 21 1B 1-2 1B		3-2 21 1B 1-3 1B		0-1 F9	5	2	3	0	0	0	0
21 Mark Kotsay, L (1, 8) OBP: 0.316, SLG: 0.376	0-1 SH3-1 2-3		0-1 1B		2-2 22 G1-3 1B 1-2 2-3 1B		0-0 1-2 3-H 1B		0-3 K	4	1	3	1	0	1	0
22 Milton Bradley, S (1, 9) OBP: 0.357, SLG: 0.426	3-0 FC3		2-2 G6-3		1-1 G1-3 1-2 2-3 3-H		2-1 F7		0-1 G6-3	5	0	0	1	0	0	6
Frank Thomas, R (1, 10) OBP: 0.373, SLG: 0.500	2-2 SF7 3-H			1-2 1B	1-1 2-H 3-H 1B		2-3 K			3	0	2	3	0	1	2
Nick Swisher, S (1, 3) OBP: 0.373, SLG: 0.493	0-1 F7			1-3 K	1-3 K		1-3 K			4	0	0	0	0	3	5
Jay Payton, R (1, 7) OBP: 0.298, SLG: 0.394		0-2 P3		0-2 P2		1-1 F9		1-0 F7		4	0	0	0	0	0	1
3 Eric Chavez, L (1, 5) OBP: 0.340, SLG: 0.423		0-3 K		3-2 F7		2-2 P5		1-1 7 BB 1B		4	0	1	0	0	1	1
7 Bobby Crosby, R (1, 6) OBP: 0.295, SLG: 0.343		2-1 F7			2-2 P4	1-1 F7		4-0 14 G5-4-3 1-2 BB		3	0	0	0	1	0	0
14 Mark Ellis, R (1, 4) OBP: 0.287, SLG: 0.329			0-1 L8		4-0 21 1B 1B 22 G1-3 BB		3-2 1B 21 1B 1B		2-2 G5-4-3 1-2f	3	2	1	0	1	0	2
Inning Stats	R: 1 E: 0 K: 0 S: 14 H: 1 LOB: 1 BB: 0 P: 21	R: 0 E: 0 K: 1 S: 9 H: 0 LOB: 0 BB: 0 P: 11	R: 0 E: 0 K: 0 S: 10 H: 1 LOB: 1 BB: 0 P: 12	R: 0 E: 0 K: 1 S: 14 H: 1 LOB: 1 BB: 0 P: 19	R: 3 E: 0 K: 1 S: 17 H: 3 LOB: 1 BB: 1 P: 30	R: 0 E: 0 K: 0 S: 8 H: 0 LOB: 0 BB: 0 P: 12	R: 1 E: 0 K: 2 S: 17 H: 3 LOB: 2 BB: 0 P: 28	R: 0 E: 0 K: 0 S: 6 H: 1 LOB: 1 BB: 1 P: 14	R: 0 E: 0 K: 1 S: 7 H: 0 LOB: 0 BB: 0 P: 7	1B: 9 2B: 1 3B: 0 HR: 0	SF: 1 SAC: 1 DP: 1 HBP: 0						

	AB	35
	R	5
	H	10
	RBI	5
	BB	2
	SO	6
	LOB	17

	WP: 0	PA: 39
	PB: 0	
	SB: 0	
	CS: 0	

PITCHER		IP	WLS	BF	H	R	ER	SO	BB	IBB	HBP	BLK	WP	HR	S	P	ERA	WHIP
38 Curt Schilling, R ERA: 3.6	(1, 1)	6.0	W	26	6	4	4	3	1	0	0	0	0	0	72	105	6.00	1.167
17 Manny Delcarmen, R ERA: 3.66	(7, 1)	1.0	H	6	3	1	1	2	0	0	0	0	0	0	17	28	9.00	3.000
51 Julian Tavarez, R ERA: 5.2	(8, 1)	1.0		4	1	0	0	0	1	0	0	0	0	0	6	14	0.00	2.000
Rudy Seanez, R ERA: 4.23	(9, 1)	1.0		3	0	0	0	1	0	0	0	0	0	0	7	7	0.00	0.000

PITCHER	IP	WLS	BF	H	R	ER	SO	BB	IBB	HBP	BLK	WP	HR	S	P	ERA	WHIP

Boston Red Sox @ Oakland Athletics

McAfee Coliseum, Oakland, CA

Wed Jul 26 2006, 3:35 PM EDT

Att. 35,077 - Sunny - 74 F

livebaseballscorecards.com

TOP

Batter	1	2	3	4	5	6	7	8	9	AB	R	H	RBI	BB	SO	LOB
20 Kevin Youkilis, R (1, 3) OBP: 0.400, SLG: 0.450	F8		K			F8		P3		4	0	0	0	0	1	0
Mark Loretta, R (1, 4) OBP: 0.360, SLG: 0.383	34 G3-1 2B		L7			L5		P5		4	0	1	0	0	0	0
34 David Ortiz, L (1, 10) OBP: 0.384, SLG: 0.600	G3-1 2-3			F7			P5		K	4	0	0	0	0	1	1
Manny Ramirez, R (1, 7) OBP: 0.430, SLG: 0.624	G5-3			G6-3			25 FC6-4 1B 2B		G6-3	4	1	1	0	0	0	1
Trot Nixon, L (1, 9) OBP: 0.402, SLG: 0.433		K		P6			25 FC6-4 BB		F7	3	0	0	0	1	1	0
25 Mike Lowell, R (1, 5) OBP: 0.343, SLG: 0.503		G5-3			G4-3		FC6-4 1B 1-2f 2-3			3	0	0	0	0	0	2
Coco Crisp, S (1, 8) OBP: 0.325, SLG: 0.390		1B			L7		28 FC6-4 1B 1-3 3-H			3	0	2	1	0	0	0
28 Doug Mirabelli, R (1, 2) OBP: 0.266, SLG: 0.316		C 1 SAFE C 1 SAFE S K			K		FC6-4 1-2f			3	0	0	0	0	2	3
13 Alex Cora, L (1, 6) OBP: 0.394, SLG: 0.360			G3-4-1			F7		G4-3		3	0	0	0	0	0	0

	AB	31
	R	1
	H	4
	RBI	1
	BB	1
	SO	5
	LOB	7

Inning Stats	1	2	3	4	5	6	7	8	9
	R: 0 E: 0 K: 0 S: 8	H: 1 LOB: 1 BB: 0 P: 15	R: 0 E: 0 K: 2 S: 11	H: 1 LOB: 1 BB: 0 P: 18	R: 0 E: 0 K: 1 S: 8	H: 0 LOB: 0 BB: 0 P: 11	R: 0 E: 0 K: 0 S: 5	H: 0 LOB: 0 BB: 0 P: 11	R: 0 E: 0 K: 1 S: 8	H: 0 LOB: 0 BB: 0 P: 13	R: 0 E: 0 K: 0 S: 7	H: 0 LOB: 0 BB: 0 P: 12	R: 1 E: 0 K: 0 S: 15	H: 2 LOB: 2 BB: 1 P: 27	R: 0 E: 0 K: 0 S: 11	H: 0 LOB: 0 BB: 0 P: 17	R: 0 E: 0 K: 1 S: 7	H: 0 LOB: 0 BB: 0 P: 10

| | | |

Boston Red Sox @ Oakland Athletics

McAfee Coliseum, Oakland, CA

Wed Jul 26 2006, 3:35 PM EDT

Att. 35,077 - Sunny - 74 F

livebaseballscorecards.com

Batter	1	2	3	4	5	6	7	8	9	AB	R	H	RBI	BB	SO	LOB
Jason Kendall, R (1, 2) OBP: 0.354, SLG: 0.328	G6-3		L9-3		HR 22 S 1B	G6-3				4	1	1	0	0	0	2
21 Mark Kotsay, L (1, 8) OBP: 0.316, SLG: 0.374	F8		G4-3		L8	1B				4	0	1	0	0	0	1
22 Milton Bradley, S (1, 9) OBP: 0.361, SLG: 0.420	HBP			G3	HR BB	SAFE	K			2	1	0	0	1	1	1
Frank Thomas, R (1, 10) OBP: 0.374, SLG: 0.523	P6			HR	HR	SAFE SAFE	K			4	2	2	4	0	1	2
Nick Swisher, S (1, 3) OBP: 0.374, SLG: 0.493		G1-3		3 1B 7 1B 1B	23 G1-6-3 1B		L4			4	1	2	0	0	0	1
23 Bobby Kielty, S (1, 7) OBP: 0.353, SLG: 0.446		G1-3		K	G1-6-3			P5		4	0	0	0	0	1	2
3 Eric Chavez, L (1, 5) OBP: 0.342, SLG: 0.424		1B		7 1B 1B	F8	F8		G3-1		4	0	2	0	0	0	0
7 Bobby Crosby, R (1, 6) OBP: 0.298, SLG: 0.344 14 Mark Ellis, R (7, 4) OBP: 0.286, SLG: 0.328		K		1B		CS BB		K		2 1	0 0	1 0	1 0	1 0	1 1	1 0
Marco Scutaro, R (1, 4) (7, 6) OBP: 0.302, SLG: 0.350			L9-3	F8		1B				3	0	2	0	0	0	2
Inning Stats	R: 0 E: 0 K: 0 S: 8 H: 0 LOB: 1 BB: 0 P: 13	R: 0 E: 0 K: 1 S: 9 H: 1 LOB: 1 BB: 0 P: 15	R: 0 E: 0 K: 0 S: 4 H: 1 LOB: 0 BB: 0 P: 5	R: 2 E: 0 K: 1 S: 14 H: 4 LOB: 2 BB: 0 P: 25	R: 3 E: 0 K: 0 S: 12 H: 3 LOB: 0 BB: 1 P: 21	R: 0 E: 0 K: 0 S: 11 H: 1 LOB: 1 BB: 1 P: 18	R: 0 E: 0 K: 2 S: 11 H: 1 LOB: 1 BB: 0 P: 14	R: 0 E: 0 K: 1 S: 9 H: 0 LOB: 0 BB: 0 P: 12		1B: 9 2B: 1 3B: 0 HR: 2 SF: 0 SAC: 0 DP: 2 HBP: 1					

AB	32
R	5
H	11
RBI	5
BB	2
SO	5
LOB	12

WP: 0 PB: 0 SB: 1 CS: 1 PA: 35

PITCHER		IP	WLS	BF	H	R	ER	SO	BB	IBB	HBP	BLK	WP	HR	S	P	ERA	WHIP
39 Kyle Snyder, R ERA: 7.15	(1, 1)	6.0	L	28	10	5	5	2	2	0	1	0	0	2	58	97	7.50	2.000
Jermaine Van Buren, R ERA: 7.94	(7, 1)	1.0		4	1	0	0	2	0	0	0	0	0	0	11	14	0.00	1.000
56 Craig Hansen, R ERA: 4.12	(8, 1)	1.0		3	0	0	0	1	0	0	0	0	0	0	9	12	0.00	0.000

PITCHER	IP	WLS	BF	H	R	ER	SO	BB	IBB	HBP	BLK	WP	HR	S	P	ERA	WHIP

Batter	1	2	3	4	5	6	7	8	9	AB	R	H	RBI	BB	SO	LOB
3 Reed Johnson, R (1, 9) OBP: 0.436, SLG: 0.530	C B X 1-1 ① G1-6-3		C 1 SAFE X 0-1 ③ G3			B B B C B 4-1 25 2B G4-3 BB		C X 0-1 ② G6-3		3	1	0	0	1	0	1
Frank Catalanotto, L (1, 7) OBP: 0.419, SLG: 0.481	C F X 0-2 ② F9			X 0-0 10 2B 25 FC4-5 1B		P 1 SAFE B B C F X 3-2 ① G4-3 1-2		C C B X 1-2 ③ G4-3		4	1	1	0	0	0	1
10 Vernon Wells, R (1, 8) OBP: 0.386, SLG: 0.622	T S X 0-2 ③ P3			X 0-0 25 FC4-5 1-3 2B		D B F C D S 3-3 ② K			C X 0-1 ① G5-3	4	0	1	0	0	1	1
25 Troy Glaus, R (1, 5) OBP: 0.359, SLG: 0.537		C H 1-1 G4-6-3 HBP		C B F X 1-2 ① FC4-5 17 1B 2-3 3-H		F B X 1-1 2-H 2B			B B C S T 2-2 ② K	3	0	1	2	0	1	1
17 Lyle Overbay, L (1, 3) OBP: 0.364, SLG: 0.505		D C S S T D T F B C 3-3 ① K		X 0-0 G5-4-3 1-2 1B		B X 1-0 ③ G6-3			C B S X 1-2 ③ G1-6-3	4	0	1	0	0	1	2
Eric Hinske, L (1, 10) OBP: 0.356, SLG: 0.552		D X 1-0 ② ③ G4-6-3 1-2f		B D X 2-0 ② ③ G5-4-3 1-2f			B X 1-0 ① G4-3			3	0	0	0	0	0	3
Bengie Molina, R (1, 2) OBP: 0.314, SLG: 0.405			C X 0-1 ① F9		C X 0-1 ① L9		C B S C 1-3 ② K			3	0	0	0	0	1	0
8 Russ Adams, L (1, 4) OBP: 0.276, SLG: 0.332			C C B F B X 2-2 ② G4-3		F B B B X 3-1 ② F8		C C B F S 1-3 ③ K			3	0	0	0	0	1	0
6 John McDonald, R (1, 6) OBP: 0.287, SLG: 0.322			C B B X 2-1 1B		C B X 1-1 ③ P3			C X 0-1 ① G1-3		3	0	1	0	0	0	0
Inning Stats	R: 0 E: 0 K: 0 S: 8 H: 0 LOB: 0 BB: 0 P: 9	R: 0 E: 0 K: 1 S: 8 H: 0 LOB: 0 BB: 0 P: 13	R: 0 E: 0 K: 0 S: 10 H: 1 LOB: 1 BB: 0 P: 14	R: 1 E: 0 K: 0 S: 7 H: 3 LOB: 1 BB: 0 P: 10	R: 0 E: 0 K: 0 S: 6 H: 0 LOB: 0 BB: 0 P: 10	R: 1 E: 0 K: 1 S: 11 H: 1 LOB: 1 BB: 1 P: 22	R: 0 E: 0 K: 2 S: 8 H: 0 LOB: 0 BB: 0 P: 11	R: 0 E: 0 K: 0 S: 7 H: 0 LOB: 0 BB: 0 P: 8	R: 0 E: 0 K: 1 S: 8 H: 0 LOB: 0 BB: 0 P: 11	1B: 3 2B: 2 3B: 0 HR: 0	SF: 0 SAC: 0 DP: 2 HBP: 1						

Toronto Blue Jays @ Oakland Athletics

McAfee Coliseum, Oakland, CA

Thu Jul 27 2006, 10:05 PM EDT

Att. 19,251 - Clear - 66 F

TOP

livebaseballscorecards.com

AB	30
R	2
H	5
RBI	2
BB	1
SO	5
LOB	9

WP: 0 PB: 0 SB: 0 CS: 0 PA: 32

PITCHER		IP	WLS	BF	H	R	ER	SO	BB	IBB	HBP	BLK	WP	HR	S	P	ERA	WHIP
Joe Blanton, R ERA: 4.78	(1, 1)	7.0	W	26	5	2	2	4	1	0	1	0	0	0	58	89	2.57	0.857
58 Justin Duchscherer, R ERA: 3.0	(8, 1)	1.0	H	3	0	0	0	0	0	0	0	0	0	0	7	8	0.00	0.000
20 Huston Street, R ERA: 2.72	(9, 1)	1.0	S	3	0	0	0	1	0	0	0	0	0	0	8	11	0.00	0.000

PITCHER	IP	WLS	BF	H	R	ER	SO	BB	IBB	HBP	BLK	WP	HR	S	P	ERA	WHIP

Batter	1	2	3	4	5	6	7	8	9	AB	R	H	RBI	BB	SO	LOB
Jason Kendall, R (1, 2) OBP: 0.352, SLG: 0.324	C B C F B F X 2-2 ① G5-3		B C B B C B 4-2 22 1B 23 BB BB		C B B F F S 2-3 ① K	B B C S B X 3-2 ③ G6-3		B S B X 2-1 ② G6-3		4	0	0	0	1	1	2
23 Bobby Kielty, S (1, 7) OBP: 0.348, SLG: 0.435	C F C 0-3 ② K		B F B B B 4-1 22 1B 1-2 BB		S X 0-1 ② F8 2-3		X 0-0 ① P4	X 0-0 ③ L8		4	0	0	0	1	1	1
22 Milton Bradley, S (1, 9) OBP: 0.364, SLG: 0.430	B B X 2-0 ③ P6		C C F X 0-2 1-2 2-3 1B		B S B C X 2-2 ③ G1-6-3		B S B X 2-1 1B 2B			4	1	2	0	0	0	1
Frank Thomas, R (1, 10) OBP: 0.379, SLG: 0.527 Antonio Perez, R (7, PR) OBP: 0.190, SLG: 0.197 (8, 10)		H 1-0 BB HBP	B F F B X 2-2 ③ F7			X 0-0 3 PB 3 1B 2B	C B F F B D B 4-2 3 BB 1B BB			2 0 1 0 0 0 0	1 0	1 0	0 0	1 0	0 0	3 0
Jay Payton, R (1, 8) OBP: 0.303, SLG: 0.405		B B B B 4-0 3 G4-6-3 1-2 BB		C B X 1-1 HR		B B B B C C C 3-3 ① K	B B B B C C C X 3-2 3 BB 1-2 2-H 1B			3	1	2	2	1	1	1
Nick Swisher, S (1, 3) OBP: 0.373, SLG: 0.489		C B B B S F F X 3-2 ① F7	C B B X 2-1 ① P3			F F B B B B 4-2 3 PB 3 1B BB	B B F B X 3-1 ② F5			3	1	0	0	1	0	4
3 Eric Chavez, L (1, 5) OBP: 0.343, SLG: 0.423		B C C B D X 3-2 ②③ G4-6-3 1-2f	X 0-0 ② G4-3			B B S X 2-1 7 1B SF9 1-H 2-H 1B	B B B B 4-0 1-2 2-3 BB			3	1	1	2	1	0	2
7 Bobby Crosby, R (1, 6) OBP: 0.298, SLG: 0.343			C X 0-1 ① F8	B S B C S 2-3 ③ K		C B S F B X 2-2 1-3 1B	C X 0-1 ③ F8			4	0	1	0	0	1	3
Marco Scutaro, R (1, 4) OBP: 0.306, SLG: 0.361			B B C X 2-1 ② P5		X 0-0 23 F8 2B	F X 0-1 ② SF9 3-H		B C X 1-1 ① 1B		3	0	2	1	0	0	0
Inning Stats	R: 0 E: 0 K: 1 S: 10 H: 0 LOB: 0 BB: 0 P: 14	R: 0 E: 0 K: 0 S: 8 H: 0 LOB: 1 BB: 1 P: 19	R: 0 E: 0 K: 0 S: 14 H: 1 LOB: 3 BB: 2 P: 26	R: 1 E: 0 K: 1 S: 8 H: 1 LOB: 0 BB: 0 P: 13	R: 0 E: 0 K: 1 S: 10 H: 1 LOB: 1 BB: 0 P: 14	R: 3 E: 0 K: 1 S: 18 H: 3 LOB: 1 BB: 1 P: 32	R: 1 E: 0 K: 0 S: 13 H: 2 LOB: 3 BB: 2 P: 29	R: 0 E: 0 K: 0 S: 5 H: 1 LOB: 0 BB: 0 P: 8		1B: 5 2B: 3 3B: 0 HR: 1 SF: 1 SAC: 0 DP: 1 HBP: 1						

PITCHER		IP	WLS	BF	H	R	ER	SO	BB	IBB	HBP	BLK	WP	HR	S	P	ERA	WHIP
Ted Lilly, L ERA: 4.02	(1, 1)	5.1	L	25	5	4	4	4	4	0	1	0	0	1	59	104	6.75	1.688
56 Brian Tallet, L ERA: 5.01	(6, 1)	1.0		6	2	1	1	0	1	0	0	0	0	0	15	26	9.00	3.000
49 Jeremy Accardo, R ERA: 4.87	(7, 1)	1.2		7	2	0	0	0	1	0	0	0	0	0	12	25	0.00	1.800

PITCHER	IP	WLS	BF	H	R	ER	SO	BB	IBB	HBP	BLK	WP	HR	S	P	ERA	WHIP

BOTTOM

Toronto Blue Jays @ Oakland Athletics

McAfee Coliseum, Oakland, CA

Thu Jul 27 2006, 10:05 PM EDT

Att. 19,251 - Clear - 66 F

livebaseballscorecards.com

AB	30
R	5
H	9
RBI	5
BB	6
SO	4
LOB	17

1B: 5	SF: 1	WP: 0	PA: 38
2B: 3	SAC: 0	PB: 1	
3B: 0	DP: 1	SB: 0	
HR: 1	HBP: 1	CS: 0	

Batter	1	2	3	4	5	6	7	8	9	AB	R	H	RBI	BB	SO	LOB
3 Reed Johnson, R (1, 7) OBP: 0.432, SLG: 0.524	C X 0-1 10 FC6-4 1B		B C F X 1-2 ② G4-3		C X 0-1 ② G6-3	C F T 0-2 ③ K			B C X 1-1 ② ③ G1-4-3 1-2f	5	0	1	0	0	1	3
Frank Catalanotto, L (1, 10) OBP: 0.417, SLG: 0.477	C B D 1 SAFE F F S 2-3 ① K		C B X 1-1 1B		F C F X 0-2 ③ F7		B C B S X 2-2 ① L7			4	0	1	0	0	1	1
10 Vernon Wells, R (1, 8) OBP: 0.385, SLG: 0.618	B X 1-0 ② FC6-4 25 BB 1-2f		C X 0-1 ③ F7			X 0-0 25 1B 25 E 1B	B F B B C C 3-3 ② K			4	1	1	0	0	1	2
25 Troy Glaus, R (1, 5) OBP: 0.363, SLG: 0.541	B B B B 4-0 1-2 BB			C B X 1-1 17 G4-3 15 1B 2B		C F X 0-2 E9 17 F7 15 1B 1-H 1B	B C B X 2-1 ③ F8			3	2	2	0	1	0	0
17 Lyle Overbay, L (1, 3) OBP: 0.360, SLG: 0.500	B C F F C 1-3 ③ K			X 0-0 ① G4-3 2-3		B X 1-0 ① F7 2-3		C B S S 1-3 ① K		4	0	0	0	0	2	4
15 Alex Rios, R (1, 9) OBP: 0.384, SLG: 0.584		C B X 1-1 ① L9		C X 0-1 2 S 3-H 1B		B C C F B X 2-2 2 F8 9 BB 6 1B 3-H 1B		C X 0-1 ② G6-3		4	1	2	2	0	0	0
9 Gregg Zaun, S (1, 2) OBP: 0.377, SLG: 0.474		B C B C B X 3-2 ② G3		F 1 SAFE B X 1-1 ② F9		B B C D B 4-1 6 1B 1-2 BB		B B C F S 2-3 ③ K		3	0	0	0	1	1	1
2 Aaron Hill, R (1, 4) OBP: 0.354, SLG: 0.394		B F X 1-1 ③ G6-3		C B C B F B S 3-3 ③ K 1-2		B B B C C X 3-1 ② F8 2-3			C F B X 1-2 ① G5-3	4	0	0	0	0	1	3
6 John McDonald, R (1, 6) OBP: 0.293, SLG: 0.322			C B C X 1-2 ① G4-3		C X 0-1 ① G6-3	B X 1-0 1-2 3-H 1B			B B C F B F B 4-2 3 G1-4-3 BB	3	0	1	1	1	0	0
Inning Stats	R: 0 H: 1 E: 0 LOB: 2 K: 2 BB: 1 S: 11 P: 19	R: 0 H: 0 E: 0 LOB: 0 K: 0 BB: 0 S: 7 P: 12	R: 0 H: 1 E: 0 LOB: 1 K: 0 BB: 0 S: 10 P: 13	R: 1 H: 2 E: 0 LOB: 1 K: 1 BB: 0 S: 11 P: 16	R: 0 H: 0 E: 0 LOB: 0 K: 0 BB: 0 S: 8 P: 8	R: 3 H: 4 E: 1 LOB: 2 K: 1 BB: 1 S: 16 P: 27	R: 0 H: 0 E: 0 LOB: 0 K: 1 BB: 0 S: 8 P: 15	R: 0 H: 0 E: 0 LOB: 0 K: 2 BB: 0 S: 8 P: 11	R: 0 H: 0 E: 0 LOB: 0 K: 0 BB: 1 S: 8 P: 14	1B: 7 SF: 0 2B: 1 SAC: 0 3B: 0 DP: 1 HR: 0 HBP: 0						

TOP

Toronto Blue Jays @ Oakland Athletics

McAfee Coliseum, Oakland, CA

Fri Jul 28 2006, 10:05 PM EDT

Att. 22,217 - Clear - 66 F

livebaseballscorecards.com

AB	34
R	4
H	8
RBI	3
BB	3
SO	7
LOB	14

		WP: 0	PA: 37
		PB: 0	
		SB: 1	
		CS: 0	

PITCHER		IP	WLS	BF	H	R	ER	SO	BB	IBB	HBP	BLK	WP	HR	S	P	ERA	WHIP
25 Esteban Loaiza, R ERA: 6.72	(1, 1)	5.2	L	27	8	4	4	3	2	0	0	0	0	0	60	92	6.35	1.765
50 Kiko Calero, R ERA: 2.76	(6, 1)	1.1		4	0	0	0	2	0	0	0	0	0	0	11	18	0.00	0.000
51 Brad Halsey, L ERA: 3.91	(8, 1)	2.0		6	0	0	0	2	1	0	0	0	0	0	16	25	0.00	0.500

PITCHER	IP	WLS	BF	H	R	ER	SO	BB	IBB	HBP	BLK	WP	HR	S	P	ERA	WHIP

BOTTOM

Batter	1	2	3	4	5	6	7	8	9	AB	R	H	RBI	BB	SO	LOB
Jason Kendall, R (1, 2) OBP: 0.350, SLG: 0.322	C B B X 2-1 1B		C F B 1 SAFE X 1-2 ②③ G4-6-3 1-2f		1 SAFE P F F X 1-2 ② F9	C B X 1-1 ③ P3			B C B X 2-1 ① F9	5	0	1	0	0	0	5
21 Mark Kotsay, L (1, 8) OBP: 0.314, SLG: 0.372	B B 1 SAFE C F B F X 3-2 ① F7			L X 0-1 ① L9	B 1 SAFE X 1-0 1-2 1B		C B X 1-1 ① G4-3		X 0-0 ② G1-3	5	0	1	0	0	0	1
22 Milton Bradley, S (1, 9) OBP: 0.359, SLG: 0.418	B X 1-0 ② L8			B S X 1-1 ② F8	C D B B X 3-1 ③ G6-3		S B F B B X 3-2 ② G6-3		B B F B B 4-1 BB	4	0	0	0	1	0	3
Frank Thomas, R (1, 10) OBP: 0.379, SLG: 0.534	C B B B F X 3-2 ③ P1			C B B B B 4-1 BB		B C B B B F X 3-2 HR	C F X 0-2 ③ G5-3		1 SAFE C B S 1 SAFE X 1-2 ③ F8	4	1	1	1	1	0	2
Jay Payton, R (1, 7) OBP: 0.306, SLG: 0.407		B S S C B B X 2-2 ① F8		C C B F B C 2-3 ③ K		C F X 0-2 14 BB 3 WP 1B		X 0-0 3 G1-3 1B		4	0	2	0	0	1	1
Nick Swisher, S (1, 3) OBP: 0.374, SLG: 0.489		F B B F B C 3-3 ② K			C B X 1-1 3 2B 14 1B 1B	C 1 SAFE B C S 1-3 ① K		B 1 SAFE F 1 SAFE X 1-1 1-2 3 G1-3 1B		4	1	2	0	0	2	1
3 Eric Chavez, L (1, 5) OBP: 0.345, SLG: 0.425		B S C B B X 2-2 ③ F7			C B X 1-1 1-3 14 1B 2B	C 1 SAFE B B B C B 4-2 14 BB 1-2 BB		T D C X 1-2 ① G1-3 1-2 2-3		3	1	1	0	1	0	2
7 Bobby Crosby, R (1, 6) OBP: 0.297, SLG: 0.340			C B S B C 2-3 ① K		B B T S S 2-3 ① K	X 0-0 ② F9		I I I I 4-0 14 G5-4-3 IBB		3	0	0	0	1	2	4
14 Mark Ellis, R (1, 4) OBP: 0.293, SLG: 0.329			C B B B S F B 4-2 G4-6-3 BB		C F B B B X 2-2 21 1B 2-H 3-H 1B	C B B C B 4-2 1-2 2-3 BB		B B X 2-0 ②③ G5-4-3 1-2f		2	0	1	2	2	0	3
Inning Stats	R: 0 H: 1 E: 0 LOB: 1 K: 0 BB: 0 S: 10 P: 19	R: 0 H: 0 E: 0 LOB: 0 K: 1 BB: 0 S: 9 P: 16	R: 0 H: 0 E: 0 LOB: 0 K: 1 BB: 1 S: 10 P: 17	R: 0 H: 0 E: 0 LOB: 1 K: 1 BB: 1 S: 9 P: 16	R: 2 H: 4 E: 0 LOB: 2 K: 1 BB: 0 S: 17 P: 27	R: 1 H: 2 E: 0 LOB: 3 K: 1 BB: 2 S: 16 P: 29	R: 0 H: 0 E: 0 LOB: 0 K: 0 BB: 0 S: 8 P: 12	R: 0 H: 2 E: 0 LOB: 2 K: 0 BB: 1 S: 7 P: 15	R: 0 H: 0 E: 0 LOB: 1 K: 0 BB: 1 S: 7 P: 14	1B: 7 SF: 0 2B: 1 SAC: 0 3B: 0 DP: 2 HR: 1 HBP: 0						

PITCHER		IP	WLS	BF	H	R	ER	SO	BB	IBB	HBP	BLK	WP	HR	S	P	ERA	WHIP
28 Shaun Marcum, R ERA: 4.81	(1, 1)	4.2		20	5	2	2	4	2	0	0	0	0	0	53	90	3.86	1.500
37 Scott Downs, L ERA: 4.93	(5, 1)	0.1	W	3	2	1	1	0	0	0	0	0	0	1	8	14	27.00	6.000
Justin Speier, R ERA: 3.07	(6, 1)	2.0	H	8	0	0	0	1	2	0	0	0	1	0	18	32	0.00	1.000
52 B.J. Ryan, L ERA: 1.06	(8, 1)	2.0	S	9	2	0	0	0	1	1	0	0	0	0	14	29	0.00	1.500

PITCHER	IP	WLS	BF	H	R	ER	SO	BB	IBB	HBP	BLK	WP	HR	S	P	ERA	WHIP

Toronto Blue Jays @ Oakland Athletics

McAfee Coliseum, Oakland, CA

Fri Jul 28 2006, 10:05 PM EDT

Att. 22,217 - Clear - 66 F

livebaseballscorecards.com

AB	34
R	3
H	9
RBI	3
BB	6
SO	5
LOB	22

WP: 1 PA: 40
PB: 0
SB: 0
CS: 0

Batter	1	2	3	4	5	6	7	8	9	AB	R	H	RBI	BB	SO	LOB
3 Reed Johnson, R (1, 7) OBP: 0.431, SLG: 0.520	B H 2-0 10 BB 2 1B 25 HR HBP	1 SAFE B C S X 1-2 2 SH5-3 1-2 1B		X 0-0 ① F8		B C C B X 2-2 ② G5-3		C B S F X 1-2 ③ FC5-4 1-2f		4	1	1	0	0	0	1
2 Aaron Hill, R (1, 4) OBP: 0.352, SLG: 0.393	C B 1 SAFE F B X 2-2 10 BB 25 HR 1-2 1B	X 0-0 ① SH5-3 1-2 2-3		B B F X 2-1 ② F8		C C B X 1-2 ③ G6-3			C F X 0-2 ① P4	4	1	1	0	0	0	0
10 Vernon Wells, R (1, 8) OBP: 0.387, SLG: 0.620	B B B C C B 4-2 25 HR 1-2 2-3 BB	B F F F B F F F C 2-3 ② K		X 0-0 2B			B B B C F F S 3-3 ① K		F S F X 0-2 15 DI 1B	4	1	2	0	1	2	2
25 Troy Glaus, R (1, 5) OBP: 0.368, SLG: 0.549	B X 1-0 1-H 2-H 3-H HR	I I I I 4-0 IBB		B B I I 4-0 IBB			B C S B B B 4-2 BB		S B B S S S 2-3 ② K	2	1	1	4	3	1	1
15 Alex Rios, R (1, 9) OBP: 0.378, SLG: 0.573	B S S S B B S 3-3 ① K	C B C T 1-2 ③ K		B F F C 1-3 ③ K			S C B B S 2-3 ② K		F F B B S 2-3 ③ 1-2 K	5	0	0	0	0	5	7
Bengie Molina, R (1, 10) OBP: 0.316, SLG: 0.406	B B T B T F X 3-2 17 1B 1B		C B F B F X 2-2 ① P4		X 0-0 17 G6-4-3 1B		B B S X 2-1 ③ G5-3			4	0	2	0	0	0	1
17 Lyle Overbay, L (1, 3) OBP: 0.362, SLG: 0.499	B X 1-0 G6-4-3 1-3 1B	H 1-0 HBP		C X 0-1 ① ② G6-4-3 1-2f				X 0-0 ① G4-3		3	0	1	0	0	0	1
Jason Phillips, R (1, 2) OBP: 0.111, SLG: 0.111 9 Gregg Zaun, S (8, PH) OBP: 0.380, SLG: 0.477 (8, 2)	X 0-0 ② ③ G6-4-3 1-2f		C F X 0-2 ② P5	C B X 1-1 ③ P4				C B B X 2-1 3 FC5-4 1B		3 1	0 0	0 1	0 0	0 0	0 0	3 0
6 John McDonald, R (1, 6) OBP: 0.292, SLG: 0.320		C C X 0-2 2 SH5-3 3 1B 1B	C C X 0-2 ③ G3-1			X 0-0 ① G5-3		B F C B X 2-2 ② L9		4	0	1	0	0	0	2
Inning Stats	R: 4 H: 4 E: 0 LOB: 1 K: 1 BB: 1 S: 15 P: 31	R: 0 H: 2 E: 0 LOB: 3 K: 2 BB: 1 S: 17 P: 25	R: 0 H: 0 E: 0 LOB: 1 K: 0 BB: 0 S: 10 P: 13	R: 0 H: 1 E: 0 LOB: 2 K: 1 BB: 1 S: 7 P: 14	R: 0 H: 1 E: 0 LOB: 0 K: 0 BB: 0 S: 5 P: 6	R: 0 H: 0 E: 0 LOB: 0 K: 0 BB: 0 S: 7 P: 10	R: 0 H: 0 E: 0 LOB: 1 K: 2 BB: 1 S: 11 P: 22	R: 0 H: 1 E: 0 LOB: 1 K: 0 BB: 0 S: 10 P: 15	R: 0 H: 1 E: 0 LOB: 1 K: 2 BB: 0 S: 13 P: 17	1B: 8 SF: 0 2B: 1 SAC: 1 3B: 0 DP: 2 HR: 1 HBP: 2						

TOP

Toronto Blue Jays @ Oakland Athletics

McAfee Coliseum, Oakland, CA

Sat Jul 29 2006, 4:05 PM EDT

Att. 25,627 - Partly Cloudy - 64 F

livebaseballscorecards.com

AB	34
R	4
H	10
RBI	4
BB	4
SO	8
LOB	18

PITCHER		IP	WLS	BF	H	R	ER	SO	BB	IBB	HBP	BLK	WP	HR	S	P	ERA	WHIP
Barry Zito, L ERA: 3.61	(1, 1)	6.2	W	32	8	4	4	6	2	2	2	0	0	1	70	117	5.40	1.500
58 Justin Duchscherer, R ERA: 2.87	(7, 1)	1.1	H	5	1	0	0	0	0	0	0	0	0	0	12	19	0.00	0.750
20 Huston Street, R ERA: 2.66	(9, 1)	1.0	S	4	1	0	0	2	0	0	0	0	0	0	13	17	0.00	1.000

PITCHER	IP	WLS	BF	H	R	ER	SO	BB	IBB	HBP	BLK	WP	HR	S	P	ERA	WHIP

BOTTOM

Toronto Blue Jays @ Oakland Athletics

McAfee Coliseum, Oakland, CA

Sat Jul 29 2006, 4:05 PM EDT

Att. 25,627 - Partly Cloudy - 64 F

livebaseballscorecards.com

Batter	1	2	3	4	5	6	7	8	9	AB	R	H	RBI	BB	SO	LOB
Jason Kendall, R (1, 2) OBP: 0.351, SLG: 0.321	B B C F F C 2-3 ① K			B B C F X 2-2 ① G6-3	B B C S B F B 4-2 21 2B BB	C B B B X 3-1 21 1B 22 1B 1B	C B F X 1-2 ③ G4-3			4	2	1	0	1	1	2
21 Mark Kotsay, L (1, 8) OBP: 0.318, SLG: 0.376	B X 1-0 ② L6			B F B B B 4-1 22 2B BB	B C X 1-1 1-H BB 1B 2B	F X 0-1 1-3 22 1B 1B		X 0-0 ① G3		4	2	2	1	1	0	0
22 Milton Bradley, S (1, 9) OBP: 0.372, SLG: 0.433	B F F S 1-3 ③ K			B F X 1-1 1-H 1B 1B 2B	B B C B F B 4-2 BB 1B BB	B X 1-0 1-2 3-H 1B		B B X 2-0 1B 1B		4	2	3	2	1	1	0
Frank Thomas, R (1, 10) OBP: 0.380, SLG: 0.530		F C B X 1-2 ① F8		C B B X 2-1 3 BB 1B 2-3 1B	B B F F F B B 4-2 3 FC6-4 1B 1-2 2-3 BB	B C C F C 1-3 ③ K		C 1 S S SAFE 0-3 ② K		4	0	1	0	1	2	3
Jay Payton, R (1, 7) OBP: 0.310, SLG: 0.409		X 0-0 ② F8		X 0-0 3 BB 1-2 3-H 1B	C F B X 1-2 3 FC6-4 1-2 2-H 3-H 1B		C B F X 1-2 ① G4-3	1 SAFE X 0-0 1-2 1B		5	0	3	3	0	0	0
Nick Swisher, S (1, 3) OBP: 0.370, SLG: 0.482		C B S S 1-3 ③ K		C S B C 1-3 ② K	B B S F S 2-3 ② K		B C X 1-1 E3 3 2B	F B S B X 2-2 ③ F7		5	1	0	0	0	3	6
3 Eric Chavez, L (1, 5) OBP: 0.350, SLG: 0.431		X 0-0 14 G5-4-3 1B		B B S B B 4-1 1-2 2-3 BB	C B S X 1-2 ③ FC6-4 1-2f 2-3		B F B F F X 2-2 1-H 2B			3	0	2	1	1	0	2
Marco Scutaro, R (1, 6) OBP: 0.300, SLG: 0.353		B B C F X 2-2 ① P3		X 0-0 ③ G6-3		B B C S B S 3-3 ① K	C B T F B T 2-2 ② K			4	0	0	0	0	2	5
14 Mark Ellis, R (1, 4) OBP: 0.292, SLG: 0.325		B C X 1-1 ② ③ G5-4-3 1-2f			B B C X 2-1 ① G5-3	B B C X 2-1 ② G4-3	B F H 2-1 HBP			3	0	0	0	0	0	1
Inning Stats	R: 0 E: 0 K: 2 S: 8 H: 0 LOB: 0 BB: 0 P: 12	R: 0 E: 0 K: 1 S: 7 H: 0 LOB: 0 BB: 0 P: 9	R: 0 E: 0 K: 0 S: 6 H: 1 LOB: 0 BB: 0 P: 9	R: 2 E: 0 K: 1 S: 14 H: 3 LOB: 3 BB: 2 P: 28	R: 3 E: 0 K: 1 S: 22 H: 2 LOB: 2 BB: 3 P: 41	R: 1 E: 0 K: 2 S: 14 H: 3 LOB: 2 BB: 0 P: 24	R: 1 E: 1 K: 1 S: 17 H: 1 LOB: 2 BB: 0 P: 26	R: 0 E: 0 K: 1 S: 9 H: 2 LOB: 2 BB: 0 P: 13		1B: 9 2B: 3 3B: 0 HR: 0 SF: 0 SAC: 0 DP: 1 HBP: 1						

	AB	36
	R	7
	H	12
	RBI	7
	BB	5
	SO	9
	LOB	19

WP: 0 PB: 0 SB: 0 CS: 0 PA: 42

PITCHER	IP	WLS	BF	H	R	ER	SO	BB	IBB	HBP	BLK	WP	HR	S	P	ERA	WHIP
40 Dustin McGowan, R (1, 1) ERA: 9.0	4.1	L	21	5	5	5	4	4	0	0	0	0	0	44	78	10.38	2.077
56 Brian Tallet, L (5, 1) ERA: 4.91	0.2		4	1	0	0	1	1	0	0	0	0	0	13	21	0.00	3.000
22 Brandon League, R (6, 1) ERA: 3.86	1.0		6	3	1	1	2	0	0	0	0	0	0	14	24	9.00	3.000
44 Casey Janssen, R (7, 1) ERA: 5.07	2.0		11	3	1	0	2	0	0	1	0	0	0	26	39	0.00	1.500

PITCHER	IP	WLS	BF	H	R	ER	SO	BB	IBB	HBP	BLK	WP	HR	S	P	ERA	WHIP

Toronto Blue Jays @ Oakland Athletics

McAfee Coliseum, Oakland, CA

Sun Jul 30 2006, 4:05 PM EDT

Att. 29,709 - Cloudy - 64 F

TOP

livebaseballscorecards.com

Batter	1	2	3	4	5	6	7	8	9	AB	R	H	RBI	BB	SO	LOB
3 Reed Johnson, R (1, 7) OBP: 0.428, SLG: 0.525	HR	G4-3			P2		K	P5		5	1	1	1	0	1	3
Frank Catalanotto, L (1, 10) OBP: 0.417, SLG: 0.480	G4-3	G4-3			F7		2B		25 1B 17 2B 1B	5	1	2	0	0	0	0
10 Vernon Wells, R (1, 8) OBP: 0.388, SLG: 0.615	G6-3	25 G5-3 BB				G5-3	BB		P5	3	0	0	0	2	0	1
25 Troy Glaus, R (1, 5) OBP: 0.371, SLG: 0.549	17 BB 1B	G5-3 1-2				9 BB 17 1B BB	P4		17 2B 1B 1-2	4	1	2	0	1	0	3
17 Lyle Overbay, L (1, 3) OBP: 0.364, SLG: 0.501	1-2 BB	K				9 BB 1B 1-2		G5-3	2 2B 2B 1-H 2-H	4	1	2	2	1	1	1
9 Gregg Zaun, S (1, 2) OBP: 0.381, SLG: 0.469	G4-3		G5-3			1-2 2-3 BB		G6-3	2 2B IBB	3	0	0	0	2	0	2
15 Alex Rios, R (1, 9) OBP: 0.375, SLG: 0.567		F8	P2			L4		2 BB 1B 1B	K	5	1	1	0	0	1	5
2 Aaron Hill, R (1, 4) (8, 6) OBP: 0.356, SLG: 0.397		1B	G6-3			P5		1B 1-2	2B 1-3 2-H	4	0	2	1	1	0	3
6 John McDonald, R (1, 6) OBP: 0.286, SLG: 0.313 Eric Hinske, L (8, PH) OBP: 0.359, SLG: 0.555 Ryan Roberts, R (8, 4)		F9			L7		G6-3	1-2 2-H 1B	G1-3	3 1 1	0 0 0	0 1 0	0 1 0	0 0 0	0 0 0	1 0 2
Inning Stats	R: 1 E: 0 K: 0 S: 9 H: 2 LOB: 2 BB: 1 P: 18	R: 0 E: 0 K: 0 S: 10 H: 1 LOB: 1 BB: 0 P: 14	R: 0 E: 0 K: 1 S: 8 H: 0 LOB: 1 BB: 1 P: 19	R: 0 E: 0 K: 0 S: 9 H: 0 LOB: 0 BB: 0 P: 14	R: 0 E: 0 K: 0 S: 7 H: 0 LOB: 0 BB: 0 P: 11	R: 0 E: 0 K: 0 S: 11 H: 1 LOB: 3 BB: 2 P: 23	R: 0 E: 0 K: 1 S: 10 H: 1 LOB: 2 BB: 1 P: 14	R: 1 E: 0 K: 0 S: 17 H: 2 LOB: 2 BB: 1 P: 29	R: 3 E: 0 K: 1 S: 12 H: 4 LOB: 2 BB: 1 P: 20	1B: 7 2B: 3 3B: 0 HR: 1 SF: 0 SAC: 0 DP: 0 HBP: 0							

AB	38
R	5
H	11
RBI	5
BB	7
SO	3
LOB	21

WP: 0 PB: 0 SB: 0 CS: 0 PA: 45

PITCHER		IP	WLS	BF	H	R	ER	SO	BB	IBB	HBP	BLK	WP	HR	S	P	ERA	WHIP
60 Shane Komine, R ERA: 1.5	(1, 1)	6.0		26	4	1	1	1	4	0	0	0	0	1	54	99	1.50	1.333
57 Chad Gaudin, R ERA: 3.24	(7, 1)	1.0	H	5	1	0	0	1	1	0	0	0	0	0	10	14	0.00	2.000
51 Brad Halsey, L ERA: 3.87	(8, 1)	0.2	H	2	0	0	0	0	0	0	0	0	0	0	6	9	0.00	0.000
50 Kiko Calero, R ERA: 2.98	(8, 1)	0.0		3	2	1	1	0	1	0	0	0	0	0	6	12	∞	∞
20 Huston Street, R ERA: 3.14	(8, 1)	1.1	W	9	4	3	3	1	0	1	0	0	0	0	17	28	20.25	3.000

PITCHER	IP	WLS	BF	H	R	ER	SO	BB	IBB	HBP	BLK	WP	HR	S	P	ERA	WHIP

Batter	1	2	3	4	5	6	7	8	9	AB	R	H	RBI	BB	SO	LOB
Jason Kendall, R (1, 2) OBP: 0.351, SLG: 0.322	C F B B F F X 2-2 F8 ①		C B X 1-1 E6 21 1B 22 FC6-4 1B		B C X 1-1 G6-3 ③		X 0-0 21 BB 1B 1-2 2-H		C T F B B X 2-2 F7 ②	5	1	2	1	0	0	1
21 Mark Kotsay, L (1, 3) (8, 8) OBP: 0.321, SLG: 0.376	C X 0-1 F7 ②		B B F F F X 2-2 22 FC6-4 2-3 1B			F F F F F B X 1-2 G6-3 ① B B B B	4-0 BB 1-2 2-3		B B B C F F F F 4-2 F F B 22 HR 1-2 BB	3	1	1	0	2	0	0
22 Milton Bradley, S (1, 9) OBP: 0.373, SLG: 0.452	C B F X 1-2 F8 ③		1 SAFE B B F B X 2-1 FC6-4 S ② 1-2f 3-H			B S B X 2-1 F8 S 1B C B S F B S 2-3 K ③			C B B X 2-1 1-H 2-H HR	5	1	2	4	0	1	4
Frank Thomas, R (1, 10) OBP: 0.378, SLG: 0.530		F B B X 2-1 3 1B 23 FC4-6 2B	B 1 SAFE B F S B S 3-3 K ③ 1-2			1 SAFE F P B C F X 2-2 F8 ② 1-3		B C B B C F S 3-3 K ①		4	1	1	0	0	2	2
3 Eric Chavez, L (1, 5) OBP: 0.349, SLG: 0.429		F B F X 1-2 23 FC4-6 BB 2-3 1B		B X 1-0 G4-3 ①		C S X 0-2 G3-1 ③		C S S 0-3 K ②		4	0	1	0	0	1	1
Jay Payton, R (1, 8) (8, 7) OBP: 0.312, SLG: 0.412		B B B B 4-0 23 FC4-6 1-2 BB		X 0-0 G1-4-3 ②			X 0-0 G5-3 ① X 0-0 2B			3	0	1	0	1	0	0
23 Bobby Kielty, S (1, 7) OBP: 0.348, SLG: 0.433 Nick Swisher, S (8, 3) OBP: 0.369, SLG: 0.481	X 0-0 FC4-6 7 G5-4-3 ① 1-2f 2-3 3-H		C B B B X 3-1 G4-3 ③				C B X 1-1 7 1B 1B B X 1-0 P4 ③			3 1	1 0	1 0	1 0	0 0	0 0	2 1
7 Bobby Crosby, R (1, 6) OBP: 0.297, SLG: 0.339	B 1 SAFE C X 1-1 G5-4-3 ② ③ 1-2f				B C C B F B X 3-2 G4-3 ①		1 SAFE X 0-0 21 BB 1B 1-2 1B		B C S B B B X 3-2 F8 ①	4	0	1	0	0	0	2
14 Mark Ellis, R (1, 4) OBP: 0.291, SLG: 0.324			C F B X 1-2 G6-3 ①		T F F S 0-3 K ②		C S F B F F B F B 3-3 C K ②		C C B X 1-2 21 DI 22 HR 1B	4	1	1	0	0	2	2
Inning Stats	R: 0 E: 0 K: 0 S: 10 H: 0 LOB: 0 BB: 0 P: 13	R: 1 E: 0 K: 0 S: 8 H: 2 LOB: 1 BB: 1 P: 16	R: 1 E: 1 K: 1 S: 14 H: 2 LOB: 1 BB: 0 P: 23	R: 0 E: 0 K: 0 S: 4 H: 0 LOB: 0 BB: 0 P: 8	R: 0 E: 0 K: 1 S: 10 H: 0 LOB: 0 BB: 0 P: 14	R: 0 E: 0 K: 0 S: 16 H: 1 LOB: 1 BB: 0 P: 20	R: 1 E: 0 K: 2 S: 16 H: 3 LOB: 3 BB: 1 P: 26	R: 0 E: 0 K: 2 S: 10 H: 1 LOB: 1 BB: 0 P: 14	R: 3 E: 0 K: 0 S: 20 H: 2 LOB: 0 BB: 1 P: 32	1B: 8 2B: 2 3B: 0 HR: 1	SF: 0 SAC: 0 DP: 1 HBP: 0	WP: 0 PB: 0 SB: 2 CS: 0	PA: 39				

PITCHER		IP	WLS	BF	H	R	ER	SO	BB	IBB	HBP	BLK	WP	HR	S	P	ERA	WHIP
32 Roy Halladay, R ERA: 3.04	(1, 1)	6.2		28	8	3	2	3	1	0	0	0	0	0	74	110	2.70	1.350
Scott Schoeneweis, L ERA: 5.67	(7, 1)	0.1		2	0	0	0	1	1	0	0	0	0	0	4	10	0.00	3.000
Justin Speier, R ERA: 3.0	(8, 1)	1.0		4	1	0	0	2	0	0	0	0	0	0	10	14	0.00	1.000
52 B.J. Ryan, L ERA: 1.57	(9, 1)	0.2	L	5	2	3	3	0	1	0	0	0	0	1	20	32	40.50	4.500

PITCHER	IP	WLS	BF	H	R	ER	SO	BB	IBB	HBP	BLK	WP	HR	S	P	ERA	WHIP

BOTTOM

Toronto Blue Jays @ Oakland Athletics

McAfee Coliseum, Oakland, CA

Sun Jul 30 2006, 4:05 PM EDT

Att. 29,709 - Cloudy - 64 F

livebaseballscorecards.com

AB	36
R	6
H	11
RBI	6
BB	3
SO	6
LOB	15

Batter	1	2	3	4	5	6	7	8	9	AB	R	H	RBI	BB	SO	LOB
Jason Kendall, R (1, 2) OBP: 0.350, SLG: 0.321	C B F B B X 3-2 ① F8		B X 1-0 1B			C C B B F F X 2-2 ① L9		B C B X 2-1 ① G4-3		4	0	1	0	0	0	0
21 Mark Kotsay, L (1, 8) OBP: 0.323, SLG: 0.380	F B B C X 2-2 22 S 1B		C X 0-1 ③ G3			B X 1-0 ② G1-3		C B X 1-1 2B		4	0	2	0	0	0	1
22 Milton Bradley, S (1, 9) OBP: 0.381, SLG: 0.475	F B B B F 1 SAFE C 3-3 ② K 1-2			B B B X 3-0 1B		B B X 2-0 HR		I I I I 4-0 G6-4-3 IBB		3	1	2	1	1	1	1
Frank Thomas, R (1, 10) OBP: 0.373, SLG: 0.522	C D B X 2-1 ③ L4			F 1 SAFE B C X 1-2 ① F9		B B S C F X 2-2 ③ G5-3		B B S X 2-1 ② ③ G6-4-3 1-2f		4	0	0	0	0	0	4
3 Eric Chavez, L (1, 5) OBP: 0.347, SLG: 0.426		C X 0-1 ① F7		1 SAFE X 0-0 ② P5			X 0-0 HR 1B		S F X 0-2 ① F8	4	1	1	0	0	0	1
Jay Payton, R (1, 7) OBP: 0.311, SLG: 0.418		B B B C X 3-1 ② F8		C 1 SAFE B B 1 SAFE 1 SAFE X 2-1 ③ P4			B B F X 2-1 1-H HR		B C C F F S 1-3 ② K	4	1	1	2	0	1	1
Nick Swisher, S (1, 3) OBP: 0.368, SLG: 0.478		X 0-0 ③ G5-3			C B B X 2-1 ① P4		B X 1-0 14 G1-6-3 1B		B S S B S 2-3 ③ K	4	0	1	0	0	1	0
Marco Scutaro, R (1, 6) OBP: 0.296, SLG: 0.347			B F C B X 2-2 ① G4-3		F B F X 1-2 ② P6		C X 0-1 ① F9			3	0	0	0	0	0	1
14 Mark Ellis, R (1, 4) OBP: 0.288, SLG: 0.320			B S B F C 2-3 ② K		C C B B X 2-2 ③ F9		C X 0-1 ② ③ G1-6-3 1-2f			3	0	0	0	0	1	1
Inning Stats	R: 0 H: 1 E: 0 LOB: 1 K: 1 BB: 0 S: 11 P: 21	R: 0 H: 0 E: 0 LOB: 0 K: 0 BB: 0 S: 5 P: 8	R: 0 H: 1 E: 0 LOB: 1 K: 1 BB: 0 S: 9 P: 14	R: 0 H: 1 E: 0 LOB: 1 K: 0 BB: 0 S: 7 P: 13	R: 0 H: 0 E: 0 LOB: 0 K: 0 BB: 0 S: 8 P: 13	R: 1 H: 1 E: 0 LOB: 0 K: 0 BB: 0 S: 11 P: 18	R: 2 H: 3 E: 0 LOB: 0 K: 0 BB: 0 S: 8 P: 11	R: 0 H: 1 E: 0 LOB: 1 K: 0 BB: 1 S: 6 P: 15	R: 0 H: 0 E: 0 LOB: 0 K: 2 BB: 0 S: 12 P: 15	1B: 5 SF: 0 2B: 1 SAC: 0 3B: 0 DP: 2 HR: 2 HBP: 0						

Oakland Athletics @ Los Angeles Angels

Angel Stadium of Anaheim, Anaheim, CA

Mon Jul 31 2006, 7:05 PM PDT

Att. 43,558 - Cloudy - 77 F

TOP

livebaseballscorecards.com

AB	33
R	3
H	8
RBI	3
BB	1
SO	4
LOB	10

WP: 0 PA: 34
PB: 0
SB: 1
CS: 0

PITCHER		IP	WLS	BF	H	R	ER	SO	BB	IBB	HBP	BLK	WP	HR	S	P	ERA	WHIP
54 Ervin Santana, R ERA: 4.2	(1, 1)	8.0	L	31	8	3	3	2	0	1	0	0	0	2	65	113	3.38	1.000
Hector Carrasco, R ERA: 3.68	(9, 1)	1.0		3	0	0	0	2	0	0	0	0	0	0	12	15	0.00	0.000

PITCHER	IP	WLS	BF	H	R	ER	SO	BB	IBB	HBP	BLK	WP	HR	S	P	ERA	WHIP

Batter	1	2	3	4	5	6	7	8	9	AB	R	H	RBI	BB	SO	LOB
9 Chone Figgins, S (1, 8) OBP: 0.337, SLG: 0.359	C X 0-1 G6-3 ①		L 1 SAFE B B 1 SAFE S B X 3-2 G6-3 ① 1-2		C C B B X 2-2 6 FC4 1B			X 0-0 L1 ①		4	0	1	0	0	0	1
6 Maicer Izturis, S (1, 5) OBP: 0.371, SLG: 0.421	C F B S 1-3 K ②		C F X 0-2 G3-1 ② 2-3		C 1 SAFE P 1 SAFE F X 1-2 FC4 ③ 1-2f			C B S B B C 3-3 K ②		4	0	0	0	0	2	2
Orlando Cabrera, R (1, 6) OBP: 0.345, SLG: 0.420	B X 1-0 1B		B C X 1-1 F7 ③			B X 1-0 G6-3 ①		C B F X 1-2 G4-3 ③		4	0	1	0	0	0	1
27 Vladimir Guerrero, R (1, 9) OBP: 0.355, SLG: 0.510	F B 1 SAFE X 1-1 P3 ③			X 0-0 G5-3 ①		C B X 1-1 F9 ②			B X 1-0 G6-3 ①	4	0	0	0	0	0	1
16 Garret Anderson, L (1, 7) OBP: 0.310, SLG: 0.403		C B F F X 1-2 20 G6-4-3 1B		X 0-0 G4-3 ②		S S X 0-2 L4 ③			B S S S 1-3 K ②	4	0	1	0	0	1	0
20 Juan Rivera, R (1, 10) OBP: 0.352, SLG: 0.571		F B X 1-1 G6-4-3 ① ② 1-2f		B B X 2-0 HR			C B C S 1-3 K ①		F S C 0-3 K ③	4	1	1	1	0	2	1
47 Howie Kendrick, R (1, 3) OBP: 0.394, SLG: 0.500		C F X 0-2 2B		C S B X 1-2 G6-3 ③			C X 0-1 1B			3	0	2	0	0	0	0
Mike Napoli, R (1, 2) OBP: 0.395, SLG: 0.506		X 0-0 P2 ③			B B C B X 3-1 G3-6-3 1B		B X 1-0 F7 ②			3	0	1	0	0	0	2
Adam Kennedy, L (1, 4) OBP: 0.318, SLG: 0.378			C F B X 1-2 6 G3-1 9 G6-3 1B		P B X 2-0 G3-6-3 ① ② 1-2f		B F F 1 SAFE X 1-2 G3 ③			3	0	1	0	0	0	2
Inning Stats	R: 0 H: 1 E: 0 LOB: 1 K: 1 BB: 0 S: 8 P: 11	R: 0 H: 2 E: 0 LOB: 1 K: 0 BB: 0 S: 10 P: 12	R: 0 H: 1 E: 0 LOB: 1 K: 0 BB: 0 S: 11 P: 16	R: 1 H: 1 E: 0 LOB: 0 K: 0 BB: 0 S: 6 P: 9	R: 0 H: 2 E: 0 LOB: 1 K: 0 BB: 0 S: 11 P: 17	R: 0 H: 0 E: 0 LOB: 0 K: 0 BB: 0 S: 6 P: 8	R: 0 H: 1 E: 0 LOB: 1 K: 1 BB: 0 S: 9 P: 12	R: 0 H: 0 E: 0 LOB: 0 K: 1 BB: 0 S: 7 P: 11	R: 0 H: 0 E: 0 LOB: 0 K: 2 BB: 0 S: 7 P: 9	1B: 6 2B: 1 3B: 0 HR: 1	SF: 0 SAC: 0 DP: 2 HBP: 0						

PITCHER	IP	WLS	BF	H	R	ER	SO	BB	IBB	HBP	BLK	WP	HR	S	P	ERA	WHIP
Dan Haren, R (1, 1) ERA: 3.72	9.0	W	33	8	1	1	5	0	0	0	0	0	1	75	105	1.00	0.889

PITCHER	IP	WLS	BF	H	R	ER	SO	BB	IBB	HBP	BLK	WP	HR	S	P	ERA	WHIP

BOTTOM

Oakland Athletics @ Los Angeles Angels

Angel Stadium of Anaheim, Anaheim, CA

Mon Jul 31 2006, 7:05 PM PDT

Att. 43,558 - Cloudy - 77 F

livebaseballscorecards.com

AB	33
R	1
H	8
RBI	1
BB	0
SO	5
LOB	10

WP: 0	PA: 33		
PB: 0			
SB: 0			
CS: 0			

Oakland Athletics @ Los Angeles Angels

Angel Stadium of Anaheim, Anaheim, CA

Tue Aug 01 2006, 7:05 PM PDT

Att. 44,111 - Clear - 77 F

livebaseballscorecards.com

Batter	1	2	3	4	5	6	7	8	9	AB	R	H	RBI	BB	SO	LOB
Jason Kendall, R (1, 2) OBP: 0.349, SLG: 0.318	F8		F8			BB		F7		3	1	0	0	1	0	1
21 Mark Kotsay, L (1, 8) OBP: 0.322, SLG: 0.378	F8			G4-3		1B		K		4	0	1	0	0	1	0
23 Bobby Kielty, S (1, 7) OBP: 0.346, SLG: 0.435	G5-3			2B		G1-3		F8		4	0	1	0	0	0	2
Frank Thomas, R (1, 10) OBP: 0.375, SLG: 0.520 17 Adam Melhuse, S (9, PR) OBP: 0.273, SLG: 0.363		F8		F9		1B			BB	3 0	0 0	1 0	1 0	1 0	0 0	1 0
3 Eric Chavez, L (1, 5) OBP: 0.346, SLG: 0.422		F7		BB		F7			K	3	0	0	0	1	1	2
Jay Payton, R (1, 9) OBP: 0.311, SLG: 0.425		G6-3		F9			HR		K	4	1	1	1	0	1	3
Nick Swisher, S (1, 3) OBP: 0.365, SLG: 0.475 22 Milton Bradley, S (9, PH) OBP: 0.379, SLG: 0.472			G6-3		F8		P3		K	3 1	0 0	0 0	0 0	0 0	0 1	0 1
Marco Scutaro, R (1, 6) OBP: 0.292, SLG: 0.342			K		F9		K			3	0	0	0	0	2	0
14 Mark Ellis, R (1, 4) OBP: 0.289, SLG: 0.320			1B		G4-3		K			3	0	1	0	0	1	0
Inning Stats	R: 0 E: 0 K: 0 S: 9 H: 0 LOB: 0 BB: 0 P: 16	R: 0 E: 0 K: 0 S: 8 H: 0 LOB: 0 BB: 0 P: 13	R: 0 E: 0 K: 1 S: 8 H: 1 LOB: 1 BB: 0 P: 13	R: 0 E: 0 K: 0 S: 6 H: 1 LOB: 2 BB: 1 P: 13	R: 0 E: 0 K: 0 S: 7 H: 0 LOB: 0 BB: 0 P: 13	R: 1 E: 0 K: 0 S: 10 H: 2 LOB: 1 BB: 1 P: 17	R: 1 E: 0 K: 2 S: 11 H: 1 LOB: 0 BB: 0 P: 19	R: 0 E: 0 K: 1 S: 8 H: 0 LOB: 0 BB: 0 P: 14	R: 0 E: 0 K: 3 S: 11 H: 0 LOB: 1 BB: 1 P: 20	1B: 3 2B: 1 3B: 0 HR: 1 SF: 0 SAC: 0 DP: 0 HBP: 0						

TOP

AB	31
R	2
H	5
RBI	2
BB	3
SO	7
LOB	10

WP: 0 PB: 0 SB: 0 CS: 0 PA: 34

PITCHER		IP	WLS	BF	H	R	ER	SO	BB	IBB	HBP	BLK	WP	HR	S	P	ERA	WHIP
51 Joe Saunders, L ERA: 1.93	(1, 1)	7.0	W	27	5	2	2	3	2	0	0	0	0	1	59	104	2.57	1.000
62 Scot Shields, R ERA: 2.56	(8, 1)	1.0	H	3	0	0	0	1	0	0	0	0	0	0	8	14	0.00	0.000
Francisco Rodríguez, R ERA: 2.49	(9, 1)	1.0	S	4	0	0	0	3	1	0	0	0	0	0	11	20	0.00	1.000

PITCHER		IP	WLS	BF	H	R	ER	SO	BB	IBB	HBP	BLK	WP	HR	S	P	ERA	WHIP

Batter	1	2	3	4	5	6	7	8	9	AB	R	H	RBI	BB	SO	LOB
9 Chone Figgins, S (1, 8) OBP: 0.334, SLG: 0.355	X 0-0 ① B3	B B X 2-0 ③ G4-3			B 1 SAFE 1 SAFE S B B B X 3-1 ①② G4-6-3 1-2f		C S X 0-2 ② G5-3			4	0	0	0	0	0	3
6 Maicer Izturis, S (1, 5) OBP: 0.374, SLG: 0.429	C B X 1-1 ② G4-3		B X 1-0 ① F7		B B C C X 2-2 2B		B B C F F X 2-2 E 1B 1B			4	1	2	0	0	0	0
Orlando Cabrera, R (1, 6) OBP: 0.349, SLG: 0.426	C B B X 2-1 27 S 27 1B 1B		B F B X 2-1 2B		B F B X 2-1 ③ F7		1 SAFE B X 1-0 1-H 1B			4	1	3	1	0	0	1
27 Vladimir Guerrero, R (1, 9) OBP: 0.356, SLG: 0.509	C B B X 2-1 1-H 1B		F S S 0-3 ② K			B F B F X 2-2 ① G5-3	I I I I 4-0 IBB			3	0	1	1	1	1	1
16 Garret Anderson, L (1, 10) OBP: 0.310, SLG: 0.402	C B X 1-1 ③ L8		C C X 0-2 ③ G6-3			S C B X 1-2 47 2B 47 E 1B	B F X 1-1 ③ L7			4	1	1	0	0	0	4
20 Juan Rivera, R (1, 7) OBP: 0.351, SLG: 0.564		B C B F B F B 4-2 47 FC4-6 BB		T F B F S 1-3 ① K		X 0-0 ② F9		C X 0-1 ① G5-3		3	0	0	0	1	1	1
47 Howie Kendrick, R (1, 3) OBP: 0.387, SLG: 0.500		1 SAFE X 0-0 ① FC4-6 FC5-4 1-2f		B C F S 1-3 ② K		B C F X 1-2 E9 1-H 2B		C X 0-1 ② G4-3		4	0	1	0	0	1	1
Mike Napoli, R (1, 2) OBP: 0.388, SLG: 0.495		B 1 SAFE X 1-0 ② FC5-4 BB 1-2f		C X 0-1 ③ P4		B X 1-0 ③ F7		S B S B F X 2-2 ③ G4-3		4	0	0	0	0	0	2
Adam Kennedy, L (1, 4) OBP: 0.321, SLG: 0.379		B C S 1 SAFE B B B 4-2 1-2 BB			X 0-0 9 G4-6-3 1B		B B C F F S 2-3 ① K			2	0	1	0	1	1	0
Inning Stats	R: 1 E: 0 K: 0 S: 9 H: 2 LOB: 1 BB: 0 P: 15	R: 0 E: 0 K: 0 S: 8 H: 0 LOB: 2 BB: 2 P: 19	R: 0 E: 0 K: 1 S: 9 H: 1 LOB: 1 BB: 0 P: 12	R: 0 E: 0 K: 2 S: 9 H: 0 LOB: 0 BB: 0 P: 11	R: 0 E: 0 K: 0 S: 8 H: 2 LOB: 1 BB: 0 P: 15	R: 1 E: 1 K: 0 S: 11 H: 2 LOB: 1 BB: 0 P: 16	R: 1 E: 1 K: 1 S: 14 H: 2 LOB: 2 BB: 1 P: 24	R: 0 E: 0 K: 0 S: 8 H: 0 LOB: 0 BB: 0 P: 10		1B: 6 2B: 3 3B: 0 HR: 0 SF: 0 SAC: 0 DP: 1 HBP: 0						

PITCHER		IP	WLS	BF	H	R	ER	SO	BB	IBB	HBP	BLK	WP	HR	S	P	ERA	WHIP
Joe Blanton, R ERA: 4.61	(1, 1)	6.2	L	31	9	3	1	4	2	1	0	0	0	0	66	109	1.35	1.650
58 Justin Duchscherer, R ERA: 2.76	(7, 1)	1.1		4	0	0	0	0	0	0	0	0	0	0	10	13	0.00	0.000

PITCHER	IP	WLS	BF	H	R	ER	SO	BB	IBB	HBP	BLK	WP	HR	S	P	ERA	WHIP

BOTTOM

Oakland Athletics @ Los Angeles Angels

Angel Stadium of Anaheim, Anaheim, CA

Tue Aug 01 2006, 7:05 PM PDT
Att. 44,111 - Clear - 77 F

livebaseballscorecards.com

AB	32
R	3
H	9
RBI	2
BB	3
SO	4
LOB	13

Batter	1	2	3	4	5	6	7	8	9	AB	R	H	RBI	BB	SO	LOB
Jason Kendall, R (1, 2) OBP: 0.351, SLG: 0.324	X 0-0 3 G3 SF8 2B		C F F X 0-2 ② G5-3		B C F X 1-2 ③ G4-3			C B L 1 X SAFE 1-2 3 WP 21 1B 1-3 1B		4	1	2	0	0	0	0
21 Mark Kotsay, L (1, 8) OBP: 0.324, SLG: 0.378	B B C D S B 4-2 E 3 G3 BB		F F B B X 2-2 E3			F B F X 1-2 ① G6-3		B X 1-0 3 WP 1-2 3-H 1B		3	0	1	1	1	0	0
3 Eric Chavez, L (1, 5) OBP: 0.343, SLG: 0.417	C B B B X 3-1 ① G3 1-2 2-3		B F C B B X 2-2 ③ G4-3			F B B X 2-1 ② F8		B B S C T 2-2 ① K 1-2 2-3		4	0	0	0	0	1	5
Frank Thomas, R (1, 10) OBP: 0.371, SLG: 0.514	X 0-0 ② SF8 2-3 3-H			B B C F F F S 2-3 ① K		X 0-0 E2		B B F C F T 2-2 ② K		3	0	0	1	0	2	2
Jay Payton, R (1, 9) OBP: 0.313, SLG: 0.424	B X 1-0 ③ F8			B C S X 1-2 23 CS 1B		F X 0-1 ③ F8		B H 2-0 HBP		3	0	1	0	0	0	2
Nick Swisher, S (1, 3) OBP: 0.362, SLG: 0.469		C C T 0-2 ① K		1 SAFE B X 1-0 ② F8			B F S X 1-2 ① G4-3	B F S C 1-3 ③ K		4	0	0	0	0	2	4
23 Bobby Kielty, S (1, 7) OBP: 0.339, SLG: 0.424		F S X 0-2 ② G4-3	C 0-1 ③ CS 1-2		L B B S S 2-3 ① K		F X 0-1 ② F8		C C X 0-2 ① G1-3	4	0	0	0	0	1	0
Marco Scutaro, R (1, 6) OBP: 0.291, SLG: 0.345		B T C B F X 2-2 ③ F7			B B C F X 2-2 14 K2-3 2B		S X 0-1 ③ G5-3		B F C B F F S 2-3 ② K	4	1	1	0	0	1	0
14 Mark Ellis, R (1, 4) OBP: 0.288, SLG: 0.317			B S C B X 2-2 ① F9		C S S 0-3 ② K2-3 2-H			B C B F F B B 4-2 1B 21 1B BB	C F B C 1-3 ③ K	3	1	0	0	1	2	0
Inning Stats	R: 1 E: 1 K: 0 S: 7 H: 1 LOB: 1 BB: 1 P: 15	R: 0 E: 0 K: 1 S: 10 H: 0 LOB: 0 BB: 0 P: 12	R: 0 E: 1 K: 0 S: 14 H: 0 LOB: 1 BB: 0 P: 20	R: 0 E: 0 K: 1 S: 10 H: 1 LOB: 0 BB: 0 P: 14	R: 1 E: 0 K: 2 S: 12 H: 1 LOB: 0 BB: 0 P: 17	R: 0 E: 1 K: 0 S: 8 H: 0 LOB: 1 BB: 0 P: 11	R: 0 E: 0 K: 0 S: 7 H: 0 LOB: 0 BB: 0 P: 8	R: 1 E: 0 K: 3 S: 17 H: 2 LOB: 3 BB: 1 P: 30	R: 0 E: 0 K: 2 S: 11 H: 0 LOB: 0 BB: 0 P: 14	1B: 3 2B: 2 3B: 0 HR: 0 SF: 1 SAC: 0 DP: 0 HBP: 1						

PITCHER		IP	WLS	BF	H	R	ER	SO	BB	IBB	HBP	BLK	WP	HR	S	P	ERA	WHIP
45 Kelvim Escobar, R ERA: 3.77	(1, 1)	7.0		26	3	2	2	4	1	0	0	0	0	0	68	97	2.57	0.571
62 Scot Shields, R ERA: 2.67	(8, 1)	1.0	L	7	2	1	1	3	1	0	1	0	1	0	17	30	9.00	3.000
Brendan Donnelly, R ERA: 4.68	(9, 1)	1.0		3	0	0	0	2	0	0	0	0	0	0	11	14	0.00	0.000

PITCHER	IP	WLS	BF	H	R	ER	SO	BB	IBB	HBP	BLK	WP	HR	S	P	ERA	WHIP

TOP

Oakland Athletics @ Los Angeles Angels

Angel Stadium of Anaheim, Anaheim, CA

Wed Aug 02 2006, 12:35 PM PDT
Att. 44,149 - Partly Cloudy - 82 F

livebaseballscorecards.com

AB	32
R	3
H	5
RBI	2
BB	2
SO	9
LOB	13

WP: 1	PA: 37							
PB: 0								
SB: 0								
CS: 1								

BOTTOM

Oakland Athletics @ Los Angeles Angels

Angel Stadium of Anaheim, Anaheim, CA

Wed Aug 02 2006, 12:35 PM PDT

Att. 44,149 - Partly Cloudy - 82 F

livebaseballscorecards.com

Batter	1	2	3	4	5	6	7	8	9	AB	R	H	RBI	BB	SO	LOB
9 Chone Figgins, S (1, 8) OBP: 0.333, SLG: 0.354	C B B X 2-1 F8 ①		F B C F S 1-3 K ②		C B X 1-1 G4-3 ② 2-3		C B X 1-1 1B			4	0	1	0	0	1	3
47 Howie Kendrick, R (1, 3) OBP: 0.380, SLG: 0.486	B F F B B X 3-2 G4-3 ②		F F F S 0-3 K ③		C X 0-1 1B 3-H		1 SAFE C 1 SAFE 1 B 1 SAFE X 2-1 F8 ②			4	0	1	1	0	1	3
Orlando Cabrera, R (1, 6) OBP: 0.348, SLG: 0.424	C C B F F X 1-2 F8 ③			B C B X 2-1 16 1B 27 F7 20 SF8 1B	F C 1 SAFE P X 1-2 F9 ③		1 SAFE B B X 2-0 P4 ③			4	1	1	0	0	0	2
27 Vladimir Guerrero, R (1, 10) OBP: 0.353, SLG: 0.504		C F S 0-3 K ①		X 0-0 F7 ① 1-2		C B F X 1-2 G6-3 ①		S T B X 1-2 G6-3 ①		4	0	0	0	0	1	1
16 Garret Anderson, L (1, 7) OBP: 0.312, SLG: 0.403		B C X 1-1 G6-3 ②		C B X 1-1 2-3 1B		C B X 1-1 20 1B FC3-2 1B		C S B X 1-2 G5-3 ②		4	0	2	0	0	0	0
20 Juan Rivera, R (1, 9) OBP: 0.349, SLG: 0.562		B X 1-0 L6 ③		F F B B X 2-2 SF8 ② 3-H		C F X 0-2 FC3-2 1-3 1B		F S S 0-3 K ③		3	0	1	1	0	1	0
Adam Kennedy, L (1, 4) OBP: 0.320, SLG: 0.377			C F B B F F F X 2-2 1B 1B	X 0-0 G3 ③		C F X 0-2 FC3-2 ② 1-2 3-H			B F S S 1-3 K ①	4	0	1	0	0	1	3
39 Robb Quinlan, R (1, 5) OBP: 0.319, SLG: 0.471 6 Maicer Izturis, S (6, PH) OBP: 0.370, SLG: 0.424 (7, 5)			C 1 SAFE 1 SAFE F B S 1-3 K ①		F X 0-1 9 G4-3 SH3 47 1B 1B	B C F X 1-2 G3 ③			B C X 1-1 L7 ②	2 2	1 0	1 0	0 0	0 0	1 0	1 2
José Molina, R (1, 2) OBP: 0.279, SLG: 0.349 Curtis Pride, L (9, PH) OBP: 0.500, SLG: 1.167			P C 1 SAFE 1 SAFE B F F F F B 3-2 F F F X 1-3 1B		F 1 SAFE 1 SAFE X 0-1 SH3 ① 1-2		F B F B C 2-3 K ①		S B B X 2-1 G4-3 ③	2 1	0 0	1 0	0 0	0 0	1 0	0 0
Inning Stats	R: 0 E: 0 K: 0 S: 10 H: 0 LOB: 0 BB: 0 P: 16	R: 0 E: 0 K: 1 S: 6 H: 0 LOB: 0 BB: 0 P: 8	R: 0 E: 0 K: 3 S: 26 H: 2 LOB: 2 BB: 0 P: 32	R: 1 E: 0 K: 0 S: 9 H: 2 LOB: 1 BB: 0 P: 14	R: 1 E: 0 K: 0 S: 12 H: 2 LOB: 1 BB: 0 P: 13	R: 0 E: 0 K: 0 S: 14 H: 2 LOB: 2 BB: 0 P: 17	R: 0 E: 0 K: 1 S: 8 H: 1 LOB: 1 BB: 0 P: 15	R: 0 E: 0 K: 1 S: 9 H: 0 LOB: 0 BB: 0 P: 11	R: 0 E: 0 K: 1 S: 7 H: 0 LOB: 0 BB: 0 P: 11	1B: 9 2B: 0 3B: 0 HR: 0	SF: 1 SAC: 1 DP: 0 HBP: 0						

	AB	34
	R	2
	H	9
	RBI	2
	BB	0
	SO	7
	LOB	15

PITCHER		IP	WLS	BF	H	R	ER	SO	BB	IBB	HBP	BLK	WP	HR	S	P	ERA	WHIP
25 Esteban Loaiza, R ERA: 6.5	(1, 1)	5.1		24	8	2	2	4	0	0	0	0	0	0	71	93	3.38	1.500
51 Brad Halsey, L ERA: 3.86	(6, 1)	0.1		1	0	0	0	0	0	0	0	0	0	0	3	3	0.00	0.000
50 Kiko Calero, R ERA: 2.89	(6, 1)	1.1	W	5	1	0	0	1	0	0	0	0	0	0	11	19	0.00	0.750
20 Huston Street, R ERA: 3.02	(8, 1)	2.0	S	6	0	0	0	2	0	0	0	0	0	0	16	22	0.00	0.000

PITCHER	IP	WLS	BF	H	R	ER	SO	BB	IBB	HBP	BLK	WP	HR	S	P	ERA	WHIP

WP: 0 PB: 0 SB: 0 CS: 0 PA: 36

Batter	1	2	3	4	5	6	7	8	9	AB	R	H	RBI	BB	SO	LOB
Jason Kendall, R (1, 2) OBP: 0.351, SLG: 0.321	C B B X 2-1 P4	B C B B B 4-1 21 FC6-4 1-2 2-3 BB		C X 0-1 G4-6-3 1-2f 2-3 3-H			C B H 2-1 21 WP 1B HBP		C X 0-1 L9	3	1	0	0	1	0	2
21 Mark Kotsay, L (1, 3) (8, 8) OBP: 0.323, SLG: 0.376	F X 0-1 1B	X 0-0 FC6-4 1-2f		X 0-0 F7			B L C X 1-2 F7 1-2		C F B B B F X 2-2 G5-3	5	0	1	0	0	0	5
22 Milton Bradley, S (1, 9) OBP: 0.380, SLG: 0.466	X 0-0 F9		X 0-0 G3-1		B C C B F B F F 4-2 B G5-4-3 BB		B D X 2-0 G5-3		B X 1-0 1B	4	0	1	0	1	0	2
Frank Thomas, R (1, 10) OBP: 0.368, SLG: 0.509	B B C F X 2-2 P3		B B B C X 3-1 L7		C B X 1-1 G5-4-3 1-2f		B F F F F F X 1-2 2-H 1B		X 0-0 F8	5	0	1	1	0	0	3
Jay Payton, R (1, 8) (8, 7) OBP: 0.312, SLG: 0.425		B B F F X 2-2 14 1B 2B	C F B B F E T 2-2 K		F X 0-1 F9		F X 0-1 F9			4	1	1	0	0	1	1
3 Eric Chavez, L (1, 5) OBP: 0.342, SLG: 0.415		X 0-0 P4		B C S X 1-2 23 1B 2B 1B		B C F B X 2-2 G3-1		C B B F C 2-3 K		4	1	1	0	0	1	1
23 Bobby Kielty, S (1, 7) OBP: 0.337, SLG: 0.420 Nick Swisher, S (8, 3) OBP: 0.362, SLG: 0.469		X 0-0 F8		B S B C X 2-2 2B G4-6-3 1-2 1B		C B X 1-1 F9		T B B X 2-1 G3-1		4 1 1 0 0 0 1 0 0 0 0 0 0 0						
Marco Scutaro, R (1, 6) OBP: 0.304, SLG: 0.375		B B B 4-0 BB 14 1B BB		B C B X 2-1 G4-6-3 1-3 2-H 2B		X 0-0 1B		C X 0-1 HR		3	1	3	2	1	0	0
14 Mark Ellis, R (1, 4) OBP: 0.291, SLG: 0.317		B C F B B X 3-2 BB 1-2 2-H 1B		H 1-0 G4-6-3 HBP		B C X 1-1 F7		B T S B B F F X 3-2 P6		3	0	1	1	0	0	1
Inning Stats	R: 0 E: 0 K: 0 S: 8 H: 1 LOB: 1 BB: 0 P: 12	R: 1 E: 0 K: 0 S: 10 H: 2 LOB: 3 BB: 2 P: 23	R: 0 E: 0 K: 1 S: 8 H: 0 LOB: 0 BB: 0 P: 13	R: 2 E: 0 K: 0 S: 11 H: 3 LOB: 1 BB: 0 P: 17	R: 0 E: 0 K: 0 S: 10 H: 0 LOB: 0 BB: 1 P: 15	R: 0 E: 0 K: 0 S: 8 H: 1 LOB: 1 BB: 0 P: 12	R: 1 E: 0 K: 0 S: 13 H: 1 LOB: 1 BB: 0 P: 19	R: 1 E: 0 K: 1 S: 12 H: 1 LOB: 0 BB: 0 P: 19	R: 0 E: 0 K: 0 S: 8 H: 1 LOB: 1 BB: 0 P: 11	1B: 7 2B: 2 3B: 0 HR: 1 SF: 0 SAC: 0 DP: 2 HBP: 2						

PITCHER		IP	WLS	BF	H	R	ER	SO	BB	IBB	HBP	BLK	WP	HR	S	P	ERA	WHIP
56 Jarrod Washburn, L ERA: 4.47	(1, 1)	7.0	L	32	8	4	4	1	3	0	2	0	1	0	68	111	5.14	1.571
49 Jake Woods, L ERA: 4.05	(8, 1)	0.2		2	0	0	0	1	0	0	0	0	0	0	5	9	0.00	0.000
40 Julio Mateo, R ERA: 4.81	(8, 1)	0.1		2	1	1	1	0	0	0	0	0	0	1	7	10	27.00	3.000
54 Sean Green, R ERA: 5.82	(9, 1)	1.0		4	1	0	0	0	0	0	0	0	0	0	8	11	0.00	1.000

PITCHER	IP	WLS	BF	H	R	ER	SO	BB	IBB	HBP	BLK	WP	HR	S	P	ERA	WHIP

TOP

Oakland Athletics @ Seattle Mariners

Safeco Field, Seattle, WA

Fri Aug 04 2006, 7:05 PM PDT

Att. 44,280 - Clear - 71 F

livebaseballscorecards.com

AB	35
R	5
H	10
RBI	4
BB	3
SO	2
LOB	16

WP: 1 PB: 0 SB: 0 CS: 0 PA: 40

BOTTOM

Oakland Athletics @ Seattle Mariners

Safeco Field, Seattle, WA

Fri Aug 04 2006, 7:05 PM PDT

Att. 44,280 - Clear - 71 F

livebaseballscorecards.com

Batter	1	2	3	4	5	6	7	8	9	AB	R	H	RBI	BB	SO	LOB
51 Ichiro Suzuki, L (1, 9) OBP: 0.390, SLG: 0.426	G4-3		4 G4-3, 1B	G3			F8			4	0	1	0	0	0	2
4 Jose Lopez, R (1, 4) OBP: 0.319, SLG: 0.428	F7		G4-3 1-2f 2-3		29 CS, 1B			29 G4-3, 1B		4	0	2	0	0	0	2
29 Adrián Beltré, R (1, 5) OBP: 0.327, SLG: 0.419	BB		1B, BB		G6-3 1-2			G4-3 1-2f		2	0	0	0	2	0	2
Raul Ibanez, L (1, 7) OBP: 0.338, SLG: 0.513	K		1B 1-2 3-H		F8			G6-3		4	0	1	1	0	1	1
Richie Sexson, R (1, 3) OBP: 0.291, SLG: 0.449		G5-3	P6			F9			HR	4	1	1	1	0	0	2
Eduardo Perez, R (1, 10) OBP: 0.342, SLG: 0.556 Ben Broussard, L (9, PH) OBP: 0.357, SLG: 0.518		2 1B, 1B		F8		G6-3			K	3 1	0 0	1 0	0 0	0 0	0 1	0 0
2 Kenji Johjima, R (1, 2) OBP: 0.337, SLG: 0.458		7 G5-4-3, 1B 1-2		7 1B, BB		F7			K	3	0	1	0	1	1	0
7 Yuniesky Betancourt, R (1, 6) OBP: 0.318, SLG: 0.409		G5-4-3 1-2f		1-0 1-2 1B			G5-3		P4	4	0	1	0	0	0	2
16 Willie Bloomquist, R (1, 8) OBP: 0.326, SLG: 0.283			4 G4-3, 51 1B, 1B, 1B	K			F8			3	1	1	0	0	1	2

	AB	32
	R	2
	H	9
	RBI	2
	BB	3
	SO	4
	LOB	13

Inning Stats	1	2	3	4	5	6	7	8	9
	R: 0 H: 0 E: 0 LOB: 1 K: 1 BB: 1 S: 8 P: 18	R: 0 H: 2 E: 0 LOB: 1 K: 0 BB: 0 S: 9 P: 13	R: 1 H: 3 E: 0 LOB: 2 K: 0 BB: 1 S: 14 P: 25	R: 0 H: 1 E: 0 LOB: 2 K: 1 BB: 1 S: 11 P: 18	R: 0 H: 1 E: 0 LOB: 0 K: 0 BB: 0 S: 9 P: 12	R: 0 H: 0 E: 0 LOB: 0 K: 0 BB: 0 S: 8 P: 14	R: 0 H: 0 E: 0 LOB: 0 K: 0 BB: 0 S: 5 P: 9	R: 0 H: 1 E: 0 LOB: 0 K: 0 BB: 0 S: 8 P: 9	R: 1 H: 1 E: 0 LOB: 0 K: 2 BB: 0 S: 10 P: 16

	1B: 8	SF: 0	WP: 0	PA: 35
	2B: 0	SAC: 0	PB: 0	
	3B: 0	DP: 3	SB: 0	
	HR: 1	HBP: 0	CS: 1	

PITCHER	IP	WLS	BF	H	R	ER	SO	BB	IBB	HBP	BLK	WP	HR	S	P	ERA	WHIP
Barry Zito, L (1, 1) ERA: 3.5	7.0	W	28	7	1	1	2	3	0	0	0	0	0	64	109	1.29	1.429
58 Justin Duchscherer, R (8, 1) ERA: 2.86	2.0		7	2	1	1	2	0	0	0	0	0	1	18	25	4.50	1.000

PITCHER	IP	WLS	BF	H	R	ER	SO	BB	IBB	HBP	BLK	WP	HR	S	P	ERA	WHIP

Batter	1	2	3	4	5	6	7	8	9	AB	R	H	RBI	BB	SO	LOB
Jason Kendall, R (1, 2) OBP: 0.351, SLG: 0.319	B C F B F S 2-3 ① K	B C X 1-1 21 1B 22 2B 1B 1-3 2-H	B B B C X 3-1 ② F4		C F F B X 1-2 ③ F9		B X 1-0 ② FC5-2 1-3 2-H 3-H		C F B B B B 4-2 21 BB BB	5	1	1	1	1	1	6
21 Mark Kotsay, L (1, 8) OBP: 0.325, SLG: 0.376	F F B F B B X 3-2 ② G6-3	X 0-0 22 2B 1B 1-2 3-H	B F C D B X 3-2 ③ G4-3			B C B X 2-1 1B 1B	F B F B 3 S SAFE 2-3 ③ K		B B C B B 4-1 1-2 BB	5	0	2	1	1	1	5
22 Milton Bradley, S (1, 9) OBP: 0.378, SLG: 0.473	X 0-0 1B 2B	C B F X 1-2 1-3 2-H 2B		X 0-0 ① G6-3		C B T S 1-3 ① K		X 0-0 ① G6-3	B X 1-0 ③ G3-1	6	1	2	1	0	1	3
Frank Thomas, R (1, 10) OBP: 0.377, SLG: 0.514	C B X 1-1 2-H 1B	C F B B F B F B B 4-2 BB		C B B B 4-1 FC4-6 BB		X 0-0 3 G4-6-3 1-2 1B		B B S X 2-1 BB 1B		3	0	3	1	2	0	0
3 Eric Chavez, L (1, 5) OBP: 0.338, SLG: 0.409	X 0-0 ③ G4-3	C S F F D S 1-3 ③ K		C S B C 1-3 ② K		C X 0-1 ② ③ G4-6-3 1-2f		B C S F X 1-2 ② L8		5	0	0	0	0	2	8
Jay Payton, R (1, 7) OBP: 0.316, SLG: 0.426		B C X 1-1 BB 1B 1B	S B B X 2-1 2B 1B	C B F B F X 2-2 ③ FC4-6 1-2f			X 0-0 E3 SH5-4 BB WP	B C B B B 4-1 1-2 BB		4	2	2	0	1	0	1
Nick Swisher, S (1, 3) OBP: 0.365, SLG: 0.468		B 1 SAFE B D B 4-0 1B 21 1B 1-2 BB	B X 1-0 ① F9		C B C B F X 2-2 1B		B 1 SAFE B B C C B 4-2 WP SH5-4 1-2 FC5-2 BB	C F C 0-3 ③ K		3	1	1	0	2	1	3
Marco Scutaro, R (1, 6) OBP: 0.303, SLG: 0.377		X 0-0 ① L6	C B B B F F F X 3-2 1-3 2B		C C X 0-2 ① F8		B X 1-0 ① SH5-4 1-2 2-3		B X 1-0 ① F9	4	0	1	0	0	0	3
14 Mark Ellis, R (1, 4) OBP: 0.293, SLG: 0.313		C X 0-1 ② F8	B T B B I 4-1 IBB		B X 1-0 ② P5		B B B C B C B 4-2 FC5-2 WP BB		B B B C F S 3-3 ② K	3	0	0	0	2	1	3
Inning Stats	R: 1 H: 2 E: 0 LOB: 1 K: 1 BB: 0 S: 13 P: 19	R: 3 H: 4 E: 0 LOB: 3 K: 1 BB: 2 S: 21 P: 33	R: 0 H: 2 E: 0 LOB: 3 K: 0 BB: 1 S: 14 P: 30	R: 0 H: 0 E: 0 LOB: 1 K: 1 BB: 1 S: 9 P: 16	R: 0 H: 1 E: 0 LOB: 1 K: 0 BB: 0 S: 12 P: 16	R: 0 H: 2 E: 0 LOB: 1 K: 1 BB: 0 S: 8 P: 11	R: 1 H: 0 E: 1 LOB: 2 K: 1 BB: 2 S: 10 P: 22	R: 0 H: 1 E: 0 LOB: 2 K: 1 BB: 1 S: 11 P: 18	R: 0 H: 0 E: 0 LOB: 2 K: 1 BB: 2 S: 8 P: 21	1B: 9 2B: 3 3B: 0 HR: 0	SF: 0 SAC: 1 DP: 1 HBP: 0					

PITCHER		IP	WLS	BF	H	R	ER	SO	BB	IBB	HBP	BLK	WP	HR	S	P	ERA	WHIP
Joel Pineiro, R ERA: 5.78	(1, 1)	2.2	L	19	8	4	4	2	2	1	0	0	0	0	45	76	13.50	3.750
49 Jake Woods, L ERA: 3.78	(3, 1)	3.1		15	3	1	0	2	2	0	0	0	0	0	35	56	0.00	1.500
57 Mark Lowe, R ERA:	(7, 1)	2.0		9	1	0	0	2	2	0	0	0	1	0	18	33	0.00	1.500
Rafael Soriano, R ERA: 2.06	(9, 1)	1.0		5	0	0	0	1	2	0	0	0	0	0	8	21	0.00	2.000

PITCHER	IP	WLS	BF	H	R	ER	SO	BB	IBB	HBP	BLK	WP	HR	S	P	ERA	WHIP

TOP

Oakland Athletics @ Seattle Mariners

Safeco Field, Seattle, WA

Sat Aug 05 2006, 1:05 PM PDT

Att. 40,127 - Sunny - 68 F

livebaseballscorecards.com

AB	38
R	5
H	12
RBI	4
BB	9
SO	7
LOB	32

1B: 9	SF: 0	WP: 1	PA: 48
2B: 3	SAC: 1	PB: 0	
3B: 0	DP: 1	SB: 0	
HR: 0	HBP: 0	CS: 0	

Oakland Athletics @ Seattle Mariners

Safeco Field, Seattle, WA

Sat Aug 05 2006, 1:05 PM PDT

Att. 40,127 - Sunny - 68 F

livebaseballscorecards.com

BOTTOM

Batter	1	2	3	4	5	6	7	8	9	AB	R	H	RBI	BB	SO	LOB
51 Ichiro Suzuki, L (1, 9) OBP: 0.387, SLG: 0.422	X 0-0 ① G1-3		B C X 1-1 ① L4	C 1 SAFE B 1 SAFE B B X 3-1 ③ F7			C B X 1-1 ③ G1-3			4	0	0	0	0	0	1
4 Jose Lopez, R (1, 4) OBP: 0.318, SLG: 0.429	C B X 1-1 ② F8		B X 1-0 29 HR 2B		F B X 1-1 ① G5-3			C X 0-1 ① P6		4	1	1	0	0	0	0
29 Adrián Beltré, R (1, 5) OBP: 0.328, SLG: 0.425	B C B F B F F B 4-2 BB		C B B B F X 3-2 2-H HR		B C S X 1-2 ② F9			B C S B S 2-3 ② K		3	1	1	2	1	1	0
Raul Ibanez, L (1, 7) OBP: 0.335, SLG: 0.508	C C 1 SAFE D S 1-3 ③ K		F X 0-1 ② G3-1		B B X 2-0 ③ P5			C B B F F F C 2-3 ③ K		4	0	0	0	0	2	1
Richie Sexson, R (1, 3) OBP: 0.289, SLG: 0.445		B B F X 2-1 ① F9	B B F B X 3-1 E5			C B S S 1-3 ① K			B S F B C 2-3 ① K	4	0	0	0	0	2	0
Ben Broussard, L (1, 10) OBP: 0.355, SLG: 0.514		B X 1-0 30 F8 7 1B 1B	C S D T 1-2 ③ K			S S C 0-3 ② K			X 0-0 ② F7	4	0	1	0	0	2	1
7 Yuniesky Betancourt, R (1, 6) OBP: 0.320, SLG: 0.408		C D X 1-1 1-2 1B	B B B C B 4-1 30 FC5-4 BB			C S S 0-3 ③ K			B B C X 2-1 ③ G6-3	3	0	1	0	1	1	0
30 René Rivera, R (1, 2) OBP: 0.191, SLG: 0.308		C B B X 2-1 ② F8 2-3	1 SAFE C 1 SAFE X 0-1 ① FC5-4 25 FC5-4 1-2f				B C F X 1-2 ① G4-3			2	0	0	0	0	0	3
Greg Dobbs, L (7, PH) OBP: 0.375, SLG: 0.375										1	0	0	0	0	0	0
2 Kenji Johjima, R (8, 2) OBP: 0.337, SLG: 0.458										0	0	0	0	0	0	0
25 Adam Jones, R (1, 8) OBP: 0.241, SLG: 0.250		B B F S S 2-3 ③ K2-3	C B F X 1-2 ② FC5-4 1-2f				F B F B F F F S 2-3 ② K			3	0	0	0	0	2	3
Inning Stats	R: 0 H: 0 E: 0 LOB: 1 K: 1 BB: 1 S: 10 P: 16	R: 0 H: 2 E: 0 LOB: 2 K: 1 BB: 0 S: 10 P: 18	R: 2 H: 2 E: 1 LOB: 1 K: 1 BB: 0 S: 13 P: 22	R: 0 H: 0 E: 0 LOB: 1 K: 0 BB: 1 S: 8 P: 16	R: 0 H: 0 E: 0 LOB: 0 K: 0 BB: 0 S: 6 P: 10	R: 0 H: 0 E: 0 LOB: 0 K: 3 BB: 0 S: 9 P: 10	R: 0 H: 0 E: 0 LOB: 0 K: 1 BB: 0 S: 11 P: 15	R: 0 H: 0 E: 0 LOB: 0 K: 2 BB: 0 S: 10 P: 14	R: 0 H: 0 E: 0 LOB: 0 K: 1 BB: 0 S: 6 P: 10	1B: 2 SF: 0 2B: 1 SAC: 0 3B: 0 DP: 0 HR: 1 HBP: 0					WP: 0 PA: 34 PB: 0 SB: 0 CS: 0	

	AB	32
	R	2
	H	4
	RBI	2
	BB	2
	SO	10
	LOB	9

PITCHER		IP	WLS	BF	H	R	ER	SO	BB	IBB	HBP	BLK	WP	HR	S	P	ERA	WHIP
Dan Haren, R ERA: 3.67	(1, 1)	7.0	W	28	4	2	2	7	2	0	0	0	0	1	67	107	2.57	0.857
50 Kiko Calero, R ERA: 2.82	(8, 1)	1.0	H	3	0	0	0	2	0	0	0	0	0	0	10	14	0.00	0.000
20 Huston Street, R ERA: 2.96	(9, 1)	1.0	S	3	0	0	0	1	0	0	0	0	0	0	6	10	0.00	0.000

PITCHER		IP	WLS	BF	H	R	ER	SO	BB	IBB	HBP	BLK	WP	HR	S	P	ERA	WHIP

Batter	1	2	3	4	5	6	7	8	9	AB	R	H	RBI	BB	SO	LOB
Jason Kendall, R (1, 2) OBP: 0.354, SLG: 0.321	C B X 1-1 22 G4-6-3 1B		B C C F B B B 4-2 22 G4-3 21 1B HR BB	B B C X 2-1 ③ G4-3		B B C F X 2-2 ② G4-3		B X 1-0 1B		4	1	2	0	1	0	0
21 Mark Kotsay, L (1, 8) OBP: 0.324, SLG: 0.375 23 Bobby Kielty, S (7, 7) OBP: 0.335, SLG: 0.418	F F F S 0-3 ① K		B B F X 2-1 22 G4-3 1-2 HR 1B		X 0-0 ① P4	B B X 2-0 ③ L5		B B C X 2-1 ③ G6-3		4 1	1 0	1 0	0 0	0 0	1 0	1 1
22 Milton Bradley, S (1, 9) OBP: 0.374, SLG: 0.471	C C X 0-2 ② ③ G4-6-3 1-2f		X 0-0 ② G4-3 1-2 2-3		X 0-0 1B 2B		B F F F X 1-2 ① L5		C X 0-1 ① F9	5	1	1	0	0	0	3
Frank Thomas, R (1, 10) OBP: 0.380, SLG: 0.526 Antonio Perez, R (9, PR) (9, 10) OBP: 0.190, SLG: 0.197		B B X 2-0 ① F7	C C X 0-2 2-H 3-H HR	B B S C B X 3-2 3 E 1B 2-H 1B		B C S X 1-2 ② G4-3			B B B C F X 3-2 1B 1B	5 0	2 0	3 0	4 0	0 0	0 0	0 0
3 Eric Chavez, L (1, 5) OBP: 0.341, SLG: 0.411		B B F S B B B 4-2 1B BB	C B B S F B B 4-2 2B E BB		C X 0-1 FC4 1B 1-2		C B B X 2-1 2B		S B B S F B S 3-3 ② K	3	1	1	0	2	1	2
Jay Payton, R (1, 7) (7, 8) OBP: 0.319, SLG: 0.431		B F X 1-1 1-3 1B	C B B F F B X 3-2 E8 1-H 2B		X 0-0 ② F9		C X 0-1 ③ L8		B C S B B F F F X 3-2 1-2 1B	5	0	3	0	0	0	3
Nick Swisher, S (1, 3) OBP: 0.365, SLG: 0.475		C C X 0-2 ② P5	D B S S S X 2-2 ③ F7		B S B F B X 3-2 1-3 2-H 1B			B F X 1-1 HR	B F F B S 2-3 ③ K	5	1	2	2	0	1	5
Marco Scutaro, R (1, 6) OBP: 0.297, SLG: 0.370		B B C F F D X 3-2 ③ G5-3		F B X 1-1 ① F9	B B X 2-0 ③ G4-3			B F X 1-1 ① G5-3		4	0	0	0	0	0	4
14 Mark Ellis, R (1, 4) OBP: 0.289, SLG: 0.309			C B F C 1-3 ① K	F C B B X 2-2 ② G6-3		B B F X 2-1 ① G4-3		C B X 1-1 ② G6-3		4	0	0	0	0	1	0
Inning Stats	R: 0 E: 0 K: 1 S: 9 H: 1 LOB: 0 BB: 0 P: 10	R: 0 E: 0 K: 0 S: 12 H: 1 LOB: 2 BB: 1 P: 22	R: 4 E: 1 K: 1 S: 22 H: 3 LOB: 1 BB: 2 P: 38	R: 0 E: 0 K: 0 S: 7 H: 0 LOB: 0 BB: 0 P: 12	R: 2 E: 1 K: 0 S: 12 H: 3 LOB: 2 BB: 0 P: 20	R: 0 E: 0 K: 0 S: 6 H: 0 LOB: 0 BB: 0 P: 12	R: 0 E: 0 K: 0 S: 11 H: 1 LOB: 1 BB: 0 P: 15	R: 1 E: 0 K: 0 S: 9 H: 2 LOB: 1 BB: 0 P: 15	R: 0 E: 0 K: 2 S: 18 H: 2 LOB: 2 BB: 0 P: 29	1B: 8 2B: 3 3B: 0 HR: 2 SF: 0 SAC: 0 DP: 1 HBP: 0						

TOP

Oakland Athletics @ Seattle Mariners

Safeco Field, Seattle, WA

Sun Aug 06 2006, 1:05 PM PDT

Att. 37,503 - Sunny - 71 F

livebaseballscorecards.com

AB	40
R	7
H	13
RBI	6
BB	3
SO	4
LOB	19

WP: 0 PB: 0 SB: 0 CS: 0 PA: 43

PITCHER		IP	WLS	BF	H	R	ER	SO	BB	IBB	HBP	BLK	WP	HR	S	P	ERA	WHIP
Gil Meche, R ERA: 4.35	(1, 1)	5.0	L	26	8	6	4	2	3	0	0	0	0	1	62	102	7.20	2.200
54 Sean Green, R ERA: 5.4	(6, 1)	3.0		12	3	1	1	0	0	0	0	0	0	1	26	42	3.00	1.000
20 J.J. Putz, R ERA: 2.22	(9, 1)	1.0		5	2	0	0	2	0	0	0	0	0	0	18	29	0.00	2.000

PITCHER	IP	WLS	BF	H	R	ER	SO	BB	IBB	HBP	BLK	WP	HR	S	P	ERA	WHIP

BOTTOM

Oakland Athletics @ Seattle Mariners

Safeco Field, Seattle, WA

Sun Aug 06 2006, 1:05 PM PDT

Att. 37,503 - Sunny - 71 F

livebaseballscorecards.com

Batter	1	2	3	4	5	6	7	8	9	AB	R	H	RBI	BB	SO	LOB
51 Ichiro Suzuki, L (1, 9) OBP: 0.386, SLG: 0.422	1-0 4 G3 1B 2B	2-2 G5-3		1-2 FC6-4 1-2f		1-2 G4-3 1-2		0-3 K		5	1	1	0	0	1	4
4 Jose Lopez, R (1, 4) OBP: 0.319, SLG: 0.429	0-1 G3 2-3		0-1 F9 1B 1B		1-1 G5-3		0-0 G4-3	1-1 FC3-6 29 1B 1-2 2-3 1B		5	0	2	0	0	0	1
29 Adrian Beltré, R (1, 5) OBP: 0.327, SLG: 0.423	1-2 G1-3		0-2 K		3-3 K		2-2 G1-3	2-2 FC3-6 1-2 2-3 3-H 1B		5	0	1	1	0	2	2
Raul Ibanez, L (1, 7) OBP: 0.340, SLG: 0.509	2-2 1B 1B 3-H 1B		2-2 1-2 1B		4-1 2B BB		4-2 WP 1B BB	0-0 FC3-6 WP 1-2f 2-3 3-H		3	3	2	2	2	0	2
Richie Sexson, R (1, 3) OBP: 0.292, SLG: 0.448	3-2 1B 2 1B 1-H 1B		0-0 F9 2-3		1-1 1-H 2B		4-0 1B 1-2 BB	3-3 K 1-2		4	0	2	2	1	1	4
Ben Broussard, L (1, 10) OBP: 0.355, SLG: 0.512 Eduardo Perez, R (7, PH) OBP: 0.344, SLG: 0.556 (8, 10)	1-0 2 1B 1-2 1B		2-1 G4-3		1-2 P5		3-1 1-2 2-H 1B	1-1 G4-3		3 2	0 0	1 1	0 1	0 0	0 0	3 0
2 Kenji Johjima, R (1, 2) OBP: 0.341, SLG: 0.460	0-2 1-2 2-H 1B			1-2 51 FC6-4 1B		1-1 FC4-6 1B	2-2 F8	1-2 G6-3		5	0	3	0	0	0	2
7 Yuniesky Betancourt, R (1, 6) OBP: 0.321, SLG: 0.408		0-0 P3		0-3 K		2-1 L7		1-1 4 1B 16 1B 29 1B 1B	2-2 16 S 1B	5	1	2	0	0	1	2
25 Adam Jones, R (1, 8) OBP: 0.232, SLG: 0.241 Greg Dobbs, L (6, PH) OBP: 0.333, SLG: 0.333 16 Willie Bloomquist, R (7, 8) OBP: 0.328, SLG: 0.286		1-2 G5-3		3-1 F8		1-2 FC4-6 51 WP 1-2f		1-1 29 1B 4 1B 1-2 FC3-6 1B	2-3 K	2 1 2	0 0 1	0 0 1	0 0 1	0 0 0	0 0 1	1 1 1
Inning Stats	R: 2 E: 0 K: 0 S: 18 H: 5 LOB: 2 BB: 0 P: 26	R: 0 E: 0 K: 0 S: 7 H: 0 LOB: 0 BB: 0 P: 10	R: 0 E: 0 K: 1 S: 11 H: 2 LOB: 2 BB: 0 P: 15	R: 0 E: 0 K: 1 S: 16 H: 1 LOB: 1 BB: 0 P: 21	R: 1 E: 0 K: 1 S: 11 H: 1 LOB: 1 BB: 1 P: 21	R: 0 E: 0 K: 0 S: 11 H: 1 LOB: 1 BB: 0 P: 16	R: 1 E: 0 K: 0 S: 17 H: 1 LOB: 2 BB: 2 P: 32	R: 2 E: 0 K: 2 S: 16 H: 4 LOB: 2 BB: 0 P: 24	R: 0 E: 0 K: 1 S: 12 H: 1 LOB: 1 BB: 0 P: 18	1B: 14 2B: 2 3B: 0 HR: 0	SF: 0 SAC: 0 DP: 0 HBP: 0						

AB	42
R	6
H	16
RBI	6
BB	3
SO	6
LOB	23

PITCHER		IP	WLS	BF	H	R	ER	SO	BB	IBB	HBP	BLK	WP	HR	S	P	ERA	WHIP
Joe Blanton, R (1, 1) ERA: 4.61		6.0	W	28	10	3	3	3	1	0	0	0	1	0	74	109	4.50	1.833
50 Kiko Calero, R (7, 1) ERA: 2.78		0.2	H	2	0	0	0	0	0	0	0	0	0	0	6	8	0.00	0.000
51 Brad Halsey, L (7, 1) ERA: 3.98		0.0		2	0	0	0	0	2	0	0	0	1	0	4	12	∞	∞
58 Justin Duchscherer, R (7, 1) ERA: 3.31		0.2	H	6	4	3	3	1	0	0	0	0	0	0	16	24	40.50	6.000
20 Huston Street, R (8, 1) ERA: 2.87		1.2	S	7	2	0	0	2	0	0	0	0	1	0	19	30	0.00	1.200

PITCHER	IP	WLS	BF	H	R	ER	SO	BB	IBB	HBP	BLK	WP	HR	S	P	ERA	WHIP

WP: 3	PB: 0	SB: 1	CS: 0
PA: 45			

Batter	1	2	3	4	5	6	7	8	9	AB	R	H	RBI	BB	SO	LOB
Gary Matthews, S (1, 8) OBP: 0.365, SLG: 0.496	C S B C 1-3 K		C B B F F X 2-2 G6-3		X 0-0 G4-6-3 1-2f		B S X 1-1 SF9 3-H		C F X 0-2 G4-3	4	0	0	1	0	1	1
10 Michael Young, R (1, 6) OBP: 0.345, SLG: 0.446	C F B B B X 3-2 L7		C X 0-1 G1-3		B X 1-0 G6-3		X 0-0 FC6-4 1B			4	0	1	0	0	0	0
Carlos Lee, R (1, 7) OBP: 0.340, SLG: 0.526	F S B B X 2-2 G5-3		C F B B X 2-2 23 S 1B			F F F B S 0-3 K	1 SAFE 1 SAFE C F F X 0-2 FC6-4 1-2f			4	0	1	0	0	1	1
23 Mark Teixeira, S (1, 3) OBP: 0.376, SLG: 0.486		B C S X 1-2 9 1B FC5-2 1B	B C D S B C 3-3 K 1-2			B B C S C 2-3 K		B B C X 2-1 F9 2B		4	0	2	0	0	2	1
9 Hank Blalock, L (1, 5) OBP: 0.344, SLG: 0.429		B X 1-0 FC5-2 1-3 2B 1B		F B B C F B B 4-2 FC5-4 BB		B B F F X 2-1 HR		X 0-0 P6		3	2	2	1	1	0	1
Mark DeRosa, R (1, 9) OBP: 0.376, SLG: 0.495		C X 0-1 FC5-2 2B 5 G6-3 1-2 3-H		C X 0-1 FC5-4 2B 5 FC5-3 1-2f		X 0-0 1B		D F S X 1-2 F9 2-3		4	1	1	0	0	0	4
Matt Stairs, L (1, 10) OBP: 0.350, SLG: 0.437		C X 0-1 5 G6-3 1-3 2-H 2B	X 0-0 1-3 2B			S B B X 2-1 P5		B C B X 2-1 G4-3		4	0	2	1	0	0	2
5 Ian Kinsler, R (1, 4) OBP: 0.366, SLG: 0.472		B X 1-0 G6-3 2-3 3-H	B X 1-0 FC5-3 3-3				B C F F B X 2-2 G4-3 SF9 2B		B X 1-0 P4	4	1	1	1	0	0	3
Rod Barajas, R (1, 2) OBP: 0.285, SLG: 0.399 6 Brad Wilkerson, L (9, PH) OBP: 0.307, SLG: 0.423		C X 0-1 F9			B C X 1-1 G4-6-3 1B		C B D X 2-1 G4-3 2-3		C B B B S 2-3 K	3 1	0 0	1 0	0 0	0 0	0 1	2 0
Inning Stats	R: 0 E: 0 K: 1 S: 9 H: 0 LOB: 0 BB: 0 P: 15	R: 2 E: 0 K: 0 S: 11 H: 3 LOB: 1 BB: 0 P: 14	R: 0 E: 0 K: 1 S: 12 H: 1 LOB: 1 BB: 0 P: 19	R: 0 E: 0 K: 0 S: 7 H: 1 LOB: 1 BB: 1 P: 12	R: 0 E: 0 K: 0 S: 4 H: 1 LOB: 0 BB: 0 P: 6	R: 1 E: 0 K: 2 S: 12 H: 2 LOB: 1 BB: 0 P: 18	R: 1 E: 0 K: 0 S: 14 H: 2 LOB: 1 BB: 0 P: 19	R: 0 E: 0 K: 0 S: 8 H: 1 LOB: 1 BB: 0 P: 13	R: 0 E: 0 K: 1 S: 7 H: 0 LOB: 0 BB: 0 P: 10	1B: 6 2B: 5 3B: 0 HR: 1 SF: 1 SAC: 0 DP: 2 HBP: 0						

PITCHER		IP	WLS	BF	H	R	ER	SO	BB	IBB	HBP	BLK	WP	HR	S	P	ERA	WHIP
25 Esteban Loaiza, R ERA: 6.41	(1, 1)	6.2	W	29	10	4	4	4	1	0	0	0	0	1	65	99	5.40	1.650
57 Chad Gaudin, R ERA: 3.21	(7, 1)	0.1	H	1	0	0	0	0	0	0	0	0	0	0	4	4	0.00	0.000
51 Brad Halsey, L ERA: 3.93	(8, 1)	1.0	H	4	1	0	0	0	0	0	0	0	0	0	8	13	0.00	1.000
50 Kiko Calero, R ERA: 2.72	(9, 1)	1.0	S	3	0	0	0	1	0	0	0	0	0	0	7	10	0.00	0.000

PITCHER	IP	WLS	BF	H	R	ER	SO	BB	IBB	HBP	BLK	WP	HR	S	P	ERA	WHIP

TOP

Texas Rangers @ Oakland Athletics

McAfee Coliseum, Oakland, CA

Mon Aug 07 2006, 10:05 PM EDT

Att. 21,208 - Clear - 62 F

livebaseballscorecards.com

AB	35
R	4
H	11
RBI	4
BB	1
SO	5
LOB	15

TEXAS RANGERS™

Texas Rangers @ Oakland Athletics

McAfee Coliseum, Oakland, CA

Mon Aug 07 2006, 10:05 PM EDT

Att. 21,208 - Clear - 62 F

livebaseballscorecards.com

BOTTOM

Batter	1	2	3	4	5	6	7	8	9	AB	R	H	RBI	BB	SO	LOB
Jason Kendall, R (1, 2) OBP: 0.355, SLG: 0.325	B C B C B X 3-2 23 G3 22 G3 2B		C B S X 1-2 ① F9		C X 0-1 22 F8 23 G3 1B	B C F B S 2-3 ③ K		C B S B F C 2-3 ② K		5	1	2	0	0	2	2
23 Bobby Kielty, S (1, 7) OBP: 0.327, SLG: 0.407	B X 1-0 ① G3 2-3		F B S C 1-3 ② K		L X 0-1 ① G3 1-2		F B B X 2-1 ① G6-3	B B X 2-0 ③ G4-3		5	0	0	0	0	1	3
22 Milton Bradley, S (1, 9) OBP: 0.371, SLG: 0.483	D C S X 1-2 ② G3 3-H		F B C B S 2-3 ③ K		F B X 1-1 ② F8 2-3		X 0-0 HR			4	1	1	2	0	1	1
Frank Thomas, R (1, 10) OBP: 0.380, SLG: 0.524 17 Adam Melhuse, S (7, PH) OBP: 0.279, SLG: 0.369 (8, 10)	B B C B X 3-1 ③ G4-3			C B X 1-1 3 FC1-6 BB 1B 1B	B F F B D X 3-2 ③ P4		B B B C F X 3-2 3 FC3-6 1B			3 1	1 0	1 1	0 0	0 0	0 0	1 0
3 Eric Chavez, L (1, 5) OBP: 0.342, SLG: 0.411		B C B S X 2-2 ① G3-1		C S B B B B 4-2 FC1-6 1-2 BB		B B C B C X 3-2 FC4-6 1B	C S D B X 2-2 ② FC3-6 1B 1-2f			3	0	1	0	1	0	1
Jay Payton, R (1, 8) OBP: 0.319, SLG: 0.429		B B F F F T 2-2 ② K		B S F F F B X 2-2 ① FC1-6 G4-3 1B 1-2f 2-3		X 0-0 ① FC4-6 BB 1B 14 2B 1-2f	B F X 1-1 1-2 1B			4	1	1	0	0	1	3
Nick Swisher, S (1, 3) OBP: 0.366, SLG: 0.476		C B B F S 2-3 ③ K		B S X 1-1 G4-3 1-2 3-H 1B		C B X 1-1 BB 14 2B 1-2 1B	C F B S 1-3 ③ K			4	1	2	1	0	2	2
Marco Scutaro, R (1, 6) OBP: 0.305, SLG: 0.376			B B B B 4-0 14 HR BB	C B S X 1-2 ② G4-3 1-2 2-3		B B B C F B 4-2 14 2B 1-2 2-3 BB		X 0-0 2B		2	1	1	0	2	0	2
14 Mark Ellis, R (1, 4) OBP: 0.292, SLG: 0.326			C B B 1 SAFE B F X 3-2 1-H HR	B D C X 2-1 ③ F9		B X 1-0 ② 1-H 2-H 3-H 2B		B B X 2-0 ① G1-3		4	1	2	4	0	0	3
Inning Stats	R: 1 E: 0 K: 0 S: 9 H: 1 LOB: 0 BB: 0 P: 17	R: 0 E: 0 K: 2 S: 9 H: 0 LOB: 0 BB: 0 P: 15	R: 2 E: 0 K: 2 S: 12 H: 1 LOB: 0 BB: 1 P: 23	R: 1 E: 0 K: 0 S: 16 H: 2 LOB: 2 BB: 1 P: 27	R: 0 E: 0 K: 0 S: 9 H: 1 LOB: 1 BB: 0 P: 13	R: 2 E: 0 K: 1 S: 12 H: 3 LOB: 1 BB: 1 P: 23	R: 1 E: 0 K: 1 S: 14 H: 3 LOB: 2 BB: 0 P: 23	R: 0 E: 0 K: 1 S: 7 H: 1 LOB: 1 BB: 0 P: 13		1B: 7 2B: 3 3B: 0 HR: 2	SF: 0 SAC: 0 DP: 0 HBP: 0		WP: 0 PB: 0 SB: 0 CS: 0	PA: 38		

	AB	35
	R	7
	H	12
	RBI	7
	BB	3
	SO	7
	LOB	18

PITCHER		IP	WLS	BF	H	R	ER	SO	BB	IBB	HBP	BLK	WP	HR	S	P	ERA	WHIP
31 Edinson Volquez, R ERA: 7.2	(1, 1)	5.0	L	22	5	4	4	4	2	0	0	0	0	1	55	95	7.20	1.400
Rick Bauer, R ERA: 3.38	(6, 1)	1.1		8	4	3	3	1	1	0	0	0	0	1	15	28	20.25	3.750
36 C.J. Wilson, L ERA: 3.86	(7, 1)	0.2		4	2	0	0	1	0	0	0	0	0	0	11	18	0.00	3.000
59 Josh Rupe, R ERA: 6.75	(8, 1)	1.0		4	1	0	0	1	0	0	0	0	0	0	7	13	0.00	1.000

PITCHER	IP	WLS	BF	H	R	ER	SO	BB	IBB	HBP	BLK	WP	HR	S	P	ERA	WHIP

Texas Rangers @ Oakland Athletics

McAfee Coliseum, Oakland, CA

Tue Aug 08 2006, 10:05 PM EDT

Att. 21,650 - Clear - 71 F

livebaseballscorecards.com

TOP

Batter	1	2	3	4	5	6	7	8	9	AB	R	H	RBI	BB	SO	LOB
Gary Matthews, S (1, 8) OBP: 0.366, SLG: 0.494	C B B S F X 2-2 G2 ①		B F X 1-1 10 HR 1B	B S B B B 4-1 G1-4-3 BB		B X 1-0 G4-3 ①		F B C F B X 2-2 G4-3 ③		4	1	1	0	1	0	1
10 Michael Young, R (1, 6) OBP: 0.347, SLG: 0.454	B B X 2-0 2B 1B		B D 1 SAFE X 2-0 1-H HR	F D F S 1-3 ① K		B C B B C F F X 3-2 ② L4			C S X 0-2 2B 9 1B 1B	5	2	3	2	0	1	2
Carlos Lee, R (1, 7) OBP: 0.341, SLG: 0.530	F 1 SAFE X 0-1 1-3 2B		B C B X 2-1 ① F7	F B X 1-1 ② ③ G1-4-3 1-2f		B X 1-0 ③ L4			X 0-0 1-3 9 1B 2B	5	1	2	0	0	0	2
23 Mark Teixeira, S (1, 3) OBP: 0.376, SLG: 0.483	B B B I 4-0 9 G5-4-3 IBB		C B B F B B 4-2 HR BB		C X 0-1 ① G3		B B X 2-0 ① G3		C B S C 1-3 ① K	3	1	0	0	2	1	2
9 Hank Blalock, L (1, 5) OBP: 0.347, SLG: 0.434 Jerry Hairston, R (9, PR) OBP: 0.265, SLG: 0.257	B C B X 2-1 ② ③ G5-4-3 1-2f		B B B X 3-0 ② P5		B B F X 2-1 5 1B 2B		B X 1-0 G6-4-3 1B		B X 1-0 K2 2-H 3-H 1B	5 0	0 0	3 0	2 0	0 0	0 0	4 0
Mark DeRosa, R (1, 9) OBP: 0.374, SLG: 0.500		X 0-0 ① F9	X 0-0 1-H HR		F B F D X 2-2 ② G5-3		X 0-0 ② ③ G6-4-3 1-2f		S B B B S S 3-3 ② ③ K2 1-1f	5	1	1	2	0	1	3
Matt Stairs, L (1, 10) OBP: 0.356, SLG: 0.437		B B B F C B 4-2 BB	X 0-0 1B		B B B I 4-0 5 1B IBB			C B C S 1-3 ① K		2	0	1	0	2	1	0
5 Ian Kinsler, R (1, 4) OBP: 0.364, SLG: 0.468		X 0-0 ② F7	B B F X 2-1 ③ F7		C F F D B F X 2-2 1-2 2-3 1B			C B C X 1-2 ② P2		4	0	1	0	0	0	2
15 Gerald Laird, R (1, 2) OBP: 0.364, SLG: 0.549		C D B 1 SAFE F X 2-2 ③ F8		B B C G B F X 3-2 E6	B F F C 1-3 ③ K			S B B S B B 4-2 BB		3	0	0	0	1	1	4
Inning Stats	R: 0 H: 2 E: 0 LOB: 2 K: 0 BB: 1 S: 9 P: 19	R: 0 H: 0 E: 0 LOB: 1 K: 0 BB: 1 S: 7 P: 13	R: 4 H: 4 E: 0 LOB: 1 K: 0 BB: 1 S: 12 P: 26	R: 0 H: 0 E: 1 LOB: 1 K: 1 BB: 1 S: 10 P: 19	R: 0 H: 2 E: 0 LOB: 3 K: 1 BB: 1 S: 15 P: 26	R: 0 H: 0 E: 0 LOB: 0 K: 0 BB: 0 S: 7 P: 12	R: 0 H: 1 E: 0 LOB: 0 K: 0 BB: 0 S: 3 P: 6	R: 0 H: 0 E: 0 LOB: 1 K: 1 BB: 1 S: 12 P: 20	R: 2 H: 3 E: 0 LOB: 1 K: 2 BB: 0 S: 11 P: 16	1B: 7 SF: 0 2B: 4 SAC: 0 3B: 0 DP: 4 HR: 2 HBP: 0						

	AB	36
	R	6
	H	12
	RBI	6
	BB	6
	SO	5
	LOB	20

WP: 0 PA: 42
PB: 0
SB: 0
CS: 0

PITCHER		IP	WLS	BF	H	R	ER	SO	BB	IBB	HBP	BLK	WP	HR	S	P	ERA	WHIP
60 Shane Komine, R ERA: 5.0	(1, 1)	3.0		19	6	4	4	0	3	1	0	0	0	2	33	70	12.00	3.000
Kirk Saarloos, R ERA: 4.89	(4, 1)	4.0	W	14	3	0	0	2	0	1	0	0	0	0	30	51	0.00	0.750
47 Ron Flores, L ERA: 3.48	(8, 1)	0.1	H	1	0	0	0	1	0	0	0	0	0	0	3	4	0.00	0.000
57 Chad Gaudin, R ERA: 3.16	(8, 1)	0.2	H	3	0	0	0	0	1	0	0	0	0	0	9	16	0.00	1.500
20 Huston Street, R ERA: 3.15	(9, 1)	1.0	S	5	3	2	2	2	0	0	0	0	0	0	11	16	18.00	3.000

PITCHER	IP	WLS	BF	H	R	ER	SO	BB	IBB	HBP	BLK	WP	HR	S	P	ERA	WHIP

Texas Rangers @ Oakland Athletics

McAfee Coliseum, Oakland, CA

Tue Aug 08 2006, 10:05 PM EDT

Att. 21,650 - Clear - 71 F

livebaseballscorecards.com

Batter	1	2	3	4	5	6	7	8	9	AB	R	H	RBI	BB	SO	LOB
Jason Kendall, R (1, 2) OBP: 0.350, SLG: 0.321	G4-3		G4-6-3 1-2f	G5-3			SF8 3-H	FC5-4 1-2f		4	0	0	1	0	0	3
23 Bobby Kielty, S (1, 7) OBP: 0.325, SLG: 0.400	K		BB		K		K			3	0	0	0	1	3	1
22 Milton Bradley, S (1, 9) OBP: 0.364, SLG: 0.473	E5 1B		K		G4-3		K			4	0	0	0	0	2	2
Frank Thomas, R (1, 10) OBP: 0.381, SLG: 0.523 Antonio Perez, R (8, PR) OBP: 0.190, SLG: 0.197 (9, 10)	1B 1-2			3 1B HR 1B	F7			E5 FC4 3 BB E		4 0	1 1	2 0	0 0	0 0	0 0	0 0
3 Eric Chavez, L (1, 5) OBP: 0.346, SLG: 0.411	F8			HR 1-2 1B		F7 BB		SAFE E 14 FC5-4 1-2 BB		2	2	1	0	2	0	2
Nick Swisher, S (1, 3) OBP: 0.365, SLG: 0.481		F8	HR 1-H 2-H		F7 1-2			K		4	1	1	3	0	1	3
Jay Payton, R (1, 8) OBP: 0.318, SLG: 0.435		G4-3	HR		K			FC4 14 FC5-4 1-3 2-H		4	1	1	1	0	1	1
14 Mark Ellis, R (1, 4) OBP: 0.291, SLG: 0.322		G6-3	B2				1B SF8 BB	SAFE FC5-4 BB 1-2f 3-H		3	1	0	1	1	0	1
Marco Scutaro, R (1, 6) OBP: 0.313, SLG: 0.377		G4-6-3 BB	P4				SAFE SAFE 1-3 1B	FC5-4 1-2 BB		2	0	1	0	2	0	0
Inning Stats	R: 0 E: 1 K: 1 S: 9 H: 1 LOB: 2 BB: 0 P: 12	R: 0 E: 0 K: 0 S: 8 H: 0 LOB: 0 BB: 0 P: 12	R: 0 E: 0 K: 1 S: 9 H: 0 LOB: 1 BB: 2 P: 20	R: 4 E: 0 K: 0 S: 16 H: 4 LOB: 0 BB: 0 P: 24	R: 0 E: 0 K: 1 S: 8 H: 0 LOB: 0 BB: 0 P: 12	R: 0 E: 0 K: 1 S: 7 H: 0 LOB: 0 BB: 1 P: 13	R: 1 E: 0 K: 2 S: 14 H: 1 LOB: 1 BB: 1 P: 23	R: 2 E: 2 K: 1 S: 17 H: 0 LOB: 2 BB: 2 P: 29		1B: 4 2B: 0 3B: 0 HR: 2	SF: 1 SAC: 0 DP: 1 HBP: 0					

	AB	30
	R	7
	H	6
	RBI	6
	BB	6
	SO	7
	LOB	13

WP: 0 PB: 0 SB: 0 CS: 0 PA: 37

PITCHER		IP	WLS	BF	H	R	ER	SO	BB	IBB	HBP	BLK	WP	HR	S	P	ERA	WHIP
33 Kevin Millwood, R ERA: 4.74	(1, 1)	6.0	L	27	6	5	5	4	4	0	0	0	0	2	61	103	7.50	1.667
53 Joaquín Benoit, R ERA: 4.92	(7, 1)	1.1		6	0	2	0	3	1	0	0	0	0	0	19	29	0.00	0.750
58 Wes Littleton, R ERA: 0.59	(8, 1)	0.2		4	0	0	0	0	1	0	0	0	0	0	8	13	0.00	1.500

PITCHER	IP	WLS	BF	H	R	ER	SO	BB	IBB	HBP	BLK	WP	HR	S	P	ERA	WHIP

Texas Rangers @ Oakland Athletics

McAfee Coliseum, Oakland, CA

Wed Aug 09 2006, 3:35 PM EDT

Att. 30,127 - Sunny - 87 F

TOP

livebaseballscorecards.com

Batter	1	2	3	4	5	6	7	8	9	AB	R	H	RBI	BB	SO	LOB
Gary Matthews, S (1, 8) OBP: 0.365, SLG: 0.501 15 Gerald Laird, R (8, PR) OBP: 0.364, SLG: 0.549 (8, 9)	K		P2	CS 1-2	HR	2B F9		E5		6 0	2 0	2 0	1 0	0 0	1 0	1 0
10 Michael Young, R (1, 6) OBP: 0.344, SLG: 0.449 6 Brad Wilkerson, L (7, 7) OBP: 0.306, SLG: 0.422	F9		G5-3		F9	K	K	K		5 1	0 0	0 0	0 0	0 0	2 1	2 1
Carlos Lee, R (1, 10) OBP: 0.347, SLG: 0.539	HR		1B		1B	HR	IBB	1B	F8	5 4	4 0	4 0	1 0	1 0	0 0	0 0
23 Mark Teixeira, S (1, 3) OBP: 0.380, SLG: 0.488 Matt Stairs, L (7, 3) OBP: 0.354, SLG: 0.435	F8		1B		2B	E8 HR	BB		F7	4 1	2 0	3 0	1 0	1 0	0 0	0 0
Mark DeRosa, R (1, 5) OBP: 0.381, SLG: 0.525		1B	F9		HR	HR	BB		2B	5 5	2 1	4 1	6 1	1 0	0 0	2 1
5 Ian Kinsler, R (1, 4) OBP: 0.360, SLG: 0.463		1B		P4	F9	E6 2B	SF7		K	5 4	1 2	1 2	1 1	0 0	1 1	1 1
Rod Barajas, R (1, 2) OBP: 0.290, SLG: 0.415	L7			HR	2B	17 WP 2B	F9			4 4	2 2	2 2	1 1	1 0	0 0	4 4
17 Nelson Cruz, R (1, 9) OBP: 0.211, SLG: 0.333 (8, 8)	K		G1-3	G5-3	K	2B BB		F8		5 5	0 0	0 0	0 0	0 0	2 2	5 5
Jerry Hairston, R (1, 7) OBP: 0.275, SLG: 0.265 (7, 6)	F7			CS BB		2B BB 2B		P3		3 3	1 1	1 1	2 2	2 2	0 0	2 2

	AB	44
	R	14
	H	17
	RBI	13
	BB	6
	SO	7
	LOB	18

Inning Stats																		
	R: 1	H: 1	R: 0	H: 2	R: 0	H: 2	R: 1	H: 1	R: 4	H: 5	R: 7	H: 4	R: 1	H: 1	R: 0	H: 0	R: 0	H: 1
	E: 0	LOB: 0	E: 0	LOB: 2	E: 0	LOB: 2	E: 0	LOB: 0	E: 0	LOB: 1	E: 2	LOB: 1	E: 0	LOB: 2	E: 1	LOB: 1	E: 0	LOB: 1
	K: 1	BB: 0	K: 1	BB: 0	K: 0	BB: 0	K: 0	BB: 1	K: 0	BB: 0	K: 2	BB: 3	K: 1	BB: 2	K: 1	BB: 0	K: 1	BB: 0
	S: 10	P: 17	S: 10	P: 15	S: 11	P: 19	S: 9	P: 18	S: 14	P: 23	S: 28	P: 54	S: 17	P: 31	S: 8	P: 10	S: 9	P: 15

	1B: 7	SF: 1	WP: 1	PA: 52
	2B: 5	SAC: 0	PB: 0	
	3B: 0	DP: 0	SB: 0	
	HR: 5	HBP: 0	CS: 1	

PITCHER		IP	WLS	BF	H	R	ER	SO	BB	IBB	HBP	BLK	WP	HR	S	P	ERA	WHIP
Barry Zito, L ERA: 3.73	(1, 1)	5.0	L	26	11	6	6	2	1	0	0	0	0	4	54	92	10.80	2.400
51 Brad Halsey, L ERA: 4.5	(6, 1)	0.1		7	3	6	6	1	1	1	0	0	0	1	20	37	162.00	12.000
Jay Witasick, R ERA: 16.2	(6, 1)	1.0		7	2	2	1	2	2	0	0	0	1	0	18	36	9.00	4.000
47 Ron Flores, L ERA: 3.09	(7, 1)	2.2		11	1	0	0	2	1	0	0	0	0	0	24	37	0.00	0.750

PITCHER	IP	WLS	BF	H	R	ER	SO	BB	IBB	HBP	BLK	WP	HR	S	P	ERA	WHIP

Texas Rangers @ Oakland Athletics

McAfee Coliseum, Oakland, CA

Wed Aug 09 2006, 3:35 PM EDT

Att. 30,127 - Sunny - 87 F

BOTTOM

livebaseballscorecards.com

Batter	1	2	3	4	5	6	7	8	9	AB	R	H	RBI	BB	SO	LOB
14 Mark Ellis, R (1, 4) (7, 3) OBP: 0.297, SLG: 0.326	F8		BB		1B			G4-6-3 1B		3	0	2	0	1	0	0
Nick Swisher, S (1, 3) (7, 9) OBP: 0.362, SLG: 0.476	P6		L4-6		G4-3			F7		4	0	0	0	0	0	5
22 Milton Bradley, S (1, 9) OBP: 0.364, SLG: 0.470	1B		K			P6		G4-6-3		3	0	1	0	0	1	1
D'Angelo Jimenez, S (7, 4) OBP: 0.324, SLG: 0.310										1	0	0	0	0	0	1
Frank Thomas, R (1, 10) OBP: 0.378, SLG: 0.518	F8			K		F8			G6-3	3	0	0	0	0	1	1
Jason Kendall, R (9, PH) OBP: 0.350, SLG: 0.320										1	0	0	0	0	0	0
3 Eric Chavez, L (1, 5) OBP: 0.345, SLG: 0.409		K		K		G6-3			K	2	0	0	0	0	2	0
Antonio Perez, R (6, PH) OBP: 0.185, SLG: 0.192										2	0	0	0	0	1	0
(7, 5)																
Jay Payton, R (1, 8) OBP: 0.315, SLG: 0.430		G6-3		G6-3			F8		K	4	0	0	0	0	1	0
23 Bobby Kielty, S (1, 7) OBP: 0.335, SLG: 0.410		1B			1B		FC6-4 1B			3	0	3	0	0	0	0
17 Adam Melhuse, S (1, 2) OBP: 0.272, SLG: 0.358		G3			K		K			3	0	0	0	0	2	3
Marco Scutaro, R (1, 6) OBP: 0.313, SLG: 0.377			L4-6 14 BB 1B		P5		FC6-4			3	0	1	0	0	0	2
Inning Stats	R: 0 H: 1 E: 0 LOB: 1 K: 0 BB: 0 S: 10 P: 15	R: 0 H: 1 E: 0 LOB: 1 K: 1 BB: 0 S: 10 P: 12	R: 0 H: 1 E: 0 LOB: 1 K: 1 BB: 1 S: 18 P: 25	R: 0 H: 0 E: 0 LOB: 0 K: 2 BB: 0 S: 7 P: 9	R: 0 H: 2 E: 0 LOB: 2 K: 1 BB: 0 S: 19 P: 25	R: 0 H: 0 E: 0 LOB: 0 K: 0 BB: 0 S: 8 P: 10	R: 0 H: 1 E: 0 LOB: 1 K: 1 BB: 0 S: 7 P: 10	R: 0 H: 1 E: 0 LOB: 0 K: 0 BB: 0 S: 8 P: 13	R: 0 H: 0 E: 0 LOB: 0 K: 2 BB: 0 S: 9 P: 12	1B: 7 SF: 0 2B: 1 SAC: 0 3B: 0 DP: 2 HR: 0 HBP: 0						

	AB	32
	R	0
	H	7
	RBI	0
	BB	1
	SO	8
	LOB	13

WP: 0 PA: 33
PB: 0
SB: 0
CS: 0

PITCHER		IP	WLS	BF	H	R	ER	SO	BB	IBB	HBP	BLK	WP	HR	S	P	ERA	WHIP
44 Vicente Padilla, R ERA: 4.13	(1, 1)	7.0	W	27	6	0	0	6	1	0	0	0	0	0	79	106	0.00	1.000
32 Ron Mahay, L ERA: 3.83	(8, 1)	2.0		6	1	0	0	2	0	0	0	0	0	0	17	25	0.00	0.500

PITCHER	IP	WLS	BF	H	R	ER	SO	BB	IBB	HBP	BLK	WP	HR	S	P	ERA	WHIP

Batter	1	2	3	4	5	6	7	8	9	AB	R	H	RBI	BB	SO	LOB
5 Rocco Baldelli, R (1, 8) OBP: 0.327, SLG: 0.459	B B B C C X 3-2 HR		B 1 SAFE 1 SAFE F 1 B X 2-1 ① G4-3 1-2		C F C 0-3 ② K			B B S F B F X 3-2 ① F8		4	1	1	1	0	1	1
13 Carl Crawford, L (1, 7) OBP: 0.348, SLG: 0.500	C C B B T 2-2 ① K		B B B C C X 3-2 ② G3-1 2-3		C C F X 0-2 ③ G3			F X 0-1 ② G3-1		4	0	0	0	0	1	1
3 Jorge Cantu, R (1, 4) OBP: 0.302, SLG: 0.400	X 0-0 ② F9		B D B C B 4-1 14 PB BB			C B C B S 2-3 ① K		C S B B B S 3-3 ③ K		3	0	0	0	1	2	0
14 Greg Norton, S (1, 9) OBP: 0.339, SLG: 0.466	B B B C F X 3-2 ③ G6-3		C F B S 1-3 ③ K 1-2 3-H			C B X 1-1 ② G5-3			C X 0-1 ① F8	4	0	0	0	0	1	1
Travis Lee, L (1, 3) OBP: 0.299, SLG: 0.348		B F B F X 2-2 2 FC5-4 1B		B F B F X 2-2 ① F7		B F B F X 2-1 ③ G6-3			C S F F B B F X 2-2 30 1B 2B	4	0	2	0	0	0	0
30 Dioner Navarro, S (1, 2) OBP: 0.348, SLG: 0.358		C F X 0-2 ① L7		F B B B B X 3-1 ② F8			F X 0-1 ① F9		X 0-0 2 DI 2-3 1B	4	0	1	0	0	0	1
31 Jonny Gomes, R (1, 10) OBP: 0.318, SLG: 0.435		C 1 SAFE D F F F S 1-3 ② K		B C X 1-1 1B			B X 1-0 2 FC6-4 1B		B S B S C 2-3 ② K	4	0	2	0	0	2	3
2 B.J. Upton, R (1, 5) OBP: 0.225, SLG: 0.231		S B X 1-1 ③ FC5-4 1-2f		F B C S 1-3 ③ K			B C B X 2-1 ② FC6-4 1-2f		B F B S X 2-2 ③ G4-3 1-2	4	0	0	0	0	1	5
18 Ben Zobrist, S (1, 6) OBP: 0.278, SLG: 0.412			B C B B X 3-1 13 G3-1 5 G4-3 14 PB 1B		F X 0-1 ① G1-3		B C 1 SAFE B F 1 SAFE S 2-3 ③ K			3	1	1	0	0	1	1
Inning Stats	R: 1 E: 0 K: 1 S: 10 H: 1 LOB: 0 BB: 0 P: 18	R: 0 E: 0 K: 1 S: 13 H: 1 LOB: 1 BB: 0 P: 17	R: 1 E: 0 K: 1 S: 11 H: 1 LOB: 1 BB: 1 P: 24	R: 0 E: 0 K: 1 S: 10 H: 1 LOB: 1 BB: 0 P: 17	R: 0 E: 0 K: 1 S: 9 H: 0 LOB: 0 BB: 0 P: 9	R: 0 E: 0 K: 1 S: 7 H: 0 LOB: 0 BB: 0 P: 12	R: 0 E: 0 K: 1 S: 8 H: 1 LOB: 1 BB: 0 P: 13	R: 0 E: 0 K: 1 S: 9 H: 0 LOB: 0 BB: 0 P: 15	R: 0 E: 0 K: 1 S: 15 H: 2 LOB: 2 BB: 0 P: 21	1B: 5 2B: 1 3B: 0 HR: 1 SF: 0 SAC: 0 DP: 0 HBP: 0						

TOP

Tampa Bay Devil Rays @ Oakland Athletics

McAfee Coliseum, Oakland, CA

Fri Aug 11 2006, 10:05 PM EDT

Att. 20,758 - Clear - 60 F

livebaseballscorecards.com

AB	34
R	2
H	7
RBI	1
BB	1
SO	9
LOB	13

PITCHER		IP	WLS	BF	H	R	ER	SO	BB	IBB	HBP	BLK	WP	HR	S	P	ERA	WHIP
Dan Haren, R ERA: 3.58	(1, 1)	7.0	W	27	5	2	1	7	1	0	0	0	0	1	68	110	1.29	0.857
58 Justin Duchscherer, R ERA: 3.22	(8, 1)	1.0	H	3	0	0	0	1	0	0	0	0	0	0	9	15	0.00	0.000
20 Huston Street, R ERA: 3.09	(9, 1)	1.0	S	5	2	0	0	1	0	0	0	0	0	0	15	21	0.00	2.000

PITCHER	IP	WLS	BF	H	R	ER	SO	BB	IBB	HBP	BLK	WP	HR	S	P	ERA	WHIP

BOTTOM

Tampa Bay Devil Rays @ Oakland Athletics

McAfee Coliseum, Oakland, CA

Fri Aug 11 2006, 10:05 PM EDT

Att. 20,758 - Clear - 60 F

livebaseballscorecards.com

Batter	1	2	3	4	5	6	7	8	9	AB	R	H	RBI	BB	SO	LOB
Jason Kendall, R (1, 2) OBP: 0.353, SLG: 0.322	K		1-2 1-3 1B		4-2 23 HR BB		1-1 BB 23 FC1-5 1-3 1B	0-2 L8-6 2-2		4	1	2	0	1	1	1
23 Bobby Kielty, S (1, 7) OBP: 0.333, SLG: 0.422	K		2-0 F9		2-2 1-H HR		2-1 FC1-5 BB 1-2 3-H			4	1	1	2	0	1	4
22 Milton Bradley, S (1, 9) OBP: 0.362, SLG: 0.466	G4-3			1-1 E9 1B 1B	3-3 K		0-0 P3			4	1	1	0	0	1	2
Frank Thomas, R (1, 10) OBP: 0.382, SLG: 0.518		0-0 F7		2-2 2-H 1B		4-2 3 FC4-6 BB	4-1 1-2 2-3 BB			2	0	1	1	2	0	0
3 Eric Chavez, L (1, 5) OBP: 0.341, SLG: 0.404		3-3 K		3-2 P6		0-2 FC4-6 WP 1B 1-2f	1-2 F9			4	0	0	0	0	1	5
Jay Payton, R (1, 8) OBP: 0.317, SLG: 0.431		2-2 G5-3		0-0 F9		0-1 WP 1-2 1B		0-0 1B 2B 1B		4	1	2	0	0	0	1
Nick Swisher, S (1, 3) OBP: 0.361, SLG: 0.474			2-3 K	0-0 G5-3		2-1 L8		3-2 2B 14 SF7 1-3 1B		4	1	1	0	0	1	3
Marco Scutaro, R (1, 6) OBP: 0.312, SLG: 0.379			3-3 K		1-0 G5-3	1-0 P4 1-2 2-3		1-1 L8-6 1-3 3-H 2B		4	0	1	1	0	1	2
14 Mark Ellis, R (1, 4) OBP: 0.300, SLG: 0.327			4-0 1B BB		2-2 F7		2-2 1B 23 FC1-5 1B	1-2 SF7 3-H		2	0	1	1	1	0	0
Inning Stats	R: 0 E: 0 K: 2 S: 9 H: 0 LOB: 0 BB: 0 P: 11	R: 0 E: 0 K: 1 S: 8 H: 0 LOB: 0 BB: 0 P: 13	R: 0 E: 0 K: 2 S: 10 H: 1 LOB: 2 BB: 1 P: 22	R: 1 E: 1 K: 0 S: 10 H: 2 LOB: 1 BB: 0 P: 16	R: 2 E: 0 K: 1 S: 13 H: 1 LOB: 0 BB: 1 P: 25	R: 0 E: 0 K: 0 S: 11 H: 1 LOB: 2 BB: 1 P: 18	R: 0 E: 0 K: 0 S: 12 H: 2 LOB: 3 BB: 1 P: 22	R: 2 E: 0 K: 0 S: 13 H: 3 LOB: 0 BB: 0 P: 18		1B: 8 2B: 2 3B: 0 HR: 1 SF: 1 SAC: 0 DP: 1 HBP: 0						

	AB	32
	R	5
	H	10
	RBI	5
	BB	4
	SO	6
	LOB	18

WP: 1 PB: 0 SB: 0 CS: 0 PA: 37

PITCHER		IP	WLS	BF	H	R	ER	SO	BB	IBB	HBP	BLK	WP	HR	S	P	ERA	WHIP
19 Scott Kazmir, L ERA: 3.43	(1, 1)	5.0	L	21	4	3	3	6	2	0	0	0	0	1	50	87	5.40	1.200
45 Ruddy Lugo, R ERA: 4.47	(6, 1)	1.0		5	1	0	0	0	1	0	0	0	1	0	11	18	0.00	2.000
Chad Harville, R ERA: 5.85	(7, 1)	0.1		3	2	0	0	0	0	0	0	0	0	0	7	12	0.00	6.000
52 Jon Switzer, L ERA: 5.94	(7, 1)	0.2		3	0	0	0	0	1	0	0	0	0	0	5	10	0.00	1.500
22 Shawn Camp, R ERA: 4.58	(8, 1)	1.0		5	3	2	2	0	0	0	0	0	0	0	13	18	18.00	3.000

PITCHER	IP	WLS	BF	H	R	ER	SO	BB	IBB	HBP	BLK	WP	HR	S	P	ERA	WHIP

Batter	1	2	3	4	5	6	7	8	9	AB	R	H	RBI	BB	SO	LOB
5 Rocco Baldelli, R (1, 8) OBP: 0.324, SLG: 0.452	G5-3		K		G4-3		F8		13 FC4-6 1B	5	0	1	0	0	1	0
13 Carl Crawford, L (1, 7) OBP: 0.351, SLG: 0.500	G3		3 S 1B		3 G5-4-3 1B		3 S 14 HR BB		FC4-6 3 DI 1-2f	4	1	2	0	1	0	1
3 Jorge Cantu, R (1, 4) OBP: 0.301, SLG: 0.394	BB		K 1-2		1 SAFE 1-2f G5-4-3		K 1-2		G6-3 1-2	4	0	0	0	1	2	4
14 Greg Norton, S (1, 10) OBP: 0.348, SLG: 0.494	G3-1		BB			2B 2B	2-H HR			3	2	2	2	1	0	1
Travis Lee, L (1, 3) OBP: 0.302, SLG: 0.353		2 1B 30 S 1B				2-H 2B				4	0	2	1	0	2	2
30 Dioner Navarro, S (1, 2) OBP: 0.340, SLG: 0.349		K 1-2		F8		F7		P6		4	0	0	0	0	1	2
Damon Hollins, R (1, 9) OBP: 0.269, SLG: 0.427		F9		18 1B 2B		F7		K		4	0	1	0	0	1	2
2 B.J. Upton, R (1, 5) OBP: 0.250, SLG: 0.238		2-3 1B		F8		18 FC4 BB		K		3	0	1	0	1	1	1
18 Ben Zobrist, S (1, 6) OBP: 0.275, SLG: 0.395		1 SAFE K 1 SAFE		2-H 1B		1-2f FC4			K	4	0	1	0	0	2	4
Inning Stats	R: 0 E: 0 K: 0 S: 8 H: 0 LOB: 1 BB: 1 P: 15	R: 0 E: 0 K: 2 S: 14 H: 2 LOB: 2 BB: 0 P: 20	R: 0 E: 0 K: 3 S: 15 H: 1 LOB: 2 BB: 1 P: 27	R: 0 E: 0 K: 0 S: 6 H: 2 LOB: 2 BB: 0 P: 11	R: 0 E: 0 K: 0 S: 7 H: 1 LOB: 0 BB: 0 P: 7	R: 1 E: 0 K: 0 S: 8 H: 2 LOB: 2 BB: 1 P: 13	R: 2 E: 0 K: 2 S: 14 H: 1 LOB: 0 BB: 1 P: 24	R: 0 E: 0 K: 2 S: 14 H: 0 LOB: 0 BB: 0 P: 20	R: 0 E: 0 K: 1 S: 9 H: 1 LOB: 1 BB: 0 P: 13	1B: 6 2B: 3 3B: 0 HR: 1 SF: 0 SAC: 0 DP: 1 HBP: 0						

TOP

Tampa Bay Devil Rays @ Oakland Athletics

McAfee Coliseum, Oakland, CA

Sat Aug 12 2006, 9:05 PM EDT

Att. 26,523 - Clear - 66 F

livebaseballscorecards.com

AB	35
R	3
H	10
RBI	3
BB	4
SO	10
LOB	17

PITCHER		IP	WLS	BF	H	R	ER	SO	BB	IBB	HBP	BLK	WP	HR	S	P	ERA	WHIP
Joe Blanton, R ERA: 4.53	(1, 1)	6.1	W	29	8	2	2	5	4	0	0	0	0	0	63	104	2.84	1.895
50 Kiko Calero, R ERA: 2.87	(7, 1)	0.2		3	1	1	1	2	0	0	0	0	0	1	9	13	13.50	1.500
58 Justin Duchscherer, R ERA: 3.13	(8, 1)	1.0	H	3	0	0	0	2	0	0	0	0	0	0	14	20	0.00	0.000
20 Huston Street, R ERA: 3.04	(9, 1)	1.0	S	4	1	0	0	1	0	0	0	0	0	0	9	13	0.00	1.000

PITCHER	IP	WLS	BF	H	R	ER	SO	BB	IBB	HBP	BLK	WP	HR	S	P	ERA	WHIP

WP: 0	PB: 0	SB: 3	CS: 0
PA: 39			

BOTTOM

Tampa Bay Devil Rays @ Oakland Athletics

McAfee Coliseum, Oakland, CA

Sat Aug 12 2006, 9:05 PM EDT

Att. 26,523 - Clear - 66 F

livebaseballscorecards.com

Batter	1	2	3	4	5	6	7	8	9	AB	R	H	RBI	BB	SO	LOB
Jason Kendall, R (1, 2) OBP: 0.353, SLG: 0.323	G5-3	22 BB; 3 BB; 23 BB; 1B; 1-3; 2-H; 3-H	G6-4-3; 1-2f			3 BB; 23 G3; 1B	G4-3; 1-2			5	1	2	2	0	0	3
23 Bobby Kielty, S (1, 7) OBP: 0.335, SLG: 0.418	1B	3 BB; 22 BB; BB; 1-2		F8		G3; 1-2	K			4	0	1	0	1	1	2
22 Milton Bradley, S (1, 9) OBP: 0.372, SLG: 0.466	1B	3 BB; BB; 1-2; 2-3; 3-H		1B; BB		3 BB; BB		G6-3		2	0	1	1	3	0	0
Frank Thomas, R (1, 10) OBP: 0.382, SLG: 0.515	K	F3		1B; 1-2		P3		3 CS; BB		4	0	1	0	1	1	6
Antonio Perez, R (8, PR) OBP: 0.185, SLG: 0.192 (9, 10)										0	0	0	0	0	0	0
3 Eric Chavez, L (1, 5) OBP: 0.344, SLG: 0.403		BB; 1B; FC3-6; BB		K		FC6-4; 1-2; 2-3; BB		P6; 1-2		3	1	1	1	2	1	3
Jay Payton, R (1, 8) OBP: 0.316, SLG: 0.428		BB; FC3-6		F8		FC6-4; 1-2f				3	0	0	0	1	0	8
Nick Swisher, S (1, 3) OBP: 0.360, SLG: 0.472		FC4-3-6; 14 BB; 1B; 1B; 1-2f; 2-3	E; 1B	K		F7				4	1	1	0	0	1	2
Marco Scutaro, R (1, 6) OBP: 0.315, SLG: 0.381	1B	14 BB; 1B; 1B; 1-2; 3-H	E4; G6-4-3; 1-3	F9			14 BLK; 14 1B; 1B			4	2	2	1	0	0	1
14 Mark Ellis, R (1, 4) OBP: 0.302, SLG: 0.327	BB; 1B; 22 BB; 1-2; 2-3		K	F8			SAFE; G4-3; 1-H; 1B			3	1	1	1	1	1	2
Inning Stats	R: 0 E: 0 K: 1 S: 11 / H: 2 LOB: 1 BB: 0 P: 17	R: 5 E: 0 K: 0 S: 17 / H: 3 LOB: 3 BB: 5 P: 41	R: 0 E: 1 K: 1 S: 12 / H: 1 LOB: 1 BB: 0 P: 19	R: 0 E: 0 K: 1 S: 8 / H: 1 LOB: 2 BB: 1 P: 16	R: 0 E: 0 K: 1 S: 9 / H: 0 LOB: 0 BB: 0 P: 13	R: 0 E: 0 K: 0 S: 15 / H: 1 LOB: 3 BB: 2 P: 32	R: 1 E: 0 K: 1 S: 20 / H: 2 LOB: 1 BB: 0 P: 32	R: 0 E: 0 K: 0 S: 7 / H: 0 LOB: 1 BB: 1 P: 14		1B: 10 2B: 0 3B: 0 HR: 0 / SF: 0 SAC: 0 DP: 1 HBP: 0						

	AB	32
	R	6
	H	10
	RBI	6
	BB	9
	SO	5
	LOB	27

WP: 0 PB: 0 SB: 0 CS: 1 PA: 41

PITCHER		IP	WLS	BF	H	R	ER	SO	BB	IBB	HBP	BLK	WP	HR	S	P	ERA	WHIP
Casey Fossum, L ERA: 4.95	(1, 1)	1.2	L	14	5	5	5	1	5	0	0	0	0	0	27	56	27.00	6.000
45 Ruddy Lugo, R ERA: 4.23	(2, 1)	3.1		13	2	0	0	3	1	0	0	0	0	0	30	50	0.00	0.900
Dan Miceli, R ERA: 5.52	(6, 1)	1.0		6	1	0	0	0	2	0	0	0	0	0	15	32	0.00	3.000
Chad Harville, R ERA: 5.93	(7, 1)	1.0		5	2	1	1	1	0	0	0	1	0	0	20	32	9.00	2.000
37 Seth McClung, R ERA: 6.88	(8, 1)	1.0		3	0	0	0	0	1	0	0	0	0	0	7	14	0.00	1.000

PITCHER	IP	WLS	BF	H	R	ER	SO	BB	IBB	HBP	BLK	WP	HR	S	P	ERA	WHIP

Tampa Bay Devil Rays @ Oakland Athletics

McAfee Coliseum, Oakland, CA

Sun Aug 13 2006, 4:05 PM EDT

Att. 28,692 - Sunny - 69 F

livebaseballscorecards.com

TOP

Batter	1	2	3	4	5	6	7	8	9	AB	R	H	RBI	BB	SO	LOB
2 B.J. Upton, R (1, 5) OBP: 0.229, SLG: 0.217	F9		K			K		K SAFE		4	0	0	0	0	3	1
Damon Hollins, R (1, 8) OBP: 0.265, SLG: 0.421	P4		G4-3			F8		F9		4	0	0	0	0	0	1
13 Carl Crawford, L (1, 7) OBP: 0.348, SLG: 0.495	G4-3			F8			F7		F7	4	0	0	0	0	0	0
14 Greg Norton, S (1, 3) OBP: 0.351, SLG: 0.491		31 G4-3 2B 1B		G3			31 BB BB		F8	3	1	1	0	1	0	0
31 Jonny Gomes, R (1, 10) OBP: 0.317, SLG: 0.431		G4-3 1-2		K			1-2 BB		P4	3	0	0	0	1	1	1
Russell Branyan, L (1, 9) OBP: 0.294, SLG: 0.500		2-H 2B			G3-1		K			3	0	1	1	0	1	2
8 Josh Paul, R (1, 2) OBP: 0.315, SLG: 0.342		G6-3			F9		F9			3	0	0	0	0	0	3
Tomas Perez, S (1, 4) OBP: 0.235, SLG: 0.303		G1-3			F8			18 FC6 1B		3	0	1	0	0	0	1
18 Ben Zobrist, S (1, 6) OBP: 0.256, SLG: 0.366			F9			G4-3		FC6 1-2f		3	0	0	0	0	0	1

	AB	30
	R	1
	H	3
	RBI	1
	BB	2
	SO	5
	LOB	10

Inning Stats	1	2	3	4	5	6	7	8	9
	R: 0 E: 0 K: 0 S: 7	H: 0 LOB: 0 BB: 0 P: 8	R: 1 E: 0 K: 0 S: 9	H: 2 LOB: 1 BB: 0 P: 14	R: 0 E: 0 K: 1 S: 7	H: 0 LOB: 0 BB: 0 P: 10	R: 0 E: 0 K: 1 S: 7	H: 0 LOB: 0 BB: 0 P: 8	R: 0 E: 0 K: 0 S: 5	H: 0 LOB: 0 BB: 0 P: 9	R: 0 E: 0 K: 1 S: 8	H: 0 LOB: 0 BB: 0 P: 9	R: 0 E: 0 K: 1 S: 8	H: 0 LOB: 2 BB: 2 P: 18	R: 0 E: 0 K: 1 S: 10	H: 1 LOB: 1 BB: 0 P: 16	R: 0 E: 0 K: 0 S: 7	H: 0 LOB: 0 BB: 0 P: 10

1B: 2	SF: 0	WP: 0	PA: 32
2B: 1	SAC: 0	PB: 0	
3B: 0	DP: 0	SB: 0	
HR: 0	HBP: 0	CS: 0	

PITCHER		IP	WLS	BF	H	R	ER	SO	BB	IBB	HBP	BLK	WP	HR	S	P	ERA	WHIP
25 Esteban Loaiza, R ERA: 5.97	(1, 1)	8.0	W	29	3	1	1	5	2	0	0	0	0	0	61	92	1.12	0.625
20 Huston Street, R ERA: 2.98	(9, 1)	1.0	S	3	0	0	0	0	0	0	0	0	0	0	7	10	0.00	0.000

PITCHER	IP	WLS	BF	H	R	ER	SO	BB	IBB	HBP	BLK	WP	HR	S	P	ERA	WHIP

BOTTOM

Tampa Bay Devil Rays @ Oakland Athletics

McAfee Coliseum, Oakland, CA

Sun Aug 13 2006, 4:05 PM EDT

Att. 28,692 - Sunny - 69 F

livebaseballscorecards.com

Batter	1	2	3	4	5	6	7	8	9	AB	R	H	RBI	BB	SO	LOB
Jason Kendall, R (1, 2) OBP: 0.352, SLG: 0.321	F7		F9			G6-3		E BB		3	0	0	0	1	0	0
Nick Swisher, S (1, 3) OBP: 0.357, SLG: 0.467	F8			F7		F9		E6		4	0	0	1	0	0	1
22 Milton Bradley, S (1, 9) OBP: 0.369, SLG: 0.459	S BB			G6-3			F9	F7		3	0	0	0	1	0	2
Frank Thomas, R (1, 10) OBP: 0.381, SLG: 0.511	F9			F9			3 HR 1B	F9		4	1	1	0	0	0	3
3 Eric Chavez, L (1, 5) OBP: 0.349, SLG: 0.415		23 G4-6-3 BB			FC4-6 1B		HR			2	1	2	2	1	0	0
Jay Payton, R (1, 8) OBP: 0.314, SLG: 0.425		F7			FC4-6 23 S		G5-3			3	0	0	0	0	0	2
23 Bobby Kielty, S (1, 7) OBP: 0.330, SLG: 0.412		G4-6-3			K		G6-3			3	0	0	0	0	1	2
Marco Scutaro, R (1, 6) OBP: 0.311, SLG: 0.376			G6-3		F8			E9 14 SH5-4 E		3	1	0	0	0	0	1
14 Mark Ellis, R (1, 4) OBP: 0.300, SLG: 0.325			F9			K		SH5-4		2	0	0	0	0	1	0
Inning Stats	R: 0 E: 0 K: 0 S: 13 H: 0 LOB: 1 BB: 1 P: 23	R: 0 E: 0 K: 0 S: 5 H: 0 LOB: 0 BB: 1 P: 9	R: 0 E: 0 K: 0 S: 7 H: 0 LOB: 0 BB: 0 P: 11	R: 0 E: 0 K: 0 S: 5 H: 0 LOB: 0 BB: 0 P: 8	R: 0 E: 0 K: 1 S: 8 H: 1 LOB: 1 BB: 0 P: 15	R: 0 E: 0 K: 1 S: 7 H: 0 LOB: 0 BB: 0 P: 11	R: 2 E: 0 K: 0 S: 9 H: 2 LOB: 0 BB: 0 P: 13	R: 1 E: 2 K: 0 S: 12 H: 0 LOB: 2 BB: 1 P: 22		1B: 2 2B: 0 3B: 0 HR: 1 SF: 0 SAC: 1 DP: 1 HBP: 0						

PITCHER	IP	WLS	BF	H	R	ER	SO	BB	IBB	HBP	BLK	WP	HR	S	P	ERA	WHIP
56 Tim Corcoran, R (1, 1) ERA: 3.93	7.0	L	25	3	2	2	2	2	0	0	0	0	1	54	90	2.57	0.714
Brian Meadows, R (8, 1) ERA: 3.97	1.0		6	0	1	0	0	1	0	0	0	0	0	12	22	0.00	1.000

PITCHER	IP	WLS	BF	H	R	ER	SO	BB	IBB	HBP	BLK	WP	HR	S	P	ERA	WHIP

AB	27
R	3
H	3
RBI	3
BB	3
SO	2
LOB	11

WP: 0 PA: 31
PB: 0
SB: 2
CS: 0

Batter	1	2	3	4	5	6	7	8	9	AB	R	H	RBI	BB	SO	LOB
51 Ichiro Suzuki, L (1, 9) OBP: 0.376, SLG: 0.413	X 0-0 ① P5		B F B X 2-1 4 2B 1B		B C C S 1-3 ① K		B B B B 4-0 4 G5-4-3 BB		B C F B B F X 3-2 4 PO 1B	4	0	2	0	1	1	0
4 Jose Lopez, R (1, 4) OBP: 0.317, SLG: 0.425	C C X 0-2 ② P2		B 1 SAFE F X 1-1 1-3 2B		C F B F X 1-2 29 2B G4-3 1B		C 1 SAFE B F 1 F B X 2-2 ① ② G5-4-3 1-2f		S B F 1 SAFE 1-2 ③ PO 1-2	4	1	2	0	0	0	1
29 Adrian Beltré, R (1, 5) OBP: 0.329, SLG: 0.436	B F B B B 4-1 BB		B B B X 3-0 ① P5		B B F B X 3-1 G4-3 1-3 2B		C B B F X 2-2 ③ P2			3	0	1	0	1	0	2
Raul Ibanez, L (1, 7) OBP: 0.335, SLG: 0.501	B C D 1 SAFE 1 SAFE C B X 3-2 ③ G4-3		C S F B O C 2-3 ② K		B S C X 1-2 ② G4-3 2-3 3-H			B C F B B X 3-2 ① F7		4	0	0	1	0	1	4
Eduardo Perez, R (1, 10) OBP: 0.335, SLG: 0.532		B S B S B F S 3-3 ① K	C S B B B C 3-3 ③ K		B C F B X 2-2 ③ G1-3			B C S F B B B 4-2 BB		3	0	0	0	1	2	3
2 Kenji Johjima, R (1, 2) OBP: 0.339, SLG: 0.460		S B X 1-1 HR 1B		B S S X 1-2 ① G5-3		C X 0-1 ① G5-3		B S F F T 1-2 ② K		4	1	1	0	0	1	1
Ben Broussard, L (1, 3) OBP: 0.343, SLG: 0.516		C B F X 1-2 1-H HR		X 0-0 ② P5		B B F X 2-1 ② G4-3		C S B C 2-3 ③ K		4	1	1	2	0	1	1
7 Yuniesky Betancourt, R (1, 6) OBP: 0.324, SLG: 0.400 Greg Dobbs, L (9, PH) OBP: 0.308, SLG: 0.462		B C S X 1-2 ② F7		B B B C F F F D 4-2 16 CS BB		B B C B X 3-1 1B			B F B X 2-1 ① G6-3	2 1	0 0	1 0	0 0	1 0	0 0	0 0
16 Willie Bloomquist, R (1, 8) OBP: 0.332, SLG: 0.306		C C B F B X 2-2 ③ F7		S C 0-2 ③ CS 1-2	B B C X 2-1 HR	C F B 1 SAFE X 1-2 ③ G3			C X 0-1 ② F8	4	1	1	1	0	0	1
Inning Stats	R: 0 E: 0 K: 0 S: 8 H: 0 LOB: 1 BB: 1 P: 15	R: 2 E: 0 K: 1 S: 16 H: 2 LOB: 0 BB: 0 P: 24	R: 0 E: 0 K: 2 S: 12 H: 2 LOB: 2 BB: 0 P: 23	R: 0 E: 0 K: 0 S: 10 H: 0 LOB: 0 BB: 1 P: 15	R: 2 E: 0 K: 1 S: 17 H: 3 LOB: 1 BB: 0 P: 27	R: 0 E: 0 K: 0 S: 9 H: 1 LOB: 1 BB: 0 P: 15	R: 0 E: 0 K: 0 S: 7 H: 0 LOB: 0 BB: 1 P: 15	R: 0 E: 0 K: 2 S: 13 H: 0 LOB: 1 BB: 1 P: 23	R: 0 E: 0 K: 0 S: 10 H: 1 LOB: 0 BB: 0 P: 16	1B: 5 2B: 2 3B: 0 HR: 2 SF: 0 SAC: 0 DP: 1 HBP: 0						

PITCHER		IP	WLS	BF	H	R	ER	SO	BB	IBB	HBP	BLK	WP	HR	S	P	ERA	WHIP
Barry Zito, L ERA: 3.83	(1, 1)	5.0		23	7	4	4	4	2	0	0	0	0	2	63	104	7.20	1.800
57 Chad Gaudin, R ERA: 2.98	(6, 1)	2.2		10	1	0	0	1	2	0	0	0	0	0	26	48	0.00	1.125
Joe Kennedy, L ERA: 2.13	(8, 1)	0.1	W	1	0	0	0	1	0	0	0	0	0	0	3	5	0.00	0.000
58 Justin Duchscherer, R ERA: 3.05	(9, 1)	1.0	S	3	1	0	0	0	0	0	0	0	0	0	10	16	0.00	1.000

PITCHER	IP	WLS	BF	H	R	ER	SO	BB	IBB	HBP	BLK	WP	HR	S	P	ERA	WHIP

Seattle Mariners @ Oakland Athletics

McAfee Coliseum, Oakland, CA

Mon Aug 14 2006, 10:05 PM EDT

Att. 21,859 - Clear - 62 F

TOP

livebaseballscorecards.com

AB	33
R	4
H	9
RBI	4
BB	4
SO	6
LOB	13

WP: 0	PB: 0	SB: 0	CS: 1
PA: 39			

BOTTOM

Seattle Mariners @ Oakland Athletics

McAfee Coliseum, Oakland, CA

Mon Aug 14 2006, 10:05 PM EDT

Att. 21,859 - Clear - 62 F

Batter	1	2	3	4	5	6	7	8	9	AB	R	H	RBI	BB	SO	LOB
Jason Kendall, R (1, 2) OBP: 0.353, SLG: 0.325	C B X 1-1 22 G4-6-3 1B	B B C X 2-1 ③ G6-3		B C X 1-1 2B		B C F B F F X 2-2 ③ G4-3				4	0	2	0	0	0	3
23 Bobby Kielty, S (1, 7) OBP: 0.329, SLG: 0.409 21 Mark Kotsay, L (9, 8) OBP: 0.324, SLG: 0.375	B F B F F B 1 X SAFE 3-2 ① P6		F B B F B X 3-2 22 FC5-4 1B	B B C C B X 3-2 ③ F7			B B X 2-0 ① F7			4 0	0 0	1 0	0 0	0 0	0 0	2 0
22 Milton Bradley, S (1, 9) OBP: 0.363, SLG: 0.449	X 0-0 ② ③ G4-6-3 1-2f		B B F S B X 3-2 ① FC5-4 3 BB 1-2f		X 0-0 ① B1-3		C F S 0-3 ② K			4	0	0	0	0	1	2
Frank Thomas, R (1, 10) OBP: 0.382, SLG: 0.519		B B B F B 4-1 2B 1B BB	C B B X 2-1 ② F9		C S B B X 2-2 HR		B C B B C X 3-2 ③ P3			3	2	1	1	1	0	1
3 Eric Chavez, L (1, 5) OBP: 0.353, SLG: 0.420		C C B X 1-2 ① F7	B C B 1 SAFE B B 4-1 1-2 BB		S S X 0-2 2B			C X 0-1 HR 1B		3	1	2	0	1	0	1
Jay Payton, R (1, 8) OBP: 0.313, SLG: 0.425 (9, 7)	C B X 1-1 1B 1-3 2B	B B C S B X 3-2 ③ G5-3		C X 0-1 ② P5				1 SAFE F F X 0-2 ① P3		4	0	1	0	0	0	4
Nick Swisher, S (1, 3) OBP: 0.358, SLG: 0.475	C B X 1-1 BB 2-3 3-H 1B			F F B B F X 2-2 ① G5-3	B D B X 3-0 ③ L5			B B B C X 3-1 1-H HR		4	1	2	3	0	0	1
Marco Scutaro, R (1, 6) OBP: 0.310, SLG: 0.371		B B C B B 4-1 1-2 BB		X 0-0 ② F9		F B F B C 2-3 ① K		F B C B X 2-2 ② G4-3		3	0	0	0	1	1	0
14 Mark Ellis, R (1, 4) OBP: 0.300, SLG: 0.334		B C F F X 1-2 ② L7		B F B X 2-1 HR		C C B B B X 3-2 ② G6-3		F F F B F X 1-2 ③ F7		4	1	1	1	0	0	3
Inning Stats	R: 0 E: 0 K: 0 S: 7 H: 1 LOB: 0 BB: 0 P: 11	R: 1 E: 0 K: 0 S: 15 H: 2 LOB: 3 BB: 2 P: 29	R: 0 E: 0 K: 0 S: 12 H: 1 LOB: 2 BB: 1 P: 27	R: 1 E: 0 K: 0 S: 12 H: 2 LOB: 1 BB: 0 P: 20	R: 1 E: 0 K: 0 S: 10 H: 2 LOB: 1 BB: 0 P: 15	R: 0 E: 0 K: 1 S: 11 H: 0 LOB: 0 BB: 0 P: 18	R: 0 E: 0 K: 1 S: 7 H: 0 LOB: 0 BB: 0 P: 12	R: 2 E: 0 K: 0 S: 15 H: 2 LOB: 0 BB: 0 P: 21		1B: 4 2B: 3 3B: 0 HR: 3	SF: 0 SAC: 0 DP: 1 HBP: 0			WP: 0 PB: 0 SB: 0 CS: 0	PA: 36		

livebaseballscorecards.com

	AB	33
	R	5
	H	10
	RBI	5
	BB	3
	SO	2
	LOB	17

PITCHER		IP	WLS	BF	H	R	ER	SO	BB	IBB	HBP	BLK	WP	HR	S	P	ERA	WHIP
56 Jarrod Washburn, L ERA: 4.3	(1, 1)	5.0		25	8	3	3	0	3	0	0	0	0	2	56	102	5.40	2.200
57 Mark Lowe, R ERA:	(6, 1)	2.0	H	6	0	0	0	2	0	0	0	0	0	0	18	30	0.00	0.000
George Sherrill, L ERA: 2.97	(8, 1)	0.0		1	1	1	1	0	0	0	0	0	0	0	2	2	∞	∞
Rafael Soriano, R ERA: 2.1	(8, 1)	1.0	L	4	1	1	1	0	0	0	0	0	0	1	13	19	9.00	1.000

PITCHER	IP	WLS	BF	H	R	ER	SO	BB	IBB	HBP	BLK	WP	HR	S	P	ERA	WHIP

Batter	1	2	3	4	5	6	7	8	9	AB	R	H	RBI	BB	SO	LOB
51 Ichiro Suzuki, L (1, 9) OBP: 0.374, SLG: 0.411	F7		E6 1B		G4-6-3 1-2f		K		K	5	0	1	0	0	2	3
4 Jose Lopez, R (1, 4) OBP: 0.316, SLG: 0.426	G1-3		G5-3			29 WP 29 1B 2B	K			4	1	1	0	0	1	3
29 Adrian Beltré, R (1, 5) OBP: 0.329, SLG: 0.434 25 Adam Jones, R (8, 8) OBP: 0.239, SLG: 0.319	F9		G5-3			FC4-6 2-H 1B		G4-3		4 0	0 0	1 0	1 0	0 0	0 0	1 0
Raul Ibanez, L (1, 7) OBP: 0.335, SLG: 0.500 12 Michael Morse, R (8, PH) OBP: 0.462, SLG: 0.591 (8, 5)		FC1-6 1B		G1-3		K		2 1B		3 1	0 0	1 1	0 0	0 0	1 0	1 0
Ben Broussard, L (1, 3) OBP: 0.342, SLG: 0.515 Eduardo Perez, R (8, PH) OBP: 0.333, SLG: 0.528 (8, 3)	FC1-6 1B 1-2f			2 G5-4-3 1B		FC4-6 1-2f		F8		3 1	0 0	1 0	0 0	0 0	0 0	2 1
2 Kenji Johjima, R (1, 2) OBP: 0.338, SLG: 0.458	F7			G5-4-3 1-2f		G1-3		1-2 1B		4	0	1	0	0	0	3
Greg Dobbs, L (1, 10) OBP: 0.294, SLG: 0.412	7 FC6-4 1-2 1B				G4-3		P6	K		4	0	1	0	0	1	2
7 Yuniesky Betancourt, R (1, 6) OBP: 0.325, SLG: 0.408	FC6-4 1-2f				HR		16 BB 1B		K	4	1	2	1	0	1	2
16 Willie Bloomquist, R (1, 8) OBP: 0.335, SLG: 0.306 (8, 7)			G6-3		51 G4-6-3 1B		BB		G4-3	3	0	1	0	1	0	0
Inning Stats	R: 0 E: 0 K: 0 S: 8	H: 0 LOB: 0 BB: 0 P: 11	R: 0 E: 0 K: 0 S: 8	H: 2 LOB: 2 BB: 0 P: 12	R: 0 E: 1 K: 0 S: 7	H: 1 LOB: 1 BB: 0 P: 11	R: 0 E: 0 K: 0 S: 7	H: 1 LOB: 0 BB: 0 P: 9	R: 1 E: 0 K: 0 S: 14	H: 2 LOB: 0 BB: 0 P: 18	R: 1 E: 0 K: 1 S: 16	H: 2 LOB: 1 BB: 0 P: 21	R: 0 E: 0 K: 2 S: 12	H: 1 LOB: 2 BB: 1 P: 18	R: 0 E: 0 K: 1 S: 11	H: 2 LOB: 2 BB: 0 P: 17	R: 0 E: 0 K: 2 S: 7	H: 0 LOB: 0 BB: 0 P: 10	1B: 9 2B: 1 3B: 0 HR: 1	SF: 0 SAC: 0 DP: 2 HBP: 0	WP: 1 PB: 0 SB: 0 CS: 0	PA: 37

PITCHER		IP	WLS	BF	H	R	ER	SO	BB	IBB	HBP	BLK	WP	HR	S	P	ERA	WHIP
Kirk Saarloos, R ERA: 4.77	(1, 1)	6.0	W	24	8	2	2	1	0	0	0	0	1	1	60	82	3.00	1.333
Jay Witasick, R ERA: 14.09	(7, 1)	1.0		5	1	0	0	2	1	0	0	0	0	0	12	18	0.00	2.000
Scott Sauerbeck, L ERA: 4.84	(8, 1)	1.0		5	2	0	0	1	0	0	0	0	0	0	11	17	0.00	2.000
50 Kiko Calero, R ERA: 2.81	(9, 1)	1.0		3	0	0	0	2	0	0	0	0	0	0	7	10	0.00	0.000

PITCHER	IP	WLS	BF	H	R	ER	SO	BB	IBB	HBP	BLK	WP	HR	S	P	ERA	WHIP

TOP

Seattle Mariners @ Oakland Athletics

McAfee Coliseum, Oakland, CA

Tue Aug 15 2006, 10:05 PM EDT

Att. 23,726 - Clear - 57 F

livebaseballscorecards.com

AB	36
R	2
H	11
RBI	2
BB	1
SO	6
LOB	18

BOTTOM

Seattle Mariners @ Oakland Athletics

McAfee Coliseum, Oakland, CA

Tue Aug 15 2006, 10:05 PM EDT

Att. 23,726 - Clear - 57 F

Batter	1	2	3	4	5	6	7	8	9	AB	R	H	RBI	BB	SO	LOB
Jason Kendall, R (1, 2) OBP: 0.352, SLG: 0.324	C F B F X 1-2 G6-3 ① 1B	C X 0-1 21 1B 3-H 1B		F D F 1 SAFE F X 1-2 G5-4-3 ①② 1-2f	C S B B X 2-2 G1-3 ②		C S F F B F X 1-2 F9 ①			5	0	1	1	0	0	1
21 Mark Kotsay, L (1, 8) OBP: 0.327, SLG: 0.376	B F X 1-1 WP 22 1B 1B	F B 1 SAFE F X 1-2 22 G6-3 1-2 1B		F B B F B B 4-2 22 BB 1B BB	C X 0-1 G1-3 ③		C C C 0-3 K ②			4	1	2	0	1	1	0
22 Milton Bradley, S (1, 9) OBP: 0.368, SLG: 0.448	S T F B 1 SAFE B F X 2-2 WP 1-2 1B	C X 0-1 G6-3 ②③ 1-2f		C B F F B B F B 4-2 1B 3 2B 1-2 BB		C F F B B B B 4-2 3 G4-3 BB BB BB	X 0-0 G5-3 ③			3	2	1	0	2	0	2
Frank Thomas, R (1, 10) OBP: 0.386, SLG: 0.519 Antonio Perez, R (6, PR) OBP: 0.183, SLG: 0.189 (7, 10)	B B B C B 4-1 3 G3-6-1 1-2 2-3 BB	B C F B F S 2-3 K ① F F X 0-2 3 2B 1-3 2-H 2B 1B		B B B 4-0 BB 3 G4-3 1-2 BB	B F X 1-1 F9 ①				2 1 1 1 2 1 0 1 0 0 0 0 0 0							
3 Eric Chavez, L (1, 5) OBP: 0.354, SLG: 0.422 D'Angelo Jimenez, S (8, PH) OBP: 0.319, SLG: 0.305 (9, 5)	B S X 1-1 G3-6-1 ②③ 1-2f	B C B B B 4-1 1B 1B BB	B X 1-0 2B 1-3 3-H 2B	B B X 2-0 G4-3 ① 1-2 2-3	C F B F C 1-3 K ②				3 2 1 1 1 0 5 1 0 0 0 0 1 0							
Jay Payton, R (1, 7) OBP: 0.321, SLG: 0.430	F X 0-1 2B 2B 1B	X 0-0 1B 1-2 1B	D B B B 4-0 2B BB	I I I 4-0 BB IBB	F B F X 1-2 17 BB 1B 1B				3 3 3 0 2 0 0							
Nick Swisher, S (1, 3) OBP: 0.362, SLG: 0.482 17 Adam Melhuse, S (8, PH) OBP: 0.278, SLG: 0.358 (9, 3)	B B 1 SAFE X 2-0 2B 1-3 2B	F F X 0-2 G1-4-3 1-2 2-H 1B	B B X 2-0 1-H 2-H 3-H 2B	C S B S 1-3 K ②	B B B B 4-0 1B 1-2 BB				4 1 3 4 0 1 3 0 0 0 0 1 0 0							
Marco Scutaro, R (1, 6) OBP: 0.316, SLG: 0.378	C X 0-1 14 G6-3 1B 2-H 3-H 2B	C C D X 1-2 G1-4-3 ②③ 1-2f	C D F B S 2-3 K ③			C S B B D B 4-2 1-2 2-3 3-H BB		B C B F X 2-2 1-3 2-H 1B		4	1	2	4	1	1	3
14 Mark Ellis, R (1, 4) OBP: 0.298, SLG: 0.332	C B X 1-1 G6-3 ① 2-3	C B S X 1-2 G5-4-3 1B	C X 0-1 G2-3 ①	C C B F B F F X 2-2 P3 ③			S C F X 0-2 F9 ③			5	0	1	0	0	0	6
Inning Stats	R: 0 E: 0 K: 0 S: 14 H: 2 LOB: 2 BB: 1 P: 23	R: 3 E: 0 K: 0 S: 14 H: 5 LOB: 1 BB: 0 P: 18	R: 1 E: 0 K: 1 S: 12 H: 2 LOB: 1 BB: 1 P: 19	R: 5 E: 0 K: 1 S: 22 H: 4 LOB: 1 BB: 3 P: 41	R: 0 E: 0 K: 0 S: 7 H: 0 LOB: 0 BB: 0 P: 9	R: 1 E: 0 K: 1 S: 15 H: 0 LOB: 3 BB: 4 P: 36	R: 0 E: 0 K: 1 S: 10 H: 0 LOB: 0 BB: 0 P: 11	R: 1 E: 0 K: 1 S: 16 H: 2 LOB: 2 BB: 1 P: 25		1B: 11 2B: 4 3B: 0 HR: 0 SF: 0 SAC: 0 DP: 4 HBP: 0						

livebaseballscorecards.com

AB	35
R	11
H	15
RBI	11
BB	10
SO	5
LOB	20

WP: 1 PA: 45
PB: 0
SB: 0
CS: 0

PITCHER		IP	WLS	BF	H	R	ER	SO	BB	IBB	HBP	BLK	WP	HR	S	P	ERA	WHIP
Joel Pineiro, R ERA: 6.34	(1, 1)	3.2	L	24	12	9	9	1	5	0	0	0	1	0	58	93	22.09	4.636
49 Jake Woods, L ERA: 4.11	(4, 1)	3.1		15	1	1	1	3	3	1	0	0	0	0	36	64	2.70	1.200
20 J.J. Putz, R ERA: 2.25	(8, 1)	1.0		6	2	1	1	1	1	0	0	0	0	0	16	25	9.00	3.000

PITCHER	IP	WLS	BF	H	R	ER	SO	BB	IBB	HBP	BLK	WP	HR	S	P	ERA	WHIP

Seattle Mariners @ Oakland Athletics

McAfee Coliseum, Oakland, CA

Wed Aug 16 2006, 10:05 PM EDT

Att. 34,077 - Clear - 60 F

TOP

livebaseballscorecards.com

Batter	1	2	3	4	5	6	7	8	9	AB	R	H	RBI	BB	SO	LOB
51 Ichiro Suzuki, L (1, 9) OBP: 0.375, SLG: 0.411	F8	F7		K			1B		4 DI 1B	5	0	2	0	0	1	5
4 Jose Lopez, R (1, 4) OBP: 0.313, SLG: 0.421	G3-1		G6-3		G5-3		F7		G5-3 1-3	5	0	0	0	0	0	2
29 Adrian Beltré, R (1, 5) OBP: 0.328, SLG: 0.433	FC5 1B 1B		K		K		P3			4	0	1	0	0	2	1
Raul Ibanez, L (1, 7) OBP: 0.337, SLG: 0.500	FC5 1-2		K		K			FC6-4 1B		4	0	2	0	0	2	0
Eduardo Perez, R (1, 10) OBP: 0.331, SLG: 0.527	FC5 1-2 2-3f			7 1B 2B		F7		FC6-4 1-2f		4	0	1	0	0	0	3
Ben Broussard, L (1, 3) OBP: 0.339, SLG: 0.510		K		F8		F8		K		3	0	0	0	0	1	1
12 Michael Morse, R (8, PH) OBP: 0.444, SLG: 0.565 (8, 3)										1	0	0	0	0	1	1
2 Kenji Johjima, R (1, 2) OBP: 0.339, SLG: 0.458		16 1B 1B		E6 7 1B		1B		G5-3		4	0	2	0	0	0	2
7 Yuniesky Betancourt, R (1, 6) OBP: 0.325, SLG: 0.407		F8		1-2 2-3 1B		K			G3-1	4	0	1	0	0	1	2
16 Willie Bloomquist, R (1, 8) OBP: 0.333, SLG: 0.305		1-2 1B		K			F8		L3	4	0	1	0	0	1	3
Inning Stats	R: 0 E: 0 K: 0 S: 12 H: 2 LOB: 2 BB: 0 P: 19	R: 0 E: 0 K: 1 S: 14 H: 2 LOB: 2 BB: 0 P: 18	R: 0 E: 0 K: 2 S: 9 H: 0 LOB: 0 BB: 0 P: 13	R: 0 E: 1 K: 2 S: 14 H: 2 LOB: 3 BB: 0 P: 19	R: 0 E: 0 K: 2 S: 10 H: 0 LOB: 0 BB: 0 P: 12	R: 0 E: 0 K: 1 S: 12 H: 1 LOB: 1 BB: 0 P: 20	R: 0 E: 0 K: 0 S: 9 H: 1 LOB: 1 BB: 0 P: 12	R: 0 E: 0 K: 1 S: 11 H: 1 LOB: 1 BB: 0 P: 15	R: 0 E: 0 K: 0 S: 12 H: 1 LOB: 1 BB: 0 P: 18	1B: 9 2B: 1 3B: 0 HR: 0 SF: 0 SAC: 0 DP: 0 HBP: 0						

	AB	38
	R	0
	H	10
	RBI	0
	BB	0
	SO	9
	LOB	20

WP: 0 PB: 0 SB: 0 CS: 0 PA: 38

PITCHER		IP	WLS	BF	H	R	ER	SO	BB	IBB	HBP	BLK	WP	HR	S	P	ERA	WHIP
Dan Haren, R ERA: 3.45	(1, 1)	6.0	W	26	7	0	0	8	0	0	0	0	0	0	71	101	0.00	1.167
58 Justin Duchscherer, R ERA: 2.97	(7, 1)	1.0		4	1	0	0	0	0	0	0	0	0	0	9	12	0.00	1.000
Joe Kennedy, L ERA: 1.98	(8, 1)	1.0		4	1	0	0	1	0	0	0	0	0	0	11	15	0.00	1.000
20 Huston Street, R ERA: 2.93	(9, 1)	1.0		4	1	0	0	0	0	0	0	0	0	0	12	18	0.00	1.000

PITCHER	IP	WLS	BF	H	R	ER	SO	BB	IBB	HBP	BLK	WP	HR	S	P	ERA	WHIP

Seattle Mariners @ Oakland Athletics

McAfee Coliseum, Oakland, CA

Wed Aug 16 2006, 10:05 PM EDT

Att. 34,077 - Clear - 60 F

livebaseballscorecards.com

Batter	1	2	3	4	5	6	7	8	9	AB	R	H	RBI	BB	SO	LOB
Jason Kendall, R (1, 2) OBP: 0.355, SLG: 0.328	B C F B F B X 3-2 WP 1B	C B X 2-1 1B		C B D X 2-1 3-H 1B		C X 0-1 ②③ G6-4-3 1-2f				4	0	3	0	0	0	3
21 Mark Kotsay, L (1, 8) OBP: 0.327, SLG: 0.377	F B X 1-1 ① F7	D B C F 1 SAFE X 2-2 ③ G4-3		C X 0-1 ③ G4-3			X 0-0 22 G3-1 2B			4	0	1	0	0	0	3
22 Milton Bradley, S (1, 9) OBP: 0.366, SLG: 0.441	X 0-0 ② P5		B B B C C F B 4-2 WP BB		B X 1-0 ① F8		L B B X 2-1 ① G3-1 2-3			3	0	0	0	1	0	2
Frank Thomas, R (1, 10) OBP: 0.385, SLG: 0.514 Antonio Perez, R (7, PR) OBP: 0.183, SLG: 0.189 (8, 10)	D C B B F F S 3-3 ③ K 1-2		S B C F C 1-3 ① K 1-2		F F B B F B X 3-2 ② F8		I I I I 4-0 IBB			3 0	0 0	0 0	0 0	1 0	2 0	2 0
3 Eric Chavez, L (1, 5) OBP: 0.353, SLG: 0.420		F B B B X 3-1 FC5 BB 1B	C B C C X 2-2 ② G1-3		F B X 1-1 ③ G5-3		C F S 0-3 ② K			4	0	1	0	0	1	3
Jay Payton, R (1, 7) OBP: 0.318, SLG: 0.425		S B B X 2-1 ① F8	S B C S 1-3 ③ K			X 0-0 ① F7	X 0-0 ③ P3			4	0	0	0	0	1	4
Nick Swisher, S (1, 3) OBP: 0.365, SLG: 0.481		D B B B 4-0 FC5 14 HR 1-2 BB	B B S B F B 4-2 14 F8 G5-3 BLK BB			C F B B B B 4-2 14 1B 1B BB		B B C S F S 2-3 ① K		1	2	0	0	3	1	0
Marco Scutaro, R (1, 6) OBP: 0.315, SLG: 0.376		C B X 1-1 ② FC5 14 HR 1-2 2-3f	F L F D B B X 3-2 ① G5-3 1-2			F X 0-2 14 1B 1-2 1B		F F X 0-2 ② G4-3		4	1	1	0	0	0	3
14 Mark Ellis, R (1, 4) OBP: 0.301, SLG: 0.344		B D X 2-0 1-H 2-H HR		X 0-0 ② F8 2-3		B X 1-0 G6-4-3 1-2 2-3 1B		B B F F B F X 3-2 ③ P6		4	1	2	3	0	0	1
Inning Stats	R: 0 E: 0 K: 1 S: 11 H: 1 LOB: 1 BB: 0 P: 18	R: 3 E: 0 K: 0 S: 12 H: 3 LOB: 1 BB: 1 P: 28	R: 0 E: 0 K: 2 S: 13 H: 0 LOB: 1 BB: 1 P: 21	R: 1 E: 0 K: 0 S: 11 H: 1 LOB: 1 BB: 1 P: 20	R: 0 E: 0 K: 0 S: 7 H: 0 LOB: 0 BB: 0 P: 12	R: 0 E: 0 K: 0 S: 9 H: 2 LOB: 2 BB: 1 P: 14	R: 0 E: 0 K: 1 S: 7 H: 1 LOB: 2 BB: 1 P: 13	R: 0 E: 0 K: 1 S: 11 H: 0 LOB: 0 BB: 0 P: 16		1B: 6 2B: 1 3B: 0 HR: 1	SF: 0 SAC: 0 DP: 1 HBP: 0			WP: 2 PB: 0 SB: 0 CS: 0	PA: 36		

BOTTOM	
AB	31
R	4
H	8
RBI	3
BB	5
SO	5
LOB	21

PITCHER		IP	WLS	BF	H	R	ER	SO	BB	IBB	HBP	BLK	WP	HR	S	P	ERA	WHIP
Gil Meche, R ERA: 4.66	(1, 1)	5.1	L	26	6	4	4	3	4	0	0	1	2	1	60	109	6.75	1.875
54 Sean Green, R ERA: 5.27	(6, 1)	0.2		2	1	0	0	0	0	0	0	0	0	0	3	4	0.00	1.500
59 Eric O'Flaherty, L ERA:	(7, 1)	0.2		4	1	0	0	1	0	1	0	0	0	0	6	12	0.00	1.500
40 Julio Mateo, R ERA: 4.69	(7, 1)	1.1		4	0	0	0	1	0	0	0	0	0	0	12	17	0.00	0.000

PITCHER	IP	WLS	BF	H	R	ER	SO	BB	IBB	HBP	BLK	WP	HR	S	P	ERA	WHIP

Batter	1	2	3	4	5	6	7	8	9	AB	R	H	RBI	BB	SO	LOB
21 Mark Kotsay, L (1, 8) OBP: 0.326, SLG: 0.378	C B X 1-1 22 E 2B		B F X 1-1 ① G4-3		C F X 0-2 ③ G4-3			M B F F F B B F S 3-3 ① K		4	1	1	0	0	1	0
Nick Swisher, S (1, 3) OBP: 0.364, SLG: 0.479	X 0-0 ① F8		F X 0-1 ② F8			B X 1-0 ① F7		B C B S F X 2-2 1B		4	0	1	0	0	0	1
22 Milton Bradley, S (1, 9) OBP: 0.368, SLG: 0.442	B B X 2-0 E9 2-H 1B		C F B X 1-2 ③ P4			F F B F F B B X 3-2 G1-4-3 1B		B C C B X 2-2 ② F7		4	0	2	1	0	0	1
Frank Thomas, R (1, 10) OBP: 0.386, SLG: 0.512	B B F B B 4-1 BB			X 0-0 FC5-4 1B		C C 1 SAFE X 0-2 ② ③ G1-4-3 1-2f		B F B C B X 3-2 P5		3	0	1	0	1	0	2
3 Eric Chavez, L (1, 5) OBP: 0.352, SLG: 0.417	S B S S C 1-3 ② K			B X 1-0 ① F7			B B C F B B 4-2 17 E BB		C B B B B F X 3-2 ① L8	3	0	0	0	1	1	3
Jay Payton, R (1, 7) OBP: 0.315, SLG: 0.421	C X 0-1 ③ G3			X 0-0 ② FC5-4 1-2f			C F F B X 1-2 ① F7		X 0-0 ② L1	4	0	0	0	0	0	4
7 Bobby Crosby, R (1, 6) OBP: 0.296, SLG: 0.338		C C X 0-2 14 G6-4-3 1B		1 SAFE X 0-0 ③ L8			C F B F X 1-2 ② F9		B C F B F F B X 3-2 ③ F8	4	0	1	0	0	0	2
17 Adam Melhuse, S (1, 2) OBP: 0.271, SLG: 0.349		B B C F S 2-3 ① K			B B F B F F F X 3-2 F7		C B X 1-1 E3 1-2			3	0	0	0	0	1	2
14 Mark Ellis, R (1, 4) OBP: 0.298, SLG: 0.341		C 1 SAFE B X 1-1 ② ③ G6-4-3 1-2f			C B B B C F X 3-2 ② G4-3		C C F X 0-2 ③ L4			3	0	0	0	0	0	3
Inning Stats	R: 1 E: 1 K: 1 S: 10 H: 2 LOB: 2 BB: 1 P: 18	R: 0 E: 0 K: 1 S: 8 H: 1 LOB: 0 BB: 0 P: 11	R: 0 E: 0 K: 0 S: 7 H: 0 LOB: 0 BB: 0 P: 9	R: 0 E: 0 K: 0 S: 4 H: 1 LOB: 1 BB: 0 P: 5	R: 0 E: 0 K: 0 S: 12 H: 0 LOB: 0 BB: 0 P: 18	R: 0 E: 0 K: 0 S: 9 H: 1 LOB: 0 BB: 0 P: 13	R: 0 E: 1 K: 0 S: 16 H: 0 LOB: 2 BB: 1 P: 23	R: 0 E: 0 K: 1 S: 16 H: 1 LOB: 1 BB: 0 P: 26	R: 0 E: 0 K: 0 S: 9 H: 0 LOB: 0 BB: 0 P: 15	1B: 5 2B: 1 3B: 0 HR: 0	SF: 0 SAC: 0 DP: 2 HBP: 0						

TOP

Oakland Athletics @ Kansas City Royals

Kauffman Stadium, Kansas City, MO

Fri Aug 18 2006, 4:10 PM CDT

Cloudy - 85 F

livebaseballscorecards.com

AB	32
R	1
H	6
RBI	1
BB	2
SO	3
LOB	18

PITCHER		IP	WLS	BF	H	R	ER	SO	BB	IBB	HBP	BLK	WP	HR	S	P	ERA	WHIP
34 Luke Hudson, R ERA: 5.77	(1, 1)	7.0	W	27	5	1	1	2	2	0	0	0	0	0	66	97	1.29	1.000
41 Jimmy Gobble, L ERA: 4.63	(8, 1)	1.0		4	1	0	0	1	0	0	0	0	0	0	16	26	0.00	1.000
57 Joel Peralta, R ERA: 4.18	(9, 1)	1.0		3	0	0	0	0	0	0	0	0	0	0	9	15	0.00	0.000

PITCHER	IP	WLS	BF	H	R	ER	SO	BB	IBB	HBP	BLK	WP	HR	S	P	ERA	WHIP

WP: 0	PA: 34
PB: 0	
SB: 0	
CS: 0	

Oakland Athletics @ Kansas City Royals

Kauffman Stadium, Kansas City, MO

Fri Aug 18 2006, 4:10 PM CDT

Cloudy - 85 F

livebaseballscorecards.com

BOTTOM

Batter	1	2	3	4	5	6	7	8	9	AB	R	H	RBI	BB	SO	LOB
9 David DeJesus, L (1, 7) OBP: 0.379, SLG: 0.453	C F H 1-2 HBP		F X 0-1 24 S 29 2B 1B		X 0-0 ① G4-3	B B B C X 3-1 ③ FC4-6 1-2f	X 0-0 ③ F8			4	1	1	0	0	0	4
15 Mark Grudzielanek, R (1, 4) OBP: 0.331, SLG: 0.403	C X 0-1 ① F7		B 1 SAFE X 1-0 ① P6		C B S B X 2-2 ② G5-3		C B F B X 2-2 ① G6-3	X 0-0 29 F9 24 BB 1B 1B		5	1	1	0	0	0	2
24 Mark Teahen, L (1, 5) OBP: 0.360, SLG: 0.522	B B X 2-0 ② F7		B B F F 1 SAFE F F B C 3-3 ② K 1-2		B S B B C X 3-2 2B		B X 1-0 S 29 BB 43 1B 1B	B B B B 4-0 1B 1-2 BB		4	1	2	0	1	1	2
29 Mike Sweeney, R (1, 10) OBP: 0.331, SLG: 0.321	B B B C T X 3-2 ③ F8		B X 1-0 2-H 2B		C B F B X 2-2 ③ P4		B F B B B 4-1 S 43 1B 1-2 BB	C B X 1-1 ① F9 2-3		4	1	1	1	1	0	4
Emil Brown, R (1, 9) OBP: 0.353, SLG: 0.460		B C X 1-1 ① F9	B B C C F F E B S 3-3 ③ K			C B X 1-1 SH5-4 43 1B 2 SF7 1B	F B B F F B S 3-3 ② K 1-2 2-3	B 1 SAFE X 2-0 1-2 3-H 1B		5	1	2	1	0	2	3
43 Ryan Shealy, R (1, 3) OBP: 0.333, SLG: 0.390		B S C B X 2-2 ② F8		B B S X 2-1 4 G2-3 2B		C 1 SAFE B X 1-1 SH5-4 1-2 1B	B B C X 2-1 1B 13 1B 2-H 3-H 1B	B F C S 1-3 ② K		5	1	3	2	0	1	2
Paul Bako, L (1, 2) OBP: 0.292, SLG: 0.264		B C F B B X 3-2 2 E 4 1B 1B	D F F B B S 3-3 ① K			L B X 1-1 ① SH5-4 1-2 2-3	B C B B B X 3-1 13 E 13 1B 2 1B 1-2 1B	C B S S 1-3 ③ K		4	1	2	0	0	2	3
4 Angel Berroa, R (1, 6) OBP: 0.266, SLG: 0.344 13 Andrés Blanco, S (6, PR) OBP: 0.306, SLG: 0.303 (7, 6)		B C X 1-1 1-2 1B		B C F X 1-2 ② G2-3 2-3		B B H 3-0 9 FC4-6 HBP	X 0-0 E7 2 1B 1-3 2-H 1B			2 1	0 0	1 1	0 1	0 1	0 0	1 0
2 Joey Gathright, L (1, 8) OBP: 0.324, SLG: 0.268		B F C D 1 SAFE X 2-2 ③ G5-3 1-1 2-3		X 0-0 ③ G1-3		D S B X 2-1 ② SF7 3-H	B F C X 1-2 2-3 3-H 1B			3	0	1	2	0	0	3
Inning Stats	R: 0 E: 0 K: 0 S: 8 H: 0 LOB: 1 BB: 0 P: 14	R: 0 E: 1 K: 0 S: 13 H: 2 LOB: 2 BB: 0 P: 22	R: 1 E: 0 K: 2 S: 15 H: 2 LOB: 1 BB: 0 P: 23	R: 0 E: 0 K: 1 S: 9 H: 1 LOB: 1 BB: 0 P: 15	R: 0 E: 0 K: 0 S: 10 H: 1 LOB: 1 BB: 0 P: 17	R: 1 E: 0 K: 0 S: 10 H: 2 LOB: 2 BB: 0 P: 21	R: 4 E: 1 K: 1 S: 18 H: 5 LOB: 2 BB: 1 P: 34	R: 1 E: 0 K: 2 S: 10 H: 2 LOB: 2 BB: 1 P: 19		1B: 12 2B: 3 3B: 0 HR: 0	SF: 1 SAC: 1 DP: 0 HBP: 2					

	AB	37
	R	7
	H	15
	RBI	7
	BB	2
	SO	6
	LOB	24

WP: 0 PB: 0 SB: 3 CS: 0 PA: 43

PITCHER		IP	WLS	BF	H	R	ER	SO	BB	IBB	HBP	BLK	WP	HR	S	P	ERA	WHIP
Joe Blanton, R ERA: 4.47	(1, 1)	6.0	L	28	8	2	2	3	0	0	2	0	0	0	65	112	3.00	1.333
50 Kiko Calero, R ERA: 3.33	(7, 1)	0.2		5	2	3	3	1	1	0	0	0	0	0	11	23	40.50	4.500
Scott Sauerbeck, L ERA: 4.76	(7, 1)	0.1		4	3	1	0	0	0	0	0	0	0	0	7	11	0.00	9.000
Jay Witasick, R ERA: 13.5	(8, 1)	1.0		6	2	1	1	2	1	0	0	0	0	0	10	19	9.00	3.000

PITCHER	IP	WLS	BF	H	R	ER	SO	BB	IBB	HBP	BLK	WP	HR	S	P	ERA	WHIP

Batter	1	2	3	4	5	6	7	8	9	AB	R	H	RBI	BB	SO	LOB
Jason Kendall, R (1, 2) OBP: 0.357, SLG: 0.330	B C F B X 2-2 22 FC5-4 1B		C X 0-1 ③ G5-3			C F B X 1-2 22 BB BB SF8 1B		C X 0-1 ① G5-3		4	1	2	0	0	0	0
Nick Swisher, S (1, 3) OBP: 0.363, SLG: 0.475	C B X 1-1 ① L7			C B B C X 2-2 ① F8		B B B C B 4-1 E 22 BB 1-2 BB		C C B S 1-3 ② K		3	0	0	0	1	1	1
22 Milton Bradley, S (1, 9) OBP: 0.370, SLG: 0.438	X 0-0 ② FC5-4 1-2f			S F F B C 1-3 ② K		B B B D 4-0 E 1-2 2-3 BB		B B B F C B 4-2 HR BB		2	1	0	0	2	1	1
Frank Thomas, R (1, 10) OBP: 0.384, SLG: 0.518	B B X 2-0 ③ G3			B B B X 3-0 ③ G5-3		C B S F X 1-2 ① F4		1 SAFE C B F X 1-2 1-H HR		4	1	1	2	0	0	4
Jay Payton, R (1, 8) (8, 7) OBP: 0.312, SLG: 0.418		C B B F F B X 3-2 ① G4-3			B X 2-0 ① F9	F T X 0-2 ② SF8 1-2 2-3 3-H		B B X 2-0 ③ F8		3	0	0	1	0	0	0
23 Bobby Kielty, S (1, 7) OBP: 0.329, SLG: 0.405 21 Mark Kotsay, L (8, 8) OBP: 0.325, SLG: 0.377		C B B C T 2-2 ② K			B B F F B F B 4-2 BLK BB	C S B C 1-3 ③ K			C T S 0-3 ① K	2	0	0	0	1	2	2
										1	0	0	0	0	1	0
Marco Scutaro, R (1, 6) OBP: 0.310, SLG: 0.369		B B B C X 3-1 ③ P3			1 SAFE B C B F D X 3-2 ② L5 1-2		F F B X 1-2 ① G4-3		X 0-0 ② F8	4	0	0	0	0	0	1
14 Mark Ellis, R (1, 4) OBP: 0.297, SLG: 0.338			C B X 1-1 ① G6-3		B C B F F D F B 4-2 BB		B F B C S 2-3 ② K		C B C B F X 2-2 ③ G4-3	3	0	0	0	1	1	0
Antonio Perez, R (1, 5) OBP: 0.176, SLG: 0.182			T C C 0-3 ② K		X 0-0 ③ F9		B F B F S 2-3 ③ K			3	0	0	0	0	2	2
3 Eric Chavez, L (8, 5) OBP: 0.352, SLG: 0.417										0	0	0	0	0	0	0
Inning Stats	R: 0 E: 0 K: 0 S: 8 H: 1 LOB: 1 BB: 0 P: 13	R: 0 E: 0 K: 1 S: 9 H: 0 LOB: 0 BB: 0 P: 17	R: 0 E: 0 K: 1 S: 7 H: 0 LOB: 0 BB: 0 P: 8	R: 0 E: 0 K: 1 S: 8 H: 0 LOB: 0 BB: 0 P: 14	R: 0 E: 0 K: 0 S: 12 H: 0 LOB: 2 BB: 2 P: 25	R: 1 E: 1 K: 1 S: 14 H: 1 LOB: 2 BB: 2 P: 25	R: 0 E: 0 K: 2 S: 9 H: 0 LOB: 0 BB: 0 P: 14	R: 2 E: 0 K: 1 S: 11 H: 1 LOB: 0 BB: 1 P: 19	R: 0 E: 0 K: 1 S: 8 H: 0 LOB: 0 BB: 0 P: 10	1B: 2 2B: 0 3B: 0 HR: 1	SF: 1 SAC: 0 DP: 0 HBP: 0					

TOP

Oakland Athletics @ Kansas City Royals

Kauffman Stadium, Kansas City, MO

Fri Aug 18 2006, 4:15 PM CDT
Att. 23,952 - Cloudy - 82 F

livebaseballscorecards.com

AB	29
R	3
H	3
RBI	3
BB	5
SO	8
LOB	11

PITCHER		IP	WLS	BF	H	R	ER	SO	BB	IBB	HBP	BLK	WP	HR	S	P	ERA	WHIP
36 Jorge De La Rosa, L ERA: 7.58	(1, 1)	5.0		21	2	1	1	3	4	0	0	1	0	0	48	90	1.80	1.200
Ambiorix Burgos, R ERA: 5.67	(6, 1)	3.0	W	11	1	2	2	4	1	0	0	0	0	1	30	45	6.00	0.667
77 Joe Nelson, R ERA: 2.79	(9, 1)	1.0	S	3	0	0	0	1	0	0	0	0	0	0	8	10	0.00	0.000

PITCHER	IP	WLS	BF	H	R	ER	SO	BB	IBB	HBP	BLK	WP	HR	S	P	ERA	WHIP

BOTTOM

Batter	1	2	3	4	5	6	7	8	9	AB	R	H	RBI	BB	SO	LOB
9 David DeJesus, L (1, 8) OBP: 0.377, SLG: 0.450	C S X 0-2 L6		C B B B C C 3-3 K			X 0-0 G3		C C D B F F X 2-2 FC4 1-3 1B		4	0	1	0	0	1	0
Esteban German, R (1, 4) OBP: 0.419, SLG: 0.387 15 Mark Grudzielanek, R (9, 4) OBP: 0.331, SLG: 0.403	F C B F F B X 2-2 L4			C B X 1-1 G6-3		B F C B F F F X 2-2 G6-3		S S T F X 0-2 FC4 24 1B 29 2B 1-2f 3-H		4 0	1 0	0 0	1 0	0 0	0 0	1 0
24 Mark Teahen, L (1, 5) OBP: 0.364, SLG: 0.528	B F B F F F S 2-3 K			B F X 1-1 2B			B B B C X 3-1 F8 16 E WP 1B	B X 1-0 29 2B 1-3 1B		4	2	3	0	0	1	0
29 Mike Sweeney, R (1, 10) OBP: 0.328, SLG: 0.327 2 Joey Gathright, L (8, PR) OBP: 0.324, SLG: 0.268 (9, 10)		F F F X 0-2 E1 1B		D B F X 2-1 F9			F B S B 1 X SAFE 2-2 P3	C X 0-1 SF8 1-H 3-H 2B		4 0	0 1	1 0	2 0	0 0	0 0	2 0
Emil Brown, R (1, 7) OBP: 0.352, SLG: 0.459		X 0-0 43 G6-4-3 2-3 1B		B D C C T 2-2 K			C B B X 2-1 F8 1-3	F S B F B X 2-2 SF8 3-H		3	0	1	1	0	1	2
16 Reggie Sanders, R (1, 9) OBP: 0.305, SLG: 0.423		S S F T 0-2 K			X 0-0 14 CS 2B		C F B B F B X 3-2 E6 43 1B 3-H	S B X 1-1 2B		4	0	2	0	0	1	2
43 Ryan Shealy, R (1, 3) OBP: 0.330, SLG: 0.383		S B B X 2-1 G6-4-3 1-2f			B B B C F S 3-3 K		X 0-0 1-2 1B	S C B B C 2-3 K		4	0	1	0	0	2	5
14 John Buck, R (1, 2) OBP: 0.296, SLG: 0.386			C B F C 1-3 K		B C F F F F S 1-3 2-3 K		S X 0-1 G1-3			3	0	0	0	0	2	3
13 Andrés Blanco, S (1, 6) OBP: 0.308, SLG: 0.306			X 0-0 B3			C B C B B F F F X 3-2 G4-3		C X 0-1 9 1B FC4 1B		3	1	1	0	0	0	0
Inning Stats	R: 0 H: 0 E: 0 LOB: 0 K: 1 BB: 0 S: 13 P: 17	R: 0 H: 1 E: 1 LOB: 1 K: 1 BB: 0 S: 11 P: 13	R: 0 H: 0 E: 0 LOB: 0 K: 2 BB: 0 S: 7 P: 11	R: 0 H: 1 E: 0 LOB: 1 K: 1 BB: 0 S: 9 P: 15	R: 0 H: 1 E: 0 LOB: 0 K: 2 BB: 0 S: 10 P: 14	R: 0 H: 0 E: 0 LOB: 0 K: 0 BB: 0 S: 13 P: 18	R: 1 H: 2 E: 1 LOB: 2 K: 0 BB: 0 S: 14 P: 24	R: 4 H: 5 E: 0 LOB: 2 K: 1 BB: 0 S: 24 P: 32		1B: 6 SF: 1 2B: 4 SAC: 0 3B: 0 DP: 1 HR: 0 HBP: 0				WP: 1 PA: 34 PB: 0 SB: 0 CS: 1		

PITCHER		IP	WLS	BF	H	R	ER	SO	BB	IBB	HBP	BLK	WP	HR	S	P	ERA	WHIP
25 Esteban Loaiza, R ERA: 5.58	(1, 1)	6.2		25	5	1	0	7	0	0	0	0	1	0	75	110	0.00	0.750
58 Justin Duchscherer, R ERA: 3.38	(7, 1)	0.2		4	2	2	2	0	0	0	0	0	0	0	14	16	27.00	3.000
20 Huston Street, R ERA: 3.22	(8, 1)	0.1	L	3	2	2	2	0	0	0	0	0	0	0	7	10	54.00	6.000
57 Chad Gaudin, R ERA: 2.96	(8, 1)	0.1		2	1	0	0	1	0	0	0	0	0	0	5	8	0.00	3.000

PITCHER	IP	WLS	BF	H	R	ER	SO	BB	IBB	HBP	BLK	WP	HR	S	P	ERA	WHIP

Oakland Athletics @ Kansas City Royals

Kauffman Stadium, Kansas City, MO

Fri Aug 18 2006, 4:15 PM CDT

Att. 23,952 - Cloudy - 82 F

livebaseballscorecards.com

AB	33
R	5
H	10
RBI	4
BB	0
SO	8
LOB	15

Batter	1	2	3	4	5	6	7	8	9	AB	R	H	RBI	BB	SO	LOB
Jason Kendall, R (1, 2) OBP: 0.357, SLG: 0.332	C B F X 1-2 21 G6-3 1B		C F F X 0-2 ① G1-3		C F X 0-2 ③ L8		C X 0-1 ② SF9 2-3 3-H		F X 0-1 21 BB 1B	4	0	2	1	0	0	1
21 Mark Kotsay, L (1, 8) OBP: 0.326, SLG: 0.379	X 0-0 ① ② G6-3 1-2f		X 0-0 ② P5			C B B F F X 2-2 ① G6-3	F F B X 1-2 22 1B 2B 3-H		S B B B B 4-1 G6-4-3 1-2 BB	4	1	1	1	1	0	1
22 Milton Bradley, S (1, 9) OBP: 0.371, SLG: 0.437	B C X 1-1 ③ P4		B B S F C 2-3 ③ K			X 0-0 1B 1B	X 0-0 2-H 1B		C C C 0-3 ① K	5	0	2	1	0	2	2
Frank Thomas, R (1, 10) OBP: 0.385, SLG: 0.520		B F X 1-1 1B 7 2B 2B		C X 0-1 ① F8		F C B D B X 3-2 3 G4-6-3 1-2 1B	B B F X 2-1 ③ F9		S S F B B X 2-2 ② ③ G6-4-3 1-2f	5	1	2	0	0	0	3
3 Eric Chavez, L (1, 5) OBP: 0.349, SLG: 0.412		F C B B B F F X 3-2 ① L9		B X 1-0 ② P4		B C C X 1-2 ② ③ G4-6-3 1-2f		B F C B C 2-3 ① K		4	0	0	0	0	1	3
Jay Payton, R (1, 7) OBP: 0.314, SLG: 0.419		D F B F F D X 3-2 7 2B 1B 2-3		C B C X 1-2 ③ P6			X 0-0 7 BB SH 1B	X 0-0 ② F8		4	2	2	0	0	0	0
Nick Swisher, S (1, 3) OBP: 0.364, SLG: 0.474		B B B C 1 SAFE 1 SAFE F C 3-3 ② K			C S B F X 1-2 ① P4		F C B D 1 B B SAFE 4-2 7 SH 1-2 SF9 BB	B C X 1-1 1B		3	1	1	0	1	1	2
7 Bobby Crosby, R (1, 6) OBP: 0.296, SLG: 0.341		1 SAFE C X 0-1 1-H 3-H 2B			S B F F B B C 3-3 ② K		B X 1-0 SF9 SH 21 2B 1-3 2-H	X 0-0 ③ F8		3	1	1	2	0	1	1
14 Mark Ellis, R (1, 4) OBP: 0.300, SLG: 0.350		C F X 0-2 ③ G6-3			C B X 1-1 1B		X 0-0 ① G3		X 0-0 HR	4	1	2	1	0	0	3
Inning Stats	R: 0 H: 1 E: 0 LOB: 0 K: 0 BB: 0 S: 6 P: 8	R: 2 H: 3 E: 0 LOB: 1 K: 1 BB: 0 S: 19 P: 29	R: 0 H: 0 E: 0 LOB: 0 K: 1 BB: 0 S: 8 P: 10	R: 0 H: 0 E: 0 LOB: 0 K: 0 BB: 0 S: 6 P: 8	R: 0 H: 1 E: 0 LOB: 1 K: 1 BB: 0 S: 13 P: 18	R: 0 H: 2 E: 0 LOB: 1 K: 0 BB: 0 S: 11 P: 17	R: 4 H: 3 E: 1 LOB: 1 K: 0 BB: 1 S: 13 P: 21	R: 0 H: 1 E: 0 LOB: 1 K: 1 BB: 0 S: 7 P: 10	R: 1 H: 2 E: 0 LOB: 1 K: 1 BB: 1 S: 11 P: 17	1B: 9 SF: 1 2B: 3 SAC: 1 3B: 0 DP: 3 HR: 1 HBP: 0						

PITCHER		IP	WLS	BF	H	R	ER	SO	BB	IBB	HBP	BLK	WP	HR	S	P	ERA	WHIP
Mark Redman, L ERA: 5.79	(1, 1)	6.0	L	26	8	5	3	3	1	0	0	0	0	0	67	99	4.50	1.500
57 Joel Peralta, R ERA: 4.13	(7, 1)	0.2		2	0	0	0	0	0	0	0	0	0	0	3	3	0.00	0.000
Andrew Sisco, L ERA: 7.21	(7, 1)	1.1		7	3	1	0	1	0	0	0	0	0	0	13	19	0.00	2.250
Scott Dohmann, R ERA: 7.08	(9, 1)	1.0		5	2	1	1	1	1	0	0	0	0	1	11	17	9.00	3.000

PITCHER	IP	WLS	BF	H	R	ER	SO	BB	IBB	HBP	BLK	WP	HR	S	P	ERA	WHIP

TOP

Oakland Athletics @ Kansas City Royals

Kauffman Stadium, Kansas City, MO

Sat Aug 19 2006, 6:10 PM CDT
Att. 30,810 - Partly Cloudy - 81 F

livebaseballscorecards.com

AB	36
R	7
H	13
RBI	6
BB	2
SO	5
LOB	16

1B: 9	SF: 1	WP: 0	PA: 40
2B: 3	SAC: 1	PB: 0	
3B: 0	DP: 3	SB: 0	
HR: 1	HBP: 0	CS: 0	

Batter	1	2	3	4	5	6	7	8	9	AB	R	H	RBI	BB	SO	LOB
9 David DeJesus, L (1, 8) OBP: 0.373, SLG: 0.445	C C B B S 2-3 ① K		B X 1-0 ② P6		C 1 SAFE X 0-1 ① B2		C F C 0-3 ② K			4	0	0	0	0	2	2
15 Mark Grudzielanek, R (1, 4) OBP: 0.334, SLG: 0.405	C B X 1-1 29 1B 1B		C X 0-1 29 BB 24 1B 1B		X 0-0 ② FC3-6 1-2f		B S B F B F B 4-2 1-2 BB			3	1	2	0	1	0	1
29 Mike Sweeney, R (1, 10) OBP: 0.338, SLG: 0.333 Esteban German, R (3, PR) OBP: 0.415, SLG: 0.383 (4, 10)	X 0-0 1-2 1B		B B C B B 4-1 24 1B 1-2 2B BB		C C 1 SAFE 1 SAFE S 0-3 ③ K		X 0-0 ③ P4			1 2	0 1	1 0	0 0	1 0	0 1	0 3
24 Mark Teahen, L (1, 5) OBP: 0.363, SLG: 0.524	B X 1-0 ② F8		C B D X 2-1 1-2 2-H 2B 1B			F F X 0-2 ① G6-3		B S X 1-1 ① P6		4	0	1	1	0	0	2
Emil Brown, R (1, 7) OBP: 0.352, SLG: 0.459	F B C S 1-3 ③ K		B B B X 3-0 ③ 1-H 2-H 2B			B C X 1-1 ② G5-3		F B B F B S 3-3 ② K		4	0	1	1	0	2	2
16 Reggie Sanders, R (1, 9) OBP: 0.304, SLG: 0.424		F B S B S S 2-3 ① K2-3		B X 1-0 ① G6-3		F B F F B X 2-2 2B		F X 0-1 ③ F9		4	0	1	0	0	1	0
43 Ryan Shealy, R (1, 3) OBP: 0.315, SLG: 0.365		C S B B B F C 2-3 ② K		B X 1-0 ② G5-3		B X 1-0 ③ F9			C F B S 1-3 ① K	4	0	0	0	0	2	1
14 John Buck, R (1, 2) OBP: 0.293, SLG: 0.381		C X 0-1 ③ P4		B F X 1-1 ③ G5-3			B C B C B X 2-1 ① F8		B C B C B S 2-3 ② K	4	0	0	0	0	1	0
13 Andrés Blanco, S (1, 6) OBP: 0.326, SLG: 0.325			C X 0-1 ① F8		X 0-0 15 FC3-6 1B		B F C F B X 2-2 15 BB 1B		C B C X 1-2 ③ F7	4	0	2	0	0	0	0
Inning Stats	R: 0 E: 0 K: 2 S: 10 H: 2 LOB: 2 BB: 0 P: 15	R: 0 E: 0 K: 2 S: 10 H: 0 LOB: 0 BB: 0 P: 14	R: 2 E: 0 K: 0 S: 9 H: 3 LOB: 2 BB: 1 P: 19	R: 0 E: 0 K: 0 S: 4 H: 0 LOB: 0 BB: 0 P: 7	R: 0 E: 0 K: 1 S: 7 H: 1 LOB: 1 BB: 0 P: 7	R: 0 E: 0 K: 0 S: 10 H: 1 LOB: 1 BB: 0 P: 14	R: 0 E: 0 K: 1 S: 13 H: 1 LOB: 2 BB: 1 P: 21	R: 0 E: 0 K: 1 S: 7 H: 0 LOB: 0 BB: 0 P: 11	R: 0 E: 0 K: 2 S: 9 H: 0 LOB: 0 BB: 0 P: 13	1B: 6 2B: 2 3B: 0 HR: 0	SF: 0 SAC: 0 DP: 0 HBP: 0						

PITCHER		IP	WLS	BF	H	R	ER	SO	BB	IBB	HBP	BLK	WP	HR	S	P	ERA	WHIP
Barry Zito, L ERA: 3.76	(1, 1)	8.0	W	33	8	2	2	7	2	0	0	0	0	0	70	108	2.25	1.250
57 Chad Gaudin, R ERA: 2.89	(9, 1)	1.0		3	0	0	0	2	0	0	0	0	0	0	9	13	0.00	0.000

PITCHER	IP	WLS	BF	H	R	ER	SO	BB	IBB	HBP	BLK	WP	HR	S	P	ERA	WHIP

BOTTOM

Oakland Athletics @ Kansas City Royals

Kauffman Stadium, Kansas City, MO

Sat Aug 19 2006, 6:10 PM CDT
Att. 30,810 - Partly Cloudy - 81 F

livebaseballscorecards.com

AB	34
R	2
H	8
RBI	2
BB	2
SO	9
LOB	11

1B: 6	SF: 0	WP: 0	PA: 36
2B: 2	SAC: 0	PB: 0	
3B: 0	DP: 0	SB: 0	
HR: 0	HBP: 0	CS: 0	

Batter	1	2	3	4	5	6	7	8	9	AB	R	H	RBI	BB	SO	LOB
Jason Kendall, R (1, 2) OBP: 0.354, SLG: 0.328	C F C 0-3 ① K	X 0-0 ① SH2-3 1-2 2-3		C S X 0-2 ① FC5-4 21 G6-3 1-2f		B B X 2-0 ② G5-3		C S F X 0-2 ① F9		4	0	0	0	0	1	4
21 Mark Kotsay, L (1, 8) OBP: 0.325, SLG: 0.380	B F B S X 2-2 1B 3 SF9 2B	D B B C F X 3-2 ② SF8 2-3 3-H		C B X 1-1 ②③ G6-3 1-2f		B B C X 2-1 ③ G4-3		S B F B X 2-2 ②③ G6-4-3 1-2f		4	1	1	1	0	0	4
22 Milton Bradley, S (1, 9) OBP: 0.372, SLG: 0.438	B C B B B 4-1 3 SF9 1B 2B BB	X 0-0 ③ L9			B X 1-0 2B		X 0-0 ① G3		B F B B B C X 3-2 ① G5-3	4	1	1	0	1	0	1
Frank Thomas, R (1, 10) OBP: 0.386, SLG: 0.518 17 Adam Melhuse, S (9, PH) OBP: 0.269, SLG: 0.345 (9, 10)	F B F D X 2-2 2B 1-2 2-3 1B		B B B C F B 4-2 3 BB BB		B B S C X 2-2 ① F8		B F X 1-1 ② F9		S B F C 1-3 ② K	3 1	1 0	1 0	0 0	1 0	0 1	1 0
3 Eric Chavez, L (1, 5) OBP: 0.350, SLG: 0.410	X 0-0 ② SF9 2-3 3-H		C B B F B B 4-2 1-2 BB		B C C D X 2-2 ② G4-3		F F F B B X 2-2 ③ P2		B B S S B B 4-1 BB	2	0	0	1	2	0	1
Jay Payton, R (1, 7) OBP: 0.317, SLG: 0.422	C S B B B X 3-2 1-H 3-H 2B	C C F X 0-2 ① F8			H 1-0 HBP			S F B X 1-2 HR 1B	F B X 1-1 ③ G4-3	4	1	2	2	0	0	3
Nick Swisher, S (1, 3) OBP: 0.363, SLG: 0.479	B X 1-0 ③ L9	C F F X 1-2 ② P3			B B C B X 3-1 ③ P5			B X 1-0 1-H HR		4	1	1	2	0	0	5
7 Bobby Crosby, R (1, 6) OBP: 0.298, SLG: 0.341		B X 1-0 SH2-3 21 SF8 14 BB 1B	B B F S S 2-3 ③ K			X 0-0 ① F8		B C S B B B 4-2 14 BB BB		3	1	1	0	1	1	2
14 Mark Ellis, R (1, 4) OBP: 0.308, SLG: 0.357		B B B B 4-0 21 SF8 SH2-3 1-2 BB		C B F X 1-2 FC5-4 1B		B C X 1-1 2B		B B B C C B 4-2 21 G6-4-3 1-2 BB		2	0	2	0	2	0	0
Inning Stats	R: 3 H: 3 E: 0 LOB: 1 K: 1 BB: 1 S: 15 P: 27	R: 1 H: 1 E: 0 LOB: 1 K: 0 BB: 1 S: 6 P: 14	R: 0 H: 0 E: 0 LOB: 2 K: 1 BB: 2 S: 15 P: 26	R: 0 H: 1 E: 0 LOB: 0 K: 0 BB: 0 S: 8 P: 10	R: 0 H: 1 E: 0 LOB: 2 K: 0 BB: 0 S: 9 P: 18	R: 0 H: 1 E: 0 LOB: 1 K: 0 BB: 0 S: 6 P: 11	R: 0 H: 0 E: 0 LOB: 0 K: 0 BB: 0 S: 7 P: 10	R: 2 H: 2 E: 0 LOB: 1 K: 0 BB: 2 S: 15 P: 27	R: 0 H: 0 E: 0 LOB: 1 K: 1 BB: 1 S: 9 P: 18	1B: 4 SF: 2 2B: 4 SAC: 1 3B: 0 DP: 2 HR: 1 HBP: 1						WP: 0 PA: 42 PB: 0 SB: 0 CS: 0

PITCHER		IP	WLS	BF	H	R	ER	SO	BB	IBB	HBP	BLK	WP	HR	S	P	ERA	WHIP
Runelvys Hernandez, R ERA: 7.5	(1, 1)	4.2	L	24	6	4	4	2	4	0	1	0	0	0	51	90	7.71	2.143
Todd Wellemeyer, R ERA: 3.98	(5, 1)	3.1		14	3	2	2	0	2	0	0	0	0	1	30	53	5.40	1.500
Scott Dohmann, R ERA: 6.88	(9, 1)	1.0		4	0	0	0	1	1	0	0	0	0	0	9	18	0.00	1.000

PITCHER	IP	WLS	BF	H	R	ER	SO	BB	IBB	HBP	BLK	WP	HR	S	P	ERA	WHIP

TOP

Oakland Athletics @ Kansas City Royals

Kauffman Stadium, Kansas City, MO

Sun Aug 20 2006, 1:10 PM CDT
Att. 16,592 - Partly Cloudy - 80 F

livebaseballscorecards.com

AB	31
R	6
H	9
RBI	6
BB	7
SO	3
LOB	21

Batter	1	2	3	4	5	6	7	8	9	AB	R	H	RBI	BB	SO	LOB
9 David DeJesus, L (1, 7) OBP: 0.376, SLG: 0.447	X 0-0 ① G4-3		B X 1-0 15 1B 1B		X 0-0 ①② G6-4-3 1-2f		B S B X 2-1 15 S1-6-4-3 1-2 1B		C X 0-1 15 DI 15 IHR 1B	5	1	3	0	0	0	1
15 Mark Grudzielanek, R (1, 4) OBP: 0.335, SLG: 0.412	C B B B X 3-1 ② G6-3		B 1 B B C X SAFE 3-1 1-2 1B		C S F X 0-2 ③ G6-3		L X 0-1 ①② G1-6-4-3 1-2f 2-3		C S X 0-2 1-H IHR	5	1	2	2	0	0	2
24 Mark Teahen, L (1, 5) OBP: 0.361, SLG: 0.519	C X 0-1 ③ G4-3		F F X 0-2 ③ G4-3			X 0-0 G5-4-3 1B	S B X 1-1 ③ G4-3		C C X 0-2 ③ G3	5	0	1	0	0	0	3
Emil Brown, R (1, 9) OBP: 0.348, SLG: 0.455		C B C B B X 3-2 ① G1-3		X 0-0 ① G1-3		B X 1-0 ①② G5-4-3 1-2f		B F F B S 2-3 ① K		4	0	0	0	0	1	1
16 Reggie Sanders, R (1, 10) OBP: 0.307, SLG: 0.434		X 0-0 ② G1-3		B X 1-0 HR		B X 1-0 43 1B 1B 1B		X 0-0 ② G4-3		4	2	2	1	0	0	0
43 Ryan Shealy, R (1, 3) OBP: 0.333, SLG: 0.386		C X 0-1 2B		B C F B B F X 3-2 ② F7		S F D X 1-2 2 1B 1B 1-2 1B		B B B B 4-0 BB		3	0	2	0	1	0	0
Paul Bako, L (1, 2) OBP: 0.298, SLG: 0.272		B B C S B F X 3-2 ③ G4-3		B B X 2-0 1B		X 0-0 2 1B 1-2 2-H 1B		B C C S 1-3 ③ K		4	0	2	1	0	1	2
2 Joey Gathright, L (1, 8) OBP: 0.323, SLG: 0.268			B B C M C 2-3 ① K	X 0-0 ③ G3		X 0-0 ③ 1-2 2-3 1B			C B S C 1-3 ① K	4	0	1	0	0	2	1
13 Andrés Blanco, S (1, 6) OBP: 0.340, SLG: 0.341			B M X 1-1 ② P6		C C F X 0-2 9 G6-4-3 1B		C B B X 2-1 15 G1-6-4-3 9 1B 1B		B C C B X 2-2 ② G4-3	4	0	2	0	0	0	0
Inning Stats	R: 0 H: 0 E: 0 LOB: 0 K: 0 BB: 0 S: 5 P: 8	R: 0 H: 1 E: 0 LOB: 1 K: 0 BB: 0 S: 10 P: 16	R: 0 H: 2 E: 0 LOB: 2 K: 1 BB: 0 S: 11 P: 18	R: 1 H: 2 E: 0 LOB: 1 K: 0 BB: 0 S: 8 P: 14	R: 0 H: 1 E: 0 LOB: 0 K: 0 BB: 0 S: 9 P: 9	R: 1 H: 5 E: 0 LOB: 2 K: 0 BB: 0 S: 8 P: 11	R: 0 H: 2 E: 0 LOB: 1 K: 0 BB: 0 S: 8 P: 13	R: 0 H: 0 E: 0 LOB: 1 K: 2 BB: 1 S: 7 P: 14	R: 2 H: 2 E: 0 LOB: 0 K: 1 BB: 0 S: 14 P: 17	1B: 12 SF: 0 2B: 1 SAC: 0 3B: 0 DP: 3 HR: 2 HBP: 0						WP: 0 PA: 39 PB: 0 SB: 0 CS: 0	

PITCHER		IP	WLS	BF	H	R	ER	SO	BB	IBB	HBP	BLK	WP	HR	S	P	ERA	WHIP
Kirk Saarloos, R ERA: 4.66	(1, 1)	6.0	W	26	11	2	2	1	0	0	0	0	0	1	51	76	3.00	1.833
Joe Kennedy, L ERA: 1.72	(7, 1)	2.0	H	8	2	0	0	2	1	0	0	0	0	0	15	27	0.00	1.500
58 Justin Duchscherer, R ERA: 3.73	(9, 1)	1.0		5	2	2	2	1	0	0	0	0	0	0	14	17	18.00	2.000

BOTTOM

Oakland Athletics @ Kansas City Royals

Kauffman Stadium, Kansas City, MO

Sun Aug 20 2006, 1:10 PM CDT
Att. 16,592 - Partly Cloudy - 80 F

livebaseballscorecards.com

AB	38
R	4
H	15
RBI	4
BB	1
SO	4
LOB	10

Oakland Athletics @ Toronto Blue Jays

Rogers Centre, Toronto, ON

Mon Aug 21 2006, 7:07 PM EDT

Att. 28,280 - Clear - 79 F

TOP

livebaseballscorecards.com

Batter	1	2	3	4	5	6	7	8	9	AB	R	H	RBI	BB	SO	LOB
Jason Kendall, R (1, 2) OBP: 0.359, SLG: 0.337	0-1 G4-6-3 22 23 1B		1-1 23 HR 1-H 2-H 2B	0-2 1B		2-1 23 2B 22 G4-3 1-2 2-3 1B	1-2 G6-3 1-2f			5	2	4	2	0	0	2
23 Bobby Kielty, S (1, 7) OBP: 0.335, SLG: 0.429	0-1 22 G4-6-3 1-2 1B		0-0 2-H HR	1-3 K		0-1 22 G4-3 FC6 1-3 2-H 3-H 2B		T C B X 1-2 P5		5	2	3	4	0	1	1
22 Milton Bradley, S (1, 9) OBP: 0.368, SLG: 0.446	0-1 G4-6-3 1-2f 2-3		1-1 HR	1 SAFE B 1 SAFE C B 1 SAFE F F B 3-2 F9		1-0 G4-3 2-3 3-H		0-0 G3		5	1	1	2	0	0	4
Frank Thomas, R (1, 10) OBP: 0.386, SLG: 0.518	2-3 K		0-1 1B 7 WP 2B	1 SAFE F 1 SAFE B S B S 2-3 K		0-0 FC6 1B 3-H		C B B B B 4-1 BB		4	1	1	1	1	2	2
Nick Swisher, S (1, 3) OBP: 0.362, SLG: 0.476		2-3 K	2-2 G6-3		1-2 E5 7 G6-4-3	0-1 G6-4-3 1-2 1B		B F B X 2-1 G4-3		5	0	1	0	0	1	2
Jay Payton, R (1, 8) OBP: 0.318, SLG: 0.429		1-0 G5-3	0-2 7 WP 3 2B 2-3 1B		3-2 F9	0-0 G6-4-3 1-2f			0-0 HR	5	2	2	1	0	0	3
7 Bobby Crosby, R (1, 6) OBP: 0.298, SLG: 0.338 Marco Scutaro, R (8, 6) OBP: 0.309, SLG: 0.368		3-3 K	1 SAFE C B C B B X 3-2 L9 1-2 3-H		1-0 G6-4-3 1-2f		4-2 3 1B BB		1-0 G4-3	3 1	0 0	0 0	0 0	1 0	1 0	2 0
3 Eric Chavez, L (1, 5) OBP: 0.355, SLG: 0.419			4-2 14 1B 2B BB 0-1 2-H 2B			2-2 1B 23 2B 2B	0-1 G6-3 1-3 1B		0-0 P5	4	2	3	1	1	0	0
14 Mark Ellis, R (1, 4) OBP: 0.309, SLG: 0.356			1 SAFE F SAFE 3-2 1-2 2B 1B 2-2 G6-3			4-0 1B 23 2B BB	0-3 K		1-1 G5-3	4	2	1	0	1	1	3
Inning Stats	R: 0 E: 0 K: 1 S: 9 H: 2 LOB: 1 BB: 0 P: 11	R: 0 E: 0 K: 2 S: 7 H: 0 LOB: 0 BB: 0 P: 13	R: 7 E: 0 K: 0 S: 31 H: 7 LOB: 1 BB: 1 P: 47	R: 0 E: 0 K: 2 S: 13 H: 1 LOB: 1 BB: 0 P: 19	R: 0 E: 1 K: 0 S: 8 H: 0 LOB: 0 BB: 0 P: 13	R: 4 E: 0 K: 0 S: 12 H: 4 LOB: 1 BB: 1 P: 21	R: 0 E: 0 K: 1 S: 10 H: 1 LOB: 1 BB: 1 P: 15	R: 0 E: 0 K: 0 S: 7 H: 0 LOB: 1 BB: 1 P: 14	R: 1 E: 0 K: 0 S: 5 H: 1 LOB: 0 BB: 0 P: 7	1B: 8 2B: 5 3B: 0 HR: 3	SF: 0 SAC: 0 DP: 4 HBP: 0						

	AB	41
	R	12
	H	16
	RBI	11
	BB	4
	SO	6
	LOB	19

WP: 1 PB: 0 SB: 0 CS: 0 PA: 45

PITCHER		IP	WLS	BF	H	R	ER	SO	BB	IBB	HBP	BLK	WP	HR	S	P	ERA	WHIP
Ted Lilly, L ERA: 4.64	(1, 1)	2.1		15	8	7	7	3	1	0	0	0	0	2	38	57	27.00	3.857
54 Jason Frasor, R ERA: 5.02	(3, 1)	1.2		7	2	0	0	2	0	0	0	0	1	0	22	33	0.00	1.200
37 Scott Downs, L ERA: 4.88	(5, 1)	1.0		4	1	1	1	0	0	0	0	0	0	0	11	18	9.00	1.000
22 Brandon League, R ERA: 3.04	(6, 1)	2.0	L	11	4	3	3	1	2	0	0	0	0	0	19	31	13.50	3.000
49 Jeremy Accardo, R ERA: 4.11	(8, 1)	2.0		8	1	1	1	0	1	0	0	0	0	1	12	21	4.50	1.000

PITCHER	IP	WLS	BF	H	R	ER	SO	BB	IBB	HBP	BLK	WP	HR	S	P	ERA	WHIP

BOTTOM

Oakland Athletics @ Toronto Blue Jays

Rogers Centre, Toronto, ON

Mon Aug 21 2006, 7:07 PM EDT

Att. 28,280 - Clear - 79 F

livebaseballscorecards.com

Batter	1	2	3	4	5	6	7	8	9	AB	R	H	RBI	BB	SO	LOB
15 Alex Rios, R (1, 9) OBP: 0.356, SLG: 0.513	3-2 HR	3-1 F9	0-0 F8			4-2 BB, 10 2B, BB		2-0 F8		4	2	1	1	1	0	3
Frank Catalanotto, L (1, 7) OBP: 0.398, SLG: 0.457	2-2 10 FC5-4, 1B	1-2 25 BB, 10 1B, 17 2B, 1B 3-H		0-1 F9		4-2 10 2B, BB 1-2		1-0 10 1B, 1B		4	2	3	1	1	0	0
10 Vernon Wells, R (1, 8)	0-0 FC5-4, 25 HR 1-2f	2-0 25 BB, 17 2B, 1B 1-2 2-H		1-1 25 G5-4-3, 1B		1-1 25 S, 2B 1-H 2-H		0-0 1B 1-2		5	2	4	3	0	0	1
25 Troy Glaus, R (1, 5) OBP: 0.372, SLG: 0.555	1-1 HR 1-H	4-1 17 2B, BB 1-2 2-3		2-1 G5-4-3 1-2f		4-1 BB 2-3		3-2 P4		3	2	1	2	2	0	3
17 Lyle Overbay, L (1, 3) OBP: 0.366, SLG: 0.517	0-1 G4-6-3, 1B	1-2 2B 1-H 2-H 3-H			2-3 K	2-2 G4-3			2-3 K	5	0	2	3	0	2	2
Bengie Molina, R (1, 2) OBP: 0.315, SLG: 0.445	0-1 G4-6-3 1-2f	2-1 G4-3			1-3 K	0-2 G5-3			2-3 K	5	0	0	0	0	2	2
9 Gregg Zaun, S (1, 10) OBP: 0.357, SLG: 0.430		1-3 K	1-0 F8		2-3 K	0-0 G4-3			2-2 G1-3	5	0	0	0	0	2	0
2 Aaron Hill, R (1, 4) OBP: 0.344, SLG: 0.373		0-0 15 F9, 6 1B, 1B, 1B	1-1 6 E, 1B			1-1 G5-3	1-2 F9			4	1	2	0	0	0	0
6 John McDonald, R (1, 6) OBP: 0.269, SLG: 0.299		2-2 1B, 10 1B, 1B 1-2	1-2 L9 1-3			0-0 G5-3		0-1 F8		4	1	1	0	0	0	1
Inning Stats	R: 3 E: 0 K: 0 S: 13 H: 4 LOB: 0 BB: 0 P: 19	R: 5 E: 0 K: 1 S: 20 H: 5 LOB: 1 BB: 1 P: 36	R: 0 E: 1 K: 0 S: 7 H: 1 LOB: 1 BB: 0 P: 10	R: 0 E: 0 K: 0 S: 6 H: 1 LOB: 0 BB: 0 P: 9	R: 0 E: 0 K: 3 S: 10 H: 0 LOB: 0 BB: 0 P: 15	R: 2 E: 0 K: 0 S: 14 H: 1 LOB: 2 BB: 3 P: 30	R: 0 E: 0 K: 0 S: 8 H: 0 LOB: 0 BB: 0 P: 9	R: 0 E: 0 K: 0 S: 8 H: 2 LOB: 2 BB: 0 P: 14	R: 0 E: 0 K: 2 S: 12 H: 0 LOB: 0 BB: 0 P: 18	1B: 10 2B: 2 3B: 0 HR: 2 SF: 0 SAC: 0 DP: 2 HBP: 0							

	AB	39
	R	10
	H	14
	RBI	10
	BB	4
	SO	6
	LOB	12

WP: 0 PB: 0 SB: 1 CS: 0 PA: 43

PITCHER		IP	WLS	BF	H	R	ER	SO	BB	IBB	HBP	BLK	WP	HR	S	P	ERA	WHIP
Dan Haren, R ERA: 3.79	(1, 1)	5.2	W	28	11	9	9	4	2	0	0	0	0	2	62	100	14.29	2.294
Scott Sauerbeck, L ERA: 5.16	(6, 1)	0.0		1	0	0	0	0	1	0	0	0	0	0	2	6	∞	∞
57 Chad Gaudin, R ERA: 2.81	(6, 1)	1.1	H	6	1	1	1	0	1	0	0	0	0	0	14	22	6.75	1.500
50 Kiko Calero, R ERA: 3.26	(8, 1)	1.0	H	5	2	0	0	0	0	0	0	0	0	0	8	14	0.00	2.000
58 Justin Duchscherer, R ERA: 3.64	(9, 1)	1.0	S	3	0	0	0	2	0	0	0	0	0	0	12	18	0.00	0.000

PITCHER	IP	WLS	BF	H	R	ER	SO	BB	IBB	HBP	BLK	WP	HR	S	P	ERA	WHIP

Batter	1	2	3	4	5	6	7	8	9	AB	R	H	RBI	BB	SO	LOB
Jason Kendall, R (1, 2) OBP: 0.360, SLG: 0.341	C F F S 0-3 ① K		C X 0-1 21 G1 2-H 2B		B F F B B F F X 3-2 ② G5-3		C C B X 1-2 21 WP 21 2B 1-3 1B			4	1	2	1	0	1	0
21 Mark Kotsay, L (1, 8) OBP: 0.326, SLG: 0.386	F C B B X 2-2 ② G5-3		B C F X 1-2 ② G1 2-3		X 0-0 2B		B X 1-0 1-H 3-H 2B			4	0	2	1	0	0	1
22 Milton Bradley, S (1, 9) OBP: 0.363, SLG: 0.439	B X 1-0 ③ G4-3		X 0-0 ③ F7		C X 0-1 ③ F9		F X 0-1 ③ L7			4	0	0	0	0	0	3
Frank Thomas, R (1, 10) OBP: 0.387, SLG: 0.516		B B C B B 4-1 G3-6-1 3 1B BB		B F B B X 3-1 3 G4-6-3 1B		B B C F B C 3-3 ① K		S B S X 1-2 ① P2		3	0	1	0	1	1	0
3 Eric Chavez, L (1, 5) OBP: 0.354, SLG: 0.417		C B X 1-1 G3-6-1 1-2 1B		D X 1-0 ① ② G4-6-3 1-2f		B C C X 1-2 ② F9		F B C X 1-2 ② G1		4	0	1	0	0	0	1
Nick Swisher, S (1, 3) OBP: 0.361, SLG: 0.473		B B B C F X 3-2 ① ② G3-6-1 1-2f 2-3		C S B B B B 4-2 1B 1B BB		B B C X 3-1 ③ G3		B C B F S 2-3 ③ K		3	0	0	0	1	1	2
Jay Payton, R (1, 7) OBP: 0.320, SLG: 0.428		X 0-0 ③ G1-3		D F D X 2-1 1B 1-2 1B			X 0-0 ① F7		B B B C B 4-1 G6-4-3 BB	3	0	1	0	1	0	1
Marco Scutaro, R (1, 6) OBP: 0.315, SLG: 0.371			B X 1-0 14 S 2B 1B	B B C 2 SAFE X 2-1 ③ 1-2 2-H 1B			B C B C B F B 4-2 1B S 21 WP BB		C 1 SAFE F B F F X 1-2 ① ② G6-4-3 1-2f	3	2	2	0	1	0	1
14 Mark Ellis, R (1, 4) OBP: 0.306, SLG: 0.352 23 Bobby Kielty, S (9, PH) OBP: 0.333, SLG: 0.427			C 1 SAFE B B 1 SAFE F B F X 3-2 ① L8 1-2		C B B B F X 3-2 ① F9		S F B B X 2-2 ② F8		B B B X 3-0 ③ G6-3	3 1	0 0	0 0	0 0	0 0	0 0	2 0
Inning Stats	R: 0 E: 0 K: 1 S: 8 H: 0 LOB: 0 BB: 0 P: 11	R: 0 E: 0 K: 0 S: 7 H: 1 LOB: 1 BB: 1 P: 15	R: 1 E: 0 K: 0 S: 11 H: 2 LOB: 1 BB: 0 P: 16	R: 0 E: 0 K: 0 S: 9 H: 3 LOB: 2 BB: 1 P: 21	R: 0 E: 0 K: 0 S: 11 H: 1 LOB: 1 BB: 0 P: 17	R: 0 E: 0 K: 1 S: 8 H: 0 LOB: 0 BB: 0 P: 15	R: 2 E: 0 K: 0 S: 13 H: 2 LOB: 1 BB: 1 P: 21	R: 0 E: 0 K: 1 S: 9 H: 0 LOB: 0 BB: 0 P: 13	R: 0 E: 0 K: 0 S: 8 H: 0 LOB: 0 BB: 1 P: 16	1B: 6 2B: 3 3B: 0 HR: 0 SF: 0 SAC: 0 DP: 3 HBP: 0						

PITCHER		IP	WLS	BF	H	R	ER	SO	BB	IBB	HBP	BLK	WP	HR	S	P	ERA	WHIP
34 A.J. Burnett, R ERA: 4.27	(1, 1)	6.2	W	29	9	3	3	2	3	0	0	0	1	0	65	114	4.05	1.800
56 Brian Tallet, L ERA: 4.0	(7, 1)	1.0	H	3	0	0	0	0	0	0	0	0	0	0	8	10	0.00	0.000
52 B.J. Ryan, L ERA: 1.36	(8, 1)	1.1	S	4	0	0	0	1	1	0	0	0	0	0	11	21	0.00	0.750

PITCHER	IP	WLS	BF	H	R	ER	SO	BB	IBB	HBP	BLK	WP	HR	S	P	ERA	WHIP

TOP

Oakland Athletics @ Toronto Blue Jays

Rogers Centre, Toronto, ON

Tue Aug 22 2006, 7:07 PM EDT
Att. 30,071 - Clear - 81 F

livebaseballscorecards.com

AB	32
R	3
H	9
RBI	2
BB	4
SO	3
LOB	11

WP: 1	PA: 36
PB: 0	
SB: 2	
CS: 0	

BOTTOM

Oakland Athletics @ Toronto Blue Jays

Rogers Centre, Toronto, ON

Tue Aug 22 2006, 7:07 PM EDT

Att. 30,071 - Clear - 81 F

livebaseballscorecards.com

Batter	1	2	3	4	5	6	7	8	9	AB	R	H	RBI	BB	SO	LOB
3 Reed Johnson, R (1, 7) OBP: 0.399, SLG: 0.511	G4-3		1-H 2B		HBP		K			3	1	1	1	0	1	0
15 Alex Rios, R (1, 9) OBP: 0.357, SLG: 0.516	BB		K		1-2 3-H SF9		2B			2	0	1	1	1	1	1
10 Vernon Wells, R (1, 8) OBP: 0.377, SLG: 0.584	P3		G5-3		2-H HR		G5-3			4	1	1	2	0	0	3
25 Troy Glaus, R (1, 5) OBP: 0.371, SLG: 0.551	F8		F8		P3			BB		3	0	0	0	1	0	2
Bengie Molina, R (1, 10) Ryan Roberts, R (8, PR) (9, 10) OBP: 0.318, SLG: 0.444 OBP: 0.143, SLG: 0.308		G3-1		F9		1B		1-2 BB		3 0	0 0	1 0	0 0	1 0	0 0	0 0
2 Aaron Hill, R (1, 4) OBP: 0.343, SLG: 0.371		G5-3		G4-3		1-2 G5-3		1-2 2-3 1B		4	0	1	0	0	0	1
17 Lyle Overbay, L (1, 3) OBP: 0.365, SLG: 0.515		1B		G3		2-3 G3-1		1-2 2-3 3-Hf G3-2-3		4	0	1	0	0	0	4
9 Gregg Zaun, S (1, 2) OBP: 0.359, SLG: 0.433		P5			6 F9 15 SF9 2B		F7	IBB		3	1	1	0	1	0	2
6 John McDonald, R (1, 6) OBP: 0.268, SLG: 0.298			3 2B 1B		2-3 F9		K		L8	4	1	1	0	0	1	4

Inning Stats	R: 0 E: 0 K: 0 S: 8	H: 0 LOB: 1 BB: 1 P: 18	R: 0 E: 0 K: 0 S: 9	H: 1 LOB: 1 BB: 0 P: 13	R: 1 E: 0 K: 1 S: 10	H: 2 LOB: 1 BB: 0 P: 14	R: 0 E: 0 K: 0 S: 5	H: 0 LOB: 0 BB: 0 P: 9	R: 3 E: 0 K: 0 S: 11	H: 2 LOB: 0 BB: 0 P: 19	R: 0 E: 0 K: 0 S: 8	H: 1 LOB: 1 BB: 0 P: 15	R: 0 E: 0 K: 2 S: 11	H: 1 LOB: 1 BB: 0 P: 14	R: 0 E: 0 K: 0 S: 7	H: 1 LOB: 3 BB: 3 P: 21

PITCHER		IP	WLS	BF	H	R	ER	SO	BB	IBB	HBP	BLK	WP	HR	S	P	ERA	WHIP	PITCHER		IP	WLS	BF	H	R	ER	SO	BB	IBB	HBP	BLK	WP	HR	S	P	ERA	WHIP
51 Brad Halsey, L ERA: 4.61	(1, 1)	6.0	L	26	6	4	4	1	1	0	1	0	0	1	51	88	6.00	1.167																				
Jay Witasick, R ERA: 12.1	(7, 1)	1.0		6	1	0	0	2	2	0	0	0	0	0	13	24	0.00	3.000																				
Joe Kennedy, L ERA: 1.62	(8, 1)	1.0		4	1	0	0	0	0	1	0	0	0	0	5	11	0.00	1.000																				

AB	30
R	4
H	8
RBI	4
BB	4
SO	3
LOB	17

1B: 4 2B: 3 3B: 0 HR: 1	SF: 1 SAC: 0 DP: 1 HBP: 1	WP: 0 PB: 0 SB: 0 CS: 0	PA: 36
---	---	---	---

Batter	1	2	3	4	5	6	7	8	9	AB	R	H	RBI	BB	SO	LOB
Jason Kendall, R (1, 2) OBP: 0.361, SLG: 0.344	C F F X 0-2 14 S 22 2B 1B	C B X 1-1 ① L9	C 1 SAFE F F B B F F X 1-2 1-3 2B		B C B X 2-1 ② FC4-6 14 S 1-2f 3-H		C T D X 1-2 ③ L4			5	1	2	1	0	0	2
14 Mark Ellis, R (1, 4) OBP: 0.308, SLG: 0.349	C B S B F T 2-2 ① K 1-2	C B F B B F F B 4-2 22 HR BB	X 0-0 ② G6-3		B B F C B B 4-2 1-2 BB			B B F F X 2-2 ① G3		3	1	0	0	2	1	3
22 Milton Bradley, S (1, 9) OBP: 0.363, SLG: 0.455	B B C F F X 3-2 HR 2-H 2B	F 1 SAFE 1 B X 1-1 1-H HR	B B X 2-0 ③ L9		X 0-0 ③ G1-3			B X 1-0 ② G4-3		5	2	2	3	0	0	4
Frank Thomas, R (1, 10) OBP: 0.390, SLG: 0.524 Antonio Perez, R (8, PR) OBP: 0.176, SLG: 0.182 (8, 10)	B T D X 2-1 2-H HR	B C B B B 4-1 1B BB		B B B C F X 3-2 ① G3-1		B C B C C 2-3 ① K		C X 0-1 1B		4	1	2	2	1	1	0
										0	0	0	0	0	0	0
Jay Payton, R (1, 8) OBP: 0.321, SLG: 0.427	C S H 1-2 23 PB 3 1B HBP	C F B X 1-2 1-2 1B		B X 1-0 ② L8		X 0-0 ② G6-3		B B B C F X 3-2 ③ F9		4	0	1	0	0	0	1
3 Eric Chavez, L (1, 5) OBP: 0.352, SLG: 0.415	B X 1-0 23 PB 1-2 1B	B C F F X 1-2 ② F9		C X 0-1 ③ G3-1		B B B C F X 3-2 ③ G1-3			F B B F B X 3-2 ① P5	5	0	1	0	0	0	2
23 Bobby Kielty, S (1, 7) OBP: 0.335, SLG: 0.431	C B B S X 2-2 ② F9 1-2 2-3	X 0-0 ③ F9			C X 0-1 FC5-4 HBP FC4-6 1B		B B X 2-0 P3 2B		F S B F B S 2-3 ② K	5	1	2	0	0	1	4
Nick Swisher, S (1, 3) OBP: 0.363, SLG: 0.471	B B C D S B 4-2 BB		X 0-0 ① G5-3		1 SAFE C F H 1-2 FC5-4 1-2 HBP		B B X 2-0 ① G5-3		C B S B B F B 4-2 BB	2	0	0	0	2	0	1
Marco Scutaro, R (1, 6) OBP: 0.313, SLG: 0.365	X 0-0 ③ P3		B B B 4-0 2B BB		B B X 2-0 ① FC5-4 FC4-6 1-2f 2-3		X 0-0 ② P3 2-3		C B F X 1-2 ③ L9	4	0	0	0	1	0	7
Inning Stats	R: 3 E: 0 K: 1 S: 23 H: 4 LOB: 3 BB: 1 P: 38	R: 2 E: 0 K: 0 S: 17 H: 2 LOB: 2 BB: 2 P: 29	R: 0 E: 0 K: 0 S: 9 H: 1 LOB: 2 BB: 1 P: 16	R: 0 E: 0 K: 0 S: 6 H: 0 LOB: 0 BB: 0 P: 10	R: 1 E: 0 K: 0 S: 10 H: 1 LOB: 2 BB: 1 P: 19	R: 0 E: 0 K: 1 S: 7 H: 0 LOB: 0 BB: 0 P: 12	R: 0 E: 0 K: 0 S: 6 H: 1 LOB: 1 BB: 0 P: 11	R: 0 E: 0 K: 0 S: 9 H: 1 LOB: 1 BB: 0 P: 15	R: 0 E: 0 K: 1 S: 13 H: 0 LOB: 1 BB: 1 P: 23	1B: 5 2B: 3 3B: 0 HR: 2 SF: 0 SAC: 0 DP: 0 HBP: 2						

PITCHER		IP	WLS	BF	H	R	ER	SO	BB	IBB	HBP	BLK	WP	HR	S	P	ERA	WHIP
39 Gustavo Chacin, L ERA: 6.32	(1, 1)	1.1	L	14	6	5	5	1	3	0	1	0	0	2	35	61	33.75	6.750
50 Davis Romero, L ERA: 1.5	(2, 1)	3.1		15	2	1	1	0	2	0	1	0	0	0	29	50	2.70	1.200
37 Scott Downs, L ERA: 4.64	(5, 1)	3.1		12	2	0	0	1	0	0	0	0	0	0	23	39	0.00	0.600
54 Jason Frasor, R ERA: 4.89	(9, 1)	1.0		4	0	0	0	1	1	0	0	0	0	0	13	23	0.00	1.000

PITCHER	IP	WLS	BF	H	R	ER	SO	BB	IBB	HBP	BLK	WP	HR	S	P	ERA	WHIP

TOP

Oakland Athletics @ Toronto Blue Jays

Rogers Centre, Toronto, ON

Wed Aug 23 2006, 7:07 PM EDT
Att. 32,516 - Roof Closed - 68 F

livebaseballscorecards.com

AB	37
R	6
H	10
RBI	6
BB	6
SO	3
LOB	24

WP: 0 PA: 45
PB: 1
SB: 2
CS: 0

Batter	1	2	3	4	5	6	7	8	9	AB	R	H	RBI	BB	SO	LOB
3 Reed Johnson, R (1, 7) OBP: 0.400, SLG: 0.511	C B F B F B X 3-2 10 G5-4-3 1B		C X 0-1 1B			C X 0-1 ② G5-3			S S B S 1-3 ① K	4	0	2	0	0	1	0
Frank Catalanotto, L (1, 10) OBP: 0.394, SLG: 0.452	B C F X 1-2 ① P6		B C F 1 SAFE C 1-3 ③ K			C X 0-1 ③ L9			B X 1-0 ② F7	4	0	0	0	0	1	2
10 Vernon Wells, R (1, 8) OBP: 0.375, SLG: 0.579	F X 0-1 ② ③ G5-4-3 1-2f			C F B X 1-2 ① G4-3			F X 0-1 ① F8		F F B F S 1-3 ③ K	4	0	0	0	0	1	1
25 Troy Glaus, R (1, 5) OBP: 0.369, SLG: 0.548		B C B X 2-1 ① F8		B F X 1-1 ② G1-3			B X 1-0 ② P6			3	0	0	0	0	0	0
17 Lyle Overbay, L (1, 3) OBP: 0.365, SLG: 0.516		B B S X 2-1 2B		B F C C 1-3 ③ K			B X 1-0 ③ F9			3	0	1	0	0	1	0
15 Alex Rios, R (1, 9) OBP: 0.354, SLG: 0.511		B S S B B S 3-3 ② K			C X 0-1 ① G6-3			C X 0-1 ① G5-3		3	0	0	0	0	1	1
Bengie Molina, R (1, 2) OBP: 0.315, SLG: 0.440		B B C B B F F X 3-2 ③ G1-3			C X 0-1 ② F9			B C B S X 2-2 ② L9		3	0	0	0	0	0	1
2 Aaron Hill, R (1, 4) OBP: 0.343, SLG: 0.371			C F X 0-2 ① F8		C X 0-1 ③ F9			C B C B B X 3-2 1B		3	0	1	0	0	0	0
6 John McDonald, R (1, 6) OBP: 0.264, SLG: 0.294			B C C B T 2-2 ② K			F C 0-3 ① K		X 0-0 ③ F8		3	0	0	0	0	2	1
Inning Stats	R: 0 H: 1 E: 0 LOB: 0 K: 0 BB: 0 S: 9 P: 13	R: 0 H: 1 E: 0 LOB: 1 K: 1 BB: 0 S: 11 P: 21	R: 0 H: 1 E: 0 LOB: 1 K: 2 BB: 0 S: 11 P: 14	R: 0 H: 0 E: 0 LOB: 0 K: 1 BB: 0 S: 8 P: 11	R: 0 H: 0 E: 0 LOB: 0 K: 0 BB: 0 S: 6 P: 6	R: 0 H: 0 E: 0 LOB: 0 K: 1 BB: 0 S: 7 P: 7	R: 0 H: 0 E: 0 LOB: 0 K: 0 BB: 0 S: 4 P: 6	R: 0 H: 1 E: 0 LOB: 1 K: 0 BB: 0 S: 9 P: 14	R: 0 H: 0 E: 0 LOB: 0 K: 2 BB: 0 S: 8 P: 11	1B: 3 SF: 0 2B: 1 SAC: 0 3B: 0 DP: 1 HR: 0 HBP: 0						WP: 0 PA: 30 PB: 0 SB: 0 CS: 0	

PITCHER	IP	WLS	BF	H	R	ER	SO	BB	IBB	HBP	BLK	WP	HR	S	P	ERA	WHIP
25 Esteban Loaiza, R (1, 1) ERA: 5.12	9.0	W	30	4	0	0	7	0	0	0	0	0	0	73	103	0.00	0.444

PITCHER	IP	WLS	BF	H	R	ER	SO	BB	IBB	HBP	BLK	WP	HR	S	P	ERA	WHIP

BOTTOM

Oakland Athletics @ Toronto Blue Jays

Rogers Centre, Toronto, ON

Wed Aug 23 2006, 7:07 PM EDT
Att. 32,516 - Roof Closed - 68 F

livebaseballscorecards.com

AB	30
R	0
H	4
RBI	0
BB	0
SO	7
LOB	6

Oakland Athletics @ Texas Rangers

Ameriquest Field, Arlington, TX

Fri Aug 25 2006, 8:35 PM EDT

Att. 31,117 - Clear - 99 F

livebaseballscorecards.com

Batter	1	2	3	4	5	6	7	8	9	AB	R	H	RBI	BB	SO	LOB
Jason Kendall, R (1, 2) OBP: 0.361, SLG: 0.344	C B B B C F F X 3-2 G4-3		B C S F F X 1-2 21 FC6-4 2-3 1B	C D X 1-1 1-2 2-3 3-H 1B			C F B X 1-2 P3		B 1 SAFE S S D F F F X 2-2 FC5-4 21 1B 22 2B 1-2f	5	1	2	1	0	0	1
21 Mark Kotsay, L (1, 8) OBP: 0.329, SLG: 0.387	B B B B 4-0 22 G3 BB		X 0-0 FC6-4 22 G4-6-3 1-2f 3-H	C B B F X 2-2 P4			B F C X 1-2 22 BB 1B		D F 1 SAFE 1 SAFE B F F F X 2-2 22 2B 1-2 1B	4	1	2	1	1	0	4
22 Milton Bradley, S (1, 9) OBP: 0.364, SLG: 0.456	X 0-0 G3 1-2		B B B C X 3-1 G4-6-3 1-2f		B X 1-0 G4-3		B B F D 1 SAFE B 4-1 1-2 BB		B X 1-0 E 1-H 2-H 2B	4	1	1	2	1	0	2
Frank Thomas, R (1, 10) OBP: 0.387, SLG: 0.519 Antonio Perez, R (9, PR) OBP: 0.176, SLG: 0.182 (9, 10)	C B C B F F B X 3-2 P4			B F C B F X 2-2 F7	B B B 4-0 3 G6-4-3 BB		X 0-0 P3		C C B X 1-2 E6 1B 3 HBP 2B 2-H	4 0	0 1	0 0	0 0	1 0	0 0	3 0
3 Eric Chavez, L (1, 5) OBP: 0.355, SLG: 0.415		C C X 0-2 G6-4-3 1B		S B X 1-1 BB 14 BB 1B 1B	C X 0-1 G6-4-3 1-2f		B B F F B S 3-3 K		B C H 2-1 1B 1-2 2B HBP	4	2	2	0	0	1	3
Jay Payton, R (1, 7) OBP: 0.324, SLG: 0.429		F F F B X 1-2 G6-4-3 1-2f		B B B C X 3-1 14 BB BB 1-2 1B	B C B X 2-1 1B			F X 0-1 G6-3	S F X 0-2 1-2 2-3 2B 1B	5	2	3	0	0	0	1
Nick Swisher, S (1, 3) OBP: 0.363, SLG: 0.472		C C X 0-2 1B		F C C 0-3 K	F F B F 1 S 1-3 K		1 SAFE C C C 0-3 K	S B X 1-1 F7	B C F F X 1-2 1-H 2-H 3-H 2B	5	0	2	3	0	2	3
Marco Scutaro, R (1, 6) OBP: 0.311, SLG: 0.360	B F B C F S 2-3 K			D B B B 4-0 1B 14 BB 1-2 2-3 BB			C C F B S 1-3 K	F X 0-1 G4-3	D C B S B F F C 3-3 K	4	0	0	0	1	3	4
14 Mark Ellis, R (1, 4) OBP: 0.312, SLG: 0.354			C C X 0-2 1B 21 FC6-4 2B	B B B C F F F B 4-2 1B 1-2 2-3 3-H BB					1-1 FC5-4 1B 0-1 P6	4	1	2	1	1	1	3
Inning Stats	R: 0 H: 0 E: 0 LOB: 1 K: 0 BB: 1 S: 11 P: 21	R: 0 H: 2 E: 0 LOB: 1 K: 1 BB: 0 S: 14 P: 17	R: 1 H: 2 E: 0 LOB: 0 K: 0 BB: 0 S: 11 P: 15	R: 2 H: 3 E: 0 LOB: 3 K: 1 BB: 2 S: 21 P: 38	R: 0 H: 0 E: 0 LOB: 0 K: 0 BB: 1 S: 3 P: 8	R: 0 H: 1 E: 0 LOB: 2 K: 3 BB: 1 S: 13 P: 17	R: 0 H: 1 E: 0 LOB: 1 K: 1 BB: 1 S: 11 P: 20	R: 0 H: 0 E: 0 LOB: 0 K: 0 BB: 0 S: 6 P: 7	R: 6 H: 5 E: 1 LOB: 2 K: 1 BB: 0 S: 32 P: 45	1B: 11 SF: 0 2B: 3 SAC: 0 3B: 0 DP: 3 HR: 0 HBP: 1						

TOP	
AB	39
R	9
H	14
RBI	8
BB	5
SO	7
LOB	24

WP: 0 PA: 45
PB: 0
SB: 0
CS: 0

PITCHER		IP	WLS	BF	H	R	ER	SO	BB	IBB	HBP	BLK	WP	HR	S	P	ERA	WHIP
31 Edinson Volquez, R ERA: 4.58	(1, 1)	4.0	L	20	7	3	3	2	3	0	0	0	0	0	57	91	6.75	2.500
59 Josh Rupe, R ERA: 3.86	(5, 1)	2.2		11	2	0	0	3	2	0	0	0	0	0	24	39	0.00	1.500
32 Ron Mahay, L ERA: 3.59	(7, 1)	0.1		1	0	0	0	1	0	0	0	0	0	0	3	6	0.00	0.000
Rick Bauer, R ERA: 3.88	(8, 1)	1.1		8	3	4	4	0	0	0	0	0	0	0	23	31	27.00	2.250
36 C.J. Wilson, L ERA: 4.19	(9, 1)	0.2		5	2	2	1	1	0	0	1	0	0	0	15	21	13.50	3.000

PITCHER	IP	WLS	BF	H	R	ER	SO	BB	IBB	HBP	BLK	WP	HR	S	P	ERA	WHIP

BOTTOM

Oakland Athletics @ Texas Rangers

Ameriquest Field, Arlington, TX

Fri Aug 25 2006, 8:35 PM EDT

Att. 31,117 - Clear - 99 F

Batter	1	2	3	4	5	6	7	8	9	AB	R	H	RBI	BB	SO	LOB
Gary Matthews, S (1, 8) OBP: 0.362, SLG: 0.492	G5-3		K			G1-3			BB	3	1	0	0	1	1	0
10 Michael Young, R (1, 6) OBP: 0.348, SLG: 0.453	G4-3			F9			G4-3		FC1	4	1	0	0	0	0	1
Carlos Lee, R (1, 10) OBP: 0.348, SLG: 0.538	P2			P3			G4-3			4	1	1	2	0	0	0
23 Mark Teixeira, S (1, 3) OBP: 0.376, SLG: 0.487		F8		G6-3			G5-3		G3-1	4	0	0	1	0	0	0
Mark DeRosa, R (1, 9) OBP: 0.373, SLG: 0.501		BB			P4			1B	1B	3	0	2	0	1	0	0
5 Ian Kinsler, R (1, 4) OBP: 0.360, SLG: 0.462		F9			G5-3			P4	FC6-4	4	0	0	0	0	0	3
9 Hank Blalock, L (1, 5) OBP: 0.344, SLG: 0.436		P6			P5			F7		3	0	0	0	0	0	2
Rod Barajas, R (1, 2) OBP: 0.296, SLG: 0.423			L8			P3		P6		3	0	0	0	0	0	1
Jerry Hairston, R (1, 7) OBP: 0.267, SLG: 0.248			F7			K			F7	3	0	0	0	0	1	0
Inning Stats	R: 0 E: 0 K: 0 S: 8 H: 0 LOB: 0 BB: 0 P: 11	R: 0 E: 0 K: 0 S: 10 H: 0 LOB: 1 BB: 1 P: 17	R: 0 E: 0 K: 1 S: 8 H: 0 LOB: 0 BB: 0 P: 13	R: 0 E: 0 K: 0 S: 6 H: 0 LOB: 0 BB: 0 P: 11	R: 0 E: 0 K: 0 S: 6 H: 0 LOB: 0 BB: 0 P: 8	R: 0 E: 0 K: 1 S: 9 H: 0 LOB: 0 BB: 0 P: 16	R: 0 E: 0 K: 0 S: 5 H: 0 LOB: 0 BB: 0 P: 6	R: 0 E: 0 K: 0 S: 7 H: 1 LOB: 1 BB: 0 P: 12	R: 3 E: 1 K: 0 S: 17 H: 2 LOB: 1 BB: 1 P: 27	1B: 2 2B: 0 3B: 1 HR: 0	SF: 0 SAC: 0 DP: 0 HBP: 0						

livebaseballscorecards.com

	AB	31
	R	3
	H	3
	RBI	3
	BB	2
	SO	2
	LOB	7

WP: 0 PB: 0 SB: 1 CS: 0 PA: 33

PITCHER		IP	WLS	BF	H	R	ER	SO	BB	IBB	HBP	BLK	WP	HR	S	P	ERA	WHIP
Barry Zito, L ERA: 3.64	(1, 1)	8.1	W	30	2	3	1	2	2	0	0	0	0	0	69	114	1.08	0.480
57 Chad Gaudin, R ERA: 2.77	(9, 1)	0.2		3	1	0	0	0	0	0	0	0	0	0	7	7	0.00	1.500

Batter	1	2	3	4	5	6	7	8	9	AB	R	H	RBI	BB	SO	LOB
Jason Kendall, R (1, 2) OBP: 0.363, SLG: 0.348	C C B B F X 2-2 F9 ①		B C B B C F F X 3-2 22 BB, 21 BB, SF7, 1B	F C F B X 1-2 WP, 22 FC3, 2-3, 3-H, 1B		C B B C X 2-2 F9 ①		F X 0-1 22 BB, 1-2, 2-3, 1B		5	1	3	1	0	0	0
21 Mark Kotsay, L (1, 8) OBP: 0.328, SLG: 0.384	B X 1-0 F7 ②		B B B C B 4-1 3 F8, 22 BB, 1-2, BB	B S F S 1-3 K ①		S X 0-1 P6 ②		B B B C X 3-1 SF9 ②, 2-3, 3-H		3	0	0	1	1	1	2
22 Milton Bradley, S (1, 9) OBP: 0.365, SLG: 0.450	C B X 1-1 F8 ③		B C B B B F B 4-2 1-2, 2-3, BB	X 0-0 FC3, WP, 1-2, 3-H ②		B B X 2-0 G3-1 ③		B B B B 4-0 1-2, BB		3	0	0	0	2	0	2
Frank Thomas, R (1, 10) OBP: 0.387, SLG: 0.517		B C F F B F X 2-2 3 2B, G6-3, 1B	B B F X 2-1 SF7 ①, 3-H	B B C S B F F B 4-2 1-2, 2-3, BB			C F B F F F B B F F 3-2 X P5 ①	B C B B X 3-1 F8 ③		3	1	1	1	1	0	3
3 Eric Chavez, L (1, 5) OBP: 0.353, SLG: 0.415		X 0-0 G6-3, 1-3, 2B	B F B F X 2-2 F8 ②, 2-3	S C D B C 2-3 K ③			B F F F X 1-2 F7 ②		C F B F X 1-2 P2 ①	5	0	1	0	0	1	5
Jay Payton, R (1, 7) OBP: 0.323, SLG: 0.425		C X 0-1 G6-3 ①, 2-3, 3-H	X 0-0 L4 ③		F X 0-1 F8 ①		B S F B X 2-2 G4-3 ③		B B B C C B 4-2 CS, BB	4	0	0	1	1	0	3
Nick Swisher, S (1, 3) OBP: 0.362, SLG: 0.476		D C C B B S 3-3 K ②	X 0-0 HR	S S B S 1-3 K2-3 ②				F S B B B X 3-2 P6 ①	B F 1 SAFE C F X 1-2 1-2, G5-3 ②③	5	1	1	1	0	2	2
Marco Scutaro, R (1, 6) OBP: 0.321, SLG: 0.365		S B F B B F F B 4-2 BB	B F B C B F B 4-2 14 2B, 1B, BB	C X 0-1 1B				B X 1-0 1B, 14 1B, 21 SF9, 1B		2	2	2	0	2	0	0
14 Mark Ellis, R (1, 4) OBP: 0.314, SLG: 0.359		F B X 1-1 F9 ③	B B X 2-0 1B, 22 FC3, 1-3, 2B	B B X 2-0 P4 ③				1 SAFE C C F X 0-2 21 SF9, 1B, 1-2, 1B		4	0	2	0	0	0	3
Inning Stats	R: 0 E: 0 K: 0 S: 7 H: 0 LOB: 0 BB: 0 P: 11	R: 1 E: 0 K: 1 S: 17 H: 2 LOB: 2 BB: 1 P: 27	R: 1 E: 0 K: 0 S: 14 H: 1 LOB: 2 BB: 2 P: 29	R: 2 E: 0 K: 2 S: 20 H: 3 LOB: 3 BB: 2 P: 34	R: 0 E: 0 K: 1 S: 8 H: 1 LOB: 1 BB: 0 P: 11	R: 0 E: 0 K: 0 S: 6 H: 0 LOB: 0 BB: 0 P: 10	R: 0 E: 0 K: 0 S: 13 H: 0 LOB: 0 BB: 0 P: 19	R: 1 E: 0 K: 0 S: 14 H: 3 LOB: 3 BB: 1 P: 28	R: 0 E: 0 K: 0 S: 10 H: 0 LOB: 0 BB: 1 P: 16	1B: 7 2B: 2 3B: 0 HR: 1 SF: 2 SAC: 0 DP: 0 HBP: 0						WP: 1 PB: 0 SB: 0 CS: 1 PA: 43

Oakland Athletics @ Texas Rangers

Ameriquest Field, Arlington, TX

Sat Aug 26 2006, 8:05 PM EDT

Att. 37,756 - Clear - 99 F

TOP

livebaseballscorecards.com

AB	34
R	5
H	10
RBI	5
BB	7
SO	4
LOB	20

PITCHER		IP	WLS	BF	H	R	ER	SO	BB	IBB	HBP	BLK	WP	HR	S	P	ERA	WHIP
Adam Eaton, R ERA: 5.17	(1, 1)	3.0	L	19	6	4	4	1	4	0	0	0	0	1	47	83	12.00	3.333
53 Joaquín Benoit, R ERA: 4.79	(4, 1)	4.0		14	1	0	0	3	1	0	0	0	1	0	38	58	0.00	0.500
58 Wes Littleton, R ERA: 1.9	(8, 1)	1.0		7	3	1	1	0	1	0	0	0	0	0	14	28	9.00	4.000
32 Ron Mahay, L ERA: 3.51	(9, 1)	1.0		3	0	0	0	0	1	0	0	0	0	0	10	16	0.00	1.000

PITCHER	IP	WLS	BF	H	R	ER	SO	BB	IBB	HBP	BLK	WP	HR	S	P	ERA	WHIP

Batter	1	2	3	4	5	6	7	8	9	AB	R	H	RBI	BB	SO	LOB
Gary Matthews, S (1, 8) OBP: 0.360, SLG: 0.488	G3		E4, 10 CS			G4-3	10 BB, 1B, BB		K	4	1	0	0	1	1	0
10 Michael Young, R (1, 6) OBP: 0.350, SLG: 0.456	K		CS, 1-2	1B		2B	1-2, 2-3, 1B, BB			3	1	2	0	1	1	0
Carlos Lee, R (1, 7) OBP: 0.351, SLG: 0.541	F7			1-2, 1B		9, 1B, 2-H, 2B	1-2, 2-H, 3-H, 1B			4	0	3	3	0	0	0
23 Mark Teixeira, S (1, 3) OBP: 0.375, SLG: 0.485		1B		L3		L9	F8			4	0	1	0	0	0	5
9 Hank Blalock, L (1, 5) OBP: 0.343, SLG: 0.435		K		F7		2-3, 1B		G4-3		4	0	1	0	0	1	3
Mark DeRosa, R (1, 9) OBP: 0.370, SLG: 0.496		K		F7		G4-3		F8		4	0	0	0	0	1	5
Matt Stairs, L (1, 10) OBP: 0.336, SLG: 0.411		K			K		G4-3	K		4	0	0	0	0	3	1
5 Ian Kinsler, R (1, 4) OBP: 0.356, SLG: 0.456			K		F7		L8		P6	4	0	0	0	0	1	0
Rod Barajas, R (1, 2) OBP: 0.295, SLG: 0.424			P3		F7		10 BB, 1B, 2B		F9	4	1	1	0	0	0	0
Inning Stats	R: 0 E: 0 K: 1 S: 7 H: 0 LOB: 0 BB: 0 P: 8	R: 0 E: 0 K: 3 S: 14 H: 1 LOB: 1 BB: 0 P: 20	R: 0 E: 1 K: 1 S: 7 H: 0 LOB: 0 BB: 0 P: 14	R: 0 E: 0 K: 0 S: 13 H: 2 LOB: 2 BB: 0 P: 18	R: 0 E: 0 K: 1 S: 8 H: 0 LOB: 0 BB: 0 P: 12	R: 1 E: 0 K: 0 S: 14 H: 3 LOB: 2 BB: 0 P: 23	R: 2 E: 0 K: 0 S: 20 H: 2 LOB: 2 BB: 2 P: 33	R: 0 E: 0 K: 1 S: 8 H: 0 LOB: 0 BB: 0 P: 11	R: 0 E: 0 K: 1 S: 7 H: 0 LOB: 0 BB: 0 P: 9	1B: 5 2B: 3 3B: 0 HR: 0 SF: 0 SAC: 0 DP: 0 HBP: 0							

PITCHER		IP	WLS	BF	H	R	ER	SO	BB	IBB	HBP	BLK	WP	HR	S	P	ERA	WHIP
Joe Blanton, R ERA: 4.45	(1, 1)	6.2	W	28	7	3	3	6	1	0	0	0	0	0	74	112	4.05	1.200
50 Kiko Calero, R ERA: 3.26	(7, 1)	0.0		2	1	0	0	0	1	0	0	0	0	0	5	10	∞	∞
Joe Kennedy, L ERA: 1.5	(7, 1)	1.1	H	4	0	0	0	1	0	0	0	0	0	0	12	17	0.00	0.000
58 Justin Duchscherer, R ERA: 3.56	(9, 1)	1.0	S	3	0	0	0	1	0	0	0	0	0	0	7	9	0.00	0.000

PITCHER	IP	WLS	BF	H	R	ER	SO	BB	IBB	HBP	BLK	WP	HR	S	P	ERA	WHIP

BOTTOM

Oakland Athletics @ Texas Rangers

Ameriquest Field, Arlington, TX

Sat Aug 26 2006, 8:05 PM EDT

Att. 37,756 - Clear - 99 F

livebaseballscorecards.com

AB	35
R	3
H	8
RBI	3
BB	2
SO	8
LOB	14

WP: 0 PB: 0 SB: 0 CS: 1 PA: 38

Oakland Athletics @ Texas Rangers

Ameriquest Field, Arlington, TX

Sun Aug 27 2006, 8:05 PM EDT

Att. 25,718 - Cloudy - 81 F

livebaseballscorecards.com

Batter	1	2	3	4	5	6	7	8	9	AB	R	H	RBI	BB	SO	LOB
Jason Kendall, R (1, 2) OBP: 0.360, SLG: 0.344	C C F F B X 1-2 L9 ①		C B X 1-1 G4-3 ③		C F S 0-3 K ②			C B B X 2-1 G5-3 ①		4	0	0	0	0	1	1
21 Mark Kotsay, L (1, 8) OBP: 0.325, SLG: 0.380	B X 1-0 G4-3 ②			C X 0-1 B1 ①	F C S 0-3 K ③			B X 1-0 G1-3 ②		4	0	0	0	0	1	1
22 Milton Bradley, S (1, 9) OBP: 0.370, SLG: 0.457	C F B B B B 4-2 BB			X 0-0 F8 2B		C X 0-1 F8 ①		X 0-0 1B		3	0	2	0	1	0	0
Frank Thomas, R (1, 10) OBP: 0.384, SLG: 0.511	B X 1-0 P4 ③			B F B F B F X 3-2 F8 ② 2-3		F B X 1-1 L6 ②		C B F F F F B S 2-3 K ③		4	0	0	0	0	1	3
3 Eric Chavez, L (1, 5) OBP: 0.352, SLG: 0.412		F S F B S 1-3 K ①		D B B B 4-0 23 BB BB		B F B B C X 3-2 F8 ③			B C C S 1-3 K ①	3	0	0	0	1	2	0
23 Bobby Kielty, S (1, 7) OBP: 0.338, SLG: 0.429		B F F S 1-3 K ②		D B S B B 4-1 1-2 BB			X 0-0 BB 1B		S S B X 1-2 G3-1 ②	3	0	1	0	1	1	0
Nick Swisher, S (1, 3) OBP: 0.359, SLG: 0.471		F X 0-1 G3 ③		F S B C 1-3 K ③			F S B C 1-3 K ①		B X 1-0 P6 ③	4	0	0	0	0	2	4
Marco Scutaro, R (1, 6) OBP: 0.324, SLG: 0.370			C B B F F B F C 3-3 K ①		B B C X 2-1 14 B5-3 2B		B F T F F B D F B 4-2 14 G5-4-3 1-2 BB			2	0	1	0	1	1	0
14 Mark Ellis, R (1, 4) OBP: 0.311, SLG: 0.355			X 0-0 F8 ②		C X 0-1 B5-3 ① 2-3		X 0-0 G5-4-3 ② ③ 1-2f			3	0	0	0	0	0	3

Inning Stats	1	2	3	4	5	6	7	8	9	
	R: 0 H: 0 E: 0 LOB: 1 K: 0 BB: 1 S: 9 P: 16	R: 0 H: 0 E: 0 LOB: 0 K: 2 BB: 0 S: 9 P: 11	R: 0 H: 0 E: 0 LOB: 0 K: 1 BB: 0 S: 8 P: 12	R: 0 H: 1 E: 0 LOB: 3 K: 1 BB: 2 S: 11 P: 23	R: 0 H: 1 E: 0 LOB: 1 K: 2 BB: 0 S: 10 P: 12	R: 0 H: 0 E: 0 LOB: 0 K: 0 BB: 0 S: 7 P: 11	R: 0 H: 1 E: 0 LOB: 1 K: 1 BB: 1 S: 10 P: 15	R: 0 H: 1 E: 0 LOB: 1 K: 1 BB: 0 S: 11 P: 16	R: 0 H: 0 E: 0 LOB: 0 K: 1 BB: 0 S: 7 P: 10	1B: 2 SF: 0 2B: 2 SAC: 0 3B: 0 DP: 1 HR: 0 HBP: 0	WP: 0 PA: 34 PB: 0 SB: 0 CS: 0

PITCHER		IP	WLS	BF	H	R	ER	SO	BB	IBB	HBP	BLK	WP	HR	S	P	ERA	WHIP
44 Vicente Padilla, R ERA: 4.16	(1, 1)	8.0	W	31	4	0	0	8	4	0	0	0	0	0	75	116	0.00	1.000
40 Akinori Otsuka, R ERA: 2.17	(9, 1)	1.0	S	3	0	0	0	1	0	0	0	0	0	0	7	10	0.00	0.000

PITCHER	IP	WLS	BF	H	R	ER	SO	BB	IBB	HBP	BLK	WP	HR	S	P	ERA	WHIP

TOP	
AB	30
R	0
H	4
RBI	0
BB	4
SO	9
LOB	12

Oakland Athletics @ Texas Rangers

Ameriquest Field, Arlington, TX

Sun Aug 27 2006, 8:05 PM EDT
Att. 25,718 - Cloudy - 81 F

BOTTOM

Batter	1	2	3	4	5	6	7	8	9	AB	R	H	RBI	BB	SO	LOB
Gary Matthews, S (1, 8) OBP: 0.363, SLG: 0.492	B C F B F S 2-3 ① K		C S B F B X 2-2 10 1B 2B		S B F B X 2-2 10 1B 1B		B F X 1-1 1B			4	1	3	0	0	1	0
10 Michael Young, R (1, 6) OBP: 0.351, SLG: 0.456	B F X 1-1 ② G4-3		X 0-0 BB 2-H 1B		1 SAFE X 0-0 1-3 1B		B 1 SAFE F 1 SAFE S S 1-3 ③ K			4	0	2	1	0	1	1
Carlos Lee, R (1, 7) OBP: 0.350, SLG: 0.538 Jerry Hairston, R (9, 7) OBP: 0.267, SLG: 0.248	X 0-0 ③ G5-3		F B D B B 4-1 1-2 BB		X 0-0 ② F8			F X 0-1 ① G5-3		3 0	0 0	0 0	0 0	1 0	0 0	2 0
23 Mark Teixeira, S (1, 3) OBP: 0.372, SLG: 0.481		C S B T 1-2 ① K	C F C 0-3 ② K		B F S B S 2-3 ③ K			C B B X 2-1 ② P3		4	0	0	0	0	3	4
9 Hank Blalock, L (1, 5) OBP: 0.344, SLG: 0.433		C B B F B B 4-2 HR BB	X 0-0 ③ G4-3			B C X 1-1 ① L6		B B B C S F F B 4-2 BB		2	1	0	0	2	0	2
Mark DeRosa, R (1, 9) OBP: 0.369, SLG: 0.494		B B F B B X 3-1 ② P4	C S S 0-3 ① K			C X 0-1 G4-6-3 1B		C D B X 2-1 ③ L8		4	0	1	0	0	1	2
Matt Stairs, L (1, 10) OBP: 0.336, SLG: 0.420		X 0-0 1-H HR	B C B X 2-1 ② G3			C X 0-1 ②③ G4-6-3 1-2f				3	1	1	2	0	0	1
5 Ian Kinsler, R (1, 4) OBP: 0.353, SLG: 0.451		C B B F F S 2-3 ③ K	B C F S 1-3 ③ K				C B S S 1-3 ① K			3	0	0	0	0	3	0
15 Gerald Laird, R (1, 2) OBP: 0.352, SLG: 0.527			C C B S 1-3 ① K		C C S 0-3 ① K		F C B F B S 2-3 ② K			3	0	0	0	0	3	0
Inning Stats	R: 0 E: 0 K: 1 S: 7 H: 0 LOB: 0 BB: 0 P: 10	R: 2 E: 0 K: 2 S: 12 H: 1 LOB: 0 BB: 1 P: 22	R: 1 E: 0 K: 2 S: 13 H: 2 LOB: 2 BB: 1 P: 20	R: 0 E: 0 K: 2 S: 8 H: 0 LOB: 0 BB: 0 P: 11	R: 0 E: 0 K: 2 S: 11 H: 2 LOB: 2 BB: 0 P: 15	R: 0 E: 0 K: 0 S: 6 H: 1 LOB: 0 BB: 0 P: 7	R: 0 E: 0 K: 3 S: 12 H: 1 LOB: 1 BB: 0 P: 17	R: 0 E: 0 K: 0 S: 10 H: 0 LOB: 1 BB: 1 P: 18		1B: 5 2B: 1 3B: 0 HR: 1	SF: 0 SAC: 0 DP: 1 HBP: 0					

livebaseballscorecards.com

	AB	30
	R	3
	H	7
	RBI	3
	BB	3
	SO	12
	LOB	12

WP: 0 PB: 0 SB: 0 CS: 0 PA: 33

PITCHER		IP	WLS	BF	H	R	ER	SO	BB	IBB	HBP	BLK	WP	HR	S	P	ERA	WHIP
Dan Haren, R ERA: 3.8	(1, 1)	7.0	L	29	7	3	3	12	2	0	0	0	0	1	69	102	3.86	1.286
57 Chad Gaudin, R ERA: 2.74	(8, 1)	0.2		2	0	0	0	0	0	0	0	0	0	0	4	6	0.00	0.000
Scott Sauerbeck, L ERA: 5.16	(8, 1)	0.0		1	0	0	0	0	1	0	0	0	0	0	4	8	∞	∞
Jay Witasick, R ERA: 11.7	(8, 1)	0.1		1	0	0	0	0	0	0	0	0	0	0	2	4	0.00	0.000

PITCHER	IP	WLS	BF	H	R	ER	SO	BB	IBB	HBP	BLK	WP	HR	S	P	ERA	WHIP

Batter	1	2	3	4	5	6	7	8	9	AB	R	H	RBI	BB	SO	LOB
Coco Crisp, S (1, 8) OBP: 0.320, SLG: 0.384	C F B F C 1-3 K		C F X 0-2 13 FC4-6 1-2 1B		C X 0-1 F7		B X 1-0 G4-3		B B C X 2-1 G4-3	5	0	1	0	0	1	3
13 Alex Cora, L (1, 6) OBP: 0.356, SLG: 0.315	C C B B C 2-3 K		C X 0-1 FC4-6 HBP 1-2f 2-3		C B F F C 1-3 K			C F F X 0-2 1B		4	0	1	0	0	2	2
Mark Loretta, R (1, 10) OBP: 0.359, SLG: 0.380	C S F X 0-2 F8		F H 1-1 1-2 HBP			C B F B F B X 3-2 F7		F C X 0-2 F8		3	0	0	0	0	0	1
20 Kevin Youkilis, R (1, 7) OBP: 0.384, SLG: 0.444		C B F F F X 1-2 L6	B C S F S 1-3 K			C C B B F B F X 3-2 2B		C B X 1-1 L8		4	0	1	0	0	1	4
12 Eric Hinske, L (1, 9) OBP: 0.337, SLG: 0.482		B S B B X 2-1 25 G4-3 1B		B B C X 2-1 P5		D F B F X 2-2 F7		C S B F X 1-2 G4-3		4	0	1	0	0	0	2
25 Mike Lowell, R (1, 5) OBP: 0.342, SLG: 0.470		B B C X 2-1 G4-3 1-2		C F F F X 0-2 G6-3		C B X 1-1 L9			B B X 2-0 F9	4	0	0	0	0	0	2
Javy Lopez, R (1, 2) OBP: 0.303, SLG: 0.394		B B C B F X 3-2 F9		B X 1-0 FC3-6 1B			C F B F X 1-2 G6-3		B B B B 4-0 BB BB	3	0	1	0	1	0	1
Carlos Pena, L (1, 3)			B S B B B F B 4-2 13 FC4-6 1B BB	B X 1-0 FC3-6 1-2f			X 0-0 P4		B B C B B 4-1 1-2 BB	2	0	0	0	2	0	1
15 Dustin Pedroia, R (1, 4) OBP: 0.174, SLG: 0.136			F X 0-1 B3		B X 1-0 F7		C F X 0-2 1B		C X 0-1 F7	4	0	1	0	0	0	3
Inning Stats	R: 0 E: 0 K: 2 S: 11 H: 0 LOB: 0 BB: 0 P: 14	R: 0 E: 0 K: 0 S: 12 H: 1 LOB: 1 BB: 0 P: 20	R: 0 E: 0 K: 1 S: 14 H: 1 LOB: 3 BB: 1 P: 20	R: 0 E: 0 K: 0 S: 9 H: 1 LOB: 1 BB: 0 P: 13	R: 0 E: 0 K: 1 S: 7 H: 0 LOB: 0 BB: 0 P: 9	R: 0 E: 0 K: 0 S: 15 H: 1 LOB: 1 BB: 0 P: 24	R: 0 E: 0 K: 0 S: 9 H: 1 LOB: 1 BB: 0 P: 11	R: 0 E: 0 K: 0 S: 13 H: 1 LOB: 1 BB: 0 P: 15	R: 0 E: 0 K: 0 S: 6 H: 0 LOB: 2 BB: 2 P: 18	1B: 5 2B: 1 3B: 0 HR: 0 SF: 0 SAC: 0 DP: 0 HBP: 1						

PITCHER		IP	WLS	BF	H	R	ER	SO	BB	IBB	HBP	BLK	WP	HR	S	P	ERA	WHIP
25 Esteban Loaiza, R ERA: 4.82	(1, 1)	7.0	W	28	5	0	0	4	1	0	1	0	0	0	77	111	0.00	0.857
Joe Kennedy, L ERA: 1.42	(8, 1)	1.0		4	1	0	0	0	0	0	0	0	0	0	13	15	0.00	1.000
57 Chad Gaudin, R ERA: 2.68	(9, 1)	1.0		5	0	0	0	0	2	0	0	0	0	0	6	18	0.00	2.000

PITCHER	IP	WLS	BF	H	R	ER	SO	BB	IBB	HBP	BLK	WP	HR	S	P	ERA	WHIP

TOP

Boston Red Sox @ Oakland Athletics

McAfee Coliseum, Oakland, CA

Mon Aug 28 2006, 10:05 PM EDT

Att. 30,159 - Clear - 60 F

livebaseballscorecards.com

AB	33
R	0
H	6
RBI	0
BB	3
SO	4
LOB	19

Boston Red Sox @ Oakland Athletics

McAfee Coliseum, Oakland, CA

Mon Aug 28 2006, 10:05 PM EDT

Att. 30,159 - Clear - 60 F

BOTTOM

livebaseballscorecards.com

Batter	1	2	3	4	5	6	7	8	9	AB	R	H	RBI	BB	SO	LOB
Jason Kendall, R (1, 2) OBP: 0.361, SLG: 0.343	4-0 BB BB		1-2 ① L4 1B	2-2 22 1B 23 1B 1-3 BB 1B		3-2 ① G6-3		0-0 ① G5-3		4	1	1	0	1	0	1
23 Bobby Kielly, S (1, 7) OBP: 0.347, SLG: 0.439	B C 1 B B T X SAFE 3-2 ① L9		0-0 22 F8 1-H 2B 2B	3-1 BB 22 1B 1-2 SF9 3-H 1B		S B S B B B 4-2 22 G6-4-3 BB		C X 0-1 17 HR 1B		4	3	3	2	1	0	1
22 Milton Bradley, S (1, 9) OBP: 0.367, SLG: 0.452	T X 0-1 ② L9		S B B X 2-1 ② F8 2-3	D C X 1-1 SF9 BB 1-2 2-3 1B		X 0-0 ② ③ G6-4-3 1-2f		B B C F X 2-2 ② P5		5	0	1	0	0	0	4
Frank Thomas, R (1, 10) 17 Adam Melhuse, S (8, PH) OBP: 0.275, SLG: 0.378 (9, 10)	C S B F 1 B B F B SAFE 4-2 FC6-4 1-2 BB		B B B C B 4-1 2B BB	B B F B B 4-1 1-2 2-3 3-H BB			B B X 2-0 HR	D X 1-0 1-H HR		1 1	1 1	1 1	2 2	3 0	0 0	0 0
Jay Payton, R (1, 8) OBP: 0.321, SLG: 0.425	C X 0-1 ③ FC6-4 1-2f		S S F B F X 1-2 1-3 3-H 2B	C B T F F F F B X 2-2 ② SF9 2-3 3-H			C B C X 1-2 ① L7	X 0-0 ③ G4-3		4	0	1	2	0	0	2
3 Eric Chavez, L (1, 5) OBP: 0.351, SLG: 0.409		F F B C 1-3 ① K	D B B B 4-0 BB	C B F B B S 3-3 ③ K			C B F F F X 1-2 ② P5			3	0	0	0	1	2	2
Nick Swisher, S (1, 3) OBP: 0.360, SLG: 0.478		C B B B B X 3-1 ② G5-3	B B X 2-0 ③ F7		S X 0-1 14 P6-3 1B		B X 1-0 HR			4	1	2	1	0	0	3
Marco Scutaro, R (1, 6) OBP: 0.323, SLG: 0.372		C X 0-1 ③ G4-3		B C X 1-1 ① G5-3	C F F B C 1-3 ① K		B B C F X 2-2 2B			4	0	1	0	0	1	1
14 Mark Ellis, R (1, 4) OBP: 0.313, SLG: 0.355			B B B C B 4-1 23 2B BB	C B F X 1-2 1B BLK 23 1B 1B	C X 0-1 ② ③ P6-3 1-1f		F C X 0-2 ③ P4			3	2	1	0	1	0	2
Inning Stats	R: 0 E: 0 K: 0 S: 11 H: 0 LOB: 2 BB: 2 P: 22	R: 0 E: 0 K: 1 S: 7 H: 0 LOB: 0 BB: 0 P: 11	R: 2 E: 0 K: 0 S: 15 H: 2 LOB: 3 BB: 3 P: 33	R: 3 E: 0 K: 1 S: 23 H: 4 LOB: 2 BB: 1 P: 40	R: 0 E: 0 K: 1 S: 8 H: 1 LOB: 0 BB: 0 P: 9	R: 0 E: 0 K: 0 S: 6 H: 0 LOB: 0 BB: 1 P: 13	R: 2 E: 0 K: 0 S: 16 H: 3 LOB: 1 BB: 0 P: 23	R: 2 E: 0 K: 0 S: 8 H: 2 LOB: 0 BB: 0 P: 11		1B: 6 2B: 4 3B: 0 HR: 3	SF: 1 SAC: 0 DP: 2 HBP: 0					

	AB	33
	R	9
	H	12
	RBI	9
	BB	7
	SO	3
	LOB	16

WP: 0 PB: 0 SB: 0 CS: 0 PA: 41

PITCHER		IP	WLS	BF	H	R	ER	SO	BB	IBB	HBP	BLK	WP	HR	S	P	ERA	WHIP
61 Kason Gabbard, L ERA: 6.35	(1, 1)	3.1	L	21	6	5	5	1	5	0	0	1	0	0	45	86	13.50	3.300
Bryan Corey, R ERA: 2.86	(4, 1)	2.2		9	1	0	0	2	2	0	0	0	0	0	25	42	0.00	1.125
Keith Foulke, R ERA: 5.63	(7, 1)	2.0		11	5	4	4	0	0	0	0	0	0	3	24	34	18.00	2.500

PITCHER	IP	WLS	BF	H	R	ER	SO	BB	IBB	HBP	BLK	WP	HR	S	P	ERA	WHIP

Batter	1	2	3	4	5	6	7	8	9	AB	R	H	RBI	BB	SO	LOB
Coco Crisp, S (1, 8) OBP: 0.317, SLG: 0.380	C B B F S 2-3 ① K		X 0-0 ② G4-3		C S B B X 2-2 ③ G4-3		B B S C F B S 3-3 ③ K			4	0	0	0	0	2	2
13 Alex Cora, L (1, 6) OBP: 0.350, SLG: 0.308	B X 1-0 ② F8		C B X 1-1 ③ G4-3			C B X 1-1 ① G3-1		B C X 1-1 ① F9		4	0	0	0	0	0	0
Mark Loretta, R (1, 10) OBP: 0.358, SLG: 0.378 Gabe Kapler, R (8, PR) OBP: 0.322, SLG: 0.368 (8, 10)	C S F B X 1-2 ③ F8			C B C F B X 2-2 ① G6-3		B C X 1-1 ② L5		C B B B B 4-1 BB		3 0	0 0	0 0	0 0	1 0	0 0	0 0
20 Kevin Youkilis, R (1, 7) OBP: 0.387, SLG: 0.446		C B S B B D 4-2 25 1B BB		B B B B 4-0 25 1B BB		C X 0-1 12 1B 2B		C B 1 B X SAFE 2-1 ② F9		2	1	1	0	2	0	1
12 Eric Hinske, L (1, 9) OBP: 0.336, SLG: 0.478		B B X 2-0 ① F9		D C F B 1 X SAFE 2-2 ② F7		C F X 0-2 25 CS 2-H 1B		B B B C F C 3-3 ③ K		4	0	1	1	0	1	3
25 Mike Lowell, R (1, 5) OBP: 0.344, SLG: 0.470		C X 0-1 1-2 1B		B C C B F X 2-2 1-2 1B		B 1-0 ③ CS 1-2	B C F X 1-2 ① G1-3		C C X 0-2 ① P6	4	0	2	0	0	0	0
Carlos Pena, L (1, 3) OBP: 0.375, SLG: 0.167		S B S S S 1-3 ② K		C F S 0-3 ③ K			B B S X 2-1 15 G3 28 1B 1B		C F B S 1-3 ② K	4	0	1	0	0	3	4
28 Doug Mirabelli, R (1, 2) OBP: 0.263, SLG: 0.352		B B X 2-0 ③ F8			C F X 0-2 ① G6-3		1 SAFE 1 SAFE C 1 SAFE X 1-2 0-1 15 G3 1B		B B C F S 2-3 ③ K	4	0	1	0	0	1	2
15 Dustin Pedroia, R (1, 4) OBP: 0.154, SLG: 0.120			B C X 1-1 ① G5-3		B X 1-0 ② F7		C F B F B X 2-2 ② 1-2 2-3 G3			3	0	0	0	0	0	2
Inning Stats	R: 0 E: 0 K: 1 S: 8 H: 0 LOB: 0 BB: 0 P: 12	R: 0 E: 0 K: 1 S: 9 H: 1 LOB: 2 BB: 1 P: 18	R: 0 E: 0 K: 0 S: 5 H: 0 LOB: 0 BB: 0 P: 7	R: 0 E: 0 K: 1 S: 14 H: 1 LOB: 2 BB: 1 P: 24	R: 0 E: 0 K: 0 S: 7 H: 0 LOB: 0 BB: 0 P: 10	R: 1 E: 0 K: 0 S: 9 H: 2 LOB: 0 BB: 0 P: 12	R: 0 E: 0 K: 1 S: 15 H: 2 LOB: 2 BB: 0 P: 23	R: 0 E: 0 K: 1 S: 8 H: 0 LOB: 1 BB: 1 P: 18	R: 0 E: 0 K: 2 S: 9 H: 0 LOB: 0 BB: 0 P: 12	1B: 5 2B: 1 3B: 0 HR: 0	SF: 0 SAC: 0 DP: 0 HBP: 0			WP: 0 PB: 0 SB: 0 CS: 1	PA: 36		

Boston Red Sox @ Oakland Athletics

McAfee Coliseum, Oakland, CA

Tue Aug 29 2006, 10:05 PM EDT

Att. 30,517 - Clear - 57 F

TOP

livebaseballscorecards.com

AB	32
R	1
H	6
RBI	1
BB	3
SO	7
LOB	14

PITCHER		IP	WLS	BF	H	R	ER	SO	BB	IBB	HBP	BLK	WP	HR	S	P	ERA	WHIP
Kirk Saarloos, R ERA: 4.47	(1, 1)	6.1	W	26	6	1	1	3	2	0	0	0	0	0	59	93	1.42	1.263
50 Kiko Calero, R ERA: 3.24	(7, 1)	0.1	H	1	0	0	0	0	0	0	0	0	0	0	4	6	0.00	0.000
Joe Kennedy, L ERA: 1.33	(7, 1)	1.1	H	5	0	0	0	2	1	0	0	0	0	0	12	25	0.00	0.750
58 Justin Duchscherer, R ERA: 3.48	(9, 1)	1.0	S	3	0	0	0	2	0	0	0	0	0	0	9	12	0.00	0.000

PITCHER	IP	WLS	BF	H	R	ER	SO	BB	IBB	HBP	BLK	WP	HR	S	P	ERA	WHIP

Boston Red Sox @ Oakland Athletics

McAfee Coliseum, Oakland, CA

Tue Aug 29 2006, 10:05 PM EDT

Att. 30,517 - Clear - 57 F

BOTTOM

Batter	1	2	3	4	5	6	7	8	9	AB	R	H	RBI	BB	SO	LOB
Jason Kendall, R (1, 2) OBP: 0.360, SLG: 0.341	C F B B B F B 4-2 BB		B C B X 2-1 F8 ③		C B B B X 3-1 P4 ③			C C B B F S 2-3 K ①		3	0	0	0	1	1	0
21 Mark Kotsay, L (1, 8) OBP: 0.326, SLG: 0.380	B B X 2-0 F8 ①			B B B 4-0 22 G6-4-3 BB		B X 1-0 G4-3 ①		F B F F X 1-2 1B 1B		3	0	1	0	1	0	1
22 Milton Bradley, S (1, 9) OBP: 0.362, SLG: 0.444	B C C F B X 2-2 F9 ②			B S F F B F X 2-2 ① ② G6-4-3 1-2f		B X 1-0 F8 ②		F B C F B X 2-2 P5 ②		4	0	0	0	0	0	3
Frank Thomas, R (1, 10) OBP: 0.391, SLG: 0.521	C B C C 1-3 K ③			B X 1-0 3 2B 1B		B C F C 1-3 K ③		B 1 SAFE F B C 1 SAFE F 1 SAFE 1 SAFE 3-2 B F F X 1-H 1B ③		4	1	2	0	0	2	1
3 Eric Chavez, L (1, 5) OBP: 0.351, SLG: 0.411		C X 0-1 G4-3 ①		B F X 1-1 1-H 2B			B F X 1-1 G4-3 ①			3	0	1	1	0	0	0
Jay Payton, R (1, 7) OBP: 0.323, SLG: 0.427		B X 1-0 G4-6-3 1B		C X 0-1 ③ L8			B B F B X 3-1 BB 1B			3	0	2	0	0	0	1
Nick Swisher, S (1, 3) OBP: 0.360, SLG: 0.476		B F X 1-1 ② ③ G4-6-3 1-2f		X 0-0 ① F8			1 SAFE 1 SAFE C B D B B 4-1 1-2 BB			2	0	0	0	1	0	1
Marco Scutaro, R (1, 6) OBP: 0.323, SLG: 0.379			F B C B B X 3-2 ① G3-1		B B F C X 2-2 14 SF9 3B		C B S S 1-3 K ②			3	1	1	0	0	1	2
14 Mark Ellis, R (1, 4) OBP: 0.311, SLG: 0.353			B B S X 2-1 ② G6-3		C X 0-1 ② SF9 3-H		C F D B F F C 2-3 K ③			2	0	0	1	0	1	2
Inning Stats	R: 0 E: 0 K: 1 S: 11 H: 0 LOB: 1 BB: 1 P: 20	R: 0 E: 0 K: 0 S: 5 H: 1 LOB: 0 BB: 0 P: 7	R: 0 E: 0 K: 0 S: 7 H: 0 LOB: 0 BB: 0 P: 14	R: 1 E: 0 K: 0 S: 10 H: 2 LOB: 1 BB: 1 P: 18	R: 1 E: 0 K: 0 S: 8 H: 1 LOB: 0 BB: 0 P: 13	R: 0 E: 0 K: 1 S: 5 H: 0 LOB: 0 BB: 0 P: 8	R: 0 E: 0 K: 2 S: 13 H: 1 LOB: 2 BB: 1 P: 24	R: 0 E: 0 K: 1 S: 18 H: 2 LOB: 2 BB: 0 P: 26		1B: 5 2B: 1 3B: 1 HR: 0	SF: 1 SAC: 0 DP: 2 HBP: 0					

livebaseballscorecards.com

AB	27
R	2
H	7
RBI	2
BB	3
SO	5
LOB	11

WP: 0 PB: 0 SB: 0 CS: 0 PA: 31

PITCHER	IP	WLS	BF	H	R	ER	SO	BB	IBB	HBP	BLK	WP	HR	S	P	ERA	WHIP
19 Josh Beckett, R (1, 1) ERA: 5.11	7.0	L	27	5	2	2	4	3	0	0	0	0	0	59	104	2.57	1.143
17 Manny Delcarmen, R (8, 1) ERA: 3.95	1.0		4	2	0	0	1	0	0	0	0	0	0	18	26	0.00	2.000

PITCHER	IP	WLS	BF	H	R	ER	SO	BB	IBB	HBP	BLK	WP	HR	S	P	ERA	WHIP

Batter	1	2	3	4	5	6	7	8	9	AB	R	H	RBI	BB	SO	LOB
20 Kevin Youkilis, R (1, 7) OBP: 0.387, SLG: 0.444	C F B S 1-3 K		B X 1-0 P3		B B D B 4-0 13 FC6-4 BB		C B D C X 2-2 FC6-4 1-2 1B		C F X 0-2 F9	4	0	1	0	1	1	0
13 Alex Cora, L (1, 6) OBP: 0.341, SLG: 0.299	C C B B B S 3-3 K		B S C B X 2-2 F8		C C B B X 2-2 FC6-4 1-2f		C F B B F C 2-3 K		X 0-0 F9	5	0	0	0	0	2	4
Mark Loretta, R (1, 10) OBP: 0.357, SLG: 0.377	B F X 1-1 P3		C B S F B C 2-3 K			B F B F F F X 2-2 12 28 BB 1B 1B	C F B B B X 3-2 FC6-4 1-2f 2-3		X 0-0 F9	5	0	1	0	0	1	2
25 Mike Lowell, R (1, 5) OBP: 0.343, SLG: 0.468		B C X 1-1 2B 12 1B 1B		C B X 1-1 G5-3		X 0-0 F9	C S B X 1-2 P3			4	1	1	0	0	0	3
Gabe Kapler, R (1, 8) OBP: 0.330, SLG: 0.388		B C 1 SAFE B X 2-1 12 1B 1-3 2B		B X 1-0 P4		B C C T 1-2 K		X 0-0 12 2B 15 G6-3 1B		4	1	2	0	0	1	1
28 Doug Mirabelli, R (1, 2) OBP: 0.262, SLG: 0.349		C C B C 1-3 K		B C X 1-1 F7		S B B X 2-1 12 BB 1-2 1B		B X 1-0 F8		4	0	1	0	0	1	3
12 Eric Hinske, L (1, 9) OBP: 0.342, SLG: 0.485		S C F B X 1-2 S 2-3 3-H 1B			C C B S 1-3 K	B D B B 4-0 1-2 2-3 BB		B B C C X 2-2 1-3 2B		3	0	2	1	1	1	0
15 Dustin Pedroia, R (1, 4) OBP: 0.167, SLG: 0.172		B B C 1 SAFE X 2-1 P4			B X 1-0 2B	C C D B X 2-2 F7		F B F X 1-2 G6-3 3-H		4	0	1	1	0	0	6
Carlos Pena, L (1, 3) OBP: 0.333, SLG: 0.200		B S C B S 2-3 K 1-2			X 0-0 F9		X 0-0 FC6-4 20 1B 1B	D F S X 1-2 G3		4	0	1	0	0	1	4
Inning Stats	R: 0 E: 0 K: 2 S: 8 H: 0 LOB: 0 BB: 0 P: 13	R: 1 E: 0 K: 2 S: 16 H: 3 LOB: 2 BB: 0 P: 25	R: 0 E: 0 K: 1 S: 8 H: 0 LOB: 0 BB: 0 P: 13	R: 0 E: 0 K: 0 S: 5 H: 0 LOB: 0 BB: 0 P: 8	R: 0 E: 0 K: 1 S: 8 H: 1 LOB: 2 BB: 1 P: 16	R: 0 E: 0 K: 1 S: 14 H: 2 LOB: 3 BB: 1 P: 25	R: 0 E: 0 K: 1 S: 14 H: 2 LOB: 2 BB: 0 P: 22	R: 1 E: 0 K: 0 S: 11 H: 2 LOB: 1 BB: 0 P: 16	R: 0 E: 0 K: 0 S: 5 H: 0 LOB: 0 BB: 0 P: 5	1B: 7 2B: 3 3B: 0 HR: 0 SF: 0 SAC: 0 DP: 0 HBP: 0						

PITCHER		IP	WLS	BF	H	R	ER	SO	BB	IBB	HBP	BLK	WP	HR	S	P	ERA	WHIP
Barry Zito, L ERA: 3.57	(1, 1)	6.1	W	29	8	1	1	8	2	0	0	0	0	0	67	112	1.42	1.579
50 Kiko Calero, R ERA: 3.2	(7, 1)	0.2		2	0	0	0	0	0	0	0	0	0	0	6	10	0.00	0.000
51 Brad Halsey, L ERA: 4.66	(8, 1)	1.0		5	2	1	1	0	0	0	0	0	0	0	11	16	9.00	2.000
57 Chad Gaudin, R ERA: 2.63	(9, 1)	1.0		3	0	0	0	0	0	0	0	0	0	0	5	5	0.00	0.000

PITCHER	IP	WLS	BF	H	R	ER	SO	BB	IBB	HBP	BLK	WP	HR	S	P	ERA	WHIP

TOP

Boston Red Sox @ Oakland Athletics

McAfee Coliseum, Oakland, CA

Wed Aug 30 2006, 3:35 PM EDT

Att. 31,073 - Sunny - 74 F

livebaseballscorecards.com

AB	37
R	2
H	10
RBI	2
BB	2
SO	8
LOB	23

WP: 0 PA: 39
PB: 0
SB: 1
CS: 0

Boston Red Sox @ Oakland Athletics

McAfee Coliseum, Oakland, CA

Wed Aug 30 2006, 3:35 PM EDT

Att. 31,073 - Sunny - 74 F

BOTTOM

livebaseballscorecards.com

Batter	1	2	3	4	5	6	7	8	9	AB	R	H	RBI	BB	SO	LOB
Jason Kendall, R (1, 2) OBP: 0.362, SLG: 0.346	1-1 21 G4-3 2B		1-2 21 1B 1B	0-0 F9 ②		1-2 21 1B S 1B 3-H		2-3 K ①		5	2	3	1	0	1	2
Nick Swisher, S (1, 3) OBP: 0.359, SLG: 0.475	3-3 K ①		0-1 P5 ①	2-0 1-H 2B		3-3 K ② 1-2		2-3 K ② 2-3		5	0	1	1	0	3	4
21 Mark Kotsay, L (1, 8) OBP: 0.327, SLG: 0.380	2-2 G4-3 ② 2-3		0-0 3 FC3-6 1B 1-3 1B	1-1 G4-3 ③		2-2 2-H 1B ③		1-1 G6-3 ③		5	0	2	1	0	0	3
Frank Thomas, R (1, 10) OBP: 0.391, SLG: 0.520	0-2 F7 ③		0-1 3 FC3-6 1-2 3-H 1B		2-0 1B		1-3 K ①			4	0	2	1	0	1	1
3 Eric Chavez, L (1, 5) Antonio Perez, R (9, 5) OBP: 0.351, SLG: 0.412 OBP: 0.176, SLG: 0.182		1-2 P4 ①	2-1 FC3-6 ② BB 1-2f 2-3		1-2 P5 ①		0-0 1B 2B			4 0	1 0	1 0	0 0	0 0	0 0	3 0
Jay Payton, R (1, 9) OBP: 0.325, SLG: 0.426		1-0 G6-3 ②	4-0 1-2 BB		1-1 P3 ②		0-0 2-H 1B			3	0	1	1	1	0	1
23 Bobby Kielty, S (1, 7) OBP: 0.345, SLG: 0.449		0-1 HR	3-3 K ③		3-3 K ③		0-0 L7 ②			4	1	1	1	0	2	5
Marco Scutaro, R (1, 6) OBP: 0.322, SLG: 0.377		0-0 F7 ③		2-2 2B 1B		1-3 K ①	0-0 G4-3 ③			4	1	1	0	0	1	1
14 Mark Ellis, R (1, 4) OBP: 0.315, SLG: 0.375			0-1 HR	3-2 L7 ①		1-2 1B 3B		0-2 WP 2B		4	2	3	1	0	0	1
Inning Stats	R: 0 E: 0 K: 1 S: 12 H: 1 LOB: 1 BB: 0 P: 18	R: 1 E: 0 K: 0 S: 7 H: 1 LOB: 0 BB: 0 P: 9	R: 2 E: 0 K: 1 S: 17 H: 4 LOB: 3 BB: 1 P: 27	R: 1 E: 0 K: 0 S: 15 H: 2 LOB: 1 BB: 0 P: 23	R: 0 E: 0 K: 1 S: 10 H: 1 LOB: 1 BB: 0 P: 17	R: 2 E: 0 K: 2 S: 17 H: 3 LOB: 1 BB: 0 P: 25	R: 1 E: 0 K: 1 S: 7 H: 2 LOB: 1 BB: 0 P: 8	R: 0 E: 0 K: 2 S: 11 H: 1 LOB: 1 BB: 0 P: 16		1B: 8 2B: 4 3B: 1 HR: 2	SF: 0 SAC: 0 DP: 0 HBP: 0			WP: 1 PB: 0 SB: 1 CS: 0	PA: 39		

	AB	38
	R	7
	H	15
	RBI	7
	BB	1
	SO	8
	LOB	21

PITCHER	IP	WLS	BF	H	R	ER	SO	BB	IBB	HBP	BLK	WP	HR	S	P	ERA	WHIP
38 Curt Schilling, R (1, 1) ERA: 4.13	5.1	L	28	11	6	6	4	1	0	0	0	0	2	72	108	10.12	2.250
50 Mike Timlin, R (6, 1) ERA: 4.06	0.2		2	1	0	0	1	0	0	0	0	0	0	6	11	0.00	1.500
Mike Burns, R (7, 1) ERA: 8.79	1.0		5	2	1	1	1	0	0	0	0	0	0	7	8	9.00	2.000
58 Jonathan Papelbon, R (8, 1) ERA: 0.95	1.0		4	1	0	0	2	0	0	0	0	1	0	11	16	0.00	1.000

PITCHER	IP	WLS	BF	H	R	ER	SO	BB	IBB	HBP	BLK	WP	HR	S	P	ERA	WHIP

Baltimore Orioles @ Oakland Athletics

McAfee Coliseum, Oakland, CA

Fri Sep 01 2006, 10:05 PM EDT

Att. 31,179 - Clear - 62 F

TOP

livebaseballscorecards.com

Batter	1	2	3	4	5	6	7	8	9	AB	R	H	RBI	BB	SO	LOB
David Newhan, L (1, 8) OBP: 0.321, SLG: 0.431	F8		G4-3		6 2B 2B		6 1B 1B		1B	5	1	3	0	0	0	0
6 Melvin Mora, R (1, 5) OBP: 0.348, SLG: 0.397	HR		P4		21 FC5 2-H 2B		10 G6-4-3 1-2 1B		G4-3	5	1	3	2	0	0	1
21 Nick Markakis, L (1, 9) OBP: 0.368, SLG: 0.483	F8			G3	FC5 2-3		K			4	0	0	0	0	1	3
10 Miguel Tejada, R (1, 6) OBP: 0.382, SLG: 0.517	BB			31 1B 1B		P3	G6-4-3 1-2f			3	0	1	0	1	0	2
31 Jay Gibbons, L (1, 10) OBP: 0.332, SLG: 0.467	P5			FC6-4 1-2 1B		P5	K			4	0	1	0	0	1	1
Kevin Millar, R (1, 3) OBP: 0.361, SLG: 0.394		F7		K		39 1B 2B BB	K	K		3	1	0	0	1	2	2
Chris Gomez, R (1, 4) OBP: 0.329, SLG: 0.323		P3		FC6-4 1-2f		39 1B 1-3 2B		G4-3		3	1	1	0	0	0	2
1 Brian Roberts, S (8, PH) OBP: 0.359, SLG: 0.413 (8, 4)										1	0	0	0	0	0	0
39 Jeff Fiorentino, L (1, 7) OBP: 0.250, SLG: 0.250		P6			G4-3	FC6-4 2-H 3-H 1B			L6	4	0	1	2	0	0	0
Danny Ardoin, R (1, 2) OBP: 0.260, SLG: 0.250			F8		K	FC6-4 1-2f			G4-3	3	0	0	0	0	1	1
12 Brandon Fahey, L (9, PH) OBP: 0.319, SLG: 0.329										1	0	0	0	0	0	0

	AB	36
	R	4
	H	10
	RBI	4
	BB	2
	SO	5
	LOB	12

Inning Stats	1	2	3	4	5	6	7	8	9
	R: 1 E: 0 K: 0 S: 10	R: 0 E: 0 K: 0 S: 8	R: 0 E: 0 K: 0 S: 8	R: 0 E: 0 K: 1 S: 10	R: 1 E: 0 K: 1 S: 15	R: 2 E: 0 K: 0 S: 9	R: 0 E: 0 K: 1 S: 8	R: 0 E: 0 K: 2 S: 10	R: 0 E: 0 K: 0 S: 10
	H: 1 LOB: 1 BB: 1 P: 20	H: 0 LOB: 0 BB: 0 P: 11	H: 0 LOB: 0 BB: 0 P: 13	H: 2 LOB: 2 BB: 0 P: 15	H: 2 LOB: 1 BB: 0 P: 23	H: 2 LOB: 1 BB: 1 P: 15	H: 2 LOB: 1 BB: 0 P: 13	H: 0 LOB: 0 BB: 0 P: 16	H: 1 LOB: 1 BB: 0 P: 14

1B: 6 2B: 3 3B: 0 HR: 1 SF: 0 SAC: 0 DP: 1 HBP: 0

WP: 0 PB: 0 SB: 0 CS: 0 PA: 38

PITCHER		IP	WLS	BF	H	R	ER	SO	BB	IBB	HBP	BLK	WP	HR	S	P	ERA	WHIP
Joe Blanton, R ERA: 4.51	(1, 1)	6.0		27	7	4	4	2	2	0	0	0	0	1	60	97	6.00	1.500
51 Brad Halsey, L ERA: 4.59	(7, 1)	1.1	W	5	2	0	0	2	0	0	0	0	0	0	12	20	0.00	1.500
50 Kiko Calero, R ERA: 3.16	(8, 1)	0.2	H	2	0	0	0	1	0	0	0	0	0	0	6	9	0.00	0.000
58 Justin Duchscherer, R ERA: 3.4	(9, 1)	1.0	S	4	1	0	0	0	0	0	0	0	0	0	10	14	0.00	1.000

PITCHER	IP	WLS	BF	H	R	ER	SO	BB	IBB	HBP	BLK	WP	HR	S	P	ERA	WHIP

Batter	1	2	3	4	5	6	7	8	9	AB	R	H	RBI	BB	SO	LOB
Jason Kendall, R (1, 2) OBP: 0.361, SLG: 0.347	C B B B C X 3-2 F9 ①		C X 0-1 L8 ②		B B C B C X 3-2 23 L9 2B		C X 0-1 G6-3 ①	B B C B C X 3-2 G5-3 ②		5	0	1	0	0	0	0
23 Bobby Kielty, S (1, 7) OBP: 0.343, SLG: 0.448	B F B B F F C 3-3 K ②		X 0-0 2B		S S D X 1-2 L9 ② 2-3		X 0-0 G1-3 ②	B B X 2-0 G3-1 ③		5	0	1	0	0	1	1
22 Milton Bradley, S (1, 9) OBP: 0.361, SLG: 0.439	C F B C 1-3 K ③		B C F D S S 3-3 K ③		T B B B B 4-1 BB		B F X 1-1 E5 HR			3	1	0	0	1	2	1
Frank Thomas, R (1, 10) OBP: 0.392, SLG: 0.528		B F C B X 2-2 F7 ①		B X 1-0 G3-1 BB 14 1B 1B	C X 0-1 G5-3 ③		B X 1-0 2-H HR			4	2	2	2	0	0	2
Jay Payton, R (1, 8) OBP: 0.331, SLG: 0.431	C X 0-1 S 14 2B 1B			B B C D B 4-1 14 1B G3-1 1-2 G6-3 BB		B B C B C F B 4-2 WP BB G6-3 BB	B B C F F X 2-2 14 1B 2B			2	2	2	0	2	0	0
Nick Swisher, S (1, 3) OBP: 0.360, SLG: 0.473		C F D B 1 B F S SAFE 3-3 K ② 1-2		F X 0-1 G3-1 ① 1-2 2-3		B B B 4-0 WP 1-2 BB	I I I 4-0 14 1B IBB			2	0	0	0	2	1	3
14 Mark Ellis, R (1, 4) OBP: 0.320, SLG: 0.383		B C X 1-1 2-H 2B		X 0-0 G6-3 2-3 3-H 1B		X 0-0 ① F4	C F X 0-2 FC4 1-2 2-3 1B			4	0	3	2	0	0	2
Marco Scutaro, R (1, 6) OBP: 0.318, SLG: 0.371		B C D C X 2-2 G4-3 ③		B D F C X 2-2 ② G6-3 ③ 1-2 3-H		B F B X 2-1 ② G6-3 1-2 2-H	C B X 1-1 ③ FC4 1-2f			4	0	0	1	0	0	7
Antonio Perez, R (1, 5) OBP: 0.169, SLG: 0.173			F B B S C 2-3 K ①		X 0-0 ① F8	C C S 0-3 K ③		B C B F S 2-3 K ①		4	0	0	0	0	3	1
Inning Stats	R: 0 E: 0 K: 2 S: 10 H: 0 LOB: 0 BB: 0 P: 17	R: 1 E: 0 K: 1 S: 14 H: 2 LOB: 1 BB: 0 P: 22	R: 0 E: 0 K: 2 S: 9 H: 1 LOB: 1 BB: 0 P: 14	R: 1 E: 0 K: 0 S: 8 H: 2 LOB: 2 BB: 1 P: 15	R: 0 E: 0 K: 0 S: 10 H: 1 LOB: 2 BB: 1 P: 18	R: 1 E: 0 K: 1 S: 9 H: 0 LOB: 1 BB: 2 P: 19	R: 2 E: 1 K: 0 S: 15 H: 3 LOB: 3 BB: 1 P: 24	R: 0 E: 0 K: 1 S: 7 H: 0 LOB: 0 BB: 0 P: 14		1B: 4 2B: 4 3B: 0 HR: 1 SF: 0 SAC: 0 DP: 0 HBP: 0						

PITCHER		IP	WLS	BF	H	R	ER	SO	BB	IBB	HBP	BLK	WP	HR	S	P	ERA	WHIP
45 Erik Bedard, L ERA: 3.94	(1, 1)	6.0		27	6	3	3	6	4	0	0	0	1	0	60	105	4.50	1.667
Todd Williams, R ERA: 4.68	(7, 1)	1.0	L	8	3	2	0	0	0	1	0	0	0	1	15	24	0.00	3.000
47 Jim Hoey, R ERA: 4.91	(8, 1)	1.0		3	0	0	0	1	0	0	0	0	0	0	7	14	0.00	0.000

PITCHER	IP	WLS	BF	H	R	ER	SO	BB	IBB	HBP	BLK	WP	HR	S	P	ERA	WHIP

BOTTOM

Baltimore Orioles @ Oakland Athletics

McAfee Coliseum, Oakland, CA

Fri Sep 01 2006, 10:05 PM EDT
Att. 31,179 - Clear - 62 F

livebaseballscorecards.com

AB	33
R	5
H	9
RBI	5
BB	5
SO	7
LOB	17

Batter	1	2	3	4	5	6	7	8	9	AB	R	H	RBI	BB	SO	LOB
1 Brian Roberts, S (1, 4) OBP: 0.360, SLG: 0.417	C B B F B X 3-2 E6 WP 2B		X 0-0 ① F8		B B X 2-0 21 2B G1-3 1B		X 0-0 2-H 3B		C X 0-1 ② G5-3	5	2	2	1	0	0	1
Chris Gomez, R (1, 3) OBP: 0.333, SLG: 0.358	F 1 SAFE 1 SAFE F B D D F F 3-2 X 21 G4-3 10 1B 1-H 2B		1 SAFE C X 0-1 21 1B 10 FC6-4 1-H 2B		C 1 SAFE S F 1 SAFE X 0-2 ② G1-3 1-2		B X 1-0 ② F9		C X 0-1 ③ G1-3	5	2	2	2	0	0	2
21 Nick Markakis, L (1, 9) OBP: 0.370, SLG: 0.486	F B B F X 2-2 ① G4-3 2-3		C B X 1-1 10 FC6-4 2-3 1B		X 0-0 2-H 2B		C F B X 1-2 ③ L8			4	0	2	1	0	0	2
10 Miguel Tejada, R (1, 6) OBP: 0.381, SLG: 0.515	B F X 1-1 31 G6-4-3 3-H 1B		F F X 0-2 ② FC6-4 1-2f 3-H		C B D X 2-1 ③ G6-3			C F X 0-2 ① F7		4	0	1	2	0	0	2
31 Jay Gibbons, L (1, 10) OBP: 0.328, SLG: 0.461	C 1 SAFE X 0-1 ② ③ G6-4-3 1-2f		B F F B B X 3-2 ③ P2			C X 0-1 ① G3-1		X 0-0 ② P5		4	0	0	0	0	0	2
Fernando Tatis, R (1, 5) OBP: 0.279, SLG: 0.488		C S F B S 1-3 ① K2-3		C S B S 1-3 ① K		X 0-0 ② G3		C C B X 1-2 2B		4	0	1	0	0	2	0
David Newhan, L (1, 8) OBP: 0.316, SLG: 0.407		X 0-0 ② F8	B C X 1-1 ② L8			C C X 0-2 ③ L8		I I I 4-0 IBB		3	0	0	0	1	0	0
Danny Ardoin, R (1, 2) OBP: 0.260, SLG: 0.244	B B F X 2-1 ③ F8		B T S S 1-3 ③ K				B B F F H 3-2 39 SH1-3 1 3B HBP	C S C 0-3 ③ K		3	1	0	0	0	2	2
39 Jeff Fiorentino, L (1, 7) OBP: 0.333, SLG: 0.200 Kevin Millar, R (9, PH) OBP: 0.360, SLG: 0.393 12 Brandon Fahey, L (9, 7) OBP: 0.319, SLG: 0.329		C B F B B F B 4-2 2B BB	S F F B B X 2-2 ① G4-3				B 1 SAFE B X 2-0 ① SH1-3 1-2		C X 0-1 ① G3	1 1 0	1 0 0	0 0 0	0 0 0	1 0 0	0 0 0	0 0 0
Inning Stats	R: 2 E: 1 K: 0 S: 15 H: 2 LOB: 0 BB: 0 P: 24	R: 0 E: 0 K: 1 S: 7 H: 0 LOB: 0 BB: 0 P: 10	R: 2 E: 0 K: 0 S: 14 H: 2 LOB: 1 BB: 1 P: 22	R: 0 E: 0 K: 2 S: 8 H: 0 LOB: 0 BB: 0 P: 11	R: 1 E: 0 K: 0 S: 12 H: 2 LOB: 1 BB: 0 P: 18	R: 0 E: 0 K: 0 S: 6 H: 0 LOB: 0 BB: 0 P: 6	R: 1 E: 0 K: 0 S: 9 H: 1 LOB: 1 BB: 0 P: 16	R: 0 E: 0 K: 1 S: 10 H: 1 LOB: 2 BB: 1 P: 15	R: 0 E: 0 K: 0 S: 6 H: 0 LOB: 0 BB: 0 P: 6	1B: 3 2B: 4 3B: 1 HR: 0 SF: 0 SAC: 1 DP: 1 HBP: 1						

TOP

Baltimore Orioles @ Oakland Athletics

McAfee Coliseum, Oakland, CA

Sat Sep 02 2006, 4:05 PM EDT
Att. 24,383 - Partly Cloudy - 65 F

livebaseballscorecards.com

AB	34
R	6
H	8
RBI	6
BB	2
SO	4
LOB	11

PITCHER		IP	WLS	BF	H	R	ER	SO	BB	IBB	HBP	BLK	WP	HR	S	P	ERA	WHIP
Dan Haren, R ERA: 3.88	(1, 1)	5.0	L	22	6	5	4	3	1	0	0	0	1	0	56	85	7.20	1.400
Scott Sauerbeck, L ERA: 5.25	(6, 1)	1.1		6	1	1	1	0	0	0	1	0	0	0	10	15	6.75	0.750
57 Chad Gaudin, R ERA: 2.55	(7, 1)	1.2		7	1	0	0	1	0	1	0	0	0	0	15	22	0.00	0.600
Joe Kennedy, L ERA: 1.27	(9, 1)	1.0		3	0	0	0	0	0	0	0	0	0	0	6	6	0.00	0.000

PITCHER		IP	WLS	BF	H	R	ER	SO	BB	IBB	HBP	BLK	WP	HR	S	P	ERA	WHIP

WP: 1 PB: 0 SB: 0 CS: 0 PA: 38

Baltimore Orioles @ Oakland Athletics

McAfee Coliseum, Oakland, CA

Sat Sep 02 2006, 4:05 PM EDT
Att. 24,383 - Partly Cloudy - 65 F

livebaseballscorecards.com

Batter	1	2	3	4	5	6	7	8	9	AB	R	H	RBI	BB	SO	LOB
Jason Kendall, R (1, 2) OBP: 0.361, SLG: 0.346	F9		F9			BB 22 1B BB	K		1B	4	1	1	0	1	1	1
21 Mark Kotsay, L (1, 3) OBP: 0.329, SLG: 0.382	1B			F7		22 1B 1-2 HR BB	G3-6-3 1-2f		K	1	0	1	0	0	0	0
Nick Swisher, S (4, 3) OBP: 0.359, SLG: 0.470										3	1	0	0	1	1	2
22 Milton Bradley, S (1, 9) OBP: 0.359, SLG: 0.436	K			G6-3		1-3 2-H HR 1B		G5-3		4	1	1	1	0	1	1
Frank Thomas, R (1, 10) OBP: 0.391, SLG: 0.533	F9			K		1-H 3-H HR		L7		4	1	1	3	0	1	1
Jay Payton, R (1, 8) OBP: 0.330, SLG: 0.432		K			F9	L4		2B		4	0	1	0	0	1	0
23 Bobby Kielty, S (1, 7) OBP: 0.341, SLG: 0.445		G6-3			P4	1B		G3		4	0	1	0	0	0	1
14 Mark Ellis, R (1, 4) OBP: 0.319, SLG: 0.379		K			BB BB	F9			E1 G4-3 29 SF8	3	1	0	0	1	1	1
Marco Scutaro, R (1, 6) OBP: 0.317, SLG: 0.367			K		1-2 BB	G4-3			G4-3 2-3	3	0	0	0	1	1	2
Antonio Perez, R (1, 5) OBP: 0.174, SLG: 0.179			K		K	G3-6-3 1B			SF8 3-H	3	0	1	0	0	2	2
29 Dan Johnson, L (9, PH) OBP: 0.325, SLG: 0.373										0	0	0	1	0	0	0

Inning Stats	1	2	3	4	5	6	7	8	9
	R: 0 H: 1 E: 0 LOB: 1 K: 1 BB: 0 S: 10 P: 19	R: 0 H: 0 E: 0 LOB: 0 K: 2 BB: 0 S: 10 P: 16	R: 0 H: 0 E: 0 LOB: 0 K: 2 BB: 0 S: 12 P: 18	R: 0 H: 0 E: 0 LOB: 0 K: 1 BB: 0 S: 7 P: 12	R: 0 H: 0 E: 0 LOB: 2 K: 1 BB: 2 S: 8 P: 21	R: 4 H: 3 E: 0 LOB: 1 K: 0 BB: 2 S: 18 P: 36	R: 0 H: 1 E: 0 LOB: 0 K: 1 BB: 0 S: 10 P: 13	R: 0 H: 1 E: 0 LOB: 1 K: 0 BB: 0 S: 12 P: 15	R: 1 H: 1 E: 1 LOB: 1 K: 1 BB: 0 S: 13 P: 19

1B: 5	SF: 1	WP: 0 PA: 38
2B: 1	SAC: 0	PB: 0
3B: 0	DP: 1	SB: 0
HR: 1	HBP: 0	CS: 0

PITCHER		IP	WLS	BF	H	R	ER	SO	BB	IBB	HBP	BLK	WP	HR	S	P	ERA	WHIP
29 Adam Loewen, L ERA: 5.55	(1, 1)	5.0	W	21	2	3	3	7	4	0	0	0	0	0	52	101	5.40	1.200
Julio Manon, R ERA: 2.77	(6, 1)	1.0	H	5	2	1	1	0	0	0	0	0	0	1	13	21	9.00	2.000
47 Jim Hoey, R ERA: 3.86	(7, 1)	1.0	H	3	1	0	0	1	0	0	0	0	0	0	10	13	0.00	1.000
LaTroy Hawkins, R ERA: 4.58	(8, 1)	0.2	H	3	1	0	0	0	0	0	0	0	0	0	10	11	0.00	1.500
37 Chris Ray, R ERA: 2.93	(8, 1)	1.1	S	6	1	1	0	1	0	0	0	0	0	0	15	23	0.00	0.750

PITCHER	IP	WLS	BF	H	R	ER	SO	BB	IBB	HBP	BLK	WP	HR	S	P	ERA	WHIP

Baltimore Orioles @ Oakland Athletics

McAfee Coliseum, Oakland, CA

Sun Sep 03 2006, 4:05 PM EDT

Att. 26,280 - Sunny - 62 F

livebaseballscorecards.com

Batter	1	2	3	4	5	6	7	8	9	AB	R	H	RBI	BB	SO	LOB
1 Brian Roberts, S (1, 4) OBP: 0.359, SLG: 0.417	1-0 G3		2-1 F8			1-0 10 1B 1B		0-0 1B		3	0	1	0	0	0	0
12 Brandon Fahey, L (6, PR) OBP: 0.321, SLG: 0.332 (6, 4)										1	0	1	0	0	0	0
6 Melvin Mora, R (1, 5) OBP: 0.347, SLG: 0.395	4-2 10 2B BB		0-3 K			2-1 F7		1-2 F9		3	1	0	0	1	1	2
21 Nick Markakis, L (1, 9) OBP: 0.366, SLG: 0.481	0-0 F8			0-1 G4-3		1-3 K		0-0 G1-3		4	0	0	0	0	1	3
10 Miguel Tejada, R (1, 10) OBP: 0.384, SLG: 0.519	1-2 1-H 2B			2-0 G5-4-3 1B		2-2 1-2 1B			4-2 G6-4-3 BB	3	0	3	1	0	0	0
39 Jeff Fiorentino, L (9, PH) OBP: 0.429, SLG: 0.200										0	0	0	0	1	0	0
Kevin Millar, R (1, 3) OBP: 0.356, SLG: 0.388	2-1 G4-3			0-1 G5-4-3 1-2f		0-1 P6			0-1 P5	4	0	0	0	0	0	5
David Newhan, L (1, 8) OBP: 0.311, SLG: 0.397		3-2 F7			1-3 K		0-0 G4-6-3 1B		2-2 G6-4-3 1-2f	4	0	1	0	0	1	1
Fernando Tatis, R (1, 7) OBP: 0.283, SLG: 0.500		0-3 K			1-0 1B 2B		1-1 G4-6-3 1-2f			3	0	1	0	0	1	1
Chris Gomez, R (1, 6) OBP: 0.333, SLG: 0.357		1-2 F9			0-2 G6-4-3 2-3 1B		0-2 G5-3			3	0	1	0	0	0	0
Danny Ardoin, R (1, 2) OBP: 0.254, SLG: 0.238			2-0 F8		2-1 G6-4-3 1-2f			1-1 G4-3		3	0	0	0	0	0	2

Inning Stats	1	2	3	4	5	6	7	8	9	
	R: 1 H: 1 E: 0 LOB: 1 K: 0 BB: 1 S: 9 P: 17	R: 0 H: 0 E: 0 LOB: 0 K: 1 BB: 0 S: 14 P: 18	R: 0 H: 0 E: 0 LOB: 0 K: 1 BB: 0 S: 6 P: 10	R: 0 H: 1 E: 0 LOB: 0 K: 0 BB: 0 S: 5 P: 7	R: 0 H: 2 E: 0 LOB: 1 K: 1 BB: 0 S: 9 P: 13	R: 0 H: 2 E: 0 LOB: 2 K: 1 BB: 0 S: 11 P: 17	R: 0 H: 1 E: 0 LOB: 0 K: 0 BB: 0 S: 6 P: 7	R: 0 H: 1 E: 0 LOB: 1 K: 0 BB: 0 S: 7 P: 9	R: 0 H: 0 E: 0 LOB: 0 K: 0 BB: 1 S: 7 P: 13	1B: 6 SF: 0 2B: 2 SAC: 0 3B: 0 DP: 4 HR: 0 HBP: 0	WP: 0 PA: 33 PB: 0 SB: 0 CS: 0

PITCHER	IP	WLS	BF	H	R	ER	SO	BB	IBB	HBP	BLK	WP	HR	S	P	ERA	WHIP
25 Esteban Loaiza, R (1, 1) ERA: 4.58	8.0	W	30	8	1	1	4	1	0	0	0	0	0	67	98	1.12	1.125
Jay Witasick, R (9, 1) ERA: 10.64	1.0		3	0	0	0	0	1	0	0	0	0	0	7	13	0.00	1.000

PITCHER	IP	WLS	BF	H	R	ER	SO	BB	IBB	HBP	BLK	WP	HR	S	P	ERA	WHIP

AB	31
R	1
H	8
RBI	1
BB	2
SO	4
LOB	14

BOTTOM

Baltimore Orioles @ Oakland Athletics

McAfee Coliseum, Oakland, CA

Sun Sep 03 2006, 4:05 PM EDT

Att. 26,280 - Sunny - 62 F

livebaseballscorecards.com

Batter	1	2	3	4	5	6	7	8	9	AB	R	H	RBI	BB	SO	LOB
Jason Kendall, R (1, 2) OBP: 0.364, SLG: 0.350 17 Adam Melhuse, S (7, PH) OBP: 0.281, SLG: 0.393 (8, 2)	1B 3-H 14 HR 1B		0-2 1B		3-3 ① K		3-1 2B			4 1	2 0	3 1	1 0	0 0	1 0	1 0
14 Mark Ellis, R (1, 4) OBP: 0.323, SLG: 0.391	29 HR 1B 1-H HR		3-3 ③ K		0-2 1-2 1B		1-0 ③ F7			5	2	3	2	0	1	2
Jay Payton, R (1, 8) OBP: 0.329, SLG: 0.430 Hiram Bocachica, R (7, 8)	29 HR 1B 1-2 2-3 K			0-3 ① K	1-3 ② K			4-0 2B BB		4 0	1 0	1 0	0 0	0 1	3 0	2 0
Frank Thomas, R (1, 10) OBP: 0.388, SLG: 0.528 5 Jeremy Brown, R (8, PH) (9, 10)	1-1 ① F6	2-1 ① F8		0-1 ② F8	2-2 ③ F9			0-1 ① F7		4 1	0 0	0 0	0 0	0 0	0 0	5 1
3 Eric Chavez, L (1, 5) OBP: 0.352, SLG: 0.421 Antonio Perez, R (6, 5) OBP: 0.181, SLG: 0.198	2-2 1-2 2-3 3-H 29 HR 1B	1-0 ② P5		1-1 HR		3-2 ① P6		3-2 ② BB 1-H 2B		3 2	2 0	2 1	2 0	0 0	0 0	0 0
29 Dan Johnson, L (1, 3) OBP: 0.333, SLG: 0.389	0-0 1-H 2-H 3-H HR	4-2 BB		2-1 1B 1B		1-1 ② F9		4-1 BB		3 1	1 2	2 4	4 2	2 0	0 0	0 0
Nick Swisher, S (1, 7) OBP: 0.361, SLG: 0.473	1-0 23 G4-3 3B 2B	1-3 ③ K		1-0 1-2 1B		0-1 ③ F9		4-0 1-2 2-3 BB		4 1	1 2	2 0	0 1	1 1	1 1	1 1
23 Bobby Kielty, S (1, 9) OBP: 0.335, SLG: 0.436	2-2 ② G4-3 2-3		2-2 ① F8	2-0 ③ G4-3			1-2 ① G4-3	0-0 ③ F9		5 0	0 0	0 0	0 0	0 0	0 0	6 0
Marco Scutaro, R (1, 6) OBP: 0.320, SLG: 0.374	3-2 3-H 1B 3B		1-3 ② K		4-1 14 1B BB		0-1 ② L6			3 1	1 1	1 1	1 1	1 1	1 1	0 1
Inning Stats	R: 9 E: 0 K: 1 S: 31 H: 9 LOB: 0 BB: 0 P: 47	R: 0 E: 0 K: 1 S: 9 H: 0 LOB: 1 BB: 1 P: 17	R: 0 E: 0 K: 2 S: 13 H: 1 LOB: 1 BB: 0 P: 19	R: 1 E: 0 K: 1 S: 11 H: 3 LOB: 2 BB: 0 P: 17	R: 0 E: 0 K: 2 S: 15 H: 1 LOB: 2 BB: 1 P: 25	R: 0 E: 0 K: 0 S: 7 H: 0 LOB: 0 BB: 0 P: 11	R: 0 E: 0 K: 0 S: 8 H: 1 LOB: 1 BB: 0 P: 13	R: 0 E: 0 K: 0 S: 7 H: 1 LOB: 3 BB: 3 P: 22		1B: 9 2B: 3 3B: 1 HR: 3	SF: 0 SAC: 0 DP: 0 HBP: 0					

	AB	39
	R	10
	H	16
	RBI	10
	BB	5
	SO	7
	LOB	18

WP: 0 PA: 44
PB: 0
SB: 0
CS: 0

PITCHER		IP	WLS	BF	H	R	ER	SO	BB	IBB	HBP	BLK	WP	HR	S	P	ERA	WHIP
49 Hayden Penn, R ERA: 108.0	(1, 1)	0.2	L	10	8	8	8	0	0	0	0	0	0	1	26	38	108.00	12.000
Russ Ortiz, R ERA: 8.46	(1, 1)	3.1		16	5	2	2	5	1	0	0	0	0	2	38	62	5.40	1.800
Winston Abreu, R ERA:	(5, 1)	3.0		12	2	0	0	2	1	0	0	0	0	0	30	49	0.00	1.000
Bruce Chen, L ERA: 6.68	(8, 1)	1.0		6	1	0	0	0	3	0	0	0	0	0	7	22	0.00	4.000

PITCHER		IP	WLS	BF	H	R	ER	SO	BB	IBB	HBP	BLK	WP	HR	S	P	ERA	WHIP

Texas Rangers @ Oakland Athletics

McAfee Coliseum, Oakland, CA

Mon Sep 04 2006, 4:05 PM EDT

Att. 23,949 - Sunny - 65 F

TOP

livebaseballscorecards.com

Batter	1	2	3	4	5	6	7	8	9	AB	R	H	RBI	BB	SO	LOB
Gary Matthews, S (1, 8) OBP: 0.363, SLG: 0.485	BCBBFFFB 4-2 BB 10 G4-3 2B BB	X 0-0 G4-3 ②		CDC1X SAFE 1-2 P6 ③		BBFFBBB 4-2 23 1B BB		BBX 2-0 L6 ②		3	1	0	0	2	0	1
10 Michael Young, R (1, 6) OBP: 0.349, SLG: 0.448	C1FDBFX SAFE 2-2 G4-3 ① 1-2	X 0-0 G5-3 ③			BFBBB 4-1 23 G4-3 BB	BCB1FS SAFE 2-3 K ②		FBSS 1-3 K ③		4	0	0	0	1	2	2
23 Mark Teixeira, S (1, 3) OBP: 0.371, SLG: 0.493	BBSBCB 4-2 BB 2B BB		BFFFFC 2-3 K ①		CBX 1-1 G4-3 ① ② 1-2f	BFBX 2-1 1-2 1B			CSX 0-2 P4 ①	4	1	1	0	1	1	1
Carlos Lee, R (1, 10) OBP: 0.350, SLG: 0.534	X 0-0 F8 ②		CX 0-1 P6 ②		BFBBB 4-1 BB	BFCBX 2-2 P3 ③			SBFFBFFFX 2-2 F9 ②	4	0	0	0	1	0	4
Mark DeRosa, R (1, 5) OBP: 0.368, SLG: 0.492	BBBBB 4-0 2B 1-2 2-3 BB		FBX 1-1 G6-3 ③		BBCCFX 2-2 F8 ③		X 0-0 F9 ①		CX 0-1 FC6-4 1B	4	0	1	0	1	0	1
Eric Young Sr., R (1, 7) OBP: 0.285, SLG: 0.338	FCFBX 1-2 1-3 2-H 3-H 2B			BFLX 1-2 F9 ①		BBBCX 3-1 17 HR 3B	CCFFBS 1-3 K ②		X 0-0 FC6-4 ③ 1-2f	5	1	2	2	0	1	1
15 Gerald Laird, R (1, 2) OBP: 0.357, SLG: 0.537	FBCBBS 3-3 K ③			BBX 2-0 17 1B 2B		BBBX 3-0 P5 ①	FFFBFX 1-2 G6-3 ③			4	1	1	0	0	1	3
5 Ian Kinsler, R (1, 4) OBP: 0.356, SLG: 0.465		CBBX 2-1 P6 ①		BBBFX 3-1 P2 ②		BBBFB 4-1 17 HR BB		BX 1-0 HR		3	2	1	1	1	0	1
17 Nelson Cruz, R (1, 9) OBP: 0.236, SLG: 0.462 Jerry Hairston, R (8, 9) OBP: 0.271, SLG: 0.253		FFBX 1-2 IHR		CX 0-1 2-H 1B		BBX 2-0 1-H 3-H HR		CFC 0-3 ① K		4 0	2 0	3 0	5 0	0 0	1 0	0 0
Inning Stats	R: 2 H: 1 E: 0 LOB: 2 K: 1 BB: 3 S: 18 P: 36	R: 1 H: 1 E: 0 LOB: 0 K: 0 BB: 0 S: 7 P: 10	R: 0 H: 0 E: 0 LOB: 0 K: 1 BB: 0 S: 9 P: 12	R: 1 H: 2 E: 0 LOB: 1 K: 0 BB: 0 S: 11 P: 18	R: 0 H: 0 E: 0 LOB: 1 K: 0 BB: 2 S: 8 P: 19	R: 3 H: 3 E: 0 LOB: 2 K: 1 BB: 2 S: 15 P: 37	R: 0 H: 0 E: 0 LOB: 0 K: 1 BB: 0 S: 11 P: 13	R: 1 H: 1 E: 0 LOB: 0 K: 2 BB: 0 S: 8 P: 12	R: 0 H: 1 E: 0 LOB: 1 K: 0 BB: 0 S: 13 P: 15	1B: 3 SF: 0 2B: 2 SAC: 0 3B: 1 DP: 1 HR: 3 HBP: 0						

	AB	35
	R	8
	H	9
	RBI	8
	BB	7
	SO	6
	LOB	14

WP: 0 PA: 42
PB: 0
SB: 0
CS: 0

PITCHER		IP	WLS	BF	H	R	ER	SO	BB	IBB	HBP	BLK	WP	HR	S	P	ERA	WHIP
Barry Zito, L ERA: 3.79	(1, 1)	5.1	L	27	6	7	7	2	6	0	0	0	0	1	58	112	11.81	2.250
50 Kiko Calero, R ERA: 3.12	(6, 1)	0.2		4	1	0	0	1	1	0	0	0	0	0	10	20	0.00	3.000
47 Ron Flores, L ERA: 2.96	(7, 1)	1.0		3	0	0	0	1	0	0	0	0	0	0	11	13	0.00	0.000
Jay Witasick, R ERA: 9.69	(8, 1)	2.0		8	2	1	1	2	0	0	0	0	0	1	21	27	4.50	1.000

PITCHER	IP	WLS	BF	H	R	ER	SO	BB	IBB	HBP	BLK	WP	HR	S	P	ERA	WHIP

BOTTOM

Texas Rangers @ Oakland Athletics

McAfee Coliseum, Oakland, CA

Mon Sep 04 2006, 4:05 PM EDT

Att. 23,949 - Sunny - 65 F

Batter	1	2	3	4	5	6	7	8	9	AB	R	H	RBI	BB	SO	LOB
Jason Kendall, R (1, 2) OBP: 0.365, SLG: 0.350	BBBCCX 3-2 L8 ①		CBFX 1-2 22 1B 21 1B 1B		CSS 0-3 K ①		CFX 0-2 21 G4-6-3 1-2 1B		CBX 1-1 G4-3 ①	5	0	2	0	0	1	1
21 Mark Kotsay, L (1, 8) OBP: 0.330, SLG: 0.383	FBBBFFX 2-2 22 G4-6-3 1B		BBX 2-0 22 1B 1-2 1B		CX 0-1 F7 ②		CX 0-1 G4-6-3 ①② 1-2f 2-3		X 0-0 L7 ②	4	0	2	0	0	0	3
Hiram Bocachica, R (9, 8)										0	0	0	0	0	0	0
17 Adam Melhuse, S (9, PH) OBP: 0.279, SLG: 0.389										1	0	0	0	0	0	0
22 Milton Bradley, S (1, 9) OBP: 0.366, SLG: 0.439	X 0-0 G4-6-3 ②③ 1-2f		BX 1-0 1-2 2-3 1B		FBSBFFBX 3-2 1-2 1B		BBCFFBB 4-2 1B BB		BBCBB 4-1 BB	3	0	2	0	2	0	1
Frank Thomas, R (1, 10) OBP: 0.386, SLG: 0.523		BX 1-0 F8 ①	BSX 1-1 F9 ③		BX 1-0 F8 ③		BBX 2-0 1-2 3-H 1B		CFBBC 2-3 K ③	5	0	1	1	0	1	6
3 Eric Chavez, L (1, 5) OBP: 0.350, SLG: 0.417		BTFX 1-2 P6 ②		CFFFX 0-2 F7 ①		BBBCX 3-1 G5-3 ①	BFDTS 2-3 K ③			4	0	0	0	0	1	2
Jay Payton, R (1, 7) OBP: 0.329, SLG: 0.429		BCX 1-1 1B		FFBFX 1-2 G4-3 ②		BX 1-0 F7 ②		CCFX 0-2 L9 ①		4	0	1	0	0	0	0
29 Dan Johnson, L (1, 3) OBP: 0.339, SLG: 0.397	C 1 SAFE X 0-1 P5 ③			BX 1-0 1B		BBCBCFX 3-2 2B		BBCBFFB 4-2 BB		3	0	2	0	1	0	1
14 Mark Ellis, R (1, 4) OBP: 0.319, SLG: 0.387			CCX 0-2 P2 ①	BX 1-0 G5-3 ③		CBBBX 3-1 G6-3 ③		BFBBCFC 3-3 K ②		4	0	0	0	0	1	3
Marco Scutaro, R (1, 6) OBP: 0.322, SLG: 0.374			FBX 1-1 F9 ②		BBCBB 4-1 22 1B BB		BCBFFFX 2-2 21 G4-6-3 1B 1B 1B		BCFFC 1-3 K ③	3	1	1	0	1	1	1
Inning Stats	R: 0 E: 0 K: 0 S: 8 H: 1 LOB: 0 BB: 0 P: 13	R: 0 E: 0 K: 0 S: 8 H: 1 LOB: 1 BB: 0 P: 11	R: 0 E: 0 K: 0 S: 12 H: 3 LOB: 3 BB: 0 P: 18	R: 0 E: 0 K: 0 S: 10 H: 1 LOB: 1 BB: 0 P: 13	R: 0 E: 0 K: 1 S: 12 H: 1 LOB: 2 BB: 1 P: 20	R: 0 E: 0 K: 0 S: 9 H: 1 LOB: 1 BB: 0 P: 19	R: 1 E: 0 K: 1 S: 17 H: 3 LOB: 2 BB: 1 P: 27	R: 0 E: 0 K: 2 S: 15 H: 0 LOB: 1 BB: 1 P: 23	R: 0 E: 0 K: 1 S: 7 H: 0 LOB: 1 BB: 1 P: 14	1B: 10 2B: 1 3B: 0 HR: 0	SF: 0 SAC: 0 DP: 2 HBP: 0						

PITCHER	IP	WLS	BF	H	R	ER	SO	BB	IBB	HBP	BLK	WP	HR	S	P	ERA	WHIP
55 Robinson Tejeda, R (1, 1) ERA: 5.82	6.2	W	30	10	1	0	1	2	0	0	0	0	0	72	113	0.00	1.800
53 Joaquín Benoit, R (7, 1) ERA: 4.83	1.1		6	1	0	0	3	1	0	0	0	0	0	19	31	0.00	1.500
58 Wes Littleton, R (9, 1) ERA: 2.08	1.0		4	0	0	0	1	1	0	0	0	0	0	7	14	0.00	1.000

PITCHER	IP	WLS	BF	H	R	ER	SO	BB	IBB	HBP	BLK	WP	HR	S	P	ERA	WHIP

AB	36
R	1
H	11
RBI	1
BB	4
SO	5
LOB	18

WP: 0 PB: 0 SB: 0 CS: 0 PA: 40

livebaseballscorecards.com

Batter	1	2	3	4	5	6	7	8	9	AB	R	H	RBI	BB	SO	LOB
Gary Matthews, S (1, 8) OBP: 0.362, SLG: 0.482	B B C X 2-1 23 BB 10 1B FC1-2 1B	B B X 2-0 ③ FC4-6 1-2f		B F F B B F S 3-3 ① K		C F X 0-2 ① F9		C F B B X 2-2 ① G4-3		5	0	1	0	0	1	2
10 Michael Young, R (1, 6) OBP: 0.352, SLG: 0.455	B C X 1-1 FC1-2 23 BB 1-2 1B		C X 0-1 1B 3B	X 0-0 23 BB 1B		B S X 1-1 23 2B 9 WP 1B		S X 0-1 ② G3		5	2	4	0	0	0	0
23 Mark Teixeira, S (1, 3) OBP: 0.374, SLG: 0.495	B B B C B 4-1 FC1-2 1-2 2-3 BB		C B F B B F B 4-2 1B HR BB	B C D B B 4-1 1-2 BB		B C S B X 2-2 9 WP 9 F7-2 1-3 2B		B S B F S 2-3 ③ K		2	1	1	0	3	1	0
Carlos Lee, R (1, 7) OBP: 0.350, SLG: 0.532 Jerry Hairston, R (9, 7) OBP: 0.271, SLG: 0.253	C X 0-1 ① FC1-2 9 G6-3 1-2 2-3 3-Hf		X 0-0 ② HR 1B 1-2 3-H	X 0-0 F8		I I I I 4-0 9 WP IBB			B F B X 2-1 ① G5-3	4 0	1 0	1 0	1 0	1 0	0 0	5 0
9 Hank Blalock, L (1, 10) OBP: 0.338, SLG: 0.419	B B X 2-0 ②③ G6-3 1-2f		B S C B S 2-3 ① K	C B B C X 2-2 ③ G3		B X 1-0 ②③ F7-2 1-2 2-H 3-H			B C B B X 3-1 ② P2	5	0	0	0	0	1	9
Mark DeRosa, R (1, 5) OBP: 0.367, SLG: 0.495		B F B S X 2-2 ① F8	C X 0-1 1-H 2-H HR		C S B S 1-3 ① K		C B B X 2-1 ① F9		X 0-0 ③ L7	5	1	1	3	0	1	0
5 Ian Kinsler, R (1, 4) OBP: 0.355, SLG: 0.461		C B B F F X 2-2 ② G6-3	X 0-0 ② B1-3		B X 1-0 ② G5-3		B B B B 4-0 15 BB BB			3	0	0	0	1	0	0
15 Gerald Laird, R (1, 2) OBP: 0.369, SLG: 0.558		F X 0-1 2B	S C B X 1-2 3B		B B B B 4-0 BB		B B B B 4-0 17 G6-4-3 1-2 BB			2	0	2	0	2	0	0
17 Nelson Cruz, R (1, 9) OBP: 0.237, SLG: 0.436		B D B B 4-0 FC4-6 BB	X 0-0 ③ F9		B C B 1 SAFE 1 SAFE S X 2-2 ③ F9		C B X 1-1 ②③ G6-4-3 1-2f			3	0	0	0	1	0	4
Inning Stats	R: 0 E: 0 K: 0 S: 8 H: 2 LOB: 2 BB: 1 P: 17	R: 0 E: 0 K: 0 S: 10 H: 1 LOB: 2 BB: 1 P: 20	R: 4 E: 0 K: 1 S: 16 H: 4 LOB: 1 BB: 1 P: 23	R: 0 E: 0 K: 1 S: 10 H: 1 LOB: 2 BB: 1 P: 19	R: 0 E: 0 K: 1 S: 7 H: 0 LOB: 1 BB: 1 P: 15	R: 1 E: 0 K: 0 S: 9 H: 2 LOB: 1 BB: 1 P: 17	R: 0 E: 0 K: 0 S: 4 H: 0 LOB: 1 BB: 2 P: 15	R: 0 E: 0 K: 1 S: 8 H: 0 LOB: 0 BB: 0 P: 12	R: 0 E: 0 K: 0 S: 5 H: 0 LOB: 0 BB: 0 P: 10	1B: 5 2B: 3 3B: 2 HR: 1		SF: 0 SAC: 0 DP: 3 HBP: 0			WP: 1 PB: 0 SB: 0 CS: 0	PA: 42	

Texas Rangers @ Oakland Athletics

McAfee Coliseum, Oakland, CA

Tue Sep 05 2006, 10:05 PM EDT

Att. 27,225 - Clear - 68 F

TOP

livebaseballscorecards.com

AB	34
R	5
H	10
RBI	4
BB	8
SO	4
LOB	20

PITCHER		IP	WLS	BF	H	R	ER	SO	BB	IBB	HBP	BLK	WP	HR	S	P	ERA	WHIP
Kirk Saarloos, R ERA: 4.68	(1, 1)	3.0	L	18	7	4	4	1	3	0	0	0	0	1	34	60	12.00	3.333
51 Brad Halsey, L ERA: 4.53	(4, 1)	3.0		14	3	1	1	2	2	1	0	0	1	0	26	51	3.00	1.667
57 Chad Gaudin, R ERA: 2.5	(7, 1)	1.0		4	0	0	0	0	2	0	0	0	0	0	4	15	0.00	2.000
Joe Kennedy, L ERA: 1.16	(8, 1)	2.0		6	0	0	0	1	0	0	0	0	0	0	13	22	0.00	0.000

PITCHER	IP	WLS	BF	H	R	ER	SO	BB	IBB	HBP	BLK	WP	HR	S	P	ERA	WHIP

Texas Rangers @ Oakland Athletics

McAfee Coliseum, Oakland, CA

Tue Sep 05 2006, 10:05 PM EDT

Att. 27,225 - Clear - 68 F

BOTTOM

Batter	1	2	3	4	5	6	7	8	9	AB	R	H	RBI	BB	SO	LOB
Jason Kendall, R (1, 2) OBP: 0.363, SLG: 0.347	C F X 0-2 ① F9		C B S X 1-2 ③ G4-3			B C H 2-1 HR HBP	C X 0-1 ①② G5-4-3 1-2f		C C B F X 1-2 ② G6-3	4	1	0	0	0	0	1
14 Mark Ellis, R (1, 4) OBP: 0.318, SLG: 0.382	C F S 1-3 ② K			B C C F S 1-3 ① K		B F D X 2-1 ① F7	B C C B B B 4-2 BB		B S F F S 1-3 ③ K	4	0	0	0	1	3	2
22 Milton Bradley, S (1, 9) OBP: 0.362, SLG: 0.432	B B C B S S 3-3 ③ K			C S B F C 1-3 ② K		X 0-0 ② F8	1 SAFE B B F X 2-1 ③ G4-3			4	0	0	0	0	2	3
Frank Thomas, R (1, 10) OBP: 0.385, SLG: 0.528		C F X 0-2 ① P3		B F B X 2-1 ③ L6		C B X 1-1 1-H 2-H HR		B C B F B F X 3-2 ① F7		4	1	1	3	0	0	0
3 Eric Chavez, L (1, 5) OBP: 0.351, SLG: 0.415		F B F F F B B F F 3-2 X ② F8			X 0-0 ① F9	B C B B B 4-1 S 1B BB		B C B B B C B 4-2 1B BB		2	0	0	0	2	0	0
Jay Payton, R (1, 8) OBP: 0.332, SLG: 0.431 (9, 7)		X 0-0 1B			B F F X 1-2 ② G4-3	B 1 SAFE D B C 1 SAFE X 3-1 1-2 BB 1B		X 0-0 1-2 1B		4	0	3	0	0	0	0
Nick Swisher, S (1, 7) OBP: 0.362, SLG: 0.478 (7, 3)		S B F 1 SAFE B C 2-3 ③ K			C B B X 2-1 HR	B B F B B 4-1 1-2 2-3 BB		B S B F F F S 2-3 ② K		3	1	1	1	1	2	3
29 Dan Johnson, L (1, 3) OBP: 0.337, SLG: 0.394			F X 0-1 ① G3-1		C B B B B X 3-1 ③ P5	X 0-0 ③ F9		C F F F F F X 0-2 ③ G4-3		2	0	0	0	0	0	0
23 Bobby Kielty, S (6, PH) OBP: 0.333, SLG: 0.434 (7, 7)										1	0	0	0	0	0	3
21 Mark Kotsay, L (8, PH) OBP: 0.329, SLG: 0.382 (9, 8)										1	0	0	0	0	0	2
Marco Scutaro, R (1, 6) OBP: 0.324, SLG: 0.379			C B X 1-1 ② G4-3			C B B C X 2-2 HR 2B	C C X 0-2 G5-4-3 1B		B B B C C F C 3-3 ① K	4	1	2	0	0	1	0
Inning Stats	R: 0 E: 0 K: 2 S: 10 H: 0 LOB: 0 BB: 0 P: 14	R: 0 E: 0 K: 1 S: 14 H: 1 LOB: 1 BB: 0 P: 19	R: 0 E: 0 K: 0 S: 7 H: 0 LOB: 0 BB: 0 P: 9	R: 0 E: 0 K: 2 S: 10 H: 0 LOB: 0 BB: 0 P: 14	R: 1 E: 0 K: 0 S: 8 H: 1 LOB: 0 BB: 0 P: 14	R: 3 E: 0 K: 0 S: 14 H: 3 LOB: 3 BB: 2 P: 32	R: 0 E: 0 K: 0 S: 9 H: 1 LOB: 1 BB: 1 P: 15	R: 0 E: 0 K: 1 S: 19 H: 1 LOB: 2 BB: 1 P: 28	R: 0 E: 0 K: 2 S: 12 H: 0 LOB: 0 BB: 0 P: 17	1B: 4 2B: 1 3B: 0 HR: 2	SF: 0 SAC: 0 DP: 1 HBP: 1						

	AB	33
	R	4
	H	7
	RBI	4
	BB	4
	SO	8
	LOB	14

WP: 0 PB: 0 SB: 1 CS: 0 PA: 38

livebaseballscorecards.com

PITCHER		IP	WLS	BF	H	R	ER	SO	BB	IBB	HBP	BLK	WP	HR	S	P	ERA	WHIP
Adam Eaton, R ERA: 4.93	(1, 1)	5.2	W	24	5	4	4	5	1	0	1	0	0	2	61	96	6.35	1.059
36 C.J. Wilson, L ERA: 3.86	(6, 1)	0.0		1	0	0	0	0	1	0	0	0	0	0	1	5	∞	∞
Rick Bauer, R ERA: 3.62	(6, 1)	1.2	H	6	1	0	0	0	1	0	0	0	0	0	14	23	0.00	1.200
32 Ron Mahay, L ERA: 3.96	(8, 1)	0.0		1	0	0	0	0	1	0	0	0	0	0	2	6	∞	∞
58 Wes Littleton, R ERA: 2.03	(8, 1)	0.2	H	3	1	0	0	1	0	0	0	0	0	0	13	15	0.00	1.500

PITCHER		IP	WLS	BF	H	R	ER	SO	BB	IBB	HBP	BLK	WP	HR	S	P	ERA	WHIP
40 Akinori Otsuka, R ERA: 2.06	(9, 1)	1.0	S	3	0	0	0	2	0	0	0	0	0	0	12	17	0.00	0.000

Texas Rangers @ Oakland Athletics

McAfee Coliseum, Oakland, CA

Wed Sep 06 2006, 3:35 PM EDT

Att. 17,838 - Sunny - 68 F

livebaseballscorecards.com

TOP

Batter	1	2	3	4	5	6	7	8	9	AB	R	H	RBI	BB	SO	LOB
Gary Matthews, S (1, 8) OBP: 0.364, SLG: 0.483	C X 0-1 23 S 1B		F B B B X 3-1 10 1B 23 HR 1B	B F X 1-1 23 HR 1B		C F B B B X 3-2 ③ G1-3		F S B D B F F X 3-2 ③ L9		5	2	3	0	0	0	1
10 Michael Young, R (1, 6) OBP: 0.354, SLG: 0.456	C C B C 1-3 ① K		1 SAFE C B X 1-1 1-2 23 HR 1B	S 1 SAFE F B 1 D S 2-3 ② K			B X 1-0 BB 1B		C X 0-1 23 FC4-6 1B	5	1	3	0	0	2	2
23 Mark Teixeira, S (1, 3) OBP: 0.374, SLG: 0.506	1 SAFE 1 SAFE C F D F B S 2-3 ② K 1-2		B C F X 1-2 1-H 2-H HR	B C B X 2-1 1-H HR			B B C X 2-1 ① F9		C B C B B X 3-2 ① FC4-6 1-2f	5	2	2	5	0	1	3
Carlos Lee, R (1, 7) OBP: 0.349, SLG: 0.528	S D S F C 1-3 ③ K		X 0-0 ① L9	C B F B X 2-2 G6-3			B B B B 4-0 1-2 BB		B F F F S 1-3 ② K	4	0	0	0	1	2	2
9 Hank Blalock, L (1, 10) OBP: 0.337, SLG: 0.417		B B B B C X 3-1 ① G6-3	B X 1-0 ② F9		C F B X 1-2 G4-6-3 1B		B X 1-0 ② L8		C B B F X 2-2 ③ F7	5	0	1	0	0	0	3
Mark DeRosa, R (1, 5) OBP: 0.368, SLG: 0.498		B X 1-0 5 2B 2B	C X 0-1 5 1B 1B		1 SAFE B 1 B C F X 2-2 ① ② G4-6-3 1-2f		B X 1-0 ③ G6-3			4	1	2	0	0	0	3
5 Ian Kinsler, R (1, 4) OBP: 0.356, SLG: 0.464	C B C X 1-2 2-H 2B		B F D B C X 3-2 1-3 1B		B B X 2-0 ③ G6-3			B B B C C F X 3-2 ① P2		4	0	2	1	0	0	0
15 Gerald Laird, R (1, 2) OBP: 0.362, SLG: 0.546		F B X 1-1 ② F8	B C 1 SAFE T X 1-2 ③ F7			B F B F B X 3-2 ① G5-3		C C S 0-3 ② K		4	0	0	0	0	1	3
17 Nelson Cruz, R (1, 9) OBP: 0.238, SLG: 0.424		B B X 2-0 ③ G6-3		B C B C B X 3-2 ① G6-3		X 0-0 ② P3		X 0-0 1B		4	0	1	0	0	0	1
Inning Stats	R: 0 H: 1 E: 0 LOB: 1 K: 3 BB: 0 S: 13 P: 17	R: 1 H: 2 E: 0 LOB: 1 K: 0 BB: 0 S: 9 P: 17	R: 3 H: 5 E: 0 LOB: 2 K: 0 BB: 0 S: 17 P: 27	R: 2 H: 2 E: 0 LOB: 0 K: 1 BB: 0 S: 13 P: 23	R: 0 H: 1 E: 0 LOB: 0 K: 0 BB: 0 S: 7 P: 12	R: 0 H: 0 E: 0 LOB: 0 K: 0 BB: 0 S: 7 P: 13	R: 0 H: 1 E: 0 LOB: 2 K: 0 BB: 1 S: 5 P: 14	R: 0 H: 1 E: 0 LOB: 1 K: 1 BB: 0 S: 14 P: 20	R: 0 H: 1 E: 0 LOB: 1 K: 1 BB: 0 S: 12 P: 18	1B: 10 SF: 0 2B: 2 SAC: 0 3B: 0 DP: 1 HR: 2 HBP: 0						

	AB	40
	R	6
	H	14
	RBI	6
	BB	1
	SO	6
	LOB	18

WP: 0 PA: 41
PB: 0
SB: 1
CS: 0

PITCHER

PITCHER		IP	WLS	BF	H	R	ER	SO	BB	IBB	HBP	BLK	WP	HR	S	P	ERA	WHIP
Joe Blanton, R ERA: 4.66	(1, 1)	6.0	W	28	11	6	6	4	0	0	0	0	0	2	66	109	9.00	1.833
Jay Witasick, R ERA: 9.45	(7, 1)	0.1	H	3	1	0	0	0	1	0	0	0	0	0	3	10	0.00	6.000
Scott Sauerbeck, L ERA: 5.18	(7, 1)	0.1	H	1	0	0	0	0	0	0	0	0	0	0	1	2	0.00	0.000
57 Chad Gaudin, R ERA: 2.48	(7, 1)	0.1	H	1	0	0	0	0	0	0	0	0	0	0	1	2	0.00	0.000
58 Justin Duchscherer, R ERA: 3.26	(8, 1)	2.0	S	8	2	0	0	2	0	0	0	0	0	0	26	38	0.00	1.000

PITCHER	IP	WLS	BF	H	R	ER	SO	BB	IBB	HBP	BLK	WP	HR	S	P	ERA	WHIP

Texas Rangers @ Oakland Athletics

McAfee Coliseum, Oakland, CA

Wed Sep 06 2006, 3:35 PM EDT

Att. 17,838 - Sunny - 68 F

BOTTOM

livebaseballscorecards.com

Batter	1	2	3	4	5	6	7	8	9	AB	R	H	RBI	BB	SO	LOB
Jason Kendall, R (1, 2) OBP: 0.367, SLG: 0.353	1-2 21 G4-6-3 1B		3-1 1-3 2-H 2B		1-1 21 1B 1B	4-2 21 2B 1-2 BB	1-1 ③ G6-3			4	1	3	1	1	0	3
21 Mark Kotsay, L (1, 8) OBP: 0.330, SLG: 0.385	1-0 ①② G4-6-3 1-2f		0-0 ② SF8 3-H		3-2 22 FC5-4 1-2 1B	1-1 22 1B 1-H 2-H 3-H 2B		0-1 ① G3		4	1	2	4	0	0	1
22 Milton Bradley, S (1, 9) OBP: 0.362, SLG: 0.432	1-3 ③ K		1-3 ③ K		1-0 ③ FC5-4 1-2f	0-2 2-H 1B		1-2 G6-4-3 1B		5	0	2	1	0	2	3
Frank Thomas, R (1, 10) OBP: 0.385, SLG: 0.534		0-1 ① F8		2-1 HR		2-2 G1-3 3 1B G3 1B; G4-3		1-1 ②③ G6-4-3 1-2f		5	2	2	1	0	0	2
3 Eric Chavez, L (1, 5) OBP: 0.352, SLG: 0.414		1-2 ② P6		0-0 ① P4		2-1 G3 G1-3 14 1B 1-2 1B	4-0 14 1B 1B BB			3	1	1	0	1	0	0
Jay Payton, R (1, 7) OBP: 0.331, SLG: 0.430		2-1 ③ F7		3-1 ② G1-3		0-1 ① G1-3 1-2 2-3	0-0 14 1B 1-2 1B			4	0	1	0	0	0	2
Nick Swisher, S (1, 3) OBP: 0.361, SLG: 0.475			4-0 1B 2B BB	2-1 ③ L7		1-0 ② G3 2-3 3-H	3-3 ① K			3	1	0	1	1	1	3
14 Mark Ellis, R (1, 4) OBP: 0.320, SLG: 0.384			1-3 ① K		2-3 ① K	2-2 1B 21 2B 3-H 1B	1-0 1-2 2-3 1B			4	1	2	1	0	2	1
Marco Scutaro, R (1, 6) OBP: 0.326, SLG: 0.381			0-1 2B 21 SF8 1-2 1B		3-2 ② G4-3	2-2 BB 21 2B 1-3 1B	1-3 ② K			4	2	2	0	0	1	3

	AB	36
	R	9
	H	15
	RBI	9
	BB	3
	SO	6
	LOB	18

Inning Stats	1	2	3	4	5	6	7	8	9
	R: 0 E: 0 K: 1 S: 9	H: 1 LOB: 0 BB: 0 P: 12	R: 0 E: 0 K: 0 S: 7	H: 0 LOB: 0 BB: 0 P: 10	R: 2 E: 0 K: 2 S: 11	H: 2 LOB: 1 BB: 1 P: 20	R: 1 E: 0 K: 0 S: 7	H: 1 LOB: 0 BB: 0 P: 14	R: 0 E: 0 K: 1 S: 13	H: 2 LOB: 2 BB: 0 P: 23	R: 6 E: 0 K: 0 S: 25	H: 6 LOB: 1 BB: 1 P: 40	R: 0 E: 0 K: 2 S: 12	H: 2 LOB: 3 BB: 1 P: 22	R: 0 E: 0 K: 0 S: 7	H: 1 LOB: 0 BB: 0 P: 9

	1B: 12	SF: 1	WP: 0	PA: 40
	2B: 2	SAC: 0	PB: 0	
	3B: 0	DP: 2	SB: 0	
	HR: 1	HBP: 0	CS: 0	

PITCHER		IP	WLS	BF	H	R	ER	SO	BB	IBB	HBP	BLK	WP	HR	S	P	ERA	WHIP
44 Vicente Padilla, R	(1, 1)	5.2		26	9	6	6	4	1	0	0	0	0	1	58	97	9.53	1.765
ERA: 4.52																		
59 Josh Rupe, R	(6, 1)	0.0	L	4	3	3	3	0	1	0	0	0	0	0	12	19	∞	∞
ERA: 3.97																		
39 Scott Feldman, R	(6, 1)	1.1		7	2	0	0	2	1	0	0	0	0	0	14	25	0.00	2.250
ERA: 4.34																		
48 John Rheinecker, L	(8, 1)	1.0		3	1	0	0	0	0	0	0	0	0	0	7	9	0.00	1.000
ERA: 5.94																		

PITCHER	IP	WLS	BF	H	R	ER	SO	BB	IBB	HBP	BLK	WP	HR	S	P	ERA	WHIP

Batter	1	2	3	4	5	6	7	8	9	AB	R	H	RBI	BB	SO	LOB
Jason Kendall, R (1, 2) OBP: 0.366, SLG: 0.350	P4	F9		L5		HR 22 G3-1 14 G6-3 BB	F9			4	1	0	0	1	0	2
14 Mark Ellis, R (1, 4) OBP: 0.321, SLG: 0.386	22 1B 1B 1B	G5-3		G6-3		G6-3 1-2		F9 2B		5	1	2	0	0	0	1
22 Milton Bradley, S (1, 9) OBP: 0.363, SLG: 0.429	3 1B 1B G4-3 1-3 1B		K	1B BB		G3-1 2-3		K		4	1	1	0	1	2	2
Frank Thomas, R (1, 10) OBP: 0.389, SLG: 0.544	G4-3 3 1B 1-2 3-H 1B		1B 3 WP HR BB	1 SAFE 1 SAFE 3 BB 1-3 1B		3-2 3-H HR		0-1 F9 2-3		4	2	3	3	1	0	1
3 Eric Chavez, L (1, 5) OBP: 0.354, SLG: 0.414	G4-3 1-2 2-3 1B		1B 1-2 HR BB	1-2 BB		2-3 K		G3 3-2		3	1	1	0	2	1	1
Jay Payton, R (1, 8) OBP: 0.332, SLG: 0.429	G4-3 1-2 2-3 3-H		1-2 2-3 HR 1B	P4			F9 1-1		1B 1B	5	1	2	1	0	0	5
Nick Swisher, S (1, 7) OBP: 0.367, SLG: 0.486	BB		1-H 2-H 3-H HR	29 G6-3 1B		29 FC5-4 1B			G6-3 1-3 1B	4	1	4	4	1	0	0
29 Dan Johnson, L (1, 3) OBP: 0.331, SLG: 0.386	K		G4-3	G6-3 1-2f		FC5-4 BB 1-2f			P4	5	0	0	0	0	1	7
Marco Scutaro, R (1, 6) OBP: 0.324, SLG: 0.375		G4-3	F8	G4-3			BB 1-2		G6-3 1-2f	4	0	0	0	1	0	2
Inning Stats	R: 2 H: 4 E: 0 LOB: 3 K: 1 BB: 1 S: 14 P: 27	R: 0 H: 0 E: 0 LOB: 0 K: 0 BB: 0 S: 8 P: 13	R: 4 H: 2 E: 0 LOB: 0 K: 1 BB: 2 S: 18 P: 35	R: 0 H: 1 E: 0 LOB: 3 K: 0 BB: 2 S: 8 P: 21	R: 0 H: 1 E: 0 LOB: 0 K: 0 BB: 0 S: 6 P: 10	R: 2 H: 1 E: 0 LOB: 0 K: 1 BB: 1 S: 12 P: 22	R: 0 H: 1 E: 0 LOB: 2 K: 0 BB: 1 S: 12 P: 22	R: 0 H: 1 E: 0 LOB: 1 K: 1 BB: 0 S: 11 P: 19	R: 0 H: 2 E: 0 LOB: 1 K: 0 BB: 0 S: 7 P: 11	1B: 10 SF: 0 2B: 1 SAC: 0 3B: 0 DP: 2 HR: 2 HBP: 0						

TOP

Oakland Athletics @ Tampa Bay Devil Rays

Tropicana Field, St. Petersburg, FL

Fri Sep 08 2006, 7:15 PM EDT

Att. 12,821 - Dome - 72 F

livebaseballscorecards.com

AB	38
R	8
H	13
RBI	8
BB	7
SO	4
LOB	21

WP: 1 PA: 45
PB: 0
SB: 0
CS: 0

PITCHER		IP	WLS	BF	H	R	ER	SO	BB	IBB	HBP	BLK	WP	HR	S	P	ERA	WHIP
33 James Shields, R ERA: 4.71	(1, 1)	3.2	L	22	7	6	6	2	4	0	0	0	1	1	46	88	14.73	3.000
56 Tim Corcoran, R ERA: 3.96	(4, 1)	2.1		10	2	2	2	1	2	0	0	0	0	1	20	40	7.71	1.714
52 Jon Switzer, L ERA: 5.13	(7, 1)	0.2		4	1	0	0	0	1	0	0	0	0	0	10	19	0.00	3.000
22 Shawn Camp, R ERA: 4.12	(7, 1)	0.1		1	0	0	0	0	0	0	0	0	0	0	2	3	0.00	0.000
Brian Meadows, R ERA: 5.31	(8, 1)	1.0		4	1	0	0	1	0	0	0	0	0	0	11	19	0.00	1.000

PITCHER		IP	WLS	BF	H	R	ER	SO	BB	IBB	HBP	BLK	WP	HR	S	P	ERA	WHIP
45 Ruddy Lugo, R ERA: 3.98	(9, 1)	1.0		4	2	0	0	0	0	0	0	0	0	0	7	11	0.00	2.000

Oakland Athletics @ Tampa Bay Devil Rays

Tropicana Field, St. Petersburg, FL

Fri Sep 08 2006, 7:15 PM EDT

Att. 12,821 - Dome - 72 F

livebaseballscorecards.com

BOTTOM

Batter	1	2	3	4	5	6	7	8	9	AB	R	H	RBI	BB	SO	LOB
5 Rocco Baldelli, R (1, 8) OBP: 0.342, SLG: 0.495	K		G5-3 (13 1B) 2B	FC6-4 1B			HR		P4	5	2	3	1	0	1	0
Delmon Young, R (1, 9) OBP: 0.405, SLG: 0.615	13 1B; 14 PB 1B		G5-3 2-3	1 SAFE FC6-4 1-2f			P3		14 1B; 13 S BB	4	1	1	0	1	0	2
13 Carl Crawford, L (1, 7) OBP: 0.346, SLG: 0.477	14 PB 1-3 1B		14 2B 3-H 1B		G6-3		F7		F7 1-2	5	1	2	1	0	0	1
14 Greg Norton, S (1, 10) OBP: 0.377, SLG: 0.526 Damon Hollins, R (9, PR) OBP: 0.264, SLG: 0.408	G4-3 1-3 3-H		1 SAFE 1 SAFE 1-H 2B		G4-3		1B		1B 2-3	5 0	0 0	3 0	1 0	0 0	0 0	1 0
Ty Wigginton, R (1, 3) OBP: 0.312, SLG: 0.480	G5-3		G6-3		G6-3		F8		K	5	0	0	0	0	1	5
30 Dioner Navarro, S (1, 2) OBP: 0.346, SLG: 0.375		F8		G3-1		G3-1		F7		4	0	0	0	0	0	0
3 Jorge Cantu, R (1, 4) OBP: 0.289, SLG: 0.397		K		HR		G5-3		1B		4	1	2	1	0	1	0
2 B.J. Upton, R (1, 5) OBP: 0.289, SLG: 0.262		G6-3		E1 18 SF9 1B		18 WP 1B		P2		4	1	2	0	0	0	1
18 Ben Zobrist, S (1, 6) OBP: 0.256, SLG: 0.323			F7	SF9 3-H		1 SAFE 1 SAFE 2 SAFE 1-2 G4-3		G1-3		3	0	0	1	0	0	2
Inning Stats	R: 1 E: 0 K: 1 S: 15 H: 2 LOB: 1 BB: 0 P: 21	R: 0 E: 0 K: 1 S: 7 H: 0 LOB: 0 BB: 0 P: 13	R: 2 E: 0 K: 0 S: 9 H: 3 LOB: 1 BB: 0 P: 12	R: 2 E: 1 K: 0 S: 10 H: 3 LOB: 1 BB: 0 P: 14	R: 0 E: 0 K: 0 S: 9 H: 0 LOB: 0 BB: 0 P: 12	R: 0 E: 0 K: 0 S: 11 H: 1 LOB: 1 BB: 0 P: 17	R: 1 E: 0 K: 0 S: 11 H: 2 LOB: 1 BB: 0 P: 17	R: 0 E: 0 K: 0 S: 11 H: 1 LOB: 1 BB: 0 P: 16	R: 0 E: 0 K: 1 S: 13 H: 1 LOB: 2 BB: 1 P: 21	1B: 9 2B: 2 3B: 0 HR: 2	SF: 1 SAC: 0 DP: 0 HBP: 0						

	AB	
	R	6
	H	13
	RBI	5
	BB	1
	SO	3
	LOB	12

WP: 1 PB: 2 SB: 1 CS: 0 PA: 41

PITCHER		IP	WLS	BF	H	R	ER	SO	BB	IBB	HBP	BLK	WP	HR	S	P	ERA	WHIP
Dan Haren, R ERA: 3.95	(1, 1)	6.0	W	28	10	6	4	2	0	0	0	0	1	2	62	91	6.00	1.667
Joe Kennedy, L ERA: 1.11	(7, 1)	1.0	H	4	1	0	0	0	0	0	0	0	0	0	10	15	0.00	1.000
58 Justin Duchscherer, R ERA: 3.19	(8, 1)	1.0	H	4	1	0	0	0	0	0	0	0	0	0	11	16	0.00	1.000
20 Huston Street, R ERA: 3.17	(9, 1)	1.0	S	5	1	0	0	1	1	0	0	0	0	0	13	21	0.00	2.000

PITCHER	IP	WLS	BF	H	R	ER	SO	BB	IBB	HBP	BLK	WP	HR	S	P	ERA	WHIP

Batter	1	2	3	4	5	6	7	8	9	AB	R	H	RBI	BB	SO	LOB
Jason Kendall, R (1, 2) OBP: 0.366, SLG: 0.349	G4-3	HBP 1-2 2-3 3-H			K	1B 1-2 2-3		G5-3		4	0	1	1	0	1	0
23 Bobby Kielty, S (1, 7) OBP: 0.333, SLG: 0.437 29 Dan Johnson, L (6, PH) OBP: 0.332, SLG: 0.386 (6, 3)	G3	G3-1			22 1B G4-3 2B	SF7 3-H			BB 22 1B	3 0	1 0	1 0	0 1	0 1	0 0	3 0
22 Milton Bradley, S (1, 9) OBP: 0.366, SLG: 0.432	K		1B 1B		G4-3 2-3 1B	G4-3			1B 1-2	5	0	3	0	0	1	2
Frank Thomas, R (1, 10) OBP: 0.389, SLG: 0.550		HR	3 G6-4-3 1-2 1B		G4-3 1-2 3-H		G4-3		P3	5	1	2	2	0	0	3
Jay Payton, R (1, 8) OBP: 0.329, SLG: 0.425		P3	F9		F8		G6-3		F8	5	0	0	0	0	0	5
3 Eric Chavez, L (1, 5) OBP: 0.353, SLG: 0.414		14 BB HBP 2B	G6-4-3 1-2f			F9	F8		K	5	1	1	0	0	1	4
Nick Swisher, S (1, 3) OBP: 0.369, SLG: 0.488 (6, 7)		HBP 14 BB BB		K		14 1B 1B BB		14 G6-3 SF8 2B		2	2	1	0	2	1	0
14 Mark Ellis, R (1, 4) OBP: 0.322, SLG: 0.386		HBP 1-2 2-3 BB		K		1B 1B 29 SF7 1-2 1B		G6-3 2-3		3	1	1	0	1	1	1
Marco Scutaro, R (1, 6) OBP: 0.323, SLG: 0.375		F8		K		1B 1-2 2-H 1B		SF8 3-H		3	0	1	2	0	1	3
Inning Stats	R: 0 E: 0 K: 1 S: 8 H: 0 LOB: 0 BB: 0 P: 12	R: 2 E: 0 K: 0 S: 14 H: 2 LOB: 3 BB: 2 P: 30	R: 0 E: 0 K: 0 S: 9 H: 2 LOB: 1 BB: 0 P: 13	R: 0 E: 0 K: 3 S: 9 H: 0 LOB: 0 BB: 0 P: 16	R: 1 E: 0 K: 1 S: 11 H: 2 LOB: 1 BB: 0 P: 16	R: 2 E: 0 K: 0 S: 15 H: 3 LOB: 2 BB: 1 P: 26	R: 0 E: 0 K: 0 S: 8 H: 0 LOB: 0 BB: 0 P: 12	R: 1 E: 0 K: 0 S: 10 H: 1 LOB: 0 BB: 0 P: 14	R: 0 E: 0 K: 1 S: 12 H: 1 LOB: 2 BB: 1 P: 19	1B: 7 2B: 3 3B: 0 HR: 1 SF: 2 SAC: 0 DP: 1 HBP: 1						

PITCHER		IP	WLS	BF	H	R	ER	SO	BB	IBB	HBP	BLK	WP	HR	S	P	ERA	WHIP
39 J.P. Howell, L ERA: 6.39	(1, 1)	4.1		21	6	3	3	5	2	0	1	0	0	1	45	79	6.23	1.846
22 Shawn Camp, R ERA: 4.08	(5, 1)	0.2		2	0	0	0	0	0	0	0	0	0	0	6	8	0.00	0.000
Dan Miceli, R ERA: 4.68	(6, 1)	1.0	W	7	3	2	2	0	1	0	0	0	0	0	15	26	18.00	4.000
Brian Meadows, R ERA: 5.28	(7, 1)	2.0	H	7	1	1	1	0	0	0	0	0	0	0	18	26	4.50	0.500
37 Seth McClung, R ERA: 6.17	(9, 1)	1.0	S	5	1	0	0	1	1	0	0	0	0	0	12	19	0.00	2.000

PITCHER	IP	WLS	BF	H	R	ER	SO	BB	IBB	HBP	BLK	WP	HR	S	P	ERA	WHIP

TOP

Oakland Athletics @ Tampa Bay Devil Rays

Tropicana Field, St. Petersburg, FL

Sat Sep 09 2006, 7:15 PM EDT
Att. 22,016 - Dome - 72 F

livebaseballscorecards.com

AB	35
R	6
H	11
RBI	6
BB	4
SO	6
LOB	21

WP: 0 PB: 0 SB: 0 CS: 0 PA: 42

Batter	1	2	3	4	5	6	7	8	9	AB	R	H	RBI	BB	SO	LOB
5 Rocco Baldelli, R (1, 8) OBP: 0.340, SLG: 0.489	C F F B S 1-3 K ①		X 0-0 FC4-6 ③ 1-2f	F S B S 1-3 K ③		B D C B F X 3-2 13 1B 1B BB 1-2 2-H 1B	B S S X 1-2 G5-3 ②			5	1	1	1	0	2	4
Delmon Young, R (1, 9) OBP: 0.404, SLG: 0.591	C F X 0-2 G3 ②			F X 0-1 13 2B 14 SF7 1B	F X 0-1 G6-3 ①	B X 1-0 BB 13 1B 1-2 2-3 1B	X 0-0 G6-3 ③			5	1	2	0	0	0	1
13 Carl Crawford, L (1, 7) OBP: 0.349, SLG: 0.479	C C S 0-3 K ③			1 SAFE B X 1-0 14 SF7 1-3 1B 2B	C X 0-1 G3 ②	X 0-0 BB 1-2 2-3 3-H 1B		B B B C T B 4-2 S BB		4	1	2	1	1	1	0
14 Greg Norton, S (1, 3) OBP: 0.374, SLG: 0.534 Tomas Perez, S (9, 4) OBP: 0.224, SLG: 0.290		B F X 1-1 G4-3 ①	B F F F X 1-2 SF7 ① 2-3 3-H	X 0-0 HR	B X 1-0 P6 ②			B T C C 1-3 K ①		4 0	1 0	1 0	2 0	0 0	1 0	4 0
Ty Wigginton, R (1, 4) OBP: 0.315, SLG: 0.480 (9, 3)		C T S 0-3 K ②	B B S S S X 2-2 1B 1B 3-H 1B	X 0-0 30 FC6-4 1B	B B C C B B 4-2 1-2 2-3 3-H BB			C B F B B S 3-3 K ② 1-2		4	1	2	2	1	2	1
30 Dioner Navarro, S (1, 2) OBP: 0.340, SLG: 0.367		C B B C S 2-3 K ③	X 0-0 L8 ② F X 0-1 FC6-4 ③ 1-2f		F F F B X 1-2 G4-3 ③			F B X 1-1 G5-3 ③		5	0	0	0	0	1	6
Kevin Witt, L (1, 10) OBP: 0.200, SLG: 0.400			C X 0-1 G3 ① F B F B D X 3-2 2 2B 1-H 1B		F B S F S 1-3 K ① B S B F F F F B F 3-2 X 18 3B 2B					4	2	2	1	0	1	0
2 B.J. Upton, R (1, 5) OBP: 0.297, SLG: 0.279			B F C B B S 3-3 K ② X 0-0 18 E 2-H 2B		B C X 1-1 5 S 18 BB 5 1B 1B S M X 0-2 F8 ①					4	1	2	1	0	1	1
18 Ben Zobrist, S (1, 6) OBP: 0.270, SLG: 0.346			X 0-0 5 FC4-6 1B X 0-0 E5 2-3		1 SAFE 1 SAFE 1 SAFE C B P 1 SAFE B B 4-1 1B 5 1B 13 1B 1-2 BB	B B X 2-0 2-H 3B				3	1	2	1	1	0	1
Inning Stats	R: 0 E: 0 K: 2 S: 10 H: 0 LOB: 0 BB: 0 P: 11	R: 0 E: 0 K: 2 S: 8 H: 0 LOB: 0 BB: 0 P: 11	R: 0 E: 0 K: 1 S: 7 H: 1 LOB: 1 BB: 0 P: 10	R: 4 E: 1 K: 1 S: 19 H: 5 LOB: 2 BB: 0 P: 27	R: 1 E: 0 K: 0 S: 8 H: 2 LOB: 1 BB: 0 P: 8	R: 3 E: 0 K: 1 S: 20 H: 4 LOB: 3 BB: 2 P: 35	R: 1 E: 0 K: 0 S: 15 H: 2 LOB: 1 BB: 0 P: 21	R: 0 E: 0 K: 2 S: 10 H: 0 LOB: 1 BB: 1 P: 19		1B: 9 2B: 3 3B: 1 HR: 1 SF: 1 SAC: 0 DP: 0 HBP: 0				WP: 0 PB: 0 SB: 2 CS: 0 PA: 42	

PITCHER		IP	WLS	BF	H	R	ER	SO	BB	IBB	HBP	BLK	WP	HR	S	P	ERA	WHIP
25 Esteban Loaiza, R ERA: 4.95	(1, 1)	5.1	L	30	12	8	8	7	1	0	0	0	0	1	65	89	13.50	2.438
51 Brad Halsey, L ERA: 4.52	(6, 1)	0.1		1	0	0	0	0	0	0	0	0	0	0	1	2	0.00	0.000
57 Chad Gaudin, R ERA: 2.62	(6, 1)	0.2		5	2	1	1	0	1	0	0	0	0	0	17	27	13.50	4.500
Jay Witasick, R ERA: 8.4	(7, 1)	1.2		6	0	0	0	2	1	0	0	0	0	0	14	24	0.00	0.600

PITCHER	IP	WLS	BF	H	R	ER	SO	BB	IBB	HBP	BLK	WP	HR	S	P	ERA	WHIP

BOTTOM

Oakland Athletics @ Tampa Bay Devil Rays

Tropicana Field, St. Petersburg, FL

Sat Sep 09 2006, 7:15 PM EDT
Att. 22,016 - Dome - 72 F

livebaseballscorecards.com

AB	38
R	9
H	14
RBI	9
BB	3
SO	9
LOB	18

Oakland Athletics @ Tampa Bay Devil Rays

Tropicana Field, St. Petersburg, FL

Sun Sep 10 2006, 1:15 PM EDT

Att. 16,791 - Dome - 72 F

livebaseballscorecards.com

TOP

Batter	1	2	3	4	5	6	7	8	9	AB	R	H	RBI	BB	SO	LOB
Jason Kendall, R (1, 2) OBP: 0.364, SLG: 0.345	C F B F F X 1-2 G5-3 ①		B B C X 2-1 G6-3 ②		F B X 1-1 F7 ①	B B S F C 2-3 K ③		B C B B B 4-1 14 CS BB	B C X 1-1 G5-3 ③	5	0	0	0	1	1	5
14 Mark Ellis, R (1, 4) OBP: 0.323, SLG: 0.389	B X 1-0 P3 ②		C F X 0-2 1B		1 SAFE B 1 SAFE C F X 1-2 1B 1-3 2B		B B C F F C 2-3 K ①	1 SAFE B B F 1 S X SAFE 2-2 G5-3 ① ② 1-2		5	1	2	0	0	1	1
22 Milton Bradley, S (1, 9) OBP: 0.370, SLG: 0.437	B F B F X 2-2 PO 2B		1 SAFE X 0-0 F7 ③		B S B B B 4-1 1B BB		B C X 1-1 3 2B 1B 1B	B F B S B X 3-2 G6-3 ③		4	1	2	0	1	0	1
Frank Thomas, R (1, 10) OBP: 0.395, SLG: 0.560 Antonio Perez, R (9, PR) OBP: 0.181, SLG: 0.198 (9, 10)	D S B 2 SAFE 2-1 PO ③ 2-3	C B B B B 4-1 3 HR BB	C X 0-1 HR	C X 0-1 1-3 2-H 3-H 1B	C X 0-1 3 2B 1-2 1B		C B B B B B 4-2 BB 29 SF8 1B BB	3 2 3 3 2 0 0 0 1 0 0 0 0 0								
3 Eric Chavez, L (1, 5) OBP: 0.353, SLG: 0.423		B S F X 1-2 1-H HR	F B X 1-1 P6 ①	F C F S 0-3 K ②	X 0-0 1-3 2-H 2B		X 0-0 F7 ①		5	1	2	3	0	1	3
Jay Payton, R (1, 8) OBP: 0.329, SLG: 0.425		B C F X 1-2 CS 1B	C X 0-1 G6-3 ②	B C X 1-1 G4-3 ③			F X 0-1 G4-3 ②		B X 1-0 29 SF8 BB 1-2 1B	5	0	2	0	0	0	4
Nick Swisher, S (1, 7) OBP: 0.373, SLG: 0.497	C B S B 1 S SAFE 2-3 K ① ② 1-2		S B B B S F X 3-2 HR			X 0-0 29 G4-3 2B	I I I I 4-0 IBB		C S B D D B 4-2 BB 1-2 2-3 BB	3	1	2	1	2	1	1
29 Dan Johnson, L (1, 3) OBP: 0.327, SLG: 0.380	X 0-0 G4-3 ③		B C B C X 2-2 G4-3 ③			X 0-0 G4-3 ① 2-3	B B B C C C 3-3 K ③		X 0-0 SF8 ② 2-3 3-H	4	0	0	1	0	1	4
Marco Scutaro, R (1, 6) OBP: 0.327, SLG: 0.387			X 0-0 F8 ①		B B F X 2-1 14 2B 1B 1B	S B B F S 2-3 K ②		C C B F X 1-2 HR	C B B F B B 4-2 1-2 BB	4	2	2	1	1	1	1
Inning Stats	R: 0 E: 0 K: 0 S: 10 H: 1 LOB: 0 BB: 0 P: 16	R: 2 E: 0 K: 1 S: 11 H: 2 LOB: 0 BB: 1 P: 19	R: 0 E: 0 K: 0 S: 7 H: 1 LOB: 1 BB: 0 P: 9	R: 2 E: 0 K: 0 S: 13 H: 2 LOB: 0 BB: 0 P: 19	R: 2 E: 0 K: 1 S: 16 H: 3 LOB: 2 BB: 1 P: 25	R: 0 E: 0 K: 2 S: 8 H: 1 LOB: 1 BB: 0 P: 12	R: 1 E: 0 K: 2 S: 14 H: 3 LOB: 3 BB: 1 P: 24	R: 1 E: 0 K: 0 S: 11 H: 1 LOB: 0 BB: 1 P: 21	R: 1 E: 0 K: 0 S: 11 H: 1 LOB: 3 BB: 3 P: 25	1B: 7 2B: 5 3B: 0 HR: 4 SF: 1 SAC: 0 DP: 1 HBP: 0						

	AB	38
	R	9
	H	15
	RBI	9
	BB	7
	SO	6
	LOB	20

WP: 0 PB: 0 SB: 0 CS: 2 PA: 47

PITCHER		IP	WLS	BF	H	R	ER	SO	BB	IBB	HBP	BLK	WP	HR	S	P	ERA	WHIP
Jae Weong Seo, R ERA: 5.2	(1, 1)	4.1		22	9	6	6	1	2	0	0	0	0	3	51	81	12.46	2.538
52 Jon Switzer, L ERA: 4.88	(5, 1)	1.1		5	1	0	0	2	0	0	0	0	0	0	11	14	0.00	0.750
22 Shawn Camp, R ERA: 4.26	(6, 1)	1.1	L	9	4	2	2	3	0	1	0	0	0	1	21	34	13.50	3.000
45 Ruddy Lugo, R ERA: 3.93	(8, 1)	1.0		3	0	0	0	0	1	0	0	0	0	0	7	16	0.00	1.000
37 Seth McClung, R ERA: 6.2	(9, 1)	1.0		7	1	1	1	0	3	0	0	0	0	0	11	25	9.00	4.000

PITCHER	IP	WLS	BF	H	R	ER	SO	BB	IBB	HBP	BLK	WP	HR	S	P	ERA	WHIP

Oakland Athletics @ Tampa Bay Devil Rays

Tropicana Field, St. Petersburg, FL

Sun Sep 10 2006, 1:15 PM EDT

Att. 16,791 - Dome - 72 F

livebaseballscorecards.com

BOTTOM

Batter	1	2	3	4	5	6	7	8	9	AB	R	H	RBI	BB	SO	LOB
5 Rocco Baldelli, R (1, 8) OBP: 0.344, SLG: 0.509	C S X 0-2 2B 3B	B S B S X 2-2 ②③ G5-3 1-2 2-3			S B X 1-1 ① P6	C B B X 2-1 3B 1B		C X 0-1 HR		5	3	3	1	0	0	2
Delmon Young, R (1, 9) OBP: 0.423, SLG: 0.653	X 0-0 3-H 2B	C F F X 0-2 ① G4-3			X 0-0 13 1B 3 1B 1B	X 0-0 1-H 13 1B 3B		X 0-0 ② F8		5	2	3	2	0	0	0
13 Carl Crawford, L (1, 7) OBP: 0.349, SLG: 0.479	X 0-0 ① B2-3	C B S S 1-3 ② K			F C F 1 SAFE X 0-2 14 S 3 1B 1-3 1B	X 0-0 3-H 1B		C B S F S 1-3 ③ K		5	1	2	1	0	2	1
14 Greg Norton, S (1, 10) OBP: 0.375, SLG: 0.529	X 0-0 ② G6-3	B X 1-0 ③ G3			B B B B 4-0 3 1B 1-2 BB	1 SAFE 1 SAFE C S 1 S 0-3 ③ K			C B S B F B X 3-2 L3-6 3 1B 1B	4	0	1	0	1	1	2
Ty Wigginton, R (1, 3) OBP: 0.316, SLG: 0.476	C B B S D S 3-3 ③ K			B B F B B 4-1 8 1B BB	B B X 2-0 ② P3		B B C B B 4-1 2 FC6-4 BB		X 0-0 ① F7	3	0	0	0	2	1	5
3 Jorge Cantu, R (1, 4) OBP: 0.293, SLG: 0.408		F B B X 2-1 HR		B F 1 SAFE C F D X 2-2 ① F9	C C X 0-2 8 FC6-4 1-2 2-H 3-H 1B		S C B S 1-3 ① K		B B S C X 2-2 1-2 1B	5	1	3	3	0	1	2
8 Josh Paul, R (1, 2) OBP: 0.338, SLG: 0.356 Kevin Witt, L (9, PH) OBP: 0.194, SLG: 0.389	C B B B B 4-1 5 CS 2 1B BB			S F X 0-2 1-2 1B	B C S F F B X 2-2 ③ FC6-4 1-2f		1 SAFE C 1 S C 0-3 ② K		X 0-0 ②③ L3-6 2-2	3 1	0 0	1 0	0 0	1 0	1 0	3 2
2 B.J. Upton, R (1, 5) OBP: 0.295, SLG: 0.278	C B 1 SAFE X 1-1 5 CS 1-2 1B			X 0-0 ② F3		X 0-0 ① L7	B 1 B C B X 3-1 ③ FC6-4 1-2f			4	0	1	0	0	0	3
Tomas Perez, S (1, 6) OBP: 0.221, SLG: 0.286 18 Ben Zobrist, S (8, PH) OBP: 0.268, SLG: 0.344 (9, 6)	B C X 1-1 ① F4			F D B C F F S 2-3 ③ K		C F F F F F B X 1-2 ② P6		B C B S F B X 3-2 ① L3		3 1	0 0	0 0	0 0	0 0	1 0	4 0
Inning Stats	R: 1 E: 0 K: 1 S: 9 H: 2 LOB: 1 BB: 0 P: 12	R: 1 E: 0 K: 0 S: 10 H: 2 LOB: 1 BB: 1 P: 20	R: 0 E: 0 K: 1 S: 8 H: 0 LOB: 0 BB: 0 P: 10	R: 0 E: 0 K: 1 S: 14 H: 1 LOB: 2 BB: 1 P: 22	R: 2 E: 0 K: 0 S: 16 H: 3 LOB: 2 BB: 1 P: 25	R: 2 E: 0 K: 1 S: 16 H: 3 LOB: 1 BB: 0 P: 19	R: 0 E: 0 K: 2 S: 9 H: 0 LOB: 1 BB: 1 P: 17	R: 1 E: 0 K: 1 S: 11 H: 1 LOB: 0 BB: 0 P: 15	R: 0 E: 0 K: 0 S: 9 H: 2 LOB: 1 BB: 0 P: 14	1B: 9 2B: 2 3B: 2 HR: 2 SF: 0 SAC: 0 DP: 1 HBP: 0						

	AB	39
	R	7
	H	14
	RBI	7
	BB	4
	SO	7
	LOB	24

PITCHER		IP	WLS	BF	H	R	ER	SO	BB	IBB	HBP	BLK	WP	HR	S	P	ERA	WHIP
Barry Zito, L ERA: 3.86	(1, 1)	5.2		27	8	4	4	3	3	0	0	0	0	1	66	99	6.35	1.941
50 Kiko Calero, R ERA: 3.46	(6, 1)	0.0		2	2	1	1	0	0	0	0	0	0	0	3	5	∞	∞
Joe Kennedy, L ERA: 1.05	(6, 1)	1.1	W	6	1	1	1	3	1	0	0	0	0	0	13	21	6.75	1.500
58 Justin Duchscherer, R ERA: 3.31	(8, 1)	1.0	H	4	1	1	1	1	0	0	0	0	0	1	11	15	9.00	1.000
20 Huston Street, R ERA: 3.12	(9, 1)	1.0	S	4	2	0	0	0	0	0	0	0	0	0	9	14	0.00	2.000

PITCHER	IP	WLS	BF	H	R	ER	SO	BB	IBB	HBP	BLK	WP	HR	S	P	ERA	WHIP

Batter	1	2	3	4	5	6	7	8	9	AB	R	H	RBI	BB	SO	LOB
Jason Kendall, R (1, 2) OBP: 0.364, SLG: 0.344	C B X 1-1 G5-3		B 1 SAFE C F X 1-2 F9		B B C X 2-1 G5-3			B B C X 2-1 1B 22 BB 3 SF9 1B	B B B C B 4-1 BB 1-2 BB	4	1	1	0	1	0	1
Nick Swisher, S (1, 7) OBP: 0.371, SLG: 0.493 (8, 3)	B X 1-0 F7		B B X 2-0 P5			F F F F X 0-2 F8		C B C S 1-3 K	B B C C B F F B 4-2 1-2 2-3 BB	4	0	0	0	1	1	2
22 Milton Bradley, S (1, 9) OBP: 0.367, SLG: 0.432	X 0-0 G4-3			B B C X 2-1 G6-3		C B X 2-1 G6-3		B S B B B 4-1 1-2 E 29 BB 1B BB	B C X 1-1 3-H SF7	3	1	0	1	1	0	0
Frank Thomas, R (1, 10) OBP: 0.396, SLG: 0.566		C C B B B S 3-3 K		X 0-0 HR		B B F F F B X 3-2 L8		B F F B B X 3-2 29 BB E 1B 1-2 2-3	B C B F F F C 2-3 K	5	1	2	1	0	2	2
3 Eric Chavez, L (1, 5) OBP: 0.354, SLG: 0.424		C B B X 2-1 G5-3		X 0-0 G6-3 2B			B B B C B 4-1 29 FC4-6 1B BB	C X 0-1 3-H SF9	C F B B F B S 3-3 K	3	0	1	1	1	1	2
Jay Payton, R (1, 8) OBP: 0.331, SLG: 0.427		C X 0-1 2B		C B B X 2-1 2-3 G6-3			F F F F B X 1-2 1-2 29 FC4-6 1B	X 0-0 1-2 2-3 E3 29 BB		4	0	2	0	0	0	3
29 Dan Johnson, L (1, 3) OBP: 0.326, SLG: 0.375 Hiram Bocachica, R (8, PR) (8, 7)		B C B X 2-1 G4-3		X 0-0 G6-3			B B C B F X 3-2 1-2f 2-3 FC4-6	B B B B 4-0 1-2 2-3 3-H BB		3 0 0 1 1 0 4 0 0 0 0 0 0 0						
Marco Scutaro, R (1, 6) OBP: 0.324, SLG: 0.382			B C X 1-1 1B L3		C B F X 1-2 G3		B B X 2-0 F8	X 0-0 P5		4	0	0	0	0	0	5
14 Mark Ellis, R (1, 4) OBP: 0.325, SLG: 0.388			B X 1-0 1B		C B X 1-1 G5-3		C X 0-1 G5-3		B B C B B 4-1 BB 22 SF7 DI BB	3	1	1	0	1	0	2

Inning Stats	1	2	3	4	5	6	7	8	9
	R: 0 E: 0 K: 0 S: 4	H: 0 LOB: 0 BB: 0 P: 6	R: 0 E: 0 K: 1 S: 9	H: 1 LOB: 1 BB: 0 P: 16	R: 0 E: 0 K: 0 S: 7	H: 1 LOB: 1 BB: 0 P: 12	R: 1 E: 0 K: 0 S: 7	H: 2 LOB: 1 BB: 0 P: 11	R: 0 E: 0 K: 0 S: 7	H: 0 LOB: 0 BB: 0 P: 11	R: 0 E: 0 K: 0 S: 10	H: 0 LOB: 0 BB: 0 P: 15	R: 0 E: 0 K: 0 S: 12	H: 1 LOB: 2 BB: 1 P: 22	R: 2 E: 1 K: 1 S: 14	H: 2 LOB: 3 BB: 2 P: 28	R: 1 E: 0 K: 2 S: 17	H: 0 LOB: 2 BB: 3 P: 35

	1B: 4	SF: 2	WP: 0	PA: 41
	2B: 2	SAC: 0	PB: 0	
	3B: 0	DP: 0	SB: 0	
	HR: 1	HBP: 0	CS: 0	

PITCHER		IP	WLS	BF	H	R	ER	SO	BB	IBB	HBP	BLK	WP	HR	S	P	ERA	WHIP
Carlos Silva, R ERA: 6.08	(1, 1)	7.0	W	27	5	1	1	1	1	0	0	0	0	1	56	93	1.29	0.857
37 Dennys Reyes, L ERA: 1.04	(8, 1)	0.1		3	1	2	1	1	1	0	0	0	0	0	6	13	27.00	6.000
28 Jesse Crain, R ERA: 3.84	(8, 1)	0.1		4	1	0	0	0	1	0	0	0	0	0	7	14	0.00	6.000
36 Joe Nathan, R ERA: 1.82	(8, 1)	1.1	S	7	0	1	1	2	3	0	0	0	0	0	18	36	6.75	2.250

PITCHER		IP	WLS	BF	H	R	ER	SO	BB	IBB	HBP	BLK	WP	HR	S	P	ERA	WHIP

TOP

Oakland Athletics @ Minnesota Twins

Hubert H. Humphrey Metrodome, Minneapolis, MN

Mon Sep 11 2006, 8:10 PM EDT

Att. 15,728 - Dome - 70 F

livebaseballscorecards.com

AB	33
R	4
H	7
RBI	4
BB	6
SO	4
LOB	21

Batter	1	2	3	4	5	6	7	8	9	AB	R	H	RBI	BB	SO	LOB
Luis Castillo, S (1, 4) OBP: 0.348, SLG: 0.370	B B B B 4-0 7 S BB		C B X 1-1 ② G5-3	F B B B C X 3-2 ③ G6-3		B B X 2-0 ② F9 1-2		1 SAFE C 1 SAFE X 0-1 ① F7		4	0	0	0	1	0	5
8 Nick Punto, S (1, 5) OBP: 0.370, SLG: 0.396	B B C B X 3-1 ① P6		C F X 1-2 ③ G3-1		B S F X 2-2 E3 5 G6-4-3 1B	B F X 1-1 7 S 2-H 3-H 1B		X 0-0 E8 5 2B 1-3		5	1	2	2	0	0	2
7 Joe Mauer, L (1, 2) OBP: 0.433, SLG: 0.508	C S S 0-3 ② K 1-2		F B B C B X 3-2 5 HR 1B	B B C B B 4-1 5 G6-4-3 BB	C X 0-1 ③ F7 1-2		B D B H 4-0 5 2B G6-3 HBP			3	2	1	0	1	1	2
5 Michael Cuddyer, R (1, 9) OBP: 0.356, SLG: 0.511	S B B X 2-1 ③ G5-3		C B C F X 1-2 1-H HR	B C B B X 3-1 ①② G6-4-3 1-2f 2-3			C X 0-1 ① G6-3	B S X 1-1 G6-3 1-3 2-H 3-H 2B		5	1	2	4	0	0	3
33 Justin Morneau, L (1, 3) OBP: 0.377, SLG: 0.578		C B X 1-1 ① G3	B X 1-0 G4-3 24 1B E 1B	C B B X 2-1 ③ G6-3			B C S F F X 1-2 20 1B 1B	I I I I 4-0 G6-3 IBB		4	1	2	0	1	0	1
Torii Hunter, R (1, 8) OBP: 0.336, SLG: 0.470		B X 1-0 24 S 24 1B 1B	B C X 1-1 ① F7			B B F F X 2-2 HR	C B B X 2-1 ② P4	F B X 1-1 ② G6-3 1-2 2-3 3-H		5	1	2	2	0	0	4
24 Rondell White, R (1, 7) OBP: 0.256, SLG: 0.333 20 Lew Ford, R (7, 7) OBP: 0.283, SLG: 0.298	B 1 SAFE C B 1 SAFE B X 3-1 ② 1-H 1B		C F X 0-2 E G4-3 1-2 1B			C X 0-1 ① P4	B C B X 2-1 1-2 1B	B B C B S S 3-3 K		3 2	0 0	2 1	0 0	0 0	0 1	0 2
Jason Tyner, L (1, 10) OBP: 0.339, SLG: 0.354	B X 1-0 ③ G3		X 0-0 ② G4-3 1-2 2-3			C L B B B B F B 4-2 1B 8 1B BB	C B F X 1-2 ③ F7			3	1	0	0	1	0	5
Jason Bartlett, R (1, 6) OBP: 0.391, SLG: 0.426			C B X 1-1 ① G5-3	B C C B X 2-2 E5 2-3 3-H		1 SAFE S 1 SAFE B 1 SAFE F 1 SAFE 1 SAFE F 1-2 X F9 8 1B 1-3 1B		B C B X 2-1 8 E 5 2B 1B		4	2	2	0	0	0	1
Inning Stats	R: 0 E: 0 K: 1 S: 7 H: 0 LOB: 1 BB: 1 P: 16	R: 0 E: 0 K: 0 S: 6 H: 2 LOB: 1 BB: 0 P: 12	R: 0 E: 0 K: 0 S: 7 H: 0 LOB: 0 BB: 0 P: 10	R: 3 E: 1 K: 0 S: 21 H: 4 LOB: 2 BB: 0 P: 32	R: 0 E: 1 K: 0 S: 8 H: 1 LOB: 1 BB: 1 P: 19	R: 3 E: 0 K: 0 S: 17 H: 3 LOB: 1 BB: 1 P: 27	R: 0 E: 0 K: 0 S: 14 H: 2 LOB: 2 BB: 0 P: 20	R: 3 E: 1 K: 1 S: 12 H: 2 LOB: 2 BB: 1 P: 27		1B: 11 2B: 1 3B: 0 HR: 2 SF: 0 SAC: 0 DP: 1 HBP: 1						

PITCHER		IP	WLS	BF	H	R	ER	SO	BB	IBB	HBP	BLK	WP	HR	S	P	ERA	WHIP
Joe Blanton, R ERA: 4.78	(1, 1)	5.1	L	27	9	6	5	1	3	0	0	0	0	2	61	108	8.44	2.250
51 Brad Halsey, L ERA: 4.48	(6, 1)	0.2		3	1	0	0	0	0	0	0	0	0	0	5	8	0.00	1.500
57 Chad Gaudin, R ERA: 2.73	(7, 1)	1.0		6	3	1	1	0	0	0	0	0	0	0	16	24	9.00	3.000
Scott Sauerbeck, L ERA: 5.11	(8, 1)	0.1		3	0	0	0	0	0	0	1	0	0	0	3	7	0.00	0.000
Jay Witasick, R ERA: 8.04	(8, 1)	0.2		4	1	2	0	1	0	1	0	0	0	0	7	16	0.00	1.500

PITCHER	IP	WLS	BF	H	R	ER	SO	BB	IBB	HBP	BLK	WP	HR	S	P	ERA	WHIP

BOTTOM

Oakland Athletics @ Minnesota Twins

Hubert H. Humphrey Metrodome, Minneapolis, MN

Mon Sep 11 2006, 8:10 PM EDT

Att. 15,728 - Dome - 70 F

livebaseballscorecards.com

AB	38
R	9
H	14
RBI	8
BB	4
SO	2
LOB	25

WP: 0 PB: 0 SB: 3 CS: 0

PA: 43

Oakland Athletics @ Minnesota Twins

Hubert H. Humphrey Metrodome, Minneapolis, MN

Tue Sep 12 2006, 8:10 PM EDT

Att. 20,991 - Dome - 70 F

livebaseballscorecards.com

Batter	1	2	3	4	5	6	7	8	9	AB	R	H	RBI	BB	SO	LOB
Jason Kendall, R (1, 2) OBP: 0.366, SLG: 0.346	0-1 WP 14 1B 3 3B 1B		2-2 ① F8		4-1 22 BB 14 WP BB	2-2 1 SAFE X 1-2 1B			2-3 ① K	4	1	2	0	1	1	0
14 Mark Ellis, R (1, 4) OBP: 0.326, SLG: 0.387	2-2 WP 3 3B 1-2 1B		0-0 ② P2		4-1 22 BB 1-2 BB	0-0 ③ G5-3			2-2 ② G5-3	4	1	1	0	1	0	2
22 Milton Bradley, S (1, 9) OBP: 0.368, SLG: 0.430	0-3 ① K		3-2 ③ G3-1		4-1 1-2 2-3 BB		0-0 G6-4-3 1B		2-3 ③ K	4	0	1	0	1	2	2
Frank Thomas, R (1, 10) OBP: 0.392, SLG: 0.560	3-2 ② P2 1-2 2-3			1-1 ① L6	2-0 ② L5		2-2 ① ② G6-4-3 1-2f			4	0	0	0	0	0	6
3 Eric Chavez, L (1, 5) OBP: 0.355, SLG: 0.436	3-2 2-H 3-H 3B			3-2 HR	1-3 ③ K		0-0 ③ G4-3			4	1	2	3	0	1	3
Jay Payton, R (1, 8) OBP: 0.330, SLG: 0.426	1-1 ③ F8			1-1 ② P5		0-2 F7 1B 1B		0-0 ① G4-3		4	1	1	0	0	0	1
Nick Swisher, S (1, 7) OBP: 0.371, SLG: 0.491		2-3 ① K		0-3 ③ K2-3		1-0 ① F7 1-2		2-2 1B		4	0	1	0	0	2	1
29 Dan Johnson, L (1, 3) OBP: 0.325, SLG: 0.385		3-1 ② G3-1			1-1 HR	1-2 ② F8		0-3 ② K		4	1	1	1	0	1	2
Marco Scutaro, R (1, 6) OBP: 0.323, SLG: 0.380		1-2 ③ G5-3			2-1 ① G4-3	3-2 1B 2-H 1B		0-3 ③ K		4	0	1	1	0	1	1
Inning Stats	R: 2 H: 3 E: 0 LOB: 1 K: 1 BB: 0 S: 16 P: 25	R: 0 H: 0 E: 0 LOB: 0 K: 1 BB: 0 S: 9 P: 15	R: 0 H: 0 E: 0 LOB: 0 K: 0 BB: 0 S: 8 P: 13	R: 1 H: 1 E: 0 LOB: 0 K: 1 BB: 0 S: 10 P: 15	R: 1 H: 1 E: 0 LOB: 3 K: 1 BB: 3 S: 11 P: 29	R: 1 H: 3 E: 0 LOB: 2 K: 0 BB: 0 S: 16 P: 23	R: 0 H: 1 E: 0 LOB: 0 K: 0 BB: 0 S: 5 P: 7	R: 0 H: 1 E: 0 LOB: 1 K: 2 BB: 0 S: 10 P: 12	R: 0 H: 0 E: 0 LOB: 0 K: 2 BB: 0 S: 12 P: 18	1B: 7 SF: 0 2B: 0 SAC: 0 3B: 1 DP: 1 HR: 2 HBP: 0						WP: 2 PA: 39 PB: 0 SB: 0 CS: 0

PITCHER		IP	WLS	BF	H	R	ER	SO	BB	IBB	HBP	BLK	WP	HR	S	P	ERA	WHIP
54 Matt Guerrier, R ERA: 3.3	(1, 1)	4.0		16	4	3	3	3	0	0	0	0	1	1	43	68	6.75	1.000
Willie Eyre, R ERA: 5.73	(5, 1)	0.1		5	1	1	1	0	3	0	0	0	1	1	7	22	27.00	12.000
17 Pat Neshek, R ERA: 2.35	(5, 1)	1.1		7	3	1	1	1	0	0	0	0	0	0	19	29	6.75	2.250
28 Jesse Crain, R ERA: 3.76	(6, 1)	1.1		4	1	0	0	0	0	0	0	0	0	0	6	8	0.00	0.750
37 Dennys Reyes, L ERA: 1.02	(8, 1)	1.0	W	4	1	0	0	2	0	0	0	0	0	0	10	12	0.00	1.000

PITCHER		IP	WLS	BF	H	R	ER	SO	BB	IBB	HBP	BLK	WP	HR	S	P	ERA	WHIP
36 Joe Nathan, R ERA: 1.79	(9, 1)	1.0	S	3	0	0	0	2	0	0	0	0	0	0	12	18	0.00	0.000

TOP	
AB	36
R	5
H	10
RBI	5
BB	3
SO	8
LOB	18

BOTTOM

Oakland Athletics @ Minnesota Twins

Hubert H. Humphrey Metrodome, Minneapolis, MN

Tue Sep 12 2006, 8:10 PM EDT

Att. 20,991 - Dome - 70 F

livebaseballscorecards.com

Batter	1	2	3	4	5	6	7	8	9	AB	R	H	RBI	BB	SO	LOB
Luis Castillo, S (1, 4) OBP: 0.349, SLG: 0.371	C B C C 1-3 ① K	D X 1-0 8 CS 1-3 2-H 1B			C B B X 2-1 8 FC4 1B		B X 1-0 ② ③ G5-3 2-3f			4	0	2	1	0	1	2
8 Nick Punto, S (1, 5) OBP: 0.369, SLG: 0.395	B C C B X 2-2 ② G4-3	B 1-0 ③ CS 1-2	C X 0-1 ① F7		C 1 SAFE B X 1-2 ① FC4 7 G4-6-3 1-2f			B B C F X 2-2 7 WP 5 2B 1B		4	1	1	0	0	0	1
7 Joe Mauer, L (1, 2) OBP: 0.433, SLG: 0.505	B B B B 4-0 5 FC6-4 BB		B C X 1-1 ② G3-1		X 0-0 ② ③ G4-6-3 1-2f			B C B B F B 4-2 5 2B 33 2B 1-2 BB		2	1	0	0	2	0	1
5 Michael Cuddyer, R (1, 9) OBP: 0.356, SLG: 0.511	C X 0-1 ③ FC6-4 1-2f		X 0-0 ③ G5-3			C B B X 2-1 ① F7		F S X 0-2 33 2B 1-3 2-H 2B		4	1	1	1	0	0	1
33 Justin Morneau, L (1, 3) OBP: 0.379, SLG: 0.583		B C B B B X 3-1 1B 24 L7-2 2B		F B B F F B F C 3-3 ① K		B X 1-0 G5-4-3 1B		X 0-0 G6-3 WP 2-H 3-H 2B		4	1	3	2	0	1	0
Torii Hunter, R (1, 8) OBP: 0.336, SLG: 0.468		S B S F F B F B F 3-2 F X S 1B 2-3 1B		B C B C X 2-2 ② L9		B S B B X 2-1 ② ③ G5-4-3 1-2f		X 0-0 ① G6-3 2-3		4	1	1	0	0	0	2
24 Rondell White, R (1, 7) OBP: 0.256, SLG: 0.336 20 Lew Ford, R (9, 7) OBP: 0.283, SLG: 0.298	F X 0-1 ① ② L7-2 3-H			B C B X 2-1 1B 2B			C B X 1-1 ① L6	F B S S 1-3 ② K		4 0	1 0	1 0	0 0	0 0	1 0	3 0
Jason Tyner, L (1, 10) OBP: 0.347, SLG: 0.363	1 SAFE B F B B B X 3-1 BB 1-H 1B 1B			B X 1-0 2-H 1B			C F F F X 0-2 G5-3 1B 1B	C S S 0-3 K 3-H		4	1	3	2	0	1	0
Jason Bartlett, R (1, 6) OBP: 0.392, SLG: 0.425		B B B B 4-0 1B 1-2 BB		C 1 SAFE B X 1-1 ③ G5-3			S X 0-1 1-2 1B	1 SAFE X 0-0 ③ L5		3	0	1	0	1	0	2
Inning Stats	R: 0 H: 0 E: 0 LOB: 1 K: 1 BB: 1 S: 8 P: 15	R: 2 H: 4 E: 0 LOB: 1 K: 0 BB: 1 S: 15 P: 30	R: 0 H: 0 E: 0 LOB: 0 K: 0 BB: 0 S: 5 P: 6	R: 1 H: 2 E: 0 LOB: 1 K: 1 BB: 0 S: 13 P: 22	R: 0 H: 1 E: 0 LOB: 0 K: 0 BB: 0 S: 6 P: 9	R: 0 H: 1 E: 0 LOB: 0 K: 0 BB: 0 S: 5 P: 10	R: 0 H: 2 E: 0 LOB: 1 K: 0 BB: 0 S: 10 P: 12	R: 4 H: 3 E: 0 LOB: 1 K: 2 BB: 1 S: 17 P: 24		1B: 9 SF: 0 2B: 5 SAC: 0 3B: 0 DP: 4 HR: 0 HBP: 0						

	AB	33
	R	7
	H	13
	RBI	6
	BB	3
	SO	4
	LOB	12

WP: 2 PA: 37
PB: 0
SB: 1
CS: 1

PITCHER		IP	WLS	BF	H	R	ER	SO	BB	IBB	HBP	BLK	WP	HR	S	P	ERA	WHIP
Kirk Saarloos, R ERA: 4.7	(1, 1)	5.1		23	8	3	3	2	2	0	0	0	0	0	50	88	5.06	1.875
50 Kiko Calero, R ERA: 3.42	(6, 1)	0.2	H	1	0	0	0	0	0	0	0	0	0	0	2	4	0.00	0.000
Joe Kennedy, L ERA: 2.36	(7, 1)	1.0	L	8	5	4	4	0	1	0	0	0	1	0	19	27	36.00	6.000
58 Justin Duchscherer, R ERA: 3.24	(8, 1)	1.0		4	0	0	0	2	0	0	0	0	1	0	8	9	0.00	0.000

PITCHER		IP	WLS	BF	H	R	ER	SO	BB	IBB	HBP	BLK	WP	HR	S	P	ERA	WHIP

Batter	1	2	3	4	5	6	7	8	9	AB	R	H	RBI	BB	SO	LOB
Jason Kendall, R (1, 2) OBP: 0.367, SLG: 0.347	C X 0-1 G6-3 ①		B C X 1-1 1-3 1B		C B S S 1-3 K ③		F X 0-1 E5 1-3 1B			4	0	2	0	0	1	2
14 Mark Ellis, R (1, 4) OBP: 0.323, SLG: 0.383	B B C S S 2-3 K ②		B S X 1-1 L6 ③			B X 1-0 P5 ①	C S C 0-3 K ③			4	0	0	0	0	2	4
22 Milton Bradley, S (1, 9) OBP: 0.370, SLG: 0.431	B X 1-0 F9 ③			B C X 1-1 G6-4-3 1B		X 0-0 S 2B 1B		S B C X 1-2 G5-3 ①		4	1	2	0	0	0	0
Frank Thomas, R (1, 10) OBP: 0.391, SLG: 0.560		B C S S 1-3 K ①		C X 0-1 G6-4-3 ② 1-2f		1 SAFE 1 SAFE B C B 1 SAFE S F B 3-2 1 SAFE X F7 ②		B B B X 3-0 2B		4	0	1	0	0	1	2
Jay Payton, R (1, 8) OBP: 0.330, SLG: 0.427		S B S F F F X 1-2 G6-3 ②		B X 1-0 G6-3 ③		1 SAFE C X 0-1 1-H 2B		B F C F F B F F B 3-3 S K2-3 ②		4	0	1	1	0	1	1
3 Eric Chavez, L (1, 5) OBP: 0.352, SLG: 0.432		C X 0-1 G2 ③			B F X 1-1 G4-3 ①	C X 0-1 F8 ③		B S X 1-1 G6-3 ③		4	0	0	0	0	0	2
Nick Swisher, S (1, 3) OBP: 0.371, SLG: 0.490 (4, 7)			F B S B X 2-2 1B 1B		B B S F B F D 4-2 FC6-4 29 1B BB		C B S X 1-2 F8 ①		F B B B F F S 3-3 K ①	3	0	1	0	1	1	0
23 Bobby Kielty, S (1, 7) OBP: 0.332, SLG: 0.435 29 Dan Johnson, L (4, 3) OBP: 0.325, SLG: 0.384			D C F S 1-3 K ①		C C F F D F X 1-2 FC6-4 1-2 1B		B F B X 2-1 G3-1 ②		C S F B S 1-3 K ②	1 3	0 0	0 1	0 0	0 0	1 1	1 0
Marco Scutaro, R (1, 6) OBP: 0.322, SLG: 0.378			S B B B X 3-1 F9 ②		C X 0-1 FC6-4 ② 1-2f 2-3		B B F X 2-1 E 1B 1B		C X 0-1 F7 ③	4	0	1	0	0	0	3
Inning Stats	R: 0 H: 0 E: 0 LOB: 0 K: 1 BB: 0 S: 6 P: 9	R: 0 H: 0 E: 0 LOB: 0 K: 1 BB: 0 S: 11 P: 13	R: 0 H: 2 E: 0 LOB: 2 K: 1 BB: 0 S: 12 P: 20	R: 0 H: 1 E: 0 LOB: 0 K: 0 BB: 0 S: 5 P: 7	R: 0 H: 1 E: 0 LOB: 2 K: 1 BB: 1 S: 16 P: 23	R: 1 H: 2 E: 0 LOB: 1 K: 0 BB: 0 S: 10 P: 14	R: 0 H: 2 E: 1 LOB: 2 K: 1 BB: 0 S: 12 P: 17	R: 0 H: 1 E: 0 LOB: 1 K: 1 BB: 0 S: 13 P: 21	R: 0 H: 0 E: 0 LOB: 0 K: 2 BB: 0 S: 10 P: 14	1B: 7 SF: 0 2B: 2 SAC: 0 3B: 0 DP: 1 HR: 0 HBP: 0						WP: 0 PA: 36 PB: 0 SB: 1 CS: 0

PITCHER		IP	WLS	BF	H	R	ER	SO	BB	IBB	HBP	BLK	WP	HR	S	P	ERA	WHIP
47 Francisco Liriano, L ERA: 2.16	(1, 1)	2.0		7	1	0	0	2	0	0	0	0	0	0	20	27	0.00	0.500
21 Matt Garza, R ERA: 5.5	(3, 1)	5.2	L	25	8	1	1	4	1	0	0	0	0	0	63	94	1.59	1.588
37 Dennys Reyes, L ERA: 0.99	(8, 1)	1.0		3	0	0	0	2	0	0	0	0	0	0	10	15	0.00	0.000
Juan Rincon, R ERA: 2.96	(9, 1)	0.1		1	0	0	0	0	0	0	0	0	0	0	2	2	0.00	0.000

PITCHER	IP	WLS	BF	H	R	ER	SO	BB	IBB	HBP	BLK	WP	HR	S	P	ERA	WHIP

TOP

Oakland Athletics @ Minnesota Twins

Hubert H. Humphrey Metrodome, Minneapolis, MN

Wed Sep 13 2006, 1:10 PM EDT

Att. 18,902 - Dome - 69 F

livebaseballscorecards.com

AB	35
R	1
H	9
RBI	1
BB	1
SO	8
LOB	15

Oakland Athletics @ Minnesota Twins

Hubert H. Humphrey Metrodome, Minneapolis, MN

Wed Sep 13 2006, 1:10 PM EDT

Att. 18,902 - Dome - 69 F

livebaseballscorecards.com

BOTTOM

Batter	1	2	3	4	5	6	7	8	9	AB	R	H	RBI	BB	SO	LOB
Luis Castillo, S (1, 4) OBP: 0.347, SLG: 0.368	C B C B F F X 2-2 F7 ①		C B B F X 2-2 G6-3 ③			C C B X 1-2 F8 ②			B C C B X 2-2 L4 ①	4	0	0	0	0	0	0
8 Nick Punto, S (1, 5) OBP: 0.366, SLG: 0.391	C F S 1-3 K ②			F F S 0-3 K ①		B X 1-0 G4-3 ③			F B F B B X 3-2 F7 ②	4	0	0	0	0	2	0
55 Mike Redmond, R (1, 2) OBP: 0.355, SLG: 0.401	C B F B F X 2-2 P6 ③			C X 0-1 1B			X 0-0 F8 ①		B C X 1-1 G6-3 ③	4	0	1	0	0	0	0
5 Michael Cuddyer, R (1, 9) OBP: 0.355, SLG: 0.510		C S B S 1-3 K ①		D X 1-0 F8 ②			B F X 1-1 33 1B 1B			3	0	1	0	0	1	1
33 Justin Morneau, L (1, 3) OBP: 0.381, SLG: 0.583		C B B B F F B 4-2 BB		D B C X 2-1 P5 ③			D X 1-0 1-3 1B ②			2	0	1	0	1	0	1
Torii Hunter, R (1, 8) OBP: 0.334, SLG: 0.465		F B S S 1-3 K ②			L F F B F S 1-3 K ①		D F C B X 2-2 G1-3 ③			3	0	0	0	0	2	2
Josh Rabe, R (1, 7) OBP: 0.314, SLG: 0.490		S X 0-1 G5-3 ③			C C S 0-3 K ②			C X 0-1 L7 ①		2	0	0	0	0	1	1
7 Joe Mauer, L (8, PH) OBP: 0.432, SLG: 0.504										1	0	0	0	0	0	0
20 Lew Ford, R (9, 7) OBP: 0.283, SLG: 0.298										0	0	0	0	0	0	0
Jason Tyner, L (1, 10) OBP: 0.342, SLG: 0.357			C S X 0-2 G1-3 ①		F C X 0-2 G1-3 ③			C C F B F B X 2-2 F8 ②		3	0	0	0	0	0	0
Jason Bartlett, R (1, 6) OBP: 0.388, SLG: 0.420			C X 0-1 L9 ②			F X 0-1 F9 ①		C S F B B S 2-3 K ③		3	0	0	0	0	1	0

Inning Stats	1	2	3	4	5	6	7	8	9
	R: 0 H: 0 E: 0 LOB: 0 K: 1 BB: 0 S: 12 P: 17	R: 0 H: 0 E: 0 LOB: 1 K: 2 BB: 1 S: 11 P: 17	R: 0 H: 0 E: 0 LOB: 0 K: 0 BB: 0 S: 8 P: 10	R: 0 H: 1 E: 0 LOB: 1 K: 1 BB: 0 S: 8 P: 11	R: 0 H: 0 E: 0 LOB: 0 K: 2 BB: 0 S: 11 P: 12	R: 0 H: 0 E: 0 LOB: 0 K: 0 BB: 0 S: 6 P: 8	R: 0 H: 2 E: 0 LOB: 1 K: 0 BB: 0 S: 7 P: 11	R: 0 H: 0 E: 0 LOB: 0 K: 1 BB: 0 S: 11 P: 15	R: 0 H: 0 E: 0 LOB: 0 K: 0 BB: 0 S: 8 P: 14

1B: 3 SF: 0
2B: 0 SAC: 0
3B: 0 DP: 0
HR: 0 HBP: 0

WP: 0 PA: 30
PB: 0
SB: 0
CS: 0

	AB	29
	R	0
	H	3
	RBI	0
	BB	1
	SO	7
	LOB	5

PITCHER		IP	WLS	BF	H	R	ER	SO	BB	IBB	HBP	BLK	WP	HR	S	P	ERA	WHIP
Dan Haren, R ERA: 3.79	(1, 1)	8.0	W	27	3	0	0	7	1	0	0	0	0	0	74	101	0.00	0.500
20 Huston Street, R ERA: 3.06	(9, 1)	1.0	S	3	0	0	0	0	0	0	0	0	0	0	8	14	0.00	0.000

PITCHER	IP	WLS	BF	H	R	ER	SO	BB	IBB	HBP	BLK	WP	HR	S	P	ERA	WHIP

Batter	1	2	3	4	5	6	7	8	9	AB	R	H	RBI	BB	SO	LOB
22 Scott Podsednik, L (1, 7) OBP: 0.328, SLG: 0.352	B B C F X 2-2 F7 ①		B C B X 2-1 F7 ③			M C X 0-2 23 SF9 BB 1-2 1B		C C B B S 2-3 K ③		4	0	1	0	0	1	0
Tadahito Iguchi, R (1, 4) OBP: 0.354, SLG: 0.417	B S T F B S 2-3 K ②			B B X 2-0 F7 ①		F B C F B B B 4-2 1-2 2-3 BB			X 0-0 G5-3 ①	3	0	0	0	1	1	0
23 Jermaine Dye, R (1, 9) OBP: 0.385, SLG: 0.633	C C S 0-3 K ③			F S B X 1-2 G4-3 ②		C F X 0-2 SF9 ② 2-3 3-H			C B C B S 2-3 K ②	3	0	0	1	0	2	0
25 Jim Thome, L (1, 10) OBP: 0.412, SLG: 0.598 27 Josh Fields, R (9, PR)		B F C T F C 1-3 K ①		C B B F B C 3-3 K ③		S B X 1-1 P5 ③			B S F B B B B 4-2 14 DI BB	3 0	0 0	0 0	0 0	1 0	2 0	2 0
14 Paul Konerko, R (1, 3) OBP: 0.383, SLG: 0.549		S B F B B X 3-2 F9 ②			B C S X 1-2 G4-3 ①		F F X 0-2 F9 ①		S B D F B F C 3-3 1-2 K ③	4	0	0	0	0	1	1
12 A.J. Pierzynski, L (1, 2) OBP: 0.330, SLG: 0.425		B B C F C 2-3 K ③			F F X 0-2 P6 ②		F B X 1-1 G6-3 ②			3	0	0	0	0	1	0
24 Joe Crede, R (1, 5) OBP: 0.331, SLG: 0.531			B F C F X 1-2 F9 ①		B F F X 1-2 P4 ③		S S F B F B X 2-2 P3 ③			3	0	0	0	0	0	0
Rob Mackowiak, L (1, 8) OBP: 0.367, SLG: 0.402 32 Brian Anderson, R (8, PH) OBP: 0.299, SLG: 0.363 (8, 8)			B X 1-0 HR			X 0-0 G3 ①		C B S B B S 3-3 K ①		2 1	1 0	1 0	1 0	0 0	0 1	0 0
5 Juan Uribe, R (1, 6) OBP: 0.259, SLG: 0.432			B X 1-0 L4 ②			C X 0-1 BB 22 1B 23 SF9 1B		C S B S 1-3 K ②		3	1	1	0	0	1	0
Inning Stats	R: 0 H: 0 E: 0 LOB: 0 K: 2 BB: 0 S: 10 P: 14	R: 0 H: 0 E: 0 LOB: 0 K: 2 BB: 0 S: 11 P: 17	R: 1 H: 1 E: 0 LOB: 0 K: 0 BB: 0 S: 8 P: 13	R: 0 H: 0 E: 0 LOB: 0 K: 1 BB: 0 S: 7 P: 13	R: 0 H: 0 E: 0 LOB: 0 K: 0 BB: 0 S: 9 P: 11	R: 1 H: 2 E: 0 LOB: 2 K: 0 BB: 1 S: 14 P: 19	R: 0 H: 0 E: 0 LOB: 0 K: 0 BB: 0 S: 10 P: 13	R: 0 H: 0 E: 0 LOB: 0 K: 3 BB: 0 S: 9 P: 15	R: 0 H: 0 E: 0 LOB: 2 K: 2 BB: 1 S: 10 P: 19	1B: 2 SF: 1 2B: 0 SAC: 0 3B: 0 DP: 0 HR: 1 HBP: 0						

PITCHER		IP	WLS	BF	H	R	ER	SO	BB	IBB	HBP	BLK	WP	HR	S	P	ERA	WHIP
25 Esteban Loaiza, R ERA: 4.83	(1, 1)	7.0	W	25	3	2	2	5	1	0	0	0	0	1	69	100	2.57	0.571
Joe Kennedy, L ERA: 2.33	(8, 1)	0.1	H	1	0	0	0	1	0	0	0	0	0	0	3	6	0.00	0.000
58 Justin Duchscherer, R ERA: 3.2	(8, 1)	0.2	H	2	0	0	0	2	0	0	0	0	0	0	6	9	0.00	0.000
20 Huston Street, R ERA: 3.02	(9, 1)	1.0	S	4	0	0	0	2	1	0	0	0	0	0	10	19	0.00	1.000

PITCHER	IP	WLS	BF	H	R	ER	SO	BB	IBB	HBP	BLK	WP	HR	S	P	ERA	WHIP

TOP

Chicago White Sox @ Oakland Athletics

McAfee Coliseum, Oakland, CA

Fri Sep 15 2006, 10:05 PM EDT

Att. 26,809 - Clear - 57 F

livebaseballscorecards.com

AB	29
R	2
H	3
RBI	2
BB	2
SO	10
LOB	3

Batter	1	2	3	4	5	6	7	8	9	AB	R	H	RBI	BB	SO	LOB
Jason Kendall, R (1, 2) OBP: 0.366, SLG: 0.345	C B F F B X 2-2 G3 ①		1 SAFE F 1 SAFE B F X 1-2 P4 ①	C X 0-1 1-2 1B		B C X 1-1 F8 ②		B C S F C 1-3 K ②		5	0	1	0	0	1	4
21 Mark Kotsay, L (1, 8)	F B F X 1-2 G5-3 ②		B F F F B X 2-2 1-H 3B	B S F X 1-2 G5-3 ③		C F D X 1-2 G1-3 ③		C F S 0-3 K ③		5	0	1	1	0	1	5
22 Milton Bradley, S (1, 9)	C X 0-1 P4 ③		B C D B F C 3-3 K ②		C B X 1-1 2B		S B B S B B 4-2 G6-3 S FC4-6 BB			3	1	1	0	1	1	1
Frank Thomas, R (1, 10) OBP: 0.390, SLG: 0.559		B F C B X 2-2 3 F8 2B	B B B C X 3-1 F9 ③		B C B X 2-1 G5-3 ①		B C C B B F X 3-2 1-3 G6-3 ①			4	0	1	0	0	0	3
3 Eric Chavez, L (1, 5) OBP: 0.353, SLG: 0.430		C F B B F B X 3-2 2-3 F8 ①		B C B B B 4-1 2B SF9 BB	C X 0-1 F7 ②		I I I I 4-0 FC4-6 IBB			2	1	0	0	2	0	2
Jay Payton, R (1, 7) OBP: 0.329, SLG: 0.427	B X 1-0 G5-3 ②			X 0-0 SF9 14 SF8 1-3 2B	B C C F B D X 3-2 G6-3 ③		X 0-0 FC4-6 S 1-2f 3-H ②			4	1	1	1	0	0	3
Nick Swisher, S (1, 3) OBP: 0.371, SLG: 0.488	C B B B S B 4-2 BB			X 0-0 SF9 ① 2-3 3-H		B F B B X 3-1 F9 ①	B S F B B S 3-3 1-2 K ③			2	0	0	1	1	1	1
14 Mark Ellis, R (1, 4) OBP: 0.322, SLG: 0.383	X 0-0 F9 ③			C B B S F D X 3-2 SF8 ② 3-H		B F X 1-1 1B 1B		C B X 1-1 G6-3 ①		3	0	1	1	0	0	2
Marco Scutaro, R (1, 6) OBP: 0.330, SLG: 0.392			C B B X 2-1 21 3B 1B	X 0-0 1B 1B		C F F B X 1-2 1-2 1B		B B F F F B X 3-2 3B		4	1	4	0	0	0	0
Inning Stats	R: 0 E: 0 K: 0 S: 9 H: 0 LOB: 0 BB: 0 P: 12	R: 0 E: 0 K: 0 S: 11 H: 1 LOB: 2 BB: 1 P: 21	R: 1 E: 0 K: 1 S: 14 H: 2 LOB: 1 BB: 0 P: 25	R: 2 E: 0 K: 0 S: 13 H: 3 LOB: 2 BB: 1 P: 21	R: 0 E: 0 K: 0 S: 10 H: 1 LOB: 1 BB: 0 P: 16	R: 0 E: 0 K: 0 S: 13 H: 2 LOB: 2 BB: 0 P: 20	R: 1 E: 0 K: 1 S: 10 H: 0 LOB: 1 BB: 2 P: 24	R: 0 E: 0 K: 2 S: 13 H: 1 LOB: 1 BB: 0 P: 18		1B: 5 2B: 3 3B: 2 HR: 0 SF: 2 SAC: 0 DP: 0 HBP: 0						

PITCHER		IP	WLS	BF	H	R	ER	SO	BB	IBB	HBP	BLK	WP	HR	S	P	ERA	WHIP
Jon Garland, R ERA: 4.3	(1, 1)	5.2	L	28	9	3	3	1	2	0	0	0	0	0	67	111	4.76	1.941
Neal Cotts, L ERA: 4.64	(6, 1)	0.1		2	0	1	1	0	1	0	0	0	0	0	5	10	27.00	3.000
Brandon McCarthy, R ERA: 4.68	(7, 1)	1.2		7	1	0	0	2	0	1	0	0	0	0	18	33	0.00	0.600
57 Boone Logan, L ERA: 6.75	(8, 1)	0.1		1	0	0	0	1	0	0	0	0	0	0	3	3	0.00	0.000

PITCHER	IP	WLS	BF	H	R	ER	SO	BB	IBB	HBP	BLK	WP	HR	S	P	ERA	WHIP

BOTTOM

Chicago White Sox @ Oakland Athletics

McAfee Coliseum, Oakland, CA

Fri Sep 15 2006, 10:05 PM EDT

Att. 26,809 - Clear - 57 F

livebaseballscorecards.com

AB	32
R	4
H	10
RBI	4
BB	4
SO	4
LOB	21

WP: 0 PB: 0 SB: 2 CS: 0 PA: 38

Batter	1	2	3	4	5	6	7	8	9	AB	R	H	RBI	BB	SO	LOB
38 Pablo Ozuna, R (1, 7) OBP: 0.355, SLG: 0.437	C B X 1-1 G5-3 ①		L X 0-1 23 HR 2B	X 0-0 F8 ③		C X 0-1 P3 ②		F X 0-1 1B		4	1	1	0	0	0	3
31 Ryan Sweeney, L (7, 7) OBP: 0.235, SLG: 0.235										1	0	1	0	0	0	0
Tadahito Iguchi, R (1, 4) OBP: 0.356, SLG: 0.418	B B B C B 4-1 25 BB BB		X 0-0 B2 ①		B B C B F B 4-2 BB	B S F X 1-2 1-3 2B		1 SAFE B C B S S 2-3 K ③		3	0	1	0	2	1	2
23 Jermaine Dye, R (1, 9) OBP: 0.386, SLG: 0.636	1 SAFE B B S S F C 2-3 K ②		S D S B B X 3-2 2-H HR		B B C X 2-1 F8 ①	I I I 4-0 IBB			B X 1-0 F8 ①	4	1	1	2	1	1	2
25 Jim Thome, L (1, 10) OBP: 0.410, SLG: 0.593	1 SAFE C B S B B B 4-2 1-2 BB		X 0-0 F7 ②		D F C F B B C 3-3 K ②	X 0-0 F7 ③			B B C B C F X 3-2 G3 ②	4	0	0	0	1	1	4
14 Paul Konerko, R (1, 3) OBP: 0.382, SLG: 0.545	B B B C X 3-1 F7 ③		C B B X 2-1 G1-6-3 ③		X 0-0 P4 ③		C B S S 1-3 K ①		B C F X 1-2 24 FC6-4 1B	5	0	1	0	0	1	3
24 Joe Crede, R (1, 5) OBP: 0.334, SLG: 0.528		C F B B F F B B 4-2 5 SH1-3 BB		B B B 4-0 32 2B BB		C B B X 2-1 F8 ①	C B F B B F F B 4-2 5 G5-4-3 BB		B C F X 1-2 FC6-4 ③ 1-2f	2	0	0	0	3	0	1
5 Juan Uribe, R (1, 6) OBP: 0.259, SLG: 0.431		X 0-0 SH1-3 ① 1-2		1 SAFE B X 1-0 F7 ①		C C F B X 1-2 32 2B 1B 1B	B C B X 2-1 G5-4-3 ② ③ 1-2f			3	1	1	0	0	0	2
32 Brian Anderson, R (1, 8) OBP: 0.301, SLG: 0.371		C B F B X 2-2 G5-3 ②		F X 0-1 1-3 2B		X 0-0 1-3 1B 2B		C X 0-1 F8 ①		4	1	2	0	0	0	1
Sandy Alomar Jr., R (1, 2) OBP: 0.283, SLG: 0.382		C X 0-1 F8 ③		B X 1-0 P4 ②		X 0-0 2B 2-H 3-H 1B		C S F X 0-2 G6-3 ②		4	0	1	2	0	0	3
Inning Stats	R: 0 H: 0 E: 0 LOB: 2 K: 1 BB: 2 S: 10 P: 24	R: 0 H: 0 E: 0 LOB: 1 K: 0 BB: 1 S: 10 P: 16	R: 2 H: 2 E: 0 LOB: 0 K: 0 BB: 0 S: 9 P: 14	R: 0 H: 1 E: 0 LOB: 2 K: 0 BB: 1 S: 5 P: 11	R: 0 H: 0 E: 0 LOB: 1 K: 1 BB: 1 S: 9 P: 18	R: 2 H: 4 E: 0 LOB: 3 K: 0 BB: 1 S: 14 P: 22	R: 0 H: 0 E: 0 LOB: 0 K: 1 BB: 1 S: 9 P: 16	R: 0 H: 1 E: 0 LOB: 1 K: 1 BB: 0 S: 11 P: 13	R: 0 H: 1 E: 0 LOB: 1 K: 0 BB: 0 S: 11 P: 17	1B: 4 SF: 0 2B: 4 SAC: 1 3B: 0 DP: 1 HR: 1 HBP: 0						WP: 0 PA: 42 PB: 0 SB: 0 CS: 0

TOP

Chicago White Sox @ Oakland Athletics

McAfee Coliseum, Oakland, CA

Sat Sep 16 2006, 4:05 PM EDT

Att. 32,169 - Sunny - 69 F

livebaseballscorecards.com

AB	34
R	4
H	9
RBI	4
BB	7
SO	4
LOB	21

PITCHER		IP	WLS	BF	H	R	ER	SO	BB	IBB	HBP	BLK	WP	HR	S	P	ERA	WHIP
Barry Zito, L ERA: 3.91	(1, 1)	7.0	W	34	7	4	4	3	6	1	0	0	0	1	66	121	5.14	1.857
Joe Kennedy, L ERA: 2.28	(8, 1)	0.2	H	3	1	0	0	0	0	0	0	0	0	0	8	8	0.00	1.500
58 Justin Duchscherer, R ERA: 3.18	(8, 1)	0.1	H	1	0	0	0	1	0	0	0	0	0	0	3	5	0.00	0.000
20 Huston Street, R ERA: 2.97	(9, 1)	1.0	S	4	1	0	0	0	0	0	0	0	0	0	11	17	0.00	1.000

PITCHER	IP	WLS	BF	H	R	ER	SO	BB	IBB	HBP	BLK	WP	HR	S	P	ERA	WHIP

BOTTOM

Chicago White Sox @ Oakland Athletics

McAfee Coliseum, Oakland, CA

Sat Sep 16 2006, 4:05 PM EDT

Att. 32,169 - Sunny - 69 F

Batter	1	2	3	4	5	6	7	8	9	AB	R	H	RBI	BB	SO	LOB
Jason Kendall, R (1, 2) OBP: 0.366, SLG: 0.345	C B B X 2-1 F8 ①			C B B X 2-1 WP SF9 22 1B 1B		B B C B C F X 3-2 L9 ①	B B B B 4-0 14 1B 1-2 BB BB	C B X 1-1 P5 ③		4	2	1	0	1	0	0
14 Mark Ellis, R (1, 4) OBP: 0.324, SLG: 0.384	C B X 1-1 P1 ②			B C B C X 2-2 P5 ①		C B F F B F F B X 3-2 HR 1B	X 0-0 BB 3 BB 1-3 2-H 1B			4	2	2	1	0	0	1
22 Milton Bradley, S (1, 9) OBP: 0.372, SLG: 0.432	B C B B F T 3-2 K ③			B S X 1-1 SF9 WP 1-2 1B		X 0-0 F7 ②	B B B B 4-0 3 BB BB 1B BB			3	1	1	0	1	1	1
Frank Thomas, R (1, 10) OBP: 0.391, SLG: 0.566		F B C S 1-3 K ①		C B F B X 2-2 SF9 ② 1-3 2-H		C 1 SAFE B X 1-1 1-H HR	B B F C B B 4-2 1B 3 BB 1-2 2-3 3-H BB			2	1	1	4	1	1	0
3 Eric Chavez, L (1, 5) OBP: 0.354, SLG: 0.429		X 0-0 F8 ②		C B X 1-1 F8 ③		B C B B B 4-1 BB	D C B D F B 4-2 1B 1-2 2-3 3-H BB			2	0	0	1	2	0	1
Jay Payton, R (1, 8) OBP: 0.328, SLG: 0.426 (8, 7)		C X 0-1 G6-3 ③			F S S 0-3 K ①	X 0-0 G1-3 ③	X 0-0 1-2 2-3 3-H 1B			4	0	1	1	0	1	1
Nick Swisher, S (1, 7) OBP: 0.370, SLG: 0.486 (8, 3)			F F B B B C 2-3 K ①		C B S B X 2-2 29 BB 1B		X L6 F9			4	0	1	0	0	1	3
29 Dan Johnson, L (1, 3) OBP: 0.328, SLG: 0.385 21 Mark Kotsay, L (8, 8) OBP: 0.328, SLG: 0.387			F C B B B B C 3-3 K ②		D C B F B B 4-2 G4-6-3 1-2 BB		B C X 1-1 BB 14 1B 1B	F X 0-1 G4-3 ①		2 1	1 0	1 0	0 0	1 0	1 0	0 0
Marco Scutaro, R (1, 6) OBP: 0.326, SLG: 0.388			C C X 0-2 G4-3 ③		B F B X 2-1 G4-6-3 ② ③ 1-2f		B S B F B 1 SAFE F S 3-3 K ②	X 0-0 G5-3 ②		4	0	0	0	0	1	3
Inning Stats	R: 0 E: 0 K: 1 S: 7 H: 0 LOB: 0 BB: 0 P: 13	R: 0 E: 0 K: 1 S: 6 H: 0 LOB: 0 BB: 0 P: 7	R: 0 E: 0 K: 2 S: 9 H: 0 LOB: 0 BB: 0 P: 14	R: 1 E: 0 K: 0 S: 12 H: 2 LOB: 1 BB: 0 P: 20	R: 0 E: 0 K: 1 S: 10 H: 1 LOB: 1 BB: 1 P: 18	R: 2 E: 0 K: 0 S: 15 H: 2 LOB: 1 BB: 1 P: 26	R: 4 E: 0 K: 1 S: 16 H: 3 LOB: 3 BB: 4 P: 39	R: 0 E: 0 K: 0 S: 5 H: 0 LOB: 0 BB: 0 P: 6		1B: 7 2B: 0 3B: 0 HR: 1	SF: 1 SAC: 0 DP: 1 HBP: 0					

livebaseballscorecards.com

AB	30
R	7
H	8
RBI	7
BB	6
SO	6
LOB	10

WP: 1 PB: 0 SB: 0 CS: 0 PA: 37

PITCHER		IP	WLS	BF	H	R	ER	SO	BB	IBB	HBP	BLK	WP	HR	S	P	ERA	WHIP
Javier Vazquez, R ERA: 4.7	(1, 1)	6.0		24	5	3	3	5	2	0	0	0	1	1	59	98	4.50	1.167
37 Matt Thornton, L ERA: 3.48	(7, 1)	0.2	L	4	1	2	2	1	1	0	0	0	0	0	8	18	27.00	3.000
47 Mike MacDougal, R ERA: 1.69	(7, 1)	0.0	B	3	1	0	0	0	2	0	0	0	0	0	3	11	∞	∞
57 Boone Logan, L ERA: 6.75	(7, 1)	0.0		1	0	1	1	0	1	0	0	0	0	0	2	6	∞	∞
Dustin Hermanson, R ERA: 2.45	(7, 1)	1.1		5	1	1	1	0	0	0	0	0	0	0	8	10	6.75	0.750

PITCHER	IP	WLS	BF	H	R	ER	SO	BB	IBB	HBP	BLK	WP	HR	S	P	ERA	WHIP

Batter	1	2	3	4	5	6	7	8	9	AB	R	H	RBI	BB	SO	LOB
22 Scott Podsednik, L (1, 7) OBP: 0.331, SLG: 0.354	C F S 0-3 ① K	B B F C F X 2-2 S 3-H 1B			B B C B C X 3-2 CS 1B		B B B 4-0 1B 23 WP BB		F B C F B F C 2-3 ② K	4	1	2	1	1	2	0
Ross Gload, L (1, 3) OBP: 0.364, SLG: 0.444	B X 1-0 25 BB 23 S 24 F8-2 1B	1 SAFE C B X 1-1 ③ F7 1-2			C 1 SAFE 1 SAFE B S B F X 2-2 ① 25 BB 23 1B 1-2 1B		C F X 0-2 23 1B 23 WP 25 FC4-6 1-3 1B		C X 0-1 ③ F8	5	1	3	0	0	0	1
23 Jermaine Dye, R (1, 9) OBP: 0.388, SLG: 0.636	C S D F B D F F F 4-2 B 25 BB 1-2 BB	X 0-0 ① F8			B C X 1-1 25 BB 1-2 1B		B B C S X 2-2 25 FC4-6 1-3 3-H 1B			3	0	2	0	1	0	0
25 Jim Thome, L (1, 10) OBP: 0.411, SLG: 0.590	B B S B B 4-1 1-2 2-3 BB	F B B C F B S 3-3 ② K			D F B B B 4-1 1-2 2-3 BB		F C B B F X 2-2 ① FC4-6 24 G6-3 1-2f 3-H			2	0	0	1	2	1	1
24 Joe Crede, R (1, 5) OBP: 0.332, SLG: 0.524	C B S B X 2-2 ② ③ F8-2 3-H	C F F B C 1-3 ③ K			D F C S 1-3 ② K		B B S X 2-1 ② ③ G6-3 1-2f			4	0	0	0	0	2	7
12 A.J. Pierzynski, L (1, 2) OBP: 0.329, SLG: 0.430		B B B C X 3-1 HR		C X 0-1 ① G1-3	B X 1-0 ③ P5			S C B F S 1-3 ① K		4	1	1	1	0	1	3
32 Brian Anderson, R (1, 8) OBP: 0.301, SLG: 0.372		X 0-0 ① F9		X 0-0 8 G4-3 2B		C B F B C 2-3 ① K		F X 0-1 ② L3		4	0	1	0	0	1	0
8 Alex Cintron, S (1, 4) OBP: 0.308, SLG: 0.377		B X 1-0 5 E 5 S 22 1B 1B		T S X 0-2 ② G4-3 2-3		F F B X 1-2 ② G1-3		B B C C C 2-3 ③ K		4	1	1	0	0	1	1
5 Juan Uribe, R (1, 6) OBP: 0.258, SLG: 0.428 Rob Mackowiak, L (9, PH) OBP: 0.365, SLG: 0.400		1 SAFE B F 1 S S SAFE 1-3 ② K 1-3		B D S X 2-1 ③ P4		F X 0-1 ③ P3			B C X 1-1 ① L9	3 1	0 0	0 0	0 0	0 0	1 0	2 0

Chicago White Sox @ Oakland Athletics

McAfee Coliseum, Oakland, CA

Sun Sep 17 2006, 4:05 PM EDT

Att. 28,806 - Sunny - 76 F

TOP

livebaseballscorecards.com

	AB	R	H	RBI	BB	SO	LOB
	34	4	10	3	4	9	15

Inning Stats	1	2	3	4	5	6	7	8	9	1B	SF	WP	PA
R	0	2	0	0	0	0	2	0	0	8	0	1	38
E	0	0	0	0	0	0	0	0	0	2B 2	SAC 0	PB 0	
K	1	1	2	0	1	1	0	2	1	3B 0	DP 2	SB 3	
S	14	13	9	8	14	8	12	9	9	HR 1	HBP 0	CS 1	
H	1	3	0	1	3	0	2	0	0				
LOB	2	1	0	1	3	0	0	0	0				
BB	2	0	0	1	1	0	1	0	0				
P	25	21	13	10	26	11	22	12	12				

PITCHER		IP	WLS	BF	H	R	ER	SO	BB	IBB	HBP	BLK	WP	HR	S	P	ERA	WHIP
Joe Blanton, R ERA: 4.74	(1, 1)	5.0	W	24	8	2	2	5	3	0	0	0	0	1	58	95	3.60	2.200
51 Brad Halsey, L ERA: 4.62	(6, 1)	1.1	H	7	2	2	2	1	1	0	0	0	1	0	18	29	13.50	2.250
57 Chad Gaudin, R ERA: 2.7	(7, 1)	0.2	H	1	0	0	0	0	0	0	0	0	0	0	2	4	0.00	0.000
Joe Kennedy, L ERA: 2.2	(8, 1)	1.0	H	3	0	0	0	2	0	0	0	0	0	0	9	12	0.00	0.000
58 Justin Duchscherer, R ERA: 3.12	(9, 1)	1.0	S	3	0	0	0	1	0	0	0	0	0	0	9	12	0.00	0.000

PITCHER	IP	WLS	BF	H	R	ER	SO	BB	IBB	HBP	BLK	WP	HR	S	P	ERA	WHIP

BOTTOM

Chicago White Sox @ Oakland Athletics

McAfee Coliseum, Oakland, CA

Sun Sep 17 2006, 4:05 PM EDT
Att. 28,806 - Sunny - 76 F

livebaseballscorecards.com

Batter	1	2	3	4	5	6	7	8	9	AB	R	H	RBI	BB	SO	LOB
Jason Kendall, R (1, 2) OBP: 0.369, SLG: 0.347	B B C X 2-1 G6-3 ①			C B B X 2-1 21 2B HR 1B	C B X 1-1 21 BB 22 1B 1B	C B B B 4-1 1-2 BB				3	2	2	0	1	0	0
21 Mark Kotsay, L (1, 8) OBP: 0.329, SLG: 0.388	C B X 1-1 L5 ②			B B C X 2-1 1-3 HR 2B	B D B C B 4-1 22 1B 1-2 BB	F S D X 1-2 F7 ③				3	1	1	0	1	0	2
22 Milton Bradley, S (1, 9) OBP: 0.371, SLG: 0.430	S B B X 2-1 F9 ③			B S B F C 2-3 ①	C S F F X 0-2 1-3 2-H 1B		B B F B X 3-1 L9 ①			4	0	1	1	0	1	2
Frank Thomas, R (1, 10) OBP: 0.390, SLG: 0.570		C F C 0-3 ①		F C B B B F X 3-2 2-H 3-H HR	B T S B X 2-2 P4 ②		C X 0-1 P4 ②			4	1	1	3	0	1	2
3 Eric Chavez, L (1, 5) OBP: 0.354, SLG: 0.429		X 0-0 F7 ②		C B X 1-1 2B	X 0-0 L8 ③		B B C X 2-1 F8 ③			4	0	1	0	0	0	2
Jay Payton, R (1, 7) OBP: 0.328, SLG: 0.426		B X 1-0 G4-3 ③		B D S F B F X 3-2 G5-3 ②		X 0-0 WP 14 SF9 2B		C X 0-1 G5-3 ①		4	1	1	0	0	0	1
Nick Swisher, S (1, 3) OBP: 0.371, SLG: 0.485		B B F X 2-1 14 G6-4-3 1B	I I I I 4-0 IBB			B B 2 SAFE F F B C 3-3 2-3 ①		C B T C 1-3 ②		3	0	1	0	1	2	1
Marco Scutaro, R (1, 6) OBP: 0.325, SLG: 0.384		L X 0-1 F8 ①	X 0-0 P6 ③			F B F B B B 4-2 S BB		C B X 1-1 G6-3 ③		3	0	0	0	1	0	3
14 Mark Ellis, R (1, 4) OBP: 0.322, SLG: 0.382		C B F X 1-2 G6-4-3 ② ③ 1-2f			C B B C X 2-2 F8 ①	X 0-0 SF9 ② 3-H				2	0	0	1	0	0	1
Inning Stats	R: 0 E: 0 K: 0 S: 6 H: 0 LOB: 0 BB: 0 P: 11	R: 0 E: 0 K: 1 S: 5 H: 0 LOB: 0 BB: 0 P: 6	R: 0 E: 0 K: 0 S: 7 H: 1 LOB: 0 BB: 0 P: 10	R: 3 E: 0 K: 1 S: 18 H: 4 LOB: 2 BB: 1 P: 35	R: 1 E: 0 K: 0 S: 15 H: 2 LOB: 2 BB: 1 P: 24	R: 1 E: 0 K: 1 S: 11 H: 1 LOB: 2 BB: 2 P: 23	R: 0 E: 0 K: 0 S: 6 H: 0 LOB: 0 BB: 0 P: 11	R: 0 E: 0 K: 1 S: 7 H: 0 LOB: 0 BB: 0 P: 9		1B: 4 2B: 3 3B: 0 HR: 1	SF: 1 SAC: 0 DP: 1 HBP: 0					

	AB	30
	R	5
	H	8
	RBI	5
	BB	4
	SO	4
	LOB	14

WP: 1 PB: 0 SB: 1 CS: 0 PA: 35

PITCHER		IP	WLS	BF	H	R	ER	SO	BB	IBB	HBP	BLK	WP	HR	S	P	ERA	WHIP
52 Jose Contreras, R ERA: 4.08	(1, 1)	6.0	L	29	8	5	5	3	3	1	0	0	1	1	62	109	7.50	1.833
David Riske, R ERA: 3.61	(7, 1)	2.0		6	0	0	0	1	0	0	0	0	0	0	13	20	0.00	0.000

PITCHER	IP	WLS	BF	H	R	ER	SO	BB	IBB	HBP	BLK	WP	HR	S	P	ERA	WHIP

Batter	1	2	3	4	5	6	7	8	9	AB	R	H	RBI	BB	SO	LOB
24 Grady Sizemore, L (1, 8) OBP: 0.377, SLG: 0.531	B C C S 1-3 K		B F B B X 3-2 2B 1-3 2B	C X 0-1 S 1B	C B C F F B B X 3-2 F9 1-2 3-H		C H 1-1 FC6-4 1-2 HBP			4	1	2	0	0	1	1
Jason Michaels, R (1, 7) OBP: 0.325, SLG: 0.391	B C B F B B 4-2 41 HR BB		X 0-0 P5 1	C D 1 B S F X SAFE 2-2 G6-3 2 1-2		X 0-0 G1-3 1	C B X 1-1 FC6-4 3 1-2f			4	1	0	0	1	0	5
41 Victor Martinez, S (1, 2)	C 1 B D B X SAFE 3-1 1-H HR		I I I I 4-0 2B IBB	I I I I 4-0 IBB		B B C B X 3-1 2B		X 0-0 G1-3 1		3	1	2	2	2	0	0
25 Ryan Garko, R (1, 3) OBP: 0.373, SLG: 0.486	B F C X 1-2 G4-3 2		F B F F E D F S 2-3 K 2	B F F B B X 3-2 F9		B C B S S 2-3 K 2		F B X 1-1 BLK 1B		5	0	1	0	0	2	6
Casey Blake, R (1, 9) OBP: 0.370, SLG: 0.478	C S B X 1-2 L8 3		B X 1-1 1-3 2-H 3-H 2B		B C B X 2-1 2 1B 27 FC6-4 1B	B B B B 4-0 BB		C F B X 1-2 F8 2		4	1	2	2	1	0	1
Kevin Kouzmanoff, R (1, 10) OBP: 0.250, SLG: 0.514		B F C B B X 3-2 2 G6-4-3 1B	B C B F B B 4-2 BB		F F X 0-2 L4 1	C B F S 1-3 K 3		F D B F F B X 3-2 1-2 L9 3		4	0	1	0	1	1	4
2 Jhonny Peralta, R (1, 6) OBP: 0.319, SLG: 0.380		X 0-0 1 2 G6-4-3 1-2f C C B F X 1-2 F9 3		B S 1 B X SAFE 2-1 27 FC6-4 1-3 1B		X 0-0 24 HBP 1B			B C F B F F B F X 3-2 G5-3 1	5	0	2	0	0	0	4
27 Hector Luna, R (1, 4) OBP: 0.342, SLG: 0.411		C X 0-1 G5-3 3	X 0-0 HR	B C B B F X 3-2 FC6-4 2 30 1B 24 WP 1-2f 3-H		X 0-0 F9 1			C B X 1-1 F9 2	5	2	1	2	0	0	2
30 Andy Marte, R (1, 5) OBP: 0.290, SLG: 0.410			B B X 2-0 24 2B 2B 1B	F B X 1-1 F7 1	F X 0-1 24 WP 1-3 1B		D B X 2-0 F7 2		C X 0-1 P2 3	5	1	2	0	0	0	1
Inning Stats	R: 2 H: 1 E: 0 LOB: 0 K: 1 BB: 1 S: 13 P: 23	R: 0 H: 1 E: 0 LOB: 0 K: 0 BB: 0 S: 6 P: 9	R: 2 H: 3 E: 0 LOB: 3 K: 1 BB: 2 S: 18 P: 35	R: 1 H: 2 E: 0 LOB: 2 K: 0 BB: 1 S: 12 P: 22	R: 2 H: 3 E: 0 LOB: 1 K: 0 BB: 0 S: 17 P: 27	R: 0 H: 1 E: 0 LOB: 2 K: 2 BB: 1 S: 9 P: 19	R: 0 H: 1 E: 0 LOB: 2 K: 0 BB: 0 S: 6 P: 10	R: 0 H: 1 E: 0 LOB: 1 K: 0 BB: 0 S: 11 P: 16	R: 0 H: 0 E: 0 LOB: 0 K: 0 BB: 0 S: 10 P: 14	1B: 8 SF: 0 2B: 3 SAC: 0 3B: 0 DP: 1 HR: 2 HBP: 1						

PITCHER		IP	WLS	BF	H	R	ER	SO	BB	IBB	HBP	BLK	WP	HR	S	P	ERA	WHIP
Dan Haren, R ERA: 4.01	(1, 1)	4.2	L	26	9	7	7	2	2	2	0	0	0	2	59	106	13.50	2.357
47 Ron Flores, L ERA: 2.88	(5, 1)	0.2		4	2	0	0	0	0	0	0	0	1	0	10	16	0.00	3.000
Jay Witasick, R ERA: 7.41	(6, 1)	1.1		6	1	0	0	2	1	0	0	0	0	0	9	18	0.00	1.500
Scott Sauerbeck, L ERA: 4.97	(7, 1)	0.2		3	0	0	0	0	0	0	1	0	0	0	4	6	0.00	0.000
57 Chad Gaudin, R ERA: 2.67	(8, 1)	0.2		3	1	0	0	0	0	0	0	1	0	0	10	15	0.00	1.500

PITCHER		IP	WLS	BF	H	R	ER	SO	BB	IBB	HBP	BLK	WP	HR	S	P	ERA	WHIP
49 Jason Windsor, R ERA: 5.19	(9, 1)	1.0		3	0	0	0	0	0	0	0	0	0	0	10	14	0.00	0.000

TOP

Cleveland Indians @ Oakland Athletics

McAfee Coliseum, Oakland, CA

Mon Sep 18 2006, 10:05 PM EDT

Att. 17,352 - Partly Cloudy - 63 F

livebaseballscorecards.com

AB	39
R	7
H	13
RBI	6
BB	5
SO	4
LOB	24

1B: 8	SF: 0	WP: 1	PA: 45
2B: 3	SAC: 0	PB: 0	
3B: 0	DP: 1	SB: 1	
HR: 2	HBP: 1	CS: 0	

BOTTOM

Cleveland Indians @ Oakland Athletics

McAfee Coliseum, Oakland, CA

Mon Sep 18 2006, 10:05 PM EDT

Att. 17,352 - Partly Cloudy - 63 F

livebaseballscorecards.com

Batter	1	2	3	4	5	6	7	8	9	AB	R	H	RBI	BB	SO	LOB
Jason Kendall, R (1, 2) OBP: 0.366, SLG: 0.344	G4-3		G4-3		E4 22 G6-4-3 2-3 3-H		G5-3			4	0	0	0	0	0	1
21 Mark Kotsay, L (1, 8) OBP: 0.331, SLG: 0.390	22 1B 1B		22 1B 1B		SF7 3-H			G4-3		3	0	2	1	0	0	0
22 Milton Bradley, S (1, 9) OBP: 0.373, SLG: 0.430	G5-4-3 1-3 1B		1-2 1B		G6-4-3 1-2f			K		4	0	2	0	0	1	1
Frank Thomas, R (1, 10) OBP: 0.391, SLG: 0.568	G5-4-3 1-2f		G5-3			3 G4-6-3 1B		BB		3	0	1	0	1	0	4
3 Eric Chavez, L (1, 5) OBP: 0.351, SLG: 0.425		G6-3	K			G4-6-3 1-2f		L4		4	0	0	0	0	1	2
Jay Payton, R (1, 7) OBP: 0.329, SLG: 0.429		S 1B	F7			1B			F8	4	0	2	0	0	0	0
Nick Swisher, S (1, 3) OBP: 0.368, SLG: 0.482		K 1-2	K			P6			F9	4	0	0	0	0	2	2
Marco Scutaro, R (1, 6) OBP: 0.324, SLG: 0.382		K			14 2B E 1B		L1		P2	4	1	1	0	0	1	1
14 Mark Ellis, R (1, 4) OBP: 0.322, SLG: 0.384			G5-3		E 21 SF7 2-3		G5-3			3	1	1	0	0	0	0

	AB	33
	R	2
	H	9
	RBI	1
	BB	1
	SO	5
	LOB	11

Inning Stats	1	2	3	4	5	6	7	8	9
	R: 0 E: 0 K: 0 S: 9	H: 2 LOB: 1 BB: 0 P: 16	R: 0 E: 0 K: 2 S: 9	H: 1 LOB: 1 BB: 0 P: 15	R: 0 E: 0 K: 0 S: 17	H: 2 LOB: 2 BB: 0 P: 24	R: 0 E: 0 K: 2 S: 8	H: 0 LOB: 0 BB: 0 P: 11	R: 2 E: 1 K: 0 S: 8	H: 2 LOB: 0 BB: 0 P: 11	R: 0 E: 0 K: 0 S: 8	H: 2 LOB: 1 BB: 0 P: 13	R: 0 E: 0 K: 0 S: 8	H: 0 LOB: 0 BB: 0 P: 11	R: 0 E: 0 K: 1 S: 10	H: 0 LOB: 1 BB: 1 P: 20	R: 0 E: 0 K: 0 S: 3	H: 0 LOB: 0 BB: 0 P: 4

1B: 7	SF: 1	WP: 0	PA: 35
2B: 2	SAC: 0	PB: 0	
3B: 0	DP: 3	SB: 1	
HR: 0	HBP: 0	CS: 0	

PITCHER		IP	WLS	BF	H	R	ER	SO	BB	IBB	HBP	BLK	WP	HR	S	P	ERA	WHIP
37 Jake Westbrook, R ERA: 4.15	(1, 1)	7.2	W	31	9	2	1	5	1	0	0	0	0	0	76	120	1.17	1.304
58 Juan Lara, L ERA:	(8, 1)	0.1		1	0	0	0	0	0	0	0	0	0	0	1	1	0.00	0.000
63 Rafael Betancourt, R ERA: 4.02	(9, 1)	1.0		3	0	0	0	0	0	0	0	0	0	0	3	4	0.00	0.000

PITCHER	IP	WLS	BF	H	R	ER	SO	BB	IBB	HBP	BLK	WP	HR	S	P	ERA	WHIP

Cleveland Indians @ Oakland Athletics

McAfee Coliseum, Oakland, CA

Tue Sep 19 2006, 10:05 PM EDT

Att. 15,866 - Clear - 66 F

TOP

livebaseballscorecards.com

Batter	1	2	3	4	5	6	7	8	9	AB	R	H	RBI	BB	SO	LOB
24 Grady Sizemore, L (1, 10) OBP: 0.377, SLG: 0.530	K	L3		G1-3 1-2 BB		P3-1 1B		K		4	0	1	0	1	2	0
Jason Michaels, R (1, 7) OBP: 0.324, SLG: 0.391	1B 2B		F7	G1-3 1-2 2-3		1 SAFE 1 SAFE P3-1 1-1f		K		5	1	1	0	0	1	3
Casey Blake, R (1, 3) OBP: 0.371, SLG: 0.477	K		41 27 1B 1B	K		K			41 1B 1B	5	2	2	0	0	3	3
41 Victor Martinez, S (1, 2) OBP: 0.387, SLG: 0.469	27 1B 1B IBB		27 1B 1-2 1B	2 BB BB 1B		K	K		27 FC6-4 1-3 1B	4	0	3	0	1	1	0
Kevin Kouzmanoff, R (1, 5) OBP: 0.317, SLG: 0.564	27 1-2 1B 2-H		K	2 1-2 BB	2 BB	2B			27 FC6-4 1-2 3-H 1B	4	0	3	2	1	1	2
27 Hector Luna, R (1, 4) OBP: 0.342, SLG: 0.411	1-2 2-3 1B		1-3 2-H 1B	K	K	K	K		FC6-4 1-2f 2-3	5	0	2	1	0	2	5
17 Shin-Soo Choo, L (1, 9) OBP: 0.347, SLG: 0.427	K	K	K	K	K	BB	K	K	K	4	0	0	0	1	4	9
2 Jhonny Peralta, R (1, 6) OBP: 0.318, SLG: 0.378 7 Joe Inglett, L (9, PH) OBP: 0.316, SLG: 0.365		K	K	K	1-2 2-3 BB		G4-3		F7	3 1	0 0	0 0	0 0	1 0	2 0	2 2
38 Franklin Gutierrez, R (1, 8) OBP: 0.297, SLG: 0.365		K		24 G1-3 BB 1B	L4			P5		4	0	1	0	0	1	3
Inning Stats	R: 1 E: 0 K: 3 S: 15 H: 3 LOB: 3 BB: 1 P: 24	R: 0 E: 0 K: 2 S: 7 H: 0 LOB: 0 BB: 0 P: 10	R: 1 E: 0 K: 2 S: 16 H: 3 LOB: 3 BB: 0 P: 26	R: 0 E: 0 K: 2 S: 13 H: 1 LOB: 2 BB: 1 P: 21	R: 0 E: 0 K: 2 S: 18 H: 1 LOB: 3 BB: 2 P: 32	R: 0 E: 0 K: 1 S: 8 H: 1 LOB: 0 BB: 0 P: 14	R: 0 E: 0 K: 2 S: 14 H: 1 LOB: 2 BB: 1 P: 22	R: 0 E: 0 K: 2 S: 10 H: 0 LOB: 0 BB: 0 P: 13	R: 1 E: 0 K: 1 S: 12 H: 3 LOB: 2 BB: 0 P: 17	1B: 11 2B: 3 3B: 0 HR: 0 SF: 0 SAC: 0 DP: 1 HBP: 0						

	AB	39
	R	3
	H	13
	RBI	3
	BB	5
	SO	17
	LOB	29

WP: 0 PB: 0 SB: 0 CS: 0 PA: 44

PITCHER		IP	WLS	BF	H	R	ER	SO	BB	IBB	HBP	BLK	WP	HR	S	P	ERA	WHIP
Kirk Saarloos, R ERA: 4.65	(1, 1)	5.0		27	8	2	2	11	3	1	0	0	0	0	69	113	3.60	2.200
57 Chad Gaudin, R ERA: 2.62	(6, 1)	1.0	W	3	1	0	0	1	0	0	0	0	0	0	8	14	0.00	1.000
50 Kiko Calero, R ERA: 3.38	(7, 1)	0.2	H	4	1	0	0	2	1	0	0	0	0	0	13	21	0.00	3.000
58 Justin Duchscherer, R ERA: 3.04	(7, 1)	1.1	H	4	0	0	0	2	0	0	0	0	0	0	11	14	0.00	0.000
51 Brad Halsey, L ERA: 4.72	(9, 1)	0.0		2	2	1	1	0	0	0	0	0	0	0	4	6	∞	∞

PITCHER		IP	WLS	BF	H	R	ER	SO	BB	IBB	HBP	BLK	WP	HR	S	P	ERA	WHIP
20 Huston Street, R ERA: 2.92	(9, 1)	1.0		4	1	0	0	1	0	0	0	0	0	0	8	11	0.00	1.000

BOTTOM

Cleveland Indians @ Oakland Athletics

McAfee Coliseum, Oakland, CA

Tue Sep 19 2006, 10:05 PM EDT

Att. 15,866 - Clear - 66 F

livebaseballscorecards.com

Batter	1	2	3	4	5	6	7	8	9	AB	R	H	RBI	BB	SO	LOB
Jason Kendall, R (1, 2) OBP: 0.366, SLG: 0.343	C C B F X 1-2 G6-3 ①		B B B C B 4-1 22 FC5 14 WP 1-2 BB		B B C X 2-1 F8 ②	B 1 SAFE C B 2-1 CS ③ 1-2	B X 1-0 22 G5-3 1B	C F X 0-2 F7 ③		4	0	1	0	1	0	0
14 Mark Ellis, R (1, 4) OBP: 0.321, SLG: 0.381	B B X 2-0 F7 ②		2 SAFE C C F B B B B 4-2 22 FC5 1-2 2-3 BB		C X 0-1 F9 ③		1 SAFE B B X 2-0 F9 ①			3	0	0	0	1	0	1
22 Milton Bradley, S (1, 9) OBP: 0.368, SLG: 0.425	S C C 0-3 K ③		B F S B F F X 2-2 FC5 ③ 1-2 2-3f			B X 1-0 G4-3 ①	X 0-0 G5-3 ② 1-2			4	0	0	0	0	1	4
Frank Thomas, R (1, 10) OBP: 0.392, SLG: 0.566		C B B X 2-1 F7 ①		F C B F S 1-3 K ①		C B B F B F B 4-2 3 F9 1B 23 HR BB	I I I I 4-0 IBB			2	1	0	0	2	1	0
Jay Payton, R (1, 8) OBP: 0.328, SLG: 0.427		C F B X 1-2 L9 ②		B C S X 1-2 P3 ②		X 0-0 HBP 23 HR 1-2 1B	C B X 1-1 F8 ③			4	1	1	0	0	0	2
3 Eric Chavez, L (1, 5) OBP: 0.352, SLG: 0.431		B X 1-0 F8 ③		B X 1-0 HR		C B B B F X 3-2 F9 ② 2-3		B B S B B 4-1 HR BB		3	2	1	1	1	0	2
Nick Swisher, S (1, 3) OBP: 0.371, SLG: 0.487			B X 1-0 F8 ①	C B S B B F B 4-2 BB		B B C B S H 4-2 23 HR 1-2 HBP		B X 1-0 1-H HR		2	2	1	2	1	0	0
23 Bobby Kielty, S (1, 7) OBP: 0.331, SLG: 0.444			B B X 2-0 P2 ②	B X 2-0 F8 ③		X 0-0 1-H 2-H 3-H HR		B S F B X 2-2 G4-3 ①		4	1	1	4	0	0	1
Marco Scutaro, R (1, 6) OBP: 0.326, SLG: 0.382			X 0-0 14 WP BB 1B		C C F B X 2-2 F7 ①	B B B B 4-0 CS BB		B X 1-0 G5-3 ②		3	0	1	0	1	0	0
Inning Stats	R: 0 E: 0 K: 1 S: 8 H: 0 LOB: 0 BB: 0 P: 11	R: 0 E: 0 K: 0 S: 6 H: 0 LOB: 0 BB: 0 P: 10	R: 0 E: 0 K: 0 S: 11 H: 1 LOB: 3 BB: 2 P: 24	R: 1 E: 0 K: 1 S: 12 H: 1 LOB: 1 BB: 1 P: 21	R: 0 E: 0 K: 0 S: 8 H: 0 LOB: 0 BB: 0 P: 12	R: 4 E: 0 K: 0 S: 12 H: 2 LOB: 0 BB: 2 P: 30	R: 0 E: 0 K: 0 S: 5 H: 1 LOB: 2 BB: 1 P: 13	R: 2 E: 0 K: 0 S: 9 H: 1 LOB: 0 BB: 1 P: 17		1B: 3 2B: 0 3B: 0 HR: 3	SF: 0 SAC: 0 DP: 0 HBP: 1					

	AB	29
	R	7
	H	6
	RBI	7
	BB	7
	SO	2
	LOB	10

WP: 1 PB: 0 SB: 0 CS: 1 PA: 38

PITCHER		IP	WLS	BF	H	R	ER	SO	BB	IBB	HBP	BLK	WP	HR	S	P	ERA	WHIP
31 Cliff Lee, L ERA: 4.58	(1, 1)	5.2	L	27	4	5	5	2	5	0	1	0	1	2	56	105	7.94	1.588
Fernando Cabrera, R ERA: 4.92	(6, 1)	0.1		0	0	0	0	0	0	0	0	0	0	0	1	3	0.00	0.000
Jason Davis, R ERA: 4.01	(7, 1)	1.0		5	1	0	0	0	0	1	0	0	0	0	5	13	0.00	1.000
53 Rafael Perez, L ERA: 5.06	(8, 1)	1.0		5	1	2	2	0	1	0	0	0	0	1	9	17	18.00	2.000

PITCHER	IP	WLS	BF	H	R	ER	SO	BB	IBB	HBP	BLK	WP	HR	S	P	ERA	WHIP

Batter	1	2	3	4	5	6	7	8	9	AB	R	H	RBI	BB	SO	LOB
24 Grady Sizemore, L (1, 8) OBP: 0.377, SLG: 0.531	B X 1-0 FC1-5-6-1 2B		B C F S 1-3 ① K		F X 0-1 ③ G3			C C X 0-2 41 E 1B		4	1	2	0	0	1	0
Casey Blake, R (1, 9) OBP: 0.367, SLG: 0.472	C X 0-1 ① FC1-5-6-1 41 G4-3 25 2B 2-3		C B S X 1-2 ② G5-3			C X 0-1 ① G6-3		B X 1-0 ② L5 1-2		4	1	0	0	0	0	2
41 Victor Martinez, S (1, 2) OBP: 0.388, SLG: 0.468 Jason Michaels, R (8, PR) OBP: 0.324, SLG: 0.391 10 Kelly Shoppach, R (8, 2) OBP: 0.324, SLG: 0.426	S B X 1-1 ② G4-3 2-3		B B B B 4-0 BB			B C C B X 2-2 ② P6		C B C X 1-2 2-H 1B		3 0 0	0 0 0	1 0 0	1 0 0	1 0 0	0 0 0	1 0 0
25 Ryan Garko, R (1, 3) OBP: 0.370, SLG: 0.486	B F B F X 2-2 1B 3-H 2B		B S F B S 2-3 ③ K			B F B F B X 3-2 ③ F8		F S B S 1-3 ③ K		4	1	1	1	0	2	2
Kevin Kouzmanoff, R (1, 10) OBP: 0.311, SLG: 0.535	B S F X 1-2 2-H 1B			X 0-0 ① P2			B X 1-0 ① G6-3		C B X 1-1 ① G6-3	4	0	1	1	0	0	0
27 Hector Luna, R (1, 6) OBP: 0.339, SLG: 0.406	T F F B C 1-3 ③ K			C X 0-1 ② F9			X 0-0 ② F9		X 0-0 ② L4	4	0	0	0	0	1	1
7 Joe Inglett, L (1, 4) OBP: 0.320, SLG: 0.369		B B C F F X 2-2 ① F7		C S C 0-3 ③ K			C C F X 0-2 1B		B X 1-0 1B	4	0	2	0	0	1	0
30 Andy Marte, R (1, 5) OBP: 0.284, SLG: 0.401 17 Shin-Soo Choo, L (9, PH) OBP: 0.345, SLG: 0.424		B S B X 2-1 ② G1-3			X 0-0 ① F8		B X 1-0 ③ P3		B F F S 1-3 ③ K	3 1	0 0	0 0	0 0	0 1	0 1	1 1
38 Franklin Gutierrez, R (1, 7) OBP: 0.289, SLG: 0.356		C X 0-1 ③ F9			C B F B F B F F X 3-2 ② G6-3			C X 0-1 ① G5-3		3	0	0	0	0	0	0
Inning Stats	R: 2 E: 0 K: 1 S: 15 H: 3 LOB: 1 BB: 0 P: 21	R: 0 E: 0 K: 0 S: 8 H: 0 LOB: 0 BB: 0 P: 12	R: 0 E: 0 K: 2 S: 9 H: 0 LOB: 1 BB: 1 P: 17	R: 0 E: 0 K: 1 S: 6 H: 0 LOB: 0 BB: 0 P: 6	R: 0 E: 0 K: 0 S: 9 H: 0 LOB: 0 BB: 0 P: 12	R: 0 E: 0 K: 0 S: 8 H: 0 LOB: 0 BB: 0 P: 13	R: 0 E: 0 K: 0 S: 7 H: 1 LOB: 1 BB: 0 P: 9	R: 1 E: 1 K: 1 S: 12 H: 2 LOB: 1 BB: 0 P: 15	R: 0 E: 0 K: 1 S: 7 H: 1 LOB: 1 BB: 0 P: 10	1B: 5 2B: 2 3B: 0 HR: 0 SF: 0 SAC: 0 DP: 0 HBP: 0						

TOP

Cleveland Indians @ Oakland Athletics

McAfee Coliseum, Oakland, CA

Wed Sep 20 2006, 10:05 PM EDT

Att. 25,131 - Clear - 69 F

livebaseballscorecards.com

AB	34
R	3
H	7
RBI	3
BB	1
SO	6
LOB	8

WP: 0 PB: 0 SB: 0 CS: 0 PA: 35

PITCHER		IP	WLS	BF	H	R	ER	SO	BB	IBB	HBP	BLK	WP	HR	S	P	ERA	WHIP
25 Esteban Loaiza, R ERA: 4.7	(1, 1)	7.2	W	29	5	3	2	4	1	0	0	0	0	0	68	97	2.35	0.783
Joe Kennedy, L ERA: 2.2	(8, 1)	0.0		1	1	0	0	0	0	0	0	0	0	0	3	4	∞	∞
58 Justin Duchscherer, R ERA: 3.02	(8, 1)	0.1	H	1	0	0	0	1	0	0	0	0	0	0	3	4	0.00	0.000
20 Huston Street, R ERA: 2.88	(9, 1)	1.0	S	4	1	0	0	1	0	0	0	0	0	0	7	10	0.00	1.000

PITCHER	IP	WLS	BF	H	R	ER	SO	BB	IBB	HBP	BLK	WP	HR	S	P	ERA	WHIP

BOTTOM

Cleveland Indians @ Oakland Athletics

McAfee Coliseum, Oakland, CA

Wed Sep 20 2006, 10:05 PM EDT

Att. 25,131 - Clear - 69 F

livebaseballscorecards.com

Batter	1	2	3	4	5	6	7	8	9	AB	R	H	RBI	BB	SO	LOB
Jason Kendall, R (1, 2) OBP: 0.365, SLG: 0.342	F7		K		F9		G5-3			5	1	1	0	0	1	3
21 Mark Kotsay, L (1, 8) OBP: 0.332, SLG: 0.390	G4-3		FC4-6		G3-1		F7			3	0	1	0	1	0	2
22 Milton Bradley, S (1, 9) OBP: 0.370, SLG: 0.435	G4-3		FC4-6			HR	2B			4	2	2	2	0	0	2
Frank Thomas, R (1, 10) OBP: 0.390, SLG: 0.565	G5-3		F8			F7	2B			4	0	1	2	0	0	2
Jay Payton, R (1, 7) OBP: 0.330, SLG: 0.428		G1-3		F7		BB	G6-3			4	0	2	0	0	0	1
Nick Swisher, S (1, 3) OBP: 0.372, SLG: 0.488		G4-3		F7		G6-4-3		2B		3	0	1	0	1	0	1
Marco Scutaro, R (1, 6) OBP: 0.328, SLG: 0.381		1B		K		G6-4-3		BB		3	0	1	0	1	1	3
14 Mark Ellis, R (1, 4) OBP: 0.323, SLG: 0.383		FC6-4		G3-1			1B	SH5-4		3	1	2	0	0	0	1
Antonio Perez, R (1, 5) OBP: 0.177, SLG: 0.193		FC6-4			K		K	IBB		2	0	0	0	0	1	2
29 Dan Johnson, L (7, PH) OBP: 0.327, SLG: 0.384										1	0	0	0	0	1	1
D'Angelo Jimenez, S (8, 5) OBP: 0.329, SLG: 0.305										0	0	0	0	1	0	0
Inning Stats	R: 0 E: 0 K: 0 S: 11 H: 1 LOB: 1 BB: 0 P: 14	R: 0 E: 0 K: 0 S: 10 H: 2 LOB: 2 BB: 0 P: 11	R: 0 E: 0 K: 1 S: 9 H: 0 LOB: 1 BB: 1 P: 16	R: 0 E: 0 K: 1 S: 8 H: 1 LOB: 1 BB: 0 P: 11	R: 0 E: 0 K: 1 S: 10 H: 0 LOB: 0 BB: 0 P: 13	R: 1 E: 0 K: 0 S: 9 H: 2 LOB: 1 BB: 1 P: 19	R: 3 E: 0 K: 1 S: 17 H: 4 LOB: 1 BB: 0 P: 23	R: 0 E: 0 K: 0 S: 8 H: 1 LOB: 2 BB: 2 P: 17		1B: 8 2B: 2 3B: 0 HR: 1	SF: 0 SAC: 1 DP: 2 HBP: 0					

	AB	32
	R	4
	H	11
	RBI	4
	BB	4
	SO	4
	LOB	18

WP: 0 PB: 0 SB: 1 CS: 0 PA: 37

PITCHER		IP	WLS	BF	H	R	ER	SO	BB	IBB	HBP	BLK	WP	HR	S	P	ERA	WHIP
55 Roberto Hernandez, R ERA: 5.64	(1, 1)	6.0		25	6	1	1	3	2	0	0	0	0	1	57	84	1.50	1.333
Fernando Cabrera, R ERA: 5.21	(7, 1)	0.1	L	3	2	2	2	1	0	0	0	0	0	0	9	12	54.00	6.000
58 Juan Lara, L ERA: 2.08	(7, 1)	0.1	B	2	1	0	0	0	0	0	0	0	0	0	4	7	0.00	3.000
Jason Davis, R ERA: 3.91	(7, 1)	1.1		7	2	1	1	0	1	1	0	0	0	0	12	21	6.75	2.250

PITCHER	IP	WLS	BF	H	R	ER	SO	BB	IBB	HBP	BLK	WP	HR	S	P	ERA	WHIP

Cleveland Indians @ Oakland Athletics

McAfee Coliseum, Oakland, CA

Thu Sep 21 2006, 3:35 PM EDT

Att. 20,452 - Partly Cloudy - 71 F

livebaseballscorecards.com

Batter	1	2	3	4	5	6	7	8	9	AB	R	H	RBI	BB	SO	LOB
24 Grady Sizemore, L (1, 8) OBP: 0.379, SLG: 0.536	B B C X 2-1 F8 ①		B X 1-0 HR		B B B C B 4-1 41 1B BB		C B X 1-1 F7 ①		B B X 2-0 41 WP 1-2 2-3 1B	4	2	2	1	1	0	0
Jason Michaels, R (1, 7) OBP: 0.322, SLG: 0.389	C S S 0-3 K ②		B X 1-0 G5-3 ②		B B B C F D 4-2 41 1B 25 1B 1-2 BB		X 0-0 L6 ②		B X 1-0 SF8 ① 2-3 3-H	3	1	0	1	1	1	0
41 Victor Martinez, S (1, 3) OBP: 0.390, SLG: 0.470	B B B F B 4-1 25 1B BB		F C S 0-3 K ③		C B S X 1-2 25 1B 1-3 2-H 1B		B X 1-0 2B		B F B F B S 3-3 K ② 1-2	4	0	2	1	1	2	2
25 Ryan Garko, R (1, 10) OBP: 0.371, SLG: 0.483	B C B C F X 2-2 1-2 1B			B X 1-0 G5-3 ①	C S D F B F F X 2-2 1-2 3-H 1B		C X 0-1 F7 ③		C B B X 2-1 F8 ③	5	0	2	1	0	0	3
Casey Blake, R (1, 9) OBP: 0.364, SLG: 0.466	C B S B F F F F B 3-3 S K ③			C C B B F S 2-3 K ②	B C F X 1-2 L9 ②			S C B C 1-3 K ①		4	0	0	0	0	3	4
2 Jhonny Peralta, R (1, 6) OBP: 0.318, SLG: 0.375		B C B F B F S 3-3 K ①		B B S S S B B 4-2 7 1B BB	S B C B S 2-3 K ③			B F F B B F X 3-2 G5-3 ②		3	0	0	0	1	2	2
7 Joe Inglett, L (1, 4) OBP: 0.318, SLG: 0.366		C S F S 0-3 K ②		X 0-0 1-2 1B		C X 0-1 G4-3 ①		C B S B X 2-2 P5 ③		4	0	1	0	0	1	0
30 Andy Marte, R (1, 5) OBP: 0.283, SLG: 0.397		B C F S 1-3 K ③		C B S F B X 2-2 P3 ③		C F B B C 2-3 K ②			X 0-0 24 1B 10 1B SF8 1B	4	1	1	0	0	2	2
10 Kelly Shoppach, R (1, 2) OBP: 0.321, SLG: 0.418			B B C E C 2-3 K ①		C S S 0-3 K ①	X 0-0 P4 ③			F 1 SAFE X 0-1 SF8 24 1B 1-2 1B	4	0	1	0	0	2	0
Inning Stats	R: 0 E: 0 K: 2 S: 17 H: 1 LOB: 2 BB: 1 P: 28	R: 0 E: 0 K: 3 S: 11 H: 0 LOB: 0 BB: 0 P: 15	R: 1 E: 0 K: 2 S: 8 H: 1 LOB: 0 BB: 0 P: 12	R: 0 E: 0 K: 1 S: 12 H: 1 LOB: 2 BB: 1 P: 21	R: 2 E: 0 K: 2 S: 21 H: 2 LOB: 2 BB: 2 P: 35	R: 0 E: 0 K: 1 S: 6 H: 0 LOB: 0 BB: 0 P: 8	R: 0 E: 0 K: 0 S: 6 H: 1 LOB: 1 BB: 0 P: 8	R: 0 E: 0 K: 1 S: 10 H: 0 LOB: 0 BB: 0 P: 16	R: 1 E: 0 K: 1 S: 10 H: 3 LOB: 2 BB: 0 P: 18	1B: 7 2B: 1 3B: 0 HR: 1	SF: 1 SAC: 0 DP: 0 HBP: 0						

TOP

AB	35
R	4
H	9
RBI	4
BB	4
SO	13
LOB	13

WP: 1 PB: 0 SB: 0 CS: 0 PA: 40

PITCHER		IP	WLS	BF	H	R	ER	SO	BB	IBB	HBP	BLK	WP	HR	S	P	ERA	WHIP
40 Rich Harden, R ERA: 3.79	(1, 1)	3.0		12	2	1	1	7	1	0	0	0	0	1	36	55	3.00	1.000
57 Chad Gaudin, R ERA: 2.87	(4, 1)	1.1	W	9	2	2	2	2	3	0	0	0	0	0	21	39	13.50	3.750
50 Kiko Calero, R ERA: 3.33	(5, 1)	0.2		3	1	0	0	1	0	0	0	0	0	0	12	17	0.00	1.500
Joe Kennedy, L ERA: 2.12	(6, 1)	1.0	H	3	0	0	0	1	0	0	0	0	0	0	6	8	0.00	0.000
47 Ron Flores, L ERA: 2.81	(7, 1)	0.2		3	1	0	0	0	0	0	0	0	0	0	4	6	0.00	1.500

PITCHER		IP	WLS	BF	H	R	ER	SO	BB	IBB	HBP	BLK	WP	HR	S	P	ERA	WHIP
Jay Witasick, R ERA: 7.36	(7, 1)	1.1		6	2	1	1	1	0	0	0	0	0	0	15	21	6.75	1.500
20 Huston Street, R ERA: 2.84	(9, 1)	1.0	S	4	1	0	0	1	0	0	0	0	1	0	7	15	0.00	1.000

Batter	1	2	3	4	5	6	7	8	9	AB	R	H	RBI	BB	SO	LOB
Jason Kendall, R (1, 2) OBP: 0.367, SLG: 0.344	C B X 1-1 22 S 1B		C F X 0-2 ① P4	C C F B B F F F X 2-2 2-H 3-H 1B		C F X 0-2 22 1B 21 BB 1-2 2-H 3-H 1B		B C B B X 3-1 ① P2		5	0	3	4	0	0	0
23 Bobby Kielty, S (1, 7) OBP: 0.327, SLG: 0.439 21 Mark Kotsay, L (6, PH) OBP: 0.335, SLG: 0.391 (7, 8)	F S T B S 1-3 ① K		B B B C X 3-1 ② P4	B X 1-0 ③ F9		B B B 4-0 22 1B 1-2 2-3 BB		X 0-0 22 G4-6-3 1B		3 1	0 0	0 1	0 0	0 1	1 0	2 0
22 Milton Bradley, S (1, 9) OBP: 0.368, SLG: 0.432	C S D B X 2-2 ② F9 1-2		B C F S 1-3 ③ K		X 0-0 ① G4-3	B X 1-0 1-2 2-3 3-H 1B		B C B B X 3-1 ② ③ G4-6-3 1-2f		5	0	1	1	0	1	2
Frank Thomas, R (1, 10) OBP: 0.389, SLG: 0.561	X 0-0 ③ F8			B C B F F B B 4-2 HBP 14 SF7 E BB	F C B C 1-3 ② K	B F F S 1-3 ② K				3	1	0	0	1	2	4
Jay Payton, R (1, 8) OBP: 0.327, SLG: 0.425 (7, 7)		F B B X 2-1 ① F7		F F X 0-2 FC1 HBP 1-2 1B	F B B X 2-1 ③ G3	B C B F S 2-3 ③ K				4	1	0	0	0	1	4
Nick Swisher, S (1, 3) OBP: 0.372, SLG: 0.489		X 0-0 2B		C H 1-1 1B 1B 1-2 2-3 HBP		S S X 0-2 ① L7	F C B F B B S 3-3 ① K			3	1	1	0	0	1	0
14 Mark Ellis, R (1, 4) OBP: 0.323, SLG: 0.383	S F S 0-3 ② K			B C X 1-1 ① SF7 3-H		F B B C X 2-2 BB 1B 1B 1B	X 0-0 ② F8			3	1	1	1	0	1	1
Marco Scutaro, R (1, 6) OBP: 0.335, SLG: 0.385		B B B B 4-0 BB		B F F F F F B B B X 3-2 1-3 2-H 1B 1B		B C D B C X 3-2 BB 1-2 1B 1B	C C B B B F B 4-2 BB			2	2	2	1	2	0	0
Antonio Perez, R (1, 5) OBP: 0.180, SLG: 0.187		C S B C 1-3 ③ K		S C B B B X 2-2 ② P5		C B C F F B B B 4-2 21 BB 1B 22 1B 1-2 2-3 BB	C B S S 1-3 ③ K			3	1	0	0	1	2	5
Inning Stats	R: 0 E: 0 K: 1 S: 10 H: 1 LOB: 1 BB: 0 P: 14	R: 0 E: 0 K: 2 S: 9 H: 1 LOB: 2 BB: 1 P: 16	R: 0 E: 0 K: 1 S: 8 H: 0 LOB: 0 BB: 0 P: 12	R: 4 E: 1 K: 0 S: 26 H: 2 LOB: 1 BB: 1 P: 40	R: 0 E: 0 K: 1 S: 6 H: 0 LOB: 0 BB: 0 P: 9	R: 3 E: 0 K: 2 S: 24 H: 4 LOB: 3 BB: 2 P: 41	R: 0 E: 0 K: 2 S: 11 H: 0 LOB: 1 BB: 1 P: 19	R: 0 E: 0 K: 0 S: 5 H: 1 LOB: 0 BB: 0 P: 11		1B: 8 2B: 1 3B: 0 HR: 0 SF: 1 SAC: 0 DP: 1 HBP: 1						

PITCHER		IP	WLS	BF	H	R	ER	SO	BB	IBB	HBP	BLK	WP	HR	S	P	ERA	WHIP
CC Sabathia, L ERA: 3.36	(1, 1)	5.1	L	28	7	7	4	5	3	0	1	0	0	0	76	117	6.75	1.875
Brian Sikorski, R ERA: 5.4	(6, 1)	0.2		4	1	0	0	2	1	0	0	0	0	0	7	15	0.00	3.000
Andrew Brown, R ERA: 4.5	(7, 1)	1.0		4	0	0	0	2	1	0	0	0	0	0	11	19	0.00	1.000
59 Matt Miller, R ERA: 4.5	(8, 1)	1.0		3	1	0	0	0	0	0	0	0	0	0	5	11	0.00	1.000

PITCHER	IP	WLS	BF	H	R	ER	SO	BB	IBB	HBP	BLK	WP	HR	S	P	ERA	WHIP

BOTTOM

Cleveland Indians @ Oakland Athletics

McAfee Coliseum, Oakland, CA

Thu Sep 21 2006, 3:35 PM EDT
Att. 20,452 - Partly Cloudy - 71 F

livebaseballscorecards.com

AB	32
R	7
H	9
RBI	7
BB	5
SO	9
LOB	18

WP: 0 PB: 0 SB: 1 CS: 0
PA: 39

Batter	1	2	3	4	5	6	7	8	9	10	11	12	AB	R	H	RBI	BB	SO	LOB
6 Maicer Izturis, S (1, 5) OBP: 0.364, SLG: 0.414	1-1 P2 ①			2-3 K ①		2-2 20 1B, 16 1B, SH3-4; 1-2 1B		1-2 P6 ③	1-1 E1; 1-H 2B			4-1 SH1-3, WP; BB	5	1	2	1	1	1	0
Orlando Cabrera, R (1, 6) OBP: 0.334, SLG: 0.403	2-2 G6-3 ②			2-1 P3 ②		0-1 SH3-4; 1-2 2-3 ①		1-1 F9 ①	2-3 K ③			2-0 SH1-3; 1-3 ①	4	0	0	0	0	1	1
27 Vladimir Guerrero, R (1, 9) OBP: 0.379, SLG: 0.537	0-3 K ③			2-1 P4 ③		4-0 20 1B, 16 1B; IBB		0-0 G6-3 ②		1-2 L4 ①		4-0 20 G6-4-3; IBB	4	0	0	0	2	1	0
20 Juan Rivera, R (1, 7) OBP: 0.351, SLG: 0.512		2-2 G5-3 ①			2-1 G5-3 ①	0-1 16 1B; 1-2 2-3 3-H 1B		0-0 2B		1-3 K ②		1-1 G6-4-3; 1-2f ② ③	6	0	2	1	0	1	2
39 Robb Quinlan, R (1, 3) OBP: 0.341, SLG: 0.484 Adam Kennedy, L (8, PH) OBP: 0.331, SLG: 0.380 (8, 4)		1-1 F9 ②			4-0 47 F8, 16 BB; BB	1-1 F5 ②		4-2 BB		1-3 K ③			2 1	0 0	0 0	0 0	1 1	0 1	3 0
16 Garret Anderson, L (1, 10) OBP: 0.325, SLG: 0.436		0-0 G3 ③			4-1 1-2 BB	2-1 1-3 2-H 3-H 1B		0-2 G4-3 ③			2-2 1B		4	0	2	1	1	0	2
47 Howie Kendrick, R (1, 4) OBP: 0.312, SLG: 0.420 (8, 3)	1-1 9 G6-4-3; 1B				1-0 F8 ②; 2-3		0-1 HR	2-2 32 FC7-4; 1B			1-0 F7 ①		5	1	3	1	0	0	3
Mike Napoli, R (1, 2) OBP: 0.357, SLG: 0.446 32 Erick Aybar, S (9, PH) OBP: 0.258, SLG: 0.355 José Molina, R (9, 2) OBP: 0.279, SLG: 0.380	2-3 K ①				2-3 ③		1-3 K ①	1-1 FC7-4; 6 E; 1-2f ①			2-2 F9 ②		3 1 1	0 1 0	0 0 0	0 0 0	3 0 0	3 1 1	3 0 0
9 Chone Figgins, S (1, 8) OBP: 0.331, SLG: 0.361	1 SAFE; 1 SAFE; 2-1 G6-4-3; 1-2f ② ③					1-2 SH3-4, 6 S, 20 1B; 1B	3-3 K ②	0-0 P5 ②			1-3 K ③		5	1	1	0	0	2	3
Inning Stats	R: 0 E: 0 K: 1 S: 9 / H: 0 LOB: 0 BB: 0 P: 12	R: 0 E: 0 K: 0 S: 6 / H: 0 LOB: 0 BB: 0 P: 9	R: 0 E: 0 K: 1 S: 8 / H: 1 LOB: 0 BB: 0 P: 13	R: 0 E: 0 K: 1 S: 7 / H: 0 LOB: 0 BB: 0 P: 13	R: 0 E: 0 K: 1 S: 8 / H: 0 LOB: 2 BB: 2 P: 21	R: 2 E: 0 K: 0 S: 15 / H: 4 LOB: 2 BB: 1 P: 25	R: 1 E: 0 K: 2 S: 11 / H: 1 LOB: 0 BB: 0 P: 16	R: 0 E: 0 K: 0 S: 10 / H: 1 LOB: 2 BB: 1 P: 15	R: 1 E: 1 K: 1 S: 14 / H: 2 LOB: 1 BB: 0 P: 20	R: 0 E: 0 K: 2 S: 9 / H: 0 LOB: 0 BB: 0 P: 12	R: 0 E: 0 K: 1 S: 11 / H: 1 LOB: 1 BB: 0 P: 17	R: 0 E: 0 K: 0 S: 4 / H: 0 LOB: 1 BB: 2 P: 15	1B: 7 2B: 2 3B: 0 HR: 1	SF: 0 SAC: 2 DP: 2 HBP: 0	WP: 1 PB: 0 SB: 1 CS: 0	PA: 49			

PITCHER		IP	WLS	BF	H	R	ER	SO	BB	IBB	HBP	BLK	WP	HR	S	P	ERA	WHIP
Barry Zito, L ERA: 3.89	(1, 1)	7.2		31	7	3	3	6	2	1	0	0	0	1	68	114	3.52	1.174
58 Justin Duchscherer, R ERA: 3.0	(8, 1)	0.1		2	0	0	0	0	1	0	0	0	0	0	6	10	0.00	3.000
20 Huston Street, R ERA: 2.93	(9, 1)	1.0	B	5	2	1	1	1	0	0	0	0	0	0	14	20	9.00	2.000
50 Kiko Calero, R ERA: 3.21	(10, 1)	2.0		7	1	0	0	3	0	0	0	0	0	0	20	29	0.00	0.500
51 Brad Halsey, L ERA: 4.67	(12, 1)	1.0	W	4	0	0	0	0	1	1	0	0	1	0	4	15	0.00	1.000

PITCHER	IP	WLS	BF	H	R	ER	SO	BB	IBB	HBP	BLK	WP	HR	S	P	ERA	WHIP

TOP

Los Angeles Angels @ Oakland Athletics

McAfee Coliseum, Oakland, CA

Fri Sep 22 2006, 10:05 PM EDT

Att. 35,077 - Clear - 68 F

livebaseballscorecards.com

AB	41
R	4
H	10
RBI	4
BB	6
SO	10
LOB	19

Batter	1	2	3	4	5	6	7	8	9	10	11	12	AB	R	H	RBI	BB	SO	LOB
Jason Kendall, R (1, 2) OBP: 0.365, SLG: 0.342	C X 0-1 ① F8			B C B B B 4-1 21 2B BB	B B C C X 3-2 ③ F8			C F B B X 2-2 ① G6-3		X 0-0 ③ F8			4	1	0	0	1	0	1
21 Mark Kotsay, L (1, 8) OBP: 0.333, SLG: 0.391	C T F X 0-2 ② L4			X 0-0 22 G6-3 1-H 2B		B X 1-0 ① F8		B C B X 2-1 ② G3			C B C F B X 2-2 ① P6		5	0	1	1	0	0	0
22 Milton Bradley, S (1, 9) OBP: 0.365, SLG: 0.437 29 Dan Johnson, L (12, 3) OBP: 0.327, SLG: 0.384	C B X 1-1 ③ G3-1			F B B B B C X 3-2 ① G6-3 2-3		S X 0-1 ② G3-1		C X 0-1 HR			F B B S B C 3-3 ② K		5 0	1 0	1 0	1 0	0 0	1 0	1 0
Frank Thomas, R (1, 10) OBP: 0.386, SLG: 0.555		B S B B B C F X 3-2 ① F7		F F B B X 1-2 ② L6		B B B B C F S 3-3 ③ K		B F S B S 2-3 ③ K			C S F C 0-3 ③ K		5	0	0	0	0	3	1
3 Eric Chavez, L (1, 5) OBP: 0.353, SLG: 0.438 Antonio Perez, R (9, PR) OBP: 0.180, SLG: 0.187 (10, 5) 23 Bobby Kielty, S (12, PH) OBP: 0.330, SLG: 0.445		C B C B B X 2-2 ② P4		C S S X 0-2 ③ P3			C B B B X 3-1 HR		B B F X 2-1 G3-6-1 1B			C S X 0-2 G4-3 1B 2B	4 0 1	1 0 1	2 0 1	1 0 0	0 0 0	0 0 0	1 0 0
Jay Payton, R (1, 7) OBP: 0.324, SLG: 0.421 (12, 9)		B C F B C 2-3 ③ K			S X 0-1 ① L8		S F X 0-2 E9		C B X 1-1 F9			L X 0-1 ① G4-3 2-3	5	0	0	0	0	1	2
Nick Swisher, S (1, 3) OBP: 0.373, SLG: 0.493 (12, 7)			C S S 0-3 ① K		C B S F X 1-2 HR		B B S C T 2-2 ① K		C B X 1-1 ② ③ G3-6-1 1-2f			I I I I 4-0 1B IBB	4	1	1	1	1	2	2
Marco Scutaro, R (1, 6) OBP: 0.333, SLG: 0.382			X 0-0 ② F8		B B X 2-0 ② P3		B B F X 2-1 ② P2			C B F S 1-3 ① K		C F F X 0-2 1-2 3-H 1B	5	0	1	1	0	1	1
14 Mark Ellis, R (1, 4) OBP: 0.322, SLG: 0.382			C B X 1-1 ③ F9		B C F X 1-2 E6 1B		X 0-0 ③ F8			C X 0-1 ② G3			4	0	1	0	0	0	1
Inning Stats	R: 0 H: 0 E: 0 LOB: 0 K: 0 BB: 0 S: 8 P: 9	R: 0 H: 0 E: 0 LOB: 0 K: 1 BB: 0 S: 10 P: 17	R: 0 H: 0 E: 0 LOB: 0 K: 1 BB: 0 S: 6 P: 7	R: 1 H: 1 E: 0 LOB: 1 K: 0 BB: 1 S: 12 P: 20	R: 1 H: 2 E: 1 LOB: 1 K: 0 BB: 0 S: 13 P: 20	R: 0 H: 0 E: 0 LOB: 0 K: 1 BB: 0 S: 6 P: 10	R: 1 H: 1 E: 1 LOB: 1 K: 1 BB: 0 S: 11 P: 18	R: 1 H: 1 E: 0 LOB: 0 K: 1 BB: 0 S: 10 P: 16	R: 0 H: 1 E: 0 LOB: 1 K: 0 BB: 0 S: 6 P: 10	R: 0 H: 0 E: 0 LOB: 0 K: 1 BB: 0 S: 6 P: 7	R: 0 H: 0 E: 0 LOB: 0 K: 2 BB: 0 S: 11 P: 16	R: 1 H: 2 E: 0 LOB: 2 K: 0 BB: 1 S: 9 P: 13	1B: 3 2B: 2 3B: 0 HR: 3		SF: 0 SAC: 0 DP: 1 HBP: 0		WP: 0 PB: 0 SB: 0 CS: 0		PA: 44

PITCHER		IP	WLS	BF	H	R	ER	SO	BB	IBB	HBP	BLK	WP	HR	S	P	ERA	WHIP
36 Jered Weaver, R ERA: 2.32	(1, 1)	7.2		30	5	4	4	4	1	0	0	0	0	3	73	112	4.70	0.783
62 Scot Shields, R ERA: 2.95	(8, 1)	2.1		7	1	0	0	2	0	0	0	0	0	0	15	22	0.00	0.429
Francisco Rodriguez, R ERA: 1.83	(11, 1)	1.1	L	7	2	1	1	2	0	1	0	0	0	0	20	29	6.75	1.500

PITCHER	IP	WLS	BF	H	R	ER	SO	BB	IBB	HBP	BLK	WP	HR	S	P	ERA	WHIP

BOTTOM

Los Angeles Angels @ Oakland Athletics

McAfee Coliseum, Oakland, CA

Fri Sep 22 2006, 10:05 PM EDT

Att. 35,077 - Clear - 68 F

livebaseballscorecards.com

AB	42
R	5
H	8
RBI	5
BB	2
SO	8
LOB	10

Batter	1	2	3	4	5	6	7	8	9	AB	R	H	RBI	BB	SO	LOB
6 Maicer Izturis, S (1, 5) OBP: 0.362, SLG: 0.409	B C C B F X 2-2 G3 ①		S B X 1-1 F8 ②			B B B C C B 4-2 2B 20 2B BB	B X 1-0 F7 ②		F C X 0-2 G4-6-3 ① ② 1-2f	4	1	0	0	1	0	2
Orlando Cabrera, R (1, 6) OBP: 0.335, SLG: 0.404	C C B F X 1-2 F7 ②		S B S X 1-2 1-2 1B			B X 1-0 20 2B 1-3 2B	X 0-0 F9 ③		B B X 2-0 G5-3 ③	5	1	2	0	0	0	0
27 Vladimir Guerrero, R (1, 10) OBP: 0.378, SLG: 0.536	F X 0-1 G5-3 ③		B S X 1-1 G6-3 ③			X 0-0 P6 ①		S X 0-1 20 1B 47 SF8 2B		4	1	1	0	0	0	4
16 Garret Anderson, L (1, 7) OBP: 0.324, SLG: 0.434		B B F B F S 3-3 K ①		B X 1-0 G4-3 ①		I I I I 4-0 20 2B IBB		B B B F F S 3-3 K ①		3	1	0	0	1	2	1
20 Juan Rivera, R (1, 9) OBP: 0.355, SLG: 0.516		F F F B X 1-2 G5-4-3 1B		C B X 1-1 F8 ②		B X 1-0 1-H 2-H 3-H 2B		F F X 0-2 2-3 39 BB 1B		4	1	3	3	0	0	0
Adam Kennedy, L (1, 4) OBP: 0.331, SLG: 0.382 39 Robb Quinlan, R (8, PH) OBP: 0.343, SLG: 0.484 Darin Erstad, L (8, 3) OBP: 0.279, SLG: 0.326		C F D F 1 SAFE X 1-2 G5-4-3 ② ③ 1-2f		C B X 1-1 F9 ③		B X 1-0 47 G6-3 2-H 2B		B B B B 4-0 1-2 BB		3 0 0	0 0 0	1 0 0	1 0 0	0 1 0	0 0 0	1 0 0
47 Howie Kendrick, R (1, 3) (8, 4) OBP: 0.311, SLG: 0.419			B X 1-0 1B 9 SF7 1B		C X 0-1 G5-3 ①	B B B F X 3-1 G6-3 ② 2-3		C X 0-1 SF8 ② 3-H		3	1	1	1	0	0	1
José Molina, R (1, 2) OBP: 0.279, SLG: 0.377			P 1 SAFE S S B F X 2-2 1B 1-3 1B		B X 1-0 G5-3 ②	B C X 1-1 F8 ③		B X 1-0 P6 ③		4	0	1	0	0	0	3
9 Chone Figgins, S (1, 8) OBP: 0.331, SLG: 0.361		C T X 0-2 SF7 ① 3-H		B X 1-0 F8 ③			X 0-0 F8 ①		C B X 1-1 6 G4-6-3 1B	3	0	1	1	0	0	0

Inning Stats	1	2	3	4	5	6	7	8	9
	R: 0 E: 0 K: 0 S: 10	H: 0 LOB: 0 BB: 0 P: 13	R: 0 E: 0 K: 1 S: 11	H: 1 LOB: 0 BB: 0 P: 16	R: 1 E: 0 K: 0 S: 16	H: 3 LOB: 2 BB: 0 P: 21	R: 0 E: 0 K: 0 S: 5	H: 0 LOB: 0 BB: 0 P: 8	R: 0 E: 0 K: 0 S: 4	H: 0 LOB: 0 BB: 0 P: 6	R: 4 E: 0 K: 0 S: 10	H: 3 LOB: 1 BB: 2 P: 25	R: 0 E: 0 K: 0 S: 3	H: 0 LOB: 0 BB: 0 P: 4	R: 1 E: 0 K: 1 S: 11	H: 2 LOB: 2 BB: 1 P: 19	R: 0 E: 0 K: 0 S: 6	H: 1 LOB: 0 BB: 0 P: 9

PITCHER		IP	WLS	BF	H	R	ER	SO	BB	IBB	HBP	BLK	WP	HR	S	P	ERA	WHIP
Joe Blanton, R ERA: 4.84	(1, 1)	7.1	L	32	9	6	6	2	1	1	0	0	0	0	67	104	7.36	1.364
Scott Sauerbeck, L ERA: 4.97	(8, 1)	0.0		1	0	0	0	0	1	0	0	0	0	0	0	4	∞	∞
57 Chad Gaudin, R ERA: 2.83	(8, 1)	0.2		2	0	0	0	0	0	0	0	0	0	0	3	4	0.00	0.000
47 Ron Flores, L ERA: 2.7	(9, 1)	1.0		3	1	0	0	0	0	0	0	0	0	0	6	9	0.00	1.000

PITCHER	IP	WLS	BF	H	R	ER	SO	BB	IBB	HBP	BLK	WP	HR	S	P	ERA	WHIP

TOP

Los Angeles Angels @ Oakland Athletics

McAfee Coliseum, Oakland, CA

Sat Sep 23 2006, 4:05 PM EDT

Att. 34,077 - Sunny - 75 F

livebaseballscorecards.com

AB	33
R	6
H	10
RBI	6
BB	3
SO	2
LOB	12

1B: 6	SF: 2	WP: 0	PA: 38
2B: 4	SAC: 0	PB: 0	
3B: 0	DP: 2	SB: 0	
HR: 0	HBP: 0	CS: 0	

Batter	1	2	3	4	5	6	7	8	9	AB	R	H	RBI	BB	SO	LOB
Jason Kendall, R (1, 2) OBP: 0.366, SLG: 0.342	B B C F B X 3-2 F9 ①		C F B B B F X 3-2 G5-3 ②		B C F B X 2-2 21 FC5-2 2-3 3-H 1B			B C B B C B 4-2 22 FC6-4 BB		3	0	1	1	1	0	0
21 Mark Kotsay, L (1, 8)	F X 0-1 G5-3 ②		C C F B C 1-3 K ③		C F F X 0-2 FC5-2 ② 1-2 3-H			B X 1-0 F7 ①		4	0	0	0	0	1	3
22 Milton Bradley, S (1, 9)	C B F B F F B B 4-2 BB			C F B X 1-2 G3-1 ①	B C B F S 2-3 K2-3 ③			X 0-0 FC6-4 WP ② 1-2f		3	0	0	0	1	1	3
Frank Thomas, R (1, 10) OBP: 0.383, SLG: 0.550	F B C 1 SAFE B F X 2-2 P3 ③			B B F X 2-1 G6-3 ②		C B F B B F F X 3-2 P6 ①		B C B F S 2-3 K 1-2 ③		4	0	0	0	0	1	2
3 Eric Chavez, L (1, 5) OBP: 0.351, SLG: 0.435		C B B B S X 3-2 F9 ①		C B F S 1-3 K ③		C F X 0-2 F8 ②			F B F S 1-3 K ①	4	0	0	0	0	2	0
Jay Payton, R (1, 7) OBP: 0.324, SLG: 0.421		B X 1-0 G1-3 ②			X 0-0 1B 2B	F B S X 1-2 G4-3 ③			C B B C X 2-2 G1-3 ②	4	1	1	0	0	0	0
Nick Swisher, S (1, 3) OBP: 0.373, SLG: 0.492		S B B S F B B 4-2 BB			L X 0-1 14 SH5-3 1B 1B 2-H 1B		B B F S F B F C 3-3 K ①		S B S B X 2-2 G3 ③	3	1	1	1	1	1	0
Marco Scutaro, R (1, 6) OBP: 0.333, SLG: 0.382		B F X 1-1 F9 ③			B B F 1 SAFE X 2-1 1B 14 SH5-3 21 FC5-2 1-2 1B		C F B B B X 2-2 G4-3 ②			3	0	1	0	0	0	1
14 Mark Ellis, R (1, 4) OBP: 0.321, SLG: 0.380			C B S X 1-2 L6 ①		X 0-0 SH5-3 ① 1-2 2-3		C C B F C 1-3 K ③			2	0	0	0	0	1	0
Inning Stats	R: 0 H: 0 E: 0 LOB: 1 K: 0 BB: 1 S: 13 P: 22	R: 0 H: 0 E: 0 LOB: 1 K: 0 BB: 1 S: 9 P: 18	R: 0 H: 0 E: 0 LOB: 1 K: 1 BB: 0 S: 11 P: 16	R: 0 H: 0 E: 0 LOB: 0 K: 1 BB: 0 S: 8 P: 12	R: 2 H: 4 E: 0 LOB: 2 K: 1 BB: 0 S: 16 P: 22	R: 0 H: 0 E: 0 LOB: 0 K: 0 BB: 0 S: 12 P: 16	R: 0 H: 0 E: 0 LOB: 0 K: 2 BB: 0 S: 12 P: 18	R: 0 H: 0 E: 0 LOB: 1 K: 1 BB: 1 S: 7 P: 14	R: 0 H: 0 E: 0 LOB: 0 K: 1 BB: 0 S: 9 P: 14	1B: 3 SF: 0 2B: 1 SAC: 1 3B: 0 DP: 0 HR: 0 HBP: 0						

PITCHER		IP	WLS	BF	H	R	ER	SO	BB	IBB	HBP	BLK	WP	HR	S	P	ERA	WHIP
41 John Lackey, R ERA: 3.69	(1, 1)	7.0	W	27	4	2	2	5	2	0	0	0	0	0	81	124	2.57	0.857
Brendan Donnelly, R ERA: 4.01	(8, 1)	1.0		4	0	0	0	1	1	0	0	0	1	0	7	14	0.00	1.000
Hector Carrasco, R ERA: 3.72	(9, 1)	1.0		3	0	0	0	1	0	0	0	0	0	0	9	14	0.00	0.000

PITCHER	IP	WLS	BF	H	R	ER	SO	BB	IBB	HBP	BLK	WP	HR	S	P	ERA	WHIP

BOTTOM

Los Angeles Angels @ Oakland Athletics

McAfee Coliseum, Oakland, CA

Sat Sep 23 2006, 4:05 PM EDT
Att. 34,077 - Sunny - 75 F

livebaseballscorecards.com

AB	30
R	2
H	4
RBI	2
BB	3
SO	7
LOB	9

Batter	1	2	3	4	5	6	7	8	9	AB	R	H	RBI	BB	SO	LOB
6 Maicer Izturis, S (1, 5) OBP: 0.362, SLG: 0.413	C S B F B F X 2-2 E3 16 CS		1 SAFE X 0-0 1-H G6-3 3-H 3B		B C B F B F X 3-2 ③ F7		B B B B 4-0 FC5-2 S 1-2 BB		F X 0-1 ② F9	4	1	1	2	1	0	0
Orlando Cabrera, R (1, 6) OBP: 0.334, SLG: 0.403	C X 0-1 ① F8		C F X 0-2 ② G6-3 3-H			C C X 0-2 27 HR 1B	C S X 0-2 ② FC5-2 1-3 2-H		F X 0-1 ③ G6-3	5	1	1	1	0	0	3
27 Vladimir Guerrero, R (1, 10) OBP: 0.379, SLG: 0.541	B 1 SAFE B X 2-0 ② P3		B F X 1-1 1B			D X 1-0 1-H HR	F F D B X 2-2 ③ G6-3			4	1	2	2	0	0	3
16 Garret Anderson, L (1, 7) OBP: 0.324, SLG: 0.432	B 1 SAFE F B 2-1 ③ CS 1-2	B F F B X 2-2 ① G3	B F X 1-1 ③ F9			B F F F S 1-3 ① K		B X 1-0 FC4-6 20 1B 47 FC5-4 1B		4	1	1	0	0	1	1
20 Juan Rivera, R (1, 9) OBP: 0.356, SLG: 0.519		C B S B X 2-2 ② G1-3		X 0-0 ① G1-3		F X 0-1 E9 SF7 2B		X 0-0 FC4-6 1-2 1B		4	1	2	0	0	0	0
Adam Kennedy, L (1, 4) OBP: 0.328, SLG: 0.379		B C B F X 2-2 ③ F9		C X 0-1 ② G1-3		B C F X 1-2 ② SF7 3-H		F S X 0-2 ① FC4-6 47 FC5-4 1-2f 2-3		3	0	0	1	0	0	2
47 Howie Kendrick, R (1, 3) OBP: 0.310, SLG: 0.416		C B B X 2-1 9 1B SH5-3 6 3B 1B		C B B X 2-1 ③ G6-3		C X 0-1 ③ G6-3		1 SAFE C S B X 1-2 ② FC5-4 1-2f 3-H		4	1	1	1	0	0	1
José Molina, R (1, 2) OBP: 0.275, SLG: 0.372		1 SAFE S X 0-1 ① SH5-3 1-2		F X 0-1 ① F8			X 0-0 ① G4-3	B C C D B S 3-3 ③ K		3	0	0	0	0	1	1
9 Chone Figgins, S (1, 8) OBP: 0.332, SLG: 0.361		2 SAFE X 0-0 6 3B 2-3 1B		B B C B X 3-1 ② G4-3			B B C F B B 4-2 S 6 BB FC5-2 BB		B S C F X 1-2 ① P4	3	1	1	0	1	0	0
Inning Stats	R: 0 E: 1 K: 0 S: 9 H: 0 LOB: 0 BB: 0 P: 15	R: 0 E: 0 K: 0 S: 9 H: 0 LOB: 0 BB: 0 P: 15	R: 3 E: 0 K: 0 S: 13 H: 4 LOB: 1 BB: 0 P: 17	R: 0 E: 0 K: 0 S: 5 H: 0 LOB: 0 BB: 0 P: 7	R: 0 E: 0 K: 0 S: 8 H: 0 LOB: 0 BB: 0 P: 14	R: 3 E: 1 K: 1 S: 15 H: 3 LOB: 0 BB: 0 P: 18	R: 0 E: 0 K: 0 S: 9 H: 0 LOB: 2 BB: 2 P: 19	R: 1 E: 0 K: 1 S: 11 H: 2 LOB: 1 BB: 0 P: 16	R: 0 E: 0 K: 0 S: 8 H: 0 LOB: 0 BB: 0 P: 9	1B: 6 2B: 1 3B: 1 HR: 1 SF: 1 SAC: 1 DP: 0 HBP: 0						

PITCHER		IP	WLS	BF	H	R	ER	SO	BB	IBB	HBP	BLK	WP	HR	S	P	ERA	WHIP
Dan Haren, R ERA: 4.11	(1, 1)	6.0	L	25	7	6	5	1	0	0	0	0	0	1	59	86	7.50	1.167
51 Brad Halsey, L ERA: 4.63	(7, 1)	0.2		4	0	0	0	0	2	0	0	0	0	0	6	14	0.00	3.000
Jay Witasick, R ERA: 7.32	(7, 1)	1.1		6	2	1	1	1	0	0	0	0	0	0	14	21	6.75	1.500
47 Ron Flores, L ERA: 2.6	(9, 1)	1.0		3	0	0	0	0	0	0	0	0	0	0	8	9	0.00	0.000

PITCHER	IP	WLS	BF	H	R	ER	SO	BB	IBB	HBP	BLK	WP	HR	S	P	ERA	WHIP

TOP

Los Angeles Angels @ Oakland Athletics

McAfee Coliseum, Oakland, CA

Sun Sep 24 2006, 4:05 PM EDT

Att. 34,077 - Sunny - 75 F

livebaseballscorecards.com

AB	34
R	7
H	9
RBI	7
BB	2
SO	2
LOB	11

WP: 0 PA: 39
PB: 0
SB: 2
CS: 1

Batter	1	2	3	4	5	6	7	8	9	AB	R	H	RBI	BB	SO	LOB
Jason Kendall, R (1, 2) OBP: 0.366, SLG: 0.340	C C B F B F B F X 3-2 G6-3 ①		B B C F H 3-2 1-2 HBP			C C S 0-3 K2-3 ①		B C C X 1-2 G3-1 ③		3	0	0	0	0	1	1
21 Mark Kotsay, L (1, 8) OBP: 0.328, SLG: 0.385	B X 1-0 F7 ②		B X 1-0 F8 ③			B X 1-0 G4-3 ② 3-H			B C X 1-1 G3 ①	4	0	0	1	0	0	2
22 Milton Bradley, S (1, 9) OBP: 0.363, SLG: 0.429	F B X 1-1 G4-3 ③			B B B C C B 4-2 3 G6-3 BB		B X 1-0 G6-3 ③			B X 1-0 F9 ②	3	0	0	0	1	0	0
Frank Thomas, R (1, 10) OBP: 0.380, SLG: 0.545		B C X 1-1 F9 ①		B C X 1-1 F8 ①			B B C X 2-1 G6-3 ①		B X 1-0 L8 ③	4	0	0	0	0	0	1
3 Eric Chavez, L (1, 5) OBP: 0.352, SLG: 0.435		B F X 1-1 G4-3 1B		S C X 0-2 G6-3 ② ③ 1-2f			F C B B B B 4-2 BB			2	0	1	0	1	0	1
Jay Payton, R (1, 7) OBP: 0.322, SLG: 0.419		S B X 1-1 G4-3 ② ③ 1-2f			B X 1-0 P6 ①		X 0-0 F7 ②			3	0	0	0	0	0	2
Nick Swisher, S (1, 3) OBP: 0.372, SLG: 0.490			B S X 1-1 F7 ①		F C B C 1-3 K ②		B B F S X 2-2 G4-3 ③			3	0	0	0	0	1	1
14 Mark Ellis, R (1, 4) OBP: 0.319, SLG: 0.377			B X 1-0 F8 ②		C B X 1-1 L7 ③			B C F X 1-2 F9 ①		3	0	0	0	0	0	0
Marco Scutaro, R (1, 6) OBP: 0.333, SLG: 0.387			C X 0-1 E5 HBP			C B C B B X 3-2 21 G4-3 3B		B X 1-0 P2 ②		3	1	1	0	0	0	0
Inning Stats	R: 0 H: 0 E: 0 LOB: 0 K: 0 BB: 0 S: 9 P: 14	R: 0 H: 1 E: 0 LOB: 0 K: 0 BB: 0 S: 6 P: 9	R: 0 H: 0 E: 1 LOB: 2 K: 0 BB: 0 S: 8 P: 14	R: 0 H: 0 E: 0 LOB: 0 K: 0 BB: 1 S: 7 P: 12	R: 0 H: 0 E: 0 LOB: 0 K: 1 BB: 0 S: 6 P: 9	R: 1 H: 1 E: 0 LOB: 0 K: 1 BB: 0 S: 8 P: 13	R: 0 H: 0 E: 0 LOB: 1 K: 0 BB: 1 S: 8 P: 16	R: 0 H: 0 E: 0 LOB: 0 K: 0 BB: 0 S: 7 P: 10	R: 0 H: 0 E: 0 LOB: 0 K: 0 BB: 0 S: 4 P: 7	1B: 1 SF: 0 2B: 0 SAC: 0 3B: 1 DP: 2 HR: 0 HBP: 1						

PITCHER		IP	WLS	BF	H	R	ER	SO	BB	IBB	HBP	BLK	WP	HR	S	P	ERA	WHIP
54 Ervin Santana, R ERA: 4.43	(1, 1)	8.0	W	28	2	1	1	2	2	0	1	0	0	0	59	97	1.12	0.500
J.C. Romero, L ERA: 6.5	(9, 1)	1.0		3	0	0	0	0	0	0	0	0	0	0	4	7	0.00	0.000

PITCHER	IP	WLS	BF	H	R	ER	SO	BB	IBB	HBP	BLK	WP	HR	S	P	ERA	WHIP

BOTTOM

Los Angeles Angels @ Oakland Athletics

McAfee Coliseum, Oakland, CA

Sun Sep 24 2006, 4:05 PM EDT

Att. 34,077 - Sunny - 75 F

livebaseballscorecards.com

AB	28
R	1
H	2
RBI	1
BB	2
SO	2
LOB	8

Oakland Athletics @ Seattle Mariners

Safeco Field, Seattle, WA

Mon Sep 25 2006, 7:05 PM PDT

Att. 20,984 - Clear - 71 F

TOP

livebaseballscorecards.com

Batter	1	2	3	4	5	6	7	8	9	10	AB	R	H	RBI	BB	SO	LOB
Jason Kendall, R (1, 2) OBP: 0.367, SLG: 0.342	F9		G6-3	2B	21 1B BB		21 G3-6-3 1B			K	5	0	2	3	1	1	0
23 Bobby Kielty, S (1, 7) OBP: 0.333, SLG: 0.451 21 Mark Kotsay, L (5, PH) (5, 8) OBP: 0.328, SLG: 0.384	22 WP 22 HR 2B		22 1B 1B	G2-3	1B		G3-6-3			K	3 3	2 0	2 1	0 1	0 0	0 1	2 2
22 Milton Bradley, S (1, 9) OBP: 0.362, SLG: 0.437	HR		SAFE SAFE WP 1B 1B	G6-3	K			P3		K	6	1	2	2	0	2	5
Frank Thomas, R (1, 10) OBP: 0.380, SLG: 0.543	F8		WP 1B		K L8			BB			4	0	1	1	1	1	3
Jay Payton, R (1, 8) (5, 7) OBP: 0.321, SLG: 0.416	K		G4-3 1B		3 1B 14 2B BB	P2		F7			4	1	0	0	1	1	3
3 Eric Chavez, L (1, 5) OBP: 0.351, SLG: 0.432		G4-3		G6-3	14 2B BB 1B	K		G4-3			5	1	1	0	0	1	1
Nick Swisher, S (1, 3) OBP: 0.372, SLG: 0.488		P2		14 2B 2B 1B	14 2B BB BB SAFE	G1-4-3				P5	4	2	1	0	1	0	0
14 Mark Ellis, R (1, 4) OBP: 0.319, SLG: 0.382		F8		2B 2B	BB 21 1B 2B		F8			K	5	2	2	2	0	1	0
Marco Scutaro, R (1, 6) OBP: 0.337, SLG: 0.387			K	2B BB	21 1B BB BB		1B 1B			G4-3	3	0	1	0	2	1	0

	AB	42
	R	9
	H	13
	RBI	9
	BB	6
	SO	9
	LOB	16

Inning Stats	1	2	3	4	5	6	7	8	9	10
	R: 2	R: 0	R: 1	R: 2	R: 4	R: 0	R: 0	R: 0	R: 0	R: 0
	E: 0	E: 0	E: 0	E: 0	E: 0	E: 0	E: 0	E: 0	E: 0	E: 0
	K: 1	K: 0	K: 1	K: 0	K: 2	K: 1	K: 0	K: 0	K: 1	K: 3
	S: 12	S: 5	S: 16	S: 12	S: 23	S: 8	S: 7	S: 13	S: 8	S: 10
	H: 2	H: 0	H: 3	H: 3	H: 3	H: 0	H: 2	H: 0	H: 0	H: 0
	LOB: 0	LOB: 0	LOB: 2	LOB: 2	LOB: 3	LOB: 0	LOB: 1	LOB: 1	LOB: 0	LOB: 0
	BB: 0	BB: 0	BB: 0	BB: 1	BB: 4	BB: 0	BB: 0	BB: 1	BB: 0	BB: 0
	P: 22	P: 9	P: 21	P: 22	P: 45	P: 11	P: 12	P: 21	P: 10	P: 13

1B: 8	SF: 0	WP: 2
2B: 4	SAC: 0	PB: 0
3B: 0	DP: 1	SB: 0
HR: 1	HBP: 0	CS: 0

PA: 48

PITCHER		IP	WLS	BF	H	R	ER	SO	BB	IBB	HBP	BLK	WP	HR	S	P	ERA	WHIP
62 Cesar Jimenez, L ERA: 14.73	(1, 1)	4.0		21	8	5	5	2	1	0	0	0	2	1	45	74	11.25	2.250
Travis Chick, R ERA: 12.6	(5, 1)	0.1		7	2	4	4	1	4	0	0	0	0	0	18	38	108.00	18.000
Francisco Cruceta, R ERA: 10.8	(5, 1)	3.1		13	3	0	0	2	1	0	0	0	0	0	31	48	0.00	1.200
George Sherrill, L ERA: 4.15	(8, 1)	0.1		1	0	0	0	0	0	0	0	0	0	0	2	3	0.00	0.000
20 J.J. Putz, R ERA: 2.15	(9, 1)	2.0	W	6	0	0	0	4	0	0	0	0	0	0	18	23	0.00	0.000

PITCHER		IP	WLS	BF	H	R	ER	SO	BB	IBB	HBP	BLK	WP	HR	S	P	ERA	WHIP

Batter	1	2	3	4	5	6	7	8	9	10	AB	R	H	RBI	BB	SO	LOB
51 Ichiro Suzuki, L (1, 8) OBP: 0.368, SLG: 0.406	B F X 1-1 1B		C B C X 1-2 29 G6-4-3 2-3 1B		C X 0-1 HR 1B		B X 1-0 2 G5-3 3B	C C F S 0-3 ③ K		X 0-0 29 E 16 1B 1B	6	3	5	0	0	1	1
29 Adrián Beltré, R (1, 5) OBP: 0.327, SLG: 0.449	B F F B F F F 1 SAFE X 2-2 ① F9		B B X 2-0 ① ② G6-4-3 1-2f 3-H		C F B S 1-3 ① K		C D B F C 2-3 ① K		B X 1-0 2 1B 1B 2B	L P 1 SAFE L 1 SAFE F X 1-2 ① F8 1-2	6	1	1	0	0	2	5
2 Kenji Johjima, R (1, 2) 25 Adam Jones, R (9, PR) OBP: 0.237, SLG: 0.311 30 René Rivera, R (10, 2) OBP: 0.182, SLG: 0.253	B S X 1-1 ② F9		F B B C F B F F X 3-2 1B 2B		C X 0-1 ② F7		X 0-0 ② G5-3 3-H		F X 0-1 1B 4 SF9 1B 2-3 1B	B C S 2 SAFE B S 2-3 ② K	5 0 1	1 0 0	2 0 0	1 0 0	0 0 0	0 0 1	2 0 1
Raul Ibanez, L (1, 7) OBP: 0.354, SLG: 0.514	B X 1-0 ③ P2		B T F B X 2-2 1B 2-H 1B		X 0-0 1-H HR		C X 0-1 1B 1B		F X 0-1 4 SF9 1B 1-2 3-H 1B	I I I I 4-0 16 1B IBB	5	2	4	4	1	0	1
Richie Sexson, R (1, 3) OBP: 0.337, SLG: 0.497 16 Willie Bloomquist, R (9, PR) OBP: 0.324, SLG: 0.305 (10, 3)		B X 1-0 HR	S C B X 1-2 2-3 1B		X 0-0 ③ G6-3		C S X 0-2 1-2 1B		B X 1-0 7 FC5 1B 1-2 2-3 1B	D S B X 2-2 1-2 2-H 1B	5 1	1 0	4 1	1 1	0 0	0 0	0 0
Ben Broussard, L (1, 10) OBP: 0.331, SLG: 0.483		C F B B T 2-2 ① K	S B S F S B C 2-3 ③ K			B F X 1-1 ① G4-3	B C F X 1-2 ③ F7		S F B S 1-3 ① K		5	0	0	0	0	3	7
4 Jose Lopez, R (1, 4) OBP: 0.323, SLG: 0.411		S C F F X 0-2 ② G5-3		C F F B B F F X 2-2 ① F7		C C C 0-3 ② K	F B X 1-1 ① F9		X 0-0 ② SF9 2-3 3-H		4	0	0	1	0	1	0
Chris Snelling, L (1, 9) OBP: 0.373, SLG: 0.465 12 Michael Morse, R (6, PH) OBP: 0.413, SLG: 0.512 (7, 9) Greg Dobbs, L (8, PH) OBP: 0.385, SLG: 0.520 (9, 9)		F S S 0-3 ③ K		B B C S X 2-2 ② G3		B B X 2-0 1B	F C B B X 2-2 2B		D X 1-0 7 FC5 1-2 3-H 1B		2 1 2	0 0 0	0 1 2	0 0 1	1 0 0	0 0 0	0 0 0
7 Yuniesky Betancourt, R (1, 6) OBP: 0.314, SLG: 0.407			B F B F F X 2-2 51 1B 29 G6-4-3 2B	X 0-0 ③ F9		C X 0-1 ③ F8	B F C B X 2-2 ② F8		B B C X 2-1 ③ FC5 1-2 2-3f		5	1	1	0	0	0	4
Inning Stats	R: 0 H: 1 E: 0 LOB: 1 K: 0 BB: 0 S: 11 P: 16	R: 1 H: 1 E: 0 LOB: 0 K: 2 BB: 0 S: 12 P: 15	R: 2 H: 5 E: 0 LOB: 2 K: 1 BB: 0 S: 24 P: 37	R: 0 H: 0 E: 0 LOB: 0 K: 0 BB: 0 S: 11 P: 15	R: 2 H: 2 E: 0 LOB: 0 K: 1 BB: 0 S: 9 P: 10	R: 0 H: 1 E: 0 LOB: 1 K: 1 BB: 0 S: 8 P: 11	R: 1 H: 3 E: 0 LOB: 2 K: 1 BB: 0 S: 13 P: 17	R: 0 H: 1 E: 0 LOB: 1 K: 1 BB: 0 S: 12 P: 17	R: 3 H: 5 E: 0 LOB: 2 K: 1 BB: 0 S: 13 P: 19	R: 1 H: 2 E: 1 LOB: 2 K: 1 BB: 1 S: 12 P: 20	1B: 14 SF: 1 2B: 4 SAC: 0 3B: 1 DP: 1 HR: 2 HBP: 0						

PITCHER		IP	WLS	BF	H	R	ER	SO	BB	IBB	HBP	BLK	WP	HR	S	P	ERA	WHIP
25 Esteban Loaiza, R ERA: 4.84	(1, 1)	5.0		23	9	5	5	4	0	0	0	0	0	2	67	93	9.00	1.800
Joe Kennedy, L ERA: 2.3	(6, 1)	1.2		8	3	1	1	2	0	0	0	0	0	0	15	21	5.40	1.800
58 Justin Duchscherer, R ERA: 2.93	(7, 1)	1.1	H	6	2	0	0	1	0	0	0	0	0	0	18	24	0.00	1.500
20 Huston Street, R ERA: 3.28	(9, 1)	1.0	B	8	5	3	3	1	0	0	0	0	0	0	13	19	27.00	5.000
50 Kiko Calero, R ERA: 3.34	(10, 1)	0.2	L	5	2	1	1	1	0	1	0	0	0	0	12	20	13.50	3.000

PITCHER	IP	WLS	BF	H	R	ER	SO	BB	IBB	HBP	BLK	WP	HR	S	P	ERA	WHIP

BOTTOM

Oakland Athletics @ Seattle Mariners

Safeco Field, Seattle, WA

Mon Sep 25 2006, 7:05 PM PDT

Att. 20,984 - Clear - 71 F

livebaseballscorecards.com

AB	48
R	10
H	21
RBI	9
BB	1
SO	9
LOB	21

WP: 0 PA: 50
PB: 0
SB: 0
CS: 0

Oakland Athletics @ Seattle Mariners

Safeco Field, Seattle, WA

Tue Sep 26 2006, 7:05 PM PDT

Att. 19,683 - Clear - 71 F

TOP

livebaseballscorecards.com

Batter	1	2	3	4	5	6	7	8	9	AB	R	H	RBI	BB	SO	LOB
Jason Kendall, R (1, 2) OBP: 0.370, SLG: 0.346	C X 0-1 22 S 1B 1B	F 1 SAFE X 0-1 23 FC1-4 1-2 1B	B B X 2-0 ② ③ L9-2 3-H		C B X 1-1 ③ G5-3		C B S B X 2-2 22 BB 2-3 1B	X 0-0 1-3 2-H 3-H 1B		6	1	4	2	0	0	2
23 Bobby Kielty, S (1, 7) (9, 9) OBP: 0.326, SLG: 0.443	C S C 0-3 ① K	X 0-0 ② FC1-4 22 HR 1-2f 2-3		C C B F X 1-2 ① G5-3		B C X 1-1 ① G3-1	X 0-0 ② SF8 3-H	X 0-0 ③ G3-1		5	1	0	1	0	1	5
22 Milton Bradley, S (1, 9) OBP: 0.365, SLG: 0.444 29 Dan Johnson, L (9, PH) OBP: 0.326, SLG: 0.382 (9, 3)	S T B B S 2-3 ② K 1-2	X 0-0 1-H 3-H HR		C B B B B 4-1 1B 1B BB		B S B B X 3-1 ② F8	C B T B B B 4-2 1-2 BB		B T F S 1-3 ① K	3 1	2 0	1 0	3 0	2 0	1 1	1 0
Frank Thomas, R (1, 10) OBP: 0.382, SLG: 0.542 17 Adam Melhuse, S (9, PH) OBP: 0.285, SLG: 0.395 (9, 10)	C B B F B X 3-2 1B 2-H 1B	C C F B B B F F F 4-2 B 1B BB		B F X 1-1 1B 1-2 1B		C B C F B X 2-2 ③ F8	D B F X 2-1 ③ F9		B B X 2-0 1B	4 1	0 0	2 1	1 0	1 0	0 0	2 0
Jay Payton, R (1, 8) OBP: 0.325, SLG: 0.420	X 0-0 1-2 1B	B X 1-0 1-2 1B		B F C F F X 1-2 FC5-4 1-2 2-H 1B			F X 0-1 3 1B 2B	C X 0-1 E6 3 FC6-4	X 0-0 ② P3	6	1	4	1	0	0	1
3 Eric Chavez, L (1, 5) OBP: 0.349, SLG: 0.429	C S X 0-2 ③ G3	C B F B X 2-2 ③ F7		C C B F X 1-2 ② F8			C B B D F X 3-2 FC3-6 2-H 1B	T X 0-1 ① FC6-4 14 2B 1-2f 1B	B S B C B X 3-2 ③ F7	6	1	1	1	0	0	8
Nick Swisher, S (1, 3) OBP: 0.372, SLG: 0.493 (9, 7)		B C F X 1-2 HR	X 0-0 2B L9-2 1B	X 0-0 ③ FC5-4 1-2f			B C F B B X 3-2 ① FC3-6 14 2B 1-2f 2B	C B B C S 2-3 ② K		5	2	2	1	0	1	4
14 Mark Ellis, R (1, 4) OBP: 0.320, SLG: 0.387	C C X 0-2 ① G4-3	B C X 1-1 ① F8			B F B B F F X 3-2 ① G5-3		X 0-0 1-3 2B 2B	B X 1-0 1-3 1B 2B		5	2	2	0	0	0	1
Marco Scutaro, R (1, 6) OBP: 0.342, SLG: 0.395		F C B F B B B 4-2 23 FC1-4 22 HR 1B BB	C X 0-1 1-3 2B		C C T 0-2 ② K		B F D X 2-1 1B 23 SF8 2-H 3-H 2B	B F B B B 4-1 1B BB		3	2	2	2	2	1	0
Inning Stats	R: 1 E: 0 K: 2 S: 15 H: 3 LOB: 2 BB: 0 P: 20	R: 4 E: 0 K: 0 S: 23 H: 4 LOB: 2 BB: 2 P: 35	R: 0 E: 0 K: 0 S: 6 H: 2 LOB: 1 BB: 0 P: 9	R: 1 E: 0 K: 0 S: 17 H: 2 LOB: 2 BB: 1 P: 25	R: 0 E: 0 K: 1 S: 9 H: 0 LOB: 0 BB: 0 P: 13	R: 0 E: 0 K: 0 S: 8 H: 0 LOB: 0 BB: 0 P: 14	R: 4 E: 0 K: 0 S: 19 H: 5 LOB: 2 BB: 1 P: 35	R: 2 E: 1 K: 1 S: 11 H: 2 LOB: 2 BB: 1 P: 18	R: 0 E: 0 K: 1 S: 8 H: 1 LOB: 1 BB: 0 P: 14	1B: 12 2B: 6 3B: 0 HR: 2	SF: 1 SAC: 0 DP: 1 HBP: 0						

	AB	45
	R	12
	H	19
	RBI	12
	BB	5
	SO	5
	LOB	24

WP: 0 PB: 0 SB: 1 CS: 0 PA: 51

PITCHER		IP	WLS	BF	H	R	ER	SO	BB	IBB	HBP	BLK	WP	HR	S	P	ERA	WHIP
49 Jake Woods, L ERA: 4.27	(1, 1)	4.0	L	25	11	6	6	2	3	0	0	0	0	2	61	89	13.50	3.500
Jorge Campillo, R ERA: 15.43	(5, 1)	2.1		11	4	4	4	1	0	0	0	0	0	0	28	46	15.43	1.714
Emiliano Fruto, R ERA: 4.63	(7, 1)	1.2		11	3	2	0	1	2	0	0	0	0	0	19	34	0.00	3.000
59 Eric O'Flaherty, L ERA: 4.09	(9, 1)	1.0		4	1	0	0	1	0	0	0	0	0	0	8	14	0.00	1.000

PITCHER	IP	WLS	BF	H	R	ER	SO	BB	IBB	HBP	BLK	WP	HR	S	P	ERA	WHIP

Oakland Athletics @ Seattle Mariners

Safeco Field, Seattle, WA

Tue Sep 26 2006, 7:05 PM PDT

Att. 19,683 - Clear - 71 F

livebaseballscorecards.com

BOTTOM

Batter	1	2	3	4	5	6	7	8	9	AB	R	H	RBI	BB	SO	LOB
16 Willie Bloomquist, R (1, 8) (9, 7) OBP: 0.323, SLG: 0.301	4-2 S BB		1-1 L7		3-2 L8			1-2 G4-3		3	0	0	0	1	0	2
4 Jose Lopez, R (1, 4) OBP: 0.321, SLG: 0.408	3-2 F8		1-0 F9 2-3			2-3 K		0-0 F9		4	0	0	0	0	1	3
29 Adrián Beltré, R (1, 5) OBP: 0.329, SLG: 0.455	1-3 K		1-0 1-2 HBP			0-0 HR		3-2 1B		3	1	2	1	0	1	1
T.J. Bohn, R (9, 9) OBP: 0.267, SLG: 0.385	SAFE									0	0	0	0	0	0	0
Raul Ibanez, L (1, 7) OBP: 0.353, SLG: 0.517	3-2 G4-3 1-2		3-3 K			3-2 HR		0-2 F8		4	1	1	1	0	1	5
25 Adam Jones, R (9, 8) OBP: 0.237, SLG: 0.311										0	0	0	0	0	0	0
Richie Sexson, R (1, 3) OBP: 0.337, SLG: 0.496		0-1 P4		0-3 K		4-2 G5-4-3 BB			0-0 17 1B 12 G5-3 2B	2	0	0	0	1	1	0
Greg Dobbs, L (9, 3) OBP: 0.407, SLG: 0.577										1	1	1	0	0	0	0
Ben Broussard, L (1, 10) OBP: 0.330, SLG: 0.481		0-2 G6-3		3-2 K		3-2 G5-4-3 1-2f			1-2 F7	2	0	0	0	0	1	0
Eduardo Perez, R (6, PH) OBP: 0.327, SLG: 0.457										2	0	0	0	0	0	2
(7, 10)																
7 Yuniesky Betancourt, R (1, 6) OBP: 0.313, SLG: 0.404		2-2 G5-3		0-0 L6			0-0 L3		0-1 12 G5-3 2-3 1B	3	0	0	0	0	0	0
17 Oswaldo Navarro, R (9, PH) OBP: 0.667, SLG: 0.667										1	0	1	0	0	0	0
Chris Snelling, L (1, 9) OBP: 0.375, SLG: 0.466			0-0 4 F9 30 1B 1B		2-3 K		0-1 P4		0-1 G5-3 1-2 3-H	2	0	1	0	0	1	0
12 Michael Morse, R (7, PH) OBP: 0.396, SLG: 0.488										2	0	0	1	0	0	1
(8, 9)																
(9, 5)																
30 René Rivera, R (1, 2) OBP: 0.184, SLG: 0.253			3-1 29 HBP 1-2 1B		1-0 G6-3		0-3 K		0-2 F9	4	0	1	0	0	1	1
Inning Stats	R: 0 E: 0 K: 1 S: 12 H: 0 LOB: 1 BB: 1 P: 23	R: 0 E: 0 K: 0 S: 8 H: 0 LOB: 0 BB: 0 P: 10	R: 0 E: 0 K: 1 S: 10 H: 2 LOB: 3 BB: 0 P: 19	R: 0 E: 0 K: 2 S: 7 H: 0 LOB: 0 BB: 0 P: 10	R: 0 E: 0 K: 1 S: 8 H: 0 LOB: 0 BB: 0 P: 14	R: 2 E: 0 K: 1 S: 12 H: 2 LOB: 0 BB: 1 P: 24	R: 0 E: 0 K: 1 S: 6 H: 0 LOB: 0 BB: 0 P: 6	R: 0 E: 0 K: 0 S: 13 H: 1 LOB: 1 BB: 0 P: 17	R: 1 E: 0 K: 0 S: 11 H: 2 LOB: 1 BB: 0 P: 12	1B: 4 2B: 1 3B: 0 HR: 2	SF: 0 SAC: 0 DP: 1 HBP: 1						

	AB	33
	R	3
	H	7
	RBI	3
	BB	2
	SO	7
	LOB	15

WP: 0 PB: 0 SB: 1 CS: 0 PA: 36

PITCHER	IP	WLS	BF	H	R	ER	SO	BB	IBB	HBP	BLK	WP	HR	S	P	ERA	WHIP
40 Rich Harden, R (1, 1) ERA: 3.35	5.0	W	19	2	0	0	5	1	0	1	0	0	0	45	76	0.00	0.600
Kirk Saarloos, R (6, 1) ERA: 4.79	0.1		4	2	2	2	1	1	0	0	0	0	2	9	18	54.00	9.000
Joe Kennedy, L (6, 1) ERA: 2.18	1.2		4	0	0	0	1	0	0	0	0	0	0	9	12	0.00	0.000
57 Chad Gaudin, R (8, 1) ERA: 2.89	2.0		9	3	1	1	0	0	0	0	0	0	0	24	29	4.50	1.500

PITCHER	IP	WLS	BF	H	R	ER	SO	BB	IBB	HBP	BLK	WP	HR	S	P	ERA	WHIP

Batter	1	2	3	4	5	6	7	8	9	10	AB	R	H	RBI	BB	SO	LOB
Hiram Bocachica, R (1, 8) OBP: 0.571, SLG: 0.400	B S F F F X 1-2 E5 2B 1B	X 0-0 ② F9		B C B B F B 4-2 BB BB		C B F B X 2-2 ② G3-1		X 0-0 ① L7		B B C F X 2-2 SH1-4 23 2B 1B	5	2	2	0	1	0	3
Marco Scutaro, R (1, 4) OBP: 0.346, SLG: 0.397	X 0-0 2-H 2B 2B	B S F D B 4-2 BB		B B B C 1 SAFE B 4-1 1-2 BB		B C B B F C 3-3 ③ K		B C X 1-1 ②③ 1-2f G6-4-3		B 1 SAFE B 1 SAFE C 1 SAFE 1 SAFE X 2-1 ① 1-2 SH1-4	3	1	1	1	2	1	2
23 Bobby Kielty, S (1, 9) OBP: 0.330, SLG: 0.446	B D S C S 2-3 ① K	D F X 1-1 ③ G4-3		X 0-0 ③ G3			B S B B B 4-1 17 1B 29 G5-3 BB		X 0-0 29 3B 1B	S B X 1-1 2-H 29 FC5-4 2B	5	2	2	1	1	1	5
Nick Swisher, S (1, 7) OBP: 0.375, SLG: 0.495	S C F F F X 0-2 2-H 2B		C B B X 2-1 ① L4		B B B B 4-0 29 1B BB		F D B B S 1 SAFE S 3-3 ① K		B B X 2-0 1-2 29 3B 1B	I I I 4-0 29 FC5-4 IBB	4	1	2	1	2	1	1
29 Dan Johnson, L (1, 3) OBP: 0.326, SLG: 0.388	X 0-0 ② F8	B S F B C 2-3 ② K			B X 1-0 1-2 1B		C B F X 1-2 ② G5-3 1-2		C F B B B F F X 2-2 1-H 2-H 5 FC5-2 3B	C S B X 1-2 ② 1-2f 2-3 FC5-4	6	0	2	2	0	1	4
17 Adam Melhuse, S (1, 2) OBP: 0.287, SLG: 0.400	B B B C T F F X 3-2 ③ G4-3		X 0-0 2B		C F B S 1-3 ① K		B B B C F X 3-2 2-H 1B		S C T 0-2 ① K	B C B X 2-1 ③ F8	6	0	2	1	0	2	6
D'Angelo Jimenez, S (1, 6) OBP: 0.333, SLG: 0.290		C F B B B F B B 4-2 3B BB	C C F F F B S 1-3 ③ K		F F S 0-3 ② K		F B F C 1-3 ③ K		I I I 4-0 5 FC5-2 IBB		3	1	0	0	2	3	4
5 Jeremy Brown, R (1, 10)		X 0-0 ① L5		C B B B F F B X 3-2 ① G5-3	B C S S 1-3 ③ K			F B S B B F B B 4-2 BB BB	S X 0-1 ② 1-2 3-H FC5-2		4	0	0	0	1	1	5
Antonio Perez, R (1, 5) OBP: 0.190, SLG: 0.211		B D X 2-0 1-H 3B		B B B C C F X 3-2 ② P4		B C B B X 3-1 ① P3		B B B B 4-0 1-2 G6-4-3 BB	C F S 0-3 ③ K		4	0	1	1	1	1	2
Inning Stats	R: 2 H: 3 E: 1 LOB: 1 K: 1 BB: 0 S: 21 P: 27	R: 1 H: 1 E: 0 LOB: 2 K: 0 BB: 2 S: 10 P: 21	R: 0 H: 1 E: 0 LOB: 1 K: 2 BB: 0 S: 13 P: 18	R: 0 H: 0 E: 0 LOB: 2 K: 0 BB: 2 S: 12 P: 26	R: 0 H: 1 E: 0 LOB: 2 K: 3 BB: 1 S: 10 P: 17	R: 0 H: 0 E: 0 LOB: 0 K: 1 BB: 0 S: 8 P: 16	R: 1 H: 1 E: 0 LOB: 1 K: 2 BB: 1 S: 13 P: 25	R: 0 H: 0 E: 0 LOB: 1 K: 0 BB: 2 S: 7 P: 16	R: 2 H: 3 E: 0 LOB: 2 K: 2 BB: 1 S: 15 P: 23	R: 1 H: 2 E: 0 LOB: 2 K: 0 BB: 1 S: 12 P: 24	1B: 6 SF: 0 2B: 4 SAC: 1 3B: 2 DP: 1 HR: 0 HBP: 0						

PITCHER	IP	WLS	BF	H	R	ER	SO	BB	IBB	HBP	BLK	WP	HR	S	P	ERA	WHIP
Gil Meche, R (1, 1) ERA: 4.48	6.0		29	6	3	3	7	5	0	0	0	0	0	74	125	4.50	1.833
Joel Pineiro, R (7, 1) ERA: 6.43	1.0	H	5	1	1	1	2	1	0	0	0	0	0	13	25	9.00	2.000
60 Jon Huber, R (8, 1) ERA: 1.42	1.0	H	4	0	0	0	0	2	0	0	0	0	0	7	16	0.00	2.000
20 J.J. Putz, R (9, 1) ERA: 2.36	1.0	B	7	3	2	2	2	0	1	0	0	0	0	15	23	18.00	3.000
George Sherrill, L (10, 1) ERA: 4.28	1.0	L	6	2	1	1	0	0	1	0	0	0	0	12	24	9.00	2.000

PITCHER	IP	WLS	BF	H	R	ER	SO	BB	IBB	HBP	BLK	WP	HR	S	P	ERA	WHIP

TOP

Oakland Athletics @ Seattle Mariners

Safeco Field, Seattle, WA

Wed Sep 27 2006, 7:05 PM PDT

Att. 23,421 - Clear - 70 F

livebaseballscorecards.com

AB	40
R	7
H	12
RBI	7
BB	10
SO	11
LOB	32

1B: 6 SF: 0 PA: 51
2B: 4 SAC: 1
3B: 2 DP: 1
HR: 0 HBP: 0

WP: 0
PB: 0
SB: 0
CS: 0

Oakland Athletics @ Seattle Mariners

Safeco Field, Seattle, WA

Wed Sep 27 2006, 7:05 PM PDT

Att. 23,421 - Clear - 70 F

livebaseballscorecards.com

Batter	1	2	3	4	5	6	7	8	9	10	AB	R	H	RBI	BB	SO	LOB
51 Ichiro Suzuki, L (1, 8) OBP: 0.370, SLG: 0.409	BCBBFB 4-2 BB		BBX 2-0 29 SF9 3B	BCBFX 2-2 3-H 1B			CBX 1-1 ① G6-3	BCBFS 2-3 ③ K			4	1	2	1	1	1	1
29 Adrian Beltré, R (1, 5) OBP: 0.327, SLG: 0.452	BFBX 2-1 ① P4		CBBBX 3-1 ② SF9 3-H	SFB1X SAFE 1-2 ③ F9			BBFFX 2-2 ② F7		BFSSS 1-3 ① K		4	0	0	1	0	1	2
2 Kenji Johjima, R (1, 2) OBP: 0.334, SLG: 0.455	CFDBC 2-3 ② K		CBX 1-1 ③ F9		BBX 2-0 ① F9		FBX 1-1 1B 1B		CCX 0-2 ② G4-3		5	0	1	0	0	1	1
Raul Ibanez, L (1, 7) OBP: 0.355, SLG: 0.517	1 SAFE BBX 2-0 ③ G5-3			X 0-0 2B 1B	BBBCB 4-1 G5-4-3 BB		BBFFX 2-2 FC6-4 1-2 1B		BFBFSS 2-3 ③ K		4	1	2	0	1	1	1
Richie Sexson, R (1, 3) OBP: 0.337, SLG: 0.498		CFX 0-2 4 G6-3 2B		FCBBBX 3-2 1B 4 1B 1-H 2B	X 0-0 ②③ G5-4-3 1-2f		BFBX 2-1 ③ FC6-4 1-2f			CFS 0-3 ① K	5	1	2	1	0	1	3
Ben Broussard, L (1, 10) OBP: 0.330, SLG: 0.480 Eduardo Perez, R (8, PH) OBP: 0.325, SLG: 0.454 (9, 10) Greg Dobbs, L (10, PH) OBP: 0.393, SLG: 0.556		CCFX 0-2 ① P6		FBCFDX 2-2 SH2-3 4 1B 7 G6-3 2-3 1B		SBCX 1-2 ① F9	SX 0-1 ① P4			FFS 0-3 ② K	3 1 1	1 0 0	1 0 0	0 0 0	0 0 1	0 0 0	1 0 0
4 Jose Lopez, R (1, 4) OBP: 0.321, SLG: 0.410		BCCX 1-2 ② G6-3 2-3		BFBX 2-1 7 G6-3 SH2-3 51 1B 1-2 3-H 1B		FBFS 1-3 ② K	BX 1-0 7 2B 2B		BFFBS 2-3 ③ K		5	2	2	1	0	2	1
Chris Snelling, L (1, 9) OBP: 0.377, SLG: 0.461 T.J. Bohn, R (8, 9) OBP: 0.250, SLG: 0.357		X 0-0 ③ G3		X 0-0 ① SH2-3 1-2 2-3		CBSFBFBB 4-2 BB	DBCX 2-1 ② P3				1 1	0 0	0 0	0 0	1 0	0 0	1 1
7 Yuniesky Betancourt, R (1, 6) OBP: 0.312, SLG: 0.405			CBX 1-1 ① F7	X 0-0 ② G6-3 2-3 3-H		X 0-0 ③ G4-3	CX 0-1 2-H 2B				4	0	1	2	0	0	2
Inning Stats	R: 0 E: 0 K: 1 S: 8 H: 0 LOB: 1 BB: 1 P: 18	R: 0 E: 0 K: 0 S: 11 H: 1 LOB: 1 BB: 0 P: 12	R: 1 E: 0 K: 0 S: 7 H: 1 LOB: 0 BB: 0 P: 14	R: 4 E: 0 K: 0 S: 18 H: 5 LOB: 1 BB: 0 P: 28	R: 0 E: 0 K: 0 S: 3 H: 0 LOB: 0 BB: 1 P: 9	R: 0 E: 0 K: 1 S: 11 H: 0 LOB: 1 BB: 1 P: 17	R: 0 E: 0 K: 0 S: 12 H: 2 LOB: 2 BB: 0 P: 20	R: 1 E: 0 K: 1 S: 10 H: 2 LOB: 1 BB: 0 P: 15	R: 0 E: 0 K: 2 S: 10 H: 0 LOB: 0 BB: 0 P: 13	R: 0 E: 0 K: 3 S: 9 H: 0 LOB: 0 BB: 0 P: 11	1B: 6 2B: 4 3B: 1 HR: 0	SF: 1 SAC: 1 DP: 1 HBP: 0					

PITCHER		IP	WLS	BF	H	R	ER	SO	BB	IBB	HBP	BLK	WP	HR	S	P	ERA	WHIP
49 Jason Windsor, R ERA: 6.59	(1, 1)	5.0		23	7	5	5	1	2	0	0	0	0	0	47	81	9.00	1.800
51 Brad Halsey, L ERA: 4.55	(6, 1)	1.2		8	2	0	0	1	1	0	0	0	0	0	21	33	0.00	1.800
50 Kiko Calero, R ERA: 3.32	(7, 1)	0.1		1	0	0	0	0	0	0	0	0	0	0	2	4	0.00	0.000
47 Ron Flores, L ERA: 2.83	(8, 1)	1.0		5	2	1	1	1	0	0	0	0	0	0	10	15	9.00	2.000
Jay Witasick, R ERA: 6.97	(9, 1)	1.0	W	3	0	0	0	2	0	0	0	0	0	0	10	13	0.00	0.000

PITCHER		IP	WLS	BF	H	R	ER	SO	BB	IBB	HBP	BLK	WP	HR	S	P	ERA	WHIP
20 Huston Street, R ERA: 3.23	(10, 1)	1.0	S	3	0	0	0	3	0	0	0	0	0	0	9	11	0.00	0.000

AB	38
R	6
H	11
RBI	6
BB	3
SO	8
LOB	14

WP: 0 PB: 0 SB: 0 CS: 0 PA: 43

Batter	1	2	3	4	5	6	7	8	9	AB	R	H	RBI	BB	SO	LOB
Hiram Bocachica, R (1, 8) OBP: 0.455, SLG: 0.333	C S B S 1-3 K		X 0-0 14 S 1B		B B C B F X 3-2 G6-3			S S B S 1-3 K		4	0	1	0	0	2	2
14 Mark Ellis, R (1, 4) OBP: 0.318, SLG: 0.383	F C F S 0-3 K 22 FC6		C D B X 2-1 L4 1-2			C B X 1-1 F8			C F S 0-3 K	4	0	0	0	0	2	1
21 Mark Kotsay, L (1, 10) OBP: 0.330, SLG: 0.384	B B 1 SAFE F F 1 SAFE S 2-3 K			F F C 0-3 K		B B S C X 2-2 1B			C B B B S F B 4-2 G4-6-3 BB	3	0	1	0	1	2	1
22 Milton Bradley, S (1, 9) OBP: 0.364, SLG: 0.442 Marco Scutaro, R (5, 7) OBP: 0.344, SLG: 0.395	C B B B X 3-1 FC6 1-2f			B B X 2-0 G3		F C B B B X 3-2 G6-3			B B X 2-0 G4-6-3 1-2f	2 2	0 0	0 0	0 0	0 0	0 0	1 1
17 Adam Melhuse, S (1, 2) OBP: 0.280, SLG: 0.390		S C C 0-3 K		C B X 1-1 L4			B X 1-0 P5			3	0	0	0	0	1	0
23 Bobby Kielty, S (1, 7) (5, 9) OBP: 0.327, SLG: 0.441		X 0-0 G4-3			C C C 0-3 K		B S C B F F S 2-3 K			3	0	0	0	0	2	0
29 Dan Johnson, L (1, 3) OBP: 0.326, SLG: 0.388		B B B C F C 3-3 K			B X 1-0 FC5-4 1B 1B		B X 1-0 F8			3	0	1	0	0	1	0
D'Angelo Jimenez, S (1, 6) OBP: 0.333, SLG: 0.292			B F B F F C 2-3 K		F F D X 1-2 FC5-4 1-2 1B			C S C 0-3 K		3	0	1	0	0	2	0
Antonio Perez, R (1, 5) OBP: 0.185, SLG: 0.204			B S F B B X 3-2 G6-3		X 0-0 FC5-4 1-2f 2-3			C B C B F X 2-2 G6-3		3	0	0	0	0	0	2
Inning Stats	R: 0 E: 0 K: 3 S: 12 H: 0 LOB: 1 BB: 0 P: 18	R: 0 E: 0 K: 2 S: 7 H: 0 LOB: 0 BB: 0 P: 10	R: 0 E: 0 K: 1 S: 10 H: 1 LOB: 1 BB: 0 P: 17	R: 0 E: 0 K: 1 S: 6 H: 0 LOB: 0 BB: 0 P: 9	R: 0 E: 0 K: 1 S: 11 H: 2 LOB: 2 BB: 0 P: 16	R: 0 E: 0 K: 0 S: 8 H: 1 LOB: 0 BB: 0 P: 14	R: 0 E: 0 K: 1 S: 7 H: 0 LOB: 0 BB: 0 P: 11	R: 0 E: 0 K: 2 S: 10 H: 0 LOB: 0 BB: 0 P: 13	R: 0 E: 0 K: 1 S: 7 H: 0 LOB: 0 BB: 1 P: 13	1B: 4 2B: 0 3B: 0 HR: 0 SF: 0 SAC: 0 DP: 1 HBP: 0						

PITCHER		IP	WLS	BF	H	R	ER	SO	BB	IBB	HBP	BLK	WP	HR	S	P	ERA	WHIP
41 John Lackey, R ERA: 3.56	(1, 1)	8.0	W	28	4	0	0	11	0	0	0	0	1	0	71	108	0.00	0.500
Francisco Rodríguez, R ERA: 1.75	(9, 1)	1.0	S	3	0	0	0	1	1	0	0	0	0	0	7	13	0.00	1.000

PITCHER	IP	WLS	BF	H	R	ER	SO	BB	IBB	HBP	BLK	WP	HR	S	P	ERA	WHIP

TOP

Oakland Athletics @ Los Angeles Angels

Angel Stadium of Anaheim, Anaheim, CA

Thu Sep 28 2006, 7:05 PM PDT

Att. 41,944 - Clear - 72 F

livebaseballscorecards.com

AB	30
R	0
H	4
RBI	0
BB	1
SO	12
LOB	8

WP: 1 PA: 31
PB: 0
SB: 1
CS: 0

Batter	1	2	3	4	5	6	7	8	9	AB	R	H	RBI	BB	SO	LOB
9 Chone Figgins, S (1, 7) OBP: 0.332, SLG: 0.364	C S B S 1-3 K ①		T 1 SAFE F X 0-2 F8 ②			B X 1-0 F8 ①		C B B F B F X 3-2 F7 ①		4	0	0	0	0	1	1
77 Reggie Willits, S (1, 8) OBP: 0.380, SLG: 0.286	B B C C B X 3-2 P4 ②		C B 1 SAFE F 1 SAFE 1 D B X 3-2 G4-3 ③			C B X 1-1 BB 20 1B 1B		B C B C B B 4-2 65 FC4-6 S 39 CS BB		3	1	1	0	1	0	1
27 Vladimir Guerrero, R (1, 10) OBP: 0.382, SLG: 0.552 Tim Salmon, R (1, PR) (7, 10) OBP: 0.364, SLG: 0.462 5 Jeff Mathis, R (8, PR) (9, 10) OBP: 0.212, SLG: 0.196	X 0-0 20 FC4-6 1B			F B C B S 2-3 K ①		B B B B 4-1 39 CS 20 1B 1-2 BB		S 1 SAFE S F F B D 4-2 F B B 65 FC4-6 1-2 BB		1 1 0	0 0 0	1 0 0	0 0 0	0 2 0	0 1 0	0 0 0
20 Juan Rivera, R (1, 9) OBP: 0.365, SLG: 0.528 65 Tommy Murphy, S (6, PR) (7, 9) OBP: 0.284, SLG: 0.387	C B C B X 2-2 FC4-6 ③ 1-2f			X 0-0 47 CS 1B		C X 0-1 1-2 2-H 1B		B X 1-0 FC4-6 ② 1-2f 2-3		3 1	0 0	2 0	1 0	0 0	0 0	1 2
39 Robb Quinlan, R (1, 5) OBP: 0.339, SLG: 0.478		B B C C B X 3-2 F7 ①		C C S 0-3 K ②		B B B F F C 3-3 K ②③ 2-3		F C 0-2 CS ③ 3-H		3	0	0	0	0	2	3
47 Howie Kendrick, R (1, 4) OBP: 0.315, SLG: 0.419		C X 0-1 G1-4-3 1B	C S F F F B 1-2 CS ③ 1-2		S B F B X 2-2 22 FC6-4 1B		F B C B S 2-3 K ①			3	0	2	0	0	1	0
Mike Napoli, R (1, 2) OBP: 0.355, SLG: 0.453	S B B 1 SAFE S F X 2-2 G1-4-3 ②③ 1-2f				B L 1 SAFE B B B S X 3-2 P4 ①		S C B X 1-2 HR			3	1	1	1	0	0	2
22 Kendrys Morales, S (1, 3) OBP: 0.297, SLG: 0.378			C B X 1-1 G5-3 ①		C 1 SAFE X 0-1 FC6-4 ② 1-2f		X 0-0 G6-3 ②			3	0	0	0	0	0	1
32 Erick Aybar, S (1, 6) OBP: 0.256, SLG: 0.333			B X 1-0 1B		F F B F D D B F C 3-3 K ③		C X 0-1 G5-3 ③			3	0	1	0	0	1	1
Inning Stats	R: 0 H: 1 E: 0 LOB: 1 K: 1 BB: 0 S: 10 P: 16	R: 0 H: 1 E: 0 LOB: 0 K: 0 BB: 0 S: 9 P: 14	R: 0 H: 1 E: 0 LOB: 1 K: 0 BB: 0 S: 9 P: 14	R: 0 H: 1 E: 0 LOB: 0 K: 2 BB: 0 S: 12 P: 15	R: 0 H: 1 E: 0 LOB: 1 K: 1 BB: 0 S: 13 P: 21	R: 1 H: 2 E: 0 LOB: 2 K: 1 BB: 1 S: 9 P: 18	R: 1 H: 1 E: 0 LOB: 0 K: 1 BB: 0 S: 9 P: 12	R: 0 H: 0 E: 0 LOB: 1 K: 0 BB: 2 S: 16 P: 28		1B: 7 SF: 0 2B: 1 SAC: 0 3B: 0 DP: 2 HR: 1 HBP: 0				WP: 0 PA: 33 PB: 0 SB: 1 CS: 3		

PITCHER		IP	WLS	BF	H	R	ER	SO	BB	IBB	HBP	BLK	WP	HR	S	P	ERA	WHIP
Barry Zito, L ERA: 3.83	(1, 1)	6.0	L	23	7	1	1	5	1	0	0	0	0	0	62	98	1.50	1.333
Joe Kennedy, L ERA: 2.38	(7, 1)	1.0		4	1	1	1	1	0	0	0	0	0	1	9	12	9.00	1.000
58 Justin Duchscherer, R ERA: 2.91	(8, 1)	0.1		3	0	0	0	0	2	0	0	0	0	0	13	24	0.00	6.000
Kirk Saarloos, R ERA: 4.76	(8, 1)	0.2		1	0	0	0	0	0	0	0	0	0	0	3	4	0.00	0.000

PITCHER	IP	WLS	BF	H	R	ER	SO	BB	IBB	HBP	BLK	WP	HR	S	P	ERA	WHIP

BOTTOM

Oakland Athletics @ Los Angeles Angels

Angel Stadium of Anaheim, Anaheim, CA

Thu Sep 28 2006, 7:05 PM PDT

Att. 41,944 - Clear - 72 F

livebaseballscorecards.com

AB	28
R	2
H	8
RBI	2
BB	3
SO	6
LOB	12

Batter	1	2	3	4	5	6	7	8	9	AB	R	H	RBI	BB	SO	LOB
Jason Kendall, R (1, 2) OBP: 0.367, SLG: 0.343	B X 1-0 ① F9		B C F 1 SAFE S 1-3 ③ K			C B S B B F F X 2-2 ② F8		B B C X 2-1 ②③ G6-4-3 1-2f		4	0	0	0	0	1	2
5 Jeremy Brown, R (8, 2)										0	0	0	0	0	0	0
21 Mark Kotsay, L (1, 8) OBP: 0.329, SLG: 0.383	B F X 1-1 ② L6			B C S X 1-2 ① G4-3		F X 0-1 1B			B C X 1-1 ① G3	4	0	1	0	0	0	0
22 Milton Bradley, S (1, 9) OBP: 0.366, SLG: 0.442	F B B B C X 3-2 CS 1B			C B B F F F B B 4-2 G5-3 BB		F X 0-1 ③ G5-3			S F C 0-3 ② K	2	0	1	0	1	0	1
Hiram Bocachica, R (6, 9) OBP: 0.417, SLG: 0.300										1	0	0	0	0	1	0
Frank Thomas, R (1, 10) OBP: 0.381, SLG: 0.540	1 SAFE 0-0 ③ CS 1-2	B B S B X 3-1 ① F9		B B C B C X 3-2 ② G5-3 1-2			B B C B B 4-1 G6-4-3 BB BB		F F F F B B B F F 3-2 X ③ F9	2	0	0	0	0	0	1
29 Dan Johnson, L (7, PH) OBP: 0.327, SLG: 0.387										1	0	0	0	1	0	0
(7, 10)																
Nick Swisher, S (1, 3) OBP: 0.375, SLG: 0.493		X 0-0 ② G4-3		X 0-0 ③ G3-1			C F B F F D B B 4-2 G6-4-3 BB 1-2			2	0	0	0	1	0	1
Jay Payton, R (1, 7) OBP: 0.323, SLG: 0.418		C X 0-1 ③ G4-3			S C B X 1-2 ① G6-3		B F C D X 2-2 ①② G6-4-3 1-2f 2-3			3	0	0	0	0	0	2
17 Adam Melhuse, S (1, 5) OBP: 0.274, SLG: 0.381			F X 0-1 ① G3		C F F C 0-3 ② K		B X 1-0 ③ F9			3	0	0	0	0	1	1
14 Mark Ellis, R (1, 4) OBP: 0.318, SLG: 0.383			B C C X 1-2 1B		B X 1-0 ③ P5			B X 1-0 ① F8		3	0	1	0	0	0	0
D'Angelo Jimenez, S (1, 6) OBP: 0.333, SLG: 0.284			F F B B B X 3-2 ② F9			C X 0-1 ① F9		C B S F B B B 4-2 G6-4-3 BB		2	0	0	0	1	0	1
Inning Stats	R: 0 H: 1 E: 0 LOB: 0 K: 0 BB: 0 S: 6 P: 11	R: 0 H: 0 E: 0 LOB: 0 K: 0 BB: 0 S: 5 P: 8	R: 0 H: 1 E: 0 LOB: 1 K: 1 BB: 0 S: 11 P: 16	R: 0 H: 0 E: 0 LOB: 1 K: 0 BB: 1 S: 11 P: 19	R: 0 H: 0 E: 0 LOB: 0 K: 1 BB: 0 S: 8 P: 10	R: 0 H: 1 E: 0 LOB: 1 K: 0 BB: 0 S: 11 P: 13	R: 0 H: 0 E: 0 LOB: 1 K: 0 BB: 2 S: 9 P: 20	R: 0 H: 0 E: 0 LOB: 0 K: 0 BB: 1 S: 6 P: 13	R: 0 H: 0 E: 0 LOB: 0 K: 1 BB: 0 S: 12 P: 16	1B: 3 SF: 0 2B: 0 SAC: 0 3B: 0 DP: 2 HR: 0 HBP: 0						

TOP

Oakland Athletics @ Los Angeles Angels

Angel Stadium of Anaheim, Anaheim, CA

Fri Sep 29 2006, 7:05 PM PDT
Att. 43,948 - Partly Cloudy - 74 F

livebaseballscorecards.com

AB	27
R	0
H	3
RBI	0
BB	4
SO	3
LOB	9

WP: 0 PA: 32
PB: 0
SB: 0
CS: 1

PITCHER		IP	WLS	BF	H	R	ER	SO	BB	IBB	HBP	BLK	WP	HR	S	P	ERA	WHIP
54 Ervin Santana, R ERA: 4.28	(1, 1)	7.0	W	25	3	0	0	2	3	0	0	0	0	0	61	97	0.00	0.857
Brendan Donnelly, R ERA: 3.96	(8, 1)	1.0		3	0	0	0	0	1	0	0	0	0	0	6	13	0.00	1.000
J.C. Romero, L ERA: 6.36	(9, 1)	1.0		3	0	0	0	1	0	0	0	0	0	0	12	16	0.00	0.000

PITCHER	IP	WLS	BF	H	R	ER	SO	BB	IBB	HBP	BLK	WP	HR	S	P	ERA	WHIP

BOTTOM

Oakland Athletics @ Los Angeles Angels

Angel Stadium of Anaheim, Anaheim, CA

Fri Sep 29 2006, 7:05 PM PDT

Att. 43,948 - Partly Cloudy - 74 F

livebaseballscorecards.com

Batter	1	2	3	4	5	6	7	8	9	AB	R	H	RBI	BB	SO	LOB
6 Maicer Izturis, S (1, 5) (8, 6) OBP: 0.363, SLG: 0.409	G4-1		PB, 1B, 1B; 1B	G1-3; 2-3		1B		K		4	1	2	0	0	0	1
8 Dallas McPherson, L (8, PH) OBP: 0.299, SLG: 0.459										1	0	0	0	0	1	0
77 Reggie Willits, S (9, 8) OBP: 0.380, SLG: 0.286										0	0	0	0	0	0	0
Orlando Cabrera, R (1, 6) OBP: 0.335, SLG: 0.402	F9		1B, PB, 16 SF9; 1-2; 1B		1B; 1B	K				3	2	2	0	0	0	0
32 Erick Aybar, S (6, 6) OBP: 0.250, SLG: 0.325										1	0	0	0	0	1	1
Brendan Donnelly, R (8, 1)										0	0	0	0	0	0	0
39 Robb Quinlan, R (8, 5) OBP: 0.339, SLG: 0.478										0	0	0	0	0	0	0
J.C. Romero, S (9, 1)										0	0	0	0	0	0	0
Tim Salmon, R (1, 10) OBP: 0.366, SLG: 0.463	K		16 SF9; 1-3; 2-H; 1B		E, 1B; 1-2; 1B		K			4	0	2	1	0	2	0
16 Garret Anderson, L (1, 7) OBP: 0.321, SLG: 0.427		47 FC5-4; 1B	SF9; 1-2; 3-H		F7		G3			3	0	1	1	0	0	2
Curtis Pride, L (8, 7) OBP: 0.379, SLG: 0.458										0	0	0	0	0	0	0
47 Howie Kendrick, R (1, 3) OBP: 0.314, SLG: 0.417		FC5-4; 9, 2B, BB; 1-2f	F9		F9		1B			4	1	1	0	0	0	4
Adam Kennedy, L (1, 4) OBP: 0.330, SLG: 0.378		9, 2B, 5, SF9; 1-2; BB	L3		E9; 1-3; 2-H; 1B		K			3	1	1	1	1	1	2
9 Chone Figgins, S (1, 8) (9, 6) OBP: 0.334, SLG: 0.373	5 SF9; 1-3; 2-H; 2B			6 WP, 65 S, 1B	G3			IHR		4	1	3	2	0	0	2
5 Jeff Mathis, R (1, 2) OBP: 0.196, SLG: 0.184		SF9; 2-3; 3-H		F8		K		P2		3	0	0	1	0	1	1
65 Tommy Murphy, S (1, 9) OBP: 0.268, SLG: 0.364		B1-3		K; 1-2		K		G6-3		4	0	0	0	0	2	2
Inning Stats	R: 0 E: 0 K: 1 S: 7 H: 0 LOB: 0 BB: 0 P: 11	R: 2 E: 0 K: 0 S: 15 H: 2 LOB: 1 BB: 1 P: 22	R: 2 E: 0 K: 0 S: 15 H: 3 LOB: 1 BB: 0 P: 17	R: 0 E: 0 K: 1 S: 11 H: 1 LOB: 1 BB: 0 P: 17	R: 1 E: 1 K: 0 S: 11 H: 3 LOB: 2 BB: 0 P: 16	R: 0 E: 0 K: 3 S: 11 H: 1 LOB: 1 BB: 0 P: 15	R: 0 E: 0 K: 2 S: 13 H: 1 LOB: 1 BB: 0 P: 17	R: 1 E: 0 K: 1 S: 11 H: 1 LOB: 0 BB: 0 P: 18		1B: 10 2B: 1 3B: 0 HR: 1 SF: 2 SAC: 0 DP: 0 HBP: 0						

	AB	34
	R	6
	H	12
	RBI	6
	BB	1
	SO	8
	LOB	15

WP: 1 PB: 1 SB: 1 CS: 0 PA: 37

PITCHER		IP	WLS	BF	H	R	ER	SO	BB	IBB	HBP	BLK	WP	HR	S	P	ERA	WHIP
25 Esteban Loaiza, R ERA: 4.89	(1, 1)	4.0	L	19	6	4	3	2	1	0	0	0	1	0	48	67	6.75	1.750
Joe Blanton, R ERA: 4.82	(5, 1)	3.0		14	5	1	1	5	0	0	0	0	0	0	35	48	3.00	1.667
50 Kiko Calero, R ERA: 3.41	(8, 1)	1.0		4	1	1	1	1	0	0	0	0	0	0	11	18	9.00	1.000

PITCHER	IP	WLS	BF	H	R	ER	SO	BB	IBB	HBP	BLK	WP	HR	S	P	ERA	WHIP

Batter	1	2	3	4	5	6	7	8	9	AB	R	H	RBI	BB	SO	LOB
Jason Kendall, R (1, 2) OBP: 0.367, SLG: 0.342	B C C F X 1-2 22 1B 21 1B BB 1B	B B C F X 2-2 ① G4-3		C X 0-1 ③ G4-3			C F C 0-3 ② K			4	1	1	0	0	1	0
21 Mark Kotsay, L (1, 8) OBP: 0.328, SLG: 0.382	B S X 1-1 BB 22 1B 1-2 SF7 1B	B B S F S 2-3 ② K			B F F X 1-2 ① P6		B C B X 2-1 ③ G1-3			4	1	1	0	0	1	0
22 Milton Bradley, S (1, 9) OBP: 0.368, SLG: 0.443 Hiram Bocachica, R (5, 9) OBP: 0.385, SLG: 0.273	F D X 1-1 S BB HR 1-2 2-3 1B	B F B B B X 3-1 ③ L5			C C B B F B B 4-2 BB			B F F F F F F S 1-3 ① K		2 1	1 0	1 0	0 0	1 0	0 1	0 0
Frank Thomas, R (1, 10) OBP: 0.381, SLG: 0.538 5 Jeremy Brown, R (8, PH) OBP: 0.286, SLG: 0.167 (8, 10)	C B B B B 4-1 HR 1-2 2-3 3-H BB		B X 1-0 ① L6		C 1 SAFE C B F X 1-2 ② L7			C F B F X 1-2 29 G3-6-3 1B		2 1	1 0	0 1	1 0	1 0	0 0	1 0
Jay Payton, R (1, 7) OBP: 0.321, SLG: 0.417 29 Dan Johnson, L (6, 3) OBP: 0.326, SLG: 0.385	C B F F B X 2-2 ① SF7 3-H		C B X 1-1 ② G4-3		F X 0-1 ③ G5-3			C D S X 1-2 ②③ G3-6-3 1-2f		2 1	0 0	0 0	1 0	0 0	0 0	1 1
3 Eric Chavez, L (1, 5) OBP: 0.351, SLG: 0.436 17 Adam Melhuse, S (6, PR) OBP: 0.272, SLG: 0.378 (6, 5)	X 0-0 ② F7		C S B B B X 3-2 HR			B F B S F B B 4-2 G4-3-6 BB			C C B F S 1-3 ① K	2 1	1 0	1 0	1 0	1 0	0 1	2 0
Nick Swisher, S (1, 3) OBP: 0.374, SLG: 0.496 (6, 7)	C S B F X 1-2 1-H 2-H HR		B B X 2-0 ③ F7			F S S 0-3 ① K			C B S B B S 3-3 ② K	4	1	1	3	0	2	1
Marco Scutaro, R (1, 6) OBP: 0.343, SLG: 0.393	C B F X 1-2 1B		C F S 0-3 ① K		B X 1-0 ②③ G4-3-6 1-2f				B B B C C C C 3-3 ③ K	4	0	1	0	0	2	1
D'Angelo Jimenez, S (1, 4) OBP: 0.321, SLG: 0.271	C F B C 1-3 ③ K		B F B X 2-1 ② P5				C X 0-1 ① P6			3	0	0	0	0	1	1
Inning Stats	R: 5 H: 5 E: 0 LOB: 1 K: 1 BB: 1 S: 24 P: 36	R: 0 H: 0 E: 0 LOB: 0 K: 1 BB: 0 S: 8 P: 15	R: 1 H: 1 E: 0 LOB: 0 K: 0 BB: 0 S: 7 P: 14	R: 0 H: 0 E: 0 LOB: 0 K: 1 BB: 0 S: 7 P: 9	R: 0 H: 0 E: 0 LOB: 1 K: 0 BB: 1 S: 13 P: 19	R: 0 H: 0 E: 0 LOB: 1 K: 1 BB: 1 S: 7 P: 12	R: 0 H: 0 E: 0 LOB: 0 K: 1 BB: 0 S: 7 P: 9	R: 0 H: 1 E: 0 LOB: 0 K: 1 BB: 0 S: 14 P: 17	R: 0 H: 0 E: 0 LOB: 0 K: 3 BB: 0 S: 10 P: 17	1B: 5 SF: 1 2B: 0 SAC: 0 3B: 0 DP: 2 HR: 2 HBP: 0						WP: 0 PA: 35 PB: 0 SB: 1 CS: 0	

Oakland Athletics @ Los Angeles Angels

Angel Stadium of Anaheim, Anaheim, CA

Sat Sep 30 2006, 7:05 PM PDT
Att. 43,944 - Cloudy - 71 F

livebaseballscorecards.com

TOP

AB	31
R	6
H	7
RBI	6
BB	3
SO	9
LOB	8

PITCHER		IP	WLS	BF	H	R	ER	SO	BB	IBB	HBP	BLK	WP	HR	S	P	ERA	WHIP
51 Joe Saunders, L ERA: 4.71	(1, 1)	0.2		7	4	5	5	0	1	0	0	0	0	1	18	28	67.50	7.500
Kevin Gregg, R ERA: 4.14	(1, 1)	4.1		16	2	1	1	3	1	0	0	0	0	1	41	65	2.08	0.692
Hector Carrasco, R ERA: 3.41	(6, 1)	3.0	W	9	1	0	0	3	1	0	0	0	0	0	28	38	0.00	0.667
Francisco Rodríguez, R ERA: 1.73	(9, 1)	1.0	S	3	0	0	0	3	0	0	0	0	0	0	10	17	0.00	0.000

PITCHER	IP	WLS	BF	H	R	ER	SO	BB	IBB	HBP	BLK	WP	HR	S	P	ERA	WHIP

BOTTOM

Oakland Athletics @ Los Angeles Angels

Angel Stadium of Anaheim, Anaheim, CA

Sat Sep 30 2006, 7:05 PM PDT

Att. 43,944 - Cloudy - 71 F

livebaseballscorecards.com

Batter	1	2	3	4	5	6	7	8	9	AB	R	H	RBI	BB	SO	LOB
Orlando Cabrera, R (1, 6) OBP: 0.335, SLG: 0.404 6 Maicer Izturis, S (5, 6) OBP: 0.363, SLG: 0.412	G6-3	SAFE 1-3 2B		G5-3			FC5-4 9 BB 1-2f 1B	5 WP 9 1B 1-H 2-H 2B		3 0 1 0 0 0 1 2 1 1 2 0 0 1						
Tim Salmon, R (1, 9) OBP: 0.364, SLG: 0.459 77 Reggie Willits, S (8, 9) OBP: 0.392, SLG: 0.286	G1-3	G4-3			K		9 BB 1-2 1B	5 WP 9 1B BB		4 0 1 0 0 1 2 0 1 0 0 1 0 0						
16 Garret Anderson, L (1, 10) OBP: 0.323, SLG: 0.433 5 Jeff Mathis, R (7, PH) OBP: 0.207, SLG: 0.180 (8, 10)	HR		BB		K		L6	9 1B 1-2 2-3 BB		2 1 1 1 1 1 0 1 0 0 0 1 0 2						
9 Chone Figgins, S (1, 8) OBP: 0.336, SLG: 0.376	2B		F7		L8		BB	1B		4 0 2 2 1 0 1						
20 Juan Rivera, R (1, 7) OBP: 0.362, SLG: 0.525 Curtis Pride, L (7, 7) OBP: 0.355, SLG: 0.423	K		K			K	K	G1-3		3 0 0 0 0 3 2 2 0 0 0 0 1 5						
Adam Kennedy, L (1, 4) OBP: 0.331, SLG: 0.384		K	G6-3			HR		BB		3 2 1 1 1 1 1						
47 Howie Kendrick, R (1, 3) OBP: 0.314, SLG: 0.416 22 Kendrys Morales, S (8, PH) OBP: 0.295, SLG: 0.376 (9, 3)		K		P3 39 1B		F9		K		3 0 1 0 0 1 0 1 0 0 0 0 1 1						
39 Robb Quinlan, R (1, 5) OBP: 0.343, SLG: 0.480 8 Dallas McPherson, L (8, PH) OBP: 0.297, SLG: 0.455 (9, 5)		S 1B 1B		P3 1-2 1B		L7		F8		3 1 2 0 0 0 0 1 0 0 0 0 0 1						
Mike Napoli, R (1, 2) OBP: 0.360, SLG: 0.455		2B 1-H 1B		P3 1-2 2-3			6 FC5-4 1B	SAFE 1-2 6 2B BB		3 1 2 1 1 0 2						
Inning Stats	R: 1 H: 2 E: 0 LOB: 1 K: 1 BB: 0 S: 8 P: 10	R: 1 H: 3 E: 0 LOB: 2 K: 2 BB: 0 S: 16 P: 22	R: 0 H: 0 E: 0 LOB: 1 K: 1 BB: 1 S: 6 P: 12	R: 0 H: 2 E: 0 LOB: 1 K: 0 BB: 0 S: 8 P: 11	R: 0 H: 0 E: 0 LOB: 0 K: 2 BB: 0 S: 7 P: 9	R: 1 H: 1 E: 0 LOB: 0 K: 1 BB: 0 S: 8 P: 14	R: 0 H: 2 E: 0 LOB: 3 K: 1 BB: 1 S: 17 P: 31	R: 4 H: 2 E: 0 LOB: 2 K: 1 BB: 4 S: 13 P: 32		1B: 7 SF: 0 2B: 3 SAC: 0 3B: 0 DP: 0 HR: 2 HBP: 0						

	AB	35
	R	7
	H	12
	RBI	7
	BB	6
	SO	9
	LOB	19

WP: 1 PA: 41
PB: 0
SB: 1
CS: 0

PITCHER		IP	WLS	BF	H	R	ER	SO	BB	IBB	HBP	BLK	WP	HR	S	P	ERA	WHIP
Dan Haren, R ERA: 4.12	(1, 1)	6.0		26	8	3	3	7	1	0	0	0	0	2	53	78	4.50	1.500
Joe Kennedy, L ERA: 2.31	(7, 1)	1.0	H	6	2	0	0	1	1	0	0	0	0	0	17	31	0.00	3.000
57 Chad Gaudin, R ERA: 3.14	(8, 1)	0.2	H	4	0	2	2	1	2	0	0	0	0	0	7	16	27.00	3.000
47 Ron Flores, L ERA: 3.45	(8, 1)	0.0	L	2	1	0	0	0	1	0	0	0	0	0	2	7	∞	∞
Kirk Saarloos, R ERA: 4.75	(8, 1)	0.1	B	3	1	2	2	0	1	0	0	0	1	0	4	9	54.00	6.000

PITCHER	IP	WLS	BF	H	R	ER	SO	BB	IBB	HBP	BLK	WP	HR	S	P	ERA	WHIP

Batter	1	2	3	4	5	6	7	8	9	10	AB	R	H	RBI	BB	SO	LOB
Jason Kendall, R (1, 2) OBP: 0.367, SLG: 0.342	C B B B F F B F X 3-2 22 F9 21 BB SF8 1B	C C X 0-2 ②③ G6-4-3 1-2f		B X 1-0 ② F7		B B S B X 3-1 ① SF7 3-H	B C F B B B 4-2 BB		X 0-0 ③ L8		3	1	1	0	0	0	3
17 Adam Melhuse, S (6, PH) OBP: 0.273, SLG: 0.375											1	0	0	1	1	0	2
(6, 2)																	
21 Mark Kotsay, L (1, 8) OBP: 0.332, SLG: 0.386	B B B B 4-0 3 S 3 E 1-2 BB	X 0-0 22 2B HR 1B	C C D B B X 3-2 22 1B 3-H 2B	B B B 4-0 29 FC3-6 2-3 BB		B B B 3-2 F8	C B B F B X 2-1 ① P4	C B B X			2	2	2	1	1	0	0
Hiram Bocachica, R (4, PR) OBP: 0.375, SLG: 0.231											2	1	0	0	1	0	1
(4, 9)																	
22 Milton Bradley, S (1, 9) OBP: 0.370, SLG: 0.447	B X 1-0 ① F9 2-3	F 1 SAFE X 0-1 HR 1-3 2B	X 0-0 2-H 1B	X 0-0 ② FC3-6 5 2B 1-2f BB 3-H		B B F F X 2-2 ① F8	F C B B S 2-3 ② K				3	1	2	1	0	0	2
29 Dan Johnson, L (4, PR) OBP: 0.323, SLG: 0.381											3	1	0	1	0	1	1
(4, 3)																	
Frank Thomas, R (1, 10) OBP: 0.381, SLG: 0.545	C B X 1-1 SF8 3-H	B B B C C X 3-1 2-H 3-H HR	B C C B X 2-2 ③ G3	B D F B X 3-1 BB 1-3 2B		B X 1-0 ② P4		B C B X 2-1 ③ F8		B B C C B F F F X 3-2 1B E 2B	1	1	1	4	0	0	0
5 Jeremy Brown, R (4, PH) OBP: 0.364, SLG: 0.500											4	1	2	0	0	0	2
(4, 10)																	
3 Eric Chavez, L (1, 5) OBP: 0.351, SLG: 0.435	C 1 SAFE B B B F B X 3-2 E8 1-H 1B	S C F C 0-3 ① K	F B X 1-1 ① G4-3	B B F B B 4-1 BB BB		B C B X 2-1 ③ F8				B B F B C B B 4-2 E BB	3	0	1	1	0	1	0
D'Angelo Jimenez, S (5, 5) OBP: 0.333, SLG: 0.268											1	0	0	0	2	0	0
Jay Payton, R (1, 7) OBP: 0.325, SLG: 0.418	D B B B C X 3-1 ③ L8	B X 1-0 G4-6-3 1B	B X 1-0 ② F7	F B C D B B 4-2 1-2 2-3 3-H BB				B X 1-0 23 SH1-3 1B	X 0-0 1-3 2-H E1 1B		5	0	3	1	1	0	1
(4, 8)																	
Nick Swisher, S (1, 3) OBP: 0.372, SLG: 0.493	C B F B F F B F X 3-2 ① F8	C C X 0-2 ②③ G4-6-3 1-2f	B B X 2-0 ③ P3	C F F X 0-2 ③ F7				1 SAFE X 0-0 ① SH1-3 1-2	L H 1-1 HBP		4	0	0	0	0	0	4
(4, 7)																	
23 Bobby Kielty, S (7, 7) OBP: 0.329, SLG: 0.441											0	0	0	0	0	0	0
Marco Scutaro, R (1, 6) OBP: 0.350, SLG: 0.397	B F C B F B B 4-2 14 1B BB	B B X 2-0 14 G6-3 21 2B 14 S 1B	B X 1-0 14 2B 17 SF7 1B	B B X 2-0 14 G5-4-3 1B				B B F C B F F F 4-2 B BB	C E B X 1-2 ③ F9		4	2	3	0	2	0	3
14 Mark Ellis, R (1, 4) OBP: 0.319, SLG: 0.385	B B 1 SAFE C 1 SAFE S F X 2-2 G6-4-3 1-2 1B	1 SAFE C F D B B X 3-2 ① G6-3 1-3	C D X 1-1 S 29 FC3-6 1-3 2B	C X 0-1 ①② G5-4-3 1-2f				S C F T 0-2 ② K			5	1	2	0	0	1	4
Inning Stats	R: 2 E: 1 K: 0 S: 13 H: 2 LOB: 1 BB: 1 P: 28	R: 0 E: 0 K: 0 S: 16 H: 1 LOB: 1 BB: 1 P: 25	R: 3 E: 0 K: 1 S: 13 H: 4 LOB: 0 BB: 0 P: 17	R: 2 E: 0 K: 0 S: 12 H: 3 LOB: 2 BB: 0 P: 23	R: 0 E: 0 K: 0 S: 4 H: 0 LOB: 0 BB: 0 P: 8	R: 3 E: 0 K: 0 S: 15 H: 3 LOB: 3 BB: 3 P: 35	R: 0 E: 0 K: 0 S: 9 H: 1 LOB: 1 BB: 1 P: 17	R: 0 E: 0 K: 0 S: 6 H: 0 LOB: 0 BB: 0 P: 11	R: 0 E: 0 K: 1 S: 13 H: 1 LOB: 2 BB: 1 P: 18	R: 1 E: 1 K: 1 S: 18 H: 2 LOB: 3 BB: 1 P: 31	1B: 11 2B: 5 3B: 0 HR: 1 SF: 2 SAC: 1 DP: 3 HBP: 1						

PITCHER	IP	WLS	BF	H	R	ER	SO	BB	IBB	HBP	BLK	WP	HR	S	P	ERA	WHIP
58 Dustin Moseley, R (1, 1) ERA: 9.0	4.0		22	10	7	7	1	2	0	0	0	0	1	54	93	15.75	3.000
J.C. Romero, L (5, 1) ERA: 6.7	1.2		9	3	3	3	0	1	0	0	0	0	0	12	28	16.20	2.400
37 Greg Jones, R (6, 1) ERA: 6.0	0.0		1	0	0	0	0	1	0	0	0	0	0	1	5	∞	∞
Chris Bootcheck, R (6, 1) ERA: 10.45	4.0	L	17	3	1	1	2	3	0	0	0	0	0	45	74	2.25	1.500
Brendan Donnelly, R (10, 1) ERA: 3.94	0.1		4	1	0	0	0	1	0	1	0	0	0	7	13	0.00	6.000

PITCHER	IP	WLS	BF	H	R	ER	SO	BB	IBB	HBP	BLK	WP	HR	S	P	ERA	WHIP

TOP

Oakland Athletics @ Los Angeles Angels

Angel Stadium of Anaheim, Anaheim, CA

Sun Oct 01 2006, 12:35 PM PDT

Att. 44,107 - Cloudy - 75 F

livebaseballscorecards.com

AB	41
R	11
H	17
RBI	10
BB	8
SO	3
LOB	23

WP: 0 PB: 0 SB: 3 CS: 0

PA: 53

Batter	1	2	3	4	5	6	7	8	9	10	AB	R	H	RBI	BB	SO	LOB
6 Maicer Izturis, S (1, 6) OBP: 0.365, SLG: 0.412	3-2 BB, 77 1B, BB 1B	3-2 F8 ②		4-2 77 S BB		2-1 G4-3 ①		1-0 77 SH2-4 1-2 3-H 1B		3-1 L9 ②	5	1	2	1	1	0	1
77 Reggie Willits, S (1, 8) OBP: 0.411, SLG: 0.289	1-1 BB, 39 G1-4-3, BB 1-2 1B	0-1 CS ③ 1-2	3-3 K ①	4-1 1-2 BB		4-0 G6-4-3 BB		1-0 SH2-4 ① 1-2 2-3		0-1 P3 ③	3	1	1	0	2	1	0
Tim Salmon, R (1, 10) OBP: 0.361, SLG: 0.450	4-1 39 G1-4-3, 22 SF8, BB 1-2 2-3 BB		0-1 P2 ②	0-1 P3 ③		1-1 G6-4-3 ②③ 1-2f		1-1 P6 ②			4	1	0	0	1	0	5
Adam Kennedy, L (1, 4) OBP: 0.334, SLG: 0.384	4-0 22 SF8, 39 G1-4-3 1-2 2-3 3-H BB		2-3 K ③		0-2 39 1B, 22 G6-4-3 1B		0-2 F7 ①	4-0 IBB			3	1	1	1	2	1	0
39 Robb Quinlan, R (1, 5) (5, 7) OBP: 0.344, SLG: 0.491	1-2 G1-4-3 ① 1-2 2-3 3-H			2-2 G4-3 ①	1-1 22 G6-4-3 1-3 1B		2-1 HR	0-0 F8 ③			5	1	2	2	0	0	5
22 Kendrys Morales, S (1, 3) OBP: 0.293, SLG: 0.371	2-2 SF8 ② 2-3 3-H			4-2 5 HR, BB BB	0-1 G6-4-3 ①② 1-2f 3-H		1-0 L6 ②		0-1 G6-3 ①		3	1	0	1	1	0	1
Curtis Pride, L (1, 7) OBP: 0.364, SLG: 0.407 8 Dallas McPherson, L (5, 5) OBP: 0.298, SLG: 0.478	2-0 G4-3 ③			4-2 5 HR 1-2 BB	1-2 HR		0-3 K ③		3-1 G3-1 ②		1 3	1 1	0 1	0 1	1 0	0 1	1 0
5 Jeff Mathis, R (1, 2) OBP: 0.238, SLG: 0.291		1-3 K ①		2-0 1-H 2-H HR	1-1 1B			1-1 65 1B, 6 1B 2B	0-3 K ③		5	2	3	3	0	2	0
65 Tommy Murphy, S (1, 9) OBP: 0.276, SLG: 0.357		4-1 77 CS BB		1-1 G1-3 ②	0-1 F8 ③			3-2 77 SH2-4, 6 1B 2-3 1B		1-3 K ①	4	0	1	0	1	1	1
Inning Stats	R: 3 H: 2 E: 0 LOB: 1 K: 0 BB: 2 S: 16 P: 33	R: 0 H: 0 E: 0 LOB: 0 K: 1 BB: 1 S: 8 P: 16	R: 0 H: 0 E: 0 LOB: 0 K: 2 BB: 0 S: 8 P: 13	R: 3 H: 1 E: 0 LOB: 2 K: 0 BB: 4 S: 15 P: 36	R: 2 H: 4 E: 0 LOB: 1 K: 0 BB: 0 S: 15 P: 18	R: 0 H: 0 E: 0 LOB: 0 K: 0 BB: 1 S: 4 P: 11	R: 1 H: 1 E: 0 LOB: 0 K: 1 BB: 0 S: 9 P: 12	R: 1 H: 3 E: 0 LOB: 3 K: 0 BB: 1 S: 10 P: 21	R: 0 H: 0 E: 0 LOB: 0 K: 1 BB: 0 S: 7 P: 10	R: 0 H: 0 E: 0 LOB: 0 K: 1 BB: 0 S: 7 P: 11	1B: 7 SF: 1 2B: 1 SAC: 1 3B: 0 DP: 2 HR: 3 HBP: 0						

PITCHER		IP	WLS	BF	H	R	ER	SO	BB	IBB	HBP	BLK	WP	HR	S	P	ERA	WHIP
40 Rich Harden, R ERA: 4.24	(1, 1)	3.2		19	3	6	6	3	6	0	0	0	0	1	44	91	14.73	2.455
51 Brad Halsey, L ERA: 4.67	(4, 1)	1.1		8	4	2	2	0	1	0	0	0	0	1	18	25	13.50	3.750
Jay Witasick, R ERA: 6.75	(6, 1)	2.0	H	7	1	1	1	1	1	0	0	0	0	1	13	23	4.50	1.000
20 Huston Street, R ERA: 3.31	(8, 1)	1.0	B	7	3	1	1	0	0	1	0	0	0	0	10	21	9.00	3.000
57 Chad Gaudin, R ERA: 3.09	(9, 1)	1.0	W	3	0	0	0	1	0	0	0	0	0	0	7	10	0.00	0.000

PITCHER		IP	WLS	BF	H	R	ER	SO	BB	IBB	HBP	BLK	WP	HR	S	P	ERA	WHIP
47 Ron Flores, L ERA: 3.34	(10, 1)	1.0	S	3	0	0	0	1	0	0	0	0	0	0	7	11	0.00	0.000

BOTTOM

Oakland Athletics @ Los Angeles Angels

Angel Stadium of Anaheim, Anaheim, CA

Sun Oct 01 2006, 12:35 PM PDT

Att. 44,107 - Cloudy - 75 F

livebaseballscorecards.com

AB	36
R	10
H	11
RBI	9
BB	9
SO	6
LOB	14

1B: 7	SF: 1	WP: 0	PA: 48
2B: 1	SAC: 1	PB: 0	
3B: 0	DP: 2	SB: 1	
HR: 3	HBP: 0	CS: 1	

Batter	1	2	3	4	5	6	7	8	9	AB	R	H	RBI	BB	SO	LOB
Jason Kendall, R (1, 2)	K2-3		K			F8		G5-3		4	0	0	0	0	2	0
21 Mark Kotsay, L (1, 8) OBP: 0.250, SLG: 0.250	K		K			22 G6-4-3 1B		P5		4	0	1	0	0	2	0
22 Milton Bradley, S (1, 9)	G6-3		G6-3			G6-4-3 1-2f		K		4	0	0	0	0	1	1
Frank Thomas, R (1, 10) OBP: 0.750, SLG: 2.250		HR		F9			BB 3 E 1B		HR	4	2	3	2	0	0	0
3 Eric Chavez, L (1, 5)		K		K			FC6 BB 1-2		G4-3	4	0	0	0	0	2	1
Jay Payton, R (1, 7) OBP: 0.250, SLG: 0.250		2B 1B		G4-3			F8		G6-3	4	1	1	0	0	0	2
Nick Swisher, S (1, 3) OBP: 0.500, SLG: 0.333		F8			P3		1-2 2-3 BB		E9 1B	3	0	1	0	1	0	1
Marco Scutaro, R (1, 6) OBP: 0.250, SLG: 0.500		1-H 2B			G1-3		L8		K	4	0	1	1	0	1	4
14 Mark Ellis, R (1, 4)		K			G4-3		F7			3	0	0	0	0	1	4

TOP

Oakland Athletics @ Minnesota Twins

Hubert H. Humphrey Metrodome, Minneapolis, MN

Tue Oct 03 2006, 1:00 PM EDT

Att. 55,542 - Dome - 69 F

livebaseballscorecards.com

AB	34
R	3
H	7
RBI	3
BB	1
SO	9
LOB	13

Inning Stats	1	2	3	4	5	6	7	8	9
	R: 0 E: 0 K: 2 S: 9	H: 0 LOB: 0 BB: 0 P: 13	R: 2 E: 0 K: 2 S: 16	H: 3 LOB: 1 BB: 0 P: 25	R: 0 E: 0 K: 2 S: 10	H: 0 LOB: 0 BB: 0 P: 13	R: 0 E: 0 K: 1 S: 6	H: 0 LOB: 0 BB: 0 P: 7	R: 0 E: 0 K: 0 S: 5	H: 0 LOB: 0 BB: 0 P: 5	R: 0 E: 0 K: 0 S: 5	H: 1 LOB: 0 BB: 0 P: 6	R: 0 E: 1 K: 0 S: 11	H: 1 LOB: 3 BB: 1 P: 22	R: 0 E: 0 K: 1 S: 10	H: 0 LOB: 0 BB: 0 P: 16	R: 1 E: 1 K: 1 S: 11	H: 2 LOB: 1 BB: 0 P: 18

1B: 4	SF: 0
2B: 1	SAC: 0
3B: 0	DP: 1
HR: 2	HBP: 0

WP: 0	PA: 35
PB: 0	
SB: 0	
CS: 0	

PITCHER	IP	WLS	BF	H	R	ER	SO	BB	IBB	HBP	BLK	WP	HR	S	P	ERA	WHIP
Johan Santana, L (1, 1) ERA: 2.25	8.0	L	30	5	2	2	8	1	0	0	0	0	1	72	107	2.25	0.750
28 Jesse Crain, R (9, 1) ERA: 13.5	0.2		4	2	1	1	0	0	0	0	0	0	1	8	14	13.50	3.000
17 Pat Neshek, R (9, 1) ERA:	0.1		1	0	0	0	1	0	0	0	0	0	0	3	4	0.00	0.000

PITCHER	IP	WLS	BF	H	R	ER	SO	BB	IBB	HBP	BLK	WP	HR	S	P	ERA	WHIP

Oakland Athletics @ Minnesota Twins

Hubert H. Humphrey Metrodome, Minneapolis, MN

Tue Oct 03 2006, 1:00 PM EDT

Att. 55,542 - Dome - 69 F

BOTTOM

Batter	1	2	3	4	5	6	7	8	9	AB	R	H	RBI	BB	SO	LOB
Luis Castillo, S (1, 4) OBP: 0.750, SLG: 0.500	BCBBB 4-1 8 CS BB			BBBCB 4-1 7 G4-3 8 SH3-4 BB		CBCBX 2-2 7 BB 1B		M2 SAFE F X 0-2 ① G5-3		2	0	1	0	2	0	1
8 Nick Punto, S (1, 5)	BC1BSBX SAFE 3-2 ①② F9 1-2			X 0-0 ① SH3-4 1-2		X 0-0 ② P4		B X 1-0 ② G4-3 2-3		3	0	0	0	0	0	3
7 Joe Mauer, L (1, 2)	BCX 1-1 ③ G4-3			CBBX 2-1 ② G4-3 2-3		MBBBD 4-1 5 FC6-4 1-2 BB		X 0-0 ③ L7		3	0	0	0	1	0	2
5 Michael Cuddyer, R (1, 9) OBP: 0.250, SLG: 0.750		BFCBS 2-3 ① K		BDX 2-0 ③ F7		CX 0-1 ③ FC6-4 1-2f			CX 0-1 G4-3 3B	4	1	1	0	0	1	3
33 Justin Morneau, L (1, 3)		B X 1-0 ② G4-3			B X 1-0 ① F8		B X 1-0 ① F8		X 0-0 ① L9	4	0	0	0	0	0	1
Torii Hunter, R (1, 8)		X 0-0 ③ G6-3			CBFX 1-2 ② F8		B X 1-0 ② F7		B X 1-0 ② 3-H G4-3	4	0	0	1	0	0	0
24 Rondell White, R (1, 7) OBP: 0.500, SLG: 1.500			CCBX 1-2 ① F9		B X 1-0 2B		X 0-0 HR		B X 1-0 ③ F8	4	1	2	1	0	0	0
Phil Nevin, R (1, 10)			B X 1-0 ② G1-3		DCSDX 2-2 ③ P3		CBX 1-1 ③ P4			3	0	0	0	0	0	1
Jason Bartlett, R (1, 6) OBP: 0.333, SLG: 0.667			CFBBX 2-2 ③ F8			X 0-0 ① P6		CBSBX 2-2 8 G4-3 2B		3	0	1	0	0	0	0

	AB	30
	R	2
	H	5
	RBI	2
	BB	3
	SO	1
	LOB	11

livebaseballscorecards.com

Inning Stats	1	2	3	4	5	6	7	8	9
	R: 0 H: 0 E: 0 LOB: 0 K: 0 BB: 1 S: 6 P: 14	R: 0 H: 0 E: 0 LOB: 0 K: 1 BB: 0 S: 5 P: 8	R: 0 H: 0 E: 0 LOB: 0 K: 0 BB: 0 S: 7 P: 11	R: 0 H: 0 E: 0 LOB: 1 K: 0 BB: 1 S: 5 P: 13	R: 0 H: 1 E: 0 LOB: 1 K: 0 BB: 0 S: 8 P: 13	R: 0 H: 1 E: 0 LOB: 2 K: 0 BB: 1 S: 8 P: 14	R: 1 H: 1 E: 0 LOB: 0 K: 0 BB: 0 S: 5 P: 8	R: 0 H: 1 E: 0 LOB: 1 K: 0 BB: 0 S: 8 P: 11	R: 1 H: 1 E: 0 LOB: 0 K: 0 BB: 0 S: 5 P: 7

1B: 1	SF: 0	WP: 0	PA: 34
2B: 2	SAC: 1	PB: 0	
3B: 1	DP: 0	SB: 0	
HR: 1	HBP: 0	CS: 1	

PITCHER		IP	WLS	BF	H	R	ER	SO	BB	IBB	HBP	BLK	WP	HR	S	P	ERA	WHIP
Barry Zito, L ERA: 1.13	(1, 1)	8.0	W	30	4	1	1	1	3	0	0	0	0	1	52	92	1.12	0.875
20 Huston Street, R ERA: 9.0	(9, 1)	1.0	S	4	1	1	1	0	0	0	0	0	0	0	5	7	9.00	1.000

PITCHER	IP	WLS	BF	H	R	ER	SO	BB	IBB	HBP	BLK	WP	HR	S	P	ERA	WHIP

Batter	1	2	3	4	5	6	7	8	9	AB	R	H	RBI	BB	SO	LOB
Jason Kendall, R (1, 2) OBP: 0.222, SLG: 0.333	C F B S 1-3 ① K		C F B F B 1 SAFE X 2-2 ① FC4-6 21 G3-6 1-2f		C X 0-1 21 G6-3 3-H 1B		C F F F F B X 1-2 ② FC6-4 21 IHR 1-2f		X 0-0 2B	5	1	2	1	0	1	2
21 Mark Kotsay, L (1, 8) OBP: 0.222, SLG: 0.556	B F B F B X 2-2 ② G3-1		1 SAFE B X 1-0 ②③ G3-6 1-2f		X 0-0 ② G6-3 1-2		1 SAFE B B S B X 3-1 1-H IHR		S X 0-1 ③ P5	5	1	1	2	0	0	3
22 Milton Bradley, S (1, 9)	F B B B X 3-1 ③ G3			X 0-0 ① F9	B F B D X 3-1 ③ F8		X 0-0 ③ G3			4	0	0	0	0	0	1
Frank Thomas, R (1, 10) OBP: 0.625, SLG: 1.571		C B B B F B 4-2 1B BB		B X 1-0 3 L1-3 2B		B B C B X 3-1 ① G6-3		C C S 0-3 ① K		3	0	1	0	1	1	0
3 Eric Chavez, L (1, 5)		C S S 0-3 ① K		C B X 1-1 ② L1-3 2-3		B C S X 1-2 ② G4-3		B C F S 1-3 ② K		4	0	0	0	0	2	2
Jay Payton, R (1, 7) OBP: 0.375, SLG: 0.375		X 0-0 1-2 1B		T B X 1-1 ③ L4		C B B X 2-1 1B		F F S 0-3 ③ K		4	0	2	0	0	1	1
Nick Swisher, S (1, 3) OBP: 0.500, SLG: 0.714		C D C F B S 2-3 ② K		X 0-0 2B 2B		B B C S B X 3-2 ③ P6			X 0-0 G4-3 14 WP 2B	4	2	2	0	0	1	3
Marco Scutaro, R (1, 6) OBP: 0.250, SLG: 0.500		F X 0-1 ③ P3		X 0-0 14 G4-3 1B 2-H 2B			C B B B X 2-1 ① P6		S L B F F F B X 2-2 ① G4-3 2-3	4	1	1	1	0	0	3
14 Mark Ellis, R (1, 4) OBP: 0.286, SLG: 0.286 D'Angelo Jimenez, S (9, 4)			B F S B B F F X 3-2 FC4-6 1B		X 0-0 ① G4-3 2-3		B F X 1-1 FC6-4 1B		C T B B F F C 2-3 ② K 3-H	4 0	0 0	2 0	0 0	0 0	1 0	1 0
Inning Stats	R: 0 H: 0 E: 0 LOB: 0 K: 1 BB: 0 S: 8 P: 14	R: 0 H: 1 E: 0 LOB: 2 K: 2 BB: 1 S: 12 P: 18	R: 0 H: 1 E: 0 LOB: 0 K: 0 BB: 0 S: 10 P: 16	R: 0 H: 1 E: 0 LOB: 1 K: 0 BB: 0 S: 6 P: 9	R: 2 H: 3 E: 0 LOB: 1 K: 0 BB: 0 S: 8 P: 11	R: 0 H: 1 E: 0 LOB: 1 K: 0 BB: 0 S: 10 P: 19	R: 2 H: 2 E: 0 LOB: 0 K: 0 BB: 0 S: 13 P: 20	R: 0 H: 0 E: 0 LOB: 0 K: 3 BB: 0 S: 9 P: 10	R: 1 H: 2 E: 0 LOB: 1 K: 1 BB: 0 S: 15 P: 19	1B: 5 SF: 0 2B: 5 SAC: 0 3B: 0 DP: 1 HR: 1 HBP: 0						WP: 1 PA: 38 PB: 0 SB: 0 CS: 0

TOP

Oakland Athletics @ Minnesota Twins

Hubert H. Humphrey Metrodome, Minneapolis, MN

Wed Oct 04 2006, 1:00 PM EDT

Att. 55,710 - Dome - 69 F

livebaseballscorecards.com

AB	37
R	5
H	11
RBI	4
BB	1
SO	7
LOB	16

PITCHER		IP	WLS	BF	H	R	ER	SO	BB	IBB	HBP	BLK	WP	HR	S	P	ERA	WHIP
26 Boof Bonser, R ERA: 3.0	(1, 1)	6.0		25	7	2	2	3	1	0	0	0	0	0	54	87	3.00	1.333
17 Pat Neshek, R ERA: 9.0	(7, 1)	0.2	L	3	1	1	1	0	0	0	0	0	0	0	10	14	13.50	1.500
37 Dennys Reyes, L ERA: 27.0	(7, 1)	0.1		2	1	1	1	0	0	0	0	0	0	0	3	6	27.00	3.000
Juan Rincon, R ERA: 6.75	(8, 1)	1.1		5	1	1	1	3	0	0	0	0	0	0	16	19	6.75	0.750
36 Joe Nathan, R ERA:	(9, 1)	0.2		3	1	0	0	1	0	0	0	0	1	0	8	10	0.00	1.500

PITCHER	IP	WLS	BF	H	R	ER	SO	BB	IBB	HBP	BLK	WP	HR	S	P	ERA	WHIP

BOTTOM

Oakland Athletics @ Minnesota Twins

Hubert H. Humphrey Metrodome, Minneapolis, MN

Wed Oct 04 2006, 1:00 PM EDT

Att. 55,710 - Dome - 69 F

livebaseballscorecards.com

Batter	1	2	3	4	5	6	7	8	9	AB	R	H	RBI	BB	SO	LOB
Luis Castillo, S (1, 4) OBP: 0.556, SLG: 0.333	C S C 0-3 ① K		C B B C C 2-3 ② K		F B B X 2-1 8 1B 1B	B C B L B C 3-3 ① K			B B B C C B 4-2 1-2 BB	4	0	1	0	1	3	0
8 Nick Punto, S (1, 5) OBP: 0.125, SLG: 0.125	C B X 1-1 ② G6-3		F X 0-1 ③ G1-3		C C B F F B 1 X SAFE 2-2 1-2 1B	C C S 0-3 ② K			B C S B B X 3-2 ③ P6	5	0	1	0	0	1	2
7 Joe Mauer, L (1, 2) OBP: 0.250, SLG: 0.143	B B C X 2-1 5 1B 1B			B C C B B F X 3-2 ① G5-3	D B X 2-0 ③ G5-3		C F F B X 1-2 ③ G6-3			4	0	1	0	0	0	2
5 Michael Cuddyer, R (1, 9) OBP: 0.375, SLG: 1.000	F F 1 SAFE F F X 0-2 1-2 1B			S B B F F B X 3-2 ② G6-3		F F F B B F B X 3-2 HR		C X 0-1 ① L5		4	1	2	1	0	0	0
33 Justin Morneau, L (1, 3) OBP: 0.250, SLG: 0.625	B S X 1-1 ③ F9			F C F F B F B X 2-2 1B 1B		B F F F F X 1-2 HR		B X 1-0 ② L4		4	1	2	1	0	0	2
Torii Hunter, R (1, 8) OBP: 0.125, SLG: 0.125		B B X 2-0 ① F8		X 0-0 24 FC6-4 1-2 1B		X 0-0 ① F9		F S S 0-3 ③ K		4	0	1	0	0	1	0
24 Rondell White, R (1, 7) OBP: 0.250, SLG: 0.750		B F B X 2-1 ② G6-3		F B B X 2-1 ③ FC6-4 1-2f		B X 1-0 ② F8			C B X 1-1 ① F9	4	0	0	0	0	0	2
Jason Tyner, L (1, 10)		C X 0-1 ③ G3			C B F B X 2-2 ① G6-3	F B B B B 4-1 S BB			C S B F S S 1-3 ② K	3	0	0	0	1	1	0
Jason Bartlett, R (1, 6) OBP: 0.286, SLG: 0.429			C X 0-1 ① G6-3		F B X 1-1 ② G6-3	B F C F B S 2-3 ③ K 1-2			C B F B X 2-2 DI 1B	4	0	1	0	0	1	1

	AB	R	H	RBI	BB	SO	LOB
AB	**36**						
R	**2**						
H	**9**						
RBI	**2**						
BB	**2**						
SO	**7**						
LOB	**9**						

Inning Stats	1	2	3	4	5	6	7	8	9	1B: 7	SF: 0	WP: 0	PA: 38
	R: 0 E: 0 K: 1 S: 14 H: 2 LOB: 2 BB: 0 P: 18	R: 0 E: 0 K: 0 S: 5 H: 0 LOB: 0 BB: 0 P: 9	R: 0 E: 0 K: 1 S: 7 H: 0 LOB: 0 BB: 0 P: 9	R: 0 E: 0 K: 0 S: 17 H: 2 LOB: 2 BB: 0 P: 27	R: 0 E: 0 K: 0 S: 13 H: 2 LOB: 2 BB: 0 P: 22	R: 2 E: 0 K: 1 S: 16 H: 2 LOB: 1 BB: 1 P: 27	R: 0 E: 0 K: 2 S: 10 H: 0 LOB: 0 BB: 0 P: 14	R: 0 E: 0 K: 1 S: 6 H: 0 LOB: 0 BB: 0 P: 7	R: 0 E: 0 K: 1 S: 14 H: 1 LOB: 2 BB: 1 P: 25	2B: 0 3B: 0 HR: 2	SAC: 0 DP: 0 HBP: 0	PB: 0 SB: 1 CS: 0	

PITCHER		IP	WLS	BF	H	R	ER	SO	BB	IBB	HBP	BLK	WP	HR	S	P	ERA	WHIP
25 Esteban Loaiza, R ERA: 3.6	(1, 1)	5.0		23	8	2	2	2	0	0	0	0	0	2	65	98	3.60	1.600
50 Kiko Calero, R ERA:	(6, 1)	1.0	W	4	0	0	0	1	1	0	0	0	0	0	7	14	0.00	1.000
58 Justin Duchscherer, R ERA:	(7, 1)	2.0	H	6	0	0	0	3	0	0	0	0	0	0	16	21	0.00	0.000
20 Huston Street, R ERA: 4.5	(9, 1)	1.0	S	5	1	0	0	1	1	0	0	0	0	0	14	25	0.00	2.000

PITCHER	IP	WLS	BF	H	R	ER	SO	BB	IBB	HBP	BLK	WP	HR	S	P	ERA	WHIP

Batter	1	2	3	4	5	6	7	8	9	AB	R	H	RBI	BB	SO	LOB
Luis Castillo, S (1, 4) OBP: 0.429, SLG: 0.273	B FA 91 L FA 92 B CH 85 X FA 93 2-1 8 FC4-6 1B		B FA 92 C FA 92 C FA 92 F FS 87 F FA 93 X FS 85 1-2 ① G3		B FA 94 C FA 93 C FA 93 B FS 88 F FS 86 X CU 83 2-2 ② G3		B FA 88 C SL 85 B CU 71 C FA 86 B CU 71 X SL 84 3-2 ② L9		C FA 92 B CH 80 B FA 92 F FA 91 X SL 88 2-2 ③ F7	5	0	1	0	0	0	1
8 Nick Punto, S (1, 5) OBP: 0.167, SLG: 0.167	B FA 93 F FS 84 C X 1-2 ① FC4-6 7 1B 1-2f		B CU 82 C FA 93 X FS 85 1-1 ② G1-3		F FA 94 B CH 87 F FA 94 B FA 94 B SL 86 X FA 94 3-2 7 E 1B		L FA 89 X CU 72 0-1 ③ G6-3			4	0	1	0	0	0	1
7 Joe Mauer, L (1, 2) OBP: 0.250, SLG: 0.182	1 SAFE B FA 91 C FA 92 B FS 83 X 2-1 5 G5-4-3 1B 1-2		B FA 93 F FA 89 B FA 94 X FA 95 2-1 ③ G4-3		D FS 86 1 SAFE C FA 94 B FS 85 X SL 84 2-1 ③ G4-3 1-2			C FA 87 X CU 71 0-1 ① G4-3		4	0	1	0	0	0	1
5 Michael Cuddyer, R (1, 9) OBP: 0.250, SLG: 0.667	B CH 85 B CH 86 C FA 94 X FA 93 2-1 ②③ G5-4-3 1-2f		B FA 93 B FA 94 X FA 94 2-0 ① G6-3			C CU 84 X FS 86 0-1 ① F8		C FA 88 F CU 72 C FA 85 0-3 ② K		4	0	0	0	0	1	2
33 Justin Morneau, L (1, 3) OBP: 0.417, SLG: 1.000		C FA 94 S X 0-2 SH5-3 2B	S FA 92 X FS 87 0-1 ② F7			B FS 86 F FA 92 X FS 86 1-1 2B 24 1B 1B		X FA 85 0-0 HR		4	2	3	1	0	0	0
Torii Hunter, R (1, 8) OBP: 0.273, SLG: 0.636		X 0-0 ① SH5-3 2-3	B FA 94 X FA 94 1-0 HR			X CU 85 0-0 24 1B 1-3 2B		C FA 85 B CU 73 X CU 71 1-1 ③ F8		3	1	2	1	0	0	0
24 Rondell White, R (1, 7) OBP: 0.417, SLG: 0.750 20 Lew Ford, R (9, PR)		X FA 94 0-0 ② F7	B FA 94 F FA 95 X FS 85 1-1 1B			C FA 94 X FA 94 0-1 ② 2-H 3-H 1B			C FA 92 S FA 94 B FA 88 X FA 94 1-2 G4-6-3 1B	4 0	0 0	3 0	1 0	0 0	0 0	1 0
Jason Tyner, L (1, 10)		B D FA 94 B B 4-0 BB	F SL 85 D FS 86 C CH 84 X FA 93 1-2 ③ F8			S FA 94 D FS 86 F SL 84 F CU 84 F FA 94 S FS 85 1-3 ③ K			M FA 91 F FA 87 B CH 81 B FA 92 X FA 88 2-2 ①② G4-6-3 1-2f	3	0	0	0	1	1	3
Jason Bartlett, R (1, 6) OBP: 0.273, SLG: 0.364		C FA 95 D SL 85 C SL 84 F FA 95 S SL 85 1-3 ③ K2-3			C FA 92 X FA 94 0-1 ① F9		C FA 88 B CU 72 X FA 85 1-1 ① G5-3		B FA 94 X FA 93 1-0 1B	4	0	1	0	0	1	2
Inning Stats	R: 0 E: 0 K: 0 S: 9 H: 2 LOB: 1 BB: 0 P: 16	R: 0 E: 0 K: 1 S: 9 H: 1 LOB: 2 BB: 1 P: 14	R: 0 E: 0 K: 0 S: 9 H: 0 LOB: 0 BB: 0 P: 13	R: 1 E: 0 K: 0 S: 9 H: 2 LOB: 1 BB: 0 P: 14	R: 0 E: 1 K: 0 S: 11 H: 1 LOB: 1 BB: 0 P: 18	R: 1 E: 0 K: 1 S: 12 H: 3 LOB: 1 BB: 0 P: 14	R: 0 E: 0 K: 0 S: 7 H: 0 LOB: 0 BB: 0 P: 11	R: 1 E: 0 K: 1 S: 8 H: 1 LOB: 0 BB: 0 P: 9	R: 0 E: 0 K: 0 S: 10 H: 2 LOB: 1 BB: 0 P: 16	1B: 8 2B: 2 3B: 0 HR: 2 SF: 0 SAC: 1 DP: 2 HBP: 0						

TOP

Minnesota Twins @ Oakland Athletics

McAfee Coliseum, Oakland, CA

Fri Oct 06 2006, 4:00 PM EDT

Att. 35,694 - Overcast - 56 F

livebaseballscorecards.com

AB	35
R	3
H	12
RBI	3
BB	1
SO	3
LOB	11

PITCHER		IP	WLS	BF	H	R	ER	SO	BB	IBB	HBP	BLK	WP	HR	S	P	ERA	WHIP
Dan Haren, R ERA: 3.0	(1, 1)	6.0	W	26	9	2	2	2	1	0	0	0	0	1	59	89	3.00	1.667
58 Justin Duchscherer, R ERA: 2.25	(7, 1)	2.0	H	7	1	1	1	1	0	0	0	0	0	0	15	20	4.50	0.500
20 Huston Street, R ERA: 3.0	(9, 1)	1.0		4	2	0	0	0	0	0	0	0	0	0	10	16	0.00	2.000

PITCHER		IP	WLS	BF	H	R	ER	SO	BB	IBB	HBP	BLK	WP	HR	S	P	ERA	WHIP

Batter	1	2	3	4	5	6	7	8	9	AB	R	H	RBI	BB	SO	LOB
Jason Kendall, R (1, 2) OBP: 0.214, SLG: 0.286	C FA 88 B CU 77 B FA 90 F FA 88 S FA 90 2-3 K		B FA 87 C FA 88 X CU 78 1-1 G6-3 C CU 78 X CH 77 0-1 1-2 1B			B FA 96 C FA 95 F FA 95 B FA 95 F FA 95 F CH 88 X SI 88 2-2 G5-3		C FA 92 B CU 79 X FA 92 1-1 L6		5	0	1	0	0	1	0
21 Mark Kotsay, L (1, 8) OBP: 0.143, SLG: 0.357	F CH 76 B FA 90 B FA 88 B F X 3-2 F8		B CH 86 C CH 87 X CH 86 1-1 E6 22 HR	F FA 88 T CH 87 B FA 89 F SL 85 F FA 89 X FA 88 1-2 F9			X FA 92 0-0 G4-3	X FA 90 0-0 F7		5	1	0	0	0	0	2
22 Milton Bradley, S (1, 9) OBP: 0.077, SLG: 0.308	F FA 89 B FA 89 X FA 89 1-1 P5		C CH 86 B FA 88 B CH 86 X CH 87 2-1 1-H HR		B FA 92 L FA 93 F CH 84 X CU 80 1-2 F8		B FA 91 B FA 91 C FA 92 X FA 86 2-1 F8	X FA 90 0-0 F7		5	1	1	2	0	0	0
Frank Thomas, R (1, 10) OBP: 0.583, SLG: 1.200		B FA 89 B FA 90 C CH 79 B X 3-1 F7	C SL 85 S FA 89 X FA 89 0-2 F9		B CU 79 F FA 93 F FA 95 F FA 94 B FA 94 X FA 95 2-2 3 2B FC6-2 1B		B FA 92 B FA 92 B FA 91 I IN 75 4-0 E 3 BB BB IBB			3	1	1	0	1	0	0
3 Eric Chavez, L (1, 5) OBP: 0.333, SLG: 0.600		C B B X 2-1 HR	B CH 80 B FA 88 B FA 88 F FA 88 B FA 90 4-1 BB		B FA 94 X FA 92 1-0 1-3 2B		B FA 88 C FA 87 B SL 88 B SL 87 C SL 87 F SL 87 F SL 87 B CU 81 4-2 BB E 1-2 2B BB			2	2	2	1	2	0	0
Jay Payton, R (1, 7) OBP: 0.333, SLG: 0.333		X CH 78 0-0 2B 1B	C CH 85 F SL 83 F FA 88 B FA 88 X CH 79 1-2 P3		X SL 87 0-0 FC6-2 3-H		X SL 88 0-0 E3 BB 2B 1-2 2-3			4	2	1	0	0	0	5
Nick Swisher, S (1, 3) OBP: 0.417, SLG: 0.500		B CH 86 C CH 77 B FA 89 F FA 87 F SL 85 F FA 90 1 SAFE F FA 89 F SL 85 2-3 S CH 79 K		B CH 75 C CH 77 X CH 78 1-1 F9 B SI 88 X SI 87 1-0 F8			B CU 77 C FA 96 C CH 89 F SL 90 B FA 96 B FA 97 B FA 97 4-2 1-2 2-3 3-H 2B BB			3	1	0	1	1	1	3
Marco Scutaro, R (1, 6) OBP: 0.333, SLG: 0.667		B CH 77 F FA 87 B FA 88 F FA 90 X FA 90 2-2 1-H 2B		C SL 85 B FA 89 X CH 78 0-2 G4-3		B FA 94 F FA 94 B FA 95 X SL 87 2-1 G6-3	C SL 90 B SL 90 C FA 95 X SL 89 1-2 1-H 2-H 3-H 2B			4	0	2	4	0	0	0
D'Angelo Jimenez, S (1, 4)		B FA 88 X CH 80 1-0 G3		C CH 75 B FA 88 S FA 88 B FA 89 B FA 88 X FA 89 3-2 E1 1B		B FA 95 C FA 92 B SL 88 C FA 95 X FA 94 2-2 G6-3	C FA 96 B FA 94 C SL 88 S FA 96 1-3 K			4	0	0	0	0	1	2
Inning Stats	R: 0 E: 0 K: 1 S: 8 H: 0 LOB: 0 BB: 0 P: 14	R: 2 E: 0 K: 1 S: 16 H: 3 LOB: 1 BB: 0 P: 26	R: 2 E: 1 K: 0 S: 14 H: 1 LOB: 1 BB: 1 P: 23	R: 0 E: 1 K: 0 S: 15 H: 1 LOB: 2 BB: 0 P: 20	R: 0 E: 0 K: 0 S: 10 H: 2 LOB: 2 BB: 0 P: 15	R: 0 E: 0 K: 0 S: 10 H: 0 LOB: 0 BB: 0 P: 16	R: 4 E: 1 K: 1 S: 17 H: 1 LOB: 1 BB: 3 P: 33	R: 0 E: 0 K: 0 S: 4 H: 0 LOB: 0 BB: 0 P: 5		1B: 3 2B: 3 3B: 0 HR: 2 SF: 0 SAC: 0 DP: 0 HBP: 0				WP: 0 PB: 0 SB: 0 CS: 0 PA: 39		

BOTTOM

Minnesota Twins @ Oakland Athletics

McAfee Coliseum, Oakland, CA

Fri Oct 06 2006, 4:00 PM EDT

Att. 35,694 - Overcast - 56 F

livebaseballscorecards.com

AB	35
R	8
H	8
RBI	8
BB	4
SO	3
LOB	12

PITCHER		IP	WLS	BF	H	R	ER	SO	BB	IBB	HBP	BLK	WP	HR	S	P	ERA	WHIP
Brad Radke, R ERA: 6.75	(1, 1)	4.0	L	20	5	4	3	2	1	0	0	0	0	2	53	83	6.75	1.500
60 Glen Perkins, L ERA:	(5, 1)	0.1		3	2	0	0	0	0	0	0	0	0	0	8	12	0.00	6.000
Juan Rincon, R ERA: 3.0	(5, 1)	1.2		5	0	0	0	0	0	0	0	0	0	0	12	19	0.00	0.000
37 Dennys Reyes, L ERA: 9.0	(7, 1)	0.2		4	0	2	0	0	1	1	0	0	0	0	7	17	0.00	1.500
28 Jesse Crain, R ERA: 9.0	(7, 1)	0.1		4	1	2	0	1	1	0	0	0	0	0	10	16	0.00	6.000

PITCHER		IP	WLS	BF	H	R	ER	SO	BB	IBB	HBP	BLK	WP	HR	S	P	ERA	WHIP
54 Matt Guerrier, R ERA:	(8, 1)	1.0		3	0	0	0	0	0	0	0	0	0	0	4	5	0.00	0.000

Detroit Tigers @ Oakland Athletics

McAfee Coliseum, Oakland, CA

Tue Oct 10 2006, 8:19 PM EDT

Att. 35,655 - Clear - 63 F

TOP

livebaseballscorecards.com

Batter	1	2	3	4	5	6	7	8	9	AB	R	H	RBI	BB	SO	LOB
28 Curtis Granderson, L (1, 8) OBP: 0.304, SLG: 0.727	B FA 90 C FC 79 B FA 88 X 2-1 ① F7		B FA 86 B CU 81 X FA 90 2-0 BB 30 1B 2B	C X 0-1 ② G3 2-3		1 SAFE C CH 79 X FA 94 0-1 14 G6-3 1-2 1B		C FA 93 B CH 85 1 SAFE C CU 75 X CU 75 1-2 ① FC4-6 1-2f		5	1	2	0	0	0	2
14 Placido Polanco, R (1, 4) OBP: 0.435, SLG: 0.429	B FA 89 F FA 89 B CH 77 X 2-1 ② G5-3		B CH 78 B FA 87 C CH 78 C FA 88 D CU 74 B FA 89 4-2 30 1B BB BB	B F FA 88 B FA 88 B FA 89 X FA 88 3-1 1B 3-H 1B		B FA 87 F FA 94 F FA 87 B FA 96 B FA 97 F FA 97 X FA 88 3-2 ② G6-3 1-2 2-3		1 SAFE B FA 94 X FA 95 1-0 ② F8		4	0	1	1	1	0	3
Sean Casey, L (1, 3) OBP: 0.381, SLG: 0.500 39 Ramon Santiago, S (6, 6)	C FA 90 B FC 80 C CU 74 F SL 82 B X 2-2 ③ G1-3		B SL 81 B SL 81 F FA 89 B FA 87 F FC 82 F FA 89 B SL 81 4-2 30 1B 1-2 2-3 BB	F CU 80 X CU 73 0-1 1-3 1B		B FA 96 C SL 82 X FA 96 1-1 ③ G6-3		S CH 86 D FA 95 B CH 85 X CH 84 2-1 ③ F9		3 1	0 0	1 0	0 0	1 0	0 0	2 1
30 Magglio Ordonez, R (1, 9) OBP: 0.333, SLG: 0.474		B CU 71 S CH 76 F FA 86 B CU 74 B FA 88 F FA 88 X CH 77 3-2 ① G5-3	X CH 76 0-0 9 FC1-4 1-2 2-3 3-H 1B	F FA 94 B SL 85 C FA 94 B FA 95 F FA 95 X FA 97 2-2 ③ G4-3			X SL 85 0-0 ① G5-3		B SL 84 F SL 83 F FA 94 B CU 76 B SL 84 B SL 84 4-2 BB	4	0	1	1	1	0	2
9 Carlos Guillen, S (1, 6) OBP: 0.524, SLG: 0.789 (6, 3)		C FA 89 B CU 72 B FA 88 X FA 88 2-1 ② P3	F FA 88 F CU 74 B FA 86 B CH 79 X 2-2 ③ FC1-4 1-2f		C FA 93 X FA 93 0-1 ① G6-3		C FF 93 C SL 85 F SL 86 B FF 95 B SL 85 F SL 85 B SL 84 X SL 83 3-2 1B 1B		F FA 85 F CH 84 S FA 95 0-3 ① K	5	0	1	0	0	1	4
Ivan Rodriguez, R (1, 2) OBP: 0.333, SLG: 0.500		B FA 89 C CH 77 C CU 73 B FA 88 B FA 90 X CH 78 3-2 ③ G6-3		B FA 86 F CH 77 B CU 70 X CH 76 2-1 HR	S FA 95 X FA 94 0-1 ② F9		C FA 94 B SL 85 F SL 84 X SL 84 1-2 1B		C SL 83 S FA 96 B SL 83 S 1-3 ② K	5	1	2	1	0	1	1
Craig Monroe, R (1, 7) OBP: 0.190, SLG: 0.500			B FA 86 B FA 86 S FA 88 B FA 87 C FA 88 F X 3-2 ① F9	B FA 86 B FA 85 F FA 85 B FA 87 C CH 78 B FA 87 4-2 33 FC5-4 BB	B FA 95 C FA 94 X SL 83 1-1 ③ G5-3		B FA 94 B SL 85 F SL 84 C SL 84 X FF 93 2-2 ② F9		C FA 95 D FA 95 B CU 73 X FA 94 2-1 ③ F8	4	0	0	0	1	0	3
33 Marcus Thames, R (1, 10) OBP: 0.300, SLG: 0.368			C FA 90 F CU 73 B FA 88 F FA 90 X CU 75 1-2 ② G5-3	X 0-0 ① FC5-4 1-2f 15 2B		C B F C 1-3 ① K	S SL 84 S SL 84 D SL 85 B FA 93 F SL 85 X SL 84 2-2 ③ P4			4	1	0	0	0	1	3
15 Brandon Inge, R (1, 5) OBP: 0.316, SLG: 0.500			B FA 89 S CH 77 B FA 87 X FA 88 2-1 HR	B B X 2-0 28 G3 14 1B 2-H 2B		F S B SL 84 B FA 95 B SL 84 X FA 93 3-2 14 G6-3 28 1B 1B		B FA 94 B SL 85 B FA 92 B FA 92 4-0 28 FC4-6 BB		3	2	3	2	1	0	0
Inning Stats	R: 0 E: 0 K: 0 S: 8 H: 0 LOB: 0 BB: 0 P: 14	R: 0 E: 0 K: 0 S: 9 H: 0 LOB: 0 BB: 0 P: 17	R: 2 E: 0 K: 0 S: 20 H: 3 LOB: 3 BB: 2 P: 38	R: 3 E: 1 K: 0 S: 16 H: 4 LOB: 2 BB: 1 P: 29	R: 0 E: 0 K: 0 S: 6 H: 0 LOB: 0 BB: 0 P: 7	R: 0 E: 0 K: 1 S: 14 H: 2 LOB: 2 BB: 0 P: 22	R: 0 E: 0 K: 0 S: 16 H: 2 LOB: 2 BB: 0 P: 24	R: 0 E: 0 K: 0 S: 6 H: 0 LOB: 1 BB: 1 P: 14	R: 0 E: 0 K: 2 S: 10 H: 0 LOB: 1 BB: 1 P: 17	1B: 7 2B: 2 3B: 0 HR: 2 SF: 0 SAC: 0 DP: 0 HBP: 0						

	AB	38
	R	5
	H	11
	RBI	5
	BB	5
	SO	3
	LOB	21

PITCHER		IP	WLS	BF	H	R	ER	SO	BB	IBB	HBP	BLK	WP	HR	S	P	ERA	WHIP
Barry Zito, L ERA: 4.63	(1, 1)	3.2	L	21	7	5	5	0	3	0	0	0	0	2	49	92	12.27	2.727
57 Chad Gaudin, R ERA:	(4, 1)	1.2		6	1	0	0	1	0	0	0	0	0	0	16	23	0.00	0.600
Joe Kennedy, L ERA:	(6, 1)	0.2		3	1	0	0	0	0	0	0	0	0	0	8	12	0.00	1.500
50 Kiko Calero, R ERA:	(7, 1)	1.0		5	2	0	0	0	0	0	0	0	0	0	16	24	0.00	2.000
Joe Blanton, R ERA:	(8, 1)	2.0		8	0	0	0	2	2	0	0	0	0	0	16	31	0.00	1.000

PITCHER	IP	WLS	BF	H	R	ER	SO	BB	IBB	HBP	BLK	WP	HR	S	P	ERA	WHIP

Detroit Tigers @ Oakland Athletics

McAfee Coliseum, Oakland, CA

Tue Oct 10 2006, 8:19 PM EDT

Att. 35,655 - Clear - 63 F

livebaseballscorecards.com

BOTTOM

Batter	1	2	3	4	5	6	7	8	9	AB	R	H	RBI	BB	SO	LOB
Jason Kendall, R (1, 2) OBP: 0.316, SLG: 0.294	C F F SL 85 F FA 93 X FA 84 0-2 21 FC4-6 1B		C FA 92 C SL 85 B FA 92 B FA 93 F FA 94 B FA 93 F SL 85 B FA 94 4-2 21 1B BB		B FA 91 B C F F B B 4-2 21 G4-6-3 BB 1-2		C FA 97 B SI 88 X 1-1 E3 21 G3-6-1		C FF 95 X CU 75 0-1 ③ F9	3	0	1	0	2	0	1
21 Mark Kotsay, L (1, 8) OBP: 0.167, SLG: 0.333	C F B 1 SAFE X 1-2 ① FC4-6 22 1B 1-2f		X FA 94 0-0 22 G6-4-3 1B 1-2		B B F X FA 93 2-1 ① ② G4-6-3 1-2f 2-3		B CH 88 F FA 96 B CH 87 F FA 97 X CH 87 2-2 ② ③ G3-6-1 1-2f			4	0	1	0	0	0	4
22 Milton Bradley, S (1, 9) OBP: 0.176, SLG: 0.412	B CH 82 S FA 84 B FA 89 S FA 92 X FA 84 2-2 FC4 1B 1-2		B FA 85 X SL 85 1-0 ② ③ G6-4-3 1-2f		X 0-0 ③ F7			F F X 0-2 G6-3 G1-5-3 2B		4	1	2	0	0	0	3
Frank Thomas, R (1, 10) OBP: 0.500, SLG: 0.923	F FA 93 X FA 87 0-1 ② F8			B FA 93 B FA 93 C FA 92 B FA 86 B FA 94 4-1 2B BB		X FA 95 0-0 ① F7		B FA 103 C CU 88 B FA 105 S FA 102 B F X 3-2 ① G6-3 2-3		3	0	0	0	1	0	3
Jay Payton, R (1, 7) OBP: 0.375, SLG: 0.500	B FA 92 X FA 92 1-0 ③ FC4 1-2f			B FA 94 B CH 82 C FA 92 F FA 94 F FA 92 X FA 93 2-2 1-3 2B		L FA 98 F SI 88 X 0-2 2B		F FA 103 B X 1-1 ② G1-5-3 3-H		4	0	2	1	0	0	2
3 Eric Chavez, L (1, 5) OBP: 0.375, SLG: 0.538		C FA 91 C FA 85 F FA 84 X SL 85 0-2 G4-6-3 1B		F FA 94 F FA 86 B SL 85 B FA 94 S SL 86 2-3 ① K		B FA 98 B SI 87 B FA 98 C FA 98 F FA 99 F FA 97 B FA 99 4-2 FC5-4 BB		X SI 86 0-0 ③ F8		3	0	1	0	1	1	2
Nick Swisher, S (1, 3) OBP: 0.375, SLG: 0.385		B FA 92 C FA 86 F FA 93 C FA 94 1-3 ① K		B FA 93 B FA 93 F FA 84 F SL 87 F SL 86 S FA 95 2-3 ② K		S FA 98 F FA 100 X SI 90 0-2 ② P4			B FF 95 B FA 92 B FA 91 B FA 94 4-0 G4-3 BB	3	0	0	0	1	2	5
Marco Scutaro, R (1, 6) OBP: 0.250, SLG: 0.500		B FA 93 X FA 86 1-0 ② ③ G4-6-3 1-2f		C FA 94 B FA 95 F FA 95 B FA 94 B FA 94 C FA 96 3-3 ③ K		B FA 98 F FA 98 B FA 98 X CH 86 2-1 ③ FC5-4 1-2f			C FF 95 B FF 94 X FA 94 1-1 ① P4	4	0	0	0	0	1	6
D'Angelo Jimenez, S (1, 4) OBP: 0.125, SLG: 0.125			B FA 91 C FA 93 B FA 86 X FA 93 2-1 ① F9		C FA 91 B FA 91 X SL 84 1-1 21 G4-6-3 BB 1B		C CH 84 B FA 96 S CH 86 B CH 84 B CH 86 F FF 97 C FA 97 3-3 ① K		C FF 95 B FA 93 X CU 77 1-1 ② G4-3 1-2	4	0	1	0	0	1	1

Inning Stats	1	2	3	4	5	6	7	8	9
	R: 0 E: 0 K: 0 S: 14 H: 2 LOB: 2 BB: 0 P: 18	R: 0 E: 0 K: 1 S: 8 H: 1 LOB: 0 BB: 0 P: 10	R: 0 E: 0 K: 0 S: 8 H: 1 LOB: 1 BB: 1 P: 15	R: 0 E: 0 K: 3 S: 15 H: 1 LOB: 2 BB: 1 P: 28	R: 0 E: 0 K: 0 S: 8 H: 1 LOB: 1 BB: 1 P: 15	R: 0 E: 0 K: 0 S: 12 H: 1 LOB: 2 BB: 1 P: 18	R: 0 E: 1 K: 1 S: 9 H: 0 LOB: 0 BB: 0 P: 15	R: 1 E: 0 K: 0 S: 10 H: 1 LOB: 0 BB: 0 P: 14	R: 0 E: 0 K: 0 S: 6 H: 0 LOB: 1 BB: 1 P: 12

	AB	R	H	RBI	BB	SO	LOB
	32	1	8	1	5	5	27

1B: 5 SF: 0 WP: 0 PA: 37
2B: 3 SAC: 0 PB: 0
3B: 0 DP: 4 SB: 0
HR: 0 HBP: 0 CS: 0

PITCHER	IP	WLS	BF	H	R	ER	SO	BB	IBB	HBP	BLK	WP	HR	S	P	ERA	WHIP
29 Nate Robertson, L (1, 1) ERA: 5.91	5.0	W	21	6	0	0	4	3	0	0	0	0	0	53	86	0.00	1.800
56 Fernando Rodney, R (6, 1) ERA:	2.0		8	1	0	0	1	1	0	0	0	0	0	21	33	0.00	1.000
54 Joel Zumaya, R (8, 1) ERA: 3.0	1.0		4	1	1	1	0	0	0	0	0	0	0	10	14	9.00	1.000
59 Todd Jones, R (9, 1) ERA:	1.0		4	0	0	0	0	1	0	0	0	0	0	6	12	0.00	1.000

PITCHER	IP	WLS	BF	H	R	ER	SO	BB	IBB	HBP	BLK	WP	HR	S	P	ERA	WHIP

Batter	1	2	3	4	5	6	7	8	9	AB	R	H	RBI	BB	SO	LOB
28 Curtis Granderson, L (1, 8) OBP: 0.321, SLG: 0.778	B C FA 92 B SL 87 F SL 88 X SL 85 2-2 ① F7		X 0-0 ② P2	S CH 84 1 SAFE F FC 88 B SL 87 S FA 94 1-3 ③ K			X FA 92 0-0 30 FC6-4 8 SH1-3 1B		S B B B X 3-1 HR	5	1	2	1	0	1	1
8 Neifi Perez, S (1, 6)	C FA 92 B CH 82 S CH 83 C SL 87 1-3 ② K		B F X 1-1 ③ G1-3		F CH 82 X CH 80 0-1 ① G4-3		P PO 88 X FA 91 1-0 ① SH1-3 1-2		B F X 1-1 ① F7	4	0	0	0	0	1	0
14 Placido Polanco, R (1, 4) OBP: 0.500, SLG: 0.480	F FA 94 B FA 93 X FA 93 1-1 1B			C SL 89 C SL 88 B SL 82 B FA 92 X FA 93 2-2 BB 30 1B 1B	C SL 88 X FA 92 0-1 30 G1-4-3 1B		I IN 78 I IN 78 I IN 78 I IN 81 4-0 30 FC6-4 IBB		C C S 0-3 ② K	4	1	3	0	1	1	0
30 Magglio Ordonez, R (1, 9) OBP: 0.308, SLG: 0.417	C FA 91 F FA 93 S FA 93 0-3 ③ K			B SL 84 X SL 84 1-0 1B BB 1-2 1B	B CH 88 F CH 86 X SL 80 1-1 ②③ G1-4-3 1-2f		S FA 90 B FA 93 T CH 82 X FA 93 1-2 ② FC6-4 1-2f 2-3		C FA 93 F FA 93 X FA 90 0-2 ③ G1-3	5	1	1	0	0	1	4
9 Carlos Guillen, S (1, 3) OBP: 0.480, SLG: 0.739		X FA 91 0-0 G4-3 SF9 2B		C FA 91 F CH 82 S FA 94 0-3 ① K		F CH 82 B CH 80 F CH 87 F FA 92 S SL 86 1-3 ① K	C CH 85 F FA 94 X FA 93 0-2 ③ L6			4	1	1	0	0	2	4
Ivan Rodriguez, R (1, 2) OBP: 0.320, SLG: 0.429		B SL 88 F SL 88 X FA 90 1-1 ① G4-3 2-3		D SL 91 B FC 90 D SL 92 B FA 93 4-0 1B 1B 1-2 2-3 BB	X FA 93 0-0 ② G4-3			B F X 1-1 ① G6-3		3	1	0	0	1	0	1
Craig Monroe, R (1, 7) OBP: 0.240, SLG: 0.565		C FA 93 B FA 92 F FA 94 B FA 96 B FA 93 X FC 90 3-2 ② SF9 3-H		S FA 93 B FA 96 X FA 95 1-1 1B 15 SF8 1-2 2-3 3-H 1B	B FA 93 F FA 92 X FA 93 1-1 HR 2B			B B C F B F S 3-3 ② K		3	2	2	2	0	1	0
Alexis Gomez, L (1, 10) OBP: 0.500, SLG: 1.250		C SL 87 X CH 83 0-1 ③ F9		B FC 90 B FC 89 S FA 90 B SL 89 X SL 89 3-1 1-3 2-H 3-H 1B	C SL 88 B SL 88 B FA 93 X CH 81 2-1 2-H HR			B C X 1-1 E4 15 FC5-4		4	1	2	4	0	0	0
15 Brandon Inge, R (1, 5) OBP: 0.261, SLG: 0.429			C X 0-1 ① P4	B FA 92 X FA 92 1-0 ② SF8 3-H	C SL 88 F SL 85 X FA 92 0-2 ③ F8			B S B X 2-1 ③ FC5-4 1-2f		3	0	0	1	0	0	1
Inning Stats	R: 0 H: 1 E: 0 LOB: 1 K: 2 BB: 0 S: 11 P: 15	R: 1 H: 1 E: 0 LOB: 0 K: 0 BB: 0 S: 8 P: 12	R: 0 H: 0 E: 0 LOB: 0 K: 0 BB: 0 S: 5 P: 6	R: 4 H: 4 E: 0 LOB: 1 K: 2 BB: 1 S: 15 P: 28	R: 0 H: 1 E: 0 LOB: 0 K: 0 BB: 0 S: 6 P: 7	R: 2 H: 2 E: 0 LOB: 0 K: 1 BB: 0 S: 12 P: 16	R: 0 H: 1 E: 0 LOB: 2 K: 0 BB: 1 S: 9 P: 14	R: 0 H: 0 E: 1 LOB: 1 K: 1 BB: 0 S: 10 P: 17	R: 1 H: 1 E: 0 LOB: 0 K: 1 BB: 0 S: 10 P: 14	1B: 7 SF: 2 2B: 2 SAC: 1 3B: 0 DP: 1 HR: 2 HBP: 0						

TOP

Detroit Tigers @ Oakland Athletics

McAfee Coliseum, Oakland, CA

Wed Oct 11 2006, 8:19 PM EDT

Att. 36,168 - Partly Cloudy - 67 F

livebaseballscorecards.com

AB	35
R	8
H	11
RBI	8
BB	2
SO	7
LOB	11

WP: 0 PA: 40
PB: 0
SB: 0
CS: 0

PITCHER		IP	WLS	BF	H	R	ER	SO	BB	IBB	HBP	BLK	WP	HR	S	P	ERA	WHIP
25 Esteban Loaiza, R ERA: 7.36	(1, 1)	6.0	L	27	9	7	7	5	1	0	0	0	0	1	57	84	10.50	1.667
57 Chad Gaudin, R ERA:	(7, 1)	0.2		4	1	0	0	0	0	1	0	0	0	0	6	11	0.00	1.500
Joe Kennedy, L ERA:	(7, 1)	1.1		5	0	0	0	1	0	0	0	0	0	0	13	20	0.00	0.000
20 Huston Street, R ERA: 4.5	(9, 1)	1.0		4	1	1	1	1	0	0	0	0	0	1	10	14	9.00	1.000

PITCHER	IP	WLS	BF	H	R	ER	SO	BB	IBB	HBP	BLK	WP	HR	S	P	ERA	WHIP

Detroit Tigers @ Oakland Athletics

McAfee Coliseum, Oakland, CA

Wed Oct 11 2006, 8:19 PM EDT

Att. 36,168 - Partly Cloudy - 67 F

BOTTOM

Batter	1	2	3	4	5	6	7	8	9	AB	R	H	RBI	BB	SO	LOB
Jason Kendall, R (1, 2) OBP: 0.292, SLG: 0.273	P4		G6-3		G5-3		P4		22 1B, 21 1B, 1B	5	0	1	0	0	0	1
21 Mark Kotsay, L (1, 8) OBP: 0.304, SLG: 0.500	22 WP, 22 1B, 2B		22 HR, 2B		FC5, BB		K		22 1B, 1B	4	2	3	0	1	1	0
22 Milton Bradley, S (1, 9) OBP: 0.318, SLG: 0.773	BLK, 1B		HR		F8		HR		1B	5	2	4	4	0	0	2
Frank Thomas, R (1, 10) OBP: 0.381, SLG: 0.667	K		K		FC5		K		F8	5	0	0	0	0	3	6
3 Eric Chavez, L (1, 5) OBP: 0.350, SLG: 0.647	F8			K		HR		K		4	1	1	1	0	2	1
Jay Payton, R (1, 7) OBP: 0.350, SLG: 0.450		F7		1B		L7		K		4	0	1	0	0	1	0
Nick Swisher, S (1, 3) OBP: 0.350, SLG: 0.313		K		K		BB		K		3	0	0	0	1	3	1
Marco Scutaro, R (1, 6) OBP: 0.200, SLG: 0.400		K		P3		P4			K	4	0	0	0	0	2	2
D'Angelo Jimenez, S (1, 4) OBP: 0.182, SLG: 0.182			P4		FC5, G5-3, 1B				K	3	0	1	0	0	0	1
17 Adam Melhuse, S (9, PH)						F8				1	0	0	0	0	1	0
Inning Stats	R: 1 E: 0 K: 1 S: 13 H: 2 LOB: 1 BB: 0 P: 24	R: 0 E: 0 K: 2 S: 8 H: 0 LOB: 0 BB: 0 P: 11	R: 2 E: 0 K: 1 S: 13 H: 2 LOB: 0 BB: 0 P: 17	R: 0 E: 0 K: 2 S: 14 H: 1 LOB: 1 BB: 0 P: 23	R: 0 E: 0 K: 0 S: 11 H: 1 LOB: 2 BB: 1 P: 23	R: 1 E: 0 K: 0 S: 12 H: 1 LOB: 1 BB: 1 P: 23	R: 1 E: 0 K: 2 S: 10 H: 1 LOB: 0 BB: 0 P: 14	R: 0 E: 0 K: 3 S: 9 H: 0 LOB: 0 BB: 0 P: 13	R: 0 E: 0 K: 2 S: 17 H: 3 LOB: 3 BB: 0 P: 23	1B: 6 2B: 2 3B: 0 HR: 3	SF: 0 SAC: 0 DP: 0 HBP: 0						

livebaseballscorecards.com

AB	38
R	5
H	11
RBI	5
BB	2
SO	13
LOB	14

WP: 1 PB: 0 SB: 0 CS: 0 PA: 40

PITCHER		IP	WLS	BF	H	R	ER	SO	BB	IBB	HBP	BLK	WP	HR	S	P	ERA	WHIP
35 Justin Verlander, R ERA: 5.91	(1, 1)	5.1	W	24	7	4	4	6	1	0	0	1	1	2	63	106	6.75	1.500
Wilfredo Ledezma, L ERA: 6.75	(6, 1)	1.1	H	6	1	1	1	1	1	0	0	0	0	1	15	24	6.75	1.500
Jason Grilli, R ERA:	(7, 1)	0.1	H	1	0	0	0	1	0	0	0	0	0	0	3	5	0.00	0.000
56 Fernando Rodney, R ERA:	(8, 1)	1.0	H	3	0	0	0	3	0	0	0	0	0	0	9	13	0.00	0.000
59 Todd Jones, R ERA:	(9, 1)	1.0	S	6	3	0	0	2	0	0	0	0	0	0	17	23	0.00	3.000

PITCHER	IP	WLS	BF	H	R	ER	SO	BB	IBB	HBP	BLK	WP	HR	S	P	ERA	WHIP

Batter	1	2	3	4	5	6	7	8	9	AB	R	H	RBI	BB	SO	LOB
Jason Kendall, R (1, 2) OBP: 0.286, SLG: 0.269	B CH 79 B CH 80 C FA 91 X FA 86 2-1 FC5 HBP 1B		C FA 84 B FA 89 X CH 82 1-1 G6-3 ①			C X 0-1 L9 ①			C SL 75 F F B X 1-2 G5-3 ①	4	0	1	0	0	0	0
21 Mark Kotsay, L (1, 8) OBP: 0.259, SLG: 0.423	C B C 1 SAFE X 1-2 P5 ①		S CH 80 B CU 78 S FA 91 B FA 92 C FA 92 2-3 K ②			X 0-0 G6-3 ②			C F F X 0-2 G4-3 ②	4	0	0	0	0	1	1
22 Milton Bradley, S (1, 9) OBP: 0.269, SLG: 0.654	X 0-0 F8 ②		C CU 77 F SL 78 B CU 77 B FA 93 F CU 78 S SL 83 2-3 K ③			F F B F B B F S 3-3 K ③			X 0-0 G6-3 ③	4	0	0	0	0	2	1
Frank Thomas, R (1, 10) OBP: 0.375, SLG: 0.600	C S H 1-2 FC5 HBP 1-2			F SL 78 C B F C 1-3 K ①			X 0-0 F9 ①			2	0	0	0	0	1	0
Jay Payton, R (1, 7) OBP: 0.304, SLG: 0.391	S X 0-1 FC5 ③ 1-2 2-3f			X CH 82 0-0 G1-3 ②			C CH 81 F CU 75 F CU 77 B CU 79 S SL 83 1-3 K ②			3	0	0	0	0	1	2
3 Eric Chavez, L (1, 5) OBP: 0.304, SLG: 0.550		F F X 0-2 F8 ①		B FA 88 S CH 81 S CH 82 B FA 84 S 2-3 K ③			B B S C B X 3-2 G3 ③			3	0	0	0	0	1	0
Nick Swisher, S (1, 3) OBP: 0.391, SLG: 0.294		C B C B B F B 4-2 BB			B X 1-0 G5-3 ①			B FA 85 B FA 85 B FA 85 C FA 87 C FA 86 B FA 86 4-2 FC5-4 BB		1	0	0	0	2	0	0
Marco Scutaro, R (1, 6) OBP: 0.217, SLG: 0.391		X 0-0 F9 ②			B C X 1-1 G5-4-3 1B			C CH 82 F FA 86 B B X 2-2 FC5-4 23 G4-6-3 1-2f		3	0	1	0	0	0	2
D'Angelo Jimenez, S (1, 4) OBP: 0.154, SLG: 0.154 23 Bobby Kielty, S (8, PH) Mark Kiger, R (8, 4)		1 SAFE C CH 80 B FA 90 F CU 75 F CH 80 B X 2-2 G5-3 ③			B X 1-0 G5-4-3 ②③ 1-2f			B SI 86 C CH 83 F SI 86 X 1-2 G4-6-3 ②③ 1-2f		2 1 0	0 0 0	0 0 0	0 0 0	0 0 0	0 0 0	2 1 0
Inning Stats	R: 0 H: 1 E: 0 LOB: 2 K: 0 BB: 0 S: 10 P: 14	R: 0 H: 0 E: 0 LOB: 1 K: 0 BB: 1 S: 11 P: 17	R: 0 H: 0 E: 0 LOB: 0 K: 2 BB: 0 S: 9 P: 14	R: 0 H: 0 E: 0 LOB: 0 K: 2 BB: 0 S: 8 P: 11	R: 0 H: 1 E: 0 LOB: 0 K: 0 BB: 0 S: 4 P: 7	R: 0 H: 0 E: 0 LOB: 0 K: 1 BB: 0 S: 8 P: 11	R: 0 H: 0 E: 0 LOB: 0 K: 1 BB: 0 S: 8 P: 12	R: 0 H: 0 E: 0 LOB: 0 K: 0 BB: 1 S: 8 P: 15	R: 0 H: 0 E: 0 LOB: 0 K: 0 BB: 0 S: 9 P: 10	1B: 2 SF: 0 2B: 0 SAC: 0 3B: 0 DP: 2 HR: 0 HBP: 1						

TOP

Oakland Athletics @ Detroit Tigers

Comerica Park, Detroit, MI

Fri Oct 13 2006, 4:30 PM EDT

Att. 41,669 - Cloudy - 41 F

livebaseballscorecards.com

AB	27
R	0
H	2
RBI	0
BB	2
SO	6
LOB	9

PITCHER		IP	WLS	BF	H	R	ER	SO	BB	IBB	HBP	BLK	WP	HR	S	P	ERA	WHIP
37 Kenny Rogers, L ERA:	(1, 1)	7.1	W	26	2	0	0	6	2	0	1	0	0	0	63	97	0.00	0.545
56 Fernando Rodney, R ERA:	(8, 1)	0.2	H	1	0	0	0	0	0	0	0	0	0	0	3	4	0.00	0.000
59 Todd Jones, R ERA:	(9, 1)	1.0	S	3	0	0	0	0	0	0	0	0	0	0	9	10	0.00	0.000

PITCHER	IP	WLS	BF	H	R	ER	SO	BB	IBB	HBP	BLK	WP	HR	S	P	ERA	WHIP

Oakland Athletics @ Detroit Tigers

Comerica Park, Detroit, MI

Fri Oct 13 2006, 4:30 PM EDT

Att. 41,669 - Cloudy - 41 F

livebaseballscorecards.com

BOTTOM

Batter	1	2	3	4	5	6	7	8	9	AB	R	H	RBI	BB	SO	LOB
28 Curtis Granderson, L (1, 8) OBP: 0.375, SLG: 0.750	B B B B 4-0 1B 14 1B BB	B FA 89 D B B 4-0 1-2 2-3 BB		S B C X 1-2 F8 ③			B B B B 4-0 14 FC1-5 S BB			1	1	0	0	3	0	1
Craig Monroe, R (1, 7) OBP: 0.310, SLG: 0.692	B FA 97 B FA 97 B FA 98 C FA 98 C X 3-2 14 1B 30 FC6-4 1-3 1B	S FA 88 F FS 89 B FA 88 D S 2-3 K ③			C X 0-1 HR		1 SAFE 1 SAFE B FA 94 C FA 94 1 SAFE 1 SAFE B FA 93 B FA 93 F FA 95 4-2 F FA 95 B FA 95 30 FC6-4 14 FC1-5 1-2 BB			3	2	2	1	1	1	3
14 Placido Polanco, R (1, 4) OBP: 0.500, SLG: 0.517	F FA 99 B FS 88 B FS 88 X FS 88 2-1 30 FC6-4 1-3 3-H 1B	B C B X 2-1 2B			B F X 1-1 L3 ①		L FA 95 2 SAFE X SL 85 0-1 FC1-5 30 FC6-4 1-2 2-3f ①			4	0	2	1	0	0	2
30 Magglio Ordonez, R (1, 9) OBP: 0.267, SLG: 0.357	C FA 97 B FA 98 X CH 88 1-1 FC6-4 9 G3-6-1 1-2f 3-H ①	B B X 2-0 G5-3 ①			S X 0-1 G5-3 ②		C FF 95 F FF 96 X 0-2 FC6-4 1-2f 2-3 ②			4	0	0	1	0	0	4
9 Carlos Guillen, S (1, 3) OBP: 0.414, SLG: 0.630	C FA 98 B CU 87 F FS 88 F CH 85 X 1-2 G3-6-1 1-2f ② ③	S X 0-1 F8 ②			F B S X 1-2 F8 ③		C FA 88 B FA 88 X 1-1 G5-3 ③			4	0	0	0	0	0	4
Ivan Rodriguez, R (1, 2) OBP: 0.276, SLG: 0.360		F X 0-1 L4 ①	B F F B S 2-3 K ③			B FA 89 X FA 89 1-0 L4 ①		B C X 1-1 F9 ①		4	0	0	0	0	1	1
20 Omar Infante, R (1, 10) OBP: 0.667, SLG: 0.500 Alexis Gomez, L (8, PH) OBP: 0.600, SLG: 1.200 (9, 10)		S B B B F B 4-2 15 FC6-4 BB		B B C C B X 3-2 39 S 1B		B FA 96 B FA 89 F FA 98 F FA 95 B FA 88 S FA 97 3-3 K ②		S B C B F B X 3-2 39 FC6-4 1B		2 1	0 0	1 1	0 0	1 0	1 0	0 0
15 Brandon Inge, R (1, 5) OBP: 0.259, SLG: 0.375		C FA 100 X FA 89 0-1 FC6-4 28 BB 39 BB 1-2f ②		C B S S 1-3 K ①		B B B C B 4-1 BB		B 1 SAFE C B S S 2-3 K ②		3	0	0	0	1	2	3
39 Ramon Santiago, S (1, 6)		S B B B F B 4-2 28 BB 1-2 BB		1 SAFE 1 SAFE B FF 91 B FA 89 B C S X 3-2 L8 1-2 ②		B B C C B C X 3-2 F7 ③		F SL 76 B X 1-1 FC6-4 1-2f ③		3	0	0	0	1	0	3
Inning Stats	R: 2 E: 0 K: 0 S: 11 H: 2 LOB: 0 BB: 1 P: 22	R: 0 E: 0 K: 1 S: 11 H: 0 LOB: 3 BB: 3 P: 25	R: 0 E: 0 K: 1 S: 8 H: 1 LOB: 1 BB: 0 P: 14	R: 0 E: 0 K: 1 S: 12 H: 1 LOB: 1 BB: 0 P: 20	R: 1 E: 0 K: 0 S: 9 H: 1 LOB: 0 BB: 0 P: 11	R: 0 E: 0 K: 1 S: 8 H: 0 LOB: 1 BB: 1 P: 19	R: 0 E: 0 K: 0 S: 10 H: 0 LOB: 2 BB: 2 P: 19	R: 0 E: 0 K: 1 S: 11 H: 1 LOB: 1 BB: 0 P: 18		1B: 4 2B: 1 3B: 0 HR: 1 SF: 0 SAC: 0 DP: 1 HBP: 0				WP: 0 PB: 0 SB: 2 CS: 0 PA: 36		

	AB	29
	R	3
	H	6
	RBI	3
	BB	7
	SO	5
	LOB	21

PITCHER		IP	WLS	BF	H	R	ER	SO	BB	IBB	HBP	BLK	WP	HR	S	P	ERA	WHIP
40 Rich Harden, R ERA: 4.76	(1, 1)	5.2	L	26	5	3	3	4	5	0	0	0	0	1	56	105	4.76	1.765
57 Chad Gaudin, R ERA:	(6, 1)	1.0		5	0	0	0	0	2	0	0	0	0	0	11	22	0.00	2.000
Joe Kennedy, L ERA:	(7, 1)	0.1		1	0	0	0	0	0	0	0	0	0	0	2	3	0.00	0.000
50 Kiko Calero, R ERA:	(8, 1)	1.0		4	1	0	0	1	0	0	0	0	0	0	11	18	0.00	1.000

PITCHER	IP	WLS	BF	H	R	ER	SO	BB	IBB	HBP	BLK	WP	HR	S	P	ERA	WHIP

Oakland Athletics @ Detroit Tigers

Comerica Park, Detroit, MI

Sat Oct 14 2006, 4:30 PM EDT

Att. 42,967 - Partly Cloudy - 50 F

TOP

livebaseballscorecards.com

Batter	1	2	3	4	5	6	7	8	9	AB	R	H	RBI	BB	SO	LOB
Jason Kendall, R (1, 2) OBP: 0.303, SLG: 0.290	F FA 97 F FA 97 C FA 97 0-3 ① K		C S C 0-3 ① K		F FF 94 B FA 95 S FA 88 X SL 88 1-2 ① G6-3		B FF 94 C FA 96 F SL 88 F FA 88 B SL 89 F FA 95 B SL 89 X FA 96 3-2 1B		B FA 98 B FA 97 C FA 96 X 2-1 1B	5	0	2	0	0	2	0
21 Mark Kotsay, L (1, 8) OBP: 0.250, SLG: 0.367	B FF 98 F FA 98 B FA 90 B FF 98 B 4-1 22 2B BB		C FF 95 B FA 90 F FA 90 F X 1-2 ② L9		B FA 89 B FA 88 X FA 93 2-0 ② F8		1 SAFE 1 SAFE B SL 80 B SL 81 C FA 91 B SL 79 F FA 91 F SL 80 S SL 81 3-3 ③ K		C SL 83 B FA 95 F SL 84 F X 1-2 ② F7	4	1	0	0	1	1	2
22 Milton Bradley, S (1, 9) OBP: 0.323, SLG: 0.677	B FA 98 F FA 89 1 SAFE B FF 98 B FA 90 F F 1 SAFE X 3-2 1-H 3 2B 2B		X FF 96 0-0 1B		B FA 87 X SL 88 1-0 ③ F9			S FA 91 B SL 88 B FA 89 X 2-1 G4-6-3 1B	B FA 95 X FA 95 1-0 ③ F9	5	1	3	1	0	0	1
Frank Thomas, R (1, 10) OBP: 0.357, SLG: 0.522	B FA 97 B FA 90 F FA 91 F FA 89 B FA 94 F FF 94 F FA 91 F X 3-2 ② P3		F FA 96 X 0-1 ③ F8			B SL 88 B FA 95 B FA 89 B FA 94 4-0 3 FC3-6 BB		B FA 98 B FA 98 B FA 99 C FA 98 X FA 98 3-1 ① ② G4-6-3 1-2f		3	0	0	0	1	0	3
3 Eric Chavez, L (1, 5) OBP: 0.333, SLG: 0.565	C FF 98 X FA 90 0-1 WP 2-H 2B			X 0-0 ① F8		X FA 94 0-0 ① FC3-6 FC4 1-2f		B SL 89 B FA 98 B FA 98 B FA 97 4-0 BB BB BB		3	0	1	1	1	0	1
Jay Payton, R (1, 7) OBP: 0.333, SLG: 0.500	B FA 90 S FA 88 F FA 88 B X 2-2 ③ G5-3 2-3			C FA 88 X FA 88 0-1 HR		C FF 96 B FA 94 X FA 94 1-1 ② FC4 1-2f		B FA 98 B FA 97 B FA 97 B 4-0 BB 1-2 BB		3	1	1	1	1	0	2
Nick Swisher, S (1, 3) OBP: 0.407, SLG: 0.300		B X 1-0 ① F7		C FA 96 C FA 90 F FA 94 F FA 96 B FA 97 B FA 90 X FA 96 2-2 G5-3 1B		B FA 90 B FA 89 F FF 93 X FA 95 2-1 ③ G3		B SL 92 B FA 99 B FA 98 B 4-0 1-2 2-3 BB		3	0	1	0	1	0	1
Marco Scutaro, R (1, 6) OBP: 0.185, SLG: 0.333		C X 0-1 ② G3		1 SAFE X FA 95 0-0 ② G5-3 1-2			B FA 94 C FA 95 C SL 88 B SL 89 X FA 95 2-2 ① G6-3	B FA 96 C FA 97 X 1-1 ③ P2		4	0	0	0	0	0	4
D'Angelo Jimenez, S (1, 4) OBP: 0.125, SLG: 0.125 23 Bobby Kielty, S (9, PH) Mark Kiger, R (9, 4)		B X 1-0 ③ G4-3		F FA 96 B FA 96 X FA 97 1-1 ③ F8			B FF 95 C FA 88 C SL 87 C FA 95 1-3 ② K		B CH 84 X 1-0 ① P3	3 1 0	0 0 0	0 0 0	0 0 0	0 0 0	1 0 0	1 0 0

	AB	34
	R	3
	H	8
	RBI	3
	BB	5
	SO	4
	LOB	15

Inning Stats	1	2	3	4	5	6	7	8	9	1B: 5	SF: 0	WP: 1	PA: 39
	R: 2 E: 0 K: 1 S: 19	R: 0 E: 0 K: 0 S: 4	R: 0 E: 0 K: 1 S: 10	R: 1 E: 0 K: 0 S: 11	R: 0 E: 0 K: 0 S: 5	R: 0 E: 0 K: 0 S: 5	R: 0 E: 0 K: 2 S: 15	R: 0 E: 0 K: 0 S: 6	R: 0 E: 0 K: 0 S: 8	2B: 2 3B: 0 HR: 1	SAC: 0 DP: 1 HBP: 0	PB: 0 SB: 0 CS: 0	
	H: 2 LOB: 1 BB: 1 P: 31	H: 0 LOB: 0 BB: 0 P: 6	H: 1 LOB: 1 BB: 0 P: 11	H: 2 LOB: 1 BB: 0 P: 14	H: 0 LOB: 0 BB: 0 P: 9	H: 0 LOB: 1 BB: 1 P: 12	H: 1 LOB: 1 BB: 0 P: 24	H: 1 LOB: 3 BB: 3 P: 24	H: 1 LOB: 1 BB: 0 P: 13				

PITCHER		IP	WLS	BF	H	R	ER	SO	BB	IBB	HBP	BLK	WP	HR	S	P	ERA	WHIP
38 Jeremy Bonderman, R ERA: 3.0	(1, 1)	6.2		28	6	3	3	3	2	0	0	0	1	1	65	100	4.05	1.200
Jamie Walker, L ERA: 4.5	(7, 1)	0.1		1	0	0	0	1	0	0	0	0	0	0	4	7	0.00	0.000
Jason Grilli, R ERA:	(8, 1)	0.2		5	1	0	0	0	3	0	0	0	0	0	4	21	0.00	6.000
Wilfredo Ledezma, L ERA: 3.38	(8, 1)	1.1	W	5	1	0	0	0	0	0	0	0	0	0	10	16	0.00	0.750

PITCHER	IP	WLS	BF	H	R	ER	SO	BB	IBB	HBP	BLK	WP	HR	S	P	ERA	WHIP

Oakland Athletics @ Detroit Tigers

Comerica Park, Detroit, MI

Sat Oct 14 2006, 4:30 PM EDT

Att. 42,967 - Partly Cloudy - 50 F

BOTTOM

Batter	1	2	3	4	5	6	7	8	9	AB	R	H	RBI	BB	SO	LOB
28 Curtis Granderson, L (1, 8) OBP: 0.378, SLG: 0.719	B FA 90 C FA 90 B F B B 4-2 14 G4-3 BB		B FA 93 B FA 94 C F S 2-3 ② K		S FA 90 B FA 90 D FS 87 F FS 83 F FA 95 B FA 94 X FS 84 3-2 2B 3-H 2B		B SL 79 C FA 92 F FA 93 F SL 88 X FA 87 1-2 ① F7		B FA 93 F FA 87 F FA 94 F CH 82 B FA 94 X FA 87 2-2 ② L9	4	1	1	1	1	1	0
Craig Monroe, R (1, 7) OBP: 0.353, SLG: 0.700	C FA 88 C FA 88 B B S 2-3 ① K		F FA 94 B FA 90 S FA 93 B FA 95 C FA 88 2-3 ③ K		C FA 94 X SL 84 0-1 14 L4-6 2-H 2B		B FA 95 B FA 93 B FA 94 C FA 94 F FA 94 B FA 95 4-2 30 BB 14 1B BB		C SL 88 X FA 88 0-1 14 1B 30 HR 1B	4	1	2	1	1	2	1
14 Placido Polanco, R (1, 4) OBP: 0.514, SLG: 0.529	C D X 1-1 ② G4-3 1-2			C FA 93 B FA 94 X 1-1 9 WP 1B	B FA 93 B FA 93 C FA 93 D FS 86 X FA 94 3-1 ② ③ L4-6 2-2		C FA 94 F FA 94 X FA 95 0-2 9 G5-3 30 BB 1-2 1B		X FA 86 0-0 30 HR 1-2 1B	5	1	3	0	0	0	2
30 Magglio Ordonez, R (1, 9) OBP: 0.314, SLG: 0.563	C S S 0-3 ③ K			D SL 85 S FA 94 X 1-1 ① F8		X SL 84 0-0 HR	B SL 83 C SL 82 B SL 84 B SL 84 C SL 83 D SL 84 4-2 1-2 2-3 BB		B FA 94 X FA 94 1-0 1-H 2-H HR	4	2	2	4	1	1	2
9 Carlos Guillen, S (1, 3) OBP: 0.424, SLG: 0.600		F FA 94 B SL 85 S C 1-3 ① K		B FA 94 B SL 84 B FA 95 B FA 94 4-0 1-2 BB		X FA 93 0-0 WP G5-3 1B	F FF 95 X FA 88 0-1 ② ③ G5-3 2-3f			3	0	1	0	1	1	3
Ivan Rodriguez, R (1, 2) OBP: 0.242, SLG: 0.310		F SL 86 X 0-1 ② G6-3		C CU 85 F SL 86 S CH 86 0-3 ② K		1 SAFE 1 SAFE C FA 94 F FA 94 B FA 95 X FA 88 1-2 ① G5-3 1-2		B FA 89 B FA 90 F FF 95 B FA 90 C FA 94 S FA 90 3-3 ① K		4	0	0	0	0	2	3
Alexis Gomez, L (1, 10) OBP: 0.444, SLG: 0.778		C FS 88 B FC 91 C FA 95 F SL 88 X SL 84 1-2 15 WP 1B		F FS 85 B FA 93 F FS 84 X FA 94 1-2 ③ G6-3			B SL 79 D FA 96 B FA 95 C FA 94 C FA 95 S FA 95 3-3 ② K 2-3		F FF 96 B FA 90 C FA 95 S CH 82 1-3 ② K	4	0	1	0	0	2	3
15 Brandon Inge, R (1, 5) OBP: 0.290, SLG: 0.370		C FS 89 C B S 1-3 ③ K 1-2			C FF 93 B FA 87 B SL 86 F FA 94 X FA 95 2-2 E5 39 G4-3 28 2B 1B	D FA 87 B FA 86 B FA 96 I IN 82 4-0 IBB		C FA 89 B FA 96 X FA 89 1-1 ③ G6-3		3	1	1	0	1	1	1
39 Ramon Santiago, S (1, 6) 33 Marcus Thames, R (9, PH) OBP: 0.286, SLG: 0.350			C FA 97 X FA 96 0-1 ① B1-3		S SL 85 F FA 95 X FS 86 0-2 ① G4-3 2-3	B FA 95 F FA 94 B FA 87 S FA 88 F FA 96 F FA 88 B FA 95 X FA 88 3-2 ③ F7			S FA 86 X FA 88 0-1 ① F8	3 1	0 0	0 0	0 0	0 0	0 0	3 0
Inning Stats	R: 0 E: 0 K: 2 S: 10 H: 0 LOB: 1 BB: 1 P: 17	R: 0 E: 0 K: 2 S: 12 H: 1 LOB: 1 BB: 0 P: 15	R: 0 E: 0 K: 2 S: 8 H: 0 LOB: 0 BB: 0 P: 12	R: 0 E: 0 K: 1 S: 10 H: 1 LOB: 2 BB: 1 P: 17	R: 2 E: 1 K: 0 S: 14 H: 3 LOB: 0 BB: 0 P: 22	R: 1 E: 0 K: 1 S: 13 H: 2 LOB: 2 BB: 1 P: 24	R: 0 E: 0 K: 0 S: 13 H: 1 LOB: 2 BB: 2 P: 22	R: 0 E: 0 K: 2 S: 8 H: 0 LOB: 0 BB: 0 P: 13	R: 3 E: 0 K: 0 S: 10 H: 3 LOB: 0 BB: 0 P: 13	1B: 7 2B: 3 3B: 0 HR: 2	SF: 0 SAC: 0 DP: 2 HBP: 0		WP: 3 PB: 0 SB: 0 CS: 0	PA: 40			

livebaseballscorecards.com

	AB	35
	R	6
	H	11
	RBI	6
	BB	5
	SO	10
	LOB	18

PITCHER		IP	WLS	BF	H	R	ER	SO	BB	IBB	HBP	BLK	WP	HR	S	P	ERA	WHIP
Dan Haren, R ERA: 4.09	(1, 1)	5.0		23	7	3	3	7	2	0	0	0	2	1	56	85	5.40	1.800
Joe Kennedy, L ERA:	(6, 1)	1.1		7	1	0	0	1	1	1	0	0	1	0	20	36	0.00	1.500
50 Kiko Calero, R ERA:	(7, 1)	0.0		1	0	0	0	0	1	0	0	0	0	0	2	6	∞	∞
20 Huston Street, R ERA: 7.11	(7, 1)	2.1	L	9	3	3	3	2	0	0	0	0	0	1	20	28	11.57	1.286

PITCHER	IP	WLS	BF	H	R	ER	SO	BB	IBB	HBP	BLK	WP	HR	S	P	ERA	WHIP