

# Oakland Athletics - 2007

Batter	1	2	3	4	5	6	7	8	9	AB	R	H	RBI	BB	SO	LOB	TOP								
Shannon Stewart, R (1, 7) OBP: 0.667, SLG: 0.500 Ryan Golecki, R (4, FR) (4, 7)										2	1	1	0	0	1	2									
Marco Scutaro, R (1, 6) OBP: 0.667, SLG: 2.333 66 J.J. Furmaniak, R (4, FR) (4, 6)										3	2	2	4	0	0	1									
29 Dan Johnson, L (1, 3) 49 Jason Windsor, R (4, 1) 47 Ron Flores, L (5, 1) John Baker, L (6, PH) 58 Scott Dunn, R (6, 1) 71 David Shafer, R (6, 1) 10 Daric Barton, L (7, 3)										2	0	0	0	0	1	0									
Nick Swisher, S (1, 9) 67 Travis Buck, L (5, 9) OBP: 1.000, SLG: 1.000										3	0	0	0	0	1	2									
17 Adam Melhuse, S (1, 2) 6 Kurt Suzuki, R (5, 2) OBP: 0.500, SLG: 0.500										1	1	0	1	1	0	0									
4 Antonio Perez, R (1, 4) OBP: 0.333, SLG: 0.333 72 Kevin Mellillo, L (5, 4) OBP: 1.000, SLG: 1.000										3	1	1	0	0	0	2									
2 Lou Merloni, R (1, 5) OBP: 1.000, SLG: 1.667 13 Donnie Murphy, R (5, PR) (5, 5)										3	1	3	1	0	0	0									
28 Charles Thomas, L (1, 8) OBP: 0.333, SLG: 0.333 Ricky Ledee, L (5, 8)										3	1	1	0	0	0	2									
51 Brad Halsey, L (1, 1) 57 Chad Gaudin, R (3, 1) 65 Javier Herrera, R (4, PH) 8 Erubiel Durazo, L (4, 3) 61 Erasmo Ramirez, L (7, 1) 44 Hiram Bocachica, R (6, PH)										1	0	0	0	0	1	2									
<b>Inning Stats</b>	R: 2 E: 0 K: 1 S: 7	H: 2 LOB: 1 BB: 1 P: 11	R: 3 E: 0 K: 2 S: 10	H: 3 LOB: 0 BB: 0 P: 10	R: 1 E: 0 K: 0 S: 5	H: 2 LOB: 1 BB: 0 P: 5	R: 0 E: 0 K: 0 S: 3	H: 0 LOB: 1 BB: 0 P: 4	R: 1 E: 1 K: 0 S: 5	H: 1 LOB: 2 BB: 1 P: 9	R: 0 E: 0 K: 0 S: 2	H: 0 LOB: 2 BB: 3 P: 14	R: 1 E: 1 K: 0 S: 5	H: 1 LOB: 1 BB: 0 P: 5	R: 0 E: 0 K: 0 S: 5	H: 2 LOB: 3 BB: 1 P: 9	R: 0 E: 1 K: 1 S: 5	H: 0 LOB: 0 BB: 0 P: 5	1B: 7 2B: 2 3B: 1 HR: 1	SF: 2 SAC: 0 DP: 1 HBP: 1	WP: 0 PB: 0 SB: 0 CS: 0	PA: 46			
<b>PITCHER</b>	IP: 1.2 WLS: 0 BF: 11 ERA: 27.0	H: 5 R: 5 ER: 5 SO: 3	BB: 1 IBB: 0 HBP: 0 BLK: 0	WP: 0 HR: 1 S: 16 P: 20	ERA: 27.00 WHIP: 3.600	IP: 1.0 WLS: 0 BF: 6 ERA: 0.00	H: 2 R: 0 ER: 0 SO: 0	BB: 1 IBB: 0 HBP: 0 BLK: 0	WP: 0 HR: 0 S: 5 P: 9	ERA: 0.00 WHIP: 3.000	IP: 2.1 WLS: 1 BF: 10 ERA: 3.86	H: 2 R: 1 ER: 1 SO: 0	BB: 0 IBB: 0 HBP: 1 BLK: 0	WP: 0 HR: 0 S: 9 P: 10	ERA: 3.86 WHIP: 0.857	IP: 1.0 WLS: 0 BF: 3 ERA: 0.00	H: 0 R: 0 ER: 0 SO: 1	BB: 0 IBB: 0 HBP: 0 BLK: 0	WP: 0 HR: 0 S: 5 P: 5	ERA: 0.00 WHIP: 0.000	IP: 1.0 WLS: 0 BF: 3 ERA: 0.00	H: 0 R: 0 ER: 0 SO: 0	BB: 0 IBB: 0 HBP: 0 BLK: 0	WP: 0 HR: 0 S: 5 P: 5	ERA: 0.00 WHIP: 0.000
46 Claudio Vargas, R (1, 1) ERA: 27.0	13 Zach Jackson, L (2, 1) ERA: 3.86	65 Manny Parra, L (5, 1) ERA: 3.86	Ben Hendrickson, R (6, 1) ERA: 3.86	Matt Wise, R (7, 1) ERA: 3.86	66 Alec Zumwalt, R (8, 1) ERA: 3.86	59 Derrick Turnbow, R (9, 1) ERA: 3.86																			
Batter	1	2	3	4	5	6	7	8	9	AB	R	H	RBI	BB	SO	LOB	BOTTOM								
1 Corey Hart, R (1, 9) OBP: 0.500, SLG: 0.667 Brady Clark, R (7, 8) OBP: 0.500, SLG: 0.500										3	2	1	0	1	0	0									
7 J.J. Hardy, R (1, 6) OBP: 0.500, SLG: 0.667 57 Ozzie Chavez, S (7, 6) OBP: 0.500, SLG: 0.500										3	2	1	1	1	0	0									
Kevin Mench, R (1, 7) OBP: 0.667, SLG: 0.500 11 Mike Rivera, R (6, 2) OBP: 0.500, SLG: 0.500									2	0	1	0	1	0	1										
2 Bill Hall, R (1, 8) Matt Wise, R (7, 1) 21 Drew Anderson, L (7, PH) 66 Alec Zumwalt, R (8, 1) 59 Derrick Turnbow, R (9, 1)									3	1	0	0	1	3	5										
Johnny Estrada, S (1, 2) OBP: 0.333, SLG: 0.333 Ben Hendrickson, R (6, 1) 22 Tony Gwynn Jr., L (6, PH) (7, 9)									3	2	1	1	0	0	0										
75 Ryan Braun, R (1, 5) OBP: 0.800, SLG: 2.200									5	2	4	7	0	0	0										
8 Vinny Rottino, R (1, 3) OBP: 0.400, SLG: 1.000									5	1	2	1	0	1	2										
23 Rickie Weeks Jr., R (1, 4) 74 Yohannis Perez, R (7, PH) OBP: 1.000, SLG: 2.000										2	0	0	1	0	0	2									
46 Claudio Vargas, R (1, 1) 13 Zach Jackson, L (2, 1) Craig Counsell, L (4, PH) 65 Manny Parra, L (5, 1) Geoff Jenkins, L (6, 7) OBP: 0.667, SLG: 0.667									0	0	0	0	0	0	0	0									
<b>Inning Stats</b>	R: 0 E: 1 K: 1 S: 6	H: 1 LOB: 1 BB: 0 P: 6	R: 0 E: 0 K: 1 S: 8	H: 2 LOB: 0 BB: 0 P: 8	R: 0 E: 0 K: 1 S: 5	H: 0 LOB: 1 BB: 1 P: 9	R: 1 E: 1 K: 1 S: 7	H: 1 LOB: 1 BB: 0 P: 7	R: 5 E: 0 K: 1 S: 9	H: 4 LOB: 0 BB: 1 P: 13	R: 5 E: 0 K: 1 S: 8	H: 3 LOB: 2 BB: 2 P: 16	R: 1 E: 1 K: 0 S: 6	H: 2 LOB: 3 BB: 1 P: 10	R: 2 E: 0 K: 1 S: 8	H: 3 LOB: 1 BB: 0 P: 8	1B: 9 2B: 4 3B: 0 HR: 3	SF: 0 SAC: 1 DP: 0 HBP: 0	WP: 0 PB: 0 SB: 1 CS: 0	PA: 47					
<b>PITCHER</b>	IP: 2.0 WLS: 0 BF: 9 ERA: 9.00	H: 3 R: 0 ER: 0 SO: 2	BB: 1 IBB: 0 HBP: 0 BLK: 0	WP: 0 HR: 0 S: 14 P: 14	ERA: 9.00 WHIP: 1.500	IP: 1.0 WLS: 0 BF: 6 ERA: 9.00	H: 2 R: 1 ER: 1 SO: 1	BB: 1 IBB: 0 HBP: 0 BLK: 0	WP: 0 HR: 0 S: 5 P: 9	ERA: 9.00 WHIP: 3.000	IP: 1.1 WLS: 0 BF: 8 ERA: 13.50	H: 3 R: 2 ER: 2 SO: 1	BB: 0 IBB: 0 HBP: 0 BLK: 0	WP: 0 HR: 1 S: 10 P: 10	ERA: 13.50 WHIP: 2.250										
51 Brad Halsey, L (1, 1) ERA: 9.00	57 Chad Gaudin, R (3, 1) ERA: 9.00	49 Jason Windsor, R (4, 1) ERA: 33.75	47 Ron Flores, L (5, 1) ERA: 33.75	56 Scott Dunn, R (6, 1) ERA: 67.5	71 David Shafer, R (6, 1) ERA: 9.00	61 Erasmo Ramirez, L (7, 1) ERA: 13.50																			

Oakland Athletics @ Milwaukee Brewers  
Maryvale Baseball Park, Phoenix, AZ  
Thu Mar 01 2007, 3:05 PM EST  
Att: 2,212 - Sunny - 58 F

AB 37  
R 8  
H 11  
RBI 7  
BB 6  
SO 4  
LOB 23



Oakland Athletics @ Milwaukee Brewers  
Maryvale Baseball Park, Phoenix, AZ  
Thu Mar 01 2007, 3:05 PM EST  
Att: 2,212 - Sunny - 58 F

AB 41  
R 14  
H 16  
RBI 14  
BB 5  
SO 7  
LOB 26













Batter	1	2	3	4	5	6	7	8	9	AB	R	H	RBI	BB	SO	LOB	TOP	
<b>2 Lou Merloni, R</b> <small>OBP: 0.500, SLG: 0.667</small> 	<b>G6-3</b> 	<b>P6</b> 			<b>G6-3</b> 						5	0	1	1	0	1	3	<b>Oakland Athletics @ San Diego Padres</b> Peoria Stadium, Peoria, AZ Sun Mar 04 2007, 3:05 PM EST Att: 5,386 - Sunny - 67 F
<b>Nick Swisher, S</b> <small>OBP: 0.250, SLG: 0.182</small> <b>32 Vince Faison, L</b> <small>OBP: 0.667, SLG: 0.667</small> 			<b>L7</b> 							2	0	1	0	1	0	0		
<b>29 Dan Johnson, L</b> <small>OBP: 0.300, SLG: 0.125</small> 										4	1	1	0	1	1	4		
<b>8 Erubiel Durazo, L</b> <small>OBP: 0.400, SLG: 0.500</small> <b>10 Daric Barton, L</b> <small>OBP: 0.333, SLG: 0.333</small> 										4	0	2	1	1	1	3		
<b>17 Adam Melhuse, S</b> <small>OBP: 0.250, SLG: 0.125</small> <b>6 Kurt Suzuki, R</b> <small>OBP: 0.500, SLG: 0.750</small> 										1	0	0	0	2	1	2		
<b>4 Antonio Perez, R</b> <small>OBP: 0.167, SLG: 0.250</small> 			<b>G6-4-3</b> 							5	0	1	0	0	1	6		
<b>Ryan Golecki, R</b> <small>OBP: 0.333, SLG: 0.333</small> <b>65 Javier Herrera, R</b> <small>OBP: 0.333, SLG: 0.333</small> 		<b>G6-3</b> 								3	0	0	0	0	0	1	<b>AB 38</b> <b>R 4</b> <b>H 13</b> <b>RBI 4</b> <b>BB 6</b> <b>SO 8</b> <b>LOB 25</b>	
<b>13 Donnie Murphy, R</b> <small>OBP: 0.286, SLG: 0.167</small> <b>72 Kevin Mello, L</b> <small>OBP: 0.500, SLG: 0.375</small> 										3	0	1	0	0	0	1		
<b>28 Charles Thomas, L</b> <small>OBP: 0.500, SLG: 0.375</small> 										4	1	1	0	0	1	2		
<b>Inning Stats</b> <small>R: 0, H: 1, E: 0, K: 2, S: 8</small> <small>LOB: 3, BB: 2, P: 16</small>	<small>R: 0, H: 1, E: 0, K: 1, S: 6</small> <small>LOB: 1, BB: 0, P: 6</small>	<small>R: 1, H: 2, E: 0, K: 0, S: 4</small> <small>LOB: 1, BB: 1, P: 8</small>	<small>R: 0, H: 0, E: 0, K: 0, S: 3</small> <small>LOB: 0, BB: 0, P: 3</small>	<small>R: 0, H: 1, E: 0, K: 1, S: 6</small> <small>LOB: 2, BB: 0, P: 7</small>	<small>R: 1, H: 2, E: 0, K: 0, S: 5</small> <small>LOB: 1, BB: 0, P: 5</small>	<small>R: 2, H: 5, E: 0, K: 1, S: 9</small> <small>LOB: 3, BB: 1, P: 14</small>	<small>R: 0, H: 0, E: 0, K: 1, S: 5</small> <small>LOB: 1, BB: 1, P: 9</small>	<small>1B: 10, 2B: 3, HR: 0</small> <small>SF: 0, SAC: 0, HBP: 1</small>	<small>WP: 0, PB: 0, SB: 0, CS: 1</small> <small>PA: 45</small>									
<b>PITCHER</b> <b>Greg Maddux, R</b> <small>ERA: 0.00</small> <b>43 Cia Meredith, R</b> <small>ERA: 9.00</small> <b>26 Doug Brocail, R</b> <small>ERA: 0.00</small> <b>58 Andrew Brown, R</b> <small>ERA: 0.00</small> <b>64 Ryan Ketchner, L</b> <small>ERA: 1.00</small>	<small>IP: 2.0, WLS: 0, BF: 10, H: 2, R: 0, ER: 0, SO: 3</small> <small>BB: 2, IBB: 0, HBP: 0, BLK: 0, WP: 0, HR: 0, S: 14, P: 22</small> <small>ERA: 0.00, WHIP: 2.000</small>	<b>PITCHER</b> <b>Trevor Hoffman, R</b> <small>ERA: 9.00</small> <b>65 Jack Cassel, R</b> <small>ERA: 18.00</small> <b>56 Scott Cassidy, R</b> <small>ERA: 0.00</small>	<small>IP: 1.0, WLS: 0, BF: 5, H: 2, R: 1, ER: 1, SO: 0</small> <small>BB: 0, IBB: 0, HBP: 0, BLK: 0, WP: 0, HR: 0, S: 5, P: 5</small> <small>ERA: 9.00, WHIP: 2.000</small>															
<b>Batter</b>	<b>1</b>	<b>2</b>	<b>3</b>	<b>4</b>	<b>5</b>	<b>6</b>	<b>7</b>	<b>8</b>	<b>9</b>	<b>AB</b>	<b>R</b>	<b>H</b>	<b>RBI</b>	<b>BB</b>	<b>SO</b>	<b>LOB</b>	<b>BOTTOM</b>	
<b>22 Marcus Giles, R</b> <small>OBP: 0.333, SLG: 0.500</small> <b>10 Craig Stansberry, R</b> <small>OBP: 0.250, SLG: 0.250</small> 	<b>F8</b> 		<b>L8</b> 		<b>G5-3</b> 			<b>G6-3</b> 		3	0	0	0	0	0	0		
<b>24 Brian Giles, L</b> <small>OBP: 0.333, SLG: 0.200</small> <b>29 Jack Cust, L</b> <small>OBP: 0.200, SLG: 0.400</small> 										3	0	1	0	0	1	0		
<b>23 Adrián González, L</b> <small>OBP: 0.500, SLG: 1.167</small> <b>62 Luis Alfonso Cruz, R</b> <small>OBP: 0.333, SLG: 0.667</small> 										3	1	3	1	0	0	0		
<b>28 Josh Bard, S</b> <small>OBP: 0.200, SLG: 0.100</small> <b>53 Pete Laforest, L</b> <small>OBP: 0.333, SLG: 0.143</small> 										1	0	0	0	1	1	1		
<b>34 Russell Bryan, L</b> <small>OBP: 0.143, SLG: 0.143</small> <b>67 Royce Huffman, R</b> <small>OBP: 0.500, SLG: 0.333</small> 										2	0	0	0	0	2	3		
<b>3 Khaill Greene, R</b> <small>OBP: 0.333, SLG: 0.333</small> <b>13 Oscar Robles, L</b> <small>OBP: 0.500, SLG: 0.333</small> 										2	0	0	0	0	2	3		
<b>Geoff Blum, S</b> <small>OBP: 0.200, SLG: 0.200</small> <b>70 Luke Carlin, S</b> <small>OBP: 0.250, SLG: 0.250</small> 										3	0	1	0	0	2	1	<b>AB 35</b> <b>R 3</b> <b>H 8</b> <b>RBI 3</b> <b>BB 2</b> <b>SO 13</b> <b>LOB 13</b>	
<b>18 Paul McNulty, L</b> <small>OBP: 0.333, SLG: 0.833</small> <b>80 Adam Bourassa, L</b> <small>OBP: 0.500, SLG: 0.333</small> <b>72 Nick Hundley, R</b> <small>OBP: 0.250, SLG: 0.250</small> 										3	0	0	0	0	2	1		
<b>78 Adam Shabala, L</b> <small>OBP: 0.400, SLG: 0.250</small> <b>76 Will Venable, L</b> <small>OBP: 0.250, SLG: 0.250</small> 										2	0	0	0	0	1	0		
<b>Inning Stats</b> <small>R: 0, H: 2, E: 1, K: 2, S: 9</small> <small>LOB: 3, BB: 1, P: 13</small>	<small>R: 0, H: 1, E: 0, K: 0, S: 3</small> <small>LOB: 0, BB: 0, P: 3</small>	<small>R: 0, H: 1, E: 0, K: 2, S: 8</small> <small>LOB: 1, BB: 0, P: 8</small>	<small>R: 0, H: 0, E: 0, K: 3, S: 9</small> <small>LOB: 0, BB: 0, P: 9</small>	<small>R: 0, H: 0, E: 0, K: 2, S: 7</small> <small>LOB: 0, BB: 0, P: 7</small>	<small>R: 2, H: 2, E: 0, K: 1, S: 7</small> <small>LOB: 1, BB: 1, P: 11</small>	<small>R: 1, H: 2, E: 0, K: 2, S: 9</small> <small>LOB: 1, BB: 0, P: 9</small>	<small>R: 0, H: 0, E: 0, K: 0, S: 3</small> <small>LOB: 0, BB: 0, P: 3</small>	<small>1B: 5, 2B: 2, HR: 1</small> <small>SF: 0, SAC: 0, HBP: 0</small>	<small>WP: 0, PB: 1, SB: 0, CS: 0</small> <small>PA: 37</small>									
<b>PITCHER</b> <b>25 Esteban Loaiza, R</b> <small>ERA: 0.00</small> <b>40 Rich Harden, R</b> <small>ERA: 0.00</small> <b>25 Lenny DiNardo, L</b> <small>ERA: 9.00</small> <b>70 Connor Robertson, R</b> <small>ERA: 6.75</small> <b>71 David Shafer, R</b> <small>ERA: 4.50</small>	<small>IP: 2.0, WLS: 0, BF: 9, H: 1, R: 0, ER: 0, SO: 2</small> <small>BB: 1, IBB: 0, HBP: 0, BLK: 0, WP: 0, HR: 0, S: 12, P: 16</small> <small>ERA: 0.00, WHIP: 0.500</small>	<b>PITCHER</b> <b>Jay Marshall, L</b> <small>ERA: 0.00</small>	<small>IP: 1.0, WLS: 0, BF: 4, H: 0, R: 0, ER: 0, SO: 1</small> <small>BB: 0, IBB: 0, HBP: 0, BLK: 0, WP: 0, HR: 0, S: 6, P: 6</small> <small>ERA: 0.00, WHIP: 0.000</small>															







Batter	1	2	3	4	5	6	7	8	9	10	AB	R	H	RBI	BB	SO	LOB	TOP	
2 Joey Gathright, L OBP: 0.308, SLG: 0.182 22 Mitch Maier, L (6, PH)	4-0 BB 16 1B	0-3 K	0-3 K		0-0 B5-3	1-0 SAFE PO	0-0 L9		0-3 K			2	0	0	0	1	1	2	
4 Angel Berroa, R OBP: 0.400, SLG: 0.400 13 Andrés Blanco, S OBP: 0.455, SLG: 0.545	0-3 K	0-3 K			0-0 16 BB 1B		0-0 F9			0-0 G3		3	0	1	0	0	2	3	
Emil Brown, R OBP: 0.333, SLG: 0.222 21 Billy Butler, R OBP: 0.667, SLG: 0.800	0-3 K				0-0 F8		0-0 P4		0-0 F9		0-0 1B 32 1B	3	0	0	0	0	1	2	
16 Reggie Sanders, R OBP: 0.778, SLG: 0.833 1 Angel Sanchez, R OBP: 0.667, SLG: 0.667	0-0 1B				0-0 32 G6-3 2B	4-0 1-2 BB		0-0 P3		0-0 32 1B 1B		2	0	2	0	1	0	0	
32 Shane Costa, L OBP: 0.438, SLG: 0.571	0-0 G4-3				0-0 F9			0-0 G3		0-0 12 G6-4-3 1B		5	0	1	1	0	0	5	
6 Jason LaRue, R OBP: 0.429, SLG: 1.286 12 Paul Phillips, R OBP: 0.200, SLG: 0.200		0-0 HR			0-0 K			0-0 G3-1		0-0 G6-4-3		3	2	2	2	0	1	1	
26 Justin Huber, R OBP: 0.250, SLG: 0.200 65 Graham Koonce, L		0-0 G6-3			0-0 F9			0-0 G6-3		0-0 G3		1	0	0	0	0	0	0	
Alex Gonzalez, R OBP: 0.778, SLG: 0.833 Richard Lewis, R OBP: 0.250, SLG: 0.250		4-0 BB 68 1B			0-0 68 G5-4-3 1B			0-0 G6-3		0-0 G5-3		1	0	1	0	1	0	0	
68 Fernando Cortez, L OBP: 0.545, SLG: 0.444 4 Alex Gordon, L OBP: 0.357, SLG: 0.250		0-0 1B			0-0 G5-4-3			4-0 22 PO BB		0-0 1B		2	0	1	0	1	0	1	
<b>Inning Stats</b>	R: 0 E: 0 K: 2 S: 8	H: 1 LOB: 2 BB: 1 P: 12	R: 1 E: 0 K: 2 S: 9	H: 2 LOB: 2 BB: 1 P: 13	R: 0 E: 0 K: 1 S: 6	H: 1 LOB: 0 BB: 0 P: 6	R: 0 E: 0 K: 0 S: 3	H: 1 LOB: 2 BB: 1 P: 8	R: 0 E: 0 K: 0 S: 3	H: 0 LOB: 0 BB: 0 P: 3	R: 0 E: 0 K: 1 S: 6	H: 1 LOB: 1 BB: 0 P: 5	R: 1 E: 0 K: 0 S: 5	H: 3 LOB: 1 BB: 0 P: 5	1B: 8 2B: 1 3B: 0 HR: 2	SF: 0 SAC: 0 DP: 2 HBP: 0	WP: 0 PB: 0 SB: 1 CS: 0	PA: 43	
<b>PITCHER</b>	IP 2.0	WLS 11	BF 3	H 1	R 1	ER 1	SO 4	BB 2	IBB 0	HBP 0	BLK 0	WP 0	HR 1	S 17	P 25	ERA 4.50	WHIP 2.500		
Joe Blanton, R ERA: 4.5																			
Alan Embree, L ERA: 4.5																			
57 Chad Gaudin, R ERA: 4.1																			
47 Ron Flores, L ERA: 5.1																			
60 Shane Kominer, R ERA: 6.75																			
46 Santiago Casilla, R ERA: 6.0																			
64 Michael Mitchell, R ERA: 6.0																			
71 David Shafer, R ERA: 6.0																			

Kansas City Royals @ Oakland Athletics  
Phoenix Municipal Stadium, Phoenix, AZ  
Tue Mar 06 2007, 3:05 PM EST  
Att: 2,302 - Partly Cloudy - 72 F


AB 38  
R 3  
H 11  
RBI 3  
BB 4  
SO 6  
LOB 17



Batter	1	2	3	4	5	6	7	8	9	10	AB	R	H	RBI	BB	SO	LOB	BOTTOM	
Marco Scutaro, R OBP: 0.667, SLG: 1.375 2 Lou Merloni, R OBP: 0.452, SLG: 0.545	0-3 K				0-0 F9					1-0 44 FC5-4 HBP		2	0	0	0	0	1	1	
72 Kevin Mellillo, L OBP: 0.857, SLG: 0.800					0-0 P2					1-2 28 S FC5-4		0	0	0	0	0	0	0	
Nick Swisher, S OBP: 0.278, SLG: 0.412 44 Hiram Bocachica, R	0-0 G4-3				0-0 31 HBP 22 BB 1B					0-0 28 S FC5-4		3	0	1	0	0	0	0	
22 Milton Bradley, S OBP: 0.563, SLG: 0.778 28 Charles Thomas, L OBP: 0.357, SLG: 0.250	0-0 F7				4-0 31 HBP BB					0-3 K		2	0	0	0	1	0	1	
31 Mike Piazza, R OBP: 0.500, SLG: 0.667 65 Javier Herrera, R OBP: 0.200, SLG: 0.200		0-0 2B			1-0 1-2 2-3 HBP					0-0 F9		1	0	1	1	0	0	0	
3 Eric Chavez, L OBP: 0.197, SLG: 0.333 66 J.J. Furmaniak, R OBP: 0.444, SLG: 0.286		0-0 F8			0-0 G3					4-0 10 G4-3 69 SH1-4 BB		0	0	0	0	1	0	0	
17 Adam Melhuse, S 69 Landon Powell, S		0-0 P6			0-0 P5					0-0 SH1-4		3	0	0	0	0	0	1	
8 Rubiel Durazo, L OBP: 0.400, SLG: 0.462 10 Deric Barton, L OBP: 0.375, SLG: 0.375		0-0 G4-3			0-0 G3-1					0-0 G4-3		3	1	1	0	0	0	1	
4 Antonio Perez, R OBP: 0.250, SLG: 0.400					0-0 G5-3					0-0 F9		3	0	1	1	1	0	1	
Ryan Golecki, R					0-0 E5 22 BB 31 HBP 1B					0-0 G1-6-3		3	1	0	0	0	1	2	
32 Vince Falcou, L OBP: 0.750, SLG: 0.750					0-3 K					0-0 44 FC5-4 2 HBP 1B		1	0	1	0	0	0	0	
<b>Inning Stats</b>	R: 0 E: 0 K: 1 S: 5	H: 0 LOB: 0 BB: 0 P: 5	R: 0 E: 0 K: 0 S: 4	H: 1 LOB: 1 BB: 0 P: 4	R: 1 E: 1 K: 0 S: 5	H: 1 LOB: 3 BB: 1 P: 10	R: 1 E: 0 K: 1 S: 7	H: 2 LOB: 1 BB: 0 P: 7	R: 0 E: 0 K: 0 S: 3	H: 0 LOB: 0 BB: 0 P: 3	R: 0 E: 0 K: 0 S: 2	H: 0 LOB: 0 BB: 1 P: 6	R: 0 E: 0 K: 1 S: 5	H: 1 LOB: 2 BB: 0 P: 6	1B: 3 2B: 1 3B: 1 HR: 0	SF: 0 SAC: 1 DP: 2 HBP: 2	WP: 0 PB: 0 SB: 1 CS: 0	PA: 39	
<b>PITCHER</b>	IP 3.0	WLS 14	BF 2	H 1	R 1	ER 1	SO 1	BB 1	IBB 0	HBP 1	BLK 0	WP 0	HR 0	S 14	P 19	ERA 0.00	WHIP 1.000		
40 Brian Bannister, R ERA: 2.25																			
48 Joakim Soria, R ERA: 3.0																			
38 Ken Ray, R ERA: 3.0																			
47 Ryan Braun, R ERA: 4.5																			
88 Jason Standridge, R ERA: 4.5																			
Juan Carlos Oviedo, R ERA: 10.1																			
61 Matt Wright, R ERA: 10.1																			

Kansas City Royals @ Oakland Athletics  
Phoenix Municipal Stadium, Phoenix, AZ  
Tue Mar 06 2007, 3:05 PM EST  
Att: 2,302 - Partly Cloudy - 72 F

AB 33  
R 2  
H 5  
RBI 2  
BB 3  
SO 3  
LOB 15





Batter	1	2	3	4	5	6	7	8	9	AB	R	H	RBI	BB	SO	LOB	TOP					
Jason Kendall, R (1, 2) OBP: 0.385, SLG: 0.538 6 Kurt Suzuki, R (6, 2) OBP: 0.667, SLG: 0.833										4	1	2	0	0	0	2	<b>Oakland Athletics @ Chicago Cubs</b> Hohokam Park, Mesa, AZ Wed Mar 07 2007, 3:05 PM EST Att: 8,411 - Partly Cloudy - 78 F					
Shannon Stewart, R (1, 7) OBP: 0.385, SLG: 0.273 32 Vince Faison, L (6, 7) OBP: 0.500, SLG: 0.500										4	0	1	1	0	1	2						
Nick Swisher, S (1, 9) OBP: 0.333, SLG: 0.389 Ryan Golecki, R (5, 9) OBP: 0.118, SLG: 0.176										1	0	0	0	2	0	0						
29 Dan Johnson, L (1, 3) OBP: 0.353, SLG: 0.385 8 Rubiel Durazo, L (6, 3) OBP: 0.375, SLG: 0.429										2	0	0	1	2	1	3						
44 Hiram Bocachica, R (1, 8) OBP: 0.375, SLG: 0.800										3	1	0	0	1	2	6						
4 Antonio Perez, R (1, 4) OBP: 0.381, SLG: 0.500										3	3	2	0	1	1	1						
66 J.J. Furmaniak, R (1, 6) OBP: 0.357, SLG: 0.250										5	1	1	0	0	2	5						
13 Donnie Murphy, R (1, 5) OBP: 0.385, SLG: 0.273 63 Dallas Braden, L (7, 1) OBP: 0.444, SLG: 0.375 10 Daric Barton, L (9, PH) OBP: 0.444, SLG: 0.375 28 Charles Thomas, L (9, PR) OBP: 0.357, SLG: 0.250										3	2	1	1	1	0	2						
Joe Kennedy, R (1, 1) Jay Marshall, L (3, 1) 70 Connor Robertson, R (4, 1) 5 Jeremy Brown, R (5, PH) 25 Lenny DiNardo, L (5, 1) 65 Javier Herrera, R (7, PH) OBP: 0.143, SLG: 0.143										0	0	0	1	1	0	0						
<b>Inning Stats</b>	R: 0 E: 0 K: 1 S: 6	H: 1 LOB: 2 BB: 1 P: 10	R: 2 E: 1 K: 0 S: 4	H: 1 LOB: 1 BB: 1 P: 10	R: 0 E: 0 K: 2 S: 7	H: 0 LOB: 1 BB: 1 P: 11	R: 2 E: 0 K: 3 S: 12	H: 3 LOB: 3 BB: 2 P: 20	R: 1 E: 0 K: 0 S: 4	H: 1 LOB: 0 BB: 0 P: 4	R: 0 E: 0 K: 1 S: 6	H: 1 LOB: 1 BB: 0 P: 6	R: 3 E: 0 K: 2 S: 9	H: 2 LOB: 1 BB: 2 P: 17	R: 0 E: 0 K: 0 S: 3	H: 0 LOB: 2 BB: 2 P: 11		R: 0 E: 0 K: 1 S: 6	H: 2 LOB: 2 BB: 1 P: 10	1B: 8 2B: 3 3B: 0 HR: 0	SF: 0 SAC: 0 DP: 1 HBP: 1	WP: 0 PB: 0 SB: 0 CS: 0
<b>PITCHER</b>	IP WLS BF H R ER SO BB IBB HBP BLK WP HR S P ERA WHIP	IP WLS BF H R ER SO BB IBB HBP BLK WP HR S P ERA WHIP	IP WLS BF H R ER SO BB IBB HBP BLK WP HR S P ERA WHIP	IP WLS BF H R ER SO BB IBB HBP BLK WP HR S P ERA WHIP	IP WLS BF H R ER SO BB IBB HBP BLK WP HR S P ERA WHIP	IP WLS BF H R ER SO BB IBB HBP BLK WP HR S P ERA WHIP	IP WLS BF H R ER SO BB IBB HBP BLK WP HR S P ERA WHIP	IP WLS BF H R ER SO BB IBB HBP BLK WP HR S P ERA WHIP	IP WLS BF H R ER SO BB IBB HBP BLK WP HR S P ERA WHIP	3.0 0.0 15 2 2 0 3 3 0 1 0 0 0 17 31 0.00 1.667	0.2 0.2 7 3 2 2 2 2 0 0 0 0 0 9 17 27.00 7.500	1.0 1.0 5 0 0 0 0 2 0 0 0 0 0 3 3 0.00 0.000	1.0 1.0 5 2 0 0 1 1 0 0 0 0 0 6 10 4.50 1.000	0.2 0.2 3 1 0 0 1 0 0 0 0 0 0 5 5 0.00 1.500	1.0 1.0 5 0 0 0 0 2 0 0 0 0 0 3 11 0.00 2.000	1.0 1.0 5 2 0 0 1 1 0 0 0 0 0 6 10 0.00 3.000						

AB	37
R	8
H	11
RBI	7
BB	10
SO	10
LOB	28



Batter	1	2	3	4	5	6	7	8	9	AB	R	H	RBI	BB	SO	LOB	BOTTOM			
12 Alfonso Soriano, R (1, 8) OBP: 0.313, SLG: 0.625 17 Felix Pie, L (6, 8) OBP: 0.467, SLG: 0.429										4	2	2	1	0	0	0	<b>Oakland Athletics @ Chicago Cubs</b> Hohokam Park, Mesa, AZ Wed Mar 07 2007, 3:05 PM EST Att: 8,411 - Partly Cloudy - 78 F			
19 Matt Murton, R (1, 7) OBP: 0.471, SLG: 0.692 27 Buck Coats, L (6, 7) OBP: 0.417, SLG: 0.455										4	2	2	0	0	1	1				
25 Derrek Lee, R (1, 3) OBP: 0.563, SLG: 0.813 76 Micah Hoffpauir, L (6, PR) OBP: 0.600, SLG: 1.500										4	1	3	1	0	0	1				
16 Aramis Ramirez, R (1, 5) OBP: 0.333, SLG: 0.429 64 Casey McGehee, R (6, PR) OBP: 0.500, SLG: 0.533										4	1	3	1	0	0	2				
Jacque Jones, L (1, 9) OBP: 0.333, SLG: 0.333 67 Chris Walker, S (7, 9) OBP: 0.333, SLG: 0.333										4	1	3	3	0	0	2				
Michael Barrett, R (1, 2) OBP: 0.538, SLG: 1.000 58 Geovany Soto, R (7, 2) OBP: 0.400, SLG: 0.750 65 Eric Patterson, L (8, PR) OBP: 0.375, SLG: 0.875 61 Koyie Hill, S (9, 2) OBP: 0.500, SLG: 0.333										4	0	2	2	0	1	4				
Mark DeRosa, R (1, 4) OBP: 0.293, SLG: 0.200 50 Jeff Samardzija, R (5, 1) OBP: 0.229, SLG: 0.143 56 Brian Dopprak, R (6, PH) OBP: 0.229, SLG: 0.143 44 Roberto Novoa, R (7, 1) OBP: 0.229, SLG: 0.143 55 Clay Rapada, R (8, 1) OBP: 0.229, SLG: 0.143 13 Will Ohman, L (8, 1) OBP: 0.229, SLG: 0.143 74 Jake Fox, R (8, PH) OBP: 0.229, SLG: 0.143 Bob Howry, L (9, 1) OBP: 0.229, SLG: 0.143										2	0	1	0	1	1	2				
2 Ryan Theriot, R (1, 6) OBP: 0.385, SLG: 0.583 5 Ronny Cedeno, R (6, 6) OBP: 0.316, SLG: 0.375										2	0	0	0	1	0	3				
38 Carlos Zambrano, S (1, 1) OBP: 0.385, SLG: 0.538 47 Scott Eyre, L (4, 1) OBP: 0.385, SLG: 0.538 68 Randy Wells, R (4, 1) OBP: 0.385, SLG: 0.538 Tomas Perez, S (5, 4) OBP: 0.385, SLG: 0.538										2	0	0	0	0	0	2				
<b>Inning Stats</b>	R: 4 E: 0 K: 0 S: 8	H: 5 LOB: 2 BB: 1 P: 12	R: 1 E: 0 K: 0 S: 6	H: 3 LOB: 0 BB: 0 P: 6	R: 0 E: 0 K: 0 S: 3	H: 1 LOB: 0 BB: 0 P: 3	R: 2 E: 1 K: 2 S: 12	H: 3 LOB: 2 BB: 0 P: 12	R: 0 E: 0 K: 1 S: 5	H: 1 LOB: 1 BB: 1 P: 9	R: 1 E: 0 K: 0 S: 5	H: 3 LOB: 1 BB: 0 P: 5	R: 1 E: 0 K: 0 S: 5	H: 2 LOB: 3 BB: 2 P: 13	R: 0 E: 0 K: 0 S: 4	H: 0 LOB: 1 BB: 1 P: 8		1B: 14 2B: 3 3B: 1 HR: 1	SF: 0 SAC: 0 DP: 3 HBP: 0	WP: 0 PB: 0 SB: 1 CS: 0
<b>PITCHER</b>	IP WLS BF H R ER SO BB IBB HBP BLK WP HR S P ERA WHIP	IP WLS BF H R ER SO BB IBB HBP BLK WP HR S P ERA WHIP	IP WLS BF H R ER SO BB IBB HBP BLK WP HR S P ERA WHIP	IP WLS BF H R ER SO BB IBB HBP BLK WP HR S P ERA WHIP	IP WLS BF H R ER SO BB IBB HBP BLK WP HR S P ERA WHIP	IP WLS BF H R ER SO BB IBB HBP BLK WP HR S P ERA WHIP	IP WLS BF H R ER SO BB IBB HBP BLK WP HR S P ERA WHIP	IP WLS BF H R ER SO BB IBB HBP BLK WP HR S P ERA WHIP	IP WLS BF H R ER SO BB IBB HBP BLK WP HR S P ERA WHIP	2.0 1.1 8 4 2 1 0 0 0 0 0 0 0 9 9 6.75 3.000	0.2 0.2 4 0 0 0 2 0 0 0 0 0 6 6 0.00 0.000	2.0 2.0 9 4 1 1 1 1 0 0 0 0 0 10 14 4.50 2.500	2.0 2.0 11 2 1 1 0 3 0 0 1 0 0 9 21 4.50 2.500	0.2 0.2 3 1 0 0 1 0 0 0 0 0 5 5 0.00 1.500	1.0 1.0 5 0 0 0 0 2 0 0 0 0 0 3 11 0.00 2.000	1.0 1.0 5 2 0 0 1 1 0 0 0 0 0 6 10 0.00 3.000				













Batter	1	2	3	4	5	6	7	8	9	AB	R	H	RBI	BB	SO	LOB	TOP										
14 Mark Ellis, R (1,4) OBP: 0.375, SLG: 0.250 13 Donnie Murphy, R (5,4) OBP: 0.375, SLG: 0.286										3	1	1	0	1	1	1											
Marco Scutaro, R (1,6) OBP: 0.533, SLG: 1.000 66 J.J. Furmaniak, R (6,6) OBP: 0.313, SLG: 0.214										3	1	0	0	1	0	3											
Nick Swisher, S (1,8) OBP: 0.370, SLG: 0.542 44 Hiram Bocachica, R (4,8) OBP: 0.250, SLG: 0.143										3	2	2	2	0	0	0											
31 Mike Piazza, R (1,10) OBP: 0.588, SLG: 0.733 John Baker, L (9, PH) OBP: 0.667, SLG: 0.500										3	1	2	1	0	0	0											
29 Dan Johnson, L (1,3) OBP: 0.375, SLG: 0.333 10 Daric Barton, L (7,3) OBP: 0.500, SLG: 0.455										3	1	1	0	1	2	1											
67 Travis Buck, L (1,9) OBP: 0.533, SLG: 0.700 32 Vince Faison, L (6,9) OBP: 0.300, SLG: 0.300										2	0	0	0	1	1	4											
4 Antonio Perez, R (1,5) OBP: 0.406, SLG: 0.556 72 Kevin Melillo, L (9, PH) OBP: 0.667, SLG: 0.600										3	0	1	2	0	0	2											
6 Kurt Suzuki, R (1,2) OBP: 0.667, SLG: 0.750 5 Jeremy Brown, R (5,2)										2	0	1	1	0	0	2											
Ryan Goleski, R (1,7) OBP: 0.080, SLG: 0.120										4	0	0	0	0	2	4											
<b>Inning Stats</b>	R: 0 E: 0 K: 0 S: 3	H: 0 LOB: 0 BB: 0 P: 3	R: 2 E: 0 K: 1 S: 8	H: 3 LOB: 3 BB: 2 P: 16	R: 1 E: 0 K: 1 S: 7	H: 1 LOB: 2 BB: 1 P: 12	R: 3 E: 0 K: 1 S: 8	H: 3 LOB: 1 BB: 1 P: 12	R: 0 E: 0 K: 1 S: 5	H: 1 LOB: 1 BB: 0 P: 6	R: 0 E: 0 K: 0 S: 3	H: 0 LOB: 0 BB: 0 P: 5	R: 0 E: 0 K: 1 S: 9	H: 0 LOB: 0 BB: 0 P: 9	R: 0 E: 0 K: 2 S: 10	H: 3 LOB: 3 BB: 0 P: 10	1B: 7 2B: 3 3B: 1 HR: 0	SF: 1 SAC: 0 DP: 1 HBP: 2	WP: 1 PB: 0 SB: 0 CS: 0	PA: 43							
<b>PITCHER</b>	IP	WLS	BF	H	R	ER	SO	BB	IBB	HBP	BLK	WP	HR	S	P	ERA	WHIP										
70 Lance Broadway, R (1,1) ERA: 7.04	3.0	W	17	4	3	3	2	3	0	1	0	0	0	18	31	9.00	2.333										
49 Carlos Vasquez, L (4,1) ERA: 16.98	1.0		7	3	3	3	1	1	0	0	0	1	0	8	12	27.00	4.000										
50 Sean Tracey, R (5,1) ERA: 9.0	1.0		4	1	0	0	1	0	0	1	0	0	0	5	6	0.00	1.000										
71 Corwin Malone, L (6,1) ERA:	1.0		3	0	0	0	0	0	0	0	0	0	0	3	3	0.00	0.000										
58 Oneli Perez, R (7,1) ERA: 40.5	1.0		3	0	0	0	1	0	0	0	0	0	0	5	5	0.00	0.000										

Oakland Athletics @ Chicago White Sox  
Tucson Electric Park, Tucson, AZ  
Sat Mar 10 2007, 3:05 PM EST  
Att: 6,050 - Partly Cloudy - 80 F

AB 36  
R 6  
H 11  
RBI 6  
BB 4  
SO 10  
LOB 23



Batter	1	2	3	4	5	6	7	8	9	AB	R	H	RBI	BB	SO	LOB	BOTTOM										
7 Jerry Owens, L (1,7) OBP: 0.368, SLG: 0.250										5	1	2	1	0	0	1											
5 Juan Uribe, R (1,6) OBP: 0.333, SLG: 0.478										4	1	1	3	0	0	1											
24 Joe Crede, R (1,5) OBP: 0.542, SLG: 0.913										4	2	3	1	0	0	0											
12 A.J. Pierzynski, L (1,10) OBP: 0.294, SLG: 0.600										4	1	1	2	0	0	2											
32 Brian Anderson, R (1,8) OBP: 0.304, SLG: 0.524 95 Sean Smith, R (7, PH) OBP: 0.333, SLG: 0.211										2	1	2	1	0	0	0											
31 Ryan Sweeney, L (1,9) OBP: 0.250, SLG: 0.211										4	1	0	0	0	1	2											
39 Wiki Gonzalez, R (1,2) ERA: 19.9 75 Cole Armstrong, L (6,2) OBP: 0.111, SLG: 0.111										3	2	1	1	0	0	1											
36 Casey Rogowski, L (1,3) OBP: 0.478, SLG: 0.444										3	0	1	0	1	1	1											
62 Pedro Lopez, R (1,4) OBP: 0.333, SLG: 0.286 77 Robert Valido, R (8, PH) OBP: 0.385, SLG: 0.273										3	1	1	0	0	0	2											
<b>Inning Stats</b>	R: 2 E: 0 K: 1 S: 8	H: 3 LOB: 1 BB: 0 P: 8	R: 4 E: 0 K: 1 S: 9	H: 5 LOB: 0 BB: 0 P: 9	R: 3 E: 2 K: 0 S: 6	H: 2 LOB: 1 BB: 1 P: 11	R: 1 E: 0 K: 0 S: 4	H: 1 LOB: 0 BB: 0 P: 4	R: 0 E: 0 K: 0 S: 3	H: 0 LOB: 0 BB: 0 P: 3	R: 0 E: 0 K: 0 S: 3	H: 0 LOB: 0 BB: 0 P: 5	R: 0 E: 0 K: 1 S: 6	H: 1 LOB: 1 BB: 0 P: 6	1B: 7 2B: 5 3B: 0 HR: 1	SF: 1 SAC: 0 DP: 2 HBP: 0	WP: 0 PB: 0 SB: 3 CS: 0	PA: 37									
<b>PITCHER</b>	IP	WLS	BF	H	R	ER	SO	BB	IBB	HBP	BLK	WP	HR	S	P	ERA	WHIP										
51 Brad Halsey, L (1,1) ERA: 3.86	2.2	L	18	9	9	6	2	1	0	0	0	0	0	6	6	6.75	1.500										
64 Michael Mitchell, R (5,1) ERA:	1.0		3	0	0	0	0	0	0	0	0	0	0	3	3	0.00	0.000										
49 Jason Windsor, R (6,1) ERA: 10.38	2.0		6	0	0	0	1	0	0	0	0	0	0	8	8	0.00	0.000										
54 Kazuhito Tadano, R (8,1) ERA: 6.0	1.0		4	1	0	0	1	0	0	0	0	0	0	6	6	0.00	1.000										

Oakland Athletics @ Chicago White Sox  
Tucson Electric Park, Tucson, AZ  
Sat Mar 10 2007, 3:05 PM EST  
Att: 6,050 - Partly Cloudy - 80 F

AB 35  
R 10  
H 12  
RBI 9  
BB 1  
SO 4  
LOB 11





Batter	1	2	3	4	5	6	7	8	9	AB	R	H	RBI	BB	SO	LOB	TOP			
14 Mark Ellis, R (1,4) 72 Kevin Meillo, L (5,4) OBP: 0.316, SLG: 0.200 OBP: 0.625, SLG: 0.545	E4 G6-4-3		G6-3		G4-3		P4	SH1-3		3	0	0	0	0	0	0	<b>Oakland Athletics @ Los Angeles Angels</b> Tempe Diablo Stadium, Tempe, AZ Sun Mar 11 2007, 4:05 PM EDT Att: 6,080 - Sunny - 83 F			
Nick Swisher, S (1,8) Ryan Golecki, R (5,9) OBP: 0.400, SLG: 0.654 OBP: 0.111, SLG: 0.115	G6-4-3		FC4-6 BB		HR		BB	K		2	1	1	1	1	0	1				
3 Eric Chavez, L (1,5) Jeff Baisley, R (5,5) OBP: 0.238, SLG: 0.500	HR		FC4-6		1B		F8	F7		3	1	2	1	0	0	1				
31 Mike Piazza, R (1,10) Vasil Spanos, R (7,PH) John Baker, L (9,PH) OBP: 0.550, SLG: 0.667 OBP: 0.571, SLG: 0.400	1B		G6-3		FC6-4		G3			3	0	1	0	0	0	1				
10 Daric Barton, L (1,3) OBP: 0.529, SLG: 0.750	G6-3		FC6-4 2B		HR		BB	P5		5	2	3	1	0	0	1				
17 Adam Melhuse, S (1,2) 69 Landon Powell, S (6,2) OBP: 0.286, SLG: 0.200 OBP: 0.400, SLG: 0.250	G6-3		FC1 FC6-4		L4		BB	K		3	0	0	0	0	0	1				
44 Hiram Bocachica, R (1,9) OBP: 0.250, SLG: 0.118	K		FC6-4		K		BB			3	1	0	0	1	2	2				
28 Charles Thomas, L (1,7) OBP: 0.375, SLG: 0.409	F9		F7		G3-1		BB			4	1	1	2	0	0	2				
66 J.J. Furmaniak, R (1,6) OBP: 0.350, SLG: 0.294	G6-3		G6-3		G6-3		BB	SH1-3 2B		3	0	1	2	1	0	0				
<b>Inning Stats</b>	R: 1 E: 1 K: 0 S: 5	H: 2 LOB: 1 BB: 0 P: 5	R: 0 E: 0 K: 1 S: 5	H: 0 LOB: 0 BB: 0 P: 5	R: 0 E: 0 K: 0 S: 3	H: 1 LOB: 2 BB: 0 P: 7	R: 1 E: 0 K: 0 S: 5	H: 2 LOB: 0 BB: 0 P: 5	R: 1 E: 0 K: 1 S: 6	H: 1 LOB: 0 BB: 0 P: 6	R: 0 E: 0 K: 0 S: 3	H: 0 LOB: 0 BB: 2 P: 12	R: 4 E: 0 K: 1 S: 8	H: 3 LOB: 1 BB: 2 P: 16	R: 0 E: 0 K: 2 S: 7	H: 0 LOB: 0 BB: 0 P: 7	1B: 3 2B: 3 3B: 0 HR: 3	SF: 0 SAC: 1 DP: 1 HBP: 0	WP: 0 PB: 0 SB: 0 CS: 0	PA: 42
<b>PITCHER</b>	IP WLS BF H R ER SO BB IBB HBP BLK WP HR S P ERA WHIP																			
51 Joe Saunders, L (1,1) ERA: 4.0	4.0	17	3	1	1	1	1	1	0	0	0	0	0	0	0	0	2.25	1.000		
34 Chris Resop, R (5,1) ERA: 17.05	2.0	9	3	2	2	1	0	0	0	0	0	0	2	11	11	9.00	1.500			
60 Phil Seibel, L (7,1) ERA: 18.0	1.0	7	1	2	2	0	3	0	0	0	0	0	0	4	17	18.00	4.000			
73 Matt Wilhite, R (8,1) ERA: 4.76	2.0	9	2	2	2	3	1	0	0	0	0	0	0	14	18	9.00	1.500			

Batter	1	2	3	4	5	6	7	8	9	AB	R	H	RBI	BB	SO	LOB	BOTTOM					
24 Gary Matthews, S (1,8) 13 Nathan Haynes, L (6,PH) OBP: 0.286, SLG: 0.368 OBP: 0.273, SLG: 0.300	K		B2-3		BB 1B		K		P4	3	1	1	0	0	1	0	<b>Oakland Athletics @ Los Angeles Angels</b> Tempe Diablo Stadium, Tempe, AZ Sun Mar 11 2007, 4:05 PM EDT Att: 6,080 - Sunny - 83 F					
Orlando Cabrera, R (1,6) 2 Hainley Statia, S (6,6) OBP: 0.524, SLG: 0.533 OBP: 0.400, SLG: 0.375	K		BB 1B		BB 1B		BB 1B			2	1	1	0	1	1	0						
27 Vladimir Guerrero, R (1,9) 19 Curtis Pride, L (5,9) OBP: 0.250, SLG: 0.525 OBP: 0.250, SLG: 0.267	L7		G5-4-3		F8		G6-3			2	0	0	0	0	0	1						
16 Garret Anderson, L (1,7) 64 Terry Evans, R (6,PH) OBP: 0.417, SLG: 0.444 OBP: 0.353, SLG: 0.500	G4-6-3 2B		HR BB		BB 1B		K			1	2	1	0	1	0	0						
Shea Hillenbrand, R (1,10) 56 Tim Duff, R (8,PH) OBP: 0.520, SLG: 0.833 OBP: 0.348, SLG: 0.286	G4-6-3 BB		P3		BB 1B		G5-3			2	0	1	2	1	0	1						
Casey Kotchman, L (1,3) Wilberto Ortiz, R (8,4) OBP: 0.407, SLG: 0.609	G4-6-3		HR 1B		BB 1B		K			3	1	2	3	0	0	2						
47 Howie Kendrick, R (1,4) 53 Mike Eylvard, R (8,3) OBP: 0.520, SLG: 0.833 OBP: 0.429, SLG: 0.857	BB 1B		K2-3		FC2		F9			3	0	1	1	0	1	2						
Mike Napoli, R (1,2) Jose Molina, R (6,2) OBP: 0.467, SLG: 0.583 OBP: 0.235, SLG: 0.267	BB 1B		K		G6-3		G5-3			2	0	1	0	0	1	0						
9 Chone Figgins, S (1,5) 63 Matthew Brown, R (7,5) OBP: 0.408, SLG: 0.474 OBP: 0.500, SLG: 1.000	G3		F8		F8		L7			3	0	0	0	0	0	2						
<b>Inning Stats</b>	R: 0 E: 0 K: 2 S: 7	H: 0 LOB: 0 BB: 0 P: 7	R: 1 E: 0 K: 0 S: 5	H: 3 LOB: 2 BB: 1 P: 9	R: 0 E: 0 K: 0 S: 3	H: 1 LOB: 0 BB: 0 P: 3	R: 2 E: 0 K: 2 S: 8	H: 1 LOB: 1 BB: 1 P: 13	R: 3 E: 0 K: 0 S: 6	H: 3 LOB: 2 BB: 2 P: 14	R: 0 E: 0 K: 1 S: 5	H: 0 LOB: 0 BB: 0 P: 5	R: 0 E: 0 K: 1 S: 5	H: 1 LOB: 0 BB: 0 P: 5	R: 0 E: 0 K: 1 S: 5	H: 0 LOB: 0 BB: 0 P: 5	R: 0 E: 0 K: 0 S: 3	H: 0 LOB: 0 BB: 0 P: 3	1B: 7 2B: 1 3B: 0 HR: 1	SF: 0 SAC: 0 DP: 3 HBP: 0	WP: 0 PB: 0 SB: 1 CS: 0	PA: 37
<b>PITCHER</b>	IP WLS BF H R ER SO BB IBB HBP BLK WP HR S P ERA WHIP																					
60 Shane Kominer, R (1,1) Santiago Casilla, R (4,1) ERA: 6.0	3.0	12	4	1	1	2	1	0	0	0	0	0	0	1	8	13	18.00	2.000				
68 Derek Thompson, L (5,1) Shawn Kohn, R (5,1) ERA: 40.5	0.2	7	3	3	3	0	2	0	0	0	0	0	0	5	13	40.50	7.500					
63 Dallas Braden, L (6,1) ERA: 3.86	3.0	9	1	0	0	3	0	0	0	0	0	0	0	15	15	0.00	0.333					





Batter	1	2	3	4	5	6	7	8	9	AB	R	H	RBI	BB	SO	LOB	TOP								
20 Fred Lewis, L OBP: 0.344, SLG: 0.414 (1, 7)	G4-3		G6-3 19 G6-3 2B	K			G5-3			4	0	1	1	0	1	3	<b>San Francisco Giants @ Oakland Athletics</b> Phoenix Municipal Stadium, Phoenix, AZ Sun Mar 11 2007, 4:05 PM EDT Att: 6,858 - Sunny - 84 F								
19 Kevin Frandsen, R OBP: 0.407, SLG: 0.409 (1, 6)	G6-3		G6-3		G6-3		F8			4	0	0	0	0	0	2									
Todd Linden, S OBP: 0.543, SLG: 0.700 Mike Mooney, R (5, 7)	G4-3		K		L4		K			3	0	0	0	0	1	1									
Pedro Feliz, R OBP: 0.200, SLG: 0.286 8 Scott McClain, R OBP: 0.333, SLG: 0.231 (5, 5)	G4-3		K		L6		G6-3			3	0	0	0	0	1	1									
9 Mark Sweeney, L OBP: 0.176, SLG: 0.250 Brian Bocock, R (8, PH) (8, 10)		G4-3 57 FC4-6 28 1B		L4		F8		L4		2	0	0	0	1	0	0									
28 Lance Niekro, R OBP: 0.524, SLG: 0.789 (1, 3)						K				4	1	2	0	0	2	0									
57 Nate Schierholz, L OBP: 0.550, SLG: 0.776 (1, 9)						K				4	0	1	0	0	1	2									
67 Guillermo Rodriguez, R OBP: 0.188, SLG: 0.133 (1, 2)										4	0	1	0	0	0	5									
73 Eugenio Velez, S OBP: 0.375, SLG: 0.467 (1, 4)										3	1	2	1	0	1	1									
<b>Inning Stats</b>	R: 0 E: 0 K: 0 S: 3	H: 0 LOB: 0 BB: 0 P: 3	R: 0 E: 0 K: 0 S: 4	H: 1 LOB: 2 BB: 1 P: 8	R: 1 E: 0 K: 2 S: 9	H: 2 LOB: 1 BB: 0 P: 9	R: 1 E: 0 K: 1 S: 8	H: 3 LOB: 2 BB: 0 P: 8	R: 0 E: 0 K: 0 S: 3	H: 0 LOB: 0 BB: 0 P: 3	R: 0 E: 0 K: 2 S: 7	H: 0 LOB: 0 BB: 0 P: 7	R: 0 E: 0 K: 0 S: 4	H: 1 LOB: 1 BB: 0 P: 4	R: 0 E: 0 K: 1 S: 5	H: 0 LOB: 0 BB: 0 P: 5	R: 0 E: 1 K: 2 S: 8	H: 0 LOB: 1 BB: 0 P: 8	1B: 5 2B: 2 3B: 0 HR: 0	SF: 0 SAC: 1 DP: 0 HBP: 0	WP: 0 PB: 0 CS: 0	PA: 36			
<b>PITCHER</b>	IP	WLS	BF	H	R	ER	SO	BB	IBB	HBP	BLK	WP	HR	S	P	ERA	WHIP								
Joe Blanton, R ERA: 4.76 (1, 1)	3.2		17	5	2	2	2	1	0	0	0	0	0	20	24	4.91	1.636								
Jay Witasick, R ERA: (4, 1)	1.1		5	1	0	0	1	0	0	0	0	0	0	7	7	0.00	0.750								
20 Huston Street, R ERA: (6, 1)	1.0		3	0	0	0	2	0	0	0	0	0	0	7	7	0.00	0.000								
25 Lenny DiNardo, L ERA: 4.5 (7, 1)	2.0		7	1	0	0	1	0	0	0	0	0	0	9	9	0.00	0.500								
50 Kiko Calero, R ERA: (9, 1)	1.0	W	4	0	0	0	2	0	0	0	0	0	0	8	8	0.00	0.000								

Batter	1	2	3	4	5	6	7	8	9	AB	R	H	RBI	BB	SO	LOB	BOTTOM								
Jason Kendall, R OBP: 0.368, SLG: 0.474 (1, 2)	F9		G4-3				K		SH3-4	3	0	1	0	0	0	0	<b>San Francisco Giants @ Oakland Athletics</b> Phoenix Municipal Stadium, Phoenix, AZ Sun Mar 11 2007, 4:05 PM EDT Att: 6,858 - Sunny - 84 F								
6 Kurt Suzuki, R OBP: 0.600, SLG: 0.667 (6, 2)										1	0	0	0	0	1	1									
Shannon Stewart, R OBP: 0.421, SLG: 0.267 65 Javier Herrera, R OBP: 0.333, SLG: 0.250 (5, FR) (6, 7)										1	0	0	0	1	0	0									
8 Erubiel Durazo, L OBP: 0.280, SLG: 0.318 (1, 3)										1	0	1	1	1	0	0									
29 Dan Johnson, L OBP: 0.370, SLG: 0.333 5 Jeremy Brown, R (7, PH) (8, 10)										3	0	1	0	0	1	2									
67 Travis Buck, L OBP: 0.474, SLG: 0.643 (1, 9)										4	1	1	0	0	0	4									
Marco Scutaro, R OBP: 0.550, SLG: 0.875 83 Cliff Pennington, S (7, 6)										3	0	1	1	0	0	0									
4 Antonio Perez, R OBP: 0.400, SLG: 0.517 54 Eddie Cornejo, L (7, 4)										2	0	0	0	1	1	1									
32 Vince Faison, L OBP: 0.214, SLG: 0.214 (1, 8)										4	0	0	0	0	0	3									
13 Donnie Murphy, R OBP: 0.450, SLG: 0.389 (1, 5)										4	2	3	0	0	0	1									
<b>Inning Stats</b>	R: 0 E: 0 K: 0 S: 4	H: 1 LOB: 2 BB: 0 P: 5	R: 0 E: 0 K: 0 S: 4	H: 0 LOB: 1 BB: 1 P: 9	R: 0 E: 0 K: 1 S: 5	H: 0 LOB: 0 BB: 0 P: 5	R: 1 E: 0 K: 0 S: 5	H: 2 LOB: 1 BB: 0 P: 5	R: 1 E: 0 K: 1 S: 7	H: 2 LOB: 2 BB: 1 P: 11	R: 0 E: 0 K: 1 S: 5	H: 0 LOB: 0 BB: 0 P: 5	R: 0 E: 0 K: 1 S: 6	H: 1 LOB: 2 BB: 1 P: 10	R: 0 E: 0 K: 0 S: 3	H: 0 LOB: 1 BB: 1 P: 7	R: 1 E: 0 K: 0 S: 3	H: 2 LOB: 1 BB: 0 P: 3	1B: 7 2B: 1 3B: 0 HR: 0	SF: 1 SAC: 1 DP: 0 HBP: 1	WP: 1 PB: 0 CS: 0	PA: 38			
<b>PITCHER</b>	IP	WLS	BF	H	R	ER	SO	BB	IBB	HBP	BLK	WP	HR	S	P	ERA	WHIP								
41 Brad Hennessey, R ERA: 6.75 (1, 1)	4.0		17	3	1	1	1	1	0	1	0	0	0	18	24	2.25	1.000								
71 Pat Misch, L ERA: 2.08 (5, 1)	2.0	B	9	2	1	1	2	1	0	0	0	0	0	12	16	4.50	1.500								
66 Erick Threats, L ERA: 6.75 (7, 1)	1.0		5	1	0	0	1	1	0	0	0	0	0	6	10	0.00	2.000								
88 Dan Giese, R ERA: 3.38 (8, 1)	1.1	L	7	2	1	1	0	1	0	0	0	0	0	6	10	6.75	2.250								





Batter	1	2	3	4	5	6	7	8	9	AB	R	H	RBI	BB	SO	LOB	TOP																	
Jason Kendall, R (1, 2) 5 Jeremy Brown, R (6, 2) OBP: 0.318, SLG: 0.409 OBP: 0.333, SLG: 0.800	G1-3		G6-3			E6 22 BB 31 2B		HR		3	1	0	0	0	0	1	<b>Oakland Athletics @ Seattle Mariners</b> Peoria Stadium, Peoria, AZ Mon Mar 12 2007, 4:05 PM EDT Att: 6,781 - Sunny - 83 F																	
22 Milton Bradley, S (1, 8) 28 Charles Thomas, L (6, PR) OBP: 0.650, SLG: 0.867 OBP: 0.360, SLG: 0.391	HBP		P4			BB		K		1	0	0	0	1	0	1																		
31 Mike Piazza, R (1, 10) 10 Daric Barton, L (6, PH) OBP: 0.522, SLG: 0.667 OBP: 0.556, SLG: 0.765	G4-6-3				F9			1B		3	0	1	1	0	0	1																		
3 Eric Chavez, L (1, 5) 13 Donnie Murphy, R (6, 5) OBP: 0.250, SLG: 0.478 OBP: 0.476, SLG: 0.421		G3-1			1B			1B		3	0	1	0	0	1	2																		
29 Dan Johnson, L (1, 3) 8 Erubiel Durazo, L (7, 3) OBP: 0.367, SLG: 0.333 OBP: 0.308, SLG: 0.478		1B			L1-3			1B		3	0	1	0	0	0	1																		
67 Travis Buck, L (1, 9) OBP: 0.435, SLG: 0.556		1B						HR		4	0	1	0	0	0	1																		
44 Hiram Bocachica, R (1, 7) OBP: 0.208, SLG: 0.095								G4-3		4	0	0	0	0	1	2																		
66 J.J. Furmaniak, R (1, 6) OBP: 0.292, SLG: 0.238								G4-3		4	0	0	0	0	1	1																		
72 Kevin Mellito, L (1, 4) OBP: 0.550, SLG: 0.467								G3		4	0	1	0	0	0	0																		
<b>Inning Stats</b>	R: 0 E: 0 K: 0 S: 2	H: 0 LOB: 0 BB: 0 P: 3	R: 0 E: 0 K: 1 S: 6	H: 1 LOB: 1 BB: 0 P: 6	R: 0 E: 0 K: 0 S: 4	H: 1 LOB: 1 BB: 0 P: 4	R: 0 E: 0 K: 0 S: 3	H: 1 LOB: 0 BB: 0 P: 3	R: 0 E: 0 K: 1 S: 5	H: 0 LOB: 0 BB: 0 P: 5	R: 1 E: 1 K: 1 S: 6	H: 1 LOB: 2 BB: 1 P: 10	R: 0 E: 0 K: 0 S: 4	H: 1 LOB: 1 BB: 0 P: 4	R: 4 E: 0 K: 1 S: 9	H: 4 LOB: 0 BB: 0 P: 9	R: 0 E: 0 K: 0 S: 3	H: 0 LOB: 0 BB: 0 P: 3	1B: 6 2B: 2 3B: 0 HR: 2	SF: 0 SAC: 0 DP: 2 HBP: 1	WP: 0 PB: 0 SB: 0 CS: 0	PA: 36												
<b>PITCHER</b>	IP WLS BF H R ER SO BB IBB HBP BLK WP HR S P ERA WHIP																																	
34 Félix Hernández, R (1, 1) ERA: 2.0	4.0	14	3	0	0	1	0	0	0	0	0	0	0	0	15	16	0.00	0.750																
63 Ryan Feierabend, L (1, 5) ERA: 18.0	3.0	12	2	1	0	2	1	0	0	0	0	0	0	0	15	19	0.00	1.000																
George Sherrill, L (8, 1) ERA: 18.0	1.0	W	7	4	4	1	0	0	0	0	0	2	9	9	36.00	4.000																		
33 Chris Reitsma, R (9, 1) ERA: 6.0	1.0	S	3	0	0	0	0	0	0	0	0	0	3	3	0.00	0.000																		

AB	34
R	5
H	9
RBI	5
BB	1
SO	4
LOB	10



Batter	1	2	3	4	5	6	7	8	9	AB	R	H	RBI	BB	SO	LOB	BOTTOM															
51 Ichiro Suzuki, L (1, 8) 25 Adam Jones, R (6, 8) OBP: 0.417, SLG: 0.409 OBP: 0.318, SLG: 0.235	1B	1B				G1-3		F8		3	2	2	0	0	0	0	<b>Oakland Athletics @ Seattle Mariners</b> Peoria Stadium, Peoria, AZ Mon Mar 12 2007, 4:05 PM EDT Att: 6,781 - Sunny - 83 F															
29 Adrian Beltré, R (1, 5) 78 Matt Tuiasosopo, R (6, 5) OBP: 0.389, SLG: 0.563 OBP: 0.200, SLG: 0.200	1B	BB						G5-3		1	1	0	0	2	0	0																
Jose Vidro, S (1, 10) OBP: 0.390, SLG: 0.385	1B	1B				G1-3		P4		4	0	2	3	0	0	0																
Richie Sexson, R (1, 3) 69 Bryan LaHair, L (6, 3) OBP: 0.208, SLG: 0.238 OBP: 0.444, SLG: 0.500	1B	1B				HR		K		3	1	2	2	0	0	2																
Jose Guillen, R (1, 9) 12 Michael Morse, R (5, PH) OBP: 0.364, SLG: 0.579 OBP: 0.250, SLG: 0.346	G5-4-3					G6-3		G6-3		2	0	1	0	0	0	0																
2 Kenji Johjima, R (1, 2) 55 Jamie Burke, R (6, 2) Michael Garciaoparra, R (8, PR) 30 René Rivera, R (9, 2) OBP: 0.286, SLG: 0.350 OBP: 0.462, SLG: 0.462 OBP: 0.455, SLG: 0.250 OBP: 0.357, SLG: 0.182	P3					G5-3		1B		3	0	0	0	0	0	2																
7 Jeremy Reed, L (1, 7) Tony Torcato, L (7, 7) OBP: 0.229, SLG: 0.310 OBP: 0.429, SLG: 0.538						1B		BB		0	0	0	0	0	0	0																
50 Wladimir Balentien, R (8, PH) OBP: 0.375, SLG: 0.462						1B		BB		0	0	0	0	1	0	0																
7 Yuniesky Betancourt, R (1, 6) 1 Cookie Dawkins, R (7, 6) OBP: 0.280, SLG: 0.435 OBP: 0.100, SLG: 0.200	G6-3					P4-3		F9		3	0	0	0	0	1	2																
16 Willie Bloomquist, R (1, 4) 17 Oswaldo Navarro, R (6, PR) OBP: 0.483, SLG: 0.630 OBP: 0.308, SLG: 0.350	1B					1B		E6		3	1	2	0	0	0	0																
<b>Inning Stats</b>	R: 2 E: 0 K: 0 S: 5	H: 3 LOB: 1 BB: 1 P: 9	R: 2 E: 0 K: 0 S: 6	H: 3 LOB: 2 BB: 1 P: 10	R: 0 E: 0 K: 1 S: 6	H: 1 LOB: 1 BB: 0 P: 6	R: 0 E: 0 K: 0 S: 3	H: 0 LOB: 0 BB: 0 P: 3	R: 1 E: 0 K: 0 S: 4	H: 1 LOB: 0 BB: 0 P: 4	R: 0 E: 0 K: 0 S: 4	H: 2 LOB: 1 BB: 0 P: 4	R: 0 E: 0 K: 1 S: 5	H: 0 LOB: 0 BB: 0 P: 5	R: 1 E: 1 K: 0 S: 5	H: 1 LOB: 2 BB: 1 P: 9	1B: 9 2B: 2 3B: 0 HR: 1	SF: 0 SAC: 0 DP: 2 HBP: 0	WP: 0 PB: 0 SB: 0 CS: 0	PA: 37												
<b>PITCHER</b>	IP WLS BF H R ER SO BB IBB HBP BLK WP HR S P ERA WHIP																															
Joe Kennedy, L (1, 1) ERA: 15.95	3.2	19	7	4	4	1	0	0	0	0	0	1	5	5	6.75	0.750																
57 Chad Gaudin, R (4, 1) ERA: 1.69	1.1	5	1	1	1	0	0	0	0	0	0	1	5	5	6.75	0.750																
47 Ron Flores, L (6, 1) ERA: 1.5	2.0	7	2	0	0	1	0	0	0	0	0	9	9	0.00	1.000																	
93 Mario Ramos, L (8, 1) ERA:	1.0	L	6	1	1	0	0	1	0	0	0	5	9	0.00	2.000																	





Batter	1	2	3	4	5	6	7	8	9	AB	R	H	RBI	BB	SO	LOB	TOP		
Shannon Stewart, R (1, 7) OBP: 0.478, SLG: 0.368 67 Travis Buck, L (7, PR) OBP: 0.458, SLG: 0.556 (7, 7)	F9		14 1B 22 FC5		8 1B		10 G3 44 1B	72 FC6-4 BB		4	0	3	0	0	0	0			
14 Mark Ellis, R (1, 4) OBP: 0.304, SLG: 0.211 72 Kevin Mellito, L (7, 4)	K		8 2B 22 FC5 1-2 2-H		L8		K	FC6-4		4	1	1	1	0	2	2			
22 Milton Bradley, S (1, 8) OBP: 0.591, SLG: 0.765 44 Hiram Bocachica, R (3, 8)	K		FC5 8 WP 2B		K		10 G3		13 BB 28 1B	2	1	0	0	0	1	2			
8 Erubiel Durazo, L (1, 3) OBP: 0.345, SLG: 0.538 10 Darric Barton, L (7, PH) OBP: 0.500, SLG: 0.684 (7, 3)		K	2B		1B		G3		K	3	0	2	2	0	1	0			
Nick Swisher, S (1, 9) OBP: 0.412, SLG: 0.607 28 Charles Thomas, L (8, PR) OBP: 0.385, SLG: 0.417 (8, 9)	F9		G5-4-3 BB		P5		1-2		13 S 13 BB	2	0	0	0	2	0	2			
Marco Scutaro, R (1, 6) OBP: 0.476, SLG: 0.778 13 Donnie Murphy, R (6, 6)			G5-4-3 BB				P6		29 FC3-6 1B	2	0	0	0	1	0	2			
29 Dan Johnson, L (1, 10) OBP: 0.392, SLG: 0.333 Ryan Goletski, R (9, PH) OBP: 0.143, SLG: 0.148 (9, 10)					K				FC3-6 6 BB	3	1	1	0	1	1	1			
17 Adam Melhuse, S (1, 2) OBP: 0.294, SLG: 0.167 6 Kurt Suzuki, R (7, 2)							P4		1-2 2B	2	0	0	0	1	1	3			
4 Antonio Perez, R (1, 5) OBP: 0.395, SLG: 0.484 5 Jeremy Brown, R (8, PH) OBP: 0.298, SLG: 0.697 66 J. Furmaniak, R (8, 5) OBP: 0.280, SLG: 0.227			14 1B BB		G6-4-3				G5-3	2	1	0	0	1	1	2			
									G6-4-3	1	0	0	0	0	0	3			
<b>Inning Stats</b>	R: 0 E: 0 K: 2 S: 7	H: 0 LOB: 0 BB: 0 P: 7	R: 0 E: 0 K: 2 S: 7	H: 0 LOB: 2 BB: 2 P: 15	R: 3 E: 0 K: 0 S: 5	H: 3 LOB: 1 BB: 2 P: 14	R: 0 E: 0 K: 1 S: 4	H: 0 LOB: 0 BB: 1 P: 8	R: 0 E: 0 K: 1 S: 6	H: 2 LOB: 2 BB: 0 P: 7	R: 0 E: 0 K: 1 S: 6	H: 2 LOB: 3 BB: 0 P: 7	R: 2 E: 0 K: 0 S: 5	H: 2 LOB: 2 BB: 2 P: 14	R: 2 E: 0 K: 1 S: 7	H: 3 LOB: 2 BB: 2 P: 15	1B: 11 2B: 2 3B: 0 HR: 0	SF: 0 SAC: 0 DP: 3 HBP: 0	WP: 1 PA: 45 PB: 0 SB: 1 CS: 0
<b>PITCHER</b>	IP WLS BF H R ER SO BB IBB HBP BLK WP HR S P ERA WHIP	IP WLS BF H R ER SO BB IBB HBP BLK WP HR S P ERA WHIP	IP WLS BF H R ER SO BB IBB HBP BLK WP HR S P ERA WHIP	IP WLS BF H R ER SO BB IBB HBP BLK WP HR S P ERA WHIP	IP WLS BF H R ER SO BB IBB HBP BLK WP HR S P ERA WHIP	IP WLS BF H R ER SO BB IBB HBP BLK WP HR S P ERA WHIP	IP WLS BF H R ER SO BB IBB HBP BLK WP HR S P ERA WHIP	IP WLS BF H R ER SO BB IBB HBP BLK WP HR S P ERA WHIP	IP WLS BF H R ER SO BB IBB HBP BLK WP HR S P ERA WHIP	IP WLS BF H R ER SO BB IBB HBP BLK WP HR S P ERA WHIP	IP WLS BF H R ER SO BB IBB HBP BLK WP HR S P ERA WHIP	IP WLS BF H R ER SO BB IBB HBP BLK WP HR S P ERA WHIP	IP WLS BF H R ER SO BB IBB HBP BLK WP HR S P ERA WHIP	IP WLS BF H R ER SO BB IBB HBP BLK WP HR S P ERA WHIP	IP WLS BF H R ER SO BB IBB HBP BLK WP HR S P ERA WHIP	IP WLS BF H R ER SO BB IBB HBP BLK WP HR S P ERA WHIP	IP WLS BF H R ER SO BB IBB HBP BLK WP HR S P ERA WHIP	IP WLS BF H R ER SO BB IBB HBP BLK WP HR S P ERA WHIP	IP WLS BF H R ER SO BB IBB HBP BLK WP HR S P ERA WHIP

Oakland Athletics @ San Francisco Giants  
Scottsdale Stadium, Scottsdale, AZ  
Tue Mar 13 2007, 10:05 PM EDT  
Att: 11,970 - Clear - 82 F

AB 36  
R 7  
H 13  
RBI 7  
BB 9  
SO 9  
LOB 25



Batter	1	2	3	4	5	6	7	8	9	AB	R	H	RBI	BB	SO	LOB	BOTTOM		
10 Dave Roberts, L (1, 8) OBP: 0.333, SLG: 0.231 20 Fred Lewis, L (9, 7) OBP: 0.333, SLG: 0.400	K		2 WP 2B		K			F9		3	1	0	0	1	2	0			
2 Randy Winn, S (1, 9) OBP: 0.400, SLG: 0.500 68 Justin Leone, R (9, 9) OBP: 0.467, SLG: 0.273	K		WP 1B G4-3		G4-3			F9		4	1	1	2	0	1	0			
Pedro Feliz, R (1, 5) OBP: 0.297, SLG: 0.429			G4-3 WP 1B					P3		4	0	3	0	0	0	0			
Ray Durham, S (1, 4) OBP: 0.263, SLG: 0.294			G4-3		G4-3			F7		4	0	0	1	0	0	3			
28 Lance Niekro, R (1, 3) OBP: 0.440, SLG: 0.652 56 Chad Santos, L (6, PH) OBP: 0.429, SLG: 0.636 (7, 3)		G5-3	G1-3					K		2	0	0	0	0	0	1			
9 Mark Sweeney, L (1, 10) OBP: 0.158, SLG: 0.222 Jason Ellison, R (6, PH) OBP: 0.645, SLG: 0.680 (7, 10)		K			G4-3			G3		2	0	0	0	0	1	0			
Todd Linden, S (1, 7) OBP: 0.550, SLG: 0.667 (9, 8)		G4-3							E9 1B	2	0	1	0	2	0	0			
19 Kevin Frandsen, R (1, 6) OBP: 0.353, SLG: 0.321			G1-3		G6-4-3				K	4	0	0	0	0	1	3			
50 Eliezer Alfonzo, R (1, 2) OBP: 0.400, SLG: 0.400 60 Justin Knoedler, R (8, 2) OBP: 0.688, SLG: 1.000			2 WP 10 BB 2B		G5-3			G6-3		3	1	1	0	0	0	1			
										0	0	0	0	0	0	0			
<b>Inning Stats</b>	R: 0 E: 0 K: 2 S: 8	H: 1 LOB: 1 BB: 0 P: 8	R: 0 E: 0 K: 1 S: 5	H: 0 LOB: 0 BB: 0 P: 5	R: 3 E: 0 K: 0 S: 6	H: 3 LOB: 1 BB: 1 P: 12	R: 0 E: 0 K: 0 S: 2	H: 0 LOB: 0 BB: 1 P: 6	R: 0 E: 0 K: 1 S: 6	H: 1 LOB: 1 BB: 0 P: 6	R: 0 E: 0 K: 0 S: 2	H: 0 LOB: 0 BB: 1 P: 6	R: 0 E: 0 K: 0 S: 3	H: 0 LOB: 0 BB: 0 P: 3	R: 1 E: 1 K: 2 S: 8	H: 1 LOB: 1 BB: 1 P: 12	1B: 5 2B: 1 3B: 0 HR: 0	SF: 0 SAC: 0 DP: 1 HBP: 0	WP: 2 PA: 35 PB: 0 SB: 0 CS: 1
<b>PITCHER</b>	IP WLS BF H R ER SO BB IBB HBP BLK WP HR S P ERA WHIP	IP WLS BF H R ER SO BB IBB HBP BLK WP HR S P ERA WHIP	IP WLS BF H R ER SO BB IBB HBP BLK WP HR S P ERA WHIP	IP WLS BF H R ER SO BB IBB HBP BLK WP HR S P ERA WHIP	IP WLS BF H R ER SO BB IBB HBP BLK WP HR S P ERA WHIP	IP WLS BF H R ER SO BB IBB HBP BLK WP HR S P ERA WHIP	IP WLS BF H R ER SO BB IBB HBP BLK WP HR S P ERA WHIP	IP WLS BF H R ER SO BB IBB HBP BLK WP HR S P ERA WHIP	IP WLS BF H R ER SO BB IBB HBP BLK WP HR S P ERA WHIP	IP WLS BF H R ER SO BB IBB HBP BLK WP HR S P ERA WHIP	IP WLS BF H R ER SO BB IBB HBP BLK WP HR S P ERA WHIP	IP WLS BF H R ER SO BB IBB HBP BLK WP HR S P ERA WHIP	IP WLS BF H R ER SO BB IBB HBP BLK WP HR S P ERA WHIP	IP WLS BF H R ER SO BB IBB HBP BLK WP HR S P ERA WHIP	IP WLS BF H R ER SO BB IBB HBP BLK WP HR S P ERA WHIP	IP WLS BF H R ER SO BB IBB HBP BLK WP HR S P ERA WHIP	IP WLS BF H R ER SO BB IBB HBP BLK WP HR S P ERA WHIP	IP WLS BF H R ER SO BB IBB HBP BLK WP HR S P ERA WHIP	IP WLS BF H R ER SO BB IBB HBP BLK WP HR S P ERA WHIP

Oakland Athletics @ San Francisco Giants  
Scottsdale Stadium, Scottsdale, AZ  
Tue Mar 13 2007, 10:05 PM EDT  
Att: 11,970 - Clear - 82 F

AB 31  
R 4  
H 6  
RBI 3  
BB 4  
SO 7  
LOB 11










Batter	1	2	3	4	5	6	7	8	9	AB	R	H	RBI	BB	SO	LOB	TOP					
6 Stephen Drew, L (1, 6) OBP: 0.485, SLG: 0.536										4	1	3	0	0	0	0	<b>Arizona Diamondbacks @ Oakland Athletics</b> Phoenix Municipal Stadium, Phoenix, AZ Fri Mar 16 2007, 10:05 PM EDT Att. 9,174 - Clear - 90 F					
11 Augie Ojeda, S (6, PR) OBP: 0.400, SLG: 0.409										1	1	0	0	0	0							
1 Orlando Hudson, S (1, 4) OBP: 0.485, SLG: 0.733										4	2	3	4	0	0	0						
14 Brian Barden, R (6, 4) OBP: 0.400, SLG: 0.536										1	0	0	0	0	1	0						
22 Eric Byrnes, R (1, 7) OBP: 0.300, SLG: 0.767										4	1	1	0	0	2	3						
58 Rich Thompson, L (8, 7) OBP: 0.417, SLG: 0.300										1	0	0	0	0	1	0						
7 Carlos Quentin, R (1, 9) OBP: 0.424, SLG: 0.821										2	1	1	3	0	0	0						
10 Dee Brown, L (4, 9) OBP: 0.400, SLG: 0.313										1	0	0	0	1	0	0						
Chad Tracy, L (1, 5) OBP: 0.355, SLG: 0.440										4	1	2	1	0	0	1						
5 Robby Hammock, R (8, 5) OBP: 0.524, SLG: 0.647										0	0	0	0	0	0	0						
Tony Clark, S (1, 3) OBP: 0.414, SLG: 0.522										4	0	0	0	0	2	2						
70 Chris Carter, L (8, 3) OBP: 0.526, SLG: 0.533										0	0	0	0	0	0	0						
Scott Hairston, R (1, 10) OBP: 0.400, SLG: 0.893										3	0	1	0	0	2	1						
Mayo Santana, R (8, PH) (8, 10)										1	0	0	0	0	0	0						
19 Chris Snyder, R (1, 2) OBP: 0.381, SLG: 0.250										2	1	1	0	1	0	0						
29 Mark Johnson, L (8, PH) OBP: 0.182, SLG: 0.200										1	0	0	0	0	1	0						
24 Chris Young, R (1, 8) OBP: 0.286, SLG: 0.364										3	0	0	0	0	2	3						
Dave Kryszel, L (7, 8) OBP: 0.462, SLG: 0.667										1	0	0	0	0	0	0						
<b>Inning Stats</b>	R: 4 E: 0 K: 2 S: 13	H: 6 LOB: 2 BB: 0 P: 13	R: 0 E: 0 K: 0 S: 3	H: 0 LOB: 0 BB: 0 P: 3	R: 1 E: 0 K: 2 S: 8	H: 1 LOB: 0 BB: 0 P: 8	R: 1 E: 0 K: 1 S: 6	H: 2 LOB: 1 BB: 1 P: 10	R: 0 E: 0 K: 1 S: 5	H: 1 LOB: 2 BB: 1 P: 9	R: 0 E: 0 K: 0 S: 3	H: 0 LOB: 0 BB: 0 P: 3	R: 0 E: 0 K: 1 S: 5	H: 0 LOB: 0 BB: 0 P: 5	R: 0 E: 0 K: 2 S: 7	H: 0 LOB: 0 BB: 0 P: 7	1B: 7 2B: 2 3B: 0 HR: 3	SF: 0 SAC: 0 DP: 0 HBP: 0	WP: 0 PB: 0 SB: 0 CS: 1	PA: 39		
<b>PITCHER</b>	IP WLS BF H R ER SO BB IBB HBP BLK WP HR S P ERA WHIP	IP WLS BF H R ER SO BB IBB HBP BLK WP HR S P ERA WHIP	IP WLS BF H R ER SO BB IBB HBP BLK WP HR S P ERA WHIP	IP WLS BF H R ER SO BB IBB HBP BLK WP HR S P ERA WHIP	IP WLS BF H R ER SO BB IBB HBP BLK WP HR S P ERA WHIP	IP WLS BF H R ER SO BB IBB HBP BLK WP HR S P ERA WHIP	IP WLS BF H R ER SO BB IBB HBP BLK WP HR S P ERA WHIP	IP WLS BF H R ER SO BB IBB HBP BLK WP HR S P ERA WHIP	IP WLS BF H R ER SO BB IBB HBP BLK WP HR S P ERA WHIP	IP WLS BF H R ER SO BB IBB HBP BLK WP HR S P ERA WHIP	IP WLS BF H R ER SO BB IBB HBP BLK WP HR S P ERA WHIP	IP WLS BF H R ER SO BB IBB HBP BLK WP HR S P ERA WHIP	IP WLS BF H R ER SO BB IBB HBP BLK WP HR S P ERA WHIP	IP WLS BF H R ER SO BB IBB HBP BLK WP HR S P ERA WHIP	IP WLS BF H R ER SO BB IBB HBP BLK WP HR S P ERA WHIP	IP WLS BF H R ER SO BB IBB HBP BLK WP HR S P ERA WHIP	IP WLS BF H R ER SO BB IBB HBP BLK WP HR S P ERA WHIP	IP WLS BF H R ER SO BB IBB HBP BLK WP HR S P ERA WHIP	IP WLS BF H R ER SO BB IBB HBP BLK WP HR S P ERA WHIP	IP WLS BF H R ER SO BB IBB HBP BLK WP HR S P ERA WHIP	IP WLS BF H R ER SO BB IBB HBP BLK WP HR S P ERA WHIP	
Joe Blanton, R (1, 1) ERA: 9.0	3.1 L 20 9 6 6 4 1 0 0 0 0 0 2 27 31 16.20 3.000	64 Michael Mitchell, R (4, 1) ERA:	0.2 1 0 0 0 1 0 0 0 0 0 0 0 3 3 0.00 0.000	20 Huston Street, R (5, 1) ERA:	1.0 4 1 0 0 1 1 0 0 0 0 0 0 5 9 0.00 2.000	47 Ron Flores, L (6, 1) ERA: 3.86	1.0 5 2 2 2 2 0 0 0 0 0 0 1 9 9 18.00 2.000	Alan Embree, L (7, 1) ERA:	1.0 3 0 0 0 0 0 0 0 0 0 0 0 3 3 0.00 0.000	50 Kiko Calero, R (8, 1) ERA:	1.0 3 0 0 0 1 0 0 0 0 0 0 0 7 7 0.00 0.000	Jay Witasick, R (9, 1) ERA:	1.0 3 0 0 0 2 0 0 0 0 0 0 0 7 7 0.00 0.000									

Batter	1	2	3	4	5	6	7	8	9	AB	R	H	RBI	BB	SO	LOB	BOTTOM						
Jason Kendall, R (1, 2) OBP: 0.321, SLG: 0.346										2	0	0	0	1	0	0	<b>Arizona Diamondbacks @ Oakland Athletics</b> Phoenix Municipal Stadium, Phoenix, AZ Fri Mar 16 2007, 10:05 PM EDT Att. 9,174 - Clear - 90 F						
6 Kurt Suzuki, R (7, 2) OBP: 0.571, SLG: 0.667										2	0	0	1	0	0	4							
Shannon Stewart, R (1, 7) OBP: 0.448, SLG: 0.375										3	0	0	0	0	2	2							
67 Travis Buck, L (7, 7) OBP: 0.429, SLG: 0.545										2	0	1	1	0	0	0							
22 Milton Bradley, S (1, 8) OBP: 0.571, SLG: 0.773										3	0	1	1	0	0	0							
44 Hiram Bocachica, R (6, PR) OBP: 0.276, SLG: 0.160										1	0	0	0	0	1	2							
31 Mike Piazza, R (1, 10) OBP: 0.538, SLG: 0.652										2	0	1	0	1	1	0							
28 Charles Thomas, L (6, PR) OBP: 0.379, SLG: 0.407										2	1	1	0	0	1	1							
3 Eric Chavez, L (1, 5) OBP: 0.233, SLG: 0.414										3	0	0	0	0	4	4							
2 Lou Merloni, R (7, 5) OBP: 0.412, SLG: 0.467										2	1	1	0	0	1	1							
Nick Swisher, S (1, 9) OBP: 0.400, SLG: 0.531										2	0	0	0	1	1	4							
Ryan Golecki, R (7, 9) OBP: 0.200, SLG: 0.179										1	0	1	0	0	0	0							
14 Mark Ellis, R (1, 4) OBP: 0.290, SLG: 0.290										3	0	0	0	0	1	2							
4 Antonio Perez, R (8, 4) OBP: 0.400, SLG: 0.485										1	0	0	0	0	1	3							
29 Dan Johnson, L (1, 3) OBP: 0.375, SLG: 0.313										3	0	1	0	0	0	1							
10 Daric Barton, L (7, PR) OBP: 0.500, SLG: 0.650										0	1	0	1	1	0	0							
Marco Scutaro, R (1, 6) OBP: 0.480, SLG: 0.762										1	0	0	0	1	1	0							
13 Donnie Murphy, R (6, PR) OBP: 0.500, SLG: 0.478										2	2	1	1	0	0	2							
<b>Inning Stats</b>	R: 0 E: 0 K: 0 S: 3	H: 0 LOB: 0 BB: 0 P: 3	R: 0 E: 0 K: 1 S: 6	H: 1 LOB: 1 BB: 0 P: 6	R: 0 E: 0 K: 1 S: 5	H: 0 LOB: 0 BB: 0 P: 5	R: 0 E: 0 K: 1 S: 5	H: 0 LOB: 0 BB: 0 P: 5	R: 0 E: 0 K: 1 S: 3	H: 0 LOB: 3 BB: 3 P: 7	R: 1 E: 0 K: 1 S: 6	H: 1 LOB: 3 BB: 3 P: 18	R: 2 E: 0 K: 1 S: 8	H: 3 LOB: 2 BB: 0 P: 8	R: 2 E: 0 K: 1 S: 8	H: 3 LOB: 2 BB: 1 P: 12	R: 0 E: 0 K: 2 S: 7	H: 0 LOB: 1 BB: 0 P: 8	1B: 5 2B: 3 3B: 0 HR: 0	SF: 0 SAC: 0 DP: 0 HBP: 1	WP: 0 PB: 0 SB: 0 CS: 0	PA: 41	
<b>PITCHER</b>	IP WLS BF H R ER SO BB IBB HBP BLK WP HR S P ERA WHIP	IP WLS BF H R ER SO BB IBB HBP BLK WP HR S P ERA WHIP	IP WLS BF H R ER SO BB IBB HBP BLK WP HR S P ERA WHIP	IP WLS BF H R ER SO BB IBB HBP BLK WP HR S P ERA WHIP	IP WLS BF H R ER SO BB IBB HBP BLK WP HR S P ERA WHIP	IP WLS BF H R ER SO BB IBB HBP BLK WP HR S P ERA WHIP	IP WLS BF H R ER SO BB IBB HBP BLK WP HR S P ERA WHIP	IP WLS BF H R ER SO BB IBB HBP BLK WP HR S P ERA WHIP	IP WLS BF H R ER SO BB IBB HBP BLK WP HR S P ERA WHIP	IP WLS BF H R ER SO BB IBB HBP BLK WP HR S P ERA WHIP	IP WLS BF H R ER SO BB IBB HBP BLK WP HR S P ERA WHIP	IP WLS BF H R ER SO BB IBB HBP BLK WP HR S P ERA WHIP	IP WLS BF H R ER SO BB IBB HBP BLK WP HR S P ERA WHIP	IP WLS BF H R ER SO BB IBB HBP BLK WP HR S P ERA WHIP	IP WLS BF H R ER SO BB IBB HBP BLK WP HR S P ERA WHIP	IP WLS BF H R ER SO BB IBB HBP BLK WP HR S P ERA WHIP	IP WLS BF H R ER SO BB IBB HBP BLK WP HR S P ERA WHIP	IP WLS BF H R ER SO BB IBB HBP BLK WP HR S P ERA WHIP	IP WLS BF H R ER SO BB IBB HBP BLK WP HR S P ERA WHIP	IP WLS BF H R ER SO BB IBB HBP BLK WP HR S P ERA WHIP	IP WLS BF H R ER SO BB IBB HBP BLK WP HR S P ERA WHIP		
48 Enrique Gonzalez, R (1, 1) ERA: 2.35	4.0 W 13 1 0 0 3 0 0 0 0 0 0 0 6 22 5.40 3.000	39 Dana Eveland, L (5, 1) ERA: 2.35	1.2 10 1 1 1 0 4 0 0 0 0 0 0 6 22 5.40 3.000	Jorge Julio, R (6, 1) ERA: 2.94	1.1 7 3 2 2 2 0 0 0 0 0 0 0 11 11 13.50 2.250	46 D.J. Carrasco, R (8, 1) ERA: 6.43	2.0 11 3 2 2 3 1 0 0 1 0 0 0 15 20 9.00 2.000																





Batter	1	2	3	4	5	6	7	8	9	AB	R	H	RBI	BB	SO	LOB	TOP										
23 Rickie Weeks Jr., R OBP: 0.369, SLG: 0.371 9 Tony Graffanino, R OBP: 0.320, SLG: 0.440										3	1	2	2	0	1	0	<b>Milwaukee Brewers @ Oakland Athletics</b> Phoenix Municipal Stadium, Phoenix, AZ Sat Mar 17 2007, 4:05 PM EDT Att: 9,329 - Sunny - 91 F										
7 J.J. Hardy, R OBP: 0.317, SLG: 0.400 Craig Counsell, L OBP: 0.333, SLG: 0.323										3	1	1	0	0	0	2											
28 Prince Fielder, L OBP: 0.542, SLG: 0.864 11 Mike Rivera, R OBP: 0.485, SLG: 0.727										3	1	1	1	0	1	2											
2 Bill Hall, R OBP: 0.426, SLG: 0.667										4	2	2	2	0	0	0											
Johnny Estrada, S OBP: 0.457, SLG: 0.600 8 Vinny Rottino, R OBP: 0.311, SLG: 0.415										3	1	1	2	0	0	1											
Kevin Mench, R OBP: 0.469, SLG: 0.464 21 Drew Anderson, L OBP: 0.370, SLG: 0.500										3	1	2	2	0	0	0											
18 Gabe Gross, L OBP: 0.545, SLG: 0.778										5	1	2	0	0	2	4											
1 Corey Hart, R OBP: 0.417, SLG: 0.533 Brady Clark, R OBP: 0.314, SLG: 0.303										2	1	0	0	0	1	1											
75 Ryan Braun, R OBP: 0.382, SLG: 0.844										4	0	0	1	1	1	3											
<b>Inning Stats</b>	R: 5 E: 0 K: 1 S: 11	H: 6 LOB: 1 BB: 0 P: 11	R: 0 E: 0 K: 2 S: 7	H: 0 LOB: 0 BB: 7 P: 7	R: 4 E: 0 K: 0 S: 7	H: 4 LOB: 2 BB: 1 P: 12	R: 0 E: 0 K: 0 S: 3	H: 0 LOB: 0 BB: 0 P: 3	R: 0 E: 0 K: 2 S: 7	H: 0 LOB: 0 BB: 0 P: 7	R: 1 E: 0 K: 2 S: 11	H: 4 LOB: 3 BB: 0 P: 11	R: 1 E: 1 K: 0 S: 5	H: 2 LOB: 1 BB: 0 P: 5	R: 0 E: 0 K: 1 S: 5	H: 0 LOB: 0 BB: 0 P: 5		R: 0 E: 0 K: 0 S: 4	H: 1 LOB: 1 BB: 0 P: 4	1B: 11 2B: 6 3B: 0 HR: 0	SF: 1 SAC: 0 DP: 1 HBP: 1	WP: 0 PB: 0 SB: 0 CS: 0	PA: 46				
<b>PITCHER</b>	IP	WLS	BF	H	R	ER	SO	BB	IBB	HBP	BLK	WP	HR	S	P	ERA	WHIP										
Joe Kennedy, L ERA: 20.48	2.1	L	19	10	9	9	3	1	0	0	0	0	0	23	28	34.71	4.714										
Jay Marshall, L ERA: 2.93	2.0		6	0	0	0	0	0	0	0	0	0	0	6	6	0.00	0.000										
57 Chad Gaudin, R ERA: 1.5	0.2		2	0	0	0	2	0	0	0	0	0	0	6	6	0.00	0.000										
25 Lenny DiNardo, L ERA: 3.6	3.0		15	6	2	1	3	0	0	0	0	0	0	21	21	3.00	2.000										
92 Kevin Olsen, R ERA:	1.0		4	1	0	0	0	0	0	0	0	0	0	4	4	0.00	1.000										

Batter	1	2	3	4	5	6	7	8	9	AB	R	H	RBI	BB	SO	LOB	BOTTOM										
4 Antonio Perez, R OBP: 0.442, SLG: 0.543 66 J.J. Furmaniak, R OBP: 0.333, SLG: 0.348										2	2	2	0	1	0	0	<b>Milwaukee Brewers @ Oakland Athletics</b> Phoenix Municipal Stadium, Phoenix, AZ Sat Mar 17 2007, 4:05 PM EDT Att: 9,329 - Sunny - 91 F										
Nick Swisher, S OBP: 0.372, SLG: 0.486 28 Charles Thomas, L OBP: 0.355, SLG: 0.379										3	0	0	0	0	1	3											
31 Mike Piazza, R OBP: 0.552, SLG: 0.800 8 Erubiel Durazo, L OBP: 0.355, SLG: 0.536										2	1	2	3	0	0	0											
29 Dan Johnson, L OBP: 0.395, SLG: 0.343 10 Daric Barton, L OBP: 0.500, SLG: 0.619										3	0	2	0	0	0	0											
17 Adam Melhuse, S OBP: 0.250, SLG: 0.133 5 Jeremy Brown, R OBP: 0.200, SLG: 0.444										3	0	0	0	0	1	3											
67 Travis Buck, L OBP: 0.406, SLG: 0.500 Lloyd Turner, R										4	0	1	0	0	1	3											
2 Lou Merloni, R OBP: 0.400, SLG: 0.444 72 Kevin Mello, L OBP: 0.545, SLG: 0.471										3	0	1	0	0	1	3											
Ryan Golecki, R OBP: 0.206, SLG: 0.188										4	0	1	0	0	1	3											
13 Donnie Murphy, R OBP: 0.467, SLG: 0.423										3	1	0	0	0	0	3											
<b>Inning Stats</b>	R: 2 E: 0 K: 1 S: 7	H: 3 LOB: 0 BB: 0 P: 7	R: 0 E: 0 K: 1 S: 6	H: 1 LOB: 1 BB: 0 P: 6	R: 1 E: 0 K: 0 S: 4	H: 1 LOB: 0 BB: 0 P: 4	R: 0 E: 0 K: 1 S: 6	H: 1 LOB: 1 BB: 0 P: 6	R: 0 E: 0 K: 0 S: 2	H: 0 LOB: 1 BB: 1 P: 6	R: 1 E: 0 K: 2 S: 7	H: 2 LOB: 3 BB: 0 P: 7	R: 1 E: 0 K: 2 S: 8	H: 1 LOB: 2 BB: 1 P: 13	R: 0 E: 0 K: 1 S: 7	H: 2 LOB: 2 BB: 0 P: 7		R: 0 E: 0 K: 1 S: 6	H: 1 LOB: 2 BB: 1 P: 10	1B: 9 2B: 1 3B: 1 HR: 1	SF: 1 SAC: 0 DP: 2 HBP: 1	WP: 0 PB: 0 SB: 0 CS: 0	PA: 41				
<b>PITCHER</b>	IP	WLS	BF	H	R	ER	SO	BB	IBB	HBP	BLK	WP	HR	S	P	ERA	WHIP										
31 Dave Bush, R ERA: 7.0	5.0	W	21	7	3	3	3	1	0	0	0	0	0	6	6	0.00	1.600										
Brian Shouse, L ERA: 6.0	1.0		4	1	0	0	1	0	0	0	0	0	0	6	6	0.00	1.000										
62 Grant Balfour, R ERA: 12.6	0.2		4	0	1	1	1	1	0	1	0	0	0	4	9	13.50	1.500										
60 Joe Thatcher, L ERA:	0.1		2	1	0	0	1	0	0	0	0	0	0	4	4	0.00	3.000										
50 Chris Spurling, R ERA: 4.5	1.0		5	2	0	0	1	0	0	0	0	0	0	7	7	0.00	2.000										

AB 43  
R 11  
H 17  
RBI 11  
BB 1  
SO 8  
LOB 17



AB 36  
R 4  
H 12  
RBI 4  
BB 3  
SO 8  
LOB 26





Batter	1	2	3	4	5	6	7	8	9	AB	R	H	RBI	BB	SO	LOB	TOP								
77 Reggie Willits, S OBP: 0.405, SLG: 0.323	F8			BB	F8		P4		F8	4	0	0	0	1	0	1	<b>Los Angeles Angels @ Oakland Athletics</b> Phoenix Municipal Stadium, Phoenix, AZ Sun Mar 18 2007, 4:05 PM EDT Att: 6,111 - Sunny - 87 F <a href="http://livebaseballscorecards.com">livebaseballscorecards.com</a>								
32 Erick Aybar, S OBP: 0.340, SLG: 0.452 13 Nate Sutton, L (7.4)	G3			P5		K	G6-3			4	0	0	0	0	1	1									
6 Maicer Izturis, S OBP: 0.297 20 Sean Rodriguez, R (6, PR) OBP: 0.286, SLG: 0.273 (8.6)	G4-3			F7		G4-3		E 1B HBP		3	0	0	0	0	0	0									
Mike Napoli, R OBP: 0.500, SLG: 0.800 Jose Molina, R OBP: 0.333, SLG: 0.304	G6-3				HR	39 1B		E6 1B		3	1	2	1	0	0	0									
39 Robb Quinlan, R OBP: 0.368, SLG: 0.657 53 Mike Eylvard, R OBP: 0.400, SLG: 0.667	F8			HR		1B		G5-3		3	1	2	1	0	0	0									
65 Tommy Murphy, S OBP: 0.297, SLG: 0.514	G4-3				HR	25 G5-3 E HBP	K	P6		3	1	0	0	0	1	5									
22 Kendrys Morales, S (1, 10) OBP: 0.341, SLG: 0.342 48 Cody Fuller, R (8, PH) (8, 10)				25 L4-3 BB	F7		F7	K		2	0	0	0	1	0	1									
25 Nick Gorneault, R (1, 7) OBP: 0.385, SLG: 0.480 43 Aaron Peel, R OBP: 0.417, SLG: 0.727 (7.7)	L4-3				G5-3			HR 1B	G6-3	3	1	1	0	0	0	2									
Matthew Brown, R OBP: 0.400, SLG: 0.882 (1, 5)	G4-3				E4 2H 1B		1H HR	F9		4	1	2	2	0	0	0									
<b>Inning Stats</b>	R: 0 E: 0 K: 0 S: 3	H: 0 LOB: 0 BB: 0 P: 3	R: 0 E: 0 K: 0 S: 3	H: 0 LOB: 0 BB: 0 P: 3	R: 0 E: 0 K: 0 S: 2	H: 0 LOB: 0 BB: 1 P: 6	R: 0 E: 0 K: 0 S: 3	H: 0 LOB: 0 BB: 1 P: 7	R: 3 E: 1 K: 0 S: 6	H: 3 LOB: 1 BB: 0 P: 7	R: 0 E: 0 K: 2 S: 9	H: 2 LOB: 2 BB: 0 P: 9	R: 2 E: 0 K: 0 S: 5	H: 2 LOB: 0 BB: 0 P: 5	R: 0 E: 1 K: 1 S: 6	H: 1 LOB: 3 BB: 0 P: 7		R: 0 E: 0 K: 0 S: 3	H: 0 LOB: 0 BB: 0 P: 3	1B: 5 2B: 1 3B: 0 HR: 3	SF: 0 SAC: 0 DP: 1 HBP: 2	WP: 0 PB: 0 SB: 0 CS: 1	PA: 37		
<b>PITCHER</b>	IP	WLS	BF	H	R	ER	SO	BB	IBB	HBP	BLK	WP	HR	S	P	ERA	WHIP								
Dan Haren, R (1, 1) ERA: 4.5	5.2		23	5	3	2	1	2	0	0	0	0	2	23	32	3.18	1.235								
47 Ron Flores, L (6, 1) ERA: 5.4	1.1		6	2	2	2	1	0	0	0	0	0	1	8	8	13.50	1.500								
50 Kiko Calero, R (8, 1) ERA:	1.0		5	1	0	0	1	0	0	1	0	0	0	6	7	0.00	1.000								
20 Huston Street, R (9, 1) ERA:	1.0	W	3	0	0	0	0	0	0	0	0	0	0	3	3	0.00	0.000								

Batter	1	2	3	4	5	6	7	8	9	AB	R	H	RBI	BB	SO	LOB	BOTTOM								
Jason Kendall, R (1, 2) OBP: 0.290, SLG: 0.310 6 Kurt Suzuki, R (7, 2) OBP: 0.600, SLG: 0.692	F8	G4-3			FC5-4 22 1B		30 G6-4-3 1B		SH5-3	3	0	0	1	0	0	2	<b>Los Angeles Angels @ Oakland Athletics</b> Phoenix Municipal Stadium, Phoenix, AZ Sun Mar 18 2007, 4:05 PM EDT Att: 6,111 - Sunny - 87 F <a href="http://livebaseballscorecards.com">livebaseballscorecards.com</a>								
14 Mark Ellis, R (1, 4) OBP: 0.324, SLG: 0.276					F8		P3			4	1	2	1	1	0	2									
22 Milton Bradley, S (1, 8) OBP: 0.548, SLG: 0.720 30 Richie Robnett, L (6, 8) OBP: 0.500, SLG: 1.500	K				F8		G6-4-3			3	0	1	0	0	1	2									
31 Mike Piazza, R (1, 10) OBP: 0.485, SLG: 0.690	F7				G6-4-3		G5-3			4	0	0	0	0	0	4									
3 Eric Chavez, L (1, 5) OBP: 0.242, SLG: 0.406 66 J.J. Furmaniak, R (7, 5) OBP: 0.321, SLG: 0.333							F9		B1-3	3	0	1	0	0	1	0									
8 Enbiel Durazo, L (1, 3) OBP: 0.353, SLG: 0.516 10 Daric Barton, L (6, PR) OBP: 0.520, SLG: 0.619 (7, 3)	G3-1				G1-6-3					3	0	1	0	0	0	1									
Marco Scutaro, R (1, 6) OBP: 0.494, SLG: 0.696 83 Cliff Pennington, S (7, 6)					F7		F9			2	1	0	0	1	0	1									
67 Travis Buck, L (1, 9) OBP: 0.472, SLG: 0.536										2	3	2	0	2	0	0									
Danny Putnam, L (1, 7) OBP: 0.750, SLG: 1.000										4	1	3	2	0	0	2									
<b>Inning Stats</b>	R: 0 E: 0 K: 1 S: 6	H: 1 LOB: 1 BB: 0 P: 6	R: 2 E: 0 K: 1 S: 6	H: 1 LOB: 2 BB: 2 P: 14	R: 0 E: 0 K: 0 S: 2	H: 0 LOB: 0 BB: 1 P: 6	R: 0 E: 0 K: 0 S: 3	H: 1 LOB: 0 BB: 0 P: 3	R: 1 E: 0 K: 0 S: 5	H: 2 LOB: 2 BB: 1 P: 9	R: 0 E: 0 K: 0 S: 5	H: 2 LOB: 2 BB: 0 P: 5	R: 0 E: 0 K: 1 S: 5	H: 1 LOB: 0 BB: 0 P: 3	R: 0 E: 0 K: 1 S: 5	H: 0 LOB: 1 BB: 1 P: 9		R: 3 E: 0 K: 0 S: 5	H: 4 LOB: 1 BB: 0 P: 5	1B: 9 2B: 2 3B: 1 HR: 0	SF: 0 SAC: 1 DP: 3 HBP: 0	WP: 0 PB: 0 SB: 0 CS: 0	PA: 39		
<b>PITCHER</b>	IP	WLS	BF	H	R	ER	SO	BB	IBB	HBP	BLK	WP	HR	S	P	ERA	WHIP								
90 Nick Adenhardt, R (1, 1) ERA: 2.79	4.0		16	3	2	2	2	3	0	0	0	0	0	17	29	4.50	1.500								
73 Matt White, R (5, 1) ERA: 3.96	2.0	B	11	4	1	1	0	1	0	0	0	0	0	10	14	4.50	2.500								
49 Chris Bootcheck, R (7, 1) ERA: 4.15	2.1	L	12	5	3	3	1	1	0	0	0	0	0	13	17	11.57	2.571								









Batter	1	2	3	4	5	6	7	8	9	AB	R	H	RBI	BB	SO	LOB	TOP					
8 Termel Sledge, L OBP: 0.326, SLG: 0.610 Drew Macias, L OBP: 0.333, SLG: 0.333										3	0	1	0	1	1	1	<b>San Diego Padres @ Oakland Athletics</b> Phoenix Municipal Stadium, Phoenix, AZ Mon Mar 19 2007, 4:05 PM EDT Att: 5,823 - Partly Cloudy - 80 F					
3 Khalil Greene, R OBP: 0.389, SLG: 0.806 1 Manny Alexander, R OBP: 0.200, SLG: 0.474										4	1	3	4	0	0	3						
Todd Walker, L OBP: 0.267, SLG: 0.286 13 Oscar Robles, L OBP: 0.423, SLG: 0.333										3	1	1	0	1	0	3						
23 Adrián González, L OBP: 0.390, SLG: 0.632 Cedric Hunter, L OBP: 1.000, SLG: 1.000										4	0	1	0	0	1	2						
Mike Cameron, R OBP: 0.270, SLG: 0.344 67 Royce Huffman, R OBP: 0.292, SLG: 0.286										4	0	0	0	0	1	3						
34 Russell Branyan, L OBP: 0.303, SLG: 0.483 82 Brett Dowdy, R										5	0	1	1	0	1	3						
53 Pete Laforest, L OBP: 0.361, SLG: 0.667										4	3	2	4	1	1	2						
Rob Bowen, S OBP: 0.321, SLG: 0.462 70 Luke Carlin, S OBP: 0.250, SLG: 0.182										4	1	2	0	0	0	1						
78 Adam Shabala, L OBP: 0.304, SLG: 0.158										5	1	1	0	0	0	1						
<b>Inning Stats</b>	R: 0 E: 0 K: 2 S: 8	H: 1 LOB: 1 BB: 0 P: 8	R: 1 E: 0 K: 0 S: 6	H: 3 LOB: 3 BB: 1 P: 10	R: 0 E: 0 K: 0 S: 4	H: 1 LOB: 1 BB: 0 P: 4	R: 1 E: 1 K: 0 S: 5	H: 1 LOB: 2 BB: 1 P: 9	R: 0 E: 0 K: 2 S: 7	H: 0 LOB: 0 BB: 0 P: 7	R: 5 E: 1 K: 1 S: 11	H: 5 LOB: 2 BB: 1 P: 15	R: 0 E: 0 K: 1 S: 5	H: 0 LOB: 0 BB: 0 P: 5	R: 4 E: 0 K: 2 S: 10	H: 3 LOB: 0 BB: 1 P: 18		R: 0 E: 0 K: 0 S: 4	H: 1 LOB: 1 BB: 0 P: 4	1B: 8 2B: 3 3B: 1 HR: 3	SF: 0 SAC: 0 DP: 0 HBP: 0	WP: 0 PA: 48 PB: 0 SB: 1 CS: 0
<b>PITCHER</b>	IP WLS BF H R ER SO BB IBB HBP BLK WP HR S P ERA WHIP	5.1 L 27 7 4 3 4 2 0 0 0 0 1 13 17 5.06 1.688	6.1 1.2 10 4 3 2 2 1 0 0 0 0 1 13 17 10.80 3.000	8.1 0.2 5 2 3 3 1 0 0 0 0 0 6 13 40.50 4.500	8.1 0.1 2 1 1 1 1 0 0 0 0 0 1 4 5 27.00 3.000	9.1 1.0 4 1 0 0 0 0 0 0 0 0 0 4 4 0.00 1.000	<b>PITCHER</b>															
25 Esteban Loaiza, R ERA: 5.63 Jay Witasick, L ERA: 3.95 Alan Embree, L ERA: 5.06 Shawn Kohn, R ERA: 13.5 Brad Ziegler, R ERA:																						
<b>Batter</b>	<b>1</b>	<b>2</b>	<b>3</b>	<b>4</b>	<b>5</b>	<b>6</b>	<b>7</b>	<b>8</b>	<b>9</b>	<b>AB</b>	<b>R</b>	<b>H</b>	<b>RBI</b>	<b>BB</b>	<b>SO</b>	<b>LOB</b>	<b>BOTTOM</b>					
Jason Kendall, R OBP: 0.257, SLG: 0.273 6 Kurt Suzuki, R OBP: 0.563, SLG: 0.643										4	0	0	0	0	1	4	<b>San Diego Padres @ Oakland Athletics</b> Phoenix Municipal Stadium, Phoenix, AZ Mon Mar 19 2007, 4:05 PM EDT Att: 5,823 - Partly Cloudy - 80 F					
Shannon Stewart, R OBP: 0.472, SLG: 0.400 Ricky Ledee, L OBP: 0.250, SLG: 0.500										2	0	1	0	1	0	0						
22 Milton Bradley, S OBP: 0.529, SLG: 0.714 44 Hiram Bocachica, R OBP: 0.258, SLG: 0.148										3	0	1	0	0	2	4						
31 Mike Piazza, R OBP: 0.472, SLG: 0.656 29 Dan Johnson, L OBP: 0.406, SLG: 0.368										3	1	1	0	0	1	3						
3 Eric Chavez, L OBP: 0.250, SLG: 0.382 2 Lou Merloni, R OBP: 0.360, SLG: 0.391										2	0	0	0	1	2	0						
14 Mark Ellis, R OBP: 0.324, SLG: 0.313 13 Donnie Murphy, R OBP: 0.486, SLG: 0.484										3	0	1	1	0	2	0						
67 Travis Buck, L OBP: 0.500, SLG: 0.594										4	0	3	2	0	0	0						
Marco Scutaro, R OBP: 0.467, SLG: 0.667 4 Antonio Perez, R OBP: 0.440, SLG: 0.537										1	0	0	0	1	0	1						
10 Daric Barton, L OBP: 0.519, SLG: 0.591 8 Enriel Durazo, L OBP: 0.333, SLG: 0.485										2	0	0	0	0	2	4						
<b>Inning Stats</b>	R: 0 E: 0 K: 1 S: 6	H: 1 LOB: 1 BB: 0 P: 6	R: 0 E: 0 K: 2 S: 8	H: 1 LOB: 1 BB: 0 P: 8	R: 0 E: 0 K: 1 S: 6	H: 1 LOB: 2 BB: 1 P: 10	R: 0 E: 0 K: 2 S: 7	H: 0 LOB: 0 BB: 0 P: 7	R: 0 E: 0 K: 1 S: 5	H: 0 LOB: 2 BB: 2 P: 13	R: 3 E: 0 K: 2 S: 10	H: 3 LOB: 2 BB: 1 P: 14	R: 1 E: 0 K: 0 S: 4	H: 1 LOB: 0 BB: 0 P: 4	R: 0 E: 0 K: 1 S: 6	H: 2 LOB: 1 BB: 0 P: 6		R: 0 E: 0 K: 0 S: 3	H: 0 LOB: 0 BB: 0 P: 3	1B: 5 2B: 4 3B: 0 HR: 0	SF: 1 SAC: 0 DP: 1 HBP: 0	WP: 0 PA: 39 PB: 0 SB: 0 CS: 0
<b>PITCHER</b>	IP WLS BF H R ER SO BB IBB HBP BLK WP HR S P ERA WHIP	4.2 W 19 3 0 0 6 2 0 0 0 0 0 4 12 54.00 9.000	6.1 2.0 9 3 2 2 2 0 0 0 0 0 0 13 13 9.00 1.500	8.1 1.0 4 2 0 0 1 0 0 0 0 0 6 6 0.00 2.000	9.1 1.0 3 0 0 0 0 0 0 0 0 0 3 3 0.00 0.000	<b>PITCHER</b>																
44 Jake Peavy, R ERA: 4.4 26 Doug Brocail, R ERA: 4.25 58 Andrew Brown, R ERA: 15.63 21 Heath Bell, R ERA: 1.29 56 Scott Cassidy, R ERA: 7.94																						

AB 44  
R 11  
H 15  
RBI 10  
BB 4  
SO 8  
LOB 23



AB 34  
R 4  
H 9  
RBI 4  
BB 4  
SO 10  
LOB 22









Batter	1	2	3	4	5	6	7	8	9	AB	R	H	RBI	BB	SO	LOB	TOP																				
Shannon Stewart, R (1, 7) OBP: 0.475, SLG: 0.500 Ryan Golecki, R (5, 7) OBP: 0.186, SLG: 0.175	G6-3	F8	2B		3B		G4-6-3		SF7	4	0	2	2	0	0	2																					
7 Bobby Crosby, R (1, 6) OBP: 0.333, SLG: 0.667 13 Donnie Murphy, R (4, 6) OBP: 0.462, SLG: 0.486	G6-3		2B		K			K	G5-3	3	1	1	0	0	0	2																					
31 Mike Piazza, R (1, 10) OBP: 0.465, SLG: 0.676 8 Enriyel Durazo, L (6, PH) OBP: 0.316, SLG: 0.457	HR		G5-3		K			G3-1		3	1	1	1	1	1	3																					
3 Eric Chavez, L (1, 5) OBP: 0.250, SLG: 0.351 2 Lou Merloni, R (6, 5) OBP: 0.379, SLG: 0.519	G3-1		HR		G3			K		3	1	0	0	1	0	1																					
Nick Swisher, S (1, 8) OBP: 0.436, SLG: 0.667		F7	HR		K					4	2	3	1	1	1	1																					
14 Mark Ellis, R (1, 4) OBP: 0.341, SLG: 0.417 4 Antonio Perez, R (6, 4) OBP: 0.426, SLG: 0.533		2B	HR		K				F8	4	2	2	1	0	1	2																					
29 Dan Johnson, L (1, 3) OBP: 0.415, SLG: 0.452 10 Daric Barton, L (5, 3) OBP: 0.517, SLG: 0.583		K	HR		2B				SF7	3	2	2	1	0	1	1																					
17 Adam Melhuse, S (1, 2) OBP: 0.286, SLG: 0.182 5 Jeremy Brown, R (6, 2) OBP: 0.308, SLG: 0.500		2B	1B		K				44 BB	2	0	1	0	1	1	1																					
Ricky Ledee, L (1, 9) OBP: 0.375, SLG: 0.750 44 Hiram Bocachica, R (5, PR) OBP: 0.265, SLG: 0.138		F7			2B				FC6-4	3	0	2	1	0	0	1																					
Inning Stats	R: 1 E: 0 K: 0 S: 4	H: 1 LOB: 0 BB: 0 P: 4	R: 1 E: 0 K: 1 S: 7	H: 2 LOB: 2 BB: 1 P: 11	R: 5 E: 0 K: 0 S: 9	H: 6 LOB: 2 BB: 1 P: 13	R: 0 E: 0 K: 2 S: 7	H: 0 LOB: 1 BB: 1 P: 11	R: 2 E: 0 K: 3 S: 12	H: 3 LOB: 2 BB: 0 P: 12	R: 0 E: 0 K: 1 S: 6	H: 1 LOB: 0 BB: 0 P: 6	R: 0 E: 0 K: 0 S: 3	H: 1 LOB: 0 BB: 0 P: 3	R: 0 E: 0 K: 2 S: 7	H: 0 LOB: 0 BB: 0 P: 7	R: 2 E: 0 K: 0 S: 5	H: 2 LOB: 2 BB: 2 P: 13	1B: 6 2B: 5 3B: 1 HR: 4	SF: 1 SAC: 0 DP: 1 HBP: 0	WP: 0 PB: 0 SB: 1 CS: 0	PA: 47															
PITCHER	IP	WLS	BF	H	R	ER	SO	BB	IBB	HBP	BLK	WP	HR	S	P	ERA	WHIP	PITCHER		IP	WLS	BF	H	R	ER	SO	BB	IBB	HBP	BLK	WP	HR	S	P	ERA	WHIP	
40 Brian Bannister, R (1, 1) ERA: 10.03	3.0		20	9	7	7	1	2	0	0	0	0	4	20	28	21.00	3.667	63 Roberto Giron, R (9, 1) ERA: 15.0		0.2		2	0	0	0	0	0	0	0	0	0	2	2	0.00	0.000		
48 Joakim Soria, R (4, 1) ERA: 2.57	3.0	H	14	4	2	2	6	1	0	0	0	0	0	25	29	6.00	1.667																				
Todd Wellemeyer, R (7, 1) ERA: 8.44	1.0	H	3	1	0	0	0	0	0	0	0	0	0	3	3	0.00	1.000																				
57 Joel Peralta, R (8, 1) ERA: 3.0	1.0	H	3	0	0	0	2	0	0	0	0	0	0	7	7	0.00	0.000																				
72 Cody Smith, R (9, 1) ERA: 54.0	0.1	L	5	2	2	2	0	2	0	0	0	0	0	3	11	54.00	12.000																				

Oakland Athletics @ Kansas City Royals  
 Surprise Stadium, Surprise, AZ  
 Wed Mar 21 2007, 9:05 PM EDT  
 Att: 6,028 - Clear - 74 F

AB 41  
 R 11  
 H 16  
 RBI 11  
 BB 5  
 SO 9  
 LOB 22



Batter	1	2	3	4	5	6	7	8	9	AB	R	H	RBI	BB	SO	LOB	BOTTOM																			
Esteban German, R (1, 4) OBP: 0.424, SLG: 0.473 21 Billy Butler, R (7, 7) OBP: 0.514, SLG: 0.774	1B	F8		F8		E4		F7		4	2	2	0	0	0	2																				
11 Ross Cload, L (1, 7) OBP: 0.500, SLG: 0.757 13 Andrés Blanco, S (7, 4) OBP: 0.289, SLG: 0.351	2B		2B	1B		K		K		4	2	3	0	0	1	1																				
24 Mark Teahen, L (1, 8) OBP: 0.440, SLG: 0.581	SF7		E6	FC3-6		HR		BB		3	1	1	2	1	0	2																				
29 Mike Sweeney, R (1, 10) OBP: 0.333, SLG: 0.385 Emil Brown, R (6, PH) OBP: 0.376, SLG: 0.361	F9		FC6	K		HR		G1-3		3	1	0	0	0	1	4																				
4 Alex Gordon, L (1, 5) OBP: 0.500, SLG: 0.659 68 Fernando Cortez, L (8, 5) OBP: 0.417, SLG: 0.364	2B		2B			G3		G4-3		4	1	2	3	0	1	0																				
16 Reggie Sanders, R (1, 9) OBP: 0.382, SLG: 0.500 93 Adam Greenberg, L (8, 9)	P4		2B			G4-3		G4-3		3	0	1	1	1	0	1																				
43 Ryan Shealy, R (1, 3) OBP: 0.373, SLG: 0.468 Craig Brazell, L (8, 3)		1B	G6-3			K		F8		4	0	1	0	0	2	2																				
14 John Buck, R (1, 2) OBP: 0.483, SLG: 0.591	1B		K			G6-3		BB		3	1	1	0	1	1	2																				
4 Angel Berroa, R (1, 6) OBP: 0.300, SLG: 0.342 Alex Gonzalez, R (7, 6) OBP: 0.538, SLG: 0.524	1B		1B			F9		G6-3		3	1	2	1	0	0	0																				
Inning Stats	R: 2 E: 0 K: 0 S: 7	H: 3 LOB: 1 BB: 0 P: 7	R: 1 E: 0 K: 0 S: 5	H: 3 LOB: 0 BB: 0 P: 5	R: 3 E: 1 K: 1 S: 9	H: 3 LOB: 1 BB: 0 P: 9	R: 1 E: 1 K: 1 S: 7	H: 2 LOB: 1 BB: 0 P: 8	R: 0 E: 0 K: 2 S: 8	H: 0 LOB: 1 BB: 1 P: 12	R: 3 E: 0 K: 1 S: 9	H: 3 LOB: 0 BB: 0 P: 9	R: 0 E: 0 K: 1 S: 5	H: 0 LOB: 1 BB: 1 P: 9	R: 0 E: 0 K: 1 S: 5	H: 0 LOB: 0 BB: 0 P: 3	R: 0 E: 0 K: 0 S: 3	H: 0 LOB: 0 BB: 0 P: 3	1B: 9 2B: 4 3B: 0 HR: 1	SF: 1 SAC: 0 DP: 0 HBP: 0	WP: 1 PB: 0 SB: 3 CS: 2	PA: 43														
PITCHER	IP	WLS	BF	H	R	ER	SO	BB	IBB	HBP	BLK	WP	HR	S	P	ERA	WHIP	PITCHER		IP	WLS	BF	H	R	ER	SO	BB	IBB	HBP	BLK	WP	HR	S	P	ERA	WHIP
Joe Blanton, R (1, 1) ERA: 9.69	4.0		22	11	7	5	2	2	0	0	0	0	1	0	8	12	0.00	1.000	62 Steven Sharpe, R (9, 1) ERA:		1.0		3	0	0	0	0	0	0	0	3	3	0.00	0.000		
Alan Embree, L (5, 1) ERA: 4.29	1.0	H	4	0	0	0	2	1	0	0	0	0	0	8	12	0.00	1.000																			
47 Ron Flores, L (6, 1) ERA: 7.71	1.0	B	6	3	3	3	1	0	0	0	0	0	1	9	9	27.00	3.000																			
50 Kiko Calero, R (7, 1) ERA:	1.0		4	0	0	0	1	1	0	0	0	0	0	5	9	0.00	1.000																			
20 Huston Street, R (8, 1) ERA:	1.0	W	4	0	0	0	1	1	0	0	0	0	0	5	9	0.00	1.000																			

Oakland Athletics @ Kansas City Royals  
 Surprise Stadium, Surprise, AZ  
 Wed Mar 21 2007, 9:05 PM EDT  
 Att: 6,028 - Clear - 74 F

AB 39  
 R 10  
 H 14  
 RBI 9  
 BB 3  
 SO 7  
 LOB 16





Batter	1	2	3	4	5	6	7	8	9	AB R H RBI BB SO LOB	TOP																								
												<b>Kansas City Royals @ Oakland Athletics</b> Phoenix Municipal Stadium, Phoenix, AZ Thu Mar 22 2007, 4:05 PM EDT <a href="http://livebaseballscorecards.com">livebaseballscorecards.com</a>																							
Inning Stats											AB 0 R 0 H 0 RBI 0 BB 0 SO 0 LOB 0																								
PITCHER	IP	WLS	BF	H	R	ER	SO	BB	IBB	HBP	BLK	WP	HR	S	P	ERA	WHIP	PITCHER	IP	WLS	BF	H	R	ER	SO	BB	IBB	HBP	BLK	WP	HR	S	P	ERA	WHIP

Batter	1	2	3	4	5	6	7	8	9	AB R H RBI BB SO LOB	BOTTOM																								
												<b>Kansas City Royals @ Oakland Athletics</b> Phoenix Municipal Stadium, Phoenix, AZ Thu Mar 22 2007, 4:05 PM EDT <a href="http://livebaseballscorecards.com">livebaseballscorecards.com</a>																							
Inning Stats											AB 0 R 0 H 0 RBI 0 BB 0 SO 0 LOB 0																								
PITCHER	IP	WLS	BF	H	R	ER	SO	BB	IBB	HBP	BLK	WP	HR	S	P	ERA	WHIP	PITCHER	IP	WLS	BF	H	R	ER	SO	BB	IBB	HBP	BLK	WP	HR	S	P	ERA	WHIP







Batter	1	2	3	4	5	6	7	8	9	AB	R	H	RBI	BB	SO	LOB	TOP			
7 Bobby Crosby, R OBP: 0.400, SLG: 0.889	0-3 K	0-0 F9	0-0 SF7			0-0 F9		0-0 G5-3		3	0	0	1	0	1	1				
4 Antonio Perez, R OBP: 0.429, SLG: 0.532										1	0	0	0	0	0	0				
Nick Swisher, S OBP: 0.452, SLG: 0.680	0-0 2B	0-0 2B	3-H 2B			0-3 K			0-3 K	3	0	2	1	1	1	0				
Ryan Golecki, R OBP: 0.182, SLG: 0.171			2-3 BB							1	0	0	0	0	1	0				
22 Milton Bradley, S OBP: 0.511, SLG: 0.611	1-0 HBP	0-0 P5	0-0 FC6-4			0-0 L3			0-0 P4	3	0	0	0	0	0	4				
44 Hiram Bocachica, R OBP: 0.250, SLG: 0.129										1	0	0	0	0	0	0				
31 Mike Piazza, R OBP: 0.460, SLG: 0.698	0-0 F6				4-0 BB				0-0 G6-3	3	0	0	0	1	1	3				
10 Darric Barton, L OBP: 0.593, SLG: 0.600										1	0	1	0	0	0	0				
29 Dan Johnson, L OBP: 0.439, SLG: 0.467	4-0 BB					0-0 P6			0-0 F7	3	1	2	0	1	0	1				
8 Enriuel Durazo, L OBP: 0.310, SLG: 0.436										1	0	0	0	0	0	1				
Marco Scutaro, R OBP: 0.450, SLG: 0.563	0-3 K									3	1	0	0	1	2	5				
13 Donnie Murphy, R OBP: 0.475, SLG: 0.528										0	0	0	0	0	0	0				
17 Adam Melhuse, S OBP: 0.303, SLG: 0.192										4	1	1	0	0	2	3				
5 Jeremy Brown, R OBP: 0.308, SLG: 0.500										0	0	0	0	0	0	0				
67 Travis Buck, L OBP: 0.460, SLG: 0.585										3	1	1	2	1	0	0				
2 Lou Merton, R OBP: 0.394, SLG: 0.533										3	1	1	1	1	1	0				
<b>Inning Stats</b>	R: 0 E: 0 K: 2 S: 8	H: 1 LOB: 3 BB: 1 P: 13	R: 3 E: 0 K: 1 S: 9	H: 4 LOB: 1 BB: 0 P: 9	R: 2 E: 0 K: 1 S: 6	H: 1 LOB: 3 BB: 4 P: 22	R: 0 E: 0 K: 0 S: 2	H: 0 LOB: 0 BB: 1 P: 6	R: 0 E: 0 K: 1 S: 5	H: 0 LOB: 0 BB: 0 P: 5	R: 0 E: 0 K: 1 S: 5	H: 1 LOB: 1 BB: 0 P: 8	R: 0 E: 0 K: 0 S: 3	H: 0 LOB: 0 BB: 0 P: 3	R: 0 E: 0 K: 1 S: 6	H: 1 LOB: 1 BB: 0 P: 6	1B: 4 2B: 4 3B: 0 HR: 1	SF: 1 SAC: 0 DP: 1 HBP: 1	WP: 0 PB: 0 SB: 0 CS: 0	PA: 41
<b>PITCHER</b>	IP	WLS	BF	H	R	ER	SO	BB	IBB	HBP	BLK	WP	HR	S	P	ERA	WHIP			
20 Brandon McCarthy, R ERA: 1.045	2.1	L	17	6	5	5	4	3	0	1	0	0	1	21	34	19.29	3.857			
32 Ron Mahay, L ERA: 2.35	2.2		10	0	0	0	1	3	0	0	0	0	0	9	21	0.00	1.125			
40 Akinori Otsuka, R ERA: 3.0	1.0		3	0	0	0	1	0	0	0	0	0	0	5	5	0.00	0.000			
29 Mike Wood, R ERA: 1.69	3.0		11	2	0	0	3	0	0	0	0	0	0	17	17	0.00	0.667			

Oakland Athletics @ Texas Rangers  
 Surprise Stadium, Surprise, AZ  
 Sat Mar 24 2007, 4:05 PM EDT  
 Att: 7,932 - Cloudy - 67 F

AB 33  
 R 5  
 H 8  
 RBI 5  
 BB 6  
 SO 9  
 LOB 18



Batter	1	2	3	4	5	6	7	8	9	AB	R	H	RBI	BB	SO	LOB	BOTTOM			
Kenny Lofton, L OBP: 0.348, SLG: 0.357	0-0 10 E 21 FC5-4 1B	4-0 27 G4-6-3 BB							0-0 F9	1	1	1	0	1	0	0				
25 Jerry Hairston, R OBP: 0.450, SLG: 0.605										3	0	1	0	0	0	3				
27 Frank Catalanotto, L OBP: 0.333, SLG: 0.304	0-0 21 FC5-4 9 1B	0-0 G4-6-3							0-0 G6-3	3	1	1	0	1	1	3				
19 Jason Botts, S OBP: 0.394, SLG: 0.448										1	0	0	0	0	0	2				
10 Michael Young, R OBP: 0.417, SLG: 0.412	0-0 E6 1-2 2-3								0-0 F8	3	0	0	0	0	0	3				
12 Ramón Vázquez, L OBP: 0.375, SLG: 0.514										1	0	1	0	0	0	0				
23 Mark Teixeira, S OBP: 0.306, SLG: 0.353	0-0 F9								0-0 P6	3	0	0	0	0	1	3				
93 Kevin West, R										1	0	0	0	0	0	1				
21 Sammy Sosa, R OBP: 0.426, SLG: 0.773	0-0 FC5-4 9 1B								0-0 G6-3	2	0	0	1	0	0	2				
17 Nelson Cruz, R OBP: 0.343, SLG: 0.581										1	0	0	0	1	0	1				
9 Hank Blalock, L OBP: 0.400, SLG: 0.306	0-0 1-2 2-3 3-H								0-0 F8	2	0	0	1	0	0	0				
28 Matt Kata, S OBP: 0.463, SLG: 0.632										2	0	0	0	0	0	2				
6 Brad Wilkerson, L OBP: 0.320, SLG: 0.341	0-3 K								0-0 F7	4	0	1	0	0	1	4				
49 Miguel Ojeda, R OBP: 0.429, SLG: 0.923									0-0 F7	2	0	1	0	0	0	1				
35 Chris Stewart, R OBP: 0.500, SLG: 0.583										2	0	0	0	0	0	1				
5 Ian Kinsler, R OBP: 0.436, SLG: 0.700	0-0 1B								0-0 P6	2	0	1	0	0	0	1				
91 Adam Fox, R OBP: 1.000, SLG: 1.500										2	0	2	0	0	0	0				
<b>Inning Stats</b>	R: 2 E: 1 K: 1 S: 9	H: 3 LOB: 2 BB: 0 P: 9	R: 0 E: 0 K: 0 S: 3	H: 2 LOB: 1 BB: 1 P: 7	R: 0 E: 0 K: 0 S: 4	H: 1 LOB: 1 BB: 0 P: 4	R: 0 E: 0 K: 0 S: 2	H: 1 LOB: 0 BB: 1 P: 6	R: 0 E: 0 K: 1 S: 5	H: 0 LOB: 1 BB: 1 P: 9	R: 0 E: 0 K: 1 S: 6	H: 1 LOB: 1 BB: 0 P: 6	R: 0 E: 0 K: 0 S: 4	H: 1 LOB: 1 BB: 0 P: 4	R: 0 E: 0 K: 0 S: 5	H: 2 LOB: 2 BB: 0 P: 5	1B: 10 2B: 2 3B: 0 HR: 0	SF: 0 SAC: 0 DP: 2 HBP: 0	WP: 0 PB: 0 SB: 0 CS: 1	PA: 38
<b>PITCHER</b>	IP	WLS	BF	H	R	ER	SO	BB	IBB	HBP	BLK	WP	HR	S	P	ERA	WHIP			
25 Esteban Loaiza, R ERA: 3.21	6.0	W	25	7	2	0	2	3	0	0	0	0	0	6	6	0.00	1.000			
58 Justin Duchschere, R ERA:	1.0	H	4	1	0	0	1	0	0	0	0	0	0	6	6	0.00	1.000			
25 Lenny DiNardo, L ERA: 3.0	2.0	S	9	3	0	0	0	0	0	0	0	0	0	9	9	0.00	1.500			

Oakland Athletics @ Texas Rangers  
 Surprise Stadium, Surprise, AZ  
 Sat Mar 24 2007, 4:05 PM EDT  
 Att: 7,932 - Cloudy - 67 F

AB 35  
 R 2  
 H 11  
 RBI 2  
 BB 3  
 SO 3  
 LOB 27









Batter	1	2	3	4	5	6	7	8	9	AB	R	H	RBI	BB	SO	LOB	TOP						
3 Willy Taveras, R OBP: 0.469, SLG: 0.442 74 Dexter Fowler, S OBP: 0.500, SLG: 0.333	F9		F8		F8		BB BB			3	0	0	0	1	0	1	<b>Colorado Rockies @ Oakland Athletics</b> Phoenix Municipal Stadium, Phoenix, AZ Mon Mar 26 2007, 4:05 PM EDT Att: 4,891 - Sunny - 74 F						
James Carroll, R OBP: 0.198, SLG: 0.119 Jason Van Kooten, R	K			F9		G4-3	BB BB			3	0	0	0	1	1	0							
11 Brad Hawpe, L OBP: 0.339, SLG: 0.722	P6			HR		K	G3			4	1	1	1	0	1	3							
10 Jeff Baker, R OBP: 0.340, SLG: 0.535		K			47 BB	G4-3		F7		3	0	0	0	1	1	0							
47 John Mabry, L OBP: 0.471, SLG: 0.767	F7				BB			L8		3	1	1	0	1	0	0							
19 Ryan Spillborghs, R OBP: 0.452, SLG: 0.786	K			F9		BB BB	BB BB	K		4	1	1	0	0	2	2							
44 Alexis Gomez, L OBP: 0.368, SLG: 0.389			G4-3	G4-3		K		F7		4	0	0	0	0	1	4							
2 Troy Tulowitzki, R OBP: 0.327, SLG: 0.391			K		G1-3		L8	F9		4	0	0	0	0	1	2							
8 Yorvit Torrealba, R OBP: 0.300, SLG: 0.310 Geronimo Gil, R OBP: 0.294, SLG: 0.353			3 S		G6-3		BB BB	F9		2	0	1	0	0	0	0							
							2-H 3-H			2	0	1	2	0	0	0							
<b>Inning Stats</b>	R: 0 E: 0 K: 1 S: 5	H: 0 LOB: 0 BB: 0 P: 5	R: 0 E: 0 K: 2 S: 7	H: 0 LOB: 0 BB: 0 P: 7	R: 0 E: 0 K: 1 S: 6	H: 1 LOB: 1 BB: 0 P: 7	R: 1 E: 0 K: 0 S: 4	H: 1 LOB: 2 BB: 2 P: 12	R: 0 E: 0 K: 0 S: 3	H: 0 LOB: 0 BB: 0 P: 3	R: 0 E: 0 K: 1 S: 5	H: 0 LOB: 0 BB: 0 P: 5	R: 2 E: 0 K: 1 S: 8	H: 3 LOB: 3 BB: 2 P: 17	R: 0 E: 0 K: 1 S: 5	H: 0 LOB: 0 BB: 0 P: 5	R: 0 E: 0 K: 0 S: 3	H: 0 LOB: 0 BB: 0 P: 3	1B: 4 2B: 0 3B: 0 HR: 1	SF: 0 SAC: 0 DP: 0 HBP: 0	WP: 0 PB: 1 SB: 1 CS: 0	PA: 36	
<b>PITCHER</b>	IP WLS BF H R ER SO BB IBB HBP BLK WP HR S P ERA WHIP	3.0 W 10 1 0 0 4 0 0 0 0 0 0 18 19 0.00 0.333	2.0 9 1 1 1 0 1 0 0 0 0 0 1 7 15 4.50 1.500	1.0 3 0 0 0 1 0 0 0 0 0 0 5 5 0.00 0.000	1.0 8 3 2 2 1 2 0 0 0 0 0 8 17 18.00 5.000	1.0 H 3 0 0 0 1 0 0 0 0 0 5 5 0.00 0.000	1.0 S 3 0 0 0 0 0 0 0 0 0 3 3 0.00 0.000	64 Michael Mitchell, R ERA:	0.0 0.000														

AB	32
R	3
H	5
RBI	3
BB	4
SO	7
LOB	12



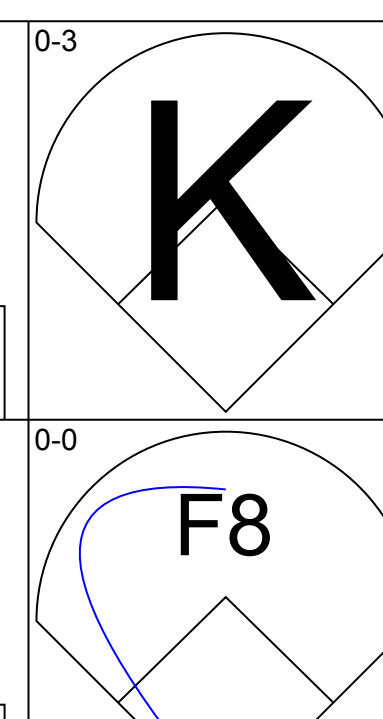
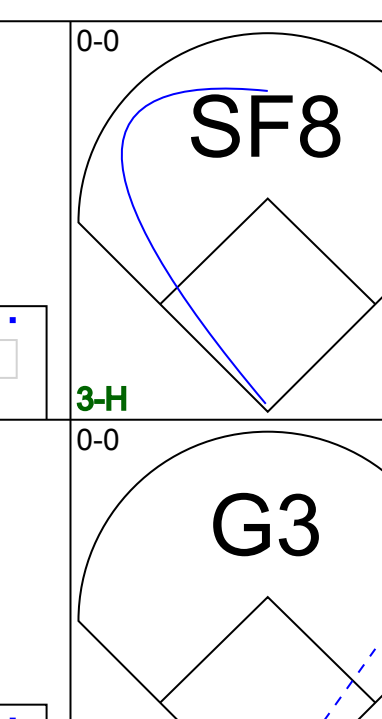
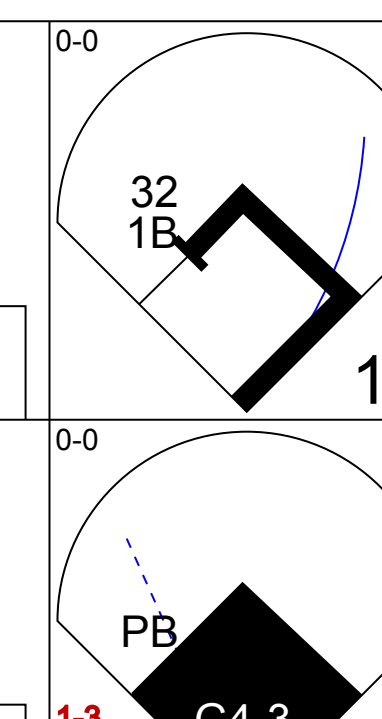
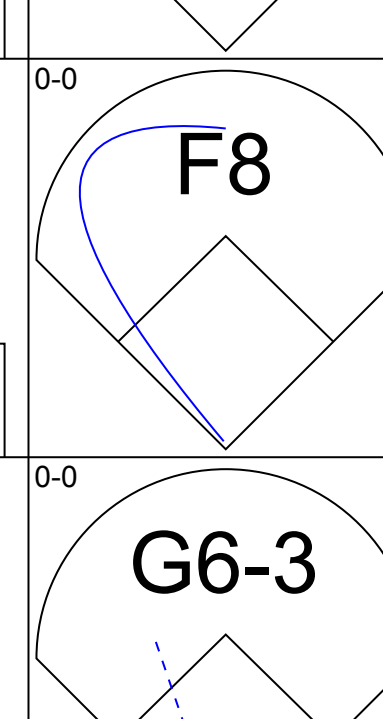
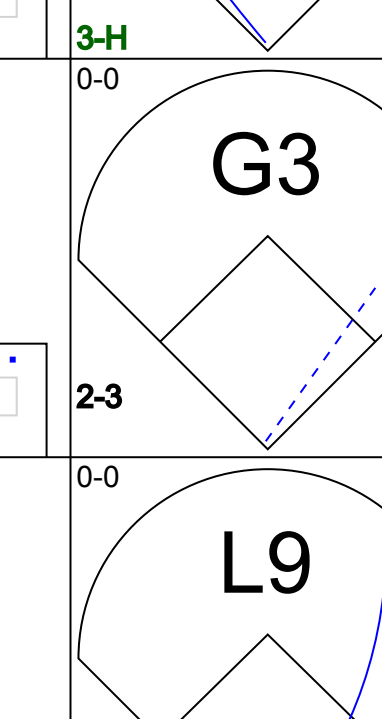
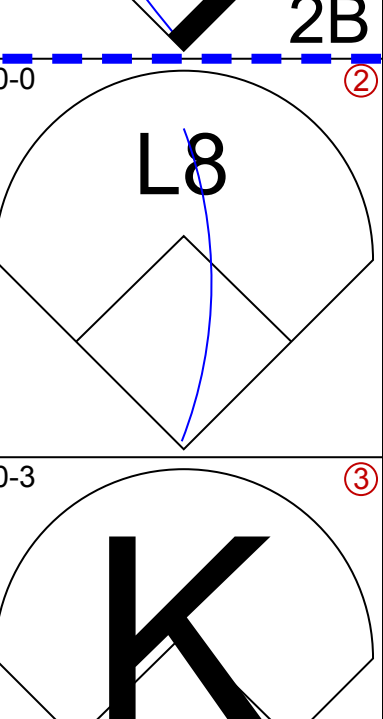
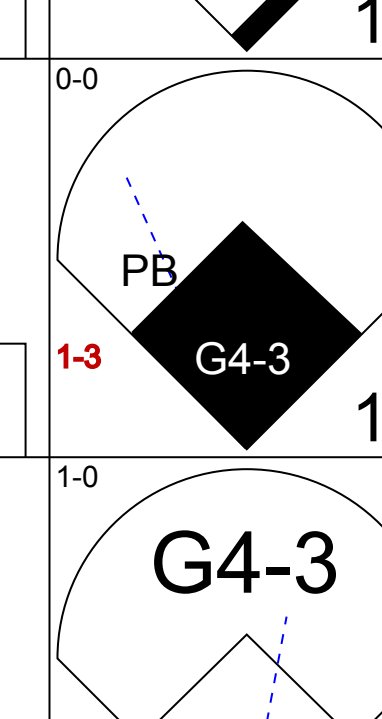
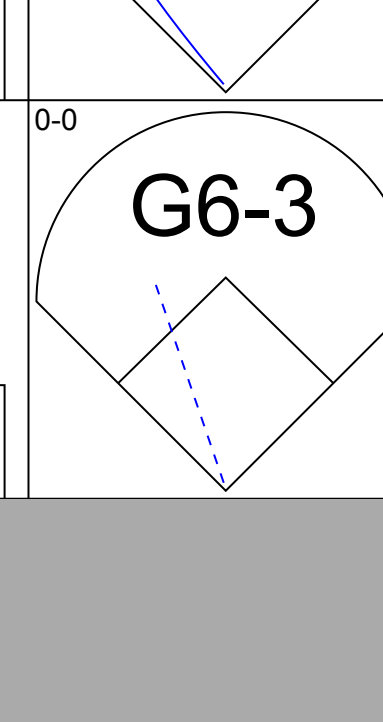
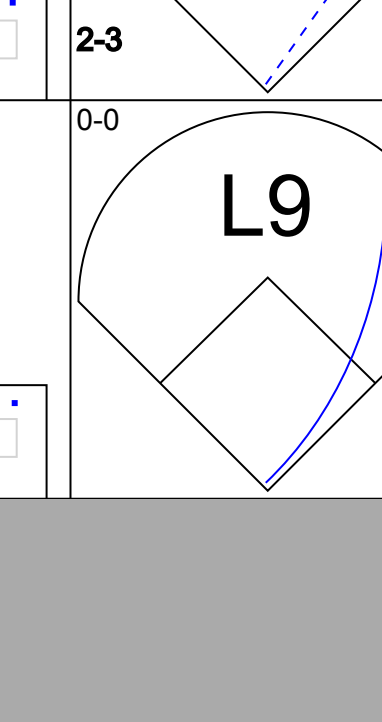

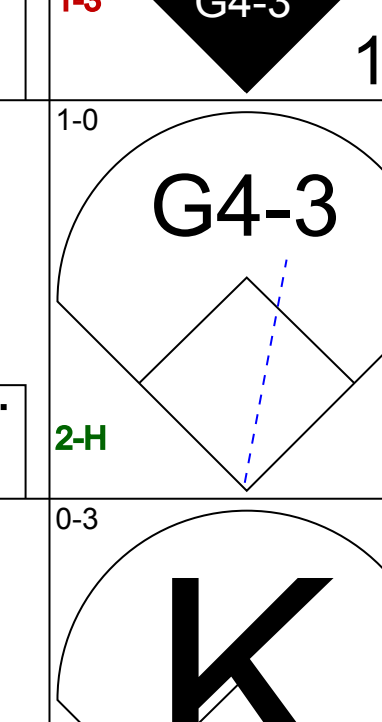
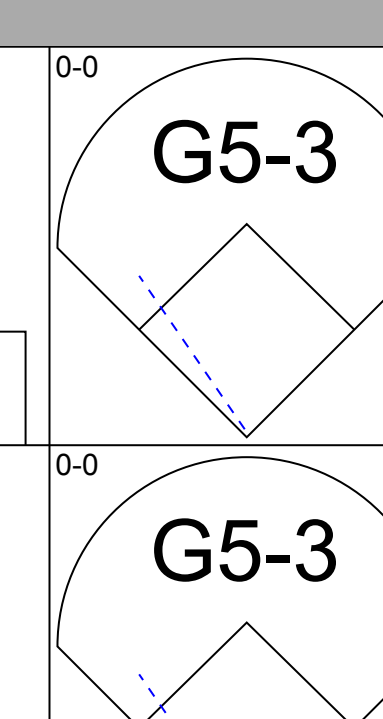
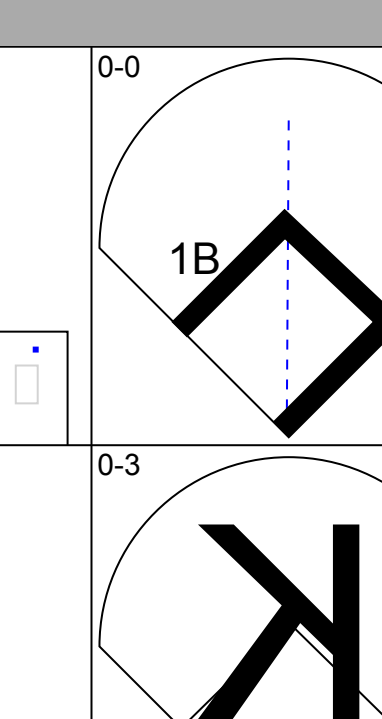
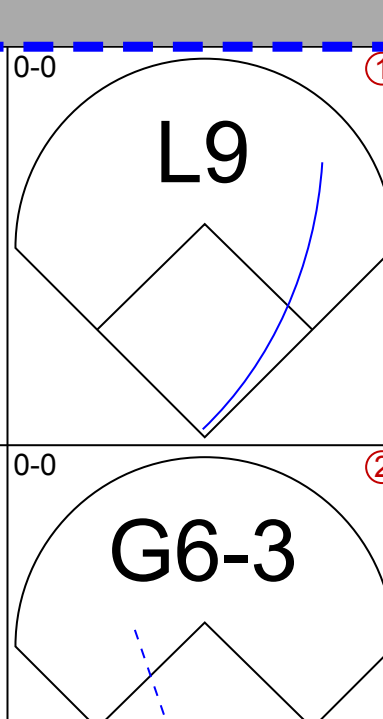
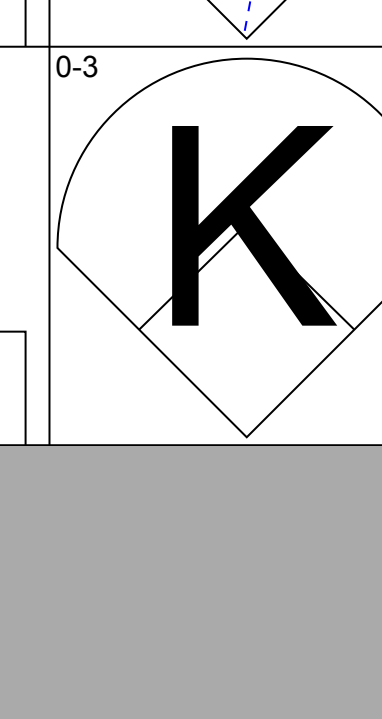
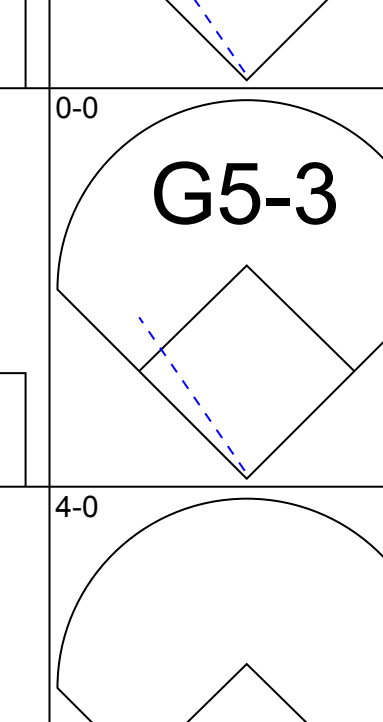
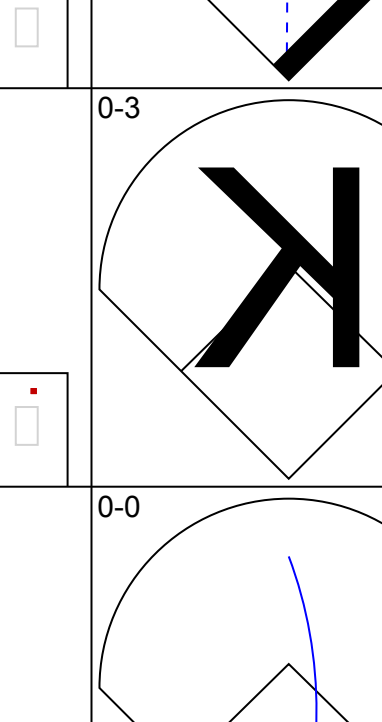
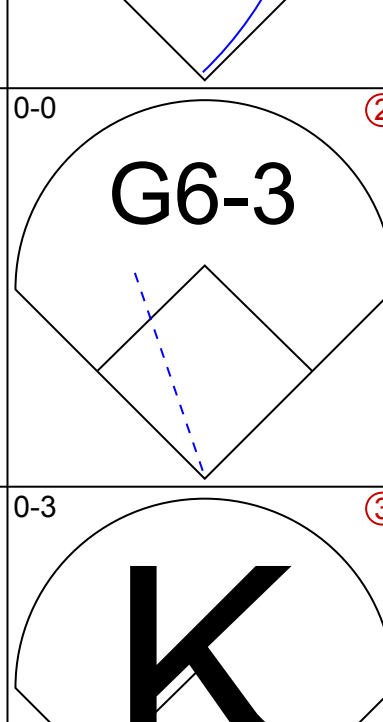
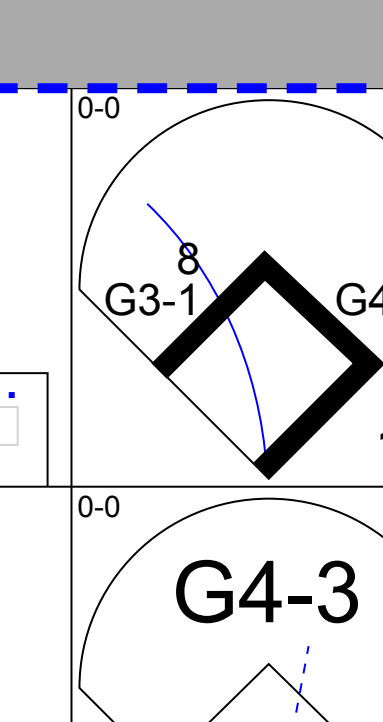
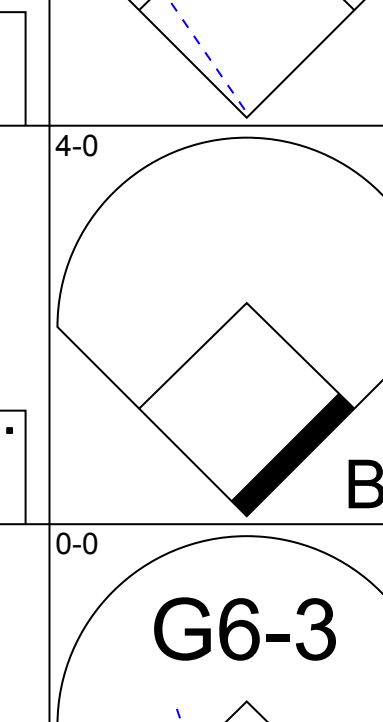
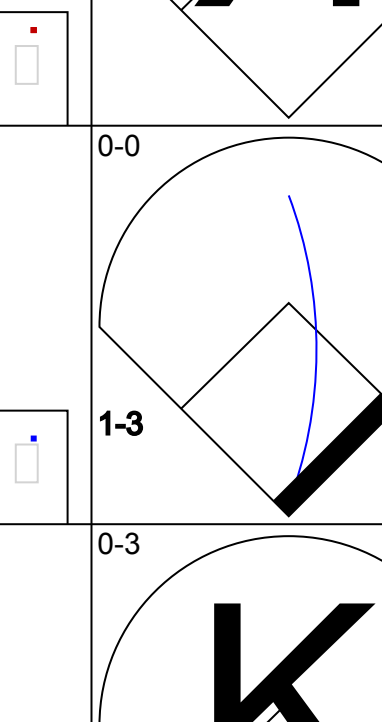
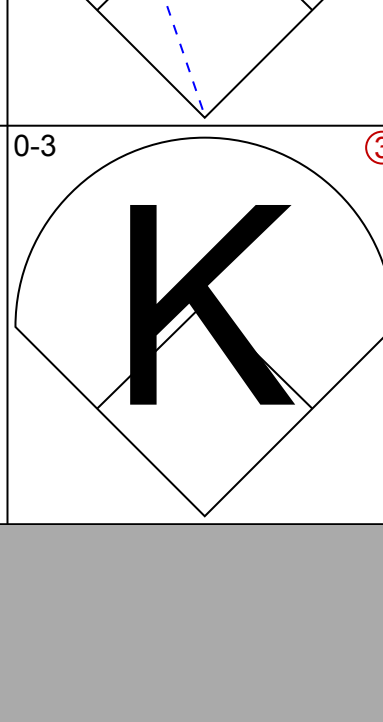
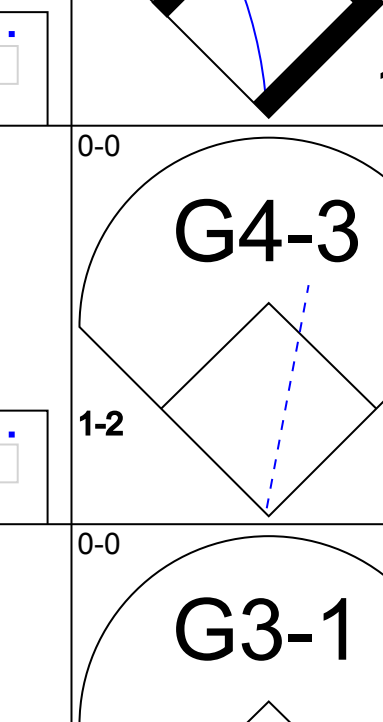
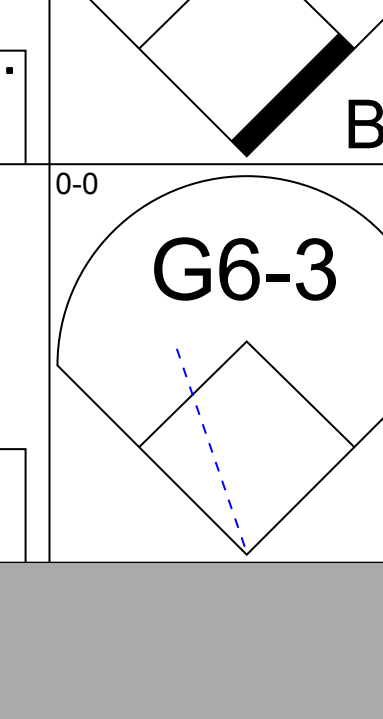
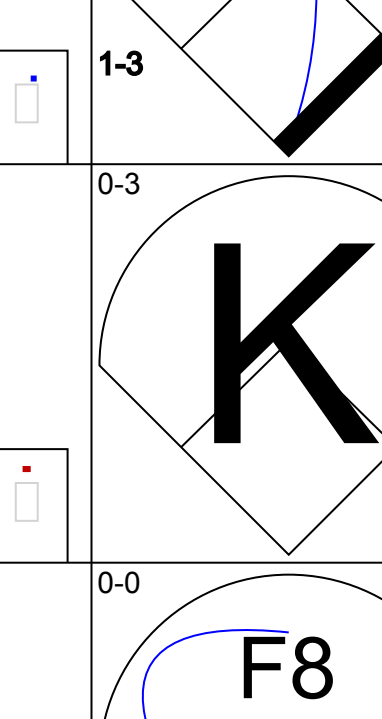

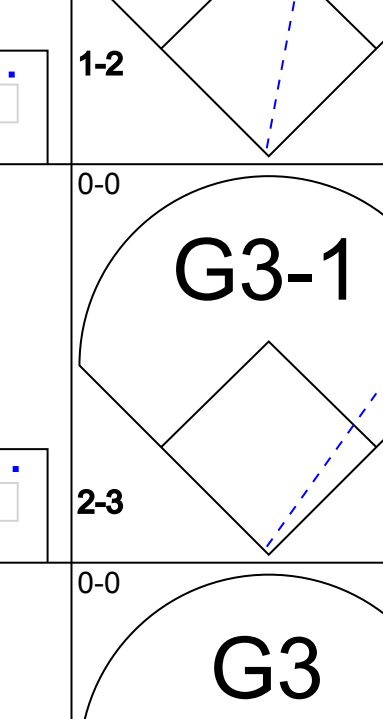
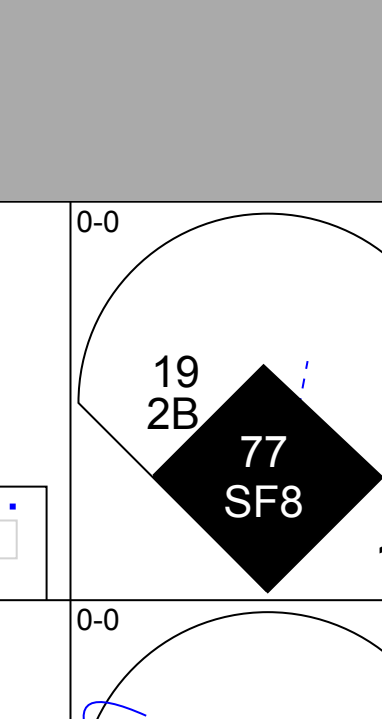


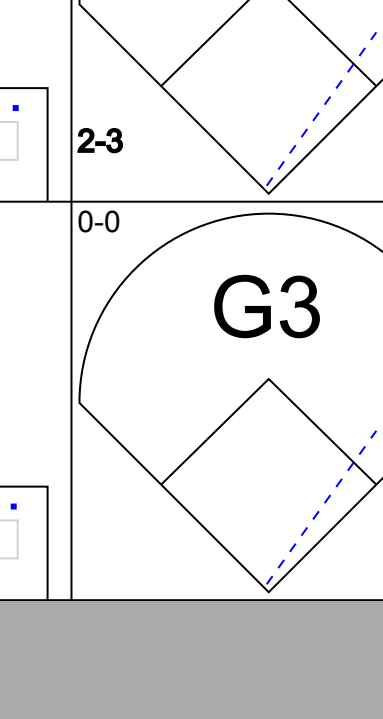

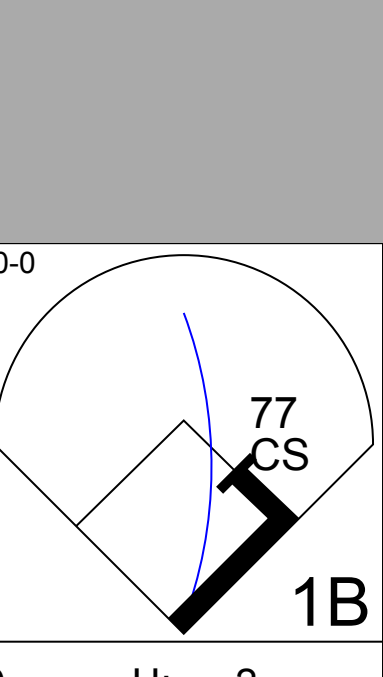

Batter	1	2	3	4	5	6	7	8	9	AB	R	H	RBI	BB	SO	LOB	BOTTOM						
Jason Kendall, R OBP: 0.255, SLG: 0.250 17 Adam Melhuse, S OBP: 0.306, SLG: 0.179	F9		F8		2B 1B		67 FC4-6 BB			3	1	1	0	0	0	0	<b>Colorado Rockies @ Oakland Athletics</b> Phoenix Municipal Stadium, Phoenix, AZ Mon Mar 26 2007, 4:05 PM EDT Att: 4,891 - Sunny - 74 F						
Shannon Stewart, R OBP: 0.500, SLG: 0.537 67 Travis Buck, L OBP: 0.464, SLG: 0.574			G4-3		F9		FC4-6			2	1	1	1	1	0	0							
22 Milton Bradley, S OBP: 0.511, SLG: 0.684 4 Antonio Perez, R OBP: 0.417, SLG: 0.529	P6			HR	F9			F7		2	1	1	1	0	0	1							
31 Mike Piazza, R OBP: 0.436, SLG: 0.667 23 Bobby Kielty, S			F9		G3-1			P6		2	1	1	1	0	0	0							
3 Eric Chavez, L OBP: 0.280, SLG: 0.400 2 Lou Merloni, R OBP: 0.412, SLG: 0.533				F8		L3				3	1	1	2	0	0	0							
Nick Swisher, S OBP: 0.426, SLG: 0.679 Ryan Golecki, R OBP: 0.170, SLG: 0.159	G3			HR	G4-3			K		1	0	0	0	0	1	1							
7 Bobby Crosby, R OBP: 0.368, SLG: 0.667 Marco Scutaro, R OBP: 0.422, SLG: 0.514			F8		F7		G6-3			3	0	0	0	0	0	0							
29 Dan Johnson, L OBP: 0.397, SLG: 0.412 8 Enibel Durazo, L OBP: 0.318, SLG: 0.425			F8		F7			F8		3	0	0	0	0	0	0							
14 Mark Ellis, R OBP: 0.275, SLG: 0.326 13 Donnie Murphy, R OBP: 0.500, SLG: 0.541			F8		G1-3			F9		3	0	0	0	0	0	0							
<b>Inning Stats</b>	R: 3 E: 0 K: 0 S: 5	H: 2 LOB: 1 BB: 1 P: 9	R: 0 E: 0 K: 0 S: 3	H: 0 LOB: 0 BB: 0 P: 3	R: 1 E: 0 K: 0 S: 4	H: 1 LOB: 0 BB: 0 P: 4	R: 1 E: 0 K: 0 S: 4	H: 1 LOB: 1 BB: 0 P: 4	R: 1 E: 0 K: 0 S: 5	H: 2 LOB: 1 BB: 0 P: 5	R: 0 E: 0 K: 0 S: 3	H: 0 LOB: 0 BB: 0 P: 3	R: 0 E: 0 K: 0 S: 3	H: 0 LOB: 1 BB: 1 P: 7	R: 0 E: 0 K: 1 S: 5	H: 0 LOB: 1 BB: 1 P: 9	1B: 1 2B: 2 3B: 0 HR: 3	SF: 0 SAC: 0 DP: 0 HBP: 0	WP: 0 PB: 0 SB: 0 CS: 0	PA: 33			
<b>PITCHER</b>	IP WLS BF H R ER SO BB IBB HBP BLK WP HR S P ERA WHIP	6.0 L 25 6 6 6 0 1 0 0 0 0 3 24 28 9.00 1.167	1.0 4 0 0 0 0 1 0 0 0 0 0 3 7 0.00 1.000	0.2 2 0 0 0 0 0 0 0 0 0 0 2 2 0.00 0.000	0.1 2 0 0 0 1 1 0 0 0 0 0 3 7 0.00 3.000																		

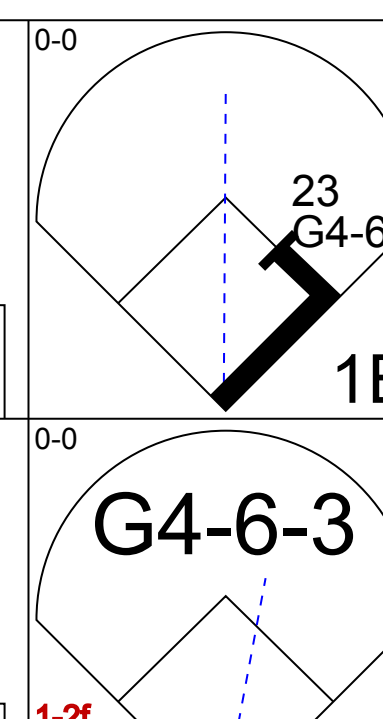
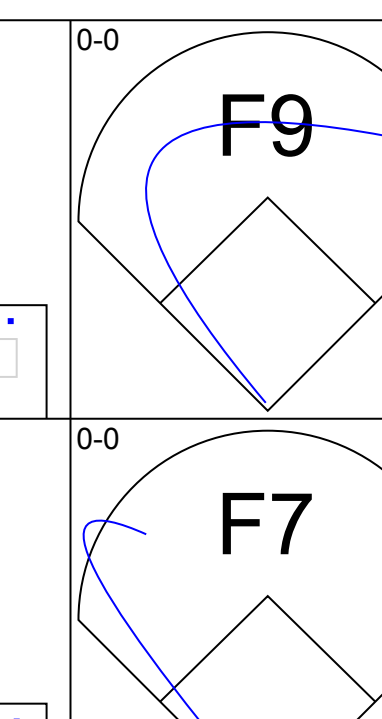
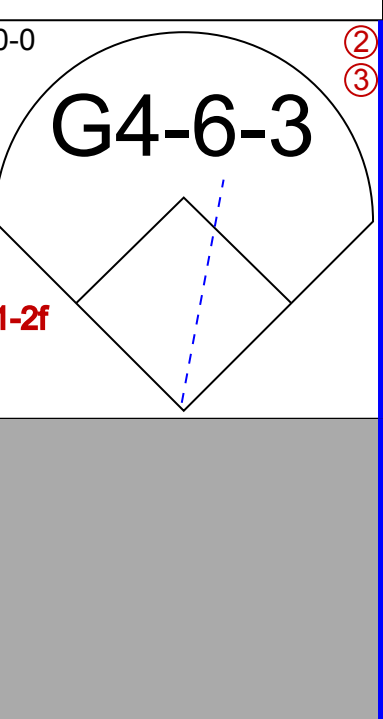
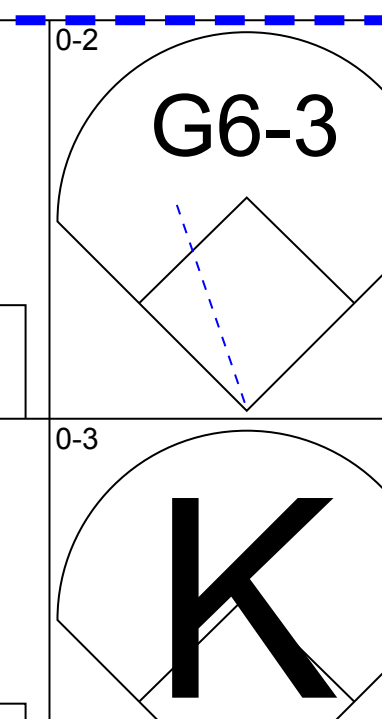
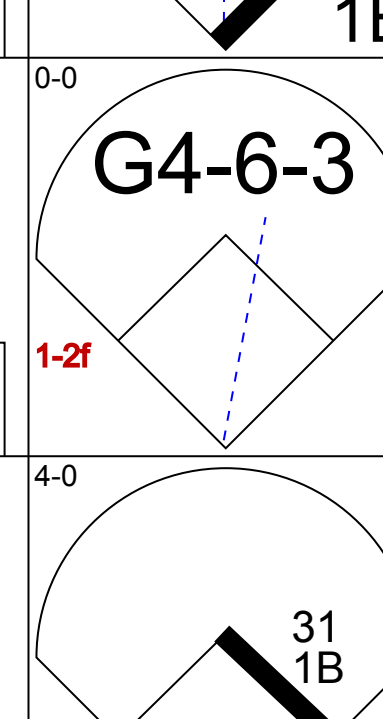
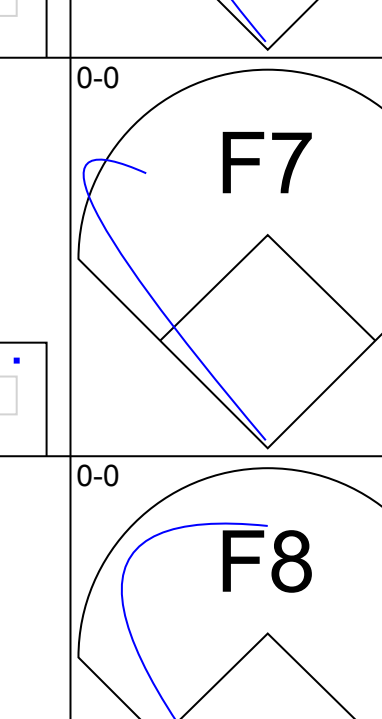
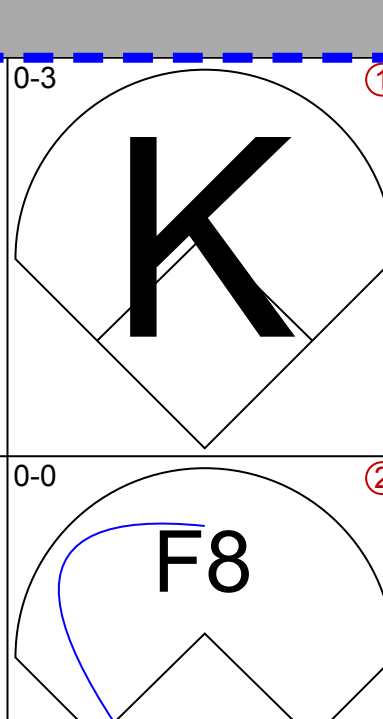
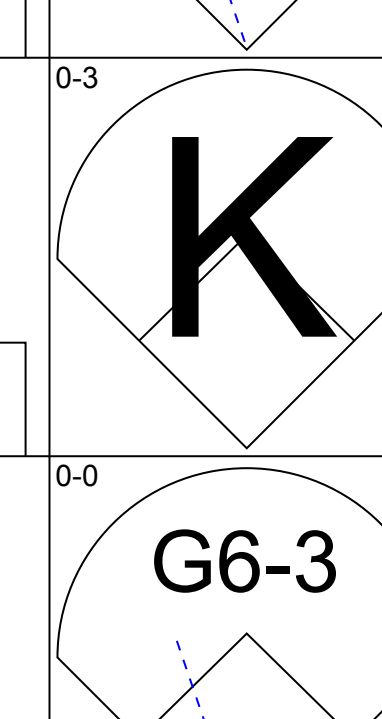
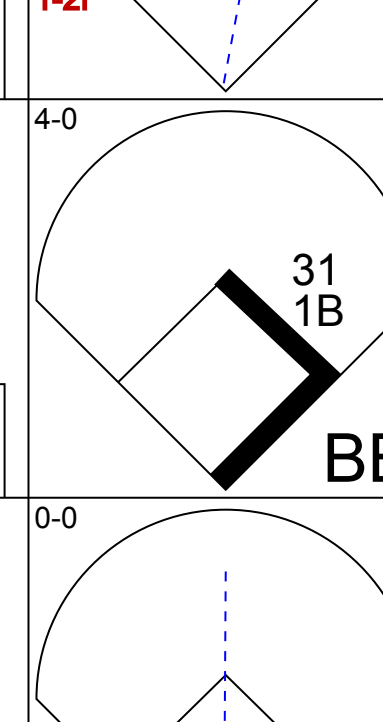
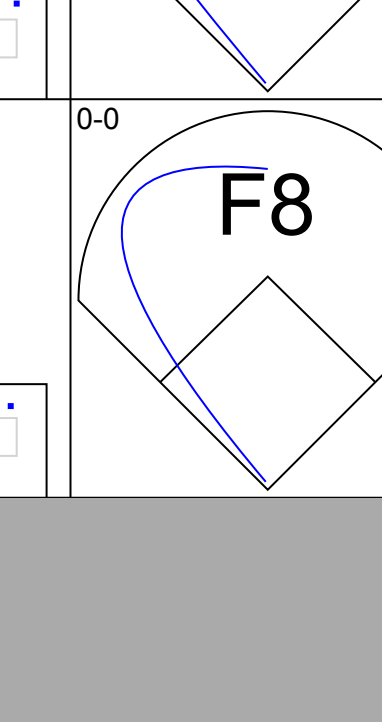
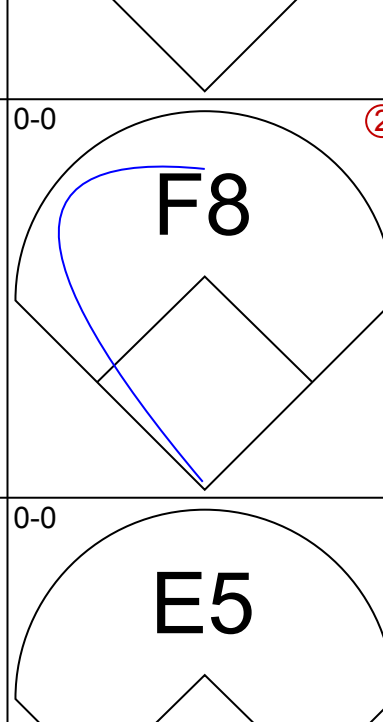
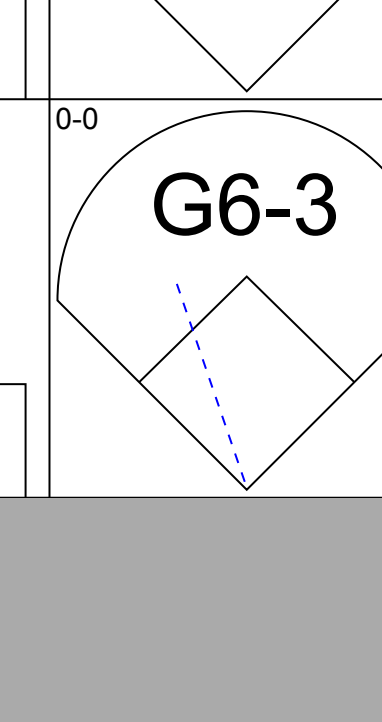
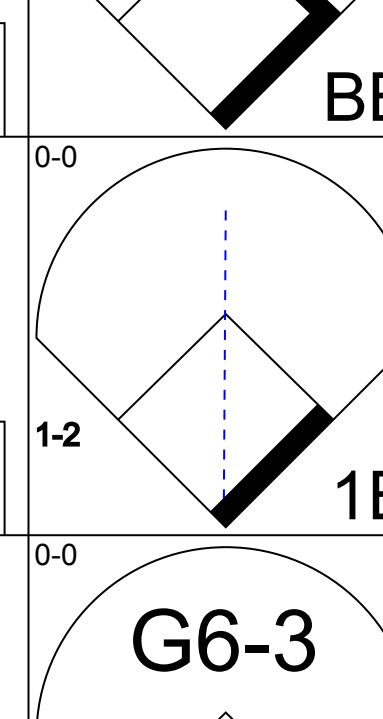
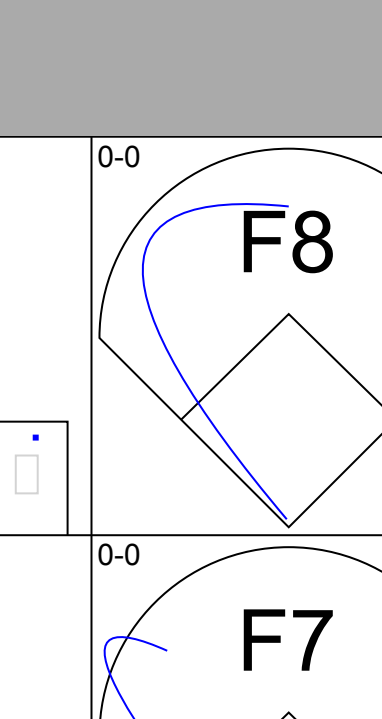
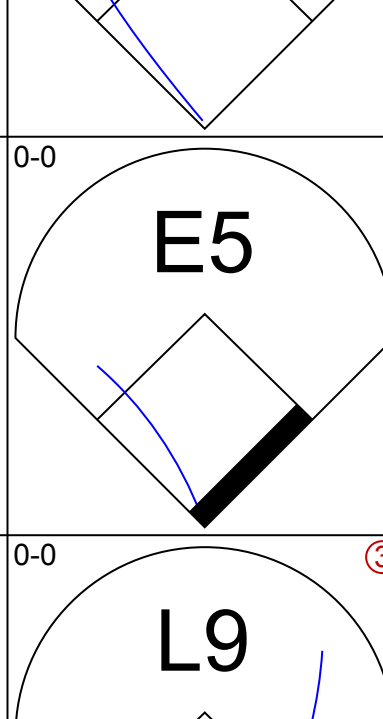

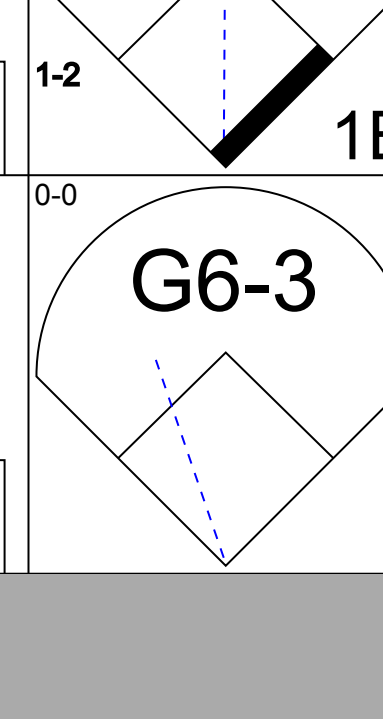
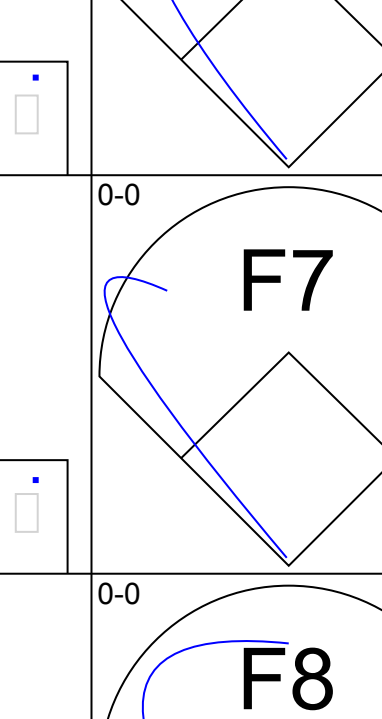
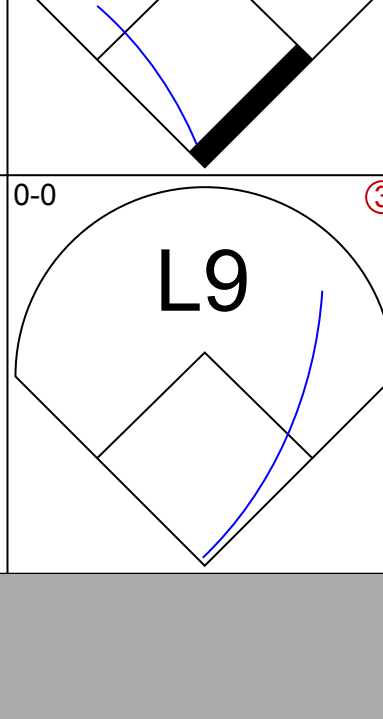
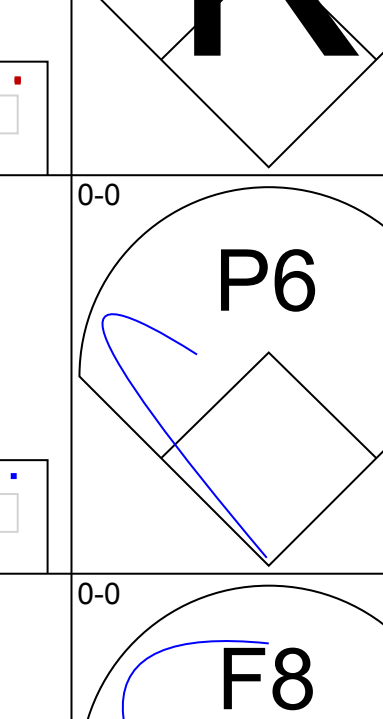
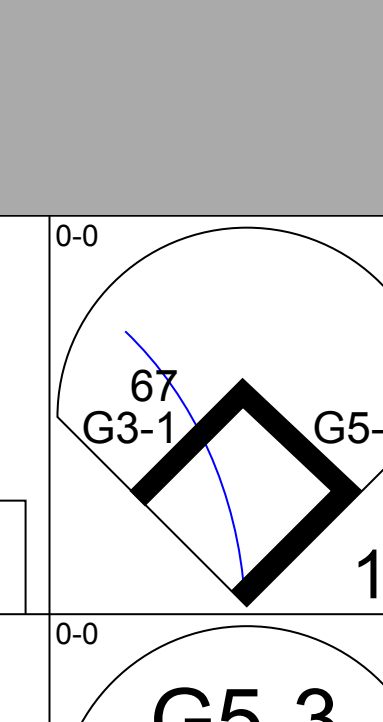
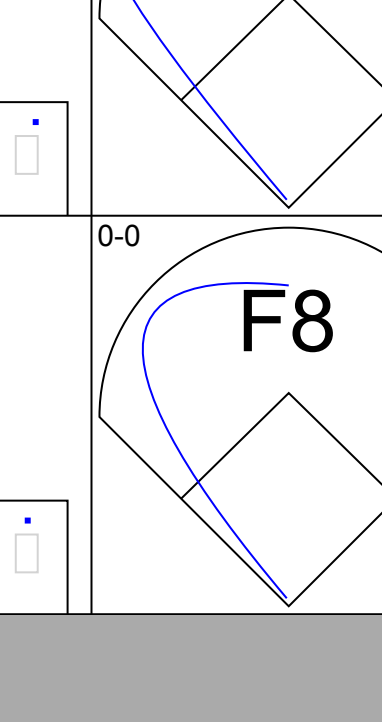
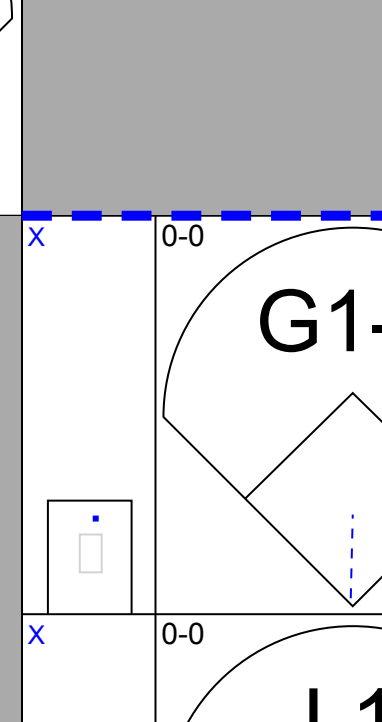
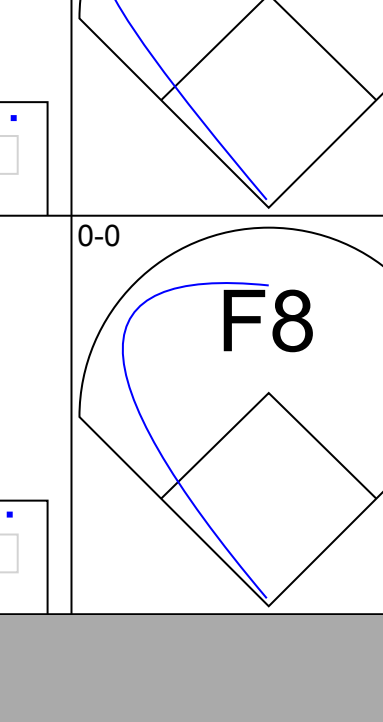
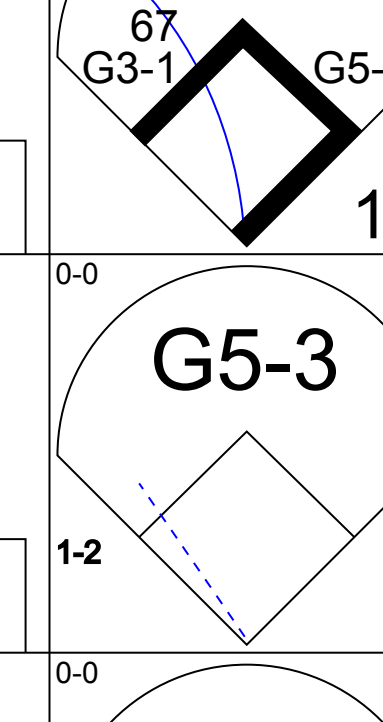
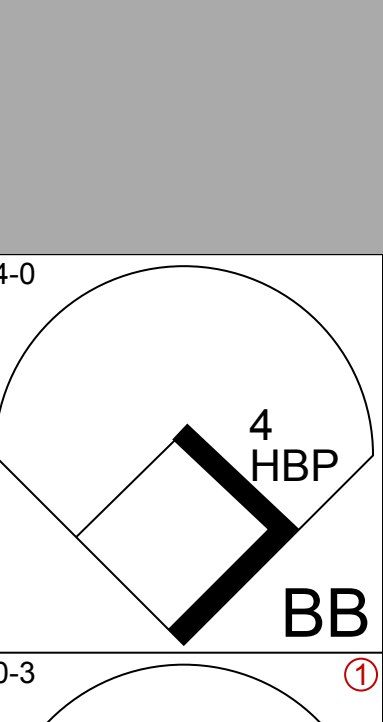
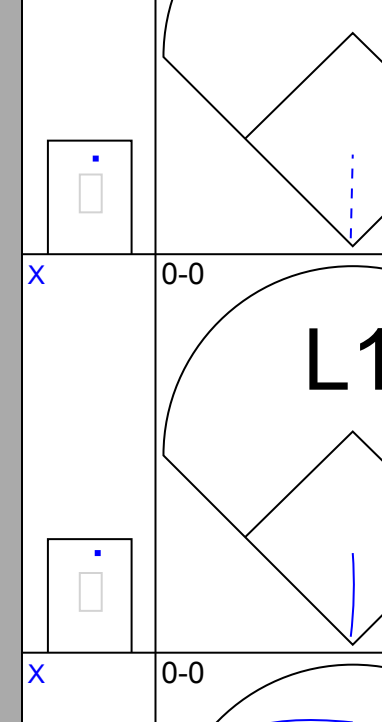
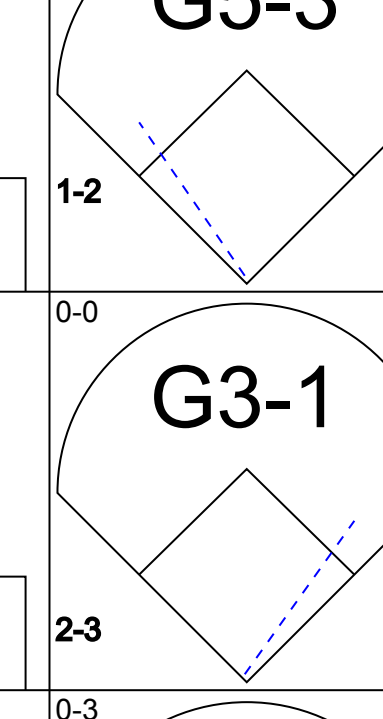
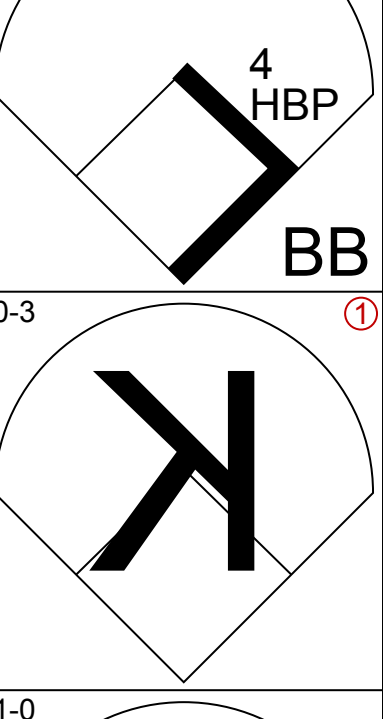
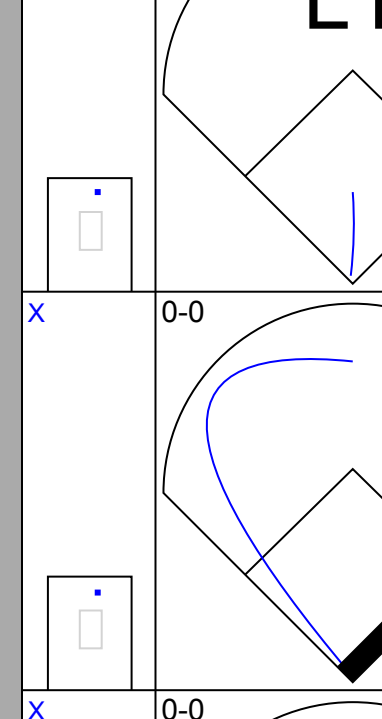
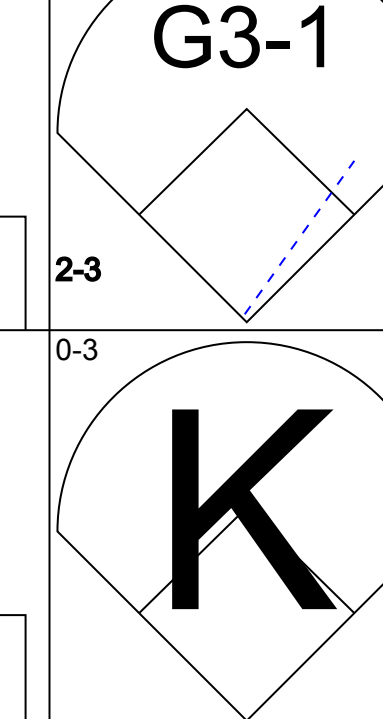
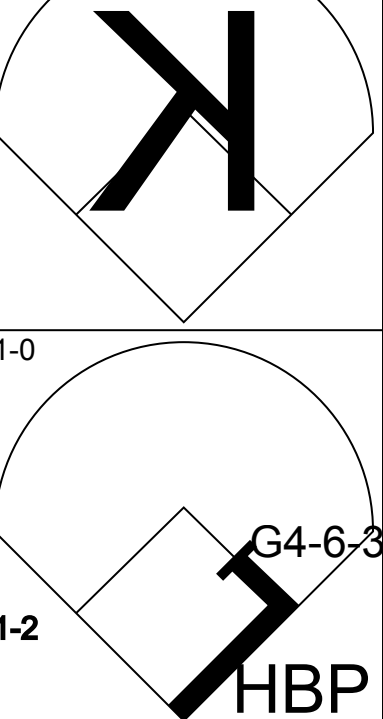
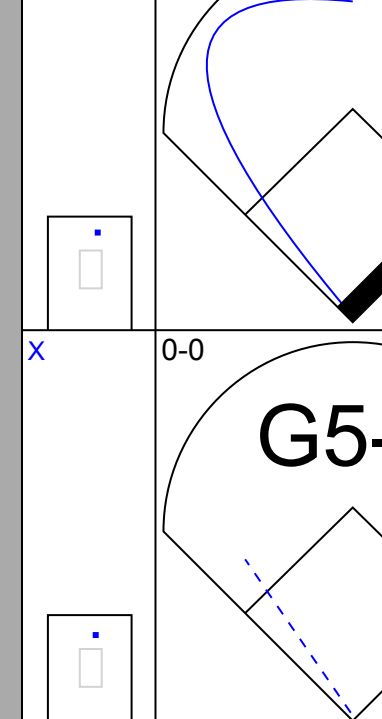








Batter	1	2	3	4	5	6	7	8	9	AB	R	H	RBI	BB	SO	LOB	TOP								
77 Reggie Willis, S OBP: 0.377, SLG: 0.326 48 Cody Fuller, R (8, 7)										3	0	2	1	0	1	0	<b>Los Angeles Angels @ Oakland Athletics</b> Phoenix Municipal Stadium, Phoenix, AZ Wed Mar 28 2007, 4:05 PM EDT Att: 6,243 - Partly Cloudy - 65 F								
32 Erick Aybar, S OBP: 0.333, SLG: 0.422 20 Sean Rodriguez, R (8, PR) OBP: 0.294, SLG: 0.429 (8, 6)										4	0	1	0	0	0	2									
47 Howie Kendrick, R OBP: 0.371, SLG: 0.586 Bobby Wilson, R OBP: 0.235, SLG: 0.133 (1, 4) (6, 2)										3	0	0	0	0	1	2									
Shea Hillenbrand, R OBP: 0.462, SLG: 0.378 53 Mike Eilward, R OBP: 0.308, SLG: 0.500 (1, 3) (4, 3)										2	0	1	0	0	0	0									
39 Robb Quinlan, R OBP: 0.309, SLG: 0.519 32 Brandon Wood, R OBP: 0.346, SLG: 0.480 (1, 5) (6, 5)										3	0	0	0	0	1	1									
Jose Molina, R OBP: 0.421, SLG: 0.424 Ryan Leaty, R (1, 2) (6, 4)										2	0	1	0	1	1	0									
25 Nick Gorneault, R OBP: 0.462, SLG: 0.588 8 Terry Evans, R OBP: 0.316, SLG: 0.444 (1, 7) (8, 8)										3	0	0	0	0	2	3									
65 Tommy Murphy, S OBP: 0.265, SLG: 0.435 (1, 9)										4	1	1	0	0	1	3									
19 Curtis Pride, L OBP: 0.214, SLG: 0.269 (1, 10)										3	0	2	0	0	1	0									
<b>Inning Stats</b>	R: 0 E: 0 K: 1 S: 5	H: 0 LOB: 0 BB: 0 P: 5	R: 0 E: 0 K: 0 S: 3	H: 0 LOB: 1 BB: 1 P: 7	R: 1 E: 0 K: 0 S: 5	H: 2 LOB: 1 BB: 0 P: 5	R: 0 E: 0 K: 2 S: 9	H: 2 LOB: 2 BB: 0 P: 9	R: 0 E: 0 K: 1 S: 7	H: 2 LOB: 1 BB: 0 P: 7	R: 0 E: 0 K: 1 S: 5	H: 0 LOB: 0 BB: 0 P: 5	R: 0 E: 0 K: 3 S: 9	H: 0 LOB: 0 BB: 0 P: 9	R: 1 E: 0 K: 1 S: 6	H: 2 LOB: 1 BB: 0 P: 7		R: 0 E: 0 K: 0 S: 4	H: 1 LOB: 1 BB: 0 P: 4	1B: 7 2B: 2 3B: 0 HR: 0	SF: 1 SAC: 0 DP: 0 HBP: 0	WP: 0 PB: 1 SB: 0 CS: 1	PA: 35		
<b>PITCHER</b>	IP	WLS	BF	H	R	ER	SO	BB	IBB	HBP	BLK	WP	HR	S	P	ERA	WHIP								
Dan Haren, R ERA: 5.4 (1, 1)	4.1	L	19	6	1	1	3	1	0	0	0	0	0	25	29	2.08	1.615								
20 Huston Street, R ERA: (5, 1)	0.2		2	0	0	0	1	0	0	0	0	0	0	4	4	0.00	0.000								
Jay Marshall, L ERA: 2.93 (6, 1)	1.0		3	0	0	0	1	0	0	0	0	0	0	5	5	0.00	0.000								
25 Lenny DiNardo, L ERA: 2.57 (7, 1)	2.0		7	2	1	0	4	0	0	0	0	0	0	15	16	0.00	1.000								
64 Michael Mitchell, R ERA: (9, 1)	1.0		4	1	0	0	0	0	0	0	0	0	0	4	4	0.00	1.000								

Batter	1	2	3	4	5	6	7	8	9	AB	R	H	RBI	BB	SO	LOB	BOTTOM								
Jason Kendall, R OBP: 0.260, SLG: 0.255 6 Kurt Suzuki, R OBP: 0.429, SLG: 0.500 (1, 2) (6, 2)										3	0	1	0	0	0	2	<b>Los Angeles Angels @ Oakland Athletics</b> Phoenix Municipal Stadium, Phoenix, AZ Wed Mar 28 2007, 4:05 PM EDT Att: 6,243 - Partly Cloudy - 65 F								
23 Bobby Kielty, S OBP: 0.333, SLG: 0.444 13 Donnie Murphy, R OBP: 0.489, SLG: 0.600 (1, 9) (6, 5)										2	0	0	0	0	1	1									
Nick Swisher, S OBP: 0.425, SLG: 0.650 Jason Perry, L (1, 8) (6, 7)										1	0	0	0	1	0	0									
31 Mike Piazza, R OBP: 0.431, SLG: 0.647 30 Richie Robnett, L OBP: 0.333, SLG: 1.000 (1, 10) (9, PH)										3	0	1	0	0	0	0									
8 Enriquel Durazo, L OBP: 0.300, SLG: 0.457 (1, 3)										4	0	0	0	0	3	0									
14 Mark Ellis, R OBP: 0.316, SLG: 0.385 2 Lou Merloni, R OBP: 0.359, SLG: 0.457 (1, 4) (8, 4)										3	0	1	0	0	0	0									
Marco Scutaro, R OBP: 0.429, SLG: 0.500 Lloyd Turner, R (1, 6) (8, 6)										2	0	0	0	1	0	1									
67 Travis Buck, L OBP: 0.444, SLG: 0.574 (1, 7) (6, 9)										3	0	1	0	0	1	2									
4 Antonio Perez, R OBP: 0.388, SLG: 0.474 (1, 5) (6, 8)										2	0	0	0	1	2	0									
<b>Inning Stats</b>	R: 0 E: 0 K: 0 S: 4	H: 2 LOB: 2 BB: 1 P: 8	R: 0 E: 0 K: 1 S: 6	H: 1 LOB: 0 BB: 0 P: 6	R: 0 E: 0 K: 0 S: 3	H: 0 LOB: 0 BB: 0 P: 3	R: 0 E: 0 K: 0 S: 3	H: 0 LOB: 0 BB: 0 P: 3	R: 0 E: 1 K: 1 S: 6	H: 0 LOB: 1 BB: 0 P: 6	R: 0 E: 0 K: 0 S: 4	H: 1 LOB: 1 BB: 0 P: 4	R: 0 E: 0 K: 1 S: 7	H: 0 LOB: 0 BB: 0 P: 7	R: 0 E: 0 K: 1 S: 5	H: 0 LOB: 0 BB: 0 P: 5		1B: 4 2B: 0 3B: 0 HR: 0	SF: 0 SAC: 0 DP: 2 HBP: 1	WP: 0 PB: 0 SB: 0 CS: 0	PA: 33				
<b>PITCHER</b>	IP	WLS	BF	H	R	ER	SO	BB	IBB	HBP	BLK	WP	HR	S	P	ERA	WHIP								
90 Nick Adenhart, R ERA: 1.84 (1, 1)	5.0	W	19	3	0	0	2	2	0	1	0	0	0	20	29	0.00	1.000								
33 Justin Speier, R ERA: 4.0 (6, 1)	1.0	H	4	0	0	0	1	0	0	0	0	0	0	6	6	0.00	0.000								
Darren Oliver, L ERA: 2.7 (7, 1)	1.0	H	4	1	0	0	0	0	0	0	0	0	0	4	4	0.00	1.000								
49 Chris Bootcheck, R ERA: 3.18 (8, 1)	2.0	S	6	0	0	0	2	0	0	0	0	0	0	12	12	0.00	0.000								

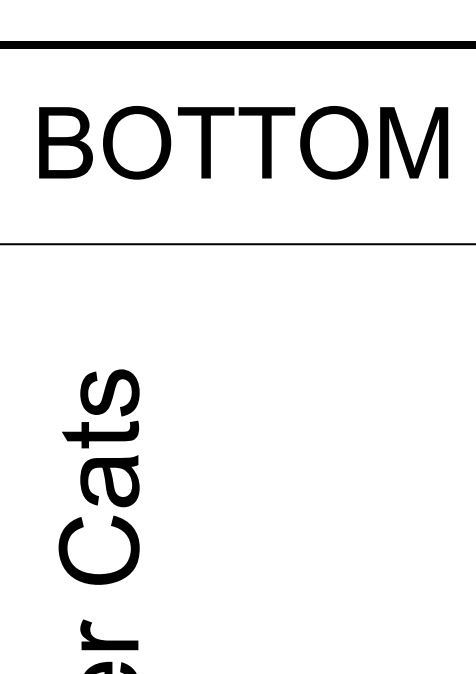




Batter	1	2	3	4	5	6	7	8	9	AB	R	H	RBI	BB	SO	LOB	TOP										
Jason Kendall, R (1,2) 6 Kurt Suzuki, R (4,2) OBP: 0.667, SLG: 1.500	0-0 67 BB 31 2B 2B	0-0 SF9		0-0 BB 1B	0-0 P5		0-0 F7			2	1	2	1	0	0	0											
Shannon Stewart, R (1,7) Lloyd Turner, R (4,7) (4,7) (5,8)	4-0 67 BB 31 2B BB	0-0 P3		4-0 BB 1-2	0-0 BB 1-3		0-0 L7			1	1	0	0	1	0	1											
67 Travis Buck, L (1,9) OBP: 0.400, SLG: 0.500	4-0 31 2B BB	1-3 K		0-0 F8	0-0 F8		4-0 17 CS BB			4	1	1	0	1	1	3											
31 Mike Piazza, R (1,10) 2 Lou Merloni, R (5,7) (5,7)	0-0 1-H 2-H 3-H 2B			0-0 F8		0-0 G3-1				2	1	2	4	0	0	0											
3 Eric Chavez, L (1,5) 17 Adam Melhuse, S (3,5) (3,5)	0-0 L4			0-0 HR		0-0 HR	4-0 BB			2	0	1	0	0	0	1											
Nick Swisher, S (1,8) 63 Dallas Braden, L (5,1) 58 Justin Duchschere, R (6,1) 58 Justin Duchschere, R (6,1) Shawn Kohn, R (7,1) Nick Swisher, S (8,1) Shawn Kohn, R (9,1)	0-0 P6			1-0 SF8		0-0 13 WP 6 1B 2B	0-0 F9			3	2	2	3	1	0	1											
7 Bobby Crosby, R (1,6) Marco Scutaro, R (5,6)	0-0 F7			0-0 G6-3		0-3 K	0-0 F9			3	1	1	0	0	0	2											
8 Erubiel Durazo, L (1,3)				0-0 14 1B SF9 2B		4-0 6 PB 6 1B BB	0-3 K			5	2	2	0	0	1	3											
14 Mark Ellis, R (1,4) 13 Donnie Murphy, R (5,4) (5,4)				0-0 67 WP 67 S 2-3 1B		3-0 K	3-0 67 2B 1-H 3-H 1B			2	0	1	0	0	1	0											
<b>Inning Stats</b>	R: 3 E: 0 K: 0 S: 5	H: 2 LOB: 1 BB: 2 P: 13	R: 1 E: 0 K: 1 S: 7	H: 2 LOB: 1 BB: 0 P: 8	R: 2 E: 0 K: 1 S: 5	H: 2 LOB: 2 BB: 1 P: 6	R: 0 E: 0 K: 1 S: 6	H: 1 LOB: 2 BB: 1 P: 10	R: 3 E: 0 K: 1 S: 9	H: 4 LOB: 2 BB: 1 P: 16	R: 0 E: 0 K: 0 S: 3	H: 0 LOB: 1 BB: 1 P: 7	R: 0 E: 0 K: 1 S: 5	H: 0 LOB: 0 BB: 0 P: 5	R: 0 E: 0 K: 1 S: 4	H: 0 LOB: 0 BB: 1 P: 9	R: 2 E: 0 K: 1 S: 7	H: 3 LOB: 1 BB: 0 P: 7	1B: 4 2B: 7 3B: 0 HR: 3	SF: 2 SAC: 0 DP: 0 HBP: 0	WP: 2 PB: 1 CS: 1	PA: 45					
<b>PITCHER</b>	IP	WLS	BF	H	R	ER	SO	BB	IBB	HBP	BLK	WP	HR	S	P	ERA	WHIP	<b>PITCHER</b>									
David Shafer, R (1,1) ERA: 21.8	1.2	L	11	4	4	4	0	2	0	0	0	0	0	9	17	21.60	3.600										
Marcus McBeth, R (2,1) ERA: 10.8	1.2		9	3	2	2	2	1	0	0	1	1	1	12	18	10.80	2.400										
Santiago Casilla, R (4,1) ERA: 13.5	2.0		12	4	3	3	1	2	0	0	0	1	1	12	23	13.50	3.000										
Erasmus Ramirez, L (6,1) ERA:	0.0		0	0	0	0	0	0	0	0	0	0	0	0	0	=	=										
Connor Robertson, R (8,1) ERA: 10.8	0.0		0	0	0	0	0	0	0	0	0	0	0	0	0	=	=										
<b>Batter</b>	<b>1</b>	<b>2</b>	<b>3</b>	<b>4</b>	<b>5</b>	<b>6</b>	<b>7</b>	<b>8</b>	<b>9</b>	<b>AB</b>	<b>R</b>	<b>H</b>	<b>RBI</b>	<b>BB</b>	<b>SO</b>	<b>LOB</b>	<b>BOTTOM</b>										
Kevin Mellillo, L (1,4)	0-0 P5		0-3 K		0-3 K	0-3 K		0-0 F8	0-3 K	6	0	0	0	0	4	5											
Charles Thomas, L (1,9) OBP: 0.600, SLG: 0.800	0-0 1B		0-0 G4-6-3 1-2		0-0 2B		0-3 K	0-0 1B		5	0	3	1	0	1	2											
Hiram Bocachica, R (1,8) Danny Putnam, L (7,7) OBP: 0.500, SLG: 0.500	0-3 K			4-0 BB	0-0 2-3 1B		0-0 1B	0-0 3-H 1B		2	0	1	0	1	1	1											
Daric Barton, L (1,3) OBP: 0.600, SLG: 1.000		0-0 P5		0-3 K	0-0 2B		0-0 1B	0-0 2B		5	0	3	2	0	1	1											
Jason Perry, L (1,7) OBP: 0.200, SLG: 0.200		0-0 F8		0-0 E3	0-0 K		0-0 1B	0-0 F7		5	0	1	1	0	1	2											
23 Jeremy Brown, R (1,2) John Baker, L (7,7) OBP: 0.500, SLG: 1.000		0-0 1B		0-0 1B	0-0 2B		0-0 1B	0-0 F8		3	0	3	2	0	0	0											
19 Brian Stavisky, L (1,10) OBP: 0.400, SLG: 0.250		0-3 K		0-0 1B	0-0 HBP		0-3 K	0-3 K		4	0	1	0	0	3	4											
J.J. Furmaniak, R (1,5) OBP: 0.800, SLG: 1.750			4-0 BB	0-0 1B		0-0 HR		0-0 2B		4	0	3	2	1	1	2											
Gregorio Petit, R (1,6) Eddie Cornejo, L (8,5) OBP: 0.500, SLG: 0.500			0-0 G4-6-3 1-2 1B	0-0 1B		0-0 G4-3		0-0 F7		3	0	1	0	0	0	2											
<b>Inning Stats</b>	R: 0 E: 0 K: 1 S: 5	H: 1 LOB: 0 BB: 0 P: 5	R: 0 E: 0 K: 1 S: 6	H: 1 LOB: 0 BB: 0 P: 6	R: 0 E: 0 K: 1 S: 5	H: 1 LOB: 1 BB: 1 P: 9	R: 2 E: 1 K: 1 S: 7	H: 2 LOB: 2 BB: 1 P: 12	R: 2 E: 0 K: 2 S: 9	H: 3 LOB: 0 BB: 0 P: 9	R: 2 E: 0 K: 2 S: 9	H: 2 LOB: 0 BB: 0 P: 9	R: 1 E: 0 K: 2 S: 10	H: 3 LOB: 2 BB: 0 P: 10	R: 1 E: 0 K: 0 S: 5	H: 2 LOB: 1 BB: 0 P: 5	R: 2 E: 0 K: 2 S: 11	H: 4 LOB: 2 BB: 0 P: 11	1B: 12 2B: 7 3B: 0 HR: 1	SF: 0 SAC: 0 DP: 2 HBP: 1	WP: 0 PB: 0 SB: 0 CS: 1	PA: 46					
<b>PITCHER</b>	IP	WLS	BF	H	R	ER	SO	BB	IBB	HBP	BLK	WP	HR	S	P	ERA	WHIP	<b>PITCHER</b>									
63 Dallas Braden, L (1,1) ERA: 5.79	4.2		22	8	4	3	5	2	0	1	0	0	0	29	38	5.79	2.143										
58 Justin Duchschere, R (6,1) ERA: 13.5	1.1	W	6	2	2	2	3	0	0	0	0	0	1	12	12	13.50	1.500										
58 Justin Duchschere, R (6,1) ERA: 13.5	1.1	W	6	2	2	2	3	0	0	0	0	0	1	12	12	13.50	1.500										
Shawn Kohn, R (7,1) ERA: 12.0	3.0	S	18	9	4	4	4	0	0	0	0	0	0	26	26	12.00	3.000										

Oakland Athletics @ Sacramento River Cats  
 Raley Field, Sacramento, CA  
 Thu Mar 29 2007, 9:05 PM EDT  
 Att: 14,294 - Clear - 75 F

AB	37
R	11
H	14
RBI	11
BB	6
SO	6
LOB	19



Oakland Athletics @ Sacramento River Cats  
 Raley Field, Sacramento, CA  
 Thu Mar 29 2007, 9:05 PM EDT  
 Att: 14,294 - Clear - 75 F

AB	43
R	1
H	19
RBI	10
BB	2
SO	12
LOB	23



WP	0	PA	46
PB	0		
SB	0		
CS	1		

IP	3.0	WLS	S	BF	H	R	ER	SO	BB	IBB	HBP	BLK	WP	HR	S	P	ERA	WHIP
Shawn Kohn, R (9,1) ERA: 12.0				18	9	4	4	4	0	0	0	0	0	0	26	26	12.00	3.000











Batter	1	2	3	4	5	6	7	8	9	AB	R	H	RBI	BB	SO	LOB	TOP		
10 Dave Roberts, L (1, 8) OBP: 0.422, SLG: 0.434 19 Kevin Frandsen, R (4, 7) OBP: 0.365, SLG: 0.413	0-2 FC5-4 1B		0-0 13 SF8 3B		1-1 G5-3			0-0 F8	2-0 F9	2	1	2	0	0	0	0			
13 Omar Vizquel, S (1, 6) OBP: 0.301, SLG: 0.412 43 Tomas De La Rosa, R (5, 6) OBP: 0.370, SLG: 0.500 56 Chad Santos, L (9, PH) OBP: 0.379, SLG: 0.600	0-1 FC5-4 HR		2-0 SF8		2-1 F7			1-0 1B 28 SF8 2B	3-3 K	2	1	0	1	0	0	1			
Barry Bonds, L (1, 10) OBP: 0.354, SLG: 0.867 Ryan Klesko, L (5, PH) OBP: 0.391, SLG: 0.429	2-0 1-H HR		3-H 2-2 HR		3-1 G4-3			2-1 50 1B 65 BB 1B		2	2	2	3	0	0	0			
Ray Durham, S (1, 4) OBP: 0.292, SLG: 0.489 65 Luis Figueroa, S (8, PH) OBP: 0.259, SLG: 0.394	2-1 G6-3		0-0 L6			1-2 G5-3		4-0 50 1B 1-2 BB		3	0	0	0	0	0	0			
35 Rich Aurilia, R (1, 3) OBP: 0.340, SLG: 0.457 28 Lance Niekro, R (8, PH) OBP: 0.385, SLG: 0.638	2-1 L5		2-2 G6-3			1-2 G6-3		0-2 SF8		3	0	0	0	0	0	0			
1 Bengie Molina, R (1, 2) OBP: 0.300, SLG: 0.354 50 Eliezer Alfonso, R (4, 2) OBP: 0.324, SLG: 0.457		1-2 L6		1-1 F7				3-H 1-2 2-3 1B		2	0	0	0	0	0	0			
Pedro Feliz, R (1, 5) ERA: 12.79 68 Justin Leone, R (8, PH) OBP: 0.294, SLG: 0.276		2-1 G4-3 WP 1B		1-1 G6-3				4-2 1-3 BB K		2	0	1	0	1	0	0			
Todd Linden, S (1, 7) OBP: 0.421, SLG: 0.482		1-1 G4-3		3-2 HBP				2-1 L3		3	0	0	0	0	0	2			
2 Randy Winn, S (1, 9) OBP: 0.346, SLG: 0.443 82 Clay Timpner, L (7, 8) OBP: 0.214, SLG: 0.154		3-3 K2-3		1-0 G6-3				2-1 G4-3		3	0	0	0	0	1	2			
<b>Inning Stats</b>	R: 2 H: 2 E: 0 K: 0 S: 10	H: 2 LOB: 0 BB: 0 P: 16	R: 0 H: 1 E: 0 K: 1 S: 10	LOB: 1 BB: 0 P: 17	R: 2 H: 2 E: 0 K: 0 S: 9	H: 2 LOB: 0 BB: 0 P: 15	R: 0 H: 0 E: 0 K: 0 S: 7	H: 0 LOB: 1 BB: 0 P: 13	R: 0 H: 0 E: 0 K: 0 S: 10	H: 0 LOB: 0 BB: 1 P: 12	R: 0 H: 0 E: 0 K: 0 S: 7	H: 0 LOB: 0 BB: 1 P: 15	R: 1 H: 3 E: 0 K: 1 S: 14	H: 3 LOB: 3 BB: 1 P: 24	R: 0 H: 0 E: 0 K: 1 S: 6	H: 0 LOB: 1 BB: 1 P: 17	1B: 4 2B: 2 3B: 1 HR: 2	SF: 2 SAC: 0 DP: 1 HBP: 1	WP: 1 PA: 38 PB: 0 SB: 1 CS: 0
<b>PITCHER</b>	IP WLS BF H R ER SO BB IBB HBP BLK WP HR S P ERA WHIP	IP WLS BF H R ER SO BB IBB HBP BLK WP HR S P ERA WHIP	IP WLS BF H R ER SO BB IBB HBP BLK WP HR S P ERA WHIP	IP WLS BF H R ER SO BB IBB HBP BLK WP HR S P ERA WHIP	IP WLS BF H R ER SO BB IBB HBP BLK WP HR S P ERA WHIP	IP WLS BF H R ER SO BB IBB HBP BLK WP HR S P ERA WHIP	IP WLS BF H R ER SO BB IBB HBP BLK WP HR S P ERA WHIP	IP WLS BF H R ER SO BB IBB HBP BLK WP HR S P ERA WHIP	IP WLS BF H R ER SO BB IBB HBP BLK WP HR S P ERA WHIP	IP WLS BF H R ER SO BB IBB HBP BLK WP HR S P ERA WHIP	IP WLS BF H R ER SO BB IBB HBP BLK WP HR S P ERA WHIP	IP WLS BF H R ER SO BB IBB HBP BLK WP HR S P ERA WHIP	IP WLS BF H R ER SO BB IBB HBP BLK WP HR S P ERA WHIP	IP WLS BF H R ER SO BB IBB HBP BLK WP HR S P ERA WHIP	IP WLS BF H R ER SO BB IBB HBP BLK WP HR S P ERA WHIP	IP WLS BF H R ER SO BB IBB HBP BLK WP HR S P ERA WHIP	IP WLS BF H R ER SO BB IBB HBP BLK WP HR S P ERA WHIP	IP WLS BF H R ER SO BB IBB HBP BLK WP HR S P ERA WHIP	IP WLS BF H R ER SO BB IBB HBP BLK WP HR S P ERA WHIP

San Francisco Giants @ Oakland Athletics  
McAfee Coliseum, Oakland, CA  
Sun Apr 01 2007, 4:05 PM EDT  
Att: 17,975 - Sunny - 57 F

AB 32  
R 5  
H 8  
RBI 5  
BB 3  
SO 3  
LOB 10



Batter	1	2	3	4	5	6	7	8	9	AB	R	H	RBI	BB	SO	LOB	BOTTOM		
14 Mark Ellis, R (1, 4) OBP: 0.323, SLG: 0.400 66 J.J. Furmaniak, R (4, 4) OBP: 0.323, SLG: 0.333 72 Kevin Millito, L (9, 4) OBP: 0.520, SLG: 0.450	1-2 22 G6-3 68 G6-3 1B	1-1 SAFE F8			0-1 G1-3	3-1 28 E 68 1B 1B		1-2 P4		2	0	1	0	0	0	1			
68 Gregorio Petit, R (1, 6) OBP: 0.200, SLG: 0.200	2-2 G6-3		0-3 K		2-3 K	2-0 28 E 1B		2-1 G5-3		5	0	1	0	0	2	1			
22 Milton Bradley, S (1, 8) OBP: 0.490, SLG: 0.643 28 Charles Thomas, L (2, 8) OBP: 0.333, SLG: 0.351	0-0 G6-3		1-3 K			K				1	0	0	0	0	0	1			
31 Mike Piazza, R (1, 10) OBP: 0.397, SLG: 0.589 Marco Scutaro, R (6, PH) OBP: 0.411, SLG: 0.455	1-1 G4-3		3-2 G1-3			2-3 E6 7 34 BB F9				2	0	0	0	0	0	1			
3 Eric Chavez, L (1, 5) OBP: 0.281, SLG: 0.392 2 Lou Merloni, R (3, 5) OBP: 0.364, SLG: 0.475		3-2 G4-3		3-2 F8		0-0 1B 23 1B 2B		1-0 G4-3		1	0	0	0	0	0	0			
Nick Swisher, S (1, 3) OBP: 0.418, SLG: 0.621 Todd Walker, L (5, 3) OBP: 0.313, SLG: 0.333		3-2 23 2B 1B		3-2 F7		2-1 23 1B 1B		0-1 G1-3		2	1	1	0	0	0	0			
23 Bobby Kielty, S (1, 9) OBP: 0.500, SLG: 0.643 44 Hiram Bocachica, R (7, 9) OBP: 0.220, SLG: 0.111		3-2 1B 17 SF9 2B		1-1 1B		0-0 1B 66 1B 1B		3-3 K		3	2	3	2	0	0	0			
Danny Putnam, L (1, 7) OBP: 0.625, SLG: 0.750		0-0 1B		2-1 F8		0-1 66 1B 17 S 1B		0-0 G5-3		4	1	2	1	0	0	1			
17 Adam Melhuse, S (1, 2) OBP: 0.298, SLG: 0.211 6 Kurt Suzuki, R (7, 2) OBP: 0.435, SLG: 0.684		1-2 SF9		2-3 K		2-3 K		1-1 HR		2	0	0	1	0	2	2			
<b>Inning Stats</b>	R: 0 H: 1 E: 0 K: 0 S: 9	H: 3 LOB: 1 BB: 0 P: 13	R: 2 H: 3 E: 0 K: 2 S: 17	H: 3 LOB: 0 BB: 0 P: 28	R: 0 H: 0 E: 0 K: 2 S: 9	H: 0 LOB: 0 BB: 0 P: 13	R: 0 H: 1 E: 0 K: 0 S: 11	H: 1 LOB: 1 BB: 0 P: 20	R: 0 H: 0 E: 0 K: 2 S: 8	H: 0 LOB: 0 BB: 1 P: 12	R: 5 H: 6 E: 1 K: 2 S: 19	H: 6 LOB: 3 BB: 1 P: 34	R: 0 H: 0 E: 0 K: 1 S: 5	H: 0 LOB: 0 BB: 0 P: 9	R: 1 H: 1 E: 0 K: 0 S: 8	H: 1 LOB: 0 BB: 0 P: 12	1B: 9 2B: 2 3B: 0 HR: 1	SF: 1 SAC: 0 DP: 0 HBP: 0	WP: 0 PA: 38 PB: 0 SB: 1 CS: 0
<b>PITCHER</b>	IP WLS BF H R ER SO BB IBB HBP BLK WP HR S P ERA WHIP	IP WLS BF H R ER SO BB IBB HBP BLK WP HR S P ERA WHIP	IP WLS BF H R ER SO BB IBB HBP BLK WP HR S P ERA WHIP	IP WLS BF H R ER SO BB IBB HBP BLK WP HR S P ERA WHIP	IP WLS BF H R ER SO BB IBB HBP BLK WP HR S P ERA WHIP	IP WLS BF H R ER SO BB IBB HBP BLK WP HR S P ERA WHIP	IP WLS BF H R ER SO BB IBB HBP BLK WP HR S P ERA WHIP	IP WLS BF H R ER SO BB IBB HBP BLK WP HR S P ERA WHIP	IP WLS BF H R ER SO BB IBB HBP BLK WP HR S P ERA WHIP	IP WLS BF H R ER SO BB IBB HBP BLK WP HR S P ERA WHIP	IP WLS BF H R ER SO BB IBB HBP BLK WP HR S P ERA WHIP	IP WLS BF H R ER SO BB IBB HBP BLK WP HR S P ERA WHIP	IP WLS BF H R ER SO BB IBB HBP BLK WP HR S P ERA WHIP	IP WLS BF H R ER SO BB IBB HBP BLK WP HR S P ERA WHIP	IP WLS BF H R ER SO BB IBB HBP BLK WP HR S P ERA WHIP	IP WLS BF H R ER SO BB IBB HBP BLK WP HR S P ERA WHIP	IP WLS BF H R ER SO BB IBB HBP BLK WP HR S P ERA WHIP	IP WLS BF H R ER SO BB IBB HBP BLK WP HR S P ERA WHIP	IP WLS BF H R ER SO BB IBB HBP BLK WP HR S P ERA WHIP

San Francisco Giants @ Oakland Athletics  
McAfee Coliseum, Oakland, CA  
Sun Apr 01 2007, 4:05 PM EDT  
Att: 17,975 - Sunny - 57 F

AB 36  
R 8  
H 12  
RBI 8  
BB 1  
SO 7  
LOB 12






Batter	1	2	3	4	5	6	7	8	9	AB	R	H	RBI	BB	SO	LOB	TOP				
Jason Kendall, R (1.2)										4	0	0	0	0	3	1					
Shannon Stewart, R (1.7) OBP: 0.250, SLG: 0.250										4	0	1	0	0	1	2					
22 Milton Bradley, S (1.8) OBP: 0.500, SLG: 0.667										3	0	1	0	1	1	1					
31 Mike Piazza, R (1.10)										4	0	0	0	0	1	2					
3 Eric Chavez, L (1.5) OBP: 0.250, SLG: 0.250										4	0	1	0	0	1	1					
Nick Swisher, S (1.3)										3	0	0	0	1	1	3					
7 Bobby Crosby, R (1.6)										3	0	0	0	0	2	3					
6 Travis Buck, L (1.9) OBP: 0.333, SLG: 0.667										3	0	1	0	0	2	0					
14 Mark Ellis, R (1.4)										2	0	0	0	0	0	0					
<b>Inning Stats</b>	R: 0 E: 0 K: 2 S: 11	H: 0 LOB: 0 BB: 0 P: 17	R: 0 E: 0 K: 1 S: 13	H: 0 LOB: 1 BB: 1 P: 19	R: 0 E: 0 K: 2 S: 9	H: 0 LOB: 0 BB: 0 P: 11	R: 0 E: 0 K: 0 S: 4	H: 1 LOB: 0 BB: 0 P: 5	R: 0 E: 0 K: 2 S: 8	H: 0 LOB: 0 BB: 0 P: 12	R: 0 E: 0 K: 2 S: 8	H: 1 LOB: 1 BB: 1 P: 11	R: 0 E: 1 K: 1 S: 9	H: 0 LOB: 1 BB: 0 P: 14	R: 0 E: 0 K: 0 S: 6	H: 1 LOB: 1 BB: 0 P: 10	1B: 2 2B: 2 HR: 0	SF: 0 SAC: 1 DP: 1 HBP: 0	WP: 0 PB: 1 SB: 0 CS: 0	PA: 33	
<b>PITCHER</b>	IP	WLS	BF	H	R	ER	SO	BB	IBB	HBP	BLK	WP	HR	S	P	ERA	WHIP				
34 Félix Hernández, R (1.1) ERA:	8.0	W	29	3	0	0	12	2	0	0	0	0	0	76	110	0.00	0.625				
20 J.J. Putz, R (9.1) ERA:	1.0		4	1	0	0	0	0	0	0	0	0	0	6	10	0.00	1.000				

Oakland Athletics @ Seattle Mariners  
Safeco Field, Seattle, WA  
Mon Apr 02 2007, 3:35 PM PDT  
Att: 46,002 - Partly Cloudy - 48 F


AB	30
R	0
H	4
RBI	0
BB	2
SO	12
LOB	13



Batter	1	2	3	4	5	6	7	8	9	AB	R	H	RBI	BB	SO	LOB	BOTTOM				
51 Ichiro Suzuki, L (1.8) OBP: 0.250, SLG: 0.250										4	1	1	0	0	1	0					
29 Adrián Beltré, R (1.5) OBP: 0.500, SLG: 0.333										3	1	1	0	1	0	0					
Jose Vidro, S (1.10) OBP: 0.250, SLG: 0.250										4	1	1	0	0	0	3					
Raul Ibanez, L (1.7)										3	0	0	1	0	0	1					
Richie Sexson, R (1.3) OBP: 0.333, SLG: 1.333										3	1	1	3	0	1	0					
Jose Guillen, R (1.9)										2	0	0	0	1	1	1					
Jason Ellison, R (9.9)										0	0	0	0	0	0	0					
2 Kenji Johjima, R (1.2)										3	0	0	0	0	0	2					
7 Yuniesky Betancourt, R (1.6)										3	0	0	0	0	0	1					
4 Jose Lopez, R (1.4)										3	0	0	0	0	0	0					
<b>Inning Stats</b>	R: 0 E: 0 K: 0 S: 6	H: 0 LOB: 0 BB: 0 P: 8	R: 0 E: 0 K: 2 S: 8	H: 0 LOB: 0 BB: 0 P: 14	R: 0 E: 0 K: 0 S: 6	H: 0 LOB: 0 BB: 0 P: 11	R: 0 E: 0 K: 0 S: 10	H: 1 LOB: 1 BB: 0 P: 14	R: 0 E: 1 K: 1 S: 7	H: 0 LOB: 0 BB: 0 P: 9	R: 0 E: 0 K: 0 S: 10	H: 0 LOB: 0 BB: 1 P: 18	R: 0 E: 0 K: 0 S: 10	H: 0 LOB: 0 BB: 1 P: 18	R: 0 E: 0 K: 0 S: 6	H: 3 LOB: 1 BB: 1 P: 27	1B: 3 2B: 0 3B: 0 HR: 1	SF: 1 SAC: 0 DP: 1 HBP: 0	WP: 0 PB: 0 SB: 0 CS: 0	PA: 31	
<b>PITCHER</b>	IP	WLS	BF	H	R	ER	SO	BB	IBB	HBP	BLK	WP	HR	S	P	ERA	WHIP				
Dan Haren, R (1.1) ERA:	6.0	L	25	4	4	0	2	1	0	0	0	0	0	61	18	0.00	0.833				
Jay Witasick, R (7.1) ERA:	1.2		5	0	0	0	1	1	0	0	0	0	0	11	18	0.00	0.600				
Jay Marshall, L (8.1) ERA:	0.1		1	0	0	0	0	0	0	0	0	0	0	6	9	0.00	0.000				

Oakland Athletics @ Seattle Mariners  
Safeco Field, Seattle, WA  
Mon Apr 02 2007, 3:35 PM PDT  
Att: 46,002 - Partly Cloudy - 48 F

AB	28
R	4
H	4
RBI	4
BB	2
SO	3
LOB	8





Batter	1	2	3	4	5	6	7	8	9	AB	R	H	RBI	BB	SO	LOB	TOP								
Jason Kendall, R OBP: 0.111, SLG: 0.222	G4-3	CS	G1-3		F8		2B		G4-3	5	0	1	1	0	0	2									
Shannon Stewart, R OBP: 0.125, SLG: 0.125	F8		F8		F8		L4			4	0	0	0	0	0	1									
22 Milton Bradley, S OBP: 0.500, SLG: 1.000	1B		P3			HR			F8	4	1	2	1	0	0	0									
31 Mike Piazza, R (1, 10)	BB				F7		P6			3	0	0	0	1	1	0									
3 Eric Chavez, L OBP: 0.125, SLG: 0.125	F8				K		K		P2	4	0	0	0	0	2	2									
Nick Swisher, S OBP: 0.500, SLG: 0.200	G5-3				FC4-6		1B		14 F8, 23 1B	2	1	1	0	2	0	0									
23 Bobby Kielty, S OBP: 0.500, SLG: 0.333	BB		FC4-6				G4-3		BB	3	1	1	0	1	0	2									
7 Bobby Crosby, R OBP: 0.143, SLG: 0.143	CS						L9		F4	4	0	1	0	0	0	3									
14 Mark Ellis, R OBP: 0.167, SLG: 0.200	SF9				G5-3		2B		F8	3	1	1	2	0	0	2									
<b>Inning Stats</b>	R: 0 E: 0 K: 0 S: 12	H: 1 LOB: 2 BB: 1 P: 23	R: 1 E: 0 K: 0 S: 13	H: 1 LOB: 0 BB: 1 P: 25	R: 0 E: 0 K: 0 S: 8	H: 0 LOB: 0 BB: 0 P: 9	R: 0 E: 0 K: 1 S: 10	H: 0 LOB: 1 BB: 1 P: 18	R: 0 E: 0 K: 0 S: 9	H: 0 LOB: 0 BB: 0 P: 14	R: 1 E: 0 K: 1 S: 10	H: 1 LOB: 0 BB: 0 P: 15	R: 2 E: 0 K: 0 S: 14	H: 3 LOB: 1 BB: 0 P: 18	R: 0 E: 0 K: 1 S: 9	H: 0 LOB: 0 BB: 0 P: 15	R: 0 E: 0 K: 0 S: 10	H: 1 LOB: 2 BB: 1 P: 21	1B: 5 2B: 1 3B: 0 HR: 1	SF: 1 SAC: 0 DP: 0 HBP: 0	WP: 0 PB: 0 SB: 0 CS: 1	PA: 38			
<b>PITCHER</b>	IP	WLS	BF	H	R	ER	SO	BB	IBB	HBP	BLK	WP	HR	S	P	ERA	WHIP								
56 Jarrod Washburn, L ERA: 3.0	6.0		23	3	2	2	2	3	0	0	0	0	1	62	104	3.00	1.000								
40 Julio Mateo, R ERA: 18.0	1.0	W	6	3	2	2	0	0	0	0	0	0	0	14	18	18.00	3.000								
33 Chris Reitsma, R ERA:	1.0		3	0	0	0	1	0	0	0	0	0	0	9	15	0.00	0.000								
35 Brandon Morrow, R ERA:	1.0		5	1	0	0	0	1	0	0	0	0	0	10	21	0.00	2.000								

Oakland Athletics @ Seattle Mariners  
Safeco Field, Seattle, WA  
Tue Apr 03 2007, 7:05 PM PDT  
Att: 25,292 - Roof Closed - 50 F

AB	32
R	4
H	7
RBI	4
BB	4
SO	3
LOB	12



Batter	1	2	3	4	5	6	7	8	9	AB	R	H	RBI	BB	SO	LOB	BOTTOM								
51 Ichiro Suzuki, L OBP: 0.375, SLG: 0.625	G5-3		G3				29 SF9			4	1	2	2	0	0	0									
29 Adrián Beltré, R OBP: 0.429, SLG: 0.167	F8		K		K		SF9			3	0	0	1	0	2	1									
Jose Vidro, S OBP: 0.125, SLG: 0.125	G3				G6-3		G3-1			4	0	0	0	0	1	0									
Raul Ibanez, L OBP: 0.125, SLG: 0.143		HR			K		K		G1-3	4	1	1	0	0	2	0									
Richie Sexson, R OBP: 0.286, SLG: 1.143		HR			K		F9		P4	4	1	1	2	0	1	0									
Jose Guillen, R OBP: 0.429, SLG: 0.500									P3	4	2	2	0	0	1	0									
Jason Ellison, R (9, 9)										0	0	0	0	0	0	0									
2 Kenji Johjima, R OBP: 0.167, SLG: 0.333	G4-3				2B		P6			3	0	1	1	0	0	1									
7 Yuniesky Betancourt, R OBP: 0.167, SLG: 0.667	G5-3				FC1-6		HR			3	2	1	2	0	0	1									
4 Jose Lopez, R OBP: 0.167, SLG: 0.167	G6-3				P4		HR			3	1	1	0	0	0	1									
<b>Inning Stats</b>	R: 0 E: 0 K: 0 S: 7	H: 0 LOB: 0 BB: 0 P: 11	R: 2 E: 0 K: 1 S: 12	H: 2 LOB: 0 BB: 0 P: 20	R: 0 E: 0 K: 1 S: 7	H: 0 LOB: 0 BB: 0 P: 9	R: 0 E: 0 K: 2 S: 7	H: 0 LOB: 0 BB: 0 P: 13	R: 2 E: 0 K: 1 S: 12	H: 3 LOB: 1 BB: 0 P: 16	R: 0 E: 0 K: 2 S: 9	H: 0 LOB: 0 BB: 0 P: 12	R: 4 E: 0 K: 0 S: 10	H: 4 LOB: 0 BB: 0 P: 14	R: 0 E: 0 K: 0 S: 8	H: 0 LOB: 0 BB: 0 P: 14	1B: 4 2B: 2 3B: 1 HR: 2	SF: 1 SAC: 0 DP: 0 HBP: 0	WP: 0 PB: 0 SB: 0 CS: 0	PA: 33					
<b>PITCHER</b>	IP	WLS	BF	H	R	ER	SO	BB	IBB	HBP	BLK	WP	HR	S	P	ERA	WHIP								
Joe Blanton, R ERA: 6.0	6.0		23	5	4	4	7	0	0	0	0	0	1	54	81	6.00	0.833								
50 Kiko Calero, R ERA: 81.0	0.1	L	4	3	3	3	0	0	0	0	0	0	1	6	10	81.00	9.000								
58 Justin Duchschere, R ERA: 13.5	0.2		3	1	1	1	0	0	0	0	0	0	0	4	4	13.50	1.500								
Alan Embree, L ERA:	1.0		3	0	0	0	0	0	0	0	0	0	0	8	14	0.00	0.000								

Oakland Athletics @ Seattle Mariners  
Safeco Field, Seattle, WA  
Tue Apr 03 2007, 7:05 PM PDT  
Att: 25,292 - Roof Closed - 50 F

AB	32
R	8
H	9
RBI	8
BB	0
SO	7
LOB	4





Batter	1	2	3	4	5	6	7	8	9	AB	R	H	RBI	BB	SO	LOB	TOP						
Jason Kendall, R OBP: 0.133, SLG: 0.200	F8	22 1B	G6-3	G1-4-3	P4	G4-3				6	0	1	0	0	0	3							
Shannon Stewart, R OBP: 0.308, SLG: 0.250	G1-3	K	22 2B	22 2B	HBP	22 WP				4	2	2	0	0	1	2							
22 Milton Bradley, S OBP: 0.462, SLG: 0.833	B1-3		31 BLK	F7	F8					5	0	2	2	0	0	2							
31 Mike Piazza, R OBP: 0.154, SLG: 0.083				G5-3	P2					5	1	1	0	0	1	5							
3 Eric Chavez, L OBP: 0.311, SLG: 0.250		BLK 14 2B	P3	P4	P4	1B				4	1	1	0	1	0	1							
Nick Swisher, S OBP: 0.538, SLG: 0.333	K	G3		7 1B	14 2B	BB				4	1	2	1	1	1	1							
7 Bobby Crosby, R OBP: 0.400, SLG: 0.333				6 BB	14 2B	G1-3				2	2	2	0	0	0	0							
Marco Scutaro, R OBP: 0.375, SLG: 0.500				14 2B	6 S	14 2B				2	0	0	0	0	1	3							
6 Travis Buck, L OBP: 0.375, SLG: 0.333				14 2B						3	1	0	0	2	3	3							
14 Mark Ellis, R OBP: 0.273, SLG: 0.500				1B	22 1B	F8				5	1	2	5	0	0	2							
<b>Inning Stats</b>	R: 0 E: 0 K: 0 S: 6	H: 0 LOB: 0 BB: 0 P: 10	R: 5 E: 0 K: 2 S: 21	H: 5 LOB: 2 BB: 1 P: 35	R: 0 E: 0 K: 1 S: 9	H: 1 LOB: 1 BB: 0 P: 13	R: 1 E: 0 K: 1 S: 13	H: 2 LOB: 1 BB: 0 P: 20	R: 2 E: 0 K: 1 S: 11	H: 2 LOB: 1 BB: 1 P: 18	R: 1 E: 0 K: 0 S: 12	H: 1 LOB: 0 BB: 0 P: 25	R: 0 E: 0 K: 1 S: 7	H: 0 LOB: 0 BB: 0 P: 11	R: 0 E: 0 K: 0 S: 8	H: 1 LOB: 1 BB: 0 P: 10	R: 0 E: 0 K: 1 S: 12	H: 1 LOB: 2 BB: 1 P: 20	1B: 9 2B: 4 3B: 0 HR: 0	SF: 0 SAC: 0 DP: 0 HBP: 2	WP: 2 PB: 0 SB: 1 CS: 0	PA: 46	
<b>PITCHER</b>	IP WLS BF H R ER SO BB IBB HBP BLK WP HR S P ERA WHIP	IP WLS BF H R ER SO BB IBB HBP BLK WP HR S P ERA WHIP	43 Miguel Batista, R ERA: 15.43	46 Sean White, R ERA: 2.7	George Sherrill, L ERA:																		

Oakland Athletics @ Seattle Mariners  
Safeco Field, Seattle, WA  
Wed Apr 04 2007, 7:05 PM PDT  
Att: 22,826 - Cloudy - 57 F

AB	40
R	9
H	13
RBI	8
BB	4
SO	7
LOB	22



Batter	1	2	3	4	5	6	7	8	9	AB	R	H	RBI	BB	SO	LOB	BOTTOM					
51 Ichiro Suzuki, L OBP: 0.455, SLG: 0.600	F8			29 G6-4-3	G6-4-3					2	0	1	0	1	0	0						
16 Willie Bloomquist, R OBP: 0.167, SLG: 0.100	F9			G6-4-3	1B					4	0	0	0	0	2	3						
29 Adrian Beltré, R OBP: 0.167, SLG: 0.091	G4-3			1B	BB					3	0	0	0	1	1	2						
Jose Vidro, S OBP: 0.250, SLG: 0.273				1B	BB					4	0	2	0	0	0	0						
Raul Ibanez, L OBP: 0.222, SLG: 0.889				P4						2	0	0	0	0	1	2						
Ben Broussard, L OBP: 0.300, SLG: 0.333										1	0	0	0	0	0	1						
Jose Guillen, R OBP: 0.311, SLG: 0.222										3	0	0	0	0	2	1						
2 Kenji Johjima, R OBP: 0.111, SLG: 0.444										3	0	0	0	0	1	1						
Jamie Burke, R OBP: 0.111, SLG: 0.111										0	0	0	0	0	0	0						
7 Yuniesky Betancourt, R OBP: 0.111, SLG: 0.444										3	0	0	0	0	1	0						
4 Jose Lopez, R OBP: 0.111, SLG: 0.111										3	0	0	0	0	1	0						
<b>Inning Stats</b>	R: 0 E: 0 K: 0 S: 6	H: 0 LOB: 0 BB: 0 P: 8	R: 0 E: 0 K: 1 S: 7	H: 0 LOB: 0 BB: 0 P: 9	R: 0 E: 0 K: 2 S: 9	H: 0 LOB: 0 BB: 0 P: 12	R: 0 E: 0 K: 0 S: 16	H: 2 LOB: 2 BB: 1 P: 24	R: 0 E: 0 K: 2 S: 8	H: 0 LOB: 0 BB: 0 P: 10	R: 0 E: 0 K: 1 S: 7	H: 0 LOB: 1 BB: 1 P: 14	R: 0 E: 0 K: 1 S: 11	H: 1 LOB: 1 BB: 0 P: 17	R: 0 E: 0 K: 0 S: 4	H: 0 LOB: 0 BB: 0 P: 5	R: 0 E: 0 K: 2 S: 10	H: 0 LOB: 0 BB: 0 P: 18	1B: 3 2B: 0 3B: 0 HR: 0	SF: 0 SAC: 0 DP: 2 HBP: 0	WP: 0 PB: 0 SB: 0 CS: 0	PA: 31
<b>PITCHER</b>	IP WLS BF H R ER SO BB IBB HBP BLK WP HR S P ERA WHIP	IP WLS BF H R ER SO BB IBB HBP BLK WP HR S P ERA WHIP	40 Rich Harden, R ERA:	Jay Marshall, L ERA:	20 Huston Street, R ERA:																	

Oakland Athletics @ Seattle Mariners  
Safeco Field, Seattle, WA  
Wed Apr 04 2007, 7:05 PM PDT  
Att: 22,826 - Cloudy - 57 F

AB	29
R	0
H	3
RBI	0
BB	2
SO	9
LOB	10





Batter	1	2	3	4	5	6	7	8	9	AB	R	H	RBI	BB	SO	LOB	TOP					
Jason Kendall, R OBP: 0.100, SLG: 0.150	F8		G6-3	L6		FC6-4		G5-3		5	0	0	0	0	0	4						
Shannon Stewart, R OBP: 0.333, SLG: 0.294	G6-4-3		G6-4-3						K	5	1	2	0	0	2	0						
22 Milton Bradley, S OBP: 0.444, SLG: 0.688	G6-4-3		G6-4-3							4	0	1	0	1	0	1						
31 Mike Piazza, R OBP: 0.278, SLG: 0.471										5	2	3	1	0	1	3						
3 Eric Chavez, L OBP: 0.278, SLG: 0.294										5	0	2	1	0	1	2						
Nick Swisher, S OBP: 0.611, SLG: 0.417										3	1	2	0	2	0	1						
23 Bobby Kielty, S OBP: 0.500, SLG: 0.571										4	0	2	1	0	1	4						
14 Mark Ellis, R OBP: 0.267, SLG: 0.417										2	0	0	1	0	1	2						
Marcio Scutaro, R OBP: 0.167, SLG: 0.167										4	0	1	0	0	0	4						
<b>Inning Stats</b>	R: 0 E: 0 K: 0 S: 6	H: 1 LOB: 0 BB: 0 P: 7	R: 1 E: 0 K: 2 S: 15	H: 2 LOB: 2 BB: 1 P: 28	R: 1 E: 0 K: 2 S: 19	H: 4 LOB: 3 BB: 0 P: 28	R: 0 E: 0 K: 0 S: 6	H: 0 LOB: 0 BB: 0 P: 10	R: 0 E: 0 K: 1 S: 7	H: 0 LOB: 0 BB: 1 P: 14	R: 1 E: 0 K: 0 S: 8	H: 2 LOB: 2 BB: 1 P: 16	R: 0 E: 0 K: 0 S: 6	H: 1 LOB: 1 BB: 0 P: 7	R: 0 E: 0 K: 0 S: 12	H: 1 LOB: 2 BB: 0 P: 21	R: 1 E: 0 K: 1 S: 12	H: 2 LOB: 1 BB: 0 P: 20	1B: 10 2B: 2 3B: 0 HR: 1	SF: 1 SAC: 0 DP: 2 HBP: 1	WP: 1 PB: 0 SB: 0 CS: 0	PA: 42
<b>PITCHER</b>	IP	WLS	BF	H	R	ER	SO	BB	IBB	HBP	BLK	WP	HR	S	P	ERA	WHIP					
51 Joe Saunders, L ERA: 4.76	5.2		27	9	3	3	5	3	0	0	0	0	0	60	102	4.76	2.118					
Hector Carrasco, R ERA:	1.1		5	1	0	0	0	0	0	0	0	0	0	7	8	0.00	0.750					
62 Scot Shields, R ERA:	1.0		5	1	0	0	0	0	0	1	0	1	0	12	21	0.00	1.000					
Francisco Rodríguez, R ERA: 6.0	1.0	L	5	2	1	1	1	0	0	0	0	0	1	12	20	9.00	2.000					

Oakland Athletics @ Los Angeles Angels  
Angel Stadium of Anaheim, Anaheim, CA  
Thu Apr 05 2007, 7:05 PM PDT  
Att: 39,234 - Partly Cloudy - 65 F

AB	37
R	4
H	13
RBI	4
BB	3
SO	6
LOB	21



Batter	1	2	3	4	5	6	7	8	9	AB	R	H	RBI	BB	SO	LOB	BOTTOM					
24 Gary Matthews, S OBP: 0.471, SLG: 0.385	G4-3		G3-1							3	0	0	1	0	0	1						
Orlando Cabrera, R OBP: 0.176, SLG: 0.176	G6-3									4	0	0	0	0	0	2						
27 Vladimir Guerrero, R OBP: 0.589, SLG: 1.067	K									4	1	2	1	0	1	0						
16 Garret Anderson, L OBP: 0.235, SLG: 0.529										4	1	1	1	0	0	1						
Casey Kotchman, L OBP: 0.563, SLG: 0.846										4	0	1	0	0	0	1						
47 Howie Kendrick, R OBP: 0.313, SLG: 0.267										4	1	1	0	0	1	1						
6 Maicer Izturis, S OBP: 0.267, SLG: 0.286										4	0	1	0	0	0	1						
José Molina, R OBP: 0.286, SLG: 0.286										3	0	1	0	0	1	0						
32 Erick Aybar, S OBP: 1.000, SLG: 1.000										1	0	1	0	0	0	0						
77 Reggie Williams, S OBP: 0.571, SLG: 0.400										2	0	1	0	1	0	0						
<b>Inning Stats</b>	R: 0 E: 0 K: 1 S: 9	H: 0 LOB: 0 BB: 0 P: 10	R: 0 E: 0 K: 1 S: 10	H: 2 LOB: 2 BB: 0 P: 16	R: 0 E: 0 K: 1 S: 12	H: 0 LOB: 0 BB: 0 P: 19	R: 2 E: 0 K: 0 S: 13	H: 2 LOB: 0 BB: 0 P: 18	R: 0 E: 0 K: 0 S: 8	H: 1 LOB: 1 BB: 0 P: 11	R: 0 E: 0 K: 0 S: 12	H: 1 LOB: 1 BB: 0 P: 17	R: 1 E: 0 K: 0 S: 19	H: 2 LOB: 2 BB: 1 P: 29	R: 0 E: 0 K: 0 S: 7	H: 0 LOB: 0 BB: 0 P: 13	R: 0 E: 0 K: 0 S: 9	H: 1 LOB: 0 BB: 0 P: 12	1B: 5 2B: 2 3B: 0 HR: 2	SF: 1 SAC: 0 DP: 0 HBP: 0	WP: 0 PB: 0 SB: 0 CS: 1	PA: 36
<b>PITCHER</b>	IP	WLS	BF	H	R	ER	SO	BB	IBB	HBP	BLK	WP	HR	S	P	ERA	WHIP					
57 Chad Gaudin, R ERA: 3.6	5.0		19	5	2	2	3	0	0	0	0	0	0	52	74	3.60	1.000					
Alan Embree, L ERA:	1.0	H	4	1	0	0	0	0	0	0	0	0	0	12	17	0.00	1.000					
50 Kiko Calero, R ERA: 54.0	0.1	H	4	2	1	1	0	1	0	0	0	0	0	13	20	27.00	9.000					
58 Justin Duchschere, R ERA: 3.86	1.2	W	5	0	0	0	0	0	0	0	0	0	0	13	22	0.00	0.000					
20 Huston Street, R ERA:	1.0	S	3	1	0	0	0	0	0	0	0	0	0	9	12	0.00	1.000					

Oakland Athletics @ Los Angeles Angels  
Angel Stadium of Anaheim, Anaheim, CA  
Thu Apr 05 2007, 7:05 PM PDT  
Att: 39,234 - Partly Cloudy - 65 F

AB	33
R	3
H	9
RBI	3
BB	1
SO	3
LOB	7









Batter	1	2	3	4	5	6	7	8	9	AB	R	H	RBI	BB	SO	LOB	TOP										
Jason Kendall, R OBP: 0.125, SLG: 0.167										4	0	1	1	0	0	1	<b>Oakland Athletics @ Los Angeles Angels</b> Angel Stadium of Anaheim, Anaheim, CA Sat Apr 07 2007, 6:05 PM PDT Att: 44,007 - Cloudy - 64 F										
Shannon Stewart, R OBP: 0.231, SLG: 0.200										4	0	0	0	0	1	1											
22 Milton Bradley, S OBP: 0.364, SLG: 0.550										4	0	0	0	0	1	0											
31 Mike Piazza, R OBP: 0.385, SLG: 0.583										4	0	2	0	0	1	0											
7 Bobby Crosby, R OBP: 0.333, SLG: 0.273										0	0	0	0	0	0	0											
3 Eric Chavez, L OBP: 0.308, SLG: 0.400										4	0	2	0	0	1	2											
Nick Swisher, S OBP: 0.538, SLG: 0.333										3	0	0	0	0	1	3											
14 Mark Ellis, R OBP: 0.318, SLG: 0.389										3	0	2	0	0	0	2											
6 Travis Buck, L OBP: 0.333, SLG: 0.385										3	1	1	0	0	1	2											
Marco Scutaro, R OBP: 0.182, SLG: 0.100										3	0	0	0	0	1	4											
<b>Inning Stats</b>	R: 0 E: 0 K: 2 S: 9	H: 0 LOB: 0 BB: 0 P: 13	R: 0 E: 0 K: 0 S: 5	H: 1 LOB: 0 BB: 0 P: 8	R: 1 E: 0 K: 0 S: 11	H: 2 LOB: 1 BB: 0 P: 15	R: 0 E: 0 K: 1 S: 9	H: 1 LOB: 1 BB: 0 P: 10	R: 0 E: 0 K: 1 S: 7	H: 0 LOB: 0 BB: 0 P: 12	R: 0 E: 0 K: 1 S: 17	H: 2 LOB: 2 BB: 0 P: 24	R: 0 E: 0 K: 0 S: 8	H: 0 LOB: 0 BB: 0 P: 12	R: 0 E: 0 K: 1 S: 7	H: 1 LOB: 1 BB: 0 P: 8	1B: 6 2B: 2 3B: 0 HR: 0	SF: 0 SAC: 0 DP: 2 HBP: 1	WP: 0 PB: 0 SB: 1 CS: 1	PA: 33							
<b>PITCHER</b>	IP	WLS	BF	H	R	ER	SO	BB	IBB	HBP	BLK	WP	HR	S	P	ERA	WHIP										
41 John Lackey, R ERA: 0.75	7.0	W	27	7	1	1	6	0	0	1	0	0	0	69	106	1.29	1.000										
Hector Carrasco, R ERA:	1.0	H	3	0	0	0	0	0	0	0	0	0	0	8	12	0.00	0.000										
62 Scot Shields, R ERA:	1.0	S	3	1	0	0	1	0	0	0	0	0	0	7	8	0.00	1.000										

AB	32
R	1
H	8
RBI	1
BB	0
SO	7
LOB	15



Batter	1	2	3	4	5	6	7	8	9	AB	R	H	RBI	BB	SO	LOB	BOTTOM										
24 Gary Matthews, S OBP: 0.480, SLG: 0.421										3	1	0	0	1	0	0	<b>Oakland Athletics @ Los Angeles Angels</b> Angel Stadium of Anaheim, Anaheim, CA Sat Apr 07 2007, 6:05 PM PDT Att: 44,007 - Cloudy - 64 F										
Orlando Cabrera, R OBP: 0.280, SLG: 0.304										3	0	2	0	1	0	0											
27 Vladimir Guerrero, R OBP: 0.560, SLG: 1.046										3	0	2	1	0	0	1											
16 Garret Anderson, L OBP: 0.280, SLG: 0.520										4	1	2	0	0	1	3											
Casey Kotchman, L OBP: 0.458, SLG: 0.600										4	0	1	0	0	0	5											
47 Howie Kendrick, R OBP: 0.304, SLG: 0.409										3	0	1	0	0	0	0											
6 Maicer Izturis, S OBP: 0.333, SLG: 0.368										2	0	0	0	1	0	0											
Mike Napoli, R OBP: 0.200, SLG: 0.111										3	0	0	0	0	1	1											
77 Reggie Willis, S OBP: 0.400, SLG: 0.250										3	0	0	0	0	0	1											
<b>Inning Stats</b>	R: 0 E: 0 K: 1 S: 10	H: 1 LOB: 2 BB: 1 P: 18	R: 0 E: 0 K: 0 S: 9	H: 1 LOB: 1 BB: 1 P: 15	R: 1 E: 0 K: 0 S: 13	H: 1 LOB: 1 BB: 1 P: 24	R: 0 E: 0 K: 1 S: 7	H: 0 LOB: 0 BB: 0 P: 13	R: 0 E: 0 K: 0 S: 8	H: 1 LOB: 1 BB: 0 P: 13	R: 1 E: 1 K: 0 S: 7	H: 2 LOB: 0 BB: 0 P: 9	R: 0 E: 0 K: 0 S: 8	H: 0 LOB: 0 BB: 0 P: 10	R: 0 E: 0 K: 0 S: 7	H: 2 LOB: 1 BB: 0 P: 9		1B: 5 2B: 3 3B: 0 HR: 0	SF: 1 SAC: 0 DP: 1 HBP: 0	WP: 0 PB: 0 SB: 0 CS: 1	PA: 32						
<b>PITCHER</b>	IP	WLS	BF	H	R	ER	SO	BB	IBB	HBP	BLK	WP	HR	S	P	ERA	WHIP										
Dan Haren, R ERA: 0.69	7.0	L	28	6	2	1	2	3	0	0	0	0	0	62	102	1.29	1.286										
Alan Embree, L ERA:	1.0		4	2	0	0	0	0	0	0	0	0	0	7	9	0.00	2.000										

AB	28
R	2
H	8
RBI	1
BB	3
SO	2
LOB	11





Batter	1	2	3	4	5	6	7	8	9	AB	R	H	RBI	BB	SO	LOB	TOP	
Jason Kendall, R OBP: 0.172, SLG: 0.207										5	1	2	0	0	0	2		
Shannon Stewart, R OBP: 0.233, SLG: 0.241										4	0	1	1	0	0	2		
22 Milton Bradley, S OBP: 0.308, SLG: 0.458										4	0	0	0	0	2	2		
31 Mike Piazza, R OBP: 0.433, SLG: 0.607										4	1	3	0	0	1	1		
3 Eric Chavez, L OBP: 0.333, SLG: 0.414										4	0	2	0	0	0	1		
Nick Swisher, S OBP: 0.433, SLG: 0.381										3	0	1	1	1	1	3		
7 Bobby Crosby, R OBP: 0.250, SLG: 0.200										4	0	0	0	0	1	4	AB 36 R 2 H 11 RBI 2 BB 1 SO 7 LOB 20	
6 Travis Buck, L OBP: 0.316, SLG: 0.353										4	0	1	0	0	2	2		
14 Mark Ellis, R OBP: 0.308, SLG: 0.364										4	0	1	0	0	0	3		
<b>Inning Stats</b>	R: 0 E: 0 K: 2 S: 12	H: 1 LOB: 1 BB: 0 P: 16	R: 0 E: 0 K: 0 S: 7	H: 0 LOB: 0 BB: 1 P: 16	R: 1 E: 0 K: 1 S: 17	H: 2 LOB: 1 BB: 0 P: 27	R: 1 E: 0 K: 1 S: 10	H: 3 LOB: 2 BB: 0 P: 15	R: 0 E: 0 K: 1 S: 7	H: 2 LOB: 1 BB: 0 P: 10	R: 0 E: 0 K: 2 S: 13	H: 1 LOB: 1 BB: 0 P: 19	R: 0 E: 0 K: 2 S: 11	H: 1 LOB: 1 BB: 0 P: 18	1B: 9 2B: 2 3B: 0 HR: 0	SF: 0 SAC: 0 DP: 2 HBP: 0	WP: 0 PB: 0 SB: 2 CS: 0	PA: 37
<b>PITCHER</b>	IP WLS BF H R ER SO BB IBB HBP BLK WP HR S P ERA WHIP																	
45 Kelvim Escobar, R ERA: 3.18	6.0 L 25 8 2 2 5 1 0 0 0 0 0 0 60 96 3.00 1.500																	
Darren Oliver, L ERA:	7.1 1.0 4 1 0 0 0 0 0 0 0 0 0 9 17 0.00 1.000																	
33 Justin Speier, R ERA: 1.5	8.1 1.0 4 1 0 0 2 0 0 0 0 0 0 13 19 0.00 1.000																	
49 Chris Bootcheck, R ERA:	9.1 1.0 4 1 0 0 0 0 0 0 0 0 0 11 18 0.00 1.000																	

Oakland Athletics @ Los Angeles Angels  
Angel Stadium of Anaheim, Anaheim, CA  
Sun Apr 08 2007, 12:35 PM PDT  
Att: 37,783 - Cloudy - 64 F

livebaseballscorecards.com

Batter	1	2	3	4	5	6	7	8	9	AB	R	H	RBI	BB	SO	LOB	BOTTOM					
24 Gary Matthews, S OBP: 0.414, SLG: 0.348										4	0	0	0	0	1	0						
Orlando Cabrera, R OBP: 0.276, SLG: 0.269										3	0	0	0	1	1	1						
27 Vladimir Guerrero, R OBP: 0.483, SLG: 0.880										4	0	0	0	0	0	2						
16 Garret Anderson, L OBP: 0.276, SLG: 0.483										4	1	1	0	0	0	2						
Casey Kotchman, L OBP: 0.464, SLG: 0.625										4	0	2	0	0	0	0						
47 Howie Kendrick, R OBP: 0.295, SLG: 0.346										4	0	0	0	0	2	3						
6 Maicer Izturis, S OBP: 0.400, SLG: 0.409										3	0	2	1	1	1	0	AB 34 R 1 H 6 RBI 1 BB 2 SO 9 LOB 18					
Mike Napoli, R OBP: 0.214, SLG: 0.154										4	0	1	0	0	1	4						
32 Erick Aybar, S OBP: 0.333, SLG: 0.333										2	0	0	0	0	1	4						
39 Robb Quinlan, R ERA:										2	0	0	0	0	2	2						
<b>Inning Stats</b>	R: 0 E: 1 K: 0 S: 11	H: 0 LOB: 1 BB: 0 P: 18	R: 0 E: 0 K: 1 S: 11	H: 1 LOB: 1 BB: 1 P: 19	R: 0 E: 0 K: 0 S: 7	H: 0 LOB: 1 BB: 1 P: 14	R: 0 E: 0 K: 0 S: 11	H: 2 LOB: 2 BB: 0 P: 19	R: 0 E: 0 K: 0 S: 8	H: 3 LOB: 2 BB: 0 P: 11	R: 1 E: 0 K: 3 S: 21	H: 3 LOB: 2 BB: 0 P: 34	R: 0 E: 0 K: 2 S: 11	H: 0 LOB: 0 BB: 0 P: 17	R: 0 E: 0 K: 1 S: 8	H: 0 LOB: 0 BB: 0 P: 12	R: 0 E: 0 K: 2 S: 9	H: 0 LOB: 0 BB: 0 P: 12	1B: 5 2B: 1 3B: 0 HR: 0	SF: 0 SAC: 0 DP: 0 HBP: 0	WP: 0 PB: 0 SB: 0 CS: 0	PA: 36
<b>PITCHER</b>	IP WLS BF H R ER SO BB IBB HBP BLK WP HR S P ERA WHIP																					
Joe Blanton, R ERA: 3.97	5.1 W 24 5 1 1 2 2 0 0 0 0 0 0 0 11 17 1.69 1.312																					
Alan Embree, L ERA:	0.2 H 3 1 0 0 2 0 0 0 0 0 0 0 11 17 0.00 1.500																					
50 Kiko Calero, R ERA: 21.5	7.1 1.0 H 3 0 0 0 2 0 0 0 0 0 0 0 11 17 0.00 0.000																					
58 Justin Duchschere, R ERA: 2.7	8.1 1.0 H 3 0 0 0 1 0 0 0 0 0 0 8 12 0.00 0.000																					
20 Huston Street, R ERA:	9.1 1.0 S 3 0 0 0 2 0 0 0 0 0 0 0 9 12 0.00 0.000																					

Oakland Athletics @ Los Angeles Angels  
Angel Stadium of Anaheim, Anaheim, CA  
Sun Apr 08 2007, 12:35 PM PDT  
Att: 37,783 - Cloudy - 64 F

livebaseballscorecards.com







Batter	1	2	3	4	5	6	7	8	9	AB	R	H	RBI	BB	SO	LOB	TOP								
22 Scott Podsednik, L OBP: 0.476, SLG: 0.632	L7			0-1 K	2-3 K		0-1 B2			4	0	1	0	0	1	3	Chicago White Sox @ Oakland Athletics McAfee Coliseum, Oakland, CA Tue Apr 10 2007, 10:05 PM EDT Att: 15,153 - Cloudy - 60 F								
17 Dan Ertel, L OBP: 0.333, SLG: 0.375	G4-3			2-2 F9	2-1 G4-3			2-2 L9		4	0	0	0	0	0	3									
14 Paul Konerko, R OBP: 0.379, SLG: 0.391	K			0-3 K			1-1 F9	0-1 G4-3		4	0	0	0	0	2	1									
25 Jim Thome, L OBP: 0.379, SLG: 0.522			0-0 G4-3	4-0 IBB			4-1 FC1-4 BB	1-3 K		2	0	0	0	2	1	0									
24 Joe Crede, R OBP: 0.286, SLG: 0.231	K			2-3 K			2-2 FC1-4	2-1 P5		4	0	0	0	0	2	3									
12 A.J. Pierzynski, L OBP: 0.148, SLG: 0.154	G3-1				1-0 G1-4-3		0-1 P5	0-1 G4-3		4	0	0	0	0	0	1									
8 Alex Cintron, S OBP: 0.200, SLG: 0.111				2-2 G4-3			0-1 E4	0-0 F7		3	1	0	0	1	0	0									
Rob Mackowiak, L OBP: 0.167, SLG: 0.167	G4-3			0-0 G4-3	1-0 1B		1-0 G6-3			3	0	1	0	0	0	1									
5 Juan Uribe, R OBP: 0.348, SLG: 0.571	K			0-3 K	0-1 1B		2-3 K			3	0	1	1	0	2	1									
<b>Inning Stats</b>	R: 0 E: 0 K: 1 S: 13	H: 0 LOB: 0 BB: 0 P: 19	R: 0 E: 0 K: 1 S: 5	H: 0 LOB: 0 BB: 0 P: 6	R: 0 E: 0 K: 1 S: 8	H: 0 LOB: 0 BB: 0 P: 10	R: 0 E: 0 K: 2 S: 14	H: 1 LOB: 2 BB: 1 P: 22	R: 0 E: 0 K: 0 S: 8	H: 0 LOB: 1 BB: 1 P: 15	R: 0 E: 1 K: 1 S: 9	H: 0 LOB: 1 BB: 0 P: 12	R: 0 E: 0 K: 1 S: 9	H: 0 LOB: 0 BB: 0 P: 2	R: 0 E: 0 K: 0 S: 5	H: 0 LOB: 0 BB: 0 P: 7		1B: 3 2B: 0 3B: 0 HR: 0	SF: 0 SAC: 0 DP: 0 HBP: 0	WP: 0 PB: 0 SB: 1 CS: 0	PA: 34				
<b>PITCHER</b>	IP	WLS	BF	H	R	ER	SO	BB	IBB	HBP	BLK	WP	HR	S	P	ERA	WHIP								
57 Chad Gaudin, R ERA: 2.53	(1, 1)	5.2	23	3	1	1	6	2	1	0	0	0	0	57	91	1.59	0.882								
Alan Embree, L ERA: 2.08	(6, 1)	1.1	5	0	0	0	1	0	0	0	0	0	0	11	14	0.00	0.000								
58 Justin Duchschere, R ERA: 2.08	(8, 1)	1.0	3	0	0	0	1	0	0	0	0	0	0	9	12	0.00	0.000								
20 Huston Street, R ERA: 2.08	(9, 1)	1.0	W	3	0	0	0	0	0	0	0	0	0	5	7	0.00	0.000								

Batter	1	2	3	4	5	6	7	8	9	AB	R	H	RBI	BB	SO	LOB	BOTTOM								
Jason Kendall, R OBP: 0.189, SLG: 0.194	G1-3				3-2 G1-3			2-3 K		4	0	1	0	0	1	1	Chicago White Sox @ Oakland Athletics McAfee Coliseum, Oakland, CA Tue Apr 10 2007, 10:05 PM EDT Att: 15,153 - Cloudy - 60 F								
Shannon Stewart, R OBP: 0.211, SLG: 0.216	1B			1-0 G5-4-3 1B	1-0 F9			1-1 P4		4	0	1	0	0	0	2									
22 Milton Bradley, S OBP: 0.324, SLG: 0.419	1B			3-3 K			0-1 P3	0-0 E 1B		3	1	1	0	1	1	0									
31 Mike Piazza, R OBP: 0.395, SLG: 0.528	F8			0-1 G6-3			1-1 L6	0-0 E 1B		4	0	1	0	0	0	2									
Marco Scutaro, R OBP: 0.192, SLG: 0.100	1B			2-2 P3			0-2 L1	1-2 E 1B		0	1	0	0	0	0	0									
3 Eric Chavez, L OBP: 0.316, SLG: 0.361	K			2-2 P3			0-2 L1	0-3 K		4	0	0	0	0	2	4									
Nick Swisher, S OBP: 0.474, SLG: 0.296	F7			4-1 BB			3-3 K	3-2 F7		3	0	0	0	1	1	2									
7 Bobby Crosby, R OBP: 0.261, SLG: 0.190	G4-3			2-1 G4-3			1-0 P5	1-2 E7 1B		3	0	0	0	0	0	1									
Todd Walker, L OBP: 0.400, SLG: 0.400								1-3 2-H 1B		1	0	1	1	0	0	0									
6 Travis Buck, L OBP: 0.370, SLG: 0.478	BB				3-2 3B		2-2 F7	4-0 E 1B		2	0	1	0	2	0	0									
14 Mark Ellis, R OBP: 0.273, SLG: 0.310	F9			1-0 G1-3			3-2 F8	2-1 E 1B		4	0	1	1	0	0	2									
<b>Inning Stats</b>	R: 0 E: 0 K: 1 S: 15	H: 1 LOB: 2 BB: 1 P: 26	R: 0 E: 0 K: 0 S: 8	H: 0 LOB: 1 BB: 1 P: 13	R: 0 E: 0 K: 1 S: 7	H: 1 LOB: 0 BB: 0 P: 13	R: 0 E: 0 K: 0 S: 9	H: 0 LOB: 1 BB: 1 P: 17	R: 0 E: 0 K: 0 S: 12	H: 1 LOB: 1 BB: 0 P: 22	R: 0 E: 0 K: 0 S: 7	H: 0 LOB: 0 BB: 0 P: 8	R: 0 E: 0 K: 1 S: 8	H: 0 LOB: 0 BB: 0 P: 14	R: 0 E: 0 K: 1 S: 8	H: 0 LOB: 0 BB: 0 P: 14	R: 2 E: 1 K: 1 S: 15	H: 4 LOB: 3 BB: 1 P: 25	1B: 6 2B: 0 3B: 1 HR: 0	SF: 0 SAC: 0 DP: 1 HBP: 0	WP: 0 PB: 0 SB: 0 CS: 0	PA: 36			
<b>PITCHER</b>	IP	WLS	BF	H	R	ER	SO	BB	IBB	HBP	BLK	WP	HR	S	P	ERA	WHIP								
Jon Garland, R ERA: 3.65	(1, 1)	7.0	26	3	0	0	0	3	0	0	0	0	0	66	113	0.00	0.857								
47 Mike MacDougal, R ERA: 1.5	(8, 1)	1.0	H	3	0	0	0	0	0	0	0	0	0	8	14	0.00	0.000								
45 Bobby Jenks, R ERA: 3.86	(9, 1)	0.2	L	7	4	2	2	1	0	1	0	0	0	15	25	27.00	6.000								

AB	31
R	1
H	3
RBI	1
BB	3
SO	8
LOB	13

AB	32
R	2
H	7
RBI	2
BB	4
SO	5
LOB	14





Batter	1	2	3	4	5	6	7	8	9	AB	R	H	RBI	BB	SO	LOB	TOP			
22 Scott Podsednik, L (1,7) OBP: 0.462, SLG: 0.545	G4-3	G6-3					G6-3			3	1	0	0	2	0	3	<b>Chicago White Sox @ Oakland Athletics</b> McAfee Coliseum, Oakland, CA Wed Apr 11 2007, 3:35 PM EDT Att: 19,130 - Cloudy - 56 F			
32 Brian Anderson, R (1,8) OBP: 0.250, SLG: 0.500 17 Darin Erstad, L (8,PH) OBP: 0.310, SLG: 0.360	K		G5-3		G4-6-3			K	SF7	3	0	0	0	0	1	1				
25 Jim Thome, L (1,10) OBP: 0.441, SLG: 0.538										3	1	2	0	2	1	0				
14 Paul Konerko, R (1,3)	K		L6							5	0	2	2	0	2	3				
23 Jermaine Dye, R (1,9) OBP: 0.267, SLG: 0.280			G4-3							5	2	2	2	0	1	4				
24 Joe Crede, R (1,5) OBP: 0.250, SLG: 0.200					G6-3					4	0	0	0	0	1	2				
Tadahito Iguchi, R (1,4) OBP: 0.286, SLG: 0.412										3	0	1	0	1	0	1				
5 Juan Uribe, R (1,6) OBP: 0.370, SLG: 0.560										4	1	2	1	0	0	1				
55 Gustavo Molina, R (1,2)										2	0	0	0	0	0	3				
12 A.J. Pierzynski, L (7,PH) OBP: 0.207, SLG: 0.154										0	1	0	0	2	0	0				
<b>Inning Stats</b>	R: 0 E: 0 K: 2 S: 10	H: 0 LOB: 1 P: 18	R: 1 E: 0 K: 0 S: 11	H: 3 LOB: 2 P: 19	R: 0 E: 0 K: 0 S: 8	H: 1 LOB: 1 P: 14	R: 0 E: 0 K: 0 S: 8	H: 0 LOB: 1 P: 15	R: 0 E: 0 K: 1 S: 7	H: 1 LOB: 1 P: 15	R: 0 E: 0 K: 0 S: 6	H: 0 LOB: 0 P: 12	R: 2 E: 0 K: 3 S: 12	H: 2 LOB: 0 P: 16	R: 3 E: 0 K: 0 S: 14	H: 2 LOB: 2 P: 30	1B: 7 2B: 1 3B: 0 HR: 1	SF: 1 SAC: 0 DP: 2 HBP: 0	WP: 0 PB: 0 SB: 0 CS: 0	PA: 41
<b>PITCHER</b>	IP WLS BF H R ER SO BB IBB HBP BLK WP HR S P ERA WHIP																			
Joe Kennedy, L (1,1) ERA: 1.64	5.0	22	5	1	1	3	3	0	0	0	0	0	0	45	84	1.80	1.600			
50 Kiko Casero, R (6,1) ERA: 9.82	1.1	4	0	0	0	1	0	0	0	0	0	0	0	11	14	0.00	0.000			
Jay Marshall, L (7,1) ERA: 3.6	0.2	2	0	0	0	0	1	0	0	0	0	0	0	4	10	0.00	1.500			
58 Justin Duchschere, R (8,1) ERA: 5.06	1.0	5	2	2	2	3	0	0	0	0	1	12	16	18.00	2.000					
20 Huston Street, R (9,1) ERA: 5.78	0.2	7	2	3	3	0	2	1	0	0	0	0	10	25	40.50	6.000				
<b>PITCHER</b>	IP WLS BF H R ER SO BB IBB HBP BLK WP HR S P ERA WHIP																			
Alan Embree, L (9,1) ERA:	0.1	1	0	0	0	0	0	0	0	0	0	0	0	4	5	0.00	0.000			

AB 33  
R 6  
H 9  
RBI 6  
BB 7  
SO 7  
LOB 18



Batter	1	2	3	4	5	6	7	8	9	AB	R	H	RBI	BB	SO	LOB	BOTTOM			
Shannon Stewart, R (1,7) OBP: 0.214, SLG: 0.244	SH1-3	FC5-4						G5-3		4	1	1	0	0	0	1	<b>Chicago White Sox @ Oakland Athletics</b> McAfee Coliseum, Oakland, CA Wed Apr 11 2007, 3:35 PM EDT Att: 19,130 - Cloudy - 56 F			
Nick Swisher, S (1,8) OBP: 0.463, SLG: 0.300	SH1-3	F7						P6		3	0	1	0	0	0	1				
23 Bobby Kielty, S (1,9) OBP: 0.385, SLG: 0.364										3	1	0	0	0	2	1				
31 Mike Piazza, R (1,10) OBP: 0.381, SLG: 0.525										4	1	1	2	0	0	0				
3 Eric Chavez, L (1,5) OBP: 0.310, SLG: 0.375										4	0	1	1	0	1	0				
14 Mark Ellis, R (1,4) OBP: 0.270, SLG: 0.281										3	0	0	0	1	1	0				
Todd Walker, L (1,3) OBP: 0.250, SLG: 0.250										3	0	0	0	0	0	2				
Jason Kendall, R (1,2) OBP: 0.175, SLG: 0.179										3	0	0	0	0	0	0				
Marco Scutaro, R (1,6) OBP: 0.214, SLG: 0.083										2	0	0	0	1	0	0				
<b>Inning Stats</b>	R: 3 E: 0 K: 0 S: 17	H: 3 LOB: 1 P: 29	R: 0 E: 0 K: 0 S: 11	H: 0 LOB: 1 P: 19	R: 0 E: 0 K: 1 S: 9	H: 0 LOB: 0 P: 13	R: 0 E: 0 K: 0 S: 11	H: 0 LOB: 0 P: 13	R: 0 E: 1 K: 0 S: 8	H: 1 LOB: 1 P: 15	R: 0 E: 0 K: 0 S: 9	H: 0 LOB: 0 P: 13	R: 0 E: 0 K: 1 S: 10	H: 0 LOB: 0 P: 16	R: 0 E: 0 K: 2 S: 8	H: 0 LOB: 0 P: 12		1B: 1 2B: 3 3B: 0 HR: 0	SF: 0 SAC: 1 DP: 1 HBP: 1	WP: 0 PB: 0 SB: 0 CS: 0
<b>PITCHER</b>	IP WLS BF H R ER SO BB IBB HBP BLK WP HR S P ERA WHIP																			
56 Mark Buehrle, L (1,1) ERA: 4.32	7.0	27	4	3	3	1	0	0	0	0	0	0	0	76	114	3.86	0.857			
54 David Aardsma, R (8,1) ERA: 1.29	1.0	3	0	0	0	1	0	0	0	0	0	10	16	0.00	0.000					
45 Bobby Jenks, R (9,1) ERA: 3.18	1.0	3	0	0	0	2	0	0	0	0	0	8	12	0.00	0.000					

AB 29  
R 3  
H 4  
RBI 3  
BB 2  
SO 4  
LOB 5









Batter	1	2	3	4	5	6	7	8	9	10	11	12	13	AB	R	H	RBI	BB	SO	LOB	TOP																																																																																																																																																																																																																																							
18 Johnny Damon, L OBP: 0.375, SLG: 0.550	K			P6	K		G5-3			K		K		5	0	0	0	0	3	4																																																																																																																																																																																																																																								
2 Derek Jeter, R OBP: 0.400, SLG: 0.341	G4-6-3 1B			F9		G4-3		F8		FC6		FC6-4		6	0	1	0	0	0	2																																																																																																																																																																																																																																								
Bobby Abreu, L OBP: 0.360, SLG: 0.381	G4-6-3			K		G4-3		25 CS 1B		BB		G1-3		5	0	1	0	1	1	2																																																																																																																																																																																																																																								
13 Alex Rodriguez, R OBP: 0.440, SLG: 0.975		K			HR			K		P6			K	5	1	1	1	1	3	4																																																																																																																																																																																																																																								
25 Jason Giambi, L OBP: 0.280, SLG: 0.375		F8			F8		F7		CS	G4-3		G1-3	HR	6	1	1	1	0	0	1																																																																																																																																																																																																																																								
24 Robinson Canó, L OBP: 0.391, SLG: 0.381	G4-3				BB 1B			CS	G4-3			28 FC6-4 1B	HR	4	2	3	0	2	0	0																																																																																																																																																																																																																																								
Josh Phelps, R OBP: 0.385, SLG: 0.200			G6-3											2	0	0	0	1	1	1																																																																																																																																																																																																																																								
11 Doug Mientkiewicz, L OBP: 0.207, SLG: 0.115					BB 1B		K			F7		F9	HR	2	0	0	0	0	0	2																																																																																																																																																																																																																																								
28 Melky Cabrera, S OBP: 0.220, SLG: 0.170		F7					L8			CS		K	G6-3	6	0	1	1	0	1	3																																																																																																																																																																																																																																								
Wil Nieves, R OBP: 0.390, SLG: 0.474			P4				P3					F7		2	0	0	0	0	0	2																																																																																																																																																																																																																																								
20 Jorge Posada, S OBP: 0.390, SLG: 0.474														3	0	2	1	0	0	0																																																																																																																																																																																																																																								
<b>Inning Stats</b>	<table border="1"> <tr> <td>R: 0</td><td>H: 1</td><td>R: 0</td><td>H: 0</td><td>R: 0</td><td>H: 0</td><td>R: 0</td><td>H: 0</td><td>R: 1</td><td>H: 1</td><td>R: 0</td><td>H: 0</td><td>R: 0</td><td>H: 1</td><td>R: 0</td><td>H: 0</td><td>R: 1</td><td>H: 2</td><td>1B: 7</td><td>SF: 0</td><td>W/P: 0</td><td>PA: 55</td> </tr> <tr> <td>E: 0</td><td>LOB: 0</td><td>E: 0</td><td>LOB: 0</td><td>E: 0</td><td>LOB: 0</td><td>E: 0</td><td>LOB: 0</td><td>E: 0</td><td>LOB: 1</td><td>E: 0</td><td>LOB: 0</td><td>E: 1</td><td>LOB: 3</td><td>E: 0</td><td>LOB: 1</td><td>E: 0</td><td>LOB: 1</td><td>2B: 1</td><td>SAC: 0</td><td>PB: 0</td><td></td> </tr> <tr> <td>K: 1</td><td>BB: 0</td><td>K: 1</td><td>BB: 0</td><td>K: 0</td><td>BB: 0</td><td>K: 1</td><td>BB: 0</td><td>K: 0</td><td>BB: 1</td><td>K: 0</td><td>BB: 0</td><td>K: 2</td><td>BB: 1</td><td>K: 0</td><td>BB: 0</td><td>K: 0</td><td>BB: 0</td><td>3B: 0</td><td>DP: 1</td><td>SB: 0</td><td></td> </tr> <tr> <td>S: 6</td><td>P: 8</td><td>S: 7</td><td>P: 11</td><td>S: 8</td><td>P: 13</td><td>S: 9</td><td>P: 12</td><td>S: 10</td><td>P: 18</td><td>S: 14</td><td>P: 20</td><td>S: 8</td><td>P: 12</td><td>S: 10</td><td>P: 18</td><td>S: 11</td><td>P: 21</td><td>HR: 2</td><td>HBP: 2</td><td>CS: 3</td><td></td> </tr> </table>													R: 0	H: 1	R: 0	H: 0	R: 0	H: 0	R: 0	H: 0	R: 1	H: 1	R: 0	H: 0	R: 0	H: 1	R: 0	H: 0	R: 1	H: 2	1B: 7	SF: 0	W/P: 0	PA: 55	E: 0	LOB: 0	E: 0	LOB: 0	E: 0	LOB: 0	E: 0	LOB: 0	E: 0	LOB: 1	E: 0	LOB: 0	E: 1	LOB: 3	E: 0	LOB: 1	E: 0	LOB: 1	2B: 1	SAC: 0	PB: 0		K: 1	BB: 0	K: 1	BB: 0	K: 0	BB: 0	K: 1	BB: 0	K: 0	BB: 1	K: 0	BB: 0	K: 2	BB: 1	K: 0	BB: 0	K: 0	BB: 0	3B: 0	DP: 1	SB: 0		S: 6	P: 8	S: 7	P: 11	S: 8	P: 13	S: 9	P: 12	S: 10	P: 18	S: 14	P: 20	S: 8	P: 12	S: 10	P: 18	S: 11	P: 21	HR: 2	HBP: 2	CS: 3		<table border="1"> <tr> <td><b>PITCHER</b></td><td>IP</td><td>WLS</td><td>BF</td><td>H</td><td>R</td><td>ER</td><td>SO</td><td>BB</td><td>IBB</td><td>HBP</td><td>BLK</td><td>WP</td><td>HR</td><td>S</td><td>P</td><td>ERA</td><td>WHIP</td><td colspan="4"></td><td></td> </tr> <tr> <td>Joe Blanton, R</td><td>(1.1)</td><td>6.2</td><td>27</td><td>5</td><td>3</td><td>3</td><td>5</td><td>3</td><td>0</td><td>0</td><td>0</td><td>0</td><td>1</td><td>67</td><td>110</td><td>4.05</td><td>1.200</td><td colspan="4"></td><td></td> </tr> <tr> <td>Jay Marshall, L</td><td>(7.1)</td><td>0.1</td><td>1</td><td>0</td><td>0</td><td>0</td><td>0</td><td>0</td><td>0</td><td>0</td><td>0</td><td>0</td><td>3</td><td>4</td><td>0.00</td><td>0.000</td><td colspan="4"></td><td></td> </tr> <tr> <td>Alan Embree, L</td><td>(8.1)</td><td>1.1</td><td>5</td><td>1</td><td>0</td><td>0</td><td>1</td><td>1</td><td>0</td><td>0</td><td>0</td><td>0</td><td>0</td><td>16</td><td>26</td><td>0.00</td><td>1.500</td><td colspan="4"></td><td></td> </tr> <tr> <td>20 Huston Street, R</td><td>(9.1)</td><td>1.2</td><td>7</td><td>1</td><td>0</td><td>0</td><td>2</td><td>1</td><td>0</td><td>0</td><td>0</td><td>0</td><td>0</td><td>13</td><td>25</td><td>0.00</td><td>1.200</td><td colspan="4"></td><td></td> </tr> <tr> <td>25 Lenny DiNardo, L</td><td>(11.1)</td><td>3.0</td><td>L</td><td>13</td><td>3</td><td>1</td><td>1</td><td>1</td><td>0</td><td>0</td><td>2</td><td>0</td><td>0</td><td>1</td><td>27</td><td>50</td><td>3.00</td><td>1.000</td><td colspan="4"></td><td></td> </tr> </table>													<b>PITCHER</b>	IP	WLS	BF	H	R	ER	SO	BB	IBB	HBP	BLK	WP	HR	S	P	ERA	WHIP						Joe Blanton, R	(1.1)	6.2	27	5	3	3	5	3	0	0	0	0	1	67	110	4.05	1.200						Jay Marshall, L	(7.1)	0.1	1	0	0	0	0	0	0	0	0	0	3	4	0.00	0.000						Alan Embree, L	(8.1)	1.1	5	1	0	0	1	1	0	0	0	0	0	16	26	0.00	1.500						20 Huston Street, R	(9.1)	1.2	7	1	0	0	2	1	0	0	0	0	0	13	25	0.00	1.200						25 Lenny DiNardo, L	(11.1)	3.0	L	13	3	1	1	1	0	0	2	0	0	1	27	50	3.00	1.000					
R: 0	H: 1	R: 0	H: 0	R: 0	H: 0	R: 0	H: 0	R: 1	H: 1	R: 0	H: 0	R: 0	H: 1	R: 0	H: 0	R: 1	H: 2	1B: 7	SF: 0	W/P: 0	PA: 55																																																																																																																																																																																																																																							
E: 0	LOB: 0	E: 0	LOB: 0	E: 0	LOB: 0	E: 0	LOB: 0	E: 0	LOB: 1	E: 0	LOB: 0	E: 1	LOB: 3	E: 0	LOB: 1	E: 0	LOB: 1	2B: 1	SAC: 0	PB: 0																																																																																																																																																																																																																																								
K: 1	BB: 0	K: 1	BB: 0	K: 0	BB: 0	K: 1	BB: 0	K: 0	BB: 1	K: 0	BB: 0	K: 2	BB: 1	K: 0	BB: 0	K: 0	BB: 0	3B: 0	DP: 1	SB: 0																																																																																																																																																																																																																																								
S: 6	P: 8	S: 7	P: 11	S: 8	P: 13	S: 9	P: 12	S: 10	P: 18	S: 14	P: 20	S: 8	P: 12	S: 10	P: 18	S: 11	P: 21	HR: 2	HBP: 2	CS: 3																																																																																																																																																																																																																																								
<b>PITCHER</b>	IP	WLS	BF	H	R	ER	SO	BB	IBB	HBP	BLK	WP	HR	S	P	ERA	WHIP																																																																																																																																																																																																																																											
Joe Blanton, R	(1.1)	6.2	27	5	3	3	5	3	0	0	0	0	1	67	110	4.05	1.200																																																																																																																																																																																																																																											
Jay Marshall, L	(7.1)	0.1	1	0	0	0	0	0	0	0	0	0	3	4	0.00	0.000																																																																																																																																																																																																																																												
Alan Embree, L	(8.1)	1.1	5	1	0	0	1	1	0	0	0	0	0	16	26	0.00	1.500																																																																																																																																																																																																																																											
20 Huston Street, R	(9.1)	1.2	7	1	0	0	2	1	0	0	0	0	0	13	25	0.00	1.200																																																																																																																																																																																																																																											
25 Lenny DiNardo, L	(11.1)	3.0	L	13	3	1	1	1	0	0	2	0	0	1	27	50	3.00	1.000																																																																																																																																																																																																																																										

New York Yankees @ Oakland Athletics  
McAfee Coliseum, Oakland, CA  
Sat Apr 14 2007, 9:05 PM EDT  
Att: 35,077 - Partly Cloudy - 58 F

AB 46  
R 4  
H 10  
RBI 4  
BB 5  
SO 9  
LOB 21



Batter	1	2	3	4	5	6	7	8	9	10	11	12	13	AB	R	H	RBI	BB	SO	LOB	BOTTOM																																																																																																																																																																																																																																								
Shannon Stewart, R OBP: 0.188, SLG: 0.213	F8				F8		G5-3			G1-3		K		6	0	0	0	0	1	6																																																																																																																																																																																																																																									
Nick Swisher, S OBP: 0.472, SLG: 0.410	31 E 2B			F8		G4-3		G4-3		G4-3		P6		6	1	2	0	0	0	1																																																																																																																																																																																																																																									
31 Mike Piazza, R OBP: 0.340, SLG: 0.460	E6 2B			P4		G4-3		P4		K		P3		6	1	0	0	0	1	2																																																																																																																																																																																																																																									
3 Eric Chavez, L OBP: 0.302, SLG: 0.396	SF7			K		G4-3		G4-3		P5				3	0	0	1	2	1	1																																																																																																																																																																																																																																									
Todd Walker, L OBP: 0.211, SLG: 0.211	7 2B 1B			F7		G4-3		G4-3		K			BB	6	1	1	0	0	1	3																																																																																																																																																																																																																																									
7 Bobby Crosby, R OBP: 0.235, SLG: 0.219	6 1B 2B			P4				E6 6 1B		P5		G3-1		6	0	1	1	0	0	1																																																																																																																																																																																																																																									
6 Travis Buck, L OBP: 0.432, SLG: 0.533	3H 1B			F7				1B		E			BB	4	0	2	1	2	1	1																																																																																																																																																																																																																																									
Jason Kendall, R OBP: 0.180, SLG: 0.167			E4				B1			E9		L6		5	0	1	0	0	0	4																																																																																																																																																																																																																																									
Marco Scutaro, R OBP: 0.158, SLG: 0.059			F7				F9			F8		P3		5	0	0	0	0	0	7																																																																																																																																																																																																																																									
<b>Inning Stats</b>	<table border="1"> <tr> <td>R: 3</td><td>H: 4</td><td>R: 0</td><td>H: 0</td><td>R: 0</td><td>H: 0</td><td>R: 0</td><td>H: 1</td><td>R: 0</td><td>H: 0</td><td>R: 0</td><td>H: 1</td><td>R: 0</td><td>H: 0</td><td>R: 0</td><td>H: 0</td><td>R: 0</td><td>H: 0</td><td>1B: 5</td><td>SF: 1</td><td>W/P: 0</td><td>PA: 52</td> </tr> <tr> <td>E: 1</td><td>LOB: 2</td><td>E: 1</td><td>LOB: 0</td><td>E: 0</td><td>LOB: 0</td><td>E: 0</td><td>LOB: 1</td><td>E: 0</td><td>LOB: 1</td><td>E: 1</td><td>LOB: 2</td><td>E: 0</td><td>LOB: 1</td><td>E: 0</td><td>LOB: 1</td><td>E: 0</td><td>LOB: 1</td><td>2B: 2</td><td>SAC: 0</td><td>PB: 0</td><td></td> </tr> <tr> <td>K: 0</td><td>BB: 0</td><td>K: 0</td><td>BB: 0</td><td>K: 1</td><td>BB: 0</td><td>K: 0</td><td>BB: 0</td><td>K: 0</td><td>BB: 0</td><td>K: 0</td><td>BB: 1</td><td>K: 2</td><td>BB: 0</td><td>K: 0</td><td>BB: 0</td><td>K: 0</td><td>BB: 0</td><td>3B: 0</td><td>DP: 1</td><td>SB: 1</td><td></td> </tr> <tr> <td>S: 17</td><td>P: 24</td><td>S: 6</td><td>P: 9</td><td>S: 8</td><td>P: 14</td><td>S: 10</td><td>P: 15</td><td>S: 10</td><td>P: 15</td><td>S: 7</td><td>P: 12</td><td>S: 15</td><td>P: 25</td><td>S: 7</td><td>P: 15</td><td>S: 10</td><td>P: 16</td><td>HR: 0</td><td>HBP: 0</td><td>CS: 0</td><td></td> </tr> </table>													R: 3	H: 4	R: 0	H: 0	R: 0	H: 0	R: 0	H: 1	R: 0	H: 0	R: 0	H: 1	R: 0	H: 0	R: 0	H: 0	R: 0	H: 0	1B: 5	SF: 1	W/P: 0	PA: 52	E: 1	LOB: 2	E: 1	LOB: 0	E: 0	LOB: 0	E: 0	LOB: 1	E: 0	LOB: 1	E: 1	LOB: 2	E: 0	LOB: 1	E: 0	LOB: 1	E: 0	LOB: 1	2B: 2	SAC: 0	PB: 0		K: 0	BB: 0	K: 0	BB: 0	K: 1	BB: 0	K: 0	BB: 0	K: 0	BB: 0	K: 0	BB: 1	K: 2	BB: 0	K: 0	BB: 0	K: 0	BB: 0	3B: 0	DP: 1	SB: 1		S: 17	P: 24	S: 6	P: 9	S: 8	P: 14	S: 10	P: 15	S: 10	P: 15	S: 7	P: 12	S: 15	P: 25	S: 7	P: 15	S: 10	P: 16	HR: 0	HBP: 0	CS: 0		<table border="1"> <tr> <td><b>PITCHER</b></td><td>IP</td><td>WLS</td><td>BF</td><td>H</td><td>R</td><td>ER</td><td>SO</td><td>BB</td><td>IBB</td><td>HBP</td><td>BLK</td><td>WP</td><td>HR</td><td>S</td><td>P</td><td>ERA</td><td>WHIP</td><td colspan="4"></td><td></td> </tr> <tr> <td>27 Darrell Rasner, R</td><td>(1.1)</td><td>5.1</td><td>21</td><td>5</td><td>3</td><td>0</td><td>1</td><td>0</td><td>0</td><td>0</td><td>0</td><td>0</td><td>0</td><td>0</td><td>52</td><td>78</td><td>0.00</td><td>0.938</td><td colspan="4"></td><td></td> </tr> <tr> <td>34 Sean Henn, L</td><td>(6.1)</td><td>0.2</td><td>4</td><td>1</td><td>0</td><td>0</td><td>0</td><td>0</td><td>0</td><td>0</td><td>0</td><td>0</td><td>0</td><td>4</td><td>9</td><td>0.00</td><td>1.500</td><td colspan="4"></td><td></td> </tr> <tr> <td>Scott Proctor, R</td><td>(7.1)</td><td>1.2</td><td>5</td><td>0</td><td>0</td><td>0</td><td>0</td><td>0</td><td>0</td><td>0</td><td>0</td><td>0</td><td>0</td><td>13</td><td>20</td><td>0.00</td><td>0.000</td><td colspan="4"></td><td></td> </tr> <tr> <td>Mike Myers, L</td><td>(8.1)</td><td>0.1</td><td>2</td><td>0</td><td>0</td><td>0</td><td>0</td><td>1</td><td>0</td><td>0</td><td>0</td><td>0</td><td>0</td><td>7</td><td>13</td><td>0.00</td><td>3.000</td><td colspan="4"></td><td></td> </tr> <tr> <td>Luis Vizcaino, R</td><td>(9.1)</td><td>1.0</td><td>5</td><td>0</td><td>0</td><td>0</td><td>0</td><td>1</td><td>0</td><td>0</td><td>0</td><td>0</td><td>0</td><td>7</td><td>15</td><td>0.00</td><td>1.000</td><td colspan="4"></td><td></td> </tr> </table>													<b>PITCHER</b>	IP	WLS	BF	H	R	ER	SO	BB	IBB	HBP	BLK	WP	HR	S	P	ERA	WHIP						27 Darrell Rasner, R	(1.1)	5.1	21	5	3	0	1	0	0	0	0	0	0	0	52	78	0.00	0.938						34 Sean Henn, L	(6.1)	0.2	4	1	0	0	0	0	0	0	0	0	0	4	9	0.00	1.500						Scott Proctor, R	(7.1)	1.2	5	0	0	0	0	0	0	0	0	0	0	13	20	0.00	0.000						Mike Myers, L	(8.1)	0.1	2	0	0	0	0	1	0	0	0	0	0	7	13	0.00	3.000						Luis Vizcaino, R	(9.1)	1.0	5	0	0	0	0	1	0	0	0	0	0	7	15	0.00	1.000					
R: 3	H: 4	R: 0	H: 0	R: 0	H: 0	R: 0	H: 1	R: 0	H: 0	R: 0	H: 1	R: 0	H: 0	R: 0	H: 0	R: 0	H: 0	1B: 5	SF: 1	W/P: 0	PA: 52																																																																																																																																																																																																																																								
E: 1	LOB: 2	E: 1	LOB: 0	E: 0	LOB: 0	E: 0	LOB: 1	E: 0	LOB: 1	E: 1	LOB: 2	E: 0	LOB: 1	E: 0	LOB: 1	E: 0	LOB: 1	2B: 2	SAC: 0	PB: 0																																																																																																																																																																																																																																									
K: 0	BB: 0	K: 0	BB: 0	K: 1	BB: 0	K: 0	BB: 0	K: 0	BB: 0	K: 0	BB: 1	K: 2	BB: 0	K: 0	BB: 0	K: 0	BB: 0	3B: 0	DP: 1	SB: 1																																																																																																																																																																																																																																									
S: 17	P: 24	S: 6	P: 9	S: 8	P: 14	S: 10	P: 15	S: 10	P: 15	S: 7	P: 12	S: 15	P: 25	S: 7	P: 15	S: 10	P: 16	HR: 0	HBP: 0	CS: 0																																																																																																																																																																																																																																									
<b>PITCHER</b>	IP	WLS	BF	H	R	ER	SO	BB	IBB	HBP	BLK	WP	HR	S	P	ERA	WHIP																																																																																																																																																																																																																																												
27 Darrell Rasner, R	(1.1)	5.1	21	5	3	0	1	0	0	0	0	0	0	0	52	78	0.00	0.938																																																																																																																																																																																																																																											
34 Sean Henn, L	(6.1)	0.2	4	1	0	0	0	0	0	0	0	0	0	4	9	0.00	1.500																																																																																																																																																																																																																																												
Scott Proctor, R	(7.1)	1.2	5	0	0	0	0	0	0	0	0	0	0	13	20	0.00	0.000																																																																																																																																																																																																																																												
Mike Myers, L	(8.1)	0.1	2	0	0	0	0	1	0	0	0	0	0	7	13	0.00	3.000																																																																																																																																																																																																																																												
Luis Vizcaino, R	(9.1)	1.0	5	0	0	0	0	1	0	0	0	0	0	7	15	0.00	1.000																																																																																																																																																																																																																																												

New York Yankees @ Oakland Athletics  
McAfee Coliseum, Oakland, CA  
Sat Apr 14 2007, 9:05 PM EDT  
Att: 35,077 - Partly Cloudy - 58 F

AB 47  
R 3  
H 7  
RBI 3  
BB 4  
SO 5  
LOB 26






Batter	1	2	3	4	5	6	7	8	9	AB	R	H	RBI	BB	SO	LOB	TOP					
18 Johnny Damon, L (1.8) OBP: 0.389, SLG: 0.484	L1		K2-3			FC4-6 1B		2 1B 13 SF8 BB		3	1	1	0	1	1	1						
2 Derek Jeter, R (1.6) OBP: 0.407, SLG: 0.340	F7			CS BB		K		1B		3	0	1	0	1	1	2						
Bobby Abreu, L (1.9) OBP: 0.333, SLG: 0.348	K			K		FC4-6		K		4	0	0	0	0	3	5						
13 Alex Rodriguez, R (1.5) OBP: 0.453, SLG: 0.977		K				2-1	25 1B 20 2B	SF8		3	1	2	1	0	1	0						
25 Jason Giambi, L (1.10) OBP: 0.286, SLG: 0.364	K			K			20 2B 24 SF8 1B	G1-3		4	1	1	0	0	2	2						
20 Jorge Posada, S (1.2) OBP: 0.422, SLG: 0.512		G4-3				28 G6-4-3 BB	24 SF8 28 SF8 2B			3	1	2	1	1	0	0						
24 Robinson Cano, L (1.4) OBP: 0.360, SLG: 0.356			G3-1			F8	SF8	G6-3		3	0	0	1	0	0	2						
28 Melky Cabrera, S (1.7) OBP: 0.222, SLG: 0.190				G6-4-3		G6-4-3	SF8	G5-3		3	0	1	1	0	0	1						
11 Doug Mientkiewicz, L (1.3) OBP: 0.219, SLG: 0.138			F9			F9	K			3	0	1	0	0	1	1						
<b>Inning Stats</b>	R: 0 E: 0 K: 1 S: 8	H: 0 LOB: 0 BB: 0 P: 13	R: 0 E: 0 K: 2 S: 8	H: 0 LOB: 0 BB: 0 P: 12	R: 0 E: 0 K: 1 S: 10	H: 1 LOB: 1 BB: 0 P: 12	R: 0 E: 0 K: 2 S: 11	H: 1 LOB: 1 BB: 1 P: 21	R: 0 E: 0 K: 1 S: 4	H: 0 LOB: 0 BB: 1 P: 10	R: 0 E: 0 K: 1 S: 11	H: 2 LOB: 2 BB: 0 P: 19	R: 3 E: 0 K: 1 S: 19	H: 3 LOB: 0 BB: 0 P: 27	R: 1 E: 0 K: 1 S: 12	H: 1 LOB: 1 BB: 1 P: 19	R: 0 E: 0 K: 0 S: 8	H: 1 LOB: 0 BB: 0 P: 11	1B: 7 2B: 3 3B: 0 HR: 0	SF: 3 SAC: 0 DP: 3 HBP: 0	WP: 0 PB: 0 SB: 0 CS: 1	PA: 35
<b>PITCHER</b>	IP	WLS	BF	H	R	ER	SO	BB	IBB	HBP	BLK	WP	HR	S	P	ERA	WHIP					
40 Rich Harden, R (1.1) ERA: 1.42	6.0		23	5	1	1	7	2	0	0	0	0	0	56	93	1.50	1.167					
Joe Kennedy, L (7.1) ERA: 3.75	1.0	B	6	2	3	3	1	1	0	0	0	0	0	18	28	27.00	3.000					
50 Kiko Calero, R (8.1) ERA: 5.68	0.2		3	1	0	0	1	0	0	0	0	0	0	7	8	0.00	1.500					
Jay Marshall, L (8.1) ERA: 2.35	1.1	W	4	1	0	0	0	0	0	0	0	0	0	10	15	0.00	0.750					

**New York Yankees @ Oakland Athletics**  
**McAfee Coliseum, Oakland, CA**  
 Sun Apr 15 2007, 4:05 PM EDT  
 Att: 35,077 - Partly Cloudy - 62 F

livebaseballscorecards.com

AB 29  
R 4  
H 9  
RBI 4  
BB 3  
SO 9  
LOB 14




Batter	1	2	3	4	5	6	7	8	9	AB	R	H	RBI	BB	SO	LOB	BOTTOM					
Shannon Stewart, R (1.7) OBP: 0.192, SLG: 0.216	E6 2B 23 SF8	G5-4-3 1B			G1-3		L5			4	1	1	0	0	0	0						
Nick Swisher, S (1.8) OBP: 0.456, SLG: 0.419	23 SF8 31 1B	G5-4-3			P4		L4			4	1	1	0	0	0	2						
23 Bobby Kielty, S (1.9) OBP: 0.261, SLG: 0.211	SF8		F9		F9		K			3	0	0	1	0	1	0						
31 Mike Piazza, R (1.10) OBP: 0.333, SLG: 0.444	3 1B		G1-3		G4-3		K			4	0	1	1	0	1	0						
3 Eric Chavez, L (1.5) OBP: 0.333, SLG: 0.451	1B		G1-3		7 S BB		G4-3			3	0	2	0	1	0	0						
7 Bobby Crosby, R (1.6) OBP: 0.211, SLG: 0.194	K		G6-3		K		F9			4	0	0	0	0	2	4						
Todd Walker, L (1.3) OBP: 0.217, SLG: 0.217	G6-3				F7		G1-3			4	1	1	0	0	0	3						
Jason Kendall, R (1.2) OBP: 0.204, SLG: 0.176		1B 1B			G6-3		F9			3	1	1	0	1	0	0						
Marco Scutaro, R (1.4) OBP: 0.174, SLG: 0.238		K			G6-3		K			4	1	1	3	0	2	1						
<b>Inning Stats</b>	R: 2 E: 1 K: 1 S: 14	H: 3 LOB: 2 BB: 0 P: 20	R: 0 E: 0 K: 1 S: 8	H: 2 LOB: 1 BB: 0 P: 11	R: 0 E: 0 K: 0 S: 9	H: 1 LOB: 1 BB: 0 P: 15	R: 0 E: 0 K: 0 S: 7	H: 0 LOB: 0 BB: 0 P: 9	R: 0 E: 0 K: 1 S: 9	H: 0 LOB: 1 BB: 1 P: 17	R: 0 E: 0 K: 1 S: 11	H: 0 LOB: 0 BB: 0 P: 20	R: 0 E: 0 K: 2 S: 7	H: 0 LOB: 0 BB: 0 P: 11	R: 3 E: 0 K: 0 S: 14	H: 2 LOB: 0 BB: 1 P: 20	1B: 5 2B: 1 3B: 1 HR: 1	SF: 1 SAC: 0 DP: 1 HBP: 0	WP: 0 PB: 0 SB: 1 CS: 0	PA: 36		
<b>PITCHER</b>	IP	WLS	BF	H	R	ER	SO	BB	IBB	HBP	BLK	WP	HR	S	P	ERA	WHIP					
46 Andy Pettitte, L (1.1) ERA: 1.5	7.0		28	6	2	1	4	1	0	0	0	0	0	64	101	1.29	1.000					
Scott Proctor, R (8.1) ERA: 3.24	1.0	H	3	0	0	0	2	0	0	0	0	0	0	7	11	0.00	0.000					
42 Mariano Rivera, R (9.1) ERA: 5.79	0.2	L	5	2	3	3	0	1	0	0	0	0	1	14	20	40.50	4.500					

**New York Yankees @ Oakland Athletics**  
**McAfee Coliseum, Oakland, CA**  
 Sun Apr 15 2007, 4:05 PM EDT  
 Att: 35,077 - Partly Cloudy - 62 F

livebaseballscorecards.com

AB 33  
R 5  
H 8  
RBI 5  
BB 2  
SO 6  
LOB 10





Batter	1	2	3	4	5	6	7	8	9	AB	R	H	RBI	BB	SO	LOB	TOP										
24 Gary Matthews, S OBP: 0.305, SLG: 0.250										4	0	1	0	0	0	3	<b>Los Angeles Angels @ Oakland Athletics</b> McAfee Coliseum, Oakland, CA Tue Apr 17 2007, 10:05 PM EDT Att: 20,174 - Partly Cloudy - 51 F										
6 Majer Izturis, S OBP: 0.354, SLG: 0.333										3	0	1	1	1	0	0											
Orlando Cabrera, R OBP: 0.339, SLG: 0.415										4	0	0	0	0	1	3											
16 Garret Anderson, L OBP: 0.254, SLG: 0.362										4	0	0	0	0	1	2											
47 Howie Kendrick, R OBP: 0.365, SLG: 0.490 32 Erick Aybar, S OBP: 0.333, SLG: 0.200										2	0	0	0	0	1	2											
Casey Kotchman, L OBP: 0.352, SLG: 0.383										4	0	0	0	0	1	1											
Shea Hillenbrand, R OBP: 0.159, SLG: 0.156										3	0	1	0	0	0	0											
Mike Napoli, R OBP: 0.226, SLG: 0.276										3	0	0	0	0	1	1											
77 Reggie Willits, S OBP: 0.400, SLG: 0.294										2	1	1	0	1	0	0											
<b>Inning Stats</b>	R: 0 E: 0 K: 3 S: 13	H: 1 LOB: 2 BB: 1 P: 20	R: 0 E: 0 K: 1 S: 10	H: 1 LOB: 2 BB: 1 P: 17	R: 0 E: 0 K: 0 S: 9	H: 0 LOB: 0 BB: 0 P: 12	R: 0 E: 0 K: 0 S: 6	H: 0 LOB: 0 BB: 0 P: 7	R: 0 E: 0 K: 0 S: 6	H: 0 LOB: 0 BB: 0 P: 10	R: 0 E: 0 K: 0 S: 8	H: 0 LOB: 0 BB: 0 P: 13	R: 0 E: 0 K: 0 S: 3	H: 0 LOB: 0 BB: 0 P: 7	R: 1 E: 0 K: 0 S: 9	H: 2 LOB: 1 BB: 0 P: 18	R: 0 E: 0 K: 2 S: 11	H: 0 LOB: 0 BB: 0 P: 13	1B: 3 2B: 1 3B: 0 HR: 0	SF: 0 SAC: 0 DP: 1 HBP: 1	WP: 0 PB: 0 SB: 1 CS: 0	PA: 33					
<b>PITCHER</b>	IP	WLS	BF	H	R	ER	SO	BB	IBB	HBP	BLK	WP	HR	S	P	ERA	WHIP										
57 Chad Gaudin, R ERA: 1.96	7.2	W	29	4	1	1	4	2	0	1	0	0	0	63	101	1.17	0.783										
Alan Embree, L ERA: 1.13	0.1	H	1	0	0	0	0	0	0	0	0	0	0	1	3	0.00	0.000										
20 Huston Street, R ERA: 3.24	1.0	S	3	0	0	0	2	0	0	0	0	0	0	11	13	0.00	0.000										

Batter	1	2	3	4	5	6	7	8	9	AB	R	H	RBI	BB	SO	LOB	BOTTOM										
Shannon Stewart, R OBP: 0.196, SLG: 0.236										4	0	1	0	0	0	1	<b>Los Angeles Angels @ Oakland Athletics</b> McAfee Coliseum, Oakland, CA Tue Apr 17 2007, 10:05 PM EDT Att: 20,174 - Partly Cloudy - 51 F										
Nick Swisher, S OBP: 0.426, SLG: 0.383										4	0	0	0	0	1	1											
3 Eric Chavez, L OBP: 0.328, SLG: 0.455										4	1	1	0	0	0	0											
31 Mike Piazza, R OBP: 0.344, SLG: 0.429										2	1	0	0	2	1	0											
Todd Walker, L OBP: 0.222, SLG: 0.259										4	0	1	0	0	0	2											
7 Bobby Crosby, R OBP: 0.238, SLG: 0.300										4	1	2	3	0	1	2											
6 Travis Buck, L OBP: 0.415, SLG: 0.485										3	1	0	0	1	1	2											
Jason Kendall, R OBP: 0.211, SLG: 0.185										3	0	1	1	0	0	2											
14 Mark Ellis, R OBP: 0.261, SLG: 0.250										3	0	0	0	0	2	1											
<b>Inning Stats</b>	R: 0 E: 0 K: 0 S: 6	H: 0 LOB: 0 BB: 0 P: 11	R: 0 E: 0 K: 1 S: 10	H: 1 LOB: 2 BB: 1 P: 22	R: 0 E: 0 K: 1 S: 8	H: 0 LOB: 0 BB: 0 P: 13	R: 4 E: 1 K: 1 S: 17	H: 3 LOB: 1 BB: 1 P: 30	R: 0 E: 0 K: 0 S: 7	H: 0 LOB: 0 BB: 0 P: 12	R: 0 E: 0 K: 1 S: 9	H: 0 LOB: 0 BB: 0 P: 11	R: 0 E: 0 K: 1 S: 6	H: 1 LOB: 1 BB: 0 P: 9	R: 0 E: 0 K: 1 S: 13	H: 1 LOB: 2 BB: 1 P: 19	1B: 2 2B: 3 3B: 0 HR: 1	SF: 0 SAC: 0 DP: 0 HBP: 0	WP: 1 PB: 0 SB: 2 CS: 0	PA: 34							
<b>PITCHER</b>	IP	WLS	BF	H	R	ER	SO	BB	IBB	HBP	BLK	WP	HR	S	P	ERA	WHIP										
36 Jered Weaver, R ERA: 4.5	6.0	L	25	4	4	3	4	2	0	0	0	0	1	57	99	4.50	1.000										
Hector Carrasco, R ERA: 1.53	1.0		4	1	0	0	1	0	0	0	0	0	0	6	9	0.00	1.000										
33 Justin Speier, R ERA: 1.08	1.0		5	1	0	0	1	1	0	0	0	0	0	13	19	0.00	2.000										

AB	30
R	1
H	4
RBI	1
BB	2
SO	6
LOB	12



AB	31
R	4
H	6
RBI	4
BB	3
SO	6
LOB	11





Batter	1	2	3	4	5	6	7	8	9	AB	R	H	RBI	BB	SO	LOB	TOP										
24 Gary Matthews, S OBP: 0.302, SLG: 0.250	G1-3		K			K				4	0	1	0	0	2	1	<b>Los Angeles Angels @ Oakland Athletics</b> McAfee Coliseum, Oakland, CA Wed Apr 18 2007, 3:35 PM EDT Att. 17,322 - Sunny - 55 F										
Orlando Cabrera, R OBP: 0.349, SLG: 0.439	2B			P4		1B		G1-3		4	0	2	0	0	0	1											
6 Maicer Izturis, S OBP: 0.348, SLG: 0.348	K			2B		FC1-2-5				4	0	1	0	0	2	3											
16 Garret Anderson, L OBP: 0.238, SLG: 0.339	G4-3			P5		P5				4	0	0	0	0	1	4											
Casey Kotchman, L OBP: 0.282, SLG: 0.353	G4-3			F7				F8		4	0	0	0	0	0	1											
Shea Hillenbrand, R OBP: 0.143, SLG: 0.143	G6-3			P6				F8		3	0	0	0	0	0	0											
32 Erick Aybar, S OBP: 0.222, SLG: 0.125	G4-3			F7				F7		3	0	0	0	0	0	0											
José Molina, R OBP: 0.200, SLG: 0.200			G5-3		G6-3			G6-3		3	0	0	0	0	0	0											
77 Reggie Willits, S OBP: 0.391, SLG: 0.300			P5			1B		K		3	0	1	0	0	1	0											
<b>Inning Stats</b>	R: 0 E: 0 K: 1 S: 14	H: 1 LOB: 1 BB: 0 P: 20	R: 0 E: 0 K: 0 S: 9	H: 0 LOB: 0 BB: 0 P: 14	R: 0 E: 0 K: 1 S: 11	H: 0 LOB: 0 BB: 0 P: 16	R: 0 E: 0 K: 0 S: 6	H: 1 LOB: 1 BB: 0 P: 12	R: 0 E: 0 K: 0 S: 12	H: 2 LOB: 2 BB: 0 P: 16	R: 0 E: 0 K: 0 S: 7	H: 0 LOB: 0 BB: 0 P: 13	R: 0 E: 0 K: 1 S: 6	H: 1 LOB: 1 BB: 0 P: 9	R: 0 E: 0 K: 2 S: 9	H: 0 LOB: 0 BB: 0 P: 11	1B: 3 2B: 2 3B: 0 HR: 0	SF: 0 SAC: 0 DP: 0 HBP: 0	WP: 0 PB: 0 SB: 0 CS: 0	PA: 32							
<b>PITCHER</b>	IP	WLS	BF	H	R	ER	SO	BB	IBB	HBP	BLK	WP	HR	S	P	ERA	WHIP										
Dan Haren, R ERA: 1.44	7.0	W	25	4	0	0	3	0	0	0	0	0	0	70	109	0.00	0.571										
58 Justin Duchschere, R ERA: 3.68	1.0	H	4	1	0	0	1	0	0	0	0	0	0	6	9	0.00	1.000										
20 Huston Street, R ERA: 2.89	1.0	S	3	0	0	0	2	0	0	0	0	0	0	9	11	0.00	0.000										

Batter	1	2	3	4	5	6	7	8	9	AB	R	H	RBI	BB	SO	LOB	BOTTOM										
Shannon Stewart, R OBP: 0.233, SLG: 0.276	G6-3		FC4-6			1B				3	1	2	0	1	0	0	<b>Los Angeles Angels @ Oakland Athletics</b> McAfee Coliseum, Oakland, CA Wed Apr 18 2007, 3:35 PM EDT Att. 17,322 - Sunny - 55 F										
Nick Swisher, S OBP: 0.415, SLG: 0.360	K		FC4-6		1B			G4-6-3		3	0	0	1	1	1	3											
3 Eric Chavez, L OBP: 0.338, SLG: 0.458	L9		G6-4-3		1B			K		4	0	2	2	0	1	0											
31 Mike Piazza, R OBP: 0.323, SLG: 0.400		F9	G6-4-3		FC6-4			F9		4	0	0	0	0	0	4											
Todd Walker, L OBP: 0.258, SLG: 0.290		1B		F8				F7		4	0	2	0	0	0	0											
7 Bobby Crosby, R OBP: 0.222, SLG: 0.279		F9		K				K		3	0	0	0	0	2	2											
6 Travis Buck, L OBP: 0.386, SLG: 0.444		G3-1		G4-3				K		3	0	0	0	0	1	2											
Jason Kendall, R OBP: 0.217, SLG: 0.193			1B	FC4-6				G5-3		3	1	1	0	0	0	1											
Marco Scutaro, R OBP: 0.192, SLG: 0.250			1B	FC4-6				L5		3	1	1	0	0	0	0											
<b>Inning Stats</b>	R: 0 E: 0 K: 1 S: 8	H: 0 LOB: 0 BB: 0 P: 12	R: 0 E: 0 K: 0 S: 9	H: 1 LOB: 1 BB: 0 P: 14	R: 2 E: 0 K: 0 S: 14	H: 3 LOB: 1 BB: 1 P: 24	R: 0 E: 0 K: 1 S: 10	H: 0 LOB: 0 BB: 0 P: 13	R: 1 E: 0 K: 0 S: 11	H: 2 LOB: 2 BB: 1 P: 20	R: 0 E: 0 K: 2 S: 11	H: 1 LOB: 1 BB: 0 P: 15	R: 0 E: 0 K: 0 S: 5	H: 1 LOB: 0 BB: 0 P: 6	R: 0 E: 0 K: 1 S: 7	H: 0 LOB: 0 BB: 0 P: 8	1B: 7 2B: 1 3B: 0 HR: 0	SF: 0 SAC: 0 DP: 2 HBP: 0	WP: 0 PB: 0 SB: 0 CS: 0	PA: 32							
<b>PITCHER</b>	IP	WLS	BF	H	R	ER	SO	BB	IBB	HBP	BLK	WP	HR	S	P	ERA	WHIP										
41 John Lackey, R ERA: 2.55	7.0	L	29	8	3	3	4	2	0	0	0	0	0	7	8	3.86	1.429										
33 Justin Speier, R ERA: 0.96	1.0		3	0	0	0	1	0	0	0	0	0	0	7	8	0.00	0.000										





Batter	1	2	3	4	5	6	7	8	9	AB	R	H	RBI	BB	SO	LOB	TOP				
Shannon Stewart, R OBP: 0.273, SLG: 0.339										4	2	4	2	0	0		<b>Oakland Athletics @ Texas Rangers</b> Rangers Ballpark in Arlington, Arlington, TX Fri Apr 20 2007, 8:05 PM EDT Att: 29,782 - Partly Cloudy - 76 F				
Nick Swisher, S OBP: 0.408, SLG: 0.400										5	2	1	1	1	1	3					
3 Eric Chavez, L OBP: 0.314, SLG: 0.422 17 Adam Melhuse, S OBP: 0.250, SLG: 0.500										5	0	0	1	0	0	5					
31 Mike Piazza, R OBP: 0.296, SLG: 0.364										6	0	0	0	0	3	3					
22 Milton Bradley, S OBP: 0.410, SLG: 0.438 23 Bobby Kielty, S OBP: 0.250, SLG: 0.200										1	3	1	0	4	0	0					
6 Travis Buck, L OBP: 0.440, SLG: 0.564										3	2	2	5	3	1	1					
7 Bobby Crosby, R OBP: 0.280, SLG: 0.362 Marco Scutaro, R OBP: 0.185, SLG: 0.240										4	2	3	2	1	0	2					
Jason Kendall, R OBP: 0.294, SLG: 0.200										3	2	1	0	1	0	3					
14 Mark Ellis, R OBP: 0.294, SLG: 0.333										5	2	3	3	0	0	3					
<b>Inning Stats</b>	R: 0 E: 0 K: 1 S: 9	H: 0 LOB: 1 BB: 1 P: 17	R: 8 E: 0 K: 0 S: 26	H: 5 LOB: 2 BB: 4 P: 55	R: 0 E: 0 K: 1 S: 8	H: 0 LOB: 0 BB: 0 P: 11	R: 2 E: 0 K: 1 S: 19	H: 2 LOB: 1 BB: 1 P: 30	R: 0 E: 0 K: 1 S: 10	H: 0 LOB: 3 BB: 3 P: 30	R: 0 E: 0 K: 0 S: 10	H: 0 LOB: 0 BB: 0 P: 18	R: 6 E: 0 K: 1 S: 20	H: 5 LOB: 1 BB: 1 P: 34	R: 0 E: 0 K: 0 S: 5	H: 0 LOB: 1 BB: 1 P: 11		1B: 5 2B: 5 3B: 0 HR: 3	SF: 0 SAC: 0 DP: 1 HBP: 1	WP: 0 PB: 0 SB: 0 CS: 0	PA: 52
<b>PITCHER</b>	IP WLS BF H R ER SO BB IBB HBP BLK WP HR S P ERA WHIP	IP WLS BF H R ER SO BB IBB HBP BLK WP HR S P ERA WHIP	IP WLS BF H R ER SO BB IBB HBP BLK WP HR S P ERA WHIP	IP WLS BF H R ER SO BB IBB HBP BLK WP HR S P ERA WHIP	IP WLS BF H R ER SO BB IBB HBP BLK WP HR S P ERA WHIP	IP WLS BF H R ER SO BB IBB HBP BLK WP HR S P ERA WHIP	IP WLS BF H R ER SO BB IBB HBP BLK WP HR S P ERA WHIP	IP WLS BF H R ER SO BB IBB HBP BLK WP HR S P ERA WHIP	IP WLS BF H R ER SO BB IBB HBP BLK WP HR S P ERA WHIP	IP WLS BF H R ER SO BB IBB HBP BLK WP HR S P ERA WHIP	IP WLS BF H R ER SO BB IBB HBP BLK WP HR S P ERA WHIP	IP WLS BF H R ER SO BB IBB HBP BLK WP HR S P ERA WHIP	IP WLS BF H R ER SO BB IBB HBP BLK WP HR S P ERA WHIP	IP WLS BF H R ER SO BB IBB HBP BLK WP HR S P ERA WHIP	IP WLS BF H R ER SO BB IBB HBP BLK WP HR S P ERA WHIP	IP WLS BF H R ER SO BB IBB HBP BLK WP HR S P ERA WHIP	IP WLS BF H R ER SO BB IBB HBP BLK WP HR S P ERA WHIP	IP WLS BF H R ER SO BB IBB HBP BLK WP HR S P ERA WHIP	IP WLS BF H R ER SO BB IBB HBP BLK WP HR S P ERA WHIP	IP WLS BF H R ER SO BB IBB HBP BLK WP HR S P ERA WHIP	IP WLS BF H R ER SO BB IBB HBP BLK WP HR S P ERA WHIP

AB	39
R	16
H	13
RBI	16
BB	12
SO	5
LOB	22



Batter	1	2	3	4	5	6	7	8	9	AB	R	H	RBI	BB	SO	LOB	BOTTOM				
Kenny Lofton, L OBP: 0.318, SLG: 0.356										5	1	3	1	0	0	1	<b>Oakland Athletics @ Texas Rangers</b> Rangers Ballpark in Arlington, Arlington, TX Fri Apr 20 2007, 8:05 PM EDT Att: 29,782 - Partly Cloudy - 76 F				
27 Frank Catalanotto, L OBP: 0.233, SLG: 0.309 Matt Kata, S OBP: 0.267, SLG: 0.429										3	1	1	0	0	0	1					
10 Michael Young, R OBP: 0.221, SLG: 0.338										4	0	1	2	0	2	1					
23 Mark Teixeira, S OBP: 0.343, SLG: 0.232 25 Jerry Hairston, R OBP: 0.375, SLG: 0.357										4	0	2	0	0	1	1					
Sammy Sosa, R OBP: 0.232, SLG: 0.463										4	0	0	0	0	2	3					
9 Hank Blalock, L OBP: 0.283, SLG: 0.327										3	0	0	0	1	1	1					
5 Ian Kinsler, R OBP: 0.421, SLG: 0.833										4	2	2	0	0	0	1					
17 Nelson Cruz, R OBP: 0.286, SLG: 0.237										4	0	1	1	0	1	1					
15 Gerald Laird, R OBP: 0.191, SLG: 0.167										4	0	0	0	0	1	2					
<b>Inning Stats</b>	R: 0 E: 0 K: 2 S: 14	H: 2 LOB: 2 BB: 0 P: 21	R: 0 E: 0 K: 1 S: 5	H: 0 LOB: 0 BB: 1 P: 10	R: 0 E: 0 K: 1 S: 12	H: 1 LOB: 1 BB: 0 P: 19	R: 3 E: 0 K: 2 S: 21	H: 4 LOB: 1 BB: 0 P: 30	R: 0 E: 0 K: 1 S: 7	H: 0 LOB: 0 BB: 0 P: 7	R: 0 E: 0 K: 0 S: 7	H: 1 LOB: 1 BB: 0 P: 12	R: 0 E: 0 K: 1 S: 8	H: 0 LOB: 0 BB: 0 P: 11	R: 1 E: 0 K: 0 S: 10	H: 2 LOB: 1 BB: 0 P: 19		1B: 5 2B: 5 3B: 0 HR: 0	SF: 0 SAC: 0 DP: 1 HBP: 0	WP: 0 PB: 0 SB: 0 CS: 0	PA: 37
<b>PITCHER</b>	IP WLS BF H R ER SO BB IBB HBP BLK WP HR S P ERA WHIP	IP WLS BF H R ER SO BB IBB HBP BLK WP HR S P ERA WHIP	IP WLS BF H R ER SO BB IBB HBP BLK WP HR S P ERA WHIP	IP WLS BF H R ER SO BB IBB HBP BLK WP HR S P ERA WHIP	IP WLS BF H R ER SO BB IBB HBP BLK WP HR S P ERA WHIP	IP WLS BF H R ER SO BB IBB HBP BLK WP HR S P ERA WHIP	IP WLS BF H R ER SO BB IBB HBP BLK WP HR S P ERA WHIP	IP WLS BF H R ER SO BB IBB HBP BLK WP HR S P ERA WHIP	IP WLS BF H R ER SO BB IBB HBP BLK WP HR S P ERA WHIP	IP WLS BF H R ER SO BB IBB HBP BLK WP HR S P ERA WHIP	IP WLS BF H R ER SO BB IBB HBP BLK WP HR S P ERA WHIP	IP WLS BF H R ER SO BB IBB HBP BLK WP HR S P ERA WHIP	IP WLS BF H R ER SO BB IBB HBP BLK WP HR S P ERA WHIP	IP WLS BF H R ER SO BB IBB HBP BLK WP HR S P ERA WHIP	IP WLS BF H R ER SO BB IBB HBP BLK WP HR S P ERA WHIP	IP WLS BF H R ER SO BB IBB HBP BLK WP HR S P ERA WHIP	IP WLS BF H R ER SO BB IBB HBP BLK WP HR S P ERA WHIP	IP WLS BF H R ER SO BB IBB HBP BLK WP HR S P ERA WHIP	IP WLS BF H R ER SO BB IBB HBP BLK WP HR S P ERA WHIP	IP WLS BF H R ER SO BB IBB HBP BLK WP HR S P ERA WHIP	IP WLS BF H R ER SO BB IBB HBP BLK WP HR S P ERA WHIP





Batter	1	2	3	4	5	6	7	8	9	AB	R	H	RBI	BB	SO	LOB	TOP			
Shannon Stewart, R OBP: 0.257, SLG: 0.318	F8		K			G5-3		K		4	0	0	0	0	2	2	<b>Oakland Athletics @ Texas Rangers</b> Rangers Ballpark in Arlington, Arlington, TX Sat Apr 21 2007, 8:05 PM EDT Att: 42,945 - Partly Cloudy - 77 F			
Nick Swisher, S OBP: 0.427, SLG: 0.404	1B			K		BB		BB		2	0	1	0	2	1	0				
Eric Chavez, L OBP: 0.311, SLG: 0.412	L5			1B		K		K		4	0	1	0	0	2	5				
Milton Bradley, S OBP: 0.395, SLG: 0.400	F9			1B		K			HBP	3	0	0	0	0	2	5				
Travis Buck, L OBP: 0.426, SLG: 0.524	G4-3				K		BB	L8		3	0	0	0	1	1	1				
Bobby Crosby, R OBP: 0.259, SLG: 0.333	K			G6-3		FC6-4		FC6-4		4	0	0	0	0	1	2				
Todd Walker, L OBP: 0.229, SLG: 0.257	F9			G1-3		P3		G4-3		4	0	0	0	0	0	2				
Mark Ellis, R OBP: 0.296, SLG: 0.333	F8			G5-3		1B		G6-3		3	0	1	0	0	0	1				
Adam Melhuse, S OBP: 0.286, SLG: 0.333	L7			G5-3		BB		G4-3		2	0	0	0	1	0	0				
<b>Inning Stats</b>	R: 0 H: 1 E: 0 K: 0 S: 15	H: 1 LOB: 1 BB: 0 P: 22	R: 0 H: 0 E: 0 K: 1 S: 9	H: 0 LOB: 0 BB: 0 P: 13	R: 0 H: 0 E: 0 K: 1 S: 7	H: 0 LOB: 0 BB: 0 P: 11	R: 0 H: 1 E: 0 K: 2 S: 9	H: 1 LOB: 3 BB: 2 P: 13	R: 0 H: 0 E: 0 K: 2 S: 12	H: 0 LOB: 1 BB: 1 P: 19	R: 0 H: 0 E: 0 K: 0 S: 8	H: 0 LOB: 1 BB: 0 P: 13	1B: 3 2B: 0 3B: 0 HR: 0	SF: 0 SAC: 0 DP: 0 HBP: 1	WP: 0 PB: 0 SB: 1 CS: 1	PA: 34				
<b>PITCHER</b>	IP	WLS	BF	H	R	ER	SO	BB	IBB	HBP	BLK	WP	HR	S	P	ERA	WHIP			
43 Kameron Loe, R ERA: 3.29	5.1	W	19	3	0	0	5	1	0	0	0	0	0	55	82	0.00	0.750			
36 C.J. Wilson, L ERA: 4.75	0.2	H	4	0	0	0	2	2	0	0	0	0	0	10	23	0.00	3.000			
53 Joaquin Benoit, R ERA: 9.39	1.0	H	3	0	0	0	0	0	0	0	0	0	0	11	16	0.00	0.000			
40 Akinori Otsuka, R ERA:	1.0	H	4	0	0	0	2	1	0	0	0	0	0	12	19	0.00	1.000			
38 Eric Gagne, R ERA:	1.0		4	0	0	0	0	0	0	1	0	0	0	8	13	0.00	0.000			
<b>Batter</b>	<b>1</b>	<b>2</b>	<b>3</b>	<b>4</b>	<b>5</b>	<b>6</b>	<b>7</b>	<b>8</b>	<b>9</b>	<b>AB</b>	<b>R</b>	<b>H</b>	<b>RBI</b>	<b>BB</b>	<b>SO</b>	<b>LOB</b>	<b>BOTTOM</b>			
25 Jerry Hairston, R OBP: 0.381, SLG: 0.353	P6			BB		K		SF9		3	1	1	1	1	1	2	<b>Oakland Athletics @ Texas Rangers</b> Rangers Ballpark in Arlington, Arlington, TX Sat Apr 21 2007, 8:05 PM EDT Att: 42,945 - Partly Cloudy - 77 F			
5 Ian Kinsler, R OBP: 0.419, SLG: 0.792	F9			BB		P2		F8		5	0	2	1	0	0	4				
10 Michael Young, R OBP: 0.205, SLG: 0.314	F9			1B		P3		G5-3		5	0	0	0	0	0	4				
23 Mark Teixeira, S OBP: 0.352, SLG: 0.267	G5-3			1B		K		K		4	1	2	1	0	1	0				
Sammy Sosa, R OBP: 0.250, SLG: 0.446	BB			K		K		K		2	0	0	0	2	2	2				
9 Hank Blalock, L OBP: 0.286, SLG: 0.305	G3-6-3			P3		P3		P3		4	1	0	0	0	0	5				
17 Nelson Cruz, R OBP: 0.348, SLG: 0.293	BB			BB		1B		HR		3	2	3	1	1	0	0				
Matt Kata, S OBP: 0.333, SLG: 0.647	K			K		SH		HR		3	1	2	3	0	1	1				
15 Gerald Laird, R OBP: 0.196, SLG: 0.156	K			K		K		HR		3	1	0	0	1	2	2				
<b>Inning Stats</b>	R: 0 H: 0 E: 0 K: 0 S: 6	H: 0 LOB: 0 BB: 1 P: 13	R: 0 H: 0 E: 0 K: 0 S: 9	H: 0 LOB: 0 BB: 1 P: 16	R: 0 H: 0 E: 0 K: 2 S: 7	H: 0 LOB: 0 BB: 1 P: 16	R: 1 H: 2 E: 0 K: 1 S: 10	H: 2 LOB: 2 BB: 1 P: 22	R: 0 H: 1 E: 1 K: 2 S: 18	H: 1 LOB: 2 BB: 0 P: 23	R: 0 H: 0 E: 0 K: 2 S: 9	H: 0 LOB: 0 BB: 0 P: 17	R: 1 H: 2 E: 0 K: 0 S: 21	H: 2 LOB: 2 BB: 1 P: 31	R: 5 H: 5 E: 1 K: 0 S: 22	H: 5 LOB: 2 BB: 1 P: 34		1B: 8 2B: 1 3B: 0 HR: 1	SF: 1 SAC: 1 DP: 1 HBP: 0	WP: 0 PB: 0 SB: 0 CS: 1
<b>PITCHER</b>	IP	WLS	BF	H	R	ER	SO	BB	IBB	HBP	BLK	WP	HR	S	P	ERA	WHIP			
Joe Kennedy, L ERA: 3.18	5.0	L	20	3	1	1	5	3	0	0	0	0	0	9	90	1.80	1.200			
Jay Witasick, R ERA: 5.75	1.0		3	0	0	0	2	0	0	0	0	0	0	9	17	0.00	0.000			
Alan Embree, L ERA: 2.08	0.2		5	2	1	1	0	1	0	0	0	0	0	16	23	13.50	4.500			
50 Kiko Calero, R ERA: 4.91	0.1		1	0	0	0	0	0	0	0	0	0	0	5	8	0.00	0.000			
Jay Marshall, L ERA: 6.0	1.0		10	5	5	4	0	0	1	0	0	0	1	22	34	36.00	5.000			



Batter	1	2	3	4	5	6	7	8	9	AB	R	H	RBI	BB	SO	LOB	TOP								
<b>Shannon Stewart, R</b> OBP: 0.267, SLG: 0.366 (1, 7)	 1-2		 2-2				 1-0		 0-1	5	1	2	2	0	0	2	<b>Oakland Athletics @ Texas Rangers</b> Rangers Ballpark in Arlington, Arlington, TX Sun Apr 22 2007, 3:05 PM EDT Att: 37,002 - Cloudy - 75 F								
<b>Nick Swisher, S</b> OBP: 0.413, SLG: 0.403 (1, 3) (6, 8)	 1-1			 2-3	 1-0		 2-1		 2-3	5	0	1	0	0	2	4									
<b>3 Eric Chavez, L</b> OBP: 0.316, SLG: 0.425 (1, 5)	 0-0			 2-1	 0-3			 0-2	 0-0	5	1	2	0	0	1	3									
<b>31 Mike Piazza, R</b> OBP: 0.307, SLG: 0.386 (1, 10)	 1-2			 1-1		 0-2		 0-2		4	0	2	1	0	0	1									
<b>22 Milton Bradley, S</b> OBP: 0.391, SLG: 0.395 <b>Todd Walker, L</b> OBP: 0.222, SLG: 0.250 (1, 8) (6, 3)	 0-2		 2-3		 3-2	 1-1		 1-1		3	0	1	0	0	1	1									
<b>6 Travis Buck, L</b> OBP: 0.414, SLG: 0.489 (1, 9)	 0-3		 1-2		 2-2	 1-2		 1-2		3	0	0	0	1	1	2									
<b>7 Bobby Crosby, R</b> OBP: 0.276, SLG: 0.345 (1, 6)	 2-3				 3-2		 0-1	 1-2		4	1	2	0	0	1	2									
<b>Jason Kendall, R</b> OBP: 0.232, SLG: 0.188 (1, 2)			 1-3		 0-2		 1-2	 2-2		4	0	0	0	0	1	2									
<b>14 Mark Ellis, R</b> OBP: 0.310, SLG: 0.333 (1, 4)	 2-2				 0-0		 1-2	 4-2		3	0	1	0	1	0	1									
<b>Inning Stats</b>	R: 0 E: 0 K: 0 S: 9	H: 1 LOB: 1 BB: 0 P: 12	R: 0 E: 0 K: 2 S: 9	H: 0 LOB: 0 BB: 0 P: 11	R: 0 E: 0 K: 1 S: 11	H: 0 LOB: 0 BB: 0 P: 16	R: 1 E: 0 K: 2 S: 14	H: 2 LOB: 1 BB: 0 P: 22	R: 2 E: 0 K: 1 S: 16	H: 3 LOB: 1 BB: 0 P: 20	R: 0 E: 0 K: 0 S: 10	H: 1 LOB: 0 BB: 0 P: 15	R: 0 E: 0 K: 0 S: 11	H: 2 LOB: 2 BB: 0 P: 16	R: 0 E: 0 K: 0 S: 16	H: 1 LOB: 2 BB: 1 P: 22		R: 0 E: 0 K: 1 S: 13	H: 1 LOB: 2 BB: 1 P: 21	1B: 7 2B: 3 3B: 0 HR: 1	SF: 0 SAC: 0 DP: 1 HBP: 0	WP: 0 PB: 0 SB: 1 CS: 0	PA: 39		
<b>PITCHER</b>	IP	WLS	BF	H	R	ER	SO	BB	IBB	HBP	BLK	WP	HR	S	P	ERA	WHIP								
<b>55 Robinson Tejeda, R</b> ERA: 3.55 (1, 1)	6.1		27	9	3	3	6	0	0	0	0	0	1	77	106	4.26	1.421								
<b>51 Willie Eyre, R</b> ERA: (7, 1)	1.2	W	7	1	0	0	0	1	0	0	0	0	0	19	28	0.00	1.200								
<b>38 Eric Gagne, R</b> ERA: (9, 1)	0.1	H	1	0	0	0	0	0	0	0	0	0	0	3	5	0.00	0.000								
<b>40 Akinori Otsuka, R</b> ERA: (9, 1)	0.2	S	4	1	0	0	1	1	0	0	0	0	0	10	16	0.00	3.000								

AB	37
R	3
H	11
RBI	3
BB	2
SO	7
LOB	19



Batter	1	2	3	4	5	6	7	8	9	AB	R	H	RBI	BB	SO	LOB	BOTTOM								
<b>Kenny Lofton, L</b> OBP: 0.343, SLG: 0.371 (1, 8)	 0-0		 4-0		 2-3			 2-2		3	1	2	0	1	1	0	<b>Oakland Athletics @ Texas Rangers</b> Rangers Ballpark in Arlington, Arlington, TX Sun Apr 22 2007, 3:05 PM EDT Att: 37,002 - Cloudy - 75 F								
<b>27 Frank Catalanotto, L</b> OBP: 0.250, SLG: 0.361 <b>25 Jerry Hairston, R</b> OBP: 0.381, SLG: 0.353 (1, 7) (6, PR) (9, 7)	 1-3		 3-1		 4-2		 1-1	 1-3		3	0	1	0	1	1	2									
<b>10 Michael Young, R</b> OBP: 0.195, SLG: 0.297 (1, 6)	 1-2		 0-0		 2-3		 0-3	 0-3		4	0	0	0	0	2	5									
<b>23 Mark Teixeira, S</b> OBP: 0.347, SLG: 0.254 (1, 3)	 0-2		 2-1		 3-3		 4-2	 4-2		3	1	0	0	1	1	3									
<b>Sammy Sosa, R</b> OBP: 0.250, SLG: 0.424 (1, 10)	 2-3		 2-3		 1-1		 1-1	 4-1		3	0	0	1	1	2	1									
<b>9 Hank Blalock, L</b> OBP: 0.294, SLG: 0.365 (1, 5)	 0-2		 0-0		 0-0		 1-1	 0-2		4	1	3	2	0	0	0									
<b>5 Ian Kinsler, R</b> OBP: 0.409, SLG: 0.754 (1, 4)	 3-2		 0-1		 1-3		 1-3	 3-3		4	0	1	1	0	2	4									
<b>17 Nelson Cruz, R</b> OBP: 0.340, SLG: 0.311 (1, 9)	 0-1		 0-3		 0-3		 2-3	 0-1		4	0	1	0	0	2	4									
<b>15 Gerald Laird, R</b> OBP: 0.185, SLG: 0.146 (1, 2)	 2-1		 1-1		 1-1		 0-1			3	0	0	0	0	0	3									
<b>Inning Stats</b>	R: 0 E: 0 K: 1 S: 11	H: 1 LOB: 1 BB: 0 P: 13	R: 1 E: 0 K: 1 S: 17	H: 3 LOB: 1 BB: 0 P: 24	R: 0 E: 0 K: 0 S: 5	H: 0 LOB: 1 BB: 1 P: 14	R: 0 E: 0 K: 1 S: 6	H: 0 LOB: 0 BB: 0 P: 8	R: 0 E: 0 K: 2 S: 10	H: 0 LOB: 0 BB: 0 P: 13	R: 0 E: 0 K: 2 S: 15	H: 0 LOB: 1 BB: 1 P: 25	R: 0 E: 0 K: 2 S: 11	H: 1 LOB: 1 BB: 0 P: 15	R: 3 E: 0 K: 2 S: 19	H: 3 LOB: 3 BB: 2 P: 33		1B: 5 2B: 3 3B: 1 HR: 0	SF: 0 SAC: 0 DP: 1 HBP: 0	WP: 0 PB: 0 SB: 4 CS: 0	PA: 35				
<b>PITCHER</b>	IP	WLS	BF	H	R	ER	SO	BB	IBB	HBP	BLK	WP	HR	S	P	ERA	WHIP								
<b>57 Chad Gaudin, R</b> ERA: 1.85 (1, 1)	6.0		23	4	1	1	7	2	0	0	0	0	0	64	97	1.50	1.000								
<b>Alan Embree, L</b> ERA: 1.93 (7, 1)	0.2	H	3	1	0	0	2	0	0	0	0	0	0	9	13	0.00	1.500								
<b>58 Justin Duchschere, R</b> ERA: 0.75 (7, 1)	0.2	L	6	2	3	3	1	2	0	0	0	0	0	13	24	40.50	6.000								
<b>20 Huston Street, R</b> ERA: 2.7 (8, 1)	0.2	B	3	1	0	0	1	0	0	0	0	0	0	8	11	0.00	1.500								

AB	31
R	4
H	8
RBI	4
BB	4
SO	11
LOB	22





Batter	1	2	3	4	5	6	7	8	9	AB	R	H	RBI	BB	SO	LOB	TOP								
Shannon Stewart, R OBP: 0.288, SLG: 0.365	F8			HR	BB		G5-4-3		L5	3	1	1	0	2	0	0									
Nick Swisher, S OBP: 0.412, SLG: 0.493	P6			HR	BB		G5-4-3		HR	5	2	2	3	0	1	3									
Eric Chavez, L OBP: 0.310, SLG: 0.410	P5			HR	BB		1B		P6	5	0	1	0	0	2	2									
31 Mike Piazza, R OBP: 0.313, SLG: 0.387		P6		HR	BB		1B		F8	5	1	2	0	0	1	1									
7 Bobby Crosby, R OBP: 0.274, SLG: 0.356	G5-3			WP	BB		1B			4	1	1	0	0	2	3									
14 Mark Ellis, R OBP: 0.306, SLG: 0.315	K			G6-3					K	3	0	0	1	1	2	1									
Todd Walker, L OBP: 0.275, SLG: 0.263				K	WP		G5-4-3		1B	2	1	1	0	2	1	0									
Jason Kendall, R OBP: 0.247, SLG: 0.206	F8			HR	BB		G5-4-3		1B	4	0	2	1	0	0	2									
26 Danny Putnam, L OBP: 0.250, SLG: 0.250	K			CS	BB		1B		G1-3	4	0	1	0	0	2	3									
<b>Inning Stats</b>	R: 0 E: 0 K: 0 S: 7	H: 0 LOB: 0 BB: 0 P: 13	R: 0 E: 0 K: 1 S: 7	H: 0 LOB: 0 BB: 0 P: 12	R: 0 E: 0 K: 2 S: 7	H: 0 LOB: 0 BB: 0 P: 10	R: 5 E: 0 K: 1 S: 24	H: 5 LOB: 0 BB: 1 P: 38	R: 0 E: 0 K: 3 S: 15	H: 2 LOB: 3 BB: 1 P: 26	R: 0 E: 0 K: 1 S: 5	H: 0 LOB: 1 BB: 2 P: 14	R: 0 E: 0 K: 1 S: 8	H: 1 LOB: 1 BB: 1 P: 16	R: 0 E: 0 K: 2 S: 16	H: 2 LOB: 2 BB: 0 P: 22	R: 1 E: 0 K: 0 S: 8	H: 1 LOB: 0 BB: 0 P: 15	1B: 8 2B: 1 3B: 0 HR: 2	SF: 0 SAC: 0 DP: 2 HBP: 0	WP: 1 PB: 0 SB: 0 CS: 1	PA: 41			
<b>PITCHER</b>	IP	WLS	BF	H	R	ER	SO	BB	IBB	HBP	BLK	WP	HR	S	P	ERA	WHIP								
45 Erik Bedard, L ERA: 6.11	4.2	L	22	7	5	5	6	2	0	0	0	1	1	57	95	9.64	1.929								
51 Scott Williamson, R ERA: 1.8	0.1		1	0	0	0	1	0	0	0	0	0	0	3	4	0.00	0.000								
56 Brian Burres, L ERA: 2.18	3.0		13	3	0	0	4	3	0	0	0	0	0	29	52	0.00	2.000								
28 Danys Baez, R ERA: 3.72	1.0		4	1	1	1	0	0	0	0	0	0	1	8	15	9.00	1.000								

Oakland Athletics @ Baltimore Orioles  
 Oriole Park at Camden Yards, Baltimore, MD  
 Mon Apr 23 2007, 7:05 PM EDT  
 Att: 13,862 - Partly Cloudy - 81 F

AB 35  
 R 6  
 H 11  
 RBI 5  
 BB 5  
 SO 11  
 LOB 15




Batter	1	2	3	4	5	6	7	8	9	AB	R	H	RBI	BB	SO	LOB	BOTTOM									
1 Brian Roberts, S OBP: 0.341, SLG: 0.366	K		F7			HR		HR	B1-3	5	2	3	2	0	1	0										
6 Melvin Mora, R OBP: 0.330, SLG: 0.481	G6-3			F8		G6-3		K	B1-3	5	0	0	0	0	1	3										
21 Nick Markakis, L OBP: 0.356, SLG: 0.474	G6-3			F7		K		HR	IBB	4	1	1	0	1	1	0										
10 Miguel Tejada, R OBP: 0.386, SLG: 0.408		K		G5-3		1B		K	G4-3	5	0	1	0	0	2	5										
17 Aubrey Huff, L OBP: 0.260, SLG: 0.347		1B			F9	G1-3		HR		4	1	2	3	0	0	1										
31 Jay Gibbons, L OBP: 0.270, SLG: 0.305		P4			G5-3			K		3	0	0	0	0	0	1										
Kevin Millar, R OBP: 0.408, SLG: 0.464										1	0	0	0	0	1	0										
Jay Payton, R OBP: 0.556, SLG: 0.550		F9			1B			F9		3	1	1	0	1	0	1										
Corey Patterson, L OBP: 0.371, SLG: 0.407			G3			BB		S	2B	3	0	2	0	1	0	0										
Paul Bako, L OBP: 0.289, SLG: 0.300					G3			1B		3	0	0	0	0	2	3										
Chris Gomez, R OBP: 0.333, SLG: 0.435			K					K		1	0	0	0	0	1	2										
<b>Inning Stats</b>	R: 0 E: 0 K: 1 S: 8	H: 1 LOB: 1 BB: 0 P: 14	R: 0 E: 0 K: 1 S: 8	H: 1 LOB: 0 BB: 0 P: 15	R: 0 E: 0 K: 1 S: 7	H: 0 LOB: 0 BB: 0 P: 8	R: 0 E: 0 K: 0 S: 9	H: 0 LOB: 0 BB: 1 P: 15	R: 1 E: 0 K: 1 S: 14	H: 2 LOB: 1 BB: 0 P: 19	R: 0 E: 0 K: 1 S: 9	H: 1 LOB: 0 BB: 0 P: 14	R: 3 E: 0 K: 3 S: 17	H: 3 LOB: 0 BB: 0 P: 26	R: 1 E: 0 K: 1 S: 15	H: 2 LOB: 2 BB: 2 P: 25	1B: 7 2B: 1 3B: 0 HR: 2	SF: 0 SAC: 0 DP: 0 HBP: 0	WP: 0 PB: 0 SB: 1 CS: 0	PA: 40						
<b>PITCHER</b>	IP	WLS	BF	H	R	ER	SO	BB	IBB	HBP	BLK	WP	HR	S	P	ERA	WHIP									
Dan Haren, R ERA: 1.41	7.0		27	5	1	1	5	1	0	0	0	0	0	12	20	27.00	3.000									
50 Kiko Calero, R ERA: 6.75	0.2		4	2	2	2	2	0	0	0	0	0	0	1	5	6	27.00	3.000								
Alan Embree, L ERA: 2.79	0.1	H	2	1	1	1	1	0	0	0	0	0	1	5	6	27.00	3.000									
20 Huston Street, R ERA: 3.27	1.0	S	7	2	1	1	1	1	1	0	0	0	0	15	25	9.00	3.000									


Oakland Athletics @ Baltimore Orioles  
 Oriole Park at Camden Yards, Baltimore, MD  
 Mon Apr 23 2007, 7:05 PM EDT  
 Att: 13,862 - Partly Cloudy - 81 F

AB 37  
 R 5  
 H 10  
 RBI 5  
 BB 3  
 SO 9  
 LOB 16





Batter	1	2	3	4	5	6	7	8	9	AB	R	H	RBI	BB	SO	LOB	TOP										
Shannon Stewart, R (1, 7) OBP: 0.271, SLG: 0.342	F8	G6-3			K	FC5-4			G4-3	5	0	0	0	0	1	5	<p><b>Oakland Athletics @ Baltimore Orioles</b>  <b>Oriole Park at Camden Yards, Baltimore, MD</b>            Tue Apr 24 2007, 3:05 PM EDT            Att: 14,452 - Partly Cloudy - 85 F</p> <p>livebaseballscorecards.com</p> <p>AB 32 R 4 H 6 RBI 4 BB 5 SO 4 LOB 17</p> 										
Nick Swisher, S (1, 8) OBP: 0.419, SLG: 0.500			K				F9		G4-3	1	0	1	0	0	0	0											
Marco Scutaro, R (1, FR) OBP: 0.161, SLG: 0.207										4	1	0	0	0	1	2											
6 Travis Buck, L (9, 9) OBP: 0.414, SLG: 0.489	1B									0	0	0	0	0	0	0											
3 Eric Chavez, L (1, 5) OBP: 0.307, SLG: 0.402			F7			G1-3	K			4	1	1	0	0	1	0											
31 Mike Piazza, R (1, 10) OBP: 0.321, SLG: 0.377	E5		F9			14 BB FC4 1B				2	1	0	1	2	0	1											
Todd Walker, L (1, 3) OBP: 0.273, SLG: 0.268	SF7				G3-1	FC4 14 BB 1B			G4-3	3	1	1	1	0	0	1											
7 Bobby Crosby, R (1, 6) OBP: 0.273, SLG: 0.349					K				G5-3	4	0	1	0	0	1	2											
14 Mark Ellis, R (1, 4) OBP: 0.318, SLG: 0.316	G4-3				P2					3	0	1	0	1	0	3											
Jason Kendall, R (1, 2) OBP: 0.247, SLG: 0.208			F7			FC4 26 BB			G6-3	4	0	1	1	0	0	3											
26 Danny Putnam, L (1, 9) (1, 8)		G4-3							F7	2	0	0	1	2	0	0											
<b>Inning Stats</b>	R: 2 E: 1 K: 0 S: 17	H: 3 LOB: 3 BB: 0 P: 24	R: 0 E: 0 K: 0 S: 5	H: 0 LOB: 0 BB: 0 P: 9	R: 0 E: 0 K: 1 S: 9	H: 0 LOB: 0 BB: 0 P: 11	R: 0 E: 0 K: 1 S: 8	H: 0 LOB: 0 BB: 0 P: 11	R: 0 E: 0 K: 1 S: 12	H: 1 LOB: 1 BB: 1 P: 17	R: 2 E: 0 K: 0 S: 15	H: 1 LOB: 1 BB: 3 P: 33	R: 0 E: 0 K: 1 S: 9	H: 0 LOB: 1 BB: 1 P: 15	R: 0 E: 0 K: 0 S: 7	H: 1 LOB: 0 BB: 0 P: 9	R: 0 E: 0 K: 0 S: 4	H: 0 LOB: 0 BB: 0 P: 7	1B: 6 2B: 0 3B: 0 HR: 0	SF: 1 SAC: 0 DP: 1 HBP: 0	WP: 1 PB: 0 SB: 0 CS: 1	PA: 38					
<b>PITCHER</b>	IP	WLS	BF	H	R	ER	SO	BB	IBB	HBP	BLK	WP	HR	S	P	ERA	WHIP										
46 Jeremy Guthrie, R (1, 1) ERA: 2.77	5.0	L	20	4	2	1	3	1	0	0	0	1	0	51	72	1.80	1.000										
John Parrish, L (6, 1) ERA: 1.5	1.0		8	1	2	2	0	3	0	0	0	0	0	15	33	18.00	4.000										
32 Jamie Walker, L (7, 1) ERA: 1.0	1.0		4	0	0	0	1	1	0	0	0	0	0	9	15	0.00	1.000										
Chad Bradford, R (8, 1) ERA: 1.08	1.0		3	1	0	0	0	0	0	0	0	0	0	7	9	0.00	1.000										
28 Danys Baez, R (9, 1) ERA: 3.39	1.0		3	0	0	0	0	0	0	0	0	0	0	4	7	0.00	0.000										

Batter	1	2	3	4	5	6	7	8	9	AB	R	H	RBI	BB	SO	LOB	BOTTOM										
1 Brian Roberts, S (1, 4) OBP: 0.349, SLG: 0.365			K			K				3	0	1	0	1	2	0	<p><b>Oakland Athletics @ Baltimore Orioles</b>  <b>Oriole Park at Camden Yards, Baltimore, MD</b>            Tue Apr 24 2007, 3:05 PM EDT            Att: 14,452 - Partly Cloudy - 85 F</p> <p>livebaseballscorecards.com</p> <p>AB 32 R 2 H 6 RBI 2 BB 2 SO 10 LOB 9</p> 										
6 Melvin Mora, R (1, 5) OBP: 0.326, SLG: 0.482	G6-4-3				F9				FC6-4	4	0	1	0	0	0	2											
21 Nick Markakis, L (1, 9) OBP: 0.352, SLG: 0.457						2B				3	0	0	0	1	1	1											
10 Miguel Tejada, R (1, 6) OBP: 0.391, SLG: 0.438			K						FC6	4	1	2	0	0	1	2											
17 Aubrey Huff, L (1, 10) OBP: 0.272, SLG: 0.395					G6-3					4	1	2	1	0	1	1											
Jay Payton, R (1, 7) OBP: 0.385, SLG: 0.333					G4-3					4	0	0	1	0	0	1											
Kevin Millar, R (1, 3) OBP: 0.392, SLG: 0.441										3	0	0	0	0	2	1											
31 Jay Gibbons, L (9, PH) OBP: 0.266, SLG: 0.300										1	0	0	0	0	1	0											
Corey Patterson, L (1, 8) OBP: 0.354, SLG: 0.386					G4-3					3	0	0	0	0	1	1											
Alberto Castillo, R (1, 2) OBP: 0.240, SLG: 0.261										2	0	0	0	0	1	0											
3 Freddie Bynum, L (8, PH) OBP: 0.214, SLG: 0.500										1	0	0	0	0	0	0											
Paul Bako, L (9, 2) OBP: 0.289, SLG: 0.300										0	0	0	0	0	0	0											
<b>Inning Stats</b>	R: 0 E: 0 K: 0 S: 6	H: 0 LOB: 0 BB: 1 P: 12	R: 1 E: 0 K: 2 S: 9	H: 1 LOB: 0 BB: 0 P: 16	R: 0 E: 0 K: 2 S: 12	H: 0 LOB: 0 BB: 0 P: 17	R: 0 E: 0 K: 1 S: 11	H: 1 LOB: 1 BB: 0 P: 17	R: 0 E: 0 K: 0 S: 5	H: 0 LOB: 0 BB: 0 P: 8	R: 0 E: 0 K: 1 S: 9	H: 1 LOB: 1 BB: 0 P: 16	R: 1 E: 0 K: 2 S: 13	H: 2 LOB: 1 BB: 0 P: 20	R: 0 E: 0 K: 0 S: 11	H: 1 LOB: 2 BB: 1 P: 18	R: 0 E: 0 K: 2 S: 9	H: 0 LOB: 0 BB: 0 P: 12	1B: 1 2B: 4 3B: 1 HR: 0	SF: 0 SAC: 0 DP: 1 HBP: 0	WP: 0 PB: 0 SB: 0 CS: 0	PA: 34					
<b>PITCHER</b>	IP	WLS	BF	H	R	ER	SO	BB	IBB	HBP	BLK	WP	HR	S	P	ERA	WHIP										
61 Dallas Braden, L (1, 1) ERA: 1.5	6.0	W	21	3	1	1	6	1	0	0	0	0	0	52	86	1.50	0.667										
Jay Witasick, R (7, 1) ERA: 7.71	0.2	H	4	2	1	1	1	0	0	0	0	0	0	10	16	13.50	3.000										
Jay Marshall, L (7, 1) ERA: 5.79	0.1	H	1	0	0	0	1	0	0	0	0	0	0	3	4	0.00	0.000										
58 Justin Duchschere, R (8, 1) ERA: 6.0	1.0	H	5	1	0	0	0	1	0	0	0	0	0	11	18	0.00	2.000										
20 Huston Street, R (9, 1) ERA: 3.0	1.0	S	3	0	0	0	2	0	0	0	0	0	0	9	12	0.00	0.000										



Batter	1	2	3	4	5	6	7	8	9	AB	R	H	RBI	BB	SO	LOB	TOP			
51 Ichiro Suzuki, L (1, 8) OBP: 0.362, SLG: 0.516	G1-3		BB							2	0	0	0	2	1	0	<b>Seattle Mariners @ Oakland Athletics</b> McAfee Coliseum, Oakland, CA Wed Apr 25 2007, 10:05 PM EDT Att: 19,674 - Partly Cloudy - 56 F  <b>AB 29</b> <b>R 2</b> <b>H 6</b> <b>RBI 2</b> <b>BB 2</b> <b>SO 6</b> <b>LOB 10</b>			
29 Adrian Beltré, R (1, 5) OBP: 0.296, SLG: 0.397	F8		G5-4-3							4	0	0	0	0	4					
Jose Vidro, S (1, 10) OBP: 0.338, SLG: 0.388	F7									4	0	2	0	0	1	0				
Raul Ibanez, L (1, 7) OBP: 0.265, SLG: 0.349		K								4	0	0	0	0	3	2				
Richie Sexson, R (1, 3) OBP: 0.246, SLG: 0.407	G6-3		G5-4-3							4	0	0	0	0	2					
Jose Guillen, R (1, 9) OBP: 0.288, SLG: 0.377										3	1	1	1	0	1	1				
2 Kenji Johjima, R (1, 2) OBP: 0.409, SLG: 0.585										3	1	1	1	0	0	0				
7 Yuniesky Betancourt, R (1, 6) OBP: 0.245, SLG: 0.392										3	0	2	0	0	0	0				
4 Jose Lopez, R (1, 4) OBP: 0.294, SLG: 0.340										2	0	0	0	0	0	1				
<b>Inning Stats</b>	R: 0 E: 0 K: 0 S: 9	H: 0 LOB: 0 BB: 0 P: 12	R: 1 E: 0 K: 1 S: 9	H: 1 LOB: 0 BB: 0 P: 12	R: 0 E: 0 K: 0 S: 6	H: 1 LOB: 1 BB: 1 P: 11	R: 0 E: 0 K: 1 S: 8	H: 1 LOB: 0 BB: 0 P: 10	R: 0 E: 0 K: 1 S: 8	H: 0 LOB: 0 BB: 0 P: 11	R: 0 E: 0 K: 0 S: 6	H: 1 LOB: 1 BB: 0 P: 10	R: 1 E: 0 K: 0 S: 10	H: 2 LOB: 1 BB: 1 P: 18	R: 0 E: 0 K: 2 S: 9	H: 0 LOB: 0 BB: 0 P: 11	1B: 4 2B: 0 3B: 0 HR: 2	SF: 0 SAC: 1 DP: 2 HBP: 0	WP: 0 PB: 0 SB: 1 CS: 2	PA: 32
<b>PITCHER</b> Joe Blanton, R (1, 1) ERA: 3.55	IP: 9.0 WLS: L BF: 32 H: 6 R: 2 ER: 2 SO: 6 BB: 1 IBB: 1 HBP: 0 BLK: 0 WP: 0 HR: 2 S: 71 P: 105 ERA: 2.00 WHIP: 0.778																			

Batter	1	2	3	4	5	6	7	8	9	AB	R	H	RBI	BB	SO	LOB	BOTTOM					
Shannon Stewart, R (1, 7) OBP: 0.281, SLG: 0.349	G6-3									4	0	2	0	0	0	0	<b>Seattle Mariners @ Oakland Athletics</b> McAfee Coliseum, Oakland, CA Wed Apr 25 2007, 10:05 PM EDT Att: 19,674 - Partly Cloudy - 56 F  <b>AB 28</b> <b>R 0</b> <b>H 3</b> <b>RBI 0</b> <b>BB 2</b> <b>SO 2</b> <b>LOB 9</b>					
14 Mark Ellis, R (1, 4) OBP: 0.300, SLG: 0.295	L9									4	0	0	0	0	2							
3 Eric Chavez, L (1, 5) OBP: 0.315, SLG: 0.400	F8									3	0	1	0	1	0	1						
31 Mike Piazza, R (1, 10) OBP: 0.310, SLG: 0.363										3	0	0	0	0	0	3						
7 Bobby Crosby, R (1, 6) OBP: 0.261, SLG: 0.333										3	0	0	0	0	0	1						
29 Dan Johnson, L (1, 3) OBP: 0.240, SLG: 0.190										3	0	0	0	0	1	0						
6 Travis Buck, L (1, 9) OBP: 0.410, SLG: 0.468										2	0	0	0	1	0	0						
Jason Kendall, R (1, 2) OBP: 0.238, SLG: 0.200										3	0	0	0	0	0	1						
26 Danny Putnam, L (1, 8) OBP: 0.300, SLG: 0.125										2	0	0	0	0	1	0						
23 Bobby Kielty, S (8, PH) OBP: 0.240, SLG: 0.190										1	0	0	0	0	0	1						
Marco Scutaro, R (9, 7) OBP: 0.161, SLG: 0.207										0	0	0	0	0	0	0						
<b>Inning Stats</b>	R: 0 E: 0 K: 0 S: 7	H: 0 LOB: 0 BB: 0 P: 9	R: 0 E: 0 K: 0 S: 8	H: 0 LOB: 0 BB: 0 P: 11	R: 0 E: 0 K: 1 S: 7	H: 0 LOB: 0 BB: 0 P: 9	R: 0 E: 0 K: 0 S: 11	H: 2 LOB: 1 BB: 0 P: 15	R: 0 E: 0 K: 0 S: 7	H: 0 LOB: 0 BB: 0 P: 12	R: 0 E: 0 K: 0 S: 4	H: 0 LOB: 0 BB: 0 P: 6	R: 0 E: 0 K: 0 S: 8	H: 0 LOB: 1 BB: 1 P: 14	R: 0 E: 0 K: 1 S: 8	H: 0 LOB: 1 BB: 1 P: 14	R: 0 E: 0 K: 0 S: 12	H: 1 LOB: 0 BB: 0 P: 14	1B: 3 2B: 0 3B: 0 HR: 0	SF: 0 SAC: 0 DP: 2 HBP: 0	WP: 0 PB: 0 SB: 0 CS: 0	PA: 30
<b>PITCHER</b> 56 Jarrod Washburn, L (1, 1) ERA: 2.96	IP: 9.0 WLS: W BF: 30 H: 3 R: 0 ER: 0 SO: 2 BB: 2 IBB: 0 HBP: 0 BLK: 0 WP: 0 HR: 0 S: 72 P: 104 ERA: 0.00 WHIP: 0.556																					





Batter	1	2	3	4	5	6	7	8	9	AB	R	H	RBI	BB	SO	LOB	TOP										
51 Ichiro Suzuki, L (1, 8) OBP: 0.391, SLG: 0.493										5	0	1	0	0	1	2											
29 Adrian Beltré, R (1, 5) OBP: 0.393, SLG: 0.397										5	1	2	0	0	1	1											
Jose Vidro, S (1, 10) OBP: 0.355, SLG: 0.417										5	1	3	1	0	0	1											
Raul Ibanez, L (1, 7) OBP: 0.260, SLG: 0.328										4	0	0	0	1	0	5											
Richie Sexson, R (1, 3) OBP: 0.262, SLG: 0.421										3	0	1	1	1	0	4											
Jose Guillen, R (1, 9) OBP: 0.287, SLG: 0.357										3	1	0	0	0	0	2											
Jason Ellison, R (9, 9) OBP: 0.500, SLG: 0.500										0	0	0	0	0	0	0											
2 Kenji Johjima, R (1, 2) OBP: 0.396, SLG: 0.556										4	0	1	0	0	0	2											
7 Yuniesky Betancourt, R (1, 6) OBP: 0.246, SLG: 0.382										4	0	1	0	0	0	2											
4 Jose Lopez, R (1, 4) OBP: 0.291, SLG: 0.389										4	1	1	2	0	0	2											
<b>Inning Stats</b>	R: 0 E: 0 K: 0 S: 11	H: 2 LOB: 2 BB: 0 P: 16	R: 0 E: 0 K: 0 S: 15	H: 2 LOB: 2 BB: 0 P: 22	R: 0 E: 0 K: 0 S: 7	H: 1 LOB: 1 BB: 0 P: 12	R: 0 E: 0 K: 0 S: 8	H: 0 LOB: 1 BB: 1 P: 16	R: 1 E: 0 K: 1 S: 12	H: 2 LOB: 2 BB: 1 P: 22	R: 2 E: 0 K: 1 S: 13	H: 1 LOB: 0 BB: 0 P: 20	R: 1 E: 1 K: 1 S: 13	H: 1 LOB: 0 BB: 0 P: 18	R: 0 E: 0 K: 0 S: 5	H: 0 LOB: 0 BB: 0 P: 8	R: 0 E: 0 K: 0 S: 10	H: 1 LOB: 1 BB: 0 P: 15	1B: 7 2B: 2 3B: 0 HR: 1	SF: 0 SAC: 0 DP: 1 HBP: 1	WP: 1 PB: 1 SB: 0 CS: 0	PA: 40					
<b>PITCHER</b>	IP	WLS	BF	H	R	ER	SO	BB	IBB	HBP	BLK	WP	HR	S	P	ERA	WHIP										
Joe Kennedy, L (1, 1) ERA: 2.86	5.0		23	7	1	1	0	2	0	0	0	1	0	53	88	1.80	1.800										
50 Kiko Calero, R (6, 1) ERA: 8.0	1.0	L	5	1	2	2	1	0	0	1	0	0	1	13	20	18.00	1.000										
Jay Marshall, L (7, 1) ERA: 5.23	1.0		5	1	1	0	1	0	0	0	0	0	0	13	18	0.00	1.000										
Jay Witasick, R (8, 1) ERA: 5.68	1.2		6	1	0	0	0	0	0	0	0	0	0	13	20	0.00	0.600										
25 Lenny DiNardo, L (9, 1) ERA: 5.39	0.1		1	0	0	0	0	0	0	0	0	0	0	2	3	0.00	0.000										
<b>Batter</b>	<b>1</b>	<b>2</b>	<b>3</b>	<b>4</b>	<b>5</b>	<b>6</b>	<b>7</b>	<b>8</b>	<b>9</b>	<b>AB</b>	<b>R</b>	<b>H</b>	<b>RBI</b>	<b>BB</b>	<b>SO</b>	<b>LOB</b>	<b>BOTTOM</b>										
Shannon Stewart, R (1, 7) OBP: 0.287, SLG: 0.352										5	1	2	0	0	0	1											
14 Mark Ellis, R (1, 4) OBP: 0.307, SLG: 0.318										5	1	2	1	0	0	1											
3 Eric Chavez, L (1, 5) OBP: 0.323, SLG: 0.409										3	0	1	1	1	1	2											
31 Mike Piazza, R (1, 10) OBP: 0.319, SLG: 0.361										3	0	1	0	1	1	1											
29 Dan Johnson, L (1, 3) OBP: 0.429, SLG: 0.333										3	0	2	0	1	1	2											
6 Travis Buck, L (1, 9) OBP: 0.385, SLG: 0.431										4	0	0	0	0	2	6											
Marco Scutaro, R (1, 6) OBP: 0.143, SLG: 0.182										4	0	0	0	0	1	4											
Jason Kendall, R (1, 2) OBP: 0.238, SLG: 0.203										4	0	1	0	0	0	3											
26 Danny Putnam, L (1, 8) OBP: 0.231, SLG: 0.091										3	0	0	0	0	2	1											
Todd Walker, L (9, PH) OBP: 0.267, SLG: 0.262										1	0	0	0	0	0	0											
<b>Inning Stats</b>	R: 0 E: 0 K: 1 S: 12	H: 1 LOB: 1 BB: 1 P: 21	R: 0 E: 0 K: 0 S: 9	H: 1 LOB: 0 BB: 0 P: 15	R: 2 E: 0 K: 3 S: 20	H: 3 LOB: 2 BB: 1 P: 30	R: 0 E: 0 K: 1 S: 8	H: 0 LOB: 0 BB: 0 P: 14	R: 0 E: 0 K: 1 S: 10	H: 1 LOB: 1 BB: 0 P: 16	R: 0 E: 0 K: 0 S: 12	H: 2 LOB: 2 BB: 0 P: 18	R: 0 E: 0 K: 1 S: 10	H: 1 LOB: 2 BB: 1 P: 19	R: 0 E: 0 K: 0 S: 8	H: 0 LOB: 0 BB: 0 P: 14	1B: 7 2B: 2 3B: 0 HR: 0	SF: 0 SAC: 0 DP: 1 HBP: 0	WP: 1 PB: 0 SB: 0 CS: 0	PA: 38							
<b>PITCHER</b>	IP	WLS	BF	H	R	ER	SO	BB	IBB	HBP	BLK	WP	HR	S	P	ERA	WHIP										
43 Miguel Batista, R (1, 1) ERA: 7.54	5.1		22	5	2	2	0	2	0	0	0	1	0	60	95	3.38	1.312										
59 Eric O'Flaherty, L (6, 1) ERA: 1.23	0.1	H	2	1	0	0	1	0	0	0	0	0	0	6	9	0.00	3.000										
33 Chris Reitsma, R (6, 1) ERA: 1.23	1.0	H	5	2	0	0	0	0	0	0	0	0	0	14	23	0.00	2.000										
George Sherrill, L (7, 1) ERA: 1.23	0.1	H	1	0	0	0	0	0	0	0	0	0	0	1	1	0.00	0.000										
35 Brandon Morrow, R (8, 1) ERA: 4.15	0.1	H	3	1	0	0	0	1	0	0	0	0	0	6	11	0.00	6.000										
<b>PITCHER</b>	IP	WLS	BF	H	R	ER	SO	BB	IBB	HBP	BLK	WP	HR	S	P	ERA	WHIP										
20 J.J. Putz, R (8, 1) ERA: 2.16	1.2	S	5	0	0	0	1	0	0	0	0	0	0	12	22	0.00	0.000										

Seattle Mariners @ Oakland Athletics  
McAfee Coliseum, Oakland, CA  
Thu Apr 26 2007, 3:35 PM EDT  
Att: 14,683 - Sunny - 65 F

AB 37  
R 4  
H 10  
RBI 4  
BB 2  
SO 2  
LOB 21



Seattle Mariners @ Oakland Athletics  
McAfee Coliseum, Oakland, CA  
Thu Apr 26 2007, 3:35 PM EDT  
Att: 14,683 - Sunny - 65 F

AB 35  
R 2  
H 9  
RBI 2  
BB 3  
SO 8  
LOB 21





Batter	1	2	3	4	5	6	7	8	9	AB	R	H	RBI	BB	SO	LOB	TOP									
35 Elijah Dukes, R OBP: 0.344, SLG: 0.377										5	1	1	0	0	0	5	<b>Tampa Bay Devil Rays @ Oakland Athletics</b> McAfee Coliseum, Oakland, CA Fri Apr 27 2007, 10:05 PM EDT Att: 15,388 - Partly Cloudy - 75 F									
Brendan Harris, R OBP: 0.347, SLG: 0.478										5	0	1	0	0	1	6										
13 Carl Crawford, L OBP: 0.343, SLG: 0.505										4	1	1	1	1	1	1										
Ty Wigginton, R OBP: 0.296, SLG: 0.457										4	0	0	0	0	1	2										
Delmon Young, R OBP: 0.299, SLG: 0.430										3	1	1	0	1	1	1										
23 Carlos Pena, L OBP: 0.255, SLG: 0.500										3	1	0	1	1	2	2										
30 Dioner Navarro, S OBP: 0.328, SLG: 0.352										3	0	1	0	1	1	0										
31 Jonny Gomes, R OBP: 0.214, SLG: 0.160										4	0	0	0	0	1	3										
2 B.J. Upton, R OBP: 0.389, SLG: 0.591										3	0	2	1	1	1	0										
<b>Inning Stats</b>	R: 1 E: 0 K: 1 S: 18	H: 2 LOB: 1 BB: 0 P: 28	R: 1 E: 0 K: 1 S: 14	H: 1 LOB: 2 BB: 2 P: 29	R: 2 E: 0 K: 1 S: 10	H: 0 LOB: 0 BB: 2 P: 22	R: 0 E: 0 K: 1 S: 7	H: 1 LOB: 1 BB: 0 P: 14	R: 0 E: 0 K: 2 S: 13	H: 1 LOB: 1 BB: 0 P: 19	R: 0 E: 0 K: 0 S: 11	H: 1 LOB: 2 BB: 1 P: 20	R: 0 E: 0 K: 0 S: 3	H: 0 LOB: 0 BB: 0 P: 4	R: 0 E: 0 K: 2 S: 9	H: 0 LOB: 0 BB: 0 P: 13	R: 0 E: 0 K: 1 S: 13	H: 1 LOB: 1 BB: 0 P: 16	1B: 3 2B: 4 3B: 0 HR: 0	SF: 0 SAC: 0 DP: 0 HBP: 0	WP: 0 PB: 1 SB: 4 CS: 0	PA: 39				
<b>PITCHER</b>	IP WLS BF H R ER SO BB IBB HBP BLK WP HR S P ERA WHIP	IP WLS BF H R ER SO BB IBB HBP BLK WP HR S P ERA WHIP	IP WLS BF H R ER SO BB IBB HBP BLK WP HR S P ERA WHIP	IP WLS BF H R ER SO BB IBB HBP BLK WP HR S P ERA WHIP	IP WLS BF H R ER SO BB IBB HBP BLK WP HR S P ERA WHIP	IP WLS BF H R ER SO BB IBB HBP BLK WP HR S P ERA WHIP	IP WLS BF H R ER SO BB IBB HBP BLK WP HR S P ERA WHIP	IP WLS BF H R ER SO BB IBB HBP BLK WP HR S P ERA WHIP	IP WLS BF H R ER SO BB IBB HBP BLK WP HR S P ERA WHIP	IP WLS BF H R ER SO BB IBB HBP BLK WP HR S P ERA WHIP	IP WLS BF H R ER SO BB IBB HBP BLK WP HR S P ERA WHIP	IP WLS BF H R ER SO BB IBB HBP BLK WP HR S P ERA WHIP	IP WLS BF H R ER SO BB IBB HBP BLK WP HR S P ERA WHIP	IP WLS BF H R ER SO BB IBB HBP BLK WP HR S P ERA WHIP	IP WLS BF H R ER SO BB IBB HBP BLK WP HR S P ERA WHIP	IP WLS BF H R ER SO BB IBB HBP BLK WP HR S P ERA WHIP	IP WLS BF H R ER SO BB IBB HBP BLK WP HR S P ERA WHIP	IP WLS BF H R ER SO BB IBB HBP BLK WP HR S P ERA WHIP	IP WLS BF H R ER SO BB IBB HBP BLK WP HR S P ERA WHIP	IP WLS BF H R ER SO BB IBB HBP BLK WP HR S P ERA WHIP	IP WLS BF H R ER SO BB IBB HBP BLK WP HR S P ERA WHIP	IP WLS BF H R ER SO BB IBB HBP BLK WP HR S P ERA WHIP	IP WLS BF H R ER SO BB IBB HBP BLK WP HR S P ERA WHIP	IP WLS BF H R ER SO BB IBB HBP BLK WP HR S P ERA WHIP		
57 Chad Gaudin, R ERA: 2.54	4.0 L 20 4 4 3 4	4.0 15 2 0 0 4	1.0 4 1 0 0 1	0.0 0 0 0 0	0.0 0 0 0 0	0.0 0 0 0 0	0.0 0 0 0 0	0.0 0 0 0 0	0.0 0 0 0 0	0.0 0 0 0 0	0.0 0 0 0 0	0.0 0 0 0 0	0.0 0 0 0 0	0.0 0 0 0 0	0.0 0 0 0 0	0.0 0 0 0 0	0.0 0 0 0 0	0.0 0 0 0 0	0.0 0 0 0 0	0.0 0 0 0 0	0.0 0 0 0 0	0.0 0 0 0 0	0.0 0 0 0 0	0.0 0 0 0 0		
25 Lenny DiNardo, L ERA: 1.93	1.0 4 1 0 0 1																									
Jay Marshall, L ERA: 4.76																										

Batter	1	2	3	4	5	6	7	8	9	AB	R	H	RBI	BB	SO	LOB	BOTTOM									
Shannon Stewart, R OBP: 0.276, SLG: 0.337										4	0	0	0	0	1	1	<b>Tampa Bay Devil Rays @ Oakland Athletics</b> McAfee Coliseum, Oakland, CA Fri Apr 27 2007, 10:05 PM EDT Att: 15,388 - Partly Cloudy - 75 F									
14 Mark Ellis, R OBP: 0.304, SLG: 0.314										4	0	1	0	0	1	0										
3 Eric Chavez, L OBP: 0.320, SLG: 0.396										3	0	0	0	1	0	0										
31 Mike Piazza, R OBP: 0.316, SLG: 0.356										4	0	1	0	0	3	2										
29 Dan Johnson, L OBP: 0.364, SLG: 0.222										3	0	0	0	1	0	3										
7 Bobby Crosby, R OBP: 0.260, SLG: 0.371										4	1	1	1	0	3	1										
6 Travis Buck, L OBP: 0.368, SLG: 0.407										3	0	0	0	0	2	0										
Jason Kendall, R OBP: 0.230, SLG: 0.195										3	0	0	0	0	0	0										
26 Danny Putnam, L OBP: 0.267, SLG: 0.154										2	0	1	0	0	0	0										
Todd Walker, L OBP: 0.261, SLG: 0.256										1	0	0	0	0	1	0										
<b>Inning Stats</b>	R: 0 E: 1 K: 1 S: 14	H: 1 LOB: 2 BB: 1 P: 26	R: 1 E: 0 K: 1 S: 14	H: 2 LOB: 1 BB: 0 P: 18	R: 0 E: 0 K: 2 S: 8	H: 0 LOB: 0 BB: 0 P: 11	R: 0 E: 0 K: 2 S: 10	H: 0 LOB: 0 BB: 0 P: 15	R: 0 E: 0 K: 1 S: 7	H: 0 LOB: 0 BB: 0 P: 9	R: 0 E: 0 K: 0 S: 5	H: 1 LOB: 1 BB: 0 P: 9	R: 0 E: 0 K: 1 S: 9	H: 0 LOB: 0 BB: 0 P: 11	R: 0 E: 0 K: 1 S: 6	H: 0 LOB: 0 BB: 0 P: 8	R: 0 E: 0 K: 2 S: 12	H: 0 LOB: 1 BB: 1 P: 18	1B: 3 2B: 0 3B: 0 HR: 1	SF: 0 SAC: 0 DP: 0 HBP: 0	WP: 1 PB: 0 SB: 0 CS: 0	PA: 33				
<b>PITCHER</b>	IP WLS BF H R ER SO BB IBB HBP BLK WP HR S P ERA WHIP	IP WLS BF H R ER SO BB IBB HBP BLK WP HR S P ERA WHIP	IP WLS BF H R ER SO BB IBB HBP BLK WP HR S P ERA WHIP	IP WLS BF H R ER SO BB IBB HBP BLK WP HR S P ERA WHIP	IP WLS BF H R ER SO BB IBB HBP BLK WP HR S P ERA WHIP	IP WLS BF H R ER SO BB IBB HBP BLK WP HR S P ERA WHIP	IP WLS BF H R ER SO BB IBB HBP BLK WP HR S P ERA WHIP	IP WLS BF H R ER SO BB IBB HBP BLK WP HR S P ERA WHIP	IP WLS BF H R ER SO BB IBB HBP BLK WP HR S P ERA WHIP	IP WLS BF H R ER SO BB IBB HBP BLK WP HR S P ERA WHIP	IP WLS BF H R ER SO BB IBB HBP BLK WP HR S P ERA WHIP	IP WLS BF H R ER SO BB IBB HBP BLK WP HR S P ERA WHIP	IP WLS BF H R ER SO BB IBB HBP BLK WP HR S P ERA WHIP	IP WLS BF H R ER SO BB IBB HBP BLK WP HR S P ERA WHIP	IP WLS BF H R ER SO BB IBB HBP BLK WP HR S P ERA WHIP	IP WLS BF H R ER SO BB IBB HBP BLK WP HR S P ERA WHIP	IP WLS BF H R ER SO BB IBB HBP BLK WP HR S P ERA WHIP	IP WLS BF H R ER SO BB IBB HBP BLK WP HR S P ERA WHIP	IP WLS BF H R ER SO BB IBB HBP BLK WP HR S P ERA WHIP	IP WLS BF H R ER SO BB IBB HBP BLK WP HR S P ERA WHIP	IP WLS BF H R ER SO BB IBB HBP BLK WP HR S P ERA WHIP	IP WLS BF H R ER SO BB IBB HBP BLK WP HR S P ERA WHIP	IP WLS BF H R ER SO BB IBB HBP BLK WP HR S P ERA WHIP	IP WLS BF H R ER SO BB IBB HBP BLK WP HR S P ERA WHIP		
33 James Shields, R ERA: 3.75	8.0 W 29 4 1 1 9	1.0 S 4 0 0 0 2	1 0 0 0 0	1 0 0 0 0	0 0 0 0 0	0 0 0 0 0	0 0 0 0 0	0 0 0 0 0	0 0 0 0 0	0 0 0 0 0	0 0 0 0 0	0 0 0 0 0	0 0 0 0 0	0 0 0 0 0	0 0 0 0 0	0 0 0 0 0	0 0 0 0 0	0 0 0 0 0	0 0 0 0 0	0 0 0 0 0	0 0 0 0 0	0 0 0 0 0	0 0 0 0 0	0 0 0 0 0	0 0 0 0 0	
28 Al Reyes, R ERA: 1.64	1.0 S 4 0 0 0 2																									

















Batter	1	2	3	4	5	6	7	8	9	AB	R	H	RBI	BB	SO	LOB	TOP								
Shannon Stewart, R OBP: 0.308, SLG: 0.336										4	1	1	0	1	1	1									
14 Mark Ellis, R OBP: 0.302, SLG: 0.384										4	0	0	0	0	3	3									
3 Eric Chavez, L OBP: 0.305, SLG: 0.417										3	0	0	0	1	0	1									
31 Mike Piazza, R OBP: 0.339, SLG: 0.379 Nick Swisher, S OBP: 0.414, SLG: 0.493										3	1	2	0	0	0	0									
29 Dan Johnson, L OBP: 0.448, SLG: 0.542										4	1	2	1	0	1	0									
7 Bobby Crosby, R OBP: 0.253, SLG: 0.341										4	1	1	0	0	1	4									
26 Danny Putnam, L OBP: 0.261, SLG: 0.150										4	0	0	0	0	2	3									
Jason Kendall, R OBP: 0.231, SLG: 0.194										4	0	1	2	0	1	1									
Ryan Langerhans, L OBP: 0.193, SLG: 0.083 Todd Walker, L OBP: 0.271, SLG: 0.273										2	0	0	0	1	0	1									
<b>Inning Stats</b>	R: 0 E: 0 K: 1 S: 6	H: 0 LOB: 0 BB: 0 P: 8	R: 0 E: 0 K: 0 S: 6	H: 0 LOB: 0 BB: 0 P: 10	R: 0 E: 0 K: 1 S: 7	H: 0 LOB: 0 BB: 0 P: 11	R: 0 E: 0 K: 1 S: 6	H: 0 LOB: 0 BB: 0 P: 8	R: 2 E: 0 K: 2 S: 15	H: 3 LOB: 1 BB: 0 P: 25	R: 1 E: 0 K: 1 S: 9	H: 3 LOB: 2 BB: 0 P: 13	R: 0 E: 0 K: 1 S: 16	H: 0 LOB: 2 BB: 2 P: 28	R: 0 E: 0 K: 1 S: 11	H: 0 LOB: 1 BB: 1 P: 20	R: 1 E: 0 K: 1 S: 15	H: 2 LOB: 1 BB: 0 P: 19	1B: 7 2B: 1 3B: 0 HR: 0	SF: 0 SAC: 0 DP: 1 HBP: 0	WP: 0 PB: 0 SB: 0 CS: 0	PA: 37			
<b>PITCHER</b>	IP	WLS	BF	H	R	ER	SO	BB	IBB	HBP	BLK	WP	HR	S	P	ERA	WHIP								
19 Josh Beckett, R ERA: 2.72	7.0	W	29	6	3	3	7	2	0	0	0	0	0	65	103	3.86	1.143								
37 Hideki Okajima, L ERA: 0.51	1.0	H	3	0	0	0	1	1	0	0	0	0	0	11	20	0.00	1.000								
50 Mike Timlin, R ERA: 6.23	1.0	S	5	2	1	1	1	0	0	0	0	0	0	15	19	9.00	2.000								

Oakland Athletics @ Boston Red Sox  
Fenway Park, Boston, MA  
Wed May 02 2007, 7:05 PM EDT  
Att: 37,006 - Partly Cloudy - 64 F

AB 34  
R 4  
H 8  
RBI 4  
BB 3  
SO 9  
LOB 15

Batter	1	2	3	4	5	6	7	8	9	AB	R	H	RBI	BB	SO	LOB	BOTTOM								
23 Julio Lugo, R OBP: 0.333, SLG: 0.327										3	1	1	2	1	0	1									
20 Kevin Youkilis, R OBP: 0.411, SLG: 0.402										2	1	1	0	2	0	0									
34 David Ortiz, L OBP: 0.410, SLG: 0.610										4	0	2	1	1	0	3									
Manny Ramirez, R OBP: 0.330, SLG: 0.330										4	0	2	0	1	1	3									
7 J.D. Drew, L OBP: 0.367, SLG: 0.381										5	0	1	1	0	1	6									
25 Mike Lowell, R OBP: 0.398, SLG: 0.521										5	1	1	0	0	1	3									
Jason Varitek, S OBP: 0.318, SLG: 0.347										4	1	2	0	0	0	1									
Coco Crisp, S OBP: 0.293, SLG: 0.355										4	2	2	0	0	0	1									
13 Alex Cora, L OBP: 0.406, SLG: 0.724										4	0	1	2	0	0	4									
<b>Inning Stats</b>	R: 0 E: 0 K: 0 S: 9	H: 1 LOB: 1 BB: 0 P: 16	R: 0 E: 0 K: 0 S: 9	H: 2 LOB: 2 BB: 0 P: 14	R: 1 E: 0 K: 2 S: 15	H: 2 LOB: 2 BB: 1 P: 27	R: 1 E: 1 K: 0 S: 13	H: 1 LOB: 2 BB: 1 P: 23	R: 0 E: 0 K: 0 S: 4	H: 1 LOB: 0 BB: 0 P: 7	R: 2 E: 0 K: 0 S: 15	H: 2 LOB: 3 BB: 2 P: 34	R: 1 E: 0 K: 0 S: 9	H: 2 LOB: 1 BB: 0 P: 15	R: 1 E: 1 K: 1 S: 15	H: 2 LOB: 1 BB: 1 P: 21	1B: 11 2B: 2 3B: 0 HR: 0	SF: 1 SAC: 0 DP: 1 HBP: 1	WP: 0 PB: 0 SB: 2 CS: 0	PA: 42					
<b>PITCHER</b>	IP	WLS	BF	H	R	ER	SO	BB	IBB	HBP	BLK	WP	HR	S	P	ERA	WHIP								
57 Chad Gaudin, R ERA: 2.7	5.0	L	25	8	3	2	2	2	0	0	1	0	0	10	23	13.50	3.000								
Jay Marshall, L ERA: 5.25	0.2	L	5	1	1	1	0	1	0	1	0	0	0	9	17	9.00	2.000								
50 Kiko Calero, R ERA: 6.94	1.0	L	5	1	1	1	0	1	0	0	0	0	0	9	17	9.00	2.000								
Alan Embree, L ERA: 4.15	1.1	L	7	3	1	1	1	1	0	0	0	0	0	19	28	6.75	3.000								

Oakland Athletics @ Boston Red Sox  
Fenway Park, Boston, MA  
Wed May 02 2007, 7:05 PM EDT  
Att: 37,006 - Partly Cloudy - 64 F

AB 35  
R 6  
H 13  
RBI 6  
BB 5  
SO 3  
LOB 22















Batter	1	2	3	4	5	6	7	8	9	AB	R	H	RBI	BB	SO	LOB	TOP							
Shannon Stewart, R (1.7) OBP: 0.323, SLG: 0.322	F8		F9	14 E 1B		G6-3	G4-3			5	0	1	0	0	0	3								
14 Mark Ellis, R (1.4) OBP: 0.326, SLG: 0.373	F8		3 1B 1B	E7		3 2B BB		L5		4	1	1	0	1	0	1								
3 Eric Chavez, L (1.5) OBP: 0.302, SLG: 0.414	G4-3		1B	G4-3						5	1	3	0	0	0	2								
Nick Swisher, S (1.9) OBP: 0.435, SLG: 0.581 (8.3)		7 WP 32 G4-3 BB	29 BB 1B			G6-3	29 G4-6-3 IBB		7 FC5-4 IBB	2	1	1	2	3	0	0								
29 Dan Johnson, L (1.3) OBP: 0.458, SLG: 0.487 (8, PH) Todd Walker, L (8, PH) 26 Danny Putnam, L (8.9) OBP: 0.265, SLG: 0.287 OBP: 0.222, SLG: 0.125		32 G4-3 7 WP 1B					G4-6-3		P5	3	1	2	0	1	0	3								
7 Bobby Crosby, R (1.6) OBP: 0.273, SLG: 0.346	L4		F7			32 BLK SF7 2B			FC5-4	1	0	0	0	0	0	0								
32 Jack Cust, L (1.10) OBP: 0.556, SLG: 0.833	G4-3			G6-4-3 1B						3	0	1	1	2	1	2								
Jason Kendall, R (1.2) OBP: 0.212, SLG: 0.173	K		G6-4-3			SF7			G1-6-3	4	0	0	1	0	1	4								
11 Chris Snelling, L (1.8) OBP: 0.400, SLG: 0.344			14 1B 3 1B 1B	14 E 1B		P5			K	4	1	2	0	1	1	1								
<b>Inning Stats</b>	R: 0 E: 0 K: 0 S: 5	H: 0 LOB: 0 BB: 0 P: 7	R: 1 E: 0 K: 1 S: 16	H: 1 LOB: 1 BB: 1 P: 25	R: 2 E: 0 K: 0 S: 20	H: 4 LOB: 2 BB: 1 P: 32	R: 1 E: 1 K: 0 S: 10	H: 3 LOB: 2 BB: 0 P: 16	R: 2 E: 0 K: 0 S: 16	H: 2 LOB: 1 BB: 2 P: 28	R: 0 E: 0 K: 0 S: 6	H: 1 LOB: 2 BB: 2 P: 18	R: 0 E: 0 K: 1 S: 15	H: 1 LOB: 2 BB: 1 P: 26	R: 0 E: 0 K: 0 S: 12	H: 1 LOB: 0 BB: 1 P: 21	R: 0 E: 0 K: 1 S: 9	H: 0 LOB: 0 BB: 1 P: 16	1B: 8 2B: 6 3B: 0 HR: 0	SF: 1 SAC: 0 DP: 3 HBP: 0	WP: 1 PB: 0 SB: 0 CS: 0	PA: 45		
<b>PITCHER</b>	IP	WLS	BF	H	R	ER	SO	BB	IBB	HBP	BLK	WP	HR	S	P	ERA	WHIP							
36 Jorge De La Rosa, L (1.1) ERA: 4.08	4.1	L	24	10	6	5	1	2	0	0	0	1	0	58	91	10.38	2.769							
41 Jimmy Gobble, L (5.1) ERA: 1.46	1.2		8	1	0	0	1	2	1	0	1	0	0	15	35	0.00	1.800							
58 Neal Musser, L (7.1) ERA: 6.35	2.0		10	2	0	0	1	1	1	0	0	0	0	27	47	0.00	1.500							
David Riske, R (9.1) ERA: 5.02	1.0		3	0	0	0	1	1	0	0	0	0	0	9	16	0.00	1.000							

Oakland Athletics @ Kansas City Royals  
Kauffman Stadium, Kansas City, MO  
Tue May 08 2007, 7:10 PM CDT  
Att: 10,989 - Partly Cloudy - 74 F

AB	36
R	6
H	13
RBI	5
BB	8
SO	3
LOB	24



Batter	1	2	3	4	5	6	7	8	9	AB	R	H	RBI	BB	SO	LOB	BOTTOM							
9 David DeJesus, L (1.8) OBP: 0.389, SLG: 0.466	G6-3		15 PB 24 3B 1B			K		G4-3		4	1	1	0	0	1	0								
15 Mark Grudzielanek, R (1.4) OBP: 0.316, SLG: 0.362	K		F9			P2		G6-3		4	0	0	0	0	1	1								
24 Mark Teahen, L (1.9) OBP: 0.378, SLG: 0.423	E7 1B		2H 3B			29 G6-4-3 1B			F9	4	0	3	1	0	0	0								
29 Mike Sweeney, R (1.10) OBP: 0.324, SLG: 0.396	K		P3			G6-4-3			11 G1-3 1B	4	0	1	0	0	1	3								
11 Ross Gload, L (1.3) OBP: 0.326, SLG: 0.465	G4-3					G3			G1-3	4	0	0	0	0	0	1								
21 Billy Butler, R (1.7) OBP: 0.296, SLG: 0.308	BB					G4-3			K	3	0	0	0	1	2	1								
4 Alex Gordon, L (1.5) OBP: 0.317, SLG: 0.280	F8								F7	3	0	1	0	0	0	1								
1 Tony Pena Jr., R (1.6) OBP: 0.266, SLG: 0.308	G1-3								K	3	0	0	0	0	2	2								
6 Jason LaRue, R (1.2) OBP: 0.154, SLG: 0.229			K			L7			K	3	0	0	0	0	2	0								
<b>Inning Stats</b>	R: 0 E: 1 K: 2 S: 11	H: 1 LOB: 1 BB: 0 P: 14	R: 0 E: 0 K: 0 S: 3	H: 0 LOB: 1 BB: 1 P: 8	R: 1 E: 0 K: 1 S: 9	H: 2 LOB: 1 BB: 0 P: 13	R: 0 E: 0 K: 1 S: 11	H: 1 LOB: 1 BB: 0 P: 15	R: 0 E: 0 K: 0 S: 7	H: 0 LOB: 0 BB: 0 P: 10	R: 0 E: 0 K: 0 S: 5	H: 1 LOB: 0 BB: 0 P: 6	R: 0 E: 0 K: 2 S: 11	H: 0 LOB: 0 BB: 0 P: 16	R: 0 E: 0 K: 1 S: 7	H: 0 LOB: 0 BB: 0 P: 12	R: 0 E: 0 K: 1 S: 15	H: 1 LOB: 1 BB: 0 P: 24	1B: 5 2B: 0 3B: 1 HR: 0	SF: 0 SAC: 0 DP: 1 HBP: 0	WP: 0 PB: 1 SB: 0 CS: 0	PA: 33		
<b>PITCHER</b>	IP	WLS	BF	H	R	ER	SO	BB	IBB	HBP	BLK	WP	HR	S	P	ERA	WHIP							
57 Chad Gaudin, R (1.1) ERA: 2.4	8.0	W	29	5	1	1	8	1	0	0	0	0	0	64	94	1.12	0.750							
Jay Witasick, R (9.1) ERA: 4.32	1.0		4	1	0	0	1	0	0	0	0	0	0	15	24	0.00	1.000							

Oakland Athletics @ Kansas City Royals  
Kauffman Stadium, Kansas City, MO  
Tue May 08 2007, 7:10 PM CDT  
Att: 10,989 - Partly Cloudy - 74 F

AB	32
R	1
H	6
RBI	1
BB	1
SO	9
LOB	9





Batter	1	2	3	4	5	6	7	8	9	AB	R	H	RBI	BB	SO	LOB	TOP										
Shannon Stewart, R (1, 7) OBP: 0.324, SLG: 0.322										3	0	1	0	0	1	2											
14 Mark Ellis, R (1, 4) OBP: 0.325, SLG: 0.362										3	0	0	0	1	2	2											
3 Eric Chavez, L (1, 5) OBP: 0.308, SLG: 0.408										2	0	0	0	2	1	2											
Nick Swisher, S (1, 9) OBP: 0.429, SLG: 0.562										3	1	0	0	1	1	2											
29 Dan Johnson, L (1, 3) OBP: 0.442, SLG: 0.535										4	1	1	2	0	0	1											
7 Bobby Crosby, R (1, 6) OBP: 0.263, SLG: 0.333										4	0	0	0	0	0	0											
32 Jack Cust, L (1, 10) OBP: 0.385, SLG: 0.500										4	0	0	0	0	2	0											
Jason Kendall, R (1, 2) OBP: 0.230, SLG: 0.193										4	0	3	0	0	1	0											
11 Chris Snelling, L (1, 8) OBP: 0.405, SLG: 0.343										3	0	1	0	1	0	1											
<b>Inning Stats</b>	R: 0 H: 0 E: 0 K: 3 S: 14	H: 0 LOB: 1 BB: 1 P: 23	R: 0 H: 0 E: 0 K: 1 S: 7	H: 0 LOB: 0 BB: 0 P: 8	R: 0 H: 1 E: 0 K: 1 S: 17	H: 1 LOB: 2 BB: 1 P: 26	R: 2 H: 2 E: 0 K: 0 S: 14	H: 2 LOB: 2 BB: 2 P: 28	R: 0 H: 0 E: 0 K: 0 S: 10	H: 0 LOB: 0 BB: 0 P: 15	R: 0 H: 0 E: 0 K: 0 S: 7	H: 0 LOB: 0 BB: 0 P: 11	R: 0 H: 2 E: 0 K: 0 S: 7	H: 2 LOB: 1 BB: 0 P: 9	R: 0 H: 0 E: 0 K: 0 S: 4	H: 0 LOB: 0 BB: 1 P: 12	R: 0 H: 1 E: 0 K: 1 S: 12	H: 1 LOB: 1 BB: 0 P: 20	1B: 5 2B: 1 3B: 0 HR: 1	SF: 0 SAC: 1 DP: 2 HBP: 0	WP: 0 PB: 0 SB: 0 CS: 0	PA: 36					
<b>PITCHER</b>	IP	WLS	BF	H	R	ER	SO	BB	IBB	HBP	BLK	WP	HR	S	P	ERA	WHIP										
55 Gil Meche, R (1, 1) ERA: 2.15	6.0		25	3	2	1	7	4	0	0	0	0	1	69	111	1.50	1.167										
David Riske, R (7, 1) ERA: 4.7	1.0		4	2	0	0	0	0	0	0	0	0	0	7	9	0.00	2.000										
41 Jimmy Gobble, L (8, 1) ERA: 1.35	1.0	W	3	0	0	0	0	1	0	0	0	0	0	4	12	0.00	1.000										
48 Joakim Soria, R (9, 1) ERA: 2.87	1.0	S	4	1	0	0	1	0	0	0	0	0	0	12	20	0.00	1.000										

Oakland Athletics @ Kansas City Royals  
Kauffman Stadium, Kansas City, MO  
Wed May 09 2007, 7:10 PM CDT  
Att: 10,974 - Cloudy - 75 F

AB	30
R	2
H	6
RBI	2
BB	5
SO	8
LOB	10



Batter	1	2	3	4	5	6	7	8	9	AB	R	H	RBI	BB	SO	LOB	BOTTOM										
9 David DeJesus, L (1, 8) OBP: 0.379, SLG: 0.452										4	0	0	0	0	2	2											
15 Mark Grudzielanek, R (1, 4) OBP: 0.303, SLG: 0.369										4	0	0	0	0	1	2											
24 Mark Teahen, L (1, 9) OBP: 0.389, SLG: 0.447										3	1	2	0	1	1	0											
29 Mike Sweeney, R (1, 3) OBP: 0.330, SLG: 0.430										4	1	2	1	0	0	1											
Esteban German, R (9, 5) OBP: 0.355, SLG: 0.456										0	0	0	0	0	0	0											
4 Alex Gordon, L (1, 5) OBP: 0.315, SLG: 0.272										3	1	0	0	0	2	3											
21 Billy Butler, R (1, 10) OBP: 0.300, SLG: 0.345										3	0	1	1	0	0	3											
32 Shane Costa, L (1, 7) OBP: 0.143, SLG: 0.143										3	0	1	1	0	0	3											
14 John Buck, R (1, 2) OBP: 0.400, SLG: 0.569										3	0	1	0	0	0	1											
1 Tony Pena Jr., R (1, 6) OBP: 0.268, SLG: 0.308										3	0	1	0	0	1	0											
<b>Inning Stats</b>	R: 0 H: 0 E: 0 K: 3 S: 9	H: 0 LOB: 0 BB: 0 P: 14	R: 1 H: 1 E: 0 K: 0 S: 9	H: 1 LOB: 1 BB: 0 P: 14	R: 0 H: 0 E: 0 K: 2 S: 13	H: 0 LOB: 0 BB: 0 P: 19	R: 1 H: 2 E: 0 K: 1 S: 12	H: 2 LOB: 1 BB: 0 P: 21	R: 0 H: 2 E: 0 K: 0 S: 10	H: 2 LOB: 1 BB: 0 P: 13	R: 0 H: 1 E: 0 K: 1 S: 12	H: 1 LOB: 2 BB: 1 P: 21	R: 0 H: 0 E: 0 K: 0 S: 7	H: 0 LOB: 0 BB: 0 P: 14	R: 1 H: 2 E: 0 K: 0 S: 8	H: 2 LOB: 0 BB: 0 P: 8	1B: 4 2B: 4 3B: 0 HR: 1	SF: 0 SAC: 0 DP: 1 HBP: 1	WP: 1 PB: 0 SB: 0 CS: 0	PA: 32							
<b>PITCHER</b>	IP	WLS	BF	H	R	ER	SO	BB	IBB	HBP	BLK	WP	HR	S	P	ERA	WHIP										
Dan Haren, R (1, 1) ERA: 1.89	6.0		25	6	2	2	7	1	0	1	0	0	1	65	102	3.00	1.167										
50 Kiko Calero, R (7, 1) ERA: 5.52	1.0		3	0	0	0	0	0	0	0	0	0	0	7	14	0.00	0.000										
58 Justin Duchscherer, R (8, 1) ERA: 4.4	1.0	L	4	2	1	1	0	0	0	0	0	0	1	8	8	9.00	2.000										

Oakland Athletics @ Kansas City Royals  
Kauffman Stadium, Kansas City, MO  
Wed May 09 2007, 7:10 PM CDT  
Att: 10,974 - Cloudy - 75 F

AB	30
R	3
H	8
RBI	3
BB	1
SO	7
LOB	15





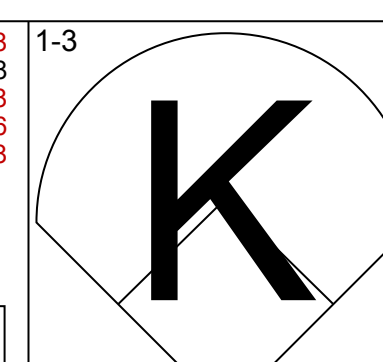
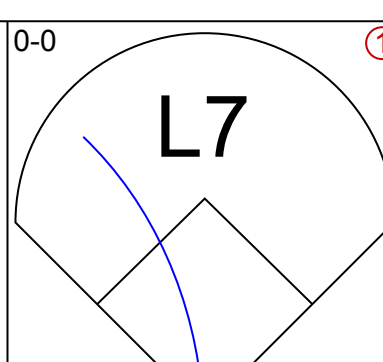
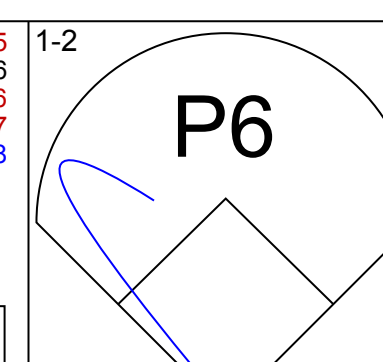
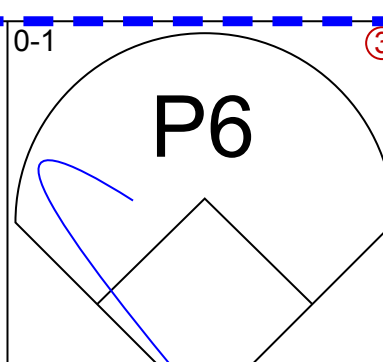
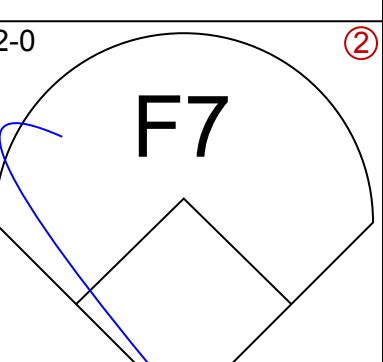
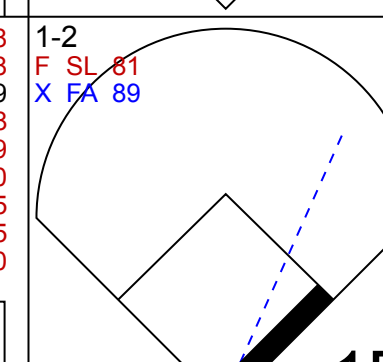
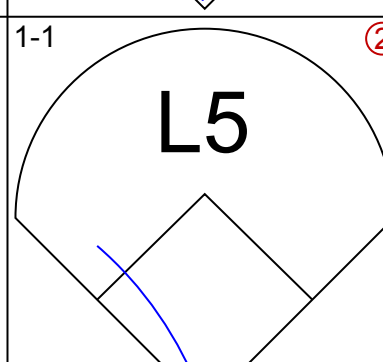
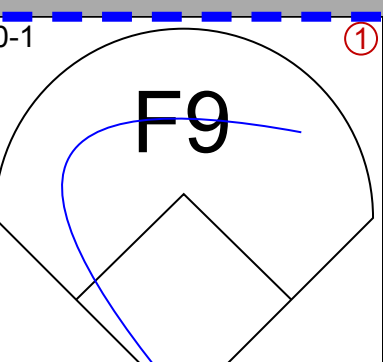
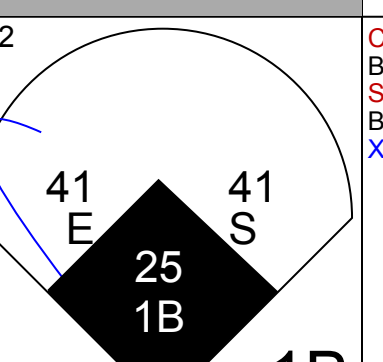
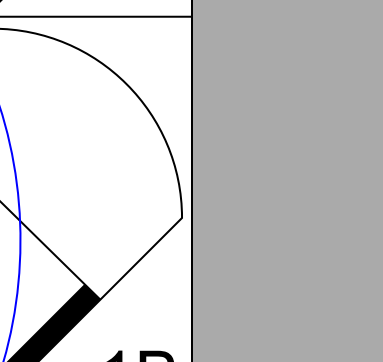
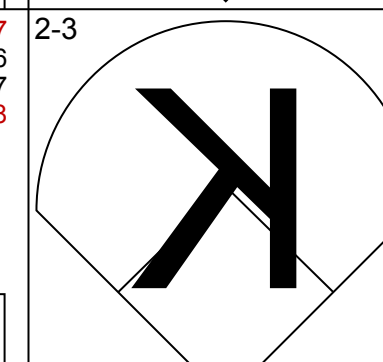
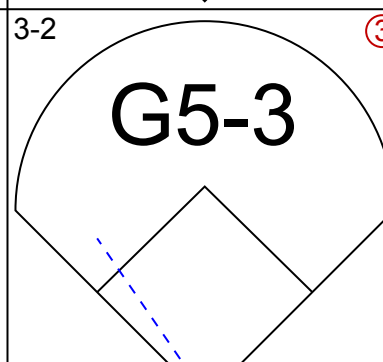
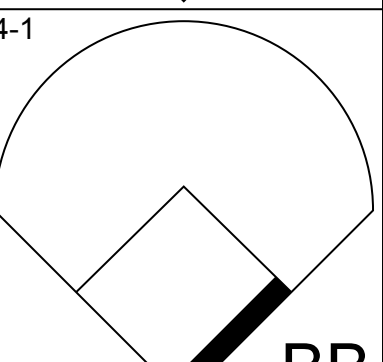
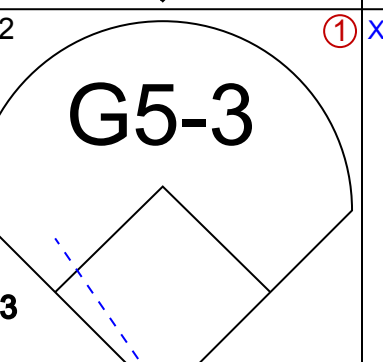
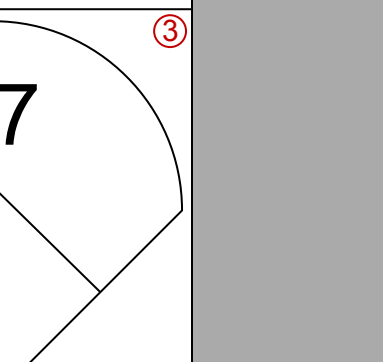
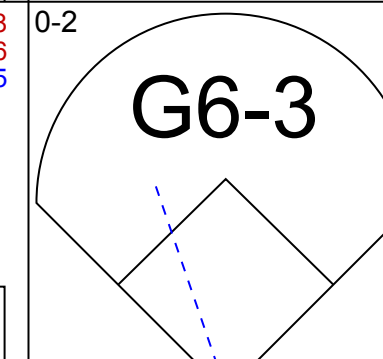
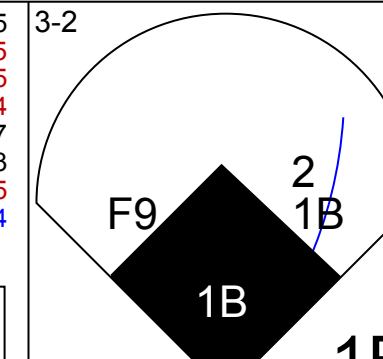
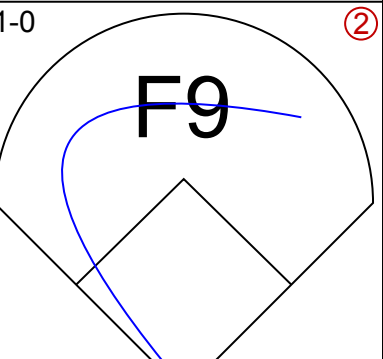
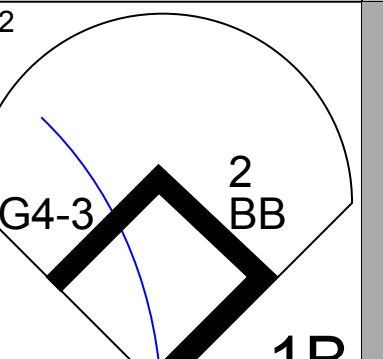
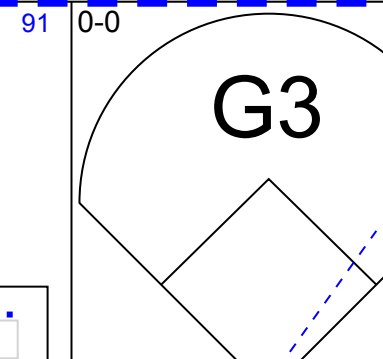

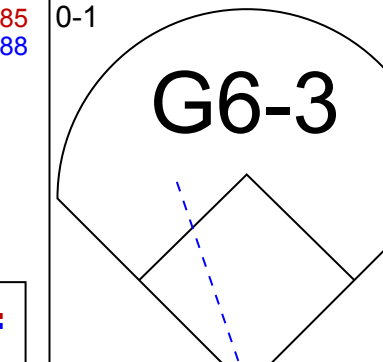
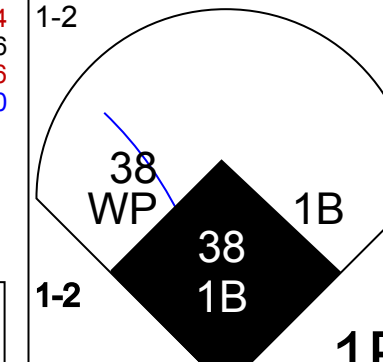
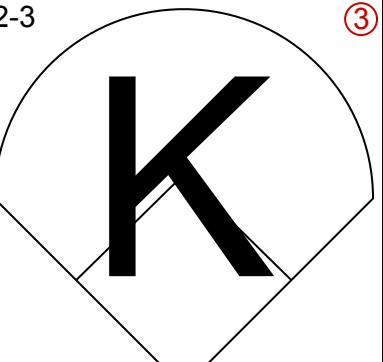
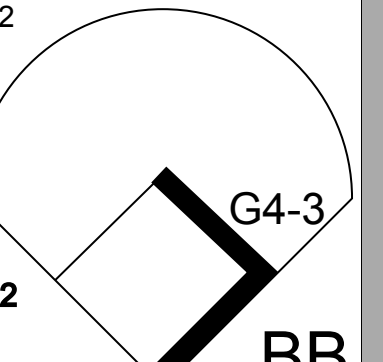
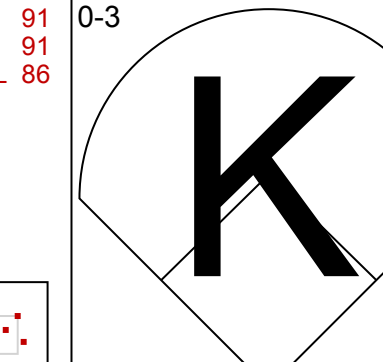

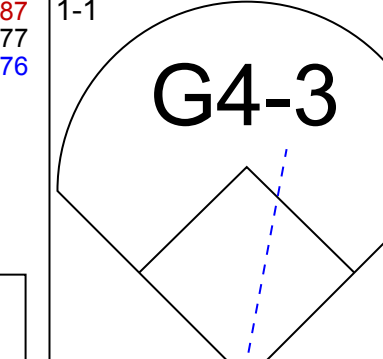
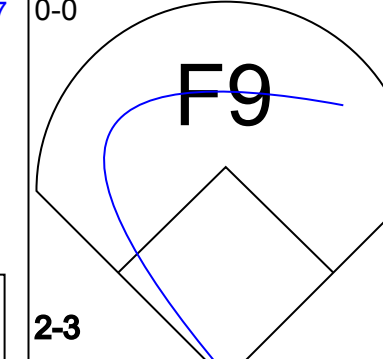
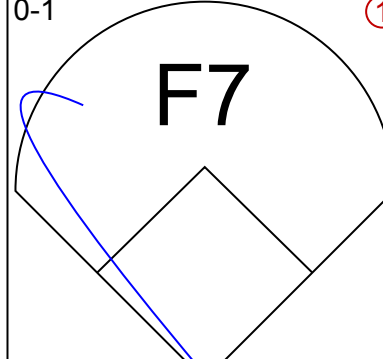
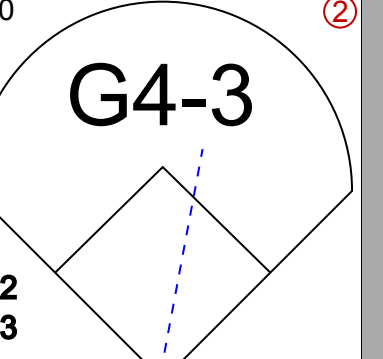
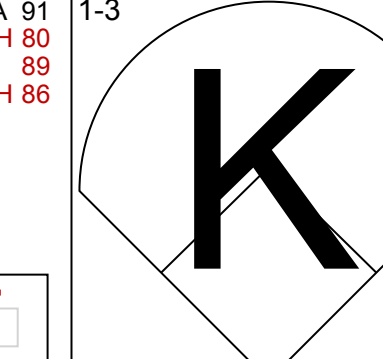
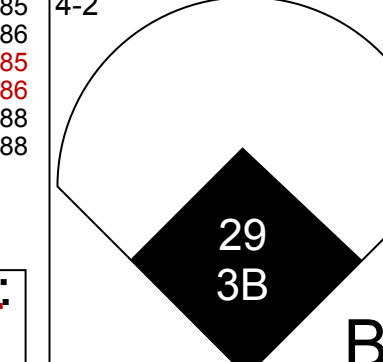
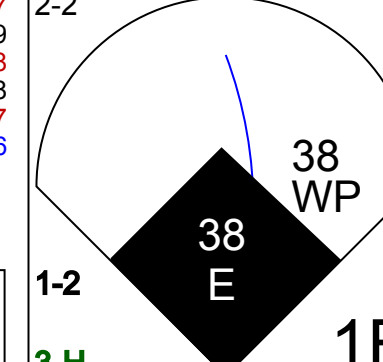

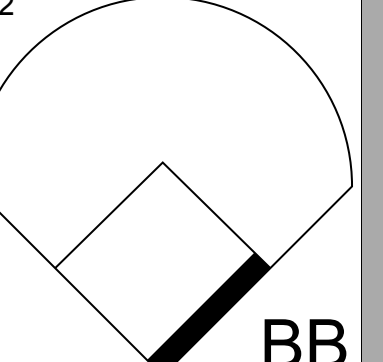
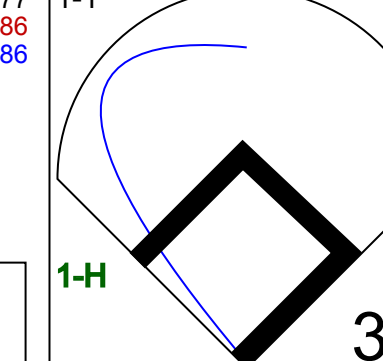
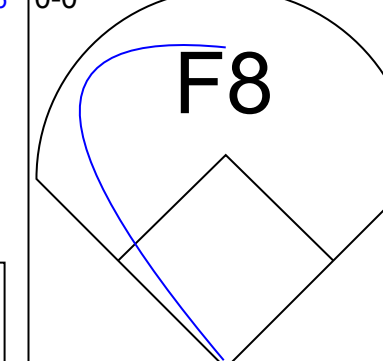
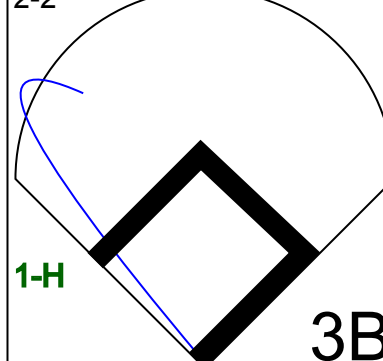
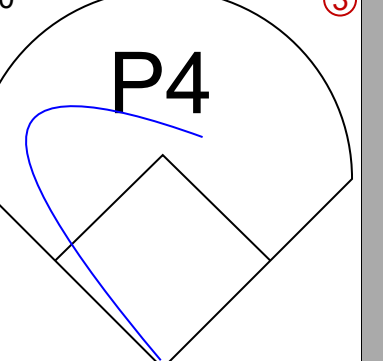

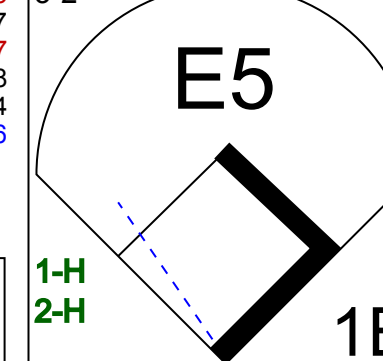

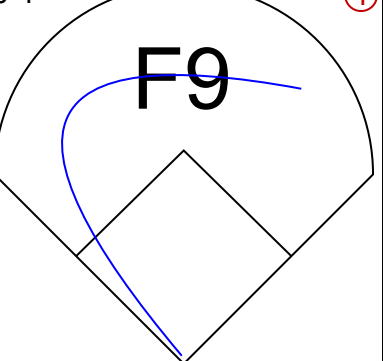




Batter	1	2	3	4	5	6	7	8	9	AB	R	H	RBI	BB	SO	LOB	TOP										
24 Grady Sizemore, L OBP: 0.394, SLG: 0.416										4	0	0	0	0	0	2	<b>Cleveland Indians @ Oakland Athletics</b> McAfee Coliseum, Oakland, CA Fri May 11 2007, 10:05 PM EDT Att: 20,393 - Partly Cloudy - 51 F										
Casey Blake, R OBP: 0.326, SLG: 0.383										4	0	1	0	0	0	0											
48 Travis Hafner, L OBP: 0.424, SLG: 0.479										4	0	0	0	0	1	2											
41 Victor Martinez, S OBP: 0.419, SLG: 0.510										4	0	1	0	0	0	0											
Trot Nixon, L OBP: 0.389, SLG: 0.419										3	0	0	0	1	0	1											
2 Jhonny Peralta, R OBP: 0.333, SLG: 0.475										4	0	0	0	0	1	2											
20 David Dellucci, L OBP: 0.309, SLG: 0.391										4	1	2	0	0	2	0											
25 Ryan Garko, R OBP: 0.347, SLG: 0.462										4	1	3	2	0	0	2											
29 Josh Barfield, R OBP: 0.237, SLG: 0.257										3	0	0	0	0	2	2											
<b>Inning Stats</b>	R: 0 E: 0 K: 1 S: 9	H: 0 LOB: 0 BB: 0 P: 13	R: 0 E: 0 K: 0 S: 6	H: 0 LOB: 0 BB: 0 P: 11	R: 0 E: 0 K: 1 S: 8	H: 1 LOB: 1 BB: 0 P: 12	R: 0 E: 0 K: 0 S: 9	H: 0 LOB: 0 BB: 0 P: 12	R: 0 E: 0 K: 2 S: 8	H: 0 LOB: 0 BB: 0 P: 11	R: 1 E: 0 K: 1 S: 15	H: 1 LOB: 0 BB: 0 P: 20	R: 0 E: 0 K: 0 S: 11	H: 1 LOB: 1 BB: 0 P: 16	R: 1 E: 0 K: 1 S: 12	H: 3 LOB: 2 BB: 0 P: 19		R: 0 E: 0 K: 0 S: 12	H: 1 LOB: 2 BB: 1 P: 22	1B: 4 2B: 2 3B: 0 HR: 1	SF: 0 SAC: 0 DP: 0 HBP: 0	WP: 0 PB: 0 SB: 0 CS: 0	PA: 35				
<b>PITCHER</b>	IP	WLS	BF	H	R	ER	SO	BB	IBB	HBP	BLK	WP	HR	S	P	ERA	WHIP										
Joe Blanton, R ERA: 3.48	7.0	W	26	5	2	2	5	0	0	0	0	0	1	68	99	2.57	0.714										
58 Justin Duchschner, R ERA: 4.11	1.0		4	1	0	0	1	0	0	0	0	0	0	10	15	0.00	1.000										
Alan Embree, L ERA: 3.6	1.0		5	1	0	0	0	1	0	0	0	0	0	12	22	0.00	2.000										

Batter	1	2	3	4	5	6	7	8	9	AB	R	H	RBI	BB	SO	LOB	BOTTOM										
Shannon Stewart, R OBP: 0.333, SLG: 0.348										5	1	1	2	0	1	2	<b>Cleveland Indians @ Oakland Athletics</b> McAfee Coliseum, Oakland, CA Fri May 11 2007, 10:05 PM EDT Att: 20,393 - Partly Cloudy - 51 F										
Nick Swisher, S OBP: 0.417, SLG: 0.531										5	0	1	1	0	1	2											
3 Eric Chavez, L OBP: 0.314, SLG: 0.436										4	0	2	0	0	0	0											
22 Milton Bradley, S OBP: 0.380, SLG: 0.381										4	0	1	0	0	1	3											
29 Dan Johnson, L OBP: 0.516, SLG: 0.745										4	2	3	0	0	1	1											
7 Bobby Crosby, R OBP: 0.271, SLG: 0.366										4	2	2	1	0	0	2											
32 Jack Cust, L OBP: 0.435, SLG: 0.947										4	1	2	4	0	1	1											
14 Mark Ellis, R OBP: 0.331, SLG: 0.348										3	1	1	0	1	1	1											
Jason Kendall, R OBP: 0.230, SLG: 0.195										4	1	1	0	0	0	2											
<b>Inning Stats</b>	R: 0 E: 0 K: 1 S: 9	H: 1 LOB: 1 BB: 0 P: 9	R: 0 E: 0 K: 0 S: 9	H: 1 LOB: 0 BB: 0 P: 13	R: 0 E: 0 K: 0 S: 8	H: 0 LOB: 0 BB: 0 P: 12	R: 0 E: 0 K: 1 S: 7	H: 1 LOB: 1 BB: 0 P: 11	R: 1 E: 0 K: 2 S: 11	H: 1 LOB: 0 BB: 0 P: 16	R: 0 E: 0 K: 0 S: 6	H: 0 LOB: 0 BB: 0 P: 10	R: 5 E: 0 K: 1 S: 21	H: 6 LOB: 2 BB: 1 P: 35	R: 2 E: 0 K: 1 S: 24	H: 4 LOB: 2 BB: 0 P: 37		1B: 9 2B: 4 3B: 0 HR: 2	SF: 0 SAC: 0 DP: 1 HBP: 0	WP: 1 PB: 0 SB: 0 CS: 1	PA: 38						
<b>PITCHER</b>	IP	WLS	BF	H	R	ER	SO	BB	IBB	HBP	BLK	WP	HR	S	P	ERA	WHIP										
CC Sabathia, L ERA: 4.02	6.2	L	29	9	6	6	5	1	0	0	0	0	2	68	101	8.10	1.500										
40 Tom Mastny, R ERA: 3.07	0.1		2	1	0	0	0	0	0	0	0	0	0	3	5	0.00	3.000										
Roberto Hernandez, R ERA: 6.4	1.0		7	4	2	2	1	0	0	0	0	1	0	24	37	18.00	4.000										

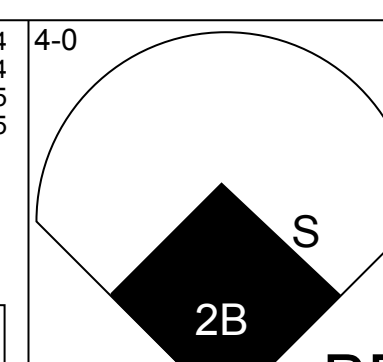
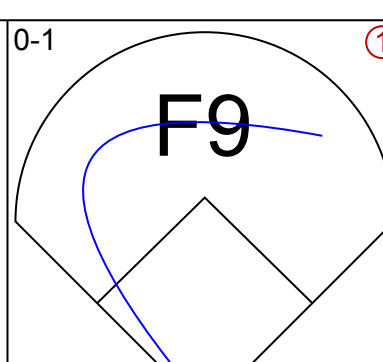
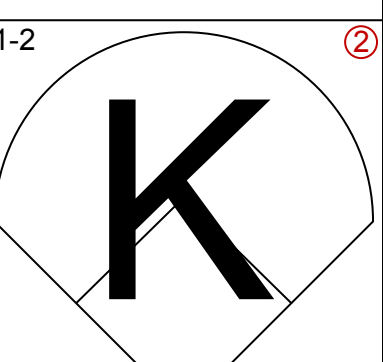
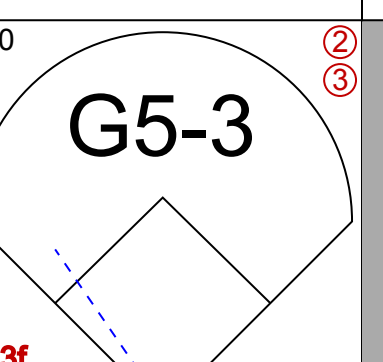
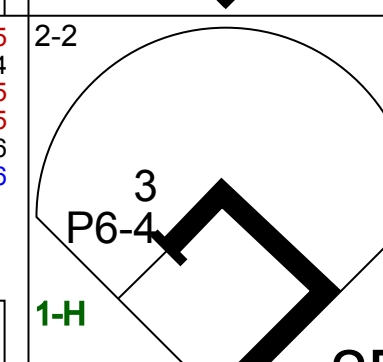
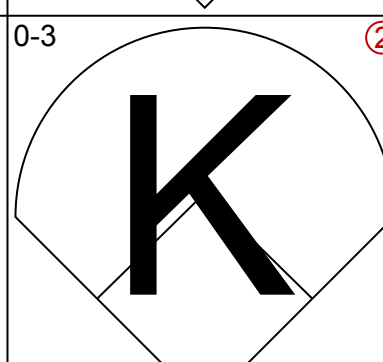
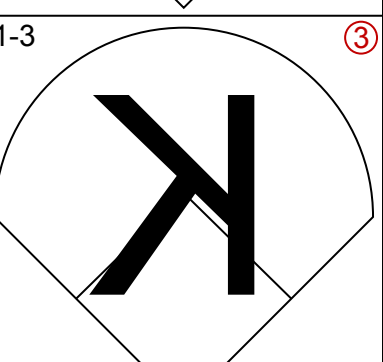
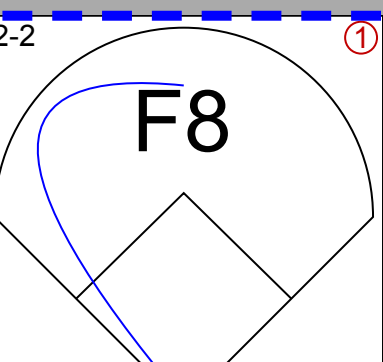
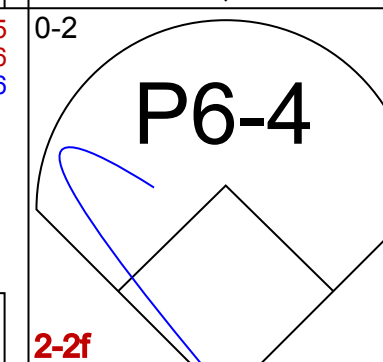
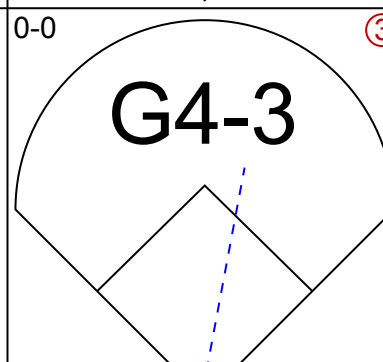
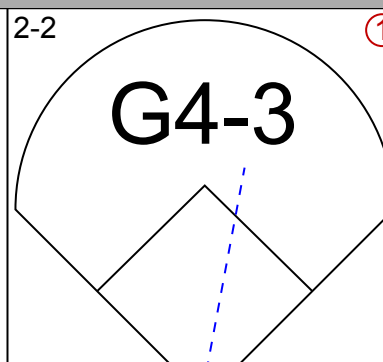
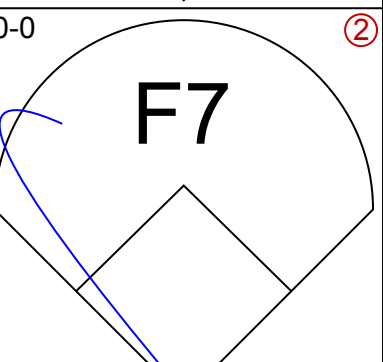
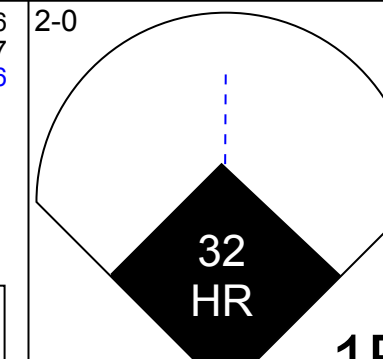
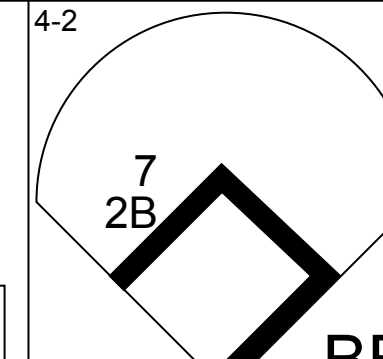

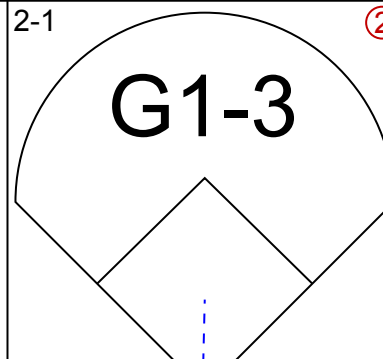
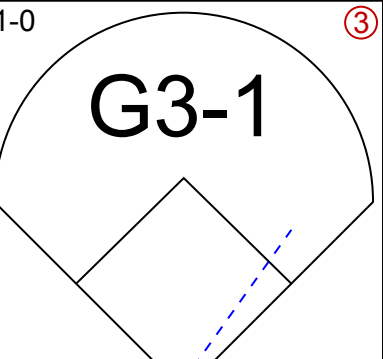
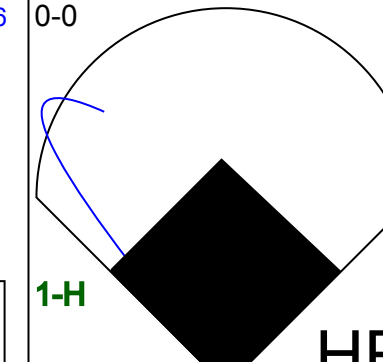
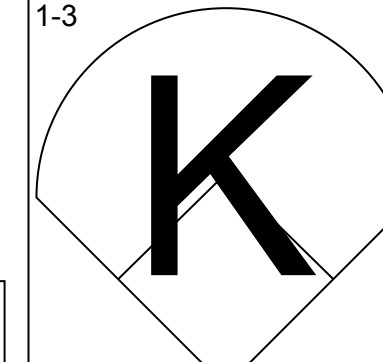

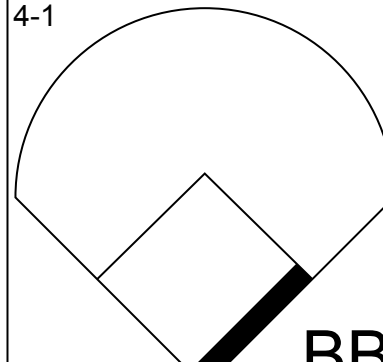
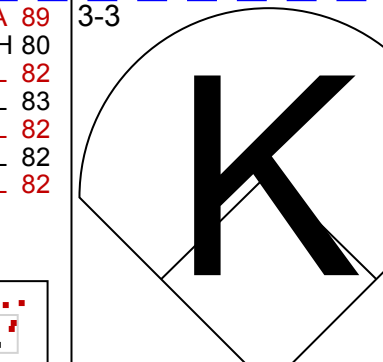
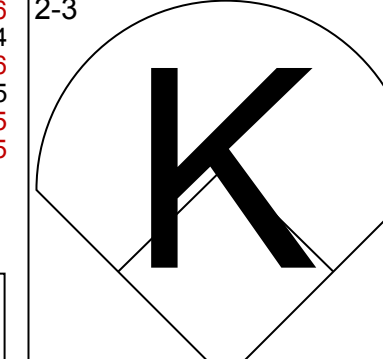
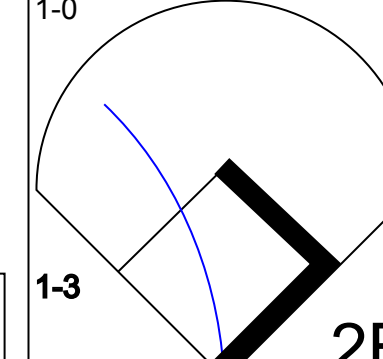

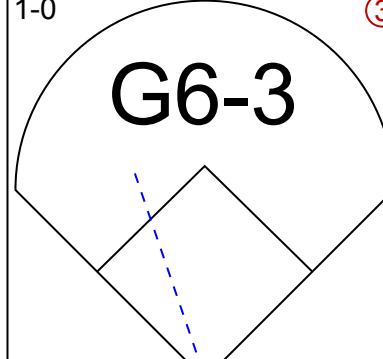
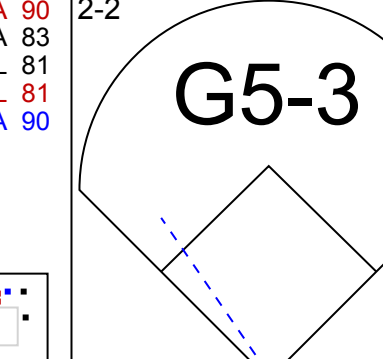
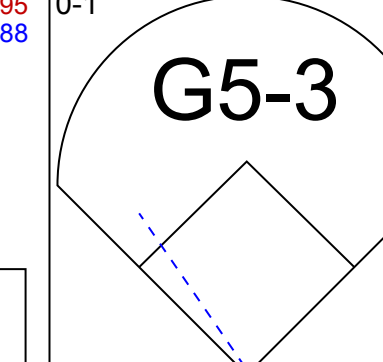
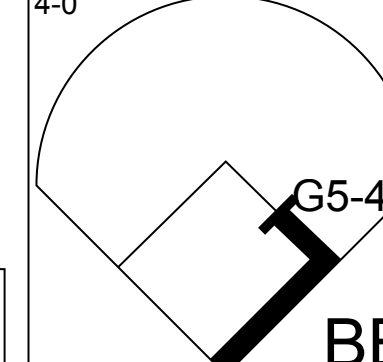

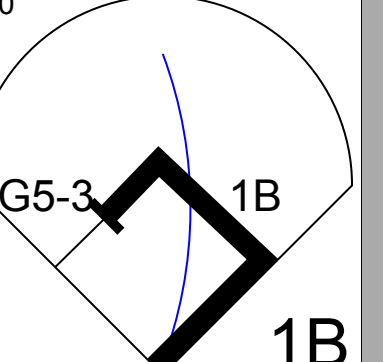
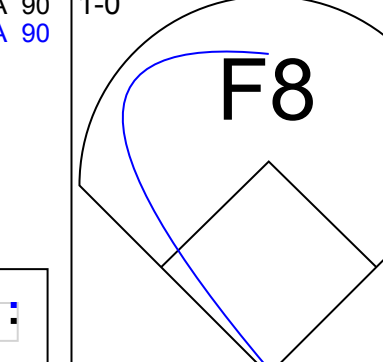
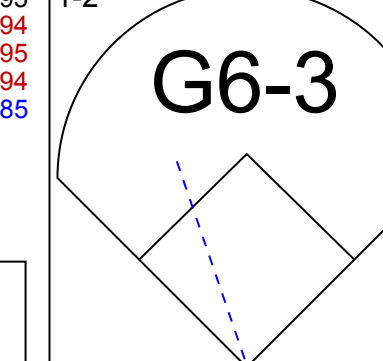
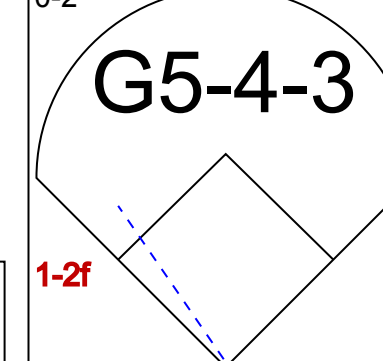

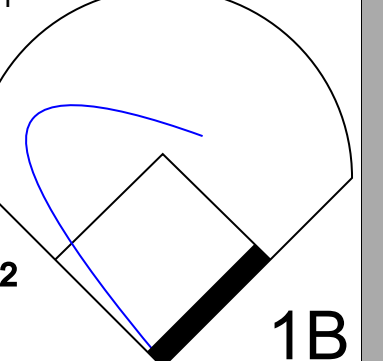
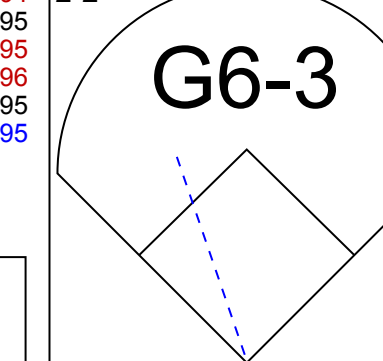
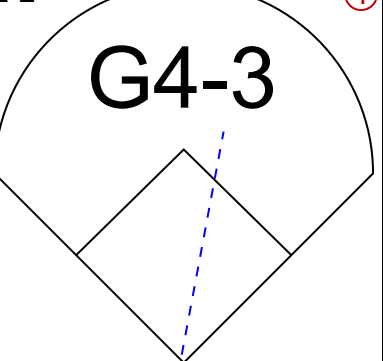
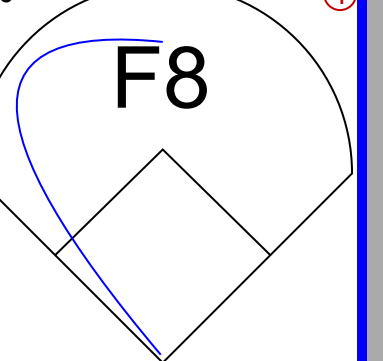


Batter	1	2	3	4	5	6	7	8	9	AB	R	H	RBI	BB	SO	LOB	TOP					
24 Grady Sizemore, L OBP: 0.381, SLG: 0.400										5	0	0	0	0	1	2						
Jason Michaels, R OBP: 0.290, SLG: 0.385										5	1	3	0	0	0	0						
41 Victor Martinez, S OBP: 0.410, SLG: 0.491										4	0	0	0	1	1	3						
25 Ryan Garko, R OBP: 0.349, SLG: 0.458										5	1	2	1	0	0	2						
2 Jhonny Peralta, R OBP: 0.336, SLG: 0.467										4	1	1	0	1	2	1						
Trot Nixon, L OBP: 0.372, SLG: 0.398										5	0	0	0	0	1	4						
Casey Blake, R OBP: 0.345, SLG: 0.393										2	3	2	1	2	0	0						
29 Josh Barfield, R OBP: 0.246, SLG: 0.301										4	0	2	2	0	0	5						
38 Franklin Gutierrez, R OBP: 0.200, SLG: 0.200										4	0	1	1	0	2	2						
<b>Inning Stats</b>	R: 0 E: 0 K: 2 S: 20	H: 1 LOB: 1 BB: 0 P: 24	R: 1 E: 0 K: 1 S: 11	H: 1 LOB: 1 BB: 1 P: 18	R: 0 E: 0 K: 0 S: 6	H: 0 LOB: 0 BB: 0 P: 10	R: 3 E: 1 K: 0 S: 21	H: 4 LOB: 1 BB: 0 P: 31	R: 0 E: 0 K: 1 S: 7	H: 0 LOB: 1 BB: 0 P: 14	R: 1 E: 0 K: 1 S: 12	H: 2 LOB: 1 BB: 0 P: 18	R: 1 E: 0 K: 0 S: 19	H: 2 LOB: 3 BB: 2 P: 37	R: 0 E: 0 K: 0 S: 7	H: 1 LOB: 1 BB: 0 P: 11	R: 0 E: 0 K: 2 S: 7	H: 0 LOB: 0 BB: 0 P: 8	1B: 9 2B: 0 3B: 2 HR: 0	SF: 0 SAC: 0 DP: 0 HBP: 0	WP: 1 PB: 0 SB: 2 CS: 0	PA: 42
<b>PITCHER</b>	IP	WLS	BF	H	R	ER	SO	BB	IBB	HBP	BLK	WP	HR	S	P	ERA	WHIP					
61 Dallas Braden, L ERA: 5.65	4.0	L	19	6	4	3	3	1	0	0	0	1	0	58	83	6.75	1.750					
50 Kiko Calero, R ERA: 5.51	1.2		8	2	1	1	2	1	0	0	0	0	0	17	30	5.40	1.800					
25 Lenny DiNardo, L ERA: 2.38	1.0		6	2	1	1	0	1	0	0	0	0	0	18	32	9.00	3.000					
Jay Witasick, R ERA: 3.38	1.1		6	1	0	0	0	1	0	0	0	0	0	10	18	0.00	1.500					
20 Huston Street, R ERA: 2.5	1.0		3	0	0	0	2	0	0	0	0	0	0	7	8	0.00	0.000					

Cleveland Indians @ Oakland Athletics  
McAfee Coliseum, Oakland, CA  
Sat May 12 2007, 4:05 PM EDT  
Att: 22,705 - Partly Cloudy - 61 F

AB 38  
R 6  
H 11  
RBI 5  
BB 4  
SO 7  
LOB 19



Batter	1	2	3	4	5	6	7	8	9	AB	R	H	RBI	BB	SO	LOB	BOTTOM					
Shannon Stewart, R OBP: 0.331, SLG: 0.341										3	1	0	0	1	1	2						
Nick Swisher, S OBP: 0.411, SLG: 0.530										4	0	1	1	0	2	0						
3 Eric Chavez, L OBP: 0.306, SLG: 0.424										4	0	0	0	0	0	1						
29 Dan Johnson, L OBP: 0.515, SLG: 0.722										3	1	1	0	1	0	0						
32 Jack Cust, L OBP: 0.444, SLG: 1.000										3	1	1	2	1	2	1						
7 Bobby Crosby, R OBP: 0.270, SLG: 0.371										4	0	1	0	0	1	1						
6 Travis Buck, L OBP: 0.347, SLG: 0.443										3	0	1	0	1	0	0						
Marco Scutaro, R OBP: 0.229, SLG: 0.250										3	0	1	0	0	0	3						
Jason Kendall, R OBP: 0.227, SLG: 0.192										2	0	0	0	0	0	0						
22 Milton Bradley, S OBP: 0.373, SLG: 0.372										1	0	0	0	0	0	2						
Adam Melhuse, S OBP: 0.176, SLG: 0.188										0	0	0	0	0	0	0						
<b>Inning Stats</b>	R: 3 E: 0 K: 1 S: 13	H: 3 LOB: 0 BB: 1 P: 23	R: 0 E: 0 K: 0 S: 10	H: 0 LOB: 0 BB: 0 P: 13	R: 0 E: 0 K: 1 S: 6	H: 0 LOB: 0 BB: 0 P: 6	R: 0 E: 0 K: 1 S: 10	H: 1 LOB: 2 BB: 2 P: 20	R: 0 E: 0 K: 2 S: 9	H: 0 LOB: 0 BB: 0 P: 13	R: 0 E: 0 K: 0 S: 7	H: 0 LOB: 1 BB: 1 P: 16	R: 0 E: 0 K: 0 S: 5	H: 2 LOB: 1 BB: 0 P: 9	R: 0 E: 0 K: 0 S: 5	H: 0 LOB: 0 BB: 0 P: 8	R: 0 E: 0 K: 1 S: 8	H: 0 LOB: 0 BB: 0 P: 14	1B: 3 2B: 3 3B: 0 HR: 1	SF: 0 SAC: 0 DP: 3 HBP: 0	WP: 0 PB: 0 SB: 1 CS: 0	PA: 34
<b>PITCHER</b>	IP	WLS	BF	H	R	ER	SO	BB	IBB	HBP	BLK	WP	HR	S	P	ERA	WHIP					
55 Roberto Hernandez, R ERA: 3.12	7.0	W	28	6	3	3	5	4	0	0	0	0	0	60	100	3.86	1.429					
46 Aaron Fultz, L ERA: 2.25	1.0	H	3	0	0	0	0	0	0	0	0	0	0	5	8	0.00	0.000					
47 Joe Borowski, R ERA: 6.91	1.0	S	3	0	0	0	1	0	0	0	0	0	0	8	14	0.00	0.000					

Cleveland Indians @ Oakland Athletics  
McAfee Coliseum, Oakland, CA  
Sat May 12 2007, 4:05 PM EDT  
Att: 22,705 - Partly Cloudy - 61 F

AB 30  
R 3  
H 6  
RBI 3  
BB 4  
SO 6  
LOB 10





Batter	1	2	3	4	5	6	7	8	9	AB	R	H	RBI	BB	SO	LOB	TOP										
<b>24 Grady Sizemore, L</b> OBP: 0.382, SLG: 0.396	G4-3	HBP	G4-3			2B 1B		K		4	1	1	0	0	1	1	<b>Cleveland Indians @ Oakland Athletics</b> McAfee Coliseum, Oakland, CA Sun May 13 2007, 4:05 PM EDT Att: 24,692 - Sunny - 65 F										
<b>Casey Blake, R</b> OBP: 0.347, SLG: 0.417	3B	K			G5-3	4B 1B		G6-3		5	1	2	1	0	1	3											
<b>48 Travis Hafner, L</b> OBP: 0.429, SLG: 0.475																											
<b>10 Kelly Shoppach, R</b> OBP: 0.366, SLG: 0.429	41 G4-6-3 BB		41 1B 2B		K			G3-1		3	1	1	1	2	1	0											
<b>41 Victor Martinez, S</b> OBP: 0.409, SLG: 0.486	G4-6-3		2B 20 1B		G4-3					0	0	0	0	0	0	0											
<b>Trot Nixon, L</b> OBP: 0.376, SLG: 0.406										5	1	2	0	0	0	3											
<b>Jason Michaels, R</b> OBP: 0.286, SLG: 0.379			20 1B 25 BB		20 1B 29 G6-3			K		3	2	1	1	1	0	1											
<b>25 Ryan Garko, R</b> OBP: 0.360, SLG: 0.475			FC4-6 20 1B		G5-3					1	0	0	0	0	1	1											
<b>20 David Dellucci, L</b> OBP: 0.313, SLG: 0.391			FC4-6 1B		K					5	1	2	1	0	2	3											
<b>29 Josh Barfield, R</b> OBP: 0.244, SLG: 0.297			K		G6-3					5	0	1	1	0	2	6											
<b>Mike Rouse, L</b> OBP: 0.257, SLG: 0.194	FC4-6 HBP		E4		G1-3					4	0	0	1	0	4												
<b>Inning Stats</b>	R: 0 E: 0 K: 0 S: 8	H: 1 LOB: 1 BB: 1 P: 13	R: 1 E: 0 K: 2 S: 14	H: 2 LOB: 3 BB: 1 P: 27	R: 4 E: 0 K: 0 S: 20	H: 3 LOB: 1 BB: 1 P: 35	R: 0 E: 0 K: 1 S: 12	H: 0 LOB: 0 BB: 0 P: 15	R: 0 E: 0 K: 1 S: 14	H: 2 LOB: 2 BB: 0 P: 21	R: 2 E: 0 K: 0 S: 12	H: 3 LOB: 1 BB: 0 P: 16	R: 0 E: 0 K: 0 S: 7	H: 0 LOB: 0 BB: 0 P: 7	R: 0 E: 0 K: 1 S: 9	H: 2 LOB: 2 BB: 0 P: 29	1B: 9 2B: 3 3B: 1 HR: 0	SF: 0 SAC: 0 DP: 1 HBP: 1	WP: 0 PB: 0 CS: 0	PA: 44							
<b>PITCHER</b>	IP	WLS	BF	H	R	ER	SO	BB	IBB	HBP	BLK	WP	HR	S	P	ERA	WHIP										
<b>57 Chad Gaudin, R</b> ERA: 2.93	4.2		26	8	5	4	4	3	0	1	0	0	0	66	109	7.71	2.357										
<b>Jay Marshall, L</b> ERA: 5.63	2.1		10	3	2	2	0	0	0	0	0	0	0	21	25	7.71	1.286										
<b>Alan Embree, L</b> ERA: 3.24	1.2		7	2	0	0	3	0	0	0	0	0	0	24	37	0.00	1.200										
<b>Jay Witasick, R</b> ERA: 3.27	0.1	W	1	0	0	0	1	0	0	0	0	0	0	4	5	0.00	0.000										

AB 40  
R 7  
H 13  
RBI 6  
BB 3  
SO 8  
LOB 25



Batter	1	2	3	4	5	6	7	8	9	AB	R	H	RBI	BB	SO	LOB	BOTTOM										
<b>Shannon Stewart, R</b> OBP: 0.333, SLG: 0.343	F8		29 BB 1B	1B				F9		5	0	2	1	0	0	0	<b>Cleveland Indians @ Oakland Athletics</b> McAfee Coliseum, Oakland, CA Sun May 13 2007, 4:05 PM EDT Att: 24,692 - Sunny - 65 F										
<b>Nick Swisher, S</b> OBP: 0.411, SLG: 0.524	G5-3		29 BB 1B	1B				F9		5	0	2	0	0	0	0											
<b>3 Eric Chavez, L</b> OBP: 0.309, SLG: 0.443	K		K		F8			HR		5	2	2	1	0	2	5											
<b>22 Milton Bradley, S</b> OBP: 0.375, SLG: 0.447		G6-3	SF8		P4			29 S 1B		4	1	2	3	0	0	0											
<b>29 Dan Johnson, L</b> OBP: 0.507, SLG: 0.690		P4			P6			L7		4	1	1	0	1	0	1											
<b>7 Bobby Crosby, R</b> OBP: 0.276, SLG: 0.397			BB		G6-3			F7		5	2	2	1	0	1	3											
<b>32 Jack Cust, L</b> OBP: 0.469, SLG: 1.077	K							K		4	2	2	3	1	2	0											
<b>14 Mark Ellis, R</b> OBP: 0.336, SLG: 0.348			1B BB		F9			K		3	1	1	0	1	1	2											
<b>Jason Kendall, R</b> OBP: 0.229, SLG: 0.195			1B 22 SF8		G4-3			G4-3		3	1	1	1	0	0	1											
<b>6 Travis Buck, L</b> OBP: 0.344, SLG: 0.438										1	0	0	0	0	0	1											
<b>Adam Melhuse, S</b> OBP: 0.176, SLG: 0.188										0	0	0	0	0	0	0											
<b>Inning Stats</b>	R: 0 E: 0 K: 1 S: 11	H: 0 LOB: 0 BB: 0 P: 17	R: 1 E: 0 K: 1 S: 9	H: 1 LOB: 0 BB: 0 P: 13	R: 2 E: 0 K: 2 S: 18	H: 3 LOB: 3 BB: 2 P: 31	R: 0 E: 0 K: 0 S: 7	H: 0 LOB: 0 BB: 0 P: 11	R: 0 E: 0 K: 1 S: 10	H: 1 LOB: 1 BB: 0 P: 16	R: 5 E: 0 K: 0 S: 19	H: 5 LOB: 0 BB: 0 P: 32	1B: 10 2B: 1 3B: 0 HR: 4	SF: 1 SAC: 0 DP: 1 HBP: 0	WP: 0 PB: 0 CS: 0	PA: 43											
<b>PITCHER</b>	IP	WLS	BF	H	R	ER	SO	BB	IBB	HBP	BLK	WP	HR	S	P	ERA	WHIP										
<b>31 Cliff Lee, L</b> ERA: 4.5	5.0		25	7	4	4	4	3	0	0	0	0	1	56	94	7.20	2.000										
<b>40 Tom Mastny, R</b> ERA: 3.31	1.2	H	6	2	1	1	1	0	0	0	0	0	1	20	32	5.40	1.200										
<b>46 Aaron Fultz, L</b> ERA: 2.19	0.1	H	1	0	0	0	0	0	0	0	0	0	0	4	6	0.00	0.000										
<b>63 Rafael Betancourt, R</b> ERA: 2.45	1.0	H	4	1	0	0	1	0	0	0	0	0	0	10	16	0.00	1.000										
<b>47 Joe Borowski, R</b> ERA: 9.0	0.2	L	6	4	4	4	0	0	0	0	0	0	1	18	30	54.00	6.000										

AB 39  
R 10  
H 15  
RBI 10  
BB 3  
SO 6  
LOB 13





Batter	1	2	3	4	5	6	7	8	9	AB	R	H	RBI	BB	SO	LOB	TOP		
9 David DeJesus, L (1, 8) OBP: 0.362, SLG: 0.447										5	0	1	0	0	1	3			
15 Mark Grudzielanek, R (1, 4) OBP: 0.299, SLG: 0.375										5	0	1	0	0	1	1			
24 Mark Teahen, L (1, 9) OBP: 0.392, SLG: 0.450										3	0	1	0	1	1	0			
29 Mike Sweeney, R (1, 10) OBP: 0.318, SLG: 0.393										3	0	0	0	1	1	1			
32 Shane Costa, L (1, 7) OBP: 0.158, SLG: 0.158										4	0	0	0	0	3	4			
Esteban German, R (1, 5) OBP: 0.415, SLG: 0.494										3	0	1	0	1	0	3			
4 Alex Gordon, L (1, 3) OBP: 0.303, SLG: 0.261										3	1	1	0	1	0	1			
14 John Buck, R (1, 2) OBP: 0.394, SLG: 0.593										4	1	1	2	0	0	2			
1 Tony Pena Jr., R (1, 6) OBP: 0.275, SLG: 0.319										4	0	1	0	0	1	0			
<b>Inning Stats</b>	R: 0 H: 1 E: 0 K: 2 S: 12	H: 0 R: 0 ER: 0 BB: 2 P: 24	R: 0 H: 0 E: 0 K: 1 S: 4	H: 0 R: 0 ER: 0 BB: 0 P: 6	R: 0 H: 0 E: 0 K: 1 S: 10	H: 0 R: 0 ER: 0 BB: 0 P: 16	R: 0 H: 0 E: 0 K: 1 S: 6	H: 0 R: 0 ER: 0 BB: 1 P: 12	R: 0 H: 2 E: 0 K: 1 S: 12	H: 1 R: 0 ER: 0 BB: 0 P: 21	R: 2 H: 3 E: 0 K: 0 S: 17	H: 0 R: 0 ER: 0 BB: 0 P: 24	1B: 3 2B: 1 3B: 2 HR: 1	SF: 0 SAC: 0 DP: 0 HBP: 0	WP: 0 PB: 0 SB: 2 CS: 0	PA: 38			
<b>PITCHER</b>	IP WLS BF H R ER SO BB IBB HBP BLK WP HR S P ERA WHIP	IP WLS BF H R ER SO BB IBB HBP BLK WP HR S P ERA WHIP	IP WLS BF H R ER SO BB IBB HBP BLK WP HR S P ERA WHIP	IP WLS BF H R ER SO BB IBB HBP BLK WP HR S P ERA WHIP	IP WLS BF H R ER SO BB IBB HBP BLK WP HR S P ERA WHIP	IP WLS BF H R ER SO BB IBB HBP BLK WP HR S P ERA WHIP	IP WLS BF H R ER SO BB IBB HBP BLK WP HR S P ERA WHIP	IP WLS BF H R ER SO BB IBB HBP BLK WP HR S P ERA WHIP	IP WLS BF H R ER SO BB IBB HBP BLK WP HR S P ERA WHIP	IP WLS BF H R ER SO BB IBB HBP BLK WP HR S P ERA WHIP	IP WLS BF H R ER SO BB IBB HBP BLK WP HR S P ERA WHIP	IP WLS BF H R ER SO BB IBB HBP BLK WP HR S P ERA WHIP	IP WLS BF H R ER SO BB IBB HBP BLK WP HR S P ERA WHIP	IP WLS BF H R ER SO BB IBB HBP BLK WP HR S P ERA WHIP	IP WLS BF H R ER SO BB IBB HBP BLK WP HR S P ERA WHIP	IP WLS BF H R ER SO BB IBB HBP BLK WP HR S P ERA WHIP	IP WLS BF H R ER SO BB IBB HBP BLK WP HR S P ERA WHIP	IP WLS BF H R ER SO BB IBB HBP BLK WP HR S P ERA WHIP	
Dan Haren, R (1, 1) ERA: 1.64	8.0	32	4	0	0	8	4	0	0	0	0	0	0	0	71	117	0.00	1.000	
58 Justin Duchschner, R (9, 1) ERA: 4.96	1.0	L	6	3	2	2	0	0	0	0	0	0	0	0	1	17	24	18.00	3.000

Kansas City Royals @ Oakland Athletics  
McAfee Coliseum, Oakland, CA  
Mon May 14 2007, 10:05 PM EDT  
Att: 12,477 - Clear - 56 F

livebaseballscores.com

AB 34  
R 2  
H 7  
RBI 2  
BB 4  
SO 8  
LOB 15

Batter	1	2	3	4	5	6	7	8	9	AB	R	H	RBI	BB	SO	LOB	BOTTOM	
6 Travis Buck, L (1, 7) OBP: 0.347, SLG: 0.452										4	0	1	0	1	2	2		
Nick Swisher, S (1, 9) OBP: 0.414, SLG: 0.519										3	0	1	0	1	0	1		
3 Eric Chavez, L (1, 5) OBP: 0.307, SLG: 0.438										4	0	1	0	0	1	4		
22 Milton Bradley, S (1, 8) OBP: 0.367, SLG: 0.431										4	0	1	0	0	2	4		
29 Dan Johnson, L (1, 3) OBP: 0.493, SLG: 0.661										4	0	1	0	0	1	3		
32 Jack Cust, L (1, 10) OBP: 0.444, SLG: 0.966										3	0	0	0	1	2	3		
7 Bobby Crosby, R (1, 6) OBP: 0.290, SLG: 0.403										3	1	2	0	1	0	0		
14 Mark Ellis, R (1, 4) OBP: 0.333, SLG: 0.345										4	0	1	0	0	0	4		
Jason Kendall, R (1, 2) Shannon Stewart, R (9, PH) OBP: 0.224, SLG: 0.190 OBP: 0.338, SLG: 0.348										3	0	0	0	0	0	2		
<b>Inning Stats</b>	R: 0 H: 1 E: 0 K: 1 S: 11	H: 0 R: 0 ER: 0 BB: 2 P: 19	R: 0 H: 1 E: 0 K: 1 S: 12	H: 0 R: 0 ER: 0 BB: 0 P: 19	R: 0 H: 1 E: 0 K: 1 S: 8	H: 0 R: 0 ER: 0 BB: 0 P: 12	R: 0 H: 1 E: 0 K: 0 S: 7	H: 2 R: 0 ER: 0 BB: 0 P: 25	R: 0 H: 0 E: 0 K: 1 S: 6	H: 1 R: 0 ER: 0 BB: 2 P: 18	R: 1 H: 2 E: 0 K: 2 S: 15	H: 0 R: 0 ER: 0 BB: 0 P: 23	1B: 8 2B: 1 3B: 1 HR: 0	SF: 0 SAC: 0 DP: 3 HBP: 0	WP: 1 PB: 0 SB: 1 CS: 0	PA: 37		
<b>PITCHER</b>	IP WLS BF H R ER SO BB IBB HBP BLK WP HR S P ERA WHIP	IP WLS BF H R ER SO BB IBB HBP BLK WP HR S P ERA WHIP	IP WLS BF H R ER SO BB IBB HBP BLK WP HR S P ERA WHIP	IP WLS BF H R ER SO BB IBB HBP BLK WP HR S P ERA WHIP	IP WLS BF H R ER SO BB IBB HBP BLK WP HR S P ERA WHIP	IP WLS BF H R ER SO BB IBB HBP BLK WP HR S P ERA WHIP	IP WLS BF H R ER SO BB IBB HBP BLK WP HR S P ERA WHIP	IP WLS BF H R ER SO BB IBB HBP BLK WP HR S P ERA WHIP	IP WLS BF H R ER SO BB IBB HBP BLK WP HR S P ERA WHIP	IP WLS BF H R ER SO BB IBB HBP BLK WP HR S P ERA WHIP	IP WLS BF H R ER SO BB IBB HBP BLK WP HR S P ERA WHIP	IP WLS BF H R ER SO BB IBB HBP BLK WP HR S P ERA WHIP	IP WLS BF H R ER SO BB IBB HBP BLK WP HR S P ERA WHIP	IP WLS BF H R ER SO BB IBB HBP BLK WP HR S P ERA WHIP	IP WLS BF H R ER SO BB IBB HBP BLK WP HR S P ERA WHIP	IP WLS BF H R ER SO BB IBB HBP BLK WP HR S P ERA WHIP	IP WLS BF H R ER SO BB IBB HBP BLK WP HR S P ERA WHIP	IP WLS BF H R ER SO BB IBB HBP BLK WP HR S P ERA WHIP
55 Gil Meche, R (1, 1) ERA: 1.91	7.0	27	7	0	0	0	2	0	0	0	0	0	0	0	65	109	0.00	1.286
Brandon Duckworth, R (8, 1) ERA: 2.61	0.0	2	0	0	0	0	2	0	0	0	0	0	0	0	8	8	-	-
41 Jimmy Gobble, L (8, 1) ERA: 1.26	1.0	W	3	0	0	0	0	0	0	0	0	0	0	6	10	0.00	0.000	
48 Joakim Soria, R (9, 1) ERA: 3.57	1.0	S	5	2	1	1	2	0	0	0	0	0	0	15	23	9.00	2.000	

Kansas City Royals @ Oakland Athletics  
McAfee Coliseum, Oakland, CA  
Mon May 14 2007, 10:05 PM EDT  
Att: 12,477 - Clear - 56 F

livebaseballscores.com

AB 33  
R 1  
H 9  
RBI 1  
BB 4  
SO 8  
LOB 23











Batter	1	2	3	4	5	6	7	8	9	AB	R	H	RBI	BB	SO	LOB	TOP								
<b>Esteban German, R</b> OBP: 0.404, SLG: 0.451 (1, 5)										4	0	0	1	1	1	3	<b>Kansas City Royals @ Oakland Athletics</b> <b>McAfee Coliseum, Oakland, CA</b> Thu May 17 2007, 3:35 PM EDT Att: 21,037 - Sunny - 55 F								
<b>9 David DeJesus, L</b> OBP: 0.347, SLG: 0.431 (1, 8)										5	1	1	0	0	0	2									
<b>15 Mark Grudzielanek, R</b> OBP: 0.290, SLG: 0.363 (1, 4)											5	1	2	0	0	0		1							
<b>24 Mark Teahen, L</b> OBP: 0.398, SLG: 0.458 (1, 9)											4	1	2	1	1	0		1							
<b>29 Mike Sweeney, R</b> OBP: 0.331, SLG: 0.395 (1, 10)											3	2	2	1	2	0		0							
<b>Emil Brown, R</b> OBP: 0.276, SLG: 0.266 (1, 7)											5	1	1	1	0	1		5							
<b>43 Ryan Shealy, R</b> OBP: 0.209, SLG: 0.230 (1, 3)										4	0	1	0	0	2	1									
<b>Paul Phillips, R</b> OBP: 0.400, SLG: 0.500 (1, 2)										3	1	1	2	1	0	1									
<b>Angel Berroa, R</b> OBP: 0.500, SLG: 0.333 (1, 6)										3	0	1	0	0	0	1									
<b>Inning Stats</b>	R: 0 E: 0 K: 1 S: 10	H: 0 LOB: 0 BB: 0 P: 18	R: 2 E: 0 K: 0 S: 17	H: 3 LOB: 2 BB: 0 P: 28	R: 0 E: 0 K: 0 S: 7	H: 0 LOB: 0 BB: 0 P: 11	R: 0 E: 0 K: 0 S: 7	H: 0 LOB: 1 BB: 0 P: 10	R: 0 E: 0 K: 0 S: 8	H: 0 LOB: 1 BB: 0 P: 13	R: 3 E: 0 K: 1 S: 19	H: 4 LOB: 2 BB: 0 P: 25	R: 1 E: 0 K: 1 S: 12	H: 2 LOB: 1 BB: 1 P: 21	R: 1 E: 0 K: 1 S: 9	H: 1 LOB: 1 BB: 1 P: 20		R: 0 E: 0 K: 0 S: 5	H: 1 LOB: 1 BB: 2 P: 13	1B: 5 2B: 5 3B: 1 HR: 0	SF: 0 SAC: 0 DP: 0 HBP: 1	WP: 1 PB: 0 SB: 0 CS: 0	PA: 42		
<b>PITCHER</b>	IP WLS BF H R ER SO BB IBB HBP BLK WP HR S P ERA WHIP	IP WLS BF H R ER SO BB IBB HBP BLK WP HR S P ERA WHIP	IP WLS BF H R ER SO BB IBB HBP BLK WP HR S P ERA WHIP	IP WLS BF H R ER SO BB IBB HBP BLK WP HR S P ERA WHIP	IP WLS BF H R ER SO BB IBB HBP BLK WP HR S P ERA WHIP	IP WLS BF H R ER SO BB IBB HBP BLK WP HR S P ERA WHIP	IP WLS BF H R ER SO BB IBB HBP BLK WP HR S P ERA WHIP	IP WLS BF H R ER SO BB IBB HBP BLK WP HR S P ERA WHIP	IP WLS BF H R ER SO BB IBB HBP BLK WP HR S P ERA WHIP	IP WLS BF H R ER SO BB IBB HBP BLK WP HR S P ERA WHIP	IP WLS BF H R ER SO BB IBB HBP BLK WP HR S P ERA WHIP	IP WLS BF H R ER SO BB IBB HBP BLK WP HR S P ERA WHIP	IP WLS BF H R ER SO BB IBB HBP BLK WP HR S P ERA WHIP	IP WLS BF H R ER SO BB IBB HBP BLK WP HR S P ERA WHIP	IP WLS BF H R ER SO BB IBB HBP BLK WP HR S P ERA WHIP	IP WLS BF H R ER SO BB IBB HBP BLK WP HR S P ERA WHIP	IP WLS BF H R ER SO BB IBB HBP BLK WP HR S P ERA WHIP	IP WLS BF H R ER SO BB IBB HBP BLK WP HR S P ERA WHIP	IP WLS BF H R ER SO BB IBB HBP BLK WP HR S P ERA WHIP	IP WLS BF H R ER SO BB IBB HBP BLK WP HR S P ERA WHIP	IP WLS BF H R ER SO BB IBB HBP BLK WP HR S P ERA WHIP	IP WLS BF H R ER SO BB IBB HBP BLK WP HR S P ERA WHIP	IP WLS BF H R ER SO BB IBB HBP BLK WP HR S P ERA WHIP	IP WLS BF H R ER SO BB IBB HBP BLK WP HR S P ERA WHIP	IP WLS BF H R ER SO BB IBB HBP BLK WP HR S P ERA WHIP


Batter	1	2	3	4	5	6	7	8	9	AB	R	H	RBI	BB	SO	LOB	BOTTOM								
<b>Shannon Stewart, R</b> OBP: 0.337, SLG: 0.344 (1, 7)											4	0	1	0	0	4									
<b>Nick Swisher, S</b> OBP: 0.415, SLG: 0.496 (1, 8)											4	0	0	0	1	3									
<b>3 Eric Chavez, L</b> OBP: 0.305, SLG: 0.429 (1, 5)											3	1	0	0	1	0									
<b>29 Dan Johnson, L</b> OBP: 0.472, SLG: 0.592 (1, 3)											3	1	0	0	1	0									
<b>32 Jack Cust, L</b> OBP: 0.449, SLG: 0.865 (1, 10)											2	1	0	0	2	1	0								
<b>7 Bobby Crosby, R</b> OBP: 0.292, SLG: 0.416 (1, 6)										4	1	2	2	0	0	1									
<b>6 Travis Buck, L</b> OBP: 0.343, SLG: 0.448 (1, 9)										3	0	1	1	0	0	1									
<b>14 Mark Ellis, R</b> OBP: 0.338, SLG: 0.356 (1, 4)										4	0	3	1	0	1	0									
<b>Adam Melhuse, S</b> OBP: 0.238, SLG: 0.211 (1, 2)										3	0	1	0	1	1	1									
<b>Inning Stats</b>	R: 0 E: 0 K: 0 S: 10	H: 1 LOB: 1 BB: 0 P: 16	R: 1 E: 0 K: 1 S: 11	H: 3 LOB: 1 BB: 1 P: 21	R: 0 E: 0 K: 0 S: 6	H: 0 LOB: 0 BB: 0 P: 8	R: 0 E: 0 K: 0 S: 6	H: 0 LOB: 0 BB: 0 P: 10	R: 0 E: 0 K: 0 S: 7	H: 1 LOB: 0 BB: 0 P: 9	R: 3 E: 0 K: 0 S: 11	H: 3 LOB: 2 BB: 2 P: 24	R: 0 E: 0 K: 1 S: 12	H: 1 LOB: 1 BB: 0 P: 20	R: 0 E: 0 K: 0 S: 7	H: 0 LOB: 1 BB: 1 P: 12	R: 0 E: 0 K: 2 S: 10	H: 0 LOB: 0 BB: 0 P: 13	1B: 6 2B: 2 3B: 0 HR: 1	SF: 1 SAC: 0 DP: 3 HBP: 1	WP: 0 PB: 0 SB: 0 CS: 0	PA: 37			
<b>PITCHER</b>	IP WLS BF H R ER SO BB IBB HBP BLK WP HR S P ERA WHIP	IP WLS BF H R ER SO BB IBB HBP BLK WP HR S P ERA WHIP	IP WLS BF H R ER SO BB IBB HBP BLK WP HR S P ERA WHIP	IP WLS BF H R ER SO BB IBB HBP BLK WP HR S P ERA WHIP	IP WLS BF H R ER SO BB IBB HBP BLK WP HR S P ERA WHIP	IP WLS BF H R ER SO BB IBB HBP BLK WP HR S P ERA WHIP	IP WLS BF H R ER SO BB IBB HBP BLK WP HR S P ERA WHIP	IP WLS BF H R ER SO BB IBB HBP BLK WP HR S P ERA WHIP	IP WLS BF H R ER SO BB IBB HBP BLK WP HR S P ERA WHIP	IP WLS BF H R ER SO BB IBB HBP BLK WP HR S P ERA WHIP	IP WLS BF H R ER SO BB IBB HBP BLK WP HR S P ERA WHIP	IP WLS BF H R ER SO BB IBB HBP BLK WP HR S P ERA WHIP	IP WLS BF H R ER SO BB IBB HBP BLK WP HR S P ERA WHIP	IP WLS BF H R ER SO BB IBB HBP BLK WP HR S P ERA WHIP	IP WLS BF H R ER SO BB IBB HBP BLK WP HR S P ERA WHIP	IP WLS BF H R ER SO BB IBB HBP BLK WP HR S P ERA WHIP	IP WLS BF H R ER SO BB IBB HBP BLK WP HR S P ERA WHIP	IP WLS BF H R ER SO BB IBB HBP BLK WP HR S P ERA WHIP	IP WLS BF H R ER SO BB IBB HBP BLK WP HR S P ERA WHIP	IP WLS BF H R ER SO BB IBB HBP BLK WP HR S P ERA WHIP	IP WLS BF H R ER SO BB IBB HBP BLK WP HR S P ERA WHIP	IP WLS BF H R ER SO BB IBB HBP BLK WP HR S P ERA WHIP	IP WLS BF H R ER SO BB IBB HBP BLK WP HR S P ERA WHIP	IP WLS BF H R ER SO BB IBB HBP BLK WP HR S P ERA WHIP	IP WLS BF H R ER SO BB IBB HBP BLK WP HR S P ERA WHIP

AB	36
R	7
H	11
RBI	6
BB	5
SO	4
LOB	15



Batter	1	2	3	4	5	6	7	8	9	AB	R	H	RBI	BB	SO	LOB	TOP										
2 Randy Winn, S OBP: 0.351, SLG: 0.458	G4-3		F8		G4-3		G4-3		G4-3	5	0	1	1	0	0	0	<b>San Francisco Giants @ Oakland Athletics</b> McAfee Coliseum, Oakland, CA Fri May 18 2007, 10:05 PM EDT Att: 35,077 - Partly Cloudy - 58 F <a href="http://livebaseballscorecards.com">livebaseballscorecards.com</a>										
19 Kevin Frandsen, R OBP: 0.385, SLG: 0.480	G6-4-3 1B		G4-3		G6-3		G5-3		F8	5	0	1	0	0	0	1											
14 Fred Lewis, L OBP: 0.429, SLG: 0.625	G6-4-3						K		F8	4	1	1	0	1	1	2											
Barry Bonds, L OBP: 0.514, SLG: 0.677										3	0	2	0	1	1	0											
Ryan Klesko, L OBP: 0.349, SLG: 0.385										4	1	1	0	0	1	6											
1 Bengie Molina, R OBP: 0.331, SLG: 0.446										3	0	2	1	0	0	0											
50 Eliezer Alfonso, R OBP: 0.324, SLG: 0.485										1	0	0	0	0	1	0											
Pedro Feliz, R OBP: 0.286, SLG: 0.455										3	0	1	0	1	0	2											
13 Omar Vizquel, S OBP: 0.283, SLG: 0.282										3	0	0	1	0	0	3											
40 Daniel Ortmeier, S OBP: 0.316, SLG: 0.389										4	1	1	0	0	1	3											
<b>Inning Stats</b>	R: 0 E: 0 K: 0 S: 5	H: 1 LOB: 0 BB: 0 P: 8	R: 1 E: 0 K: 1 S: 16	H: 2 LOB: 2 BB: 1 P: 26	R: 0 E: 0 K: 0 S: 6	H: 1 LOB: 2 BB: 1 P: 17	R: 0 E: 0 K: 0 S: 7	H: 0 LOB: 0 BB: 0 P: 9	R: 0 E: 0 K: 0 S: 9	H: 0 LOB: 0 BB: 0 P: 12	R: 1 E: 0 K: 1 S: 17	H: 3 LOB: 2 BB: 0 P: 26	R: 1 E: 0 K: 1 S: 15	H: 2 LOB: 1 BB: 1 P: 26	R: 0 E: 0 K: 2 S: 11	H: 1 LOB: 1 BB: 0 P: 15	R: 0 E: 0 K: 0 S: 7	H: 0 LOB: 0 BB: 0 P: 9	1B: 8 2B: 2 HR: 0	SF: 1 SAC: 0 DP: 1 HBP: 0	WP: 0 PB: 0 SB: 0 CS: 0	PA: 39					
<b>PITCHER</b>	IP	WLS	BF	H	R	ER	SO	BB	IBB	HBP	BLK	WP	HR	S	P	ERA	WHIP										
57 Chad Gaudin, R ERA: 2.94	6.0	W	26	7	2	2	2	2	0	0	0	0	0	60	98	3.00	1.500										
Jay Marshall, L ERA: 5.4	1.0		6	2	1	1	1	1	0	0	0	0	0	15	26	9.00	3.000										
50 Kiko Calero, R ERA: 5.89	1.0		4	1	0	0	2	0	0	0	0	0	0	11	16	0.00	1.000										
47 Ron Flores, L ERA:	1.0		3	0	0	0	0	0	0	0	0	0	0	7	9	0.00	0.000										

Batter	1	2	3	4	5	6	7	8	9	AB	R	H	RBI	BB	SO	LOB	BOTTOM										
Shannon Stewart, R OBP: 0.341, SLG: 0.340	P5									2	1	0	0	1	0	0	<b>San Francisco Giants @ Oakland Athletics</b> McAfee Coliseum, Oakland, CA Fri May 18 2007, 10:05 PM EDT Att: 35,077 - Partly Cloudy - 58 F <a href="http://livebaseballscorecards.com">livebaseballscorecards.com</a>										
Hiram Bocachica, R										1	0	0	0	1	1	0											
Nick Swisher, S OBP: 0.418, SLG: 0.500										5	1	2	2	1	1	4											
3 Eric Chavez, L OBP: 0.313, SLG: 0.428										3	3	1	0	2	1	2											
Marco Scutaro, R OBP: 0.241, SLG: 0.278										1	0	1	1	0	0	0											
29 Dan Johnson, L OBP: 0.495, SLG: 0.635										3	4	2	2	3	0	2											
32 Jack Cust, L OBP: 0.481, SLG: 0.875										3	1	2	2	2	1	2											
7 Bobby Crosby, R OBP: 0.302, SLG: 0.414										3	1	1	2	2	0	2											
14 Mark Ellis, R OBP: 0.340, SLG: 0.375										4	1	1	5	1	1	4											
6 Travis Buck, L OBP: 0.355, SLG: 0.500										5	2	3	1	0	0	4											
Jason Kendall, R OBP: 0.231, SLG: 0.203										5	1	1	0	0	2	2											
<b>Inning Stats</b>	R: 3 E: 0 K: 0 S: 18	H: 2 LOB: 4 BB: 0 P: 38	R: 0 E: 0 K: 0 S: 7	H: 0 LOB: 0 BB: 0 P: 12	R: 2 E: 0 K: 1 S: 12	H: 2 LOB: 1 BB: 1 P: 18	R: 0 E: 0 K: 1 S: 10	H: 1 LOB: 1 BB: 1 P: 19	R: 2 E: 0 K: 0 S: 10	H: 2 LOB: 1 BB: 1 P: 22	R: 2 E: 0 K: 2 S: 15	H: 2 LOB: 3 BB: 2 P: 32	R: 1 E: 0 K: 2 S: 21	H: 1 LOB: 1 BB: 1 P: 31	R: 5 E: 0 K: 1 S: 22	H: 4 LOB: 2 BB: 3 P: 48	R: 0 E: 0 K: 1 S: 7	H: 0 LOB: 0 BB: 0 P: 9	1B: 8 2B: 3 HR: 3	SF: 0 SAC: 0 DP: 3 HBP: 1	WP: 0 PB: 0 SB: 0 CS: 0	PA: 49					
<b>PITCHER</b>	IP	WLS	BF	H	R	ER	SO	BB	IBB	HBP	BLK	WP	HR	S	P	ERA	WHIP										
75 Barry Zito, L ERA: 5.13	4.0	L	22	7	7	7	2	7	0	0	0	0	0	50	97	15.75	3.250										
31 Vinnie Chulk, R ERA: 4.34	1.0		7	3	2	2	0	0	0	1	0	0	0	11	20	18.00	3.000										
53 Jonathan Sánchez, L ERA: 5.59	2.0		10	1	1	1	4	3	0	0	0	0	1	32	55	4.50	2.000										
Steve Kline, L ERA: 7.45	0.0		4	2	4	4	0	2	0	0	0	0	1	9	22	=	=										
Jack Taschner, L ERA: 4.38	1.0		6	2	1	1	1	1	0	0	0	0	0	13	26	9.00	3.000										





Batter	1	2	3	4	5	6	7	8	9	AB	R	H	RBI	BB	SO	LOB	TOP										
<b>2 Randy Winn, S</b> OBP: 0.348, SLG: 0.453										4	0	1	0	0	0	0	<b>San Francisco Giants @ Oakland Athletics</b> McAfee Coliseum, Oakland, CA Sat May 19 2007, 9:05 PM EDT Att: 35,077 - Partly Cloudy - 57 F										
<b>14 Fred Lewis, L</b> OBP: 0.395, SLG: 0.571										3	0	0	0	0	1	1											
<b>40 Daniel Ortmeier, S</b> OBP: 0.300, SLG: 0.368										1	0	0	0	0	0	0											
<b>Pedro Feliz, R</b> OBP: 0.278, SLG: 0.442										4	0	0	0	0	2	1											
<b>Barry Bonds, L</b> OBP: 0.514, SLG: 0.667										3	1	1	0	1	1	0											
<b>Ryan Klesko, L</b> OBP: 0.344, SLG: 0.370										3	0	0	0	1	0	1											
<b>1 Bengie Molina, R</b> OBP: 0.329, SLG: 0.463										4	1	1	2	0	0	3											
<b>Mark Sweeney, L</b> OBP: 0.265, SLG: 0.419										3	0	0	0	0	1	0											
<b>13 Omar Vizquel, S</b> OBP: 0.278, SLG: 0.276										3	0	0	0	0	1	1											
<b>19 Kevin Frandsen, R</b> OBP: 0.345, SLG: 0.429										3	0	0	0	0	0	1											
<b>Inning Stats</b>	R: 0 E: 0 K: 2 S: 18	H: 1 LOB: 3 BB: 2 P: 33	R: 0 E: 0 K: 0 S: 9	H: 0 LOB: 0 BB: 0 P: 12	R: 0 E: 0 K: 1 S: 7	H: 0 LOB: 0 BB: 0 P: 12	R: 0 E: 0 K: 1 S: 8	H: 0 LOB: 0 BB: 0 P: 15	R: 0 E: 0 K: 1 S: 10	H: 0 LOB: 0 BB: 0 P: 13	R: 0 E: 0 K: 0 S: 5	H: 0 LOB: 0 BB: 0 P: 5	R: 2 E: 0 K: 1 S: 12	H: 2 LOB: 1 BB: 0 P: 20	R: 0 E: 0 K: 0 S: 3	H: 0 LOB: 0 BB: 0 P: 4	R: 0 E: 0 K: 0 S: 7	H: 0 LOB: 0 BB: 0 P: 11	1B: 2 2B: 0 3B: 0 HR: 1	SF: 0 SAC: 0 DP: 0 HBP: 0	WP: 2 PB: 0 SB: 2 CS: 0	PA: 33					
<b>PITCHER</b>	IP	WLS	BF	H	R	ER	SO	BB	IBB	HBP	BLK	WP	HR	S	P	ERA	WHIP										
<b>Dan Haren, R</b> ERA: 1.74	7.0	W	27	3	2	2	6	1	1	0	0	2	1	69	110	2.57	0.571										
<b>Jay Marshall, L</b> ERA: 5.21	0.2	H	2	0	0	0	0	0	0	0	0	0	0	2	3	0.00	0.000										
<b>50 Kiko Calero, R</b> ERA: 5.79	0.1	H	1	0	0	0	0	0	0	0	0	0	0	1	1	0.00	0.000										
<b>Alan Embree, L</b> ERA: 3.93	1.0	S	3	0	0	0	0	0	0	0	0	0	0	7	11	0.00	0.000										

Batter	1	2	3	4	5	6	7	8	9	AB	R	H	RBI	BB	SO	LOB	BOTTOM										
<b>Shannon Stewart, R</b> OBP: 0.343, SLG: 0.342										5	0	2	0	0	2	3	<b>San Francisco Giants @ Oakland Athletics</b> McAfee Coliseum, Oakland, CA Sat May 19 2007, 9:05 PM EDT Att: 35,077 - Partly Cloudy - 57 F										
<b>Nick Swisher, S</b> OBP: 0.418, SLG: 0.488									3	1	0	0	2	1	5												
<b>3 Eric Chavez, L</b> OBP: 0.306, SLG: 0.418									4	0	0	0	0	2	4												
<b>29 Dan Johnson, L</b> OBP: 0.485, SLG: 0.615									4	1	1	0	0	2	3												
<b>32 Jack Cust, L</b> OBP: 0.500, SLG: 0.929										2	1	1	3	2	1	0											
<b>7 Bobby Crosby, R</b> OBP: 0.301, SLG: 0.417										4	1	1	0	0	1	1											
<b>6 Travis Buck, L</b> OBP: 0.360, SLG: 0.495										3	0	1	0	1	2	1											
<b>14 Mark Ellis, R</b> OBP: 0.338, SLG: 0.367										3	0	0	0	1	0	4											
<b>Jason Kendall, R</b> OBP: 0.238, SLG: 0.206										3	0	1	1	1	0	2											
<b>Inning Stats</b>	R: 3 E: 0 K: 1 S: 15	H: 2 LOB: 0 BB: 1 P: 27	R: 0 E: 0 K: 2 S: 17	H: 2 LOB: 2 BB: 0 P: 28	R: 0 E: 0 K: 2 S: 7	H: 0 LOB: 0 BB: 0 P: 10	R: 0 E: 0 K: 0 S: 7	H: 1 LOB: 1 BB: 0 P: 10	R: 0 E: 0 K: 1 S: 7	H: 0 LOB: 0 BB: 0 P: 10	R: 0 E: 0 K: 3 S: 12	H: 0 LOB: 1 BB: 1 P: 18	R: 0 E: 0 K: 1 S: 14	H: 1 LOB: 3 BB: 2 P: 26	R: 1 E: 0 K: 1 S: 14	H: 1 LOB: 3 BB: 3 P: 27	1B: 5 2B: 1 3B: 0 HR: 1	SF: 0 SAC: 0 DP: 0 HBP: 0	WP: 0 PB: 0 SB: 0 CS: 0	PA: 38							
<b>PITCHER</b>	IP	WLS	BF	H	R	ER	SO	BB	IBB	HBP	BLK	WP	HR	S	P	ERA	WHIP										
<b>18 Matt Cain, R</b> ERA: 3.3	6.1	L	29	6	3	3	9	4	0	0	0	0	1	72	119	4.26	1.579										
<b>Jack Taschner, L</b> ERA: 4.85	0.2		3	0	1	1	1	1	0	0	0	0	0	8	15	13.50	1.500										
<b>32 Kevin Correia, R</b> ERA: 3.92	1.0		6	1	0	0	1	1	1	0	0	0	0	13	22	0.00	2.000										





Batter	1	2	3	4	5	6	7	8	9	AB	R	H	RBI	BB	SO	LOB	TOP					
2 Randy Winn, S OBP: 0.356, SLG: 0.477										5	1	3	1	0	0	1						
19 Kevin Frandsen, R OBP: 0.324, SLG: 0.394										5	0	1	0	0	0	2						
35 Rich Aurilia, R OBP: 0.291, SLG: 0.383										5	1	1	1	0	0	3						
Barry Bonds, L OBP: 0.503, SLG: 0.642										4	0	0	0	1	0	2						
Pedro Feliz, R OBP: 0.291, SLG: 0.447										3	1	2	0	1	0	2						
50 Eliezer Alfonzo, R OBP: 0.316, SLG: 0.444										3	1	0	0	0	0	4						
40 Daniel Ortmeier, S OBP: 0.417, SLG: 0.500										3	0	3	1	0	0	0						
13 Omar Vizquel, S OBP: 0.279, SLG: 0.277										3	0	1	0	0	0	3						
14 Fred Lewis, L OBP: 0.357, SLG: 0.513										4	0	0	0	0	0	5						
<b>Inning Stats</b>	R: 0 E: 0 K: 0 S: 7	H: 1 LOB: 1 BB: 0 P: 10	R: 1 E: 0 K: 0 S: 13	H: 2 LOB: 1 BB: 0 P: 20	R: 1 E: 0 K: 0 S: 9	H: 2 LOB: 2 BB: 1 P: 16	R: 0 E: 0 K: 0 S: 7	H: 0 LOB: 0 BB: 0 P: 15	R: 0 E: 0 K: 0 S: 11	H: 2 LOB: 1 BB: 0 P: 16	R: 0 E: 0 K: 0 S: 5	H: 0 LOB: 0 BB: 0 P: 7	R: 2 E: 0 K: 0 S: 13	H: 3 LOB: 3 BB: 1 P: 27	R: 0 E: 0 K: 0 S: 7	H: 1 LOB: 1 BB: 0 P: 10	1B: 8 2B: 1 3B: 0 HR: 2	SF: 0 SAC: 1 DP: 1 HBP: 2	WP: 2 PB: 0 SB: 1 CS: 0	PA: 40		
<b>PITCHER</b>	IP WLS BF H R ER SO BB IBB HBP BLK WP HR S P ERA WHIP	IP WLS BF H R ER SO BB IBB HBP BLK WP HR S P ERA WHIP	IP WLS BF H R ER SO BB IBB HBP BLK WP HR S P ERA WHIP	IP WLS BF H R ER SO BB IBB HBP BLK WP HR S P ERA WHIP	IP WLS BF H R ER SO BB IBB HBP BLK WP HR S P ERA WHIP	IP WLS BF H R ER SO BB IBB HBP BLK WP HR S P ERA WHIP	IP WLS BF H R ER SO BB IBB HBP BLK WP HR S P ERA WHIP	IP WLS BF H R ER SO BB IBB HBP BLK WP HR S P ERA WHIP	IP WLS BF H R ER SO BB IBB HBP BLK WP HR S P ERA WHIP	IP WLS BF H R ER SO BB IBB HBP BLK WP HR S P ERA WHIP	IP WLS BF H R ER SO BB IBB HBP BLK WP HR S P ERA WHIP	IP WLS BF H R ER SO BB IBB HBP BLK WP HR S P ERA WHIP	IP WLS BF H R ER SO BB IBB HBP BLK WP HR S P ERA WHIP	IP WLS BF H R ER SO BB IBB HBP BLK WP HR S P ERA WHIP	IP WLS BF H R ER SO BB IBB HBP BLK WP HR S P ERA WHIP	IP WLS BF H R ER SO BB IBB HBP BLK WP HR S P ERA WHIP	IP WLS BF H R ER SO BB IBB HBP BLK WP HR S P ERA WHIP	IP WLS BF H R ER SO BB IBB HBP BLK WP HR S P ERA WHIP	IP WLS BF H R ER SO BB IBB HBP BLK WP HR S P ERA WHIP	IP WLS BF H R ER SO BB IBB HBP BLK WP HR S P ERA WHIP	IP WLS BF H R ER SO BB IBB HBP BLK WP HR S P ERA WHIP	IP WLS BF H R ER SO BB IBB HBP BLK WP HR S P ERA WHIP

San Francisco Giants @ Oakland Athletics  
McAfee Coliseum, Oakland, CA  
Sun May 20 2007, 4:05 PM EDT  
Att: 35,077 - Sunny - 67 F

AB 35  
R 4  
H 11  
RBI 3  
BB 2  
SO 0  
LOB 22



Batter	1	2	3	4	5	6	7	8	9	AB	R	H	RBI	BB	SO	LOB	BOTTOM						
6 Travis Buck, L OBP: 0.364, SLG: 0.510										3	1	1	0	1	1	0							
Nick Swisher, S OBP: 0.407, SLG: 0.473										4	0	0	0	0	2	3							
29 Dan Johnson, L OBP: 0.476, SLG: 0.617										3	0	1	1	0	0	0							
32 Jack Cust, L OBP: 0.468, SLG: 0.848										4	0	0	0	0	3	2							
3 Eric Chavez, L OBP: 0.300, SLG: 0.408										4	0	0	0	0	1	2							
7 Bobby Crosby, R OBP: 0.301, SLG: 0.411										2	0	0	0	1	0	0							
14 Mark Ellis, R OBP: 0.331, SLG: 0.359										3	0	0	0	0	1	1							
Jason Kendall, R OBP: 0.234, SLG: 0.201										3	0	0	0	0	0	1							
Hiram Bocachica, R OBP: 0.237, SLG: 0.273										2	0	0	0	0	0	1							
Marco Scutaro, R OBP: 0.237, SLG: 0.273										1	0	0	0	0	1	0							
<b>Inning Stats</b>	R: 0 E: 0 K: 2 S: 8	H: 0 LOB: 0 BB: 0 P: 11	R: 0 E: 0 K: 1 S: 5	H: 0 LOB: 0 BB: 0 P: 9	R: 0 E: 0 K: 1 S: 7	H: 0 LOB: 0 BB: 0 P: 8	R: 0 E: 1 K: 2 S: 13	H: 1 LOB: 2 BB: 0 P: 21	R: 0 E: 0 K: 0 S: 10	H: 0 LOB: 1 BB: 1 P: 18	R: 1 E: 0 K: 0 S: 10	H: 1 LOB: 0 BB: 0 P: 17	R: 0 E: 0 K: 0 S: 7	H: 0 LOB: 0 BB: 0 P: 8	R: 0 E: 0 K: 2 S: 10	H: 0 LOB: 1 BB: 1 P: 21	R: 0 E: 0 K: 1 S: 7	H: 0 LOB: 0 BB: 0 P: 14	1B: 0 2B: 1 3B: 1 HR: 0	SF: 1 SAC: 0 DP: 0 HBP: 0	WP: 0 PB: 0 SB: 0 CS: 0	PA: 32	
<b>PITCHER</b>	IP WLS BF H R ER SO BB IBB HBP BLK WP HR S P ERA WHIP	IP WLS BF H R ER SO BB IBB HBP BLK WP HR S P ERA WHIP	IP WLS BF H R ER SO BB IBB HBP BLK WP HR S P ERA WHIP	IP WLS BF H R ER SO BB IBB HBP BLK WP HR S P ERA WHIP	IP WLS BF H R ER SO BB IBB HBP BLK WP HR S P ERA WHIP	IP WLS BF H R ER SO BB IBB HBP BLK WP HR S P ERA WHIP	IP WLS BF H R ER SO BB IBB HBP BLK WP HR S P ERA WHIP	IP WLS BF H R ER SO BB IBB HBP BLK WP HR S P ERA WHIP	IP WLS BF H R ER SO BB IBB HBP BLK WP HR S P ERA WHIP	IP WLS BF H R ER SO BB IBB HBP BLK WP HR S P ERA WHIP	IP WLS BF H R ER SO BB IBB HBP BLK WP HR S P ERA WHIP	IP WLS BF H R ER SO BB IBB HBP BLK WP HR S P ERA WHIP	IP WLS BF H R ER SO BB IBB HBP BLK WP HR S P ERA WHIP	IP WLS BF H R ER SO BB IBB HBP BLK WP HR S P ERA WHIP	IP WLS BF H R ER SO BB IBB HBP BLK WP HR S P ERA WHIP	IP WLS BF H R ER SO BB IBB HBP BLK WP HR S P ERA WHIP	IP WLS BF H R ER SO BB IBB HBP BLK WP HR S P ERA WHIP	IP WLS BF H R ER SO BB IBB HBP BLK WP HR S P ERA WHIP	IP WLS BF H R ER SO BB IBB HBP BLK WP HR S P ERA WHIP	IP WLS BF H R ER SO BB IBB HBP BLK WP HR S P ERA WHIP	IP WLS BF H R ER SO BB IBB HBP BLK WP HR S P ERA WHIP	IP WLS BF H R ER SO BB IBB HBP BLK WP HR S P ERA WHIP	IP WLS BF H R ER SO BB IBB HBP BLK WP HR S P ERA WHIP

San Francisco Giants @ Oakland Athletics  
McAfee Coliseum, Oakland, CA  
Sun May 20 2007, 4:05 PM EDT  
Att: 35,077 - Sunny - 67 F

AB 29  
R 1  
H 2  
RBI 1  
BB 2  
SO 9  
LOB 10









Batter	1	2	3	4	5	6	7	8	9	AB	R	H	RBI	BB	SO	LOB	TOP					
<b>Shannon Stewart, R</b> OBP: 0.351, SLG: 0.351										5	0	2	2	0	0	0	<b>Oakland Athletics @ Chicago White Sox</b> U.S. Cellular Field, Chicago, IL Tue May 22 2007, 8:11 PM EDT Att: 34,122 - Clear - 78 F					
<b>Nick Swisher, S</b> OBP: 0.419, SLG: 0.486										4	0	2	0	1	1	2						
<b>29 Dan Johnson, L</b> OBP: 0.446, SLG: 0.562										4	0	0	0	0	0	4						
<b>32 Jack Cust, L</b> OBP: 0.479, SLG: 0.808										3	0	0	0	1	0	0						
<b>7 Bobby Crosby, R</b> OBP: 0.309, SLG: 0.409										4	0	2	0	0	0	0						
<b>14 Mark Ellis, R</b> OBP: 0.331, SLG: 0.349										3	0	0	0	0	0	2						
<b>Jason Kendall, R</b> OBP: 0.228, SLG: 0.197										4	0	0	0	0	1	3						
<b>Marco Scutaro, R</b> OBP: 0.254, SLG: 0.333										4	3	3	1	0	0	2						
<b>Hiram Bocachica, R</b> (1, 8)										3	1	0	0	1	0	1						
<b>Inning Stats</b>	R: 0 E: 0 K: 0 S: 7	H: 1 LOB: 0 BB: 0 P: 14	R: 0 E: 0 K: 0 S: 8	H: 1 LOB: 1 BB: 1 P: 17	R: 1 E: 0 K: 0 S: 15	H: 2 LOB: 1 BB: 0 P: 25	R: 0 E: 0 K: 0 S: 8	H: 0 LOB: 0 BB: 0 P: 9	R: 2 E: 2 K: 0 S: 11	H: 2 LOB: 1 BB: 1 P: 17	R: 0 E: 0 K: 1 S: 11	H: 1 LOB: 2 BB: 0 P: 18	R: 0 E: 0 K: 1 S: 8	H: 0 LOB: 0 BB: 0 P: 12	R: 0 E: 0 K: 0 S: 6	H: 0 LOB: 0 BB: 0 P: 10		R: 1 E: 0 K: 0 S: 14	H: 2 LOB: 2 BB: 1 P: 25	1B: 8 2B: 2 3B: 0 HR: 1	SF: 0 SAC: 0 DP: 3 HBP: 1	WP: 1 PB: 0 SB: 0 CS: 0
<b>PITCHER</b>	IP	WLS	BF	H	R	ER	SO	BB	IBB	HBP	BLK	WP	HR	S	P	ERA	WHIP					
<b>50 John Danks, L</b> ERA: 3.78	6.0	W	26	7	3	1	1	2	0	1	0	1	1	60	100	1.50	1.500					
<b>54 David Aardsma, R</b> ERA: 4.51	1.0		3	0	0	0	1	0	0	0	0	0	0	8	12	0.00	0.000					
<b>57 Boone Logan, L</b> ERA: 4.15	1.0		3	0	0	0	0	0	0	0	0	0	0	6	10	0.00	0.000					
<b>51 Andrew Sisco, L</b> ERA: 6.92	1.0		6	2	1	1	0	1	0	0	0	0	0	14	25	9.00	3.000					

Batter	1	2	3	4	5	6	7	8	9	AB	R	H	RBI	BB	SO	LOB	BOTTOM					
<b>17 Darin Erstad, L</b> OBP: 0.320, SLG: 0.352										3	2	1	1	1	1	0	<b>Oakland Athletics @ Chicago White Sox</b> U.S. Cellular Field, Chicago, IL Tue May 22 2007, 8:11 PM EDT Att: 34,122 - Clear - 78 F					
<b>30 Luis Terrero, R</b> OBP: 0.467, SLG: 0.545										1	0	0	0	0	1	0						
<b>Tadahito Iguchi, R</b> OBP: 0.322, SLG: 0.344										5	0	0	0	0	1	4						
<b>25 Jim Thome, L</b> OBP: 0.558, SLG: 0.719										3	2	3	5	1	0	0						
<b>23 Jermaine Dye, R</b> OBP: 0.290, SLG: 0.477										4	1	2	2	0	0	2						
<b>14 Paul Konerko, R</b> OBP: 0.313, SLG: 0.376										3	0	1	0	1	0	0						
<b>12 A.J. Pierzynski, L</b> OBP: 0.302, SLG: 0.471										4	0	1	0	0	0	3						
<b>38 Pablo Ozuna, R</b> OBP: 0.275, SLG: 0.263										4	1	1	0	0	0	1						
<b>Rob Mackowiak, L</b> OBP: 0.324, SLG: 0.292										4	2	2	0	0	0	1						
<b>8 Alex Cintron, S</b> OBP: 0.240, SLG: 0.234										4	2	2	0	0	0	0						
<b>Inning Stats</b>	R: 2 E: 0 K: 0 S: 9	H: 2 LOB: 0 BB: 0 P: 16	R: 4 E: 0 K: 0 S: 14	H: 4 LOB: 1 BB: 1 P: 23	R: 0 E: 0 K: 0 S: 10	H: 1 LOB: 0 BB: 0 P: 14	R: 4 E: 0 K: 0 S: 17	H: 5 LOB: 1 BB: 1 P: 30	R: 0 E: 0 K: 0 S: 7	H: 0 LOB: 0 BB: 0 P: 8	R: 0 E: 0 K: 1 S: 9	H: 0 LOB: 1 BB: 1 P: 15	R: 0 E: 0 K: 0 S: 6	H: 1 LOB: 1 BB: 0 P: 8	R: 0 E: 0 K: 2 S: 13	H: 0 LOB: 0 BB: 0 P: 19	1B: 9 2B: 2 3B: 0 HR: 2	SF: 0 SAC: 0 DP: 2 HBP: 0	WP: 1 PB: 0 SB: 0 CS: 0	PA: 38		
<b>PITCHER</b>	IP	WLS	BF	H	R	ER	SO	BB	IBB	HBP	BLK	WP	HR	S	P	ERA	WHIP					
<b>Colby Lewis, R</b> ERA: 27.0	3.1	L	23	12	10	10	0	2	0	0	0	1	2	46	77	27.00	4.200					
<b>25 Lenny DiNardo, L</b> ERA: 1.53	4.2		15	1	0	0	3	1	0	0	0	0	0	39	56	0.00	0.429					

AB 34  
R 4  
H 9  
RBI 3  
BB 3  
SO 2  
LOB 14



AB 35  
R 10  
H 13  
RBI 10  
BB 3  
SO 3  
LOB 11



WP: 1  
PB: 0  
SB: 0  
CS: 0







Batter	1	2	3	4	5	6	7	8	9	AB	R	H	RBI	BB	SO	LOB	TOP			
<b>Shannon Stewart, R</b> OBP: 0.353, SLG: 0.350 (1, 7)	G6-3		HR	P4			1B		G6-3	4	1	1	0	1	0	1				
<b>Nick Swisher, S</b> OBP: 0.420, SLG: 0.500 (1, 9)	L4		HR				K			3	1	1	2	1	1	1				
<b>29 Dan Johnson, L</b> OBP: 0.433, SLG: 0.536 (1, 3)	P4		G4-3				K			4	0	1	0	0	1	1				
<b>32 Jack Cust, L</b> OBP: 0.456, SLG: 0.724 (1, 10)		K					G3			3	0	0	0	1	1	3				
<b>7 Bobby Crosby, R</b> OBP: 0.312, SLG: 0.407 (1, 6)		1B	K				K			4	0	1	0	0	3	2				
<b>14 Mark Ellis, R</b> OBP: 0.326, SLG: 0.340 (1, 4)		1B								3	1	1	0	0	0	0				
<b>Marco Scutaro, R</b> OBP: 0.280, SLG: 0.352 (1, 5)										4	0	2	0	0	1	1				
<b>Jason Kendall, R</b> OBP: 0.229, SLG: 0.200 (1, 2)										4	0	0	0	0	1	5				
<b>Hiram Bocachica, R</b> OBP: 0.150, SLG: 0.235 (1, 8)										3	0	0	1	0	2	0				
<b>Inning Stats</b>	R: 0 E: 0 K: 0 S: 5	H: 0 LOB: 0 BB: 0 P: 9	R: 0 E: 0 K: 1 S: 10	H: 2 LOB: 2 BB: 0 P: 14	R: 2 E: 0 K: 2 S: 18	H: 1 LOB: 1 BB: 2 P: 28	R: 1 E: 2 K: 0 S: 12	H: 1 LOB: 1 BB: 0 P: 18	R: 0 E: 0 K: 2 S: 11	H: 0 LOB: 1 BB: 1 P: 20	R: 0 E: 0 K: 1 S: 11	H: 2 LOB: 2 BB: 0 P: 15	R: 0 E: 0 K: 1 S: 9	H: 1 LOB: 0 BB: 0 P: 14	R: 0 E: 0 K: 1 S: 6	H: 0 LOB: 0 BB: 0 P: 7	1B: 6 2B: 0 3B: 0 HR: 1	SF: 1 SAC: 0 DP: 2 HBP: 1	WP: 0 PB: 0 SB: 0 CS: 0	PA: 37
<b>PITCHER</b>	IP	WLS	BF	H	R	ER	SO	BB	IBB	HBP	BLK	WP	HR	S	P	ERA	WHIP			
<b>45 Erik Bedard, L</b> ERA: 4.1 (1, 1)	7.0	L	31	6	3	2	8	3	0	1	0	0	1	78	116	2.57	1.286			
<b>Todd Williams, R</b> ERA: 8.22 (8, 1)	1.0		3	1	0	0	1	0	0	0	0	0	0	9	14	0.00	1.000			
<b>Scott Williamson, R</b> ERA: 1.13 (9, 1)	1.0		3	0	0	0	1	0	0	0	0	0	0	6	7	0.00	0.000			

Oakland Athletics @ Baltimore Orioles  
 Oriole Park at Camden Yards, Baltimore, MD  
 Fri May 25 2007, 7:05 PM EDT  
 Att: 30,382 - Partly Cloudy - 86 F

AB	32
R	3
H	7
RBI	3
BB	3
SO	10
LOB	14



Batter	1	2	3	4	5	6	7	8	9	AB	R	H	RBI	BB	SO	LOB	BOTTOM					
<b>1 Brian Roberts, S</b> OBP: 0.395, SLG: 0.419 (1, 4)	10 1B		F8							3	1	0	0	1	0	2						
<b>21 Nick Markakis, L</b> OBP: 0.333, SLG: 0.447 (1, 9)	K		F9							3	0	0	0	1	2	2						
<b>10 Miguel Tejada, R</b> OBP: 0.378, SLG: 0.390 (1, 6)			CS							3	0	1	1	0	0	1						
<b>17 Aubrey Huff, L</b> OBP: 0.286, SLG: 0.371 (1, 5)	F7									4	0	1	0	0	0	2						
<b>3 Freddie Bynum, L</b> OBP: 0.175, SLG: 0.412 (9, PR)										0	0	0	0	0	0	0						
<b>55 Ramon Hernandez, R</b> OBP: 0.327, SLG: 0.326 (1, 2)	F9									4	0	0	0	0	0	3						
<b>31 Jay Gibbons, L</b> OBP: 0.271, SLG: 0.356 (1, 10)										4	0	0	0	0	1	2						
<b>Kevin Millar, R</b> OBP: 0.359, SLG: 0.433 (1, 3)										3	1	1	1	0	1	0						
<b>Corey Patterson, L</b> OBP: 0.284, SLG: 0.311 (1, 8)										3	0	1	0	0	0	0						
<b>Jay Payton, R</b> OBP: 0.305, SLG: 0.374 (1, 7)										3	0	1	0	0	0	1						
<b>Inning Stats</b>	R: 1 E: 0 K: 1 S: 13	H: 1 LOB: 1 BB: 1 P: 25	R: 0 E: 0 K: 1 S: 8	H: 0 LOB: 0 BB: 0 P: 11	R: 0 E: 0 K: 0 S: 6	H: 1 LOB: 0 BB: 0 P: 11	R: 0 E: 0 K: 0 S: 11	H: 0 LOB: 0 BB: 0 P: 15	R: 0 E: 0 K: 0 S: 4	H: 0 LOB: 0 BB: 0 P: 6	R: 0 E: 0 K: 1 S: 8	H: 0 LOB: 0 BB: 0 P: 11	R: 0 E: 0 K: 0 S: 7	H: 0 LOB: 0 BB: 0 P: 12	R: 1 E: 0 K: 0 S: 16	H: 2 LOB: 1 BB: 0 P: 21	R: 0 E: 0 K: 1 S: 12	H: 1 LOB: 2 BB: 1 P: 20	1B: 4 2B: 0 3B: 0 HR: 1	SF: 0 SAC: 0 DP: 1 HBP: 1	WP: 0 PB: 0 SB: 2 CS: 1	PA: 34
<b>PITCHER</b>	IP	WLS	BF	H	R	ER	SO	BB	IBB	HBP	BLK	WP	HR	S	P	ERA	WHIP					
<b>Dan Haren, R</b> ERA: 1.7 (1, 1)	7.0	W	23	2	1	1	3	1	0	1	0	0	1	7	8	27.00	6.000					
<b>Jay Marshall, L</b> ERA: 5.23 (8, 1)	0.1	H	3	2	1	1	0	0	0	0	0	0	0	4	6	0.00	0.000					
<b>50 Kiko Calero, R</b> ERA: 5.68 (8, 1)	0.1	H	1	0	0	0	0	0	0	0	0	0	0	4	6	0.00	0.000					
<b>Alan Embree, L</b> ERA: 3.48 (8, 1)	1.1	S	6	1	0	0	1	1	0	0	0	0	0	17	27	0.00	1.500					

Oakland Athletics @ Baltimore Orioles  
 Oriole Park at Camden Yards, Baltimore, MD  
 Fri May 25 2007, 7:05 PM EDT  
 Att: 30,382 - Partly Cloudy - 86 F

AB	30
R	2
H	5
RBI	2
BB	2
SO	4
LOB	13





Batter	1	2	3	4	5	6	7	8	9	AB	R	H	RBI	BB	SO	LOB	TOP									
Shannon Stewart, R (1,7) OBP: 0.350, SLG: 0.346	G5-3			G6-3	G6-4-3			F8		5	0	1	1	0	0	3	<b>Oakland Athletics @ Baltimore Orioles</b> Oriole Park at Camden Yards, Baltimore, MD Sat May 26 2007, 7:35 PM EDT Att: 29,194 - Partly Cloudy - 86 F  <b>AB 32</b> <b>R 3</b> <b>H 6</b> <b>RBI 3</b> <b>BB 6</b> <b>SO 5</b> <b>LOB 13</b>									
Nick Swisher, S (1,8) OBP: 0.425, SLG: 0.517	F8			HR				BB	BB	3	1	1	1	2	0	2										
29 Dan Johnson, L (1,3) OBP: 0.427, SLG: 0.525	L9			K				F8		4	0	1	0	0	1	1										
32 Jack Cust, L (1,10) OBP: 0.446, SLG: 0.689		F8			BB			K		3	0	0	0	1	2	3										
7 Bobby Crosby, R (1,6) OBP: 0.305, SLG: 0.398	G1-4-3			BB				G5-3		4	0	0	0	0	0	4										
3 Eric Chavez, L (1,5) OBP: 0.291, SLG: 0.393										4	0	0	0	0	1	0										
14 Mark Ellis, R (1,4) OBP: 0.328, SLG: 0.340				G5-3						3	0	1	0	0	0	0										
13 Donnie Murphy, R (7,4)					BB			F8		1	0	0	0	0	0	0										
6 Travis Buck, L (1,9) OBP: 0.374, SLG: 0.539				K						3	2	2	1	1	1	0										
Jason Kendall, R (1,2) OBP: 0.231, SLG: 0.198										2	0	0	0	1	0	0										
Adam Melhuse, S (9,PH) OBP: 0.273, SLG: 0.211				F9				G6-3		0	0	0	0	1	0	0										
<b>Inning Stats</b>	R: 0 E: 0 K: 0 S: 8	H: 0 LOB: 0 BB: 0 P: 10	R: 0 E: 0 K: 1 S: 6	H: 0 LOB: 0 BB: 0 P: 11	R: 0 E: 0 K: 1 S: 10	H: 0 LOB: 0 BB: 0 P: 14	R: 1 E: 0 K: 1 S: 11	H: 1 LOB: 1 BB: 1 P: 22	R: 0 E: 0 K: 0 S: 10	H: 2 LOB: 2 BB: 1 P: 15	R: 0 E: 0 K: 1 S: 12	H: 0 LOB: 1 BB: 1 P: 20	R: 1 E: 0 K: 0 S: 8	H: 1 LOB: 0 BB: 0 P: 15	R: 0 E: 0 K: 1 S: 10	H: 1 LOB: 2 BB: 2 P: 22	R: 1 E: 0 K: 0 S: 12	H: 1 LOB: 2 BB: 2 P: 26	1B: 4 2B: 0 3B: 0 HR: 2	SF: 0 SAC: 0 DP: 1 HBP: 0	WP: 0 PB: 0 SB: 0 CS: 0	PA: 38				
<b>PITCHER</b>	IP	WLS	BF	H	R	ER	SO	BB	IBB	HBP	BLK	WP	HR	S	P	ERA	WHIP									
56 Brian Bures, L (1,1) ERA: 3.27	6.0	W	23	3	1	1	4	3	0	0	0	0	0	1	57	92	1.50	1.000								
John Parrish, L (7,1) ERA: 4.57	1.2		8	2	1	1	1	1	0	0	0	0	0	1	17	36	5.40	1.800								
Chad Bradford, R (8,1) ERA: 2.7	0.1		1	0	0	0	0	0	0	0	0	0	0	1	1	1	0.00	0.000								
28 Danys Baez, R (9,1) ERA: 6.35	1.0		6	1	1	1	0	2	0	0	0	0	0	0	12	26	9.00	3.000								

Batter	1	2	3	4	5	6	7	8	9	AB	R	H	RBI	BB	SO	LOB	BOTTOM									
1 Brian Roberts, S (1,4) OBP: 0.405, SLG: 0.426	G1-6-3 10 HR							G1-4-3		4	1	3	3	1	0	2	<b>Oakland Athletics @ Baltimore Orioles</b> Oriole Park at Camden Yards, Baltimore, MD Sat May 26 2007, 7:35 PM EDT Att: 29,194 - Partly Cloudy - 86 F  <b>AB 33</b> <b>R 8</b> <b>H 12</b> <b>RBI 8</b> <b>BB 5</b> <b>SO 0</b> <b>LOB 20</b>									
Chris Gomez, R (1,3) OBP: 0.366, SLG: 0.378	BB			FC6-5 21 CS						3	0	1	2	2	0	2										
21 Nick Markakis, L (1,9) OBP: 0.326, SLG: 0.435	G1-6-3			G4-3						5	0	0	0	0	0	9										
10 Miguel Tejada, R (1,6) OBP: 0.383, SLG: 0.411	HR			G4-3						5	2	3	2	0	0	0										
Kevin Millar, R (1,10) OBP: 0.349, SLG: 0.419	G1-3			F8						4	0	0	0	0	0	2										
6 Melvin Mora, R (1,5) OBP: 0.313, SLG: 0.404				G1-3						4	0	0	0	0	0	2										
55 Ramon Hernandez, R (1,2) OBP: 0.343, SLG: 0.330										2	1	1	0	2	0	1										
Corey Patterson, L (1,8) OBP: 0.289, SLG: 0.311				FC1-6 1 BB						3	3	1	1	0	0	2										
Jay Payton, R (1,7) OBP: 0.330, SLG: 0.392										3	1	3	0	0	0	0										
<b>Inning Stats</b>	R: 2 E: 0 K: 0 S: 9	H: 2 LOB: 1 BB: 1 P: 17	R: 1 E: 0 K: 0 S: 14	H: 2 LOB: 3 BB: 2 P: 28	R: 0 E: 0 K: 0 S: 9	H: 1 LOB: 1 BB: 0 P: 13	R: 1 E: 0 K: 0 S: 7	H: 1 LOB: 1 BB: 1 P: 17	R: 4 E: 0 K: 0 S: 15	H: 4 LOB: 2 BB: 1 P: 31	R: 0 E: 0 K: 0 S: 13	H: 0 LOB: 0 BB: 0 P: 17	R: 0 E: 0 K: 0 S: 13	H: 2 LOB: 1 BB: 0 P: 16	R: 0 E: 0 K: 0 S: 7	H: 0 LOB: 0 BB: 0 P: 8		1B: 11 2B: 0 3B: 0 HR: 1	SF: 0 SAC: 0 DP: 2 HBP: 2	WP: 0 PB: 0 SB: 1 CS: 2	PA: 40					
<b>PITCHER</b>	IP	WLS	BF	H	R	ER	SO	BB	IBB	HBP	BLK	WP	HR	S	P	ERA	WHIP									
Joe Kennedy, L (1,1) ERA: 3.62	4.2	L	26	8	7	7	0	5	0	1	0	0	0	6	48	94	13.50	2.786								
Jay Witasick, R (5,1) ERA: 4.15	0.1		4	2	1	1	0	0	0	1	0	0	0	6	12	27.00	6.000									
Colby Lewis, R (6,1) ERA: 20.77	1.0		3	0	0	0	0	0	0	0	0	0	0	13	17	0.00	0.000									
Erasmio Ramirez, L (7,1) ERA	1.0		4	2	0	0	0	0	0	0	0	0	0	13	16	0.00	2.000									
47 Ron Flores, L (8,1) ERA	1.0		3	0	0	0	0	0	0	0	0	0	0	7	8	0.00	0.000									



Batter	1	2	3	4	5	6	7	8	9	AB	R	H	RBI	BB	SO	LOB	TOP				
Shannon Stewart, R OBP: 0.346, SLG: 0.339	G6-3		G1-3				G5-3		G5-3	4	1	0	0	1	0	2	<b>Oakland Athletics @ Baltimore Orioles</b> Oriole Park at Camden Yards, Baltimore, MD Sun May 27 2007, 1:35 PM EDT Att: 30,140 - Partly Cloudy - 94 F				
6 Travis Buck, L OBP: 0.370, SLG: 0.528	K		K				F7			4	0	1	0	0	2	3					
Nick Swisher, S OBP: 0.426, SLG: 0.532	K						F8			3	2	1	3	1	1	1					
29 Dan Johnson, L OBP: 0.438, SLG: 0.538									G5-3	3	0	2	1	1	0	0					
3 Eric Chavez, L OBP: 0.286, SLG: 0.385	F9								F8	4	0	0	0	0	3						
7 Bobby Crosby, R OBP: 0.304, SLG: 0.394									F9	4	0	1	0	0	1						
32 Jack Cust, L OBP: 0.425, SLG: 0.646										4	0	0	0	0	1	3					
Marco Scutaro, R OBP: 0.266, SLG: 0.333										4	0	0	0	0	2	0					
Adam Melhuse, S OBP: 0.346, SLG: 0.273										3	1	2	0	1	1	0					
<b>Inning Stats</b>	R: 0 E: 0 K: 2 S: 9	H: 0 LOB: 0 BB: 0 P: 14	R: 0 E: 0 K: 0 S: 7	H: 1 LOB: 2 BB: 1 P: 15	R: 0 E: 0 K: 1 S: 10	H: 0 LOB: 1 BB: 1 P: 18	R: 1 E: 0 K: 0 S: 10	H: 1 LOB: 1 BB: 1 P: 22	R: 3 E: 0 K: 1 S: 12	H: 3 LOB: 1 BB: 1 P: 23	R: 0 E: 0 K: 1 S: 12	H: 1 LOB: 1 BB: 0 P: 17	R: 0 E: 0 K: 0 S: 5	H: 0 LOB: 0 BB: 0 P: 9	R: 0 E: 0 K: 1 S: 6	H: 1 LOB: 1 BB: 0 P: 8	1B: 5 2B: 1 3B: 0 HR: 1	SF: 0 SAC: 0 DP: 0 HBP: 0	WP: 1 PB: 0 SB: 0 CS: 0	PA: 37	
<b>PITCHER</b>	IP	WLS	BF	H	R	ER	SO	BB	IBB	HBP	BLK	WP	HR	S	P	ERA	WHIP				
40 Daniel Cabrera, R ERA: 4.78	6.0	W	27	5	4	4	5	4	0	0	0	1	1	53	102	6.00	1.500				
Chad Bradford, R ERA: 2.57	1.0		4	1	0	0	1	0	0	0	0	0	0	12	17	0.00	1.000				
32 Jamie Walker, L ERA: 3.2	1.0		3	0	0	0	0	0	0	0	0	0	0	5	9	0.00	0.000				
37 Chris Ray, R ERA: 3.8	1.0		4	1	0	0	1	0	0	0	0	0	0	6	8	0.00	1.000				

Batter	1	2	3	4	5	6	7	8	9	AB	R	H	RBI	BB	SO	LOB	BOTTOM				
1 Brian Roberts, S OBP: 0.406, SLG: 0.425	G3		F7							3	1	1	1	1	0	0	<b>Oakland Athletics @ Baltimore Orioles</b> Oriole Park at Camden Yards, Baltimore, MD Sun May 27 2007, 1:35 PM EDT Att: 30,140 - Partly Cloudy - 94 F				
21 Nick Markakis, L OBP: 0.333, SLG: 0.457	FC3-6		10 HR							4	2	3	3	0	1						
10 Miguel Tejada, R OBP: 0.381, SLG: 0.423	FC4		10 HR							4	1	1	2	0	1						
17 Aubrey Huff, L OBP: 0.280, SLG: 0.363	FC3-6		F8							4	0	0	0	0	1	2					
Chris Gomez, R OBP: 0.396, SLG: 0.378										0	0	0	0	0	0	0					
Jay Payton, R OBP: 0.336, SLG: 0.396	F9									4	1	2	0	0	2						
31 Jay Gibbons, L OBP: 0.294, SLG: 0.346										4	0	0	0	0	2	2					
6 Melvin Mora, R OBP: 0.312, SLG: 0.418										4	1	1	2	0	0	0					
Corey Patterson, L OBP: 0.294, SLG: 0.323										4	2	2	0	0	0	0					
Paul Bako, L OBP: 0.313, SLG: 0.333										4	0	0	0	0	1	2					
<b>Inning Stats</b>	R: 0 E: 0 K: 0 S: 9	H: 1 LOB: 2 BB: 0 P: 15	R: 0 E: 0 K: 1 S: 13	H: 0 LOB: 0 BB: 0 P: 18	R: 2 E: 0 K: 0 S: 11	H: 2 LOB: 0 BB: 0 P: 18	R: 3 E: 0 K: 0 S: 16	H: 4 LOB: 1 BB: 0 P: 21	R: 0 E: 0 K: 0 S: 5	H: 1 LOB: 1 BB: 0 P: 9	R: 3 E: 0 K: 1 S: 15	H: 2 LOB: 0 BB: 1 P: 29	R: 0 E: 0 K: 2 S: 16	H: 0 LOB: 0 BB: 0 P: 20	R: 0 E: 0 K: 0 S: 5	H: 0 LOB: 0 BB: 0 P: 7	1B: 6 2B: 1 3B: 0 HR: 3	SF: 0 SAC: 0 DP: 0 HBP: 0	WP: 0 PB: 0 SB: 5 CS: 0	PA: 36	
<b>PITCHER</b>	IP	WLS	BF	H	R	ER	SO	BB	IBB	HBP	BLK	WP	HR	S	P	ERA	WHIP				
Joe Blanton, R ERA: 4.28	6.0	L	30	10	8	8	2	1	0	0	0	0	0	16	20	0.00	0.000				
47 Ron Flores, L ERA:	1.0		3	0	0	0	2	0	0	0	0	0	0	5	7	0.00	0.000				
Erasm Ramirez, L ERA:	1.0		3	0	0	0	0	0	0	0	0	0	0	5	7	0.00	0.000				

AB 33  
R 4  
H 7  
RBI 4  
BB 4  
SO 7  
LOB 13



AB 35  
R 8  
H 10  
RBI 8  
BB 1  
SO 4  
LOB 10





Batter	1	2	3	4	5	6	7	8	9	AB	R	H	RBI	BB	SO	LOB	TOP											
<b>Kenny Lofton, L</b> OBP: 0.348, SLG: 0.399										4	0	1	0	1	0	0	<b>Texas Rangers @ Oakland Athletics</b> McAfee Coliseum, Oakland, CA Mon May 28 2007, 10:05 PM EDT Att: 18,230 - Clear - 60 F  <b>AB 33</b> <b>R 3</b> <b>H 7</b> <b>RBI 2</b> <b>BB 4</b> <b>SO 4</b> <b>LOB 19</b>  											
<b>Ramón Vázquez, L</b> OBP: 0.455, SLG: 0.793										5	1	1	0	0	1	2												
<b>10 Michael Young, R</b> OBP: 0.288, SLG: 0.386										5	2	3	1	0	1	1												
<b>23 Mark Teixeira, S</b> OBP: 0.392, SLG: 0.531										2	0	0	0	2	0	3												
<b>Frank Catalanotto, L</b> OBP: 0.291, SLG: 0.405										3	0	1	0	1	0	3												
<b>22 Marlon Byrd, R</b> OBP: 0.267, SLG: 0.273										3	0	1	1	0	1	3												
<b>5 Ian Kinsler, R</b> OBP: 0.325, SLG: 0.458										3	0	0	0	0	0	1												
<b>17 Nelson Cruz, R</b> OBP: 0.259, SLG: 0.324										3	0	0	0	0	0	0												
<b>Sammy Sosa, R</b> OBP: 0.319, SLG: 0.509										1	0	0	0	0	1	3												
<b>Matt Kata, S</b> OBP: 0.270, SLG: 0.356										0	0	0	0	0	0	0												
<b>35 Chris Stewart, R</b> OBP: 0.273, SLG: 0.290										3	0	0	0	0	0	0												
<b>15 Gerald Laird, R</b> OBP: 0.306, SLG: 0.324										1	0	0	0	0	0	3												
<b>Inning Stats</b>	R: 0 E: 0 K: 0 S: 14	H: 1 LOB: 3 BB: 2 P: 26	R: 0 E: 0 K: 0 S: 9	H: 0 LOB: 0 BB: 0 P: 15	R: 0 E: 0 K: 1 S: 11	H: 1 LOB: 2 BB: 1 P: 19	R: 0 E: 0 K: 1 S: 10	H: 0 LOB: 0 BB: 0 P: 13	R: 0 E: 0 K: 0 S: 7	H: 2 LOB: 1 BB: 0 P: 19	R: 0 E: 0 K: 0 S: 14	H: 0 LOB: 0 BB: 0 P: 12	R: 2 E: 0 K: 1 S: 18	H: 3 LOB: 3 BB: 1 P: 31	R: 0 E: 0 K: 1 S: 7	H: 0 LOB: 0 BB: 0 P: 9	1B: 6 2B: 1 3B: 0 HR: 0	SF: 1 SAC: 0 DP: 0 HBP: 1	WP: 0 PB: 0 SB: 1 CS: 0	PA: 39								
<b>PITCHER</b>	IP	WLS	BF	H	R	ER	SO	BB	IBB	HBP	BLK	WP	HR	S	P	ERA	WHIP											
<b>57 Chad Gaudin, R</b> ERA: 2.32	(1, 1)	6.2	W	27	4	1	0	2	3	0	0	0	0	0	68	107	0.00	1.050										
<b>Jay Marshall, L</b> ERA: 5.57	(7, 1)	0.1		2	1	1	1	0	0	0	0	0	0	6	10	27.00	3.000											
<b>50 Kiko Calero, R</b> ERA: 6.16	(8, 1)	0.0		3	2	0	0	0	1	0	0	0	0	7	12	∞	∞											
<b>Colby Lewis, R</b> ERA: 16.88	(8, 1)	1.0	H	4	0	1	1	1	0	0	1	0	0	9	15	9.00	0.000											
<b>Alan Embree, L</b> ERA: 3.32	(9, 1)	1.0	S	3	0	0	0	1	0	0	0	0	0	7	9	0.00	0.000											

Batter	1	2	3	4	5	6	7	8	9	AB	R	H	RBI	BB	SO	LOB	BOTTOM										
<b>Shannon Stewart, R</b> OBP: 0.349, SLG: 0.339										3	1	1	0	1	1	2	<b>Texas Rangers @ Oakland Athletics</b> McAfee Coliseum, Oakland, CA Mon May 28 2007, 10:05 PM EDT Att: 18,230 - Clear - 60 F  <b>AB 31</b> <b>R 5</b> <b>H 8</b> <b>RBI 5</b> <b>BB 4</b> <b>SO 7</b> <b>LOB 19</b>  										
<b>6 Travis Buck, L</b> OBP: 0.374, SLG: 0.550										3	2	1	1	1	1	1											
<b>Nick Swisher, S</b> OBP: 0.423, SLG: 0.532										4	0	1	0	0	1	2											
<b>29 Dan Johnson, L</b> OBP: 0.424, SLG: 0.519										4	0	0	0	0	0	4											
<b>3 Eric Chavez, L</b> OBP: 0.290, SLG: 0.408										4	1	2	3	0	1	1											
<b>7 Bobby Crosby, R</b> OBP: 0.308, SLG: 0.402										4	1	2	0	0	0	1											
<b>32 Jack Cust, L</b> OBP: 0.429, SLG: 0.647										3	0	1	1	1	2	2											
<b>14 Mark Ellis, R</b> OBP: 0.326, SLG: 0.333										3	0	0	0	1	0	3											
<b>Jason Kendall, R</b> OBP: 0.227, SLG: 0.194										3	0	0	0	0	1	3											
<b>Inning Stats</b>	R: 1 E: 0 K: 0 S: 12	H: 1 LOB: 0 BB: 0 P: 19	R: 1 E: 0 K: 0 S: 14	H: 2 LOB: 1 BB: 0 P: 21	R: 3 E: 0 K: 0 S: 11	H: 1 LOB: 0 BB: 2 P: 24	R: 0 E: 0 K: 1 S: 12	H: 0 LOB: 2 BB: 2 P: 24	R: 0 E: 0 K: 2 S: 9	H: 1 LOB: 0 BB: 0 P: 12	R: 0 E: 0 K: 2 S: 11	H: 2 LOB: 2 BB: 0 P: 18	R: 0 E: 0 K: 1 S: 15	H: 1 LOB: 1 BB: 0 P: 24	R: 0 E: 0 K: 1 S: 7	H: 0 LOB: 0 BB: 0 P: 9		1B: 2 2B: 5 3B: 0 HR: 2	SF: 0 SAC: 0 DP: 2 HBP: 0	WP: 0 PB: 0 SB: 0 CS: 1	PA: 35						
<b>PITCHER</b>	IP	WLS	BF	H	R	ER	SO	BB	IBB	HBP	BLK	WP	HR	S	P	ERA	WHIP										
<b>55 Robinson Tejeda, R</b> ERA: 5.75	(1, 1)	3.0	L	17	4	5	5	0	4	0	0	0	0	34	54	0.00	0.750										
<b>51 Willie Eyre, R</b> ERA: 3.18	(4, 1)	4.0		14	3	0	0	6	0	0	0	0	0	15	24	0.00	1.000										
<b>50 Frank Francisco, R</b> ERA: 3.78	(8, 1)	1.0		4	1	0	0	1	0	0	0	0	0	15	24	0.00	1.000										




Batter	1	2	3	4	5	6	7	8	9	AB	R	H	RBI	BB	SO	LOB	TOP								
5 Ian Kinsler, R OBP: 0.320, SLG: 0.450	G4-3		G5-3			SH 10 WP E	K			3	1	0	0	0	1	0									
10 Michael Young, R OBP: 0.288, SLG: 0.383	G6-3					G5-3		G6-3		4	0	1	0	0	0	2									
23 Mark Teixeira, S OBP: 0.394, SLG: 0.528	G4-3		FC6-4			E IBB		E 14 WP 1B		3	1	1	0	1	0	1									
Sammy Sosa, R OBP: 0.317, SLG: 0.503			G5-4-3			E7 22 1B 1B		P3		4	1	1	2	0	1	2									
14 Victor Diaz, R OBP: 0.268, SLG: 0.564 Ramón Vázquez, L OBP: 0.455, SLG: 0.793						G5-3	G6-3			4	0	0	0	0	2	2									
22 Marlon Byrd, R OBP: 0.375, SLG: 0.400						F8 15 F8 1B		F7		4	0	3	1	0	0	0									
15 Gerald Laird, R OBP: 0.299, SLG: 0.315						F8	F8		P3	4	0	0	0	0	0	3									
17 Nelson Cruz, R OBP: 0.252, SLG: 0.314			K2-3			G4-3		F9		4	0	0	0	0	1	1									
Matt Kata, S OBP: 0.273, SLG: 0.344			F9					F7		2	1	0	0	1	0	0									
<b>Inning Stats</b>	R: 0 E: 0 K: 0 S: 6	H: 0 LOB: 0 BB: 0 P: 11	R: 0 E: 0 K: 2 S: 14	H: 1 LOB: 1 BB: 0 P: 18	R: 0 E: 0 K: 1 S: 10	H: 0 LOB: 0 BB: 0 P: 15	R: 0 E: 0 K: 0 S: 8	H: 1 LOB: 0 BB: 0 P: 11	R: 0 E: 0 K: 0 S: 8	H: 1 LOB: 1 BB: 0 P: 12	R: 4 E: 2 K: 0 S: 11	H: 2 LOB: 1 BB: 2 P: 26	R: 0 E: 0 K: 1 S: 10	H: 0 LOB: 0 BB: 0 P: 17	R: 0 E: 0 K: 1 S: 11	H: 1 LOB: 1 BB: 0 P: 18	R: 0 E: 0 K: 0 S: 9	H: 0 LOB: 0 BB: 0 P: 12	1B: 6 2B: 0 3B: 0 HR: 0	SF: 0 SAC: 1 DP: 1 HBP: 0	WP: 2 PB: 0 SB: 0 CS: 0	PA: 35			
<b>PITCHER</b>	IP	WLS	BF	H	R	ER	SO	BB	IBB	HBP	BLK	WP	HR	S	P	ERA	WHIP								
25 Lenny DiNardo, L ERA: 1.8	5.1	L	22	4	4	1	3	1	1	0	0	1	0	50	82	1.69	0.938								
Colby Lewis, R ERA: 15.0	0.2		3	1	0	0	0	0	0	0	0	0	0	7	11	0.00	1.500								
47 Ron Flores, L ERA:	1.0		3	0	0	0	1	0	0	0	0	0	0	10	17	0.00	0.000								
Jay Witasick, R ERA: 3.6	2.0		7	1	0	0	1	0	0	0	0	1	0	20	30	0.00	0.500								

Texas Rangers @ Oakland Athletics  
McAfee Coliseum, Oakland, CA  
Tue May 29 2007, 10:05 PM EDT  
Att: 18,006 - Partly Cloudy - 59 F

livebaseballscores.com

AB 32  
R 4  
H 6  
RBI 3  
BB 2  
SO 5  
LOB 11



Batter	1	2	3	4	5	6	7	8	9	AB	R	H	RBI	BB	SO	LOB	BOTTOM								
Shannon Stewart, R OBP: 0.355, SLG: 0.342	G6-4-3 1B		F8	L7			G6-4-3 1B			4	0	2	0	1	0	2									
6 Travis Buck, L OBP: 0.375, SLG: 0.544	G6-4-3 1B		29 1B			K	G6-4-3 1B		G6-4-3 1B	5	0	2	0	0	1	2									
Nick Swisher, S OBP: 0.427, SLG: 0.528	3 BB 29 BB BB		F7			29 G3 BB			G6-4-3 1B	3	0	1	0	2	0	4									
29 Dan Johnson, L OBP: 0.426, SLG: 0.514	3 BB BB					G3	L9			3	0	1	0	1	0	2									
3 Eric Chavez, L OBP: 0.294, SLG: 0.404			G5-3						K	2	0	0	0	2	1	2									
7 Bobby Crosby, R OBP: 0.302, SLG: 0.393	G5-3					K			K	4	0	0	0	0	2	5									
32 Jack Cust, L OBP: 0.411, SLG: 0.611			G6-3			G1-3			G3	4	0	0	0	0	1	0									
Marco Scutaro, R OBP: 0.277, SLG: 0.342			L3			G4-3 1B			G6-4-3 1B	4	0	2	0	0	0	0									
Adam Melhuse, S OBP: 0.333, SLG: 0.269			K			G5-3 1B			K	4	0	1	0	0	2	1									
<b>Inning Stats</b>	R: 0 E: 0 K: 0 S: 10	H: 1 LOB: 3 BB: 3 P: 27	R: 0 E: 0 K: 1 S: 10	H: 0 LOB: 0 BB: 0 P: 16	R: 0 E: 0 K: 0 S: 8	H: 2 LOB: 2 BB: 0 P: 14	R: 0 E: 0 K: 0 S: 9	H: 2 LOB: 2 BB: 0 P: 15	R: 0 E: 0 K: 2 S: 11	H: 0 LOB: 2 BB: 2 P: 23	R: 0 E: 0 K: 1 S: 6	H: 0 LOB: 0 BB: 0 P: 11	R: 0 E: 0 K: 0 S: 11	H: 2 LOB: 1 BB: 0 P: 19	R: 0 E: 0 K: 2 S: 8	H: 0 LOB: 0 BB: 0 P: 12	R: 0 E: 0 K: 1 S: 11	H: 2 LOB: 2 BB: 1 P: 17	1B: 9 2B: 0 3B: 0 HR: 0	SF: 0 SAC: 0 DP: 3 HBP: 0	WP: 0 PB: 0 SB: 0 CS: 0	PA: 39			
<b>PITCHER</b>	IP	WLS	BF	H	R	ER	SO	BB	IBB	HBP	BLK	WP	HR	S	P	ERA	WHIP								
29 Mike Wood, R ERA: 5.4	5.0	W	24	5	0	0	3	4	1	0	0	0	0	21	36	0.00	1.800								
36 C.J. Wilson, L ERA: 1.98	2.1		8	2	0	0	2	0	0	0	0	0	0	21	36	0.00	0.857								
53 Joaquin Benoit, R ERA: 3.55	1.0		5	1	0	0	2	1	0	0	0	0	0	11	19	0.00	2.000								
Eric Gagne, R ERA: 0.82	0.2	S	2	1	0	0	0	0	0	0	0	0	0	4	4	0.00	1.500								

Texas Rangers @ Oakland Athletics  
McAfee Coliseum, Oakland, CA  
Tue May 29 2007, 10:05 PM EDT  
Att: 18,006 - Partly Cloudy - 59 F

livebaseballscores.com

AB 33  
R 0  
H 9  
RBI 0  
BB 6  
SO 7  
LOB 18






Batter	1	2	3	4	5	6	7	8	9	AB	R	H	RBI	BB	SO	LOB	TOP										
<b>Kenny Lofton, L</b> OBP: 0.351, SLG: 0.398										3	1	1	0	1	1	0	<b>Texas Rangers @ Oakland Athletics</b> McAfee Coliseum, Oakland, CA Wed May 30 2007, 3:35 PM EDT Att: 25,674 - Partly Cloudy - 61 F  <b>AB 30</b> <b>R 1</b> <b>H 4</b> <b>RBI 1</b> <b>BB 3</b> <b>SO 5</b> <b>LOB 10</b>										
<b>10 Michael Young, R</b> OBP: 0.291, SLG: 0.390										4	0	2	1	0	0	1											
<b>23 Mark Teixeira, S</b> OBP: 0.391, SLG: 0.520										3	0	0	0	1	1	1											
<b>Sammy Sosa, R</b> OBP: 0.311, SLG: 0.491										4	0	0	0	0	0	3											
<b>Frank Catalanotto, L</b> OBP: 0.289, SLG: 0.397										4	0	1	0	0	0	0											
<b>22 Marlon Byrd, R</b> OBP: 0.300, SLG: 0.316										4	0	0	0	0	2	1											
<b>5 Ian Kinsler, R</b> OBP: 0.320, SLG: 0.445										2	0	0	0	1	1	0											
<b>Ramón Vázquez, L</b> OBP: 0.417, SLG: 0.719										3	0	0	0	0	2	2											
<b>15 Gerald Laird, R</b> OBP: 0.293, SLG: 0.309										3	0	0	0	0	2	2											
<b>Inning Stats</b>	R: 0 H: 1 E: 0 K: 2 S: 16	H: 1 LOB: 1 BB: 0 P: 24	R: 0 H: 0 E: 0 K: 1 S: 6	H: 0 LOB: 0 BB: 0 P: 7	R: 1 H: 2 E: 0 K: 0 S: 17	H: 2 LOB: 2 BB: 1 P: 28	R: 0 H: 1 E: 0 K: 0 S: 9	H: 1 LOB: 2 BB: 1 P: 16	R: 0 H: 0 E: 0 K: 1 S: 6	H: 0 LOB: 0 BB: 0 P: 7	R: 0 H: 0 E: 0 K: 1 S: 6	H: 0 LOB: 0 BB: 0 P: 15	R: 0 H: 0 E: 0 K: 0 S: 6	H: 0 LOB: 0 BB: 0 P: 14	R: 0 H: 0 E: 0 K: 1 S: 8	H: 0 LOB: 0 BB: 0 P: 12	1B: 3 2B: 1 3B: 0 HR: 0	SF: 0 SAC: 0 DP: 1 HBP: 0	WP: 0 PB: 0 SB: 2 CS: 0	PA: 33							
<b>PITCHER</b>	IP	WLS	BF	H	R	ER	SO	BB	IBB	HBP	BLK	WP	HR	S	P	ERA	WHIP										
<b>Dan Haren, R</b> ERA: 1.64	(1, 1)	8.0	W	30	4	1	1	4	3	0	0	0	0	71	116	1.12	0.875										
<b>50 Kiko Calero, R</b> ERA: 5.85	(9, 1)	1.0		3	0	0	0	1	0	0	0	0	0	8	12	0.00	0.000										

Batter	1	2	3	4	5	6	7	8	9	AB	R	H	RBI	BB	SO	LOB	BOTTOM										
<b>Shannon Stewart, R</b> OBP: 0.357, SLG: 0.347										3	1	1	0	1	0	2	<b>Texas Rangers @ Oakland Athletics</b> McAfee Coliseum, Oakland, CA Wed May 30 2007, 3:35 PM EDT Att: 25,674 - Partly Cloudy - 61 F  <b>AB 31</b> <b>R 6</b> <b>H 11</b> <b>RBI 6</b> <b>BB 2</b> <b>SO 0</b> <b>LOB 13</b>										
<b>6 Travis Buck, L</b> OBP: 0.371, SLG: 0.538										3	1	1	1	0	0	3											
<b>Nick Swisher, S</b> OBP: 0.433, SLG: 0.537										3	2	2	0	1	0	1											
<b>22 Milton Bradley, S</b> OBP: 0.375, SLG: 0.455										4	0	2	1	0	0	2											
<b>29 Dan Johnson, L</b> OBP: 0.421, SLG: 0.526										3	0	1	3	0	0	1											
<b>3 Eric Chavez, L</b> OBP: 0.286, SLG: 0.396										4	0	0	0	0	0	3											
<b>7 Bobby Crosby, R</b> OBP: 0.301, SLG: 0.396										4	1	1	0	0	0	1											
<b>Marco Scutaro, R</b> OBP: 0.279, SLG: 0.341										3	0	1	0	0	0	0											
<b>Jason Kendall, R</b> OBP: 0.233, SLG: 0.201										4	1	2	1	0	0	0											
<b>Inning Stats</b>	R: 2 H: 2 E: 0 K: 0 S: 13	H: 2 LOB: 1 BB: 1 P: 22	R: 0 H: 2 E: 0 K: 0 S: 12	H: 2 LOB: 2 BB: 0 P: 18	R: 1 H: 2 E: 0 K: 0 S: 12	H: 2 LOB: 1 BB: 0 P: 18	R: 0 H: 0 E: 0 K: 0 S: 5	H: 0 LOB: 0 BB: 0 P: 10	R: 1 H: 2 E: 0 K: 0 S: 7	H: 2 LOB: 1 BB: 1 P: 14	R: 2 H: 3 E: 0 K: 0 S: 9	H: 3 LOB: 1 BB: 0 P: 14	R: 0 H: 0 E: 0 K: 0 S: 6	H: 0 LOB: 0 BB: 0 P: 8	R: 0 H: 0 E: 0 K: 0 S: 8	H: 0 LOB: 0 BB: 0 P: 12	1B: 6 2B: 5 3B: 1 HR: 0	SF: 2 SAC: 1 DP: 1 HBP: 0	WP: 0 PB: 0 SB: 0 CS: 0	PA: 36							
<b>PITCHER</b>	IP	WLS	BF	H	R	ER	SO	BB	IBB	HBP	BLK	WP	HR	S	P	ERA	WHIP										
<b>41 John Koronka, L</b> ERA: 7.84	(1, 1)	5.1	L	27	10	6	6	0	2	0	0	0	0	53	87	10.12	2.250										
<b>58 Wes Littleton, R</b> ERA: 2.09	(6, 1)	2.2		9	1	0	0	0	0	0	0	0	0	19	29	0.00	0.375										


**Texas Rangers @ Oakland Athletics**  
 McAfee Coliseum, Oakland, CA  
 Wed May 30 2007, 3:35 PM EDT  
 Att: 25,674 - Partly Cloudy - 61 F

livebaseballscorecards.com



**Texas Rangers @ Oakland Athletics**  
 McAfee Coliseum, Oakland, CA  
 Wed May 30 2007, 3:35 PM EDT  
 Att: 25,674 - Partly Cloudy - 61 F

livebaseballscorecards.com





Batter	1	2	3	4	5	6	7	8	9	10	AB	R	H	RBI	BB	SO	LOB	TOP						
Luis Castillo, S OBP: 0.383, SLG: 0.370	G6-3		SH2-4		G3		K			1B	4	1	1	0	0	1	1	<b>Minnesota Twins @ Oakland Athletics</b> McAfee Coliseum, Oakland, CA Fri Jun 01 2007, 10:05 PM EDT Att: 20,219 - Partly Cloudy - 59 F						
Jeff Cirillo, R OBP: 0.311, SLG: 0.354			SF8		G4-3		P3			2B	3	0	1	2	1	0	1							
Jason Tyler, L OBP: 0.313, SLG: 0.319	BB									1B	0	1	0	0	0	0	0							
5 Michael Cuddyer, R OBP: 0.385, SLG: 0.481	G5-4-3									BB	3	0	1	0	2	0	1							
33 Justin Morneau, L OBP: 0.366, SLG: 0.565			1B		BB					BB	4	0	0	0	1	0	6							
Tori Hunter, R OBP: 0.360, SLG: 0.571										1B	4	0	1	0	1	0	1							
55 Mike Redmond, R OBP: 0.369, SLG: 0.415										1B	5	0	2	1	0	0	2							
20 Lew Ford, R OBP: 0.239, SLG: 0.233										1B	5	0	1	0	0	0	5							
8 Nick Punto, S OBP: 0.335, SLG: 0.294										1B	4	1	1	0	0	0	2							
Jason Bartlett, R OBP: 0.337, SLG: 0.291										F8	3	0	1	0	1	0	0							
<b>Inning Stats</b>	R: 0 E: 0 K: 0 S: 7	H: 0 LOB: 0 BB: 1 P: 14	R: 0 E: 0 K: 0 S: 3	H: 0 LOB: 1 BB: 10	R: 1 E: 1 K: 0 S: 10	H: 2 LOB: 2 BB: 1 P: 17	R: 0 E: 0 K: 0 S: 8	H: 1 LOB: 1 BB: 0 P: 12	R: 0 E: 0 K: 0 S: 15	H: 1 LOB: 1 BB: 0 P: 22	R: 0 E: 0 K: 1 S: 7	H: 0 LOB: 0 BB: 0 P: 9	R: 0 E: 0 K: 0 S: 8	H: 1 LOB: 1 BB: 0 P: 12	R: 0 E: 0 K: 0 S: 7	H: 0 LOB: 0 BB: 0 P: 13	R: 2 E: 0 K: 0 S: 21	H: 3 LOB: 2 BB: 2 P: 33	1B: 8 2B: 1 3B: 0 HR: 0	SF: 1 SAC: 1 DP: 2 HBP: 0	WP: 0 PB: 0 SB: 0 CS: 0	PA: 43		
<b>PITCHER</b>	IP	WLS	BF	H	R	ER	SO	BB	IBB	HBP	BLK	WP	HR	S	P	ERA	WHIP							
Joe Kennedy, L ERA: 3.3	8.0		33	6	1	1	1	4	0	0	0	0	0	64	110	1.12	1.250							
Alan Embree, L ERA: 3.16	1.0		3	0	0	0	0	0	0	0	0	0	0	7	13	0.00	0.000							
50 Kiko Calero, R ERA: 6.75	0.0	L	3	2	2	2	0	1	0	0	0	0	0	14	20	∞	∞							
Jay Marshall, L ERA: 5.48	0.1		2	0	0	0	0	0	1	0	0	0	0	2	6	0.00	0.000							
Colby Lewis, R ERA: 13.5	0.2		2	1	0	0	0	0	0	0	0	0	0	5	7	0.00	1.500							
<b>Batter</b>	<b>1</b>	<b>2</b>	<b>3</b>	<b>4</b>	<b>5</b>	<b>6</b>	<b>7</b>	<b>8</b>	<b>9</b>	<b>10</b>	<b>AB</b>	<b>R</b>	<b>H</b>	<b>RBI</b>	<b>BB</b>	<b>SO</b>	<b>LOB</b>	<b>BOTTOM</b>						
6 Travis Buck, L OBP: 0.366, SLG: 0.521	K	F8			L6		P5			BB	4	1	0	0	1	1	2	<b>Minnesota Twins @ Oakland Athletics</b> McAfee Coliseum, Oakland, CA Fri Jun 01 2007, 10:05 PM EDT Att: 20,219 - Partly Cloudy - 59 F						
Nick Swisher, S OBP: 0.433, SLG: 0.530	22 1B		K		BB		F9			G4-3	4	0	1	0	1	1	2							
22 Milton Bradley, S OBP: 0.391, SLG: 0.483					G3					1B	5	0	3	0	0	0	1							
29 Dan Johnson, L OBP: 0.414, SLG: 0.513	7 FC6-4		G1-3				F7			SF9	3	0	0	1	1	0	1							
3 Eric Chavez, L OBP: 0.295, SLG: 0.413	P2		P5				HR			1B	4	1	2	1	1	0	4							
7 Bobby Crosby, R OBP: 0.293, SLG: 0.385	FC6-4				G6-3		F9			K	5	0	0	0	0	2	6							
21 Mark Kotsay, L OBP: 0.250, SLG: 0.250					G6-3		P5			K	4	0	1	0	0	1	0							
Marco Scutaro, R OBP: 0.278, SLG: 0.329					F8					P5	3	0	0	0	1	1	1							
Jason Kendall, R OBP: 0.230, SLG: 0.198	G4-3						SH1-4			G1-3	3	0	0	0	0	0	1							
<b>Inning Stats</b>	R: 0 E: 0 K: 1 S: 17	H: 2 LOB: 3 BB: 1 P: 25	R: 0 E: 0 K: 1 S: 9	H: 1 LOB: 1 BB: 0 P: 13	R: 0 E: 0 K: 1 S: 19	H: 1 LOB: 1 BB: 0 P: 27	R: 0 E: 0 K: 0 S: 8	H: 0 LOB: 0 BB: 0 P: 10	R: 0 E: 0 K: 0 S: 5	H: 1 LOB: 1 BB: 0 P: 13	R: 1 E: 0 K: 0 S: 8	H: 1 LOB: 0 BB: 0 P: 11	R: 0 E: 0 K: 0 S: 7	H: 0 LOB: 1 BB: 1 P: 16	R: 0 E: 0 K: 1 S: 12	H: 1 LOB: 1 BB: 0 P: 19	R: 0 E: 0 K: 1 S: 8		H: 0 LOB: 0 BB: 0 P: 12	R: 1 E: 0 K: 1 S: 15	H: 1 LOB: 2 BB: 2 P: 27	1B: 5 2B: 1 3B: 0 HR: 1	SF: 1 SAC: 1 DP: 0 HBP: 0	WP: 0 PB: 0 SB: 1 CS: 0
<b>PITCHER</b>	IP	WLS	BF	H	R	ER	SO	BB	IBB	HBP	BLK	WP	HR	S	P	ERA	WHIP							
59 Kevin Slowey, R ERA: 1.5	6.0		25	5	1	1	3	2	0	0	0	0	0	66	99	1.50	1.167							
Juan Rincon, R ERA: 2.7	1.1		5	0	0	0	0	1	0	0	0	0	0	10	22	0.00	0.750							
56 Carmen Cali, L ERA: 2.7	0.1		2	1	0	0	0	0	0	0	0	0	0	5	7	0.00	3.000							
17 Pat Neshek, R ERA: 1.33	1.1	W	4	0	0	0	2	0	0	0	0	0	0	12	18	0.00	0.000							
36 Joe Nathan, R ERA: 2.13	1.0	S	6	1	1	1	1	2	0	0	0	0	0	15	27	9.00	3.000							



Batter	1	2	3	4	5	6	7	8	9	AB	R	H	RBI	BB	SO	LOB	TOP					
Luis Castillo, S (1,4) OBP: 0.386, SLG: 0.373	2-2 1B		1-1 FC5-4 1B			0-0 G6-3			2-2 G5-3	4	0	2	0	0	0	0	<b>Minnesota Twins @ Oakland Athletics</b> McAfee Coliseum, Oakland, CA Sat Jun 02 2007, 9:05 PM EDT Att: 30,576 - Cloudy - 57 F <a href="http://livebaseballscores.com">livebaseballscores.com</a>					
Jeff Cirillo, R (1,10) OBP: 0.295, SLG: 0.333	0-1 SAFE F9		1-0 FC5-4 1-2			0-2 F9			2-3 K	4	0	0	0	0	1	2						
5 Michael Cuddyer, R (1,9) OBP: 0.378, SLG: 0.471	3-1 F9			1-1 G6-3					0-0 F9	4	0	0	0	0	1	1						
33 Justin Morneau, L (1,3) OBP: 0.366, SLG: 0.582	2-2 SAFE SAFE G3			1-0 G4-3					1-1 1B	3	0	1	0	0	0	1						
Tori Hunter, R (1,8) OBP: 0.355, SLG: 0.563		3-2 G5-3		1-1 L7					1-3 K	3	0	0	0	0	1	1						
55 Mike Redmond, R (1,2) OBP: 0.381, SLG: 0.406		0-1 G3			0-1 G3				2-3 K	3	0	0	0	0	1	1						
16 Jason Kubel, L (1,7) OBP: 0.287, SLG: 0.351		1-0 G4-3			1-1 F7				0-0 G3-1	3	0	0	0	0	0	0						
8 Nick Punto, S (1,5) OBP: 0.330, SLG: 0.289			0-1 F7			2-2 G5-3			3-3 K	3	0	0	0	0	1	0						
Jason Bartlett, R (1,6) OBP: 0.331, SLG: 0.285			1-2 G6-3				1-3 K		0-2 L6	3	0	0	0	0	1	0						
<b>Inning Stats</b>	R: 0 E: 0 K: 0 S: 10	H: 1 LOB: 1 BB: 0 P: 17	R: 0 E: 0 K: 0 S: 8	H: 0 LOB: 0 BB: 0 P: 12	R: 0 E: 0 K: 0 S: 10	H: 1 LOB: 1 BB: 0 P: 13	R: 0 E: 0 K: 0 S: 5	H: 0 LOB: 0 BB: 0 P: 8	R: 0 E: 0 K: 0 S: 7	H: 0 LOB: 0 BB: 0 P: 10	R: 0 E: 0 K: 1 S: 7	H: 0 LOB: 0 BB: 0 P: 8	R: 0 E: 0 K: 3 S: 11	H: 1 LOB: 1 BB: 0 P: 15	R: 0 E: 0 K: 1 S: 10	H: 0 LOB: 0 BB: 0 P: 13	R: 0 E: 0 K: 1 S: 8	H: 0 LOB: 0 BB: 0 P: 12	1B: 3 2B: 0 3B: 0 HR: 0	SF: 0 SAC: 0 DP: 0 HBP: 0	WP: 0 PB: 0 SB: 0 CS: 0	PA: 30
<b>PITCHER</b> Joe Blanton, R (1,1) ERA: 3.81	IP: 9.0 WLS: W BF: 30 H: 3 R: 0 ER: 0 SO: 6 BB: 0 IBB: 0 HBP: 0 BLK: 0 WP: 0 HR: 0 S: 76 P: 108 ERA: 0.00 WHIP: 0.333															<b>PITCHER</b>	IP: 9.0 WLS: W BF: 30 H: 3 R: 0 ER: 0 SO: 6 BB: 0 IBB: 0 HBP: 0 BLK: 0 WP: 0 HR: 0 S: 76 P: 108 ERA: 0.00 WHIP: 0.333					

Batter	1	2	3	4	5	6	7	8	9	AB	R	H	RBI	BB	SO	LOB	BOTTOM					
6 Travis Buck, L (1,7) OBP: 0.363, SLG: 0.516	1-1 G6-3		1-3 K			3-2 G6-3				1	0	0	0	0	0	0	<b>Minnesota Twins @ Oakland Athletics</b> McAfee Coliseum, Oakland, CA Sat Jun 02 2007, 9:05 PM EDT Att: 30,576 - Cloudy - 57 F <a href="http://livebaseballscores.com">livebaseballscores.com</a>					
Shannon Stewart, R (2,7) OBP: 0.354, SLG: 0.343						1-2 3H G4-3				2	0	0	0	0	1	2						
Nick Swisher, S (1,3) OBP: 0.431, SLG: 0.524	4-1 22 CS BB			0-1 G3		1-1 G4-3				2	0	0	0	1	0	0						
22 Milton Bradley, S (1,9) OBP: 0.380, SLG: 0.468	3-3 K			3-2 F8		0-0 29 G4-3 1B				2	0	0	0	0	1	1						
32 Jack Cust, L (5,9) OBP: 0.417, SLG: 0.616										1	0	1	0	0	0	0						
Marco Scutaro, R (9,9) OBP: 0.278, SLG: 0.329	1-2			1-2 G3		1-2 G4-3				0	0	0	0	0	0	0						
29 Dan Johnson, L (1,10) OBP: 0.405, SLG: 0.500		0-0 G3-1				1-2 G4-3				3	0	0	0	0	0	1						
3 Eric Chavez, L (1,5) OBP: 0.291, SLG: 0.407		2-2 G6-3			0-0 F8		2-0 F8			3	0	0	0	0	0	0						
7 Bobby Crosby, R (1,6) OBP: 0.288, SLG: 0.379		2-1 G6-3			1-1 G6-3			2-1 G2-3		3	0	0	0	0	0	0						
21 Mark Kotsay, L (1,8) OBP: 0.143, SLG: 0.143			0-2 F8		1-0 P5			1-2 G6-3		3	0	0	0	0	0	0						
14 Mark Ellis, R (1,4) OBP: 0.332, SLG: 0.345			2-2 G6-3			3-2 1B G6-3 2B		1-1 1B		3	1	2	0	0	0	0						
Jason Kendall, R (1,2) OBP: 0.237, SLG: 0.206			1-1 1B			0-0 G6-3 1B		1-2 G4-3		3	0	2	0	0	0	1						
<b>Inning Stats</b>	R: 0 E: 0 K: 1 S: 6	H: 0 LOB: 1 BB: 1 P: 14	R: 0 E: 0 K: 0 S: 6	H: 0 LOB: 0 BB: 0 P: 10	R: 0 E: 0 K: 1 S: 12	H: 1 LOB: 1 BB: 0 P: 16	R: 0 E: 0 K: 0 S: 11	H: 0 LOB: 0 BB: 0 P: 15	R: 0 E: 0 K: 0 S: 4	H: 0 LOB: 0 BB: 0 P: 6	R: 1 E: 0 K: 0 S: 10	H: 2 LOB: 0 BB: 0 P: 17	R: 0 E: 0 K: 0 S: 5	H: 1 LOB: 0 BB: 0 P: 8	R: 0 E: 0 K: 0 S: 10	H: 1 LOB: 1 BB: 0 P: 15	R: 0 E: 0 K: 0 S: 10	H: 1 LOB: 1 BB: 0 P: 15	1B: 4 2B: 2 3B: 0 HR: 0	SF: 0 SAC: 0 DP: 3 HBP: 0	WP: 0 PB: 0 SB: 0 CS: 1	PA: 27
<b>PITCHER</b> Carlos Silva, R (1,1) ERA: 3.86	IP: 8.0 WLS: L BF: 27 H: 5 R: 1 ER: 1 SO: 2 BB: 1 IBB: 0 HBP: 0 BLK: 0 WP: 0 HR: 0 S: 64 P: 101 ERA: 1.12 WHIP: 0.750															<b>PITCHER</b>	IP: 8.0 WLS: L BF: 27 H: 5 R: 1 ER: 1 SO: 2 BB: 1 IBB: 0 HBP: 0 BLK: 0 WP: 0 HR: 0 S: 64 P: 101 ERA: 1.12 WHIP: 0.750					

AB 30  
R 0  
H 3  
RBI 0  
BB 0  
SO 6  
LOB 6



AB 26  
R 1  
H 5  
RBI 0  
BB 1  
SO 2  
LOB 5





Batter	1	2	3	4	5	6	7	8	9	AB	R	H	RBI	BB	SO	LOB	TOP				
<b>Luis Castillo, S</b> OBP: 0.386, SLG: 0.374	1-1 G3 8 S 1B		1-1 G4-3			0-1 5 BB 1B	3-2 F7	1-0 F8		5	1	2	0	0	0	3					
<b>8 Nick Punto, S</b> OBP: 0.336, SLG: 0.286	2-1 G3		4-1 5 BB			4-0 FC5-4 5 1B BB	4-0 5 BB	1-1 F9		2	0	0	0	3	0	1					
<b>5 Michael Cuddyer, R</b> OBP: 0.378, SLG: 0.486	4-0 33 G6-3 BB		3-3 K			2-2 FC5-4 1B	2-3 K	2-2 L8		4	0	1	1	1	2	4					
<b>33 Justin Morneau, L</b> OBP: 0.362, SLG: 0.571	1-1 G6-3		4-0 IBB			1-0 F7		0-0 P5		4	0	0	0	1	0	4					
<b>Tori Hunter, R</b> OBP: 0.349, SLG: 0.552		1-1 F8	0-0 P4			0-1 FC5-4		1-3 K		4	0	0	0	0	1	5					
<b>55 Mike Redmond, R</b> OBP: 0.351, SLG: 0.394		3-2 F9		2-3 K		1-1 G6-3		0-3 K		4	0	0	0	0	2	2					
<b>16 Jason Kubel, L</b> OBP: 0.398, SLG: 0.380		2-1 1B		3-2 BB 1B		0-0 HR		2-2 G4-3		4	1	3	1	0	0	0					
<b>Jason Bartlett, R</b> OBP: 0.341, SLG: 0.288		1-2 F8		4-0 BB		0-1 8 BB 1B		4-1 BB		2	0	1	0	2	0	1					
<b>Jason Tyner, L</b> OBP: 0.314, SLG: 0.330				2-1 FC6-5-4		2-1 F8		0-0 P3		3	0	1	0	0	0	3					
<b>Jeff Cirillo, R</b> OBP: 0.291, SLG: 0.329				1-2 2B						1	0	0	0	0	0	1					
<b>Inning Stats</b>	R: 0 E: 0 K: 0 S: 6	H: 1 LOB: 1 BB: 1 P: 14	R: 0 E: 0 K: 0 S: 12	H: 1 LOB: 1 BB: 0 P: 19	R: 0 E: 0 K: 1 S: 9	H: 1 LOB: 3 BB: 2 P: 21	R: 0 E: 0 K: 1 S: 8	H: 1 LOB: 1 BB: 1 P: 19	R: 1 E: 0 K: 1 S: 10	H: 2 LOB: 2 BB: 1 P: 18	R: 0 E: 0 K: 2 S: 8	H: 0 LOB: 0 BB: 0 P: 9	R: 0 E: 0 K: 0 S: 6	H: 0 LOB: 1 BB: 1 P: 13	R: 0 E: 0 K: 0 S: 7	H: 0 LOB: 0 BB: 0 P: 10	1B: 6 2B: 1 3B: 0 HR: 1	SF: 0 SAC: 0 DP: 2 HBP: 0	WP: 0 PB: 0 SB: 4 CS: 0	PA: 40	
<b>PITCHER</b>	IP WLS BF H R ER SO BB IBB HBP BLK WP HR S P ERA WHIP	IP WLS BF H R ER SO BB IBB HBP BLK WP HR S P ERA WHIP	IP WLS BF H R ER SO BB IBB HBP BLK WP HR S P ERA WHIP	IP WLS BF H R ER SO BB IBB HBP BLK WP HR S P ERA WHIP	IP WLS BF H R ER SO BB IBB HBP BLK WP HR S P ERA WHIP	IP WLS BF H R ER SO BB IBB HBP BLK WP HR S P ERA WHIP	IP WLS BF H R ER SO BB IBB HBP BLK WP HR S P ERA WHIP	IP WLS BF H R ER SO BB IBB HBP BLK WP HR S P ERA WHIP	IP WLS BF H R ER SO BB IBB HBP BLK WP HR S P ERA WHIP	IP WLS BF H R ER SO BB IBB HBP BLK WP HR S P ERA WHIP	IP WLS BF H R ER SO BB IBB HBP BLK WP HR S P ERA WHIP	IP WLS BF H R ER SO BB IBB HBP BLK WP HR S P ERA WHIP	IP WLS BF H R ER SO BB IBB HBP BLK WP HR S P ERA WHIP	IP WLS BF H R ER SO BB IBB HBP BLK WP HR S P ERA WHIP	IP WLS BF H R ER SO BB IBB HBP BLK WP HR S P ERA WHIP	IP WLS BF H R ER SO BB IBB HBP BLK WP HR S P ERA WHIP	IP WLS BF H R ER SO BB IBB HBP BLK WP HR S P ERA WHIP	IP WLS BF H R ER SO BB IBB HBP BLK WP HR S P ERA WHIP	IP WLS BF H R ER SO BB IBB HBP BLK WP HR S P ERA WHIP	IP WLS BF H R ER SO BB IBB HBP BLK WP HR S P ERA WHIP	IP WLS BF H R ER SO BB IBB HBP BLK WP HR S P ERA WHIP

**Minnesota Twins @ Oakland Athletics**  
McAfee Coliseum, Oakland, CA  
Sun Jun 03 2007, 4:05 PM EDT  
Att: 25,388 - Partly Cloudy - 62 F

livebaseballscorecards.com

**AB 33**  
**R 2**  
**H 8**  
**RBI 2**  
**BB 7**  
**SO 5**  
**LOB 24**



Batter	1	2	3	4	5	6	7	8	9	AB	R	H	RBI	BB	SO	LOB	BOTTOM			
<b>Shannon Stewart, R</b> OBP: 0.357, SLG: 0.343	2-2 P1		1-1 29 BB 3 SF8 1B	0-1 L4-3			4-0 BB 14 1B BB			3	1	1	0	1	0	1				
<b>14 Mark Ellis, R</b> OBP: 0.335, SLG: 0.355	1-2 1B		1-0 F8			1-2 F7		0-0 BB 1B		4	1	2	0	0	0	1				
<b>Nick Swisher, S</b> OBP: 0.437, SLG: 0.523	2-0 3 WP 2H 1B		4-2 3 SF8 7 1B BB			2-2 G6-3		4-2 BB		2	1	1	1	2	0	0				
<b>29 Dan Johnson, L</b> OBP: 0.408, SLG: 0.492	4-2 3 WP BB		4-2 7 1B BB			1-3 K		2-1 F8		2	1	0	0	2	1	3				
<b>3 Eric Chavez, L</b> OBP: 0.295, SLG: 0.408	4-1 7 G6-4-3 BB		0-1 SF8			1-1 L8		0-1 32 FC4-6 1B		2	0	1	1	1	0	0				
<b>7 Bobby Crosby, R</b> OBP: 0.288, SLG: 0.376	0-0 G6-4-3		2-3 3H 2-2 E6 1B			1-0 F9		1-1 P3		4	0	1	1	0	0	4				
<b>32 Jack Cust, L</b> OBP: 0.400, SLG: 0.584		1-3 K	1-3 K			2-3 K		2-1 FC4-6		4	0	0	0	0	3	2				
<b>21 Mark Kotsay, L</b> OBP: 0.091, SLG: 0.091		1-1 G1-3		0-0 G3-1			2-2 G6-3	0-1 G1-3		4	0	0	0	0	0	1				
<b>Jason Kendall, R</b> OBP: 0.238, SLG: 0.208		0-0 F8		2-2 L4-3 1B			1-2 G6-3			3	0	1	0	0	0	0				
<b>Inning Stats</b>	R: 1 E: 0 K: 0 S: 12	H: 2 LOB: 2 BB: 2 P: 25	R: 0 E: 0 K: 1 S: 6	H: 0 LOB: 0 BB: 0 P: 8	R: 3 E: 1 K: 1 S: 17	H: 2 LOB: 1 BB: 2 P: 31	R: 0 E: 0 K: 0 S: 10	H: 1 LOB: 0 BB: 0 P: 14	R: 0 E: 0 K: 1 S: 7	H: 0 LOB: 0 BB: 0 P: 11	R: 0 E: 0 K: 0 S: 11	H: 1 LOB: 3 BB: 2 P: 24	R: 0 E: 0 K: 0 S: 8	H: 1 LOB: 1 BB: 0 P: 11	1B: 6 2B: 2 3B: 0 HR: 0	SF: 1 SAC: 0 DP: 2 HBP: 0	WP: 1 PB: 0 SB: 0 CS: 0	PA: 35		
<b>PITCHER</b>	IP WLS BF H R ER SO BB IBB HBP BLK WP HR S P ERA WHIP	IP WLS BF H R ER SO BB IBB HBP BLK WP HR S P ERA WHIP	IP WLS BF H R ER SO BB IBB HBP BLK WP HR S P ERA WHIP	IP WLS BF H R ER SO BB IBB HBP BLK WP HR S P ERA WHIP	IP WLS BF H R ER SO BB IBB HBP BLK WP HR S P ERA WHIP	IP WLS BF H R ER SO BB IBB HBP BLK WP HR S P ERA WHIP	IP WLS BF H R ER SO BB IBB HBP BLK WP HR S P ERA WHIP	IP WLS BF H R ER SO BB IBB HBP BLK WP HR S P ERA WHIP	IP WLS BF H R ER SO BB IBB HBP BLK WP HR S P ERA WHIP	IP WLS BF H R ER SO BB IBB HBP BLK WP HR S P ERA WHIP	IP WLS BF H R ER SO BB IBB HBP BLK WP HR S P ERA WHIP	IP WLS BF H R ER SO BB IBB HBP BLK WP HR S P ERA WHIP	IP WLS BF H R ER SO BB IBB HBP BLK WP HR S P ERA WHIP	IP WLS BF H R ER SO BB IBB HBP BLK WP HR S P ERA WHIP	IP WLS BF H R ER SO BB IBB HBP BLK WP HR S P ERA WHIP	IP WLS BF H R ER SO BB IBB HBP BLK WP HR S P ERA WHIP	IP WLS BF H R ER SO BB IBB HBP BLK WP HR S P ERA WHIP	IP WLS BF H R ER SO BB IBB HBP BLK WP HR S P ERA WHIP	IP WLS BF H R ER SO BB IBB HBP BLK WP HR S P ERA WHIP	IP WLS BF H R ER SO BB IBB HBP BLK WP HR S P ERA WHIP

**Minnesota Twins @ Oakland Athletics**  
McAfee Coliseum, Oakland, CA  
Sun Jun 03 2007, 4:05 PM EDT  
Att: 25,388 - Partly Cloudy - 62 F

livebaseballscorecards.com

**AB 28**  
**R 4**  
**H 7**  
**RBI 3**  
**BB 6**  
**SO 4**  
**LOB 12**









Batter	1	2	3	4	5	6	7	8	9	AB	R	H	RBI	BB	SO	LOB	TOP												
23 Julio Lugo, R OBP: 0.286, SLG: 0.326										4	0	1	0	0	0	2													
15 Dustin Pedroia, R OBP: 0.409, SLG: 0.464										1	0	0	0	1	0	0													
34 David Ortiz, L OBP: 0.442, SLG: 0.598										4	0	1	0	0	0	2													
Manny Ramirez, R OBP: 0.374, SLG: 0.462										2	0	0	0	2	0	0													
20 Kevin Youkilis, R OBP: 0.426, SLG: 0.533										3	0	0	0	1	0	3													
25 Mike Lowell, R OBP: 0.388, SLG: 0.580										4	0	1	0	0	0	4													
Jason Varitek, S OBP: 0.372, SLG: 0.458										3	0	0	0	1	2	1	AB 25												
Wily Mo Peña, R OBP: 0.326, SLG: 0.447										1	0	0	0	2	0	1	R 0												
Coco Crisp, S OBP: 0.295, SLG: 0.317										3	0	0	0	0	0	4	H 3												
Inning Stats										R: 0	H: 1	R: 0	H: 0	R: 0	H: 0	R: 0	H: 1	R: 0	H: 0	1B: 3	SF: 0	WP: 0	PA: 34						
PITCHER										IP	WLS	BF	H	R	ER	SO	BB	IBB	HBP	BLK	WP	HR	S	P	ERA	WHIP	2B: 1	SAC: 1	PB: 0
25 Lenny DiNardo, L ERA: 1.45	(1, 1)	6.0	W	23	2	0	0	0	6	0	0	0	0	0	0	42	89	0.00	1.333	3B: 0	DP: 5	SB: 0							
50 Kiko Calero, R ERA: 6.23	(7, 1)	1.0	H	5	1	0	0	1	1	0	0	0	0	0	0	13	21	0.00	2.000	CS: 0									
Jay Marshall, L ERA: 5.16	(8, 1)	0.2	H	2	0	0	0	0	0	0	0	0	0	0	4	8	0.00	0.000											
Colby Lewis, R ERA: 12.86	(8, 1)	0.1	H	1	0	0	0	0	0	0	0	0	0	0	1	2	0.00	0.000											
Alan Embree, L ERA: 3.42	(9, 1)	1.0	S	3	0	0	0	1	0	0	0	0	0	0	7	11	0.00	0.000											

Boston Red Sox @ Oakland Athletics  
McAfee Coliseum, Oakland, CA  
Tue Jun 05 2007, 10:05 PM EDT  
Att: 31,127 - Clear - 63 F

AB 25  
R 0  
H 3  
RBI 0  
BB 7  
SO 2  
LOB 17



Batter	1	2	3	4	5	6	7	8	9	AB	R	H	RBI	BB	SO	LOB	BOTTOM												
6 Travis Buck, L OBP: 0.359, SLG: 0.504										4	0	1	0	0	1	1													
14 Mark Ellis, R OBP: 0.345, SLG: 0.399										4	0	1	0	0	0	2													
Nick Swisher, S OBP: 0.431, SLG: 0.514										3	0	2	1	0	1	1													
29 Dan Johnson, L OBP: 0.407, SLG: 0.477										4	0	1	0	0	1	4													
3 Eric Chavez, L OBP: 0.304, SLG: 0.437										4	1	2	1	0	2	2													
7 Bobby Crosby, R OBP: 0.290, SLG: 0.368										3	0	0	0	1	0	1													
32 Jack Cust, L OBP: 0.410, SLG: 0.575										3	0	1	0	1	2	4	AB 31												
21 Mark Kotsay, L OBP: 0.150, SLG: 0.105										4	0	0	0	0	3	6	R 2												
Jason Kendall, R OBP: 0.235, SLG: 0.202										2	1	0	0	1	0	0	H 8												
Inning Stats										R: 0	H: 1	R: 0	H: 1	R: 0	H: 1	R: 0	H: 0	R: 0	H: 1	1B: 6	SF: 0	WP: 0	PA: 35						
PITCHER										IP	WLS	BF	H	R	ER	SO	BB	IBB	HBP	BLK	WP	HR	S	P	ERA	WHIP	2B: 2	SAC: 0	PB: 0
18 Daisuke Matsuzaka, R ERA: 4.65	(1, 1)	7.0	L	29	7	2	2	8	2	0	0	0	0	0	0	130	2.57	1.286	3B: 0	DP: 1	SB: 1								
48 Javier Lopez, L ERA: 3.21	(8, 1)	1.0		6	1	0	0	2	1	0	1	0	0	0	18	30	0.00	2.000	CS: 1										

Boston Red Sox @ Oakland Athletics  
McAfee Coliseum, Oakland, CA  
Tue Jun 05 2007, 10:05 PM EDT  
Att: 31,127 - Clear - 63 F

AB 31  
R 2  
H 8  
RBI 2  
BB 3  
SO 10  
LOB 21









Batter	1	2	3	4	5	6	7	8	9	AB	R	H	RBI	BB	SO	LOB	TOP
23 Julio Lugo, R OBP: 0.277, SLG: 0.314	G6-3		G4-3			K		G5-3		4	0	0	0	0	1	0	Boston Red Sox @ Oakland Athletics McAfee Coliseum, Oakland, CA Thu Jun 07 2007, 3:35 PM EDT Att: 31,211 - Sunny - 65 F
20 Kevin Youkilis, R OBP: 0.428, SLG: 0.536	G5-3					G5-3		34 BB		2	0	0	0	2	0		
34 David Ortiz, L OBP: 0.444, SLG: 0.605	HR		G3					FC2-5-6		3	1	1	1	1	0	2	
Manny Ramirez, R OBP: 0.378, SLG: 0.466	1B					F8		G4-3		4	0	1	0	0	0	2	
7 J.D. Drew, L OBP: 0.342, SLG: 0.309	L6					G1-6-3		1B		4	0	1	0	0	1	1	
25 Mike Lowell, R OBP: 0.375, SLG: 0.558	G5-3		F8					F9		4	0	0	0	0	0	1	
Jason Varitek, S OBP: 0.368, SLG: 0.449	F7					G1-3				4	0	1	0	0	0	0	
13 Alex Cora, L OBP: 0.337, SLG: 0.463	G6-3					F9		P5		3	0	0	0	0	0	2	
Coco Crisp, S OBP: 0.286, SLG: 0.308	F7					K		G1-3		3	0	0	0	0	1	2	
<b>Inning Stats</b>	R: 1 H: 2 E: 0 K: 0 S: 14	H: 2 LOB: 1 BB: 0 P: 22	R: 0 H: 0 E: 0 K: 0 S: 7	H: 0 LOB: 0 BB: 0 P: 12	R: 0 H: 0 E: 0 K: 0 S: 8	H: 0 LOB: 1 BB: 1 P: 17	R: 0 H: 0 E: 0 K: 0 S: 8	H: 0 LOB: 0 BB: 0 P: 13	R: 0 H: 0 E: 0 K: 1 S: 10	H: 0 LOB: 0 BB: 0 P: 13	R: 0 H: 2 E: 0 K: 0 S: 9	H: 2 LOB: 2 BB: 0 P: 13	R: 0 H: 0 E: 0 K: 1 S: 7	H: 0 LOB: 1 BB: 1 P: 11	1B: 3 2B: 0 3B: 0 HR: 1	SF: 0 SAC: 0 DP: 0 HBP: 0	WP: 0 PA: 34 PB: 0 SB: 0 CS: 0
<b>PITCHER</b>	IP WLS BF H R ER SO BB IBB HBP BLK WP HR S P ERA WHIP																
Joe Blanton, R ERA: 3.6	(1, 1) 7.1 L 29 4 1 1 2 3 0 0 0 0 0 1 70 117 1.23 0.955																
47 Ron Flores, L ERA:	(8, 1) 0.1 1 0 0 0 0 0 0 0 0 0 0 1 2 0.00 0.000																
Colby Lewis, R ERA: 10.0	(8, 1) 1.1 4 0 0 0 1 0 0 0 0 0 0 10 15 0.00 0.000																

AB 31  
R 1  
H 4  
RBI 1  
BB 3  
SO 3  
LOB 10



Batter	1	2	3	4	5	6	7	8	9	AB	R	H	RBI	BB	SO	LOB	BOTTOM				
Shannon Stewart, R OBP: 0.352, SLG: 0.336	L9		L8			G3				4	0	1	0	0	0	0	Boston Red Sox @ Oakland Athletics McAfee Coliseum, Oakland, CA Thu Jun 07 2007, 3:35 PM EDT Att: 31,211 - Sunny - 65 F				
14 Mark Ellis, R OBP: 0.336, SLG: 0.384	F8		K			G5-3			1B	4	0	0	0	1	1						
Nick Swisher, S OBP: 0.427, SLG: 0.508	F9		G3-1			G3-1				3	0	0	0	0	0	0					
3 Eric Chavez, L OBP: 0.299, SLG: 0.432	G3		F7			G4-3				3	0	0	0	0	0	0					
32 Jack Cust, L OBP: 0.402, SLG: 0.563	K		K			G3				3	0	0	0	0	2	0					
29 Dan Johnson, L OBP: 0.391, SLG: 0.453	K		E6			G1-3				3	0	0	0	1	0	0					
Marcio Scutaro, R OBP: 0.269, SLG: 0.318	G5-3		F9			L8				3	0	0	0	0	1	0					
21 Mark Kotsay, L OBP: 0.130, SLG: 0.091	F8		F8			G6-3				3	0	0	0	0	0	0					
Jason Kendall, R OBP: 0.233, SLG: 0.201	L9		F9			G6-3				3	0	0	0	0	0	0					
<b>Inning Stats</b>	R: 0 H: 0 E: 0 K: 0 S: 8	H: 0 LOB: 0 BB: 0 P: 11	R: 0 H: 0 E: 0 K: 2 S: 9	H: 0 LOB: 0 BB: 0 P: 13	R: 0 H: 0 E: 0 K: 0 S: 6	H: 0 LOB: 0 BB: 0 P: 10	R: 0 H: 0 E: 0 K: 1 S: 11	H: 0 LOB: 0 BB: 0 P: 14	R: 0 H: 0 E: 0 K: 1 S: 11	H: 0 LOB: 1 BB: 0 P: 17	R: 0 H: 0 E: 0 K: 0 S: 6	H: 0 LOB: 0 BB: 0 P: 9	R: 0 H: 0 E: 0 K: 0 S: 7	H: 0 LOB: 0 BB: 0 P: 8	R: 0 H: 0 E: 0 K: 0 S: 6	H: 0 LOB: 0 BB: 0 P: 8	R: 0 H: 1 E: 0 K: 0 S: 7	H: 1 LOB: 1 BB: 0 P: 10	1B: 1 2B: 0 3B: 0 HR: 0	SF: 0 SAC: 0 DP: 0 HBP: 0	WP: 0 PA: 29 PB: 0 SB: 0 CS: 0
<b>PITCHER</b>	IP WLS BF H R ER SO BB IBB HBP BLK WP HR S P ERA WHIP																				
38 Curt Schilling, R ERA: 3.49	(1, 1) 9.0 W 29 1 0 0 4 0 0 0 0 0 0 71 100 0.00 0.111																				

AB 29  
R 0  
H 1  
RBI 0  
BB 0  
SO 4  
LOB 2

















Batter	1	2	3	4	5	6	7	8	9	10	11	AB	R	H	RBI	BB	SO	LOB	TOP								
21 Mark Kotsay, L OBP: 0.279, SLG: 0.366	2-1 2B	1-1 14 1B 2B		1-3 K			2-1 3 F9 BB 1B		0-2 HR	4-0 IBB		5	1	4	1	1	1	0									
14 Mark Ellis, R OBP: 0.332, SLG: 0.394	0-0 B5	0-0 1B		1-3 K			1-3 K		0-1 WP 2B	1-2 F7		6	0	2	1	0	2	4									
Nick Swisher, S OBP: 0.421, SLG: 0.490	1-3 K	3-2 G3					1-2 BB		3-3 K		2-3 K		5	0	0	0	1	4	4								
3 Eric Chavez, L OBP: 0.299, SLG: 0.433	3-3 K			2-2 G4-3			1-1 F9		0-3 K		1-3 K		6	0	0	0	0	4	4								
29 Dan Johnson, L OBP: 0.388, SLG: 0.434		4-2 1B 2B BB		2-2 F7			4-2 BB		4-0 IBB		1-3 K		3	1	0	0	3	2	2								
7 Bobby Crosby, R OBP: 0.237, SLG: 0.368		1-3 K		0-2 32 E 1B			1-0 G5-3		0-2 L5		0-2 P6		5	0	1	0	0	1	4								
32 Jack Cust, L OBP: 0.397, SLG: 0.537		2-3 K		4-1 BB			2-3 K		0-0 FC6-4 1B		2-3 K		4	0	1	0	1	3	1								
47 Ron Flores, L				1-2 BB								0	0	0	0	0	0	0	0								
Jason Kendall, R OBP: 0.240, SLG: 0.214		0-1 2B 1B		2-1 P3			1-2 K		0-1 F7		0-0 2B		5	1	2	0	0	1	3								
Joe Kennedy, R 12 Donnie Murphy, R Colby Lewis, R Marco Scutaro, R 50 Kiko Calero, R 44 Santiago Casilla, R 8 Kurt Suzuki, R		2-0 21 1B 14 1B 2H		1-1 G4-3			2-2 G5-3		1-1 FC6-4		0-0 G5-3		2	1	1	2	0	0	0								
<b>Inning Stats</b>	R: 0 E: 0 K: 2 S: 12	H: 1 LOB: 1 BB: 0 P: 18	R: 3 E: 0 K: 2 S: 17	H: 4 LOB: 2 BB: 1 P: 30	R: 0 E: 1 K: 0 S: 12	H: 1 LOB: 2 BB: 1 P: 22	R: 0 E: 0 K: 2 S: 9	H: 0 LOB: 0 BB: 0 P: 12	R: 0 E: 0 K: 2 S: 9	H: 0 LOB: 0 BB: 0 P: 14	R: 0 E: 0 K: 2 S: 14	H: 1 LOB: 2 BB: 1 P: 23	R: 0 E: 0 K: 0 S: 8	H: 1 LOB: 1 BB: 0 P: 9	R: 1 E: 0 K: 2 S: 14	H: 2 LOB: 2 BB: 1 P: 21	R: 0 E: 0 K: 1 S: 8	H: 1 LOB: 2 BB: 1 P: 15	R: 0 E: 0 K: 3 S: 13	H: 0 LOB: 0 BB: 0 P: 17	1B: 6 2B: 4 3B: 0 HR: 1	SF: 0 SAC: 0 DP: 0 HBP: 0	WP: 1 PB: 0 SB: 0 CS: 0	PA: 50			
<b>PITCHER</b>	IP ERA WLS BF H R ER SO BB IBB HBP BLK WP HR S P ERA WHIP	6.0 3.44 0.1 3 1 0 0 1 1 0 0 0 0 0 0 8 15 0.00 6.000	44 Roy Oswalt, R ERA: 3.44	27 3.96 0.2 2 0 0 0 1 0 0 0 0 0 0 6 8 0.00 0.000	Chad Qualls, R ERA: 3.96	7.1 7.41 1.0 4 1 0 0 0 0 0 0 0 0 0 8 9 0.00 1.000	Trevor Miller, L ERA: 7.41	8.1 5.04 1.0 6 2 1 1 2 0 1 0 0 1 1 14 21 9.00 2.000	Dan Wheeler, R ERA: 5.04	54 Brad Lidge, R ERA: 2.56	44 Roy Oswalt, R ERA: 3.44	2.0 3.0 2.0 8 1 0 0 4 0 1 0 0 0 0 8 11 4.50 1.500	Dave Borkowski, R ERA: 3.0	10.1 3.0 2.0 8 1 0 0 4 0 0 0 0 0 0 6 8 0.00 0.000		8.0 3.0 1.0 6 2 1 1 2 0 1 0 0 1 1 14 21 9.00 2.000											

Oakland Athletics @ Houston Astros  
Minute Maid Park, Houston, TX  
Tue Jun 12 2007, 7:05 PM CDT  
Att: 33,637 - Roof Closed - 72 F

AB	44
R	4
H	11
RBI	4
BB	6
SO	18
LOB	24



Batter	1	2	3	4	5	6	7	8	9	10	11	AB	R	H	RBI	BB	SO	LOB	BOTTOM									
Craig Biggio, R OBP: 0.273, SLG: 0.382	1-2 FC5-4 45 SF4 BB 1B	1-1 2B		2-1 G6-3			0-0 G5-3			2-0 FC5-4 2B		5	1	3	0	0	0	0										
Mark Loretta, R OBP: 0.381, SLG: 0.380	4-1 FC5-4 BB	1-1 F9		2-2 G1-3			1-1 F7			4-2 FC5-4 BB		3	0	0	0	2	0	2										
9 Hunter Pence, R OBP: 0.375, SLG: 0.578	3-2 FC5-4			0-1 P3			0-1 1B		2-3 K		0-0 FC5-4 45 IBB		5	0	1	0	0	1	4									
45 Carlos Lee, R OBP: 0.342, SLG: 0.508	0-1 SF4			2-0 G6-3			0-0 F9		2-2 P6		4-0 IBB		3	0	0	1	1	0	1									
Morgan Ensberg, R OBP: 0.313, SLG: 0.373	1-0 L9			2-3 K			1-1 P3		3-2 G6-3		1-0 G2-3		5	0	0	0	0	1	5									
Chris Burke, R OBP: 0.336, SLG: 0.368		4-2 28 G6-3 BB		2-1 HR 1B			3-2 L7		2-3 K		2-1 G2-3		3	2	1	0	1	1	0									
Dave Borkowski, R				0-0 P3			0-2 G6-3		2-1 P4		0-0 1B 2B		5	1	1	0	0	2										
Mike Lamb, L OBP: 0.339, SLG: 0.386				1-2 HR			0-2 F9		0-1 F9		3-0 2B		5	1	3	4	0	0	0									
28 Adam Everett, R OBP: 0.278, SLG: 0.316		3-2 G6-3		0-0 P3			3-2 F9																					
Brad Ausmus, R OBP: 0.339, SLG: 0.354		2-1 2B 2H 1B		0-2 HR			1-1 G5-3																					
44 Roy Oswalt, R Chad Qualls, R Trevor Miller, R Luke Scott, L Dan Wheeler, R 54 Brad Lidge, R Orlando Palmeiro, L		1-3 K		1-1 G5-3			1-2 K				2-1 F7		2	0	0	0	0	1	1									
<b>Inning Stats</b>	R: 1 E: 0 K: 0 S: 11	H: 1 LOB: 1 BB: 1 P: 20	R: 1 E: 0 K: 1 S: 15	H: 2 LOB: 2 BB: 1 P: 27	R: 0 E: 0 K: 1 S: 8	H: 0 LOB: 0 BB: 0 P: 13	R: 2 E: 0 K: 0 S: 10	H: 2 LOB: 0 BB: 0 P: 15	R: 0 E: 0 K: 0 S: 10	H: 1 LOB: 1 BB: 0 P: 13	R: 0 E: 0 K: 1 S: 11	H: 0 LOB: 0 BB: 0 P: 17	R: 0 E: 0 K: 1 S: 6	H: 0 LOB: 0 BB: 0 P: 8	R: 0 E: 0 K: 1 S: 9	H: 0 LOB: 0 BB: 0 P: 16	R: 0 E: 0 K: 1 S: 7	H: 0 LOB: 0 BB: 0 P: 11	R: 0 E: 0 K: 0 S: 7	H: 1 LOB: 3 BB: 2 P: 20	R: 1 E: 0 K: 0 S: 4	H: 2 LOB: 1 BB: 0 P: 9	1B: 5 2B: 3 3B: 0 HR: 1	SF: 1 SAC: 0 DP: 0 HBP: 0	WP: 0 PB: 0 SB: 0 CS: 0	PA: 44		
<b>PITCHER</b>	IP ERA WLS BF H R ER SO BB IBB HBP BLK WP HR S P ERA WHIP	5.0 3.5 2.0 6 6 4 4 2 2 0 0 0 0 0 0 17 25 0.00 0.000	Joe Kennedy, L ERA: 3.5	23 5.79 1.0 3 0 0 0 1 0 0 0 0 0 0 9 16 0.00 0.000	Colby Lewis, R ERA: 5.79	7.1 5.04 1.0 6 2 1 1 2 0 1 0 0 1 1 14 21 9.00 2.000	Trevor Miller, R ERA: 5.04	8.1 6.75 1.1 9 3 1 1 0 1 1 0 0 0 0 11 29 6.75 3.000	Dan Wheeler, R ERA: 6.75	10.1 3.0 2.0 8 1 0 0 4 0 0 0 0 0 0 6 8 0.00 0.000		8.0 3.0 1.0 6 2 1 1 2 0 1 0 0 1 1 14 21 9.00 2.000																

Oakland Athletics @ Houston Astros  
Minute Maid Park, Houston, TX  
Tue Jun 12 2007, 7:05 PM CDT  
Att: 33,637 - Roof Closed - 72 F

AB	39
R	5
H	9
RBI	5
BB	4
SO	5
LOB	15






Batter	1	2	3	4	5	6	7	8	9	AB	R	H	RBI	BB	SO	LOB	TOP				
21 Mark Kotsay, L (1, 8) OBP: 0.277, SLG: 0.378	G6-3			G4-3		G3-1		14 2B		4	1	1	1	0	0	0	<b>Oakland Athletics @ Houston Astros</b> Minute Maid Park, Houston, TX Wed Jun 13 2007, 7:05 PM CDT Att: 34,611 - Roof Closed - 73 F				
14 Mark Ellis, R (1, 4) OBP: 0.330, SLG: 0.396	G6-3			F8		F9		3 1B		4	1	1	2	0	0						
Nick Swisher, S (1, 9)	G4-3			P5			G3-1	3 1B		3	1	0	0	1	0						
3 Eric Chavez, L (1, 5) OBP: 0.302, SLG: 0.447		G5-3				HR		F8	1B	4	1	2	3	0	0						
29 Dan Johnson, L (1, 3) OBP: 0.378, SLG: 0.423		G4-3				G4-3		G1-3	K	4	0	0	0	0	1						
7 Bobby Crosby, R (1, 6) OBP: 0.282, SLG: 0.361		G1-3				K			K	4	0	0	0	0	2						
32 Jack Cust, L (1, 7) 44 Santiago Casilla, R (8, 1) 12 Donnie Murphy, R (9, PH) Alan Embree, L (9, 1)				G3-1		G4-3			K	3	0	0	0	0	1						
Jason Kendall, R (1, 2) OBP: 0.249, SLG: 0.238									K	4	2	3	1	0	0						
Joe Blanton, R (1, 1) Marco Scutaro, R (8, PH) OBP: 0.283, SLG: 0.355				B1-6-4					G6-3	2	0	0	0	0	1						
				B1-6-4						1	1	1	0	0	0						
<b>Inning Stats</b>	R: 0 E: 0 K: 0 S: 5	H: 0 LOB: 0 BB: 0 P: 7	R: 0 E: 0 K: 0 S: 6	H: 0 LOB: 0 BB: 0 P: 11	R: 0 E: 0 K: 0 S: 8	H: 1 LOB: 0 BB: 0 P: 12	R: 0 E: 0 K: 0 S: 7	H: 0 LOB: 0 BB: 0 P: 8	R: 1 E: 0 K: 1 S: 10	H: 1 LOB: 0 BB: 0 P: 15	R: 0 E: 0 K: 0 S: 10	H: 0 LOB: 0 BB: 0 P: 18	R: 5 E: 0 K: 3 S: 21	H: 5 LOB: 1 BB: 1 P: 35	R: 0 E: 0 K: 1 S: 8	H: 0 LOB: 0 BB: 0 P: 11	1B: 4 2B: 2 3B: 0 HR: 2	SF: 0 SAC: 0 DP: 1 HBP: 0	WP: 0 PB: 0 SB: 2 CS: 0	PA: 35	
<b>PITCHER</b>	IP	WLS	BF	H	R	ER	SO	BB	IBB	HBP	BLK	WP	HR	S	P	ERA	WHIP				
43 Chris Sampson, R (1, 1) ERA: 3.29	7.0		23	3	2	2	2	0	0	0	0	0	2	55	85	2.57	0.429				
Dan Wheeler, R (8, 1) ERA: 8.1	0.2	L	6	4	4	4	2	0	0	0	0	0	0	15	22	54.00	6.000				
Trever Miller, L (8, 1) ERA: 7.79	0.1		3	1	1	1	1	0	1	0	0	0	0	6	13	27.00	3.000				
Brian Moehler, R (9, 1) ERA: 6.33	1.0		3	0	0	0	1	0	0	0	0	0	0	8	11	0.00	0.000				

Batter	1	2	3	4	5	6	7	8	9	AB	R	H	RBI	BB	SO	LOB	BOTTOM				
Craig Biggio, R (1, 4) OBP: 0.272, SLG: 0.382	K			F9		L4			K	5	0	1	1	0	2	1	<b>Oakland Athletics @ Houston Astros</b> Minute Maid Park, Houston, TX Wed Jun 13 2007, 7:05 PM CDT Att: 34,611 - Roof Closed - 73 F				
Mike Lamb, L (1, 3) OBP: 0.328, SLG: 0.371	L8			P5		G4-3				4	0	0	0	0	2						
9 Hunter Pence, R (1, 8) OBP: 0.378, SLG: 0.582	F9									4	0	2	1	0	1						
45 Carlos Lee, R (1, 7) OBP: 0.344, SLG: 0.512		G6-3		G6-3						4	1	2	0	0	2						
Mark Loretta, R (1, 5) OBP: 0.384, SLG: 0.390						G6-3				4	0	2	0	0	1						
Chris Burke, R (1, 9) OBP: 0.333, SLG: 0.364		G6-3		G6-3		L3				4	0	1	0	0	3						
Eric Munson, L (1, 2) OBP: 0.350, SLG: 0.471										3	0	1	1	1	0						
28 Adam Everett, R (1, 6) OBP: 0.278, SLG: 0.319										4	1	1	0	0	3						
43 Chris Sampson, R (1, 1) Orlando Palmiero, L (7, PH) Dan Wheeler, R (8, 1) Trever Miller, R (8, 1) Brian Moehler, R (9, 1) Morgan Ensberg, R (9, PH) OBP: 0.311, SLG: 0.376										2	1	1	0	0	0						
										1	0	0	0	0	1						
<b>Inning Stats</b>	R: 0 E: 0 K: 1 S: 7	H: 2 LOB: 1 BB: 0 P: 10	R: 1 E: 0 K: 1 S: 13	H: 2 LOB: 1 BB: 0 P: 21	R: 1 E: 0 K: 0 S: 13	H: 2 LOB: 1 BB: 0 P: 18	R: 0 E: 0 K: 0 S: 7	H: 1 LOB: 1 BB: 1 P: 13	R: 0 E: 0 K: 1 S: 8	H: 1 LOB: 1 BB: 0 P: 16	R: 1 E: 0 K: 0 S: 9	H: 2 LOB: 1 BB: 0 P: 12	R: 0 E: 0 K: 0 S: 10	H: 3 LOB: 2 BB: 0 P: 14	R: 0 E: 0 K: 1 S: 7	H: 0 LOB: 0 BB: 0 P: 13	1B: 5 2B: 6 3B: 0 HR: 0	SF: 0 SAC: 0 DP: 2 HBP: 0	WP: 0 PB: 0 SB: 0 CS: 0	PA: 37	
<b>PITCHER</b>	IP	WLS	BF	H	R	ER	SO	BB	IBB	HBP	BLK	WP	HR	S	P	ERA	WHIP				
Joe Blanton, R (1, 1) ERA: 3.62	7.0	W	29	8	3	3	3	1	0	0	1	0	0	64	98	3.86	1.286				
44 Santiago Casilla, R (8, 1) ERA:	1.0		5	3	0	0	0	0	0	0	0	0	0	10	14	0.00	3.000				
Alan Embree, L (9, 1) ERA: 3.07	1.0		3	0	0	0	1	0	0	0	0	0	0	7	13	0.00	0.000				

livebaseballscores.com

AB 34  
R 7  
H 8  
RBI 7  
BB 1  
SO 6  
LOB 2



livebaseballscores.com

AB 36  
R 3  
H 11  
RBI 3  
BB 1  
SO 4  
LOB 16









Batter	1	2	3	4	5	6	7	8	9	AB	R	H	RBI	BB	SO	LOB	TOP										
<b>Aaron Miles, S</b> OBP: 0.299, SLG: 0.326	G3			G4-3			K			4	0	1	1	0	1	1	<b>St. Louis Cardinals @ Oakland Athletics</b> McAfee Coliseum, Oakland, CA Fri Jun 15 2007, 10:05 PM EDT Att: 24,241 - Clear - 60 F										
<b>So Taguchi, R</b> OBP: 0.361, SLG: 0.394		L5						F9		3	0	1	0	1	0	1											
<b>5 Albert Pujols, R</b> OBP: 0.386, SLG: 0.552										4	0	1	0	0	2	1											
<b>15 Jim Edmonds, L</b> OBP: 0.308, SLG: 0.394										3	1	0	0	1	1	3											
<b>27 Scott Rolen, R</b> OBP: 0.340, SLG: 0.382										2	0	1	1	0	0	2											
<b>47 Ryan Ludwick, R</b> OBP: 0.271, SLG: 0.388										1	0	0	0	0	0	0											
<b>43 Juan Encarnacion, R</b> OBP: 0.309, SLG: 0.461										4	1	1	0	0	1	1											
<b>16 Chris Duncan, L</b> OBP: 0.327, SLG: 0.489										2	1	1	1	2	1	0											
<b>Gary Bennett, R</b> OBP: 0.274, SLG: 0.350										4	0	1	0	0	2	2											
<b>7 Adam Kennedy, L</b> OBP: 0.283, SLG: 0.264										4	0	0	0	0	1	4											
<b>Inning Stats</b>	R: 0 E: 0 K: 1 S: 12	H: 2 LOB: 2 BB: 0 P: 15	R: 2 E: 0 K: 2 S: 19	H: 3 LOB: 1 BB: 20 P: 25	R: 1 E: 0 K: 1 S: 9	H: 0 LOB: 0 BB: 1 P: 16	R: 0 E: 0 K: 0 S: 10	H: 0 LOB: 1 BB: 1 P: 17	R: 0 E: 0 K: 1 S: 7	H: 1 LOB: 0 BB: 0 P: 9	R: 0 E: 0 K: 2 S: 9	H: 0 LOB: 0 BB: 0 P: 13	R: 0 E: 0 K: 1 S: 9	H: 0 LOB: 0 BB: 0 P: 14	R: 0 E: 0 K: 0 S: 12	H: 1 LOB: 2 BB: 1 P: 21	1B: 6 2B: 1 3B: 0 HR: 0	SF: 1 SAC: 0 DP: 2 HBP: 0	WP: 1 PB: 0 SB: 0 CS: 0	PA: 36							
<b>PITCHER</b>	IP	WLS	BF	H	R	ER	SO	BB	IBB	HBP	BLK	WP	HR	S	P	ERA	WHIP										
<b>Dan Haren, R</b> ERA: 1.64	7.0	W	28	6	3	2	8	3	0	0	0	1	0	76	112	2.57	1.286										
<b>45 Ruddy Lugo, R</b> ERA: 8.49	1.0		3	0	0	0	1	0	0	0	0	0	0	9	14	0.00	0.000										
<b>Erasmio Ramirez, L</b> ERA:	1.0		5	1	0	0	0	1	0	0	0	0	0	12	21	0.00	2.000										

Batter	1	2	3	4	5	6	7	8	9	AB	R	H	RBI	BB	SO	LOB	BOTTOM										
<b>6 Travis Buck, L</b> OBP: 0.380, SLG: 0.520	L6									4	2	2	0	1	0	0	<b>St. Louis Cardinals @ Oakland Athletics</b> McAfee Coliseum, Oakland, CA Fri Jun 15 2007, 10:05 PM EDT Att: 24,241 - Clear - 60 F										
<b>21 Mark Kotsay, L</b> OBP: 0.288, SLG: 0.345		F7								5	1	2	3	0	0	2											
<b>Nick Swisher, S</b> OBP: 0.423, SLG: 0.488										4	2	2	2	1	1	1											
<b>3 Eric Chavez, L</b> OBP: 0.313, SLG: 0.470										2	2	1	1	2	0	0											
<b>Marco Scutaro, R</b> OBP: 0.279, SLG: 0.378										1	0	0	0	0	0	2											
<b>7 Bobby Crosby, R</b> OBP: 0.286, SLG: 0.356										5	0	1	2	0	0	2											
<b>29 Dan Johnson, L</b> OBP: 0.377, SLG: 0.446										4	1	1	3	1	0	2											
<b>14 Mark Ellis, R</b> OBP: 0.340, SLG: 0.490										4	2	1	0	1	0	2											
<b>32 Jack Cust, L</b> OBP: 0.394, SLG: 0.524										4	3	3	0	1	0	1											
<b>Jason Kendall, R</b> OBP: 0.260, SLG: 0.260										4	1	1	2	0	0	4											
<b>Inning Stats</b>	R: 0 E: 0 K: 1 S: 8	H: 0 LOB: 0 BB: 0 P: 13	R: 0 E: 0 K: 0 S: 4	H: 0 LOB: 0 BB: 0 P: 8	R: 6 E: 0 K: 0 S: 22	H: 6 LOB: 1 BB: 2 P: 39	R: 1 E: 1 K: 0 S: 11	H: 1 LOB: 1 BB: 0 P: 17	R: 1 E: 0 K: 0 S: 10	H: 1 LOB: 0 BB: 0 P: 13	R: 0 E: 0 K: 0 S: 11	H: 1 LOB: 1 BB: 1 P: 18	R: 6 E: 0 K: 0 S: 22	H: 5 LOB: 2 BB: 3 P: 41	R: 0 E: 0 K: 0 S: 10	H: 0 LOB: 1 BB: 1 P: 20	1B: 9 2B: 3 3B: 0 HR: 2	SF: 0 SAC: 0 DP: 2 HBP: 0	WP: 0 PB: 0 SB: 0 CS: 0	PA: 44							
<b>PITCHER</b>	IP	WLS	BF	H	R	ER	SO	BB	IBB	HBP	BLK	WP	HR	S	P	ERA	WHIP										
<b>41 Braden Looper, R</b> ERA: 4.66	4.1	L	23	8	8	7	1	2	0	0	0	0	1	49	83	14.54	2.308										
<b>33 Andy Cavazos, R</b> ERA: 5.14	2.0		11	3	4	4	0	3	0	0	0	0	1	27	46	18.00	3.000										
<b>56 Kelvin Jimenez, R</b> ERA: 10.41	0.2		6	3	2	2	0	1	0	0	0	0	0	12	20	27.00	6.000										
<b>26 Scott Spiezo, R</b> ERA:	1.0		4	0	0	0	0	1	0	0	0	0	0	10	20	0.00	1.000										

AB	31
R	3
H	7
RBI	3
BB	4
SO	9
LOB	15

AB	37
R	14
H	14
RBI	13
BB	7
SO	1
LOB	16





Batter	1	2	3	4	5	6	7	8	9	AB	R	H	RBI	BB	SO	LOB	TOP					
So Taguchi, R OBP: 0.375, SLG: 0.417										6	2	4	3	0	1	0						
26 Scott Spiezio, S OBP: 0.345, SLG: 0.391										3	3	2	1	2	0	2						
5 Albert Pujols, R OBP: 0.389, SLG: 0.553										5	0	2	1	1	1	5						
43 Juan Encarnacion, R OBP: 0.302, SLG: 0.458										5	2	1	3	0	0	5						
27 Scott Rolen, R OBP: 0.345, SLG: 0.378										2	2	0	0	3	1	1						
47 Ryan Ludwick, R OBP: 0.280, SLG: 0.371										3	0	0	0	0	0	3						
16 Chris Duncan, L OBP: 0.329, SLG: 0.505										2	1	1	4	0	1	0						
Aaron Miles, S OBP: 0.302, SLG: 0.336										5	2	2	1	0	0	0						
Kelly Stinnett, R OBP: 0.217, SLG: 0.391										5	1	2	1	0	2	0						
13 Brendan Ryan, R OBP: 0.222, SLG: 0.222										5	2	2	1	0	1	2						
<b>Inning Stats</b>	R: 1 E: 0 K: 1 S: 14	H: 1 LOB: 1 BB: 1 P: 21	R: 0 E: 0 K: 0 S: 8	H: 0 LOB: 0 BB: 0 P: 13	R: 3 E: 0 K: 0 S: 13	H: 3 LOB: 1 BB: 1 P: 25	R: 1 E: 0 K: 1 S: 16	H: 3 LOB: 2 BB: 0 P: 24	R: 10 E: 1 K: 0 S: 22	H: 6 LOB: 0 BB: 3 P: 41	R: 0 E: 0 K: 2 S: 19	H: 1 LOB: 2 BB: 1 P: 27	R: 0 E: 0 K: 1 S: 13	H: 0 LOB: 0 BB: 0 P: 18	R: 0 E: 0 K: 0 S: 6	H: 2 LOB: 1 BB: 0 P: 7	1B: 9 2B: 6 3B: 0 HR: 1	SF: 1 SAC: 0 DP: 1 HBP: 1	WP: 0 PB: 0 SB: 0 CS: 0	PA: 49		
<b>PITCHER</b>	IP WLS BF H R ER SO BB IBB HBP BLK WP HR S P ERA WHIP	IP WLS BF H R ER SO BB IBB HBP BLK WP HR S P ERA WHIP	IP WLS BF H R ER SO BB IBB HBP BLK WP HR S P ERA WHIP	IP WLS BF H R ER SO BB IBB HBP BLK WP HR S P ERA WHIP	IP WLS BF H R ER SO BB IBB HBP BLK WP HR S P ERA WHIP	IP WLS BF H R ER SO BB IBB HBP BLK WP HR S P ERA WHIP	IP WLS BF H R ER SO BB IBB HBP BLK WP HR S P ERA WHIP	IP WLS BF H R ER SO BB IBB HBP BLK WP HR S P ERA WHIP	IP WLS BF H R ER SO BB IBB HBP BLK WP HR S P ERA WHIP	IP WLS BF H R ER SO BB IBB HBP BLK WP HR S P ERA WHIP	IP WLS BF H R ER SO BB IBB HBP BLK WP HR S P ERA WHIP	IP WLS BF H R ER SO BB IBB HBP BLK WP HR S P ERA WHIP	IP WLS BF H R ER SO BB IBB HBP BLK WP HR S P ERA WHIP	IP WLS BF H R ER SO BB IBB HBP BLK WP HR S P ERA WHIP	IP WLS BF H R ER SO BB IBB HBP BLK WP HR S P ERA WHIP	IP WLS BF H R ER SO BB IBB HBP BLK WP HR S P ERA WHIP	IP WLS BF H R ER SO BB IBB HBP BLK WP HR S P ERA WHIP	IP WLS BF H R ER SO BB IBB HBP BLK WP HR S P ERA WHIP	IP WLS BF H R ER SO BB IBB HBP BLK WP HR S P ERA WHIP	IP WLS BF H R ER SO BB IBB HBP BLK WP HR S P ERA WHIP	IP WLS BF H R ER SO BB IBB HBP BLK WP HR S P ERA WHIP	
25 Lenny DiNardo, L ERA: 2.21	3.2 L 20 7 5 5 1 2 0 0 0 0 0 0 48 77 12.27 2.455	3.2 L 20 7 5 5 1 2 0 0 0 0 0 0 48 77 12.27 2.455	3.2 L 20 7 5 5 1 2 0 0 0 0 0 0 48 77 12.27 2.455	3.2 L 20 7 5 5 1 2 0 0 0 0 0 0 48 77 12.27 2.455	3.2 L 20 7 5 5 1 2 0 0 0 0 0 0 48 77 12.27 2.455	3.2 L 20 7 5 5 1 2 0 0 0 0 0 0 48 77 12.27 2.455	3.2 L 20 7 5 5 1 2 0 0 0 0 0 0 48 77 12.27 2.455	3.2 L 20 7 5 5 1 2 0 0 0 0 0 0 48 77 12.27 2.455	3.2 L 20 7 5 5 1 2 0 0 0 0 0 0 48 77 12.27 2.455	3.2 L 20 7 5 5 1 2 0 0 0 0 0 0 48 77 12.27 2.455	3.2 L 20 7 5 5 1 2 0 0 0 0 0 0 48 77 12.27 2.455	3.2 L 20 7 5 5 1 2 0 0 0 0 0 0 48 77 12.27 2.455	3.2 L 20 7 5 5 1 2 0 0 0 0 0 0 48 77 12.27 2.455	3.2 L 20 7 5 5 1 2 0 0 0 0 0 0 48 77 12.27 2.455	3.2 L 20 7 5 5 1 2 0 0 0 0 0 0 48 77 12.27 2.455	3.2 L 20 7 5 5 1 2 0 0 0 0 0 0 48 77 12.27 2.455	3.2 L 20 7 5 5 1 2 0 0 0 0 0 0 48 77 12.27 2.455	3.2 L 20 7 5 5 1 2 0 0 0 0 0 0 48 77 12.27 2.455	3.2 L 20 7 5 5 1 2 0 0 0 0 0 0 48 77 12.27 2.455	3.2 L 20 7 5 5 1 2 0 0 0 0 0 0 48 77 12.27 2.455	3.2 L 20 7 5 5 1 2 0 0 0 0 0 0 48 77 12.27 2.455	3.2 L 20 7 5 5 1 2 0 0 0 0 0 0 48 77 12.27 2.455
45 Ruddy Lugo, R ERA: 13.14	0.2 9 5 7 7 1 1 0 1 0 0 0 1 17 30 94.50 9.000	0.2 9 5 7 7 1 1 0 1 0 0 0 1 17 30 94.50 9.000	0.2 9 5 7 7 1 1 0 1 0 0 0 1 17 30 94.50 9.000	0.2 9 5 7 7 1 1 0 1 0 0 0 1 17 30 94.50 9.000	0.2 9 5 7 7 1 1 0 1 0 0 0 1 17 30 94.50 9.000	0.2 9 5 7 7 1 1 0 1 0 0 0 1 17 30 94.50 9.000	0.2 9 5 7 7 1 1 0 1 0 0 0 1 17 30 94.50 9.000	0.2 9 5 7 7 1 1 0 1 0 0 0 1 17 30 94.50 9.000	0.2 9 5 7 7 1 1 0 1 0 0 0 1 17 30 94.50 9.000	0.2 9 5 7 7 1 1 0 1 0 0 0 1 17 30 94.50 9.000	0.2 9 5 7 7 1 1 0 1 0 0 0 1 17 30 94.50 9.000	0.2 9 5 7 7 1 1 0 1 0 0 0 1 17 30 94.50 9.000	0.2 9 5 7 7 1 1 0 1 0 0 0 1 17 30 94.50 9.000	0.2 9 5 7 7 1 1 0 1 0 0 0 1 17 30 94.50 9.000	0.2 9 5 7 7 1 1 0 1 0 0 0 1 17 30 94.50 9.000	0.2 9 5 7 7 1 1 0 1 0 0 0 1 17 30 94.50 9.000	0.2 9 5 7 7 1 1 0 1 0 0 0 1 17 30 94.50 9.000	0.2 9 5 7 7 1 1 0 1 0 0 0 1 17 30 94.50 9.000	0.2 9 5 7 7 1 1 0 1 0 0 0 1 17 30 94.50 9.000	0.2 9 5 7 7 1 1 0 1 0 0 0 1 17 30 94.50 9.000	0.2 9 5 7 7 1 1 0 1 0 0 0 1 17 30 94.50 9.000	0.2 9 5 7 7 1 1 0 1 0 0 0 1 17 30 94.50 9.000
50 Kiko Calero, R ERA: 6.39	0.2 5 1 3 3 0 2 0 0 0 0 0 1 8 17 40.50 4.500	0.2 5 1 3 3 0 2 0 0 0 0 0 1 8 17 40.50 4.500	0.2 5 1 3 3 0 2 0 0 0 0 0 1 8 17 40.50 4.500	0.2 5 1 3 3 0 2 0 0 0 0 0 1 8 17 40.50 4.500	0.2 5 1 3 3 0 2 0 0 0 0 0 1 8 17 40.50 4.500	0.2 5 1 3 3 0 2 0 0 0 0 0 1 8 17 40.50 4.500	0.2 5 1 3 3 0 2 0 0 0 0 0 1 8 17 40.50 4.500	0.2 5 1 3 3 0 2 0 0 0 0 0 1 8 17 40.50 4.500	0.2 5 1 3 3 0 2 0 0 0 0 0 1 8 17 40.50 4.500	0.2 5 1 3 3 0 2 0 0 0 0 0 1 8 17 40.50 4.500	0.2 5 1 3 3 0 2 0 0 0 0 0 1 8 17 40.50 4.500	0.2 5 1 3 3 0 2 0 0 0 0 0 1 8 17 40.50 4.500	0.2 5 1 3 3 0 2 0 0 0 0 0 1 8 17 40.50 4.500	0.2 5 1 3 3 0 2 0 0 0 0 0 1 8 17 40.50 4.500	0.2 5 1 3 3 0 2 0 0 0 0 0 1 8 17 40.50 4.500	0.2 5 1 3 3 0 2 0 0 0 0 0 1 8 17 40.50 4.500	0.2 5 1 3 3 0 2 0 0 0 0 0 1 8 17 40.50 4.500	0.2 5 1 3 3 0 2 0 0 0 0 0 1 8 17 40.50 4.500	0.2 5 1 3 3 0 2 0 0 0 0 0 1 8 17 40.50 4.500	0.2 5 1 3 3 0 2 0 0 0 0 0 1 8 17 40.50 4.500	0.2 5 1 3 3 0 2 0 0 0 0 0 1 8 17 40.50 4.500	0.2 5 1 3 3 0 2 0 0 0 0 0 1 8 17 40.50 4.500
47 Ron Flores, L ERA: 0.89	3.0 11 1 0 0 5 1 0 0 0 0 0 0 40 62 0.00 0.667	3.0 11 1 0 0 5 1 0 0 0 0 0 0 40 62 0.00 0.667	3.0 11 1 0 0 5 1 0 0 0 0 0 0 40 62 0.00 0.667	3.0 11 1 0 0 5 1 0 0 0 0 0 0 40 62 0.00 0.667	3.0 11 1 0 0 5 1 0 0 0 0 0 0 40 62 0.00 0.667	3.0 11 1 0 0 5 1 0 0 0 0 0 0 40 62 0.00 0.667	3.0 11 1 0 0 5 1 0 0 0 0 0 0 40 62 0.00 0.667	3.0 11 1 0 0 5 1 0 0 0 0 0 0 40 62 0.00 0.667	3.0 11 1 0 0 5 1 0 0 0 0 0 0 40 62 0.00 0.667	3.0 11 1 0 0 5 1 0 0 0 0 0 0 40 62 0.00 0.667	3.0 11 1 0 0 5 1 0 0 0 0 0 0 40 62 0.00 0.667	3.0 11 1 0 0 5 1 0 0 0 0 0 0 40 62 0.00 0.667	3.0 11 1 0 0 5 1 0 0 0 0 0 0 40 62 0.00 0.667	3.0 11 1 0 0 5 1 0 0 0 0 0 0 40 62 0.00 0.667	3.0 11 1 0 0 5 1 0 0 0 0 0 0 40 62 0.00 0.667	3.0 11 1 0 0 5 1 0 0 0 0 0 0 40 62 0.00 0.667	3.0 11 1 0 0 5 1 0 0 0 0 0 0 40 62 0.00 0.667	3.0 11 1 0 0 5 1 0 0 0 0 0 0 40 62 0.00 0.667	3.0 11 1 0 0 5 1 0 0 0 0 0 0 40 62 0.00 0.667	3.0 11 1 0 0 5 1 0 0 0 0 0 0 40 62 0.00 0.667	3.0 11 1 0 0 5 1 0 0 0 0 0 0 40 62 0.00 0.667	3.0 11 1 0 0 5 1 0 0 0 0 0 0 40 62 0.00 0.667
Jay Marshall, L ERA: 5.25	1.0 4 2 0 0 0 0 0 0 0 0 0 0 6 7 0.00 2.000	1.0 4 2 0 0 0 0 0 0 0 0 0 0 6 7 0.00 2.000	1.0 4 2 0 0 0 0 0 0 0 0 0 0 6 7 0.00 2.000	1.0 4 2 0 0 0 0 0 0 0 0 0 0 6 7 0.00 2.000	1.0 4 2 0 0 0 0 0 0 0 0 0 0 6 7 0.00 2.000	1.0 4 2 0 0 0 0 0 0 0 0 0 0 6 7 0.00 2.000	1.0 4 2 0 0 0 0 0 0 0 0 0 0 6 7 0.00 2.000	1.0 4 2 0 0 0 0 0 0 0 0 0 0 6 7 0.00 2.000	1.0 4 2 0 0 0 0 0 0 0 0 0 0 6 7 0.00 2.000	1.0 4 2 0 0 0 0 0 0 0 0 0 0 6 7 0.00 2.000	1.0 4 2 0 0 0 0 0 0 0 0 0 0 6 7 0.00 2.000	1.0 4 2 0 0 0 0 0 0 0 0 0 0 6 7 0.00 2.000	1.0 4 2 0 0 0 0 0 0 0 0 0 0 6 7 0.00 2.000	1.0 4 2 0 0 0 0 0 0 0 0 0 0 6 7 0.00 2.000	1.0 4 2 0 0 0 0 0 0 0 0 0 0 6 7 0.00 2.000	1.0 4 2 0 0 0 0 0 0 0 0 0 0 6 7 0.00 2.000	1.0 4 2 0 0 0 0 0 0 0 0 0 0 6 7 0.00 2.000	1.0 4 2 0 0 0 0 0 0 0 0 0 0 6 7 0.00 2.000	1.0 4 2 0 0 0 0 0 0 0 0 0 0 6 7 0.00 2.000	1.0 4 2 0 0 0 0 0 0 0 0 0 0 6 7 0.00 2.000	1.0 4 2 0 0 0 0 0 0 0 0 0 0 6 7 0.00 2.000	
<b>Batter</b>	<b>1</b>	<b>2</b>	<b>3</b>	<b>4</b>	<b>5</b>	<b>6</b>	<b>7</b>	<b>8</b>	<b>9</b>	<b>AB</b>	<b>R</b>	<b>H</b>	<b>RBI</b>	<b>BB</b>	<b>SO</b>	<b>LOB</b>	<b>BOTTOM</b>					
6 Travis Buck, L OBP: 0.386, SLG: 0.519										4	0	2	0	1	0	2						
21 Mark Kotsay, L OBP: 0.313, SLG: 0.356										4	0	2	0	1	0	2						
Nick Swisher, S OBP: 0.423, SLG: 0.500										5	1	2	1	0	1	4						
29 Dan Johnson, L OBP: 0.373, SLG: 0.435										4	1	0	0	1	1	6						
7 Bobby Crosby, R OBP: 0.284, SLG: 0.353										5	1	1	0	0	2	3						
32 Jack Cust, L OBP: 0.416, SLG: 0.546										3	2	3	0	2	0	0						
14 Mark Ellis, R OBP: 0.339, SLG: 0.411										4	1	1	3	0	2	3						
8 J.J. Furmaniak, R ERA: 5.75										1	0	0	0	0	0	1						
Marco Scutaro, R OBP: 0.275, SLG: 0.379										5	0	1	1	0	0	2						
8 Kurt Suzuki, R OBP: 0.500, SLG: 0.667										4	0	2	0	0	0	1						
<b>Inning Stats</b>	R: 0 E: 0 K: 0 S: 15	H: 1 LOB: 2 BB: 1 P: 24	R: 1 E: 1 K: 0 S: 12	H: 2 LOB: 0 BB: 0 P: 22	R: 2 E: 0 K: 2 S: 17	H: 2 LOB: 1 BB: 1 P: 35	R: 0 E: 0 K: 0 S: 4	H: 1 LOB: 1 BB: 1 P: 11	R: 3 E: 0 K: 0 S: 13	H: 2 LOB: 0 BB: 1 P: 22	R: 0 E: 0 K: 0 S: 14	H: 3 LOB: 2 BB: 0 P: 18	R: 0 E: 0 K: 2 S: 11	H: 0 LOB: 1 BB: 1 P: 20	R: 0 E: 0 K: 2 S: 12	H: 2 LOB: 0 BB: 0 P: 18	R: 0 E: 0 K: 0 S: 10	H: 1 LOB: 0 BB: 0 P: 13	1B: 9 2B: 3 3B: 0 HR: 2	SF: 0 SAC: 0 DP: 2 HBP: 0	WP: 2 PB: 0 SB: 0 	



Batter	1	2	3	4	5	6	7	8	9	AB	R	H	RBI	BB	SO	LOB	TOP									
<b>So Taguchi, R</b> OBP: 0.373, SLG: 0.408	2-1 1-0	1-0		2-1 1-H		1-0	2-3		4-0	5	0	1	1	1	1	3										
<b>26 Scott Spiezio, S</b> OBP: 0.351, SLG: 0.413	3-2		0-0	4-1		3-3		1-0	0-1	5	1	2	1	1	1	1										
<b>5 Albert Pujols, R</b> OBP: 0.382, SLG: 0.550	2-2		2-3	4-1		3-2	4-0	4-0		3	2	1	0	2	1	1										
<b>43 Juan Encarnacion, R</b> OBP: 0.306, SLG: 0.450	0-0		1-0	3-2		0-0	4-0	4-0	4-0	4	2	1	0	1	0	4										
<b>27 Scott Rolen, R</b> OBP: 0.342, SLG: 0.373	1-2	0-0		1-0		1-0	0-2	0-2		5	1	1	1	0	0	3										
<b>47 Ryan Ludwick, R</b> OBP: 0.282, SLG: 0.427	1-0		0-0	2-0		2-2	1-0	1-0		5	3	3	5	0	0	0										
<b>Aaron Miles, S</b> OBP: 0.312, SLG: 0.340	3-2		1-2	0-0		1-3	0-1	0-1		4	0	2	0	1	1	2										
<b>Gary Bennett, R</b> OBP: 0.270, SLG: 0.337	0-1		0-1	3-2		4-2			3-1	3	0	0	1	1	0	3										
<b>13 Brendan Ryan, R</b> OBP: 0.286, SLG: 0.231	4-0		0-1	2-1		2-1	0-0	2-1		4	1	1	1	1	0	1										
<b>Inning Stats</b>	R: 1 E: 0 K: 0 S: 9	H: 1 LOB: 0 BB: 1 P: 16	R: 1 E: 1 K: 0 S: 10	H: 1 LOB: 2 BB: 1 P: 20	R: 0 E: 0 K: 1 S: 7	H: 1 LOB: 1 BB: 0 P: 10	R: 2 E: 1 K: 0 S: 16	H: 3 LOB: 3 BB: 3 P: 33	R: 0 E: 0 K: 1 S: 6	H: 0 LOB: 0 BB: 0 P: 12	R: 0 E: 0 K: 1 S: 6	H: 0 LOB: 0 BB: 0 P: 12	R: 4 E: 0 K: 2 S: 22	H: 4 LOB: 1 BB: 1 P: 35	R: 2 E: 1 K: 0 S: 7	H: 1 LOB: 1 BB: 2 P: 17	R: 0 E: 0 K: 0 S: 6	H: 0 LOB: 1 BB: 1 P: 15	1B: 10 2B: 0 3B: 0 HR: 2	SF: 1 SAC: 0 DP: 2 HBP: 0	WP: 1 PB: 0 SB: 2 CS: 0	PA: 47				
<b>PITCHER</b>	IP	WLS	BF	H	R	ER	SO	BB	IBB	HBP	BLK	WP	HR	S	P	ERA	WHIP									
<b>Joe Kennedy, L</b> ERA: 3.62	(1, 1)	5.0		26	7	4	3	1	4	0	0	0	1	1	48	91	5.40	2.200								
<b>Colby Lewis, R</b> ERA: 8.79	(6, 1)	1.0	L	7	4	4	4	1	0	0	0	0	0	1	16	28	36.00	4.000								
<b>44 Santiago Casilla, R</b> ERA: 8.79	(7, 1)	1.0		4	0	0	0	2	1	0	0	0	0	0	12	19	0.00	1.000								
<b>Jay Marshall, L</b> ERA: 5.19	(8, 1)	2.0		10	1	2	1	0	3	0	0	0	0	0	13	32	4.50	2.000								

St. Louis Cardinals @ Oakland Athletics  
McAfee Coliseum, Oakland, CA  
Sun Jun 17 2007, 4:05 PM EDT  
Att: 35,077 - Sunny - 72 F

AB 38  
R 10  
H 12  
RBI 10  
BB 8  
SO 4  
LOB 18



Batter	1	2	3	4	5	6	7	8	9	AB	R	H	RBI	BB	SO	LOB	BOTTOM									
<b>6 Travis Buck, L</b> OBP: 0.381, SLG: 0.509	1-2		1-2			3-3		1-1		5	1	1	0	0	3	6										
<b>14 Mark Ellis, R</b> OBP: 0.336, SLG: 0.404	1-0	0-0		1-1		2-0		1-1		4	1	0	0	0	0	0										
<b>Nick Swisher, S</b> OBP: 0.415, SLG: 0.489	2-2	2-1		3-1		3-3		2-2		5	0	0	0	0	1	2										
<b>32 Jack Cust, L</b> OBP: 0.423, SLG: 0.584	2-2	1-3		2-2		1-0	1-0	3-2		5	2	3	3	0	1	0										
<b>Shannon Stewart, R</b> OBP: 0.352, SLG: 0.333	4-1	3-2	2-1		2-1	0-1	0-1	0-1		4	1	0	0	1	0	2										
<b>29 Dan Johnson, L</b> OBP: 0.371, SLG: 0.431	1-2		2-2	1-0		1-0	1-0	1-0		4	0	1	0	0	0	2										
<b>7 Bobby Crosby, R</b> OBP: 0.291, SLG: 0.365	0-2	4-1	4-1	1-2		1-2	2-1	2-1		3	1	2	2	1	0	0										
<b>Marc Scutaro, R</b> OBP: 0.292, SLG: 0.381	2-0	4-0	1-2	2-3		0-0	0-0	0-0		2	0	1	0	1	0	1										
<b>Jason Kendall, R</b> OBP: 0.264, SLG: 0.269	2-1	1-1	1-1	2-1		2-1	2-2	2-2		4	0	2	1	0	0	4										
<b>Inning Stats</b>	R: 5 E: 0 K: 1 S: 19	H: 4 LOB: 2 BB: 1 P: 34	R: 0 E: 0 K: 1 S: 7	H: 0 LOB: 0 BB: 0 P: 10	R: 0 E: 0 K: 1 S: 14	H: 1 LOB: 2 BB: 2 P: 29	R: 0 E: 0 K: 0 S: 9	H: 1 LOB: 1 BB: 0 P: 17	R: 0 E: 0 K: 0 S: 7	H: 1 LOB: 1 BB: 0 P: 11	R: 0 E: 0 K: 2 S: 10	H: 0 LOB: 0 BB: 0 P: 18	R: 1 E: 0 K: 0 S: 7	H: 2 LOB: 1 BB: 0 P: 11	R: 0 E: 0 K: 0 S: 7	H: 1 LOB: 0 BB: 0 P: 11	R: 0 E: 0 K: 0 S: 8	H: 0 LOB: 0 BB: 0 P: 13	1B: 5 2B: 4 3B: 0 HR: 1	SF: 0 SAC: 0 DP: 1 HBP: 2	WP: 0 PB: 0 SB: 0 CS: 0	PA: 41				
<b>PITCHER</b>	IP	WLS	BF	H	R	ER	SO	BB	IBB	HBP	BLK	WP	HR	S	P	ERA	WHIP									
<b>23 Anthony Reyes, R</b> ERA: 0.54	(1, 1)	5.0		27	7	5	5	3	3	0	0	0	0	0	10	18	9.00	2.000								
<b>36 Russ Springer, R</b> ERA: 2.52	(6, 1)	1.0	W	3	0	0	0	2	0	0	0	0	0	0	10	18	0.00	0.000								
<b>Tyler Johnson, L</b> ERA: 4.5	(7, 1)	0.2	H	3	1	1	1	0	0	0	0	0	0	4	6	13.50	1.500									
<b>31 Ryan Franklin, R</b> ERA: 1.69	(7, 1)	1.1	H	5	2	0	0	0	0	0	0	0	0	10	16	0.00	1.500									
<b>44 Jason Isringhausen, R</b> ERA: 1.67	(9, 1)	1.0		3	0	0	0	0	0	0	0	0	0	8	13	0.00	0.000									

St. Louis Cardinals @ Oakland Athletics  
McAfee Coliseum, Oakland, CA  
Sun Jun 17 2007, 4:05 PM EDT  
Att: 35,077 - Sunny - 72 F

AB 36  
R 6  
H 10  
RBI 6  
BB 3  
SO 5  
LOB 17






Batter	1	2	3	4	5	6	7	8	9	AB	R	H	RBI	BB	SO	LOB	TOP										
30 Norris Hopper, R OBP: 0.313, SLG: 0.355	F9		G6-4-3			F9		G4-3		4	0	0	0	0	0	2	Cincinnati Reds @ Oakland Athletics McAfee Coliseum, Oakland, CA Mon Jun 18 2007, 10:05 PM EDT Att: 16,466 - Clear - 71 F										
Scott Hatteberg, L OBP: 0.377, SLG: 0.464	G3		G4-3			1B		G5-3		4	0	1	0	0	0	1											
Ken Griffey Jr., L OBP: 0.385, SLG: 0.564	P6			G3		1B			P5	4	0	1	0	0	0	0											
4 Brandon Phillips, R OBP: 0.330, SLG: 0.470		G4-3		K					1B	4	0	1	0	0	2	2											
Adam Dunn, L OBP: 0.399, SLG: 0.565	F8			P6					K	4	0	0	0	0	2	1											
28 Edwin Encarnación, R OBP: 0.342, SLG: 0.384										4	0	2	0	0	1	1											
33 Josh Hamilton, L OBP: 0.339, SLG: 0.484										3	0	0	0	0	1	2											
2 Alex Gonzalez, R OBP: 0.307, SLG: 0.482										3	1	2	0	0	0	0											
26 David Ross, R OBP: 0.247, SLG: 0.372										3	0	1	0	0	0	1											
<b>Inning Stats</b>	R: 0 E: 0 K: 0 S: 6	H: 0 LOB: 0 BB: 0 P: 6	R: 0 E: 0 K: 1 S: 10	H: 1 LOB: 1 BB: 0 P: 13	R: 1 E: 0 K: 0 S: 10	H: 2 LOB: 0 BB: 0 P: 16	R: 0 E: 0 K: 1 S: 6	H: 0 LOB: 0 BB: 0 P: 7	R: 0 E: 0 K: 0 S: 9	H: 1 LOB: 0 BB: 0 P: 11	R: 0 E: 0 K: 1 S: 15	H: 2 LOB: 2 BB: 0 P: 22	R: 0 E: 0 K: 2 S: 12	H: 0 LOB: 0 BB: 0 P: 17	R: 0 E: 0 K: 0 S: 9	H: 1 LOB: 1 BB: 0 P: 14	R: 0 E: 0 K: 1 S: 9	H: 1 LOB: 1 BB: 0 P: 14	1B: 8 2B: 0 3B: 0 HR: 0	SF: 0 SAC: 0 DP: 2 HBP: 0	WP: 1 PB: 0 SB: 0 CS: 0	PA: 33					
<b>PITCHER</b>	IP	WLS	BF	H	R	ER	SO	BB	IBB	HBP	BLK	WP	HR	S	P	ERA	WHIP										
Joe Blanton, R ERA: 3.43	(1, 1)	8.0	W	29	7	1	5	0	0	0	0	1	0	77	106	1.12	0.875										
Alan Embree, L ERA: 2.78	(9, 1)	1.0		4	1	0	1	0	0	0	0	0	0	9	14	0.00	1.000										

Batter	1	2	3	4	5	6	7	8	9	AB	R	H	RBI	BB	SO	LOB	BOTTOM										
6 Travis Buck, L OBP: 0.381, SLG: 0.503	G6-3					F7		K		4	2	1	0	1	1	0	Cincinnati Reds @ Oakland Athletics McAfee Coliseum, Oakland, CA Mon Jun 18 2007, 10:05 PM EDT Att: 16,466 - Clear - 71 F										
21 Mark Kotsay, L OBP: 0.304, SLG: 0.344	F7		G3			G1-3		P5		5	1	1	0	0	0	1											
Nick Swisher, S OBP: 0.420, SLG: 0.493										4	0	3	1	0	0	2											
3 Eric Chavez, L OBP: 0.312, SLG: 0.466										2	0	0	1	1	1	2											
32 Jack Cust, L OBP: 0.425, SLG: 0.578										3	1	1	0	1	2	4											
14 Mark Ellis, R OBP: 0.339, SLG: 0.419	E6									4	1	2	3	0	0	3											
29 Dan Johnson, L OBP: 0.369, SLG: 0.427	G4-3									4	0	1	0	0	1	5											
7 Bobby Crosby, R OBP: 0.291, SLG: 0.360										3	0	0	0	1	1	1											
Jason Kendall, R OBP: 0.263, SLG: 0.269										4	1	1	0	0	0	2											
<b>Inning Stats</b>	R: 1 E: 1 K: 1 S: 12	H: 2 LOB: 3 BB: 1 P: 21	R: 0 E: 0 K: 1 S: 6	H: 0 LOB: 0 BB: 0 P: 11	R: 0 E: 0 K: 2 S: 12	H: 1 LOB: 1 BB: 0 P: 17	R: 0 E: 0 K: 0 S: 7	H: 1 LOB: 0 BB: 0 P: 11	R: 5 E: 0 K: 0 S: 16	H: 4 LOB: 2 BB: 3 P: 37	R: 0 E: 0 K: 0 S: 8	H: 1 LOB: 1 BB: 0 P: 12	R: 0 E: 0 K: 1 S: 10	H: 1 LOB: 1 BB: 0 P: 14	R: 0 E: 0 K: 1 S: 5	H: 0 LOB: 0 BB: 0 P: 8	1B: 9 2B: 0 3B: 0 HR: 1	SF: 1 SAC: 0 DP: 1 HBP: 0	WP: 2 PB: 0 SB: 0 CS: 0	PA: 38							
<b>PITCHER</b>	IP	WLS	BF	H	R	ER	SO	BB	IBB	HBP	BLK	WP	HR	S	P	ERA	WHIP										
Kyle Lohse, R ERA: 4.56	(1, 1)	4.2	L	26	8	6	5	4	0	0	0	1	1	51	93	9.64	2.571										
53 Brad Salmon, R ERA: 3.96	(5, 1)	1.1		5	1	0	0	0	0	0	0	0	0	10	16	0.00	0.750										
Victor Santos, R ERA: 4.75	(7, 1)	2.0		7	1	0	0	2	0	0	0	1	0	15	22	0.00	0.500										

AB 33  
R 1  
H 8  
RBI 0  
BB 0  
SO 6  
LOB 10



AB 33  
R 6  
H 10  
RBI 5  
BB 4  
SO 6  
LOB 20





Batter	1	2	3	4	5	6	7	8	9	AB	R	H	RBI	BB	SO	LOB	TOP								
<b>Scott Hatteberg, L</b> (1, 10) OBP: 0.383, SLG: 0.467	G4-3	FC6-4 BB	F8				2B	IBB		3	0	1	0	2	0	1									
<b>4 Brandon Phillips, R</b> (1, 4) OBP: 0.325, SLG: 0.451	P3	FC6-4			F8		P4	K		5	0	0	0	0	1	6									
<b>Ken Griffey Jr., L</b> (1, 9) OBP: 0.389, SLG: 0.576	G3				G3-1		BB			4	1	2	1	1	0	0									
<b>Adam Dunn, L</b> (1, 7) <b>30 Norris Hopper, R</b> (7, 7) OBP: 0.310, SLG: 0.351		BB	G3		K		K			3	1	0	0	1	2	2									
<b>Jeff Conine, R</b> (1, 3) OBP: 0.355, SLG: 0.465		BB			K		P4			5	1	1	0	0	2	1									
<b>28 Edwin Encarnación, R</b> (1, 5) OBP: 0.343, SLG: 0.382		BB			G1-3		1B			4	1	1	0	1	1	3									
<b>33 Josh Hamilton, L</b> (1, 8) OBP: 0.342, SLG: 0.485		1B			K		F7			4	1	2	0	0	1	1									
<b>2 Alex Gonzalez, R</b> (1, 6) OBP: 0.306, SLG: 0.478		1B			G6-3		K			4	0	1	2	0	1	3									
<b>Javier Valentin, S</b> (1, 2) <b>26 David Ross, R</b> (8, 2) OBP: 0.247, SLG: 0.372		1B			1B		G4-3			3	0	2	2	0	0	0									
<b>Inning Stats</b>	R: 0 E: 0 K: 0 S: 8	H: 0 LOB: 0 BB: 0 P: 15	R: 3 E: 0 K: 0 S: 17	H: 3 LOB: 2 BB: 2 P: 30	R: 1 E: 0 K: 1 S: 11	H: 1 LOB: 0 BB: 0 P: 20	R: 0 E: 0 K: 1 S: 9	H: 1 LOB: 1 BB: 0 P: 16	R: 0 E: 0 K: 1 S: 6	H: 0 LOB: 0 BB: 0 P: 9	R: 0 E: 0 K: 1 S: 9	H: 1 LOB: 2 BB: 1 P: 11	R: 0 E: 0 K: 1 S: 9	H: 1 LOB: 2 BB: 1 P: 17	R: 1 E: 0 K: 1 S: 11	H: 2 LOB: 2 BB: 2 P: 26	R: 0 E: 0 K: 3 S: 11	H: 1 LOB: 1 BB: 0 P: 15	1B: 7 2B: 2 3B: 0 HR: 1	SF: 1 SAC: 0 DP: 0 HBP: 0	WP: 2 PB: 0 SB: 0 CS: 0	PA: 42			
<b>PITCHER</b>	IP	WLS	BF	H	R	ER	SO	BB	IBB	HBP	BLK	WP	HR	S	P	ERA	WHIP								
<b>57 Chad Gaudin, R</b> (1, 1) ERA: 3.05	6.2	L	29	7	4	4	4	2	0	0	0	1	1	64	106	5.40	1.350								
<b>Jay Marshall, L</b> (7, 1) ERA: 5.13	0.1		2	0	0	0	1	1	0	0	0	0	0	5	12	0.00	3.000								
<b>Colby Lewis, R</b> (8, 1) ERA: 5.0	0.2		6	2	1	1	0	1	1	0	0	0	0	8	21	13.50	4.500								
<b>44 Santiago Casilla, R</b> (8, 1) ERA:	1.1		5	1	0	0	4	0	0	0	0	1	0	14	20	0.00	0.750								

Cincinnati Reds @ Oakland Athletics  
 McAfee Coliseum, Oakland, CA  
 Tue Jun 19 2007, 10:05 PM EDT  
 Att: 19,351 - Clear - 65 F

AB	36
R	5
H	10
RBI	5
BB	5
SO	9
LOB	18



Batter	1	2	3	4	5	6	7	8	9	AB	R	H	RBI	BB	SO	LOB	BOTTOM								
<b>6 Travis Buck, L</b> (1, 7) OBP: 0.379, SLG: 0.494	G6-3		G4-6-3			21 2B		G1-3		3	1	0	0	1	0	1									
<b>21 Mark Kotsay, L</b> (1, 8) OBP: 0.315, SLG: 0.358	G5-3				G6-3		2B			3	0	1	1	1	0	0									
<b>Nick Swisher, S</b> (1, 9) OBP: 0.418, SLG: 0.487	G3-1				BB		P5			3	0	0	0	1	1	2									
<b>3 Eric Chavez, L</b> (1, 5) OBP: 0.308, SLG: 0.459			K		K		P5			4	0	0	0	0	2	2									
<b>32 Jack Cust, L</b> (1, 10) OBP: 0.413, SLG: 0.558	G4-3				L4		K			4	0	0	0	0	1	1									
<b>14 Mark Ellis, R</b> (1, 4) OBP: 0.345, SLG: 0.422							P2			3	0	2	0	1	0	0									
<b>29 Dan Johnson, L</b> (1, 3) OBP: 0.367, SLG: 0.420			BB		FC3-6 1B		F8			3	0	0	0	1	0	2									
<b>7 Bobby Crosby, R</b> (1, 6) OBP: 0.290, SLG: 0.356					G6-4-3 BB		G6-4-3			3	0	0	0	1	1	3									
<b>8 Kurt Suzuki, R</b> (1, 2) OBP: 0.444, SLG: 0.889			F8				F9			3	1	1	1	0	0	1									
<b>Inning Stats</b>	R: 0 E: 0 K: 0 S: 6	H: 0 LOB: 0 BB: 0 P: 9	R: 0 E: 0 K: 1 S: 8	H: 0 LOB: 1 BB: 1 P: 13	R: 0 E: 0 K: 0 S: 6	H: 0 LOB: 0 BB: 1 P: 13	R: 0 E: 0 K: 1 S: 8	H: 0 LOB: 1 BB: 1 P: 12	R: 0 E: 0 K: 0 S: 5	H: 1 LOB: 0 BB: 0 P: 6	R: 1 E: 0 K: 0 S: 16	H: 1 LOB: 1 BB: 1 P: 28	R: 0 E: 0 K: 1 S: 7	H: 0 LOB: 0 BB: 0 P: 12	R: 1 E: 0 K: 1 S: 12	H: 1 LOB: 1 BB: 1 P: 23	R: 0 E: 0 K: 1 S: 10	H: 1 LOB: 2 BB: 1 P: 15	1B: 2 2B: 1 3B: 0 HR: 1	SF: 0 SAC: 0 DP: 2 HBP: 0	WP: 0 PB: 0 SB: 0 CS: 0	PA: 35			
<b>PITCHER</b>	IP	WLS	BF	H	R	ER	SO	BB	IBB	HBP	BLK	WP	HR	S	P	ERA	WHIP								
<b>34 Homer Bailey, R</b> (1, 1) ERA: 4.0	7.0	W	25	2	1	1	3	4	0	0	0	0	0	56	93	1.29	0.857								
<b>56 Todd Coffey, R</b> (8, 1) ERA: 4.97	0.1		2	1	1	1	0	0	0	0	0	0	1	4	6	27.00	3.000								
<b>40 Jon Coutlangus, L</b> (8, 1) ERA: 4.88	0.1	H	2	0	0	0	0	1	0	0	0	0	0	4	10	0.00	3.000								
<b>25 David Weathers, R</b> (8, 1) ERA: 3.34	1.1	S	6	1	0	0	2	1	0	0	0	0	0	14	22	0.00	1.500								

Cincinnati Reds @ Oakland Athletics  
 McAfee Coliseum, Oakland, CA  
 Tue Jun 19 2007, 10:05 PM EDT  
 Att: 19,351 - Clear - 65 F

AB	29
R	2
H	4
RBI	2
BB	6
SO	5
LOB	12











Batter	1	2	3	4	5	6	7	8	9	AB	R	H	RBI	BB	SO	LOB	TOP			
6 Travis Buck, L (1,9) OBP: 0.381, SLG: 0.491	1-1 G3-1		1-1 E4		1-1 FC4-6			4-2 FC6-4 BB		3	0	1	0	1	0	0	Oakland Athletics @ New York Mets Shea Stadium, Flushing, NY Fri Jun 22 2007, 7:10 PM EDT Att: 43,029 - Partly Cloudy - 74 F			
21 Mark Kotsay, L (1,8) OBP: 0.321, SLG: 0.378	2-2 G4-3		0-0 F8		1-1 FC4-6			0-1 L4		4	0	0	0	0	0	3				
Nick Swisher, S (1,3) OBP: 0.420, SLG: 0.481	4-1 3 1B BB		3-3 K				1-0 P3	1-1 FC6-4		3	0	0	0	1	1	2				
3 Eric Chavez, L (1,5) OBP: 0.310, SLG: 0.458	2-1 1B				2-0 1B		2-1 G3-1		0-0 1B	4	0	3	0	0	0	0				
14 Mark Ellis, R (1,4) OBP: 0.342, SLG: 0.414		1-3 K		2-3 K			3-1 L9		2-1 1B	4	0	0	0	0	2	2				
Shannon Stewart, R (1,7) OBP: 0.356, SLG: 0.365		1-2 HR		1-2 7 G6-4-3 1B				0-0 1B	1-2 1B	4	1	3	1	0	0	0				
7 Bobby Crosby, R (1,6) OBP: 0.285, SLG: 0.349		1-0 G6-3		2-2 G6-4-3			1-0 L1		0-0 F3	4	0	0	0	0	0	4				
Jason Kendall, R (1,2) OBP: 0.255, SLG: 0.260		1-1 F9					0-1 L8		2-2 G6-3	4	0	0	0	0	0	2				
25 Lenny DiNardo, L (1,1) OBP: 0.250, SLG: 0.250			2-1 G4-3		1-3 K					2	0	0	0	0	1	0				
Colby Lewis, R (6,1)										0	0	0	0	0	0	0				
47 Ron Flores, L (7,1)										0	0	0	0	0	0	0				
Marco Scutaro, R (8, PH)										1	0	0	0	0	1	0				
40 Rich Harden, L (8,1)										0	0	0	0	0	0	0				
<b>Inning Stats</b>	R: 0 E: 0 K: 0 S: 9	H: 1 LOB: 2 BB: 1 P: 18	R: 1 E: 0 K: 1 S: 9	H: 1 LOB: 0 BB: 0 P: 13	R: 0 E: 1 K: 1 S: 8	H: 0 LOB: 1 BB: 0 P: 14	R: 0 E: 0 K: 1 S: 11	H: 2 LOB: 1 BB: 0 P: 18	R: 0 E: 0 K: 0 S: 5	H: 0 LOB: 0 BB: 0 P: 11	R: 0 E: 0 K: 0 S: 6	H: 0 LOB: 0 BB: 0 P: 8	R: 0 E: 0 K: 1 S: 9	H: 0 LOB: 1 BB: 1 P: 15	R: 0 E: 0 K: 0 S: 8	H: 2 LOB: 2 BB: 0 P: 12	1B: 6 2B: 0 3B: 0 HR: 1	SF: 0 SAC: 0 DP: 1 HBP: 0	WP: 0 PB: 0 SB: 0 CS: 0	PA: 35
<b>PITCHER</b>	IP WLS BF H R ER SO BB IBB HBP BLK WP HR S P ERA WHIP																			
Tom Glavine, L (1,1) ERA: 4.38	8.0 W 31 6 1 1 5 2 0 0 0 0 0 1 67 111 1.12 1.000																			
Aaron Heilman, R (9,1) ERA: 4.05	1.0 4 1 0 0 0 0 0 0 0 0 0 0 7 11 0.00 1.000																			

AB	33
R	1
H	7
RBI	1
BB	2
SO	5
LOB	13



Batter	1	2	3	4	5	6	7	8	9	AB	R	H	RBI	BB	SO	LOB	BOTTOM			
7 José Reyes, S (1,6) OBP: 0.402, SLG: 0.459	0-0 E5 15 1B		0-0 SH5-3		1-1 L6	0-1 1H 2B				3	1	2	0	0	0	0	Oakland Athletics @ New York Mets Shea Stadium, Flushing, NY Fri Jun 22 2007, 7:10 PM EDT Att: 43,029 - Partly Cloudy - 74 F			
16 Paul Lo Duca, R (1,2) OBP: 0.337, SLG: 0.365	0-2 L9		0-2 SF8			1-2 G6-3		0-0 F7		3	0	0	1	0	0	1				
15 Carlos Beltrán, S (1,8) OBP: 0.348, SLG: 0.457	1-0 2H 1B		3H 1-0 G5-3			2-2 E6 5 1B 21 1B		1-1 HR		4	2	2	2	0	0	0				
5 David Wright, R (1,5) OBP: 0.371, SLG: 0.491	1-0 P3			2-2 G5-3		1-0 21 1B 2B		2-3 K		4	1	1	0	0	1	1				
21 Carlos Delgado, L (1,3) OBP: 0.291, SLG: 0.403	0-2 P6			0-0 3 G6-4-3 1B		1-2 2B 1B		2-3 K		4	1	2	1	0	1	1				
3 Damion Easley, R (1,4) OBP: 0.333, SLG: 0.446		4-1 G4-6-3 BB		1-0 G6-4-3		1-2 F8		1-3 K		3	0	0	0	1	1	3				
Shawn Green, L (1,9) OBP: 0.353, SLG: 0.466		1-2 G4-6-3		1-2 1-2i		2-1 HR		2-2 G4-3		4	2	2	3	0	0	1				
27 Carlos Gómez, R (1,7) OBP: 0.282, SLG: 0.316		1-2 G5-3				0-1 B2		2-3 K		3	1	0	0	1	1	0				
Tom Glavine, L (1,1) OBP: 0.357, SLG: 0.370			1-1 7 SH5-3 16 SF8 2B		1-1 G1-3	1-0 1H 2H 2B				3	1	2	2	0	0	0				
Aaron Heilman, R (9,1) ERA: 1.35										0	0	0	0	0	0	0				
<b>Inning Stats</b>	R: 1 E: 1 K: 0 S: 9	H: 2 LOB: 1 BB: 0 P: 11	R: 0 E: 0 K: 0 S: 8	H: 0 LOB: 0 BB: 1 P: 14	R: 1 E: 0 K: 0 S: 8	H: 1 LOB: 0 BB: 0 P: 10	R: 0 E: 0 K: 0 S: 6	H: 1 LOB: 0 BB: 0 P: 9	R: 1 E: 1 K: 0 S: 17	H: 5 LOB: 2 BB: 1 P: 28	R: 1 E: 0 K: 2 S: 12	H: 1 LOB: 0 BB: 0 P: 17	R: 0 E: 0 K: 2 S: 10	H: 0 LOB: 0 BB: 0 P: 15	R: 0 E: 0 K: 0 S: 8	H: 0 LOB: 0 BB: 0 P: 12	1B: 6 2B: 3 3B: 0 HR: 2	SF: 1 SAC: 1 DP: 2 HBP: 0	WP: 0 PB: 0 SB: 0 CS: 0	PA: 35
<b>PITCHER</b>	IP WLS BF H R ER SO BB IBB HBP BLK WP HR S P ERA WHIP																			
25 Lenny DiNardo, L (1,1) ERA: 2.35	5.1 L 23 7 6 4 0 0 1 0 0 0 0 0 47 68 6.75 1.500																			
Colby Lewis, R (6,1) ERA: 9.77	0.2 5 3 2 0 0 0 0 1 0 0 0 0 9 16 0.00 4.500																			
47 Ron Flores, L (7,1) ERA: 1.29	1.0 4 1 1 1 2 0 0 0 0 0 0 1 12 17 9.00 1.000																			
40 Rich Harden, R (8,1) ERA: 1.35	1.0 3 0 0 0 0 2 0 0 0 0 0 0 10 15 0.00 0.000																			

AB	31
R	9
H	11
RBI	9
BB	2
SO	4
LOB	7





Batter	1	2	3	4	5	6	7	8	9	AB R H RBI BB SO LOB	TOP									
6 Travis Buck, L (1, 7) OBP: 0.382, SLG: 0.486	1-2 G4-3 1B		0-1 G1-3		0-1 F7		4-1 BB		2-3 K	4 0 1 0 1 1 2	<b>Oakland Athletics @ New York Mets</b> Shea Stadium, Flushing, NY Sat Jun 23 2007, 7:10 PM EDT Att: 52,920 - Clear - 74 F									
21 Mark Kotsay, L (1, 8) OBP: 0.306, SLG: 0.359	2-1 G4-3		1-0 G4-3		2-0 G4-3		3-3 K			4 0 0 0 0 1 4										
Nick Swisher, S (1, 9) OBP: 0.418, SLG: 0.477	2-2 F7			3-2 1B		3-1 F8		2-3 K		4 0 1 0 0 1 1										
3 Eric Chavez, L (1, 5) OBP: 0.305, SLG: 0.451	3-2 G3-1			0-3 K		3-3 K		0-2 E3		4 0 0 0 0 2 2										
29 Dan Johnson, L (1, 3) Shannon Stewart, R (8, PH) OBP: 0.355, SLG: 0.363	2-2 G6-3			2-2 F7		1-1 E4		2-3 K		3 0 0 0 0 0 1 1 0 0 0 0 1 1										
14 Mark Ellis, R (1, 4) OBP: 0.344, SLG: 0.415	1-2 1B			1-2 1B		1-3 K		0-1 FC6-4		4 0 2 0 0 1 2										
7 Bobby Crosby, R (1, 6) OBP: 0.288, SLG: 0.351	0-3 K			2-2 G4-3		0-1 1B		0-0 SH1-4		4 0 2 0 0 1 3										
Jason Kendall, R (1, 2) OBP: 0.256, SLG: 0.261	0-0 F8			1-2 1B		1-2 F8		0-0 SH1-4		3 0 1 0 0 0 2										
Joe Blanton, R (1, 1) Marco Scutaro, R (8, PH) 44 Santiago Casilla, R (8, 1)			1-3 K		0-0 SH3-4		0-3 K	1-0 F9		2 0 0 0 0 0 2 1 1 0 0 0 0 0 0 1 0 0 0 0 0 0 0 0										
<b>Inning Stats</b>	R: 0 E: 0 K: 0 S: 11	H: 1 LOB: 1 BB: 0 P: 19	R: 0 E: 0 K: 1 S: 10	H: 1 LOB: 1 BB: 0 P: 13	R: 0 E: 0 K: 1 S: 8	H: 0 LOB: 0 BB: 0 P: 10	R: 0 E: 0 K: 1 S: 16	H: 2 LOB: 2 BB: 0 P: 24	R: 0 E: 0 K: 2 S: 12	H: 0 LOB: 1 BB: 0 P: 20		R: 0 E: 0 K: 2 S: 15	H: 1 LOB: 2 BB: 1 P: 23	R: 0 E: 1 K: 2 S: 11	H: 0 LOB: 1 BB: 0 P: 15	R: 0 E: 0 K: 1 S: 7	H: 1 LOB: 1 BB: 0 P: 10	1B: 7 2B: 0 3B: 0 HR: 0	SF: 0 SAC: 2 DP: 0 HBP: 0	WP: 0 PB: 0 SB: 1 CS: 0
<b>PITCHER</b>	IP WLS BF H R ER SO BB IBB HBP BLK WP HR S P ERA WHIP																			
26 Orlando Hernandez, R (1, 1) ERA: 2.77	7.0 29 6 0 0 7 1 0 0 0 0 0 0 79 119 0.00 1.000																			
25 Pedro Feliciano, L (8, 1) ERA: 1.71	0.1 2 0 0 0 1 0 0 0 0 0 0 0 6 8 0.00 0.000																			
Aaron Heilman, R (8, 1) ERA: 3.97	0.2 2 0 0 0 1 0 0 0 0 0 0 0 5 7 0.00 0.000																			
13 Billy Wagner, L (8, 1) ERA: 2.01	1.0 W 4 1 0 0 1 0 0 0 0 0 0 0 7 10 0.00 1.000																			

AB	34
R	0
H	7
RBI	0
BB	1
SO	10
LOB	20



Batter	1	2	3	4	5	6	7	8	9	AB R H RBI BB SO LOB	BOTTOM									
7 José Reyes, S (1, 6) OBP: 0.400, SLG: 0.454	3-1 F7			1-1 B2-3		4-2 1B		0-0 G4-3		3 0 0 0 1 0 1	<b>Oakland Athletics @ New York Mets</b> Shea Stadium, Flushing, NY Sat Jun 23 2007, 7:10 PM EDT Att: 52,920 - Clear - 74 F									
16 Paul Lo Duca, R (1, 2) OBP: 0.333, SLG: 0.361	3-2 G5-3			2-3 K		0-3 K		0-2 2B		2 0 0 0 0 1 0 2 1 1 0 0 1 2										
11 Ramon Castro, R (6, PH) OBP: 0.329, SLG: 0.484	1-1 F8			0-1 1B		3-0 1B		4-0 IBB		3 0 2 0 1 0 0										
15 Carlos Beltrán, S (1, 8) OBP: 0.353, SLG: 0.459		1-1 1B		1-2 F8			0-3 K	1-1 2B		4 0 2 1 0 1 1										
5 David Wright, R (1, 5) OBP: 0.373, SLG: 0.495		0-0 L3			2-2 G4-3		2-2 P5			3 0 0 0 0 0 1										
21 Carlos Delgado, L (1, 3) OBP: 0.289, SLG: 0.399		1-1 G4-3			2-2 G3-1		2-1 P6			3 0 0 0 0 0 0										
Shawn Green, L (1, 9) OBP: 0.348, SLG: 0.459			1-1 G4-3		3-1 G4-3		0-1 1B			3 0 1 0 0 0 0										
22 Jose Valentin, S (1, 4) OBP: 0.322, SLG: 0.423						2-2 2B		2-3 K		3 0 1 0 0 1 1										
Ricky Ledee, L (1, 7) OBP: 0.300, SLG: 0.579						1-1 2B		1-3 K		3 0 1 0 0 1 1										
26 Orlando Hernandez, R (1, 1) ERA: 2.77			0-2 G5-3		0-3 K		1-3 K			2 0 0 0 0 1 1 0 0 0 0 0 0 0 0 0 0 0 0 0 0 1 0 0 0 0 1 1 0 0 0 0 0 0 0										
25 Pedro Feliciano, L (8, 1) ERA: 1.71										1B: 4 2B: 4 3B: 0 HR: 0										
Aaron Heilman, R (8, 1) ERA: 3.97										SF: 0 SAC: 0 DP: 1 HBP: 0										
Ruben Gotay, S (8, PH) OBP: 0.362, SLG: 0.509										WP: 0 PB: 0 SB: 0 CS: 0										
13 Billy Wagner, L (8, 1) ERA: 2.01										PA: 31										
<b>Inning Stats</b>	R: 0 E: 0 K: 0 S: 8	H: 0 LOB: 0 BB: 0 P: 15	R: 0 E: 0 K: 0 S: 4	H: 1 LOB: 0 BB: 0 P: 7	R: 0 E: 0 K: 0 S: 7	H: 0 LOB: 0 BB: 0 P: 10	R: 0 E: 0 K: 1 S: 11	H: 1 LOB: 1 BB: 0 P: 15	R: 0 E: 0 K: 1 S: 9	H: 0 LOB: 0 BB: 0 P: 13	R: 0 E: 0 K: 2 S: 9	H: 1 LOB: 1 BB: 0 P: 12	R: 1 E: 0 K: 0 S: 5	H: 2 LOB: 2 BB: 1 P: 10	R: 0 E: 0 K: 0 S: 5	H: 0 LOB: 0 BB: 1 P: 10	1B: 4 2B: 4 3B: 0 HR: 0	SF: 0 SAC: 0 DP: 1 HBP: 0	WP: 0 PB: 0 SB: 0 CS: 0	PA: 31
<b>PITCHER</b>	IP WLS BF H R ER SO BB IBB HBP BLK WP HR S P ERA WHIP																			
Joe Blanton, R (1, 1) ERA: 3.19	8.0 28 5 0 0 6 1 0 0 0 0 0 0 69 109 0.00 0.750																			
44 Santiago Casilla, R (8, 1) ERA: 0.73	0.0 L 3 2 1 1 0 0 0 0 0 0 0 0 5 10 * *																			

AB	29
R	1
H	7
RBI	1
BB	2
SO	6
LOB	8









Batter	1	2	3	4	5	6	7	8	9	AB	R	H	RBI	BB	SO	LOB	TOP			
<b>Shannon Stewart, R</b> (1, 7) OBP: 0.352, SLG: 0.360	1-1 G4-6-3 1B	2-3 K			1-0 G4-3			0-1 G5-4-3 1B		4	0	2	0	0	1	2	<b>Oakland Athletics @ Cleveland Indians</b> Jacobs Field, Cleveland, OH Mon Jun 25 2007, 7:05 PM EDT Att: 17,737 - Clear - 80 F			
<b>Marco Soutaro, R</b> (1, 4) OBP: 0.286, SLG: 0.369	0-1 G4-6-3 1-2 2-3 1B	0-0 1B			1-1 G5-3			0-0 G5-4-3 1-2 2-3 1B		4	0	1	0	0	0	2				
<b>Nick Swisher, S</b> (1, 9) OBP: 0.410, SLG: 0.466	0-0 1B	2-1 F7			2-0 G6-3			1-1 G6-3		4	0	1	0	0	0	3				
<b>3 Eric Chavez, L</b> (1, 5) OBP: 0.301, SLG: 0.442	1-0 F9		0-3 K			2-3 K			1-3 K	4	0	0	0	0	3	1				
<b>32 Jack Cust, L</b> (1, 10) OBP: 0.414, SLG: 0.585		1-0 7 2B 29 G3 1B	2-3 K		3-3 K			2-1 7 FC5-4 HBP		3	1	1	0	0	2	0				
<b>7 Bobby Crosby, R</b> (1, 6) OBP: 0.286, SLG: 0.357	1-2 29 G3 21 1B 2B	1-3 K	1-3 K		0-0 G1-3			1-2 29 2B FC5-4 1-2 2-3 1B		4	1	1	0	0	1	1				
<b>29 Dan Johnson, L</b> (1, 3) OBP: 0.362, SLG: 0.418	1-2 G3			1-0 F7			2-2 21 G6-4-3 1B	2-1 2B		4	0	2	1	0	0	1				
<b>21 Mark Kotsay, L</b> (1, 8) OBP: 0.301, SLG: 0.360	2-3 3-H 1B E 1B	1-0 1B		0-0 G4-3			2-1 G6-4-3 1-2 2-3 1B	1-3 K		4	0	1	1	0	1	3				
<b>Jason Kendall, R</b> (1, 2) OBP: 0.250, SLG: 0.254	0-1 FC4 1B 1-2			0-1 F8			0-0 P4			3	0	0	0	0	0	1				
<b>Inning Stats</b>	R: 0 E: 0 K: 0 S: 6	H: 2 LOB: 1 BB: 0 P: 8	R: 2 E: 1 K: 1 S: 20	H: 4 LOB: 3 BB: 0 P: 28	R: 0 E: 0 K: 3 S: 9	H: 0 LOB: 0 BB: 0 P: 12	R: 0 E: 0 K: 0 S: 4	H: 0 LOB: 0 BB: 0 P: 5	R: 0 E: 0 K: 2 S: 10	H: 0 LOB: 0 BB: 0 P: 15	R: 0 E: 0 K: 0 S: 6	H: 1 LOB: 0 BB: 0 P: 10	R: 0 E: 0 K: 0 S: 5	H: 1 LOB: 0 BB: 0 P: 6	R: 0 E: 0 K: 2 S: 12	H: 1 LOB: 2 BB: 0 P: 19	1B: 7 2B: 2 3B: 0 HR: 0	SF: 0 SAC: 0 DP: 3 HBP: 1	WP: 0 PB: 0 SB: 0 CS: 0	PA: 35
<b>PITCHER</b> <b>CC Sabathia, L</b> (1, 1) ERA: 3.24	IP: 9.0 WLS: W BF: 35 H: 9 R: 2 ER: 2 SO: 8 BB: 0 IBB: 0 HBP: 1 BLK: 0 WP: 0 HR: 0 S: 76 P: 111 ERA: 2.00 WHIP: 1.000															<b>PITCHER</b>				

AB	34
R	2
H	9
RBI	2
BB	0
SO	8
LOB	14



Batter	1	2	3	4	5	6	7	8	9	AB	R	H	RBI	BB	SO	LOB	BOTTOM			
<b>24 Grady Sizemore, L</b> (1, 8) OBP: 0.390, SLG: 0.458	1-0 F8		1-2 G4-3		0-1 F8		0-3 K			4	0	0	0	0	1	1	<b>Oakland Athletics @ Cleveland Indians</b> Jacobs Field, Cleveland, OH Mon Jun 25 2007, 7:05 PM EDT Att: 17,737 - Clear - 80 F			
<b>Casey Blake, R</b> (1, 5) OBP: 0.362, SLG: 0.462	2-2 41 G4-6-3 1B			1-2 G6-3	2-3 K		3-2 F8			4	0	1	0	0	1	1				
<b>41 Victor Martinez, S</b> (1, 2) OBP: 0.373, SLG: 0.531	0-0 G4-6-3 1-2 2-3 1B			0-0 G4-3	1-3 K			0-1 2 1B 2B		4	1	1	0	0	1	2				
<b>48 Travis Hafner, L</b> (1, 10) OBP: 0.400, SLG: 0.438		1-2 HR		3-2 25 2B 1B		2-1 G3		0-0 F8		4	2	2	1	0	0	1				
<b>2 Johnny Peralta, R</b> (1, 6) OBP: 0.358, SLG: 0.474		0-0 G6-3		4-1 25 2B BB		1-2 G4-3		0-0 25 S 2B 1B		3	2	1	1	1	0	0				
<b>25 Ryan Garko, R</b> (1, 3) OBP: 0.365, SLG: 0.471		1-2 G6-3		1-1 1-H 2-H 2B		4-2 1B BB		4-1 2B IBB		2	0	1	2	2	0	0				
<b>Trot Nixon, L</b> (1, 9) OBP: 0.336, SLG: 0.333		3-2 G4-3		4-0 FC6-4 IBB		1-0 1B		1-1 2B		2	0	1	0	1	0	0				
<b>Jason Michaels, R</b> (6, PH) OBP: 0.353, SLG: 0.467						1-3 1B		1-3 2-H 2B		1	0	1	1	0	0	0				
<b>Franklin Gutierrez, R</b> (1, 7) OBP: 0.296, SLG: 0.442			0-3 K		0-0 FC6-4 1-2 2-3 1B		2-3 K		3-3 K	4	0	0	0	0	3	6				
<b>29 Josh Barfield, R</b> (1, 4) OBP: 0.287, SLG: 0.353			1-0 L6		2-1 24 F8 2B		2-3 K		1-2 G6-3	4	0	1	0	0	1	2				
<b>Inning Stats</b>	R: 0 E: 0 K: 0 S: 5	H: 1 LOB: 0 BB: 0 P: 8	R: 1 E: 0 K: 0 S: 10	H: 1 LOB: 0 BB: 0 P: 15	R: 0 E: 0 K: 1 S: 8	H: 0 LOB: 0 BB: 0 P: 10	R: 2 E: 0 K: 0 S: 11	H: 2 LOB: 2 BB: 2 P: 24	R: 0 E: 0 K: 2 S: 11	H: 1 LOB: 1 BB: 0 P: 16	R: 0 E: 0 K: 1 S: 12	H: 0 LOB: 2 BB: 1 P: 22	R: 0 E: 0 K: 2 S: 11	H: 0 LOB: 0 BB: 0 P: 16	R: 2 E: 0 K: 1 S: 13	H: 3 LOB: 2 BB: 1 P: 22	1B: 4 2B: 4 3B: 0 HR: 1	SF: 0 SAC: 0 DP: 1 HBP: 0	WP: 0 PB: 0 SB: 1 CS: 0	PA: 36
<b>PITCHER</b> <b>57 Chad Gaudin, R</b> (1, 1) ERA: 3.14	IP: 6.0 WLS: L BF: 26 H: 6 R: 3 ER: 3 SO: 4 BB: 3 IBB: 0 HBP: 0 BLK: 0 WP: 0 HR: 1 S: 57 P: 95 ERA: 4.50 WHIP: 1.333															<b>PITCHER</b>				
<b>40 Rich Harden, R</b> (7, 1) ERA: 1.29	IP: 1.0 WLS: L BF: 3 H: 0 R: 0 ER: 0 SO: 2 BB: 0 IBB: 0 HBP: 0 BLK: 0 WP: 0 HR: 0 S: 11 P: 16 ERA: 0.00 WHIP: 0.000															<b>PITCHER</b>				
<b>Alan Embree, L</b> (8, 1) ERA: 3.06	IP: 1.0 WLS: L BF: 7 H: 3 R: 2 ER: 2 SO: 1 BB: 1 IBB: 0 HBP: 0 BLK: 0 WP: 0 HR: 0 S: 13 P: 22 ERA: 18.00 WHIP: 3.000															<b>PITCHER</b>				

AB	32
R	5
H	9
RBI	5
BB	4
SO	7
LOB	13













Batter	1	2	3	4	5	6	7	8	9	AB	R	H	RBI	BB	SO	LOB	TOP										
Shannon Stewart, R OBP: 0.360, SLG: 0.391 (1, 7)		G5-3		F7			G5-3		P4	5	1	1	0	0	0	4	<b>Oakland Athletics @ Cleveland Indians</b> Jacobs Field, Cleveland, OH Thu Jun 28 2007, 12:05 PM EDT Att: 22,921 - Cloudy - 78 F										
21 Mark Kotsay, L OBP: 0.294, SLG: 0.347 (1, 8)	F7				G1-6-3				F8	5	0	2	1	0	0	3											
Nick Swisher, S OBP: 0.404, SLG: 0.453 (1, 9)	F8	G4-3			K		G4-3			4	0	0	0	0	1	3											
32 Jack Cust, L OBP: 0.415, SLG: 0.615 (1, 10)			G4-3							4	0	3	0	0	0	0											
3 Eric Chavez, L OBP: 0.304, SLG: 0.441 (1, 5)				K		L6		G4-6-3		4	0	1	1	0	1	2											
14 Mark Ellis, R OBP: 0.344, SLG: 0.425 (1, 4)	F9		G5-3				F8		G6-3	4	0	0	0	0	0	2											
29 Dan Johnson, L OBP: 0.376, SLG: 0.448 (1, 3)										4	1	4	1	0	0	0											
7 Bobby Crosby, R OBP: 0.284, SLG: 0.354 (1, 6)		G4-3		P4			G4-6-3		P4	4	1	1	0	0	0	3											
Jason Kendall, R OBP: 0.254, SLG: 0.259 (1, 2)		G4-3			G6-3					4	0	1	0	0	0	2											
<b>Inning Stats</b>	R: 1 E: 0 K: 0 S: 21	H: 3 LOB: 2 BB: 0 P: 29	R: 2 E: 0 K: 0 S: 13	H: 3 LOB: 1 BB: 0 P: 17	R: 0 E: 0 K: 1 S: 9	H: 0 LOB: 0 BB: 0 P: 12	R: 0 E: 0 K: 0 S: 9	H: 1 LOB: 1 BB: 0 P: 13	R: 0 E: 0 K: 1 S: 10	H: 1 LOB: 0 BB: 0 P: 10	R: 0 E: 0 K: 0 S: 6	H: 1 LOB: 0 BB: 0 P: 8	R: 0 E: 0 K: 0 S: 5	H: 1 LOB: 0 BB: 0 P: 7	R: 0 E: 0 K: 0 S: 12	H: 2 LOB: 2 BB: 0 P: 18		1B: 10 2B: 2 3B: 0 HR: 1	SF: 0 SAC: 0 DP: 2 HBP: 0	WP: 0 PB: 0 SB: 0 CS: 0	PA: 38						
<b>PITCHER</b>	IP WLS BF H R ER SO BB IBB HBP BLK WP HR S P ERA WHIP	7.0 W 30 10 3 3 2 0 0 0 0 0 1 75 97 3.86 1.429	1.0 H 3 1 0 0 0 0 0 0 0 0 0 5 7 0.00 1.000	1.0 S 5 2 0 0 0 0 0 0 0 0 0 12 18 0.00 2.000	<b>PITCHER</b>										IP WLS BF H R ER SO BB IBB HBP BLK WP HR S P ERA WHIP												
Paul Byrd, R ERA: 4.67 (1, 1)											7.0	W	30	10	3	3	2	0	0	0	0	0	1	75	97	3.86	1.429
63 Rafael Betancourt, R ERA: 1.31 (8, 1)											1.0	H	3	1	0	0	0	0	0	0	0	0	5	7	0.00	1.000	
47 Joe Borowski, R ERA: 5.9 (9, 1)											1.0	S	5	2	0	0	0	0	0	0	0	0	12	18	0.00	2.000	



Batter	1	2	3	4	5	6	7	8	9	AB	R	H	RBI	BB	SO	LOB	BOTTOM									
24 Grady Sizemore, L OBP: 0.395, SLG: 0.471 (1, 8)	F7		L9				F9			4	0	1	1	0	0	3	<b>Oakland Athletics @ Cleveland Indians</b> Jacobs Field, Cleveland, OH Thu Jun 28 2007, 12:05 PM EDT Att: 22,921 - Cloudy - 78 F									
Jason Michaels, R OBP: 0.352, SLG: 0.483 (1, 7)	F9		K				F8			4	1	1	3	0	1	2										
41 Victor Martinez, S OBP: 0.379, SLG: 0.536 (1, 3)	G4-3									4	0	2	0	0	0	0										
48 Travis Hafner, L OBP: 0.401, SLG: 0.444 (1, 10)		G1-3		L1						2	0	0	0	1	0	1										
2 Johnny Peralta, R OBP: 0.355, SLG: 0.473 (1, 6)		K		L7			G4-3		K	4	0	0	0	0	2	4										
Trot Nixon, L OBP: 0.332, SLG: 0.324 Franklin Gutierrez, R OBP: 0.322, SLG: 0.491 (1, 9) (8, 9)				G3-1			F7			2	0	0	0	1	0	2										
10 Kelly Shoppach, R OBP: 0.450, SLG: 0.662 (1, 2)										0	0	0	0	1	0	0										
29 Josh Barfield, R OBP: 0.289, SLG: 0.353 (1, 4)										3	0	1	0	0	0	1										
Mike Rouse, L OBP: 0.196, SLG: 0.137 Casey Blake, R OBP: 0.361, SLG: 0.465 (1, 5) (7, PH) (8, 5)										4	2	2	0	0	0	2										
<b>Inning Stats</b>	R: 0 E: 0 K: 0 S: 8	H: 0 LOB: 0 BB: 0 P: 12	R: 0 E: 0 K: 1 S: 6	H: 0 LOB: 1 BB: 1 P: 14	R: 0 E: 0 K: 2 S: 15	H: 1 LOB: 0 BB: 0 P: 23	R: 0 E: 0 K: 0 S: 7	H: 1 LOB: 1 BB: 0 P: 14	R: 1 E: 0 K: 0 S: 14	H: 2 LOB: 1 BB: 0 P: 22	R: 0 E: 0 K: 0 S: 6	H: 0 LOB: 1 BB: 0 P: 12	R: 3 E: 0 K: 1 S: 15	H: 4 LOB: 2 BB: 1 P: 27	R: 0 E: 0 K: 0 S: 10	H: 0 LOB: 1 BB: 1 P: 18		1B: 4 2B: 3 3B: 0 HR: 1	SF: 0 SAC: 1 DP: 0 HBP: 1	WP: 0 PB: 0 SB: 2 CS: 0	PA: 36					
<b>PITCHER</b>	IP WLS BF H R ER SO BB IBB HBP BLK WP HR S P ERA WHIP	6.1 L 4 2 1 1 0 0 1 0 0 0 1 7 15 27.00 6.000	1.1 0 0 0 0 1 0 0 0 0 0 0 0 14 25 0.00 0.750	<b>PITCHER</b>										IP WLS BF H R ER SO BB IBB HBP BLK WP HR S P ERA WHIP												
Joe Blanton, R ERA: 3.24 (1, 1)											6.1	L	4	2	1	1	0	0	1	0	0	1	7	15	27.00	6.000
47 Ron Flores, L ERA: 2.93 (7, 1)											1.1	0	0	0	0	1	0	0	0	0	0	14	25	0.00	0.750	









Batter	1	2	3	4	5	6	7	8	9	AB	R	H	RBI	BB	SO	LOB	TOP					
Shannon Stewart, R (1, 7) OBP: 0.369, SLG: 0.410	F7		HR		G5-4-3		2B	FC6-4		5	2	2	1	0	0	2						
14 Mark Ellis, R (1, 4) OBP: 0.340, SLG: 0.416	P4		BB		P4		F7	FC6-4		4	0	0	0	1	0	3						
Nick Swisher, S (1, 9) OBP: 0.399, SLG: 0.447	G5-3		BB			G5-3	2B		K	4	1	1	2	1	1	0						
32 Jack Cust, L (1, 10) OBP: 0.405, SLG: 0.589		G6-3	FC6-4			K	BB		K	4	0	0	0	1	2	2						
3 Eric Chavez, L (1, 5) OBP: 0.305, SLG: 0.443		K			P5		29 HR		F8	4	1	1	1	1	1	0						
29 Dan Johnson, L (1, 3) OBP: 0.376, SLG: 0.454		K			F9		HR			3	1	1	2	1	1	0						
7 Bobby Crosby, R (1, 6) OBP: 0.280, SLG: 0.347			P2			G3	FC4			4	0	1	0	0	0	3						
21 Mark Kotsay, L (1, 8) OBP: 0.282, SLG: 0.330			F7		K			F8	F8	4	0	0	0	0	1	1						
Jason Kendall, R (1, 2) OBP: 0.265, SLG: 0.280			HR							3	2	3	1	1	0	0						
<b>Inning Stats</b>	R: 0 E: 0 K: 0 S: 7	H: 0 LOB: 0 BB: 0 P: 9	R: 0 E: 0 K: 2 S: 9	H: 0 LOB: 0 BB: 0 P: 14	R: 2 E: 0 K: 0 S: 11	H: 2 LOB: 2 BB: 2 P: 25	R: 0 E: 0 K: 1 S: 8	H: 1 LOB: 1 BB: 0 P: 12	R: 0 E: 0 K: 0 S: 5	H: 1 LOB: 0 BB: 0 P: 6	R: 2 E: 0 K: 1 S: 15	H: 1 LOB: 2 BB: 1 P: 21	R: 3 E: 0 K: 0 S: 12	H: 4 LOB: 3 BB: 2 P: 27	R: 0 E: 0 K: 0 S: 7	H: 0 LOB: 1 BB: 1 P: 14	R: 0 E: 0 K: 2 S: 13	H: 0 LOB: 0 BB: 0 P: 18	1B: 4 2B: 2 3B: 0 HR: 3	SF: 0 SAC: 0 DP: 1 HBP: 0	WP: 0 PB: 0 SB: 0 CS: 0	PA: 41
<b>PITCHER</b>	IP	WLS	BF	H	R	ER	SO	BB	IBB	HBP	BLK	WP	HR	S	P	ERA	WHIP					
29 Kei Igawa, L (1, 1) ERA: 6.91	6.1	L	26	5	4	4	4	3	0	0	0	0	3	56	12	5.68	1.263					
Scott Proctor, R (7, 1) ERA: 4.1	0.1		4	3	2	2	0	0	0	0	0	0	0	7	12	54.00	9.000					
Mike Myers, L (7, 1) ERA: 2.67	0.0		2	1	1	0	0	1	0	0	0	0	0	3	8	∞	∞					
Luis Vizcaino, R (7, 1) ERA: 5.26	0.1		2	0	0	0	0	0	1	0	0	0	0	1	6	0.00	0.000					
47 Ron Villone, L (8, 1) ERA: 4.5	2.0		7	0	0	0	2	1	0	0	0	0	0	20	32	0.00	0.500					

Oakland Athletics @ New York Yankees  
Yankee Stadium, Bronx, NY  
Sat Jun 30 2007, 1:05 PM EDT  
Att: 54,150 - Partly Cloudy - 81 F

AB 35  
R 7  
H 9  
RBI 7  
BB 6  
SO 6  
LOB 11



Batter	1	2	3	4	5	6	7	8	9	AB	R	H	RBI	BB	SO	LOB	BOTTOM					
18 Johnny Damon, L (1, 10) OBP: 0.337, SLG: 0.358	G1-3		G6-3			FC4-6				3	0	1	0	1	0	0						
2 Derek Jeter, R (1, 6) OBP: 0.408, SLG: 0.470					G5-3		FC4-6			4	0	0	0	0	2	3						
17 Chris Basak, R (9, 6)							BB			0	0	0	0	0	0	0						
Bobby Abreu, L (1, 9) OBP: 0.345, SLG: 0.349	G6-3				F7					3	0	0	0	1	1	2						
13 Alex Rodriguez, R (1, 5) OBP: 0.424, SLG: 0.685			F9							4	0	0	0	0	2	2						
20 Jorge Posada, S (1, 2) OBP: 0.401, SLG: 0.523		L6								4	0	0	0	0	1	0						
55 Hideki Matsui, L (1, 7) OBP: 0.348, SLG: 0.433						G3				3	0	0	0	1	0	0						
28 Melky Cabrera, S (1, 8) OBP: 0.318, SLG: 0.364										2	0	0	0	1	0	1						
24 Robinson Canó, L (1, 4) OBP: 0.309, SLG: 0.404					G4-3					3	0	0	0	0	0	1						
12 Andy Phillips, R (1, 3) OBP: 0.222, SLG: 0.313										2	0	0	0	1	0	0						
<b>Inning Stats</b>	R: 0 E: 0 K: 1 S: 8	H: 0 LOB: 0 BB: 0 P: 9	R: 0 E: 0 K: 0 S: 11	H: 0 LOB: 1 BB: 1 P: 18	R: 0 E: 0 K: 0 S: 7	H: 0 LOB: 0 BB: 0 P: 12	R: 0 E: 0 K: 1 S: 7	H: 0 LOB: 0 BB: 0 P: 10	R: 0 E: 0 K: 0 S: 6	H: 0 LOB: 1 BB: 1 P: 12	R: 0 E: 0 K: 1 S: 11	H: 1 LOB: 2 BB: 1 P: 22	R: 0 E: 0 K: 0 S: 7	H: 0 LOB: 0 BB: 0 P: 13	R: 0 E: 0 K: 2 S: 20	H: 0 LOB: 2 BB: 2 P: 31	R: 0 E: 0 K: 0 S: 12	H: 0 LOB: 0 BB: 0 P: 16	1B: 1 2B: 0 3B: 0 HR: 0	SF: 0 SAC: 0 DP: 0 HBP: 0	WP: 0 PB: 0 SB: 0 CS: 0	PA: 33
<b>PITCHER</b>	IP	WLS	BF	H	R	ER	SO	BB	IBB	HBP	BLK	WP	HR	S	P	ERA	WHIP					
57 Chad Gaudin, R (1, 1) ERA: 2.92	7.0	W	25	1	0	0	4	3	0	0	0	0	0	57	96	0.00	0.571					
40 Rich Harden, R (8, 1) ERA: 1.17	2.0		8	0	0	0	2	2	0	0	0	0	0	32	47	0.00	1.000					

Oakland Athletics @ New York Yankees  
Yankee Stadium, Bronx, NY  
Sat Jun 30 2007, 1:05 PM EDT  
Att: 54,150 - Partly Cloudy - 81 F

AB 28  
R 0  
H 1  
RBI 0  
BB 5  
SO 6  
LOB 9













Batter	1	2	3	4	5	6	7	8	9	AB	R	H	RBI	BB	SO	LOB	TOP					
10 Vernon Wells, R OBP: 0.308, SLG: 0.429										4	0	0	0	0	1	0	<b>Toronto Blue Jays @ Oakland Athletics</b> McAfee Coliseum, Oakland, CA Tue Jul 03 2007, 10:05 PM EDT Att: 35,077 - Clear - 70 F  <b>AB 30</b> <b>R 1</b> <b>H 4</b> <b>RBI 1</b> <b>BB 1</b> <b>SO 4</b> <b>LOB 7</b> 					
9 Gregg Zaun, S OBP: 0.311, SLG: 0.384										4	1	1	0	0	1	0						
15 Alex Rios, R OBP: 0.343, SLG: 0.515										3	0	2	1	1	0	0						
25 Troy Glaus, R OBP: 0.385, SLG: 0.502										4	0	1	0	0	0	3						
Frank Thomas, R OBP: 0.377, SLG: 0.445										3	0	0	0	0	0	3						
Matt Stairs, L OBP: 0.360, SLG: 0.536										3	0	0	0	0	0	1						
2 Aaron Hill, R OBP: 0.328, SLG: 0.439										3	0	0	0	0	0	0						
26 Adam Lind, L OBP: 0.275, SLG: 0.385										3	0	0	0	0	2	0						
6 John McDonald, R OBP: 0.309, SLG: 0.372										2	0	0	0	0	0	0						
Howie Clark, L OBP: 0.395, SLG: 0.355										1	0	0	0	0	0	0						
Royce Clayton, R OBP: 0.281, SLG: 0.327										0	0	0	0	0	0	0						
<b>Inning Stats</b>	R: 1 E: 1 K: 1 S: 12	H: 2 LOB: 1 BB: 0 P: 18	R: 0 E: 0 K: 1 S: 8	H: 0 LOB: 0 BB: 0 P: 10	R: 0 E: 0 K: 0 S: 5	H: 0 LOB: 0 BB: 0 P: 6	R: 0 E: 0 K: 0 S: 11	H: 1 LOB: 1 BB: 0 P: 17	R: 0 E: 0 K: 0 S: 9	H: 0 LOB: 0 BB: 0 P: 13	R: 0 E: 0 K: 0 S: 7	H: 0 LOB: 0 BB: 0 P: 12	R: 0 E: 0 K: 0 S: 7	H: 1 LOB: 0 BB: 0 P: 13	R: 0 E: 0 K: 1 S: 8	H: 0 LOB: 0 BB: 0 P: 10	R: 0 E: 0 K: 1 S: 12	H: 0 LOB: 1 BB: 1 P: 23	1B: 3 2B: 2 3B: 0 HR: 0	SF: 0 SAC: 0 DP: 1 HBP: 0	WP: 0 PB: 0 SB: 1 CS: 0	PA: 31
<b>PITCHER</b> Joe Blanton, R ERA: 3.09	IP: 9.0 WLS: W BF: 31 H: 4 R: 1 ER: 1 SO: 4 BB: 1 IBB: 0 HBP: 0 BLK: 0 WP: 0 HR: 0 S: 79 P: 122 ERA: 1.00 WHIP: 0.556															<b>PITCHER</b>	IP: WLS: BF: H: R: ER: SO: BB: IBB: HBP: BLK: WP: HR: S: P: ERA: WHIP:					

Batter	1	2	3	4	5	6	7	8	9	AB	R	H	RBI	BB	SO	LOB	BOTTOM			
Shannon Stewart, R OBP: 0.372, SLG: 0.414										4	1	2	0	0	0	2	<b>Toronto Blue Jays @ Oakland Athletics</b> McAfee Coliseum, Oakland, CA Tue Jul 03 2007, 10:05 PM EDT Att: 35,077 - Clear - 70 F  <b>AB 31</b> <b>R 3</b> <b>H 8</b> <b>RBI 3</b> <b>BB 3</b> <b>SO 6</b> <b>LOB 15</b> 			
21 Mark Kotsay, L OBP: 0.282, SLG: 0.328										4	0	1	2	0	0	2				
Nick Swisher, S OBP: 0.398, SLG: 0.443										2	0	0	0	2	0	2				
32 Jack Cust, L OBP: 0.402, SLG: 0.610										4	1	1	1	0	3	4				
3 Eric Chavez, L OBP: 0.314, SLG: 0.444										3	0	1	0	1	1	0				
29 Dan Johnson, L OBP: 0.376, SLG: 0.475										4	0	0	0	0	1	3				
14 Mark Ellis, R OBP: 0.345, SLG: 0.421										4	0	1	0	0	1	0				
7 Bobby Crosby, R OBP: 0.279, SLG: 0.345										3	1	1	0	0	0	1				
Jason Kendall, R OBP: 0.265, SLG: 0.283										3	0	1	0	0	0	1				
<b>Inning Stats</b>	R: 1 E: 0 K: 1 S: 11	H: 1 LOB: 2 BB: 2 P: 25	R: 1 E: 1 K: 1 S: 14	H: 2 LOB: 3 BB: 1 P: 23	R: 0 E: 0 K: 0 S: 9	H: 2 LOB: 1 BB: 0 P: 12	R: 0 E: 0 K: 0 S: 8	H: 1 LOB: 1 BB: 0 P: 12	R: 0 E: 0 K: 2 S: 10	H: 0 LOB: 0 BB: 0 P: 14	R: 0 E: 0 K: 1 S: 8	H: 0 LOB: 0 BB: 0 P: 13	R: 0 E: 0 K: 0 S: 5	H: 1 LOB: 0 BB: 0 P: 7	R: 1 E: 0 K: 1 S: 10	H: 1 LOB: 0 BB: 0 P: 17	1B: 6 2B: 1 3B: 0 HR: 1	SF: 0 SAC: 0 DP: 2 HBP: 0	WP: 1 PB: 0 SB: 2 CS: 0	PA: 34
<b>PITCHER</b> 51 Jesse Litsch, R ERA: 4.74	IP: 7.0 WLS: L BF: 30 H: 7 R: 2 ER: 0 SO: 5 BB: 3 IBB: 0 HBP: 0 BLK: 0 WP: 1 HR: 0 S: 65 P: 106 ERA: 0.00 WHIP: 1.429															<b>PITCHER</b>	IP: WLS: BF: H: R: ER: SO: BB: IBB: HBP: BLK: WP: HR: S: P: ERA: WHIP:			
40 Brian Wolfe, R ERA: 3.12	IP: 1.0 WLS: L BF: 4 H: 1 R: 1 ER: 1 SO: 1 BB: 0 IBB: 0 HBP: 0 BLK: 0 WP: 0 HR: 1 S: 10 P: 17 ERA: 9.00 WHIP: 1.000															<b>PITCHER</b>	IP: WLS: BF: H: R: ER: SO: BB: IBB: HBP: BLK: WP: HR: S: P: ERA: WHIP:			







Batter	1	2	3	4	5	6	7	8	9	AB	R	H	RBI	BB	SO	LOB	TOP			
51 Ichiro Suzuki, L (1, 8) OBP: 0.419, SLG: 0.465	1-1 FC4-6 1B		0-0 G4-3		0-1 F7		2-1 G4-6-3		0-1 L5-3	5	0	1	0	0	0	2	<b>Seattle Mariners @ Oakland Athletics</b> McAfee Coliseum, Oakland, CA Thu Jul 05 2007, 10:05 PM EDT Att: 15,654 - Clear - 70 F			
Jose Vidro, S (1, 10) OBP: 0.351, SLG: 0.349	2-0 FC4-6 1B		1-0 G4-3		2-1 F7		0-0 G4-3			4	1	0	0	0	0	1				
Raul Ibanez, L (1, 7) OBP: 0.321, SLG: 0.421 Jason Ellison, R (8, PR) OBP: 0.176, SLG: 0.152	4-2 1B		3-2 K		0-1 G4-3			0-1 FC6-4 1B		3	0	1	0	1	1	0				
Jose Guillen, R (1, 9) OBP: 0.351, SLG: 0.442	0-0 1B			0-1 29 BB 1B		2-0 29 G6-3 2B		0-1 F9		4	1	3	1	0	0	1				
Richie Sexson, R (1, 3) 16 Willie Bloomquist, R (8, PR) OBP: 0.327, SLG: 0.355	4-1 29 G6-4-3 BB		4-1 29 BB BB		2-1 G6-3		2-1 FC6-4 29 FC5 2 BB		2-1 FC6-4 2 BB	2	0	0	0	2	0	2				
2 Kenji Johjima, R (1, 2) OBP: 0.338, SLG: 0.466	0-0 G6-4-3		1-0 B2		2-0 G6-3		2-0 G6-3		1-1 29 FC5 1B	4	0	1	0	0	0	6				
29 Adrian Beltré, R (1, 5) OBP: 0.312, SLG: 0.441		2-1 G6-3		1-0 1B		4-1 BB		1-0 FC5		3	0	1	1	1	0	2				
7 Yuniesky Betancourt, R (1, 6) OBP: 0.298, SLG: 0.372		2-0 G4-3		0-0 F7		0-3 K		1-0 G4-3		4	0	0	0	0	1	4				
4 Jose Lopez, R (1, 4) OBP: 0.318, SLG: 0.404		1-0 P5		2-2 K		1-1 51 G4-6-3 1B		0-1 51 L5-3 1B		4	0	2	0	0	1	2				
<b>Inning Stats</b>	R: 1 E: 0 K: 0 S: 9	H: 2 LOB: 2 BB: 2 P: 20	R: 0 E: 0 K: 0 S: 4	H: 0 LOB: 0 BB: 0 P: 9	R: 0 E: 0 K: 1 S: 5	H: 0 LOB: 0 BB: 0 P: 9	R: 1 E: 0 K: 1 S: 9	H: 2 LOB: 2 BB: 1 P: 17	R: 0 E: 0 K: 1 S: 8	H: 1 LOB: 2 BB: 1 P: 18	R: 0 E: 0 K: 0 S: 5	H: 1 LOB: 0 BB: 0 P: 8	R: 0 E: 0 K: 0 S: 9	H: 2 LOB: 2 BB: 0 P: 13	R: 0 E: 0 K: 0 S: 5	H: 1 LOB: 0 BB: 0 P: 6		1B: 8 2B: 2 3B: 0 HR: 0	SF: 0 SAC: 0 DP: 3 HBP: 0	WP: 0 PB: 0 SB: 0 CS: 0
<b>PITCHER</b>	IP WLS BF H R ER SO BB IBB HBP BLK WP HR S P ERA WHIP	IP WLS BF H R ER SO BB IBB HBP BLK WP HR S P ERA WHIP	IP WLS BF H R ER SO BB IBB HBP BLK WP HR S P ERA WHIP	IP WLS BF H R ER SO BB IBB HBP BLK WP HR S P ERA WHIP	IP WLS BF H R ER SO BB IBB HBP BLK WP HR S P ERA WHIP	IP WLS BF H R ER SO BB IBB HBP BLK WP HR S P ERA WHIP	IP WLS BF H R ER SO BB IBB HBP BLK WP HR S P ERA WHIP	IP WLS BF H R ER SO BB IBB HBP BLK WP HR S P ERA WHIP	IP WLS BF H R ER SO BB IBB HBP BLK WP HR S P ERA WHIP	IP WLS BF H R ER SO BB IBB HBP BLK WP HR S P ERA WHIP	IP WLS BF H R ER SO BB IBB HBP BLK WP HR S P ERA WHIP	IP WLS BF H R ER SO BB IBB HBP BLK WP HR S P ERA WHIP	IP WLS BF H R ER SO BB IBB HBP BLK WP HR S P ERA WHIP	IP WLS BF H R ER SO BB IBB HBP BLK WP HR S P ERA WHIP	IP WLS BF H R ER SO BB IBB HBP BLK WP HR S P ERA WHIP	IP WLS BF H R ER SO BB IBB HBP BLK WP HR S P ERA WHIP	IP WLS BF H R ER SO BB IBB HBP BLK WP HR S P ERA WHIP			
57 Chad Gaudin, R (1, 1) ERA: 2.88	7.2 W 33	8 2 2 3	4 0 0 0	0 0 0 0	0 0 0 0	0 0 1 2	0 0 5 6	0 0 5 6	0 0 5 6	2.35 1.565										
44 Santiago Casilla, R (8, 1) ERA: 0.5	0.1 H 1	0 0 0 0	0 0 0 0	0 0 0 0	0 0 0 0	0 0 0 0	0 0 0 0	0 0 0 0	0 0 0 0	0.00 0.000										
Alan Embree, L (8, 1) ERA: 4.03	1.0 S 3	1 0 0 0	0 0 0 0	0 0 0 0	0 0 0 0	0 0 0 0	0 0 0 0	0 0 0 0	0 0 0 0	0.00 1.000										

AB	33
R	2
H	9
RBI	2
BB	4
SO	3
LOB	20



Batter	1	2	3	4	5	6	7	8	9	AB	R	H	RBI	BB	SO	LOB	BOTTOM			
Shannon Stewart, R (1, 7) OBP: 0.374, SLG: 0.419	0-1 F8 2B		0-1 32 G4-3 1B		0-1 F8		1-1 G6-3			4	1	2	0	0	0	0	<b>Seattle Mariners @ Oakland Athletics</b> McAfee Coliseum, Oakland, CA Thu Jul 05 2007, 10:05 PM EDT Att: 15,654 - Clear - 70 F			
14 Mark Ellis, R (1, 4) OBP: 0.340, SLG: 0.411	2-3 K		0-1 F7		3-3 K			2-1 F7		4	0	0	0	0	2	2				
Nick Swisher, S (1, 8) OBP: 0.394, SLG: 0.452	2-0 F8		3-2 G4-3		1-0 HR			1-2 G5-3		4	1	1	1	0	0	2				
32 Jack Cust, L (1, 9) OBP: 0.406, SLG: 0.606	4-2 29 BB BB		0-1 2H 1B		2-3 K			4-2 BB		2	0	1	1	2	1	0				
29 Dan Johnson, L (1, 3) OBP: 0.373, SLG: 0.465	4-0 1B		1-2 F8		0-2 F9			0-0 F9		3	0	0	0	1	0	2				
7 Bobby Crosby, R (1, 6) OBP: 0.279, SLG: 0.353	0-3 K			0-0 G4-3		0-1 HR				3	1	1	1	0	1	3				
Marco Scutaro, R (1, 5) OBP: 0.292, SLG: 0.372		1-0 G4-3		1-0 P3		0-0 G5-3				3	0	0	0	0	0	0				
Jason Kendall, R (1, 2) OBP: 0.262, SLG: 0.279		0-1 G6-3		2-1 P3				0-2 1B		3	0	1	0	0	0	0				
8 Kurt Suzuki, R (1, 10) OBP: 0.360, SLG: 0.609		1-1 G5-3		1-3 K				1-1 P4		3	0	0	0	0	1	0				
<b>Inning Stats</b>	R: 0 E: 0 K: 2 S: 11	H: 1 LOB: 3 BB: 2 P: 23	R: 0 E: 0 K: 0 S: 5	H: 0 LOB: 0 BB: 0 P: 7	R: 1 E: 0 K: 0 S: 12	H: 2 LOB: 1 BB: 0 P: 16	R: 0 E: 0 K: 0 S: 4	H: 0 LOB: 0 BB: 0 P: 7	R: 2 E: 0 K: 1 S: 10	H: 2 LOB: 0 BB: 0 P: 13	R: 0 E: 0 K: 0 S: 8	H: 1 LOB: 0 BB: 0 P: 10	R: 0 E: 0 K: 0 S: 9	H: 0 LOB: 1 BB: 1 P: 16	R: 0 E: 0 K: 0 S: 9	H: 0 LOB: 1 BB: 1 P: 16		1B: 3 2B: 1 3B: 0 HR: 2	SF: 0 SAC: 0 DP: 0 HBP: 0	WP: 0 PB: 0 SB: 0 CS: 0
<b>PITCHER</b>	IP WLS BF H R ER SO BB IBB HBP BLK WP HR S P ERA WHIP	IP WLS BF H R ER SO BB IBB HBP BLK WP HR S P ERA WHIP	IP WLS BF H R ER SO BB IBB HBP BLK WP HR S P ERA WHIP	IP WLS BF H R ER SO BB IBB HBP BLK WP HR S P ERA WHIP	IP WLS BF H R ER SO BB IBB HBP BLK WP HR S P ERA WHIP	IP WLS BF H R ER SO BB IBB HBP BLK WP HR S P ERA WHIP	IP WLS BF H R ER SO BB IBB HBP BLK WP HR S P ERA WHIP	IP WLS BF H R ER SO BB IBB HBP BLK WP HR S P ERA WHIP	IP WLS BF H R ER SO BB IBB HBP BLK WP HR S P ERA WHIP	IP WLS BF H R ER SO BB IBB HBP BLK WP HR S P ERA WHIP	IP WLS BF H R ER SO BB IBB HBP BLK WP HR S P ERA WHIP	IP WLS BF H R ER SO BB IBB HBP BLK WP HR S P ERA WHIP	IP WLS BF H R ER SO BB IBB HBP BLK WP HR S P ERA WHIP	IP WLS BF H R ER SO BB IBB HBP BLK WP HR S P ERA WHIP	IP WLS BF H R ER SO BB IBB HBP BLK WP HR S P ERA WHIP	IP WLS BF H R ER SO BB IBB HBP BLK WP HR S P ERA WHIP				
43 Miguel Batista, R (1, 1) ERA: 4.54	7.2 L 31	6 3 3	3 0 0	0 0 0	0 0 0	0 0 1	0 0 1	0 0 1	0 0 1	3.52 1.174										
George Sherrill, L (8, 1) ERA: 1.44	0.1 1	0 0 0	0 0 0	0 0 0	0 0 0	0 0 0	0 0 0	0 0 0	0 0 0	0.00 0.000										









Batter	1	2	3	4	5	6	7	8	9	AB	R	H	RBI	BB	SO	LOB	TOP			
51 Ichiro Suzuki, L (1, 8) OBP: 0.410, SLG: 0.455										5	0	1	0	0	0	1	Seattle Mariners @ Oakland Athletics McAfee Coliseum, Oakland, CA Sat Jul 07 2007, 4:05 PM EDT Att: 29,225 - Partly Cloudy - 65 F			
Jose Vidro, S (1, 10) OBP: 0.348, SLG: 0.349										5	1	1	0	0	0	1				
Raul Ibanez, L (1, 7) OBP: 0.326, SLG: 0.427										4	0	2	0	0	0	0				
Jason Ellison, R (9, 7) OBP: 0.171, SLG: 0.147										0	0	0	0	0	0	0				
Jose Guillen, R (1, 9) OBP: 0.351, SLG: 0.438										2	1	1	1	2	0	1				
Richie Sexson, R (1, 3) OBP: 0.304, SLG: 0.421										2	1	0	0	2	0	2				
29 Adrian Beltré, R (1, 5) OBP: 0.326, SLG: 0.489										3	1	1	3	1	1	3				
7 Yuniesky Betancourt, R (1, 6) OBP: 0.297, SLG: 0.366										4	0	0	0	0	2	5				
4 Jose Lopez, R (1, 4) OBP: 0.317, SLG: 0.401										4	0	1	0	0	1	0				
Jamie Burke, R (1, 2) OBP: 0.409, SLG: 0.450										4	0	1	0	0	2	1				
<b>Inning Stats</b>	R: 0 E: 0 K: 0 S: 13	H: 1 LOB: 0 BB: 0 P: 19	R: 3 E: 0 K: 1 S: 13	H: 2 LOB: 1 BB: 2 P: 28	R: 1 E: 0 K: 1 S: 14	H: 2 LOB: 2 BB: 1 P: 22	R: 0 E: 0 K: 1 S: 6	H: 0 LOB: 0 BB: 0 P: 9	R: 0 E: 0 K: 1 S: 8	H: 2 LOB: 3 BB: 1 P: 17	R: 0 E: 0 K: 0 S: 6	H: 0 LOB: 1 BB: 1 P: 11	R: 0 E: 0 K: 1 S: 10	H: 0 LOB: 0 BB: 0 P: 13	R: 0 E: 0 K: 1 S: 6	H: 0 LOB: 0 BB: 0 P: 9	1B: 5 2B: 2 3B: 0 HR: 1	SF: 0 SAC: 0 DP: 2 HBP: 0	WP: 0 PB: 0 SB: 0 CS: 0	PA: 38
<b>PITCHER</b>	IP WLS BF H R ER SO	IP WLS BF H R ER SO	IP WLS BF H R ER SO	IP WLS BF H R ER SO	IP WLS BF H R ER SO	IP WLS BF H R ER SO	IP WLS BF H R ER SO	IP WLS BF H R ER SO	IP WLS BF H R ER SO	IP WLS BF H R ER SO	IP WLS BF H R ER SO	IP WLS BF H R ER SO	IP WLS BF H R ER SO	IP WLS BF H R ER SO	IP WLS BF H R ER SO	IP WLS BF H R ER SO	WP HR S P ERA WHIP	WP HR S P ERA WHIP	ERA WHIP	
40 Rich Harden, R (1, 1) ERA: 2.45	2.2	15	5	4	4	1	2	1	0	0	0	0	0	0	0	0	0	13.50	2.625	
25 Lenny DiNardo, L (3, 1) ERA: 2.72	6.1	23	3	0	0	5	2	0	0	0	0	0	0	0	0	0	0	0.00	0.789	

AB	33
R	4
H	8
RBI	4
BB	5
SO	6
LOB	14



Batter	1	2	3	4	5	6	7	8	9	AB	R	H	RBI	BB	SO	LOB	BOTTOM					
Shannon Stewart, R (1, 7) OBP: 0.374, SLG: 0.416										4	0	1	0	0	0	0	Seattle Mariners @ Oakland Athletics McAfee Coliseum, Oakland, CA Sat Jul 07 2007, 4:05 PM EDT Att: 29,225 - Partly Cloudy - 65 F					
21 Mark Kotsay, L (1, 8) OBP: 0.274, SLG: 0.310										4	0	0	0	0	1							
Nick Swisher, S (1, 9) OBP: 0.391, SLG: 0.443										3	0	0	0	1	0							
32 Jack Cust, L (1, 10) OBP: 0.391, SLG: 0.579										4	0	0	0	2	2							
3 Eric Chavez, L (1, 5) OBP: 0.311, SLG: 0.442										3	0	0	0	1	0							
29 Dan Johnson, L (1, 3) OBP: 0.371, SLG: 0.461										2	0	0	0	1	0							
14 Mark Ellis, R (1, 4) OBP: 0.339, SLG: 0.409										3	0	1	0	0	1							
7 Bobby Crosby, R (1, 6) OBP: 0.274, SLG: 0.346										3	0	0	0	0	1							
Jason Kendall, R (1, 2) OBP: 0.260, SLG: 0.277										3	0	0	0	0	0							
<b>Inning Stats</b>	R: 0 E: 0 K: 0 S: 6	H: 0 LOB: 0 BB: 0 P: 11	R: 0 E: 0 K: 0 S: 12	H: 0 LOB: 1 BB: 1 P: 17	R: 0 E: 0 K: 0 S: 14	H: 0 LOB: 0 BB: 0 P: 19	R: 0 E: 0 K: 0 S: 5	H: 0 LOB: 0 BB: 0 P: 8	R: 0 E: 0 K: 0 S: 11	H: 1 LOB: 1 BB: 0 P: 14	R: 0 E: 0 K: 1 S: 13	H: 1 LOB: 2 BB: 1 P: 20	R: 0 E: 0 K: 1 S: 10	H: 0 LOB: 0 BB: 0 P: 14	R: 0 E: 0 K: 0 S: 7	H: 0 LOB: 0 BB: 0 P: 13	R: 0 E: 0 K: 1 S: 13	H: 0 LOB: 0 BB: 0 P: 17	1B: 2 2B: 0 3B: 0 HR: 0	SF: 0 SAC: 0 DP: 0 HBP: 0	WP: 0 PB: 0 SB: 0 CS: 0	PA: 31
<b>PITCHER</b>	IP WLS BF H R ER SO	IP WLS BF H R ER SO	IP WLS BF H R ER SO	IP WLS BF H R ER SO	IP WLS BF H R ER SO	IP WLS BF H R ER SO	IP WLS BF H R ER SO	IP WLS BF H R ER SO	IP WLS BF H R ER SO	IP WLS BF H R ER SO	IP WLS BF H R ER SO	IP WLS BF H R ER SO	IP WLS BF H R ER SO	IP WLS BF H R ER SO	IP WLS BF H R ER SO	IP WLS BF H R ER SO	WP HR S P ERA WHIP	WP HR S P ERA WHIP	ERA WHIP			
34 Félix Hernández, R (1, 1) ERA: 3.72	8.0	28	2	0	0	2	2	0	0	0	0	0	0	0	0	0	0	0.00	0.500			
George Sherrill, L (9, 1) ERA: 1.33	1.0	3	0	0	0	1	0	0	0	0	0	0	0	0	0	0	0	0.00	0.000			

AB	29
R	0
H	2
RBI	0
BB	2
SO	3
LOB	5





Batter	1	2	3	4	5	6	7	8	9	AB	R	H	RBI	BB	SO	LOB	TOP								
51 Ichiro Suzuki, L (1, 10) OBP: 0.410, SLG: 0.459										5	2	2	0	0	1	5									
4 Jose Lopez, R (1, 4) OBP: 0.321, SLG: 0.415										5	2	3	2	0	0	1									
Raul Ibanez, L (1, 7) OBP: 0.394, SLG: 0.426										5	1	1	3	0	0	1									
7 Yuniesky Betancourt, R (9, 6) OBP: 0.297, SLG: 0.366										0	0	0	0	0	0	0									
Jose Guillen, R (1, 9) OBP: 0.354, SLG: 0.441										5	1	3	1	0	0	1									
Richie Sexson, R (1, 3) OBP: 0.299, SLG: 0.413										5	0	0	0	0	3	4									
29 Adrian Beltré, R (1, 5) OBP: 0.327, SLG: 0.488										5	0	2	1	0	1	1									
2 Kenji Johjima, R (1, 2) OBP: 0.330, SLG: 0.451										5	0	1	0	0	0	3									
16 Willie Bloomquist, R (1, 6) OBP: 0.312, SLG: 0.350										4	0	0	0	0	0	2									
Jason Ellison, R (1, 8) OBP: 0.256, SLG: 0.237										4	1	4	0	0	0	0									
<b>Inning Stats</b>	R: 1 E: 0 K: 0 S: 13	H: 2 LOB: 1 BB: 0 P: 20	R: 0 E: 0 K: 0 S: 13	H: 2 LOB: 2 BB: 0 P: 17	R: 0 E: 0 K: 0 S: 5	H: 1 LOB: 1 BB: 0 P: 7	R: 0 E: 0 K: 0 S: 12	H: 2 LOB: 2 BB: 0 P: 16	R: 1 E: 0 K: 1 S: 9	H: 1 LOB: 0 BB: 0 P: 13	R: 0 E: 0 K: 0 S: 5	H: 0 LOB: 0 BB: 0 P: 7	R: 4 E: 1 K: 2 S: 19	H: 5 LOB: 1 BB: 0 P: 24	R: 0 E: 0 K: 1 S: 12	H: 1 LOB: 1 BB: 0 P: 15	R: 1 E: 0 K: 1 S: 19	H: 2 LOB: 1 BB: 0 P: 24	1B: 13 2B: 1 3B: 1 HR: 1	SF: 0 SAC: 0 DP: 0 HBP: 0	WP: 0 PB: 0 SB: 3 CS: 0	PA: 43			
<b>PITCHER</b>	IP WLS BF H R ER SO BB IBB HBP BLK WP HR S P ERA WHIP	IP WLS BF H R ER SO BB IBB HBP BLK WP HR S P ERA WHIP	IP WLS BF H R ER SO BB IBB HBP BLK WP HR S P ERA WHIP	IP WLS BF H R ER SO BB IBB HBP BLK WP HR S P ERA WHIP	IP WLS BF H R ER SO BB IBB HBP BLK WP HR S P ERA WHIP	IP WLS BF H R ER SO BB IBB HBP BLK WP HR S P ERA WHIP	IP WLS BF H R ER SO BB IBB HBP BLK WP HR S P ERA WHIP	IP WLS BF H R ER SO BB IBB HBP BLK WP HR S P ERA WHIP	IP WLS BF H R ER SO BB IBB HBP BLK WP HR S P ERA WHIP	IP WLS BF H R ER SO BB IBB HBP BLK WP HR S P ERA WHIP	IP WLS BF H R ER SO BB IBB HBP BLK WP HR S P ERA WHIP	IP WLS BF H R ER SO BB IBB HBP BLK WP HR S P ERA WHIP	IP WLS BF H R ER SO BB IBB HBP BLK WP HR S P ERA WHIP	IP WLS BF H R ER SO BB IBB HBP BLK WP HR S P ERA WHIP	IP WLS BF H R ER SO BB IBB HBP BLK WP HR S P ERA WHIP	IP WLS BF H R ER SO BB IBB HBP BLK WP HR S P ERA WHIP	IP WLS BF H R ER SO BB IBB HBP BLK WP HR S P ERA WHIP	IP WLS BF H R ER SO BB IBB HBP BLK WP HR S P ERA WHIP	IP WLS BF H R ER SO BB IBB HBP BLK WP HR S P ERA WHIP	IP WLS BF H R ER SO BB IBB HBP BLK WP HR S P ERA WHIP	IP WLS BF H R ER SO BB IBB HBP BLK WP HR S P ERA WHIP	IP WLS BF H R ER SO BB IBB HBP BLK WP HR S P ERA WHIP	IP WLS BF H R ER SO BB IBB HBP BLK WP HR S P ERA WHIP	IP WLS BF H R ER SO BB IBB HBP BLK WP HR S P ERA WHIP	IP WLS BF H R ER SO BB IBB HBP BLK WP HR S P ERA WHIP

Seattle Mariners @ Oakland Athletics  
McAfee Coliseum, Oakland, CA  
Sun Jul 08 2007, 4:05 PM EDT  
Att: 27,059 - Sunny - 66 F

AB 43  
R 7  
H 16  
RBI 7  
BB 0  
SO 5  
LOB 18



Batter	1	2	3	4	5	6	7	8	9	AB	R	H	RBI	BB	SO	LOB	BOTTOM								
Shannon Stewart, R (1, 7) OBP: 0.372, SLG: 0.412										5	1	1	0	0	0	1									
14 Mark Ellis, R (1, 4) OBP: 0.372, SLG: 0.405										5	0	1	0	0	2	1									
Nick Swisher, S (1, 8) OBP: 0.395, SLG: 0.446										2	0	1	0	1	0	0									
32 Jack Cust, L (1, 9) OBP: 0.393, SLG: 0.572										2	0	0	0	2	0	2									
Bobby Kielty, S (1, 10) OBP: 0.258, SLG: 0.192										3	0	0	0	1	0	4									
3 Eric Chavez, L (1, 5) OBP: 0.311, SLG: 0.449										4	1	1	1	0	0	5									
29 Dan Johnson, L (1, 3) OBP: 0.369, SLG: 0.455										3	0	0	0	1	1	1									
7 Bobby Crosby, R (1, 6) OBP: 0.271, SLG: 0.342										4	0	0	0	0	0	3									
Jason Kendall, R (1, 2) OBP: 0.263, SLG: 0.280										4	1	2	0	0	0	0									
<b>Inning Stats</b>	R: 0 E: 0 K: 0 S: 10	H: 0 LOB: 1 BB: 1 P: 20	R: 1 E: 0 K: 1 S: 10	H: 1 LOB: 0 BB: 0 P: 14	R: 0 E: 0 K: 0 S: 11	H: 0 LOB: 0 BB: 0 P: 17	R: 0 E: 0 K: 0 S: 11	H: 1 LOB: 3 BB: 2 P: 24	R: 2 E: 1 K: 0 S: 11	H: 3 LOB: 2 BB: 1 P: 19	R: 0 E: 0 K: 0 S: 9	H: 0 LOB: 0 BB: 0 P: 14	R: 0 E: 0 K: 1 S: 8	H: 0 LOB: 0 BB: 0 P: 12	R: 0 E: 0 K: 0 S: 6	H: 0 LOB: 1 BB: 1 P: 13	R: 0 E: 0 K: 1 S: 9	H: 1 LOB: 1 BB: 0 P: 15	1B: 4 2B: 1 3B: 0 HR: 1	SF: 0 SAC: 0 DP: 1 HBP: 1	WP: 0 PB: 0 SB: 0 CS: 0	PA: 38			
<b>PITCHER</b>	IP WLS BF H R ER SO BB IBB HBP BLK WP HR S P ERA WHIP	IP WLS BF H R ER SO BB IBB HBP BLK WP HR S P ERA WHIP	IP WLS BF H R ER SO BB IBB HBP BLK WP HR S P ERA WHIP	IP WLS BF H R ER SO BB IBB HBP BLK WP HR S P ERA WHIP	IP WLS BF H R ER SO BB IBB HBP BLK WP HR S P ERA WHIP	IP WLS BF H R ER SO BB IBB HBP BLK WP HR S P ERA WHIP	IP WLS BF H R ER SO BB IBB HBP BLK WP HR S P ERA WHIP	IP WLS BF H R ER SO BB IBB HBP BLK WP HR S P ERA WHIP	IP WLS BF H R ER SO BB IBB HBP BLK WP HR S P ERA WHIP	IP WLS BF H R ER SO BB IBB HBP BLK WP HR S P ERA WHIP	IP WLS BF H R ER SO BB IBB HBP BLK WP HR S P ERA WHIP	IP WLS BF H R ER SO BB IBB HBP BLK WP HR S P ERA WHIP	IP WLS BF H R ER SO BB IBB HBP BLK WP HR S P ERA WHIP	IP WLS BF H R ER SO BB IBB HBP BLK WP HR S P ERA WHIP	IP WLS BF H R ER SO BB IBB HBP BLK WP HR S P ERA WHIP	IP WLS BF H R ER SO BB IBB HBP BLK WP HR S P ERA WHIP	IP WLS BF H R ER SO BB IBB HBP BLK WP HR S P ERA WHIP	IP WLS BF H R ER SO BB IBB HBP BLK WP HR S P ERA WHIP	IP WLS BF H R ER SO BB IBB HBP BLK WP HR S P ERA WHIP	IP WLS BF H R ER SO BB IBB HBP BLK WP HR S P ERA WHIP	IP WLS BF H R ER SO BB IBB HBP BLK WP HR S P ERA WHIP	IP WLS BF H R ER SO BB IBB HBP BLK WP HR S P ERA WHIP	IP WLS BF H R ER SO BB IBB HBP BLK WP HR S P ERA WHIP	IP WLS BF H R ER SO BB IBB HBP BLK WP HR S P ERA WHIP	IP WLS BF H R ER SO BB IBB HBP BLK WP HR S P ERA WHIP

Seattle Mariners @ Oakland Athletics  
McAfee Coliseum, Oakland, CA  
Sun Jul 08 2007, 4:05 PM EDT  
Att: 27,059 - Sunny - 66 F

AB 32  
R 3  
H 6  
RBI 1  
BB 5  
SO 3  
LOB 17





Batter	1	2	3	4	5	6	7	8	9	AB	R	H	RBI	BB	SO	LOB	TOP										
Shannon Stewart, R (1, 7) OBP: 0.373, SLG: 0.416										4	1	2	1	0	1	0	<b>Oakland Athletics @ Minnesota Twins</b> Hubert H. Humphrey Metrodome, Minneapolis, MN Thu Jul 12 2007, 8:10 PM EDT Att: 25,207 - Dome - 70 F <a href="http://livebaseballscorecards.com">livebaseballscorecards.com</a>										
21 Mark Kotsay, L (1, 8) OBP: 0.273, SLG: 0.308										4	0	1	1	0	0	1											
Nick Swisher, S (1, 9) OBP: 0.396, SLG: 0.449										3	0	1	0	1	0	1											
32 Jack Cust, L (1, 10) OBP: 0.390, SLG: 0.563										3	0	0	0	1	3	2											
3 Eric Chavez, L (1, 5) OBP: 0.307, SLG: 0.444										4	0	0	0	0	1	1											
29 Dan Johnson, L (1, 3) OBP: 0.364, SLG: 0.448										4	0	0	0	0	1	1											
14 Mark Ellis, R (1, 4) OBP: 0.333, SLG: 0.400										4	0	0	0	0	0	0											
7 Bobby Crosby, R (1, 6) OBP: 0.271, SLG: 0.345										3	1	1	0	0	0	0											
Jason Kendall, R (1, 2) OBP: 0.261, SLG: 0.277										3	0	0	0	0	0	1											
<b>Inning Stats</b>	R: 0 E: 0 K: 2 S: 13	H: 1 LOB: 1 BB: 0 P: 20	R: 0 E: 0 K: 0 S: 5	H: 0 LOB: 0 BB: 0 P: 8	R: 0 E: 0 K: 0 S: 16	H: 1 LOB: 1 BB: 0 P: 19	R: 0 E: 0 K: 0 S: 9	H: 0 LOB: 1 BB: 1 P: 17	R: 2 E: 1 K: 0 S: 14	H: 3 LOB: 1 BB: 0 P: 17	R: 0 E: 0 K: 1 S: 12	H: 0 LOB: 0 BB: 0 P: 19	R: 0 E: 0 K: 0 S: 6	H: 0 LOB: 1 BB: 1 P: 8	R: 0 E: 0 K: 2 S: 11	H: 0 LOB: 0 BB: 0 P: 20		R: 0 E: 0 K: 2 S: 8	H: 0 LOB: 0 BB: 0 P: 9	1B: 2 2B: 3 HR: 0	SF: 0 SAC: 0 HBP: 0	WP: 0 PB: 0 SB: 0 CS: 0	PA: 34				
<b>PITCHER</b>	IP	WLS	BF	H	R	ER	SO	BB	IBB	HBP	BLK	WP	HR	S	P	ERA	WHIP										
30 Scott Baker, R (1, 1) ERA: 5.43	6.0	W	24	5	2	2	3	1	0	0	0	0	0	69	100	3.00	1.000										
54 Matt Guerrier, R (7, 1) ERA: 1.99	1.1	H	4	0	0	0	0	0	0	0	0	0	0	9	14	0.00	0.000										
37 Denny Reyes, L (8, 1) ERA: 3.74	0.2		3	0	0	0	1	1	0	0	0	0	0	8	14	0.00	1.500										
36 Joe Nathan, R (9, 1) ERA: 2.11	1.0		3	0	0	0	2	0	0	0	0	0	0	8	9	0.00	0.000										

Batter	1	2	3	4	5	6	7	8	9	AB	R	H	RBI	BB	SO	LOB	BOTTOM										
Luis Castillo, S (1, 4) OBP: 0.350, SLG: 0.334										4	0	0	1	1	0	2	<b>Oakland Athletics @ Minnesota Twins</b> Hubert H. Humphrey Metrodome, Minneapolis, MN Thu Jul 12 2007, 8:10 PM EDT Att: 25,207 - Dome - 70 F <a href="http://livebaseballscorecards.com">livebaseballscorecards.com</a>										
Jason Bartlett, R (1, 6) OBP: 0.333, SLG: 0.320										4	1	1	1	0	0	1											
7 Joe Mauer, L (1, 2) OBP: 0.402, SLG: 0.452										2	2	0	0	2	1	1											
5 Michael Cuddyer, R (1, 9) OBP: 0.367, SLG: 0.449										4	1	4	1	0	0	0											
33 Justin Morneau, L (1, 3) OBP: 0.368, SLG: 0.580										2	0	1	1	1	0	2											
Torii Hunter, R (1, 8) OBP: 0.344, SLG: 0.556										3	0	1	2	1	2	2											
16 Jason Kubel, L (1, 7) OBP: 0.298, SLG: 0.399										3	0	0	0	0	1	5											
20 Lew Ford, R (6, PH) OBP: 0.314, SLG: 0.366										1	0	0	0	0	1	0											
50 Garrett Jones, L (1, 10) OBP: 0.308, SLG: 0.333										4	1	2	0	0	0	2											
8 Nick Punto, S (1, 5) OBP: 0.312, SLG: 0.276										4	1	1	0	0	1	1											
<b>Inning Stats</b>	R: 2 E: 0 K: 0 S: 12	H: 1 LOB: 2 BB: 4 P: 31	R: 2 E: 0 K: 1 S: 24	H: 4 LOB: 2 BB: 0 P: 35	R: 0 E: 0 K: 1 S: 6	H: 0 LOB: 0 BB: 0 P: 11	R: 0 E: 0 K: 0 S: 6	H: 0 LOB: 0 BB: 0 P: 12	R: 1 E: 0 K: 2 S: 16	H: 2 LOB: 2 BB: 1 P: 24	R: 0 E: 0 K: 0 S: 5	H: 0 LOB: 0 BB: 0 P: 7	R: 1 E: 0 K: 0 S: 6	H: 2 LOB: 2 BB: 0 P: 10	R: 0 E: 0 K: 2 S: 10	H: 1 LOB: 1 BB: 0 P: 15	1B: 6 2B: 3 3B: 1 HR: 0	SF: 0 SAC: 0 DP: 1 HBP: 1	WP: 1 PB: 1 SB: 0 CS: 0	PA: 37							
<b>PITCHER</b>	IP	WLS	BF	H	R	ER	SO	BB	IBB	HBP	BLK	WP	HR	S	P	ERA	WHIP										
57 Chad Gaudin, R (1, 1) ERA: 3.18	4.0	L	22	6	5	5	2	4	0	0	0	0	0	52	97	11.25	2.500										
Joe Kennedy, L (5, 1) ERA: 4.44	2.1		10	2	1	1	2	0	0	1	0	1	0	22	32	3.86	0.857										
50 Kiko Calero, R (7, 1) ERA: 6.23	0.2		1	1	0	0	0	0	0	0	0	0	0	1	1	0.00	1.500										
Jay Marshall, L (8, 1) ERA: 5.78	0.1		2	1	0	0	1	0	0	0	0	0	0	5	8	0.00	3.000										
59 Andrew Brown, R (8, 1) ERA:	0.2		2	0	0	0	1	0	0	0	0	0	0	5	7	0.00	0.000										

AB	32
R	2
H	5
RBI	2
BB	2
SO	6
LOB	7



AB	31
R	6
H	10
RBI	6
BB	5
SO	6
LOB	16










Batter	1	2	3	4	5	6	7	8	9	AB	R	H	RBI	BB	SO	LOB	TOP					
6 Travis Buck, L (1, 7) OBP: 0.378, SLG: 0.478										4	0	0	0	0	1	0	<b>Oakland Athletics @ Minnesota Twins</b> Hubert H. Humphrey Metrodome, Minneapolis, MN Sat Jul 14 2007, 7:10 PM EDT Att: 36,066 - Dome - 70 F <a href="http://livebaseballscores.com">livebaseballscores.com</a>					
Nick Swisher, S (1, 9) OBP: 0.390, SLG: 0.438										4	0	0	0	0	0	0						
32 Jack Cust, L (1, 10) OBP: 0.385, SLG: 0.547										3	1	0	0	1	2	0						
3 Eric Chavez, L (1, 5) OBP: 0.306, SLG: 0.446										3	1	0	0	1	0	1						
29 Dan Johnson, L (1, 3) OBP: 0.367, SLG: 0.451										4	1	2	0	0	1	0						
14 Mark Ellis, R (1, 4) OBP: 0.330, SLG: 0.395										2	0	0	0	0	1	2						
21 Mark Kotsay, L (1, 8) OBP: 0.275, SLG: 0.316										3	0	1	3	0	0	1						
7 Bobby Crosby, R (1, 6) OBP: 0.265, SLG: 0.338										3	0	0	0	0	0	2						
8 Kurt Suzuki, R (1, 2) OBP: 0.321, SLG: 0.538										3	0	0	0	0	0	0						
<b>Inning Stats</b>	R: 0 E: 0 K: 2 S: 8	H: 0 LOB: 0 BB: 0 P: 15	R: 1 E: 0 K: 0 S: 10	H: 1 LOB: 1 BB: 1 P: 18	R: 0 E: 0 K: 0 S: 3	H: 0 LOB: 0 BB: 0 P: 6	R: 0 E: 0 K: 1 S: 9	H: 0 LOB: 0 BB: 0 P: 15	R: 0 E: 0 K: 0 S: 5	H: 0 LOB: 0 BB: 0 P: 6	R: 0 E: 0 K: 0 S: 9	H: 0 LOB: 0 BB: 0 P: 14	R: 2 E: 0 K: 1 S: 12	H: 2 LOB: 1 BB: 1 P: 19	R: 0 E: 0 K: 0 S: 5	H: 0 LOB: 0 BB: 0 P: 5	R: 0 E: 0 K: 1 S: 12	H: 0 LOB: 0 BB: 0 P: 15	1B: 1 2B: 2 3B: 0 HR: 0	SF: 0 SAC: 1 DP: 0 HBP: 0	WP: 0 PB: 0 SB: 0 CS: 0	PA: 32
<b>PITCHER</b>	IP WLS BF H R ER SO BB IBB HBP BLK WP HR S P ERA WHIP																					
Carlos Silva, R (1, 1) ERA: 4.55	6.2 W 24 2 3 3 4 2 0 0 0 0 0 0 53 90 4.05 0.600																					
37 Dennys Reyes, L (7, 1) ERA: 3.74	0.0 1 1 0 0 0 0 0 0 0 0 0 0 1 1 ∞ ∞																					
54 Matt Guerrier, R (7, 1) ERA: 1.65	0.1 H 1 0 0 0 0 0 0 0 0 0 0 0 2 2 0.00 0.000																					
17 Pat Neshek, R (8, 1) ERA: 1.62	1.0 H 3 0 0 0 0 0 0 0 0 0 0 0 5 5 0.00 0.000																					
36 Joe Nathan, R (9, 1) ERA: 2.03	1.0 S 3 0 0 0 1 0 0 0 0 0 0 0 12 15 0.00 0.000																					

Batter	1	2	3	4	5	6	7	8	9	AB	R	H	RBI	BB	SO	LOB	BOTTOM					
Luis Castillo, S (1, 4) OBP: 0.358, SLG: 0.352										4	1	2	0	0	0	0	<b>Oakland Athletics @ Minnesota Twins</b> Hubert H. Humphrey Metrodome, Minneapolis, MN Sat Jul 14 2007, 7:10 PM EDT Att: 36,066 - Dome - 70 F <a href="http://livebaseballscores.com">livebaseballscores.com</a>					
Jason Bartlett, R (1, 6) OBP: 0.333, SLG: 0.320										4	1	1	0	0	1	3						
7 Joe Mauer, L (1, 2) OBP: 0.398, SLG: 0.449										4	1	2	1	0	0	1						
5 Michael Cuddyer, R (1, 9) OBP: 0.370, SLG: 0.453										3	0	1	2	0	0	1						
33 Justin Morneau, L (1, 10) OBP: 0.365, SLG: 0.571										4	1	1	0	0	0	2						
Torii Hunter, R (1, 8) OBP: 0.344, SLG: 0.551										4	0	1	0	0	0	2						
50 Garrett Jones, L (1, 3) OBP: 0.294, SLG: 0.267										3	0	0	0	1	1	1						
Jason Tyner, L (1, 7) OBP: 0.325, SLG: 0.331										3	0	2	1	0	0	0						
20 Lew Ford, R (9, 7) OBP: 0.314, SLG: 0.366										1	0	1	0	0	0	0						
8 Nick Punto, S (1, 5) OBP: 0.307, SLG: 0.272										4	0	0	0	0	0	5						
<b>Inning Stats</b>	R: 0 E: 1 K: 0 S: 10	H: 0 LOB: 1 BB: 0 P: 15	R: 1 E: 0 K: 0 S: 7	H: 2 LOB: 1 BB: 0 P: 9	R: 1 E: 0 K: 0 S: 11	H: 2 LOB: 1 BB: 0 P: 16	R: 0 E: 0 K: 0 S: 9	H: 1 LOB: 1 BB: 0 P: 12	R: 2 E: 0 K: 1 S: 9	H: 3 LOB: 1 BB: 0 P: 16	R: 0 E: 0 K: 1 S: 9	H: 0 LOB: 0 BB: 0 P: 12	R: 0 E: 0 K: 1 S: 8	H: 1 LOB: 0 BB: 0 P: 13	R: 0 E: 0 K: 0 S: 12	H: 2 LOB: 3 BB: 1 P: 17	R: 0 E: 0 K: 1 S: 12	H: 2 LOB: 0 BB: 1 P: 15	1B: 8 2B: 2 3B: 1 HR: 0	SF: 1 SAC: 0 DP: 0 HBP: 0	WP: 0 PB: 0 SB: 2 CS: 1	PA: 36
<b>PITCHER</b>	IP WLS BF H R ER SO BB IBB HBP BLK WP HR S P ERA WHIP																					
Joe Blanton, R (1, 1) ERA: 3.36	7.2 L 34 10 4 4 4 2 1 0 0 0 0 0 71 106 4.70 1.435																					
Alan Embree, L (8, 1) ERA: 4.12	0.1 2 1 0 0 0 0 0 0 0 0 0 0 4 4 0.00 3.000																					

**AB** 29  
**R** 3  
**H** 3  
**RBI** 3  
**BB** 2  
**SO** 5  
**LOB** 6



**AB** 34  
**R** 4  
**H** 11  
**RBI** 4  
**BB** 1  
**SO** 2  
**LOB** 15









Batter	1	2	3	4	5	6	7	8	9	AB	R	H	RBI	BB	SO	LOB	TOP										
<b>Kenny Lofton, L</b> OBP: 0.386, SLG: 0.437										4	0	0	0	0	1	1											
<b>10 Michael Young, R</b> OBP: 0.333, SLG: 0.378										3	0	1	0	1	1	0											
<b>Mark Teixeira, S</b> OBP: 0.407, SLG: 0.567										4	1	2	0	0	0	2											
<b>Sammy Sosa, R</b> OBP: 0.299, SLG: 0.455										2	2	1	0	2	1	2											
<b>22 Marlon Byrd, R</b> OBP: 0.424, SLG: 0.525										4	0	1	2	0	3	4											
<b>15 Gerald Laird, R</b> OBP: 0.289, SLG: 0.337										4	1	1	0	0	0	2											
<b>Brad Wilkerson, L</b> OBP: 0.292, SLG: 0.485										4	0	0	0	0	1	2	AB 33										
<b>3 Jerry Hairston, R</b> OBP: 0.273, SLG: 0.342										4	0	1	2	0	0	0	R 4										
<b>30 Travis Metcalf, R</b> OBP: 0.258, SLG: 0.311										4	0	2	0	0	1	1	H 9										
<b>Inning Stats</b>	R: 0 E: 0 K: 3 S: 15	H: 2 LOB: 2 BB: 0 P: 24	R: 0 E: 0 K: 0 S: 5	H: 0 LOB: 0 BB: 0 P: 6	R: 0 E: 0 K: 0 S: 9	H: 1 LOB: 1 BB: 1 P: 16	R: 2 E: 0 K: 2 S: 23	H: 2 LOB: 1 BB: 1 P: 33	R: 2 E: 0 K: 1 S: 11	H: 3 LOB: 1 BB: 0 P: 16	R: 0 E: 0 K: 1 S: 9	H: 0 LOB: 0 BB: 0 P: 12	R: 0 E: 0 K: 0 S: 5	H: 0 LOB: 0 BB: 0 P: 8	R: 0 E: 0 K: 1 S: 9	H: 0 LOB: 0 BB: 1 P: 16	R: 0 E: 0 K: 0 S: 11	H: 1 LOB: 1 BB: 0 P: 18	1B: 5 2B: 6 3B: 0 HR: 0	SF: 0 SAC: 1 DP: 2 HBP: 0	WP: 0 PB: 0 SB: 1 CS: 0	PA: 37					
<b>PITCHER</b>	IP	WLS	BF	H	R	ER	SO	BB	IBB	HBP	BLK	WP	HR	S	P	ERA	WHIP										
<b>61 Dallas Braden, L</b> ERA: 6.07	6.0	L	27	8	4	4	7	2	0	0	0	0	0	72	107	6.00	1.667										
<b>59 Andrew Brown, R</b> ERA:	2.0		6	0	0	0	1	1	0	0	0	0	0	14	24	0.00	0.500										
<b>50 Kiko Calero, R</b> ERA: 6.43	1.0	S	4	1	0	0	0	0	0	0	0	0	0	11	18	0.00	1.000										

**Texas Rangers @ Oakland Athletics**  
McAfee Coliseum, Oakland, CA  
Mon Jul 16 2007, 10:05 PM EDT  
Att: 18,160 - Partly Cloudy - 63 F

AB	33
R	4
H	9
RBI	4
BB	3
SO	8
LOB	14



Batter	1	2	3	4	5	6	7	8	9	AB	R	H	RBI	BB	SO	LOB	BOTTOM										
<b>6 Travis Buck, L</b> OBP: 0.381, SLG: 0.476										2	0	1	0	2	0	0											
<b>Shannon Stewart, R</b> OBP: 0.382, SLG: 0.403										4	0	0	0	0	0	4											
<b>Nick Swisher, S</b> OBP: 0.390, SLG: 0.433										4	0	1	0	0	1	4											
<b>32 Jack Cust, L</b> OBP: 0.390, SLG: 0.544										3	1	1	0	1	0	2											
<b>7 Bobby Crosby, R</b> OBP: 0.268, SLG: 0.336										3	0	1	0	1	0	0											
<b>21 Mark Kotsay, L</b> OBP: 0.280, SLG: 0.317										4	0	0	0	0	0	4											
<b>14 Mark Ellis, R</b> OBP: 0.326, SLG: 0.392										4	0	1	0	0	0	4	AB 31										
<b>Marco Scutaro, R</b> OBP: 0.292, SLG: 0.367										4	0	1	1	0	1	3	R 1										
<b>8 Kurt Suzuki, R</b> OBP: 0.313, SLG: 0.483										3	0	0	0	1	2	2	H 6										
<b>Inning Stats</b>	R: 0 E: 0 K: 1 S: 7	H: 1 LOB: 1 BB: 0 P: 11	R: 0 E: 0 K: 0 S: 10	H: 1 LOB: 0 BB: 0 P: 17	R: 0 E: 0 K: 0 S: 6	H: 0 LOB: 0 BB: 0 P: 9	R: 0 E: 0 K: 0 S: 5	H: 1 LOB: 0 BB: 0 P: 10	R: 0 E: 0 K: 0 S: 5	H: 0 LOB: 0 BB: 0 P: 9	R: 0 E: 0 K: 0 S: 9	H: 0 LOB: 1 BB: 2 P: 20	R: 0 E: 0 K: 1 S: 8	H: 1 LOB: 2 BB: 1 P: 14	R: 0 E: 0 K: 1 S: 8	H: 0 LOB: 1 BB: 1 P: 16	R: 1 E: 1 K: 1 S: 23	H: 2 LOB: 2 BB: 1 P: 37	1B: 4 2B: 2 3B: 0 HR: 0	SF: 0 SAC: 0 DP: 2 HBP: 0	WP: 1 PB: 0 SB: 0 CS: 0	PA: 36					
<b>PITCHER</b>	IP	WLS	BF	H	R	ER	SO	BB	IBB	HBP	BLK	WP	HR	S	P	ERA	WHIP										
<b>Jamey Wright, R</b> ERA: 4.31	7.0	W	26	4	0	0	2	3	0	0	0	1	0	50	90	0.00	1.000										
<b>50 Frank Francisco, R</b> ERA: 4.33	1.0		6	1	1	1	1	2	0	0	0	0	0	15	30	9.00	3.000										
<b>Eric Gagne, R</b> ERA: 1.23	1.0	S	4	1	0	0	1	0	0	0	0	0	0	16	23	0.00	1.000										

**Texas Rangers @ Oakland Athletics**  
McAfee Coliseum, Oakland, CA  
Mon Jul 16 2007, 10:05 PM EDT  
Att: 18,160 - Partly Cloudy - 63 F

AB	31
R	1
H	6
RBI	1
BB	5
SO	4
LOB	23










Batter	1	2	3	4	5	6	7	8	9	AB	R	H	RBI	BB	SO	LOB	TOP			
3 Jerry Hairston, R OBP: 0.279, SLG: 0.347	F8		G5-3						F9	4	0	1	0	0	0	1				
10 Michael Young, R OBP: 0.341, SLG: 0.390	K			G6-3			F9		G3 DI	4	0	1	0	0	1	1				
Mark Teixeira, S OBP: 0.410, SLG: 0.556	K			G5-3			K		G3	4	0	0	0	0	2	2				
22 Marion Byrd, R OBP: 0.406, SLG: 0.500		G6-3			F7			G5-3	K	4	0	0	0	0	1	1				
Adam Melhuse, S OBP: 0.319, SLG: 0.349		G6-3			G6-3		G5-3			3	0	0	0	0	0	0				
Brad Wilkerson, L OBP: 0.293, SLG: 0.487	P5						F7			3	0	1	0	0	0	0				
Desi Relaford, S OBP: 0.227, SLG: 0.150			G5-3		G5-3			F7		3	0	0	0	0	0	1				
Ramón Vázquez, L OBP: 0.302, SLG: 0.403			G6-3		F8			F9		3	0	0	0	0	0	1				
30 Travis Metcalf, R OBP: 0.261, SLG: 0.328						G6-3		G5-3		3	0	1	0	0	0	0				
<b>Inning Stats</b>	R: 0 E: 0 K: 2 S: 8	H: 0 LOB: 0 BB: 0 P: 11	R: 0 E: 0 K: 0 S: 6	H: 0 LOB: 0 BB: 0 P: 9	R: 0 E: 0 K: 0 S: 9	H: 1 LOB: 1 BB: 0 P: 14	R: 0 E: 0 K: 0 S: 7	H: 0 LOB: 0 BB: 0 P: 10	R: 0 E: 0 K: 1 S: 9	H: 1 LOB: 1 BB: 0 P: 13	R: 0 E: 0 K: 0 S: 8	H: 0 LOB: 0 BB: 0 P: 12	R: 0 E: 0 K: 0 S: 6	H: 0 LOB: 0 BB: 0 P: 9	R: 0 E: 0 K: 1 S: 13	H: 1 LOB: 1 BB: 0 P: 20	1B: 2 2B: 2 HR: 0	SF: 0 SAC: 0 DP: 0 HBP: 0	WP: 0 PA: 31	
<b>PITCHER</b>	IP	WLS	BF	H	R	ER	SO	BB	IBB	HBP	BLK	WP	HR	S	P	ERA	WHIP			
25 Lenny DiNardo, L ERA: 2.51	7.0	W	24	3	0	0	3	0	0	0	0	0	0	57	84	0.00	0.429			
44 Santiago Casilla, R ERA: 0.74	2.0		7	1	0	0	1	0	0	0	0	0	0	19	29	0.00	0.500			

Texas Rangers @ Oakland Athletics  
McAfee Coliseum, Oakland, CA  
Wed Jul 18 2007, 3:35 PM EDT  
Att: 23,440 - Partly Cloudy - 69 F

AB 31  
R 0  
H 4  
RBI 0  
BB 0  
SO 4  
LOB 7



Batter	1	2	3	4	5	6	7	8	9	AB	R	H	RBI	BB	SO	LOB	BOTTOM			
6 Travis Buck, L OBP: 0.374, SLG: 0.465	P6	SF7		F8					L7	3	0	0	1	0	0	0				
Shannon Stewart, R OBP: 0.397, SLG: 0.406	L7	32 WP			G5-3				BB	3	0	1	1	1	0	0				
32 Jack Cust, L OBP: 0.392, SLG: 0.551	G4-3				K				G6-3	3	0	0	0	1	1	1				
Nick Swisher, S OBP: 0.391, SLG: 0.435					G3				14 1B 21 FC4-6	3	2	1	0	1	0	3				
14 Mark Ellis, R OBP: 0.332, SLG: 0.396		21 E 7 BB			G6-4-3				21 FC4-6	3	1	2	0	0	0	0				
21 Mark Kotsay, L OBP: 0.272, SLG: 0.301	FC1				K				FC4-6	4	1	0	1	0	1	4				
Marcio Scutaro, R OBP: 0.297, SLG: 0.363					G6-4-3				F8	4	1	1	1	0	0	2				
7 Bobby Crosby, R OBP: 0.272, SLG: 0.344					K				HR	2	1	1	2	2	1	0				
8 Kurt Suzuki, R OBP: 0.275, SLG: 0.400					F9				F9	4	0	0	0	0	2	5				
<b>Inning Stats</b>	R: 0 E: 0 K: 0 S: 6	H: 0 LOB: 0 BB: 0 P: 10	R: 4 E: 1 K: 1 S: 25	H: 3 LOB: 3 BB: 3 P: 45	R: 0 E: 0 K: 1 S: 7	H: 0 LOB: 0 BB: 0 P: 13	R: 0 E: 0 K: 1 S: 6	H: 0 LOB: 0 BB: 0 P: 10	R: 0 E: 0 K: 0 S: 8	H: 0 LOB: 0 BB: 0 P: 15	R: 0 E: 0 K: 0 S: 7	H: 0 LOB: 0 BB: 0 P: 12	R: 1 E: 0 K: 1 S: 7	H: 1 LOB: 1 BB: 1 P: 12	R: 1 E: 0 K: 0 S: 14	H: 2 LOB: 2 BB: 1 P: 28	1B: 4 2B: 1 3B: 0 HR: 1	SF: 1 SAC: 0 DP: 1 HBP: 1	WP: 1 PA: 36	
<b>PITCHER</b>	IP	WLS	BF	H	R	ER	SO	BB	IBB	HBP	BLK	WP	HR	S	P	ERA	WHIP			
33 Kevin Millwood, R ERA: 5.5	6.0	L	25	3	4	1	4	3	0	0	0	0	1	105	150	1.50	1.000			
51 Willie Eyre, R ERA: 3.95	2.0		11	3	2	2	1	2	0	0	0	0	1	21	40	9.00	2.500			

Texas Rangers @ Oakland Athletics  
McAfee Coliseum, Oakland, CA  
Wed Jul 18 2007, 3:35 PM EDT  
Att: 23,440 - Partly Cloudy - 69 F

AB 29  
R 6  
H 6  
RBI 6  
BB 5  
SO 5  
LOB 15





Batter	1	2	3	4	5	6	7	8	9	AB	R	H	RBI	BB	SO	LOB	TOP												
<b>1 Brian Roberts, S</b> OBP: 0.403, SLG: 0.448	G4-3	G6-3			K				G4-3	5	0	1	2	0	1	1	<b>Baltimore Orioles @ Oakland Athletics</b> McAfee Coliseum, Oakland, CA Fri Jul 20 2007, 10:05 PM EDT Att: 18,444 - Partly Cloudy - 69 F												
<b>Corey Patterson, L</b> OBP: 0.300, SLG: 0.369	1B		K		B1-3	G4-3			F7	5	1	1	0	0	1	1													
<b>21 Nick Markakis, L</b> OBP: 0.353, SLG: 0.453	1B		G6-3		WP				K	3	1	1	1	2	1	0													
<b>Kevin Millar, R</b> OBP: 0.393, SLG: 0.446	F7		F7		1B				K	4	0	1	1	0	1	2													
<b>17 Aubrey Huff, L</b> OBP: 0.298, SLG: 0.388	G4-3				G3				G4-3	4	1	1	0	0	0	3													
<b>Jay Payton, R</b> OBP: 0.313, SLG: 0.388	1B				F7				F8	4	1	1	0	0	0	2													
<b>31 Jay Gibbons, L</b> OBP: 0.266, SLG: 0.358	F8				F8				L9	4	1	1	0	0	0	2													
<b>Ramon Hernandez, R</b> OBP: 0.338, SLG: 0.375	P3				1B				K	4	1	2	1	0	1	1													
<b>2 Luis Hernandez, S</b> OBP: 0.353, SLG: 0.438	E7				K				G4-3	4	0	1	0	0	1	3													
<b>Inning Stats</b>	R: 1 H: 2 E: 0 K: 0 S: 11	H: 2 LOB: 1 BB: 0 P: 18	R: 1 H: 2 E: 1 K: 0 S: 9	H: 2 LOB: 1 BB: 0 P: 14	R: 0 H: 0 E: 0 K: 1 S: 8	H: 0 LOB: 0 BB: 0 P: 13	R: 1 H: 2 E: 0 K: 1 S: 16	H: 2 LOB: 1 BB: 0 P: 23	R: 1 H: 1 E: 0 K: 1 S: 11	H: 1 LOB: 1 BB: 1 P: 20	R: 2 H: 3 E: 0 K: 0 S: 15	H: 3 LOB: 1 BB: 0 P: 21	R: 0 H: 0 E: 0 K: 1 S: 9	H: 0 LOB: 0 BB: 0 P: 13	R: 0 H: 0 E: 0 K: 1 S: 7	H: 0 LOB: 0 BB: 0 P: 11	1B: 8 2B: 2 3B: 0 HR: 0	SF: 0 SAC: 0 DP: 0 HBP: 0	WP: 2 PB: 1 SB: 1 CS: 0	PA: 39									
<b>PITCHER</b>	IP	WLS	BF	H	R	ER	SO	BB	IBB	HBP	BLK	WP	HR	S	P	ERA	WHIP												
<b>Joe Blanton, R</b> ERA: 3.53	(1, 1)	5.2	L	28	10	6	5	3	1	0	0	0	0	1	0	69	108	7.94	1.941										
<b>Jay Marshall, L</b> ERA: 5.81	(6, 1)	0.1		2	0	0	0	0	1	0	0	0	0	0	0	3	7	0.00	3.000										
<b>59 Andrew Brown, R</b> ERA: 5.79	(7, 1)	2.0		6	0	0	0	2	0	0	0	0	1	0	19	26	0.00	0.000											
<b>Joe Kennedy, L</b> ERA: 4.85	(9, 1)	1.0		3	0	0	0	1	0	0	0	0	0	0	7	11	0.00	0.000											

Batter	1	2	3	4	5	6	7	8	9	AB	R	H	RBI	BB	SO	LOB	BOTTOM										
<b>Shannon Stewart, R</b> OBP: 0.366, SLG: 0.404	G6-3		K			G6-3				4	0	1	0	0	1	0	<b>Baltimore Orioles @ Oakland Athletics</b> McAfee Coliseum, Oakland, CA Fri Jul 20 2007, 10:05 PM EDT Att: 18,444 - Partly Cloudy - 69 F										
<b>14 Mark Ellis, R</b> OBP: 0.331, SLG: 0.403	K		F8			HR			FC6	4	1	1	1	0	1	1											
<b>Nick Swisher, S</b> OBP: 0.393, SLG: 0.434					P6				G3-1	1	0	0	0	2	0	0											
<b>6 Travis Buck, L</b> OBP: 0.373, SLG: 0.462					BB					1	0	0	0	0	0	0											
<b>Mike Piazza, R</b> OBP: 0.328, SLG: 0.364			K			F8			K	4	0	0	0	0	3	2											
<b>Bobby Kielty, S</b> OBP: 0.275, SLG: 0.229			K		P4					4	0	1	0	0	2	0											
<b>29 Dan Johnson, L</b> OBP: 0.362, SLG: 0.434						K			L4	2	0	0	0	2	1	0											
<b>Marcio Scutaro, R</b> OBP: 0.289, SLG: 0.353						F9			K	4	0	0	0	0	2	3											
<b>7 Bobby Crosby, R</b> OBP: 0.270, SLG: 0.341						K			K2-3	3	0	0	0	0	3	1											
<b>8 Kurt Suzuki, R</b> OBP: 0.256, SLG: 0.368			G4-3			G6-3			G6-3	3	0	0	0	0	0	0											
<b>Inning Stats</b>	R: 0 H: 0 E: 0 K: 2 S: 10	H: 0 LOB: 1 BB: 1 P: 16	R: 0 H: 0 E: 0 K: 3 S: 11	H: 0 LOB: 1 BB: 1 P: 17	R: 0 H: 0 E: 0 K: 1 S: 8	H: 0 LOB: 0 BB: 0 P: 12	R: 0 H: 0 E: 0 K: 1 S: 11	H: 0 LOB: 0 BB: 0 P: 15	R: 0 H: 1 E: 0 K: 2 S: 9	H: 1 LOB: 1 BB: 1 P: 9	R: 0 H: 0 E: 0 K: 2 S: 9	H: 0 LOB: 0 BB: 0 P: 14	R: 0 H: 1 E: 0 K: 1 S: 9	H: 1 LOB: 1 BB: 0 P: 13	R: 0 H: 1 E: 0 K: 1 S: 9	H: 1 LOB: 2 BB: 1 P: 17	1B: 2 2B: 0 3B: 0 HR: 1	SF: 0 SAC: 0 DP: 0 HBP: 0	WP: 0 PB: 0 SB: 0 CS: 0	PA: 34							
<b>PITCHER</b>	IP	WLS	BF	H	R	ER	SO	BB	IBB	HBP	BLK	WP	HR	S	P	ERA	WHIP										
<b>45 Erik Bedard, L</b> ERA: 3.12	(1, 1)	7.0	W	25	1	1	1	11	3	0	0	0	0	0	105	1.29	0.571										
<b>Paul Shuey, R</b> ERA: 5.68	(8, 1)	1.0		4	1	0	0	1	0	0	0	0	0	9	13	0.00	1.000										
<b>37 Chris Ray, R</b> ERA: 4.43	(9, 1)	1.0		5	1	0	0	1	1	0	0	0	0	9	17	0.00	2.000										

AB	37
R	6
H	10
RBI	5
BB	2
SO	6
LOB	15





Batter	1	2	3	4	5	6	7	8	9	AB	R	H	RBI	BB	SO	LOB	TOP						
<b>1 Brian Roberts, S</b> OBP: 0.401, SLG: 0.447	F7	F8			G6-3		K		K	5	0	1	0	0	2	4							
<b>Corey Patterson, L</b> OBP: 0.302, SLG: 0.369	S		G5-3		G6-3				P5	5	1	2	1	0	0	3							
<b>21 Nick Markakis, L</b> OBP: 0.391, SLG: 0.449	S		F8		G4-3					3	1	0	0	1	0	3							
<b>Kevin Millar, R</b> OBP: 0.391, SLG: 0.447	S		F7		G4-3				P4	4	0	1	2	0	0	0							
<b>17 Aubrey Huff, L</b> OBP: 0.295, SLG: 0.383	P4		F8		K				F7	4	0	0	0	0	1	1							
<b>Jay Payton, R</b> OBP: 0.316, SLG: 0.392	G6-3		K2-3		G3				31 WP	3	0	1	0	1	0	1							
<b>31 Jay Gibbons, L</b> OBP: 0.266, SLG: 0.357			K2-3						G4-3	4	1	1	0	0	2	2							
<b>Chris Gomez, R</b> OBP: 0.325, SLG: 0.366			G6-3							3	0	0	0	1	2	2							
<b>12 Brandon Fahey, L</b> OBP: 0.200, SLG: 0.206									1 S	0	0	0	0	0	0	0							
<b>Paul Bako, L</b> OBP: 0.276, SLG: 0.259									F9	2	0	1	0	0	1	0							
<b>Ramon Hernandez, R</b> OBP: 0.339, SLG: 0.373										1	0	0	0	1	0	1							
<b>Inning Stats</b>	R: 2 H: 2 E: 0 K: 0 S: 13	H: 2 LOB: 1 BB: 1 P: 22	R: 0 H: 1 E: 0 K: 1 S: 9	H: 1 LOB: 1 BB: 0 P: 14	R: 0 H: 0 E: 0 K: 0 S: 7	H: 0 LOB: 0 BB: 0 P: 11	R: 0 H: 1 E: 0 K: 1 S: 10	H: 1 LOB: 1 BB: 0 P: 17	R: 0 H: 1 E: 0 K: 1 S: 9	H: 1 LOB: 1 BB: 0 P: 15	R: 0 H: 0 E: 0 K: 1 S: 7	H: 0 LOB: 0 BB: 0 P: 11	R: 1 H: 2 E: 0 K: 2 S: 18	H: 2 LOB: 2 BB: 1 P: 30	R: 0 H: 0 E: 0 K: 0 S: 6	H: 0 LOB: 1 BB: 1 P: 14	R: 0 H: 0 E: 0 K: 1 S: 11	H: 0 LOB: 1 BB: 1 P: 19	1B: 4 2B: 3 3B: 0 HR: 0	SF: 0 SAC: 0 DP: 0 HBP: 0	WP: 1 PB: 0 SB: 4 CS: 0	PA: 38	
<b>PITCHER</b>	IP	WLS	BF	H	R	ER	SO	BB	IBB	HBP	BLK	WP	HR	S	P	ERA	WHIP						
<b>Dan Haren, R</b> ERA: 4.24	(1, 1)	6.2	W	29	7	3	3	7	2	0	0	0	0	71	117	4.05	1.350						
<b>44 Santiago Casilla, R</b> ERA: 0.7	(7, 1)	1.1	H	5	0	0	0	0	1	0	0	0	1	0	8	17	0.00	0.750					
<b>Alan Embree, L</b> ERA: 3.95	(9, 1)	1.0	S	4	0	0	0	1	1	0	0	0	0	0	11	19	0.00	1.000					

Baltimore Orioles @ Oakland Athletics  
McAfee Coliseum, Oakland, CA

AB 34  
R 3  
H 7  
RBI 3  
BB 4  
SO 8  
LOB 17



WP: 1 PA: 38  
PB: 0  
SB: 4  
CS: 0

Sat Jul 21 2007, 9:05 PM EDT  
Att: 30,828 - Clear - 72 F

Batter	1	2	3	4	5	6	7	8	9	AB	R	H	RBI	BB	SO	LOB	BOTTOM					
<b>6 Travis Buck, L</b> OBP: 0.373, SLG: 0.466	32 BB 14 1B 1B	P6			K					5	1	2	0	0	1	3						
<b>14 Mark Ellis, R</b> OBP: 0.363, SLG: 0.400	1B		G6-3		F7				G4-3	5	1	1	0	0	1	3						
<b>32 Jack Cust, L</b> OBP: 0.398, SLG: 0.567	3 BB 3 1B BB									3	1	2	1	1	1	0						
<b>Shannon Stewart, R</b> OBP: 0.366, SLG: 0.404	G4-6-3 1B BB									0	0	0	0	0	0	0						
<b>Mike Piazza, R</b> OBP: 0.342, SLG: 0.373	3 G4-6-3 1B									3	0	2	1	1	1	0						
<b>3 Eric Chavez, L</b> OBP: 0.307, SLG: 0.452	G4-6-3 1B								P3	3	0	0	0	1	0	4						
<b>29 Dan Johnson, L</b> OBP: 0.363, SLG: 0.430	G4-3									2	0	0	0	2	0	3						
<b>Nick Swisher, S</b> OBP: 0.393, SLG: 0.434									21 G4-6-3 BB	0	0	0	0	0	0	0						
<b>21 Mark Kotsay, L</b> OBP: 0.272, SLG: 0.307	B1-3								G4-6-3	4	1	1	0	0	0	4						
<b>7 Bobby Crosby, R</b> OBP: 0.273, SLG: 0.343	G5-3								G4-3	4	0	2	0	0	0	0						
<b>8 Kurt Suzuki, R</b> OBP: 0.261, SLG: 0.375									G6-3	2	0	1	1	0	0	0						
<b>Inning Stats</b>	R: 2 H: 3 E: 0 K: 0 S: 10	H: 3 LOB: 1 BB: 1 P: 17	R: 0 H: 1 E: 0 K: 0 S: 8	H: 1 LOB: 0 BB: 0 P: 12	R: 0 H: 1 E: 0 K: 1 S: 12	H: 1 LOB: 2 BB: 1 P: 20	R: 1 H: 2 E: 0 K: 1 S: 10	H: 2 LOB: 1 BB: 0 P: 17	R: 1 H: 1 E: 0 K: 1 S: 9	H: 1 LOB: 1 BB: 1 P: 15	R: 0 H: 1 E: 0 K: 1 S: 12	H: 1 LOB: 1 BB: 0 P: 16	R: 0 H: 1 E: 0 K: 0 S: 12	H: 1 LOB: 3 BB: 2 P: 26	R: 0 H: 1 E: 0 K: 0 S: 5	H: 1 LOB: 1 BB: 0 P: 8	1B: 8 2B: 2 3B: 0 HR: 1	SF: 1 SAC: 1 DP: 2 HBP: 0	WP: 0 PB: 0 SB: 1 CS: 0	PA: 38		
<b>PITCHER</b>	IP	WLS	BF	H	R	ER	SO	BB	IBB	HBP	BLK	WP	HR	S	P	ERA	WHIP					
<b>Steve Trachsel, R</b> ERA: 5.05	(1, 1)	5.1	L	27	9	4	4	3	3	0	0	0	0	54	87	6.75	2.250					
<b>John Parrish, L</b> ERA: 5.45	(6, 1)	1.2		7	1	0	0	1	2	0	0	0	0	19	36	0.00	1.800					
<b>Rob Bell, R</b> ERA: 3.24	(8, 1)	1.0		4	1	0	0	0	0	0	0	0	0	5	8	0.00	1.000					

Baltimore Orioles @ Oakland Athletics  
McAfee Coliseum, Oakland, CA

AB 31  
R 4  
H 11  
RBI 3  
BB 5  
SO 4  
LOB 17



WP: 0 PA: 38  
PB: 0  
SB: 1  
CS: 0

Sat Jul 21 2007, 9:05 PM EDT  
Att: 30,828 - Clear - 72 F



Batter	1	2	3	4	5	6	7	8	9	AB	R	H	RBI	BB	SO	LOB	TOP										
<b>1 Brian Roberts, S</b> OBP: 0.402, SLG: 0.445										2	1	0	0	2	1	1	<b>Baltimore Orioles @ Oakland Athletics</b> McAfee Coliseum, Oakland, CA Sun Jul 22 2007, 4:05 PM EDT Att: 25,552 - Sunny - 73 F										
<b>Corey Patterson, L</b> OBP: 0.302, SLG: 0.369										3	0	1	0	0	0	0											
<b>21 Nick Markakis, L</b> OBP: 0.353, SLG: 0.448										3	1	1	0	1	1	3											
<b>Kevin Millar, R</b> OBP: 0.390, SLG: 0.444										4	0	1	1	0	2	4											
<b>Ramon Hernandez, R</b> OBP: 0.333, SLG: 0.365										4	0	0	0	0	1	4											
<b>Jay Payton, R</b> OBP: 0.315, SLG: 0.390										4	0	1	1	0	0	0											
<b>Chris Gomez, R</b> OBP: 0.329, SLG: 0.370										4	0	2	0	0	0	0											
<b>39 Jon Knott, R</b> OBP: 0.368, SLG: 0.429										2	0	0	0	2	0	1											
<b>2 Luis Hernandez, S</b> OBP: 0.333, SLG: 0.400										4	0	1	0	0	0	4											
<b>Inning Stats</b>	R: 0 E: 0 K: 3 S: 19	H: 1 LOB: 2 BB: 1 P: 26	R: 0 E: 0 K: 0 S: 6	H: 0 LOB: 0 BB: 0 P: 8	R: 0 E: 0 K: 0 S: 3	H: 1 LOB: 0 BB: 0 P: 7	R: 0 E: 0 K: 0 S: 8	H: 0 LOB: 0 BB: 1 P: 17	R: 0 E: 0 K: 0 S: 7	H: 0 LOB: 1 BB: 1 P: 14	R: 1 E: 0 K: 0 S: 11	H: 1 LOB: 1 BB: 1 P: 21	R: 0 E: 0 K: 0 S: 6	H: 1 LOB: 0 BB: 0 P: 11	R: 0 E: 0 K: 1 S: 7	H: 0 LOB: 0 BB: 0 P: 12		R: 1 E: 0 K: 1 S: 16	H: 3 LOB: 3 BB: 1 P: 25	1B: 7 2B: 0 3B: 0 HR: 0	SF: 0 SAC: 1 DP: 2 HBP: 0	WP: 1 PB: 0 SB: 1 CS: 0	PA: 36				
<b>PITCHER</b>	IP	WLS	BF	H	R	ER	SO	BB	IBB	HBP	BLK	WP	HR	S	P	ERA	WHIP										
<b>61 Dallas Braden, L</b> ERA: 5.15	7.0	L	26	4	1	1	3	4	0	0	0	1	0	60	104	1.29	1.143										
<b>59 Andrew Brown, R</b> ERA: 5.89	1.2		7	2	1	1	2	0	0	0	0	0	0	19	28	5.40	1.200										
<b>50 Kiko Calero, R</b> ERA: 6.35	0.1		3	1	0	0	0	1	0	0	0	0	0	4	9	0.00	6.000										

AB 30  
R 2  
H 7  
RBI 2  
BB 5  
SO 5  
LOB 17



Batter	1	2	3	4	5	6	7	8	9	AB	R	H	RBI	BB	SO	LOB	BOTTOM										
<b>6 Travis Buck, L</b> OBP: 0.371, SLG: 0.462										4	0	1	0	0	0	0	<b>Baltimore Orioles @ Oakland Athletics</b> McAfee Coliseum, Oakland, CA Sun Jul 22 2007, 4:05 PM EDT Att: 25,552 - Sunny - 73 F										
<b>Shannon Stewart, R</b> OBP: 0.394, SLG: 0.402										4	0	1	0	0	0	1											
<b>32 Jack Cust, L</b> OBP: 0.391, SLG: 0.556										4	0	0	0	0	3	1											
<b>3 Eric Chavez, L</b> OBP: 0.307, SLG: 0.448										3	0	0	0	1	1	0											
<b>Nick Swisher, S</b> OBP: 0.393, SLG: 0.431										2	0	0	0	1	1	1											
<b>14 Mark Ellis, R</b> OBP: 0.327, SLG: 0.396										3	0	0	0	0	1	2											
<b>21 Mark Kotsay, L</b> OBP: 0.267, SLG: 0.301										3	0	0	0	0	0	2											
<b>7 Bobby Crosby, R</b> OBP: 0.273, SLG: 0.341										2	0	0	0	1	0	0											
<b>Rob Bowen, S</b> OBP: 0.311, SLG: 0.339										2	0	0	0	0	1	1											
<b>29 Dan Johnson, L</b> OBP: 0.362, SLG: 0.429										1	0	0	0	0	0	0											
<b>8 Kurt Suzuki, R</b> OBP: 0.261, SLG: 0.375										0	0	0	0	0	0	0											
<b>Inning Stats</b>	R: 0 E: 0 K: 1 S: 8	H: 1 LOB: 1 BB: 0 P: 14	R: 0 E: 0 K: 1 S: 8	H: 0 LOB: 1 BB: 1 P: 14	R: 0 E: 0 K: 1 S: 9	H: 1 LOB: 1 BB: 0 P: 10	R: 0 E: 0 K: 1 S: 6	H: 0 LOB: 0 BB: 0 P: 13	R: 0 E: 0 K: 1 S: 13	H: 0 LOB: 1 BB: 1 P: 22	R: 0 E: 0 K: 1 S: 6	H: 0 LOB: 0 BB: 0 P: 9	R: 0 E: 0 K: 0 S: 8	H: 0 LOB: 1 BB: 1 P: 17	R: 0 E: 0 K: 0 S: 4	H: 0 LOB: 0 BB: 0 P: 7	R: 0 E: 0 K: 1 S: 10	H: 0 LOB: 0 BB: 0 P: 15	1B: 2 2B: 1 3B: 0 HR: 0	SF: 0 SAC: 0 DP: 1 HBP: 0	WP: 0 PB: 0 SB: 0 CS: 1	PA: 31					
<b>PITCHER</b>	IP	WLS	BF	H	R	ER	SO	BB	IBB	HBP	BLK	WP	HR	S	P	ERA	WHIP										
<b>46 Jeremy Guthrie, R</b> ERA: 2.88	7.0	W	25	2	0	0	6	3	0	0	0	0	0	58	99	0.00	0.714										
<b>Chad Bradford, R</b> ERA: 2.97	1.0	H	3	0	0	0	0	0	0	0	0	0	0	4	7	0.00	0.000										
<b>32 Jamie Walker, L</b> ERA: 2.7	1.0	S	3	0	0	0	1	0	0	0	0	0	0	10	15	0.00	0.000										

AB 28  
R 0  
H 2  
RBI 0  
BB 3  
SO 7  
LOB 8









Batter	1	2	3	4	5	6	7	8	9	AB	R	H	RBI	BB	SO	LOB	TOP						
6 Travis Buck, L OBP: 0.380, SLG: 0.488										5	2	4	3	0	0	1	<b>Oakland Athletics @ Los Angeles Angels</b> Angel Stadium of Anaheim, Anaheim, CA Tue Jul 24 2007, 7:05 PM PDT Att: 43,784 - Partly Cloudy - 81 F						
Nick Swisher, S OBP: 0.395, SLG: 0.428										4	0	1	0	1	2	2							
Shannon Stewart, R OBP: 0.368, SLG: 0.404										5	0	2	0	0	0	5							
Mike Piazza, R OBP: 0.338, SLG: 0.403										4	0	1	1	0	0	1							
14 Mark Ellis, R OBP: 0.262, SLG: 0.414										5	0	0	0	0	1	4							
21 Mark Kotsay, L OBP: 0.265, SLG: 0.293										4	0	0	0	1	1	2							
Marco Scutaro, R OBP: 0.289, SLG: 0.349										5	0	1	0	0	0	2							
7 Bobby Crosby, R OBP: 0.278, SLG: 0.341										2	1	2	0	1	0	0							
3 Enc Chavez, L OBP: 0.265, SLG: 0.448										0	1	0	0	0	0	0							
8 Kurt Suzuki, R OBP: 0.296, SLG: 0.391										2	0	0	0	2	0	3							
<b>Inning Stats</b>	R: 1 E: 0 K: 1 S: 13	H: 3 LOB: 2 BB: 0 P: 21	R: 1 E: 0 K: 1 S: 14	H: 1 LOB: 2 BB: 2 P: 24	R: 0 E: 0 K: 0 S: 8	H: 0 LOB: 0 BB: 0 P: 10	R: 0 E: 0 K: 0 S: 7	H: 1 LOB: 1 BB: 0 P: 10	R: 0 E: 0 K: 0 S: 7	H: 0 LOB: 0 BB: 0 P: 11	R: 0 E: 0 K: 0 S: 10	H: 2 LOB: 1 BB: 0 P: 17	R: 1 E: 0 K: 1 S: 12	H: 2 LOB: 1 BB: 0 P: 20	R: 1 E: 0 K: 1 S: 16	H: 1 LOB: 1 BB: 2 P: 31	R: 0 E: 0 K: 0 S: 11	H: 1 LOB: 1 BB: 1 P: 20	1B: 9 2B: 2 3B: 0 HR: 1	SF: 1 SAC: 0 DP: 1 HBP: 1	WP: 0 PB: 0 SB: 3 CS: 0	PA: 43	
<b>PITCHER</b>	IP: 7.0 WLS: L BF: 32	H: 9 R: 3 ER: 3 SO: 3	BB: 2 IBB: 0 HBP: 0 BLK: 0	WP: 0 HR: 1 S: 71 P: 113	ERA: 3.86 WHIP: 1.571	IP: 1.0 WLS: H BF: 7	H: 1 R: 1 ER: 1 SO: 1	BB: 2 IBB: 0 HBP: 1 BLK: 0	WP: 0 HR: 0 S: 16 P: 31	ERA: 9.00 WHIP: 3.000	IP: 1.0 WLS: S BF: 4	H: 1 R: 0 ER: 0 SO: 0	BB: 0 IBB: 0 HBP: 0 BLK: 0	WP: 0 HR: 0 S: 11 P: 20	ERA: 0.00 WHIP: 2.000								

AB	36
R	4
H	11
RBI	4
BB	5
SO	4
LOB	20



Batter	1	2	3	4	5	6	7	8	9	AB	R	H	RBI	BB	SO	LOB	BOTTOM						
9 Chone Figgins, S OBP: 0.376, SLG: 0.406										3	0	0	1	0	0	1	<b>Oakland Athletics @ Los Angeles Angels</b> Angel Stadium of Anaheim, Anaheim, CA Tue Jul 24 2007, 7:05 PM PDT Att: 43,784 - Partly Cloudy - 81 F						
Orlando Cabrera, R OBP: 0.350, SLG: 0.416										4	1	1	0	0	0	1							
27 Vladimir Guerrero, R OBP: 0.409, SLG: 0.534										4	0	3	0	0	0	0							
39 Robb Quinlan, R OBP: 0.317, SLG: 0.400										3	0	0	1	0	0	2							
Casey Kotchman, L OBP: 0.362, SLG: 0.471										1	0	1	1	0	0	0							
24 Gary Matthews, S OBP: 0.337, SLG: 0.420										4	0	0	0	0	2	3							
Garret Anderson, L OBP: 0.303, SLG: 0.443										4	0	0	0	0	0	1							
44 Mike Napoli, R OBP: 0.348, SLG: 0.461										4	0	0	0	0	1	0							
3 Brandon Wood, R OBP: 0.118, SLG: 0.176										2	0	0	0	0	0	0							
6 Malcer Izturis, S OBP: 0.305, SLG: 0.350										1	1	0	0	1	0	0							
77 Reggie Willis, S OBP: 0.399, SLG: 0.362										2	1	1	0	1	0	0							
<b>Inning Stats</b>	R: 0 E: 0 K: 0 S: 9	H: 0 LOB: 0 BB: 0 P: 15	R: 0 E: 0 K: 1 S: 6	H: 0 LOB: 0 BB: 0 P: 12	R: 0 E: 0 K: 0 S: 10	H: 0 LOB: 1 BB: 1 P: 14	R: 1 E: 0 K: 0 S: 13	H: 2 LOB: 1 BB: 0 P: 16	R: 0 E: 0 K: 0 S: 9	H: 0 LOB: 0 BB: 0 P: 11	R: 0 E: 0 K: 2 S: 11	H: 1 LOB: 1 BB: 0 P: 18	R: 0 E: 0 K: 2 S: 9	H: 0 LOB: 0 BB: 0 P: 12	R: 2 E: 0 K: 0 S: 15	H: 3 LOB: 2 BB: 1 P: 27	R: 0 E: 0 K: 0 S: 8	H: 0 LOB: 0 BB: 0 P: 13	1B: 3 2B: 3 3B: 0 HR: 0	SF: 1 SAC: 0 DP: 0 HBP: 0	WP: 0 PB: 0 SB: 0 CS: 0	PA: 35	
<b>PITCHER</b>	IP: 6.2 WLS: W BF: 24	H: 3 R: 1 ER: 1 SO: 2	BB: 1 IBB: 0 HBP: 0 BLK: 0	WP: 0 HR: 0 S: 64 P: 93	ERA: 1.35 WHIP: 0.600	IP: 1.0 WLS: H BF: 7	H: 3 R: 2 ER: 2 SO: 1	BB: 0 IBB: 0 HBP: 0 BLK: 0	WP: 0 HR: 0 S: 17 P: 30	ERA: 18.00 WHIP: 4.000	IP: 1.1 WLS: S BF: 4	H: 0 R: 0 ER: 0 SO: 0	BB: 0 IBB: 0 HBP: 0 BLK: 0	WP: 0 HR: 0 S: 9 P: 15	ERA: 0.00 WHIP: 0.000								

AB	32
R	3
H	6
RBI	3
BB	2
SO	3
LOB	8





Batter	1	2	3	4	5	6	7	8	9	AB	R	H	RBI	BB	SO	LOB	TOP			
6 Travis Buck, L OBP: 0.376, SLG: 0.486	L6	K	K	K	FC3-6	FC3-6			1B FC6-4	5	1	1	0	0	2	2				
Shannon Stewart, R OBP: 0.388, SLG: 0.403	BB 1B		F8	F9		K			FC6-4 1B	5	0	2	0	0	1	1				
Nick Swisher, S OBP: 0.393, SLG: 0.422	BB 1B		K		L3				FC6-4 1B 21 BB	4	1	0	1	1	2	1				
Mike Piazza, R OBP: 0.348, SLG: 0.435	K								21 BB 14 BB SF9	5	2	3	1	0	1	2				
3 Enc Chavez, L OBP: 0.327, SLG: 0.448	K								21 BB 14 BB SF9	0	1	0	0	0	0	0				
14 Mark Ellis, R OBP: 0.327, SLG: 0.410	K2-3				B1				21 BB	3	0	0	0	2	1	2				
21 Mark Kotsay, L OBP: 0.382, SLG: 0.311		F7							BB	4	0	3	1	1	0	0				
Marco Scutaro, R OBP: 0.293, SLG: 0.349									BB	3	1	1	2	1	0	2				
12 Donnie Murphy, R OBP: 0.182, SLG: 0.200									BB	4	0	1	1	1	0	6				
8 Kurt Suzuki, R OBP: 0.281, SLG: 0.367									F7	3	0	0	0	0	1	2				
32 Jack Cust, L OBP: 0.386, SLG: 0.543	F9									1	0	0	0	0	1	1				
Rob Bowen, S OBP: 0.311, SLG: 0.339										0	0	0	0	0	0	0				
<b>Inning Stats</b>	R: 0 E: 0 K: 2 S: 14	H: 1 LOB: 2 BB: 1 P: 22	R: 1 E: 0 K: 1 S: 11	H: 2 LOB: 1 BB: 0 P: 19	R: 1 E: 0 K: 1 S: 14	H: 2 LOB: 2 BB: 2 P: 28	R: 0 E: 0 K: 2 S: 8	H: 0 LOB: 0 BB: 0 P: 14	R: 1 E: 0 K: 0 S: 8	H: 2 LOB: 1 BB: 0 P: 12	R: 0 E: 0 K: 1 S: 9	H: 0 LOB: 1 BB: 1 P: 15	R: 0 E: 0 K: 1 S: 10	H: 1 LOB: 1 BB: 0 P: 20	R: 3 E: 0 K: 0 S: 14	H: 3 LOB: 2 BB: 2 P: 28	1B: 7 2B: 3 3B: 0 HR: 1	SF: 1 SAC: 0 DP: 0 HBP: 0	WP: 0 PB: 1 SB: 0 CS: 0	PA: 44
<b>PITCHER</b>	IP WLS BF H R ER SO BB IBB HBP BLK WP HR S P ERA WHIP																			
41 John Lackey, R ERA: 3.27	6.0 29 7 3 3 7 4 0 0 0 0 1 64 110 4.50 1.833																			
33 Justin Speier, R ERA: 2.01	1.0 3 0 0 0 1 0 0 0 0 0 0 8 11 0.00 0.000																			
62 Scot Shields, R ERA: 2.41	1.0 4 1 0 0 1 0 0 0 0 0 0 10 20 0.00 1.000																			
Francisco Rodriguez, R ERA: 2.68	1.0 8 3 3 3 0 2 0 0 0 0 0 14 28 27.00 5.000																			

Oakland Athletics @ Los Angeles Angels  
Angel Stadium of Anaheim, Anaheim, CA  
Wed Jul 25 2007, 12:35 PM PDT  
Att: 44,252 - Sunny - 86 F

livebaseballscorecards.com

AB 37  
R 6  
H 11  
RBI 6  
BB 6  
SO 9  
LOB 19



Batter	1	2	3	4	5	6	7	8	9	AB	R	H	RBI	BB	SO	LOB	BOTTOM					
77 Reggie Willits, S OBP: 0.402, SLG: 0.364	F7		G1-3							4	1	2	0	1	0	0						
9 Chone Figgins, S OBP: 0.379, SLG: 0.413	BB 1B								BB 1B	5	2	3	2	0	1	1						
Orlando Cabrera, R OBP: 0.349, SLG: 0.413	BB 1B								BB 1B	5	0	1	1	0	0	4						
Garret Anderson, L OBP: 0.315, SLG: 0.454	BB 1B								G4-3	4	1	3	2	1	0	0						
Casey Kotchman, L OBP: 0.366, SLG: 0.477	G4-6-3								BB 1B	5	1	3	1	0	1	5						
24 Gary Matthews, S OBP: 0.332, SLG: 0.414	F7								G4-3	5	0	0	0	0	0	7						
6 Maicer Izturis, S OBP: 0.309, SLG: 0.351	K								F8	5	0	2	1	0	1	1						
39 Robb Quinlan, R OBP: 0.323, SLG: 0.398	G3								BB 1B	3	2	1	0	1	0	1						
5 Jeff Mathis, R OBP: 0.111, SLG: 0.167	G4-3								F8	4	0	0	0	0	2	3						
<b>Inning Stats</b>	R: 1 E: 0 K: 0 S: 13	H: 3 LOB: 1 BB: 0 P: 21	R: 0 E: 0 K: 1 S: 11	H: 0 LOB: 0 BB: 0 P: 17	R: 0 E: 0 K: 0 S: 7	H: 0 LOB: 0 BB: 0 P: 10	R: 1 E: 0 K: 0 S: 10	H: 2 LOB: 1 BB: 0 P: 16	R: 3 E: 0 K: 1 S: 13	H: 5 LOB: 2 BB: 0 P: 22	R: 0 E: 0 K: 1 S: 8	H: 1 LOB: 0 BB: 0 P: 10	R: 0 E: 1 K: 2 S: 16	H: 1 LOB: 3 BB: 1 P: 23	R: 1 E: 0 K: 0 S: 12	H: 1 LOB: 2 BB: 2 P: 24	R: 1 E: 0 K: 0 S: 11	H: 2 LOB: 1 BB: 0 P: 19	1B: 12 2B: 3 3B: 0 HR: 0	SF: 0 SAC: 0 DP: 1 HBP: 0	WP: 1 PB: 1 SB: 3 CS: 1	PA: 43
<b>PITCHER</b>	IP WLS BF H R ER SO BB IBB HBP BLK WP HR S P ERA WHIP																					
Joe Blanton, R ERA: 3.89	6.0 27 11 5 5 3 0 0 0 0 0 1 62 96 7.50 1.833																					
59 Andrew Brown, R ERA: 4.91	1.0 6 1 0 0 2 1 0 0 0 0 1 0 16 23 0.00 2.000																					
50 Kiko Calero, R ERA: 6.16	1.0 6 1 1 1 0 2 0 0 0 0 0 0 12 24 9.00 3.000																					
Joe Kennedy, L ERA: 4.42	0.2 4 2 1 0 0 0 0 0 0 0 0 0 11 19 0.00 3.000																					

Oakland Athletics @ Los Angeles Angels  
Angel Stadium of Anaheim, Anaheim, CA  
Wed Jul 25 2007, 12:35 PM PDT  
Att: 44,252 - Sunny - 86 F

livebaseballscorecards.com

AB 40  
R 7  
H 15  
RBI 7  
BB 3  
SO 5  
LOB 22





Batter	1	2	3	4	5	6	7	8	9	AB R H RBI BB SO LOB	TOP											
6 Travis Buck, L OBP: 0.373, SLG: 0.477										4 0 0 0 1 3 2	<b>Oakland Athletics @ Seattle Mariners</b> Safeco Field, Seattle, WA Thu Jul 26 2007, 7:05 PM PDT Att: 34,251 - Partly Cloudy - 71 F											
Nick Swisher, S OBP: 0.396, SLG: 0.443										5 3 3 4 0 0 2												
32 Jack Cust, L OBP: 0.384, SLG: 0.537										4 0 1 0 0 1 0 1 0 0 0 0 0 0												
Shannon Stewart, R OBP: 0.367, SLG: 0.402										4 0 2 1 0 0 0												
Mike Piazza, R OBP: 0.353, SLG: 0.445										4 0 1 0 0 0 3												
3 Eric Chavez, L OBP: 0.396, SLG: 0.446										4 0 1 0 0 0 3												
14 Mark Ellis, R OBP: 0.326, SLG: 0.417										4 1 1 1 0 0 2												
21 Mark Kotsay, L OBP: 0.285, SLG: 0.317										3 0 1 0 1 0 0												
Marco Scutaro, R OBP: 0.298, SLG: 0.344										2 1 0 0 2 0 1												
8 Kurt Suzuki, R OBP: 0.279, SLG: 0.346										3 1 0 0 1 0 4												
<b>Inning Stats</b>	R: 1 E: 0 K: 1 S: 15	H: 3 LOB: 1 BB: 0 P: 20	R: 1 E: 0 K: 0 S: 9	H: 2 LOB: 2 BB: 1 P: 18	R: 0 E: 0 K: 0 S: 8	H: 0 LOB: 0 BB: 0 P: 11	R: 0 E: 0 K: 0 S: 4	H: 0 LOB: 0 BB: 0 P: 4	R: 1 E: 0 K: 1 S: 13	H: 1 LOB: 0 BB: 0 P: 23	R: 0 E: 0 K: 0 S: 12	H: 1 LOB: 3 BB: 2 P: 22	R: 0 E: 0 K: 1 S: 7	H: 0 LOB: 0 BB: 0 P: 13	R: 0 E: 0 K: 0 S: 8	H: 1 LOB: 0 BB: 0 P: 10	R: 3 E: 0 K: 1 S: 19	H: 1 LOB: 0 BB: 2 P: 35	1B: 4 2B: 2 3B: 0 HR: 3	SF: 0 SAC: 0 DP: 2 HBP: 0	WP: 0 PB: 0 SB: 0 CS: 0	PA: 39
<b>PITCHER</b>	IP WLS BF H R ER SO BB IBB HBP BLK WP HR S P ERA WHIP	IP WLS BF H R ER SO BB IBB HBP BLK WP HR S P ERA WHIP																				
36 Jeff Weaver, R ERA: 5.96	7.1 L 31 7 3 3 3 2 1 0 0 0 0 2 72 117 3.68 1.227																					
59 Eric O'Flaherty, L ERA: 3.27	1.0 3 1 0 0 0 0 0 0 0 0 0 7 9 0.00 1.000																					
33 Chris Reitsma, R ERA: 6.35	0.0 2 0 0 0 0 2 0 0 0 0 0 5 12 ∞ ∞																					
George Sherrill, L ERA: 1.44	0.2 3 1 3 3 1 0 0 0 0 0 0 1 11 40.50 1.500																					

Batter	1	2	3	4	5	6	7	8	9	AB R H RBI BB SO LOB	BOTTOM											
51 Ichiro Suzuki, L OBP: 0.395, SLG: 0.438										5 0 1 0 0 0 2	<b>Oakland Athletics @ Seattle Mariners</b> Safeco Field, Seattle, WA Thu Jul 26 2007, 7:05 PM PDT Att: 34,251 - Partly Cloudy - 71 F											
29 Adrian Beltré, R OBP: 0.336, SLG: 0.490										3 0 2 1 1 1 2												
Raul Ibanez, L OBP: 0.309, SLG: 0.398										3 0 0 0 1 2 2												
Jose Guillen, R OBP: 0.357, SLG: 0.439										4 0 1 0 0 1 2												
Jose Vidro, S OBP: 0.362, SLG: 0.365										4 0 0 0 0 1 4												
Richie Sexson, R OBP: 0.304, SLG: 0.411										4 1 1 1 0 1 0												
2 Kenji Johjima, R OBP: 0.307, SLG: 0.426										4 0 0 0 0 1 0												
4 Jose Lopez, R OBP: 0.302, SLG: 0.382										4 0 1 0 0 1 0												
7 Yuniesky Betancourt, R OBP: 0.306, SLG: 0.371										3 1 2 2 0 0 0 0 1 0 0 0 0 0 1												
Ben Broussard, L OBP: 0.347, SLG: 0.424																						
<b>Inning Stats</b>	R: 0 E: 0 K: 0 S: 8	H: 1 LOB: 2 BB: 1 P: 18	R: 1 E: 0 K: 1 S: 15	H: 3 LOB: 2 BB: 0 P: 23	R: 0 E: 0 K: 0 S: 4	H: 0 LOB: 0 BB: 0 P: 7	R: 0 E: 0 K: 1 S: 9	H: 0 LOB: 0 BB: 0 P: 14	R: 1 E: 0 K: 2 S: 16	H: 3 LOB: 0 BB: 0 P: 22	R: 0 E: 0 K: 2 S: 7	H: 0 LOB: 0 BB: 0 P: 9	R: 0 E: 0 K: 1 S: 8	H: 0 LOB: 1 BB: 1 P: 14	R: 0 E: 0 K: 1 S: 11	H: 0 LOB: 0 BB: 0 P: 17	R: 0 E: 0 K: 0 S: 8	H: 1 LOB: 1 BB: 0 P: 11	1B: 5 2B: 2 3B: 0 HR: 1	SF: 0 SAC: 0 DP: 0 HBP: 0	WP: 1 PB: 0 SB: 0 CS: 0	PA: 37
<b>PITCHER</b>	IP WLS BF H R ER SO BB IBB HBP BLK WP HR S P ERA WHIP	IP WLS BF H R ER SO BB IBB HBP BLK WP HR S P ERA WHIP																				
Dan Haren, R ERA: 2.42	7.0 W 30 7 2 2 7 2 0 0 0 0 0 1 67 107 2.57 1.286																					
44 Santiago Casilla, R ERA: 1.3	1.0 H 3 0 0 0 1 0 0 0 0 0 0 11 17 0.00 0.000																					
Huston Street, R ERA: 2.7	1.0 4 1 0 0 0 0 0 0 0 0 0 8 11 0.00 1.000																					



Batter	1	2	3	4	5	6	7	8	9	AB	R	H	RBI	BB	SO	LOB	TOP				
6 Travis Buck, L (1.9) OBP: 0.397, SLG: 0.469	G4-3		K		G4-6-3		G1-3			4	0	0	0	0	1	2					
Nick Swisher, S (1.3) OBP: 0.397, SLG: 0.452	HR		FC6-4 IBB		F7		G4-3			3	1	1	1	1	0	0					
Shannon Stewart, R (1.7) OBP: 0.364, SLG: 0.398	K		FC6-4		G5-3		K			4	0	0	0	0	2	2					
32 Jack Cust, L (1.10) OBP: 0.386, SLG: 0.535	K				21 1B		K			3	0	1	0	1	2	0					
14 Mark Ellis, R (1.4) OBP: 0.326, SLG: 0.415	G5-3		F8		21 1B		G6-3			4	0	1	0	0	0	1					
21 Mark Kotsay, L (1.8) OBP: 0.290, SLG: 0.321	G4-3		1B		1B		K			4	0	2	0	0	1	0					
Marco Scutaro, R (1.5) OBP: 0.291, SLG: 0.335	G4-3		F8		1B		F8			4	0	0	0	0	1	5					
12 Donnie Murphy, R (1.6) OBP: 0.200, SLG: 0.286			2B		K		G5-3			4	0	1	0	0	2	5					
Rob Bowen, S (1.2) OBP: 0.312, SLG: 0.339	K				G4-6-3 1B		K			3	0	1	0	0	2	1					
<b>Inning Stats</b>	R: 1 E: 0 K: 2 S: 14	H: 1 LOB: 0 BB: 0 P: 19	R: 0 E: 0 K: 0 S: 5	H: 0 LOB: 0 BB: 0 P: 7	R: 0 E: 0 K: 2 S: 14	H: 1 LOB: 2 BB: 1 P: 26	R: 0 E: 0 K: 1 S: 9	H: 1 LOB: 2 BB: 1 P: 18	R: 0 E: 0 K: 0 S: 5	H: 3 LOB: 3 BB: 0 P: 27	R: 0 E: 0 K: 1 S: 16	H: 0 LOB: 0 BB: 0 P: 17	R: 0 E: 0 K: 2 S: 11	H: 0 LOB: 0 BB: 0 P: 14	R: 0 E: 0 K: 2 S: 8	H: 0 LOB: 0 BB: 0 P: 10	1B: 5 2B: 1 3B: 0 HR: 1	SF: 0 SAC: 0 DP: 1 HBP: 0	WP: 0 PB: 0 SB: 0 CS: 0	PA: 35	
<b>PITCHER</b>	IP WLS BF H R ER SO	IP WLS BF H R ER SO	IP WLS BF H R ER SO	IP WLS BF H R ER SO	IP WLS BF H R ER SO	IP WLS BF H R ER SO	IP WLS BF H R ER SO	IP WLS BF H R ER SO	IP WLS BF H R ER SO	IP WLS BF H R ER SO	IP WLS BF H R ER SO	IP WLS BF H R ER SO	IP WLS BF H R ER SO	IP WLS BF H R ER SO	IP WLS BF H R ER SO	IP WLS BF H R ER SO	BB IBB HBP BLK	WP HR S P	ERA WHIP	ERA WHIP	
34 Félix Hernández, R (1.1) ERA: 3.85	7.0	W	29	7	1	1	7	1	1	7	1	1	7	1	1	7	1	1	7	1.29	1.143
35 Brandon Morrow, R (8.1) ERA: 3.24	2.0		6	0	0	0	4	0	0	0	0	0	0	0	0	4	0	0	0	0.00	0.000

Oakland Athletics @ Seattle Mariners  
Safeco Field, Seattle, WA  
Fri Jul 27 2007, 7:05 PM PDT  
Att: 37,649 - Clear - 73 F

AB	33
R	1
H	7
RBI	1
BB	2
SO	11
LOB	16



Batter	1	2	3	4	5	6	7	8	9	AB	R	H	RBI	BB	SO	LOB	BOTTOM			
51 Ichiro Suzuki, L (1.8) OBP: 0.398, SLG: 0.439	G6-3		E 29 2B							3	2	2	1	1	0	0				
Jose Vidro, S (1.10) OBP: 0.363, SLG: 0.366	K		E 29 2B							4	2	2	1	0	1	2				
Jose Guillen, R (1.9) OBP: 0.359, SLG: 0.449	1B		E5 29 2B							4	2	2	2	0	0	4				
29 Adrián Beltré, R (1.5) OBP: 0.335, SLG: 0.490	K		E 29 2B							4	0	1	3	0	1	1				
Richie Sexson, R (1.3) OBP: 0.304, SLG: 0.407	L9		IBB							3	0	0	0	1	0	0				
Raul Ibanez, L (1.7) OBP: 0.306, SLG: 0.393	K		F7							4	0	0	0	0	2	2				
2 Kenji Johjima, R (1.2) OBP: 0.306, SLG: 0.424	F8		51 1B							4	1	1	0	0	0	0				
4 Jose Lopez, R (1.4) OBP: 0.299, SLG: 0.379	P3		SH1-3							3	0	0	0	0	0	0				
7 Yuniesky Betancourt, R (1.6) OBP: 0.306, SLG: 0.370	G3		L4							4	0	1	0	0	0	1				
<b>Inning Stats</b>	R: 0 E: 0 K: 2 S: 14	H: 1 LOB: 1 BB: 0 P: 24	R: 0 E: 0 K: 1 S: 9	H: 0 LOB: 0 BB: 0 P: 12	R: 3 E: 1 K: 0 S: 14	H: 2 LOB: 2 BB: 2 P: 28	R: 4 E: 0 K: 0 S: 18	H: 4 LOB: 0 BB: 0 P: 29	R: 0 E: 0 K: 0 S: 7	H: 2 LOB: 2 BB: 0 P: 8	R: 0 E: 0 K: 0 S: 12	H: 0 LOB: 0 BB: 0 P: 15	R: 0 E: 0 K: 1 S: 8	H: 0 LOB: 0 BB: 0 P: 12	R: 0 E: 0 K: 0 S: 6	H: 0 LOB: 0 BB: 0 P: 7	1B: 7 2B: 1 3B: 0 HR: 1	SF: 0 SAC: 1 DP: 0 HBP: 0	WP: 0 PB: 0 SB: 0 CS: 0	PA: 36
<b>PITCHER</b>	IP WLS BF H R ER SO	IP WLS BF H R ER SO	IP WLS BF H R ER SO	IP WLS BF H R ER SO	IP WLS BF H R ER SO	IP WLS BF H R ER SO	IP WLS BF H R ER SO	IP WLS BF H R ER SO	IP WLS BF H R ER SO	IP WLS BF H R ER SO	IP WLS BF H R ER SO	IP WLS BF H R ER SO	IP WLS BF H R ER SO	IP WLS BF H R ER SO	IP WLS BF H R ER SO	IP WLS BF H R ER SO	BB IBB HBP BLK	WP HR S P	ERA WHIP	ERA WHIP
61 Dallas Braden, L (1.1) ERA: 5.53	4.0	L	22	7	7	4	3	0	0	0	0	0	0	0	0	0	0	0	9.00	2.000
Joe Kennedy, L (5.1) ERA: 4.33	2.0		8	2	0	0	0	0	0	0	0	0	0	0	0	0	0	0	0.00	1.000
59 Andrew Brown, R (7.1) ERA: 4.32	1.0		3	0	0	0	1	0	0	0	0	0	0	0	0	0	0	0	0.00	0.000
Jay Marshall, L (8.1) ERA: 5.63	1.0		3	0	0	0	0	0	0	0	0	0	0	0	0	0	0	0	0.00	0.000

Oakland Athletics @ Seattle Mariners  
Safeco Field, Seattle, WA  
Fri Jul 27 2007, 7:05 PM PDT  
Att: 37,649 - Clear - 73 F

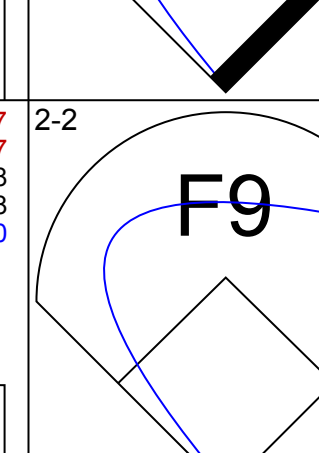
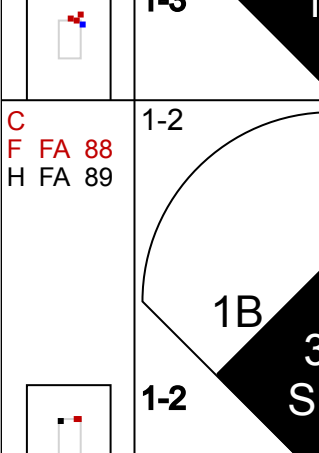
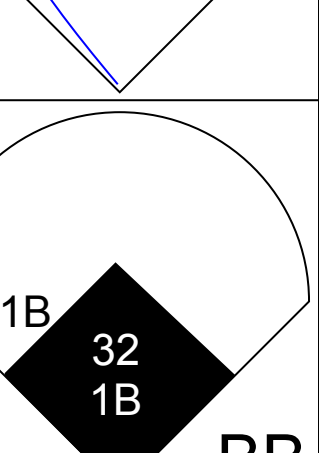
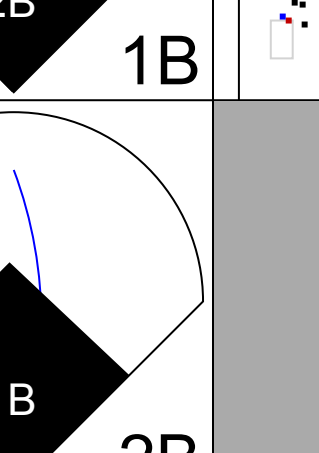
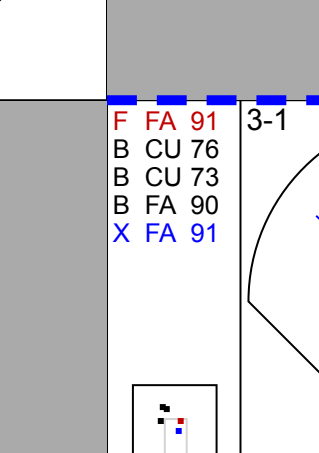
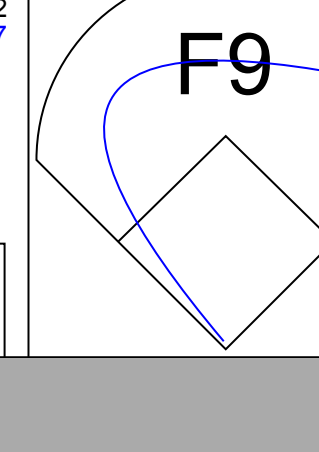
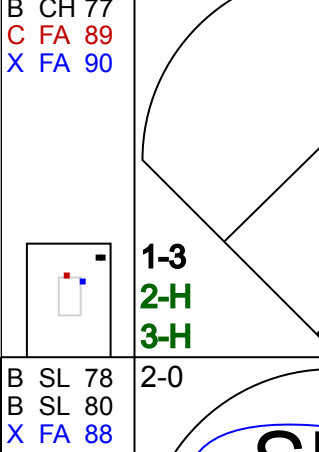
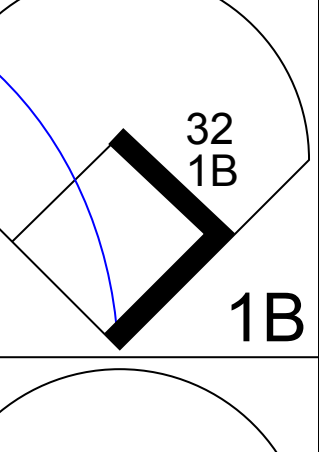
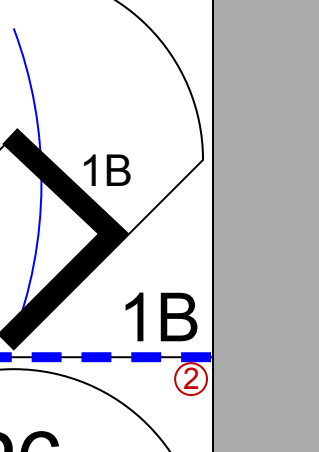
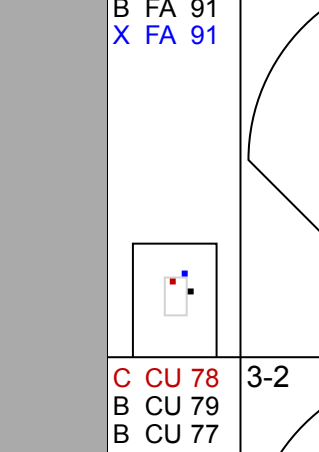

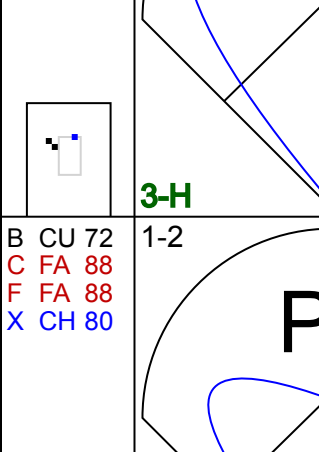
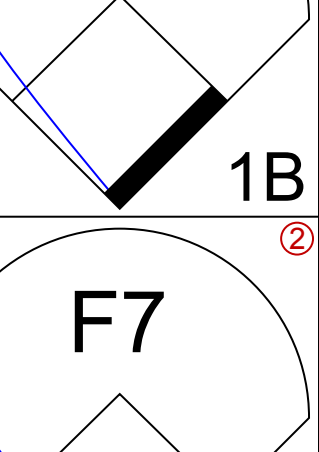
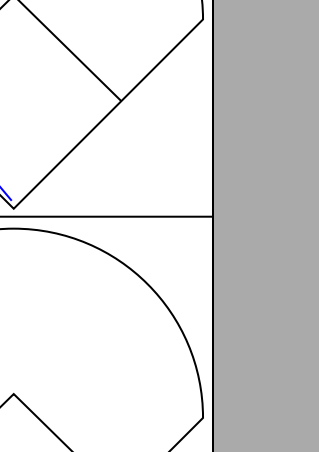
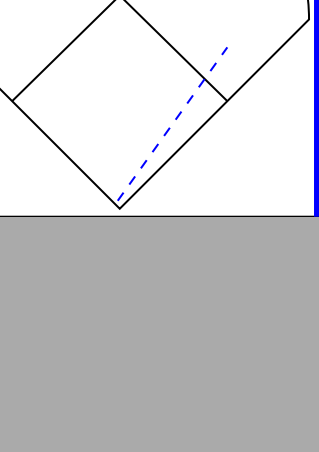


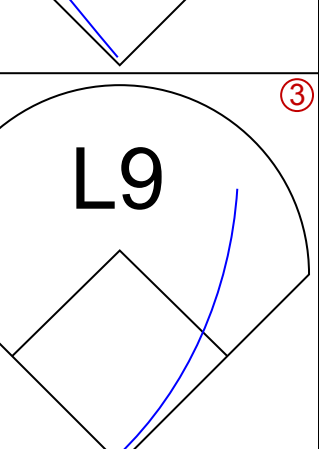
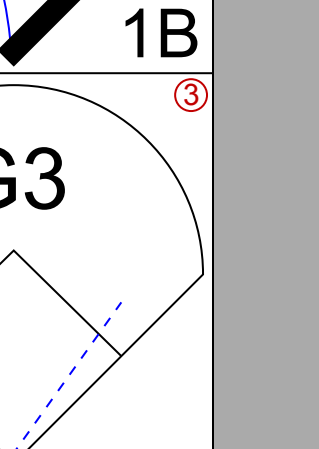


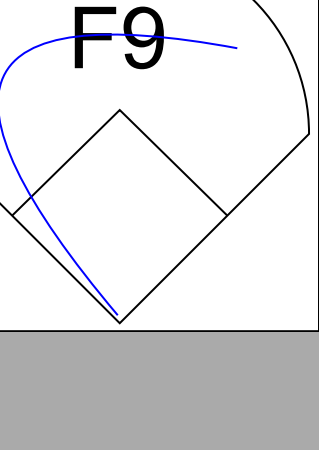
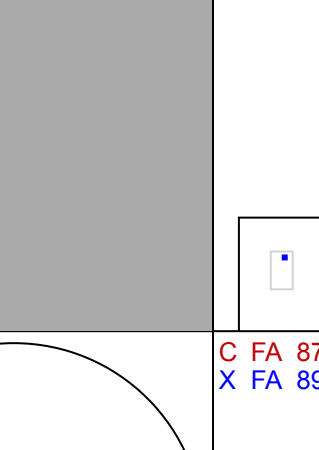





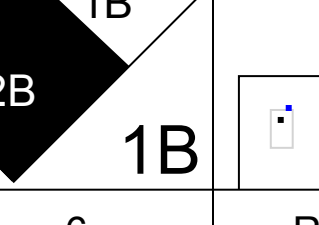

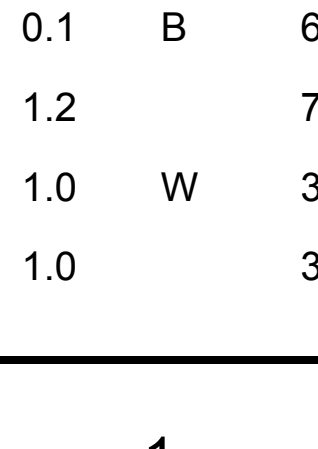
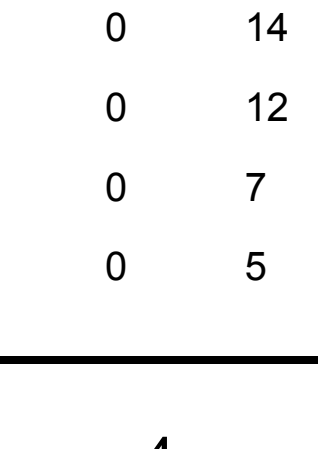



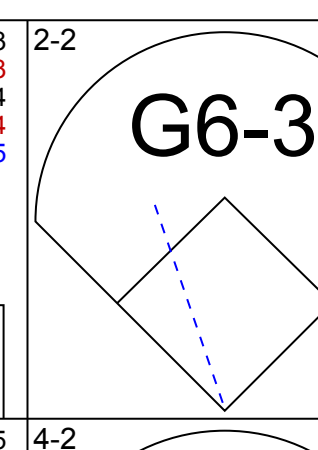
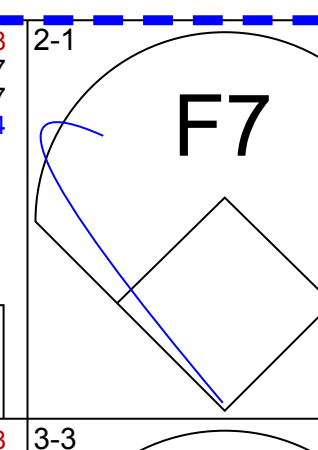
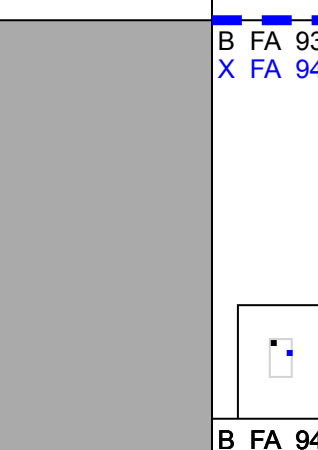
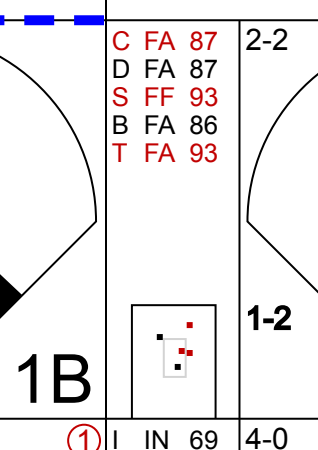



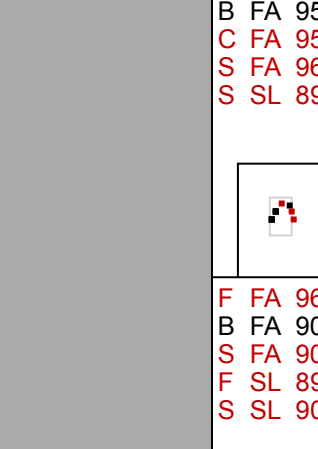
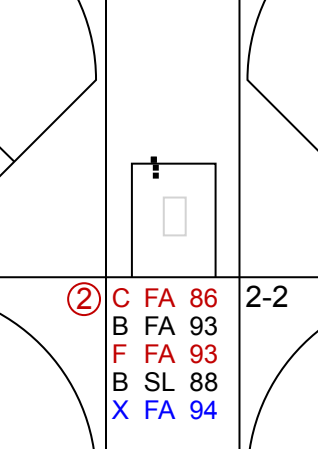
AB	33
R	7
H	9
RBI	7
BB	2
SO	4
LOB	10







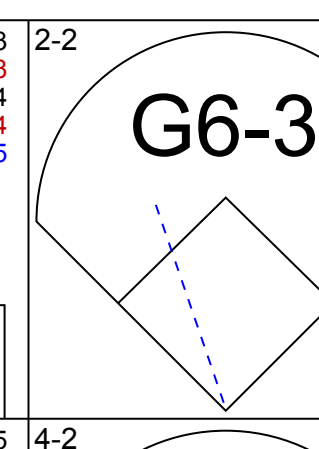
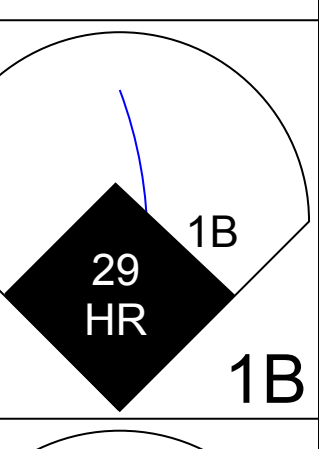
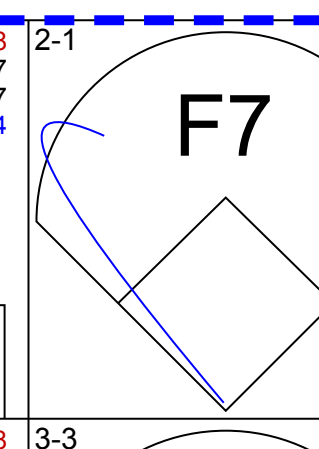
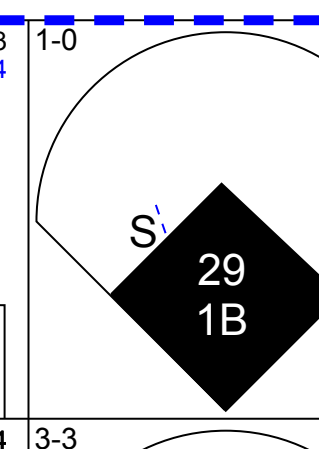
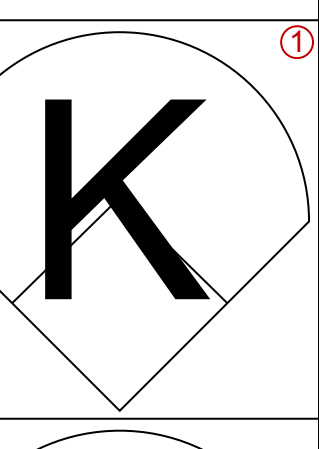
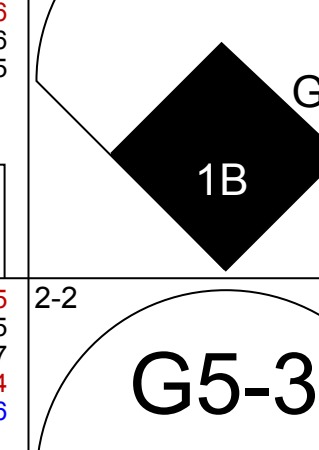
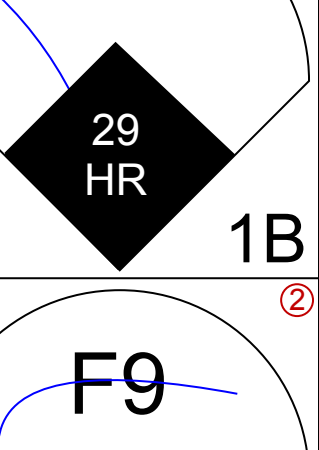

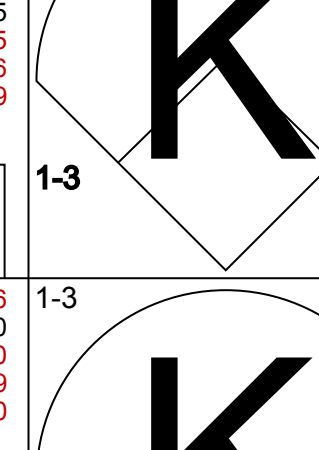
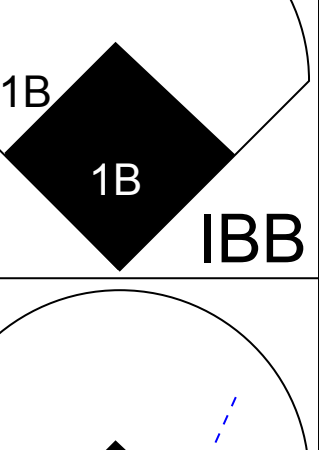
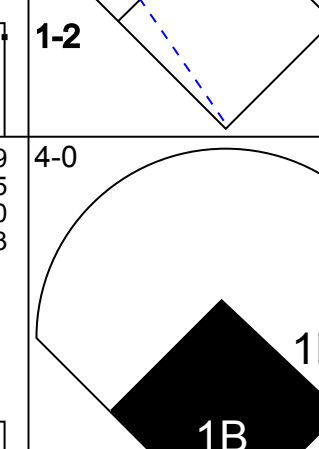
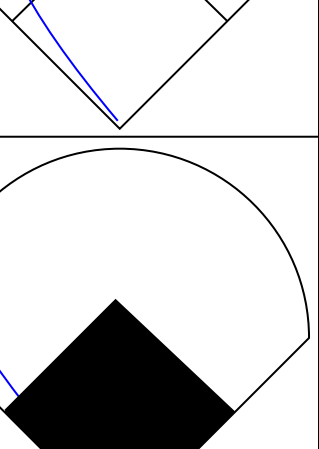
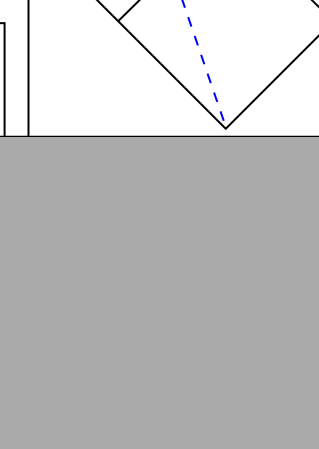
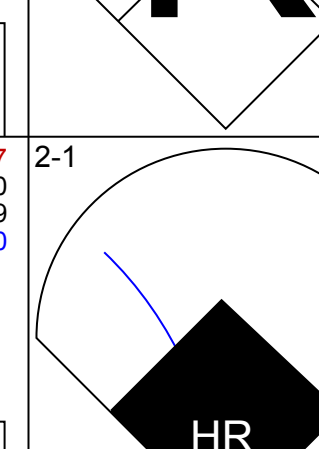
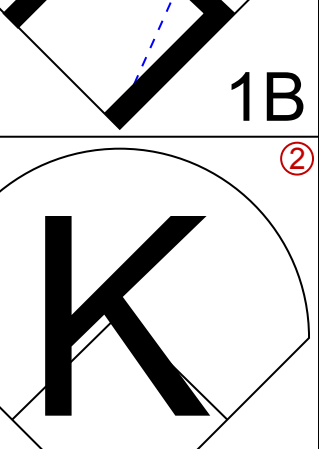
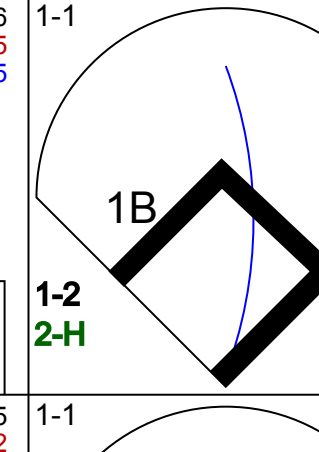
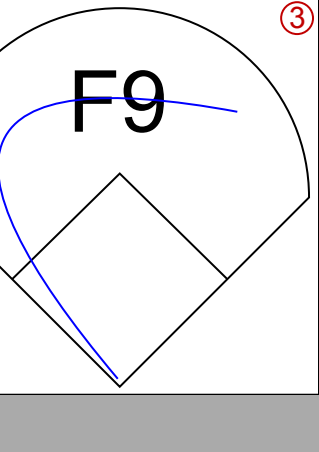

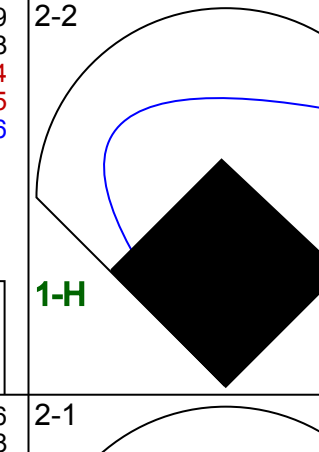
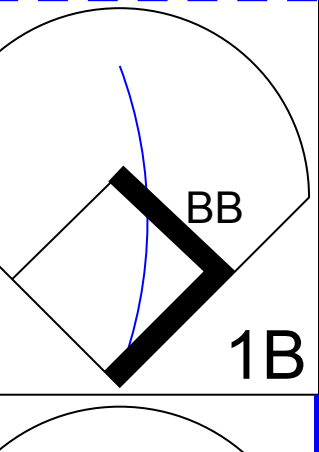
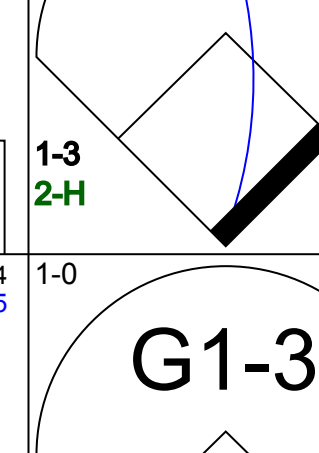


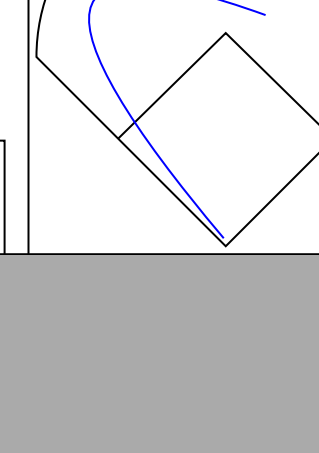
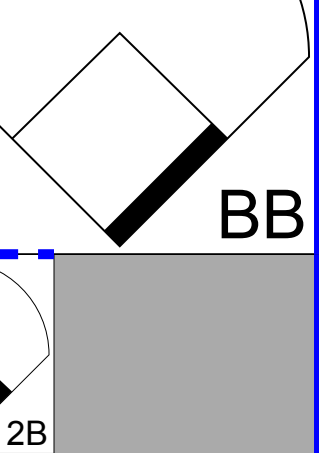
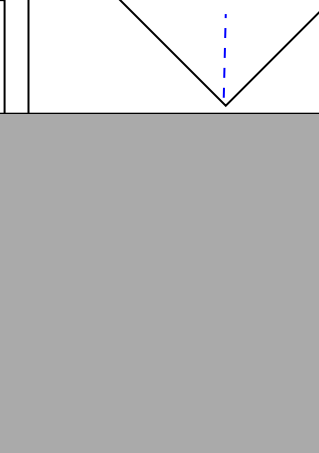
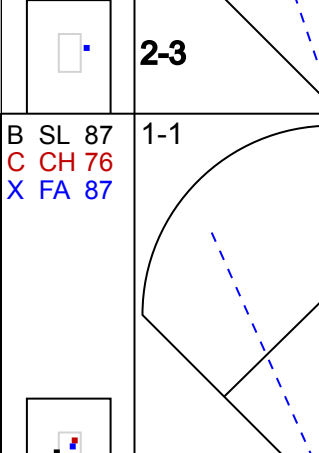


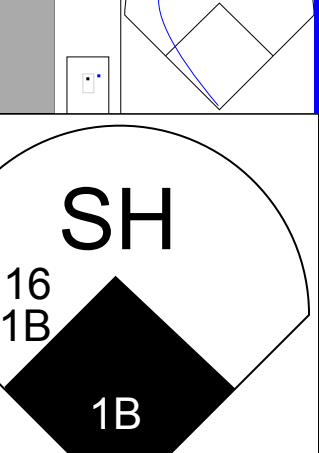

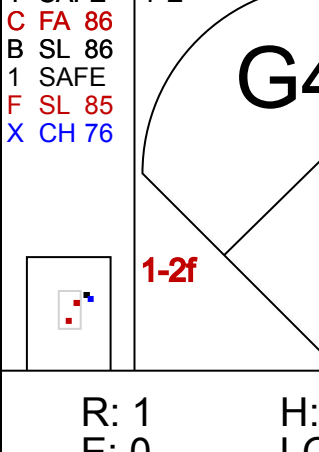


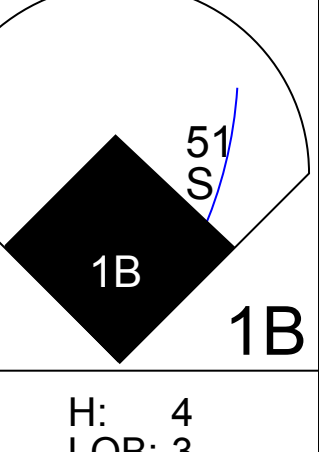
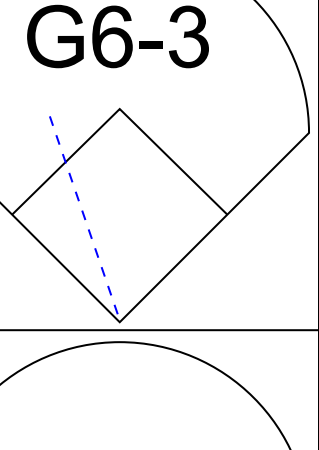
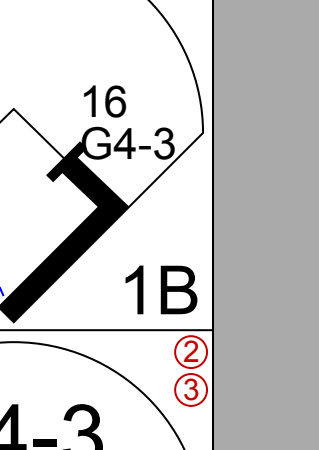
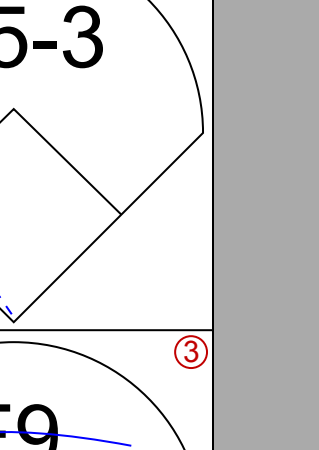
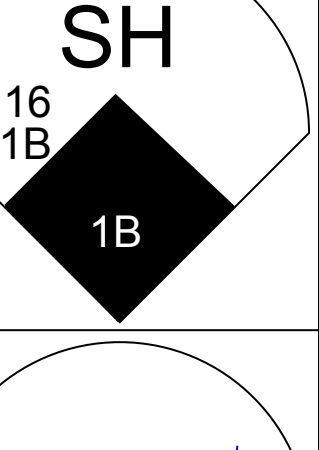
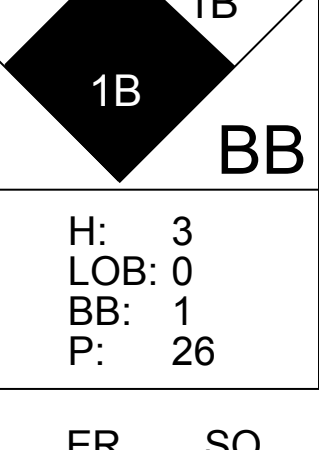
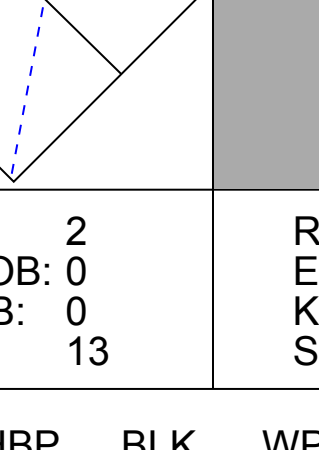
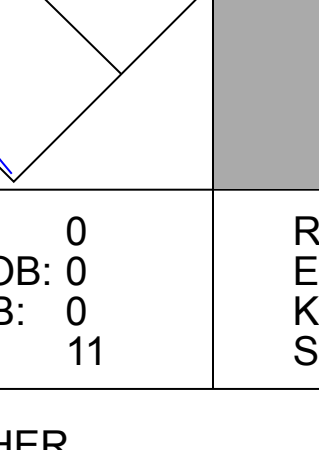
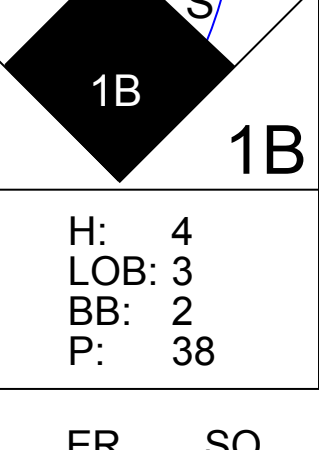


Batter	1	2	3	4	5	6	7	8	9	AB	R	H	RBI	BB	SO	LOB	TOP					
Shannon Stewart, R OBP: 0.365, SLG: 0.404										5	1	2	2	0	2	3						
14 Mark Ellis, R OBP: 0.326, SLG: 0.419			 HBP 1B			 1B				5	2	2	0	0	0	1						
Nick Swisher, S OBP: 0.399, SLG: 0.451			 32 SF8 HBP		 32 1B BB	 2B				3	3	1	3	1	0	1						
Mike Piazza, R OBP: 0.356, SLG: 0.442			 1-3 2-H 3-H		 32 1B	 1B				5	0	3	3	0	0	1						
32 Jack Cust, L OBP: 0.381, SLG: 0.527 21 Mark Kotsay, L OBP: 0.287, SLG: 0.314										4	0	1	2	0	1	1						
Marco Scutaro, R OBP: 0.393, SLG: 0.331						 1-2				5	0	1	0	0	0	3						
29 Dan Johnson, L OBP: 0.356, SLG: 0.413										4	0	0	0	1	0	4						
12 Donnie Murphy, R OBP: 0.292, SLG: 0.333						 14 1B 8 1B				5	1	1	0	0	1	1						
8 Kurt Suzuki, R OBP: 0.309, SLG: 0.368			 14 E 14 E BB			 14 1B	 2B			3	3	2	0	1	0	0						
<b>Inning Stats</b>	R: 0 E: 0 K: 1 S: 12	H: 1 LOB: 1 BB: 0 P: 18	R: 0 E: 0 K: 1 S: 10	H: 0 LOB: 1 BB: 1 P: 18	R: 3 E: 1 K: 0 S: 17	H: 1 LOB: 1 BB: 1 P: 29	R: 0 E: 0 K: 0 S: 5	H: 0 LOB: 0 BB: 0 P: 6	R: 2 E: 0 K: 0 S: 10	H: 3 LOB: 2 BB: 1 P: 19	R: 4 E: 0 K: 1 S: 20	H: 6 LOB: 2 BB: 0 P: 32	R: 1 E: 0 K: 0 S: 6	H: 2 LOB: 0 BB: 0 P: 11	R: 0 E: 0 K: 0 S: 7	H: 0 LOB: 0 BB: 0 P: 14	R: 0 E: 0 K: 1 S: 5	H: 0 LOB: 0 BB: 0 P: 8	1B: 10 2B: 2 3B: 0 HR: 1	SF: 1 SAC: 0 DP: 0 HBP: 1	WP: 0 PB: 0 SB: 0 CS: 0	PA: 44
<b>PITCHER</b>	IP	WLS	BF	H	R	ER	SO	BB	IBB	HBP	BLK	WP	HR	S	P	ERA	WHIP					
56 Jarrod Washburn, L ERA: 4.11	5.0		25	5	5	3	2	3	0	1	0	0	1	54	20	5.40	1.600					
33 Chris Reitsma, R ERA: 7.51	0.1	B	6	5	4	4	1	0	0	0	0	0	0	14	20	108.00	15.000					
59 Eric O'Flaherty, L ERA: 3.38	1.2		7	3	1	1	0	0	0	0	0	0	0	12	23	5.40	1.800					
Sean Green, R ERA: 2.66	1.0	W	3	0	0	0	0	0	0	0	0	0	0	7	14	0.00	0.000					
20 J.J. Futz, R ERA: 0.91	1.0		3	0	0	0	1	0	0	0	0	0	0	5	8	0.00	0.000					

Oakland Athletics @ Seattle Mariners  
Safeco Field, Seattle, WA  
Sun Jul 29 2007, 1:05 PM PDT  
Att: 41,972 - Overcast - 65 F

AB 39  
R 10  
H 13  
RBI 10  
BB 3  
SO 4  
LOB 15



Batter	1	2	3	4	5	6	7	8	9	AB	R	H	RBI	BB	SO	LOB	BOTTOM				
51 Ichiro Suzuki, L OBP: 0.395, SLG: 0.435		 29 HR 1B					 29 1B			5	2	2	0	0	1	3					
Jose Vidro, S OBP: 0.366, SLG: 0.366	 G5-3 BB	 29 HR 1B						 1B IBB		3	3	1	1	2	2	1					
Jose Guillen, R OBP: 0.357, SLG: 0.444								 1B 2-H 3-H		5	0	1	2	0	1	4					
29 Adrian Beltré, R OBP: 0.339, SLG: 0.500	 HBP 1B	 2-H 3-H					 HR 1B			4	3	2	4	0	1	3					
Richie Sexson, R OBP: 0.304, SLG: 0.404 Ben Broussard, L OBP: 0.349, SLG: 0.449	 1-2 2-H						 1-H	 BB 1B		3	0	1	1	0	1	0					
Raul Ibanez, L OBP: 0.307, SLG: 0.394 Jamie Burke, R OBP: 0.387, SLG: 0.420	 1-3 2-H		 2 4 1B 2B					 1B		4	1	2	1	1	1	0					
2 Kenji Johjima, R OBP: 0.305, SLG: 0.434 Jason Ellison, R OBP: 0.298, SLG: 0.283 7 Yunesky Betancourt, R OBP: 0.305, SLG: 0.377								 2B F9		4	0	1	0	0	1	3					
4 Jose Lopez, R OBP: 0.296, SLG: 0.374			 16 G4-3 1B					 1B 1B		3	1	1	1	0	0	0					
16 Willie Bloomquist, R OBP: 0.333, SLG: 0.371		 51 1B BB						 51 1B		3	2	1	0	1	0	1					
<b>Inning Stats</b>	R: 2 E: 0 K: 0 S: 14	H: 2 LOB: 2 BB: 1 P: 29	R: 4 E: 0 K: 0 S: 15	H: 3 LOB: 0 BB: 1 P: 26	R: 1 E: 0 K: 0 S: 9	H: 2 LOB: 0 BB: 0 P: 13	R: 0 E: 0 K: 1 S: 9	H: 0 LOB: 0 BB: 0 P: 15	R: 0 E: 0 K: 2 S: 14	H: 0 LOB: 0 BB: 0 P: 19	R: 0 E: 0 K: 1 S: 7	H: 0 LOB: 0 BB: 0 P: 11	R: 3 E: 0 K: 2 S: 15	H: 3 LOB: 0 BB: 0 P: 26	R: 4 E: 1 K: 2 S: 21	H: 4 LOB: 3 BB: 2 P: 38	1B: 10 2B: 2 3B: 0 HR: 2	SF: 0 SAC: 1 DP: 1 HBP: 1	WP: 0 PB: 0 SB: 3 CS: 0	PA: 43	
<b>PITCHER</b>	IP	WLS	BF	H	R	ER	SO	BB	IBB	HBP	BLK	WP	HR	S	P	ERA	WHIP				
25 Lenny DiNardo, L ERA: 3.1	3.0		18	7	7	7	0	2	0	1	0	0	0	38	68	21.00	3.000				
59 Andrew Brown, R ERA: 3.48	2.0		6	0	0	0	3	0	0	0	0	0	0	23	34	0.00	0.000				
50 Kiko Calero, R ERA: 5.97	1.0	H	3	0	0	0	1	0	0	0	0	0	0	7	11	0.00	0.000				
44 Santiago Casilla, R ERA: 2.2	1.0	B	6	3	3	3	2	0	0	0	0	0	1	15	26	27.00	3.000				
Huston Street, R ERA: 3.48	0.2	L	7	3	4	2	2	0	1	0	0	0	0	17	29	27.00	4.500				
<b>PITCHER</b>	IP	WLS	BF	H	R	ER	SO	BB	IBB	HBP	BLK	WP	HR	S	P	ERA	WHIP				
Joe Kennedy, L ERA: 4.32	0.1		3	1	0	0	0	1	0	0	0	0	0	4	9	0.00	6.000				

Oakland Athletics @ Seattle Mariners  
Safeco Field, Seattle, WA  
Sun Jul 29 2007, 1:05 PM PDT  
Att: 41,972 - Overcast - 65 F

AB 37  
R 14  
H 14  
RBI 13  
BB 4  
SO 8  
LOB 18





Batter	1	2	3	4	5	6	7	8	9	AB R H RBI BB SO LOB	TOP							
28 Curtis Granderson, L (1, 8) OBP: 0.356, SLG: 0.576										5 3 3 1 0 0 1	<p><b>Detroit Tigers @ Oakland Athletics</b>  <b>McAfee Coliseum, Oakland, CA</b>            Mon Jul 30 2007, 10:05 PM EDT            Att: 18,468 - Clear - 66 F</p> <p>livebaseballscores.com</p> <p>AB 37 R 5 H 11 RBI 3 BB 1 SO 8 LOB 11</p>							
14 Placido Polanco, R (1, 4) OBP: 0.383, SLG: 0.455										5 1 3 1 0 0 1								
3 Gary Sheffield, R (1, 10) OBP: 0.400, SLG: 0.530										4 0 0 0 0 1 3								
30 Magglio Ordonez, R (1, 9) OBP: 0.427, SLG: 0.574										4 0 1 1 0 2 0								
9 Carlos Guillen, S (1, 6)										4 0 0 0 0 0 1								
Ivan Rodriguez, R (1, 2) OBP: 0.296, SLG: 0.433										4 0 1 0 0 1 1								
Sean Casey, L (1, 3) OBP: 0.354, SLG: 0.381										3 0 0 0 1 1 0								
Craig Monroe, R (1, 7) OBP: 0.266, SLG: 0.386										4 1 2 0 0 1 2								
15 Brandon Inge, R (1, 5) OBP: 0.332, SLG: 0.410										4 0 1 0 0 2 2								
<b>Inning Stats</b>	R: 1 H: 2 E: 0 K: 1 S: 10	H: 0 LOB: 0 BB: 0 P: 15	R: 0 H: 0 E: 0 K: 0 S: 5	H: 1 LOB: 1 BB: 0 P: 7	R: 0 H: 0 E: 0 K: 0 S: 7	H: 0 LOB: 0 BB: 0 P: 11	R: 0 H: 1 E: 0 K: 2 S: 10	H: 3 LOB: 1 BB: 0 P: 17	R: 2 H: 3 E: 1 K: 1 S: 14	H: 3 LOB: 1 BB: 0 P: 32		R: 0 H: 1 E: 0 K: 1 S: 10	H: 1 LOB: 2 BB: 0 P: 18	R: 0 H: 0 E: 0 K: 1 S: 7	H: 0 LOB: 0 BB: 0 P: 11	1B: 8 2B: 3 3B: 0 HR: 0	SF: 0 SAC: 0 DP: 1 HBP: 0	WP: 0 PB: 0 SB: 0 CS: 0
<b>PITCHER</b>	IP WLS BF H R ER SO BB IBB HBP BLK WP HR S P ERA WHIP											IP WLS BF H R ER SO BB IBB HBP BLK WP HR S P ERA WHIP						
Joe Blanton, R (1, 1) ERA: 3.82	6.2 L 28 9 5 5 5 0 0 0 0 0 0 0 67 110 6.75 1.350																	
50 Kiko Calero, R (7, 1) ERA: 5.73	1.1 7 2 0 0 2 0 1 0 0 0 0 0 21 33 0.00 1.500																	
Alan Embree, L (9, 1) ERA: 3.65	1.0 3 0 0 0 1 0 0 0 0 0 0 0 7 11 0.00 0.000																	

Batter	1	2	3	4	5	6	7	8	9	AB R H RBI BB SO LOB	BOTTOM									
6 Travis Buck, L (1, 9) OBP: 0.366, SLG: 0.465										4 0 1 0 0 1 1	<p><b>Detroit Tigers @ Oakland Athletics</b>  <b>McAfee Coliseum, Oakland, CA</b>            Mon Jul 30 2007, 10:05 PM EDT            Att: 18,468 - Clear - 66 F</p> <p>livebaseballscores.com</p> <p>AB 33 R 2 H 8 RBI 2 SO 7 LOB 19</p>									
Shannon Stewart, R (1, 7) OBP: 0.383, SLG: 0.403										4 0 1 0 0 1 2										
Nick Swisher, S (1, 3) OBP: 0.398, SLG: 0.449										4 0 1 0 0 3 3										
Mike Piazza, R (1, 10) OBP: 0.353, SLG: 0.437										4 0 1 0 0 1 4										
14 Mark Ellis, R (1, 4) OBP: 0.325, SLG: 0.414										4 0 0 0 0 1 2										
Marco Scutaro, R (1, 5) OBP: 0.292, SLG: 0.329										4 1 1 0 0 0 2										
21 Mark Kotsay, L (1, 8) OBP: 0.302, SLG: 0.328										2 1 2 1 2 0 0										
12 Donnie Murphy, R (1, 6) OBP: 0.250, SLG: 0.280										4 0 0 0 0 0 5										
8 Kurt Suzuki, R (1, 2) OBP: 0.324, SLG: 0.373										2 0 1 1 0 0 0										
32 Jack Cust, L (9, PH) OBP: 0.380, SLG: 0.525										1 0 0 0 0 0 0										
<b>Inning Stats</b>	R: 0 H: 0 E: 0 K: 2 S: 7	H: 0 LOB: 0 BB: 0 P: 14	R: 0 H: 1 E: 0 K: 0 S: 10	H: 1 LOB: 2 BB: 1 P: 19	R: 0 H: 1 E: 0 K: 1 S: 13	H: 1 LOB: 2 BB: 0 P: 21	R: 2 H: 3 E: 0 K: 0 S: 15	H: 3 LOB: 1 BB: 0 P: 23	R: 0 H: 0 E: 0 K: 0 S: 6	H: 0 LOB: 0 BB: 1 P: 9	R: 0 H: 0 E: 0 K: 1 S: 7	H: 0 LOB: 0 BB: 0 P: 11	R: 0 H: 1 E: 0 K: 2 S: 13	H: 1 LOB: 1 BB: 0 P: 19	R: 0 H: 0 E: 0 K: 0 S: 10	H: 1 LOB: 0 BB: 0 P: 13	1B: 7 2B: 1 3B: 0 HR: 0	SF: 0 SAC: 0 DP: 2 HBP: 1	WP: 0 PB: 0 SB: 0 CS: 0	PA: 36
<b>PITCHER</b>	IP WLS BF H R ER SO BB IBB HBP BLK WP HR S P ERA WHIP											IP WLS BF H R ER SO BB IBB HBP BLK WP HR S P ERA WHIP								
53 Jordan Tala, R (1, 1) ERA: 2.57	7.0 W 29 6 2 2 2 2 0 0 0 0 0 0 63 106 2.57 1.143																			
Chad Durbin, R (8, 1) ERA: 4.42	1.0 H 4 1 0 0 2 0 0 0 0 0 0 0 13 19 0.00 1.000																			
59 Todd Jones, R (9, 1) ERA: 4.67	1.0 S 3 1 0 0 0 0 0 0 0 0 0 0 10 13 0.00 1.000																			



Batter	1	2	3	4	5	6	7	8	9	AB	R	H	RBI	BB	SO	LOB	TOP										
28 Curtis Granderson, L (1.8) OBP: 0.354, SLG: 0.570	E7 14 G4-3		K				K		K	4	1	0	0	1	3	0	<b>Detroit Tigers @ Oakland Athletics</b> McAfee Coliseum, Oakland, CA Tue Jul 31 2007, 10:05 PM EDT Att: 21,305 - Clear - 61 F										
14 Placido Polanco, R (1.4) OBP: 0.381, SLG: 0.452	G4-3		G5-3			FC5			L9	5	0	1	1	0	0	1											
3 Gary Sheffield, R (1.10) OBP: 0.398, SLG: 0.527	L8					F3			G4-3	4	0	1	0	0	0	3											
30 Magglio Ordonez, R (1.9) OBP: 0.423, SLG: 0.568	F9		FC6-4			P6			F9	4	0	0	0	0	0	4											
9 Carlos Guillen, S (1.6) OBP: 0.379, SLG: 0.520		2B				F7			G4-3	4	1	2	0	0	0	0											
20 Omar Infante, R (8.6) OBP: 0.285, SLG: 0.333										0	0	0	0	0	0	0											
Sean Casey, L (1.3) OBP: 0.356, SLG: 0.385		G6-3 SH2-3				L9			E6	4	1	2	1	0	0	1											
Craig Monroe, R (1.7) OBP: 0.266, SLG: 0.384		G6-3				F8			F7	4	0	1	0	0	0	3											
Mike Rabelo, S (1.2) OBP: 0.330, SLG: 0.406		SH2-3				F8			K	3	0	0	1	0	1	4											
15 Brandon Inge, R (1.5) OBP: 0.329, SLG: 0.405	K					P5			P3	4	0	0	0	0	2	2											
<b>Inning Stats</b>	R: 1 E: 1 K: 0 S: 7	H: 0 LOB: 0 BB: 0 P: 15	R: 2 E: 0 K: 1 S: 11	H: 2 LOB: 0 BB: 0 P: 17	R: 0 E: 0 K: 1 S: 9	H: 1 LOB: 1 BB: 0 P: 14	R: 0 E: 0 K: 0 S: 4	H: 1 LOB: 1 BB: 0 P: 6	R: 0 E: 1 K: 0 S: 14	H: 2 LOB: 2 BB: 1 P: 15	R: 0 E: 0 K: 1 S: 11	H: 1 LOB: 1 BB: 0 P: 16	R: 0 E: 1 K: 1 S: 12	H: 0 LOB: 1 BB: 0 P: 20	R: 0 E: 0 K: 1 S: 8	H: 0 LOB: 0 BB: 0 P: 11	1B: 6 2B: 1 3B: 0 HR: 0	SF: 0 SAC: 1 DP: 0 HBP: 0	WP: 0 PB: 0 SB: 0 CS: 0	PA: 38							
<b>PITCHER</b>	IP	WLS	BF	H	R	ER	SO	BB	IBB	HBP	BLK	WP	HR	S	P	ERA	WHIP										
Dan Haren, R (1.1) ERA: 2.44	6.0	W	27	6	3	2	3	1	0	0	0	0	0	53	91	3.00	1.167										
Huston Street, R (7.1) ERA: 3.32	1.0	H	4	1	0	0	1	0	0	0	0	0	0	11	16	0.00	1.000										
44 Santiago Casilla, R (8.1) ERA: 2.12	1.0		4	0	0	0	1	0	0	0	0	0	0	12	20	0.00	0.000										
Alan Embree, L (9.1) ERA: 3.57	1.0		3	0	0	0	1	0	0	0	0	0	0	8	11	0.00	0.000										

Batter	1	2	3	4	5	6	7	8	9	AB	R	H	RBI	BB	SO	LOB	BOTTOM										
6 Travis Buck, L (1.9) OBP: 0.370, SLG: 0.468	32 WP					P2			SF8	3	1	2	2	1	0	1	<b>Detroit Tigers @ Oakland Athletics</b> McAfee Coliseum, Oakland, CA Tue Jul 31 2007, 10:05 PM EDT Att: 21,305 - Clear - 61 F										
Nick Swisher, S (1.3) OBP: 0.398, SLG: 0.445	K		K			FC5-4			K	3	0	0	0	2	3	5											
32 Jack Cust, L (1.7) OBP: 0.365, SLG: 0.531										3	0	2	2	1	1	1											
Shannon Stewart, R (7.7) OBP: 0.365, SLG: 0.403										0	0	0	0	1	0	0											
Mike Piazza, R (1.10) OBP: 0.342, SLG: 0.422	G5-4-3		G4-3			K			K	5	0	0	0	0	2	7											
14 Mark Ellis, R (1.4) OBP: 0.321, SLG: 0.409			K			FC5-4			P6	5	0	0	0	0	1	5											
21 Mark Kotsay, L (1.8) OBP: 0.305, SLG: 0.326			P5						G6-3	4	2	1	0	1	0	2											
Marco Scutaro, R (1.5) OBP: 0.296, SLG: 0.339						F8			E5	4	2	2	0	0	0	1											
12 Donnie Murphy, R (1.6) OBP: 0.250, SLG: 0.310			L4			G6-3			FC1-5	4	1	1	0	0	0	6											
8 Kurt Suzuki, R (1.2) OBP: 0.347, SLG: 0.387						G6-3				3	1	2	3	1	0	1											
<b>Inning Stats</b>	R: 0 E: 0 K: 1 S: 9	H: 1 LOB: 1 BB: 1 P: 17	R: 1 E: 0 K: 2 S: 17	H: 2 LOB: 2 BB: 2 P: 32	R: 0 E: 0 K: 0 S: 10	H: 1 LOB: 1 BB: 0 P: 17	R: 0 E: 0 K: 0 S: 8	H: 1 LOB: 1 BB: 0 P: 10	R: 0 E: 0 K: 2 S: 12	H: 0 LOB: 1 BB: 1 P: 20	R: 4 E: 1 K: 0 S: 13	H: 4 LOB: 2 BB: 1 P: 26	R: 2 E: 1 K: 1 S: 11	H: 1 LOB: 1 BB: 1 P: 21	R: 0 E: 0 K: 1 S: 12	H: 0 LOB: 1 BB: 1 P: 23	1B: 7 2B: 3 3B: 0 HR: 0	SF: 1 SAC: 0 DP: 1 HBP: 0	WP: 1 PB: 0 SB: 2 CS: 0	PA: 42							
<b>PITCHER</b>	IP	WLS	BF	H	R	ER	SO	BB	IBB	HBP	BLK	WP	HR	S	P	ERA	WHIP										
35 Justin Verlander, R (1.1) ERA: 3.48	5.1	L	27	7	4	3	5	4	0	0	0	0	0	61	106	5.06	2.062										
43 Macay McBride, L (6.1) ERA: 4.0	0.0		3	2	1	1	0	1	0	0	0	0	0	6	13	-	-										
Jason Grilli, R (6.1) ERA: 5.4	1.2		8	1	2	0	1	1	0	0	0	0	0	13	24	0.00	1.200										
Tim Byrdak, L (8.1) ERA: 3.86	1.0		4	0	0	0	1	1	0	0	0	0	0	12	23	0.00	1.000										





Batter	1	2	3	4	5	6	7	8	9	AB	R	H	RBI	BB	SO	LOB	TOP								
25 Ryan Raburn, R OBP: 0.432, SLG: 0.706 Sean Casey, L OBP: 0.355, SLG: 0.384	P3					F8	G3-1		K	3	0	1	0	0	0	0	<b>Detroit Tigers @ Oakland Athletics</b> McAfee Coliseum, Oakland, CA Wed Aug 01 2007, 3:35 PM EDT Att: 27,118 - Sunny - 67 F								
9 Carlos Guillen, S OBP: 0.378, SLG: 0.518			1B							1	0	0	0	0	1	0									
14 Placido Polanco, R OBP: 0.385, SLG: 0.456	G6-3		1B							3	1	2	0	1	0	0									
3 Gary Sheffield, R OBP: 0.397, SLG: 0.522	F7		1B							3	0	0	0	1	1	2									
30 Magglio Ordonez, R OBP: 0.426, SLG: 0.568		1B								2	1	1	1	2	0	3									
Ivan Rodriguez, R OBP: 0.395, SLG: 0.431	K									4	0	1	0	0	3	2									
24 Mike Hessman, R OBP: 0.288, SLG: 0.389	F8									2	0	0	0	0	0	1									
28 Curtis Granderson, L OBP: 0.353, SLG: 0.567										2	0	0	0	0	1	3									
Craig Monroe, R OBP: 0.266, SLG: 0.383										4	0	1	1	0	1	3									
20 Omar Infante, R OBP: 0.328, SLG: 0.331										4	0	1	0	0	0	0									
15 Brandon Inge, R OBP: 0.328, SLG: 0.402										3	0	0	0	1	1	0									
<b>Inning Stats</b>	R: 0 E: 0 K: 0 S: 7	H: 0 LOB: 0 BB: 0 P: 12	R: 1 E: 0 K: 1 S: 9	H: 1 LOB: 1 BB: 1 P: 20	R: 0 E: 0 K: 1 S: 18	H: 2 LOB: 3 BB: 1 P: 29	R: 0 E: 0 K: 1 S: 9	H: 0 LOB: 0 BB: 0 P: 13	R: 0 E: 0 K: 1 S: 6	H: 0 LOB: 0 BB: 0 P: 9	R: 1 E: 0 K: 1 S: 11	H: 2 LOB: 1 BB: 0 P: 15	R: 0 E: 0 K: 1 S: 11	H: 1 LOB: 2 BB: 1 P: 19	R: 0 E: 0 K: 2 S: 12	H: 1 LOB: 3 BB: 2 P: 22	R: 0 E: 0 K: 1 S: 8	H: 0 LOB: 0 BB: 0 P: 12	1B: 6 2B: 1 3B: 0 HR: 0	SF: 0 SAC: 0 DP: 0 HBP: 0	WP: 1 PB: 0 SB: 0 CS: 0	PA: 37			
<b>PITCHER</b>	IP	WLS	BF	H	R	ER	SO	BB	IBB	HBP	BLK	WP	HR	S	P	ERA	WHIP								
61 Dallas Braden, L ERA: 5.28	5.1		21	4	2	2	3	2	0	0	0	1	0	55	92	3.38	1.125								
59 Andrew Brown, R ERA: 3.09	1.1	W	6	2	0	0	2	1	0	0	0	0	0	15	24	0.00	2.250								
44 Santiago Casilla, R ERA: 2.08	0.2	H	5	1	0	0	1	2	0	0	0	0	0	8	16	0.00	4.500								
Alan Embree, L ERA: 3.45	1.2	S	5	0	0	0	2	0	0	0	0	0	0	13	19	0.00	0.000								

Batter	1	2	3	4	5	6	7	8	9	AB	R	H	RBI	BB	SO	LOB	BOTTOM								
6 Travis Buck, L OBP: 0.374, SLG: 0.477	G4-3		2B							4	1	2	0	1	0	0	<b>Detroit Tigers @ Oakland Athletics</b> McAfee Coliseum, Oakland, CA Wed Aug 01 2007, 3:35 PM EDT Att: 27,118 - Sunny - 67 F								
Shannon Stewart, R OBP: 0.383, SLG: 0.403	F7		1B							5	1	1	1	0	1	5									
Nick Swisher, S OBP: 0.399, SLG: 0.444	K		2B							3	0	1	0	1	1	0									
Mike Piazza, R OBP: 0.346, SLG: 0.424		1B								4	0	2	1	0	0	3									
14 Mark Ellis, R OBP: 0.323, SLG: 0.418		1B								4	1	2	1	0	0	5									
Marco Scutaro, R OBP: 0.295, SLG: 0.333	F8		F8							3	0	0	0	1	1	4									
29 Dan Johnson, L OBP: 0.355, SLG: 0.409	P2									3	0	0	0	1	0	3									
12 Donnie Murphy, R OBP: 0.250, SLG: 0.281	F8									3	0	0	0	0	0	3									
Rob Bowen, S OBP: 0.310, SLG: 0.336										4	0	1	0	0	1	2									
<b>Inning Stats</b>	R: 0 E: 0 K: 1 S: 8	H: 0 LOB: 0 BB: 0 P: 13	R: 0 E: 0 K: 0 S: 13	H: 2 LOB: 2 BB: 0 P: 23	R: 2 E: 0 K: 0 S: 10	H: 4 LOB: 2 BB: 0 P: 13	R: 0 E: 0 K: 0 S: 9	H: 0 LOB: 0 BB: 0 P: 12	R: 0 E: 0 K: 1 S: 8	H: 0 LOB: 0 BB: 0 P: 8	R: 1 E: 0 K: 0 S: 13	H: 1 LOB: 1 BB: 1 P: 23	R: 0 E: 0 K: 0 S: 10	H: 2 LOB: 3 BB: 1 P: 20	R: 0 E: 0 K: 2 S: 16	H: 0 LOB: 3 BB: 2 P: 33		1B: 5 2B: 3 3B: 0 HR: 1	SF: 0 SAC: 0 DP: 0 HBP: 1	WP: 0 PB: 0 SB: 0 CS: 0	PA: 38				
<b>PITCHER</b>	IP	WLS	BF	H	R	ER	SO	BB	IBB	HBP	BLK	WP	HR	S	P	ERA	WHIP								
29 Nate Robertson, L ERA: 5.05	6.0	L	28	9	3	3	2	1	0	0	0	0	0	9	22	0.00	1.667								
Chad Durbin, R ERA: 4.36	1.1		5	0	0	0	1	0	1	0	0	0	0	9	22	0.00	0.000								
44 Bobby Seay, L ERA: 3.14	0.1		4	0	0	0	1	2	0	1	0	0	0	8	20	0.00	6.000								
Jason Grilli, R ERA: 5.37	0.1		1	0	0	0	0	0	0	0	0	0	0	5	7	0.00	0.000								





Batter	1	2	3	4	5	6	7	8	9	AB	R	H	RBI	BB	SO	LOB	TOP					
9 Chone Figgins, S OBP: 0.391, SLG: 0.425										4	0	2	0	1	0	1						
Orlando Cabrera, R OBP: 0.351, SLG: 0.418										4	2	0	0	1	0	4						
27 Vladimir Guerrero, R OBP: 0.496, SLG: 0.536										5	2	2	4	0	1	3						
Garret Anderson, L OBP: 0.314, SLG: 0.453										5	0	1	1	0	1	1						
24 Gary Matthews, S OBP: 0.340, SLG: 0.449										4	0	0	0	0	2	1						
Casey Kotchman, L OBP: 0.366, SLG: 0.482										4	1	2	0	0	0	0						
6 Maicer Izturis, S OBP: 0.314, SLG: 0.387										4	0	1	0	0	0	2						
5 Jeff Mathis, R OBP: 0.267, SLG: 0.286										2	0	0	0	2	1	0						
77 Reggie Willits, S OBP: 0.400, SLG: 0.357										4	1	1	1	0	0	3						
<b>Inning Stats</b>	R: 0 E: 0 K: 0 S: 8	H: 1 LOB: 1 BB: 0 P: 14	R: 0 E: 0 K: 0 S: 6	H: 0 LOB: 0 BB: 0 P: 9	R: 0 E: 0 K: 0 S: 9	H: 0 LOB: 1 BB: 1 P: 18	R: 1 E: 0 K: 0 S: 9	H: 2 LOB: 1 BB: 0 P: 15	R: 3 E: 0 K: 2 S: 16	H: 3 LOB: 0 BB: 0 P: 21	R: 0 E: 0 K: 1 S: 14	H: 1 LOB: 2 BB: 1 P: 24	R: 1 E: 1 K: 1 S: 10	H: 1 LOB: 1 BB: 1 P: 20	R: 1 E: 0 K: 0 S: 10	H: 1 LOB: 1 BB: 1 P: 17	R: 0 E: 0 K: 1 S: 10	H: 0 LOB: 0 BB: 0 P: 17	1B: 5 2B: 2 3B: 0 HR: 2	SF: 0 SAC: 0 DP: 0 HBP: 0	WP: 0 PB: 1 SB: 0 CS: 0	PA: 40
<b>PITCHER</b>	IP WLS BF H R ER SO BB IBB HBP BLK WP HR S P ERA WHIP																					
57 Chad Gaudin, R ERA: 3.88	6.0 L 29 7 5 5 3 3 0 0 0 0 0 2 64 108 7.50 1.667																					
59 Andrew Brown, R ERA: 2.84	1.0 3 1 0 0 1 0 0 0 0 0 0 8 13 0.00 1.000																					
Joe Kennedy, L ERA: 4.37	1.0 5 1 1 0 0 1 0 0 0 0 0 10 17 9.00 2.000																					
50 Kiko Calero, R ERA: 5.56	1.0 3 0 0 0 1 0 0 0 0 0 0 10 17 0.00 0.000																					

Los Angeles Angels @ Oakland Athletics  
McAfee Coliseum, Oakland, CA

Thu Aug 02 2007, 10:05 PM EDT  
Att: 21,654 - Clear - 65 F

AB 36  
R 6  
H 9  
RBI 6  
BB 4  
SO 5  
LOB 15



Batter	1	2	3	4	5	6	7	8	9	AB	R	H	RBI	BB	SO	LOB	BOTTOM					
6 Travis Buck, L OBP: 0.371, SLG: 0.471										5	0	1	0	0	1	0						
Shannon Stewart, R OBP: 0.302, SLG: 0.401										4	0	1	0	0	0	2						
Nick Swisher, S OBP: 0.400, SLG: 0.443										3	0	1	1	1	0	0						
Mike Piazza, R OBP: 0.337, SLG: 0.413										4	0	0	0	0	1	4						
14 Mark Ellis, R OBP: 0.322, SLG: 0.424										4	1	1	1	0	1	2						
Marco Scutaro, R OBP: 0.305, SLG: 0.341									2	1	1	0	2	0	0							
21 Mark Kotsay, L OBP: 0.299, SLG: 0.319										4	0	0	0	0	0	3						
8 Kurt Suzuki, R OBP: 0.329, SLG: 0.364										4	0	0	0	0	1	3						
12 Donnie Murphy, R OBP: 0.275, SLG: 0.417										4	2	2	2	0	1	1						
<b>Inning Stats</b>	R: 0 E: 0 K: 1 S: 12	H: 1 LOB: 2 BB: 1 P: 18	R: 0 E: 0 K: 0 S: 9	H: 1 LOB: 0 BB: 0 P: 12	R: 0 E: 0 K: 0 S: 7	H: 0 LOB: 0 BB: 0 P: 12	R: 1 E: 0 K: 1 S: 11	H: 1 LOB: 0 BB: 0 P: 19	R: 1 E: 0 K: 0 S: 11	H: 3 LOB: 2 BB: 0 P: 19	R: 0 E: 0 K: 0 S: 7	H: 0 LOB: 1 BB: 1 P: 14	R: 0 E: 0 K: 1 S: 6	H: 0 LOB: 0 BB: 0 P: 10	R: 0 E: 0 K: 0 S: 5	H: 0 LOB: 0 BB: 0 P: 8	R: 2 E: 0 K: 2 S: 15	H: 1 LOB: 0 BB: 1 P: 26	1B: 3 2B: 2 3B: 0 HR: 2	SF: 0 SAC: 0 DP: 0 HBP: 0	WP: 0 PB: 0 SB: 0 CS: 0	PA: 37
<b>PITCHER</b>	IP WLS BF H R ER SO BB IBB HBP BLK WP HR S P ERA WHIP																					
51 Joe Saunders, L ERA: 3.1	6.2 W 28 6 2 2 3 2 0 0 0 0 0 61 102 2.70 1.200																					
33 Justin Speier, R ERA: 2.08	1.1 H 4 0 0 0 0 0 0 0 0 0 7 10 0.00 0.000																					
Darren Oliver, L ERA: 4.78	0.2 4 1 2 2 1 1 0 0 0 0 1 12 23 27.00 3.000																					
Francisco Rodriguez, R ERA: 2.74	0.1 S 1 0 0 0 1 0 0 0 0 0 0 3 3 0.00 0.000																					

Los Angeles Angels @ Oakland Athletics  
McAfee Coliseum, Oakland, CA

Thu Aug 02 2007, 10:05 PM EDT  
Att: 21,654 - Clear - 65 F

AB 34  
R 4  
H 7  
RBI 4  
BB 3  
SO 5  
LOB 15









Batter	1	2	3	4	5	6	7	8	9	AB	R	H	RBI	BB	SO	LOB	TOP										
<b>9 Chone Figgins, S</b> OBP: 0.397, SLG: 0.426										3	0	1	0	1	0	0	<b>Los Angeles Angels @ Oakland Athletics</b> McAfee Coliseum, Oakland, CA Sat Aug 04 2007, 3:55 PM EDT Att: 29,144 - Sunny - 72 F										
<b>Orlando Cabrera, R</b> OBP: 0.347, SLG: 0.413										4	0	1	0	0	0	3											
<b>27 Vladimir Guerrero, R</b> OBP: 0.410, SLG: 0.554										3	0	1	0	1	0	0											
<b>Garret Anderson, L</b> OBP: 0.311, SLG: 0.448										4	0	1	0	0	1	2											
<b>24 Gary Matthews, S</b> OBP: 0.336, SLG: 0.442										4	0	0	0	0	0	4											
<b>Casey Kotchman, L</b> OBP: 0.365, SLG: 0.482										4	1	1	0	0	0	0											
<b>6 Maicer Izturis, S</b> OBP: 0.316, SLG: 0.383										4	0	2	0	0	1	0											
<b>5 Jeff Mathis, R</b> OBP: 0.250, SLG: 0.273										2	0	0	1	0	0	1											
<b>39 Robb Quinlan, R</b> OBP: 0.314, SLG: 0.376										1	0	0	0	0	0	0											
<b>77 Reggie Willits, S</b> OBP: 0.398, SLG: 0.355										3	0	1	0	0	0	2											
<b>Inning Stats</b>	R: 0 E: 0 K: 10 S: 10	H: 2 LOB: 2 BB: 0 P: 14	R: 1 E: 0 K: 0 S: 9	H: 2 LOB: 0 BB: 0 P: 12	R: 0 E: 0 K: 0 S: 6	H: 2 LOB: 2 BB: 1 P: 10	R: 0 E: 0 K: 0 S: 10	H: 1 LOB: 1 BB: 0 P: 16	R: 0 E: 0 K: 0 S: 8	H: 0 LOB: 0 BB: 0 P: 14	R: 0 E: 0 K: 0 S: 10	H: 0 LOB: 0 BB: 0 P: 17	R: 0 E: 0 K: 0 S: 15	H: 1 LOB: 2 BB: 1 P: 22	R: 0 E: 0 K: 1 S: 8	H: 0 LOB: 0 BB: 0 P: 12	R: 0 E: 0 K: 1 S: 10	H: 0 LOB: 0 BB: 0 P: 15	1B: 7 2B: 1 3B: 0 HR: 0	SF: 1 SAC: 0 DP: 2 HBP: 0	WP: 0 PB: 0 SB: 0 CS: 0	PA: 35					
<b>PITCHER</b>	IP	WLS	BF	H	R	ER	SO	BB	IBB	HBP	BLK	WP	HR	S	P	ERA	WHIP										
<b>Joe Blanton, R</b> ERA: 3.71	7.0	W	29	8	1	1	0	1	1	0	0	0	0	68	105	1.29	1.286										
<b>Huston Street, R</b> ERA: 3.04	1.0	H	3	0	0	0	1	0	0	0	0	0	0	8	12	0.00	0.000										
<b>Alan Embree, L</b> ERA: 3.31	1.0	S	3	0	0	0	1	0	0	0	0	0	0	10	15	0.00	0.000										

Batter	1	2	3	4	5	6	7	8	9	AB	R	H	RBI	BB	SO	LOB	BOTTOM										
<b>Shannon Stewart, R</b> OBP: 0.361, SLG: 0.398										3	0	0	0	1	0	2	<b>Los Angeles Angels @ Oakland Athletics</b> McAfee Coliseum, Oakland, CA Sat Aug 04 2007, 3:55 PM EDT Att: 29,144 - Sunny - 72 F										
<b>Nick Swisher, S</b> OBP: 0.396, SLG: 0.438										4	0	0	0	0	1	1											
<b>32 Jack Cust, L</b> OBP: 0.388, SLG: 0.526										2	0	1	0	2	1	0											
<b>29 Dan Johnson, L</b> OBP: 0.353, SLG: 0.410										0	0	0	0	0	0	0											
<b>Mike Piazza, R</b> OBP: 0.339, SLG: 0.404										4	0	0	0	0	2	4											
<b>14 Mark Ellis, R</b> OBP: 0.324, SLG: 0.421										1	1	0	0	2	0	0											
<b>21 Mark Kotsay, L</b> OBP: 0.292, SLG: 0.316										3	0	0	0	0	0	2											
<b>Marcio Scutaro, R</b> OBP: 0.309, SLG: 0.341										2	0	0	0	1	0	1											
<b>12 Donnie Murphy, R</b> OBP: 0.298, SLG: 0.390										2	1	0	0	1	0	2											
<b>Rob Bowen, S</b> OBP: 0.308, SLG: 0.333										1	0	0	0	0	1	0											
<b>6 Travis Buck, L</b> OBP: 0.374, SLG: 0.474										1	0	1	1	0	0	0											
<b>8 Kurt Suzuki, R</b> OBP: 0.325, SLG: 0.348										0	0	0	0	0	0	0											
<b>Inning Stats</b>	R: 0 E: 0 K: 1 S: 10	H: 0 LOB: 1 BB: 1 P: 17	R: 0 E: 0 K: 0 S: 8	H: 0 LOB: 0 BB: 1 P: 12	R: 0 E: 0 K: 1 S: 8	H: 0 LOB: 0 BB: 0 P: 13	R: 0 E: 0 K: 0 S: 6	H: 1 LOB: 0 BB: 0 P: 11	R: 0 E: 0 K: 0 S: 9	H: 0 LOB: 0 BB: 0 P: 12	R: 1 E: 1 K: 0 S: 10	H: 0 LOB: 2 BB: 3 P: 22	R: 1 E: 0 K: 0 S: 14	H: 1 LOB: 2 BB: 2 P: 25	R: 0 E: 0 K: 3 S: 10	H: 0 LOB: 0 BB: 0 P: 16	1B: 2 2B: 0 3B: 0 HR: 0	SF: 0 SAC: 1 DP: 2 HBP: 0	WP: 0 PB: 0 SB: 0 CS: 0	PA: 31							
<b>PITCHER</b>	IP	WLS	BF	H	R	ER	SO	BB	IBB	HBP	BLK	WP	HR	S	P	ERA	WHIP										
<b>45 Kelvim Escobar, R</b> ERA: 2.79	7.0	L	28	2	2	1	2	7	0	0	0	0	0	65	112	1.29	1.286										
<b>49 Chris Bootcheck, R</b> ERA: 4.59	1.0		3	0	0	0	3	0	0	0	0	0	0	10	16	0.00	0.000										





Batter	1	2	3	4	5	6	7	8	9	AB	R	H	RBI	BB	SO	LOB	TOP										
<b>9 Chone Figgins, S</b> OBP: 0.394, SLG: 0.423										5	1	1	0	0	2	0											
<b>Orlando Cabrera, R</b> OBP: 0.346, SLG: 0.416										5	2	2	0	0	0	0											
<b>27 Vladimir Guerrero, R</b> OBP: 0.412, SLG: 0.551										2	1	0	0	3	0	0											
<b>Garret Anderson, L</b> OBP: 0.313, SLG: 0.457										4	0	2	3	0	0	0											
<b>24 Gary Matthews, S</b> OBP: 0.335, SLG: 0.439										3	0	0	0	1	2	5											
<b>Casey Kotchman, L</b> OBP: 0.295, SLG: 0.486										4	0	3	1	0	0	0											
<b>6 Maicer Izturis, S</b> OBP: 0.310, SLG: 0.375										4	0	0	0	0	1	5											
<b>39 Robb Quinlan, R</b> OBP: 0.319, SLG: 0.389										4	0	2	0	0	0	2											
<b>5 Jeff Mathis, R</b> OBP: 0.231, SLG: 0.250										4	0	0	0	0	1	2											
<b>Inning Stats</b>	R: 1 H: 1 E: 0 K: 2 S: 9	H: 1 LOB: 1 BB: 1 P: 20	R: 0 H: 1 E: 0 K: 0 S: 12	H: 1 LOB: 1 BB: 0 P: 19	R: 0 H: 0 E: 0 K: 0 S: 10	H: 0 LOB: 0 BB: 0 P: 14	R: 0 H: 1 E: 0 K: 1 S: 9	H: 1 LOB: 2 BB: 1 P: 15	R: 1 H: 2 E: 0 K: 2 S: 15	H: 2 LOB: 1 BB: 1 P: 26	R: 0 H: 2 E: 0 K: 1 S: 11	H: 2 LOB: 1 BB: 0 P: 19	R: 2 H: 3 E: 0 K: 0 S: 17	H: 3 LOB: 2 BB: 1 P: 29	R: 0 H: 0 E: 0 K: 0 S: 6	H: 0 LOB: 0 BB: 0 P: 10	R: 0 H: 0 E: 0 K: 0 S: 7	H: 0 LOB: 0 BB: 0 P: 11	1B: 7 2B: 2 3B: 1 HR: 0	SF: 1 2B: 2 DP: 0 HBP: 0	WP: 0 PB: 0 SB: 1 CS: 1	PA: 40					
<b>PITCHER</b>	IP	WLS	BF	H	R	ER	SO	BB	IBB	HBP	BLK	WP	HR	S	P	ERA	WHIP										
<b>Dan Haren, R</b> ERA: 2.46	6.0		27	7	2	2	6	3	0	0	0	0	0	66	113	3.00	1.667										
<b>50 Kiko Calero, R</b> ERA: 5.97	0.2	L	6	3	2	2	0	0	1	0	0	0	0	14	25	27.00	4.500										
<b>59 Andrew Brown, R</b> ERA: 2.4	2.1		7	0	0	0	0	0	0	0	0	0	0	16	25	0.00	0.000										

Los Angeles Angels @ Oakland Athletics  
McAfee Coliseum, Oakland, CA

Sun Aug 05 2007, 4:05 PM EDT  
Att. 26,782 - Rain - 61 F

AB 35  
R 4  
H 10  
RBI 4  
BB 4  
SO 6  
LOB 14



Batter	1	2	3	4	5	6	7	8	9	AB	R	H	RBI	BB	SO	LOB	BOTTOM										
<b>6 Travis Buck, L</b> OBP: 0.371, SLG: 0.468										5	0	1	0	0	2	0											
<b>Shannon Stewart, R</b> OBP: 0.361, SLG: 0.398										5	0	2	0	0	1	1											
<b>Nick Swisher, S</b> OBP: 0.396, SLG: 0.436										4	0	1	0	1	1	2											
<b>32 Jack Cust, L</b> OBP: 0.399, SLG: 0.530										2	2	2	0	3	0	0											
<b>14 Mark Ellis, R</b> OBP: 0.323, SLG: 0.421										5	0	1	0	0	0	8											
<b>29 Dan Johnson, L</b> OBP: 0.355, SLG: 0.420										3	1	1	2	1	1	0											
<b>Marco Scutaro, R</b> OBP: 0.308, SLG: 0.335										3	0	0	0	1	0	2											
<b>8 Kurt Suzuki, R</b> OBP: 0.326, SLG: 0.347										3	0	1	0	0	0	1											
<b>Mike Piazza, R</b> OBP: 0.337, SLG: 0.401										1	0	0	0	0	0	1											
<b>Rob Bowen, S</b> OBP: 0.308, SLG: 0.333										0	0	0	0	0	0	0											
<b>8 J.J. Furmaniak, R</b> OBP: 0.308, SLG: 0.333										4	0	0	0	0	2	2											
<b>Inning Stats</b>	R: 0 H: 0 E: 0 K: 2 S: 10	H: 2 LOB: 0 BB: 1 P: 12	R: 1 H: 2 E: 0 K: 0 S: 13	H: 2 LOB: 1 BB: 1 P: 22	R: 0 H: 2 E: 0 K: 1 S: 13	H: 2 LOB: 3 BB: 1 P: 20	R: 0 H: 0 E: 0 K: 0 S: 8	H: 0 LOB: 0 BB: 0 P: 11	R: 0 H: 1 E: 0 K: 1 S: 6	H: 1 LOB: 1 BB: 0 P: 11	R: 2 H: 3 E: 0 K: 1 S: 14	H: 3 LOB: 1 BB: 0 P: 17	R: 0 H: 1 E: 0 K: 1 S: 9	H: 1 LOB: 2 BB: 1 P: 16	R: 0 H: 0 E: 0 K: 2 S: 11	H: 0 LOB: 1 BB: 1 P: 19	R: 0 H: 0 E: 0 K: 0 S: 13	H: 0 LOB: 2 BB: 2 P: 25	1B: 7 2B: 1 3B: 0 HR: 1	SF: 0 2B: 1 DP: 1 HBP: 0	WP: 1 PB: 0 SB: 0 CS: 0	PA: 41					
<b>PITCHER</b>	IP	WLS	BF	H	R	ER	SO	BB	IBB	HBP	BLK	WP	HR	S	P	ERA	WHIP										
<b>41 John Lackey, R</b> ERA: 3.11	6.2		30	9	3	3	5	2	0	0	0	1	0	71	103	4.05	1.650										
<b>33 Justin Speier, R</b> ERA: 1.98	0.1	H	2	0	0	0	0	1	0	0	0	1	0	2	6	0.00	3.000										
<b>62 Scot Shields, R</b> ERA: 2.95	1.0	H	4	0	0	0	2	1	0	0	0	0	0	11	19	0.00	1.000										
<b>Francisco Rodriguez, R</b> ERA: 2.68	1.0	S	5	0	0	0	0	2	0	0	0	0	0	13	25	0.00	2.000										

Los Angeles Angels @ Oakland Athletics  
McAfee Coliseum, Oakland, CA

Sun Aug 05 2007, 4:05 PM EDT  
Att. 26,782 - Rain - 61 F

AB 35  
R 3  
H 9  
RBI 2  
BB 6  
SO 7  
LOB 17









Batter	1	2	3	4	5	6	7	8	9	AB	R	H	RBI	BB	SO	LOB	TOP					
Shannon Stewart, R OBP: 0.360, SLG: 0.401	F9		K		G5-3		14 FC5 1B	HR		5	1	2	2	0	1	0						
Nick Swisher, S OBP: 0.394, SLG: 0.429	F8		FC5 32 BB		G1-3		14 FC5 1B	L8		4	0	1	0	1	0	0						
32 Jack Cust, L OBP: 0.397, SLG: 0.521	K		FC5 BB		G3		F7			4	0	0	0	1	2	3						
Mike Piazza, R OBP: 0.337, SLG: 0.397		K	FC5			14 HR 1B	K	G6-3		5	1	1	0	0	2	5						
14 Mark Ellis, R OBP: 0.327, SLG: 0.431		29 S 1B			12 1B 2B	HR	FC5	P4		5	2	3	2	0	0	3						
29 Dan Johnson, L OBP: 0.350, SLG: 0.412		K			F7		F8	L4		4	0	0	0	0	1	2						
Marco Scutaro, R OBP: 0.312, SLG: 0.344					L8		F8	F9		3	0	0	0	1	0	1						
12 Donnie Murphy, R OBP: 0.316, SLG: 0.471			G6-3			G5-3		8 1B 2B		4	1	2	1	0	0	2						
8 Kurt Suzuki, R OBP: 0.330, SLG: 0.363			G6-3		F9		1B 1B 1B	HR 1B		4	1	2	1	0	0	1						
<b>Inning Stats</b>	R: 0 E: 0 K: 1 S: 7	H: 0 LOB: 0 BB: 0 P: 12	R: 0 E: 0 K: 2 S: 13	H: 1 LOB: 2 BB: 1 P: 24	R: 0 E: 0 K: 1 S: 10	H: 0 LOB: 2 BB: 2 P: 22	R: 1 E: 0 K: 0 S: 11	H: 2 LOB: 1 BB: 0 P: 21	R: 0 E: 0 K: 0 S: 5	H: 0 LOB: 0 BB: 0 P: 9	R: 2 E: 0 K: 0 S: 12	H: 2 LOB: 0 BB: 0 P: 19	R: 0 E: 0 K: 1 S: 11	H: 3 LOB: 3 BB: 0 P: 14	R: 3 E: 0 K: 0 S: 13	H: 3 LOB: 0 BB: 0 P: 25	R: 0 E: 0 K: 1 S: 8	H: 0 LOB: 0 BB: 0 P: 13	1B: 7 2B: 2 3B: 0 HR: 2	SF: 0 SAC: 0 DP: 0 HBP: 0	WP: 0 PB: 0 SB: 1 CS: 0	PA: 41
<b>PITCHER</b>	IP	WLS	BF	H	R	ER	SO	BB	IBB	HBP	BLK	WP	HR	S	P	ERA	WHIP					
13 Kason Gabbard, L ERA: 3.93	6.0	W	26	5	3	3	4	3	0	0	0	0	1	58	107	4.50	1.333					
58 Wes Littleton, R ERA: 4.13	0.0		3	3	0	0	0	0	0	0	0	0	0	5	7	∞	∞					
50 Frank Francisco, R ERA: 4.8	1.2	H	8	3	3	3	1	0	0	0	0	0	1	16	26	16.20	1.800					
36 C.J. Wilson, L ERA: 2.28	1.1	S	4	0	0	0	1	0	0	0	0	0	0	11	19	0.00	0.000					

Oakland Athletics @ Texas Rangers  
Rangers Ballpark in Arlington, Arlington, TX  
Tue Aug 07 2007, 8:35 PM EDT  
Att: 25,122 - Clear - 92 F

AB 38  
R 6  
H 11  
RBI 6  
BB 3  
SO 6  
LOB 17



Batter	1	2	3	4	5	6	7	8	9	AB	R	H	RBI	BB	SO	LOB	BOTTOM					
Frank Catalanotto, L OBP: 0.324, SLG: 0.419	G6-3		G3		10 HBP	22 FC5 2B		10 F8 5 S FC6-4 BB		3	0	1	1	2	0	0						
3 Jerry Hairston, R OBP: 0.253, SLG: 0.302					22 HR 1B	F8		10 F8 BB		4	1	2	0	1	0	3						
5 Ian Kinsler, R OBP: 0.339, SLG: 0.443	10 1B				22 HR 1B	F8		10 F8 BB		2	1	1	0	2	0	2						
10 Michael Young, R OBP: 0.360, SLG: 0.410	22 G4-6-3 1B				22 HR BB	HBP		F8		2	1	1	0	2	0	2						
22 Marlon Byrd, R OBP: 0.366, SLG: 0.471	G4-6-3				HR	K		FC5		4	1	1	3	1	1	7						
Nelson Cruz, R OBP: 0.286, SLG: 0.359		K			K	25 2B BB		15 BB FC6-4		3	1	0	1	2	2	2						
Jason Botts, S OBP: 0.258, SLG: 0.429		K			K	25 2B 15 2B 1B		P5		5	1	1	0	0	3	3						
25 Jarrod Saltalamacchia, R OBP: 0.304, SLG: 0.376	G4-3				G3			F9		4	1	1	1	0	0	1						
15 Gerald Laird, R OBP: 0.290, SLG: 0.345			K		K	SH1-3 2B 2B		BB		3	1	1	2	1	2	0						
Ramón Vázquez, L OBP: 0.302, SLG: 0.386	G6-3				10 HBP BB 1B	SH1-3 2B		K		3	0	1	0	0	1	2						
<b>Inning Stats</b>	R: 0 E: 0 K: 0 S: 8	H: 2 LOB: 1 BB: 0 P: 11	R: 0 E: 0 K: 2 S: 12	H: 0 LOB: 0 BB: 0 P: 17	R: 0 E: 0 K: 1 S: 9	H: 0 LOB: 0 BB: 0 P: 12	R: 3 E: 0 K: 2 S: 11	H: 2 LOB: 1 BB: 1 P: 19	R: 0 E: 0 K: 2 S: 17	H: 1 LOB: 3 BB: 1 P: 27	R: 4 E: 0 K: 0 S: 13	H: 4 LOB: 2 BB: 2 P: 27	R: 0 E: 0 K: 1 S: 11	H: 0 LOB: 2 BB: 2 P: 22	R: 1 E: 0 K: 1 S: 9	H: 0 LOB: 2 BB: 3 P: 27	1B: 5 2B: 3 3B: 0 HR: 1	SF: 0 SAC: 1 DP: 1 HBP: 1	WP: 0 PB: 0 SB: 1 CS: 0	PA: 42		
<b>PITCHER</b>	IP	WLS	BF	H	R	ER	SO	BB	IBB	HBP	BLK	WP	HR	S	P	ERA	WHIP					
57 Chad Gaudin, R ERA: 4.18	5.0	L	26	8	7	7	7	3	0	1	0	0	0	65	101	12.60	2.200					
Ruddy Lugo, R ERA: 9.35	2.0		10	1	0	0	1	2	1	0	0	0	0	16	34	0.00	1.500					
44 Santiago Casilla, R ERA: 3.03	1.0		6	0	1	1	1	2	1	0	0	0	0	9	27	9.00	2.000					

Oakland Athletics @ Texas Rangers  
Rangers Ballpark in Arlington, Arlington, TX  
Tue Aug 07 2007, 8:35 PM EDT  
Att: 25,122 - Clear - 92 F

AB 31  
R 8  
H 9  
RBI 8  
BB 9  
SO 9  
LOB 20









Batter	1	2	3	4	5	6	7	8	9	AB	R	H	RBI	BB	SO	LOB	TOP					
6 Travis Buck, L OBP: 0.376, SLG: 0.479										5	3	4	3	0	0	0						
Shannon Stewart, R OBP: 0.362, SLG: 0.402										5	2	2	0	1	1	2						
Nick Swisher, S OBP: 0.394, SLG: 0.422										2	2	0	1	3	1	2						
32 Jack Cust, L OBP: 0.402, SLG: 0.535										5	2	2	7	0	0	2						
14 Mark Ellis, R OBP: 0.329, SLG: 0.434										5	1	1	0	0	1	3						
21 Mark Kotsay, L OBP: 0.329, SLG: 0.309										4	1	0	0	1	2	1						
Marco Scutaro, R OBP: 0.317, SLG: 0.350										4	2	2	2	1	1	0						
12 Donnie Murphy, R OBP: 0.318, SLG: 0.500										5	2	2	3	0	1	1						
8 Kurt Suzuki, R OBP: 0.323, SLG: 0.365										5	1	1	0	0	2	2						
<b>Inning Stats</b>	R: 1 E: 0 K: 1 S: 11	H: 1 LOB: 0 BB: 0 P: 17	R: 2 E: 0 K: 0 S: 10	H: 1 LOB: 0 BB: 1 P: 18	R: 4 E: 0 K: 2 S: 15	H: 4 LOB: 1 BB: 1 P: 27	R: 1 E: 0 K: 0 S: 16	H: 2 LOB: 2 BB: 1 P: 30	R: 0 E: 0 K: 2 S: 9	H: 0 LOB: 0 BB: 0 P: 13	R: 8 E: 0 K: 2 S: 29	H: 6 LOB: 3 BB: 3 P: 54	R: 0 E: 0 K: 1 S: 10	H: 0 LOB: 0 BB: 0 P: 13	R: 0 E: 0 K: 0 S: 4	H: 0 LOB: 0 BB: 0 P: 7	R: 0 E: 0 K: 1 S: 5	H: 0 LOB: 0 BB: 0 P: 10	1B: 5 2B: 6 3B: 1 HR: 2	SF: 1 SAC: 0 DP: 0 HBP: 1	WP: 0 PB: 0 SB: 1 CS: 0	PA: 48
<b>PITCHER</b>	IP WLS BF H R ER SO BB IBB HBP BLK WP HR S P ERA WHIP																					
53 Jordan Tata, R ERA: 7.71	2.0	13	5	7	7	1	2	0	0	0	0	0	0	1	28	50	31.50	3.500				
Jason Grilli, R ERA: 5.91	1.1	8	3	1	1	2	1	0	0	0	0	0	0	0	19	31	6.75	3.000				
43 Macay McBride, L ERA: 4.96	2.0	L 10	1	4	4	3	2	0	1	0	0	0	0	1	22	43	18.00	1.500				
31 Zach Miner, R ERA: 3.77	2.2	14	5	4	4	2	0	1	0	0	0	0	0	35	55	13.50	1.875					
56 Fernando Rodney, R ERA: 4.89	1.0	3	0	0	0	1	0	0	0	0	0	0	0	5	10	0.00	0.000					

**Oakland Athletics @ Detroit Tigers**  
Comerica Park, Detroit, MI  
Fri Aug 10 2007, 7:05 PM EDT  
Att: 40,922 - Partly Cloudy - 76 F

livebaseballscorecards.com

AB 40  
R 16  
H 14  
RBI 16  
BB 6  
SO 9  
LOB 13

Batter	1	2	3	4	5	6	7	8	9	AB	R	H	RBI	BB	SO	LOB	BOTTOM					
28 Curtis Granderson, L OBP: 0.355, SLG: 0.558										5	2	2	0	0	1	0						
14 Placido Polanco, R OBP: 0.388, SLG: 0.470									3	1	0	1	0	0	0							
3 Gary Sheffield, R OBP: 0.394, SLG: 0.526									5	2	2	2	0	1	0							
30 Magglio Ordonez, R OBP: 0.425, SLG: 0.575									5	2	3	2	0	0	0							
9 Carlos Guillen, S OBP: 0.374, SLG: 0.516										3	1	1	0	0	0	1						
Sean Casey, L OBP: 0.353, SLG: 0.391										3	1	0	1	1	0	2						
33 Marcus Thames, R OBP: 0.301, SLG: 0.531										3	1	1	4	1	1	0						
Mike Rabelo, S OBP: 0.314, SLG: 0.381										4	0	0	0	0	2	3						
20 Omar Infante, R OBP: 0.296, SLG: 0.336										4	0	0	0	0	0	3						
<b>Inning Stats</b>	R: 0 E: 0 K: 0 S: 8	H: 0 LOB: 0 BB: 0 P: 12	R: 1 E: 0 K: 1 S: 9	H: 1 LOB: 0 BB: 0 P: 12	R: 0 E: 0 K: 1 S: 9	H: 0 LOB: 0 BB: 0 P: 12	R: 5 E: 0 K: 0 S: 15	H: 4 LOB: 1 BB: 1 P: 23	R: 3 E: 0 K: 0 S: 21	H: 3 LOB: 3 BB: 1 P: 39	R: 1 E: 0 K: 0 S: 9	H: 1 LOB: 0 BB: 0 P: 14	R: 0 E: 0 K: 0 S: 8	H: 0 LOB: 0 BB: 0 P: 13	R: 0 E: 0 K: 2 S: 9	H: 0 LOB: 0 BB: 0 P: 15	R: 0 E: 0 K: 1 S: 9	H: 0 LOB: 0 BB: 0 P: 13	1B: 3 2B: 3 3B: 1 HR: 2	SF: 1 SAC: 0 DP: 0 HBP: 2	WP: 0 PB: 0 SB: 0 CS: 0	PA: 40
<b>PITCHER</b>	IP WLS BF H R ER SO BB IBB HBP BLK WP HR S P ERA WHIP																					
Joe Blanton, R ERA: 4.1	4.0	21	7	9	9	2	1	0	1	0	0	0	0	19	37	4.50	1.000					
Ruddy Lugo, R ERA: 8.84	2.0	W 10	2	1	1	0	0	1	1	0	0	0	0	17	28	0.00	0.000					
59 Andrew Brown, R ERA: 1.89	2.0	6	0	0	0	2	0	0	0	0	0	0	0	9	13	0.00	0.000					
Huston Street, R ERA: 3.04	1.0	3	0	0	0	1	0	0	0	0	0	0	0	9	13	0.00	0.000					

**Oakland Athletics @ Detroit Tigers**  
Comerica Park, Detroit, MI  
Fri Aug 10 2007, 7:05 PM EDT  
Att: 40,922 - Partly Cloudy - 76 F

livebaseballscorecards.com

AB 35  
R 10  
H 9  
RBI 10  
BB 2  
SO 5  
LOB 9








Batter	1	2	3	4	5	6	7	8	9	AB	R	H	RBI	BB	SO	LOB	TOP				
Shannon Stewart, R (1, 7) OBP: 0.360, SLG: 0.398	F8		K	G4-3		FC6-4		L6		5	0	0	0	0	1	5					
Nick Swisher, S (1, 8) OBP: 0.392, SLG: 0.420	G6-3									2	0	1	0	0	0	0					
21 Mark Kotsay, L (3, 8) OBP: 0.288, SLG: 0.307										1	0	1	0	0	0	0					
8 J.J. Furmaniak, R (6, 7)										0	1	0	0	1	0	0					
32 Jack Cust, L (1, 9) OBP: 0.397, SLG: 0.522	K		G4-3							4	0	0	0	1	2	4					
Mike Piazza, R (1, 10) OBP: 0.323, SLG: 0.375		K		G6-3		FC5-4		K		5	0	0	0	0	2	3					
14 Mark Ellis, R (1, 4) OBP: 0.329, SLG: 0.429		HR								3	3	1	1	2	0	1					
Marco Scutaro, R (1, 5) OBP: 0.322, SLG: 0.374										4	2	3	4	1	0	2					
29 Dan Johnson, L (1, 3) OBP: 0.344, SLG: 0.407			G3-1							5	0	1	1	0	1	4					
12 Donnie Murphy, R (1, 6) OBP: 0.293, SLG: 0.464			K		G5-3			F8		5	0	0	0	0	2	3					
Rob Bowen, S (1, 2) OBP: 0.336, SLG: 0.391				G1-3						2	0	1	0	2	0	0					
Inning Stats	R: 0 E: 0 K: 1 S: 8	H: 0 LOB: 0 BB: 0 P: 12	R: 2 E: 0 K: 2 S: 12	H: 1 LOB: 0 BB: 1 P: 22	R: 0 E: 0 K: 1 S: 6	H: 1 LOB: 1 BB: 0 P: 7	R: 2 E: 0 K: 0 S: 15	H: 2 LOB: 2 BB: 2 P: 27	R: 0 E: 0 K: 1 S: 14	H: 0 LOB: 1 BB: 2 P: 27	R: 1 E: 0 K: 1 S: 13	H: 1 LOB: 2 BB: 2 P: 26	R: 0 E: 0 K: 0 S: 14	H: 1 LOB: 2 BB: 0 P: 19	R: 1 E: 1 K: 1 S: 9	H: 1 LOB: 1 BB: 0 P: 14	1B: 4 2B: 3 HR: 1	SF: 0 SAC: 0 DP: 0 HBP: 1	WP: 0 PB: 0 SB: 0 CS: 0	PA: 44	
PITCHER	IP	WLS	BF	H	R	ER	SO	BB	IBB	HBP	BLK	WP	HR	S	P	ERA	WHIP				
29 Nate Robertson, L ERA: 5.01	5.2	W	27	5	4	4	6	5	0	0	0	0	1	62	105	6.35	1.765				
Tim Byrdak, L ERA: 3.49	0.2		5	1	1	1	1	2	0	0	0	0	0	11	22	13.50	4.500				
40 Yorman Bazardo, R ERA: 2.57	2.2		12	2	1	0	1	0	0	1	0	0	0	26	39	0.00	0.750				

Oakland Athletics @ Detroit Tigers  
Comerica Park, Detroit, MI  
Sun Aug 12 2007, 1:05 PM EDT  
Att: 39,960 - Cloudy - 81 F

AB 36  
R 6  
H 8  
RBI 6  
BB 7  
SO 8  
LOB 22



Batter	1	2	3	4	5	6	7	8	9	AB	R	H	RBI	BB	SO	LOB	BOTTOM				
14 Placido Polanco, R (1, 4) OBP: 0.390, SLG: 0.469	F7				G3					3	1	1	0	2	0	1					
33 Marcus Thames, R (1, 3) OBP: 0.304, SLG: 0.541										4	1	1	0	0	2	3					
Sean Casey, L (7, 3) OBP: 0.357, SLG: 0.394	K									1	0	1	1	0	0	0					
3 Gary Sheffield, R (1, 10) OBP: 0.393, SLG: 0.519	F9									4	1	1	1	1	1	3					
30 Magglio Ordonez, R (1, 9) OBP: 0.431, SLG: 0.599										3	2	2	4	2	0	2					
9 Carlos Guillen, S (1, 6) OBP: 0.370, SLG: 0.508										4	1	1	0	1	0	3					
25 Ryan Raburn, R (1, 8) OBP: 0.379, SLG: 0.603										3	2	2	0	0	1	0					
28 Curtis Granderson, L (6, 8) OBP: 0.352, SLG: 0.551										2	0	0	1	0	1	2					
Craig Monroe, R (1, 7) OBP: 0.264, SLG: 0.373										4	1	1	1	0	0	2					
Mike Rabelo, S (1, 2) OBP: 0.312, SLG: 0.371										3	0	0	1	1	0	2					
15 Brandon Inge, R (1, 5) OBP: 0.320, SLG: 0.398										3	2	1	2	1	0	1					
Inning Stats	R: 0 E: 0 K: 1 S: 9	H: 7 LOB: 0 BB: 1 P: 43	R: 0 E: 0 K: 1 S: 8	H: 0 LOB: 0 BB: 0 P: 10	R: 0 E: 0 K: 1 S: 12	H: 0 LOB: 3 BB: 3 P: 26	R: 1 E: 0 K: 0 S: 12	H: 1 LOB: 1 BB: 1 P: 19	R: 1 E: 0 K: 1 S: 13	H: 2 LOB: 2 BB: 1 P: 24	R: 1 E: 0 K: 0 S: 20	H: 1 LOB: 2 BB: 2 P: 33	R: 0 E: 0 K: 1 S: 6	H: 0 LOB: 0 BB: 0 P: 10	1B: 8 2B: 0 3B: 1 HR: 2	SF: 1 SAC: 0 DP: 0 HBP: 0	WP: 0 PB: 0 SB: 0 CS: 0	PA: 43			
PITCHER	IP	WLS	BF	H	R	ER	SO	BB	IBB	HBP	BLK	WP	HR	S	P	ERA	WHIP				
61 Dallas Braden, L ERA: 6.32	1.2	L	13	7	8	8	1	1	0	0	0	0	2	33	49	43.20	4.800				
Ruddy Lugo, R ERA: 7.89	2.1		10	0	0	0	2	3	0	0	0	0	0	24	42	0.00	1.286				
50 Kiko Calero, R ERA: 6.08	1.1		9	3	2	2	1	2	0	0	0	0	0	21	36	13.50	3.750				
Jay Marshall, L ERA: 5.4	2.2		11	1	1	1	1	2	0	0	0	0	0	30	50	3.38	1.125				

Oakland Athletics @ Detroit Tigers  
Comerica Park, Detroit, MI  
Sun Aug 12 2007, 1:05 PM EDT  
Att: 39,960 - Cloudy - 81 F

AB 34  
R 11  
H 11  
RBI 11  
BB 8  
SO 5  
LOB 19





Batter	1	2	3	4	5	6	7	8	9	AB	R	H	RBI	BB	SO	LOB	TOP							
Shannon Stewart, R OBP: 0.366, SLG: 0.403										5	3	4	0	1	0	2								
14 Mark Ellis, R OBP: 0.327, SLG: 0.433										6	1	1	2	0	1	8								
32 Jack Cust, L OBP: 0.403, SLG: 0.525 8 J.J. Furmaniak, R OBP: 0.325, SLG: 0.372										4	1	3	0	1	1	0								
Mike Piazza, R OBP: 0.325, SLG: 0.372										4	1	1	1	1	2	3								
29 Dan Johnson, L OBP: 0.342, SLG: 0.401										4	0	0	1	1	2	5								
Marco Scutaro, R OBP: 0.325, SLG: 0.372										4	0	1	3	1	1	3								
21 Mark Kotsay, L OBP: 0.283, SLG: 0.300										4	0	0	0	0	1	3								
12 Donnie Murphy, R OBP: 0.288, SLG: 0.438										4	0	0	0	1	2	2								
8 Kurt Suzuki, R OBP: 0.336, SLG: 0.391										4	1	2	0	1	1	2								
<b>Inning Stats</b>	R: 2 H: 2 E: 0 K: 2 S: 15	H: 2 LOB: 0 BB: 0 P: 19	R: 0 H: 0 E: 0 K: 0 S: 4	H: 0 LOB: 0 BB: 0 P: 7	R: 2 H: 2 E: 0 K: 1 S: 14	H: 2 LOB: 2 BB: 1 P: 29	R: 0 H: 1 E: 0 K: 0 S: 13	H: 1 LOB: 2 BB: 1 P: 20	R: 2 H: 2 E: 0 K: 2 S: 16	H: 2 LOB: 3 BB: 1 P: 28	R: 1 H: 2 E: 0 K: 1 S: 11	H: 2 LOB: 3 BB: 2 P: 26	R: 0 H: 1 E: 0 K: 2 S: 9	H: 1 LOB: 0 BB: 0 P: 14	R: 0 H: 1 E: 0 K: 2 S: 14	H: 1 LOB: 1 BB: 0 P: 19	R: 0 H: 1 E: 0 K: 1 S: 10	H: 1 LOB: 2 BB: 1 P: 17	1B: 10 2B: 1 3B: 0 HR: 1	SF: 0 SAC: 0 DP: 0 HBP: 0	WP: 0 PB: 0 SB: 0 CS: 0	PA: 47		
<b>PITCHER</b>	IP WLS BF H R ER SO BB IBB HBP BLK WP HR S P ERA WHIP	IP WLS BF H R ER SO BB IBB HBP BLK WP HR S P ERA WHIP	IP WLS BF H R ER SO BB IBB HBP BLK WP HR S P ERA WHIP	IP WLS BF H R ER SO BB IBB HBP BLK WP HR S P ERA WHIP	IP WLS BF H R ER SO BB IBB HBP BLK WP HR S P ERA WHIP	IP WLS BF H R ER SO BB IBB HBP BLK WP HR S P ERA WHIP	IP WLS BF H R ER SO BB IBB HBP BLK WP HR S P ERA WHIP	IP WLS BF H R ER SO BB IBB HBP BLK WP HR S P ERA WHIP	IP WLS BF H R ER SO BB IBB HBP BLK WP HR S P ERA WHIP	IP WLS BF H R ER SO BB IBB HBP BLK WP HR S P ERA WHIP	IP WLS BF H R ER SO BB IBB HBP BLK WP HR S P ERA WHIP	IP WLS BF H R ER SO BB IBB HBP BLK WP HR S P ERA WHIP	IP WLS BF H R ER SO BB IBB HBP BLK WP HR S P ERA WHIP	IP WLS BF H R ER SO BB IBB HBP BLK WP HR S P ERA WHIP	IP WLS BF H R ER SO BB IBB HBP BLK WP HR S P ERA WHIP	IP WLS BF H R ER SO BB IBB HBP BLK WP HR S P ERA WHIP	IP WLS BF H R ER SO BB IBB HBP BLK WP HR S P ERA WHIP	IP WLS BF H R ER SO BB IBB HBP BLK WP HR S P ERA WHIP	IP WLS BF H R ER SO BB IBB HBP BLK WP HR S P ERA WHIP	IP WLS BF H R ER SO BB IBB HBP BLK WP HR S P ERA WHIP	IP WLS BF H R ER SO BB IBB HBP BLK WP HR S P ERA WHIP	IP WLS BF H R ER SO BB IBB HBP BLK WP HR S P ERA WHIP	IP WLS BF H R ER SO BB IBB HBP BLK WP HR S P ERA WHIP	IP WLS BF H R ER SO BB IBB HBP BLK WP HR S P ERA WHIP

**Oakland Athletics @ Detroit Tigers**  
Comerica Park, Detroit, MI  
Mon Aug 13 2007, 7:05 PM EDT  
Att: 37,229 - Clear - 77 F

AB	39
R	7
H	12
RBI	7
BB	7
SO	11
LOB	28



Batter	1	2	3	4	5	6	7	8	9	AB	R	H	RBI	BB	SO	LOB	BOTTOM							
28 Curtis Granderson, L OBP: 0.353, SLG: 0.549										2	1	0	0	2	0	1								
14 Placido Polanco, R OBP: 0.385, SLG: 0.466										3	1	0	0	0	1	3								
3 Gary Sheffield, R OBP: 0.390, SLG: 0.514										4	0	0	0	0	1	4								
30 Magglio Ordonez, R OBP: 0.430, SLG: 0.595										4	0	1	2	0	3	0								
9 Carlos Guillen, S OBP: 0.372, SLG: 0.511										3	0	1	0	1	0	1								
Ivan Rodriguez, R OBP: 0.285, SLG: 0.426										4	0	1	0	0	3	3								
Sean Casey, L OBP: 0.353, SLG: 0.390										4	0	0	0	0	1	2								
33 Marcus Thames, R OBP: 0.297, SLG: 0.529										4	0	0	0	0	2	0								
15 Brandon Inge, R OBP: 0.320, SLG: 0.396										4	0	1	0	0	3	1								
<b>Inning Stats</b>	R: 2 H: 1 E: 0 K: 1 S: 14	H: 0 LOB: 1 BB: 1 P: 26	R: 0 H: 0 E: 0 K: 2 S: 9	H: 0 LOB: 0 BB: 0 P: 13	R: 0 H: 0 E: 0 K: 1 S: 5	H: 0 LOB: 0 BB: 0 P: 11	R: 0 H: 1 E: 0 K: 1 S: 9	H: 1 LOB: 1 BB: 0 P: 12	R: 0 H: 0 E: 0 K: 1 S: 8	H: 0 LOB: 2 BB: 1 P: 16	R: 0 H: 1 E: 0 K: 2 S: 9	H: 1 LOB: 1 BB: 0 P: 13	R: 0 H: 1 E: 0 K: 2 S: 12	H: 1 LOB: 1 BB: 0 P: 23	R: 0 H: 0 E: 0 K: 2 S: 10	H: 0 LOB: 1 BB: 1 P: 14	R: 0 H: 0 E: 0 K: 2 S: 7	H: 0 LOB: 0 BB: 0 P: 12	1B: 2 2B: 1 3B: 1 HR: 0	SF: 0 SAC: 0 DP: 0 HBP: 1	WP: 1 PB: 0 SB: 0 CS: 0	PA: 36		
<b>PITCHER</b>	IP WLS BF H R ER SO BB IBB HBP BLK WP HR S P ERA WHIP	IP WLS BF H R ER SO BB IBB HBP BLK WP HR S P ERA WHIP	IP WLS BF H R ER SO BB IBB HBP BLK WP HR S P ERA WHIP	IP WLS BF H R ER SO BB IBB HBP BLK WP HR S P ERA WHIP	IP WLS BF H R ER SO BB IBB HBP BLK WP HR S P ERA WHIP	IP WLS BF H R ER SO BB IBB HBP BLK WP HR S P ERA WHIP	IP WLS BF H R ER SO BB IBB HBP BLK WP HR S P ERA WHIP	IP WLS BF H R ER SO BB IBB HBP BLK WP HR S P ERA WHIP	IP WLS BF H R ER SO BB IBB HBP BLK WP HR S P ERA WHIP	IP WLS BF H R ER SO BB IBB HBP BLK WP HR S P ERA WHIP	IP WLS BF H R ER SO BB IBB HBP BLK WP HR S P ERA WHIP	IP WLS BF H R ER SO BB IBB HBP BLK WP HR S P ERA WHIP	IP WLS BF H R ER SO BB IBB HBP BLK WP HR S P ERA WHIP	IP WLS BF H R ER SO BB IBB HBP BLK WP HR S P ERA WHIP	IP WLS BF H R ER SO BB IBB HBP BLK WP HR S P ERA WHIP	IP WLS BF H R ER SO BB IBB HBP BLK WP HR S P ERA WHIP	IP WLS BF H R ER SO BB IBB HBP BLK WP HR S P ERA WHIP	IP WLS BF H R ER SO BB IBB HBP BLK WP HR S P ERA WHIP	IP WLS BF H R ER SO BB IBB HBP BLK WP HR S P ERA WHIP	IP WLS BF H R ER SO BB IBB HBP BLK WP HR S P ERA WHIP	IP WLS BF H R ER SO BB IBB HBP BLK WP HR S P ERA WHIP	IP WLS BF H R ER SO BB IBB HBP BLK WP HR S P ERA WHIP	IP WLS BF H R ER SO BB IBB HBP BLK WP HR S P ERA WHIP	IP WLS BF H R ER SO BB IBB HBP BLK WP HR S P ERA WHIP

**Oakland Athletics @ Detroit Tigers**  
Comerica Park, Detroit, MI  
Mon Aug 13 2007, 7:05 PM EDT  
Att: 37,229 - Clear - 77 F

AB	32
R	2
H	4
RBI	2
BB	3
SO	14
LOB	15





Batter	1	2	3	4	5	6	7	8	9	AB	R	H	RBI	BB	SO	LOB	TOP										
26 Andy González, R OBP: 0.331, SLG: 0.313 7 Jerry Owens, L OBP: 0.295, SLG: 0.287	L4		CS	G4-6-3 BB	K		G6-3 1B		G6-3	2	0	0	1	1	2												
22 Josh Fields, R OBP: 0.307, SLG: 0.471	F9			G4-6-3 1B		HR	F8			4	1	2	1	0	0	1											
25 Jim Thome, L OBP: 0.412, SLG: 0.492	F7		G4-6-3	G5-3			G6-3 1B		G6-3	4	0	1	0	0	0	2											
14 Paul Konerko, R OBP: 0.353, SLG: 0.495		G3-6-3 1B							K	4	0	1	0	0	2	2											
12 A.J. Pierzynski, L OBP: 0.316, SLG: 0.410			G3-6-3						G3-1	2	1	0	0	2	0	1											
23 Jermaine Dye, R OBP: 0.309, SLG: 0.497			G4-3							3	0	1	0	1	1	0											
Scott Podsednik, L OBP: 0.333, SLG: 0.368				F7						3	0	0	0	0	2												
5 Juan Uribe, R OBP: 0.278, SLG: 0.376				G6-3						4	1	2	1	0	0	0											
1 Danny Richar, L OBP: 0.317, SLG: 0.265 Darin Erstad, L OBP: 0.313, SLG: 0.343										2	0	0	0	1	0	2											
<b>Inning Stats</b>	R: 0 E: 0 K: 0 S: 9	H: 0 LOB: 0 BB: 0 P: 13	R: 0 E: 0 K: 0 S: 7	H: 1 LOB: 0 BB: 0 P: 12	R: 0 E: 0 K: 0 S: 8	H: 0 LOB: 0 BB: 1 P: 17	R: 0 E: 0 K: 0 S: 11	H: 1 LOB: 1 BB: 1 P: 20	R: 1 E: 0 K: 1 S: 14	H: 2 LOB: 2 BB: 1 P: 27	R: 1 E: 0 K: 1 S: 13	H: 2 LOB: 2 BB: 2 P: 29	R: 0 E: 0 K: 0 S: 10	H: 1 LOB: 0 BB: 0 P: 17	R: 0 E: 0 K: 1 S: 9	H: 0 LOB: 0 BB: 0 P: 15	R: 1 E: 0 K: 1 S: 15	H: 2 LOB: 1 BB: 0 P: 19	1B: 7 2B: 1 3B: 0 HR: 1	SF: 0 SAC: 1 DP: 2 HBP: 0	WP: 0 PB: 1 CS: 0 SB: 1	PA: 38					
<b>PITCHER</b>	IP	WLS	BF	H	R	ER	SO	BB	IBB	HBP	BLK	WP	HR	S	P	ERA	WHIP										
25 Lenny DiNardo, L ERA: 3.29 44 Santiago Casilla, R ERA: 3.26 Jay Marshall, L ERA: 5.35 59 Andrew Brown, R ERA: 1.69 Huston Street, R ERA: 2.83	5.0	W	21	6	2	2	1	3	0	0	0	0	1	53	98	3.60	1.800										
Alan Embree, L ERA: 3.4	1.0	S	5	2	1	1	1	0	0	0	0	0	0	15	19	9.00	2.000										

Chicago White Sox @ Oakland Athletics  
McAfee Coliseum, Oakland, CA  
Tue Aug 14 2007, 10:05 PM EDT  
Att: 24,082 - Partly Cloudy - 63 F

AB 31  
R 3  
H 9  
RBI 3  
BB 5  
SO 4  
LOB 13



Batter	1	2	3	4	5	6	7	8	9	AB	R	H	RBI	BB	SO	LOB	BOTTOM										
6 Travis Buck, L OBP: 0.381, SLG: 0.476	L3 1B				P5		G3			3	0	1	0	1	0	0											
Nick Swisher, S OBP: 0.328, SLG: 0.426	L3		F7							4	1	2	0	0	0	2											
32 Jack Cust, L OBP: 0.404, SLG: 0.550 Shannon Stewart, R OBP: 0.366, SLG: 0.403										3	2	2	3	0	1	1											
Mike Piazza, R OBP: 0.319, SLG: 0.365		G6-3								4	0	0	0	0	0	0											
Marco Scutaro, R OBP: 0.322, SLG: 0.370		G4-3								4	0	1	0	0	0	0											
22 Jack Hannahan, L OBP: 0.307, SLG: 0.471		F8								3	0	0	0	1	0	0											
12 Donnie Murphy, R OBP: 0.301, SLG: 0.480										2	1	1	1	1	1	0											
21 Mark Kotsay, L OBP: 0.279, SLG: 0.296										3	0	0	0	0	0	3											
8 Kurt Suzuki, R OBP: 0.327, SLG: 0.379										3	0	0	0	0	3	0											
<b>Inning Stats</b>	R: 1 E: 0 K: 0 S: 7	H: 2 LOB: 0 BB: 0 P: 12	R: 0 E: 0 K: 1 S: 7	H: 0 LOB: 0 BB: 0 P: 9	R: 0 E: 0 K: 1 S: 9	H: 0 LOB: 1 BB: 1 P: 15	R: 1 E: 0 K: 0 S: 14	H: 1 LOB: 0 BB: 0 P: 24	R: 1 E: 0 K: 1 S: 9	H: 1 LOB: 0 BB: 0 P: 12	R: 1 E: 0 K: 0 S: 17	H: 2 LOB: 3 BB: 2 P: 33	R: 0 E: 0 K: 2 S: 12	H: 1 LOB: 1 BB: 0 P: 17	R: 0 E: 0 K: 0 S: 6	H: 0 LOB: 0 BB: 0 P: 9	1B: 3 2B: 1 3B: 1 HR: 3	SF: 1 SAC: 0 DP: 1 HBP: 0	WP: 0 PB: 0 CS: 0 SB: 0	PA: 33							
<b>PITCHER</b>	IP	WLS	BF	H	R	ER	SO	BB	IBB	HBP	BLK	WP	HR	S	P	ERA	WHIP										
Jon Garland, R ERA: 4.63 57 Boone Logan, L ERA: 4.39 47 Mike MacDougal, R ERA: 5.72	5.2	L	25	6	4	4	3	0	0	0	0	0	0	14	22	0.00	0.750										
	1.0		3	0	0	0	0	0	0	0	0	0	0	6	9	0.00	0.000										

Chicago White Sox @ Oakland Athletics  
McAfee Coliseum, Oakland, CA  
Tue Aug 14 2007, 10:05 PM EDT  
Att: 24,082 - Partly Cloudy - 63 F

AB 29  
R 4  
H 7  
RBI 4  
BB 3  
SO 5  
LOB 6





Batter	1	2	3	4	5	6	7	8	9	AB	R	H	RBI	BB	SO	LOB	TOP			
7 Jerry Owens, L OBP: 0.299, SLG: 0.302										4	1	2	0	0	0	0	Chicago White Sox @ Oakland Athletics McAfee Coliseum, Oakland, CA Wed Aug 15 2007, 10:05 PM EDT Att: 25,295 - Clear - 66 F			
22 Josh Fields, R OBP: 0.310, SLG: 0.473										3	0	2	1	0	1					
23 Jermaine Dye, R OBP: 0.309, SLG: 0.495										4	1	1	0	0	1	3				
14 Paul Konerko, R OBP: 0.355, SLG: 0.498										4	0	2	1	0	0	1				
8 Alex Cintron, S OBP: 0.263, SLG: 0.272										0	0	0	0	0	0	0				
Darin Erstad, L OBP: 0.308, SLG: 0.336										4	0	0	0	0	1	3				
5 Juan Uribe, R OBP: 0.276, SLG: 0.375										4	0	1	0	0	2	0				
Scott Podsednik, L OBP: 0.327, SLG: 0.360										3	0	0	0	0	1	0				
Toby Hall, R OBP: 0.228, SLG: 0.247										3	0	0	0	0	0	1				
25 Jim Thome, L OBP: 0.411, SLG: 0.450										1	0	0	0	0	1	0				
1 Danny Richar, L OBP: 0.295, SLG: 0.243										3	0	0	0	0	2	0				
<b>Inning Stats</b>	R: 0 E: 0 K: 1 S: 10	H: 1 LOB: 1 BB: 0 P: 14	R: 0 E: 0 K: 0 S: 8	H: 1 LOB: 1 BB: 0 P: 12	R: 0 E: 0 K: 0 S: 9	H: 1 LOB: 1 BB: 0 P: 10	R: 0 E: 0 K: 1 S: 10	H: 0 LOB: 0 BB: 0 P: 14	R: 0 E: 0 K: 1 S: 16	H: 2 LOB: 2 BB: 0 P: 25	R: 0 E: 0 K: 1 S: 7	H: 0 LOB: 0 BB: 0 P: 9	R: 2 E: 0 K: 1 S: 16	H: 3 LOB: 1 BB: 0 P: 26	R: 0 E: 0 K: 3 S: 12	H: 0 LOB: 0 BB: 0 P: 19	1B: 6 2B: 1 3B: 1 HR: 0	SF: 1 SAC: 1 DP: 0 HBP: 0	WP: 0 PB: 0 SB: 1 CS: 0	PA: 35
<b>PITCHER</b>	IP WLS BF H R ER SO BB IBB HBP BLK WP HR S P ERA WHIP																			
Joe Blanton, R ERA: 3.94	(1, 1) 7.0 W 26 5 0 0 5 0 0 0 0 0 0 0 0 70 100 0.00 0.714																			
Alan Embree, L ERA: 3.97	(8, 1) 1.0 H 6 3 2 2 1 0 0 0 0 0 0 0 0 16 26 18.00 3.000																			
Huston Street, R ERA: 2.73	(9, 1) 1.0 S 3 0 0 0 3 0 0 0 0 0 0 0 0 0 12 19 0.00 0.000																			

Batter	1	2	3	4	5	6	7	8	9	AB	R	H	RBI	BB	SO	LOB	BOTTOM	
6 Travis Buck, L OBP: 0.383, SLG: 0.480										4	0	2	0	0	1	0	Chicago White Sox @ Oakland Athletics McAfee Coliseum, Oakland, CA Wed Aug 15 2007, 10:05 PM EDT Att: 25,295 - Clear - 66 F	
Shannon Stewart, R OBP: 0.383, SLG: 0.399										4	0	0	0	0	3			
Nick Swisher, S OBP: 0.396, SLG: 0.429										2	1	1	0	2	2			
32 Jack Cust, L OBP: 0.402, SLG: 0.544										3	0	0	0	1	1	3		
Mike Piazza, R OBP: 0.318, SLG: 0.362										4	0	1	1	0	0	0		
14 Mark Ellis, R OBP: 0.324, SLG: 0.429										4	0	0	0	0	1	2		
12 Donnie Murphy, R OBP: 0.299, SLG: 0.481										4	1	1	0	0	1	2		
22 Jack Hannahan, L OBP: 0.333, SLG: 0.400										2	0	1	0	0	0	0		
8 Kurt Suzuki, R OBP: 0.327, SLG: 0.408										3	1	1	2	0	0	1		
<b>Inning Stats</b>	R: 0 E: 0 K: 1 S: 11	H: 0 LOB: 1 BB: 1 P: 20	R: 0 E: 0 K: 2 S: 8	H: 0 LOB: 0 BB: 0 P: 13	R: 0 E: 0 K: 0 S: 7	H: 0 LOB: 0 BB: 0 P: 11	R: 1 E: 0 K: 0 S: 10	H: 2 LOB: 2 BB: 1 P: 21	R: 0 E: 0 K: 1 S: 8	H: 0 LOB: 0 BB: 0 P: 11	R: 2 E: 1 K: 0 S: 15	H: 3 LOB: 2 BB: 1 P: 22	R: 0 E: 0 K: 0 S: 6	H: 0 LOB: 0 BB: 0 P: 11	1B: 2 2B: 4 3B: 0 HR: 1	SF: 0 SAC: 1 DP: 0 HBP: 0		WP: 0 PB: 0 SB: 0 CS: 0
<b>PITCHER</b>	IP WLS BF H R ER SO BB IBB HBP BLK WP HR S P ERA WHIP																	
56 Mark Buehrle, L ERA: 3.18	(1, 1) 7.0 L 31 7 3 3 4 2 1 0 0 0 0 0 0 6 11 0.00 1.286																	
43 Ehren Wassermann, R ERA: 3.18	(8, 1) 1.0 3 0 0 0 0 0 0 0 0 0 0 0 6 11 0.00 0.000																	















Batter	1	2	3	4	5	6	7	8	9	AB	R	H	RBI	BB	SO	LOB	TOP										
<b>Esteban German, R</b> OBP: 0.369, SLG: 0.385										4	0	0	0	0	0	3	<b>Kansas City Royals @ Oakland Athletics</b> McAfee Coliseum, Oakland, CA Sun Aug 19 2007, 4:05 PM EDT Att: 26,445 - Sunny - 68 F										
<b>9 David DeJesus, L</b> OBP: 0.356, SLG: 0.388										4	0	0	0	0	1	2											
<b>15 Mark Grudzielanek, R</b> OBP: 0.340, SLG: 0.447										4	1	2	0	0	0	0											
<b>16 Billy Butler, R</b> OBP: 0.364, SLG: 0.435										4	0	0	0	0	1	2											
<b>Emil Brown, R</b> OBP: 0.281, SLG: 0.325											4	0	1	1	0	1											
<b>4 Alex Gordon, L</b> OBP: 0.317, SLG: 0.403											4	0	0	0	0	1		2									
<b>1 Tony Pena Jr., R</b> OBP: 0.283, SLG: 0.350											3	0	0	0	0	1											
<b>2 Joey Gathright, L</b> OBP: 0.419, SLG: 0.411										3	0	3	0	0	0	0											
<b>Jason LaRue, R</b> OBP: 0.229, SLG: 0.287										2	0	0	0	0	1	2											
<b>Inning Stats</b>	R: 0 E: 0 K: 0 S: 6	H: 0 LOB: 0 BB: 0 P: 10	R: 0 E: 0 K: 0 S: 6	H: 0 LOB: 0 BB: 0 P: 9	R: 0 E: 0 K: 1 S: 8	H: 1 LOB: 1 BB: 0 P: 12	R: 0 E: 0 K: 0 S: 5	H: 0 LOB: 0 BB: 0 P: 10	R: 0 E: 0 K: 1 S: 7	H: 0 LOB: 0 BB: 0 P: 9	R: 0 E: 0 K: 0 S: 7	H: 1 LOB: 1 BB: 0 P: 9	R: 1 E: 0 K: 0 S: 10	H: 2 LOB: 1 BB: 0 P: 13	R: 0 E: 0 K: 1 S: 9	H: 1 LOB: 1 BB: 0 P: 13	R: 0 E: 0 K: 2 S: 12	H: 1 LOB: 1 BB: 0 P: 15	1B: 5 2B: 1 3B: 0 HR: 0	SF: 0 SAC: 1 DP: 0 HBP: 0	WP: 0 PB: 0 SB: 0 CS: 0	PA: 33					
<b>PITCHER</b>	IP	WLS	BF	H	R	ER	SO	BB	IBB	HBP	BLK	WP	HR	S	P	ERA	WHIP										
<b>25 Lenny DiNardo, L</b> ERA: 3.13	8.0	W	29	5	1	1	3	0	0	0	0	0	0	58	85	1.12	0.625										
<b>Huston Street, R</b> ERA: 2.64	1.0		4	1	0	0	2	0	0	0	0	0	0	12	15	0.00	1.000										

Batter	1	2	3	4	5	6	7	8	9	AB	R	H	RBI	BB	SO	LOB	BOTTOM										
<b>Shannon Stewart, R</b> OBP: 0.355, SLG: 0.400										4	1	1	1	0	0	0	<b>Kansas City Royals @ Oakland Athletics</b> McAfee Coliseum, Oakland, CA Sun Aug 19 2007, 4:05 PM EDT Att: 26,445 - Sunny - 68 F										
<b>Jeff DaVanon, S</b> OBP: 0.326, SLG: 0.343										4	0	2	1	0	1	0											
<b>Nick Swisher, S</b> OBP: 0.396, SLG: 0.435										4	0	2	0	0	1	3											
<b>32 Jack Cust, L</b> OBP: 0.409, SLG: 0.549										2	0	0	0	2	2	3											
<b>14 Mark Ellis, R</b> OBP: 0.322, SLG: 0.429											4	1	1	0	0	5											
<b>29 Dan Johnson, L</b> OBP: 0.341, SLG: 0.409										4	1	1	1	0	0	1											
<b>Marco Scutaro, R</b> OBP: 0.335, SLG: 0.389										4	2	4	2	0	0	0											
<b>22 Jack Hannahan, L</b> OBP: 0.286, SLG: 0.278										3	1	1	1	1	1	1											
<b>Rob Bowen, S</b> OBP: 0.333, SLG: 0.386										4	0	1	0	0	3	1											
<b>Inning Stats</b>	R: 1 E: 0 K: 1 S: 18	H: 2 LOB: 1 BB: 0 P: 27	R: 0 E: 0 K: 1 S: 9	H: 1 LOB: 1 BB: 1 P: 19	R: 0 E: 0 K: 0 S: 14	H: 1 LOB: 2 BB: 1 P: 24	R: 1 E: 0 K: 2 S: 8	H: 1 LOB: 0 BB: 0 P: 12	R: 0 E: 0 K: 0 S: 11	H: 1 LOB: 2 BB: 1 P: 17	R: 3 E: 0 K: 2 S: 19	H: 5 LOB: 2 BB: 0 P: 27	R: 1 E: 0 K: 0 S: 10	H: 2 LOB: 0 BB: 0 P: 17	R: 0 E: 0 K: 2 S: 10	H: 0 LOB: 0 BB: 0 P: 13	R: 0 E: 0 K: 2 S: 10	H: 0 LOB: 0 BB: 0 P: 13	1B: 8 2B: 2 3B: 1 HR: 2	SF: 2 SAC: 0 DP: 1 HBP: 0	WP: 2 PB: 0 SB: 0 CS: 1	PA: 38					
<b>PITCHER</b>	IP	WLS	BF	H	R	ER	SO	BB	IBB	HBP	BLK	WP	HR	S	P	ERA	WHIP										
<b>28 Kyle Davies, R</b> ERA: 5.62	5.0	L	23	7	2	2	4	0	0	0	0	0	0	60	99	3.60	1.800										
<b>49 John Bale, L</b> ERA: 5.51	2.0		12	7	4	4	2	0	0	0	0	1	1	29	44	18.00	3.500										
<b>57 Joel Peralta, R</b> ERA: 3.91	1.0		3	0	0	0	2	0	0	0	0	0	0	10	13	0.00	0.000										





Batter	1	2	3	4	5	6	7	8	9	AB	R	H	RBI	BB	SO	LOB	TOP										
Shannon Stewart, R OBP: 0.358, SLG: 0.403										4	1	2	0	1	1	1	<b>Oakland Athletics @ Toronto Blue Jays</b> Rogers Centre, Toronto, ON Mon Aug 20 2007, 7:07 PM EDT Att: 27,193 - Roof Closed - 68 F										
Nick Swisher, S OBP: 0.398, SLG: 0.445										5	1	3	2	0	0	4											
32 Jack Cust, L Dee Brown, L OBP: 0.406, SLG: 0.543										5	1	1	0	0	2	3											
Mike Piazza, R OBP: 0.311, SLG: 0.380										5	0	0	0	0	0	3											
14 Mark Ellis, R OBP: 0.321, SLG: 0.427										4	1	1	0	0	1	1											
Jeff DaVanon, S OBP: 0.298, SLG: 0.308										4	0	0	0	0	2	2											
Marco Scutaro, R OBP: 0.337, SLG: 0.391										4	1	2	1	0	1	0											
22 Jack Hannahan, L OBP: 0.320, SLG: 0.500										4	1	2	3	0	2	0											
8 Kurt Suzuki, R OBP: 0.326, SLG: 0.411										4	0	1	0	0	0	2											
<b>Inning Stats</b>	R: 2 E: 0 K: 2 S: 13	H: 2 LOB: 0 BB: 0 P: 16	R: 0 E: 0 K: 0 S: 14	H: 2 LOB: 3 BB: 1 P: 25	R: 4 E: 1 K: 2 S: 20	H: 5 LOB: 1 BB: 0 P: 34	R: 0 E: 0 K: 1 S: 11	H: 1 LOB: 1 BB: 0 P: 19	R: 0 E: 0 K: 2 S: 10	H: 0 LOB: 0 BB: 0 P: 14	R: 0 E: 0 K: 0 S: 8	H: 1 LOB: 1 BB: 0 P: 12	R: 0 E: 0 K: 1 S: 6	H: 0 LOB: 0 BB: 0 P: 10	R: 0 E: 0 K: 1 S: 6	H: 1 LOB: 1 BB: 0 P: 5		1B: 8 2B: 2 3B: 0 HR: 2	SF: 0 SAC: 0 DP: 0 HBP: 0	WP: 0 PB: 0 SB: 0 CS: 0	PA: 40						
<b>PITCHER</b>	IP	WLS	BF	H	R	ER	SO	BB	IBB	HBP	BLK	WP	HR	S	P	ERA	WHIP										
28 Shaun Marcum, R ERA: 3.85	3.0	L	19	9	6	6	4	1	0	0	0	0	2	47	75	18.00	3.333										
54 Jason Frasor, R ERA: 4.23	2.0		7	1	0	0	3	0	0	0	0	0	0	21	33	0.00	0.500										
Josh Towers, R ERA: 5.19	3.1		12	2	0	0	2	0	0	0	0	0	0	24	35	0.00	0.600										
37 Scott Downs, L ERA: 2.27	0.1		1	0	0	0	0	0	0	0	0	0	0	1	2	0.00	0.000										
44 Casey Janssen, R ERA: 2.31	0.1		1	0	0	0	0	0	0	0	0	0	0	1	1	0.00	0.000										
<b>Batter</b>	<b>1</b>	<b>2</b>	<b>3</b>	<b>4</b>	<b>5</b>	<b>6</b>	<b>7</b>	<b>8</b>	<b>9</b>	<b>AB</b>	<b>R</b>	<b>H</b>	<b>RBI</b>	<b>BB</b>	<b>SO</b>	<b>LOB</b>	<b>BOTTOM</b>										
Reed Johnson, R OBP: 0.333, SLG: 0.384										4	1	1	0	0	2	1	<b>Oakland Athletics @ Toronto Blue Jays</b> Rogers Centre, Toronto, ON Mon Aug 20 2007, 7:07 PM EDT Att: 27,193 - Roof Closed - 68 F										
35 Lyle Overbay, L OBP: 0.344, SLG: 0.415										4	1	2	1	0	2												
15 Alex Rios, R OBP: 0.367, SLG: 0.527										4	1	1	0	0	3												
10 Vernon Wells, R OBP: 0.315, SLG: 0.437										4	0	1	1	0	0	1											
Frank Thomas, R OBP: 0.368, SLG: 0.453										4	0	1	1	0	0	1											
29 Dustin McGowan, R OBP: 0.286, SLG: 0.286										4	0	1	1	0	1	0											
8 Russ Adams, L OBP: 0.167, SLG: 0.167										3	0	1	0	0	1	0											
2 Aaron Hill, R OBP: 0.310, SLG: 0.423										1	0	0	0	0	0	1											
7 Curtis Thigpen, R OBP: 0.318, SLG: 0.283										3	0	0	0	0	1	2											
9 Gregg Zaun, S OBP: 0.326, SLG: 0.403										1	0	0	0	0	0	0											
6 John McDonald, R Matt Stairs, L OBP: 0.283, SLG: 0.340										3	0	1	0	0	1	0											
<b>Inning Stats</b>	R: 1 E: 0 K: 0 S: 6	H: 3 LOB: 1 BB: 0 P: 10	R: 0 E: 0 K: 2 S: 10	H: 0 LOB: 0 BB: 0 P: 13	R: 0 E: 0 K: 1 S: 10	H: 1 LOB: 1 BB: 0 P: 14	R: 0 E: 1 K: 0 S: 10	H: 1 LOB: 2 BB: 0 P: 16	R: 0 E: 0 K: 1 S: 16	H: 1 LOB: 1 BB: 0 P: 23	R: 0 E: 0 K: 0 S: 9	H: 0 LOB: 0 BB: 0 P: 17	R: 0 E: 0 K: 2 S: 8	H: 0 LOB: 0 BB: 0 P: 11	R: 3 E: 0 K: 0 S: 15	H: 3 LOB: 1 BB: 0 P: 29	R: 0 E: 0 K: 1 S: 10	H: 0 LOB: 0 BB: 0 P: 15	1B: 5 2B: 4 3B: 0 HR: 0	SF: 0 SAC: 0 DP: 1 HBP: 1	WP: 0 PB: 0 SB: 0 CS: 0	PA: 37					
<b>PITCHER</b>	IP	WLS	BF	H	R	ER	SO	BB	IBB	HBP	BLK	WP	HR	S	P	ERA	WHIP										
Joe Blanton, R ERA: 3.84	7.0	W	27	6	1	1	6	0	0	0	0	0	0	69	104	1.29	0.857										
59 Andrew Brown, R ERA: 3.0	0.2		6	3	3	3	0	0	0	1	0	0	0	12	23	40.50	4.500										
Alan Embree, L ERA: 3.58	0.1	H	1	0	0	0	0	0	0	0	0	0	0	3	6	0.00	0.000										
Huston Street, R ERA: 2.56	1.0	S	3	0	0	0	1	0	0	0	0	0	0	10	15	0.00	0.000										

livebaseballscorecards.com

AB 39  
R 6  
H 12  
RBI 6  
BB 1  
SO 9  
LOB 16

livebaseballscorecards.com

AB 36  
R 4  
H 9  
RBI 4  
BB 0  
SO 7  
LOB 11



Batter	1	2	3	4	5	6	7	8	9	AB	R	H	RBI	BB	SO	LOB	TOP					
Jeff DaVanon, S OBP: 0.308, SLG: 0.302										4	1	1	1	1	1	2						
Marco Soutaro, R OBP: 0.338, SLG: 0.389										4	0	1	0	1	1	3						
Nick Swisher, S OBP: 0.396, SLG: 0.442										5	1	1	0	0	3	5						
32 Jack Cust, L Dee Brown, L OBP: 0.408, SLG: 0.541										3	2	1	0	2	1	0						
Mike Piazza, R OBP: 0.309, SLG: 0.376										5	0	1	0	0	1	3						
29 Dan Johnson, L OBP: 0.341, SLG: 0.412										5	0	2	2	0	2							
14 Mark Ellis, R OBP: 0.321, SLG: 0.428										4	1	1	0	0	1	3						
22 Jack Hannahan, L OBP: 0.345, SLG: 0.480										3	1	1	0	1	1	3						
8 Kurt Suzuki, R OBP: 0.331, SLG: 0.422										4	0	2	1	0	1	4						
<b>Inning Stats</b>	R: 1 E: 0 K: 1 S: 10	H: 1 LOB: 2 BB: 2 P: 20	R: 1 E: 0 K: 2 S: 14	H: 2 LOB: 2 BB: 1 P: 23	R: 1 E: 0 K: 1 S: 14	H: 2 LOB: 2 BB: 1 P: 28	R: 0 E: 0 K: 2 S: 8	H: 0 LOB: 0 BB: 0 P: 9	R: 0 E: 0 K: 1 S: 9	H: 0 LOB: 0 BB: 0 P: 15	R: 1 E: 0 K: 0 S: 14	H: 1 LOB: 1 BB: 1 P: 25	R: 2 E: 1 K: 1 S: 16	H: 3 LOB: 1 BB: 0 P: 25	R: 0 E: 0 K: 1 S: 10	H: 2 LOB: 1 BB: 0 P: 15	R: 0 E: 0 K: 1 S: 7	H: 0 LOB: 0 BB: 0 P: 10	1B: 8 2B: 3 3B: 0 HR: 0	SF: 0 SAC: 0 DP: 1 HBP: 0	WP: 1 PB: 0 SB: 0 CS: 0	PA: 42
<b>PITCHER</b>	IP WLS BF H R ER SO BB IBB HBP BLK WP HR S P ERA WHIP	5.0 24 5 3 3 7 4 0 0 0 0 0 14 25 5.40 1.800	6.1 1.0 5 1 1 1 0 1 0 0 0 0 0 0 9.00 2.000	7.1 0.0 L 2 2 2 1 0 0 0 0 0 0 0 0 5 9 ∞ ∞	7.1 2.0 8 3 0 0 2 0 0 0 0 0 0 21 31 0.00 1.500	9.1 1.0 3 0 0 0 1 0 0 0 0 0 0 7 10 0.00 0.000																

Oakland Athletics @ Toronto Blue Jays  
Rogers Centre, Toronto, ON  
Tue Aug 21 2007, 7:07 PM EDT  
Att: 32,639 - Roof Closed - 68 F

AB	37
R	6
H	11
RBI	4
BB	5
SO	10
LOB	25



Batter	1	2	3	4	5	6	7	8	9	AB	R	H	RBI	BB	SO	LOB	BOTTOM					
Reed Johnson, R OBP: 0.324, SLG: 0.372										5	0	0	0	0	3	3						
35 Lyle Overbay, L Ray Olmedo, S OBP: 0.343, SLG: 0.416										4	0	1	0	0	0	2						
15 Alex Rios, R OBP: 0.368, SLG: 0.527										4	1	2	0	0	1	1						
10 Vernon Wells, R OBP: 0.315, SLG: 0.442										4	1	1	2	0	0	2						
Frank Thomas, R OBP: 0.369, SLG: 0.468										4	2	2	2	0	2	1						
25 Troy Glaus, R OBP: 0.349, SLG: 0.451										4	0	0	0	0	3	1						
2 Aaron Hill, R OBP: 0.311, SLG: 0.426										4	0	2	0	0	2	0						
9 Gregg Zaun, S OBP: 0.327, SLG: 0.397										3	0	0	0	1	2	1						
6 John McDonald, R Matt Stairs, L OBP: 0.281, SLG: 0.338										2	0	0	0	0	0	1						
7 Matt Stairs, L OBP: 0.360, SLG: 0.544										2	0	1	0	0	0	2						
<b>Inning Stats</b>	R: 0 E: 0 K: 0 S: 9	H: 1 LOB: 1 BB: 0 P: 17	R: 1 E: 0 K: 3 S: 13	H: 1 LOB: 0 BB: 0 P: 21	R: 0 E: 0 K: 1 S: 12	H: 0 LOB: 0 BB: 0 P: 15	R: 0 E: 0 K: 2 S: 9	H: 0 LOB: 0 BB: 0 P: 12	R: 0 E: 0 K: 1 S: 10	H: 1 LOB: 1 BB: 0 P: 14	R: 3 E: 0 K: 2 S: 19	H: 3 LOB: 0 BB: 0 P: 28	R: 0 E: 0 K: 1 S: 11	H: 1 LOB: 2 BB: 1 P: 20	R: 0 E: 0 K: 1 S: 10	H: 1 LOB: 1 BB: 0 P: 10	R: 0 E: 0 K: 2 S: 10	H: 1 LOB: 1 BB: 0 P: 17	1B: 4 2B: 2 3B: 0 HR: 3	SF: 0 SAC: 0 DP: 0 HBP: 0	WP: 0 PB: 0 SB: 0 CS: 0	PA: 37
<b>PITCHER</b>	IP WLS BF H R ER SO BB IBB HBP BLK WP HR S P ERA WHIP	6.0 24 6 4 4 9 1 0 0 0 0 0 11 20 6.00 1.000	7.1 1.0 H 5 1 0 0 1 1 0 0 0 0 0 0 11 20 0.00 2.000	8.1 1.0 H 4 1 0 0 1 0 0 0 0 0 0 0 10 10 0.00 1.000	9.1 1.0 S 4 1 0 0 2 0 0 0 0 0 0 0 10 17 0.00 1.000																	

Oakland Athletics @ Toronto Blue Jays  
Rogers Centre, Toronto, ON  
Tue Aug 21 2007, 7:07 PM EDT  
Att: 32,639 - Roof Closed - 68 F

AB	36
R	4
H	9
RBI	4
BB	1
SO	13
LOB	14





Batter	1	2	3	4	5	6	7	8	9	AB	R	H	RBI	BB	SO	LOB	TOP					
Shannon Stewart, R (1,7) OBP: 0.355, SLG: 0.399	L7		G6-3			F9		G5-3		4	0	0	0	0	0	2						
Jeff DeVanon, S (1,8) OBP: 0.304, SLG: 0.298	K			G6-3			E3 32 HR	1B		4	1	1	0	0	1	0						
Nick Swisher, S (1,9) OBP: 0.395, SLG: 0.440	K			G3-1			K	1B		4	0	1	0	0	2	1						
32 Jack Cust, L (1,10) OBP: 0.409, SLG: 0.549		G4-6-3 BB			K		HR	K		3	1	1	2	1	2	2						
Marco Scutaro, R (1,6) OBP: 0.337, SLG: 0.387	G4-6-3					G5-3		G6-3		4	0	1	0	0	0	3						
29 Dan Johnson, L (1,3) OBP: 0.343, SLG: 0.411	G3-1				K					3	1	1	0	1	1	1						
14 Mark Ellis, R (1,4) OBP: 0.320, SLG: 0.429			K		G1-6-3					4	1	1	1	0	1	2						
22 Jack Hannahan, L (1,5) OBP: 0.333, SLG: 0.448										4	0	1	0	0	2	1						
8 Kurt Suzuki, R (1,2) OBP: 0.328, SLG: 0.412										3	0	0	0	1	2	2						
<b>Inning Stats</b>	R: 0 E: 0 K: 2 S: 10	H: 0 LOB: 0 BB: 0 P: 15	R: 0 E: 0 K: 0 S: 6	H: 0 LOB: 0 BB: 1 P: 12	R: 0 E: 0 K: 1 S: 7	H: 1 LOB: 1 BB: 1 P: 15	R: 0 E: 0 K: 1 S: 6	H: 0 LOB: 0 BB: 0 P: 9	R: 0 E: 0 K: 1 S: 10	H: 1 LOB: 0 BB: 0 P: 14	R: 0 E: 0 K: 2 S: 9	H: 0 LOB: 0 BB: 0 P: 13	R: 4 E: 2 K: 2 S: 18	H: 2 LOB: 1 BB: 1 P: 24	R: 0 E: 0 K: 1 S: 16	H: 2 LOB: 2 BB: 0 P: 22	R: 0 E: 0 K: 1 S: 11	H: 1 LOB: 1 BB: 0 P: 14	1B: 5 2B: 1 3B: 0 HR: 1	SF: 0 SAC: 0 DP: 3 HBP: 0	WP: 0 PB: 0 SB: 1 CS: 0	PA: 36
<b>PITCHER</b>	IP	WLS	BF	H	R	ER	SO	BB	IBB	HBP	BLK	WP	HR	S	P	ERA	WHIP					
A.J. Burnett, R (1,1) ERA: 3.85	7.0	L	27	4	4	1	9	3	0	0	0	0	1	66	102	1.29	1.000					
40 Brian Wolfe, L (8,1) ERA: 2.0	0.1		2	1	0	0	0	0	0	0	0	0	0	8	12	0.00	3.000					
37 Scott Downs, L (8,1) ERA: 2.23	0.2		3	1	0	0	1	0	0	0	0	0	0	8	10	0.00	1.500					
54 Jason Frasor, R (9,1) ERA: 4.14	1.0		4	1	0	0	1	0	0	0	0	0	0	11	14	0.00	1.000					

Oakland Athletics @ Toronto Blue Jays  
Rogers Centre, Toronto, ON  
Wed Aug 22 2007, 12:37 PM EDT  
Att: 31,145 - Partly Cloudy - 68 F

AB 33  
R 4  
H 7  
RBI 3  
BB 3  
SO 11  
LOB 14



Batter	1	2	3	4	5	6	7	8	9	AB	R	H	RBI	BB	SO	LOB	BOTTOM					
Reed Johnson, R (1,7) OBP: 0.322, SLG: 0.369	P6		F7			F7				4	0	1	0	0	0	0						
Matt Stairs, L (1,3) OBP: 0.363, SLG: 0.548								1B		2	0	1	0	1	1	0						
7 Curtis Thigpen, R (8,PH) OBP: 0.313, SLG: 0.279			K					K		1	0	0	0	0	1	1						
Ray Olmedo, S (9,6) OBP: 0.333, SLG: 0.556		BB								0	0	0	0	0	0	0						
15 Alex Rios, R (1,9) OBP: 0.365, SLG: 0.523	L4									4	0	0	0	0	1	2						
10 Vernon Wells, R (1,8) OBP: 0.313, SLG: 0.438										4	0	0	0	0	2	2						
Frank Thomas, R (1,10) OBP: 0.370, SLG: 0.470										3	0	1	0	1	0	0						
2 Aaron Hill, R (1,4) OBP: 0.311, SLG: 0.431										4	1	1	1	0	1	2						
9 Gregg Zaun, S (1,2) OBP: 0.323, SLG: 0.392										3	0	0	0	0	0	1						
8 Russ Adams, L (1,5) OBP: 0.111, SLG: 0.111										3	0	0	0	0	0	1						
6 John McDonald, R (1,6) OBP: 0.279, SLG: 0.335										2	0	0	0	0	0	0						
35 Lyle Overbay, L (8,PH) OBP: 0.342, SLG: 0.415										1	0	0	0	0	0	0						
<b>Inning Stats</b>	R: 0 E: 0 K: 1 S: 10	H: 0 LOB: 1 BB: 1 P: 19	R: 0 E: 0 K: 1 S: 9	H: 0 LOB: 1 BB: 1 P: 18	R: 0 E: 0 K: 1 S: 7	H: 0 LOB: 0 BB: 0 P: 10	R: 0 E: 0 K: 1 S: 9	H: 0 LOB: 0 BB: 0 P: 10	R: 1 E: 0 K: 0 S: 10	H: 1 LOB: 0 BB: 0 P: 14	R: 0 E: 0 K: 0 S: 8	H: 1 LOB: 1 BB: 0 P: 10	R: 0 E: 0 K: 0 S: 9	H: 0 LOB: 0 BB: 0 P: 13	R: 0 E: 0 K: 1 S: 12	H: 1 LOB: 1 BB: 0 P: 19	R: 0 E: 0 K: 1 S: 9	H: 1 LOB: 1 BB: 0 P: 11	1B: 1 2B: 2 3B: 0 HR: 1	SF: 0 SAC: 0 DP: 0 HBP: 0	WP: 0 PB: 0 SB: 0 CS: 0	PA: 33
<b>PITCHER</b>	IP	WLS	BF	H	R	ER	SO	BB	IBB	HBP	BLK	WP	HR	S	P	ERA	WHIP					
25 Esteban Loaiza, R (1,1) ERA: 1.17	7.2	W	28	3	1	1	4	2	0	0	0	0	0	71	109	1.17	0.652					
Alan Embree, L (8,1) ERA: 3.43	1.1	S	5	1	0	0	2	0	0	0	0	0	0	12	15	0.00	0.750					

Oakland Athletics @ Toronto Blue Jays  
Rogers Centre, Toronto, ON  
Wed Aug 22 2007, 12:37 PM EDT  
Att: 31,145 - Partly Cloudy - 68 F

AB 31  
R 1  
H 4  
RBI 1  
BB 2  
SO 6  
LOB 9









Batter	1	2	3	4	5	6	7	8	9	AB	R	H	RBI	BB	SO	LOB	TOP											
Jeff DaVanon, S OBP: 0.328, SLG: 0.321										5	0	2	0	0	0	4	Oakland Athletics @ Tampa Bay Devil Rays Tropicana Field, St. Petersburg, FL Fri Aug 24 2007, 7:10 PM EDT Att: 9,592 - Dome - 72 F											
Marco Scutaro, R OBP: 0.336, SLG: 0.384										4	0	1	0	0	0	3												
Nick Swisher, S Dee Brown, L OBP: 0.394, SLG: 0.440										3	0	0	0	0	1	1												
32 Jack Cust, L OBP: 0.410, SLG: 0.558										4	0	1	0	0	3	0												
Mike Piazza, R OBP: 0.318, SLG: 0.405										4	1	1	0	0	1	2												
29 Dan Johnson, L OBP: 0.345, SLG: 0.422										4	1	2	2	0	0	2												
14 Mark Ellis, R J.J. Furmaniak, R OBP: 0.385, SLG: 0.111										3	0	1	0	0	0	1												
22 Jack Hannahan, L OBP: 0.381, SLG: 0.429										3	0	1	0	1	2	1												
Rob Bowen, S OBP: 0.338, SLG: 0.390										4	0	2	0	0	0	1												
<b>Inning Stats</b>	R: 0 E: 0 K: 1 S: 9	H: 1 LOB: 0 BB: 0 P: 14	R: 0 E: 0 K: 2 S: 8	H: 0 LOB: 0 BB: 0 P: 11	R: 0 E: 0 K: 1 S: 12	H: 2 LOB: 2 BB: 0 P: 16	R: 0 E: 0 K: 1 S: 8	H: 0 LOB: 0 BB: 0 P: 12	R: 0 E: 0 K: 0 S: 13	H: 2 LOB: 2 BB: 1 P: 20	R: 0 E: 0 K: 0 S: 9	H: 2 LOB: 0 BB: 0 P: 11	R: 0 E: 0 K: 1 S: 6	H: 0 LOB: 0 BB: 0 P: 8	R: 0 E: 0 K: 1 S: 6	H: 0 LOB: 0 BB: 0 P: 8		R: 2 E: 0 K: 1 S: 19	H: 4 LOB: 2 BB: 1 P: 33	1B: 8 2B: 2 HR: 1	SF: 0 SAC: 0 DP: 2 HBP: 0	WP: 0 PB: 0 CS: 0	PA: 37					
<b>PITCHER</b>	IP	WLS	BF	H	R	ER	SO	BB	IBB	HBP	BLK	WP	HR	S	P	ERA	WHIP											
33 James Shields, R ERA: 4.09	8.1	W	33	9	2	2	8	1	0	0	0	0	0	1	81	114	2.16	1.200										
Grant Balfour, R ERA: 6.59	0.2		4	2	0	0	0	1	0	0	0	0	0	9	19	0.00	4.500											

AB	35
R	2
H	11
RBI	2
BB	2
SO	8
LOB	15

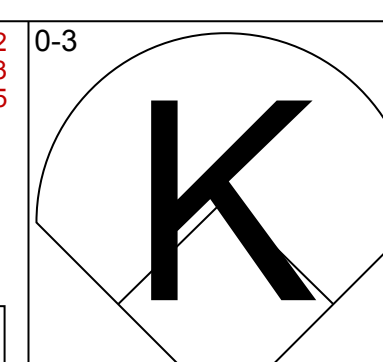
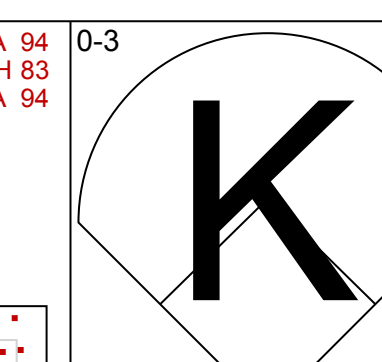
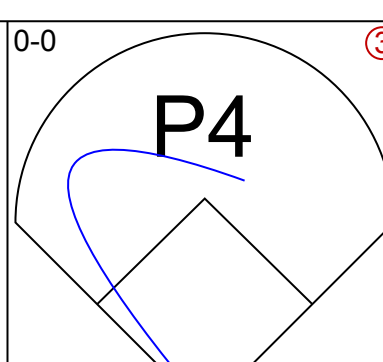
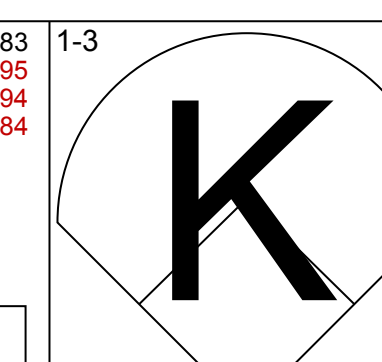
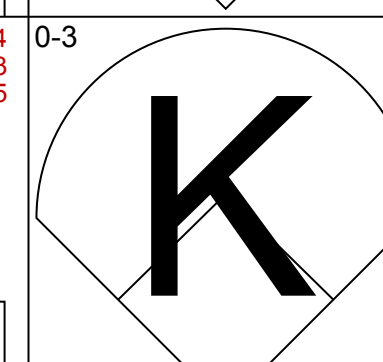
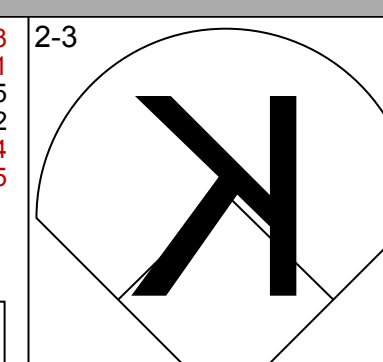
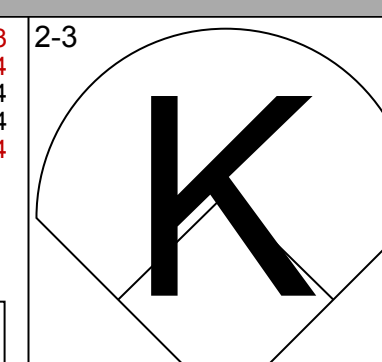
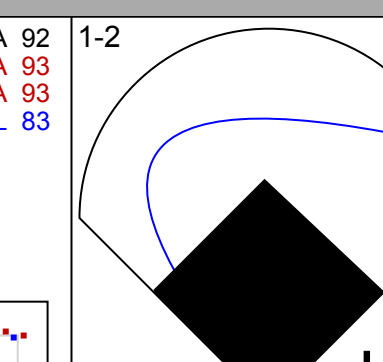
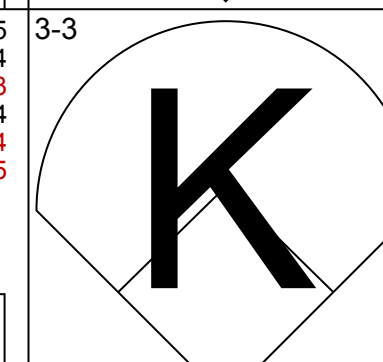
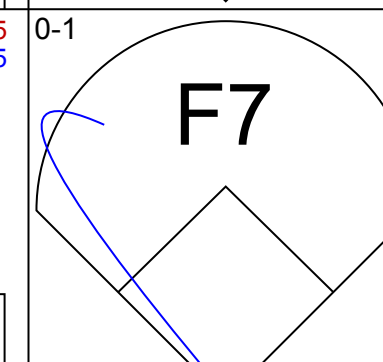
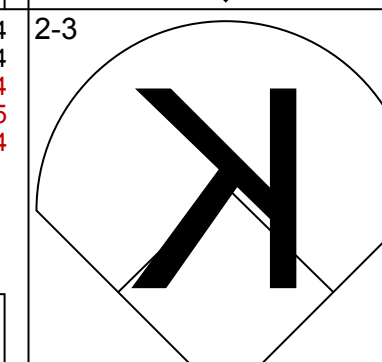
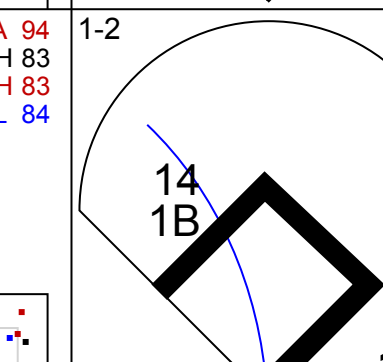
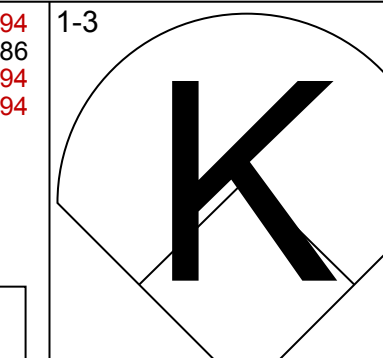
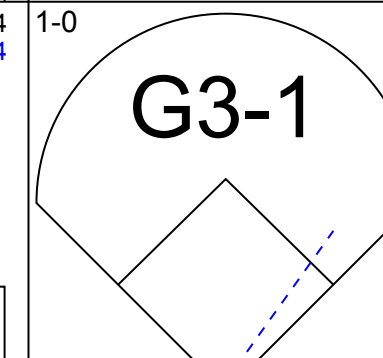
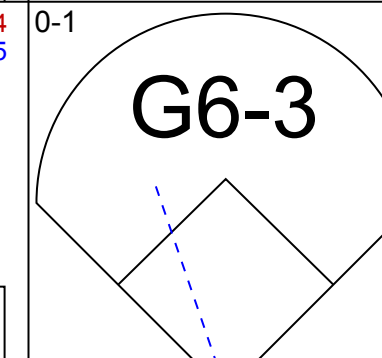
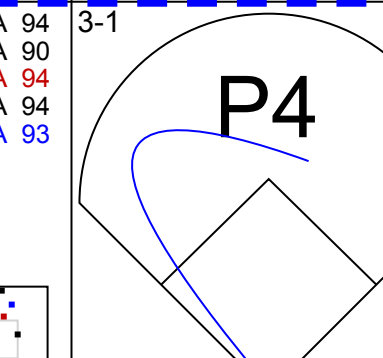
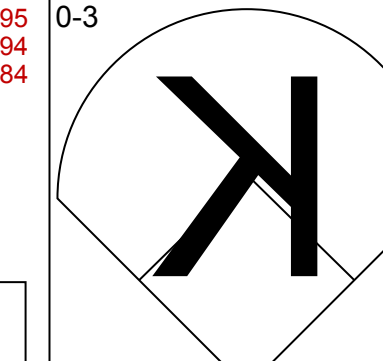
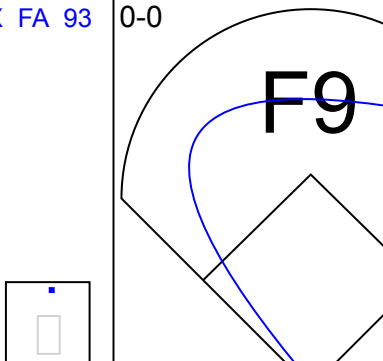
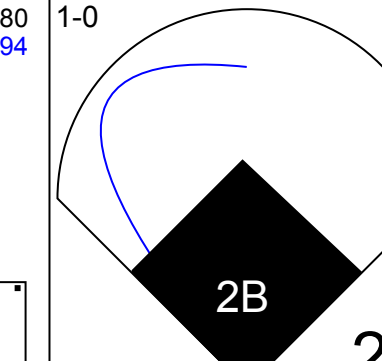
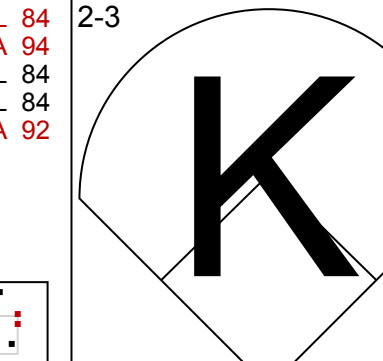
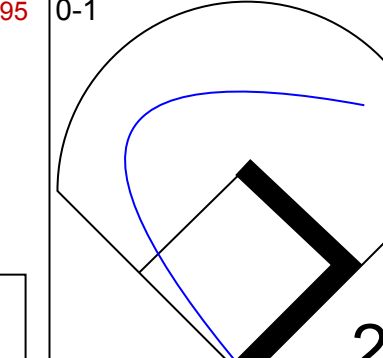
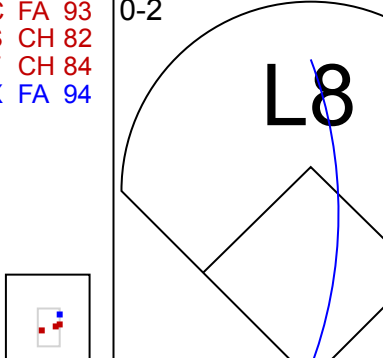
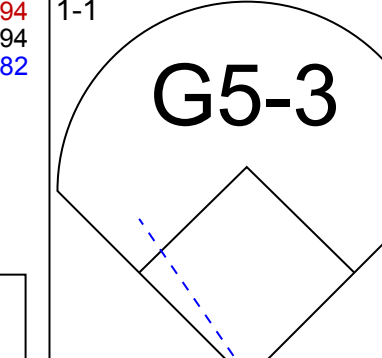
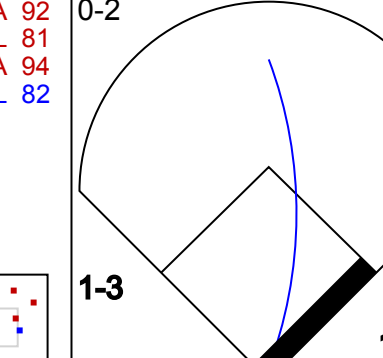
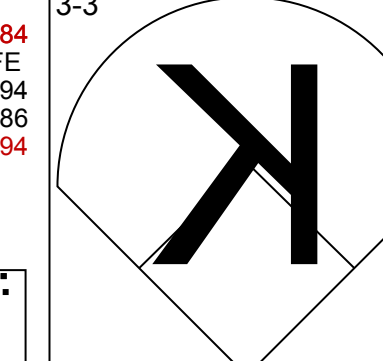
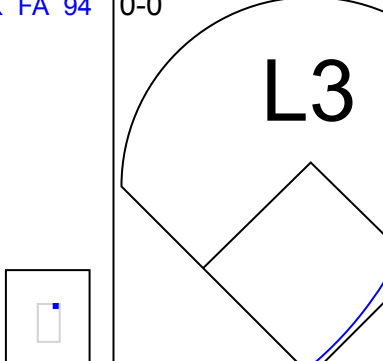
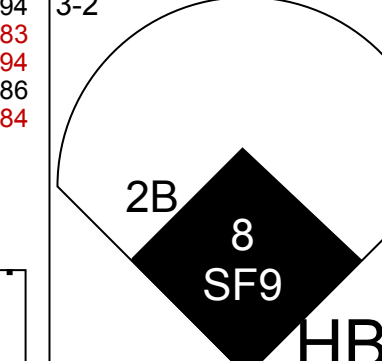
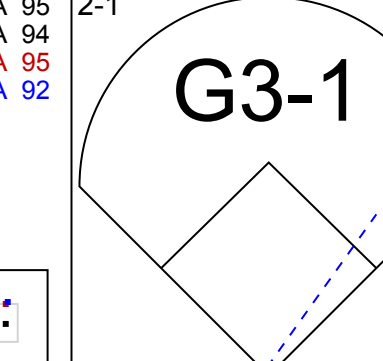
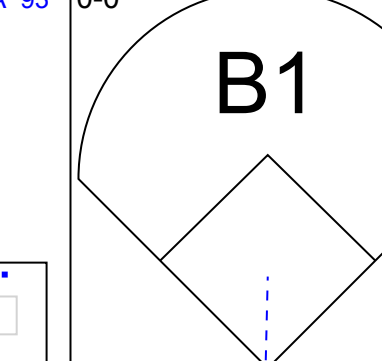
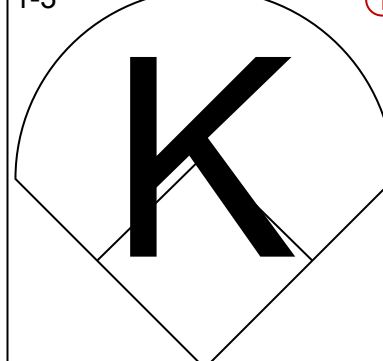
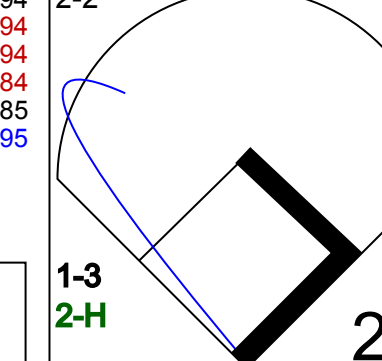
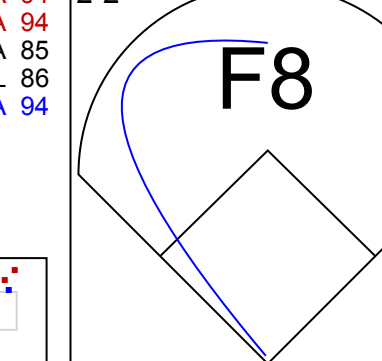
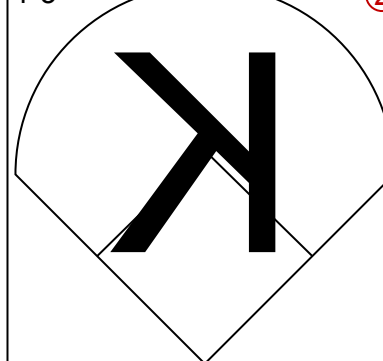
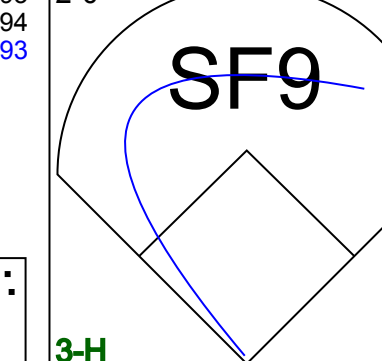


Batter	1	2	3	4	5	6	7	8	9	AB	R	H	RBI	BB	SO	LOB	BOTTOM										
1 Akinori Iwamura, L OBP: 0.363, SLG: 0.392										5	1	1	0	0	1	3	Oakland Athletics @ Tampa Bay Devil Rays Tropicana Field, St. Petersburg, FL Fri Aug 24 2007, 7:10 PM EDT Att: 9,592 - Dome - 72 F										
13 Carl Crawford, L OBP: 0.358, SLG: 0.472										5	1	3	2	0	0	0											
23 Carlos Pena, L OBP: 0.382, SLG: 0.556										2	2	1	1	3	1	1											
2 B.J. Upton, R OBP: 0.386, SLG: 0.528										5	2	2	3	0	1	2											
Delmon Young, R OBP: 0.317, SLG: 0.402										5	1	3	1	0	1	0											
Brendan Harris, R OBP: 0.345, SLG: 0.414										4	1	2	1	0	0	1											
31 Jonny Gomes, R OBP: 0.326, SLG: 0.474										4	2	1	0	1	1	4											
30 Dioner Navarro, S OBP: 0.263, SLG: 0.327										4	1	2	4	0	1	3											
Josh Wilson, R OBP: 0.290, SLG: 0.313										3	1	0	0	0	1	3											
<b>Inning Stats</b>	R: 0 E: 0 K: 0 S: 7	H: 0 LOB: 1 BB: 1 P: 14	R: 2 E: 0 K: 0 S: 14	H: 2 LOB: 0 BB: 0 P: 19	R: 4 E: 0 K: 1 S: 19	H: 6 LOB: 0 BB: 0 P: 32	R: 0 E: 0 K: 1 S: 8	H: 1 LOB: 1 BB: 1 P: 15	R: 2 E: 0 K: 1 S: 11	H: 2 LOB: 1 BB: 1 P: 24	R: 2 E: 0 K: 1 S: 14	H: 1 LOB: 0 BB: 1 P: 23	R: 2 E: 0 K: 2 S: 19	H: 2 LOB: 1 BB: 0 P: 30	R: 0 E: 0 K: 2 S: 9	H: 1 LOB: 1 BB: 0 P: 13		1B: 10 2B: 3 3B: 0 HR: 2	SF: 0 SAC: 1 DP: 0 HBP: 1	WP: 0 PB: 0 SB: 0 CS: 1	PA: 43						
<b>PITCHER</b>	IP	WLS	BF	H	R	ER	SO	BB	IBB	HBP	BLK	WP	HR	S	P	ERA	WHIP										
25 Lenny DiNardo, L ERA: 3.97	2.0	L	15	6	6	6	0	1	0	0	0	0	0	33	53	27.00	4.500										
Ruddy Lugo, R ERA: 6.91	3.0		13	3	2	2	2	2	0	0	0	0	0	26	51	6.00	1.667										
44 Santiago Casilla, R ERA: 0.96	1.0		5	1	2	2	1	1	0	0	0	0	1	14	23	18.00	2.000										
Jay Marshall, L ERA: 5.72	2.0		10	3	2	2	4	0	0	1	0	0	0	28	43	9.00	1.500										

AB	37
R	12
H	15
RBI	12
BB	4
SO	7
LOB	17



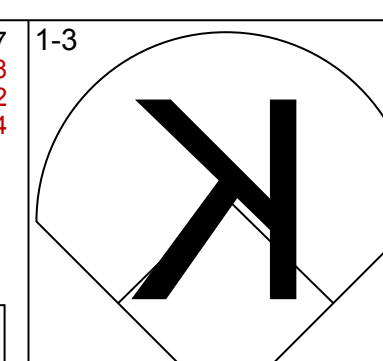
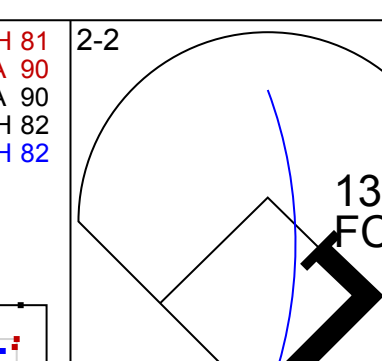
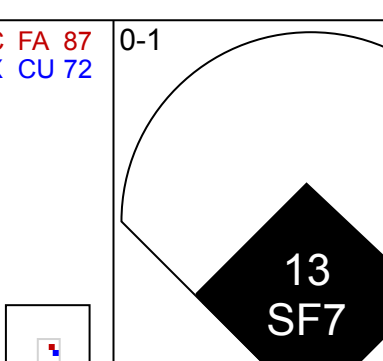
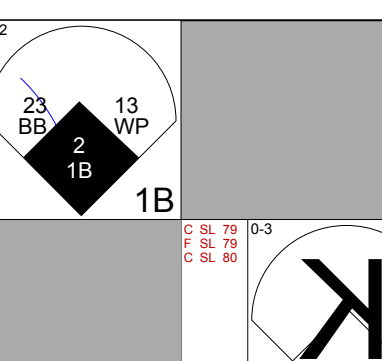
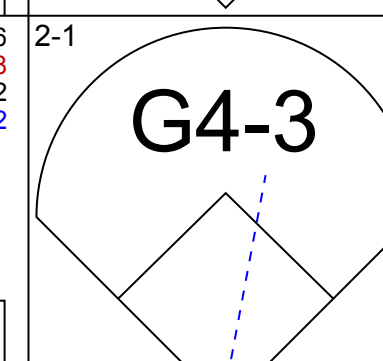
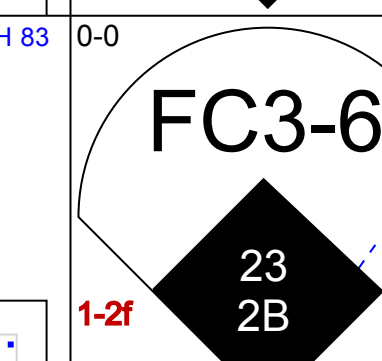
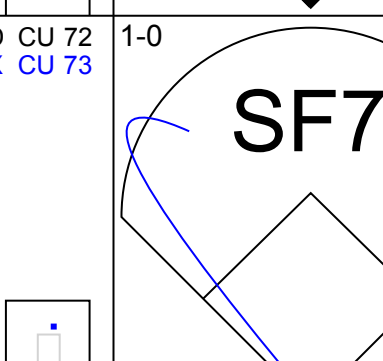
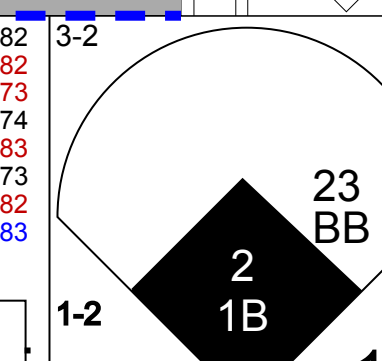
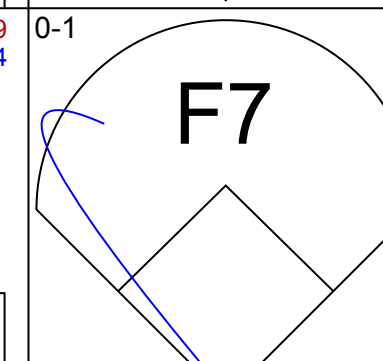
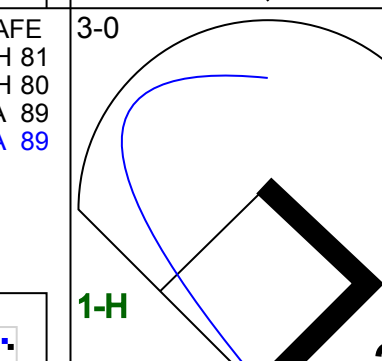
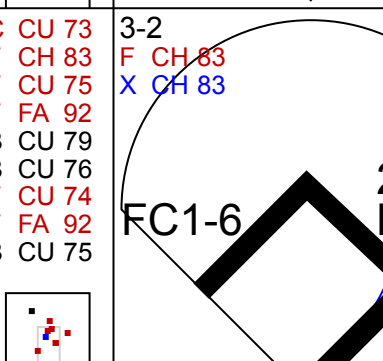
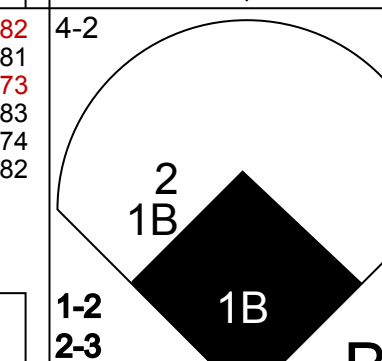
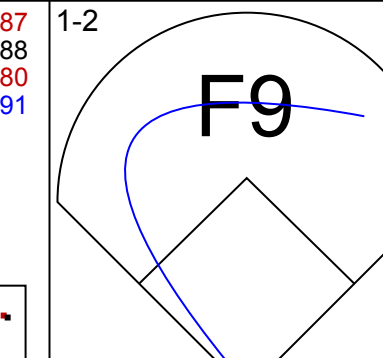
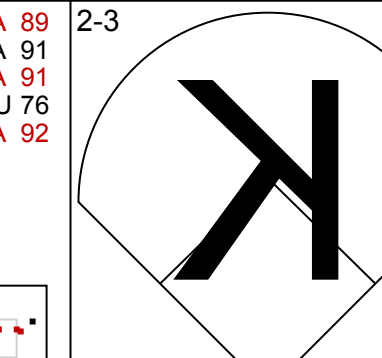
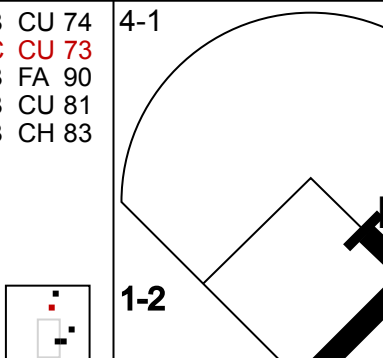
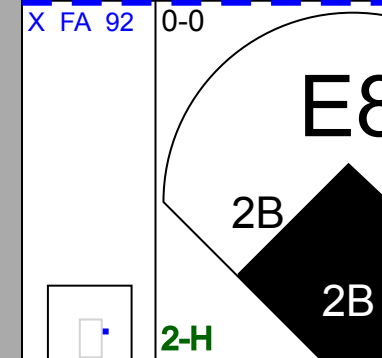

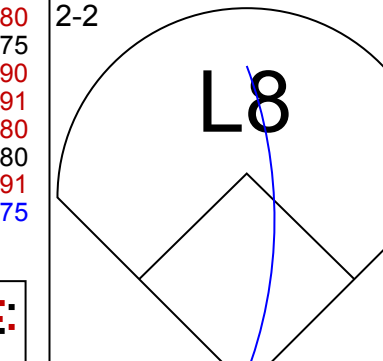
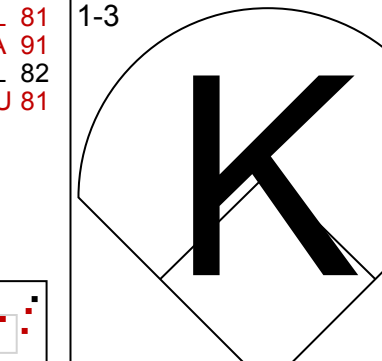
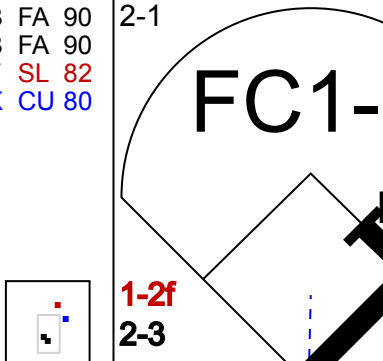
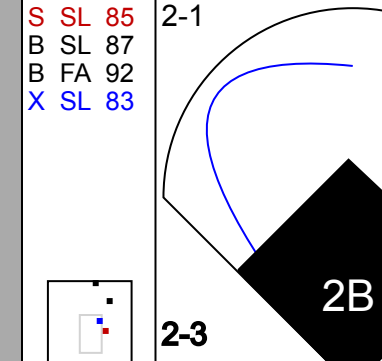

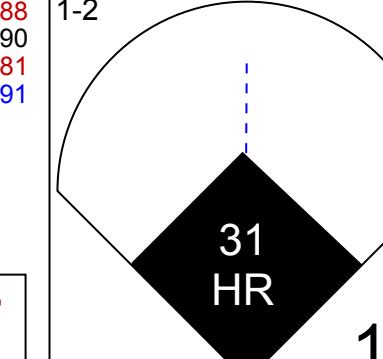
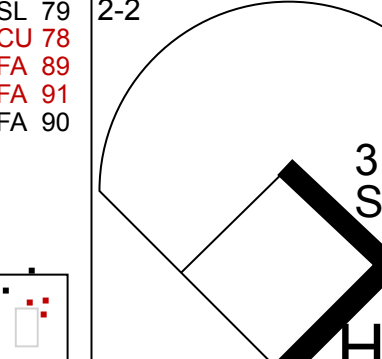
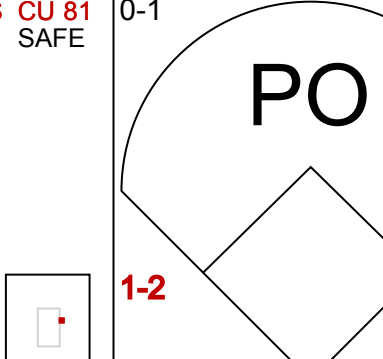
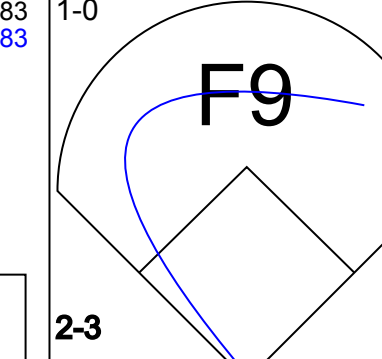
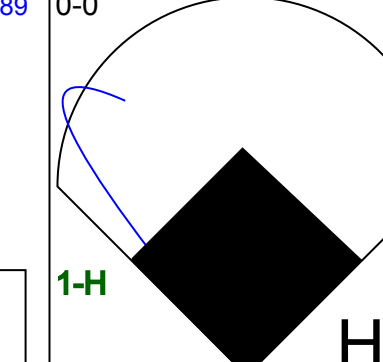
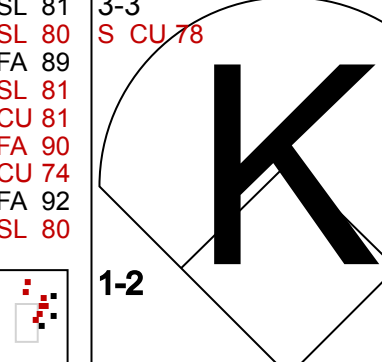

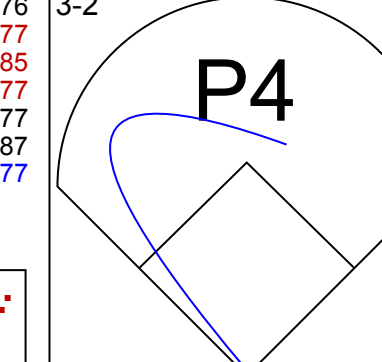
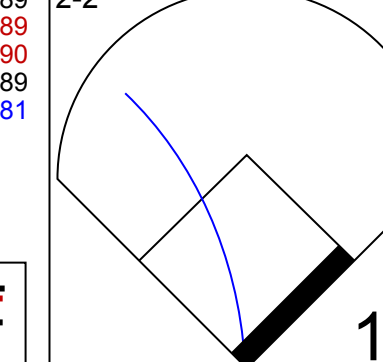
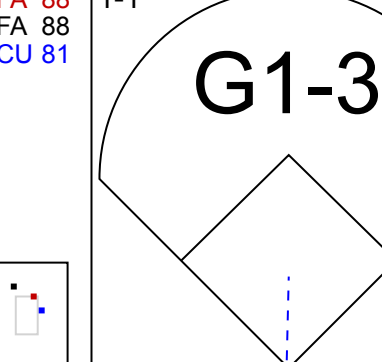

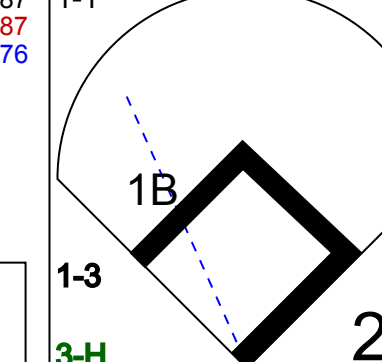
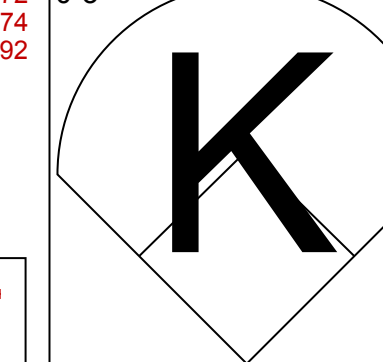
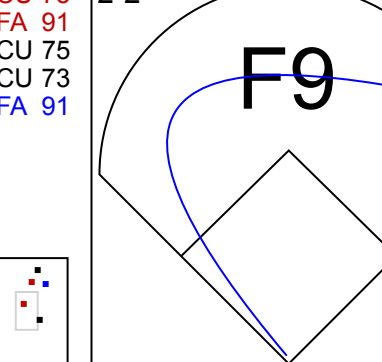

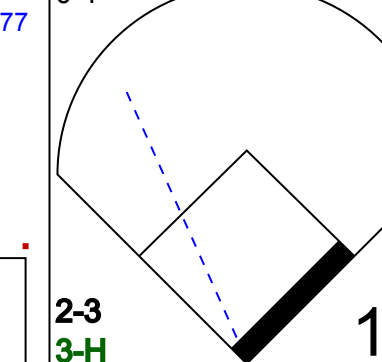


Batter	1	2	3	4	5	6	7	8	9	AB	R	H	RBI	BB	SO	LOB	TOP								
Shannon Stewart, R OBP: 0.352, SLG: 0.397 Dee Brown, L										4	0	0	0	0	3	1									
Marco Soutaro, R OBP: 0.333, SLG: 0.381 22 Jack Hannahan, L OBP: 0.386, SLG: 0.514										2	0	0	0	0	2	0									
Nick Swisher, S OBP: 0.393, SLG: 0.438										4	0	1	0	0	2	0									
32 Jack Cust, L OBP: 0.406, SLG: 0.551										4	0	0	0	0	1	1									
Mike Piazza, R OBP: 0.317, SLG: 0.407										4	1	1	0	0	2	1									
14 Mark Ellis, R OBP: 0.322, SLG: 0.430										4	0	2	0	0	0	1									
29 Dan Johnson, L OBP: 0.344, SLG: 0.418										3	1	0	0	0	1	3									
J.J. Furmaniak, R OBP: 0.375, SLG: 0.250										3	0	1	1	0	1	0									
8 Kurt Suzuki, R OBP: 0.324, SLG: 0.403										2	0	0	1	0	1	0									
<b>Inning Stats</b>	R: 0 E: 0 K: 3 S: 9	H: 0 LOB: 0 BB: 0 P: 12	R: 0 E: 0 K: 3 S: 11	H: 1 LOB: 1 BB: 0 P: 15	R: 0 E: 0 K: 1 S: 7	H: 0 LOB: 0 BB: 0 P: 9	R: 0 E: 0 K: 1 S: 7	H: 0 LOB: 0 BB: 0 P: 10	R: 0 E: 0 K: 0 S: 6	H: 0 LOB: 0 BB: 0 P: 6	R: 0 E: 0 K: 2 S: 7	H: 0 LOB: 0 BB: 0 P: 9	R: 0 E: 0 K: 2 S: 8	H: 0 LOB: 0 BB: 0 P: 12	R: 2 E: 0 K: 1 S: 14	H: 2 LOB: 1 BB: 0 P: 24	R: 1 E: 0 K: 1 S: 17	H: 3 LOB: 2 BB: 0 P: 26	1B: 2 2B: 3 HR: 1	SF: 1 SAC: 0 DP: 0 HBP: 1	WP: 0 PB: 0 CS: 0	PA: 34			
<b>PITCHER</b>	IP	WLS	BF	H	R	ER	SO	BB	IBB	HBP	BLK	WP	HR	S	P	ERA	WHIP								
19 Scott Kazmir, L ERA: 3.84	8.0	W	30	5	3	3	13	0	0	1	0	0	1	75	105	3.38	0.625								
Scott Dohmann, R ERA: 2.04	1.0		4	1	0	0	1	0	0	0	0	0	0	11	18	0.00	1.000								

Oakland Athletics @ Tampa Bay Devil Rays  
Tropicana Field, St. Petersburg, FL  
Sat Aug 25 2007, 7:10 PM EDT  
Att: 18,163 - Dome - 72 F

AB 32  
R 3  
H 6  
RBI 3  
BB 0  
SO 14  
LOB 7



Batter	1	2	3	4	5	6	7	8	9	AB	R	H	RBI	BB	SO	LOB	BOTTOM								
1 Akinori Iwamura, L OBP: 0.365, SLG: 0.399										6	2	3	0	0	2	3									
13 Carl Crawford, L OBP: 0.356, SLG: 0.470										4	2	1	1	0	1	2									
23 Carlos Pena, L OBP: 0.386, SLG: 0.563										4	2	3	1	1	0	0									
2 B.J. Upton, R OBP: 0.389, SLG: 0.528										4	2	2	2	1	1	1									
Delmon Young, R OBP: 0.318, SLG: 0.404										5	2	2	1	0	1	3									
Brendan Harris, R OBP: 0.349, SLG: 0.422										4	2	3	2	0	0	2									
31 Jonny Gomes, R OBP: 0.327, SLG: 0.492										5	2	2	3	0	2	4									
Josh Wilson, R OBP: 0.293, SLG: 0.320										5	0	2	1	0	0	3									
Josh Paul, R OBP: 0.250, SLG: 0.264										5	0	2	2	0	2	3									
<b>Inning Stats</b>	R: 0 E: 0 K: 1 S: 7	H: 0 LOB: 0 BB: 0 P: 10	R: 2 E: 0 K: 1 S: 19	H: 3 LOB: 1 BB: 0 P: 25	R: 1 E: 0 K: 2 S: 11	H: 2 LOB: 1 BB: 0 P: 19	R: 0 E: 0 K: 1 S: 15	H: 0 LOB: 1 BB: 0 P: 23	R: 1 E: 0 K: 0 S: 15	H: 2 LOB: 1 BB: 1 P: 25	R: 2 E: 0 K: 1 S: 16	H: 3 LOB: 1 BB: 0 P: 24	R: 3 E: 1 K: 2 S: 14	H: 4 LOB: 1 BB: 0 P: 21	R: 5 E: 0 K: 1 S: 25	H: 6 LOB: 2 BB: 1 P: 38	1B: 10 2B: 7 HR: 1	SF: 1 SAC: 0 DP: 0 HBP: 1	WP: 1 PB: 0 SB: 1 CS: 0	PA: 47					
<b>PITCHER</b>	IP	WLS	BF	H	R	ER	SO	BB	IBB	HBP	BLK	WP	HR	S	P	ERA	WHIP								
Joe Blanton, R ERA: 3.92	5.0	L	23	7	4	4	5	1	0	1	0	0	0	16	24	18.00	3.000								
59 Andrew Brown, R ERA: 3.46	1.0		6	3	2	2	1	0	0	0	0	0	0	14	21	27.00	4.000								
44 Santiago Casilla, R ERA: 4.54	1.0		7	4	3	3	2	0	0	0	0	0	0	14	23	135.00	15.000								
Jay Marshall, L ERA: 6.81	0.1		6	4	5	5	0	1	0	0	0	0	1	14	23	135.00	15.000								
50 Kiko Cantero, R ERA: 5.75	0.2		4	2	0	0	1	0	0	0	0	0	0	11	15	0.00	3.000								

Oakland Athletics @ Tampa Bay Devil Rays  
Tropicana Field, St. Petersburg, FL  
Sat Aug 25 2007, 7:10 PM EDT  
Att: 18,163 - Dome - 72 F

AB 42  
R 14  
H 20  
RBI 13  
BB 2  
SO 9  
LOB 21





Batter	1	2	3	4	5	6	7	8	9	AB	R	H	RBI	BB	SO	LOB	TOP					
Shannon Stewart, R OBP: 0.350, SLG: 0.393	F9		G5-3				L8		K	4	0	0	0	1	1	1						
Jeff DaVanon, S OBP: 0.306, SLG: 0.295	G6-3		G3-1				K		K	5	0	0	0	0	2	3						
Nick Swisher, S OBP: 0.395, SLG: 0.442	K		K							5	0	3	0	0	2	0						
32 Jack Cust, L OBP: 0.406, SLG: 0.547		G6-3		F7						4	0	1	1	1	1	1						
29 Dan Johnson, L OBP: 0.345, SLG: 0.417					K					3	1	1	0	1	1	2						
14 Mark Ellis, R OBP: 0.322, SLG: 0.429										4	0	1	0	0	3	4						
22 Jack Hannahan, L OBP: 0.375, SLG: 0.512										4	1	1	1	0	0	3						
8 Kurt Suzuki, R OBP: 0.336, SLG: 0.445										4	1	3	2	0	0	0						
J.J. Furmaniak, R OBP: 0.368, SLG: 0.267										3	1	1	0	0	2	2						
Mike Piazza, R OBP: 0.316, SLG: 0.405										1	0	0	0	0	1	0						
Marco Scutaro, R OBP: 0.333, SLG: 0.381										0	0	0	0	0	0	0						
<b>Inning Stats</b>	R: 0 E: 0 K: 1 S: 8	H: 0 LOB: 0 BB: 0 P: 12	R: 2 E: 0 K: 2 S: 16	H: 3 LOB: 1 BB: 0 P: 22	R: 0 E: 0 K: 1 S: 8	H: 0 LOB: 0 BB: 0 P: 11	R: 0 E: 0 K: 2 S: 9	H: 0 LOB: 0 BB: 0 P: 18	R: 0 E: 0 K: 1 S: 13	H: 1 LOB: 2 BB: 1 P: 25	R: 0 E: 0 K: 0 S: 9	H: 2 LOB: 2 BB: 1 P: 16	R: 2 E: 0 K: 2 S: 22	H: 4 LOB: 3 BB: 1 P: 36	R: 0 E: 0 K: 1 S: 10	H: 0 LOB: 0 BB: 0 P: 13	R: 0 E: 0 K: 3 S: 14	H: 1 LOB: 1 BB: 0 P: 20	1B: 7 2B: 4 3B: 0 HR: 1	SF: 0 SAC: 0 DP: 1 HBP: 0	WP: 0 PB: 1 CS: 0	PA: 40
<b>PITCHER</b>	IP	WLS	BF	H	R	ER	SO	BB	IBB	HBP	BLK	WP	HR	S	P	ERA	WHIP					
21 Andy Sonnanstine, R ERA: 6.38	5.0	W	22	5	2	2	7	2	0	0	0	0	0	57	96	3.60	1.400					
Scott Dohmann, R ERA: 1.93	1.0	H	3	1	0	0	0	0	0	0	0	0	0	6	8	0.00	1.000					
47 Gary Glover, R ERA: 5.29	0.2	H	5	3	2	2	1	0	0	0	0	0	1	16	25	27.00	4.500					
35 Dan Wheeler, R ERA: 5.13	1.1	H	6	1	0	0	2	1	0	0	0	0	0	16	24	0.00	1.500					
28 Al Reyes, R ERA: 4.53	1.0	S	4	1	0	0	3	0	0	0	0	0	0	14	20	0.00	1.000					

Oakland Athletics @ Tampa Bay Devil Rays  
Tropicana Field, St. Petersburg, FL  
Sun Aug 26 2007, 1:40 PM EDT  
Att: 19,044 - Dome - 72 F

AB	37
R	4
H	11
RBI	4
BB	3
SO	13
LOB	16



Batter	1	2	3	4	5	6	7	8	9	AB	R	H	RBI	BB	SO	LOB	BOTTOM					
31 Jonny Gomes, R OBP: 0.323, SLG: 0.484	P4		P3				L6			4	0	0	0	0	2							
13 Carl Crawford, L OBP: 0.356, SLG: 0.468	K									4	1	1	0	0	2	0						
23 Carlos Pena, L OBP: 0.387, SLG: 0.579	K									4	2	2	3	0	2	0						
2 B.J. Upton, R OBP: 0.387, SLG: 0.533										4	1	1	1	0	3	0						
Delmon Young, R OBP: 0.317, SLG: 0.403										4	1	1	0	0	2	0						
Brendan Harris, R OBP: 0.347, SLG: 0.418										4	0	0	0	0	2	1						
Josh Wilson, R OBP: 0.294, SLG: 0.326										3	1	1	0	0	0	1						
29 Joel Guzman, R OBP: 0.444, SLG: 0.571										3	1	1	2	0	1	1						
30 Dioner Navarro, S OBP: 0.264, SLG: 0.325										2	0	0	0	1	1	0						
<b>Inning Stats</b>	R: 0 E: 0 K: 2 S: 8	H: 0 LOB: 0 BB: 0 P: 13	R: 1 E: 0 K: 1 S: 12	H: 1 LOB: 0 BB: 0 P: 18	R: 0 E: 0 K: 1 S: 13	H: 0 LOB: 0 BB: 0 P: 21	R: 0 E: 0 K: 3 S: 9	H: 0 LOB: 0 BB: 0 P: 15	R: 3 E: 2 K: 1 S: 13	H: 2 LOB: 0 BB: 0 P: 19	R: 1 E: 0 K: 2 S: 12	H: 1 LOB: 0 BB: 0 P: 18	R: 0 E: 0 K: 1 S: 20	H: 1 LOB: 2 BB: 1 P: 30	R: 2 E: 0 K: 2 S: 11	H: 2 LOB: 0 BB: 0 P: 17	1B: 2 2B: 1 3B: 1 HR: 3	SF: 0 SAC: 0 DP: 0 HBP: 0	WP: 0 PB: 0 CS: 0	PA: 33		
<b>PITCHER</b>	IP	WLS	BF	H	R	ER	SO	BB	IBB	HBP	BLK	WP	HR	S	P	ERA	WHIP					
Dan Haren, R ERA: 2.72	6.0	L	23	4	5	3	10	1	0	0	0	0	0	20	30	0.00	2.000					
Alan Embree, L ERA: 3.39	1.0		5	1	0	0	1	1	0	0	0	0	0	11	17	18.00	2.000					
Huston Street, R ERA: 2.94	1.0		5	2	2	2	2	0	0	0	0	0	1	11	17	18.00	2.000					

Oakland Athletics @ Tampa Bay Devil Rays  
Tropicana Field, St. Petersburg, FL  
Sun Aug 26 2007, 1:40 PM EDT  
Att: 19,044 - Dome - 72 F

AB	32
R	7
H	7
RBI	6
BB	1
SO	13
LOB	5









Batter	1	2	3	4	5	6	7	8	9	AB	R	H	RBI	BB	SO	LOB	TOP								
10 Vernon Wells, R OBP: 0.308, SLG: 0.432	F9		F9			F9			K	5	1	1	0	0	1	1	Toronto Blue Jays @ Oakland Athletics McAfee Coliseum, Oakland, CA Tue Aug 28 2007, 10:05 PM EDT Att: 20,542 - Clear - 75 F								
Reed Johnson, R OBP: 0.317, SLG: 0.356	L6		F8			L3		25 BB 15 1B 35 2B 1B	F8	5	1	1	0	0	0	1									
15 Alex Rios, R OBP: 0.363, SLG: 0.513	L8				K	25 BB 2B		35 2B 1B		4	1	2	1	0	1	0									
Matt Stairs, L OBP: 0.370, SLG: 0.565		2B			HR	25 BB		K		3	1	2	1	1	1	2									
25 Troy Glaus, R OBP: 0.349, SLG: 0.452	F8				35 G4-3 BB	IBB		35 2B 2 SF8 BB		1	1	0	0	3	0	1									
35 Lyle Overbay, L OBP: 0.336, SLG: 0.412	F8				G4-3	G4-6-3		2B		4	0	1	2	0	0	5									
2 Aaron Hill, R OBP: 0.316, SLG: 0.433						F8		SF8		3	0	1	1	0	0	0									
7 Curtis Thigpen, R OBP: 0.296, SLG: 0.262						K		P4		4	0	0	0	0	3	3									
6 John McDonald, R OBP: 0.281, SLG: 0.332						F9			K2-3	3	0	0	0	1	2	0									
<b>Inning Stats</b>	R: 0 E: 0 K: 0 S: 8	H: 0 LOB: 0 BB: 0 P: 9	R: 0 E: 0 K: 1 S: 16	H: 2 LOB: 2 BB: 0 P: 26	R: 0 E: 0 K: 0 S: 5	H: 0 LOB: 0 BB: 0 P: 5	R: 1 E: 0 K: 1 S: 8	H: 1 LOB: 0 BB: 1 P: 14	R: 0 E: 0 K: 2 S: 8	H: 0 LOB: 0 BB: 0 P: 13	R: 1 E: 0 K: 0 S: 11	H: 2 LOB: 2 BB: 2 P: 27	R: 0 E: 0 K: 1 S: 7	H: 0 LOB: 1 BB: 1 P: 13	R: 3 E: 0 K: 1 S: 17	H: 3 LOB: 1 BB: 1 P: 28	R: 0 E: 0 K: 2 S: 12	H: 0 LOB: 0 BB: 0 P: 15	1B: 3 2B: 3 HR: 1	SF: 1 SAC: 0 DP: 2 HBP: 0	WP: 0 PB: 0 SB: 0 CS: 0	PA: 38			
<b>PITCHER</b>	IP	WLS	BF	H	R	ER	SO	BB	IBB	HBP	BLK	WP	HR	S	P	ERA	WHIP								
57 Chad Gaudin, R ERA: 4.06	7.0		28	5	2	2	5	3	1	0	0	0	1	63	107	2.57	1.143								
59 Andrew Brown, R ERA: 4.18	1.0	L	7	3	3	3	1	1	0	0	0	0	0	17	28	27.00	4.000								
44 Santiago Casilla, R ERA: 4.43	1.0		3	0	0	0	2	0	0	0	0	0	0	12	15	0.00	0.000								

Batter	1	2	3	4	5	6	7	8	9	AB	R	H	RBI	BB	SO	LOB	BOTTOM								
Shannon Stewart, R OBP: 0.348, SLG: 0.391	P6		L3			G1-3		G5-3	G3-1	5	0	0	0	0	0	4	Toronto Blue Jays @ Oakland Athletics McAfee Coliseum, Oakland, CA Tue Aug 28 2007, 10:05 PM EDT Att: 20,542 - Clear - 75 F								
14 Mark Ellis, R OBP: 0.319, SLG: 0.423	2B		G1-3			F8		G6-3		4	1	1	0	0	0	2									
Nick Swisher, S OBP: 0.397, SLG: 0.454	1B		F7			P6		G3-1		4	1	1	0	0	0	0									
32 Jack Cust, L OBP: 0.408, SLG: 0.541	2B				F7	K			29 G4-3 29 DI 1B BB	3	1	1	2	1	1	0									
Mike Piazza, R OBP: 0.312, SLG: 0.399	1B				P3				F9	4	0	1	0	0	0	2									
29 Dan Johnson, L OBP: 0.347, SLG: 0.413					K				G4-3	4	0	0	0	0	2	3									
Marco Scutaro, R OBP: 0.329, SLG: 0.372					G3			G6-3		3	1	1	1	1	0	0									
22 Jack Hannahan, L OBP: 0.368, SLG: 0.469					F9			G1-3	8 HBP BB	3	0	1	1	1	1	1									
8 Kurt Suzuki, R OBP: 0.335, SLG: 0.430					F7			G6-4-3		3	0	1	0	0	0	1									
<b>Inning Stats</b>	R: 2 E: 0 K: 1 S: 12	H: 3 LOB: 1 BB: 0 P: 20	R: 0 E: 0 K: 0 S: 8	H: 0 LOB: 0 BB: 0 P: 15	R: 0 E: 0 K: 0 S: 8	H: 0 LOB: 0 BB: 0 P: 9	R: 0 E: 0 K: 1 S: 10	H: 0 LOB: 0 BB: 0 P: 15	R: 0 E: 0 K: 0 S: 9	H: 0 LOB: 2 BB: 1 P: 20	R: 0 E: 0 K: 1 S: 11	H: 1 LOB: 1 BB: 0 P: 19	R: 0 E: 0 K: 1 S: 6	H: 0 LOB: 0 BB: 1 P: 12	R: 0 E: 0 K: 0 S: 6	H: 0 LOB: 0 BB: 0 P: 10	R: 2 E: 0 K: 0 S: 15	H: 3 LOB: 2 BB: 1 P: 27	1B: 6 2B: 1 3B: 0 HR: 0	SF: 0 SAC: 0 DP: 1 HBP: 1	WP: 0 PB: 0 SB: 0 CS: 0	PA: 37			
<b>PITCHER</b>	IP	WLS	BF	H	R	ER	SO	BB	IBB	HBP	BLK	WP	HR	S	P	ERA	WHIP								
51 Jesse Litsch, R ERA: 3.4	6.0		24	4	2	2	3	1	0	1	0	0	0	12	22	0.00	0.500								
40 Brian Wolfe, R ERA: 1.69	2.0	W	6	0	0	0	1	1	0	0	0	0	0	14	26	27.00	6.000								
49 Jeremy Accardo, R ERA: 2.45	0.2	H	6	3	2	2	0	1	0	0	0	0	0	1	1	0.00	0.000								
44 Casey Janssen, R ERA: 2.39	0.1	S	1	0	0	0	0	0	0	0	0	0	0	1	1	0.00	0.000								

AB	32
R	5
H	8
RBI	5
BB	5
SO	8
LOB	13



AB	33
R	4
H	7
RBI	4
BB	3
SO	4
LOB	13





Batter	1	2	3	4	5	6	7	8	9	10	11	AB	R	H	RBI	BB	SO	LOB	TOP							
10 Vernon Wells, R OBP: 0.309, SLG: 0.428	G6-3		G6-3		L5		BB		K		IBB	4	0	0	0	2	1	0								
Reed Johnson, R OBP: 0.308, SLG: 0.345	G5-3		G5-3		F9		G6-3		G5-3		F9	6	0	0	0	0	0	3								
15 Alex Rios, R OBP: 0.365, SLG: 0.519	F8		1B		HR		F9		F9		1B	4	1	2	1	1	0	0								
Frank Thomas, R OBP: 0.373, SLG: 0.468		9 BB	25 BB		F8		F8		K		P3	4	0	1	0	1	1	1								
25 Troy Glaus, R OBP: 0.349, SLG: 0.448		9 BB	1B		K		F8		G5-3		BB	3	0	0	0	2	1	2								
2 Aaron Hill, R OBP: 0.315, SLG: 0.437		K			HR		F9		K		G4-3	5	1	1	1	0	2	4								
35 Lyle Overbay, L OBP: 0.334, SLG: 0.417		P5			P6		L8		HR		G1-3	5	1	1	1	0	0	2								
9 Gregg Zaun, S OBP: 0.310, SLG: 0.370							F9		G3		G5-3	3	0	1	0	2	0	0								
7 Curtis Thigpen, R OBP: 0.296, SLG: 0.262					6 FC4-6		6 G6-4-3		G3		BB	0	0	0	0	0	0	0								
6 John McDonald, R OBP: 0.373, SLG: 0.577					1B		G4-3		HR		G5-3	3	0	0	0	0	0	4								
Matt Stairs, L OBP: 0.373, SLG: 0.577					G6-4-3		G4-3		HR		G5-3	1	1	1	1	0	0	0								
Ray Ornelo, S OBP: 0.253, SLG: 0.368					1-2F							1	0	0	0	0	0	1								
<b>Inning Stats</b>	R: 0 E: 0 K: 0 S: 10	H: 0 LOB: 0 P: 16	R: 0 E: 0 K: 1 S: 12	H: 0 LOB: 3 BB: 3 P: 28	R: 0 E: 0 K: 1 S: 10	H: 1 LOB: 2 BB: 1 P: 16	R: 1 E: 0 K: 0 S: 11	H: 2 LOB: 0 BB: 0 P: 15	R: 1 E: 0 K: 0 S: 9	H: 1 LOB: 0 BB: 0 P: 16	R: 0 E: 0 K: 0 S: 9	H: 0 LOB: 1 BB: 1 P: 14	R: 0 E: 0 K: 1 S: 7	H: 0 LOB: 0 BB: 0 P: 12	R: 2 E: 0 K: 2 S: 18	H: 2 LOB: 0 BB: 0 P: 23	R: 0 E: 0 K: 0 S: 18	H: 1 LOB: 2 BB: 2 P: 27	R: 0 E: 0 K: 0 S: 7	H: 0 LOB: 2 BB: 2 P: 18	1B: 3 2B: 0 3B: 0 HR: 4	SF: 0 SAC: 0 DP: 1 HBP: 0	WP: 0 PB: 0 SB: 1 CS: 0	PA: 47		
<b>PITCHER</b>	IP WLS BF H R ER SO BB IBB HBP BLK WP HR S P ERA WHIP	IP WLS BF H R ER SO BB IBB HBP BLK WP HR S P ERA WHIP	IP WLS BF H R ER SO BB IBB HBP BLK WP HR S P ERA WHIP	IP WLS BF H R ER SO BB IBB HBP BLK WP HR S P ERA WHIP	IP WLS BF H R ER SO BB IBB HBP BLK WP HR S P ERA WHIP	IP WLS BF H R ER SO BB IBB HBP BLK WP HR S P ERA WHIP	IP WLS BF H R ER SO BB IBB HBP BLK WP HR S P ERA WHIP	IP WLS BF H R ER SO BB IBB HBP BLK WP HR S P ERA WHIP	IP WLS BF H R ER SO BB IBB HBP BLK WP HR S P ERA WHIP	IP WLS BF H R ER SO BB IBB HBP BLK WP HR S P ERA WHIP	IP WLS BF H R ER SO BB IBB HBP BLK WP HR S P ERA WHIP	IP WLS BF H R ER SO BB IBB HBP BLK WP HR S P ERA WHIP	IP WLS BF H R ER SO BB IBB HBP BLK WP HR S P ERA WHIP	IP WLS BF H R ER SO BB IBB HBP BLK WP HR S P ERA WHIP	IP WLS BF H R ER SO BB IBB HBP BLK WP HR S P ERA WHIP	IP WLS BF H R ER SO BB IBB HBP BLK WP HR S P ERA WHIP	IP WLS BF H R ER SO BB IBB HBP BLK WP HR S P ERA WHIP	IP WLS BF H R ER SO BB IBB HBP BLK WP HR S P ERA WHIP	IP WLS BF H R ER SO BB IBB HBP BLK WP HR S P ERA WHIP	IP WLS BF H R ER SO BB IBB HBP BLK WP HR S P ERA WHIP	IP WLS BF H R ER SO BB IBB HBP BLK WP HR S P ERA WHIP	IP WLS BF H R ER SO BB IBB HBP BLK WP HR S P ERA WHIP	IP WLS BF H R ER SO BB IBB HBP BLK WP HR S P ERA WHIP	IP WLS BF H R ER SO BB IBB HBP BLK WP HR S P ERA WHIP	IP WLS BF H R ER SO BB IBB HBP BLK WP HR S P ERA WHIP	IP WLS BF H R ER SO BB IBB HBP BLK WP HR S P ERA WHIP

Toronto Blue Jays @ Oakland Athletics  
McAfee Coliseum, Oakland, CA  
Wed Aug 29 2007, 3:35 PM EDT  
Att: 16,015 - Sunny - 79 F

AB	39
R	4
H	7
RBI	4
BB	8
SO	5
LOB	17



Batter	1	2	3	4	5	6	7	8	9	10	11	AB	R	H	RBI	BB	SO	LOB	BOTTOM								
14 Mark Ellis, R OBP: 0.318, SLG: 0.421	F7				P3		P3			K		5	0	1	0	0	1	0									
Nick Swisher, S OBP: 0.305, SLG: 0.450					K		G4-3			K		4	1	0	0	1	2	2									
32 Jack Cust, L OBP: 0.406, SLG: 0.537					K		L9			L9		4	1	1	0	0	1	0									
Shannon Stewart, R OBP: 0.348, SLG: 0.391					1B							1	0	0	0	0	0	0									
Mike Piazza, R OBP: 0.314, SLG: 0.399					G6-3		G6-3				F7	5	1	2	1	0	1	0									
29 Dan Johnson, L OBP: 0.345, SLG: 0.408					G4-3		G4-3					4	1	0	0	1	2	2									
Marco Scutaro, R OBP: 0.333, SLG: 0.384					P3		F8					5	1	3	1	0	0	2									
22 Jack Hannahan, L OBP: 0.371, SLG: 0.453					1B		G4-6-3			G3-1		4	0	1	1	1	0	3									
Rob Bowen, S OBP: 0.348, SLG: 0.391					1B		BB					2	0	1	2	2	0	0									
Jeff DaVanon, S OBP: 0.305, SLG: 0.275					G4-3		G4-3			G3-6-3		3	0	0	0	1	0	2									
<b>Inning Stats</b>	R: 2 E: 0 K: 1 S: 13	H: 3 LOB: 2 BB: 1 P: 22	R: 0 E: 0 K: 0 S: 6	H: 1 LOB: 1 BB: 1 P: 11	R: 2 E: 0 K: 0 S: 12	H: 2 LOB: 1 BB: 2 P: 23	R: 0 E: 0 K: 1 S: 9	H: 0 LOB: 0 BB: 0 P: 10	R: 0 E: 0 K: 1 S: 9	H: 1 LOB: 0 BB: 0 P: 14	R: 0 E: 0 K: 0 S: 8	H: 0 LOB: 1 BB: 1 P: 15	R: 0 E: 0 K: 0 S: 5	H: 0 LOB: 0 BB: 0 P: 6	R: 0 E: 0 K: 1 S: 6	H: 0 LOB: 0 BB: 0 P: 10	R: 0 E: 0 K: 0 S: 7	H: 0 LOB: 0 BB: 1 P: 13	R: 0 E: 0 K: 2 S: 10	H: 0 LOB: 0 BB: 0 P: 14	R: 1 E: 0 K: 1 S: 13	H: 2 LOB: 1 BB: 0 P: 22	1B: 7 2B: 2 3B: 0 HR: 0	SF: 0 SAC: 0 DP: 3 HBP: 0	WP: 0 PB: 0 SB: 0 CS: 0	PA: 43	
<b>PITCHER</b>	IP WLS BF H R ER SO BB IBB HBP BLK WP HR S P ERA WHIP	IP WLS BF H R ER SO BB IBB HBP BLK WP HR S P ERA WHIP	IP WLS BF H R ER SO BB IBB HBP BLK WP HR S P ERA WHIP	IP WLS BF H R ER SO BB IBB HBP BLK WP HR S P ERA WHIP	IP WLS BF H R ER SO BB IBB HBP BLK WP HR S P ERA WHIP	IP WLS BF H R ER SO BB IBB HBP BLK WP HR S P ERA WHIP	IP WLS BF H R ER SO BB IBB HBP BLK WP HR S P ERA WHIP	IP WLS BF H R ER SO BB IBB HBP BLK WP HR S P ERA WHIP	IP WLS BF H R ER SO BB IBB HBP BLK WP HR S P ERA WHIP	IP WLS BF H R ER SO BB IBB HBP BLK WP HR S P ERA WHIP	IP WLS BF H R ER SO BB IBB HBP BLK WP HR S P ERA WHIP	IP WLS BF H R ER SO BB IBB HBP BLK WP HR S P ERA WHIP	IP WLS BF H R ER SO BB IBB HBP BLK WP HR S P ERA WHIP	IP WLS BF H R ER SO BB IBB HBP BLK WP HR S P ERA WHIP	IP WLS BF H R ER SO BB IBB HBP BLK WP HR S P ERA WHIP	IP WLS BF H R ER SO BB IBB HBP BLK WP HR S P ERA WHIP	IP WLS BF H R ER SO BB IBB HBP BLK WP HR S P ERA WHIP	IP WLS BF H R ER SO BB IBB HBP BLK WP HR S P ERA WHIP	IP WLS BF H R ER SO BB IBB HBP BLK WP HR S P ERA WHIP	IP WLS BF H R ER SO BB IBB HBP BLK WP HR S P ERA WHIP	IP WLS BF H R ER SO BB IBB HBP BLK WP HR S P ERA WHIP	IP WLS BF H R ER SO BB IBB HBP BLK WP HR S P ERA WHIP	IP WLS BF H R ER SO BB IBB HBP BLK WP HR S P ERA WHIP	IP WLS BF H R ER SO BB IBB HBP BLK WP HR S P ERA WHIP	IP WLS BF H R ER SO BB IBB HBP BLK WP HR S P ERA WHIP	IP WLS BF H R ER SO BB IBB HBP BLK WP HR S P ERA WHIP	IP WLS BF H R ER SO BB IBB HBP BLK WP HR S P ERA WHIP

Toronto Blue Jays @ Oakland Athletics  
McAfee Coliseum, Oakland, CA  
Wed Aug 29 2007, 3:35 PM EDT  
Att: 16,015 - Sunny - 79 F

AB	37
R	5
H	9
RBI	5
BB	6
SO	7
LOB	11






Batter	1	2	3	4	5	6	7	8	9	10	AB	R	H	RBI	BB	SO	LOB	TOP				
28 Curtis Granderson, L OBP: 0.351, SLG: 0.544 25 Ryan Raburn, R OBP: 0.364, SLG: 0.515	P4		K		FC6-4 1B			F9	L9		3	0	1	0	0	1	0					
14 Placido Polanco, R OBP: 0.387, SLG: 0.465	G5-3		G5-3		FC6-4			3B		K	5	0	1	0	0	1	1					
33 Marcus Thames, R OBP: 0.276, SLG: 0.485	K		G6-3					P4		K	5	0	0	0	0	3	1					
30 Magglio Ordonez, R OBP: 0.428, SLG: 0.597		9 3B			F9			F9		G6-3	5	1	1	0	0	0	1					
9 Carlos Guillen, S OBP: 0.302, SLG: 0.523		1B			G1-3			1B C4-3			4	2	3	1	0	0	0					
Ivan Rodriguez, R OBP: 0.291, SLG: 0.419		3B			FC6-4 1B			1B			3	1	2	1	1	0	1					
15 Brandon Inge, R OBP: 0.316, SLG: 0.380		1B			BB			1B			3	0	0	0	0	1	3					
Cameron Maybin, R OBP: 0.273, SLG: 0.400 19 Timo Perez, L OBP: 0.391, SLG: 0.500		1B			K			L9		G4-3	3	0	0	0	0	1	1					
39 Ramon Santiago, S OBP: 0.381, SLG: 0.316 Sean Casey, L OBP: 0.339, SLG: 0.376		1B			P6			K			1	0	0	1	0	0	0					
<b>Inning Stats</b>	R: 0 E: 0 K: 1 S: 9	H: 0 LOB: 0 BB: 0 P: 11	R: 2 E: 0 K: 0 S: 10	H: 3 LOB: 1 BB: 0 P: 18	R: 0 E: 0 K: 1 S: 6	H: 0 LOB: 0 BB: 0 P: 9	R: 0 E: 0 K: 1 S: 9	H: 1 LOB: 1 BB: 0 P: 19	R: 0 E: 0 K: 1 S: 8	H: 1 LOB: 1 BB: 0 P: 12	R: 0 E: 0 K: 1 S: 8	H: 0 LOB: 0 BB: 0 P: 10	R: 0 E: 0 K: 0 S: 9	H: 1 LOB: 1 BB: 0 P: 15	R: 2 E: 0 K: 0 S: 13	H: 3 LOB: 1 BB: 0 P: 22	R: 0 E: 0 K: 2 S: 8	H: 0 LOB: 0 BB: 0 P: 11	1B: 7 2B: 0 3B: 2 HR: 0	SF: 0 SAC: 1 DP: 0 HBP: 0	WP: 0 PA: 40 PB: 0 SB: 0 CS: 0	
<b>PITCHER</b>	IP WLS BF H R ER SO ERA WHIP	IP WLS BF H R ER SO ERA WHIP	IP WLS BF H R ER SO ERA WHIP	IP WLS BF H R ER SO ERA WHIP	IP WLS BF H R ER SO ERA WHIP	IP WLS BF H R ER SO ERA WHIP	IP WLS BF H R ER SO ERA WHIP	IP WLS BF H R ER SO ERA WHIP	IP WLS BF H R ER SO ERA WHIP	IP WLS BF H R ER SO ERA WHIP	IP WLS BF H R ER SO ERA WHIP	IP WLS BF H R ER SO ERA WHIP	IP WLS BF H R ER SO ERA WHIP	IP WLS BF H R ER SO ERA WHIP	IP WLS BF H R ER SO ERA WHIP	IP WLS BF H R ER SO ERA WHIP	IP WLS BF H R ER SO ERA WHIP	IP WLS BF H R ER SO ERA WHIP	IP WLS BF H R ER SO ERA WHIP	IP WLS BF H R ER SO ERA WHIP	IP WLS BF H R ER SO ERA WHIP	
Joe Blanton, R ERA: 3.88	7.0	0	27	5	2	2	6	BB: 1 IBB: 0 HBP: 0 BLK: 0	WP: 0 HR: 0	S: 62 P: 96	2.57	0.857										
Alan Embree, L ERA: 3.65	1.0	0	4	1	0	0	0	BB: 0 IBB: 0 HBP: 0 BLK: 0	WP: 0 HR: 0	S: 9 P: 15	0.00	1.000										
Huston Street, R ERA: 3.49	2.0	0	9	3	2	2	2	BB: 0 IBB: 0 HBP: 0 BLK: 0	WP: 0 HR: 0	S: 21 P: 33	9.00	1.500										

Detroit Tigers @ Oakland Athletics  
McAfee Coliseum, Oakland, CA  
Fri Aug 31 2007, 10:05 PM EDT  
Att: 27,250 - Clear - 70 F


AB 38  
R 4  
H 9  
RBI 4  
BB 1  
SO 8  
LOB 11



Batter	1	2	3	4	5	6	7	8	9	10	AB	R	H	RBI	BB	SO	LOB	BOTTOM				
Shannon Stewart, R OBP: 0.346, SLG: 0.387	L7		G6-3		G6-3		F7				4	0	0	0	1	0	1					
Nick Swisher, S OBP: 0.392, SLG: 0.445	K		G4-3		K		K		BB		5	0	0	0	0	4	2					
32 Jack Cust, L OBP: 0.410, SLG: 0.548 Jeff DaVanon, S OBP: 0.301, SLG: 0.271		1B			HR		G4-3				3	1	2	1	1	0	1					
Mike Piazza, R OBP: 0.312, SLG: 0.389 J.J. Furmaniak, R OBP: 0.368, SLG: 0.267		F8			G6-3		FC6-4				5	0	1	0	0	0	2					
29 Dan Johnson, L OBP: 0.350, SLG: 0.419		G3			HR		14 1B				3	1	2	2	0	0	0					
14 Mark Ellis, R OBP: 0.320, SLG: 0.423		G4-3			22 1B		22 1B				4	1	2	0	0	1	1					
22 Jack Hannahan, L OBP: 0.379, SLG: 0.500		HR			G4-1		FC5-2-5				3	1	1	1	1	0	3					
Marco Scutaro, R OBP: 0.332, SLG: 0.382		F8			1B		G5-4-3				4	0	1	1	0	0	4					
8 Kurt Suzuki, R OBP: 0.333, SLG: 0.424		G5-3			F7		1B				4	0	1	0	0	0	1					
<b>Inning Stats</b>	R: 0 E: 0 K: 1 S: 7	H: 1 LOB: 1 BB: 0 P: 11	R: 1 E: 0 K: 0 S: 9	H: 1 LOB: 0 BB: 0 P: 17	R: 0 E: 0 K: 0 S: 8	H: 0 LOB: 0 BB: 0 P: 13	R: 3 E: 0 K: 0 S: 18	H: 4 LOB: 1 BB: 0 P: 28	R: 0 E: 0 K: 1 S: 10	H: 0 LOB: 1 BB: 1 P: 15	R: 0 E: 0 K: 1 S: 10	H: 1 LOB: 1 BB: 0 P: 15	R: 0 E: 0 K: 1 S: 10	H: 0 LOB: 1 BB: 0 P: 15	R: 0 E: 0 K: 2 S: 13	H: 0 LOB: 1 BB: 0 P: 22	R: 1 E: 0 K: 0 S: 3	H: 2 LOB: 1 BB: 0 P: 5	1B: 5 2B: 2 3B: 0 HR: 3	SF: 0 SAC: 0 DP: 1 HBP: 0	WP: 0 PA: 41 PB: 0 SB: 0 CS: 0	
<b>PITCHER</b>	IP WLS BF H R ER SO ERA WHIP	IP WLS BF H R ER SO ERA WHIP	IP WLS BF H R ER SO ERA WHIP	IP WLS BF H R ER SO ERA WHIP	IP WLS BF H R ER SO ERA WHIP	IP WLS BF H R ER SO ERA WHIP	IP WLS BF H R ER SO ERA WHIP	IP WLS BF H R ER SO ERA WHIP	IP WLS BF H R ER SO ERA WHIP	IP WLS BF H R ER SO ERA WHIP	IP WLS BF H R ER SO ERA WHIP	IP WLS BF H R ER SO ERA WHIP	IP WLS BF H R ER SO ERA WHIP	IP WLS BF H R ER SO ERA WHIP	IP WLS BF H R ER SO ERA WHIP	IP WLS BF H R ER SO ERA WHIP	IP WLS BF H R ER SO ERA WHIP	IP WLS BF H R ER SO ERA WHIP	IP WLS BF H R ER SO ERA WHIP	IP WLS BF H R ER SO ERA WHIP	IP WLS BF H R ER SO ERA WHIP	
32 Virgil Vasquez, R ERA: 9.26	4.0	10	6	4	4	1	BB: 0 IBB: 0 HBP: 0 BLK: 0	WP: 0 HR: 3	S: 42 P: 69	9.00	1.500											
Jason Grilli, R ERA: 4.91	2.1	0	2	0	0	1	BB: 0 IBB: 0 HBP: 0 BLK: 0	WP: 0 HR: 0	S: 19 P: 37	0.00	1.714											
Tim Byrdak, L ERA: 3.82	1.0	0	4	0	0	0	BB: 0 IBB: 0 HBP: 0 BLK: 0	WP: 0 HR: 0	S: 7 P: 15	0.00	1.000											
Chad Durbin, R ERA: 4.76	0.2	0	3	0	0	0	BB: 0 IBB: 0 HBP: 0 BLK: 0	WP: 0 HR: 0	S: 5 P: 11	0.00	1.500											
56 Fernando Rodney, R ERA: 3.79	1.0	0	4	0	0	0	BB: 0 IBB: 0 HBP: 0 BLK: 0	WP: 0 HR: 0	S: 13 P: 22	0.00	1.000											

Detroit Tigers @ Oakland Athletics  
McAfee Coliseum, Oakland, CA  
Fri Aug 31 2007, 10:05 PM EDT  
Att: 27,250 - Clear - 70 F

AB 36  
R 5  
H 10  
RBI 5  
BB 5  
SO 6  
LOB 16





Batter	1	2	3	4	5	6	7	8	9	AB	R	H	RBI	BB	SO	LOB	TOP					
28 Curtis Granderson, L (1.8) OBP: 0.355, SLG: 0.554										5	3	4	2	0	1	1						
14 Placido Polanco, R (1.4) OBP: 0.385, SLG: 0.465										5	1	3	1	0	0	1						
25 Ryan Raburn, R (1.5) OBP: 0.360, SLG: 0.515										4	0	1	1	0	1	4						
15 Brandon Inge, R (7.5) OBP: 0.315, SLG: 0.379										1	0	0	0	0	0	0						
30 Magglio Ordonez, R (1.10) OBP: 0.428, SLG: 0.596										4	0	1	1	1	0	1						
9 Carlos Guillen, S (1.6) OBP: 0.281, SLG: 0.519										3	0	0	1	1	1	1						
Ivan Rodriguez, R (1.2) OBP: 0.285, SLG: 0.415										4	0	0	0	0	1	5						
Sean Casey, L (1.3) OBP: 0.339, SLG: 0.378										3	0	1	0	0	0	0						
39 Ramon Santiago, S (6. PR) OBP: 0.364, SLG: 0.300										4	0	0	0	0	2	1						
Cameron Maybin, R (1.7) OBP: 0.243, SLG: 0.353										4	2	3	0	0	0	0						
19 Timo Perez, L (1.9) OBP: 0.444, SLG: 0.542										4	2	3	0	0	0	0						
<b>Inning Stats</b>	R: 1 E: 0 K: 0 S: 8	H: 3 LOB: 2 BB: 1 P: 17	R: 0 E: 0 K: 0 S: 6	H: 0 LOB: 0 BB: 0 P: 9	R: 2 E: 0 K: 1 S: 22	H: 3 LOB: 1 BB: 0 P: 33	R: 0 E: 0 K: 2 S: 13	H: 1 LOB: 1 BB: 0 P: 15	R: 0 E: 0 K: 1 S: 11	H: 1 LOB: 1 BB: 0 P: 16	R: 2 E: 0 K: 2 S: 16	H: 3 LOB: 1 BB: 1 P: 28	R: 1 E: 0 K: 1 S: 9	H: 2 LOB: 1 BB: 0 P: 10	R: 0 E: 0 K: 0 S: 7	H: 0 LOB: 0 BB: 0 P: 11	1B: 8 2B: 4 3B: 0 HR: 1	SF: 1 SAC: 0 DP: 1 HBP: 0	WP: 1 PB: 1 SB: 1 CS: 0	PA: 41		
<b>PITCHER</b>	IP WLS BF H R ER SO BB IBB HBP BLK WP HR S P ERA WHIP	IP WLS BF H R ER SO BB IBB HBP BLK WP HR S P ERA WHIP	IP WLS BF H R ER SO BB IBB HBP BLK WP HR S P ERA WHIP	IP WLS BF H R ER SO BB IBB HBP BLK WP HR S P ERA WHIP	IP WLS BF H R ER SO BB IBB HBP BLK WP HR S P ERA WHIP	IP WLS BF H R ER SO BB IBB HBP BLK WP HR S P ERA WHIP	IP WLS BF H R ER SO BB IBB HBP BLK WP HR S P ERA WHIP	IP WLS BF H R ER SO BB IBB HBP BLK WP HR S P ERA WHIP	IP WLS BF H R ER SO BB IBB HBP BLK WP HR S P ERA WHIP	IP WLS BF H R ER SO BB IBB HBP BLK WP HR S P ERA WHIP	IP WLS BF H R ER SO BB IBB HBP BLK WP HR S P ERA WHIP	IP WLS BF H R ER SO BB IBB HBP BLK WP HR S P ERA WHIP	IP WLS BF H R ER SO BB IBB HBP BLK WP HR S P ERA WHIP	IP WLS BF H R ER SO BB IBB HBP BLK WP HR S P ERA WHIP	IP WLS BF H R ER SO BB IBB HBP BLK WP HR S P ERA WHIP	IP WLS BF H R ER SO BB IBB HBP BLK WP HR S P ERA WHIP	IP WLS BF H R ER SO BB IBB HBP BLK WP HR S P ERA WHIP	IP WLS BF H R ER SO BB IBB HBP BLK WP HR S P ERA WHIP	IP WLS BF H R ER SO BB IBB HBP BLK WP HR S P ERA WHIP	IP WLS BF H R ER SO BB IBB HBP BLK WP HR S P ERA WHIP	IP WLS BF H R ER SO BB IBB HBP BLK WP HR S P ERA WHIP	IP WLS BF H R ER SO BB IBB HBP BLK WP HR S P ERA WHIP
Dan Haren, R (1.1) ERA: 2.97	6.0	L	29	11	5	5	4	1	0	0	0	0	0	0	0	0	7.50	2.000				
44 Santiago Casilla, R (7.1) ERA: 4.12	1.0		4	0	0	2	0	1	0	0	1	0	10	20	0.00	0.000						
59 Andrew Brown, R (8.1) ERA: 4.34	1.0		5	2	1	1	0	0	0	0	0	0	9	10	9.00	2.000						
Ruddy Lugo, R (9.1) ERA: 6.34	1.0		3	0	0	0	0	0	0	0	0	0	7	11	0.00	0.000						

Detroit Tigers @ Oakland Athletics  
McAfee Coliseum, Oakland, CA  
Sat Sep 01 2007, 3:55 PM EDT  
Att: 21,336 - Sunny - 70 F

AB 38  
R 6  
H 13  
RBI 6  
BB 2  
SO 7  
LOB 14



Batter	1	2	3	4	5	6	7	8	9	AB	R	H	RBI	BB	SO	LOB	BOTTOM					
Shannon Stewart, R (1.7) OBP: 0.347, SLG: 0.387										5	0	2	0	0	0	1						
Nick Swisher, S (1.8) OBP: 0.392, SLG: 0.445										4	0	1	0	1	1	2						
32 Jack Cust, L (1.9) OBP: 0.406, SLG: 0.541										4	0	0	0	0	4	5						
Mike Piazza, R (1.10) OBP: 0.315, SLG: 0.413										4	1	2	1	0	0	0						
29 Dan Johnson, L (1.3) OBP: 0.347, SLG: 0.414										4	0	0	0	0	1	1						
14 Mark Ellis, R (1.4) OBP: 0.319, SLG: 0.422										4	0	1	0	0	0	1						
22 Jack Hannahan, L (1.5) OBP: 0.386, SLG: 0.483										2	0	0	0	2	2	1						
Marco Scutaro, R (1.6) OBP: 0.328, SLG: 0.376										4	0	0	0	0	3	3						
8 Kurt Suzuki, R (1.2) OBP: 0.337, SLG: 0.434										4	0	2	0	0	1	0						
<b>Inning Stats</b>	R: 0 E: 0 K: 1 S: 9	H: 0 LOB: 0 BB: 0 P: 12	R: 0 E: 0 K: 2 S: 16	H: 1 LOB: 2 BB: 1 P: 29	R: 0 E: 0 K: 1 S: 10	H: 1 LOB: 0 BB: 0 P: 13	R: 1 E: 0 K: 1 S: 11	H: 1 LOB: 1 BB: 1 P: 17	R: 0 E: 0 K: 3 S: 15	H: 1 LOB: 1 BB: 0 P: 21	R: 0 E: 0 K: 0 S: 8	H: 0 LOB: 0 BB: 0 P: 14	R: 0 E: 0 K: 3 S: 19	H: 2 LOB: 3 BB: 1 P: 28	R: 0 E: 0 K: 1 S: 13	H: 1 LOB: 1 BB: 0 P: 24	R: 0 E: 0 K: 0 S: 10	H: 1 LOB: 1 BB: 0 P: 13	1B: 5 2B: 2 3B: 0 HR: 1	SF: 0 SAC: 0 DP: 0 HBP: 0	WP: 0 PB: 0 SB: 0 CS: 0	PA: 38
<b>PITCHER</b>	IP WLS BF H R ER SO BB IBB HBP BLK WP HR S P ERA WHIP	IP WLS BF H R ER SO BB IBB HBP BLK WP HR S P ERA WHIP	IP WLS BF H R ER SO BB IBB HBP BLK WP HR S P ERA WHIP	IP WLS BF H R ER SO BB IBB HBP BLK WP HR S P ERA WHIP	IP WLS BF H R ER SO BB IBB HBP BLK WP HR S P ERA WHIP	IP WLS BF H R ER SO BB IBB HBP BLK WP HR S P ERA WHIP	IP WLS BF H R ER SO BB IBB HBP BLK WP HR S P ERA WHIP	IP WLS BF H R ER SO BB IBB HBP BLK WP HR S P ERA WHIP	IP WLS BF H R ER SO BB IBB HBP BLK WP HR S P ERA WHIP	IP WLS BF H R ER SO BB IBB HBP BLK WP HR S P ERA WHIP	IP WLS BF H R ER SO BB IBB HBP BLK WP HR S P ERA WHIP	IP WLS BF H R ER SO BB IBB HBP BLK WP HR S P ERA WHIP	IP WLS BF H R ER SO BB IBB HBP BLK WP HR S P ERA WHIP	IP WLS BF H R ER SO BB IBB HBP BLK WP HR S P ERA WHIP	IP WLS BF H R ER SO BB IBB HBP BLK WP HR S P ERA WHIP	IP WLS BF H R ER SO BB IBB HBP BLK WP HR S P ERA WHIP	IP WLS BF H R ER SO BB IBB HBP BLK WP HR S P ERA WHIP	IP WLS BF H R ER SO BB IBB HBP BLK WP HR S P ERA WHIP	IP WLS BF H R ER SO BB IBB HBP BLK WP HR S P ERA WHIP	IP WLS BF H R ER SO BB IBB HBP BLK WP HR S P ERA WHIP	IP WLS BF H R ER SO BB IBB HBP BLK WP HR S P ERA WHIP	IP WLS BF H R ER SO BB IBB HBP BLK WP HR S P ERA WHIP
35 Justin Verlander, R (1.1) ERA: 3.67	0.1	H	1	0	0	0	1	0	0	0	0	0	0	0	0	0	0.00	0.000				
44 Bobby Seay, L (7.1) ERA: 2.72	0.1		1	0	0	0	1	0	0	0	0	3	5	0.00	0.000							
31 Zach Miner, R (8.1) ERA: 3.21	1.0		4	1	0	0	1	0	0	0	0	13	24	0.00	1.000							
59 Todd Jones, R (9.1) ERA: 4.39	1.0		4	1	0	0	0	0	0	0	0	10	13	0.00	1.000							

Detroit Tigers @ Oakland Athletics  
McAfee Coliseum, Oakland, CA  
Sat Sep 01 2007, 3:55 PM EDT  
Att: 21,336 - Sunny - 70 F

AB 35  
R 1  
H 8  
RBI 1  
BB 3  
SO 12  
LOB 14





Batter	1	2	3	4	5	6	7	8	9	10	AB	R	H	RBI	BB	SO	LOB	TOP							
<b>Cameron Maybin, R</b> OBP: 0.238, SLG: 0.316 <b>19 Timo Perez, L</b> OBP: 0.429, SLG: 0.520 (10, PH)	G4-3	K		F8	FC5-4 BB			K		K	4	0	0	0	1	2	2								
<b>14 Placido Polanco, R</b> OBP: 0.391, SLG: 0.465	33 WP 30 BB 1B	G3-1			FC5-4 1B					K	5	2	2	0	1	1	2								
<b>25 Ryan Raburn, R</b> OBP: 0.353, SLG: 0.509	K		P4		1 SAVE X FA 87	G1-3		G5-3			5	1	1	1	0	1	2								
<b>30 Magglio Ordonez, R</b> OBP: 0.427, SLG: 0.593 (1, 10)	33 WP 33 2B BB			G4-3				K		K	3	1	0	0	2	2	1								
<b>33 Marcus Thames, R</b> OBP: 0.298, SLG: 0.458 <b>28 Curtis Granderson, L</b> OBP: 0.357, SLG: 0.557 (10, 9)	33 2B BB							K		F8 2B	4	1	3	3	0	1	0								
<b>Mike Hessman, R</b> OBP: 0.305, SLG: 0.355 <b>9 Carlos Guillen, S</b> OBP: 0.362, SLG: 0.519 (9, PH)	F8		P5					K			4	0	0	0	0	1	4								
<b>Mike Rabelo, S</b> OBP: 0.288, SLG: 0.415 <b>Ivan Rodriguez, R</b> OBP: 0.288, SLG: 0.415	G3		G5-3		15 BB 39 2B 1B			K		F8	5	1	1	1	0	1	2	AB 41							
<b>15 Brandon Inge, R</b> OBP: 0.314, SLG: 0.376	F8		G3		39 2B BB			K		G6-3	0	0	0	0	0	0	0	R 7							
<b>39 Ramon Santiago, S</b> OBP: 0.407, SLG: 0.520								K			4	1	0	0	1	1	2	H 11							
<b>Inning Stats</b>	R: 2 E: 0 K: 1 S: 19	H: 2 LOB: 1 BB: 1 P: 26	R: 0 E: 0 K: 1 S: 8	H: 1 LOB: 1 BB: 0 P: 11	R: 0 E: 0 K: 0 S: 12	H: 1 LOB: 2 BB: 1 P: 23	R: 0 E: 0 K: 0 S: 8	H: 1 LOB: 1 BB: 0 P: 13	R: 5 E: 0 K: 1 S: 21	H: 5 LOB: 2 BB: 2 P: 33	R: 0 E: 0 K: 2 S: 10	H: 0 LOB: 0 BB: 0 P: 16	R: 0 E: 0 K: 2 S: 10	H: 0 LOB: 0 BB: 0 P: 16	R: 0 E: 0 K: 1 S: 7	H: 0 LOB: 1 BB: 1 P: 13	R: 0 E: 0 K: 1 S: 12	H: 1 LOB: 2 BB: 1 P: 24	R: 0 E: 0 K: 2 S: 9	H: 0 LOB: 0 BB: 0 P: 14	1B: 4 2B: 6 3B: 1 HR: 0	SF: 0 SAC: 0 DP: 0 HBP: 0	WP: 1 PB: 0 SB: 0 CS: 0	PA: 47	
<b>PITCHER</b>	IP	WLS	BF	H	R	ER	SO	BB	IBB	HBP	BLK	WP	HR	S	P	ERA	WHIP								
<b>51 Dallas Braden, L</b> ERA: 6.75	4.2		25	9	6	6	3	2	0	0	0	0	0	62	91	11.57	2.357								
<b>Ruddy Lugo, R</b> ERA: 6.35	1.1		7	1	1	1	2	2	0	0	0	0	0	16	31	6.75	2.250								
<b>Colby Lewis, R</b> ERA: 7.76	1.0		3	0	0	0	2	0	0	0	0	0	0	10	16	0.00	0.000								
<b>59 Andrew Brown, R</b> ERA: 4.15	1.1		5	0	0	0	2	1	0	0	0	0	0	14	23	0.00	0.750								
<b>Jay Marshall, L</b> ERA: 6.81	0.0		1	1	0	0	0	0	0	0	0	0	0	3	6	∞	∞								

Detroit Tigers @ Oakland Athletics  
McAfee Coliseum, Oakland, CA  
Sun Sep 02 2007, 4:05 PM EDT  
Att. 23,195 - Sunny - 82 F

AB 41  
R 7  
H 11  
RBI 7  
BB 6  
SO 11  
LOB 15



Batter	1	2	3	4	5	6	7	8	9	10	AB	R	H	RBI	BB	SO	LOB	BOTTOM							
<b>Shannon Stewart, R</b> OBP: 0.345, SLG: 0.385	L8			F8		G1-3	L8		32 WP BB G6-2-3 1B		5	0	1	0	0	0	2								
<b>Nick Swisher, S</b> OBP: 0.392, SLG: 0.443	G4-3			K					32 WP BB G6-2-3 BB		4	0	1	1	1	2	0								
<b>32 Jack Cust, L</b> OBP: 0.405, SLG: 0.536	F7			L9					32 WP BB G6-2-3 BB		3	0	0	0	2	1	2								
<b>Mike Piazza, R</b> OBP: 0.313, SLG: 0.409	F8				G5-3		L8		32 WP BB G6-2-3 BB		5	0	1	0	0	0	5								
<b>29 Dan Johnson, L</b> OBP: 0.345, SLG: 0.411	F9				14 1B 22 2B 1B		P4		32 WP BB G6-2-3 BB		5	1	1	0	0	0	4								
<b>14 Mark Ellis, R</b> OBP: 0.322, SLG: 0.421	K				22 2B 1B			L7		22 1B HBP	3	3	1	0	1	1	0								
<b>22 Jack Hannahan, L</b> OBP: 0.400, SLG: 0.508			F7						22 1B HBP		5	1	3	3	0	0	0	AB 38							
<b>Marco Scutaro, R</b> OBP: 0.330, SLG: 0.378				K		P6			22 1B HBP		4	2	2	0	0	1	1	R 8							
<b>8 Kurt Suzuki, R</b> OBP: 0.341, SLG: 0.456					G6-3				22 1B HBP		4	1	2	4	0	1	1	H 12							
<b>Inning Stats</b>	R: 0 E: 0 K: 0 S: 6	H: 0 LOB: 0 BB: 0 P: 7	R: 0 E: 0 K: 1 S: 9	H: 0 LOB: 0 BB: 0 P: 12	R: 0 E: 0 K: 2 S: 8	H: 0 LOB: 0 BB: 0 P: 9	R: 0 E: 0 K: 1 S: 11	H: 0 LOB: 0 BB: 0 P: 16	R: 2 E: 0 K: 0 S: 15	H: 3 LOB: 1 BB: 0 P: 24	R: 0 E: 0 K: 1 S: 13	H: 1 LOB: 2 BB: 1 P: 22	R: 3 E: 0 K: 1 S: 17	H: 4 LOB: 2 BB: 1 P: 32	R: 0 E: 0 K: 0 S: 10	H: 0 LOB: 0 BB: 0 P: 16	R: 2 E: 0 K: 0 S: 17	H: 3 LOB: 2 BB: 1 P: 30	R: 1 E: 0 K: 0 S: 6	H: 1 LOB: 1 BB: 0 P: 11	1B: 10 2B: 1 3B: 0 HR: 1	SF: 0 SAC: 0 DP: 1 HBP: 1	WP: 1 PB: 0 SB: 0 CS: 0	PA: 43	
<b>PITCHER</b>	IP	WLS	BF	H	R	ER	SO	BB	IBB	HBP	BLK	WP	HR	S	P	ERA	WHIP								
<b>29 Nate Robertson, L</b> ERA: 4.95	6.0		23	4	2	3	5	1	0	0	0	0	0	62	90	3.00	0.833								
<b>56 Fernando Rodney, R</b> ERA: 3.79	0.1		6	4	3	3	0	1	0	0	0	0	0	9	19	81.00	15.000								
<b>Tim Lincecum, L</b> ERA: 4.37	0.1	H	1	0	0	0	1	0	0	0	0	0	0	3	6	0.00	0.000								
<b>54 Joel Zumaya, R</b> ERA: 4.37	1.1	H	4	0	0	0	0	0	0	0	0	0	0	15	23	0.00	0.000								
<b>59 Todd Jones, R</b> ERA: 4.64	1.0	B	7	3	2	2	0	1	1	0	0	1	1	17	30	18.00	4.000								

Detroit Tigers @ Oakland Athletics  
McAfee Coliseum, Oakland, CA  
Sun Sep 02 2007, 4:05 PM EDT  
Att. 23,195 - Sunny - 82 F

AB 38  
R 8  
H 12  
RBI 8  
BB 4  
SO 6  
LOB 15





Batter	1	2	3	4	5	6	7	8	9	AB	R	H	RBI	BB	SO	LOB	TOP					
<b>Shannon Stewart, R</b> (1, 7) OBP: 0.346, SLG: 0.392										5	2	2	1	0	1	2						
<b>Nick Swisher, S</b> (1, 8) OBP: 0.390, SLG: 0.441										5	0	1	0	0	2	2						
<b>32 Jack Cust, L</b> (1, 9) OBP: 0.405, SLG: 0.531										3	1	0	0	2	2	2						
<b>Mike Piazza, R</b> (1, 10) OBP: 0.318, SLG: 0.425										4	1	3	3	0	0	1						
<b>29 Dan Johnson, L</b> (1, 3) OBP: 0.346, SLG: 0.410										4	1	1	0	1	0	3						
<b>14 Mark Ellis, R</b> (1, 4) OBP: 0.322, SLG: 0.420										2	0	0	0	1	0	0						
<b>Rob Bowen, S</b> (7, 2) OBP: 0.345, SLG: 0.388										1	0	0	0	0	1	1						
<b>22 Jack Hannahan, L</b> (1, 5) OBP: 0.418, SLG: 0.500										1	0	0	0	3	1	2						
<b>Marco Scutaro, R</b> (1, 6) OBP: 0.329, SLG: 0.376										4	0	1	1	0	0	4						
<b>8 Kurt Suzuki, R</b> (1, 2) OBP: 0.335, SLG: 0.447										3	0	0	0	0	1	4						
<b>12 Donnie Murphy, R</b> (7, 4) OBP: 0.294, SLG: 0.453										0	0	0	0	0	0	0						
<b>Jeff DaVanon, S</b> (6, PH) OBP: 0.298, SLG: 0.268										1	0	0	0	0	1	2						
<b>J.J. Furmaniak, R</b> (8, 4) OBP: 0.368, SLG: 0.267										0	0	0	0	0	0	0						
<b>Inning Stats</b>	R: 0 E: 0 K: 0 S: 11	H: 0 LOB: 1 BB: 1 P: 20	R: 0 E: 0 K: 1 S: 13	H: 0 LOB: 2 BB: 2 P: 24	R: 0 E: 0 K: 2 S: 8	H: 0 LOB: 0 BB: 0 P: 11	R: 0 E: 0 K: 0 S: 7	H: 1 LOB: 0 BB: 0 P: 11	R: 0 E: 1 K: 1 S: 11	H: 0 LOB: 2 BB: 1 P: 20	R: 0 E: 0 K: 0 S: 7	H: 1 LOB: 0 BB: 0 P: 9	R: 0 E: 0 K: 1 S: 11	H: 0 LOB: 1 BB: 1 P: 23	R: 4 E: 0 K: 3 S: 18	H: 4 LOB: 2 BB: 2 P: 37	R: 1 E: 1 K: 1 S: 11	H: 2 LOB: 1 BB: 0 P: 16	1B: 6 2B: 1 3B: 0 HR: 2	SF: 1 SAC: 0 DP: 2 HBP: 0	WP: 0 PB: 0 SB: 0 CS: 0	PA: 41
<b>PITCHER</b>	IP	WLS	BF	H	R	ER	SO	BB	IBB	HBP	BLK	WP	HR	S	P	ERA	WHIP					
<b>54 Ervin Santana, R</b> (1, 1) ERA: 6.07	6.1	W	25	2	0	0	4	5	0	0	0	0	0	61	105	0.00	1.105					
<b>63 Rich Thompson, R</b> (7, 1) ERA: 13.5	1.0		6	2	3	3	2	1	0	0	0	0	2	13	27	27.00	3.000					
<b>52 Jason Bulger, R</b> (8, 1) ERA: 6.75	0.1		4	2	1	1	1	0	0	0	0	0	0	9	18	27.00	9.000					
<b>33 Justin Speier, R</b> (8, 1) ERA: 3.35	1.1		6	2	1	0	2	0	0	0	0	0	0	14	21	0.00	1.500					

Oakland Athletics @ Los Angeles Angels  
Angel Stadium of Anaheim, Anaheim, CA

AB 33  
R 5  
H 8  
RBI 5  
BB 7  
SO 9  
LOB 23



WP: 0 PA: 41  
PB: 0  
SB: 0  
CS: 0

Batter	1	2	3	4	5	6	7	8	9	AB	R	H	RBI	BB	SO	LOB	BOTTOM				
<b>24 Gary Matthews, S</b> (1, 8) OBP: 0.323, SLG: 0.435										4	1	1	1	1	1	0					
<b>Orlando Cabrera, R</b> (1, 6) OBP: 0.353, SLG: 0.418										5	1	2	1	0	1	2					
<b>27 Vladimir Guerrero, R</b> (1, 9) OBP: 0.494, SLG: 0.546										4	1	1	0	0	0	3					
<b>77 Reggie Willits, S</b> (8, 7) OBP: 0.394, SLG: 0.342										0	0	0	0	0	0	0					
<b>Garret Anderson, L</b> (1, 7) OBP: 0.320, SLG: 0.485										3	2	1	1	1	0	1					
<b>Nathan Haynes, L</b> (8, 9) OBP: 0.242, SLG: 0.281										0	0	0	0	0	0	0					
<b>6 Maicer Izturis, S</b> (1, 5) OBP: 0.336, SLG: 0.408										4	1	2	2	0	0	0					
<b>19 Kendrys Morales, S</b> (1, 10) OBP: 0.356, SLG: 0.542										4	0	1	0	0	1	2					
<b>Casey Kotchman, L</b> (1, 3) OBP: 0.362, SLG: 0.461										2	1	0	1	1	0	1					
<b>47 Howie Kendrick, R</b> (1, 4) OBP: 0.351, SLG: 0.456										4	1	2	0	0	1	2					
<b>5 Jeff Mathis, R</b> (1, 2) OBP: 0.292, SLG: 0.423										4	1	2	2	0	1	1					
<b>Inning Stats</b>	R: 1 E: 0 K: 0 S: 8	H: 2 LOB: 0 BB: 0 P: 10	R: 1 E: 0 K: 0 S: 10	H: 2 LOB: 1 BB: 0 P: 19	R: 0 E: 0 K: 1 S: 7	H: 0 LOB: 0 BB: 0 P: 11	R: 0 E: 0 K: 0 S: 5	H: 0 LOB: 0 BB: 0 P: 6	R: 5 E: 0 K: 2 S: 18	H: 4 LOB: 1 BB: 2 P: 33	R: 1 E: 0 K: 0 S: 11	H: 2 LOB: 2 BB: 1 P: 19	R: 1 E: 0 K: 1 S: 13	H: 2 LOB: 1 BB: 0 P: 21	R: 0 E: 0 K: 1 S: 7	H: 0 LOB: 0 BB: 0 P: 13	1B: 6 2B: 3 3B: 0 HR: 3	SF: 1 SAC: 0 DP: 1 HBP: 0	WP: 1 PB: 1 SB: 0 CS: 0	PA: 38	
<b>PITCHER</b>	IP	WLS	BF	H	R	ER	SO	BB	IBB	HBP	BLK	WP	HR	S	P	ERA	WHIP				
<b>57 Chad Gaudin, R</b> (1, 1) ERA: 4.25	5.0	L	24	4	2	6	3	1	1	0	0	0	1	24	40	9.00	1.800				
<b>Colby Lewis, R</b> (6, 1) ERA: 7.55	2.0		11	4	2	2	1	1	0	0	0	0	1	24	40	9.00	2.500				
<b>37 Dan Meyer, L</b> (8, 1) ERA: 5.4	1.0		3	0	0	0	1	0	0	0	0	0	0	7	13	0.00	0.000				

Oakland Athletics @ Los Angeles Angels  
Angel Stadium of Anaheim, Anaheim, CA

AB 34  
R 9  
H 12  
RBI 8  
BB 3  
SO 5  
LOB 12



WP: 1 PA: 38  
PB: 1  
SB: 0  
CS: 0



Batter	1	2	3	4	5	6	7	8	9	AB	R	H	RBI	BB	SO	LOB	TOP							
Shannon Stewart, R OBP: 0.346, SLG: 0.400										5	1	2	3	0	0	2								
Nick Swisher, S OBP: 0.387, SLG: 0.436										5	0	0	0	0	2	2								
32 Jack Cust, L OBP: 0.405, SLG: 0.526										3	0	0	0	2	2	2								
Mike Piazza, R OBP: 0.317, SLG: 0.426										4	0	1	0	0	2	1								
29 Dan Johnson, L OBP: 0.345, SLG: 0.408										4	0	1	0	0	0	2								
14 Mark Ellis, R OBP: 0.323, SLG: 0.419										3	0	1	0	1	0	1								
22 Jack Hannahan, L OBP: 0.398, SLG: 0.471										4	0	0	0	0	2	6								
Marco Scutaro, R OBP: 0.345, SLG: 0.379										3	1	2	0	1	0	0								
Rob Bowen, S OBP: 0.349, SLG: 0.399										4	1	2	0	0	1	3								
<b>Inning Stats</b>	R: 1 E: 0 K: 1 S: 16	H: 2 LOB: 3 BB: 2 P: 28	R: 1 E: 0 K: 0 S: 8	H: 2 LOB: 1 BB: 0 P: 10	R: 0 E: 0 K: 1 S: 10	H: 2 LOB: 1 BB: 0 P: 16	R: 0 E: 0 K: 1 S: 8	H: 1 LOB: 0 BB: 0 P: 12	R: 0 E: 0 K: 2 S: 11	H: 0 LOB: 0 BB: 0 P: 19	R: 0 E: 1 K: 0 S: 14	H: 0 LOB: 2 BB: 1 P: 22	R: 0 E: 0 K: 1 S: 9	H: 0 LOB: 1 BB: 1 P: 17	R: 0 E: 0 K: 1 S: 8	H: 0 LOB: 0 BB: 0 P: 11	R: 1 E: 0 K: 2 S: 12	H: 2 LOB: 1 BB: 0 P: 22	1B: 5 2B: 3 3B: 0 HR: 1	SF: 0 SAC: 0 DP: 2 HBP: 0	WP: 1 PB: 0 SB: 0 CS: 0	PA: 39		
<b>PITCHER</b>	IP WLS BF H R ER SO BB IBB HBP BLK WP HR S P ERA WHIP	6.0 W 27 7 2 2 5 3 0 0 0 1 1 67 107 3.00 1.667	2.0 H 7 0 0 0 2 1 0 0 0 0 0 0 17 28 0.00 0.500	1.0 S 5 2 1 1 2 0 0 0 0 0 0 0 12 22 9.00 2.000																				

Oakland Athletics @ Los Angeles Angels  
Angel Stadium of Anaheim, Anaheim, CA

AB 35  
R 3  
H 9  
RBI 3  
BB 4  
SO 9  
LOB 19



WP: 1 PA: 39  
PB: 0  
SB: 0  
CS: 0

Oakland Athletics @ Los Angeles Angels  
Angel Stadium of Anaheim, Anaheim, CA

AB 30  
R 4  
H 9  
RBI 4  
BB 2  
SO 5  
LOB 10



WP: 1 PA: 32  
PB: 0  
SB: 1  
CS: 0

Batter	1	2	3	4	5	6	7	8	9	AB	R	H	RBI	BB	SO	LOB	BOTTOM			
Orlando Cabrera, R OBP: 0.350, SLG: 0.415										4	0	0	0	0	0	2				
47 Howie Kendrick, R OBP: 0.350, SLG: 0.465										4	1	1	2	0	1	0				
27 Vladimir Guerrero, R OBP: 0.465, SLG: 0.547										3	1	1	0	1	0	0				
Garret Anderson, L OBP: 0.324, SLG: 0.496										3	1	2	2	1	0	0				
19 Kendrys Morales, S OBP: 0.352, SLG: 0.529										4	0	1	0	0	2	3				
39 Robb Quinlan, R OBP: 0.302, SLG: 0.355										3	0	2	0	0	0	0				
6 Maicer Izturis, S OBP: 0.336, SLG: 0.408										0	0	0	0	0	0	0				
24 Gary Matthews, S OBP: 0.321, SLG: 0.432										3	0	0	0	0	1	3				
Juan Rivera, R (1, 10)										3	0	0	0	0	0	2				
5 Jeff Mathis, R OBP: 0.300, SLG: 0.429										3	1	2	0	0	1	0				
<b>Inning Stats</b>	R: 0 E: 0 K: 2 S: 13	H: 1 LOB: 2 BB: 1 P: 26	R: 0 E: 0 K: 0 S: 6	H: 1 LOB: 0 BB: 0 P: 10	R: 2 E: 0 K: 0 S: 11	H: 2 LOB: 0 BB: 0 P: 13	R: 0 E: 0 K: 1 S: 11	H: 2 LOB: 1 BB: 0 P: 15	R: 0 E: 0 K: 0 S: 7	H: 1 LOB: 0 BB: 0 P: 11	R: 2 E: 0 K: 0 S: 10	H: 1 LOB: 0 BB: 1 P: 15	R: 0 E: 0 K: 1 S: 7	H: 0 LOB: 0 BB: 0 P: 9	R: 0 E: 0 K: 1 S: 9	H: 1 LOB: 1 BB: 0 P: 11	1B: 7 2B: 0 3B: 0 HR: 2	SF: 0 SAC: 0 DP: 3 HBP: 0	WP: 1 PB: 0 SB: 1 CS: 0	PA: 32
<b>PITCHER</b>	IP WLS BF H R ER SO BB IBB HBP BLK WP HR S P ERA WHIP	6.0 L 25 4 4 4 3 2 0 0 0 0 0 0 7 9 6.00 1.667	1.0 3 0 0 0 1 0 0 0 0 0 0 0 9 11 0.00 1.000	1.0 4 1 0 0 1 0 0 0 0 0 0 0 9 11 0.00 1.000																

Tue Sep 04 2007, 7:05 PM PDT  
Att: 39,017 - Clear - 83 F

livebaseballscorecards.com

livebaseballscorecards.com



Batter	1	2	3	4	5	6	7	8	9	AB	R	H	RBI	BB	SO	LOB	TOP				
Shannon Stewart, R (1, 7) OBP: 0.345, SLG: 0.397	F9		F8		G4-3		1B 14 1B BB	K		4	1	0	0	1	1	3					
Marco Soutaro, R (1, 5) OBP: 0.335, SLG: 0.377	F8			32 1B HR BB	1B		F9	G5-3		4	1	1	0	1	0	3					
Mike Piazza, R (1, 10) OBP: 0.318, SLG: 0.426	G5-3		L6		1B		14 1B	P2		5	0	2	0	0	0	1					
32 Jack Cust, L (1, 9) OBP: 0.405, SLG: 0.523 J.J. Furmanik, R (9, PR) OBP: 0.398, SLG: 0.267	K			14 HR 1B	F7		F7			4	1	1	0	1	1	4					
14 Mark Ellis, R (1, 4) OBP: 0.324, SLG: 0.425	L7				P4			P4		5	1	2	4	0	0	3					
Nick Swisher, S (1, 8) OBP: 0.385, SLG: 0.436	K			1-H 2-H HR				G4-3		5	1	1	0	0	2	1					
29 Dan Johnson, L (1, 3) OBP: 0.347, SLG: 0.409			F8					29 1B 2B		4	0	2	0	0	0	0					
8 Kurt Suzuki, R (1, 2) OBP: 0.333, SLG: 0.438			L4							3	0	0	0	1	1	2					
12 Donnie Murphy, R (1, 6) OBP: 0.303, SLG: 0.500										4	1	3	2	0	1	2					
<b>Inning Stats</b>	R: 0 E: 0 K: 0 S: 7	H: 0 LOB: 0 BB: 0 P: 11	R: 0 E: 0 K: 2 S: 7	H: 0 LOB: 0 BB: 0 P: 14	R: 0 E: 0 K: 0 S: 11	H: 1 LOB: 1 BB: 0 P: 13	R: 3 E: 0 K: 2 S: 22	H: 3 LOB: 2 BB: 2 P: 39	R: 0 E: 0 K: 0 S: 10	H: 0 LOB: 0 BB: 0 P: 9	R: 2 E: 0 K: 0 S: 14	H: 3 LOB: 2 BB: 1 P: 23	R: 1 E: 0 K: 2 S: 16	H: 3 LOB: 2 BB: 0 P: 21	R: 0 E: 0 K: 0 S: 10	H: 0 LOB: 1 BB: 1 P: 21	1B: 9 2B: 1 3B: 0 HR: 2	SF: 0 SAC: 0 DP: 0 HBP: 0	WP: 1 PB: 0 SB: 0 CS: 0	PA: 42	
<b>PITCHER</b>	IP	WLS	BF	H	R	ER	SO	BB	IBB	HBP	BLK	WP	HR	S	P	ERA	WHIP				
51 Joe Saunders, L (1, 1) ERA: 3.78	6.0	L	27	7	4	4	4	2	0	0	0	0	2	65	102	6.00	1.500				
49 Chris Bootcheck, R (7, 1) ERA: 4.06	1.1		9	5	2	2	1	1	0	0	0	0	0	22	32	13.50	4.500				
63 Rich Thompson, R (8, 1) ERA: 10.13	0.2		2	0	0	0	1	0	0	0	0	1	0	6	9	0.00	0.000				
52 Jason Bulger, R (9, 1) ERA: 3.86	1.0		4	0	0	0	0	1	0	0	0	0	0	10	21	0.00	1.000				

Oakland Athletics @ Los Angeles Angels  
Angel Stadium of Anaheim, Anaheim, CA  
Wed Sep 05 2007, 12:35 PM PDT  
Att: 34,000 - Sunny - 81 F

AB	38
R	6
H	12
RBI	6
BB	4
SO	6
LOB	19



Batter	1	2	3	4	5	6	7	8	9	AB	R	H	RBI	BB	SO	LOB	BOTTOM					
77 Reggie Willits, S (1, 9) OBP: 0.393, SLG: 0.341	1B 1B	G5-3			G4-3			L6		4	1	1	0	0	0	1						
Orlando Cabrera, R (1, 6) OBP: 0.350, SLG: 0.414	1B 6 SF9 1B		P4		G6-3			G6-3		4	1	1	0	0	0	0						
27 Vladimir Guerrero, R (1, 10) OBP: 0.404, SLG: 0.545	K		F8				G3-1			4	0	1	0	0	1	2						
Garret Anderson, L (1, 7) OBP: 0.329, SLG: 0.497										3	0	2	1	1	0	1						
6 Maicer Izturis, S (1, 5) OBP: 0.331, SLG: 0.404	SF9		G4-3				G3-6			3	0	0	1	0	1	3						
Casey Kotchman, L (1, 3) OBP: 0.361, SLG: 0.457	G3				F8		L4			3	0	0	0	1	0	1						
24 Gary Matthews, S (1, 8) OBP: 0.321, SLG: 0.431		F7			G4-3					4	0	1	0	0	1	2						
47 Howie Kendrick, R (1, 4) OBP: 0.349, SLG: 0.463					L7					3	0	1	0	0	0	1						
48 Ryan Budde, R (1, 2) OBP: 0.167, SLG: 0.222 39 Robb Quinlan, R (8, PH) OBP: 0.300, SLG: 0.353 44 Mike Napoli, R (9, 2) OBP: 0.346, SLG: 0.459		F9								2	0	0	0	0	1	1						
<b>Inning Stats</b>	R: 2 E: 0 K: 1 S: 14	H: 3 LOB: 1 BB: 0 P: 19	R: 0 E: 0 K: 0 S: 8	H: 1 LOB: 1 BB: 0 P: 9	R: 0 E: 0 K: 0 S: 6	H: 1 LOB: 1 BB: 0 P: 8	R: 0 E: 0 K: 0 S: 8	H: 0 LOB: 0 BB: 0 P: 13	R: 0 E: 0 K: 1 S: 10	H: 0 LOB: 0 BB: 0 P: 14	R: 0 E: 0 K: 0 S: 5	H: 0 LOB: 0 BB: 1 P: 10	R: 0 E: 0 K: 0 S: 7	H: 1 LOB: 0 BB: 0 P: 11	R: 0 E: 0 K: 1 S: 11	H: 0 LOB: 0 BB: 0 P: 15	R: 0 E: 0 K: 2 S: 10	H: 1 LOB: 2 BB: 1 P: 17	1B: 7 2B: 0 3B: 0 HR: 0	SF: 1 SAC: 0 DP: 2 HBP: 0	WP: 0 PB: 0 SB: 0 CS: 0	PA: 34
<b>PITCHER</b>	IP	WLS	BF	H	R	ER	SO	BB	IBB	HBP	BLK	WP	HR	S	P	ERA	WHIP					
Joe Blanton, R (1, 1) ERA: 3.81	8.0	W	29	6	2	2	3	1	0	0	0	0	0	69	99	2.25	0.875					
Huston Street, R (9, 1) ERA: 3.32	1.0		5	1	0	0	2	1	0	0	0	0	0	10	17	0.00	2.000					

Oakland Athletics @ Los Angeles Angels  
Angel Stadium of Anaheim, Anaheim, CA  
Wed Sep 05 2007, 12:35 PM PDT  
Att: 34,000 - Sunny - 81 F

AB	31
R	2
H	7
RBI	2
BB	2
SO	5
LOB	12





Batter	1	2	3	4	5	6	7	8	9	AB	R	H	RBI	BB	SO	LOB	TOP				
Shannon Stewart, R OBP: 0.344, SLG: 0.395	G3		G5-3		G5-3			E	L8	5	1	1	0	0	0	1					
14 Mark Ellis, R OBP: 0.329, SLG: 0.426	BB		1B		BB			BB		1	0	1	0	3	0	0					
32 Jack Cust, L OBP: 0.406, SLG: 0.523	BB		1B		G4-6-3			SF7		2	0	1	1	1	0	1					
Mike Piazza, R OBP: 0.314, SLG: 0.420	K		F8		K			E6		4	0	0	0	0	2	5					
12 Donnie Murphy, R OBP: 0.303, SLG: 0.590	K									0	0	0	0	0	0	0					
29 Dan Johnson, L OBP: 0.343, SLG: 0.404	G4-3		L9		F9			K		4	0	0	0	0	1	4					
Nick Swisher, S OBP: 0.384, SLG: 0.436	K		K		P3					4	1	1	0	0	2	0					
Marco Scutaro, R OBP: 0.334, SLG: 0.375	F9		P4		L7					4	0	1	0	0	0	0					
22 Jack Hannahan, L OBP: 0.393, SLG: 0.465	K		F9		F9			SF7		3	1	1	1	0	1	0					
8 Kurt Suzuki, R OBP: 0.326, SLG: 0.427	L4		L7		L7			F8		4	0	0	0	0	0	2					
<b>Inning Stats</b>	R: 0 E: 0 K: 1 S: 10	H: 0 LOB: 2 BB: 2 P: 21	R: 0 E: 0 K: 2 S: 9	H: 0 LOB: 0 BB: 0 P: 12	R: 0 E: 0 K: 0 S: 11	H: 2 LOB: 2 BB: 0 P: 15	R: 0 E: 0 K: 1 S: 7	H: 0 LOB: 0 BB: 0 P: 13	R: 0 E: 0 K: 0 S: 8	H: 0 LOB: 0 BB: 1 P: 13	R: 0 E: 0 K: 1 S: 7	H: 0 LOB: 0 BB: 0 P: 7	R: 0 E: 0 K: 1 S: 19	H: 2 LOB: 2 BB: 1 P: 30	R: 1 E: 0 K: 0 S: 16	H: 2 LOB: 1 BB: 0 P: 22	1B: 5 2B: 1 3B: 0 HR: 0	SF: 2 SAC: 0 DP: 1 HBP: 0	WP: 0 PB: 0 CS: 0	PA: 37	
<b>PITCHER</b>	IP	WLS	BF	H	R	ER	SO	BB	IBB	HBP	BLK	WP	HR	S	P	ERA	WHIP				
Edinson Volquez, R ERA: 2.45	6.0	W	22	2	0	0	5	3	0	0	0	0	0	52	87	0.00	0.833				
48 John Rheinecker, L ERA: 5.48	1.0		3	0	0	0	0	0	0	0	0	0	0	5	7	0.00	0.000				
50 Frank Francisco, R ERA: 4.91	0.1		4	2	2	1	0	1	0	0	0	0	0	10	19	27.00	9.000				
36 C.J. Wilson, L ERA: 2.98	1.0	H	6	2	1	1	1	0	0	0	0	0	0	18	26	9.00	2.000				
53 Joaquin Benoit, R ERA: 2.55	0.2	S	2	0	0	0	0	0	0	0	0	0	0	7	7	0.00	0.000				

Oakland Athletics @ Texas Rangers  
Rangers Ballpark in Arlington, Arlington, TX

AB 31  
R 3  
H 6  
RBI 2  
BB 4  
SO 6  
LOB 13



WP: 0 PA: 37  
PB: 0  
CS: 0

Batter	1	2	3	4	5	6	7	8	9	AB	R	H	RBI	BB	SO	LOB	BOTTOM				
Frank Catalanotto, L OBP: 0.357, SLG: 0.482	HR		G4-3		10 1B			G6-3		4	2	3	3	0	0	1					
Sammy Sosa, R OBP: 0.309, SLG: 0.458	1B		10 1B		K			1B		1	0	0	0	0	0	0					
Nelson Cruz, R OBP: 0.274, SLG: 0.344	1B		10 1B		F8			1B		0	0	0	0	0	0	0					
5 Ian Kinsler, R OBP: 0.355, SLG: 0.466	1B		G5-4-3		K			1B		5	0	3	0	0	1	2					
10 Michael Young, R OBP: 0.361, SLG: 0.410	F8		G5-4-3		BB			BB		3	0	1	1	1	0	2					
22 Marlon Byrd, R OBP: 0.354, SLG: 0.454	BB		1B		1B			HBP		4	0	3	0	1	0	1					
Brad Wilkerson, L OBP: 0.318, SLG: 0.494	K		1B		1B			1B		4	0	1	0	1	1	5					
15 Gerald Laird, R OBP: 0.275, SLG: 0.334	F8		G5-3		K			G1-3		4	0	0	0	0	2	8					
9 Hank Blalock, L OBP: 0.337, SLG: 0.506	K		K		K			F8		4	1	1	0	0	2	0					
25 Jarrod Saltalamacchia, R OBP: 0.310, SLG: 0.435	G3-1		G3-1		K2-3			G1-3		4	1	1	0	0	1	1					
7 David Murphy, L OBP: 0.407, SLG: 0.608	G3-1		G3-1		K2-3			G1-3		0	0	0	0	0	0	0					
Ramón Vázquez, L OBP: 0.313, SLG: 0.383	BB		BB		BB			P6		3	1	1	1	1	1	1					
<b>Inning Stats</b>	R: 1 E: 0 K: 1 S: 13	H: 2 LOB: 1 BB: 1 P: 21	R: 0 E: 0 K: 1 S: 7	H: 0 LOB: 1 BB: 1 P: 12	R: 0 E: 0 K: 0 S: 9	H: 3 LOB: 2 BB: 0 P: 15	R: 3 E: 0 K: 3 S: 19	H: 5 LOB: 3 BB: 1 P: 36	R: 1 E: 0 K: 2 S: 12	H: 2 LOB: 1 BB: 0 P: 21	R: 0 E: 0 K: 1 S: 8	H: 0 LOB: 0 BB: 1 P: 16	R: 0 E: 0 K: 0 S: 6	H: 0 LOB: 0 BB: 0 P: 7	R: 0 E: 0 K: 0 S: 17	H: 2 LOB: 2 BB: 0 P: 28	1B: 9 2B: 2 3B: 2 HR: 1	SF: 0 SAC: 0 DP: 1 HBP: 1	WP: 0 PB: 0 CS: 0	PA: 41	
<b>PITCHER</b>	IP	WLS	BF	H	R	ER	SO	BB	IBB	HBP	BLK	WP	HR	S	P	ERA	WHIP				
Dan Haren, R ERA: 3.03	4.2	L	28	12	5	5	7	3	0	0	0	0	0	11	21	0.00	0.750				
Ruddy Lugo, R ERA: 6.11	1.1		5	0	0	0	1	1	0	0	0	0	0	6	7	0.00	0.000				
51 Dallas Braden, L ERA: 6.63	1.0		3	0	0	0	0	0	0	0	0	0	0	6	7	0.00	0.000				
59 Andrew Brown, R ERA: 3.9	1.0		5	2	0	0	0	0	0	1	0	0	0	17	28	0.00	2.000				


Oakland Athletics @ Texas Rangers  
Rangers Ballpark in Arlington, Arlington, TX


AB 36  
R 5  
H 14  
RBI 5  
BB 4  
SO 8  
LOB 21



WP: 0 PA: 41  
PB: 0  
CS: 0



Batter	1	2	3	4	5	6	7	8	9	AB	R	H	RBI	BB	SO	LOB	TOP								
Shannon Stewart, R OBP: 0.342, SLG: 0.396	G6-3		F9		SF7		2B		G6-3	4	0	1	1	0	0	0	<p>Oakland Athletics @ Texas Rangers Rangers Ballpark in Arlington, Arlington, TX</p> <p>Sat Sep 08 2007, 8:05 PM EDT Att: 32,476 - Clear - 90 F</p> <p>livebaseballscores.com</p> <p>AB 35 R 3 H 8 RBI 2 BB 3 SO 4 LOB 11</p> 								
Marco Soutaro, R OBP: 0.339, SLG: 0.377	G5-3		32 FC6-4 1B		3-H 1B		BB		G4-3	4	0	2	1	1	0	0									
32 Jack Cust, L OBP: 0.404, SLG: 0.521	2B		FC6-4 1-2 1B		K		G3-1		F7	5	0	1	0	0	1	4									
Mike Piazza, R OBP: 0.310, SLG: 0.414	G6-3		1-2 1B		G1-3		K		K	4	0	0	0	0	2	1									
29 Dan Johnson, L OBP: 0.340, SLG: 0.400	G3-1		G3-1		F8		G1-3		K	4	0	0	0	0	1	0									
Nick Swisher, S OBP: 0.387, SLG: 0.440	1B		L5		L5		2B		22 1B 12 E BB	3	1	2	0	1	0	0									
22 Jack Hannahan, L OBP: 0.385, SLG: 0.453	F8		F8		G6-3		G4-3		12 E 1B	4	0	1	0	0	0	2									
12 Donnie Murphy, R OBP: 0.301, SLG: 0.484	L9		L9		8 2B SF7 BB		G5-3		E6 8 FC5-4	3	1	0	0	1	0	2									
8 Kurt Suzuki, R OBP: 0.324, SLG: 0.429	F9		F9		1-3 1B 2B		F7		FC5-4	4	1	1	0	0	0	2									
<b>Inning Stats</b>	R: 0 E: 0 K: 0 S: 14	H: 1 LOB: 1 BB: 0 P: 18	R: 0 E: 0 K: 0 S: 7	H: 1 LOB: 1 BB: 0 P: 12	R: 0 E: 0 K: 0 S: 8	H: 1 LOB: 1 BB: 0 P: 14	R: 0 E: 0 K: 0 S: 5	H: 0 LOB: 0 BB: 0 P: 5	R: 2 E: 0 K: 1 S: 13	H: 2 LOB: 1 BB: 1 P: 23	R: 0 E: 0 K: 1 S: 11	H: 1 LOB: 1 BB: 0 P: 19	R: 0 E: 0 K: 0 S: 12	H: 1 LOB: 2 BB: 1 P: 21	R: 1 E: 1 K: 2 S: 14	H: 1 LOB: 2 BB: 1 P: 21	R: 0 E: 0 K: 0 S: 10	H: 0 LOB: 0 BB: 0 P: 14	1B: 4 2B: 4 3B: 0 HR: 0	SF: 1 SAC: 0 DP: 0 HBP: 0	WP: 0 PB: 0 SB: 0 CS: 0	PA: 39			
<b>PITCHER</b>	IP	WLS	BF	H	R	ER	SO	BB	IBB	HBP	BLK	WP	HR	S	P	ERA	WHIP								
46 Luis Mendoza, R ERA: 5.25	2.0		8	2	0	0	0	0	0	0	0	0	0	21	30	0.00	1.000								
47 A.J. Murray, L ERA: 5.25	3.0	W	13	3	2	2	1	1	0	0	0	0	0	26	42	6.00	1.333								
Mike Wood, R ERA: 4.04	1.2		8	2	0	0	1	1	0	0	0	0	0	21	36	0.00	1.800								
48 John Rheinecker, L ERA: 5.36	1.0	H	5	1	1	0	2	1	0	0	0	0	0	13	21	0.00	2.000								
58 Wes Littleton, R ERA: 3.69	1.1		5	0	0	0	0	0	0	0	0	0	0	13	18	0.00	0.000								

Batter	1	2	3	4	5	6	7	8	9	AB	R	H	RBI	BB	SO	LOB	BOTTOM								
Frank Catalanotto, L OBP: 0.355, SLG: 0.479	G3		G4-3		10 1B 22 1B 1B		G5-3		F7	4	1	1	1	0	0	0	<p>Oakland Athletics @ Texas Rangers Rangers Ballpark in Arlington, Arlington, TX</p> <p>Sat Sep 08 2007, 8:05 PM EDT Att: 32,476 - Clear - 90 F</p> <p>livebaseballscores.com</p> <p>AB 34 R 7 H 13 RBI 7 BB 3 SO 6 LOB 15</p> 								
Brad Wilkerson, L OBP: 0.317, SLG: 0.492	G3		G4-3		2-3 3-H 1B		G5-3		F7	1	0	0	0	0	0	1									
5 Ian Kinsler, R OBP: 0.355, SLG: 0.474	HR		P2		2-3 3-H 1B		F9		G6-3	5	1	2	1	0	0	3									
10 Michael Young, R OBP: 0.361, SLG: 0.409	K		L4		22 1B 1B		K		K	4	0	1	1	0	2	1									
22 Marlon Byrd, R OBP: 0.361, SLG: 0.459	1B		G4-6-3 BB		1-2 3-H 1B		9 1B BB		9 1B BB	3	2	3	1	1	0	0									
Jason Botts, S OBP: 0.308, SLG: 0.324	1B		G4-6-3		1-2 2-H 1B		9 1B BB		9 1B BB	3	0	1	0	1	1	4									
7 David Murphy, L OBP: 0.407, SLG: 0.608	1B		G4-6-3		K		9 1B BB		9 1B BB	0	0	0	0	0	0	0									
9 Hank Blalock, L OBP: 0.346, SLG: 0.530	1B		G4-6-3		HR		9 1B BB		9 1B BB	4	1	3	3	0	0	0									
Nelson Cruz, R OBP: 0.274, SLG: 0.346	K		SH1-4 2B		F9		K		K	4	1	1	0	0	2	4									
25 Jarrod Saltalamacchia, R OBP: 0.309, SLG: 0.430	G4-3		1B 10 1B SH1-4 BB		F8		K		K	3	1	0	0	1	1	2									
Ramón Vázquez, L OBP: 0.313, SLG: 0.383	G3-1		SH1-4		G4-3		G4-3		G6-3 1B	3	0	1	0	0	0	0									
<b>Inning Stats</b>	R: 2 E: 0 K: 2 S: 20	H: 4 LOB: 2 BB: 0 P: 34	R: 0 E: 0 K: 0 S: 5	H: 0 LOB: 0 BB: 0 P: 10	R: 0 E: 0 K: 0 S: 8	H: 1 LOB: 1 BB: 1 P: 14	R: 4 E: 0 K: 1 S: 17	H: 5 LOB: 2 BB: 1 P: 30	R: 0 E: 0 K: 0 S: 10	H: 0 LOB: 0 BB: 0 P: 16	R: 0 E: 0 K: 0 S: 11	H: 0 LOB: 0 BB: 0 P: 17	R: 1 E: 0 K: 3 S: 17	H: 2 LOB: 2 BB: 1 P: 25	R: 0 E: 0 K: 0 S: 6	H: 1 LOB: 0 BB: 0 P: 12	1B: 9 2B: 2 3B: 0 HR: 2	SF: 0 SAC: 1 DP: 2 HBP: 0	WP: 0 PB: 0 SB: 0 CS: 0	PA: 38					
<b>PITCHER</b>	IP	WLS	BF	H	R	ER	SO	BB	IBB	HBP	BLK	WP	HR	S	P	ERA	WHIP								
57 Chad Gaudin, R ERA: 4.47	3.2	L	22	10	6	6	2	2	0	0	0	0	0	47	84	14.73	3.273								
37 Dan Meyer, L ERA: 4.32	3.1		13	2	1	1	4	1	0	0	0	0	0	41	62	2.70	0.900								
Jay Marshall, L ERA: 6.75	0.1		2	1	0	0	0	0	0	0	0	0	0	4	10	0.00	3.000								
Colby Lewis, R ERA: 7.67	0.2		1	0	0	0	0	0	0	0	0	0	0	2	2	0.00	0.000								



Batter	1	2	3	4	5	6	7	8	9	AB	R	H	RBI	BB	SO	LOB	TOP											
<b>Kevin Thompson, R</b> OBP: 0.276, SLG: 0.308										5	1	1	1	1	1	5	<b>Oakland Athletics @ Texas Rangers</b> Rangers Ballpark in Arlington, Arlington, TX Sun Sep 09 2007, 3:05 PM EDT Att: 25,054 - Overcast - 92 F											
<b>22 Jack Hannahan, L</b> OBP: 0.392, SLG: 0.443										4	1	1	1	1	2	0												
<b>Nick Swisher, S</b> OBP: 0.388, SLG: 0.453										4	3	2	3	1	1	1												
<b>32 Jack Cust, L</b> OBP: 0.403, SLG: 0.515										4	0	0	0	2	4	4												
<b>14 Mark Ellis, R</b> OBP: 0.331, SLG: 0.430										5	1	3	3	0	0	4												
<b>29 Dan Johnson, L</b> OBP: 0.303, SLG: 0.396										4	0	0	0	1	0	3												
<b>12 Donnie Murphy, R</b> OBP: 0.296, SLG: 0.464										4	0	0	0	1	2	4												
<b>Rob Bowen, S</b> OBP: 0.356, SLG: 0.397										3	2	1	0	2	1	1												
<b>Jeff DaVanon, S</b> OBP: 0.303, SLG: 0.267										4	1	1	1	1	0	2												
<b>Inning Stats</b>	R: 0 E: 0 K: 2 S: 10	H: 0 LOB: 0 BB: 0 P: 15	R: 1 E: 0 K: 1 S: 18	H: 1 LOB: 3 BB: 3 P: 39	R: 0 E: 0 K: 2 S: 20	H: 1 LOB: 3 BB: 2 P: 35	R: 1 E: 0 K: 0 S: 12	H: 0 LOB: 0 BB: 3 P: 30	R: 0 E: 1 K: 2 S: 16	H: 1 LOB: 2 BB: 0 P: 22	R: 1 E: 0 K: 1 S: 11	H: 1 LOB: 1 BB: 1 P: 18	R: 5 E: 2 K: 1 S: 23	H: 4 LOB: 1 BB: 1 P: 42	R: 0 E: 0 K: 1 S: 8	H: 0 LOB: 0 BB: 0 P: 12		R: 1 E: 0 K: 1 S: 10	H: 1 LOB: 0 BB: 0 P: 17	1B: 6 2B: 1 3B: 0 HR: 2	SF: 1 SAC: 0 DP: 0 HBP: 1	WP: 0 PB: 0 SB: 0 CS: 0	PA: 49					
<b>PITCHER</b>	IP	WLS	BF	H	R	ER	SO	BB	IBB	HBP	BLK	WP	HR	S	P	ERA	WHIP											
<b>33 Kevin Millwood, R</b> ERA: 5.31	1.1		5	1	1	1	3	0	0	0	0	0	0	17	27	6.75	0.750											
<b>50 Frank Francisco, R</b> ERA: 4.79	1.1		10	1	0	0	2	5	0	0	0	0	0	28	59	0.00	4.500											
<b>39 Scott Feldman, R</b> ERA: 6.08	1.1		9	0	1	1	0	3	0	1	0	0	0	16	35	6.75	2.250											
<b>Bill White, L</b> ERA: 3.38	2.0	W	9	2	1	1	3	1	0	0	0	0	1	26	38	4.50	1.500											
<b>48 John Rheinecker, L</b> ERA: 5.49	0.2		7	3	5	1	1	1	0	0	0	0	0	18	32	13.50	6.000											
<b>58 Wes Littleton, R</b> ERA: 3.57	1.1	H	5	1	0	0	1	0	0	0	0	0	1	1	1	1	1	0	0	0	0	0	0	1	10	17	9.00	1.000
<b>53 Joaquin Benoit, R</b> ERA: 2.64	1.0		4	1	1	1	1	0	0	0	0	0	0	1	10	17	9.00	1.000										
<b>Batter</b>	<b>1</b>	<b>2</b>	<b>3</b>	<b>4</b>	<b>5</b>	<b>6</b>	<b>7</b>	<b>8</b>	<b>9</b>	<b>AB</b>	<b>R</b>	<b>H</b>	<b>RBI</b>	<b>BB</b>	<b>SO</b>	<b>LOB</b>	<b>BOTTOM</b>											
<b>5 Ian Kinsler, R</b> OBP: 0.358, SLG: 0.472										2	3	0	0	2	1	2	<b>Oakland Athletics @ Texas Rangers</b> Rangers Ballpark in Arlington, Arlington, TX Sun Sep 09 2007, 3:05 PM EDT Att: 25,054 - Overcast - 92 F											
<b>Jerry Hairston, R</b> OBP: 0.323, SLG: 0.297										4	1	1	3	1	0	1												
<b>10 Michael Young, R</b> OBP: 0.363, SLG: 0.410										4	1	2	1	1	0	1												
<b>Sammy Sosa, R</b> OBP: 0.310, SLG: 0.468										5	2	3	4	0	0	3												
<b>22 Marlon Byrd, R</b> OBP: 0.359, SLG: 0.455										5	1	1	1	0	0	2												
<b>Jason Botts, S</b> OBP: 0.323, SLG: 0.333										3	1	2	1	1	0	0												
<b>7 David Murphy, L</b> OBP: 0.400, SLG: 0.596										1	1	0	0	0	0	0												
<b>Nelson Cruz, R</b> OBP: 0.279, SLG: 0.358										5	2	3	1	0	1	1												
<b>15 Gerald Laird, R</b> OBP: 0.276, SLG: 0.337										3	0	1	0	0	1	3												
<b>25 Jarrod Saltalamacchia, S</b> OBP: 0.306, SLG: 0.425										3	0	0	0	0	2	4												
<b>Brad Wilkerson, L</b> OBP: 0.316, SLG: 0.490										1	0	0	0	0	0	2												
<b>Inning Stats</b>	R: 0 E: 0 K: 1 S: 12	H: 0 LOB: 0 BB: 0 P: 20	R: 3 E: 1 K: 0 S: 20	H: 5 LOB: 2 BB: 2 P: 38	R: 0 E: 0 K: 2 S: 12	H: 1 LOB: 1 BB: 1 P: 24	R: 0 E: 0 K: 0 S: 7	H: 1 LOB: 0 BB: 0 P: 12	R: 0 E: 0 K: 1 S: 12	H: 1 LOB: 1 BB: 0 P: 16	R: 1 E: 0 K: 1 S: 18	H: 1 LOB: 2 BB: 1 P: 33	R: 3 E: 0 K: 0 S: 19	H: 4 LOB: 2 BB: 1 P: 34	R: 0 E: 0 K: 0 S: 8	H: 0 LOB: 0 BB: 0 P: 8	R: 0 E: 0 K: 0 S: 5	H: 0 LOB: 0 BB: 0 P: 8	1B: 10 2B: 1 3B: 1 HR: 1	SF: 0 SAC: 1 DP: 1 HBP: 1	WP: 0 PB: 0 SB: 0 CS: 0	PA: 43						
<b>PITCHER</b>	IP	WLS	BF	H	R	ER	SO	BB	IBB	HBP	BLK	WP	HR	S	P	ERA	WHIP											
<b>25 Lenny DiNardo, L</b> ERA: 3.87	1.2	L	12	4	7	4	1	2	0	0	0	0	0	29	53	21.60	3.600											
<b>Colby Lewis, R</b> ERA: 7.29	4.0		17	4	2	1	4	1	0	1	0	0	0	40	70	2.25	1.250											
<b>44 Santiago Casilla, R</b> ERA: 0.94	0.1		3	1	0	0	0	1	0	0	0	0	0	12	20	0.00	6.000											
<b>Alan Embree, L</b> ERA: 4.04	0.2		7	4	3	3	0	0	1	0	0	0	0	18	32	40.50	6.000											
<b>Ruddy Lugo, R</b> ERA: 0.96	0.1		1	0	0	0	0	0	0	0	0	0	0	1	2	0.00	0.000											
<b>PITCHER</b>	IP	WLS	BF	H	R	ER	SO	BB	IBB	HBP	BLK	WP	HR	S	P	ERA	WHIP											
<b>Huston Street, R</b> ERA: 3.24	1.0		3	0	0	0	0	0	0	0	0	0	0	8	8	0.00	0.000											



Batter	1	2	3	4	5	6	7	8	9	AB	R	H	RBI	BB	SO	LOB	TOP							
Shannon Stewart, R (1, 7) OBP: 0.341, SLG: 0.394	L6	G4-3		P3		P3			CS	5	0	1	0	0	0	1								
Marco Soutaro, R (1, 6) OBP: 0.339, SLG: 0.375	G6-3			L4		F9			1B	4	1	1	0	1	0	0								
Nick Swisher, S (1, 8) (7, 9) OBP: 0.386, SLG: 0.450	F9	K		K		G6-3			BB	5	1	1	0	0	2	1								
32 Jack Cust, L (1, 9) OBP: 0.401, SLG: 0.510 Kevin Thompson, R (7, PR) OBP: 0.276, SLG: 0.399		K		K		K			P3	3	0	0	0	1	3	0								
Mike Piazza, R (9, PH) OBP: 0.308, SLG: 0.412 Jeff DaVanon, S (9, 8) OBP: 0.303, SLG: 0.267										1	0	0	0	0	0	2								
14 Mark Ellis, R (1, 4) OBP: 0.335, SLG: 0.434										4	2	3	0	1	0	0								
29 Dan Johnson, L (1, 10) OBP: 0.392, SLG: 0.405										4	2	2	4	1	1	0								
22 Jack Hannahan, L (1, 5) OBP: 0.392, SLG: 0.452										5	1	2	1	0	1	2								
10 Daric Barton, L (1, 3) OBP: 0.800, SLG: 1.000										3	1	2	0	2	0	1								
8 Kurt Suzuki, R (1, 2) OBP: 0.323, SLG: 0.442										4	1	1	4	0	1	5								
<b>Inning Stats</b>	R: 0 E: 0 K: 0 S: 8	H: 0 LOB: 0 BB: 0 P: 11	R: 5 E: 0 K: 2 S: 23	H: 4 LOB: 1 BB: 2 P: 39	R: 0 E: 0 K: 1 S: 14	H: 2 LOB: 3 BB: 1 P: 24	R: 0 E: 0 K: 1 S: 6	H: 0 LOB: 0 BB: 0 P: 9	R: 0 E: 0 K: 2 S: 9	H: 0 LOB: 0 BB: 0 P: 13	R: 0 E: 0 K: 0 S: 9	H: 1 LOB: 3 BB: 1 P: 11	R: 0 E: 0 K: 0 S: 9	H: 1 LOB: 1 BB: 1 P: 17	R: 0 E: 0 K: 2 S: 13	H: 1 LOB: 1 BB: 0 P: 15	R: 4 E: 0 K: 0 S: 14	H: 4 LOB: 1 BB: 2 P: 30	1B: 8 2B: 3 3B: 0 HR: 2	SF: 0 SAC: 0 DP: 0 HBP: 0	WP: 0 PB: 0 SB: 1 CS: 1	PA: 44		
<b>PITCHER</b>	IP	WLS	BF	H	R	ER	SO	BB	IBB	HBP	BLK	WP	HR	S	P	ERA	WHIP							
Horacio Ramirez, L (1, 1) ERA: 6.8	1.2	L	11	4	5	5	1	2	0	0	0	0	1	28	44	27.00	3.600							
31 Ryan Fierabend, L (2, 1) ERA: 6.8	5.1		21	4	0	0	5	2	0	0	0	0	0	50	80	0.00	1.125							
George Sherrill, L (8, 1) ERA: 2.63	1.0		4	1	0	0	2	0	0	0	0	0	0	13	15	0.00	1.000							
35 Brandon Morrow, R (9, 1) ERA: 4.34	0.2		5	2	3	3	0	2	0	0	0	0	0	7	19	40.50	6.000							
18 Ryan Rowland-Smith, L (9, 1) ERA: 4.38	0.1		3	2	1	1	0	0	0	0	0	0	1	7	11	27.00	6.000							

Oakland Athletics @ Seattle Mariners  
Safeco Field, Seattle, WA  
Mon Sep 10 2007, 7:05 PM PDT  
Att: 26,706 - Clear - 76 F

AB 38  
R 9  
H 13  
RBI 9  
BB 6  
SO 8  
LOB 12



Batter	1	2	3	4	5	6	7	8	9	AB	R	H	RBI	BB	SO	LOB	BOTTOM							
51 Ichiro Suzuki, L (1, 8) OBP: 0.396, SLG: 0.435	L4		G4-6-3							5	0	2	0	0	1	2								
29 Adrián Beltré, R (1, 5) OBP: 0.328, SLG: 0.498	K			G6-3		F9			G4-3	5	0	0	0	0	1	4								
Raul Ibanez, L (1, 7) OBP: 0.341, SLG: 0.462	G4-3			HBP		P5			F7	3	0	0	0	1	0	1								
Jose Guillen, R (1, 9) OBP: 0.356, SLG: 0.459				F9		P4			HR	3	1	1	1	0	0	1								
Ben Broussard, L (1, 3) OBP: 0.347, SLG: 0.433 Adam Jones, R (8, PH) OBP: 0.325, SLG: 0.378 12 Michael Morse, R (9, 3) OBP: 1.000, SLG: 1.000				L9		L9			P4	3	1	2	0	0	0	2								
Jose Vidro, S (1, 10) OBP: 0.380, SLG: 0.394				FC3-6		G4-3				1	0	0	0	0	0	0								
2 Kenji Johjima, R (1, 2) OBP: 0.319, SLG: 0.442				G3		G6-3			G4-3	4	0	0	1	0	0	3								
4 Jose Lopez, R (1, 4) OBP: 0.290, SLG: 0.357 8 Jeremy Reed, L (9, PH) OBP: 0.250, SLG: 0.500				G4-3		G4-3			G4-3	3	0	1	1	0	0	0								
7 Yuniesky Betancourt, R (1, 6) OBP: 0.308, SLG: 0.422 9 Jeff Clement, L (9, PH)				G5-4-3		G5-4-3			F7	3	0	2	0	0	0	1								
<b>Inning Stats</b>	R: 0 E: 0 K: 1 S: 8	H: 0 LOB: 0 BB: 0 P: 11	R: 0 E: 0 K: 0 S: 8	H: 1 LOB: 1 BB: 0 P: 10	R: 0 E: 0 K: 0 S: 6	H: 1 LOB: 0 BB: 0 P: 8	R: 0 E: 0 K: 0 S: 9	H: 0 LOB: 1 BB: 1 P: 17	R: 0 E: 0 K: 0 S: 8	H: 1 LOB: 0 BB: 0 P: 12	R: 0 E: 0 K: 0 S: 7	H: 1 LOB: 1 BB: 0 P: 12	R: 2 E: 1 K: 0 S: 20	H: 4 LOB: 2 BB: 0 P: 26	R: 1 E: 0 K: 0 S: 9	H: 1 LOB: 1 BB: 1 P: 15	R: 0 E: 0 K: 1 S: 10	H: 1 LOB: 1 BB: 0 P: 16	1B: 8 2B: 1 3B: 0 HR: 1	SF: 0 SAC: 0 DP: 2 HBP: 1	WP: 0 PB: 0 SB: 0 CS: 0	PA: 38		
<b>PITCHER</b>	IP	WLS	BF	H	R	ER	SO	BB	IBB	HBP	BLK	WP	HR	S	P	ERA	WHIP							
Joe Blanton, R (1, 1) ERA: 3.77	7.0		29	8	2	2	1	1	0	1	0	0	0	66	96	2.57	1.286							
Alan Embree, L (8, 1) ERA: 4.14	0.2	H	4	1	1	1	0	1	0	0	0	0	1	7	13	13.50	3.000							
Huston Street, R (8, 1) ERA: 3.14	1.1	S	5	1	0	0	1	0	0	0	0	0	0	12	18	0.00	0.750							

Oakland Athletics @ Seattle Mariners  
Safeco Field, Seattle, WA  
Mon Sep 10 2007, 7:05 PM PDT  
Att: 26,706 - Clear - 76 F

AB 35  
R 3  
H 10  
RBI 3  
BB 2  
SO 2  
LOB 18

















Batter	1	2	3	4	5	6	7	8	9	AB	R	H	RBI	BB	SO	LOB	TOP				
5 Ian Kinsler, R OBP: 0.358, SLG: 0.461	1-0 G4-3 BB		1-0 BB			0-3 K2-3		2-2 G3-6-3 1B		3	1	1	0	2	1	3	<b>Texas Rangers @ Oakland Athletics</b> McAfee Coliseum, Oakland, CA Fri Sep 14, 2007, 10:05 PM EDT Att: 19,336 - Clear - 68 F				
Brad Wilkerson, L OBP: 0.315, SLG: 0.480	0-1 P5		1-1 1B	2-1 F7		4-1 HR BB		1-0 G3-6-3 1-2		4	2	1	0	1	0	2					
10 Michael Young, R OBP: 0.364, SLG: 0.412	1-1 G4-3		2-2 1B	1-1 L7		1-3 K		0-0 G4-3		5	1	1	0	0	1	3					
Sammy Sosa, R OBP: 0.310, SLG: 0.472	3-2 L8		2-1 1B	2-3 K		3-1 HR		0-0 P3		5	2	2	5	0	1	1					
22 Marlon Byrd, R OBP: 0.354, SLG: 0.460		3-3 K	0-2 1B	0-1 F8		4-2 BB		0-1 G1-3		4	1	1	1	1	1	0					
Jason Botts, S OBP: 0.328, SLG: 0.361		2-2 K	1-3 K	2-2 2B		2-3 K		3-2 F8		5	0	1	0	0	3	3					
7 David Murphy, L OBP: 0.431, SLG: 0.657		2-1 1B	4-1 BB	4-0 BB		1-0 P5				2	1	1	0	2	0	0					
30 Travis Metcalf, R OBP: 0.284, SLG: 0.390		1-0 G4-3	4-2 BB	0-2 G1-4-3		2-3 K				3	0	0	1	1	1	3					
15 Gerald Laird, R OBP: 0.274, SLG: 0.333			1-2 K	3-2 E5		1-1 P4				4	1	2	2	0	1	0					
<b>Inning Stats</b>	R: 0 E: 0 K: 0 S: 7	H: 0 LOB: 1 BB: 1 P: 15	R: 0 E: 0 K: 2 S: 9	H: 1 LOB: 1 BB: 0 P: 17	R: 6 E: 0 K: 2 S: 29	H: 5 LOB: 2 BB: 3 P: 50	R: 0 E: 0 K: 1 S: 8	H: 0 LOB: 0 BB: 0 P: 13	R: 0 E: 0 K: 0 S: 8	H: 0 LOB: 1 BB: 1 P: 14	R: 3 E: 1 K: 3 S: 21	H: 2 LOB: 1 BB: 2 P: 38	R: 0 E: 0 K: 1 S: 6	H: 0 LOB: 0 BB: 0 P: 10	R: 0 E: 0 K: 0 S: 5	H: 0 LOB: 0 BB: 0 P: 10		1B: 8 2B: 1 3B: 0 HR: 1	SF: 0 SAC: 0 DP: 2 HBP: 0	WP: 0 PB: 0 SB: 1 CS: 0	PA: 42
<b>PITCHER</b>	IP WLS BF H R ER SO BB IBB HBP BLK WP HR S P ERA WHIP	2.2 16 5 6 6 4 3 0 0 0 0 0 40 73 20.25 3.000	2.1 10 2 0 0 1 2 0 0 0 0 0 21 36 0.00 1.714	0.2 6 2 3 3 2 2 0 0 0 0 1 18 33 40.50 6.000	1.1 4 0 0 0 2 0 0 0 0 0 9 15 0.00 0.000	1.0 3 1 0 0 0 0 0 0 0 0 5 8 0.00 1.000	1.0 3 0 0 0 0 0 0 0 0 0 1 10 2.93 0.000	1.0 3 0 0 0 0 0 0 0 0 0 7 10 0.00 0.000													

**Texas Rangers @ Oakland Athletics**  
 McAfee Coliseum, Oakland, CA  
 Fri Sep 14, 2007, 10:05 PM EDT  
 Att: 19,336 - Clear - 68 F

AB	35
R	9
H	10
RBI	9
BB	7
SO	9
LOB	15



Batter	1	2	3	4	5	6	7	8	9	AB	R	H	RBI	BB	SO	LOB	BOTTOM				
Shannon Stewart, R OBP: 0.352, SLG: 0.402	2-2 P4		4-2 HR			0-0 BB		0-1 CS		4	2	2	0	1	0	0	<b>Texas Rangers @ Oakland Athletics</b> McAfee Coliseum, Oakland, CA Fri Sep 14, 2007, 10:05 PM EDT Att: 19,336 - Clear - 68 F				
10 Daric Barton, L OBP: 0.480, SLG: 0.682	1-0 G5-3		0-1 HR			2-3 K		3-3 K		5	2	3	2	0	2	1					
Nick Swisher, S OBP: 0.388, SLG: 0.458	2-1 HBP		4-0 BB			1-2 HR		1-0 F8		2	2	1	1	2	0	0					
Mike Piazza, R OBP: 0.324, SLG: 0.427	1-1 G5-3		0-1 1B			4-2 BB		4-2 BB		3	1	2	1	2	0	2					
J.J. Furmanak, R OBP: 0.368, SLG: 0.267	2-3 2-3		1-2 1B			1-2 BB		1-1 BB		0	0	0	0	0	0	0					
14 Mark Ellis, R OBP: 0.338, SLG: 0.433	0-2 G5-3		2-2 K			4-1 BB		2-2 L3		4	1	0	1	1	1	4					
32 Jack Cust, L OBP: 0.498, SLG: 0.510	2-3 K		4-2 BB			2-1 BB		1-1 G3		3	1	2	1	1	1	0					
Jeff Davanon, S OBP: 0.297, SLG: 0.260	0-0 F8		2-2 BB			1-3 1B		1-2 BB		1	0	0	0	0	0	1					
8 Kurt Suzuki, R OBP: 0.325, SLG: 0.434			0-3 K			4-2 BB		3-1 G4-3		4	1	2	2	0	0	1					
22 Jack Hannahan, L OBP: 0.377, SLG: 0.432			0-3 K			1-2 BB		1-1 G3		3	1	0	0	1	1	3					
12 Donnie Murphy, R OBP: 0.277, SLG: 0.421			0-0 G6-3			2-1 K		0-3 K		3	0	0	1	0	2	1					
<b>Inning Stats</b>	R: 0 E: 0 K: 0 S: 7	H: 1 LOB: 1 BB: 0 P: 13	R: 0 E: 0 K: 1 S: 9	H: 0 LOB: 0 BB: 0 P: 11	R: 2 E: 0 K: 2 S: 15	H: 2 LOB: 2 BB: 2 P: 25	R: 0 E: 0 K: 1 S: 11	H: 0 LOB: 2 BB: 2 P: 24	R: 7 E: 1 K: 0 S: 21	H: 4 LOB: 0 BB: 3 P: 44	R: 2 E: 0 K: 1 S: 18	H: 4 LOB: 2 BB: 0 P: 30	R: 0 E: 0 K: 2 S: 9	H: 1 LOB: 1 BB: 0 P: 12	R: 0 E: 0 K: 0 S: 10	H: 0 LOB: 1 BB: 1 P: 17	1B: 9 2B: 2 3B: 0 HR: 2	SF: 0 SAC: 1 DP: 3 HBP: 1	WP: 0 PB: 0 SB: 0 CS: 1	PA: 42	
<b>PITCHER</b>	IP WLS BF H R ER SO BB IBB HBP BLK WP HR S P ERA WHIP	4.0 5 2 2 0 0 0 0 0 0 0 0 13 23 0.00 2.000	1.0 5 2 2 0 0 0 0 0 0 0 0 7 10 27.00 3.000	0.1 2 1 1 1 1 0 0 0 0 0 0 1 7 10 27.00 3.000	0.2 5 3 1 1 0 0 0 0 0 0 0 11 20 13.50 4.500	1.0 3 1 0 0 2 0 0 0 0 0 9 12 0.00 1.000	1.0 4 1 0 0 0 0 0 0 0 0 1 17 2.61 0.000	1.0 4 0 0 0 0 0 0 0 0 0 10 17 0.00 1.000													

**Texas Rangers @ Oakland Athletics**  
 McAfee Coliseum, Oakland, CA  
 Fri Sep 14, 2007, 10:05 PM EDT  
 Att: 19,336 - Clear - 68 F

AB	32
R	11
H	12
RBI	9
BB	8
SO	7
LOB	13





Batter	1	2	3	4	5	6	7	8	9	AB	R	H	RBI	BB	SO	LOB	TOP								
Frank Catalanotto, L (1, 3) OBP: 0.351, SLG: 0.462 Guillermo Quiroz, R (8, PH) OBP: 1.000, SLG: 2.000 30 Travis Metcalf, R (8, PR) OBP: 0.284, SLG: 0.390	F8		L3			G6-3		BB		3	0	0	0	0	0	1									
5 Ian Kinsler, R (1, 4) OBP: 0.355, SLG: 0.457	K			F7		G6-3		SF8		3	0	0	1	0	1	0									
10 Michael Young, R (1, 6) OBP: 0.362, SLG: 0.499	K			G6-3		G6-3		G1-3		4	0	0	0	0	1	2									
22 Marlon Byrd, R (1, 9) OBP: 0.353, SLG: 0.458		G5-3		F9			G5-3		F8 DI 1B	4	0	1	0	0	0	0									
Jason Botts, S (1, 7) OBP: 0.326, SLG: 0.358	F8				9 1B		K		F8	4	1	1	0	0	1	1									
9 Hank Blalock, L (1, 10) OBP: 0.355, SLG: 0.541	K				7 1B	25 G4-6-3 1B	K		K	4	1	1	0	0	3	1									
7 David Murphy, L (1, 8) OBP: 0.434, SLG: 0.662			F9			25 G4-6-3 1B			G4-3	4	1	2	1	0	0	1									
25 Jarrod Saltalamacchia, R (1, 2) OBP: 0.305, SLG: 0.427						1-2 2-H	G4-6-3		25 1B	2	0	1	0	1	0	1									
Ramón Vázquez, L (1, 5) OBP: 0.312, SLG: 0.388 Sammy Sosa, R (8, PH) OBP: 0.310, SLG: 0.471 Brad Wilkerson, L (8, 3) OBP: 0.315, SLG: 0.480						1-2 3-H	F7		BB 1B	2	0	0	0	0	1	1									
									K	1	0	0	0	0	1	2									
										0	0	0	0	0	0	0									
<b>Inning Stats</b>	R: 0 E: 0 K: 2 S: 10	H: 0 LOB: 0 BB: 0 P: 14	R: 0 E: 0 K: 1 S: 7	H: 0 LOB: 0 BB: 0 P: 9	R: 0 E: 0 K: 1 S: 10	H: 0 LOB: 1 BB: 1 P: 20	R: 0 E: 0 K: 0 S: 11	H: 0 LOB: 0 BB: 0 P: 15	R: 2 E: 0 K: 0 S: 10	H: 3 LOB: 0 BB: 0 P: 15	R: 0 E: 0 K: 0 S: 7	H: 0 LOB: 0 BB: 0 P: 9	R: 0 E: 0 K: 2 S: 8	H: 0 LOB: 0 BB: 0 P: 11	R: 1 E: 0 K: 1 S: 14	H: 2 LOB: 2 BB: 1 P: 25	R: 0 E: 0 K: 1 S: 15	H: 1 LOB: 1 BB: 0 P: 20	1B: 5 2B: 1 3B: 0 HR: 0	SF: 1 SAC: 0 DP: 1 HBP: 0	WP: 0 PB: 0 SB: 0 CS: 0	PA: 34			
<b>PITCHER</b>	IP	WLS	BF	H	R	ER	SO	BB	IBB	HBP	BLK	WP	HR	S	P	ERA	WHIP								
Joe Blanton, R (1, 1) ERA: 3.78	7.0	W	26	5	3	3	6	1	0	0	0	0	0	67	99	3.86	0.857								
51 Dallas Braden, L (8, 1) ERA: 5.71	0.1		2	0	0	0	1	1	0	0	0	0	0	5	11	0.00	3.000								
Alan Embree, L (8, 1) ERA: 3.97	1.2	S	6	1	0	0	1	0	0	0	0	0	0	20	28	0.00	0.600								

Texas Rangers @ Oakland Athletics  
McAfee Coliseum, Oakland, CA  
Sat Sep 15 2007, 4:05 PM EDT  
Att: 24,517 - Partly Cloudy - 68 F

AB	31
R	3
H	6
RBI	2
BB	2
SO	8
LOB	10



Batter	1	2	3	4	5	6	7	8	9	AB	R	H	RBI	BB	SO	LOB	BOTTOM								
Shannon Stewart, R (1, 7) OBP: 0.351, SLG: 0.400	F8 10 BB 32 1B		F9	F8			G4-3	F8		5	1	1	0	0	0	3									
10 Danic Barton, L (1, 3) OBP: 0.433, SLG: 0.577			F9		K		K	P6		4	0	0	0	1	2	1									
Nick Swisher, S (1, 8) OBP: 0.390, SLG: 0.467	F8		F9		K		K	F7		4	2	2	1	0	0	3									
32 Jack Cust, L (1, 9) OBP: 0.408, SLG: 0.510 Jeff DaVanon, S (7, PR) OBP: 0.297, SLG: 0.260			F8		K		K	F7		4	0	2	1	0	1	1									
14 Mark Ellis, R (1, 4) OBP: 0.337, SLG: 0.434	K		F8		K		K	F7		0	1	0	0	0	0	0									
29 Dan Johnson, L (1, 10) OBP: 0.346, SLG: 0.422	K				K		K	F7		4	1	1	1	0	1	3									
Marco Scutaro, R (1, 6) OBP: 0.335, SLG: 0.366					K		K	F7		4	2	3	4	0	1	2									
22 Jack Hannahan, L (1, 5) OBP: 0.373, SLG: 0.424		F9			K		K	F7		4	0	0	0	0	0	1									
8 Kurt Suzuki, R (1, 2) OBP: 0.328, SLG: 0.429		L7			K		K	F7		4	0	1	0	0	0	2									
					K		K	F7		2	0	0	0	2	1	0									
<b>Inning Stats</b>	R: 1 E: 0 K: 2 S: 16	H: 2 LOB: 2 BB: 1 P: 25	R: 0 E: 0 K: 1 S: 8	H: 0 LOB: 0 BB: 0 P: 11	R: 1 E: 0 K: 0 S: 11	H: 1 LOB: 0 BB: 0 P: 16	R: 1 E: 0 K: 0 S: 14	H: 2 LOB: 2 BB: 1 P: 25	R: 0 E: 0 K: 2 S: 10	H: 1 LOB: 1 BB: 0 P: 23	R: 1 E: 0 K: 0 S: 10	H: 1 LOB: 0 BB: 0 P: 19	R: 3 E: 1 K: 1 S: 10	H: 3 LOB: 2 BB: 0 P: 14	R: 0 E: 0 K: 0 S: 7	H: 0 LOB: 1 BB: 1 P: 12	1B: 5 2B: 2 3B: 0 HR: 3	SF: 0 SAC: 0 DP: 0 HBP: 1	WP: 0 PB: 0 SB: 0 CS: 0	PA: 39					
<b>PITCHER</b>	IP	WLS	BF	H	R	ER	SO	BB	IBB	HBP	BLK	WP	HR	S	P	ERA	WHIP								
20 Brandon McCarthy, R (1, 1) ERA: 5.07	3.0	L	13	3	2	2	3	1	0	0	0	0	0	35	52	6.00	1.333								
47 A.J. Murray, L (4, 1) ERA: 5.63	2.2		13	4	2	2	2	1	0	0	0	0	2	35	60	6.75	1.875								
58 Wes Littleton, R (6, 1) ERA: 3.96	0.2		0	0	0	0	0	0	0	0	0	0	0	6	9	0.00	0.000								
Bill White, L (7, 1) ERA: 6.23	0.1		3	1	0	0	1	0	0	1	0	0	0	4	5	0.00	3.000								
46 Luis Mendoza, R (7, 1) ERA: 2.08	0.1		4	2	3	3	0	0	0	0	0	0	0	5	7	81.00	6.000								
<b>PITCHER</b>	IP	WLS	BF	H	R	ER	SO	BB	IBB	HBP	BLK	WP	HR	S	P	ERA	WHIP								
Armando Galarraga, R (8, 1) ERA:	1.0		4	0	0	0	0	1	0	0	0	0	0	7	12	0.00	1.000								

Texas Rangers @ Oakland Athletics  
McAfee Coliseum, Oakland, CA  
Sat Sep 15 2007, 4:05 PM EDT  
Att: 24,517 - Partly Cloudy - 68 F

AB	35
R	7
H	10
RBI	7
BB	3
SO	6
LOB	16





















Batter	1	2	3	4	5	6	7	8	9	AB	R	H	RBI	BB	SO	LOB	TOP				
<b>Shannon Stewart, R</b> OBP: 0.344, SLG: 0.392 (1, 7)	L7	FC6-4			P4		K			5	0	1	0	0	1	3	<b>Oakland Athletics @ Cleveland Indians</b> Jacobs Field, Cleveland, OH Fri Sep 21 2007, 7:05 PM EDT Att: 36,016 - Partly Cloudy - 78 F				
<b>10 Danic Barton, L</b> OBP: 0.407, SLG: 0.522 (1, 3)	G3-1		32 BB		2B		2B		1B	4	1	2	0	1	1	1					
<b>32 Jack Cust, L</b> OBP: 0.413, SLG: 0.518 (1, 9)	K				K		HR		K	4	1	1	2	1	3	2					
<b>29 Dan Johnson, L</b> OBP: 0.346, SLG: 0.421 (1, 10)		G4-1	F8		14 FC6-4		F8			3	0	0	0	1	0	2					
<b>14 Mark Ellis, R</b> OBP: 0.333, SLG: 0.435 (1, 4)	K	K			FC6-4		K			4	0	0	0	0	3	4					
<b>22 Jack Hannahan, L</b> OBP: 0.393, SLG: 0.449 (1, 5)		1B	G5-3			G4-3		K		3	1	0	0	1	1	2					
<b>Marco Scutaro, R</b> OBP: 0.335, SLG: 0.366 (1, 6)		1B			G6-3			L7		4	0	2	0	0	0	0					
<b>8 Kurt Suzuki, R</b> OBP: 0.335, SLG: 0.432 (1, 2)	1B	1B			K		F8		K	4	0	1	1	0	2	1					
<b>Jeff DaVanon, S</b> OBP: 0.308, SLG: 0.270 (1, 8)									F8	3	0	1	0	0	2	1					
<b>Mike Piazza, R</b> OBP: 0.322, SLG: 0.421 (9, PH)										1	0	0	0	0	0	0					
<b>Inning Stats</b>	R: 0 E: 0 K: 1 S: 7	H: 0 LOB: 0 BB: 0 P: 13	R: 1 E: 0 K: 1 S: 14	H: 3 LOB: 3 BB: 1 P: 22	R: 0 E: 0 K: 1 S: 14	H: 0 LOB: 0 BB: 2 P: 25	R: 0 E: 0 K: 2 S: 14	H: 1 LOB: 2 BB: 1 P: 16	R: 0 E: 0 K: 1 S: 8	H: 1 LOB: 1 BB: 0 P: 11	R: 2 E: 0 K: 2 S: 15	H: 2 LOB: 0 BB: 0 P: 22	R: 0 E: 0 K: 2 S: 9	H: 0 LOB: 0 BB: 0 P: 11	R: 0 E: 0 K: 2 S: 10	H: 1 LOB: 1 BB: 0 P: 14	1B: 5 2B: 2 HR: 1	SF: 0 SAC: 0 HBP: 0	WP: 0 PB: 0 SB: 0 CS: 0	PA: 39	
<b>PITCHER</b>	IP	WLS	BF	H	R	ER	SO	BB	IBB	HBP	BLK	WP	HR	S	P	ERA	WHIP				
<b>55 Roberto Hernandez, R</b> ERA: 3.03 (1, 1)	6.0	W	27	5	1	1	7	4	0	0	0	0	0	65	106	1.50	1.500				
<b>53 Rafael Perez, L</b> ERA: 1.71 (7, 1)	0.2	H	4	2	2	2	1	0	0	0	0	0	1	11	17	27.00	3.000				
<b>50 Jensen Lewis, R</b> ERA: 2.49 (7, 1)	0.1	H	1	0	0	0	1	0	0	0	0	0	4	5	0.00	0.000					
<b>63 Rafael Betancourt, R</b> ERA: 1.44 (8, 1)	1.0	H	3	0	0	0	2	0	0	0	0	0	0	9	11	0.00	0.000				
<b>47 Joe Borowski, R</b> ERA: 4.98 (9, 1)	1.0	S	4	1	0	0	2	0	0	0	0	0	0	10	14	0.00	1.000				

AB	35
R	3
H	8
RBI	3
BB	4
SO	13
LOB	16



Batter	1	2	3	4	5	6	7	8	9	AB	R	H	RBI	BB	SO	LOB	BOTTOM				
<b>24 Grady Sizemore, L</b> OBP: 0.386, SLG: 0.454 (1, 8)	K		13 FC4-6		K					3	0	1	0	1	2	0	<b>Oakland Athletics @ Cleveland Indians</b> Jacobs Field, Cleveland, OH Fri Sep 21 2007, 7:05 PM EDT Att: 36,016 - Partly Cloudy - 78 F				
<b>13 Adrián Cabrera, S</b> OBP: 0.349, SLG: 0.447 (1, 4)	F7		FC4-6		48 BB		SF7			3	1	1	1	0	0	1					
<b>48 Travis Hafner, L</b> OBP: 0.374, SLG: 0.436 (1, 10)	K		G1-3		41 BB		L3			4	0	1	0	0	1	3					
<b>41 Victor Martinez, S</b> OBP: 0.374, SLG: 0.509 (1, 2)	G3		2B		G4-6-3		F9			4	0	1	1	0	0	2					
<b>25 Ryan Garko, R</b> OBP: 0.360, SLG: 0.483 (1, 3)	P4		G6-3				K			4	1	1	1	0	1	1					
<b>2 Jhonny Peralta, R</b> OBP: 0.341, SLG: 0.438 (1, 6)	BB		BB		G1-4-3		G6-3			3	1	2	1	1	0	0					
<b>Kenny Lofton, L</b> OBP: 0.373, SLG: 0.411 (1, 7)	BB		BB		G1-4-3		HR			4	1	2	0	0	0	1					
<b>Franklin Gutierrez, R</b> OBP: 0.326, SLG: 0.500 (1, 9)	FC6-4		BB		P5		K			3	0	1	0	1	1	1					
<b>Casey Blake, R</b> OBP: 0.335, SLG: 0.435 (1, 5)	FC6-4				K		SH2-4		L8	3	0	0	0	0	1	4					
<b>Inning Stats</b>	R: 0 E: 0 K: 2 S: 7	H: 0 LOB: 0 BB: 0 P: 10	R: 0 E: 0 K: 0 S: 14	H: 1 LOB: 2 BB: 2 P: 25	R: 1 E: 0 K: 0 S: 10	H: 2 LOB: 1 BB: 0 P: 19	R: 0 E: 0 K: 1 S: 9	H: 1 LOB: 1 BB: 0 P: 16	R: 0 E: 0 K: 1 S: 8	H: 2 LOB: 1 BB: 0 P: 15	R: 3 E: 0 K: 0 S: 13	H: 4 LOB: 2 BB: 1 P: 22	R: 0 E: 0 K: 1 S: 7	H: 0 LOB: 0 BB: 0 P: 14	R: 0 E: 0 K: 1 S: 9	H: 0 LOB: 0 BB: 0 P: 12		1B: 6 2B: 2 HR: 2	SF: 1 SAC: 1 HBP: 0	WP: 0 PB: 0 SB: 0 CS: 0	PA: 36
<b>PITCHER</b>	IP	WLS	BF	H	R	ER	SO	BB	IBB	HBP	BLK	WP	HR	S	P	ERA	WHIP				
<b>Joe Blanton, R</b> ERA: 3.84 (1, 1)	5.2	L	29	10	4	4	4	0	0	0	0	0	0	60	106	6.35	2.118				
<b>13 Jerry Blevins, L</b> ERA: 2.7 (6, 1)	1.2		5	0	0	0	1	0	0	0	0	0	0	11	19	0.00	0.000				
<b>Ruddy Lugo, R</b> ERA: 5.48 (8, 1)	0.2		2	0	0	0	1	0	0	0	0	0	0	6	8	0.00	0.000				

AB	31
R	4
H	10
RBI	4
BB	3
SO	6
LOB	13













Batter	1	2	3	4	5	6	7	8	9	AB	R	H	RBI	BB	SO	LOB	TOP										
Shannon Stewart, R (1,7) OBP: 0.346, SLG: 0.397	G6-3		P4		G5-4-3			32 BB	L4-6	5	0	1	0	0	0	2											
10 Darc Barton, L (1,3) OBP: 0.418, SLG: 0.638	HR					F7		F9		4	1	2	1	0	0	1											
Nick Swisher, S (1,8) OBP: 0.388, SLG: 0.464	G3		G4-3			32 BB		F8		4	0	1	0	0	0	2											
32 Jack Cust, L (1,9) OBP: 0.412, SLG: 0.518	K					G3				3	0	1	0	1	1	1											
14 Mark Ellis, R (1,4) OBP: 0.331, SLG: 0.437		L5								4	0	0	0	0	1	4											
29 Dan Johnson, L (1,10) OBP: 0.348, SLG: 0.417										3	1	1	0	1	1	1											
Marco Scutaro, R (1,6) OBP: 0.335, SLG: 0.363										4	1	1	0	0	3	2											
22 Jack Hannahan, L (1,5) OBP: 0.388, SLG: 0.450										3	0	1	1	1	1	1											
8 Kurt Suzuki, R (1,2) OBP: 0.330, SLG: 0.425			G3-1							3	0	1	1	0	1	1											
<b>Inning Stats</b>	R: 1 E: 0 K: 1 S: 17	H: 1 LOB: 0 BB: 0 P: 23	R: 0 E: 0 K: 2 S: 11	H: 1 LOB: 1 BB: 0 P: 14	R: 0 E: 0 K: 0 S: 8	H: 1 LOB: 1 BB: 0 P: 11	R: 0 E: 0 K: 3 S: 14	H: 1 LOB: 1 BB: 0 P: 19	R: 0 E: 0 K: 0 S: 5	H: 1 LOB: 0 BB: 0 P: 7	R: 0 E: 0 K: 0 S: 7	H: 0 LOB: 1 BB: 1 P: 12	R: 0 E: 0 K: 2 S: 11	H: 1 LOB: 2 BB: 1 P: 18	R: 0 E: 0 K: 0 S: 15	H: 1 LOB: 2 BB: 1 P: 26	R: 2 E: 0 K: 0 S: 13	H: 2 LOB: 0 BB: 1 P: 22	1B: 6 2B: 3 3B: 0 HR: 1	SF: 1 SAC: 0 DP: 2 HBP: 0	WP: 0 PB: 0 SB: 0 CS: 0	PA: 37					
<b>PITCHER</b>	IP	WLS	BF	H	R	ER	SO	BB	IBB	HBP	BLK	WP	HR	S	P	ERA	WHIP										
38 Curt Schilling, R (1,1) ERA: 3.87	6.0	W	23	6	1	1	6	0	0	0	0	0	1	62	86	1.50	1.000										
17 Manny Delcarmen, R (7,1) ERA: 2.14	1.0	H	4	0	0	0	2	1	0	0	0	0	0	11	18	0.00	1.000										
Eric Gagne, R (8,1) ERA: 0.98	0.2	H	4	1	0	0	0	1	0	0	0	0	0	14	25	0.00	3.000										
58 Jonathan Papelbon, R (8,1) ERA: 1.92	0.1	H	1	0	0	0	0	0	0	0	0	0	0	1	1	0.00	0.000										
41 Bryan Corey, R (9,1) ERA: 2.16	1.0		5	2	2	2	0	1	0	0	0	0	0	13	22	18.00	3.000										

Oakland Athletics @ Boston Red Sox  
Fenway Park, Boston, MA  
Tue Sep 25 2007, 7:05 PM EDT  
Att: 36,708 - Clear - 82 F

AB 33  
R 3  
H 9  
RBI 3  
BB 3  
SO 8  
LOB 15



Batter	1	2	3	4	5	6	7	8	9	AB	R	H	RBI	BB	SO	LOB	BOTTOM										
15 Dustin Pedroia, R (1,4) OBP: 0.378, SLG: 0.431	F9	F9				FC5-4		34 HR		5	1	1	0	0	0	3											
Manny Ramirez, R (1,7) OBP: 0.387, SLG: 0.495										2	1	1	0	1	0	1											
44 Brandon Moss, L (5,FR) OBP: 0.308, SLG: 0.348	34 BB	P4				25 BB	34 BB			0	1	0	0	0	0	0											
Bobby Kielty, S (6,PH) OBP: 0.302, SLG: 0.305	25 BB					7 BB				1	0	0	1	0	0	1											
34 David Ortiz, L (1,10) OBP: 0.437, SLG: 0.600	25 BB		F9			7 BB	25 BB			3	2	1	2	2	0	0											
25 Mike Lowell, R (1,5) OBP: 0.380, SLG: 0.500										4	0	1	1	1	0	0											
7 J.D. Drew, L (1,9) OBP: 0.369, SLG: 0.409										4	1	3	1	1	1	2											
Jason Varitek, S (1,2) OBP: 0.385, SLG: 0.409										2	0	0	0	3	1	4											
2 Jacoby Ellsbury, L (1,8) OBP: 0.413, SLG: 0.541	G3					G4-3	SF9			4	0	1	2	0	0	5											
Eric Hinske, L (1,3) OBP: 0.321, SLG: 0.406										1	0	0	0	1	0	0											
20 Kevin Youkilis, R (5,PH) OBP: 0.391, SLG: 0.454		E6								2	0	0	0	0	0	4											
23 Julio Lugo, R (1,6) OBP: 0.297, SLG: 0.355										3	1	1	0	1	2	2											
<b>Inning Stats</b>	R: 1 E: 0 K: 1 S: 16	H: 2 LOB: 3 BB: 2 P: 31	R: 0 E: 1 K: 1 S: 10	H: 0 LOB: 1 BB: 0 P: 14	R: 0 E: 0 K: 0 S: 7	H: 1 LOB: 1 BB: 0 P: 11	R: 0 E: 0 K: 1 S: 6	H: 0 LOB: 1 BB: 1 P: 14	R: 2 E: 0 K: 1 S: 14	H: 0 LOB: 2 BB: 4 P: 34	R: 0 E: 0 K: 0 S: 8	H: 1 LOB: 0 BB: 0 P: 13	R: 1 E: 0 K: 0 S: 11	H: 2 LOB: 2 BB: 1 P: 23	R: 3 E: 0 K: 0 S: 25	H: 3 LOB: 2 BB: 2 P: 45	1B: 5 2B: 3 3B: 0 HR: 1	SF: 2 SAC: 0 DP: 1 HBP: 0	WP: 1 PB: 1 SB: 0 CS: 0	PA: 43							
<b>PITCHER</b>	IP	WLS	BF	H	R	ER	SO	BB	IBB	HBP	BLK	WP	HR	S	P	ERA	WHIP										
57 Chad Gaudin, R (1,1) ERA: 4.96	4.0	L	23	3	3	3	3	0	1	0	0	0	0	23	41	3.38	1.125										
25 Lenny DiNardo, L (5,1) ERA: 4.12	2.2		11	3	1	1	1	0	1	0	0	0	0	14	24	27.00	3.000										
Ruddy Lugo, R (7,1) ERA: 5.67	0.2		4	1	2	2	0	1	0	0	0	0	0	14	27	13.50	4.500										
37 Dan Meyer, L (8,1) ERA: 8.82	0.2		5	2	1	1	0	1	0	0	0	1	1	14	27	13.50	4.500										

Oakland Athletics @ Boston Red Sox  
Fenway Park, Boston, MA  
Tue Sep 25 2007, 7:05 PM EDT  
Att: 36,708 - Clear - 82 F

AB 31  
R 7  
H 9  
RBI 7  
BB 10  
SO 4  
LOB 22














Batter	1	2	3	4	5	6	7	8	9	AB	R	H	RBI	BB	SO	LOB	TOP				
9 Chone Figgins, S OBP: 0.395, SLG: 0.434										3	1	0	0	1	1	2					
77 Reggie Willits, S OBP: 0.391, SLG: 0.344										4	0	1	0	0	0	0					
Juan Rivera, R OBP: 0.295, SLG: 0.442										4	0	1	1	0	0	0					
19 Kendrys Morales, S OBP: 0.328, SLG: 0.457										4	0	1	0	0	1	2					
47 Howie Kendrick, R OBP: 0.347, SLG: 0.450										4	1	1	0	0	1	3					
39 Robb Quinlan, R OBP: 0.306, SLG: 0.350										3	1	2	0	0	0	2					
Nathan Haynes, L OBP: 0.333, SLG: 0.333										1	0	1	0	0	0	0					
5 Jeff Mathis, R OBP: 0.276, SLG: 0.351										3	0	0	1	0	2	2					
2 Erick Aybar, S OBP: 0.284, SLG: 0.295										4	0	1	1	0	2	0					
3 Brandon Wood, R OBP: 0.172, SLG: 0.310										3	0	1	0	0	2	1					
<b>Inning Stats</b>	R: 1 H: 2 E: 0 K: 0 S: 13	WLS: 2 BF: 20 LOB: 20	H: 3 R: 1 ER: 1 SO: 3	BB: 1 IBB: 0 HBP: 0 BLK: 0	WP: 0 HR: 0 S: 34 P: 54	ERA: 3.00 WHIP: 1.333	R: 0 H: 1 E: 0 K: 1 S: 6	WLS: 1 BF: 19 LOB: 19	H: 1 R: 0 ER: 0 SO: 7	BB: 1 IBB: 0 HBP: 0 BLK: 0	WP: 0 HR: 0 S: 44 P: 63	ERA: 3.86 WHIP: 1.071	R: 0 H: 1 E: 0 K: 1 S: 10	WLS: 1 BF: 19 LOB: 19	H: 1 R: 0 ER: 0 SO: 7	BB: 1 IBB: 0 HBP: 0 BLK: 0	WP: 0 HR: 0 S: 10 P: 19	1B: 8 2B: 1 3B: 0 HR: 0	SF: 1 SAC: 0 DP: 1 HBP: 0	WP: 0 PB: 0 SB: 0 CS: 1	PA: 35
<b>PITCHER</b>	IP	WLS	BF	H	R	ER	SO	BB	IBB	HBP	BLK	WP	HR	S	P	ERA	WHIP				
51 Dallas Braden, L ERA: 6.72	3.0		13	3	1	1	3	1	0	0	0	0	0	34	54	3.00	1.333				
25 Lenny DiNardo, L ERA: 4.11	4.2	L	18	5	2	2	4	0	0	0	0	0	0	44	63	3.86	1.071				
Ruddy Lugo, R ERA: 5.4	1.1		4	1	0	0	2	0	0	0	0	0	0	10	13	0.00	0.750				

Los Angeles Angels @ Oakland Athletics  
McAfee Coliseum, Oakland, CA  
Sat Sep 29 2007, 4:05 PM EDT  
Att: 26,480 - Sunny - 68 F

AB 33  
R 3  
H 9  
RBI 3  
BB 1  
SO 9  
LOB 12



Batter	1	2	3	4	5	6	7	8	9	AB	R	H	RBI	BB	SO	LOB	BOTTOM				
Shannon Stewart, R OBP: 0.345, SLG: 0.394										5	1	2	0	0	1	3					
10 Danic Barton, L OBP: 0.438, SLG: 0.618										4	1	2	0	0	0	3					
Nick Swisher, S OBP: 0.382, SLG: 0.455										4	0	1	1	0	1	4					
32 Jack Cust, L OBP: 0.408, SLG: 0.505										3	0	0	0	1	1	3					
Kevin Thompson, R OBP: 0.229, SLG: 0.250										0	0	0	0	0	0	0					
29 Dan Johnson, L OBP: 0.349, SLG: 0.418										4	0	2	1	0	2	0					
22 Jack Hannahan, L OBP: 0.372, SLG: 0.429										4	0	0	0	0	0	3					
Marcio Scutaro, R OBP: 0.332, SLG: 0.358										4	0	1	0	0	1	0					
8 Kurt Suzuki, R OBP: 0.328, SLG: 0.411										2	0	0	0	1	0	0					
J.J. Furmaniak, R OBP: 0.364, SLG: 0.235										2	0	0	0	1	2	0					
Mike Piazza, R OBP: 0.314, SLG: 0.416										1	0	0	0	0	0	1					
<b>Inning Stats</b>	R: 0 H: 1 E: 0 K: 0 S: 6	WLS: 1 BF: 8 LOB: 8	H: 0 R: 0 ER: 0 SO: 15	BB: 2 IBB: 0 HBP: 0 BLK: 0	WP: 0 HR: 0 S: 57 P: 92	ERA: 1.50 WHIP: 1.167	R: 0 H: 1 E: 0 K: 0 S: 6	WLS: 1 BF: 10 LOB: 10	H: 1 R: 0 ER: 0 SO: 10	BB: 0 IBB: 0 HBP: 0 BLK: 0	WP: 0 HR: 0 S: 9 P: 25	ERA: 1.000 WHIP: 1.000	R: 0 H: 1 E: 0 K: 2 S: 7	WLS: 0 BF: 8 LOB: 8	H: 0 R: 0 ER: 0 SO: 8	BB: 0 IBB: 0 HBP: 0 BLK: 0	WP: 0 HR: 0 S: 13 P: 20	1B: 8 2B: 0 3B: 0 HR: 0	SF: 0 SAC: 1 DP: 1 HBP: 0	WP: 1 PB: 0 SB: 0 CS: 0	PA: 37
<b>PITCHER</b>	IP	WLS	BF	H	R	ER	SO	BB	IBB	HBP	BLK	WP	HR	S	P	ERA	WHIP				
45 Kelvin Escobar, R ERA: 3.4	6.0	W	24	5	1	1	4	2	0	0	0	0	0	7	8	0.00	0.000				
40 Bartolo Colon, R ERA: 6.34	1.0	H	3	0	0	0	2	0	0	0	0	0	0	13	20	9.00	3.000				
62 Scot Shields, R ERA: 3.86	1.0	H	6	2	1	1	2	1	0	0	0	1	0	9	10	0.00	1.000				
Francisco Rodríguez, R ERA: 2.81	1.0	S	4	1	0	0	0	0	0	0	0	0	0	9	10	0.00	1.000				

Los Angeles Angels @ Oakland Athletics  
McAfee Coliseum, Oakland, CA  
Sat Sep 29 2007, 4:05 PM EDT  
Att: 26,480 - Sunny - 68 F

AB 33  
R 2  
H 8  
RBI 2  
BB 3  
SO 8  
LOB 17





