

Oakland Athletics - 2008

Batter	1	2	3	4	5	6	7	8	9	AB	R	H	RBI	BB	SO	LOB	TOP				
8 Kurt Suzuki, R OBP: 0.714, SLG: 1.000 Rob Bowen, S (5, FH) (5, 2)										4	2	3	1	0	0	0					
46 Matthew LeCroy, R (7, 2)										2	0	0	0	0	1	1					
10 Danic Barton, L (1, 3)										1	0	0	0	0	0	1					
66 Casey Rogowski, L OBP: 0.200, SLG: 0.200 (4, 3)										4	0	0	0	0	1	6					
5 Mike Sweeney, R OBP: 0.600, SLG: 0.625 26 Danny Putnam, L (6, PR) (6, 10)										4	2	3	3	0	0	0					
32 Jack Cust, L OBP: 1.000, SLG: 3.000 23 Todd Linden, S OBP: 0.750, SLG: 1.333 (4, PR) (4, 7)										1	1	0	0	1	1	0					
Emil Brown, R OBP: 0.750, SLG: 0.667 61 Richie Robnett, L (4, PR) OBP: 0.667, SLG: 2.333 (4, 9)										4	2	2	2	1	0	3					
12 Donnie Murphy, R OBP: 0.444, SLG: 0.750 62 Brooks Conrad, S OBP: 0.667, SLG: 1.500 (1, 4) (4, 4)										4	3	3	3	0	0	2					
22 Jack Hannahan, L OBP: 0.714, SLG: 0.667 70 Jeff Baitley, R (5, 5)										4	1	2	2	0	1	0					
69 Wes Bankston, R OBP: 0.667, SLG: 1.000 (8, 5)										1	0	0	0	1	3						
28 Carlos González, L OBP: 0.400, SLG: 0.600 67 Jeff Fiorentino, L (5, 8)										4	1	2	2	0	0	1					
2 Gregorio Petit, R OBP: 0.556, SLG: 0.667 (1, 6)										6	1	3	1	0	1	1					
Inning Stats	R: 8 E: 0 K: 0 S: 11	H: 8 LOB: 3 BB: 3 P: 23	R: 2 E: 0 K: 0 S: 6	H: 4 LOB: 1 BB: 0 P: 6	R: 3 E: 0 K: 1 S: 11	H: 4 LOB: 2 BB: 0 P: 11	R: 2 E: 0 K: 1 S: 8	H: 3 LOB: 0 BB: 0 P: 8	R: 0 E: 0 K: 1 S: 6	H: 1 LOB: 0 BB: 0 P: 6	R: 1 E: 0 K: 2 S: 10	H: 3 LOB: 3 BB: 0 P: 12	R: 0 E: 0 K: 1 S: 5	H: 0 LOB: 0 BB: 0 P: 5	R: 4 E: 1 K: 2 S: 15	H: 4 LOB: 1 BB: 2 P: 19	R: 3 E: 0 K: 1 S: 7	H: 2 LOB: 1 BB: 2 P: 15	1B: 18 2B: 6 3B: 2 HR: 3	SF: 0 SAC: 0 DP: 1 HBP: 1	WP: 0 PA: 62 PB: 0 SB: 1 CS: 0
PITCHER	IP: 0.2 WLS: L BF: 11 H: 7 R: 8 ER: 8 SO: 0 BB: 2 IBB: 0 HBP: 0 BLK: 0 WP: 0 HR: 0 S: 9 P: 17 ERA: 108.00 WHIP: 13.500	IP: 1.1 WLS: 9 BF: 5 H: 2 R: 2 ER: 2 SO: 1 BB: 0 IBB: 0 HBP: 0 BLK: 0 WP: 0 HR: 1 S: 11 P: 12 ERA: 27.00 WHIP: 4.000	IP: 2.0 WLS: 13 BF: 6 H: 3 R: 3 ER: 3 SO: 2 BB: 0 IBB: 0 HBP: 1 BLK: 0 WP: 0 HR: 16 S: 18 P: 18 ERA: 13.50 WHIP: 3.000	IP: 1.0 WLS: 4 BF: 1 H: 0 R: 0 ER: 0 SO: 2 BB: 0 IBB: 0 HBP: 0 BLK: 0 WP: 0 HR: 8 S: 8 P: 8 ERA: 0.00 WHIP: 1.000	IP: 7.1 WLS: 3 BF: 0 H: 0 R: 0 ER: 0 SO: 1 BB: 0 IBB: 0 HBP: 0 BLK: 0 WP: 0 HR: 5 S: 5 P: 5 ERA: 0.00 WHIP: 0.000	IP: 8.1 WLS: 8 BF: 4 H: 4 R: 3 ER: 3 SO: 2 BB: 0 IBB: 0 HBP: 0 BLK: 0 WP: 2 HR: 15 S: 19 P: 19 ERA: 27.00 WHIP: 4.000	IP: 9.1 WLS: 7 BF: 2 H: 3 R: 3 ER: 3 SO: 1 BB: 2 IBB: 0 HBP: 0 BLK: 0 WP: 0 HR: 7 S: 15 P: 15 ERA: 27.00 WHIP: 4.000														
10 Dave Roberts, L OBP: 0.429, SLG: 0.333 70 John Bowker, L OBP: 0.429, SLG: 0.571 (1, 7) (5, 7)										2	0	1	0	0	0	0					
Rajai Davis, R OBP: 0.250, SLG: 0.333 14 Fred Lewis, L OBP: 0.778, SLG: 1.000 (1, 8) (5, 8)										1	0	0	0	1	1	0					
2 Randy Winn, S OBP: 0.250, SLG: 0.714 12 Nate Schierholz, L OBP: 0.250, SLG: 0.250 (1, 9) (5, 9)										2	0	0	0	0	2	3					
Ray Durham, S OBP: 0.375, SLG: 0.167 29 Brian Bocoock, R OBP: 0.400, SLG: 0.250 (8, PH) (9, 10)										3	0	1	1	1	0	3					
Rich Aurilia, R OBP: 0.500, SLG: 0.500 59 Emmanuel Burriss, S OBP: 0.250, SLG: 0.250 (1, 5) (5, 4)										2	0	0	0	0	1	0					
40 Daniel Ortmeier, S OBP: 0.429, SLG: 0.500 8 Scott McClain, R OBP: 0.400, SLG: 0.400 (1, 3) (5, 3)										2	0	2	0	0	0	0					
19 Kevin Frandsen, R OBP: 0.125, SLG: 0.125 22 Ivan Ochoa, R OBP: 0.400, SLG: 0.250 (1, 6) (5, 6)										2	0	1	0	1	0	1					
39 Guillermo Rodríguez, R OBP: 0.222, SLG: 0.125 71 Steve Holm, R (7, 2)										3	0	0	0	0	1	2					
8 Eugenio Velez, S OBP: 0.455, SLG: 0.636 (1, 4) (5, 5)										5	2	2	0	0	0	2					
Inning Stats	R: 0 E: 0 K: 2 S: 7	H: 0 LOB: 0 BB: 0 P: 7	R: 0 E: 0 K: 0 S: 4	H: 1 LOB: 0 BB: 0 P: 4	R: 0 E: 0 K: 2 S: 9	H: 2 LOB: 3 BB: 1 P: 13	R: 0 E: 0 K: 1 S: 6	H: 1 LOB: 0 BB: 0 P: 6	R: 2 E: 0 K: 0 S: 6	H: 3 LOB: 2 BB: 1 P: 10	R: 2 E: 0 K: 0 S: 6	H: 3 LOB: 1 BB: 0 P: 7	R: 0 E: 0 K: 0 S: 3	H: 0 LOB: 2 BB: 2 P: 11	R: 1 E: 0 K: 0 S: 5	H: 2 LOB: 0 BB: 0 P: 7	R: 0 E: 0 K: 0 S: 4	H: 1 LOB: 1 BB: 0 P: 4	1B: 11 2B: 2 3B: 0 HR: 0	SF: 2 SAC: 0 DP: 0 HBP: 1	WP: 3 PA: 45 PB: 0 SB: 0 CS: 0
PITCHER	IP: 2.0 WLS: W BF: 7 H: 1 R: 0 ER: 0 SO: 0 BB: 0 IBB: 0 HBP: 0 BLK: 0 WP: 0 HR: 0 S: 11 P: 11 ERA: 0.00 WHIP: 0.500	IP: 2.0 WLS: 10 BF: 3 H: 0 R: 0 ER: 0 SO: 3 BB: 1 IBB: 0 HBP: 0 BLK: 0 WP: 1 HR: 15 S: 19 P: 19 ERA: 0.00 WHIP: 2.000	IP: 1.0 WLS: 7 BF: 3 H: 2 R: 2 ER: 2 SO: 0 BB: 0 IBB: 0 HBP: 0 BLK: 0 WP: 0 HR: 6 S: 10 P: 10 ERA: 18.00 WHIP: 4.000	IP: 1.0 WLS: 6 BF: 3 H: 3 R: 2 ER: 2 SO: 0 BB: 0 IBB: 0 HBP: 0 BLK: 0 WP: 1 HR: 6 S: 7 P: 7 ERA: 18.00 WHIP: 3.000	IP: 1.0 WLS: 5 BF: 0 H: 0 R: 0 ER: 0 SO: 0 BB: 2 IBB: 0 HBP: 0 BLK: 0 WP: 0 HR: 3 S: 11 P: 11 ERA: 0.00 WHIP: 2.000	IP: 1.0 WLS: 4 BF: 1 H: 1 R: 0 ER: 0 SO: 0 BB: 0 IBB: 0 HBP: 0 BLK: 0 WP: 0 HR: 4 S: 4 P: 4 ERA: 0.00 WHIP: 1.000															

Oakland Athletics @ San Francisco Giants
 Scottsdale Stadium, Scottsdale, AZ
 Sat Mar 01 2008, 3:05 PM EST
 Att: 10,635 - Partly Cloudy - 79 F

AB 56
 R 23
 H 29
 RBI 22
 BB 5
 SO 9
 LOB 27



Oakland Athletics @ San Francisco Giants
 Scottsdale Stadium, Scottsdale, AZ
 Sat Mar 01 2008, 3:05 PM EST
 Att: 10,635 - Partly Cloudy - 79 F

AB 38
 R 5
 H 13
 RBI 5
 BB 4
 SO 5
 LOB 25



Batter	1	2	3	4	5	6	7	8	9	AB	R	H	RBI	BB	SO	LOB	TOP										
6 Travis Buck, L (1,9) OBP: 0.417, SLG: 0.333 15 Ryan Sweeney, L (3,9) OBP: 0.333, SLG: 0.333	G5-3		HBP		F7			G5-3		1	0	0	0	0	0	0	Oakland Athletics @ Los Angeles Angels Tempe Diablo Stadium, Tempe, AZ Mon Mar 03 2008, 3:05 PM EST Att: 2,886 - Sunny - 65 F										
14 Mark Ellis, R (1,4) OBP: 0.273, SLG: 0.364 62 Brooks Conrad, S (3,4) OBP: 0.556, SLG: 1.333	G6-3		F9		L7			G3		2	0	0	0	0	0	1											
32 Jack Cust, L (1,7) OBP: 0.389, SLG: 2.400 23 Todd Linden, S (3,7) OBP: 0.667, SLG: 1.000	F8		HBP			FC6-4 1B			K	1	0	0	0	0	0	0											
5 Mike Sweeney, R (1,10) OBP: 0.462, SLG: 0.455 28 Carlos González, L (6, PR) OBP: 0.357, SLG: 0.550	G6-3	G4-3			FC6-4 2B			F7		3	0	0	0	0	0	3											
29 Dan Johnson, L (1,3) OBP: 0.214, SLG: 0.429 69 Wes Bankston, R (6,3) OBP: 0.600, SLG: 0.800	G3			P6		L3			K	3	0	0	0	0	0	1											
8 Kurt Suzuki, R (1,2) OBP: 0.600, SLG: 0.800 60 Justin Knoedler, R (7,2)	1B			K			G6-3			3	0	1	0	0	1	0											
22 Jack Hannahan, L (1,5) OBP: 0.385, SLG: 0.333 70 Jeff Baisley, R (7,5)	K			P5				K	3	0	0	0	0	0	0	2											
19 Chris Denorfia, R (1,8) OBP: 0.111, SLG: 0.333 67 Jeff Fiorentino, L (7,9) OBP: 0.400, SLG: 0.250								K	3	1	1	0	0	0	2	0											
12 Donnie Murphy, R (1,6) OBP: 0.400, SLG: 0.615 2 Gregorio Petit, R (8,6) OBP: 0.556, SLG: 0.667	SF8							K	2	0	1	1	0	1	1	0											
Inning Stats	R: 0 E: 0 K: 0 S: 3	H: 0 LOB: 0 BB: 0 P: 3	R: 0 E: 0 K: 1 S: 6	H: 1 LOB: 1 BB: 0 P: 7	R: 0 E: 0 K: 0 S: 4	H: 1 LOB: 2 BB: 0 P: 6	R: 0 E: 0 K: 1 S: 5	H: 0 LOB: 0 BB: 0 P: 5	R: 0 E: 0 K: 1 S: 6	H: 1 LOB: 1 BB: 0 P: 6	R: 0 E: 0 K: 0 S: 3	H: 0 LOB: 0 BB: 0 P: 3	R: 0 E: 0 K: 1 S: 7	H: 0 LOB: 0 BB: 0 P: 7	R: 0 E: 0 K: 2 S: 5	H: 0 LOB: 0 BB: 0 P: 5		R: 0 E: 0 K: 1 S: 7	H: 0 LOB: 0 BB: 0 P: 7	1B: 3 2B: 1 3B: 1 HR: 0	SF: 1 SAC: 0 DP: 1 HBP: 2	WP: 1 PB: 0 SB: 0 CS: 0	PA: 32				
PITCHER	IP	WLS	BF	H	R	ER	SO	BB	IBB	HBP	BLK	WP	HR	S	P	ERA	WHIP										
51 Joe Saunders, L (1,1) ERA: 4.5 58 Dustin Moseley, R (4,1) ERA: 4.5 89 Kasey Olenberger, R (5,1) ERA: 4.5 83 Darren O'Day, R (7,1) ERA: 4.5	2.0	W	7	1	0	0	1	0	0	0	0	1	0	9	10	0.00	0.500										
59 Freddy Sandoval, S (7,5) OBP: 1.000, SLG: 1.000	1.0	H	6	1	1	1	0	0	0	2	0	0	0	4	6	9.00	1.000										
24 Gary Matthews, S (1,10) OBP: 0.222, SLG: 0.222 40 Hank Conger, L (8, PH) (9,10)	1.0	H	3	0	0	0	1	0	0	0	0	0	0	5	5	0.00	0.000										
27 Vladimir Guerrero, R (1,9) OBP: 0.743, SLG: 0.743 Nathan Haynes, L (6,8) OBP: 0.500, SLG: 0.375	2.0	H	7	2	0	0	1	0	0	0	0	0	0	9	9	0.00	1.000										
Garret Anderson, L (1,7) OBP: 0.375, SLG: 0.167 32 Dee Brown, L (6,7) OBP: 0.167, SLG: 0.167	2.0	H	6	0	0	0	3	0	0	0	0	0	0	12	12	0.00	0.000										
48 Torii Hunter, R (1,8) OBP: 0.857, SLG: 2.000 64 Terry Evans, R (6,9) OBP: 0.111, SLG: 0.111	1.0	H	3	0	0	0	0	0	0	0	0	0	0	5	5	0.00	0.000										
Casey Kotchman, L (1,3) OBP: 0.571, SLG: 0.857 90 Mark Trumbo, R (6,3)	2.0	H	7	2	0	0	1	0	0	0	0	0	0	9	9	0.00	1.000										
47 Howie Kendrick, R (1,4) OBP: 0.400, SLG: 0.500 60 Ryan Mount, L (6,4) 74 Adam Pavkovich, R (6,4)	1.0	H	3	0	0	0	0	0	0	0	0	0	0	5	5	0.00	0.000										
5 Jeff Mathis, R (1,2) 46 Bobby Wilson, R (5,2) OBP: 0.333, SLG: 0.333	1.0	H	3	0	0	0	0	0	0	0	0	0	0	5	5	0.00	0.000										
6 Maicer Izturis, S (1,6) OBP: 0.286, SLG: 0.429 3 Brandon Wood, R (7,6) OBP: 0.100, SLG: 0.400	1.0	H	3	0	0	0	1	0	0	0	0	0	0	5	5	0.00	0.000										
Inning Stats	R: 2 E: 0 K: 0 S: 6	H: 3 LOB: 1 BB: 0 P: 7	R: 0 E: 0 K: 1 S: 6	H: 1 LOB: 1 BB: 0 P: 6	R: 0 E: 0 K: 1 S: 5	H: 0 LOB: 0 BB: 0 P: 5	R: 1 E: 1 K: 1 S: 7	H: 2 LOB: 3 BB: 2 P: 15	R: 3 E: 1 K: 0 S: 7	H: 3 LOB: 1 BB: 0 P: 8	R: 0 E: 0 K: 2 S: 8	H: 1 LOB: 1 BB: 0 P: 8	R: 0 E: 0 K: 1 S: 5	H: 0 LOB: 0 BB: 0 P: 5	R: 0 E: 0 K: 1 S: 6	H: 2 LOB: 1 BB: 0 P: 6	R: 0 E: 0 K: 1 S: 6	H: 2 LOB: 1 BB: 0 P: 6	1B: 8 2B: 3 3B: 1 HR: 0	SF: 0 SAC: 1 DP: 1 HBP: 0	WP: 2 PB: 0 SB: 1 CS: 0	PA: 38					
PITCHER	IP	WLS	BF	H	R	ER	SO	BB	IBB	HBP	BLK	WP	HR	S	P	ERA	WHIP										
40 Rich Harden, R (1,1) 58 Justin Duchschere, R (4,1) ERA: 9.0 Brad Ziegler, R (5,1) ERA: 18.0 Huston Street, R (6,1) ERA: 18.0 31 Jeff Gray, R (7,1) ERA: 4.5	3.0	W	13	4	2	2	2	0	0	0	0	0	0	7	15	6.00	1.333										
49 Troy Cate, L (8,1) ERA: 4.5	1.0	W	4	2	0	0	1	0	0	0	0	0	0	7	8	27.00	3.000										

Batter	1	2	3	4	5	6	7	8	9	AB	R	H	RBI	BB	SO	LOB	BOTTOM										
9 Chone Figgins, S (1,5) OBP: 0.667, SLG: 0.571 59 Freddy Sandoval, S (7,5) OBP: 1.000, SLG: 1.000	27 WP 1B	G4-3				K				3	1	1	0	1	1	1	Oakland Athletics @ Los Angeles Angels Tempe Diablo Stadium, Tempe, AZ Mon Mar 03 2008, 3:05 PM EST Att: 2,886 - Sunny - 65 F										
24 Gary Matthews, S (1,10) OBP: 0.222, SLG: 0.222 40 Hank Conger, L (8, PH) (9,10)	F7			P5		K				4	0	1	0	0	1	4											
27 Vladimir Guerrero, R (1,9) OBP: 0.743, SLG: 0.743 Nathan Haynes, L (6,8) OBP: 0.500, SLG: 0.375	F9			G6-3		F7				3	0	0	0	0	0	1											
Garret Anderson, L (1,7) OBP: 0.375, SLG: 0.167 32 Dee Brown, L (6,7) OBP: 0.167, SLG: 0.167	F7			K		G3-1				3	1	1	1	0	1	0											
48 Torii Hunter, R (1,8) OBP: 0.857, SLG: 2.000 64 Terry Evans, R (6,9) OBP: 0.111, SLG: 0.111	F9			P3		SH1-3 1B				3	1	2	1	0	0	0											
Casey Kotchman, L (1,3) OBP: 0.571, SLG: 0.857 90 Mark Trumbo, R (6,3)	G6-3					G6-3				1	0	0	0	0	0	0											
47 Howie Kendrick, R (1,4) OBP: 0.400, SLG: 0.500 60 Ryan Mount, L (6,4) 74 Adam Pavkovich, R (6,4)	G4-3					F7				3	2	2	0	0	0	1											
5 Jeff Mathis, R (1,2) 46 Bobby Wilson, R (5,2) OBP: 0.333, SLG: 0.333	K					K				0	0	0	0	0	0	0											
6 Maicer Izturis, S (1,6) OBP: 0.286, SLG: 0.429 3 Brandon Wood, R (7,6) OBP: 0.100, SLG: 0.400	G4-3					E8				1	0	0	0	1	1	1											
Inning Stats	R: 2 E: 0 K: 0 S: 6	H: 3 LOB: 1 BB: 0 P: 7	R: 0 E: 0 K: 1 S: 6	H: 1 LOB: 1 BB: 0 P: 6	R: 0 E: 0 K: 1 S: 5	H: 0 LOB: 0 BB: 0 P: 5	R: 1 E: 1 K: 1 S: 7	H: 2 LOB: 3 BB: 2 P: 15	R: 3 E: 1 K: 0 S: 7	H: 3 LOB: 1 BB: 0 P: 8	R: 0 E: 0 K: 2 S: 8	H: 1 LOB: 1 BB: 0 P: 8	R: 0 E: 0 K: 1 S: 5	H: 0 LOB: 0 BB: 0 P: 5	R: 0 E: 0 K: 1 S: 6	H: 2 LOB: 1 BB: 0 P: 6		R: 0 E: 0 K: 1 S: 6	H: 2 LOB: 1 BB: 0 P: 6	1B: 8 2B: 3 3B: 1 HR: 0	SF: 0 SAC: 1 DP: 1 HBP: 0	WP: 2 PB: 0 SB: 1 CS: 0	PA: 38				
PITCHER	IP	WLS	BF	H	R	ER	SO	BB	IBB	HBP	BLK	WP	HR	S	P	ERA	WHIP										
40 Rich Harden, R (1,1) 58 Justin Duchschere, R (4,1) ERA: 9.0 Brad Ziegler, R (5,1) ERA: 18.0 Huston Street, R (6,1) ERA: 18.0 31 Jeff Gray, R (7,1) ERA: 4.5	3.0	W	13	4	2	2	2	0	0	0	0	0	0	7	15	6.00	1.333										
49 Troy Cate, L (8,1) ERA: 4.5	1.0	W	4	2	0	0	1	0	0	0	0	0	0	7	8	27.00	3.000										

Oakland Athletics @ Los Angeles Angels
 Tempe Diablo Stadium, Tempe, AZ
 Mon Mar 03 2008, 3:05 PM EST
 Att: 2,886 - Sunny - 65 F

AB	29
R	1
H	4
RBI	1
BB	0
SO	8
LOB	8



Oakland Athletics @ Los Angeles Angels
 Tempe Diablo Stadium, Tempe, AZ
 Mon Mar 03 2008, 3:05 PM EST
 Att: 2,886 - Sunny - 65 F

AB	35
R	6
H	12
RBI	5
BB	2
SO	7
LOB	14



Batter	1	2	3	4	5	6	7	8	9	AB	R	H	RBI	BB	SO	LOB	TOP										
14 Jeff DaVanon, S (1.10) 18 Paul McNulty, L (9, PH) OBP: 0.400, SLG: 0.375 OBP: 0.538, SLG: 1.125	0-0 SH2-3 5 G6-3 2B		0-0 L3		0-0 F9		4-0 77 G4-6-3 BB		4-0 77 1B 77 WP BB	3	1	1	0	1	0	0											
Callix Crabbe, S (1.8) 77 Will Venable, L (6.8) OBP: 0.400, SLG: 0.467 OBP: 0.545, SLG: 0.750	0-0 SH2-3 2-3		0-0 5 1B		0-0 G6-3		0-0 G4-6-3 1-2 2-3		1-0 1-3 2-H 1B	2	0	1	0	0	0	0											
5 Kevin Kouzmanoff, R (1.5) 64 Chip Ambres, R (6.9) OBP: 0.250, SLG: 0.250 OBP: 0.500, SLG: 0.700	0-0 G6-3 3-H		0-0 1-3 1B		0-0 F9		0-0 P6		0-0 L9	3	0	1	1	0	0	0											
23 Adrián González, L (1.3) 68 Vince Sini, L (6.7) OBP: 0.700, SLG: 0.750	0-0 F7		0-0 F7		0-0 F7		0-0 F7		0-0 G6-3 2B	3	0	0	0	0	0	2											
33 Jody Gerut, L (1.9) 62 Matt Antonelli, R (6.4) OBP: 0.500, SLG: 0.727 OBP: 0.400, SLG: 0.625		0-0 28 G5-4-3 1B		0-0 28 PB 3B		0-0 G4-3		0-0 F8		3	1	2	0	0	0	0											
28 Josh Bard, S (1.2) 11 Craig Stansberry, R (6.5) OBP: 0.375, SLG: 0.429 OBP: 0.444, SLG: 0.167		0-0 G5-4-3 1-2		1-0 2B		4-0 BB		0-3 K		2	0	1	0	1	0	1											
16 Chase Headley, S (1.7) 26 Colt Morton, R (6.2) OBP: 0.400, SLG: 0.250		4-0 70 FC5-4 BB		0-0 G5-3		0-0 L4		0-0 F8		2	0	0	0	1	0	2											
70 Marshall McDougall, R (1.4) 66 Edgar González, R (6.6) OBP: 0.333, SLG: 0.500 OBP: 0.667, SLG: 1.300		0-0 FC5-4 1-2		0-0 P6		0-0 P6		0-0 HR		2	0	0	0	0	0	2											
13 Oscar Robles, L (1.6) 9 Brian Myrow, L (6.3) OBP: 0.286, SLG: 0.286 OBP: 0.615, SLG: 0.375			0-0 G3-1		0-0 G6-3		0-0 77 G4-6-3 14 BB 1B		0-0 77 WP 18 BB 77 1B 1B	2	0	0	0	0	0	1											
Inning Stats	R: 1 E: 0 K: 0 S: 4	H: 1 LOB: 0 BB: 0 P: 4	R: 0 E: 0 K: 0 S: 3	H: 1 LOB: 1 BB: 1 P: 7	R: 0 E: 0 K: 0 S: 5	H: 2 LOB: 2 BB: 0 P: 5	R: 1 E: 0 K: 0 S: 5	H: 2 LOB: 1 BB: 0 P: 6	R: 0 E: 0 K: 0 S: 3	H: 0 LOB: 1 BB: 1 P: 3	R: 0 E: 0 K: 0 S: 3	H: 0 LOB: 1 BB: 1 P: 7	R: 1 E: 0 K: 0 S: 4	H: 2 LOB: 2 BB: 1 P: 8	R: 0 E: 0 K: 1 S: 6	H: 1 LOB: 2 BB: 0 P: 6	R: 1 E: 0 K: 1 S: 7	H: 2 LOB: 2 BB: 1 P: 12	1B: 6 2B: 3 3B: 1 HR: 1	SF: 0 SAC: 1 DP: 2 HBP: 0	WP: 1 PB: 1 SB: 0 CS: 0	PA: 40					
PITCHER	IP	WLS	BF	H	R	ER	SO	BB	IBB	HBP	BLK	WP	HR	S	P	ERA	WHIP										
25 Lenny DiNardo, L (1.1) ERA: 1.8	3.0	W	13	4	1	1	0	1	0	0	0	0	0	12	16	3.00	1.667										
51 Dallas Braden, L (4.1) ERA: 3.6	3.0	H	12	2	1	1	0	1	0	0	0	0	0	11	16	3.00	1.000										
Huston Street, R (7.1) ERA: 3.0	1.0		5	2	1	1	0	1	0	0	0	0	1	4	8	9.00	3.000										
Fernando Hernandez, R (8.1) ERA: 3.0	1.0		4	1	0	0	1	0	0	0	0	0	0	6	6	0.00	1.000										
59 Andrew Brown, R (9.1) ERA: 4.5	1.0		6	2	1	1	1	1	0	0	0	1	0	7	12	9.00	3.000										

San Diego Padres @ Oakland Athletics
Phoenix Municipal Stadium, Phoenix, AZ
Wed Mar 05 2008, 3:05 PM EST
Att: 3,923 - Partly Cloudy - 69 F


AB 35
R 4
H 11
RBI 3
BB 4
SO 2
LOB 18



Batter	1	2	3	4	5	6	7	8	9	AB	R	H	RBI	BB	SO	LOB	BOTTOM										
6 Travis Buck, L (1.9) 23 Todd Linden, S (6.7) OBP: 0.375, SLG: 0.417 OBP: 0.778, SLG: 1.125	0-3 K	0-0 14 G6-3 5 2B	0-0 SF7		0-0 G4-3		0-0 62 G6-3 69 1B 2B	0-0 62 2B 69 SF9 1B		3	1	1	1	0	1	0											
14 Mark Ellis, R (1.4) 62 Brooks Conrad, S (4.6) OBP: 0.286, SLG: 0.429 OBP: 0.500, SLG: 1.133	0-0 32 1B 2B	0-0 G6-3 2-3	0-0 F8		0-0 5 2B 1B		0-0 G6-3 2-3	0-0 1-3 2-H 2B		3	1	1	0	0	0	2											
5 Mike Sweeney, R (1.3) 66 Casey Rogowski, L (5, PR) OBP: 0.286, SLG: 0.167	4-0 7 BB 15 1B BB	0-0 32 G4-3 2B	0-0 32 BB 1B		0-0 32 G4-3 1-H 2B		4-0 69 1B 28 SF8 BB	0-3 K		3	3	3	3	1	0	0											
32 Jack Cust, L (1.10) 69 Wes Bankston, R (7, PH) OBP: 0.647, SLG: 1.182 OBP: 0.556, SLG: 0.875	0-0 15 1B BB	0-0 G4-3 2-3	4-0 1B		0-0 G4-3 2-3		0-0 70 1B 67 1B 1B	0-0 SF9		3	1	1	1	1	0	2											
Emil Brown, R (1.7) 28 Carlos González, L (6.9) OBP: 0.545, SLG: 0.600 OBP: 0.294, SLG: 0.438	0-0 F3	0-0 2B	0-0 7 FC6-4 1B		0-0 P4		0-0 SF8	0-3 K		4	0	2	2	0	0	4											
7 Bobby Crosby, R (1.6) 70 Jeff Baisley, R (4.5) OBP: 0.333, SLG: 0.800 OBP: 0.600, SLG: 0.600	4-0 15 1B BB	4-0 BB	0-0 FC6-4 1-2 2-H 1B		0-0 15 FC4 1B		0-0 67 1B 1B			1	1	0	0	2	0	2											
15 Ryan Sweeney, L (1.8) 67 Jeff Fiorentino, L (7.8) OBP: 0.273, SLG: 0.273 OBP: 0.625, SLG: 0.500	0-0 1B	0-0 F9			0-0 F7		0-0 FC4	0-0 1B		4	0	1	2	0	0	3											
Rob Bowen, S (1.2) 60 Justin Knoedler, R (7.2) OBP: 0.333, SLG: 0.273	0-0 1B		0-0 22 2B 6 SF7 1B		0-0 22 F7-4-3 1B		0-3 K	0-0 F8		4	1	3	1	0	1	1											
22 Jack Hannahan, L (1.5) 2 Gregorio Petit, R (6.4) OBP: 0.450, SLG: 0.556 OBP: 0.500, SLG: 0.643	0-0 F7		0-0 5 1B 2B		0-0 F7-4-3		0-0 G4-3	0-0 23 1B 62 2B 1B		4	1	1	0	0	0	4											
Inning Stats	R: 4 E: 0 K: 1 S: 9	H: 4 LOB: 2 BB: 2 P: 17	R: 2 E: 0 K: 0 S: 6	H: 3 LOB: 1 BB: 1 P: 10	R: 3 E: 0 K: 0 S: 7	H: 4 LOB: 2 BB: 1 P: 11	R: 0 E: 0 K: 0 S: 3	H: 1 LOB: 0 BB: 0 P: 3	R: 1 E: 0 K: 1 S: 6	H: 2 LOB: 2 BB: 0 P: 5	R: 0 E: 0 K: 1 S: 6	H: 1 LOB: 1 BB: 0 P: 6	R: 3 E: 0 K: 0 S: 7	H: 4 LOB: 2 BB: 1 P: 11	R: 2 E: 0 K: 2 S: 10	H: 3 LOB: 1 BB: 0 P: 10	1B: 14 2B: 9 3B: 0 HR: 0	SF: 3 SAC: 0 DP: 1 HBP: 0	WP: 0 PB: 0 SB: 0 CS: 0	PA: 50							
PITCHER	IP	WLS	BF	H	R	ER	SO	BB	IBB	HBP	BLK	WP	HR	S	P	ERA	WHIP										
Randy Wolf, L (1.1) ERA: 8.1	0.2	L	7	3	4	4	1	2	0	0	0	0	0	7	15	54.00	7.500										
52 Enrique González, R (1.1) ERA: 8.1	1.1		9	4	2	2	0	1	0	0	0	0	0	8	12	13.50	3.750										
55 Shawn Estes, L (3.1) ERA: 48.0	1.0		8	4	3	3	0	1	0	0	0	0	0	7	11	27.00	5.000										
40 Adam Bass, R (4.1) ERA: 48.0	1.0		3	1	0	0	0	0	0	0	0	0	0	3	3	0.00	1.000										
57 Justin Germano, R (5.1) ERA: 8.75	3.0		17	7	4	4	1	1	0	0	0	0	0	18	22	12.00	2.667										

San Diego Padres @ Oakland Athletics
Phoenix Municipal Stadium, Phoenix, AZ
Wed Mar 05 2008, 3:05 PM EST
Att: 3,923 - Partly Cloudy - 69 F


AB 42
R 15
H 22
RBI 15
BB 5
SO 4
LOB 24




Batter	1	2	3	4	5	6	7	8	9	AB	R	H	RBI	BB	SO	LOB	TOP											
2 Ryan Theriot, R OBP: 0.368, SLG: 0.368 57 Andrés Blanco, S OBP: 0.400, SLG: 0.375	G3		G4-3		G6-3		K			4	0	0	0	0	1	6	Chicago Cubs @ Oakland Athletics Phoenix Municipal Stadium, Phoenix, AZ Thu Mar 06 2008, 3:05 PM EST Att: 5,873 - Sunny - 64 F											
1 Kosuke Fukudome, L OBP: 0.556, SLG: 0.583 4 Eric Patterson, L OBP: 0.267, SLG: 0.286	K			BB		F8		B5-3		2	1	0	0	1	1	0												
25 Derrek Lee, R OBP: 0.375, SLG: 0.192 67 Micah Hoffpauir, L OBP: 0.375, SLG: 0.522	G4-3			K		K		K2-3		3	0	0	0	0	2	1												
33 Daryle Ward, L OBP: 0.250, SLG: 0.500		F8				G5-3		P6		4	0	1	1	0	0	0												
19 Matt Murton, R OBP: 0.429, SLG: 0.421 66 Tyler Colvin, L OBP: 0.083, SLG: 0.083	G4-3			P5				F7		3	0	1	0	0	0	1												
17 Mike Fontenot, L OBP: 0.476, SLG: 0.706 73 Bobby Seales, S	G5-3			G3				G5-3		3	0	0	0	0	0	2												
18 Geovany Soto, R OBP: 0.600, SLG: 0.583 65 Luis Figueroa, S OBP: 0.417, SLG: 0.750			G4-3					G6-3		2	0	2	0	1	0	0												
9 Jake Fox, R OBP: 0.357, SLG: 0.769			1B							1	0	0	0	0	0	0												
6 Alex Cintron, S OBP: 0.348, SLG: 0.476 55 Koyie Hill, S OBP: 0.222, SLG: 0.250					SH1-3					1	0	1	0	1	0	0												
Ronny Cedeno, R OBP: 0.250, SLG: 0.200 27 Sam Fuld, L OBP: 0.438, SLG: 0.182										0	0	0	0	0	0	0												
Inning Stats	R: 0 E: 0 K: 1 S: 5	H: 0 LOB: 0 BB: 0 P: 5	R: 0 E: 0 K: 0 S: 3	H: 0 LOB: 0 BB: 0 P: 3	R: 0 E: 0 K: 1 S: 5	H: 1 LOB: 1 BB: 1 P: 9	R: 1 E: 0 K: 1 S: 6	H: 1 LOB: 1 BB: 1 P: 10	R: 0 E: 0 K: 0 S: 4	H: 1 LOB: 1 BB: 0 P: 4	R: 0 E: 0 K: 1 S: 5	H: 0 LOB: 0 BB: 0 P: 5	R: 0 E: 0 K: 1 S: 7	H: 2 LOB: 3 BB: 1 P: 11	R: 0 E: 0 K: 0 S: 5	H: 0 LOB: 0 BB: 0 P: 3		1B: 3 2B: 2 3B: 0 HR: 0	SF: 0 SAC: 1 DP: 0 HBP: 0	WP: 0 PB: 0 SB: 0 CS: 0	PA: 34							
PITCHER	IP	WLS	BF	H	R	ER	SO	BB	IBB	HBP	BLK	WP	HR	S	P	ERA		WHIP										
76 Gio González, L ERA: 3.0	3.0		10	1	0	2	2	1	0	0	0	0	0	13	17	0.00		0.667										
74 Greg Smith, L ERA: 1.8	3.0		12	2	1	1	2	1	0	0	0	0	0	15	19	3.00		1.000										
63 Henry Alberto Rodriguez, R ERA: 1.0	1.0		6	2	0	0	1	1	0	0	0	0	0	7	11	0.00		3.000										
44 Santiago Casilla, R ERA: 8.1	1.0	W	3	0	0	0	1	0	0	0	0	0	0	5	5	0.00	0.000											
13 Jerry Blevins, L ERA: 9.1	1.0	S	3	0	0	0	0	0	0	0	0	0	0	3	3	0.00	0.000											

Batter	1	2	3	4	5	6	7	8	9	AB	R	H	RBI	BB	SO	LOB	BOTTOM											
6 Travis Buck, L OBP: 0.421, SLG: 0.467 28 Carlos González, L OBP: 0.278, SLG: 0.412	G4-3		1B							3	0	2	0	0	0	0	Chicago Cubs @ Oakland Athletics Phoenix Municipal Stadium, Phoenix, AZ Thu Mar 06 2008, 3:05 PM EST Att: 5,873 - Sunny - 64 F											
14 Mark Ellis, R OBP: 0.353, SLG: 0.471 62 Brooks Conrad, S OBP: 0.529, SLG: 1.125	1B		1B		F9			1B		3	0	2	0	0	0	1												
5 Mike Sweeney, R OBP: 0.800, SLG: 0.888 23 Todd Linden, S OBP: 0.800, SLG: 1.125	1B		1B					1B		2	0	1	0	1	0	0												
29 Dan Johnson, L OBP: 0.200, SLG: 0.316 66 Casey Rogowski, L OBP: 0.250, SLG: 0.143	F4		BB					BB		3	0	0	0	0	0	5												
7 Bobby Crosby, R OBP: 0.400, SLG: 0.750 70 Jeff Baitsley, R OBP: 0.667, SLG: 0.667	K									2	0	1	0	1	1	2												
15 Ryan Sweeney, L OBP: 0.267, SLG: 0.214		G1-3								3	0	0	0	1	0	2												
19 Chris Denorfia, R OBP: 0.067, SLG: 0.200 75 Aaron Cunningham, R OBP: 0.444, SLG: 0.625	G4-3									3	0	0	0	0	0	0												
8 Kurt Suzuki, R OBP: 0.500, SLG: 0.600 60 Justin Knoedler, R	G6-3									3	0	0	0	0	0	0												
12 Donnie Murphy, R OBP: 0.368, SLG: 0.500			G6-3							3	0	0	0	1	1	3												
Inning Stats	R: 0 E: 0 K: 1 S: 7	H: 2 LOB: 2 BB: 0 P: 7	R: 0 E: 0 K: 0 S: 3	H: 0 LOB: 0 BB: 0 P: 3	R: 0 E: 0 K: 0 S: 4	H: 2 LOB: 2 BB: 1 P: 8	R: 0 E: 0 K: 0 S: 3	H: 1 LOB: 0 BB: 0 P: 3	R: 0 E: 0 K: 0 S: 6	H: 1 LOB: 1 BB: 0 P: 6	R: 0 E: 0 K: 0 S: 3	H: 0 LOB: 1 BB: 1 P: 7	R: 0 E: 1 K: 1 S: 7	H: 2 LOB: 3 BB: 3 P: 19	R: 2 E: 1 K: 1 S: 7	H: 2 LOB: 3 BB: 3 P: 19		1B: 8 2B: 0 3B: 0 HR: 0	SF: 0 SAC: 0 DP: 2 HBP: 0	WP: 0 PB: 0 SB: 0 CS: 0	PA: 36							
PITCHER	IP	WLS	BF	H	R	ER	SO	BB	IBB	HBP	BLK	WP	HR	S	P	ERA		WHIP										
Jason Marquis, R ERA: 3.6	3.0		13	4	0	0	1	1	0	0	0	0	0	14	18	0.00		1.667										
Bob Hooy, R ERA: 12.0	1.0	H	3	1	0	0	0	0	0	0	0	0	0	3	3	0.00		1.000										
34 Kerry Wood, R ERA: 9.0	1.0	H	4	1	0	0	1	0	0	0	0	0	0	6	6	0.00		1.000										
54 Shingo Takatsu, R ERA: 9.0	1.0	H	4	0	0	0	0	1	0	0	0	0	0	3	7	0.00		1.000										
51 Juan Mateo, R ERA: 9.0	1.0	H	4	0	0	0	0	1	0	0	0	0	0	3	7	0.00	1.000											
PITCHER	IP	WLS	BF	H	R	ER	SO	BB	IBB	HBP	BLK	WP	HR	S	P	ERA	WHIP											
76 Jose Ceda, R ERA: 18.0	0.1	L	5	2	2	2	1	2	0	0	0	0	0	5	13	54.00	12.000											
58 Jose Ascanio, R ERA: 9.0	0.2		3	0	0	0	0	1	0	0	0	0	0	2	6	0.00	1.500											

AB 30
 R 1
 H 5
 RBI 1
 BB 3
 SO 6
 LOB 16



AB 30
 R 2
 H 8
 RBI 1
 BB 6
 SO 3
 LOB 18



Batter	1	2	3	4	5	6	7	8	9	AB	R	H	RBI	BB	SO	LOB	TOP					
19 Chris Denorfia, R (1, 8) OBP: 0.111, SLG: 0.222	X 0-0 G5-4-3 1B		X 0-0 F8		X 0-0 F9			X 0-0 F8		3	0	1	0	0	0	0	Oakland Athletics @ San Francisco Giants Scottsdale Stadium, Scottsdale, AZ Fri Mar 07 2008, 3:05 PM EST Att: 10,293 - Sunny - 65 F					
28 Carlos González, L (6, 9) OBP: 0.263, SLG: 0.389										1	0	0	0	0	0	0						
Emil Brown, R (1, 9) OBP: 0.500, SLG: 0.615	X 0-0 G5-4-3		X 0-0 G5-3			X 0-0 29 WP 2B		X 0-0 G4-3		3	0	1	0	0	0	1						
67 Jeff Fiorentino, L (6, PR) OBP: 0.556, SLG: 0.429	X 1-2									1	0	0	0	0	0	0						
32 Jack Cust, L (1, 7) OBP: 0.632, SLG: 1.083	X 0-3 K		X 4-0 BB			X 0-3 K		X 0-0 1B		1	0	0	0	1	1	0						
23 Todd Linden, S (3, PR) OBP: 0.750, SLG: 1.000	X 0-0 K									2	0	1	0	0	1	1						
5 Mike Sweeney, R (1, 10) OBP: 0.522, SLG: 0.579		X 0-0 P6	X 0-0 F9			X 0-0 G6-3		X 0-0 F8		3	0	0	0	0	0	2						
66 Casey Rogowski, L (8, PH) OBP: 0.222, SLG: 0.125										1	0	0	0	0	0	1						
29 Dan Johnson, L (1, 3) OBP: 0.217, SLG: 0.455		X 2-2 HR			X 0-3 K					3	1	1	1	0	1	1						
69 Wes Bankston, R (6, 3) OBP: 0.500, SLG: 0.778										1	0	0	0	0	1	0						
Rob Bowen, S (1, 2) OBP: 0.400, SLG: 0.538		X 4-0 HR			X 0-0 F7					2	1	1	1	1	0	0						
60 Justin Knoedler, R (7, 2) OBP: 0.250, SLG: 0.200										0	0	0	0	0	0	0						
15 Ryan Sweeney, L (8, PH) OBP: 0.250, SLG: 0.200		X 2B BB								1	0	0	0	0	1	0						
22 Jack Hannahan, L (1, 5) OBP: 0.455, SLG: 0.526		X 4-0 BB			X 0-0 G4-3					1	0	0	0	1	0	0						
12 Donnie Murphy, R (6, 6) OBP: 0.333, SLG: 0.444		X 1-2 BB								2	0	0	0	0	0	0						
62 Brooks Conrad, S (1, 6) OBP: 0.450, SLG: 0.947		X 0-3 K								3	0	0	0	0	3	2						
2 Gregorio Petit, R (1, 4) OBP: 0.412, SLG: 0.529		X 0-3 K								3	0	0	0	0	2	2						
Inning Stats	R: 0 E: 0 K: 1 S: 5	H: 1 LOB: 0 BB: 0 P: 5	R: 1 E: 0 K: 2 S: 10	H: 1 LOB: 2 BB: 20	R: 0 E: 0 K: 0 S: 3	H: 0 LOB: 1 BB: 1 P: 7	R: 0 E: 0 K: 1 S: 5	H: 0 LOB: 0 BB: 0 P: 5	R: 0 E: 0 K: 2 S: 7	H: 0 LOB: 0 BB: 0 P: 7	R: 0 E: 0 K: 1 S: 6	H: 1 LOB: 2 BB: 0 P: 7	R: 1 E: 0 K: 1 S: 8	H: 1 LOB: 0 BB: 0 P: 11	R: 0 E: 0 K: 0 S: 4	H: 1 LOB: 1 BB: 0 P: 4	R: 0 E: 0 K: 2 S: 7	H: 0 LOB: 0 BB: 0 P: 7	1B: 2 2B: 1 3B: 0 HR: 2	SF: 0 SAC: 0 DP: 1 HBP: 0	WP: 1 PB: 0 SB: 0 CS: 0	PA: 34
PITCHER	IP WLS BF H R ER SO BB IBB HBP BLK WP HR S P ERA WHIP	32 Kevin Correia, R (1, 1) ERA: 5.63 43 Billy Sadler, R (5, 1) ERA: 10.13 43 Bartolome Fortunato, R (6, 1) ERA: 9.86 47 Merkin Valdez, R (7, 1) ERA: 1.8 Tyler Walker, R (8, 1) ERA:																				
PITCHER	IP WLS BF H R ER SO BB IBB HBP BLK WP HR S P ERA WHIP	38 Brian Wilson, R (9, 1) ERA: 4.91																				

AB	31
R	2
H	5
RBI	2
BB	3
SO	10
LOB	10



Batter	1	2	3	4	5	6	7	8	9	AB	R	H	RBI	BB	SO	LOB	BOTTOM					
10 Dave Roberts, L (1, 7) OBP: 0.350, SLG: 0.278	X 0-0 G6-3									2	0	0	0	1	0	1	Oakland Athletics @ San Francisco Giants Scottsdale Stadium, Scottsdale, AZ Fri Mar 07 2008, 3:05 PM EST Att: 10,293 - Sunny - 65 F					
19 Kevin Frandsen, R (7, PH) OBP: 0.375, SLG: 0.211										1	0	0	0	0	0	0						
Rav Durham, S (1, 4) OBP: 0.316, SLG: 0.313	X 0-0 2 WP 1B									2	0	1	0	0	0	2						
8 Eugenio Velez, S (4, 4) OBP: 0.417, SLG: 0.522		X 0-0 G4-3								2	1	1	0	0	1	0						
2 Randy Winn, S (1, 9) OBP: 0.497, SLG: 0.593	X 4-0 1 HBP BB									1	0	1	0	1	0	0						
12 Nate Schierholtz, L (3, PR) OBP: 0.381, SLG: 0.600	X 1-3									2	1	1	2	0	0	0						
1 Bengie Molina, R (1, 2) OBP: 1.000, SLG: 1.000	H 1-0									1	0	1	0	0	0	0						
71 Steve Holm, R (5, 2) OBP: 0.333, SLG: 0.250	X 1-2 33 G5-4-3 HBP									2	0	0	0	0	0	0						
33 Aaron Rowand, R (1, 8) OBP: 0.333, SLG: 0.421	X 0-0 G5-4-3									4	0	0	0	0	2	6						
49 Clay Timpner, L (9, 8) OBP: 0.200, SLG: 0.222	X 1-2									0	0	0	0	0	0	0						
Rich Aurilia, R (1, 5) OBP: 0.400, SLG: 0.714		X 0-0 F7								2	0	0	0	0	0	2						
73 Travis Denker, R (4, 5) OBP: 0.412, SLG: 0.600			X 0-0 F9							1	0	0	0	1	0	0						
40 Daniel Ortmeier, S (1, 3) OBP: 0.349, SLG: 0.350		X 0-0	X 0-0 FC4							4	1	1	0	0	1	3						
47 Travis Ishikawa, L (9, 3) OBP: 0.200, SLG: 0.222		X 0-0 2B	X 1-2 1B							0	0	0	0	0	0	0						
Rajai Davis, R (1, 10) OBP: 0.391, SLG: 0.444		X 1-0 1B								2	0	1	1	1	0	0						
29 Brian Bocock, R (1, 8) OBP: 0.316, SLG: 0.278		X 0-0 G5-3								3	0	0	0	0	0	2						
59 Emmanuel Burriss, S (8, 6) OBP: 0.222, SLG: 0.222										0	0	0	0	0	0	0						
Inning Stats	R: 0 E: 0 K: 0 S: 3	H: 1 LOB: 2 BB: 1 P: 8	R: 1 E: 0 K: 0 S: 5	H: 2 LOB: 1 BB: 10	R: 0 E: 0 K: 1 S: 7	H: 2 LOB: 2 BB: 0 P: 7	R: 0 E: 0 K: 0 S: 2	H: 0 LOB: 0 BB: 1 P: 7	R: 0 E: 0 K: 1 S: 6	H: 0 LOB: 1 BB: 0 P: 6	R: 0 E: 0 K: 1 S: 5	H: 0 LOB: 0 BB: 0 P: 5	R: 2 E: 0 K: 0 S: 7	H: 2 LOB: 0 BB: 0 P: 9	R: 0 E: 0 K: 1 S: 4	H: 0 LOB: 0 BB: 1 P: 8	R: 0 E: 0 K: 1 S: 4	H: 0 LOB: 0 BB: 1 P: 8	1B: 5 2B: 1 3B: 0 HR: 1	SF: 0 SAC: 0 DP: 2 HBP: 1	WP: 2 PB: 0 SB: 2 CS: 1	PA: 34
PITCHER	IP WLS BF H R ER SO BB IBB HBP BLK WP HR S P ERA WHIP	30 Dana Eveland, L (1, 1) ERA: 3.6 30 Chris Gissell, R (4, 1) ERA: Alan Embree, L (7, 1) ERA: 12.0 Fernando Hernandez, R (8, 1) ERA: 2.25																				
PITCHER	IP WLS BF H R ER SO BB IBB HBP BLK WP HR S P ERA WHIP																					

AB	29
R	3
H	7
RBI	3
BB	4
SO	4
LOB	16



Batter	1	2	3	4	5	6	7	8	9	AB	R	H	RBI	BB	SO	LOB	TOP																			
19 Chris Denorfia, R OBP: 0.217, SLG: 0.238	G4-3	K			5 BB		5 BB 28 1B	28 FC6-4 BB		3	1	1	0	2	1	2	Oakland Athletics @ Seattle Mariners Peoria Stadium, Peoria, AZ Sat Mar 08 2008, 3:05 PM EST Att: 8,947 - Sunny - 66 F																			
28 Carlos González, L OBP: 0.292, SLG: 0.391 Justin Sellers, R	K		5 G4-6-3 1B		F7		5 BB 60 3B 1B	FC6-4		5	1	2	0	0	1	2																				
Emil Brown, R OBP: 0.359, SLG: 0.471 Jermaine Mitchell, L	F8		P3		F7		F7	K		4	0	0	0	0	0	4																				
5 Mike Sweeney, R OBP: 0.556, SLG: 0.591 69 Wes Bankston, R OBP: 0.455, SLG: 0.700		12 BB 66 1B	G4-6-3		1B		60 3B		P6	3	2	2	0	1	0	1																				
Rob Bowen, S OBP: 0.333, SLG: 0.438 60 Justin Knoedler, R OBP: 0.333, SLG: 0.600		P3			E5 12 2B		F8		F9	3	0	0	0	0	0	3																				
12 Donnie Murphy, R OBP: 0.346, SLG: 0.455	66 1B 62 1B BB				1-3		G3	K	G4-3	4	1	1	0	1	1	1																				
66 Casey Rogowski, L OBP: 0.308, SLG: 0.182	62 1B				K		G5-3	62 WP BB		3	0	1	1	1	1	2																				
62 Brooks Conrad, S OBP: 0.456, SLG: 0.870	1-2 2-H				K			F7		4	0	2	1	0	1	4																				
2 Gregorio Petit, R OBP: 0.333, SLG: 0.429	F8				G4-3		P5		G6-3	4	0	0	0	0	0	5																				
Inning Stats	R: 0 E: 0 K: 1 S: 5	H: 0 LOB: 0 BB: 0 P: 5	R: 2 E: 0 K: 1 S: 8	H: 3 LOB: 2 BB: 1 P: 12	R: 0 E: 0 K: 0 S: 3	H: 1 LOB: 0 BB: 0 P: 3	R: 0 E: 1 K: 2 S: 9	H: 1 LOB: 2 BB: 0 P: 9	R: 0 E: 0 K: 0 S: 4	H: 1 LOB: 1 BB: 0 P: 4	R: 3 E: 0 K: 1 S: 8	H: 3 LOB: 2 BB: 2 P: 17	R: 0 E: 0 K: 1 S: 5	H: 0 LOB: 1 BB: 1 P: 9	R: 0 E: 0 K: 0 S: 3	H: 0 LOB: 0 BB: 0 P: 3		1B: 8 2B: 1 3B: 1 HR: 0	SF: 0 SAC: 0 DP: 1 HBP: 0	WP: 1 PB: 0 SB: 0 CS: 0	PA: 42															
PITCHER	IP	WLS	BF	H	R	ER	SO	BB	IBB	HBP	BLK	WP	HR	S	P	ERA	WHIP	PITCHER		IP	WLS	BF	H	R	ER	SO	BB	IBB	HBP	BLK	WP	HR	S	P	ERA	WHIP
56 Jarrod Washburn, L ERA: 2.57	4.0	L	18	5	2	2	4	1	0	0	0	0	0	0	25	29	4.50	1.500	35 Brandon Morrow, R ERA: 2.25		1.0		3	0	0	0	0	0	0	0	0	0	3	3	0.00	0.000
57 Mark Lowe, R ERA:	1.0		5	1	0	0	0	1	0	0	0	0	0	0	4	4	0.00	2.000																		
33 Chris Reitsma, R ERA:	1.0		4	1	0	0	0	0	0	0	0	0	0	0	4	4	0.00	1.000																		
62 Cesar Jimenez, L ERA: 9.0	1.0		8	3	3	3	1	2	0	0	0	1	0	8	17	27.00	5.000																			
38 Jon Huber, R ERA:	1.0		4	0	0	0	1	1	0	0	0	0	0	5	9	0.00	1.000																			

AB	37
R	5
H	10
RBI	5
BB	5
SO	6
LOB	25



Batter	1	2	3	4	5	6	7	8	9	AB	R	H	RBI	BB	SO	LOB	BOTTOM																			
51 Ichiro Suzuki, L	G4-3		F8		G4-3			F7		4	0	0	0	0	0	2	Oakland Athletics @ Seattle Mariners Peoria Stadium, Peoria, AZ Sat Mar 08 2008, 3:05 PM EST Att: 8,947 - Sunny - 66 F																			
25 Charlton Jimerson, R OBP: 0.350, SLG: 0.333										0	0	0	0	0	0	0																				
Miguel Cairo, R OBP: 0.304, SLG: 0.348	K				G6-3		P6	G5-3		4	0	0	0	0	1	0																				
Jose Vidro, S OBP: 0.143, SLG: 0.143 17 Yung-Chi Chen, R OBP: 0.333, SLG: 0.625	P2				G6-3		G4-3		78 2B 8 G4-3 1B	4	0	1	0	0	0	0																				
29 Adrian Beltré, R OBP: 0.250, SLG: 0.143 78 Matt Tuiasosopo, R OBP: 0.296, SLG: 0.429	F9				BB 1B		F8		50 2B 2B	3	0	1	0	0	0	0																				
Brad Wilkerson, L OBP: 0.538, SLG: 0.444 12 Michael Morse, R OBP: 0.550, SLG: 0.778 8 Jeremy Reed, L OBP: 0.600, SLG: 0.500	L8						P4		G4-3	1	0	0	0	1	0	0																				
50 Vladimir Valentien, R OBP: 0.333, SLG: 0.750	F8				BB				3-H	4	0	2	1	0	1	2																				
39 Bryan LaHair, L OBP: 0.474, SLG: 0.588					G4-6-3 2B BB		F7		P6	3	0	1	0	1	0	3																				
Jamie Burke, R OBP: 0.250, SLG: 0.375 32 Rob Johnson, R OBP: 0.375, SLG: 0.500					G1-3		G4-6-3		G6-3	2	0	0	0	0	0	2																				
16 Willie Bloomquist, R OBP: 0.316, SLG: 0.294 64 Mark Kiger, R OBP: 0.200, SLG: 0.300	F8								G6-3	2	0	1	0	0	0	1																				
Inning Stats	R: 0 E: 0 K: 1 S: 5	H: 0 LOB: 0 BB: 0 P: 5	R: 0 E: 0 K: 0 S: 3	H: 0 LOB: 0 BB: 0 P: 3	R: 0 E: 0 K: 0 S: 4	H: 1 LOB: 1 BB: 0 P: 4	R: 0 E: 0 K: 1 S: 6	H: 1 LOB: 2 BB: 1 P: 10	R: 0 E: 0 K: 0 S: 3	H: 0 LOB: 0 BB: 0 P: 3	R: 0 E: 0 K: 1 S: 6	H: 1 LOB: 1 BB: 0 P: 6	R: 0 E: 0 K: 0 S: 3	H: 0 LOB: 0 BB: 0 P: 3	R: 2 E: 0 K: 0 S: 6	H: 3 LOB: 3 BB: 0 P: 6	1B: 4 2B: 3 3B: 0 HR: 0	SF: 0 SAC: 0 DP: 1 HBP: 0	WP: 0 PB: 0 SB: 0 CS: 0	PA: 35																
PITCHER	IP	WLS	BF	H	R	ER	SO	BB	IBB	HBP	BLK	WP	HR	S	P	ERA	WHIP	PITCHER		IP	WLS	BF	H	R	ER	SO	BB	IBB	HBP	BLK	WP	HR	S	P	ERA	WHIP
58 Justin Duchescher, R ERA: 2.25	3.0	W	10	1	0	0	0	0	0	0	0	0	0	9	12	0.00	0.333	59 Andrew Brown, R ERA: 3.0		2.0	H	9	2	0	0	1	2	0	0	0	0	9	17	0.00	2.000	
44 Santiago Casilla, R ERA:	1.0	H	3	0	0	0	0	0	0	0	0	0	0	3	3	0.00	0.000																			
71 James Simmons, R ERA:	2.0		7	1	0	0	1	0	0	0	0	0	0	9	9	0.00	0.500																			
13 Jerry Blevins, L ERA: 4.5	1.0		6	3	2	2	0	0	0	0	0	0	0	6	6	18.00	3.000																			



Batter	1	2	3	4	5	6	7	8	9	AB	R	H	RBI	BB	SO	LOB	TOP											
Craig Counsell, L (1, 6) OBP: 0.560, SLG: 0.600 71 Alcides Escobar, R (7, 6) OBP: 0.143, SLG: 0.286										2	1	1	0	2	0	0	Milwaukee Brewers @ Oakland Athletics Phoenix Municipal Stadium, Phoenix, AZ Sun Mar 09 2008, 4:05 PM EDT Att.: 4,839 - Sunny - 75 F											
22 Tony Gwynn Jr., L (1, 8) OBP: 0.409, SLG: 0.556 91 Michael Brantley, L (7, 8) OBP: 1.000, SLG: 1.000									4	0	2	0	0	1	2	1												
2 Bill Hall, R (1, 5) OBP: 0.308, SLG: 0.375 76 Edgar Trejo, R (7, 5) OBP: 0.000, SLG: 0.000									3	0	0	0	0	1	4	2												
28 Prince Fielder, L (1, 3) OBP: 0.400, SLG: 0.350 92 Chris Errecart, R (7, 3) OBP: 0.333, SLG: 0.357									2	0	1	0	1	0	1	2												
1 Corey Hart, R (1, 9) OBP: 0.192, SLG: 0.269 11 Lorenzo Cain, R (7, 9) OBP: 1.000, SLG: 2.000									3	0	0	0	0	1	5	1												
Gabe Gross, L (1, 7) OBP: 0.394, SLG: 0.550 24 Cole Gillespie, R (7, 7) OBP: 1.000, SLG: 4.000									2	0	0	1	1	0	1	1												
79 Matt LaPorta, R (1, 10) OBP: 0.333, SLG: 0.357 77 Andy Bouchie, R (8, PH) (8, 10)									3	0	0	0	0	1	4	1												
21 Abraham Nunez, S (1, 4) OBP: 0.316, SLG: 0.278 91 Steve Solimann, R (7, 4) OBP: 1.000, SLG: 1.000									3	0	0	0	0	1	0	1												
18 Jason Kendall, R (1, 2) OBP: 0.391, SLG: 0.381 10 Vinny Rottino, R (5, 2) OBP: 0.308, SLG: 0.692									2	0	0	0	0	1	0	2												
Inning Stats	R: 1 E: 0 K: 0 S: 10	H: 2 LOB: 3 BB: 2 P: 18	R: 0 E: 0 K: 0 S: 3	H: 0 LOB: 0 BB: 0 P: 3	R: 0 E: 0 K: 1 S: 8	H: 1 LOB: 1 BB: 0 P: 14	R: 0 E: 0 K: 2 S: 7	H: 0 LOB: 0 BB: 0 P: 10	R: 0 E: 0 K: 0 S: 10	H: 1 LOB: 1 BB: 0 P: 12	R: 0 E: 0 K: 2 S: 9	H: 0 LOB: 1 BB: 1 P: 14	R: 4 E: 1 K: 2 S: 17	H: 4 LOB: 1 BB: 0 P: 22	R: 0 E: 0 K: 1 S: 8	H: 1 LOB: 0 BB: 0 P: 10		1B: 6 2B: 2 3B: 0 HR: 1	SF: 0 SAC: 0 DP: 0 HBP: 0	WP: 0 PB: 0 SB: 0 CS: 1	PA: 40							
PITCHER	IP	WLS	BF	H	R	ER	SO	BB	IBB	HBP	BLK	WP	HR	S	P	ERA	WHIP											
Joe Blanton, R (1, 1) ERA: 7.36	5.0		21	3	1	1	5	3	0	0	0	0	0	0	38	63	1.80	1.200										
31 Jeff Gray, R (6, 1) ERA: 3.0	1.0		4	1	0	0	0	0	0	0	0	0	0	8	12	0.00	1.000											
63 Henry Alberto Rodriguez, R (1, 1) ERA: 4.5	1.0		4	0	0	0	2	1	0	0	0	0	0	9	14	0.00	1.000											
37 Dan Meyer, L (8, 1) ERA: 4.5	2.0	L	11	5	4	2	3	0	0	0	0	0	1	25	32	9.00	2.500											

Batter	1	2	3	4	5	6	7	8	9	AB	R	H	RBI	BB	SO	LOB	BOTTOM										
6 Travis Buck, L (1, 9) OBP: 0.423, SLG: 0.476 23 Todd Linden, S (7, 9) OBP: 0.778, SLG: 1.071										3	0	1	1	0	1	0	Milwaukee Brewers @ Oakland Athletics Phoenix Municipal Stadium, Phoenix, AZ Sun Mar 09 2008, 4:05 PM EDT Att.: 4,839 - Sunny - 75 F										
14 Mark Ellis, R (1, 4) OBP: 0.333, SLG: 0.391 62 Brooks Conrad, S (6, 4) OBP: 0.440, SLG: 0.833									2	0	0	0	1	2	1	1											
7 Bobby Crosby, R (1, 6) OBP: 0.469, SLG: 0.684 2 Gregorio Petit, R (7, 6) OBP: 0.364, SLG: 0.455									3	0	0	0	0	1	1	1											
Emil Brown, R (1, 10) OBP: 0.364, SLG: 0.429									4	0	1	0	0	0	1	0											
29 Dan Johnson, L (1, 3) OBP: 0.161, SLG: 0.333 10 Daric Barton, L (8, PH) (9, 3)									3	0	0	0	0	1	2	1											
8 Kurt Suzuki, R (1, 2) OBP: 0.391, SLG: 0.429 60 Justin Knoedler, R (7, 2) OBP: 0.250, SLG: 0.429									2	0	0	0	0	0	0	0											
15 Ryan Sweeney, L (1, 8) OBP: 0.280, SLG: 0.182									4	0	0	0	0	0	0	0											
12 Donnie Murphy, R (1, 5) OBP: 0.414, SLG: 0.542 70 Jeff Baisley, R (9, 5) OBP: 0.600, SLG: 0.600									2	1	2	0	1	0	0	0											
67 Jeff Fiorentino, L (1, 7) OBP: 0.385, SLG: 0.273									3	0	0	0	0	0	3	0											
Inning Stats	R: 0 E: 0 K: 1 S: 9	H: 1 LOB: 2 BB: 1 P: 14	R: 0 E: 0 K: 0 S: 7	H: 1 LOB: 1 BB: 0 P: 9	R: 0 E: 0 K: 1 S: 6	H: 0 LOB: 0 BB: 0 P: 10	R: 0 E: 0 K: 0 S: 7	H: 0 LOB: 0 BB: 0 P: 8	R: 1 E: 0 K: 1 S: 11	H: 2 LOB: 1 BB: 0 P: 18	R: 0 E: 0 K: 2 S: 9	H: 0 LOB: 0 BB: 0 P: 10	R: 0 E: 0 K: 1 S: 7	H: 0 LOB: 1 BB: 1 P: 11	R: 1 E: 1 K: 1 S: 7	H: 2 LOB: 1 BB: 0 P: 7		R: 0 E: 0 K: 0 S: 8	H: 0 LOB: 0 BB: 0 P: 11	1B: 4 2B: 1 3B: 1 HR: 0	SF: 0 SAC: 0 DP: 0 HBP: 0	WP: 0 PB: 0 SB: 1 CS: 0	PA: 35				
PITCHER	IP	WLS	BF	H	R	ER	SO	BB	IBB	HBP	BLK	WP	HR	S	P	ERA	WHIP										
66 Chris Narveson, L (1, 1) ERA: 1.0	4.0		15	2	1	1	1	0	0	0	0	0	0	11	18	0.00	0.750										
73 Seth McClung, R (5, 1) ERA: 4.5	1.0	B	5	2	1	1	1	0	0	0	0	0	0	11	18	9.00	2.000										
57 Mitch Stetter, L (6, 1) ERA: 6.75	1.0		3	0	0	0	2	0	0	0	0	0	0	9	10	0.00	0.000										
62 Luis Pena, R (7, 1) ERA: 4.5	1.0	W	4	0	0	0	1	1	0	0	0	0	0	7	11	0.00	1.000										
93 Sam Naron, L (8, 1) ERA: 9.0	1.0		5	2	1	1	1	0	0	0	0	0	0	7	7	9.00	2.000										
PITCHER	IP	WLS	BF	H	R	ER	SO	BB	IBB	HBP	BLK	WP	HR	S	P	ERA	WHIP										
92 Lindsay Gulin, L (9, 1) ERA: 4.5	1.0		3	0	0	0	0	0	0	0	0	0	0	8	11	0.00	0.000										



Batter	1	2	3	4	5	6	7	8	9	AB	R	H	RBI	BB	SO	LOB	TOP										
19 Chris Denorfia, R OBP: 0.259, SLG: 0.217	4-0 32 1B 10 BB BB	4-0 10 HR BB		0-0 G5-3			0-0 G5-3			2	1	0	0	2	0	1											
10 Darrin Barton, L OBP: 0.187, SLG: 0.364 69 Wes Bankston, R OBP: 0.455, SLG: 0.700	4-0 G5-3 32 1B BB	3-2 1-H 2-H HR			0-0 G4-3		0-3 K			3	1	1	3	1	1	0											
5 Mike Sweeney, R OBP: 0.500, SLG: 0.520 15 Ryan Sweeney, L OBP: 0.269, SLG: 0.174	0-0 F6	0-0 F7			0-0 G6-3			0-0 P6		3	0	0	0	0	0	2											
32 Jack Cust, L OBP: 0.560, SLG: 0.824 67 Jeff Fiorentino, L OBP: 0.395, SLG: 0.273	0-0 1-2 2-3 1B		0-0 F9		0-0 P4			0-0 F8		4	0	1	0	0	0	0											
Emil Brown, R OBP: 0.320, SLG: 0.375 23 Todd Linden, S OBP: 0.737, SLG: 1.000	0-0 G5-3 2-3f		0-0 P2		0-0 F7			0-0 G3		3	0	0	0	0	0	3											
22 Jack Hannahan, L OBP: 0.400, SLG: 0.481		0-3 K	0-3 K		0-0 G5-3			0-0 F7		4	0	0	0	0	2	0											
12 Donnie Murphy, R OBP: 0.424, SLG: 0.571		0-0 62 F 2B		0-0 F8				0-0 F8		4	1	2	0	0	0	0											
Rob Bowen, S OBP: 0.273, SLG: 0.350		0-0 F9		0-3 K				0-3 K		4	0	0	0	0	3	2											
62 Brooks Conrad, S OBP: 0.464, SLG: 0.846		4-0 E2 10 HR BB		0-0 2B				0-0 F7		2	1	1	0	1	0	0											
Inning Stats	R: 0 E: 0 K: 0 S: 3	H: 1 LOB: 2 BB: 2 P: 11	R: 4 E: 1 K: 1 S: 9	H: 2 LOB: 0 BB: 2 P: 20	R: 0 E: 0 K: 1 S: 5	H: 0 LOB: 0 BB: 0 P: 5	R: 0 E: 0 K: 1 S: 6	H: 1 LOB: 1 BB: 0 P: 6	R: 0 E: 0 K: 0 S: 3	H: 0 LOB: 0 BB: 0 P: 3	R: 0 E: 0 K: 1 S: 5	H: 0 LOB: 0 BB: 0 P: 3	R: 0 E: 0 K: 1 S: 5	H: 0 LOB: 0 BB: 0 P: 5	R: 0 E: 0 K: 0 S: 3	H: 0 LOB: 0 BB: 0 P: 5	1B: 2 2B: 2 3B: 0 HR: 1	SF: 0 SAC: 0 DP: 1 HBP: 0	WP: 0 PB: 0 SB: 0 CS: 0	PA: 35							
PITCHER	IP	WLS	BF	H	R	ER	SO	BB	IBB	HBP	BLK	WP	HR	S	P	ERA	WHIP										
41 John Lackey, R ERA: 5.4	1.2		8	2	1	1	1	2	0	0	0	0	0	8	16	5.40	2.400										
55 Matt White, R ERA: 4.91	0.1		4	1	3	3	0	2	0	0	0	0	1	4	15	81.00	9.000										
97 Fernando Rodriguez Jr., R ERA: 1.8	0.0		0	0	0	0	0	0	0	0	0	0	0	0	0	∞	∞										
Darren Oliver, L ERA: 1.8	2.0		7	1	0	0	1	0	0	0	0	0	0	9	9	0.00	0.500										
90 Nick Adenhart, R ERA: 3.12	4.0	W	13	1	0	0	3	0	0	0	0	0	0	19	19	0.00	0.250										

Oakland Athletics @ Los Angeles Angels
Tempe Diablo Stadium, Tempe, AZ
Mon Mar 10 2008, 4:05 PM EDT
Att: 6,441 - Partly Cloudy - 75 F

AB 31
R 4
H 5
RBI 3
BB 4
SO 6
LOB 8



Batter	1	2	3	4	5	6	7	8	9	AB	R	H	RBI	BB	SO	LOB	BOTTOM										
9 Chone Figgins, S OBP: 0.435, SLG: 0.500 43 Matthew Brown, R OBP: 0.300, SLG: 0.125	0-0 B5-3		0-3 K		0-0 G6-4-3	0-0 G1-3				3	0	0	0	0	1	2											
24 Gary Matthews, S OBP: 0.250, SLG: 0.304 Juan Rivera, R OBP: 0.444, SLG: 0.529	0-0 F7		1-0 G3		0-0 G3		0-0 G6-3			3	0	0	0	0	0	1											
27 Vladimir Guerrero, R OBP: 0.296, SLG: 0.476 95 Hanley Statia, S OBP: 0.500, SLG: 0.444	0-0 P4		0-3 K			0-0 48 1B G4-3 1B	0-0 G5-3			3	1	1	0	0	1	1											
48 Torii Hunter, R OBP: 0.632, SLG: 1.389 19 Kendrys Morales, S OBP: 0.491, SLG: 0.636		0-0 1B G4-3 1B		0-0 F8		0-0 G4-3 1B 1B	0-0 64 FC6-4 1B			3	2	2	0	0	0	0											
Garret Anderson, L OBP: 0.316, SLG: 0.313 64 Terry Evans, R OBP: 0.316, SLG: 0.200		0-0 G4-3 47 G3 1B		0-0 47 2B 2B		0-0 G4-3	0-0 FC6-4			3	1	2	1	0	0	1											
47 Howie Kendrick, R OBP: 0.370, SLG: 0.444 Nathan Haynes, L OBP: 0.429, SLG: 0.273		0-0 G3		0-0 2B		0-0 K		0-0 G5-3		3	0	1	1	0	1	3											
Casey Kotchman, L OBP: 0.316, SLG: 0.421 65 Sean Rodriguez, R OBP: 0.167, SLG: 0.412		0-0 G4-3		0-0 F7		0-0 5 1B 6 1B 1B		0-0 G6-3		3	1	1	2	0	0	2											
44 Mike Napoli, R OBP: 0.333, SLG: 0.364 5 Jeff Mathis, R OBP: 0.536, SLG: 0.400		0-0 F8		0-3 K		0-0 6 1B 1B		0-0 P6		2	0	0	0	0	1	2											
6 Maicer Izturis, S OBP: 0.421, SLG: 0.529 32 Dee Brown, L OBP: 0.357, SLG: 0.333			4-0 24 G3 24 WP BB		4-0 9 G6-4-3 BB		0-0 1B			1	0	1	1	2	0	0											
Inning Stats	R: 0 E: 0 K: 0 S: 3	H: 0 LOB: 0 BB: 0 P: 3	R: 1 E: 0 K: 0 S: 5	H: 2 LOB: 1 BB: 0 P: 5	R: 0 E: 0 K: 2 S: 7	H: 0 LOB: 1 BB: 1 P: 12	R: 1 E: 0 K: 1 S: 7	H: 2 LOB: 1 BB: 0 P: 7	R: 0 E: 0 K: 0 S: 2	H: 0 LOB: 0 BB: 1 P: 6	R: 3 E: 0 K: 1 S: 10	H: 5 LOB: 2 BB: 0 P: 10	R: 0 E: 0 K: 0 S: 4	H: 1 LOB: 1 BB: 0 P: 4	R: 0 E: 0 K: 0 S: 3	H: 0 LOB: 0 BB: 0 P: 3	1B: 8 2B: 2 3B: 0 HR: 0	SF: 0 SAC: 0 DP: 1 HBP: 0	WP: 1 PB: 0 SB: 0 CS: 0	PA: 35							
PITCHER	IP	WLS	BF	H	R	ER	SO	BB	IBB	HBP	BLK	WP	HR	S	P	ERA	WHIP										
51 Dallas Braden, L ERA: 3.98	2.0		8	2	1	1	0	0	0	0	0	0	0	8	8	4.50	1.000										
Fernando Hernandez, R ERA: 3.0	2.0	H	9	2	1	1	3	1	0	0	0	1	0	14	19	4.50	1.500										
33 Joey Devine, R ERA: 9.0	1.0	H	3	0	0	0	0	1	0	0	0	0	0	2	6	0.00	1.000										
Alan Embree, L ERA: 15.75	1.0	L	8	5	3	3	1	0	0	0	0	0	0	10	10	27.00	5.000										
25 Lenny DiNardo, L ERA: 1.28	2.0		7	1	0	0	0	0	0	0	0	0	0	7	7	0.00	0.500										

Oakland Athletics @ Los Angeles Angels
Tempe Diablo Stadium, Tempe, AZ
Mon Mar 10 2008, 4:05 PM EDT
Att: 6,441 - Partly Cloudy - 75 F

AB 33
R 5
H 10
RBI 5
BB 2
SO 4
LOB 15



Batter	1	2	3	4	5	6	7	8	9	AB	R	H	RBI	BB	SO	LOB	TOP					
24 Chris Young, R (1, 8) OBP: 0.344, SLG: 0.370	F8		K					F7		3	0	0	0	0	2	0	Arizona Diamondbacks @ Oakland Athletics Phoenix Municipal Stadium, Phoenix, AZ Wed Mar 12 2008, 4:05 PM EDT Att: 8,350 - Sunny - 82 F					
61 Javier Brito, R (6, 3) OBP: 0.333, SLG: 0.278	F8		K					F7		1	0	0	0	0	0	0						
1 Orlando Hudson, S (1, 10) OBP: 0.533, SLG: 0.591	G6-3		G6-3							2	1	1	0	1	0	0						
74 Gerardo Parra, L (8, PH) OBP: 0.643, SLG: 1.000	G6-3		G6-3							0	0	0	0	1	0	0						
22 Eric Byrnes, R (1, 7) OBP: 0.385, SLG: 0.478	G6-3		K					F9		3	0	2	0	0	1	0						
30 Tim Raines, S (6, 7) OBP: 0.250, SLG: 0.167	G6-3		K					F9		1	0	0	0	0	0	1						
34 Conor Jackson, R (1, 3) OBP: 0.306, SLG: 0.438	G6-3									2	0	0	1	0	0	2						
12 Jeff Salazar, L (6, 8) OBP: 0.344, SLG: 0.407	G6-3									1	0	0	0	0	1	1						
27 Mark Reynolds, R (1, 5) OBP: 0.333, SLG: 0.500	K									3	0	1	0	0	2	3						
14 Don Kelly, L (6, 5) OBP: 0.520, SLG: 0.556	K									1	0	0	0	0	0	0						
10 Justin Upton, R (1, 9) OBP: 0.344, SLG: 0.357		G6-3								3	0	0	0	0	0	2						
73 Trent Oeltjen, L (6, 9) OBP: 0.300, SLG: 0.300		G6-3								1	0	0	0	0	0	0						
6 Stephen Drew, L (1, 6) OBP: 0.208, SLG: 0.500										3	0	1	0	0	1	1						
11 Augie Ojeda, S (7, 6) OBP: 0.400, SLG: 0.407										1	0	0	0	0	0	0						
7 Robby Hammock, R (1, 2) OBP: 0.280, SLG: 0.318										3	0	0	0	0	1	1						
60 Wilkin Castillo, S (7, 2) OBP: 0.294, SLG: 0.313										0	0	0	0	0	0	0						
4 Emilio Bonifacio, S (1, 4) OBP: 0.281, SLG: 0.379										2	0	0	0	0	1	1						
71 Jesus Merchan, R (7, PH) OBP: 0.565, SLG: 0.714										1	0	0	0	0	0	0						
Inning Stats	R: 0 E: 0 K: 1 S: 7	H: 2 LOB: 2 BB: 0 P: 7	R: 0 E: 0 K: 1 S: 6	H: 1 LOB: 1 BB: 0 P: 6	R: 0 E: 0 K: 2 S: 9	H: 0 LOB: 0 BB: 0 P: 12	R: 0 E: 0 K: 1 S: 9	H: 1 LOB: 1 BB: 0 P: 11	R: 0 E: 0 K: 2 S: 7	H: 0 LOB: 0 BB: 0 P: 10	R: 1 E: 0 K: 1 S: 10	H: 1 LOB: 1 BB: 1 P: 17	R: 0 E: 0 K: 0 S: 3	H: 0 LOB: 0 BB: 0 P: 3	R: 0 E: 0 K: 1 S: 5	H: 0 LOB: 1 BB: 1 P: 9	R: 0 E: 0 K: 0 S: 5	H: 0 LOB: 0 BB: 0 P: 7	1B: 3 2B: 2 3B: 0 HR: 0	SF: 1 SAC: 0 DP: 0 HBP: 0	WP: 0 PB: 0 SB: 0 CS: 0	PA: 34
PITCHER	IP WLS BF H R ER SO BB IBB HBP BLK WP HR S P ERA WHIP																					
30 Dana Eveland, L (1, 1) ERA: 1.8	5.0 W 19 4 0 0 7 0 0 0 0 0 0 0 0 0 0 0 0.00 0.800																					
29 Keith Foulke, R (6, 1) ERA: 9.0	1.0 H 5 1 1 1 1 1 0 0 0 0 0 0 0 0 0 10 17 9.00 2.000																					
Alan Embree, L (7, 1) ERA: 12.6	1.0 H 3 0 0 0 0 0 0 0 0 0 0 0 0 0 3 3 0.00 0.000																					
13 Jerry Blevins, L (8, 1) ERA: 3.6	1.0 H 4 0 0 0 1 1 0 0 0 0 0 0 0 0 5 9 0.00 1.000																					
21 Kirk Saarloos, R (9, 1) ERA: 3.89	1.0 S 3 0 0 0 0 0 0 0 0 0 0 0 0 0 5 7 0.00 0.000																					

Batter	1	2	3	4	5	6	7	8	9	AB	R	H	RBI	BB	SO	LOB	BOTTOM			
14 Mark Ellis, R (1, 4) OBP: 0.323, SLG: 0.433	SF8		K							3	1	1	0	0	1	0	Arizona Diamondbacks @ Oakland Athletics Phoenix Municipal Stadium, Phoenix, AZ Wed Mar 12 2008, 4:05 PM EDT Att: 8,350 - Sunny - 82 F			
62 Brooks Conrad, S (6, 4) OBP: 0.433, SLG: 0.786	SF8		K							1	0	0	0	0	1	1				
10 Darc Barton, L (1, 3) OBP: 0.238, SLG: 0.368	G6-3		P2							3	1	1	0	1	0	1				
5 Mike Sweeney, R (1, 10) OBP: 0.485, SLG: 0.500	G6-3		E6							3	0	1	1	0	0	2				
29 Dan Johnson, L (6, PH) OBP: 0.212, SLG: 0.333	F9		E6							0	0	0	0	1	0	0				
19 Chris Denorfia, R (8, PH) OBP: 0.233, SLG: 0.192	F9		E6							0	0	0	0	0	0	0				
32 Jack Cust, L (1, 7) OBP: 0.563, SLG: 0.909	G6-3		K							2	0	0	0	1	1	2				
23 Todd Linden, S (6, 7) OBP: 0.700, SLG: 0.938	G6-3		K							1	0	0	0	0	0	1				
Emil Brown, R (1, 9) OBP: 0.276, SLG: 0.333	SF8									3	0	0	1	0	0	1				
7 Bobby Crosby, R (1, 6) OBP: 0.345, SLG: 0.654	P4									3	0	0	0	0	0	2				
2 Gregorio Petit, R (7, 6) OBP: 0.348, SLG: 0.435	P4									0	0	0	0	0	0	0				
28 Carlos González, L (1, 8) OBP: 0.346, SLG: 0.440										0	0	0	0	0	0	0				
67 Jeff Fiorentino, L (2, PH) OBP: 0.353, SLG: 0.214										2	0	0	0	1	1	0				
8 Kurt Suzuki, R (1, 2) OBP: 0.379, SLG: 0.385										1	0	0	0	1	0	1				
Rob Bowen, S (6, 2) OBP: 0.304, SLG: 0.381										1	0	1	0	0	0	0				
12 Donnie Murphy, R (1, 5) OBP: 0.389, SLG: 0.516										3	0	0	0	0	0	2				
Inning Stats	R: 1 E: 0 K: 0 S: 4	H: 1 LOB: 2 BB: 2 P: 12	R: 0 E: 0 K: 0 S: 2	H: 0 LOB: 0 BB: 1 P: 7	R: 0 E: 1 K: 2 S: 9	H: 0 LOB: 1 BB: 0 P: 11	R: 0 E: 0 K: 0 S: 7	H: 0 LOB: 1 BB: 1 P: 16	R: 1 E: 0 K: 1 S: 5	H: 2 LOB: 1 BB: 0 P: 6	R: 0 E: 0 K: 1 S: 5	H: 0 LOB: 0 BB: 0 P: 5	R: 0 E: 0 K: 1 S: 6	H: 1 LOB: 1 BB: 0 P: 8	R: 0 E: 0 K: 0 S: 3	H: 0 LOB: 1 BB: 1 P: 8	1B: 2 2B: 2 3B: 0 HR: 0	SF: 1 SAC: 0 DP: 1 HBP: 0	WP: 0 PB: 0 SB: 0 CS: 1	PA: 33
PITCHER	IP WLS BF H R ER SO BB IBB HBP BLK WP HR S P ERA WHIP																			
49 Doug Davis, L (1, 1) ERA: 4.0	4.0 L 17 2 1 1 1 1 0 0 0 0 0 0 0 0 11 11 4.50 1.000																			
31 Edgar Gonzalez, R (5, 1) ERA: 1.29	2.0 8 2 1 1 1 1 0 0 0 0 0 0 0 0 6 8 0.00 1.000																			
63 Leo Rosales, R (7, 1) ERA: 7.2	1.0 4 1 0 0 1 0 0 0 0 0 0 0 0 0 3 8 0.00 1.000																			
Bill Murphy, L (8, 1) ERA: 4.26	1.0 3 0 0 0 0 0 1 0 0 0 0 0 0 0 3 8 0.00 1.000																			



Batter	1	2	3	4	5	6	7	8	9	AB	R	H	RBI	BB	SO	LOB	TOP			
19 Chris Denorfia, R OBP: 0.308, SLG: 0.294 Archie Gilbert, R (7, 8)	G4-3	FC4-6	6 BB		G4-3		G4-3		G6-3	5	0	3	1	0	0	0				
6 Travis Buck, L OBP: 0.432, SLG: 0.414 Michael Massaro, L (8, 9)	5 HR	FC4-6	1-2		G4-3				F9	3	1	1	0	2	0	3				
5 Mike Sweeney, R OBP: 0.447, SLG: 0.545 Michael Affronti, R (9, PH) (9, 10)	1-H		E5		G6-3				G6-3	5	2	1	2	0	0	4				
Emil Brown, R OBP: 0.273, SLG: 0.355 Sean Doolittle, L (7, 7)	2B				F9					4	0	1	0	0	1	1				
29 Dan Johnson, L OBP: 0.256, SLG: 0.410 (1, 3)	F7				G4-3				F7	5	1	1	1	0	0	2				
Rob Bowen, S OBP: 0.370, SLG: 0.458 60 Justin Knoedler, R OBP: 0.182, SLG: 0.300 (1, 2) (6, 2)	K				2B				P4	3	1	2	0	1	1	1				
22 Jack Hannahan, L OBP: 0.442, SLG: 0.444 (1, 5)		K			1B					3	1	1	0	2	2	2				
62 Brooks Conrad, S OBP: 0.444, SLG: 0.853 (1, 4)	F8				K					5	1	2	5	0	2	4				
2 Gregorio Petit, R OBP: 0.355, SLG: 0.452 (1, 6)	19 1B				K				G4-3	5	1	2	0	0	2	1				
Inning Stats	R: 2 E: 0 K: 1 S: 9	H: 3 LOB: 1 BB: 0 P: 11	R: 0 E: 0 K: 1 S: 7	H: 2 LOB: 2 BB: 0 P: 7	R: 5 E: 1 K: 2 S: 15	H: 5 LOB: 2 BB: 1 P: 24	R: 0 E: 0 K: 1 S: 6	H: 1 LOB: 2 BB: 1 P: 10	R: 0 E: 0 K: 1 S: 6	H: 1 LOB: 2 BB: 1 P: 10	R: 0 E: 0 K: 1 S: 5	H: 0 LOB: 1 BB: 1 P: 9	R: 2 E: 0 K: 0 S: 4	H: 1 LOB: 1 BB: 2 P: 12	R: 0 E: 0 K: 0 S: 3	H: 0 LOB: 0 BB: 0 P: 3	1B: 8 2B: 4 3B: 0 HR: 2	SF: 0 SAC: 0 DP: 0 HBP: 0	WP: 2 PA: 48 PB: 0 CS: 0	
PITCHER	IP WLS BF H R ER SO	IP WLS BF H R ER SO	IP WLS BF H R ER SO	IP WLS BF H R ER SO	IP WLS BF H R ER SO	IP WLS BF H R ER SO	IP WLS BF H R ER SO	IP WLS BF H R ER SO	IP WLS BF H R ER SO	IP WLS BF H R ER SO	IP WLS BF H R ER SO	IP WLS BF H R ER SO	IP WLS BF H R ER SO	IP WLS BF H R ER SO	IP WLS BF H R ER SO	IP WLS BF H R ER SO	ERA WHIP	ERA WHIP	ERA WHIP	
72 Wade LeBlanc, L ERA: 4.05	2.2	L	16	7	5	4	4	0	0	0	0	0	0	0	0	0	13.50	2.625		
Mike Johnston, L ERA: 13.5	3.1		10	4	2	0	1	2	0	0	0	0	1	1	12	24	0.00	4.500		
Greg Burke, R ERA: 13.5	5.1		4	1	0	0	1	0	0	0	0	0	0	0	6	6	0.00	1.000		
58 Carlos Guevara, R ERA: 3.86	6.1		9	1	0	0	2	2	0	0	0	0	0	0	11	19	0.00	1.500		
Robert Woodard, R ERA: 27.0	8.1		0.2	5	1	2	2	0	0	0	0	0	0	0	3	11	27.00	4.500		
PITCHER	IP WLS BF H R ER SO	IP WLS BF H R ER SO	IP WLS BF H R ER SO	IP WLS BF H R ER SO	IP WLS BF H R ER SO	IP WLS BF H R ER SO	IP WLS BF H R ER SO	IP WLS BF H R ER SO	IP WLS BF H R ER SO	IP WLS BF H R ER SO	IP WLS BF H R ER SO	IP WLS BF H R ER SO	IP WLS BF H R ER SO	IP WLS BF H R ER SO	IP WLS BF H R ER SO	IP WLS BF H R ER SO	ERA WHIP	ERA WHIP	ERA WHIP	
52 Enrique Gonzalez, R ERA: 3.52	8.1		1.1	4	0	0	0	0	0	0	0	0	0	0	4	4	0.00	0.000		
Batter	1	2	3	4	5	6	7	8	9	AB	R	H	RBI	BB	SO	LOB	BOTTOM			
14 Jeff DaVanon, S OBP: 0.500, SLG: 0.409 16 Chase Headley, S OBP: 0.412, SLG: 0.867 (1, 9) (6, 7)	L7				18 BB		L9			2	1	1	0	1	0	0				
10 Tadahito Iguchi, R OBP: 0.360, SLG: 0.348 64 Chip Ambres, R OBP: 0.344, SLG: 0.519 (1, 4) (6, 9)	F8				K					3	0	0	0	0	2	4				
18 Paul McNulty, L OBP: 0.444, SLG: 0.679 66 Edgar Gonzalez, R OBP: 0.400, SLG: 0.593 (1, 7) (6, 6)	P4				G4-6-3				F9	2	0	0	0	1	0	3				
Tony Clark, S OBP: 0.455, SLG: 0.667 33 Jody Gerut, L OBP: 0.375, SLG: 0.655 (8, PH) (9, 10)					K				G6-3	3	0	2	1	0	1	0				
3 Khalil Greene, R OBP: 0.174, SLG: 0.200 Ramon Nivar, R OBP: 0.500, SLG: 0.500 (1, 6) (6, 4)	L7				28 FC5-4		F8		G6-3	2	0	0	0	1	0	3				
28 Josh Bard, S OBP: 0.238, SLG: 0.211 26 Colt Morton, R OBP: 0.308, SLG: 0.500 (1, 2) (7, 2)	G6-4-3				FC5-4		G6-3		K	3	0	0	0	0	0	2				
1 Robert Fick, L OBP: 0.278, SLG: 0.250 Craig Cooper, R (7, 3)					70 1B		G1-3		K	3	1	2	0	0	0	0				
70 Marshall McDougall, R OBP: 0.481, SLG: 0.550 80 Eric Sogard, L (8, 5)					2B		G5-3		G4-3	3	0	1	0	0	0	2				
Callix Crabbe, S OBP: 0.390, SLG: 0.500 Robert Perry, L (8, 8)					F9				G4-3	3	0	1	1	0	1	0				
Inning Stats	R: 0 E: 0 K: 0 S: 3	H: 0 LOB: 0 BB: 0 P: 3	R: 0 E: 0 K: 0 S: 3	H: 1 LOB: 0 BB: 0 P: 3	R: 1 E: 0 K: 1 S: 7	H: 3 LOB: 1 BB: 1 P: 11	R: 0 E: 0 K: 1 S: 6	H: 1 LOB: 2 BB: 1 P: 10	R: 1 E: 0 K: 0 S: 3	H: 0 LOB: 0 BB: 0 P: 3	R: 1 E: 0 K: 1 S: 7	H: 1 LOB: 0 BB: 0 P: 7	R: 0 E: 0 K: 1 S: 4	H: 0 LOB: 0 BB: 1 P: 8	R: 0 E: 0 K: 1 S: 5	H: 0 LOB: 0 BB: 0 P: 5	1B: 5 2B: 2 3B: 0 HR: 1	SF: 0 SAC: 0 DP: 3 HBP: 0	WP: 0 PA: 36 PB: 0 CS: 0	
PITCHER	IP WLS BF H R ER SO	IP WLS BF H R ER SO	IP WLS BF H R ER SO	IP WLS BF H R ER SO	IP WLS BF H R ER SO	IP WLS BF H R ER SO	IP WLS BF H R ER SO	IP WLS BF H R ER SO	IP WLS BF H R ER SO	IP WLS BF H R ER SO	IP WLS BF H R ER SO	IP WLS BF H R ER SO	IP WLS BF H R ER SO	IP WLS BF H R ER SO	IP WLS BF H R ER SO	IP WLS BF H R ER SO	ERA WHIP	ERA WHIP	ERA WHIP	
25 Lenny DiNardo, L ERA: 1.69	4.1		0.1	1	0	0	0	0	0	0	0	0	0	0	0	0	0.00	0.000		
Andy Shipman, R ERA: 9.0	5.1		1.0	6	2	1	1	1	1	0	0	0	0	0	7	11	9.00	3.000		
51 Dallas Braden, L ERA: 3.6	6.1		3.0	H	10	1	1	1	2	1	0	0	0	0	1	14	3.00	0.667		
13 Jerry Blevins, L ERA: 3.0	9.1		1.0	3	0	0	0	1	0	0	0	0	0	0	5	5	0.00	0.000		

Oakland Athletics @ San Diego Padres
Peoria Stadium, Peoria, AZ
Sat Mar 15 2008, 4:05 PM EDT
Att. 7,514 - Overcast - 68 F

AB	42
R	9
H	14
RBI	9
BB	6
SO	8
LOB	19



Oakland Athletics @ San Diego Padres
Peoria Stadium, Peoria, AZ
Sat Mar 15 2008, 4:05 PM EDT
Att. 7,514 - Overcast - 68 F

AB	32
R	3
H	8
RBI	3
BB	4
SO	6
LOB	15



Batter	1	2	3	4	5	6	7	8	9	AB	R	H	RBI	BB	SO	LOB	TOP								
10 Dave Roberts, L OBP: 0.385, SLG: 0.400 16 Brian Horwitz, R OBP: 0.286, SLG: 0.286	F8	F8		E5		F9		F9		2	0	1	0	0	0	0	San Francisco Giants @ Oakland Athletics Phoenix Municipal Stadium, Phoenix, AZ Sat Mar 15 2008, 4:05 PM EDT Att: 8,931 - Partly Cloudy - 72 F								
8 Eugenio Velez, S OBP: 0.353, SLG: 0.511	P6	F8								4	0	2	0	1	0	1									
14 Fred Lewis, L OBP: 0.417, SLG: 0.463 Trey Webb, R	12 WP 21 BB			F7	G6-3			K		3	1	0	0	1	1	6									
12 Nate Schierholtz, L OBP: 0.278, SLG: 0.367	21 WP 19 BB			K		G3	G4-3			5	0	1	1	0	1	4									
19 Kevin Frandsen, R Mark Miniccozzi, R	21 WP					P3				2	0	1	0	1	0	0									
21 Justin Leone, R OBP: 0.500, SLG: 0.652						F8				3	0	0	0	1	0	1									
47 Travis Ishikawa, L OBP: 0.150, SLG: 0.211										4	1	1	0	0	1	3									
39 Guillermo Rodriguez, R OBP: 0.267, SLG: 0.154 71 Steve Holm, R OBP: 0.357, SLG: 0.250		G6-3						L5		2	0	1	0	1	0	0									
22 Ivan Ochoa, R OBP: 0.235, SLG: 0.200										4	0	0	0	0	3	3									
Inning Stats	R: 1 E: 0 K: 0 S: 4	H: 1 LOB: 3 BB: 3 P: 16	R: 0 E: 0 K: 1 S: 6	H: 1 LOB: 1 BB: 0 P: 6	R: 0 E: 0 K: 1 S: 6	H: 1 LOB: 1 BB: 0 P: 6	R: 0 E: 1 K: 2 S: 8	H: 0 LOB: 3 BB: 2 P: 16	R: 0 E: 0 K: 0 S: 3	H: 0 LOB: 0 BB: 0 P: 3	R: 1 E: 0 K: 2 S: 11	H: 4 LOB: 3 BB: 0 P: 11	R: 0 E: 0 K: 0 S: 3	H: 0 LOB: 0 BB: 0 P: 3	R: 0 E: 0 K: 0 S: 3	H: 0 LOB: 0 BB: 0 P: 3	R: 0 E: 0 K: 2 S: 8	H: 1 LOB: 1 BB: 0 P: 8	1B: 7 2B: 1 3B: 0 HR: 0	SF: 0 SAC: 0 DP: 0 HBP: 0	WP: 1 PB: 0 SB: 0 CS: 0	PA: 41			
PITCHER	IP	WLS	BF	H	R	ER	SO	BB	IBB	HBP	BLK	WP	HR	S	P	ERA	WHIP								
63 Henry Alberto Rodriguez, R ERA: 1.8	2.0	W	11	2	1	1	1	3	0	0	0	1	0	10	22	4.50	2.500								
59 Andrew Brown, R ERA: 2.25	2.0		10	1	0	0	3	2	0	0	0	0	0	14	22	0.00	1.500								
21 Kirk Saarloos, R ERA: 3.6	3.0	H	13	4	1	1	2	0	0	0	0	0	0	17	17	3.00	1.333								
Fernando Hernandez, R ERA: 2.25	2.0		7	1	0	0	2	0	0	0	0	0	0	11	11	0.00	0.500								


Batter	1	2	3	4	5	6	7	8	9	AB	R	H	RBI	BB	SO	LOB	BOTTOM								
14 Mark Ellis, R OBP: 0.333, SLG: 0.447		F8		F7			F9			5	1	2	0	0	0	3	San Francisco Giants @ Oakland Athletics Phoenix Municipal Stadium, Phoenix, AZ Sat Mar 15 2008, 4:05 PM EDT Att: 8,931 - Partly Cloudy - 72 F								
10 Darc Barton, L OBP: 0.323, SLG: 0.440 David Castillo, R		F9				F9	F8			4	1	0	0	1	0	5									
7 Bobby Crosby, R OBP: 0.351, SLG: 0.588	K									5	0	2	2	0	2	2									
32 Jack Cust, L OBP: 0.541, SLG: 0.800 Cliff Pennington, S						G3				3	1	0	0	2	1	3									
12 Donnie Murphy, R Eddie Cornejo, L		G5-3								5	1	2	2	0	1	2									
8 Kurt Suzuki, R OBP: 0.417, SLG: 0.485 46 Matthew LeCroy, R										4	2	3	2	0	0	1									
15 Ryan Sweeney, L OBP: 0.333, SLG: 0.294										4	2	2	2	1	0	1									
23 Todd Linden, S										5	1	4	2	0	1	2									
67 Jeff Fiorentino, L OBP: 0.364, SLG: 0.222										3	1	1	0	1	0	2									
Inning Stats	R: 8 E: 0 K: 1 S: 12	H: 7 LOB: 2 BB: 3 P: 26	R: 2 E: 0 K: 0 S: 7	H: 4 LOB: 2 BB: 0 P: 7	R: 0 E: 0 K: 2 S: 8	H: 1 LOB: 1 BB: 0 P: 8	R: 0 E: 0 K: 0 S: 4	H: 1 LOB: 1 BB: 0 P: 4	R: 0 E: 0 K: 1 S: 6	H: 1 LOB: 1 BB: 0 P: 6	R: 0 E: 0 K: 0 S: 4	H: 2 LOB: 1 BB: 0 P: 4	R: 0 E: 0 K: 0 S: 3	H: 0 LOB: 0 BB: 0 P: 3	R: 0 E: 0 K: 1 S: 5	H: 0 LOB: 2 BB: 2 P: 13	R: 0 E: 0 K: 1 S: 5	H: 0 LOB: 2 BB: 2 P: 13	1B: 13 2B: 3 3B: 0 HR: 0	SF: 0 SAC: 0 DP: 1 HBP: 0	WP: 1 PB: 0 SB: 0 CS: 0	PA: 44			
PITCHER	IP	WLS	BF	H	R	ER	SO	BB	IBB	HBP	BLK	WP	HR	S	P	ERA	WHIP								
20 Pat Misch, L ERA: 12.91	0.1	L	9	5	8	8	1	3	0	0	0	0	0	11	11	216.00	24.000								
97 Garrett Brosius, R ERA: 10.8	1.2		11	6	2	2	0	0	0	0	0	0	0	12	12	10.80	3.600								
Justin Hedrick, R ERA: 10.8	2.0		8	2	0	0	2	0	0	0	0	0	0	6	6	0.00	1.000								
Jack Taschner, L ERA: 1.08	1.0		4	1	0	0	1	0	0	0	0	0	0	4	4	0.00	1.000								
22 Alex Hinshaw, L ERA: 1.08	1.0		4	2	0	0	0	0	0	0	0	0	0	4	4	0.00	2.000								
PITCHER	IP	WLS	BF	H	R	ER	SO	BB	IBB	HBP	BLK	WP	HR	S	P	ERA	WHIP								
93 Julio Mateo, R ERA: 7.36	2.0		8	0	0	0	1	2	0	0	0	0	0	8	8	0.00	1.000								




Batter	1	2	3	4	5	6	7	8	9	AB	R	H	RBI	BB	SO	LOB	TOP										
2 Joey Gathright, L OBP: 0.375, SLG: 0.389										4	1	2	0	0	0	1	Kansas City Royals @ Oakland Athletics Phoenix Municipal Stadium, Phoenix, AZ Mon Mar 17 2008, 4:05 PM EDT Att: 7,891 - Cloudy - 62 F										
13 Alberto Callaspo, S OBP: 0.400, SLG: 0.937 72 Mike Aviles, R OBP: 0.483, SLG: 0.593										2	0	0	0	1	0	1											
4 Alex Gordon, L OBP: 0.465, SLG: 0.412										3	0	0	1	1	1	3											
Justin Huber, R OBP: 0.391, SLG: 0.632										4	0	0	0	0	0	2											
24 Mark Teahen, L OBP: 0.362, SLG: 0.475 35 Mitch Maier, L OBP: 0.265, SLG: 0.258										3	0	1	0	0	2	0											
Ross Gload, L OBP: 0.293, SLG: 0.488 16 Billy Butler, R OBP: 0.432, SLG: 0.641										2	0	0	0	0	1	1											
59 Damon Hollins, R OBP: 0.342, SLG: 0.571 Esteban German, R OBP: 0.275, SLG: 0.361										3	0	0	0	0	0	1											
14 John Buck, R OBP: 0.281, SLG: 0.387 54 Ken Huckaby, R OBP: 0.286, SLG: 0.429										3	0	0	0	0	0	0											
1 Tony Pena Jr., R OBP: 0.342, SLG: 0.361 40 Angel Berroa, R OBP: 0.333, SLG: 0.263										3	1	2	0	0	1	0											
Inning Stats	R: 0 E: 0 K: 0 S: 3	H: 1 LOB: 1 BB: 1 P: 7	R: 0 E: 0 K: 1 S: 5	H: 0 LOB: 0 BB: 0 P: 5	R: 0 E: 0 K: 1 S: 6	H: 1 LOB: 2 BB: 1 P: 10	R: 0 E: 0 K: 1 S: 6	H: 1 LOB: 1 BB: 0 P: 6	R: 0 E: 0 K: 1 S: 5	H: 0 LOB: 0 BB: 0 P: 3	R: 0 E: 0 K: 1 S: 5	H: 0 LOB: 0 BB: 0 P: 5	R: 0 E: 0 K: 1 S: 5	H: 0 LOB: 0 BB: 0 P: 5	R: 2 E: 0 K: 0 S: 6	H: 3 LOB: 1 BB: 0 P: 6		R: 0 E: 0 K: 1 S: 5	H: 0 LOB: 0 BB: 0 P: 5	1B: 3 2B: 3 3B: 0 HR: 0	SF: 0 SAC: 0 DP: 1 HBP: 0	WP: 0 PB: 0 SB: 0 CS: 0	PA: 34				
PITCHER	IP	WLS	BF	H	R	ER	SO	BB	IBB	HBP	BLK	WP	HR	S	P	ERA	WHIP										
30 Dana Eveland, L ERA: 1.2	5.0	W	19	3	0	0	4	2	0	0	0	0	0	25	33	0.00	1.000										
57 Chad Gaudin, R ERA:	2.0	H	6	0	0	0	1	0	0	0	0	0	0	8	8	0.00	0.000										
29 Keith Foulke, R ERA: 12.0	1.0	H	6	3	2	2	0	0	0	0	0	0	0	6	6	18.00	3.000										
Alan Embree, L ERA: 10.5	1.0		3	0	0	0	1	0	0	0	0	0	0	5	5	0.00	0.000										

Batter	1	2	3	4	5	6	7	8	9	AB	R	H	RBI	BB	SO	LOB	BOTTOM										
15 Ryan Sweeney, L OBP: 0.333, SLG: 0.308 67 Jeff Fiorentino, L OBP: 0.320, SLG: 0.190										2	1	0	0	1	0	1	Kansas City Royals @ Oakland Athletics Phoenix Municipal Stadium, Phoenix, AZ Mon Mar 17 2008, 4:05 PM EDT Att: 7,891 - Cloudy - 62 F										
14 Mark Ellis, R OBP: 0.341, SLG: 0.465										5	0	2	1	0	2												
32 Jack Cust, L OBP: 0.478, SLG: 0.647									4	0	1	0	0	1	1												
5 Mike Sweeney, R OBP: 0.429, SLG: 0.500 Archie Gilbert, R									3	0	0	0	1	0	3												
29 Dan Johnson, L OBP: 0.313, SLG: 0.439										2	2	1	0	2	0												
Emil Brown, R ERA: 8.8										3	0	1	0	0	1												
23 Todd Linden, S OBP: 0.645, SLG: 0.885									4	1	1	1	0	1	5												
7 Bobby Crosby, R OBP: 0.341, SLG: 0.579									3	0	0	0	0	1	3												
8 Kurt Suzuki, R OBP: 0.385, SLG: 0.444 60 Justin Knoedler, R OBP: 0.250, SLG: 0.384										4	0	1	2	0	1	3											
12 Donnie Murphy, R OBP: 0.392, SLG: 0.522									4	0	1	2	0	1	3												
Inning Stats	R: 0 E: 0 K: 0 S: 4	H: 1 LOB: 1 BB: 0 P: 4	R: 2 E: 0 K: 0 S: 6	H: 3 LOB: 1 BB: 0 P: 6	R: 0 E: 0 K: 1 S: 5	H: 0 LOB: 0 BB: 0 P: 5	R: 0 E: 0 K: 0 S: 3	H: 0 LOB: 0 BB: 0 P: 3	R: 1 E: 0 K: 0 S: 5	H: 2 LOB: 2 BB: 1 P: 10	R: 0 E: 0 K: 2 S: 8	H: 1 LOB: 0 BB: 1 P: 12	R: 0 E: 0 K: 0 S: 3	H: 0 LOB: 0 BB: 0 P: 3	R: 3 E: 1 K: 1 S: 7	H: 1 LOB: 2 BB: 3 P: 19	R: 0 E: 0 K: 1 S: 5	H: 0 LOB: 0 BB: 0 P: 5	1B: 3 2B: 5 3B: 0 HR: 0	SF: 0 SAC: 0 DP: 0 HBP: 0	WP: 2 PB: 0 SB: 1 CS: 0	PA: 38					
PITCHER	IP	WLS	BF	H	R	ER	SO	BB	IBB	HBP	BLK	WP	HR	S	P	ERA	WHIP										
19 Brian Bannister, R ERA: 8.8	5.0	L	22	6	3	3	1	1	0	0	0	0	0	23	28	5.40	1.400										
46 Juan Carlos Oviedo, R ERA: 3.86	1.0		5	1	0	0	2	1	0	0	0	0	0	8	12	0.00	2.000										
58 Neal Musser, L ERA:	1.0		3	0	0	0	0	0	0	0	0	0	0	3	3	0.00	0.000										
32 Ron Mahay, L ERA: 8.44	0.1		5	1	3	2	1	3	0	0	0	1	0	4	16	54.00	12.000										
57 Joel Peralta, R ERA: 7.5	0.2		3	0	0	0	0	0	0	0	0	0	0	3	3	0.00	0.000										

AB 32
R 2
H 6
RBI 2
BB 2
SO 6
LOB 9



AB 33
R 6
H 8
RBI 5
BB 5
SO 4
LOB 21



Batter	1	2	3	4	5	6	7	8	9	AB	R	H	RBI	BB	SO	LOB	TOP	
67 Jeff Fiorentino, L (1.7) OBP: 0.333, SLG: 0.200	1-1 G6-4-3 1B		1-2 F7			2-0 F8		0-0 G4-3	4-2 BB	4	0	1	1	1	0	2	Oakland Athletics @ Texas Rangers Surprise Stadium, Surprise, AZ Tue Mar 18 2008, 4:05 PM EDT Att: 8,426 - Sunny - 67 F	
8 Kurt Suzuki, R (1.2) OBP: 0.396, SLG: 0.421 Rob Bowen, S (5.2) OBP: 0.353, SLG: 0.433	2-1 G6-4-3			2-1 F9		2-2 10 HR 2B		0-3 K	2-3 K	2	0	0	0	0	0	1		
10 Darc Barton, L (1.3) OBP: 0.342, SLG: 0.517 Sean Doolittle, L (6.3)	1-1 P5			1-1 F9		3-2 HR		0-0 F8		3	1	1	3	0	0	0		
6 Travis Buck, L (1.9) OBP: 0.400, SLG: 0.375 38 Corey Brown, L (6.9) OBP: 1.000, SLG: 4.000		3-2 F7		3-2 G4-3		0-1 F9			0-0 HR	3	0	0	0	0	0	0		
29 Dan Johnson, L (1.10) OBP: 0.288, SLG: 0.400		0-0 F8			2-1 G4-3			0-0 G4-3	1-2 G1-3	4	0	0	0	0	0	0		
22 Jack Hannahan, L (1.5) OBP: 0.392, SLG: 0.386 Eddie Comejo, L (7.5)		2-3 K			3-2 G4-3			0-0 F7	1-1 G4-3	3	0	0	0	0	1	0		
19 Chris Denorfia, R (1.8) OBP: 0.333, SLG: 0.350 Michael Massaro, L (8.7) OBP: 0.500, SLG: 0.500			1-0 G6-3 2B		3-1 G6-3			2-1 1B	1-1 2B 67 BB	3	1	2	0	0	0	0		
62 Brooks Conrad, S (1.4) OBP: 0.477, SLG: 0.789			1-0 G3			4-2 2B 10 HR BB		1-3 K	4-0 67 BB 2B	2	1	0	0	2	1	2		
2 Gregorio Petit, R (1.6) OBP: 0.351, SLG: 0.459			1-2 G6-3			1-3 K		0-0 67 G4-3 2B	1-2 67 BB 1B	4	0	2	1	0	1	1		
Inning Stats	R: 0 E: 0 K: 0 S: 6	H: 1 LOB: 0 BB: 0 P: 10	R: 0 E: 0 K: 1 S: 9	H: 0 LOB: 0 BB: 0 P: 14	R: 0 E: 0 K: 0 S: 9	H: 1 LOB: 0 BB: 0 P: 13	R: 0 E: 0 K: 0 S: 7	H: 0 LOB: 0 BB: 0 P: 13	R: 0 E: 0 K: 1 S: 14	H: 1 LOB: 1 BB: 0 P: 10	R: 0 E: 0 K: 1 S: 6	H: 1 LOB: 1 BB: 0 P: 6	R: 2 E: 0 K: 1 S: 16	H: 3 LOB: 3 BB: 2 P: 29	1B: 4 2B: 3 3B: 0 HR: 2	SF: 0 SAC: 0 DP: 1 HBP: 0		WP: 0 PA: 38
PITCHER	IP WLS BF H R ER SO	IP WLS BF H R ER SO	IP WLS BF H R ER SO	IP WLS BF H R ER SO	IP WLS BF H R ER SO	IP WLS BF H R ER SO	IP WLS BF H R ER SO	IP WLS BF H R ER SO	IP WLS BF H R ER SO	IP WLS BF H R ER SO	IP WLS BF H R ER SO	IP WLS BF H R ER SO	IP WLS BF H R ER SO	IP WLS BF H R ER SO	IP WLS BF H R ER SO	IP WLS BF H R ER SO	ERA WHIP	
46 Luis Mendoza, R (1.1) ERA: 7.71	5.0	2.0	1.0	1.0	1.0	1.0	1.0	0.2	0.2	0.2	0.2	0.2	0.2	0.2	0.2	0.2	1.80	0.400
55 Robinson Tejeda, R (6.1) ERA: 5.23	0.2	0.1	0.1	0.1	0.1	0.1	0.1	0.1	0.1	0.1	0.1	0.1	0.1	0.1	0.1	0.1	13.50	1.500
67 Bill White, L (6.1) ERA: 4.5	0.1	0.1	0.1	0.1	0.1	0.1	0.1	0.1	0.1	0.1	0.1	0.1	0.1	0.1	0.1	0.1	54.00	6.000
43 Kameron Loe, R (7.1) ERA: 7.27	1.0	1.0	1.0	1.0	1.0	1.0	1.0	1.0	1.0	1.0	1.0	1.0	1.0	1.0	1.0	1.0	0.00	1.000
50 Frank Francisco, R (8.1) ERA: 5.14	1.0	1.0	1.0	1.0	1.0	1.0	1.0	1.0	1.0	1.0	1.0	1.0	1.0	1.0	1.0	1.0	0.00	1.000
5 Ian Kinsler, R (1.4) OBP: 0.531, SLG: 0.600 68 Ryan Roberts, R (8.4) OBP: 0.415, SLG: 0.543	1-0 G4-6-3 10 WP 32 1B	1-1 1B			1-2 F9			0-0 10 G6-3 32 1B G4-3	2-3 K	4	2	3	1	0	0	0	Oakland Athletics @ Texas Rangers Surprise Stadium, Surprise, AZ Tue Mar 18 2008, 4:05 PM EDT Att: 8,426 - Sunny - 67 F	
Frank Catalanotto, L (1.10) OBP: 0.241, SLG: 0.192	4-2 10 G4-6-3 BB			0-3 K	3-2 P4			0-0 G4-3	1-3 K	4	0	0	1	1	2	1		
10 Michael Young, R (1.6) OBP: 0.375, SLG: 0.475 Ramón Vázquez, L (8.6) OBP: 0.372, SLG: 0.350	2-2 G4-6-3		3-1 G6-3		4-1 BB			0-0 G6-3	3-2 F8	3	0	0	0	1	0	3		
32 Josh Hamilton, L (1.8) OBP: 0.600, SLG: 0.972 37 Jason Ellison, R (8.8) OBP: 0.514, SLG: 0.429	3-3 K		3-3 K		2-1 F8			0-0 22 2B 1B		4	1	1	1	0	2	1		
22 Marlon Byrd, R (1.9) OBP: 0.265, SLG: 0.244 17 Nelson Cruz, R (8.9) OBP: 0.278, SLG: 0.441		1-1 G4-3		4-2 9 2B BB		1-0 E6 7 G5-3 29 WP		0-0 1-H 2B		3	2	1	1	1	0	0		
9 Hank Blalock, L (1.5) OBP: 0.290, SLG: 0.393 19 Edgardo Alfonzo, R (8.5) OBP: 0.333, SLG: 0.346		2-1 F7		0-0 G4-3 1-H 2B		1-2 F7		0-0 G3		4	0	1	1	0	0	2		
7 David Murphy, L (1.7) OBP: 0.415, SLG: 0.795 28 Kevin Mench, R (8.7) OBP: 0.475, SLG: 0.667		1-0 29 1B 15 1B 1B		0-0 G4-3		1-1 G5-3		1-2 16 1B 2 HR 1B		3	1	1	0	0	0	2		
29 Jason Botts, S (1.3) OBP: 0.368, SLG: 0.459 16 Chris Shelton, R (8.3) OBP: 0.368, SLG: 0.333		1-0 5 1B 15 1B 1B		0-3 K		3-1 P6		1-1 2 HR 1B		3	1	1	0	0	1	1		
15 Gerald Laird, R (1.2) OBP: 0.313, SLG: 0.710 2 Adam Melhuse, S (8.2) OBP: 0.364, SLG: 0.550		0-1 5 1B 1B		0-0 F7		0-0 5 1B G4-3 BB		2-2 1-H 3-H HR		2	1	1	1	1	0	1		
Inning Stats	R: 1 E: 0 K: 1 S: 10	H: 1 LOB: 1 BB: 1 P: 20	R: 2 E: 0 K: 0 S: 10	H: 4 LOB: 2 BB: 0 P: 16	R: 0 E: 0 K: 2 S: 8	H: 0 LOB: 0 BB: 0 P: 14	R: 1 E: 0 K: 1 S: 8	H: 1 LOB: 1 BB: 1 P: 12	R: 0 E: 0 K: 0 S: 10	H: 0 LOB: 0 BB: 1 P: 20	R: 1 E: 0 K: 0 S: 8	H: 0 LOB: 0 BB: 0 P: 14	R: 3 E: 0 K: 2 S: 18	H: 3 LOB: 1 BB: 0 P: 28	1B: 9 2B: 2 3B: 0 HR: 1	SF: 0 SAC: 0 DP: 1 HBP: 0		WP: 3 PA: 39
PITCHER	IP WLS BF H R ER SO	IP WLS BF H R ER SO	IP WLS BF H R ER SO	IP WLS BF H R ER SO	IP WLS BF H R ER SO	IP WLS BF H R ER SO	IP WLS BF H R ER SO	IP WLS BF H R ER SO	IP WLS BF H R ER SO	IP WLS BF H R ER SO	IP WLS BF H R ER SO	IP WLS BF H R ER SO	IP WLS BF H R ER SO	IP WLS BF H R ER SO	IP WLS BF H R ER SO	IP WLS BF H R ER SO	ERA WHIP	
58 Justin Duchscherer, R (1.1) ERA: 5.63	4.0	2.2	1.1	1.1	1.1	1.1	1.1	2.2	2.2	2.2	2.2	2.2	2.2	2.2	2.2	2.2	6.75	1.125
72 Fautino De Los Santos, R (6.1) ERA: 6.75	2.2	1.1	1.1	1.1	1.1	1.1	1.1	1.1	1.1	1.1	1.1	1.1	1.1	1.1	1.1	1.1	27.00	3.750
44 Santiago Casilla, R (7.1) ERA: 6.75	1.1	1.1	1.1	1.1	1.1	1.1	1.1	1.1	1.1	1.1	1.1	1.1	1.1	1.1	1.1	1.1	27.00	3.750

AB	35
R	6
H	9
RBI	6
BB	3
SO	5
LOB	11



Batter	1	2	3	4	5	6	7	8	9	AB	R	H	RBI	BB	SO	LOB	TOP			
9 Chone Figgins, S OBP: 0.395, SLG: 0.371 32 Dee Brown, L OBP: 0.321, SLG: 0.320	F7		G3		G3		24 1B 27 HR BB		F9	3	1	0	0	1	0	1	Los Angeles Angels @ Oakland Athletics Phoenix Municipal Stadium, Phoenix, AZ Wed Mar 19 2008, 3:05 PM EDT Att: 7,940 - Sunny - 72 F			
24 Gary Matthews, S OBP: 0.432, SLG: 0.537 34 Brad Coon, L OBP: 0.667, SLG: 1.000	1B		F		1B		27 HR 1B		56 BB HBP	4	1	4	1	0	0	0				
27 Vladimir Guerrero, R OBP: 0.273, SLG: 0.641 56 Tim Lincecum, R	K		F9		F8		HR		BB	4	1	1	4	0	1	3				
Garret Anderson, L OBP: 0.367, SLG: 0.462 72 Nate Sutton, L	1B		K		F8		G3-1		F4	4	0	1	0	0	1	2				
48 Torii Hunter, R OBP: 0.459, SLG: 0.944 Flint Wipke, R	K		P2		P4		P6		K	4	0	0	0	0	1	2				
Casey Kotchman, L OBP: 0.303, SLG: 0.469 36 Gary Patchett, R		G4-3		F9		47 2B 46 SF7-5-6-4-5	G4-3			4	1	1	0	0	0	0				
47 Howie Kendrick, R OBP: 0.355, SLG: 0.370 77 Reggie Willits, S	F9					46 2B			P5	3	0	2	0	0	0	0				
46 Bobby Wilson, R OBP: 0.313, SLG: 0.333 39 Robb Quinlan, R					G5-3		SF7-5-6-4-5		G6-3	2	0	1	1	0	0	1				
2 Erick Aybar, S OBP: 0.366, SLG: 0.571 Jay Brossman, R	K					9 G3 24 1B 9 S	E4 24 1B 27 HR		F7	3	2	0	0	1	1	1				
Inning Stats	R: 0 E: 0 K: 2 S: 9	H: 2 LOB: 2 BB: 0 P: 9	R: 0 E: 0 K: 1 S: 6	H: 1 LOB: 1 BB: 0 P: 6	R: 0 E: 0 K: 1 S: 6	H: 1 LOB: 1 BB: 0 P: 6	R: 1 E: 0 K: 0 S: 5	H: 1 LOB: 1 BB: 1 P: 9	R: 1 E: 0 K: 0 S: 4	H: 2 LOB: 0 BB: 0 P: 4	R: 4 E: 1 K: 0 S: 7	H: 2 LOB: 0 BB: 1 P: 11	R: 0 E: 0 K: 1 S: 5	H: 0 LOB: 0 BB: 0 P: 3	R: 0 E: 0 K: 1 S: 5	H: 0 LOB: 2 BB: 1 P: 10		1B: 6 2B: 4 3B: 0 HR: 1	SF: 1 SAC: 0 DP: 1 HBP: 1	WP: 0 PB: 0 SB: 2 CS: 0
PITCHER	IP WLS BF H R ER SO BB IBB HBP BLK WP HR S P ERA WHIP																			
40 Rich Harden, R ERA: 4.76 29 Keith Foulke, R ERA: 15.75 Huston Street, R ERA: 3.38 51 Dallas Braden, L ERA: 3.27	6.0 L 26 8 2 2 4 1 0 0 0 0 0 1 7 11 3.00 1.500																			

Batter	1	2	3	4	5	6	7	8	9	AB	R	H	RBI	BB	SO	LOB	BOTTOM	
67 Jeff Fiorentino, L OBP: 0.324, SLG: 0.179	F7								F8	3	0	0	0	1	1	1	Los Angeles Angels @ Oakland Athletics Phoenix Municipal Stadium, Phoenix, AZ Wed Mar 19 2008, 3:05 PM EDT Att: 7,940 - Sunny - 72 F	
14 Mark Ellis, R OBP: 0.319, SLG: 0.435 Justin Sellers, R OBP: 1.000, SLG: 1.000	P3								1B 1B	3	0	0	0	0	0	3		
5 Mike Sweeney, R OBP: 0.400, SLG: 0.462 Brian Stavitsky, L OBP: 1.000, SLG: 1.000	F7								1B 1B	3	0	0	0	0	0	1		
Emil Brown, R OBP: 0.341, SLG: 0.439 Nick Blasi, R OBP: 1.000, SLG: 1.000	K								1B 1B	3	0	1	0	0	1	0		
7 Bobby Crosby, R OBP: 0.318, SLG: 0.537 Josh Horton, L	K								L6	3	0	0	0	0	1	1		
29 Dan Johnson, L OBP: 0.273, SLG: 0.375 Chris Carter, R	F9								F9	3	0	0	0	0	0	1		
Rob Bowen, S OBP: 0.378, SLG: 0.500										2	0	1	0	1	1	0		
12 Donnie Murphy, R OBP: 0.370, SLG: 0.490									G4-3	3	0	0	0	0	1	2		
19 Chris Denorfia, R OBP: 0.340, SLG: 0.341 Jermaine Mitchell, L									F8	1	0	0	0	1	1	1		
Inning Stats	R: 0 E: 0 K: 0 S: 3	H: 0 LOB: 0 BB: 0 P: 3	R: 0 E: 0 K: 2 S: 7	H: 0 LOB: 0 BB: 0 P: 7	R: 0 E: 0 K: 0 S: 3	H: 0 LOB: 0 BB: 0 P: 3	R: 0 E: 0 K: 1 S: 5	H: 0 LOB: 1 BB: 1 P: 9	R: 0 E: 0 K: 0 S: 3	H: 1 LOB: 1 BB: 0 P: 3	R: 0 E: 0 K: 1 S: 5	H: 0 LOB: 0 BB: 0 P: 5	R: 1 E: 0 K: 0 S: 6	H: 3 LOB: 2 BB: 0 P: 6	1B: 4 2B: 0 3B: 1 HR: 0	SF: 0 SAC: 0 DP: 2 HBP: 0		WP: 0 PB: 0 SB: 0 CS: 0
PITCHER	IP WLS BF H R ER SO BB IBB HBP BLK WP HR S P ERA WHIP																	
54 Ervin Santana, R ERA: 5.49 97 Fernando Rodriguez Jr., R ERA: 87 Alex Serrano, R ERA: 2.31	1.1 0.0 0 0 0 0 3 0 0 0 0 0 0 0 0.00 0.667																	

Batter	1	2	3	4	5	6	7	8	9	AB	R	H	RBI	BB	SO	LOB	TOP						
6 Travis Buck, L (1, 9) OBP: 0.372, SLG: 0.343 26 Danny Putnam, L (6, 9) OBP: 0.750, SLG: 1.000										3	0	0	0	0	1	1	Oakland Athletics @ Chicago Cubs Hohokam Park, Mesa, AZ Wed Mar 19 2008, 3:05 PM EDT Att: 10,660 - Partly Cloudy - 67 F						
8 Kurt Suzuki, R (1, 2) OBP: 0.386, SLG: 0.450 60 Justin Knoedler, R (7, 2) OBP: 0.286, SLG: 0.385										2	0	1	0	1	0	0							
10 Deric Barton, L (1, 3) OBP: 0.341, SLG: 0.500 Sean Doolittle, L (6, 3)										3	0	1	0	0	1	1							
32 Jack Cust, L (1, 10) OBP: 0.469, SLG: 0.611 Cliff Pennington, S (7, PR) (7, 10)										2	0	0	0	1	2	1							
22 Jack Hannahan, L (1, 5) OBP: 0.377, SLG: 0.370 Eddie Cornejo, L (6, 5)										2	0	0	0	0	1	1							
15 Ryan Sweeney, L (1, 8) OBP: 0.340, SLG: 0.300 Archie Gilbert, R (6, 8)										1	0	0	0	1	0	0							
38 Corey Brown, L (1, 7) OBP: 0.600, SLG: 1.250										3	0	1	1	1	0	0							
62 Brooks Conrad, S (1, 4) OBP: 0.436, SLG: 0.714										4	0	0	1	0	2	5							
2 Gregorio Petit, R (1, 6) OBP: 0.341, SLG: 0.463										4	0	1	0	0	2	5							
Inning Stats	R: 0 E: 0 K: 1 S: 5	H: 0 LOB: 0 BB: 0 P: 5	R: 0 E: 0 K: 2 S: 7	H: 0 LOB: 0 BB: 1 P: 11	R: 0 E: 0 K: 0 S: 4	H: 1 LOB: 1 BB: 0 P: 4	R: 0 E: 0 K: 2 S: 7	H: 0 LOB: 1 BB: 1 P: 11	R: 0 E: 0 K: 1 S: 5	H: 0 LOB: 0 BB: 0 P: 5	R: 0 E: 0 K: 2 S: 6	H: 2 LOB: 2 BB: 0 P: 6	R: 0 E: 0 K: 2 S: 7	H: 0 LOB: 3 BB: 3 P: 19	R: 4 E: 0 K: 0 S: 6	H: 3 LOB: 2 BB: 3 P: 18		R: 1 E: 1 K: 0 S: 4	H: 1 LOB: 1 BB: 1 P: 8	1B: 4 2B: 3 3B: 0 HR: 0	SF: 0 SAC: 1 DP: 0 HBP: 0	WP: 0 PB: 0 SB: 0 CS: 1	PA: 42
PITCHER	IP	WLS	BF	H	R	ER	SO	BB	IBB	HBP	BLK	WP	HR	S	P	ERA	WHIP						
46 Ryan Dempster, R (1, 1) ERA: 4.5	5.1		18	1	0	0	7	2	0	0	0	0	0	31	39	0.00	0.562						
43 Michael Wuertz, R (6, 1) ERA: 4.0	0.2		3	2	0	0	0	0	0	0	0	0	0	3	3	0.00	3.000						
36 Sean Gallagher, R (7, 1) ERA: 5.68	0.1		4	0	0	0	0	3	0	0	0	0	0	1	13	0.00	9.000						
60 Les Walrond, L (7, 1) ERA: 9.0	0.2		2	0	0	0	2	0	0	0	0	0	0	6	6	0.00	0.000						
22 Kevin Hart, R (8, 1) ERA: 6.75	0.1	L	5	2	4	4	0	2	0	0	0	0	0	3	11	108.00	12.000						

AB	31
R	5
H	7
RBI	5
BB	9
SO	9
LOB	19




Batter	1	2	3	4	5	6	7	8	9	AB	R	H	RBI	BB	SO	LOB	BOTTOM						
2 Ryan Theriot, R (1, 6) OBP: 0.360, SLG: 0.429										4	0	2	0	0	0	0	Oakland Athletics @ Chicago Cubs Hohokam Park, Mesa, AZ Wed Mar 19 2008, 3:05 PM EDT Att: 10,660 - Partly Cloudy - 67 F						
12 Alfonso Soriano, R (1, 7) OBP: 0.342, SLG: 0.528										4	0	0	0	0	2								
25 Derrek Lee, R (1, 3) OBP: 0.245, SLG: 0.349										4	1	1	1	0	1	1							
16 Aramis Ramirez, R (1, 5) OBP: 0.433, SLG: 0.520										3	1	2	0	1	0	0							
1 Kosuke Fukudome, L (1, 9) OBP: 0.385, SLG: 0.325										3	0	0	0	1	2	2							
Mark DeRosa, R (1, 4) OBP: 0.333, SLG: 0.429										4	0	0	0	0	2	4							
Henry Blanco, R (1, 2) OBP: 0.320, SLG: 0.435 95 Ty Wright, R (9, PR)										3	0	2	1	1	1	0							
20 Felix Pie, L (1, 8) OBP: 0.326, SLG: 0.462										4	0	0	0	0	1	4							
Tony Thomas, R (1, 10)										3	0	0	0	0	1	0							
Inning Stats	R: 0 E: 0 K: 0 S: 3	H: 1 LOB: 0 BB: 0 P: 3	R: 0 E: 0 K: 0 S: 4	H: 2 LOB: 2 BB: 0 P: 4	R: 0 E: 0 K: 1 S: 5	H: 0 LOB: 0 BB: 0 P: 5	R: 0 E: 0 K: 1 S: 5	H: 0 LOB: 0 BB: 0 P: 5	R: 0 E: 0 K: 3 S: 9	H: 0 LOB: 0 BB: 0 P: 9	R: 0 E: 0 K: 0 S: 4	H: 1 LOB: 1 BB: 0 P: 4	R: 2 E: 0 K: 3 S: 12	H: 2 LOB: 1 BB: 1 P: 17	R: 0 E: 0 K: 0 S: 3	H: 0 LOB: 0 BB: 0 P: 3		R: 0 E: 0 K: 0 S: 4	H: 1 LOB: 3 BB: 2 P: 12	1B: 4 2B: 1 3B: 1 HR: 1	SF: 0 SAC: 0 DP: 1 HBP: 0	WP: 0 PB: 0 SB: 0 CS: 0	PA: 35
PITCHER	IP	WLS	BF	H	R	ER	SO	BB	IBB	HBP	BLK	WP	HR	S	P	ERA	WHIP						
Joe Blanton, R (1, 1) ERA: 4.76	6.0		20	4	0	0	5	0	0	0	0	0	1	12	17	18.00	3.000						
59 Andrew Brown, R (7, 1) ERA: 4.0	1.0	W	6	2	2	2	3	1	0	0	0	0	0	3	3	0.00	0.000						
25 Lenny DiNardo, L (8, 1) ERA: 1.54	1.0	H	3	0	0	0	0	0	0	0	0	0	0	3	3	0.00	0.000						
Fernando Hernandez, R (9, 1) ERA: 2.0	1.0	S	6	1	0	0	0	2	0	0	0	0	0	4	12	0.00	3.000						



Batter	1	2	3	4	5	6	7	8	9	AB	R	H	RBI	BB	SO	LOB	TOP										
6 Travis Buck, L (1,9) Emil Brown, R (5,9) OBP: 0.500, SLG: 0.500	2-2 G3		3-3 K		3-3 K		0-0 F9		0-1 1B	3	0	0	0	0	2	3											
10 Danic Barton, L (1,3)	1-3 K		0-2 G3		2-3 K			0-3 K	3-3 K	5	0	0	0	0	4	3											
5 Mike Sweeney, R (1,10) 29 Dan Johnson, L (8,PH) (8,10)	2-2 G5-3		2-2 G1-3		1-0 P5			3-2 G1-5-3		3	0	0	0	0	0	2											
32 Jack Cust, L (1,7) 19 Chris Denorfia, R (6,7) (7,8)		2-1 7 G5-3 14 1B		4-0 14 L5-3 BB		0-0 G4-3		1-1 E5		2	0	1	0	1	0	0											
14 Mark Ellis, R (1,4) 62 Brooks Conrad, S (6,4)	0-0 7 G5-3 1B		0-0 L5-3		1-2 G4-3			2-2 F8		3	0	1	0	0	0	1											
7 Bobby Crosby, R (1,6) 12 Donnie Murphy, R (7,5)	0-0 G5-3 1B		1-1 HR		1-2 8 BB 1B			0-0 F8		3	1	2	1	0	0	2											
22 Jack Hannahan, L (1,5) 2 Gregorio Petit, R (7,6)	0-3 K2-3		1-0 HR		2-3 K			1-3 K		3	1	1	1	0	2	2											
15 Ryan Sweeney, L (1,8) 67 Jeff Fiorentino, L (7,7) OBP: 1.000, SLG: 1.000		4-2 10 G3 8 1B BB		2-3 K		0-0 F7		2-1 2B 1B		2	0	0	0	1	1	1											
8 Kurt Suzuki, R (1,2) Rob Bowen, S (7,2) OBP: 1.000, SLG: 2.000	1-2 10 G3 1B		3-1 6 CS 1B		4-0 1-2 BB			2-1 1B 2B		2	0	2	0	1	0	0											
Inning Stats	R: 0 E: 0 K: 1 S: 9	H: 0 LOB: 0 BB: 0 P: 14	R: 0 E: 0 K: 1 S: 7	H: 2 LOB: 1 BB: 0 P: 9	R: 0 E: 0 K: 1 S: 14	H: 1 LOB: 2 BB: 1 P: 25	R: 2 E: 0 K: 1 S: 7	H: 2 LOB: 0 BB: 1 P: 15	R: 0 E: 0 K: 0 S: 5	H: 0 LOB: 0 BB: 0 P: 7	R: 0 E: 0 K: 1 S: 8	H: 1 LOB: 2 BB: 1 P: 15	R: 0 E: 1 K: 1 S: 13	H: 0 LOB: 1 BB: 0 P: 19	R: 2 E: 0 K: 2 S: 14	H: 3 LOB: 1 BB: 0 P: 22	1B: 7 2B: 3 3B: 0 HR: 2	SF: 0 SAC: 0 DP: 3 HBP: 0	WP: 0 PB: 0 SB: 0 CS: 1	PA: 38							
PITCHER	IP	WLS	BF	H	R	ER	SO	BB	IBB	HBP	BLK	WP	HR	S	P	ERA	WHIP										
19 Koji Uehara, R (1,1) ERA: 9.0	2.0	7	2	0	0	2	0	0	0	0	0	0	0	16	23	0.00	1.000										
45 Takahiko Nomaguchi, R (5,1) ERA: 9.0	2.0	10	3	2	2	2	2	0	0	0	0	0	2	21	40	9.00	2.500										
68 Masafumi Togano, R (8,1) ERA: 18.0	1.0	4	0	0	0	1	0	0	0	0	0	0	0	13	19	0.00	0.000										
22 Daisuke Ochi, R (9,1) ERA: 18.0	1.0	L	6	3	2	2	2	0	0	0	0	0	0	14	22	18.00	3.000										

Oakland Athletics @ Tokyo Yomiuri Giants
Tokyo Dome, Tokyo
Sat Mar 22 2008, 6:05 AM EDT
Att: 26,434 - Dome - 68 F

AB 35
R 4
H 10
RBI 4
BB 3
SO 10
LOB 17

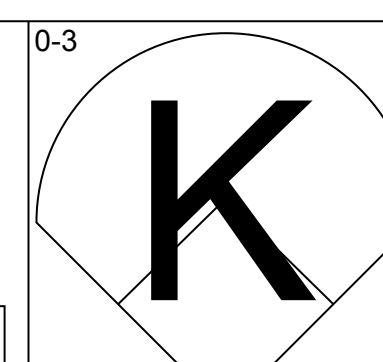
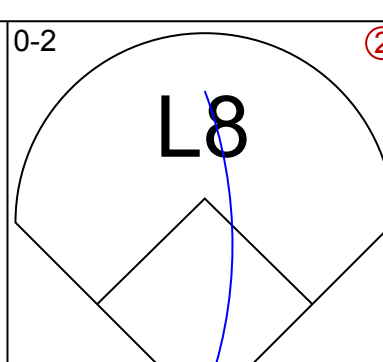
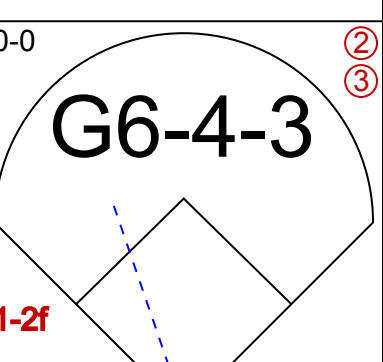
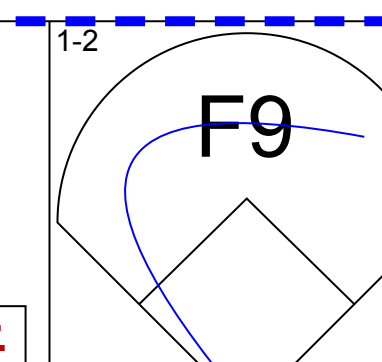
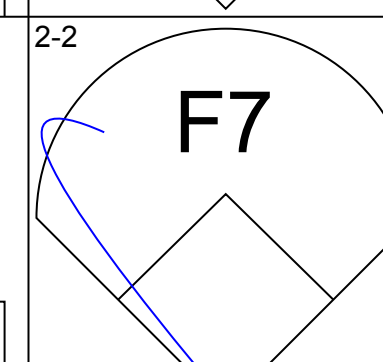
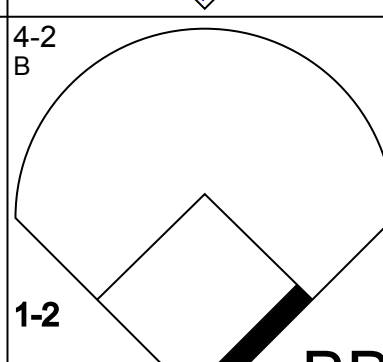
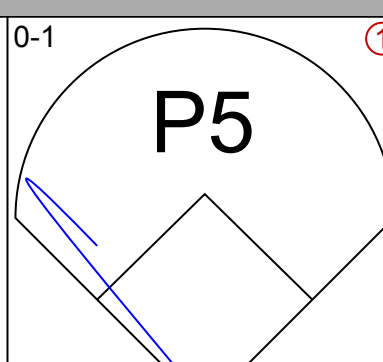
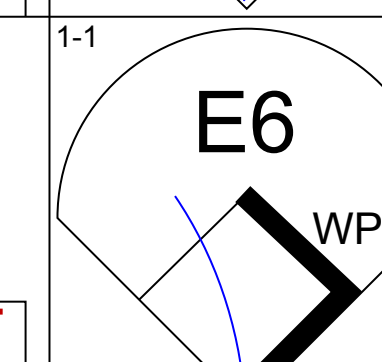
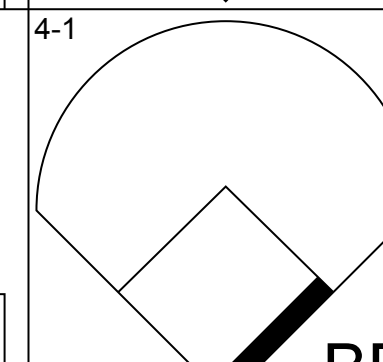
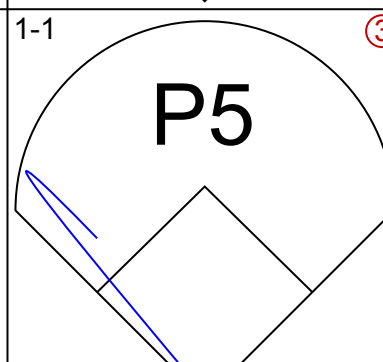
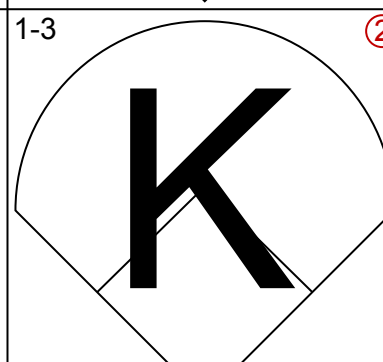
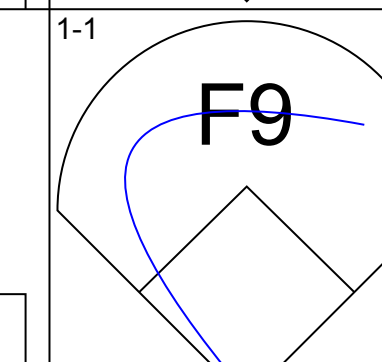
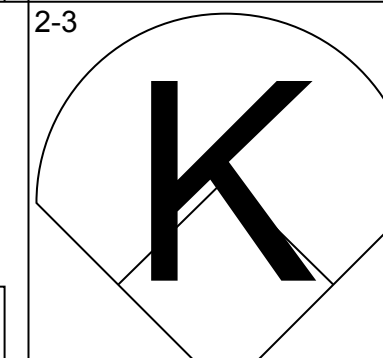
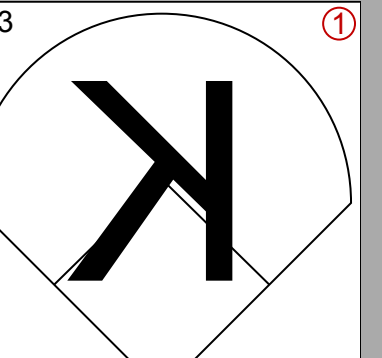
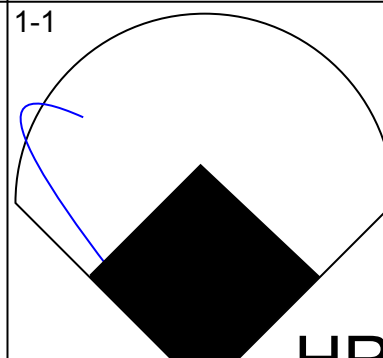
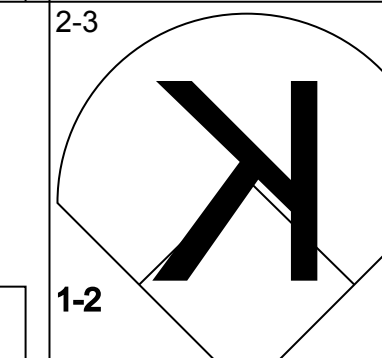
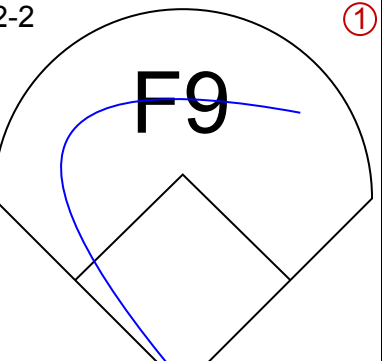
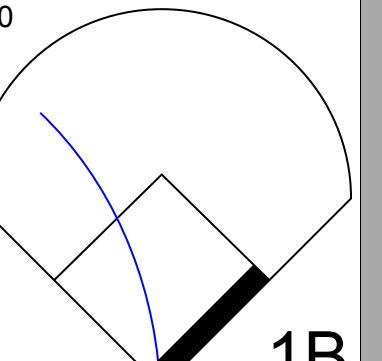
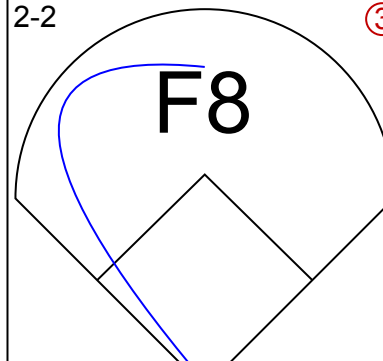
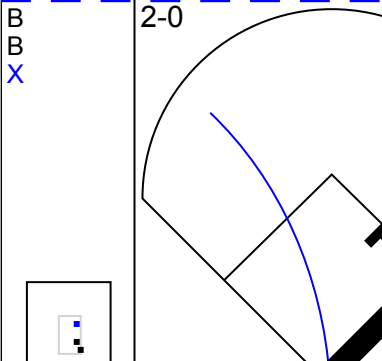


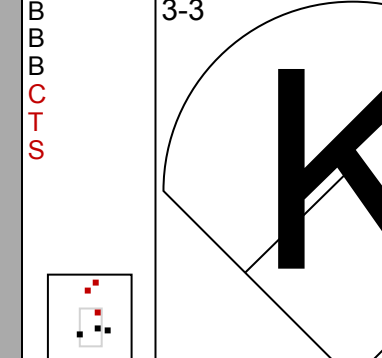
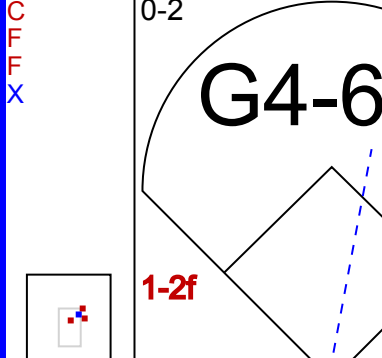
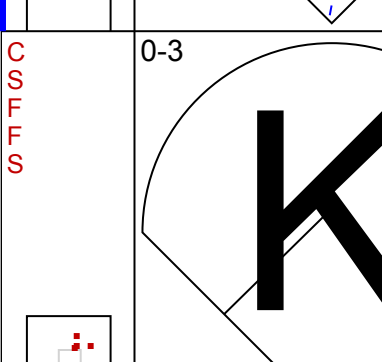


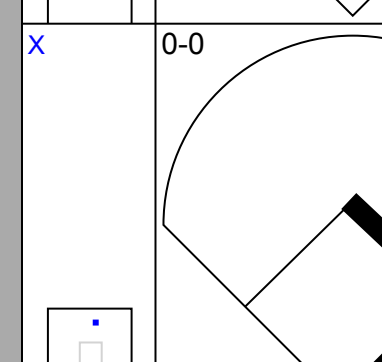

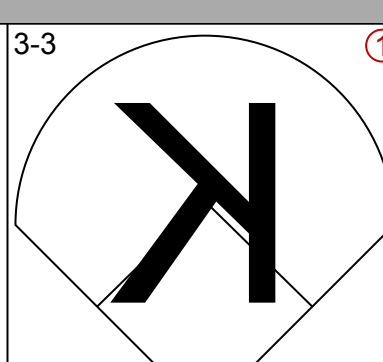
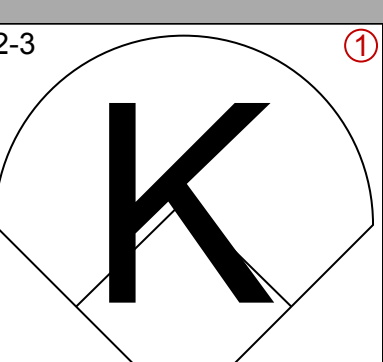
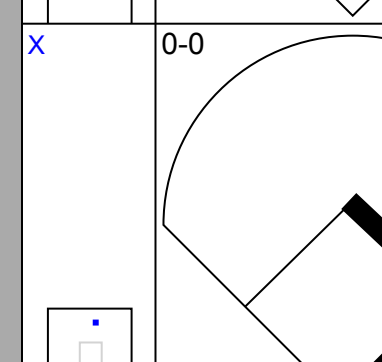
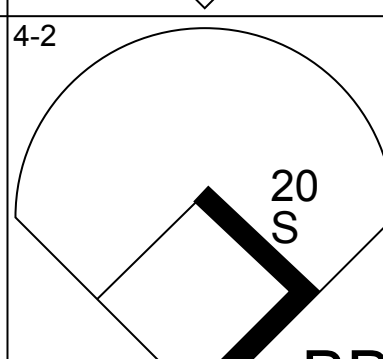
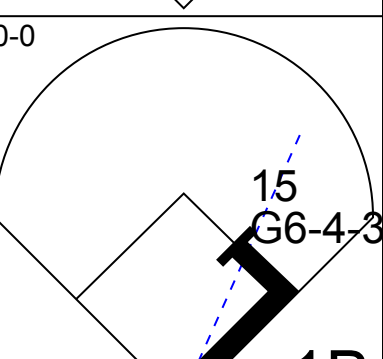
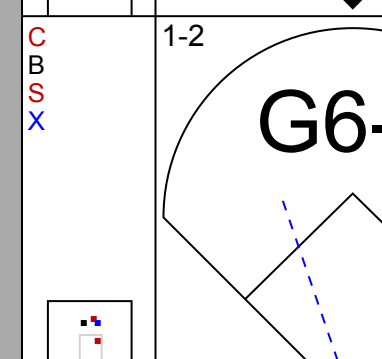


Batter	1	2	3	4	5	6	7	8	9	AB	R	H	RBI	BB	SO	LOB	BOTTOM										
24 Yoshinobu Takahashi, L (1,9) OBP: 0.250, SLG: 0.250 9 Yoshiyuki Kamei, L (7,9)	2-2 7 G4-3 1B		0-3 K		2-3 K		0-0 G1-3		1-1 G1-3	4	0	1	0	0	2	3											
7 Tomohiro Nisaka, R (1,6) OBP: 0.250, SLG: 0.500 51 Shigeyuki Furuki, L (8,6)	0-0 G4-3		1-0 2 G3-1 5 1B 2B		3-1 G6-3		0-0 F7		0-0 23 BB 1B	4	1	1	0	0	0	1											
44 Noriyoshi Ohmichi, R (8,PH) OBP: 1.000, SLG: 1.000 40 Yoshinori Murata, R (9,PH)	1-2 G6-3		0-1 G3-1		2-2 F8		3-3 K		4-0 2H BB	3	0	0	0	0	0	2											
25 Seung Yuop Lee, L (1,3)	1-3 K		1-1 G3-4		4-0 5 1B BB		0-1 P6		1-1 F7	4	0	0	0	1	1	4											
5 Alex Ramirez, R (1,7) OBP: 0.500, SLG: 0.500 12 Takahiro Suzuki, S (9,8)		1-1 P3	2-1 8 FC5 10 1B 1B		2-2 1-2 1B			2-3 K		4	0	2	1	0	1	0											
10 Shinnosuke Abe, L (1,10) OBP: 0.250, SLG: 0.250	3-0 G6-3		0-2 8 FC5 1B		2-2 G4-3			2-3 K		4	0	1	0	0	1	2											
8 Yoshitomo Tani, R (1,8) (9,7)	4-0 6 1B BB		0-0 FC5		1-1 L3			1-1 F8		3	1	0	0	1	0	2											
6 Hayato Sakamoto, R (1,4) OBP: 0.750, SLG: 0.750	0-0 40 1B 1B		1-1 P4		2-2 40 SH1-3 1B			0-1 9 G1-3 1B		4	1	3	0	0	0	0											
40 Ken Kato, R (1,2) OBP: 0.500, SLG: 0.500 9 Takayuki Shimizu, L (9,PH)	0-0 1-2 2H 1B		2-0 G4-3		0-0 SH1-3			0-0 F8		2	0	1	1	0	0	0											
Inning Stats	R: 0 E: 0 K: 1 S: 8	H: 1 LOB: 1 BB: 0 P: 12	R: 1 E: 0 K: 1 S: 8	H: 2 LOB: 2 BB: 1 P: 16	R: 1 E: 0 K: 0 S: 11	H: 3 LOB: 2 BB: 0 P: 15	R: 0 E: 0 K: 1 S: 6	H: 0 LOB: 0 BB: 0 P: 11	R: 0 E: 0 K: 0 S: 9	H: 1 LOB: 2 BB: 1 P: 24	R: 0 E: 0 K: 0 S: 6	H: 1 LOB: 1 BB: 0 P: 12	R: 0 E: 0 K: 1 S: 9	H: 0 LOB: 0 BB: 0 P: 9	R: 0 E: 0 K: 2 S: 9	H: 0 LOB: 2 BB: 0 P: 14	R: 1 E: 0 K: 0 S: 8	H: 2 LOB: 2 BB: 1 P: 14	1B: 9 2B: 1 3B: 0 HR: 0	SF: 0 SAC: 1 DP: 0 HBP: 0	WP: 0 PB: 0 SB: 0 CS: 0	PA: 40					
PITCHER	IP	WLS	BF	H	R	ER	SO	BB	IBB	HBP	BLK	WP	HR	S	P	ERA	WHIP										
30 Dana Eveland, L (1,1) ERA: 3.6	5.0	24	7	2	2	3	2	0	0	0	0	0	0	44	78	3.60	1.800										
44 Santiago Casilla, R (6,1) ERA: 9.0	1.0	4	1	0	0	0	0	0	0	0	0	0	0	9	12	0.00	1.000										
59 Andrew Brown, R (7,1) ERA: 9.0	1.0	3	0	0	0	1	0	0	0	0	0	0	0	6	9	0.00	0.000										
Huston Street, R (8,1) ERA: 9.0	1.0	W	3	0	0	0	2	0	0	0	0	0	0	9	14	0.00	0.000										
Fernando Hernandez, R (9,1) ERA: 9.0	1.0	S	6	2	1	1	0	1	0	0	0	0	0	8	14	9.00	3.000										

Oakland Athletics @ Tokyo Yomiuri Giants
Tokyo Dome, Tokyo
Sat Mar 22 2008, 6:05 AM EDT
Att: 26,434 - Dome - 68 F

AB 36
R 3
H 10
RBI 3
BB 3
SO 6
LOB 16

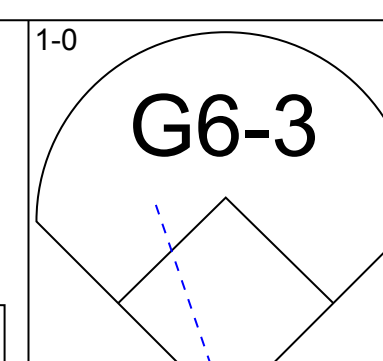
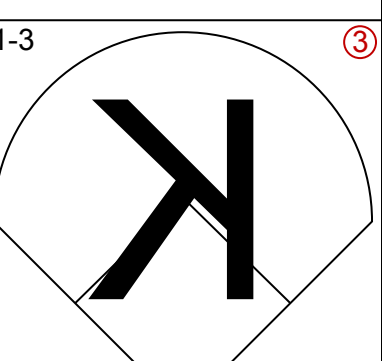
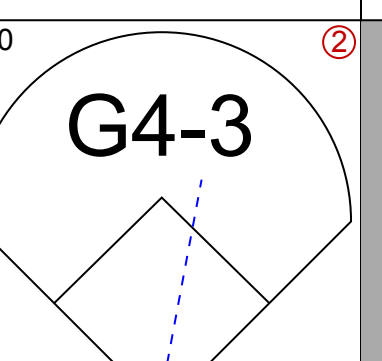
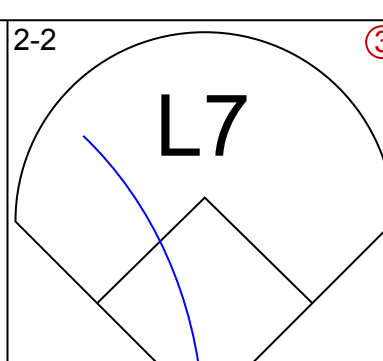
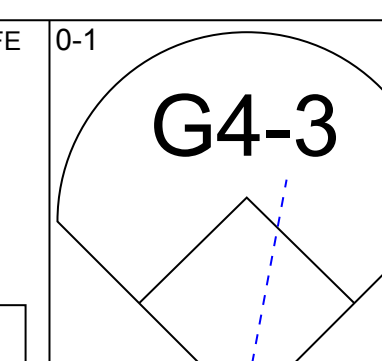
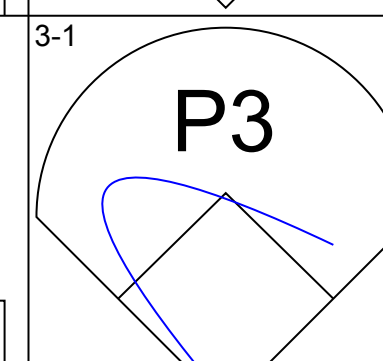
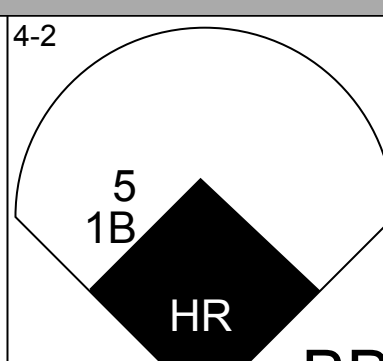
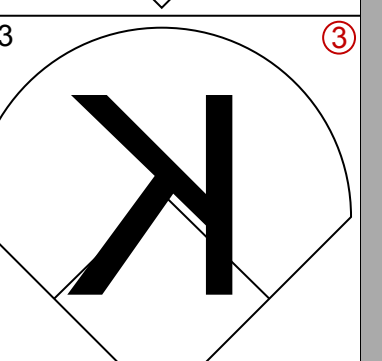
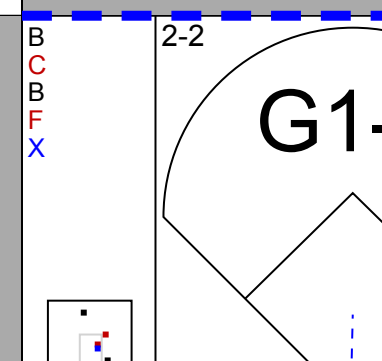
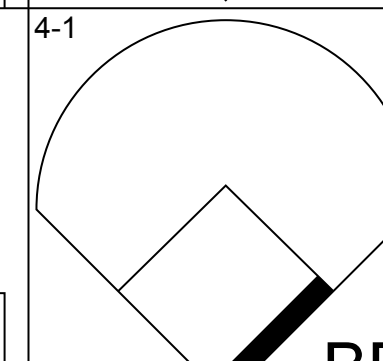
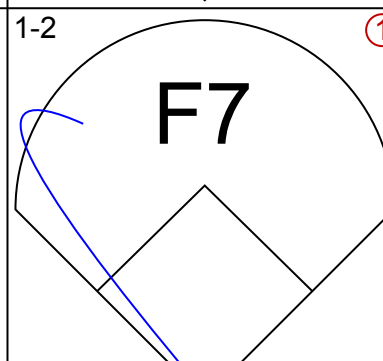
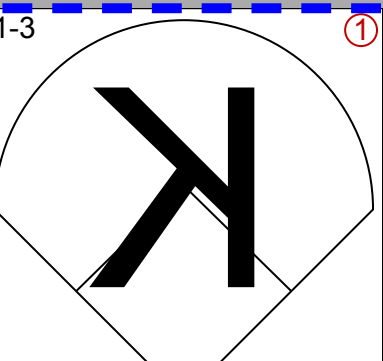
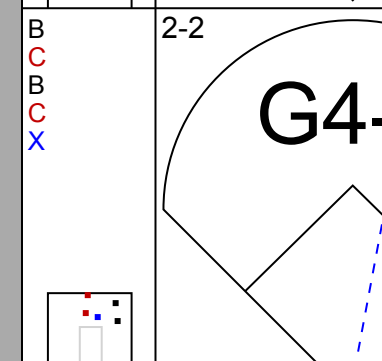
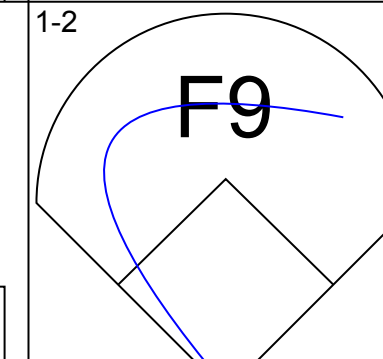
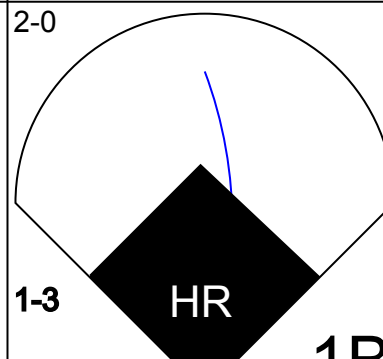
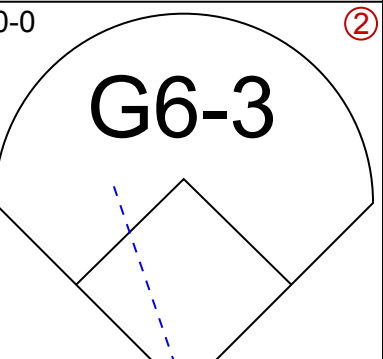
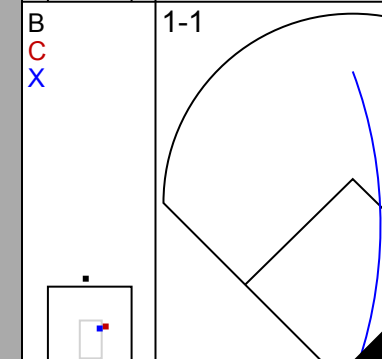
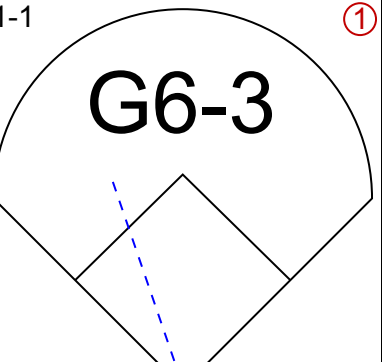
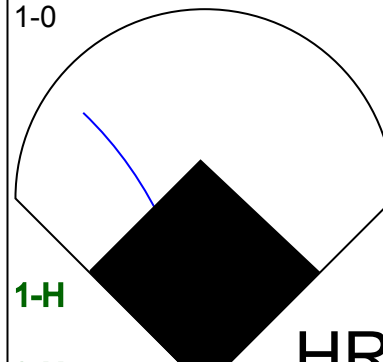
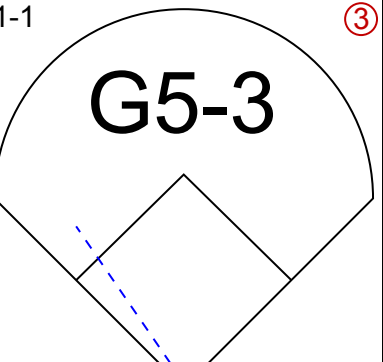
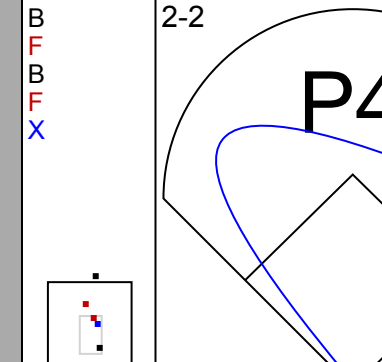

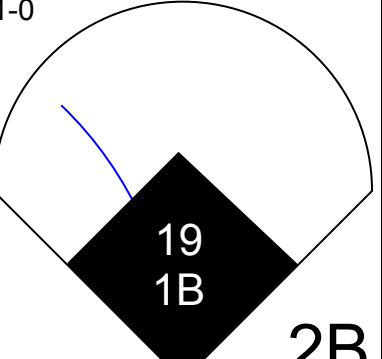
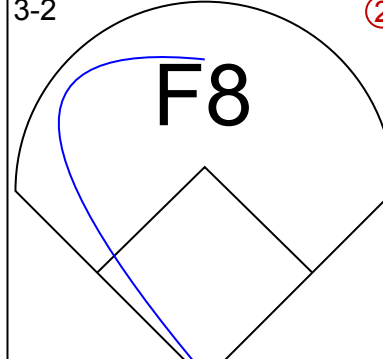
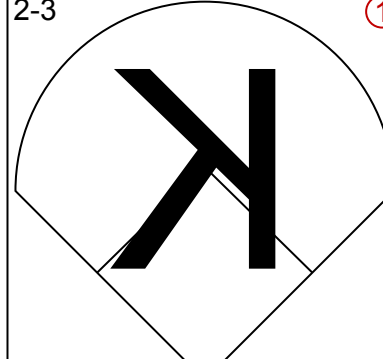
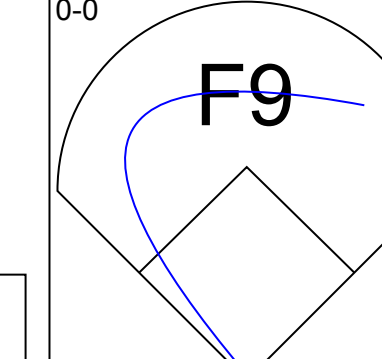
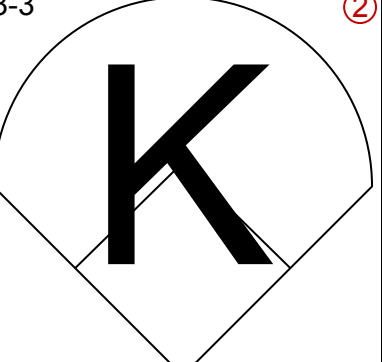
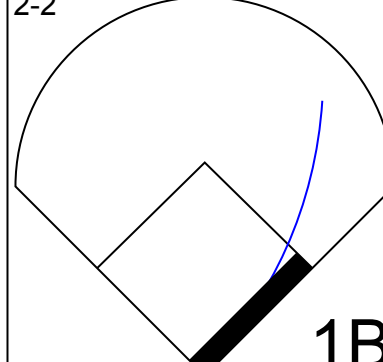
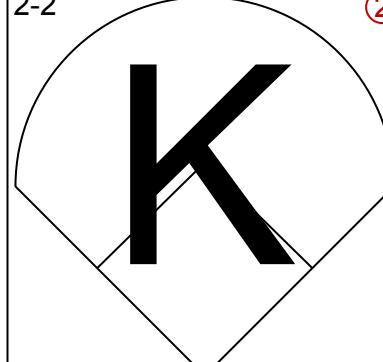
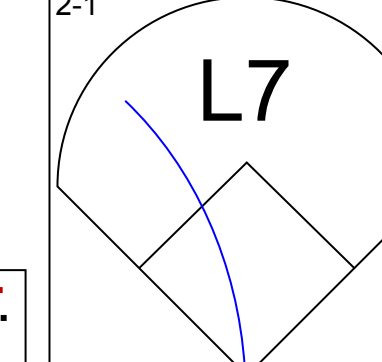

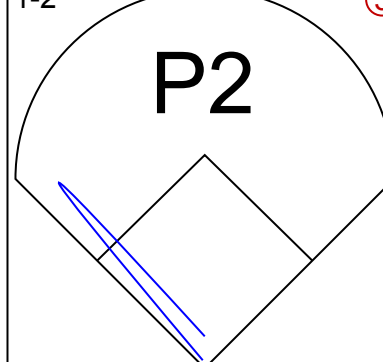
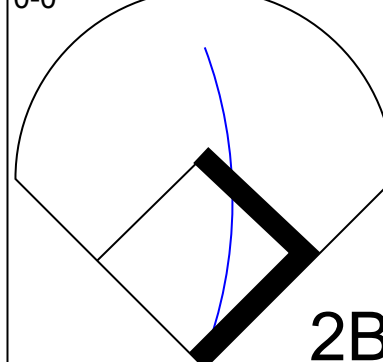
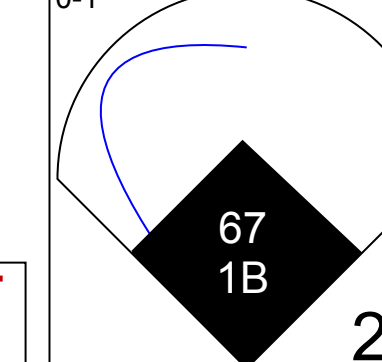
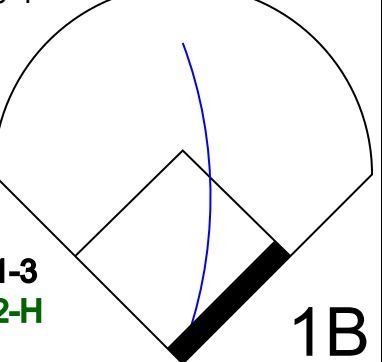

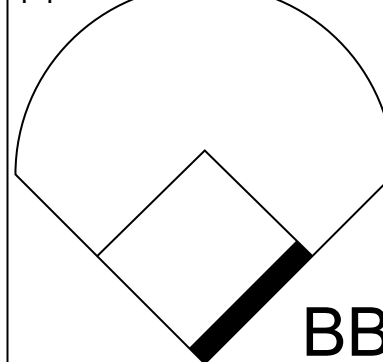
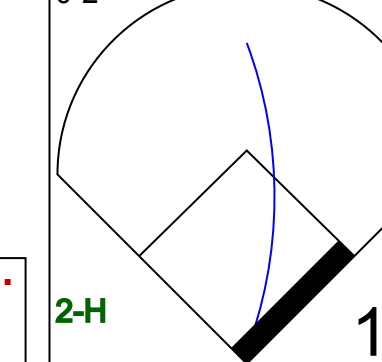
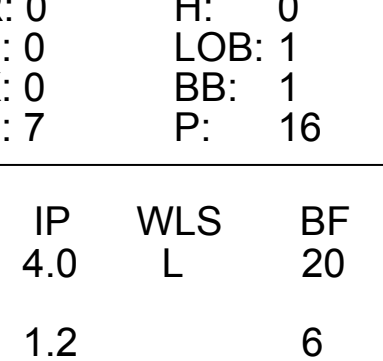
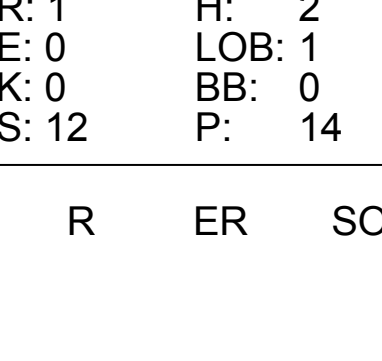


Batter	1	2	3	4	5	6	7	8	9	AB	R	H	RBI	BB	SO	LOB	TOP					
15 Dustin Pedroia, R OBP: 0.250, SLG: 0.375										4	0	0	0	0	1	2						
20 Kevin Youkilis, R OBP: 0.333, SLG: 0.143										3	0	0	0	1	0	0						
34 David Ortiz, L										3	0	0	0	1	1	3						
Manny Ramirez, R OBP: 0.333, SLG: 0.889										4	1	1	1	0	3	2						
25 Mike Lowell, R OBP: 0.444, SLG: 0.375										4	0	2	0	0	0	0						
44 Brandon Moss, L OBP: 0.250, SLG: 0.625										3	0	0	0	0	3	1						
22 Sean Casey, L										1	0	0	0	0	0	1						
Jason Varitek, S										4	0	0	0	0	3	1						
Coco Crisp, S OBP: 0.333, SLG: 0.667										3	0	1	0	0	2	0						
23 Julio Lugo, R OBP: 0.571, SLG: 0.500										2	0	1	0	1	0	1						
Inning Stats	R: 0 E: 0 K: 2 S: 11	H: 0 LOB: 1 BB: 1 P: 19	R: 0 E: 0 K: 2 S: 9	H: 0 LOB: 0 BB: 0 P: 15	R: 0 E: 0 K: 1 S: 14	H: 0 LOB: 2 BB: 2 P: 26	R: 0 E: 0 K: 2 S: 10	H: 1 LOB: 1 BB: 0 P: 13	R: 0 E: 0 K: 1 S: 6	H: 1 LOB: 0 BB: 0 P: 8	R: 1 E: 0 K: 1 S: 10	H: 1 LOB: 0 BB: 0 P: 14	R: 0 E: 0 K: 2 S: 12	H: 1 LOB: 1 BB: 0 P: 17	R: 0 E: 1 K: 1 S: 10	H: 0 LOB: 1 BB: 0 P: 15	R: 0 E: 0 K: 1 S: 10	H: 1 LOB: 0 BB: 0 P: 12	1B: 3 2B: 1 3B: 0 HR: 1	SF: 0 SAC: 0 DP: 2 HBP: 0	WP: 1 PB: 0 SB: 1 CS: 0	PA: 34
PITCHER	IP	WLS	BF	H	R	ER	SO	BB	IBB	HBP	BLK	WP	HR	S	P	ERA	WHIP					
40 Rich Harden, R ERA: 1.5	6.0	W 23	3	1	1	9	3	0	0	0	0	0	1	60	95	1.50	1.000					
44 Santiago Casilla, R ERA:	1.0	H 4	1	0	0	2	0	0	0	0	0	0	0	12	17	0.00	1.000					
29 Keith Foulke, R ERA:	1.0	H 4	0	0	0	1	0	0	0	0	0	0	0	10	15	0.00	0.000					
Alan Embree, L ERA:	1.0	3	1	0	0	1	0	0	0	0	0	0	0	10	12	0.00	1.000					

Boston Red Sox @ Oakland Athletics
Tokyo Dome, Tokyo
Wed Mar 26 2008, 6:05 AM EDT
Att: 44,735 - Dome - 68 F

AB 31
R 1
H 5
RBI 1
BB 3
SO 13
LOB 11



Batter	1	2	3	4	5	6	7	8	9	AB	R	H	RBI	BB	SO	LOB	BOTTOM					
6 Travis Buck, L										5	0	0	0	0	1	5						
14 Mark Ellis, R OBP: 0.333, SLG: 0.571										3	1	0	0	1	1	0						
10 Daric Barton, L										3	0	0	0	1	1	1						
5 Mike Sweeney, R OBP: 0.600, SLG: 0.500										4	1	2	0	0	0	1						
Emil Brown, R OBP: 0.333, SLG: 0.750										4	1	1	3	0	0	1						
7 Bobby Crosby, R OBP: 0.333, SLG: 0.444										4	1	1	0	0	1	0						
22 Jack Hannahan, L OBP: 0.444, SLG: 0.750										4	0	1	0	0	2	1						
8 Kurt Suzuki, R OBP: 0.444, SLG: 0.625										3	1	2	0	1	0	1						
19 Chris Denorfia, R OBP: 0.500, SLG: 0.500										2	0	1	1	0	1	0						
32 Jack Cust, L										0	0	0	0	1	0	0						
67 Jeff Fiorentino, L OBP: 1.000, SLG: 1.000										1	0	1	1	0	0	0						
Inning Stats	R: 0 E: 0 K: 0 S: 7	H: 0 LOB: 1 BB: 1 P: 16	R: 1 E: 0 K: 2 S: 13	H: 2 LOB: 2 BB: 1 P: 23	R: 3 E: 0 K: 0 S: 20	H: 3 LOB: 1 BB: 1 P: 34	R: 0 E: 0 K: 2 S: 7	H: 0 LOB: 0 BB: 0 P: 10	R: 0 E: 0 K: 1 S: 7	H: 0 LOB: 0 BB: 0 P: 9	R: 0 E: 0 K: 2 S: 11	H: 1 LOB: 2 BB: 1 P: 21	R: 0 E: 0 K: 0 S: 11	H: 1 LOB: 1 BB: 0 P: 18	R: 1 E: 0 K: 0 S: 12	H: 2 LOB: 1 BB: 0 P: 14	R: 0 E: 0 K: 1 S: 10	H: 1 LOB: 0 BB: 0 P: 12	1B: 5 2B: 3 3B: 0 HR: 1	SF: 0 SAC: 0 DP: 0 HBP: 0	WP: 0 PB: 0 SB: 0 CS: 0	PA: 37
PITCHER	IP	WLS	BF	H	R	ER	SO	BB	IBB	HBP	BLK	WP	HR	S	P	ERA	WHIP					
31 Jon Lester, L ERA: 9.0	4.0	L 20	5	4	4	4	3	0	0	0	0	0	0	14	20	9.00	2.000					
53 David Aardsma, R ERA:	1.2	6	1	0	0	3	0	0	0	0	0	0	0	4	10	0.00	3.000					
4B Javier López, L ERA:	0.1	2	0	0	0	0	1	0	0	0	0	0	0	11	18	0.00	1.000					
17 Manny Delcarmen, R ERA:	1.0	4	1	0	0	0	0	0	0	0	0	0	0	12	14	9.00	2.000					
Bryan Corey, R ERA: 4.5	1.0	5	2	1	1	0	0	0	0	0	0	0	0	12	14	9.00	2.000					

Boston Red Sox @ Oakland Athletics
Tokyo Dome, Tokyo
Wed Mar 26 2008, 6:05 AM EDT
Att: 44,735 - Dome - 68 F

AB 33
R 5
H 9
RBI 5
BB 4
SO 7
LOB 10



Batter	1	2	3	4	5	6	7	8	9	AB	R	H	RBI	BB	SO	LOB	TOP					
6 Travis Buck, L OBP: 0.375, SLG: 0.350 19 Chris Denorfia, R OBP: 0.358, SLG: 0.362										1	0	1	0	0	0	0	Oakland Athletics @ San Francisco Giants AT&T Park, San Francisco, CA Sun Mar 30 2008, 12:35 PM PDT Att: 26,776 - Sunny - 54 F					
14 Mark Ellis, R OBP: 0.309, SLG: 0.396 12 Donnie Murphy, R OBP: 0.367, SLG: 0.462										3	0	0	0	0	1	3						
29 Dan Johnson, L OBP: 0.404, SLG: 0.365 5 Mike Sweeney, R OBP: 0.412, SLG: 0.512										2	0	1	0	0	0	1						
32 Jack Cust, L OBP: 0.456, SLG: 0.537 Emil Brown, R OBP: 0.333, SLG: 0.479										2	0	0	0	0	0	3						
7 Bobby Crosby, R OBP: 0.288, SLG: 0.531 62 Brooks Conrad, S OBP: 0.404, SLG: 0.652										3	1	1	1	0	0	0						
22 Jack Hannahan, L OBP: 0.387, SLG: 0.346 Josh Horton, L OBP: 0.333, SLG: 0.200										2	0	0	0	1	0	0						
8 Kurt Suzuki, R OBP: 0.404, SLG: 0.435 44 Santiago Casilla, R OBP: 0.333, SLG: 0.200										2	1	1	0	2	1	0						
15 Ryan Sweeney, L OBP: 0.321, SLG: 0.267 Rob Bowen, S OBP: 0.390, SLG: 0.500										3	0	0	0	0	0	3						
30 Dana Eveland, L OBP: 0.647, SLG: 0.897										2	0	0	0	0	2	0						
23 Todd Linden, S OBP: 0.647, SLG: 0.897										2	1	1	0	0	0	1						
Inning Stats	R: 0 E: 0 K: 0 S: 7	H: 1 LOB: 1 BB: 0 P: 10	R: 0 E: 0 K: 0 S: 8	H: 0 LOB: 1 BB: 1 P: 13	R: 0 E: 0 K: 1 S: 12	H: 2 LOB: 2 BB: 0 P: 16	R: 1 E: 0 K: 1 S: 10	H: 1 LOB: 0 BB: 0 P: 14	R: 0 E: 0 K: 2 S: 10	H: 1 LOB: 2 BB: 1 P: 15	R: 6 E: 1 K: 1 S: 18	H: 4 LOB: 1 BB: 3 P: 38	R: 0 E: 0 K: 0 S: 10	H: 0 LOB: 1 BB: 1 P: 17	R: 0 E: 0 K: 2 S: 8	H: 1 LOB: 0 BB: 0 P: 13	1B: 8 2B: 1 3B: 0 HR: 2	SF: 0 SAC: 0 DP: 0 HBP: 0	WP: 0 PB: 0 SB: 0 CS: 0	PA: 44		
PITCHER	IP WLS BF H R ER SO BB IBB HBP BLK WP HR S P ERA WHIP	IP WLS BF H R ER SO BB IBB HBP BLK WP HR S P ERA WHIP	IP WLS BF H R ER SO BB IBB HBP BLK WP HR S P ERA WHIP	IP WLS BF H R ER SO BB IBB HBP BLK WP HR S P ERA WHIP	IP WLS BF H R ER SO BB IBB HBP BLK WP HR S P ERA WHIP	IP WLS BF H R ER SO BB IBB HBP BLK WP HR S P ERA WHIP	IP WLS BF H R ER SO BB IBB HBP BLK WP HR S P ERA WHIP	IP WLS BF H R ER SO BB IBB HBP BLK WP HR S P ERA WHIP	IP WLS BF H R ER SO BB IBB HBP BLK WP HR S P ERA WHIP	IP WLS BF H R ER SO BB IBB HBP BLK WP HR S P ERA WHIP	IP WLS BF H R ER SO BB IBB HBP BLK WP HR S P ERA WHIP	IP WLS BF H R ER SO BB IBB HBP BLK WP HR S P ERA WHIP	IP WLS BF H R ER SO BB IBB HBP BLK WP HR S P ERA WHIP	IP WLS BF H R ER SO BB IBB HBP BLK WP HR S P ERA WHIP	IP WLS BF H R ER SO BB IBB HBP BLK WP HR S P ERA WHIP	IP WLS BF H R ER SO BB IBB HBP BLK WP HR S P ERA WHIP	IP WLS BF H R ER SO BB IBB HBP BLK WP HR S P ERA WHIP	IP WLS BF H R ER SO BB IBB HBP BLK WP HR S P ERA WHIP	IP WLS BF H R ER SO BB IBB HBP BLK WP HR S P ERA WHIP	IP WLS BF H R ER SO BB IBB HBP BLK WP HR S P ERA WHIP	IP WLS BF H R ER SO BB IBB HBP BLK WP HR S P ERA WHIP	IP WLS BF H R ER SO BB IBB HBP BLK WP HR S P ERA WHIP



AB	38
R	7
H	11
RBI	6
BB	6
SO	7
LOB	17

Batter	1	2	3	4	5	6	7	8	9	AB	R	H	RBI	BB	SO	LOB	BOTTOM					
Rajai Davis, R OBP: 0.341, SLG: 0.343										4	0	1	1	0	2	3	Oakland Athletics @ San Francisco Giants AT&T Park, San Francisco, CA Sun Mar 30 2008, 12:35 PM PDT Att: 26,776 - Sunny - 54 F					
10 Dave Roberts, L OBP: 0.397, SLG: 0.333 16 Brian Horwitz, R OBP: 0.235, SLG: 0.235										2	0	0	0	0	1	2						
2 Randy Winn, S OBP: 0.392, SLG: 0.515 14 Fred Lewis, L OBP: 0.368, SLG: 0.440										1	0	0	0	0	0	0						
Ray Durham, S OBP: 0.519, SLG: 0.614 8 Eugenio Velez, S OBP: 0.340, SLG: 0.417 80 Sergio Romo, R ERA: 2.84										3	0	0	0	0	1	0						
Jose Castillo, R OBP: 0.311, SLG: 0.451 59 Emmanuel Burriss, S OBP: 0.172, SLG: 0.207										1	0	0	0	0	0	0						
40 Daniel Ortmeier, S OBP: 0.318, SLG: 0.354										2	0	0	0	0	0	0						
20 Steve Holm, R ERA: 1.29 70 Todd Jennings, R OBP: 0.333, SLG: 0.500										2	0	0	0	0	0	0						
29 Brian Bocock, R OBP: 0.247, SLG: 0.183 53 Jonathan Sánchez, L OBP: 0.422, SLG: 0.459 21 Justin Leone, R OBP: 0.422, SLG: 0.459										1	0	0	0	0	0	0						
32 Kevin Correia, R OBP: 0.667, SLG: 0.667 22 Ryan Rohlinger, R OBP: 0.333, SLG: 0.500										1	1	1	0	0	0	0						
Inning Stats	R: 0 E: 0 K: 1 S: 7	H: 0 LOB: 0 BB: 0 P: 13	R: 0 E: 0 K: 0 S: 5	H: 0 LOB: 0 BB: 0 P: 6	R: 2 E: 1 K: 0 S: 13	H: 3 LOB: 2 BB: 0 P: 21	R: 0 E: 0 K: 1 S: 7	H: 0 LOB: 1 BB: 1 P: 12	R: 0 E: 0 K: 1 S: 7	H: 0 LOB: 0 BB: 0 P: 9	R: 0 E: 0 K: 0 S: 9	H: 0 LOB: 0 BB: 0 P: 9	R: 0 E: 0 K: 2 S: 24	H: 3 LOB: 3 BB: 0 P: 35	R: 0 E: 0 K: 1 S: 9	H: 0 LOB: 0 BB: 1 P: 13		R: 0 E: 0 K: 0 S: 7	H: 1 LOB: 1 BB: 0 P: 12	1B: 7 2B: 0 3B: 0 HR: 0	SF: 0 SAC: 0 DP: 0 HBP: 0	WP: 0 PB: 0 SB: 0 CS: 0
PITCHER	IP WLS BF H R ER SO BB IBB HBP BLK WP HR S P ERA WHIP	IP WLS BF H R ER SO BB IBB HBP BLK WP HR S P ERA WHIP	IP WLS BF H R ER SO BB IBB HBP BLK WP HR S P ERA WHIP	IP WLS BF H R ER SO BB IBB HBP BLK WP HR S P ERA WHIP	IP WLS BF H R ER SO BB IBB HBP BLK WP HR S P ERA WHIP	IP WLS BF H R ER SO BB IBB HBP BLK WP HR S P ERA WHIP	IP WLS BF H R ER SO BB IBB HBP BLK WP HR S P ERA WHIP	IP WLS BF H R ER SO BB IBB HBP BLK WP HR S P ERA WHIP	IP WLS BF H R ER SO BB IBB HBP BLK WP HR S P ERA WHIP	IP WLS BF H R ER SO BB IBB HBP BLK WP HR S P ERA WHIP	IP WLS BF H R ER SO BB IBB HBP BLK WP HR S P ERA WHIP	IP WLS BF H R ER SO BB IBB HBP BLK WP HR S P ERA WHIP	IP WLS BF H R ER SO BB IBB HBP BLK WP HR S P ERA WHIP	IP WLS BF H R ER SO BB IBB HBP BLK WP HR S P ERA WHIP	IP WLS BF H R ER SO BB IBB HBP BLK WP HR S P ERA WHIP	IP WLS BF H R ER SO BB IBB HBP BLK WP HR S P ERA WHIP	IP WLS BF H R ER SO BB IBB HBP BLK WP HR S P ERA WHIP	IP WLS BF H R ER SO BB IBB HBP BLK WP HR S P ERA WHIP	IP WLS BF H R ER SO BB IBB HBP BLK WP HR S P ERA WHIP	IP WLS BF H R ER SO BB IBB HBP BLK WP HR S P ERA WHIP	IP WLS BF H R ER SO BB IBB HBP BLK WP HR S P ERA WHIP	IP WLS BF H R ER SO BB IBB HBP BLK WP HR S P ERA WHIP



AB	35
R	2
H	7
RBI	1
BB	1
SO	6
LOB	16

Batter	1	2	3	4	5	6	7	8	9	AB	R	H	RBI	BB	SO	LOB	TOP											
2 Jacoby Ellsbury, L OBP: 0.222, SLG: 0.222	G3-1		L7				K		L7	5	0	1	1	0	1	2												
15 Dustin Pedroia, R OBP: 0.250, SLG: 0.273	G6-3		G6-3				G6-3			3	0	0	0	1	0	0												
34 David Ortiz, L (1, 10)	F8			G3	G3			P5		4	0	0	0	0	0	3												
Manny Ramirez, R OBP: 0.308, SLG: 0.692										4	0	1	0	0	0	0												
25 Mike Lowell, R OBP: 0.308, SLG: 0.250										4	0	0	0	0	2	1												
20 Kevin Youkilis, R OBP: 0.462, SLG: 0.545										4	2	3	0	0	0	0												
Jason Varitek, S OBP: 0.167, SLG: 0.250										4	0	2	1	0	0	3												
Coco Crisp, S OBP: 0.286, SLG: 0.429										4	0	1	0	0	2	4												
23 Julio Lugo, R OBP: 0.455, SLG: 0.400										4	0	1	0	0	0	2												
Inning Stats	R: 0 E: 0 K: 0 S: 8	H: 0 LOB: 0 BB: 0 P: 10	R: 0 E: 0 K: 1 S: 14	H: 2 LOB: 2 BB: 0 P: 23	R: 0 E: 0 K: 0 S: 9	H: 0 LOB: 0 BB: 0 P: 12	R: 0 E: 0 K: 1 S: 8	H: 0 LOB: 0 BB: 0 P: 14	R: 1 E: 0 K: 1 S: 17	H: 3 LOB: 3 BB: 1 P: 26	R: 1 E: 0 K: 0 S: 11	H: 2 LOB: 1 BB: 0 P: 14	R: 0 E: 0 K: 1 S: 10	H: 0 LOB: 0 BB: 0 P: 14	R: 0 E: 0 K: 0 S: 8	H: 0 LOB: 0 BB: 0 P: 10	R: 0 E: 0 K: 0 S: 13	H: 2 LOB: 2 BB: 0 P: 19	1B: 7 2B: 1 3B: 1 HR: 0	SF: 0 SAC: 0 DP: 0 HBP: 0	WP: 1 PB: 0 SB: 0 CS: 0	PA: 37						
PITCHER	IP	WLS	BF	H	R	ER	SO	BB	IBB	HBP	BLK	WP	HR	S	P	ERA	WHIP											
Joe Blanton, R ERA: 3.86	(1, 1)	6.0	L	26	7	2	2	3	1	0	0	0	1	0	67	99	3.00	1.333										
44 Santiago Casilla, R ERA:	(7, 1)	2.0		6	0	0	0	2	0	0	0	0	0	18	24	0.00	0.000											
29 Keith Foulke, R ERA:	(9, 1)	1.0		5	2	0	0	0	0	0	0	0	0	13	19	0.00	2.000											

Boston Red Sox @ Oakland Athletics
McAfee Coliseum, Oakland, CA
Tue Apr 01 2008, 10:05 PM EDT
Att: 36,067 - Clear - 56 F

AB 36
R 2
H 9
RBI 2
BB 1
SO 5
LOB 15



Batter	1	2	3	4	5	6	7	8	9	AB	R	H	RBI	BB	SO	LOB	BOTTOM										
6 Travis Buck, L (1, 9)	K		K						K	4	0	0	0	0	4	1											
14 Mark Ellis, R OBP: 0.231, SLG: 0.364	K								K	4	0	0	0	0	2	0											
10 Daric Barton, L (1, 3)	P5								K	4	0	0	0	0	2	0											
32 Jack Cust, L OBP: 0.444, SLG: 0.667										2	1	1	1	1	0	0											
Emil Brown, R OBP: 0.250, SLG: 0.545										3	0	0	0	0	1	1											
7 Bobby Crosby, R OBP: 0.333, SLG: 0.417										3	0	1	0	0	0	0											
22 Jack Hannahan, L OBP: 0.333, SLG: 0.545										3	0	0	0	0	1	1											
8 Kurt Suzuki, R OBP: 0.417, SLG: 0.545										3	0	1	0	0	0	1											
15 Ryan Sweeney, L (1, 8)										2	0	0	0	0	2	1											
5 Mike Sweeney, R OBP: 0.500, SLG: 0.400 (8, PH)										1	0	0	0	0	0	1											
19 Chris Denorfia, R OBP: 0.500, SLG: 0.500 (9, 8)										0	0	0	0	0	0	0											
Inning Stats	R: 0 E: 0 K: 2 S: 9	H: 1 LOB: 0 BB: 0 P: 17	R: 1 E: 0 K: 0 S: 8	H: 1 LOB: 0 BB: 0 P: 15	R: 0 E: 0 K: 2 S: 10	H: 1 LOB: 0 BB: 0 P: 15	R: 0 E: 0 K: 1 S: 8	H: 0 LOB: 0 BB: 0 P: 12	R: 0 E: 0 K: 2 S: 10	H: 0 LOB: 0 BB: 0 P: 16	R: 0 E: 0 K: 2 S: 10	H: 0 LOB: 0 BB: 0 P: 13	R: 0 E: 0 K: 0 S: 8	H: 0 LOB: 1 BB: 1 P: 16	R: 0 E: 0 K: 0 S: 6	H: 1 LOB: 1 BB: 0 P: 8	R: 0 E: 0 K: 3 S: 9	H: 0 LOB: 0 BB: 0 P: 14	1B: 2 2B: 0 3B: 0 HR: 1	SF: 0 SAC: 0 DP: 0 HBP: 0	WP: 0 PB: 0 SB: 0 CS: 1	PA: 30					
PITCHER	IP	WLS	BF	H	R	ER	SO	BB	IBB	HBP	BLK	WP	HR	S	P	ERA	WHIP										
18 Daisuke Matsuzaka, R ERA: 2.31	(1, 1)	6.2		21	1	1	1	9	0	0	0	0	1	61	96	1.35	0.300										
37 Hideki Okajima, L ERA:	(7, 1)	1.0	H	5	1	0	0	0	1	0	0	0	0	6	14	0.00	2.000										
58 Jonathan Papelbon, R ERA: 3.86	(8, 1)	1.1	S	4	0	0	0	3	0	0	0	0	0	11	16	0.00	0.000										

Boston Red Sox @ Oakland Athletics
McAfee Coliseum, Oakland, CA
Tue Apr 01 2008, 10:05 PM EDT
Att: 36,067 - Clear - 56 F

AB 29
R 1
H 3
RBI 1
BB 1
SO 12
LOB 6



Batter	1	2	3	4	5	6	7	8	9	AB	R	H	RBI	BB	SO	LOB	TOP	
15 Dustin Pedroia, R OBP: 0.294, SLG: 0.313										5	0	2	1	0	1	5		
20 Kevin Youkilis, R OBP: 0.500, SLG: 0.600										4	1	2	1	1	1	1		
34 David Ortiz, L OBP: 0.278, SLG: 0.333										4	1	2	2	1	2	3		
Manny Ramirez, R OBP: 0.278, SLG: 0.529										4	0	0	0	1	2	8		
2 Jacoby Ellsbury, L OBP: 0.222, SLG: 0.222										0	0	0	0	0	0	0		
25 Mike Lowell, R OBP: 0.200, SLG: 0.188										4	0	0	0	0	1	4		
7 J.D. Drew, L OBP: 0.200, SLG: 0.200										5	0	1	0	0	2	4		
Jason Varitek, S OBP: 0.294, SLG: 0.500										4	2	2	1	1	0	1		
Coco Crisp, S OBP: 0.333, SLG: 0.417										5	1	2	0	0	0	0		
13 Alex Cora, L OBP: 1.000, SLG: 1.000										2	0	2	0	1	0	0		
Inning Stats	R: 0 H: 1 E: 0 K: 2 S: 13	H: 1 LOB: 3 BB: 2 P: 25	R: 0 H: 1 E: 0 K: 0 S: 10	H: 1 LOB: 1 BB: 0 P: 13	R: 0 H: 0 E: 0 K: 1 S: 10	H: 0 LOB: 0 BB: 1 P: 18	R: 0 H: 1 E: 0 K: 3 S: 15	H: 1 LOB: 2 BB: 0 P: 23	R: 2 H: 2 E: 0 K: 1 S: 10	H: 2 LOB: 0 BB: 0 P: 15	R: 2 H: 5 E: 0 K: 1 S: 19	H: 5 LOB: 2 BB: 0 P: 28	R: 1 H: 1 E: 0 K: 0 S: 10	H: 1 LOB: 0 BB: 0 P: 20	1B: 10 2B: 3 3B: 0 HR: 2	SF: 0 SAC: 0 DP: 3 HBP: 2	WP: 0 PA: 44 PB: 0 SB: 0 CS: 1	
PITCHER	IP: 5.0 WLS: 0.2 BF: 4 ERA: 0.82	WLS: 0.2 BF: 7 ERA: 4.91	H: 4 R: 0 ER: 0 SO: 6	H: 0 R: 0 ER: 0 SO: 1	H: 0 R: 0 ER: 0 SO: 1	H: 0 R: 0 ER: 0 SO: 1	H: 1 R: 1 ER: 1 SO: 0	H: 1 R: 1 ER: 1 SO: 0	H: 1 R: 1 ER: 1 SO: 0	H: 1 R: 1 ER: 1 SO: 0	H: 1 R: 1 ER: 1 SO: 0	H: 1 R: 1 ER: 1 SO: 0	H: 1 R: 1 ER: 1 SO: 0	H: 1 R: 1 ER: 1 SO: 0	IP: 1.0 WLS: 4 BF: 4 ERA: 13.5	IP: 1.0 WLS: 4 BF: 4 ERA: 13.5	IP: 1.0 WLS: 4 BF: 4 ERA: 13.5	IP: 1.0 WLS: 4 BF: 4 ERA: 13.5

Boston Red Sox @ Oakland Athletics
McAfee Coliseum, Oakland, CA
Wed Apr 02 2008, 3:35 PM EDT
Att: 21,625 - Overcast - 55 F

AB 37
R 5
H 13
RBI 5
BB 5
SO 9
LOB 26



Batter	1	2	3	4	5	6	7	8	9	AB	R	H	RBI	BB	SO	LOB	BOTTOM		
14 Mark Ellis, R OBP: 0.235, SLG: 0.286										3	0	0	0	1	1	1			
10 Danic Barton, L OBP: 0.294, SLG: 0.154										4	0	1	0	0	0	1			
5 Mike Sweeney, R OBP: 0.400, SLG: 0.250										3	0	0	0	1	0	1			
32 Jack Cust, L OBP: 0.308, SLG: 0.400										4	0	0	0	0	2	2			
Emil Brown, R OBP: 0.267, SLG: 0.500										3	0	1	0	0	0	1			
7 Bobby Crosby, R OBP: 0.333, SLG: 0.357										2	0	0	0	1	0	1			
8 Kurt Suzuki, R OBP: 0.400, SLG: 0.500										3	0	1	0	0	0	1			
22 Jack Hannahan, L OBP: 0.333, SLG: 0.500										3	0	1	0	0	2	1			
19 Chris Denorfia, R OBP: 0.250, SLG: 0.250										2	0	0	0	0	0	1			
29 Dan Johnson, L (8, PH)										1	0	0	0	0	0	1			
15 Ryan Sweeney, L (9, 8)										0	0	0	0	0	0	0			
Inning Stats	R: 0 H: 1 E: 0 K: 1 S: 16	H: 0 LOB: 0 BB: 1 P: 10	R: 0 H: 1 E: 0 K: 0 S: 4	H: 1 LOB: 1 BB: 1 P: 10	R: 0 H: 0 E: 0 K: 1 S: 6	H: 0 LOB: 0 BB: 1 P: 15	R: 0 H: 0 E: 0 K: 1 S: 10	H: 0 LOB: 0 BB: 0 P: 16	R: 0 H: 0 E: 0 K: 0 S: 8	H: 0 LOB: 1 BB: 0 P: 13	R: 0 H: 1 E: 0 K: 0 S: 8	H: 1 LOB: 0 BB: 0 P: 12	R: 0 H: 1 E: 0 K: 2 S: 14	H: 1 LOB: 0 BB: 0 P: 21	R: 0 H: 0 E: 0 K: 0 S: 9	H: 0 LOB: 0 BB: 0 P: 15	1B: 3 2B: 2 3B: 0 HR: 0	SF: 0 SAC: 0 DP: 3 HBP: 0	WP: 0 PA: 31 PB: 0 SB: 0 CS: 0
PITCHER	IP: 6.2 WLS: 6 BF: 23 ERA: 3.38	WLS: 5 BF: 1 ERA: 2.7	H: 3 R: 0 ER: 0 SO: 3	H: 0 R: 0 ER: 0 SO: 2	H: 0 R: 0 ER: 0 SO: 1	H: 0 R: 0 ER: 0 SO: 1	H: 0 R: 0 ER: 0 SO: 1	H: 0 R: 0 ER: 0 SO: 1	H: 0 R: 0 ER: 0 SO: 1	H: 0 R: 0 ER: 0 SO: 1	H: 0 R: 0 ER: 0 SO: 1	H: 0 R: 0 ER: 0 SO: 1	H: 0 R: 0 ER: 0 SO: 1	H: 0 R: 0 ER: 0 SO: 1	IP: 1.1 WLS: 1 BF: 5 ERA: 2.7	IP: 1.1 WLS: 1 BF: 5 ERA: 2.7	IP: 1.1 WLS: 1 BF: 5 ERA: 2.7	IP: 1.1 WLS: 1 BF: 5 ERA: 2.7	

Boston Red Sox @ Oakland Athletics
McAfee Coliseum, Oakland, CA
Wed Apr 02 2008, 3:35 PM EDT
Att: 21,625 - Overcast - 55 F

AB 28
R 0
H 4
RBI 0
BB 3
SO 5
LOB 11



Batter	1	2	3	4	5	6	7	8	9	AB	R	H	RBI	BB	SO	LOB	TOP										
24 Grady Sizemore, L OBP: 0.444, SLG: 0.688										4	0	2	0	0	1	0	Cleveland Indians @ Oakland Athletics McAfee Coliseum, Oakland, CA Fri Apr 04 2008, 10:05 PM EDT Att: 13,916 - Partly Cloudy - 53 F										
13 Asdrúbal Cabrera, S OBP: 0.250, SLG: 0.267										3	0	0	0	1	0	1											
2 Jhonny Peralta, R OBP: 0.176, SLG: 0.235										4	0	1	0	0	1	2											
48 Travis Hafner, L OBP: 0.353, SLG: 0.533										4	1	1	1	0	2	2											
25 Ryan Garko, R OBP: 0.412, SLG: 0.667										4	1	2	1	0	0	0											
Franklin Gutierrez, R OBP: 0.375, SLG: 0.462										4	0	0	0	0	1	1											
20 David Dellucci, L OBP: 0.214, SLG: 0.231										2	0	0	0	1	1	0											
Casey Blake, R OBP: 0.214, SLG: 0.231										3	0	0	0	0	2	2											
10 Kelly Shoppach, R OBP: 0.364, SLG: 0.400										3	1	1	0	0	2	0											
Inning Stats	R: 0 E: 0 K: 1 S: 7	H: 0 LOB: 0 BB: 0 P: 10	R: 0 E: 0 K: 2 S: 10	H: 0 LOB: 0 BB: 0 P: 14	R: 0 E: 0 K: 2 S: 9	H: 0 LOB: 0 BB: 0 P: 13	R: 0 E: 0 K: 1 S: 9	H: 1 LOB: 1 BB: 0 P: 2	R: 0 E: 0 K: 0 S: 10	H: 1 LOB: 1 BB: 1 P: 17	R: 1 E: 0 K: 1 S: 13	H: 2 LOB: 1 BB: 1 P: 21	R: 1 E: 0 K: 2 S: 13	H: 1 LOB: 0 BB: 0 P: 21	R: 0 E: 0 K: 1 S: 9	H: 1 LOB: 0 BB: 0 P: 14		R: 1 E: 0 K: 0 S: 13	H: 1 LOB: 0 BB: 0 P: 18	1B: 3 2B: 2 3B: 0 HR: 2	SF: 0 SAC: 0 DP: 3 HBP: 0	WP: 0 PB: 0 SB: 0 CS: 0	PA: 33				
PITCHER	IP	WLS	BF	H	R	ER	SO	BB	IBB	HBP	BLK	WP	HR	S	P	ERA	WHIP										
58 Justin Duchschere, R ERA: 1.8	5.0	W	19	4	1	1	6	1	0	0	0	0	0	48	70	1.80	1.000										
44 Santiago Casilla, R ERA: 2.25	1.0		3	0	0	0	1	1	0	0	0	0	0	10	17	0.00	1.000										
29 Keith Foulke, R ERA: 3.86	1.0		4	1	1	1	2	0	0	0	0	0	1	13	21	9.00	1.000										
Alan Embree, L ERA: 12.27	1.0		3	1	0	0	1	0	0	0	0	0	0	9	14	0.00	1.000										
Huston Street, R ERA: 12.27	1.0		4	1	1	1	0	0	0	0	0	0	1	13	18	9.00	1.000										

Batter	1	2	3	4	5	6	7	8	9	AB	R	H	RBI	BB	SO	LOB	BOTTOM										
6 Travis Buck, L OBP: 0.273, SLG: 0.235										4	0	0	0	0	2	4	Cleveland Indians @ Oakland Athletics McAfee Coliseum, Oakland, CA Fri Apr 04 2008, 10:05 PM EDT Att: 13,916 - Partly Cloudy - 53 F										
14 Mark Ellis, R OBP: 0.273, SLG: 0.235										3	0	0	0	2	0	5											
10 Darc Barton, L OBP: 0.364, SLG: 0.235										4	1	2	0	1	0	1											
5 Mike Sweeney, R OBP: 0.267, SLG: 0.154										5	1	0	0	0	0	5											
32 Jack Cust, L OBP: 0.278, SLG: 0.333										5	1	1	0	0	0	4											
19 Chris Denorfia, R OBP: 0.250, SLG: 0.250										0	0	0	0	0	0	0											
7 Bobby Crosby, R OBP: 0.368, SLG: 0.444										4	2	2	1	0	0	2											
22 Jack Hannahan, L OBP: 0.263, SLG: 0.412										3	0	0	1	0	0	3											
8 Kurt Suzuki, R OBP: 0.421, SLG: 0.471										3	1	1	1	0	0	0											
15 Ryan Sweeney, L OBP: 0.444, SLG: 0.444										4	0	4	1	0	0	0											
Inning Stats	R: 0 E: 0 K: 0 S: 7	H: 1 LOB: 2 BB: 1 P: 13	R: 1 E: 0 K: 0 S: 12	H: 1 LOB: 2 BB: 0 P: 19	R: 0 E: 0 K: 0 S: 9	H: 1 LOB: 2 BB: 1 P: 21	R: 0 E: 0 K: 0 S: 7	H: 1 LOB: 1 BB: 0 P: 12	R: 4 E: 1 K: 1 S: 20	H: 4 LOB: 2 BB: 0 P: 25	R: 0 E: 0 K: 0 S: 6	H: 0 LOB: 0 BB: 0 P: 9	R: 1 E: 0 K: 1 S: 14	H: 2 LOB: 1 BB: 0 P: 23	R: 0 E: 0 K: 0 S: 7	H: 0 LOB: 1 BB: 1 P: 13	1B: 9 2B: 1 3B: 0 HR: 0	SF: 1 SAC: 0 DP: 0 HBP: 2	WP: 1 PB: 1 SB: 0 CS: 0	PA: 41							
PITCHER	IP	WLS	BF	H	R	ER	SO	BB	IBB	HBP	BLK	WP	HR	S	P	ERA	WHIP										
Paul Byrd, R ERA: 6.23	2.1	L	27	8	1	1	1	0	0	0	0	1	0	22	34	3.86	0.429										
Jorge Julio, R ERA: 5.4	1.1		6	1	0	0	1	1	0	0	0	0	0	11	19	0.00	1.500										
Craig Breslow, L ERA:																											



Batter	1	2	3	4	5	6	7	8	9	AB	R	H	RBI	BB	SO	LOB	TOP	
24 Grady Sizemore, L OBP: 0.409, SLG: 0.600										4	0	1	0	0	2	0	Cleveland Indians @ Oakland Athletics McAfee Coliseum, Oakland, CA Sat Apr 05 2008, 4:05 PM EDT Att: 16,279 - Partly Cloudy - 56 F	
13 Asdrúbal Cabrera, S OBP: 0.300, SLG: 0.368										4	1	2	0	0	1	1		
Jason Michaels, R 20 David Dellucci, L OBP: 0.177										2	0	0	0	1	2	2		
48 Travis Hafner, L OBP: 0.333, SLG: 0.526										0	0	0	0	0	0	0		
2 Jhonny Peralta, R OBP: 0.143, SLG: 0.190										4	0	1	1	0	2	3		
25 Ryan Garko, R OBP: 0.429, SLG: 0.632										4	0	2	0	0	0	0		
Franklin Gutierrez, R OBP: 0.300, SLG: 0.353										4	0	0	0	0	2	2		
Casey Blake, R OBP: 0.167, SLG: 0.176										4	0	0	0	0	1	1		
10 Kelly Shoppach, R OBP: 0.286, SLG: 0.308										3	0	0	0	0	0	0		
Inning Stats	R: 1 E: 0 K: 2 S: 16	H: 2 LOB: 1 BB: 0 P: 23	R: 0 E: 0 K: 1 S: 8	H: 0 LOB: 0 BB: 0 P: 14	R: 0 E: 0 K: 0 S: 7	H: 1 LOB: 2 BB: 1 P: 15	R: 0 E: 0 K: 0 S: 6	H: 1 LOB: 1 BB: 0 P: 9	R: 0 E: 0 K: 2 S: 8	H: 0 LOB: 0 BB: 0 P: 16	R: 0 E: 0 K: 2 S: 12	H: 0 LOB: 0 BB: 0 P: 20	R: 0 E: 0 K: 1 S: 10	H: 0 LOB: 0 BB: 0 P: 16	1B: 4 2B: 2 3B: 0 HR: 0	SF: 0 SAC: 0 DP: 0 HBP: 1		WP: 0 PB: 0 SB: 1 CS: 0
PITCHER	IP WLS BF H R ER SO BB IBB HBP BLK WP HR S P ERA WHIP																	
30 Dana Eveland, L ERA: 1.29	7.0 W 28 6 1 1 7 1 0 0 0 0 0 0 62 101 1.29 1.000																	
29 Keith Foulke, R ERA: 1.8	1.0 H 4 0 0 0 2 0 0 1 0 0 0 0 12 20 0.00 0.000																	
59 Andrew Brown, R ERA:	1.0 3 0 0 0 1 0 0 0 0 0 0 0 10 16 0.00 0.000																	

Batter	1	2	3	4	5	6	7	8	9	AB	R	H	RBI	BB	SO	LOB	BOTTOM			
14 Mark Ellis, R OBP: 0.296, SLG: 0.409										5	1	2	3	0	0	3	Cleveland Indians @ Oakland Athletics McAfee Coliseum, Oakland, CA Sat Apr 05 2008, 4:05 PM EDT Att: 16,279 - Partly Cloudy - 56 F			
10 Danic Barton, L OBP: 0.407, SLG: 0.455										5	1	3	0	0	1	1				
Emil Brown, R OBP: 0.300, SLG: 0.474										5	1	2	1	0	0	3				
5 Mike Sweeney, R OBP: 0.350, SLG: 0.188										3	1	1	0	1	0	1				
7 Bobby Crosby, R OBP: 0.333, SLG: 0.391										5	0	1	0	0	0	7				
32 Jack Cust, L OBP: 0.384, SLG: 0.412										2	0	1	2	2	0	2				
15 Ryan Sweeney, L OBP: 0.444, SLG: 0.444										0	0	0	0	0	0	0				
8 Kurt Suzuki, R OBP: 0.391, SLG: 0.429										4	1	1	0	0	0	3				
12 Donnie Murphy, R 22 Jack Hannahan, L OBP: 0.318, SLG: 0.421										0	0	0	0	1	0	0				
19 Chris Denorria, R OBP: 0.143, SLG: 0.143										3	0	0	0	0	0	3				
Inning Stats	R: 3 E: 0 K: 0 S: 20	H: 3 LOB: 1 BB: 0 P: 29	R: 0 E: 0 K: 1 S: 10	H: 0 LOB: 1 BB: 1 P: 19	R: 0 E: 0 K: 0 S: 11	H: 0 LOB: 0 BB: 0 P: 16	R: 0 E: 0 K: 1 S: 6	H: 0 LOB: 0 BB: 1 P: 13	R: 1 E: 0 K: 0 S: 9	H: 3 LOB: 2 BB: 0 P: 15	R: 0 E: 0 K: 0 S: 9	H: 0 LOB: 2 BB: 2 P: 21	R: 0 E: 0 K: 0 S: 11	H: 2 LOB: 2 BB: 0 P: 20	R: 2 E: 0 K: 0 S: 16	H: 4 LOB: 3 BB: 1 P: 27	1B: 8 2B: 2 3B: 1 HR: 1	SF: 0 SAC: 1 DP: 1 HBP: 1	WP: 0 PB: 0 SB: 0 CS: 0	PA: 41
PITCHER	IP WLS BF H R ER SO BB IBB HBP BLK WP HR S P ERA WHIP																			
CC Sabathia, L ERA: 7.59	5.1 L 26 6 4 4 2 4 0 1 0 0 0 0 4 6 7.59 1.875																			
50 Jensen Lewis, R ERA: 6.0	0.2 2 0 0 0 0 0 0 0 0 0 0 0 4 6 0.00 0.000																			
30 Masa Kobayashi, R ERA:	1.0 5 2 0 0 0 0 0 0 0 0 0 0 11 20 0.00 2.000																			
63 Rafael Betancourt, R ERA: 9.0	0.1 5 4 2 2 0 0 0 0 0 0 0 0 12 16 54.00 12.000																			
Craig Breslow, L ERA:	0.2 3 0 0 0 0 1 0 0 0 0 0 0 4 11 0.00 1.500																			



Batter	1	2	3	4	5	6	7	8	9	AB	R	H	RBI	BB	SO	LOB	TOP							
24 Grady Sizemore, L OBP: 0.444, SLG: 0.565										3	0	1	0	2	0	0	Cleveland Indians @ Oakland Athletics McAfee Coliseum, Oakland, CA Sun Apr 06 2008, 4:05 PM EDT Att: 16,384 - Partly Cloudy - 53 F							
13 Asdrúbal Cabrera, S OBP: 0.240, SLG: 0.292										5	0	0	1	0	0	4								
48 Travis Hafner, L OBP: 0.346, SLG: 0.478										4	0	1	0	1	0	2								
25 Ryan Garko, R OBP: 0.440, SLG: 0.571										2	0	0	1	2	0	1								
2 Jhonny Peralta, R OBP: 0.200, SLG: 0.240										4	0	2	0	0	1	5								
20 David Dellucci, L Franklin Gutierrez, R OBP: 0.286, SLG: 0.333										3	0	0	0	0	1	2								
Jason Michaels, R OBP: 0.200, SLG: 0.154										4	0	1	0	0	1	1								
Andy Marte, R OBP: 0.333, SLG: 0.333										3	0	1	0	0	0	2								
11 Jamey Carroll, R OBP: 0.278, SLG: 0.294										4	1	1	0	0	1	1								
10 Kelly Shoppach, R OBP: 0.278, SLG: 0.294										4	1	1	0	0	1	1								
Inning Stats	R: 0 H: 1 E: 0 K: 0 S: 11	H: 1 LOB: 2 BB: 1 P: 17	R: 0 H: 1 E: 0 K: 0 S: 10	H: 1 LOB: 1 BB: 0 P: 16	R: 0 H: 1 E: 0 K: 0 S: 7	H: 1 LOB: 1 BB: 0 P: 10	R: 0 H: 1 E: 0 K: 1 S: 10	H: 1 LOB: 1 BB: 0 P: 14	R: 0 H: 0 E: 0 K: 1 S: 6	H: 0 LOB: 0 BB: 0 P: 9	R: 0 H: 1 E: 0 K: 0 S: 8	H: 1 LOB: 1 BB: 0 P: 12	R: 2 H: 2 E: 0 K: 1 S: 17	H: 2 LOB: 3 BB: 3 P: 34	R: 0 H: 0 E: 0 K: 1 S: 6	H: 0 LOB: 0 BB: 0 P: 11	R: 0 H: 0 E: 0 K: 0 S: 9	H: 0 LOB: 1 BB: 1 P: 15	1B: 6 2B: 1 3B: 0 HR: 0	SF: 0 SAC: 0 DP: 0 HBP: 0	WP: 0 PB: 0 SB: 0 CS: 0	PA: 39		
PITCHER	IP WLS BF H R ER SO BB IBB HBP BLK WP HR S P ERA WHIP	IP WLS BF H R ER SO BB IBB HBP BLK WP HR S P ERA WHIP	IP WLS BF H R ER SO BB IBB HBP BLK WP HR S P ERA WHIP	IP WLS BF H R ER SO BB IBB HBP BLK WP HR S P ERA WHIP	IP WLS BF H R ER SO BB IBB HBP BLK WP HR S P ERA WHIP	IP WLS BF H R ER SO BB IBB HBP BLK WP HR S P ERA WHIP	IP WLS BF H R ER SO BB IBB HBP BLK WP HR S P ERA WHIP	IP WLS BF H R ER SO BB IBB HBP BLK WP HR S P ERA WHIP	IP WLS BF H R ER SO BB IBB HBP BLK WP HR S P ERA WHIP	IP WLS BF H R ER SO BB IBB HBP BLK WP HR S P ERA WHIP	IP WLS BF H R ER SO BB IBB HBP BLK WP HR S P ERA WHIP	IP WLS BF H R ER SO BB IBB HBP BLK WP HR S P ERA WHIP	IP WLS BF H R ER SO BB IBB HBP BLK WP HR S P ERA WHIP	IP WLS BF H R ER SO BB IBB HBP BLK WP HR S P ERA WHIP	IP WLS BF H R ER SO BB IBB HBP BLK WP HR S P ERA WHIP	IP WLS BF H R ER SO BB IBB HBP BLK WP HR S P ERA WHIP	IP WLS BF H R ER SO BB IBB HBP BLK WP HR S P ERA WHIP	IP WLS BF H R ER SO BB IBB HBP BLK WP HR S P ERA WHIP	IP WLS BF H R ER SO BB IBB HBP BLK WP HR S P ERA WHIP	IP WLS BF H R ER SO BB IBB HBP BLK WP HR S P ERA WHIP	IP WLS BF H R ER SO BB IBB HBP BLK WP HR S P ERA WHIP	IP WLS BF H R ER SO BB IBB HBP BLK WP HR S P ERA WHIP	IP WLS BF H R ER SO BB IBB HBP BLK WP HR S P ERA WHIP	IP WLS BF H R ER SO BB IBB HBP BLK WP HR S P ERA WHIP



AB 34
R 2
H 7
RBI 2
BB 5
SO 4
LOB 18



Batter	1	2	3	4	5	6	7	8	9	AB	R	H	RBI	BB	SO	LOB	BOTTOM						
6 Travis Buck, L OBP: 0.355, SLG: 0.385										3	0	0	1	0	0	1	Cleveland Indians @ Oakland Athletics McAfee Coliseum, Oakland, CA Sun Apr 06 2008, 4:05 PM EDT Att: 16,384 - Partly Cloudy - 53 F						
14 Mark Ellis, R OBP: 0.256, SLG: 0.346										4	0	0	0	0	1	1							
10 Daric Barton, L OBP: 0.355, SLG: 0.385										4	0	0	0	0	2	0							
5 Mike Sweeney, R OBP: 0.375, SLG: 0.211										3	0	1	0	1	0	0							
12 Donnie Murphy, R OBP: 0.250, SLG: 0.391										4	0	0	0	0	0	2							
7 Bobby Crosby, R OBP: 0.321, SLG: 0.346										3	0	0	0	1	0	2							
22 Jack Hannahan, L OBP: 0.280, SLG: 0.364										3	0	0	0	0	1	1							
8 Kurt Suzuki, R OBP: 0.423, SLG: 0.458										3	1	2	0	0	0	1							
15 Ryan Sweeney, L OBP: 0.455, SLG: 0.455										2	0	1	0	0	1	1							
32 Jack Cust, L OBP: 0.348, SLG: 0.389										1	0	0	0	0	1	0							
Inning Stats	R: 0 H: 0 E: 0 K: 0 S: 13	H: 0 LOB: 0 BB: 0 P: 19	R: 0 H: 0 E: 0 K: 0 S: 4	H: 0 LOB: 0 BB: 0 P: 8	R: 1 H: 2 E: 0 K: 0 S: 13	H: 2 LOB: 1 BB: 0 P: 20	R: 0 H: 1 E: 0 K: 0 S: 11	H: 1 LOB: 1 BB: 0 P: 16	R: 0 H: 0 E: 0 K: 2 S: 8	H: 0 LOB: 0 BB: 0 P: 13	R: 0 H: 0 E: 0 K: 0 S: 14	H: 0 LOB: 0 BB: 1 P: 21	R: 0 H: 0 E: 0 K: 1 S: 8	H: 0 LOB: 0 BB: 0 P: 10	R: 0 H: 0 E: 0 K: 1 S: 11	H: 0 LOB: 1 BB: 1 P: 19	1B: 4 2B: 0 3B: 0 HR: 0	SF: 1 SAC: 0 DP: 0 HBP: 0	WP: 0 PB: 1 SB: 0 CS: 0	PA: 33			
PITCHER	IP WLS BF H R ER SO BB IBB HBP BLK WP HR S P ERA WHIP	IP WLS BF H R ER SO BB IBB HBP BLK WP HR S P ERA WHIP	IP WLS BF H R ER SO BB IBB HBP BLK WP HR S P ERA WHIP	IP WLS BF H R ER SO BB IBB HBP BLK WP HR S P ERA WHIP	IP WLS BF H R ER SO BB IBB HBP BLK WP HR S P ERA WHIP	IP WLS BF H R ER SO BB IBB HBP BLK WP HR S P ERA WHIP	IP WLS BF H R ER SO BB IBB HBP BLK WP HR S P ERA WHIP	IP WLS BF H R ER SO BB IBB HBP BLK WP HR S P ERA WHIP	IP WLS BF H R ER SO BB IBB HBP BLK WP HR S P ERA WHIP	IP WLS BF H R ER SO BB IBB HBP BLK WP HR S P ERA WHIP	IP WLS BF H R ER SO BB IBB HBP BLK WP HR S P ERA WHIP	IP WLS BF H R ER SO BB IBB HBP BLK WP HR S P ERA WHIP	IP WLS BF H R ER SO BB IBB HBP BLK WP HR S P ERA WHIP	IP WLS BF H R ER SO BB IBB HBP BLK WP HR S P ERA WHIP	IP WLS BF H R ER SO BB IBB HBP BLK WP HR S P ERA WHIP	IP WLS BF H R ER SO BB IBB HBP BLK WP HR S P ERA WHIP	IP WLS BF H R ER SO BB IBB HBP BLK WP HR S P ERA WHIP	IP WLS BF H R ER SO BB IBB HBP BLK WP HR S P ERA WHIP	IP WLS BF H R ER SO BB IBB HBP BLK WP HR S P ERA WHIP	IP WLS BF H R ER SO BB IBB HBP BLK WP HR S P ERA WHIP	IP WLS BF H R ER SO BB IBB HBP BLK WP HR S P ERA WHIP	IP WLS BF H R ER SO BB IBB HBP BLK WP HR S P ERA WHIP	IP WLS BF H R ER SO BB IBB HBP BLK WP HR S P ERA WHIP

AB 30
R 1
H 4
RBI 1
SO 6
LOB 9



Batter	1	2	3	4	5	6	7	8	9	AB	R	H	RBI	BB	SO	LOB	TOP			
6 Travis Buck, L OBP: 0.103, SLG: 0.111	P2	14 3B 2B		G4-3		5 BB 32 FC3-6 1B		G3-1	F7	6	2	2	1	0	0	1	Oakland Athletics @ Toronto Blue Jays Rogers Centre, Toronto, ON Tue Apr 08 2008, 7:07 PM EDT Att: 31,336 - Roof Closed - 68 F livebaseballscorecards.com AB 39 R 9 H 13 RBI 8 BB 6 SO 4 LOB 14 			
14 Mark Ellis, R OBP: 0.278, SLG: 0.452	G5-3	10 SF7 3B				L4		L5		5	1	2	1	0	0	1				
10 Daric Barton, L OBP: 0.389, SLG: 0.393	5 2B 1B	SF7		K		32 E BB		BB		2	2	1	1	2	1	1				
5 Mike Sweeney, R OBP: 0.414, SLG: 0.273	1H 2B	G6-3		F9		32 FC3-6 BB		BB		3	0	1	1	2	0	1				
32 Jack Cust, L Emil Brown, R OBP: 0.286, SLG: 0.304 OBP: 0.250, SLG: 0.391	G4-3			G3-1		G4-3		FC3-6	F7	5	0	0	1	0	0	4				
7 Bobby Crosby, R OBP: 0.303, SLG: 0.323		8 WP 22 BB 8 G6-3 1B		G6-3		G6-3		F7		5	1	1	0	0	0	1				
22 Jack Hannahan, L OBP: 0.333, SLG: 0.360		15 WP 2B BB		1B		1B		K	K	3	1	1	0	2	2	0				
8 Kurt Suzuki, R OBP: 0.452, SLG: 0.483		G6-3		1B		1B		G6-3	15 3B 1B	5	1	3	1	0	0	1				
15 Ryan Sweeney, L OBP: 0.438, SLG: 0.625	2H 2B	6 2B 2B		G3		G3-1		K	1H 3B	5	1	2	2	0	1	4				
Inning Stats	R: 1 E: 0 K: 0 S: 14	H: 2 LOB: 1 BB: 0 P: 16	R: 5 E: 0 K: 0 S: 17	H: 4 LOB: 0 BB: 1 P: 31	R: 0 E: 0 K: 0 S: 13	H: 2 LOB: 2 BB: 0 P: 20	R: 0 E: 0 K: 1 S: 9	H: 1 LOB: 1 BB: 0 P: 15	R: 0 E: 0 K: 0 S: 8	H: 0 LOB: 0 BB: 0 P: 15	R: 0 E: 0 K: 2 S: 10	H: 0 LOB: 0 BB: 0 P: 15	R: 0 E: 0 K: 0 S: 11	H: 0 LOB: 2 BB: 2 P: 22	R: 1 E: 0 K: 1 S: 13	H: 2 LOB: 1 BB: 0 P: 21		1B: 7 2B: 4 3B: 2 HR: 0	SF: 1 2B: 4 3B: 2 HBP: 0	WP: 1 PB: 0 SB: 0 CS: 0
PITCHER	IP WLS BF H R ER SO BB IBB HBP BLK WP HR S P ERA WHIP	IP WLS BF H R ER SO BB IBB HBP BLK WP HR S P ERA WHIP	IP WLS BF H R ER SO BB IBB HBP BLK WP HR S P ERA WHIP	IP WLS BF H R ER SO BB IBB HBP BLK WP HR S P ERA WHIP	IP WLS BF H R ER SO BB IBB HBP BLK WP HR S P ERA WHIP	IP WLS BF H R ER SO BB IBB HBP BLK WP HR S P ERA WHIP	IP WLS BF H R ER SO BB IBB HBP BLK WP HR S P ERA WHIP	IP WLS BF H R ER SO BB IBB HBP BLK WP HR S P ERA WHIP	IP WLS BF H R ER SO BB IBB HBP BLK WP HR S P ERA WHIP	IP WLS BF H R ER SO BB IBB HBP BLK WP HR S P ERA WHIP	IP WLS BF H R ER SO BB IBB HBP BLK WP HR S P ERA WHIP	IP WLS BF H R ER SO BB IBB HBP BLK WP HR S P ERA WHIP	IP WLS BF H R ER SO BB IBB HBP BLK WP HR S P ERA WHIP	IP WLS BF H R ER SO BB IBB HBP BLK WP HR S P ERA WHIP	IP WLS BF H R ER SO BB IBB HBP BLK WP HR S P ERA WHIP	IP WLS BF H R ER SO BB IBB HBP BLK WP HR S P ERA WHIP	IP WLS BF H R ER SO BB IBB HBP BLK WP HR S P ERA WHIP			
A.J. Burnett, R ERA: 6.75	4.2	26	10	6	6	1	2	0	0	0	0	0	0	0	0	0	11.57	2.571		
56 Brian Tallet, L ERA: 1.8	1.0	6	1	2	1	0	2	0	0	0	0	0	0	0	0	0	14	25	9.00	3.000
40 Brian Wolfe, R ERA: 2.7	1.1	4	0	0	0	2	0	0	0	0	0	0	0	0	0	0	12	19	0.00	0.000
22 Brandon League, R ERA: 2.55	1.0	5	0	0	0	0	2	0	0	0	0	0	0	0	0	0	11	22	0.00	2.000
49 Jeremy Accardo, R ERA: 2.25	1.0	L 5	2	1	1	1	0	0	0	0	0	0	0	0	0	0	13	21	9.00	2.000
PITCHER	IP WLS BF H R ER SO BB IBB HBP BLK WP HR S P ERA WHIP	IP WLS BF H R ER SO BB IBB HBP BLK WP HR S P ERA WHIP	IP WLS BF H R ER SO BB IBB HBP BLK WP HR S P ERA WHIP	IP WLS BF H R ER SO BB IBB HBP BLK WP HR S P ERA WHIP	IP WLS BF H R ER SO BB IBB HBP BLK WP HR S P ERA WHIP	IP WLS BF H R ER SO BB IBB HBP BLK WP HR S P ERA WHIP	IP WLS BF H R ER SO BB IBB HBP BLK WP HR S P ERA WHIP	IP WLS BF H R ER SO BB IBB HBP BLK WP HR S P ERA WHIP	IP WLS BF H R ER SO BB IBB HBP BLK WP HR S P ERA WHIP	IP WLS BF H R ER SO BB IBB HBP BLK WP HR S P ERA WHIP	IP WLS BF H R ER SO BB IBB HBP BLK WP HR S P ERA WHIP	IP WLS BF H R ER SO BB IBB HBP BLK WP HR S P ERA WHIP	IP WLS BF H R ER SO BB IBB HBP BLK WP HR S P ERA WHIP	IP WLS BF H R ER SO BB IBB HBP BLK WP HR S P ERA WHIP	IP WLS BF H R ER SO BB IBB HBP BLK WP HR S P ERA WHIP	IP WLS BF H R ER SO BB IBB HBP BLK WP HR S P ERA WHIP	IP WLS BF H R ER SO BB IBB HBP BLK WP HR S P ERA WHIP			
11 David Eckstein, R OBP: 0.286, SLG: 0.269	G6-3	E5		G4-6-3 1B		G4-6-3 1B		F8	G6-3	5	0	1	1	0	0	0	Oakland Athletics @ Toronto Blue Jays Rogers Centre, Toronto, ON Tue Apr 08 2008, 7:07 PM EDT Att: 31,336 - Roof Closed - 68 F livebaseballscorecards.com AB 38 R 8 H 12 RBI 8 BB 2 SO 6 LOB 10 			
Matt Stairs, L OBP: 0.188, SLG: 0.375	15 1B 10 HR 1B	G4-6-3		G4-6-3		G4-6-3		G4-3	G4-3	5	1	1	0	0	2					
15 Alex Rios, R OBP: 0.500, SLG: 0.478	10 HR 1B			K		L9		G6-3	BB	4	1	1	0	1	1					
10 Vernon Wells, R OBP: 0.400, SLG: 0.692	HR 1B			K		P4		HR 2B	K	5	2	2	3	0	2					
Frank Thomas, R OBP: 0.296, SLG: 0.640	P3			K		F8		HR		4	1	1	2	0	1					
35 Lyle Overbay, L OBP: 0.321, SLG: 0.370	2 1B 1B			2 HR 1B		K		K		4	1	2	0	0	2					
2 Aaron Hill, R OBP: 0.464, SLG: 0.630	1B			HR 1B		1B		1B		4	1	4	2	0	0					
19 Marco Scutaro, R OBP: 0.346, SLG: 0.150	F8			9 G3 11 1B BB		F7		F8		3	1	0	0	1	0					
9 Gregg Zaun, S OBP: 0.188, SLG: 0.250	F7			G3		G6-3		G6-3		3	0	0	0	0	2					
23 Shannon Stewart, R, PH OBP: 0.250, SLG: 0.200										1	0	0	0	0	0					
20 Rod Barajas, R OBP: 0.250, SLG: 0.375										0	0	0	0	0	0					
Inning Stats	R: 3 E: 0 K: 0 S: 17	H: 5 LOB: 2 BB: 0 P: 23	R: 0 E: 1 K: 0 S: 10	H: 0 LOB: 0 BB: 0 P: 11	R: 0 E: 0 K: 3 S: 12	H: 0 LOB: 0 BB: 0 P: 18	R: 3 E: 1 K: 0 S: 13	H: 3 LOB: 0 BB: 1 P: 25	R: 0 E: 0 K: 1 S: 9	H: 1 LOB: 1 BB: 0 P: 14	R: 0 E: 0 K: 0 S: 5	H: 0 LOB: 0 BB: 0 P: 7	R: 0 E: 0 K: 1 S: 12	H: 3 LOB: 1 BB: 0 P: 20	R: 0 E: 0 K: 1 S: 10	H: 0 LOB: 1 BB: 1 P: 16	1B: 8 2B: 1 3B: 0 HR: 3	SF: 0 2B: 1 3B: 0 HBP: 0	WP: 0 PB: 0 SB: 0 CS: 0	PA: 40
PITCHER	IP WLS BF H R ER SO BB IBB HBP BLK WP HR S P ERA WHIP	IP WLS BF H R ER SO BB IBB HBP BLK WP HR S P ERA WHIP	IP WLS BF H R ER SO BB IBB HBP BLK WP HR S P ERA WHIP	IP WLS BF H R ER SO BB IBB HBP BLK WP HR S P ERA WHIP	IP WLS BF H R ER SO BB IBB HBP BLK WP HR S P ERA WHIP	IP WLS BF H R ER SO BB IBB HBP BLK WP HR S P ERA WHIP	IP WLS BF H R ER SO BB IBB HBP BLK WP HR S P ERA WHIP	IP WLS BF H R ER SO BB IBB HBP BLK WP HR S P ERA WHIP	IP WLS BF H R ER SO BB IBB HBP BLK WP HR S P ERA WHIP	IP WLS BF H R ER SO BB IBB HBP BLK WP HR S P ERA WHIP	IP WLS BF H R ER SO BB IBB HBP BLK WP HR S P ERA WHIP	IP WLS BF H R ER SO BB IBB HBP BLK WP HR S P ERA WHIP	IP WLS BF H R ER SO BB IBB HBP BLK WP HR S P ERA WHIP	IP WLS BF H R ER SO BB IBB HBP BLK WP HR S P ERA WHIP	IP WLS BF H R ER SO BB IBB HBP BLK WP HR S P ERA WHIP	IP WLS BF H R ER SO BB IBB HBP BLK WP HR S P ERA WHIP	IP WLS BF H R ER SO BB IBB HBP BLK WP HR S P ERA WHIP			
Chad Gaudin, R ERA: 11.25	4.0	20	8	6	5	3	1	0	0	0	0	0	0	0	0	0	11.25	2.250		
59 Andrew Brown, R ERA: 1.5	2.0	7	1	0	0	1	0	0	0	0	0	0	0	0	0	0	17	27	0.00	0.500
29 Keith Foulke, R ERA: 1.5	1.0	H 3	0	0	0	0	0	0	0	0	0	0	0	0	0	0	5	7	0.00	0.000
Alan Embree, L ERA: 5.4	1.0	W 6	3	2	2	1	0	0	0	0	0	1	0	0	0	0	12	20	18.00	3.000
Huston Street, R ERA: 9.64	1.0	S 4	0	0	0	1	1	0	0	0	0	0	0	0	0	0	10	16	0.00	1.000

Batter	1	2	3	4	5	6	7	8	9	AB	R	H	RBI	BB	SO	LOB	TOP				
6 Travis Buck, L OBP: 0.176, SLG: 0.226										4	1	2	0	0	1	1					
14 Mark Ellis, R OBP: 0.341, SLG: 0.556										5	1	4	1	0	0	0					
10 Daric Barton, L OBP: 0.366, SLG: 0.344										4	1	0	0	1	2	3					
32 Jack Cust, L OBP: 0.303, SLG: 0.269									3	1	0	0	2	3	4						
19 Chris Denorfia, R OBP: 0.143, SLG: 0.143									5	1	2	1	0	0	4						
Emil Brown, R OBP: 0.276, SLG: 0.393									5	0	3	3	0	0	3						
7 Bobby Crosby, R OBP: 0.342, SLG: 0.417									4	0	0	1	1	2	4						
22 Jack Hannahan, L OBP: 0.314, SLG: 0.310									4	0	0	1	1	2	4						
8 Kurt Suzuki, R OBP: 0.417, SLG: 0.424									4	0	0	0	1	1	4						
15 Ryan Sweeney, L OBP: 0.400, SLG: 0.526									3	0	0	0	1	1	6						
Inning Stats	R: 0 H: 2 E: 0 K: 2 S: 11	H: 2 LOB: 1 BB: 0 P: 19	R: 0 H: 0 E: 0 K: 1 S: 8	H: 0 LOB: 0 BB: 0 P: 12	R: 0 H: 0 E: 0 K: 2 S: 9	H: 0 LOB: 0 BB: 0 P: 13	R: 2 H: 3 E: 0 K: 1 S: 17	H: 3 LOB: 3 BB: 2 P: 28	R: 0 H: 0 E: 0 K: 0 S: 10	H: 0 LOB: 1 BB: 1 P: 19	R: 0 H: 0 E: 0 K: 1 S: 8	H: 0 LOB: 0 BB: 0 P: 12	R: 0 H: 2 E: 0 K: 1 S: 10	H: 2 LOB: 2 BB: 1 P: 23	R: 4 H: 2 E: 0 K: 1 S: 17	H: 2 LOB: 1 BB: 1 P: 35	1B: 6 2B: 4 3B: 1 HR: 0	SF: 0 SAC: 0 DP: 1 HBP: 1	WP: 1 PB: 0 SB: 2 CS: 0	PA: 44	
PITCHER	IP: 5.0 WLS: 3 BF: 24 ERA: 3.27	WLS: 3 BF: 24 ERA: 3.27	H: 7 R: 2 ER: 2 SO: 7	H: 2 R: 0 ER: 0 SO: 2	H: 2 R: 0 ER: 0 SO: 2	H: 2 R: 0 ER: 0 SO: 2	BB: 3 IBB: 0 HBP: 0 BLK: 0	BB: 0 IBB: 0 HBP: 0 BLK: 0	WP: 0 HR: 0 S: 65 P: 101	HR: 0 S: 15 P: 0.00	HR: 0 S: 20 P: 0.00	HR: 0 S: 15 P: 0.00	HR: 0 S: 10 P: 0.00	HR: 0 S: 23 P: 108.00	HR: 0 S: 12 P: 1.500	ERA: 3.27 WHIP: 2.000					

Oakland Athletics @ Toronto Blue Jays
Rogers Centre, Toronto, ON
Wed Apr 09 2008, 7:07 PM EDT
Att: 16,102 - Roof Closed - 68 F

AB	37
R	6
H	11
RBI	6
BB	6
SO	10
LOB	29



Batter	1	2	3	4	5	6	7	8	9	AB	R	H	RBI	BB	SO	LOB	BOTTOM					
11 David Eckstein, R OBP: 0.303, SLG: 0.267										4	1	1	0	0	1	1						
23 Shannon Stewart, R OBP: 0.400, SLG: 0.250										1	1	1	0	3	0	0						
21 Buck Coats, L										0	0	0	0	1	0	0						
Matt Stairs, L OBP: 0.235, SLG: 0.375										5	0	1	0	0	3	6						
15 Alex Rios, R OBP: 0.457, SLG: 0.429										4	1	1	1	1	1	6						
10 Vernon Wells, R OBP: 0.400, SLG: 0.633										4	1	1	1	1	1	6						
Frank Thomas, R OBP: 0.281, SLG: 0.552										4	0	0	0	1	1	4						
2 Aaron Hill, R OBP: 0.436, SLG: 0.586										2	0	0	1	1	1	0						
35 Lyle Overbay, L OBP: 0.313, SLG: 0.333										3	0	0	0	1	0	3						
19 Marco Scutaro, R OBP: 0.333, SLG: 0.130										3	0	0	0	1	1	0						
9 Gregg Zaun, S OBP: 0.200, SLG: 0.250										4	0	1	0	0	2							
Inning Stats	R: 3 H: 1 E: 1 K: 1 S: 20	H: 1 LOB: 1 BB: 2 P: 35	R: 0 H: 0 E: 0 K: 0 S: 7	H: 0 LOB: 0 BB: 0 P: 9	R: 0 H: 0 E: 0 K: 2 S: 9	H: 0 LOB: 0 BB: 1 P: 17	R: 0 H: 0 E: 0 K: 0 S: 5	H: 0 LOB: 0 BB: 0 P: 8	R: 0 H: 1 E: 0 K: 1 S: 12	H: 1 LOB: 1 BB: 0 P: 18	R: 0 H: 0 E: 0 K: 1 S: 6	H: 0 LOB: 3 BB: 2 P: 16	R: 0 H: 2 E: 0 K: 2 S: 13	H: 2 LOB: 3 BB: 1 P: 22	R: 0 H: 0 E: 0 K: 1 S: 15	H: 0 LOB: 2 BB: 2 P: 26	R: 0 H: 1 E: 0 K: 0 S: 14	H: 1 LOB: 2 BB: 1 P: 22	1B: 5 2B: 0 3B: 0 HR: 0	SF: 1 SAC: 0 DP: 1 HBP: 1	WP: 0 PB: 0 SB: 1 CS: 0	PA: 41
PITCHER	IP: 6.0 WLS: 3 BF: 25 ERA: 3.0	IP: 1.0 WLS: 0 BF: 6 ERA: 3.0	H: 2 R: 3 ER: 2 SO: 5	H: 2 R: 0 ER: 0 SO: 2	H: 2 R: 0 ER: 0 SO: 2	H: 2 R: 0 ER: 0 SO: 2	BB: 5 IBB: 0 HBP: 0 BLK: 0	BB: 0 IBB: 0 HBP: 0 BLK: 0	WP: 0 HR: 0 S: 59 P: 103	HR: 0 S: 13 P: 0.00	HR: 0 S: 22 P: 0.00	HR: 0 S: 15 P: 0.00	HR: 0 S: 26 P: 2.000	HR: 0 S: 14 P: 0.00	HR: 0 S: 22 P: 1.167	ERA: 3.0 WHIP: 3.000						

Oakland Athletics @ Toronto Blue Jays
Rogers Centre, Toronto, ON
Wed Apr 09 2008, 7:07 PM EDT
Att: 16,102 - Roof Closed - 68 F

AB	30
R	3
H	5
RBI	2
BB	9
SO	8
LOB	22



Batter	1	2	3	4	5	6	7	8	9	10	11	12	AB	R	H	RBI	BB	SO	LOB	TOP	
6 Travis Buck, L OBP: 0.225, SLG: 0.351 (1.9)													6	0	3	3	0	2	0		
14 Mark Ellis, R OBP: 0.340, SLG: 0.512 (1.4)													5	0	1	0	1	1	2		
10 Daric Barton, L OBP: 0.362, SLG: 0.324 (1.3)													5	0	1	0	1	4	5		
5 Mike Sweeney, R OBP: 0.362, SLG: 0.259 (1.10)													5	0	1	0	0	0	2		
32 Jack Cust, L OBP: 0.270, SLG: 0.233 (1.7)													4	0	0	0	0	2	2		
19 Chris Denorfia, R OBP: 0.250, SLG: 0.250 (10.8)													4	0	0	0	1	2	3		
7 Bobby Crosby, R OBP: 0.326, SLG: 0.375 (1.6)													4	1	0	0	1	1	3		
22 Jack Hannahan, L OBP: 0.300, SLG: 0.273 (1.5)													4	1	0	0	0	1	1		
8 Kurt Suzuki, R OBP: 0.380, SLG: 0.378 (1.2)													3	1	1	0	0	0	0		
15 Ryan Sweeney, L OBP: 0.391, SLG: 0.300 (1.8)													2	0	0	0	0	1	3		
Emil Brown, R OBP: 0.258, SLG: 0.367 (10.7, PH)																					
Inning Stats	R: 0 E: 0 K: 2 S: 11	H: 1 LOB: 1 BB: 0 P: 20	R: 0 E: 0 K: 1 S: 9	H: 0 LOB: 1 BB: 1 P: 18	R: 0 E: 0 K: 1 S: 9	H: 1 LOB: 1 BB: 0 P: 13	R: 0 E: 0 K: 1 S: 6	H: 0 LOB: 0 BB: 0 P: 9	R: 0 E: 0 K: 1 S: 13	H: 2 LOB: 2 BB: 0 P: 12	R: 0 E: 0 K: 2 S: 7	H: 0 LOB: 0 BB: 0 P: 13	R: 0 E: 0 K: 2 S: 9	H: 0 LOB: 0 BB: 0 P: 10	R: 0 E: 0 K: 0 S: 4	H: 0 LOB: 0 BB: 0 P: 10	R: 2 E: 0 K: 1 S: 12	H: 2 LOB: 3 BB: 2 P: 25	1B: 5 2B: 3 3B: 0 HR: 0	SF: 0 SAC: 0 DP: 1 HBP: 1	WP: 0 PA: 48
PITCHER	IP ERA WLS BF H R ER SO BB IBB HBP BLK WP HR S P ERA WHIP	28 Shaun Marcum, R ERA: 2.57 (1.1)	54 Jason Frasor, R ERA: 1.29 (8.1)	56 Brian Tallet, L ERA: 1.29 (9.1)	22 Brandon League, R ERA: 6.75 (11.1)	39 Jesse Carlson, L ERA: 6.75 (12.1)															

Oakland Athletics @ Toronto Blue Jays
Rogers Centre, Toronto, ON
Thu Apr 10 2008, 7:07 PM EDT
Att. 16,521 - Roof Closed - 68 F

AB 43
R 3
H 8
RBI 3
BB 4
SO 14
LOB 21

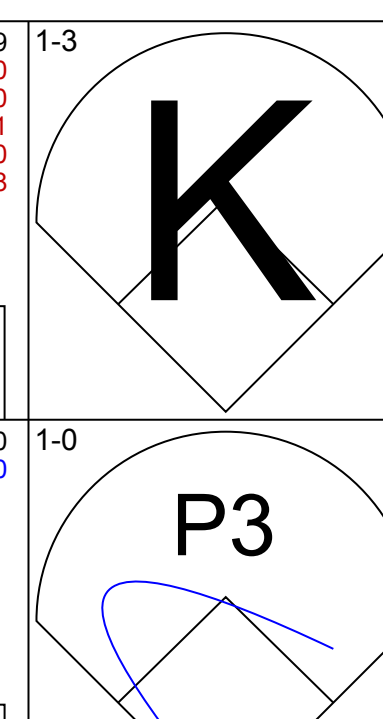
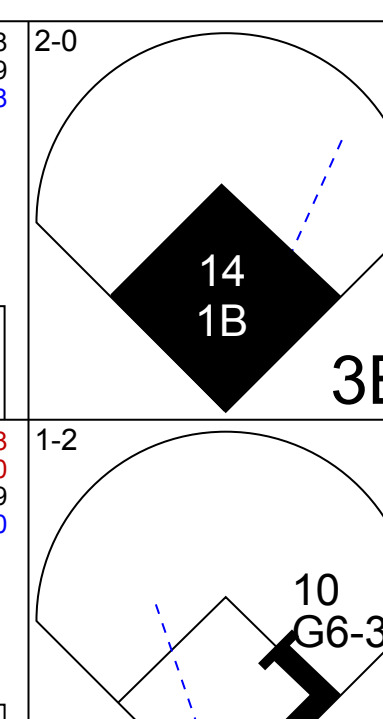
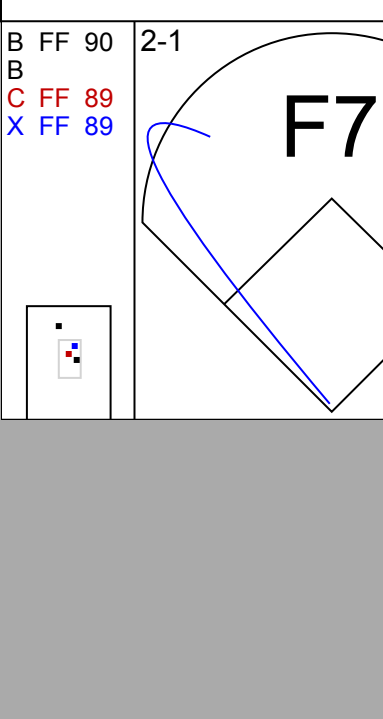
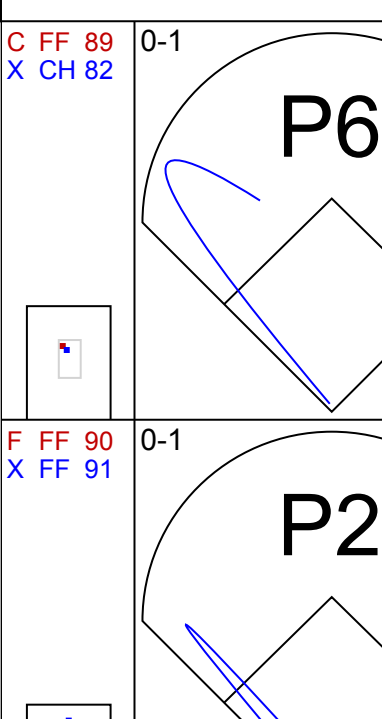
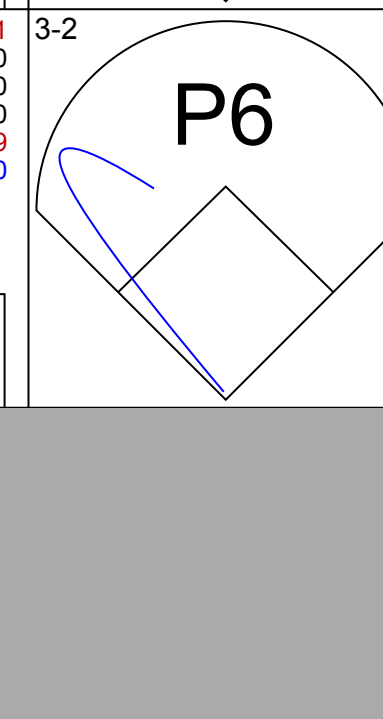
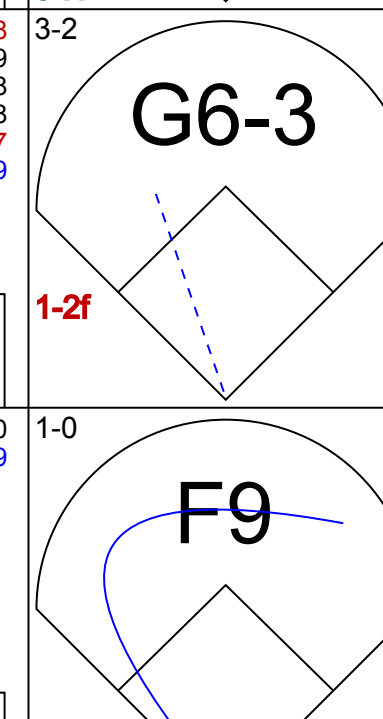





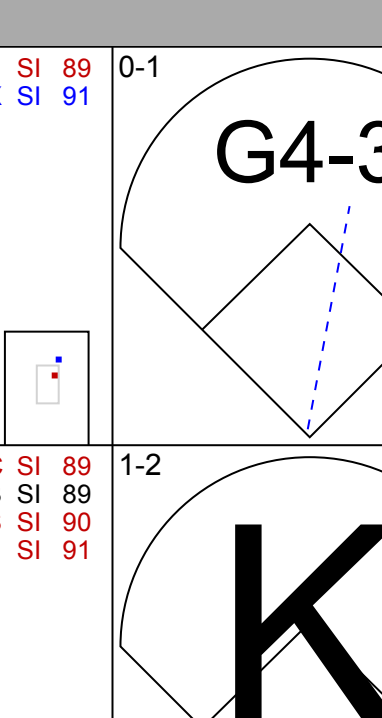
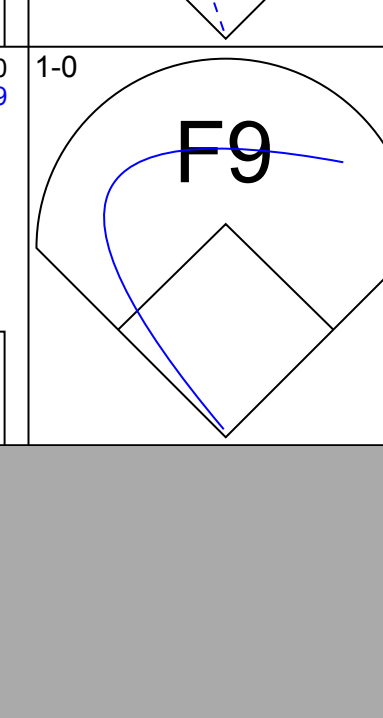



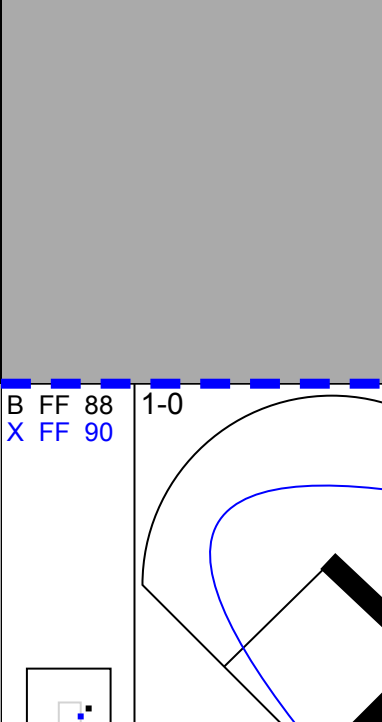
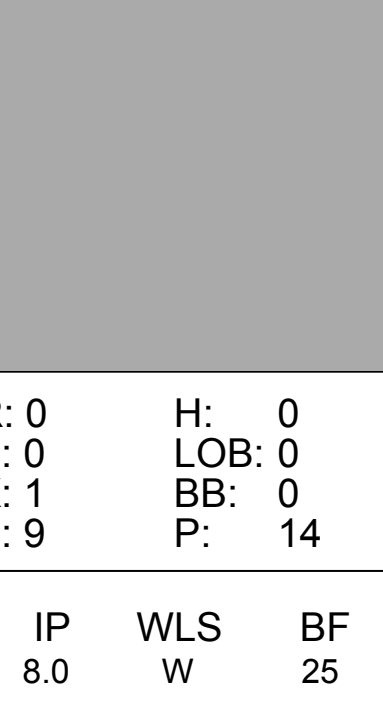
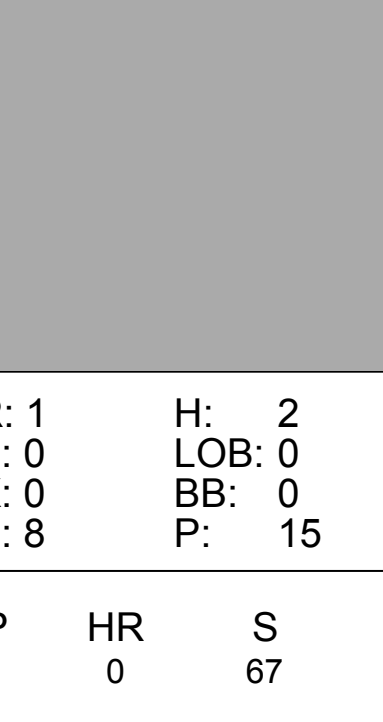
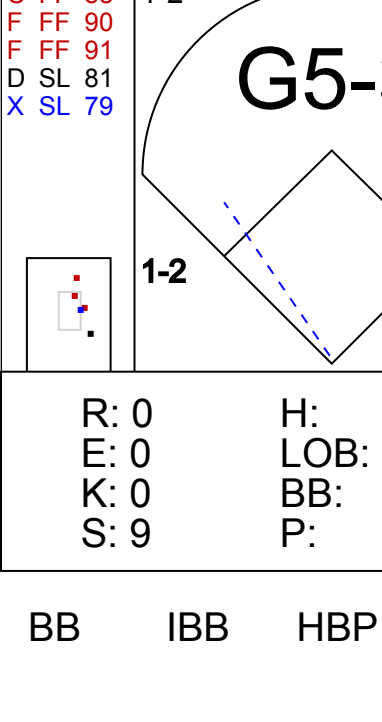
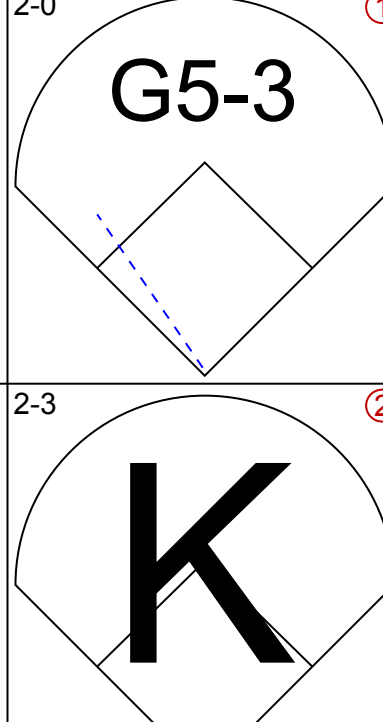

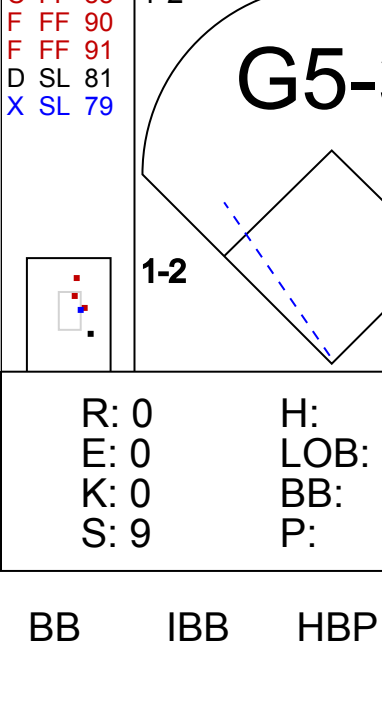

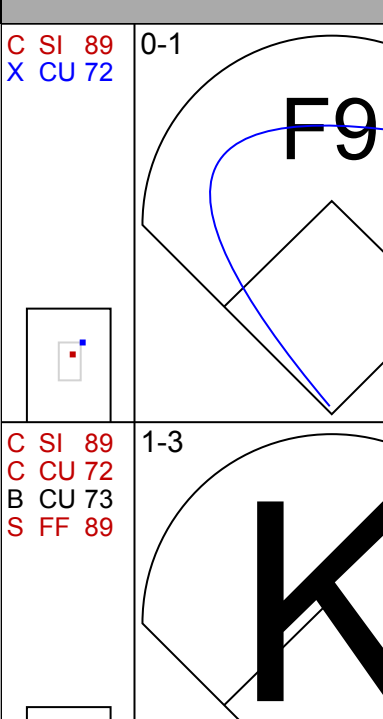
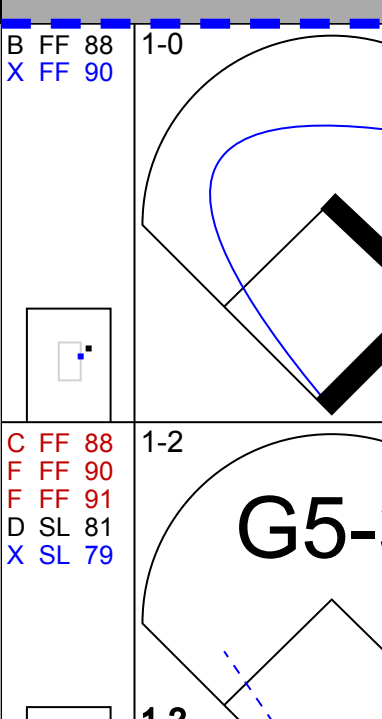
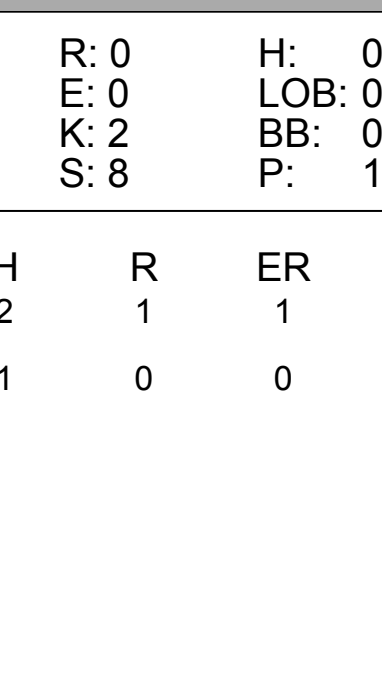
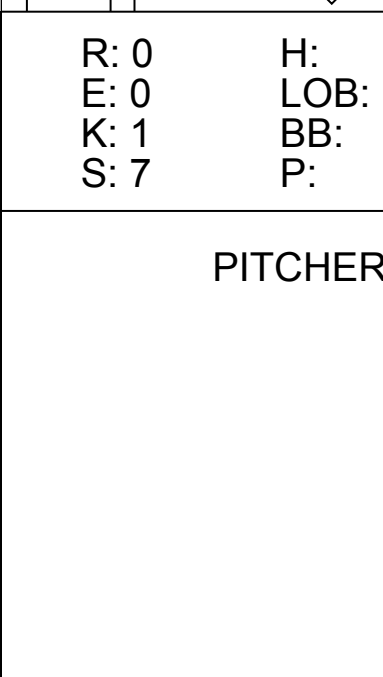
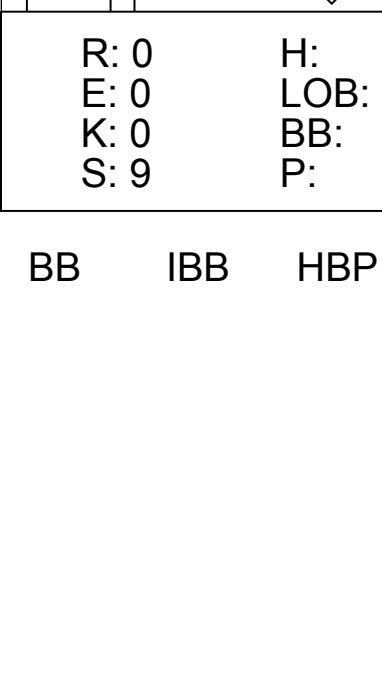


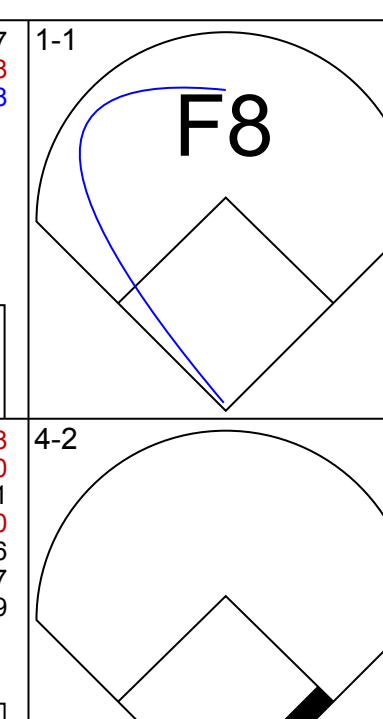
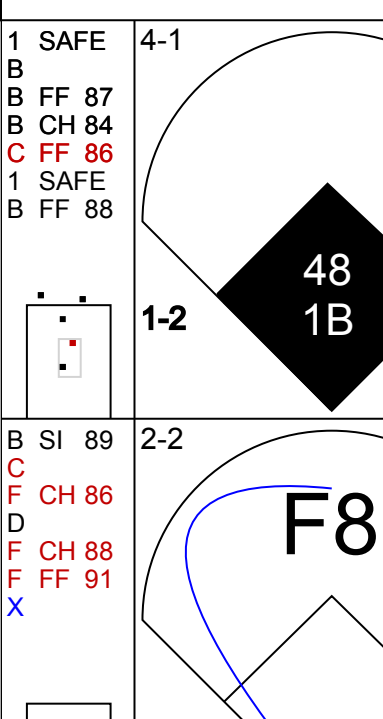
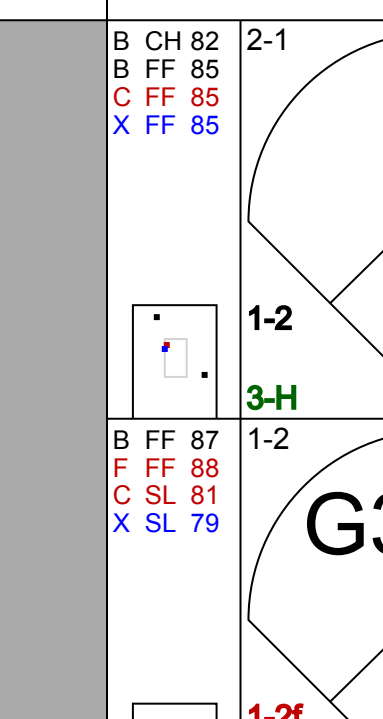
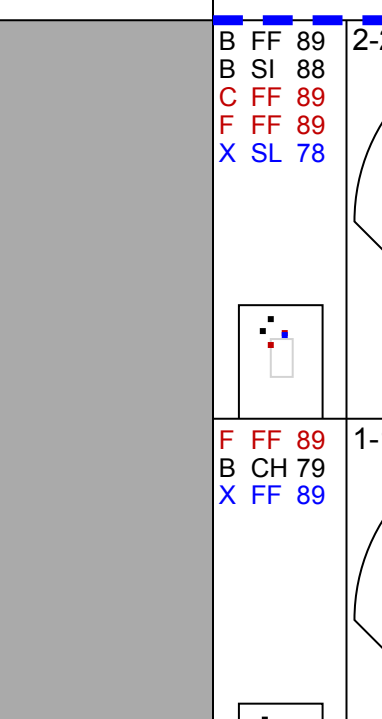
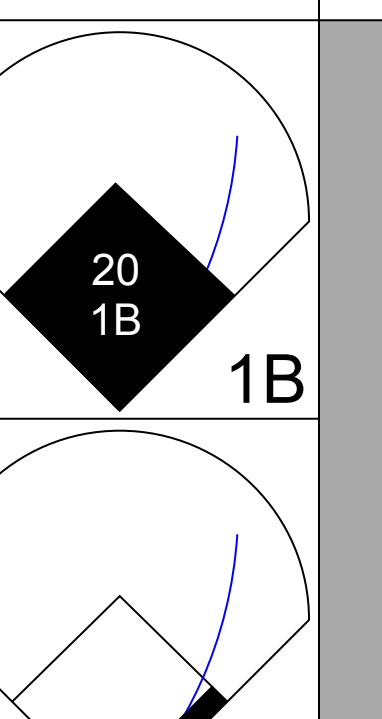
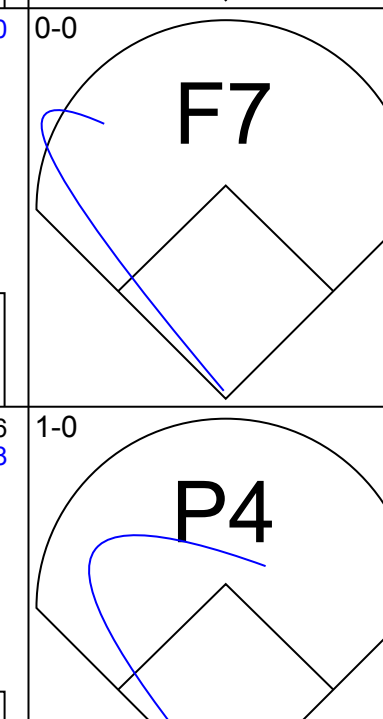
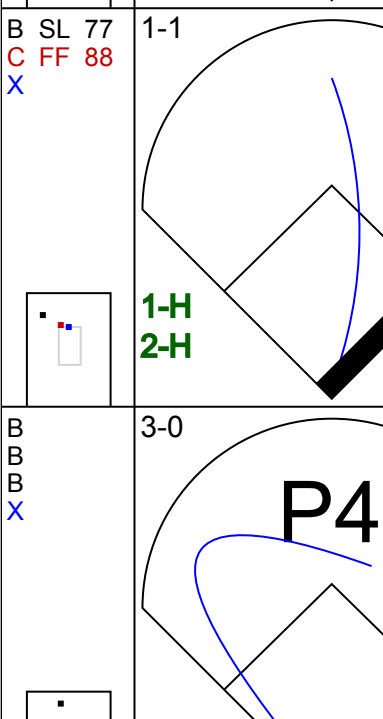
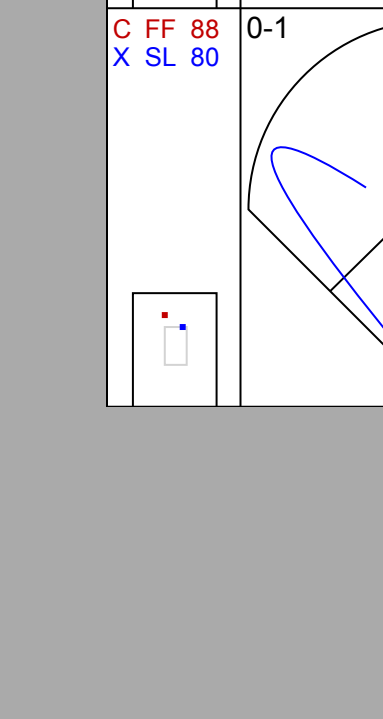
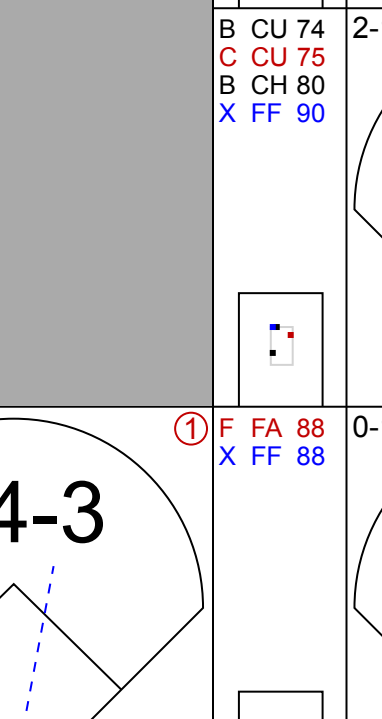
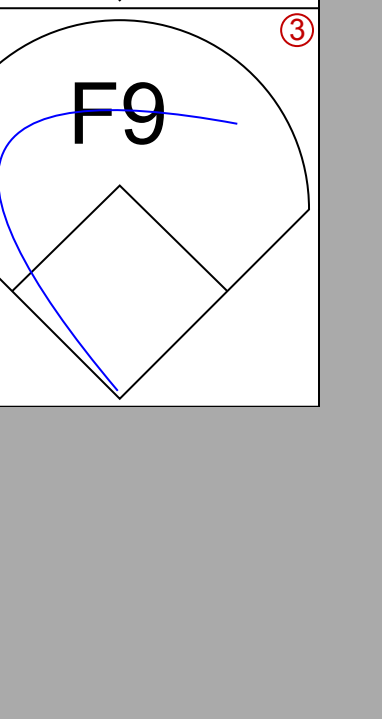


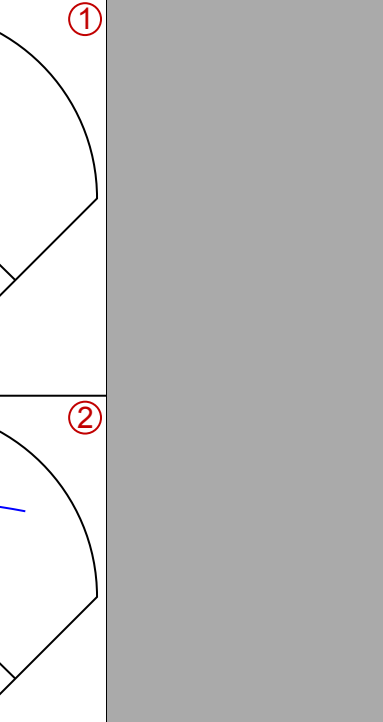
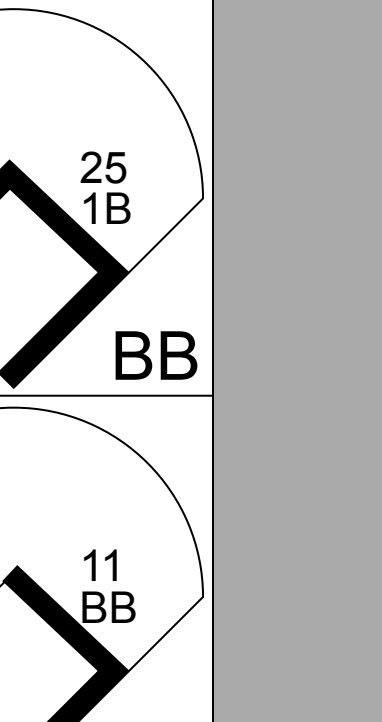
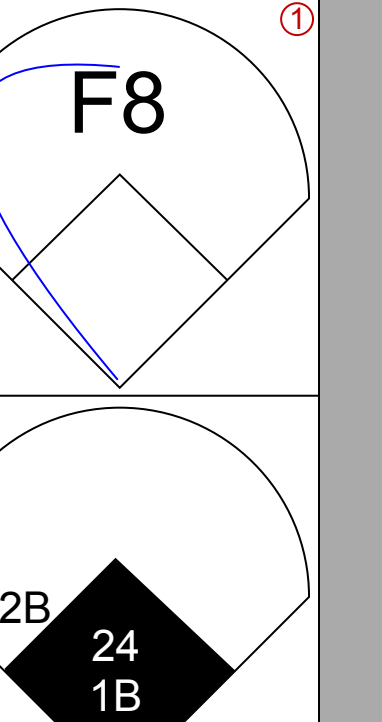

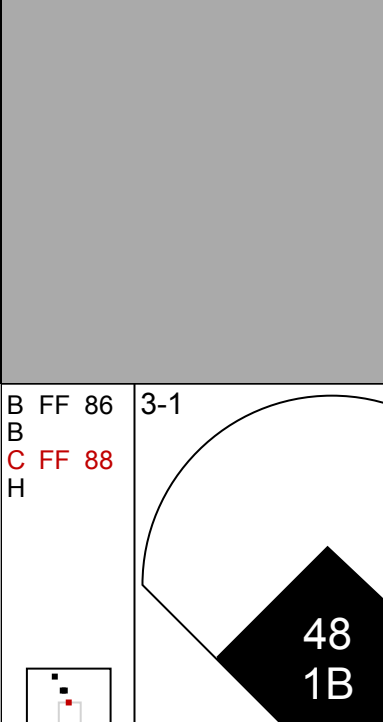
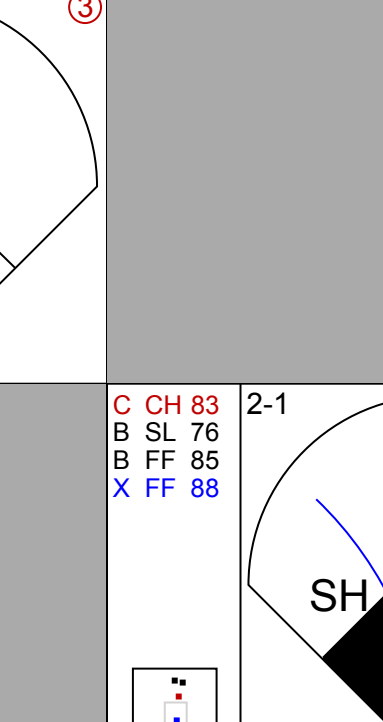
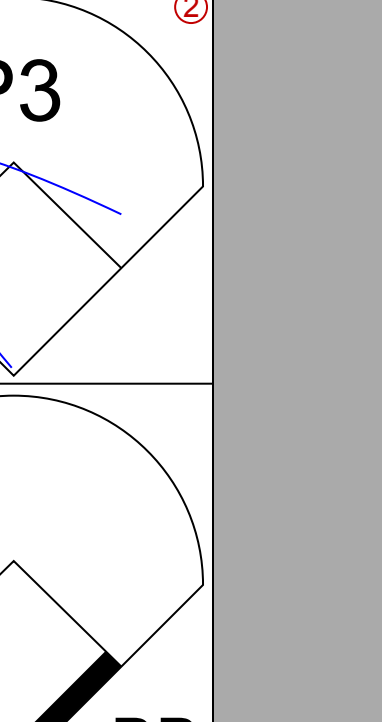
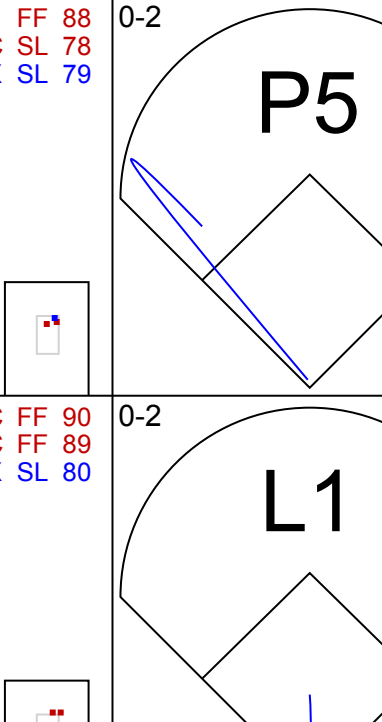
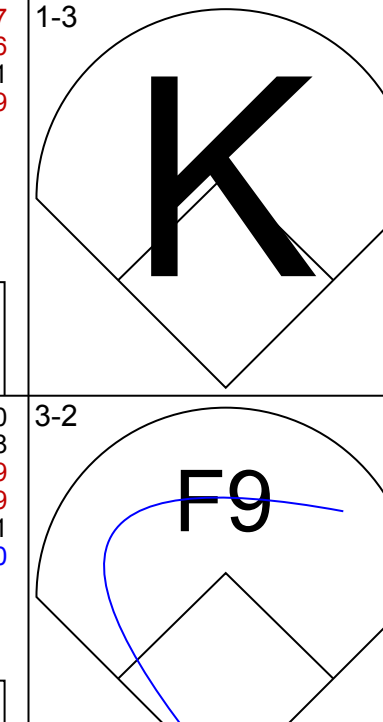
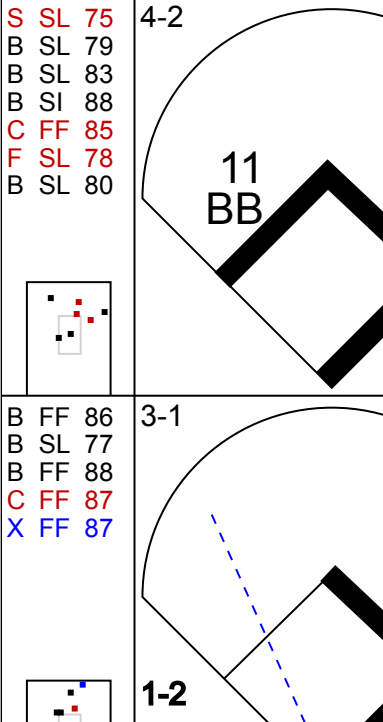
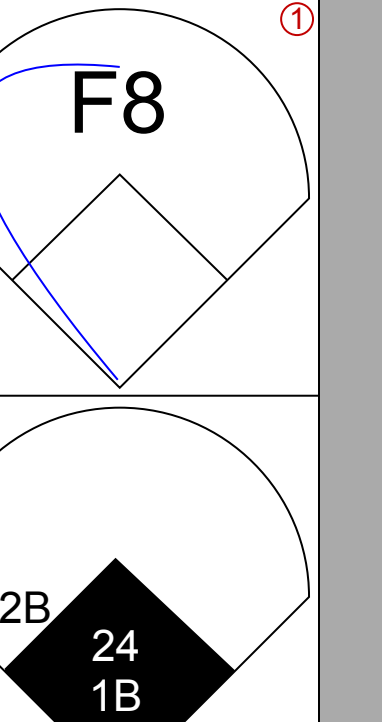

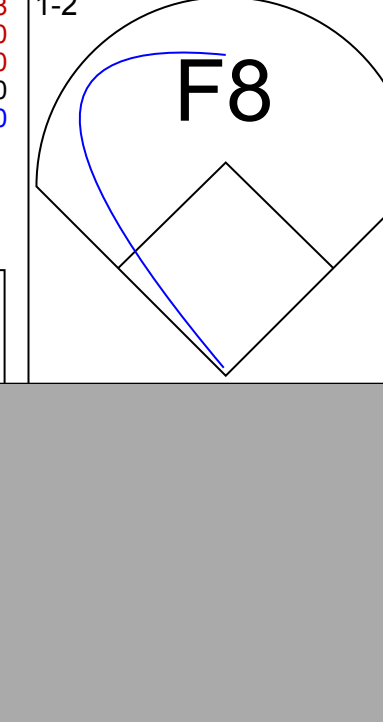
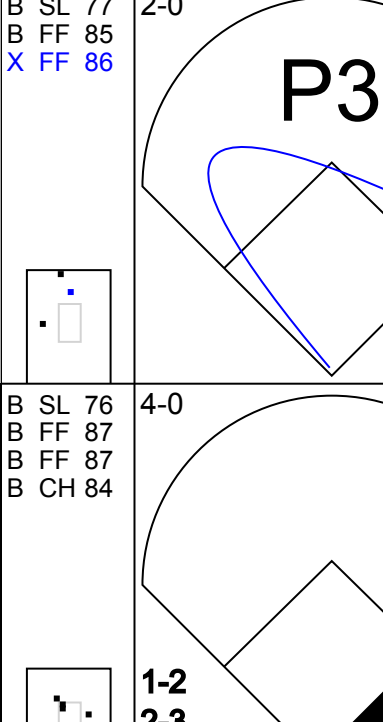
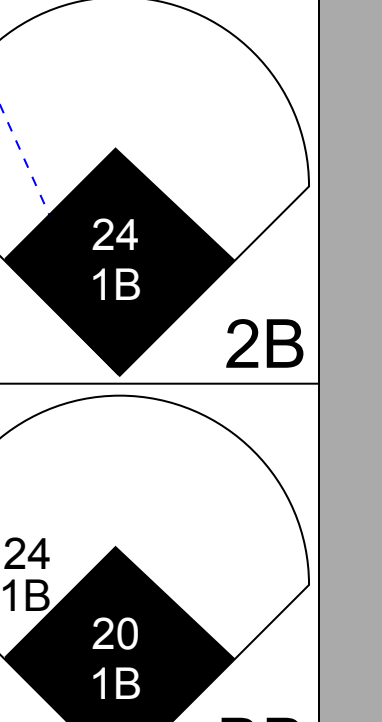
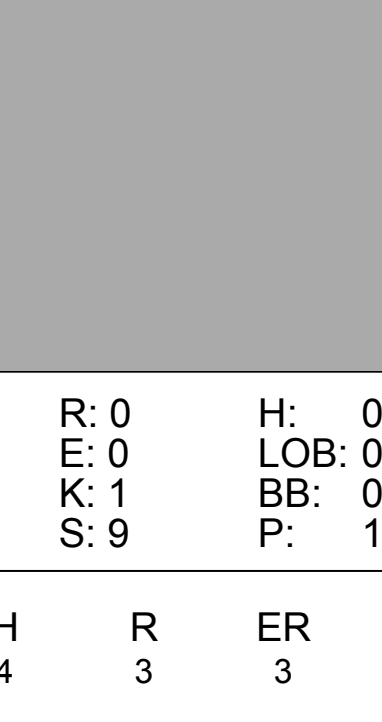

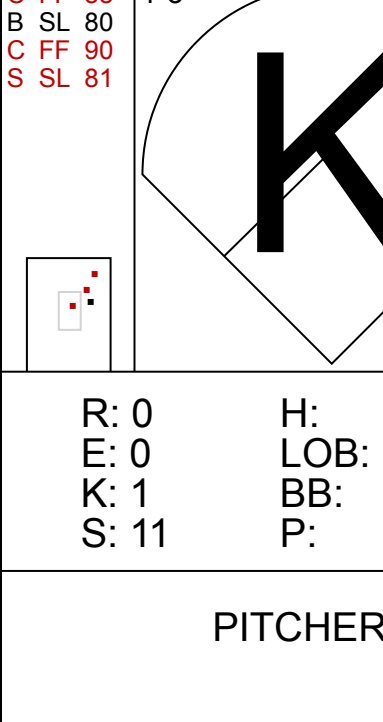
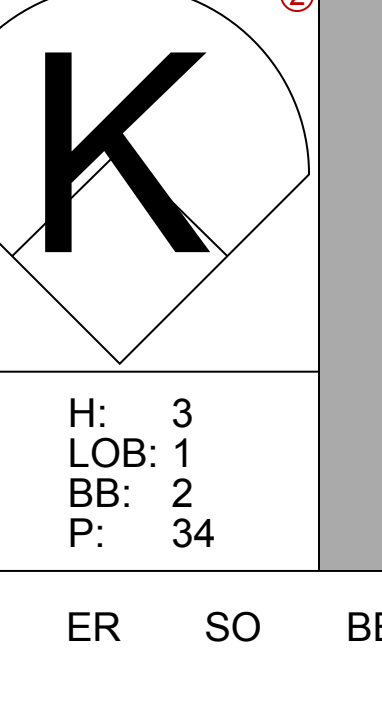
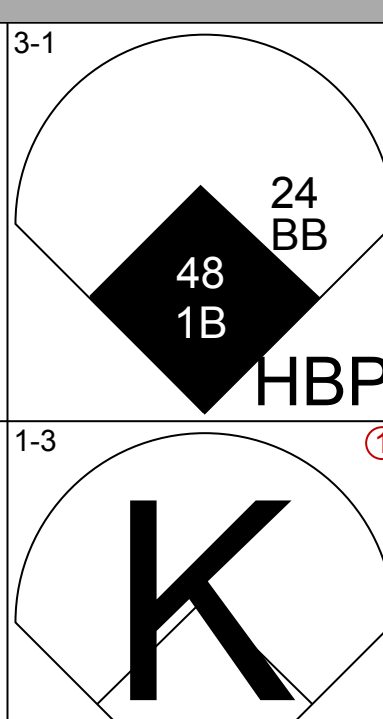
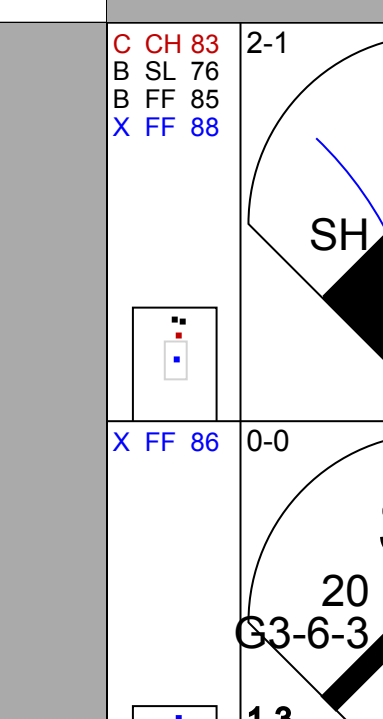
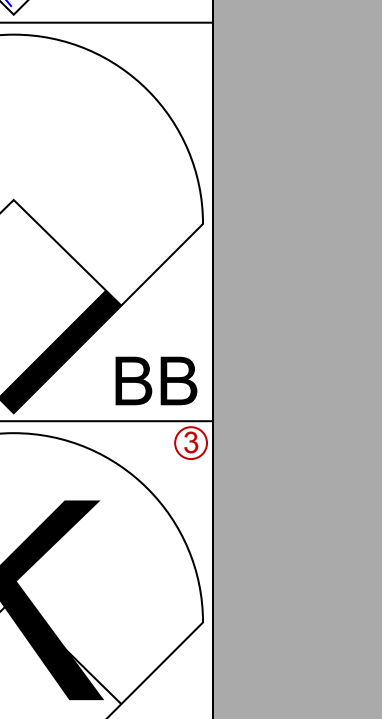
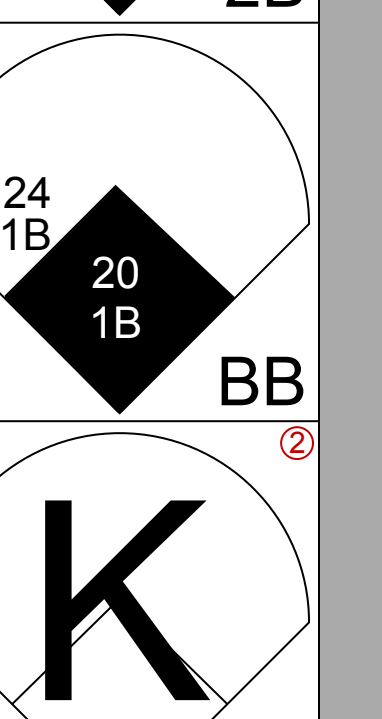
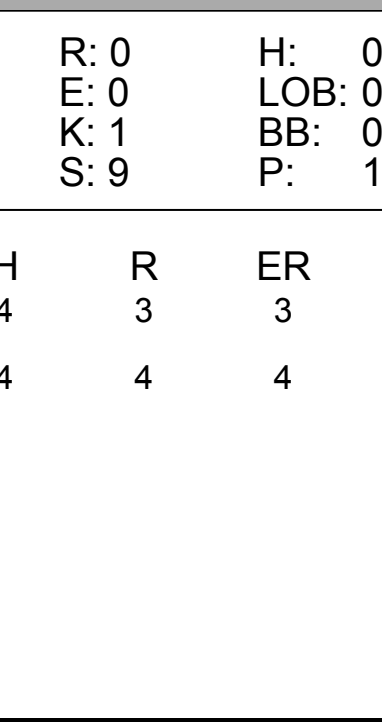
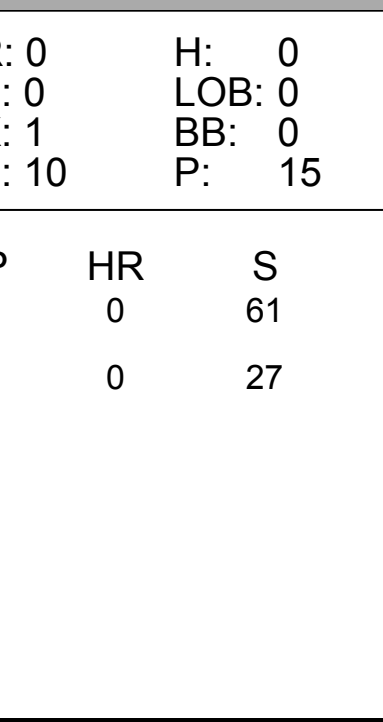
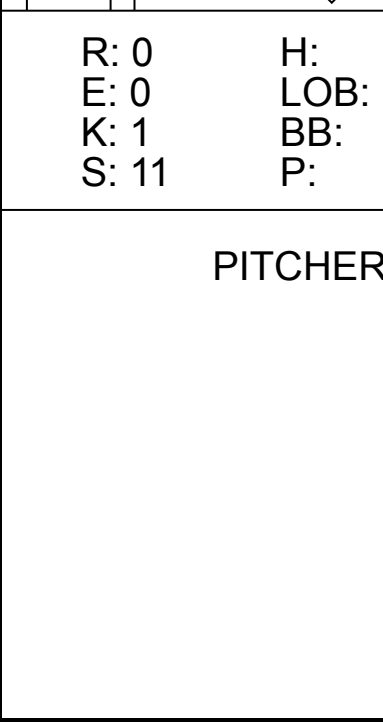
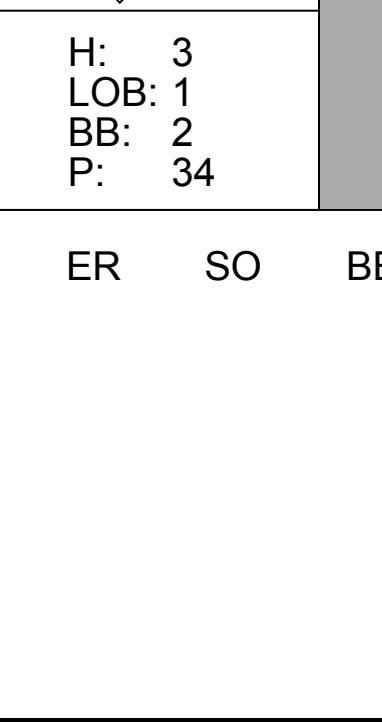

Batter	1	2	3	4	5	6	7	8	9	10	11	12	AB	R	H	RBI	BB	SO	LOB	BOTTOM	
11 David Eckstein, R OBP: 0.282, SLG: 0.250 (1.6)													6	0	1	0	0	0	4		
23 Shannon Stewart, R OBP: 0.346, SLG: 0.238 (1.7)													5	0	1	1	0	0	2		
15 Alex Rios, R OBP: 0.463, SLG: 0.455 (1.9)													5	1	2	0	1	1	2		
10 Vernon Wells, R OBP: 0.390, SLG: 0.811 (1.8)													6	0	2	1	0	1	5		
Frank Thomas, R OBP: 0.289, SLG: 0.485 (1.10)													4	0	0	0	2	4	3		
21 Buck Coats, L (12. PR)													5	0	0	0	1	0	4		
2 Aaron Hill, R OBP: 0.395, SLG: 0.500 (1.4)													3	0	1	0	0	2	2		
35 Lyle Overbay, L OBP: 0.314, SLG: 0.333 (1.3)													1	0	1	0	0	0	0		
6 John McDonald, R OBP: 0.400, SLG: 0.250 (10.5)													2	0	1	0	0	0	1		
20 Rod Barajas, R OBP: 0.300, SLG: 0.400 (1.2)													1	0	1	0	0	0	0		
Matt Stairs, L OBP: 0.222, SLG: 0.353 (7. PH)													1	0	0	0	0	0	2		
9 Gregg Zaun, S OBP: 0.273, SLG: 0.286 (8.2)													1	0	1	0	1	0	0		
19 Marco Scutaro, R OBP: 0.343, SLG: 0.222 (10.3)													4	1	1	0	1	0	5		
Inning Stats	R: 0 E: 0 K: 1 S: 10	H: 0 LOB: 1 BB: 0 P: 16	R: 0 E: 0 K: 2 S: 10	H: 1 LOB: 1 BB: 0 P: 15	R: 0 E: 0 K: 0 S: 3	H: 1 LOB: 0 BB: 0 P: 5	R: 0 E: 0 K: 0 S: 3	H: 0 LOB: 0 BB: 0 P: 6	R: 0 E: 0 K: 1 S: 7	H: 1 LOB: 1 BB: 1 P: 16	R: 0 E: 1 K: 1 S: 14	H: 0 LOB: 1 BB: 1 P: 19	R: 1 E: 0 K: 1 S: 11	H: 1 LOB: 1 BB: 0 P: 20	R: 0 E: 0 K: 1 S: 12	H: 2 LOB: 2 BB: 0 P: 11	R: 0 E: 0 K: 0 S: 8	H: 2 LOB: 2 BB: 0 P: 25	1B: 8 2B: 2 3B: 1 HR: 0	SF: 1 SAC: 0 DP: 3 HBP: 0	WP: 0 PA: 51
PITCHER	IP ERA WLS BF H R ER SO BB IBB HBP BLK WP HR S P ERA WHIP	30 Dana Eveland, L ERA: 1.68 (7.1)	44 Santiago Casilla, R ERA: 1.29 (8.1)	Alan Entree, L ERA: 5.87 (8.1)	59 Andrew Brown, R ERA: 6.75 (10.1)	33 Joey Devine, R ERA: 6.75 (10.1)															
PITCHER	IP ERA WLS BF H R ER SO BB IBB HBP BLK WP HR S P ERA WHIP	29 Keith Foulke, R ERA: 2.57 (12.1)																			

Oakland Athletics @ Toronto Blue Jays
Rogers Centre, Toronto, ON
Thu Apr 10 2008, 7:07 PM EDT
Att. 16,521 - Roof Closed - 68 F

AB 43
R 2
H 11
RBI 2
BB 6
SO 8
LOB 30



Batter	1	2	3	4	5	6	7	8	9	AB	R	H	RBI	BB	SO	LOB	TOP										
6 Travis Buck, L (1, 9) OBP: 0.245, SLG: 0.364										4	1	1	0	0	1	1	Oakland Athletics @ Cleveland Indians Progressive Field, Cleveland, OH Sun Apr 13 2008, 1:05 PM EDT Att: 17,228 - Overcast - 38 F										
14 Mark Ellis, R (1, 4) OBP: 0.344, SLG: 0.500										4	0	1	1	0	0	1											
10 Daric Barton, L (1, 3) OBP: 0.350, SLG: 0.327										3	0	0	0	0	0	1											
5 Mike Sweeney, R (1, 10) OBP: 0.362, SLG: 0.308										3	0	0	0	0	0	0											
Emil Brown, R (1, 7) OBP: 0.268, SLG: 0.359										3	0	0	0	0	2	0											
7 Bobby Crosby, R (1, 6) OBP: 0.357, SLG: 0.431										3	0	0	0	0	2	0											
12 Donnie Murphy, R (1, 5) OBP: 0.333, SLG: 0.250										3	0	0	0	0	1	0											
8 Kurt Suzuki, R (1, 2) OBP: 0.396, SLG: 0.357										3	0	1	0	0	1	0											
19 Chris Denorfia, R (1, 8) OBP: 0.316, SLG: 0.278										3	0	0	0	0	1	1											
Inning Stats	R: 0 E: 0 K: 1 S: 9	H: 0 LOB: 0 BB: 0 P: 14	R: 0 E: 0 K: 2 S: 8	H: 0 LOB: 0 BB: 0 P: 11	R: 0 E: 0 K: 1 S: 8	H: 0 LOB: 0 BB: 0 P: 14	R: 1 E: 0 K: 0 S: 8	H: 2 LOB: 0 BB: 0 P: 15	R: 0 E: 0 K: 1 S: 7	H: 0 LOB: 0 BB: 0 P: 13	R: 0 E: 0 K: 1 S: 7	H: 0 LOB: 0 BB: 0 P: 10	R: 0 E: 0 K: 0 S: 8	H: 0 LOB: 0 BB: 0 P: 11	R: 0 E: 0 K: 2 S: 12	H: 0 LOB: 0 BB: 0 P: 14		R: 0 E: 0 K: 0 S: 9	H: 1 LOB: 1 BB: 0 P: 11	1B: 2 2B: 0 3B: 1 HR: 0	SF: 0 SAC: 0 DP: 1 HBP: 0	WP: 0 PB: 0 SB: 0 CS: 0	PA: 29				
PITCHER	IP	WLS	BF	H	R	ER	SO	BB	IBB	HBP	BLK	WP	HR	S	P	ERA	WHIP										
31 Cliff Lee, L (1, 1) ERA: 0.61	8.0	W	25	2	1	1	8	0	0	0	0	0	0	67	102	1.12	0.250										
63 Rafael Betancourt, R (9, 1) ERA: 5.06	1.0		4	1	0	0	0	0	0	0	0	0	0	9	11	0.00	1.000										

Batter	1	2	3	4	5	6	7	8	9	AB	R	H	RBI	BB	SO	LOB	BOTTOM										
24 Grady Sizemore, L (1, 8) OBP: 0.404, SLG: 0.417										4	2	2	3	1	0	0	Oakland Athletics @ Cleveland Indians Progressive Field, Cleveland, OH Sun Apr 13 2008, 1:05 PM EDT Att: 17,228 - Overcast - 38 F										
20 David Dellucci, L (1, 7) OBP: 0.467, SLG: 0.409										4	0	1	2	1	0	4											
48 Travis Hafner, L (1, 10) OBP: 0.358, SLG: 0.435										5	0	2	2	0	0	3											
41 Victor Martinez, S (1, 2) OBP: 0.261, SLG: 0.304										4	0	0	0	0	0	3											
2 Jhonny Peralta, R (1, 6) OBP: 0.304, SLG: 0.545										3	0	0	0	1	1	0											
25 Ryan Garko, R (1, 3) OBP: 0.480, SLG: 0.500										3	1	1	0	1	0	0											
Franklin Gutierrez, R (1, 9) OBP: 0.243, SLG: 0.324										4	1	1	0	0	1	2											
11 Jamey Carroll, R (1, 4) OBP: 0.500, SLG: 0.250 (9, 5)										1	3	1	0	2	0	0											
Andy Marte, R (1, 5) OBP: 0.200, SLG: 0.200										2	0	0	0	0	2	4											
13 Asdrúbal Cabrera, S (8, PH) OBP: 0.244, SLG: 0.250 (9, 4)										1	0	0	0	0	1	3											
Inning Stats	R: 0 E: 0 K: 0 S: 7	H: 0 LOB: 1 BB: 1 P: 13	R: 0 E: 0 K: 1 S: 9	H: 0 LOB: 0 BB: 0 P: 12	R: 2 E: 0 K: 1 S: 14	H: 1 LOB: 1 BB: 1 P: 27	R: 0 E: 0 K: 1 S: 10	H: 0 LOB: 0 BB: 0 P: 15	R: 1 E: 1 K: 0 S: 10	H: 2 LOB: 1 BB: 0 P: 15	R: 0 E: 0 K: 1 S: 11	H: 1 LOB: 3 BB: 2 P: 26	R: 0 E: 0 K: 0 S: 9	H: 1 LOB: 1 BB: 0 P: 14	R: 4 E: 0 K: 1 S: 18	H: 3 LOB: 1 BB: 2 P: 34	R: 0 E: 0 K: 1 S: 18	H: 7 LOB: 1 BB: 1 HR: 0	SF: 0 SAC: 1 DP: 1 HBP: 1	WP: 0 PB: 0 SB: 0 CS: 0	PA: 39						
PITCHER	IP	WLS	BF	H	R	ER	SO	BB	IBB	HBP	BLK	WP	HR	S	P	ERA	WHIP										
Chad Gaudin, R (1, 1) ERA: 7.2	6.0	L	27	4	3	3	4	4	0	0	0	0	0	61	108	4.50	1.333										
Fernando Hernandez, R (7, 1) ERA: 18.0	2.0		12	4	4	4	1	2	0	0	0	0	0	27	48	18.00	3.000										

AB	29
R	1
H	3
RBI	1
BB	0
SO	8
LOB	4




AB	31
R	7
H	8
RBI	7
BB	6
SO	5
LOB	19



Batter	1	2	3	4	5	6	7	8	9	AB	R	H	RBI	BB	SO	LOB	TOP					
6 Travis Buck, L (1,9) OBP: 0.222, SLG: 0.327	G3		G3		K		K		K	5	0	0	0	0	3	2						
14 Mark Ellis, R (1,4) OBP: 0.333, SLG: 0.474	F8		F7				G5-3		P3	5	0	1	0	0	0	2						
10 Daric Barton, L (1,3) OBP: 0.359, SLG: 0.314			F8		G4-3				BB	2	0	0	0	2	0	1						
5 Mike Sweeney, R (1,10) OBP: 0.373, SLG: 0.349	F8				1B				P3	4	2	2	0	0	0	2						
Emil Brown, R (1,7) OBP: 0.289, SLG: 0.372		G6-3			1B				K	4	0	2	1	0	1	1						
7 Bobby Crosby, R (1,6) OBP: 0.350, SLG: 0.418			P3				G4-6-3		FC6-4	4	0	1	0	0	0	4						
8 Kurt Suzuki, R (1,2) OBP: 0.442, SLG: 0.435			1B						1B	4	0	4	1	0	0	0						
19 Chris Denorfia, R (1,8) OBP: 0.304, SLG: 0.238		FC5			G1-6-3				BB	3	0	0	0	1	1	5						
12 Donnie Murphy, R (1,5) OBP: 0.250, SLG: 0.182		F9			G5-3				K	3	0	0	0	0	1	2						
22 Jack Hannahan, L (8,5) OBP: 0.289, SLG: 0.243									K	1	0	0	0	0	1	2						
Inning Stats	R: 0 E: 0 K: 0 S: 7	H: 0 LOB: 1 BB: 1 P: 13	R: 0 E: 0 K: 0 S: 10	H: 2 LOB: 2 BB: 0 P: 15	R: 0 E: 0 K: 0 S: 3	H: 0 LOB: 0 BB: 0 P: 6	R: 1 E: 0 K: 0 S: 15	H: 3 LOB: 1 BB: 0 P: 24	R: 0 E: 0 K: 1 S: 10	H: 1 LOB: 1 BB: 0 P: 12	R: 1 E: 0 K: 1 S: 13	H: 3 LOB: 1 BB: 0 P: 20	R: 0 E: 0 K: 2 S: 8	H: 0 LOB: 0 BB: 0 P: 12	R: 0 E: 0 K: 1 S: 8	H: 0 LOB: 1 BB: 1 P: 16	R: 0 E: 0 K: 2 S: 12	H: 1 LOB: 2 BB: 1 P: 22	1B: 8 2B: 2 3B: 0 HR: 0	SF: 0 SAC: 0 DP: 2 HBP: 0	WP: 0 PB: 0 SB: 0 CS: 0	PA: 38
PITCHER	IP WLS BF H R ER SO BB IBB HBP BLK WP HR S P ERA WHIP																					
56 Mark Buehrle, L (1,1) ERA: 5.74	7.0 L 29 9 2 2 4 1 0 0 0 0 0 0 66 102 2.57 1.429																					
26 Octavio Dotel, R (8,1) ERA: 5.23	1.0 4 0 0 0 1 1 0 0 0 0 0 0 8 16 0.00 1.000																					
47 Mike MacDougal, R (9,1) ERA: 3.0	0.0 2 1 0 0 0 1 0 0 0 0 0 0 4 10 ∞ ∞																					
57 Boone Logan, L (9,1) ERA: 2.08	1.0 3 0 0 0 2 0 0 0 0 0 0 0 8 12 0.00 0.000																					

Oakland Athletics @ Chicago White Sox
U.S. Cellular Field, Chicago, IL
Mon Apr 14 2008, 8:11 PM EDT
Att: 20,430 - Clear - 42 F


AB 35
R 2
H 10
RBI 2
BB 3
SO 7
LOB 21



Batter	1	2	3	4	5	6	7	8	9	AB	R	H	RBI	BB	SO	LOB	BOTTOM			
Nick Swisher, S (1,8) OBP: 0.460, SLG: 0.474	BB		CS			1B		F8		3	1	2	0	1	0	0				
Orlando Cabrera, R (1,6) OBP: 0.377, SLG: 0.364	F7		G5-3			25 G4-3			1B	4	0	2	0	0	0	2				
25 Jim Thome, L (1,10) OBP: 0.240, SLG: 0.333	G3-5-4				K		G4-3		K	4	0	0	1	0	2	3				
14 Paul Konerko, R (1,3) OBP: 0.373, SLG: 0.410		P5			K		F8		K	4	0	0	0	0	2	1				
23 Jermaine Dye, R (1,9) OBP: 0.388, SLG: 0.587		P4			P2				12 CS	4	0	2	0	0	0	0				
32 Brian Anderson, R (9, PR) OBP: 0.250, SLG: 0.375									12 WP	0	0	0	0	0	0	0				
12 A.J. Pierzynski, L (1,2) OBP: 0.488, SLG: 0.737		20 E			F7				1B	3	0	2	0	0	0	0				
20 Carlos Quentin, R (1,7) OBP: 0.333, SLG: 0.361		E3			P4				1B	4	0	0	0	0	1	4				
24 Joe Crede, R (1,5) OBP: 0.360, SLG: 0.644		F7			P3				K	4	0	0	0	0	1	5				
5 Juan Uribe, R (1,4) OBP: 0.227, SLG: 0.293					G6-3				F9	3	0	0	0	0	1	0				
Inning Stats	R: 0 E: 0 K: 0 S: 6	H: 1 LOB: 2 BB: 0 P: 13	R: 0 E: 1 K: 0 S: 10	H: 1 LOB: 0 BB: 0 P: 16	R: 0 E: 0 K: 2 S: 9	H: 0 LOB: 0 BB: 0 P: 15	R: 0 E: 0 K: 0 S: 9	H: 0 LOB: 0 BB: 0 P: 12	R: 1 E: 0 K: 1 S: 9	H: 2 LOB: 1 BB: 0 P: 15	R: 0 E: 0 K: 1 S: 11	H: 2 LOB: 1 BB: 0 P: 17	R: 0 E: 0 K: 1 S: 8	H: 1 LOB: 1 BB: 0 P: 15	R: 0 E: 0 K: 2 S: 14	H: 1 LOB: 2 BB: 0 P: 23	1B: 7 2B: 1 3B: 0 HR: 0	SF: 0 SAC: 0 DP: 1 HBP: 1	WP: 1 PB: 0 SB: 0 CS: 2	PA: 35
PITCHER	IP WLS BF H R ER SO BB IBB HBP BLK WP HR S P ERA WHIP																			
Greg Smith, L (1,1) ERA: 2.08	7.0 W 26 6 1 0 0 0 0 0 0 0 0 0 59 95 1.29 1.000																			
44 Santiago Casilla, R (8,1) ERA: 5.0	0.2 H 3 1 0 0 0 0 0 0 0 0 0 0 5 11 0.00 1.500																			
Alan Embree, L (8,1) ERA: 5.0	0.1 H 1 0 0 0 1 0 0 0 0 0 0 0 3 4 0.00 0.000																			
Huston Street, R (9,1) ERA: 5.63	1.0 S 5 1 0 0 2 0 0 0 1 0 1 0 14 23 0.00 1.000																			

Oakland Athletics @ Chicago White Sox
U.S. Cellular Field, Chicago, IL
Mon Apr 14 2008, 8:11 PM EDT
Att: 20,430 - Clear - 42 F

AB 33
R 1
H 8
RBI 1
BB 1
SO 7
LOB 15



Batter	1	2	3	4	5	6	7	8	9	AB	R	H	RBI	BB	SO	LOB	TOP											
6 Travis Buck, L OBP: 0.224, SLG: 0.321	F7		F7		FC6					4	0	1	0	0	0	2	Oakland Athletics @ Chicago White Sox U.S. Cellular Field, Chicago, IL Tue Apr 15 2008, 2:05 PM EDT Att. 18,254 - Sunny - 55 F											
14 Mark Ellis, R OBP: 0.329, SLG: 0.450			F7			G5-3		P4		3	0	0	0	1	0	2												
10 Daric Barton, L OBP: 0.368, SLG: 0.315							G6-3			3	1	1	0	1	1	0												
5 Mike Sweeney, R OBP: 0.382, SLG: 0.362	FC5-4						G5-3			4	0	2	0	0	0	1												
Emil Brown, R OBP: 0.286, SLG: 0.370							F7			3	0	1	1	0	0	1												
7 Bobby Crosby, R OBP: 0.328, SLG: 0.390							G6-3			4	0	0	0	0	1	2												
8 Kurt Suzuki, R OBP: 0.418, SLG: 0.408							F8			3	0	0	0	0	0	0												
19 Chris Denorfia, R OBP: 0.308, SLG: 0.250							G6-3			3	0	1	0	0	0	0												
12 Donnie Murphy, R OBP: 0.267, SLG: 0.154							K			2	0	0	0	1	2	1												
Inning Stats	R: 0 E: 0 K: 0 S: 9	H: 1 LOB: 1 BB: 1 P: 15	R: 0 E: 0 K: 1 S: 8	H: 1 LOB: 0 BB: 0 P: 12	R: 0 E: 0 K: 1 S: 7	H: 0 LOB: 1 BB: 1 P: 13	R: 0 E: 0 K: 1 S: 10	H: 1 LOB: 1 BB: 0 P: 15	R: 0 E: 0 K: 1 S: 9	H: 1 LOB: 1 BB: 0 P: 16	R: 0 E: 0 K: 0 S: 6	H: 0 LOB: 0 BB: 0 P: 8	R: 0 E: 0 K: 0 S: 6	H: 0 LOB: 0 BB: 0 P: 10	R: 0 E: 0 K: 1 S: 8	H: 1 LOB: 1 BB: 0 P: 10		R: 1 E: 0 K: 0 S: 4	H: 1 LOB: 0 BB: 1 P: 10	1B: 6 2B: 0 3B: 0 HR: 0	SF: 1 SAC: 0 DP: 1 HBP: 0	WP: 1 PB: 0 SB: 0 CS: 1	PA: 33					
PITCHER	IP	WLS	BF	H	R	ER	SO	BB	IBB	HBP	BLK	WP	HR	S	P	ERA		WHIP										
50 John Danks, L ERA: 4.32	(1, 1)	7.2	W	28	5	0	0	4	2	0	0	0	0	0	62	97		0.00	0.913									
71 Scott Linebrink, R ERA: 3.5	(8, 1)	0.1		3	1	1	1	0	1	0	0	0	1	0	3	10	27.00	6.000										
45 Bobby Jenks, R ERA:	(9, 1)	1.0	S	2	0	0	0	0	0	0	0	0	0	2	2	0.00	0.000											

Batter	1	2	3	4	5	6	7	8	9	AB	R	H	RBI	BB	SO	LOB	BOTTOM										
Nick Swisher, S OBP: 0.444, SLG: 0.439	L7				F9					3	0	0	0	0	0	1	Oakland Athletics @ Chicago White Sox U.S. Cellular Field, Chicago, IL Tue Apr 15 2008, 2:05 PM EDT Att. 18,254 - Sunny - 55 F										
Orlando Cabrera, R OBP: 0.386, SLG: 0.362										3	0	1	0	1	1	0											
23 Jermaine Dye, R OBP: 0.377, SLG: 0.560										4	1	1	0	0	0	3											
14 Paul Konerko, R OBP: 0.364, SLG: 0.381										3	1	0	0	0	1	2											
24 Joe Crede, R OBP: 0.370, SLG: 0.625										3	1	1	1	1	0	0											
20 Carlos Quentin, R OBP: 0.348, SLG: 0.436										3	1	1	3	1	0	1											
10 Alexei Ramirez, R OBP: 0.176, SLG: 0.188										4	0	1	0	0	1	3											
Pablo Ozuna, R OBP: 0.125, SLG: 0.125										3	0	0	0	0	1	1											
5 Juan Uribe, R OBP: 0.227, SLG: 0.293										0	0	0	0	0	0	0											
Toby Hall, R OBP: 0.100, SLG: 0.100										3	0	0	0	0	0	1											
Inning Stats	R: 0 E: 0 K: 1 S: 9	H: 1 LOB: 1 BB: 0 P: 14	R: 0 E: 0 K: 0 S: 10	H: 0 LOB: 0 BB: 1 P: 17	R: 0 E: 0 K: 0 S: 10	H: 0 LOB: 2 BB: 1 P: 20	R: 3 E: 0 K: 1 S: 13	H: 2 LOB: 1 BB: 1 P: 25	R: 1 E: 0 K: 1 S: 12	H: 2 LOB: 2 BB: 0 P: 17	R: 0 E: 0 K: 0 S: 5	H: 0 LOB: 0 BB: 0 P: 9	R: 0 E: 0 K: 1 S: 6	H: 0 LOB: 0 BB: 0 P: 10	R: 0 E: 0 K: 0 S: 5	H: 0 LOB: 0 BB: 0 P: 6		R: 0 E: 0 K: 0 S: 5	H: 0 LOB: 0 BB: 0 P: 6	1B: 3 2B: 1 3B: 0 HR: 1	SF: 0 SAC: 0 DP: 1 HBP: 2	WP: 1 PB: 0 SB: 0 CS: 0	PA: 34				
PITCHER	IP	WLS	BF	H	R	ER	SO	BB	IBB	HBP	BLK	WP	HR	S	P	ERA		WHIP									
30 Dana Eveland, L ERA: 2.0	(1, 1)	4.2	L	23	5	0	3	2	3	0	2	0	0	0	15	5.79	1.714										
33 Joey Devine, R ERA:	(5, 1)	1.1		5	0	0	0	1	0	0	0	0	0	10	15	0.00	0.000										
Kirk Saarloos, R ERA:	(7, 1)	2.0		6	0	0	0	1	0	0	0	0	0	11	16	0.00	0.000										

Batter	1	2	3	4	5	6	7	8	9	AB	R	H	RBI	BB	SO	LOB	TOP										
51 Ichiro Suzuki, L (1.8) OBP: 0.329, SLG: 0.347	G5-3		G3			G3		G3		4	1	0	0	1	0	4	Seattle Mariners @ Oakland Athletics McAfee Coliseum, Oakland, CA Thu Apr 17 2008, 10:05 PM EDT Att: 10,164 - Clear - 71 F										
4 Jose Lopez, R (1.4) OBP: 0.319, SLG: 0.438	1B		1B	G5-3		F7		1B		5	1	3	2	0	0	1											
Raul Ibanez, L (1.7) OBP: 0.413, SLG: 0.657	1B		1B	G4-3		F7		F7		5	1	3	1	0	0	1											
29 Adrian Beltré, R (1.5) OBP: 0.362, SLG: 0.492	K		1B	1B	G4-3	F9		FC6-4		4	1	1	0	1	1	4											
Jose Vidro, S (1.10) OBP: 0.300, SLG: 0.349	G5-3		1B	G1-3		G4-3		G6-3		5	1	1	2	0	0	3											
Greg Norton, S (1.3) OBP: 0.500, SLG: 0.400	K		1B	G4-3		G4-3		G5-3		3	1	0	0	1	1	0											
Miguel Cairo, R (7.3)	K		1B	G4-3		G4-3		G5-3		1	0	0	0	0	0	0											
2 Kenji Johjima, R (1.2) OBP: 0.296, SLG: 0.286	G5-3		1B	G3		G4-3		F9		4	0	0	1	1	0	0											
16 Willie Bloomquist, R (1.9) OBP: 0.600, SLG: 0.333	7S		1B	G6-3		G6-3		51 G3		2	1	0	1	2	0	2											
7 Yuniesky Betancourt, R (1.6) OBP: 0.290, SLG: 0.390	G6-3		1B	G4-3		G4-3		FC5		4	1	1	1	0	0	2											
Inning Stats	R: 0 H: 2 E: 0 K: 1 S: 12	H: 2 LOB: 2 BB: 0 P: 15	R: 0 H: 0 E: 0 K: 1 S: 8	H: 0 LOB: 1 BB: 1 P: 19	R: 5 H: 4 E: 0 K: 0 S: 15	H: 4 LOB: 2 BB: 3 P: 32	R: 0 H: 1 E: 0 K: 0 S: 10	H: 1 LOB: 1 BB: 0 P: 18	R: 0 H: 0 E: 0 K: 0 S: 7	H: 0 LOB: 0 BB: 0 P: 13	R: 1 H: 1 E: 0 K: 0 S: 8	H: 1 LOB: 1 BB: 1 P: 17	R: 0 H: 0 E: 0 K: 0 S: 8	H: 0 LOB: 0 BB: 0 P: 13	R: 2 H: 1 E: 1 K: 0 S: 8	H: 1 LOB: 1 BB: 1 P: 18	R: 0 H: 0 E: 0 K: 0 S: 7	H: 0 LOB: 0 BB: 0 P: 9	1B: 9 2B: 0 3B: 0 HR: 0	SF: 0 SAC: 0 DP: 0 HBP: 0	WP: 0 PB: 0 SB: 2 CS: 0	PA: 43					
PITCHER	IP	WLS	BF	H	R	ER	SO	BB	IBB	HBP	BLK	WP	HR	S	P	ERA	WHIP										
25 Lenny DiNardo, L (1.1) ERA: 10.57	2.1	L	16	5	5	5	2	4	0	0	0	0	0	30	57	19.29	3.857										
Kirk Saarloos, R (3.1) ERA: 2.35	5.2		24	4	3	2	0	2	0	0	0	0	0	46	88	3.18	1.059										
33 Joey Devine, R (9.1) ERA:	1.0		3	0	0	0	0	0	0	0	0	0	0	7	9	0.00	0.000										


AB	37
R	8
H	9
RBI	8
BB	6
SO	2
LOB	17




Batter	1	2	3	4	5	6	7	8	9	AB	R	H	RBI	BB	SO	LOB	BOTTOM										
6 Travis Buck, L (1.9) OBP: 0.212, SLG: 0.295	G3-1		G6-4-3			L7		K		4	0	0	0	0	1	2	Seattle Mariners @ Oakland Athletics McAfee Coliseum, Oakland, CA Thu Apr 17 2008, 10:05 PM EDT Att: 10,164 - Clear - 71 F										
14 Mark Ellis, R (1.4) OBP: 0.321, SLG: 0.426	F8		1B	G6-4-3		P2		F8		4	0	1	0	0	0	1											
10 Daric Barton, L (1.3) OBP: 0.382, SLG: 0.344	2B		1B	G6-4-3		32 BB		P2		3	0	1	0	1	0	2											
32 Jack Cust, L (1.10) OBP: 0.340, SLG: 0.268	G4-3		1B	3B		1B		K		3	1	1	0	1	1	1											
Emil Brown, R (1.7) OBP: 0.283, SLG: 0.400	G5-3		1B	3B		K		F8		4	0	1	1	0	1	2											
7 Bobby Crosby, R (1.6) OBP: 0.306, SLG: 0.373	P6		G6-3			F7		G5-3		4	0	0	0	0	0	1											
15 Ryan Sweeney, L (1.8) OBP: 0.290, SLG: 0.367	G3		F7			G4-3		G5-3		3	0	0	0	0	0	0											
8 Kurt Suzuki, R (1.2) OBP: 0.393, SLG: 0.382	F9		L5			F9		G5-3		3	0	0	0	0	0	0											
22 Jack Hannahan, L (1.5) OBP: 0.294, SLG: 0.238	E3		G4-3			G4-3		BB		2	0	0	0	1	0	0											
Inning Stats	R: 0 H: 1 E: 0 K: 0 S: 9	H: 1 LOB: 1 BB: 0 P: 12	R: 0 H: 0 E: 0 K: 0 S: 6	H: 0 LOB: 0 BB: 0 P: 11	R: 0 H: 0 E: 1 K: 0 S: 7	H: 0 LOB: 0 BB: 0 P: 9	R: 1 H: 3 E: 0 K: 0 S: 14	H: 3 LOB: 1 BB: 0 P: 20	R: 0 H: 0 E: 0 K: 1 S: 12	H: 0 LOB: 0 BB: 0 P: 17	R: 0 H: 0 E: 0 K: 1 S: 11	H: 0 LOB: 2 BB: 2 P: 21	R: 0 H: 0 E: 0 K: 0 S: 6	H: 0 LOB: 0 BB: 0 P: 8	R: 0 H: 0 E: 0 K: 1 S: 11	H: 0 LOB: 1 BB: 1 P: 19		R: 0 H: 0 E: 0 K: 1 S: 10	H: 0 LOB: 0 BB: 0 P: 14	1B: 2 2B: 1 3B: 1 HR: 0	SF: 0 SAC: 0 DP: 2 HBP: 0	WP: 0 PB: 0 SB: 0 CS: 0	PA: 33				
PITCHER	IP	WLS	BF	H	R	ER	SO	BB	IBB	HBP	BLK	WP	HR	S	P	ERA	WHIP										
52 Carlos Silva, R (1.1) ERA: 2.79	7.0		26	4	1	1	1	2	0	0	0	0	0	65	98	1.29	0.857										
18 Ryan Rowland-Smith, L (8.1) ERA: 4.5	1.0		4	0	0	0	1	1	0	0	0	0	0	11	19	0.00	1.000										
35 Brandon Morrow, R (9.1) ERA:	1.0		3	0	0	0	1	0	0	0	0	0	0	10	14	0.00	0.000										

AB	30
R	1
H	4
RBI	1
BB	3
SO	3
LOB	9



Batter	1	2	3	4	5	6	7	8	9	AB	R	H	RBI	BB	SO	LOB	TOP										
2 Joey Gathright, L OBP: 0.279, SLG: 0.276	G4-3		B3		F8			G3-1		4	0	0	0	0	0	1	Kansas City Royals @ Oakland Athletics McAfee Coliseum, Oakland, CA Fri Apr 18 2008, 10:05 PM EDT Att: 12,528 - Partly Cloudy - 52 F										
15 Mark Grudzielanek, R OBP: 0.366, SLG: 0.319	F8		16 1B BB					G6-3		3	0	0	0	1	1	0											
24 Mark Teahen, L OBP: 0.370, SLG: 0.422	G3-1		L8					G4-3		4	0	0	0	0	0	2											
16 Billy Butler, R OBP: 0.394, SLG: 0.444			F8					F8		4	0	1	1	0	0	0											
11 Jose Guillen, R OBP: 0.186, SLG: 0.250			1B					F9		4	0	1	1	0	0	0											
4 Alex Gordon, L OBP: 0.362, SLG: 0.545										3	0	0	0	0	2	0											
Ross Gload, L OBP: 0.368, SLG: 0.327										3	1	1	0	0	2	0											
14 John Buck, R OBP: 0.321, SLG: 0.326										3	0	1	0	0	1	0											
1 Tony Pena Jr., R OBP: 0.143, SLG: 0.149										3	0	0	0	0	1	1											
										3	1	1	0	0	1	0											
										3	1	1	0	0	1	0											
Inning Stats	R: 0 H: 0 K: 0 S: 6	H: 0 LOB: 0 BB: 0 P: 10	R: 1 H: 2 E: 1 K: 1 S: 10	LOB: 1 BB: 0 P: 16	R: 1 H: 2 E: 0 K: 0 S: 10	LOB: 2 BB: 1 P: 20	R: 0 H: 0 E: 0 K: 2 S: 7	LOB: 0 BB: 0 P: 10	R: 0 H: 0 E: 0 K: 1 S: 8	LOB: 0 BB: 0 P: 11	R: 0 H: 0 E: 0 K: 2 S: 8	LOB: 0 BB: 0 P: 14	R: 0 H: 0 E: 0 K: 2 S: 10	LOB: 0 BB: 0 P: 15	R: 0 H: 0 E: 0 K: 0 S: 6	LOB: 0 BB: 0 P: 8	R: 0 H: 0 E: 0 K: 0 S: 5	LOB: 0 BB: 0 P: 6	1B: 3 2B: 1 3B: 0 HR: 0	SF: 0 SAC: 0 DP: 0 HBP: 0	WP: 0 PB: 0 SB: 0 CS: 0	PA: 31					
PITCHER	IP	WLS	BF	H	R	ER	SO	BB	IBB	HBP	BLK	WP	HR	S	P	ERA	WHIP										
Chad Gaudin, R ERA: 4.76	(1, 1)	7.0	W	25	4	2	1	8	1	0	0	0	0	59	96	1.29	0.714										
44 Santiago Casilla, R ERA:	(8, 1)	1.0	H	3	0	0	0	0	0	0	0	0	0	6	8	0.00	0.000										
59 Andrew Brown, R ERA:	(9, 1)	1.0		3	0	0	0	0	0	0	0	0	0	5	6	0.00	0.000										

Batter	1	2	3	4	5	6	7	8	9	AB	R	H	RBI	BB	SO	LOB	BOTTOM										
8 Kurt Suzuki, R OBP: 0.409, SLG: 0.390	32 WP 1B									4	2	0	1	2	1		Kansas City Royals @ Oakland Athletics McAfee Coliseum, Oakland, CA Fri Apr 18 2008, 10:05 PM EDT Att: 12,528 - Partly Cloudy - 52 F										
10 Danic Barton, L OBP: 0.383, SLG: 0.338	F7		F8							4	1	1	0	1	0	2											
14 Mark Ellis, R OBP: 0.313, SLG: 0.411	L5		P4							5	1	1	1	0	0	4											
32 Jack Cust, L OBP: 0.362, SLG: 0.273	1B		G4-3							3	2	1	1	2	0	1											
Emil Brown, R OBP: 0.310, SLG: 0.436										5	2	3	3	0	0	0											
15 Ryan Sweeney, L OBP: 0.333, SLG: 0.400	G3									5	2	3	1	0	1	2											
7 Bobby Crosby, R OBP: 0.338, SLG: 0.465										4	3	3	5	1	0	0											
6 Travis Buck, L OBP: 0.197, SLG: 0.277										4	0	0	1	0	1	3											
19 Chris Denorfia, R OBP: 0.308, SLG: 0.250										0	0	0	0	0	0	0											
22 Jack Hannahan, L OBP: 0.291, SLG: 0.239										4	0	1	1	0	0	3											
										4	3	3	5	1	0	0											
										4	0	0	1	0	1	3											
Inning Stats	R: 1 H: 2 K: 0 S: 13	H: 2 LOB: 2 BB: 1 P: 25	R: 0 H: 0 K: 0 S: 9	LOB: 0 BB: 0 P: 13	R: 0 H: 1 K: 0 S: 7	LOB: 1 BB: 0 P: 8	R: 0 H: 2 K: 0 S: 11	LOB: 2 BB: 0 P: 17	R: 0 H: 0 K: 1 S: 9	LOB: 0 BB: 0 P: 13	R: 4 H: 6 K: 1 S: 15	LOB: 2 BB: 0 P: 26	R: 0 H: 0 K: 1 S: 7	LOB: 0 BB: 0 P: 9	R: 8 H: 4 K: 1 S: 17	LOB: 4 BB: 4 P: 42	R: 0 H: 0 K: 1 S: 17	LOB: 0 BB: 0 P: 17	1B: 11 2B: 3 3B: 0 HR: 1	SF: 1 SAC: 0 DP: 0 HBP: 0	WP: 1 PB: 0 SB: 0 CS: 0	PA: 44					
PITCHER	IP	WLS	BF	H	R	ER	SO	BB	IBB	HBP	BLK	WP	HR	S	P	ERA	WHIP										
19 Brian Bannister, R ERA: 2.42	(1, 1)	5.0	L	25	5	5	1	1	0	0	0	0	0	8	13	0.00	3.000										
32 Ron Mahay, L ERA: 2.0	(6, 1)	0.2		4	2	0	0	1	0	0	0	0	0	9	12	0.00	0.000										
57 Joel Peralta, R ERA:	(6, 1)	1.1		4	0	0	0	1	0	0	0	0	0	7	26	67.50	7.500										
27 Yasuhiko Yabuta, R ERA: 10.13	(8, 1)	0.2		7	1	5	5	0	4	0	0	0	0	10	16	81.00	9.000										
Hideo Nomo, R ERA: 18.69	(8, 1)	0.1		4	3	3	3	1	0	0	0	0	1	10	16	81.00	9.000										

Batter	1	2	3	4	5	6	7	8	9	AB	R	H	RBI	BB	SO	LOB	TOP																
9 David DeJesus, L (1, 8) OBP: 0.438, SLG: 0.429										4	0	2	0	0	0	0	Kansas City Royals @ Oakland Athletics McAfee Coliseum, Oakland, CA Sat Apr 19 2008, 4:05 PM EDT Att: 20,390 - Sunny - 57 F																
2 Joey Gathright, L (8, 8)										0	0	0	0	0	0	0																	
15 Mark Grudzielanek, R (1, 4)										3	0	0	0	1	2	2																	
24 Mark Teahen, L (1, 7)										3	1	0	0	1	1	3																	
16 Billy Butler, R (1, 3)										4	1	1	0	0	1	1																	
11 Jose Guillen, R (1, 9)										4	2	2	3	0	2	0																	
4 Alex Gordon, L (1, 5)										4	0	1	0	0	1	1																	
21 Miguel Olivo, R (1, 10)										4	1	1	1	0	1	2																	
14 John Buck, R (1, 2) Esteban German, R (9, PR)										3	0	1	1	1	1	1																	
1 Tony Pena Jr., R (1, 6) 13 Alberto Callaspo, S (9, PH)										3	0	0	0	0	0	1																	
Inning Stats	R: 3 E: 0 K: 0 S: 11	H: 3 LOB: 0 BB: 0 P: 17	R: 1 E: 0 K: 1 S: 15	H: 1 LOB: 0 BB: 0 P: 26	R: 0 E: 0 K: 1 S: 9	H: 0 LOB: 0 BB: 1 P: 18	R: 0 E: 0 K: 1 S: 10	H: 1 LOB: 1 BB: 0 P: 17	R: 0 E: 0 K: 1 S: 9	H: 0 LOB: 0 BB: 0 P: 15	R: 0 E: 0 K: 1 S: 6	H: 0 LOB: 0 BB: 0 P: 10	R: 0 E: 0 K: 1 S: 7	H: 0 LOB: 0 BB: 1 P: 14	R: 0 E: 0 K: 2 S: 11	H: 0 LOB: 1 BB: 1 P: 18	R: 1 E: 0 K: 1 S: 19	H: 2 LOB: 1 BB: 0 P: 26	1B: 5 2B: 2 3B: 0 HR: 2	SF: 0 SAC: 0 DP: 1 HBP: 0	WP: 0 PB: 0 SB: 0 CS: 1	PA: 36											
PITCHER	IP WLS BF H R ER SO BB IBB HBP BLK WP HR S P ERA WHIP																																
Greg Smith, L (1, 1) ERA: 3.0	5.0	21	6	4	3	4	1	0	0	0	0	0	2	54	93	5.40	1.400																
33 Joey Devine, R (6, 1) ERA:	2.0	W	6	0	0	0	2	1	0	0	0	0	0	13	24	0.00	0.500																
Alan Embree, L (8, 1) ERA: 4.66	0.2	H	3	0	0	0	1	0	0	0	0	0	0	8	15	0.00	1.500																
Huston Street, R (8, 1) ERA: 5.79	1.1	S	6	2	1	1	2	0	0	0	0	0	0	22	29	6.75	1.500																

Batter	1	2	3	4	5	6	7	8	9	AB	R	H	RBI	BB	SO	LOB	BOTTOM																
8 Kurt Suzuki, R (1, 2) OBP: 0.394, SLG: 0.375										5	1	1	1	0	1	7	Kansas City Royals @ Oakland Athletics McAfee Coliseum, Oakland, CA Sat Apr 19 2008, 4:05 PM EDT Att: 20,390 - Sunny - 57 F																
10 Daric Barton, L (1, 3) OBP: 0.395, SLG: 0.400										5	2	3	1	0	2	0																	
14 Mark Ellis, R (1, 4) OBP: 0.330, SLG: 0.429										4	1	2	0	1	0	2																	
32 Jack Cust, L (1, 10) OBP: 0.365, SLG: 0.271										4	0	1	0	1	1	4																	
Emil Brown, R (1, 9) OBP: 0.317, SLG: 0.433										5	1	2	1	0	0	4																	
15 Ryan Sweeney, L (1, 8) OBP: 0.341, SLG: 0.400										5	0	2	2	0	0	4																	
7 Bobby Crosby, R (1, 6) OBP: 0.341, SLG: 0.461										5	0	2	1	0	1	3																	
19 Chris Denorfia, R (1, 7) OBP: 0.323, SLG: 0.310										5	1	2	0	0	1	4																	
22 Jack Hannahan, L (1, 5) OBP: 0.317, SLG: 0.265										3	0	1	0	2	2	3																	
Inning Stats	R: 0 E: 0 K: 3 S: 11	H: 1 LOB: 1 BB: 0 P: 14	R: 0 E: 0 K: 0 S: 12	H: 2 LOB: 3 BB: 1 P: 20	R: 0 E: 0 K: 1 S: 14	H: 1 LOB: 2 BB: 1 P: 24	R: 0 E: 0 K: 1 S: 11	H: 1 LOB: 0 BB: 0 P: 14	R: 3 E: 1 K: 1 S: 15	H: 3 LOB: 3 BB: 2 P: 28	R: 1 E: 0 K: 0 S: 15	H: 3 LOB: 2 BB: 0 P: 25	R: 2 E: 0 K: 1 S: 15	H: 3 LOB: 1 BB: 0 P: 23	R: 0 E: 0 K: 1 S: 18	H: 2 LOB: 2 BB: 0 P: 28		1B: 11 2B: 4 3B: 1 HR: 0	SF: 0 SAC: 0 DP: 0 HBP: 0	WP: 0 PB: 0 SB: 1 CS: 0	PA: 45												
PITCHER	IP WLS BF H R ER SO BB IBB HBP BLK WP HR S P ERA WHIP																																
23 Zack Greinke, R (1, 1) ERA: 1.24	5.0	28	8	3	2	6	4	0	0	0	0	0	0	15	25	9.00	3.000																
Ramon E Ramirez, R (6, 1) ERA: 1.69	1.0	B	6	3	1	1	0	0	0	0	0	0	0	8	12	54.00	6.000																
57 Joel Paralta, R (7, 1) ERA: 10.8	0.1	L	3	2	2	2	1	0	0	0	0	0	0	7	11	0.00	1.500																
41 Jimmy Gobble, L (7, 1) ERA:	0.2		3	1	0	0	0	0	0	0	0	0	0	18	28	0.00	2.000																
27 Yasuhiro Yabuta, R (8, 1) ERA: 8.53	1.0	S	5	2	0	0	1	0	0	0	0	0	0	18	28	0.00	2.000																

livebaseballscores.com

AB 33
R 5
H 8
RBI 5
BB 3
SO 9
LOB 12

livebaseballscores.com

AB 41
R 6
H 16
RBI 6
BB 4
SO 8
LOB 31

Batter	1	2	3	4	5	6	7	8	9	AB	R	H	RBI	BB	SO	LOB	TOP										
2 Joey Gathright, L OBP: 0.262, SLG: 0.258	G5-3		G6-3			G4-3		K		4	0	0	0	0	1	2	Kansas City Royals @ Oakland Athletics McAfee Coliseum, Oakland, CA Sun Apr 20 2008, 4:05 PM EDT Att: 18,645 - Sunny - 58 F										
Esteban German, R OBP: 0.167, SLG: 0.091	G6-3		F9			G4-3		K		4	0	0	0	0	1												
24 Mark Teahen, L OBP: 0.370, SLG: 0.400	1B					16 BB		P6		3	0	1	0	1	1												
16 Billy Butler, R OBP: 0.380, SLG: 0.423	K					1B				4	0	1	0	0	2	1											
11 Jose Guillen, R OBP: 0.205, SLG: 0.307		F9				P4				3	0	0	0	1	1	2											
4 Alex Gordon, L OBP: 0.351, SLG: 0.507		21 BB								3	0	0	0	1	1	1											
21 Miguel Olivo, R OBP: 0.276, SLG: 0.571			G6-4-3			F7		P4		3	0	0	0	0	0	1											
14 John Buck, R OBP: 0.333, SLG: 0.314			13 BB			P4		K		2	1	0	0	1	1	0											
13 Alberto Callaspo, S OBP: 0.375, SLG: 0.478						G1-3				2	0	1	0	1	0	0											
Inning Stats	R: 0 E: 0 K: 1 S: 14	H: 1 LOB: 1 BB: 0 P: 20	R: 0 E: 0 K: 0 S: 5	H: 0 LOB: 0 BB: 1 P: 10	R: 1 E: 0 K: 0 S: 11	H: 1 LOB: 0 BB: 1 P: 20	R: 0 E: 0 K: 2 S: 7	H: 0 LOB: 1 BB: 1 P: 16	R: 0 E: 0 K: 0 S: 6	H: 0 LOB: 0 BB: 0 P: 9	R: 0 E: 0 K: 0 S: 12	H: 1 LOB: 2 BB: 1 P: 22	R: 0 E: 0 K: 1 S: 7	H: 0 LOB: 0 BB: 0 P: 12	R: 0 E: 0 K: 2 S: 9	H: 0 LOB: 1 BB: 1 P: 17	R: 0 E: 0 K: 2 S: 8	H: 0 LOB: 0 BB: 0 P: 13	1B: 3 2B: 0 3B: 0 HR: 0	SF: 0 SAC: 0 DP: 2 HBP: 0	WP: 0 PB: 0 SB: 0 CS: 0	PA: 33					
PITCHER	IP	WLS	BF	H	R	ER	SO	BB	IBB	HBP	BLK	WP	HR	S	P	ERA	WHIP										
30 Dana Eveland, L ERA: 1.9	5.2	W	22	3	1	1	3	4	0	0	0	0	0	53	95	1.59	1.235										
59 Andrew Brown, R ERA:	2.1		8	0	0	0	3	1	0	0	0	0	0	18	31	0.00	0.429										
44 Santiago Casilla, R ERA:	1.0		3	0	0	0	2	0	0	0	0	0	0	8	13	0.00	0.000										

Batter	1	2	3	4	5	6	7	8	9	AB	R	H	RBI	BB	SO	LOB	BOTTOM										
14 Mark Ellis, R OBP: 0.323, SLG: 0.415	G6-3		G1-3			10 BB		F8		5	0	1	1	0	0	4	Kansas City Royals @ Oakland Athletics McAfee Coliseum, Oakland, CA Sun Apr 20 2008, 4:05 PM EDT Att: 18,645 - Sunny - 58 F										
10 Daric Barton, L OBP: 0.385, SLG: 0.387	F7		G4-3			1B		K		5	0	1	0	0	2	1											
Emil Brown, R OBP: 0.309, SLG: 0.415	G6-3					F7				5	1	1	0	0	0	2											
32 Jack Cust, L OBP: 0.368, SLG: 0.255			15 BB			7 BB		K		3	1	0	0	2	2	2											
7 Bobby Crosby, R OBP: 0.368, SLG: 0.475			15 BB			19 BB		K		4	1	3	1	1	1	0											
15 Ryan Sweeney, L OBP: 0.348, SLG: 0.409			G4-3			K		1B		4	1	1	0	1	2	6											
19 Chris Denorria, R OBP: 0.333, SLG: 0.303			K			1B		K		4	1	1	1	1	3	6											
Rob Bowen, S OBP: 0.333, SLG: 0.333			K			22 BB		K		4	1	2	2	0	2	2											
22 Jack Hannahan, L OBP: 0.344, SLG: 0.294			F7			14 BB				2	1	1	2	2	0	0											
Inning Stats	R: 0 E: 0 K: 0 S: 7	H: 0 LOB: 0 BB: 0 P: 14	R: 0 E: 0 K: 2 S: 13	H: 1 LOB: 2 BB: 1 P: 21	R: 0 E: 0 K: 0 S: 5	H: 0 LOB: 0 BB: 0 P: 8	R: 5 E: 0 K: 1 S: 22	H: 6 LOB: 2 BB: 1 P: 32	R: 1 E: 0 K: 2 S: 16	H: 2 LOB: 3 BB: 2 P: 32	R: 1 E: 0 K: 3 S: 14	H: 2 LOB: 2 BB: 1 P: 26	R: 0 E: 0 K: 2 S: 10	H: 0 LOB: 1 BB: 1 P: 18	R: 0 E: 1 K: 2 S: 13	H: 0 LOB: 2 BB: 1 P: 21	1B: 9 2B: 2 3B: 0 HR: 0	SF: 0 SAC: 0 DP: 0 HBP: 0	WP: 2 PB: 0 SB: 1 CS: 0	PA: 43							
PITCHER	IP	WLS	BF	H	R	ER	SO	BB	IBB	HBP	BLK	WP	HR	S	P	ERA	WHIP										
44 Luke Hochevar, R ERA: 11.57	4.2	L	26	6	6	6	5	3	0	0	0	0	0	58	96	11.57	2.571										
32 Ron Mahay, L ERA: 2.7	1.0		7	2	1	1	2	2	0	0	0	0	0	15	31	9.00	4.000										
Ramon E Ramirez, R ERA: 1.35	1.1		5	0	0	0	3	1	0	0	0	0	0	14	24	0.00	0.750										
46 Juan Carlos Oviedo, R ERA:	1.0		5	0	0	0	2	1	0	0	0	2	0	13	21	0.00	1.000										



Batter	1	2	3	4	5	6	7	8	9	AB	R	H	RBI	BB	SO	LOB	TOP					
22 Carlos Gómez, R OBP: 0.247, SLG: 0.310										5	0	0	0	0	4	4						
23 Brendan Harris, R OBP: 0.352, SLG: 0.406										5	0	0	0	0	2	3						
7 Joe Mauer, L OBP: 0.333, SLG: 0.348										5	1	1	0	0	0	3						
33 Justin Morneau, L OBP: 0.346, SLG: 0.521											4	0	1	0	0	1						
21 Delmon Young, R OBP: 0.278, SLG: 0.316										4	1	2	0	0	0	1						
16 Jason Kubel, L OBP: 0.292, SLG: 0.426										4	1	1	1	0	1	1						
2 Denard Span, L OBP: 0.300, SLG: 0.222										4	2	3	3	0	1	2						
Craig Monroe, R OBP: 0.364, SLG: 0.533										4	0	3	1	0	0	0						
Mike Lamb, L OBP: 0.222, SLG: 0.271										4	0	3	1	0	0	0						
20 Matt Tolbert, S OBP: 0.447, SLG: 0.457										4	0	1	0	0	1	2						
8 Nick Punto, S OBP: 0.346, SLG: 0.292										4	0	1	0	0	1	2						
Inning Stats	R: 0 H: 0 E: 0 K: 1 S: 8	H: 0 LOB: 0 BB: 0 P: 10	R: 1 H: 2 E: 0 K: 0 S: 8	H: 2 LOB: 1 BB: 0 P: 13	R: 0 H: 0 E: 0 K: 1 S: 8	H: 0 LOB: 0 BB: 0 P: 13	R: 0 H: 0 E: 0 K: 0 S: 4	H: 0 LOB: 0 BB: 0 P: 6	R: 2 H: 2 E: 1 K: 0 S: 14	H: 2 LOB: 1 BB: 0 P: 18	R: 0 H: 1 E: 0 K: 1 S: 9	H: 1 LOB: 1 BB: 0 P: 12	R: 1 H: 2 E: 0 K: 3 S: 14	H: 2 LOB: 1 BB: 0 P: 19	R: 1 H: 3 E: 0 K: 2 S: 18	H: 3 LOB: 3 BB: 0 P: 26	R: 0 H: 2 E: 0 K: 2 S: 14	H: 2 LOB: 3 BB: 0 P: 21	1B: 8 2B: 3 3B: 0 HR: 1	SF: 0 SAC: 0 DP: 0 HBP: 0	WP: 0 PB: 0 SB: 2 CS: 0	PA: 39
PITCHER	IP	WLS	BF	H	R	ER	SO	BB	IBB	HBP	BLK	WP	HR	S	P	ERA	WHIP					
Joe Blanton, R ERA: 4.32	(1, 1)	7.2	L	32	9	5	4	7	0	0	0	0	1	77	109	4.70	1.174					
Alan Embree, L ERA: 4.66	(8, 1)	0.0		1	0	0	0	0	0	0	0	0	0	3	3	∞	∞					
44 Santiago Casilla, R ERA:	(8, 1)	1.1		6	2	0	0	3	0	0	0	0	0	17	26	0.00	1.500					

Minnesota Twins @ Oakland Athletics
McAfee Coliseum, Oakland, CA
Tue Apr 22 2008, 10:05 PM EDT
Att: 10,267 - Overcast - 55 F

AB 39
R 5
H 12
RBI 5
BB 0
SO 10
LOB 17



Batter	1	2	3	4	5	6	7	8	9	AB	R	H	RBI	BB	SO	LOB	BOTTOM					
8 Kurt Suzuki, R OBP: 0.382, SLG: 0.362										5	0	1	2	0	1	1						
10 Daric Barton, L OBP: 0.385, SLG: 0.388										5	0	2	0	0	2	1						
14 Mark Ellis, R OBP: 0.330, SLG: 0.405										2	0	0	0	2	0	3						
32 Jack Cust, L OBP: 0.361, SLG: 0.241										3	1	0	0	1	2	3						
Emil Brown, R OBP: 0.306, SLG: 0.449										4	1	1	2	0	0	2						
15 Ryan Sweeney, L OBP: 0.320, SLG: 0.375										4	0	0	0	0	0	0						
7 Bobby Crosby, R OBP: 0.363, SLG: 0.464										4	1	1	0	0	1	0						
19 Chris Denorria, R OBP: 0.350, SLG: 0.351										4	1	2	0	0	1	0						
22 Jack Hannahan, L OBP: 0.328, SLG: 0.278										3	0	0	0	0	1	3						
5 Mike Sweeney, R OBP: 0.367, SLG: 0.346										1	0	1	0	0	0	0						
12 Donnie Murphy, R OBP: 0.267, SLG: 0.154										0	0	0	0	0	0	0						
Inning Stats	R: 0 H: 1 E: 0 K: 1 S: 10	H: 0 LOB: 0 BB: 0 P: 15	R: 0 H: 0 E: 0 K: 0 S: 14	H: 0 LOB: 0 BB: 0 P: 21	R: 0 H: 0 E: 0 K: 0 S: 11	H: 0 LOB: 1 BB: 1 P: 19	R: 0 H: 0 E: 1 K: 0 S: 11	H: 0 LOB: 1 BB: 1 P: 19	R: 2 H: 2 E: 0 K: 1 S: 13	H: 2 LOB: 1 BB: 1 P: 24	R: 0 H: 0 E: 0 K: 2 S: 13	H: 0 LOB: 1 BB: 1 P: 23	R: 0 H: 0 E: 0 K: 0 S: 6	H: 0 LOB: 0 BB: 0 P: 7	R: 0 H: 1 E: 0 K: 3 S: 10	H: 1 LOB: 1 BB: 0 P: 16	1B: 6 2B: 1 3B: 0 HR: 1	SF: 0 SAC: 0 DP: 1 HBP: 0	WP: 0 PB: 0 SB: 0 CS: 0	PA: 38		
PITCHER	IP	WLS	BF	H	R	ER	SO	BB	IBB	HBP	BLK	WP	HR	S	P	ERA	WHIP					
Livan Hernandez, R ERA: 3.55	(1, 1)	6.0		27	4	4	4	3	2	0	0	0	0	13	23	0.00	1.000					
Juan Rincon, R ERA: 4.7	(7, 1)	1.0	W	4	0	0	0	2	1	0	0	0	0	6	7	0.00	0.000					
17 Pat Neshek, R ERA: 5.0	(8, 1)	1.0	H	3	0	0	0	0	0	0	0	0	0	10	16	0.00	1.000					
36 Joe Nathan, R ERA:	(9, 1)	1.0	S	4	1	0	0	3	0	0	0	0	0	10	16	0.00	1.000					

Minnesota Twins @ Oakland Athletics
McAfee Coliseum, Oakland, CA
Tue Apr 22 2008, 10:05 PM EDT
Att: 10,267 - Overcast - 55 F

AB 35
R 4
H 8
RBI 4
BB 3
SO 8
LOB 13



Batter	1	2	3	4	5	6	7	8	9	AB	R	H	RBI	BB	SO	LOB	TOP										
2 Denard Span, L OBP: 0.303, SLG: 0.233 23 Brendan Harris, R OBP: 0.347, SLG: 0.400										3	0	1	0	0	0	0											
20 Matt Tolbert, S OBP: 0.405, SLG: 0.410										4	0	0	0	0	1	1											
7 Joe Mauer, L OBP: 0.329, SLG: 0.357											4	0	1	0	0	0											
33 Justin Morneau, L OBP: 0.341, SLG: 0.507											4	0	1	0	0	1											
21 Delmon Young, R OBP: 0.277, SLG: 0.313												4	0	1	0	0	1										
16 Jason Kubel, L OBP: 0.323, SLG: 0.431												4	0	2	0	0	2										
Craig Monroe, R OBP: 0.333, SLG: 0.485												3	0	0	0	2	3										
Mike Lamb, L OBP: 0.212, SLG: 0.258											3	0	0	0	0	1											
8 Nick Punto, S OBP: 0.310, SLG: 0.259											3	0	0	0	2	0											
Inning Stats	R: 0 H: 1 E: 0 K: 0 S: 9	H: 1 LOB: 1 BB: 0 P: 13	R: 0 H: 0 E: 0 K: 1 S: 6	H: 0 LOB: 0 BB: 0 P: 11	R: 0 H: 0 E: 0 K: 0 S: 6	H: 0 LOB: 0 BB: 0 P: 11	R: 0 H: 0 E: 0 K: 0 S: 4	H: 0 LOB: 0 BB: 0 P: 8	R: 0 H: 1 E: 0 K: 1 S: 7	H: 1 LOB: 1 BB: 0 P: 7	R: 0 H: 0 E: 0 K: 1 S: 6	H: 0 LOB: 0 BB: 0 P: 8	R: 0 H: 2 E: 0 K: 1 S: 14	H: 2 LOB: 2 BB: 0 P: 26	R: 0 H: 0 E: 0 K: 2 S: 7	H: 0 LOB: 0 BB: 0 P: 11	R: 0 H: 2 E: 0 K: 2 S: 12	H: 2 LOB: 2 BB: 0 P: 19	1B: 5 2B: 1 3B: 0 HR: 0	SF: 0 SAC: 0 DP: 1 HBP: 0	WP: 0 PB: 0 SB: 0 CS: 0	PA: 33					
PITCHER	IP	WLS	BF	H	R	ER	SO	BB	IBB	HBP	BLK	WP	HR	S	P	ERA	WHIP										
Chad Gaudin, R ERA: 3.38	7.0	W	25	4	0	0	4	0	0	0	0	0	0	52	84	0.00	0.571										
Alan Embree, L ERA: 4.22	1.0	H	3	0	0	0	2	0	0	0	0	0	0	7	11	0.00	0.000										
Huston Street, R ERA: 5.23	1.0	S	5	2	0	0	2	0	0	0	0	0	0	12	19	0.00	2.000										

Minnesota Twins @ Oakland Athletics
McAfee Coliseum, Oakland, CA
Wed Apr 23 2008, 10:05 PM EDT
Att: 15,242 - Partly Cloudy - 55 F

AB	33
R	0
H	6
RBI	0
BB	0
SO	8
LOB	10



Batter	1	2	3	4	5	6	7	8	9	AB	R	H	RBI	BB	SO	LOB	BOTTOM										
8 Kurt Suzuki, R OBP: 0.375, SLG: 0.347										3	0	0	0	1	0	1											
10 Daric Barton, L OBP: 0.380, SLG: 0.373										3	1	0	0	1	0	2											
14 Mark Ellis, R OBP: 0.327, SLG: 0.398										4	0	1	0	0	1	1											
5 Mike Sweeney, R OBP: 0.391, SLG: 0.418										3	2	2	2	1	0	0											
32 Jack Cust, L OBP: 0.373, SLG: 0.250										2	0	1	0	1	0	2											
19 Chris Denorfia, R OBP: 0.341, SLG: 0.342										1	0	0	0	0	0	0											
Emil Brown, R OBP: 0.286, SLG: 0.431											3	0	0	1	0	1											
7 Bobby Crosby, R OBP: 0.351, SLG: 0.448										3	0	0	0	0	1	2											
15 Ryan Sweeney, L OBP: 0.302, SLG: 0.353										3	0	0	0	0	0	1											
12 Donnie Murphy, R OBP: 0.278, SLG: 0.188																											
22 Jack Hannahan, L OBP: 0.328, SLG: 0.278											3	0	1	0	0	1	0										
Inning Stats	R: 0 H: 0 E: 0 K: 0 S: 7	H: 0 LOB: 0 BB: 0 P: 12	R: 1 H: 1 E: 0 K: 1 S: 10	H: 1 LOB: 1 BB: 1 P: 20	R: 1 H: 2 E: 0 K: 1 S: 15	H: 2 LOB: 1 BB: 1 P: 28	R: 0 H: 0 E: 0 K: 0 S: 7	H: 0 LOB: 0 BB: 0 P: 10	R: 0 H: 0 E: 0 K: 0 S: 6	H: 0 LOB: 2 BB: 1 P: 10	R: 0 H: 0 E: 0 K: 0 S: 11	H: 0 LOB: 2 BB: 1 P: 20	R: 0 H: 1 E: 0 K: 0 S: 10	H: 1 LOB: 1 BB: 0 P: 15	R: 1 H: 1 E: 0 K: 1 S: 7	H: 1 LOB: 0 BB: 0 P: 8	R: 1 H: 1 E: 0 K: 1 S: 7	H: 1 LOB: 0 BB: 0 P: 8	1B: 4 2B: 0 3B: 0 HR: 1	SF: 1 SAC: 0 DP: 0 HBP: 0	WP: 1 PB: 0 SB: 1 CS: 0	PA: 33					
PITCHER	IP	WLS	BF	H	R	ER	SO	BB	IBB	HBP	BLK	WP	HR	S	P	ERA	WHIP										
26 Boof Bonser, R ERA: 4.34	6.0	L	25	3	2	2	2	4	0	0	0	0	0	56	100	3.00	1.167										
54 Matt Guerrier, R ERA: 5.11	2.0		8	2	1	1	1	0	0	0	0	0	1	17	23	4.50	1.000										

Minnesota Twins @ Oakland Athletics
McAfee Coliseum, Oakland, CA
Wed Apr 23 2008, 10:05 PM EDT
Att: 15,242 - Partly Cloudy - 55 F

AB	28
R	3
H	5
RBI	3
BB	4
SO	3
LOB	10



Batter	1	2	3	4	5	6	7	8	9	AB	R	H	RBI	BB	SO	LOB	TOP										
8 Kurt Suzuki, R OBP: 0.389, SLG: 0.363										4	1	1	0	1	1	1											
10 Danic Barton, L OBP: 0.371, SLG: 0.356										3	1	0	0	1	0	1											
14 Mark Ellis, R OBP: 0.318, SLG: 0.381										4	0	0	0	0	0	3											
35 Frank Thomas, R OBP: 0.321, SLG: 0.318										3	1	1	1	1	0	0											
32 Jack Cust, L OBP: 0.372, SLG: 0.241										2	0	0	0	1	0	2											
11 Rajai Davis, R OBP: 0.208, SLG: 0.261										1	0	0	0	0	0	0											
Emil Brown, R OBP: 0.306, SLG: 0.430										3	1	1	1	1	0	0											
7 Bobby Crosby, R OBP: 0.350, SLG: 0.426										3	0	0	0	1	0	1											
15 Ryan Sweeney, L OBP: 0.298, SLG: 0.340										2	0	0	1	1	2	3											
12 Donnie Murphy, R OBP: 0.296, SLG: 0.480										4	0	0	0	0	4	4											
Inning Stats	R: 3 H: 2 E: 0 K: 2 S: 21	H: 2 R: 3 ER: 3 SO: 2 BB: 4 P: 43	R: 0 H: 0 E: 0 K: 0 S: 8	H: 0 R: 2 ER: 2 SO: 2 BB: 2 P: 20	R: 1 H: 1 E: 0 K: 1 S: 11	H: 1 R: 0 ER: 0 SO: 0 BB: 0 P: 17	R: 0 H: 0 E: 0 K: 0 S: 4	H: 0 R: 0 ER: 0 SO: 0 BB: 0 P: 4	R: 0 H: 0 E: 0 K: 2 S: 10	H: 0 R: 0 ER: 0 SO: 0 BB: 0 P: 12	R: 0 H: 0 E: 0 K: 1 S: 8	H: 0 R: 0 ER: 0 SO: 0 BB: 0 P: 13	R: 0 H: 0 E: 0 K: 0 S: 7	H: 0 R: 0 ER: 0 SO: 0 BB: 0 P: 10	R: 0 H: 0 E: 0 K: 1 S: 11	H: 0 R: 0 ER: 0 SO: 0 BB: 1 P: 22	1B: 2 2B: 1 3B: 0 HR: 0	SF: 1 SAC: 0 DP: 0 HBP: 0	WP: 1 PB: 0 SB: 1 CS: 0	PA: 37							
PITCHER	IP	WLS	BF	H	R	ER	SO	BB	IBB	HBP	BLK	WP	HR	S	P	ERA	WHIP										
43 Miguel Batista, R ERA: 5.26	1.0	L	10	2	3	3	2	5	0	0	0	1	0	21	47	27.00	7.000										
Cha Seung Baek, R ERA: 6.35	6.0		20	1	1	1	4	1	0	0	0	0	0	48	73	1.50	0.333										
57 Mark Lowe, R ERA: 4.91	2.0		7	0	0	0	1	1	0	0	0	0	0	18	32	0.00	0.500										

Oakland Athletics @ Seattle Mariners
Safeco Field, Seattle, WA
Fri Apr 25 2008, 7:10 PM PDT
Att. 40,835 - Overcast - 54 F

AB 29
R 4
H 3
RBI 3
BB 7
SO 7
LOB 15



Batter	1	2	3	4	5	6	7	8	9	AB	R	H	RBI	BB	SO	LOB	BOTTOM										
51 Ichiro Suzuki, L OBP: 0.327, SLG: 0.390										4	1	1	0	1	0	0											
4 Jose Lopez, R OBP: 0.320, SLG: 0.415										5	1	4	0	0	0	1											
Raul Ibanez, L OBP: 0.375, SLG: 0.565										4	1	2	1	0	0	2											
29 Adrian Beltré, R OBP: 0.361, SLG: 0.500										4	0	0	0	1	2	5											
Jose Vidro, S OBP: 0.253, SLG: 0.299										3	0	0	1	0	0	1											
Miguel Cairo, R										0	0	0	0	0	0	0											
Richie Sexson, R OBP: 0.316, SLG: 0.425										3	0	1	1	0	2	1											
2 Kenji Johjima, R ERA: 4.09										2	0	0	0	0	0	1											
Greg Norton, S OBP: 0.500, SLG: 0.500										0	0	0	0	1	0	0											
Jamie Burke, R OBP: 0.267, SLG: 0.429										0	0	0	0	0	0	0											
16 Willie Bloomquist, R OBP: 0.286, SLG: 0.167										2	0	0	0	0	0	1											
Brad Wilkerson, L OBP: 0.309, SLG: 0.239										1	0	0	0	1	1	2											
7 Yuniesky Betancourt, R OBP: 0.293, SLG: 0.385										4	0	0	0	0	1	4											
Inning Stats	R: 1 H: 2 E: 0 K: 1 S: 15	H: 1 R: 3 ER: 3 SO: 3 BB: 0 P: 24	R: 0 H: 1 E: 0 K: 0 S: 12	H: 1 R: 0 ER: 0 SO: 0 BB: 0 P: 17	R: 0 H: 1 E: 0 K: 1 S: 13	H: 1 R: 0 ER: 0 SO: 0 BB: 0 P: 20	R: 0 H: 0 E: 0 K: 1 S: 8	H: 0 R: 0 ER: 0 SO: 0 BB: 0 P: 14	R: 0 H: 0 E: 0 K: 0 S: 5	H: 0 R: 0 ER: 0 SO: 0 BB: 0 P: 7	R: 2 H: 2 E: 0 K: 1 S: 18	H: 2 R: 0 ER: 0 SO: 0 BB: 1 P: 30	R: 0 H: 2 E: 0 K: 1 S: 14	H: 2 R: 0 ER: 0 SO: 0 BB: 0 P: 25	R: 0 H: 0 E: 0 K: 1 S: 13	H: 0 R: 0 ER: 0 SO: 0 BB: 2 P: 27	R: 0 H: 0 E: 0 K: 0 S: 7	H: 0 R: 0 ER: 0 SO: 0 BB: 1 P: 14	1B: 7 2B: 1 3B: 0 HR: 0	SF: 3 SAC: 0 DP: 1 HBP: 1	WP: 0 PB: 0 SB: 1 CS: 0	PA: 40					
PITCHER	IP	WLS	BF	H	R	ER	SO	BB	IBB	HBP	BLK	WP	HR	S	P	ERA	WHIP										
30 Dana Eveland, L ERA: 2.48	5.1	W	23	6	3	3	3	1	0	0	0	0	0	62	98	5.06	1.312										
44 Santiago Casilla, R ERA:	1.1	H	6	1	0	0	2	0	0	1	0	0	0	18	31	0.00	0.750										
Alan Ambree, L ERA: 4.09	0.1	H	2	1	0	0	0	0	0	0	0	0	0	5	8	0.00	3.000										
59 Andrew Brown, R ERA:	1.0	H	5	0	0	0	1	2	0	0	0	0	0	13	27	0.00	2.000										
Huston Street, R ERA: 4.76	1.0	S	4	0	0	0	0	1	0	0	0	0	0	7	14	0.00	1.000										

Batter	1	2	3	4	5	6	7	8	9	AB	R	H	RBI	BB	SO	LOB	TOP										
8 Kurt Suzuki, R OBP: 0.368, SLG: 0.341	F8		K			P4		L7	P4	5	0	0	0	0	1	3											
14 Mark Ellis, R OBP: 0.313, SLG: 0.366	G6-3		K			K		P3		4	0	0	0	1	2	1											
5 Mike Sweeney, R OBP: 0.384, SLG: 0.469	G1-3				G1-6-3	P2		HR	G2-3	5	1	1	1	0	0	3											
35 Frank Thomas, R OBP: 0.306, SLG: 0.300	F8				G5-3			P4		4	0	0	0	0	1	0											
Emil Brown, R OBP: 0.315, SLG: 0.434	P4				G6-3					4	1	2	0	0	0	0											
7 Bobby Crosby, R OBP: 0.358, SLG: 0.433																											
19 Chris Denorfia, R OBP: 0.360, SLG: 0.318																											
12 Donnie Murphy, R OBP: 0.345, SLG: 0.480																											
32 Jack Cust, L OBP: 0.380, SLG: 0.241																											
22 Jack Hannahan, L OBP: 0.338, SLG: 0.278																											
11 Rajai Davis, R OBP: 0.192, SLG: 0.240																											
15 Ryan Sweeney, L OBP: 0.293, SLG: 0.333																											
10 Daric Barton, L OBP: 0.377, SLG: 0.364																											
Inning Stats	R: 0 H: 0 E: 0 K: 0 S: 7	H: 0 LOB: 0 BB: 0 P: 7	R: 0 H: 0 E: 0 K: 0 S: 10	H: 0 LOB: 1 BB: 1 P: 17	R: 0 H: 0 E: 0 K: 2 S: 13	H: 0 LOB: 1 BB: 1 P: 22	R: 0 H: 0 E: 0 K: 0 S: 8	H: 0 LOB: 0 BB: 0 P: 12	R: 0 H: 1 E: 0 K: 0 S: 6	H: 1 LOB: 3 BB: 2 P: 11	R: 0 H: 0 E: 0 K: 1 S: 9	H: 0 LOB: 0 BB: 0 P: 12	R: 0 H: 1 E: 0 K: 2 S: 14	H: 1 LOB: 3 BB: 2 P: 24	R: 1 H: 1 E: 0 K: 0 S: 8	H: 1 LOB: 0 BB: 0 P: 11	R: 2 H: 2 E: 0 K: 0 S: 14	H: 2 LOB: 3 BB: 3 P: 34	1B: 3 2B: 1 3B: 0 HR: 1	SF: 0 SAC: 0 DP: 1 HBP: 0	WP: 0 PB: 1 SB: 0 CS: 0	PA: 39					
PITCHER	IP	WLS	BF	H	R	ER	SO	BB	IBB	HBP	BLK	WP	HR	S	P	ERA	WHIP										
45 Erik Bedard, L ERA: 2.04	6.2	W	25	2	0	0	4	4	0	0	0	0	0	62	95	0.00	0.900										
Sean Green, R ERA: 2.13	0.0		1	0	0	0	0	1	0	0	0	0	0	2	6	∞	∞										
Arthur Rhodes, L ERA: 9.0	0.1	H	1	0	0	0	1	0	0	0	0	0	0	3	4	0.00	0.000										
35 Brandon Morrow, R ERA: 2.45	1.0	H	4	1	1	1	0	0	0	0	0	0	1	8	11	9.00	1.000										
20 J.J. Putz, R ERA: 9.0	1.0		8	2	2	2	0	3	0	0	0	0	0	14	34	18.00	5.000										

Oakland Athletics @ Seattle Mariners
Safeco Field, Seattle, WA
Sat Apr 26 2008, 6:10 PM PDT
Att: 37,570 - Clear - 65 F

AB	31
R	3
H	5
RBI	3
BB	8
SO	5
LOB	17



Batter	1	2	3	4	5	6	7	8	9	AB	R	H	RBI	BB	SO	LOB	BOTTOM										
51 Ichiro Suzuki, L OBP: 0.325, SLG: 0.385	L7				G4-3					4	0	1	1	0	0	1											
4 Jose Lopez, R OBP: 0.318, SLG: 0.418	L9				F8					4	1	1	0	0	0	1											
Raul Ibanez, L OBP: 0.361, SLG: 0.542	G4-3									4	0	0	0	0	1	2											
29 Adrián Beltré, R OBP: 0.376, SLG: 0.517					F9					3	2	2	0	1	0	0											
Greg Norton, S OBP: 0.571, SLG: 0.667										4	1	3	3	0	0	1											
Richie Sexson, R OBP: 0.313, SLG: 0.429										4	0	1	0	0	2	3											
Brad Wilkerson, L OBP: 0.310, SLG: 0.245										3	0	1	1	0	0	2											
16 Willie Bloomquist, R OBP: 0.310, SLG: 0.167										0	0	0	0	1	0	0											
Jamie Burke, R OBP: 0.211, SLG: 0.333										4	0	0	0	0	0	4											
7 Yuniesky Betancourt, R OBP: 0.306, SLG: 0.407										3	1	2	0	0	0	0											
Inning Stats	R: 0 H: 0 E: 0 K: 0 S: 5	H: 1 LOB: 1 BB: 0 P: 8	R: 0 H: 1 E: 0 K: 1 S: 7	H: 1 LOB: 0 BB: 0 P: 14	R: 1 H: 2 E: 0 K: 1 S: 16	H: 2 LOB: 1 BB: 0 P: 23	R: 1 H: 3 E: 0 K: 0 S: 13	H: 3 LOB: 1 BB: 0 P: 18	R: 0 H: 0 E: 0 K: 0 S: 6	H: 0 LOB: 0 BB: 0 P: 10	R: 1 H: 2 E: 0 K: 1 S: 17	H: 2 LOB: 1 BB: 0 P: 24	R: 0 H: 1 E: 0 K: 0 S: 6	H: 1 LOB: 0 BB: 0 P: 11	R: 2 H: 2 E: 0 K: 0 S: 17	H: 2 LOB: 2 BB: 2 P: 32	1B: 6 2B: 5 3B: 0 HR: 0	SF: 0 SAC: 0 DP: 1 HBP: 0	WP: 0 PB: 0 SB: 0 CS: 0	PA: 36							
PITCHER	IP	WLS	BF	H	R	ER	SO	BB	IBB	HBP	BLK	WP	HR	S	P	ERA	WHIP										
58 Justin Duchscherer, R ERA: 2.7	5.0	L	20	6	2	2	2	0	0	0	0	0	0	47	73	3.60	1.200										
33 Joey Devine, R ERA: 0.96	1.0		5	2	1	1	1	0	0	0	0	0	0	17	24	9.00	2.000										
51 Dallas Braden, L ERA: 9.0	2.0		10	3	2	2	0	1	1	0	0	0	0	23	43	9.00	2.000										

Oakland Athletics @ Seattle Mariners
Safeco Field, Seattle, WA
Sat Apr 26 2008, 6:10 PM PDT
Att: 37,570 - Clear - 65 F

AB	33
R	5
H	11
RBI	5
BB	2
SO	3
LOB	14



Batter	1	2	3	4	5	6	7	8	9	AB	R	H	RBI	BB	SO	LOB	TOP										
14 Mark Ellis, R OBP: 0.317, SLG: 0.377	G1-4-3			1B	K			1B	K	5	1	2	0	0	2	2	Oakland Athletics @ Seattle Mariners Safeco Field, Seattle, WA Sun Apr 27 2008, 1:10 PM PDT Att: 32,631 - Cloudy - 65 F										
10 Danic Barton, L OBP: 0.397, SLG: 0.363	G5-4-3			L8	K			35 BB	G4-6-3	3	1	1	0	2	1	3											
Emil Brown, R OBP: 0.319, SLG: 0.432	G5-4-3			7 FC5	1B			32 1B	G4-6-3	5	1	2	2	0	0	2											
35 Frank Thomas, R OBP: 0.315, SLG: 0.301	K			7 FC5	1B			15 1B	FC3-2	3	0	1	0	1	1	0											
19 Chris Denorfia, R OBP: 0.360, SLG: 0.318	K			1-2 2-3	1B			15 1B	FC3-2	0	0	0	0	0	0	0											
32 Jack Cust, L OBP: 0.373, SLG: 0.242	K			1-2 2-3	K			FC3-2	15 1B	4	0	1	1	0	2	3											
11 Rajai Davis, R OBP: 0.192, SLG: 0.240	K			1-2 2-3	K			FC3-2	15 1B	0	0	0	0	0	0	0											
7 Bobby Crosby, R OBP: 0.342, SLG: 0.416	K			FC5	1B			K	K	4	0	0	0	0	3	6											
15 Ryan Sweeney, L OBP: 0.290, SLG: 0.328				F7				P6	FC3-2	4	0	1	1	0	0	0											
Rob Bowen, S OBP: 0.308, SLG: 0.250				K				K	FC3-2	3	0	0	0	1	2	3											
22 Jack Hannahan, L OBP: 0.347, SLG: 0.268				K				K	FC3-2	2	1	0	0	2	2	3											
Inning Stats	R: 0 E: 0 K: 0 S: 6	H: 1 LOB: 0 BB: 0 P: 9	R: 0 E: 0 K: 3 S: 9	H: 0 LOB: 0 BB: 0 P: 10	R: 0 E: 0 K: 2 S: 8	H: 0 LOB: 0 BB: 0 P: 11	R: 0 E: 0 K: 1 S: 10	H: 3 LOB: 3 BB: 0 P: 15	R: 0 E: 0 K: 2 S: 15	H: 0 LOB: 2 BB: 2 P: 28	R: 0 E: 0 K: 0 S: 5	H: 0 LOB: 0 BB: 0 P: 9	R: 0 E: 0 K: 2 S: 8	H: 0 LOB: 0 BB: 0 P: 10	R: 4 E: 0 K: 2 S: 32	H: 4 LOB: 3 BB: 3 P: 50	R: 0 E: 0 K: 1 S: 12	H: 0 LOB: 0 BB: 1 P: 18	1B: 7 2B: 1 3B: 0 HR: 0	SF: 0 SAC: 0 DP: 2 HBP: 0	WP: 0 PB: 0 SB: 0 CS: 0	PA: 39					
PITCHER	IP	WLS	BF	H	R	ER	SO	BB	IBB	HBP	BLK	WP	HR	S	P	ERA	WHIP										
34 Félix Hernández, R ERA: 2.22	7.0	L	30	6	4	4	10	4	0	0	0	0	0	75	115	5.14	1.429										
35 Brandon Morrow, R ERA: 2.25	0.1		4	2	0	0	1	1	0	0	0	0	0	11	19	0.00	9.000										
Sean Green, R ERA: 1.88	1.2		5	0	0	0	2	1	0	0	0	0	0	19	26	0.00	0.600										

AB	33
R	4
H	8
RBI	4
BB	6
SO	13
LOB	22



Batter	1	2	3	4	5	6	7	8	9	AB	R	H	RBI	BB	SO	LOB	BOTTOM										
51 Ichiro Suzuki, L OBP: 0.319, SLG: 0.376	F8			G6-3				F9	F7	5	0	1	0	0	0	0	Oakland Athletics @ Seattle Mariners Safeco Field, Seattle, WA Sun Apr 27 2008, 1:10 PM PDT Att: 32,631 - Cloudy - 65 F										
4 Jose Lopez, R OBP: 0.315, SLG: 0.422	G4-3			P3				F9		4	1	1	0	0	0	2											
Raul Ibanez, L OBP: 0.348, SLG: 0.520	G4-3			G3-1				F8		4	0	0	0	0	0	1											
29 Adrian Beltré, R OBP: 0.381, SLG: 0.511	1B			1B				K		3	0	1	1	1	1	0											
Greg Norton, S OBP: 0.500, SLG: 0.563	FC6-4			K				G4-3		4	0	1	0	0	2	1											
Richie Sexson, R OBP: 0.320, SLG: 0.425	FC6-4			1B				BB		3	0	1	0	1	0	2											
Brad Wilkerson, L OBP: 0.306, SLG: 0.264	K			G1-3				K		4	0	1	0	0	2	3											
2 Kenji Johjima, R OBP: 0.269, SLG: 0.239	G1-5-3			G5-3				G5-3		4	0	1	0	0	0	0											
7 Yuniesky Betancourt, R OBP: 0.315, SLG: 0.440	51 1B			HR				K		3	1	1	1	1	1	2											
Inning Stats	R: 1 E: 0 K: 0 S: 16	H: 3 LOB: 2 BB: 0 P: 23	R: 0 E: 0 K: 1 S: 10	H: 1 LOB: 2 BB: 1 P: 19	R: 0 E: 0 K: 1 S: 9	H: 1 LOB: 2 BB: 1 P: 16	R: 1 E: 0 K: 0 S: 6	H: 1 LOB: 0 BB: 0 P: 9	R: 0 E: 0 K: 1 S: 11	H: 0 LOB: 1 BB: 0 P: 16	R: 0 E: 0 K: 0 S: 5	H: 2 LOB: 0 BB: 0 P: 6	R: 0 E: 0 K: 0 S: 6	H: 0 LOB: 0 BB: 0 P: 10	R: 0 E: 0 K: 2 S: 11	H: 0 LOB: 1 BB: 1 P: 20		R: 0 E: 0 K: 1 S: 8	H: 0 LOB: 0 BB: 0 P: 11	1B: 5 2B: 2 3B: 0 HR: 1	SF: 0 SAC: 0 DP: 1 HBP: 0	WP: 0 PB: 0 SB: 0 CS: 0	PA: 37				
PITCHER	IP	WLS	BF	H	R	ER	SO	BB	IBB	HBP	BLK	WP	HR	S	P	ERA	WHIP										
Joe Blanton, R ERA: 4.07	7.0	W	30	8	2	2	3	2	0	0	0	0	0	63	99	2.57	1.429										
44 Santiago Casilla, R ERA:	1.0	H	4	0	0	0	2	1	0	0	0	0	0	11	20	0.00	1.000										
Huston Street, R ERA: 4.38	1.0	S	3	0	0	0	1	0	0	0	0	0	0	8	11	0.00	0.000										



Batter	1	2	3	4	5	6	7	8	9	AB	R	H	RBI	BB	SO	LOB	TOP								
8 Kurt Suzuki, R OBP: 0.376, SLG: 0.337	F8		14 HR 10 HR	F8		14 1B BB	BB 11 1B	G1-3		4	2	1	0	2	0	0									
14 Mark Ellis, R OBP: 0.328, SLG: 0.396	K		10 HR		10 F9 35 1B				K	5	2	3	0	0	0	2	3								
12 Donnie Murphy, R OBP: 0.333, SLG: 0.462										1	0	0	0	0	1	0									
10 Daric Barton, L OBP: 0.385, SLG: 0.392	35 3B				F9		F6		G4-3	6	2	2	3	0	1	6									
35 Frank Thomas, R OBP: 0.344, SLG: 0.368																									
19 Chris Denorria, R OBP: 0.365, SLG: 0.326																									
Emil Brown, R OBP: 0.323, SLG: 0.457	K		FC1-4 32 BB		F8					4	1	1	3	1	1	3									
32 Jack Cust, L OBP: 0.378, SLG: 0.246		L5								3	0	1	0	1	0	1									
11 Rajai Davis, R OBP: 0.222, SLG: 0.269										1	1	1	2	0	0	0									
7 Bobby Crosby, R OBP: 0.336, SLG: 0.400		L3								4	1	0	0	1	1	4									
22 Jack Hannahan, L OBP: 0.351, SLG: 0.328		G3-1			G1-3			F8		5	2	2	1	0	0	0									
15 Ryan Sweeney, L OBP: 0.284, SLG: 0.317			L4					F7		5	1	1	2	0	1	0									
Inning Stats	R: 1 E: 0 K: 2 S: 11	H: 2 LOB: 1 BB: 0 P: 17	R: 0 E: 0 K: 0 S: 7	H: 0 LOB: 0 BB: 0 P: 13	R: 3 E: 0 K: 1 S: 19	H: 3 LOB: 2 BB: 2 P: 34	R: 0 E: 0 K: 1 S: 7	H: 0 LOB: 0 BB: 0 P: 9	R: 1 E: 0 K: 0 S: 14	H: 2 LOB: 1 BB: 0 P: 17	R: 1 E: 0 K: 1 S: 10	H: 2 LOB: 2 BB: 1 P: 17	R: 8 E: 0 K: 1 S: 27	H: 7 LOB: 2 BB: 3 P: 46	R: 0 E: 0 K: 0 S: 7	H: 0 LOB: 0 BB: 0 P: 11	R: 0 E: 0 K: 1 S: 7	H: 0 LOB: 0 BB: 0 P: 12	1B: 10 2B: 2 HR: 3	SF: 0 SAC: 0 HBP: 0	WP: 0 PB: 0 SB: 1 CS: 0	PA: 49			
PITCHER	IP WLS BF ERA WHIP	IP WLS BF ERA WHIP	IP WLS BF ERA WHIP	IP WLS BF ERA WHIP	IP WLS BF ERA WHIP	IP WLS BF ERA WHIP	IP WLS BF ERA WHIP	IP WLS BF ERA WHIP	IP WLS BF ERA WHIP	IP WLS BF ERA WHIP	IP WLS BF ERA WHIP	IP WLS BF ERA WHIP	IP WLS BF ERA WHIP	IP WLS BF ERA WHIP	IP WLS BF ERA WHIP	IP WLS BF ERA WHIP	IP WLS BF ERA WHIP	IP WLS BF ERA WHIP	IP WLS BF ERA WHIP	IP WLS BF ERA WHIP	IP WLS BF ERA WHIP	IP WLS BF ERA WHIP	IP WLS BF ERA WHIP		
Jon Garland, R ERA: 5.94	6.0	L	31	10	7	7	5	3	0	0	0	0	0	1	23	40	10.50	2.167							
49 Chris Bootcheck, R ERA: 37.8	0.2		11	6	7	7	1	3	0	0	0	0	0	0	2	4	0.00	0.000							
53 Darren O'Day, R ERA: 2.3	0.1		1	0	0	0	1	0	0	0	0	0	0	0	0	4	0.00	0.000							
58 Dustin Moseley, R ERA: 6.75	2.0		6	0	0	0	1	0	0	0	0	0	0	0	14	23	0.00	0.000							

Oakland Athletics @ Los Angeles Angels
Angel Stadium of Anaheim, Anaheim, CA
Mon Apr 28 2008, 7:05 PM PDT
Att: 37,725 - Partly Cloudy - 83 F

AB 43
R 14
H 16
RBI 14
BB 6
SO 7
LOB 17



Batter	1	2	3	4	5	6	7	8	9	AB	R	H	RBI	BB	SO	LOB	BOTTOM								
9 Chone Figgins, S OBP: 0.418, SLG: 0.362	G4-3		K							3	0	1	0	1	1	0									
24 Gary Matthews, S OBP: 0.314, SLG: 0.383	G4-3		G4-3							3	0	0	0	1	0	1									
27 Vladimir Guerrero, R OBP: 0.363, SLG: 0.455										2	0	0	0	1	1	2									
Juan Rivera, R OBP: 0.167, SLG: 0.130										1	0	0	0	0	1	0									
Casey Kotchman, L OBP: 0.392, SLG: 0.565	L4									3	0	0	0	0	0	3									
3 Brandon Wood, R										1	0	0	0	0	1	0									
48 Torii Hunter, R OBP: 0.358, SLG: 0.541										3	1	1	0	0	0	0									
Garret Anderson, L OBP: 0.294, SLG: 0.352	F8									4	0	1	0	0	1	2									
39 Robb Quinlan, R OBP: 0.308, SLG: 0.250										4	0	1	1	0	1	2									
44 Mike Napoli, R OBP: 0.283, SLG: 0.564										3	1	1	1	0	1	2									
46 Bobby Wilson, R OBP: 1.000, SLG: 1.000										1	0	1	0	0	0	0									
2 Erick Aybar, S OBP: 0.333, SLG: 0.390										4	0	0	0	0	0	2									
Inning Stats	R: 0 E: 0 K: 0 S: 15	H: 0 LOB: 1 BB: 1 P: 25	R: 1 E: 1 K: 0 S: 9	H: 2 LOB: 1 BB: 0 P: 16	R: 0 E: 0 K: 2 S: 7	H: 0 LOB: 0 BB: 0 P: 10	R: 0 E: 0 K: 0 S: 8	H: 0 LOB: 1 BB: 0 P: 12	R: 1 E: 0 K: 0 S: 9	H: 2 LOB: 2 BB: 1 P: 17	R: 0 E: 0 K: 2 S: 11	H: 1 LOB: 1 BB: 0 P: 16	R: 0 E: 0 K: 0 S: 6	H: 0 LOB: 0 BB: 1 P: 11	R: 0 E: 0 K: 2 S: 9	H: 0 LOB: 0 BB: 0 P: 16	R: 0 E: 0 K: 1 S: 11	H: 1 LOB: 1 BB: 0 P: 20	1B: 5 2B: 0 HR: 1	SF: 0 SAC: 0 HBP: 1	WP: 0 PB: 0 SB: 1 CS: 0	PA: 36			
PITCHER	IP WLS BF ERA WHIP	IP WLS BF ERA WHIP	IP WLS BF ERA WHIP	IP WLS BF ERA WHIP	IP WLS BF ERA WHIP	IP WLS BF ERA WHIP	IP WLS BF ERA WHIP	IP WLS BF ERA WHIP	IP WLS BF ERA WHIP	IP WLS BF ERA WHIP	IP WLS BF ERA WHIP	IP WLS BF ERA WHIP	IP WLS BF ERA WHIP	IP WLS BF ERA WHIP	IP WLS BF ERA WHIP	IP WLS BF ERA WHIP	IP WLS BF ERA WHIP	IP WLS BF ERA WHIP	IP WLS BF ERA WHIP	IP WLS BF ERA WHIP	IP WLS BF ERA WHIP	IP WLS BF ERA WHIP	IP WLS BF ERA WHIP		
Chad Gaudin, R ERA: 3.0	6.0	W	26	5	2	1	4	2	0	1	0	0	0	0	6	11	0.00	1.000							
59 Andrew Brown, R ERA	1.0		3	0	0	0	0	1	0	0	0	0	0	0	6	11	0.00	1.000							
51 Dallas Braden, L ERA: 4.5	2.0		7	1	0	0	3	0	0	0	0	0	0	20	36	0.00	0.500								

Oakland Athletics @ Los Angeles Angels
Angel Stadium of Anaheim, Anaheim, CA
Mon Apr 28 2008, 7:05 PM PDT
Att: 37,725 - Partly Cloudy - 83 F

AB 32
R 2
H 6
RBI 2
BB 3
SO 7
LOB 14



Batter	1	2	3	4	5	6	7	8	9	AB	R	H	RBI	BB	SO	LOB	TOP			
8 Kurt Suzuki, R OBP: 0.371, SLG: 0.333										4	0	1	0	0	0	1				
14 Mark Ellis, R OBP: 0.333, SLG: 0.395										3	0	1	0	1	1	1				
5 Mike Sweeney, R OBP: 0.382, SLG: 0.463										3	0	1	0	0	0	2				
10 Daric Barton, L OBP: 0.381, SLG: 0.388										1	0	0	0	0	0	1				
35 Frank Thomas, R OBP: 0.340, SLG: 0.354										3	0	0	0	1	1	1				
15 Ryan Sweeney, L OBP: 0.294, SLG: 0.317										0	0	0	0	0	0	0				
Emil Brown, R OBP: 0.311, SLG: 0.438										4	0	0	0	0	1	2				
7 Bobby Crosby, R OBP: 0.325, SLG: 0.385										4	0	0	0	0	1	2				
12 Donnie Murphy, R OBP: 0.364, SLG: 0.464										2	0	1	0	1	0	0				
19 Chris Denorfia, R OBP: 0.352, SLG: 0.313										2	0	0	0	0	1	1				
11 Rajai Davis, R OBP: 0.200, SLG: 0.241										3	0	0	0	0	0	1				
Inning Stats	R: 0 E: 0 K: 0 S: 9	H: 1 LOB: 0 BB: 0 P: 15	R: 0 E: 0 K: 0 S: 8	H: 0 LOB: 0 BB: 0 P: 14	R: 0 E: 0 K: 0 S: 4	H: 0 LOB: 0 BB: 0 P: 7	R: 0 E: 0 K: 2 S: 8	H: 1 LOB: 1 BB: 0 P: 13	R: 0 E: 0 K: 1 S: 9	H: 0 LOB: 1 BB: 0 P: 12	R: 0 E: 0 K: 1 S: 8	H: 0 LOB: 0 BB: 0 P: 10	R: 0 E: 0 K: 0 S: 9	H: 1 LOB: 1 BB: 0 P: 16	R: 0 E: 0 K: 0 S: 13	H: 0 LOB: 2 BB: 2 P: 26	1B: 4 2B: 0 3B: 0 HR: 0	SF: 0 SAC: 1 DP: 0 HBP: 0	WP: 0 PB: 0 SB: 0 CS: 1	PA: 33
PITCHER	IP WLS BF H R ER SO BB IBB HBP BLK WP HR S P ERA WHIP																			
51 Joe Saunders, L ERA: 2.08	(1, 1)	8.0 W 28 4 0 0 5 1 0 0 0 0 0 0 64 102 0.00 0.625																		
Francisco Rodríguez, R ERA: 3.86	(9, 1)	1.0 S 5 0 0 0 0 2 0 0 0 0 0 0 13 26 0.00 2.000																		

Oakland Athletics @ Los Angeles Angels
Angel Stadium of Anaheim, Anaheim, CA

AB 29
R 0
H 4
RBI 0
BB 3
SO 5
LOB 12



Tue Apr 29 2008, 7:05 PM PDT
Att: 35,764 - Clear - 68 F

Batter	1	2	3	4	5	6	7	8	9	AB	R	H	RBI	BB	SO	LOB	BOTTOM			
9 Chone Figgins, S OBP: 0.414, SLG: 0.367										4	1	1	0	0	1	1				
24 Gary Matthews, S OBP: 0.312, SLG: 0.376										4	0	1	1	0	0	0				
27 Vladimir Guerrero, R OBP: 0.353, SLG: 0.442										3	0	0	0	0	0	1				
48 Torii Hunter, R OBP: 0.349, SLG: 0.525										3	0	0	0	0	2	1				
2 Erick Aybar, S OBP: 0.333, SLG: 0.381										2	0	0	0	1	0	0				
39 Robb Quinlan, R OBP: 0.313, SLG: 0.214										2	0	0	0	1	0	1				
Garret Anderson, L OBP: 0.257, SLG: 0.343										3	0	0	0	0	1	1				
5 Jeff Mathis, R OBP: 0.326, SLG: 0.581										3	0	0	0	0	0	1				
3 Brandon Wood, R OBP: 0.500, SLG: 0.333										2	1	1	0	1	1	0				
Inning Stats	R: 0 E: 0 K: 0 S: 8	H: 1 LOB: 1 BB: 0 P: 16	R: 0 E: 0 K: 0 S: 6	H: 0 LOB: 0 BB: 0 P: 10	R: 2 E: 0 K: 0 S: 5	H: 1 LOB: 0 BB: 1 P: 11	R: 0 E: 0 K: 1 S: 9	H: 0 LOB: 1 BB: 1 P: 18	R: 0 E: 0 K: 1 S: 11	H: 1 LOB: 1 BB: 0 P: 16	R: 0 E: 0 K: 1 S: 6	H: 0 LOB: 0 BB: 0 P: 9	R: 0 E: 0 K: 1 S: 7	H: 0 LOB: 1 BB: 1 P: 13	R: 0 E: 0 K: 1 S: 6	H: 0 LOB: 0 BB: 0 P: 10	1B: 2 2B: 1 3B: 0 HR: 0	SF: 0 SAC: 0 DP: 0 HBP: 0	WP: 1 PB: 0 SB: 0 CS: 1	PA: 30
PITCHER	IP WLS BF H R ER SO BB IBB HBP BLK WP HR S P ERA WHIP																			
Greg Smith, L ERA: 2.73	(1, 1)	8.0 L 29 3 2 2 5 3 0 0 0 0 1 0 58 103 2.25 0.750																		

Oakland Athletics @ Los Angeles Angels
Angel Stadium of Anaheim, Anaheim, CA

AB 26
R 2
H 3
RBI 1
BB 3
SO 5
LOB 6



Tue Apr 29 2008, 7:05 PM PDT
Att: 35,764 - Clear - 68 F

Batter	1	2	3	4	5	6	7	8	9	AB	R	H	RBI	BB	SO	LOB	TOP			
8 Kurt Suzuki, R OBP: 0.367, SLG: 0.330	G4-3		K		K			14 1B		4	0	1	0	0	2	2	Oakland Athletics @ Los Angeles Angels Angel Stadium of Anaheim, Anaheim, CA Wed Apr 30 2008, 7:05 PM PDT Att: 35,301 - Partly Cloudy - 64 F			
14 Mark Ellis, R OBP: 0.331, SLG: 0.390	F9			F9	G4-3			10 G4-6-3 1B		4	0	1	0	0	0	0				
10 Daric Barton, L OBP: 0.377, SLG: 0.382	E5			G3				35 G6-4-3 1B		4	0	1	0	0	0	2				
35 Frank Thomas, R OBP: 0.327, SLG: 0.337	L3			F7				G6-4-3		4	0	0	0	0	1	2				
Emil Brown, R OBP: 0.299, SLG: 0.420	F9				K					4	0	0	0	0	1	0				
32 Jack Cust, L OBP: 0.327, SLG: 0.265	L4									3	1	1	0	1	1	0				
7 Bobby Crosby, R OBP: 0.317, SLG: 0.375	L1				F7					3	0	0	0	0	0	2				
22 Jack Hannahan, L OBP: 0.354, SLG: 0.333					E5					2	0	1	0	0	0	1				
5 Mike Sweeney, R OBP: 0.377, SLG: 0.456										1	0	0	0	0	0	1				
12 Donnie Murphy, R OBP: 0.364, SLG: 0.464										0	0	0	0	0	0	0				
15 Ryan Sweeney, L OBP: 0.286, SLG: 0.318										3	0	1	1	0	1	1				
Inning Stats	R: 0 E: 0 K: 0 S: 12	H: 0 LOB: 1 BB: 0 P: 18	R: 0 E: 0 K: 0 S: 7	H: 0 LOB: 0 BB: 0 P: 13	R: 0 E: 0 K: 1 S: 7	H: 1 LOB: 0 BB: 0 P: 9	R: 0 E: 0 K: 0 S: 8	H: 0 LOB: 0 BB: 0 P: 13	R: 1 E: 1 K: 2 S: 16	H: 1 LOB: 2 BB: 1 P: 31	R: 0 E: 0 K: 0 S: 9	H: 1 LOB: 1 BB: 0 P: 15	R: 0 E: 0 K: 1 S: 10	H: 2 LOB: 1 BB: 0 P: 16	R: 0 E: 0 K: 2 S: 10	H: 0 LOB: 0 BB: 0 P: 12	1B: 5 2B: 1 3B: 0 HR: 0	SF: 0 SAC: 0 DP: 3 HBP: 0	WP: 0 PB: 0 SB: 0 CS: 0	PA: 33
PITCHER	IP WLS BF H R ER SO BB IBB HBP BLK WP HR S P ERA WHIP	IP WLS BF H R ER SO BB IBB HBP BLK WP HR S P ERA WHIP	IP WLS BF H R ER SO BB IBB HBP BLK WP HR S P ERA WHIP	IP WLS BF H R ER SO BB IBB HBP BLK WP HR S P ERA WHIP	IP WLS BF H R ER SO BB IBB HBP BLK WP HR S P ERA WHIP	IP WLS BF H R ER SO BB IBB HBP BLK WP HR S P ERA WHIP	IP WLS BF H R ER SO BB IBB HBP BLK WP HR S P ERA WHIP	IP WLS BF H R ER SO BB IBB HBP BLK WP HR S P ERA WHIP	IP WLS BF H R ER SO BB IBB HBP BLK WP HR S P ERA WHIP	IP WLS BF H R ER SO BB IBB HBP BLK WP HR S P ERA WHIP	IP WLS BF H R ER SO BB IBB HBP BLK WP HR S P ERA WHIP	IP WLS BF H R ER SO BB IBB HBP BLK WP HR S P ERA WHIP	IP WLS BF H R ER SO BB IBB HBP BLK WP HR S P ERA WHIP	IP WLS BF H R ER SO BB IBB HBP BLK WP HR S P ERA WHIP	IP WLS BF H R ER SO BB IBB HBP BLK WP HR S P ERA WHIP	IP WLS BF H R ER SO BB IBB HBP BLK WP HR S P ERA WHIP	IP WLS BF H R ER SO BB IBB HBP BLK WP HR S P ERA WHIP			
54 Ervin Santana, R ERA: 2.48	6.2	W	25	4	1	0	3	1	0	0	0	0	0	0	0	0	0.00	0.750		
Darren Oliver, L ERA: 3.85	7.1		5	2	0	0	1	0	0	0	0	0	0	0	0	0	0.00	1.500		
33 Justin Speier, R ERA: 3.18	9.1		3	0	0	0	2	0	0	0	0	0	0	0	0	0	0.00	0.000		



Batter	1	2	3	4	5	6	7	8	9	AB	R	H	RBI	BB	SO	LOB	BOTTOM			
9 Chone Figgins, S OBP: 0.417, SLG: 0.366	L3									3	1	1	1	1	1	0	Oakland Athletics @ Los Angeles Angels Angel Stadium of Anaheim, Anaheim, CA Wed Apr 30 2008, 7:05 PM PDT Att: 35,301 - Partly Cloudy - 64 F			
24 Gary Matthews, S OBP: 0.322, SLG: 0.365	G5-3									4	0	0	0	0	1	3				
27 Vladimir Guerrero, R OBP: 0.350, SLG: 0.430	K									3	0	0	0	1	1	0				
48 Torii Hunter, R OBP: 0.354, SLG: 0.524										4	0	2	1	0	0	0				
2 Erick Aybar, S OBP: 0.330, SLG: 0.375										4	2	1	0	0	0	3				
Juan Rivera, R OBP: 0.214, SLG: 0.222										4	2	2	0	0	1	2				
Casey Kotchman, L OBP: 0.406, SLG: 0.594										4	1	3	3	0	0	0				
5 Jeff Mathis, R OBP: 0.320, SLG: 0.553										4	0	1	1	0	2	2				
43 Matthew Brown, R OBP: 0.320, SLG: 0.553										4	0	0	0	0	3	4				
Inning Stats	R: 0 E: 0 K: 1 S: 7	H: 3 LOB: 1 BB: 0 P: 12	R: 2 E: 0 K: 1 S: 16	H: 3 LOB: 1 BB: 0 P: 27	R: 1 E: 0 K: 1 S: 11	H: 1 LOB: 2 BB: 2 P: 22	R: 0 E: 0 K: 1 S: 11	H: 0 LOB: 0 BB: 0 P: 12	R: 0 E: 0 K: 1 S: 5	H: 0 LOB: 0 BB: 0 P: 7	R: 3 E: 0 K: 2 S: 21	H: 5 LOB: 2 BB: 0 P: 32	R: 0 E: 0 K: 0 S: 6	H: 0 LOB: 0 BB: 0 P: 8	R: 0 E: 0 K: 2 S: 11	H: 1 LOB: 1 BB: 0 P: 16		1B: 7 2B: 3 3B: 0 HR: 0	SF: 0 SAC: 0 DP: 0 HBP: 0	WP: 0 PB: 0 SB: 1 CS: 0
PITCHER	IP WLS BF H R ER SO BB IBB HBP BLK WP HR S P ERA WHIP	IP WLS BF H R ER SO BB IBB HBP BLK WP HR S P ERA WHIP	IP WLS BF H R ER SO BB IBB HBP BLK WP HR S P ERA WHIP	IP WLS BF H R ER SO BB IBB HBP BLK WP HR S P ERA WHIP	IP WLS BF H R ER SO BB IBB HBP BLK WP HR S P ERA WHIP	IP WLS BF H R ER SO BB IBB HBP BLK WP HR S P ERA WHIP	IP WLS BF H R ER SO BB IBB HBP BLK WP HR S P ERA WHIP	IP WLS BF H R ER SO BB IBB HBP BLK WP HR S P ERA WHIP	IP WLS BF H R ER SO BB IBB HBP BLK WP HR S P ERA WHIP	IP WLS BF H R ER SO BB IBB HBP BLK WP HR S P ERA WHIP	IP WLS BF H R ER SO BB IBB HBP BLK WP HR S P ERA WHIP	IP WLS BF H R ER SO BB IBB HBP BLK WP HR S P ERA WHIP	IP WLS BF H R ER SO BB IBB HBP BLK WP HR S P ERA WHIP	IP WLS BF H R ER SO BB IBB HBP BLK WP HR S P ERA WHIP	IP WLS BF H R ER SO BB IBB HBP BLK WP HR S P ERA WHIP	IP WLS BF H R ER SO BB IBB HBP BLK WP HR S P ERA WHIP	IP WLS BF H R ER SO BB IBB HBP BLK WP HR S P ERA WHIP			
30 Dana Eveland, L ERA: 3.67	5.1	L	25	7	0	6	5	1	1	0	0	0	0	0	0	0	10.12	1.500		
33 Joey Devine, R ERA: 0.9	6.1		4	2	0	0	2	0	0	0	0	0	0	0	0	0	0.00	3.000		
Alan Embree, L ERA: 3.75	7.1		3	0	0	0	0	0	0	0	0	0	0	0	0	0	0.00	0.000		
51 Dallas Braden, L ERA: 3.6	8.1		4	1	0	0	2	0	0	0	0	0	0	0	0	0	0.00	1.000		




Batter	1	2	3	4	5	6	7	8	9	AB	R	H	RBI	BB	SO	LOB	TOP					
5 Ian Kinsler, R OBP: 0.344, SLG: 0.390	E9 10 SF9		L9		G6-3		F9			4	1	0	1	0	0	1						
10 Michael Young, R OBP: 0.373, SLG: 0.444	SF9		G4-3		G5-3		F9			3	0	0	1	0	0	0						
32 Josh Hamilton, L OBP: 0.360, SLG: 0.557	G3-1			G1-3	F8			G4-3		4	0	0	0	0	0	0						
Milton Bradley, S OBP: 0.425, SLG: 0.522										4	1	3	0	0	1	0						
7 David Murphy, L OBP: 0.344, SLG: 0.450	F8									3	0	1	0	1	0	1						
41 Brandon Boogs, S OBP: 0.280, SLG: 0.750										3	0	1	1	0	2	2						
Ben Broussard, L OBP: 0.225, SLG: 0.268										4	0	0	0	0	0	4						
15 Gerald Laird, R OBP: 0.323, SLG: 0.407										4	1	1	0	0	1	2						
Ramón Vázquez, L OBP: 0.357, SLG: 0.432										3	1	1	0	0	0	0						
Inning Stats	R: 1 E: 1 K: 0 S: 11	H: 1 LOB: 1 BB: 0 P: 20	R: 0 E: 0 K: 0 S: 9	H: 1 LOB: 0 BB: 0 P: 14	R: 0 E: 0 K: 0 S: 7	H: 0 LOB: 0 BB: 0 P: 11	R: 1 E: 0 K: 0 S: 6	H: 2 LOB: 1 BB: 0 P: 11	R: 2 E: 1 K: 0 S: 7	H: 2 LOB: 0 BB: 0 P: 14	R: 0 E: 0 K: 1 S: 7	H: 1 LOB: 2 BB: 1 P: 14	R: 0 E: 0 K: 0 S: 13	H: 0 LOB: 0 BB: 0 P: 17	R: 0 E: 0 K: 2 S: 6	H: 0 LOB: 0 BB: 0 P: 9	R: 0 E: 0 K: 2 S: 8	H: 0 LOB: 0 BB: 0 P: 12	1B: 5 2B: 2 HR: 0	SF: 2 SAC: 0 DP: 1 HBP: 0	WP: 0 PB: 0 SB: 0 CS: 0	PA: 35
PITCHER	IP	WLS	BF	H	R	ER	SO	BB	IBB	HBP	BLK	WP	HR	S	P	ERA	WHIP					
Joe Blanton, R ERA: 3.88	7.0	L	29	7	4	2	1	1	0	0	0	0	0	60	101	2.57	1.143					
Alan Embree, L ERA: 3.45	1.0		3	0	0	0	1	0	0	0	0	0	0	6	9	0.00	0.000					
Huston Street, R ERA: 4.05	1.0		3	0	0	0	2	0	0	0	0	0	0	8	12	0.00	0.000					

Texas Rangers @ Oakland Athletics
McAfee Coliseum, Oakland, CA
Fri May 02 2008, 10:05 PM EDT
Att: 15,408 - Partly Cloudy - 55 F

livebaseballscorecards.com

AB 32
R 4
H 7
RBI 3
BB 1
SO 4
LOB 10




Batter	1	2	3	4	5	6	7	8	9	AB	R	H	RBI	BB	SO	LOB	BOTTOM					
10 Daric Barton, L OBP: 0.371, SLG: 0.375	K		FC5-4							5	0	1	0	0	2	1						
22 Jack Hannahan, L OBP: 0.394, SLG: 0.348										3	0	1	0	0	1	0						
14 Mark Ellis, R OBP: 0.326, SLG: 0.376										2	0	0	0	0	0	1						
32 Jack Cust, L OBP: 0.416, SLG: 0.382										4	1	1	1	0	1	2						
35 Frank Thomas, R OBP: 0.345, SLG: 0.344										3	0	1	0	1	1	0						
Emil Brown, R OBP: 0.316, SLG: 0.427										4	1	1	0	0	1	2						
Rob Bowen, S OBP: 0.250, SLG: 0.200										3	1	0	0	0	1	2						
5 Mike Sweeney, R OBP: 0.367, SLG: 0.443										1	0	0	0	0	0	1						
8 Kurt Suzuki, R OBP: 0.362, SLG: 0.327										0	0	0	0	0	0	0						
7 Bobby Crosby, R OBP: 0.338, SLG: 0.490										3	0	2	2	1	0	0						
15 Ryan Sweeney, L OBP: 0.325, SLG: 0.319										1	0	0	0	3	1	2						
12 Donnie Murphy, R OBP: 0.324, SLG: 0.406										4	0	0	0	0	0	6						
Inning Stats	R: 0 E: 0 K: 1 S: 6	H: 1 LOB: 0 BB: 0 P: 11	R: 0 E: 0 K: 1 S: 7	H: 0 LOB: 0 BB: 0 P: 13	R: 0 E: 0 K: 0 S: 9	H: 0 LOB: 1 BB: 1 P: 17	R: 3 E: 1 K: 1 S: 16	H: 2 LOB: 2 BB: 2 P: 33	R: 0 E: 0 K: 2 S: 8	H: 0 LOB: 0 BB: 0 P: 12	R: 0 E: 0 K: 1 S: 13	H: 2 LOB: 3 BB: 1 P: 25	R: 0 E: 0 K: 0 S: 7	H: 1 LOB: 0 BB: 0 P: 10	R: 0 E: 0 K: 2 S: 12	H: 1 LOB: 2 BB: 1 P: 24	R: 0 E: 0 K: 0 S: 7	H: 0 LOB: 0 BB: 0 P: 15	1B: 4 2B: 3 HR: 1	SF: 0 SAC: 0 DP: 2 HBP: 0	WP: 1 PB: 0 SB: 0 CS: 0	PA: 38
PITCHER	IP	WLS	BF	H	R	ER	SO	BB	IBB	HBP	BLK	WP	HR	S	P	ERA	WHIP					
44 Vicente Padilla, R ERA: 3.5	5.2	W	26	5	3	1	6	4	0	0	0	0	0	1	3	0.00	0.000					
Jamey Wright, R ERA: 4.32	0.1	H	1	0	0	0	0	0	0	0	0	0	0	1	3	0.00	0.000					
Eddie Guardado, L ERA: 4.5	1.0	H	3	1	0	0	0	0	0	0	0	0	0	7	10	0.00	1.000					
53 Joaquin Benoit, R ERA: 7.15	1.0	H	5	1	0	0	2	1	0	0	0	0	0	12	24	0.00	2.000					
36 C.J. Wilson, L ERA: 2.77	1.0	S	3	0	0	0	0	0	0	0	0	0	0	7	15	0.00	0.000					

Texas Rangers @ Oakland Athletics
McAfee Coliseum, Oakland, CA
Fri May 02 2008, 10:05 PM EDT
Att: 15,408 - Partly Cloudy - 55 F

livebaseballscorecards.com

AB 33
R 3
H 7
RBI 3
BB 5
SO 8
LOB 17



Batter	1	2	3	4	5	6	7	8	9	AB	R	H	RBI	BB	SO	LOB	TOP						
Ramón Vázquez, L (1,5) OBP: 0.356, SLG: 0.425										3	1	1	0	0	0	0							
10 Michael Young, R (1,6) OBP: 0.370, SLG: 0.446										4	1	1	1	0	0	1							
32 Josh Hamilton, L (1,8) OBP: 0.357, SLG: 0.548										4	0	1	1	0	1	1							
Milton Bradley, S (1,10) OBP: 0.427, SLG: 0.516										3	1	1	0	1	0	1							
7 David Murphy, L (1,9) OBP: 0.341, SLG: 0.470										4	1	1	3	0	0	2							
41 Brandon Boogs, S (1,7) OBP: 0.444, SLG: 0.625										4	0	1	0	0	1	0							
21 Jarrod Saltalamacchia, R (1,2) OBP: 0.471, SLG: 0.385										3	0	1	0	1	1	0							
16 Chris Shelton, R (1,3) OBP: 0.231, SLG: 0.364										4	1	1	1	0	1	3							
6 German Duran, R (1,4) OBP: 0.250, SLG: 0.217										4	1	1	0	0	2	0							
Inning Stats	R: 3 E: 0 K: 1 S: 20	H: 2 LOB: 1 BB: 1 P: 32	R: 0 E: 0 K: 1 S: 8	H: 1 LOB: 0 BB: 0 P: 13	R: 0 E: 0 K: 0 S: 6	H: 0 LOB: 0 BB: 0 P: 8	R: 0 E: 0 K: 1 S: 7	H: 2 LOB: 2 BB: 1 P: 14	R: 2 E: 0 K: 0 S: 12	H: 3 LOB: 1 BB: 0 P: 21	R: 0 E: 0 K: 0 S: 6	H: 0 LOB: 0 BB: 0 P: 8	R: 0 E: 0 K: 1 S: 5	H: 0 LOB: 0 BB: 0 P: 6	R: 0 E: 0 K: 0 S: 5	H: 0 LOB: 0 BB: 0 P: 8	R: 1 E: 0 K: 2 S: 11	H: 1 LOB: 0 BB: 0 P: 18	1B: 6 2B: 1 3B: 0 HR: 2	SF: 0 SAC: 1 DP: 1 HBP: 0	WP: 0 PB: 0 SB: 0 CS: 1	PA: 36	
PITCHER	IP WLS BF H R ER SO BB IBB HBP BLK WP HR S P ERA WHIP	IP WLS BF H R ER SO BB IBB HBP BLK WP HR S P ERA WHIP	IP WLS BF H R ER SO BB IBB HBP BLK WP HR S P ERA WHIP	IP WLS BF H R ER SO BB IBB HBP BLK WP HR S P ERA WHIP	IP WLS BF H R ER SO BB IBB HBP BLK WP HR S P ERA WHIP	IP WLS BF H R ER SO BB IBB HBP BLK WP HR S P ERA WHIP	IP WLS BF H R ER SO BB IBB HBP BLK WP HR S P ERA WHIP	IP WLS BF H R ER SO BB IBB HBP BLK WP HR S P ERA WHIP	IP WLS BF H R ER SO BB IBB HBP BLK WP HR S P ERA WHIP	IP WLS BF H R ER SO BB IBB HBP BLK WP HR S P ERA WHIP	IP WLS BF H R ER SO BB IBB HBP BLK WP HR S P ERA WHIP	IP WLS BF H R ER SO BB IBB HBP BLK WP HR S P ERA WHIP	IP WLS BF H R ER SO BB IBB HBP BLK WP HR S P ERA WHIP	IP WLS BF H R ER SO BB IBB HBP BLK WP HR S P ERA WHIP	IP WLS BF H R ER SO BB IBB HBP BLK WP HR S P ERA WHIP	IP WLS BF H R ER SO BB IBB HBP BLK WP HR S P ERA WHIP	IP WLS BF H R ER SO BB IBB HBP BLK WP HR S P ERA WHIP	IP WLS BF H R ER SO BB IBB HBP BLK WP HR S P ERA WHIP	IP WLS BF H R ER SO BB IBB HBP BLK WP HR S P ERA WHIP	IP WLS BF H R ER SO BB IBB HBP BLK WP HR S P ERA WHIP	IP WLS BF H R ER SO BB IBB HBP BLK WP HR S P ERA WHIP	IP WLS BF H R ER SO BB IBB HBP BLK WP HR S P ERA WHIP	IP WLS BF H R ER SO BB IBB HBP BLK WP HR S P ERA WHIP

Texas Rangers @ Oakland Athletics
McAfee Coliseum, Oakland, CA
Sat May 03 2008, 9:05 PM EDT
Att: 20,524 - Clear - 59 F

AB 33
R 6
H 9
RBI 6
BB 2
SO 6
LOB 8



Batter	1	2	3	4	5	6	7	8	9	AB	R	H	RBI	BB	SO	LOB	BOTTOM						
8 Kurt Suzuki, R (1,2) OBP: 0.364, SLG: 0.324										4	1	1	0	1	1	1							
14 Mark Ellis, R (1,4) OBP: 0.324, SLG: 0.367										3	1	0	0	1	0	3							
5 Mike Sweeney, R (1,3) OBP: 0.373, SLG: 0.459										4	0	2	2	0	0	3							
35 Frank Thomas, R (1,10) OBP: 0.333, SLG: 0.330										4	0	0	0	0	0	4							
Emil Brown, R (1,9) OBP: 0.306, SLG: 0.412										4	1	0	0	0	0	0							
32 Jack Cust, L (1,7) OBP: 0.418, SLG: 0.380										3	0	1	0	1	1	1							
7 Bobby Crosby, R (1,6) OBP: 0.336, SLG: 0.395										4	0	1	1	0	1	2							
12 Donnie Murphy, R (1,5) OBP: 0.308, SLG: 0.382										2	0	0	0	0	1	1							
22 Jack Hannahan, L (6,PH) OBP: 0.356, SLG: 0.338										2	0	0	0	0	2	1							
11 Rajai Davis, R (1,8) OBP: 0.242, SLG: 0.290										2	0	1	0	1	0	0							
10 Daric Barton, L (8,PH) OBP: 0.368, SLG: 0.372										1	0	0	0	0	0	0							
Inning Stats	R: 0 E: 0 K: 0 S: 10	H: 1 LOB: 1 BB: 0 P: 13	R: 0 E: 0 K: 1 S: 12	H: 1 LOB: 0 BB: 0 P: 18	R: 0 E: 0 K: 0 S: 7	H: 0 LOB: 0 BB: 0 P: 10	R: 2 E: 0 K: 0 S: 10	H: 2 LOB: 1 BB: 1 P: 19	R: 1 E: 0 K: 2 S: 10	H: 1 LOB: 1 BB: 0 P: 16	R: 0 E: 0 K: 1 S: 7	H: 0 LOB: 1 BB: 1 P: 14	R: 0 E: 0 K: 1 S: 10	H: 0 LOB: 1 BB: 1 P: 18	R: 0 E: 0 K: 1 S: 9	H: 0 LOB: 0 BB: 0 P: 13	1B: 4 2B: 3 3B: 0 HR: 0	SF: 0 SAC: 0 DP: 1 HBP: 0	WP: 0 PB: 0 SB: 0 CS: 1	PA: 37			
PITCHER	IP WLS BF H R ER SO BB IBB HBP BLK WP HR S P ERA WHIP	IP WLS BF H R ER SO BB IBB HBP BLK WP HR S P ERA WHIP	IP WLS BF H R ER SO BB IBB HBP BLK WP HR S P ERA WHIP	IP WLS BF H R ER SO BB IBB HBP BLK WP HR S P ERA WHIP	IP WLS BF H R ER SO BB IBB HBP BLK WP HR S P ERA WHIP	IP WLS BF H R ER SO BB IBB HBP BLK WP HR S P ERA WHIP	IP WLS BF H R ER SO BB IBB HBP BLK WP HR S P ERA WHIP	IP WLS BF H R ER SO BB IBB HBP BLK WP HR S P ERA WHIP	IP WLS BF H R ER SO BB IBB HBP BLK WP HR S P ERA WHIP	IP WLS BF H R ER SO BB IBB HBP BLK WP HR S P ERA WHIP	IP WLS BF H R ER SO BB IBB HBP BLK WP HR S P ERA WHIP	IP WLS BF H R ER SO BB IBB HBP BLK WP HR S P ERA WHIP	IP WLS BF H R ER SO BB IBB HBP BLK WP HR S P ERA WHIP	IP WLS BF H R ER SO BB IBB HBP BLK WP HR S P ERA WHIP	IP WLS BF H R ER SO BB IBB HBP BLK WP HR S P ERA WHIP	IP WLS BF H R ER SO BB IBB HBP BLK WP HR S P ERA WHIP	IP WLS BF H R ER SO BB IBB HBP BLK WP HR S P ERA WHIP	IP WLS BF H R ER SO BB IBB HBP BLK WP HR S P ERA WHIP	IP WLS BF H R ER SO BB IBB HBP BLK WP HR S P ERA WHIP	IP WLS BF H R ER SO BB IBB HBP BLK WP HR S P ERA WHIP	IP WLS BF H R ER SO BB IBB HBP BLK WP HR S P ERA WHIP	IP WLS BF H R ER SO BB IBB HBP BLK WP HR S P ERA WHIP	IP WLS BF H R ER SO BB IBB HBP BLK WP HR S P ERA WHIP

Texas Rangers @ Oakland Athletics
McAfee Coliseum, Oakland, CA
Sat May 03 2008, 9:05 PM EDT
Att: 20,524 - Clear - 59 F

AB 33
R 3
H 6
RBI 3
BB 4
SO 6
LOB 16



Batter	1	2	3	4	5	6	7	8	9	AB	R	H	RBI	BB	SO	LOB	TOP			
Ramón Vázquez, L (1.5) OBP: 0.347, SLG: 0.395			G4-3					F8		3	0	0	0	1	1	1				
10 Michael Young, R (1.6) OBP: 0.366, SLG: 0.440			L4					F9		4	0	1	0	0	0	3				
32 Josh Hamilton, L (1.8) OBP: 0.347, SLG: 0.531			K					F8		4	0	0	0	0	3	2				
Milton Bradley, S (1.10) OBP: 0.412, SLG: 0.495										4	0	0	0	0	4	1				
7 David Murphy, L (1.9) OBP: 0.331, SLG: 0.454										4	0	0	0	0	3	0				
41 Brandon Boogs, S (1.7) OBP: 0.409, SLG: 0.600										4	0	1	0	0	0	0				
15 Gerald Laird, R (1.2) OBP: 0.320, SLG: 0.400										4	0	1	0	0	0	1				
16 Chris Shelton, R (1.3) OBP: 0.320, SLG: 0.308										2	0	0	0	1	1	1				
6 German Duran, R (1.4) OBP: 0.296, SLG: 0.360										2	1	1	1	1	0	1				
Inning Stats	R: 0 E: 0 K: 3 S: 13	H: 1 LOB: 1 BB: 0 P: 21	R: 0 E: 0 K: 2 S: 10	H: 1 LOB: 1 BB: 0 P: 16	R: 1 E: 0 K: 1 S: 13	H: 1 LOB: 0 BB: 0 P: 22	R: 0 E: 0 K: 2 S: 7	H: 0 LOB: 0 BB: 0 P: 12	R: 0 E: 0 K: 0 S: 8	H: 0 LOB: 2 BB: 2 P: 20	R: 0 E: 0 K: 2 S: 8	H: 0 LOB: 0 BB: 0 P: 12	R: 0 E: 0 K: 0 S: 7	H: 0 LOB: 1 BB: 1 P: 16	R: 0 E: 0 K: 2 S: 12	H: 1 LOB: 1 BB: 0 P: 21	1B: 2 2B: 1 3B: 0 HR: 1	SF: 0 SAC: 0 DP: 0 HBP: 0	WP: 0 PB: 1 SB: 0 CS: 0	PA: 34
PITCHER	IP WLS BF H R ER SO BB IBB HBP BLK WP HR S P ERA WHIP																			
Greg Smith, L (1.1) ERA: 2.54	6.0	23	3	1	1	10	2	0	0	0	0	0	1	59	103	1.50	0.833			
44 Santiago Casilla, R (7.1) ERA: 3.21	1.0	W 3	0	0	0	0	0	0	0	0	0	0	0	7	12	0.00	0.000			
Alan Embree, L (8.1) ERA: 3.77	1.0	H 4	0	0	0	0	1	0	0	0	0	0	0	8	16	0.00	1.000			
Huston Street, R (9.1)	1.0	S 4	1	0	0	2	0	0	0	0	0	0	0	12	21	0.00	1.000			

Texas Rangers @ Oakland Athletics
McAfee Coliseum, Oakland, CA
Sun May 04 2008, 4:05 PM EDT
Att: 31,673 - Overcast - 55 F

AB	31
R	1
H	4
RBI	1
BB	3
SO	12
LOB	10



Batter	1	2	3	4	5	6	7	8	9	AB	R	H	RBI	BB	SO	LOB	BOTTOM			
8 Kurt Suzuki, R (1.2) OBP: 0.360, SLG: 0.321			K							4	0	1	0	0	1	2				
14 Mark Ellis, R (1.4) OBP: 0.322, SLG: 0.359										3	0	0	0	1	0	3				
10 Daric Barton, L (1.3) OBP: 0.365, SLG: 0.362			G4-3							3	0	0	0	1	1	1				
35 Frank Thomas, R (1.10) OBP: 0.342, SLG: 0.351										3	0	2	0	0	1	0				
11 Rajai Davis, R (7, PR) (8.10) OBP: 0.235, SLG: 0.281										1	1	0	0	0	1	1				
32 Jack Cust, L (1.7) OBP: 0.426, SLG: 0.427										3	1	2	2	0	1	0				
19 Chris Denorfia, R (8.7) OBP: 0.339, SLG: 0.300										1	0	0	0	0	0	1				
Emil Brown, R (1.9) OBP: 0.296, SLG: 0.398										4	0	0	0	0	0	4				
7 Bobby Crosby, R (1.6) OBP: 0.336, SLG: 0.402										3	1	1	0	0	1	2				
22 Jack Hannahan, L (1.5) OBP: 0.355, SLG: 0.329										2	0	0	0	1	0	2				
15 Ryan Sweeney, L (1.8) OBP: 0.325, SLG: 0.320										3	0	1	1	0	0	0				
Inning Stats	R: 0 E: 0 K: 0 S: 7	H: 2 LOB: 2 BB: 0 P: 8	R: 0 E: 0 K: 1 S: 9	H: 0 LOB: 1 BB: 1 P: 18	R: 0 E: 0 K: 2 S: 12	H: 0 LOB: 0 BB: 0 P: 20	R: 0 E: 0 K: 1 S: 8	H: 1 LOB: 0 BB: 0 P: 12	R: 3 E: 0 K: 0 S: 9	H: 4 LOB: 2 BB: 1 P: 19	R: 0 E: 0 K: 1 S: 7	H: 0 LOB: 1 BB: 1 P: 15	1B: 4 2B: 2 3B: 0 HR: 1	SF: 0 SAC: 0 DP: 1 HBP: 0	WP: 1 PB: 0 SB: 0 CS: 0	PA: 33				
PITCHER	IP WLS BF H R ER SO BB IBB HBP BLK WP HR S P ERA WHIP																			
39 Scott Feldman, R (1.1) ERA: 5.4	6.1	L 25	6	3	3	5	1	0	0	0	0	0	0	4	10	0.00	3.000			
50 Frank Francisco, R (7.1) ERA: 4.5	0.2	4	1	0	0	0	1	0	0	0	0	0	0	4	7	0.00	1.000			
Franklyn German, R (8.1) ERA: 0.73	1.0	4	0	0	0	1	1	0	0	0	0	0	0	7	15	0.00	1.000			

Texas Rangers @ Oakland Athletics
McAfee Coliseum, Oakland, CA
Sun May 04 2008, 4:05 PM EDT
Att: 31,673 - Overcast - 55 F

AB	30
R	3
H	7
RBI	3
BB	3
SO	6
LOB	16



Batter	1	2	3	4	5	6	7	8	9	10	AB	R	H	RBI	BB	SO	LOB	TOP			
1 Brian Roberts, S OBP: 0.358, SLG: 0.434				G1-3				F9			4	0	1	0	1	1	2				
21 Nick Markakis, L OBP: 0.396, SLG: 0.461				K		L5-3		G6-3			4	0	0	0	0	1	4				
6 Melvin Mora, R OBP: 0.309, SLG: 0.414				FC5		P3					3	1	1	0	1	0	1				
17 Aubrey Huff, L OBP: 0.357, SLG: 0.478				FC5		G3-1					3	0	1	0	1	1	0				
14 Eider Torres, S OBP: 0.167, SLG: 0.167				1B							0	0	0	0	0	0	0				
Kevin Miller, R OBP: 0.221, SLG: 0.339				FC5							2	0	0	0	2	0	4				
Ramon Hernandez, R OBP: 0.221, SLG: 0.354				G1-4-3							4	0	0	1	0	0	3				
10 Adam Jones, R OBP: 0.281, SLG: 0.372				G6-3							4	0	1	0	0	2	2				
Jay Payton, R OBP: 0.277, SLG: 0.365				G6-3							4	0	1	0	0	1	0				
2 Luis Hernandez, S OBP: 0.292, SLG: 0.250				K2-3		G6-3		SH1-3			3	0	0	0	0	1	0				
Inning Stats	R: 0 E: 0 K: 0 S: 8	H: 1 LOB: 0 BB: 11	R: 0 E: 0 K: 1 S: 9	H: 0 LOB: 0 BB: 17	R: 0 E: 0 K: 2 S: 11	H: 0 LOB: 0 BB: 12	R: 0 E: 0 K: 1 S: 10	H: 1 LOB: 2 BB: 19	R: 0 E: 0 K: 0 S: 4	H: 0 LOB: 0 BB: 0 P: 7	R: 0 E: 0 K: 0 S: 4	H: 0 LOB: 0 BB: 11	R: 0 E: 0 K: 0 S: 5	H: 2 LOB: 2 BB: 0 P: 10	R: 0 E: 0 K: 1 S: 12	H: 1 LOB: 2 BB: 1 P: 24	R: 0 E: 0 K: 2 S: 9	H: 0 LOB: 0 BB: 0 P: 13	1B: 4 2B: 3 3B: 0 HR: 0	SF: 0 SAC: 1 DP: 3 HBP: 0	WP: 0 PA: 37
PITCHER	IP	WLS	BF	H	R	ER	SO	BB	IBB	HBP	BLK	WP	HR	S	P	ERA	WHIP				
30 Dana Eveland, L ERA: 3.05	7.0		25	3	0	0	4	4	0	0	0	0	0	53	90	0.00	1.000				
59 Andrew Brown, R ERA: 0.52	0.1	H	2	1	0	0	0	0	0	0	0	0	0	5	9	0.00	3.000				
Alan Embree, L ERA: 3.07	0.2	H	2	0	0	0	0	0	0	0	0	0	0	3	8	0.00	0.000				
Huston Street, R ERA: 4.11	1.0	B	5	1	1	1	1	1	0	0	0	0	0	12	24	9.00	2.000				
33 Joey Devine, R ERA: 0.75	1.0	W	3	0	0	0	2	0	0	0	0	0	0	9	13	0.00	0.000				

Baltimore Orioles @ Oakland Athletics
McAfee Coliseum, Oakland, CA
Mon May 05 2008, 10:05 PM EDT
Att. 10,128 - Partly Cloudy - 56 F

AB 31
R 1
H 5
RBI 1
BB 5
SO 7
LOB 16

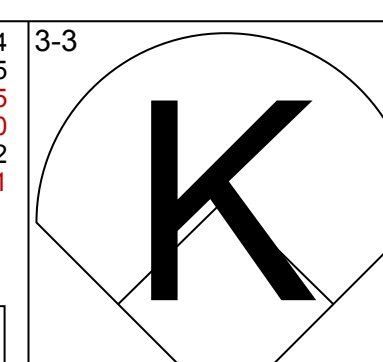
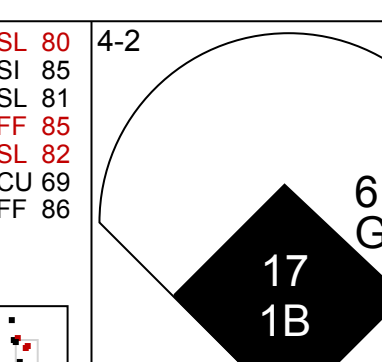
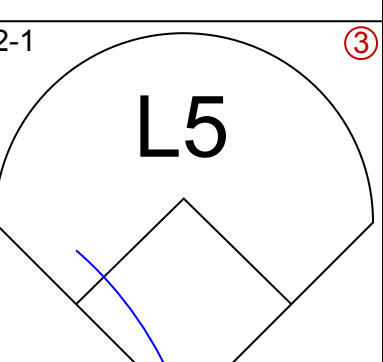
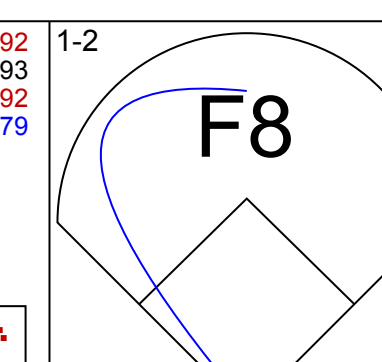
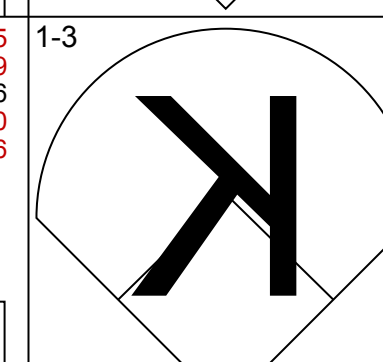
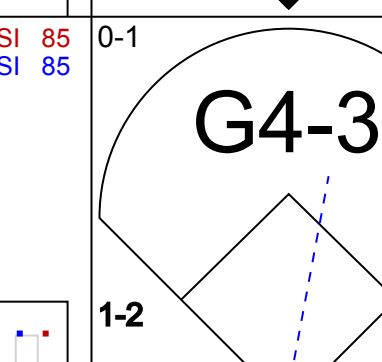
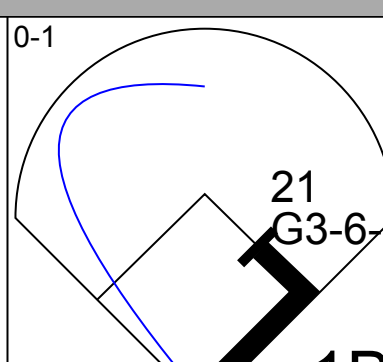
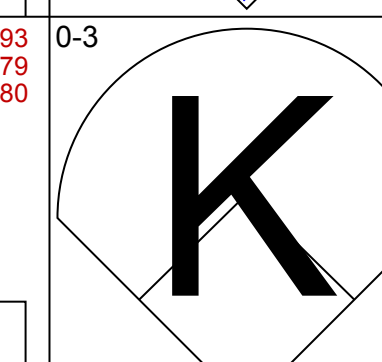
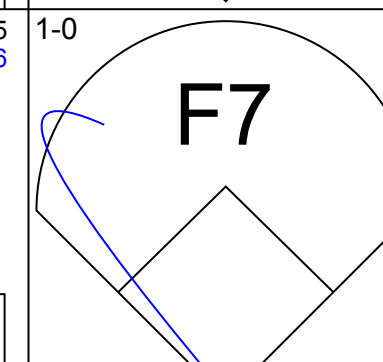
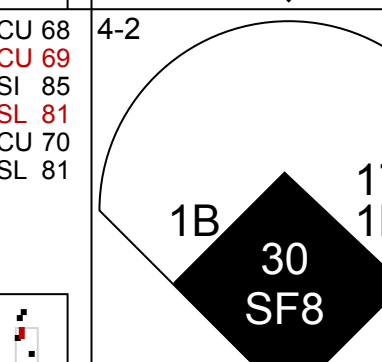
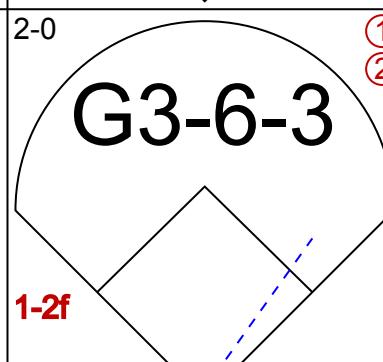


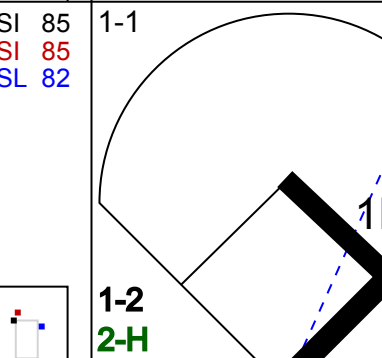
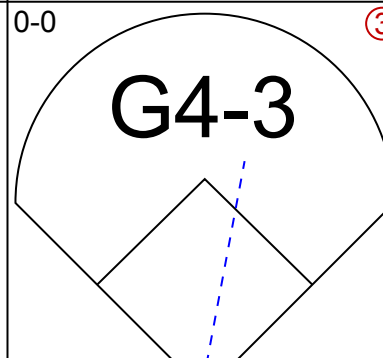


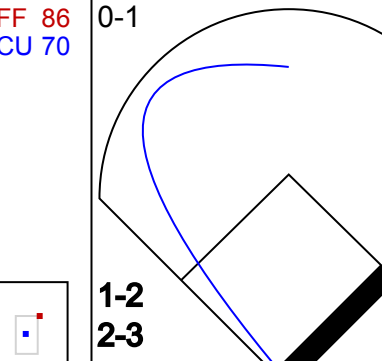
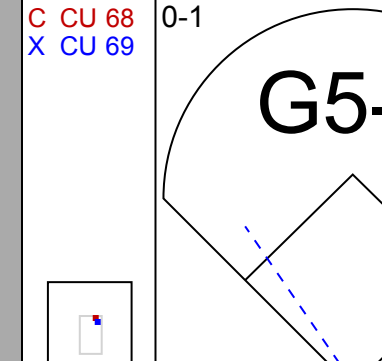

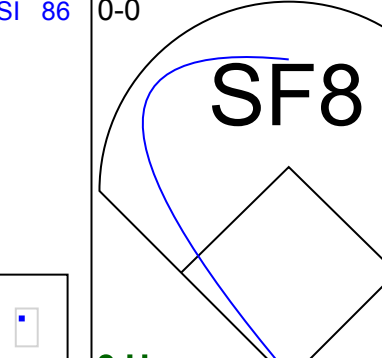
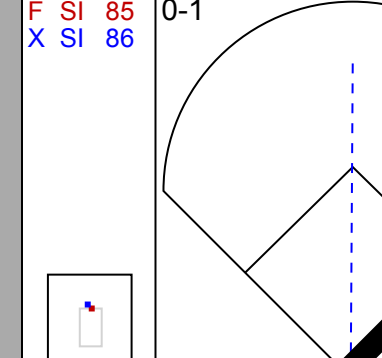
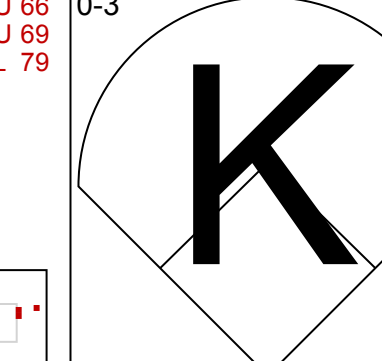
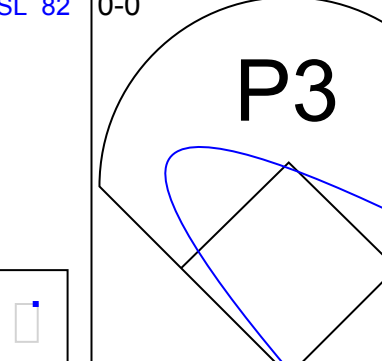
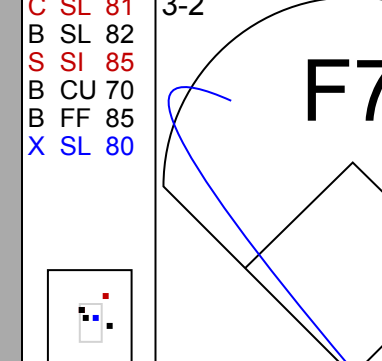
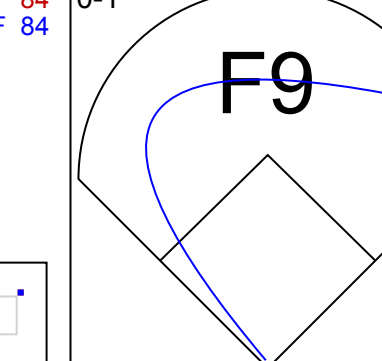
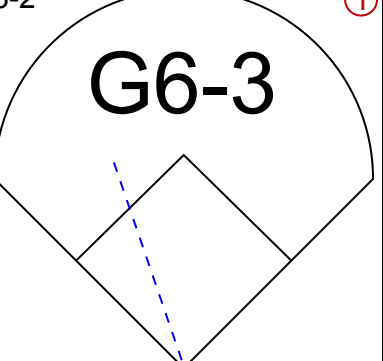
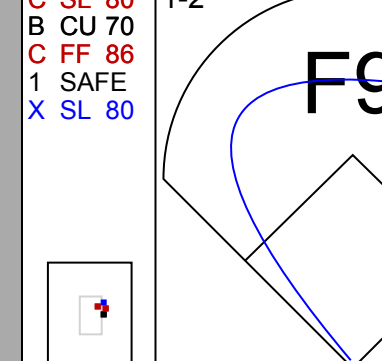
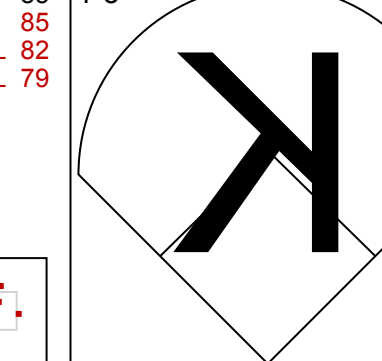
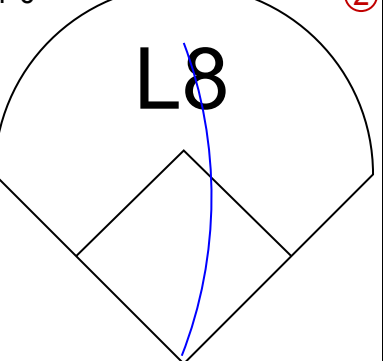
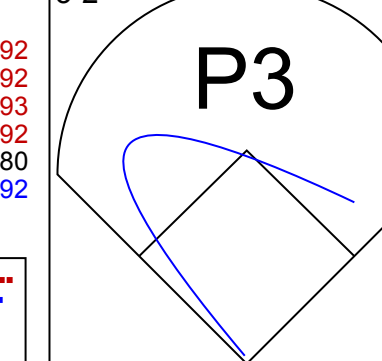


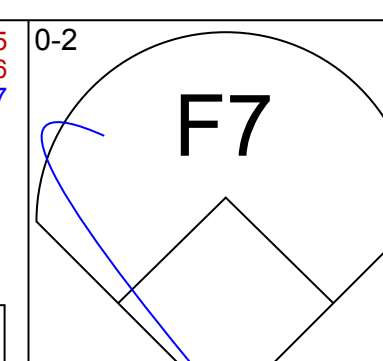
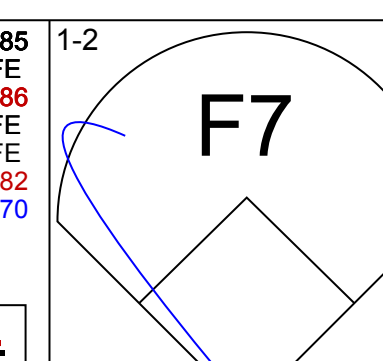
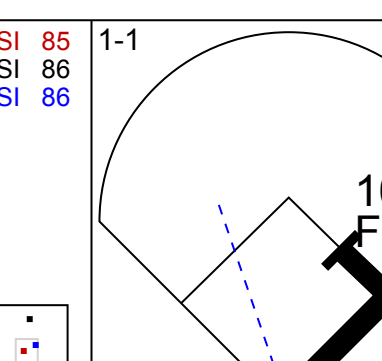
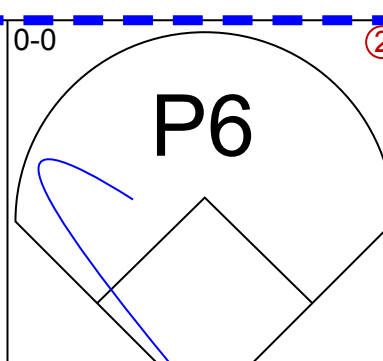
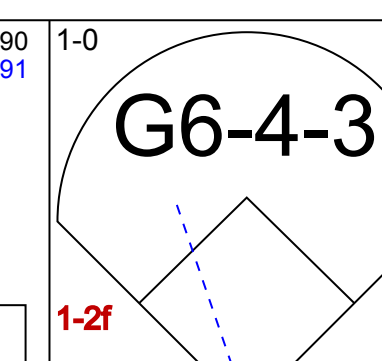
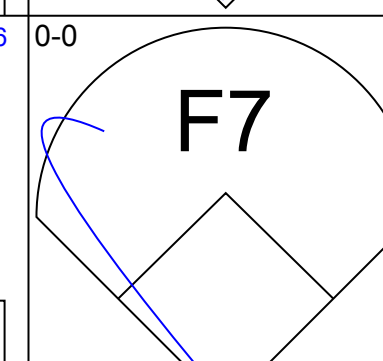
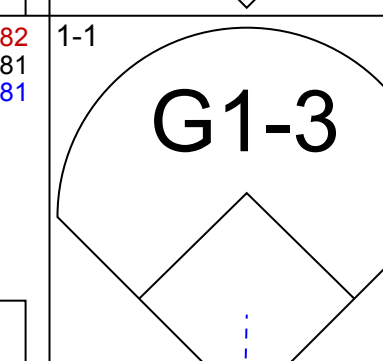
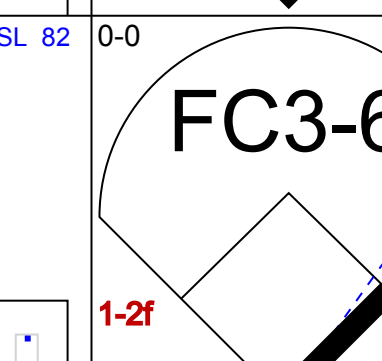
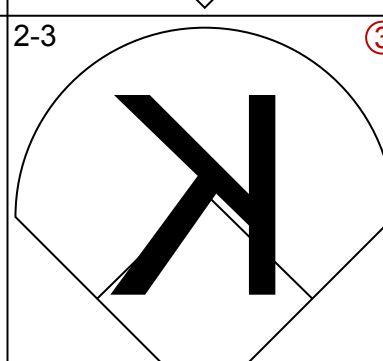
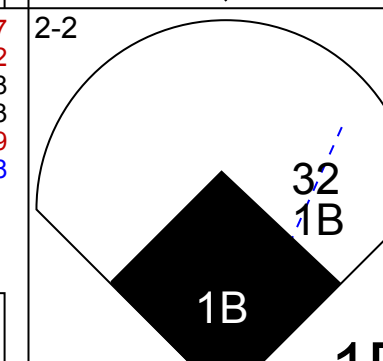
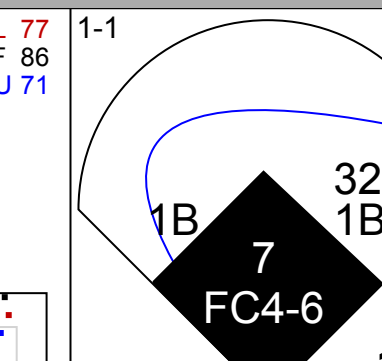
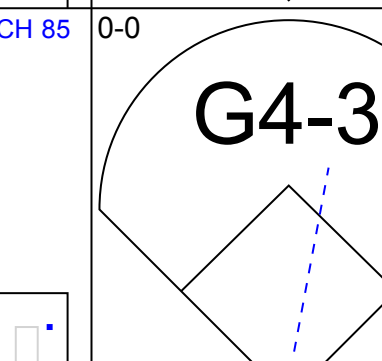
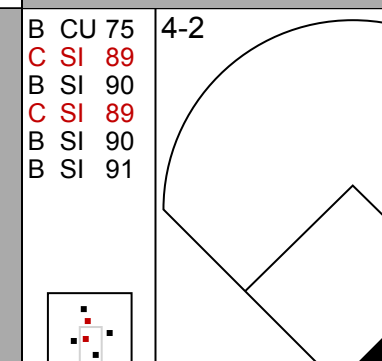
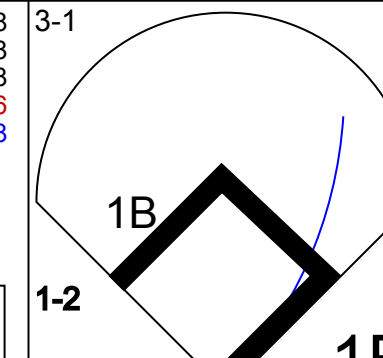
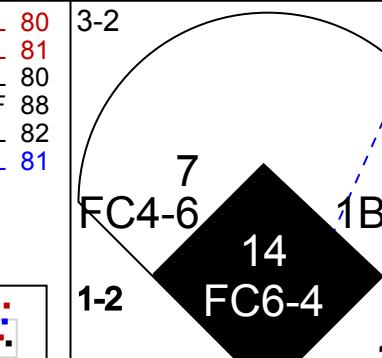

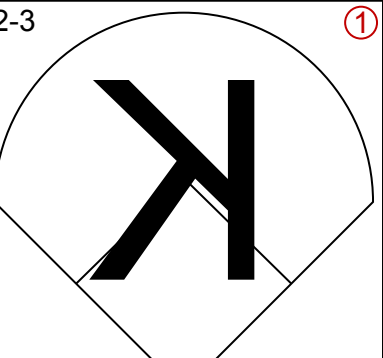
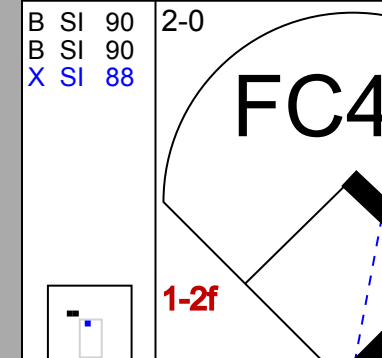
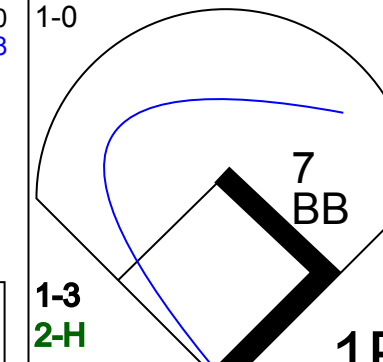
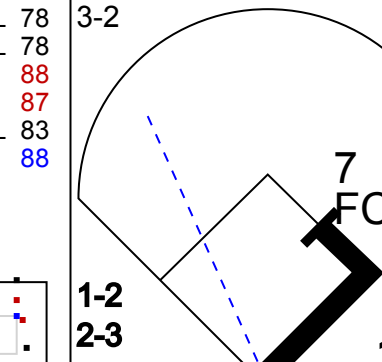

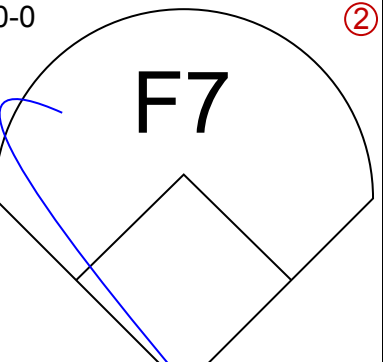
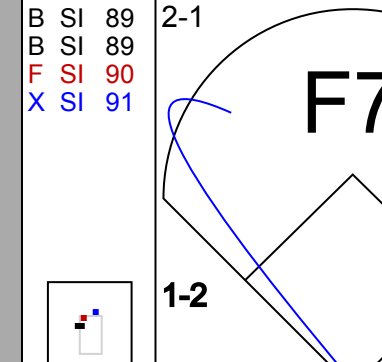
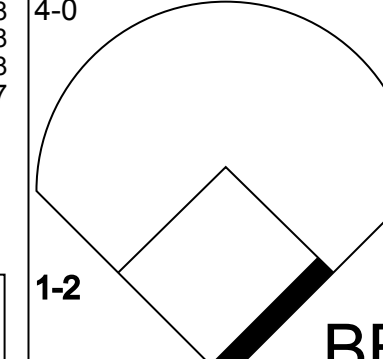
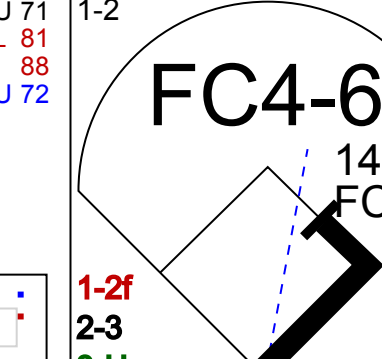

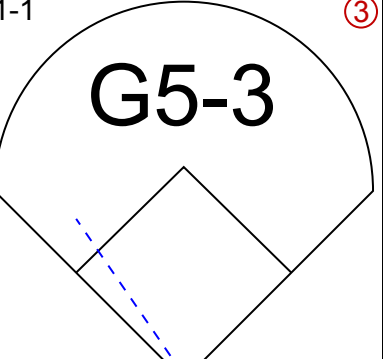
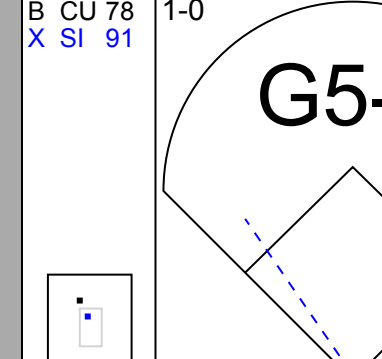
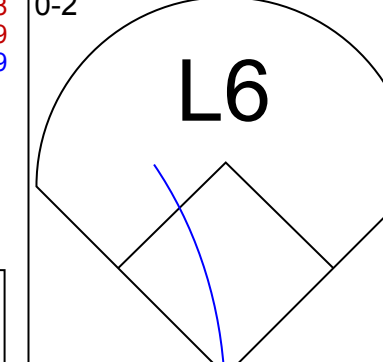
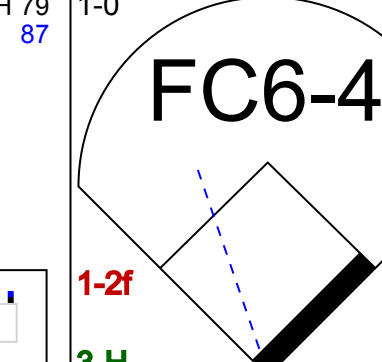




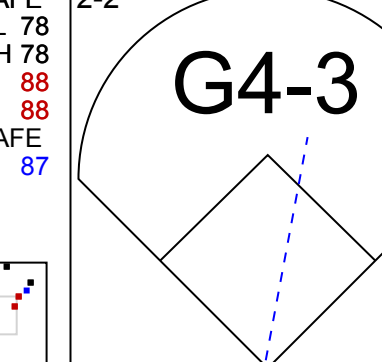





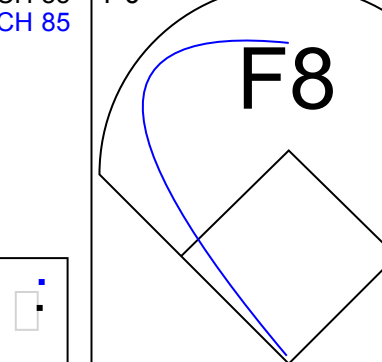
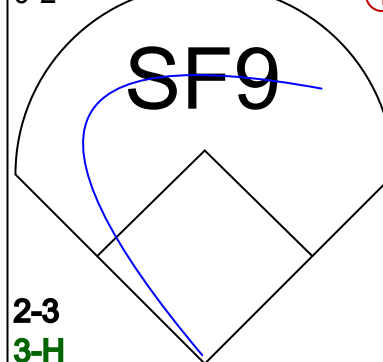
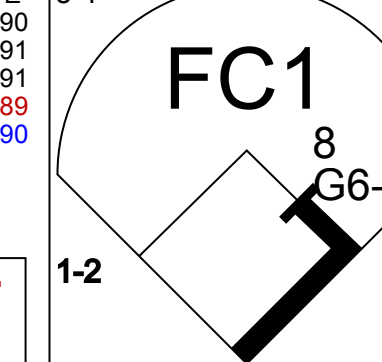
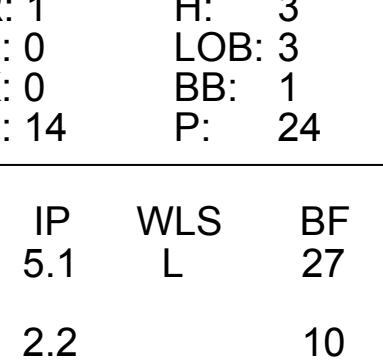
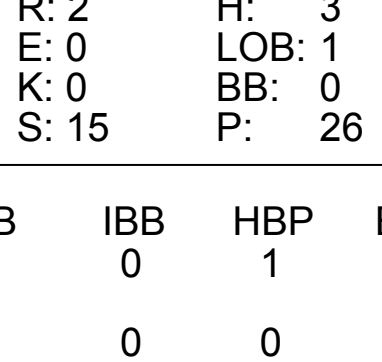
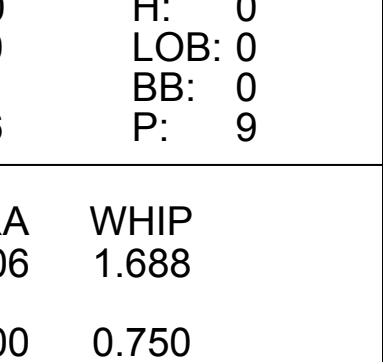
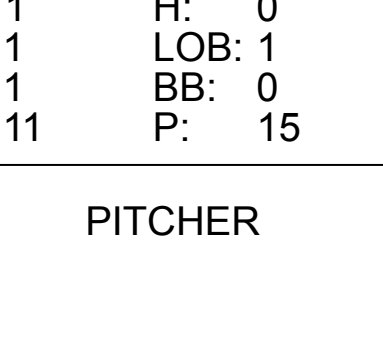
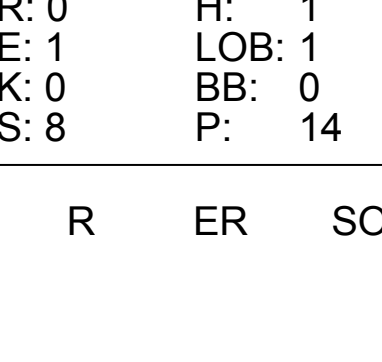






Batter	1	2	3	4	5	6	7	8	9	10	AB	R	H	RBI	BB	SO	LOB	BOTTOM					
8 Kurt Suzuki, R OBP: 0.354, SLG: 0.316				F9		F7		F8		G5-3	5	0	1	0	0	0	4						
14 Mark Ellis, R OBP: 0.312, SLG: 0.346				P5		K		G6-3		P6	5	0	0	0	0	2	2						
5 Mike Sweeney, R OBP: 0.350, SLG: 0.442				F8		F7		K			3	0	0	0	0	0	1						
10 Darric Barton, L OBP: 0.367, SLG: 0.364				F8		G6-3		K			2	1	1	0	0	1	0						
35 Frank Thomas, R OBP: 0.336, SLG: 0.337				F8		K		G3-1		F9	4	0	0	0	1	1	1						
Emil Brown, R OBP: 0.315, SLG: 0.410				F8		1B		G3-1			4	1	3	1	1	0	0						
32 Jack Cust, L OBP: 0.423, SLG: 0.417				K		1B		G4-3			2	0	0	0	1	2	1						
15 Ryan Sweeney, L OBP: 0.325, SLG: 0.320				K		K		G4-3		SH2-3	0	0	0	0	0	0	0						
7 Bobby Crosby, R OBP: 0.326, SLG: 0.389				G6-3		G4-3		F8		G4-3	4	0	0	0	0	0	3						
12 Donnie Murphy, R OBP: 0.317, SLG: 0.389				B2-3		1B		F8			2	0	1	0	0	0	0						
22 Jack Hannahan, L OBP: 0.368, SLG: 0.338				1B		1B		1B		FC6-4	1	0	1	0	1	0	0						
11 Rajai Davis, R OBP: 0.237, SLG: 0.278				K		K		1B		FC6-4	4	0	1	1	0	2	3						
Inning Stats	R: 0 E: 0 K: 0 S: 10	H: 1 LOB: 1 BB: 14	R: 0 E: 0 K: 1 S: 8	H: 0 LOB: 0 BB: 12	R: 0 E: 0 K: 2 S: 12	H: 1 LOB: 1 BB: 18	R: 0 E: 0 K: 2 S: 15	H: 1 LOB: 1 BB: 17	R: 0 E: 0 K: 1 S: 7	H: 0 LOB: 0 BB: 0 P: 11	R: 0 E: 0 K: 1 S: 7	H: 0 LOB: 0 BB: 0 P: 11	R: 1 E: 0 K: 0 S: 17	H: 3 LOB: 3 BB: 1 P: 31	R: 0 E: 0 K: 1 S: 9	H: 0 LOB: 0 BB: 0 P: 10	R: 0 E: 0 K: 0 S: 8	H: 0 LOB: 2 BB: 1 P: 17	R: 1 E: 0 K: 0 S: 5	H: 2 LOB: 2 BB: 1 P: 11	1B: 8 2B: 0 3B: 0 HR: 0	SF: 0 SAC: 1 DP: 0 HBP: 0	WP: 0 PA: 41
PITCHER	IP	WLS	BF	H	R	ER	SO	BB	IBB	HBP	BLK	WP	HR	S	P	ERA	WHIP						
18 Garrett Olson, L ERA: 2.08	6.1		24	4	1	1	7	1	0	0	0	0	0	65	96	1.42	0.789						
34 Matt Albers, R ERA: 2.30	0.1		0	0	0	0	0	0	0	0	0	0	0	2	5	0.00	0.000						
32 Jamie Walker, L ERA: 4.35	0.1		3	2	0	0	0	0	0	0	0	0	0	9	13	0.00	6.000						
Chad Bradford, R ERA: 1.42	1.0		3	0	0	0	1	0	0	0	0	0	0	9	10	0.00	0.000						
43 Jim Johnson, R ERA: 0.5	1.2	L	10	2	1	1	0	2	1	0	0	0	0	13	28	5.40	2.400						

Baltimore Orioles @ Oakland Athletics
McAfee Coliseum, Oakland, CA
Mon May 05 2008, 10:05 PM EDT
Att. 10,128 - Partly Cloudy - 56 F

AB 36
R 2
H 8
RBI 2
BB 4
SO 8
LOB 15



Batter	1	2	3	4	5	6	7	8	9	AB	R	H	RBI	BB	SO	LOB	TOP					
1 Brian Roberts, S OBP: 0.355, SLG: 0.424										3	1	0	0	1	1	0	<p>Baltimore Orioles @ Oakland Athletics McAfee Coliseum, Oakland, CA</p> <p>Tue May 06 2008, 10:05 PM EDT Att: 11,492 - Clear - 59 F</p> <p>livebaseballscorecards.com</p>					
6 Melvin Mora, R OBP: 0.308, SLG: 0.409										4	0	1	0	0	2	1						
21 Nick Markakis, L OBP: 0.392, SLG: 0.449										3	1	0	0	1	0	1						
17 Aubrey Huff, L OBP: 0.353, SLG: 0.471										4	0	1	1	0	1	0						
Kevin Millar, R OBP: 0.300, SLG: 0.339										3	0	1	0	1	0	0						
30 Luke Scott, L OBP: 0.364, SLG: 0.406										3	0	1	1	0	0	1						
10 Adam Jones, R OBP: 0.274, SLG: 0.362										3	0	0	0	0	1	3						
Guillermo Quiroz, R OBP: 0.333, SLG: 0.360										3	0	0	0	0	0	1						
2 Luis Hernandez, S OBP: 0.284, SLG: 0.242										2	0	0	0	0	1	0						
Jay Payton, R OBP: 0.273, SLG: 0.359										1	0	0	0	0	0	0						
14 Eider Torres, S OBP: 0.167, SLG: 0.167										0	0	0	0	0	0	0						
Inning Stats	R: 0 E: 0 K: 2 S: 8	H: 0 LOB: 0 BB: 0 P: 13	R: 0 E: 0 K: 0 S: 6	H: 0 LOB: 0 BB: 0 P: 8	R: 0 E: 0 K: 2 S: 8	H: 0 LOB: 0 BB: 0 P: 9	R: 2 E: 0 K: 0 S: 13	H: 2 LOB: 0 BB: 2 P: 22	R: 0 E: 0 K: 0 S: 7	H: 0 LOB: 0 BB: 0 P: 13	R: 0 E: 0 K: 0 S: 4	H: 1 LOB: 1 BB: 0 P: 6	R: 0 E: 0 K: 0 S: 10	H: 1 LOB: 1 BB: 0 P: 14	R: 0 E: 0 K: 1 S: 11	H: 0 LOB: 0 BB: 0 P: 15	R: 0 E: 0 K: 1 S: 9	H: 0 LOB: 1 BB: 0 P: 16	1B: 4 2B: 0 3B: 0 HR: 0	SF: 1 SAC: 0 DP: 1 HBP: 0	WP: 0 PB: 0 SB: 0 CS: 0	PA: 33
PITCHER	IP WLS BF H R ER SO BB IBB HBP BLK WP HR S P ERA WHIP	7.0 W 26 4 2 2 4 2 0 0 0 0 0 0 56 85 2.57 0.857	1.0 H 3 0 0 0 1 0 0 0 0 0 0 0 11 15 0.00 0.000	1.0 S 4 0 0 0 1 1 0 0 0 0 0 0 9 16 0.00 1.000	PITCHER													IP WLS BF H R ER SO BB IBB HBP BLK WP HR S P ERA WHIP				
58 Justin Duchschere, R ERA: 2.45																						
Alan Embree, L ERA: 2.87																						
44 Santiago Casilla, R ERA:																						

Batter	1	2	3	4	5	6	7	8	9	AB	R	H	RBI	BB	SO	LOB	BOTTOM			
8 Kurt Suzuki, R OBP: 0.348, SLG: 0.311										5	0	1	0	0	0	4	<p>Baltimore Orioles @ Oakland Athletics McAfee Coliseum, Oakland, CA</p> <p>Tue May 06 2008, 10:05 PM EDT Att: 11,492 - Clear - 59 F</p> <p>livebaseballscorecards.com</p>			
10 Danic Barton, L OBP: 0.357, SLG: 0.352										4	0	0	0	0	1	3				
35 Frank Thomas, R OBP: 0.349, SLG: 0.346										3	2	2	0	1	0	1				
19 Chris Denorfia, R OBP: 0.339, SLG: 0.300										4	1	2	0	0	1	1				
32 Jack Cust, L OBP: 0.426, SLG: 0.420										0	0	0	0	0	0	0				
15 Ryan Sweeney, L OBP: 0.325, SLG: 0.320										4	0	2	1	0	0	1				
Emil Brown, R OBP: 0.321, SLG: 0.413										4	0	2	1	0	0	1				
7 Bobby Crosby, R OBP: 0.324, SLG: 0.381										3	0	0	1	1	0	4				
14 Mark Ellis, R OBP: 0.310, SLG: 0.338										3	1	0	1	0	0	4				
12 Donnie Murphy, R OBP: 0.295, SLG: 0.359										3	0	0	0	0	0	2				
22 Jack Hannahan, L OBP: 0.375, SLG: 0.347										1	0	1	0	0	0	0				
11 Rajai Davis, R OBP: 0.238, SLG: 0.282										3	0	1	1	0	0	1				
Inning Stats	R: 1 E: 0 K: 0 S: 14	H: 3 LOB: 3 BB: 1 P: 24	R: 0 E: 0 K: 0 S: 8	H: 1 LOB: 1 BB: 0 P: 10	R: 2 E: 0 K: 0 S: 15	H: 3 LOB: 1 BB: 0 P: 26	R: 0 E: 0 K: 0 S: 5	H: 1 LOB: 1 BB: 0 P: 7	R: 0 E: 0 K: 1 S: 6	H: 0 LOB: 0 BB: 0 P: 9	R: 1 E: 1 K: 1 S: 11	H: 0 LOB: 1 BB: 0 P: 15	R: 0 E: 0 K: 0 S: 6	H: 0 LOB: 2 BB: 1 P: 15	R: 0 E: 1 K: 0 S: 8	H: 1 LOB: 1 BB: 0 P: 14	1B: 9 2B: 0 3B: 0 HR: 0	SF: 1 SAC: 0 DP: 1 HBP: 1	WP: 0 PB: 0 SB: 1 CS: 0	PA: 37
PITCHER	IP WLS BF H R ER SO BB IBB HBP BLK WP HR S P ERA WHIP	5.1 L 27 8 4 3 1 1 0 0 0 0 0 0 54 84 5.06 1.688	2.2 10 1 0 0 1 1 0 0 0 0 0 0 19 36 0.00 0.750	PITCHER													IP WLS BF H R ER SO BB IBB HBP BLK WP HR S P ERA WHIP			
56 Brian Bures, L ERA: 3.19																				
34 Matt Albers, R ERA: 2.13																				

AB 29
R 2
H 4
RBI 2
BB 3
SO 6
LOB 7



AB 33
R 4
H 9
RBI 4
BB 2
SO 2
LOB 21



Batter	1	2	3	4	5	6	7	8	9	AB	R	H	RBI	BB	SO	LOB	TOP					
8 Kurt Suzuki, R OBP: 0.340, SLG: 0.328										4	0	0	0	0	1	2						
10 Danie Barton, L OBP: 0.342, SLG: 0.331										3	0	0	0	1	0	1						
32 Jack Cust, L OBP: 0.423, SLG: 0.411										4	0	2	0	0	0	2						
35 Frank Thomas, R OBP: 0.351, SLG: 0.343										3	0	1	0	1	0	3						
11 Rajai Davis, R OBP: 0.233, SLG: 0.275										0	0	0	0	0	0	0						
Emil Brown, R OBP: 0.301, SLG: 0.385										4	0	0	0	0	0	4						
7 Bobby Crosby, R OBP: 0.318, SLG: 0.366										3	0	0	0	1	1	2						
14 Mark Ellis, R OBP: 0.315, SLG: 0.359										3	0	0	0	0	0	2						
22 Jack Hannahan, L OBP: 0.379, SLG: 0.350										3	0	0	0	0	1	2						
15 Ryan Sweeney, L OBP: 0.337, SLG: 0.350										2	0	1	0	1	0	0						
Inning Stats	R: 0 E: 0 K: 0 S: 6	H: 0 LOB: 0 BB: 0 P: 9	R: 0 E: 0 K: 0 S: 8	H: 0 LOB: 2 BB: 2 P: 19	R: 0 E: 0 K: 1 S: 12	H: 0 LOB: 0 BB: 2 P: 22	R: 0 E: 0 K: 0 S: 8	H: 0 LOB: 0 BB: 0 P: 13	R: 0 E: 0 K: 0 S: 9	H: 1 LOB: 1 BB: 0 P: 12	R: 0 E: 0 K: 0 S: 8	H: 1 LOB: 0 BB: 0 P: 12	R: 0 E: 0 K: 1 S: 6	H: 0 LOB: 0 BB: 0 P: 11	R: 0 E: 0 K: 0 S: 7	H: 0 LOB: 0 BB: 0 P: 9	R: 0 E: 0 K: 1 S: 12	H: 2 LOB: 2 BB: 0 P: 22	1B: 4 2B: 0 3B: 0 HR: 0	SF: 0 SAC: 0 DP: 2 HBP: 0	WP: 0 PB: 0 SB: 1 CS: 0	PA: 33
PITCHER	IP WLS BF H R ER SO BB IBB HBP BLK WP HR S P ERA WHIP																					
39 Scott Feldman, R ERA: 4.07	6.0 W 23 2 0 0 1 4 0 0 0 0 0 0 51 87 0.00 1.000																					
Jaimey Wright, R ERA: 3.45	7.1 1.0 3 0 0 0 1 0 0 0 0 0 0 6 11 0.00 0.000																					
53 Joaquin Benoit, R ERA: 5.65	8.1 1.0 3 0 0 0 0 0 0 0 0 0 0 7 9 0.00 0.000																					
36 C.J. Wilson, L ERA: 2.4	9.1 1.0 4 2 0 0 1 0 0 0 0 0 0 12 22 0.00 2.000																					

Oakland Athletics @ Texas Rangers
Rangers Ballpark in Arlington, Arlington, TX
Fri May 09 2008, 8:05 PM EDT
Att: 23,560 - Partly Cloudy - 84 F

AB 29
R 0
H 4
RBI 0
BB 4
SO 3
LOB 18



Batter	1	2	3	4	5	6	7	8	9	AB	R	H	RBI	BB	SO	LOB	BOTTOM				
5 Ian Kinsler, R OBP: 0.346, SLG: 0.420										4	1	1	0	0	0	0					
10 Michael Young, R OBP: 0.359, SLG: 0.431										4	0	0	0	0	0	1					
32 Josh Hamilton, L OBP: 0.345, SLG: 0.524										4	1	2	1	0	0	0					
Milton Bradley, S OBP: 0.407, SLG: 0.487										2	1	0	0	2	0	1					
7 David Murphy, L OBP: 0.325, SLG: 0.456										4	0	1	0	0	0	3					
41 Brandon Boggs, S OBP: 0.419, SLG: 0.641										4	1	3	3	0	1	2					
21 Jarrod Saltalamacchia, R OBP: 0.313, SLG: 0.222										3	0	0	0	0	2	2					
16 Chris Shelton, R OBP: 0.250, SLG: 0.333										2	0	1	0	0	1	0					
Frank Catalanotto, L OBP: 0.360, SLG: 0.419										1	0	0	0	0	0	0					
6 German Duran, R OBP: 0.244, SLG: 0.263										3	0	0	0	0	2	1					
Inning Stats	R: 1 E: 0 K: 0 S: 6	H: 1 LOB: 0 BB: 0 P: 10	R: 1 E: 0 K: 1 S: 14	H: 2 LOB: 1 BB: 0 P: 23	R: 0 E: 0 K: 0 S: 9	H: 0 LOB: 0 BB: 0 P: 15	R: 0 E: 0 K: 0 S: 11	H: 1 LOB: 1 BB: 1 P: 15	R: 0 E: 0 K: 2 S: 11	H: 0 LOB: 0 BB: 0 P: 17	R: 2 E: 0 K: 1 S: 13	H: 2 LOB: 1 BB: 1 P: 25	R: 0 E: 0 K: 1 S: 8	H: 0 LOB: 0 BB: 0 P: 15	R: 0 E: 0 K: 1 S: 14	H: 2 LOB: 2 BB: 0 P: 20	R: 0 E: 0 K: 1 S: 12	H: 4 LOB: 4 3B: 0 HR: 1	SF: 0 SAC: 0 DP: 0 HBP: 0	WP: 0 PB: 0 SB: 1 CS: 1	PA: 33
PITCHER	IP WLS BF H R ER SO BB IBB HBP BLK WP HR S P ERA WHIP																				
Greg Smith, L ERA: 3.0	6.0 L 25 6 4 0 2 1 0 0 0 0 0 0 22 105 6.00 1.167																				
Chad Gaudin, R ERA: 3.55	7.1 2.0 8 2 0 0 2 0 0 0 0 0 0 22 35 0.00 1.000																				

Oakland Athletics @ Texas Rangers
Rangers Ballpark in Arlington, Arlington, TX
Fri May 09 2008, 8:05 PM EDT
Att: 23,560 - Partly Cloudy - 84 F


AB 31
R 4
H 8
RBI 4
BB 2
SO 6
LOB 10



Batter	1	2	3	4	5	6	7	8	9	AB	R	H	RBI	BB	SO	LOB	TOP			
8 Kurt Suzuki, R OBP: 0.329, SLG: 0.316	F8		K	G5-3			L3		F8	5	0	0	0	0	1	2				
10 Danie Barton, L OBP: 0.338, SLG: 0.321	F7		G4-3	G4-3			F9		G4-3 11 G4-3 35 2B BB	4	1	0	0	1	0	1				
32 Jack Cust, L OBP: 0.433, SLG: 0.423										2	1	1	0	2	1	0				
11 Rajai Davis, R OBP: 0.227, SLG: 0.268			1B E 2B				35 S BB		G4-3	1	0	0	0	0	0	2				
35 Frank Thomas, R OBP: 0.353, SLG: 0.348										4	0	1	2	0	2	2				
Emil Brown, R OBP: 0.304, SLG: 0.393										5	0	2	0	0	0	1				
7 Bobby Crosby, R OBP: 0.323, SLG: 0.370										4	0	2	0	0	1	3				
14 Mark Ellis, R OBP: 0.320, SLG: 0.358										3	1	1	0	1	0	1				
22 Jack Hannahan, L OBP: 0.383, SLG: 0.361										3	0	1	0	1	1	1				
15 Ryan Sweeney, L OBP: 0.326, SLG: 0.341										2	0	0	1	0	1	3				
5 Mike Sweeney, R OBP: 0.370, SLG: 0.446										1	1	1	0	0	0	0				
Inning Stats	R: 0 E: 0 K: 0 S: 8	H: 0 LOB: 1 BB: 1 P: 18	R: 0 E: 0 K: 0 S: 9	H: 1 LOB: 2 BB: 2 P: 21	R: 1 E: 1 K: 1 S: 15	H: 2 LOB: 2 BB: 0 P: 25	R: 1 E: 0 K: 0 S: 12	H: 2 LOB: 1 BB: 0 P: 19	R: 0 E: 0 K: 3 S: 10	H: 0 LOB: 0 BB: 0 P: 17	R: 0 E: 0 K: 1 S: 11	H: 0 LOB: 2 BB: 1 P: 18	R: 0 E: 0 K: 0 S: 11	H: 1 LOB: 1 BB: 0 P: 17	R: 2 E: 0 K: 0 S: 12	H: 2 LOB: 1 BB: 1 P: 21	1B: 5 2B: 4 3B: 0 HR: 0	SF: 1 SAC: 0 DP: 1 HBP: 1	WP: 0 PB: 0 SB: 1 CS: 0	PA: 41
PITCHER	IP: 0.2 ERA: 4.88	WLS: 0 LOB: 1 BF: 2	H: 0 R: 0 ER: 0 SO: 0	R: 0 LOB: 2 BB: 1 P: 1	BB: 0 IBB: 0 HBP: 0 BLK: 0	WP: 0 HR: 0 S: 5 P: 9	ERA: 0.00 WHIP: 0.000	PITCHER	IP: 1.0 ERA: 3.38	WLS: 0 LOB: 0 BF: 6	H: 2 R: 2 ER: 2 SO: 0	BB: 1 IBB: 0 HBP: 0 BLK: 0	WP: 0 HR: 0 S: 12 P: 21	ERA: 18.00 WHIP: 3.000						
33 Kevin Millwood, R ERA: 4.88																				
59 Josh Rupe, R ERA: 4.5																				
50 Frank Francisco, R ERA: 2.89																				
Eddie Guardado, L ERA: 2.84																				
53 Joaquin Benoit, R ERA: 5.17																				

Oakland Athletics @ Texas Rangers
Rangers Ballpark in Arlington, Arlington, TX
Sat May 10 2008, 8:05 PM EDT
Att: 22,899 - Partly Cloudy - 90 F

AB 34
R 4
H 9
RBI 3
BB 5
SO 7
LOB 16



Batter	1	2	3	4	5	6	7	8	9	AB	R	H	RBI	BB	SO	LOB	BOTTOM			
5 Ian Kinsler, R OBP: 0.350, SLG: 0.423	G4-3		HR				SH1-3			4	1	2	1	0	0	0				
10 Michael Young, R OBP: 0.380, SLG: 0.430	K		F8				F8			5	0	2	0	0	1	2				
32 Josh Hamilton, L OBP: 0.353, SLG: 0.533	2B		L7							5	1	3	1	0	0	3				
Milton Bradley, S OBP: 0.424, SLG: 0.530	2B		HR							2	1	2	3	2	0	0				
7 David Murphy, L OBP: 0.323, SLG: 0.446			L6							3	0	0	0	1	1	5				
41 Brandon Boags, S OBP: 0.404, SLG: 0.595	K									3	0	0	0	0	3	2				
15 Gerald Laird, R OBP: 0.312, SLG: 0.386										4	0	0	0	0	2	1				
16 Chris Shelton, R OBP: 0.222, SLG: 0.292										3	0	0	0	0	0	1				
Frank Catalanotto, L OBP: 0.368, SLG: 0.419										0	1	0	0	1	0	0				
6 German Duran, R OBP: 0.267, SLG: 0.293										3	2	1	1	1	0	0				
Inning Stats	R: 1 E: 0 K: 2 S: 11	H: 2 LOB: 2 BB: 1 P: 21	R: 0 E: 0 K: 1 S: 6	H: 0 LOB: 0 BB: 0 P: 8	R: 2 E: 0 K: 0 S: 12	H: 2 LOB: 0 BB: 0 P: 15	R: 0 E: 0 K: 1 S: 7	H: 0 LOB: 3 BB: 1 P: 9	R: 0 E: 0 K: 0 S: 12	H: 0 LOB: 0 BB: 0 P: 12	R: 1 E: 0 K: 0 S: 14	H: 1 LOB: 2 BB: 2 P: 25	R: 2 E: 0 K: 2 S: 18	H: 3 LOB: 2 BB: 1 P: 23	1B: 6 2B: 3 3B: 0 HR: 1	SF: 0 SAC: 1 DP: 0 HBP: 1	WP: 0 PB: 0 SB: 0 CS: 1	PA: 40		
PITCHER	IP: 6.0 ERA: 3.23	WLS: 0 LOB: 2 BF: 3	H: 3 R: 0 ER: 1 SO: 0	R: 0 LOB: 0 BB: 0 P: 1	BB: 1 IBB: 1 HBP: 0 BLK: 0	WP: 0 HR: 0 S: 55 P: 9	ERA: 4.50 WHIP: 1.167	PITCHER	IP: 1.0 ERA: 4.5	WLS: 0 LOB: 0 BF: 6	H: 2 R: 2 ER: 2 SO: 0	BB: 1 IBB: 0 HBP: 0 BLK: 0	WP: 0 HR: 0 S: 12 P: 21	ERA: 13.50 WHIP: 1.500						
30 Dana Eveland, L ERA: 3.23																				
44 Santiago Casilla, R ERA: 0.5																				
Alan Embree, L ERA: 2.81																				
29 Keith Foulke, R ERA: 4.5																				

Oakland Athletics @ Texas Rangers
Rangers Ballpark in Arlington, Arlington, TX
Sat May 10 2008, 8:05 PM EDT
Att: 22,899 - Partly Cloudy - 90 F

AB 32
R 6
H 10
RBI 6
BB 5
SO 7
LOB 14



Batter	1	2	3	4	5	6	7	8	9	AB	R	H	RBI	BB	SO	LOB	TOP					
8 Kurt Suzuki, R OBP: 0.323, SLG: 0.305										5	0	0	0	1	0	5						
5 Mike Sweeney, R OBP: 0.381, SLG: 0.448										4	1	2	0	0	0	2						
10 Daric Barton, L OBP: 0.342, SLG: 0.348										1	1	1	2	0	0	0						
32 Jack Cust, L OBP: 0.447, SLG: 0.434										2	1	1	1	3	0	1						
11 Rajai Davis, R OBP: 0.222, SLG: 0.262										1	1	0	0	0	0	1						
35 Frank Thomas, R OBP: 0.348, SLG: 0.345										4	1	1	2	0	0	6						
Emil Brown, R OBP: 0.307, SLG: 0.414										5	1	2	4	0	0	2						
7 Bobby Crosby, R OBP: 0.319, SLG: 0.371										5	1	1	0	0	1	1						
14 Mark Ellis, R OBP: 0.328, SLG: 0.379										5	1	3	0	0	1	0						
12 Donnie Murphy, R OBP: 0.295, SLG: 0.359										0	1	0	0	0	0	0						
22 Jack Hannahan, L OBP: 0.402, SLG: 0.372										3	2	2	0	2	0	1						
15 Ryan Sweeney, L OBP: 0.330, SLG: 0.333										2	1	0	1	2	0	1						
Inning Stats	R: 4 H: 4 E: 0 K: 0 S: 18	H: 4 LOB: 1 BB: 0 P: 26	R: 0 H: 1 E: 1 K: 0 S: 10	H: 2 LOB: 2 BB: 1 P: 13	R: 0 H: 0 E: 0 K: 1 S: 8	H: 0 LOB: 0 BB: 0 P: 12	R: 0 H: 1 E: 0 K: 0 S: 8	H: 1 LOB: 3 BB: 2 P: 18	R: 0 H: 0 E: 0 K: 0 S: 6	H: 0 LOB: 0 BB: 0 P: 11	R: 2 H: 1 E: 0 K: 0 S: 15	H: 2 LOB: 2 BB: 0 P: 32	R: 2 H: 3 E: 0 K: 0 S: 12	H: 3 LOB: 0 BB: 0 P: 22	R: 1 H: 1 E: 0 K: 1 S: 8	H: 1 LOB: 2 BB: 2 P: 18	R: 3 H: 2 E: 0 K: 0 S: 15	H: 2 LOB: 1 BB: 2 P: 29	1B: 7 2B: 4 3B: 0 HR: 2	SF: 2 DP: 2 HBP: 1	WP: 1 PB: 0 SB: 5 CS: 0	PA: 48
PITCHER	IP WLS BF H R ER SO BB IBB HBP BLK WP HR S P ERA WHIP																	PITCHER	IP WLS BF H R ER SO BB IBB HBP BLK WP HR S P ERA WHIP			
Sidney Ponson, R ERA: 3.16	(1, 1) 5.1 30 7 6 6 1 5 0 1 0 1 1 59 103 10.12 2.250																					
Franklyn German, R ERA: 1.02	(6, 1) 0.2 L 5 3 2 2 0 0 0 0 0 0 0 14 25 27.00 4.500																					
Jamey Wright, R ERA: 3.57	(7, 1) 2.0 7 1 1 1 1 1 0 0 0 0 0 12 24 4.50 1.000																					
Eddie Guardado, L ERA: 6.14	(9, 1) 1.0 6 2 3 3 0 2 0 0 0 0 0 1 15 29 27.00 4.000																					

Oakland Athletics @ Texas Rangers
Rangers Ballpark in Arlington, Arlington, TX
Sun May 11 2008, 3:05 PM EDT
Att: 23,959 - Partly Cloudy - 66 F

AB 37
R 12
H 13
RBI 10
BB 8
SO 2
LOB 20



Batter	1	2	3	4	5	6	7	8	9	AB	R	H	RBI	BB	SO	LOB	BOTTOM					
5 Ian Kinsler, R OBP: 0.358, SLG: 0.435										5	2	3	1	0	1	0						
10 Michael Young, R OBP: 0.355, SLG: 0.422										5	0	1	1	0	1	3						
32 Josh Hamilton, L OBP: 0.354, SLG: 0.548										5	1	2	1	0	1	1						
Milton Bradley, S OBP: 0.424, SLG: 0.529										4	0	1	1	1	1	1						
7 David Murphy, L OBP: 0.319, SLG: 0.438										5	1	1	0	0	4	3						
41 Brandon Boags, S OBP: 0.385, SLG: 0.543										4	1	0	0	1	2	0						
Frank Catalanotto, L OBP: 0.374, SLG: 0.416										3	0	1	0	1	1	0						
21 Jarrod Saltalamacchia, R OBP: 0.361, SLG: 0.241										2	1	1	2	2	1	0						
Ramón Vázquez, L OBP: 0.375, SLG: 0.448										3	0	1	0	0	0	0						
6 German Duran, R OBP: 0.261, SLG: 0.286										1	0	0	0	0	0	2						
Inning Stats	R: 1 H: 2 E: 0 K: 2 S: 14	H: 2 LOB: 1 BB: 0 P: 20	R: 1 H: 2 E: 0 K: 2 S: 15	H: 2 LOB: 2 BB: 1 P: 22	R: 2 H: 2 E: 0 K: 1 S: 18	H: 2 LOB: 2 BB: 2 P: 29	R: 1 H: 2 E: 0 K: 1 S: 16	H: 2 LOB: 2 BB: 1 P: 26	R: 0 H: 0 E: 0 K: 1 S: 10	H: 0 LOB: 0 BB: 0 P: 15	R: 1 H: 2 E: 0 K: 0 S: 11	H: 2 LOB: 1 BB: 0 P: 15	R: 0 H: 1 E: 0 K: 1 S: 12	H: 1 LOB: 2 BB: 1 P: 22	R: 0 H: 0 E: 0 K: 2 S: 9	H: 0 LOB: 0 BB: 0 P: 15	R: 0 H: 0 E: 0 K: 2 S: 7	H: 0 LOB: 0 BB: 0 P: 9	1B: 7 2B: 3 3B: 1 HR: 0	SF: 0 DP: 0 HBP: 0	WP: 1 PB: 0 SB: 1 CS: 0	PA: 42
PITCHER	IP WLS BF H R ER SO BB IBB HBP BLK WP HR S P ERA WHIP																	PITCHER	IP WLS BF H R ER SO BB IBB HBP BLK WP HR S P ERA WHIP			
Rich Harden, R ERA: 3.68	(1, 1) 3.2 22 6 5 5 5 4 0 0 0 0 1 0 59 90 12.27 3.273																					
33 Joey Devine, R ERA: 0.6	(4, 1) 1.2 6 1 1 0 2 0 0 0 0 0 0 0 19 29 0.00 0.600																					
44 Santiago Casilla, R ERA: 0.4	(6, 1) 1.1 W 6 2 0 0 1 0 0 0 0 0 0 0 15 23 0.00 1.500																					
Alan Embree, L ERA: 2.6	(7, 1) 1.1 H 5 0 0 0 2 1 0 0 0 0 0 0 12 22 0.00 0.750																					
Huston Street, R ERA: 3.86	(9, 1) 1.0 3 0 0 0 2 0 0 0 0 0 0 0 7 9 0.00 0.000																					

Oakland Athletics @ Texas Rangers
Rangers Ballpark in Arlington, Arlington, TX
Sun May 11 2008, 3:05 PM EDT
Att: 23,959 - Partly Cloudy - 66 F

AB 37
R 6
H 11
RBI 6
BB 5
SO 12
LOB 10



Batter	1	2	3	4	5	6	7	8	9	AB	R	H	RBI	BB	SO	LOB	TOP					
11 Rajai Davis, R OBP: 0.224, SLG: 0.261										4	0	1	0	0	0	2	Oakland Athletics @ Cleveland Indians Progressive Field, Cleveland, OH Wed May 14, 2008, 7:05 PM EDT Att: 18,191 - Cloudy - 59 F					
5 Mike Sweeney, R OBP: 0.382, SLG: 0.446										4	0	2	0	0	0	1						
32 Jack Cust, L OBP: 0.421, SLG: 0.402										4	0	0	0	0	3	2						
35 Frank Thomas, R OBP: 0.342, SLG: 0.333										3	0	0	0	1	1	2						
Emil Brown, R OBP: 0.294, SLG: 0.395										4	0	0	0	0	1	2						
7 Bobby Crosby, R OBP: 0.320, SLG: 0.376										3	0	1	0	0	1	0						
22 Jack Hannahan, L OBP: 0.398, SLG: 0.363										2	0	0	0	1	1	1						
8 Kurt Suzuki, R OBP: 0.309, SLG: 0.291										3	0	0	0	0	2	1						
12 Donnie Murphy, R OBP: 0.300, SLG: 0.356										3	0	1	0	0	2	0						
Inning Stats	R: 0 E: 0 K: 0 S: 6	H: 0 LOB: 0 BB: 0 P: 8	R: 0 E: 0 K: 1 S: 11	H: 1 LOB: 1 BB: 1 P: 19	R: 0 E: 0 K: 2 S: 7	H: 0 LOB: 0 BB: 0 P: 10	R: 0 E: 0 K: 2 S: 13	H: 1 LOB: 1 BB: 0 P: 17	R: 0 E: 0 K: 1 S: 10	H: 1 LOB: 2 BB: 1 P: 15	R: 0 E: 0 K: 1 S: 5	H: 1 LOB: 0 BB: 0 P: 10	R: 0 E: 0 K: 0 S: 4	H: 0 LOB: 0 BB: 0 P: 6	R: 0 E: 0 K: 2 S: 10	H: 1 LOB: 1 BB: 0 P: 15	R: 0 E: 0 K: 2 S: 11	H: 0 LOB: 0 BB: 0 P: 17	1B: 4 2B: 1 3B: 0 HR: 0	SF: 0 SAC: 0 DP: 2 HBP: 0	WP: 0 PB: 0 SB: 0 CS: 0	PA: 32
PITCHER CC Sabathia, L ERA: 5.47	IP: 9.0 WLS: W BF: 32	H: 5 R: 0 ER: 0 SO: 11	BB: 2 IBB: 0 HBP: 0 BLK: 0	WP: 0 HR: 0 S: 77 P: 117	ERA: 0.00 WHIP: 0.778	PITCHER										IP: WLS: BF: H: R: ER: SO: BB: IBB: HBP: BLK: WP: HR: S: P: ERA: WHIP						

Batter	1	2	3	4	5	6	7	8	9	AB	R	H	RBI	BB	SO	LOB	BOTTOM					
24 Grady Sizemore, L OBP: 0.382, SLG: 0.479										3	1	1	1	1	0	0	Oakland Athletics @ Cleveland Indians Progressive Field, Cleveland, OH Wed May 14, 2008, 7:05 PM EDT Att: 18,191 - Cloudy - 59 F					
2 Johnny Peralta, R OBP: 0.286, SLG: 0.391										4	0	2	0	0	0	3						
20 David Dellucci, L OBP: 0.315, SLG: 0.398										4	0	0	0	0	1	5						
41 Victor Martinez, S OBP: 0.383, SLG: 0.393										4	0	0	0	0	2	2						
48 Travis Hafner, L OBP: 0.316, SLG: 0.346										3	0	0	0	0	0	1						
25 Ryan Garko, R OBP: 0.338, SLG: 0.379										3	1	1	1	0	0	0						
13 Asdrubal Cabrera, S OBP: 0.289, SLG: 0.268										3	0	0	0	0	1	0						
12 Ben Francisco, R OBP: 0.323, SLG: 0.429										3	0	1	0	0	0	0						
Casey Blake, R OBP: 0.305, SLG: 0.351										2	0	0	0	1	0	0						
Inning Stats	R: 1 E: 0 K: 0 S: 8	H: 2 LOB: 1 BB: 0 P: 15	R: 0 E: 0 K: 1 S: 9	H: 0 LOB: 0 BB: 0 P: 16	R: 0 E: 1 K: 1 S: 12	H: 0 LOB: 1 BB: 0 P: 20	R: 1 E: 0 K: 1 S: 8	H: 1 LOB: 0 BB: 0 P: 11	R: 0 E: 0 K: 0 S: 7	H: 1 LOB: 2 BB: 2 P: 19	R: 0 E: 0 K: 1 S: 7	H: 0 LOB: 0 BB: 0 P: 10	R: 0 E: 0 K: 0 S: 6	H: 0 LOB: 0 BB: 0 P: 10	R: 0 E: 0 K: 0 S: 10	H: 1 LOB: 1 BB: 0 P: 15	R: 0 E: 0 K: 2 S: 11	H: 0 LOB: 0 BB: 0 P: 17	1B: 0 2B: 3 3B: 0 HR: 2	SF: 0 SAC: 0 DP: 1 HBP: 0	WP: 0 PB: 0 SB: 0 CS: 0	PA: 31
PITCHER Joe Blanton, R ERA: 3.89	IP: 7.0 WLS: L BF: 27	H: 4 R: 2 ER: 2 SO: 4	BB: 2 IBB: 0 HBP: 0 BLK: 0	WP: 0 HR: 2 S: 57 P: 101	ERA: 2.57 WHIP: 0.857	PITCHER										IP: WLS: BF: H: R: ER: SO: BB: IBB: HBP: BLK: WP: HR: S: P: ERA: WHIP						
29 Keith Foulke, R ERA: 4.0	IP: 1.0 WLS: L BF: 4	H: 1 R: 0 ER: 0 SO: 0	BB: 0 IBB: 0 HBP: 0 BLK: 0	WP: 0 HR: 0 S: 10 P: 15	ERA: 0.00 WHIP: 1.000	PITCHER										IP: WLS: BF: H: R: ER: SO: BB: IBB: HBP: BLK: WP: HR: S: P: ERA: WHIP						



Batter	1	2	3	4	5	6	7	8	9	AB	R	H	RBI	BB	SO	LOB	TOP		
11 Rajai Davis, R OBP: 0.226, SLG: 0.260	B3	FC5-4			K			1B		4	0	1	0	0	1	2	Oakland Athletics @ Cleveland Indians Progressive Field, Cleveland, OH Thu May 15 2008, 12:05 PM EDT Att: 26,764 - Partly Cloudy - 52 F		
10 Danic Barton, L OBP: 0.325, SLG: 0.329	K	CS	F8		K			K		4	0	0	0	0	3	1			
Emil Brown, R OBP: 0.293, SLG: 0.391	1B		L5			F9		F8		4	0	1	0	0	0	1			
35 Frank Thomas, R OBP: 0.353, SLG: 0.341	1B		1B			BB		F7		3	0	2	0	1	0	0			
32 Jack Cust, L OBP: 0.417, SLG: 0.396	G4-3		L9			G4-6-3		1B		4	1	1	0	0	0	4			
7 Bobby Crosby, R OBP: 0.324, SLG: 0.379		E			P4			1B		4	1	2	0	0	0	0			
22 Jack Hannahan, L OBP: 0.402, SLG: 0.362		FC5-4	F7			P6		1B		3	0	1	0	1	0	0			
12 Donnie Murphy, R OBP: 0.283, SLG: 0.333		K			K			K		3	0	0	0	0	3	2			
5 Mike Sweeney, R OBP: 0.379, SLG: 0.441		K			K			K		1	0	0	0	0	1	2			
Rob Bowen, S OBP: 0.211, SLG: 0.167		E1			L9			K		3	0	0	0	0	0	1			
15 Ryan Sweeney, L OBP: 0.340, SLG: 0.345								K		1	0	0	0	0	1	2			
Inning Stats	R: 0 E: 0 K: 1 S: 10	H: 2 LOB: 2 BB: 0 P: 15	R: 1 E: 1 K: 1 S: 12	H: 2 LOB: 1 BB: 0 P: 22	R: 0 E: 0 K: 0 S: 8	H: 1 LOB: 1 BB: 0 P: 14	R: 0 E: 0 K: 1 S: 8	H: 0 LOB: 0 BB: 0 P: 15	R: 0 E: 0 K: 2 S: 8	H: 0 LOB: 0 BB: 1 P: 12	R: 0 E: 0 K: 1 S: 14	H: 1 LOB: 1 BB: 0 P: 20	R: 1 E: 0 K: 2 S: 23	H: 2 LOB: 2 BB: 1 P: 35	1B: 8 2B: 0 3B: 0 HR: 0	SF: 0 SAC: 0 DP: 1 HBP: 0	WP: 1 PB: 0 SB: 1 CS: 1	PA: 37	
PITCHER	IP	WLS	BF	H	R	ER	SO	BB	IBB	HBP	BLK	WP	HR	S	P	ERA	WHIP		
32 Aaron Laffey, L ERA: 1.35	7.0	W	26	5	1	0	6	1	0	0	0	0	0	60	100	0.00	0.857		
50 Jensen Lewis, R ERA: 2.82	1.0	H	4	1	0	0	1	0	0	0	0	0	0	14	20	0.00	1.000		
63 Rafael Betancourt, R ERA: 7.31	0.1	H	4	2	1	1	0	1	0	0	0	0	0	17	25	27.00	9.000		
30 Masa Kobayashi, R ERA: 1.86	0.2	S	2	0	0	0	2	0	0	0	0	1	0	6	10	0.00	0.000		
Batter	1	2	3	4	5	6	7	8	9	AB	R	H	RBI	BB	SO	LOB	BOTTOM		
24 Grady Sizemore, L OBP: 0.379, SLG: 0.470	K		1B		K			K		3	1	0	0	0	3	2	Oakland Athletics @ Cleveland Indians Progressive Field, Cleveland, OH Thu May 15 2008, 12:05 PM EDT Att: 26,764 - Partly Cloudy - 52 F		
2 Johnny Peralta, R OBP: 0.280, SLG: 0.420	1B	25 S	1B		G5-3			HR		3	3	2	1	1	0	1			
12 Ben Francisco, R OBP: 0.371, SLG: 0.469	P4		1B		1B			1B		4	0	3	1	0	0	1			
25 Ryan Garko, R OBP: 0.336, SLG: 0.383	2B		F7		G5-3			K		4	0	1	1	0	1	4			
48 Travis Hafner, L OBP: 0.327, SLG: 0.348	K		1B		1B			BB		2	0	1	1	2	1	1			
Franklin Gutierrez, R OBP: 0.277, SLG: 0.341		P2	K		K			BB		4	0	0	0	0	2	6			
10 Kelly Shoppach, R OBP: 0.300, SLG: 0.327	1B		K		K			G3		4	0	1	0	0	2	4			
11 Jamey Carroll, R OBP: 0.319, SLG: 0.211	K		1B		BB			G6-3		3	0	0	0	1	1	1			
Andy Marte, R OBP: 0.179, SLG: 0.115	G5-3		1B		1B			P4		4	0	1	0	0	1	1			
Inning Stats	R: 1 E: 0 K: 2 S: 18	H: 2 LOB: 1 BB: 0 P: 22	R: 0 E: 0 K: 1 S: 12	H: 1 LOB: 0 BB: 0 P: 16	R: 2 E: 0 K: 2 S: 12	H: 2 LOB: 2 BB: 1 P: 24	R: 0 E: 0 K: 1 S: 12	H: 1 LOB: 1 BB: 1 P: 22	R: 0 E: 0 K: 2 S: 13	H: 0 LOB: 0 BB: 0 P: 10	R: 1 E: 0 K: 1 S: 14	H: 2 LOB: 1 BB: 1 P: 23	R: 0 E: 0 K: 0 S: 8	H: 0 LOB: 0 BB: 0 P: 9	1B: 7 2B: 1 3B: 0 HR: 1	SF: 0 SAC: 0 DP: 1 HBP: 1		WP: 1 PB: 0 SB: 2 CS: 1	PA: 36
PITCHER	IP	WLS	BF	H	R	ER	SO	BB	IBB	HBP	BLK	WP	HR	S	P	ERA	WHIP		
Greg Smith, L ERA: 3.28	4.2	L	24	7	3	3	7	3	0	1	0	0	0	64	102	5.79	2.143		
33 Joey Devine, R ERA: 0.55	1.1		4	0	0	0	3	0	0	0	0	0	0	11	15	0.00	0.000		
44 Santiago Casilla, R ERA: 0.93	0.0		1	1	1	1	0	0	0	0	0	0	1	1	1	*	*		
Chad Gaudin, R ERA: 3.46	1.0		4	1	1	0	1	1	0	0	0	0	0	13	22	0.00	2.000		
Huston Street, R ERA: 3.63	1.0		3	0	0	0	0	0	0	0	0	0	0	8	9	0.00	0.000		

Batter	1	2	3	4	5	6	7	8	9	AB	R	H	RBI	BB	SO	LOB	TOP					
22 Jack Hannahan, L (1.5) OBP: 0.394, SLG: 0.354										5	0	1	1	0	2	3	Oakland Athletics @ Atlanta Braves Turner Field, Atlanta, GA Fri May 16 2008, 7:30 PM EDT Att: 31,004 - Cloudy - 63 F					
7 Bobby Crosby, R (1.6) OBP: 0.337, SLG: 0.394										4	0	3	0	1	0	0						
32 Jack Cust, L (1.7) OBP: 0.416, SLG: 0.386										3	0	0	0	2	1	4						
Emil Brown, R (1.9) OBP: 0.286, SLG: 0.381										4	0	0	0	0	1	6						
10 Daric Barton, L (1.3) OBP: 0.324, SLG: 0.327										4	0	1	0	0	0	2						
8 Kurt Suzuki, R (1.2) OBP: 0.287, SLG: 0.289										4	0	1	0	0	2	2						
15 Ryan Sweeney, L (1.8) OBP: 0.307, SLG: 0.363										4	1	2	0	0	0	2						
12 Donnie Murphy, R (1.4) OBP: 0.281, SLG: 0.314										3	1	0	0	1	1	1						
30 Dana Eveland, L (1.1) OBP: 1.000, SLG: 1.000										1	0	1	0	1	0	0						
33 Joey Devine, R (6.1) OBP: 0.375, SLG: 0.436										0	0	0	0	0	0	0						
5 Mike Sweeney, R (8. PH) Alan Embree, L (8.1)										0	0	0	0	0	0	1						
Inning Stats	R: 0 E: 0 K: 0 S: 13	H: 2 LOB: 2 BB: 0 P: 21	R: 2 E: 1 K: 0 S: 14	H: 3 LOB: 2 BB: 1 P: 26	R: 0 E: 0 K: 2 S: 13	H: 1 LOB: 2 BB: 1 P: 20	R: 0 E: 0 K: 1 S: 14	H: 2 LOB: 3 BB: 1 P: 26	R: 0 E: 0 K: 0 S: 5	H: 0 LOB: 0 BB: 0 P: 8	R: 0 E: 0 K: 2 S: 11	H: 0 LOB: 0 BB: 2 P: 22	R: 0 E: 0 K: 1 S: 7	H: 0 LOB: 0 BB: 0 P: 12	R: 0 E: 0 K: 0 S: 5	H: 1 LOB: 0 BB: 0 P: 7	R: 0 E: 0 K: 1 S: 8	H: 0 LOB: 0 BB: 0 P: 13	1B: 7 2B: 2 3B: 0 HR: 0	SF: 0 SAC: 1 DP: 1 HBP: 0	WP: 0 PB: 0 SB: 0 CS: 0	PA: 39
PITCHER	IP WLS BF H R ER SO BB IBB HBP BLK WP HR S P ERA WHIP																					
49 Jair Jurrjens, R (1.1) ERA: 2.82	5.0	25	8	2	0	3	2	1	0	0	0	0	0	0	59	101	0.00	2.000				
Will Ohman, L (6.1) ERA: 2.55	1.0	5	0	0	0	2	2	0	0	0	0	0	0	11	22	0.00	2.000					
30 Jeff Bennett, R (7.1) ERA: 3.55	1.0	3	0	0	0	1	0	0	0	0	0	0	0	7	12	0.00	0.000					
46 Manny Acosta, R (8.1) ERA: 3.6	2.0	W 6	1	0	0	1	0	0	0	0	0	0	0	13	20	0.00	0.500					

AB	33
R	2
H	9
RBI	1
BB	5
SO	7
LOB	21



Batter	1	2	3	4	5	6	7	8	9	AB	R	H	RBI	BB	SO	LOB	BOTTOM				
19 Yunel Escobar, R (1.6) OBP: 0.380, SLG: 0.424										4	0	0	0	0	0	2	Oakland Athletics @ Atlanta Braves Turner Field, Atlanta, GA Fri May 16 2008, 7:30 PM EDT Att: 31,004 - Cloudy - 63 F				
4 Omar Infante, R (1.4) OBP: 0.286, SLG: 0.333										4	1	1	0	0	1	1					
10 Chipper Jones, S (1.5) OBP: 0.485, SLG: 0.705										3	1	2	0	1	0	0					
Mark Teixeira, S (1.3) OBP: 0.333, SLG: 0.400										4	0	0	0	0	0	4					
7 Jeff Francoeur, R (1.9) OBP: 0.315, SLG: 0.417										4	1	1	1	0	1	2					
16 Brian McCann, L (1.2) OBP: 0.385, SLG: 0.590										4	0	3	1	0	1	1					
23 Matt Diaz, R (1.7) OBP: 0.376, SLG: 0.439										1	0	1	0	1	0	0					
11 Mark Kotsay, L (6. PH) OBP: 0.360, SLG: 0.457										2	0	1	1	0	1	1					
1 Grégor Blanco, L (1.8) OBP: 0.414, SLG: 0.356										3	0	0	0	1	2	5					
49 Jair Jurrjens, R (1.1) ERA: 2.82										1	0	0	0	0	1	0					
8 Ruben Galdames, S (5. PH) ERA: 3.23										0	0	0	0	0	1	0					
Will Ohman, L (6.1) ERA: 2.55										0	0	0	0	0	0	0					
30 Jeff Bennett, R (7.1) ERA: 3.55										0	0	0	0	0	0	0					
47 Tom Clavin, L (7. PH) ERA: 3.51										1	0	0	0	0	0	1					
46 Manny Acosta, R (8.1) ERA: 3.6										0	0	0	0	0	0	0					
Inning Stats	R: 0 E: 0 K: 0 S: 6	H: 0 LOB: 0 BB: 0 P: 9	R: 0 E: 0 K: 1 S: 13	H: 1 LOB: 2 BB: 1 P: 20	R: 0 E: 0 K: 1 S: 11	H: 0 LOB: 0 BB: 0 P: 16	R: 0 E: 0 K: 1 S: 10	H: 0 LOB: 1 BB: 1 P: 17	R: 0 E: 0 K: 1 S: 9	H: 1 LOB: 1 BB: 1 P: 20	R: 2 E: 0 K: 1 S: 14	H: 4 LOB: 1 BB: 0 P: 19	R: 0 E: 0 K: 1 S: 16	H: 0 LOB: 1 BB: 1 P: 28	R: 1 E: 0 K: 1 S: 14	H: 3 LOB: 2 BB: 0 P: 20	1B: 6 2B: 4 3B: 0 HR: 0	SF: 0 SAC: 0 DP: 2 HBP: 0	WP: 0 PB: 0 SB: 1 CS: 1	PA: 35	
PITCHER	IP WLS BF H R ER SO BB IBB HBP BLK WP HR S P ERA WHIP																				
30 Dana Eveland, L (1.1) ERA: 3.23	5.2	24	6	2	2	4	3	0	0	0	0	0	0	60	97	0.00	1.588				
33 Joey Devine, R (6.1) ERA: 0.51	1.1	5	0	0	0	2	1	0	0	0	0	0	0	19	32	0.00	0.750				
Alan Embree, L (8.1) ERA: 3.72	1.0	L 6	3	1	1	1	0	0	0	0	0	0	0	14	20	9.00	3.000				

AB	31
R	3
H	9
RBI	3
BB	4
SO	7
LOB	17



Batter	1	2	3	4	5	6	7	8	9	AB	R	H	RBI	BB	SO	LOB	TOP						
11 Rajai Davis, R OBP: 0.211, SLG: 0.241 15 Ryan Sweeney, L OBP: 0.355, SLG: 0.396	P3	K		PO	G6-3	G5-3			K	3	0	0	0	0	1	3							
7 Bobby Crosby, R OBP: 0.335, SLG: 0.402	HR	G3			G5-3		G6-3		32 DI BB	4	1	1	1	1	0	3							
5 Mike Sweeney, R OBP: 0.373, SLG: 0.440	G1-3				G5-3				F7	5	0	2	0	0	0	1							
32 Jack Cust, L OBP: 0.418, SLG: 0.410	FC4-6 1B				FC6 1B				F7	5	0	2	0	0	1	3							
Emil Brown, R OBP: 0.282, SLG: 0.369	FC4-6 1-2				FC6 1-2					4	1	1	0	0	0	3							
22 Jack Hannahan, L OBP: 0.390, SLG: 0.355										3	0	1	1	1	1	1							
Rob Bowen, S OBP: 0.261, SLG: 0.318										4	0	2	0	0	1	1							
2 Gregorio Petit, R OBP: 0.750, SLG: 1.000										3	0	2	0	1	1	1							
58 Justin Duchschere, R OBP: 0.331, SLG: 0.339 Chad Gaudin, R OBP: 0.331, SLG: 0.322 10 Daric Barton, L OBP: 0.331, SLG: 0.322 Alan Embree, L OBP: 0.331, SLG: 0.322										2	0	0	0	0	2	4							
Inning Stats	R: 1 E: 0 K: 0 S: 7	H: 2 LOB: 1 BB: 0 P: 11	R: 0 E: 0 K: 2 S: 19	H: 1 LOB: 3 BB: 2 P: 29	R: 0 E: 0 K: 1 S: 11	H: 1 LOB: 1 BB: 0 P: 15	R: 0 E: 0 K: 2 S: 9	H: 1 LOB: 0 BB: 0 P: 13	R: 0 E: 0 K: 1 S: 10	H: 3 LOB: 2 BB: 0 P: 21	R: 0 E: 0 K: 0 S: 7	H: 1 LOB: 1 BB: 0 P: 8	R: 0 E: 0 K: 2 S: 9	H: 1 LOB: 1 BB: 0 P: 17	R: 0 E: 0 K: 1 S: 9	H: 0 LOB: 1 BB: 1 P: 16	1B: 6 2B: 3 3B: 1 HR: 1	SF: 0 SAC: 0 DP: 0 HBP: 0	WP: 0 PB: 0 SB: 0 CS: 0	PA: 41			
PITCHER	IP WLS BF H R ER SO BB IBB HBP BLK WP HR S P ERA WHIP	IP WLS BF H R ER SO BB IBB HBP BLK WP HR S P ERA WHIP	IP WLS BF H R ER SO BB IBB HBP BLK WP HR S P ERA WHIP	IP WLS BF H R ER SO BB IBB HBP BLK WP HR S P ERA WHIP	IP WLS BF H R ER SO BB IBB HBP BLK WP HR S P ERA WHIP	IP WLS BF H R ER SO BB IBB HBP BLK WP HR S P ERA WHIP	IP WLS BF H R ER SO BB IBB HBP BLK WP HR S P ERA WHIP	IP WLS BF H R ER SO BB IBB HBP BLK WP HR S P ERA WHIP	IP WLS BF H R ER SO BB IBB HBP BLK WP HR S P ERA WHIP	IP WLS BF H R ER SO BB IBB HBP BLK WP HR S P ERA WHIP	IP WLS BF H R ER SO BB IBB HBP BLK WP HR S P ERA WHIP	IP WLS BF H R ER SO BB IBB HBP BLK WP HR S P ERA WHIP	IP WLS BF H R ER SO BB IBB HBP BLK WP HR S P ERA WHIP	IP WLS BF H R ER SO BB IBB HBP BLK WP HR S P ERA WHIP	IP WLS BF H R ER SO BB IBB HBP BLK WP HR S P ERA WHIP	IP WLS BF H R ER SO BB IBB HBP BLK WP HR S P ERA WHIP	IP WLS BF H R ER SO BB IBB HBP BLK WP HR S P ERA WHIP	IP WLS BF H R ER SO BB IBB HBP BLK WP HR S P ERA WHIP	IP WLS BF H R ER SO BB IBB HBP BLK WP HR S P ERA WHIP	IP WLS BF H R ER SO BB IBB HBP BLK WP HR S P ERA WHIP	IP WLS BF H R ER SO BB IBB HBP BLK WP HR S P ERA WHIP		
37 Jo-Jo Reyes, L ERA: 4.12 30 Jeff Bennett, R ERA: 3.34 56 Blaine Boyer, R ERA: 4.01 Will Ohman, L ERA: 2.5 46 Manny Acosta, R ERA: 3.48	5.0 W 24 8 2 2 6 2 0 0 0 0 1 61 92 3.60 2.000	2.0 H 8 2 0 0 1 0 0 0 0 0 0 16 22 0.00 1.000	1.0 H 4 1 0 0 2 0 0 0 0 0 0 9 17 0.00 1.000	0.1 H 1 0 0 0 1 0 0 0 0 0 0 3 3 0.00 0.000	0.2 3 0 0 0 0 1 0 0 0 0 0 0 6 13 0.00 1.500																		
19 Yunel Escobar, R OBP: 0.385, SLG: 0.428	FC1 1B									4	1	3	2	0	0	1							
11 Mark Kotsay, L OBP: 0.354, SLG: 0.445	G4-3	L3								4	0	1	0	0	0	2							
10 Chipper Jones, S OBP: 0.475, SLG: 0.679	BB									3	1	1	0	1	0	1							
Mark Teixeira, S OBP: 0.335, SLG: 0.411	K									4	1	1	0	0	1	3							
16 Brian McCann, L OBP: 0.379, SLG: 0.579	2B									4	0	1	1	0	0	2							
7 Jeff Francoeur, R OBP: 0.307, SLG: 0.400	P4									3	0	0	0	0	1	4							
2 Kelly Johnson, L OBP: 0.342, SLG: 0.474 4 Omar Infante, R OBP: 0.318, SLG: 0.455	1B									3	1	1	0	0	1	1							
1 Gregor Blanco, L OBP: 0.421, SLG: 0.359	1B									3	1	2	0	0	0	0							
37 Jo-Jo Reyes, L 30 Jeff Bennett, R Greg Norton, S 56 Blaine Boyer, R Will Ohman, L 46 Manny Acosta, R	SH5-4 1B									1	0	0	0	0	1	2							
Inning Stats	R: 1 E: 0 K: 1 S: 15	H: 2 LOB: 2 BB: 1 P: 26	R: 2 E: 0 K: 0 S: 9	H: 3 LOB: 0 BB: 0 P: 11	R: 0 E: 0 K: 0 S: 7	H: 0 LOB: 0 BB: 0 P: 8	R: 0 E: 0 K: 1 S: 11	H: 1 LOB: 2 BB: 1 P: 21	R: 0 E: 0 K: 0 S: 5	H: 1 LOB: 0 BB: 0 P: 8	R: 0 E: 0 K: 1 S: 7	H: 0 LOB: 0 BB: 0 P: 9	R: 0 E: 0 K: 0 S: 6	H: 1 LOB: 1 BB: 0 P: 9	R: 2 E: 0 K: 2 S: 15	H: 3 LOB: 1 BB: 0 P: 23	1B: 8 2B: 2 3B: 1 HR: 0	SF: 0 SAC: 1 DP: 1 HBP: 1	WP: 0 PB: 0 SB: 0 CS: 0	PA: 35			
PITCHER	IP WLS BF H R ER SO BB IBB HBP BLK WP HR S P ERA WHIP	IP WLS BF H R ER SO BB IBB HBP BLK WP HR S P ERA WHIP	IP WLS BF H R ER SO BB IBB HBP BLK WP HR S P ERA WHIP	IP WLS BF H R ER SO BB IBB HBP BLK WP HR S P ERA WHIP	IP WLS BF H R ER SO BB IBB HBP BLK WP HR S P ERA WHIP	IP WLS BF H R ER SO BB IBB HBP BLK WP HR S P ERA WHIP	IP WLS BF H R ER SO BB IBB HBP BLK WP HR S P ERA WHIP	IP WLS BF H R ER SO BB IBB HBP BLK WP HR S P ERA WHIP	IP WLS BF H R ER SO BB IBB HBP BLK WP HR S P ERA WHIP	IP WLS BF H R ER SO BB IBB HBP BLK WP HR S P ERA WHIP	IP WLS BF H R ER SO BB IBB HBP BLK WP HR S P ERA WHIP	IP WLS BF H R ER SO BB IBB HBP BLK WP HR S P ERA WHIP	IP WLS BF H R ER SO BB IBB HBP BLK WP HR S P ERA WHIP	IP WLS BF H R ER SO BB IBB HBP BLK WP HR S P ERA WHIP	IP WLS BF H R ER SO BB IBB HBP BLK WP HR S P ERA WHIP	IP WLS BF H R ER SO BB IBB HBP BLK WP HR S P ERA WHIP	IP WLS BF H R ER SO BB IBB HBP BLK WP HR S P ERA WHIP	IP WLS BF H R ER SO BB IBB HBP BLK WP HR S P ERA WHIP	IP WLS BF H R ER SO BB IBB HBP BLK WP HR S P ERA WHIP	IP WLS BF H R ER SO BB IBB HBP BLK WP HR S P ERA WHIP	IP WLS BF H R ER SO BB IBB HBP BLK WP HR S P ERA WHIP		

Oakland Athletics @ Atlanta Braves
Turner Field, Atlanta, GA
Sun May 18 2008, 1:30 PM EDT
Att: 31,025 - Cloudy - 76 F

AB	37
R	2
H	11
RBI	2
BB	3
SO	10
LOB	25



Oakland Athletics @ Atlanta Braves
Turner Field, Atlanta, GA
Sun May 18 2008, 1:30 PM EDT
Att: 31,025 - Cloudy - 76 F

AB	31
R	5
H	11
RBI	5
BB	2
SO	5
LOB	18



Batter	1	2	3	4	5	6	7	8	9	10	11	12	13	AB	R	H	RBI	BB	SO	LOB	TOP																							
1 Akinon Iwamura, L OBP: 0.335, SLG: 0.376														5	0	1	1	1	2	1																								
13 Carl Crawford, L OBP: 0.311, SLG: 0.362														6	1	1	0	0	1	2																								
2 B.J. Upton, R OBP: 0.376, SLG: 0.410														5	0	1	0	1	3	2																								
23 Carlos Pena, L OBP: 0.314, SLG: 0.399														5	2	1	0	1	3	3																								
3 Evan Longoria, R OBP: 0.324, SLG: 0.439														6	1	3	3	0	0	1																								
15 Cliff Floyd, L OBP: 0.366, SLG: 0.526														6	0	0	1	0	2	2																								
30 Dioner Navarro, S OBP: 0.404, SLG: 0.452														6	1	2	0	0	0	2																								
32 Eric Hinske, L OBP: 0.350, SLG: 0.545														3	1	2	2	0	1	0																								
26 Gabe Gross, L OBP: 0.343, SLG: 0.341														0	0	0	0	1	0	0																								
31 Jonny Gomes, R OBP: 0.310, SLG: 0.400														2	0	0	0	0	1	1																								
8 Jason Bartlett, R OBP: 0.284, SLG: 0.295														5	1	0	0	1	2	4																								
Inning Stats	R: 0 E: 0 K: 2 S: 12	H: 0 LOB: 0 BB: 0 P: 18	R: 0 E: 0 K: 1 S: 7	H: 0 LOB: 0 BB: 0 P: 8	R: 0 E: 0 K: 1 S: 12	H: 1 LOB: 1 BB: 0 P: 17	R: 0 E: 0 K: 0 S: 12	H: 1 LOB: 1 BB: 0 P: 18	R: 2 E: 0 K: 0 S: 14	H: 2 LOB: 0 BB: 0 P: 20	R: 2 E: 0 K: 1 S: 11	H: 2 LOB: 1 BB: 1 P: 19	R: 1 E: 0 K: 2 S: 13	H: 1 LOB: 2 BB: 2 P: 28	R: 0 E: 0 K: 3 S: 10	H: 0 LOB: 0 BB: 0 P: 17	R: 0 E: 0 K: 2 S: 9	H: 0 LOB: 0 BB: 0 P: 14	R: 0 E: 0 K: 0 S: 9	H: 0 LOB: 0 BB: 0 P: 15	R: 0 E: 0 K: 0 S: 3	H: 0 LOB: 0 BB: 1 P: 10	R: 2 E: 0 K: 2 S: 13	H: 3 LOB: 1 BB: 0 P: 21	1B: 4 2B: 5 3B: 0 HR: 2	SF: 0 SAC: 0 DP: 0 HBP: 0	W/P: 0 PB: 0 SB: 2 CS: 1	PA: 54																
PITCHER	IP: 6.0 WLS: 25 BF: 6 H: 4 R: 4 ER: 4 SO: 5 ERA: 3.87	IP: 7.1 WLS: 5 BF: 1 H: 1 R: 1 ER: 1 SO: 2 ERA: 0.96	IP: 7.1 WLS: 1 BF: 1 H: 0 R: 0 ER: 0 SO: 2 ERA: 3.18	IP: 8.1 WLS: 6 BF: 0 H: 0 R: 0 ER: 0 SO: 5 ERA: 4.43	IP: 11.1 WLS: 3 BF: 0 H: 0 R: 0 ER: 0 SO: 0 ERA: 4.22	IP: 12.1 WLS: 9 BF: 3 H: 2 R: 2 ER: 2 SO: 2 ERA: 3.56	IP: 13.1 WLS: 9 BF: 3 H: 2 R: 2 ER: 2 SO: 2 ERA: 3.56	IP: 14.1 WLS: 9 BF: 3 H: 2 R: 2 ER: 2 SO: 2 ERA: 3.56	IP: 15.1 WLS: 9 BF: 3 H: 2 R: 2 ER: 2 SO: 2 ERA: 3.56	IP: 16.1 WLS: 9 BF: 3 H: 2 R: 2 ER: 2 SO: 2 ERA: 3.56	IP: 17.1 WLS: 9 BF: 3 H: 2 R: 2 ER: 2 SO: 2 ERA: 3.56	IP: 18.1 WLS: 9 BF: 3 H: 2 R: 2 ER: 2 SO: 2 ERA: 3.56	IP: 19.1 WLS: 9 BF: 3 H: 2 R: 2 ER: 2 SO: 2 ERA: 3.56	IP: 20.1 WLS: 9 BF: 3 H: 2 R: 2 ER: 2 SO: 2 ERA: 3.56	IP: 21.1 WLS: 9 BF: 3 H: 2 R: 2 ER: 2 SO: 2 ERA: 3.56	IP: 22.1 WLS: 9 BF: 3 H: 2 R: 2 ER: 2 SO: 2 ERA: 3.56	IP: 23.1 WLS: 9 BF: 3 H: 2 R: 2 ER: 2 SO: 2 ERA: 3.56	IP: 24.1 WLS: 9 BF: 3 H: 2 R: 2 ER: 2 SO: 2 ERA: 3.56	IP: 25.1 WLS: 9 BF: 3 H: 2 R: 2 ER: 2 SO: 2 ERA: 3.56	IP: 26.1 WLS: 9 BF: 3 H: 2 R: 2 ER: 2 SO: 2 ERA: 3.56	IP: 27.1 WLS: 9 BF: 3 H: 2 R: 2 ER: 2 SO: 2 ERA: 3.56	IP: 28.1 WLS: 9 BF: 3 H: 2 R: 2 ER: 2 SO: 2 ERA: 3.56	IP: 29.1 WLS: 9 BF: 3 H: 2 R: 2 ER: 2 SO: 2 ERA: 3.56	IP: 30.1 WLS: 9 BF: 3 H: 2 R: 2 ER: 2 SO: 2 ERA: 3.56	IP: 31.1 WLS: 9 BF: 3 H: 2 R: 2 ER: 2 SO: 2 ERA: 3.56	IP: 32.1 WLS: 9 BF: 3 H: 2 R: 2 ER: 2 SO: 2 ERA: 3.56	IP: 33.1 WLS: 9 BF: 3 H: 2 R: 2 ER: 2 SO: 2 ERA: 3.56	IP: 34.1 WLS: 9 BF: 3 H: 2 R: 2 ER: 2 SO: 2 ERA: 3.56	IP: 35.1 WLS: 9 BF: 3 H: 2 R: 2 ER: 2 SO: 2 ERA: 3.56	IP: 36.1 WLS: 9 BF: 3 H: 2 R: 2 ER: 2 SO: 2 ERA: 3.56	IP: 37.1 WLS: 9 BF: 3 H: 2 R: 2 ER: 2 SO: 2 ERA: 3.56	IP: 38.1 WLS: 9 BF: 3 H: 2 R: 2 ER: 2 SO: 2 ERA: 3.56	IP: 39.1 WLS: 9 BF: 3 H: 2 R: 2 ER: 2 SO: 2 ERA: 3.56	IP: 40.1 WLS: 9 BF: 3 H: 2 R: 2 ER: 2 SO: 2 ERA: 3.56	IP: 41.1 WLS: 9 BF: 3 H: 2 R: 2 ER: 2 SO: 2 ERA: 3.56	IP: 42.1 WLS: 9 BF: 3 H: 2 R: 2 ER: 2 SO: 2 ERA: 3.56	IP: 43.1 WLS: 9 BF: 3 H: 2 R: 2 ER: 2 SO: 2 ERA: 3.56	IP: 44.1 WLS: 9 BF: 3 H: 2 R: 2 ER: 2 SO: 2 ERA: 3.56	IP: 45.1 WLS: 9 BF: 3 H: 2 R: 2 ER: 2 SO: 2 ERA: 3.56	IP: 46.1 WLS: 9 BF: 3 H: 2 R: 2 ER: 2 SO: 2 ERA: 3.56	IP: 47.1 WLS: 9 BF: 3 H: 2 R: 2 ER: 2 SO: 2 ERA: 3.56	IP: 48.1 WLS: 9 BF: 3 H: 2 R: 2 ER: 2 SO: 2 ERA: 3.56	IP: 49.1 WLS: 9 BF: 3 H: 2 R: 2 ER: 2 SO: 2 ERA: 3.56	IP: 50.1 WLS: 9 BF: 3 H: 2 R: 2 ER: 2 SO: 2 ERA: 3.56
Batter	1	2	3	4	5	6	7	8	9	10	11	12	13	AB	R	H	RBI	BB	SO	LOB	BOTTOM																							
22 Jack Hannahan, L OBP: 0.373, SLG: 0.336														6	0	0	0	0	3	2																								
7 Bobby Crosby, R OBP: 0.330, SLG: 0.391														5	0	0	0	1	1	0																								
32 Jack Cust, L OBP: 0.420, SLG: 0.403														2	1	0	0	1	0	0																								
11 Rajai Davis, R OBP: 0.203, SLG: 0.232														2	1	0	0	0	1	1																								
35 Frank Thomas, R OBP: 0.361, SLG: 0.399														4	2	3	3	0	0	0																								
Rob Bowen, S OBP: 0.261, SLG: 0.318														0	0	0	0	0	0	0																								
5 Mike Sweeney, R OBP: 0.366, SLG: 0.431														2	0	0	0	0	0	0																								
15 Ryan Sweeney, L OBP: 0.353, SLG: 0.392														6	0	2	1	0	1	0																								
Emil Brown, R OBP: 0.290, SLG: 0.393														5	2	2	1	1	1	3																								
10 Daric Barton, L OBP: 0.337, SLG: 0.333														4	0	1	1	2	0	0																								
8 Kurt Suzuki, R OBP: 0.297, SLG: 0.280														5	0	1	0	0	0	3																								
2 Gregorio Petit, R OBP: 0.444, SLG: 0.500														5	0	1	0	0	3	3																								
Inning Stats	R: 2 E: 0 K: 0 S: 9	H: 1 LOB: 0 BB: 1 P: 16	R: 1 E: 0 K: 0 S: 6	H: 1 LOB: 0 BB: 0 P: 14	R: 0 E: 0 K: 1 S: 6	H: 0 LOB: 0 BB: 0 P: 11	R: 0 E: 0 K: 0 S: 7	H: 0 LOB: 0 BB: 0 P: 13	R: 0 E: 0 K: 1 S: 6	H: 2 LOB: 1 BB: 0 P: 10	R: 1 E: 0 K: 1 S: 11	H: 2 LOB: 1 BB: 0 P: 18	R: 0 E: 0 K: 2 S: 10	H: 0 LOB: 1 BB: 1 P: 16	R: 0 E: 0 K: 0 S: 4	H: 0 LOB: 0 BB: 0 P: 8	R: 0 E: 0 K: 1 S: 12	H: 1 LOB: 2 BB: 1 P: 20	R: 0 E: 0 K: 2 S: 9	H: 0 LOB: 0 BB: 0 P: 14	R: 1 E: 0 K: 1 S: 11	H: 1 LOB: 1 BB: 0 P: 18	1B: 5 2B: 2 3B: 1 HR: 3	SF: 0 SAC: 1 DP: 1 HBP: 1	W/P: 0 PB: 0 SB: 0 CS: 0	PA: 53																		
PITCHER	IP: 7.2 WLS: 32 BF: 8 H: 5 R: 5 ER: 5 SO: 4 ERA: 3.38	IP: 8.1 WLS: 4 BF: 0 H: 0 R: 0 ER: 0 SO: 2 ERA: 3.95	IP: 8.1 WLS: 1 BF: 0 H: 0 R: 0 ER: 0 SO: 2 ERA: 2.73	IP: 10.1 WLS: 11 BF: 1 H: 0 R: 0 ER: 0 SO: 3 ERA: 4.59	IP: 13.1 WLS: 5 BF: 1 H: 1 R: 1 ER: 1 SO: 1 ERA: 2.5	IP: 14.1 WLS: 8 BF: 0 H: 0 R: 0 ER: 0 SO: 3 ERA: 5.87	IP: 15.1 WLS: 8 BF: 0 H: 0 R: 0 ER: 0 SO: 3 ERA: 5.87	IP: 16.1 WLS: 8 BF: 0 H: 0 R: 0 ER: 0 SO: 3 ERA: 5.87	IP: 17.1 WLS: 8 BF: 0 H: 0 R: 0 ER: 0 SO: 3 ERA: 5.87	IP: 18.1 WLS: 8 BF: 0 H: 0 R: 0 ER: 0 SO: 3 ERA: 5.87	IP: 19.1 WLS: 8 BF: 0 H: 0 R: 0 ER: 0 SO: 3 ERA: 5.87	IP: 20.1 WLS: 8 BF: 0 H: 0 R: 0 ER: 0 SO: 3 ERA: 5.87	IP: 21.1 WLS: 8 BF: 0 H: 0 R: 0 ER: 0 SO: 3 ERA: 5.87	IP: 22.1 WLS: 8 BF: 0 H: 0 R: 0 ER: 0 SO: 3 ERA: 5.87	IP: 23.1 WLS: 8 BF: 0 H: 0 R: 0 ER: 0 SO: 3 ERA: 5.87	IP: 24.1 WLS: 8 BF: 0 H: 0 R: 0 ER: 0 SO: 3 ERA: 5.87	IP: 25.1 WLS: 8 BF: 0 H: 0 R: 0 ER: 0 SO: 3 ERA: 5.87	IP: 26.1 WLS: 8 BF: 0 H: 0 R: 0 ER: 0 SO: 3 ERA: 5.87	IP: 27.1 WLS: 8 BF: 0 H: 0 R: 0 ER: 0 SO: 3 ERA: 5.87	IP: 28.1 WLS: 8 BF: 0 H: 0 R: 0 ER: 0 SO: 3 ERA: 5.87	IP: 29.1 WLS: 8 BF: 0 H: 0 R: 0 ER: 0 SO: 3 ERA: 5.87	IP: 30.1 WLS: 8 BF: 0 H: 0 R: 0 ER: 0 SO: 3 ERA: 5.87	IP: 31.1 WLS: 8 BF: 0 H: 0 R: 0 ER: 0 SO: 3 ERA: 5.87	IP: 32.1 WLS: 8 BF: 0 H: 0 R: 0 ER: 0 SO: 3 ERA: 5.87	IP: 33.1 WLS: 8 BF: 0 H: 0 R: 0 ER: 0 SO: 3 ERA: 5.87	IP: 34.1 WLS: 8 BF: 0 H: 0 R: 0 ER: 0 SO: 3 ERA: 5.87	IP: 35.1 WLS: 8 BF: 0 H: 0 R: 0 ER: 0 SO: 3 ERA: 5.87	IP: 36.1 WLS: 8 BF: 0 H: 0 R: 0 ER: 0 SO: 3 ERA: 5.87	IP: 37.1 WLS: 8 BF: 0 H: 0 R: 0 ER: 0 SO: 3 ERA: 5.87	IP: 38.1 WLS: 8 BF: 0 H: 0 R: 0 ER: 0 SO: 3 ERA: 5.87	IP: 39.1 WLS: 8 BF: 0 H: 0 R: 0 ER: 0 SO: 3 ERA: 5.87	IP: 40.1 WLS: 8 BF: 0 H: 0 R: 0 ER: 0 SO: 3 ERA: 5.87	IP: 41.1 WLS: 8 BF: 0 H: 0 R: 0 ER: 0 SO: 3 ERA: 5.87	IP: 42.1 WLS: 8 BF: 0 H: 0 R: 0 ER: 0 SO: 3 ERA: 5.87	IP: 43.1 WLS: 8 BF: 0 H: 0 R: 0 ER: 0 SO: 3 ERA: 5.87	IP: 44.1 WLS: 8 BF: 0 H: 0 R: 0 ER: 0 SO: 3 ERA: 5.87	IP: 45.1 WLS: 8 BF: 0 H: 0 R: 0 ER: 0 SO: 3 ERA: 5.87	IP: 46.1 WLS: 8 BF: 0 H: 0 R: 0 ER: 0 SO: 3 ERA: 5.87	IP: 47.1 WLS: 8 BF: 0 H: 0 R: 0 ER: 0 SO: 3 ERA: 5.87	IP: 48.1 WLS: 8 BF: 0 H: 0 R: 0 ER: 0 SO: 3 ERA: 5.87	IP: 49.1 WLS: 8 BF: 0 H: 0 R: 0 ER: 0 SO: 3 ERA: 5.87	IP: 50.1 WLS: 8 BF: 0 H: 0 R: 0 ER: 0 SO: 3 ERA: 5.87		

Tampa Bay Rays @ Oakland Athletics
McAfee Coliseum, Oakland, CA
Mon May 19 2008, 10:05 PM EDT
Att. 11,077 - Partly Cloudy - 57 F


AB 49
R 7
H 11
RBI 7
BB 5
SO 15
LOB 18




Tampa Bay Rays @ Oakland Athletics
McAfee Coliseum, Oakland, CA
Mon May 19 2008, 10:05 PM EDT
Att. 11,077 - Partly Cloudy - 57 F

AB 46
R 6
H 10
RBI 6
BB 5
SO 10
LOB 12



Batter	1	2	3	4	5	6	7	8	9	AB	R	H	RBI	BB	SO	LOB	TOP										
8 Jason Bartlett, R OBP: 0.288, SLG: 0.289	G1-3		FC3-6						FC4-6	3	1	0	0	2	0	2	<p>Tampa Bay Rays @ Oakland Athletics</p> <p>McAfee Coliseum, Oakland, CA</p> <p>Tue May 20 2008, 10:05 PM EDT</p> <p>Att: 11,272 - Clear - 60 F</p> <p>livebaseballscorecards.com</p> <p>AB 33 R 3 H 7 RBI 3 BB 5 SO 8 LOB 19</p> 										
13 Carl Crawford, L OBP: 0.378, SLG: 0.387	K		L8		CS	G6-3			F8	5	1	1	0	0	1	2											
2 B.J. Upton, R OBP: 0.378, SLG: 0.418	2B		FC6-4						K	4	0	2	0	0	1	3											
23 Carlos Pena, L OBP: 0.313, SLG: 0.392	K				F7	F8				3	1	0	0	1	1	2											
3 Evan Longoria, R OBP: 0.329, SLG: 0.437		L3			L3					3	0	1	0	1	1	3											
30 Dioner Navarro, S OBP: 0.408, SLG: 0.458	L5				FC5-4	F8				3	0	1	3	1	0	3											
31 Jonny Gomes, R 15 Cliff Floyd, L OBP: 0.397, SLG: 0.513					FC5-4					3	0	1	0	0	1	1											
32 Eric Hinske, L 26 Gabe Gross, L OBP: 0.343, SLG: 0.532	G4-6-3									3	0	0	0	0	1	2											
18 Ben Zobrist, S OBP: 0.364, SLG: 0.500			E5							1	0	0	0	0	0	0											
Inning Stats	R: 0 E: 0 K: 2 S: 13	H: 1 LOB: 1 BB: 0 P: 20	R: 0 E: 0 K: 0 S: 8	H: 2 LOB: 1 BB: 0 P: 9	R: 0 E: 1 K: 0 S: 10	H: 0 LOB: 1 BB: 0 P: 17	R: 0 E: 0 K: 0 S: 4	H: 0 LOB: 0 BB: 1 P: 9	R: 0 E: 0 K: 1 S: 11	H: 0 LOB: 0 BB: 1 P: 16	R: 0 E: 0 K: 0 S: 8	H: 1 LOB: 2 BB: 1 P: 13	R: 0 E: 0 K: 1 S: 10	H: 0 LOB: 0 BB: 0 P: 14	R: 3 E: 0 K: 3 S: 15	H: 2 LOB: 1 BB: 2 P: 26		R: 0 E: 0 K: 1 S: 12	H: 1 LOB: 1 BB: 0 P: 16	1B: 5 2B: 2 HR: 0	SF: 0 SAC: 0 DP: 1 HBP: 0	WP: 0 PB: 0 SB: 2 CS: 1	PA: 39				
PITCHER	IP	WLS	BF	H	R	ER	SO	BB	IBB	HBP	BLK	WP	HR	S	P	ERA	WHIP										
Greg Smith, L ERA: 3.18	7.0	L	29	5	2	2	4	4	0	0	0	0	0	66	104	2.57	1.286										
33 Joey Devine, R ERA: 1.4	1.0	B	5	1	1	1	3	0	1	0	0	0	0	13	20	9.00	1.000										
51 Dallas Braden, L ERA: 3.48	1.0		4	1	0	0	1	0	0	0	0	0	0	12	16	0.00	1.000										

Batter	1	2	3	4	5	6	7	8	9	AB	R	H	RBI	BB	SO	LOB	BOTTOM										
22 Jack Hannahan, L OBP: 0.370, SLG: 0.333	G4-3		K		L6					4	0	1	0	0	1	3	<p>Tampa Bay Rays @ Oakland Athletics</p> <p>McAfee Coliseum, Oakland, CA</p> <p>Tue May 20 2008, 10:05 PM EDT</p> <p>Att: 11,272 - Clear - 60 F</p> <p>livebaseballscorecards.com</p> <p>AB 33 R 2 H 6 RBI 2 BB 2 SO 11 LOB 12</p> 										
7 Bobby Crosby, R OBP: 0.323, SLG: 0.383	K				G4-3	L8				4	0	0	0	0	2	1											
5 Mike Sweeney, R OBP: 0.353, SLG: 0.415	G6-3				F9	G6-3				4	0	0	0	0	0	1											
35 Frank Thomas, R OBP: 0.358, SLG: 0.415			K		K	P3				4	1	1	1	0	2	0											
Emil Brown, R OBP: 0.283, SLG: 0.384	G4-3				P4	F8				4	0	0	0	0	1	0											
32 Jack Cust, L OBP: 0.424, SLG: 0.413										2	1	1	0	1	0	0											
15 Ryan Sweeney, L OBP: 0.359, SLG: 0.392	G4-3				2B					0	0	0	0	1	0	0											
8 Kurt Suzuki, R OBP: 0.298, SLG: 0.287					F8					3	0	1	0	0	1	2											
10 Daric Barton, L OBP: 0.335, SLG: 0.331						K				1	0	0	0	0	1	1											
2 Gregorio Petit, R OBP: 0.417, SLG: 0.455										3	0	1	0	0	2	2											
Rob Bowen, S OBP: 0.250, SLG: 0.304										1	0	0	0	0	0	1											
11 Rajai Davis, R OBP: 0.210, SLG: 0.237										3	0	1	1	0	1	1											
Inning Stats	R: 0 E: 0 K: 1 S: 10	H: 0 LOB: 0 BB: 0 P: 11	R: 0 E: 0 K: 1 S: 6	H: 0 LOB: 0 BB: 0 P: 10	R: 0 E: 0 K: 3 S: 10	H: 1 LOB: 1 BB: 0 P: 16	R: 0 E: 0 K: 1 S: 7	H: 0 LOB: 0 BB: 0 P: 8	R: 0 E: 0 K: 0 S: 9	H: 2 LOB: 2 BB: 1 P: 17	R: 0 E: 0 K: 0 S: 9	H: 0 LOB: 0 BB: 0 P: 15	R: 0 E: 0 K: 2 S: 13	H: 1 LOB: 1 BB: 0 P: 20	R: 0 E: 0 K: 1 S: 7	H: 1 LOB: 1 BB: 0 P: 9	R: 1 E: 0 K: 2 S: 19	H: 1 LOB: 1 BB: 1 P: 29	1B: 3 2B: 2 HR: 1	SF: 0 SAC: 0 DP: 0 HBP: 0	WP: 0 PB: 0 SB: 0 CS: 0	PA: 35					
PITCHER	IP	WLS	BF	H	R	ER	SO	BB	IBB	HBP	BLK	WP	HR	S	P	ERA	WHIP										
19 Scott Kazmir, L ERA: 1.57	7.0	W	26	4	1	1	1	0	0	0	0	0	0	64	9	0.00	0.714										
35 Dan Wheeler, R ERA: 2.22	1.0	H	4	1	0	0	1	0	0	0	0	0	0	7	9	0.00	1.000										
40 Troy Percival, R ERA: 2.84	1.0	S	5	1	1	1	2	1	0	0	0	0	1	19	29	9.00	2.000										

Batter	1	2	3	4	5	6	7	8	9	AB	R	H	RBI	BB	SO	LOB	TOP			
1 Akinori Iwamura, L OBP: 0.338, SLG: 0.376	1-0 SH1-3 1B		4-2 FC6-4 BB			1-1 G4-3		0-0 F7		3	0	1	0	1	0	0				
8 Jason Bartlett, R OBP: 0.292, SLG: 0.284	0-1 SH1-3		1-2 FC6-4			0-1 G4-3		0-0 L5		3	0	0	0	0	0	1				
2 B.J. Upton, R OBP: 0.372, SLG: 0.411 18 Ben Zobrist, S OBP: 0.333, SLG: 0.455	2-2 K			1-1 G6-3		2-3 K		0-1 F7		3	0	0	0	0	2	1				
23 Carlos Pena, L OBP: 0.306, SLG: 0.382	0-0 F8			0-1 F9				0-1 P5		4	0	0	0	0	1	1				
3 Evan Longoria, R OBP: 0.322, SLG: 0.426		2-1 F9		1-2 F9				0-0 L3		3	0	0	0	0	0	0				
15 Cliff Floyd, L OBP: 0.333, SLG: 0.476		3-2 G4-3		1-2 G6-3				0-1 G4-3		3	0	0	0	0	0	0				
31 Jonny Gomes, R OBP: 0.323, SLG: 0.438		1-1 G6-3						0-0 HR		2	1	1	1	0	0	0				
26 Gabe Gross, L OBP: 0.345, SLG: 0.337			1-3 K					2-3 K		3	0	1	0	0	2	0				
9 Shawn Riggans, R OBP: 0.286, SLG: 0.431			2-0 L7					1-1 G6-3		3	0	0	0	0	0	2				
Inning Stats	R: 0 E: 0 K: 1 S: 7	H: 1 LOB: 1 BB: 0 P: 10	R: 0 E: 0 K: 0 S: 7	H: 0 LOB: 0 BB: 0 P: 13	R: 0 E: 0 K: 1 S: 9	H: 0 LOB: 1 BB: 1 P: 17	R: 0 E: 0 K: 0 S: 7	H: 0 LOB: 0 BB: 0 P: 9	R: 0 E: 0 K: 1 S: 7	H: 1 LOB: 1 BB: 0 P: 13	R: 0 E: 0 K: 1 S: 6	H: 0 LOB: 0 BB: 0 P: 8	R: 1 E: 0 K: 1 S: 7	H: 1 LOB: 0 BB: 0 P: 10	R: 0 E: 0 K: 0 S: 5	H: 0 LOB: 0 BB: 0 P: 5	1B: 2 2B: 0 3B: 0 HR: 1	SF: 0 SAC: 1 DP: 1 HBP: 1	WP: 0 PB: 0 SB: 0 CS: 0	PA: 31
PITCHER 30 Dana Eveland, L ERA: 2.9	IP: 9.0 WLS: W BF: 31 H: 3 R: 1 ER: 1 SO: 5 BB: 1 IBB: 0 HBP: 1 BLK: 0 WP: 0 HR: 1 S: 63 P: 95 ERA: 1.00 WHIP: 0.444																			

Tampa Bay Rays @ Oakland Athletics
McAfee Coliseum, Oakland, CA
Wed May 21, 2008, 3:35 PM EDT
Att: 22,712 - Sunny - 61 F

AB 28
R 1
H 3
RBI 1
BB 1
SO 5
LOB 5



Batter	1	2	3	4	5	6	7	8	9	AB	R	H	RBI	BB	SO	LOB	BOTTOM			
22 Jack Hannahan, L OBP: 0.371, SLG: 0.355	2-2 G4-3		4-1 2B BB		0-1 HR			2-3 K		4	2	1	1	1	2	1				
7 Bobby Crosby, R OBP: 0.330, SLG: 0.394	2-3 K		0-1 2B		0-2 1B			1-1 G6-3		5	2	3	2	0	1	0				
32 Jack Cust, L OBP: 0.426, SLG: 0.462 11 Rajai Davis, R OBP: 0.210, SLG: 0.237	2-3 K		0-3 K		3-2 HR			2-1 HR		4	2	2	4	0	2	1				
35 Frank Thomas, R OBP: 0.355, SLG: 0.406		1-2 F7		2-3 K		0-0 F7		4-0 BB		3	0	0	0	1	1	0				
15 Ryan Sweeney, L OBP: 0.364, SLG: 0.390		1-2 F9		0-0 1B		2-2 G1-3		4-1 BB		3	1	1	0	1	0	0				
Emil Brown, R OBP: 0.288, SLG: 0.398		3-3 K		0-1 2B		1-0 2B		0-0 F3		4	1	2	1	0	1	2				
10 Daric Barton, L OBP: 0.333, SLG: 0.325			1-0 F7		0-0 G4-3			0-0 F7		3	0	0	0	1	0	2				
8 Kurt Suzuki, R OBP: 0.297, SLG: 0.292			3-1 P3		1-0 F7			1-0 G6-4-3		4	0	1	1	0	0	4				
2 Gregorio Petit, R OBP: 0.375, SLG: 0.400			2-2 2B		2-1 P4			0-1 G4-3		4	1	1	0	0	0	1				
Inning Stats	R: 0 E: 0 K: 2 S: 9	H: 0 LOB: 0 BB: 0 P: 15	R: 0 E: 0 K: 1 S: 10	H: 0 LOB: 0 BB: 0 P: 15	R: 2 E: 0 K: 1 S: 12	H: 2 LOB: 1 BB: 1 P: 22	R: 1 E: 0 K: 1 S: 9	H: 2 LOB: 1 BB: 0 P: 12	R: 3 E: 0 K: 0 S: 17	H: 3 LOB: 0 BB: 0 P: 24	R: 1 E: 0 K: 1 S: 7	H: 2 LOB: 1 BB: 0 P: 12	R: 2 E: 0 K: 0 S: 9	H: 2 LOB: 2 BB: 3 P: 26	R: 0 E: 0 K: 1 S: 7	H: 0 LOB: 0 BB: 0 P: 10	1B: 4 2B: 4 3B: 0 HR: 3	SF: 0 SAC: 0 DP: 1 HBP: 0	WP: 0 PB: 0 SB: 0 CS: 0	PA: 38
PITCHER 21 Andy Sonnanstine, R ERA: 5.09 49 Jason Hammel, R ERA: 4.98 Trever Miller, L ERA: 4.11	IP: 6.0 WLS: L BF: 28 H: 9 R: 7 ER: 7 SO: 6 BB: 1 IBB: 0 HBP: 0 BLK: 0 WP: 0 HR: 2 S: 64 P: 100 ERA: 10.50 WHIP: 1.667																			

Tampa Bay Rays @ Oakland Athletics
McAfee Coliseum, Oakland, CA
Wed May 21, 2008, 3:35 PM EDT
Att: 22,712 - Sunny - 61 F

AB 34
R 9
H 11
RBI 9
BB 4
SO 7
LOB 11



Batter	1	2	3	4	5	6	7	8	9	AB	R	H	RBI	BB	SO	LOB	TOP										
2 Jacoby Ellsbury, L OBP: 0.399, SLG: 0.428										4	0	2	2	0	1	0	Boston Red Sox @ Oakland Athletics McAfee Coliseum, Oakland, CA Fri May 23 2008, 10:05 PM EDT Att: 29,051 - Overcast - 54 F										
15 Dustin Pedroia, R OBP: 0.338, SLG: 0.413										4	1	1	1	0	1	2											
34 David Ortiz, L OBP: 0.352, SLG: 0.457										2	0	0	0	2	2	0											
Manny Ramirez, R OBP: 0.364, SLG: 0.489										4	0	0	0	0	0	2											
25 Mike Lowell, R OBP: 0.336, SLG: 0.520										3	0	1	0	1	1	0											
20 Kevin Youkilis, R OBP: 0.381, SLG: 0.570										4	0	0	0	0	2	4											
7 J.D. Drew, L OBP: 0.390, SLG: 0.430										4	1	1	0	0	2	2											
23 Julio Lugo, R OBP: 0.354, SLG: 0.340										4	1	1	0	0	2	1											
Kevin Cash, R OBP: 0.368, SLG: 0.392										3	0	0	0	0	1	2											
Inning Stats	R: 0 E: 0 K: 2 S: 9	H: 0 LOB: 0 BB: 0 P: 12	R: 0 E: 0 K: 2 S: 9	H: 0 LOB: 0 BB: 0 P: 15	R: 0 E: 0 K: 1 S: 6	H: 0 LOB: 0 BB: 0 P: 9	R: 1 E: 0 K: 0 S: 14	H: 1 LOB: 2 BB: 2 P: 28	R: 1 E: 0 K: 2 S: 13	H: 2 LOB: 1 BB: 0 P: 19	R: 0 E: 0 K: 1 S: 11	H: 1 LOB: 2 BB: 1 P: 22	R: 1 E: 1 K: 1 S: 12	H: 2 LOB: 0 BB: 0 P: 18	R: 0 E: 0 K: 1 S: 9	H: 0 LOB: 0 BB: 0 P: 15	R: 0 E: 0 K: 2 S: 7	H: 0 LOB: 0 BB: 0 P: 10	1B: 3 2B: 2 HR: 1	SF: 0 SAC: 0 DP: 0 HBP: 0	WP: 0 PB: 0 SB: 0 CS: 1	PA: 35					
PITCHER	IP	WLS	BF	H	R	ER	SO	BB	IBB	HBP	BLK	WP	HR	S	P	ERA	WHIP										
Rich Harden, R ERA: 2.93	6.0	W	25	4	2	2	8	3	0	0	0	0	1	62	105	3.00	1.167										
33 Joey Devine, R ERA: 1.27	2.0		7	2	1	0	2	0	0	0	0	0	0	21	33	0.00	1.000										
Huston Street, R ERA: 4.22	1.0		3	0	0	0	2	0	0	0	0	0	0	7	10	0.00	0.000										

AB	32
R	3
H	6
RBI	3
BB	3
SO	12
LOB	13



Batter	1	2	3	4	5	6	7	8	9	AB	R	H	RBI	BB	SO	LOB	BOTTOM										
22 Jack Hannahan, L OBP: 0.361, SLG: 0.344										4	0	0	0	0	0	3	Boston Red Sox @ Oakland Athletics McAfee Coliseum, Oakland, CA Fri May 23 2008, 10:05 PM EDT Att: 29,051 - Overcast - 54 F										
7 Bobby Crosby, R OBP: 0.329, SLG: 0.398										3	1	1	1	0	0	0											
32 Jack Cust, L OBP: 0.434, SLG: 0.462										2	2	1	1	2	1	1											
11 Rajai Davis, R OBP: 0.210, SLG: 0.237										0	0	0	0	0	0	0											
35 Frank Thomas, R OBP: 0.365, SLG: 0.437										4	2	3	2	0	1	0											
15 Ryan Sweeney, L OBP: 0.360, SLG: 0.385										4	1	1	1	0	1	2											
Emil Brown, R OBP: 0.282, SLG: 0.389										4	0	0	0	0	2	4											
14 Mark Ellis, R OBP: 0.326, SLG: 0.395										4	1	1	3	0	1	2											
10 Daric Barton, L OBP: 0.332, SLG: 0.319										3	1	0	0	1	1	0											
8 Kurt Suzuki, R OBP: 0.301, SLG: 0.298										3	0	1	0	1	0	0											
Inning Stats	R: 3 E: 0 K: 1 S: 14	H: 3 LOB: 0 BB: 0 P: 19	R: 0 E: 0 K: 1 S: 8	H: 0 LOB: 1 BB: 1 P: 18	R: 4 E: 0 K: 1 S: 15	H: 3 LOB: 0 BB: 1 P: 25	R: 0 E: 0 K: 0 S: 5	H: 0 LOB: 0 BB: 0 P: 9	R: 0 E: 0 K: 1 S: 12	H: 1 LOB: 2 BB: 1 P: 18	R: 1 E: 0 K: 0 S: 14	H: 1 LOB: 1 BB: 1 P: 27	R: 0 E: 0 K: 1 S: 6	H: 0 LOB: 0 BB: 0 P: 8	R: 0 E: 0 K: 1 S: 9	H: 0 LOB: 0 BB: 0 P: 13	R: 0 E: 0 K: 1 S: 9	H: 0 LOB: 0 BB: 0 P: 10	1B: 4 2B: 2 HR: 2	SF: 1 SAC: 0 DP: 0 HBP: 0	WP: 0 PB: 1 SB: 0 CS: 0	PA: 36					
PITCHER	IP	WLS	BF	H	R	ER	SO	BB	IBB	HBP	BLK	WP	HR	S	P	ERA	WHIP										
49 Tim Wakefield, R ERA: 5.19	5.0	L	27	8	8	8	4	4	0	0	0	0	0	58	99	14.40	2.400										
53 David Aardsma, R ERA: 3.13	1.0		3	0	0	0	1	0	0	0	0	0	0	10	17	0.00	0.000										
50 Mike Timlin, R ERA: 7.07	2.0		6	0	0	0	2	0	0	0	0	0	0	15	21	0.00	0.000										

AB	31
R	8
H	8
RBI	8
BB	4
SO	7
LOB	12



Batter	1	2	3	4	5	6	7	8	9	AB	R	H	RBI	BB	SO	LOB	TOP			
2 Jacoby Ellsbury, L OBP: 0.390, SLG: 0.416	F7			P5		G5-3			G3-1	4	0	0	0	0	0	1	Boston Red Sox @ Oakland Athletics McAfee Coliseum, Oakland, CA Sat May 24 2008, 9:05 PM EDT Att: 33,468 - Cloudy - 56 F			
15 Dustin Pedroia, R OBP: 0.332, SLG: 0.406	F7			G6-3			L9		G5-3	4	0	0	0	0	0	0				
34 David Ortiz, L OBP: 0.352, SLG: 0.455	F8			F9			1B			3	0	1	0	0	0	0				
20 Kevin Youkilis, R OBP: 0.376, SLG: 0.561		F9			P4		F9			3	0	0	0	0	0	1				
25 Mike Lowell, R OBP: 0.328, SLG: 0.508		F9			P6		F9			3	0	0	0	0	0	1				
7 J.D. Drew, L OBP: 0.383, SLG: 0.420					K				G4-3	3	0	0	0	0	1	0				
Jason Varitek, S OBP: 0.372, SLG: 0.511									G4-3	2	0	0	0	0	1	0				
Coco Crisp, S OBP: 0.316, SLG: 0.444					P5				K	3	0	0	0	0	2	1				
Alex Cora, L OBP: 0.429, SLG: 0.400					F8				K	3	0	0	0	0	1	1				
Inning Stats	R: 0 E: 0 K: 0 S: 9	H: 0 LOB: 0 BB: 0 P: 13	R: 0 E: 0 K: 0 S: 7	H: 0 LOB: 0 BB: 0 P: 10	R: 0 E: 0 K: 1 S: 8	H: 0 LOB: 0 BB: 0 P: 13	R: 0 E: 0 K: 0 S: 11	H: 0 LOB: 0 BB: 0 P: 15	R: 0 E: 0 K: 1 S: 9	H: 0 LOB: 0 BB: 0 P: 14	R: 0 E: 0 K: 1 S: 6	H: 1 LOB: 1 BB: 0 P: 11	R: 0 E: 0 K: 1 S: 8	H: 0 LOB: 0 BB: 0 P: 12	R: 0 E: 0 K: 1 S: 11	H: 0 LOB: 0 BB: 0 P: 14	1B: 1 2B: 0 3B: 0 HR: 0	SF: 0 SAC: 0 DP: 0 HBP: 1	WP: 0 PB: 0 SB: 0 CS: 0	PA: 29
PITCHER	IP WLS BF H R ER SO BB IBB HBP BLK WP HR S P ERA WHIP																			
58 Justin Duchschere, R ERA: 2.16 Huston Street, R ERA: 4.03	(1, 1) 8.0 W 26 1 0 0 4 0 0 1 0 0 0 67 101 0.00 0.125																			

AB 28
R 0
H 1
RBI 0
BB 0
SO 5
LOB 5



Batter	1	2	3	4	5	6	7	8	9	AB	R	H	RBI	BB	SO	LOB	BOTTOM			
22 Jack Hannahan, L OBP: 0.352, SLG: 0.333	L7				F8					4	0	0	0	0	2	3	Boston Red Sox @ Oakland Athletics McAfee Coliseum, Oakland, CA Sat May 24 2008, 9:05 PM EDT Att: 33,468 - Cloudy - 56 F			
7 Bobby Crosby, R OBP: 0.328, SLG: 0.400									G5-3	4	0	2	0	0	1	0				
32 Jack Cust, L OBP: 0.426, SLG: 0.452										3	0	0	0	0	3	2				
11 Rajai Davis, R OBP: 0.222, SLG: 0.250										1	1	1	0	0	0	0				
35 Frank Thomas, R OBP: 0.368, SLG: 0.434										3	0	1	0	1	1	1				
2 Gregorio Petit, R OBP: 0.375, SLG: 0.400										0	0	0	0	0	0	0				
5 Mike Sweeney, R OBP: 0.358, SLG: 0.427										4	1	2	1	0	0	1				
15 Ryan Sweeney, L OBP: 0.355, SLG: 0.411										3	1	1	1	0	1	2				
Emil Brown, R OBP: 0.276, SLG: 0.381										4	0	0	1	0	0	2				
14 Mark Ellis, R OBP: 0.326, SLG: 0.394										3	0	1	0	0	1	0				
8 Kurt Suzuki, R OBP: 0.302, SLG: 0.299										3	0	1	0	0	0	2				
Inning Stats	R: 0 E: 0 K: 1 S: 15	H: 1 LOB: 1 BB: 0 P: 22	R: 1 E: 0 K: 1 S: 16	H: 2 LOB: 2 BB: 0 P: 20	R: 0 E: 0 K: 3 S: 9	H: 0 LOB: 0 BB: 0 P: 13	R: 0 E: 0 K: 1 S: 7	H: 0 LOB: 0 BB: 0 P: 8	R: 0 E: 0 K: 1 S: 6	H: 0 LOB: 0 BB: 0 P: 10	R: 0 E: 0 K: 1 S: 11	H: 2 LOB: 1 BB: 0 P: 18	R: 1 E: 0 K: 0 S: 12	H: 2 LOB: 1 BB: 0 P: 16	R: 1 E: 0 K: 0 S: 13	H: 2 LOB: 2 BB: 1 P: 22	1B: 7 2B: 2 3B: 0 HR: 1	SF: 0 SAC: 1 DP: 1 HBP: 0	WP: 0 PB: 0 SB: 1 CS: 1	PA: 34
PITCHER	IP WLS BF H R ER SO BB IBB HBP BLK WP HR S P ERA WHIP																			
19 Josh Beckett, R ERA: 4.43 17 Manny Delcarmen, R ERA: 5.59	(1, 1) 7.0 L 28 2 2 2 9 0 0 0 0 0 0 76 107 2.57 1.000																			

AB 32
R 3
H 9
RBI 3
BB 1
SO 9
LOB 13



Batter	1	2	3	4	5	6	7	8	9	AB	R	H	RBI	BB	SO	LOB	TOP			
2 Jacoby Ellsbury, L OBP: 0.379, SLG: 0.403	G4-3	G4-3			F9		P3		G4-6-3	5	0	0	0	0	0	4	Boston Red Sox @ Oakland Athletics McAfee Coliseum, Oakland, CA Sun May 25 2008, 4:05 PM EDT Att: 35,067 - Partly Cloudy - 62 F livebaseballscorecards.com			
15 Dustin Pedroia, R OBP: 0.331, SLG: 0.400	F8		G4-3		34 BB 1B		G4-3			3	1	0	0	1	0					
34 David Ortiz, L OBP: 0.354, SLG: 0.468	HR		F8		1B		K			3	1	1	1	1	1	0				
Manny Ramirez, R OBP: 0.371, SLG: 0.495	1B		1B		1B		P4			4	0	3	2	0	0					
25 Mike Lowell, R OBP: 0.326, SLG: 0.500	K		F8		K		1B			4	0	1	0	0	2	4				
20 Kevin Youkilis, R OBP: 0.369, SLG: 0.549	F8		K		K		L9			4	0	0	0	0	2	3				
7 J.D. Drew, L OBP: 0.380, SLG: 0.415	23 BB 1B		F7		K		K			4	0	1	0	0	2	1				
Jason Varitek, S OBP: 0.362, SLG: 0.496	K		P6		K		K			4	0	0	0	0	3	1				
23 Julio Lugo, R OBP: 0.364, SLG: 0.342	1B				34 BB 15 BB 1B		G6-3		2	1	1	0	2	0	0					
Inning Stats	R: 1 E: 0 K: 1 S: 10	H: 2 LOB: 1 BB: 0 P: 15	R: 0 E: 0 K: 1 S: 10	H: 1 LOB: 2 BB: 1 P: 19	R: 0 E: 0 K: 0 S: 10	H: 1 LOB: 1 BB: 0 P: 10	R: 0 E: 0 K: 1 S: 7	H: 0 LOB: 0 BB: 0 P: 12	R: 2 E: 0 K: 2 S: 16	H: 1 LOB: 2 BB: 3 P: 36	R: 0 E: 0 K: 2 S: 9	H: 0 LOB: 0 BB: 0 P: 15	R: 0 E: 0 K: 1 S: 13	H: 1 LOB: 1 BB: 0 P: 17	R: 0 E: 0 K: 1 S: 7	H: 1 LOB: 0 BB: 0 P: 12	1B: 6 2B: 0 3B: 0 HR: 1	SF: 0 SAC: 0 DP: 1 HBP: 0	WP: 0 PB: 0 SB: 0 CS: 0	PA: 37
PITCHER	IP WLS BF H R ER SO	IP WLS BF H R ER SO	IP WLS BF H R ER SO	IP WLS BF H R ER SO	IP WLS BF H R ER SO	IP WLS BF H R ER SO	IP WLS BF H R ER SO	IP WLS BF H R ER SO	IP WLS BF H R ER SO	IP WLS BF H R ER SO	IP WLS BF H R ER SO	IP WLS BF H R ER SO	IP WLS BF H R ER SO	IP WLS BF H R ER SO	IP WLS BF H R ER SO	IP WLS BF H R ER SO	ERA WHIP	ERA WHIP		
Joe Blanton, R ERA: 3.92	6.0	W	27	5	3	3	7	4	0	0	0	0	0	0	0	0	0	4.50	1.500	
29 Keith Foulke, R ERA: 2.92	1.0	H	3	0	0	0	1	0	0	0	0	0	0	0	0	0	0	0.00	0.000	
33 Joey Devine, R ERA: 1.23	0.2	H	3	1	0	0	0	0	0	0	0	0	0	0	0	0	0	0.00	1.500	
Alan Embree, L ERA: 4.15	0.1	H	1	0	0	0	1	0	0	0	0	0	0	0	0	0	0	0.00	0.000	
Huston Street, R ERA: 3.86	1.0	S	3	1	0	0	1	0	0	0	0	0	0	0	0	0	0	0.00	1.000	

Batter	1	2	3	4	5	6	7	8	9	AB	R	H	RBI	BB	SO	LOB	BOTTOM			
22 Jack Hannahan, L OBP: 0.354, SLG: 0.336	7 BB 1B		E7 5 1B		1B	FC3-6		K		5	2	2	2	0	1	3	Boston Red Sox @ Oakland Athletics McAfee Coliseum, Oakland, CA Sun May 25 2008, 4:05 PM EDT Att: 35,067 - Partly Cloudy - 62 F livebaseballscorecards.com			
7 Bobby Crosby, R OBP: 0.329, SLG: 0.392	1B		P6		L6	F9		K		4	0	0	0	1	1	6				
5 Mike Sweeney, R OBP: 0.355, SLG: 0.421	P2		35 BB 1B		F9		K			4	0	1	1	0	1	4				
10 Daric Barton, L OBP: 0.330, SLG: 0.317			1B		P6		G4-3			1	0	0	0	0	0	2				
35 Frank Thomas, R OBP: 0.371, SLG: 0.436	F4		1B		P6		32 HR 1B			4	0	2	0	0	0	4				
2 Gregorio Petit, R OBP: 0.375, SLG: 0.400			1B		1B		F8			0	1	0	0	0	0	0				
Emil Brown, R OBP: 0.276, SLG: 0.378	1B		L8		K		K			4	0	1	1	0	1	3				
32 Jack Cust, L OBP: 0.422, SLG: 0.468	K		G3-1		K		HR			4	1	1	2	0	2	4				
14 Mark Ellis, R OBP: 0.324, SLG: 0.387	E1 15 G1-6-3		8 BB 15 BB 22 BB 1B		F8		L4			3	1	0	0	1	0	1				
15 Ryan Sweeney, L OBP: 0.356, SLG: 0.405	G1-6-3		8 BB 1B		P6		E6			4	1	1	0	0	0	1				
8 Kurt Suzuki, R OBP: 0.311, SLG: 0.309	F8		22 BB 1B		22 FC3-6 1B		1B			4	0	3	0	0	0	0				
Inning Stats	R: 1 E: 0 K: 1 S: 11	H: 2 LOB: 2 BB: 1 P: 23	R: 0 E: 0 K: 0 S: 8	H: 0 LOB: 0 BB: 0 P: 9	R: 1 E: 1 K: 0 S: 10	H: 2 LOB: 2 BB: 0 P: 23	R: 2 E: 0 K: 0 S: 18	H: 3 LOB: 2 BB: 1 P: 29	R: 0 E: 0 K: 2 S: 10	H: 0 LOB: 0 BB: 0 P: 10	R: 0 E: 0 K: 0 S: 6	H: 1 LOB: 1 BB: 0 P: 10	R: 2 E: 0 K: 1 S: 10	H: 2 LOB: 1 BB: 0 P: 15	R: 0 E: 1 K: 2 S: 16	H: 1 LOB: 2 BB: 0 P: 21	1B: 10 2B: 0 3B: 0 HR: 1	SF: 0 SAC: 0 DP: 1 HBP: 0	WP: 0 PB: 0 SB: 0 CS: 0	PA: 39
PITCHER	IP WLS BF H R ER SO	IP WLS BF H R ER SO	IP WLS BF H R ER SO	IP WLS BF H R ER SO	IP WLS BF H R ER SO	IP WLS BF H R ER SO	IP WLS BF H R ER SO	IP WLS BF H R ER SO	IP WLS BF H R ER SO	IP WLS BF H R ER SO	IP WLS BF H R ER SO	IP WLS BF H R ER SO	IP WLS BF H R ER SO	IP WLS BF H R ER SO	IP WLS BF H R ER SO	IP WLS BF H R ER SO	ERA WHIP	ERA WHIP		
31 Jon Lester, L ERA: 3.55	5.0	L	25	7	4	3	3	2	0	0	0	0	0	0	0	0	0	5.40	1.800	
56 Craig Hansen, R ERA: 7.2	1.2		7	2	1	1	1	0	0	0	0	0	0	0	0	0	0	5.40	1.200	
4B Javier López, L ERA: 3.38	0.1		2	1	1	1	0	0	0	0	0	0	0	0	0	0	0	27.00	3.000	
50 Mike Timlin, R ERA: 6.6	1.0		5	1	0	0	2	0	0	0	0	0	0	0	0	0	0	0.00	1.000	



Batter	1	2	3	4	5	6	7	8	9	AB	R	H	RBI	BB	SO	LOB	TOP										
23 Shannon Stewart, R (1, 10) OBP: 0.333, SLG: 0.314 Matt Stairs, L (9, FH) OBP: 0.333, SLG: 0.438	F8		L9		G5-3		P4		F9	4	0	0	0	0	0	3											
2 Aaron Hill, R (1, 4) OBP: 0.316, SLG: 0.362	BB		F9		G6-3		F9		K	4	0	0	0	1	1	3											
15 Alex Rios, R (1, 8) OBP: 0.332, SLG: 0.383	P4		F9		F9		33 1B		36 1B	4	1	2	0	0	0	3											
33 Scott Rolen, R (1, 5) OBP: 0.384, SLG: 0.477	F7		F8		F8		36 1B		36 1B	3	0	1	0	1	0	1											
20 Rod Barajas, R (1, 2) OBP: 0.329, SLG: 0.447	P5		K		K		F9		F9	4	0	0	0	0	2	4											
36 Kevin Mench, R (1, 9) OBP: 0.250, SLG: 0.192	G6-3		1B		F8		1B		1B	4	0	2	1	0	0	2											
35 Lyle Overbay, L (1, 3) OBP: 0.388, SLG: 0.395	G3		P6		K		K2-3		K2-3	4	0	0	0	0	2	3											
19 Marco Scutaro, R (1, 7) OBP: 0.373, SLG: 0.343	1B		1B		P3		G1-3		F8	4	0	1	0	0	0	0											
David Eckstein, R (1, 6) OBP: 0.328, SLG: 0.331	1B		L9		L9		1B		2 DI	3	0	2	0	1	0	0											
Inning Stats	R: 0 H: 0 E: 0 K: 0 S: 12	H: 0 LOB: 1 BB: 1 P: 20	R: 0 H: 0 E: 0 K: 0 S: 8	H: 0 LOB: 0 BB: 0 P: 11	R: 0 H: 2 E: 0 K: 0 S: 13	H: 2 LOB: 2 BB: 0 P: 21	R: 0 H: 1 E: 0 K: 1 S: 10	H: 1 LOB: 1 BB: 0 P: 14	R: 0 H: 0 E: 0 K: 0 S: 6	H: 0 LOB: 0 BB: 0 P: 9	R: 0 H: 2 E: 0 K: 1 S: 14	H: 2 LOB: 2 BB: 0 P: 22	R: 0 H: 1 E: 0 K: 1 S: 9	H: 1 LOB: 0 BB: 0 P: 12	R: 1 H: 2 E: 0 K: 1 S: 11	H: 2 LOB: 2 BB: 1 P: 18	R: 0 H: 0 E: 0 K: 1 S: 13	H: 0 LOB: 1 BB: 1 P: 20	1B: 8 2B: 0 3B: 0 HR: 0	SF: 0 SAC: 0 DP: 0 HBP: 0	WP: 0 PB: 0 SB: 0 CS: 0	PA: 38					
PITCHER	IP	WLS	BF	H	R	ER	SO	BB	IBB	HBP	BLK	WP	HR	S	P	ERA	WHIP										
Greg Smith, L (1, 1) ERA: 2.84	6.2	W	27	6	0	0	3	1	0	0	0	0	0	71	107	0.00	1.050										
Alan Embree, L (7, 1) ERA: 4.3	1.1	H	7	2	1	1	1	1	0	0	0	0	0	12	20	6.75	2.250										
Huston Street, R (9, 1) ERA: 3.7	1.0	S	4	0	0	0	1	1	0	0	0	0	0	13	20	0.00	1.000										

Toronto Blue Jays @ Oakland Athletics
McAfee Coliseum, Oakland, CA
Tue May 27 2008, 10:05 PM EDT
Att: 10,635 - Clear - 56 F

AB	35
R	1
H	8
RBI	1
BB	3
SO	5
LOB	20



Batter	1	2	3	4	5	6	7	8	9	AB	R	H	RBI	BB	SO	LOB	BOTTOM										
22 Jack Hannahan, L (1, 5) OBP: 0.351, SLG: 0.341	G6-3		K		7 1B		CS		K	4	1	1	1	0	2	2											
7 Bobby Crosby, R (1, 6) OBP: 0.327, SLG: 0.389	E3		K		32 S		F9		F9	4	0	1	1	0	1	0											
32 Jack Cust, L (1, 7) OBP: 0.418, SLG: 0.458	K		K		2H		F9		BB	3	0	0	0	1	3	2											
11 Rajai Davis, R (7, PR) OBP: 0.222, SLG: 0.250	K		K		K		BB		G5-3	0	0	0	0	0	0	0											
35 Frank Thomas, R (1, 10) OBP: 0.372, SLG: 0.444	K		15 1B		K		G5-3		G5-3	2	0	1	0	0	1	1											
5 Mike Sweeney, R (6, PH) OBP: 0.349, SLG: 0.414	K		2B		K		G5-3		G5-3	2	0	0	0	0	1	1											
15 Ryan Sweeney, L (1, 8) OBP: 0.353, SLG: 0.400	K		K		G3-1		F7		F7	4	0	1	0	0	1	0											
Emil Brown, R (1, 9) OBP: 0.275, SLG: 0.376	14 E		F9		G6-3		K		K	4	1	1	0	0	1	2											
14 Mark Ellis, R (1, 4) OBP: 0.323, SLG: 0.380	10 1B		1B		P3		P4		F9	3	0	0	0	1	0	0											
10 Daric Barton, L (1, 3) OBP: 0.330, SLG: 0.317	BB		G4-3		G4-3		K		K	3	0	1	0	0	1	0											
8 Kurt Suzuki, R (1, 2) OBP: 0.316, SLG: 0.311	K		K		22 2B		22 CS		1B	2	1	1	0	1	1	2											
Inning Stats	R: 0 H: 0 E: 1 K: 2 S: 11	H: 2 LOB: 2 BB: 1 P: 18	R: 1 H: 2 E: 0 K: 3 S: 18	H: 2 LOB: 1 BB: 1 P: 28	R: 0 H: 2 E: 0 K: 2 S: 10	H: 2 LOB: 0 BB: 0 P: 15	R: 2 H: 2 E: 0 K: 1 S: 8	H: 2 LOB: 1 BB: 1 P: 20	R: 0 H: 0 E: 0 K: 1 S: 7	H: 0 LOB: 0 BB: 0 P: 10	R: 0 H: 1 E: 0 K: 1 S: 11	H: 1 LOB: 0 BB: 0 P: 18	R: 0 H: 0 E: 0 K: 1 S: 9	H: 0 LOB: 1 BB: 1 P: 17	R: 0 H: 0 E: 0 K: 1 S: 5	H: 0 LOB: 0 BB: 0 P: 6	R: 0 H: 0 E: 0 K: 1 S: 13	H: 0 LOB: 1 BB: 1 P: 20	1B: 5 2B: 2 3B: 0 HR: 0	SF: 0 SAC: 0 DP: 0 HBP: 0	WP: 0 PB: 0 SB: 3 CS: 1	PA: 35					
PITCHER	IP	WLS	BF	H	R	ER	SO	BB	IBB	HBP	BLK	WP	HR	S	P	ERA	WHIP										
A.J. Burnett, R (1, 1) ERA: 4.57	5.2	L	27	7	3	2	10	2	0	0	0	0	0	64	108	3.18	1.588										
56 Brian Tallet, L (6, 1) ERA: 1.21	1.0		3	0	0	0	1	1	0	0	0	0	0	9	16	0.00	1.000										
57 Shawn Camp, R (7, 1) ERA: 4.38	0.1		1	0	0	0	0	0	0	0	0	0	0	1	2	0.00	0.000										
Armando Benitez, R (8, 1) ERA: 6.0	1.0		3	0	0	0	1	0	0	0	0	0	0	5	6	0.00	0.000										

Toronto Blue Jays @ Oakland Athletics
McAfee Coliseum, Oakland, CA
Tue May 27 2008, 10:05 PM EDT
Att: 10,635 - Clear - 56 F

AB	31
R	3
H	7
RBI	2
BB	3
SO	12
LOB	10



Batter	1	2	3	4	5	6	7	8	9	AB	R	H	RBI	BB	SO	LOB	TOP										
23 Shannon Stewart, R (1.7) 1 Joe Inglett, L (9.7) OBP: 0.337, SLG: 0.315 OBP: 0.323, SLG: 0.393	F9		G6-3			F7			SH5-3 2B	3	1	1	1	1	0	0											
2 Aaron Hill, R (1.4) OBP: 0.314, SLG: 0.356	K		G6-3			K			SH5-3	3	0	0	0	0	0	2											
15 Alex Rios, R (1.8) OBP: 0.331, SLG: 0.385	G5-3					E3			2B	4	0	1	1	0	0	0											
33 Scott Rolen, R (1.5) OBP: 0.372, SLG: 0.460	F9					K			G5-3	4	0	0	0	0	1	1											
Matt Stairs, L (1.10) OBP: 0.338, SLG: 0.436						F7				3	0	1	0	1	0	0											
35 Lyle Overbay, L (1.3) OBP: 0.381, SLG: 0.386	G4-3					G1-3			F8	4	0	0	0	0	1	3											
19 Marco Scutaro, R (1.6) OBP: 0.372, SLG: 0.350						G5-3				3	0	1	0	0	0	0											
35 Brad Wilkerson, L (1.9) OBP: 0.298, SLG: 0.304						G4-3			G3	3	1	1	0	0	0	1											
20 Rod Barajas, R (1.2) OBP: 0.329, SLG: 0.443						K			P5	3	0	1	0	0	1	1											
Inning Stats	R: 0 H: 0 E: 0 K: 1 S: 10	H: 0 LOB: 0 BB: 0 P: 17	R: 0 H: 1 E: 0 K: 0 S: 12	H: 1 LOB: 0 BB: 0 P: 16	R: 1 H: 3 E: 0 K: 0 S: 10	H: 3 LOB: 1 BB: 0 P: 17	R: 0 H: 0 E: 0 K: 1 S: 9	H: 0 LOB: 0 BB: 0 P: 11	R: 0 H: 1 E: 0 K: 1 S: 12	H: 1 LOB: 1 BB: 0 P: 18	R: 0 H: 0 E: 1 K: 1 S: 11	H: 0 LOB: 0 BB: 0 P: 15	R: 0 H: 0 E: 0 K: 1 S: 6	H: 0 LOB: 0 BB: 0 P: 10	R: 0 H: 0 E: 0 K: 0 S: 6	H: 0 LOB: 0 BB: 0 P: 12	R: 1 H: 1 E: 0 K: 0 S: 15	H: 1 LOB: 2 BB: 2 P: 28	1B: 4 2B: 2 3B: 0 HR: 0	SF: 0 SAC: 1 DP: 1 HBP: 0	WP: 0 PB: 0 SB: 0 CS: 2	PA: 34					
PITCHER	IP	WLS	BF	H	R	ER	SO	BB	IBB	HBP	BLK	WP	HR	S	P	ERA	WHIP										
Rich Harden, R (1.1) ERA: 2.6	7.0		24	5	1	1	5	0	0	0	0	0	0	70	104	1.29	0.714										
Chad Gaudin, R (8.1) ERA: 3.48	1.0		3	0	0	0	0	0	0	0	0	0	0	6	12	0.00	0.000										
29 Keith Foulke, R (9.1) ERA: 3.38	1.0	L	6	1	1	1	0	1	1	0	0	0	0	15	28	9.00	2.000										

Toronto Blue Jays @ Oakland Athletics
McAfee Coliseum, Oakland, CA
Wed May 28 2008, 10:05 PM EDT
Att: 17,460 - Partly Cloudy - 62 F

AB	30
R	2
H	6
RBI	2
BB	2
SO	5
LOB	8



Batter	1	2	3	4	5	6	7	8	9	AB	R	H	RBI	BB	SO	LOB	BOTTOM										
22 Jack Hannahan, L (1.5) OBP: 0.353, SLG: 0.333	K		G4-3			HBP			FC6-4 7B	3	0	0	0	1	1	1											
7 Bobby Crosby, R (1.6) OBP: 0.325, SLG: 0.389	K					K			FC6-4	5	1	1	0	0	2	4											
32 Jack Cust, L (1.7) OBP: 0.426, SLG: 0.466	G4-3					FC3-2 15B			FC6-4 11B	4	0	3	1	0	0	0											
5 Mike Sweeney, R (1.10) OBP: 0.338, SLG: 0.400	F9		F9			F8			K	4	0	0	0	0	1	3											
15 Ryan Sweeney, L (1.8) OBP: 0.353, SLG: 0.407	G6-3					FC3-2 2B			FC6-4 S	3	0	1	0	0	0	0											
11 Rajai Davis, R (8.8) OBP: 0.219, SLG: 0.246						FC3-2 2B			K	1	0	0	0	0	0	1											
Emil Brown, R (1.9) OBP: 0.280, SLG: 0.378						FC3-2 14BB			K	4	0	2	0	0	1	3											
14 Mark Ellis, R (1.4) OBP: 0.326, SLG: 0.375						G5-4-3 14BB			F8	2	0	0	0	2	0	3											
10 Daric Barton, L (1.3) OBP: 0.330, SLG: 0.317	K					K			SH3-4 10BB	3	0	1	0	0	2	2											
8 Kurt Suzuki, R (1.2) OBP: 0.310, SLG: 0.304	G5-3					K			F7	4	0	0	0	0	2	2											
Inning Stats	R: 0 H: 0 E: 0 K: 2 S: 9	H: 1 LOB: 2 BB: 0 P: 12	R: 0 H: 1 E: 0 K: 1 S: 7	H: 1 LOB: 1 BB: 1 P: 15	R: 1 H: 2 E: 0 K: 0 S: 8	H: 2 LOB: 1 BB: 0 P: 11	R: 0 H: 1 E: 0 K: 0 S: 8	H: 1 LOB: 0 BB: 0 P: 9	R: 0 H: 0 E: 0 K: 3 S: 12	H: 0 LOB: 1 BB: 0 P: 17	R: 0 H: 2 E: 0 K: 0 S: 11	H: 2 LOB: 2 BB: 0 P: 17	R: 0 H: 1 E: 0 K: 1 S: 11	H: 1 LOB: 1 BB: 0 P: 14	R: 0 H: 1 E: 0 K: 2 S: 16	H: 1 LOB: 1 BB: 0 P: 21	R: 0 H: 0 E: 0 K: 0 S: 9	H: 0 LOB: 2 BB: 2 P: 19	1B: 6 2B: 2 3B: 0 HR: 0	SF: 0 SAC: 1 DP: 1 HBP: 1	WP: 0 PB: 0 SB: 1 CS: 0	PA: 38					
PITCHER	IP	WLS	BF	H	R	ER	SO	BB	IBB	HBP	BLK	WP	HR	S	P	ERA	WHIP										
32 Roy Halladay, R (1.1) ERA: 2.93	8.0		33	8	1	1	9	1	0	0	0	0	0	82	116	1.12	1.125										
52 B.J. Ryan, L (9.1) ERA: 0.53	1.0	S	5	0	0	0	0	2	0	0	0	0	0	9	19	0.00	2.000										

Toronto Blue Jays @ Oakland Athletics
McAfee Coliseum, Oakland, CA
Wed May 28 2008, 10:05 PM EDT
Att: 17,460 - Partly Cloudy - 62 F

AB	33
R	1
H	8
RBI	1
BB	3
SO	9
LOB	19



Batter	1	2	3	4	5	6	7	8	9	AB	R	H	RBI	BB	SO	LOB	TOP								
23 Shannon Stewart, R (1.10) OBP: 0.349, SLG: 0.345										5	1	3	2	1	0	3									
2 Aaron Hill, R (1.4) OBP: 0.376, SLG: 0.361 1 Joe Inglett, L (7.4) OBP: 0.317, SLG: 0.386										3	0	2	2	2	0	1									
15 Alex Rios, R (1.8) OBP: 0.322, SLG: 0.374										6	1	0	0	0	1	9									
33 Scott Rolen, R (1.5) OBP: 0.376, SLG: 0.466 7 Curtis Thigpen, R (7.3) OBP: 0.317, SLG: 0.386										3	1	1	0	0	1	3									
36 Kevin Mench, R (1.7) OBP: 0.294, SLG: 0.290										5	3	3	1	0	0	2									
19 Marco Scutaro, R (1.3) OBP: 0.373, SLG: 0.352										5	2	2	1	0	1	2									
20 Rod Barajas, R (1.2) OBP: 0.356, SLG: 0.494										4	2	3	3	1	0	0									
35 Brad Wilkerson, L (1.9) OBP: 0.294, SLG: 0.303										4	1	1	2	0	1	2									
David Eckstein, R (1.6) OBP: 0.345, SLG: 0.347										3	1	2	1	2	0	1									
Inning Stats	R: 0 E: 0 K: 0 S: 6	H: 1 LOB: 0 BB: 0 P: 9	R: 2 E: 0 K: 0 S: 13	H: 3 LOB: 2 BB: 1 P: 20	R: 1 E: 0 K: 0 S: 13	H: 1 LOB: 1 BB: 0 P: 18	R: 1 E: 0 K: 2 S: 12	H: 3 LOB: 3 BB: 1 P: 19	R: 3 E: 0 K: 1 S: 19	H: 4 LOB: 2 BB: 2 P: 31	R: 3 E: 0 K: 1 S: 14	H: 4 LOB: 1 BB: 0 P: 22	R: 0 E: 0 K: 0 S: 9	H: 0 LOB: 1 BB: 0 P: 18	R: 0 E: 0 K: 0 S: 7	H: 0 LOB: 0 BB: 0 P: 8	R: 2 E: 1 K: 1 S: 14	H: 1 LOB: 1 BB: 1 P: 22	1B: 10 2B: 6 3B: 0 HR: 1	SF: 2 SAC: 0 DP: 3 HBP: 1	WP: 0 PB: 0 SB: 2 CS: 0	PA: 50			
PITCHER	IP WLS BF H R ER SO BB IBB HBP BLK WP HR S P ERA WHIP	IP WLS BF H R ER SO BB IBB HBP BLK WP HR S P ERA WHIP	IP WLS BF H R ER SO BB IBB HBP BLK WP HR S P ERA WHIP	IP WLS BF H R ER SO BB IBB HBP BLK WP HR S P ERA WHIP	IP WLS BF H R ER SO BB IBB HBP BLK WP HR S P ERA WHIP	IP WLS BF H R ER SO BB IBB HBP BLK WP HR S P ERA WHIP	IP WLS BF H R ER SO BB IBB HBP BLK WP HR S P ERA WHIP	IP WLS BF H R ER SO BB IBB HBP BLK WP HR S P ERA WHIP	IP WLS BF H R ER SO BB IBB HBP BLK WP HR S P ERA WHIP	IP WLS BF H R ER SO BB IBB HBP BLK WP HR S P ERA WHIP	IP WLS BF H R ER SO BB IBB HBP BLK WP HR S P ERA WHIP	IP WLS BF H R ER SO BB IBB HBP BLK WP HR S P ERA WHIP	IP WLS BF H R ER SO BB IBB HBP BLK WP HR S P ERA WHIP	IP WLS BF H R ER SO BB IBB HBP BLK WP HR S P ERA WHIP	IP WLS BF H R ER SO BB IBB HBP BLK WP HR S P ERA WHIP	IP WLS BF H R ER SO BB IBB HBP BLK WP HR S P ERA WHIP	IP WLS BF H R ER SO BB IBB HBP BLK WP HR S P ERA WHIP	IP WLS BF H R ER SO BB IBB HBP BLK WP HR S P ERA WHIP	IP WLS BF H R ER SO BB IBB HBP BLK WP HR S P ERA WHIP	IP WLS BF H R ER SO BB IBB HBP BLK WP HR S P ERA WHIP	IP WLS BF H R ER SO BB IBB HBP BLK WP HR S P ERA WHIP	IP WLS BF H R ER SO BB IBB HBP BLK WP HR S P ERA WHIP	IP WLS BF H R ER SO BB IBB HBP BLK WP HR S P ERA WHIP	IP WLS BF H R ER SO BB IBB HBP BLK WP HR S P ERA WHIP	IP WLS BF H R ER SO BB IBB HBP BLK WP HR S P ERA WHIP

Toronto Blue Jays @ Oakland Athletics
 McAfee Coliseum, Oakland, CA
 Thu May 29 2008, 3:35 PM EDT
 Att: 21,862 - Partly Cloudy - 62 F

livebaseballscores.com

AB 40
 R 12
 H 17
 RBI 12
 BB 7
 SO 5
 LOB 24

Batter	1	2	3	4	5	6	7	8	9	AB	R	H	RBI	BB	SO	LOB	BOTTOM									
22 Jack Hannahan, L (1.5) OBP: 0.360, SLG: 0.342										5	0	3	0	0	1	2										
7 Bobby Crosby, R (1.6) OBP: 0.319, SLG: 0.382 2 Gregorio Petit, R (9.6) OBP: 0.375, SLG: 0.400										4	0	0	0	0	0	3										
32 Jack Cust, L (1.7) OBP: 0.427, SLG: 0.463										3	0	1	0	1	0	1										
3 Eric Chavez, L (1.10) OBP: 0.325, SLG: 0.368										4	0	0	0	0	1	2										
Emil Brown, R (1.9) OBP: 0.288, SLG: 0.397										3	0	2	0	1	0	0										
14 Mark Ellis, R (1.4) OBP: 0.325, SLG: 0.368										3	0	0	0	1	0	3										
10 Daric Barton, L (1.3) OBP: 0.328, SLG: 0.322										4	0	1	0	0	2	2										
Rob Bowen, S (1.2) OBP: 0.250, SLG: 0.296										4	0	1	0	0	1	1										
11 Rajai Davis, R (1.8) OBP: 0.206, SLG: 0.231										4	0	0	0	0	0	2										
Inning Stats	R: 0 E: 0 K: 1 S: 10	H: 1 LOB: 1 BB: 0 P: 17	R: 0 E: 0 K: 0 S: 5	H: 0 LOB: 0 BB: 0 P: 7	R: 0 E: 0 K: 0 S: 9	H: 1 LOB: 1 BB: 0 P: 12	R: 0 E: 0 K: 1 S: 13	H: 2 LOB: 2 BB: 1 P: 23	R: 0 E: 0 K: 0 S: 11	H: 1 LOB: 1 BB: 0 P: 17	R: 0 E: 0 K: 0 S: 8	H: 1 LOB: 1 BB: 0 P: 9	R: 0 E: 0 K: 1 S: 16	H: 1 LOB: 1 BB: 0 P: 23	R: 0 E: 0 K: 0 S: 11	H: 0 LOB: 2 BB: 2 P: 22	R: 0 E: 0 K: 2 S: 9	H: 1 LOB: 1 BB: 0 P: 14	1B: 5 2B: 2 3B: 1 HR: 0	SF: 0 SAC: 0 DP: 0 HBP: 0	WP: 0 PB: 0 SB: 0 CS: 0	PA: 37				
PITCHER	IP WLS BF H R ER SO BB IBB HBP BLK WP HR S P ERA WHIP	IP WLS BF H R ER SO BB IBB HBP BLK WP HR S P ERA WHIP	IP WLS BF H R ER SO BB IBB HBP BLK WP HR S P ERA WHIP	IP WLS BF H R ER SO BB IBB HBP BLK WP HR S P ERA WHIP	IP WLS BF H R ER SO BB IBB HBP BLK WP HR S P ERA WHIP	IP WLS BF H R ER SO BB IBB HBP BLK WP HR S P ERA WHIP	IP WLS BF H R ER SO BB IBB HBP BLK WP HR S P ERA WHIP	IP WLS BF H R ER SO BB IBB HBP BLK WP HR S P ERA WHIP	IP WLS BF H R ER SO BB IBB HBP BLK WP HR S P ERA WHIP	IP WLS BF H R ER SO BB IBB HBP BLK WP HR S P ERA WHIP	IP WLS BF H R ER SO BB IBB HBP BLK WP HR S P ERA WHIP	IP WLS BF H R ER SO BB IBB HBP BLK WP HR S P ERA WHIP	IP WLS BF H R ER SO BB IBB HBP BLK WP HR S P ERA WHIP	IP WLS BF H R ER SO BB IBB HBP BLK WP HR S P ERA WHIP	IP WLS BF H R ER SO BB IBB HBP BLK WP HR S P ERA WHIP	IP WLS BF H R ER SO BB IBB HBP BLK WP HR S P ERA WHIP	IP WLS BF H R ER SO BB IBB HBP BLK WP HR S P ERA WHIP	IP WLS BF H R ER SO BB IBB HBP BLK WP HR S P ERA WHIP	IP WLS BF H R ER SO BB IBB HBP BLK WP HR S P ERA WHIP	IP WLS BF H R ER SO BB IBB HBP BLK WP HR S P ERA WHIP	IP WLS BF H R ER SO BB IBB HBP BLK WP HR S P ERA WHIP	IP WLS BF H R ER SO BB IBB HBP BLK WP HR S P ERA WHIP	IP WLS BF H R ER SO BB IBB HBP BLK WP HR S P ERA WHIP	IP WLS BF H R ER SO BB IBB HBP BLK WP HR S P ERA WHIP	IP WLS BF H R ER SO BB IBB HBP BLK WP HR S P ERA WHIP	IP WLS BF H R ER SO BB IBB HBP BLK WP HR S P ERA WHIP

Toronto Blue Jays @ Oakland Athletics
 McAfee Coliseum, Oakland, CA
 Thu May 29 2008, 3:35 PM EDT
 Att: 21,862 - Partly Cloudy - 62 F

livebaseballscores.com

AB 34
 R 0
 H 8
 RBI 0
 BB 3
 SO 5
 LOB 16

Batter	1	2	3	4	5	6	7	8	9	AB	R	H	RBI	BB	SO	LOB	TOP							
6 Travis Buck, L OBP: 0.187, SLG: 0.261										4	0	0	0	0	2	2								
7 Bobby Crosby, R OBP: 0.322, SLG: 0.384										4	0	2	0	0	0	1								
32 Jack Cust, L OBP: 0.418, SLG: 0.451										4	0	0	0	0	4	2								
3 Eric Chavez, L OBP: 0.125, SLG: 0.125										4	0	1	0	0	0	1								
Emil Brown, R OBP: 0.283, SLG: 0.389										4	0	0	0	0	1	2								
14 Mark Ellis, R OBP: 0.328, SLG: 0.383										4	1	2	0	0	1	1								
10 Daric Barton, L OBP: 0.324, SLG: 0.316										3	0	0	0	0	1	2								
28 Carlos González, L OBP: 0.667, SLG: 1.333										3	0	2	1	0	0	0								
8 Kurt Suzuki, R OBP: 0.305, SLG: 0.299										3	0	0	0	0	0	2								
Inning Stats	R: 0 E: 0 K: 2 S: 8	H: 0 LOB: 0 BB: 0 P: 13	R: 0 E: 0 K: 0 S: 9	H: 1 LOB: 1 BB: 0 P: 14	R: 0 E: 0 K: 1 S: 9	H: 1 LOB: 0 BB: 0 P: 13	R: 0 E: 0 K: 1 S: 7	H: 0 LOB: 0 BB: 0 P: 9	R: 1 E: 0 K: 0 S: 13	H: 2 LOB: 1 BB: 0 P: 19	R: 0 E: 0 K: 1 S: 11	H: 1 LOB: 1 BB: 0 P: 18	R: 0 E: 0 K: 2 S: 11	H: 0 LOB: 0 BB: 0 P: 17	R: 0 E: 0 K: 1 S: 10	H: 1 LOB: 1 BB: 0 P: 13	R: 0 E: 0 K: 1 S: 12	H: 1 LOB: 0 BB: 0 P: 14	1B: 3 2B: 4 3B: 0 HR: 0	SF: 0 SAC: 0 DP: 1 HBP: 0	WP: 0 PB: 0 SB: 1 CS: 0	PA: 33		
PITCHER	IP	WLS	BF	H	R	ER	SO	BB	IBB	HBP	BLK	WP	HR	S	P	ERA	WHIP							
33 Kevin Millwood, R ERA: 4.5	6.0	W	23	5	1	1	5	0	0	0	0	0	0	57	86	1.50	0.833							
Eddie Guardado, L ERA: 3.0	1.0	H	3	0	0	0	2	0	0	0	0	0	0	11	17	0.00	0.000							
53 Joaquin Benoit, R ERA: 4.5	1.0	H	4	1	0	0	1	0	0	0	0	0	0	10	13	0.00	1.000							
36 C.J. Wilson, L ERA: 4.37	1.0	S	3	1	0	0	1	0	0	0	0	0	0	12	14	0.00	1.000							

Oakland Athletics @ Texas Rangers
Rangers Ballpark in Arlington, Arlington, TX

AB 33
R 1
H 7
RBI 1
BB 0
SO 9
LOB 13




WP: 0 PA: 33
PB: 0
SB: 1
CS: 0

Batter	1	2	3	4	5	6	7	8	9	AB	R	H	RBI	BB	SO	LOB	BOTTOM							
5 Ian Kinsler, R OBP: 0.348, SLG: 0.453										4	0	1	0	0	0	0								
Frank Catalanotto, L OBP: 0.362, SLG: 0.434										4	0	1	0	0	0	1								
10 Michael Young, R OBP: 0.341, SLG: 0.410										4	1	2	0	0	0	2								
32 Josh Hamilton, L OBP: 0.372, SLG: 0.597										4	2	2	0	0	0	2								
7 David Murphy, L OBP: 0.331, SLG: 0.466										4	0	1	0	0	1	2								
15 Gerald Laird, R OBP: 0.336, SLG: 0.387										2	0	0	0	1	0	3								
41 Brandon Boggs, S OBP: 0.330, SLG: 0.432										3	0	2	3	0	1	1								
16 Chris Shelton, R OBP: 0.342, SLG: 0.349										4	0	0	0	0	2	5								
Ramón Vázquez, L OBP: 0.417, SLG: 0.500										3	0	0	0	0	1	0								
Inning Stats	R: 0 E: 0 K: 0 S: 7	H: 1 LOB: 1 BB: 0 P: 11	R: 0 E: 0 K: 2 S: 13	H: 0 LOB: 0 BB: 0 P: 19	R: 0 E: 0 K: 1 S: 11	H: 0 LOB: 0 BB: 0 P: 17	R: 1 E: 0 K: 1 S: 14	H: 2 LOB: 1 BB: 1 P: 24	R: 0 E: 0 K: 0 S: 11	H: 1 LOB: 1 BB: 0 P: 15	R: 1 E: 1 K: 1 S: 11	H: 2 LOB: 1 BB: 0 P: 15	R: 0 E: 0 K: 0 S: 6	H: 1 LOB: 1 BB: 0 P: 11	R: 1 E: 0 K: 0 S: 17	H: 2 LOB: 1 BB: 0 P: 22	R: 1 E: 0 K: 0 S: 17	H: 2 LOB: 1 BB: 0 P: 22	1B: 4 2B: 5 3B: 0 HR: 0	SF: 1 SAC: 0 DP: 0 HBP: 1	WP: 0 PB: 0 SB: 0 CS: 0	PA: 35		
PITCHER	IP	WLS	BF	H	R	ER	SO	BB	IBB	HBP	BLK	WP	HR	S	P	ERA	WHIP							
58 Justin Duchschere, R ERA: 2.27	6.0	L	26	6	2	2	5	1	0	0	0	0	0	67	101	3.00	1.167							
29 Keith Foulke, R ERA: 3.6	1.2		8	3	1	1	0	0	0	0	0	0	0	21	30	5.40	1.800							
Kiko Calero, R ERA:	0.1		1	0	0	0	0	0	0	0	0	0	0	2	3	0.00	0.000							

Oakland Athletics @ Texas Rangers
Rangers Ballpark in Arlington, Arlington, TX

AB 32
R 3
H 9
RBI 3
BB 1
SO 5
LOB 16



WP: 0 PA: 35
PB: 0
SB: 0
CS: 0

Fri May 30 2008, 8:05 PM EDT
Att: 21,763 - Clear - 86 F

livebaseballscores.com

livebaseballscores.com

Batter	1	2	3	4	5	6	7	8	9	AB	R	H	RBI	BB	SO	LOB	TOP
22 Jack Hannahan, L (1, 3) OBP: 0.355, SLG: 0.347										4	0	1	2	0	1	0	Oakland Athletics @ Texas Rangers Rangers Ballpark in Arlington, Arlington, TX Sat May 31 2008, 8:05 PM EDT Att: 36,798 - Partly Cloudy - 90 F AB 36 R 4 H 11 RBI 4 BB 0 SO 4 LOB 11
7 Bobby Crosby, R (1, 6) OBP: 0.317, SLG: 0.377										4	0	0	0	0	2	3	
32 Jack Cust, L (1, 10) OBP: 0.410, SLG: 0.439										4	0	0	0	0	1	0	
3 Eric Chavez, L (1, 5) OBP: 0.333, SLG: 0.417										4	1	3	0	0	0	0	
Emil Brown, R (1, 7) OBP: 0.283, SLG: 0.387										4	1	1	0	0	0	2	
14 Mark Ellis, R (1, 4) OBP: 0.332, SLG: 0.385										4	1	2	0	0	0	1	
6 Travis Buck, L (1, 9) OBP: 0.203, SLG: 0.274										4	0	2	2	0	0	2	
28 Carlos González, L (1, 8) OBP: 0.286, SLG: 0.571										4	0	0	0	0	0	3	
8 Kurt Suzuki, R (1, 2) OBP: 0.309, SLG: 0.304										4	1	2	0	0	0	0	
Inning Stats	R: 0 H: 0 E: 0 K: 2 S: 10	H: 0 LOB: 0 BB: 0 P: 14	R: 0 H: 0 E: 0 K: 0 S: 5	H: 1 LOB: 0 BB: 0 P: 11	R: 0 H: 0 E: 0 K: 0 S: 6	H: 0 LOB: 0 BB: 0 P: 9	R: 3 H: 5 E: 0 K: 1 S: 18	H: 1 LOB: 1 BB: 0 P: 19	R: 1 H: 2 E: 0 K: 1 S: 12	H: 2 LOB: 1 BB: 0 P: 16	R: 0 H: 2 E: 0 K: 0 S: 12	H: 2 LOB: 2 BB: 0 P: 14	R: 0 H: 0 E: 0 K: 0 S: 8	H: 0 LOB: 0 BB: 0 P: 11	1B: 9 2B: 2 3B: 0 HR: 0	SF: 1 SAC: 0 DP: 1 HBP: 0	WP: 0 PA: 37 PB: 0 SB: 0 CS: 0
PITCHER	IP WLS BF H R ER SO BB IBB HBP BLK WP HR S P ERA WHIP																
Sidney Ponson, R (1, 1) ERA: 3.83	7.0 W 29 9 4 4 4 0 0 0 0 0 0 0 70 101 5.14 1.286																
Eddie Guardado, L (8, 1) ERA: 2.93	0.1 H 2 1 0 0 0 0 0 0 0 0 0 0 6 7 0.00 3.000																
53 Joaquin Benoit, R (8, 1) ERA: 4.39	0.2 H 3 1 0 0 0 0 0 0 0 0 0 0 6 7 0.00 1.500																
Jamey Wright, R (9, 1) ERA: 2.97	1.0 3 0 0 0 0 0 0 0 0 0 0 0 8 11 0.00 0.000																

Batter	1	2	3	4	5	6	7	8	9	AB	R	H	RBI	BB	SO	LOB	BOTTOM		
5 Ian Kinsler, R (1, 4) OBP: 0.353, SLG: 0.461										5	1	3	2	0	0	1	Oakland Athletics @ Texas Rangers Rangers Ballpark in Arlington, Arlington, TX Sat May 31 2008, 8:05 PM EDT Att: 36,798 - Partly Cloudy - 90 F AB 36 R 8 H 14 RBI 8 BB 1 SO 0 LOB 11 		
10 Michael Young, R (1, 6) OBP: 0.348, SLG: 0.424										4	2	3	1	0	0	2			
32 Josh Hamilton, L (1, 8) OBP: 0.370, SLG: 0.604										4	1	1	3	0	0	1			
Milton Bradley, S (1, 10) OBP: 0.427, SLG: 0.549										4	0	0	0	0	0	1			
7 David Murphy, L (1, 9) OBP: 0.325, SLG: 0.457										4	0	0	0	0	0	1			
15 Gerald Laird, R (1, 2) OBP: 0.340, SLG: 0.397										4	2	2	0	0	0	0			
Frank Catalanotto, L (1, 3) OBP: 0.374, SLG: 0.453										4	2	3	1	0	0	0			
41 Brandon Boggs, S (1, 7) OBP: 0.336, SLG: 0.429										3	0	1	1	1	0	1			
Ramón Vázquez, L (1, 5) OBP: 0.411, SLG: 0.500										4	0	1	0	0	0	4			
Inning Stats	R: 1 H: 1 E: 0 K: 0 S: 8	H: 4 LOB: 2 BB: 0 P: 15	R: 2 H: 4 E: 0 K: 0 S: 10	H: 4 LOB: 2 BB: 0 P: 15	R: 0 H: 0 E: 0 K: 0 S: 8	H: 0 LOB: 0 BB: 0 P: 12	R: 0 H: 1 E: 0 K: 0 S: 11	H: 1 LOB: 1 BB: 0 P: 17	R: 3 H: 3 E: 0 K: 0 S: 16	H: 3 LOB: 0 BB: 0 P: 25	R: 0 H: 1 E: 0 K: 0 S: 7	H: 1 LOB: 1 BB: 0 P: 11	R: 0 H: 1 E: 0 K: 0 S: 8	H: 1 LOB: 0 BB: 0 P: 11	R: 2 H: 3 E: 0 K: 0 S: 15	H: 3 LOB: 0 BB: 0 P: 22	1B: 8 2B: 4 3B: 1 HR: 1	SF: 0 SAC: 0 DP: 0 HBP: 0	WP: 0 PA: 38 PB: 0 SB: 0 CS: 0
PITCHER	IP WLS BF H R ER SO BB IBB HBP BLK WP HR S P ERA WHIP																		
Joe Blanton, R (1, 1) ERA: 4.27	6.0 L 28 10 6 6 6 1 0 0 0 0 0 0 20 28 9.00 1.833																		
Chad Gaudin, R (7, 1) ERA: 3.74	1.2 8 3 2 2 0 0 0 0 0 0 0 0 3 5 0.00 3.000																		
31 Brad Ziegler, R (8, 1) ERA:	0.1 1 1 0 0 0 0 0 0 0 0 0 0 3 5 0.00 3.000																		

Batter	1	2	3	4	5	6	7	8	9	AB	R	H	RBI	BB	SO	LOB	TOP									
22 Jack Hannahan, L (1.5) OBP: 0.356, SLG: 0.364	G3			BLK 7 G6-3 2B	SF9-3-6		7 1B 2B	K		4	2	2	3	0	1	2										
7 Bobby Crosby, R (1.6) OBP: 0.314, SLG: 0.373	K			G6-3 2H	F8		32 HR 1B	K		5	1	1	3	0	2	2										
32 Jack Cust, L (1.7) OBP: 0.407, SLG: 0.453	K			P5	F9		HR	FC6-4		4	1	1	2	0	1	0										
11 Rajai Davis, R (7.8) OBP: 0.203, SLG: 0.227	K			G1-3	F8		L7			1	0	0	0	0	0	2										
3 Eric Chavez, L (1.10) OBP: 0.235, SLG: 0.294	G3			G1-3	F8		L7			5	0	0	0	0	1	0										
14 Mark Ellis, R (1.4) OBP: 0.333, SLG: 0.402	P3				F7			F7		5	2	2	1	0	0	0										
6 Travis Buck, L (1.9) (7.7)	L7				HR			G6-3		4	2	1	1	1	1	0										
28 Carlos González, L (1.8) (7.9)				L9	8 1B 2B					4	2	2	1	0	1	0										
10 Daric Barton, L (1.3) OBP: 0.337, SLG: 0.316				8 6-4-3 BB	8 E 22 8 1B BB			8 BB 22 2B BB		0	2	0	0	4	0	0										
8 Kurt Suzuki, R (1.2) OBP: 0.318, SLG: 0.309	G6-4-3			G6-4-3	E7 22 1B			22 2B 7 1B BB		3	1	2	2	1	0	1										
Inning Stats	R: 0 H: 0 E: 0 K: 2 S: 9	H: 0 LOB: 0 BB: 0 P: 15	R: 0 H: 0 E: 0 K: 0 S: 4	H: 0 LOB: 0 BB: 0 P: 7	R: 0 H: 0 E: 0 K: 0 S: 7	H: 0 LOB: 0 BB: 1 P: 15	R: 1 H: 1 E: 0 K: 0 S: 13	H: 1 LOB: 0 BB: 0 P: 20	R: 3 H: 3 E: 1 K: 0 S: 10	H: 3 LOB: 0 BB: 1 P: 18	R: 0 H: 0 E: 0 K: 0 S: 5	H: 0 LOB: 0 BB: 0 P: 10	R: 9 H: 6 E: 0 K: 2 S: 41	H: 6 LOB: 0 BB: 3 P: 68	R: 0 H: 1 E: 0 K: 1 S: 11	H: 1 LOB: 2 BB: 1 P: 23	R: 0 H: 0 E: 0 K: 1 S: 7	H: 0 LOB: 0 BB: 0 P: 8	1B: 4 2B: 5 3B: 0 HR: 3	SF: 1 SAC: 0 DP: 2 HBP: 0	WP: 0 PB: 0 SB: 0 CS: 0	PA: 42				
PITCHER	IP WLS BF H R ER SO BB IBB HBP BLK WP HR S P ERA WHIP	IP WLS BF H R ER SO BB IBB HBP BLK WP HR S P ERA WHIP	IP WLS BF H R ER SO BB IBB HBP BLK WP HR S P ERA WHIP	IP WLS BF H R ER SO BB IBB HBP BLK WP HR S P ERA WHIP	IP WLS BF H R ER SO BB IBB HBP BLK WP HR S P ERA WHIP	IP WLS BF H R ER SO BB IBB HBP BLK WP HR S P ERA WHIP	IP WLS BF H R ER SO BB IBB HBP BLK WP HR S P ERA WHIP	IP WLS BF H R ER SO BB IBB HBP BLK WP HR S P ERA WHIP	IP WLS BF H R ER SO BB IBB HBP BLK WP HR S P ERA WHIP	IP WLS BF H R ER SO BB IBB HBP BLK WP HR S P ERA WHIP	IP WLS BF H R ER SO BB IBB HBP BLK WP HR S P ERA WHIP	IP WLS BF H R ER SO BB IBB HBP BLK WP HR S P ERA WHIP	IP WLS BF H R ER SO BB IBB HBP BLK WP HR S P ERA WHIP	IP WLS BF H R ER SO BB IBB HBP BLK WP HR S P ERA WHIP	IP WLS BF H R ER SO BB IBB HBP BLK WP HR S P ERA WHIP	IP WLS BF H R ER SO BB IBB HBP BLK WP HR S P ERA WHIP	IP WLS BF H R ER SO BB IBB HBP BLK WP HR S P ERA WHIP	IP WLS BF H R ER SO BB IBB HBP BLK WP HR S P ERA WHIP	IP WLS BF H R ER SO BB IBB HBP BLK WP HR S P ERA WHIP	IP WLS BF H R ER SO BB IBB HBP BLK WP HR S P ERA WHIP	IP WLS BF H R ER SO BB IBB HBP BLK WP HR S P ERA WHIP	IP WLS BF H R ER SO BB IBB HBP BLK WP HR S P ERA WHIP	IP WLS BF H R ER SO BB IBB HBP BLK WP HR S P ERA WHIP	IP WLS BF H R ER SO BB IBB HBP BLK WP HR S P ERA WHIP	IP WLS BF H R ER SO BB IBB HBP BLK WP HR S P ERA WHIP	IP WLS BF H R ER SO BB IBB HBP BLK WP HR S P ERA WHIP

Oakland Athletics @ Texas Rangers
Rangers Ballpark in Arlington, Arlington, TX
Sun Jun 01 2008, 3:05 PM EDT
Att: 17,661 - Sunny - 90 F

AB 35
R 13
H 11
RBI 13
BB 6
SO 7
LOB 7



Batter	1	2	3	4	5	6	7	8	9	AB	R	H	RBI	BB	SO	LOB	BOTTOM									
5 Ian Kinsler, R (1.4) OBP: 0.354, SLG: 0.457	F9		G5-3						G1-3	4	1	1	0	0	0	0										
10 Michael Young, R (1.6) OBP: 0.349, SLG: 0.421	HR 1B		K						K	4	2	1	0	1	3	3										
32 Josh Hamilton, L (1.9) OBP: 0.370, SLG: 0.613	L5		K						HR	5	2	2	2	0	1	1										
Milton Bradley, S (1.10) OBP: 0.426, SLG: 0.561	HR			G6-3					K	5	2	2	3	0	2	0										
7 David Murphy, L (1.7) OBP: 0.324, SLG: 0.454	F7			L9					K	4	1	1	1	0	1	0										
15 Gerald Laird, R (1.2) OBP: 0.338, SLG: 0.393				F7					P3	4	0	1	0	0	1	0										
22 Marlon Byrd, R (1.8) OBP: 0.268, SLG: 0.323				L9					K2-3	4	0	0	0	0	1	3										
16 Chris Shelton, R (1.3) OBP: 0.346, SLG: 0.369										2	0	1	0	0	0	0										
Frank Catalanotto, L (6.74) OBP: 0.376, SLG: 0.449									BB	1	0	0	1	1	0	1										
30 Travis Metcalf, R (1.5)				G5-3					F7	4	0	0	0	0	2	4										
Inning Stats	R: 2 H: 2 E: 0 K: 0 S: 13	H: 2 LOB: 0 BB: 0 P: 19	R: 0 H: 1 E: 0 K: 1 S: 8	H: 1 LOB: 1 BB: 0 P: 14	R: 0 H: 0 E: 0 K: 2 S: 9	H: 0 LOB: 0 BB: 0 P: 18	R: 0 H: 0 E: 0 K: 0 S: 6	H: 0 LOB: 0 BB: 0 P: 9	R: 0 H: 0 E: 0 K: 1 S: 9	H: 0 LOB: 0 BB: 0 P: 15	R: 5 H: 5 E: 0 K: 2 S: 27	H: 5 LOB: 3 BB: 1 P: 44	R: 0 H: 0 E: 0 K: 2 S: 12	H: 0 LOB: 0 BB: 0 P: 15	R: 0 H: 0 E: 0 K: 1 S: 9	H: 0 LOB: 1 BB: 1 P: 20	R: 1 H: 1 E: 0 K: 2 S: 12	H: 1 LOB: 0 BB: 0 P: 18	1B: 6 2B: 1 3B: 0 HR: 2	SF: 0 SAC: 0 DP: 0 HBP: 1	WP: 1 PB: 0 SB: 0 CS: 0	PA: 40				
PITCHER	IP WLS BF H R ER SO BB IBB HBP BLK WP HR S P ERA WHIP	IP WLS BF H R ER SO BB IBB HBP BLK WP HR S P ERA WHIP	IP WLS BF H R ER SO BB IBB HBP BLK WP HR S P ERA WHIP	IP WLS BF H R ER SO BB IBB HBP BLK WP HR S P ERA WHIP	IP WLS BF H R ER SO BB IBB HBP BLK WP HR S P ERA WHIP	IP WLS BF H R ER SO BB IBB HBP BLK WP HR S P ERA WHIP	IP WLS BF H R ER SO BB IBB HBP BLK WP HR S P ERA WHIP	IP WLS BF H R ER SO BB IBB HBP BLK WP HR S P ERA WHIP	IP WLS BF H R ER SO BB IBB HBP BLK WP HR S P ERA WHIP	IP WLS BF H R ER SO BB IBB HBP BLK WP HR S P ERA WHIP	IP WLS BF H R ER SO BB IBB HBP BLK WP HR S P ERA WHIP	IP WLS BF H R ER SO BB IBB HBP BLK WP HR S P ERA WHIP	IP WLS BF H R ER SO BB IBB HBP BLK WP HR S P ERA WHIP	IP WLS BF H R ER SO BB IBB HBP BLK WP HR S P ERA WHIP	IP WLS BF H R ER SO BB IBB HBP BLK WP HR S P ERA WHIP	IP WLS BF H R ER SO BB IBB HBP BLK WP HR S P ERA WHIP	IP WLS BF H R ER SO BB IBB HBP BLK WP HR S P ERA WHIP	IP WLS BF H R ER SO BB IBB HBP BLK WP HR S P ERA WHIP	IP WLS BF H R ER SO BB IBB HBP BLK WP HR S P ERA WHIP	IP WLS BF H R ER SO BB IBB HBP BLK WP HR S P ERA WHIP	IP WLS BF H R ER SO BB IBB HBP BLK WP HR S P ERA WHIP	IP WLS BF H R ER SO BB IBB HBP BLK WP HR S P ERA WHIP	IP WLS BF H R ER SO BB IBB HBP BLK WP HR S P ERA WHIP	IP WLS BF H R ER SO BB IBB HBP BLK WP HR S P ERA WHIP	IP WLS BF H R ER SO BB IBB HBP BLK WP HR S P ERA WHIP	IP WLS BF H R ER SO BB IBB HBP BLK WP HR S P ERA WHIP

Oakland Athletics @ Texas Rangers
Rangers Ballpark in Arlington, Arlington, TX
Sun Jun 01 2008, 3:05 PM EDT
Att: 17,661 - Sunny - 90 F

AB 37
R 8
H 9
RBI 7
BB 2
SO 11
LOB 12



Batter	1	2	3	4	5	6	7	8	9	AB	R	H	RBI	BB	SO	LOB	TOP		
28 Curtis Granderson, L (1.8)	F9		G3			HR	F9			4	1	1	1	0	0	1	Detroit Tigers @ Oakland Athletics McAfee Coliseum, Oakland, CA Mon Jun 02 2008, 10:05 PM EDT Att: 11,772 - Partly Cloudy - 58 F		
14 Placido Polanco, R (1.4)	1B			K		P4		G6-3		4	0	1	0	0	1	0			
9 Carlos Guillen, S (1.5)	L7			F8		19 1B		F9		4	1	1	0	0	0	1			
30 Magglio Ordonez, R (1.9)	K			F9		K		P3		4	0	0	0	0	2	2			
24 Miguel Cabrera, R (1.3)		K			36 BB	19 1B			K	2	0	0	0	2	2	0			
19 Jeff Larish, L (1.10)	K								F7	4	0	1	1	0	2	1			
Edgar Renteria, R (1.6)				L9				P6		3	0	0	0	1	0	1			
36 Clete Thomas, L (1.7)			K						36 CS	2	0	0	0	1	1	0			
Ivan Rodriguez, R (1.2)			G5-3							3	0	1	0	0	1	2			
Inning Stats	R: 0 E: 0 K: 1 S: 16	H: 1 LOB: 1 BB: 0 P: 21	R: 0 E: 0 K: 2 S: 9	H: 0 LOB: 0 BB: 0 P: 13	R: 0 E: 0 K: 1 S: 7	H: 0 LOB: 0 BB: 0 P: 8	R: 0 E: 0 K: 1 S: 7	H: 0 LOB: 0 BB: 2 P: 11	R: 0 E: 0 K: 2 S: 12	H: 3 LOB: 2 BB: 1 P: 24	R: 0 E: 0 K: 0 S: 10	H: 1 LOB: 1 BB: 0 P: 13	R: 0 E: 0 K: 0 S: 7	H: 0 LOB: 0 BB: 0 P: 10	R: 0 E: 0 K: 1 S: 9	H: 0 LOB: 0 BB: 1 P: 17		1B: 3 2B: 1 3B: 0 HR: 1	SF: 0 SAC: 0 DP: 0 HBP: 0
PITCHER	IP	WLS	BF	H	R	ER	SO	BB	IBB	HBP	BLK	WP	HR	S	P	ERA	WHIP		
Rich Harden, R (1.1)	6.2		27	5	2	2	8	2	1	0	0	0	1	75	115	2.70	1.050		
29 Keith Foulke, R (7.1)	1.1		4	0	0	0	0	0	0	0	0	0	0	9	12	0.00	0.000		
Huston Street, R (9.1)	1.0	W	3	0	0	0	1	1	0	0	0	0	0	9	17	0.00	1.000		

Batter	1	2	3	4	5	6	7	8	9	AB	R	H	RBI	BB	SO	LOB	BOTTOM				
22 Jack Hannahan, L (1.5)	7 2B 14 SF8	F7		G3			7 6-4-3 BB		SH1-4	3	1	1	0	1	0	2	Detroit Tigers @ Oakland Athletics McAfee Coliseum, Oakland, CA Mon Jun 02 2008, 10:05 PM EDT Att: 11,772 - Partly Cloudy - 58 F				
7 Bobby Crosby, R (1.6)	14 SF8		32 G4-3 FC1		G6-3	G6-4-3 BB				5	0	3	1	0	0	1					
32 Jack Cust, L (1.10)	2B		G4-3		G6-4-3 BB					2	0	0	0	2	1	3					
11 Rajai Davis, R (6. PR)	K									0	0	0	0	0	0	0					
Emil Brown, R (1.7)	HBP		FC1		G6-4-3			FC6-4 FC4-6 1B		3	0	0	0	0	0	3					
14 Mark Ellis, R (1.4)	SF8		28 FC4-6 IBB							2	0	1	1	1	0	0					
28 Carlos González, L (1.8)	K		FC4-6					FC4-6 6 BB		4	0	0	0	0	1	6					
6 Travis Buck, L (1.9)					G1-3					3	0	0	0	1	0	0					
10 Daric Barton, L (1.3)					K					4	1	2	1	0	1	3					
8 Kurt Suzuki, R (1.2)	P6									4	1	2	0	0	0	1					
Inning Stats	R: 1 E: 0 K: 2 S: 14	H: 2 LOB: 2 BB: 0 P: 21	R: 0 E: 0 K: 0 S: 8	H: 1 LOB: 1 BB: 0 P: 13	R: 0 E: 0 K: 0 S: 7	H: 1 LOB: 2 BB: 1 P: 15	R: 0 E: 0 K: 1 S: 8	H: 1 LOB: 1 BB: 0 P: 15	R: 0 E: 0 K: 0 S: 8	H: 0 LOB: 0 BB: 1 P: 14	R: 0 E: 0 K: 0 S: 6	H: 0 LOB: 0 BB: 0 P: 10	R: 1 E: 0 K: 0 S: 7	H: 1 LOB: 1 BB: 1 P: 13	R: 0 E: 0 K: 0 S: 12	H: 1 LOB: 3 BB: 2 P: 28	R: 1 E: 0 K: 0 S: 5	H: 2 LOB: 1 BB: 0 P: 8	1B: 6 2B: 2 3B: 0 HR: 1	SF: 1 SAC: 1 DP: 2 HBP: 1	WP: 0 PA: 38
PITCHER	IP	WLS	BF	H	R	ER	SO	BB	IBB	HBP	BLK	WP	HR	S	P	ERA	WHIP				
Kenny Rogers, L (1.1)	7.0		30	6	2	2	3	3	1	1	0	0	0	60	107	2.57	1.286				
34 Freddy Dotsi, R (8.1)	0.1		2	1	0	0	0	0	0	0	0	0	0	4	8	0.00	3.000				
44 Bobby Seay, L (8.1)	0.2		3	0	0	0	0	1	0	0	0	0	0	6	14	0.00	1.500				
Francisco Cruzeta, R (9.1)	0.1	L	3	2	1	1	0	0	0	0	0	0	0	5	8	27.00	6.000				



Batter	1	2	3	4	5	6	7	8	9	10	11	AB	R	H	RBI	BB	SO	LOB	TOP							
28 Curtis Granderson, L (1.8) OBP: 0.306, SLG: 0.451	G6-3		G4-3	G4-3	G4-3	G3		1B		G5-3		6	0	1	1	0	0	3								
14 Placido Polanco, R (1.4) OBP: 0.360, SLG: 0.390	F8		G6-3		30 BB 24 SF9 33 BB		P3			F8		6	1	2	1	0	0	2								
33 Marcus Thames, R (1.10) OBP: 0.315, SLG: 0.481	K		L6		9 HBP 30 BB							4	1	1	0	2	2	2								
30 Magglio Ordonez, R (1.9) OBP: 0.392, SLG: 0.512		BB		G5-3						F9		3	0	0	0	3	0	1								
24 Miguel Cabrera, R (1.3) OBP: 0.359, SLG: 0.457	F9						SF9					4	0	1	1	1	1	2								
9 Carlos Guillen, S (1.5) OBP: 0.361, SLG: 0.460										L8		2	0	1	1	3	0	0								
Edgar Renteria, R (1.6) OBP: 0.307, SLG: 0.360				G4-6-3	G5-3					G4-3		5	0	0	0	1	0	10								
Ivan Rodriguez, R (1.2) OBP: 0.292, SLG: 0.363	K											4	1	1	0	1	2	3								
25 Ryan Raburn, R (1.7) OBP: 0.343, SLG: 0.385	K											3	1	1	0	1	1	3								
36 Clete Thomas, L (8. PR) OBP: 0.343, SLG: 0.385	K											1	0	1	0	0	0	0								
Inning Stats	R: 0 E: 0 K: 1 S: 8	H: 0 LOB: 0 BB: 0 P: 14	R: 0 E: 0 K: 2 S: 10	H: 0 LOB: 3 BB: 3 P: 24	R: 0 E: 0 K: 0 S: 7	H: 0 LOB: 0 BB: 0 P: 10	R: 0 E: 0 K: 0 S: 8	H: 1 LOB: 1 BB: 1 P: 15	R: 3 E: 0 K: 0 S: 18	H: 2 LOB: 3 BB: 3 P: 38	R: 0 E: 0 K: 0 S: 8	H: 0 LOB: 0 BB: 0 P: 12	R: 1 E: 0 K: 0 S: 15	H: 1 LOB: 2 BB: 3 P: 29	R: 0 E: 0 K: 2 S: 14	H: 2 LOB: 2 BB: 1 P: 22	R: 0 E: 0 K: 0 S: 12	H: 0 LOB: 2 BB: 0 P: 18	R: 0 E: 0 K: 1 S: 11	H: 1 LOB: 2 BB: 1 P: 19	1B: 7 2B: 2 3B: 0 HR: 0	SF: 1 SAC: 0 DP: 2 HBP: 1	WP: 1 PB: 0 SB: 0 CS: 0	PA: 52		
PITCHER	IP WLS BF H R ER SO BB IBB HBP BLK WP HR S P ERA WHIP	30 Dana Eveland, L (1.1) ERA: 3.82	31 Brad Ziegler, R (5.1) ERA: 3.82	Alan Embree, L (7.1) ERA: 4.32	29 Keith Foulke, R (8.1) ERA: 3.12	Huston Street, R (9.1) ERA: 3.82	PITCHER	IP WLS BF H R ER SO BB IBB HBP BLK WP HR S P ERA WHIP	34 Freddy Dolsi, R (11.1) ERA: 1.54	34 Freddy Dolsi, R (11.1) ERA: 1.54	34 Freddy Dolsi, R (11.1) ERA: 1.54	34 Freddy Dolsi, R (11.1) ERA: 1.54	34 Freddy Dolsi, R (11.1) ERA: 1.54	34 Freddy Dolsi, R (11.1) ERA: 1.54	34 Freddy Dolsi, R (11.1) ERA: 1.54	34 Freddy Dolsi, R (11.1) ERA: 1.54	34 Freddy Dolsi, R (11.1) ERA: 1.54	34 Freddy Dolsi, R (11.1) ERA: 1.54	34 Freddy Dolsi, R (11.1) ERA: 1.54	34 Freddy Dolsi, R (11.1) ERA: 1.54	34 Freddy Dolsi, R (11.1) ERA: 1.54	34 Freddy Dolsi, R (11.1) ERA: 1.54	34 Freddy Dolsi, R (11.1) ERA: 1.54	34 Freddy Dolsi, R (11.1) ERA: 1.54	34 Freddy Dolsi, R (11.1) ERA: 1.54	34 Freddy Dolsi, R (11.1) ERA: 1.54

TOP

Detroit Tigers @ Oakland Athletics
McAfee Coliseum, Oakland, CA
Tue Jun 03 2008, 10:05 PM EDT
Att: 10,871 - Clear - 54 F

AB	38
R	4
H	9
RBI	4
BB	12
SO	6
LOB	26

Batter	1	2	3	4	5	6	7	8	9	10	11	AB	R	H	RBI	BB	SO	LOB	BOTTOM								
14 Mark Ellis, R (1.4) OBP: 0.336, SLG: 0.398	G4-3				P3					G4-3		5	0	1	0	1	0	1									
7 Bobby Crosby, R (1.6) OBP: 0.324, SLG: 0.382	L9											3	1	0	0	3	1	2									
32 Jack Cust, L (1.10) OBP: 0.411, SLG: 0.446												5	0	2	1	1	2	3									
3 Eric Chavez, L (1.5) OBP: 0.318, SLG: 0.476	L9											4	2	2	3	1	0	1									
Emil Brown, R (1.7) OBP: 0.284, SLG: 0.379												4	0	1	0	1	1	2									
6 Travis Buck, L (1.9) OBP: 0.215, SLG: 0.294	K											5	0	1	1	0	3	3									
10 Daric Barton, L (1.3) OBP: 0.341, SLG: 0.335												4	0	1	0	1	0	3									
11 Rajai Davis, R (11. PR) OBP: 0.203, SLG: 0.227	G6-4-3											0	0	0	0	0	0	0									
28 Carlos González, L (1.8) OBP: 0.211, SLG: 0.421												4	0	0	0	0	0	5									
8 Kurt Suzuki, R (1.2) OBP: 0.323, SLG: 0.308												3	2	0	0	2	0	2									
Inning Stats	R: 0 E: 0 K: 0 S: 9	H: 1 LOB: 1 BB: 0 P: 16	R: 0 E: 0 K: 1 S: 7	H: 1 LOB: 0 BB: 0 P: 8	R: 0 E: 0 K: 0 S: 7	H: 0 LOB: 0 BB: 0 P: 16	R: 0 E: 0 K: 2 S: 14	H: 0 LOB: 3 BB: 3 P: 30	R: 3 E: 0 K: 1 S: 14	H: 1 LOB: 0 BB: 2 P: 29	R: 0 E: 0 K: 0 S: 3	H: 0 LOB: 0 BB: 0 P: 7	R: 0 E: 0 K: 1 S: 9	H: 0 LOB: 0 BB: 1 P: 14	R: 1 E: 0 K: 1 S: 13	H: 2 LOB: 2 BB: 1 P: 24	R: 0 E: 0 K: 0 S: 8	H: 0 LOB: 1 BB: 1 P: 15	R: 0 E: 0 K: 1 S: 8	H: 0 LOB: 0 BB: 0 P: 12	R: 1 E: 0 K: 0 S: 8	H: 3 LOB: 3 BB: 1 P: 18	1B: 7 2B: 0 3B: 0 HR: 1	SF: 0 SAC: 1 DP: 2 HBP: 0	WP: 1 PB: 0 SB: 0 CS: 0	PA: 48	
PITCHER	IP WLS BF H R ER SO BB IBB HBP BLK WP HR S P ERA WHIP	21 Dontrille Willis, L (1.1) ERA: 4.5	58 Armando Galarraga, R (5.1) ERA: 3.76	49 Casey Fossum, L (8.1) ERA: 27.0	31 Zach Miner, R (8.1) ERA: 5.4	44 Bobby Seay, L (10.1) ERA: 3.06	PITCHER	IP WLS BF H R ER SO BB IBB HBP BLK WP HR S P ERA WHIP	34 Freddy Dolsi, R (11.1) ERA: 1.54	34 Freddy Dolsi, R (11.1) ERA: 1.54	34 Freddy Dolsi, R (11.1) ERA: 1.54	34 Freddy Dolsi, R (11.1) ERA: 1.54	34 Freddy Dolsi, R (11.1) ERA: 1.54	34 Freddy Dolsi, R (11.1) ERA: 1.54	34 Freddy Dolsi, R (11.1) ERA: 1.54	34 Freddy Dolsi, R (11.1) ERA: 1.54	34 Freddy Dolsi, R (11.1) ERA: 1.54	34 Freddy Dolsi, R (11.1) ERA: 1.54	34 Freddy Dolsi, R (11.1) ERA: 1.54	34 Freddy Dolsi, R (11.1) ERA: 1.54	34 Freddy Dolsi, R (11.1) ERA: 1.54	34 Freddy Dolsi, R (11.1) ERA: 1.54	34 Freddy Dolsi, R (11.1) ERA: 1.54	34 Freddy Dolsi, R (11.1) ERA: 1.54	34 Freddy Dolsi, R (11.1) ERA: 1.54	34 Freddy Dolsi, R (11.1) ERA: 1.54	34 Freddy Dolsi, R (11.1) ERA: 1.54

BOTTOM


Detroit Tigers @ Oakland Athletics
McAfee Coliseum, Oakland, CA
Tue Jun 03 2008, 10:05 PM EDT
Att: 10,871 - Clear - 54 F

AB	37
R	5
H	8
RBI	5
BB	10
SO	7
LOB	22

Batter	1	2	3	4	5	6	7	8	9	AB	R	H	RBI	BB	SO	LOB	TOP								
28 Curtis Granderson, L OBP: 0.304, SLG: 0.442	L4		G4-6-3			33 BB 30 HBP	F9			3	1	0	0	1	0	3									
9 Carlos Guillen, S OBP: 0.376, SLG: 0.456	K			G3		30 HBP 33 BB	F7			4	0	1	1	0	1	0									
33 Marcus Thames, R OBP: 0.323, SLG: 0.476	F8			G5-3		30 HBP				3	0	1	0	1	0	0									
30 Magglio Ordonez, R OBP: 0.394, SLG: 0.509		FC6-4 1B		K		30 HBP 19 G6-4-3	G4-3			3	0	1	1	0	1	1									
19 Jeff Larish, L OBP: 0.150, SLG: 0.105	P6				F8	G6-4-3				4	0	0	0	0	0	4									
24 Miguel Cabrera, R OBP: 0.353, SLG: 0.449	F8				F8		F8			4	0	0	0	0	1	1									
Ivan Rodriguez, R OBP: 0.291, SLG: 0.357	FC6-4 1B			G4-3		25 WP 39 1B				3	0	0	0	1	1	1									
39 Ramon Santiago, S OBP: 0.489, SLG: 0.611				25 FC5-4 BB			P6			2	0	1	0	1	0	0									
Edgar Renteria, R OBP: 0.307, SLG: 0.360										0	0	0	0	0	0	0									
25 Ryan Raburn, R OBP: 0.293, SLG: 0.353	FC5-4 1B			28 G4-6-3 BB		9 1B 28 BB	K			2	1	0	0	1	1	3									
Inning Stats	R: 0 E: 0 K: 1 S: 6	H: 0 LOB: 0 BB: 7	R: 0 E: 0 K: 0 S: 6	H: 1 LOB: 1 BB: 0 P: 8	R: 0 E: 0 K: 0 S: 5	H: 0 LOB: 0 BB: 1 P: 11	R: 0 E: 0 K: 1 S: 8	H: 0 LOB: 0 BB: 0 P: 9	R: 0 E: 0 K: 0 S: 10	H: 0 LOB: 0 BB: 0 P: 12	R: 2 E: 0 K: 0 S: 11	H: 1 LOB: 2 BB: 3 P: 28	R: 0 E: 0 K: 1 S: 14	H: 1 LOB: 2 BB: 1 P: 25	R: 0 E: 0 K: 0 S: 8	H: 1 LOB: 0 BB: 0 P: 11	R: 0 E: 0 K: 2 S: 9	H: 0 LOB: 0 BB: 0 P: 16	1B: 4 2B: 0 3B: 0 HR: 0	SF: 0 SAC: 0 DP: 3 HBP: 1	WP: 1 PB: 0 SB: 0 CS: 0	PA: 34			
PITCHER	IP	WLS	BF	H	R	ER	SO	BB	IBB	HBP	BLK	WP	HR	S	P	ERA	WHIP								
58 Justin Duchschere, R ERA: 2.32	6.2	W	27	3	2	2	3	5	0	1	0	1	0	57	96	2.70	1.200								
Alan Embree, L ERA: 4.26	0.1	H	1	0	0	0	0	0	0	0	0	0	0	3	4	0.00	0.000								
31 Brad Ziegler, R ERA:	1.0		3	1	0	0	0	0	0	0	0	0	0	8	11	0.00	1.000								
Kiko Calero, R ERA:	1.0		3	0	0	0	2	0	0	0	0	0	0	9	16	0.00	0.000								

Detroit Tigers @ Oakland Athletics
 McAfee Coliseum, Oakland, CA
 Wed Jun 04 2008, 3:35 PM EDT
 Att: 19,258 - Sunny - 65 F


AB	28
R	2
H	4
RBI	2
BB	5
SO	5
LOB	13



Batter	1	2	3	4	5	6	7	8	9	AB	R	H	RBI	BB	SO	LOB	BOTTOM								
22 Jack Hannahan, L OBP: 0.365, SLG: 0.373	7 1B	G1-3			32 2B 7 2B	G4-3	1-H 2B			4	1	2	1	1	0	2									
14 Mark Ellis, R OBP: 0.333, SLG: 0.390	F7		F8		P2					4	1	0	0	1	0	3									
32 Jack Cust, L OBP: 0.406, SLG: 0.445	P5		F7		7 2B 2B		K			5	1	1	0	0	1	2									
7 Bobby Crosby, R OBP: 0.326, SLG: 0.387	1B		F7				K			5	0	2	2	0	1	2									
Emil Brown, R OBP: 0.291, SLG: 0.378	G4-3				10 1B 6 G4-6-3 1B					3	2	1	0	2	1	3									
11 Rajai Davis, R OBP: 0.203, SLG: 0.227							6 1B 28 2B BB			0	0	0	0	0	0	0									
10 Daric Barton, L OBP: 0.347, SLG: 0.342	L9				6 G4-6-3 1B					5	1	3	1	0	1	2									
6 Travis Buck, L OBP: 0.224, SLG: 0.333	F7				G4-6-3					5	2	2	1	0	0	3									
28 Carlos González, L OBP: 0.217, SLG: 0.435	E3 1B									4	1	1	3	0	1	0									
Rob Bowen, S OBP: 0.281, SLG: 0.323	1B									4	1	2	1	0	2	0									
Inning Stats	R: 0 E: 0 K: 0 S: 11	H: 2 LOB: 2 BB: 0 P: 19	R: 0 E: 1 K: 0 S: 11	H: 1 LOB: 2 BB: 0 P: 16	R: 0 E: 0 K: 0 S: 8	H: 0 LOB: 0 BB: 0 P: 10	R: 1 E: 0 K: 1 S: 7	H: 2 LOB: 0 BB: 0 P: 9	R: 2 E: 0 K: 2 S: 17	H: 2 LOB: 2 BB: 2 P: 30	R: 1 E: 0 K: 0 S: 10	H: 1 LOB: 0 BB: 0 P: 14	R: 6 E: 0 K: 2 S: 29	H: 5 LOB: 1 BB: 2 P: 48	R: 0 E: 1 K: 1 S: 11	H: 1 LOB: 2 BB: 0 P: 15	1B: 9 2B: 4 3B: 0 HR: 1	SF: 0 SAC: 0 DP: 1 HBP: 0	WP: 0 PB: 0 SB: 1 CS: 0	PA: 43					
PITCHER	IP	WLS	BF	H	R	ER	SO	BB	IBB	HBP	BLK	WP	HR	S	P	ERA	WHIP								
29 Nate Robertson, L ERA: 6.03	6.1	L	30	8	5	5	5	2	1	0	0	0	0	71	109	7.11	1.579								
34 Freddy Dolsi, R ERA: 2.25	0.1		2	0	0	0	1	1	0	0	0	0	0	5	10	0.00	3.000								
49 Casey Fossum, L ERA: 135.0	0.0		4	4	4	4	0	0	0	0	0	0	0	12	19	∞	∞								
45 Aquilino Lopez, R ERA: 2.67	1.1		7	2	1	1	1	0	0	0	0	0	0	16	23	6.75	1.500								

Detroit Tigers @ Oakland Athletics
 McAfee Coliseum, Oakland, CA
 Wed Jun 04 2008, 3:35 PM EDT
 Att: 19,258 - Sunny - 65 F


AB	39
R	10
H	14
RBI	9
BB	4
SO	7
LOB	17



Batter	1	2	3	4	5	6	7	8	9	AB	R	H	RBI	BB	SO	LOB	TOP			
6 Maicer Izturis, S OBP: 0.320, SLG: 0.329	1-1 C FF 87 B FF 88 X SL 88		0-1 C CH 82 X CH 82		0-2 C SI 87 C CU 79 C FF 80 F CU 76 F FF 80 X SL 81 X CH 82		2-2 1 SAFE P FF 89 B FF 90 P PO 82 F CH 81 X SL 81				4	1	1	1	0	0	1			
47 Howie Kendrick, R OBP: 0.375, SLG: 0.500	0-3 F FF 88 C SI 81 F FF 80 F SL 82 F FF 80 S CU 76		0-0 X FF 89		0-1 C SL 80 X SL 78			1-3 F FF 90 B SL 79 S FF 92			4	1	0	0	0	2	1			
Garret Anderson, L OBP: 0.293, SLG: 0.385	2-0 B SI 89 B CH 83 X CH 83		4-2 1 SAFE B SI 80 B CH 86 B CH 83 1 SAFE C CH 83 F FF 81 F CH 83		1-2 C CU 72 F FF 90 F CU 74 X SL 81			0-1 S CH 87 X CH 87			3	0	0	0	1	0	0			
27 Vladimir Guerrero, R OBP: 0.319, SLG: 0.426	1-2 B FF 90 F FF 90 X SL 80		1-0 B FF 90 X SL 82		1-2 F FF 90 B SL 79 X FF 92			3-2 C FF 92 B SL 79 B FF 90 F FF 90 F FF 90 F FF 90 X SL 81			4	0	2	1	0	0	0			
48 Tori Hunter, R OBP: 0.336, SLG: 0.453	3-1 B FF 89 S SL 82 B SI 89 F FF 89 X SL 88		0-2 C SL 80 F FF 90 F FF 90 F FF 90 X SL 80		2-2 C CH 90 D SL 82 B FF 89 S FF 89 X CU 77			1-0 B FF 89 X SL 81			4	0	0	0	0	0	3			
Casey Kotchman, L OBP: 0.359, SLG: 0.456	0-1 F CH 83 X FF 90		1-1 F SI 88 B CH 83 X FF 89		1-2 B CU 72 C FF 90 F FF 90 F SL 81 1 SAFE X SL 81			2-0 B SI 89 B CH 84 X FF 88			4	0	1	0	0	0	1			
24 Gary Matthews, S OBP: 0.307, SLG: 0.351	2-1 B FF 89 S CH 83 D CH 84 X CH 84		0-0 X FF 89		0-0 X CU 70			0-1 C CH 90 X CH 91			4	1	1	0	0	0	1			
39 Robb Quinlan, R OBP: 0.363, SLG: 0.356	1-1 C SL 81 D CU 76 X SL 90		1-1 C FF 88 B SL 80 X SL 80		2-1 C SI 88 B CH 88 X SL 79						3	0	1	0	0	0	2			
3 Brandon Wood, R OBP: 0.175, SLG: 0.185											0	0	0	0	0	0	0			
5 Jeff Mathis, R OBP: 0.290, SLG: 0.375			2-3 B FF 87 B CU 79 C SI 89 S CU 75		3-3 C FF 88 B CU 77 B CU 75 C SL 82 S FF 88			0-0 X SL 81			3	0	1	1	0	2	1			
Inning Stats	R: 1 E: 0 K: 1 S: 12	H: 1 LOB: 0 BB: 0 P: 16	R: 0 E: 0 K: 0 S: 8	H: 1 LOB: 1 BB: 0 P: 14	R: 1 E: 1 K: 1 S: 17	H: 1 LOB: 2 BB: 1 P: 24	R: 0 E: 0 K: 1 S: 9	H: 1 LOB: 0 BB: 0 P: 14	R: 0 E: 0 K: 0 S: 11	H: 1 LOB: 0 BB: 0 P: 12	R: 1 E: 0 K: 0 S: 8	H: 2 LOB: 0 BB: 0 P: 11	R: 0 E: 0 K: 1 S: 11	H: 0 LOB: 0 BB: 0 P: 15	R: 0 E: 0 K: 0 S: 4	H: 0 LOB: 0 BB: 0 P: 7	1B: 4 2B: 2 3B: 0 HR: 1	SF: 0 SAC: 0 DP: 2 HBP: 0	WP: 0 PB: 0 SB: 0 CS: 0	PA: 34
PITCHER	IP WLS BF H R ER SO BB IBB HBP BLK WP HR S P ERA WHIP																			
Joe Blanton, R ERA: 4.15	(1, 1) 7.0 L 28 7 3 2 3 1 0 0 0 0 0 1 75 105 2.57 1.143																			
Chad Gaudin, R ERA: 3.38	(8, 1) 2.0 6 0 0 0 1 0 0 0 0 0 0 0 15 22 0.00 0.000																			

Los Angeles Angels @ Oakland Athletics
McAfee Coliseum, Oakland, CA
Fri Jun 06 2008, 10:05 PM EDT
Att: 25,120 - Partly Cloudy - 62 F

AB 33
R 3
H 7
RBI 3
BB 1
SO 4
LOB 10



Batter	1	2	3	4	5	6	7	8	9	AB	R	H	RBI	BB	SO	LOB	BOTTOM			
22 Jack Hannahan, L OBP: 0.363, SLG: 0.370	2-1 B FF 90 B CU 78 B SI 91 X SL 90		3-2 B FF 90 F FF 89 B CU 78 B SI 91 X FF 90			3-2 D CU 77 B CU 76 C FF 89 F FF 89 B FF 90 B FF 90 X FF 90		1-1 C FF 84 B FF 84 X FF 84			4	0	1	0	0	0	1			
7 Bobby Crosby, R OBP: 0.325, SLG: 0.384	1-2 C FF 91 C FC 85 X SL 92			0-0 X FF 90		1-3 C FC 82 F FF 90 D CU 80 S FC 82		1-1 C FF 94 B FS 85 X FF 93			4	0	1	0	0	1	2			
32 Jack Cust, L OBP: 0.404, SLG: 0.458	3-3 B FF 89 C CU 78 B FF 90 B FF 91 S CU 78		3-2 C FF 90 B FF 91 B FF 90 C FF 90 X FF 91			0-0 X FF 88					4	1	1	1	0	2	1			
3 Eric Chavez, L OBP: 0.269, SLG: 0.400	0-1 C FF 80 X CH 82		3-2 B FF 90 B FF 90 B FF 90 S FF 91 X FF 91			0-1 S FF 89 X CU 78					4	0	0	0	0	0	1			
14 Mark Ellis, R OBP: 0.328, SLG: 0.382	1-3 B FF 88 C SI 90 S FF 91					0-2 C FC 82 X FF 92					4	0	0	0	0	1	0			
10 Daric Barton, L OBP: 0.347, SLG: 0.347	2-2 C FF 80 B FF 82 B CU 78 F FF 92 X FF 91		3-2 B CU 76 B FF 90 B FF 90 F FF 90 X FF 91			1-1 F FF 89 B FF 90 X FF 90					3	0	1	0	0	0	0			
6 Travis Buck, L OBP: 0.218, SLG: 0.323	2-2 F FF 91 B FF 92 C CU 78 X FF 92					1-0 B FF 91 X FF 90					3	0	0	0	0	1	1			
28 Carlos González, L OBP: 0.192, SLG: 0.385			3-2 C SI 89 B FF 89 S CU 80 B CU 80 F FF 92 B FF 91 X FF 91			0-3 C CU 75 S CU 80					3	0	0	0	0	1	0			
8 Kurt Suzuki, R OBP: 0.323, SLG: 0.314			0-1 C FF 90 X FC 82			1-2 C FF 90 B CU 80 X CU 80					3	0	1	0	0	0	0			
Inning Stats	R: 0 E: 0 K: 1 S: 10	H: 1 LOB: 0 BB: 0 P: 16	R: 0 E: 0 K: 1 S: 10	H: 0 LOB: 0 BB: 0 P: 15	R: 0 E: 0 K: 0 S: 10	H: 0 LOB: 0 BB: 0 P: 16	R: 0 E: 0 K: 0 S: 7	H: 0 LOB: 0 BB: 0 P: 13	R: 0 E: 0 K: 0 S: 7	H: 0 LOB: 0 BB: 0 P: 11	R: 1 E: 0 K: 1 S: 9	H: 2 LOB: 1 BB: 0 P: 11	R: 0 E: 0 K: 0 S: 9	H: 1 LOB: 1 BB: 0 P: 14	R: 0 E: 0 K: 1 S: 8	H: 0 LOB: 0 BB: 0 P: 14	1B: 2 2B: 2 3B: 0 HR: 1	SF: 0 SAC: 0 DP: 0 HBP: 0	WP: 0 PB: 0 SB: 0 CS: 0	PA: 32
PITCHER	IP WLS BF H R ER SO BB IBB HBP BLK WP HR S P ERA WHIP																			
41 John Lackey, R ERA: 1.7	(1, 1) 7.0 W 25 4 1 1 5 0 0 0 0 0 0 0 9 14 0.00 1.000																			
66 Jose Arredondo, R ERA: 0.84	(8, 1) 1.0 H 4 1 0 0 0 0 0 0 0 0 0 0 9 14 0.00 1.000																			
Francisco Rodriguez, R ERA: 1.93	(9, 1) 1.0 S 3 0 0 0 1 0 0 0 0 0 0 0 8 14 0.00 0.000																			

Los Angeles Angels @ Oakland Athletics
McAfee Coliseum, Oakland, CA
Fri Jun 06 2008, 10:05 PM EDT
Att: 25,120 - Partly Cloudy - 62 F

AB 32
R 1
H 5
RBI 1
BB 0
SO 6
LOB 6



Batter	1	2	3	4	5	6	7	8	9	AB	R	H	RBI	BB	SO	LOB	TOP										
6 Maicer Izturis, S OBP: 0.322, SLG: 0.350										5	3	2	2	0	0	0											
47 Howie Kendrick, R OBP: 0.366, SLG: 0.478										5	0	1	0	0	0	1											
27 Vladimir Guerrero, R OBP: 0.319, SLG: 0.422										2	0	0	1	1	0	1											
48 Tori Hunter, R OBP: 0.335, SLG: 0.447										3	1	0	0	1	0	2											
24 Gary Matthews, S OBP: 0.310, SLG: 0.354										4	0	2	0	0	1	2											
39 Robb Quinlan, R Casey Kotchman, L OBP: 0.357, SLG: 0.355 OBP: 0.359, SLG: 0.456										3	0	1	1	0	1	1											
Juan Rivera, R OBP: 0.232, SLG: 0.231										4	0	1	0	0	1	2											
3 Brandon Wood, R OBP: 0.180, SLG: 0.207										4	1	1	0	0	1	3											
5 Jeff Mathis, R OBP: 0.291, SLG: 0.367										2	0	0	0	1	1	1											
Inning Stats	R: 1 H: 1 E: 0 K: 1 S: 11	H: 1 LOB: 1 BB: 1 P: 19	R: 0 H: 1 E: 0 K: 0 S: 10	H: 1 LOB: 1 BB: 1 P: 20	R: 1 H: 1 E: 0 K: 0 S: 8	H: 1 LOB: 1 BB: 1 P: 16	R: 0 H: 1 E: 0 K: 1 S: 8	H: 0 LOB: 0 BB: 0 P: 12	R: 0 H: 0 E: 0 K: 1 S: 7	H: 1 LOB: 0 BB: 0 P: 9	R: 2 H: 2 E: 0 K: 0 S: 11	H: 2 LOB: 1 BB: 0 P: 15	R: 0 H: 1 E: 0 K: 2 S: 11	H: 1 LOB: 0 BB: 0 P: 13	R: 0 H: 0 E: 0 K: 0 S: 7	H: 0 LOB: 0 BB: 0 P: 8	1B: 5 2B: 2 3B: 0 HR: 1	SF: 2 SAC: 1 DP: 0 HBP: 0	WP: 1 PB: 0 SB: 3 CS: 0	PA: 39							
PITCHER	IP	WLS	BF	H	R	ER	SO	BB	IBB	HBP	BLK	WP	HR	S	P	ERA	WHIP										
Greg Smith, L ERA: 3.74	6.1	L	29	7	5	4	3	3	0	0	0	1	1	58	97	5.68	1.579										
31 Brad Ziegler, R ERA:	1.2		6	1	0	0	2	0	0	0	0	0	0	14	16	0.00	0.600										
29 Keith Foulke, R ERA: 2.95	1.0		3	0	0	0	0	0	0	0	0	0	0	7	8	0.00	0.000										

Los Angeles Angels @ Oakland Athletics
McAfee Coliseum, Oakland, CA

AB 32
R 5
H 8
RBI 4
BB 3
SO 5
LOB 13



Sat Jun 07 2008, 9:05 PM EDT
Att: 29,294 - Clear - 67 F

Batter	1	2	3	4	5	6	7	8	9	AB	R	H	RBI	BB	SO	LOB	BOTTOM										
22 Jack Hannahan, L OBP: 0.356, SLG: 0.361										4	0	0	0	0	0	3											
7 Bobby Crosby, R OBP: 0.323, SLG: 0.382										4	0	1	0	0	0	1											
32 Jack Cust, L OBP: 0.401, SLG: 0.470										4	1	1	1	0	3	1											
3 Eric Chavez, L OBP: 0.300, SLG: 0.429										3	0	1	0	1	1	0											
14 Mark Ellis, R OBP: 0.322, SLG: 0.374										4	0	0	0	0	1	3											
10 Darc Barton, L OBP: 0.345, SLG: 0.345										4	1	1	0	0	3	1											
6 Travis Buck, L ERA: 3.87										3	1	1	2	1	0	0											
11 Rajai Davis, R OBP: 0.203, SLG: 0.227										0	0	0	0	0	0	0											
28 Carlos González, L OBP: 0.233, SLG: 0.467										4	0	2	0	0	2	2											
8 Kurt Suzuki, R OBP: 0.323, SLG: 0.311										2	0	0	0	0	1												
Inning Stats	R: 0 H: 0 E: 0 K: 1 S: 9	H: 0 LOB: 0 BB: 0 P: 14	R: 0 H: 0 E: 0 K: 2 S: 8	H: 0 LOB: 0 BB: 0 P: 10	R: 0 H: 1 E: 0 K: 0 S: 8	H: 1 LOB: 1 BB: 0 P: 13	R: 0 H: 0 E: 0 K: 2 S: 8	H: 0 LOB: 0 BB: 0 P: 14	R: 0 H: 0 E: 0 K: 1 S: 6	H: 0 LOB: 0 BB: 0 P: 9	R: 0 H: 1 E: 0 K: 1 S: 10	H: 0 LOB: 0 BB: 0 P: 12	R: 0 H: 1 E: 0 K: 1 S: 8	H: 1 LOB: 1 BB: 1 P: 14	R: 2 H: 3 E: 0 K: 0 S: 10	H: 3 LOB: 1 BB: 0 P: 17	R: 1 H: 2 E: 0 K: 2 S: 15	H: 2 LOB: 2 BB: 1 P: 28	1B: 2 2B: 4 3B: 0 HR: 2	SF: 0 SAC: 0 DP: 2 HBP: 1	WP: 0 PB: 0 SB: 0 CS: 0	PA: 35					
PITCHER	IP	WLS	BF	H	R	ER	SO	BB	IBB	HBP	BLK	WP	HR	S	P	ERA	WHIP										
Jon Garland, R ERA: 3.87	7.0	W	26	5	2	2	8	1	0	1	0	0	1	61	93	2.57	0.857										
66 Jose Arredondo, R ERA: 0.77	1.0	H	3	0	0	0	0	0	0	0	0	0	0	6	10	0.00	0.000										
Francisco Rodriguez, R ERA: 2.17	1.0	S	6	2	1	1	2	1	0	0	0	0	1	15	28	9.00	3.000										

Los Angeles Angels @ Oakland Athletics
McAfee Coliseum, Oakland, CA

AB 32
R 3
H 7
RBI 3
BB 2
SO 10
LOB 12




Sat Jun 07 2008, 9:05 PM EDT
Att: 29,294 - Clear - 67 F

Batter	1	2	3	4	5	6	7	8	9	10	11	12	AB	R	H	RBI	BB	SO	LOB	TOP			
6 Maier Izturis, S OBP: 0.322, SLG: 0.345														5	0	1	0	1	2	0			
47 Howie Kendrick, R OBP: 0.377, SLG: 0.465														4	0	1	0	2	2	0			
Garret Anderson, L OBP: 0.298, SLG: 0.386														5	1	2	0	1	1	4			
27 Vladimir Guerrero, R OBP: 0.318, SLG: 0.431														5	1	1	2	1	2	5			
48 Torii Hunter, R OBP: 0.335, SLG: 0.442														5	1	1	0	1	1	3			
Casey Kotchman, L OBP: 0.354, SLG: 0.448														6	0	1	0	0	0	2			
24 Gary Matthews, S OBP: 0.316, SLG: 0.356														4	0	2	1	1	1	2			
44 Mike Napoli, R OBP: 0.307, SLG: 0.475														3	0	0	0	2	1	3			
3 Brandon Wood, R 77 Reggie Willits, S 39 Robb Quinlan, R														3	0	0	0	0	1	1			
Inning Stats	R: 0 E: 0 K: 3 S: 9	H: 0 LOB: 0 BB: 0 P: 9	R: 0 E: 1 K: 1 S: 14	H: 2 LOB: 2 BB: 0 P: 19	R: 0 E: 0 K: 2 S: 7	H: 0 LOB: 0 BB: 3 P: 8	R: 3 E: 0 K: 0 S: 12	H: 2 LOB: 1 BB: 3 P: 25	R: 0 E: 0 K: 1 S: 14	H: 1 LOB: 1 BB: 0 P: 21	R: 0 E: 0 K: 1 S: 13	H: 2 LOB: 2 BB: 2 P: 18	R: 0 E: 0 K: 0 S: 7	H: 0 LOB: 0 BB: 0 P: 13	R: 0 E: 0 K: 0 S: 7	H: 0 LOB: 1 BB: 2 P: 16	R: 0 E: 0 K: 0 S: 9	H: 0 LOB: 0 BB: 1 P: 15	1B: 8 2B: 1 3B: 0 HR: 1	SF: 0 SAC: 0 DP: 2 HBP: 0	WP: 1 PB: 0 SB: 4 CS: 1	PA: 51	
PITCHER	IP WLS BF H R ER SO BB IBB HBP BLK WP HR S P ERA WHIP	6.0 1.0 5 1 0 0 1 1 0 0 0 1 0 13 26 0.00 2.00	6.1 1.0 5 0 0 0 0 1 1 0 0 0 0 0 7 18 0.00 1.00	6.0 1.0 5 2 0 0 1 0 0 0 0 0 0 12 19 0.00 2.00	6.0 1.1 6 0 0 0 0 2 0 0 0 0 0 11 26 0.00 1.500	PITCHER		IP WLS BF H R ER SO BB IBB HBP BLK WP HR S P ERA WHIP	11.1 1.2 4 0 0 0 0 1 0 0 0 0 0 11 67 4.50 1.500														
Rich Harden, R ERA: 2.85												31 Brad Ziegler, R ERA:											

Los Angeles Angels @ Oakland Athletics
McAfee Coliseum, Oakland, CA
Sun Jun 08 2008, 4:05 PM EDT
Att. 26,332 - Sunny - 73 F

livebaseballscorecards.com

AB	42
R	3
H	9
RBI	3
BB	9
SO	11
LOB	22




Batter	1	2	3	4	5	6	7	8	9	10	11	12	AB	R	H	RBI	BB	SO	LOB	BOTTOM								
22 Jack Hannahan, L OBP: 0.351, SLG: 0.360														6	1	1	0	0	3	1								
7 Bobby Crosby, R OBP: 0.322, SLG: 0.380														4	0	1	0	0	0	2								
32 Jack Cust, L OBP: 0.407, SLG: 0.467														1	0	0	0	3	1	1								
11 Rajai Davis, R OBP: 0.211, SLG: 0.235														2	2	1	0	0	1	0								
3 Eric Chavez, L OBP: 0.353, SLG: 0.500														4	0	3	2	0	1	2								
Emil Brown, R OBP: 0.289, SLG: 0.375														2	0	0	0	0	1	2								
6 Travis Buck, L OBP: 0.234, SLG: 0.340														4	1	0	0	2	1	5								
14 Mark Ellis, R OBP: 0.322, SLG: 0.388														6	1	2	4	0	1	7								
10 Daric Barton, L OBP: 0.342, SLG: 0.347														5	1	1	0	0	2	3								
28 Carlos González, L OBP: 0.229, SLG: 0.429														5	0	1	1	0	1	1								
8 Kurt Suzuki, R OBP: 0.316, SLG: 0.303														5	0	0	0	0	2	2								
Inning Stats	R: 1 E: 0 K: 2 S: 15	H: 2 LOB: 1 BB: 0 P: 22	R: 0 E: 0 K: 1 S: 8	H: 1 LOB: 1 BB: 0 P: 13	R: 0 E: 0 K: 2 S: 16	H: 1 LOB: 3 BB: 2 P: 31	R: 0 E: 0 K: 2 S: 10	H: 2 LOB: 1 BB: 0 P: 13	R: 0 E: 0 K: 1 S: 8	H: 1 LOB: 2 BB: 1 P: 13	R: 0 E: 0 K: 3 S: 11	H: 0 LOB: 0 BB: 0 P: 15	R: 1 E: 0 K: 0 S: 11	H: 1 LOB: 1 BB: 2 P: 22	R: 0 E: 0 K: 2 S: 9	H: 0 LOB: 0 BB: 0 P: 12	R: 0 E: 0 K: 2 S: 8	H: 0 LOB: 0 BB: 0 P: 11	R: 0 E: 0 K: 0 S: 7	H: 0 LOB: 0 BB: 0 P: 9	R: 0 E: 0 K: 1 S: 9	H: 0 LOB: 0 BB: 1 P: 17	R: 4 E: 0 K: 1 S: 13	H: 3 LOB: 0 BB: 1 P: 24	1B: 7 2B: 3 3B: 0 HR: 1	SF: 0 SAC: 0 DP: 0 HBP: 0	WP: 0 PB: 1 SB: 0 CS: 0	PA: 51
PITCHER	IP WLS BF H R ER SO BB IBB HBP BLK WP HR S P ERA WHIP	6.1 1.1 4 0 0 0 2 0 0 0 0 0 0 12 18 0.00 0.000	6.0 1.1 9 0 0 0 2 0 0 0 0 0 0 24 37 0.00 0.000	6.0 1.2 6 3 4 0 0 1 0 0 0 0 1 13 24 54.00 6.000	6.0 1.1 6 0 0 0 0 2 0 0 0 0 0 11 24 0.00 0.000	PITCHER		IP WLS BF H R ER SO BB IBB HBP BLK WP HR S P ERA WHIP	11.1 1.2 4 0 0 0 0 1 0 0 0 0 0 11 67 4.50 1.500																			
54 Ervin Santana, R ERA: 3.01												49 Chris Bootcheck, R ERA: 10.13																

Los Angeles Angels @ Oakland Athletics
McAfee Coliseum, Oakland, CA
Sun Jun 08 2008, 4:05 PM EDT
Att. 26,332 - Sunny - 73 F

livebaseballscorecards.com

AB	46
R	7
H	11
RBI	7
BB	5
SO	14
LOB	26



Batter	1	2	3	4	5	6	7	8	9	AB	R	H	RBI	BB	SO	LOB	TOP										
18 Johnny Damon, L OBP: 0.392, SLG: 0.504	G1-3	G3			G5-4-3		1B		K	4	0	1	0	1	1	0	New York Yankees @ Oakland Athletics McAfee Coliseum, Oakland, CA Tue Jun 10 2008, 10:05 PM EDT Att: 26,402 - Clear - 74 F livebaseballscorecards.com										
2 Derek Jeter, R OBP: 0.326, SLG: 0.373	1B	BB	K		G5-4-3		K		G4-3	4	1	0	0	1	2	2											
Bobby Abreu, L OBP: 0.359, SLG: 0.472	1B	BB			BB				HBP	2	0	2	0	2	0	0											
13 Alex Rodriguez, R OBP: 0.396, SLG: 0.589	1B	BB			BB				L9	4	1	2	1	0	0	2											
Jason Giambi, L OBP: 0.395, SLG: 0.556	1B				BB				HBP	2	0	1	1	1	1	2											
20 Jorge Posada, S OBP: 0.365, SLG: 0.494	BB				F9				K	3	0	0	0	1	1	5											
Wilson Betemit, S OBP: 0.246, SLG: 0.426	FC5-4								K	4	0	0	0	0	2	5											
24 Robinson Cano, L OBP: 0.268, SLG: 0.331	G4-3				F7				F8	4	0	0	0	0	0	1											
28 Melky Cabrera, S OBP: 0.321, SLG: 0.397	L4				L3				HR	4	1	1	1	0	0	0											
Inning Stats	R: 2 H: 3 E: 0 K: 0 S: 14	H: 3 LOB: 2 BB: 2 P: 28	R: 0 H: 0 E: 0 K: 0 S: 5	H: 0 LOB: 0 BB: 0 P: 9	R: 0 H: 1 E: 0 K: 2 S: 9	H: 1 LOB: 2 BB: 1 P: 17	R: 0 H: 0 E: 0 K: 1 S: 5	H: 0 LOB: 0 BB: 0 P: 8	R: 0 H: 0 E: 0 K: 0 S: 6	H: 0 LOB: 1 BB: 2 P: 18	R: 0 H: 1 E: 0 K: 1 S: 8	H: 1 LOB: 0 BB: 0 P: 13	R: 0 H: 1 E: 0 K: 2 S: 14	H: 1 LOB: 2 BB: 0 P: 20	R: 1 H: 1 E: 0 K: 1 S: 11	H: 1 LOB: 0 BB: 0 P: 20		1B: 6 2B: 0 3B: 0 HR: 1	SF: 0 SAC: 0 DP: 1 HBP: 1	WP: 0 PB: 0 SB: 0 CS: 1	PA: 38						
PITCHER	IP	WLS	BF	H	R	ER	SO	BB	IBB	HBP	BLK	WP	HR	S	P	ERA	WHIP										
30 Dana Eveland, L ERA: 3.76	6.0	L	26	4	2	2	3	6	0	0	1	0	0	51	100	3.00	1.667										
Chad Gaudin, R ERA: 3.29	1.1		5	2	0	0	1	0	0	0	0	0	0	13	22	0.00	1.500										
Alan Embree, L ERA: 4.0	0.2		3	0	0	0	2	0	0	1	0	0	0	9	12	0.00	0.000										
29 Keith Foulke, R ERA: 3.1	1.0		4	1	1	1	1	0	0	0	0	0	1	11	20	9.00	1.000										

Batter	1	2	3	4	5	6	7	8	9	AB	R	H	RBI	BB	SO	LOB	BOTTOM										
22 Jack Hannahan, L OBP: 0.349, SLG: 0.354	HBP		F7		K			F7		3	0	0	0	0	1	1	New York Yankees @ Oakland Athletics McAfee Coliseum, Oakland, CA Tue Jun 10 2008, 10:05 PM EDT Att: 26,402 - Clear - 74 F livebaseballscorecards.com										
7 Bobby Crosby, R OBP: 0.321, SLG: 0.378	L7		G6-4-3					G1		4	0	1	0	0	0	2											
32 Jack Cust, L OBP: 0.409, SLG: 0.465	F9							G4-6-3		3	1	1	0	1	0	2											
11 Rajai Davis, R OBP: 0.211, SLG: 0.235	F9							BB		0	0	0	0	0	0	0											
3 Eric Chavez, L OBP: 0.342, SLG: 0.457	F8							BB		3	0	0	0	1	0	2											
14 Mark Ellis, R OBP: 0.329, SLG: 0.404	2B							G4-3		4	0	3	1	0	0	2											
10 Daric Barton, L OBP: 0.336, SLG: 0.340	K							K		4	0	0	0	0	2	3											
6 Travis Buck, L OBP: 0.235, SLG: 0.330	G5-3							P4		3	0	0	0	1	0	2											
28 Carlos González, L OBP: 0.282, SLG: 0.447	G1							BB		3	0	2	0	1	0	1											
8 Kurt Suzuki, R OBP: 0.315, SLG: 0.302	G5-4-3							F9		4	0	1	0	0	0	5											
Inning Stats	R: 0 H: 0 E: 0 K: 0 S: 3	H: 1 LOB: 0 BB: 0 P: 7	R: 0 H: 1 E: 0 K: 1 S: 8	H: 1 LOB: 0 BB: 0 P: 11	R: 0 H: 1 E: 0 K: 0 S: 6	H: 1 LOB: 0 BB: 0 P: 11	R: 1 H: 2 E: 0 K: 0 S: 8	H: 2 LOB: 1 BB: 0 P: 15	R: 0 H: 0 E: 0 K: 1 S: 5	H: 0 LOB: 0 BB: 1 P: 10	R: 0 H: 1 E: 0 K: 0 S: 4	H: 1 LOB: 2 BB: 0 P: 6	R: 0 H: 2 E: 0 K: 0 S: 10	H: 2 LOB: 2 BB: 1 P: 21	R: 0 H: 0 E: 0 K: 0 S: 11	H: 0 LOB: 2 BB: 2 P: 22	R: 0 H: 1 E: 0 K: 1 S: 13	H: 1 LOB: 1 BB: 0 P: 20	1B: 6 2B: 2 3B: 0 HR: 0	SF: 0 SAC: 0 DP: 4 HBP: 1	WP: 0 PB: 0 SB: 1 CS: 0	PA: 36					
PITCHER	IP	WLS	BF	H	R	ER	SO	BB	IBB	HBP	BLK	WP	HR	S	P	ERA	WHIP										
40 Chien-Ming Wang, R ERA: 4.3	7.1	W	28	7	1	1	2	2	0	1	0	0	0	46	83	1.23	1.227										
41 Jose Veras, R ERA: 3.71	0.2	H	4	0	0	0	0	2	0	0	0	0	0	9	20	0.00	3.000										
42 Mariano Rivera, R ERA: 0.9	1.0	S	4	1	0	0	1	0	0	0	0	0	0	13	20	0.00	1.000										

AB 31
R 3
H 7
RBI 3
BB 6
SO 7
LOB 17



AB 31
R 1
H 8
RBI 1
BB 4
SO 3
LOB 20



Batter	1	2	3	4	5	6	7	8	9	AB	R	H	RBI	BB	SO	LOB	TOP								
18 Johnny Damon, L OBP: 0.390, SLG: 0.498	F8		BB		G4-3			F7		3	0	0	0	1	0	0									
2 Derek Jeter, R OBP: 0.331, SLG: 0.372	G6-3		1B		G1-3			2B		3	1	1	0	1	0	0									
Bobby Abreu, L OBP: 0.381, SLG: 0.476	1B		K		G3			E		4	1	2	0	0	1	2									
13 Alex Rodriguez, R OBP: 0.388, SLG: 0.576	K		K		G6-3			K		4	0	0	0	0	3	5									
55 Hideki Matsui, L OBP: 0.406, SLG: 0.457	L6		1B		F8			FC3-6		3	0	1	0	1	0	0									
Jason Giambi, L OBP: 0.397, SLG: 0.577	HR		F8		L3-6			FC3-6		4	2	2	2	0	0	2									
20 Jorge Posada, S OBP: 0.360, SLG: 0.481	G4-3		G3-6-3		L3-6			1B		4	0	1	1	0	0	2									
24 Robinson Cano, L OBP: 0.264, SLG: 0.325	G3		G3		G3			G6-3		4	0	0	0	0	0	1									
28 Melky Cabrera, S OBP: 0.317, SLG: 0.392	G3		G3		F8			F8		3	0	0	0	0	1	0									
Inning Stats	R: 0 E: 0 K: 1 S: 9	H: 1 LOB: 1 BB: 0 P: 12	R: 1 E: 0 K: 0 S: 8	H: 1 LOB: 0 BB: 0 P: 12	R: 0 E: 0 K: 2 S: 13	H: 1 LOB: 2 BB: 1 P: 23	R: 0 E: 0 K: 0 S: 8	H: 0 LOB: 0 BB: 0 P: 10	R: 0 E: 0 K: 1 S: 9	H: 0 LOB: 0 BB: 0 P: 12	R: 0 E: 0 K: 0 S: 11	H: 0 LOB: 0 BB: 0 P: 15	R: 0 E: 0 K: 0 S: 8	H: 1 LOB: 0 BB: 0 P: 14	R: 0 E: 0 K: 0 S: 7	H: 0 LOB: 0 BB: 0 P: 10	R: 3 E: 1 K: 1 S: 13	H: 2 LOB: 1 BB: 2 P: 23	1B: 4 2B: 3 3B: 0 HR: 1	SF: 0 SAC: 0 DP: 2 HBP: 0	WP: 0 PB: 0 SB: 0 CS: 0	PA: 35			
PITCHER	IP	WLS	BF	H	R	ER	SO	BB	IBB	HBP	BLK	WP	HR	S	P	ERA	WHIP								
58 Justin Duchschere, R ERA: 2.2	7.0	W	25	5	1	1	4	1	0	0	0	0	1	66	98	1.29	0.857								
59 Andrew Brown, R ERA: 2.18	1.0		3	0	0	0	0	0	0	0	0	0	0	7	10	0.00	0.000								
Kiko Calero, R ERA: 6.75	0.1		4	1	3	2	1	2	0	0	0	0	0	6	15	54.00	9.000								
Alan Embree, L ERA: 3.9	0.2		3	1	0	0	0	0	0	0	0	0	0	7	8	0.00	1.500								

New York Yankees @ Oakland Athletics
McAfee Coliseum, Oakland, CA
Wed Jun 11 2008, 10:05 PM EDT
Att: 27,292 - Clear - 72 F

AB 32
R 4
H 7
RBI 3
BB 3
SO 5
LOB 12



Batter	1	2	3	4	5	6	7	8	9	AB	R	H	RBI	BB	SO	LOB	BOTTOM								
22 Jack Hannah, L OBP: 0.345, SLG: 0.350	G3		1B		P5			L3		5	1	1	0	0	1	3									
7 Bobby Crosby, R OBP: 0.323, SLG: 0.380	K		1B		P6			FC5		4	1	1	1	1	1	3									
32 Jack Cust, L OBP: 0.418, SLG: 0.471	BB		2B		FC5			BB		2	1	2	3	2	0	0									
11 Rajai Davis, R OBP: 0.208, SLG: 0.232	BB		1B		1B			K		1	0	0	0	0	1	1									
3 Eric Chavez, L OBP: 0.349, SLG: 0.450	F7		1B		1B			G4-6-3		5	1	2	0	0	0	5									
14 Mark Ellis, R OBP: 0.332, SLG: 0.403	G4-3		1B		BB			F7		3	1	1	1	1	0	0									
28 Carlos González, L OBP: 0.279, SLG: 0.452	K		2B		F8			F7		4	0	1	2	0	1	3									
10 Daric Barton, L OBP: 0.335, SLG: 0.343	K		G3		2B			K		4	1	1	0	0	2	1									
6 Travis Buck, L OBP: 0.235, SLG: 0.321	E3		F7		FC5			G3-1		3	1	0	0	1	0	1									
8 Kurt Suzuki, R OBP: 0.318, SLG: 0.306	P4		1B		1B			P5		4	1	2	1	0	0	1									
Inning Stats	R: 0 E: 0 K: 1 S: 9	H: 0 LOB: 1 BB: 1 P: 18	R: 0 E: 0 K: 2 S: 10	H: 0 LOB: 0 BB: 0 P: 15	R: 6 E: 1 K: 0 S: 23	H: 6 LOB: 1 BB: 0 P: 34	R: 1 E: 0 K: 1 S: 13	H: 3 LOB: 3 BB: 1 P: 25	R: 1 E: 0 K: 0 S: 10	H: 2 LOB: 3 BB: 2 P: 21	R: 0 E: 0 K: 1 S: 7	H: 0 LOB: 0 BB: 0 P: 10	R: 0 E: 0 K: 0 S: 6	H: 0 LOB: 0 BB: 0 P: 8	R: 0 E: 0 K: 1 S: 7	H: 0 LOB: 0 BB: 1 P: 15	R: 1B: 8 2B: 3 3B: 0 HR: 0	SF: 0 SAC: 0 DP: 1 HBP: 0	WP: 2 PB: 0 SB: 1 CS: 0	PA: 40					
PITCHER	IP	WLS	BF	H	R	ER	SO	BB	IBB	HBP	BLK	WP	HR	S	P	ERA	WHIP								
Darrell Rasner, R ERA: 3.84	3.2	L	22	9	7	6	4	1	0	0	0	1	0	12	28	6.75	3.750								
39 Ross Ohlendorf, R ERA: 5.71	1.1		9	2	1	1	0	3	0	0	0	0	0	7	10	0.00	0.000								
LaTroy Hawkins, R ERA: 5.86	1.0		3	0	0	0	1	0	0	0	0	0	0	6	8	0.00	0.000								
Kyle Farnsworth, R ERA: 4.3	1.0		3	0	0	0	0	0	0	0	0	0	0	6	8	0.00	0.000								
36 Edgar Ramirez, R ERA: 2.5	1.0		3	0	0	0	1	1	0	0	0	0	0	7	15	0.00	1.000								

New York Yankees @ Oakland Athletics
McAfee Coliseum, Oakland, CA
Wed Jun 11 2008, 10:05 PM EDT
Att: 27,292 - Clear - 72 F

AB 35
R 8
H 11
RBI 8
BB 5
SO 6
LOB 18



Batter	1	2	3	4	5	6	7	8	9	AB	R	H	RBI	BB	SO	LOB	TOP								
14 Mark Ellis, R OBP: 0.340, SLG: 0.415	P6		15 1B 32 SF7		G3-6-4		15 G6-3 32 SF7		15 G6-3	4	2	2	0	1	0	1									
15 Ryan Sweeney, L OBP: 0.347, SLG: 0.398	P6		3 2B		L6		G6-3		G6-3	5	1	1	1	0	0	3									
32 Jack Cust, L OBP: 0.417, SLG: 0.466			SF7				SF7			1	1	1	2	1	0	0									
11 Rajai Davis, R OBP: 0.208, SLG: 0.232										0	0	0	0	0	0	0									
3 Eric Chavez, L OBP: 0.333, SLG: 0.426	F7									4	0	1	1	0	2	2									
7 Bobby Crosby, R OBP: 0.317, SLG: 0.372	G6-3		G6-3							4	0	0	0	0	1	2									
28 Carlos González, L OBP: 0.275, SLG: 0.420	G6-3				G3-1					4	0	1	0	0	0	0									
8 Kurt Suzuki, R OBP: 0.313, SLG: 0.298					F9					3	0	0	0	1	1	0									
10 Daric Barton, L OBP: 0.341, SLG: 0.347					F8					3	1	2	1	1	0	0									
Greg Smith, L OBP: 1.000, SLG: 1.000										1	0	1	0	0	0	0									
Emil Brown, R OBP: 0.283, SLG: 0.387										1	0	0	0	0	1	3									
Chad Gaudin, R ERA: 4.95										0	0	0	0	0	0	0									
29 Keith Foulke, R ERA: 2.95										0	0	0	0	0	0	0									
22 Jack Hannahan, L OBP: 0.309, SLG: 0.342										1	0	0	0	0	0	1									
Huston Street, R ERA: 3.38										0	0	0	0	0	0	0									
Inning Stats	R: 0 H: 0 E: 0 K: 0 S: 9	H: 0 LOB: 1 BB: 1 P: 20	R: 0 H: 0 E: 0 K: 1 S: 8	H: 0 LOB: 2 BB: 0 P: 11	R: 3 H: 3 E: 0 K: 0 S: 14	H: 3 LOB: 1 BB: 1 P: 23	R: 0 H: 0 E: 0 K: 0 S: 12	H: 0 LOB: 0 BB: 0 P: 17	R: 0 H: 1 E: 0 K: 0 S: 7	H: 1 LOB: 3 BB: 2 P: 9	R: 1 H: 2 E: 0 K: 3 S: 18	H: 2 LOB: 3 BB: 2 P: 27	R: 1 H: 1 E: 0 K: 1 S: 7	H: 1 LOB: 0 BB: 0 P: 12	R: 0 H: 0 E: 0 K: 0 S: 6	H: 0 LOB: 0 BB: 0 P: 8	R: 0 H: 2 E: 0 K: 0 S: 11	H: 2 LOB: 1 BB: 0 P: 16	1B: 7 2B: 2 3B: 0 HR: 0	SF: 2 SAC: 1 DP: 2 HBP: 0	WP: 0 PB: 0 SB: 0 CS: 0	PA: 38			
PITCHER	IP WLS BF H R ER SO BB IBB HBP BLK WP HR S P ERA WHIP	IP WLS BF H R ER SO BB IBB HBP BLK WP HR S P ERA WHIP	IP WLS BF H R ER SO BB IBB HBP BLK WP HR S P ERA WHIP	IP WLS BF H R ER SO BB IBB HBP BLK WP HR S P ERA WHIP	IP WLS BF H R ER SO BB IBB HBP BLK WP HR S P ERA WHIP	IP WLS BF H R ER SO BB IBB HBP BLK WP HR S P ERA WHIP	IP WLS BF H R ER SO BB IBB HBP BLK WP HR S P ERA WHIP	IP WLS BF H R ER SO BB IBB HBP BLK WP HR S P ERA WHIP	IP WLS BF H R ER SO BB IBB HBP BLK WP HR S P ERA WHIP	IP WLS BF H R ER SO BB IBB HBP BLK WP HR S P ERA WHIP	IP WLS BF H R ER SO BB IBB HBP BLK WP HR S P ERA WHIP	IP WLS BF H R ER SO BB IBB HBP BLK WP HR S P ERA WHIP	IP WLS BF H R ER SO BB IBB HBP BLK WP HR S P ERA WHIP	IP WLS BF H R ER SO BB IBB HBP BLK WP HR S P ERA WHIP	IP WLS BF H R ER SO BB IBB HBP BLK WP HR S P ERA WHIP	IP WLS BF H R ER SO BB IBB HBP BLK WP HR S P ERA WHIP	IP WLS BF H R ER SO BB IBB HBP BLK WP HR S P ERA WHIP	IP WLS BF H R ER SO BB IBB HBP BLK WP HR S P ERA WHIP	IP WLS BF H R ER SO BB IBB HBP BLK WP HR S P ERA WHIP	IP WLS BF H R ER SO BB IBB HBP BLK WP HR S P ERA WHIP	IP WLS BF H R ER SO BB IBB HBP BLK WP HR S P ERA WHIP	IP WLS BF H R ER SO BB IBB HBP BLK WP HR S P ERA WHIP	IP WLS BF H R ER SO BB IBB HBP BLK WP HR S P ERA WHIP	IP WLS BF H R ER SO BB IBB HBP BLK WP HR S P ERA WHIP	IP WLS BF H R ER SO BB IBB HBP BLK WP HR S P ERA WHIP
75 Barry Zito, L ERA: 5.88	5.2	L	26	6	4	4	3	4	0	0	0	0	0	0	0	0	65	103	6.35	1.765					
Vinnie Chulk, R ERA: 4.95	0.2		3	1	1	1	1	0	0	0	0	0	0	0	0	0	6	8	13.50	1.500					
43 Alex Hinshaw, L ERA: 3.6	1.2		5	0	0	0	1	0	0	0	0	0	0	0	0	0	16	0.00	0.000	0.000					
16 Pat Misch, L ERA: 5.94	1.0		4	2	0	0	0	0	0	0	0	0	0	0	0	0	11	16	0.00	2.000					

Oakland Athletics @ San Francisco Giants
AT&T Park, San Francisco, CA
Fri Jun 13 2008, 7:15 PM PDT
Att. 42,445 - Clear - 66 F

livebaseballscorecards.com

AB 31
R 5
H 9
RBI 5
BB 4
SO 5
LOB 12



Batter	1	2	3	4	5	6	7	8	9	AB	R	H	RBI	BB	SO	LOB	BOTTOM								
2 Randy Winn, S OBP: 0.351, SLG: 0.449	G5-3				F7					3	0	0	0	1	1	2									
Jose Castillo, R OBP: 0.322, SLG: 0.441										2	0	1	0	2	0	2									
Ray Durham, S OBP: 0.388, SLG: 0.424										3	0	1	0	1	1	2									
1 Bengie Molina, R OBP: 0.346, SLG: 0.475										3	0	0	0	1	0	3									
33 Aaron Rowand, R OBP: 0.379, SLG: 0.498										4	0	0	0	0	2	5									
Rich Aurilia, R OBP: 0.333, SLG: 0.400										4	0	0	0	0	0	0									
49 Brian Horwitz, R OBP: 0.368, SLG: 0.706										3	0	0	0	0	1	0									
43 Alex Hinshaw, L ERA: 3.17										0	0	0	0	0	0	0									
16 Pat Misch, R OBP: 0.200, SLG: 0.111										0	0	0	0	0	0	0									
21 John Bowker, L OBP: 0.310, SLG: 0.429										1	0	0	0	0	0	0									
Omar Vizquel, S OBP: 0.282, SLG: 0.233										4	1	1	0	0	0	0									
75 Barry Zito, L OBP: 0.190, SLG: 0.105										1	0	1	0	1	0	0									
Vinnie Chulk, R ERA: 3.17										0	0	0	0	0	0	0									
14 Fred Lewis, L OBP: 0.357, SLG: 0.458										2	0	1	0	0	1	0									
Inning Stats	R: 0 H: 1 E: 0 K: 1 S: 8	H: 2 LOB: 2 BB: 2 P: 20	R: 1 H: 2 E: 0 K: 1 S: 14	H: 2 LOB: 1 BB: 1 P: 25	R: 0 H: 0 E: 0 K: 1 S: 7	H: 0 LOB: 0 BB: 0 P: 14	R: 0 H: 0 E: 0 K: 0 S: 8	H: 0 LOB: 0 BB: 0 P: 14	R: 0 H: 0 E: 0 K: 0 S: 12	H: 0 LOB: 3 BB: 3 P: 25	R: 0 H: 0 E: 0 K: 0 S: 7	H: 0 LOB: 0 BB: 0 P: 12	R: 0 H: 2 E: 0 K: 1 S: 13	H: 2 LOB: 1 BB: 0 P: 20	R: 0 H: 0 E: 0 K: 0 S: 7	H: 0 LOB: 0 BB: 0 P: 10	R: 0 H: 0 E: 0 K: 1 S: 10	H: 0 LOB: 0 BB: 0 P: 15	1B: 4 2B: 1 3B: 0 HR: 0	SF: 0 SAC: 0 DP: 1 HBP: 0	WP: 0 PB: 1 SB: 1 CS: 0	PA: 36			
PITCHER	IP WLS BF H R ER SO BB IBB HBP BLK WP HR S P ERA WHIP	IP WLS BF H R ER SO BB IBB HBP BLK WP HR S P ERA WHIP	IP WLS BF H R ER SO BB IBB HBP BLK WP HR S P ERA WHIP	IP WLS BF H R ER SO BB IBB HBP BLK WP HR S P ERA WHIP	IP WLS BF H R ER SO BB IBB HBP BLK WP HR S P ERA WHIP	IP WLS BF H R ER SO BB IBB HBP BLK WP HR S P ERA WHIP	IP WLS BF H R ER SO BB IBB HBP BLK WP HR S P ERA WHIP	IP WLS BF H R ER SO BB IBB HBP BLK WP HR S P ERA WHIP	IP WLS BF H R ER SO BB IBB HBP BLK WP HR S P ERA WHIP	IP WLS BF H R ER SO BB IBB HBP BLK WP HR S P ERA WHIP	IP WLS BF H R ER SO BB IBB HBP BLK WP HR S P ERA WHIP	IP WLS BF H R ER SO BB IBB HBP BLK WP HR S P ERA WHIP	IP WLS BF H R ER SO BB IBB HBP BLK WP HR S P ERA WHIP	IP WLS BF H R ER SO BB IBB HBP BLK WP HR S P ERA WHIP	IP WLS BF H R ER SO BB IBB HBP BLK WP HR S P ERA WHIP	IP WLS BF H R ER SO BB IBB HBP BLK WP HR S P ERA WHIP	IP WLS BF H R ER SO BB IBB HBP BLK WP HR S P ERA WHIP	IP WLS BF H R ER SO BB IBB HBP BLK WP HR S P ERA WHIP	IP WLS BF H R ER SO BB IBB HBP BLK WP HR S P ERA WHIP	IP WLS BF H R ER SO BB IBB HBP BLK WP HR S P ERA WHIP	IP WLS BF H R ER SO BB IBB HBP BLK WP HR S P ERA WHIP	IP WLS BF H R ER SO BB IBB HBP BLK WP HR S P ERA WHIP	IP WLS BF H R ER SO BB IBB HBP BLK WP HR S P ERA WHIP	IP WLS BF H R ER SO BB IBB HBP BLK WP HR S P ERA WHIP	IP WLS BF H R ER SO BB IBB HBP BLK WP HR S P ERA WHIP
Greg Smith, L ERA: 3.62	5.0		23	3	1	1	4	6	0	0	0	0	0	0	0	0	49	98	1.80	1.800					
Chad Gaudin, R ERA: 3.17	2.0	H	7	2	0	0	1	0	0	0	0	0	0	0	0	0	20	32	0.00	1.000					
29 Keith Foulke, R ERA: 2.95	1.0		3	0	0	0	0	0	0	0	0	0	0	0	0	0	7	10	0.00	0.000					
Huston Street, R ERA: 3.38	1.0		3	0	0	0	1	0	0	0	0	0	0	0	0	0	10	15	0.00	0.000					

Oakland Athletics @ San Francisco Giants
AT&T Park, San Francisco, CA
Fri Jun 13 2008, 7:15 PM PDT
Att. 42,445 - Clear - 66 F

livebaseballscorecards.com

AB 30
R 1
H 5
RBI 0
BB 6
SO 6
LOB 14



Batter	1	2	3	4	5	6	7	8	9	AB	R	H	RBI	BB	SO	LOB	TOP							
14 Mark Ellis, R OBP: 0.341, SLG: 0.415										5	1	2	0	0	2	2	Oakland Athletics @ San Francisco Giants AT&T Park, San Francisco, CA Sat Jun 14 2008, 6:05 PM PDT Att: 40,873 - Clear - 63 F							
15 Ryan Sweeney, L OBP: 0.351, SLG: 0.402										4	1	2	0	0	1	1								
32 Jack Cust, L OBP: 0.418, SLG: 0.469										3	0	1	1	1	1	2								
11 Rajai Davis, R OBP: 0.208, SLG: 0.232										4	0	0	0	0	2	3								
3 Eric Chavez, L OBP: 0.309, SLG: 0.392										4	0	0	0	0	2	3								
7 Bobby Crosby, R OBP: 0.313, SLG: 0.367										4	0	0	0	0	1	1								
28 Carlos González, L OBP: 0.273, SLG: 0.407										4	1	1	0	0	1	0								
8 Kurt Suzuki, R OBP: 0.314										4	1	3	0	0	0	0								
10 Daric Barton, L OBP: 0.340, SLG: 0.344										2	0	0	1	1	1	1								
Rich Harden, L ERA: 2.53										2	0	0	0	0	1	1								
Inning Stats	R: 1 E: 0 K: 2 S: 12	H: 2 LOB: 1 BB: 0 P: 16	R: 0 E: 0 K: 3 S: 13	H: 1 LOB: 1 BB: 0 P: 18	R: 0 E: 0 K: 3 S: 9	H: 0 LOB: 1 BB: 1 P: 19	R: 0 E: 0 K: 0 S: 8	H: 0 LOB: 0 BB: 0 P: 11	R: 0 E: 0 K: 0 S: 10	H: 1 LOB: 1 BB: 0 P: 14	R: 0 E: 0 K: 2 S: 8	H: 0 LOB: 0 BB: 0 P: 13	R: 1 E: 0 K: 1 S: 11	H: 1 LOB: 0 BB: 0 P: 13	R: 1 E: 0 K: 0 S: 11	H: 2 LOB: 1 BB: 0 P: 20	R: 1 E: 0 K: 1 S: 12	H: 2 LOB: 2 BB: 1 P: 23	1B: 7 2B: 1 3B: 1 HR: 0	SF: 1 2B: 1 DP: 0 HBP: 0	WP: 2 PB: 0 SB: 0 CS: 1	PA: 37		
PITCHER	IP WLS BF H R ER SO BB IBB HBP BLK WP HR S P ERA WHIP	7.0 L 28 6 3 3 11 1 0 0 0 0 0 73 108 3.86 1.000	1.0 3 1 0 0 0 0 0 0 0 0 1 0 9 16 0.00 1.000	1.0 6 2 1 1 1 1 0 0 0 0 1 0 12 23 9.00 3.000																				



Batter	1	2	3	4	5	6	7	8	9	AB	R	H	RBI	BB	SO	LOB	BOTTOM						
14 Fred Lewis, L OBP: 0.359, SLG: 0.457										3	0	1	0	1	2	0	Oakland Athletics @ San Francisco Giants AT&T Park, San Francisco, CA Sat Jun 14 2008, 6:05 PM PDT Att: 40,873 - Clear - 63 F						
Ray Durham, S OBP: 0.380, SLG: 0.414										4	0	0	0	0	2	2							
2 Randy Winn, S OBP: 0.360, SLG: 0.453										2	0	2	0	2	0	0							
1 Bengie Molina, R OBP: 0.340, SLG: 0.467										4	0	0	0	0	0	4							
33 Aaron Rowand, R OBP: 0.377, SLG: 0.494										4	0	1	0	0	1	1							
21 John Bowker, L OBP: 0.306, SLG: 0.423										2	0	0	0	0	1	0							
Rich Aurilia, R OBP: 0.341, SLG: 0.407										2	0	2	0	0	0	0							
Jose Castillo, R OBP: 0.317, SLG: 0.433										4	0	0	0	0	2	4							
Omar Vizquel, S OBP: 0.274, SLG: 0.226										3	0	0	0	0	1	0							
18 Matt Cain, R OBP: 0.250, SLG: 0.414										2	0	0	0	0	2	0							
49 Brian Horwitz, R OBP: 0.350, SLG: 0.667										1	0	0	0	0	0	0							
34 Billy Sadler, R ERA: 4.41										0	0	0	0	0	0	0							
Inning Stats	R: 0 E: 0 K: 1 S: 8	H: 1 LOB: 0 BB: 0 P: 13	R: 0 E: 0 K: 2 S: 9	H: 0 LOB: 0 BB: 0 P: 10	R: 0 E: 0 K: 3 S: 12	H: 0 LOB: 0 BB: 0 P: 16	R: 0 E: 0 K: 1 S: 13	H: 0 LOB: 1 BB: 1 P: 23	R: 0 E: 0 K: 1 S: 11	H: 0 LOB: 0 BB: 0 P: 14	R: 0 E: 0 K: 1 S: 9	H: 0 LOB: 0 BB: 1 P: 19	R: 0 E: 0 K: 1 S: 13	H: 2 LOB: 0 BB: 0 P: 14	R: 0 E: 0 K: 1 S: 15	H: 1 LOB: 1 BB: 0 P: 22	R: 0 E: 0 K: 0 S: 12	H: 2 LOB: 2 BB: 1 P: 19	1B: 6 2B: 0 3B: 0 HR: 0	SF: 0 2B: 0 DP: 2 HBP: 0	WP: 0 PB: 0 SB: 0 CS: 1	PA: 34	
PITCHER	IP WLS BF H R ER SO BB IBB HBP BLK WP HR S P ERA WHIP	6.0 W 20 6 0 0 9 2 0 0 0 0 0 8 9 0.00 1.500	0.2 H 3 1 0 0 0 0 0 0 0 0 0 0 8 9 0.00 1.500	0.1 H 2 1 0 0 0 1 0 0 0 0 0 0 5 5 0.00 3.000	1.0 H 4 1 0 0 1 0 0 0 0 0 0 0 15 22 0.00 1.000	1.0 5 2 0 0 0 0 1 0 0 0 0 0 12 19 0.00 3.000																	



Batter	1	2	3	4	5	6	7	8	9	AB	R	H	RBI	BB	SO	LOB	TOP						
14 Mark Ellis, R OBP: 0.338, SLG: 0.410										5	1	1	0	0	1	1	Oakland Athletics @ San Francisco Giants AT&T Park, San Francisco, CA Sun Jun 15 2008, 1:05 PM PDT Att: 41,547 - Sunny - 62 F						
15 Ryan Sweeney, L OBP: 0.349, SLG: 0.397										4	1	1	0	0	0	1							
32 Jack Cust, L OBP: 0.420, SLG: 0.467										3	1	1	0	1	1	1							
11 Rajai Davis, R OBP: 0.208, SLG: 0.232										0	0	0	0	0	0	0							
3 Eric Chavez, L OBP: 0.339, SLG: 0.418										4	1	3	2	0	0	1							
7 Bobby Crosby, R OBP: 0.312, SLG: 0.369										4	1	1	1	0	0	2							
28 Carlos González, L OBP: 0.288, SLG: 0.404										3	0	1	1	1	1	1							
8 Kurt Suzuki, R OBP: 0.327, SLG: 0.316										2	0	1	0	2	0	0							
10 Daric Barton, L OBP: 0.335, SLG: 0.338										4	0	0	1	0	1	5							
30 Dana Eveland, L OBP: 0.400, SLG: 0.250										3	0	0	0	0	2	2							
Chad Gaudin, R ERA: 3.09										0	0	0	0	0	0	0							
29 Keith Foulke, R ERA: 1.93										0	0	0	0	0	0	0							
22 Jack Hannahan, L OBP: 0.336, SLG: 0.339										1	0	0	0	0	1	0							
Huston Street, R ERA: 4.97										0	0	0	0	0	0	0							
Inning Stats	R: 0 E: 0 K: 0 S: 5	H: 1 LOB: 1 BB: 0 P: 9	R: 0 E: 0 K: 1 S: 9	H: 0 LOB: 0 BB: 0 P: 13	R: 0 E: 0 K: 2 S: 11	H: 0 LOB: 0 BB: 0 P: 14	R: 1 E: 0 K: 1 S: 10	H: 2 LOB: 0 BB: 0 P: 20	R: 0 E: 0 K: 0 S: 7	H: 1 LOB: 1 BB: 1 P: 13	R: 4 E: 0 K: 0 S: 19	H: 4 LOB: 1 BB: 2 P: 35	R: 0 E: 0 K: 2 S: 11	H: 0 LOB: 0 BB: 0 P: 17	R: 0 E: 0 K: 0 S: 7	H: 1 LOB: 1 BB: 0 P: 11	R: 0 E: 0 K: 0 S: 10	H: 0 LOB: 1 BB: 1 P: 17	1B: 8 2B: 2 3B: 0 HR: 0	SF: 0 SAC: 0 DP: 2 HBP: 0	WP: 1 PB: 0 SB: 1 CS: 1	PA: 38	
PITCHER	IP WLS BF H R ER SO BB IBB HBP BLK WP HR S P ERA WHIP	5.1 L 23 7 5 5 4 2 0 0 0 0 0 0 53 88 8.44 1.688	6.1 L 23 6 1 0 0 2 0 1 0 0 1 0 19 33 0.00 0.600	1.0 L 4 1 0 0 0 0 0 0 0 0 0 0 7 11 0.00 1.000	1.0 L 4 0 0 0 0 1 0 0 0 0 0 0 10 17 0.00 1.000																		

Batter	1	2	3	4	5	6	7	8	9	AB	R	H	RBI	BB	SO	LOB	BOTTOM						
2 Randy Winn, S OBP: 0.361, SLG: 0.454										4	0	1	1	1	1	0	Oakland Athletics @ San Francisco Giants AT&T Park, San Francisco, CA Sun Jun 15 2008, 1:05 PM PDT Att: 41,547 - Sunny - 62 F						
Jose Castillo, R OBP: 0.314, SLG: 0.429										5	0	1	0	0	2	3							
33 Aaron Rowand, R OBP: 0.374, SLG: 0.487										5	1	1	0	0	0	1							
Ray Durham, S OBP: 0.378, SLG: 0.408										3	0	0	0	1	1	1							
Rich Aurilia, R OBP: 0.349, SLG: 0.412										3	1	2	0	1	0	0							
49 Brian Horwitz, R OBP: 0.348, SLG: 0.619										3	0	1	0	0	0	2							
14 Fred Lewis, L OBP: 0.362, SLG: 0.459										1	0	1	0	0	0	0							
7 Emmanuel Burriss, S OBP: 0.315, SLG: 0.370										3	1	2	0	0	1	2							
21 John Bowker, L OBP: 0.310, SLG: 0.427										1	0	1	1	0	0	0							
Tyler Walker, R ERA: 2.74										0	0	0	0	0	0	0							
20 Steve Holm, R OBP: 0.306, SLG: 0.349										3	0	0	0	0	0	2							
1 Bengie Molina, R OBP: 0.339, SLG: 0.467										0	0	0	1	0	0	0							
Kevin Correia, R OBP: 0.115, SLG: 0.111										2	0	0	0	0	2	1							
43 Alex Hinshaw, L ERA: 3.66										0	0	0	0	0	0	0							
28 Travis Denker, R OBP: 0.295, SLG: 0.345										1	0	0	0	0	1	1							
22 Keiichi Yabu, R ERA: 2.74										0	0	0	0	0	0	0							
Omar Vizquel, S OBP: 0.371, SLG: 0.223										1	0	0	0	0	0	2							
Inning Stats	R: 0 E: 0 K: 0 S: 5	H: 1 LOB: 0 BB: 0 P: 7	R: 0 E: 0 K: 0 S: 5	H: 0 LOB: 0 BB: 0 P: 7	R: 1 E: 0 K: 1 S: 12	H: 2 LOB: 1 BB: 0 P: 20	R: 0 E: 0 K: 1 S: 11	H: 2 LOB: 2 BB: 0 P: 16	R: 0 E: 0 K: 2 S: 7	H: 0 LOB: 0 BB: 0 P: 9	R: 0 E: 0 K: 0 S: 6	H: 0 LOB: 2 BB: 2 P: 14	R: 0 E: 0 K: 2 S: 12	H: 1 LOB: 2 BB: 1 P: 24	R: 2 E: 0 K: 1 S: 13	H: 4 LOB: 2 BB: 0 P: 20	R: 0 E: 0 K: 1 S: 10	H: 0 LOB: 0 BB: 0 P: 12	1B: 7 2B: 3 3B: 0 HR: 0	SF: 1 SAC: 0 DP: 1 HBP: 0	WP: 0 PB: 0 SB: 0 CS: 0	PA: 39	
PITCHER	IP WLS BF H R ER SO BB IBB HBP BLK WP HR S P ERA WHIP	6.2 W 28 6 3 2 2 3 0 0 0 0 0 0 55 91 1.35 1.350	0.2 H 5 3 2 2 2 0 0 0 0 0 0 4 7 0.00 1.500	0.2 H 3 1 0 0 0 0 0 0 0 0 0 0 10 12 0.00 0.000	1.0 S 3 0 0 0 1 0 0 0 0 0 0 10 12 0.00 0.000																		



Batter	1	2	3	4	5	6	7	8	9	AB	R	H	RBI	BB	SO	LOB	TOP			
14 Mark Ellis, R OBP: 0.348, SLG: 0.440										3	0	0	0	0	2	0	Oakland Athletics @ Arizona Diamondbacks Chase Field, Phoenix, AZ Wed Jun 18 2008, 6:40 PM MST Att: 28,519 - Roof Closed - 80 F			
11 Rajai Davis, R OBP: 0.230, SLG: 0.296										4	0	1	0	0	1	1				
15 Ryan Sweeney, L OBP: 0.354, SLG: 0.417										3	0	0	0	1	1					
32 Jack Cust, L OBP: 0.414, SLG: 0.455										2	0	0	0	0	1	2				
3 Eric Chavez, L OBP: 0.333, SLG: 0.468										2	0	0	0	0	1	0				
22 Jack Hannahan, L OBP: 0.332, SLG: 0.333										3	0	0	0	0	1	2				
7 Bobby Crosby, R OBP: 0.314, SLG: 0.383										0	0	0	0	0	0	0				
Kiko Calero, R										0	0	0	0	0	0	0				
Rob Bowen, S										0	0	0	0	1	0	0				
28 Carlos González, L OBP: 0.279, SLG: 0.385										4	1	1	0	0	0	1				
8 Kurt Suzuki, R OBP: 0.335, SLG: 0.335										4	0	2	1	0	1	1				
10 Daric Barton, L OBP: 0.332, SLG: 0.329										3	0	0	0	0	1	2				
Joe Blanton, R										1	0	0	0	0	1	0				
31 Brad Ziegler, R										0	0	0	0	0	0	0				
Emil Brown, R OBP: 0.279, SLG: 0.362										1	0	0	0	0	1	1				
Chad Gaudin, R										0	0	0	0	0	0	0				
2 Gregorio Petit, R OBP: 0.366, SLG: 0.389										1	0	0	0	0	1	0				
Inning Stats	R: 0 E: 0 K: 2 S: 15	H: 1 LOB: 2 BB: 1 P: 27	R: 0 E: 0 K: 1 S: 9	H: 0 LOB: 0 BB: 0 P: 14	R: 0 E: 0 K: 2 S: 9	H: 0 LOB: 0 BB: 0 P: 14	R: 0 E: 0 K: 1 S: 8	H: 0 LOB: 0 BB: 0 P: 11	R: 0 E: 0 K: 0 S: 6	H: 1 LOB: 0 BB: 0 P: 16	R: 1 E: 0 K: 1 S: 14	H: 2 LOB: 1 BB: 0 P: 21	R: 0 E: 0 K: 3 S: 12	H: 0 LOB: 1 BB: 0 P: 19	R: 0 E: 0 K: 1 S: 7	H: 0 LOB: 1 BB: 1 P: 14	1B: 3 2B: 1 3B: 0 HR: 0	SF: 0 SAC: 0 DP: 0 HBP: 1	WP: 1 PB: 0 SB: 1 CS: 0	PA: 34
PITCHER	IP WLS BF H R ER SO BB IBB HBP BLK WP HR S P ERA WHIP	7.0 W 26 4 1 1 8 1 0 0 0 1 0 71 112 1.29 0.714	1.0 4 0 0 0 3 0 0 1 0 0 0 12 19 0.00 0.000	1.0 4 0 0 0 1 1 0 0 0 0 0 7 14 0.00 1.000																
15 Dan Haren, R ERA: 3.26																				
37 Juan Cruz, R ERA: 2.57																				
50 Chad Qualls, R ERA: 2.38																				



Batter	1	2	3	4	5	6	7	8	9	AB	R	H	RBI	BB	SO	LOB	BOTTOM			
6 Stephen Drew, L OBP: 0.308, SLG: 0.479										5	2	3	2	0	0	1	Oakland Athletics @ Arizona Diamondbacks Chase Field, Phoenix, AZ Wed Jun 18 2008, 6:40 PM MST Att: 28,519 - Roof Closed - 80 F			
34 Conor Jackson, R OBP: 0.398, SLG: 0.498										4	1	1	0	1	1	2				
37 Juan Cruz, R										0	0	0	0	0	0	0				
50 Chad Qualls, R										0	0	0	0	0	0	0				
1 Orlando Hudson, S OBP: 0.366, SLG: 0.483										4	1	3	0	0	0	1				
Chris Burke, R OBP: 0.280, SLG: 0.200										1	0	0	0	0	0	0				
18 Chad Tracy, L OBP: 0.304, SLG: 0.462										5	2	3	2	0	0	1				
27 Mark Reynolds, R OBP: 0.333, SLG: 0.498										4	1	0	0	1	2	5				
26 Miguel Montero, L OBP: 0.316, SLG: 0.329										4	0	0	0	0	5					
24 Chris Young, R OBP: 0.308, SLG: 0.435										4	2	2	3	0	1	2				
Jeff Salazar, L OBP: 0.356, SLG: 0.388										3	2	1	1	1	0	0				
15 Dan Haren, R OBP: 0.171, SLG: 0.273										3	0	1	3	0	1	1				
28 Alex Romero, L OBP: 0.250, SLG: 0.323										1	0	1	0	0	0	0				
Inning Stats	R: 5 E: 0 K: 0 S: 20	H: 5 LOB: 0 BB: 0 P: 32	R: 0 E: 0 K: 1 S: 10	H: 0 LOB: 1 BB: 1 P: 16	R: 3 E: 0 K: 0 S: 12	H: 2 LOB: 1 BB: 2 P: 27	R: 0 E: 0 K: 0 S: 9	H: 2 LOB: 1 BB: 0 P: 12	R: 3 E: 0 K: 0 S: 11	H: 3 LOB: 0 BB: 0 P: 17	R: 0 E: 0 K: 1 S: 6	H: 1 LOB: 0 BB: 0 P: 9	R: 0 E: 0 K: 2 S: 12	H: 2 LOB: 2 BB: 0 P: 20	R: 0 E: 0 K: 1 S: 7	H: 0 LOB: 0 BB: 0 P: 11	1B: 8 2B: 5 3B: 0 HR: 2	SF: 0 SAC: 0 DP: 1 HBP: 0	WP: 0 PB: 0 SB: 0 CS: 0	PA: 41
PITCHER	IP WLS BF H R ER SO BB IBB HBP BLK WP HR S P ERA WHIP	3.0 L 19 7 8 8 1 2 1 0 0 0 0 0 9 24.00 3.000	1.0 4 2 0 0 0 0 0 0 0 0 0 1 17 26 13.50 2.000	2.0 8 2 0 0 3 0 0 0 0 0 0 0 19 31 0.00 1.000																
Joe Blanton, R ERA: 4.81																				
31 Brad Ziegler, R ERA: 3.81																				
Chad Gaudin, R ERA: 3.81																				
Kiko Calero, R ERA: 3.86																				



Batter	1	2	3	4	5	6	7	8	9	AB	R	H	RBI	BB	SO	LOB	TOP					
14 Mark Ellis, R OBP: 0.346, SLG: 0.434										3	1	0	0	1	0	0	Oakland Athletics @ Arizona Diamondbacks Chase Field, Phoenix, AZ Thu Jun 19 2008, 12:40 PM MST Att: 32,007 - Roof Closed - 80 F					
15 Ryan Sweeney, L OBP: 0.361, SLG: 0.412										4	0	1	0	0	0	0						
32 Jack Cust, L OBP: 0.416, SLG: 0.454										3	0	1	1	1	0	0						
7 Bobby Crosby, R OBP: 0.310, SLG: 0.378										4	0	0	0	0	1	3						
3 Eric Chavez, L OBP: 0.319, SLG: 0.446										3	0	0	0	0	1	0						
Emil Brown, R OBP: 0.276, SLG: 0.357										3	0	0	0	0	3	0						
Alan Embree, L										0	0	0	0	0	0	0						
29 Keith Foulke, R										0	0	0	0	0	0	0						
22 Jack Hannahan, L OBP: 0.332, SLG: 0.338										3	0	1	0	0	2	0						
Rob Bowen, S OBP: 0.278, SLG: 0.294										3	0	0	0	0	2	1						
Greg Smith, L OBP: 0.500, SLG: 0.500										1	0	0	0	0	1	0						
11 Rajai Davis, R OBP: 0.227, SLG: 0.292										1	0	0	0	0	0	0						
31 Brad Ziegler, R										0	0	0	0	0	0	0						
28 Carlos González, L OBP: 0.275, SLG: 0.379										1	0	0	0	0	1	0						
Inning Stats	R: 0 E: 0 K: 1 S: 12	H: 0 LOB: 1 BB: 1 P: 23	R: 0 E: 0 K: 2 S: 15	H: 1 LOB: 1 BB: 0 P: 23	R: 0 E: 0 K: 1 S: 7	H: 0 LOB: 0 BB: 0 P: 9	R: 0 E: 0 K: 1 S: 7	H: 0 LOB: 0 BB: 0 P: 9	R: 0 E: 0 K: 3 S: 11	H: 0 LOB: 0 BB: 0 P: 17	R: 1 E: 0 K: 0 S: 10	H: 2 LOB: 1 BB: 1 P: 22	R: 0 E: 0 K: 2 S: 7	H: 0 LOB: 0 BB: 0 P: 10	R: 0 E: 0 K: 1 S: 8	H: 0 LOB: 0 BB: 0 P: 13	R: 0 E: 0 K: 0 S: 8	H: 0 LOB: 0 BB: 0 P: 13	1B: 2 2B: 1 3B: 0 HR: 0	SF: 0 SAC: 0 DP: 1 HBP: 0	WP: 0 PB: 0 SB: 0 CS: 0	PA: 31
PITCHER	IP WLS BF H R ER SO BB IBB HBP BLK WP HR S P ERA WHIP																					
49 Doug Davis, L ERA: 3.65	(1, 1) 6.0 0 22 3 1 1 8 2 0 0 0 0 0 0 0 0 62 103 1.50 0.833																					
50 Chad Qualls, R ERA: 2.31	(7, 1) 1.0 3 0 0 0 2 0 0 0 0 0 0 0 7 10 0.00 0.000																					
56 Ramon Pena, R ERA: 2.94	(8, 1) 1.0 W 3 0 0 0 1 0 0 0 0 0 0 0 8 13 0.00 0.000																					
Brandon Lyon, R ERA: 2.43	(9, 1) 1.0 S 3 0 0 0 0 0 0 0 0 0 0 0 8 13 0.00 0.000																					

Batter	1	2	3	4	5	6	7	8	9	AB	R	H	RBI	BB	SO	LOB	BOTTOM			
11 Augie Ojeda, S OBP: 0.396, SLG: 0.372										4	0	0	0	1	3	Oakland Athletics @ Arizona Diamondbacks Chase Field, Phoenix, AZ Thu Jun 19 2008, 12:40 PM MST Att: 32,007 - Roof Closed - 80 F				
10 Justin Upton, R OBP: 0.365, SLG: 0.447										3	2	2	1	1	0		1			
1 Orlando Hudson, S OBP: 0.360, SLG: 0.475										4	0	0	0	2	2					
34 Conor Jackson, R OBP: 0.399, SLG: 0.495										3	0	1	0	1	0		0			
27 Mark Reynolds, R OBP: 0.336, SLG: 0.494										2	0	0	0	2	2		1			
Brandon Lyon, R										0	0	0	0	0	0		0			
24 Chris Young, R OBP: 0.311, SLG: 0.439										2	0	2	1	0	0		0			
19 Chris Snyder, R OBP: 0.332, SLG: 0.457										2	0	2	1	0	0		0			
Chris Burke, R OBP: 0.283, SLG: 0.198										2	0	0	0	0	3					
Chris Burke, R OBP: 0.283, SLG: 0.198										1	0	0	0	1	0		0			
28 Alex Romero, L OBP: 0.242, SLG: 0.313										1	0	0	0	1	1					
49 Doug Davis, R OBP: 0.167, SLG: 0.167										1	0	0	0	1	0					
50 Chad Qualls, R										0	0	0	0	0	0					
44 Micah Owings, R OBP: 0.327, SLG: 0.362										1	0	0	0	1	2					
56 Ramon Pena, R										0	0	0	0	0	0					
6 Stephen Drew, L OBP: 0.308, SLG: 0.479										0	0	0	0	0	0					
Inning Stats	R: 0 E: 0 K: 1 S: 8	H: 0 LOB: 0 BB: 1 P: 16	R: 0 E: 0 K: 1 S: 10	H: 1 LOB: 1 BB: 0 P: 15	R: 0 E: 0 K: 1 S: 7	H: 0 LOB: 0 BB: 0 P: 11	R: 1 E: 0 K: 0 S: 14	H: 2 LOB: 2 BB: 1 P: 27	R: 0 E: 0 K: 1 S: 11	H: 0 LOB: 1 BB: 1 P: 18	R: 0 E: 0 K: 0 S: 4	H: 0 LOB: 0 BB: 1 P: 10	R: 0 E: 0 K: 2 S: 12	H: 1 LOB: 2 BB: 0 P: 15	R: 1 E: 0 K: 2 S: 15	H: 1 LOB: 1 BB: 1 P: 26	1B: 3 2B: 2 3B: 0 HR: 1	SF: 1 SAC: 2 DP: 1 HBP: 0	WP: 1 PB: 0 SB: 0 CS: 2	PA: 33
PITCHER	IP WLS BF H R ER SO BB IBB HBP BLK WP HR S P ERA WHIP																			
Greg Smith, L ERA: 3.51	(1, 1) 5.0 0 20 3 1 1 4 3 0 0 0 0 0 0 0 50 87 1.80 1.200																			
31 Brad Ziegler, R ERA: 3.77	(6, 1) 1.1 5 1 0 0 0 1 0 0 0 0 0 0 8 14 0.00 1.500																			
Alan Embree, L ERA: 3.77	(7, 1) 0.2 3 0 0 0 2 0 0 0 0 0 1 0 8 11 0.00 0.000																			
29 Keith Foulke, R ERA: 3.0	(8, 1) 1.0 L 4 1 1 1 2 1 0 0 0 0 0 1 15 26 9.00 2.000																			



Batter	1	2	3	4	5	6	7	8	9	AB	R	H	RBI	BB	SO	LOB	TOP											
2 Hanley Ramirez, R OBP: 0.386, SLG: 0.521	G6-3		F8		F9		K		F7	5	0	0	0	0	1	3												
27 Jeremy Hermida, L OBP: 0.330, SLG: 0.434	HR		G4-3		2B			F9		4	1	2	1	0	0	0												
3 Jorge Cantu, R OBP: 0.332, SLG: 0.486	K		F8		L9			F7		4	0	0	0	0	1	2												
Mike Jacobs, L OBP: 0.272, SLG: 0.529	G4-3			P4		1B				4	0	2	0	0	0	0												
6 Dan Uggla, R OBP: 0.379, SLG: 0.643		FC4-6 BB		P3		G5-4-3 1B				2	0	0	0	2	0	1												
Luis Gonzalez, L OBP: 0.357, SLG: 0.415 65 Jai Miller, R (7, 8)		FC4-6 12 FC5-4 18 HBP			2B			K		3	0	1	0	0	0	1												
18 Wes Helms, R OBP: 0.316, SLG: 0.399			L6							3	0	0	0	0	0	1												
12 Cody Ross, R OBP: 0.277, SLG: 0.491 (7, 7)		FC5-4			1B					3	0	1	0	1	0	2												
58 Mike Rabelo, S OBP: 0.256, SLG: 0.294 (1, 2)		G5-3			K					3	0	0	0	1	1	4												
Inning Stats	R: 1 E: 0 K: 1 S: 8	H: 1 LOB: 0 BB: 0 P: 10	R: 0 E: 0 K: 0 S: 9	H: 0 LOB: 2 BB: 1 P: 15	R: 0 E: 0 K: 0 S: 8	H: 0 LOB: 0 BB: 0 P: 14	R: 0 E: 0 K: 0 S: 9	H: 1 LOB: 1 BB: 0 P: 10	R: 0 E: 0 K: 1 S: 17	H: 2 LOB: 2 BB: 0 P: 20	R: 0 E: 0 K: 0 S: 4	H: 1 LOB: 0 BB: 1 P: 6	R: 0 E: 0 K: 1 S: 11	H: 0 LOB: 1 BB: 1 P: 20	R: 0 E: 0 K: 1 S: 7	H: 1 LOB: 2 BB: 1 P: 15	R: 0 E: 0 K: 0 S: 10	H: 0 LOB: 1 BB: 1 P: 18	1B: 3 2B: 2 3B: 0 HR: 1	SF: 0 SAC: 0 DP: 1 HBP: 1	WP: 0 PB: 0 SB: 0 CS: 0	PA: 37						
PITCHER	IP	WLS	BF	H	R	ER	SO	BB	IBB	HBP	BLK	WP	HR	S	P	ERA	WHIP											
58 Justin Duchschere, R ERA: 1.99	(1, 1)	7.2	W	31	6	1	1	3	2	0	1	0	0	1	70	105	1.17	1.043										
59 Andrew Brown, R ERA: 1.78	(8, 1)	0.1		2	0	0	0	1	0	0	0	0	0	3	9	0.00	3.000											
Chad Gaudin, R ERA: 3.72	(9, 1)	1.0		4	0	0	0	1	0	0	0	0	0	10	18	0.00	1.000											

Florida Marlins @ Oakland Athletics
McAfee Coliseum, Oakland, CA
Sun Jun 22 2008, 4:05 PM EDT
Att: 22,461 - Sunny - 63 F

AB 32
R 1
H 6
RBI 1
BB 4
SO 4
LOB 16



Batter	1	2	3	4	5	6	7	8	9	AB	R	H	RBI	BB	SO	LOB	BOTTOM											
14 Mark Ellis, R OBP: 0.349, SLG: 0.432	1B		F9		2B		K			5	2	3	0	0	1	4												
10 Daric Barton, L OBP: 0.335, SLG: 0.332										0	0	0	0	0	0	0												
15 Ryan Sweeney, L OBP: 0.348, SLG: 0.391 (8, 7)	FC5				F8					4	1	0	0	1	0	3												
32 Jack Cust, L OBP: 0.402, SLG: 0.431 (1, 10)	G4-6-3									4	1	1	1	1	0	2												
7 Bobby Crosby, R OBP: 0.315, SLG: 0.379										4	1	2	1	1	1	0												
8 Kurt Suzuki, R OBP: 0.341, SLG: 0.363 (1, 2)	P4									4	0	1	1	0	0	5												
Emil Brown, R OBP: 0.287, SLG: 0.363 (7, PR)										2	0	2	2	2	0	0												
11 Rajai Davis, R OBP: 0.229, SLG: 0.300 (8, 8)										0	0	0	0	0	0	0												
22 Jack Hannahan, L OBP: 0.325, SLG: 0.335 (8, 5)										4	0	1	0	0	1	4												
28 Carlos González, L OBP: 0.284, SLG: 0.416 (8, 9)										4	1	1	0	0	0	3												
Donnie Murphy, R OBP: 0.277, SLG: 0.322 (8, 4)										4	1	1	0	0	2	4												
Inning Stats	R: 1 E: 1 K: 0 S: 18	H: 2 LOB: 1 BB: 0 P: 27	R: 0 E: 0 K: 1 S: 10	H: 1 LOB: 0 BB: 0 P: 16	R: 4 E: 0 K: 0 S: 9	H: 3 LOB: 1 BB: 2 P: 25	R: 0 E: 0 K: 0 S: 11	H: 1 LOB: 1 BB: 0 P: 18	R: 0 E: 0 K: 1 S: 11	H: 1 LOB: 2 BB: 1 P: 19	R: 2 E: 0 K: 1 S: 15	H: 3 LOB: 1 BB: 1 P: 24	R: 0 E: 0 K: 2 S: 13	H: 1 LOB: 3 BB: 1 P: 24	R: 0 E: 0 K: 1 S: 7	H: 0 LOB: 0 BB: 0 P: 9	1B: 8 2B: 5 3B: 0 HR: 0	SF: 0 SAC: 0 DP: 2 HBP: 0	WP: 0 PB: 1 SB: 2 CS: 1	PA: 40								
PITCHER	IP	WLS	BF	H	R	ER	SO	BB	IBB	HBP	BLK	WP	HR	S	P	ERA	WHIP											
23 Andrew Miller, L ERA: 5.07	(1, 1)	4.0	L	20	7	5	4	1	1	1	0	0	0	0	48	86	9.00	2.000										
22 Matt Lindstrom, R ERA: 5.18	(5, 1)	1.1		8	3	2	2	1	1	0	0	0	0	18	31	13.50	3.000											
19 Logan Kensing, R ERA: 3.82	(6, 1)	1.2		9	2	0	0	2	2	0	0	0	0	21	36	0.00	2.400											
35 Doug Waechter, R ERA: 2.84	(8, 1)	1.0		3	0	0	0	1	0	0	0	0	0	7	9	0.00	0.000											

Florida Marlins @ Oakland Athletics
McAfee Coliseum, Oakland, CA
Sun Jun 22 2008, 4:05 PM EDT
Att: 22,461 - Sunny - 63 F

AB 35
R 7
H 12
RBI 5
BB 5
SO 5
LOB 25



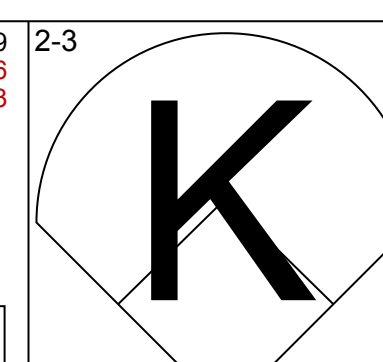
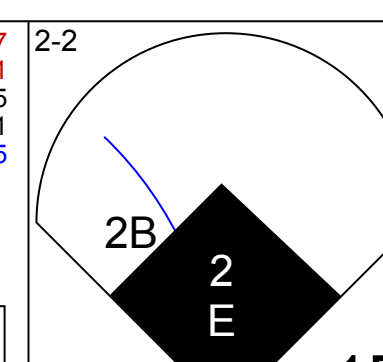
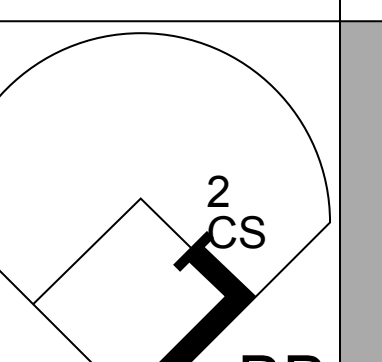
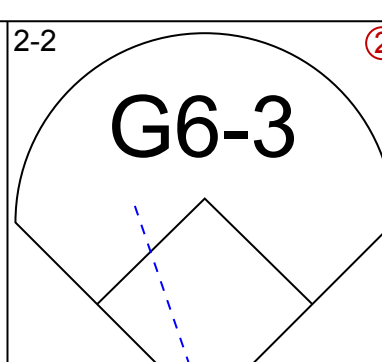
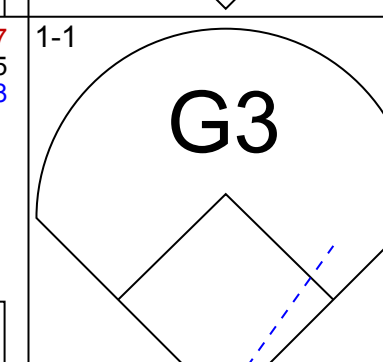
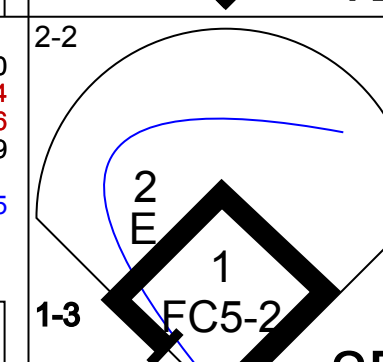
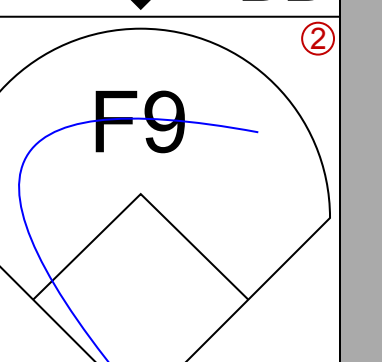
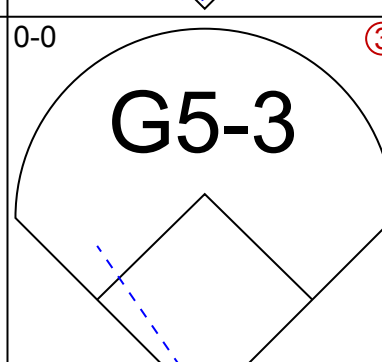
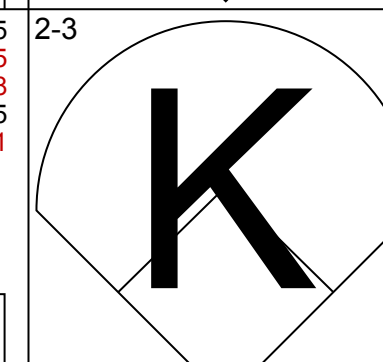
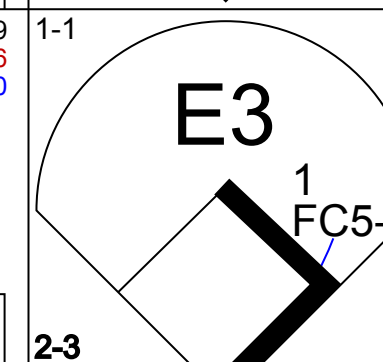
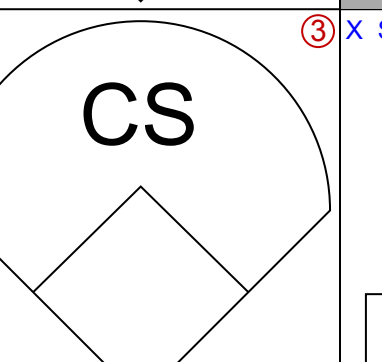

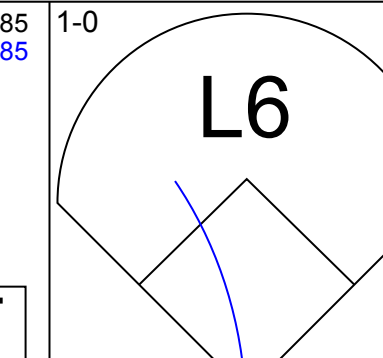
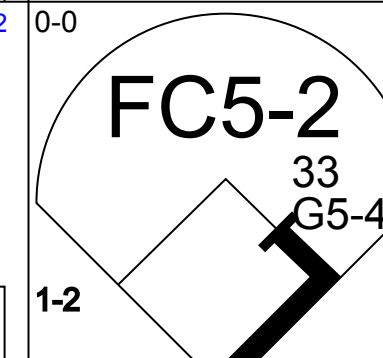
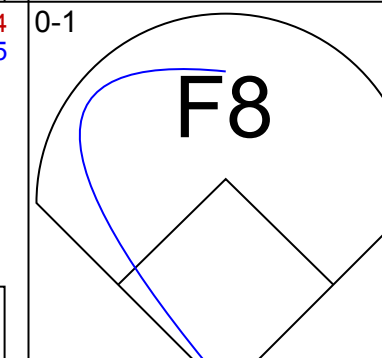
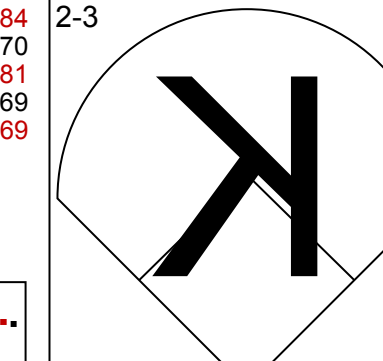
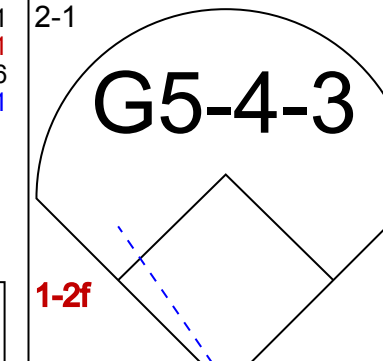
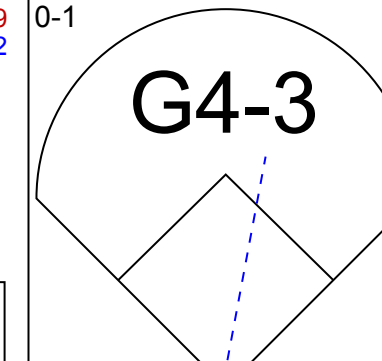
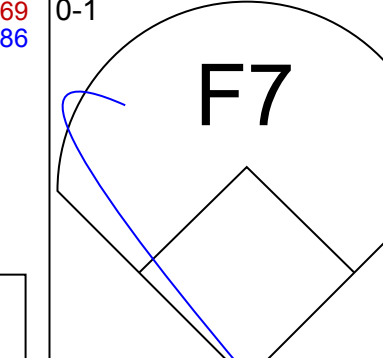
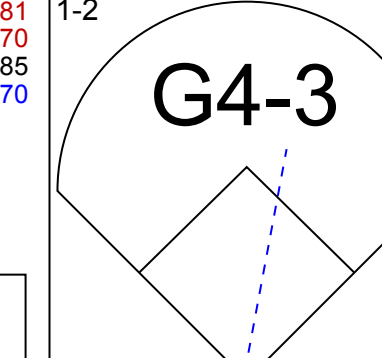
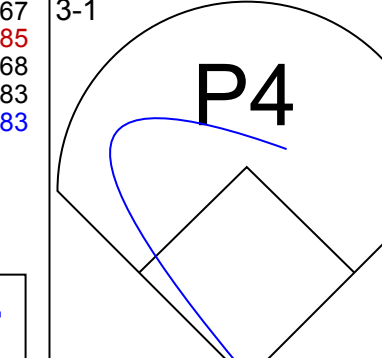
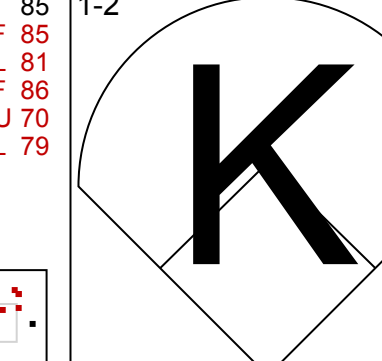
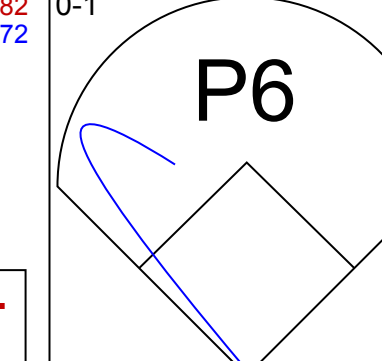
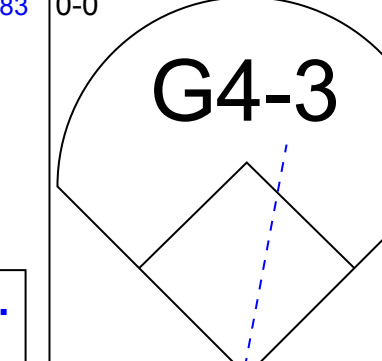
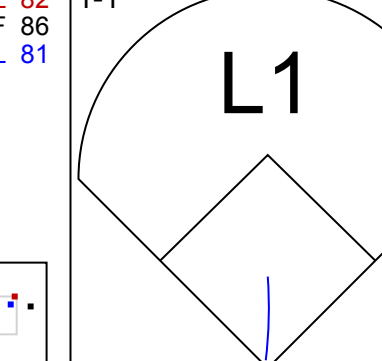
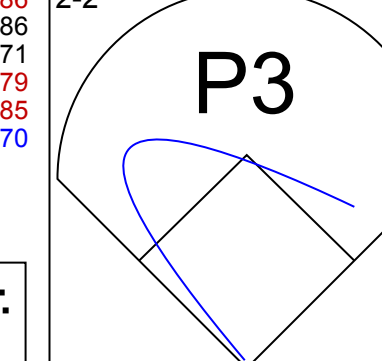
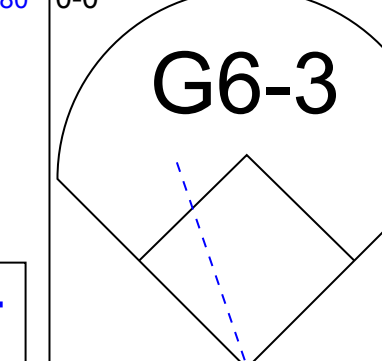
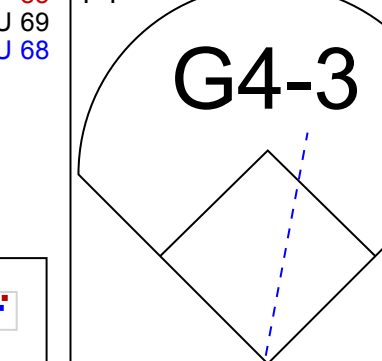


Batter	1	2	3	4	5	6	7	8	9	AB	R	H	RBI	BB	SO	LOB	TOP										
11 Jimmy Rollins, S OBP: 0.336, SLG: 0.436										4	0	0	0	0	3	1	Philadelphia Phillies @ Oakland Athletics McAfee Coliseum, Oakland, CA Thu Jun 26 2008, 3:35 PM EDT Att: 17,228 - Overcast - 64 F										
26 Chase Utley, L OBP: 0.382, SLG: 0.600										4	0	0	0	0	1	1											
Pat Burrell, R OBP: 0.408, SLG: 0.580										4	0	1	0	0	0	0											
6 Ryan Howard, L OBP: 0.307, SLG: 0.457										4	0	0	0	0	0	1											
19 Greg Dobbs, L OBP: 0.376, SLG: 0.465										3	0	0	0	0	0	0											
8 Shane Victorino, S OBP: 0.351, SLG: 0.382										3	0	2	0	0	1	0											
28 Jayson Werth, R OBP: 0.349, SLG: 0.479										3	0	0	0	0	3	2											
10 Geoff Jenkins, L OBP: 0.289, SLG: 0.378										3	0	0	0	0	2	1											
51 Carlos Ruiz, R OBP: 0.305, SLG: 0.296										2	0	0	0	1	1	1											
Inning Stats	R: 0 E: 0 K: 2 S: 9	H: 0 LOB: 0 BB: 0 P: 13	R: 0 E: 0 K: 1 S: 7	H: 0 LOB: 0 BB: 0 P: 9	R: 0 E: 0 K: 2 S: 9	H: 0 LOB: 0 BB: 0 P: 13	R: 0 E: 0 K: 1 S: 9	H: 0 LOB: 0 BB: 0 P: 11	R: 0 E: 0 K: 1 S: 7	H: 1 LOB: 1 BB: 0 P: 10	R: 0 E: 0 K: 1 S: 6	H: 0 LOB: 1 BB: 1 P: 12	R: 0 E: 0 K: 0 S: 6	H: 0 LOB: 0 BB: 0 P: 8	R: 0 E: 0 K: 3 S: 11	H: 1 LOB: 1 BB: 0 P: 19		R: 0 E: 0 K: 0 S: 10	H: 1 LOB: 1 BB: 0 P: 17	1B: 2 2B: 0 3B: 1 HR: 0	SF: 0 SAC: 0 DP: 0 HBP: 0	WP: 0 PB: 0 SB: 1 CS: 0	PA: 31				
PITCHER	IP	WLS	BF	H	R	ER	SO	BB	IBB	HBP	BLK	WP	HR	S	P	ERA	WHIP										
Rich Harden, R ERA: 2.15	(1, 1)	8.0	W	27	2	0	0	11	1	0	0	0	0	64	95	0.00	0.375										
Alan Embree, L ERA: 3.86	(9, 1)	1.0		4	1	0	0	0	0	0	0	0	0	10	17	0.00	1.000										

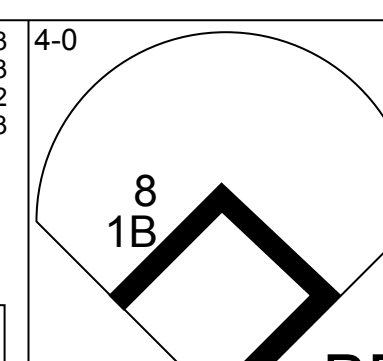
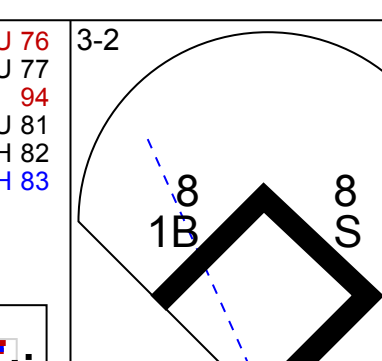
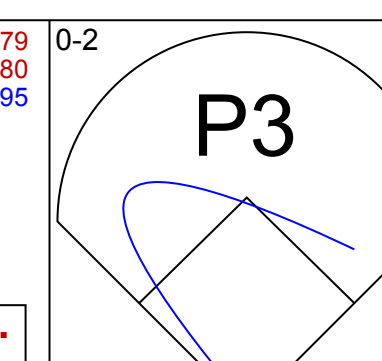
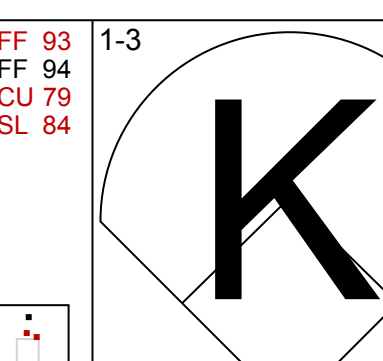
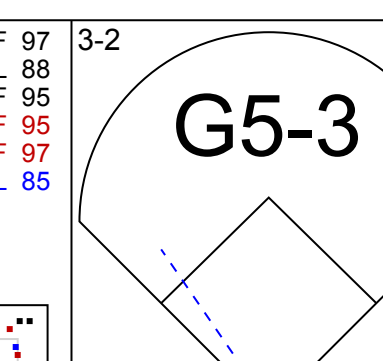
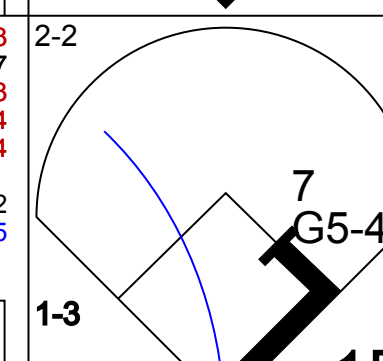
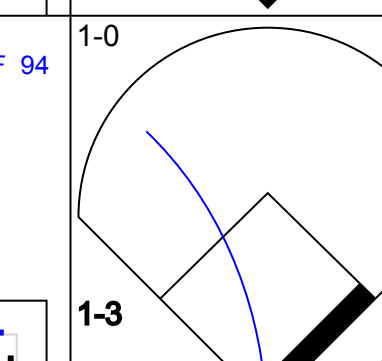
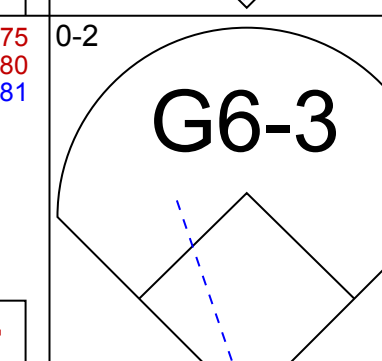
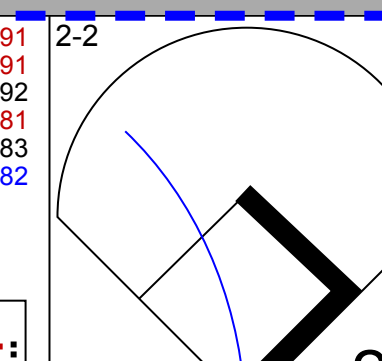
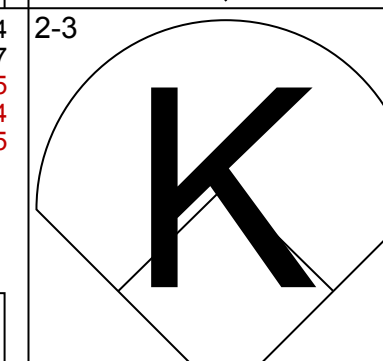
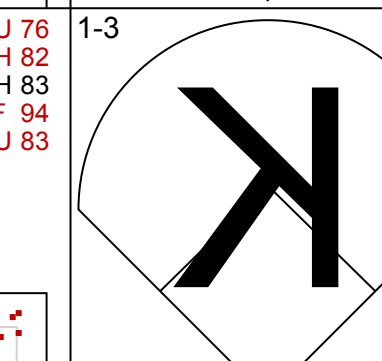
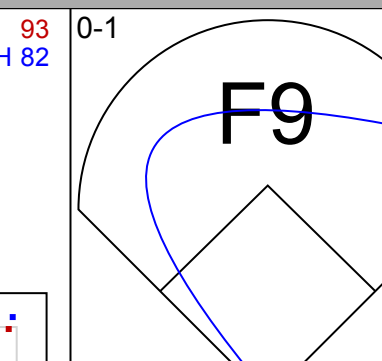
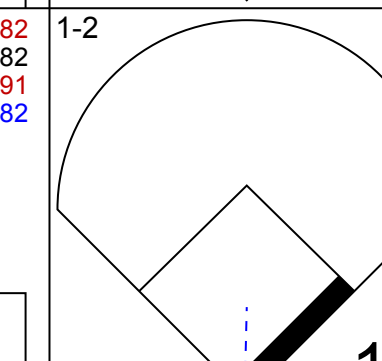
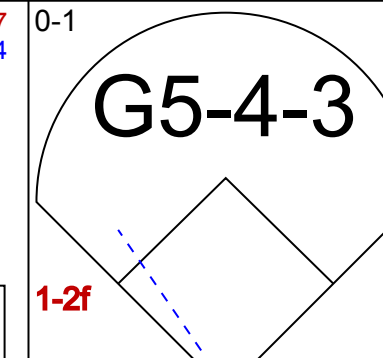
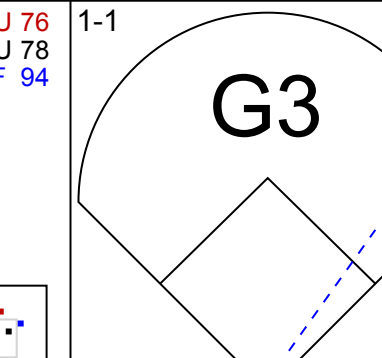
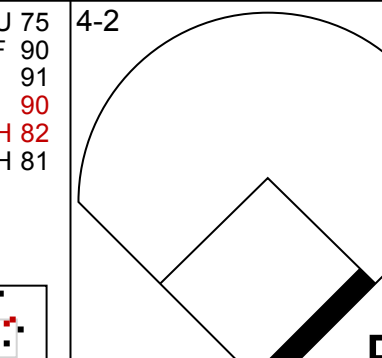
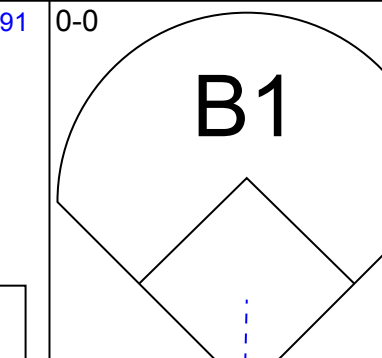
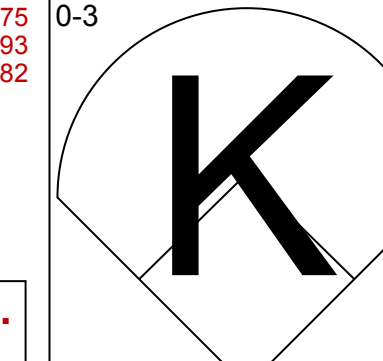
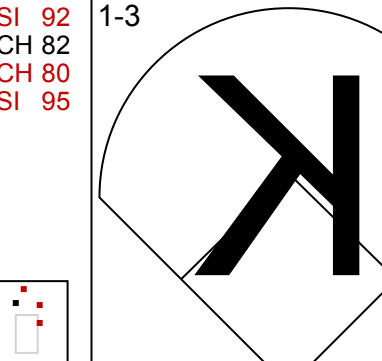
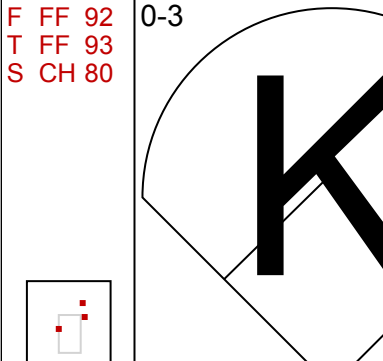
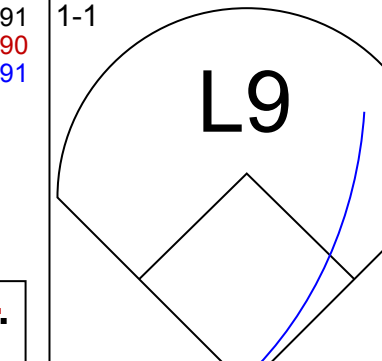
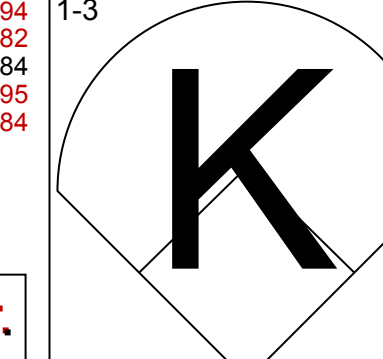
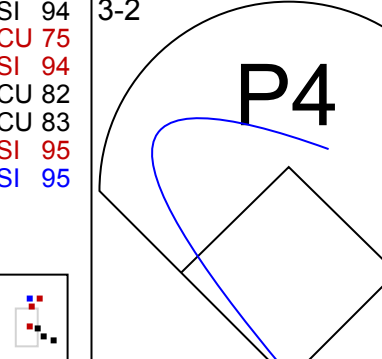
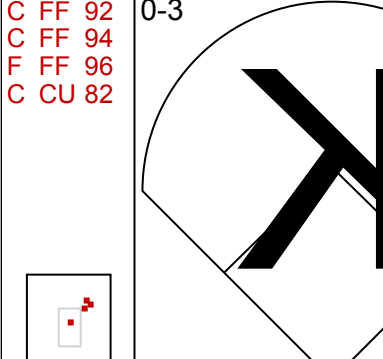
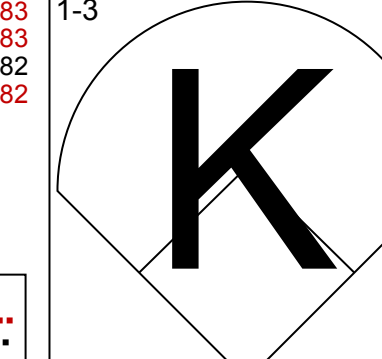
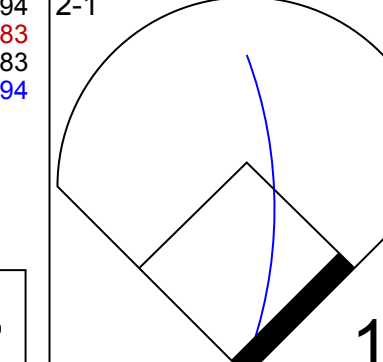
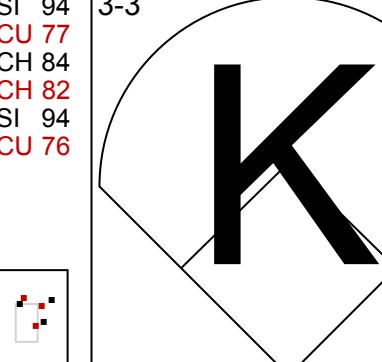
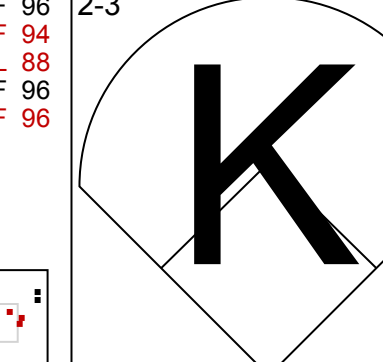
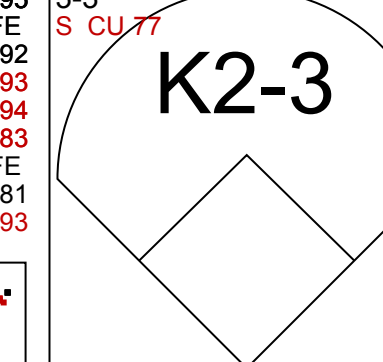
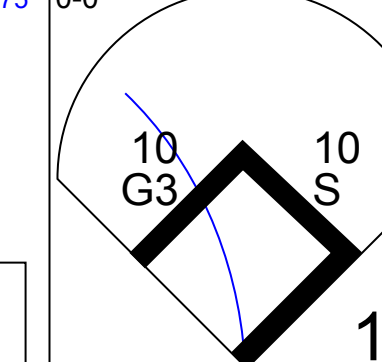
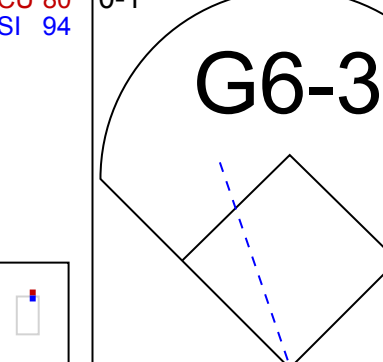
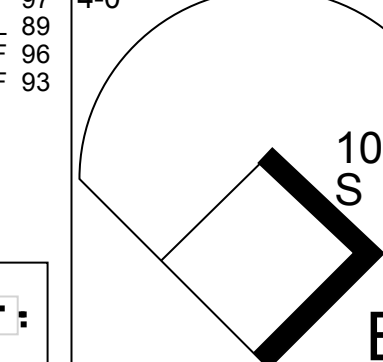

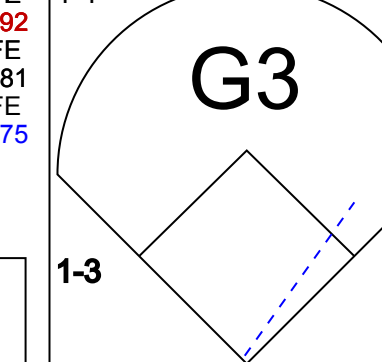
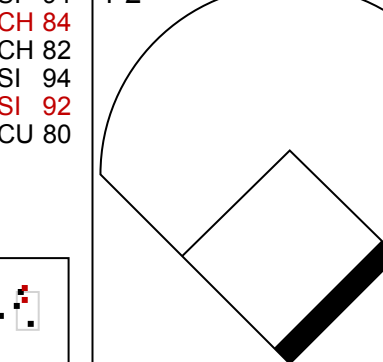
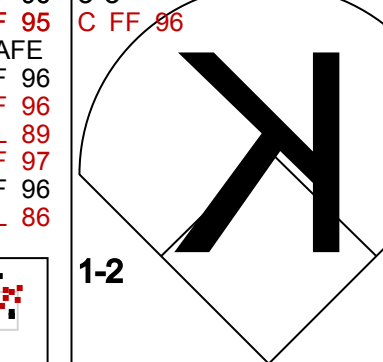
Batter	1	2	3	4	5	6	7	8	9	AB	R	H	RBI	BB	SO	LOB	BOTTOM										
14 Mark Ellis, R OBP: 0.343, SLG: 0.420										3	1	0	0	1	0	1	Philadelphia Phillies @ Oakland Athletics McAfee Coliseum, Oakland, CA Thu Jun 26 2008, 3:35 PM EDT Att: 17,228 - Overcast - 64 F										
15 Ryan Sweeney, L OBP: 0.347, SLG: 0.391										1	1	1	1	0	0	0											
11 Rajai Davis, R OBP: 0.233, SLG: 0.301										3	0	1	0	0	0	1											
32 Jack Cust, L OBP: 0.399, SLG: 0.434										3	0	1	1	1	1	1											
Emil Brown, R OBP: 0.288, SLG: 0.375										0	0	0	0	0	0	0											
3 Eric Chavez, L OBP: 0.302, SLG: 0.420										3	1	0	0	1	2	4											
7 Bobby Crosby, R OBP: 0.315, SLG: 0.379										4	0	1	0	0	0	5											
22 Jack Hannahan, L OBP: 0.327, SLG: 0.340										3	1	1	1	1	1	1											
28 Carlos González, L OBP: 0.286, SLG: 0.448										4	1	2	1	0	1	2											
10 Daric Barton, L OBP: 0.326, SLG: 0.322										4	0	0	0	0	1	2											
Rob Bowen, S OBP: 0.282, SLG: 0.324										3	0	1	0	0	1	0											
Inning Stats	R: 2 E: 0 K: 1 S: 12	H: 2 LOB: 1 BB: 1 P: 22	R: 0 E: 0 K: 1 S: 8	H: 0 LOB: 0 BB: 0 P: 13	R: 0 E: 0 K: 0 S: 4	H: 0 LOB: 0 BB: 0 P: 6	R: 0 E: 0 K: 0 S: 11	H: 1 LOB: 2 BB: 1 P: 16	R: 0 E: 0 K: 0 S: 18	H: 2 LOB: 3 BB: 1 P: 29	R: 1 E: 0 K: 2 S: 8	H: 1 LOB: 0 BB: 0 P: 13	R: 0 E: 1 K: 1 S: 11	H: 0 LOB: 0 BB: 0 P: 12	R: 2 E: 1 K: 1 S: 10	H: 2 LOB: 0 BB: 1 P: 18	1B: 3 2B: 4 3B: 0 HR: 1	SF: 0 SAC: 0 DP: 0 HBP: 0	WP: 0 PB: 0 SB: 0 CS: 1	PA: 36							
PITCHER	IP	WLS	BF	H	R	ER	SO	BB	IBB	HBP	BLK	WP	HR	S	P	ERA	WHIP										
21 Adam Eaton, R ERA: 4.86	(1, 1)	7.0	L	30	6	3	3	0	0	0	0	0	1	72	111	3.86	1.286										
45 Tom Gordon, R ERA: 5.2	(8, 1)	1.0		5	2	2	1	1	1	0	0	0	0	10	18	9.00	3.000										

Batter	1	2	3	4	5	6	7	8	9	AB	R	H	RBI	BB	SO	LOB	TOP										
14 Fred Lewis, L OBP: 0.359, SLG: 0.459	G5-3		G4-3		K			F8		4	0	0	0	0	1	1	San Francisco Giants @ Oakland Athletics McAfee Coliseum, Oakland, CA Fri Jun 27 2008, 10:05 PM EDT Att: 27,125 - Clear - 60 F										
Jose Castillo, R OBP: 0.322, SLG: 0.434	G5-3		BB		1B			K		3	0	1	0	1	1	0											
2 Randy Winn, S OBP: 0.367, SLG: 0.439	K		1B		G4-3			L4		4	0	1	1	0	1	1											
1 Bengie Molina, R OBP: 0.338, SLG: 0.445		G6-3	F8					G6-3		4	0	1	0	0	0	2											
33 Aaron Rowand, R OBP: 0.362, SLG: 0.466		2B			K			G5-3		4	0	1	0	0	1	1											
Ray Durham, S OBP: 0.381, SLG: 0.388	L9				WP			P3		3	0	0	0	1	1	1											
Rich Aurilia, R OBP: 0.348, SLG: 0.418	G4-3				G5-3			L9		3	0	0	0	0	0	2											
49 Brian Horwitz, R OBP: 0.300, SLG: 0.400			F8		G5-3			E6		3	0	0	0	0	0	1											
7 Emmanuel Burriss, S OBP: 0.352, SLG: 0.351			1B		G4-3			L4-3		3	1	1	0	0	0	1											
Inning Stats	R: 0 E: 0 K: 1 S: 6	H: 0 LOB: 0 BB: 0 P: 13	R: 0 E: 0 K: 0 S: 9	H: 1 LOB: 1 BB: 0 P: 16	R: 1 E: 0 K: 0 S: 10	H: 2 LOB: 2 BB: 1 P: 18	R: 0 E: 0 K: 1 S: 7	H: 0 LOB: 1 BB: 1 P: 15	R: 0 E: 0 K: 1 S: 10	H: 1 LOB: 0 BB: 0 P: 18	R: 0 E: 0 K: 0 S: 4	H: 1 LOB: 0 BB: 0 P: 6	R: 0 E: 1 K: 0 S: 4	H: 0 LOB: 0 BB: 0 P: 8	R: 0 E: 0 K: 1 S: 6	H: 0 LOB: 0 BB: 0 P: 10	R: 0 E: 0 K: 1 S: 8	H: 0 LOB: 0 BB: 0 P: 10	1B: 4 2B: 2 3B: 0 HR: 0	SF: 0 SAC: 0 DP: 2 HBP: 0	WP: 1 PB: 0 CS: 0	PA: 33					
PITCHER	IP	WLS	BF	H	R	ER	SO	BB	IBB	HBP	BLK	WP	HR	S	P	ERA	WHIP										
30 Dana Eveland, L ERA: 3.34	7.1	W	28	5	1	1	3	2	0	0	0	1	0	52	99	1.23	0.955										
31 Brad Ziegler, R ERA:	0.2	H	2	0	0	0	1	0	0	0	0	0	0	4	6	0.00	0.000										
Huston Street, R ERA: 4.08	1.0	S	3	0	0	0	1	0	0	0	0	0	0	8	10	0.00	0.000										

Batter	1	2	3	4	5	6	7	8	9	AB	R	H	RBI	BB	SO	LOB	BOTTOM										
14 Mark Ellis, R OBP: 0.345, SLG: 0.417	F8		G4-3		32 WP			BB		2	0	0	0	2	0	1	San Francisco Giants @ Oakland Athletics McAfee Coliseum, Oakland, CA Fri Jun 27 2008, 10:05 PM EDT Att: 27,125 - Clear - 60 F										
8 Kurt Suzuki, R OBP: 0.334, SLG: 0.355	F9		F9		K			K		4	0	0	0	2	4												
32 Jack Cust, L OBP: 0.394, SLG: 0.427	K				G4-3			K		4	0	0	0	0	2	1											
7 Bobby Crosby, R OBP: 0.318, SLG: 0.380		1B			K			F9		4	1	2	0	0	1	0											
28 Carlos González, L OBP: 0.295, SLG: 0.473	F8				22 1B			G4-3		4	2	2	0	0	0	1											
Emil Brown, R OBP: 0.291, SLG: 0.374	L6				22 1B			G4-3		3	1	1	1	1	0	1											
22 Jack Hannahan, L OBP: 0.325, SLG: 0.340	G3				1B			L9		3	0	1	2	0	0	1											
11 Rajai Davis, R OBP: 0.222, SLG: 0.287	F7		F8					F9		4	0	0	0	0	0	3											
10 Daric Barton, L OBP: 0.330, SLG: 0.326			1B		G3-1			1B		3	0	2	1	0	0	0											
Inning Stats	R: 0 E: 0 K: 1 S: 6	H: 0 LOB: 0 BB: 0 P: 11	R: 0 E: 0 K: 0 S: 12	H: 1 LOB: 1 BB: 0 P: 17	R: 0 E: 0 K: 0 S: 12	H: 1 LOB: 1 BB: 0 P: 21	R: 1 E: 0 K: 1 S: 20	H: 2 LOB: 2 BB: 1 P: 35	R: 0 E: 0 K: 2 S: 10	H: 0 LOB: 1 BB: 1 P: 19	R: 3 E: 0 K: 1 S: 20	H: 4 LOB: 2 BB: 1 P: 37	R: 0 E: 0 K: 0 S: 8	H: 0 LOB: 0 BB: 0 P: 14	R: 0 E: 0 K: 0 S: 7	H: 0 LOB: 0 BB: 0 P: 8	R: 0 E: 0 K: 0 S: 7	H: 0 LOB: 0 BB: 0 P: 8	1B: 6 2B: 2 3B: 0 HR: 0	SF: 1 SAC: 0 DP: 0 HBP: 0	WP: 1 PB: 0 CS: 0	PA: 35					
PITCHER	IP	WLS	BF	H	R	ER	SO	BB	IBB	HBP	BLK	WP	HR	S	P	ERA	WHIP										
Kevin Correia, R ERA: 4.79	5.0	L	21	4	1	1	4	2	0	0	0	0	0	60	103	1.80	1.200										
22 Keiichi Yabu, R ERA: 3.43	0.0	L	3	3	3	3	0	0	0	0	0	0	0	5	9	∞	∞										
43 Alex Hinshaw, L ERA: 3.12	0.2	L	3	1	0	0	0	0	0	0	0	0	0	8	14	0.00	1.500										
34 Billy Sadler, R ERA: 3.57	2.1	L	8	0	0	0	1	1	0	0	0	0	0	22	36	0.00	0.429										



Batter	1	2	3	4	5	6	7	8	9	AB R H RBI BB SO LOB	TOP									
14 Fred Lewis, L OBP: 0.361, SLG: 0.457										3 1 1 0 1 1 0	San Francisco Giants @ Oakland Athletics McAfee Coliseum, Oakland, CA Sat Jun 28 2008, 9:05 PM EDT Att: 36,067 - Clear - 63 F livebaseballscorecards.com									
Ray Durham, S OBP: 0.378, SLG: 0.390										4 0 1 0 0 0 1										
2 Randy Winn, S OBP: 0.364, SLG: 0.434										3 0 0 1 0 1 1										
1 Bengie Molina, R OBP: 0.334, SLG: 0.440										3 0 0 0 0 0 2										
33 Aaron Rowand, R OBP: 0.358, SLG: 0.461										3 0 0 0 0 1 2										
21 John Bowker, L OBP: 0.304, SLG: 0.451										3 0 0 0 0 0 0										
Rich Aurilia, R OBP: 0.344, SLG: 0.412										3 0 0 0 0 1 0										
Jose Castillo, R OBP: 0.319, SLG: 0.429										3 0 0 0 0 0 0										
Omar Vizquel, S OBP: 0.241, SLG: 0.186										3 0 0 0 0 1 0										
Inning Stats	R: 0 K: 2 S: 8	H: 0 BB: 0 P: 13	R: 0 E: 0 K: 1 S: 6	H: 0 LOB: 0 BB: 0 P: 9	R: 0 E: 0 K: 1 S: 9	H: 0 LOB: 0 BB: 0 P: 12	R: 1 E: 1 K: 0 S: 11	H: 2 LOB: 1 BB: 0 P: 18	R: 0 E: 0 K: 0 S: 14	H: 0 LOB: 0 BB: 1 P: 21		R: 0 E: 0 K: 0 S: 5	H: 0 LOB: 0 BB: 0 P: 5	R: 0 E: 0 K: 0 S: 4	H: 0 LOB: 0 BB: 0 P: 7	R: 0 E: 0 K: 1 S: 8	H: 0 LOB: 0 BB: 0 P: 11	1B: 1 2B: 1 3B: 0 HR: 0	SF: 0 SAC: 0 DP: 1 HBP: 0	WP: 0 PB: 0 SB: 0 CS: 1
PITCHER	IP WLS BF H R ER SO BB IBB HBP BLK WP HR S P ERA WHIP																			
58 Justin Duchschere, R ERA: 1.91	(1, 1) 8.0 L 26 2 1 1 4 1 0 0 0 0 0 0 66 97 1.12 0.375																			
29 Keith Foulke, R ERA: 3.16	(9, 1) 1.0 3 0 0 0 1 0 0 0 0 0 0 0 8 11 0.00 0.000																			

Batter	1	2	3	4	5	6	7	8	9	AB R H RBI BB SO LOB	BOTTOM									
14 Mark Ellis, R OBP: 0.346, SLG: 0.415										4 0 1 0 1 1 3	San Francisco Giants @ Oakland Athletics McAfee Coliseum, Oakland, CA Sat Jun 28 2008, 9:05 PM EDT Att: 36,067 - Clear - 63 F livebaseballscorecards.com									
8 Kurt Suzuki, R OBP: 0.340, SLG: 0.365										4 0 3 0 0 0 1										
32 Jack Cust, L OBP: 0.392, SLG: 0.424										4 0 1 0 0 2 4										
7 Bobby Crosby, R OBP: 0.317, SLG: 0.377										3 0 0 0 1 0 6										
28 Carlos González, L OBP: 0.283, SLG: 0.453										4 0 0 0 0 3 3										
Emil Brown, R OBP: 0.287, SLG: 0.368										4 0 0 0 0 3 3										
22 Jack Hannahan, L OBP: 0.324, SLG: 0.338										4 0 1 0 0 3 0										
11 Rajai Davis, R OBP: 0.234, SLG: 0.289										3 0 1 0 1 1 1										
10 Daric Barton, L OBP: 0.329, SLG: 0.322										3 0 0 0 1 1 2										
Inning Stats	R: 0 K: 1 S: 10	H: 1 LOB: 1 BB: 1 P: 18	R: 0 E: 0 K: 3 S: 14	H: 1 LOB: 0 BB: 0 P: 20	R: 0 E: 0 K: 1 S: 13	H: 2 LOB: 0 BB: 0 P: 21	R: 0 E: 0 K: 2 S: 10	H: 0 LOB: 0 BB: 0 P: 17	R: 0 E: 0 K: 2 S: 11	H: 0 LOB: 1 BB: 1 P: 15		R: 0 E: 0 K: 2 S: 10	H: 0 LOB: 1 BB: 1 P: 15	R: 0 E: 0 K: 1 S: 13	H: 2 LOB: 0 BB: 0 P: 18	R: 0 E: 0 K: 2 S: 12	H: 0 LOB: 1 BB: 1 P: 24	1B: 6 2B: 1 3B: 0 HR: 0	SF: 0 SAC: 0 DP: 1 HBP: 0	WP: 0 PB: 0 SB: 3 CS: 0
PITCHER	IP WLS BF H R ER SO BB IBB HBP BLK WP HR S P ERA WHIP																			
55 Tim Lincecum, R ERA: 2.38	(1, 1) 7.0 W 28 5 0 0 11 3 0 0 0 0 0 0 77 116 0.00 1.143																			
Tyler Walker, R ERA: 4.32	(8, 1) 1.0 H 5 2 0 0 1 0 0 0 0 0 0 0 13 18 0.00 2.000																			
38 Brian Wilson, R ERA: 4.26	(9, 1) 1.0 S 4 0 0 0 2 1 0 0 0 0 0 0 12 24 0.00 1.000																			

Batter	1	2	3	4	5	6	7	8	9	AB	R	H	RBI	BB	SO	LOB	TOP					
14 Fred Lewis, L OBP: 0.358, SLG: 0.460				G4-3		2B		G6-3		5	1	1	0	0	2	0	San Francisco Giants @ Oakland Athletics McAfee Coliseum, Oakland, CA Sun Jun 29 2008, 4:05 PM EDT Att: 33,841 - Sunny - 64 F					
Ray Durham, S 7 Emmanuel Burriss, S OBP: 0.355, SLG: 0.354	G6-3			G3	2B	3B		F8		3	2	2	1	0	0	0						
2 Randy Winn, S OBP: 0.361, SLG: 0.428	F8			G3	2B	3B		K		4	1	0	0	1	2	2						
1 Bengie Molina, R 20 Steve Holm, R OBP: 0.333, SLG: 0.441 OBP: 0.329, SLG: 0.368	F9			F8		F8				4	1	1	1	0	0	3						
33 Aaron Rowand, R 49 Brian Horwitz, R OBP: 0.360, SLG: 0.463 OBP: 0.293, SLG: 0.389	G1-3			F8		F8				0	0	0	0	1	0	0						
21 John Bowker, L OBP: 0.316, SLG: 0.462	K			F8		F8				3	2	1	1	1	0	0						
Rich Aurilia, R OBP: 0.349, SLG: 0.431	F9			F8		F8				4	3	3	2	1	1	0						
Jose Castillo, R 28 Travis Denker, R OBP: 0.318, SLG: 0.427 OBP: 0.344, SLG: 0.586	K			F8		F8				5	1	3	5	0	0	2						
Omar Vizquel, S OBP: 0.234, SLG: 0.180	P4			F8		F8				4	0	1	1	0	1	1						
Inning Stats	R: 0 E: 0 K: 1 S: 9	H: 0 LOB: 0 BB: 0 P: 13	R: 0 E: 0 K: 1 S: 5	H: 0 LOB: 0 BB: 0 P: 8	R: 0 E: 0 K: 1 S: 8	H: 0 LOB: 0 BB: 0 P: 11	R: 4 E: 0 K: 0 S: 19	H: 6 LOB: 2 BB: 0 P: 29	R: 5 E: 0 K: 0 S: 19	H: 4 LOB: 1 BB: 2 P: 38	R: 0 E: 0 K: 2 S: 9	H: 1 LOB: 0 BB: 0 P: 13	R: 2 E: 0 K: 0 S: 13	H: 2 LOB: 0 BB: 0 P: 20	R: 0 E: 0 K: 1 S: 5	H: 0 LOB: 0 BB: 0 P: 9		R: 0 E: 0 K: 1 S: 7	H: 0 LOB: 1 BB: 2 P: 18	1B: 6 2B: 5 3B: 1 HR: 1	SF: 0 SAC: 0 DP: 1 HBP: 0	WP: 0 PB: 0 CS: 0
PITCHER	IP	WLS	BF	H	R	ER	SO	BB	IBB	HBP	BLK	WP	HR	S	P	ERA	WHIP					
Joe Blanton, R ERA: 4.97	4.0	L	21	8	7	7	3	1	0	0	0	0	0	50	78	15.75	2.250					
59 Andrew Brown, R ERA: 2.22	2.0		10	3	2	2	2	1	0	0	0	0	0	19	34	9.00	2.000					
44 Santiago Casilla, R ERA: 2.53	1.0		5	2	2	2	0	0	0	0	0	0	1	13	20	18.00	2.000					
31 Brad Ziegler, R ERA:	1.0		3	0	0	0	1	0	0	0	0	0	0	5	9	0.00	0.000					
Chad Gaudin, R ERA: 3.88	1.0		4	0	0	0	1	2	0	0	0	0	0	7	18	0.00	2.000					

Batter	1	2	3	4	5	6	7	8	9	AB	R	H	RBI	BB	SO	LOB	BOTTOM					
14 Mark Ellis, R OBP: 0.345, SLG: 0.410	G6-3			F9		K				3	0	0	0	1	1	1	San Francisco Giants @ Oakland Athletics McAfee Coliseum, Oakland, CA Sun Jun 29 2008, 4:05 PM EDT Att: 33,841 - Sunny - 64 F					
8 Kurt Suzuki, R OBP: 0.344, SLG: 0.369	FC5-4			F9		K				2	0	1	0	1	0	0						
Rob Bowen, S OBP: 0.275, SLG: 0.316	FC5-4			F9		K				1	0	0	0	0	1	1						
7 Bobby Crosby, R OBP: 0.314, SLG: 0.373	FC5-4			F9		K				3	0	0	0	0	2							
22 Jack Hannahan, L OBP: 0.323, SLG: 0.336	FC5-4			F9		K				1	0	0	0	0	1							
Emil Brown, R OBP: 0.283, SLG: 0.363	FC5-4			F9		K				4	0	0	0	0	1							
32 Jack Cust, L OBP: 0.390, SLG: 0.433	HR			F9		K				4	1	1	1	0	3	0						
28 Carlos González, L OBP: 0.272, SLG: 0.434	G4-3			F9		K				4	0	0	0	0	2	0						
11 Rajai Davis, R OBP: 0.237, SLG: 0.290	P2			F9		K				3	0	1	0	0	0	0						
Donnie Murphy, R OBP: 0.264, SLG: 0.292	G5-3			F9		K				3	0	0	0	0	1	1						
10 Daric Barton, L OBP: 0.329, SLG: 0.323	F8			F9		K				3	0	1	0	0	1	0						
Inning Stats	R: 0 E: 0 K: 0 S: 8	H: 0 LOB: 1 BB: 1 P: 16	R: 1 E: 0 K: 0 S: 8	H: 1 LOB: 0 BB: 0 P: 13	R: 0 E: 0 K: 0 S: 12	H: 1 LOB: 1 BB: 0 P: 16	R: 0 E: 0 K: 2 S: 8	H: 0 LOB: 0 BB: 0 P: 15	R: 0 E: 0 K: 1 S: 13	H: 1 LOB: 1 BB: 0 P: 16	R: 0 E: 0 K: 0 S: 6	H: 0 LOB: 0 BB: 0 P: 8	R: 0 E: 0 K: 3 S: 13	H: 1 LOB: 0 BB: 0 P: 19	R: 0 E: 0 K: 2 S: 10	H: 0 LOB: 1 BB: 1 P: 17	R: 0 E: 0 K: 1 S: 7	H: 0 LOB: 0 BB: 0 P: 10	1B: 2 2B: 1 3B: 0 HR: 1	SF: 0 SAC: 0 DP: 0 HBP: 0	WP: 0 PB: 0 CS: 0	PA: 33
PITCHER	IP	WLS	BF	H	R	ER	SO	BB	IBB	HBP	BLK	WP	HR	S	P	ERA	WHIP					
53 Jonathan Sánchez, L ERA: 3.79	7.0	W	26	4	1	1	6	1	0	0	0	0	0	68	103	1.29	0.714					
Sergio Romo, R ERA:	1.0		4	0	0	0	2	1	0	0	0	0	0	10	17	0.00	1.000					
Jack Taschner, L ERA: 2.54	1.0		3	0	0	0	1	0	0	0	0	0	0	7	10	0.00	0.000					



Batter	1	2	3	4	5	6	7	8	9	AB	R	H	RBI	BB	SO	LOB	TOP			
15 Ryan Sweeney, L (1,9) OBP: 0.348, SLG: 0.397										5	1	2	1	0	1	1	Oakland Athletics @ Los Angeles Angels Angel Stadium of Anaheim, Anaheim, CA Mon Jun 30 2008, 7:05 PM PDT Att: 42,046 - Clear - 79 F			
8 Kurt Suzuki, R (1,2) OBP: 0.348, SLG: 0.375										4	1	2	0	0	0	2				
32 Jack Cust, L (1,7) OBP: 0.385, SLG: 0.426										4	0	0	0	0	1	5				
11 Rajai Davis, R (8,8) OBP: 0.235, SLG: 0.287										1	0	0	0	0	0	0				
3 Eric Chavez, L (1,10) OBP: 0.297, SLG: 0.407										5	0	1	2	0	0	2				
7 Bobby Crosby, R (1,6) OBP: 0.315, SLG: 0.375										4	2	1	0	1	2	2				
28 Carlos González, L (1,8) OBP: 0.287, SLG: 0.442										5	1	3	0	0	1	1				
14 Mark Ellis, R (1,4) OBP: 0.287, SLG: 0.410										5	0	2	1	0	1	1				
22 Jack Hannahan, L (1,5) OBP: 0.321, SLG: 0.330										4	0	0	0	1	1	3				
10 Daric Barton, L (1,3) OBP: 0.331, SLG: 0.325										4	1	2	1	0	0	3				
Inning Stats	R: 0 E: 0 K: 1 S: 10	H: 1 LOB: 1 BB: 0 P: 16	R: 2 E: 0 K: 0 S: 14	H: 3 LOB: 1 BB: 0 P: 21	R: 0 E: 0 K: 2 S: 11	H: 1 LOB: 0 BB: 0 P: 14	R: 0 E: 0 K: 2 S: 9	H: 0 LOB: 0 BB: 0 P: 16	R: 0 E: 0 K: 1 S: 13	H: 2 LOB: 3 BB: 1 P: 24	R: 2 E: 1 K: 1 S: 15	H: 2 LOB: 1 BB: 0 P: 22	R: 1 E: 0 K: 0 S: 13	H: 2 LOB: 1 BB: 0 P: 21	R: 1 E: 1 K: 0 S: 18	H: 2 LOB: 2 BB: 1 P: 25	1B: 10 2B: 3 HR: 0	SF: 0 SAC: 0 DP: 0 HBP: 1	WP: 0 PB: 0 SB: 1 CS: 0	PA: 44
PITCHER	IP WLS BF H R ER SO BB IBB HBP BLK WP HR S P ERA WHIP																			
Jon Garland, R (1,1) ERA: 3.99	6.0 L 29 8 4 2 6 1 0 0 0 0 0 0 68 108 3.00 1.500																			
Darren Oliver, L (7,1) ERA: 3.22	1.2 8 3 1 1 1 0 0 0 0 0 0 20 32 5.40 1.800																			
33 Justin Speier, R (8,1) ERA: 5.08	1.1 7 2 1 0 0 1 0 0 0 0 0 20 27 0.00 2.250																			

Oakland Athletics @ Los Angeles Angels
 Angel Stadium of Anaheim, Anaheim, CA
 Mon Jun 30 2008, 7:05 PM PDT
 Att: 42,046 - Clear - 79 F

livebaseballscorecards.com

OAKLAND ATHLETICS

AB 41
R 6
H 13
RBI 5
BB 2
SO 7
LOB 20

Batter	1	2	3	4	5	6	7	8	9	AB	R	H	RBI	BB	SO	LOB	BOTTOM					
9 Chone Figgins, S (1,5) OBP: 0.395, SLG: 0.332										4	0	1	0	0	0	0	Oakland Athletics @ Los Angeles Angels Angel Stadium of Anaheim, Anaheim, CA Mon Jun 30 2008, 7:05 PM PDT Att: 42,046 - Clear - 79 F					
2 Erick Aybar, S (1,6) OBP: 0.298, SLG: 0.372										2	0	1	0	2	0	1						
27 Vladimir Guerrero, R (1,10) OBP: 0.342, SLG: 0.494										4	0	0	0	0	0	4						
48 Torii Hunter, R (1,8) OBP: 0.328, SLG: 0.446										4	0	0	0	0	1	2						
47 Howie Kendrick, R (1,4) OBP: 0.329, SLG: 0.411										4	0	0	0	0	0	1						
24 Gary Matthews, S (1,9) OBP: 0.319, SLG: 0.365										4	0	1	0	0	1	0						
Juan Rivera, R (1,7) OBP: 0.227, SLG: 0.226										3	0	0	0	0	0	1						
Casey Kotchman, L (1,3) OBP: 0.336, SLG: 0.429										3	0	0	0	0	0	1						
44 Mike Napoli, R (1,2) OBP: 0.304, SLG: 0.489										3	1	1	1	0	1	0						
Inning Stats	R: 0 E: 0 K: 0 S: 5	H: 0 LOB: 1 BB: 1 P: 10	R: 0 E: 0 K: 0 S: 6	H: 1 LOB: 0 BB: 0 P: 10	R: 0 E: 0 K: 1 S: 9	H: 0 LOB: 1 BB: 1 P: 17	R: 0 E: 0 K: 0 S: 6	H: 0 LOB: 0 BB: 0 P: 11	R: 1 E: 0 K: 0 S: 7	H: 1 LOB: 0 BB: 0 P: 8	R: 0 E: 0 K: 0 S: 5	H: 1 LOB: 1 BB: 0 P: 9	R: 0 E: 0 K: 1 S: 7	H: 0 LOB: 0 BB: 0 P: 9	R: 0 E: 0 K: 0 S: 8	H: 1 LOB: 0 BB: 0 P: 13		R: 0 E: 0 K: 1 S: 9	H: 0 LOB: 0 BB: 0 P: 14	1B: 3 2B: 0 3B: 0 HR: 1	SF: 0 SAC: 0 DP: 0 HBP: 0	WP: 0 PB: 0 SB: 0 CS: 0
PITCHER	IP WLS BF H R ER SO BB IBB HBP BLK WP HR S P ERA WHIP																					
Greg Smith, L (1,1) ERA: 3.44	9.0 W 33 4 1 1 3 2 0 0 0 0 1 62 101 1.00 0.667																					

Oakland Athletics @ Los Angeles Angels
 Angel Stadium of Anaheim, Anaheim, CA
 Mon Jun 30 2008, 7:05 PM PDT
 Att: 42,046 - Clear - 79 F

livebaseballscorecards.com

OAKLAND ATHLETICS


AB 31
R 1
H 4
RBI 1
BB 2
SO 3
LOB 10

Batter	1	2	3	4	5	6	7	8	9	AB	R	H	RBI	BB	SO	LOB	TOP				
15 Ryan Sweeney, L (1,9) OBP: 0.350, SLG: 0.397	1-1 FC4-6 7 1B	0-1 1-H 1B		1-2 F7			3-2 F7		1-1 F8	5	1	2	1	0	0	0					
8 Kurt Suzuki, R (1,2) OBP: 0.345, SLG: 0.372	0-0 FC4-6 1B	2-0 F9			0-0 P4		0-3 K		1-2 F8	5	0	1	0	0	1	1					
32 Jack Cust, L (1,7) OBP: 0.387, SLG: 0.425					4-2 BB		0-2 1B			3	0	1	0	1	2	2					
11 Rajai Davis, R (8,8) OBP: 0.235, SLG: 0.287	K			K						0	0	0	0	0	0	0					
3 Eric Chavez, L (1,10) OBP: 0.295, SLG: 0.393	FC4-6 7 1B			4-2 2B BB			1-3 K		2-1 P3	3	0	0	0	1	1	4					
7 Bobby Crosby, R (1,6) OBP: 0.315, SLG: 0.373	1-1 1B			2-2 F8			2-3 K		1-2 G3-1	4	0	1	1	0	1	2					
28 Carlos González, L (1,8) OBP: 0.286, SLG: 0.444	3-H 1B			0-0 2B			1-3 K		1-0 L8	4	0	1	0	0	2	2					
14 Mark Ellis, R (1,4) OBP: 0.348, SLG: 0.422		2-1 15 1B		0-2 G1-3			1-1 P6		1-1 HR	4	2	2	1	0	0	2					
22 Jack Hannahan, L (1,5) OBP: 0.320, SLG: 0.329		2-2 F8		2-2 P4			0-1 10 1B		1-3 K	4	0	1	0	0	1	1					
10 Daric Barton, L (1,3) OBP: 0.327, SLG: 0.320		0-1 F7		2-2 P4			1-2 G3-1		0-3 K	4	0	0	0	0	1	2					
Inning Stats	R: 1 E: 0 K: 2 S: 13	H: 3 LOB: 2 BB: 0 P: 17	R: 1 E: 0 K: 0 S: 12	H: 2 LOB: 1 BB: 0 P: 18	R: 0 E: 0 K: 1 S: 14	H: 1 LOB: 2 BB: 1 P: 22	R: 0 E: 0 K: 0 S: 9	H: 0 LOB: 0 BB: 0 P: 14	R: 0 E: 0 K: 1 S: 10	H: 1 LOB: 1 BB: 0 P: 17	R: 0 E: 0 K: 1 S: 11	H: 1 LOB: 1 BB: 0 P: 16	R: 1 E: 0 K: 1 S: 9	H: 1 LOB: 0 BB: 0 P: 13	R: 0 E: 0 K: 1 S: 8	H: 0 LOB: 0 BB: 0 P: 10	1B: 7 2B: 1 3B: 0 HR: 1	SF: 0 SAC: 0 DP: 0 HBP: 0	WP: 0 PB: 0 SB: 2 CS: 0	PA: 38	
PITCHER	IP WLS BF H R ER SO	IP WLS BF H R ER SO	IP WLS BF H R ER SO	IP WLS BF H R ER SO	IP WLS BF H R ER SO	IP WLS BF H R ER SO	IP WLS BF H R ER SO	IP WLS BF H R ER SO	IP WLS BF H R ER SO	IP WLS BF H R ER SO	IP WLS BF H R ER SO	IP WLS BF H R ER SO	IP WLS BF H R ER SO	IP WLS BF H R ER SO	IP WLS BF H R ER SO	IP WLS BF H R ER SO	BB IBB HBP BLK	WP HR S P	ERA WHIP	ERA WHIP	
54 Ervin Santana, R (1,1) ERA: 3.28	7.0 W 31 8 2 2 7	1.0 S 4 1 1 1 1	1.0 S 3 0 0 0 1	1.0 S 3 0 0 0 1	1.0 S 3 0 0 0 1	1.0 S 3 0 0 0 1	1.0 S 3 0 0 0 1	1.0 S 3 0 0 0 1	1.0 S 3 0 0 0 1	1.0 S 3 0 0 0 1	1.0 S 3 0 0 0 1	1.0 S 3 0 0 0 1	1.0 S 3 0 0 0 1	1.0 S 3 0 0 0 1	1.0 S 3 0 0 0 1	1.0 S 3 0 0 0 1	2 0 0 0 0 0	0 0 1 9 13	2.57 1.429	9.00 1.000	0.00 0.000
62 Scot Shields, R (8,1) ERA: 2.73	1.0 W 4 1 1 1 1	1.0 S 3 0 0 0 1	1.0 S 3 0 0 0 1	1.0 S 3 0 0 0 1	1.0 S 3 0 0 0 1	1.0 S 3 0 0 0 1	1.0 S 3 0 0 0 1	1.0 S 3 0 0 0 1	1.0 S 3 0 0 0 1	1.0 S 3 0 0 0 1	1.0 S 3 0 0 0 1	1.0 S 3 0 0 0 1	1.0 S 3 0 0 0 1	1.0 S 3 0 0 0 1	1.0 S 3 0 0 0 1	1.0 S 3 0 0 0 1	0 0 0 0 0 0	0 1 9 13	9.00 1.000	0.00 0.000	0.00 0.000
Francisco Rodríguez, R (9,1) ERA: 1.98	1.0 S 3 0 0 0 1	1.0 S 3 0 0 0 1	1.0 S 3 0 0 0 1	1.0 S 3 0 0 0 1	1.0 S 3 0 0 0 1	1.0 S 3 0 0 0 1	1.0 S 3 0 0 0 1	1.0 S 3 0 0 0 1	1.0 S 3 0 0 0 1	1.0 S 3 0 0 0 1	1.0 S 3 0 0 0 1	1.0 S 3 0 0 0 1	1.0 S 3 0 0 0 1	1.0 S 3 0 0 0 1	1.0 S 3 0 0 0 1	1.0 S 3 0 0 0 1	0 0 0 0 0 0	0 0 1 9 13	0.00 0.000	0.00 0.000	0.00 0.000

Oakland Athletics @ Los Angeles Angels
Angel Stadium of Anaheim, Anaheim, CA
Tue Jul 01 2008, 7:05 PM PDT
Att: 42,047 - Clear - 82 F

livebaseballscorecards.com

AB 36
R 3
H 9
RBI 3
BB 2
SO 9
LOB 16



Batter	1	2	3	4	5	6	7	8	9	AB	R	H	RBI	BB	SO	LOB	BOTTOM			
9 Chone Figgins, S (1,5) OBP: 0.393, SLG: 0.326	2-2 L1-3				2-2 G3				0-2 G4-3	3	0	0	0	1	0	0				
Casey Kotchman, L (1,3) OBP: 0.338, SLG: 0.433	2-3 K				2-2 G4-3				1-2 SH1-4 27 1B	4	0	2	1	0	1	1				
77 Reggie Willits, S (8, FR) OBP: 0.306, SLG: 0.217					1-2 1B				1-0 SH1-4	0	1	0	0	0	0	0				
39 Robb Quinlan, R (9,3) OBP: 0.327, SLG: 0.515					3-H 1B				2-3 SH1-4	0	0	0	0	0	0	0				
6 Maicer Izturis, S (1,6) OBP: 0.328, SLG: 0.346	2-2 G4-3				0-0 1B				1-0 SH1-4	3	0	1	0	0	0	1				
27 Vladimir Guerrero, R (1,9) OBP: 0.341, SLG: 0.481		1-0 L4			1-2 F9				3-2 HR	4	1	1	1	0	1	2				
48 Torii Hunter, R (1,8) OBP: 0.327, SLG: 0.444		1-1 G5-3			2-2 1B				3-H K	4	0	1	0	0	1	2				
Garret Anderson, L (1,10) OBP: 0.292, SLG: 0.384		2-2 P5			2-2 1B				1-3 HR	4	1	2	2	0	1	0				
24 Gary Matthews, S (1,7) OBP: 0.318, SLG: 0.361					3-2 K				1-0 G6-3	3	1	0	0	0	1	3				
47 Howie Kendrick, R (1,4) OBP: 0.329, SLG: 0.417					1-2 K				0-0 G6-3	3	1	1	0	0	2	2				
5 Jeff Mathis, R (1,2) OBP: 0.294, SLG: 0.353					0-1 SF9				0-3 K	2	0	0	1	0	2	0				
Inning Stats	R: 0 E: 0 K: 1 S: 10	H: 0 LOB: 0 BB: 0 P: 16	R: 0 E: 0 K: 0 S: 6	H: 0 LOB: 0 BB: 0 P: 10	R: 2 E: 0 K: 0 S: 12	H: 1 LOB: 1 BB: 1 P: 22	R: 0 E: 0 K: 2 S: 17	H: 2 LOB: 2 BB: 0 P: 25	R: 0 E: 0 K: 2 S: 14	H: 2 LOB: 2 BB: 0 P: 18	R: 0 E: 0 K: 1 S: 6	H: 0 LOB: 0 BB: 0 P: 9	R: 0 E: 0 K: 2 S: 13	H: 0 LOB: 0 BB: 0 P: 15	R: 3 E: 0 K: 1 S: 18	H: 3 LOB: 1 BB: 0 P: 27	1B: 5 2B: 2 3B: 0 HR: 1	SF: 1 SAC: 1 DP: 0 HBP: 1	WP: 0 PB: 0 SB: 1 CS: 0	PA: 34
PITCHER	IP WLS BF H R ER SO	IP WLS BF H R ER SO	IP WLS BF H R ER SO	IP WLS BF H R ER SO	IP WLS BF H R ER SO	IP WLS BF H R ER SO	IP WLS BF H R ER SO	IP WLS BF H R ER SO	IP WLS BF H R ER SO	IP WLS BF H R ER SO	IP WLS BF H R ER SO	IP WLS BF H R ER SO	IP WLS BF H R ER SO	IP WLS BF H R ER SO	IP WLS BF H R ER SO	IP WLS BF H R ER SO	BB IBB HBP BLK	WP HR S P	ERA WHIP	ERA WHIP
Rich Harden, R (1,1) ERA: 2.25	5.0 L 22 5 2 2 5	2.0 L 6 0 0 0 3	2.0 L 5 3 3 3 1	2.0 L 5 3 3 3 1	2.0 L 5 3 3 3 1	2.0 L 5 3 3 3 1	2.0 L 5 3 3 3 1	2.0 L 5 3 3 3 1	2.0 L 5 3 3 3 1	2.0 L 5 3 3 3 1	2.0 L 5 3 3 3 1	2.0 L 5 3 3 3 1	2.0 L 5 3 3 3 1	2.0 L 5 3 3 3 1	2.0 L 5 3 3 3 1	2.0 L 5 3 3 3 1	1 0 0 0 0 0	0 0 19 24	0.00 0.000	0.00 0.000
31 Brad Ziegler, R (6,1) ERA: 4.59	2.0 L 6 0 0 0 3	2.0 L 6 0 0 0 3	2.0 L 5 3 3 3 1	2.0 L 5 3 3 3 1	2.0 L 5 3 3 3 1	2.0 L 5 3 3 3 1	2.0 L 5 3 3 3 1	2.0 L 5 3 3 3 1	2.0 L 5 3 3 3 1	2.0 L 5 3 3 3 1	2.0 L 5 3 3 3 1	2.0 L 5 3 3 3 1	2.0 L 5 3 3 3 1	2.0 L 5 3 3 3 1	2.0 L 5 3 3 3 1	2.0 L 5 3 3 3 1	0 0 0 0 0 0	0 1 17 26	40.50 4.500	0.00 0.000
Alan Embree, L (8,1) ERA: 4.59	0.2 L 5 3 3 3 1	0.2 L 5 3 3 3 1	0.2 L 5 3 3 3 1	0.2 L 5 3 3 3 1	0.2 L 5 3 3 3 1	0.2 L 5 3 3 3 1	0.2 L 5 3 3 3 1	0.2 L 5 3 3 3 1	0.2 L 5 3 3 3 1	0.2 L 5 3 3 3 1	0.2 L 5 3 3 3 1	0.2 L 5 3 3 3 1	0.2 L 5 3 3 3 1	0.2 L 5 3 3 3 1	0.2 L 5 3 3 3 1	0.2 L 5 3 3 3 1	0 0 0 0 0 0	0 0 1 1	0.00 0.000	0.00 0.000
Chad Gaudin, R (8,1) ERA: 3.56	0.1 L 5 3 3 3 1	0.1 L 5 3 3 3 1	0.1 L 5 3 3 3 1	0.1 L 5 3 3 3 1	0.1 L 5 3 3 3 1	0.1 L 5 3 3 3 1	0.1 L 5 3 3 3 1	0.1 L 5 3 3 3 1	0.1 L 5 3 3 3 1	0.1 L 5 3 3 3 1	0.1 L 5 3 3 3 1	0.1 L 5 3 3 3 1	0.1 L 5 3 3 3 1	0.1 L 5 3 3 3 1	0.1 L 5 3 3 3 1	0.1 L 5 3 3 3 1	0 0 0 0 0 0	0 0 1 1	0.00 0.000	0.00 0.000

Oakland Athletics @ Los Angeles Angels
Angel Stadium of Anaheim, Anaheim, CA
Tue Jul 01 2008, 7:05 PM PDT
Att: 42,047 - Clear - 82 F

livebaseballscorecards.com

AB 30
R 5
H 8
RBI 5
BB 1
SO 9
LOB 11



Batter	1	2	3	4	5	6	7	8	9	AB	R	H	RBI	BB	SO	LOB	TOP										
11 Rajai Davis, R OBP: 0.235, SLG: 0.296	F7		P3			14 1B	FC5-2-5		G6-3	4	1	1	0	0	0	2	Oakland Athletics @ Los Angeles Angels Angel Stadium of Anaheim, Anaheim, CA Wed Jul 02 2008, 12:35 PM PDT Att: 41,091 - Sunny - 81 F										
8 Kurt Suzuki, R OBP: 0.344, SLG: 0.371										1	0	0	0	0	0	1											
14 Mark Ellis, R OBP: 0.350, SLG: 0.423	1B			P5						4	0	2	2	0	0	2											
7 Bobby Crosby, R OBP: 0.317, SLG: 0.375	FC1-6-5									4	1	2	0	0	0	2											
22 Jack Hannahan, L OBP: 0.320, SLG: 0.329										0	0	0	0	0	0	0											
Emil Brown, R OBP: 0.282, SLG: 0.365	G6-3									4	0	1	0	0	1	3											
32 Jack Cust, L OBP: 0.382, SLG: 0.418		L3								4	0	0	0	0	3	2											
45 Wes Bankston, R OBP: 0.270, SLG: 0.319										4	0	0	0	0	1	2											
28 Carlos González, L OBP: 0.293, SLG: 0.446										4	1	2	0	0	0	0											
Rob Bowen, S OBP: 0.273, SLG: 0.293										3	0	0	0	1	1	1											
Donnie Murphy, R OBP: 0.270, SLG: 0.288										1	1	0	0	2	0	1											
10 Daric Barton, L OBP: 0.326, SLG: 0.319										1	0	0	0	0	1	1											
Inning Stats	R: 0 H: 1 E: 0 K: 0 S: 14	H: 1 LOB: 1 BB: 0 P: 21	R: 0 H: 0 E: 0 K: 1 S: 7	H: 0 LOB: 0 BB: 0 P: 13	R: 0 H: 0 E: 0 K: 0 S: 6	H: 0 LOB: 0 BB: 1 P: 11	R: 1 H: 2 E: 1 K: 1 S: 9	H: 2 LOB: 0 BB: 0 P: 15	R: 0 H: 0 E: 0 K: 1 S: 9	H: 0 LOB: 0 BB: 0 P: 17	R: 2 H: 2 E: 0 K: 2 S: 19	H: 2 LOB: 1 BB: 1 P: 28	R: 1 H: 1 E: 0 K: 0 S: 15	H: 1 LOB: 2 BB: 1 P: 23	R: 0 H: 1 E: 0 K: 1 S: 11	H: 1 LOB: 2 BB: 0 P: 16	R: 0 H: 1 E: 0 K: 1 S: 11	H: 1 LOB: 1 BB: 0 P: 17	1B: 6 2B: 2 3B: 0 HR: 0	SF: 0 SAC: 0 DP: 1 HBP: 0	WP: 0 PB: 1 SB: 2 CS: 0	PA: 37					
PITCHER	IP	WLS	BF	H	R	ER	SO	BB	IBB	HBP	BLK	WP	HR	S	P	ERA	WHIP										
51 Joe Saunders, L ERA: 3.04	6.1	W	25	6	4	2	5	2	0	0	0	0	0	68	111	2.84	1.263										
66 Jose Arredondo, R ERA: 1.35	0.2	H	4	0	0	0	0	1	0	0	0	0	0	11	17	0.00	1.500										
62 Scot Shields, R ERA: 2.65	1.0	H	4	1	0	0	1	0	0	0	0	0	0	11	16	0.00	1.000										
Francisco Rodríguez, R ERA: 1.93	1.0	S	4	1	0	0	1	0	0	0	0	0	0	11	17	0.00	1.000										

Batter	1	2	3	4	5	6	7	8	9	AB	R	H	RBI	BB	SO	LOB	BOTTOM										
9 Chone Figgins, S OBP: 0.388, SLG: 0.319	F8	G4-3								4	0	0	0	0	1	3	Oakland Athletics @ Los Angeles Angels Angel Stadium of Anaheim, Anaheim, CA Wed Jul 02 2008, 12:35 PM PDT Att: 41,091 - Sunny - 81 F										
24 Gary Matthews, S OBP: 0.317, SLG: 0.360			G6-3							4	0	1	0	0	1	1											
2 Erick Aybar, S OBP: 0.297, SLG: 0.385										4	2	1	1	0	1	2											
27 Vladimir Guerrero, R OBP: 0.340, SLG: 0.478										4	0	1	0	0	0	0											
48 Torii Hunter, R OBP: 0.326, SLG: 0.444										4	1	1	0	0	0	1											
47 Howie Kendrick, R OBP: 0.333, SLG: 0.426										4	2	2	0	0	1	1											
Casey Kotchman, L OBP: 0.340, SLG: 0.435										3	1	1	1	0	0	2											
Juan Rivera, R OBP: 0.232, SLG: 0.277										3	1	1	3	0	0	1											
77 Reggie Williams, S OBP: 0.301, SLG: 0.217										0	0	0	1	0	0	0											
44 Mike Napoli, R OBP: 0.309, SLG: 0.482										2	0	0	0	2	1	1											
Inning Stats	R: 1 H: 2 E: 0 K: 0 S: 11	H: 1 LOB: 1 BB: 0 P: 18	R: 1 H: 1 E: 0 K: 0 S: 10	H: 1 LOB: 1 BB: 0 P: 16	R: 0 H: 0 E: 0 K: 0 S: 10	H: 0 LOB: 0 BB: 0 P: 17	R: 0 H: 0 E: 0 K: 1 S: 7	H: 0 LOB: 1 BB: 0 P: 15	R: 0 H: 0 E: 0 K: 3 S: 12	H: 0 LOB: 1 BB: 1 P: 20	R: 3 H: 3 E: 0 K: 0 S: 13	H: 3 LOB: 1 BB: 1 P: 29	R: 1 H: 1 E: 0 K: 0 S: 10	H: 1 LOB: 0 BB: 0 P: 15	R: 1 H: 1 E: 0 K: 1 S: 11	H: 1 LOB: 0 BB: 0 P: 15	1B: 3 2B: 3 3B: 0 HR: 2	SF: 1 SAC: 0 DP: 0 HBP: 1	WP: 1 PB: 1 SB: 0 CS: 0	PA: 36							
PITCHER	IP	WLS	BF	H	R	ER	SO	BB	IBB	HBP	BLK	WP	HR	S	P	ERA	WHIP										
30 Dana Eveland, L ERA: 3.42	5.2	L	24	4	3	3	4	1	0	1	0	0	56	99	4.76	0.882											
29 Keith Foulke, R ERA: 3.81	0.1	L	4	2	2	2	0	1	0	0	0	0	1	7	16	54.00	9.000										
44 Santiago Casilla, R ERA: 2.35	1.0		4	1	1	1	0	0	0	0	0	0	1	10	15	9.00	1.000										
Chad Gaudin, R ERA: 3.5	1.0		4	1	1	0	1	0	0	0	0	0	0	11	15	0.00	1.000										

AB	34
R	4
H	8
RBI	2
BB	3
SO	7
LOB	17



Batter	1	2	3	4	5	6	7	8	9	AB	R	H	RBI	BB	SO	LOB	TOP					
14 Mark Ellis, R OBP: 0.345, SLG: 0.417										4	0	0	0	0	1	0	Oakland Athletics @ Chicago White Sox U.S. Cellular Field, Chicago, IL Thu Jul 03 2008, 8:11 PM EDT Att: 26,730 - Partly Cloudy - 66 F					
15 Ryan Sweeney, L OBP: 0.343, SLG: 0.388										4	0	0	0	0	2	0						
8 Kurt Suzuki, R OBP: 0.343, SLG: 0.367										3	1	0	0	0	1	0						
32 Jack Cust, L OBP: 0.381, SLG: 0.429										3	1	1	2	0	1	0						
11 Rajai Davis, R OBP: 0.293, SLG: 0.293										1	0	0	0	0	0	0						
28 Carlos González, L OBP: 0.292, SLG: 0.440										4	0	1	0	0	1	0						
45 Wes Bankston, R OBP: 0.125, SLG: 0.125										4	0	1	0	0	0	1						
22 Jack Hannahan, L OBP: 0.316, SLG: 0.325										3	0	0	0	0	2	1						
10 Daric Barton, L OBP: 0.326, SLG: 0.317										2	0	0	0	1	1	0						
Donnie Murphy, R OBP: 0.273, SLG: 0.333										3	1	1	1	0	1	2						
Inning Stats	R: 0 E: 0 K: 3 S: 12	H: 0 LOB: 0 BB: 0 P: 17	R: 0 E: 0 K: 1 S: 6	H: 0 LOB: 0 BB: 0 P: 8	R: 0 E: 0 K: 3 S: 9	H: 0 LOB: 0 BB: 0 P: 13	R: 2 E: 0 K: 0 S: 12	H: 2 LOB: 1 BB: 0 P: 19	R: 1 E: 0 K: 1 S: 12	H: 1 LOB: 0 BB: 0 P: 17	R: 0 E: 0 K: 1 S: 10	H: 0 LOB: 0 BB: 0 P: 17	R: 0 E: 0 K: 0 S: 8	H: 1 LOB: 2 BB: 1 P: 13	R: 0 E: 0 K: 0 S: 7	H: 0 LOB: 0 BB: 0 P: 10	R: 0 E: 0 K: 1 S: 7	H: 0 LOB: 0 BB: 0 P: 7	1B: 2 2B: 0 3B: 0 HR: 2	SF: 0 SAC: 0 DP: 0 HBP: 1	WP: 0 PB: 0 SB: 1 CS: 0	PA: 33
PITCHER Javier Vazquez, R ERA: 4.37	IP: 9.0 WLS: L BF: 33 H: 4 R: 3 ER: 3 SO: 10 BB: 1 IBB: 0 HBP: 1 BLK: 0 WP: 0 HR: 2 S: 83 P: 121 ERA: 3.00 WHIP: 0.556															PITCHER						

Batter	1	2	3	4	5	6	7	8	9	AB	R	H	RBI	BB	SO	LOB	BOTTOM					
31 Dewayne Wise, L OBP: 0.391, SLG: 0.571										3	1	1	1	0	1	0	Oakland Athletics @ Chicago White Sox U.S. Cellular Field, Chicago, IL Thu Jul 03 2008, 8:11 PM EDT Att: 26,730 - Partly Cloudy - 66 F					
Orlando Cabrera, R OBP: 0.319, SLG: 0.365										1	0	0	0	0	0	0						
12 A.J. Pierzynski, L OBP: 0.341, SLG: 0.451										4	1	2	0	0	0	0						
20 Carlos Quentin, R OBP: 0.381, SLG: 0.518										4	0	0	0	0	1	2						
23 Jermaine Dye, R OBP: 0.354, SLG: 0.556										3	0	2	1	1	0	1						
25 Jim Thome, L OBP: 0.350, SLG: 0.472										3	0	1	0	1	0	1						
24 Joe Crede, R OBP: 0.342, SLG: 0.491										4	0	1	0	0	0	5						
Pablo Ozuna, R OBP: 0.313, SLG: 0.328										0	0	0	0	0	0	0						
Nick Swisher, S OBP: 0.349, SLG: 0.406										4	0	0	0	0	3	3						
10 Alexei Ramirez, R OBP: 0.309, SLG: 0.439										4	0	0	0	0	1	1						
Juan Uribe, R OBP: 0.262, SLG: 0.331										3	0	0	0	0	1	0						
Inning Stats	R: 2 E: 0 K: 0 S: 14	H: 3 LOB: 1 BB: 0 P: 20	R: 0 E: 0 K: 2 S: 10	H: 0 LOB: 0 BB: 0 P: 14	R: 0 E: 0 K: 1 S: 12	H: 0 LOB: 0 BB: 0 P: 17	R: 0 E: 0 K: 0 S: 4	H: 1 LOB: 1 BB: 1 P: 12	R: 0 E: 0 K: 0 S: 8	H: 0 LOB: 0 BB: 0 P: 11	R: 0 E: 0 K: 0 S: 9	H: 1 LOB: 2 BB: 1 P: 18	R: 0 E: 0 K: 1 S: 5	H: 0 LOB: 0 BB: 0 P: 6	R: 0 E: 0 K: 1 S: 10	H: 1 LOB: 1 BB: 0 P: 14	R: 0 E: 0 K: 2 S: 13	H: 1 LOB: 1 BB: 0 P: 20	1B: 3 2B: 4 3B: 0 HR: 1	SF: 0 SAC: 0 DP: 1 HBP: 0	WP: 0 PB: 0 SB: 0 CS: 0	PA: 35
PITCHER 58 Justin Duchschere, R ERA: 1.98 Alan Embree, L ERA: 4.54 Huston Street, R ERA: 3.89	IP: 7.0 WLS: W BF: 27 H: 5 R: 2 ER: 2 SO: 4 BB: 2 IBB: 0 HBP: 0 BLK: 0 WP: 0 HR: 1 S: 62 P: 98 ERA: 2.57 WHIP: 1.000															PITCHER						

Batter	1	2	3	4	5	6	7	8	9	AB	R	H	RBI	BB	SO	LOB	TOP					
14 Mark Ellis, R OBP: 0.391, SLG: 0.414										2	0	0	0	4	1	3						
15 Ryan Sweeney, L OBP: 0.343, SLG: 0.366										6	0	2	1	0	0	6						
8 Kurt Suzuki, R OBP: 0.341, SLG: 0.364										5	0	1	0	0	1	4						
Emil Brown, R OBP: 0.288, SLG: 0.369										5	2	3	0	0	0	2						
32 Jack Cust, L OBP: 0.382, SLG: 0.440										5	2	2	2	0	3	2						
45 Wes Bankston, R OBP: 0.308, SLG: 0.462										5	0	3	1	0	0	1						
10 Daric Barton, L OBP: 0.326, SLG: 0.317										0	0	0	0	0	0	0						
28 Carlos González, L OBP: 0.301, SLG: 0.445										3	1	2	0	0	0	1						
11 Rajai Davis, R OBP: 0.238, SLG: 0.297										2	1	1	0	0	0	2						
Donnie Murphy, R OBP: 0.280, SLG: 0.351										5	0	2	2	0	1	4						
22 Jack Hannahan, L OBP: 0.318, SLG: 0.328										4	1	1	1	1	2	5						
Inning Stats	R: 0 E: 0 K: 0 S: 12	H: 0 LOB: 1 BB: 1 P: 20	R: 0 E: 0 K: 1 S: 10	H: 1 LOB: 1 BB: 0 P: 15	R: 0 E: 0 K: 0 S: 12	H: 1 LOB: 1 BB: 1 P: 21	R: 2 E: 0 K: 2 S: 13	H: 4 LOB: 2 BB: 0 P: 20	R: 0 E: 0 K: 1 S: 10	H: 1 LOB: 1 BB: 0 P: 15	R: 2 E: 0 K: 2 S: 11	H: 3 LOB: 2 BB: 1 P: 21	R: 2 E: 0 K: 0 S: 19	H: 4 LOB: 3 BB: 1 P: 31	R: 0 E: 0 K: 1 S: 11	H: 1 LOB: 1 BB: 0 P: 16	R: 1 E: 0 K: 1 S: 16	H: 2 LOB: 1 BB: 1 P: 30	1B: 12 2B: 4 3B: 0 HR: 1	SF: 0 SAC: 0 DP: 1 HBP: 0	WP: 2 PB: 0 SB: 1 CS: 0	PA: 47
PITCHER	IP WLS BF H R ER SO BB IBB HBP BLK WP HR S P ERA WHIP																					
56 Mark Buehrle, L ERA: 3.91	(1, 1) 5.2 L 29 10 4 4 5 2 1 0 0 0 0 1 64 105 6.35 2.118																					
26 Octavio Dotel, R ERA: 3.0	(6, 1) 0.1 1 0 0 0 1 0 0 0 0 0 0 0 4 7 0.00 0.000																					
Nick Masset, R ERA: 3.68	(7, 1) 0.1 5 4 2 2 0 0 0 0 0 0 1 0 11 16 54.00 12.000																					
57 Boone Logan, L ERA: 2.1	(7, 1) 1.2 7 1 0 0 1 1 0 0 0 0 0 0 19 31 0.00 1.200																					
61 Adam Russell, R ERA: 2.84	(9, 1) 1.0 5 2 1 1 1 1 0 0 0 0 1 0 16 30 9.00 3.000																					

Oakland Athletics @ Chicago White Sox
U.S. Cellular Field, Chicago, IL
Fri Jul 04 2008, 7:05 PM EDT
Att: 29,600 - Partly Cloudy - 72 F

AB	42
R	7
H	17
RBI	7
BB	5
SO	8
LOB	30

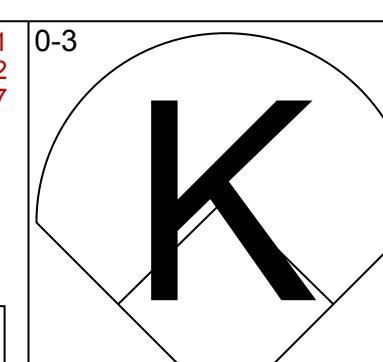
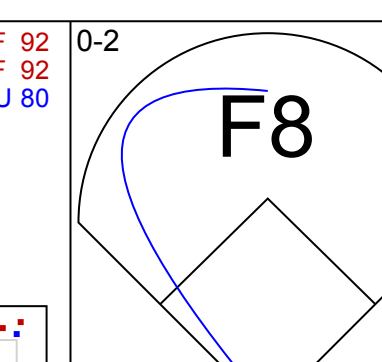
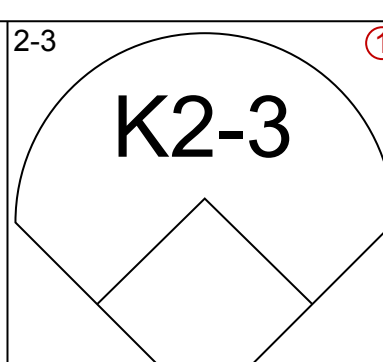
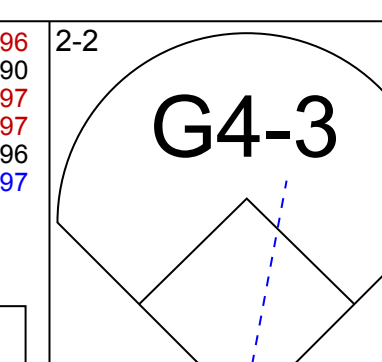
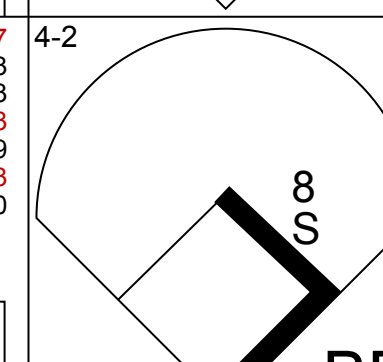
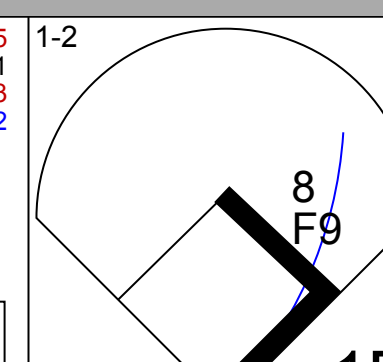
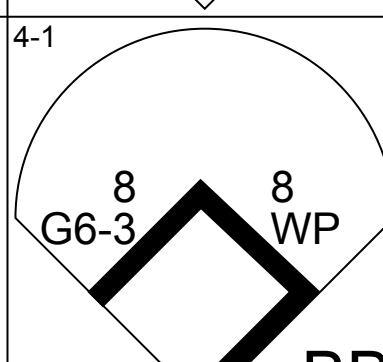
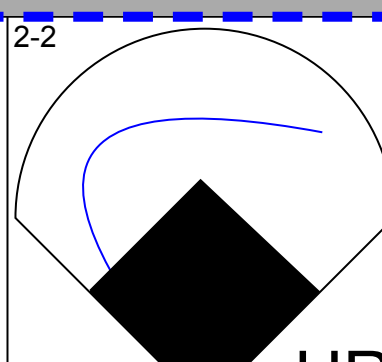
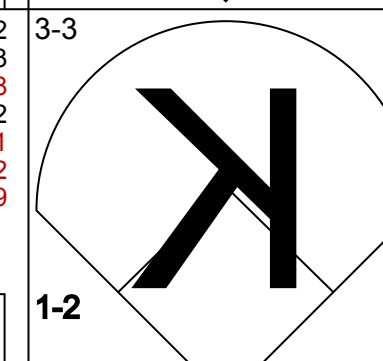
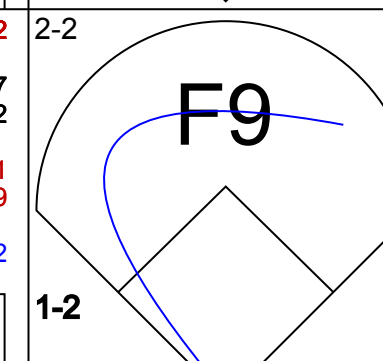
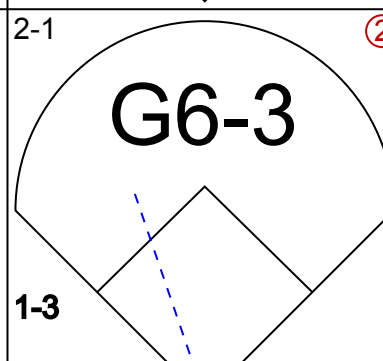
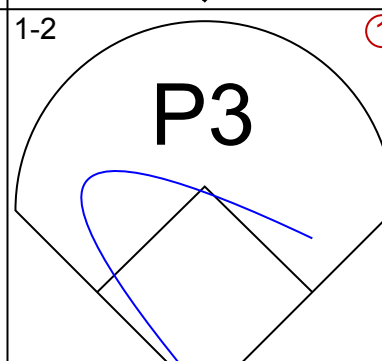
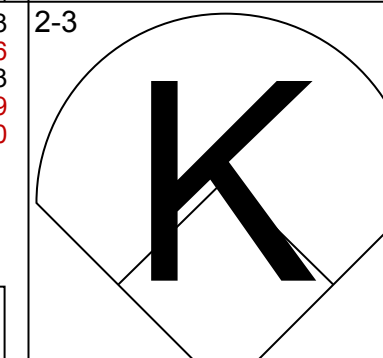
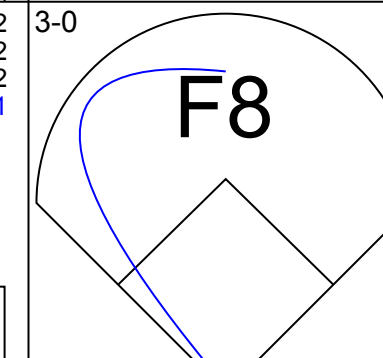
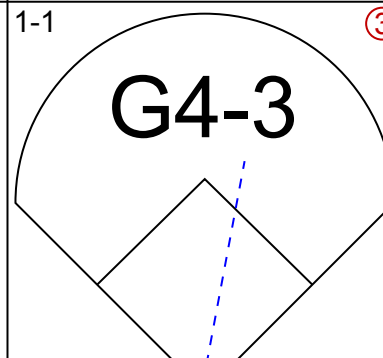
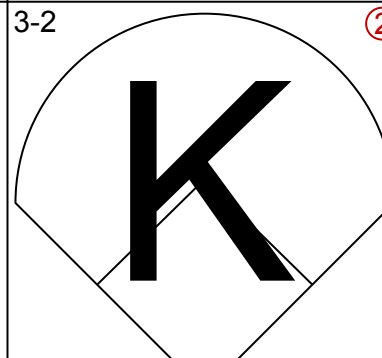
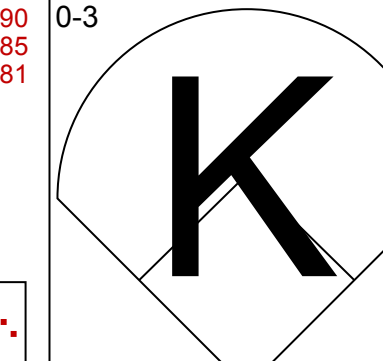
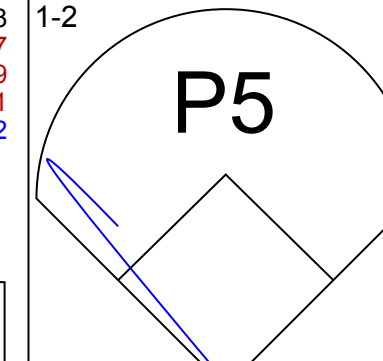
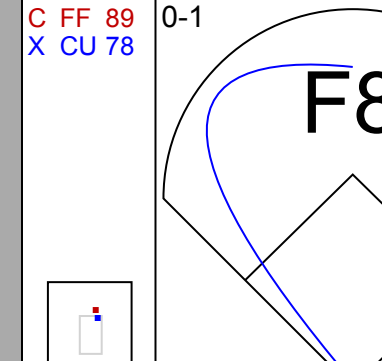
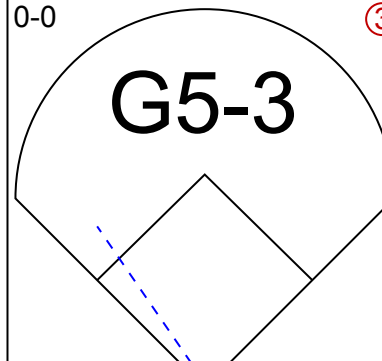
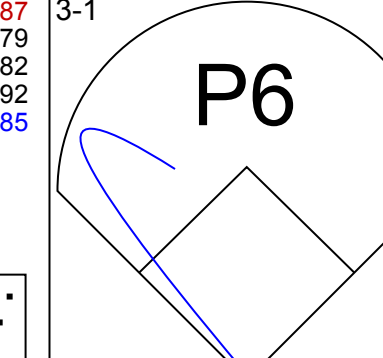
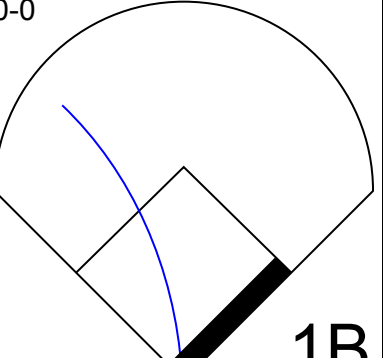
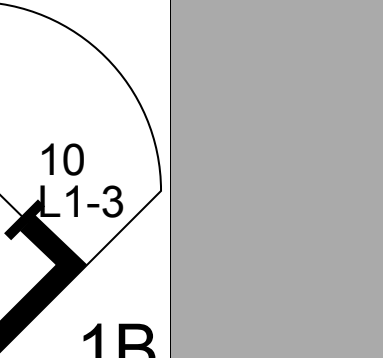
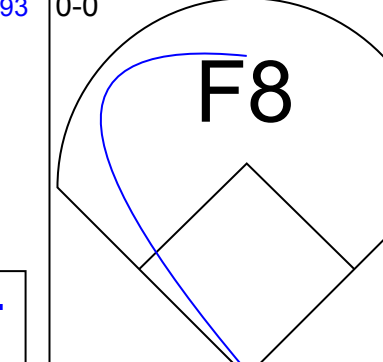
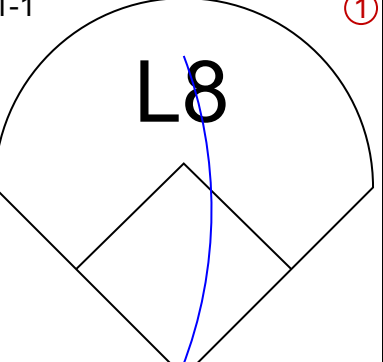
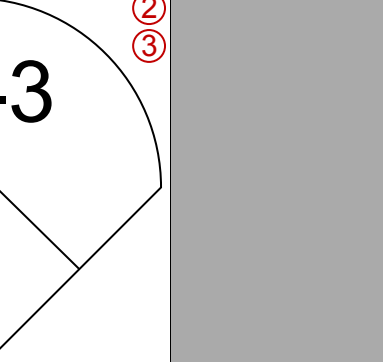
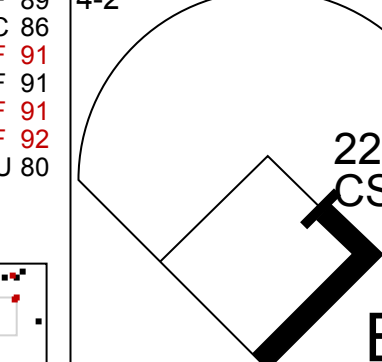
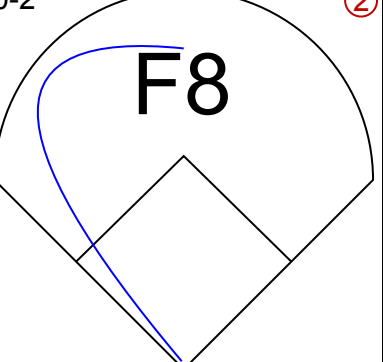
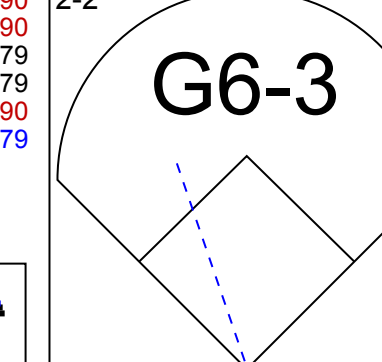
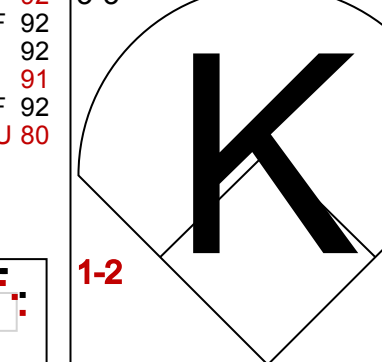
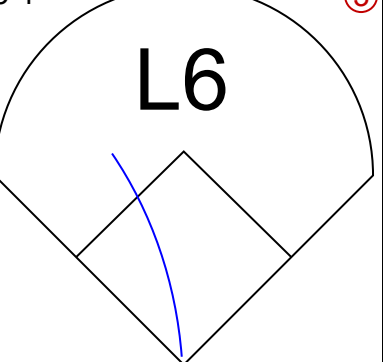
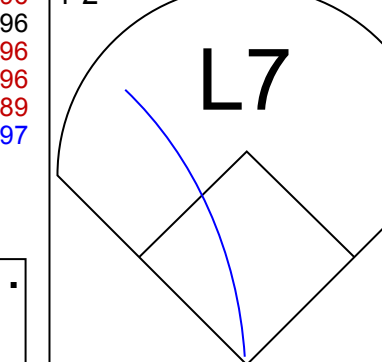


Batter	1	2	3	4	5	6	7	8	9	AB	R	H	RBI	BB	SO	LOB	BOTTOM					
Orlando Cabrera, R OBP: 0.318, SLG: 0.362										3	0	0	0	1	0	1						
12 A.J. Pierzynski, L OBP: 0.337, SLG: 0.445										4	0	0	0	0	2	3						
20 Carlos Quentin, R OBP: 0.380, SLG: 0.513										3	1	0	0	1	0	0						
23 Jermaine Dye, R OBP: 0.356, SLG: 0.555										4	0	2	0	0	1	1						
25 Jim Thome, L OBP: 0.352, SLG: 0.477										4	0	2	1	0	1	1						
24 Joe Crede, R OBP: 0.338, SLG: 0.483										4	0	0	0	0	0	4						
Nick Swisher, S OBP: 0.348, SLG: 0.404										4	0	1	0	0	1	3						
Juan Uribe, R OBP: 0.257, SLG: 0.324										3	0	0	0	0	1	0						
31 Dewayne Wise, L OBP: 0.350, SLG: 0.553										3	0	1	0	0	1	1						
Inning Stats	R: 0 E: 0 K: 1 S: 8	H: 0 LOB: 0 BB: 0 P: 10	R: 0 E: 0 K: 2 S: 13	H: 1 LOB: 1 BB: 0 P: 19	R: 0 E: 0 K: 0 S: 7	H: 0 LOB: 0 BB: 0 P: 10	R: 1 E: 0 K: 0 S: 12	H: 1 LOB: 1 BB: 1 P: 22	R: 0 E: 0 K: 0 S: 10	H: 1 LOB: 2 BB: 1 P: 18	R: 0 E: 0 K: 0 S: 14	H: 2 LOB: 2 BB: 0 P: 23	R: 0 E: 0 K: 1 S: 10	H: 1 LOB: 1 BB: 0 P: 17	R: 0 E: 0 K: 1 S: 8	H: 0 LOB: 0 BB: 0 P: 13	R: 0 E: 0 K: 1 S: 7	H: 0 LOB: 0 BB: 0 P: 12	1B: 5 2B: 1 3B: 0 HR: 0	SF: 0 SAC: 1 DP: 0 HBP: 0	WP: 0 PB: 0 SB: 0 CS: 0	PA: 35
PITCHER	IP WLS BF H R ER SO BB IBB HBP BLK WP HR S P ERA WHIP																					
Joe Blanton, R ERA: 4.76	(1, 1) 7.0 W 29 6 1 1 5 2 0 0 0 0 0 0 74 119 1.29 1.143																					
31 Brad Ziegler, R ERA:	(8, 1) 1.0 3 0 0 0 1 0 0 0 0 0 0 0 8 13 0.00 0.000																					
44 Santiago Casilla, R ERA: 2.7	(9, 1) 1.0 3 0 0 0 1 0 0 0 0 0 0 0 7 12 0.00 0.000																					

Oakland Athletics @ Chicago White Sox
U.S. Cellular Field, Chicago, IL
Fri Jul 04 2008, 7:05 PM EDT
Att: 29,600 - Partly Cloudy - 72 F

AB	32
R	1
H	6
RBI	1
BB	2
SO	7
LOB	14



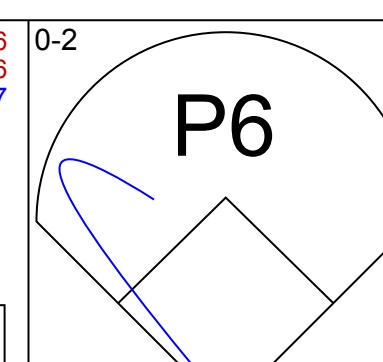
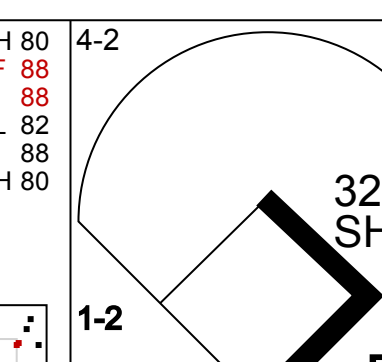
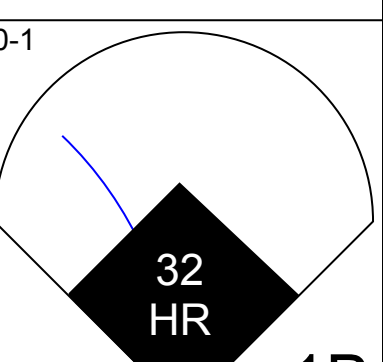
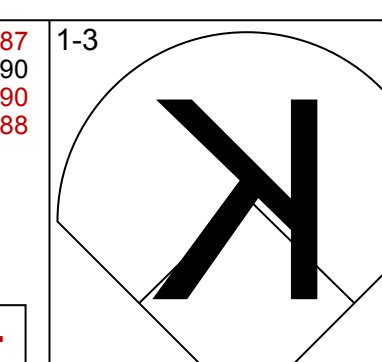
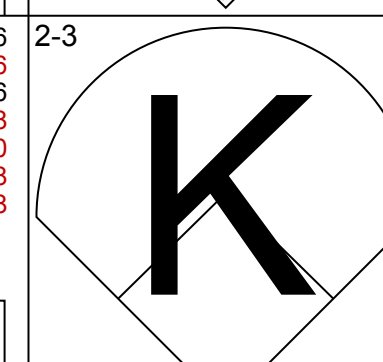
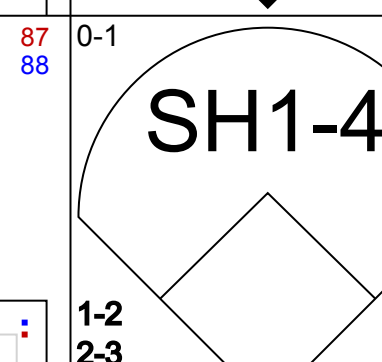
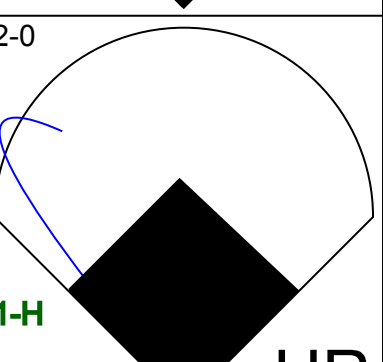
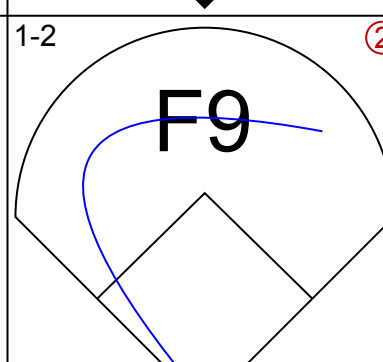
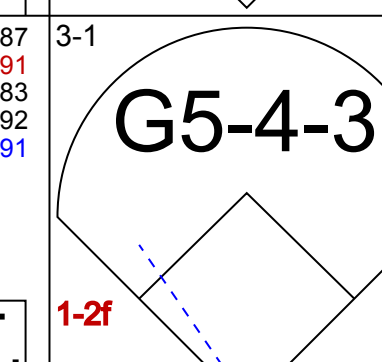
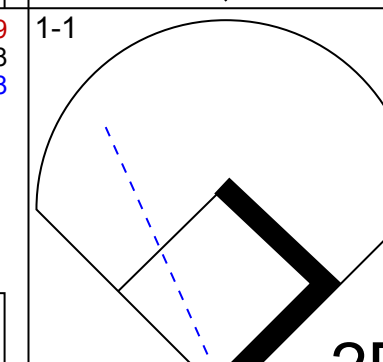
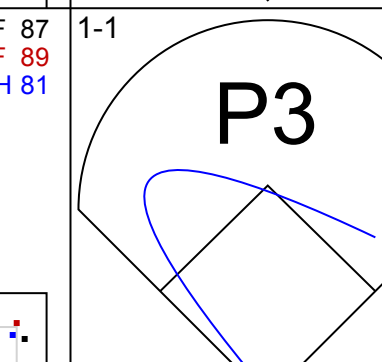
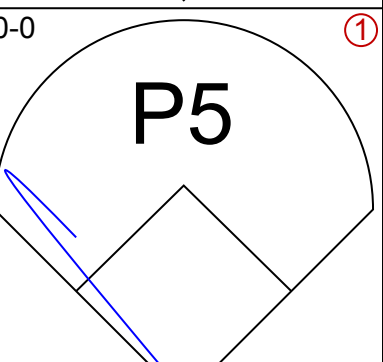
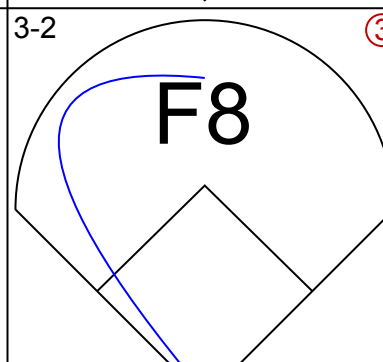
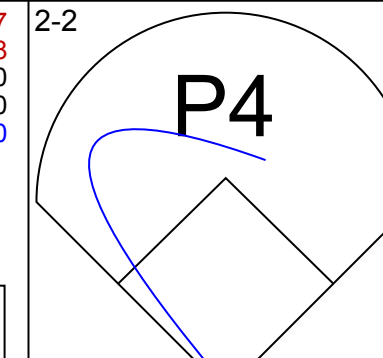
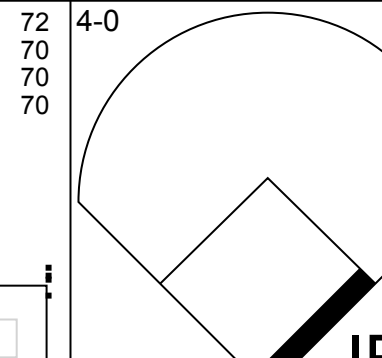
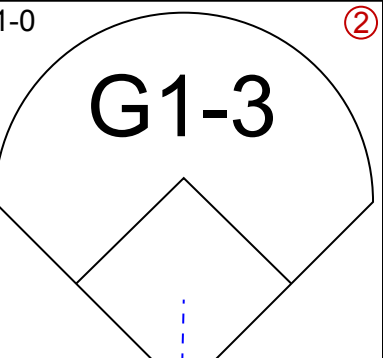
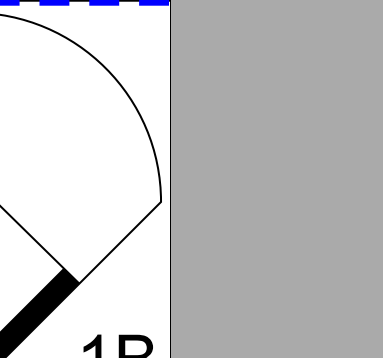
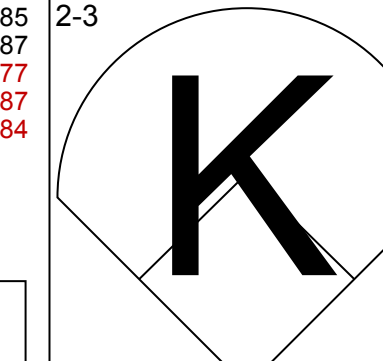
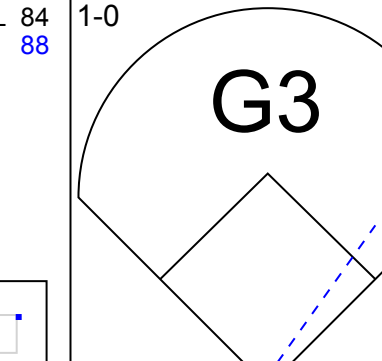
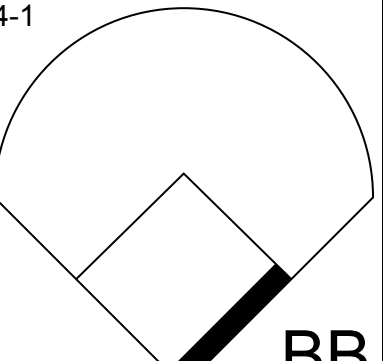
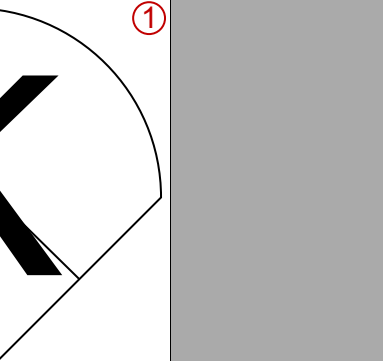
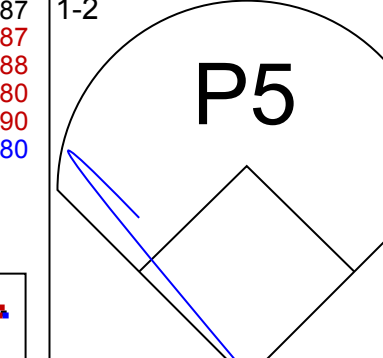
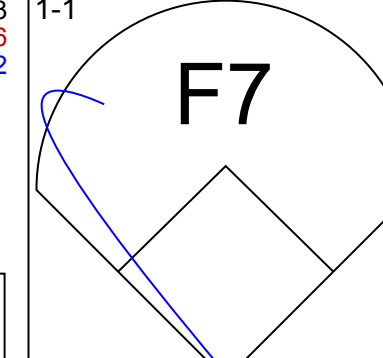
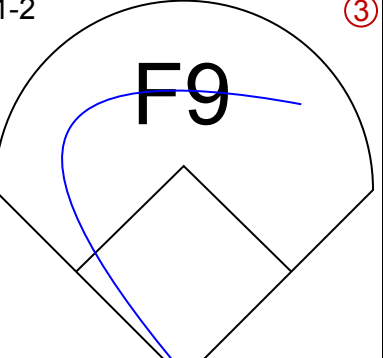
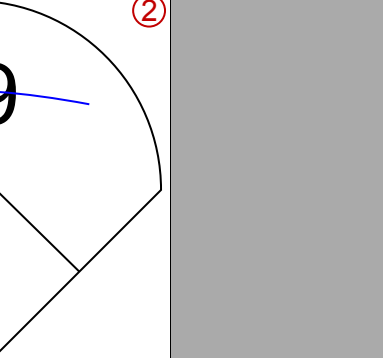
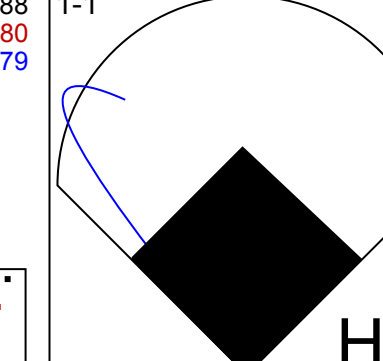
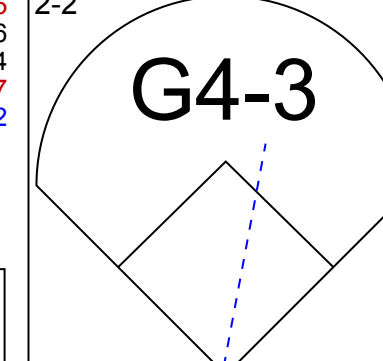

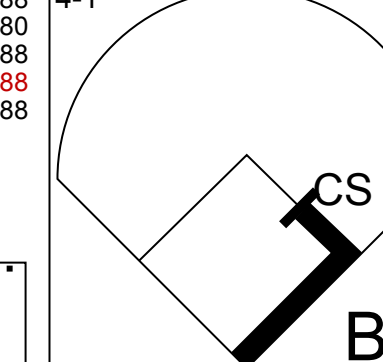

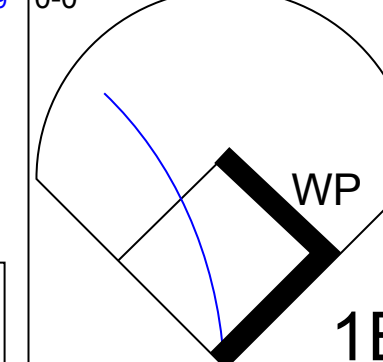
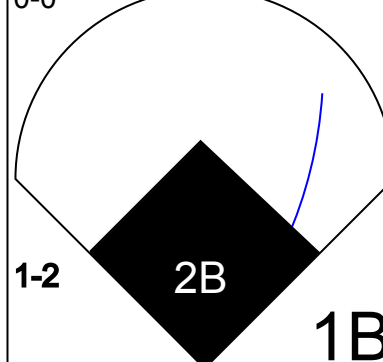
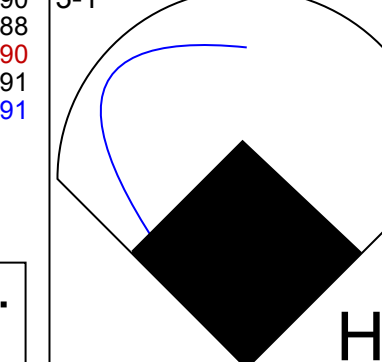
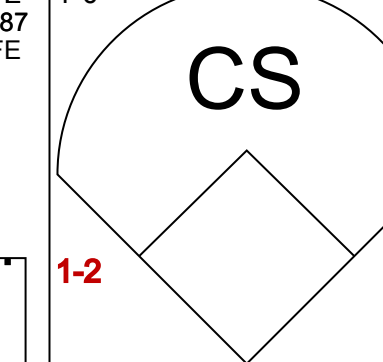
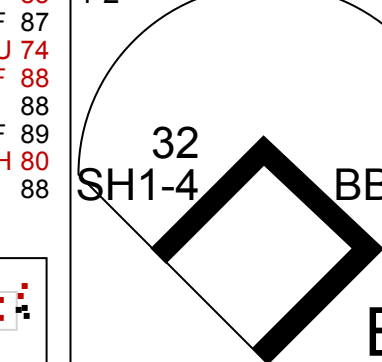
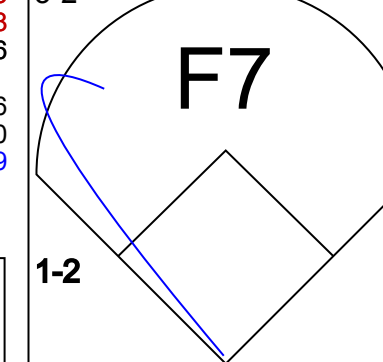
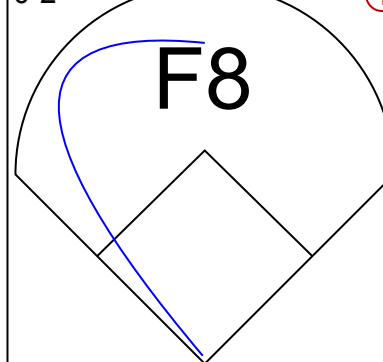
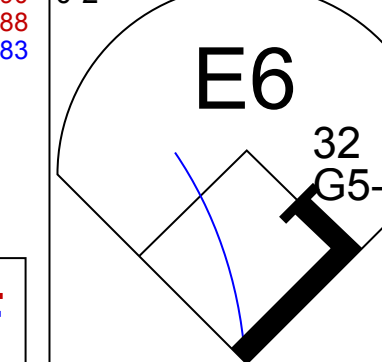
Batter	1	2	3	4	5	6	7	8	9	AB	R	H	RBI	BB	SO	LOB	TOP										
11 Rajai Davis, R OBP: 0.229, SLG: 0.286										4	0	0	0	0	2	0											
15 Ryan Sweeney, L OBP: 0.355, SLG: 0.408										2	1	2	1	2	0	0											
8 Kurt Suzuki, R OBP: 0.336, SLG: 0.359										4	0	0	0	0	1	3											
32 Jack Cust, L OBP: 0.377, SLG: 0.433										4	0	0	0	0	2	3											
14 Mark Ellis, R OBP: 0.347, SLG: 0.409										4	0	0	0	0	1	1											
45 Wes Bankston, R OBP: 0.375, SLG: 0.500										3	0	2	0	0	0	0											
10 Daric Barton, L OBP: 0.322, SLG: 0.313										3	0	0	0	0	0	2											
Donnie Murphy, R OBP: 0.282, SLG: 0.342										2	0	0	0	1	0	1											
22 Jack Hannahan, L OBP: 0.314, SLG: 0.324										3	0	0	0	0	1	2											
Inning Stats	R: 0 H: 0 E: 0 K: 3 S: 13	H: 0 LOB: 1 BB: 1 P: 22	R: 0 H: 0 E: 0 K: 1 S: 6	H: 0 LOB: 0 BB: 0 P: 9	R: 0 H: 0 E: 0 K: 1 S: 9	H: 0 LOB: 0 BB: 1 P: 16	R: 0 H: 1 E: 0 K: 0 S: 12	H: 1 LOB: 1 BB: 0 P: 19	R: 0 H: 0 E: 0 K: 1 S: 8	H: 0 LOB: 1 BB: 1 P: 17	R: 0 H: 1 E: 0 K: 0 S: 5	H: 1 LOB: 0 BB: 0 P: 8	R: 0 H: 0 E: 0 K: 0 S: 13	H: 0 LOB: 0 BB: 0 P: 18	R: 1 H: 1 E: 0 K: 1 S: 11	H: 1 LOB: 0 BB: 0 P: 17	1B: 3 2B: 1 3B: 0 HR: 1	SF: 0 SAC: 0 DP: 1 HBP: 0	WP: 1 PB: 0 SB: 1 CS: 1	PA: 32							
PITCHER	IP	WLS	BF	H	R	ER	SO	BB	IBB	HBP	BLK	WP	HR	S	P	ERA	WHIP										
34 Gavin Floyd, R ERA: 3.22	7.1	W	26	3	0	0	6	3	0	0	0	1	0	65	109	0.00	0.818										
37 Matt Thornton, L ERA: 2.45	0.2		2	0	0	0	0	0	0	0	0	0	0	9	12	0.00	0.000										
71 Scott Linebrink, R ERA: 1.75	1.0		4	1	1	1	1	0	0	0	0	0	1	11	17	9.00	1.000										

Oakland Athletics @ Chicago White Sox
U.S. Cellular Field, Chicago, IL

livebaseballscorecards.com

AB 29
R 1
H 4
RBI 1
BB 3
SO 7
LOB 12



Batter	1	2	3	4	5	6	7	8	9	AB	R	H	RBI	BB	SO	LOB	BOTTOM										
Orlando Cabrera, R OBP: 0.321, SLG: 0.366										4	1	2	2	1	1	1											
32 Brian Anderson, R OBP: 0.272, SLG: 0.419										4	1	1	2	0	1	2											
20 Carlos Quentin, R OBP: 0.378, SLG: 0.513										4	0	1	0	0	0	3											
23 Jermaine Dye, R OBP: 0.358, SLG: 0.553										3	0	1	0	1	0	1											
25 Jim Thome, L OBP: 0.350, SLG: 0.471										3	0	0	0	1	2	4											
24 Joe Crede, R OBP: 0.333, SLG: 0.476										4	0	0	0	0	0	2											
Nick Swisher, S OBP: 0.350, SLG: 0.414										3	2	1	1	1	1	1											
10 Alexei Ramirez, R OBP: 0.322, SLG: 0.463										3	2	3	1	1	0	0											
Toby Hall, R OBP: 0.333, SLG: 0.373										3	0	0	0	1	0	3											
Inning Stats	R: 0 H: 1 E: 0 K: 1 S: 13	H: 1 LOB: 0 BB: 0 P: 18	R: 1 H: 1 E: 0 K: 1 S: 11	H: 1 LOB: 0 BB: 1 P: 20	R: 0 H: 0 E: 0 K: 0 S: 11	H: 0 LOB: 3 BB: 3 P: 25	R: 0 H: 1 E: 0 K: 0 S: 9	H: 1 LOB: 1 BB: 0 P: 15	R: 2 H: 2 E: 0 K: 0 S: 12	H: 2 LOB: 1 BB: 1 P: 20	R: 2 H: 2 E: 0 K: 0 S: 15	H: 2 LOB: 1 BB: 1 P: 24	R: 0 H: 1 E: 0 K: 2 S: 12	H: 1 LOB: 0 BB: 0 P: 20	R: 1 H: 1 E: 1 K: 1 S: 10	H: 1 LOB: 0 BB: 0 P: 17	1B: 4 2B: 2 3B: 0 HR: 3	SF: 0 SAC: 1 DP: 1 HBP: 0	WP: 1 PB: 0 SB: 0 CS: 1	PA: 39							
PITCHER	IP	WLS	BF	H	R	ER	SO	BB	IBB	HBP	BLK	WP	HR	S	P	ERA	WHIP										
Greg Smith, L ERA: 3.62	5.0	L	25	5	4	4	2	5	1	0	0	0	2	58	104	7.20	2.000										
Chad Gaudin, R ERA: 3.59	1.0		5	2	1	1	0	0	0	0	0	0	0	13	18	9.00	2.000										
13 Jerry Blevins, L ERA:	1.0		4	1	0	0	2	0	0	0	0	0	0	12	20	0.00	1.000										
59 Andrew Brown, R ERA: 2.45	1.0		4	1	1	1	1	0	0	0	0	0	1	10	17	9.00	1.000										

Oakland Athletics @ Chicago White Sox
U.S. Cellular Field, Chicago, IL

livebaseballscorecards.com

AB 31
R 6
H 9
RBI 6
BB 6
SO 5
LOB 17



Sat Jul 05 2008, 7:05 PM EDT
Att: 35,586 - Clear - 74 F

Batter	1	2	3	4	5	6	7	8	9	AB	R	H	RBI	BB	SO	LOB	TOP					
11 Rajai Davis, R OBP: 0.230, SLG: 0.278										3	0	0	0	1	1	3	<p>Oakland Athletics @ Chicago White Sox</p> <p>U.S. Cellular Field, Chicago, IL</p> <p>Sun Jul 06 2008, 2:05 PM EDT</p> <p>Att: 31,955 - Sunny - 79 F</p>					
8 Kurt Suzuki, R OBP: 0.339, SLG: 0.361										1	0	1	0	0	0	0						
14 Mark Ellis, R OBP: 0.345, SLG: 0.405										5	0	1	1	0	0	5						
32 Jack Cust, L OBP: 0.371, SLG: 0.425										5	0	0	0	0	3	3						
Emil Brown, R OBP: 0.287, SLG: 0.371										4	1	1	0	0	1	0						
45 Wes Bankston, R OBP: 0.350, SLG: 0.450										4	0	1	0	0	2	1						
10 Daric Barton, L OBP: 0.325, SLG: 0.313										3	1	1	0	1	1	1						
Rob Bowen, S OBP: 0.271, SLG: 0.311										4	0	1	2	0	1	1						
22 Jack Hannahan, L OBP: 0.313, SLG: 0.322										4	1	1	0	0	2	1						
2 Gregorio Petit, R OBP: 0.409, SLG: 0.400										2	0	1	0	1	1	0						
15 Ryan Sweeney, L OBP: 0.353, SLG: 0.406										1	0	0	0	0	0	1						
Inning Stats	R: 0 E: 0 K: 1 S: 10	H: 0 LOB: 0 BB: 0 P: 12	R: 0 E: 0 K: 1 S: 18	H: 0 LOB: 1 BB: 1 P: 27	R: 0 E: 0 K: 1 S: 11	H: 0 LOB: 1 BB: 1 P: 18	R: 0 E: 0 K: 1 S: 6	H: 0 LOB: 0 BB: 0 P: 7	R: 0 E: 0 K: 3 S: 9	H: 0 LOB: 0 BB: 0 P: 14	R: 0 E: 0 K: 1 S: 11	H: 1 LOB: 1 BB: 0 P: 15	R: 2 E: 1 K: 2 S: 23	H: 3 LOB: 1 BB: 1 P: 34	R: 0 E: 0 K: 2 S: 9	H: 1 LOB: 1 BB: 0 P: 12	R: 1 E: 0 K: 0 S: 18	H: 3 LOB: 2 BB: 0 P: 26	1B: 6 2B: 2 3B: 0 HR: 0	SF: 0 SAC: 0 DP: 0 HBP: 0	WP: 0 PB: 0 SB: 0 CS: 0	PA: 39
PITCHER	IP WLS BF H R ER SO BB IBB HBP BLK WP HR S P ERA WHIP																					
50 John Danks, L ERA: 2.52	6.1 W 25 4 2 2 9 2 0 0 0 0 0 0 0 76 106 2.84 0.947																					
26 Octavio Dotel, R ERA: 2.95	0.2 H 4 0 0 0 1 1 0 0 0 0 0 0 0 12 21 0.00 1.500																					
37 Matt Thornton, L ERA: 2.38	1.0 H 4 1 0 0 2 0 0 0 0 0 0 0 0 9 21 0.00 1.000																					
71 Scott Linebrink, R ERA: 1.95	1.0 S 6 3 1 1 0 0 0 0 0 0 0 0 0 18 26 9.00 3.000																					


AB	36
R	3
H	8
RBI	3
BB	3
SO	12
LOB	16




Batter	1	2	3	4	5	6	7	8	9	AB	R	H	RBI	BB	SO	LOB	BOTTOM			
Orlando Cabrera, R OBP: 0.318, SLG: 0.362										4	0	0	0	0	0	1	<p>Oakland Athletics @ Chicago White Sox</p> <p>U.S. Cellular Field, Chicago, IL</p> <p>Sun Jul 06 2008, 2:05 PM EDT</p> <p>Att: 31,955 - Sunny - 79 F</p>			
12 AJ Pierzynski, L OBP: 0.332, SLG: 0.441										3	0	0	1	0	2	0				
20 Carlos Quentin, R OBP: 0.377, SLG: 0.510										4	1	1	0	0	1	0				
23 Jermaine Dye, R OBP: 0.359, SLG: 0.551										3	0	1	0	1	0	0				
25 Jim Thome, L OBP: 0.352, SLG: 0.468										2	0	0	0	2	1	2				
Pablo Ozuna, R OBP: 0.313, SLG: 0.328										0	0	0	0	0	0	0				
24 Joe Crede, R OBP: 0.335, SLG: 0.475										3	1	1	1	1	0	1				
Nick Swisher, S OBP: 0.349, SLG: 0.411										2	1	0	0	1	0	3				
10 Alexei Ramirez, R OBP: 0.322, SLG: 0.461										3	0	1	1	0	1	0				
31 Dewayne Wise, L OBP: 0.372, SLG: 0.600										2	1	2	1	0	0	0				
Inning Stats	R: 1 E: 1 K: 1 S: 17	H: 1 LOB: 3 BB: 2 P: 31	R: 0 E: 0 K: 0 S: 7	H: 1 LOB: 0 BB: 0 P: 11	R: 0 E: 0 K: 1 S: 8	H: 0 LOB: 0 BB: 0 P: 13	R: 2 E: 0 K: 1 S: 12	H: 2 LOB: 0 BB: 1 P: 22	R: 0 E: 0 K: 1 S: 11	H: 1 LOB: 2 BB: 1 P: 18	R: 0 E: 0 K: 1 S: 8	H: 0 LOB: 0 BB: 0 P: 12	R: 1 E: 0 K: 0 S: 9	H: 1 LOB: 0 BB: 0 P: 13	R: 0 E: 0 K: 0 S: 5	H: 0 LOB: 1 BB: 1 P: 13	1B: 5 2B: 1 3B: 0 HR: 0	SF: 2 SAC: 0 DP: 0 HBP: 0	WP: 0 PB: 0 SB: 0 CS: 2	PA: 35
PITCHER	IP WLS BF H R ER SO BB IBB HBP BLK WP HR S P ERA WHIP																			
Rich Harden, R ERA: 2.34	5.0 L 23 5 3 3 2 4 4 0 0 0 0 0 0 55 95 3.60 1.800																			
44 Santiago Casilla, R ERA: 2.92	1.1 5 1 1 1 1 0 0 0 0 0 0 0 13 19 6.75 0.750																			
13 Jerry Blevins, L ERA:	1.2 5 0 0 0 0 1 0 0 0 0 0 0 9 19 0.00 0.600																			

AB	26
R	4
H	6
RBI	4
BB	5
SO	5
LOB	7




Batter	1	2	3	4	5	6	7	8	9	AB	R	H	RBI	BB	SO	LOB	TOP			
51 Ichiro Suzuki, L OBP: 0.363, SLG: 0.374	G4-3	1B		L9					E5	4	0	2	0	1	0	0	Seattle Mariners @ Oakland Athletics McAfee Coliseum, Oakland, CA Mon Jul 07 2008, 10:05 PM EDT Att: 11,129 - Clear - 76 F livebaseballscores.com AB 35 R 3 H 11 RBI 3 BB 5 SO 1 LOB 19 			
4 Jose Lopez, R OBP: 0.318, SLG: 0.410 Miguel Cairo, R OBP: 0.295, SLG: 0.269	G4-3	F7		G5-3		G4-6-3			BB	4	0	0	0	1	0	5				
Raul Ibanez, L OBP: 0.348, SLG: 0.445	HR	1B			G6-3		G4-3		F5	4	1	1	0	1	0	2				
29 Adrián Beltré, R OBP: 0.327, SLG: 0.444	HR	1B		FC3-6		F8-6-5			F7	5	1	4	0	0	0	2				
Richie Sexson, R OBP: 0.315, SLG: 0.378	HR			F9			G4-6-3			3	1	1	3	1	0	2				
2 Kenji Johjima, R OBP: 0.280, SLG: 0.303	E6			F8-6-5				G4-3		4	0	1	0	0	0	2				
9 Jeff Clement, L OBP: 0.292, SLG: 0.358 Jose Vidro, S OBP: 0.263, SLG: 0.315	P6			FC3-6				F8		3	0	0	0	0	0	3				
16 Willie Bloomquist, R OBP: 0.374, SLG: 0.258		1B		P3				F9		3	0	1	0	1	0	2				
7 Yuniesky Betancourt, R OBP: 0.278, SLG: 0.383 Jeremy Reed, L OBP: 0.350, SLG: 0.398	P3			F9				K		3	0	1	0	0	0	1				
Inning Stats	R: 3 H: 2 E: 1 K: 0 S: 12	H: 2 LOB: 1 BB: 1 P: 23	R: 0 H: 3 E: 0 K: 0 S: 9	H: 3 LOB: 2 BB: 0 P: 15	R: 0 H: 2 E: 0 K: 0 S: 9	H: 2 LOB: 2 BB: 0 P: 14	R: 0 H: 0 E: 0 K: 0 S: 3	H: 0 LOB: 0 BB: 0 P: 7	R: 0 H: 1 E: 0 K: 0 S: 10	H: 1 LOB: 2 BB: 1 P: 20	R: 0 H: 1 E: 0 K: 0 S: 12	H: 1 LOB: 0 BB: 0 P: 16	R: 0 H: 0 E: 0 K: 0 S: 7	H: 0 LOB: 0 BB: 0 P: 8	R: 0 H: 1 E: 1 K: 1 S: 15	H: 2 LOB: 2 BB: 1 P: 24		1B: 10 2B: 1 3B: 0 HR: 1	SF: 0 SAC: 0 DP: 3 HBP: 0	WP: 0 PB: 0 SB: 0 CS: 0
PITCHER	IP WLS BF H R ER SO BB IBB HBP BLK WP HR S P ERA WHIP																			
30 Dana Eveland, L ERA: 3.5	5.1 W 28 9 3 3 0 4 0 0 0 0 0 1 53 100 5.06 2.438																			
31 Brad Ziegler, R ERA: 4.46	2.0 H 5 1 0 0 0 0 0 0 0 0 0 0 13 21 0.00 0.500																			
Alan Embree, L ERA: 4.46	0.2 H 2 0 0 0 0 0 0 0 0 0 0 0 5 5 0.00 0.000																			
Huston Street, R ERA: 3.79	1.0 S 5 1 0 0 1 1 0 0 0 0 0 0 15 24 0.00 2.000																			

Batter	1	2	3	4	5	6	7	8	9	AB	R	H	RBI	BB	SO	LOB	BOTTOM			
14 Mark Ellis, R OBP: 0.344, SLG: 0.403	P2				F8		F7			4	0	1	1	0	0	2	Seattle Mariners @ Oakland Athletics McAfee Coliseum, Oakland, CA Mon Jul 07 2008, 10:05 PM EDT Att: 11,129 - Clear - 76 F livebaseballscores.com AB 31 R 4 H 7 RBI 4 BB 0 SO 5 LOB 7 			
15 Ryan Sweeney, L OBP: 0.352, SLG: 0.403	G3-1				F8			F7		4	0	1	1	0	0	1				
32 Jack Cust, L OBP: 0.367, SLG: 0.419	K				P6		L1		K	4	0	0	0	0	2	1				
Emil Brown, R OBP: 0.283, SLG: 0.366		F9			G5-3		F8		L9	4	0	0	0	0	0	0				
11 Rajai Davis, R OBP: 0.230, SLG: 0.278		F9			G5-3		F8		L9	0	0	0	0	0	0	0				
8 Kurt Suzuki, R OBP: 0.335, SLG: 0.357		G6-3			G5-3		P3			3	0	0	0	0	0	0				
28 Carlos González, L OBP: 0.302, SLG: 0.443		P4				E2		K		3	1	1	0	0	1	0				
45 Wes Bankston, R OBP: 0.391, SLG: 0.652								G5-3		3	2	2	2	0	0	0				
10 Daric Barton, L OBP: 0.325, SLG: 0.313										0	0	0	0	0	0	0				
22 Jack Hannahan, L OBP: 0.314, SLG: 0.322		F8								3	0	1	0	0	1	1				
2 Gregorio Petit, R OBP: 0.400, SLG: 0.435								F7		3	1	1	0	0	1	2				
Inning Stats	R: 0 H: 0 E: 0 K: 1 S: 10	H: 0 LOB: 0 BB: 0 P: 15	R: 0 H: 0 E: 0 K: 0 S: 7	H: 0 LOB: 0 BB: 0 P: 10	R: 1 H: 2 E: 0 K: 1 S: 12	H: 2 LOB: 1 BB: 0 P: 17	R: 0 H: 0 E: 0 K: 0 S: 4	H: 0 LOB: 0 BB: 0 P: 7	R: 3 H: 4 E: 1 K: 1 S: 11	H: 4 LOB: 1 BB: 0 P: 15	R: 0 H: 0 E: 0 K: 1 S: 5	H: 0 LOB: 0 BB: 0 P: 8	R: 0 H: 1 E: 0 K: 0 S: 9	H: 1 LOB: 1 BB: 0 P: 15	R: 0 H: 0 E: 0 K: 1 S: 8	H: 0 LOB: 0 BB: 0 P: 15	1B: 4 2B: 2 3B: 0 HR: 1	SF: 0 SAC: 0 DP: 0 HBP: 0	WP: 0 PB: 0 SB: 0 CS: 0	PA: 31
PITCHER	IP WLS BF H R ER SO BB IBB HBP BLK WP HR S P ERA WHIP																			
56 Jarrod Washburn, L ERA: 5.03	8.0 L 31 7 4 4 5 0 0 0 0 0 0 1 66 102 4.50 0.875																			

Batter	1	2	3	4	5	6	7	8	9	AB	R	H	RBI	BB	SO	LOB	TOP			
51 Ichiro Suzuki, L (1,9) OBP: 0.360, SLG: 0.370	G4-3		G1-3			F7			G5-3	4	0	0	0	0	0	2	Seattle Mariners @ Oakland Athletics McAfee Coliseum, Oakland, CA Tue Jul 08 2008, 10:05 PM EDT Att: 12,543 - Clear - 71 F			
16 Willie Bloomquist, R (1,6) OBP: 0.351, SLG: 0.246	F9			F8		F8			G1-3	4	0	0	0	0	0	1				
Raul Ibanez, L (1,7) OBP: 0.344, SLG: 0.440	G4-3			K		F7			K	4	0	0	0	0	2	1				
Jose Vidro, S (1,10) OBP: 0.260, SLG: 0.311		G3		G4-3					K	3	0	0	0	0	1	0				
29 Adrián Beltré, R (1,5) OBP: 0.324, SLG: 0.440		G3-1			F7				F8	3	0	0	0	0	0	0				
Jeremy Reed, L (1,8) OBP: 0.340, SLG: 0.385		G6-3			L9				F7	3	0	0	0	0	0	0				
Richie Sexson, R (1,3) OBP: 0.315, SLG: 0.381				E2		2B			G5-3	3	0	1	0	0	0	0				
9 Jeff Clement, L (1,2) OBP: 0.274, SLG: 0.347				P2		G5-3			F7	3	0	0	0	0	0	2				
Miguel Cairo, R (1,4) OBP: 0.297, SLG: 0.272				F8					K	3	0	1	0	0	1	1				
Inning Stats	R: 0 E: 0 K: 0 S: 5	H: 0 LOB: 0 BB: 0 P: 6	R: 0 E: 0 K: 0 S: 7	H: 0 LOB: 0 BB: 0 P: 8	R: 0 E: 1 K: 0 S: 5	H: 0 LOB: 1 BB: 0 P: 7	R: 0 E: 0 K: 1 S: 9	H: 0 LOB: 0 BB: 0 P: 12	R: 0 E: 0 K: 0 S: 9	H: 1 LOB: 1 BB: 0 P: 16	R: 0 E: 0 K: 1 S: 12	H: 0 LOB: 0 BB: 0 P: 14	R: 0 E: 0 K: 1 S: 7	H: 0 LOB: 0 BB: 0 P: 12	R: 0 E: 0 K: 1 S: 9	H: 0 LOB: 0 BB: 0 P: 14	1B: 1 2B: 1 3B: 0 HR: 0	SF: 0 SAC: 0 DP: 0 HBP: 0	WP: 0 PB: 0 SB: 0 CS: 0	PA: 30
PITCHER 58 Justin Duchschere, R (1,1) ERA: 1.78	IP: 9.0 WLS: W BF: 30 H: 2 R: 0 ER: 0 SO: 4 BB: 0 IBB: 0 HBP: 0 BLK: 0 WP: 0 HR: 0 S: 72 P: 105 ERA: 0.00 WHIP: 0.222															PITCHER				

Batter	1	2	3	4	5	6	7	8	9	AB	R	H	RBI	BB	SO	LOB	BOTTOM			
15 Ryan Sweeney, L (1,9) OBP: 0.354, SLG: 0.405	32 L9 14 G5-3 1B	FC6-4			FC4-6 14 FC4 1-2F				14 SH3-4 1B	4	1	2	0	0	0	2	Seattle Mariners @ Oakland Athletics McAfee Coliseum, Oakland, CA Tue Jul 08 2008, 10:05 PM EDT Att: 12,543 - Clear - 71 F			
14 Mark Ellis, R (1,4) OBP: 0.341, SLG: 0.399	G5-3		F9		FC4			SH3-4	3	0	0	0	0	0	2					
32 Jack Cust, L (1,10) OBP: 0.363, SLG: 0.413	L9		K			G4-3			K	4	0	0	0	0	2	2				
Emil Brown, R (1,7) OBP: 0.283, SLG: 0.364	G6-3		G6-3			P4			L7	4	0	1	1	0	0	1				
28 Carlos González, L (1,8) OBP: 0.295, SLG: 0.432	K			P3		K				3	0	0	0	0	2	1				
45 Wes Bankston, R (1,3) OBP: 0.346, SLG: 0.577	F8			L7						3	0	0	0	0	0	0				
10 Daric Barton, L (9,3) OBP: 0.325, SLG: 0.313		F8								0	0	0	0	0	0	0				
8 Kurt Suzuki, R (1,2) OBP: 0.338, SLG: 0.364		22 1B SF8 1B			F8					3	1	2	0	0	0	0				
22 Jack Hannahan, L (1,5) OBP: 0.317, SLG: 0.327		15 FC6-4 1B							K	3	0	2	0	0	1	1				
Donnie Murphy, R (1,6) OBP: 0.273, SLG: 0.333		SF8			P6				G5-3	2	0	0	1	0	0	2				
Inning Stats	R: 1 E: 0 K: 1 S: 10	H: 2 LOB: 1 BB: 0 P: 15	R: 1 E: 0 K: 0 S: 9	H: 2 LOB: 1 BB: 0 P: 17	R: 0 E: 0 K: 1 S: 7	H: 0 LOB: 0 BB: 0 P: 13	R: 0 E: 0 K: 0 S: 4	H: 0 LOB: 0 BB: 0 P: 5	R: 0 E: 0 K: 0 S: 8	H: 1 LOB: 1 BB: 0 P: 12	R: 0 E: 0 K: 1 S: 7	H: 0 LOB: 0 BB: 0 P: 9	R: 0 E: 0 K: 1 S: 9	H: 1 LOB: 1 BB: 0 P: 11	R: 0 E: 0 K: 1 S: 8	H: 1 LOB: 1 BB: 0 P: 12	1B: 6 2B: 1 3B: 0 HR: 0	SF: 1 SAC: 1 DP: 0 HBP: 0	WP: 0 PB: 0 SB: 0 CS: 0	PA: 31
PITCHER 52 Carlos Silva, R (1,1) ERA: 5.99	IP: 8.0 WLS: L BF: 31 H: 7 R: 2 ER: 2 SO: 5 BB: 0 IBB: 0 HBP: 0 BLK: 0 WP: 0 HR: 0 S: 62 P: 94 ERA: 2.25 WHIP: 0.875															PITCHER				

AB 30
 R 0
 H 2
 RBI 0
 BB 0
 SO 4
 LOB 7



AB 29
 R 2
 H 7
 RBI 2
 BB 0
 SO 5
 LOB 11



WP: 0
 PB: 0
 SB: 0
 CS: 0

Batter	1	2	3	4	5	6	7	8	9	AB	R	H	RBI	BB	SO	LOB	TOP				
9 Chone Figgins, S OBP: 0.381, SLG: 0.320 24 Gary Matthews, S OBP: 0.315, SLG: 0.356										2	1	1	1	1	1	0	Los Angeles Angels @ Oakland Athletics McAfee Coliseum, Oakland, CA Fri Jul 11 2008, 10:05 PM EDT Att: 31,372 - Clear - 66 F				
Casey Kotchman, L OBP: 0.327, SLG: 0.422									3	0	0	1	0	1	3						
27 Vladimir Guerrero, R OBP: 0.348, SLG: 0.469 77 Reggie Willits, S OBP: 0.297, SLG: 0.213										2	0	0	0	1	0	0					
48 Torii Hunter, R OBP: 0.329, SLG: 0.454 39 Robb Quinlan, R OBP: 0.314, SLG: 0.391										3	0	0	0	0	1	1					
Garret Anderson, L OBP: 0.303, SLG: 0.390										4	0	0	0	0	0	0					
Juan Rivera, R OBP: 0.264, SLG: 0.363										3	0	0	0	1	0	0					
47 Howie Kendrick, R OBP: 0.344, SLG: 0.483										3	0	0	0	0	1	1					
5 Jeff Mathis, R OBP: 0.296, SLG: 0.357 28 Ryan Budde, R (8, 2)										3	0	0	0	0	2	0					
2 Erick Aybar, S OBP: 0.311, SLG: 0.392										2	1	1	0	1	1	0					
Inning Stats	R: 0 E: 0 K: 1 S: 10	H: 0 LOB: 1 BB: 1 P: 18	R: 0 E: 0 K: 1 S: 5	H: 0 LOB: 0 BB: 0 P: 9	R: 2 E: 0 K: 1 S: 11	H: 2 LOB: 0 BB: 0 P: 17	R: 0 E: 0 K: 1 S: 9	H: 0 LOB: 1 BB: 1 P: 17	R: 0 E: 0 K: 0 S: 5	H: 0 LOB: 0 BB: 0 P: 7	R: 0 E: 0 K: 0 S: 7	H: 0 LOB: 0 BB: 0 P: 9	R: 0 E: 0 K: 0 S: 5	H: 1 LOB: 1 BB: 1 P: 11	R: 0 E: 0 K: 0 S: 5	H: 0 LOB: 0 BB: 0 P: 8	1B: 2 2B: 0 3B: 1 HR: 0	SF: 1 SAC: 0 DP: 1 HBP: 0	WP: 0 PB: 0 CS: 0	PA: 33	
PITCHER	IP WLS BF H R ER SO BB IBB HBP BLK WP HR S P ERA WHIP	7.0 W 26 2 2 2 7 3 0 0 0 0 0 57 96 2.57 0.714	1.0 4 1 0 0 0 1 0 0 0 0 0 5 11 0.00 2.000	1.0 3 0 0 0 0 0 0 0 0 0 0 5 8 0.00 0.000	PITCHER																

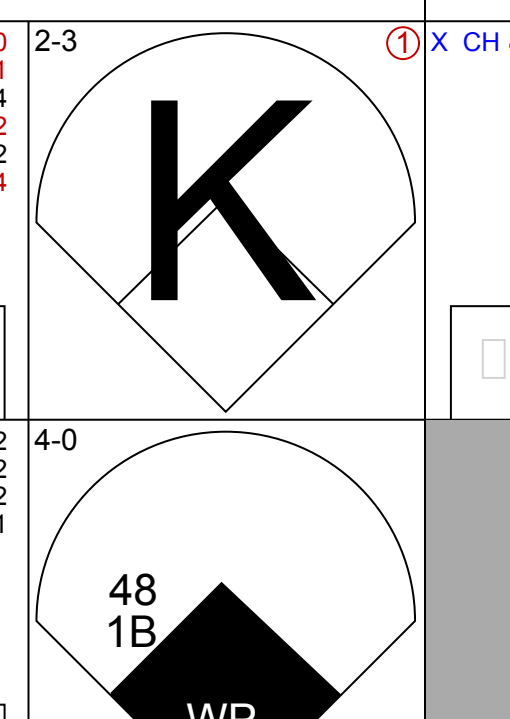
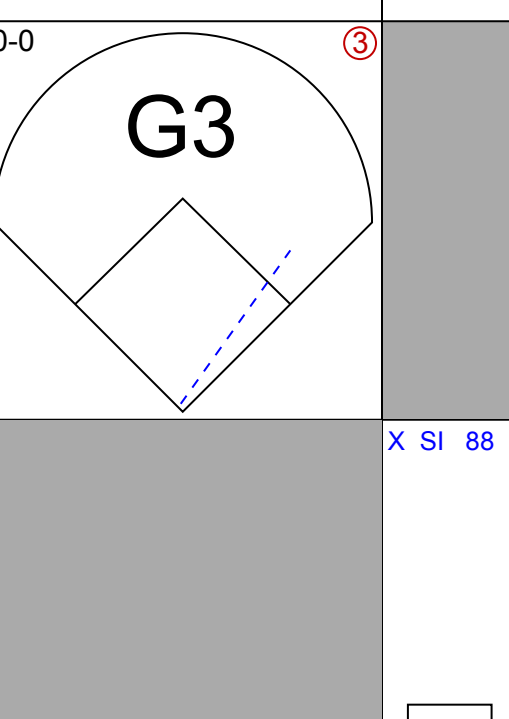
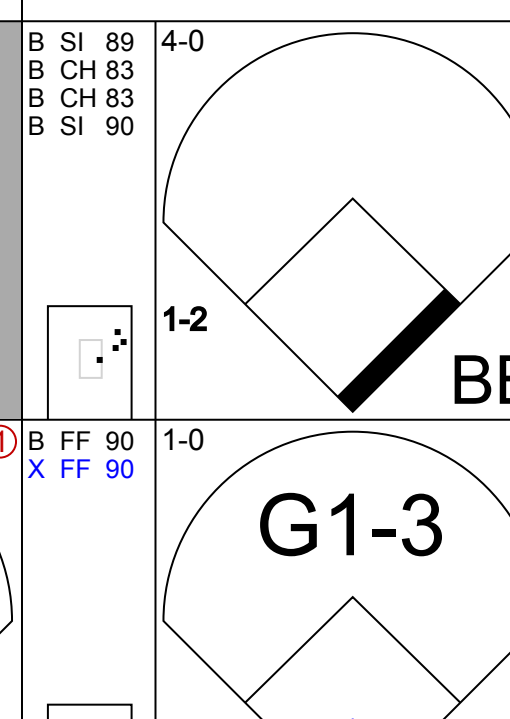
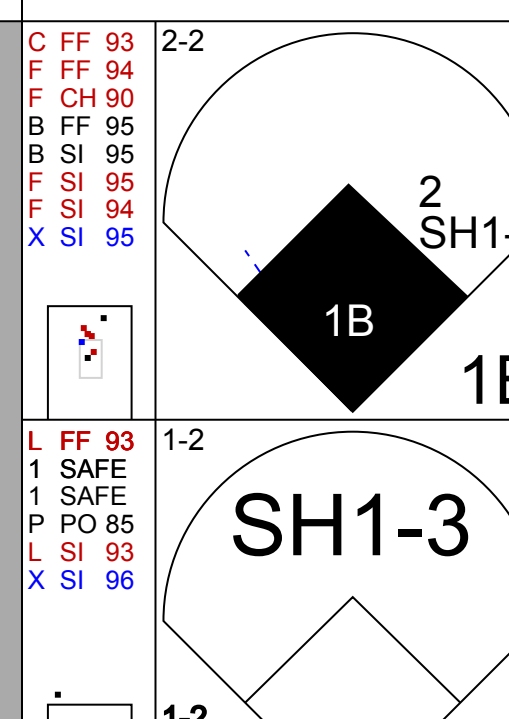
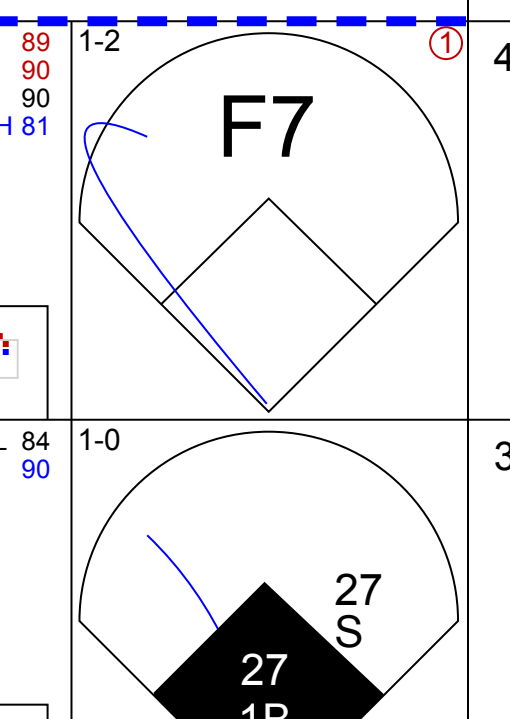
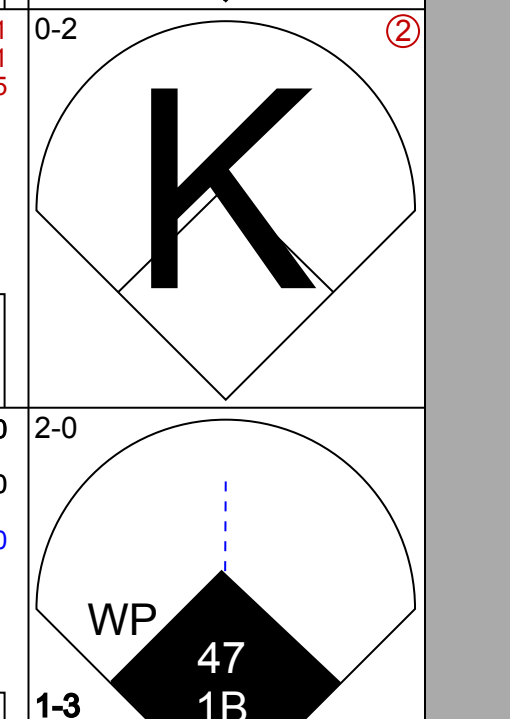
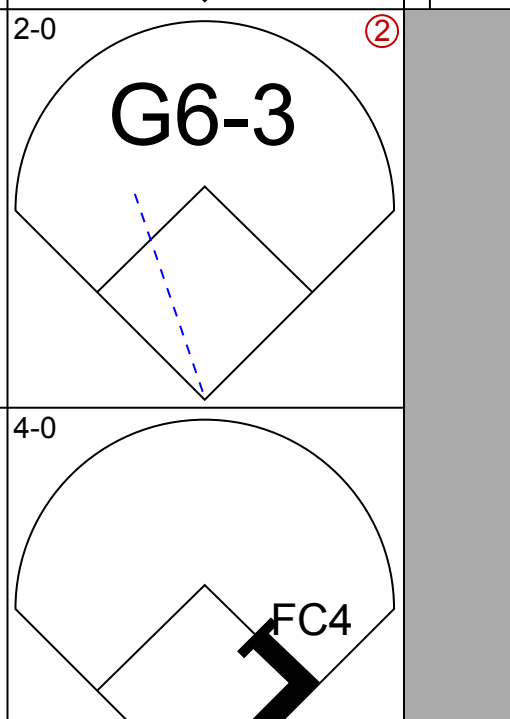
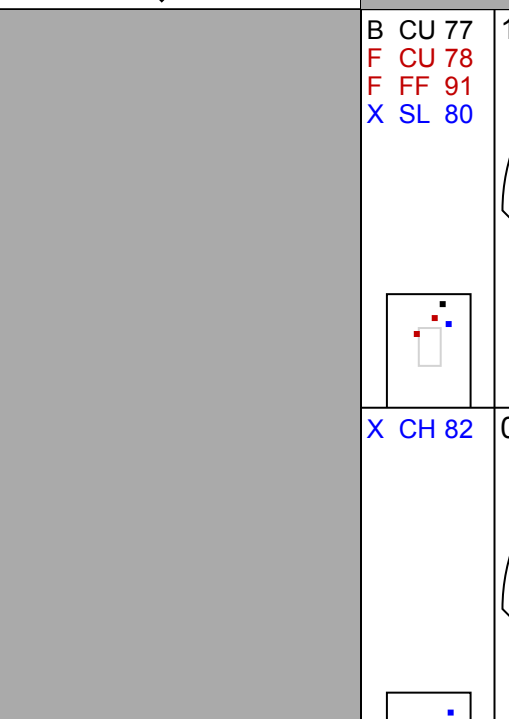
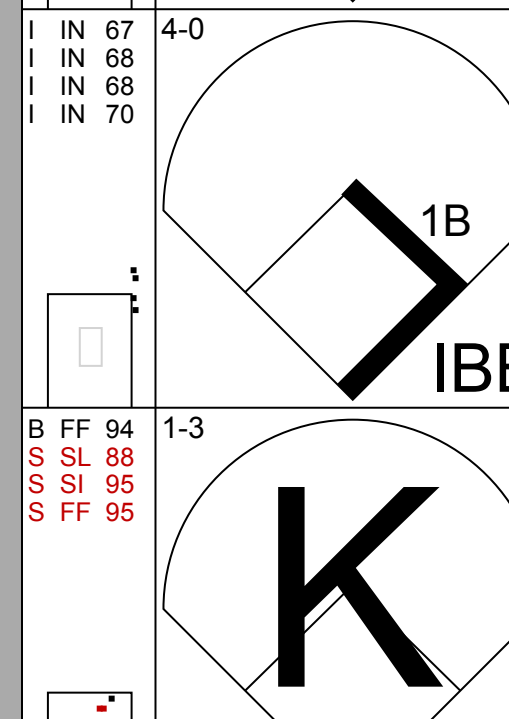
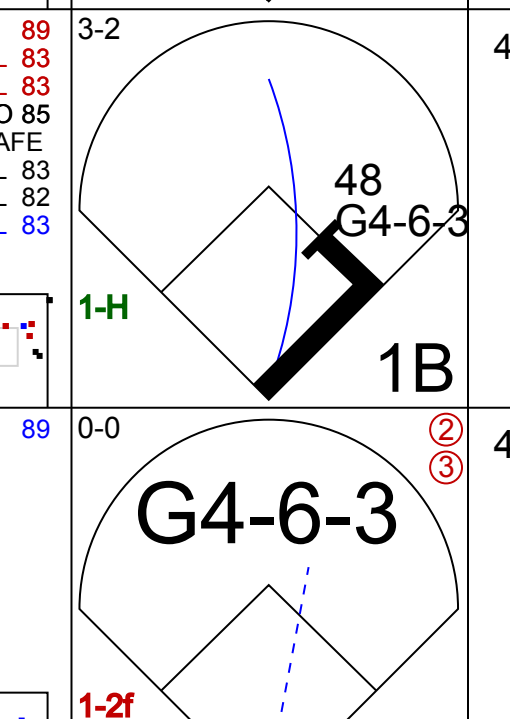
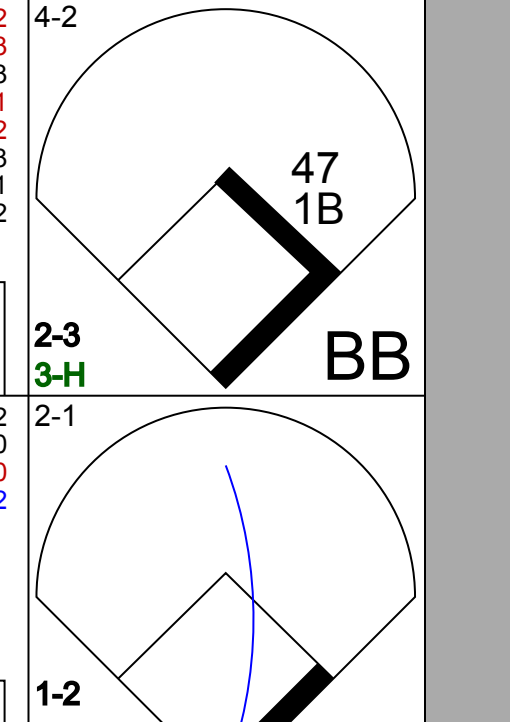
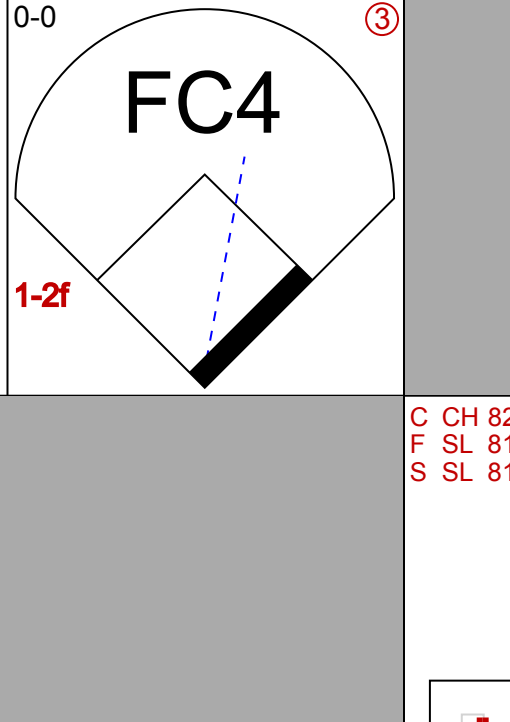
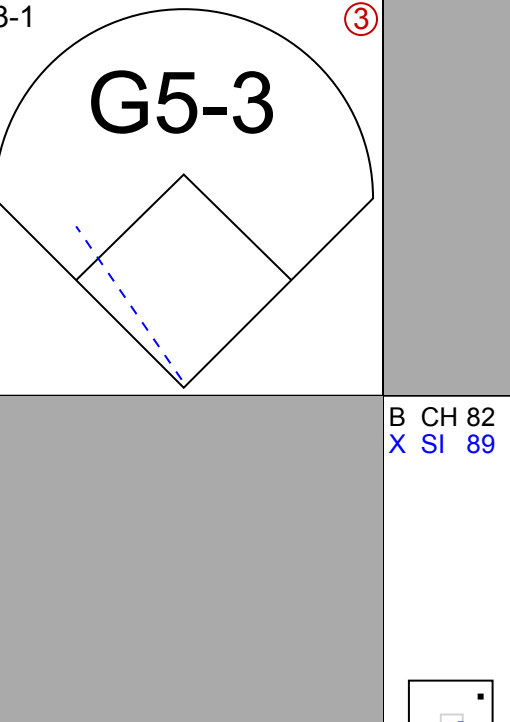
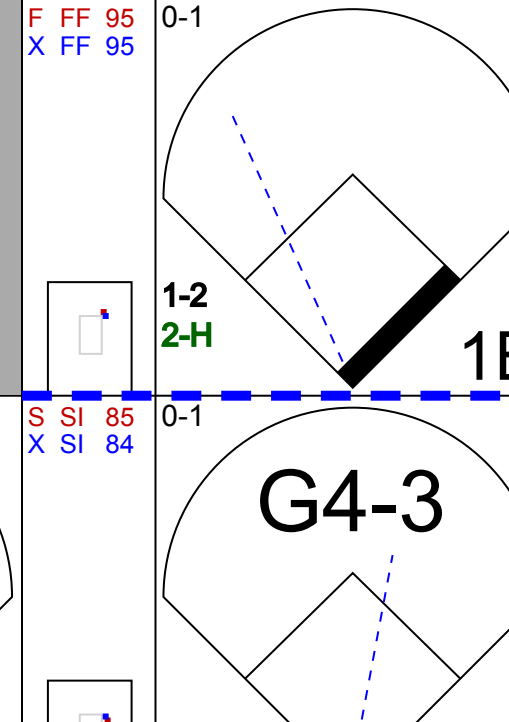

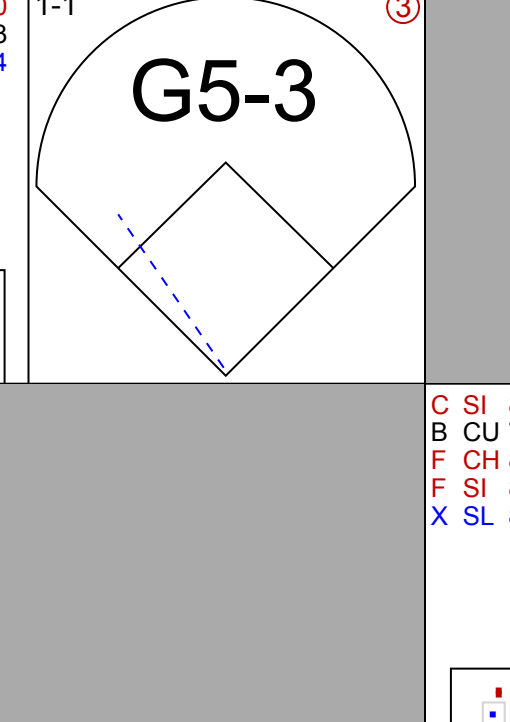
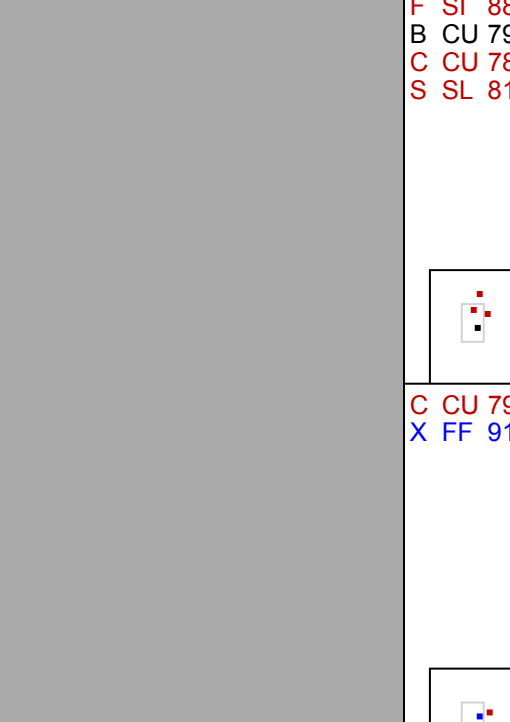
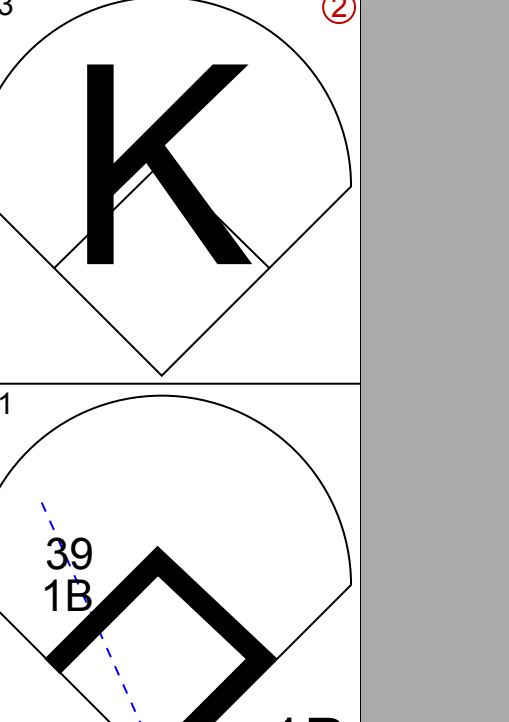
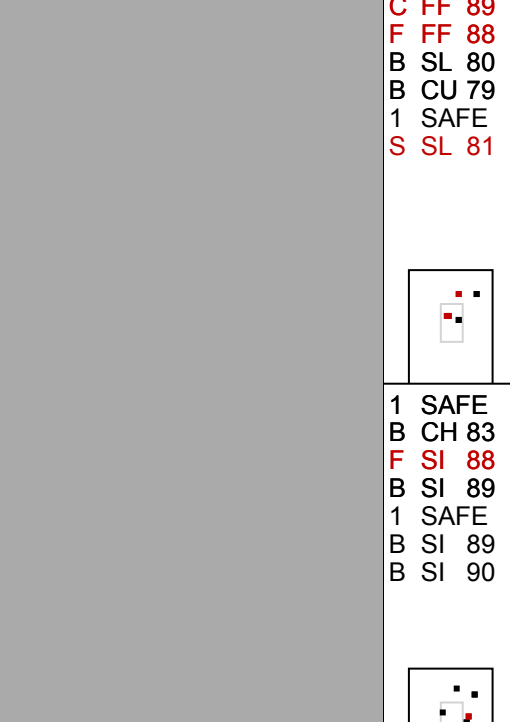


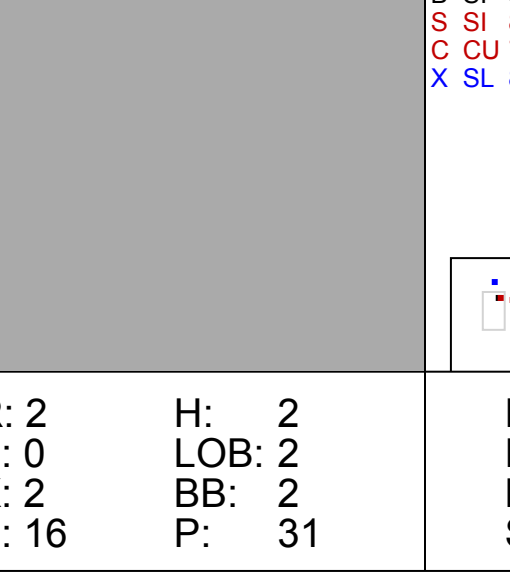
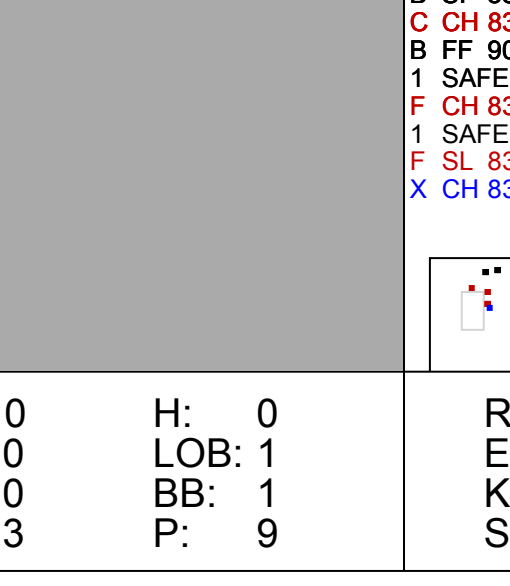
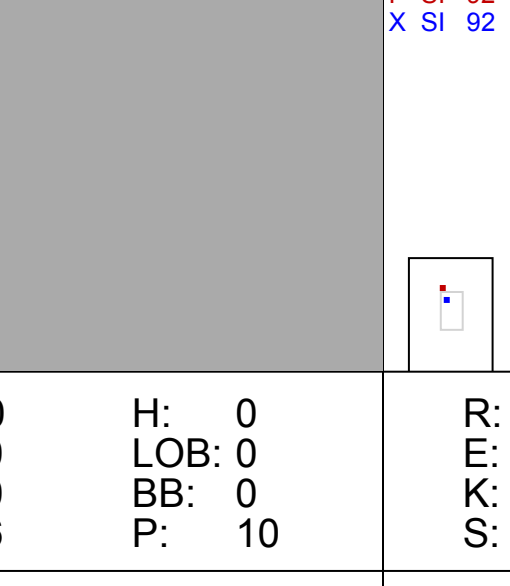
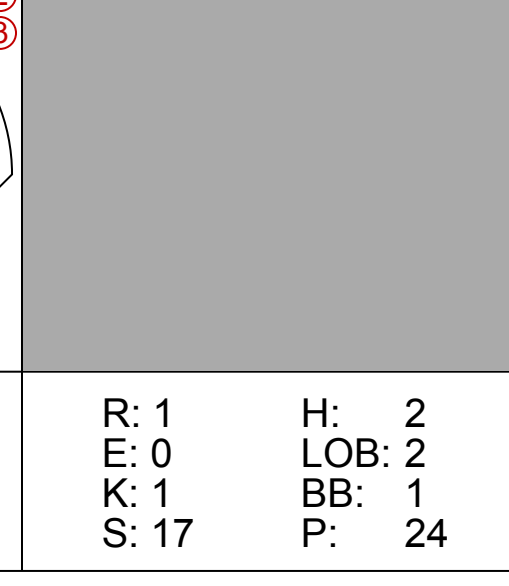
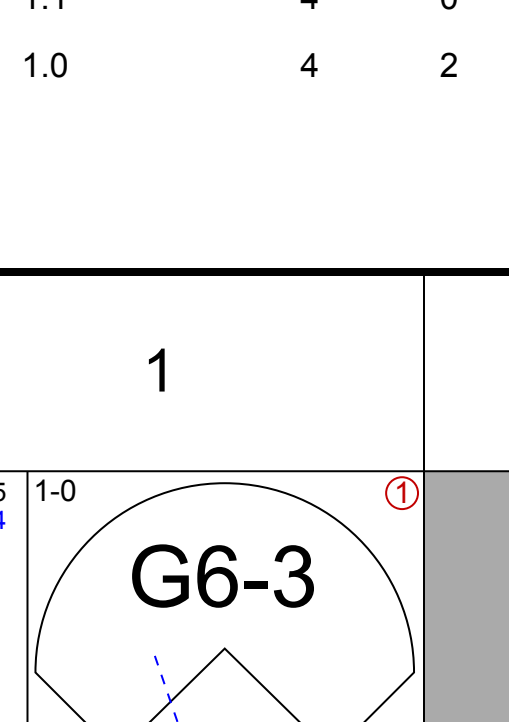
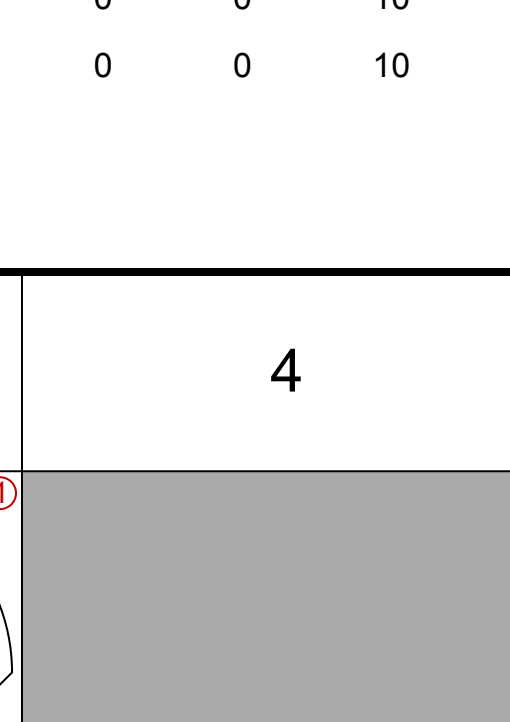
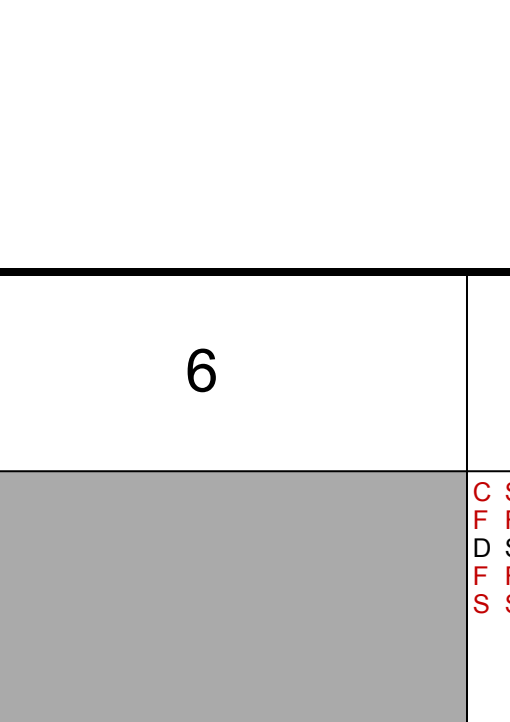
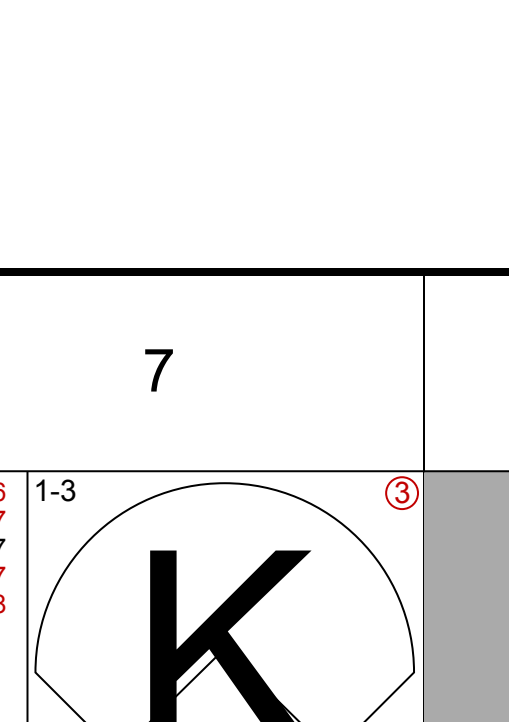
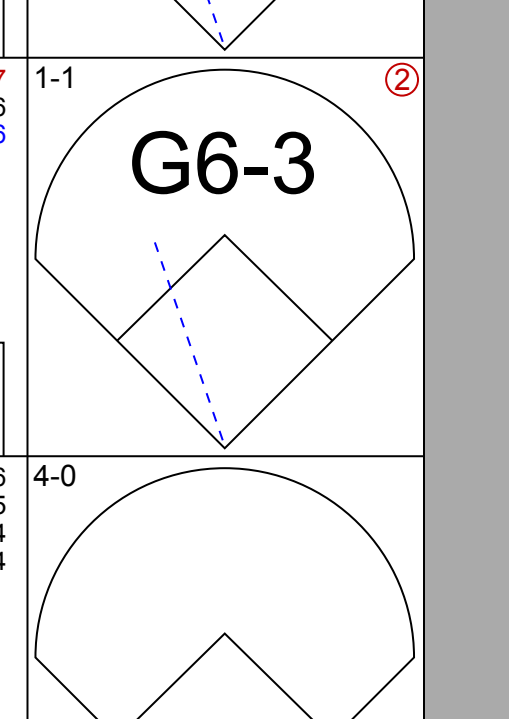

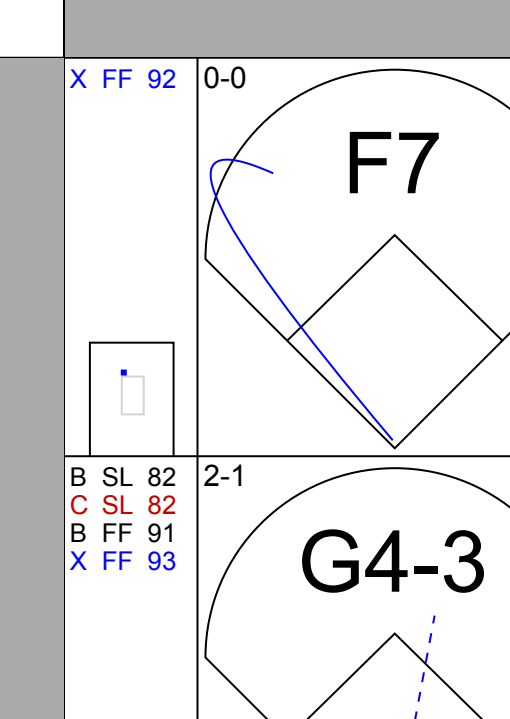
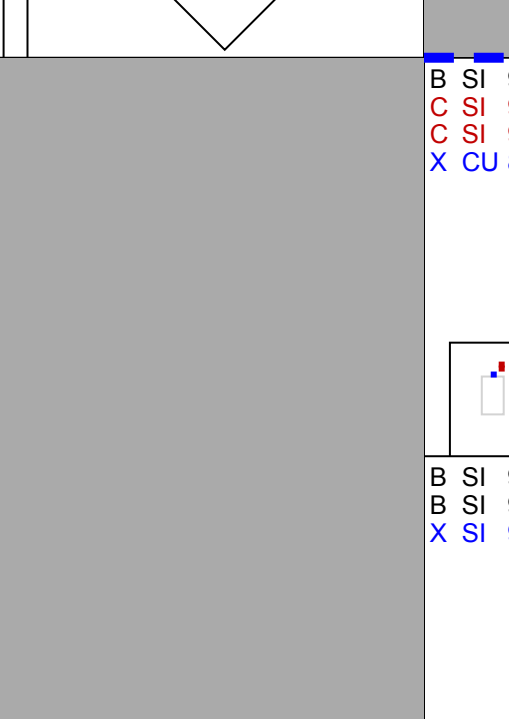


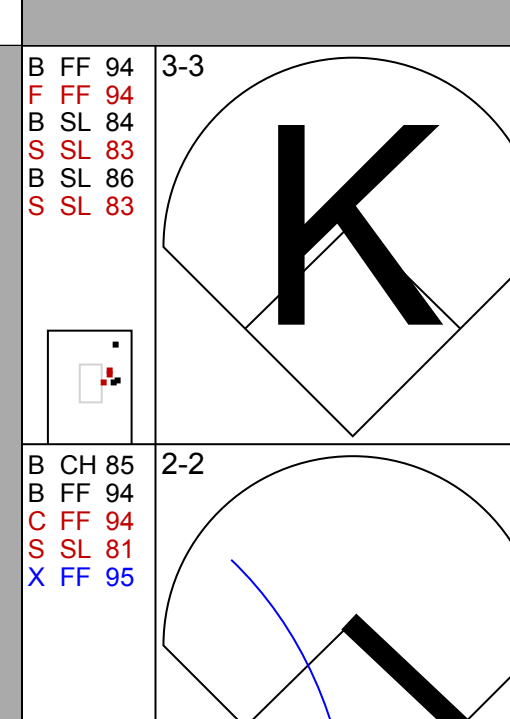
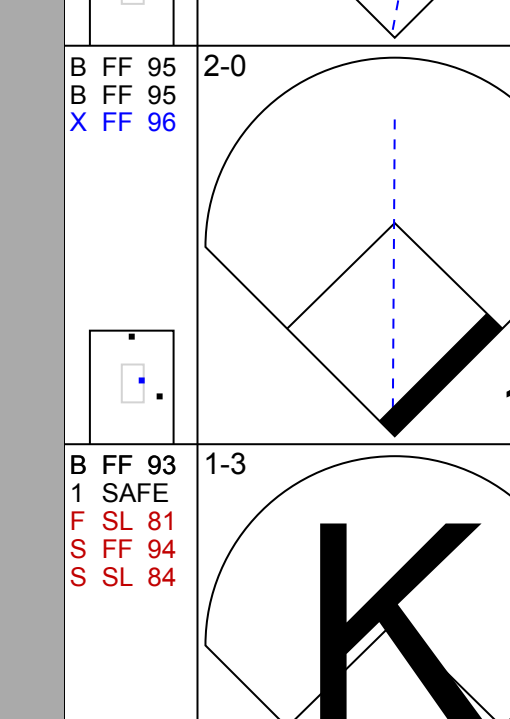
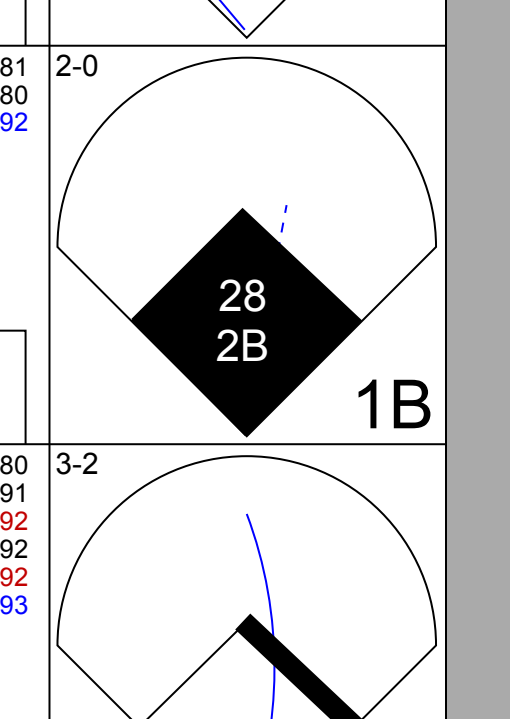
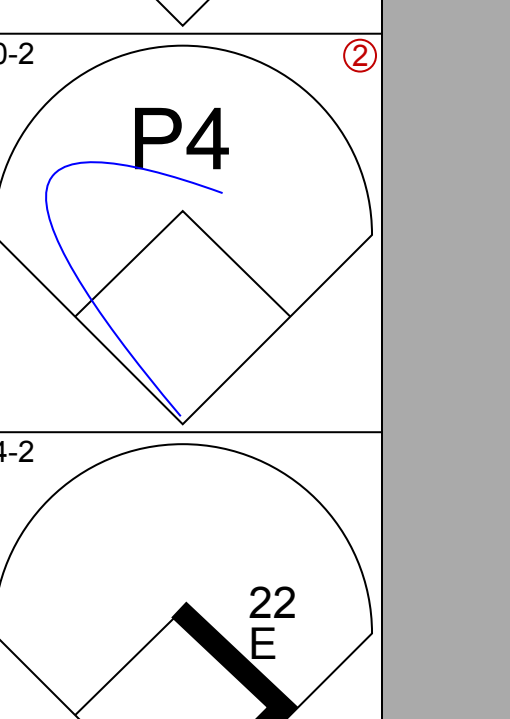
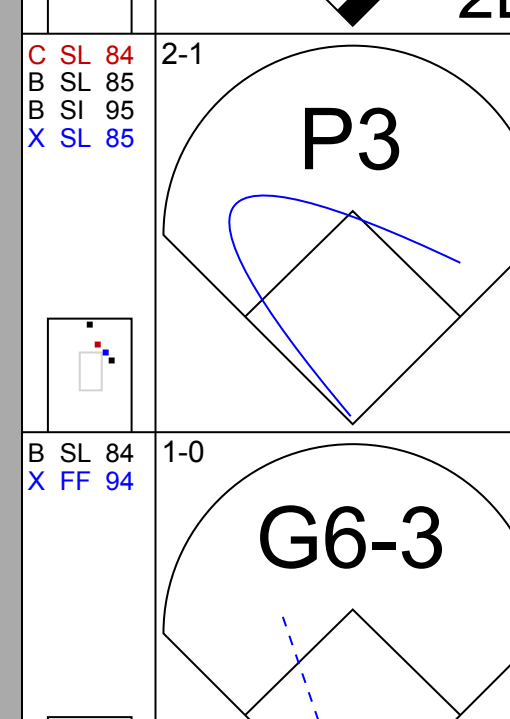

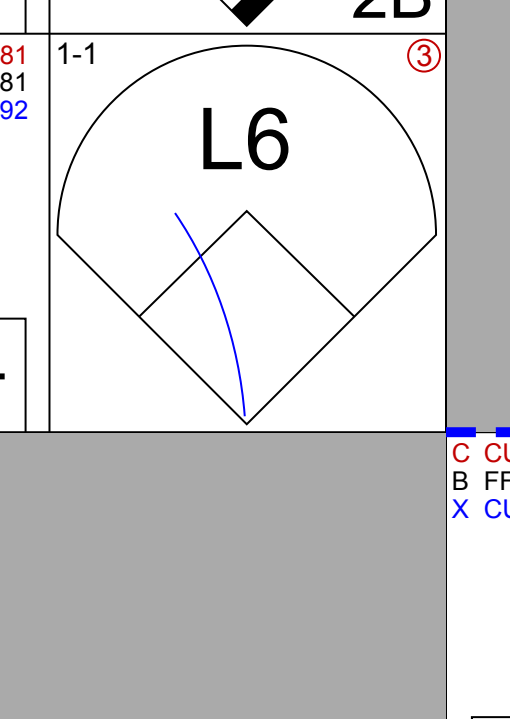
Batter	1	2	3	4	5	6	7	8	9	AB	R	H	RBI	BB	SO	LOB	BOTTOM				
8 Kurt Suzuki, R OBP: 0.343, SLG: 0.381										5	0	2	0	0	1	4	Los Angeles Angels @ Oakland Athletics McAfee Coliseum, Oakland, CA Fri Jul 11 2008, 10:05 PM EDT Att: 31,372 - Clear - 66 F				
26 Matt Murton, R OBP: 0.277, SLG: 0.289										5	0	1	2	0	1	4					
32 Jack Cust, L OBP: 0.368, SLG: 0.432										4	1	2	1	1	1	0					
Emil Brown, R OBP: 0.290, SLG: 0.383										5	1	3	1	0	0	2					
28 Carlos González, L OBP: 0.282, SLG: 0.413										5	1	2	1	0	0	3					
14 Mark Ellis, R OBP: 0.333, SLG: 0.389										3	2	1	0	0	1	1					
10 Darc Barton, L OBP: 0.329, SLG: 0.314										4	1	1	1	0	1	1					
22 Jack Hannahan, L OBP: 0.323, SLG: 0.340										4	2	3	3	1	0	0					
Donnie Murphy, R OBP: 0.280, SLG: 0.322										2	1	0	0	0	2						
Inning Stats	R: 0 E: 0 K: 0 S: 11	H: 2 LOB: 2 BB: 0 P: 16	R: 1 E: 0 K: 0 S: 16	H: 3 LOB: 0 BB: 0 P: 24	R: 6 E: 0 K: 1 S: 25	H: 5 LOB: 2 BB: 2 P: 43	R: 2 E: 0 K: 2 S: 15	H: 2 LOB: 2 BB: 0 P: 22	R: 0 E: 0 K: 0 S: 10	H: 1 LOB: 1 BB: 0 P: 14	R: 0 E: 0 K: 0 S: 9	H: 1 LOB: 1 BB: 0 P: 12	R: 0 E: 0 K: 1 S: 8	H: 0 LOB: 0 BB: 0 P: 14	1B: 11 2B: 3 3B: 0 HR: 1	SF: 0 SAC: 2 DP: 0 HBP: 3	WP: 0 PB: 1 CS: 0	PA: 44			
PITCHER	IP WLS BF H R ER SO BB IBB HBP BLK WP HR S P ERA WHIP	2.2 L 21 10 7 7 1 2 0 0 1 0 0 17 25 13.50 1.500	3.1 8 2 2 2 2 0 0 2 0 0 1 17 25 13.50 1.500	5.1 15 3 0 0 2 0 0 0 0 0 0 37 53 0.00 0.750	PITCHER																

AB 28
R 2
H 3
RBI 2
BB 4
SO 7
LOB 6



AB 37
R 9
H 15
RBI 9
BB 2
SO 5
LOB 17



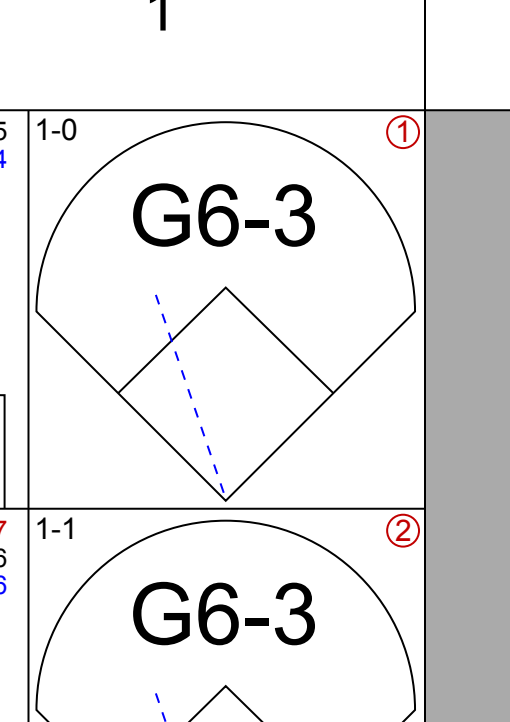
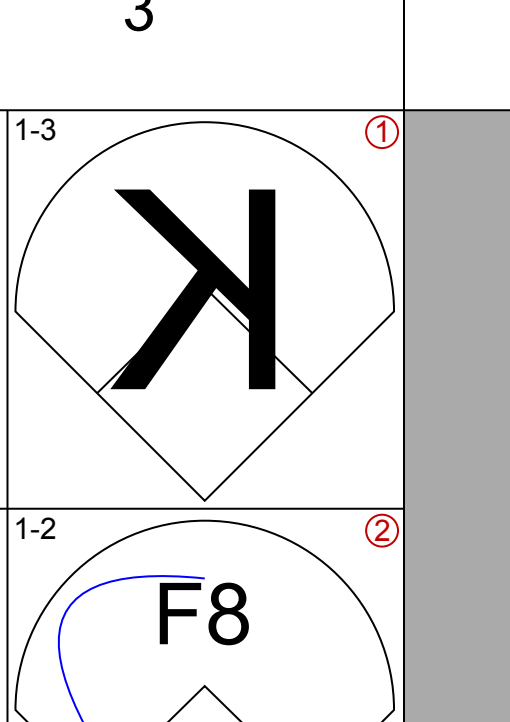
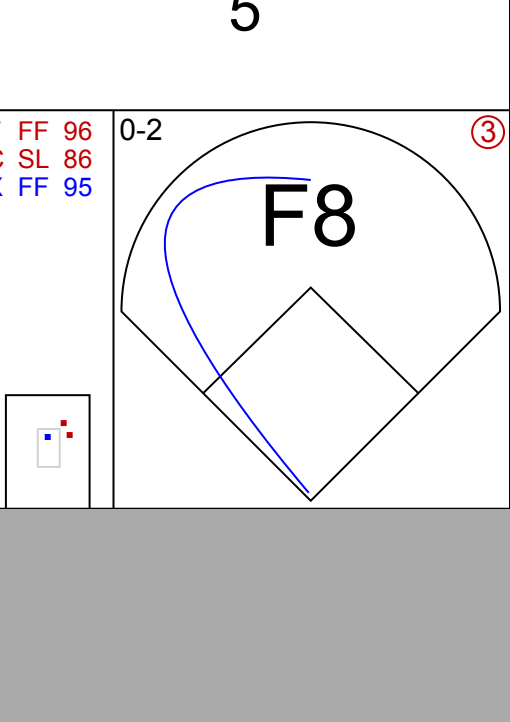
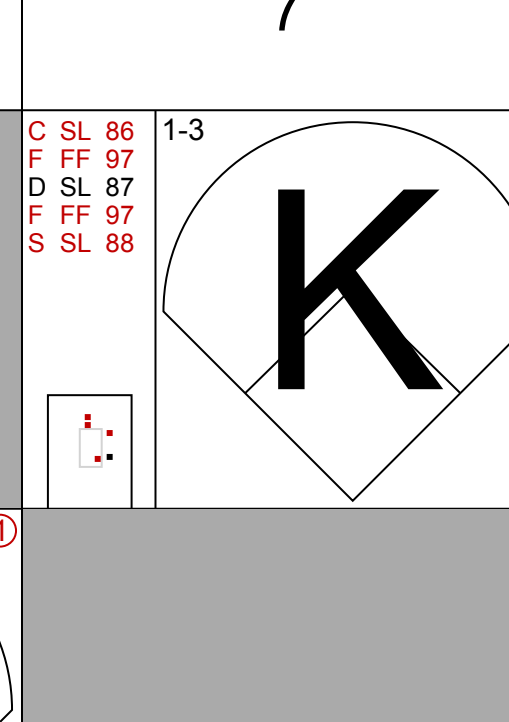
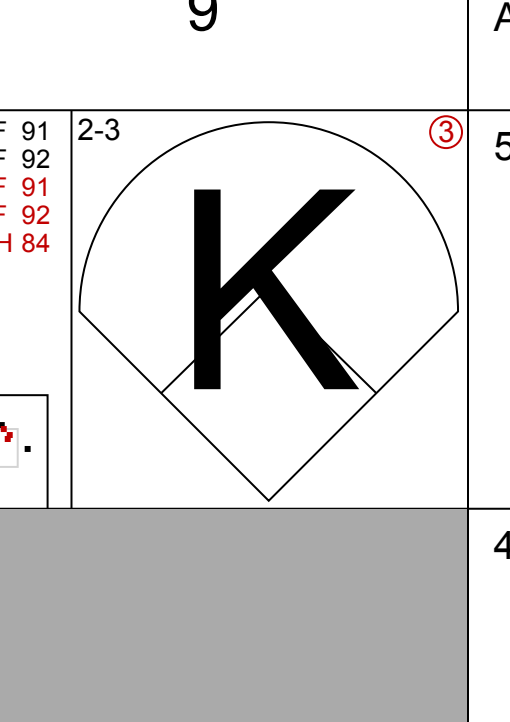
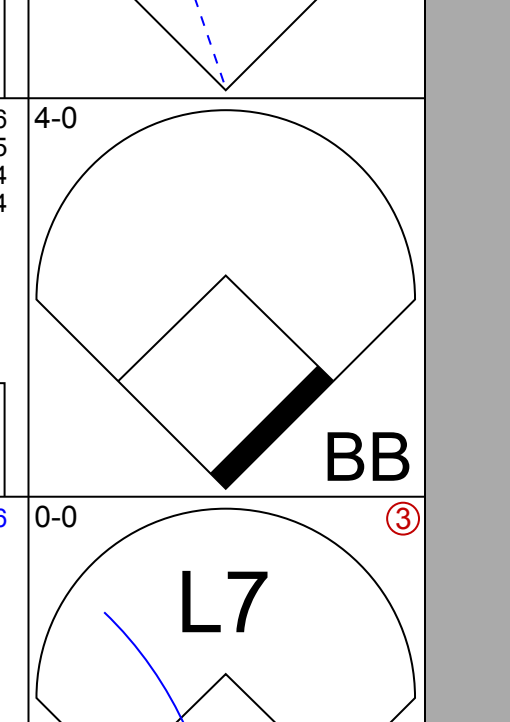
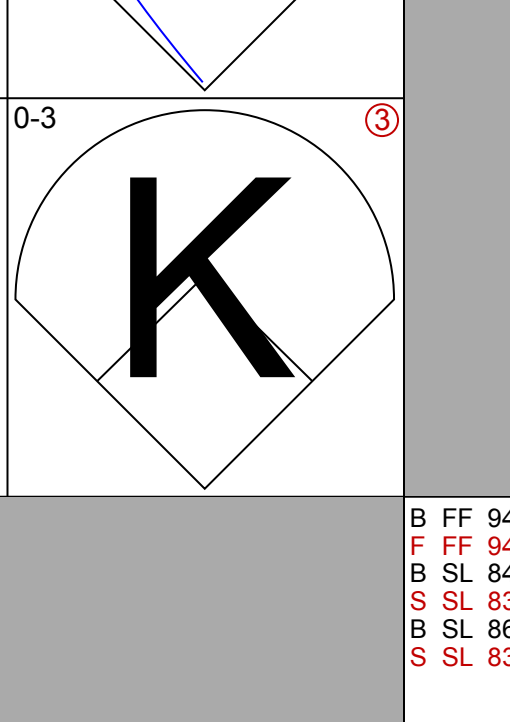
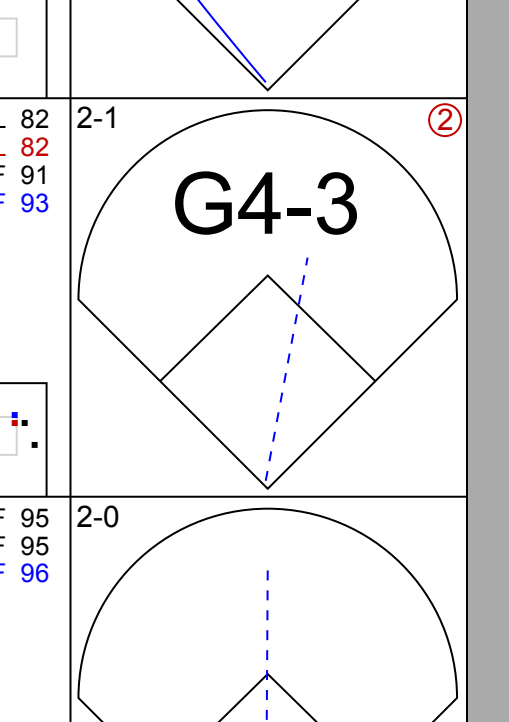
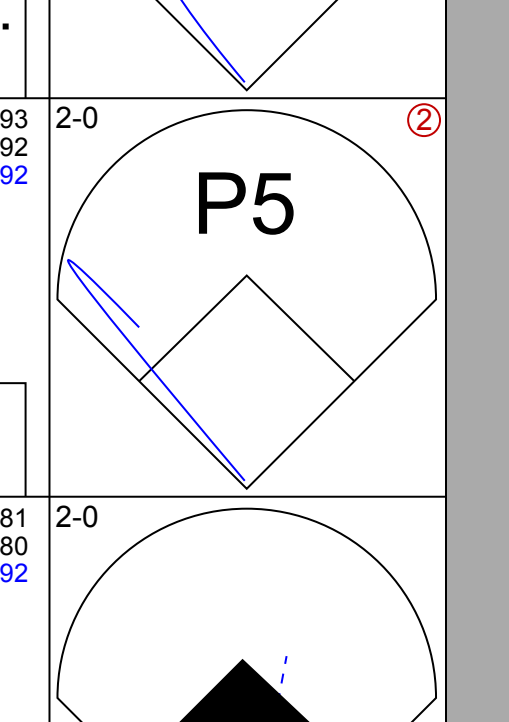
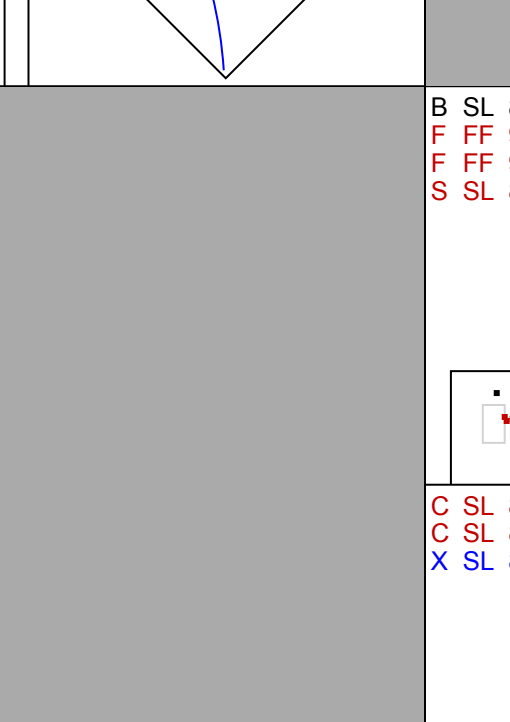
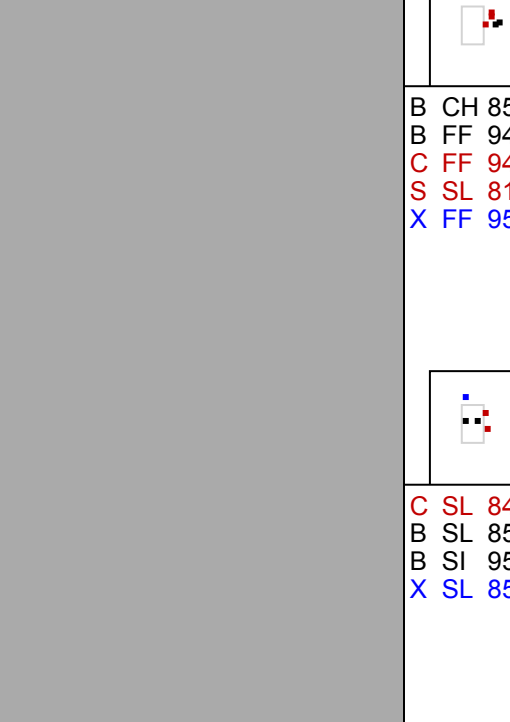
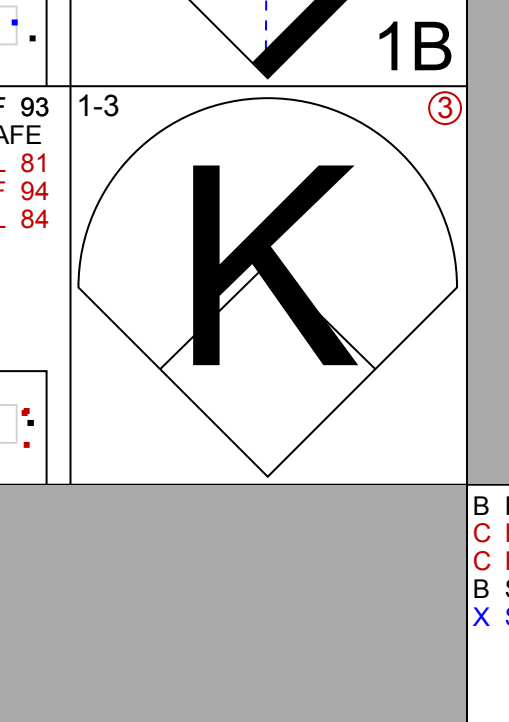
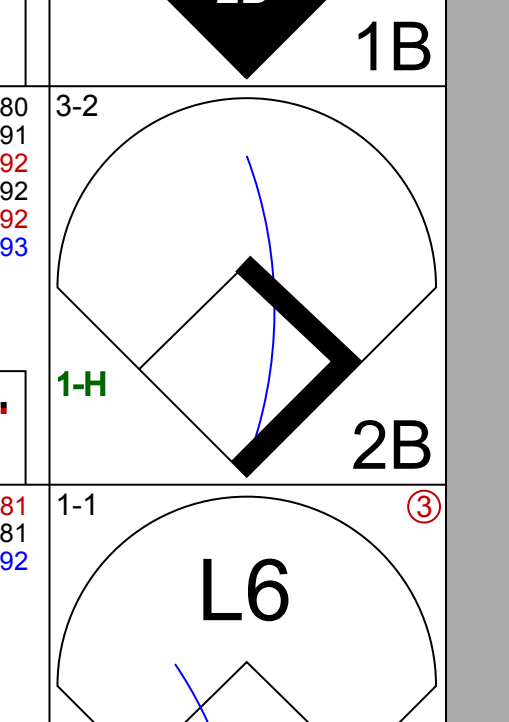
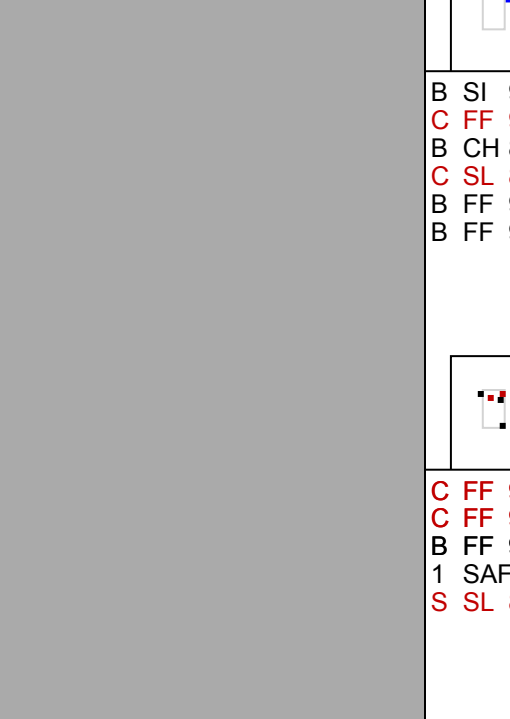
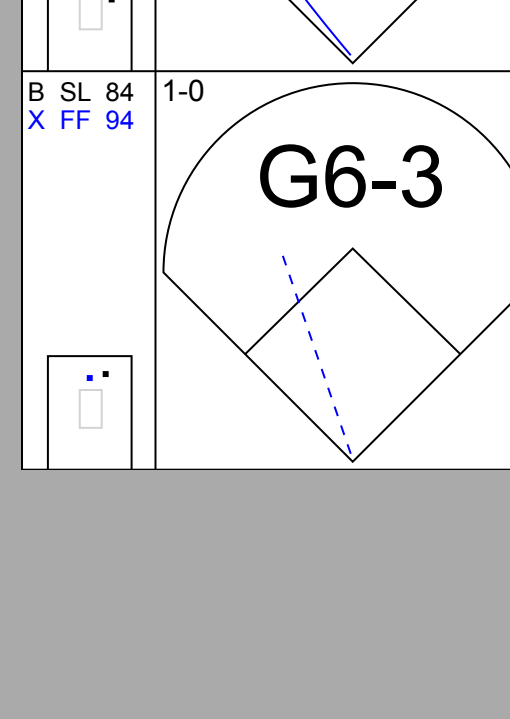
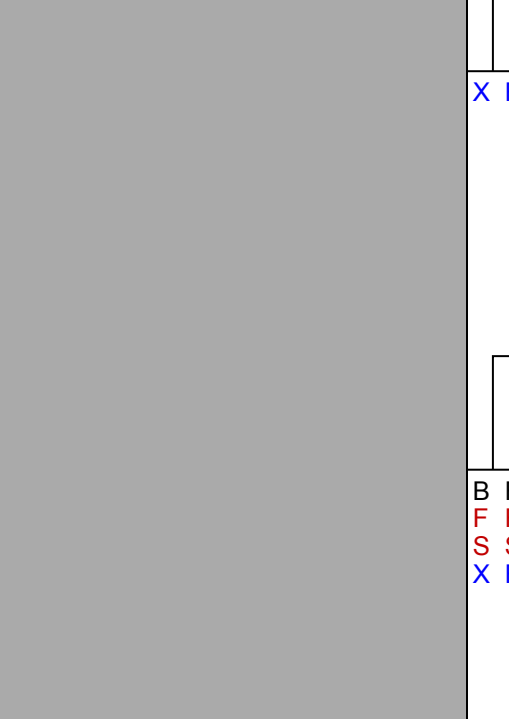
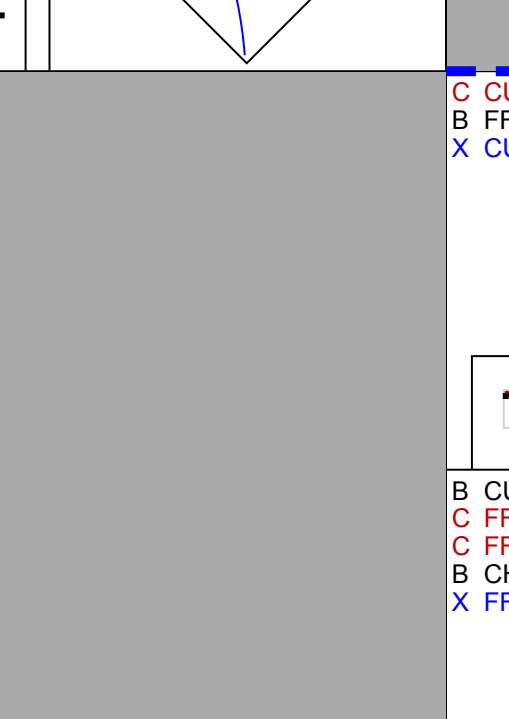
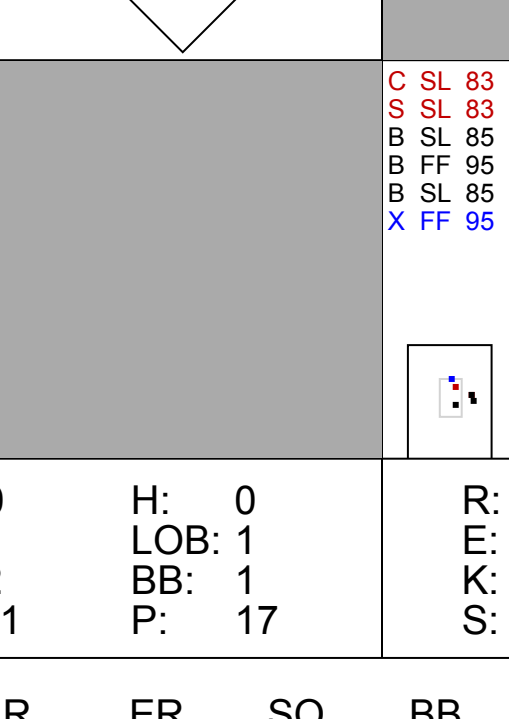
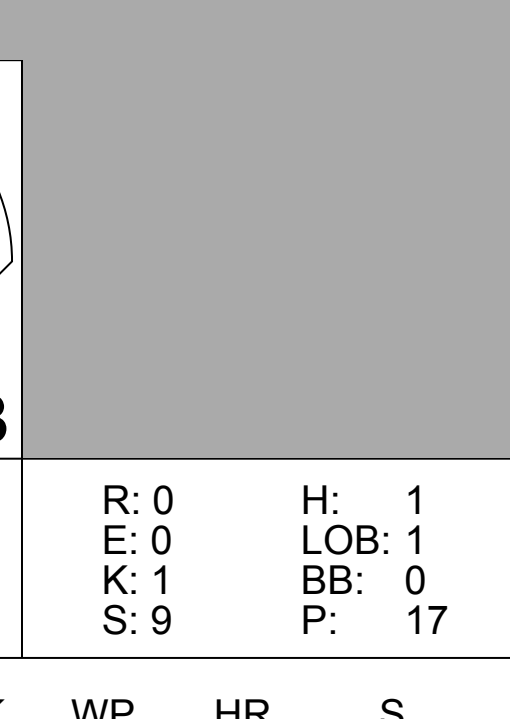
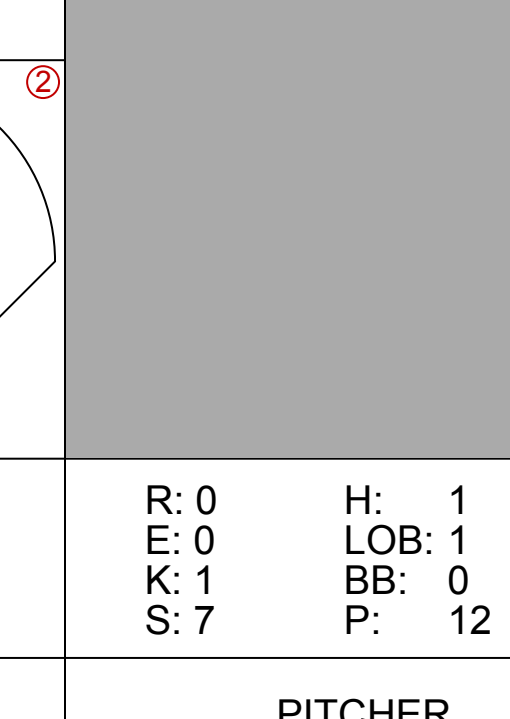
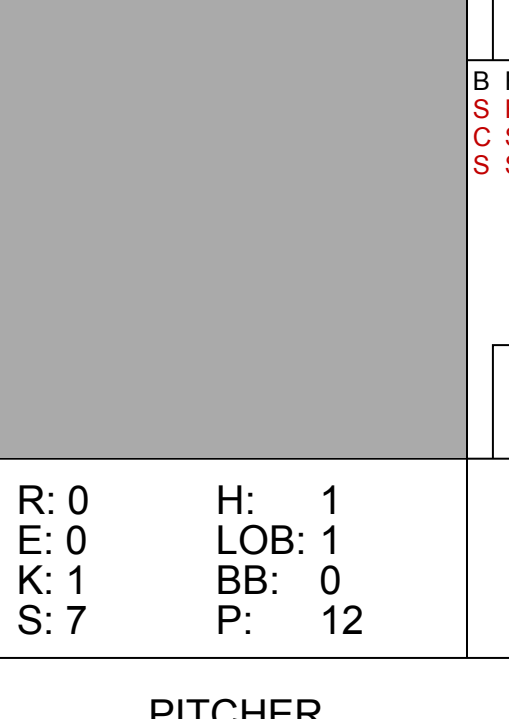
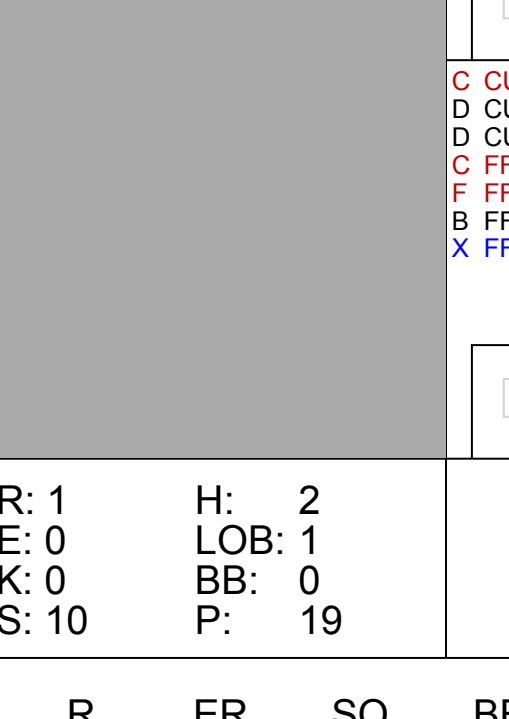





Batter	1	2	3	4	5	6	7	8	9	AB	R	H	RBI	BB	SO	LOB	TOP			
6 Maicer Izturis, S OBP: 0.333, SLG: 0.349										4	1	1	0	1	1	0				
2 Erick Aybar, S OBP: 0.314, SLG: 0.392										3	2	1	0	1	0	3				
27 Vladimir Guerrero, R OBP: 0.349, SLG: 0.486										4	0	1	1	1	1	1				
48 Torii Hunter, R OBP: 0.347, SLG: 0.451										4	1	1	0	1	1	3				
Juan Rivera, R OBP: 0.275, SLG: 0.361										3	0	1	1	1	0	1				
47 Howie Kendrick, R OBP: 0.347, SLG: 0.484										4	0	2	1	0	1	2				
24 Gary Matthews, S OBP: 0.311, SLG: 0.352										4	0	0	0	0	2	3				
5 Jeff Mathis, R OBP: 0.301, SLG: 0.356										3	0	1	0	1	0	0				
39 Robb Quinlan, R OBP: 0.314, SLG: 0.302										3	0	1	0	0	0	2				
Casey Kotchman, L OBP: 0.326, SLG: 0.420										1	0	0	0	0	1	0				
Inning Stats	R: 2 H: 2 E: 0 K: 2 S: 16	H: 2 LOB: 2 BB: 2 P: 31	R: 0 H: 0 E: 0 K: 0 S: 8	H: 0 LOB: 0 BB: 0 P: 10	R: 0 H: 0 E: 0 K: 0 S: 3	H: 0 LOB: 1 BB: 1 P: 9	R: 0 H: 2 E: 0 K: 2 S: 13	H: 2 LOB: 3 BB: 1 P: 21	R: 0 H: 1 E: 0 K: 1 S: 7	H: 1 LOB: 1 BB: 1 P: 14	R: 1 H: 2 E: 0 K: 1 S: 17	H: 2 LOB: 2 BB: 1 P: 24	R: 0 H: 0 E: 0 K: 1 S: 8	H: 0 LOB: 0 BB: 0 P: 11	R: 1 H: 2 E: 0 K: 0 S: 10	H: 2 LOB: 0 BB: 0 P: 14	1B: 9 2B: 0 3B: 0 HR: 0	SF: 0 SAC: 1 DP: 2 HBP: 0	WP: 1 PB: 0 SB: 1 CS: 0	PA: 40
PITCHER	IP WLS BF H R ER SO BB IBB HBP BLK WP HR S P ERA WHIP	IP WLS BF H R ER SO BB IBB HBP BLK WP HR S P ERA WHIP	IP WLS BF H R ER SO BB IBB HBP BLK WP HR S P ERA WHIP	IP WLS BF H R ER SO BB IBB HBP BLK WP HR S P ERA WHIP	IP WLS BF H R ER SO BB IBB HBP BLK WP HR S P ERA WHIP	IP WLS BF H R ER SO BB IBB HBP BLK WP HR S P ERA WHIP	IP WLS BF H R ER SO BB IBB HBP BLK WP HR S P ERA WHIP	IP WLS BF H R ER SO BB IBB HBP BLK WP HR S P ERA WHIP	IP WLS BF H R ER SO BB IBB HBP BLK WP HR S P ERA WHIP	IP WLS BF H R ER SO BB IBB HBP BLK WP HR S P ERA WHIP	IP WLS BF H R ER SO BB IBB HBP BLK WP HR S P ERA WHIP	IP WLS BF H R ER SO BB IBB HBP BLK WP HR S P ERA WHIP	IP WLS BF H R ER SO BB IBB HBP BLK WP HR S P ERA WHIP	IP WLS BF H R ER SO BB IBB HBP BLK WP HR S P ERA WHIP	IP WLS BF H R ER SO BB IBB HBP BLK WP HR S P ERA WHIP	IP WLS BF H R ER SO BB IBB HBP BLK WP HR S P ERA WHIP	IP WLS BF H R ER SO BB IBB HBP BLK WP HR S P ERA WHIP	IP WLS BF H R ER SO BB IBB HBP BLK WP HR S P ERA WHIP	IP WLS BF H R ER SO BB IBB HBP BLK WP HR S P ERA WHIP	IP WLS BF H R ER SO BB IBB HBP BLK WP HR S P ERA WHIP

Los Angeles Angels @ Oakland Athletics
McAfee Coliseum, Oakland, CA

Sat Jul 12 2008, 9:05 PM EDT
Att: 27,161 - Clear - 69 F

AB 33
R 4
H 9
RBI 3
BB 6
SO 7
LOB 15



Batter	1	2	3	4	5	6	7	8	9	AB	R	H	RBI	BB	SO	LOB	BOTTOM					
8 Kurt Suzuki, R OBP: 0.338, SLG: 0.375										5	0	0	0	0	3	4						
26 Matt Murton, R OBP: 0.255, SLG: 0.265										4	0	0	0	0	0	1						
32 Jack Cust, L OBP: 0.367, SLG: 0.428										3	0	0	0	1	1	1						
Emil Brown, R OBP: 0.293, SLG: 0.385										4	1	2	0	0	1	1						
28 Carlos González, L OBP: 0.288, SLG: 0.430										4	0	2	1	0	2	1						
14 Mark Ellis, R OBP: 0.332, SLG: 0.388										4	0	1	0	0	0	2						
10 Daric Barton, L OBP: 0.331, SLG: 0.314										3	0	1	0	1	0	1						
22 Jack Hannahan, L OBP: 0.322, SLG: 0.342										4	0	1	0	0	2	3						
Donnie Murphy, R OBP: 0.279, SLG: 0.319										4	0	1	0	0	2	3						
Inning Stats	R: 0 H: 0 E: 0 K: 0 S: 4	H: 0 LOB: 1 BB: 1 P: 10	R: 0 H: 0 E: 1 K: 2 S: 11	H: 0 LOB: 1 BB: 1 P: 17	R: 0 H: 1 E: 0 K: 2 S: 15	H: 1 LOB: 0 BB: 0 P: 20	R: 0 H: 1 E: 0 K: 1 S: 9	H: 1 LOB: 1 BB: 0 P: 17	R: 0 H: 0 E: 0 K: 2 S: 11	H: 0 LOB: 0 BB: 0 P: 16	R: 0 H: 1 E: 0 K: 1 S: 7	H: 1 LOB: 1 BB: 0 P: 12	R: 0 H: 2 E: 0 K: 2 S: 14	H: 2 LOB: 2 BB: 0 P: 19	R: 1 H: 2 E: 0 K: 0 S: 10	H: 2 LOB: 1 BB: 0 P: 19	R: 0 H: 1 E: 0 K: 1 S: 12	H: 1 LOB: 1 BB: 0 P: 20	1B: 5 2B: 3 3B: 0 HR: 0	SF: 0 SAC: 0 DP: 0 HBP: 0	WP: 0 PB: 0 SB: 0 CS: 0	PA: 37
PITCHER	IP WLS BF H R ER SO BB IBB HBP BLK WP HR S P ERA WHIP	IP WLS BF H R ER SO BB IBB HBP BLK WP HR S P ERA WHIP	IP WLS BF H R ER SO BB IBB HBP BLK WP HR S P ERA WHIP	IP WLS BF H R ER SO BB IBB HBP BLK WP HR S P ERA WHIP	IP WLS BF H R ER SO BB IBB HBP BLK WP HR S P ERA WHIP	IP WLS BF H R ER SO BB IBB HBP BLK WP HR S P ERA WHIP	IP WLS BF H R ER SO BB IBB HBP BLK WP HR S P ERA WHIP	IP WLS BF H R ER SO BB IBB HBP BLK WP HR S P ERA WHIP	IP WLS BF H R ER SO BB IBB HBP BLK WP HR S P ERA WHIP	IP WLS BF H R ER SO BB IBB HBP BLK WP HR S P ERA WHIP	IP WLS BF H R ER SO BB IBB HBP BLK WP HR S P ERA WHIP	IP WLS BF H R ER SO BB IBB HBP BLK WP HR S P ERA WHIP	IP WLS BF H R ER SO BB IBB HBP BLK WP HR S P ERA WHIP	IP WLS BF H R ER SO BB IBB HBP BLK WP HR S P ERA WHIP	IP WLS BF H R ER SO BB IBB HBP BLK WP HR S P ERA WHIP	IP WLS BF H R ER SO BB IBB HBP BLK WP HR S P ERA WHIP	IP WLS BF H R ER SO BB IBB HBP BLK WP HR S P ERA WHIP	IP WLS BF H R ER SO BB IBB HBP BLK WP HR S P ERA WHIP	IP WLS BF H R ER SO BB IBB HBP BLK WP HR S P ERA WHIP	IP WLS BF H R ER SO BB IBB HBP BLK WP HR S P ERA WHIP		

Los Angeles Angels @ Oakland Athletics
McAfee Coliseum, Oakland, CA

Sat Jul 12 2008, 9:05 PM EDT
Att: 27,161 - Clear - 69 F

AB 35
R 1
H 8
RBI 1
BB 2
SO 11
LOB 17




Batter	1	2	3	4	5	6	7	8	9	AB	R	H	RBI	BB	SO	LOB	TOP			
6 Maicer Izturis, S OBP: 0.331, SLG: 0.354	F8		3B		F7			F7	P5	5	0	1	0	0	0	1				
Casey Kotchman, L OBP: 0.325, SLG: 0.427	F7		F7		G6-3			HR		4	1	1	1	0	0	1				
Garret Anderson, L OBP: 0.302, SLG: 0.388	G5-3			K				F7	1B	4	0	1	0	0	0	1				
27 Vladimir Guerrero, R OBP: 0.348, SLG: 0.483		G4-3		BB	FC6-4	1B		F9	FC6-4	4	1	1	0	0	0	1				
48 Torii Hunter, R OBP: 0.332, SLG: 0.450	F7		BB	BB	FC6-4	BB		P4	1B	3	1	1	0	1	0	0				
Juan Rivera, R 77 Reggie Willits, S OBP: 0.297, SLG: 0.213	E6		BB	FC6-4	BB			G3-6-1	1B	3	0	2	0	1	0	0				
47 Howie Kendrick, R OBP: 0.340, SLG: 0.476	K		FC6-4	BB	K			F9	SF9	3	0	0	2	0	1	4				
5 Jeff Mathis, R 24 Gary Matthews, S 28 Ryan Budde, R OBP: 0.297, SLG: 0.352	P4		K		K			G3-6-1	SH5-3	2	0	0	0	0	1	2				
2 Erick Aybar, S OBP: 0.313, SLG: 0.389	F8				G3			G4-3	1B	4	0	1	1	0	0	0				
Inning Stats	R: 0 H: 0 E: 0 K: 0 S: 7	H: 0 LOB: 0 BB: 0 P: 10	R: 0 H: 1 E: 1 K: 1 S: 9	H: 0 LOB: 1 BB: 0 P: 15	R: 0 H: 1 E: 0 K: 0 S: 10	H: 1 LOB: 1 BB: 0 P: 14	R: 1 H: 1 E: 0 K: 2 S: 18	H: 1 LOB: 2 BB: 2 P: 29	R: 0 H: 0 E: 0 K: 0 S: 6	H: 0 LOB: 0 BB: 0 P: 7	R: 0 H: 1 E: 0 K: 0 S: 5	H: 1 LOB: 0 BB: 0 P: 6	R: 1 H: 2 E: 0 K: 0 S: 7	H: 2 LOB: 1 BB: 0 P: 8	R: 2 H: 3 E: 0 K: 0 S: 19	H: 3 LOB: 1 BB: 0 P: 29	1B: 6 SF: 1 2B: 0 3B: 1 HR: 1	SF: 1 SAC: 1 DP: 1 HBP: 0	WP: 0 PA: 37 PB: 0 SB: 0 CS: 0	
PITCHER	IP	WLS	BF	H	R	ER	SO	BB	IBB	HBP	BLK	WP	HR	S	P	ERA	WHIP			
58 Justin Duchschere, R ERA: 1.82	7.2		30	5	2	2	3	2	0	0	0	0	1	68	98	2.35	0.913			
31 Brad Ziegler, R ERA: 1.82	0.1	H	1	0	0	0	0	0	0	0	0	0	0	1	1	0.00	0.000			
Huston Street, R ERA: 4.07	1.0	L	6	3	2	2	0	0	0	0	0	0	0	19	29	18.00	3.000			

Los Angeles Angels @ Oakland Athletics
McAfee Coliseum, Oakland, CA
Sun Jul 13 2008, 4:05 PM EDT
Att: 29,352 - Sunny - 70 F

livebaseballscores.com

AB 33
R 4
H 8
RBI 4
BB 2
SO 3
LOB 10




Batter	1	2	3	4	5	6	7	8	9	AB	R	H	RBI	BB	SO	LOB	BOTTOM			
8 Kurt Suzuki, R OBP: 0.336, SLG: 0.372	1B		L6		G6-3			F7	K	5	1	1	0	0	1	3				
26 Matt Murton, R OBP: 0.255, SLG: 0.250	K		K			L3		BB		3	0	0	0	1	2	1				
32 Jack Cust, L OBP: 0.374, SLG: 0.442	1B		BB			HR		BB		2	2	2	1	2	0	0				
Emil Brown, R 11 Rajai Davis, R OBP: 0.292, SLG: 0.383	1B		P2			G1-6-3		G3-1		4	0	1	1	0	0	3				
28 Carlos González, L OBP: 0.293, SLG: 0.432	1B		K			F7		1B		4	0	2	1	0	1	0				
14 Mark Ellis, R OBP: 0.332, SLG: 0.384	G6-4-3		G5-3		G4-3			BB		3	0	0	0	1	0	2				
10 Daric Barton, L OBP: 0.328, SLG: 0.310	G1-3		G4-3					SH1-4		3	0	0	0	0	0	0				
22 Jack Hannahan, L OBP: 0.322, SLG: 0.338	F8		K			G3-1		IBB		3	0	0	0	1	1	0				
Donnie Murphy, R Rob Bowen, S OBP: 0.271, SLG: 0.309	F8		G5-3					K		3	0	0	0	0	0	0				
Inning Stats	R: 2 H: 4 E: 0 K: 1 S: 14	H: 4 LOB: 1 BB: 0 P: 21	R: 0 H: 0 E: 0 K: 0 S: 8	H: 0 LOB: 0 BB: 0 P: 14	R: 0 H: 0 E: 0 K: 1 S: 11	H: 0 LOB: 1 BB: 1 P: 18	R: 0 H: 0 E: 0 K: 1 S: 7	H: 0 LOB: 0 BB: 0 P: 10	R: 0 H: 0 E: 0 K: 1 S: 9	H: 0 LOB: 0 BB: 0 P: 14	R: 1 H: 1 E: 0 K: 0 S: 7	H: 1 LOB: 0 BB: 0 P: 11	R: 0 H: 0 E: 0 K: 0 S: 9	H: 0 LOB: 2 BB: 2 P: 18	R: 0 H: 1 E: 0 K: 2 S: 12	H: 1 LOB: 3 BB: 2 P: 25	1B: 5 SF: 0 2B: 0 3B: 0 HR: 1	SF: 0 SAC: 1 DP: 1 HBP: 0	WP: 0 PA: 37 PB: 0 SB: 0 CS: 0	
PITCHER	IP	WLS	BF	H	R	ER	SO	BB	IBB	HBP	BLK	WP	HR	S	P	ERA	WHIP			
58 Dustin Moseley, R ERA: 7.15	5.1		20	4	2	2	4	1	0	0	0	0	0	51	81	3.38	0.938			
Darren Oliver, L ERA: 3.63	1.2		6	1	1	1	0	0	0	0	0	0	1	14	18	5.40	0.600			
66 Jose Arredondo, R ERA: 1.13	1.0	W	5	0	0	0	0	2	0	0	0	0	0	6	18	0.00	2.000			
Francisco Rodríguez, R ERA: 2.36	1.0	S	6	1	0	0	2	1	1	0	0	0	0	12	25	0.00	2.000			

Los Angeles Angels @ Oakland Athletics
McAfee Coliseum, Oakland, CA
Sun Jul 13 2008, 4:05 PM EDT
Att: 29,352 - Sunny - 70 F

livebaseballscores.com

AB 31
R 3
H 6
RBI 3
BB 5
SO 6
LOB 12



Batter	1	2	3	4	5	6	7	8	9	AB	R	H	RBI	BB	SO	LOB	TOP			
14 Mark Ellis, R OBP: 0.331, SLG: 0.386										4	1	1	0	0	3	3				
8 Kurt Suzuki, R OBP: 0.336, SLG: 0.374										4	0	2	0	0	1	0				
15 Ryan Sweeney, L OBP: 0.352, SLG: 0.495										4	0	1	1	1	0	0				
32 Jack Cust, L OBP: 0.372, SLG: 0.439										4	0	1	0	0	3	3				
Emil Brown, R OBP: 0.292, SLG: 0.381										4	0	1	0	0	1	3				
7 Bobby Crosby, R OBP: 0.316, SLG: 0.373										4	0	1	0	0	0	2				
28 Carlos González, L OBP: 0.292, SLG: 0.427										4	0	1	0	0	0	1				
22 Jack Hannahan, L OBP: 0.318, SLG: 0.335										3	0	0	0	0	1	2				
26 Matt Murton, R OBP: 0.250, SLG: 0.245										1	0	0	0	0	1	0				
Donnie Murphy, R OBP: 0.273, SLG: 0.309										3	0	1	0	0	2	1				
Inning Stats	R: 1 E: 0 K: 1 S: 14	H: 3 LOB: 2 BB: 0 P: 19	R: 0 E: 0 K: 3 S: 11	H: 1 LOB: 1 BB: 0 P: 15	R: 0 E: 0 K: 0 S: 9	H: 1 LOB: 1 BB: 0 P: 16	R: 0 E: 0 K: 1 S: 15	H: 2 LOB: 2 BB: 0 P: 24	R: 0 E: 0 K: 0 S: 6	H: 0 LOB: 0 BB: 0 P: 7	R: 0 E: 0 K: 3 S: 11	H: 0 LOB: 0 BB: 0 P: 12	R: 0 E: 0 K: 2 S: 9	H: 0 LOB: 0 BB: 0 P: 11	R: 0 E: 0 K: 1 S: 6	H: 0 LOB: 0 BB: 0 P: 9	1B: 8 2B: 1 3B: 0 HR: 0	SF: 0 SAC: 0 DP: 1 HBP: 0	WP: 0 PB: 0 SB: 0 CS: 0	PA: 35
PITCHER	IP	WLS	BF	H	R	ER	SO	BB	IBB	HBP	BLK	WP	HR	S	P	ERA	WHIP			
35 Mike Mussina, R ERA: 3.49	6.0	W	26	9	1	1	6	0	0	0	0	0	0	64	93	1.50	1.500			
30 David Robertson, R ERA: 2.0	1.0		3	0	0	0	3	0	0	0	0	0	0	11	12	0.00	0.000			
36 Edwar Ramirez, R ERA: 2.65	1.0		3	0	0	0	2	0	0	0	0	0	0	9	11	0.00	0.000			
LaTroy Hawkins, R ERA: 5.63	1.0		3	0	0	0	1	0	0	0	0	0	0	6	9	0.00	0.000			

Oakland Athletics @ New York Yankees
Yankee Stadium, Bronx, NY
Fri Jul 18 2008, 7:05 PM EDT
Att: 54,145 - Partly Cloudy - 93 F

livebaseballscores.com

AB 35
R 1
H 9
RBI 1
BB 0
SO 12
LOB 16

Batter	1	2	3	4	5	6	7	8	9	AB	R	H	RBI	BB	SO	LOB	BOTTOM			
2 Derek Jeter, R OBP: 0.346, SLG: 0.392										3	1	0	0	2	0	2				
Bobby Abreu, L OBP: 0.346, SLG: 0.438										5	2	2	1	0	0	1				
13 Alex Rodriguez, R OBP: 0.398, SLG: 0.594										4	2	3	2	1	1	1				
20 Jorge Posada, S OBP: 0.368, SLG: 0.417										1	1	0	0	3	0	2				
Richie Sexson, R OBP: 0.318, SLG: 0.380										3	0	1	1	1	1	3				
24 Robinson Canó, L OBP: 0.287, SLG: 0.369										4	1	2	3	0	0	3				
28 Melky Cabrera, S OBP: 0.304, SLG: 0.352										4	0	2	0	0	0	0				
26 José Molina, R OBP: 0.257, SLG: 0.304										4	0	0	0	0	1	2				
11 Brett Gardner, L OBP: 0.239, SLG: 0.150										4	0	0	0	0	1	2				
Inning Stats	R: 1 E: 0 K: 0 S: 14	H: 3 LOB: 1 BB: 1 P: 26	R: 0 E: 0 K: 0 S: 7	H: 1 LOB: 0 BB: 0 P: 10	R: 3 E: 0 K: 1 S: 16	H: 2 LOB: 1 BB: 1 P: 26	R: 2 E: 1 K: 0 S: 18	H: 2 LOB: 3 BB: 3 P: 33	R: 0 E: 0 K: 2 S: 10	H: 1 LOB: 1 BB: 0 P: 15	R: 1 E: 0 K: 0 S: 5	H: 1 LOB: 0 BB: 0 P: 15	R: 0 E: 0 K: 0 S: 5	H: 0 LOB: 0 BB: 0 P: 9	R: 0 E: 0 K: 1 S: 10	H: 0 LOB: 1 BB: 1 P: 19	1B: 6 2B: 2 3B: 0 HR: 2	SF: 0 SAC: 0 DP: 1 HBP: 0	WP: 0 PB: 0 SB: 1 CS: 0	PA: 39
PITCHER	IP	WLS	BF	H	R	ER	SO	BB	IBB	HBP	BLK	WP	HR	S	P	ERA	WHIP			
Greg Smith, L ERA: 3.79	3.2	L	23	6	0	0	6	1	0	0	0	0	0	16	22	0.00	0.750			
13 Jerry Blevins, L ERA: 4.8	1.0		4	1	1	1	0	1	0	0	0	0	1	5	15	9.00	2.000			
59 Andrew Brown, R ERA: 2.23	1.0		3	0	0	0	0	0	0	0	0	0	0	5	9	0.00	0.000			
25 Lenny DiNardo, L ERA: 5.28	1.0		4	0	0	0	1	1	0	0	0	0	0	10	19	0.00	1.000			

Oakland Athletics @ New York Yankees
Yankee Stadium, Bronx, NY
Fri Jul 18 2008, 7:05 PM EDT
Att: 54,145 - Partly Cloudy - 93 F

livebaseballscores.com

AB 32
R 7
H 10
RBI 7
BB 7
SO 4
LOB 16

Batter	1	2	3	4	5	6	7	8	9	10	11	12	AB	R	H	RBI	BB	SO	LOB	TOP				
15 Ryan Sweeney, L OBP: 0.356, SLG: 0.497														4	0	2	2	0	1	1				
8 Kurt Suzuki, R OBP: 0.338, SLG: 0.376														6	0	2	0	0	2	3				
32 Jack Cust, L OBP: 0.372, SLG: 0.433														4	0	0	0	2	4	3				
28 Carlos González, L OBP: 0.294, SLG: 0.199														5	0	1	0	1	1	5				
7 Bobby Crosby, R OBP: 0.314, SLG: 0.370														6	0	1	0	0	0	4				
14 Mark Ellis, R OBP: 0.331, SLG: 0.381														4	0	0	0	1	2	1				
26 Matt Murton, R OBP: 0.287, SLG: 0.281														4	1	2	0	0	1	0				
Donnie Murphy, R OBP: 0.277, SLG: 0.306														1	0	0	0	1	1	2				
45 Wes Bankston, R OBP: 0.325, SLG: 0.462														5	1	2	0	0	3	4				
Emil Brown, R OBP: 0.291, SLG: 0.380														1	0	0	0	0	2					
22 Jack Hannahan, L OBP: 0.318, SLG: 0.333														4	0	1	0	0	2	3				
11 Rajai Davis, R OBP: 0.231, SLG: 0.277														1	1	0	0	0	1	2				
Inning Stats	R: 0 E: 0 K: 10	H: 0 LOB: 0 P: 14	R: 0 E: 0 K: 12	H: 2 LOB: 2 P: 19	R: 0 E: 0 K: 12	H: 1 LOB: 1 P: 19	R: 0 E: 0 K: 7	H: 0 LOB: 0 P: 12	R: 1 E: 0 K: 12	H: 3 LOB: 3 P: 21	R: 0 E: 0 K: 9	H: 0 LOB: 0 P: 11	R: 1 E: 0 K: 15	H: 2 LOB: 2 P: 23	R: 0 E: 0 K: 14	H: 0 LOB: 2 P: 21	R: 0 E: 0 K: 9	H: 0 LOB: 0 P: 13	R: 0 E: 0 K: 12	H: 1 LOB: 2 P: 18	1B: 9 2B: 2 3B: 0 HR: 0	SF: 1 SAC: 0 DP: 1 HBP: 2	WP: 1 PB: 0 SB: 2 CS: 0	PA: 53
PITCHER	IP: 6.0 WLS: 1.0 BF: 25 H: 6 R: 1 ER: 1 SO: 8 BB: 1 IBB: 0 HBP: 1 BLK: 0 WP: 0 HR: 0 S: 62 P: 96 ERA: 1.50 WHIP: 1.167	30 David Robertson, R (12, 1) ERA: 1.8																						

Oakland Athletics @ New York Yankees
Yankee Stadium, Bronx, NY
Sat Jul 19 2008, 1:05 PM EDT
Att. 54,183 - Partly Cloudy - 93 F

AB 45
R 3
H 11
RBI 2
BB 5
SO 18
LOB 30



Batter	1	2	3	4	5	6	7	8	9	10	11	12	AB	R	H	RBI	BB	SO	LOB	BOTTOM				
2 Derek Jeter, R OBP: 0.348, SLG: 0.391														6	1	2	0	1	1	3				
Bobby Abreu, L OBP: 0.347, SLG: 0.433														4	0	0	0	3	1	5				
13 Alex Rodriguez, R OBP: 0.396, SLG: 0.583														5	0	0	0	2	3	7				
Jason Giambi, L OBP: 0.369, SLG: 0.525														2	0	0	0	3	0	2				
17 Justin Christian, R OBP: 0.300, SLG: 0.278														0	0	0	0	0	0	0				
Richie Sexson, R OBP: 0.319, SLG: 0.379														1	0	0	0	1	1	2				
20 Jorge Posada, S OBP: 0.364, SLG: 0.411														5	0	1	0	0	2	5				
26 José Molina, R OBP: 0.260, SLG: 0.302														1	0	0	1	0	0	2				
24 Robinson Canó, L OBP: 0.293, SLG: 0.379														6	2	4	0	0	0	1				
Wilson Betemit, S OBP: 0.282, SLG: 0.423														4	1	2	1	1	0	1				
28 Melky Cabrera, S OBP: 0.304, SLG: 0.351														6	0	2	1	0	0	5				
11 Brett Gardner, L OBP: 0.250, SLG: 0.196														6	0	2	1	0	1	5				
Inning Stats	R: 0 E: 0 K: 11	H: 0 LOB: 2 P: 24	R: 2 E: 0 K: 19	H: 4 LOB: 2 P: 32	R: 0 E: 0 K: 11	H: 1 LOB: 2 P: 19	R: 0 E: 0 K: 6	H: 1 LOB: 2 P: 12	R: 0 E: 1 K: 8	H: 1 LOB: 2 P: 11	R: 0 E: 0 K: 10	H: 0 LOB: 0 P: 14	R: 1 E: 0 K: 15	H: 3 LOB: 2 P: 24	R: 0 E: 0 K: 12	H: 1 LOB: 2 P: 20	R: 0 E: 0 K: 9	H: 1 LOB: 1 P: 16	R: 1 E: 0 K: 8	H: 1 LOB: 3 P: 21	1B: 9 2B: 4 3B: 0 HR: 0	SF: 0 SAC: 1 DP: 0 HBP: 1	WP: 0 PB: 0 SB: 1 CS: 1	PA: 59
PITCHER	IP: 5.0 WLS: 1.0 BF: 27 H: 7 R: 2 ER: 2 SO: 7 BB: 4 IBB: 0 HBP: 0 BLK: 0 WP: 0 HR: 0 S: 55 P: 98 ERA: 3.60 WHIP: 2.200	13 Jerry Blevins, L (10, 1) ERA: 9.0																						

Oakland Athletics @ New York Yankees
Yankee Stadium, Bronx, NY
Sat Jul 19 2008, 1:05 PM EDT
Att. 54,183 - Partly Cloudy - 93 F

AB 46
R 4
H 13
RBI 4
BB 11
SO 9
LOB 38



Batter	1	2	3	4	5	6	7	8	9	AB	R	H	RBI	BB	SO	LOB	TOP					
14 Mark Ellis, R OBP: 0.332, SLG: 0.378										2	0	0	0	2	0	0	Oakland Athletics @ Tampa Bay Rays Tropicana Field, St. Petersburg, FL Mon Jul 21 2008, 7:10 PM EDT Att: 12,428 - Dome - 72 F					
8 Kurt Suzuki, R OBP: 0.334, SLG: 0.372										4	0	0	0	0	1	2						
15 Ryan Sweeney, L OBP: 0.356, SLG: 0.495										4	0	1	0	0	0	1						
Emil Brown, R OBP: 0.284, SLG: 0.371										4	0	0	0	0	0	3						
32 Jack Cust, L OBP: 0.375, SLG: 0.432										2	0	1	0	2	1	0						
7 Bobby Crosby, R OBP: 0.308, SLG: 0.362										3	0	0	0	0	2	3						
28 Carlos González, L OBP: 0.283, SLG: 0.404										3	0	0	0	0	1	2						
45 Wes Bankston, R OBP: 0.302, SLG: 0.429										3	0	0	0	0	3	2						
49 Brooks Conrad, S OBP: 0.283, SLG: 0.379										3	0	0	0	0	2	0						
Inning Stats	R: 0 E: 0 K: 1 S: 10	H: 1 LOB: 1 BB: 1 P: 18	R: 0 E: 0 K: 2 S: 7	H: 0 LOB: 1 BB: 1 P: 13	R: 0 E: 0 K: 1 S: 9	H: 0 LOB: 0 BB: 0 P: 11	R: 0 E: 0 K: 0 S: 11	H: 1 LOB: 1 BB: 0 P: 17	R: 0 E: 0 K: 3 S: 11	H: 0 LOB: 0 BB: 0 P: 12	R: 0 E: 0 K: 0 S: 9	H: 0 LOB: 1 BB: 1 P: 14	R: 0 E: 0 K: 2 S: 12	H: 0 LOB: 1 BB: 1 P: 18	R: 0 E: 0 K: 0 S: 11	H: 0 LOB: 0 BB: 0 P: 15		R: 0 E: 0 K: 1 S: 8	H: 0 LOB: 0 BB: 0 P: 10	1B: 2 2B: 0 3B: 0 HR: 0	SF: 0 SAC: 0 DP: 0 HBP: 0	WP: 0 PB: 0 SB: 0 CS: 0
PITCHER	IP WLS BF H R ER SO BB IBB HBP BLK WP HR S P ERA WHIP	7.0 W 26 2 0 0 9 4 0 0 0 0 0 69 103 0.00 0.857	1.0 3 0 0 0 0 0 0 0 0 0 0 11 15 0.00 0.000	1.0 3 0 0 0 1 0 0 0 0 0 0 8 10 0.00 0.000																		

AB 28
R 0
H 2
RBI 0
BB 4
SO 10
LOB 13



Batter	1	2	3	4	5	6	7	8	9	AB	R	H	RBI	BB	SO	LOB	BOTTOM					
1 Akinori Iwamura, L OBP: 0.354, SLG: 0.379										4	0	2	1	1	1	0	Oakland Athletics @ Tampa Bay Rays Tropicana Field, St. Petersburg, FL Mon Jul 21 2008, 7:10 PM EDT Att: 12,428 - Dome - 72 F					
2 B.J. Upton, R OBP: 0.385, SLG: 0.397										3	1	2	0	2	0	1						
13 Carl Crawford, L OBP: 0.312, SLG: 0.381										5	0	1	0	0	1	5						
3 Evan Longoria, R OBP: 0.346, SLG: 0.530										5	1	2	2	0	2	4						
23 Carlos Pena, L OBP: 0.334, SLG: 0.433										4	0	0	0	1	1	4						
30 Dioner Navarro, S OBP: 0.372, SLG: 0.429										2	0	0	0	2	2	1						
16 Willy Aybar, S OBP: 0.331, SLG: 0.390										3	1	1	1	1	1	2						
31 Jonny Gomes, R OBP: 0.305, SLG: 0.403										2	1	1	0	1	0	1						
26 Gabe Gross, L OBP: 0.333, SLG: 0.398										1	0	0	0	0	1	2						
18 Ben Zobrist, S OBP: 0.274, SLG: 0.448										4	0	0	0	0	0	3						
Inning Stats	R: 0 E: 0 K: 2 S: 11	H: 1 LOB: 1 BB: 0 P: 18	R: 0 E: 0 K: 0 S: 11	H: 0 LOB: 2 BB: 2 P: 21	R: 1 E: 0 K: 0 S: 8	H: 2 LOB: 1 BB: 0 P: 12	R: 2 E: 0 K: 1 S: 14	H: 3 LOB: 2 BB: 1 P: 28	R: 1 E: 0 K: 1 S: 13	H: 1 LOB: 1 BB: 1 P: 27	R: 0 E: 0 K: 1 S: 5	H: 0 LOB: 1 BB: 1 P: 11	R: 0 E: 0 K: 2 S: 11	H: 0 LOB: 2 BB: 2 P: 22	R: 0 E: 0 K: 2 S: 11	H: 2 LOB: 3 BB: 1 P: 20	R: 0 E: 0 K: 2 S: 8	H: 0 LOB: 0 BB: 0 P: 10	1B: 6 2B: 1 3B: 0 HR: 2	SF: 0 SAC: 0 DP: 0 HBP: 0	WP: 0 PB: 0 SB: 3 CS: 0	PA: 41
PITCHER	IP WLS BF H R ER SO BB IBB HBP BLK WP HR S P ERA WHIP	5.0 L 26 7 4 4 4 4 0 0 0 0 0 16 33 0.00 1.500	2.0 9 0 0 0 3 3 0 0 0 0 0 0 11 20 0.00 3.000																			

AB 33
R 4
H 9
RBI 4
BB 8
SO 9
LOB 23



Batter	1	2	3	4	5	6	7	8	9	AB	R	H	RBI	BB	SO	LOB	TOP										
15 Ryan Sweeney, L (1,9) OBP: 0.359, SLG: 0.402	G1-3		G6-4-3 1B			F7		P4		4	0	1	0	0	0	0	<p>Oakland Athletics @ Tampa Bay Rays</p> <p>Tropicana Field, St. Petersburg, FL</p> <p>Wed Jul 23 2008, 12:40 PM EDT</p> <p>Att: 23,437 - Dome - 72 F</p>										
8 Kurt Suzuki, R (1,2) OBP: 0.338, SLG: 0.378	G5-3		G6-4-3			1B			F7	4	0	1	0	0	0	1											
32 Jack Cust, L (1,10) OBP: 0.372, SLG: 0.429	K					L9			WP SF8	4	1	1	0	0	2	1											
Emil Brown, R (1,7) OBP: 0.287, SLG: 0.382		HR				K			SF8	2	1	1	2	0	1	0											
28 Carlos González, L (1,8) OBP: 0.303, SLG: 0.425		HR				K				3	1	2	1	1	1	0											
11 Rajai Davis, R (9,PR) OBP: 0.229, SLG: 0.274		HR				K				0	0	0	0	0	0	0											
7 Bobby Crosby, R (1,6) OBP: 0.306, SLG: 0.360	G5-3					1B			BB	4	0	0	0	0	1	3											
22 Jack Hannahan, L (1,5) OBP: 0.317, SLG: 0.346	G3-1					G4-3				3	0	0	0	0	0	1											
45 Wes Bankston, R (1,3) OBP: 0.280, SLG: 0.375	G6-3					G6-3		F8		3	0	0	0	0	0	0											
49 Brooks Conrad, S (1,4) OBP: 0.280, SLG: 0.375			K			K		F7		3	0	0	0	0	2	0											
Inning Stats	R: 0 E: 0 K: 1 S: 7	H: 0 LOB: 0 BB: 0 P: 11	R: 2 E: 0 K: 0 S: 10	H: 2 LOB: 0 BB: 0 P: 13	R: 0 E: 0 K: 1 S: 6	H: 1 LOB: 0 BB: 0 P: 10	R: 0 E: 0 K: 3 S: 10	H: 0 LOB: 0 BB: 0 P: 15	R: 0 E: 0 K: 1 S: 6	H: 0 LOB: 0 BB: 0 P: 8	R: 0 E: 0 K: 1 S: 11	H: 1 LOB: 1 BB: 0 P: 18	R: 0 E: 0 K: 0 S: 6	H: 1 LOB: 1 BB: 0 P: 11	R: 0 E: 0 K: 0 S: 5	H: 0 LOB: 0 BB: 0 P: 9	R: 1 E: 0 K: 0 S: 11	H: 1 LOB: 1 BB: 1 P: 21	1B: 3 2B: 1 3B: 0 HR: 2	SF: 1 SAC: 0 DP: 2 HBP: 1	WP: 1 PB: 0 SB: 0 CS: 0	PA: 33					
PITCHER	IP	WLS	BF	H	R	ER	SO	BB	IBB	HBP	BLK	WP	HR	S	P	ERA	WHIP										
33 James Shields, R (1,1) ERA: 3.66	8.1	W	30	6	3	3	7	0	0	1	0	0	2	67	104	3.24	0.720										
40 Troy Percival, R (9,1) ERA: 3.34	0.2	S	3	0	0	0	0	1	0	0	0	1	0	5	12	0.00	1.500										

Batter	1	2	3	4	5	6	7	8	9	AB	R	H	RBI	BB	SO	LOB	BOTTOM										
1 Akinori Iwamura, L (1,4) OBP: 0.355, SLG: 0.377	F8					K		G3		4	0	1	0	0	1	2	<p>Oakland Athletics @ Tampa Bay Rays</p> <p>Tropicana Field, St. Petersburg, FL</p> <p>Wed Jul 23 2008, 12:40 PM EDT</p> <p>Att: 23,437 - Dome - 72 F</p>										
2 B.J. Upton, R (1,8) OBP: 0.385, SLG: 0.395	K					BB		BB		2	0	1	0	2	1	0											
13 Carl Crawford, L (1,7) OBP: 0.310, SLG: 0.379	G6-3					F9		G4-3		4	0	0	0	0	0	5											
3 Evan Longoria, R (1,5) OBP: 0.347, SLG: 0.523	P4					F9		F9		3	0	0	0	1	0	1											
23 Carlos Pena, L (1,3) OBP: 0.335, SLG: 0.429	P5					HR 31 HBP		F7		3	1	0	0	0	0	2											
16 Willy Aybar, S (1,10) OBP: 0.321, SLG: 0.382	F7					F7		L7		4	1	1	0	0	0	1											
9 Shawn Riggins, R (1,2) OBP: 0.319, SLG: 0.434			F8			P4		L5		2	0	0	0	0	0	1											
31 Jonny Gomes, R (1,9) OBP: 0.310, SLG: 0.424										2	1	1	2	0	1	0											
32 Eric Hinske, L (7,PH) OBP: 0.348, SLG: 0.502										1	0	0	0	0	1	2											
26 Gabe Gross, L (8,9) OBP: 0.330, SLG: 0.394										0	0	0	0	0	0	0											
Ben Zobrist, S (1,6) OBP: 0.288, SLG: 0.486										3	1	2	2	0	1	0											
Inning Stats	R: 0 E: 0 K: 1 S: 10	H: 0 LOB: 0 BB: 0 P: 15	R: 0 E: 0 K: 0 S: 5	H: 0 LOB: 0 BB: 0 P: 7	R: 0 E: 0 K: 2 S: 9	H: 0 LOB: 0 BB: 0 P: 17	R: 0 E: 0 K: 0 S: 13	H: 1 LOB: 1 BB: 1 P: 21	R: 3 E: 0 K: 1 S: 15	H: 2 LOB: 0 BB: 0 P: 24	R: 0 E: 0 K: 0 S: 5	H: 1 LOB: 1 BB: 1 P: 11	R: 1 E: 0 K: 1 S: 21	H: 2 LOB: 3 BB: 1 P: 30	R: 0 E: 0 K: 0 S: 7	H: 0 LOB: 0 BB: 0 P: 12	1B: 2 2B: 2 3B: 0 HR: 2	SF: 0 SAC: 1 DP: 0 HBP: 1	WP: 0 PB: 0 SB: 0 CS: 1	PA: 33							
PITCHER	IP	WLS	BF	H	R	ER	SO	BB	IBB	HBP	BLK	WP	HR	S	P	ERA	WHIP										
Greg Smith, L (1,1) ERA: 3.9	6.0	L	24	5	4	4	4	1	1	1	0	0	2	61	102	6.00	1.000										
44 Santiago Casilla, R (7,1) ERA: 3.02	0.1		3	1	0	0	1	0	0	0	0	0	0	7	8	0.00	3.000										
Alan Embree, L (7,1) ERA: 4.26	0.2		3	0	0	0	0	1	0	0	0	0	0	10	15	0.00	1.500										
13 Jerry Blevins, L (8,1) ERA:	1.0		3	0	0	0	0	0	0	0	0	0	0	7	12	0.00	0.000										

AB	30
R	3
H	6
RBI	3
BB	1
SO	7
LOB	6



Batter	1	2	3	4	5	6	7	8	9	AB R H RBI BB SO LOB	TOP																	
5 Ian Kinsler, R OBP: 0.386, SLG: 0.526										4 1 2 1 1 0 0	Texas Rangers @ Oakland Athletics McAfee Coliseum, Oakland, CA Fri Jul 25 2008, 10:05 PM EDT Att: 20,141 - Clear - 69 F AB 43 R 14 H 17 RBI 13 BB 8 SO 7 LOB 23																	
10 Michael Young, R OBP: 0.345, SLG: 0.424										5 1 3 2 0 1 1																		
32 Josh Hamilton, L OBP: 0.364, SLG: 0.550										5 2 2 2 1 0 2																		
Milton Bradley, S OBP: 0.438, SLG: 0.584										2 1 1 0 4 0 0																		
9 Hank Blalock, L OBP: 0.328, SLG: 0.439										6 1 1 2 0 3 8																		
22 Marlon Byrd, R OBP: 0.327, SLG: 0.384										6 1 2 1 0 0 3																		
7 David Murphy, L OBP: 0.319, SLG: 0.469										5 2 2 3 1 0 3																		
19 Chris Davis, L OBP: 0.341, SLG: 0.694										6 3 3 2 0 2 4																		
21 Jarrod Saltalamacchia, S OBP: 0.323, SLG: 0.329										4 2 1 0 1 1 2																		
Inning Stats	R: 0 E: 0 K: 1 S: 5	H: 0 LOB: 0 BB: 0 P: 7	R: 0 E: 0 K: 2 S: 13	H: 2 LOB: 2 BB: 0 P: 20	R: 0 E: 0 K: 1 S: 14	H: 2 LOB: 3 BB: 1 P: 21	R: 5 E: 1 K: 0 S: 16	H: 3 LOB: 1 BB: 2 P: 32	R: 0 E: 0 K: 1 S: 7	H: 0 LOB: 1 BB: 1 P: 13	R: 0 E: 0 K: 1 S: 8	H: 2 LOB: 3 BB: 1 P: 17	R: 1 E: 0 K: 1 S: 11	H: 2 LOB: 1 BB: 0 P: 15	R: 0 E: 0 K: 0 S: 6	H: 0 LOB: 0 BB: 0 P: 9	R: 8 E: 0 K: 0 S: 28	H: 6 LOB: 1 BB: 3 P: 51	1B: 10 2B: 4 3B: 0 HR: 3	SF: 1 SAC: 1 DP: 0 HBP: 0	WP: 0 PB: 1 SB: 0 CS: 0	PA: 53						
PITCHER	IP WLS BF H R ER SO BB IBB HBP BLK WP HR S P ERA WHIP											IP WLS BF H R ER SO BB IBB HBP BLK WP HR S P ERA WHIP																
36 Sean Gallagher, R ERA: 4.03	5.1	L	31	9	5	1	5	4	1	0	0	0	0	2	59	103	1.69	2.438										
13 Jerry Blewins, L ERA: 0.9	1.1	L	5	1	1	1	2	0	0	0	0	0	0	0	12	18	6.75	0.750										
31 Brad Ziegler, R ERA: 0.9	1.1	L	5	1	0	0	0	0	0	0	0	0	0	9	13	0.00	0.750											
Alan Embree, L ERA: 5.17	0.1	L	5	3	4	4	0	1	0	0	0	0	1	15	24	108.00	12.000											
59 Andrew Brown, R ERA: 3.09	0.2	L	7	3	4	4	0	1	1	0	0	0	0	0	13	27	54.00	6.000										

Batter	1	2	3	4	5	6	7	8	9	AB R H RBI BB SO LOB	BOTTOM																
15 Ryan Sweeney, L OBP: 0.362, SLG: 0.408										4 1 2 0 0 1 0	Texas Rangers @ Oakland Athletics McAfee Coliseum, Oakland, CA Fri Jul 25 2008, 10:05 PM EDT Att: 20,141 - Clear - 69 F AB 34 R 6 H 9 RBI 6 BB 5 SO 12 LOB 17																
26 Matt Murton, R OBP: 0.232, SLG: 0.242										1 0 0 0 0 0 1																	
8 Kurt Suzuki, R OBP: 0.340, SLG: 0.382										4 1 2 0 0 1 0																	
Rob Bowen, S OBP: 0.255, SLG: 0.275										0 0 0 0 0 0 0																	
32 Jack Cust, L OBP: 0.370, SLG: 0.424										4 1 0 0 1 4 3																	
Emil Brown, R OBP: 0.286, SLG: 0.377										4 0 0 0 1 1 5																	
28 Carlos González, L OBP: 0.307, SLG: 0.424										3 1 1 1 1 0 2																	
14 Mark Ellis, R OBP: 0.329, SLG: 0.374										4 0 0 0 0 2 4																	
7 Bobby Crosby, R OBP: 0.305, SLG: 0.357										3 1 0 1 1 2 1																	
22 Jack Hannahan, L OBP: 0.322, SLG: 0.353										3 1 2 2 1 0 0																	
49 Brooks Conrad, S OBP: 0.143, SLG: 0.143										4 0 2 2 0 1 1																	
Inning Stats	R: 0 E: 0 K: 1 S: 12	H: 1 LOB: 2 BB: 1 P: 17	R: 0 E: 0 K: 2 S: 12	H: 0 LOB: 1 BB: 1 P: 20	R: 5 E: 0 K: 1 S: 18	H: 6 LOB: 2 BB: 2 P: 32	R: 0 E: 0 K: 2 S: 8	H: 0 LOB: 0 BB: 0 P: 11	R: 0 E: 0 K: 1 S: 7	H: 0 LOB: 0 BB: 0 P: 10	R: 0 E: 0 K: 2 S: 10	H: 0 LOB: 0 BB: 0 P: 18	R: 0 E: 0 K: 1 S: 6	H: 0 LOB: 0 BB: 0 P: 10	R: 0 E: 0 K: 1 S: 11	H: 0 LOB: 0 BB: 1 P: 18	R: 1 E: 0 K: 1 S: 13	H: 2 LOB: 2 BB: 0 P: 22	1B: 6 2B: 3 3B: 0 HR: 0	SF: 0 SAC: 0 DP: 1 HBP: 1	WP: 0 PB: 0 SB: 0 CS: 0	PA: 40					
PITCHER	IP WLS BF H R ER SO BB IBB HBP BLK WP HR S P ERA WHIP											IP WLS BF H R ER SO BB IBB HBP BLK WP HR S P ERA WHIP															
44 Vicente Padilla, R ERA: 4.96	6.0	W	28	7	5	5	9	4	0	0	0	0	0	6	10	0.00	0.000										
50 Frank Francisco, R ERA: 3.32	1.0	H	3	0	0	0	1	0	0	0	0	0	0	6	10	0.00	0.000										
Eddie Guardado, L ERA: 3.55	1.0	H	3	0	0	0	1	1	0	0	0	0	0	11	18	0.00	1.000										
Jamey Wright, R ERA: 4.88	1.0	L	6	2	1	1	1	0	0	1	0	0	0	13	22	9.00	2.000										

Texas Rangers @ Oakland Athletics
 McAfee Coliseum, Oakland, CA
 Fri Jul 25 2008, 10:05 PM EDT
 Att: 20,141 - Clear - 69 F



Batter	1	2	3	4	5	6	7	8	9	AB	R	H	RBI	BB	SO	LOB	TOP			
9 David DeJesus, L OBP: 0.365, SLG: 0.463	G6-3	L9					F7		30 1B	4	0	1	0	1	0	1	Kansas City Royals @ Oakland Athletics McAfee Coliseum, Oakland, CA Mon Jul 28 2008, 10:05 PM EDT Att: 12,464 - Overcast - 57 F			
30 Mike Aviles, R OBP: 0.340, SLG: 0.489	11 HR		F8			P3			15 G5-4-3	5	1	3	0	0	0	1				
15 Mark Grudzielanek, R OBP: 0.347, SLG: 0.403	K		F9			G1-3			G5-4-3	5	0	0	0	0	2	5				
11 Jose Guillen, R OBP: 0.287, SLG: 0.446	1-H																			
35 Mitch Walter, L OBP: 0.182, SLG: 0.100	HR																			
16 Billy Butler, R OBP: 0.326, SLG: 0.380					F7					3	1	2	0	2	0					
4 Alex Gordon, L OBP: 0.339, SLG: 0.407																				
14 John Buck, R OBP: 0.321, SLG: 0.396																				
Ross Gload, L OBP: 0.320, SLG: 0.342																				
Esteban German, R OBP: 0.293, SLG: 0.318																				
Inning Stats	R: 2 H: 3 E: 0 K: 2 S: 13	H: 3 LOB: 1 BB: 0 P: 17	R: 0 H: 1 E: 0 K: 1 S: 10	H: 1 LOB: 1 BB: 0 P: 17	R: 0 H: 0 E: 0 K: 1 S: 7	H: 0 LOB: 0 BB: 0 P: 7	R: 0 H: 1 E: 0 K: 2 S: 15	H: 1 LOB: 1 BB: 0 P: 21	R: 0 H: 0 E: 0 K: 0 S: 8	H: 0 LOB: 1 BB: 1 P: 16	R: 2 H: 1 E: 0 K: 1 S: 11	H: 1 LOB: 1 BB: 0 P: 19	R: 0 H: 1 E: 0 K: 1 S: 10	H: 2 LOB: 2 BB: 0 P: 18	R: 0 H: 2 E: 0 K: 0 S: 12	H: 2 LOB: 1 BB: 0 P: 13	1B: 9 2B: 0 3B: 0 HR: 2	SF: 0 SAC: 0 DP: 1 HBP: 0	WP: 0 PB: 0 SB: 0 CS: 0	PA: 39
PITCHER	IP WLS BF H R ER SO	IP WLS BF H R ER SO	IP WLS BF H R ER SO	IP WLS BF H R ER SO	IP WLS BF H R ER SO	IP WLS BF H R ER SO	IP WLS BF H R ER SO	IP WLS BF H R ER SO	IP WLS BF H R ER SO	IP WLS BF H R ER SO	IP WLS BF H R ER SO	IP WLS BF H R ER SO	IP WLS BF H R ER SO	IP WLS BF H R ER SO	IP WLS BF H R ER SO	IP WLS BF H R ER SO	ERA WHIP	ERA WHIP		
51 Dallas Braden, L ERA: 4.39	6.2 L 28 6 3 4 4 7	6.2 L 28 6 3 4 4 7	6.2 L 28 6 3 4 4 7	6.2 L 28 6 3 4 4 7	6.2 L 28 6 3 4 4 7	6.2 L 28 6 3 4 4 7	6.2 L 28 6 3 4 4 7	6.2 L 28 6 3 4 4 7	6.2 L 28 6 3 4 4 7	6.2 L 28 6 3 4 4 7	6.2 L 28 6 3 4 4 7	6.2 L 28 6 3 4 4 7	6.2 L 28 6 3 4 4 7	6.2 L 28 6 3 4 4 7	6.2 L 28 6 3 4 4 7	6.2 L 28 6 3 4 4 7	5.40 1.200	5.40 1.200		
44 Santiago Casilla, R ERA: 2.93	1.0 H 6 3 0 0 1	1.0 H 6 3 0 0 1	1.0 H 6 3 0 0 1	1.0 H 6 3 0 0 1	1.0 H 6 3 0 0 1	1.0 H 6 3 0 0 1	1.0 H 6 3 0 0 1	1.0 H 6 3 0 0 1	1.0 H 6 3 0 0 1	1.0 H 6 3 0 0 1	1.0 H 6 3 0 0 1	1.0 H 6 3 0 0 1	1.0 H 6 3 0 0 1	1.0 H 6 3 0 0 1	1.0 H 6 3 0 0 1	1.0 H 6 3 0 0 1	0.00 3.000	0.00 3.000		
Alan Embree, L ERA: 4.99	1.1 S 5 2 0 0 0	1.1 S 5 2 0 0 0	1.1 S 5 2 0 0 0	1.1 S 5 2 0 0 0	1.1 S 5 2 0 0 0	1.1 S 5 2 0 0 0	1.1 S 5 2 0 0 0	1.1 S 5 2 0 0 0	1.1 S 5 2 0 0 0	1.1 S 5 2 0 0 0	1.1 S 5 2 0 0 0	1.1 S 5 2 0 0 0	1.1 S 5 2 0 0 0	1.1 S 5 2 0 0 0	1.1 S 5 2 0 0 0	1.1 S 5 2 0 0 0	0.00 1.500	0.00 1.500		

Batter	1	2	3	4	5	6	7	8	9	AB	R	H	RBI	BB	SO	LOB	BOTTOM					
4 Eric Patterson, L OBP: 0.321, SLG: 0.295	K									3	1	0	0	1	3	1	Kansas City Royals @ Oakland Athletics McAfee Coliseum, Oakland, CA Mon Jul 28 2008, 10:05 PM EDT Att: 12,464 - Overcast - 57 F					
8 Kurt Suzuki, R OBP: 0.354, SLG: 0.399										3	1	3	0	0	0	0						
15 Ryan Sweeney, L OBP: 0.358, SLG: 0.402										4	0	1	1	0	1	3						
32 Jack Cust, L OBP: 0.368, SLG: 0.427										4	0	0	0	0	3	5						
28 Carlos González, L OBP: 0.318, SLG: 0.429										4	0	2	1	0	0	3						
14 Mark Ellis, R OBP: 0.324, SLG: 0.373										4	0	0	0	0	1	2						
22 Jack Hannahan, L OBP: 0.323, SLG: 0.359										4	0	0	0	0	2	1						
7 Bobby Crosby, R OBP: 0.301, SLG: 0.349										4	0	0	0	0	1	0						
49 Brooks Conrad, S OBP: 0.176, SLG: 0.235										3	0	1	0	0	1	0						
Inning Stats	R: 0 H: 0 E: 0 K: 2 S: 10	H: 1 LOB: 0 BB: 0 P: 14	R: 0 H: 1 E: 0 K: 1 S: 7	H: 1 LOB: 0 BB: 0 P: 10	R: 0 H: 0 E: 0 K: 1 S: 6	H: 0 LOB: 0 BB: 0 P: 9	R: 1 H: 2 E: 0 K: 1 S: 12	H: 2 LOB: 1 BB: 0 P: 19	R: 0 H: 1 E: 0 K: 3 S: 11	H: 1 LOB: 1 BB: 0 P: 19	R: 0 H: 1 E: 0 K: 1 S: 6	H: 1 LOB: 0 BB: 0 P: 11	R: 0 H: 0 E: 0 K: 1 S: 7	H: 0 LOB: 0 BB: 0 P: 9	R: 1 H: 2 E: 0 K: 2 S: 13	H: 2 LOB: 2 BB: 1 P: 21		R: 0 H: 0 E: 0 K: 0 S: 7	H: 0 LOB: 0 BB: 0 P: 10	1B: 5 2B: 2 3B: 0 HR: 0	SF: 0 SAC: 0 DP: 1 HBP: 1	WP: 0 PB: 0 SB: 0 CS: 0
PITCHER	IP WLS BF H R ER SO	IP WLS BF H R ER SO	IP WLS BF H R ER SO	IP WLS BF H R ER SO	IP WLS BF H R ER SO	IP WLS BF H R ER SO	IP WLS BF H R ER SO	IP WLS BF H R ER SO	IP WLS BF H R ER SO	IP WLS BF H R ER SO	IP WLS BF H R ER SO	IP WLS BF H R ER SO	IP WLS BF H R ER SO	IP WLS BF H R ER SO	IP WLS BF H R ER SO	IP WLS BF H R ER SO	ERA WHIP	ERA WHIP				
23 Zack Greinke, R ERA: 3.98	7.1 W 30 7 2 2 2 11	7.1 W 30 7 2 2 2 11	7.1 W 30 7 2 2 2 11	7.1 W 30 7 2 2 2 11	7.1 W 30 7 2 2 2 11	7.1 W 30 7 2 2 2 11	7.1 W 30 7 2 2 2 11	7.1 W 30 7 2 2 2 11	7.1 W 30 7 2 2 2 11	7.1 W 30 7 2 2 2 11	7.1 W 30 7 2 2 2 11	7.1 W 30 7 2 2 2 11	7.1 W 30 7 2 2 2 11	7.1 W 30 7 2 2 2 11	7.1 W 30 7 2 2 2 11	7.1 W 30 7 2 2 2 11	2.46 1.091	2.46 1.091				
Ramon F. Ramirez, R ERA: 2.5	0.2 H 2 0 0 0 1	0.2 H 2 0 0 0 1	0.2 H 2 0 0 0 1	0.2 H 2 0 0 0 1	0.2 H 2 0 0 0 1	0.2 H 2 0 0 0 1	0.2 H 2 0 0 0 1	0.2 H 2 0 0 0 1	0.2 H 2 0 0 0 1	0.2 H 2 0 0 0 1	0.2 H 2 0 0 0 1	0.2 H 2 0 0 0 1	0.2 H 2 0 0 0 1	0.2 H 2 0 0 0 1	0.2 H 2 0 0 0 1	0.2 H 2 0 0 0 1	0.00 0.000	0.00 0.000				
4B Joaquin Soria, R ERA: 1.53	1.0 S 3 0 0 0 0	1.0 S 3 0 0 0 0	1.0 S 3 0 0 0 0	1.0 S 3 0 0 0 0	1.0 S 3 0 0 0 0	1.0 S 3 0 0 0 0	1.0 S 3 0 0 0 0	1.0 S 3 0 0 0 0	1.0 S 3 0 0 0 0	1.0 S 3 0 0 0 0	1.0 S 3 0 0 0 0	1.0 S 3 0 0 0 0	1.0 S 3 0 0 0 0	1.0 S 3 0 0 0 0	1.0 S 3 0 0 0 0	1.0 S 3 0 0 0 0	0.00 0.000	0.00 0.000				

Batter	1	2	3	4	5	6	7	8	9	AB	R	H	RBI	BB	SO	LOB	TOP					
9 David DeJesus, L (1,8) OBP: 0.361, SLG: 0.458	E3 11 PO		G1-4-3			L7		G4-3		4	0	0	0	0	0	0						
30 Mike Aviles, R (1,6) OBP: 0.343, SLG: 0.516	F9					HR		G4-3		4	2	2	1	0	0	1						
15 Mark Grudzielanek, R (1,4) OBP: 0.340, SLG: 0.401	K					P3				2	0	0	1	0	1	1						
11 Jose Guillen, R (1,9) OBP: 0.287, SLG: 0.444	PO									2	0	0	0	1	2	0						
35 Mitch Walter, L (7, PR) OBP: 0.107, SLG: 0.091		K								1	0	0	0	0	1	1						
16 Billy Butler, R (1,10) OBP: 0.325, SLG: 0.376										3	0	0	0	1	0	1						
4 Alex Gordon, L (1,5) OBP: 0.338, SLG: 0.408		BB								4	1	1	0	0	1	1						
24 Mark Teahen, L (1,7) OBP: 0.314, SLG: 0.392										4	1	1	0	0	1	4						
14 John Buck, R (1,2) OBP: 0.320, SLG: 0.405										4	1	1	3	0	1	1						
Ross Gload, L (1,3) OBP: 0.317, SLG: 0.338										3	0	0	0	0	0	1						
Inning Stats	R: 0 H: 0 E: 1 K: 1 S: 10	H: 0 LOB: 0 BB: 0 P: 13	R: 0 H: 0 E: 0 K: 3 S: 13	H: 0 LOB: 1 BB: 1 P: 20	R: 0 H: 0 E: 0 K: 0 S: 7	H: 0 LOB: 0 BB: 0 P: 11	R: 1 H: 1 E: 0 K: 1 S: 10	H: 1 LOB: 0 BB: 0 P: 12	R: 0 H: 0 E: 0 K: 0 S: 4	H: 0 LOB: 0 BB: 0 P: 7	R: 1 H: 1 E: 0 K: 0 S: 8	H: 1 LOB: 0 BB: 0 P: 13	R: 3 H: 2 E: 0 K: 0 S: 11	H: 2 LOB: 1 BB: 1 P: 19	R: 0 H: 0 E: 0 K: 1 S: 9	H: 0 LOB: 1 BB: 0 P: 15	R: 0 H: 1 E: 0 K: 1 S: 12	H: 1 LOB: 1 BB: 0 P: 19	1B: 1 2B: 1 3B: 1 HR: 2	SF: 1 SAC: 0 DP: 0 HBP: 1	WP: 0 PB: 0 SB: 0 CS: 0	PA: 36
PITCHER	IP	WLS	BF	H	R	ER	SO	BB	IBB	HBP	BLK	WP	HR	S	P	ERA	WHIP					
Greg Smith, L (1,1) ERA: 4.04	7.0	L	27	4	5	5	5	2	0	0	0	0	2	63	95	6.43	0.857					
13 Jerry Blevins, L (8,1) ERA: 0.73	1.0		4	0	0	0	1	0	0	1	0	0	0	9	15	0.00	0.000					
25 Lenny DiNardo, L (9,1) ERA: 7.31	1.0		4	1	0	0	1	0	0	0	0	0	0	12	19	0.00	1.000					

Kansas City Royals @ Oakland Athletics
McAfee Coliseum, Oakland, CA
Tue Jul 29 2008, 10:05 PM EDT
Att: 12,182 - Partly Cloudy - 61 F

AB	31
R	5
H	5
RBI	5
BB	2
SO	7
LOB	11



Batter	1	2	3	4	5	6	7	8	9	AB	R	H	RBI	BB	SO	LOB	BOTTOM					
4 Eric Patterson, L (1,7) OBP: 0.298, SLG: 0.271	F7									4	0	0	0	0	1	3						
45 Wes Bankston, R (8,3) OBP: 0.259, SLG: 0.333			K							0	0	0	0	0	0	0						
15 Ryan Sweeney, L (1,9) OBP: 0.353, SLG: 0.396	K									4	0	0	0	0	2	1						
8 Kurt Suzuki, R (1,2) OBP: 0.353, SLG: 0.396	P2									3	0	0	0	1	0	0						
28 Carlos González, L (1,8) OBP: 0.311, SLG: 0.419										4	0	0	0	0	2	1						
32 Jack Cust, L (1,10) OBP: 0.369, SLG: 0.429										3	1	1	0	1	1	0						
14 Mark Ellis, R (1,4) OBP: 0.325, SLG: 0.377										4	1	2	1	0	0	1						
22 Jack Hannahan, L (1,3) OBP: 0.325, SLG: 0.361										4	0	2	0	0	1	2						
7 Bobby Crosby, R (1,6) OBP: 0.300, SLG: 0.350										4	0	1	1	0	1	2						
49 Brooks Conrad, S (1,5) OBP: 0.158, SLG: 0.211										2	0	0	0	0	2	1						
Emil Brown, R (7, PH) OBP: 0.287, SLG: 0.383										0	0	0	0	1	0	0						
Inning Stats	R: 0 H: 0 E: 0 K: 1 S: 8	H: 0 LOB: 0 BB: 0 P: 12	R: 0 H: 0 E: 0 K: 0 S: 6	H: 0 LOB: 1 BB: 1 P: 12	R: 0 H: 1 E: 0 K: 2 S: 10	H: 1 LOB: 0 BB: 0 P: 18	R: 1 H: 2 E: 0 K: 2 S: 9	H: 2 LOB: 1 BB: 0 P: 13	R: 0 H: 0 E: 0 K: 1 S: 10	H: 0 LOB: 0 BB: 0 P: 14	R: 0 H: 0 E: 0 K: 2 S: 9	H: 0 LOB: 0 BB: 0 P: 13	R: 1 H: 2 E: 0 K: 0 S: 12	H: 2 LOB: 2 BB: 1 P: 19	R: 0 H: 0 E: 0 K: 0 S: 4	H: 0 LOB: 0 BB: 1 P: 8	R: 0 H: 1 E: 0 K: 2 S: 13	H: 1 LOB: 0 BB: 0 P: 19	1B: 3 2B: 3 3B: 0 HR: 0	SF: 0 SAC: 0 DP: 1 HBP: 0	WP: 0 PB: 0 SB: 0 CS: 0	PA: 35
PITCHER	IP	WLS	BF	H	R	ER	SO	BB	IBB	HBP	BLK	WP	HR	S	P	ERA	WHIP					
55 Gil Meche, R (1,1) ERA: 4.22	7.0	W	28	5	2	2	8	2	0	0	0	0	0	64	101	2.57	1.000					
32 Ron Mahay, L (8,1) ERA: 1.78	1.0	H	3	0	0	0	0	1	0	0	0	0	0	4	8	0.00	1.000					
48 Joakim Soria, R (9,1) ERA: 1.5	1.0	S	4	1	0	0	2	0	0	0	0	0	0	13	19	0.00	1.000					

Kansas City Royals @ Oakland Athletics
McAfee Coliseum, Oakland, CA
Tue Jul 29 2008, 10:05 PM EDT
Att: 12,182 - Partly Cloudy - 61 F

AB	32
R	2
H	6
RBI	2
BB	3
SO	10
LOB	11



Batter	1	2	3	4	5	6	7	8	9	10	AB	R	H	RBI	BB	SO	LOB	TOP						
30 Mike Aviles, R OBP: 0.350, SLG: 0.528 (10, 6)	G6-3		35 1B 2B		F7			35 SH1-3 1B			5	1	3	1	0	0	0							
35 Mitch Maier, L OBP: 0.250, SLG: 0.200 (1, 8)	K					4 5B 11 1B 1B		SH1-3		P2	4	1	2	1	0	1	2							
4 Alex Gordon, L OBP: 0.345, SLG: 0.408 (1, 5)						11 1B BB					0	0	0	0	5	0	0							
11 Jose Guillen, R OBP: 0.361, SLG: 0.458 (10, 7)	G1-3		F8			16 G6-4-3 1B		G6-4-3		SF8	4	0	1	2	0	0	4							
9 David DeJesus, L OBP: 0.361, SLG: 0.458 (10, 7)											0	0	0	0	0	0	0							
24 Mark Teahen, L OBP: 0.313, SLG: 0.390 (10, 9)	F7				G3-1						5	0	1	0	0	2	4							
16 Billy Butler, R OBP: 0.320, SLG: 0.371 (1, 10)	K				G3-1			G6-4-3			4	0	0	0	0	1	3							
Ross Gload, L OBP: 0.313, SLG: 0.333 (1, 3)	F8				F8						4	0	0	0	0	1	1							
21 Miguel Olivo, R OBP: 0.281, SLG: 0.455 (1, 2)			30 2B 2B			K2-3					4	1	2	0	0	2	1							
1 Tony Pena Jr., R OBP: 0.171, SLG: 0.198 Esteban German, R OBP: 0.229, SLG: 0.318 (10, PH) (10, 4)	K				G6-3			G1-4-3			3	0	0	0	0	1	2							
											0	1	0	0	1	0	0							
Inning Stats	R: 0 E: 0 K: 1 S: 9	H: 0 LOB: 1 BB: 1 P: 19	R: 0 E: 0 K: 1 S: 6	H: 0 LOB: 0 BB: 0 P: 7	R: 2 E: 0 K: 1 S: 12	H: 3 LOB: 1 BB: 1 P: 22	R: 0 E: 0 K: 0 S: 7	H: 0 LOB: 0 BB: 0 P: 10	R: 0 E: 0 K: 1 S: 9	H: 0 LOB: 0 BB: 0 P: 12	R: 1 E: 0 K: 1 S: 14	H: 2 LOB: 1 BB: 1 P: 24	R: 0 E: 0 K: 0 S: 4	H: 1 LOB: 0 BB: 0 P: 8	R: 0 E: 0 K: 2 S: 14	H: 1 LOB: 1 BB: 1 P: 12	R: 0 E: 0 K: 2 S: 14	H: 1 LOB: 0 BB: 0 P: 19	R: 1 E: 0 K: 1 S: 12	H: 1 LOB: 2 BB: 2 P: 24	1B: 6 2B: 3 3B: 0 HR: 0	SF: 1 SAC: 1 DP: 3 HBP: 0	WP: 0 PB: 0 SB: 1 CS: 0	PA: 41
PITCHER	IP 5.0	WLS 22	BF 5	H 3	R 3	ER 3	SO 4	BB 3	IBB 0	HBP 0	BLK 0	WP 0	HR 0	S 47	P 83	ERA 5.40	WHIP 1.600							
36 Sean Gallagher, R ERA: 4.11 (1, 1)	3.0	9	2	0	0	1	0	1	0	0	0	0	0	20	31	0.00	0.667							
31 Brad Ziegler, R ERA: 4.05 Huston Street, R ERA: 4.05 (9, 1)	1.2	9	2	1	1	2	1	1	0	0	0	0	0	23	40	5.40	1.800							
13 Jerry Blevins, L ERA: 0.71 (10, 1)	0.1	1	0	0	0	1	0	0	0	0	0	0	0	3	3	0.00	0.000							

Kansas City Royals @ Oakland Athletics
McAfee Coliseum, Oakland, CA
Wed Jul 30 2008, 3:35 PM EDT
Att. 26,272 - Sunny - 69 F

livebaseballscorecards.com

AB 33
R 4
H 9
RBI 4
BB 6
SO 8
LOB 17



Batter	1	2	3	4	5	6	7	8	9	10	AB	R	H	RBI	BB	SO	LOB	BOTTOM				
15 Ryan Sweeney, L OBP: 0.349, SLG: 0.390 (1, 9)	G4-3					G3-1					6	0	1	1	0	1	2					
8 Kurt Suzuki, R OBP: 0.353, SLG: 0.393 (1, 2)	32 BB BB		P3			G6-3		G6-3		P3	5	0	1	0	1	0	2					
28 Carlos González, L OBP: 0.307, SLG: 0.411 (1, 8)	K		P5					F7		L6	6	0	1	0	0	2	4					
32 Jack Cust, L OBP: 0.374, SLG: 0.431 11 Rajai Davis, R OBP: 0.230, SLG: 0.267 (8, PR) (9, 10)						22 FC6-4 14 1B BB					3	0	2	0	2	1	0					
Emil Brown, R OBP: 0.286, SLG: 0.384 (1, 7)						F8					0	0	0	0	0	0	0					
14 Mark Ellis, R OBP: 0.326, SLG: 0.377 (1, 4)	22 1B 7 1B 1B		P6								5	1	2	0	0	2	4					
22 Jack Hannahan, L OBP: 0.329, SLG: 0.363 (1, 5)						FC6-4					4	1	2	0	1	1	2					
7 Bobby Crosby, R OBP: 0.307, SLG: 0.353 (1, 6)											3	0	2	2	2	1	2					
45 Wes Bankston, R OBP: 0.238, SLG: 0.305 (1, 3)											5	0	0	0	0	1	8					
Inning Stats	R: 0 E: 0 K: 2 S: 16	H: 0 LOB: 2 BB: 2 P: 27	R: 2 E: 0 K: 1 S: 17	H: 4 LOB: 2 BB: 0 P: 26	R: 0 E: 0 K: 2 S: 12	H: 2 LOB: 2 BB: 0 P: 20	R: 0 E: 0 K: 2 S: 10	H: 1 LOB: 1 BB: 0 P: 12	R: 0 E: 0 K: 0 S: 14	H: 1 LOB: 3 BB: 2 P: 26	R: 0 E: 0 K: 0 S: 7	H: 2 LOB: 2 BB: 0 P: 12	R: 1 E: 0 K: 0 S: 13	H: 2 LOB: 2 BB: 1 P: 21	R: 0 E: 0 K: 1 S: 7	H: 0 LOB: 1 BB: 1 P: 15	R: 0 E: 0 K: 0 S: 9	H: 0 LOB: 0 BB: 0 P: 10	1B: 13 2B: 0 3B: 0 HR: 0	SF: 0 SAC: 0 DP: 0 HBP: 0	WP: 0 PB: 1 SB: 2 CS: 0	PA: 48
PITCHER	IP 5.0	WLS 27	BF 5	H 3	R 2	ER 2	SO 7	BB 4	IBB 0	HBP 0	BLK 0	WP 0	HR 0	S 69	P 111	ERA 3.60	WHIP 2.400					
19 Brian Bannister, R ERA: 5.33 Horacio Ramirez, L ERA: 3.18 Juan Carlos Oviedo, R ERA: 2.08 32 Ron Matay, L ERA: 1.75 Ramón E. Ramírez, R ERA: 3.22 (1, 1) (8, 1) (7, 1) (7, 1) (8, 1)	1.0	H	5	3	1	1	0	0	0	0	0	0	0	8	13	9.00	3.000					
48 Joaquin Soria, R ERA: 1.47 (10, 1)	1.0	S	3	0	0	0	0	0	0	0	0	0	0	9	15	0.00	3.000					
	1.0	W	5	0	0	0	2	1	0	0	0	0	0	11	18	0.00	0.750					

Kansas City Royals @ Oakland Athletics
McAfee Coliseum, Oakland, CA
Wed Jul 30 2008, 3:35 PM EDT
Att. 26,272 - Sunny - 69 F

livebaseballscorecards.com

AB 42
R 3
H 13
RBI 3
BB 6
SO 9
LOB 26



Batter	1	2	3	4	5	6	7	8	9	10	11	12	AB	R	H	RBI	BB	SO	LOB	TOP	
15 Ryan Sweeney, L (1.9) OBP: 0.349, SLG: 0.367	F9		F7					G4-3		G4-3			5	0	1	0	1	0	1		
8 Kurt Suzuki, R (1.2) OBP: 0.350, SLG: 0.390	K		F8					G5-3		E5		G6-3	6	0	1	0	0	1	2		
32 Jack Cust, L (1.7) OBP: 0.372, SLG: 0.437	K				G6-3			F8		K			5	1	1	1	0	2	2		
35 Frank Thomas, R (1.10) OBP: 0.370, SLG: 0.435																					
11 Rajai Davis, R (8. PR) OBP: 0.230, SLG: 0.267																					
Emil Brown, R (10, PH) OBP: 0.287, SLG: 0.382																					
28 Carlos González, L (1.8) OBP: 0.309, SLG: 0.408																					
14 Mark Ellis, R (1.4) OBP: 0.327, SLG: 0.377																					
22 Jack Hannahan, L (1.5) OBP: 0.327, SLG: 0.358																					
7 Bobby Crosby, R (1.6) OBP: 0.305, SLG: 0.353																					
10 Deric Barton, L (1.3) OBP: 0.323, SLG: 0.305																					
Inning Stats	R: 0 E: 0 K: 2 S: 9	H: 0 LOB: 0 BB: 0 P: 10	R: 0 E: 0 K: 0 S: 12	H: 0 LOB: 1 BB: 1 P: 21	R: 0 E: 0 K: 1 S: 13	H: 0 LOB: 1 BB: 1 P: 24	R: 0 E: 0 K: 0 S: 9	H: 1 LOB: 1 BB: 0 P: 13	R: 0 E: 0 K: 0 S: 9	H: 1 LOB: 1 BB: 0 P: 12	R: 0 E: 1 K: 1 S: 8	H: 0 LOB: 1 BB: 0 P: 14	R: 0 E: 0 K: 1 S: 11	H: 0 LOB: 0 BB: 0 P: 15	R: 0 E: 0 K: 1 S: 11	H: 1 LOB: 1 BB: 0 P: 15	1B: 5 2B: 2 3B: 0 HR: 1	SF: 0 SAC: 0 DP: 1 HBP: 0	WP: 0 PB: 0 SB: 0 CS: 1	PA: 47	
PITCHER	IP: 6.1 WLS: 0.2 BF: 25 H: 4 R: 0 ER: 0 SO: 4 BB: 0 IBB: 0 HBP: 0 BLK: 0 WP: 0 HR: 0 S: 68 P: 108 ERA: 0.00 WHIP: 1.105	IP: 0.2 WLS: 0 BF: 2 H: 0 R: 0 ER: 0 SO: 0 BB: 0 IBB: 0 HBP: 0 BLK: 0 WP: 0 HR: 0 S: 6 P: 21 ERA: 0.00 WHIP: 0.000	IP: 1.0 WLS: 0 BF: 5 H: 1 R: 1 ER: 0 SO: 2 BB: 0 IBB: 0 HBP: 0 BLK: 0 WP: 0 HR: 1 S: 11 P: 21 ERA: 0.00 WHIP: 0.500	IP: 1.0 WLS: 0 BF: 3 H: 0 R: 0 ER: 0 SO: 1 BB: 0 IBB: 0 HBP: 0 BLK: 0 WP: 0 HR: 0 S: 10 P: 15 ERA: 0.00 WHIP: 1.000	IP: 1.0 WLS: 1.0 BF: 4 H: 1 R: 0 ER: 0 SO: 1 BB: 0 IBB: 0 HBP: 0 BLK: 0 WP: 0 HR: 0 S: 10 P: 16 ERA: 5.34 WHIP: 1.105	IP: 1.0 WLS: 0 BF: 4 H: 1 R: 0 ER: 0 SO: 1 BB: 0 IBB: 0 HBP: 0 BLK: 0 WP: 0 HR: 0 S: 11 P: 18 ERA: 0.00 WHIP: 1.000	IP: 0.0 WLS: 0 BF: 0 H: 0 R: 0 ER: 0 SO: 0 BB: 0 IBB: 0 HBP: 0 BLK: 0 WP: 0 HR: 0 S: 0 P: 0 ERA: 0.00 WHIP: 0.000	IP: 0.0 WLS: 0 BF: 0 H: 0 R: 0 ER: 0 SO: 0 BB: 0 IBB: 0 HBP: 0 BLK: 0 WP: 0 HR: 0 S: 0 P: 0 ERA: 0.00 WHIP: 0.000	IP: 0.0 WLS: 0 BF: 0 H: 0 R: 0 ER: 0 SO: 0 BB: 0 IBB: 0 HBP: 0 BLK: 0 WP: 0 HR: 0 S: 0 P: 0 ERA: 0.00 WHIP: 0.000	IP: 0.0 WLS: 0 BF: 0 H: 0 R: 0 ER: 0 SO: 0 BB: 0 IBB: 0 HBP: 0 BLK: 0 WP: 0 HR: 0 S: 0 P: 0 ERA: 0.00 WHIP: 0.000	IP: 0.0 WLS: 0 BF: 0 H: 0 R: 0 ER: 0 SO: 0 BB: 0 IBB: 0 HBP: 0 BLK: 0 WP: 0 HR: 0 S: 0 P: 0 ERA: 0.00 WHIP: 0.000	IP: 0.0 WLS: 0 BF: 0 H: 0 R: 0 ER: 0 SO: 0 BB: 0 IBB: 0 HBP: 0 BLK: 0 WP: 0 HR: 0 S: 0 P: 0 ERA: 0.00 WHIP: 0.000	IP: 0.0 WLS: 0 BF: 0 H: 0 R: 0 ER: 0 SO: 0 BB: 0 IBB: 0 HBP: 0 BLK: 0 WP: 0 HR: 0 S: 0 P: 0 ERA: 0.00 WHIP: 0.000	IP: 0.0 WLS: 0 BF: 0 H: 0 R: 0 ER: 0 SO: 0 BB: 0 IBB: 0 HBP: 0 BLK: 0 WP: 0 HR: 0 S: 0 P: 0 ERA: 0.00 WHIP: 0.000	IP: 0.0 WLS: 0 BF: 0 H: 0 R: 0 ER: 0 SO: 0 BB: 0 IBB: 0 HBP: 0 BLK: 0 WP: 0 HR: 0 S: 0 P: 0 ERA: 0.00 WHIP: 0.000	IP: 0.0 WLS: 0 BF: 0 H: 0 R: 0 ER: 0 SO: 0 BB: 0 IBB: 0 HBP: 0 BLK: 0 WP: 0 HR: 0 S: 0 P: 0 ERA: 0.00 WHIP: 0.000	IP: 0.0 WLS: 0 BF: 0 H: 0 R: 0 ER: 0 SO: 0 BB: 0 IBB: 0 HBP: 0 BLK: 0 WP: 0 HR: 0 S: 0 P: 0 ERA: 0.00 WHIP: 0.000	IP: 0.0 WLS: 0 BF: 0 H: 0 R: 0 ER: 0 SO: 0 BB: 0 IBB: 0 HBP: 0 BLK: 0 WP: 0 HR: 0 S: 0 P: 0 ERA: 0.00 WHIP: 0.000	IP: 0.0 WLS: 0 BF: 0 H: 0 R: 0 ER: 0 SO: 0 BB: 0 IBB: 0 HBP: 0 BLK: 0 WP: 0 HR: 0 S: 0 P: 0 ERA: 0.00 WHIP: 0.000	IP: 0.0 WLS: 0 BF: 0 H: 0 R: 0 ER: 0 SO: 0 BB: 0 IBB: 0 HBP: 0 BLK: 0 WP: 0 HR: 0 S: 0 P: 0 ERA: 0.00 WHIP: 0.000	IP: 0.0 WLS: 0 BF: 0 H: 0 R: 0 ER: 0 SO: 0 BB: 0 IBB: 0 HBP: 0 BLK: 0 WP: 0 HR: 0 S: 0 P: 0 ERA: 0.00 WHIP: 0.000

Oakland Athletics @ Boston Red Sox
Fenway Park, Boston, MA

Fri Aug 01 2008, 7:05 PM EDT
Att. 37,832 - Partly Cloudy - 73 F

AB 43
R 1
H 7
RBI 1
BB 4
SO 8
LOB 19



Batter	1	2	3	4	5	6	7	8	9	10	11	12	AB	R	H	RBI	BB	SO	LOB	BOTTOM	
15 Dustin Pedroia, R (1.4) OBP: 0.356, SLG: 0.449	L7		G6-3					K		F8			6	0	2	0	0	1	2		
20 Kevin Youkilis, R (1.3) OBP: 0.380, SLG: 0.543	K												6	0	3	0	0	3	1		
34 David Ortiz, L (1.10) OBP: 0.356, SLG: 0.487	P6												5	0	0	0	1	1	2		
25 Mike Lowell, R (1.5) OBP: 0.341, SLG: 0.458																					
Coco Crisp, S (10, PR) OBP: 0.310, SLG: 0.399																					
Alex Cora, L (11.6) OBP: 0.367, SLG: 0.348																					
44 Jason Bay, R (1.7) OBP: 0.378, SLG: 0.523																					
7 J.D. Drew, L (1.9) OBP: 0.406, SLG: 0.548																					
12 Jed Lowrie, S (1.6) OBP: 0.330, SLG: 0.378																					
Kevin Cash, R (1.2) OBP: 0.288, SLG: 0.347																					
22 Sean Casey, L (9, PH) OBP: 0.416, SLG: 0.452																					
Jason Varitek, S (10.2) OBP: 0.301, SLG: 0.353																					
2 Jacoby Ellsbury, L (1.8) OBP: 0.324, SLG: 0.353																					
Inning Stats	R: 0 E: 0 K: 1 S: 11	H: 0 LOB: 0 BB: 0 P: 13	R: 1 E: 0 K: 0 S: 8	H: 1 LOB: 1 BB: 1 P: 16	R: 0 E: 0 K: 0 S: 8	H: 2 LOB: 2 BB: 0 P: 22	R: 0 E: 0 K: 0 S: 8	H: 1 LOB: 1 BB: 0 P: 12	R: 0 E: 0 K: 1 S: 9	H: 0 LOB: 1 BB: 0 P: 19	R: 0 E: 0 K: 2 S: 11	H: 1 LOB: 1 BB: 0 P: 14	R: 0 E: 0 K: 1 S: 8	H: 1 LOB: 3 BB: 2 P: 15	R: 0 E: 0 K: 1 S: 13	H: 1 LOB: 0 BB: 0 P: 22	1B: 9 2B: 1 3B: 1 HR: 0	SF: 1 SAC: 1 DP: 1 HBP: 1	WP: 0 PB: 0 SB: 0 CS: 0	PA: 52	
PITCHER	IP: 6.0 WLS: 1.0 BF: 26 H: 3 R: 1 ER: 0 SO: 2 BB: 0 IBB: 0 HBP: 0 BLK: 0 WP: 0 HR: 0 S: 100 P: 140 ERA: 1.50 WHIP: 1.333	IP: 0.2 WLS: 0 BF: 1 H: 0 R: 0 ER: 0 SO: 0 BB: 0 IBB: 0 HBP: 0 BLK: 0 WP: 0 HR: 0 S: 11 P: 14 ERA: 0.00 WHIP: 0.000	IP: 2.0 WLS: 0 BF: 8 H: 1 R: 0 ER: 0 SO: 1 BB: 0 IBB: 0 HBP: 0 BLK: 0 WP: 0 HR: 0 S: 15 P: 29 ERA: 0.00 WHIP: 0.500	IP: 1.0 WLS: 0 BF: 6 H: 1 R: 0 ER: 0 SO: 1 BB: 0 IBB: 0 HBP: 0 BLK: 0 WP: 0 HR: 0 S: 12 P: 25 ERA: 0.00 WHIP: 3.000	IP: 1.0 WLS: 1.0 BF: 4 H: 1 R: 0 ER: 0 SO: 0 BB: 0 IBB: 0 HBP: 0 BLK: 0 WP: 0 HR: 0 S: 13 P: 22 ERA: 0.00 WHIP: 1.000	IP: 0.2 WLS: 0 BF: 1 H: 0 R: 0 ER: 0 SO: 0 BB: 0 IBB: 0 HBP: 0 BLK: 0 WP: 0 HR: 0 S: 0 P: 0 ERA: 5.13 WHIP: 1.000	IP: 0.0 WLS: 0 BF: 0 H: 0 R: 0 ER: 0 SO: 0 BB: 0 IBB: 0 HBP: 0 BLK: 0 WP: 0 HR: 0 S: 0 P: 0 ERA: 0.00 WHIP: 0.000	IP: 0.0 WLS: 0 BF: 0 H: 0 R: 0 ER: 0 SO: 0 BB: 0 IBB: 0 HBP: 0 BLK: 0 WP: 0 HR: 0 S: 0 P: 0 ERA: 0.00 WHIP: 0.000	IP: 0.0 WLS: 0 BF: 0 H: 0 R: 0 ER: 0 SO: 0 BB: 0 IBB: 0 HBP: 0 BLK: 0 WP: 0 HR: 0 S: 0 P: 0 ERA: 0.00 WHIP: 0.000	IP: 0.0 WLS: 0 BF: 0 H: 0 R: 0 ER: 0 SO: 0 BB: 0 IBB: 0 HBP: 0 BLK: 0 WP: 0 HR: 0 S: 0 P: 0 ERA: 0.00 WHIP: 0.000	IP: 0.0 WLS: 0 BF: 0 H: 0 R: 0 ER: 0 SO: 0 BB: 0 IBB: 0 HBP: 0 BLK: 0 WP: 0 HR: 0 S: 0 P: 0 ERA: 0.00 WHIP: 0.000	IP: 0.0 WLS: 0 BF: 0 H: 0 R: 0 ER: 0 SO: 0 BB: 0 IBB: 0 HBP: 0 BLK: 0 WP: 0 HR: 0 S: 0 P: 0 ERA: 0.00 WHIP: 0.000	IP: 0.0 WLS: 0 BF: 0 H: 0 R: 0 ER: 0 SO: 0 BB: 0 IBB: 0 HBP: 0 BLK: 0 WP: 0 HR: 0 S: 0 P: 0 ERA: 0.00 WHIP: 0.000	IP: 0.0 WLS: 0 BF: 0 H: 0 R: 0 ER: 0 SO: 0 BB: 0 IBB: 0 HBP: 0 BLK: 0 WP: 0 HR: 0 S: 0 P: 0 ERA: 0.00 WHIP: 0.000	IP: 0.0 WLS: 0 BF: 0 H: 0 R: 0 ER: 0 SO: 0 BB: 0 IBB: 0 HBP: 0 BLK: 0 WP: 0 HR: 0 S: 0 P: 0 ERA: 0.00 WHIP: 0.000	IP: 0.0 WLS: 0 BF: 0 H: 0 R: 0 ER: 0 SO: 0 BB: 0 IBB: 0 HBP: 0 BLK: 0 WP: 0 HR: 0 S: 0 P: 0 ERA: 0.00 WHIP: 0.000	IP: 0.0 WLS: 0 BF: 0 H: 0 R: 0 ER: 0 SO: 0 BB: 0 IBB: 0 HBP: 0 BLK: 0 WP: 0 HR: 0 S: 0 P: 0 ERA: 0.00 WHIP: 0.000	IP: 0.0 WLS: 0 BF: 0 H: 0 R: 0 ER: 0 SO: 0 BB: 0 IBB: 0 HBP: 0 BLK: 0 WP: 0 HR: 0 S: 0 P: 0 ERA: 0.00 WHIP: 0.000	IP: 0.0 WLS: 0 BF: 0 H: 0 R: 0 ER: 0 SO: 0 BB: 0 IBB: 0 HBP: 0 BLK: 0 WP: 0 HR: 0 S: 0 P: 0 ERA: 0.00 WHIP: 0.000	IP: 0.0 WLS: 0 BF: 0 H: 0 R: 0 ER: 0 SO: 0 BB: 0 IBB: 0 HBP: 0 BLK: 0 WP: 0 HR: 0 S: 0 P: 0 ERA: 0.00 WHIP: 0.000	IP: 0.0 WLS: 0 BF: 0 H: 0 R: 0 ER: 0 SO: 0 BB: 0 IBB: 0 HBP: 0 BLK: 0 WP: 0 HR: 0 S: 0 P: 0 ERA: 0.00 WHIP: 0.000

Oakland Athletics @ Boston Red Sox
Fenway Park, Boston, MA

Fri Aug 01 2008, 7:05 PM EDT
Att. 37,832 - Partly Cloudy - 73 F

AB 42
R 2
H 11
RBI 2
BB 7
SO 9
LOB 20



Batter	1	2	3	4	5	6	7	8	9	AB	R	H	RBI	BB	SO	LOB	TOP											
15 Ryan Sweeney, L (1,9) OBP: 0.348, SLG: 0.386										3	1	1	0	0	1	1	Oakland Athletics @ Boston Red Sox Fenway Park, Boston, MA Sat Aug 02 2008, 7:05 PM EDT Att: 37,838 - Overcast - 68 F											
11 Rajai Davis, R (7,8) OBP: 0.228, SLG: 0.265										1	0	0	0	0	1	0												
8 Kurt Suzuki, R (1,2) OBP: 0.350, SLG: 0.389										3	0	1	0	0	0	1												
Rob Bowen, S (7,2) OBP: 0.250, SLG: 0.269										1	0	0	0	0	0	0												
Emil Brown, R (1,7) OBP: 0.290, SLG: 0.391										3	1	1	2	1	0	1												
35 Frank Thomas, R (1,10) OBP: 0.372, SLG: 0.437										4	0	2	0	0	1	1												
14 Mark Ellis, R (1,4) OBP: 0.236, SLG: 0.376										4	0	1	0	0	1	1												
28 Carlos González, L (1,8) OBP: 0.303, SLG: 0.400										4	0	0	0	0	2	2												
22 Jack Hannah, L (1,5) OBP: 0.326, SLG: 0.357										4	0	1	0	0	2	0												
7 Bobby Crosby, R (1,6) OBP: 0.305, SLG: 0.352										2	0	0	0	1	0	1												
2 Gregorio Petit, R (7,6) OBP: 0.400, SLG: 0.435										0	0	0	0	0	0	0												
10 Daric Barton, L (1,3) OBP: 0.320, SLG: 0.302										3	0	0	0	0	0	1												
Inning Stats	R: 2 H: 4 E: 0 K: 0 S: 14	H: 4 R: 0 ER: 0 SO: 20	R: 0 H: 0 E: 0 K: 1 S: 6	H: 0 R: 0 ER: 0 SO: 14	R: 0 H: 1 E: 0 K: 1 S: 15	LOB: 1 BB: 1 P: 21	R: 0 H: 0 E: 0 K: 1 S: 7	H: 0 R: 0 ER: 0 SO: 11	R: 0 H: 1 E: 0 K: 0 S: 4	LOB: 0 BB: 0 P: 7	R: 0 H: 0 E: 0 K: 2 S: 9	H: 0 R: 0 ER: 0 SO: 12	R: 0 H: 1 E: 0 K: 0 S: 11	LOB: 1 BB: 0 P: 15	R: 0 H: 0 E: 0 K: 1 S: 9	H: 0 R: 0 ER: 0 SO: 16	R: 0 H: 0 E: 0 K: 2 S: 7	H: 0 R: 0 ER: 0 SO: 11	1B: 6 2B: 0 3B: 0 HR: 1	SF: 0 SAC: 0 DP: 2 HBP: 0	WP: 0 PB: 0 SB: 0 CS: 0	PA: 34						
PITCHER	IP: 7.0 WLS: 3 BF: 27 ERA: 3.14	W: 1 L: 0 LOB: 1 P: 20	H: 7 R: 0 ER: 0 SO: 2	R: 2 H: 0 ER: 0 SO: 14	BB: 1 IBB: 0 HBP: 0 BLK: 0	WP: 0 HR: 1 S: 66 P: 100	ERA: 2.57 WHIP: 1.143	IP: 7.0 WLS: 3 BF: 27 ERA: 3.14	W: 1 L: 0 LOB: 1 P: 20	H: 7 R: 0 ER: 0 SO: 2	R: 2 H: 0 ER: 0 SO: 14	BB: 1 IBB: 0 HBP: 0 BLK: 0	WP: 0 HR: 1 S: 66 P: 100	ERA: 2.57 WHIP: 1.143	IP: 7.0 WLS: 3 BF: 27 ERA: 3.14	W: 1 L: 0 LOB: 1 P: 20	H: 7 R: 0 ER: 0 SO: 2	R: 2 H: 0 ER: 0 SO: 14	BB: 1 IBB: 0 HBP: 0 BLK: 0	WP: 0 HR: 1 S: 66 P: 100	ERA: 2.57 WHIP: 1.143	IP: 7.0 WLS: 3 BF: 27 ERA: 3.14	W: 1 L: 0 LOB: 1 P: 20	H: 7 R: 0 ER: 0 SO: 2	R: 2 H: 0 ER: 0 SO: 14	BB: 1 IBB: 0 HBP: 0 BLK: 0	WP: 0 HR: 1 S: 66 P: 100	ERA: 2.57 WHIP: 1.143

AB	32
R	2
H	7
RBI	2
BB	2
SO	8
LOB	9



Batter	1	2	3	4	5	6	7	8	9	AB	R	H	RBI	BB	SO	LOB	BOTTOM											
15 Dustin Pedroia, R (1,4) OBP: 0.359, SLG: 0.447										4	2	1	0	1	0	3	Oakland Athletics @ Boston Red Sox Fenway Park, Boston, MA Sat Aug 02 2008, 7:05 PM EDT Att: 37,838 - Overcast - 68 F											
20 Kevin Youkilis, R (1,3) OBP: 0.380, SLG: 0.557										5	2	2	4	0	1	3												
34 David Ortiz, L (1,10) OBP: 0.358, SLG: 0.485										3	1	1	0	1	0	0												
22 Sean Casey, L (6,PH) OBP: 0.420, SLG: 0.456										1	0	1	0	0	0	0												
25 Mike Lowell, R (1,5) OBP: 0.343, SLG: 0.461										4	2	2	0	0	0	1												
Alex Cora, L (7,6) OBP: 0.363, SLG: 0.343										1	0	0	0	0	0	1												
44 Jason Bay, R (1,7) OBP: 0.379, SLG: 0.528										4	2	1	3	1	1	1												
7 J.D. Drew, L (1,9) OBP: 0.406, SLG: 0.545										4	1	1	0	0	1	0												
2 Jacoby Ellsbury, L (8,9) OBP: 0.323, SLG: 0.352										1	0	0	0	0	0	1												
12 Jed Lowrie, S (1,6) OBP: 0.347, SLG: 0.400										3	2	2	3	1	0	0												
Jason Varitek, S (1,2) OBP: 0.306, SLG: 0.359										3	0	2	1	1	0	1												
Kevin Cash, R (8,2) OBP: 0.288, SLG: 0.347										0	0	0	0	0	0	0												
Coco Crisp, S (1,8) OBP: 0.309, SLG: 0.397										4	0	1	1	0	1	3												
Inning Stats	R: 5 H: 5 E: 0 K: 2 S: 27	H: 5 R: 0 ER: 0 SO: 46	R: 0 H: 0 E: 0 K: 0 S: 6	H: 0 R: 0 ER: 0 SO: 11	R: 4 H: 4 E: 0 K: 1 S: 14	LOB: 1 BB: 1 P: 23	R: 0 H: 0 E: 0 K: 1 S: 6	H: 0 R: 0 ER: 0 SO: 15	R: 1 H: 2 E: 1 K: 0 S: 11	LOB: 2 BB: 1 P: 19	R: 0 H: 0 E: 0 K: 0 S: 8	H: 0 R: 0 ER: 0 SO: 15	R: 0 H: 1 E: 0 K: 0 S: 8	LOB: 1 BB: 0 P: 11	R: 2 H: 2 E: 0 K: 0 S: 10	LOB: 2 BB: 1 P: 17	R: 2 H: 2 E: 0 K: 0 S: 10	LOB: 1 BB: 1 P: 17	1B: 8 2B: 3 3B: 0 HR: 3	SF: 0 SAC: 0 DP: 1 HBP: 0	WP: 0 PB: 0 SB: 0 CS: 0	PA: 42						
PITCHER	IP: 2.0 WLS: 1 BF: 16 ERA: 4.46	L: 1 LOB: 1 P: 46	H: 8 R: 3 ER: 3 SO: 2	R: 3 H: 3 ER: 3 SO: 2	BB: 2 IBB: 0 HBP: 0 BLK: 0	WP: 0 HR: 1 S: 38 P: 68	ERA: 40.50 WHIP: 5.000	IP: 6.0 WLS: 26 BF: 6	L: 3 LOB: 3 P: 46	H: 6 R: 3 ER: 3 SO: 2	R: 3 H: 3 ER: 3 SO: 2	BB: 3 IBB: 0 HBP: 0 BLK: 0	WP: 0 HR: 1 S: 52 P: 89	ERA: 4.50 WHIP: 1.500	IP: 6.0 WLS: 26 BF: 6	L: 3 LOB: 3 P: 46	H: 6 R: 3 ER: 3 SO: 2	R: 3 H: 3 ER: 3 SO: 2	BB: 3 IBB: 0 HBP: 0 BLK: 0	WP: 0 HR: 1 S: 52 P: 89	ERA: 4.50 WHIP: 1.500	IP: 6.0 WLS: 26 BF: 6	L: 3 LOB: 3 P: 46	H: 6 R: 3 ER: 3 SO: 2	R: 3 H: 3 ER: 3 SO: 2	BB: 3 IBB: 0 HBP: 0 BLK: 0	WP: 0 HR: 1 S: 52 P: 89	ERA: 4.50 WHIP: 1.500

AB	37
R	12
H	14
RBI	12
BB	5
SO	4
LOB	14




Batter	1	2	3	4	5	6	7	8	9	AB	R	H	RBI	BB	SO	LOB	TOP								
15 Ryan Sweeney, L (1, 9) OBP: 0.344, SLG: 0.380	P5		G4-3		K		F8			4	0	0	0	0	1	2									
14 Mark Ellis, R (1, 4) OBP: 0.326, SLG: 0.375	1B		K			F8		F9		4	0	1	0	0	1	0									
32 Jack Cust, L (1, 7) OBP: 0.376, SLG: 0.437	BB			K		1B		BB		2	0	1	0	2	1	0									
35 Frank Thomas, R (1, 10) OBP: 0.365, SLG: 0.426	F9			K		F9		F8		4	0	0	0	0	1	3									
28 Carlos González, L (1, 8) OBP: 0.302, SLG: 0.407		3B		K		F7		G4-3		4	0	1	0	0	1	2									
22 Jack Hannahan, L (1, 5) OBP: 0.322, SLG: 0.352	K2-3				F9		K		G4-3	4	0	0	0	0	2	1									
7 Bobby Crosby, R (1, 6) OBP: 0.308, SLG: 0.351	K									1	1	0	0	2	1	1									
2 Gregorio Petit, R (8, 6) OBP: 0.400, SLG: 0.435	K									0	0	0	0	0	0	0									
Emil Brown, R (9, PH) OBP: 0.289, SLG: 0.390										1	0	0	0	0	0	0									
10 Daric Barton, L (1, 3) OBP: 0.319, SLG: 0.311	F8					P2		K		4	1	1	2	0	1	2									
Rob Bowen, S (1, 2) OBP: 0.241, SLG: 0.259										2	0	0	0	0	1	0									
8 Kurt Suzuki, R (7, PH) OBP: 0.351, SLG: 0.391	K					G4-3				1	0	1	0	0	0	0									
Inning Stats	R: 0 E: 0 K: 0 S: 10	H: 1 LOB: 1 BB: 1 P: 17	R: 0 E: 0 K: 2 S: 18	H: 1 LOB: 1 BB: 0 P: 26	R: 0 E: 0 K: 2 S: 8	H: 0 LOB: 0 BB: 0 P: 12	R: 0 E: 0 K: 3 S: 10	H: 0 LOB: 0 BB: 0 P: 16	R: 2 E: 0 K: 1 S: 14	H: 1 LOB: 0 BB: 1 P: 21	R: 0 E: 0 K: 0 S: 8	H: 1 LOB: 1 BB: 0 P: 13	R: 0 E: 0 K: 1 S: 11	H: 1 LOB: 2 BB: 1 P: 17	R: 0 E: 0 K: 0 S: 9	H: 0 LOB: 1 BB: 1 P: 16	R: 0 E: 0 K: 1 S: 8	H: 0 LOB: 0 BB: 0 P: 11	1B: 3 2B: 0 3B: 1 HR: 1	SF: 0 SAC: 0 DP: 0 HBP: 0	WP: 0 PB: 0 SB: 0 CS: 0	PA: 35			
PITCHER	IP	WLS	BF	H	R	ER	SO	BB	IBB	HBP	BLK	WP	HR	S	P	ERA	WHIP								
18 Daisuke Matsuzaka, R (1, 1) ERA: 3.04	6.0	W	23	4	2	2	8	2	0	0	0	0	1	68	105	3.00	1.000								
37 Hideki Okajima, L (7, 1) ERA: 2.66	1.0	H	5	1	0	0	1	1	0	0	0	0	0	11	17	0.00	2.000								
17 Manny Delcarmen, R (8, 1) ERA: 4.05	1.0	H	4	0	0	0	0	1	0	0	0	0	0	9	16	0.00	1.000								
58 Jonathan Papelbon, R (9, 1) ERA: 2.05	1.0	S	3	0	0	0	1	0	0	0	0	0	0	8	11	0.00	0.000								

Oakland Athletics @ Boston Red Sox
Fenway Park, Boston, MA
Sun Aug 03 2008, 1:35 PM EDT
Att: 37,317 - Partly Cloudy - 75 F

livebaseballscores.com

AB	31
R	2
H	5
RBI	2
BB	4
SO	10
LOB	11




Batter	1	2	3	4	5	6	7	8	9	AB	R	H	RBI	BB	SO	LOB	BOTTOM								
15 Dustin Pedroia, R (1, 4) OBP: 0.358, SLG: 0.448	2B		G5-3		P4		P2			4	1	1	0	0	0	1									
20 Kevin Youkilis, R (1, 3) OBP: 0.381, SLG: 0.559	1B		FC6-5		F9		2B			4	0	2	1	0	0	1									
34 David Ortiz, L (1, 10) OBP: 0.360, SLG: 0.481	K		2-6		F7		BB			2	0	0	0	2	1	1									
25 Mike Lowell, R (1, 5) OBP: 0.342, SLG: 0.462	F7			44 1B 12 3B	K		K			4	1	1	0	0	2	4									
44 Jason Bay, R (1, 7) OBP: 0.380, SLG: 0.527	G5-3			12 3B 1B		12 3B SF8 1B	P4			4	2	2	0	0	0	3									
12 Jed Lowrie, S (1, 6) OBP: 0.353, SLG: 0.420	F9				SF8 3B	SF8 PB BB	F9			3	1	1	2	1	0	0									
Jason Varitek, S (1, 2) OBP: 0.306, SLG: 0.356	G5-3				FC6-4 BB	K	K			3	0	0	0	1	2	2									
Coco Crisp, S (1, 8) OBP: 0.305, SLG: 0.393	F8				SF8	SF8	G5-3			2	0	0	2	0	0	0									
2 Jacoby Ellsbury, L (1, 9) OBP: 0.323, SLG: 0.352	E4 FC6-5 1B				FC6-4	F8				3	0	1	0	0	0	2									
Inning Stats	R: 1 E: 0 K: 1 S: 13	H: 2 LOB: 1 BB: 0 P: 20	R: 0 E: 0 K: 0 S: 9	H: 0 LOB: 0 BB: 0 P: 15	R: 0 E: 1 K: 0 S: 7	H: 1 LOB: 1 BB: 0 P: 12	R: 3 E: 0 K: 0 S: 16	H: 3 LOB: 1 BB: 1 P: 25	R: 0 E: 0 K: 1 S: 11	H: 0 LOB: 1 BB: 1 P: 20	R: 1 E: 0 K: 1 S: 13	H: 1 LOB: 2 BB: 1 P: 23	R: 0 E: 0 K: 1 S: 9	H: 1 LOB: 2 BB: 1 P: 17	R: 0 E: 0 K: 1 S: 10	H: 0 LOB: 0 BB: 0 P: 14	1B: 4 2B: 3 3B: 1 HR: 0	SF: 2 SAC: 0 DP: 0 HBP: 0	WP: 0 PB: 1 SB: 1 CS: 0	PA: 35					
PITCHER	IP	WLS	BF	H	R	ER	SO	BB	IBB	HBP	BLK	WP	HR	S	P	ERA	WHIP								
51 Dallas Braden, L (1, 1) ERA: 5.1	3.1	L	16	6	4	4	1	0	0	0	0	0	0	39	61	10.80	1.800								
44 Santiago Casilla, R (4, 1) ERA: 2.7	1.2		7	0	0	0	1	2	0	0	0	0	0	17	31	0.00	1.200								
33 Joey Devine, R (6, 1) ERA: 1.23	0.0		2	1	1	0	0	1	0	0	0	0	0	3	8	∞	∞								
Alan Embree, L (6, 1) ERA: 5.01	1.0		3	0	0	0	1	0	0	0	0	0	0	10	15	0.00	0.000								
Huston Street, R (7, 1) ERA: 3.88	1.0		5	1	0	0	1	0	1	0	0	0	0	9	17	0.00	1.000								

Oakland Athletics @ Boston Red Sox
Fenway Park, Boston, MA
Sun Aug 03 2008, 1:35 PM EDT
Att: 37,317 - Partly Cloudy - 75 F

livebaseballscores.com

AB	29
R	5
H	8
RBI	5
BB	4
SO	5
LOB	14



Batter	1	2	3	4	5	6	7	8	9	AB	R	H	RBI	BB	SO	LOB	TOP			
15 Ryan Sweeney, L (1,9) OBP: 0.348, SLG: 0.384	F7		8 G6-3 1B		8 G6-3 1B		8 G4-6-3 1B		K	5	0	3	0	0	1	0				
8 Kurt Suzuki, R (1,2) OBP: 0.345, SLG: 0.383	G6-3		G6-3		G6-3		G4-6-3			4	0	0	0	0	0	4				
32 Jack Cust, L (1,7) 11 Rajai Davis, R (8,PR) OBP: 0.228, SLG: 0.265	F8		K		K				BB	3	0	0	0	1	2	1				
35 Frank Thomas, R (1,10) Emil Brown, R (8,PR) OBP: 0.296, SLG: 0.385	K				F8		F8		BB	3	0	0	0	1	1	0				
28 Carlos González, L (1,8) OBP: 0.309, SLG: 0.415	14 1B 2B				7 3B 1B				BB	4	2	4	0	0	0	0				
14 Mark Ellis, R (1,4) OBP: 0.325, SLG: 0.373					F9		P6		L6-4	4	0	1	1	0	0	5				
22 Jack Hannahan, L (1,5) OBP: 0.318, SLG: 0.345	F7				7 3B BB		G4-3		G5-3	3	1	0	0	1	0	5				
7 Bobby Crosby, R (1,6) OBP: 0.310, SLG: 0.365	G6-3						F8		G5-3	4	0	1	2	0	0	1				
10 Daric Barton, L (1,3) OBP: 0.316, SLG: 0.307					F8				F8	4	0	1	0	0	1	1				
Inning Stats	R: 0 E: 0 K: 0 S: 8	H: 0 LOB: 0 BB: 0 P: 11	R: 1 E: 0 K: 1 S: 10	H: 2 LOB: 1 BB: 0 P: 19	R: 0 E: 0 K: 1 S: 8	H: 1 LOB: 1 BB: 0 P: 13	R: 2 E: 0 K: 1 S: 13	H: 2 LOB: 1 BB: 1 P: 22	R: 0 E: 0 K: 0 S: 9	H: 1 LOB: 1 BB: 0 P: 15	R: 0 E: 0 K: 0 S: 7	H: 2 LOB: 1 BB: 0 P: 12	R: 0 E: 0 K: 0 S: 11	H: 1 LOB: 3 BB: 2 P: 21	R: 0 E: 0 K: 1 S: 7	H: 0 LOB: 0 BB: 0 P: 9	1B: 8 2B: 2 3B: 1 HR: 0	SF: 0 SAC: 0 DP: 3 HBP: 0	WP: 0 PB: 0 SB: 0 CS: 0	PA: 37
PITCHER	IP WLS BF H R ER SO BB IBB HBP BLK WP HR S P ERA WHIP																			
48 Scott Richmond, R (1,1) ERA: 4.91	5.2 24 7 3 3 4 1 0 0 0 0 0 0 52 88 4.76 1.412																			
31 John Parrish, L (8,1) ERA: 4.18	1.1 6 2 0 0 0 1 0 0 0 0 0 0 14 24 0.00 2.250																			
22 Brandon League, R (8,1) ERA: 2.93	1.1 5 1 0 0 0 1 0 0 0 0 0 0 9 16 0.00 1.500																			
39 Jesse Carlson, L (9,1) ERA: 2.18	0.2 W 2 0 0 0 1 0 0 0 0 0 0 0 5 6 0.00 0.000																			

Oakland Athletics @ Toronto Blue Jays
Rogers Centre, Toronto, ON
Tue Aug 05 2008, 7:07 PM EDT
Att: 23,580 - Roof Closed - 68 F

AB	34
R	3
H	10
RBI	3
BB	3
SO	5
LOB	17



Batter	1	2	3	4	5	6	7	8	9	AB	R	H	RBI	BB	SO	LOB	BOTTOM			
19 Marco Scutaro, R (1,4) OBP: 0.345, SLG: 0.330	G5-3		F7		L5-3 1B				FC1-6	4	0	1	1	0	0	1				
David Eckstein, R (1,10) OBP: 0.356, SLG: 0.359 Matt Stairs, L (8,PH) OBP: 0.342, SLG: 0.410	F7				L5-3				G3-6	3	0	1	0	0	0	1				
15 Alex Rios, R (1,8) OBP: 0.333, SLG: 0.425	L6		F8						K	4	1	1	0	0	1	1				
35 Lyle Overbay, L (1,3) OBP: 0.372, SLG: 0.406	K				F8				G6-3	4	0	0	0	0	1	1				
20 Rod Barajas, R (1,2) OBP: 0.308, SLG: 0.426 35 Brad Wilkerson, L (9,PR) OBP: 0.328, SLG: 0.327	26 3B 1B		F8		F8				F7	4	1	2	1	0	0	0				
26 Adam Lind, L (1,7) OBP: 0.333, SLG: 0.528									G4-3	2	0	1	1	2	0	0				
33 Scott Rolen, R (1,5) OBP: 0.343, SLG: 0.404	K								G4-3	4	0	0	0	0	2	4				
36 Kevin Mench, R (1,9) OBP: 0.330, SLG: 0.363	F7								G1-3	3	1	1	1	1	0	1				
6 John McDonald, R (1,6) OBP: 0.253, SLG: 0.256	P4								G1-3	1	0	0	0	1	0	0				
Inning Stats	R: 0 E: 0 K: 0 S: 6	H: 0 LOB: 0 BB: 0 P: 8	R: 1 E: 0 K: 2 S: 13	H: 2 LOB: 1 BB: 0 P: 22	R: 0 E: 0 K: 0 S: 11	H: 1 LOB: 1 BB: 0 P: 14	R: 0 E: 0 K: 1 S: 10	H: 0 LOB: 1 BB: 1 P: 19	R: 1 E: 0 K: 0 S: 7	H: 1 LOB: 0 BB: 1 P: 14	R: 0 E: 0 K: 1 S: 7	H: 0 LOB: 0 BB: 0 P: 10	R: 0 E: 0 K: 0 S: 6	H: 0 LOB: 0 BB: 1 P: 13	R: 0 E: 0 K: 0 S: 6	H: 0 LOB: 3 BB: 1 P: 22	1B: 5 2B: 2 3B: 1 HR: 0	SF: 0 SAC: 1 DP: 2 HBP: 0	WP: 0 PB: 0 SB: 0 CS: 0	PA: 35
PITCHER	IP WLS BF H R ER SO BB IBB HBP BLK WP HR S P ERA WHIP																			
Greg Smith, L (1,1) ERA: 3.99	6.0 23 4 2 2 4 2 0 0 0 0 0 0 12 20 0.00 1.000																			
31 Brad Ziegler, R (7,1) ERA: 4.2	2.0 H 6 0 0 0 0 1 0 0 0 0 0 0 12 20 0.00 0.500																			
Huston Street, R (9,1)	0.2 L 6 3 2 2 0 0 1 0 0 0 0 0 0 12 22 27.00 4.500																			

Oakland Athletics @ Toronto Blue Jays
Rogers Centre, Toronto, ON
Tue Aug 05 2008, 7:07 PM EDT
Att: 23,580 - Roof Closed - 68 F

AB	30
R	4
H	7
RBI	4
BB	4
SO	4
LOB	10



Batter	1	2	3	4	5	6	7	8	9	AB	R	H	RBI	BB	SO	LOB	TOP										
15 Ryan Sweeney, L (1,9) OBP: 0.343, SLG: 0.379	F8		G3			F7		K		4	0	0	0	0	1	0	Oakland Athletics @ Toronto Blue Jays Rogers Centre, Toronto, ON Wed Aug 06 2008, 7:07 PM EDT Att: 29,256 - Partly Cloudy - 79 F										
8 Kurt Suzuki, R (1,2) OBP: 0.344, SLG: 0.380	G1-3		G6-3			K			35 BB	3	0	0	0	1	1	0											
35 Frank Thomas, R (1,10) OBP: 0.368, SLG: 0.412	FC6		K			K		FC4-8-6	28 FC4-6	3	0	1	0	1	1	1											
28 Carlos González, L (1,8) OBP: 0.308, SLG: 0.412	FC6		K			K		FC4-6	32 DI	4	0	1	0	0	1	2											
32 Jack Cust, L (1,7) OBP: 0.374, SLG: 0.433	P5		K			K		K	14 FC6-2	3	0	0	0	1	2	1											
14 Mark Ellis, R (1,4) OBP: 0.323, SLG: 0.370	F8		K			K		FC6-2	22 G4-6-3	3	0	0	0	0	1	3											
22 Jack Hannahan, L (1,5) OBP: 0.316, SLG: 0.341	F9		K			K		G4-6-3		3	0	0	0	0	1	3											
7 Bobby Crosby, R (1,6) OBP: 0.310, SLG: 0.372			K			HR		G1-3		3	1	1	1	0	1	0											
10 Daric Barton, L (1,3) OBP: 0.313, SLG: 0.304	F8		F8			P3		G3-1		3	0	0	0	0	0	0											
Inning Stats	R: 0 E: 0 K: 0 S: 6	H: 0 LOB: 1 BB: 1 P: 11	R: 0 E: 0 K: 0 S: 6	H: 0 LOB: 0 BB: 0 P: 9	R: 0 E: 0 K: 1 S: 9	H: 0 LOB: 0 BB: 0 P: 12	R: 0 E: 0 K: 2 S: 9	H: 0 LOB: 0 BB: 0 P: 16	R: 0 E: 0 K: 3 S: 9	H: 0 LOB: 0 BB: 0 P: 12	R: 1 E: 0 K: 1 S: 10	H: 1 LOB: 0 BB: 0 P: 13	R: 0 E: 0 K: 0 S: 11	H: 2 LOB: 2 BB: 1 P: 16	R: 0 E: 0 K: 1 S: 5	H: 0 LOB: 0 BB: 0 P: 7		R: 0 E: 0 K: 1 S: 11	H: 0 LOB: 1 BB: 1 P: 23	1B: 2 2B: 0 3B: 0 HR: 1	SF: 0 SAC: 0 DP: 1 HBP: 0	WP: 0 PB: 0 SB: 0 CS: 0	PA: 32				
PITCHER	IP	WLS	BF	H	R	ER	SO	BB	IBB	HBP	BLK	WP	HR	S	P	ERA	WHIP										
28 Shaun Marcum, R (1,1) ERA: 3.44	7.0	W	25	3	1	1	7	2	0	0	0	0	1	60	89	1.29	0.714										
37 Scott Downs, L (8,1) ERA: 1.32	1.0		3	0	0	0	1	0	0	0	0	0	0	5	7	0.00	0.000										
52 B.J. Ryan, L (9,1) ERA: 3.23	1.0		4	0	0	0	1	1	0	0	0	0	0	11	23	0.00	1.000										

Batter	1	2	3	4	5	6	7	8	9	AB	R	H	RBI	BB	SO	LOB	BOTTOM										
19 Marco Scutaro, R (1,4) OBP: 0.344, SLG: 0.328	L8	G5-3				K		G4-3-2		3	0	0	0	1	1	0	Oakland Athletics @ Toronto Blue Jays Rogers Centre, Toronto, ON Wed Aug 06 2008, 7:07 PM EDT Att: 29,256 - Partly Cloudy - 79 F										
David Eckstein, R (1,10) OBP: 0.352, SLG: 0.354	K		P4			G6-3		G4-3-2		3	0	0	0	0	1	0											
Matt Stairs, L (7,PH) (8,10)	K		P4			G6-3		G4-3-2		1	0	0	1	0	0	2											
15 Alex Rios, R (1,8) OBP: 0.332, SLG: 0.425	20 HR		G4-3			G1-3		G4-3		4	1	1	0	0	0	0											
35 Lyle Overbay, L (1,3) OBP: 0.375, SLG: 0.405	20 HR		G4-3			G3		G4-3		1	1	0	0	3	0	0											
20 Rod Barajas, R (1,2) OBP: 0.307, SLG: 0.435	HR		F7			K		K		4	1	1	3	0	2	2											
26 Adam Lind, L (1,7) OBP: 0.340, SLG: 0.531	1B		K			K		G3		3	1	2	0	0	1	0											
35 Brad Wilkerson, L (8,9) OBP: 0.327, SLG: 0.326	1B		K			K		G3		1	0	0	0	0	0	1											
33 Scott Rolen, R (1,5) OBP: 0.343, SLG: 0.401	F8		L8			L8		G4-3-2		2	1	0	0	1	0	1											
36 Kevin Mench, R (1,9) (8,7)	G6-3		G6-3			G6-3		G6-3		3	0	0	0	0	0	2											
6 John McDonald, R (1,6) OBP: 0.244, SLG: 0.247	G6-3		G6-3			F9		FC1		3	0	0	1	0	0	1											
Inning Stats	R: 3 E: 0 K: 1 S: 12	H: 3 LOB: 1 BB: 1 P: 25	R: 0 E: 0 K: 0 S: 6	H: 0 LOB: 0 BB: 0 P: 13	R: 0 E: 0 K: 0 S: 10	H: 0 LOB: 1 BB: 1 P: 18	R: 0 E: 0 K: 1 S: 8	H: 0 LOB: 0 BB: 0 P: 11	R: 0 E: 0 K: 1 S: 7	H: 0 LOB: 0 BB: 0 P: 8	R: 0 E: 0 K: 1 S: 10	H: 0 LOB: 0 BB: 0 P: 17	R: 2 E: 0 K: 0 S: 10	H: 1 LOB: 1 BB: 2 P: 23	R: 0 E: 0 K: 1 S: 10	H: 0 LOB: 1 BB: 1 P: 16	1B: 2 2B: 2 3B: 0 HR: 1	SF: 0 SAC: 0 DP: 1 HBP: 0	WP: 1 PB: 0 SB: 0 CS: 0	PA: 33							
PITCHER	IP	WLS	BF	H	R	ER	SO	BB	IBB	HBP	BLK	WP	HR	S	P	ERA	WHIP										
47 Gio González, L (1,1) ERA: 6.0	6.0	L	24	4	4	4	4	2	0	0	0	0	1	55	95	6.00	1.000										
44 Santiago Casilla, R (7,1) ERA: 2.34	0.1		4	0	0	0	0	2	0	0	0	1	0	6	17	0.00	6.000										
33 Joey Devine, R (7,1) ERA: 1.15	0.2		1	0	1	1	0	0	0	0	0	0	0	2	3	13.50	0.000										
Alan Embree, L (8,1) ERA: 4.89	1.0		4	0	0	0	1	1	0	0	0	0	0	10	16	0.00	1.000										



Batter	1	2	3	4	5	6	7	8	9	AB	R	H	RBI	BB	SO	LOB	TOP			
15 Ryan Sweeney, L (1, 9) OBP: 0.344, SLG: 0.388	G5-3	K			HR		F8		14 1B HBP	4	1	1	1	0	1	1	Oakland Athletics @ Toronto Blue Jays Rogers Centre, Toronto, ON Thu Aug 07 2008, 7:07 PM EDT Att: 28,821 - Roof Closed - 68 F			
14 Mark Ellis, R (1, 4) OBP: 0.321, SLG: 0.368	P3		K		P5		K		35 G6-4-3 1B	5	0	1	0	0	2	0				
35 Frank Thomas, R (1, 10) OBP: 0.364, SLG: 0.496	G6-3		F9		28 1B		F8		G6-4-3 1B	5	0	1	0	0	0	2				
28 Carlos González, L (1, 8) OBP: 0.312, SLG: 0.411		7 2B BB	K						K	3	1	1	0	1	2	0				
Emil Brown, R (1, 7) OBP: 0.288, SLG: 0.387	P3				F9				7 1B	4	0	2	0	0	0	3				
7 Bobby Crosby, R (1, 6) OBP: 0.312, SLG: 0.376	22 G1-3 10 HR 2B				P6				1B	4	1	2	1	0	1	3				
22 Jack Hannahan, L (1, 5) OBP: 0.312, SLG: 0.337	G1-3				FC4-6 10 BB		F8		F9	4	0	0	0	0	0	4				
10 Daric Barton, L (1, 3) OBP: 0.315, SLG: 0.315							G4-3		K	3	1	1	2	1	1	2				
Rob Bowen, S (1, 2) OBP: 0.246, SLG: 0.263									G5-3	3	0	1	0	0	2	2				
8 Kurt Suzuki, R (9, PH) OBP: 0.343, SLG: 0.379										1	0	0	0	0	0	0				
Inning Stats	R: 0 E: 0 K: 0 S: 9	H: 0 LOB: 0 BB: 0 P: 13	R: 3 E: 0 K: 1 S: 15	H: 3 LOB: 1 BB: 1 P: 29	R: 0 E: 0 K: 2 S: 8	H: 0 LOB: 0 BB: 0 P: 13	R: 0 E: 0 K: 1 S: 10	H: 1 LOB: 2 BB: 1 P: 22	R: 1 E: 0 K: 1 S: 11	H: 3 LOB: 2 BB: 0 P: 21	R: 0 E: 0 K: 1 S: 7	H: 0 LOB: 0 BB: 0 P: 12	R: 0 E: 0 K: 1 S: 9	H: 2 LOB: 2 BB: 0 P: 19	R: 0 E: 0 K: 2 S: 12	H: 1 LOB: 1 BB: 0 P: 19	1B: 7 2B: 1 3B: 0 HR: 2	SF: 0 SAC: 0 DP: 1 HBP: 1	WP: 0 PB: 0 SB: 0 CS: 0	PA: 39
PITCHER	IP WLS BF H R ER SO BB IBB HBP BLK WP HR S P ERA WHIP	IP WLS BF H R ER SO BB IBB HBP BLK WP HR S P ERA WHIP	IP WLS BF H R ER SO BB IBB HBP BLK WP HR S P ERA WHIP	IP WLS BF H R ER SO BB IBB HBP BLK WP HR S P ERA WHIP	IP WLS BF H R ER SO BB IBB HBP BLK WP HR S P ERA WHIP	IP WLS BF H R ER SO BB IBB HBP BLK WP HR S P ERA WHIP	IP WLS BF H R ER SO BB IBB HBP BLK WP HR S P ERA WHIP	IP WLS BF H R ER SO BB IBB HBP BLK WP HR S P ERA WHIP	IP WLS BF H R ER SO BB IBB HBP BLK WP HR S P ERA WHIP	IP WLS BF H R ER SO BB IBB HBP BLK WP HR S P ERA WHIP	IP WLS BF H R ER SO BB IBB HBP BLK WP HR S P ERA WHIP	IP WLS BF H R ER SO BB IBB HBP BLK WP HR S P ERA WHIP	IP WLS BF H R ER SO BB IBB HBP BLK WP HR S P ERA WHIP	IP WLS BF H R ER SO BB IBB HBP BLK WP HR S P ERA WHIP	IP WLS BF H R ER SO BB IBB HBP BLK WP HR S P ERA WHIP	IP WLS BF H R ER SO BB IBB HBP BLK WP HR S P ERA WHIP	IP WLS BF H R ER SO BB IBB HBP BLK WP HR S P ERA WHIP			
A.J. Burnett, R (1, 1) ERA: 4.62	6.0 W 27	7 4 4 6	2 0 0 0	0 0 0 0	0 0 0 0	0 0 9 12	0.00 0.000	0.00 2.000	0.00 1.000											
39 Jesse Carlson, L (7, 1) ERA: 2.13	1.0 H 3	0 0 0 1	0 0 0 0	0 0 0 0	0 0 0 0	0 0 12 19	0.00 2.000	0.00 1.000												
37 Scott Downs, L (8, 1) ERA: 1.29	1.0 H 5	2 0 0 2	0 0 0 0	0 0 0 0	0 0 0 0	0 0 11 19	0.00 1.000													
52 B.J. Ryan, L (9, 1) ERA: 3.15	1.0 S 4	1 0 0 0	0 0 0 0	0 0 0 0	0 0 1 0	0 0 0 0														

AB	36
R	4
H	10
RBI	4
BB	2
SO	9
LOB	17



Batter	1	2	3	4	5	6	7	8	9	AB	R	H	RBI	BB	SO	LOB	BOTTOM			
1 Joe Inglett, L (1, 4) OBP: 0.351, SLG: 0.418	35 G4-3 1B		K		K				1 SAFE B SI 84 B SI 85 B SI 86 B SI 87 B SI 88 B SI 89 B SI 90 C SI 83 C SI 84 C SI 85 C SI 86 C SI 87 C SI 88 C SI 89 C SI 90 F SI 83 F SI 84 F SI 85 F SI 86 F SI 87 F SI 88 F SI 89 F SI 90 X SI 83 X SI 84 X SI 85 X SI 86 X SI 87 X SI 88 X SI 89 X SI 90	4	0	2	1	0	2	0	Oakland Athletics @ Toronto Blue Jays Rogers Centre, Toronto, ON Thu Aug 07 2008, 7:07 PM EDT Att: 28,821 - Roof Closed - 68 F			
35 Brad Wilkerson, L (1, 9) OBP: 0.321, SLG: 0.320	G4-3		G3		K		SF8		G3	4	0	0	1	0	1	3				
15 Alex Rios, R (1, 8) OBP: 0.333, SLG: 0.427	35 BB				K		P6			3	0	1	0	1	1	2				
35 Lyle Overbay, L (1, 3) OBP: 0.374, SLG: 0.402	E4		G3-1				G4-3			3	0	0	0	1	0	1				
20 Rod Barajas, R (1, 2) OBP: 0.306, SLG: 0.432	P4						F9			4	1	1	0	0	0	4				
26 Adam Lind, L (1, 7) OBP: 0.344, SLG: 0.527			K				G5-3			3	2	1	0	0	1	0				
19 Marco Scutaro, R (8, 4) OBP: 0.344, SLG: 0.328					33 1B 1B		6 E 33 BB 1 HBP HBP			0	0	0	0	0	0	0				
Matt Stairs, L (1, 10) ERA: 2.57										2	1	1	0	0	1	0				
36 Kevin Mench, R (6, PH) OBP: 0.313, SLG: 0.341										2	0	0	0	0	1	1				
33 Scott Rolen, R (1, 5) OBP: 0.344, SLG: 0.401			L6							3	2	1	2	1	0	0				
6 John McDonald, R (1, 6) OBP: 0.266, SLG: 0.274	G6-3									3	0	2	2	1	0	0				
Inning Stats	R: 0 E: 1 K: 0 S: 9	H: 1 LOB: 2 BB: 1 P: 15	R: 0 E: 0 K: 2 S: 10	H: 0 LOB: 0 BB: 0 P: 17	R: 0 E: 0 K: 1 S: 10	H: 0 LOB: 0 BB: 0 P: 17	R: 4 E: 0 K: 1 S: 18	H: 5 LOB: 1 BB: 0 P: 28	R: 0 E: 0 K: 2 S: 13	H: 1 LOB: 2 BB: 1 P: 24	R: 2 E: 1 K: 1 S: 15	H: 0 LOB: 2 BB: 2 P: 30	R: 0 E: 0 K: 0 S: 12	H: 0 LOB: 0 BB: 0 P: 14	R: 0 E: 0 K: 0 S: 12	H: 2 LOB: 2 BB: 0 P: 19	1B: 7 2B: 2 3B: 0 HR: 0	SF: 1 SAC: 0 DP: 0 HBP: 2	WP: 0 PB: 0 SB: 1 CS: 0	PA: 38
PITCHER	IP WLS BF H R ER SO BB IBB HBP BLK WP HR S P ERA WHIP	IP WLS BF H R ER SO BB IBB HBP BLK WP HR S P ERA WHIP	IP WLS BF H R ER SO BB IBB HBP BLK WP HR S P ERA WHIP	IP WLS BF H R ER SO BB IBB HBP BLK WP HR S P ERA WHIP	IP WLS BF H R ER SO BB IBB HBP BLK WP HR S P ERA WHIP	IP WLS BF H R ER SO BB IBB HBP BLK WP HR S P ERA WHIP	IP WLS BF H R ER SO BB IBB HBP BLK WP HR S P ERA WHIP	IP WLS BF H R ER SO BB IBB HBP BLK WP HR S P ERA WHIP	IP WLS BF H R ER SO BB IBB HBP BLK WP HR S P ERA WHIP	IP WLS BF H R ER SO BB IBB HBP BLK WP HR S P ERA WHIP	IP WLS BF H R ER SO BB IBB HBP BLK WP HR S P ERA WHIP	IP WLS BF H R ER SO BB IBB HBP BLK WP HR S P ERA WHIP	IP WLS BF H R ER SO BB IBB HBP BLK WP HR S P ERA WHIP	IP WLS BF H R ER SO BB IBB HBP BLK WP HR S P ERA WHIP	IP WLS BF H R ER SO BB IBB HBP BLK WP HR S P ERA WHIP	IP WLS BF H R ER SO BB IBB HBP BLK WP HR S P ERA WHIP				
58 Justin Duchschere, R (1, 1) ERA: 2.57	5.0 L 5	4 4 4 6	2 0 2 0	0 0 2 0	0 0 0 0	0 0 16 21	0.00 0.000	0.00 2.000												
13 Jerry Stevins, L (6, 1) ERA: 2.4	0.1 L 5	0 2 2 1	2 0 2 0	0 0 0 0	0 0 0 0	0 0 12 19	0.00 2.000													
33 Joey Devine, R (6, 1) ERA: 1.11	1.2 S 4	0 0 0 0	0 0 0 0	0 0 0 0	0 0 0 0	0 0 0 0														
31 Brad Ziegler, R (8, 1) ERA: 3.15	1.0 S 4	0 0 0 0	0 0 0 0	0 0 0 0	0 0 1 0	0 0 0 0														

AB	31
R	6
H	9
RBI	6
BB	4
SO	7
LOB	11



Batter	1	2	3	4	5	6	7	8	9	AB	R	H	RBI	BB	SO	LOB	TOP			
14 Mark Ellis, R OBP: 0.320, SLG: 0.366	G5-3		G3-1				F7		G5-3	5	0	1	1	0	0	1	Oakland Athletics @ Detroit Tigers Comerica Park, Detroit, MI Fri Aug 08 2008, 7:05 PM EDT Att: 41,457 - Partly Cloudy - 77 F			
7 Bobby Crosby, R OBP: 0.309, SLG: 0.372	F7			F9	F9		P4			4	0	0	0	0	0	2				
35 Frank Thomas, R OBP: 0.362, SLG: 0.492	K			L8	P4				G6-4-3	4	0	1	0	0	1	2				
Emil Brown, R OBP: 0.288, SLG: 0.394		G6-3			K				G6-4-3	4	1	1	1	0	1	1				
28 Carlos González, L OBP: 0.315, SLG: 0.413		K				10 1B				4	1	2	0	0	2	0				
8 Kurt Suzuki, R OBP: 0.347, SLG: 0.378		L4				11 1B				1	1	0	0	3	0	0				
10 Daric Barton, L OBP: 0.317, SLG: 0.315						11 1B				3	1	1	0	1	0	3				
11 Rajai Davis, R OBP: 0.236, SLG: 0.273										4	0	2	2	0	1	1				
22 Jack Hannahan, L OBP: 0.309, SLG: 0.333										4	0	0	0	0	2	4				
Inning Stats	R: 0 E: 0 K: 1 S: 10	H: 0 LOB: 0 BB: 0 P: 13	R: 0 E: 0 K: 1 S: 6	H: 0 LOB: 0 BB: 0 P: 9	R: 0 E: 0 K: 0 S: 11	H: 1 LOB: 1 BB: 1 P: 19	R: 0 E: 0 K: 1 S: 8	H: 0 LOB: 0 BB: 0 P: 12	R: 3 E: 1 K: 1 S: 14	H: 4 LOB: 2 BB: 1 P: 24	R: 1 E: 0 K: 1 S: 13	H: 1 LOB: 1 BB: 1 P: 23	R: 0 E: 0 K: 0 S: 12	H: 2 LOB: 2 BB: 1 P: 21	R: 0 E: 0 K: 2 S: 9	H: 0 LOB: 0 BB: 0 P: 14	1B: 7 2B: 0 3B: 0 HR: 1	SF: 0 SAC: 0 DP: 2 HBP: 0	WP: 0 PB: 0 SB: 1 CS: 0	PA: 37
PITCHER	IP WLS BF H R ER SO BB IBB HBP BLK WP HR S P ERA WHIP																			
Kenny Rogers, L ERA: 4.92	7.0 L 29 6 4 3 5 3 0 0 0 0 0 1 68 111 3.86 1.286																			
34 Freddy Dolsi, R ERA: 3.92	2.0 8 2 0 0 2 1 0 0 0 0 0 0 21 35 0.00 1.500																			

AB 33
R 4
H 8
RBI 4
BB 4
SO 7
LOB 14



Batter	1	2	3	4	5	6	7	8	9	AB	R	H	RBI	BB	SO	LOB	BOTTOM					
28 Curtis Granderson, L OBP: 0.366, SLG: 0.495	K		G4-3							3	0	0	0	1	1	1	Oakland Athletics @ Detroit Tigers Comerica Park, Detroit, MI Fri Aug 08 2008, 7:05 PM EDT Att: 41,457 - Partly Cloudy - 77 F					
14 Placido Polanco, R OBP: 0.354, SLG: 0.426	G5-3		G5-3							4	0	0	0	0	1	2						
9 Carlos Guillen, S OBP: 0.375, SLG: 0.434										3	0	1	0	0	1	0						
25 Ryan Raburn, R OBP: 0.310, SLG: 0.422										0	0	0	0	0	0	0						
Matt Joyce, L OBP: 0.331, SLG: 0.574										1	0	0	0	0	0	1						
39 Ramon Santiago, S OBP: 0.456, SLG: 0.484										0	0	0	0	0	0	0						
30 Magglio Ordonez, R OBP: 0.378, SLG: 0.491										3	0	1	0	1	0	1						
24 Miguel Cabrera, R OBP: 0.359, SLG: 0.509										3	1	0	0	1	0	1						
Gary Sheffield, R OBP: 0.327, SLG: 0.371										4	0	0	0	0	0	3						
33 Marcus Thames, R OBP: 0.299, SLG: 0.554										3	1	1	2	0	0	0						
Edgar Renteria, R OBP: 0.306, SLG: 0.335										3	0	2	0	0	0	0						
15 Brandon Inge, R OBP: 0.315, SLG: 0.416										3	0	0	0	0	1	2						
Inning Stats	R: 0 E: 0 K: 2 S: 10	H: 0 LOB: 0 BB: 0 P: 12	R: 2 E: 0 K: 0 S: 10	H: 3 LOB: 1 BB: 1 P: 21	R: 0 E: 0 K: 0 S: 10	H: 1 LOB: 0 BB: 0 P: 14	R: 0 E: 1 K: 0 S: 9	H: 0 LOB: 0 BB: 0 P: 13	R: 0 E: 0 K: 0 S: 10	H: 1 LOB: 1 BB: 0 P: 16	R: 0 E: 0 K: 0 S: 9	H: 0 LOB: 0 BB: 0 P: 13	R: 0 E: 0 K: 0 S: 7	H: 0 LOB: 0 BB: 0 P: 8	R: 0 E: 0 K: 2 S: 12	H: 0 LOB: 1 BB: 1 P: 19	R: 0 E: 0 K: 0 S: 6	H: 0 LOB: 0 BB: 1 P: 11	1B: 4 2B: 0 3B: 0 HR: 1	SF: 0 SAC: 0 DP: 2 HBP: 0	WP: 0 PB: 0 SB: 0 CS: 0	PA: 33
PITCHER	IP WLS BF H R ER SO BB IBB HBP BLK WP HR S P ERA WHIP																					
51 Dallas Braden, L ERA: 4.62	7.0 W 26 5 2 2 2 2 1 0 0 0 0 0 1 65 97 2.57 0.857																					
31 Brad Ziegler, R ERA:	2.0 S 7 0 0 0 2 2 0 0 0 0 0 0 0 18 30 0.00 1.000																					

AB 30
R 2
H 5
RBI 2
BB 3
SO 4
LOB 11



Batter	1	2	3	4	5	6	7	8	9	AB	R	H	RBI	BB	SO	LOB	TOP										
15 Ryan Sweeney, L (1,9) OBP: 0.345, SLG: 0.388										5	0	2	0	0	2	2	Oakland Athletics @ Detroit Tigers Comerica Park, Detroit, MI Sat Aug 09 2008, 7:05 PM EDT Att: 41,308 - Cloudy - 68 F										
14 Mark Ellis, R (1,4) OBP: 0.317, SLG: 0.362										4	0	0	0	0	2	3											
35 Frank Thomas, R (1,10) OBP: 0.364, SLG: 0.421										4	1	2	1	0	1	0											
28 Carlos González, L (1,8) OBP: 0.314, SLG: 0.414										4	1	1	0	0	1	1											
32 Jack Cust, L (1,7) OBP: 0.376, SLG: 0.434										4	0	2	1	0	1	1											
7 Bobby Crosby, R (1,6) OBP: 0.311, SLG: 0.374										3	0	1	0	1	0	2											
8 Kurt Suzuki, R (1,2) OBP: 0.351, SLG: 0.380										3	0	2	0	1	0	1											
10 Daric Barton, L (1,3) OBP: 0.314, SLG: 0.311										4	0	0	0	0	0	6											
22 Jack Hannahan, L (1,5) OBP: 0.307, SLG: 0.330 Emil Brown, R (9,PH) OBP: 0.287, SLG: 0.393										3	0	0	0	0	1	1											
Inning Stats	R: 1 E: 0 K: 1 S: 9	H: 1 LOB: 0 BB: 0 P: 18	R: 0 E: 0 K: 0 S: 7	H: 1 LOB: 0 BB: 0 P: 10	R: 0 E: 0 K: 0 S: 9	H: 1 LOB: 1 BB: 0 P: 12	R: 1 E: 0 K: 1 S: 12	H: 2 LOB: 0 BB: 0 P: 15	R: 0 E: 0 K: 1 S: 14	H: 1 LOB: 3 BB: 2 P: 30	R: 0 E: 0 K: 2 S: 9	H: 0 LOB: 0 BB: 0 P: 14	R: 0 E: 0 K: 1 S: 8	H: 0 LOB: 2 BB: 0 P: 14	R: 0 E: 0 K: 2 S: 14	H: 2 LOB: 0 BB: 0 P: 21	1B: 7 2B: 2 3B: 0 HR: 1	SF: 0 SAC: 0 DP: 2 HBP: 0	WP: 1 PB: 0 SB: 0 CS: 0	PA: 37							
PITCHER	IP	WLS	BF	H	R	ER	SO	BB	IBB	HBP	BLK	WP	HR	S	P	ERA	WHIP										
58 Armando Galarraga, R (1,1) ERA: 3.23	5.2	W	25	8	2	2	4	2	0	0	0	1	1	65	104	3.18	1.765										
44 Bobby Seay, L (6,1) ERA: 2.45	1.1	H	4	0	0	0	2	0	0	0	0	0	0	11	17	0.00	0.000										
54 Joel Zumaya, R (8,1) ERA: 2.7	1.0		3	0	0	0	1	0	0	0	0	0	0	8	14	0.00	0.000										
48 Kyle Farnsworth, R (9,1) ERA: 4.07	1.0		5	2	0	0	2	0	0	0	0	0	0	14	21	0.00	2.000										

Batter	1	2	3	4	5	6	7	8	9	AB	R	H	RBI	BB	SO	LOB	BOTTOM										
28 Curtis Granderson, L (1,8) OBP: 0.366, SLG: 0.496										5	2	2	1	0	1	0	Oakland Athletics @ Detroit Tigers Comerica Park, Detroit, MI Sat Aug 09 2008, 7:05 PM EDT Att: 41,308 - Cloudy - 68 F										
14 Placido Polanco, R (1,4) OBP: 0.357, SLG: 0.431										4	1	3	0	0	0	0											
33 Marcus Thames, R (1,7) Matt Joyce, L (8,7) OBP: 0.335, SLG: 0.577										4	0	0	0	0	1	3											
30 Magglio Ordonez, R (1,9) OBP: 0.378, SLG: 0.488 Dane Sardinha, R (9,2) OBP: 0.120, SLG: 0.200										4	1	1	1	1	0	1											
24 Miguel Cabrera, R (1,3) OBP: 0.361, SLG: 0.523										4	2	2	4	1	0	2											
Gary Sheffield, R (1,10) OBP: 0.326, SLG: 0.380										4	1	1	1	0	1	1											
25 Ryan Raburn, R (1,5) OBP: 0.308, SLG: 0.417										4	1	1	0	0	1	1											
Edgar Renteria, R (1,6) OBP: 0.310, SLG: 0.344										2	1	1	1	2	0	1											
15 Brandon Inge, R (1,2) OBP: 0.314, SLG: 0.413										4	1	1	1	0	0	4											
Inning Stats	R: 0 E: 0 K: 1 S: 8	H: 0 LOB: 0 BB: 0 P: 12	R: 1 E: 0 K: 0 S: 11	H: 1 LOB: 0 BB: 0 P: 18	R: 1 E: 0 K: 0 S: 12	H: 2 LOB: 1 BB: 0 P: 15	R: 1 E: 0 K: 0 S: 19	H: 2 LOB: 2 BB: 1 P: 30	R: 0 E: 0 K: 1 S: 8	H: 0 LOB: 2 BB: 2 P: 24	R: 3 E: 0 K: 0 S: 8	H: 2 LOB: 0 BB: 1 P: 15	R: 4 E: 1 K: 0 S: 15	H: 5 LOB: 1 BB: 0 P: 23	1B: 7 2B: 2 3B: 0 HR: 4	SF: 0 SAC: 1 DP: 1 HBP: 0	WP: 0 PB: 0 SB: 1 CS: 0	PA: 41									
PITCHER	IP	WLS	BF	H	R	ER	SO	BB	IBB	HBP	BLK	WP	HR	S	P	ERA	WHIP										
53 Dan Meyer, L (1,1) ERA: 2.7	5.0	L	22	6	3	3	2	1	0	0	0	0	3	58	88	5.40	1.400										
44 Santiago Casilla, R (6,1) ERA: 2.86	1.0		5	0	0	0	2	2	0	0	0	0	0	10	24	0.00	2.000										
Alan Embree, L (7,1) ERA: 5.4	1.0		6	2	3	3	0	0	1	0	0	0	1	8	15	27.00	2.000										
25 Lenny DiNardo, L (8,1) ERA: 7.43	1.0		8	5	4	3	0	0	0	0	0	0	0	15	23	27.00	5.000										

AB	35
R	2
H	10
RBI	2
BB	2
SO	9
LOB	19



AB	36
R	10
H	13
RBI	10
BB	4
SO	4
LOB	13



Batter	1	2	3	4	5	6	7	8	9	AB	R	H	RBI	BB	SO	LOB	TOP			
15 Ryan Sweeney, L (1,9) OBP: 0.341, SLG: 0.382	G4-3		K		P6			G3		4	0	0	0	0	1	1	Oakland Athletics @ Detroit Tigers Comerica Park, Detroit, MI Sun Aug 10 2008, 1:05 PM EDT Att: 40,743 - Cloudy - 70 F			
14 Mark Ellis, R (1,4) OBP: 0.317, SLG: 0.361	G5-3			G6-3				G3		4	0	1	1	0	1	0				
35 Frank Thomas, R (1,10) OBP: 0.367, SLG: 0.419	G4-3			BB	F9			G4-3		3	0	1	0	1	0	1				
Emil Brown, R (1,7) OBP: 0.289, SLG: 0.397	G4-3			BB	K			G3-1		4	0	2	0	0	1	1				
7 Bobby Crosby, R (1,6) OBP: 0.308, SLG: 0.371	F8			F3				G3-1		4	0	0	0	0	0	3				
28 Carlos González, L (1,8) OBP: 0.313, SLG: 0.411	G3-1			G6-3				G1-3		4	0	1	0	0	0	1				
8 Kurt Suzuki, R (1,2) OBP: 0.347, SLG: 0.376	K			L4				K		4	0	0	0	0	2	4				
10 Daric Barton, L (1,3) OBP: 0.311, SLG: 0.308			F7		F8			K		3	0	0	0	0	1	0				
22 Jack Hannahan, L (1,5) OBP: 0.307, SLG: 0.333	G3-1			G4-3				G3-1		3	1	1	0	0	0	0				
Inning Stats	R: 0 H: 1 E: 0 K: 0 S: 11	H: 1 LOB: 1 BB: 0 P: 15	R: 0 H: 0 E: 0 K: 1 S: 6	H: 0 LOB: 0 BB: 0 P: 9	R: 0 H: 0 E: 0 K: 1 S: 8	H: 0 LOB: 0 BB: 0 P: 9	R: 0 H: 2 E: 0 K: 0 S: 10	H: 3 LOB: 3 BB: 1 P: 19	R: 0 H: 0 E: 0 K: 2 S: 8	H: 0 LOB: 0 BB: 0 P: 10	R: 0 H: 0 E: 0 K: 0 S: 7	H: 0 LOB: 0 BB: 0 P: 11	R: 1 H: 2 E: 0 K: 1 S: 16	H: 1 LOB: 1 BB: 0 P: 24	R: 0 H: 1 E: 0 K: 1 S: 10	H: 1 LOB: 1 BB: 0 P: 18	1B: 4 2B: 2 3B: 0 HR: 0	SF: 0 SAC: 0 DP: 0 HBP: 0	WP: 0 PB: 0 SB: 0 CS: 0	PA: 34
PITCHER	IP WLS BF H R ER SO BB IBB HBP BLK WP HR S P ERA WHIP	IP WLS BF H R ER SO BB IBB HBP BLK WP HR S P ERA WHIP	IP WLS BF H R ER SO BB IBB HBP BLK WP HR S P ERA WHIP	IP WLS BF H R ER SO BB IBB HBP BLK WP HR S P ERA WHIP	IP WLS BF H R ER SO BB IBB HBP BLK WP HR S P ERA WHIP	IP WLS BF H R ER SO BB IBB HBP BLK WP HR S P ERA WHIP	IP WLS BF H R ER SO BB IBB HBP BLK WP HR S P ERA WHIP	IP WLS BF H R ER SO BB IBB HBP BLK WP HR S P ERA WHIP	IP WLS BF H R ER SO BB IBB HBP BLK WP HR S P ERA WHIP	IP WLS BF H R ER SO BB IBB HBP BLK WP HR S P ERA WHIP	IP WLS BF H R ER SO BB IBB HBP BLK WP HR S P ERA WHIP	IP WLS BF H R ER SO BB IBB HBP BLK WP HR S P ERA WHIP	IP WLS BF H R ER SO BB IBB HBP BLK WP HR S P ERA WHIP	IP WLS BF H R ER SO BB IBB HBP BLK WP HR S P ERA WHIP	IP WLS BF H R ER SO BB IBB HBP BLK WP HR S P ERA WHIP	IP WLS BF H R ER SO BB IBB HBP BLK WP HR S P ERA WHIP	IP WLS BF H R ER SO BB IBB HBP BLK WP HR S P ERA WHIP			

AB 33
R 1
H 6
RBI 1
BB 1
SO 6
LOB 11



Batter	1	2	3	4	5	6	7	8	9	AB	R	H	RBI	BB	SO	LOB	BOTTOM	
28 Curtis Granderson, L (1,8) OBP: 0.367, SLG: 0.501	F8		F7		HR	BB		K		4	2	1	1	1	1	1	Oakland Athletics @ Detroit Tigers Comerica Park, Detroit, MI Sun Aug 10 2008, 1:05 PM EDT Att: 40,743 - Cloudy - 70 F	
14 Placido Polanco, R (1,4) OBP: 0.378, SLG: 0.428	F8		F8		P6	BB		FC5-4		5	1	1	1	0	0	1		
25 Ryan Raburn, R (1,7) OBP: 0.319, SLG: 0.423	BB		BB		F8	K		E6		3	1	1	1	2	1	3		
30 Magglio Ordonez, R (1,9) OBP: 0.378, SLG: 0.487	K		P4		BB	BB		G5-3		5	0	2	2	0	1	2		
Matt Joyce, L (9,9) OBP: 0.335, SLG: 0.577	K				BB	BB		G5-3		0	0	0	0	0	0	0		
24 Miguel Cabrera, R (1,3) OBP: 0.364, SLG: 0.525	BB		BB		BB	BB		K		2	0	1	0	2	1	2		
Gary Sheffield, R (1,10) OBP: 0.322, SLG: 0.375	G6-4-3		P5		K			K		4	0	0	0	0	2	4		
15 Brandon Inge, R (1,5) OBP: 0.317, SLG: 0.409	BB		L9		L9			L7		2	1	0	0	2	0	1		
Edgar Renteria, R (1,6) OBP: 0.314, SLG: 0.345	BB		BB		BB			K		2	1	1	0	2	1	0		
Dane Sardinha, R (1,2) OBP: 0.143, SLG: 0.185	K		BB		IBB			BB		2	0	0	0	1	1	4		
Inning Stats	R: 0 H: 0 E: 0 K: 1 S: 9	H: 0 LOB: 1 BB: 1 P: 18	R: 0 H: 0 E: 0 K: 1 S: 11	H: 0 LOB: 2 BB: 3 P: 27	R: 0 H: 0 E: 0 K: 0 S: 11	H: 0 LOB: 1 BB: 1 P: 20	R: 0 H: 1 E: 0 K: 0 S: 7	H: 2 LOB: 2 BB: 1 P: 15	R: 1 H: 3 E: 0 K: 2 S: 18	H: 3 LOB: 2 BB: 2 P: 34	R: 0 H: 0 E: 0 K: 2 S: 11	H: 0 LOB: 0 BB: 0 P: 15	R: 2 H: 1 E: 1 K: 1 S: 14	H: 1 LOB: 0 BB: 1 P: 25	1B: 4 2B: 2 3B: 0 HR: 1	SF: 0 SAC: 1 DP: 1 HBP: 0	WP: 0 PB: 0 SB: 0 CS: 0	PA: 40
PITCHER	IP WLS BF H R ER SO BB IBB HBP BLK WP HR S P ERA WHIP	IP WLS BF H R ER SO BB IBB HBP BLK WP HR S P ERA WHIP	IP WLS BF H R ER SO BB IBB HBP BLK WP HR S P ERA WHIP	IP WLS BF H R ER SO BB IBB HBP BLK WP HR S P ERA WHIP	IP WLS BF H R ER SO BB IBB HBP BLK WP HR S P ERA WHIP	IP WLS BF H R ER SO BB IBB HBP BLK WP HR S P ERA WHIP	IP WLS BF H R ER SO BB IBB HBP BLK WP HR S P ERA WHIP	IP WLS BF H R ER SO BB IBB HBP BLK WP HR S P ERA WHIP	IP WLS BF H R ER SO BB IBB HBP BLK WP HR S P ERA WHIP	IP WLS BF H R ER SO BB IBB HBP BLK WP HR S P ERA WHIP	IP WLS BF H R ER SO BB IBB HBP BLK WP HR S P ERA WHIP	IP WLS BF H R ER SO BB IBB HBP BLK WP HR S P ERA WHIP	IP WLS BF H R ER SO BB IBB HBP BLK WP HR S P ERA WHIP	IP WLS BF H R ER SO BB IBB HBP BLK WP HR S P ERA WHIP	IP WLS BF H R ER SO BB IBB HBP BLK WP HR S P ERA WHIP	IP WLS BF H R ER SO BB IBB HBP BLK WP HR S P ERA WHIP		

AB 29
R 6
H 7
RBI 5
BB 10
SO 8
LOB 18



Batter	1	2	3	4	5	6	7	8	9	AB	R	H	RBI	BB	SO	LOB	TOP			
1 Akinori Iwamura, L (1,4) OBP: 0.349, SLG: 0.380										4	0	0	1	0	0	3	Tampa Bay Rays @ Oakland Athletics McAfee Coliseum, Oakland, CA Tue Aug 12 2008, 10:05 PM EDT Att: 14,284 - Clear - 62 F			
2 B.J. Upton, R (1,8) OBP: 0.382, SLG: 0.389										3	0	1	0	1	2	1				
23 Carlos Pena, L (1,3) OBP: 0.352, SLG: 0.473										4	0	0	0	0	0	3				
Rocco Baldelli, R (1,9) OBP: 0.375, SLG: 0.286										3	0	1	0	1	0	0				
26 Gabe Gross, L (8,9) OBP: 0.326, SLG: 0.414										0	0	0	0	0	0	0				
16 Willy Aybar, S (1,5) OBP: 0.307, SLG: 0.380										2	0	1	0	2	0	0				
10 Justin Ruggiano, R (1,7) OBP: 0.306, SLG: 0.412										3	0	0	0	0	2	4				
32 Eric Hinske, L (8,PH) OBP: 0.339, SLG: 0.483										1	0	0	0	0	0	1				
30 Dioner Navarro, S (1,2) OBP: 0.353, SLG: 0.415										4	0	0	0	0	1	4				
18 Ben Zobrist, S (1,6) OBP: 0.315, SLG: 0.434										3	1	1	0	1	0	3				
8 Jason Bartlett, R (1,10) OBP: 0.301, SLG: 0.319										4	0	2	0	0	0	1				
Inning Stats	R: 0 H: 0 E: 0 K: 1 S: 12	H: 0 LOB: 0 BB: 0 P: 17	R: 0 H: 0 E: 0 K: 1 S: 6	H: 0 LOB: 0 BB: 0 P: 7	R: 1 H: 1 E: 0 K: 1 S: 13	H: 1 LOB: 1 BB: 1 P: 24	R: 0 H: 0 E: 0 K: 2 S: 15	H: 0 LOB: 2 BB: 2 P: 27	R: 0 H: 3 E: 0 K: 0 S: 12	H: 1 LOB: 2 BB: 1 P: 19	R: 0 H: 0 E: 0 K: 0 S: 7	H: 0 LOB: 1 BB: 1 P: 15	R: 0 H: 1 E: 0 K: 0 S: 5	H: 1 LOB: 0 BB: 0 P: 10	R: 0 H: 0 E: 1 K: 0 S: 8	H: 0 LOB: 1 BB: 0 P: 11	1B: 4 2B: 3 3B: 0 HR: 0	SF: 1 SAC: 0 DP: 1 HBP: 0	WP: 0 PB: 0 SB: 0 CS: 1	PA: 37
PITCHER	IP WLS BF H R ER SO BB IBB HBP BLK WP HR S P ERA WHIP																			
47 Gio González, L (1,1) ERA: 4.09	5.0 W 23 5 1 1 5 4 0 0 0 0 0 0 65 105 1.80 1.800																			
13 Jerry Blevins, L (6,1) ERA: 2.5	2.0 H 7 0 0 0 0 1 0 0 0 0 0 0 12 23 0.00 0.500																			
33 Joey Devine, R (8,1) ERA: 1.01	1.0 H 3 1 0 0 0 0 0 0 0 0 0 0 5 10 0.00 1.000																			
31 Brad Ziegler, R (9,1) ERA:	1.0 S 4 0 0 0 0 0 0 0 0 0 0 0 8 11 0.00 0.000																			

Batter	1	2	3	4	5	6	7	8	9	AB	R	H	RBI	BB	SO	LOB	BOTTOM			
15 Ryan Sweeney, L (1,9) OBP: 0.336, SLG: 0.377										4	0	0	0	0	2	0	Tampa Bay Rays @ Oakland Athletics McAfee Coliseum, Oakland, CA Tue Aug 12 2008, 10:05 PM EDT Att: 14,284 - Clear - 62 F			
14 Mark Ellis, R (1,4) OBP: 0.316, SLG: 0.360										4	0	1	0	0	1	0				
35 Frank Thomas, R (1,10) OBP: 0.364, SLG: 0.421										4	0	1	0	0	3	1				
Emil Brown, R (1,7) OBP: 0.292, SLG: 0.395										2	1	0	0	2	0	1				
7 Bobby Crosby, R (1,6) OBP: 0.308, SLG: 0.378										3	1	1	2	0	0	2				
28 Carlos González, L (1,8) OBP: 0.309, SLG: 0.406										3	0	0	0	0	2	0				
8 Kurt Suzuki, R (1,2) OBP: 0.350, SLG: 0.377										2	0	1	0	0	0	0				
10 Daric Barton, L (1,3) OBP: 0.309, SLG: 0.305										3	0	0	0	0	1	2				
56 Cliff Pennington, S (1,5) OBP: 0.307, SLG: 0.333										3	0	0	0	0	0	2				
22 Jack Hannah, L (8,5) OBP: 0.307, SLG: 0.333										0	0	0	0	0	0	0				
Inning Stats	R: 0 H: 0 E: 0 K: 2 S: 10	H: 0 LOB: 0 BB: 0 P: 16	R: 2 H: 1 E: 0 K: 2 S: 17	H: 1 LOB: 1 BB: 1 P: 33	R: 0 H: 1 E: 0 K: 1 S: 10	H: 1 LOB: 2 BB: 1 P: 20	R: 0 H: 0 E: 0 K: 1 S: 9	H: 0 LOB: 0 BB: 0 P: 14	R: 0 H: 0 E: 0 K: 0 S: 8	H: 0 LOB: 0 BB: 0 P: 14	R: 0 H: 0 E: 0 K: 1 S: 6	H: 0 LOB: 0 BB: 0 P: 10	R: 0 H: 1 E: 0 K: 0 S: 6	H: 1 LOB: 1 BB: 0 P: 10	R: 0 H: 1 E: 0 K: 2 S: 13	H: 1 LOB: 0 BB: 0 P: 19	1B: 2 2B: 1 3B: 0 HR: 1	SF: 0 SAC: 0 DP: 0 HBP: 1	WP: 0 PB: 0 SB: 1 CS: 0	PA: 31
PITCHER	IP WLS BF H R ER SO BB IBB HBP BLK WP HR S P ERA WHIP																			
19 Scott Kazmir, L (1,1) ERA: 3.22	5.0 L 20 2 2 2 6 2 0 0 0 0 0 0 12 20 3.60 0.800																			
39 J.P. Howell, L (6,1) ERA: 2.41	2.0 7 1 0 0 1 0 0 0 0 0 0 0 12 20 0.00 0.500																			
50 Grant Balfour, R (8,1) ERA: 1.26	1.0 4 1 0 0 2 0 0 0 0 0 0 0 13 19 0.00 1.000																			

AB 31
R 1
H 6
RBI 1
BB 5
SO 5
LOB 20

AB 28
R 2
H 4
RBI 2
BB 2
SO 9
LOB 8

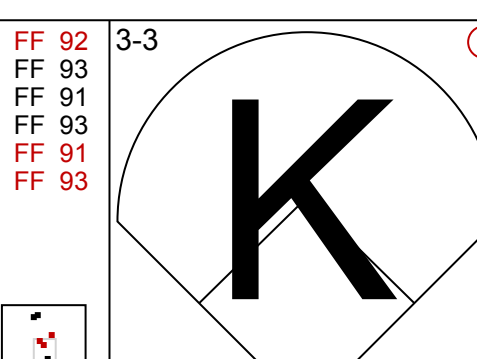
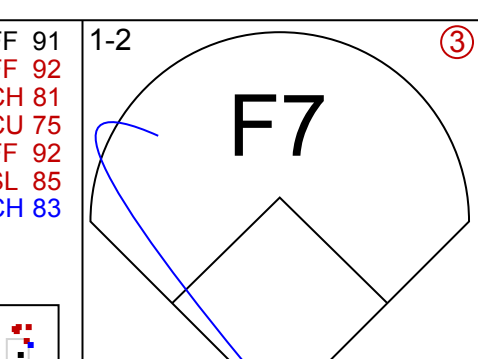
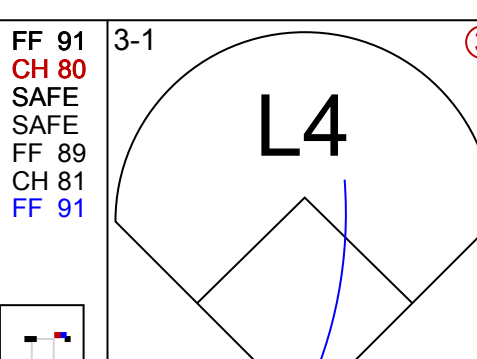
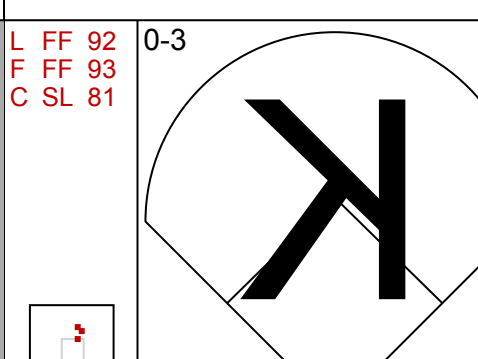
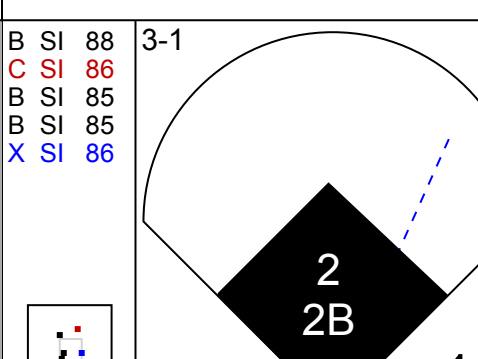
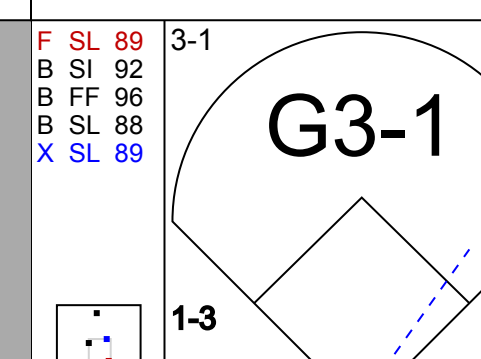
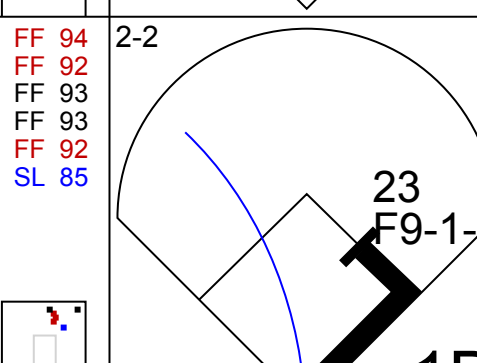
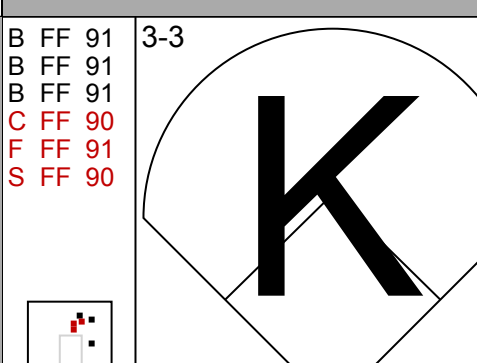
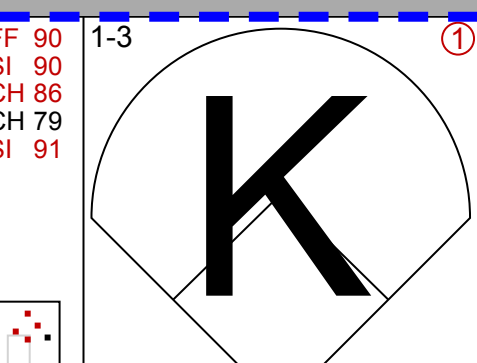
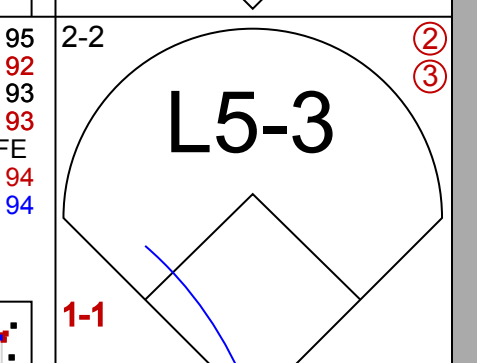
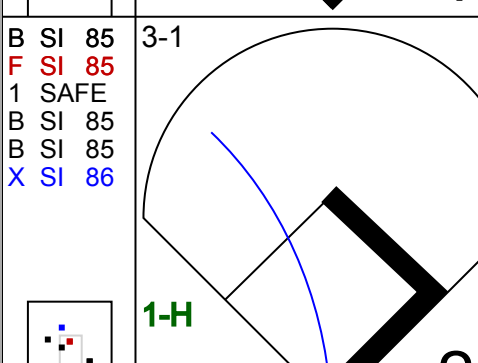
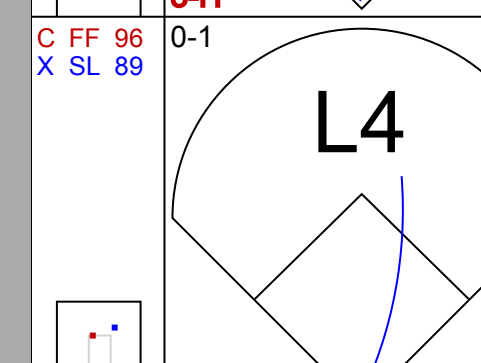
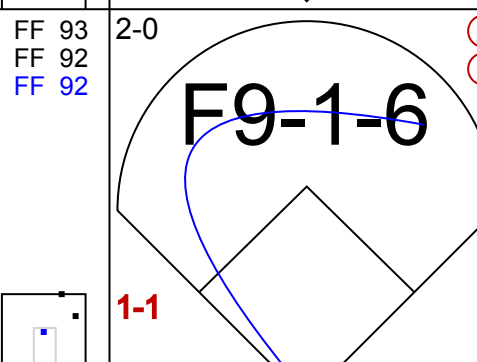
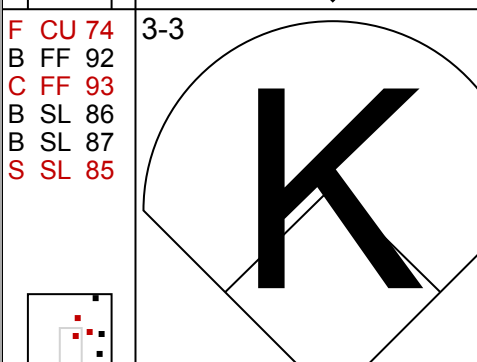
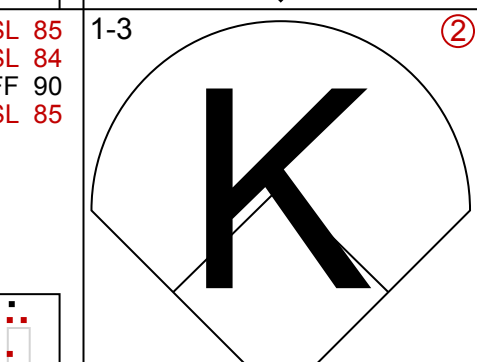
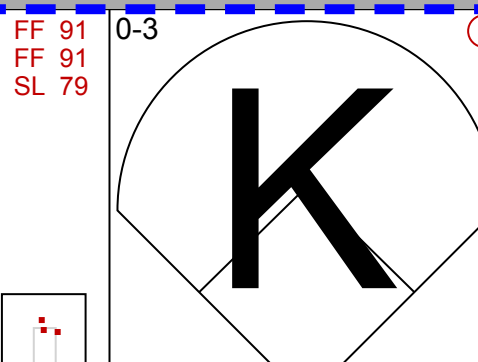
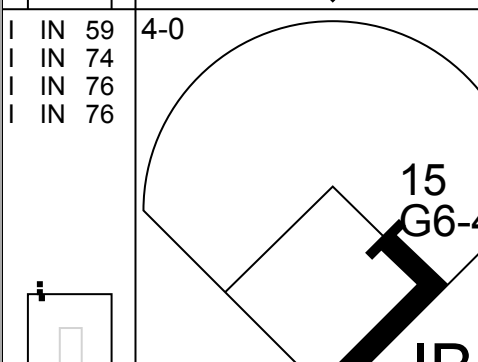
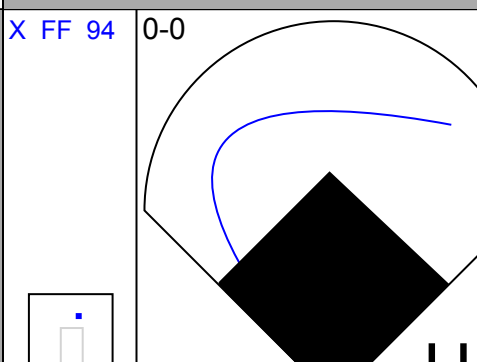
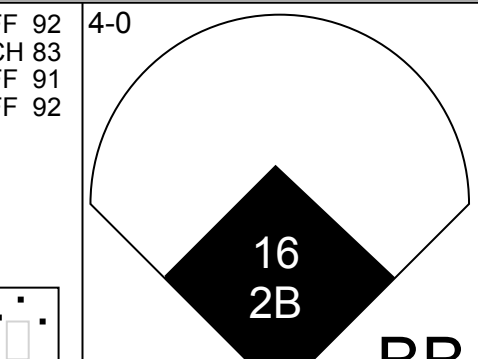
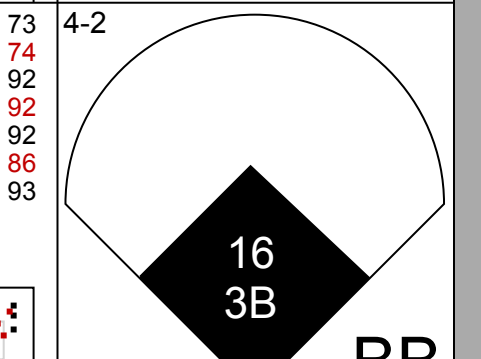
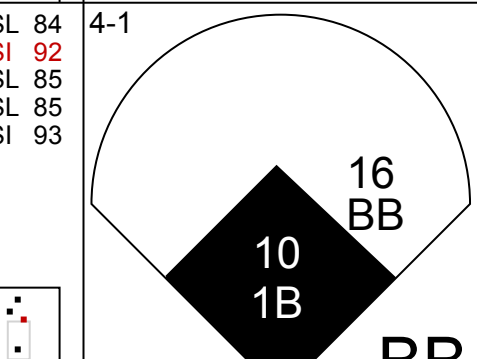
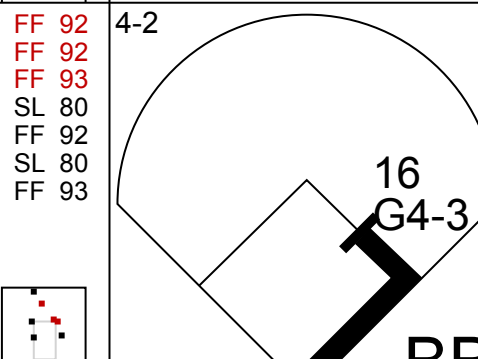
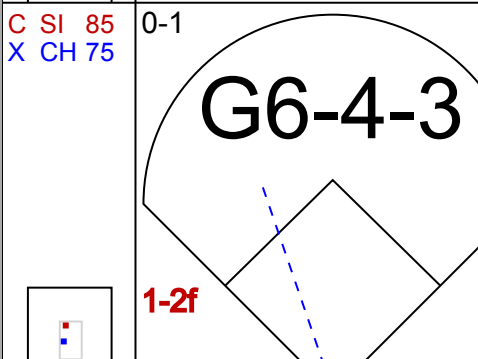
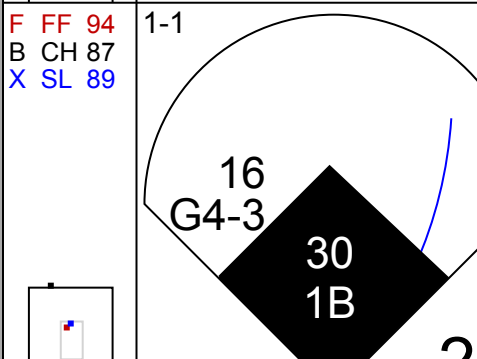
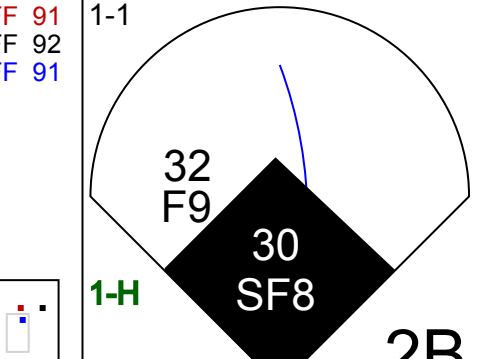
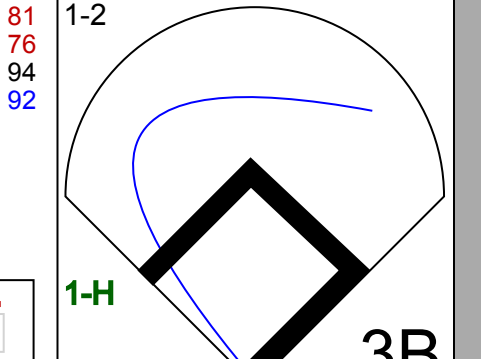
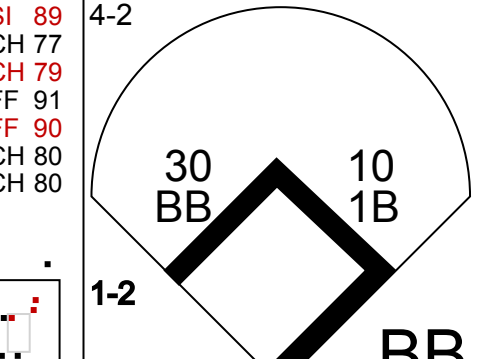
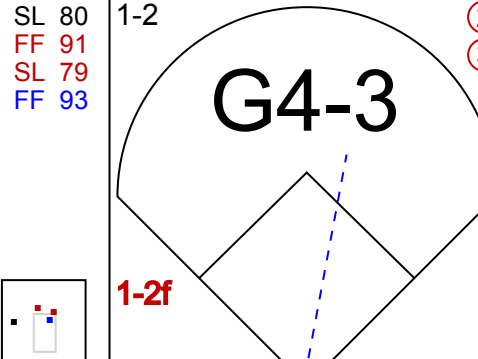

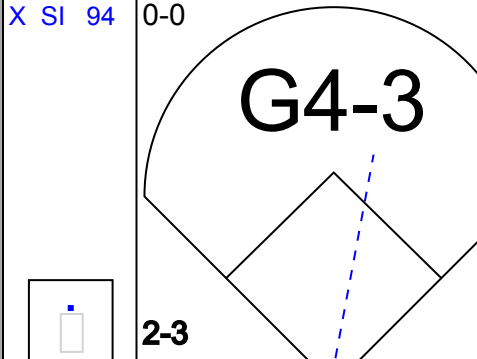
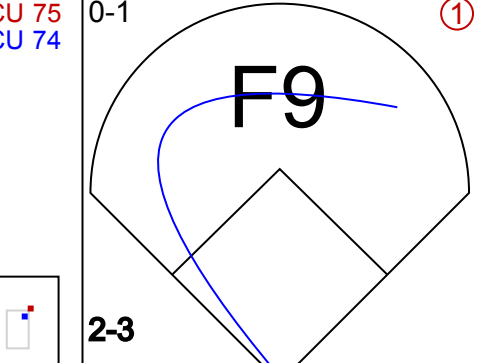
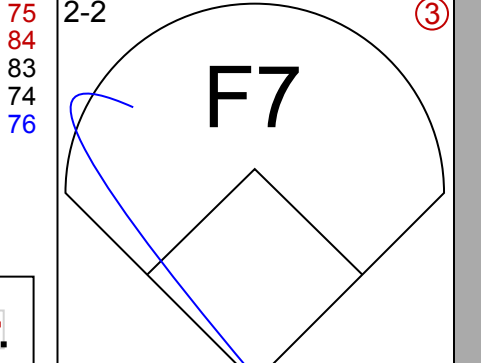
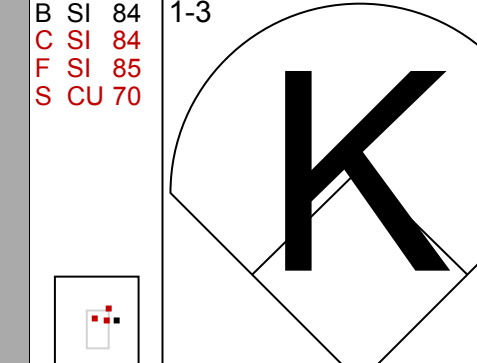
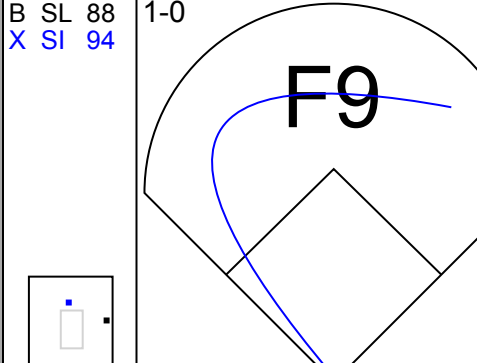
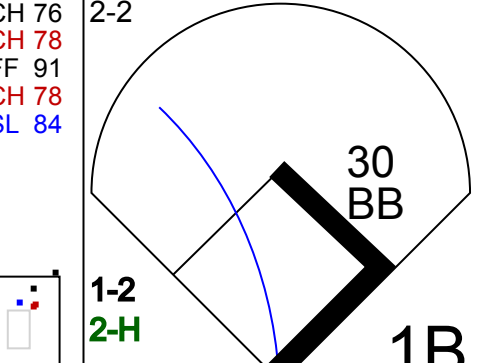
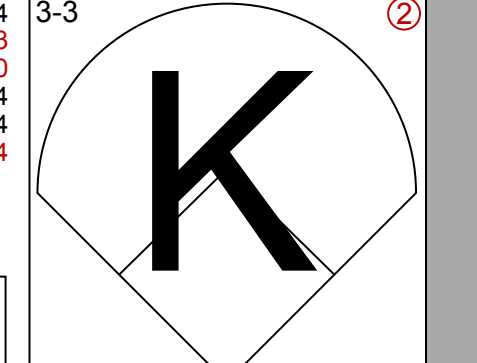
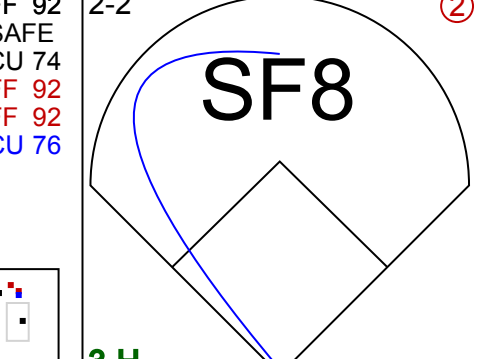
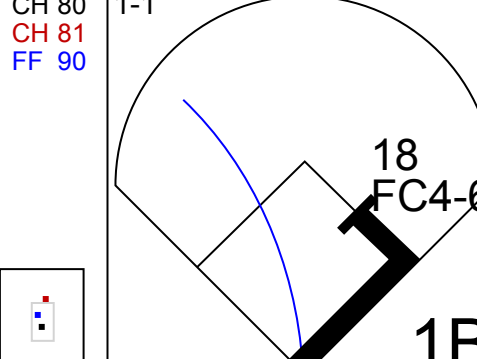

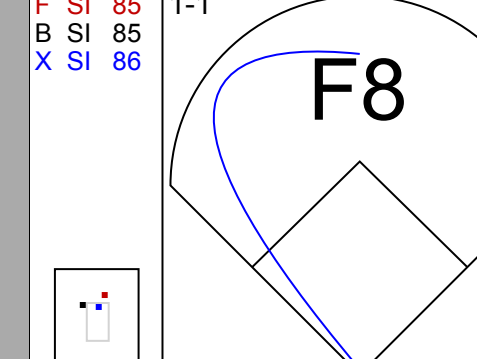
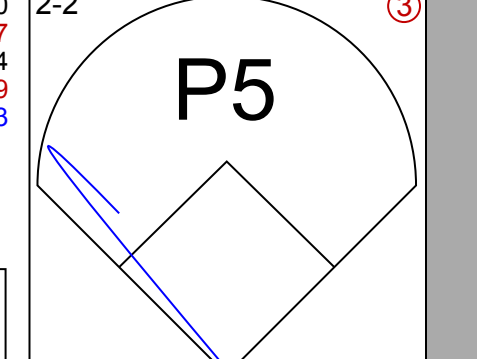
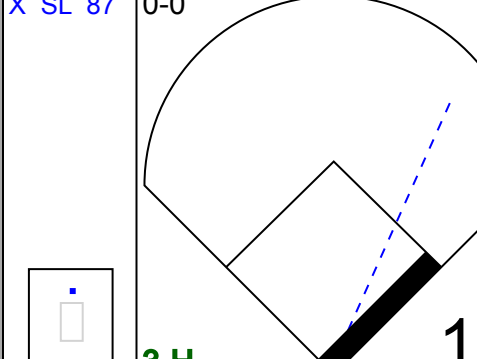
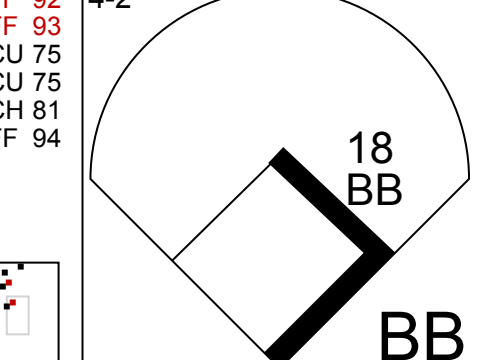
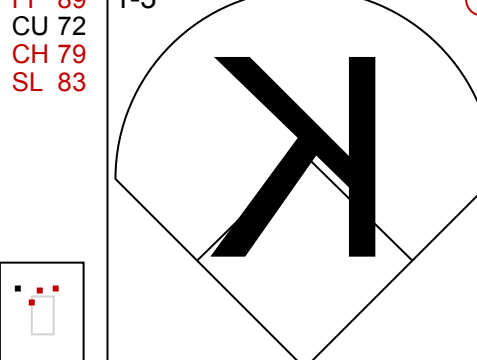
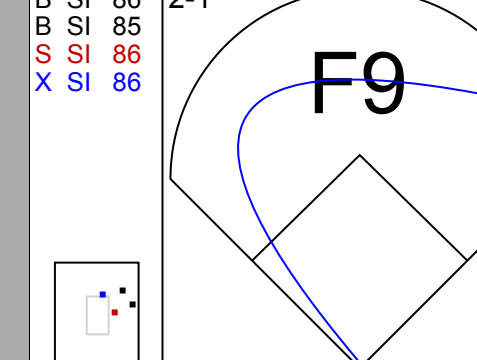
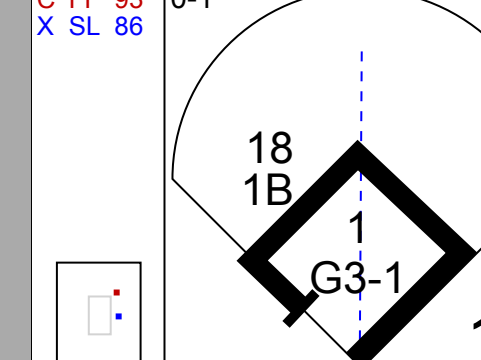
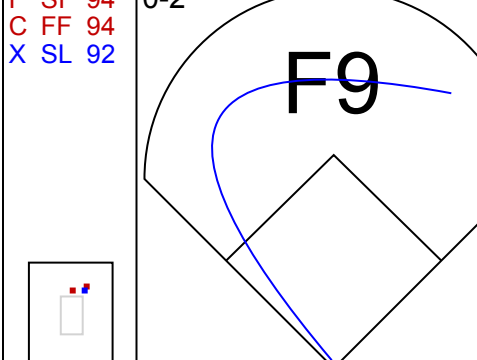
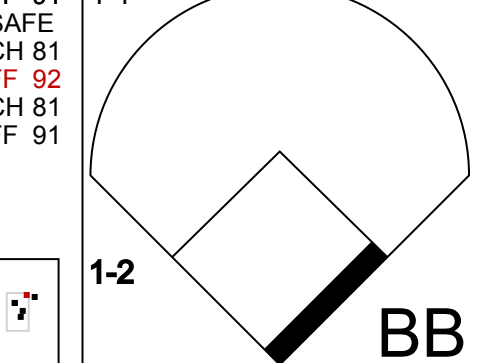
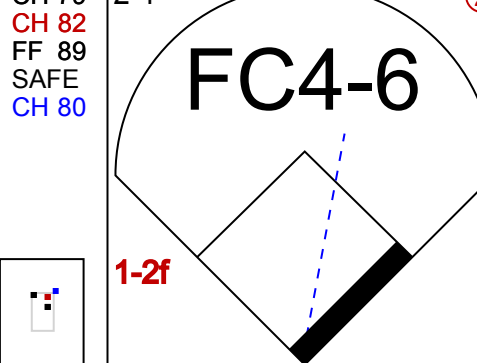
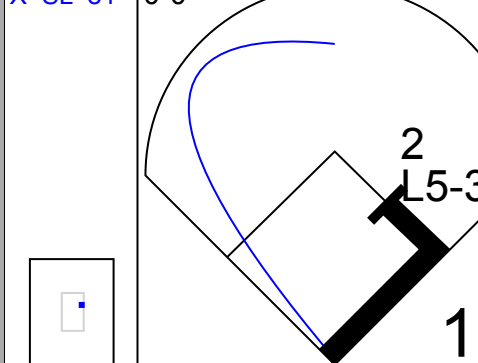

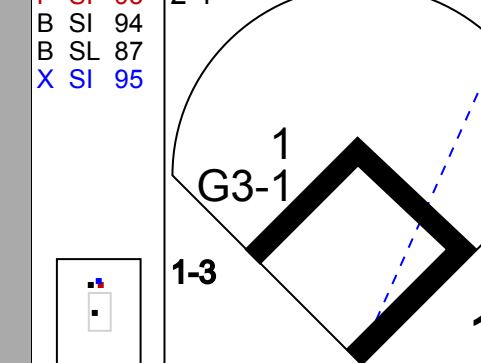
livebaseballscores.com

livebaseballscores.com

Batter	1	2	3	4	5	6	7	8	9	AB	R	H	RBI	BB	SO	LOB	TOP					
1 Akinori Iwamura, L (1,4) OBP: 0.350, SLG: 0.378	G1-5-3 ①		1B ②		G3 ②		K ②		FC4-6 BB ②	4	0	1	0	1	1	2	Tampa Bay Rays @ Oakland Athletics McAfee Coliseum, Oakland, CA Wed Aug 13 2008, 10:05 PM EDT Att: 21,438 - Clear - 66 F livebaseballscorecards.com					
2 B.J. Upton, R (1,8) OBP: 0.380, SLG: 0.386	G6-3 ②		K ②		G6-3 ③		IBB ②		FC4-6 23 BB ②	4	0	0	0	1	1	2						
23 Carlos Pena, L (1,3) OBP: 0.355, SLG: 0.480	HR ③		HBP ③				F7 ③		BB ③	3	1	1	1	1	1	3						
15 Cliff Floyd, L (1,10) OBP: 0.344, SLG: 0.440 Rocco Baldelli, R (8,PH) OBP: 0.300, SLG: 0.222	BB ③								G1-3 ③	2	0	0	0	1	2	1						
16 Willy Aybar, S (1,5) OBP: 0.306, SLG: 0.374	P5 ③				G3 ①		G4-3 ③		BB ③	3	0	0	0	1	0	1						
32 Eric Hinske, L (1,7) OBP: 0.345, SLG: 0.498 10 Justin Ruggiano, R (7,PR) OBP: 0.297, SLG: 0.400	HR ③		1B ②				BB ②		K ②	3	1	3	1	0	0	0						
30 Dioner Navarro, S (1,2) OBP: 0.352, SLG: 0.413			K ①		K ②		K ①		1B ②	4	0	1	0	0	3	2						
26 Gabe Gross, L (1,9) OBP: 0.327, SLG: 0.411	G6-3 ②				K ③				1B ③	4	0	1	0	0	2	3						
18 Ben Zobrist, S (1,6) OBP: 0.313, SLG: 0.437	F7 ③				L4 ①				F8 ①	4	0	1	1	0	0	0						
Inning Stats	R: 1 E: 0 K: 0 S: 13	H: 1 LOB: 1 BB: 1 P: 24	R: 1 E: 0 K: 1 S: 10	H: 1 LOB: 0 BB: 0 P: 15	R: 0 E: 0 K: 2 S: 11	H: 1 LOB: 1 BB: 0 P: 21	R: 0 E: 0 K: 2 S: 9	H: 0 LOB: 0 BB: 0 P: 10	R: 0 E: 0 K: 2 S: 7	H: 0 LOB: 0 BB: 0 P: 12	R: 1 E: 0 K: 2 S: 22	H: 3 LOB: 3 BB: 1 P: 36	R: 0 E: 0 K: 3 S: 11	H: 1 LOB: 2 BB: 1 P: 23	R: 0 E: 0 K: 0 S: 12	H: 0 LOB: 2 BB: 2 P: 20		1B: 5 2B: 1 3B: 0 HR: 2	SF: 0 SAC: 0 DP: 0 HBP: 1	WP: 0 PB: 0 SB: 1 CS: 1	PA: 40	
PITCHER	IP WLS BF H R ER SO	IP WLS BF H R ER SO	IP WLS BF H R ER SO	IP WLS BF H R ER SO	IP WLS BF H R ER SO	IP WLS BF H R ER SO	IP WLS BF H R ER SO	IP WLS BF H R ER SO	IP WLS BF H R ER SO	IP WLS BF H R ER SO	IP WLS BF H R ER SO	IP WLS BF H R ER SO	IP WLS BF H R ER SO	IP WLS BF H R ER SO	IP WLS BF H R ER SO	IP WLS BF H R ER SO	BB IBB HBP BLK	WP HR S P	ERA WHIP	ERA WHIP		
58 Justin Duchschere, R (1,1) ERA: 2.99	6.1 L 26 6 3 3 8																					
13 Jency Stevins, L (7,1) ERA: 2.41	0.2 4 1 0 0 1																					
Alan Embree, L (8,1) ERA: 5.28	1.0 5 1 0 0 3																					
Huston Street, R (9,1) ERA: 4.56	1.0 5 0 0 0 0																					

Batter	1	2	3	4	5	6	7	8	9	AB	R	H	RBI	BB	SO	LOB	BOTTOM					
14 Mark Ellis, R (1,4) OBP: 0.318, SLG: 0.361	G3-6-3 1B ②		2H 1B ③		G5-4-3 ③				K ①	4	0	2	0	0	1	2	Tampa Bay Rays @ Oakland Athletics McAfee Coliseum, Oakland, CA Wed Aug 13 2008, 10:05 PM EDT Att: 21,438 - Clear - 66 F livebaseballscorecards.com					
28 Carlos González, L (1,8) OBP: 0.348, SLG: 0.399	G3-6-3 ②				K ①		K ②		K ②	4	0	0	0	0	3	1						
35 Frank Thomas, R (1,10) OBP: 0.358, SLG: 0.412	F7 ③				L8 ②		K ②		F9 ③	4	0	0	0	0	1	0						
32 Jack Cust, L (1,9) OBP: 0.374, SLG: 0.430 11 Rajai Davis, R (9,PR) OBP: 0.236, SLG: 0.273			F7 ①		L7 ③		K ③		BB ③	3	0	0	0	1	1	0						
7 Bobby Crosby, R (1,6) OBP: 0.310, SLG: 0.381	G6-3 ②				2B ②		1B ②		P6 ②	4	1	2	0	0	0	1						
22 Jack Hannahan, L (1,3) OBP: 0.308, SLG: 0.334 Emil Brown, R (9,PH) OBP: 0.293, SLG: 0.395	G3 ③				1B ③		SH1-3 ①		BB ③	2	1	1	0	0	0	0						
8 Kurt Suzuki, R (1,2) OBP: 0.351, SLG: 0.376			1B ①		BB ①		P4 ②		P4 ③	3	0	1	0	1	0	2						
4 Eric Patterson, L (1,7) OBP: 0.317, SLG: 0.280			K ①		BB ①		BB ②			2	0	1	2	1	1	1						
56 Cliff Pennington, S (1,5) OBP: 0.308, SLG: 0.304			P4 ②							2	0	0	0	0	1	3						
10 Daric Barton, L (7,PH) OBP: 0.308, SLG: 0.304					K ①					1	0	0	0	0	1	2						
Inning Stats	R: 0 E: 0 K: 0 S: 9	H: 1 LOB: 0 BB: 0 P: 13	R: 0 E: 0 K: 0 S: 5	H: 0 LOB: 0 BB: 0 P: 8	R: 0 E: 0 K: 1 S: 14	H: 2 LOB: 2 BB: 0 P: 21	R: 0 E: 0 K: 1 S: 8	H: 0 LOB: 0 BB: 0 P: 12	R: 2 E: 0 K: 1 S: 13	H: 3 LOB: 1 BB: 1 P: 19	R: 0 E: 0 K: 3 S: 14	H: 0 LOB: 0 BB: 0 P: 18	R: 0 E: 0 K: 1 S: 9	H: 1 LOB: 2 BB: 1 P: 15	R: 0 E: 0 K: 2 S: 10	H: 0 LOB: 0 BB: 0 P: 15	R: 0 E: 0 K: 0 S: 9	H: 0 LOB: 2 BB: 2 P: 20	1B: 6 2B: 1 3B: 0 HR: 0	SF: 0 SAC: 1 DP: 2 HBP: 0	WP: 1 PB: 0 SB: 0 CS: 1	PA: 34
PITCHER	IP WLS BF H R ER SO	IP WLS BF H R ER SO	IP WLS BF H R ER SO	IP WLS BF H R ER SO	IP WLS BF H R ER SO	IP WLS BF H R ER SO	IP WLS BF H R ER SO	IP WLS BF H R ER SO	IP WLS BF H R ER SO	IP WLS BF H R ER SO	IP WLS BF H R ER SO	IP WLS BF H R ER SO	IP WLS BF H R ER SO	IP WLS BF H R ER SO	IP WLS BF H R ER SO	IP WLS BF H R ER SO	BB IBB HBP BLK	WP HR S P	ERA WHIP	ERA WHIP		
21 Andy Sonnanstine, R (1,1) ERA: 4.35	6.0 W 22 6 2 2 6																					
50 Grant Balfour, R (7,1) ERA: 1.23	1.0 H 5 1 0 0 1																					
35 Dan Wheeler, R (8,1) ERA: 2.66	1.0 H 3 0 0 0 2																					
40 Troy Percival, R (9,1) ERA: 3.49	1.0 S 4 0 0 0 0																					

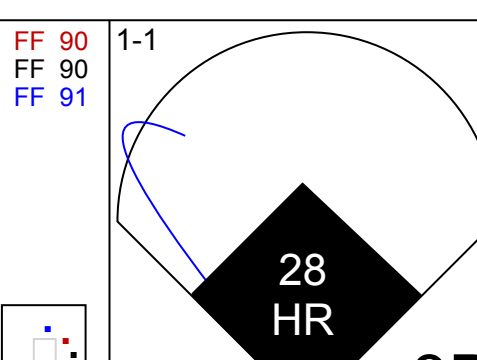
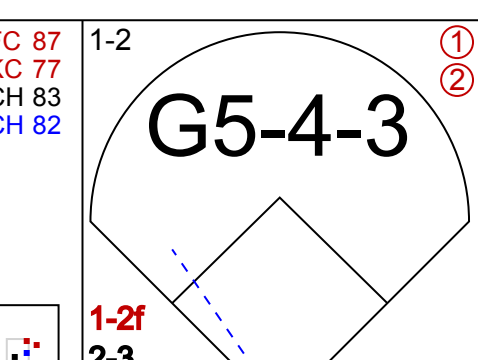
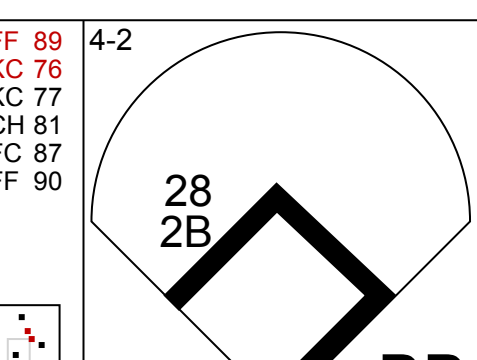
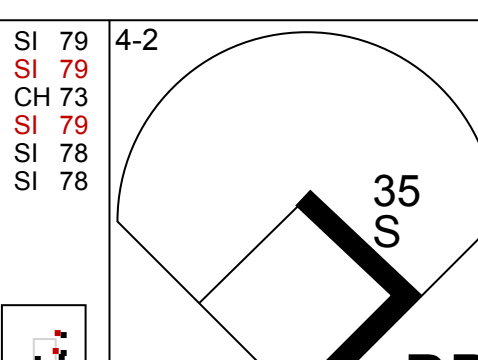
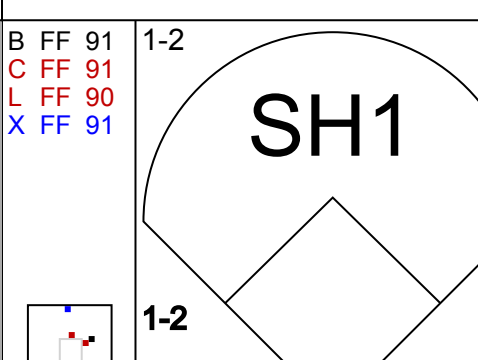
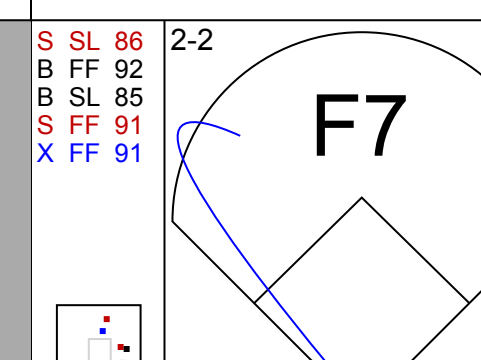
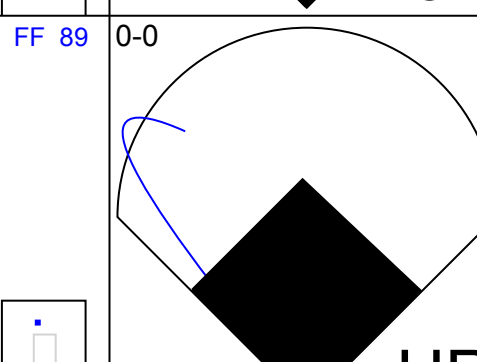
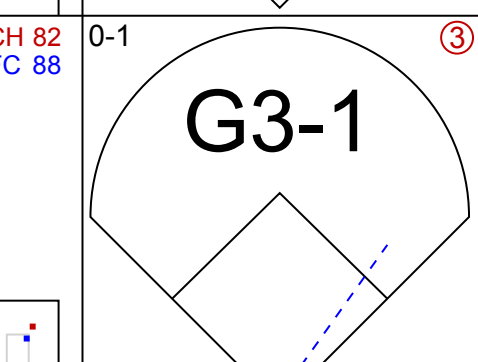
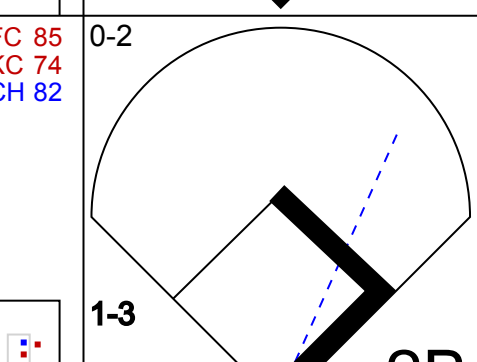
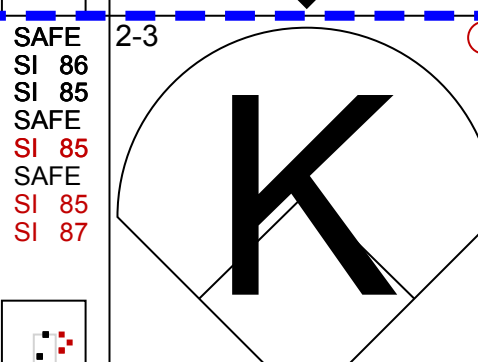
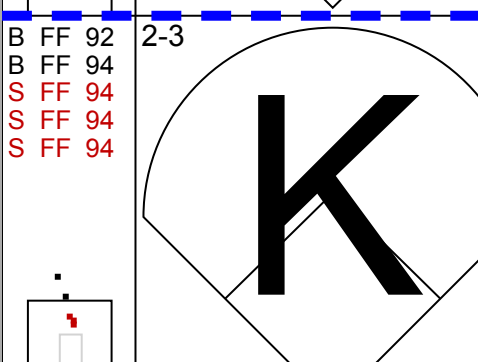
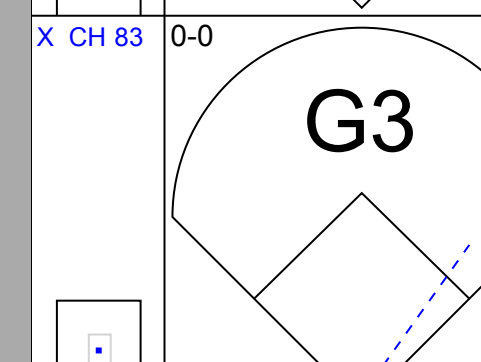
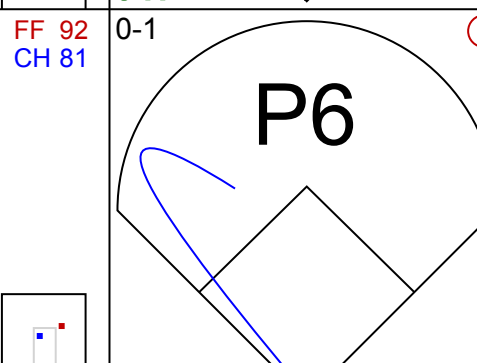
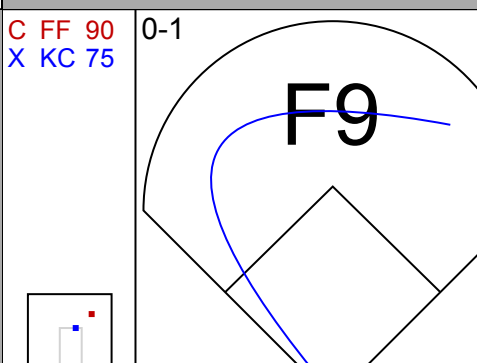
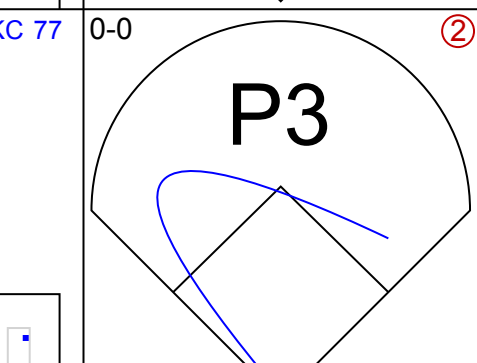
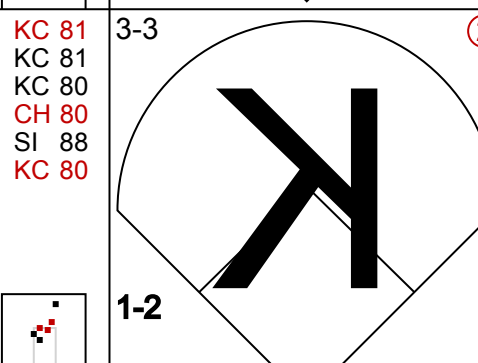
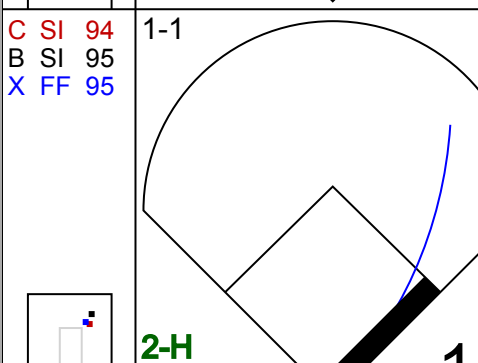
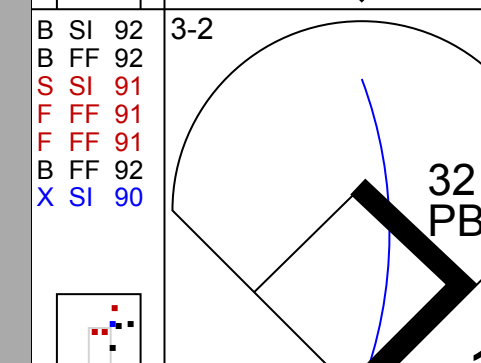
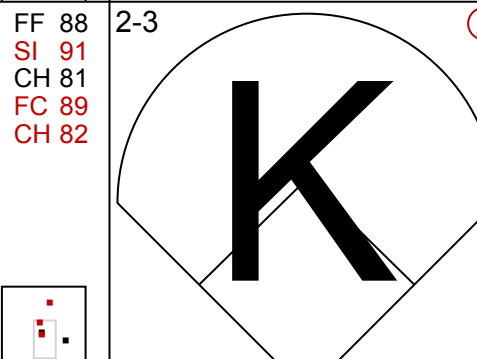
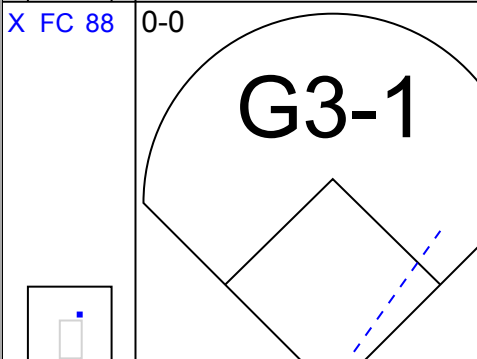
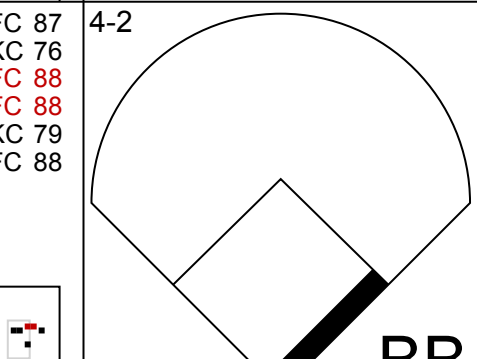
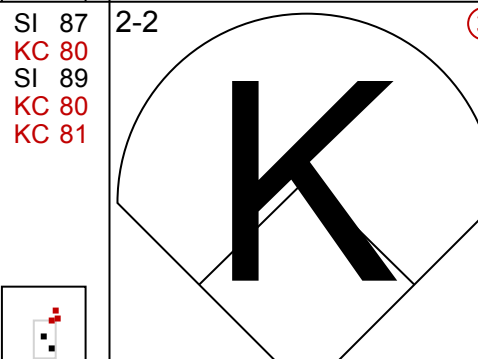
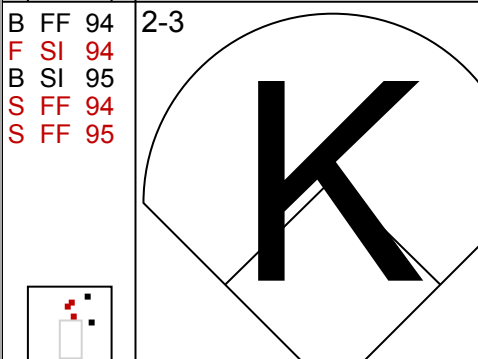
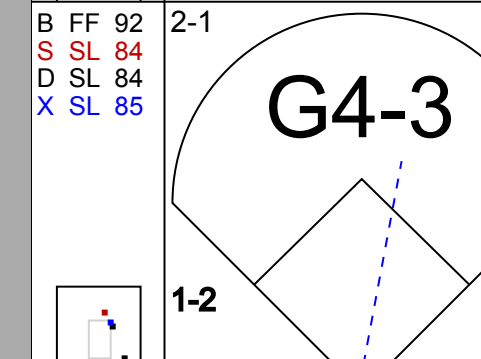
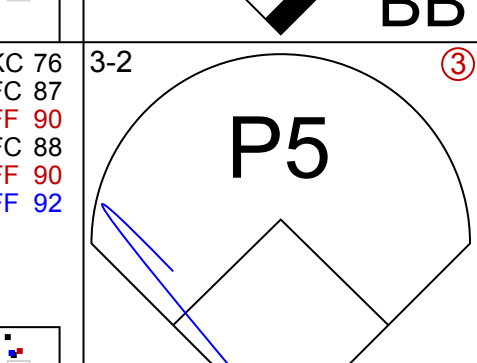

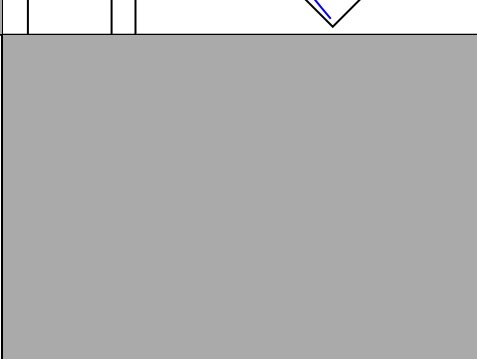
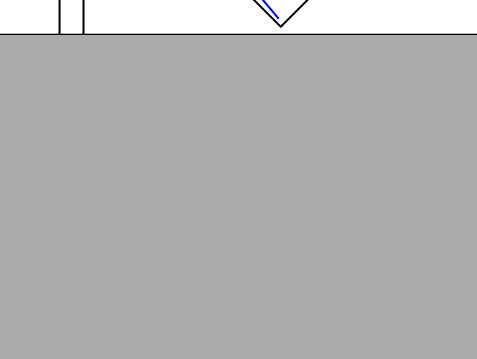



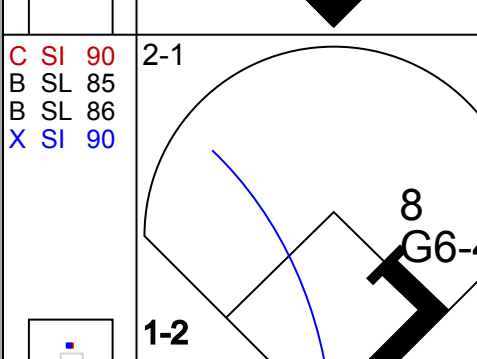

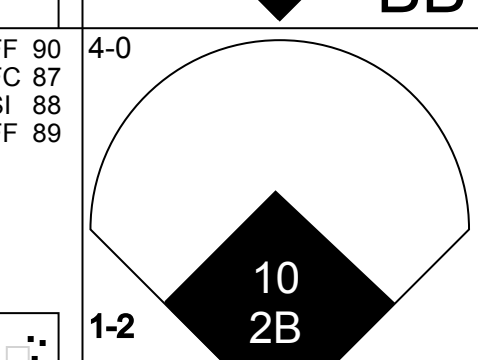
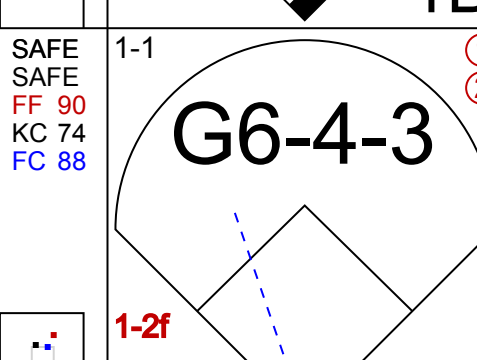




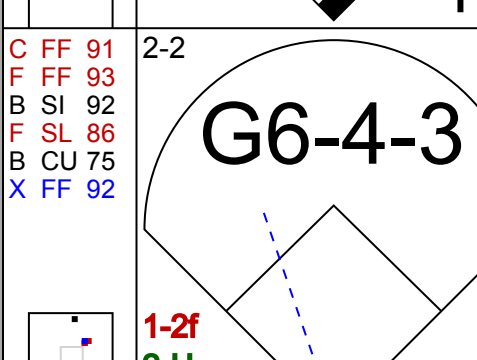
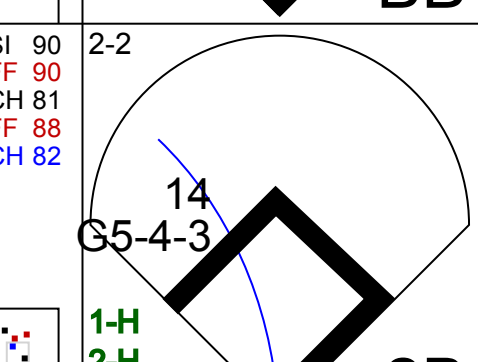
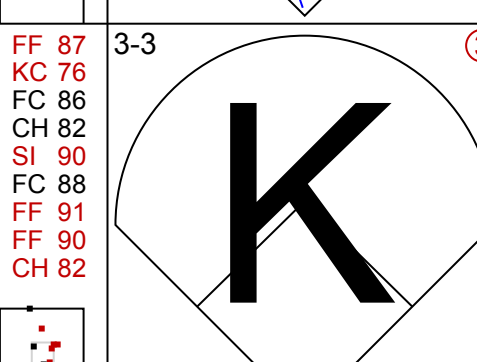






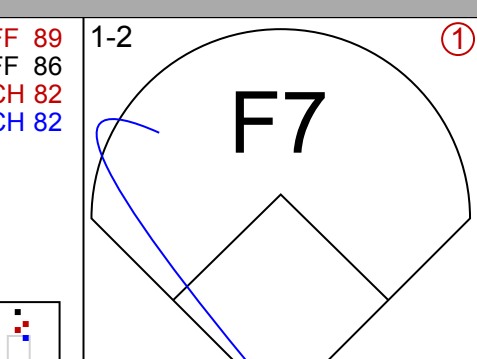

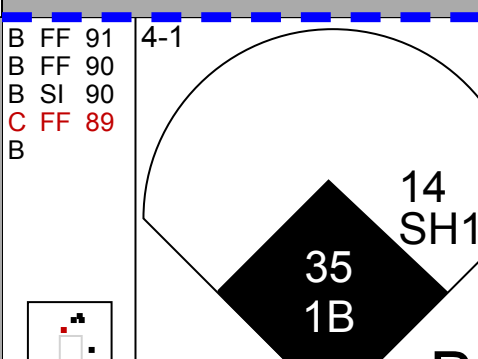

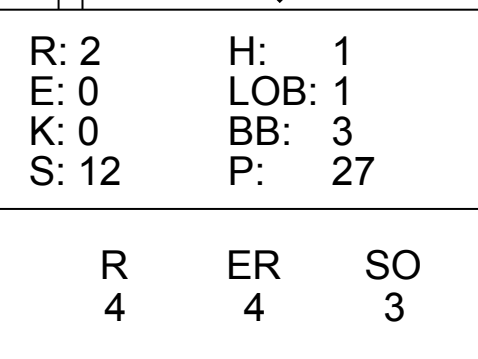
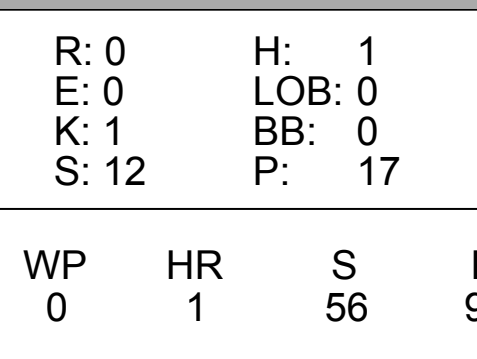
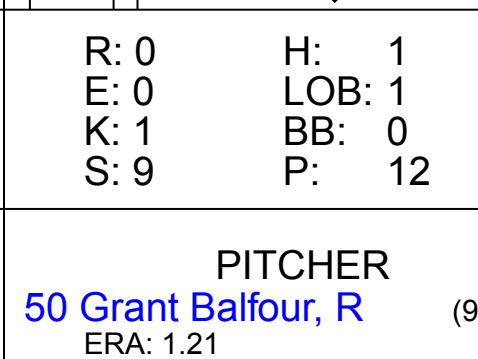
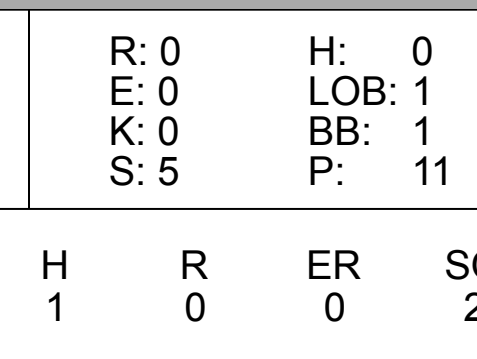
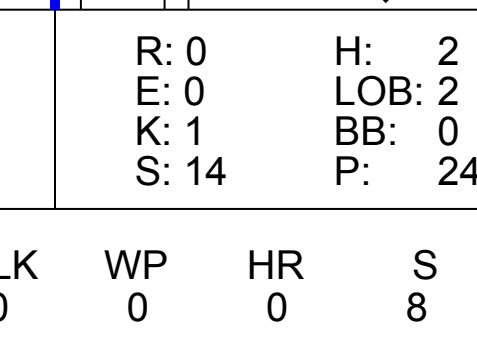

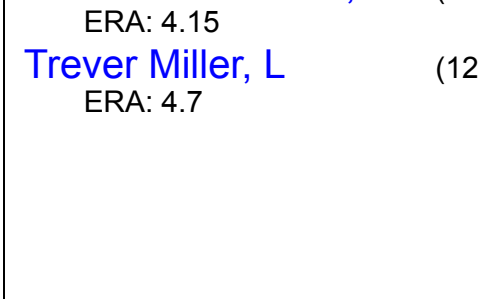




Batter	1	2	3	4	5	6	7	8	9	10	11	12	AB	R	H	RBI	BB	SO	LOB	TOP				
1 Akinori Iwamura, L OBP: 0.346, SLG: 0.376													6	1	1	0	0	2	6					
2 B.J. Upton, R OBP: 0.379, SLG: 0.387													6	0	2	1	0	2	2					
23 Carlos Pena, L OBP: 0.355, SLG: 0.485													5	1	1	1	1	3	1					
15 Cliff Floyd, L OBP: 0.360, SLG: 0.447													2	4	1	0	4	0	2					
16 Willy Aybar, S OBP: 0.312, SLG: 0.391													5	1	2	2	1	0	2					
32 Eric Hinske, L OBP: 0.343, SLG: 0.495													2	0	0	0	0	0	2					
10 Justin Ruggiano, R (5, PH) OBP: 0.293, SLG: 0.385													4	0	1	1	0	2	1					
30 Dioner Navarro, S OBP: 0.354, SLG: 0.414														4	0	2	2	1	0	0				
26 Gabe Gross, L OBP: 0.328, SLG: 0.409													3	1	0	0	0	1	1					
Rocco Baldelli, R OBP: 0.296, SLG: 0.231													4	0	1	0	0	1	4					
8 Jason Bartlett, R OBP: 0.301, SLG: 0.319													0	0	0	0	0	0	0					
18 Ben Zobrist, S OBP: 0.325, SLG: 0.439														4	0	2	0	1	0	1				
Inning Stats	R: 0 E: 0 K: 1 S: 8	H: 1 LOB: 1 BB: 0 P: 15	R: 2 E: 0 K: 0 S: 16	H: 1 LOB: 2 BB: 3 P: 32	R: 1 E: 0 K: 2 S: 15	H: 1 LOB: 1 BB: 1 P: 28	R: 0 E: 0 K: 1 S: 9	H: 1 LOB: 0 BB: 0 P: 16	R: 0 E: 0 K: 3 S: 18	H: 1 LOB: 3 BB: 3 P: 34	R: 0 E: 0 K: 1 S: 7	H: 0 LOB: 0 BB: 0 P: 11	R: 0 E: 0 K: 0 S: 8	H: 2 LOB: 1 BB: 1 P: 19	R: 0 E: 0 K: 0 S: 7	H: 0 LOB: 0 BB: 0 P: 13	R: 0 E: 0 K: 0 S: 8	H: 2 LOB: 1 BB: 0 P: 13	R: 2 E: 0 K: 0 S: 9	H: 3 LOB: 1 BB: 0 P: 11	1B: 8 2B: 5 3B: 1 HR: 1	SF: 1 SAC: 0 DP: 4 HBP: 0	WP: 0 PB: 0 SB: 0 CS: 0	PA: 53
PITCHER	IP WLS BF H R ER SO BB IBB HBP BLK WP HR S P ERA WHIP	36 Sean Gallagher, R ERA: 4.5	53 Dan Meyer, L ERA: 3.38	Alan Embree, L ERA: 5.12	33 Joey Devine, R ERA: 0.98	31 Brad Ziegler, R ERA: 0.23	PITCHER	IP WLS BF H R ER SO BB IBB HBP BLK WP HR S P ERA WHIP	Houston Street, R ERA: 4.47	44 Santiago Casilla, R ERA: 3.19	10.1 1.0 0.2 6 1 1 2 3 0 0 0 0 0 0 15 31 6.75 2.000	(11.1) 2.0 L 10 5 2 2 0 0 0 0 0 0 0 0 1 17 24 9.00 2.500	0.00 0.000	9.00 2.500										

Tampa Bay Rays @ Oakland Athletics
McAfee Coliseum, Oakland, CA
Thu Aug 14 2008, 3:35 PM EDT
Att. 16,689 - Partly Cloudy - 68 F

AB 43
R 7
H 13
RBI 7
BB 9
SO 11
LOB 22



Batter	1	2	3	4	5	6	7	8	9	10	11	12	AB	R	H	RBI	BB	SO	LOB	BOTTOM		
14 Mark Ellis, R OBP: 0.321, SLG: 0.366													3	1	1	0	2	0	2			
28 Carlos González, L OBP: 0.305, SLG: 0.414													6	1	2	2	0	2	4			
35 Frank Thomas, R OBP: 0.355, SLG: 0.407													5	0	1	1	0	1	3			
11 Rajai Davis, R OBP: 0.242, SLG: 0.279													5	0	0	0	1	3	3			
32 Jack Cust, L OBP: 0.372, SLG: 0.424													5	0	0	0	1	3	3			
Emil Brown, R OBP: 0.291, SLG: 0.389														5	1	0	0	1	1	3		
7 Bobby Crosby, R OBP: 0.315, SLG: 0.384													5	1	3	0	1	0	1			
8 Kurt Suzuki, R OBP: 0.353, SLG: 0.377													5	1	2	0	1	0	3			
10 Daric Barton, L OBP: 0.308, SLG: 0.305													5	0	1	2	0	1	4			
22 Jack Hannahan, L OBP: 0.370, SLG: 0.332													2	0	0	0	2	1	1			
56 Cliff Pennington, S OBP: 0.242, SLG: 0.259													1	1	0	0	0	1	2			
Inning Stats	R: 2 E: 0 K: 2 S: 11	H: 2 LOB: 0 BB: 0 P: 14	R: 2 E: 0 K: 0 S: 12	H: 1 LOB: 1 BB: 3 P: 27	R: 0 E: 0 K: 0 S: 10	H: 0 LOB: 0 BB: 0 P: 10	R: 0 E: 0 K: 1 S: 12	H: 1 LOB: 0 BB: 0 P: 17	R: 0 E: 0 K: 0 S: 14	H: 1 LOB: 3 BB: 2 P: 26	R: 0 E: 0 K: 1 S: 9	H: 0 LOB: 1 BB: 1 P: 11	R: 0 E: 0 K: 0 S: 8	H: 2 LOB: 2 BB: 0 P: 24	R: 0 E: 0 K: 0 S: 10	H: 1 LOB: 1 BB: 0 P: 17	R: 1 E: 1 K: 0 S: 9	H: 1 LOB: 1 BB: 0 P: 15	1B: 7 2B: 2 3B: 1 HR: 1	SF: 0 SAC: 1 DP: 3 HBP: 1	WP: 1 PB: 1 SB: 0 CS: 0	PA: 54
PITCHER	IP WLS BF H R ER SO BB IBB HBP BLK WP HR S P ERA WHIP	33 James Shields, R ERA: 3.75	53 Chad Bradford, R ERA: 2.28	39 J.P. Howell, L ERA: 2.61	35 Dan Wheeler, R ERA: 2.61	40 Troy Percival, R ERA: 3.69	PITCHER	IP WLS BF H R ER SO BB IBB HBP BLK WP HR S P ERA WHIP	50 Grant Balfour, R ERA: 1.21	49 Jason Hammel, R ERA: 4.15	Tever Miller, L ERA: 4.7	0.2 0.2 1.0 3 1 0 0 2 0 0 0 0 0 0 8 13 0.00 1.500	2.2 W 12 4 1 0 0 2 0 0 0 0 1 0 31 52 0.00 1.500	0.1 S 2 0 0 0 0 0 0 0 1 0 0 0 2 4 0.00 0.000								

Tampa Bay Rays @ Oakland Athletics
McAfee Coliseum, Oakland, CA
Thu Aug 14 2008, 3:35 PM EDT
Att. 16,689 - Partly Cloudy - 68 F

AB 44
R 6
H 11
RBI 5
BB 8
SO 10
LOB 27



Batter	1	2	3	4	5	6	7	8	9	AB	R	H	RBI	BB	SO	LOB	TOP				
Orlando Cabrera, R OBP: 0.324, SLG: 0.347 (1, 6)	G4-3 1B	1B			G5-3 1B		F8		K 1-2	4	0	1	0	0	0	0	Chicago White Sox @ Oakland Athletics McAfee Coliseum, Oakland, CA Fri Aug 15 2008, 10:05 PM EDT Att: 19,405 - Partly Cloudy - 66 F				
12 A.J. Pierzynski, L OBP: 0.316, SLG: 0.433 (1, 2)	HR	L6 1B			20 BB 1B		K		K	4	1	2	1	0	1	1					
20 Carlos Quentin, R OBP: 0.387, SLG: 0.571 (1, 7)	23 BB 25 BB 1B				K				HR	3	2	2	1	1	1	0					
23 Jermaine Dye, R OBP: 0.358, SLG: 0.572 (1, 9)	25 BB 14 SF8 2B				P6		P3		F8	4	1	1	0	0	0	2					
25 Jim Thome, L OBP: 0.369, SLG: 0.512 (1, 10)	2-3 1B				G6-3		F8		K	4	0	1	1	0	1	2					
14 Paul Konerko, R OBP: 0.328, SLG: 0.376 32 Brian Anderson, R OBP: 0.281, SLG: 0.455 (8, 8)	SF8				F8		F8		E S S BB	2	0	0	1	1	0	0					
Nick Swisher, S OBP: 0.350, SLG: 0.408 (8, 3)	F8				HBP		G5-3		S	4	0	0	0	0	0	2					
10 Alexei Ramirez, R OBP: 0.327, SLG: 0.471 (1, 4)					F8		K		G3-1	4	0	2	0	0	1	1					
Juan Uribe, R OBP: 0.285, SLG: 0.369 (1, 5)	F9				G5-3		K		CS 1B	4	0	0	0	0	2	3					
Inning Stats	R: 3 E: 0 K: 0 S: 12	H: 4 LOB: 1 BB: 0 P: 17	R: 0 E: 0 K: 0 S: 4	H: 2 LOB: 1 BB: 0 P: 7	R: 0 E: 0 K: 1 S: 8	H: 0 LOB: 0 BB: 0 P: 15	R: 0 E: 0 K: 0 S: 4	H: 0 LOB: 1 BB: 0 P: 6	R: 0 E: 0 K: 1 S: 9	H: 0 LOB: 0 BB: 0 P: 11	R: 0 E: 0 K: 2 S: 12	H: 0 LOB: 0 BB: 0 P: 17	R: 1 E: 1 K: 1 S: 11	H: 1 LOB: 2 BB: 1 P: 17	R: 0 E: 0 K: 1 S: 10	H: 1 LOB: 0 BB: 0 P: 16		1B: 6 2B: 1 3B: 0 HR: 2	SF: 1 SAC: 0 DP: 0 HBP: 1	WP: 0 PB: 0 SB: 1 CS: 2	PA: 37
PITCHER	IP	WLS	BF	H	R	ER	SO	BB	IBB	HBP	BLK	WP	HR	S	P	ERA	WHIP				
51 Dallas Braden, L ERA: 4.5 (1, 1)	7.0		29	7	3	3	4	1	0	1	0	0	1	55	89	3.86	1.143				
13 Jerry Blevins, L ERA: 2.75 (8, 1)	1.0		5	1	1	1	1	1	0	0	0	0	1	11	17	9.00	2.000				
Huston Street, R ERA: 4.39 (9, 1)	1.0	W	3	1	0	0	1	0	0	0	0	0	0	10	16	0.00	1.000				

Batter	1	2	3	4	5	6	7	8	9	AB	R	H	RBI	BB	SO	LOB	BOTTOM					
4 Eric Patterson, L OBP: 0.328, SLG: 0.283 (1, 7)	14 G4-3 1B				G4-3 1B		F7			3	0	1	0	1	0	0	Chicago White Sox @ Oakland Athletics McAfee Coliseum, Oakland, CA Fri Aug 15 2008, 10:05 PM EDT Att: 19,405 - Partly Cloudy - 66 F					
14 Mark Ellis, R OBP: 0.328, SLG: 0.372 (1, 4)	G4-3 1-2				F9		F9		HR	4	1	1	1	0	0	2						
35 Frank Thomas, R OBP: 0.357, SLG: 0.409 (1, 10)	E7 1B				K		32 HR 1B		G1-3	4	1	2	0	0	1	1						
28 Carlos González, L OBP: 0.300, SLG: 0.407 (1, 8)	K				F7		P4		K	4	0	0	0	0	2	3						
32 Jack Cust, L OBP: 0.377, SLG: 0.446 (1, 9)	10 F9 22 BB 1B						HR		HR	3	2	3	3	1	0	0						
7 Bobby Crosby, R OBP: 0.312, SLG: 0.380 (1, 6)	P2				F9		F7		G3	4	0	0	0	0	0	2						
22 Jack Hannahan, L OBP: 0.310, SLG: 0.352 Emil Brown, R OBP: 0.293, SLG: 0.394 56 Cliff Pennington, S OBP: 0.354, SLG: 0.386 (9, PH)	F8				F8		K		10 SH1 8 HR 2B	3	0	1	0	0	1	1						
10 Daric Barton, L OBP: 0.306, SLG: 0.302 (1, 3)	F9				K		F8		SH1	3	0	0	0	0	1	3						
Rob Bowen, S OBP: 0.231, SLG: 0.246 8 Kurt Suzuki, R OBP: 0.354, SLG: 0.386 (9, PH)	K				G3		K		HR	3	0	0	0	0	2	2						
Inning Stats	R: 0 E: 1 K: 1 S: 12	H: 2 LOB: 1 BB: 0 P: 18	R: 0 E: 0 K: 1 S: 11	H: 2 LOB: 0 BB: 0 P: 18	R: 0 E: 0 K: 1 S: 17	H: 0 LOB: 1 BB: 1 P: 25	R: 0 E: 0 K: 1 S: 12	H: 0 LOB: 0 BB: 1 P: 21	R: 0 E: 0 K: 0 S: 9	H: 0 LOB: 0 BB: 0 P: 15	R: 2 E: 0 K: 1 S: 12	H: 2 LOB: 0 BB: 0 P: 17	R: 0 E: 0 K: 1 S: 7	H: 0 LOB: 0 BB: 0 P: 10	R: 2 E: 0 K: 1 S: 18	H: 2 LOB: 0 BB: 0 P: 25		R: 2 E: 0 K: 0 S: 7	H: 2 LOB: 1 BB: 0 P: 13	1B: 5 2B: 1 3B: 0 HR: 4	SF: 0 SAC: 1 DP: 1 HBP: 0	WP: 0 PB: 0 SB: 1 CS: 0
PITCHER	IP	WLS	BF	H	R	ER	SO	BB	IBB	HBP	BLK	WP	HR	S	P	ERA	WHIP					
34 Gavin Floyd, R ERA: 3.75 (1, 1)	5.2		24	6	2	1	4	2	0	0	0	0	0	11	14	0.00	0.000					
37 Matt Thornton, L ERA: 2.89 (6, 1)	1.1	H	4	0	0	0	2	0	0	0	0	0	0	11	14	0.00	0.000					
26 Octavio Dotel, R ERA: 3.46 (8, 1)	1.0	B	5	2	2	2	1	0	0	0	0	0	2	18	25	18.00	2.000					
49 Horacio Ramirez, L ERA: 2.93 (9, 1)	0.1	L	2	1	2	2	0	0	0	0	0	0	0	3	6	54.00	3.000					
53 D.J. Carrasco, R ERA: 2.74 (9, 1)	0.0		1	1	0	0	0	0	0	0	0	0	1	4	7	∞	∞					

Batter	1	2	3	4	5	6	7	8	9	AB	R	H	RBI	BB	SO	LOB	TOP										
14 Mark Ellis, R OBP: 0.320, SLG: 0.375										3	1	1	1	1	0	0	Oakland Athletics @ Minnesota Twins Hubert H. Humphrey Metrodome, Minneapolis, MN Mon Aug 18 2008, 8:10 PM EDT Att: 25,024 - Dome - 70 F										
4 Eric Patterson, L OBP: 0.306, SLG: 0.262										4	0	1	0	0	1	2											
7 Bobby Crosby, R OBP: 0.305, SLG: 0.372										4	0	0	0	0	1	3											
35 Frank Thomas, R OBP: 0.349, SLG: 0.392										3	1	0	0	1	0	1											
32 Jack Cust, L OBP: 0.377, SLG: 0.444										3	1	2	0	0	0	0											
11 Rajai Davis, R OBP: 0.248, SLG: 0.291										3	0	1	2	1	0	1											
8 Kurt Suzuki, R OBP: 0.357, SLG: 0.385										4	0	0	0	0	0	5											
28 Carlos González, L OBP: 0.291, SLG: 0.395										4	0	0	0	0	0	5											
22 Jack Hannahan, L OBP: 0.306, SLG: 0.328										4	0	1	0	0	0	3											
10 Daric Barton, L OBP: 0.305, SLG: 0.304										4	0	0	0	0	1	3											
Inning Stats	R: 1 H: 1 E: 0 K: 1 S: 8	H: 1 LOB: 0 BB: 0 P: 11	R: 0 H: 1 E: 1 K: 0 S: 7	H: 0 LOB: 1 BB: 0 P: 11	R: 0 H: 0 E: 0 K: 1 S: 11	H: 0 LOB: 0 BB: 0 P: 17	R: 2 H: 2 E: 0 K: 0 S: 12	H: 2 LOB: 0 BB: 1 P: 19	R: 0 H: 1 E: 0 K: 0 S: 7	H: 1 LOB: 2 BB: 1 P: 12	R: 0 H: 1 E: 0 K: 0 S: 8	H: 0 LOB: 0 BB: 0 P: 8	R: 0 H: 1 E: 0 K: 0 S: 6	H: 1 LOB: 0 BB: 0 P: 8	R: 0 H: 1 E: 0 K: 1 S: 15	H: 1 LOB: 2 BB: 1 P: 25	1B: 5 2B: 1 3B: 0 HR: 1	SF: 0 SAC: 0 DP: 2 HBP: 0	WP: 0 PB: 0 SB: 1 CS: 0	PA: 36							
PITCHER	IP	WLS	BF	H	R	ER	SO	BB	IBB	HBP	BLK	WP	HR	S	P	ERA	WHIP										
53 Nick Blackburn, R ERA: 3.71	8.0	L	31	6	3	3	2	2	0	0	0	0	1	66	99	3.38	1.000										
28 Jesse Crain, R ERA: 3.5	0.0		2	1	0	0	0	1	0	0	0	0	0	6	12	∞	∞										
49 Craig Breslow, L ERA: 2.41	1.0		3	0	0	0	1	0	0	0	0	0	0	9	13	0.00	0.000										



Batter	1	2	3	4	5	6	7	8	9	AB	R	H	RBI	BB	SO	LOB	BOTTOM										
2 Denard Span, L OBP: 0.396, SLG: 0.452										4	1	2	0	0	0	0	Oakland Athletics @ Minnesota Twins Hubert H. Humphrey Metrodome, Minneapolis, MN Mon Aug 18 2008, 8:10 PM EDT Att: 25,024 - Dome - 70 F										
Nick Punto, S OBP: 0.330, SLG: 0.394										4	0	1	0	0	2	2											
7 Joe Mauer, L OBP: 0.417, SLG: 0.459										4	1	3	1	0	1	1											
33 Justin Morneau, L OBP: 0.389, SLG: 0.505										4	0	1	0	0	0	4											
16 Jason Kubel, L OBP: 0.338, SLG: 0.483										4	0	1	0	0	1	1											
21 Delmon Young, R OBP: 0.333, SLG: 0.401										4	0	0	0	0	2	1											
32 Brian Buscher, L OBP: 0.333, SLG: 0.403										4	0	1	0	0	1	1											
Randy Ruiz, R OBP: 0.385, SLG: 0.440										3	0	1	0	0	1	1											
Mike Lamb, L OBP: 0.276, SLG: 0.326										0	0	0	0	1	0	0											
22 Carlos Gómez, R OBP: 0.286, SLG: 0.338										0	0	0	0	0	0	0											
12 Adam Everett, R OBP: 0.274, SLG: 0.330										2	0	0	0	0	0	0											
23 Brendan Harris, R OBP: 0.324, SLG: 0.391										2	0	0	0	0	1	3											
Inning Stats	R: 0 H: 1 E: 0 K: 1 S: 9	H: 1 LOB: 1 BB: 0 P: 13	R: 0 H: 1 E: 0 K: 1 S: 8	H: 1 LOB: 0 BB: 0 P: 12	R: 0 H: 2 E: 0 K: 1 S: 10	H: 2 LOB: 0 BB: 0 P: 15	R: 0 H: 0 E: 0 K: 0 S: 5	H: 0 LOB: 0 BB: 0 P: 7	R: 0 H: 0 E: 0 K: 1 S: 7	H: 0 LOB: 0 BB: 0 P: 12	R: 0 H: 1 E: 0 K: 1 S: 8	H: 1 LOB: 0 BB: 0 P: 11	R: 0 H: 2 E: 0 K: 2 S: 18	H: 2 LOB: 2 BB: 0 P: 23	R: 2 H: 3 E: 1 K: 0 S: 12	H: 3 LOB: 0 BB: 0 P: 20	R: 0 H: 0 E: 0 K: 2 S: 9	H: 0 LOB: 1 BB: 1 P: 15	1B: 8 2B: 1 3B: 1 HR: 0	SF: 0 SAC: 0 DP: 2 HBP: 0	WP: 0 PB: 0 SB: 0 CS: 0	PA: 36					
PITCHER	IP	WLS	BF	H	R	ER	SO	BB	IBB	HBP	BLK	WP	HR	S	P	ERA	WHIP										
58 Justin Duchschere, R ERA: 2.54	2.2		11	3	0	0	3	0	0	0	0	0	0	23	33	0.00	1.125										
Kirk Saarloos, R ERA: 1.59	3.2	W	13	3	0	0	3	0	0	0	0	0	0	31	45	0.00	0.818										
Alan Embree, L ERA: 5.01	0.1	H	1	0	0	0	1	0	0	0	0	0	0	8	11	0.00	0.000										
Huston Street, R ERA: 4.53	0.1	H	3	2	1	1	0	0	0	0	0	0	0	6	8	27.00	6.000										
31 Brad Ziegler, R ERA: 0.43	2.0	S	8	2	1	1	2	1	0	0	0	0	0	18	31	4.50	1.500										



Batter	1	2	3	4	5	6	7	8	9	AB	R	H	RBI	BB	SO	LOB	TOP										
14 Mark Ellis, R OBP: 0.322, SLG: 0.376										4	0	2	0	0	0	0	Oakland Athletics @ Minnesota Twins Hubert H. Humphrey Metrodome, Minneapolis, MN Tue Aug 19 2008, 8:10 PM EDT Att: 35,256 - Dome - 69 F livebaseballscorecards.com										
4 Eric Patterson, L OBP: 0.303, SLG: 0.262										4	0	1	0	0	1	2											
32 Jack Cust, L OBP: 0.374, SLG: 0.441										3	0	0	0	0	3	2											
11 Rajai Davis, R OBP: 0.246, SLG: 0.289										3	0	0	0	1	1	2											
35 Frank Thomas, R OBP: 0.348, SLG: 0.386										3	1	1	1	0	0	0											
8 Kurt Suzuki, R OBP: 0.357, SLG: 0.392										3	1	1	0	0	1	0											
Rob Bowen, S OBP: 0.224, SLG: 0.238										4	0	0	0	0	3	2											
7 Bobby Crosby, R OBP: 0.305, SLG: 0.371										4	0	1	1	0	2	1											
56 Cliff Pennington, S OBP: 0.200, SLG: 0.222										4	0	1	1	0	2	1											
10 Daric Barton, L OBP: 0.302, SLG: 0.302										3	0	0	0	0	1	2											
Inning Stats	R: 0 E: 0 K: 2 S: 15	H: 1 LOB: 1 BB: 0 P: 18	R: 1 E: 0 K: 2 S: 14	H: 2 LOB: 1 BB: 0 P: 19	R: 0 E: 0 K: 2 S: 12	H: 1 LOB: 1 BB: 0 P: 16	R: 1 E: 1 K: 2 S: 14	H: 1 LOB: 0 BB: 0 P: 18	R: 0 E: 0 K: 1 S: 7	H: 0 LOB: 0 BB: 0 P: 8	R: 0 E: 0 K: 2 S: 12	H: 0 LOB: 2 BB: 0 P: 18	R: 0 E: 0 K: 0 S: 10	H: 1 LOB: 2 BB: 1 P: 19	R: 0 E: 0 K: 0 S: 5	H: 0 LOB: 0 BB: 0 P: 6	1B: 4 2B: 1 3B: 0 HR: 1	SF: 0 SAC: 0 DP: 0 HBP: 0	WP: 1 PB: 0 SB: 0 CS: 0	PA: 35							
PITCHER	IP	WLS	BF	H	R	ER	SO	BB	IBB	HBP	BLK	WP	HR	S	P	ERA	WHIP										
59 Kevin Slowey, R ERA: 3.78	7.0	W	27	5	2	1	12	0	0	0	0	0	1	82	110	1.29	0.714										
Brian Bass, R ERA: 4.87	2.0		8	1	0	0	0	1	0	0	0	1	0	15	25	0.00	1.000										

Batter	1	2	3	4	5	6	7	8	9	AB	R	H	RBI	BB	SO	LOB	BOTTOM										
2 Denard Span, L OBP: 0.396, SLG: 0.458										4	0	1	1	1	0	0	Oakland Athletics @ Minnesota Twins Hubert H. Humphrey Metrodome, Minneapolis, MN Tue Aug 19 2008, 8:10 PM EDT Att: 35,256 - Dome - 69 F livebaseballscorecards.com										
Nick Punto, S OBP: 0.336, SLG: 0.401										4	1	2	0	1	0	2											
7 Joe Mauer, L OBP: 0.416, SLG: 0.457										4	2	1	0	1	0	3											
33 Justin Morneau, L OBP: 0.392, SLG: 0.512										4	3	3	1	0	1	1											
Mike Lamb, L OBP: 0.279, SLG: 0.326										0	0	0	0	1	0	0											
16 Jason Kubel, L OBP: 0.337, SLG: 0.479										5	1	1	0	0	0	6											
Randy Ruiz, R OBP: 0.418, SLG: 0.448										4	2	2	2	1	0	1											
32 Brian Buscher, L OBP: 0.343, SLG: 0.431										4	2	3	5	0	0	1											
23 Brendan Harris, R OBP: 0.325, SLG: 0.396										3	1	2	2	0	0	2											
22 Carlos Gómez, R OBP: 0.286, SLG: 0.343										4	1	1	2	0	1	2											
Inning Stats	R: 0 E: 0 K: 1 S: 12	H: 0 LOB: 1 BB: 1 P: 25	R: 3 E: 0 K: 1 S: 18	H: 4 LOB: 1 BB: 0 P: 25	R: 3 E: 0 K: 0 S: 9	H: 4 LOB: 1 BB: 0 P: 17	R: 0 E: 0 K: 0 S: 5	H: 0 LOB: 0 BB: 1 P: 11	R: 4 E: 0 K: 0 S: 18	H: 3 LOB: 0 BB: 1 P: 26	R: 3 E: 0 K: 0 S: 16	H: 4 LOB: 1 BB: 1 P: 25	R: 0 E: 0 K: 0 S: 7	H: 1 LOB: 0 BB: 0 P: 14	R: 0 E: 0 K: 0 S: 7	H: 0 LOB: 0 BB: 1 P: 14	1B: 9 2B: 4 3B: 1 HR: 2	SF: 1 SAC: 0 DP: 3 HBP: 0	WP: 0 PB: 0 SB: 1 CS: 0	PA: 42							
PITCHER	IP	WLS	BF	H	R	ER	SO	BB	IBB	HBP	BLK	WP	HR	S	P	ERA	WHIP										
36 Sean Gallagher, R ERA: 5.23	5.0	L	28	11	10	10	2	3	0	0	0	0	2	62	104	18.00	2.800										
44 Santiago Casilla, R ERA: 3.8	2.0		11	5	3	3	0	1	0	0	0	0	0	23	39	13.50	3.000										
33 Joey Devine, R ERA: 0.91	1.0		3	0	0	0	0	1	0	0	0	0	0	7	14	0.00	1.000										

AB	34
R	2
H	6
RBI	2
BB	1
SO	12
LOB	14



AB	36
R	13
H	16
RBI	13
BB	5
SO	2
LOB	18



Batter	1	2	3	4	5	6	7	8	9	AB	R	H	RBI	BB	SO	LOB	TOP						
14 Mark Ellis, R OBP: 0.322, SLG: 0.375										3	0	0	0	1	1	0							
7 Bobby Crosby, R OBP: 0.300, SLG: 0.365										4	0	0	0	0	0	1							
Emil Brown, R OBP: 0.303, SLG: 0.404										3	1	1	1	1	0	0							
35 Frank Thomas, R OBP: 0.340, SLG: 0.376										2	0	0	0	0	1	0							
11 Rajai Davis, R OBP: 0.245, SLG: 0.280										1	0	0	0	1	0	1							
8 Kurt Suzuki, R OBP: 0.354, SLG: 0.391										4	0	2	0	0	0	1							
32 Jack Cust, L OBP: 0.377, SLG: 0.440										2	0	1	0	1	1	1							
4 Eric Patterson, L OBP: 0.312, SLG: 0.262										0	1	0	0	1	0	0							
28 Carlos González, L OBP: 0.285, SLG: 0.385										4	0	1	1	0	2	3							
10 Daric Barton, L OBP: 0.299, SLG: 0.296										4	0	0	0	0	1	4							
56 Cliff Pennington, S OBP: 0.176, SLG: 0.188										3	0	0	0	0	1	2							
22 Jack Hannahan, L OBP: 0.336, SLG: 0.330										0	0	0	0	0	0	0							
Inning Stats	R: 0 E: 0 K: 0 S: 7	H: 0 LOB: 0 BB: 0 P: 9	R: 0 E: 0 K: 2 S: 17	H: 1 LOB: 2 BB: 1 P: 28	R: 0 E: 0 K: 0 S: 7	H: 0 LOB: 0 BB: 0 P: 14	R: 0 E: 0 K: 1 S: 12	H: 1 LOB: 1 BB: 0 P: 17	R: 0 E: 0 K: 1 S: 8	H: 0 LOB: 0 BB: 0 P: 9	R: 1 E: 0 K: 0 S: 11	H: 1 LOB: 1 BB: 0 P: 18	R: 0 E: 0 K: 2 S: 12	H: 1 LOB: 2 BB: 0 P: 19	R: 0 E: 0 K: 1 S: 9	H: 0 LOB: 0 BB: 1 P: 18	R: 1 E: 0 K: 0 S: 11	H: 1 LOB: 0 BB: 1 P: 17	1B: 3 2B: 1 3B: 0 HR: 1	SF: 0 SAC: 0 DP: 1 HBP: 0	WP: 0 PB: 0 SB: 3 CS: 1	PA: 35	
PITCHER	IP WLS BF H R ER SO BB IBB HBP BLK WP HR S P ERA WHIP	IP WLS BF H R ER SO BB IBB HBP BLK WP HR S P ERA WHIP	IP WLS BF H R ER SO BB IBB HBP BLK WP HR S P ERA WHIP	IP WLS BF H R ER SO BB IBB HBP BLK WP HR S P ERA WHIP	IP WLS BF H R ER SO BB IBB HBP BLK WP HR S P ERA WHIP	IP WLS BF H R ER SO BB IBB HBP BLK WP HR S P ERA WHIP	IP WLS BF H R ER SO BB IBB HBP BLK WP HR S P ERA WHIP	IP WLS BF H R ER SO BB IBB HBP BLK WP HR S P ERA WHIP	IP WLS BF H R ER SO BB IBB HBP BLK WP HR S P ERA WHIP	IP WLS BF H R ER SO BB IBB HBP BLK WP HR S P ERA WHIP	IP WLS BF H R ER SO BB IBB HBP BLK WP HR S P ERA WHIP	IP WLS BF H R ER SO BB IBB HBP BLK WP HR S P ERA WHIP	IP WLS BF H R ER SO BB IBB HBP BLK WP HR S P ERA WHIP	IP WLS BF H R ER SO BB IBB HBP BLK WP HR S P ERA WHIP	IP WLS BF H R ER SO BB IBB HBP BLK WP HR S P ERA WHIP	IP WLS BF H R ER SO BB IBB HBP BLK WP HR S P ERA WHIP	IP WLS BF H R ER SO BB IBB HBP BLK WP HR S P ERA WHIP	IP WLS BF H R ER SO BB IBB HBP BLK WP HR S P ERA WHIP	IP WLS BF H R ER SO BB IBB HBP BLK WP HR S P ERA WHIP	IP WLS BF H R ER SO BB IBB HBP BLK WP HR S P ERA WHIP	IP WLS BF H R ER SO BB IBB HBP BLK WP HR S P ERA WHIP	IP WLS BF H R ER SO BB IBB HBP BLK WP HR S P ERA WHIP	IP WLS BF H R ER SO BB IBB HBP BLK WP HR S P ERA WHIP

Oakland Athletics @ Seattle Mariners
Safeco Field, Seattle, WA
Thu Aug 21 2008, 7:10 PM PDT
Att: 25,614 - Cloudy - 67 F

AB	30
R	2
H	5
RBI	2
BB	5
SO	7
LOB	13



Batter	1	2	3	4	5	6	7	8	9	AB	R	H	RBI	BB	SO	LOB	BOTTOM						
51 Ichiro Suzuki, L OBP: 0.368, SLG: 0.392										4	0	3	0	0	0	0							
Miguel Cairo, R OBP: 0.316, SLG: 0.296										3	0	0	0	0	0	3							
Jeremy Reed, L OBP: 0.324, SLG: 0.385										1	0	0	0	0	0	1							
Raul Ibanez, L OBP: 0.366, SLG: 0.509										3	0	0	0	1	1	3							
29 Adrián Beltré, R OBP: 0.316, SLG: 0.421										3	0	1	0	1	0	2							
4 Jose Lopez, R OBP: 0.320, SLG: 0.419										3	0	1	0	1	0	3							
25 Vladimir Balentien, R OBP: 0.271, SLG: 0.389										3	0	1	0	1	0	1							
39 Bryan LaHair, L OBP: 0.333, SLG: 0.384										1	0	0	0	0	1	1							
2 Kenji Johjima, R OBP: 0.259, SLG: 0.307										3	0	0	0	0	0	2							
Tug Hulett, L OBP: 0.400, SLG: 0.375										1	0	1	0	0	0	0							
9 Jeff Clement, L OBP: 0.287, SLG: 0.356										3	0	0	0	1	0	0							
7 Yuniesky Betancourt, R OBP: 0.262, SLG: 0.367										4	0	1	0	0	0	3							
Inning Stats	R: 0 E: 0 K: 1 S: 8	H: 0 LOB: 0 BB: 0 P: 11	R: 0 E: 0 K: 0 S: 10	H: 1 LOB: 1 BB: 1 P: 19	R: 0 E: 0 K: 0 S: 8	H: 2 LOB: 0 BB: 0 P: 16	R: 0 E: 0 K: 0 S: 10	H: 0 LOB: 0 BB: 1 P: 20	R: 0 E: 0 K: 0 S: 5	H: 0 LOB: 0 BB: 0 P: 9	R: 0 E: 0 K: 0 S: 7	H: 1 LOB: 2 BB: 1 P: 15	R: 0 E: 0 K: 0 S: 8	H: 0 LOB: 0 BB: 0 P: 14	R: 0 E: 0 K: 0 S: 8	H: 1 LOB: 2 BB: 1 P: 17	R: 0 E: 0 K: 1 S: 10	H: 2 LOB: 2 BB: 1 P: 19	1B: 4 2B: 3 3B: 0 HR: 0	SF: 0 SAC: 0 DP: 2 HBP: 0	WP: 0 PB: 0 SB: 0 CS: 0	PA: 37	
PITCHER	IP WLS BF H R ER SO BB IBB HBP BLK WP HR S P ERA WHIP	IP WLS BF H R ER SO BB IBB HBP BLK WP HR S P ERA WHIP	IP WLS BF H R ER SO BB IBB HBP BLK WP HR S P ERA WHIP	IP WLS BF H R ER SO BB IBB HBP BLK WP HR S P ERA WHIP	IP WLS BF H R ER SO BB IBB HBP BLK WP HR S P ERA WHIP	IP WLS BF H R ER SO BB IBB HBP BLK WP HR S P ERA WHIP	IP WLS BF H R ER SO BB IBB HBP BLK WP HR S P ERA WHIP	IP WLS BF H R ER SO BB IBB HBP BLK WP HR S P ERA WHIP	IP WLS BF H R ER SO BB IBB HBP BLK WP HR S P ERA WHIP	IP WLS BF H R ER SO BB IBB HBP BLK WP HR S P ERA WHIP	IP WLS BF H R ER SO BB IBB HBP BLK WP HR S P ERA WHIP	IP WLS BF H R ER SO BB IBB HBP BLK WP HR S P ERA WHIP	IP WLS BF H R ER SO BB IBB HBP BLK WP HR S P ERA WHIP	IP WLS BF H R ER SO BB IBB HBP BLK WP HR S P ERA WHIP	IP WLS BF H R ER SO BB IBB HBP BLK WP HR S P ERA WHIP	IP WLS BF H R ER SO BB IBB HBP BLK WP HR S P ERA WHIP	IP WLS BF H R ER SO BB IBB HBP BLK WP HR S P ERA WHIP	IP WLS BF H R ER SO BB IBB HBP BLK WP HR S P ERA WHIP	IP WLS BF H R ER SO BB IBB HBP BLK WP HR S P ERA WHIP	IP WLS BF H R ER SO BB IBB HBP BLK WP HR S P ERA WHIP	IP WLS BF H R ER SO BB IBB HBP BLK WP HR S P ERA WHIP	IP WLS BF H R ER SO BB IBB HBP BLK WP HR S P ERA WHIP	IP WLS BF H R ER SO BB IBB HBP BLK WP HR S P ERA WHIP

Oakland Athletics @ Seattle Mariners
Safeco Field, Seattle, WA
Thu Aug 21 2008, 7:10 PM PDT
Att: 25,614 - Cloudy - 67 F

AB	31
R	0
H	7
RBI	0
BB	5
SO	2
LOB	19



Batter	1	2	3	4	5	6	7	8	9	AB	R	H	RBI	BB	SO	LOB	TOP					
14 Mark Ellis, R OBP: 0.321, SLG: 0.374										1	0	0	0	0	1	0	Oakland Athletics @ Seattle Mariners Safeco Field, Seattle, WA Fri Aug 22 2008, 7:10 PM PDT Att: 26,623 - Clear - 72 F					
4 Eric Patterson, L OBP: 0.309, SLG: 0.250										3	0	0	0	1	0	2						
7 Bobby Crosby, R OBP: 0.303, SLG: 0.369										5	0	3	0	0	0	2						
Emil Brown, R OBP: 0.304, SLG: 0.403										4	0	1	0	0	0	2						
35 Frank Thomas, R OBP: 0.337, SLG: 0.369										4	1	0	0	0	2	6						
8 Kurt Suzuki, R OBP: 0.353, SLG: 0.388										3	1	0	0	0	0	0						
32 Jack Cust, L OBP: 0.377, SLG: 0.439										1	0	0	0	0	0	0						
11 Rajai Davis, R OBP: 0.261, SLG: 0.319										3	1	3	1	0	0	0						
28 Carlos González, L OBP: 0.281, SLG: 0.379										4	1	0	1	0	1	3						
10 Daric Barton, L OBP: 0.303, SLG: 0.299										3	1	2	1	1	0	0						
56 Cliff Pennington, S OBP: 0.200, SLG: 0.211										3	0	1	2	0	1	1						
22 Jack Hannahan, L OBP: 0.355, SLG: 0.359										1	0	0	0	0	1	1						
Inning Stats	R: 0 H: 1 E: 0 K: 2 S: 12	H: 1 R: 0 ER: 0 LOB: 1 BB: 0 P: 19	R: 0 H: 0 E: 0 K: 0 S: 6	H: 0 R: 0 ER: 0 LOB: 0 BB: 0 P: 10	R: 0 H: 2 E: 0 K: 2 S: 20	H: 2 R: 0 ER: 0 LOB: 3 BB: 0 P: 33	R: 1 H: 1 E: 0 K: 1 S: 11	H: 1 R: 0 ER: 0 LOB: 0 BB: 0 P: 18	R: 0 H: 1 E: 0 K: 0 S: 7	H: 1 R: 0 ER: 0 LOB: 1 BB: 0 P: 13	R: 4 H: 3 E: 0 K: 0 S: 15	H: 3 R: 0 ER: 0 LOB: 1 BB: 0 P: 23	R: 0 H: 0 E: 0 K: 0 S: 6	H: 0 R: 0 ER: 0 LOB: 0 BB: 0 P: 12	R: 0 H: 1 E: 0 K: 1 S: 9	H: 1 R: 0 ER: 0 LOB: 1 BB: 1 P: 17	R: 0 H: 1 E: 0 K: 0 S: 9	H: 1 R: 0 ER: 0 LOB: 1 BB: 1 P: 14	1B: 8 2B: 1 3B: 0 HR: 1	SF: 0 SAC: 0 DP: 2 HBP: 3	WP: 0 PB: 0 SB: 0 CS: 0	PA: 40
PITCHER	IP WLS BF H R ER SO BB IBB HBP BLK WP HR S P ERA WHIP																					
31 Ryan Feierabend, L ERA: 7.88	5.0	21	5	1	1	5	0	0	1	0	0	0	0	0	0	0	0	1	56	93	1.80	1.000
Sean Green, R ERA: 3.94	6.1	0.1	H	5	2	4	4	0	0	2	0	0	0	0	0	8	14	108.00	6.000			
37 Cesar Jimenez, L ERA: 3.74	6.1	0.2	B	3	1	0	0	0	0	0	0	0	0	0	7	9	0.00	1.500				
48 Roy Corcoran, R ERA: 3.57	7.1	2.0	W	7	1	0	0	1	1	0	0	0	0	0	15	29	0.00	1.000				
J.J. Putz, R ERA: 4.15	9.1	1.0	S	4	1	0	0	0	1	0	0	0	0	0	9	14	0.00	2.000				

Batter	1	2	3	4	5	6	7	8	9	AB	R	H	RBI	BB	SO	LOB	BOTTOM				
51 Ichiro Suzuki, L OBP: 0.368, SLG: 0.391										4	0	1	1	1	1	1	Oakland Athletics @ Seattle Mariners Safeco Field, Seattle, WA Fri Aug 22 2008, 7:10 PM PDT Att: 26,623 - Clear - 72 F				
7 Yuniesky Betancourt, R OBP: 0.263, SLG: 0.370										5	0	2	0	0	1	2					
29 Adrian Beltré, R OBP: 0.318, SLG: 0.422										3	1	1	0	1	0	3					
Raul Ibanez, L OBP: 0.365, SLG: 0.506										3	1	0	0	1	2	4					
4 Jose Lopez, R OBP: 0.321, SLG: 0.422										4	2	2	2	0	0	2					
25 Vladimir Valentien, R OBP: 0.265, SLG: 0.380										4	1	0	0	0	1	4					
9 Jeff Clement, L OBP: 0.291, SLG: 0.370										4	1	2	3	0	1	0					
Jamie Burke, R OBP: 0.313, SLG: 0.338										0	0	0	0	0	0	0					
39 Bryan LaHair, L OBP: 0.337, SLG: 0.386										2	1	1	0	0	1	0					
2 Kenji Johjima, R OBP: 0.255, SLG: 0.306										1	0	0	0	0	0	1					
Miguel Cairo, R OBP: 0.316, SLG: 0.303										3	0	1	1	0	0	0					
Inning Stats	R: 0 H: 0 E: 0 K: 2 S: 12	H: 0 R: 0 ER: 0 LOB: 0 BB: 0 P: 20	R: 0 H: 2 E: 0 K: 1 S: 11	H: 2 R: 0 ER: 0 LOB: 2 BB: 0 P: 14	R: 4 H: 2 E: 1 K: 1 S: 16	H: 2 R: 0 ER: 0 LOB: 0 BB: 1 P: 29	R: 0 H: 1 E: 0 K: 2 S: 13	H: 1 R: 0 ER: 0 LOB: 2 BB: 1 P: 22	R: 1 H: 2 E: 0 K: 0 S: 10	H: 2 R: 0 ER: 0 LOB: 1 BB: 0 P: 13	R: 2 H: 3 E: 0 K: 0 S: 10	H: 3 R: 0 ER: 0 LOB: 1 BB: 0 P: 12	R: 0 H: 0 E: 0 K: 0 S: 5	H: 0 R: 0 ER: 0 LOB: 0 BB: 0 P: 9	R: 0 H: 1 E: 0 K: 0 S: 5	H: 0 R: 0 ER: 0 LOB: 0 BB: 0 P: 9	1B: 4 2B: 6 3B: 0 HR: 0	SF: 0 SAC: 2 DP: 0 HBP: 0	WP: 0 PB: 0 SB: 0 CS: 0	PA: 38	
PITCHER	IP WLS BF H R ER SO BB IBB HBP BLK WP HR S P ERA WHIP																				
47 Gio González, L ERA: 6.52	5.0	24	5	3	3	0	0	0	0	0	0	0	0	0	0	0	0	19	24	16.20	3.000
13 Jerry Blevins, L ERA: 3.39	6.1	1.2	L	10	5	3	3	0	0	0	0	0	0	0	0	0	0	6	10	0.00	0.000
Alan Embree, L ERA: 4.78	7.1	1.1		4	0	0	0	0	0	0	0	0	0	0	0	0	0	6	10	0.00	0.000

livebaseballscorecards.com

livebaseballscorecards.com

AB 35
R 5
H 10
RBI 5
BB 2
SO 6
LOB 17

AB 33
R 7
H 10
RBI 7
BB 3
SO 7
LOB 17

Batter	1	2	3	4	5	6	7	8	9	AB	R	H	RBI	BB	SO	LOB	TOP					
11 Rajai Davis, R OBP: 0.255, SLG: 0.312	F8		F9		SH5-3		SH	K		3	1	0	0	0	1	1						
7 Bobby Crosby, R OBP: 0.306, SLG: 0.374	G1-3		F9		G6-4-3		35 1B	F9		5	0	3	2	0	0	0						
Emil Brown, R OBP: 0.303, SLG: 0.398	G1-3		G5-3		G6-4-3		F9			4	0	0	0	1	0	4						
35 Frank Thomas, R OBP: 0.342, SLG: 0.371					8 WP 10 HR		F7			4	1	2	1	1	0	1						
8 Kurt Suzuki, R OBP: 0.327, SLG: 0.387	G4-3		K		K		L9			4	0	1	0	0	1	5						
22 Jack Hannahan, L OBP: 0.307, SLG: 0.329			F9		F9		P4			3	0	1	0	1	0	3						
10 Daric Barton, L OBP: 0.305, SLG: 0.308			G3		HR		F9			3	1	1	2	0	0	3						
28 Carlos González, L OBP: 0.277, SLG: 0.374			P3		L9		G4-3			4	0	0	0	0	0	4						
4 Eric Patterson, L OBP: 0.318, SLG: 0.278			F8		11 SH 7 1B		11 SH 7 1B			4	2	2	0	0	0	2						
Inning Stats	R: 0 E: 0 K: 0 S: 9	H: 1 LOB: 2 BB: 1 P: 17	R: 0 E: 0 K: 0 S: 14	H: 1 LOB: 1 BB: 0 P: 21	R: 0 E: 0 K: 0 S: 11	H: 0 LOB: 0 BB: 0 P: 14	R: 2 E: 0 K: 1 S: 11	H: 2 LOB: 0 BB: 0 P: 23	R: 1 E: 0 K: 0 S: 7	H: 2 LOB: 0 BB: 0 P: 11	R: 0 E: 0 K: 0 S: 10	H: 1 LOB: 1 BB: 1 P: 19	R: 2 E: 0 K: 0 S: 19	H: 3 LOB: 2 BB: 0 P: 28	R: 0 E: 0 K: 1 S: 12	H: 0 LOB: 1 BB: 0 P: 19	R: 0 E: 0 K: 0 S: 9	H: 0 LOB: 0 BB: 1 P: 18	1B: 7 2B: 2 3B: 0 HR: 1	SF: 0 SAC: 2 DP: 1 HBP: 1	WP: 1 PB: 0 SB: 1 CS: 1	PA: 41
PITCHER	IP	WLS	BF	H	R	ER	SO	BB	IBB	HBP	BLK	WP	HR	S	P	ERA	WHIP					
56 Jarrod Washburn, L ERA: 4.93	6.0	L	26	7	3	3	1	2	0	0	0	1	1	62	105	4.50	1.500					
57 Mark Lowe, R ERA: 5.73	0.2		6	3	2	2	0	0	0	0	0	0	0	18	26	27.00	4.500					
Jake Woods, L ERA: 6.06	1.1		5	0	0	0	1	0	0	1	0	0	0	13	21	0.00	0.000					
R.A. Dickey, R ERA: 5.49	1.0		3	0	0	0	0	1	0	0	0	0	0	9	18	0.00	1.000					

Oakland Athletics @ Seattle Mariners
Safeco Field, Seattle, WA
Sat Aug 23 2008, 7:10 PM PDT
Att: 34,151 - Cloudy - 77 F

AB 34
R 5
H 10
RBI 5
BB 3
SO 2
LOB 23



Batter	1	2	3	4	5	6	7	8	9	AB	R	H	RBI	BB	SO	LOB	BOTTOM					
51 Ichiro Suzuki, L OBP: 0.366, SLG: 0.388	K2-3		G3				F9	K		4	0	0	0	2	0							
7 Yuniesky Betancourt, R OBP: 0.287, SLG: 0.370					G6-3					2	0	1	0	2	0	0						
29 Adrian Beltré, R OBP: 0.315, SLG: 0.419					G4-3					4	0	0	0	0	1	3						
Raul Ibanez, L OBP: 0.364, SLG: 0.508							K			4	0	1	0	0	2	1						
4 Jose Lopez, R OBP: 0.322, SLG: 0.422										4	1	2	0	0	2	1						
25 Vladimir Balentien, R OBP: 0.266, SLG: 0.385										3	0	1	1	0	0	1						
Jeremy Reed, L OBP: 0.323, SLG: 0.383										1	0	0	0	0	0	0						
2 Kenji Johjima, R OBP: 0.235, SLG: 0.303										3	0	0	0	0	0	1						
39 Bryan LaHair, L OBP: 0.327, SLG: 0.374										3	0	0	0	0	1	1						
Miguel Cairo, R OBP: 0.313, SLG: 0.299										2	0	0	0	0	1	0						
Tug Hulett, L OBP: 0.364, SLG: 0.333										1	0	0	0	0	0	0						
Inning Stats	R: 0 E: 0 K: 2 S: 14	H: 1 LOB: 0 BB: 0 P: 16	R: 0 E: 0 K: 0 S: 7	H: 1 LOB: 0 BB: 0 P: 11	R: 0 E: 0 K: 2 S: 8	H: 0 LOB: 0 BB: 0 P: 11	R: 0 E: 0 K: 1 S: 9	H: 1 LOB: 1 BB: 0 P: 16	R: 0 E: 0 K: 0 S: 7	H: 0 LOB: 0 BB: 0 P: 10	R: 0 E: 0 K: 1 S: 10	H: 0 LOB: 1 BB: 1 P: 17	R: 1 E: 0 K: 1 S: 9	H: 2 LOB: 1 BB: 0 P: 12	R: 0 E: 0 K: 1 S: 9	H: 0 LOB: 1 BB: 1 P: 14	R: 0 E: 0 K: 1 S: 8	H: 0 LOB: 0 BB: 0 P: 8	1B: 3 2B: 1 3B: 1 HR: 0	SF: 0 SAC: 0 DP: 1 HBP: 0	WP: 0 PB: 0 SB: 0 CS: 0	PA: 33
PITCHER	IP	WLS	BF	H	R	ER	SO	BB	IBB	HBP	BLK	WP	HR	S	P	ERA	WHIP					
30 Dana Eveland, L ERA: 4.3	7.0	W	26	5	1	1	7	1	0	0	0	0	0	64	93	1.29	0.857					
Huston Street, R ERA: 4.34	1.0		4	0	0	0	1	1	0	0	0	0	0	9	14	0.00	1.000					
33 Joey Devine, R ERA: 0.85	1.0		3	0	0	0	1	0	0	0	0	0	0	8	8	0.00	0.000					

Oakland Athletics @ Seattle Mariners
Safeco Field, Seattle, WA
Sat Aug 23 2008, 7:10 PM PDT
Att: 34,151 - Cloudy - 77 F

AB 31
R 1
H 5
RBI 1
BB 2
SO 9
LOB 8



Batter	1	2	3	4	5	6	7	8	9	AB	R	H	RBI	BB	SO	LOB	TOP										
4 Eric Patterson, L (1,4) OBP: 0.315, SLG: 0.267	G6-3		G4-3				G3		F9	3	0	0	1	1	0	1	Oakland Athletics @ Seattle Mariners Safeco Field, Seattle, WA Sun Aug 24 2008, 1:10 PM PDT Att: 28,735 - Roof Closed - 70 F										
8 Kurt Suzuki, R (9,PH) OBP: 0.352, SLG: 0.386						BB				1	0	0	0	0	0	2											
22 Jack Hannahan, L (1,5) OBP: 0.337, SLG: 0.347	HR					G1-3				4	2	2	2	0	1	2											
32 Jack Cust, L (1,7) OBP: 0.378, SLG: 0.437	K									2	0	0	0	2	2	0											
35 Frank Thomas, R (1,10) OBP: 0.337, SLG: 0.365	F9									4	0	0	0	0	0	2											
Emil Brown, R (1,9) OBP: 0.300, SLG: 0.394										4	0	0	0	0	1	2											
28 Carlos González, L (1,8) OBP: 0.277, SLG: 0.372										4	0	1	0	0	1	1											
10 Daric Barton, L (1,3) OBP: 0.307, SLG: 0.313										4	1	2	0	0	1	1											
Rob Bowen, S (1,2) OBP: 0.225, SLG: 0.284										4	1	1	1	0	1	3											
56 Cliff Pennington, S (1,6) OBP: 0.250, SLG: 0.273										3	0	1	0	1	1	0											
Inning Stats	R: 1 E: 0 K: 1 S: 11	H: 1 LOB: 0 BB: 0 P: 19	R: 0 E: 0 K: 2 S: 10	H: 1 LOB: 1 BB: 0 P: 13	R: 1 E: 0 K: 2 S: 11	H: 1 LOB: 0 BB: 0 P: 15	R: 0 E: 0 K: 1 S: 7	H: 0 LOB: 0 BB: 0 P: 12	R: 1 E: 0 K: 1 S: 14	H: 1 LOB: 1 BB: 1 P: 23	R: 0 E: 0 K: 0 S: 14	H: 0 LOB: 0 BB: 0 P: 24	R: 1 E: 0 K: 1 S: 13	H: 2 LOB: 1 BB: 0 P: 19	R: 0 E: 0 K: 0 S: 7	H: 0 LOB: 0 BB: 1 P: 12	R: 0 E: 0 K: 0 S: 11	H: 1 LOB: 2 BB: 1 P: 19	1B: 2 2B: 2 3B: 0 HR: 3	SF: 0 SAC: 0 DP: 1 HBP: 0	WP: 1 PB: 0 SB: 0 CS: 0	PA: 37					
PITCHER	IP	WLS	BF	H	R	ER	SO	BB	IBB	HBP	BLK	WP	HR	S	P	ERA	WHIP										
34 Félix Hernández, R (1,1) ERA: 3.28	6.0	W	24	4	3	3	7	2	0	0	0	1	3	67	106	4.50	1.000										
37 Cesar Jimenez, L (7,1) ERA: 3.97	1.0		5	2	1	1	1	0	0	0	0	0	0	13	19	9.00	2.000										
48 Roy Corcoran, R (8,1) ERA: 3.46	1.2		7	1	0	0	0	2	0	0	0	0	0	15	28	0.00	1.800										
J.J. Putz, R (9,1) ERA: 4.11	0.1	S	1	0	0	0	0	0	0	0	0	0	0	3	3	0.00	0.000										

AB	33
R	4
H	7
RBI	4
BB	4
SO	8
LOB	14



Batter	1	2	3	4	5	6	7	8	9	AB	R	H	RBI	BB	SO	LOB	BOTTOM										
51 Ichiro Suzuki, L (1,9) OBP: 0.366, SLG: 0.388	P6									3	0	1	1	0	0	0	Oakland Athletics @ Seattle Mariners Safeco Field, Seattle, WA Sun Aug 24 2008, 1:10 PM PDT Att: 28,735 - Roof Closed - 70 F										
7 Yuniesky Betancourt, R (1,6) OBP: 0.266, SLG: 0.367	P3									4	0	0	0	0	0	2											
Raul Ibanez, L (1,7) OBP: 0.365, SLG: 0.507	K									3	1	1	1	1	1	0											
29 Adrián Beltré, R (1,10) OBP: 0.315, SLG: 0.418										4	1	1	0	0	0	1											
4 Jose Lopez, R (1,4) OBP: 0.322, SLG: 0.427										4	1	1	3	0	0	0											
25 Vladimir Valentien, R (1,8) OBP: 0.260, SLG: 0.376										4	0	0	0	0	3	0											
2 Kenji Johjima, R (1,2) ERA: 5.86										3	2	2	1	1	0	0											
Jeremy Reed, L (6,PR) OBP: 0.323, SLG: 0.383										0	0	0	0	0	0	0											
Jamie Burke, R (9,2) OBP: 0.313, SLG: 0.338										0	0	0	0	0	0	0											
39 Bryan LaHair, L (1,3) OBP: 0.324, SLG: 0.362										3	1	0	0	1	1	2											
Miguel Cairo, R (1,5) OBP: 0.318, SLG: 0.325										3	2	2	2	0	0	0											
Inning Stats	R: 0 E: 0 K: 1 S: 7	H: 0 LOB: 0 BB: 0 P: 11	R: 0 E: 0 K: 1 S: 10	H: 0 LOB: 0 BB: 0 P: 18	R: 3 E: 0 K: 0 S: 13	H: 2 LOB: 0 BB: 2 P: 27	R: 0 E: 0 K: 1 S: 7	H: 0 LOB: 0 BB: 0 P: 12	R: 1 E: 0 K: 0 S: 10	H: 1 LOB: 0 BB: 0 P: 18	R: 3 E: 0 K: 2 S: 17	H: 3 LOB: 1 BB: 1 P: 27	R: 1 E: 0 K: 0 S: 9	H: 2 LOB: 1 BB: 0 P: 14	R: 0 E: 1 K: 0 S: 7	H: 0 LOB: 1 BB: 0 P: 11	R: 0 E: 1 K: 0 S: 7	H: 0 LOB: 1 BB: 0 P: 11	1B: 4 2B: 1 3B: 1 HR: 2	SF: 0 SAC: 1 DP: 0 HBP: 0	WP: 0 PB: 0 SB: 0 CS: 1	PA: 35					
PITCHER	IP	WLS	BF	H	R	ER	SO	BB	IBB	HBP	BLK	WP	HR	S	P	ERA	WHIP										
53 Dan Meyer, L (1,1) ERA: 5.86	5.0	L	19	3	4	4	3	2	0	0	0	0	1	47	86	7.20	1.000										
Kirk Saarloos, R (6,1) ERA: 4.05	2.0		12	5	4	4	2	1	0	0	0	0	1	26	41	18.00	3.000										
44 Santiago Casilla, R (8,1) ERA: 5.31	1.0		4	0	0	0	0	0	0	0	0	0	0	7	11	0.00	0.000										

AB	31
R	8
H	8
RBI	8
BB	3
SO	5
LOB	5



Batter	1	2	3	4	5	6	7	8	9	AB	R	H	RBI	BB	SO	LOB	TOP								
4 Eric Patterson, L (1,4) OBP: 0.312, SLG: 0.278										4	0	1	0	0	2	0	Oakland Athletics @ Los Angeles Angels Angel Stadium of Anaheim, Anaheim, CA Mon Aug 25 2008, 7:05 PM PDT Att: 39,584 - Clear - 75 F								
7 Bobby Crosby, R (1,6) OBP: 0.304, SLG: 0.371										4	0	0	0	0	0	1									
32 Jack Cust, L (1,7) OBP: 0.375, SLG: 0.433										3	0	0	0	0	1	0									
11 Rajai Davis, R (8,8) OBP: 0.253, SLG: 0.309										2	1	0	0	2	1	0									
35 Frank Thomas, R (1,10) OBP: 0.339, SLG: 0.362										2	1	0	0	2	1	0									
8 Kurt Suzuki, R (1,2) OBP: 0.351, SLG: 0.385										4	0	1	0	0	1	1									
22 Jack Hannahan, L (1,5) OBP: 0.395, SLG: 0.349										3	0	1	0	0	0	2									
Emil Brown, R (1,9) (8,7)										3	0	0	0	0	1	3									
28 Carlos González, L (1,8) (8,9)										3	0	0	0	0	2	0									
10 Daric Barton, L (1,3) OBP: 0.307, SLG: 0.321										3	1	1	1	0	0	0									
Inning Stats	R: 0 E: 0 K: 1 S: 8	H: 0 LOB: 0 BB: 0 P: 14	R: 0 E: 0 K: 0 S: 9	H: 1 LOB: 1 BB: 1 P: 16	R: 1 E: 0 K: 2 S: 13	H: 1 LOB: 0 BB: 0 P: 22	R: 1 E: 0 K: 3 S: 12	H: 1 LOB: 1 BB: 1 P: 21	R: 0 E: 0 K: 1 S: 10	H: 0 LOB: 0 BB: 0 P: 14	R: 0 E: 0 K: 1 S: 8	H: 0 LOB: 0 BB: 0 P: 13	R: 0 E: 0 K: 0 S: 7	H: 0 LOB: 0 BB: 0 P: 8	R: 0 E: 0 K: 0 S: 11	H: 1 LOB: 1 BB: 0 P: 19	R: 0 E: 0 K: 0 S: 10	H: 0 LOB: 0 BB: 0 P: 15	1B: 1 2B: 2 3B: 0 HR: 1	SF: 0 SAC: 0 DP: 1 HBP: 0	WP: 1 PB: 0 SB: 0 CS: 0	PA: 32			
PITCHER	IP	WLS	BF	H	R	ER	SO	BB	IBB	HBP	BLK	WP	HR	S	P	ERA	WHIP								
36 Jered Weaver, R (1,1) ERA: 4.38	7.0	L	25	3	2	2	8	2	0	0	0	1	1	67	108	2.57	0.714								
33 Justin Speier, R (8,1) ERA: 5.17	1.0		4	1	0	0	0	0	0	0	0	0	0	11	19	0.00	1.000								
52 Jason Bulger, R (9,1) ERA: 6.75	1.0		3	0	0	0	0	0	0	0	0	0	0	10	15	0.00	0.000								



Batter	1	2	3	4	5	6	7	8	9	AB	R	H	RBI	BB	SO	LOB	BOTTOM								
9 Chone Figgins, S (1,5) OBP: 0.375, SLG: 0.322										4	0	2	0	0	0	0	Oakland Athletics @ Los Angeles Angels Angel Stadium of Anaheim, Anaheim, CA Mon Aug 25 2008, 7:05 PM PDT Att: 39,584 - Clear - 75 F								
2 Erick Aybar, S (1,6) OBP: 0.314, SLG: 0.383										4	0	1	0	0	0	1									
Mark Teixeira, S (1,3) OBP: 0.405, SLG: 0.536										4	0	0	0	0	0	1									
18 Sean Rodríguez, R (9, PR) OBP: 0.275, SLG: 0.229										0	0	0	0	0	0	0									
48 Torii Hunter, R (1,8) OBP: 0.335, SLG: 0.468										4	0	1	0	0	0	1									
Juan Rivera, R (1,7) OBP: 0.282, SLG: 0.415										3	0	0	0	0	0	0									
47 Howie Kendrick, R (1,4) OBP: 0.335, SLG: 0.431										3	0	1	0	0	0	0									
24 Gary Matthews, S (1,9) OBP: 0.306, SLG: 0.335										3	0	1	0	0	1	1									
39 Robb Quinlan, R (1,10) OBP: 0.306, SLG: 0.313										2	0	0	0	0	0	1									
Garret Anderson, L (8, PH) OBP: 0.318, SLG: 0.426										1	0	0	0	0	0	0									
44 Mike Napoli, R (1,2) OBP: 0.325, SLG: 0.503										3	1	1	1	0	1	0									
Inning Stats	R: 0 E: 0 K: 0 S: 11	H: 3 LOB: 2 BB: 0 P: 17	R: 0 E: 0 K: 0 S: 7	H: 1 LOB: 1 BB: 0 P: 10	R: 0 E: 0 K: 0 S: 10	H: 1 LOB: 0 BB: 0 P: 15	R: 0 E: 0 K: 0 S: 4	H: 0 LOB: 0 BB: 0 P: 8	R: 0 E: 0 K: 0 S: 9	H: 1 LOB: 0 BB: 0 P: 16	R: 1 E: 0 K: 0 S: 6	H: 1 LOB: 0 BB: 0 P: 8	R: 0 E: 0 K: 0 S: 6	H: 0 LOB: 0 BB: 0 P: 8	R: 0 E: 1 K: 2 S: 9	H: 0 LOB: 1 BB: 0 P: 16	R: 0 E: 1 K: 0 S: 15	H: 0 LOB: 1 BB: 0 P: 23	1B: 6 2B: 0 3B: 0 HR: 1	SF: 0 SAC: 0 DP: 1 HBP: 0	WP: 0 PB: 0 SB: 0 CS: 1	PA: 32			
PITCHER	IP	WLS	BF	H	R	ER	SO	BB	IBB	HBP	BLK	WP	HR	S	P	ERA	WHIP								
51 Dallas Braden, L (1,1) ERA: 4.13	7.0	W	24	7	1	1	0	0	0	0	0	0	0	9	16	0.00	0.000								
33 Joey Devine, R (8,1) ERA: 0.53	1.0	H	3	0	0	0	2	0	0	0	0	0	0	9	16	0.00	0.000								
31 Brad Ziegler, R (9,1) ERA: 0.4	1.0	S	4	0	0	0	0	0	0	0	0	0	0	15	23	0.00	0.000								



Batter	1	2	3	4	5	6	7	8	9	AB	R	H	RBI	BB	SO	LOB	TOP										
11 Rajai Davis, R OBP: 0.260, SLG: 0.315										4	0	2	0	0	0	0											
7 Bobby Crosby, R OBP: 0.302, SLG: 0.368										4	0	0	0	0	2	2											
32 Jack Cust, L OBP: 0.374, SLG: 0.439										4	1	1	1	0	0	1											
Emil Brown, R OBP: 0.297, SLG: 0.389										4	0	1	0	0	1	1											
8 Kurt Suzuki, R OBP: 0.350, SLG: 0.384										4	0	1	0	0	0	1											
22 Jack Hannahan, L OBP: 0.307, SLG: 0.347										3	0	0	0	0	1	1											
10 Daric Barton, L OBP: 0.308, SLG: 0.321										3	0	1	0	0	0	1											
28 Carlos González, L OBP: 0.271, SLG: 0.364										3	0	0	0	0	1	1											
4 Eric Patterson, L OBP: 0.313, SLG: 0.280										3	0	1	0	0	0	1											
Inning Stats	R: 0 E: 0 K: 0 S: 7	H: 1 LOB: 0 BB: 0 P: 10	R: 0 E: 0 K: 0 S: 9	H: 1 LOB: 1 BB: 0 P: 13	R: 0 E: 0 K: 0 S: 5	H: 0 LOB: 0 BB: 0 P: 6	R: 0 E: 0 K: 1 S: 11	H: 1 LOB: 1 BB: 0 P: 12	R: 0 E: 0 K: 2 S: 10	H: 1 LOB: 1 BB: 0 P: 13	R: 0 E: 0 K: 1 S: 11	H: 0 LOB: 0 BB: 0 P: 16	R: 0 E: 0 K: 1 S: 5	H: 1 LOB: 0 BB: 0 P: 8	R: 1 E: 0 K: 0 S: 8	H: 1 LOB: 0 BB: 0 P: 12	1B: 6 2B: 0 3B: 0 HR: 1	SF: 0 SAC: 0 DP: 1 HBP: 0	WP: 0 PB: 0 SB: 0 CS: 0	PA: 32							
PITCHER	IP	WLS	BF	H	R	ER	SO	BB	IBB	HBP	BLK	WP	HR	S	P	ERA	WHIP										
41 John Lackey, R ERA: 2.95	9.0	W	32	7	1	1	5	0	0	0	0	0	1	73	98	1.00	0.778										

Oakland Athletics @ Los Angeles Angels
Angel Stadium of Anaheim, Anaheim, CA

AB 32
R 1
H 7
RBI 1
BB 0
SO 5
LOB 9



WP: 0
PB: 0
SB: 0
CS: 0

Tue Aug 26 2008, 7:05 PM PDT
Att: 37,431 - Clear - 74 F

Batter	1	2	3	4	5	6	7	8	9	AB	R	H	RBI	BB	SO	LOB	BOTTOM										
9 Chone Figgins, S OBP: 0.376, SLG: 0.324										3	1	1	0	1	0	1											
47 Howie Kendrick, R OBP: 0.337, SLG: 0.432										4	1	2	1	0	0	1											
Mark Teixeira, S OBP: 0.404, SLG: 0.534										4	1	1	1	0	0	2											
48 Torii Hunter, R OBP: 0.339, SLG: 0.472										4	1	3	1	0	1	1											
Juan Rivera, R OBP: 0.276, SLG: 0.409										3	0	0	1	0	0	2											
24 Gary Matthews, S OBP: 0.311, SLG: 0.338										3	0	2	1	1	0	0											
39 Robb Quinlan, R OBP: 0.312, SLG: 0.319										4	0	2	0	0	1	3											
44 Mike Napoli, R OBP: 0.328, SLG: 0.506										3	1	1	0	1	1	2											
18 Sean Rodríguez, R OBP: 0.265, SLG: 0.219										3	0	0	0	0	2	2											
Inning Stats	R: 0 E: 0 K: 0 S: 8	H: 0 LOB: 0 BB: 0 P: 11	R: 0 E: 0 K: 2 S: 11	H: 1 LOB: 2 BB: 1 P: 19	R: 4 E: 0 K: 1 S: 13	H: 4 LOB: 1 BB: 1 P: 24	R: 1 E: 0 K: 0 S: 10	H: 2 LOB: 1 BB: 0 P: 13	R: 0 E: 0 K: 0 S: 6	H: 2 LOB: 0 BB: 0 P: 7	R: 0 E: 0 K: 0 S: 9	H: 1 LOB: 0 BB: 0 P: 15	R: 0 E: 0 K: 1 S: 9	H: 1 LOB: 1 BB: 0 P: 14	R: 0 E: 0 K: 1 S: 15	H: 1 LOB: 2 BB: 1 P: 25	1B: 9 2B: 3 3B: 0 HR: 0	SF: 1 SAC: 1 DP: 1 HBP: 0	WP: 1 PB: 0 SB: 0 CS: 1	PA: 37							
PITCHER	IP	WLS	BF	H	R	ER	SO	BB	IBB	HBP	BLK	WP	HR	S	P	ERA	WHIP										
Greg Smith, L ERA: 3.9	6.0	L	27	10	5	5	3	2	0	0	0	0	0	57	89	7.50	2.000										
44 Santiago Casilla, R ERA: 3.43	1.0		4	1	0	0	1	0	0	0	0	0	1	9	14	0.00	1.000										
13 Jerry Blevins, L ERA: 3.24	1.0		5	1	0	0	1	1	0	0	0	0	0	15	25	0.00	2.000										

Oakland Athletics @ Los Angeles Angels
Angel Stadium of Anaheim, Anaheim, CA

AB 31
R 5
H 12
RBI 5
BB 3
SO 5
LOB 14



WP: 1
PB: 0
SB: 0
CS: 1

Tue Aug 26 2008, 7:05 PM PDT
Att: 37,431 - Clear - 74 F

Batter	1	2	3	4	5	6	7	8	9	AB	R	H	RBI	BB	SO	LOB	TOP										
2 Denard Span, L (1,9) OBP: 0.390, SLG: 0.449										4	1	1	0	0	0	1											
25 Alexi Casilla, S (1,4) OBP: 0.336, SLG: 0.404										4	0	0	0	0	0	1											
7 Joe Mauer, L (1,2) OBP: 0.411, SLG: 0.441										3	0	1	0	1	1	0											
33 Justin Morneau, L (1,3) OBP: 0.387, SLG: 0.512										3	0	1	1	0	0	2											
Randy Ruiz, R (1,10) OBP: 0.370, SLG: 0.420 16 Jason Kubel, L (9,PH) OBP: 0.332, SLG: 0.466 (9,10)										3	0	0	0	0	1	3											
21 Delmon Young, R (1,7) OBP: 0.327, SLG: 0.398										3	1	1	0	1	1	0											
23 Brendan Harris, R (1,5) OBP: 0.318, SLG: 0.388										3	0	0	0	1	0	2											
Nick Punto, S (1,6) OBP: 0.350, SLG: 0.413										2	0	1	1	1	0	1											
22 Carlos Gómez, R (1,8) OBP: 0.290, SLG: 0.344										3	0	0	0	0	0	2											
Inning Stats	R: 0 H: 1 E: 0 K: 0 S: 11	H: 1 LOB: 1 BB: 0 P: 19	R: 0 H: 0 E: 0 K: 1 S: 8	H: 0 LOB: 0 BB: 0 P: 12	R: 0 H: 0 E: 0 K: 0 S: 6	H: 0 LOB: 0 BB: 1 P: 10	R: 0 H: 1 E: 0 K: 0 S: 8	H: 1 LOB: 1 BB: 0 P: 14	R: 0 H: 0 E: 0 K: 1 S: 5	H: 0 LOB: 0 BB: 1 P: 11	R: 1 H: 1 E: 0 K: 0 S: 11	H: 1 LOB: 2 BB: 1 P: 18	R: 1 H: 2 E: 0 K: 0 S: 8	H: 2 LOB: 1 BB: 0 P: 13	R: 0 H: 0 E: 0 K: 2 S: 8	H: 0 LOB: 0 BB: 1 P: 11	R: 0 H: 0 E: 0 K: 0 S: 5	H: 0 LOB: 0 BB: 1 P: 11	1B: 3 2B: 3 3B: 0 HR: 0	SF: 1 SAC: 0 DP: 4 HBP: 0	WP: 0 PB: 0 SB: 3 CS: 0	PA: 34					
PITCHER	IP	WLS	BF	H	R	ER	SO	BB	IBB	HBP	BLK	WP	HR	S	P	ERA	WHIP										
30 Dana Eveland, L (1,1) ERA: 4.21	7.0		28	5	2	2	2	3	0	0	0	0	0	57	97	2.57	1.143										
13 Jerry Blevins, L (8,1) ERA: 3.04	1.0		3	0	0	0	2	0	0	0	0	0	0	8	11	0.00	0.000										
33 Joey Devine, R (9,1) ERA: 0.8	1.0	W	3	0	0	0	0	1	0	0	0	0	0	5	11	0.00	1.000										

Minnesota Twins @ Oakland Athletics
McAfee Coliseum, Oakland, CA
Thu Aug 28 2008, 10:05 PM EDT
Att: 12,357 - Clear - 86 F

AB 29
R 2
H 5
RBI 2
BB 4
SO 4
LOB 13



Batter	1	2	3	4	5	6	7	8	9	AB	R	H	RBI	BB	SO	LOB	BOTTOM										
11 Rajai Davis, R (1,8) OBP: 0.277, SLG: 0.329										4	0	1	0	0	1	0											
7 Bobby Crosby, R (1,6) OBP: 0.372, SLG: 0.372										4	1	2	0	0	0	1											
32 Jack Cust, L (1,7) OBP: 0.372, SLG: 0.433										3	0	0	0	1	1	2											
35 Frank Thomas, R (1,10) OBP: 0.347, SLG: 0.372										4	1	1	0	0	1	3											
15 Ryan Sweeney, L (1,9) OBP: 0.342, SLG: 0.380										3	1	2	0	1	0	2											
10 Daric Barton, L (1,3) OBP: 0.310, SLG: 0.323										3	0	1	1	0	0	1											
22 Jack Hannahan, L (1,5) OBP: 0.304, SLG: 0.343 Emil Brown, R (9,PH) OBP: 0.300, SLG: 0.397 56 Cliff Pennington, S (9,PR) OBP: 0.214, SLG: 0.231										3	0	0	0	0	1	2											
Rob Bowen, S (1,2) OBP: 0.216, SLG: 0.271 8 Kurt Suzuki, R (9,PH) OBP: 0.350, SLG: 0.384										3	0	0	0	0	2	0											
4 Eric Patterson, L (1,4) OBP: 0.311, SLG: 0.281										3	0	0	0	0	0	0											
Inning Stats	R: 0 H: 1 E: 0 K: 0 S: 12	H: 0 LOB: 2 BB: 1 P: 20	R: 0 H: 0 E: 0 K: 1 S: 10	H: 0 LOB: 0 BB: 0 P: 12	R: 0 H: 1 E: 0 K: 1 S: 12	H: 1 LOB: 1 BB: 0 P: 17	R: 1 H: 2 E: 0 K: 0 S: 6	H: 2 LOB: 0 BB: 0 P: 11	R: 0 H: 0 E: 0 K: 2 S: 9	H: 0 LOB: 0 BB: 1 P: 13	R: 1 H: 2 E: 0 K: 0 S: 15	H: 2 LOB: 2 BB: 1 P: 26	R: 0 H: 0 E: 0 K: 2 S: 7	H: 0 LOB: 0 BB: 0 P: 10	R: 0 H: 0 E: 0 K: 1 S: 5	H: 0 LOB: 0 BB: 0 P: 9	R: 1 H: 2 E: 0 K: 0 S: 8	H: 2 LOB: 3 BB: 1 P: 15	1B: 5 2B: 3 3B: 0 HR: 0	SF: 0 SAC: 1 DP: 1 HBP: 0	WP: 0 PB: 0 SB: 0 CS: 0	PA: 35					
PITCHER	IP	WLS	BF	H	R	ER	SO	BB	IBB	HBP	BLK	WP	HR	S	P	ERA	WHIP										
53 Nick Blackburn, R (1,1) ERA: 3.75	5.2		24	6	2	2	2	2	0	0	0	0	0	61	95	3.18	1.412										
Denny Reyes, L (6,1)	1.0		3	0	0	0	2	0	0	0	0	0	0	7	10	0.00	0.000										
26 Boof Bonser, R (7,1) ERA: 6.14	1.1		4	0	0	0	2	0	0	0	0	0	0	8	13	0.00	0.000										
49 Craig Breslow, L (9,1) ERA: 2.57	0.1	L	2	1	1	1	0	0	0	0	0	0	0	3	3	27.00	3.000										
28 Jesse Crain, R (9,1) ERA: 3.98	0.0		2	1	0	0	0	1	0	0	0	0	0	5	12	∞	∞										

Minnesota Twins @ Oakland Athletics
McAfee Coliseum, Oakland, CA
Thu Aug 28 2008, 10:05 PM EDT
Att: 12,357 - Clear - 86 F

AB 31
R 3
H 8
RBI 2
BB 3
SO 6
LOB 11



Batter	1	2	3	4	5	6	7	8	9	AB	R	H	RBI	BB	SO	LOB	TOP							
2 Denard Span, L OBP: 0.388, SLG: 0.444										5	1	2	1	1	1	1	Minnesota Twins @ Oakland Athletics McAfee Coliseum, Oakland, CA Fri Aug 29 2008, 10:05 PM EDT Att: 22,355 - Clear - 69 F							
Nick Punto, S OBP: 0.342, SLG: 0.403										6	0	0	0	0	2	6								
7 Joe Mauer, L OBP: 0.416, SLG: 0.449										6	1	5	4	0	0	0								
33 Justin Morneau, L OBP: 0.390, SLG: 0.519										5	2	4	1	0	0	2								
32 Brian Buscher, L OBP: 0.335, SLG: 0.420										1	0	0	0	0	0	1								
16 Jason Kubel, L OBP: 0.321, SLG: 0.469										4	1	2	2	0	0	4								
21 Delmon Young, R OBP: 0.326, SLG: 0.396										5	2	1	0	0	0	3								
23 Brendan Harris, R OBP: 0.321, SLG: 0.392										4	1	2	1	1	1	1								
25 Alexi Casilla, S OBP: 0.326, SLG: 0.408										5	2	3	1	0	1	1								
22 Carlos Gómez, R OBP: 0.291, SLG: 0.344										5	2	2	1	0	1	5								
Inning Stats	R: 0 E: 0 K: 1 S: 10	H: 0 LOB: 0 BB: 0 P: 15	R: 6 E: 1 K: 1 S: 29	H: 5 LOB: 2 BB: 2 P: 47	R: 0 E: 0 K: 2 S: 9	H: 0 LOB: 0 BB: 0 P: 12	R: 0 E: 0 K: 1 S: 8	H: 0 LOB: 0 BB: 0 P: 11	R: 2 E: 0 K: 0 S: 14	H: 4 LOB: 2 BB: 0 P: 21	R: 0 E: 0 K: 1 S: 12	H: 2 LOB: 2 BB: 0 P: 20	R: 3 E: 0 K: 0 S: 23	H: 5 LOB: 2 BB: 0 P: 28	R: 0 E: 0 K: 0 S: 7	H: 2 LOB: 1 BB: 0 P: 13	R: 1 E: 0 K: 0 S: 11	H: 2 LOB: 1 BB: 0 P: 14	1B: 15 2B: 4 3B: 1 HR: 0	SF: 1 SAC: 0 DP: 1 HBP: 0	WP: 0 PB: 0 SB: 0 CS: 0	PA: 49		
PITCHER	IP WLS BF H R ER SO BB IBB HBP BLK WP HR S P ERA WHIP	IP WLS BF H R ER SO BB IBB HBP BLK WP HR S P ERA WHIP	IP WLS BF H R ER SO BB IBB HBP BLK WP HR S P ERA WHIP	IP WLS BF H R ER SO BB IBB HBP BLK WP HR S P ERA WHIP	IP WLS BF H R ER SO BB IBB HBP BLK WP HR S P ERA WHIP	IP WLS BF H R ER SO BB IBB HBP BLK WP HR S P ERA WHIP	IP WLS BF H R ER SO BB IBB HBP BLK WP HR S P ERA WHIP	IP WLS BF H R ER SO BB IBB HBP BLK WP HR S P ERA WHIP	IP WLS BF H R ER SO BB IBB HBP BLK WP HR S P ERA WHIP	IP WLS BF H R ER SO BB IBB HBP BLK WP HR S P ERA WHIP	IP WLS BF H R ER SO BB IBB HBP BLK WP HR S P ERA WHIP	IP WLS BF H R ER SO BB IBB HBP BLK WP HR S P ERA WHIP	IP WLS BF H R ER SO BB IBB HBP BLK WP HR S P ERA WHIP	IP WLS BF H R ER SO BB IBB HBP BLK WP HR S P ERA WHIP	IP WLS BF H R ER SO BB IBB HBP BLK WP HR S P ERA WHIP	IP WLS BF H R ER SO BB IBB HBP BLK WP HR S P ERA WHIP	IP WLS BF H R ER SO BB IBB HBP BLK WP HR S P ERA WHIP	IP WLS BF H R ER SO BB IBB HBP BLK WP HR S P ERA WHIP	IP WLS BF H R ER SO BB IBB HBP BLK WP HR S P ERA WHIP	IP WLS BF H R ER SO BB IBB HBP BLK WP HR S P ERA WHIP	IP WLS BF H R ER SO BB IBB HBP BLK WP HR S P ERA WHIP	IP WLS BF H R ER SO BB IBB HBP BLK WP HR S P ERA WHIP	IP WLS BF H R ER SO BB IBB HBP BLK WP HR S P ERA WHIP	IP WLS BF H R ER SO BB IBB HBP BLK WP HR S P ERA WHIP
53 Dan Meyer, L ERA: 6.33	1.2	L	12	4	6	2	2	2	0	0	0	0	0	35	56	10.80	3.600							
Kirk Saarloos, R ERA: 5.4	5.0		27	12	5	5	4	0	0	0	0	0	0	68	96	9.00	2.400							
44 Santiago Casilla, R ERA: 3.4	2.1		10	4	1	1	0	0	0	0	0	0	0	20	29	3.86	1.714							

AB	46
R	12
H	20
RBI	12
BB	2
SO	6
LOB	24



Batter	1	2	3	4	5	6	7	8	9	AB	R	H	RBI	BB	SO	LOB	BOTTOM							
11 Rajai Davis, R OBP: 0.270, SLG: 0.321										4	0	0	0	0	2	1	Minnesota Twins @ Oakland Athletics McAfee Coliseum, Oakland, CA Fri Aug 29 2008, 10:05 PM EDT Att: 22,355 - Clear - 69 F							
7 Bobby Crosby, R OBP: 0.302, SLG: 0.370										3	0	0	0	0	2	1								
56 Cliff Pennington, S OBP: 0.207, SLG: 0.222										1	0	0	0	0	0	0								
15 Ryan Sweeney, L OBP: 0.340, SLG: 0.382										4	0	1	0	0	0	1								
35 Frank Thomas, R OBP: 0.349, SLG: 0.374										4	1	2	0	0	1	1								
32 Jack Cust, L OBP: 0.371, SLG: 0.438										4	1	1	2	0	1	1								
8 Kurt Suzuki, R OBP: 0.352, SLG: 0.386										3	0	2	0	0	1	1								
Rob Bowen, S OBP: 0.213, SLG: 0.268										1	0	0	0	0	0	0								
10 Daric Barton, L OBP: 0.307, SLG: 0.320										4	0	0	0	0	2	3								
22 Jack Hannahan, L OBP: 0.302, SLG: 0.340										3	0	0	0	0	3	2								
4 Eric Patterson, L OBP: 0.311, SLG: 0.275										2	0	0	0	1	1	1								
Inning Stats	R: 0 E: 0 K: 1 S: 7	H: 1 LOB: 1 BB: 0 P: 11	R: 0 E: 0 K: 2 S: 9	H: 1 LOB: 1 BB: 0 P: 15	R: 0 E: 0 K: 3 S: 16	H: 3 LOB: 1 BB: 0 P: 21	R: 0 E: 0 K: 2 S: 10	H: 1 LOB: 0 BB: 0 P: 12	R: 0 E: 0 K: 2 S: 7	H: 0 LOB: 0 BB: 0 P: 12	R: 0 E: 0 K: 1 S: 5	H: 0 LOB: 0 BB: 0 P: 9	R: 0 E: 0 K: 0 S: 5	H: 0 LOB: 0 BB: 0 P: 6	R: 0 E: 0 K: 0 S: 5	H: 0 LOB: 0 BB: 0 P: 6	1B: 4 2B: 1 3B: 0 HR: 1	SF: 0 SAC: 0 DP: 0 HBP: 0	WP: 1 PB: 0 SB: 0 CS: 0	PA: 34				
PITCHER	IP WLS BF H R ER SO BB IBB HBP BLK WP HR S P ERA WHIP	IP WLS BF H R ER SO BB IBB HBP BLK WP HR S P ERA WHIP	IP WLS BF H R ER SO BB IBB HBP BLK WP HR S P ERA WHIP	IP WLS BF H R ER SO BB IBB HBP BLK WP HR S P ERA WHIP	IP WLS BF H R ER SO BB IBB HBP BLK WP HR S P ERA WHIP	IP WLS BF H R ER SO BB IBB HBP BLK WP HR S P ERA WHIP	IP WLS BF H R ER SO BB IBB HBP BLK WP HR S P ERA WHIP	IP WLS BF H R ER SO BB IBB HBP BLK WP HR S P ERA WHIP	IP WLS BF H R ER SO BB IBB HBP BLK WP HR S P ERA WHIP	IP WLS BF H R ER SO BB IBB HBP BLK WP HR S P ERA WHIP	IP WLS BF H R ER SO BB IBB HBP BLK WP HR S P ERA WHIP	IP WLS BF H R ER SO BB IBB HBP BLK WP HR S P ERA WHIP	IP WLS BF H R ER SO BB IBB HBP BLK WP HR S P ERA WHIP	IP WLS BF H R ER SO BB IBB HBP BLK WP HR S P ERA WHIP	IP WLS BF H R ER SO BB IBB HBP BLK WP HR S P ERA WHIP	IP WLS BF H R ER SO BB IBB HBP BLK WP HR S P ERA WHIP	IP WLS BF H R ER SO BB IBB HBP BLK WP HR S P ERA WHIP	IP WLS BF H R ER SO BB IBB HBP BLK WP HR S P ERA WHIP	IP WLS BF H R ER SO BB IBB HBP BLK WP HR S P ERA WHIP	IP WLS BF H R ER SO BB IBB HBP BLK WP HR S P ERA WHIP	IP WLS BF H R ER SO BB IBB HBP BLK WP HR S P ERA WHIP	IP WLS BF H R ER SO BB IBB HBP BLK WP HR S P ERA WHIP	IP WLS BF H R ER SO BB IBB HBP BLK WP HR S P ERA WHIP	IP WLS BF H R ER SO BB IBB HBP BLK WP HR S P ERA WHIP
59 Kevin Slowey, R ERA: 3.7	6.0	W	25	6	2	2	10	1	0	0	0	0	0	66	96	3.00	1.167							
49 Craig Breslow, L ERA: 2.37	3.0	S	9	0	0	0	3	0	0	0	0	0	0	17	27	0.00	0.000							

AB	33
R	2
H	6
RBI	2
BB	1
SO	13
LOB	12



Batter	1	2	3	4	5	6	7	8	9	AB	R	H	RBI	BB	SO	LOB	TOP					
2 Denard Span, L OBP: 0.390, SLG: 0.455	L7		F8				CS BB			3	1	2	1	0	0		Minnesota Twins @ Oakland Athletics McAfee Coliseum, Oakland, CA Sat Aug 30 2008, 9:05 PM EDT Att: 25,238 - Clear - 64 F					
Nick Punto, S OBP: 0.341, SLG: 0.401	G6-3		7 BLK 1B			3H P3	P4			4	0	1	0	0	0	1						
7 Joe Mauer, L OBP: 0.415, SLG: 0.447	33 PO 1B		F8			G6-3		F7		4	0	1	0	0	0	1						
33 Justin Morneau, L OBP: 0.388, SLG: 0.515	PO	P2		G6-3		G4-3		F8		4	0	0	0	0	0	0						
16 Jason Kubel, L OBP: 0.336, SLG: 0.469		23 FC5-4 21 1B		23 G5-3 21 1B		21 1B BB		K		2	0	1	0	2	1	0						
21 Delmon Young, R OBP: 0.301, SLG: 0.399		23 FC5-4 1B		1B		1B		K		4	0	3	0	0	1	0						
23 Brendan Harris, R OBP: 0.318, SLG: 0.388		FC5-4		G5-3		K		K		4	0	0	0	0	2	6						
25 Alexi Casilla, S OBP: 0.335, SLG: 0.402	F9					E5 22 SH1-4 2 HR		L8		4	1	0	0	0	0	4						
22 Carlos Gómez, R OBP: 0.290, SLG: 0.343				K		SH1-4		B5-3		2	0	0	0	0	1	0						
Inning Stats	R: 0 E: 0 K: 0 S: 10	H: 1 LOB: 0 BB: 0 P: 11	R: 0 E: 0 K: 0 S: 15	H: 2 LOB: 2 BB: 0 P: 23	R: 0 E: 0 K: 1 S: 11	H: 1 LOB: 1 BB: 0 P: 20	R: 0 E: 0 K: 0 S: 6	H: 1 LOB: 1 BB: 1 P: 13	R: 2 E: 1 K: 0 S: 12	H: 1 LOB: 0 BB: 0 P: 17	R: 0 E: 0 K: 1 S: 10	H: 1 LOB: 2 BB: 1 P: 16	R: 0 E: 0 K: 0 S: 8	H: 0 LOB: 0 BB: 1 P: 15	R: 0 E: 0 K: 1 S: 9	H: 0 LOB: 0 BB: 0 P: 12	R: 0 E: 0 K: 2 S: 10	H: 0 LOB: 0 BB: 0 P: 14	1B: 6 2B: 0 3B: 0 HR: 1	SF: 0 SAC: 1 DP: 1 HBP: 0	WP: 0 PB: 0 SB: 0 CS: 1	PA: 36
PITCHER	IP	WLS	BF	H	R	ER	SO	BB	IBB	HBP	BLK	WP	HR	S	P	ERA	WHIP					
51 Dallas Braden, L ERA: 3.88	(1, 1)	6.0	26	7	2	1	2	2	0	0	1	0	1	64	100	1.50	1.500					
Alan Embree, L ERA: 4.73	(7, 1)	1.0	3	0	0	0	0	1	0	0	0	0	0	8	15	0.00	1.000					
Huston Street, R ERA: 4.07	(8, 1)	2.0	W	6	0	0	0	3	0	0	0	0	0	19	26	0.00	0.000					

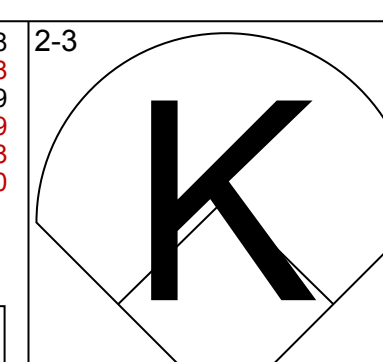
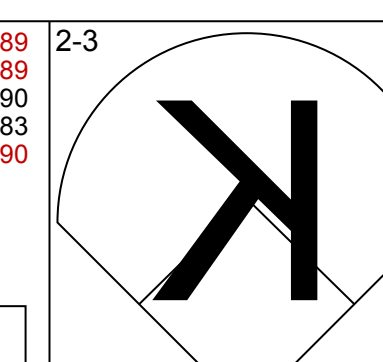
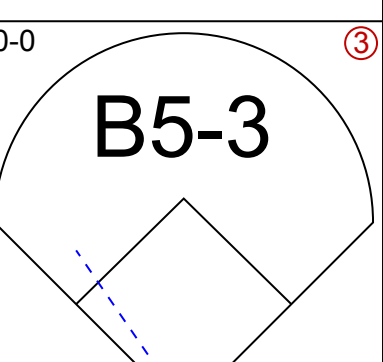
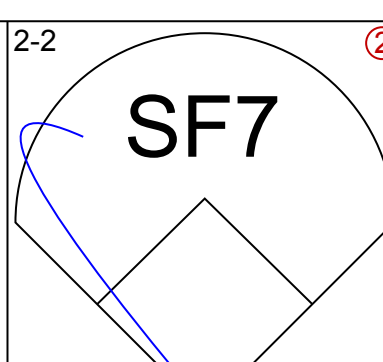
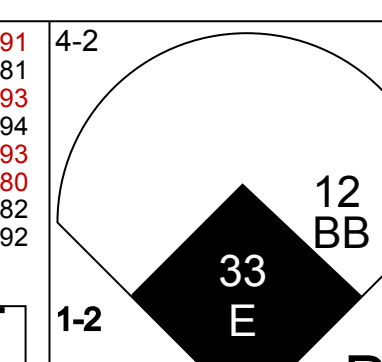
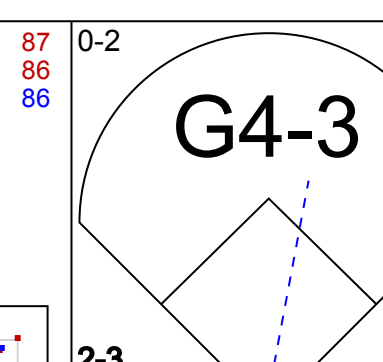
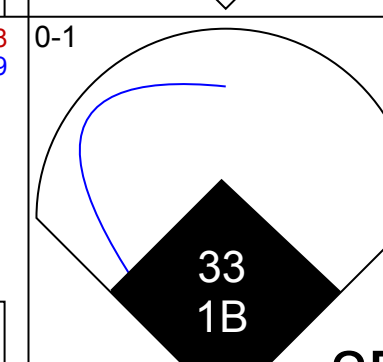
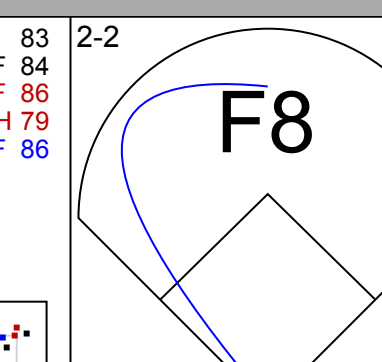
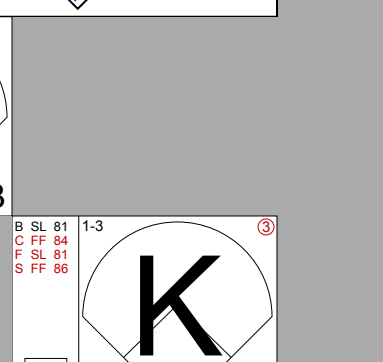
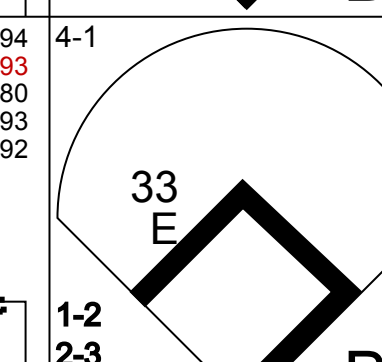
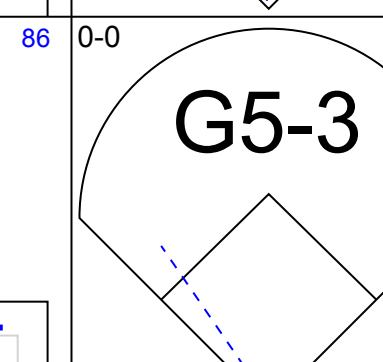
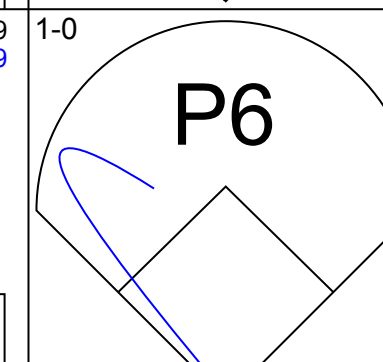
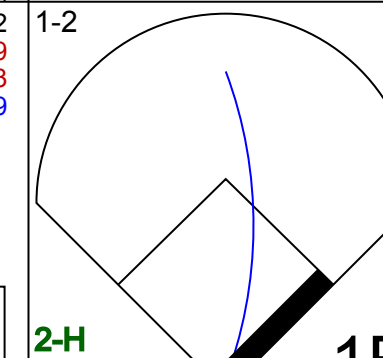
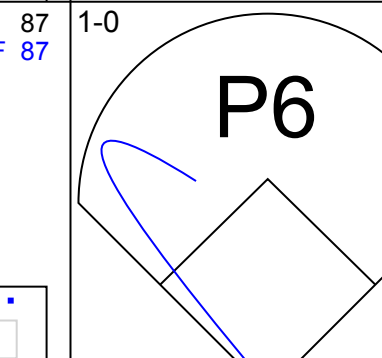
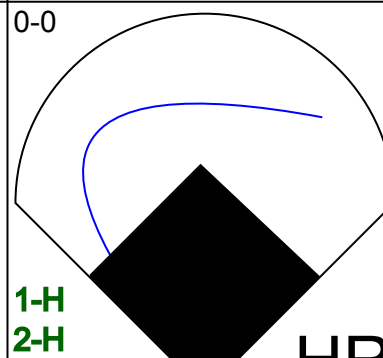
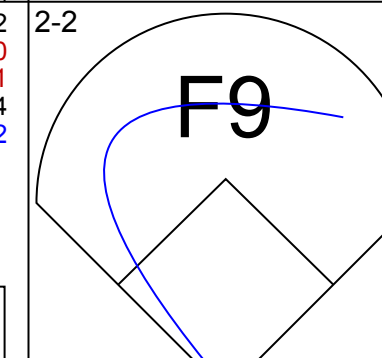
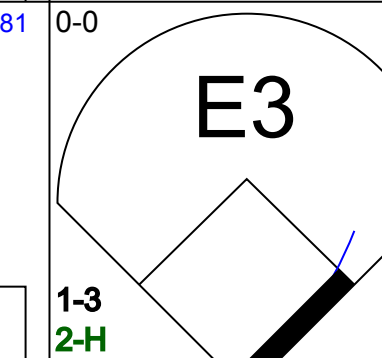
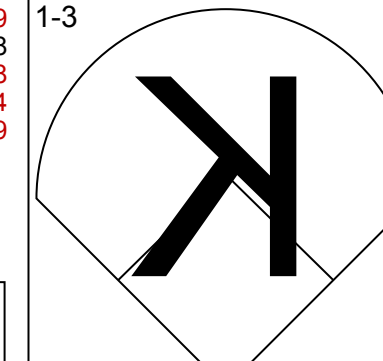

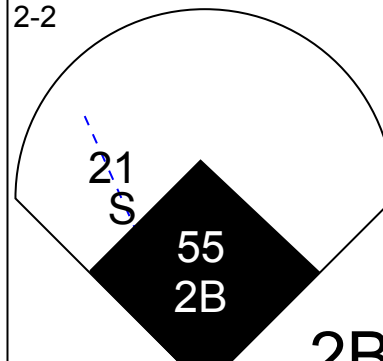
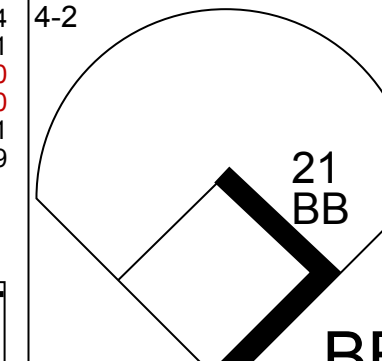
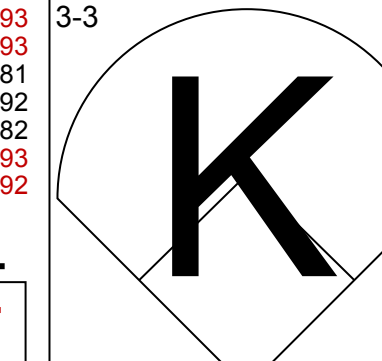

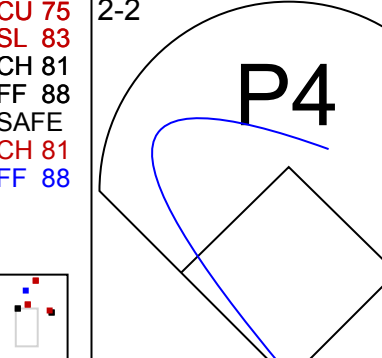
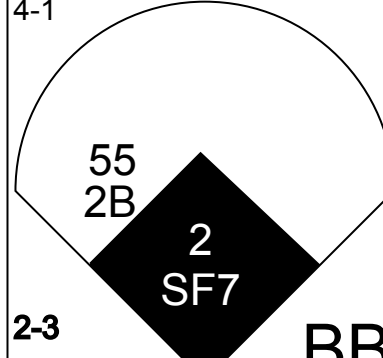
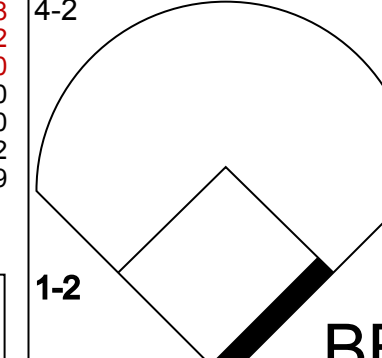



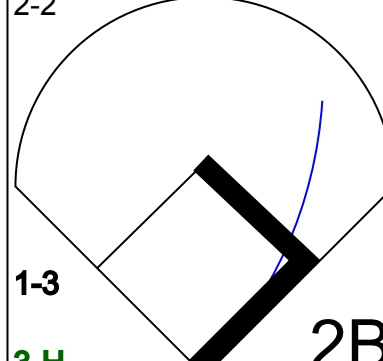
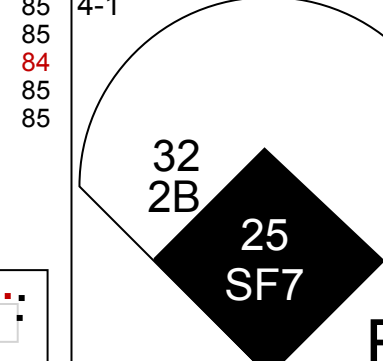


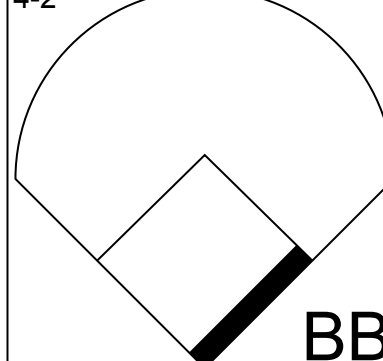

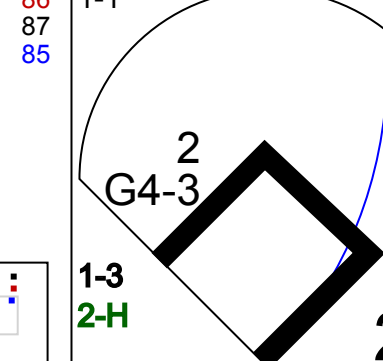

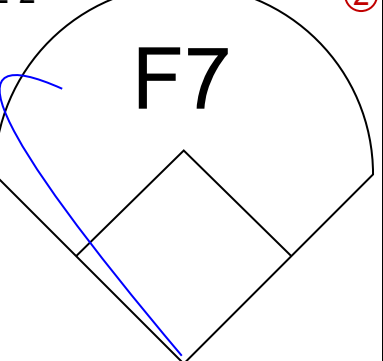
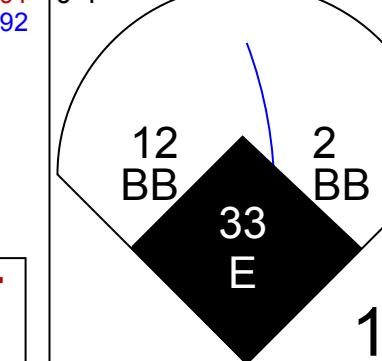
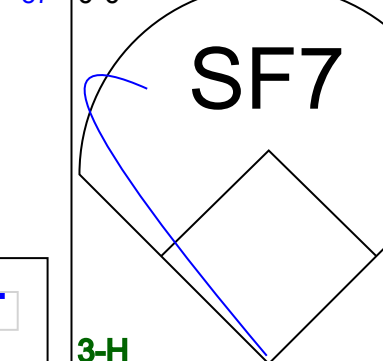
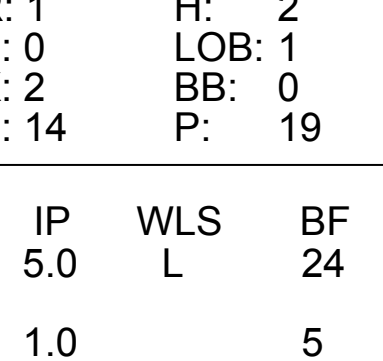
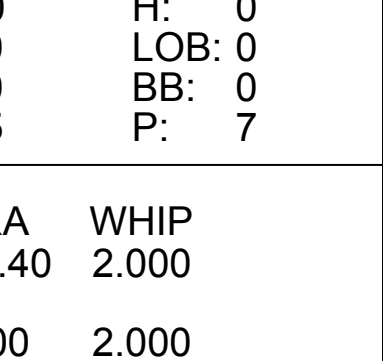
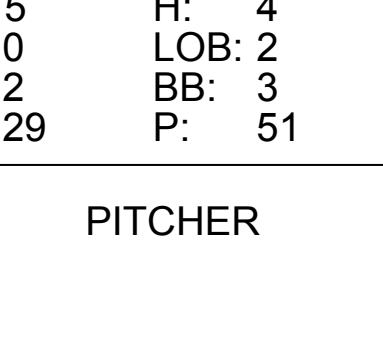
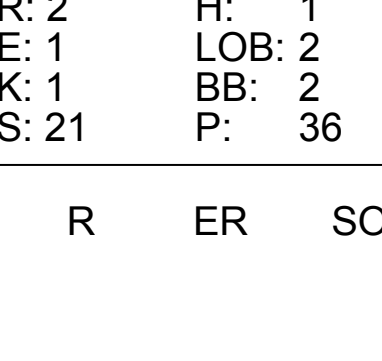
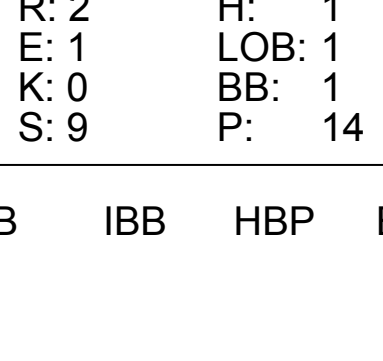
Batter	1	2	3	4	5	6	7	8	9	AB	R	H	RBI	BB	SO	LOB	BOTTOM					
11 Rajai Davis, R OBP: 0.263, SLG: 0.313	F9		FC6-4					K		4	0	0	0	0	1	2	Minnesota Twins @ Oakland Athletics McAfee Coliseum, Oakland, CA Sat Aug 30 2008, 9:05 PM EDT Att: 25,238 - Clear - 64 F					
8 Kurt Suzuki, R OBP: 0.351, SLG: 0.384	G4-3			G6-3			1B	F8		4	0	1	0	0	0	0						
7 Bobby Crosby, R OBP: 0.304, SLG: 0.373	F9			2B			F8			4	1	2	0	0	0	1						
Emil Brown, R OBP: 0.299, SLG: 0.394		G4-3		P3			K			3	1	0	0	0	1	2						
15 Ryan Sweeney, L OBP: 0.336, SLG: 0.377		G3		K			G4-3			4	0	0	0	0	1	2						
32 Jack Cust, L OBP: 0.371, SLG: 0.445		G4-3					K			3	1	1	1	0	1	0						
10 Darrin Barton, L OBP: 0.307, SLG: 0.320				11 FC6-4 1B			K			3	0	1	0	0	1	0						
56 Cliff Pennington, S OBP: 0.194, SLG: 0.207				F8			P3			2	0	0	0	0	0	1						
14 Mark Ellis, R OBP: 0.321, SLG: 0.373										1	0	0	0	0	1	0						
22 Jack Hannahan, L OBP: 0.332, SLG: 0.340										0	0	0	0	0	0	0						
4 Eric Patterson, L OBP: 0.312, SLG: 0.277				K				G4-3		3	0	1	0	0	1	1						
Inning Stats	R: 0 E: 0 K: 0 S: 8	H: 0 LOB: 0 BB: 0 P: 14	R: 0 E: 0 K: 0 S: 3	H: 0 LOB: 0 BB: 0 P: 7	R: 0 E: 0 K: 1 S: 17	H: 1 LOB: 1 BB: 0 P: 20	R: 0 E: 0 K: 1 S: 9	H: 1 LOB: 1 BB: 0 P: 13	R: 1 E: 0 K: 1 S: 12	H: 2 LOB: 1 BB: 0 P: 16	R: 0 E: 0 K: 1 S: 9	H: 1 LOB: 1 BB: 0 P: 16	R: 0 E: 0 K: 2 S: 8	H: 0 LOB: 0 BB: 0 P: 13	R: 0 E: 0 K: 1 S: 8	H: 0 LOB: 0 BB: 0 P: 15	R: 2 E: 1 K: 0 S: 5	H: 1 LOB: 1 BB: 0 P: 11	1B: 4 2B: 1 3B: 0 HR: 1	SF: 0 SAC: 0 DP: 0 HBP: 1	WP: 0 PB: 0 SB: 1 CS: 0	PA: 32
PITCHER	IP	WLS	BF	H	R	ER	SO	BB	IBB	HBP	BLK	WP	HR	S	P	ERA	WHIP					
47 Francisco Liriano, L ERA: 3.45	(1, 1)	7.0	26	5	1	1	6	0	0	0	0	0	0	66	99	1.29	0.714					
54 Matt Guerrier, R ERA: 4.54	(8, 1)	1.0	H	3	0	0	0	1	0	0	0	0	0	8	15	0.00	0.000					
36 Joe Nathan, R ERA: 1.11	(9, 1)	0.0	L	3	1	2	0	0	0	0	1	0	0	5	11	∞	∞					

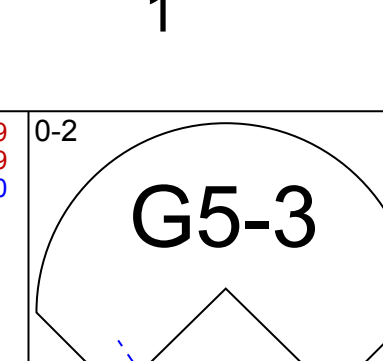
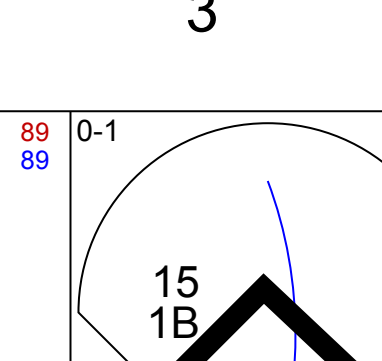
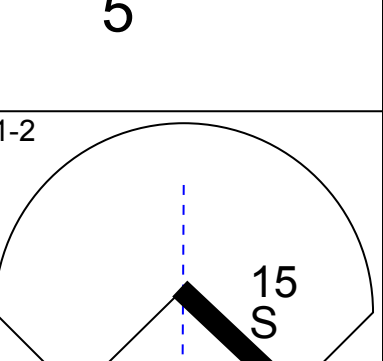
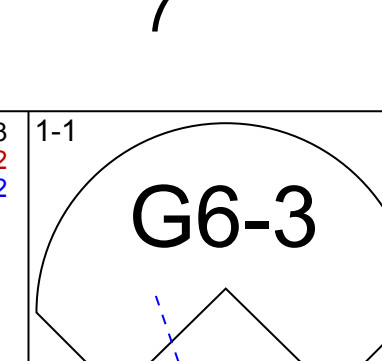
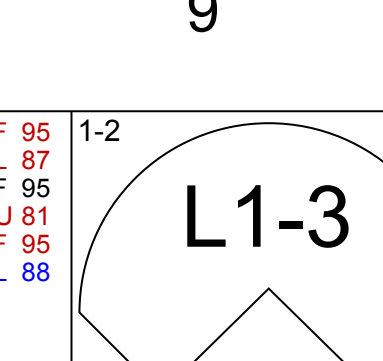
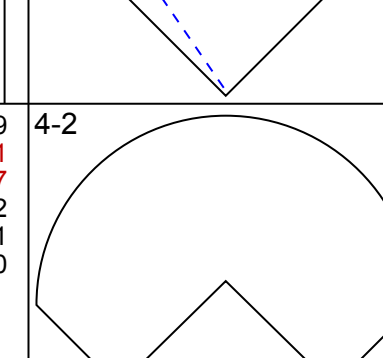
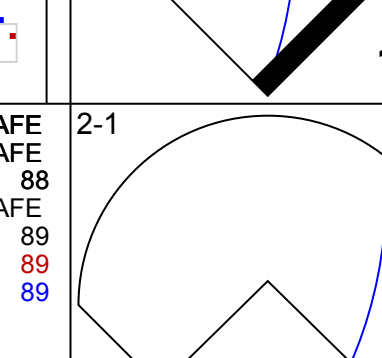
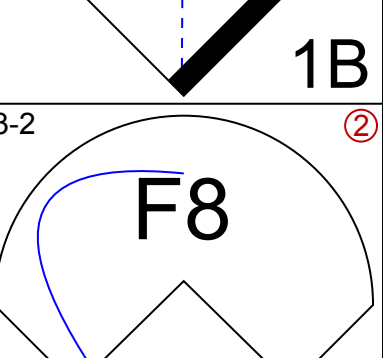
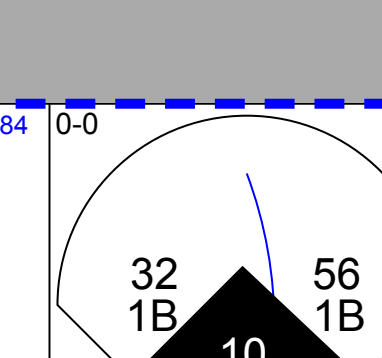
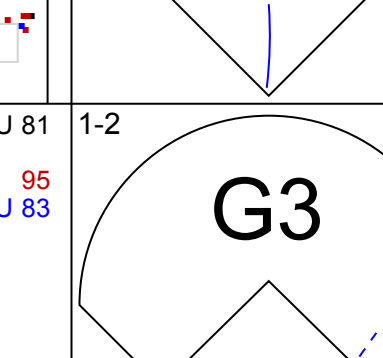
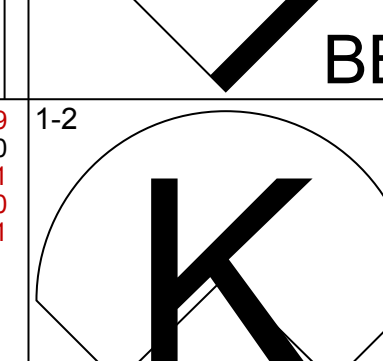
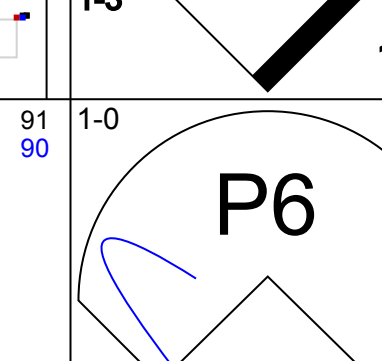
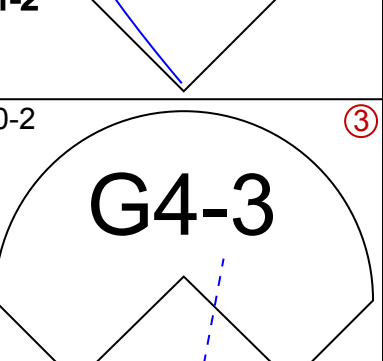
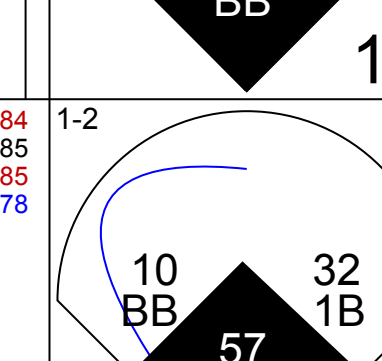
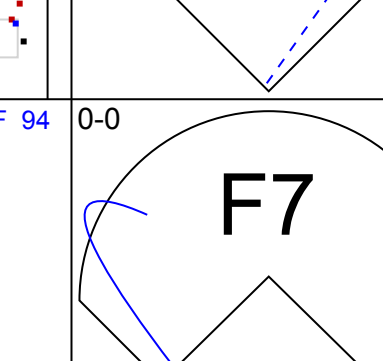
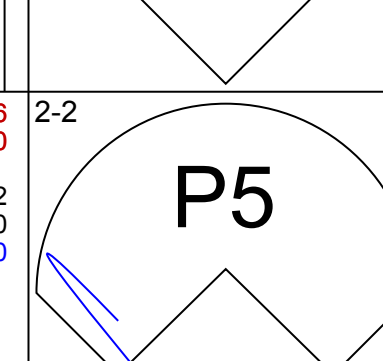
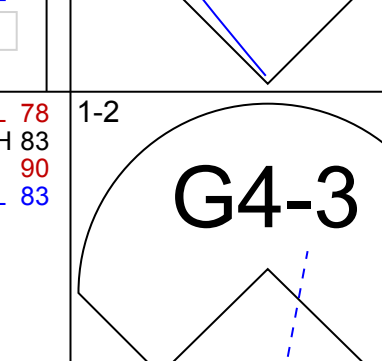
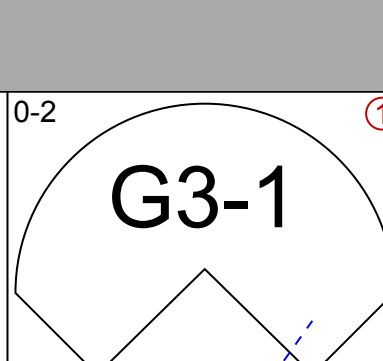
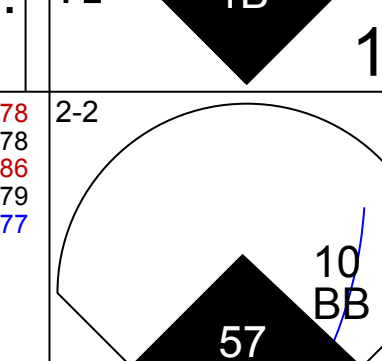
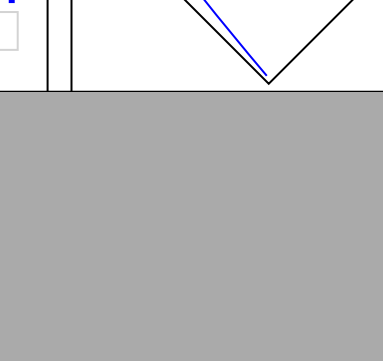
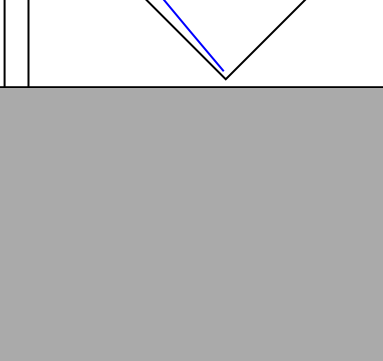
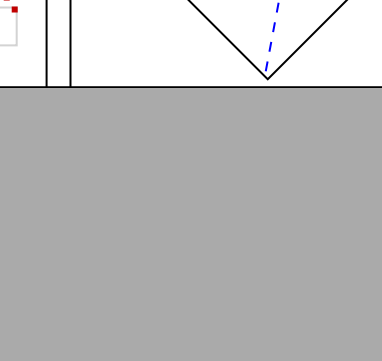






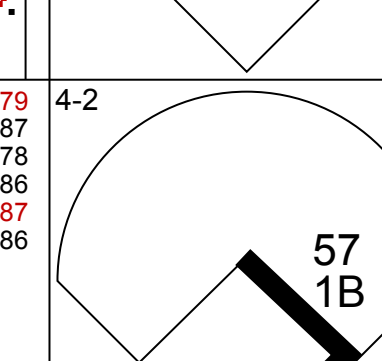



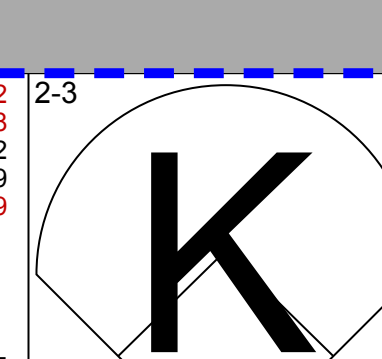
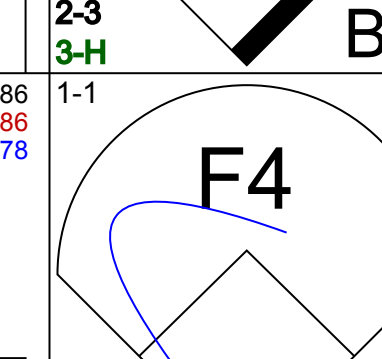



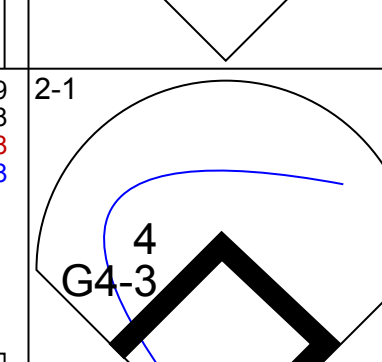


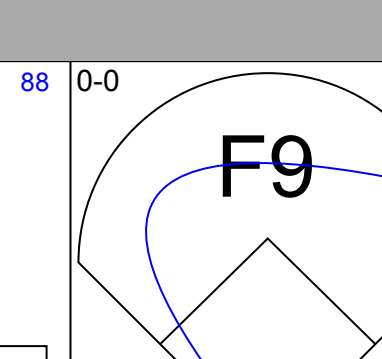
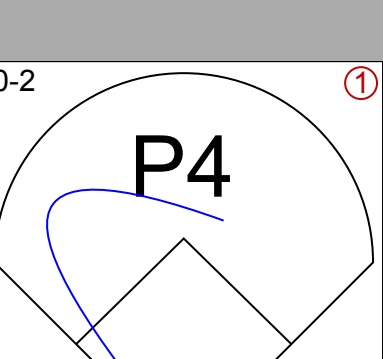
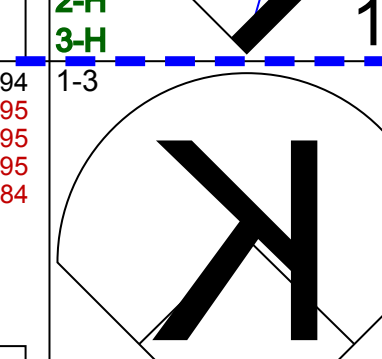
AB	31
R	2
H	7
RBI	2
BB	3
SO	5
LOB	12



AB	31
R	3
H	6
RBI	1
BB	0
SO	7
LOB	9



Batter	1	2	3	4	5	6	7	8	9	AB	R	H	RBI	BB	SO	LOB	TOP										
2 Denard Span, L OBP: 0.385, SLG: 0.448 (1, 8)										4	1	0	1	1	2	1	Minnesota Twins @ Oakland Athletics McAfee Coliseum, Oakland, CA Sun Aug 31 2008, 4:05 PM EDT Att: 18,427 - Sunny - 67 F										
Nick Punto, S OBP: 0.343, SLG: 0.406 (1, 6)										4	2	2	0	0	1	2											
12 Adam Everett, R OBP: 0.271, SLG: 0.316 (8, 6)										1	0	0	0	1	0	1											
7 Joe Mauer, L OBP: 0.413, SLG: 0.443 (1, 10)										4	1	0	0	1	0	4											
33 Justin Morneau, L OBP: 0.388, SLG: 0.519 (1, 3)										5	1	2	4	0	0	1											
16 Jason Kubel, L OBP: 0.339, SLG: 0.472 22 Carlos Gómez, R OBP: 0.290, SLG: 0.342 (6, PR) (8, 6)										2	0	1	0	1	1	1											
21 Delmon Young, R OBP: 0.337, SLG: 0.396 (1, 7)										3	2	0	0	2	1	1											
55 Mike Redmond, R OBP: 0.314, SLG: 0.333 (1, 2)										4	1	1	1	1	0	3											
32 Brian Buscher, L OBP: 0.342, SLG: 0.428 (1, 5)										4	1	2	1	1	0	0											
25 Alexi Casilla, S OBP: 0.337, SLG: 0.414 (1, 4)										4	2	2	3	0	1	3											
Inning Stats	R: 1 E: 0 K: 2 S: 14	H: 2 LOB: 1 BB: 0 P: 19	R: 2 E: 0 K: 2 S: 13	H: 2 LOB: 0 BB: 0 P: 21	R: 0 E: 0 K: 0 S: 6	H: 0 LOB: 0 BB: 0 P: 11	R: 0 E: 0 K: 0 S: 9	H: 0 LOB: 0 BB: 1 P: 16	R: 0 E: 0 K: 0 S: 5	H: 0 LOB: 0 BB: 0 P: 7	R: 0 E: 0 K: 0 S: 5	H: 0 LOB: 2 BB: 0 P: 7	R: 0 E: 0 K: 0 S: 29	H: 4 LOB: 2 BB: 3 P: 51	R: 0 E: 0 K: 0 S: 14	H: 0 LOB: 2 BB: 2 P: 26	R: 2 E: 1 K: 1 S: 21	H: 1 LOB: 1 BB: 2 P: 36	R: 2 E: 1 K: 0 S: 9	H: 1 LOB: 1 BB: 1 P: 14	1B: 4 2B: 4 3B: 0 HR: 2	SF: 2 SAC: 0 DP: 1 HBP: 0	WP: 0 PB: 0 SB: 1 CS: 0	PA: 47			
PITCHER	IP	WLS	BF	H	R	ER	SO	BB	IBB	HBP	BLK	WP	HR	S	P	ERA	WHIP										
Greg Smith, L ERA: 4.23 (1, 1)	5.0	L	24	7	8	8	4	3	0	0	1	0	2	56	93	14.40	2.000										
Keith Foulke, R ERA: 3.67 (6, 1)	1.0		5	1	0	0	2	1	0	0	0	0	0	20	32	0.00	2.000										
13 Jerry Blevins, L ERA: 2.93 (7, 1)	1.0		5	0	0	0	2	1	0	0	0	0	0	14	26	0.00	2.000										
Alan Embree, L ERA: 4.64 (8, 1)	1.0		7	1	2	0	1	2	0	0	0	0	0	21	36	0.00	3.000										
31 Brad Ziegler, R ERA: 0.57 (9, 1)	1.0		6	1	2	1	0	1	0	0	0	0	0	9	14	9.00	2.000										

Batter	1	2	3	4	5	6	7	8	9	AB	R	H	RBI	BB	SO	LOB	BOTTOM										
11 Rajai Davis, R OBP: 0.267, SLG: 0.315 (1, 8)										5	0	2	0	0	0	1	Minnesota Twins @ Oakland Athletics McAfee Coliseum, Oakland, CA Sun Aug 31 2008, 4:05 PM EDT Att: 18,427 - Sunny - 67 F										
15 Ryan Sweeney, L OBP: 0.340, SLG: 0.378 (1, 9)										4	1	2	0	1	0	1											
7 Bobby Crosby, R OBP: 0.332, SLG: 0.371 56 Cliff Pennington, S OBP: 0.212, SLG: 0.226 (8, 6)										3	0	0	0	0	1	4											
32 Jack Cust, L OBP: 0.370, SLG: 0.443 (1, 10)										4	1	1	0	0	0	3											
8 Kurt Suzuki, R OBP: 0.351, SLG: 0.386 Rob Bowen, S OBP: 0.211, SLG: 0.264 (8, 2)										3	0	1	0	0	0	0											
10 Daric Barton, L OBP: 0.309, SLG: 0.320 (1, 3)										3	1	1	1	1	0	1											
22 Jack Hannahan, L OBP: 0.301, SLG: 0.342 (1, 5)										4	0	1	1	0	2	4											
57 Aaron Cunningham, R OBP: 0.500, SLG: 0.750 (1, 7)										4	0	2	2	0	2	1											
4 Eric Patterson, L OBP: 0.301, SLG: 0.265 (1, 4)										4	0	0	0	0	1	3											
Inning Stats	R: 0 E: 0 K: 1 S: 12	H: 0 LOB: 1 BB: 1 P: 19	R: 0 E: 0 K: 2 S: 15	H: 1 LOB: 0 BB: 0 P: 19	R: 0 E: 0 K: 0 S: 9	H: 2 LOB: 0 BB: 0 P: 13	R: 1 E: 0 K: 1 S: 12	H: 2 LOB: 0 BB: 0 P: 17	R: 0 E: 0 K: 0 S: 15	H: 1 LOB: 1 BB: 0 P: 18	R: 0 E: 0 K: 0 S: 7	H: 0 LOB: 0 BB: 0 P: 10	R: 0 E: 0 K: 1 S: 8	H: 1 LOB: 1 BB: 0 P: 13	R: 3 E: 0 K: 2 S: 23	H: 4 LOB: 2 BB: 1 P: 35		R: 0 E: 0 K: 0 S: 9	H: 0 LOB: 0 BB: 0 P: 11	1B: 8 2B: 3 3B: 0 HR: 0	SF: 0 SAC: 0 DP: 0 HBP: 0	WP: 0 PB: 0 SB: 1 CS: 0	PA: 39				
PITCHER	IP	WLS	BF	H	R	ER	SO	BB	IBB	HBP	BLK	WP	HR	S	P	ERA	WHIP										
30 Scott Baker, R ERA: 3.66 (1, 1)	6.0		24	6	1	1	4	1	0	0	0	0	0	8	13	0.00	1.000										
Dennis Reyes, L ERA: 2.53 (7, 1)	1.0		4	1	0	0	1	0	0	0	0	0	0	19	30	40.50	7.500										
Eddie Guardado, L ERA: 4.18 (8, 1)	0.2		7	4	3	3	1	1	0	0	0	0	0	13	16	0.00	0.000										
26 Boof Bonser, R ERA: 6.06 (8, 1)	1.1		4	0	0	0	1	0	0	0	0	0	0	13	16	0.00	0.000										

AB	36
R	12
H	10
RBI	10
BB	9
SO	7
LOB	19




AB	37
R	4
H	11
RBI	4
BB	2
SO	7
LOB	21



Batter	1	2	3	4	5	6	7	8	9	AB	R	H	RBI	BB	SO	LOB	TOP										
11 Rajai Davis, R OBP: 0.267, SLG: 0.314	F9		G3-6 15 G3-6 1B		G5-3			K		4	0	1	0	0	1	2	Oakland Athletics @ Kansas City Royals Kauffman Stadium, Kansas City, MO Tue Sep 02 2008, 7:10 PM CDT Att: 11,143 - Overcast - 75 F										
15 Ryan Sweeney, L OBP: 0.336, SLG: 0.373	P6		G3-6 1-2†		G6-3			F7		4	0	0	0	0	3												
7 Bobby Crosby, R OBP: 0.300, SLG: 0.368	K				F8			G4-3		4	0	0	0	2	0												
32 Jack Cust, L OBP: 0.369, SLG: 0.444		G5-3 8 10 3B 2B			K			F7		4	1	1	0	0	1	0											
8 Kurt Suzuki, R OBP: 0.348, SLG: 0.383		G5-3			F9			F9		4	0	0	0	1	1												
10 Daric Barton, L OBP: 0.315, SLG: 0.339										3	1	3	2	1	0	0											
22 Jack Hannahan, L OBP: 0.301, SLG: 0.341										4	0	1	0	0	1	3											
57 Aaron Cunningham, R OBP: 0.286, SLG: 0.429										3	0	0	0	0	3	3											
4 Eric Patterson, L OBP: 0.302, SLG: 0.277										3	0	1	0	0	1	1											
Inning Stats	R: 0 E: 0 K: 1 S: 10	H: 0 LOB: 0 BB: 0 P: 15	R: 1 E: 0 K: 2 S: 10	H: 2 LOB: 1 BB: 0 P: 15	R: 0 E: 0 K: 1 S: 10	H: 1 LOB: 0 BB: 0 P: 13	R: 0 E: 0 K: 1 S: 7	H: 0 LOB: 0 BB: 0 P: 10	R: 1 E: 0 K: 1 S: 14	H: 3 LOB: 2 BB: 0 P: 24	R: 0 E: 0 K: 1 S: 10	H: 0 LOB: 0 BB: 1 P: 13	R: 0 E: 0 K: 1 S: 9	H: 0 LOB: 0 BB: 0 P: 10	R: 0 E: 0 K: 1 S: 7	H: 1 LOB: 1 BB: 0 P: 14	1B: 3 2B: 2 3B: 1 HR: 1	SF: 0 SAC: 0 DP: 1 HBP: 0	WP: 0 PB: 0 SB: 0 CS: 0	PA: 34							
PITCHER	IP	WLS	BF	H	R	ER	SO	BB	IBB	HBP	BLK	WP	HR	S	P	ERA	WHIP										
23 Zack Greinke, R ERA: 3.67	7.0	W	27	6	2	2	8	1	0	0	0	0	1	68	102	2.57	1.000										
Ramon E Ramirez, R ERA: 2.95	1.0	H	3	0	0	0	1	0	0	0	0	0	0	9	10	0.00	0.000										
4B Joakim Soria, R ERA: 1.86	1.0	S	4	1	0	0	1	0	0	0	0	0	7	14	0.00	1.000											

livebaseballscorecards.com

AB 33
R 2
H 7
RBI 2
BB 1
SO 10
LOB 13



Batter	1	2	3	4	5	6	7	8	9	AB	R	H	RBI	BB	SO	LOB	BOTTOM										
9 David DeJesus, L OBP: 0.348, SLG: 0.426	G4-3		K		K			FC4-6		4	0	0	0	0	2	2	Oakland Athletics @ Kansas City Royals Kauffman Stadium, Kansas City, MO Tue Sep 02 2008, 7:10 PM CDT Att: 11,143 - Overcast - 75 F										
30 Mike Aviles, R OBP: 0.360, SLG: 0.486								L6		3	2	1	0	1	1	0											
11 Jose Guillen, R OBP: 0.294, SLG: 0.426	E7		L4		F8			G5-3		3	1	0	0	0	0	1											
1 Tony Pena Jr., R OBP: 0.188, SLG: 0.213										0	0	0	0	0	0	0											
16 Billy Butler, R OBP: 0.329, SLG: 0.408			G6-3							4	1	3	4	0	0	0											
Ryan Shealy, R OBP: 0.250, SLG: 1.000	F9				F8					4	1	1	1	0	1	3											
21 Miguel Olivo, R OBP: 0.283, SLG: 0.457	K				P4			G5-3		4	0	0	0	0	1	2											
24 Mark Teahen, L OBP: 0.307, SLG: 0.382										3	0	0	0	1	3	0											
13 Alberto Callaspo, S OBP: 0.370, SLG: 0.341			G4-3		K			F7		4	0	0	0	0	1	1											
Esteban German, R OBP: 0.303, SLG: 0.331										2	0	1	0	1	0	1											
Joey Gathright, L OBP: 0.301, SLG: 0.266										0	0	0	0	0	0	0											
Inning Stats	R: 3 E: 1 K: 1 S: 22	H: 1 LOB: 0 BB: 1 P: 34	R: 0 E: 0 K: 2 S: 11	H: 0 LOB: 1 BB: 1 P: 18	R: 0 E: 0 K: 1 S: 6	H: 0 LOB: 0 BB: 0 P: 10	R: 1 E: 0 K: 1 S: 21	H: 1 LOB: 1 BB: 1 P: 33	R: 1 E: 0 K: 1 S: 12	H: 2 LOB: 0 BB: 0 P: 20	R: 0 E: 0 K: 1 S: 10	H: 1 LOB: 1 BB: 0 P: 15	R: 0 E: 0 K: 1 S: 13	H: 1 LOB: 0 BB: 0 P: 17	R: 0 E: 0 K: 1 S: 11	H: 0 LOB: 0 BB: 0 P: 13	1B: 4 2B: 0 3B: 0 HR: 2	SF: 0 SAC: 0 DP: 0 HBP: 1	WP: 1 PB: 0 SB: 0 CS: 0	PA: 35							
PITCHER	IP	WLS	BF	H	R	ER	SO	BB	IBB	HBP	BLK	WP	HR	S	P	ERA	WHIP										
47 Gio González, L ERA: 7.16	4.0	L	18	2	4	3	5	3	0	0	0	1	0	12	20	9.00	2.000										
44 Santiago Casilla, R ERA: 3.52	1.0		6	2	1	1	1	0	0	1	0	0	0	23	32	0.00	1.000										
55 Josh Outman, L ERA:	2.0		8	2	0	0	2	0	0	0	0	0	0	11	13	0.00	0.000										
33 Joey Devine, R ERA: 0.78	1.0		3	0	0	0	1	0	0	0	0	0	0	11	13	0.00	0.000										

livebaseballscorecards.com

AB 31
R 5
H 6
RBI 5
BB 3
SO 9
LOB 10



Batter	1	2	3	4	5	6	7	8	9	AB	R	H	RBI	BB	SO	LOB	TOP			
11 Rajai Davis, R OBP: 0.271, SLG: 0.312	G3-1		15 2B			F8	15 2B	F7		4	2	1	0	1	0	1				
15 Ryan Sweeney, L OBP: 0.338, SLG: 0.382	G6-3		1-H 2B			2B	8 1B 10 SF7	2B	8 2B	4	2	3	3	1	0	0				
8 Kurt Suzuki, R OBP: 0.353, SLG: 0.384	G6-3		BB			F9	32 BB	1B	32 BB	3	1	1	0	2	0	1				
32 Jack Cust, L OBP: 0.370, SLG: 0.445	K		G4-3			10 G1-3	BB	BB	10 G6-3	3	0	1	1	2	1	2				
10 Daric Barton, L OBP: 0.313, SLG: 0.344	F8					F7	G1-3	SF7	G6-3	4	0	0	2	0	0	2				
22 Jack Hannahan, L OBP: 0.301, SLG: 0.337			BB			BB	K	K	K2-3	3	0	0	0	2	3	4				
4 Eric Patterson, L OBP: 0.304, SLG: 0.275	F8					F8	G6-3		K	5	0	1	0	0	1	4				
Rob Bowen, S OBP: 0.200, SLG: 0.250			K			G4-3		P5		4	0	0	0	0	2	2				
56 Cliff Pennington, S OBP: 0.216, SLG: 0.257			G5-3			P6		K		4	1	1	0	0	1	1				
Inning Stats	R: 0 E: 0 K: 0 S: 11	H: 0 LOB: 0 BB: 0 P: 17	R: 0 E: 0 K: 1 S: 13	H: 0 LOB: 1 BB: 1 P: 23	R: 1 E: 0 K: 1 S: 16	H: 2 LOB: 2 BB: 1 P: 28	R: 0 E: 0 K: 0 S: 11	H: 0 LOB: 1 BB: 0 P: 18	R: 0 E: 0 K: 1 S: 10	H: 0 LOB: 1 BB: 1 P: 15	R: 3 E: 0 K: 2 S: 22	H: 3 LOB: 2 BB: 2 P: 40	R: 0 E: 0 K: 1 S: 11	H: 1 LOB: 1 BB: 0 P: 15	R: 2 E: 0 K: 2 S: 12	H: 1 LOB: 1 BB: 2 P: 26	1B: 3 2B: 5 3B: 0 HR: 0	SF: 1 DP: 0 HBP: 0	WP: 0 PB: 0 SB: 1 CS: 0	PA: 43
PITCHER	IP WLS BF H R ER SO	IP WLS BF H R ER SO	IP WLS BF H R ER SO	IP WLS BF H R ER SO	IP WLS BF H R ER SO	IP WLS BF H R ER SO	IP WLS BF H R ER SO	IP WLS BF H R ER SO	IP WLS BF H R ER SO	IP WLS BF H R ER SO	IP WLS BF H R ER SO	IP WLS BF H R ER SO	IP WLS BF H R ER SO	IP WLS BF H R ER SO	IP WLS BF H R ER SO	IP WLS BF H R ER SO	ERA WHIP	ERA WHIP	ERA WHIP	
28 Kyle Davies, R ERA: 4.59	(1, 1)	5.0	W	21	3	1	1	2	3	0	0	0	0	0	0	0	0	1.80	1.200	
John Bale, L ERA: 7.16	(6, 1)	1.0		4	0	0	0	1	1	0	0	0	0	0	0	0	0	9.00	10.000	
51 Robinson Tejeda, R ERA: 4.46	(7, 1)	0.1		5	3	3	3	1	1	0	0	0	0	0	0	0	15	81.00	12.000	
32 Ron Mahay, L ERA: 2.88	(7, 1)	0.2		3	0	0	0	1	1	0	0	0	0	0	0	0	7	15	0.00	1.500
Juan Carlos Oviedo, R ERA: 3.9	(8, 1)	1.0		4	1	0	0	1	0	0	0	0	0	0	0	0	11	15	0.00	1.000

Oakland Athletics @ Kansas City Royals
Kauffman Stadium, Kansas City, MO
Thu Sep 04 2008, 4:15 PM CDT
Att: 12,791 - Cloudy - 64 F

AB	34
R	6
H	8
RBI	6
BB	8
SO	8
LOB	17





Batter	1	2	3	4	5	6	7	8	9	AB	R	H	RBI	BB	SO	LOB	BOTTOM			
9 David DeJesus, L OBP: 0.354, SLG: 0.433	11 1B	L6		3B	G5-3			G1-6-3		5	2	3	0	0	0	2				
Esteban German, R OBP: 0.304, SLG: 0.342	K	G5-3		3B		30 1B		G1-6-3		5	2	2	1	0	1	3				
30 Mike Aviles, R OBP: 0.305, SLG: 0.492	11 1B		G6-3			16 11 E				4	2	3	1	0	0	0				
Jason Smith, L OBP: 0.200, SLG: 0.300	16 2B			11 1B		16 11 E		K		1	0	0	0	0	1	0				
11 Jose Guillen, R OBP: 0.285, SLG: 0.425	16 2B		F7			E4				4	1	2	3	0	0	1				
25 Kila Ka'aihue, L OBP: 0.316, SLG: 0.342	13 SF			13 1B		G5-4-3				0	0	0	0	0	0	0				
16 Billy Butler, R OBP: 0.330, SLG: 0.415	13 SF					G5-4-3				4	2	2	1	0	0	3				
Ross Gload, L OBP: 0.316, SLG: 0.342										0	0	0	0	0	0	0				
13 Alberto Callaspo, S OBP: 0.364, SLG: 0.345	SF			14 BB		F8		G5-3		3	0	1	2	0	0	3				
14 John Buck, R OBP: 0.298, SLG: 0.364	SF8							P5		2	0	1	1	1	0	0				
1 Tony Pena Jr., R OBP: 0.184, SLG: 0.209	G5-3							F9		4	0	0	0	0	0	4				
Joey Gathright, L OBP: 0.305, SLG: 0.270								F9		3	0	1	0	1	0	0				
Inning Stats	R: 4 E: 1 K: 1 S: 20	H: 4 LOB: 1 BB: 0 P: 29	R: 0 E: 0 K: 0 S: 4	H: 0 LOB: 0 BB: 1 P: 11	R: 1 E: 0 K: 0 S: 10	H: 2 LOB: 2 BB: 1 P: 19	R: 3 E: 0 K: 0 S: 16	H: 4 LOB: 1 BB: 0 P: 22	R: 0 E: 0 K: 0 S: 7	H: 2 LOB: 1 BB: 0 P: 11	R: 1 E: 1 K: 0 S: 9	H: 2 LOB: 2 BB: 0 P: 15	R: 0 E: 0 K: 0 S: 6	H: 0 LOB: 0 BB: 0 P: 12	R: 0 E: 0 K: 1 S: 8	H: 1 LOB: 0 BB: 0 P: 12	1B: 10 2B: 3 3B: 2 HR: 0	SF: 2 DP: 3 HBP: 0	WP: 0 PB: 0 SB: 0 CS: 0	PA: 39
PITCHER	IP WLS BF H R ER SO	IP WLS BF H R ER SO	IP WLS BF H R ER SO	IP WLS BF H R ER SO	IP WLS BF H R ER SO	IP WLS BF H R ER SO	IP WLS BF H R ER SO	IP WLS BF H R ER SO	IP WLS BF H R ER SO	IP WLS BF H R ER SO	IP WLS BF H R ER SO	IP WLS BF H R ER SO	IP WLS BF H R ER SO	IP WLS BF H R ER SO	IP WLS BF H R ER SO	IP WLS BF H R ER SO	ERA WHIP	ERA WHIP	ERA WHIP	
Dan Meyer, L ERA: 8.03	(1, 1)	3.1	L	21	9	8	7	1	2	0	0	0	0	0	0	0	0	18.90	3.300	
Kirk Saarloos, R ERA: 4.95	(4, 1)	1.2		7	3	0	0	0	0	0	0	14	21	0.00	1.800					
Alan Embree, L ERA: 4.73	(6, 1)	1.0		5	2	1	1	0	0	0	0	9	15	9.00	2.000					
Keith Foulke, R ERA: 3.54	(7, 1)	1.0		3	0	0	0	0	0	0	0	6	12	0.00	0.000					
13 Jerry Blevins, L ERA: 2.83	(8, 1)	1.0		3	1	0	0	1	0	0	0	8	12	0.00	1.000					

Oakland Athletics @ Kansas City Royals
Kauffman Stadium, Kansas City, MO
Thu Sep 04 2008, 4:15 PM CDT
Att: 12,791 - Cloudy - 64 F

AB	35
R	9
H	15
RBI	9
BB	2
SO	2
LOB	16



Batter	1	2	3	4	5	6	7	8	9	AB R H RBI BB SO LOB	TOP																								
												<p>Oakland Athletics @ Baltimore Orioles Oriole Park at Camden Yards, Baltimore, MD Sat Sep 06 2008, 1:05 PM EDT</p> <p>livebaseballscorecards.com</p> <p>AB 0 R 0 H 0 RBI 0 BB 0 SO 0 LOB 0</p>  <p>1B: 0 SF: 0 WP: 0 PA: 0 2B: 0 SAC: 0 FB: 0 3B: 0 DP: 0 SB: 0 HR: 0 HBP: 0 CS: 0</p>																							
Inning Stats																																			
PITCHER	IP	WLS	BF	H	R	ER	SO	BB	IBB	HBP	BLK	WP	HR	S	P	ERA	WHIP	PITCHER	IP	WLS	BF	H	R	ER	SO	BB	IBB	HBP	BLK	WP	HR	S	P	ERA	WHIP

Batter	1	2	3	4	5	6	7	8	9	AB R H RBI BB SO LOB	BOTTOM																								
												<p>Oakland Athletics @ Baltimore Orioles Oriole Park at Camden Yards, Baltimore, MD Sat Sep 06 2008, 1:05 PM EDT</p> <p>livebaseballscorecards.com</p> <p>AB 0 R 0 H 0 RBI 0 BB 0 SO 0 LOB 0</p>  <p>1B: 0 SF: 0 WP: 0 PA: 0 2B: 0 SAC: 0 FB: 0 3B: 0 DP: 0 SB: 0 HR: 0 HBP: 0 CS: 0</p>																							
Inning Stats																																			
PITCHER	IP	WLS	BF	H	R	ER	SO	BB	IBB	HBP	BLK	WP	HR	S	P	ERA	WHIP	PITCHER	IP	WLS	BF	H	R	ER	SO	BB	IBB	HBP	BLK	WP	HR	S	P	ERA	WHIP

Batter	1	2	3	4	5	6	7	8	9	AB	R	H	RBI	BB	SO	LOB	TOP											
11 Rajai Davis, R OBP: 0.283, SLG: 0.348										4	1	2	1	1	0	3												
15 Ryan Sweeney, L OBP: 0.337, SLG: 0.377										3	0	0	0	2	1	3												
8 Kurt Suzuki, R OBP: 0.354, SLG: 0.381										4	0	1	0	1	0	3												
32 Jack Cust, L OBP: 0.371, SLG: 0.457										4	2	2	3	0	1	1												
10 Daric Barton, L OBP: 0.316, SLG: 0.340										5	0	0	0	0	0	3												
7 Bobby Crosby, R OBP: 0.301, SLG: 0.363										3	0	1	0	2	0	0												
22 Jack Hannahan, L OBP: 0.303, SLG: 0.342										5	1	1	1	0	2	6												
57 Aaron Cunningham, R OBP: 0.450, SLG: 0.529										3	1	2	0	0	1	0												
4 Eric Patterson, L OBP: 0.299, SLG: 0.259										3	0	0	0	1	0	2												
Inning Stats	R: 1 H: 1 E: 0 K: 0 S: 14	L: 1 LOB: 3 BB: 3 P: 35	R: 0 H: 2 E: 0 K: 0 S: 10	H: 2 LOB: 2 BB: 0 P: 12	R: 1 H: 2 E: 0 K: 1 S: 14	H: 2 LOB: 3 BB: 2 P: 29	R: 1 H: 2 E: 0 K: 0 S: 11	H: 1 LOB: 0 BB: 1 P: 22	R: 2 H: 2 E: 0 K: 0 S: 18	H: 2 LOB: 1 BB: 0 P: 28	R: 0 H: 1 E: 0 K: 1 S: 11	H: 2 LOB: 2 BB: 1 P: 19	R: 0 H: 0 E: 0 K: 1 S: 13	H: 0 LOB: 0 BB: 0 P: 18	R: 0 H: 0 E: 0 K: 2 S: 10	H: 0 LOB: 0 BB: 0 P: 15	R: 0 H: 0 E: 0 K: 0 S: 7	H: 0 LOB: 0 BB: 0 P: 10	1B: 5 2B: 0 3B: 1 HR: 3	SF: 1 SAC: 0 DP: 1 HBP: 1	WP: 0 PB: 0 SB: 2 CS: 0	PA: 43						
PITCHER	IP	WLS	BF	H	R	ER	SO	BB	IBB	HBP	BLK	WP	HR	S	P	ERA	WHIP											
40 Daniel Cabrera, R ERA: 5.26	(1, 1)	3.0	L	20	5	3	3	1	6	0	0	0	0	1	42	84	9.00	3.667										
58 Alfredo Simon, R ERA: 16.2	(4, 1)	1.2		8	3	2	2	0	0	0	1	0	0	2	23	40	10.80	1.800										
Lance Cormier, R ERA: 4.21	(5, 1)	2.1		9	1	0	0	2	1	0	0	0	0	0	26	39	0.00	0.857										
45 Dennis Sartale, R ERA: 4.71	(8, 1)	1.0		3	0	0	0	2	0	0	0	0	0	0	10	15	0.00	0.000										
53 Jim Miller, R ERA:	(9, 1)	1.0		3	0	0	0	0	0	0	0	0	0	0	7	10	0.00	0.000										

Oakland Athletics @ Baltimore Orioles
Oriole Park at Camden Yards, Baltimore, MD

Sat Sep 06 2008, 7:05 PM EDT
Att: 21,553 - Overcast - 76 F

AB 34
R 5
H 9
RBI 5
BB 7
SO 5
LOB 21



Batter	1	2	3	4	5	6	7	8	9	AB	R	H	RBI	BB	SO	LOB	BOTTOM										
1 Brian Roberts, S OBP: 0.376, SLG: 0.459										3	0	0	0	1	0	4											
12 Luis Montanez, R OBP: 0.374, SLG: 0.484										4	1	1	0	0	0	1											
21 Nick Markakis, L OBP: 0.402, SLG: 0.489										4	0	0	1	0	1	1											
Ramon Hernandez, R OBP: 0.308, SLG: 0.415										4	0	1	0	0	1	1											
Kevin Millar, R OBP: 0.330, SLG: 0.412										4	0	2	0	0	0	0											
Adam Jones, R OBP: 0.314, SLG: 0.399										3	0	0	0	1	1	3											
Oscar Salazar, R OBP: 0.333, SLG: 0.419										3	0	1	0	1	0	1											
Jay Payton, R OBP: 0.297, SLG: 0.362										2	0	0	0	2	0	2											
Juan Castro, R OBP: 0.229, SLG: 0.262										2	0	0	0	1	0	1											
30 Luke Scott, L OBP: 0.354, SLG: 0.494										1	0	0	0	0	0	1											
Inning Stats	R: 0 H: 0 E: 0 K: 0 S: 8	H: 0 LOB: 1 BB: 1 P: 16	R: 0 H: 1 E: 0 K: 1 S: 9	H: 1 LOB: 3 BB: 2 P: 19	R: 0 H: 0 E: 0 K: 1 S: 10	H: 0 LOB: 0 BB: 0 P: 14	R: 0 H: 0 E: 0 K: 0 S: 7	H: 0 LOB: 1 BB: 1 P: 15	R: 0 H: 2 E: 0 K: 0 S: 8	H: 0 LOB: 1 BB: 0 P: 10	R: 0 H: 0 E: 0 K: 0 S: 6	H: 0 LOB: 1 BB: 1 P: 13	R: 1 H: 2 E: 0 K: 1 S: 10	H: 2 LOB: 0 BB: 0 P: 13	R: 0 H: 0 E: 0 K: 0 S: 6	H: 0 LOB: 1 BB: 1 P: 11	1B: 3 2B: 2 3B: 1 HR: 0	SF: 0 SAC: 0 DP: 2 HBP: 0	WP: 0 PB: 0 SB: 0 CS: 0	PA: 36							
PITCHER	IP	WLS	BF	H	R	ER	SO	BB	IBB	HBP	BLK	WP	HR	S	P	ERA	WHIP										
Greg Smith, L ERA: 4.05	(1, 1)	7.0		28	3	0	0	0	5	0	0	0	0	58	103	0.00	1.143										
Huston Street, R ERA: 4.02	(8, 1)	1.0		5	2	1	1	1	0	0	0	0	0	10	13	9.00	2.000										
31 Brad Ziegler, R ERA: 0.54	(9, 1)	1.0		3	0	0	0	0	1	0	0	0	0	6	11	0.00	1.000										

Oakland Athletics @ Baltimore Orioles
Oriole Park at Camden Yards, Baltimore, MD

Sat Sep 06 2008, 7:05 PM EDT
Att: 21,553 - Overcast - 76 F

AB 30
R 1
H 5
RBI 1
BB 6
SO 3
LOB 15



Batter	1	2	3	4	5	6	7	8	9	AB	R	H	RBI	BB	SO	LOB	TOP								
11 Rajai Davis, R OBP: 0.288, SLG: 0.370										5	2	2	1	0	2	3									
10 Danic Barton, L OBP: 0.313, SLG: 0.340										3	0	0	1	1	0	0									
Emil Brown, R OBP: 0.298, SLG: 0.391										3	0	1	1	0	0	0									
15 Ryan Sweeney, L OBP: 0.340, SLG: 0.375										4	0	1	0	0	0	1									
8 Kurt Suzuki, R OBP: 0.353, SLG: 0.380										4	0	0	0	0	1	3									
7 Bobby Crosby, R OBP: 0.303, SLG: 0.362										4	0	1	0	0	2	0									
57 Aaron Cunningham, R OBP: 0.414, SLG: 0.440										4	0	1	0	0	1	1									
52 Jeff Bailey, R (8, PR)										2	0	0	0	1	1	0									
4 Eric Patterson, L OBP: 0.295, SLG: 0.256										0	1	0	0	0	0	0									
22 Jack Hannahan, L OBP: 0.303, SLG: 0.345										1	0	0	0	0	0	1									
56 Cliff Pennington, S OBP: 0.304, SLG: 0.310										4	0	2	0	0	1	1									
Inning Stats	R: 0 H: 0 E: 0 K: 1 S: 15	H: 0 LOB: 0 BB: 0 P: 21	R: 0 H: 0 E: 0 K: 0 S: 5	H: 0 LOB: 0 BB: 0 P: 8	R: 0 H: 1 E: 0 K: 2 S: 9	H: 1 LOB: 1 BB: 0 P: 11	R: 0 H: 1 E: 0 K: 0 S: 6	H: 1 LOB: 1 BB: 0 P: 8	R: 0 H: 0 E: 0 K: 1 S: 8	H: 0 LOB: 0 BB: 0 P: 10	R: 1 H: 1 E: 0 K: 0 S: 9	H: 1 LOB: 0 BB: 0 P: 11	R: 0 H: 1 E: 0 K: 2 S: 8	H: 1 LOB: 1 BB: 0 P: 10	R: 2 H: 2 E: 0 K: 1 S: 17	H: 2 LOB: 2 BB: 2 P: 27	R: 0 H: 2 E: 0 K: 1 S: 11	H: 2 LOB: 2 BB: 0 P: 16	1B: 6 2B: 0 3B: 2 HR: 0	SF: 1 SAC: 0 DP: 0 HBP: 0	WP: 0 PB: 0 SB: 1 CS: 0	PA: 37			
PITCHER	IP	WLS	BF	H	R	ER	SO	BB	IBB	HBP	BLK	WP	HR	S	P	ERA	WHIP								
29 Nate Robertson, L ERA: 6.08	7.0		25	4	1	1	6	0	0	0	0	0	0	60	79	1.29	0.571								
44 Bobby Seay, L ERA: 3.94	0.1	H	2	0	2	2	1	1	0	0	0	0	0	6	10	54.00	3.000								
56 Fernando Rodney, R ERA: 4.5	0.2	L	5	2	0	0	0	0	1	0	0	0	0	11	17	0.00	3.000								
32 Freddy Dolsi, R ERA: 4.07	1.0		5	2	0	0	1	0	0	0	0	0	0	11	16	0.00	2.000								

Oakland Athletics @ Detroit Tigers
Comerica Park, Detroit, MI
Tue Sep 09 2008, 7:05 PM EDT
Att: 37,240 - Partly Cloudy - 73 F

AB	34
R	3
H	8
RBI	3
BB	2
SO	8
LOB	10



Batter	1	2	3	4	5	6	7	8	9	AB	R	H	RBI	BB	SO	LOB	BOTTOM								
28 Curtis Granderson, L OBP: 0.383, SLG: 0.515										5	0	0	0	0	0	6									
14 Placido Polanco, R OBP: 0.311, SLG: 0.417										5	0	2	0	0	1	2									
30 Magglio Ordonez, R OBP: 0.381, SLG: 0.506										3	0	0	0	1	1	3									
24 Miguel Cabrera, R OBP: 0.353, SLG: 0.537										2	1	0	0	2	0	2									
Gary Sheffield, R OBP: 0.322, SLG: 0.395										3	1	1	0	1	1	1									
33 Marcus Thames, R OBP: 0.291, SLG: 0.526										3	0	1	0	0	0	1									
Matt Joyce, L OBP: 0.329, SLG: 0.529										1	0	0	0	0	1	3									
Edgar Renteria, R OBP: 0.320, SLG: 0.377										4	0	1	2	0	1	0									
15 Brandon Inge, R OBP: 0.316, SLG: 0.396										4	0	2	0	0	1	2									
55 Dusty Ryan, R OBP: 0.500, SLG: 1.000										3	0	2	0	0	1	0									
19 Jeff Larish, L OBP: 0.293, SLG: 0.333										1	0	1	0	0	0	0									
Inning Stats	R: 0 H: 0 E: 0 K: 1 S: 12	H: 4 LOB: 2 BB: 1 P: 24	R: 2 H: 0 E: 0 K: 0 S: 12	H: 0 LOB: 0 BB: 0 P: 9	R: 0 H: 0 E: 0 K: 0 S: 10	H: 0 LOB: 0 BB: 0 P: 15	R: 0 H: 3 E: 0 K: 0 S: 13	H: 0 LOB: 2 BB: 0 P: 18	R: 0 H: 0 E: 0 K: 1 S: 8	H: 0 LOB: 0 BB: 1 P: 15	R: 0 H: 0 E: 0 K: 2 S: 11	H: 0 LOB: 0 BB: 0 P: 13	R: 0 H: 1 E: 0 K: 1 S: 13	H: 1 LOB: 3 BB: 2 P: 31	R: 0 H: 2 E: 0 K: 2 S: 13	H: 2 LOB: 2 BB: 0 P: 21	1B: 8 2B: 3 3B: 0 HR: 0	SF: 0 SAC: 0 DP: 3 HBP: 0	WP: 0 PB: 0 SB: 0 CS: 0	PA: 38					
PITCHER	IP	WLS	BF	H	R	ER	SO	BB	IBB	HBP	BLK	WP	HR	S	P	ERA	WHIP								
30 Dana Eveland, L ERA: 4.23	6.0		24	7	2	2	2	2	0	0	0	0	0	61	102	3.00	1.500								
33 Joey Devine, R ERA: 0.72	1.0	W	3	0	0	0	2	0	0	0	0	0	0	11	13	0.00	0.000								
Huston Street, R ERA: 3.98	0.2	H	5	1	0	0	0	1	1	0	0	0	0	10	26	0.00	3.000								
31 Brad Ziegler, R ERA: 0.53	1.1	S	6	2	0	0	3	0	0	0	0	0	0	16	26	0.00	1.500								

Oakland Athletics @ Detroit Tigers
Comerica Park, Detroit, MI
Tue Sep 09 2008, 7:05 PM EDT
Att: 37,240 - Partly Cloudy - 73 F

AB	34
R	2
H	10
RBI	2
BB	4
SO	7
LOB	20



Batter	1	2	3	4	5	6	7	8	9	AB	R	H	RBI	BB	SO	LOB	TOP										
11 Rajai Davis, R OBP: 0.281, SLG: 0.361	F9	K		G3			P5		G5-3	5	0	0	0	0	1	4											
57 Aaron Cunningham, R OBP: 0.394, SLG: 0.414	L7		P4				K			4	0	1	2	0	1	0											
15 Ryan Sweeney, L OBP: 0.344, SLG: 0.386	HR			K						3	1	2	1	1	1	1											
32 Jack Cust, L OBP: 0.368, SLG: 0.458	HR		P5				F7			4	1	1	1	0	1	2											
10 Daric Barton, L OBP: 0.313, SLG: 0.337	P6									3	0	0	0	1	2	1											
52 Jeff Baisley, R OBP: 0.303, SLG: 0.345	F8		G5-3				F9		G5-4-3	4	0	0	0	0	0	1											
22 Jack Hannahan, L OBP: 0.303, SLG: 0.345										0	0	0	0	0	0	0											
56 Cliff Pennington, S OBP: 0.320, SLG: 0.311	2B		1B						F8	3	1	1	0	1	1	0											
Rob Bowen, S OBP: 0.214, SLG: 0.275										4	1	2	0	0	2	0											
4 Eric Patterson, L OBP: 0.294, SLG: 0.256	K2-3									4	1	1	1	0	3	2											
Inning Stats	R: 2 H: 2 E: 0 K: 0 S: 10	H: 2 LOB: 0 BB: 0 P: 15	R: 0 H: 1 E: 0 K: 2 S: 14	H: 1 LOB: 2 BB: 1 P: 25	R: 0 H: 1 E: 0 K: 1 S: 7	H: 1 LOB: 1 BB: 0 P: 13	R: 3 H: 4 E: 0 K: 1 S: 20	H: 4 LOB: 1 BB: 0 P: 29	R: 0 H: 0 E: 0 K: 2 S: 9	H: 0 LOB: 0 BB: 0 P: 16	R: 0 H: 0 E: 0 K: 3 S: 11	H: 0 LOB: 0 BB: 1 P: 17	R: 0 H: 0 E: 0 K: 1 S: 11	H: 0 LOB: 1 BB: 1 P: 19	R: 0 H: 0 E: 0 K: 0 S: 5	H: 0 LOB: 0 BB: 1 P: 10	R: 0 H: 0 E: 0 K: 2 S: 8	H: 0 LOB: 0 BB: 0 P: 12	1B: 5 2B: 1 3B: 0 HR: 2	SF: 0 SAC: 0 DP: 1 HBP: 0	WP: 0 PB: 0 SB: 0 CS: 0	PA: 37					
PITCHER	IP	WLS	BF	H	R	ER	SO	BB	IBB	HBP	BLK	WP	HR	S	P	ERA	WHIP										
58 Armando Galarraga, R ERA: 3.58	4.0	L	21	8	5	5	4	1	0	0	0	0	2	51	82	11.25	2.250										
44 Bobby Seay, L ERA: 3.78	2.0		6	0	0	0	5	0	0	0	0	0	0	20	33	0.00	0.000										
40 Chris Lambert, R ERA: 5.84	0.2		2	0	0	0	1	0	0	0	0	0	0	7	10	0.00	0.000										
50 Clay Rapada, L ERA: 3.93	1.1		5	0	0	0	0	2	0	0	0	0	0	9	19	0.00	1.500										
Gary Glover, R ERA: 4.94	1.0		3	0	0	0	2	0	0	0	0	0	0	8	12	0.00	0.000										

Oakland Athletics @ Detroit Tigers
Comerica Park, Detroit, MI
Wed Sep 10 2008, 1:05 PM EDT
Att: 37,194 - Partly Cloudy - 77 F

AB 34
R 5
H 8
RBI 5
BB 3
SO 12
LOB 11



Batter	1	2	3	4	5	6	7	8	9	AB	R	H	RBI	BB	SO	LOB	BOTTOM										
28 Curtis Granderson, L OBP: 0.384, SLG: 0.513	BB		F7				F8		F8-6-3	4	0	1	0	1	1	2											
39 Ramon Santiago, S OBP: 0.427, SLG: 0.417			G4-3							3	0	0	0	1	2	1											
30 Maqglio Ordonez, R (9, PH) OBP: 0.380, SLG: 0.505	K									1	0	0	0	0	0	1											
Gary Sheffield, R OBP: 0.321, SLG: 0.392	BB		K				F9			3	0	0	0	1	1	1											
24 Miguel Cabrera, R OBP: 0.353, SLG: 0.535				L4						4	1	1	0	0	1	3											
Matt Joyce, L OBP: 0.336, SLG: 0.529	BB			25 BB						2	1	1	0	2	0	1											
19 Jeff Larish, L OBP: 0.286, SLG: 0.325										2	0	0	0	0	2	4											
Mike Hessman, R OBP: 0.381, SLG: 0.667	K									1	0	1	0	0	0	0											
14 Placido Polanco, R (8, PH) OBP: 0.350, SLG: 0.416										1	0	0	0	0	0	0											
33 Marcus Thames, R OBP: 0.290, SLG: 0.521	F8									3	0	0	0	1	1	3											
25 Ryan Raburn, R OBP: 0.301, SLG: 0.386	G5-3									3	0	1	2	1	1	0											
15 Brandon Inge, R OBP: 0.315, SLG: 0.392										3	0	0	0	1	1	3											
Inning Stats	R: 0 H: 0 E: 0 K: 3 S: 15	H: 0 LOB: 3 BB: 3 P: 31	R: 0 H: 0 E: 0 K: 1 S: 8	H: 0 LOB: 0 BB: 0 P: 13	R: 0 H: 0 E: 0 K: 1 S: 6	H: 0 LOB: 0 BB: 0 P: 12	R: 0 H: 0 E: 0 K: 1 S: 15	H: 0 LOB: 3 BB: 3 P: 32	R: 0 H: 0 E: 0 K: 2 S: 12	H: 0 LOB: 0 BB: 0 P: 18	R: 2 H: 4 E: 0 K: 0 S: 18	H: 4 LOB: 2 BB: 1 P: 29	R: 0 H: 0 E: 0 K: 0 S: 6	H: 0 LOB: 1 BB: 1 P: 14	R: 0 H: 0 E: 0 K: 2 S: 9	H: 0 LOB: 0 BB: 0 P: 14	R: 0 H: 1 E: 0 K: 0 S: 7	H: 1 LOB: 0 BB: 0 P: 7	1B: 5 2B: 2 3B: 0 HR: 0	SF: 0 SAC: 0 DP: 2 HBP: 0	WP: 0 PB: 0 SB: 0 CS: 0	PA: 38					
PITCHER	IP	WLS	BF	H	R	ER	SO	BB	IBB	HBP	BLK	WP	HR	S	P	ERA	WHIP										
39 Sean Gallagher, R ERA: 5.01	4.0		18	0	0	0	6	0	0	0	0	0	0	44	88	0.00	1.500										
13 Jerry Stevins, L ERA: 3.19	1.0		6	3	2	2	2	0	0	0	0	0	0	21	29	18.00	3.000										
44 Santiago Casilla, R ERA: 3.33	0.2	H	3	1	0	0	0	1	0	0	0	0	0	6	12	0.00	3.000										
Alan Embree, L ERA: 4.77	0.1	H	1	0	0	0	0	0	0	0	0	0	0	3	6	0.00	0.000										
Huston Street, R ERA: 3.92	1.0	W	4	0	0	0	0	1	0	0	0	0	0	6	14	0.00	1.000										
33 Joey Devine, R ERA: 0.7	1.0		3	0	0	0	0	0	0	0	0	0	0	7	7	0.00	0.000										
31 Brad Ziegler, R ERA: 0.52	1.0	S	3	1	0	0	0	0	0	0	0	0	0	7	7	0.00	1.000										

Oakland Athletics @ Detroit Tigers
Comerica Park, Detroit, MI
Wed Sep 10 2008, 1:05 PM EDT
Att: 37,194 - Partly Cloudy - 77 F

AB 30
R 2
H 5
RBI 2
BB 8
SO 10
LOB 19



Batter	1	2	3	4	5	6	7	8	9	AB	R	H	RBI	BB	SO	LOB	TOP										
3 Joaquin Arias, R OBP: 0.308, SLG: 0.333			G4-3		G5-3			F8		5	0	2	2	0	0	3											
10 Michael Young, R OBP: 0.374, SLG: 0.546	F9	E4			F9			41 1B		5	0	1	0	0	0	2											
32 Josh Hamilton, L OBP: 0.374, SLG: 0.546	E8									4	0	3	0	0	1	2											
41 Brandon Boggs, S OBP: 0.338, SLG: 0.407										1	0	1	0	0	0	0											
22 Marlon Byrd, R OBP: 0.377, SLG: 0.460	L7									5	0	1	0	0	1	4											
17 Nelson Cruz, R OBP: 0.409, SLG: 0.614										5	1	1	0	0	1	5											
9 Hank Blalock, L OBP: 0.313, SLG: 0.423										5	2	2	1	0	0	3											
Gerald Laird, R OBP: 0.338, SLG: 0.414										4	2	1	0	1	0	0											
19 Chris Davis, L OBP: 0.325, SLG: 0.538										5	0	1	2	0	2	2											
2 Taylor Teagarden, R OBP: 0.429, SLG: 0.962										2	1	1	0	2	1	0											
Inning Stats	R: 0 E: 1 K: 0 S: 19	H: 2 LOB: 1 BB: 0 P: 28	R: 3 E: 1 K: 1 S: 18	H: 3 LOB: 2 BB: 1 P: 26	R: 2 E: 0 K: 0 S: 12	H: 2 LOB: 2 BB: 2 P: 25	R: 0 E: 0 K: 1 S: 9	H: 1 LOB: 1 BB: 0 P: 14	R: 1 E: 0 K: 0 S: 11	H: 2 LOB: 1 BB: 0 P: 17	R: 0 E: 0 K: 0 S: 9	H: 2 LOB: 2 BB: 0 P: 14	R: 0 E: 0 K: 2 S: 10	H: 0 LOB: 0 BB: 0 P: 17	R: 0 E: 0 K: 1 S: 15	H: 2 LOB: 2 BB: 0 P: 21	R: 0 E: 0 K: 1 S: 8	H: 0 LOB: 0 BB: 0 P: 8	1B: 9 2B: 4 3B: 0 HR: 1	SF: 0 SAC: 0 DP: 0 HBP: 0	WP: 0 PB: 0 SB: 0 CS: 0	PA: 44					
PITCHER	IP	WLS	BF	H	R	ER	SO	BB	IBB	HBP	BLK	WP	HR	S	P	ERA	WHIP										
51 Dallas Braden, L ERA: 4.14	4.0	L	24	9	6	5	2	3	0	0	0	0	1	59	96	11.25	3.000										
Kirk Szafranos, R ERA: 4.3	3.0		12	3	0	0	2	0	0	0	0	0	0	29	45	0.00	1.000										
Keith Foulke, R ERA: 3.3	1.0		5	2	0	0	1	0	0	0	0	0	0	15	21	0.00	2.000										
60 Jeff Gray, R ERA: 4.5	1.0		3	0	0	0	1	0	0	0	0	0	0	8	8	0.00	0.000										

Texas Rangers @ Oakland Athletics
McAfee Coliseum, Oakland, CA
Thu Sep 11 2008, 10:05 PM EDT
Att: 10,566 - Clear - 60 F

livebaseballscores.com

AB 41
R 6
H 14
RBI 5
BB 3
SO 6
LOB 21

Batter	1	2	3	4	5	6	7	8	9	AB	R	H	RBI	BB	SO	LOB	BOTTOM										
11 Rajai Davis, R OBP: 0.280, SLG: 0.364	G6-3				L4					4	0	1	0	0	0	0											
57 Aaron Cunningham, R OBP: 0.351, SLG: 0.364	K				P6					4	0	0	0	0	2	1											
15 Ryan Sweeney, L OBP: 0.343, SLG: 0.383	G3-1				P4					3	0	0	0	1	0	0											
32 Jack Cust, L OBP: 0.368, SLG: 0.459										4	1	1	0	0	3	2											
8 Kurt Suzuki, R OBP: 0.354, SLG: 0.380										3	0	1	0	1	0	0											
10 Daric Barton, L OBP: 0.312, SLG: 0.335										3	0	0	0	1	0	2											
56 Cliff Pennington, S OBP: 0.315, SLG: 0.313										3	0	1	1	0	1	2											
52 Jeff Baileys, R										3	0	0	0	1	2	3											
4 Eric Patterson, L OBP: 0.288, SLG: 0.250										3	0	0	0	0	2	2											
Inning Stats	R: 0 E: 0 K: 1 S: 10	H: 0 LOB: 0 BB: 0 P: 18	R: 0 E: 0 K: 2 S: 12	H: 0 LOB: 2 BB: 2 P: 25	R: 0 E: 0 K: 3 S: 12	H: 1 LOB: 2 BB: 1 P: 22	R: 0 E: 0 K: 1 S: 8	H: 1 LOB: 1 BB: 1 P: 16	R: 0 E: 0 K: 0 S: 8	H: 2 LOB: 1 BB: 0 P: 13	R: 1 E: 0 K: 0 S: 12	H: 2 LOB: 1 BB: 0 P: 18	R: 0 E: 0 K: 0 S: 15	H: 0 LOB: 0 BB: 0 P: 21	R: 0 E: 0 K: 1 S: 5	H: 0 LOB: 0 BB: 0 P: 7	R: 0 E: 0 K: 2 S: 7	H: 0 LOB: 0 BB: 0 P: 10	1B: 2 2B: 2 3B: 0 HR: 0	SF: 1 SAC: 0 DP: 0 HBP: 0	WP: 1 PB: 0 SB: 1 CS: 0	PA: 35					
PITCHER	IP	WLS	BF	H	R	ER	SO	BB	IBB	HBP	BLK	WP	HR	S	P	ERA	WHIP										
57 Dustin Nippert, R ERA: 6.2	5.0	W	23	4	1	1	0	4	0	0	0	1	0	56	104	1.80	1.600										
Jamey Wright, R ERA: 4.63	2.0		6	0	0	0	0	0	0	0	0	0	0	21	29	0.00	0.000										
Bill White, L ERA: 10.8	1.0		3	0	0	0	1	0	0	0	0	0	0	5	7	0.00	0.000										
50 Frank Francisco, R ERA: 3.38	1.0		3	0	0	0	2	0	0	0	0	0	0	7	10	0.00	0.000										

Texas Rangers @ Oakland Athletics
McAfee Coliseum, Oakland, CA
Thu Sep 11 2008, 10:05 PM EDT
Att: 10,566 - Clear - 60 F

livebaseballscores.com

AB 30
R 1
H 4
RBI 1
BB 4
SO 10
LOB 12

Batter	1	2	3	4	5	6	7	8	9	AB	R	H	RBI	BB	SO	LOB	TOP				
3 Joaquin Arias, R OBP: 0.305, SLG: 0.329 6 German Duran, R OBP: 0.281, SLG: 0.351	F8		F8		F9		22 1B 17 HBP 10 1B		F9	4	1	1	0	0	0	0					
10 Michael Young, R OBP: 0.332, SLG: 0.400	G6-3		G5-3		22 FC6-4 BB		17 HBP 22 1B		G4-3	4	0	1	0	1	0	0					
32 Josh Hamilton, L OBP: 0.372, SLG: 0.545	F7				22 1B 9 SF9		L8		K	5	1	1	0	0	1	3					
22 Marion Byrd, R OBP: 0.378, SLG: 0.460		F9			9 SF9 17 BB SF8		17 HBP			4	1	2	0	0	0	1					
17 Nelson Cruz, R OBP: 0.414, SLG: 0.593	G6-3				19 2B SF8 BB		9 G6-3 HBP			2	1	0	1	1	1	0					
9 Hank Blalock, L OBP: 0.312, SLG: 0.436	HR				SF9		L5		G6-3	3	1	1	2	0	0	3					
Gerald Laird, R OBP: 0.337, SLG: 0.417	G6-3				SF8		19 3B 2B		P3	3	1	1	1	0	0	0					
19 Chris Davis, L OBP: 0.327, SLG: 0.550			F8		2H 2B		2H 3B		K	4	0	2	2	0	1	0					
2 Taylor Teagarden, R OBP: 0.419, SLG: 1.000 Milton Bradley, S OBP: 0.445, SLG: 0.582	HR				K		G6-3		G6-3	3	1	1	1	0	1	2					
Inning Stats	R: 0 E: 0 K: 0 S: 4	H: 0 LOB: 0 BB: 0 P: 5	R: 1 E: 0 K: 0 S: 7	H: 1 LOB: 0 BB: 0 P: 15	R: 1 E: 0 K: 0 S: 9	H: 1 LOB: 1 BB: 0 P: 13	R: 3 E: 0 K: 1 S: 18	H: 3 LOB: 1 BB: 1 P: 29	R: 0 E: 0 K: 0 S: 7	H: 2 LOB: 1 BB: 0 P: 20	R: 1 E: 0 K: 0 S: 12	H: 3 LOB: 2 BB: 0 P: 20	R: 0 E: 0 K: 1 S: 8	H: 0 LOB: 0 BB: 0 P: 13	R: 0 E: 0 K: 1 S: 10	H: 0 LOB: 0 BB: 0 P: 15	1B: 4 2B: 3 3B: 1 HR: 2	SF: 2 SAC: 0 DP: 1 HBP: 1	WP: 0 PB: 0 SB: 0 CS: 0	PA: 39	
PITCHER	IP	WLS	BF	H	R	ER	SO	BB	IBB	HBP	BLK	WP	HR	S	P	ERA	WHIP				
Greg Smith, L ERA: 4.23	5.2	L	26	7	6	6	2	2	0	0	0	0	2	53	89	9.53	1.588				
60 Jeff Gray, R ERA: 5.75	0.2		6	3	1	1	0	0	0	1	0	0	0	15	23	13.50	4.500				
Alan Embree, L ERA: 4.72	0.2		1	0	0	0	0	0	0	0	0	0	0	2	3	0.00	0.000				
47 Gio González, L ERA: 8.7	2.0		6	0	0	0	2	0	0	0	0	0	0	18	28	0.00	0.000				

Texas Rangers @ Oakland Athletics
McAfee Coliseum, Oakland, CA
Fri Sep 12 2008, 10:05 PM EDT
Att: 15,117 - Partly Cloudy - 58 F

AB	34
R	7
H	10
RBI	7
BB	2
SO	4
LOB	9



Batter	1	2	3	4	5	6	7	8	9	AB	R	H	RBI	BB	SO	LOB	BOTTOM					
11 Rajai Davis, R OBP: 0.275, SLG: 0.356	K		G4-3		K				G6-3	4	0	0	0	0	2	1						
57 Aaron Cunningham, R OBP: 0.341, SLG: 0.379	G6-3				L7				G6-3	4	0	1	0	0	0	1						
Emil Brown, R OBP: 0.295, SLG: 0.388	F8		K		G4-3				P3	4	0	0	0	0	1	1						
32 Jack Cust, L OBP: 0.369, SLG: 0.460		G3 2B	7 8 1B G5-4-3 BB		G4-3				K	3	0	1	0	1	1	0						
8 Kurt Suzuki, R OBP: 0.356, SLG: 0.381	G3		7 G5-4-3 1B		F9				7 BB 1B	4	0	2	0	0	0	1						
7 Bobby Crosby, R OBP: 0.302, SLG: 0.360	P2		G5-4-3		22 G6-4-3 BB				BB	2	0	0	0	2	0	3						
22 Jack Hannahan, L OBP: 0.303, SLG: 0.342	BB		K		G6-4-3				L6	3	0	0	0	1	1	4						
52 Jeff Baileys, R	L9				L1				F8	3	0	0	0	0	0	2						
56 Cliff Pennington, S OBP: 0.316, SLG: 0.314	F9				1B				F8	3	0	1	0	0	0	0						
Inning Stats	R: 0 E: 0 K: 1 S: 8	H: 0 LOB: 0 BB: 0 P: 11	R: 0 E: 0 K: 0 S: 8	H: 1 LOB: 2 BB: 1 P: 14	R: 0 E: 0 K: 1 S: 11	H: 1 LOB: 1 BB: 0 P: 17	R: 0 E: 0 K: 1 S: 8	H: 1 LOB: 1 BB: 1 P: 15	R: 0 E: 0 K: 1 S: 7	H: 1 LOB: 1 BB: 0 P: 8	R: 0 E: 0 K: 0 S: 8	H: 0 LOB: 0 BB: 0 P: 14	R: 0 E: 0 K: 0 S: 5	H: 0 LOB: 0 BB: 1 P: 10	R: 0 E: 0 K: 0 S: 6	H: 0 LOB: 0 BB: 0 P: 9	R: 0 E: 0 K: 1 S: 12	H: 1 LOB: 2 BB: 1 P: 20	1B: 3 2B: 2 3B: 0 HR: 0	SF: 0 SAC: 0 DP: 2 HBP: 0	WP: 0 PB: 0 SB: 0 CS: 0	PA: 34
PITCHER	IP	WLS	BF	H	R	ER	SO	BB	IBB	HBP	BLK	WP	HR	S	P	ERA	WHIP					
54 Matt Harrison, L ERA: 5.06	9.0	W	34	5	0	0	5	4	0	0	0	0	0	73	118	0.00	1.000					

Texas Rangers @ Oakland Athletics
McAfee Coliseum, Oakland, CA
Fri Sep 12 2008, 10:05 PM EDT
Att: 15,117 - Partly Cloudy - 58 F

AB	30
R	0
H	5
RBI	0
BB	4
SO	5
LOB	13



Batter	1	2	3	4	5	6	7	8	9	AB	R	H	RBI	BB	SO	LOB	TOP										
Gerald Laird, R OBP: 0.336, SLG: 0.418										4	0	1	0	0	0	1	Texas Rangers @ Oakland Athletics McAfee Coliseum, Oakland, CA Sat Sep 13 2008, 4:05 PM EDT Att: 21,102 - Sunny - 63 F										
10 Michael Young, R OBP: 0.330, SLG: 0.397										4	0	0	0	0	0	2											
32 Josh Hamilton, L OBP: 0.373, SLG: 0.545										4	0	2	0	0	2	0											
Milton Bradley, S OBP: 0.443, SLG: 0.579										2	0	0	0	0	0	1											
2 Taylor Teagarden, R OBP: 0.406, SLG: 0.967										1	0	0	0	0	0	0											
41 Brandon Boggs, S OBP: 0.340, SLG: 0.407										0	0	0	0	1	0	0											
22 Marlon Byrd, R OBP: 0.377, SLG: 0.458										4	1	1	0	0	2	2											
9 Hank Blalock, L OBP: 0.316, SLG: 0.435										3	0	1	0	1	1	2											
17 Nelson Cruz, R OBP: 0.419, SLG: 0.597										3	0	1	1	1	0	3											
19 Chris Davis, L OBP: 0.327, SLG: 0.547										3	0	1	0	0	1	2											
6 German Duran, R OBP: 0.274, SLG: 0.342										3	0	0	0	0	0	2											
Inning Stats	R: 0 E: 0 K: 1 S: 8	H: 0 LOB: 0 BB: 0 P: 10	R: 1 E: 0 K: 0 S: 14	H: 2 LOB: 1 BB: 1 P: 25	R: 0 E: 0 K: 0 S: 7	H: 1 LOB: 0 BB: 0 P: 14	R: 0 E: 0 K: 0 S: 7	H: 1 LOB: 0 BB: 0 P: 10	R: 0 E: 0 K: 2 S: 10	H: 0 LOB: 1 BB: 1 P: 15	R: 0 E: 0 K: 1 S: 9	H: 0 LOB: 0 BB: 0 P: 16	R: 0 E: 0 K: 1 S: 9	H: 1 LOB: 1 BB: 0 P: 16	R: 0 E: 0 K: 0 S: 12	H: 1 LOB: 1 BB: 1 P: 19	R: 0 E: 0 K: 1 S: 10	H: 1 LOB: 2 BB: 1 P: 16	1B: 5 2B: 3 3B: 0 HR: 0	SF: 0 SAC: 0 DP: 2 HBP: 0	WP: 0 PB: 0 SB: 1 CS: 0	PA: 34					
PITCHER	IP	WLS	BF	H	R	ER	SO	BB	IBB	HBP	BLK	WP	HR	S	P	ERA	WHIP										
55 Josh Outman, L ERA: 3.86	5.0	W	18	4	1	1	3	2	0	0	0	0	0	46	74	1.80	1.200										
Huston Street, R ERA: 3.86	6.1		3	0	0	0	1	0	0	0	0	0	0	9	16	0.00	0.000										
13 Jerry Blevins, L ERA: 3.09	7.1		4	1	0	0	1	0	0	0	0	0	0	9	16	0.00	1.000										
33 Joey Devine, R ERA: 0.88	8.1		4	1	0	0	0	0	0	0	0	0	0	12	19	0.00	1.000										
31 Brad Ziegler, R ERA: 0.51	9.1		5	1	0	0	1	1	0	0	0	0	0	10	16	0.00	2.000										

AB	31
R	1
H	7
RBI	1
BB	3
SO	6
LOB	15



Batter	1	2	3	4	5	6	7	8	9	AB	R	H	RBI	BB	SO	LOB	BOTTOM										
11 Rajai Davis, R OBP: 0.274, SLG: 0.354										4	1	1	0	0	0	0	Texas Rangers @ Oakland Athletics McAfee Coliseum, Oakland, CA Sat Sep 13 2008, 4:05 PM EDT Att: 21,102 - Sunny - 63 F										
56 Cliff Pennington, S OBP: 0.311, SLG: 0.290										3	1	0	0	1	0	0											
15 Ryan Sweeney, L OBP: 0.345, SLG: 0.390										4	1	2	0	0	0	2											
32 Jack Cust, L OBP: 0.369, SLG: 0.466										3	2	1	2	1	1	1											
57 Aaron Cunningham, R OBP: 0.356, SLG: 0.390										4	1	2	2	0	1	0											
10 Daric Barton, L OBP: 0.312, SLG: 0.333										3	1	0	0	1	0	1											
7 Bobby Crosby, R OBP: 0.303, SLG: 0.363										4	0	2	3	0	1	1											
22 Jack Hannahan, L OBP: 0.300, SLG: 0.339										4	0	0	0	0	0	3											
Rob Bowen, S OBP: 0.207, SLG: 0.265										3	0	0	0	0	1	0											
Inning Stats	R: 0 E: 0 K: 1 S: 11	H: 1 LOB: 1 BB: 0 P: 18	R: 0 E: 0 K: 0 S: 10	H: 1 LOB: 0 BB: 0 P: 15	R: 0 E: 0 K: 0 S: 5	H: 0 LOB: 0 BB: 0 P: 6	R: 2 E: 0 K: 1 S: 16	H: 3 LOB: 1 BB: 0 P: 22	R: 5 E: 1 K: 0 S: 15	H: 3 LOB: 1 BB: 3 P: 34	R: 0 E: 0 K: 1 S: 9	H: 0 LOB: 0 BB: 0 P: 14	R: 0 E: 0 K: 1 S: 5	H: 0 LOB: 0 BB: 0 P: 7	R: 0 E: 0 K: 0 S: 7	H: 0 LOB: 0 BB: 0 P: 9		R: 0 E: 0 K: 0 S: 10	H: 0 LOB: 0 BB: 0 P: 16	1B: 4 2B: 3 3B: 0 HR: 1	SF: 0 SAC: 0 DP: 0 HBP: 0	WP: 0 PB: 0 SB: 2 CS: 0	PA: 35				
PITCHER	IP	WLS	BF	H	R	ER	SO	BB	IBB	HBP	BLK	WP	HR	S	P	ERA	WHIP										
39 Scott Feldman, R ERA: 5.27	4.2	L	23	7	6	6	2	2	0	0	0	0	0	14	25	6.75	0.750										
46 Luis Mendoza, R ERA: 8.02	5.1		6	1	1	1	1	0	1	0	0	0	0	5	7	0.00	0.000										
59 Josh Rupe, R ERA: 4.5	7.1		3	0	0	0	1	0	0	0	0	0	0	7	9	0.00	0.000										
60 Warner Madrigal, R ERA: 4.5	8.1		3	0	0	0	0	0	0	0	0	0	0	7	9	0.00	0.000										


AB	32
R	7
H	8
RBI	7
BB	3
SO	4
LOB	8



Batter	1	2	3	4	5	6	7	8	9	AB	R	H	RBI	BB	SO	LOB	TOP					
3 Joaquin Arias, R OBP: 0.299, SLG: 0.321										5	1	1	0	0	0	3						
10 Michael Young, R OBP: 0.332, SLG: 0.397										3	2	1	0	2	0	0						
32 Josh Hamilton, L OBP: 0.370, SLG: 0.540										5	0	0	0	0	4	4						
22 Marlon Byrd, R OBP: 0.382, SLG: 0.462										3	1	2	0	2	0	1						
17 Nelson Cruz, R OBP: 0.430, SLG: 0.627										5	0	3	4	0	0	3						
9 Hank Blalock, L OBP: 0.310, SLG: 0.427										4	0	0	0	0	0	4						
Gerald Laird, R 41 Brandon Boggs, S										2	0	0	0	0	2	0						
19 Chris Davis, L										4	0	0	0	0	4	1						
2 Taylor Teagarden, R										2	0	0	0	1	1	1						
Inning Stats	R: 0 E: 0 K: 1 S: 6	H: 1 LOB: 2 BB: 1 P: 13	R: 0 E: 0 K: 2 S: 8	H: 0 LOB: 0 BB: 0 P: 11	R: 2 E: 0 K: 0 S: 15	H: 2 LOB: 2 BB: 2 P: 27	R: 0 E: 0 K: 2 S: 11	H: 0 LOB: 1 BB: 0 P: 17	R: 1 E: 0 K: 1 S: 13	H: 1 LOB: 1 BB: 1 P: 26	R: 0 E: 0 K: 2 S: 12	H: 0 LOB: 1 BB: 1 P: 19	R: 1 E: 0 K: 1 S: 14	H: 2 LOB: 1 BB: 0 P: 21	R: 0 E: 0 K: 2 S: 9	H: 1 LOB: 1 BB: 0 P: 15	R: 0 E: 0 K: 1 S: 13	H: 1 LOB: 1 BB: 0 P: 18	1B: 5 2B: 3 3B: 0 HR: 0	SF: 0 SAC: 0 DP: 0 HBP: 1	WP: 0 PB: 0 SB: 1 CS: 0	PA: 41
PITCHER	IP	WLS	BF	H	R	ER	SO	BB	IBB	HBP	BLK	WP	HR	S	P	ERA	WHIP					
30 Dana Eveland, L ERA: 4.27	5.0		24	4	3	3	6	4	0	1	0	0	0	53	94	5.40	1.600					
Alan Embree, L ERA: 4.53	1.0		4	0	0	0	2	1	0	0	0	0	0	12	19	0.00	1.000					
Huston Street, R ERA: 3.95	0.2	B	4	2	1	1	1	0	0	0	0	0	0	13	20	13.50	3.000					
13 Jerry Blevins, L ERA: 3.06	0.1		1	0	0	0	0	0	0	0	0	0	0	1	1	0.00	0.000					
33 Joey Devine, R ERA: 0.66	1.0	W	4	1	0	0	2	0	0	0	0	0	0	9	15	0.00	1.000					
PITCHER	IP	WLS	BF	H	R	ER	SO	BB	IBB	HBP	BLK	WP	HR	S	P	ERA	WHIP					
31 Brad Ziegler, R ERA: 0.5	1.0		4	1	0	0	1	0	0	0	0	0	0	13	18	0.00	1.000					

Texas Rangers @ Oakland Athletics
McAfee Coliseum, Oakland, CA
Sun Sep 14 2008, 4:05 PM EDT
Att: 18,551 - Sunny - 63 F


AB	35
R	4
H	8
RBI	4
BB	5
SO	12
LOB	17



Batter	1	2	3	4	5	6	7	8	9	AB	R	H	RBI	BB	SO	LOB	BOTTOM				
11 Rajai Davis, R OBP: 0.273, SLG: 0.348										4	1	0	0	0	1	5					
56 Cliff Pennington, S OBP: 0.348, SLG: 0.316										3	2	2	1	2	0	0					
15 Ryan Sweeney, L OBP: 0.353, SLG: 0.395										3	1	3	2	1	0	0					
32 Jack Cust, L OBP: 0.370, SLG: 0.464										4	0	1	1	1	2	7					
8 Kurt Suzuki, R OBP: 0.354, SLG: 0.378										4	0	0	0	1	1	6					
57 Aaron Cunningham, R OBP: 0.360, SLG: 0.457										5	1	2	3	0	0	5					
7 Bobby Crosby, R OBP: 0.301, SLG: 0.360										5	0	0	0	0	0	4					
10 Daric Barton, L OBP: 0.313, SLG: 0.331										2	0	0	0	2	1	1					
22 Jack Hannahan, L OBP: 0.304, SLG: 0.338										1	2	0	0	3	0	0					
Inning Stats	R: 1 E: 0 K: 1 S: 16	H: 3 LOB: 0 BB: 0 P: 23	R: 1 E: 0 K: 1 S: 19	H: 1 LOB: 3 BB: 1 P: 29	R: 0 E: 0 K: 1 S: 16	H: 0 LOB: 1 BB: 1 P: 27	R: 0 E: 0 K: 1 S: 7	H: 0 LOB: 0 BB: 0 P: 9	R: 0 E: 0 K: 0 S: 13	H: 1 LOB: 2 BB: 1 P: 21	R: 2 E: 0 K: 0 S: 10	H: 1 LOB: 1 BB: 3 P: 24	R: 0 E: 0 K: 0 S: 14	H: 1 LOB: 3 BB: 2 P: 26	R: 3 E: 0 K: 1 S: 15	H: 1 LOB: 0 BB: 2 P: 27	1B: 7 2B: 0 3B: 0 HR: 1	SF: 0 SAC: 0 DP: 1 HBP: 2	WP: 0 PB: 0 SB: 0 CS: 0	PA: 43	
PITCHER	IP	WLS	BF	H	R	ER	SO	BB	IBB	HBP	BLK	WP	HR	S	P	ERA	WHIP				
44 Vicente Padilla, R ERA: 4.75	5.0		25	5	2	2	4	3	0	2	0	0	0	3	11	3.60	1.600				
Bill White, L ERA: 21.1	0.0		2	0	2	2	0	2	0	0	0	0	0	3	11	∞	∞				
Kameron Loe, R ERA: 3.25	2.0	B	10	2	0	0	0	3	0	0	0	0	0	21	39	0.00	2.500				
60 Warner Madrigal, R ERA: 5.23	1.0	L	6	1	3	3	1	2	0	0	0	0	1	15	27	27.00	3.000				

Texas Rangers @ Oakland Athletics
McAfee Coliseum, Oakland, CA
Sun Sep 14 2008, 4:05 PM EDT
Att: 18,551 - Sunny - 63 F

AB	31
R	7
H	8
RBI	7
BB	10
SO	5
LOB	28



Batter	1	2	3	4	5	6	7	8	9	AB	R	H	RBI	BB	SO	LOB	TOP					
2 Erick Aybar, S OBP: 0.314, SLG: 0.382	K2-3		F9			G4-6-3			G6-3	2	0	0	0	0	1	1	Los Angeles Angels @ Oakland Athletics McAfee Coliseum, Oakland, CA Tue Sep 16 2008, 10:05 PM EDT Att: 14,325 - Clear - 59 F livebaseballscorecards.com					
3 Brandon Wood, R OBP: 0.218, SLG: 0.320			L8							2	0	1	0	0	0	0						
9 Chone Figgins, S OBP: 0.368, SLG: 0.420	F8					F8				3	0	0	0	0	0	2						
43 Matthew Brown, R OBP: 0.071, SLG: 0.143										1	0	0	0	0	1	0						
Garret Anderson, L OBP: 0.322, SLG: 0.429				F9		G4-6-3			F8	4	0	1	0	0	0	1						
Mark Teixeira, S OBP: 0.403, SLG: 0.535	P5									3	0	0	0	0	0	1						
46 Bobby Wilson, R OBP: 1.000, SLG: 1.000				F7						0	0	0	0	0	0	0						
48 Tori Hunter, R OBP: 0.344, SLG: 0.475										3	0	0	0	0	1	0						
59 Freddy Sandoval, S OBP: 0.400, SLG: 0.250	K			F9						0	0	0	0	0	0	0						
8 Kendrys Morales, S OBP: 0.294, SLG: 0.394	F9									3	1	1	1	0	0	0						
44 Mike Napoli, R OBP: 0.344, SLG: 0.485										2	0	0	0	0	2	0						
39 Robb Quinlan, R OBP: 0.329, SLG: 0.322	K2-3									1	0	0	0	0	0	0						
18 Sean Rodriguez, R OBP: 0.261, SLG: 0.295										3	0	0	0	0	1	0						
77 Reggie Willits, S OBP: 0.318, SLG: 0.216										3	0	1	0	0	2	0						
Inning Stats	R: 0 E: 0 K: 1 S: 15	H: 1 LOB: 1 BB: 0 P: 24	R: 0 E: 0 K: 2 S: 7	H: 0 LOB: 0 BB: 0 P: 10	R: 0 E: 0 K: 1 S: 8	H: 1 LOB: 1 BB: 0 P: 10	R: 0 E: 0 K: 0 S: 7	H: 0 LOB: 0 BB: 0 P: 11	R: 1 E: 0 K: 2 S: 9	H: 1 LOB: 0 BB: 0 P: 15	R: 0 E: 0 K: 0 S: 6	H: 1 LOB: 0 BB: 0 P: 12	R: 0 E: 0 K: 0 S: 4	H: 0 LOB: 0 BB: 0 P: 9	R: 0 E: 0 K: 1 S: 6	H: 0 LOB: 0 BB: 0 P: 8	R: 0 E: 0 K: 1 S: 5	H: 0 LOB: 0 BB: 0 P: 7	1B: 3 2B: 0 3B: 0 HR: 1	SF: 0 SAC: 0 DP: 1 HBP: 0	WP: 0 PB: 0 SB: 0 CS: 0	PA: 30
PITCHER	IP WLS BF H R ER SO BB IBB HBP BLK WP HR S P ERA WHIP																					
39 Sean Gallagher, R ERA: 4.76	7.0 W 24 4 1 1 6 0 0 0 0 0 0 1 56 91 1.29 0.571																					
Alan Embree, L ERA: 4.55	1.0 3 0 0 0 1 0 0 0 0 0 0 0 6 8 0.00 0.000																					
13 Jerry Blevins, L ERA: 2.97	1.0 3 0 0 0 1 0 0 0 0 0 0 0 5 7 0.00 0.000																					

Batter	1	2	3	4	5	6	7	8	9	AB	R	H	RBI	BB	SO	LOB	BOTTOM			
56 Cliff Pennington, S OBP: 0.338, SLG: 0.295	K2-3					G6-3				4	0	0	0	0	1	4	Los Angeles Angels @ Oakland Athletics McAfee Coliseum, Oakland, CA Tue Sep 16 2008, 10:05 PM EDT Att: 14,325 - Clear - 59 F livebaseballscorecards.com			
57 Aaron Cunningham, R OBP: 0.362, SLG: 0.460										4	2	2	0	1	0	1				
15 Ryan Sweeney, L OBP: 0.359, SLG: 0.401										5	2	4	1	0	0	1				
32 Jack Cust, L OBP: 0.368, SLG: 0.460										4	1	0	0	1	2	4				
8 Kurt Suzuki, R OBP: 0.356, SLG: 0.380										3	1	1	1	1	0	0				
6 Travis Buck, L OBP: 0.250, SLG: 0.327										4	0	2	2	0	1	1				
7 Bobby Crosby, R OBP: 0.300, SLG: 0.358										5	1	1	0	0	1	6				
10 Daric Barton, L OBP: 0.315, SLG: 0.333										3	0	1	1	1	0	3				
22 Jack Hannahan, L OBP: 0.306, SLG: 0.345										3	1	1	2	1	2	3				
Inning Stats	R: 0 E: 0 K: 2 S: 11	H: 1 LOB: 1 BB: 0 P: 19	R: 0 E: 0 K: 1 S: 12	H: 1 LOB: 2 BB: 1 P: 22	R: 0 E: 0 K: 0 S: 7	H: 1 LOB: 1 BB: 0 P: 10	R: 0 E: 0 K: 1 S: 8	H: 0 LOB: 0 BB: 0 P: 15	R: 2 E: 0 K: 0 S: 10	H: 3 LOB: 1 BB: 0 P: 19	R: 2 E: 0 K: 1 S: 14	H: 3 LOB: 1 BB: 0 P: 24	R: 3 E: 0 K: 1 S: 22	H: 1 LOB: 3 BB: 4 P: 46	R: 1 E: 0 K: 1 S: 10	H: 2 LOB: 2 BB: 0 P: 17		1B: 8 2B: 3 3B: 0 HR: 1	SF: 0 SAC: 0 DP: 0 HBP: 3	WP: 1 PB: 0 SB: 1 CS: 1
PITCHER	IP WLS BF H R ER SO BB IBB HBP BLK WP HR S P ERA WHIP																			
41 John Lackey, R ERA: 3.38	5.1 L 26 9 4 4 4 1 0 0 0 0 0 0 4 7 6.75 1.875																			
65 Kevin Jepsen, R ERA: 6.35	0.2 2 0 0 0 1 0 0 0 0 0 0 0 4 7 0.00 0.000																			
52 Jason Bulger, R ERA: 6.35	0.0 5 1 3 3 0 3 0 1 0 0 0 0 10 28 ∞ ∞																			
53 Darren O'Day, R ERA: 4.57	2.0 10 2 1 1 2 1 0 0 1 0 0 0 22 35 4.50 1.500																			

Batter	1	2	3	4	5	6	7	8	9	AB	R	H	RBI	BB	SO	LOB	TOP										
2 Erick Aybar, S OBP: 0.314, SLG: 0.381	 1B		 1B		 1-2			 1-3		3	0	1	0	0	0	1											
3 Brandon Wood, R OBP: 0.216, SLG: 0.318										1	0	0	0	0	1	0											
Garret Anderson, L OBP: 0.322, SLG: 0.428	 1-2		 1-1					 1-3		4	1	1	0	0	0	1											
Mark Teixeira, S OBP: 0.405, SLG: 0.546	 1-3				 1-2			 0-2		4	1	3	2	0	0	0											
8 Kendrys Morales, S OBP: 0.263, SLG: 0.351	 1-1				 2-0			 1-3		4	0	0	0	0	1	2											
39 Robb Quinlan, R OBP: 0.327, SLG: 0.315			 2-3		 0-1			 0-0		3	0	0	0	1	1	1											
24 Gary Matthews, S OBP: 0.312, SLG: 0.346	 3-2				 3-2			 0-1		4	0	0	0	0	0	2											
5 Jeff Mathis, R OBP: 0.276, SLG: 0.321	 1-2							 1-3		3	0	1	0	0	2	0											
18 Sean Rodriguez, R OBP: 0.256, SLG: 0.289			 1-1					 0-3		3	0	0	0	0	1	1											
77 Reggie Willits, S OBP: 0.318, SLG: 0.211					 1-2			 2-0		2	0	0	0	1	0	0											
Inning Stats	R: 0 H: 2 E: 0 K: 0 S: 10	H: 2 LOB: 1 BB: 0 P: 14	R: 0 H: 1 E: 0 K: 1 S: 12	H: 1 LOB: 1 BB: 0 P: 19	R: 0 H: 0 E: 0 K: 0 S: 6	H: 0 LOB: 0 BB: 0 P: 9	R: 0 H: 1 E: 0 K: 0 S: 9	H: 1 LOB: 1 BB: 0 P: 15	R: 0 H: 0 E: 0 K: 2 S: 9	H: 0 LOB: 0 BB: 0 P: 11	R: 0 H: 0 E: 0 K: 1 S: 6	H: 0 LOB: 0 BB: 0 P: 6	R: 0 H: 0 E: 0 K: 2 S: 8	H: 0 LOB: 0 BB: 0 P: 11	R: 2 H: 2 E: 0 K: 0 S: 11	H: 2 LOB: 0 BB: 1 P: 21	1B: 3 2B: 2 3B: 0 HR: 1	SF: 0 SAC: 0 DP: 2 HBP: 0	WP: 0 PB: 0 SB: 0 CS: 0	PA: 33							
PITCHER	IP	WLS	BF	H	R	ER	SO	BB	IBB	HBP	BLK	WP	HR	S	P	ERA	WHIP										
Greg Smith, L ERA: 4.09	6.0		22	4	0	0	4	1	0	0	0	0	0	55	85	0.00	0.833										
Huston Street, R ERA: 3.9	1.0	H	3	0	0	0	1	0	0	0	0	0	0	6	6	0.00	0.000										
33 Joey Devine, R ERA: 0.65	1.0	H	3	0	0	0	2	0	0	0	0	0	0	8	11	0.00	0.000										
31 Brad Ziegler, R ERA: 0.82	1.0	W	5	2	2	2	0	1	0	0	0	0	1	11	21	18.00	3.000										

Los Angeles Angels @ Oakland Athletics
McAfee Coliseum, Oakland, CA
Wed Sep 17 2008, 10:05 PM EDT
Att: 20,102 - Clear - 63 F

livebaseballscores.com

AB 31
R 2
H 6
RBI 2
BB 2
SO 7
LOB 8

Batter	1	2	3	4	5	6	7	8	9	AB	R	H	RBI	BB	SO	LOB	BOTTOM										
6 Travis Buck, L OBP: 0.258, SLG: 0.333	 1B		 0-0		 1-2			 2-1		4	0	2	0	0	0	0											
57 Aaron Cunningham, R OBP: 0.390, SLG: 0.519										4	0	2	1	0	1	1											
11 Rajai Davis, R OBP: 0.273, SLG: 0.348	 1-2		 1-1		 3-2			 1-3		0	0	0	0	0	0	0											
15 Ryan Sweeney, L OBP: 0.363, SLG: 0.400	 4-0				 4-0					1	0	0	0	3	1	0											
32 Jack Cust, L OBP: 0.367, SLG: 0.460	 2-0				 1-3			 0-3		4	0	1	0	0	3	5											
8 Kurt Suzuki, R OBP: 0.354, SLG: 0.377	 1-0				 1-1			 3-2		4	0	0	0	0	1	5											
10 Daric Barton, L OBP: 0.314, SLG: 0.333		 0-1		 3-2		 0-0				4	1	1	0	0	0	0											
22 Jack Hannahan, L OBP: 0.305, SLG: 0.343	 1-3				 2-3			 0-3		3	1	0	0	1	3	0											
56 Cliff Pennington, S OBP: 0.347, SLG: 0.308	 0-2				 2-2			 2-3		4	0	2	0	0	1	0											
4 Eric Patterson, L OBP: 0.284, SLG: 0.246										2	0	0	0	0	1	1											
7 Bobby Crosby, R OBP: 0.299, SLG: 0.358	 2-3				 0-0			 3-2		1	1	0	0	0	0	0											
Inning Stats	R: 0 H: 2 E: 0 K: 0 S: 8	H: 0 LOB: 0 BB: 1 P: 17	R: 0 H: 0 E: 0 K: 1 S: 11	H: 0 LOB: 0 BB: 0 P: 12	R: 0 H: 1 E: 0 K: 2 S: 12	H: 1 LOB: 2 BB: 1 P: 20	R: 0 H: 0 E: 0 K: 1 S: 10	H: 0 LOB: 0 BB: 0 P: 16	R: 1 H: 3 E: 0 K: 2 S: 17	H: 3 LOB: 3 BB: 1 P: 31	R: 0 H: 0 E: 0 K: 2 S: 7	H: 0 LOB: 0 BB: 0 P: 9	R: 0 H: 0 E: 0 K: 1 S: 9	H: 0 LOB: 0 BB: 0 P: 15	R: 0 H: 0 E: 0 K: 2 S: 9	H: 0 LOB: 0 BB: 0 P: 14	R: 2 H: 2 E: 2 K: 0 S: 5	H: 2 LOB: 1 BB: 1 P: 10	1B: 5 2B: 3 3B: 0 HR: 0	SF: 0 SAC: 0 DP: 1 HBP: 0	WP: 0 PB: 0 SB: 0 CS: 0	PA: 35					
PITCHER	IP	WLS	BF	H	R	ER	SO	BB	IBB	HBP	BLK	WP	HR	S	P	ERA	WHIP										
36 Jered Weaver, R ERA: 4.18	6.0		26	6	1	1	8	2	1	0	0	0	0	65	105	1.50	1.333										
Darren Oliver, L ERA: 2.84	2.0		6	0	0	0	3	0	0	0	0	0	0	18	29	0.00	0.000										
Francisco Rodriguez, R ERA: 2.38	0.0	L	3	2	2	0	0	1	0	0	0	0	0	5	10	∞	∞										

Los Angeles Angels @ Oakland Athletics
McAfee Coliseum, Oakland, CA
Wed Sep 17 2008, 10:05 PM EDT
Att: 20,102 - Clear - 63 F

livebaseballscores.com

AB 31
R 3
H 8
RBI 1
BB 4
SO 11
LOB 12

Batter	1	2	3	4	5	6	7	8	9	AB	R	H	RBI	BB	SO	LOB	TOP					
77 Reggie Williams, S OBP: 0.322, SLG: 0.204										3	1	0	0	2	0	1						
24 Gary Matthews, S OBP: 0.315, SLG: 0.352										5	0	3	0	0	0	1						
Mark Teixeira, S OBP: 0.407, SLG: 0.544										3	1	1	1	2	0	2						
48 Torii Hunter, R OBP: 0.344, SLG: 0.474										5	1	2	0	0	1	5						
39 Robb Quinlan, R OBP: 0.234, SLG: 0.312										5	0	1	1	0	1	5						
8 Kendrys Morales, S OBP: 0.279, SLG: 0.415										4	1	1	1	1	0	4						
44 Mike Napoli, R OBP: 0.343, SLG: 0.500										4	1	2	1	1	1	3						
3 Brandon Wood, R OBP: 0.216, SLG: 0.336										5	1	1	1	0	2	3						
18 Sean Rodriguez, R OBP: 0.256, SLG: 0.295										4	0	1	0	0	1	0						
Inning Stats	R: 1 E: 0 K: 0 S: 15	H: 2 LOB: 2 BB: 1 P: 27	R: 0 E: 0 K: 2 S: 14	H: 1 LOB: 1 BB: 0 P: 19	R: 0 E: 0 K: 1 S: 11	H: 2 LOB: 3 BB: 1 P: 23	R: 0 E: 0 K: 2 S: 8	H: 0 LOB: 0 BB: 0 P: 11	R: 2 E: 0 K: 0 S: 17	H: 2 LOB: 2 BB: 2 P: 33	R: 0 E: 0 K: 1 S: 8	H: 0 LOB: 2 BB: 2 P: 20	R: 0 E: 0 K: 0 S: 9	H: 3 LOB: 0 BB: 0 P: 13	R: 0 E: 0 K: 1 S: 8	H: 1 LOB: 1 BB: 0 P: 14	R: 0 E: 0 K: 0 S: 6	H: 1 LOB: 0 BB: 7 P: 7	1B: 7 2B: 2 3B: 0 HR: 3	SF: 0 SAC: 0 DP: 1 HBP: 0	WP: 1 PB: 0 SB: 2 CS: 0	PA: 44
PITCHER	IP: 4.1 WLS: L BF: 22 ERA: 6.23	H: 6 R: 3 ER: 3 SO: 4	BB: 3 IBB: 0 HBP: 0 BLK: 0	WP: 0 HR: 0 S: 53 P: 93	ERA: 6.23 WHIP: 2.077	IP: 1.0 WLS: 3 BF: 3 ERA: 0.00	H: 1 R: 0 ER: 0 SO: 0	BB: 0 IBB: 0 HBP: 0 BLK: 0	WP: 0 HR: 0 S: 6 P: 7	ERA: 0.00 WHIP: 1.000	55 Josh Outman, L ERA: 4.61	44 Santiago Casilla, R ERA: 3.26	Alan Embree, L ERA: 4.47	Keith Foulke, R ERA: 4.06	60 Jeff Gray, R ERA: 4.91	Dan Meyer, L ERA: 7.71						

Los Angeles Angels @ Oakland Athletics
McAfee Coliseum, Oakland, CA
Thu Sep 18 2008, 3:35 PM EDT
Att. 12,645 - Sunny - 63 F

AB 38
R 6
H 12
RBI 5
BB 6
SO 6
LOB 24



Batter	1	2	3	4	5	6	7	8	9	AB	R	H	RBI	BB	SO	LOB	BOTTOM					
11 Rajai Davis, R OBP: 0.272, SLG: 0.346										4	0	1	0	0	1	4						
32 Jack Cust, L OBP: 0.369, SLG: 0.460										0	0	0	1	1	0	0						
57 Aaron Cunningham, R OBP: 0.359, SLG: 0.475										5	0	0	1	0	1	6						
8 Kurt Suzuki, R OBP: 0.352, SLG: 0.375										5	0	1	1	0	0	4						
Emil Brown, R OBP: 0.297, SLG: 0.386										2	0	0	0	2	2	1						
15 Ryan Sweeney, L OBP: 0.362, SLG: 0.399										1	0	0	0	0	0	2						
19 Chris Denorfia, R OBP: 0.350, SLG: 0.302										3	1	1	0	0	0	1						
7 Bobby Crosby, R OBP: 0.301, SLG: 0.356										2	1	0	0	2	0	0						
56 Cliff Pennington, S OBP: 0.354, SLG: 0.309										3	1	1	0	1	0	3						
22 Jack Hannahan, L OBP: 0.305, SLG: 0.343										3	0	1	0	0	1	3						
Carlos González, L OBP: 0.274, SLG: 0.366										1	1	1	1	0	0	0						
52 Jeff Baileys, R OBP: 0.235, SLG: 0.133										3	0	2	0	0	0	0						
6 Travis Buck, L OBP: 0.256, SLG: 0.330										1	0	0	0	0	1	3						
Inning Stats	R: 0 E: 0 K: 2 S: 8	H: 1 LOB: 1 BB: 0 P: 12	R: 0 E: 0 K: 0 S: 5	H: 0 LOB: 0 BB: 0 P: 9	R: 0 E: 0 K: 1 S: 9	H: 2 LOB: 2 BB: 0 P: 11	R: 0 E: 0 K: 1 S: 12	H: 1 LOB: 2 BB: 2 P: 24	R: 0 E: 0 K: 0 S: 8	H: 0 LOB: 1 BB: 0 P: 12	R: 0 E: 0 K: 0 S: 3	H: 0 LOB: 0 BB: 1 P: 7	R: 0 E: 0 K: 0 S: 8	H: 2 LOB: 1 BB: 0 P: 12	R: 0 E: 0 K: 1 S: 7	H: 0 LOB: 0 BB: 0 P: 11	R: 4 E: 0 K: 1 S: 17	H: 2 LOB: 2 BB: 3 P: 38	1B: 8 2B: 0 3B: 0 HR: 0	SF: 0 SAC: 0 DP: 3 HBP: 1	WP: 0 PB: 0 SB: 1 CS: 0	PA: 40
PITCHER	IP: 7.0 WLS: W BF: 28 ERA: 3.52	H: 6 R: 0 ER: 0 SO: 4	BB: 3 IBB: 0 HBP: 0 BLK: 0	WP: 0 HR: 0 S: 53 P: 97	ERA: 3.52 WHIP: 1.286	IP: 1.0 WLS: 3 BF: 3 ERA: 0.00	H: 1 R: 0 ER: 0 SO: 0	BB: 0 IBB: 0 HBP: 0 BLK: 0	WP: 0 HR: 0 S: 6 P: 7	ERA: 0.00 WHIP: 1.000	51 Joe Saunders, L ERA: 3.52	33 Justin Speier, R ERA: 5.32	52 Jason Bulger, R ERA: 7.94	66 Jose Arredondo, R ERA: 1.66	Francisco Rodriguez, R ERA: 2.35	Dan Meyer, L ERA: 7.71						

Los Angeles Angels @ Oakland Athletics
McAfee Coliseum, Oakland, CA
Thu Sep 18 2008, 3:35 PM EDT
Att. 12,645 - Sunny - 63 F

AB 33
R 4
H 8
RBI 4
BB 6
SO 6
LOB 27



Batter	1	2	3	4	5	6	7	8	9	AB	R	H	RBI	BB	SO	LOB	TOP										
51 Ichiro Suzuki, L (1, 9) OBP: 0.395, SLG: 0.392	K2-3		G3 1B		K		2B		E3 FC4-6	5	0	2	0	0	2	2											
7 Yuniesky Betancourt, R (1, 6) OBP: 0.269, SLG: 0.315	G5-3		G5-3		1B		G5-3		FC4-6	5	0	1	0	0	0	5											
Raul Ibanez, L (1, 7) OBP: 0.370, SLG: 0.503	FC5-4 HBP		G3		1B				P4	3	0	1	0	0	0	1											
4 Jose Lopez, R (1, 4) OBP: 0.322, SLG: 0.435	FC5-4		G6-3		L1				K	4	0	0	0	0	1	4											
Miguel Cairo, R (1, 3) OBP: 0.308, SLG: 0.325		G6-3		G3		F9			F7	4	0	0	0	0	0	0											
25 Vladimir Valentin, R (1, 8) OBP: 0.251, SLG: 0.341	E6 2B		1B		K				K	3	0	1	0	0	1	0											
Tug Hulett, L (9, PH) OBP: 0.302, SLG: 0.333					1B				51 E 39 1B	1	0	1	0	0	0	0											
2 Kenji Johjima, R (1, 2) OBP: 0.265, SLG: 0.308					2B				K	4	0	2	0	0	1	1											
27 Matt Tuaiasosopo, R (1, 5) OBP: 0.138, SLG: 0.143					K				F7	3	0	0	0	0	3	3											
Jeremy Reed, L (9, PH) OBP: 0.312, SLG: 0.358					K				1B	1	0	0	0	0	0	1											
32 Rob Johnson, R (1, 10) OBP: 0.056, SLG: 0.056					K				1B	3	0	0	0	0	1	2											
39 Bryan LaHair, L (9, PH) OBP: 0.292, SLG: 0.320									51 E	1	0	1	0	0	0	0											
Luis Valbuena, L (9, PR) OBP: 0.185, SLG: 0.200									1B	0	0	0	0	0	0	0											
Inning Stats	R: 0 E: 0 K: 1 S: 11	H: 0 LOB: 1 BB: 0 P: 17	R: 0 E: 1 K: 1 S: 10	H: 1 LOB: 2 BB: 0 P: 14	R: 0 E: 0 K: 0 S: 7	H: 1 LOB: 1 BB: 0 P: 10	R: 0 E: 0 K: 1 S: 9	H: 2 LOB: 1 BB: 0 P: 14	R: 0 E: 0 K: 2 S: 9	H: 2 LOB: 2 BB: 0 P: 12	R: 0 E: 0 K: 1 S: 6	H: 0 LOB: 0 BB: 0 P: 7	R: 0 E: 0 K: 1 S: 7	H: 1 LOB: 1 BB: 0 P: 9	R: 0 E: 0 K: 1 S: 7	H: 0 LOB: 0 BB: 0 P: 10	R: 0 E: 1 K: 1 S: 12	H: 2 LOB: 3 BB: 0 P: 17	1B: 7 2B: 2 3B: 0 HR: 0	SF: 0 SAC: 0 DP: 0 HBP: 1	WP: 0 PB: 0 SB: 0 CS: 1	PA: 38					
PITCHER	IP	WLS	BF	H	R	ER	SO	BB	IBB	HBP	BLK	WP	HR	S	P	ERA	WHIP										
30 Dana Eveland, L (1, 1) ERA: 4.09	7.0	W	29	7	0	0	7	0	0	1	0	0	0	59	83	0.00	1.000										
33 Joey Devine, R (8, 1) ERA: 0.63	1.0	H	3	0	0	0	1	0	0	0	0	0	0	7	10	0.00	0.000										
31 Brad Ziegler, R (9, 1) ERA: 0.8	1.0	S	6	2	0	0	1	0	0	0	0	0	0	12	17	0.00	2.000										

Seattle Mariners @ Oakland Athletics
McAfee Coliseum, Oakland, CA

livebaseballscores.com

AB 37
R 0
H 9
RBI 0
BB 0
SO 9
LOB 19



Batter	1	2	3	4	5	6	7	8	9	AB	R	H	RBI	BB	SO	LOB	BOTTOM										
6 Travis Buck, L (1, 9) OBP: 0.256, SLG: 0.353	F7			HR	K			F8		4	1	1	1	0	1	2											
57 Aaron Cunningham, R (1, 7) OBP: 0.353, SLG: 0.452	P6			K	P6					3	0	0	0	1	1	2											
11 Rajai Davis, R (8, PR) OBP: 0.272, SLG: 0.346										0	0	0	0	0	0	0											
15 Ryan Sweeney, L (1, 8) OBP: 0.361, SLG: 0.400	G4-3			8 1B	2B					4	1	1	0	0	1	1											
32 Jack Cust, L (1, 10) OBP: 0.368, SLG: 0.458		K		K						4	0	1	0	0	2	2											
8 Kurt Suzuki, R (1, 2) OBP: 0.352, SLG: 0.375	G5-3			1B						3	0	1	1	0	0	1											
7 Bobby Crosby, R (1, 6) OBP: 0.299, SLG: 0.354	G6-3			F9						3	0	0	0	0	1	2											
56 Cliff Pennington, S (1, 4) OBP: 0.341, SLG: 0.296			E6 22 FC4-6		G3					3	0	0	0	0	1	0											
22 Jack Hannahan, L (1, 5) OBP: 0.306, SLG: 0.343			FC4-6 52 G5-4-3		52 1B					3	0	1	0	0	0	1											
52 Jeff Baisteley, R (1, 3) OBP: 0.250, SLG: 0.167			G5-4-3		1B					3	0	1	0	0	1	1											
Inning Stats	R: 0 E: 0 K: 0 S: 7	H: 0 LOB: 0 BB: 0 P: 11	R: 0 E: 0 K: 1 S: 10	H: 0 LOB: 0 BB: 0 P: 16	R: 0 E: 1 K: 0 S: 4	H: 0 LOB: 0 BB: 0 P: 5	R: 2 E: 0 K: 2 S: 18	H: 3 LOB: 1 BB: 0 P: 25	R: 0 E: 0 K: 1 S: 12	H: 2 LOB: 2 BB: 0 P: 20	R: 0 E: 0 K: 1 S: 9	H: 1 LOB: 1 BB: 0 P: 16	R: 0 E: 0 K: 2 S: 9	H: 0 LOB: 0 BB: 0 P: 10	R: 0 E: 0 K: 1 S: 7	H: 0 LOB: 1 BB: 1 P: 14	1B: 4 2B: 1 3B: 0 HR: 1	SF: 0 SAC: 0 DP: 1 HBP: 0	WP: 0 PB: 0 SB: 0 CS: 0	PA: 31							
PITCHER	IP	WLS	BF	H	R	ER	SO	BB	IBB	HBP	BLK	WP	HR	S	P	ERA	WHIP										
34 Félix Hernández, R (1, 1) ERA: 3.38	8.0	L	31	6	2	2	8	1	0	0	0	0	1	76	117	2.25	0.875										

Seattle Mariners @ Oakland Athletics
McAfee Coliseum, Oakland, CA

livebaseballscores.com

AB 30
R 2
H 6
RBI 2
BB 1
SO 8
LOB 12



Batter	1	2	3	4	5	6	7	8	9	AB	R	H	RBI	BB	SO	LOB	TOP										
51 Ichiro Suzuki, L (1.9) OBP: 0.365, SLG: 0.391	G6-3		G6-4-3	FC5-2		G4-3			G5-4-3	4	0	1	0	1	0	3	Seattle Mariners @ Oakland Athletics McAfee Coliseum, Oakland, CA Sat Sep 20 2008, 4:05 PM EDT Att: 18,756 - Cloudy - 66 F										
7 Yuniesky Betancourt, R (1.6) OBP: 0.267, SLG: 0.371	F9		G6-4-3	K					G5-4-3	5	0	0	0	0	2	5											
Raul Ibanez, L (1.7) OBP: 0.368, SLG: 0.500	F8		G3							4	0	0	0	0	0	0											
4 Jose Lopez, R (1.3) OBP: 0.321, SLG: 0.434		F9		F7						4	0	1	0	0	0	0											
Jeremy Reed, L (1.8) OBP: 0.315, SLG: 0.360		P5		1B						4	1	2	0	0	0	1											
Miguel Cairo, R (1.5) OBP: 0.311, SLG: 0.329		39 HR		2 1B						4	2	2	0	0	0	1											
39 Bryan LaHair, L (1.10) OBP: 0.312, SLG: 0.349		1B		2 1B						1	2	1	2	3	0	0											
2 Kenji Johjima, R (1.2) OBP: 0.268, SLG: 0.318		G6-3		51 FC5-2						4	1	2	4	0	0	2											
Luis Valbuena, L (1.4) OBP: 0.258, SLG: 0.321			51 1B	51 FC5-2						3	1	2	0	1	0	0											
Inning Stats	R: 0 E: 0 K: 0 S: 8	H: 0 LOB: 0 BB: 0 P: 13	R: 2 E: 0 K: 0 S: 8	H: 2 LOB: 0 BB: 0 P: 12	R: 1 E: 0 K: 0 S: 10	H: 2 LOB: 0 BB: 0 P: 13	R: 2 E: 0 K: 1 S: 14	H: 3 LOB: 3 BB: 2 P: 27	R: 0 E: 0 K: 0 S: 9	H: 1 LOB: 0 BB: 0 P: 14	R: 2 E: 0 K: 0 S: 6	H: 1 LOB: 0 BB: 1 P: 14	R: 0 E: 0 K: 0 S: 6	H: 0 LOB: 0 BB: 0 P: 9	R: 0 E: 0 K: 0 S: 6	H: 1 LOB: 1 BB: 1 P: 13	R: 0 E: 0 K: 0 S: 5	H: 1 LOB: 0 BB: 1 P: 12	1B: 7 2B: 2 HR: 2	SF: 0 SAC: 0 HBP: 0	WP: 0 PB: 0 SB: 0 CS: 1	PA: 39					
PITCHER	IP	WLS	BF	H	R	ER	SO	BB	IBB	HBP	BLK	WP	HR	S	P	ERA	WHIP										
Kirk Saarloos, R (1.1) ERA: 5.47	3.1		17	7	5	5	0	0	1	0	0	0	1	32	52	13.50	2.100										
13 Jerry Blevins, L (4.1) ERA: 2.53	1.2		6	1	0	0	1	1	0	0	0	0	0	17	27	0.00	1.200										
Alan Embree, L (6.1) ERA: 4.7	1.0		5	1	2	2	0	1	0	0	0	0	1	6	14	18.00	2.000										
Huston Street, R (7.1) ERA: 3.78	2.0	W	7	1	0	0	1	1	0	0	0	0	0	14	22	0.00	1.000										
31 Brad Ziegler, R (9.1) ERA: 0.79	1.0	S	3	1	0	0	0	1	0	0	0	0	0	5	12	0.00	2.000										



Batter	1	2	3	4	5	6	7	8	9	AB	R	H	RBI	BB	SO	LOB	BOTTOM										
6 Travis Buck, L (1.9) OBP: 0.261, SLG: 0.350	K		F7			G4-3			10 1B	4	0	1	0	0	1	1	Seattle Mariners @ Oakland Athletics McAfee Coliseum, Oakland, CA Sat Sep 20 2008, 4:05 PM EDT Att: 18,756 - Cloudy - 66 F										
57 Aaron Cunningham, R (1.7) OBP: 0.347, SLG: 0.431	K		G5-3			HBP			32 S	3	0	0	0	1	2	1											
10 Deric Barton, L (8.5) OBP: 0.316, SLG: 0.334	K		G5-3			K			3 1B	1	0	1	1	0	0	0											
15 Ryan Sweeney, L (1.8) OBP: 0.356, SLG: 0.394	L9		F7			K			P6	5	0	0	0	0	1	5											
32 Jack Cust, L (1.10) OBP: 0.371, SLG: 0.459		56 SH1-3	7 1B	22 1B	7 E	G3			56 WP	2	2	1	0	3	0	1											
7 Bobby Crosby, R (1.6) OBP: 0.300, SLG: 0.355		56 SH1-3	52 1B	E1	22 1B	56 1B			P4	5	3	2	0	0	0	5											
56 Cliff Pennington, S (1.4) OBP: 0.341, SLG: 0.297		SH1-3	K	K		1B			K	3	1	1	0	0	2	3											
22 Jack Hannahan, L (1.5) OBP: 0.305, SLG: 0.342		K	K	K		1B			F8	4	0	1	0	0	2	5											
8 Kurt Suzuki, R (8.2) OBP: 0.352, SLG: 0.375		K	52 1B	52 1B		K				0	0	0	0	0	0	0											
52 Jeff Baisley, R (1.3) OBP: 0.318, SLG: 0.250										2	0	2	4	0	0	0											
Carlos González, L (6.7) OBP: 0.279, SLG: 0.371										2	2	2	1	0	0	0											
Rob Bowen, S (8.3) OBP: 0.211, SLG: 0.279		F7		G1-4-3		E6			SH1-4	3	0	1	2	0	0	3											
Inning Stats	R: 0 E: 0 K: 2 S: 9	H: 0 LOB: 0 BB: 0 P: 11	R: 2 E: 0 K: 1 S: 9	H: 2 LOB: 1 BB: 1 P: 18	R: 0 E: 0 K: 0 S: 5	H: 0 LOB: 0 BB: 0 P: 10	R: 2 E: 0 K: 1 S: 15	H: 2 LOB: 1 BB: 1 P: 22	R: 0 E: 0 K: 2 S: 12	H: 0 LOB: 1 BB: 0 P: 18	R: 3 E: 0 K: 1 S: 14	H: 4 LOB: 2 BB: 1 P: 23	R: 0 E: 0 K: 1 S: 13	H: 1 LOB: 1 BB: 0 P: 21	R: 1 E: 0 K: 0 S: 13	H: 3 LOB: 3 BB: 1 P: 19	1B: 11 2B: 1 3B: 0 HR: 0	SF: 0 SAC: 2 DP: 1 HBP: 1	WP: 1 PB: 0 SB: 1 CS: 0	PA: 41							
PITCHER	IP	WLS	BF	H	R	ER	SO	BB	IBB	HBP	BLK	WP	HR	S	P	ERA	WHIP										
52 Carlos Silva, R (1.1) ERA: 6.46	3.1		17	4	4	3	4	2	0	0	0	0	0	18	27	9.00	1.800										
37 Cesar Jimenez, L (4.1) ERA: 3.56	2.0		8	2	2	2	3	0	0	1	0	0	0	7	12	27.00	9.000										
48 Roy Corcoran, R (6.1) ERA: 3.41	0.1	B	4	2	1	1	0	1	0	0	0	0	0	7	12	27.00	9.000										
60 Justin Thomas, L (6.1) ERA: 6.75	1.2	L	9	4	1	1	1	0	0	0	0	1	0	21	32	5.40	2.400										
43 Miguel Batista, R (8.1) ERA: 6.18	0.2		3	0	0	0	0	1	0	0	0	0	0	7	12	0.00	1.500										

AB	33
R	7
H	11
RBI	6
BB	5
SO	2
LOB	12



AB	34
R	8
H	12
RBI	8
BB	4
SO	8
LOB	24



Batter	1	2	3	4	5	6	7	8	9	AB	R	H	RBI	BB	SO	LOB	TOP										
51 Ichiro Suzuki, L OBP: 0.366, SLG: 0.390	F9		BB		L9		1B		F8	4	0	1	1	1	0	1	Seattle Mariners @ Oakland Athletics McAfee Coliseum, Oakland, CA Sun Sep 21 2008, 4:05 PM EDT Att: 18,707 - Partly Cloudy - 65 F										
Tug Hulett, L OBP: 0.304, SLG: 0.317 7 Yunesky Betancourt, R (7, PH) OBP: 0.289, SLG: 0.372	BB		F7		F9		1B			2	0	0	0	1	0	1											
Raul Ibanez, L OBP: 0.366, SLG: 0.497	K		K		K		K			4	0	0	0	0	4	4											
4 Jose Lopez, R OBP: 0.323, SLG: 0.437	2B				2B		L6			4	1	2	0	0	0	0											
Jeremy Reed, L OBP: 0.314, SLG: 0.362	F8		FC6-5		G1-3		K			4	0	1	1	0	1	2											
Miguel Cairo, R OBP: 0.310, SLG: 0.327	F9		FC6-5		FC6-5		BB		G5-3	4	1	1	0	0	0	1											
39 Bryan LaHair, L OBP: 0.303, SLG: 0.338	K2-3		L4		L4		K		P5	4	0	0	0	0	2	2											
2 Kenji Johjima, R OBP: 0.265, SLG: 0.315	F7		FC5-4		FC5-4		P6		L6	4	0	0	0	0	0	2											
Luis Valbuena, L OBP: 0.286, SLG: 0.323	F8		F8		P4		BB		BB	3	1	1	0	1	0	0											
Inning Stats	R: 0 H: 1 E: 0 K: 1 S: 14	H: 1 LOB: 2 BB: 1 P: 23	R: 0 H: 0 E: 0 K: 1 S: 8	H: 0 LOB: 0 BB: 0 P: 12	R: 0 H: 0 E: 0 K: 1 S: 11	H: 0 LOB: 1 BB: 1 P: 22	R: 1 H: 2 E: 0 K: 0 S: 7	H: 2 LOB: 1 BB: 0 P: 11	R: 0 H: 0 E: 0 K: 1 S: 7	H: 0 LOB: 0 BB: 0 P: 10	R: 2 H: 3 E: 0 K: 2 S: 16	H: 3 LOB: 2 BB: 1 P: 25	R: 0 H: 0 E: 0 K: 1 S: 6	H: 0 LOB: 0 BB: 0 P: 9	R: 0 H: 1 E: 0 K: 0 S: 8	H: 1 LOB: 1 BB: 0 P: 11		1B: 4 2B: 3 3B: 0 HR: 0	SF: 0 SAC: 0 DP: 0 HBP: 0	WP: 0 PB: 0 SB: 0 CS: 0	PA: 37						
PITCHER	IP	WLS	BF	H	R	ER	SO	BB	IBB	HBP	BLK	WP	HR	S	P	ERA	WHIP										
39 Sean Gallagher, R ERA: 4.72	6.2		27	4	3	3	5	3	0	0	0	0	0	61	102	4.05	1.050										
13 Jerry Blevins, L ERA: 2.5	0.1		3	2	0	0	1	0	0	0	0	0	0	6	7	0.00	6.000										
31 Brad Ziegler, R ERA: 0.78	1.0	W	3	0	0	0	1	0	0	0	0	0	0	6	9	0.00	0.000										
33 Joey Devine, R ERA: 0.62	1.0	S	4	1	0	0	0	0	0	0	0	0	0	8	11	0.00	1.000										
Batter	1	2	3	4	5	6	7	8	9	AB	R	H	RBI	BB	SO	LOB	BOTTOM										
6 Travis Buck, L OBP: 0.254, SLG: 0.339	F7		K			K	G6-3			4	0	0	0	0	2	2	Seattle Mariners @ Oakland Athletics McAfee Coliseum, Oakland, CA Sun Sep 21 2008, 4:05 PM EDT Att: 18,707 - Partly Cloudy - 65 F										
Carlos González, L OBP: 0.276, SLG: 0.372	P4		K		K		G3			4	0	1	0	0	1	1											
15 Ryan Sweeney, L OBP: 0.355, SLG: 0.391	G4-3		G6-3		G6-3		K		BB	3	1	0	0	1	1	2											
32 Jack Cust, L OBP: 0.372, SLG: 0.464	K		BB		BB		P5		HR	3	1	1	2	1	1	2											
8 Kurt Suzuki, R OBP: 0.350, SLG: 0.372	G5-3		F8		F8		F7		G6-3	4	0	0	0	0	0	1											
56 Cliff Pennington, S OBP: 0.348, SLG: 0.289	BB		BB		G3		BB		F8	2	1	0	0	2	0	0											
7 Bobby Crosby, R OBP: 0.301, SLG: 0.356	P2		P2		F9		BB		BB	3	1	1	1	1	0	1											
10 Daric Barton, L OBP: 0.317, SLG: 0.333	F8		F8		F7		BB		BB	2	1	0	0	2	0	0											
52 Jeff Baileys, R OBP: 0.333, SLG: 0.238 57 Aaron Cunningham, R (7, PH) OBP: 0.356, SLG: 0.655 Donnie Murphy, R OBP: 0.276, SLG: 0.304	K		K		K		BB		F9	1	0	0	0	1	1	0											
Inning Stats	R: 0 H: 0 E: 0 K: 0 S: 7	H: 0 LOB: 0 BB: 0 P: 9	R: 0 H: 0 E: 0 K: 1 S: 7	H: 0 LOB: 1 BB: 1 P: 14	R: 0 H: 0 E: 0 K: 2 S: 9	H: 0 LOB: 0 BB: 0 P: 15	R: 0 H: 0 E: 0 K: 1 S: 10	H: 0 LOB: 1 BB: 1 P: 18	R: 0 H: 1 E: 0 K: 2 S: 17	H: 1 LOB: 2 BB: 1 P: 25	R: 3 H: 2 E: 0 K: 0 S: 11	H: 2 LOB: 1 BB: 2 P: 22	R: 2 H: 1 E: 0 K: 0 S: 8	H: 1 LOB: 2 BB: 3 P: 26	1B: 0 2B: 3 3B: 0 HR: 1	SF: 0 SAC: 0 DP: 0 HBP: 0		WP: 0 PB: 0 SB: 1 CS: 0	PA: 36								
PITCHER	IP	WLS	BF	H	R	ER	SO	BB	IBB	HBP	BLK	WP	HR	S	P	ERA	WHIP										
35 Brandon Morrow, R ERA: 2.72	6.1		26	2	3	3	6	5	0	0	0	0	0	66	113	4.26	1.105										
43 Miguel Batista, R ERA: 6.29	1.1	L	8	2	2	2	0	2	0	0	0	0	1	9	22	13.50	3.000										
Randy Messenger, R ERA: 2.79	0.1		2	0	0	0	0	0	1	0	0	0	0	2	7	0.00	0.000										

Batter	1	2	3	4	5	6	7	8	9	10	11	AB	R	H	RBI	BB	SO	LOB	TOP							
6 Travis Buck, L OBP: 0.257, SLG: 0.333	G4-3		F8	G3			F8						5	0	1	1	1	0	3							
57 Aaron Cunningham, R OBP: 0.375, SLG: 0.429	K		P4				FC6-4						4	0	0	0	0	2	1							
Carlos González, L OBP: 0.276, SLG: 0.370													2	0	0	0	0	1	5							
15 Ryan Sweeney, L OBP: 0.356, SLG: 0.391	K												5	1	2	0	0	3	0							
32 Jack Cust, L OBP: 0.373, SLG: 0.465													4	1	1	1	1	2	1							
8 Kurt Suzuki, R OBP: 0.347, SLG: 0.368													5	0	0	0	0	0	3							
7 Bobby Crosby, R OBP: 0.352, SLG: 0.359													5	1	2	0	0	0	1							
56 Cliff Pennington, S OBP: 0.362, SLG: 0.313													4	1	2	1	1	0	1							
10 Daric Barton, L OBP: 0.318, SLG: 0.332													4	0	1	0	1	2	2							
52 Jeff Baisley, R OBP: 0.319, SLG: 0.280													4	0	2	0	1	0	3							
Inning Stats	R: 0 E: 0 K: 2 S: 9	H: 0 LOB: 0 BB: 0 P: 13	R: 2 E: 1 K: 1 S: 17	H: 2 LOB: 1 BB: 1 P: 26	R: 1 E: 0 K: 0 S: 10	H: 2 LOB: 0 BB: 0 P: 12	R: 0 E: 0 K: 0 S: 11	H: 2 LOB: 2 BB: 0 P: 15	R: 0 E: 0 K: 3 S: 9	H: 0 LOB: 0 BB: 0 P: 16	R: 0 E: 0 K: 0 S: 10	H: 1 LOB: 0 BB: 0 P: 14	R: 0 E: 0 K: 0 S: 10	H: 1 LOB: 1 BB: 0 P: 15	R: 0 E: 0 K: 1 S: 6	H: 0 LOB: 0 BB: 0 P: 8	R: 0 E: 0 K: 1 S: 10	H: 0 LOB: 3 BB: 3 P: 25	R: 0 E: 0 K: 1 S: 11	H: 1 LOB: 0 BB: 0 P: 17	R: 1 E: 0 K: 1 S: 14	H: 2 LOB: 1 BB: 1 P: 23	1B: 8 2B: 4 3B: 0 HR: 0	SF: 0 SAC: 0 DP: 2 HBP: 0	WP: 0 PB: 0 SB: 2 CS: 0	PA: 47
PITCHER	IP WLS BF H R ER SO BB IBB HBP BLK WP HR S P ERA WHIP	33 Kevin Millwood, R ERA: 5.03	7.0 1.0 3 0 0 0 1 0 0 0 0 0 0 6 8 0.00 0.000	50 Frank Francisco, R ERA: 3.23	9.1 1.0 6 0 0 0 1 3 0 0 0 0 0 10 25 0.00 3.000	60 Warner Madrigal, R ERA: 4.93	10.1 1.0 4 1 0 0 1 0 0 0 0 0 0 11 17 0.00 1.000	46 Luis Mendoza, R ERA: 6.66	11.1 1.0 L 5 2 1 1 1 1 0 0 0 0 0 14 23 9.00 3.000	PITCHER	IP WLS BF H R ER SO BB IBB HBP BLK WP HR S P ERA WHIP	33 Kevin Millwood, R ERA: 5.03	7.0 1.0 3 0 0 0 1 0 0 0 0 0 0 6 8 0.00 0.000	50 Frank Francisco, R ERA: 3.23	9.1 1.0 6 0 0 0 1 3 0 0 0 0 0 10 25 0.00 3.000	60 Warner Madrigal, R ERA: 4.93	10.1 1.0 4 1 0 0 1 0 0 0 0 0 0 11 17 0.00 1.000	46 Luis Mendoza, R ERA: 6.66	11.1 1.0 L 5 2 1 1 1 1 0 0 0 0 0 14 23 9.00 3.000							

Oakland Athletics @ Texas Rangers
Rangers Ballpark in Arlington, Arlington, TX
Mon Sep 22 2008, 8:05 PM EDT
Att: 14,925 - Cloudy - 85 F

livebaseballscores.com
AB 42
R 4
H 11
RBI 3
BB 5
SO 10
LOB 20



Batter	1	2	3	4	5	6	7	8	9	10	11	AB	R	H	RBI	BB	SO	LOB	BOTTOM							
6 German Duran, R OBP: 0.273, SLG: 0.353	SF7			G6-4-3								4	1	2	1	0	1	1								
Ramón Vázquez, L OBP: 0.368, SLG: 0.433												0	0	0	0	0	0	0								
Gerald Laird, R OBP: 0.330, SLG: 0.408												1	0	0	0	0	0	1								
10 Michael Young, R OBP: 0.334, SLG: 0.394												4	0	1	0	1	0	0								
32 Josh Hamilton, L OBP: 0.371, SLG: 0.531												5	0	0	0	0	0	5								
Milton Bradley, S OBP: 0.435, SLG: 0.561												3	0	2	1	1	0	0								
22 Marlon Byrd, R OBP: 0.377, SLG: 0.466												4	0	0	0	0	1	3								
41 Brandon Boggs, S OBP: 0.333, SLG: 0.402												1	0	0	0	0	1	1								
9 Hank Blalock, L OBP: 0.332, SLG: 0.471												5	2	3	1	0	1	1								
17 Nelson Cruz, R OBP: 0.414, SLG: 0.553												5	0	1	0	0	2	3								
19 Chris Davis, L OBP: 0.321, SLG: 0.532												5	0	1	0	0	1	3								
2 Taylor Teagarden, R OBP: 0.420, SLG: 0.584												2	0	0	0	1	1	1								
Frank Catalanotto, L OBP: 0.341, SLG: 0.402												1	0	1	0	0	0	0								
3 Joaquin Arias, R OBP: 0.333, SLG: 0.365												1	0	0	0	0	0	1								
Inning Stats	R: 1 E: 0 K: 0 S: 13	H: 2 LOB: 1 BB: 0 P: 21	R: 1 E: 1 K: 0 S: 20	H: 2 LOB: 3 BB: 2 P: 32	R: 0 E: 0 K: 1 S: 15	H: 1 LOB: 1 BB: 0 P: 20	R: 0 E: 0 K: 0 S: 7	H: 1 LOB: 0 BB: 0 P: 12	R: 0 E: 0 K: 0 S: 9	H: 0 LOB: 0 BB: 0 P: 12	R: 0 E: 0 K: 1 S: 6	H: 0 LOB: 0 BB: 0 P: 10	R: 0 E: 0 K: 2 S: 10	H: 0 LOB: 0 BB: 0 P: 18	R: 0 E: 0 K: 1 S: 12	H: 0 LOB: 1 BB: 1 P: 19	R: 0 E: 0 K: 0 S: 10	H: 3 LOB: 3 BB: 0 P: 16	R: 0 E: 0 K: 1 S: 7	H: 1 LOB: 1 BB: 0 P: 10	R: 0 E: 0 K: 2 S: 16	H: 1 LOB: 1 BB: 0 P: 22	1B: 8 2B: 1 3B: 1 HR: 1	SF: 1 SAC: 0 DP: 2 HBP: 0	WP: 0 PB: 0 SB: 0 CS: 0	PA: 45
PITCHER	IP WLS BF H R ER SO BB IBB HBP BLK WP HR S P ERA WHIP	13 Jerry Blevins, L ERA: 2.72	6.1 1.0 H 3 0 0 0 1 0 0 0 0 0 0 6 10 0.00 0.000	Huston Street, R ERA: 2.72	7.1 1.0 H 3 0 0 0 2 0 0 0 0 0 0 10 18 0.00 0.000	33 Joey Devine, R ERA: 0.6	8.1 1.0 H 4 0 0 0 1 1 0 0 0 0 0 12 19 0.00 1.000	31 Brad Ziegler, R ERA: 0.52	9.1 0.2 B 4 3 1 1 0 0 0 0 0 0 1 9 15 13.50 4.500	PITCHER	IP WLS BF H R ER SO BB IBB HBP BLK WP HR S P ERA WHIP	Alan Embree, L ERA: 4.6	9.1 1.1 W 5 1 0 0 1 0 0 0 0 0 0 6 10 3.60 1.600	44 Santiago Casilla, R ERA: 3.22	11.1 1.0 S 4 1 0 0 2 0 0 0 0 0 0 0 16 22 0.00 1.000											

Oakland Athletics @ Texas Rangers
Rangers Ballpark in Arlington, Arlington, TX
Mon Sep 22 2008, 8:05 PM EDT
Att: 14,925 - Cloudy - 85 F

livebaseballscores.com
AB 41
R 3
H 11
RBI 3
BB 3
SO 8
LOB 20



Batter	1	2	3	4	5	6	7	8	9	AB	R	H	RBI	BB	SO	LOB	TOP					
6 Travis Buck, L (1,9) OBP: 0.274, SLG: 0.371										5	0	2	0	0	1	1	Oakland Athletics @ Texas Rangers Rangers Ballpark in Arlington, Arlington, TX Wed Sep 24 2008, 2:05 PM EDT Att: 16,832 - Sunny - 86 F					
57 Aaron Cunningham, R (1,7) OBP: 0.325, SLG: 0.421										5	0	1	0	0	2	4						
15 Ryan Sweeney, L (1,8) OBP: 0.350, SLG: 0.384									3	0	0	0	0	2	1							
19 Chris Denorria, R (7,8) OBP: 0.361, SLG: 0.370									3	1	1	1	1	1	0							
32 Jack Cust, L (1,10) OBP: 0.374, SLG: 0.476									3	1	1	1	1	1	0							
7 Bobby Crosby, R (1,6) OBP: 0.298, SLG: 0.354									3	0	0	0	0	1	2							
Donnie Murphy, R (7,6) OBP: 0.274, SLG: 0.301									1	0	0	0	0	1	0							
52 Jeff Baisley, R (1,5) OBP: 0.378, SLG: 0.333									4	0	1	0	0	1	0							
10 Daric Barton, L (1,3) OBP: 0.321, SLG: 0.338										3	2	2	0	1	1							
56 Cliff Pennington, S (1,4) OBP: 0.343, SLG: 0.295										4	0	1	1	0	0	2						
Rob Bowen, S (1,2) OBP: 0.219, SLG: 0.286										4	0	1	1	0	1	2						
Inning Stats	R: 0 E: 0 K: 2 S: 15	H: 1 LOB: 2 BB: 1 P: 24	R: 1 E: 0 K: 0 S: 7	H: 2 LOB: 0 BB: 0 P: 11	R: 0 E: 0 K: 1 S: 8	H: 0 LOB: 0 BB: 0 P: 12	R: 0 E: 0 K: 2 S: 11	H: 1 LOB: 1 BB: 0 P: 20	R: 0 E: 0 K: 0 S: 10	H: 1 LOB: 0 BB: 0 P: 15	R: 1 E: 0 K: 2 S: 10	H: 2 LOB: 1 BB: 0 P: 16	R: 1 E: 0 K: 1 S: 8	H: 1 LOB: 0 BB: 0 P: 15	R: 0 E: 0 K: 1 S: 14	H: 1 LOB: 2 BB: 1 P: 24	1B: 3 2B: 5 HR: 2	SF: 0 SAC: 0 DP: 1 HBP: 0	WP: 0 PB: 0 SB: 0 CS: 0	PA: 38		
PITCHER	IP WLS BF ERA WHIP	IP WLS BF ERA WHIP	IP WLS BF ERA WHIP	IP WLS BF ERA WHIP	IP WLS BF ERA WHIP	IP WLS BF ERA WHIP	IP WLS BF ERA WHIP	IP WLS BF ERA WHIP	IP WLS BF ERA WHIP	IP WLS BF ERA WHIP	IP WLS BF ERA WHIP	IP WLS BF ERA WHIP	IP WLS BF ERA WHIP	IP WLS BF ERA WHIP	IP WLS BF ERA WHIP	IP WLS BF ERA WHIP	IP WLS BF ERA WHIP	IP WLS BF ERA WHIP	IP WLS BF ERA WHIP	IP WLS BF ERA WHIP	IP WLS BF ERA WHIP	
54 Matt Harrison, L (1,1) ERA: 5.49	6.0 W 24	6.0 W 24	6.0 W 24	6.0 W 24	6.0 W 24	6.0 W 24	6.0 W 24	6.0 W 24	6.0 W 24	6.0 W 24	6.0 W 24	6.0 W 24	6.0 W 24	6.0 W 24	6.0 W 24	6.0 W 24	6.0 W 24	6.0 W 24	6.0 W 24	6.0 W 24	6.0 W 24	6.0 W 24
59 Josh Rupe, R (7,1) ERA: 4.97	2.0 9	2.0 9	2.0 9	2.0 9	2.0 9	2.0 9	2.0 9	2.0 9	2.0 9	2.0 9	2.0 9	2.0 9	2.0 9	2.0 9	2.0 9	2.0 9	2.0 9	2.0 9	2.0 9	2.0 9	2.0 9	2.0 9
58 Wes Littleton, R (9,1) ERA: 6.75	1.0 5	1.0 5	1.0 5	1.0 5	1.0 5	1.0 5	1.0 5	1.0 5	1.0 5	1.0 5	1.0 5	1.0 5	1.0 5	1.0 5	1.0 5	1.0 5	1.0 5	1.0 5	1.0 5	1.0 5	1.0 5	1.0 5


AB	36
R	4
H	10
RBI	4
BB	2
SO	11
LOB	13




Batter	1	2	3	4	5	6	7	8	9	AB	R	H	RBI	BB	SO	LOB	BOTTOM					
6 German Duran, R (1,4) OBP: 0.275, SLG: 0.353										5	2	2	1	0	0	0	Oakland Athletics @ Texas Rangers Rangers Ballpark in Arlington, Arlington, TX Wed Sep 24 2008, 2:05 PM EDT Att: 16,832 - Sunny - 86 F					
10 Michael Young, R (1,6) OBP: 0.340, SLG: 0.401										4	2	4	2	1	0	0						
3 Joaquin Arias, R (9,4) OBP: 0.330, SLG: 0.370										0	0	0	0	0	0	0						
32 Josh Hamilton, L (1,8) OBP: 0.370, SLG: 0.529										5	1	2	2	0	1	3						
Ramón Vázquez, L (9,6) OBP: 0.368, SLG: 0.433										0	0	0	0	0	0	0						
Milton Bradley, S (1,10) OBP: 0.439, SLG: 0.565									5	1	2	1	0	1	4							
22 Marlon Byrd, R (1,7) OBP: 0.379, SLG: 0.464									2	1	0	0	2	0	3							
41 Brandon Boggs, S (8,7) OBP: 0.335, SLG: 0.402									0	0	0	0	1	0	0							
9 Hank Blalock, L (1,3) OBP: 0.343, SLG: 0.502									4	2	2	4	0	0	3							
19 Chris Davis, L (9,3) OBP: 0.321, SLG: 0.532									0	0	0	0	0	0	0							
17 Nelson Cruz, R (1,9) OBP: 0.417, SLG: 0.583									5	1	2	2	0	1	2							
Gerald Laird, R (1,2) OBP: 0.330, SLG: 0.402										4	2	1	0	1	1	3						
51 Max Ramirez, R (9,2) OBP: 0.352, SLG: 0.378										0	0	0	0	0	0	0						
15 Travis Metcalfe, R (1,5) OBP: 0.279, SLG: 0.589										5	2	2	2	0	1	3						
Inning Stats	R: 0 E: 0 K: 0 S: 6	H: 0 LOB: 0 BB: 1 P: 12	R: 0 E: 1 K: 0 S: 7	H: 1 LOB: 1 BB: 1 P: 13	R: 0 E: 0 K: 1 S: 7	H: 0 LOB: 0 BB: 0 P: 12	R: 3 E: 0 K: 1 S: 13	H: 2 LOB: 0 BB: 1 P: 22	R: 2 E: 0 K: 2 S: 15	H: 4 LOB: 2 BB: 0 P: 22	R: 8 E: 0 K: 0 S: 21	H: 7 LOB: 1 BB: 1 P: 44	R: 1 E: 0 K: 1 S: 17	H: 2 LOB: 1 BB: 0 P: 24	R: 0 E: 0 K: 0 S: 13	H: 1 LOB: 2 BB: 1 P: 22	1B: 9 2B: 5 HR: 3	SF: 0 SAC: 0 DP: 2 HBP: 1	WP: 1 PB: 0 SB: 0 CS: 0	PA: 45		
PITCHER	IP WLS BF ERA WHIP	IP WLS BF ERA WHIP	IP WLS BF ERA WHIP	IP WLS BF ERA WHIP	IP WLS BF ERA WHIP	IP WLS BF ERA WHIP	IP WLS BF ERA WHIP	IP WLS BF ERA WHIP	IP WLS BF ERA WHIP	IP WLS BF ERA WHIP	IP WLS BF ERA WHIP	IP WLS BF ERA WHIP	IP WLS BF ERA WHIP	IP WLS BF ERA WHIP	IP WLS BF ERA WHIP	IP WLS BF ERA WHIP	IP WLS BF ERA WHIP	IP WLS BF ERA WHIP	IP WLS BF ERA WHIP	IP WLS BF ERA WHIP	IP WLS BF ERA WHIP	
30 Dana Eveland, L (1,1) ERA: 4.34	5.0 L 25	5.0 L 25	5.0 L 25	5.0 L 25	5.0 L 25	5.0 L 25	5.0 L 25	5.0 L 25	5.0 L 25	5.0 L 25	5.0 L 25	5.0 L 25	5.0 L 25	5.0 L 25	5.0 L 25	5.0 L 25	5.0 L 25	5.0 L 25	5.0 L 25	5.0 L 25	5.0 L 25	5.0 L 25
44 Santiago Casilla, R (6,1) ERA: 3.50	0.0 4	0.0 4	0.0 4	0.0 4	0.0 4	0.0 4	0.0 4	0.0 4	0.0 4	0.0 4	0.0 4	0.0 4	0.0 4	0.0 4	0.0 4	0.0 4	0.0 4	0.0 4	0.0 4	0.0 4	0.0 4	0.0 4
60 Jeff Gray, R (6,1) ERA: 7.71	1.0 6	1.0 6	1.0 6	1.0 6	1.0 6	1.0 6	1.0 6	1.0 6	1.0 6	1.0 6	1.0 6	1.0 6	1.0 6	1.0 6	1.0 6	1.0 6	1.0 6	1.0 6	1.0 6	1.0 6	1.0 6	1.0 6
Dan Meyer, L (7,1) ERA: 7.48	2.0 3	2.0 3	2.0 3	2.0 3	2.0 3	2.0 3	2.0 3	2.0 3	2.0 3	2.0 3	2.0 3	2.0 3	2.0 3	2.0 3	2.0 3	2.0 3	2.0 3	2.0 3	2.0 3	2.0 3	2.0 3	2.0 3

AB	39
R	14
H	17
RBI	14
BB	5
SO	5
LOB	21



Batter	1	2	3	4	5	6	7	8	9	AB R H RBI BB SO LOB	TOP											
6 Travis Buck, L (1.7) OBP: 0.278, SLG: 0.400	P3	K		HR		G3-1		2B		5 1 2 4 0 1 2	Oakland Athletics @ Seattle Mariners Safeco Field, Seattle, WA Fri Sep 26 2008, 7:10 PM PDT Att: 24,718 - Partly Cloudy - 61 F											
56 Cliff Pennington, S (1.4) OBP: 0.346, SLG: 0.299	P5		BB			BB		K		3 0 0 0 2 2 1												
15 Ryan Sweeney, L (1.9) OBP: 0.351, SLG: 0.385	F8		K			BB		F8		4 2 1 0 1 1 2												
32 Jack Cust, L (1.10) OBP: 0.373, SLG: 0.479		HR	K			K		G6-3		5 1 1 1 0 3 3												
8 Kurt Suzuki, R (1.2) OBP: 0.345, SLG: 0.367	K		F9			L6		G4-3		5 0 1 1 0 1 1												
Carlos González, L (1.8) OBP: 0.275, SLG: 0.363						K		G4-3		4 1 1 1 1 1 0												
7 Bobby Crosby, R (1.6) OBP: 0.298, SLG: 0.352										3 1 0 0 1 2 3	AB 36 R 8 H 9 RBI 8 BB 6 SO 11 LOB 17											
10 Daric Barton, L (1.3) OBP: 0.324, SLG: 0.342										3 2 2 0 1 0 2												
52 Jeff Baisteley, R (1.5) OBP: 0.366, SLG: 0.324										4 0 1 1 0 0 3												
Inning Stats	R: 0 E: 0 K: 0 S: 5	H: 0 LOB: 0 BB: 0 P: 11	R: 2 E: 0 K: 3 S: 20	H: 2 LOB: 2 BB: 2 P: 36	R: 0 E: 0 K: 2 S: 13	H: 0 LOB: 1 BB: 1 P: 18	R: 3 E: 0 K: 1 S: 12	H: 2 LOB: 0 BB: 1 P: 22	R: 1 E: 0 K: 2 S: 14	H: 2 LOB: 2 BB: 1 P: 27	R: 0 E: 0 K: 0 S: 7	H: 0 LOB: 0 BB: 0 P: 12	R: 0 E: 0 K: 2 S: 14	H: 0 LOB: 0 BB: 0 P: 19	R: 1 E: 0 K: 1 S: 12	H: 2 LOB: 1 BB: 0 P: 9	R: 1 E: 0 K: 0 S: 6	H: 1 LOB: 0 BB: 0 P: 9	1B: 4 2B: 3 3B: 0 HR: 2	SF: 0 SAC: 0 DP: 0 HBP: 0	WP: 0 PB: 0 SB: 0 CS: 0	PA: 42
PITCHER	IP WLS BF H R ER SO BB IBB HBP BLK WP HR S P ERA WHIP											IP WLS BF H R ER SO BB IBB HBP BLK WP HR S P ERA WHIP										
35 Brandon Morrow, R (1.1) ERA: 3.34	5.0 W 26 6 6 6 8 5 0 0 0 0 2 64 114 10.80 2.200																					
57 Mark Lowe, R (6.1) ERA: 5.37	3.0 H 12 2 1 1 3 1 0 0 0 0 0 33 50 3.00 1.000																					
48 Roy Corcoran, R (9.1) ERA: 3.3	1.0 S 4 1 1 1 0 0 0 0 0 0 0 6 9 9.00 1.000																					

Batter	1	2	3	4	5	6	7	8	9	AB R H RBI BB SO LOB	BOTTOM									
51 Ichiro Suzuki, L (1.9) OBP: 0.360, SLG: 0.385	K		1B		F8			K		5 1 1 1 0 2 1	Oakland Athletics @ Seattle Mariners Safeco Field, Seattle, WA Fri Sep 26 2008, 7:10 PM PDT Att: 24,718 - Partly Cloudy - 61 F									
7 Yuniesky Betancourt, R (1.6) OBP: 0.250, SLG: 0.362	P3		1B		FC4-6			K		5 1 2 0 0 1 1										
Raul Ibanez, L (1.7) OBP: 0.362, SLG: 0.485	K		1B					K		5 1 1 1 0 2 1										
4 Jose Lopez, R (1.3) OBP: 0.322, SLG: 0.443		G5-3	HR							3 2 2 4 1 0 0										
Jeremy Reed, L (1.8) OBP: 0.314, SLG: 0.360										2 1 1 0 1 0 0										
25 Wladimir Balentien, R (6. PH) OBP: 0.250, SLG: 0.340		G5-3	1B					F8		1 0 0 0 0 0 2										
Tug Hulett, L (1.10) OBP: 0.296, SLG: 0.306										4 0 1 0 0 2 1										
Miguel Cairo, R (1.5) OBP: 0.313, SLG: 0.330										4 1 1 1 0 1 2										
Luis Valbuena, L (1.4) OBP: 0.320, SLG: 0.356										4 2 3 1 0 0 0										
32 Rob Johnson, R (1.2) OBP: 0.160, SLG: 0.280										4 1 2 2 0 0 2										
Inning Stats	R: 0 E: 0 K: 2 S: 10	H: 0 LOB: 0 BB: 0 P: 15	R: 0 E: 0 K: 1 S: 9	H: 0 LOB: 0 BB: 0 P: 11	R: 5 E: 0 K: 1 S: 28	H: 7 LOB: 2 BB: 0 P: 39	R: 0 E: 0 K: 0 S: 8	H: 1 LOB: 1 BB: 0 P: 13	R: 5 E: 0 K: 0 S: 15	H: 4 LOB: 0 BB: 1 P: 26	R: 0 E: 0 K: 0 S: 5	H: 1 LOB: 1 BB: 1 P: 11	R: 0 E: 0 K: 1 S: 12	H: 1 LOB: 1 BB: 0 P: 17	R: 0 E: 0 K: 3 S: 12	H: 0 LOB: 0 BB: 0 P: 19	1B: 8 2B: 3 3B: 0 HR: 3	SF: 0 SAC: 0 DP: 0 HBP: 0	WP: 0 PB: 0 SB: 0 CS: 1	PA: 39
PITCHER	IP WLS BF H R ER SO BB IBB HBP BLK WP HR S P ERA WHIP											IP WLS BF H R ER SO BB IBB HBP BLK WP HR S P ERA WHIP								
39 Sean Gallagher, R (1.1) ERA: 5.15	4.2 L 25 10 8 8 4 1 0 0 0 0 2 64 95 15.43 2.357																			
13 Jerry Blevins, L (5.1) ERA: 3.19	0.1 3 2 2 2 0 0 0 0 0 0 1 6 9 54.00 6.000																			
47 Gio González, L (6.1) ERA: 7.68	3.0 11 2 0 0 4 0 1 0 0 0 0 29 47 0.00 0.667																			

Batter	1	2	3	4	5	6	7	8	9	AB	R	H	RBI	BB	SO	LOB	TOP			
6 Travis Buck, L OBP: 0.291, SLG: 0.432										5	1	3	1	0	1	0	Oakland Athletics @ Seattle Mariners Safeco Field, Seattle, WA Sun Sep.28.2008, 1:10 PM PDT Att: 27,139 - Sunny - 63 F			
8 Kurt Suzuki, R OBP: 0.346, SLG: 0.370										5	0	1	0	0	1	1				
15 Ryan Sweeney, L OBP: 0.350, SLG: 0.383										5	1	1	0	0	2	2				
32 Jack Cust, L OBP: 0.375, SLG: 0.476										2	1	0	0	2	1	0				
19 Chris Denorfia, R OBP: 0.362, SLG: 0.387										4	0	2	2	0	1	3				
10 Daric Barton, L OBP: 0.327, SLG: 0.348										4	0	2	0	0	1	1				
7 Bobby Crosby, R OBP: 0.296, SLG: 0.349										4	0	1	0	0	1	2				
52 Jeff Baisley, R OBP: 0.319, SLG: 0.279										3	0	0	0	0	0	3				
Carlos González, L OBP: 0.273, SLG: 0.361										1	0	0	0	0	0	1				
Donnie Murphy, R OBP: 0.274, SLG: 0.301										0	0	0	0	0	0	0				
56 Cliff Pennington, S OBP: 0.339, SLG: 0.293										4	0	0	0	0	0	1				
Inning Stats	R: 3 E: 0 K: 0 S: 21	H: 3 LOB: 1 BB: 1 P: 33	R: 0 E: 0 K: 0 S: 10	H: 1 LOB: 1 BB: 0 P: 17	R: 0 E: 0 K: 0 S: 8	H: 0 LOB: 0 BB: 0 P: 13	R: 0 E: 0 K: 1 S: 8	H: 3 LOB: 3 BB: 0 P: 19	R: 0 E: 0 K: 2 S: 18	H: 1 LOB: 1 BB: 0 P: 16	R: 0 E: 0 K: 3 S: 10	H: 0 LOB: 0 BB: 0 P: 15	1B: 6 2B: 3 3B: 0 HR: 1	SF: 0 SAC: 0 DP: 0 HBP: 0	WP: 0 PB: 0 SB: 1 CS: 0	PA: 39				
PITCHER	IP WLS BF H R ER SO BB IBB HBP BLK WP HR S P ERA WHIP																			
R.A. Dickey, R ERA: 5.21	(1, 1) 5.2 W 24 6 3 3 2 1 0 0 0 0 0 1 63 99 4.76 1.235																			
Randy Messenger, R ERA: 3.55	(6, 1) 0.1 H 2 1 0 0 0 0 0 0 0 0 0 0 4 7 0.00 3.000																			
37 Cesar Jimenez, L ERA: 3.41	(7, 1) 0.1 H 2 1 0 0 0 0 0 0 0 0 0 0 9 13 0.00 3.000																			
48 Roy Corcoran, R ERA: 3.22	(7, 1) 1.2 H 8 2 0 0 3 0 1 0 0 0 0 0 20 33 0.00 1.200																			
J.J. Putz, R ERA: 3.88	(9, 1) 1.0 S 3 0 0 0 3 0 0 0 0 0 0 0 10 15 0.00 0.000																			
Batter	1	2	3	4	5	6	7	8	9	AB	R	H	RBI	BB	SO	LOB	BOTTOM			
51 Ichiro Suzuki, L OBP: 0.361, SLG: 0.386										4	2	2	0	0	0	1	Oakland Athletics @ Seattle Mariners Safeco Field, Seattle, WA Sun Sep.28.2008, 1:10 PM PDT Att: 27,139 - Sunny - 63 F			
7 Yuniesky Betancourt, R OBP: 0.300, SLG: 0.392										4	0	2	2	0	0	2				
Raul Ibanez, L OBP: 0.358, SLG: 0.479										4	0	0	1	0	1	2				
4 Jose Lopez, R OBP: 0.322, SLG: 0.443										4	0	1	0	0	2	1				
2 Kenji Johjima, R OBP: 0.277, SLG: 0.332										3	1	2	0	1	0	2				
Miguel Cairo, R OBP: 0.316, SLG: 0.330										0	0	0	0	0	0	0				
Jamie Burke, R OBP: 0.303, SLG: 0.326										0	0	0	0	0	0	0				
25 Vladimir Valentin, R OBP: 0.250, SLG: 0.342										4	0	1	0	0	1	3				
27 Matt Tuiasosopo, R OBP: 0.213, SLG: 0.250										3	0	1	1	1	0	1				
32 Rob Johnson, R OBP: 0.129, SLG: 0.226										3	0	0	0	0	1	2				
Tug Hulet, L OBP: 0.309, SLG: 0.306										0	0	0	0	1	0	0				
Luis Valbuena, L OBP: 0.315, SLG: 0.347										4	1	1	0	0	1	4				
Inning Stats	R: 1 E: 0 K: 1 S: 12	H: 1 LOB: 0 BB: 0 P: 18	R: 1 E: 0 K: 2 S: 13	H: 2 LOB: 1 BB: 0 P: 18	R: 0 E: 0 K: 0 S: 11	H: 2 LOB: 2 BB: 0 P: 18	R: 0 E: 0 K: 1 S: 6	H: 1 LOB: 0 BB: 0 P: 11	R: 2 E: 0 K: 1 S: 12	H: 2 LOB: 2 BB: 1 P: 20	R: 0 E: 0 K: 0 S: 6	H: 0 LOB: 0 BB: 0 P: 13	R: 0 E: 0 K: 1 S: 7	H: 1 LOB: 0 BB: 0 P: 12	R: 0 E: 0 K: 0 S: 14	H: 1 LOB: 3 BB: 2 P: 26	1B: 7 2B: 2 3B: 1 HR: 0	SF: 0 SAC: 0 DP: 2 HBP: 0	WP: 1 PB: 0 SB: 0 CS: 0	PA: 36
PITCHER	IP WLS BF H R ER SO BB IBB HBP BLK WP HR S P ERA WHIP																			
55 Josh Outman, L ERA: 4.56	(1, 1) 6.0 L 27 8 4 3 5 0 1 0 0 0 0 0 7 98 4.50 1.333																			
13 Jerry Blevins, L ERA: 3.11	(7, 1) 1.0 3 1 0 0 1 0 0 0 0 0 0 0 7 12 0.00 1.000																			
33 Joey Devine, R ERA: 0.59	(8, 1) 1.0 6 1 0 0 0 2 0 0 0 0 0 0 14 26 0.00 3.000																			