


Oakland Athletics - 2010


Batter	1	2	3	4	5	6	7	8	9	AB	R	H	RBI	BB	SO	LOB	TOP					
11 Rajai Davis, R (1.7) 23 Michael Taylor, R (6.7)	G6-3		F9			G6-3		P4		3	0	0	0	0	0	1	Oakland Athletics @ Chicago Cubs Hohokam Park, Mesa, AZ Thu Mar 04 2010, 3:13 PM - 5:32 PM EST Att: 7,496 - Sunny - 66 F					
10 Danic Barton, L (1.3) 22 Chris Carter, R (6.3)	K			G4-3		K		HR		3	0	0	0	0	2	0						
Ryan Sweeney, L (1.9) 6 Travis Buck, L (5.9)	G4-3			G6-3		K		G3-1		2	0	0	0	0	0	0						
50 Jake Fox, R (1.5) 18 Dallas McPherson, L (6.5)		G5-3		G6-3			1B 71 SF8 HBP	K		2	0	0	0	0	0	0						
18 Gabe Gross, L (1.8) 74 Corey Brown, L (5.8)		K			G6-3		K		F7	2	0	0	0	0	1	0						
7 Adam Rosales, R (1.4) 1 Eric Patterson, L (6.4)		G5-3			HR		71 SF8 1B		G4-3	2	1	1	1	0	0	0						
35 Landon Powell, S (1.2) 71 Josh Donaldson, R (5.2)			P3		G3		SF8		P6	2	0	0	0	0	0	0						
2 Cliff Pennington, S (1.6) 2 Gregorio Petit, R (6.6)			25 WP BB		16 WP BB		61 FC6-4 BB			0	0	0	0	2	0	0						
43 Trevor Cahill, R (1.1) 25 Matt Carson, R (3.1) 87 Castro Bowers, R (3.1) 62 Clayton Mortensen, R (4.1) 16 Eric Sogard, L (4.1) 44 Jon Melan, R (5.1) 13 Jerry Blevins, L (6.1) 61 Adrian Castanos, L (7.1) 39 Brad Kilby, L (8.1) 64 Justin Souza, R (9.1)			K		G3-1		FC6-4			0	0	0	0	0	0	0						
Inning Stats	R: 0 E: 0 K: 1 S: 5	H: 0 LOB: 0 BB: 0 P: 5	R: 0 E: 0 K: 1 S: 5	H: 0 LOB: 0 BB: 0 P: 5	R: 0 E: 0 K: 1 S: 5	H: 0 LOB: 1 BB: 1 P: 9	R: 0 E: 0 K: 0 S: 3	H: 0 LOB: 0 BB: 0 P: 3	R: 1 E: 0 K: 0 S: 4	H: 1 LOB: 1 BB: 1 P: 10	R: 0 E: 0 K: 2 S: 7	H: 0 LOB: 0 BB: 0 P: 7	R: 1 E: 0 K: 1 S: 6	H: 1 LOB: 2 BB: 1 P: 11	R: 1 E: 0 K: 1 S: 7	H: 1 LOB: 0 BB: 0 P: 8		R: 0 E: 0 K: 0 S: 3	H: 0 LOB: 0 BB: 0 P: 3	1B: 1 2B: 0 3B: 0 HR: 2	SF: 1 SAC: 0 DP: 0 HBP: 1	WP: 2 PB: 0 SB: 0 CS: 0
PITCHER	IP WLS BF H R ER SO BB IBB HBP BLK WP HR S P ERA WHIP																					
36 Randy Wells, R (1.1) 45 Sean Marshall, L (3.1) 47 Mike Parisi, R (5.1) 68 J.R. Mathes, L (7.1) 33 Esmelin Caridad, R (9.1)	2.0 W 6 0 0 0 2 0 0 0 0 0 0 0 10 10 0.00 0.000																					

AB 29
R 3
H 3
RBI 3
BB 3
SO 7
LOB 6



Batter	1	2	3	4	5	6	7	8	9	AB	R	H	RBI	BB	SO	LOB	BOTTOM			
2 Ryan Theriot, R (1.6) 67 Starlin Castro, R (5.6)	G5-3		K		F9	L4				2	0	0	0	0	1	1	Oakland Athletics @ Chicago Cubs Hohokam Park, Mesa, AZ Thu Mar 04 2010, 3:13 PM - 5:32 PM EST Att: 7,496 - Sunny - 66 F			
1 Kosuke Fukudome, L (1.9) 56 Brad Snyder, L (5.9)	G4-3		2B		25 1B E	1B		HR	K	3	0	2	0	0	0	0				
25 Derrek Lee, R (1.3) 6 Micah Hoffpauir, L (6.3)	HR		K		E5 G4-3 1-H	1B		L9		3	1	2	1	0	1	2				
16 Aramis Ramirez, R (1.5) 9 Chad Tracy, L (4.5)	K		F9		G4-3			27 HR 1B		2	0	0	0	0	1	2				
24 Marlon Byrd, R (1.8) 27 Sam Fuld, L (5.8)		21 2B 17 SF7-5 1B		HR	P5			1-H HR		2	2	2	1	0	0	0				
21 Tyler Colvin, L (1.7) 63 James Adduci, L (7.7)		17 SF7-5 2B		18 1B 2B				G6-3		3	2	3	1	0	0	0				
17 Mike Fontenot, L (1.4) 13 Andrés Blanco, S (5.4)		SF7-5		18 1B BB				F7		0	0	0	1	1	0	0				
18 Geovany Soto, R (1.2) 71 Robinson Chirinos, R (5.2)		K		4 G6-4-3 1B				P6		2	0	1	1	0	1	0				
36 Randy Wells, R (1.1) 45 Sean Marshall, L (3.1) 4 Bryan LaHair, L (4.9) 47 Mike Parisi, R (5.1) 15 Kevin Millar, R (6.9) 68 J.R. Mathes, L (7.1) 15 Bobby Scales, S (8.9) 33 Esmelin Caridad, R (9.1)			1 2B BB		G6-4-3			K		0	0	0	0	0	0	0				
Inning Stats	R: 1 E: 0 K: 1 S: 8	H: 1 LOB: 0 BB: 0 P: 9	R: 1 E: 0 K: 1 S: 6	H: 2 LOB: 0 BB: 0 P: 6	R: 0 E: 0 K: 2 S: 8	H: 1 LOB: 2 BB: 1 P: 12	R: 2 E: 0 K: 0 S: 4	H: 3 LOB: 0 BB: 1 P: 8	R: 1 E: 0 K: 0 S: 5	H: 2 LOB: 2 BB: 0 P: 5	R: 1 E: 0 K: 0 S: 6	H: 3 LOB: 1 BB: 0 P: 10	R: 3 E: 0 K: 0 S: 8	H: 3 LOB: 0 BB: 0 P: 12	R: 0 E: 0 K: 3 S: 10	H: 1 LOB: 1 BB: 0 P: 10		1B: 7 2B: 4 3B: 1 HR: 5	SF: 1 SAC: 0 DP: 2 HBP: 0	WP: 0 PB: 0 SB: 0 CS: 1
PITCHER	IP WLS BF H R ER SO BB IBB HBP BLK WP HR S P ERA WHIP																			
53 Trevor Cahill, R (1.1) 57 Cedrick Bowers, L (3.1) 62 Clayton Mortensen, R (4.1) 44 Jon Melan, R (5.1) 13 Jerry Blevins, L (6.1)	2.0 L 8 3 2 2 2 2 0 0 0 0 0 0 0 8 12 0.00 2.000																			
39 Brad Kilby, L (7.1) 64 Justin Souza, R (8.1)	1.0 4 1 0 0 3 0 0 0 0 0 0 0 0 0 10 0.00 1.000																			

AB 35
R 9
H 16
RBI 8
BB 2
SO 7
LOB 13



Batter	1	2	3	4	5	6	7	8	9	AB	R	H	RBI	BB	SO	LOB	TOP							
23 Rickie Weeks Jr, R OBP: 0.667, SLG: 0.600 2 Joe Inglett, L										3	1	1	0	0	1	2								
27 Carlos Gómez, R OBP: 0.333, SLG: 0.333 65 Trent Oeltjen, L										3	1	1	0	0	0	1								
10 Hernan Iribarren, L OBP: 0.250, SLG: 0.250										0	0	0	0	0	0	0								
8 Ryan Braun, R OBP: 0.667, SLG: 0.500 36 Lorenzo Cain, R										2	1	1	0	1	0	0								
15 Jim Edmonds, L OBP: 0.333, SLG: 0.333 63 Adam Stern, L										3	0	1	1	0	2	2								
9 Gregg Zaun, S OBP: 0.500, SLG: 0.600 79 Martín Maldonado, R										2	1	1	2	1	0	1								
16 George Kottaras, L OBP: 0.333, SLG: 0.333 87 Jonathan Lucroy, R										3	0	1	0	0	1	3								
21 Alcides Escobar, R										4	1	0	2	0	0	4								
61 Adam Heether, R OBP: 0.250, SLG: 0.500										4	0	1	0	0	0	2								
66 Steffan Wilson, R OBP: 0.800, SLG: 1.000										4	0	3	1	0	0	1								
Inning Stats	R: 2 E: 1 K: 1 S: 9	H: 3 LOB: 1 BB: 0 P: 9	R: 0 E: 0 K: 1 S: 6	H: 1 LOB: 1 BB: 0 P: 6	R: 0 E: 0 K: 1 S: 5	H: 0 LOB: 0 BB: 0 P: 5	R: 2 E: 0 K: 0 S: 6	H: 2 LOB: 1 BB: 1 P: 10	R: 2 E: 1 K: 1 S: 7	H: 2 LOB: 2 BB: 0 P: 12	R: 0 E: 0 K: 1 S: 6	H: 1 LOB: 1 BB: 0 P: 7	R: 1 E: 1 K: 1 S: 6	H: 0 LOB: 1 BB: 1 P: 10	R: 0 E: 0 K: 2 S: 8	H: 1 LOB: 1 BB: 0 P: 8	R: 0 E: 0 K: 1 S: 5	H: 0 LOB: 1 BB: 1 P: 9	1B: 7 2B: 3 3B: 0 HR: 0	SF: 1 SAC: 0 DP: 0 HBP: 1	WP: 0 PB: 0 SB: 3 CS: 0	PA: 43		
PITCHER	IP WLS BF H R ER SO BB IBB HBP BLK WP HR S P ERA WHIP	IP WLS BF H R ER SO BB IBB HBP BLK WP HR S P ERA WHIP	IP WLS BF H R ER SO BB IBB HBP BLK WP HR S P ERA WHIP	IP WLS BF H R ER SO BB IBB HBP BLK WP HR S P ERA WHIP	IP WLS BF H R ER SO BB IBB HBP BLK WP HR S P ERA WHIP	IP WLS BF H R ER SO BB IBB HBP BLK WP HR S P ERA WHIP	IP WLS BF H R ER SO BB IBB HBP BLK WP HR S P ERA WHIP	IP WLS BF H R ER SO BB IBB HBP BLK WP HR S P ERA WHIP	IP WLS BF H R ER SO BB IBB HBP BLK WP HR S P ERA WHIP	IP WLS BF H R ER SO BB IBB HBP BLK WP HR S P ERA WHIP	IP WLS BF H R ER SO BB IBB HBP BLK WP HR S P ERA WHIP	IP WLS BF H R ER SO BB IBB HBP BLK WP HR S P ERA WHIP	IP WLS BF H R ER SO BB IBB HBP BLK WP HR S P ERA WHIP	IP WLS BF H R ER SO BB IBB HBP BLK WP HR S P ERA WHIP	IP WLS BF H R ER SO BB IBB HBP BLK WP HR S P ERA WHIP	IP WLS BF H R ER SO BB IBB HBP BLK WP HR S P ERA WHIP	IP WLS BF H R ER SO BB IBB HBP BLK WP HR S P ERA WHIP	IP WLS BF H R ER SO BB IBB HBP BLK WP HR S P ERA WHIP	IP WLS BF H R ER SO BB IBB HBP BLK WP HR S P ERA WHIP	IP WLS BF H R ER SO BB IBB HBP BLK WP HR S P ERA WHIP	IP WLS BF H R ER SO BB IBB HBP BLK WP HR S P ERA WHIP	IP WLS BF H R ER SO BB IBB HBP BLK WP HR S P ERA WHIP	IP WLS BF H R ER SO BB IBB HBP BLK WP HR S P ERA WHIP	IP WLS BF H R ER SO BB IBB HBP BLK WP HR S P ERA WHIP

Milwaukee Brewers @ Oakland Athletics
Phoenix Municipal Stadium, Phoenix, AZ
Fri Mar 05 2010, 3:20 PM - 6:18 PM EST
Att.: 4,617 - Sunny - 66 F

AB	37
R	7
H	10
RBI	6
BB	4
SO	9
LOB	24





Batter	1	2	3	4	5	6	7	8	9	AB	R	H	RBI	BB	SO	LOB	BOTTOM						
11 Rajai Davis, R OBP: 0.167, SLG: 0.333 23 Michael Taylor, R OBP: 0.333, SLG: 0.333										3	1	1	0	0	1	0							
14 Mark Ellis, R OBP: 0.667, SLG: 0.500 73 Jemile Weeks, S OBP: 0.500, SLG: 1.000										2	0	1	1	1	0	0							
8 Kurt Suzuki, R OBP: 0.333, SLG: 0.333 19 Anthony Recker, R OBP: 1.000, SLG: 2.500										3	0	1	0	0	0	1							
5 Kevin Kouzmanoff, R 61 Adrian Cardenas, L										3	0	0	0	0	1	3							
3 Eric Chavez, L OBP: 0.500, SLG: 1.500 22 Chris Carter, R OBP: 0.500, SLG: 1.500										2	0	1	0	0	1	0							
32 Jack Cust, L OBP: 0.333, SLG: 0.333 75 Matthew Whitney, R 6, PH										3	0	1	0	0	0	1							
6 Travis Buck, L OBP: 0.400, SLG: 1.000 25 Matt Carson, R										2	1	1	1	1	1	1							
7 Adam Rosales, R OBP: 0.400, SLG: 1.000 30 Steve Tolleson, R										3	0	1	0	0	0	3							
1 Eric Patterson, L OBP: 0.250, SLG: 0.250 18 Gabe Gross, L OBP: 0.250, SLG: 0.250										2	0	0	0	0	0	0							
Inning Stats	R: 0 E: 0 K: 1 S: 5	H: 0 LOB: 0 BB: 0 P: 5	R: 0 E: 0 K: 1 S: 6	H: 1 LOB: 2 BB: 1 P: 10	R: 0 E: 0 K: 2 S: 8	H: 1 LOB: 1 BB: 0 P: 9	R: 1 E: 0 K: 0 S: 5	H: 2 LOB: 1 BB: 0 P: 5	R: 7 E: 0 K: 1 S: 15	H: 7 LOB: 2 BB: 2 P: 25	R: 0 E: 0 K: 0 S: 3	H: 0 LOB: 0 BB: 0 P: 3	R: 0 E: 0 K: 0 S: 4	H: 1 LOB: 1 BB: 0 P: 5	R: 0 E: 0 K: 1 S: 4	H: 0 LOB: 0 BB: 0 P: 5	R: 0 E: 0 K: 1 S: 5	H: 1 LOB: 1 BB: 0 P: 5	1B: 7 2B: 3 3B: 1 HR: 2	SF: 0 SAC: 0 DP: 0 HBP: 0	WP: 2 PB: 0 SB: 0 CS: 0	PA: 41	
PITCHER	IP WLS BF H R ER SO BB IBB HBP BLK WP HR S P ERA WHIP	IP WLS BF H R ER SO BB IBB HBP BLK WP HR S P ERA WHIP	IP WLS BF H R ER SO BB IBB HBP BLK WP HR S P ERA WHIP	IP WLS BF H R ER SO BB IBB HBP BLK WP HR S P ERA WHIP	IP WLS BF H R ER SO BB IBB HBP BLK WP HR S P ERA WHIP	IP WLS BF H R ER SO BB IBB HBP BLK WP HR S P ERA WHIP	IP WLS BF H R ER SO BB IBB HBP BLK WP HR S P ERA WHIP	IP WLS BF H R ER SO BB IBB HBP BLK WP HR S P ERA WHIP	IP WLS BF H R ER SO BB IBB HBP BLK WP HR S P ERA WHIP	IP WLS BF H R ER SO BB IBB HBP BLK WP HR S P ERA WHIP	IP WLS BF H R ER SO BB IBB HBP BLK WP HR S P ERA WHIP	IP WLS BF H R ER SO BB IBB HBP BLK WP HR S P ERA WHIP	IP WLS BF H R ER SO BB IBB HBP BLK WP HR S P ERA WHIP	IP WLS BF H R ER SO BB IBB HBP BLK WP HR S P ERA WHIP	IP WLS BF H R ER SO BB IBB HBP BLK WP HR S P ERA WHIP	IP WLS BF H R ER SO BB IBB HBP BLK WP HR S P ERA WHIP	IP WLS BF H R ER SO BB IBB HBP BLK WP HR S P ERA WHIP	IP WLS BF H R ER SO BB IBB HBP BLK WP HR S P ERA WHIP	IP WLS BF H R ER SO BB IBB HBP BLK WP HR S P ERA WHIP	IP WLS BF H R ER SO BB IBB HBP BLK WP HR S P ERA WHIP	IP WLS BF H R ER SO BB IBB HBP BLK WP HR S P ERA WHIP	IP WLS BF H R ER SO BB IBB HBP BLK WP HR S P ERA WHIP	IP WLS BF H R ER SO BB IBB HBP BLK WP HR S P ERA WHIP

Milwaukee Brewers @ Oakland Athletics
Phoenix Municipal Stadium, Phoenix, AZ
Fri Mar 05 2010, 3:20 PM - 6:18 PM EST
Att.: 4,617 - Sunny - 66 F

AB	37
R	8
H	13
RBI	8
BB	4
SO	5
LOB	13



Batter	1	2	3	4	5	6	7	8	9	AB R H RBI BB SO LOB	TOP																								
											<p>Oakland Athletics @ Los Angeles Angels Tempe Diablo Stadium, Tempe, AZ Sun Mar 07 2010, 3:05 PM EST</p> <p>livebaseballscorecards.com</p> <p>AB 0 R 0 H 0 RBI 0 BB 0 SO 0 LOB 0</p> 																								
Inning Stats										1B: 0 SF: 0 2B: 0 SAC: 0 3B: 0 DP: 0 HR: 0 HBP: 0	WP: 0 PA: 0 FB: 0 SB: 0 CS: 0																								
PITCHER	IP	WLS	BF	H	R	ER	SO	BB	IBB	HBP	BLK	WP	HR	S	P	ERA	WHIP	PITCHER	IP	WLS	BF	H	R	ER	SO	BB	IBB	HBP	BLK	WP	HR	S	P	ERA	WHIP

Batter	1	2	3	4	5	6	7	8	9	AB R H RBI BB SO LOB	BOTTOM																								
											<p>Oakland Athletics @ Los Angeles Angels Tempe Diablo Stadium, Tempe, AZ Sun Mar 07 2010, 3:05 PM EST</p> <p>livebaseballscorecards.com</p> <p>AB 0 R 0 H 0 RBI 0 BB 0 SO 0 LOB 0</p> 																								
Inning Stats										1B: 0 SF: 0 2B: 0 SAC: 0 3B: 0 DP: 0 HR: 0 HBP: 0	WP: 0 PA: 0 FB: 0 SB: 0 CS: 0																								
PITCHER	IP	WLS	BF	H	R	ER	SO	BB	IBB	HBP	BLK	WP	HR	S	P	ERA	WHIP	PITCHER	IP	WLS	BF	H	R	ER	SO	BB	IBB	HBP	BLK	WP	HR	S	P	ERA	WHIP

Batter	1	2	3	4	5	6	7	8	9	AB	R	H	RBI	BB	SO	LOB	TOP						
2 Ryan Theriot, R OBP: 0.625, SLG: 0.714 17 Mike Fontenot, L OBP: 0.600, SLG: 1.000	4-0 BB		0-0 1B		0-0 2B				0-0 L6	2	2	2	0	1	0	0	Chicago Cubs @ Oakland Athletics Phoenix Municipal Stadium, Phoenix, AZ Mon Mar 08 2010, 3:14 PM - 5:57 PM EST Att: 4,301 - Cloudy - 53 F						
1 Kosuke Fukudome, L OBP: 0.556, SLG: 0.750 63 James Adduci, L OBP: 0.429, SLG: 0.500	0-0 P6		0-0 2B		4-0 BB				4-0 BB	2	1	1	0	1	0	1							
25 Derrek Lee, R OBP: 0.222, SLG: 0.714 15 Kevin Millar, R OBP: 0.571, SLG: 0.400	0-3 K		0-0 SF9		0-0 L8				0-3 K	2	0	0	1	0	1	3							
16 Aramis Ramirez, R OBP: 0.125, SLG: 0.143 9 Chad Tracy, L OBP: 0.500, SLG: 0.400	0-0 1B		0-0 SF7		0-0 P2				0-0 P5	2	0	1	1	0	0	2							
24 Marlon Byrd, R OBP: 0.250, SLG: 0.625 21 Tyler Colvin, L OBP: 0.500, SLG: 1.100	0-3 K		0-0 G5-3		1-0 P3				0-0 P5	3	0	0	0	0	1	3							
12 Alfonso Soriano, R OBP: 0.500, SLG: 0.889 56 Brad Snyder, L OBP: 0.500, SLG: 0.889		0-3 K		0-3 K		0-0 G6-3			0-0 1B	3	0	0	0	0	2	0							
18 Geovany Soto, R OBP: 0.333, SLG: 1.000 6 Micah Hoffpauir, L OBP: 0.333, SLG: 0.143		4-0 BB		0-0 2B		4-0 BB			4-0 BB	1	0	1	0	1	0	0							
55 Koyie Hill, S OBP: 0.400, SLG: 0.400 75 Chris Robinson, R OBP: 0.500, SLG: 0.333		0-0 F8		1-3 K		0-0 1B			0-0 G4-3	3	0	1	0	0	1	2							
28 Jeff Baker, R OBP: 0.400, SLG: 0.400 15 Bobby Scales, S OBP: 0.500, SLG: 0.333		0-3 K		0-0 F8		0-0 G6-4-3			0-0 F7	3	0	0	0	0	1	4							
										2	1	0	1	0	0	2							
Inning Stats	R: 0 E: 0 K: 2 S: 8	H: 1 LOB: 2 BB: 1 P: 12	R: 0 E: 0 K: 2 S: 7	H: 0 LOB: 1 BB: 1 P: 11	R: 2 E: 0 K: 0 S: 5	H: 2 LOB: 0 BB: 0 P: 5	R: 0 E: 0 K: 2 S: 8	H: 1 LOB: 1 BB: 0 P: 9	R: 1 E: 0 K: 0 S: 4	H: 1 LOB: 3 BB: 1 P: 9	R: 0 E: 0 K: 0 S: 3	H: 1 LOB: 1 BB: 1 P: 7	R: 7 E: 1 K: 0 S: 8	H: 4 LOB: 1 BB: 2 P: 17	R: 0 E: 0 K: 0 S: 5	H: 2 LOB: 3 BB: 1 P: 9	R: 0 E: 0 K: 1 S: 5	H: 0 LOB: 1 BB: 1 P: 9	1B: 7 2B: 5 3B: 0 HR: 0	SF: 2 SAC: 0 DP: 1 HBP: 1	WP: 3 PB: 1 SB: 0 CS: 0	PA: 48	
PITCHER	IP WLS BF H R ER SO BB IBB HBP BLK WP HR S P ERA WHIP	1.2 8 1 0 0 0 3 2 0 0 0 0 0 0 12 20 0.00 1.800	2.0 L 9 3 2 2 2 0 0 0 0 0 1 0 13 14 9.00 1.500	1.0 5 1 1 1 0 1 0 0 0 0 1 0 4 9 9.00 2.000	1.0 4 1 0 0 0 1 0 0 0 0 0 0 3 7 0.00 2.000	0.0 6 3 6 4 0 0 2 0 0 0 0 1 0 4 12 0.00 1.000	1.0 5 1 1 0 0 0 0 0 1 0 0 0 3 3 0.00 0.000	1.0 6 2 0 0 0 1 0 0 0 0 0 0 5 9 0.00 3.000	1.0 4 0 0 0 0 1 1 0 0 0 0 0 5 9 0.00 1.000	PITCHER	IP WLS BF H R ER SO BB IBB HBP BLK WP HR S P ERA WHIP	0.0 6 3 6 4 0 0 2 0 0 0 0 0 0 4 5 0.00 1.000	1.0 5 1 1 0 0 0 0 0 1 0 0 0 4 5 0.00 1.000	1.0 6 2 0 0 0 1 0 0 0 0 0 0 5 9 0.00 3.000	1.0 4 0 0 0 0 1 1 0 0 0 0 0 5 9 0.00 1.000	0.0 6 3 6 4 0 0 2 0 0 0 0 0 0 4 12 0.00 1.000	1.0 5 1 1 0 0 0 0 0 1 0 0 0 3 3 0.00 0.000	1.0 6 2 0 0 0 1 0 0 0 0 0 0 5 9 0.00 3.000	1.0 4 0 0 0 0 1 1 0 0 0 0 0 5 9 0.00 1.000	1B: 7 2B: 5 3B: 0 HR: 0	SF: 2 SAC: 0 DP: 1 HBP: 1	WP: 3 PB: 1 SB: 0 CS: 0	PA: 48
Batter	1	2	3	4	5	6	7	8	9	AB	R	H	RBI	BB	SO	LOB	BOTTOM						
4 Coco Crisp, S OBP: 0.667, SLG: 0.800 68 Max Stassi, R OBP: 0.500, SLG: 0.500	0-0 G4-3		0-0 1B		4-0 BB				0-0 G5-3	2	0	1	0	1	0	0	Chicago Cubs @ Oakland Athletics Phoenix Municipal Stadium, Phoenix, AZ Mon Mar 08 2010, 3:14 PM - 5:57 PM EST Att: 4,301 - Cloudy - 53 F						
11 Rajai Davis, R OBP: 0.111, SLG: 0.222 1 Eric Patterson, L OBP: 0.286, SLG: 0.167	0-0 P4		0-3 K		0-0 F7				1-0 HBP	3	0	0	0	0	1	4							
8 Kurt Suzuki, R OBP: 0.333, SLG: 0.833 71 Josh Donaldson, R OBP: 0.333, SLG: 2.000	0-0 L7			2-1 HR		0-0 G6-3			2-1 HR	3	1	1	1	0	0	0							
5 Kevin Kouzmanoff, R OBP: 0.200, SLG: 0.800 61 Adrian Cardenas, L OBP: 0.333, SLG: 1.000		0-0 F8		0-0 G5-3		0-0 G4-3			0-0 F8	3	0	0	0	0	0	0							
3 Eric Chavez, L OBP: 0.400, SLG: 0.800 22 Chris Carter, R OBP: 0.333, SLG: 1.000		0-0 F9		0-0 G1-3		0-0 1B			0-3 K	3	0	1	0	0	0	0							
Ryan Sweeney, L OBP: 0.125, SLG: 0.125 23 Michael Taylor, R OBP: 0.250, SLG: 0.143		0-0 G3-1		0-0 P2		0-0 G6-3			0-0 P3	3	0	0	0	0	0	1							
32 Jack Cust, L OBP: 0.200, SLG: 0.200 50 Jake Fox, R OBP: 0.500, SLG: 0.500		0-0 P5		0-0 P5		0-0 G3-1			0-0 P4	2	0	0	0	0	0	0							
14 Mark Ellis, R OBP: 0.600, SLG: 0.333 16 Eric Sogard, L OBP: 0.500, SLG: 0.500		4-0 BB		4-0 BB		0-0 G3-1			0-0 L9	1	0	0	0	1	0	0							
7 Adam Rosales, R OBP: 0.429, SLG: 0.833 76 Grant Green, R OBP: 0.500, SLG: 0.500		0-3 K		0-3 K		1-0 HBP			0-0 G5-3	1	0	0	0	0	1	1							
										1	0	0	0	0	0	0							
Inning Stats	R: 0 E: 0 K: 0 S: 3	H: 0 LOB: 0 BB: 0 P: 3	R: 0 E: 0 K: 2 S: 8	H: 1 LOB: 1 BB: 1 P: 12	R: 1 E: 0 K: 0 S: 5	H: 1 LOB: 0 BB: 0 P: 7	R: 0 E: 0 K: 0 S: 3	H: 1 LOB: 2 BB: 1 P: 8	R: 0 E: 0 K: 0 S: 3	H: 0 LOB: 0 BB: 0 P: 3	R: 2 E: 0 K: 1 S: 7	H: 1 LOB: 0 BB: 0 P: 10	R: 0 E: 0 K: 0 S: 3	H: 0 LOB: 0 BB: 0 P: 3	1B: 2 2B: 0 3B: 0 HR: 2	SF: 0 SAC: 0 DP: 0 HBP: 2	WP: 0 PB: 0 SB: 0 CS: 0	PA: 35					
PITCHER	IP WLS BF H R ER SO BB IBB HBP BLK WP HR S P ERA WHIP	2.0 H 9 2 1 1 2 1 0 0 0 0 1 13 19 4.50 1.500	2.0 H 9 1 0 0 0 1 0 1 0 0 0 7 12 0.00 1.000	2.0 8 1 2 2 1 0 0 0 1 0 0 1 10 13 9.00 1.500	1.0 3 0 0 0 0 0 0 0 0 0 0 3 3 0.00 0.000	0.0 6 3 6 4 0 0 2 0 0 0 0 0 4 12 0.00 1.000	1.0 5 1 1 0 0 0 0 0 1 0 0 0 3 3 0.00 0.000	1.0 6 2 0 0 0 1 0 0 0 0 0 0 5 9 0.00 3.000	1.0 4 0 0 0 0 1 1 0 0 0 0 0 5 9 0.00 1.000	0.0 6 3 6 4 0 0 2 0 0 0 0 0 4 12 0.00 1.000	1.0 5 1 1 0 0 0 0 0 1 0 0 0 3 3 0.00 0.000	1.0 6 2 0 0 0 1 0 0 0 0 0 0 5 9 0.00 3.000	1.0 4 0 0 0 0 1 1 0 0 0 0 0 5 9 0.00 1.000	0.0 6 3 6 4 0 0 2 0 0 0 0 0 4 12 0.00 1.000	1.0 5 1 1 0 0 0 0 0 1 0 0 0 3 3 0.00 0.000	1.0 6 2 0 0 0 1 0 0 0 0 0 0 5 9 0.00 3.000	1.0 4 0 0 0 0 1 1 0 0 0 0 0 5 9 0.00 1.000	1B: 2 2B: 0 3B: 0 HR: 2	SF: 0 SAC: 0 DP: 0 HBP: 2	WP: 0 PB: 0 SB: 0 CS: 0	PA: 35		

Batter	1	2	3	4	5	6	7	8	9	AB	R	H	RBI	BB	SO	LOB	TOP							
11 Rajai Davis, R OBP: 0.200, SLG: 0.154										4	0	0	0	2	2	5								
10 Daric Barton, L OBP: 0.200, SLG: 0.300										4	0	1	0	0	1	3								
18 Dallas McPherson, L OBP: 0.200, SLG: 0.200										2	0	1	0	0	0	1								
18 Gabe Gross, L OBP: 0.250, SLG: 0.200										5	2	1	0	0	1	3								
32 Jack Cust, L OBP: 0.375, SLG: 0.875										3	2	2	2	0	0	0								
19 Anthony Recker, R OBP: 0.500, SLG: 1.250										2	0	0	0	0	0	2								
35 Landon Powell, S OBP: 0.000, SLG: 0.000										4	1	1	1	0	1	1								
71 Josh Donaldson, R OBP: 0.500, SLG: 2.000										0	0	0	0	0	0	0								
74 Corey Brown, L OBP: 0.250, SLG: 0.857										4	2	3	2	1	0	0								
2 Cliff Pennington, S OBP: 0.364, SLG: 0.600										3	2	1	0	1	0	2								
76 Grant Green, R OBP: 0.500, SLG: 0.500										1	0	0	0	0	1	2								
61 Adrian Cardenas, L OBP: 0.333, SLG: 0.250										3	1	2	2	0	0	0								
2 Gregorio Petit, R OBP: 0.000, SLG: 0.500										2	0	1	0	0	0	1								
16 Eric Sogard, L OBP: 0.444, SLG: 0.571										4	0	2	3	1	1	1								
Inning Stats	R: 2 H: 2 E: 0 K: 1 S: 12	H: 2 R: 0 BB: 1 P: 23	R: 3 H: 2 E: 0 K: 1 S: 10	H: 2 R: 0 BB: 2 P: 22	R: 0 H: 1 E: 0 K: 0 S: 7	H: 1 R: 0 BB: 0 P: 10	R: 0 H: 0 E: 0 K: 2 S: 8	H: 0 R: 0 BB: 1 P: 18	R: 3 H: 4 E: 0 K: 0 S: 14	H: 4 R: 0 BB: 2 P: 26	R: 0 H: 1 E: 0 K: 1 S: 8	H: 1 R: 0 BB: 0 P: 13	R: 1 H: 2 E: 0 K: 0 S: 13	H: 2 R: 1 BB: 0 P: 22	R: 1 H: 2 E: 0 K: 1 S: 14	H: 2 R: 0 BB: 0 P: 22	R: 0 H: 1 E: 0 K: 1 S: 9	H: 1 R: 0 BB: 0 P: 19	1B: 8 2B: 5 3B: 1 HR: 1	SF: 0 SAC: 0 DP: 0 HBP: 1	WP: 1 PB: 0 SB: 2 CS: 0	PA: 47		
PITCHER	IP WLS BF H R ER SO BB IBB HBP BLK WP HR S P ERA WHIP	IP WLS BF H R ER SO BB IBB HBP BLK WP HR S P ERA WHIP	IP WLS BF H R ER SO BB IBB HBP BLK WP HR S P ERA WHIP	IP WLS BF H R ER SO BB IBB HBP BLK WP HR S P ERA WHIP	IP WLS BF H R ER SO BB IBB HBP BLK WP HR S P ERA WHIP	IP WLS BF H R ER SO BB IBB HBP BLK WP HR S P ERA WHIP	IP WLS BF H R ER SO BB IBB HBP BLK WP HR S P ERA WHIP	IP WLS BF H R ER SO BB IBB HBP BLK WP HR S P ERA WHIP	IP WLS BF H R ER SO BB IBB HBP BLK WP HR S P ERA WHIP	IP WLS BF H R ER SO BB IBB HBP BLK WP HR S P ERA WHIP	IP WLS BF H R ER SO BB IBB HBP BLK WP HR S P ERA WHIP	IP WLS BF H R ER SO BB IBB HBP BLK WP HR S P ERA WHIP	IP WLS BF H R ER SO BB IBB HBP BLK WP HR S P ERA WHIP	IP WLS BF H R ER SO BB IBB HBP BLK WP HR S P ERA WHIP	IP WLS BF H R ER SO BB IBB HBP BLK WP HR S P ERA WHIP	IP WLS BF H R ER SO BB IBB HBP BLK WP HR S P ERA WHIP	IP WLS BF H R ER SO BB IBB HBP BLK WP HR S P ERA WHIP	IP WLS BF H R ER SO BB IBB HBP BLK WP HR S P ERA WHIP	IP WLS BF H R ER SO BB IBB HBP BLK WP HR S P ERA WHIP	IP WLS BF H R ER SO BB IBB HBP BLK WP HR S P ERA WHIP	IP WLS BF H R ER SO BB IBB HBP BLK WP HR S P ERA WHIP	IP WLS BF H R ER SO BB IBB HBP BLK WP HR S P ERA WHIP	IP WLS BF H R ER SO BB IBB HBP BLK WP HR S P ERA WHIP	IP WLS BF H R ER SO BB IBB HBP BLK WP HR S P ERA WHIP
51 Robinson Tejeda, R ERA: 15.75	2.0	12	4	5	5	2	3	0	0	0	1	1	22	45	22.50	3.500								
34 Kyle Davies, R ERA: 12.6	3.0	16	5	3	3	2	2	0	0	0	0	0	29	54	9.00	2.333								
59 Philip Humber, R ERA: 4.5	2.0	9	3	1	1	1	0	0	0	0	0	0	21	35	4.50	1.500								
62 Bryan Bullington, R ERA: 9.0	1.0	6	2	1	1	1	0	0	0	1	0	0	14	22	9.00	2.000								
56 Roman Colon, R ERA:	1.0	W	4	1	0	0	1	0	0	0	0	0	9	19	0.00	1.000								
Batter	1	2	3	4	5	6	7	8	9	AB	R	H	RBI	BB	SO	LOB	BOTTOM							
22 Scott Podsednik, L OBP: 0.375, SLG: 0.286										2	1	1	0	1	0	0								
75 Derrick Robinson, S OBP: 0.500, SLG: 0.500										2	0	0	0	0	1	2								
13 Alberto Callaspo, S OBP: 0.462, SLG: 0.400										2	2	1	0	1	0	1								
64 Scott Thorman, L OBP: 0.400, SLG: 0.400										2	1	1	0	0	0	0								
9 David DeJesus, L OBP: 0.364, SLG: 0.500										2	2	1	2	1	0	0								
28 Manny Pina, R OBP: 0.500, SLG: 1.250										1	0	0	0	0	0	0								
78 David Lough, L OBP: 0.750, SLG: 1.250										1	1	1	1	0	0	0								
16 Billy Butler, R OBP: 0.455, SLG: 0.500										2	0	1	1	1	0	1								
41 Buck Coats, L OBP: 0.300, SLG: 0.600										0	1	0	0	0	0	0								
25 Kila Ka'aihue, L OBP: 0.300, SLG: 0.600										2	0	1	0	0	1	1								
24 Rick Ankiel, L OBP: 0.250, SLG: 0.667										3	1	2	4	0	0	1								
1 Jarrod Dyson, L OBP: 0.500, SLG: 0.333										1	1	0	0	1	0	1								
6 Jose Guillen, R OBP: 0.167, SLG: 0.167						</																		

Batter	1	2	3	4	5	6	7	8	9	AB	R	H	RBI	BB	SO	LOB	TOP																																																																																																																																				
20 Julio Borbon, L (1, 8) 68 Craig Gentry, R (7, 8) OBP: 0.385, SLG: 0.417 OBP: 0.400, SLG: 0.333	G3-1			G3													4 1 2 2 0 0 0 1 0 1 0 0 0 0																																																																																																																																				
10 Michael Young, R (1, 5) 71 Matthew Brown, R (6, PH) OBP: 0.384, SLG: 0.364 OBP: 0.556, SLG: 1.000		G3-1															3 0 1 0 0 1 1 1 1 0 0 1 0 2																																																																																																																																				
32 Josh Hamilton, L (1, 7) 7 David Murphy, L (6, PH) OBP: 0.500, SLG: 0.833 OBP: 0.364, SLG: 0.727				F8													3 1 1 0 0 1 1 2 0 1 3 0 1 1																																																																																																																																				
27 Vladimir Guerrero, R (1, 10) 97 Engel Beltrre, L (6, PH) OBP: 0.182, SLG: 0.300 OBP: 0.677, SLG: 0.600				F9													2 0 0 1 0 0 1 1 0 0 0 1 1 1																																																																																																																																				
5 Ian Kinsler, R (1, 4) 6 Esteban German, R (6, 4) OBP: 0.700, SLG: 0.714 OBP: 0.667, SLG: 0.600																	2 1 2 0 1 0 0 2 1 1 0 0 0 1																																																																																																																																				
17 Nelson Cruz, R (1, 9) 41 Brandon Boggs, S (7, PR) OBP: 0.583, SLG: 0.556 OBP: 0.200, SLG: 0.200																	3 1 2 0 1 0 1 1 0 0 0 0 1 0																																																																																																																																				
74 Chad Tracy, R (1, 3) 18 Mitch Moreland, L (7, PH) OBP: 0.182, SLG: 0.714 OBP: 0.364, SLG: 0.400																	3 0 0 0 0 1 4 1 0 0 0 0 0 1																																																																																																																																				
61 Kevin Richardson, R (1, 2) 51 Max Ramirez, R (6, 2) OBP: 0.125, SLG: 0.250 OBP: 0.333, SLG: 0.500																	3 1 1 1 0 0 0 1 0 0 0 0 0 1																																																																																																																																				
1 Elvis Andrus, R (1, 6) 14 Joaquin Arias, R (7, 6) OBP: 0.154, SLG: 0.231 OBP: 0.500, SLG: 0.429																	3 1 1 0 0 1 2 1 0 1 0 0 0 0																																																																																																																																				
Inning Stats	R: 0 E: 0 K: 1 S: 6	H: 1 LOB: 1 BB: 0 P: 6	R: 3 E: 0 K: 2 S: 10	H: 3 LOB: 1 BB: 1 P: 15	R: 0 E: 0 K: 0 S: 4	H: 1 LOB: 2 BB: 1 P: 8	R: 0 E: 0 K: 0 S: 3	H: 0 LOB: 1 BB: 0 P: 3	R: 1 E: 0 K: 1 S: 7	H: 2 LOB: 1 BB: 0 P: 7	R: 3 E: 0 K: 1 S: 8	H: 3 LOB: 1 BB: 1 P: 12	R: 1 E: 0 K: 0 S: 4	H: 2 LOB: 1 BB: 0 P: 5	R: 0 E: 0 K: 1 S: 6	H: 2 LOB: 0 BB: 1 P: 6	R: 0 E: 0 K: 1 S: 4	H: 0 LOB: 0 BB: 1 P: 9	1B: 10 2B: 3 3B: 1 HR: 0	SF: 1 SAC: 0 DP: 2 HBP: 0	WP: 0 PB: 0 SB: 3 CS: 0	PA: 42																																																																																																																															
PITCHER	IP WLS BF H R ER SO BB IBB HBP BLK WP HR S P ERA WHIP	<table border="0"> <tr> <td>53 Trevor Cahill, R (1, 1) ERA: 11.25</td> <td>2.0</td> <td>11</td> <td>4</td> <td>3</td> <td>3</td> <td>3</td> <td>1</td> <td>0</td> <td>0</td> <td>0</td> <td>0</td> <td>0</td> <td>0</td> <td>0</td> <td>16</td> <td>21</td> <td>13.50</td> <td>2.500</td> </tr> <tr> <td>45 Marcus McBeth, R (3, 1) ERA: 4.5</td> <td>1.0</td> <td>5</td> <td>1</td> <td>0</td> <td>0</td> <td>0</td> <td>1</td> <td>0</td> <td>0</td> <td>0</td> <td>0</td> <td>0</td> <td>0</td> <td>0</td> <td>4</td> <td>8</td> <td>0.00</td> <td>2.000</td> </tr> <tr> <td>59 Matt Wright, R (4, 1) ERA: 4.5</td> <td>2.0</td> <td>8</td> <td>2</td> <td>1</td> <td>1</td> <td>1</td> <td>0</td> <td>0</td> <td>0</td> <td>0</td> <td>0</td> <td>0</td> <td>0</td> <td>10</td> <td>10</td> <td>4.50</td> <td>1.000</td> </tr> <tr> <td>64 Justin Souza, R (6, 1) ERA: 13.5</td> <td>1.0</td> <td>B</td> <td>7</td> <td>3</td> <td>3</td> <td>3</td> <td>1</td> <td>0</td> <td>0</td> <td>0</td> <td>0</td> <td>0</td> <td>0</td> <td>8</td> <td>12</td> <td>27.00</td> <td>4.000</td> </tr> <tr> <td>31 Brad Ziegler, R (7, 1) ERA: 4.5</td> <td>1.0</td> <td>4</td> <td>2</td> <td>1</td> <td>1</td> <td>0</td> <td>0</td> <td>0</td> <td>0</td> <td>0</td> <td>0</td> <td>0</td> <td>0</td> <td>4</td> <td>5</td> <td>9.00</td> <td>2.000</td> </tr> </table>																53 Trevor Cahill, R (1, 1) ERA: 11.25	2.0	11	4	3	3	3	1	0	0	0	0	0	0	0	16	21	13.50	2.500	45 Marcus McBeth, R (3, 1) ERA: 4.5	1.0	5	1	0	0	0	1	0	0	0	0	0	0	0	4	8	0.00	2.000	59 Matt Wright, R (4, 1) ERA: 4.5	2.0	8	2	1	1	1	0	0	0	0	0	0	0	10	10	4.50	1.000	64 Justin Souza, R (6, 1) ERA: 13.5	1.0	B	7	3	3	3	1	0	0	0	0	0	0	8	12	27.00	4.000	31 Brad Ziegler, R (7, 1) ERA: 4.5	1.0	4	2	1	1	0	0	0	0	0	0	0	0	4	5	9.00	2.000	<table border="0"> <tr> <td>PITCHER</td> <td>IP WLS BF H R ER SO BB IBB HBP BLK WP HR S P ERA WHIP</td> </tr> <tr> <td>65 Pedro Figueroa, L (8, 1) ERA: 4.5</td> <td>1.0</td> <td>4</td> <td>2</td> <td>0</td> <td>0</td> <td>1</td> <td>0</td> <td>0</td> <td>0</td> <td>0</td> <td>0</td> <td>0</td> <td>0</td> <td>0</td> <td>6</td> <td>6</td> <td>0.00</td> <td>2.000</td> </tr> <tr> <td>63 Henry Alberto Rodriguez, R (1, 1) ERA: 4.5</td> <td>1.0</td> <td>3</td> <td>0</td> <td>0</td> <td>0</td> <td>1</td> <td>1</td> <td>0</td> <td>0</td> <td>0</td> <td>0</td> <td>0</td> <td>0</td> <td>4</td> <td>9</td> <td>0.00</td> <td>1.000</td> </tr> </table>	PITCHER	IP WLS BF H R ER SO BB IBB HBP BLK WP HR S P ERA WHIP	65 Pedro Figueroa, L (8, 1) ERA: 4.5	1.0	4	2	0	0	1	0	0	0	0	0	0	0	0	6	6	0.00	2.000	63 Henry Alberto Rodriguez, R (1, 1) ERA: 4.5	1.0	3	0	0	0	1	1	0	0	0	0	0	0	4	9	0.00	1.000
53 Trevor Cahill, R (1, 1) ERA: 11.25	2.0	11	4	3	3	3	1	0	0	0	0	0	0	0	16	21	13.50	2.500																																																																																																																																			
45 Marcus McBeth, R (3, 1) ERA: 4.5	1.0	5	1	0	0	0	1	0	0	0	0	0	0	0	4	8	0.00	2.000																																																																																																																																			
59 Matt Wright, R (4, 1) ERA: 4.5	2.0	8	2	1	1	1	0	0	0	0	0	0	0	10	10	4.50	1.000																																																																																																																																				
64 Justin Souza, R (6, 1) ERA: 13.5	1.0	B	7	3	3	3	1	0	0	0	0	0	0	8	12	27.00	4.000																																																																																																																																				
31 Brad Ziegler, R (7, 1) ERA: 4.5	1.0	4	2	1	1	0	0	0	0	0	0	0	0	4	5	9.00	2.000																																																																																																																																				
PITCHER	IP WLS BF H R ER SO BB IBB HBP BLK WP HR S P ERA WHIP																																																																																																																																																				
65 Pedro Figueroa, L (8, 1) ERA: 4.5	1.0	4	2	0	0	1	0	0	0	0	0	0	0	0	6	6	0.00	2.000																																																																																																																																			
63 Henry Alberto Rodriguez, R (1, 1) ERA: 4.5	1.0	3	0	0	0	1	1	0	0	0	0	0	0	4	9	0.00	1.000																																																																																																																																				

Texas Rangers @ Oakland Athletics
Phoenix Municipal Stadium, Phoenix, AZ
Tue Mar 09 2010, 3:57 PM - 7:31 PM EST
Att: 2,488 - Rain - 54 F

AB 37
R 8
H 14
RBI 7
BB 4
SO 7
LOB 17



Batter	1	2	3	4	5	6	7	8	9	AB	R	H	RBI	BB	SO	LOB	BOTTOM																																																																																																																																	
4 Coco Crisp, S (1, 10) 72 Joel Galaraga, R (4, PR) OBP: 0.556, SLG: 0.625 OBP: 0.500, SLG: 0.500			FC4-6	FC4-2-5													3 1 1 1 0 0 2 2 0 1 1 0 0 2																																																																																																																																	
14 Mark Ellis, R (1, 4) 30 Steve Tolleson, R (5, 4) OBP: 0.375, SLG: 0.167 OBP: 0.200, SLG: 0.200																	3 0 0 0 0 2 3 2 0 1 1 0 0 1																																																																																																																																	
Ryan Sweeney, L (1, 9) 25 Matt Carson, R (6, 8) OBP: 0.182, SLG: 0.100																	2 1 0 0 1 1 1 2 0 0 0 0 1 1																																																																																																																																	
5 Kevin Kouzmanoff, R (1, 5) 75 Matthew Whitney, R (5, PR) OBP: 0.222, SLG: 0.667 OBP: 0.500, SLG: 0.333																	3 1 2 3 0 1 1 2 0 0 0 0 1 0																																																																																																																																	
22 Chris Carter, R (1, 3) OBP: 0.364, SLG: 0.800																	4 1 1 0 0 0 1																																																																																																																																	
23 Michael Taylor, R (1, 7) 68 Max Stassi, R (6, 2) 7 Adam Rosales, R (9, 9) OBP: 0.273, SLG: 0.200 OBP: 0.500, SLG: 2.000 OBP: 0.545, SLG: 0.750																	3 0 1 1 0 1 1 1 1 1 1 0 0 0 2 2 1 0 2 0 0																																																																																																																																	
50 Jake Fox, R (1, 2) OBP: 0.143, SLG: 0.286																	4 1 0 0 1 0 4																																																																																																																																	
7 Adam Rosales, R (1, 6) 73 Jemile Weeks, S (7, 4) OBP: 0.545, SLG: 0.750 OBP: 0.333, SLG: 0.667																	2 2 1 0 2 0 0 1 0 0 0 0 1 0																																																																																																																																	
1 Eric Patterson, L (1, 8) OBP: 0.455, SLG: 0.556																	3 0 2 0 1 0 0																																																																																																																																	
Inning Stats	R: 0 E: 0 K: 2 S: 8	H: 1 LOB: 1 BB: 0 P: 8	R: 0 E: 0 K: 1 S: 5	H: 0 LOB: 0 BB: 0 P: 5	R: 5 E: 0 K: 1 S: 8	H: 3 LOB: 3 BB: 3 P: 20	R: 0 E: 0 K: 0 S: 4	H: 1 LOB: 1 BB: 0 P: 4	R: 0 E: 0 K: 1 S: 6	H: 1 LOB: 1 BB: 0 P: 6	R: 2 E: 0 K: 0 S: 5	H: 2 LOB: 1 BB: 1 P: 9	R: 1 E: 0 K: 1 S: 7	H: 1 LOB: 0 BB: 0 P: 8	R: 0 E: 0 K: 1 S: 6	H: 2 LOB: 2 BB: 0 P: 6	R: 0 E: 1 K: 1 S: 5	H: 0 LOB: 2 BB: 1 P: 10	1B: 6 2B: 2 3B: 1 HR: 2	SF: 0 SAC: 0 DP: 1 HBP: 1	WP: 1 PB: 1 SB: 0 CS: 0	PA: 43																																																																																																																												
PITCHER	IP WLS BF H R ER SO BB IBB HBP BLK WP HR S P ERA WHIP	<table border="0"> <tr> <td>40 Rich Harden, R (1, 1) ERA: 7.71</td> <td>2.2</td> <td>13</td> <td>2</td> <td>4</td> <td>4</td> <td>4</td> <td>3</td> <td>0</td> <td>0</td> <td>0</td> <td>0</td> <td>0</td> <td>0</td> <td>3</td> <td>3</td> <td>27.00</td> <td>6.000</td> </tr> <tr> <td>92 Evan Reed, R (4, 1) ERA: 27.0</td> <td>0.1</td> <td>3</td> <td>2</td> <td>1</td> <td>1</td> <td>0</td> <td>0</td> <td>0</td> <td>0</td> <td>0</td> <td>0</td> <td>0</td> <td>0</td> <td>4</td> <td>4</td> <td>0.00</td> <td>1.000</td> </tr> <tr> <td>28 Darren Oliver, L (5, 1) ERA: 6.75</td> <td>1.0</td> <td>4</td> <td>1</td> <td>0</td> <td>0</td> <td>0</td> <td>0</td> <td>0</td> <td>0</td> <td>0</td> <td>0</td> <td>0</td> <td>0</td> <td>4</td> <td>11</td> <td>9.00</td> <td>2.000</td> </tr> <tr> <td>52 Doug Mathis, R (7, 1) ERA: 9.0</td> <td>2.0</td> <td>10</td> <td>3</td> <td>2</td> <td>2</td> <td>1</td> <td>1</td> <td>0</td> <td>0</td> <td>0</td> <td>0</td> <td>0</td> <td>0</td> <td>14</td> <td>15</td> <td>9.00</td> <td>2.000</td> </tr> <tr> <td>56 Guillermo Moscoso, R (9, 1) ERA: 9.0</td> <td>1.0</td> <td>B</td> <td>4</td> <td>1</td> <td>1</td> <td>1</td> <td>0</td> <td>0</td> <td>0</td> <td>0</td> <td>0</td> <td>0</td> <td>1</td> <td>7</td> <td>8</td> <td>9.00</td> <td>1.000</td> </tr> </table>																40 Rich Harden, R (1, 1) ERA: 7.71	2.2	13	2	4	4	4	3	0	0	0	0	0	0	3	3	27.00	6.000	92 Evan Reed, R (4, 1) ERA: 27.0	0.1	3	2	1	1	0	0	0	0	0	0	0	0	4	4	0.00	1.000	28 Darren Oliver, L (5, 1) ERA: 6.75	1.0	4	1	0	0	0	0	0	0	0	0	0	0	4	11	9.00	2.000	52 Doug Mathis, R (7, 1) ERA: 9.0	2.0	10	3	2	2	1	1	0	0	0	0	0	0	14	15	9.00	2.000	56 Guillermo Moscoso, R (9, 1) ERA: 9.0	1.0	B	4	1	1	1	0	0	0	0	0	0	1	7	8	9.00	1.000	<table border="0"> <tr> <td>PITCHER</td> <td>IP WLS BF H R ER SO BB IBB HBP BLK WP HR S P ERA WHIP</td> </tr> <tr> <td>59 Clay Rapada, L (8, 1) ERA: 13.5</td> <td>1.0</td> <td>4</td> <td>2</td> <td>0</td> <td>0</td> <td>1</td> <td>0</td> <td>0</td> <td>0</td> <td>0</td> <td>0</td> <td>0</td> <td>0</td> <td>6</td> <td>6</td> <td>0.00</td> <td>2.000</td> </tr> <tr> <td>55 Willie Eyre, R (9, 1) ERA: 13.5</td> <td>1.0</td> <td>5</td> <td>0</td> <td>0</td> <td>0</td> <td>1</td> <td>1</td> <td>0</td> <td>1</td> <td>0</td> <td>0</td> <td>0</td> <td>0</td> <td>5</td> <td>10</td> <td>0.00</td> <td>1.000</td> </tr> </table>	PITCHER	IP WLS BF H R ER SO BB IBB HBP BLK WP HR S P ERA WHIP	59 Clay Rapada, L (8, 1) ERA: 13.5	1.0	4	2	0	0	1	0	0	0	0	0	0	0	6	6	0.00	2.000	55 Willie Eyre, R (9, 1) ERA: 13.5	1.0	5	0	0	0	1	1	0	1	0	0	0	0	5	10	0.00	1.000
40 Rich Harden, R (1, 1) ERA: 7.71	2.2	13	2	4	4	4	3	0	0	0	0	0	0	3	3	27.00	6.000																																																																																																																																	
92 Evan Reed, R (4, 1) ERA: 27.0	0.1	3	2	1	1	0	0	0	0	0	0	0	0	4	4	0.00	1.000																																																																																																																																	
28 Darren Oliver, L (5, 1) ERA: 6.75	1.0	4	1	0	0	0	0	0	0	0	0	0	0	4	11	9.00	2.000																																																																																																																																	
52 Doug Mathis, R (7, 1) ERA: 9.0	2.0	10	3	2	2	1	1	0	0	0	0	0	0	14	15	9.00	2.000																																																																																																																																	
56 Guillermo Moscoso, R (9, 1) ERA: 9.0	1.0	B	4	1	1	1	0	0	0	0	0	0	1	7	8	9.00	1.000																																																																																																																																	
PITCHER	IP WLS BF H R ER SO BB IBB HBP BLK WP HR S P ERA WHIP																																																																																																																																																	
59 Clay Rapada, L (8, 1) ERA: 13.5	1.0	4	2	0	0	1	0	0	0	0	0	0	0	6	6	0.00	2.000																																																																																																																																	
55 Willie Eyre, R (9, 1) ERA: 13.5	1.0	5	0	0	0	1	1	0	1	0	0	0	0	5	10	0.00	1.000																																																																																																																																	

Texas Rangers @ Oakland Athletics
Phoenix Municipal Stadium, Phoenix, AZ
Tue Mar 09 2010, 3:57 PM - 7:31 PM EST
Att: 2,488 - Rain - 54 F

AB 37
R 8
H 11
RBI 8
BB 5
SO 8
LOB 17



Batter	1	2	3	4	5	6	7	8	9	AB	R	H	RBI	BB	SO	LOB	TOP					
1 Eric Patterson, L (1.8) OBP: 0.294, SLG: 0.333 74 Corey Brown, L (6.8) OBP: 0.500, SLG: 0.667	P6		L7		G3		K	G3-1		3	0	0	0	0	0	1	Oakland Athletics @ Milwaukee Brewers Maryvale Baseball Park, Phoenix, AZ Thu Mar 11 2010, 3:14 PM - 6:03 PM EST Att: 4,015 - Sunny - 58 F					
14 Mark Ellis, R (1.4) OBP: 0.455, SLG: 0.333 16 Eric Sogard, L (5.4) OBP: 0.330, SLG: 0.556 36 Fernando Hernandez, R (6.1)	1B		1B		K		61 1B 18 3B BB	BB		3	0	2	0	0	1	0						
Ryan Sweeney, L (1.9) OBP: 0.214, SLG: 0.154 61 Adrian Cardenas, L (5.5) OBP: 0.417, SLG: 0.364	K		FC4-6		1B		18 3B 1B	F8		3	0	1	0	0	1	3						
5 Kevin Kouzmanoff, R (1.5) OBP: 0.167, SLG: 0.500 77 Jason Jennings, L (5.1)	F9		F7		F9		1B			3	0	0	0	0	0	4						
10 Daric Barton, L (1.3) OBP: 0.400, SLG: 0.333 22 Chris Carter, R (6.3) OBP: 0.267, SLG: 0.571																						
7 Adam Rosales, R (1.6) OBP: 0.571, SLG: 0.818 30 Steve Tolleson, R (6.6) OBP: 0.300, SLG: 0.222	K																					
6 Travis Buck, L (1.7) OBP: 0.200, SLG: 0.500 25 Matt Carson, R (6.9)	K																					
35 Landon Powell, S (1.2) OBP: 0.167, SLG: 0.273 60 Fautino De Los Santos, R (1.1) OBP: 0.500, SLG: 0.167 19 Anthony Recker, R (6. PH) OBP: 0.600, SLG: 1.250 73 Jemile Weeks, S (8. PR) OBP: 0.333, SLG: 0.667	K																					
51 Dallas Braden, L (1.1) 18 Dallas McPherson, L (4. PH) OBP: 0.375, SLG: 0.167 31 Brad Ziegler, R (4.1) 23 Michael Taylor, R (5.9) OBP: 0.250, SLG: 0.400																						
Inning Stats	R: 0 E: 0 K: 1 S: 6	H: 1 LOB: 1 BB: 0 P: 6	R: 0 E: 0 K: 3 S: 9	H: 0 LOB: 1 BB: 1 P: 13	R: 0 E: 0 K: 0 S: 4	H: 1 LOB: 2 BB: 1 P: 8	R: 2 E: 0 K: 0 S: 5	H: 2 LOB: 0 BB: 0 P: 7	R: 0 E: 0 K: 1 S: 6	H: 1 LOB: 1 BB: 0 P: 6	R: 2 E: 0 K: 2 S: 9	H: 2 LOB: 1 BB: 1 P: 13	R: 3 E: 0 K: 0 S: 5	H: 1 LOB: 1 BB: 3 P: 19	R: 0 E: 0 K: 2 S: 8	H: 1 LOB: 1 BB: 0 P: 8		1B: 7 2B: 1 3B: 1 HR: 1	SF: 1 SAC: 0 DP: 0 HBP: 0	WP: 2 PB: 0 CS: 2	PA: 43	
PITCHER	IP WLS BF H R ER SO BB IBB HBP BLK WP HR S P ERA WHIP																					
43 Randy Wolf, L (1.1) ERA: 5.4	3.0	B	13	2	0	0	4	2	0	0	0	0	0	1	0	17	27	6.00	1.333			
73 Kameron Loe, R (4.1) ERA: 5.4	3.0	L	13	4	2	2	2	0	0	0	0	0	0	0	0	9	13	18.00	3.000			
58 Amaury Rivas, R (7.1) ERA: 9.0	1.0		6	2	2	2	2	1	0	0	0	0	0	0	1	5	19	27.00	4.000			
32 LaTroy Hawkins, R (8.1) ERA: 9.0	1.0		7	1	3	3	0	3	0	0	0	0	0	0	0	8	8	0.00	1.000			
57 Mitch Stetter, L (9.1) ERA: 21.0	1.0		4	1	0	0	2	0	0	0	0	0	0	0	0	8	8	0.00	1.000			
Batter	1	2	3	4	5	6	7	8	9	AB	R	H	RBI	BB	SO	LOB	BOTTOM					
23 Rickie Weeks Jr., R (1.4) OBP: 0.563, SLG: 0.417 10 Herman Iribarren, L (6.4) OBP: 0.167, SLG: 0.167	G1-6-3		21 FC5-4 1B		F7		L7			3	0	1	0	0	0	1	Oakland Athletics @ Milwaukee Brewers Maryvale Baseball Park, Phoenix, AZ Thu Mar 11 2010, 3:14 PM - 6:03 PM EST Att: 4,015 - Sunny - 58 F					
21 Alcides Escobar, R (1.6) OBP: 0.294, SLG: 0.563 Zelous Wheeler, R (7.6) OBP: 0.750, SLG: 0.667	8 HR 1B		FC5-4 1-2		G6-3		K			3	1	1	0	0	0	2						
8 Ryan Braun, R (1.7) OBP: 0.400, SLG: 0.786 91 Lee Haydel, L (7.7)	1H HR		F9							3	1	1	2	0	0	1						
28 Prince Fielder, L (1.3) OBP: 0.533, SLG: 0.892 99 Chris Errecart, R (6. PR) OBP: 0.667, SLG: 2.000	G4-3									3	0	1	0	0	1	0						
27 Carlos Gómez, R (1.8) OBP: 0.316, SLG: 0.389 92 Norris Hopper, R (8.8) OBP: 0.500, SLG: 1.000	K									3	0	0	0	0	1	0						
16 George Kottaras, L (1.2) OBP: 0.417, SLG: 0.600 58 Amaury Rivas, R (7.1)	G4-3									3	0	1	0	0	1	1						
32 LaTroy Hawkins, R (8.1) 96 Brett Lawrie, R (8. PH) OBP: 0.250, SLG: 0.750 57 Mitch Stetter, L (9.1)										0	0	0	0	0	0	0						
61 Adam Heether, R (1.5) OBP: 0.417, SLG: 0.333	K									3	1	1	0	1	2	1						
63 Adam Stern, L (1.9) OBP: 0.308, SLG: 0.308	L3									4	0	2	1	0	0	1						
43 Randy Wolf, L (1.1) 73 Kameron Loe, R (4.1) 13 Angel Salome, R (7.2)										1	0	0	0	0	1	0						
Inning Stats	R: 2 E: 0 K: 1 S: 8	H: 2 LOB: 0 BB: 0 P: 8	R: 0 E: 0 K: 1 S: 5	H: 0 LOB: 0 BB: 0 P: 5	R: 0 E: 0 K: 1 S: 6	H: 1 LOB: 1 BB: 0 P: 6	R: 0 E: 0 K: 2 S: 8	H: 1 LOB: 1 BB: 0 P: 8	R: 0 E: 0 K: 0 S: 4	H: 1 LOB: 1 BB: 0 P: 4	R: 0 E: 0 K: 1 S: 6	H: 1 LOB: 1 BB: 1 P: 6	R: 1 E: 1 K: 1 S: 7	H: 1 LOB: 1 BB: 1 P: 12	R: 0 E: 0 K: 1 S: 5	H: 0 LOB: 1 BB: 1 P: 9	R: 0 E: 0 K: 0 S: 3	H: 1 LOB: 0 BB: 0 P: 3	1B: 5 2B: 2 3B: 0 HR: 1	SF: 0 SAC: 1 DP: 1 HBP: 0	WP: 0 PB: 0 CS: 0	PA: 36
PITCHER	IP WLS BF H R ER SO BB IBB HBP BLK WP HR S P ERA WHIP																					
51 Dallas Braden, L (1.1) 31 Brad Ziegler, R (4.1) ERA: 3.0 77 Jason Jennings, R (5.1) ERA: 3.0 60 Fautino De Los Santos, R (7.1) ERA: 27.0 36 Fernando Hernandez, R (8.1) ERA:	3.0		12	3	2	2	3	0	0	0	0	0	0	0	0	10	10	0.00	1.000			
73 Kameron Loe, R (4.1) 13 Angel Salome, R (7.2)	1.0	H	5	1	1	1	1	1	0	0	0	0	0	0	7	12	0.00	2.000				
58 Amaury Rivas, R (7.1)	2.0	W	8	2	0	0	1	0	0	0	0	0	0	0	10	10	0.00	1.000				
32 LaTroy Hawkins, R (8.1) 96 Brett Lawrie, R (8. PH) OBP: 0.250, SLG: 0.750 57 Mitch Stetter, L (9.1)	1.0		5	1	1	1	1	1	0	0	0	0	0	0	7	12	0.00	2.000				
61 Adam Heether, R (1.5) OBP: 0.417, SLG: 0.333	2.0		7	1	0	0	1	1	0	0	0	0	0	8	12	0.00	1.000					

Batter	1	2	3	4	5	6	7	8	9	AB	R	H	RBI	BB	SO	LOB	TOP
11 Rajai Davis, R OBP: 0.182, SLG: 0.105 25 Matt Carson, R (7, 8)	0-0 P4		0-0 F7			0-0 F8	0-0 FC5-4		0-0 F8	4	0	0	0	0	0	2	
10 Darc Barton, L OBP: 0.500, SLG: 0.533 22 Chris Carter, R OBP: 0.250, SLG: 0.533 (6, PR) (6, 3)	0-0 1B		0-0 2B			0-0 1B			0-0 P4	3	0	3	0	0	0	0	
8 Kurt Suzuki, R OBP: 0.333, SLG: 0.583 71 Josh Donaldson, R OBP: 0.571, SLG: 1.500 (6, PR) (6, 2)	0-0 F9		0-0 P3			0-0 1B			0-0 G4-3	3	0	1	0	0	0	2	
32 Jack Cust, L OBP: 0.357, SLG: 0.692 75 Matthew Whitney, R OBP: 0.500, SLG: 0.533 (8, PH) (8, 10)	0-3 K		4-0 BB			0-3 K			4-0 BB	2	0	0	0	1	2	3	
50 Jake Fox, R OBP: 0.133, SLG: 0.071 23 Michael Taylor, R OBP: 0.235, SLG: 0.375 (1, 7) (6, 7)	0-3 K		0-0 G6-4-3			0-0 F9			0-0 FC5-4	3	0	0	0	0	1	3	
6 Travis Buck, L OBP: 0.308, SLG: 0.600 74 Corey Brown, L OBP: 0.455, SLG: 0.600 (1, 9) (7, 9)	4-0 BB		0-3 K			0-0 G4-3			0-3 K	2	0	1	0	1	1	0	
7 Adam Rosales, R OBP: 0.471, SLG: 0.643 73 Jemile Weeks, S OBP: 0.250, SLG: 0.500 (1, 4) (7, 4)	0-0 F8		0-0 G6-3			0-0 G4-3			0-0 G6-3	3	0	0	0	0	0	2	
2 Cliff Pennington, S OBP: 0.429, SLG: 0.300 16 Eric Sogard, L OBP: 0.591, SLG: 0.700 (1, 6) (7, 6)	0-0 G3		0-0 L7			0-0 F7			0-0 2B	3	0	0	0	0	0	2	
61 Adrian Cardenas, L OBP: 0.400, SLG: 0.308 30 Steve Tolleson, R OBP: 0.364, SLG: 0.300 (1, 5) (7, 5)	0-0 G4-3		0-0 F8			4-0 BB			0-0 1B	2	0	0	0	1	0	0	
Inning Stats	R: 0 E: 0 K: 1 S: 6	H: 1 LOB: 1 BB: 0 P: 6	R: 0 E: 0 K: 1 S: 5	H: 0 LOB: 1 BB: 1 P: 9	R: 0 E: 0 K: 0 S: 4	H: 0 LOB: 0 BB: 1 P: 8	R: 0 E: 0 K: 1 S: 3	H: 2 LOB: 2 BB: 1 P: 7	R: 0 E: 0 K: 0 S: 3	H: 0 LOB: 1 BB: 1 P: 7	R: 1 E: 0 K: 1 S: 7	H: 2 LOB: 1 BB: 0 P: 7	1B: 4 2B: 3 3B: 0 HR: 0	SF: 0 SAC: 0 DP: 1 HBP: 0	WP: 0 PB: 0 SB: 0 CS: 0	PA: 37	
PITCHER	IP WLS BF H R ER SO BB IBB HBP BLK WP HR S P ERA WHIP	3.0 W 12 2 0 0 2 1 0 0 0 0 0 4 8 0.00 1.000	1.0 H 3 0 0 0 1 1 0 0 0 0 0 3 3 0.00 0.000	1.0 H 3 0 0 0 0 0 0 0 0 0 0 3 3 0.00 0.000	1.0 5 2 0 0 1 0 0 0 0 0 0 7 7 0.00 2.000	1.1 6 1 0 0 0 1 0 0 0 0 0 5 9 0.00 1.500	0.2 3 0 0 0 0 1 0 0 0 0 0 0 2 6 0.00 1.500	1.0 5 2 1 1 1 0 0 0 0 0 0 7 7 9.00 2.000									
31 Ian Kennedy, R ERA: 6.75	3.0 W 12 2 0 0 2 1 0 0 0 0 0 4 8 0.00 1.000	1.0 H 3 0 0 0 1 1 0 0 0 0 0 3 3 0.00 0.000	1.0 H 3 0 0 0 0 0 0 0 0 0 0 3 3 0.00 0.000	1.0 5 2 0 0 1 0 0 0 0 0 0 7 7 0.00 2.000	1.1 6 1 0 0 0 1 0 0 0 0 0 5 9 0.00 1.500	0.2 3 0 0 0 0 1 0 0 0 0 0 0 2 6 0.00 1.500	1.0 5 2 1 1 1 0 0 0 0 0 0 7 7 9.00 2.000										
35 Clay Zavada, L ERA: 8.31	1.0 H 3 0 0 0 1 1 0 0 0 0 0 3 3 0.00 0.000	1.0 H 3 0 0 0 0 0 0 0 0 0 0 3 3 0.00 0.000	1.0 5 2 0 0 1 0 0 0 0 0 0 7 7 0.00 2.000	1.1 6 1 0 0 0 1 0 0 0 0 0 5 9 0.00 1.500	0.2 3 0 0 0 0 1 0 0 0 0 0 0 2 6 0.00 1.500	1.0 5 2 1 1 1 0 0 0 0 0 0 7 7 9.00 2.000											
58 Juan Gutierrez, R ERA: 13.5	1.0 H 3 0 0 0 1 1 0 0 0 0 0 3 3 0.00 0.000	1.0 H 3 0 0 0 0 0 0 0 0 0 0 3 3 0.00 0.000	1.0 5 2 0 0 1 0 0 0 0 0 0 7 7 0.00 2.000	1.1 6 1 0 0 0 1 0 0 0 0 0 5 9 0.00 1.500	0.2 3 0 0 0 0 1 0 0 0 0 0 0 2 6 0.00 1.500	1.0 5 2 1 1 1 0 0 0 0 0 0 7 7 9.00 2.000											
70 Barry Enright, R ERA: 9.0	1.0 H 3 0 0 0 1 1 0 0 0 0 0 3 3 0.00 0.000	1.0 H 3 0 0 0 0 0 0 0 0 0 0 3 3 0.00 0.000	1.0 5 2 0 0 1 0 0 0 0 0 0 7 7 0.00 2.000	1.1 6 1 0 0 0 1 0 0 0 0 0 5 9 0.00 1.500	0.2 3 0 0 0 0 1 0 0 0 0 0 0 2 6 0.00 1.500	1.0 5 2 1 1 1 0 0 0 0 0 0 7 7 9.00 2.000											

Oakland Athletics @ Arizona Diamondbacks
Tucson Electric Park, Tucson, AZ
 Fri Mar 12 2010, 3:15 PM - 6:00 PM EST
 Att.: 4,819 - Sunny -61 F

livebaseballscorecards.com

AB 33
 R 1
 H 7
 RBI 1
 BB 4
 SO 5
 LOB 16



Batter	1	2	3	4	5	6	7	8	9	AB	R	H	RBI	BB	SO	LOB	BOTTOM			
6 Stephen Drew, L OBP: 0.550, SLG: 0.750 71 Evan Frey, L OBP: 0.100, SLG: 0.200 (1, 6) (6, PR) (7, 7) (8, 8)	0-0 G6-3		0-0 1B			0-0 F8	0-0 2B		1-0 2B	4	1	2	2	0	0	1				
34 Conor Jackson, R OBP: 0.578, SLG: 0.813 21 Jeff Bailey, R OBP: 0.556, SLG: 0.857 (1, 10) (6, PR) (7, 10)	0-0 F8		0-0 G6-3			4-0 BB	4-0 BB		2-2 HR	2	0	0	0	1	0	1				
10 Justin Upton, R OBP: 0.450, SLG: 0.667 12 Drew Macias, L OBP: 0.267, SLG: 0.357 (1, 9) (6, 9)	4-0 BB		0-0 1B			0-0 F7	0-0 L4		0-0 F9	2	1	1	1	1	0	2				
25 Adam LaRoche, L OBP: 0.267, SLG: 0.467 37 Carlos Corporan, S (1, 3) (6, 2)	2-2 HR		0-0 G4-3			0-0 G4-3			0-3 K	3	1	1	2	0	0	3				
27 Mark Reynolds, R OBP: 0.333, SLG: 0.267 4 Rusty Ryal, R OBP: 0.222, SLG: 0.444 (1, 5) (7, 5)	0-3 K		0-0 F8			0-3 K	0-0 2B		0-0 P6	3	0	0	0	0	2	0				
26 Miguel Montero, L OBP: 0.276, SLG: 0.133 29 Brandon Allen, L OBP: 0.500, SLG: 0.727 (1, 2) (6, 3)	0-0 G6-3		0-0 F9			0-0 K	0-3 K		0-0 1B	2	0	0	0	0	0	0				
14 Ryan Roberts, R OBP: 0.316, SLG: 0.500 59 Ed Rogers, R OBP: 0.429, SLG: 0.200 (1, 7) (7, 6)	0-0 G6-3		0-3 K			0-0 F8	4-0 BB		0-0 BB	3	0	0	0	0	1	1				
67 Cole Gillespie, R OBP: 0.278, SLG: 0.500 78 Collin Cowgill, R (1, 8) (7, PH) (8, 7)	0-0 G4-3		0-0 1B			0-0 E5	0-3 K		0-0 1B	3	2	1	0	0	0	1				
11 Augie Ojeda, S OBP: 0.357, SLG: 0.429 60 Mark Hallberg, R OBP: 0.375, SLG: 0.286 (1, 4) (6, PR) (7, 4)	0-0 1B		0-0 1B			0-0 E4	0-0 1B		0-0 1B	3	0	3	1	0	0	0				
Inning Stats	R: 2 E: 0 K: 1 S: 8	H: 1 LOB: 0 BB: 1 P: 14	R: 0 E: 0 K: 0 S: 3	H: 0 LOB: 0 BB: 0 P: 3	R: 1 E: 0 K: 0 S: 5	H: 3 LOB: 1 BB: 0 P: 5	R: 0 E: 0 K: 1 S: 5	H: 0 LOB: 0 BB: 0 P: 5	R: 1 E: 1 K: 0 S: 6	H: 2 LOB: 2 BB: 1 P: 10	R: 3 E: 1 K: 1 S: 9	H: 3 LOB: 2 BB: 1 P: 13	R: 0 E: 0 K: 2 S: 8	H: 1 LOB: 2 BB: 1 P: 12	R: 3 E: 0 K: 1 S: 10	H: 3 LOB: 0 BB: 0 P: 13	1B: 8 2B: 3 3B: 0 HR: 2	SF: 0 SAC: 0 DP: 0 HBP: 0	WP: 1 PB: 1 SB: 1 CS: 0	PA: 41
PITCHER	IP WLS BF H R ER SO BB IBB HBP BLK WP HR S P ERA WHIP	2.2 L 12 4 3 3 1 1 0 0 0 0 0 15 21 10.12 1.875	1.1 4 0 0 0 1 0 0 0 0 0 0 6 6 0.00 0.000	1.2 12 5 4 1 1 1 0 0 0 0 0 14 18 5.40 3.600	1.1 7 1 0 0 2 2 0 0 0 0 0 9 17 0.00 2.250	1.0 6 3 3 3 1 0 0 0 0 0 1 10 13 27.00 3.000														
Brett Anderson, L ERA: 9.25	2.2 L 12 4 3 3 1 1 0 0 0 0 0 15 21 10.12 1.875	1.1 4 0 0 0 1 0 0 0 0 0 0 6 6 0.00 0.000	1.2 12 5 4 1 1 1 0 0 0 0 0 14 18 5.40 3.600	1.1 7 1 0 0 2 2 0 0 0 0 0 9 17 0.00 2.250	1.0 6 3 3 3 1 0 0 0 0 0 1 10 13 27.00 3.000															
13 Jerry Stevins, L ERA: 8.31	1.1 4 0 0 0 1 0 0 0 0 0 0 6 6 0.00 0.000	1.2 12 5 4 1 1 1 0 0 0 0 0 14 18 5.40 3.600	1.1 7 1 0 0 2 2 0 0 0 0 0 9 17 0.00 2.250	1.0 6 3 3 3 1 0 0 0 0 0 1 10 13 27.00 3.000																
66 Tyson Ross, R ERA: 2.45	1.2 12 5 4 1 1 1 0 0 0 0 0 14 18 5.40 3.600	1.1 7 1 0 0 2 2 0 0 0 0 0 9 17 0.00 2.250	1.0 6 3 3 3 1 0 0 0 0 0 1 10 13 27.00 3.000																	
63 Henry Alberto Rodriguez, R ERA: 2.7	1.1 7 1 0 0 2 2 0 0 0 0 0 9 17 0.00 2.250	1.0 6 3 3 3 1 0 0 0 0 0 1 10 13 27.00 3.000																		
45 Marcus McBeth, R ERA: 9.0	1.0 6 3 3 3 1 0 0 0 0 0 1 10 13 27.00 3.000																			

Oakland Athletics @ Arizona Diamondbacks
Tucson Electric Park, Tucson, AZ
 Fri Mar 12 2010, 3:15 PM - 6:00 PM EST
 Att.: 4,819 - Sunny -61 F

livebaseballscorecards.com


AB 37
 R 10
 H 13
 RBI 9
 BB 4
 SO 6
 LOB 14




Batter	1	2	3	4	5	6	7	8	9	AB	R	H	RBI	BB	SO	LOB	TOP										
22 Scott Podsednik, L OBP: 0.353, SLG: 0.500	1-3 K		3-1 G4-3			0-0 G4-3		0-0 32 2B 2H 1B		3	0	0	0	0	1	0	Kansas City Royals @ Oakland Athletics Phoenix Municipal Stadium, Phoenix, AZ Sun Mar 14 20:10, 4:08 PM - 6:48 PM EDT Att: 5,705 - Sunny - 63 F livebaseballscorecards.com										
41 Buck Coats, L OBP: 0.200, SLG: 0.111										1	0	1	1	0	0	0											
13 Alberto Callaspo, S OBP: 0.400, SLG: 0.455	0-0 G3-1					0-1 G6-3		0-0 P5		3	0	1	0	0	0	0											
64 Scott Thorman, L OBP: 0.182, SLG: 0.200										1	0	0	0	0	0	1											
9 David DeJesus, L OBP: 0.300, SLG: 0.368	0-0 G4-3					0-0 F8		0-0 26 HR 1B		3	1	1	0	0	0	1											
32 Brian Anderson, R OBP: 0.313, SLG: 0.400										1	0	1	0	0	0	0											
16 Billy Butler, R OBP: 0.348, SLG: 0.364						0-0 F9		0-0 F7		3	0	1	0	0	0	1											
28 Manny Piña, R OBP: 0.167, SLG: 0.111						1-3 25 G4-6-3 1B		0-0 F8		1	0	0	0	0	0	2											
25 Kila Ka'aihue, L OBP: 0.412, SLG: 0.800						0-0 G4-6-3				2	0	0	0	1	0	3											
46 Wilson Betemit, S OBP: 0.333, SLG: 0.273						1-2 3 G5-3 BB				1	0	0	0	0	0	0											
3 Brayan Peña, S OBP: 0.316, SLG: 0.278						0-0 G5-3				2	0	0	0	0	0	1											
26 Vance Wilson, R OBP: 0.250, SLG: 0.625						1-2 G3-1				2	1	1	2	0	0	0											
30 Mike Aviles, R OBP: 0.500, SLG: 0.500						0-0 F9				2	0	0	0	0	0	0											
17 Chris Getz, L OBP: 0.097, SLG: 0.267										2	0	0	0	0	0	0											
3 Yuniesky Betancourt, R OBP: 0.200, SLG: 0.357						0-3 K				2	0	0	0	0	1	0											
72 Irving Fajul, S OBP: 0.278, SLG: 0.412										2	0	0	0	0	0	1											
1 Jarrod Dyson, L OBP: 0.364, SLG: 0.400						1-3 K				2	0	0	0	0	1	0											
12 Mitch Maier, L OBP: 0.400, SLG: 0.933										1	1	1	0	0	0	0											
Inning Stats	R: 0 E: 0 K: 1 S: 5	H: 0 LOB: 0 BB: 0 P: 6	R: 0 E: 0 K: 0 S: 3	H: 0 LOB: 1 BB: 1 P: 7	R: 0 E: 0 K: 1 S: 6	H: 0 LOB: 0 BB: 0 P: 12	R: 0 E: 0 K: 0 S: 4	H: 2 LOB: 0 BB: 0 P: 4	R: 0 E: 0 K: 1 S: 7	H: 0 LOB: 0 BB: 0 P: 8	R: 0 E: 0 K: 0 S: 4	H: 0 LOB: 0 BB: 0 P: 4	R: 2 E: 0 K: 0 S: 8	H: 2 LOB: 0 BB: 0 P: 11	R: 1 E: 0 K: 0 S: 6	H: 3 LOB: 2 BB: 0 P: 6	R: 0 E: 1 K: 0 S: 8	H: 0 LOB: 1 BB: 0 P: 15	1B: 4 2B: 2 3B: 0 HR: 1	SF: 0 SAC: 0 DP: 1 HBP: 0	WP: 0 PB: 0 SB: 0 CS: 0	PA: 35					
PITCHER	IP	WLS	BF	H	R	ER	SO	BB	IBB	HBP	BLK	WP	HR	S	P	ERA	WHIP										
53 Trevor Cahill, R ERA: 5.63	4.0	W	14	2	0	0	2	1	0	0	0	0	0	18	29	0.00	0.750										
54 Vin Mazzaro, R ERA: 5.4	3.1	H	14	4	3	3	1	0	0	0	0	0	1	22	26	8.10	1.200										
56 Craig Breslow, L ERA:	0.2	H	3	1	0	0	0	0	0	0	0	0	0	3	3	0.00	1.500										
40 Andrew Bailey, R ERA:	1.0		4	0	0	0	0	0	0	0	0	0	0	8	15	0.00	0.000										

Batter	1	2	3	4	5	6	7	8	9	AB	R	H	RBI	BB	SO	LOB	BOTTOM										
11 Rajai Davis, R OBP: 0.300, SLG: 0.407	1-1 14 S 8 2B		1-3 K			2-3 K		0-0 FC5-4 16 BB 50 HR		4	1	2	2	0	2	1	Kansas City Royals @ Oakland Athletics Phoenix Municipal Stadium, Phoenix, AZ Sun Mar 14 20:10, 4:08 PM - 6:48 PM EDT Att: 5,705 - Sunny - 63 F livebaseballscorecards.com										
25 Matt Carson, R										1	1	0	0	0	0	1											
14 Mark Ellis, R OBP: 0.556, SLG: 0.533	4-2 8 2B					0-0 G3		4-0 50 HR		2	1	1	0	1	0	0											
16 Eric Sogard, L OBP: 0.529, SLG: 0.583	2-3 8 2B							1-2 50 HR		1	1	0	0	1	0	0											
8 Kurt Suzuki, R OBP: 0.333, SLG: 0.600	1-1 1H 3H 2B					0-0 F8		0-0 G1-3		3	0	1	2	0	0	2											
50 Jake Fox, R OBP: 0.136, SLG: 0.238								1H 2H HR		2	1	1	3	0	0	0											
5 Kevin Kouzmanoff, R OBP: 0.158, SLG: 0.421	0-0 G6-3									3	0	0	0	0	0	3											
7 Adam Rosales, R OBP: 0.500, SLG: 0.647										1	0	0	0	1	0	0											
3 Eric Chavez, L OBP: 0.286, SLG: 0.857	0-0 G1-3									3	0	0	0	0	0	1											
22 Chris Carter, R OBP: 0.350, SLG: 0.529										1	0	1	0	1	0	0											
32 Jack Cust, L OBP: 0.400, SLG: 0.722	0-0 G4-3									2	1	1	0	1	0	1											
23 Michael Taylor, R OBP: 0.167, SLG: 0.261										2	0	0	0	0	1	3											
Ryan Sweeney, L OBP: 0.333, SLG: 0.316										3	1	1	1	0	1	1											
6 Travis Buck, L OBP: 0.368, SLG: 0.800										1	1	1	0	0	0	0											
1 Eric Patterson, L OBP: 0.269, SLG: 0.292										3	1	1	0	0	0	2											
74 Corey Brown, L OBP: 0.353, SLG: 0.438										1	0	0	0	0	0	1											
2 Cliff Pennington, S OBP: 0.500, SLG: 0.500										2	1	1	1	1	0	0											
30 Steve Tolleson, R OBP: 0.365, SLG: 0.333										1	0	1	1	0	0	0											
Inning Stats	R: 2 E: 0 K: 0 S: 9	H: 2 LOB: 1 BB: 1 P: 15	R: 2 E: 0 K: 0 S: 7	H: 3 LOB: 2 BB: 1 P: 14	R: 2 E: 0 K: 1 S: 12	H: 2 LOB: 1 BB: 1 P: 18	R: 0 E: 0 K: 0 S: 9	H: 0 LOB: 0 BB: 0 P: 14	R: 0 E: 0 K: 1 S: 9	H: 1 LOB: 1 BB: 0 P: 13	R: 0 E: 0 K: 1 S: 5	H: 0 LOB: 0 BB: 0 P: 7	R: 0 E: 0 K: 1 S: 5	H: 0 LOB: 1 BB: 1 P: 9	R: 4 E: 0 K: 0 S: 13	H: 4 LOB: 2 BB: 2 P: 29	R: 0 E: 1 K: 0 S: 8	H: 0 LOB: 1 BB: 0 P: 15	1B: 6 2B: 5 3B: 0 HR: 1	SF: 0 SAC: 0 DP: 0 HBP: 0	WP: 0 PB: 0 SB: 3 CS: 0	PA: 42					
PITCHER	IP	WLS	BF	H	R	ER	SO	BB	IBB	HBP	BLK	WP	HR	S	P	ERA	WHIP										
34 Kyle Davies, R ERA: 15.26	2.2	L	18	7	6	6	0	3	0	0	0	0	0	24	32	20.25	3.750										
51 Robinson Tejeda, R ERA: 9.95	2.1		8	1	0	0	2	0	0	0	0	0	0	22	32	0.00	0.429										
65 Josh Rupe, R ERA:	1.0		3	0	0	0	1	0	0	0	0	0	0	5	7	0.00	0.000										
38 Blake Wood, R ERA:	1.0		4	0	0	0	1	1	0	0	0	0	0	5	9	0.00	1.000										
77 Matt Hergees, R ERA: 21.0	1.0		9	4	4	4	0	2	0	0	0	0	1	13	29	36.00	6.000										



Batter	1	2	3	4	5	6	7	8	9	AB	R	H	RBI	BB	SO	LOB	TOP								
11 Rajai Davis, R OBP: 0.303, SLG: 0.400	F9			G1-3		K			G4-3	3	1	1	1	0	0	2	<p>Oakland Athletics @ Cincinnati Reds Goodyear Ballpark, Goodyear, AZ Mon Mar 15 2010, 4:21 PM - 6:44 PM EDT Att.: 4,602 - Sunny - 72 F</p> <p>livebaseballscores.com</p> <p>AB 36 R 5 H 9 RBI 5 BB 3 SO 11 LOB 16</p> 								
18 Gabe Gross, L OBP: 0.348, SLG: 0.450			8 2B							2	0	0	0	0	1	3									
14 Mark Ellis, R OBP: 0.476, SLG: 0.444	K									3	0	0	0	0	1	2									
16 Eric Sogard, L OBP: 0.526, SLG: 0.571			F9		L3					2	0	1	0	0	1	0									
8 Kurt Suzuki, R OBP: 0.333, SLG: 0.611	L4				F8					3	1	1	2	0	0	0									
35 Landon Powell, S OBP: 0.222, SLG: 0.250			5 1B							1	0	0	0	1	1	1									
5 Kevin Kouzmanoff, R OBP: 0.192, SLG: 0.409		P4			G6-3					3	0	1	1	0	0	0									
30 Steve Tolleson, R OBP: 0.357, SLG: 0.308			2H							1	0	0	0	0	0	1									
Ryan Sweeney, L OBP: 0.292, SLG: 0.273	F8									3	0	0	0	0	0	1									
6 Travis Buck, L OBP: 0.350, SLG: 0.750		F7								1	0	0	0	0	1	1									
32 Jack Cust, L OBP: 0.435, SLG: 0.700										2	0	1	0	1	0	0									
74 Corey Brown, L OBP: 0.333, SLG: 0.412	G3-1					10 BB				1	1	0	0	0	0	0									
10 Danic Barton, L OBP: 0.577, SLG: 0.650										2	1	1	0	1	1	1									
22 Chris Carter, R OBP: 0.333, SLG: 0.500			7 1B		K					1	0	0	0	0	1	0									
50 Jake Fox, R OBP: 0.120, SLG: 0.208					F9					3	0	0	0	0	2	4									
1 Enc Patterson, L OBP: 0.259, SLG: 0.280					K					1	0	0	0	0	1	0									
7 Adam Rosales, R OBP: 0.560, SLG: 0.700										3	1	3	1	0	0	0									
2 Gregorio Petit, R OBP: 0.600, SLG: 0.571			8 2B							1	0	0	0	0	1	0									
Inning Stats	R: 0 E: 0 K: 1 S: 5	H: 0 LOB: 0 BB: 0 P: 5	R: 0 E: 0 K: 0 S: 3	H: 0 LOB: 0 BB: 0 P: 3	R: 4 E: 0 K: 1 S: 10	H: 5 LOB: 1 BB: 0 P: 10	R: 0 E: 0 K: 1 S: 7	H: 2 LOB: 2 BB: 0 P: 7	R: 0 E: 0 K: 0 S: 3	H: 0 LOB: 0 BB: 0 P: 3	R: 1 E: 1 K: 2 S: 8	H: 1 LOB: 3 BB: 2 P: 16	R: 0 E: 0 K: 2 S: 7	H: 0 LOB: 1 BB: 1 P: 11	R: 0 E: 0 K: 2 S: 7	H: 0 LOB: 0 BB: 0 P: 7	R: 0 E: 0 K: 2 S: 8	H: 1 LOB: 1 BB: 0 P: 8	1B: 7 2B: 2 3B: 0 HR: 0	SF: 0 SAC: 0 DP: 0 HBP: 0	WP: 0 PB: 0 SB: 0 CS: 0	PA: 39			
PITCHER	IP	WLS	BF	H	R	ER	SO	BB	IBB	HBP	BLK	WP	HR	S	P	ERA	WHIP								
57 Mike Lincoln, R ERA: 11.37	3.0	W	14	5	4	4	2	0	0	0	0	0	0	18	18	12.00	1.667								
48 Francisco Cordero, R ERA: 1.29	1.0		5	2	0	0	1	0	0	0	0	0	0	7	7	0.00	2.000								
71 Travis Wood, L ERA: 1.29	3.0	H	13	1	1	1	4	3	0	0	0	0	0	18	30	3.00	1.333								
76 Mike Leake, R ERA: 1.29	2.0		7	1	0	0	4	0	0	0	0	0	0	15	15	0.00	0.500								

Batter	1	2	3	4	5	6	7	8	9	AB	R	H	RBI	BB	SO	LOB	BOTTOM								
21 Chris Dickerson, L OBP: 0.455, SLG: 0.714										4	3	4	2	0	0	0	<p>Oakland Athletics @ Cincinnati Reds Goodyear Ballpark, Goodyear, AZ Mon Mar 15 2010, 4:21 PM - 6:44 PM EDT Att.: 4,602 - Sunny - 72 F</p> <p>livebaseballscores.com</p> <p>AB 41 R 13 H 16 RBI 13 BB 2 SO 7 LOB 15</p> 								
58 Josh Anderson, L OBP: 0.111, SLG: 0.222										1	0	0	0	0	0	1									
2 Orlando Cabrera, R OBP: 0.364, SLG: 0.368										4	1	2	1	0	0	1									
7 Paul Janish, R OBP: 0.364, SLG: 0.667										1	0	1	0	0	0	0									
19 Joey Volto, L OBP: 0.304, SLG: 0.400										2	1	1	1	1	0	0									
77 Yonder Alonso, L OBP: 0.077, SLG: 0.154										2	0	0	0	0	2	3									
27 Scott Rolen, R OBP: 0.300, SLG: 0.294										2	1	0	0	1	2	1									
43 Miguel Cairo, R OBP: 0.462, SLG: 0.667										1	1	0	0	0	0	2									
31 Jonny Gomes, R OBP: 0.375, SLG: 0.800										3	1	2	2	0	0	0									
28 Chris Heisey, R OBP: 0.250, SLG: 0.429										2	0	0	0	0	0	1									
17 Lance Nix, L OBP: 0.308, SLG: 0.333										3	1	1	2	0	0	2									
25 Wladimir Balentien, R OBP: 0.353, SLG: 0.688										2	1	1	2	0	0	0									
64 Juan Francisco, L OBP: 0.500, SLG: 0.800										3	1	1	0	0	2	2									
15 Drew Sutton, S OBP: 0.500, SLG: 0.455										2	0	1	0	0	1	0									
3 Aaron Miles, S OBP: 0.500, SLG: 0.400										3	1	0	1	0	0	1									
16 Chris Burke, R OBP: 0.500, SLG: 0.400										2	0	0	0	0	0	1									
26 Wilkin Castillo, S OBP: 0.300, SLG: 0.400										3	1	1	2	0	0	0									
78 Devin Mesoraco, R OBP: 0.500, SLG: 0.400										1	0	1	0	0	0	0									
Inning Stats	R: 10 E: 1 K: 1 S: 16	H: 8 LOB: 0 BB: 1 P: 23	R: 0 E: 0 K: 1 S: 5	H: 0 LOB: 0 BB: 0 P: 5	R: 0 E: 0 K: 0 S: 4	H: 1 LOB: 1 BB: 0 P: 4	R: 0 E: 0 K: 2 S: 8	H: 1 LOB: 2 BB: 1 P: 12	R: 1 E: 0 K: 1 S: 7	H: 2 LOB: 1 BB: 0 P: 7	R: 2 E: 0 K: 1 S: 9	H: 1 LOB: 0 BB: 0 P: 11	R: 0 E: 0 K: 1 S: 7	H: 2 LOB: 2 BB: 0 P: 7	R: 0 E: 0 K: 0 S: 4	H: 1 LOB: 1 BB: 0 P: 4	1B: 9 2B: 5 3B: 0 HR: 2	SF: 0 SAC: 0 DP: 0 HBP: 1	WP: 0 PB: 0 SB: 1 CS: 0	PA: 44					
PITCHER	IP	WLS	BF	H	R	ER	SO	BB	IBB	HBP	BLK	WP	HR	S	P	ERA	WHIP								
15 Ben Sheets, R ERA: 31.15	0.0	L	10	8	10	9	0	1	0	0	0	0	0	10	10	∞	∞								
36 Fernando Hernandez, R ERA: 1.18	2.0		6	0	0	0	2	0	0	0	0	0	0	10	10	0.00	0.000								
77 Jason Jennings, R ERA: 3.18	2.2		13	4	1	1	2	1	0	0	0	0	0	16	20	3.38	1.875								
13 Jerry Blevins, L ERA: 9.53	1.1		6	1	2	2	2	1	0	0	0	0	1	12	14	13.50	0.750								
31 Brad Ziegler, R ERA: 2.25	1.0		5	2	0	0	1	0	0	0	0	0	0	7	7	0.00	2.000								
PITCHER	IP	WLS	BF	H	R	ER	SO	BB	IBB	HBP	BLK	WP	HR	S	P	ERA	WHIP								
63 Henry Alberto Rodriguez, R ERA: 2.08	1.0		4	1	0	0	0	0	0	0	0	0	0	4	4	0.00	1.000								

Batter	1	2	3	4	5	6	7	8	9	AB	R	H	RBI	BB	SO	LOB	TOP										
56 Andres Torres, S (1, 8) OBP: 0.371, SLG: 0.613 47 Darren Ford, R (5, 8) OBP: 0.533, SLG: 0.714	F8		G6-3							2	0	0	0	1	0	0	San Francisco Giants @ Oakland Athletics Phoenix Municipal Stadium, Phoenix, AZ Wed Mar 17 2010, 4:09 PM - 7:08 PM EDT Att: 8,758 - Sunny - 82 F										
16 Edgar Renteria, R (1, 6) OBP: 0.276, SLG: 0.222 79 Brandon Crawford, L (5, 6) OBP: 0.304, SLG: 0.368	F8		E5							3	0	0	0	0	0	1											
48 Pablo Sandoval, S (1, 5) OBP: 0.219, SLG: 0.406 29 Ryan Rohlinger, R (6, 5) OBP: 0.257, SLG: 0.194	G5-3		G4-3							3	0	0	0	0	0	1											
17 Aubrey Huff, L (1, 3) OBP: 0.429, SLG: 0.680 20 John Bowker, L (6, 3) OBP: 0.341, SLG: 0.400										3	0	1	0	0	0	0											
7 Mark DeRosa, R (1, 7) OBP: 0.467, SLG: 0.462 14 Fred Lewis, L (6, 7) OBP: 0.353, SLG: 0.633 8 Eugenio Velez, S (9, PH) OBP: 0.367, SLG: 0.296 (9, 7)	FC5-4									3	0	0	0	0	0	1											
1 Benoit Molina, R (1, 2) OBP: 0.444, SLG: 0.583 62 Francisco Peguero, R (7, PR) OBP: 0.200, SLG: 0.267 (7, 9)	F8									3	0	1	0	0	1	1											
5 Juan Uribe, R (1, 4) OBP: 0.324, SLG: 0.444 22 Eli Whiteside, R (7, 2) OBP: 0.294, SLG: 0.375										3	1	2	1	0	0	1											
28 Buster Posey, R (1, 10) OBP: 0.394, SLG: 0.531	G5-3									4	0	0	0	0	1	4											
12 Nate Schierholz, L (1, 9) OBP: 0.357, SLG: 0.615 9 Kevin Frandsen, R (7, 4) OBP: 0.214, SLG: 0.250										3	1	1	1	0	1	0											
Inning Stats	R: 0 E: 0 K: 0 S: 3	H: 0 LOB: 0 BB: 0 P: 3	R: 0 E: 0 K: 0 S: 5	H: 2 LOB: 2 BB: 0 P: 5	R: 0 E: 1 K: 0 S: 4	H: 0 LOB: 1 BB: 0 P: 4	R: 0 E: 0 K: 1 S: 5	H: 0 LOB: 0 BB: 0 P: 5	R: 1 E: 0 K: 1 S: 8	H: 1 LOB: 1 BB: 1 P: 13	R: 0 E: 0 K: 0 S: 3	H: 0 LOB: 0 BB: 0 P: 3	R: 3 E: 0 K: 0 S: 9	H: 4 LOB: 2 BB: 1 P: 13	R: 0 E: 0 K: 1 S: 7	H: 1 LOB: 1 BB: 0 P: 7		R: 2 E: 1 K: 2 S: 11	H: 3 LOB: 2 BB: 0 P: 11	1B: 9 2B: 1 3B: 0 HR: 1	SF: 0 SAC: 0 DP: 0 HBP: 0	WP: 0 PB: 0 SB: 4 CS: 0	PA: 42				
PITCHER	IP	WLS	BF	H	R	ER	SO	BB	IBB	HBP	BLK	WP	HR	S	P	ERA	WHIP										
Brett Anderson, L (1, 1) ERA: 3.24	4.0	B	15	2	0	0	1	0	0	0	0	0	0	17	17	0.00	0.500										
39 Brad Kilby, L (5, 1) ERA: 10.8	2.0	L	8	1	1	1	1	1	0	0	0	0	1	11	16	4.50	1.000										
64 Justin Souza, R (7, 1) ERA: 15.75	0.2	L	7	4	3	3	0	1	0	0	0	0	0	8	12	40.50	7.500										
45 Marcus McBeth, R (7, 1) ERA: 6.23	1.1		5	1	0	0	1	0	0	0	0	0	0	8	8	0.00	0.750										
70 Sam Demel, R (9, 1) ERA: 11.25	1.0		7	3	2	1	2	0	0	0	0	0	0	11	11	9.00	3.000										

Batter	1	2	3	4	5	6	7	8	9	AB	R	H	RBI	BB	SO	LOB	BOTTOM										
1 Eric Patterson, L (1, 8) OBP: 0.300, SLG: 0.296 25 Matt Carson, R (7, 8)										2	1	1	0	1	0	2	San Francisco Giants @ Oakland Athletics Phoenix Municipal Stadium, Phoenix, AZ Wed Mar 17 2010, 4:09 PM - 7:08 PM EDT Att: 8,758 - Sunny - 82 F										
14 Mark Ellis, R (1, 4) OBP: 0.400, SLG: 0.364 61 Adrian Cardenas, L (8, 4) OBP: 0.471, SLG: 0.400	P3									4	0	0	0	0	1	4											
8 Kurt Suzuki, R (1, 2) OBP: 0.333, SLG: 0.550 35 Landon Powell, S (7, 2) OBP: 0.211, SLG: 0.235	F7									2	0	0	0	1	0	1											
5 Kevin Kouzmanoff, R (1, 5) OBP: 0.240, SLG: 0.480 50 Jake Fox, R (8, 5) OBP: 0.115, SLG: 0.200										3	0	2	1	0	0	0											
3 Eric Chavez, L (1, 3) OBP: 0.235, SLG: 0.706 10 Daric Barton, L (6, 3) OBP: 0.556, SLG: 0.619	G4-3									3	0	0	0	0	0	4											
32 Jack Cust, L (1, 10) OBP: 0.385, SLG: 0.609 19 Anthony Recker, R (9, PH) OBP: 0.500, SLG: 0.833										3	0	0	0	0	3	3											
Ryan Sweeney, L (1, 9) OBP: 0.333, SLG: 0.320 18 Gabe Gross, L (6, PR) OBP: 0.333, SLG: 0.429 (7, 9)	F8									3	0	2	0	0	0	0											
6 Travis Buck, L (1, 7) OBP: 0.348, SLG: 0.667 23 Michael Taylor, R (7, 7) OBP: 0.160, SLG: 0.250										2	0	0	0	1	0	2											
2 Cliff Pennington, S (1, 6) OBP: 0.478, SLG: 0.471 2 Gregorio Petit, R (8, 6) OBP: 0.600, SLG: 0.971	FC6-4									3	0	1	0	0	0	1											
Inning Stats	R: 1 E: 0 K: 0 S: 6	H: 2 LOB: 1 BB: 0 P: 6	R: 0 E: 0 K: 1 S: 5	H: 0 LOB: 1 BB: 1 P: 9	R: 0 E: 0 K: 1 S: 6	H: 1 LOB: 3 BB: 2 P: 14	R: 0 E: 0 K: 1 S: 7	H: 2 LOB: 2 BB: 0 P: 7	R: 0 E: 0 K: 0 S: 3	H: 0 LOB: 0 BB: 0 P: 3	R: 0 E: 0 K: 1 S: 5	H: 1 LOB: 1 BB: 0 P: 5	R: 0 E: 0 K: 1 S: 5	H: 0 LOB: 0 BB: 0 P: 5	R: 0 E: 0 K: 0 S: 3	H: 0 LOB: 0 BB: 0 P: 3		R: 0 E: 0 K: 1 S: 5	H: 0 LOB: 0 BB: 0 P: 5	1B: 5 2B: 1 3B: 0 HR: 0	SF: 0 SAC: 0 DP: 0 HBP: 0	WP: 0 PB: 0 SB: 1 CS: 1	PA: 35				
PITCHER	IP	WLS	BF	H	R	ER	SO	BB	IBB	HBP	BLK	WP	HR	S	P	ERA	WHIP										
75 Barry Zito, L (1, 1) ERA: 3.38	3.1		17	4	1	1	2	3	0	0	0	0	0	5	5	0.00	1.500										
51 Tony Pena Jr., R (4, 1) ERA: 2.45	0.2		3	1	0	0	1	0	0	0	0	0	0	5	5	0.00	1.500										
37 Todd Wellemeyer, R (5, 1) ERA: 1.8	1.0		3	0	0	0	0	0	0	0	0	0	0	3	3	0.00	0.000										
41 Jeremy Affeldt, L (6, 1) ERA: 3.0	2.0	W	6	1	0	0	2	0	0	0	0	0	0	10	10	0.00	0.500										
67 Henry Sosa, R (8, 1) ERA:	1.0	H	3	0	0	0	0	0	0	0	0	0	0	3	3	0.00	0.000										



Batter	1	2	3	4	5	6	7	8	9	AB	R	H	RBI	BB	SO	LOB	TOP						
1 Eric Patterson, L (1,4) OBP: 0.289, SLG: 0.343 61 Adrian Cardenas, L (8,4) OBP: 0.421, SLG: 0.353	F7			F8		G3-1		2B		4	1	1	0	0	0	0	Oakland Athletics @ Colorado Rockies US West Sports Complex, Hi Corbett Field, Tucson, AZ Fri Mar 19 2010, 4:14 PM - 7:04 PM EDT Att: 5,067 - Partly Cloudy - 69 F livebaseballscorecards.com						
2 Cliff Pennington, S (1,6) OBP: 0.444, SLG: 0.524 30 Steve Tolleson, R (8,6) OBP: 0.333, SLG: 0.286	G5-3			K2-3		F8		2B		4	1	1	1	0	1	0							
10 Darric Barton, L (1,3) OBP: 0.548, SLG: 0.760 22 Chris Carter, R (7,3) OBP: 0.318, SLG: 0.474	F9			2B		HR		K		3	2	2	1	0	0	0							
18 Gabe Gross, L (1,8) OBP: 0.419, SLG: 0.536 25 Matt Carson, R (8,9) OBP: 0.077, SLG: 0.154	1B			1B		1B		2B		4	0	4	2	0	0	0							
6 Travis Buck, L (1,9) OBP: 0.333, SLG: 0.391 52 Lenny DiNardo, L (8,1) OBP: 0.254, SLG: 0.294 36 Fernando Hernandez, R (7,1) OBP: 0.318, SLG: 0.474 88 Beau Vaughan, S (7,1) OBP: 0.318, SLG: 0.474 16 Eric Sogard, L (8,9) OBP: 0.318, SLG: 0.474 85 Justin Friend, R (8,1) OBP: 0.318, SLG: 0.474	G3-1			F7		F7		L9		3	0	0	0	0	0	3							
7 Adam Rosales, R (1,5) OBP: 0.516, SLG: 0.615 19 Anthony Recker, R (7,2) OBP: 0.444, SLG: 0.714	K			G1-3		G4-3		K		3	0	0	0	0	1	0							
50 Jake Fox, R (1,7) OBP: 0.133, SLG: 0.179 23 Michael Taylor, R (7,7) OBP: 0.185, SLG: 0.269				L5		BB		P4		2	0	0	0	1	0	0							
35 Landon Powell, S (1,2) OBP: 0.182, SLG: 0.200 2 Gregorio Pettit, R (7,5) OBP: 0.636, SLG: 0.625	K			K		K		1B		3	0	0	0	0	3	1							
53 Trevor Cahill, R (1,1) OBP: 0.286, SLG: 0.350	K			K		K		G4-3		2	0	0	0	0	2	1							
								F7		2	0	0	0	0	0	1							
Inning Stats	R: 0 E: 0 K: 0 S: 3	H: 0 LOB: 0 BB: 0 P: 3	R: 0 E: 0 K: 1 S: 5	H: 1 LOB: 0 BB: 0 P: 5	R: 0 E: 0 K: 2 S: 7	H: 0 LOB: 0 BB: 0 P: 7	R: 1 E: 0 K: 1 S: 7	H: 2 LOB: 1 BB: 0 P: 7	R: 0 E: 0 K: 2 S: 6	H: 0 LOB: 1 BB: 0 P: 7	R: 1 E: 0 K: 1 S: 6	H: 2 LOB: 1 BB: 0 P: 7	R: 0 E: 0 K: 1 S: 5	H: 0 LOB: 0 BB: 0 P: 5	R: 2 E: 0 K: 1 S: 8	H: 3 LOB: 1 BB: 0 P: 8		R: 0 E: 0 K: 1 S: 6	H: 1 LOB: 1 BB: 0 P: 7	1B: 4 2B: 3 3B: 1 HR: 1	SF: 0 SAC: 0 DP: 0 HBP: 0	WP: 2 PB: 0 SB: 0 CS: 1	PA: 36
PITCHER	IP WLS BF H R ER SO BB IBB HBP BLK WP HR S P ERA WHIP																						
27 Greg Smith, L (1,1) ERA: 1.93 60 Manny Corpas, R (6,1) ERA: 7.36 56 Franklin Morales, L (7,1) ERA: 10.39 44 Tim Redding, R (8,1) ERA: 5.79 58 Juan Rincon, R (9,1) ERA: 1.5	5.0 1.0 1.0 1.0 1.0	WLS W H W	18 5 3 6 4	3 2 0 3 1	1 1 0 2 0	6 1 0 1 0	1 0 0 0 0	0 0 0 0 0	0 0 0 0 0	0 0 0 0 0	1 0 0 0 1	0 1 0 0 0	29 6 5 8 6	34 7 5 8 7	1.80 9.00 0.00 18.00 0.00	0.800 2.000 0.000 3.000 1.000							

Batter	1	2	3	4	5	6	7	8	9	AB	R	H	RBI	BB	SO	LOB	BOTTOM				
5 Carlos González, L (1,7) OBP: 0.406, SLG: 0.500 13 Matt Miller, R (7,7) OBP: 0.500, SLG: 0.611	G5-3			1B		FC5-4		BB		3	0	1	0	0	0	2	Oakland Athletics @ Colorado Rockies US West Sports Complex, Hi Corbett Field, Tucson, AZ Fri Mar 19 2010, 4:14 PM - 7:04 PM EDT Att: 5,067 - Partly Cloudy - 69 F livebaseballscorecards.com				
24 Dexter Fowler, S (1,8) OBP: 0.394, SLG: 0.321	G6-3			L4		G3		1B		5	1	1	0	0	5						
17 Todd Helton, L (1,3) OBP: 0.433, SLG: 0.250 72 Mike Pauk, L (6, PR) OBP: 0.406, SLG: 0.613	G3			G4-3		G6-3		2B		3	0	1	0	0	0						
2 Troy Tulowitzki, R (1,6) OBP: 0.370, SLG: 0.500 44 Tim Redding, R (8,1) OBP: 1.000, SLG: 1.500 84 Dallas Tarleton, L (8, PH) OBP: 0.355, SLG: 0.586 58 Juan Rincon, R (9,1) ERA: 1.5	G6-3			G6-3		K		G6-3		4	0	0	0	1	2						
11 Brad Hawpe, L (1,9) OBP: 0.400, SLG: 0.538 64 Cole Garner, R (7,9) OBP: 0.355, SLG: 0.586	2B			G4-3		BB		K		2	1	1	0	1	0						
6 Melvin Mora, R (1,4) OBP: 0.310, SLG: 0.393 10 Chris Nelson, R (7,4) OBP: 0.389, SLG: 0.375	F9			G4-3		BB		L7		3	2	2	2	0	1						
9 Ian Stewart, L (1,5) OBP: 0.433, SLG: 0.536 18 Jonathan Herrera, S (7,5) OBP: 0.472, SLG: 0.516	G4-3			1B		G4-3		1B		3	0	1	0	0	3						
14 Paul Lo Duca, R (1,2) OBP: 0.217, SLG: 0.182 66 Jordan Pacheco, R (4,2) OBP: 0.833, SLG: 1.000	G3			1B		G4-3		1B		1	1	1	1	0	0						
27 Greg Smith, L (1,1) ERA: 1.93 60 Manny Corpas, R (6,1) ERA: 7.36 15 Jay Payton, R (8, PH) ERA: 10.39 56 Franklin Morales, L (7,1) ERA: 10.39 3 Eric Young Jr., S (7, PH) OBP: 0.227, SLG: 0.336	G6-3			K		G6-3		L4		2	0	0	0	0	1						
										2	0	0	0	0	1						
Inning Stats	R: 0 E: 0 K: 0 S: 3	H: 0 LOB: 0 BB: 0 P: 3	R: 0 E: 0 K: 0 S: 4	H: 1 LOB: 1 BB: 0 P: 4	R: 0 E: 0 K: 0 S: 4	H: 1 LOB: 0 BB: 0 P: 5	R: 0 E: 0 K: 0 S: 3	H: 0 LOB: 0 BB: 0 P: 3	R: 1 E: 0 K: 1 S: 8	H: 3 LOB: 2 BB: 0 P: 8	R: 3 E: 1 K: 1 S: 8	H: 3 LOB: 2 BB: 1 P: 12	R: 6 E: 0 K: 0 S: 8	H: 5 LOB: 2 BB: 3 P: 20	R: 0 E: 0 K: 1 S: 6	H: 1 LOB: 1 BB: 0 P: 6		1B: 9 2B: 4 3B: 1 HR: 0	SF: 0 SAC: 0 DP: 0 HBP: 0	WP: 1 PB: 0 SB: 2 CS: 0	PA: 42
PITCHER	IP WLS BF H R ER SO BB IBB HBP BLK WP HR S P ERA WHIP																				
53 Trevor Cahill, R (1,1) ERA: 1.5 52 Lenny DiNardo, L (6,1) ERA: 13.5 36 Fernando Hernandez, R (7,1) ERA: 9.0 88 Beau Vaughan, R (7,1) ERA: 5.79 85 Justin Friend, R (8,1) ERA: 1.5	5.0 1.0 0.2 0.1 1.0	WLS L W W W	20 9 8 4 4	5 4 4 0 1	1 5 4 0 0	1 2 2 0 0	0 0 0 0 0	0 0 0 0 0	0 0 0 0 0	0 0 0 0 0	1 0 0 0 0	0 6 1 1 6	17 14 9 1 6	45.00 54.00 0.00 0.00 0.00	6.000 9.000 0.000 0.000 1.000						

Batter	1	2	3	4	5	6	7	8	9	AB	R	H	RBI	BB	SO	LOB	TOP										
7 Adam Rosales, R OBP: 0.444, SLG: 0.516	F9		P4		G5-3		G5-4-3		G6-3	5	0	0	0	0	0	3											
Ryan Sweeney, L OBP: 0.382, SLG: 0.406	G4-3		5 G5-3 1B			5 HR 2B		F7		4	1	2	0	0	0	0											
5 Kevin Kouzmanoff, R OBP: 0.290, SLG: 0.591 30 Steve Tolleson, R OBP: 0.313, SLG: 0.267	1B		G5-3			2-H HR		G4-3		3	1	2	2	0	0	1											
3 Eric Chavez, L OBP: 0.217, SLG: 0.565 22 Chris Carter, R OBP: 0.304, SLG: 0.450	G4-3		F7			K		P3		3	0	0	0	0	1	2											
23 Michael Taylor, R OBP: 0.194, SLG: 0.267		G5-3			35 G4-6-3 1B		P1		G6-3	4	0	1	0	0	0	0											
74 Corey Brown, L OBP: 0.320, SLG: 0.348		25 BB 1B			K		G4-3		25 1B BB	3	1	1	0	1	1	1											
35 Landon Powell, S OBP: 0.160, SLG: 0.174 19 Anthony Recker, R OBP: 0.400, SLG: 0.625	F9		G4-6-3				K		K	3	0	0	0	0	1	2											
25 Matt Carson, R OBP: 0.235, SLG: 0.438							P6		61 1B	3	1	2	1	1	0	0											
61 Adrian Cardenas, L OBP: 0.435, SLG: 0.381	F7						G3-1		7 G5-4-3 1B	4	0	2	1	0	0	2											
Inning Stats	R: 0 E: 0 K: 0 S: 5	H: 1 LOB: 1 BB: 0 P: 5	R: 0 E: 0 K: 0 S: 4	H: 1 LOB: 2 BB: 1 P: 8	R: 0 E: 0 K: 0 S: 4	H: 1 LOB: 1 BB: 0 P: 4	R: 0 E: 0 K: 1 S: 5	H: 0 LOB: 0 BB: 0 P: 3	R: 2 E: 0 K: 1 S: 7	H: 2 LOB: 0 BB: 0 P: 8	R: 1 E: 0 K: 1 S: 7	H: 2 LOB: 0 BB: 0 P: 7	R: 0 E: 0 K: 0 S: 3	H: 0 LOB: 0 BB: 0 P: 3	R: 1 E: 0 K: 1 S: 8	H: 2 LOB: 2 BB: 1 P: 12	1B: 7 2B: 1 3B: 0 HR: 2	SF: 0 SAC: 0 DP: 2 HBP: 0	WP: 0 PB: 0 SB: 0 CS: 0	PA: 37							
PITCHER	IP	WLS	BF	H	R	ER	SO	BB	IBB	HBP	BLK	WP	HR	S	P	ERA	WHIP										
51 Mitch Talbot, R ERA: 0.79	3.1	W	15	4	0	0	1	1	0	0	0	0	0	17	21	0.00	1.500										
20 Mike Gosling, L ERA: 10.13	0.2		1	0	0	0	0	0	0	0	0	0	0	1	1	0.00	0.000										
28 David Huff, L ERA: 6.57	4.0	H	15	4	3	3	2	0	0	0	0	0	2	20	21	6.75	1.000										
53 Rafael Perez, L ERA: 1.5	1.0		6	2	1	1	1	1	0	0	0	0	0	8	12	9.00	3.000										

Oakland Athletics @ Cleveland Indians
Goodyear Ballpark, Goodyear, AZ
Sat Mar 20 2010, 4:12 PM - 6:58 PM EDT
Att: 4,135 - Sunny - 76 F

AB 35
R 4
H 10
RBI 4
BB 2
SO 4
LOB 12



Batter	1	2	3	4	5	6	7	8	9	AB	R	H	RBI	BB	SO	LOB	BOTTOM										
23 Michael Brantley, L OBP: 0.472, SLG: 0.448 86 John Drennen, L	G4-3	G3	1-2 1B	1-2 2-3 2-H 1B		F7		K		4	0	2	2	0	0	1											
12 Mark Grudzielanski, R OBP: 0.273, SLG: 0.361 6 Luis Antonio Rodriguez, PH OBP: 0.333, SLG: 0.286	K	48 HR 2B	G5-3	K		L5				3	1	1	1	0	1	2											
17 Shin-Soo Choo, L OBP: 0.441, SLG: 0.724 Stephen Head, L OBP: 0.500, SLG: 0.750	G4-3	48 HR BB		2 2B	4 2B	F7				2	2	1	0	1	0	0											
48 Travis Hafner, L OBP: 0.467, SLG: 0.591 25 Andy Marte, R OBP: 0.371, SLG: 0.586		2 BB		2 2B	9 SF8 BB	F7		K		2	3	1	3	2	0	1											
2 Jhonny Peralta, R OBP: 0.333, SLG: 0.500 74 Niuman Romero, S (PH) OBP: 0.500, SLG: 0.333		2 1B		35 E 23 1B	4 2B	F7		4 FC1-6 1B		3	2	3	1	0	0	0											
4 Trevor Crowe, S OBP: 0.423, SLG: 0.478 65 Damaso Espino, R OBP: 0.500, SLG: 0.714		K		1-3 2-H 2B		FC1-6		1-2 1B		5	0	1	1	0	3	6											
9 Brian Buscher, L OBP: 0.273, SLG: 0.690 47 Shelley Duncan, R OBP: 0.250, SLG: 0.438		52 1B 35 1B	P6	SF8	F9			K		2	1	1	2	0	0	0											
52 Mike Redmond, R OBP: 0.357, SLG: 0.417 8 Chris Gimenez, R OBP: 0.167, SLG: 0.100		35 1B 23 G3	G4-3	23 1B 35 E				G4-3		2	1	1	1	1	0	0											
35 Anderson Hernandez, S (PH) OBP: 0.500, SLG: 0.400 39 Brian Bixler, R OBP: 0.250, SLG: 0.211		23 G3 12 2B		E5	G3			F9		3	1	1	1	1	0	5											
Inning Stats	R: 8 E: 0 K: 2 S: 14	H: 7 LOB: 1 BB: 2 P: 23	R: 0 E: 0 K: 0 S: 4	H: 1 LOB: 2 BB: 1 P: 8	R: 3 E: 1 K: 2 S: 11	H: 3 LOB: 3 BB: 2 P: 19	R: 1 E: 0 K: 0 S: 3	H: 2 LOB: 3 BB: 1 P: 10	R: 0 E: 0 K: 2 S: 8	H: 1 LOB: 1 BB: 0 P: 8	R: 0 E: 0 K: 1 S: 5	H: 0 LOB: 0 BB: 0 P: 5	R: 0 E: 0 K: 0 S: 3	H: 0 LOB: 0 BB: 0 P: 3	R: 0 E: 0 K: 1 S: 5	H: 0 LOB: 0 BB: 0 P: 5	1B: 8 2B: 5 3B: 0 HR: 1	SF: 1 SAC: 0 DP: 0 HBP: 1	WP: 0 PB: 0 SB: 0 CS: 0	PA: 46							
PITCHER	IP	WLS	BF	H	R	ER	SO	BB	IBB	HBP	BLK	WP	HR	S	P	ERA	WHIP										
77 Jason Jennings, R ERA: 12.27	1.2	L	14	7	8	8	2	2	0	0	0	0	0	7	11	0.00	1.500										
57 Cedrick Bowers, L ERA: 1.5	1.1		6	1	0	0	1	1	0	0	0	0	0	7	11	0.00	1.500										
54 Vin Mazzaro, R ERA: 6.97	2.0		16	5	4	3	2	3	0	1	0	0	0	16	29	13.50	4.000										
80 Arnold Leon, R ERA	2.0		7	1	0	0	2	0	0	0	0	0	0	11	11	0.00	0.500										
45 Marcus McBeth, R ERA: 5.06	1.0		3	0	0	0	1	0	0	0	0	0	0	5	5	0.00	0.000										

Oakland Athletics @ Cleveland Indians
Goodyear Ballpark, Goodyear, AZ
Sat Mar 20 2010, 4:12 PM - 6:58 PM EDT
Att: 4,135 - Sunny - 76 F

AB 38
R 12
H 14
RBI 12
BB 6
SO 8
LOB 21



Batter	1	2	3	4	5	6	7	8	9	AB	R	H	RBI	BB	SO	LOB	TOP										
21 Chris Dickerson, L (1, 8) OBP: 0.474, SLG: 0.581 Josh Fellhauer, L (8, PH) (8, 8)			G6-3					FC4-2		4	1	2	1	0	1	0	<p>Cincinnati Reds @ Oakland Athletics</p> <p>Phoenix Municipal Stadium, Phoenix, AZ</p> <p>Sun Mar 21 2010, 4:13 PM - 7:05 PM EDT</p> <p>Att: 6,332 - Sunny - 77 F</p>										
7 Paul Janish, R (1, 6) OBP: 0.400, SLG: 0.765 3 Aaron Miles, S (6, PH) OBP: 0.125, SLG: 0.067 (6, 6)			K					K		2	0	1	0	0	1	0											
32 Jay Bruce, L (1, 9) OBP: 0.375, SLG: 0.633 Luis Terrero, R (7, 9)			P6							3	0	1	1	1	0	1											
31 Jonny Gomes, R (1, 7) OBP: 0.314, SLG: 0.706 15 Drew Sutton, S (7, PR) OBP: 0.421, SLG: 0.438 (7, 7)										3	1	1	1	1	1	2											
64 Juan Francisco, L (1, 5) OBP: 0.345, SLG: 0.556 58 Alex Buchholz, R (8, 5)										4	1	2	0	0	1	3											
25 Wladimir Balentien, R (1, 10) OBP: 0.365, SLG: 0.519 (1, 10)										5	1	2	0	0	2	4											
55 Ramon Hernandez, R (1, 2) OBP: 0.233, SLG: 0.429 (6, PH) 26 Wilkin Castillo, S (6, PH) OBP: 0.333, SLG: 0.471 (6, 2)										2	0	1	0	0	1	1											
70 Todd Frazier, R (1, 3) OBP: 0.320, SLG: 0.238 Logan Parker, L (7, 3)										2	0	1	0	1	0	1											
43 Miguel Cairo, R (1, 4) OBP: 0.385, SLG: 0.500 Jose Castro, S (8, 4)										4	0	1	0	0	0	5											
Inning Stats	R: 0 E: 1 K: 2 S: 8	H: 1 LOB: 1 BB: 0 P: 8	R: 0 E: 0 K: 2 S: 9	H: 2 LOB: 2 BB: 0 P: 9	R: 0 E: 0 K: 1 S: 5	H: 0 LOB: 0 BB: 0 P: 5	R: 2 E: 1 K: 1 S: 8	H: 3 LOB: 1 BB: 0 P: 8	R: 1 E: 0 K: 0 S: 5	H: 2 LOB: 1 BB: 1 P: 5	R: 1 E: 0 K: 0 S: 5	H: 2 LOB: 2 BB: 1 P: 9	R: 0 E: 0 K: 1 S: 6	H: 0 LOB: 2 BB: 2 P: 13	R: 0 E: 0 K: 1 S: 6	H: 1 LOB: 2 BB: 1 P: 11		R: 0 E: 1 K: 0 S: 5	H: 1 LOB: 3 BB: 1 P: 9	1B: 9 2B: 2 3B: 0 HR: 1	SF: 0 SAC: 1 DP: 0 HBP: 0	WP: 1 PB: 0 SB: 2 CS: 2	PA: 44				
PITCHER	IP	WLS	BF	H	R	ER	SO	BB	IBB	HBP	BLK	WP	HR	S	P	ERA	WHIP										
51 Dallas Braden, L (1, 1) ERA: 4.5	5.0		23	8	3	2	6	0	0	0	0	0	1	35	35	3.60	1.600										
48 Michael Wuerz, R (6, 1) ERA: 9.0	1.0	L	6	2	1	1	0	1	0	0	0	0	0	5	9	9.00	3.000										
91 Jon Huntsen, R (7, 1) ERA:	1.0		4	0	0	0	1	2	0	0	0	0	0	5	13	0.00	2.000										
82 Mike Benacka, R (8, 1) ERA:	1.0		5	1	0	0	1	1	0	0	0	1	0	6	11	0.00	2.000										
31 Brad Ziegler, R (9, 1) ERA: 1.42	1.0		6	1	0	0	0	1	0	0	0	0	0	5	9	0.00	2.000										

Batter	1	2	3	4	5	6	7	8	9	AB	R	H	RBI	BB	SO	LOB	BOTTOM										
1 Eric Patterson, L (1, 8) OBP: 0.354, SLG: 0.357 (6, 4)			P6							3	0	1	0	2	1	3	<p>Cincinnati Reds @ Oakland Athletics</p> <p>Phoenix Municipal Stadium, Phoenix, AZ</p> <p>Sun Mar 21 2010, 4:13 PM - 7:05 PM EDT</p> <p>Att: 6,332 - Sunny - 77 F</p>										
14 Mark Ellis, R (1, 4) OBP: 0.441, SLG: 0.414 22 Chris Carter, R (6, 3) OBP: 0.280, SLG: 0.409										2	2	1	0	1	0	1											
8 Kurt Suzuki, R (1, 2) OBP: 0.233, SLG: 0.393 19 Anthony Recker, R (7, 2) OBP: 0.500, SLG: 0.667										2	0	0	1	0	1	3											
5 Kevin Kouzmanoff, R (1, 5) OBP: 0.294, SLG: 0.545 50 Jake Fox, R (5, PR) OBP: 0.147, SLG: 0.161 (6, 5) (6, 7)										2	0	0	1	0	0	2											
3 Eric Chavez, L (1, 3) OBP: 0.192, SLG: 0.500 23 Michael Taylor, R (6, 7) OBP: 0.188, SLG: 0.258 (8, 9)										3	0	0	0	0	0	3											
Ryan Sweeney, L (1, 9) OBP: 0.351, SLG: 0.371 30 Steve Tolleson, R (8, 5) OBP: 0.294, SLG: 0.250										3	0	0	0	0	1	0											
32 Jack Cust, L (1, 10) OBP: 0.293, SLG: 0.424 35 Landon Powell, S (8, PH) OBP: 0.192, SLG: 0.208 2 Cliff Pennington, S (8, PR) OBP: 0.469, SLG: 0.520 (9, 10)										3	0	0	0	0	3	0											
6 Travis Buck, L (1, 7) OBP: 0.324, SLG: 0.536 (8, 8)										3	0	1	0	0	1	0											
18 Gabe Gross, L (7, 8) OBP: 0.378, SLG: 0.471										1	0	0	0	0	0	1											
7 Adam Rosales, R (1, 6) OBP: 0.475, SLG: 0.606										2	1	1	1	2	0	0											
Inning Stats	R: 0 E: 0 K: 1 S: 5	H: 0 LOB: 2 BB: 2 P: 13	R: 0 E: 0 K: 2 S: 8	H: 1 LOB: 2 BB: 1 P: 12	R: 1 E: 0 K: 0 S: 4	H: 1 LOB: 0 BB: 0 P: 5	R: 0 E: 0 K: 1 S: 5	H: 0 LOB: 0 BB: 0 P: 5	R: 2 E: 0 K: 0 S: 5	H: 1 LOB: 1 BB: 1 P: 12	R: 0 E: 0 K: 2 S: 7	H: 0 LOB: 2 BB: 0 P: 7	R: 0 E: 0 K: 0 S: 5	H: 2 LOB: 2 BB: 0 P: 5	R: 0 E: 0 K: 0 S: 5	H: 1 LOB: 2 BB: 0 P: 5	R: 0 E: 0 K: 2 S: 7	H: 0 LOB: 2 BB: 2 P: 15	1B: 4 2B: 1 3B: 0 HR: 1	SF: 1 SAC: 0 DP: 0 HBP: 1	WP: 1 PB: 0 SB: 1 CS: 0	PA: 40					
PITCHER	IP	WLS	BF	H	R	ER	SO	BB	IBB	HBP	BLK	WP	HR	S	P	ERA	WHIP										
47 Johnny Cueto, R (1, 1) ERA: 3.55	4.0		17	2	1	1	4	3	0	0	0	0	1	22	35	2.25	1.250										
51 Jared Burton, R (5, 1) ERA: 5.4	2.0	W	9	1	2	1	2	1	0	1	0	0	1	12	19	4.50	1.000										
57 Mike Lincoln, R (7, 1) ERA: 8.64	2.0	H	9	3	0	0	0	0	0	0	0	0	0	10	10	0.00	1.500										
79 Aguido Gonzalez, L (9, 1) ERA:	1.0	S	5	0	0	0	2	2	0	0	0	0	0	7	15	0.00	2.000										

AB	38
R	4
H	12
RBI	3
BB	5
SO	8
LOB	29



AB	32
R	3
H	6
RBI	3
BB	6
SO	8
LOB	19



Batter	1	2	3	4	5	6	7	8	9	AB	R	H	RBI	BB	SO	LOB	TOP					
4 Coco Crisp, S OBP: 0.482, SLG: 0.750 50 Jake Fox, R OBP: 0.143, SLG: 0.156										4	1	1	3	0	1	0						
10 Darc Barton, L OBP: 0.538, SLG: 0.655 22 Chris Carter, R OBP: 0.269, SLG: 0.391										3	0	0	0	0	0	0						
8 Kurt Suzuki, R OBP: 0.242, SLG: 0.387 35 Landon Powell, S OBP: 0.185, SLG: 0.200										3	1	1	0	0	0	0						
5 Kevin Kouzmanoff, R OBP: 0.375, SLG: 0.611 16 Eric Sogard, L OBP: 0.435, SLG: 0.471										3	1	2	0	0	0	0						
Ryan Sweeney, L OBP: 0.350, SLG: 0.368 23 Michael Taylor, R OBP: 0.212, SLG: 0.281										3	0	1	0	0	0	3						
1 Eric Patterson, L OBP: 0.365, SLG: 0.422										3	1	2	2	0	0	1						
18 Gabe Gross, L OBP: 0.212, SLG: 0.472 25 Matt Carson, R OBP: 0.222, SLG: 0.412										2	1	1	2	0	0	1						
7 Adam Rosales, R OBP: 0.442, SLG: 0.556 30 Steve Tolleson, R OBP: 0.276, SLG: 0.235										3	0	0	0	0	1	2						
2 Cliff Pennington, S OBP: 0.444, SLG: 0.483										4	1	1	0	0	0	0						
Inning Stats	R: 0 E: 0 K: 1 S: 8	H: 0 LOB: 0 BB: 0 P: 10	R: 5 E: 0 K: 1 S: 21	H: 5 LOB: 0 BB: 0 P: 32	R: 1 E: 0 K: 0 S: 10	H: 2 LOB: 1 BB: 0 P: 16	R: 0 E: 0 K: 0 S: 8	H: 0 LOB: 0 BB: 0 P: 15	R: 0 E: 0 K: 0 S: 6	H: 0 LOB: 0 BB: 0 P: 9	R: 1 E: 0 K: 0 S: 10	H: 1 LOB: 1 BB: 0 P: 15	R: 0 E: 0 K: 1 S: 6	H: 0 LOB: 0 BB: 0 P: 8	R: 0 E: 0 K: 0 S: 12	H: 2 LOB: 2 BB: 0 P: 22	R: 0 E: 0 K: 0 S: 11	H: 0 LOB: 0 BB: 0 P: 17	1B: 6 2B: 2 3B: 1 HR: 1	SF: 2 SAC: 0 DP: 0 HBP: 0	WP: 0 PB: 0 SB: 1 CS: 0	PA: 37
PITCHER	IP WLS BF H R ER SO BB IBB HBP BLK WP HR S P ERA WHIP																					
35 Ian Snell, R ERA: 6.92	4.0 L 19 7 6 6 2 0 0 0 0 0 0 1 47 73 13.50 1.750																					
57 Mark Lowe, R ERA: 5.4	1.0 3 0 0 0 0 0 0 0 0 0 0 6 9 0.00 0.000																					
66 David Pauley, R ERA: 4.5	3.0 12 3 1 1 1 0 0 0 0 0 0 28 45 3.00 1.000																					
33 Chad Cordero, R ERA: 1.35	1.0 3 0 0 0 0 0 0 0 0 0 0 11 17 0.00 0.000																					

Oakland Athletics @ Seattle Mariners
Peoria Stadium, Peoria, AZ
Mon Mar 22 20:10, 4:06 PM - 6:34 PM EDT
Att. 7,264 - Partly Cloudy - 75 F


AB 35
R 7
H 10
RBI 7
BB 0
SO 3
LOB 9



Batter	1	2	3	4	5	6	7	8	9	AB	R	H	RBI	BB	SO	LOB	BOTTOM					
51 Ichiro Suzuki, L OBP: 0.356, SLG: 0.410										3	0	1	0	1	0	3						
9 Chone Figgins, S OBP: 0.425, SLG: 0.367 16 Josh Wilson, R OBP: 0.419, SLG: 0.407										3	0	1	0	0	1	2						
21 Franklin Gutierrez, R OBP: 0.212, SLG: 0.333 17 Corey Patterson, L OBP: 0.346, SLG: 0.640										2	0	0	0	1	0	0						
15 Milton Bradley, S OBP: 0.379, SLG: 0.400 12 Ryan Langerhans, L OBP: 0.333, SLG: 0.394										3	0	1	0	0	0	1						
24 Ken Griffey Jr., L OBP: 0.240, SLG: 0.200										4	0	0	0	0	1	3						
4 Jose Lopez, R OBP: 0.282, SLG: 0.378 6 Chris Woodward, R OBP: 0.185, SLG: 0.208										3	0	1	0	0	0	0						
3 Ryan Garko, R OBP: 0.286, SLG: 0.323										4	0	0	0	0	0	1						
32 Rob Johnson, R OBP: 0.222, SLG: 0.125 48 Guillermo Quiroz, R OBP: 0.231, SLG: 0.333										1	1	1	0	1	0	0						
2 Jack Wilson, R OBP: 0.269, SLG: 0.360 94 Carlos Triunfel, R OBP: 0.333, SLG: 0.333										3	0	1	0	0	0	2						
Inning Stats	R: 0 E: 0 K: 0 S: 7	H: 1 LOB: 0 BB: 0 P: 12	R: 0 E: 0 K: 1 S: 5	H: 1 LOB: 0 BB: 0 P: 10	R: 0 E: 0 K: 0 S: 11	H: 2 LOB: 3 BB: 1 P: 19	R: 0 E: 0 K: 0 S: 4	H: 0 LOB: 0 BB: 0 P: 7	R: 1 E: 0 K: 1 S: 15	H: 1 LOB: 2 BB: 1 P: 24	R: 0 E: 0 K: 0 S: 9	H: 0 LOB: 1 BB: 1 P: 15	R: 1 E: 1 K: 0 S: 10	H: 1 LOB: 2 BB: 0 P: 13	R: 0 E: 0 K: 0 S: 10	H: 1 LOB: 1 BB: 0 P: 15	R: 0 E: 0 K: 0 S: 8	H: 0 LOB: 0 BB: 0 P: 10	1B: 5 2B: 3 3B: 0 HR: 0	SF: 1 SAC: 0 DP: 2 HBP: 0	WP: 0 PB: 0 SB: 0 CS: 1	PA: 35
PITCHER	IP WLS BF H R ER SO BB IBB HBP BLK WP HR S P ERA WHIP																					
58 Justin Duchschere, R ERA: 3.86	4.0 W 14 4 0 0 0 1 0 0 0 0 0 27 48 0.00 1.250																					
72 Ben Hornbeck, L ERA: 3.86	2.1 11 2 2 1 1 2 0 0 0 0 0 0 28 46 3.86 1.714																					
76 Jared Lansford, R ERA: 3.86	0.2 3 0 0 0 0 0 0 0 0 0 0 6 6 0.00 0.000																					
Jason Ray, R ERA: 3.86	1.0 4 1 0 0 0 0 0 0 0 0 0 0 10 15 0.00 1.000																					
36 Fernando Hernandez, R ERA: 5.14	1.0 3 0 0 0 0 0 0 0 0 0 0 8 10 0.00 0.000																					

Oakland Athletics @ Seattle Mariners
Peoria Stadium, Peoria, AZ
Mon Mar 22 20:10, 4:06 PM - 6:34 PM EDT
Att. 7,264 - Partly Cloudy - 75 F

AB 31
R 2
H 7
RBI 1
BB 3
SO 2
LOB 14




Batter	1	2	3	4	5	6	7	8	9	AB	R	H	RBI	BB	SO	LOB	TOP								
4 Coco Crisp, S (1, 8) OBP: 0.441, SLG: 0.656	F9		1B				P6			3	0	1	0	1	0	1	Oakland Athletics @ Chicago White Sox Camelback Ranch, Glendale, AZ Tue Mar 30 2010, 4:08 PM - 6:31 PM EDT Att: 6,133 - Sunny - 83 F								
11 Rajai Davis, R (1, 7) OBP: 0.237, SLG: 0.286	G6-3		K							4	0	0	0	0	3	5									
6 Travis Buck, L (8, 7) OBP: 0.340, SLG: 0.600	G6-3							K		0	0	0	0	0	0	0									
Ryan Sweeney, L (1, 9) OBP: 0.355, SLG: 0.397	G6-3									4	0	1	0	0	1	0									
18 Gabe Gross, L (8, 9) OBP: 0.352, SLG: 0.383	G6-3									0	0	0	0	0	0	0									
5 Kevin Kouzmanoff, R (1, 5) OBP: 0.240, SLG: 0.364		1B								4	0	1	0	0	1	1									
50 Jake Fox, R (8, 5) OBP: 0.184, SLG: 0.311										0	0	0	0	0	0	0									
8 Kurt Suzuki, R (1, 2) OBP: 0.305, SLG: 0.545	G1-6-3									3	0	0	0	0	0	2									
35 Landon Powell, S (7, 2) OBP: 0.194, SLG: 0.212	G1-6-3									1	0	1	0	0	0	0									
76 Grant Green, R (9, PR)	G1-6-3									0	0	0	0	0	0	0									
3 Eric Chavez, L (1, 10) OBP: 0.244, SLG: 0.410	G4-3									4	0	1	0	0	0	2									
10 Daric Barton, L (1, 3) OBP: 0.533, SLG: 0.550			G3							3	0	1	0	1	1	0									
7 Adam Rosales, R (1, 6) OBP: 0.367, SLG: 0.440																									
Steve Tolleson, R (7, 6) OBP: 0.208, SLG: 0.174			1B							3	0	1	0	0	0	2									
1 Eric Patterson, L (1, 4) OBP: 0.362, SLG: 0.410	F8									1	0	0	0	1	5										
Inning Stats	R: 0 E: 0 K: 0 S: 3	H: 0 LOB: 0 BB: 0 P: 3	R: 0 E: 0 K: 0 S: 3	H: 1 LOB: 0 BB: 0 P: 3	R: 0 E: 0 K: 1 S: 7	H: 2 LOB: 2 BB: 0 P: 7	R: 0 E: 0 K: 0 S: 3	H: 0 LOB: 0 BB: 0 P: 3	R: 0 E: 0 K: 2 S: 8	H: 1 LOB: 3 BB: 2 P: 16	R: 0 E: 0 K: 0 S: 4	H: 1 LOB: 1 BB: 0 P: 4	R: 0 E: 0 K: 1 S: 6	H: 1 LOB: 1 BB: 0 P: 6	R: 0 E: 0 K: 3 S: 9	H: 0 LOB: 0 BB: 0 P: 9	R: 0 E: 0 K: 1 S: 7	H: 2 LOB: 2 BB: 0 P: 7	1B: 7 2B: 1 3B: 0 HR: 0	SF: 0 SAC: 0 DP: 1 HBP: 0	WP: 0 PB: 0 SB: 0 CS: 0	PA: 36			
PITCHER	IP	WLS	BF	H	R	ER	SO	BB	IBB	HBP	BLK	WP	HR	S	P	ERA	WHIP	PITCHER							
56 Mark Buehrle, L (1, 1) ERA: 2.08	5.0	W	20	4	0	0	3	2	0	0	0	0	0	24	32	0.00	1.200								
57 Ramon Pena, R (6, 1) ERA: 3.38	0.2	H	3	1	0	0	0	0	0	0	0	0	0	3	3	0.00	1.500								
67 Randy Williams, L (6, 1) ERA:	1.1	H	5	1	0	0	1	0	0	0	0	0	0	7	7	0.00	0.750								
45 Bobby Jenks, R (8, 1) ERA: 11.12	2.0	S	8	2	0	0	4	0	0	0	0	0	0	16	16	0.00	1.000								

Batter	1	2	3	4	5	6	7	8	9	AB	R	H	RBI	BB	SO	LOB	BOTTOM								
1 Juan Pierre, L (1, 10) OBP: 0.368, SLG: 0.339	F8	G3					F8			3	1	0	0	1	0	3	Oakland Athletics @ Chicago White Sox Camelback Ranch, Glendale, AZ Tue Mar 30 2010, 4:08 PM - 6:31 PM EDT Att: 6,133 - Sunny - 83 F								
15 Gordon Beckham, R (1, 4) OBP: 0.378, SLG: 0.445	F9									4	0	0	0	0	2	1									
20 Carlos Quentin, R (1, 9) OBP: 0.342, SLG: 0.524										4	1	2	1	0	0	1									
14 Paul Konerko, R (1, 3) OBP: 0.414, SLG: 0.484	F8									4	0	2	1	0	0	1									
51 Alex Rios, R (1, 8) OBP: 0.318, SLG: 0.561										4	0	1	0	0	1	1									
23 Mark Teahen, L (1, 5) OBP: 0.291, SLG: 0.346										3	0	0	0	1	1	2									
11 Omar Vizquel, S (1, 6) OBP: 0.317, SLG: 0.359										3	0	2	0	1	0	0									
74 Josh Kroeger, L (1, 7) OBP: 0.414, SLG: 0.520										2	0	0	0	2	1	3									
55 Donny Lucy, R (1, 2) OBP: 0.385, SLG: 0.286										3	0	0	0	1	2	4									
Inning Stats	R: 0 E: 0 K: 0 S: 4	H: 1 LOB: 1 BB: 0 P: 4	R: 0 E: 0 K: 1 S: 6	H: 1 LOB: 3 BB: 2 P: 14	R: 0 E: 0 K: 0 S: 3	H: 0 LOB: 0 BB: 0 P: 3	R: 0 E: 1 K: 2 S: 7	H: 0 LOB: 2 BB: 2 P: 15	R: 1 E: 0 K: 2 S: 8	H: 1 LOB: 1 BB: 1 P: 12	R: 0 E: 0 K: 1 S: 6	H: 1 LOB: 1 BB: 0 P: 6	R: 1 E: 0 K: 1 S: 8	H: 3 LOB: 2 BB: 0 P: 8	R: 0 E: 0 K: 0 S: 2	H: 0 LOB: 0 BB: 1 P: 7		1B: 5 2B: 1 3B: 0 HR: 1	SF: 0 SAC: 0 DP: 0 HBP: 0	WP: 1 PB: 0 SB: 2 CS: 1	PA: 36				
PITCHER	IP	WLS	BF	H	R	ER	SO	BB	IBB	HBP	BLK	WP	HR	S	P	ERA	WHIP	PITCHER							
15 Ben Sheets, R (1, 1) ERA: 11.2	5.1	L	24	3	1	1	5	5	0	0	0	0	0	29	49	1.69	1.500								
13 Jerry Blevins, L (6, 1) ERA: 5.09	1.0		4	1	0	0	1	0	0	0	0	0	0	6	6	0.00	1.000								
59 Edwar Ramirez, R (7, 1) ERA: 4.5	1.2		8	3	1	1	1	1	0	0	0	0	1	9	14	5.40	2.400								

AB	34
R	0
H	8
RBI	0
BB	2
SO	8
LOB	20



AB	30
R	2
H	7
RBI	2
BB	6
SO	7
LOB	16



Batter	1	2	3	4	5	6	7	8	9	AB	R	H	RBI	BB	SO	LOB	TOP										
6 Drew Stubbs, R OBP: 0.393, SLG: 0.804 54 Andrew Means, R OBP: 1.000, SLG: 1.000	F9		HR	2B		BB		BB		3	2	2	3	1	0	0	Cincinnati Reds @ Oakland Athletics Phoenix Municipal Stadium, Phoenix, AZ Wed Mar 31 2010, 4:15 PM - 6:58 PM EDT Att: 4,639 - Partly Cloudy - 80 F										
16 Chris Burke, R OBP: 0.300, SLG: 0.320 Eric Eymann, R	F8		2B	P3		BB		K		3	1	1	0	1	0	1											
25 Wladimir Balentien, R Sean Henry, R	1B		G6-3					G5-4-3		4	0	1	0	0	0	4											
27 Scott Rolen, R	G1-3		G5-3					G5-4-3		1	0	0	0	0	0	1											
17 Lavnce Nix, L Josh Fellhauer, L		G4-3	CS	HR				G5-4-3		4	2	2	1	0	0	1											
55 Ramon Hernandez, R 75 Chris Denove, R	1B			HR				K		4	0	2	1	0	1	0											
43 Miguel Cairo, R Logan Parker, L	1B			G3-1				F7		4	0	1	0	0	0	1											
7 Paul Janish, R 73 Zack Cozart, R	P2			1B				1B		4	1	3	0	0	0	2											
3 Aaron Miles, S Jose Castro, S	K			1B				G4-3		0	0	0	0	0	0	0											
Inning Stats	R: 0 E: 0 K: 0 S: 4	H: 1 LOB: 1 BB: 0 P: 4	R: 0 E: 0 K: 1 S: 7	H: 2 LOB: 2 BB: 0 P: 7	R: 1 E: 0 K: 0 S: 6	H: 2 LOB: 0 BB: 0 P: 9	R: 3 E: 0 K: 1 S: 10	H: 4 LOB: 1 BB: 0 P: 11	R: 1 E: 0 K: 0 S: 5	H: 2 LOB: 1 BB: 0 P: 5	R: 3 E: 0 K: 0 S: 5	H: 2 LOB: 1 BB: 2 P: 13	R: 0 E: 0 K: 1 S: 4	H: 1 LOB: 1 BB: 0 P: 4	R: 0 E: 0 K: 1 S: 5	H: 0 LOB: 0 BB: 1 P: 8		1B: 9 2B: 4 3B: 0 HR: 2	SF: 0 SAC: 0 DP: 2 HBP: 0	WP: 0 PB: 0 SB: 0 CS: 1	PA: 43						
PITCHER	IP	WLS	BF	H	R	ER	SO	BB	IBB	HBP	BLK	WP	HR	S	P	ERA	WHIP										
51 Dallas Braden, L ERA: 5.91	5.1	L	28	12	7	7	2	1	0	0	0	0	2	34	42	11.81	2.438										
39 Brad Kilby, L ERA: 6.52	0.2		4	1	1	1	0	1	0	0	0	0	0	3	7	13.50	3.000										
57 Chad Gaudin, R ERA: 7.84	1.0		4	1	0	0	0	0	0	0	0	0	0	4	4	0.00	1.000										
40 Andrew Bailey, R ERA: 1.5	1.0		3	1	0	0	1	0	0	0	0	0	0	5	5	0.00	1.000										
63 Henry Alberto Rodriguez, R ERA: 4.82	1.0		3	0	0	0	1	1	0	0	0	0	0	4	8	0.00	1.000										

AB 39
R 8
H 15
RBI 8
BB 3
SO 4
LOB 18



Batter	1	2	3	4	5	6	7	8	9	AB	R	H	RBI	BB	SO	LOB	BOTTOM										
1 Eric Patterson, L OBP: 0.365, SLG: 0.422	F7		2B					BB		3	1	1	1	1	0	1	Cincinnati Reds @ Oakland Athletics Phoenix Municipal Stadium, Phoenix, AZ Wed Mar 31 2010, 4:15 PM - 6:58 PM EDT Att: 4,639 - Partly Cloudy - 80 F										
14 Mark Ellis, R OBP: 0.392, SLG: 0.391 50 Jake Fox, R OBP: 0.180, SLG: 0.304	G5-3		G6-3					K		3	0	0	0	0	0	2											
10 Darc Barton, L OBP: 0.516, SLG: 0.512	G3							BB		3	0	0	0	1	1	0											
3 Eric Chavez, L OBP: 0.233, SLG: 0.390	P3							SF7		2	0	0	0	0	0	0											
2 Cliff Pennington, S OBP: 0.439, SLG: 0.435								BB		1	0	0	1	0	0	0											
8 Kurt Suzuki, R OBP: 0.226, SLG: 0.340 80 Michael Atronfi, R OBP: 1.000, SLG: 1.000	F9							1B		3	0	0	0	0	0	0											
6 Travis Buck, L OBP: 0.353, SLG: 0.659	1B							HR		4	1	2	1	0	2	2											
18 Gabe Gross, L Conner Crumbliss, L	F8							BB		2	1	1	0	1	0	1											
35 Landon Powell, S OBP: 0.200, SLG: 0.194			P3					BB		1	0	0	0	0	0	0											
7 Adam Rosales, R Franklin Hernandez, R	G5-3							BB		3	0	1	0	1	0	2											
Inning Stats	R: 0 E: 0 K: 0 S: 3	H: 0 LOB: 0 BB: 0 P: 3	R: 0 E: 0 K: 0 S: 4	H: 1 LOB: 1 BB: 0 P: 4	R: 0 E: 0 K: 0 S: 3	H: 0 LOB: 0 BB: 0 P: 3	R: 2 E: 0 K: 1 S: 7	H: 2 LOB: 1 BB: 1 P: 11	R: 0 E: 0 K: 1 S: 5	H: 0 LOB: 0 BB: 0 P: 5	R: 0 E: 0 K: 1 S: 5	H: 1 LOB: 1 BB: 1 P: 9	R: 1 E: 0 K: 2 S: 8	H: 1 LOB: 2 BB: 2 P: 17	R: 0 E: 0 K: 1 S: 5	H: 0 LOB: 1 BB: 1 P: 9	1B: 4 2B: 1 3B: 0 HR: 1	SF: 2 SAC: 0 DP: 1 HBP: 0	WP: 0 PB: 0 SB: 0 CS: 0	PA: 37							
PITCHER	IP	WLS	BF	H	R	ER	SO	BB	IBB	HBP	BLK	WP	HR	S	P	ERA	WHIP										
76 Mike Leake, R ERA: 3.0	6.0	W	23	4	2	2	2	1	0	0	0	0	1	26	30	3.00	0.833										
54 Aroldis Chapman, L ERA: 1.69	2.0		10	2	1	1	3	3	0	0	0	0	0	13	26	4.50	2.500										
33 Micah Owings, R ERA: 2.7	1.0		4	0	0	0	1	1	0	0	0	0	0	5	9	0.00	1.000										


AB 30
R 3
H 6
RBI 3
BB 5
SO 6
LOB 10



Batter	1	2	3	4	5	6	7	8	9	AB	R	H	RBI	BB	SO	LOB	TOP					
4 Coco Crisp, S OBP: 0.474, SLG: 0.722 1 Eric Patterson, L OBP: 0.355, SLG: 0.409										4	1	3	2	0	1	0	Oakland Athletics @ San Francisco Giants AT&T Park, San Francisco, CA Thu Apr 01 2010, 7:18 PM - 10:30 PM PDT Att: 24,955 - Partly Cloudy - 53 F					
11 Rajai Davis, R OBP: 0.234, SLG: 0.279 6 Travis Buck, L OBP: 0.346, SLG: 0.644										5	1	1	1	0	0	5						
Ryan Sweeney, L OBP: 0.373, SLG: 0.419 18 Gabe Gross, L OBP: 0.362, SLG: 0.380										4	1	2	0	1	0	2						
5 Kevin Kouzmanoff, R OBP: 0.263, SLG: 0.451 35 Landon Powell, S OBP: 0.200, SLG: 0.194										5	1	3	2	0	0	1						
8 Kurt Suzuki, R OBP: 0.263, SLG: 0.451 13 Jerry Blevins, L										4	2	3	2	0	0	1						
32 Jack Cust, L OBP: 0.352, SLG: 0.413 56 Craig Breslow, L 66 Tyson Ross, R										3	1	0	0	2	3	3						
10 Daric Barton, L OBP: 0.507, SLG: 0.478										4	1	2	1	0	0	0						
14 Mark Ellis, R 16 Eric Sogard, L										3	0	1	0	0	0	0						
2 Cliff Pennington, S 7 Adam Rosales, R										3	0	1	0	1	0	3						
58 Justin Duchschere, R 50 Jake Fox, R										3	0	0	0	0	3	3						
Inning Stats	R: 3 E: 0 K: 2 S: 15	H: 2 LOB: 0 BB: 1 P: 24	R: 0 E: 0 K: 1 S: 9	H: 0 LOB: 0 BB: 0 P: 14	R: 2 E: 1 K: 1 S: 24	H: 5 LOB: 3 BB: 0 P: 36	R: 0 E: 0 K: 1 S: 12	H: 1 LOB: 1 BB: 0 P: 20	R: 3 E: 0 K: 1 S: 19	H: 3 LOB: 2 BB: 2 P: 32	R: 0 E: 0 K: 1 S: 9	H: 1 LOB: 1 BB: 0 P: 13	R: 0 E: 0 K: 0 S: 9	H: 2 LOB: 2 BB: 0 P: 14	R: 1 E: 0 K: 2 S: 17	H: 2 LOB: 2 BB: 1 P: 27	R: 0 E: 0 K: 2 S: 14	H: 1 LOB: 1 BB: 0 P: 22	1B: 11 2B: 5 3B: 0 HR: 1	SF: 1 SAC: 0 DP: 0 HBP: 0	WP: 2 PB: 0 SB: 1 CS: 0	PA: 48
PITCHER	IP	WLS	BF	H	R	ER	SO	BB	IBB	HBP	BLK	WP	HR	S	P	ERA	WHIP					
75 Barry Zito, L ERA: 6.35	3.0	L	17	7	5	5	4	1	0	0	0	0	1	48	74	15.00	2.667					
68 Kevin Pucetas, R ERA: 2.89	1.2		11	4	3	3	2	2	0	0	0	0	0	30	51	16.20	3.600					
49 Brandon Medders, R ERA: 8.31	1.1		5	1	0	0	1	0	0	0	0	0	0	10	14	0.00	0.750					
41 Jeremy Affeldt, L ERA: 1.69	1.0		5	2	0	0	0	0	0	0	0	1	0	9	14	0.00	2.000					
54 Sergio Romo, R ERA: 1.54	1.0		6	2	1	1	2	1	0	0	0	0	0	17	27	9.00	3.000					
PITCHER	IP	WLS	BF	H	R	ER	SO	BB	IBB	HBP	BLK	WP	HR	S	P	ERA	WHIP					
45 Dan Runzler, L ERA:	1.0		4	1	0	0	2	0	0	0	0	0	0	14	22	0.00	1.000					

Batter	1	2	3	4	5	6	7	8	9	AB	R	H	RBI	BB	SO	LOB	BOTTOM					
33 Aaron Rowand, R OBP: 0.517, SLG: 0.667 35 Travis Ishikawa, L OBP: 0.250, SLG: 0.233										3	0	0	0	0	1	1	Oakland Athletics @ San Francisco Giants AT&T Park, San Francisco, CA Thu Apr 01 2010, 7:18 PM - 10:30 PM PDT Att: 24,955 - Partly Cloudy - 53 F					
16 Edgar Renteria, R OBP: 0.283, SLG: 0.386 29 Ryan Rohlinger, R OBP: 0.237, SLG: 0.189										3	0	1	0	0	1	0						
48 Pablo Sandoval, S OBP: 0.317, SLG: 0.421 79 Brandon Crawford, L OBP: 0.302, SLG: 0.324										2	0	1	0	1	0	0						
17 Aubrey Huff, L OBP: 0.400, SLG: 0.585 41 Jeremy Affeldt, L 8 Eugenio Velez, S OBP: 0.343, SLG: 0.413										3	0	0	0	1	4	0						
7 Mark DeRosa, R OBP: 0.327, SLG: 0.388 34 Matt Downs, R OBP: 0.447, SLG: 0.524										3	0	0	0	0	0	0						
1 Bengie Molina, R OBP: 0.393, SLG: 0.500 22 Eli Whiteside, R OBP: 0.200, SLG: 0.242										1	0	0	0	1	1	0						
5 Juan Uribe, R OBP: 0.333, SLG: 0.519 54 Sergio Romo, R 45 Dan Runzler, L										3	0	1	0	0	1	1						
12 Nate Schierholz, L ERA: 5.54 56 Andres Torres, S OBP: 0.409, SLG: 0.564										2	0	0	0	0	1	0						
75 Barry Zito, L 28 Buster Posey, R 68 Kevin Pucetas, R 49 Brandon Medders, R 20 John Bowker, L										0	0	0	0	0	0	0						
Inning Stats	R: 0 E: 0 K: 1 S: 7	H: 0 LOB: 0 BB: 0 P: 12	R: 0 E: 0 K: 2 S: 7	H: 0 LOB: 1 BB: 1 P: 14	R: 0 E: 0 K: 1 S: 7	H: 0 LOB: 0 BB: 0 P: 12	R: 0 E: 0 K: 1 S: 7	H: 1 LOB: 0 BB: 0 P: 10	R: 0 E: 0 K: 1 S: 7	H: 0 LOB: 0 BB: 0 P: 11	R: 0 E: 0 K: 0 S: 12	H: 2 LOB: 3 BB: 1 P: 25	R: 0 E: 0 K: 0 S: 9	H: 1 LOB: 1 BB: 0 P: 14	R: 0 E: 0 K: 1 S: 13	H: 1 LOB: 1 BB: 0 P: 21		R: 0 E: 0 K: 0 S: 7	H: 0 LOB: 0 BB: 0 P: 11	1B: 5 2B: 0 3B: 0 HR: 0	SF: 0 SAC: 0 DP: 0 HBP: 0	WP: 1 PB: 0 SB: 0 CS: 0
PITCHER	IP	WLS	BF	H	R	ER	SO	BB	IBB	HBP	BLK	WP	HR	S	P	ERA	WHIP					
58 Justin Duchschere, R ERA: 4.63	6.0	W	22	3	0	0	6	2	0	0	0	1	0	47	84	0.00	0.833					
13 Jerry Blevins, L ERA: 4.63	1.0		4	1	0	0	0	0	0	0	0	0	0	9	14	0.00	1.000					
56 Craig Breslow, L ERA: 1.59	1.0		4	1	0	0	1	0	0	0	0	0	0	13	21	0.00	1.000					
66 Tyson Ross, R ERA: 2.79	1.0		3	0	0	0	0	0	0	0	0	0	0	7	11	0.00	0.000					
PITCHER	IP	WLS	BF	H	R	ER	SO	BB	IBB	HBP	BLK	WP	HR	S	P	ERA	WHIP					

AB	43
R	9
H	17
RBI	9
BB	4
SO	11
LOB	27



AB	31
R	0
H	5
RBI	0
BB	2
SO	7
LOB	9



Batter	1	2	3	4	5	6	7	8	9	AB	R	H	RBI	BB	SO	LOB	TOP					
51 Ichiro Suzuki, L OBP: 0.400, SLG: 0.250	P5		1B		G4-3		K		IBB	4	1	1	0	1	1	2						
9 Chone Figgins, S	13 BB		13 BB		K		G1-3		E5	3	2	0	0	2	1	4						
13 Casey Kotchman, L OBP: 0.400, SLG: 0.750	15 2B		SF7				K		L8	4	0	2	4	0	1	0						
15 Milton Bradley, S	24 BB		K						F7	3	0	0	0	2	2	2						
24 Ken Griffey Jr., L OBP: 0.500, SLG: 0.667 1 Enc Byrnes, R	G4-3				21 BB		F9			3	0	1	0	1	0	3						
4 Jose Lopez, R	K		F7				K		F8	4	0	0	0	0	2	3						
21 Franklin Gutierrez, R OBP: 0.250, SLG: 0.250	G5-3		32 BB				L6		K	4	0	1	0	0	1	0						
32 Rob Johnson, R OBP: 0.750, SLG: 2.000	HR		G6-3				2 BB		9 BB	2	2	1	1	2	0	2						
2 Jack Wilson, R	F8						E3		G4-3	4	0	0	0	0	0	2						
Inning Stats	R: 1 H: 1 E: 0 K: 0 S: 11	L: 1 BB: 2 P: 23	R: 1 H: 1 E: 0 K: 1 S: 10	L: 1 BB: 0 P: 16	R: 1 H: 1 E: 0 K: 1 S: 15	L: 1 BB: 0 P: 24	R: 0 H: 1 E: 0 K: 0 S: 10	L: 1 LOB: 1 BB: 1 P: 17	R: 0 H: 0 E: 0 K: 2 S: 12	L: 0 LOB: 2 BB: 1 P: 18	R: 0 H: 0 E: 1 K: 1 S: 10	L: 0 LOB: 2 BB: 1 P: 14	R: 0 H: 1 E: 0 K: 0 S: 7	L: 1 LOB: 1 BB: 0 P: 11	R: 2 H: 1 E: 1 K: 2 S: 15	L: 1 LOB: 2 BB: 2 P: 30	1B: 3 2B: 2 3B: 0 HR: 1	SF: 1 SAC: 0 DP: 1 HBP: 0	WP: 1 PB: 0 SB: 3 CS: 2	PA: 40		
PITCHER	IP WLS BF H R ER SO BB IBB HBP BLK WP HR S P ERA WHIP	IP WLS BF H R ER SO BB IBB HBP BLK WP HR S P ERA WHIP	IP WLS BF H R ER SO BB IBB HBP BLK WP HR S P ERA WHIP	IP WLS BF H R ER SO BB IBB HBP BLK WP HR S P ERA WHIP	IP WLS BF H R ER SO BB IBB HBP BLK WP HR S P ERA WHIP	IP WLS BF H R ER SO BB IBB HBP BLK WP HR S P ERA WHIP	IP WLS BF H R ER SO BB IBB HBP BLK WP HR S P ERA WHIP	IP WLS BF H R ER SO BB IBB HBP BLK WP HR S P ERA WHIP	IP WLS BF H R ER SO BB IBB HBP BLK WP HR S P ERA WHIP	IP WLS BF H R ER SO BB IBB HBP BLK WP HR S P ERA WHIP	IP WLS BF H R ER SO BB IBB HBP BLK WP HR S P ERA WHIP	IP WLS BF H R ER SO BB IBB HBP BLK WP HR S P ERA WHIP	IP WLS BF H R ER SO BB IBB HBP BLK WP HR S P ERA WHIP	IP WLS BF H R ER SO BB IBB HBP BLK WP HR S P ERA WHIP	IP WLS BF H R ER SO BB IBB HBP BLK WP HR S P ERA WHIP	IP WLS BF H R ER SO BB IBB HBP BLK WP HR S P ERA WHIP	IP WLS BF H R ER SO BB IBB HBP BLK WP HR S P ERA WHIP	IP WLS BF H R ER SO BB IBB HBP BLK WP HR S P ERA WHIP	IP WLS BF H R ER SO BB IBB HBP BLK WP HR S P ERA WHIP	IP WLS BF H R ER SO BB IBB HBP BLK WP HR S P ERA WHIP		
15 Ben Sheets, R ERA: 3.6	5.0	20	4	3	2	3	4	0	0	0	0	0	0	0	0	0	1	1	55	94	3.60	1.600
13 Jerry Blevins, L ERA:	2.0	9	0	0	0	3	2	0	0	0	0	0	0	22	32	0.00	1.000					
56 Craig Breslow, L ERA:	0.2	3	1	0	0	0	0	0	0	0	0	0	0	6	9	0.00	1.500					
31 Brad Ziegler, R ERA:	1.0	5	0	2	0	1	1	1	0	0	0	0	0	6	16	0.00	1.000					
40 Andrew Bailey, R ERA:	0.1	3	1	0	0	1	0	0	0	0	0	0	0	10	16	0.00	3.000					

Seattle Mariners @ Oakland Athletics
Oakland Coliseum, Oakland, CA
Mon Apr 05 2010, 7:09 PM - 9:56 PM PDT
Att: 30,686 - Partly Cloudy - 52 F

AB 31
R 5
H 6
RBI 5
BB 8
SO 8
LOB 18



Batter	1	2	3	4	5	6	7	8	9	AB	R	H	RBI	BB	SO	LOB	BOTTOM					
11 Rajai Davis, R OBP: 0.500, SLG: 0.500	10 BB		K			FC6-4				4	1	2	1	0	1	1						
10 Daric Barton, L	FC3-6				G4-6-3					1	0	0	0	3	0	1						
Ryan Sweeney, L OBP: 0.250, SLG: 0.250	G4-3				G4-6-3					4	0	1	1	0	0	3						
5 Kevin Kouzmanoff, R	G6-3				G5-3					4	0	0	0	0	0	4						
8 Kurt Suzuki, R	14 BB		G4-3				G5-3		G6-3	3	0	0	0	1	0	1						
3 Enc Chavez, L	K		G4-3				G1-3		F7	4	0	0	0	0	1	1						
14 Mark Ellis, R	FC5-4								K	2	1	0	0	2	1	1						
6 Travis Buck, L	G6-3								K	3	1	0	0	1	2	1						
2 Cliff Pennington, S OBP: 0.667, SLG: 0.667	K									3	0	2	1	0	1	0						
Inning Stats	R: 0 H: 1 E: 0 K: 0 S: 8	L: 0 LOB: 0 BB: 1 P: 13	R: 0 H: 0 E: 0 K: 1 S: 6	L: 0 LOB: 1 BB: 1 P: 11	R: 0 H: 0 E: 0 K: 2 S: 9	L: 0 LOB: 0 BB: 0 P: 13	R: 0 H: 0 E: 0 K: 0 S: 4	L: 0 LOB: 0 BB: 1 P: 8	R: 0 H: 2 E: 0 K: 0 S: 9	L: 1 LOB: 1 BB: 1 P: 14	R: 2 H: 2 E: 0 K: 0 S: 16	L: 2 LOB: 2 BB: 2 P: 31	R: 0 H: 0 E: 1 K: 0 S: 8	L: 0 LOB: 1 BB: 1 P: 15	R: 0 H: 0 E: 0 K: 2 S: 10	L: 0 LOB: 0 BB: 0 P: 16	1B: 5 2B: 0 3B: 0 HR: 0	SF: 0 SAC: 0 DP: 4 HBP: 0	WP: 1 PB: 0 SB: 1 CS: 0	PA: 35		
PITCHER	IP WLS BF H R ER SO BB IBB HBP BLK WP HR S P ERA WHIP	IP WLS BF H R ER SO BB IBB HBP BLK WP HR S P ERA WHIP	IP WLS BF H R ER SO BB IBB HBP BLK WP HR S P ERA WHIP	IP WLS BF H R ER SO BB IBB HBP BLK WP HR S P ERA WHIP	IP WLS BF H R ER SO BB IBB HBP BLK WP HR S P ERA WHIP	IP WLS BF H R ER SO BB IBB HBP BLK WP HR S P ERA WHIP	IP WLS BF H R ER SO BB IBB HBP BLK WP HR S P ERA WHIP	IP WLS BF H R ER SO BB IBB HBP BLK WP HR S P ERA WHIP	IP WLS BF H R ER SO BB IBB HBP BLK WP HR S P ERA WHIP	IP WLS BF H R ER SO BB IBB HBP BLK WP HR S P ERA WHIP	IP WLS BF H R ER SO BB IBB HBP BLK WP HR S P ERA WHIP	IP WLS BF H R ER SO BB IBB HBP BLK WP HR S P ERA WHIP	IP WLS BF H R ER SO BB IBB HBP BLK WP HR S P ERA WHIP	IP WLS BF H R ER SO BB IBB HBP BLK WP HR S P ERA WHIP	IP WLS BF H R ER SO BB IBB HBP BLK WP HR S P ERA WHIP	IP WLS BF H R ER SO BB IBB HBP BLK WP HR S P ERA WHIP	IP WLS BF H R ER SO BB IBB HBP BLK WP HR S P ERA WHIP	IP WLS BF H R ER SO BB IBB HBP BLK WP HR S P ERA WHIP	IP WLS BF H R ER SO BB IBB HBP BLK WP HR S P ERA WHIP	IP WLS BF H R ER SO BB IBB HBP BLK WP HR S P ERA WHIP		
34 Félix Hernández, R ERA: 4.05	6.2	26	3	3	3	4	6	0	0	0	0	0	0	0	0	0	1	1	58	101	4.05	1.350
46 Sean White, R ERA:	0.1	2	2	0	0	0	0	0	0	0	0	3	6	0.00	6.000							
43 Brandon League, R ERA:	1.0	4	0	0	0	0	1	0	0	0	0	8	15	0.00	1.000							
53 David Aardsma, R ERA:	1.0	3	0	0	0	2	0	0	0	0	0	10	16	0.00	0.000							

Seattle Mariners @ Oakland Athletics
Oakland Coliseum, Oakland, CA
Mon Apr 05 2010, 7:09 PM - 9:56 PM PDT
Att: 30,686 - Partly Cloudy - 52 F

AB 28
R 3
H 5
RBI 3
BB 7
SO 6
LOB 13



Batter	1	2	3	4	5	6	7	8	9	AB	R	H	RBI	BB	SO	LOB	TOP										
51 Ichiro Suzuki, L (1,9) OBP: 0.429, SLG: 0.273	F7		G6-3				FC6-4		BB	4	0	1	0	1	0	1	Seattle Mariners @ Oakland Athletics Oakland Coliseum, Oakland, CA Wed Apr 07 2010, 7:09 PM - 10:20 PM PDT Att: 18,194 - Clear - 62 F										
9 Chone Figgins, S (1,4) OBP: 0.214, SLG: 0.091	G4-3		G6-3		SF7		F8		L9	4	0	0	1	0	0	2											
13 Casey Kotchman, L (1,3) OBP: 0.231, SLG: 0.273	15 HR		G4-3		G4-3		P5			3	1	0	0	1	0	2											
15 Milton Bradley, S (1,7) OBP: 0.308, SLG: 0.400	1 HR			G3				G3		3	1	1	2	1	0	0											
24 Ken Griffey Jr., L (1,10) OBP: 0.250, SLG: 0.286	K			P4			G1-6-3		K	4	0	0	0	0	2	1											
4 Jose Lopez, R (1,5) OBP: 0.333, SLG: 0.333				G5-3						4	1	3	0	0	0	0											
21 Franklin Gutierrez, R (1,8) OBP: 0.500, SLG: 0.545										4	1	2	1	0	0	2											
32 Rob Johnson, R (1,2) OBP: 0.429, SLG: 0.800																											
12 Ryan Langerhans, L (9,PH) ERA: 0.000	K								F9	3	0	0	0	0	3	3											
10 Adam Moore, R (9,2) ERA: 0.000	K									1	0	0	0	0	0	0											
2 Jack Wilson, R (1,6) OBP: 0.167, SLG: 0.091	K								G6-3	3	1	1	1	1	1	1											
Inning Stats	R: 2 E: 0 K: 1 S: 13	H: 1 LOB: 0 BB: 1 P: 26	R: 0 E: 0 K: 2 S: 13	H: 1 LOB: 1 BB: 0 P: 16	R: 0 E: 0 K: 0 S: 6	H: 0 LOB: 0 BB: 0 P: 10	R: 0 E: 0 K: 0 S: 9	H: 0 LOB: 0 BB: 0 P: 15	R: 2 E: 0 K: 1 S: 15	H: 3 LOB: 1 BB: 0 P: 20	R: 1 E: 0 K: 1 S: 9	H: 2 LOB: 1 BB: 1 P: 18	R: 0 E: 0 K: 0 S: 9	H: 0 LOB: 1 BB: 1 P: 17	R: 0 E: 0 K: 1 S: 15	H: 1 LOB: 1 BB: 0 P: 27	R: 0 E: 0 K: 0 S: 5	H: 0 LOB: 1 BB: 1 P: 10	1B: 7 2B: 0 3B: 0 HR: 1	SF: 1 SAC: 0 DP: 1 HBP: 0	WP: 2 PB: 0 SB: 2 CS: 0	PA: 38					
PITCHER	IP	WLS	BF	H	R	ER	SO	BB	IBB	HBP	BLK	WP	HR	S	P	ERA	WHIP										
58 Justin Duchschere, R (1,1) ERA: 7.94	5.2		25	7	5	5	4	2	0	0	0	2	1	62	101	7.94	1.588										
66 Tyson Ross, R (6,1) ERA: 0.000	2.1		9	1	0	0	2	1	0	0	0	0	0	27	48	0.00	0.857										
31 Brad Ziegler, R (9,1) ERA: 0.000	0.2		2	0	0	0	0	0	0	0	0	0	0	3	4	0.00	0.000										
13 Jerry Blevins, L (9,1) ERA: 0.000	0.1	W	2	0	0	0	0	1	0	0	0	0	0	2	6	0.00	3.000										

Batter	1	2	3	4	5	6	7	8	9	AB	R	H	RBI	BB	SO	LOB	BOTTOM										
11 Rajai Davis, R (1,8) OBP: 0.286, SLG: 0.500	F9			F8					FC5	5	2	2	1	0	0	3	Seattle Mariners @ Oakland Athletics Oakland Coliseum, Oakland, CA Wed Apr 07 2010, 7:09 PM - 10:20 PM PDT Att: 18,194 - Clear - 62 F										
14 Mark Ellis, R (1,4) OBP: 0.500, SLG: 0.417	F9		G5-3						K	5	1	2	0	0	1	3											
Ryan Sweeney, L (1,9) OBP: 0.286, SLG: 0.308	SF7									4	1	2	1	0	0	2											
5 Kevin Kouzmanoff, R (1,5) OBP: 0.357, SLG: 0.385			P6						FC1-6	5	1	2	0	0	0	3											
8 Kurt Suzuki, R (1,2) OBP: 0.500, SLG: 0.818			F7							3	0	2	2	1	0	1											
10 Daric Barton, L (1,3) OBP: 0.385, SLG: 0.125	F9									3	1	1	1	0	0	3											
50 Jake Fox, R (1,10) ERA: 5.4										3	0	0	0	0	0	3											
3 Eric Chavez, L (8,PH) OBP: 0.100, SLG: 0.100										1	0	0	0	0	0	0											
6 Travis Buck, L (1,7) OBP: 0.333, SLG: 0.455										4	0	2	0	0	1	0											
1 Eric Patterson, L (8,PR) ERA: 0.000	K									0	0	0	0	0	0	0											
18 Gabe Gross, L (9,7) ERA: 0.000	K									0	0	0	0	0	0	0											
2 Cliff Pennington, S (1,6) OBP: 0.545, SLG: 0.375	L7									4	0	1	0	0	0	1											
Inning Stats	R: 1 E: 0 K: 0 S: 17	H: 2 LOB: 2 BB: 0 P: 27	R: 0 E: 0 K: 1 S: 10	H: 0 LOB: 0 BB: 0 P: 14	R: 1 E: 0 K: 0 S: 13	H: 2 LOB: 1 BB: 0 P: 18	R: 1 E: 1 K: 0 S: 11	H: 2 LOB: 1 BB: 0 P: 16	R: 1 E: 0 K: 0 S: 13	H: 2 LOB: 2 BB: 1 P: 21	R: 0 E: 0 K: 0 S: 6	H: 0 LOB: 0 BB: 0 P: 12	R: 1 E: 0 K: 0 S: 12	H: 2 LOB: 1 BB: 0 P: 24	R: 0 E: 0 K: 1 S: 13	H: 2 LOB: 3 BB: 0 P: 23	R: 1 E: 0 K: 0 S: 9	H: 2 LOB: 1 BB: 0 P: 14	1B: 9 2B: 4 3B: 0 HR: 1	SF: 2 SAC: 0 DP: 0 HBP: 1	WP: 0 PB: 1 SB: 1 CS: 0	PA: 41					
PITCHER	IP	WLS	BF	H	R	ER	SO	BB	IBB	HBP	BLK	WP	HR	S	P	ERA	WHIP										
18 Ryan Rowland-Smith, L (1,1) ERA: 5.4	5.0		25	8	4	3	1	1	0	0	0	0	1	64	96	5.40	1.800										
46 Sean White, R (6,1) ERA: 0.000	1.0	H	3	0	0	0	0	0	0	0	0	0	0	6	12	0.00	0.000										
43 Brandon League, R (7,1) ERA: 0.338	1.2	B	9	4	1	1	0	0	0	0	0	0	0	21	40	5.40	2.400										
57 Mark Lowe, R (8,1) ERA: 5.4	0.2	L	4	2	1	1	1	0	0	0	0	0	0	13	21	13.50	3.000										

AB	33
R	5
H	8
RBI	5
BB	4
SO	6
LOB	12



AB	37
R	6
H	14
RBI	5
BB	1
SO	2
LOB	19



Batter	1	2	3	4	5	6	7	8	9	AB	R	H	RBI	BB	SO	LOB	TOP							
11 Rajai Davis, R OBP: 0.375, SLG: 0.542										5	2	3	2	0	0	0								
10 Danic Barton, L OBP: 0.565, SLG: 0.563										4	2	3	2	1	0	0								
Ryan Sweeney, L OBP: 0.292, SLG: 0.318										5	0	1	0	0	0	5								
5 Kevin Kouzmanoff, R OBP: 0.333, SLG: 0.286										4	1	1	1	0	1	4								
8 Kurt Suzuki, R OBP: 0.348, SLG: 0.500										5	0	1	1	0	1	2								
3 Eric Chavez, L OBP: 0.211, SLG: 0.222										5	1	1	1	0	0	2								
14 Mark Ellis, R OBP: 0.421, SLG: 0.450										4	2	1	0	1	0	2								
7 Adam Rosales, R										3	1	1	0	1	1	0								
6 Travis Buck, L OBP: 0.350, SLG: 0.353										1	0	0	0	0	0	1								
18 Gabe Gross, L										1	0	0	0	0	0	1								
2 Cliff Pennington, S OBP: 0.450, SLG: 0.647										5	1	1	3	0	2	5								
Inning Stats	R: 3 H: 3 E: 1 K: 0 S: 16	H: 3 LOB: 1 BB: 0 P: 25	R: 1 H: 2 E: 0 K: 2 S: 14	H: 2 LOB: 1 BB: 0 P: 21	R: 0 H: 1 E: 0 K: 1 S: 6	H: 1 LOB: 0 BB: 0 P: 9	R: 0 H: 0 E: 0 K: 0 S: 6	H: 0 LOB: 0 BB: 0 P: 7	R: 1 H: 1 E: 0 K: 0 S: 8	H: 1 LOB: 1 BB: 1 P: 18	R: 2 H: 3 E: 1 K: 1 S: 21	H: 3 LOB: 3 BB: 1 P: 34	R: 3 H: 2 E: 0 K: 0 S: 12	H: 2 LOB: 0 BB: 1 P: 20	R: 0 H: 0 E: 0 K: 0 S: 4	H: 0 LOB: 0 BB: 0 P: 7	R: 0 H: 1 E: 1 K: 1 S: 9	H: 1 LOB: 2 BB: 2 P: 16	1B: 8 2B: 4 3B: 0 HR: 1	SF: 0 SAC: 0 DP: 1 HBP: 1	WP: 0 PB: 0 SB: 0 CS: 0	PA: 45		
PITCHER	IP WLS BF H R ER SO BB IBB HBP BLK WP HR S P ERA WHIP	IP WLS BF H R ER SO BB IBB HBP BLK WP HR S P ERA WHIP	IP WLS BF H R ER SO BB IBB HBP BLK WP HR S P ERA WHIP	IP WLS BF H R ER SO BB IBB HBP BLK WP HR S P ERA WHIP	IP WLS BF H R ER SO BB IBB HBP BLK WP HR S P ERA WHIP	IP WLS BF H R ER SO BB IBB HBP BLK WP HR S P ERA WHIP	IP WLS BF H R ER SO BB IBB HBP BLK WP HR S P ERA WHIP	IP WLS BF H R ER SO BB IBB HBP BLK WP HR S P ERA WHIP	IP WLS BF H R ER SO BB IBB HBP BLK WP HR S P ERA WHIP	IP WLS BF H R ER SO BB IBB HBP BLK WP HR S P ERA WHIP	IP WLS BF H R ER SO BB IBB HBP BLK WP HR S P ERA WHIP	IP WLS BF H R ER SO BB IBB HBP BLK WP HR S P ERA WHIP	IP WLS BF H R ER SO BB IBB HBP BLK WP HR S P ERA WHIP	IP WLS BF H R ER SO BB IBB HBP BLK WP HR S P ERA WHIP	IP WLS BF H R ER SO BB IBB HBP BLK WP HR S P ERA WHIP	IP WLS BF H R ER SO BB IBB HBP BLK WP HR S P ERA WHIP	IP WLS BF H R ER SO BB IBB HBP BLK WP HR S P ERA WHIP	IP WLS BF H R ER SO BB IBB HBP BLK WP HR S P ERA WHIP	IP WLS BF H R ER SO BB IBB HBP BLK WP HR S P ERA WHIP	IP WLS BF H R ER SO BB IBB HBP BLK WP HR S P ERA WHIP	IP WLS BF H R ER SO BB IBB HBP BLK WP HR S P ERA WHIP	IP WLS BF H R ER SO BB IBB HBP BLK WP HR S P ERA WHIP	IP WLS BF H R ER SO BB IBB HBP BLK WP HR S P ERA WHIP	IP WLS BF H R ER SO BB IBB HBP BLK WP HR S P ERA WHIP

Oakland Athletics @ Los Angeles Angels
Angel Stadium of Anaheim, Anaheim, CA
Fri Apr 09 2010, 7:09 PM - 10:07 PM PDT
Att: 40,034 - Clear - 61 F

AB	41
R	10
H	13
RBI	10
BB	3
SO	5
LOB	21



Batter	1	2	3	4	5	6	7	8	9	AB	R	H	RBI	BB	SO	LOB	BOTTOM							
13 Maicer Izturis, S OBP: 0.200, SLG: 0.222										5	0	2	1	0	1	3								
53 Bobby Abreu, L OBP: 0.238, SLG: 0.200										5	0	1	0	0	3	4								
48 Toni Hunter, R OBP: 0.421, SLG: 0.563										3	0	0	0	0	1	0								
42 Terry Evans, R										4	1	1	1	0	0	1								
55 Hideki Matsui, L OBP: 0.400, SLG: 0.737										3	0	0	0	0	1	0								
8 Kendrys Morales, S OBP: 0.211, SLG: 0.368										1	0	0	0	0	0	1								
46 Bobby Wilson, R										4	1	3	1	0	0	0								
20 Juan Rivera, R OBP: 0.300, SLG: 0.500										2	2	0	0	2	0	1								
47 Howie Kendrick, R OBP: 0.450, SLG: 0.471										2	2	0	0	2	0	1								
3 Brandon Wood, R OBP: 0.063, SLG: 0.063										4	0	0	0	0	1	4								
5 Jeff Mathis, R OBP: 0.286, SLG: 0.538										3	0	1	1	0	2	2								
Inning Stats	R: 0 H: 0 E: 0 K: 2 S: 8	H: 0 LOB: 0 BB: 0 P: 8	R: 1 H: 2 E: 0 K: 0 S: 11	H: 2 LOB: 0 BB: 0 P: 16	R: 0 H: 1 E: 0 K: 1 S: 8	H: 1 LOB: 1 BB: 0 P: 10	R: 0 H: 0 E: 0 K: 1 S: 10	H: 0 LOB: 0 BB: 0 P: 15	R: 1 H: 2 E: 0 K: 2 S: 13	H: 2 LOB: 2 BB: 1 P: 23	R: 0 H: 0 E: 0 K: 0 S: 10	H: 0 LOB: 0 BB: 0 P: 14	R: 0 H: 1 E: 0 K: 1 S: 18	H: 1 LOB: 2 BB: 1 P: 25	R: 0 H: 1 E: 0 K: 1 S: 9	H: 1 LOB: 1 BB: 0 P: 12	R: 2 H: 1 E: 2 K: 2 S: 15	H: 1 LOB: 1 BB: 0 P: 24	1B: 5 2B: 1 3B: 0 HR: 2	SF: 1 SAC: 0 DP: 1 HBP: 0	WP: 1 PB: 0 SB: 0 CS: 0	PA: 38		
PITCHER	IP WLS BF H R ER SO BB IBB HBP BLK WP HR S P ERA WHIP	IP WLS BF H R ER SO BB IBB HBP BLK WP HR S P ERA WHIP	IP WLS BF H R ER SO BB IBB HBP BLK WP HR S P ERA WHIP	IP WLS BF H R ER SO BB IBB HBP BLK WP HR S P ERA WHIP	IP WLS BF H R ER SO BB IBB HBP BLK WP HR S P ERA WHIP	IP WLS BF H R ER SO BB IBB HBP BLK WP HR S P ERA WHIP	IP WLS BF H R ER SO BB IBB HBP BLK WP HR S P ERA WHIP	IP WLS BF H R ER SO BB IBB HBP BLK WP HR S P ERA WHIP	IP WLS BF H R ER SO BB IBB HBP BLK WP HR S P ERA WHIP	IP WLS BF H R ER SO BB IBB HBP BLK WP HR S P ERA WHIP	IP WLS BF H R ER SO BB IBB HBP BLK WP HR S P ERA WHIP	IP WLS BF H R ER SO BB IBB HBP BLK WP HR S P ERA WHIP	IP WLS BF H R ER SO BB IBB HBP BLK WP HR S P ERA WHIP	IP WLS BF H R ER SO BB IBB HBP BLK WP HR S P ERA WHIP	IP WLS BF H R ER SO BB IBB HBP BLK WP HR S P ERA WHIP	IP WLS BF H R ER SO BB IBB HBP BLK WP HR S P ERA WHIP	IP WLS BF H R ER SO BB IBB HBP BLK WP HR S P ERA WHIP	IP WLS BF H R ER SO BB IBB HBP BLK WP HR S P ERA WHIP	IP WLS BF H R ER SO BB IBB HBP BLK WP HR S P ERA WHIP	IP WLS BF H R ER SO BB IBB HBP BLK WP HR S P ERA WHIP	IP WLS BF H R ER SO BB IBB HBP BLK WP HR S P ERA WHIP	IP WLS BF H R ER SO BB IBB HBP BLK WP HR S P ERA WHIP	IP WLS BF H R ER SO BB IBB HBP BLK WP HR S P ERA WHIP	IP WLS BF H R ER SO BB IBB HBP BLK WP HR S P ERA WHIP

Oakland Athletics @ Los Angeles Angels
Angel Stadium of Anaheim, Anaheim, CA
Fri Apr 09 2010, 7:09 PM - 10:07 PM PDT
Att: 40,034 - Clear - 61 F

AB	35
R	4
H	8
RBI	4
BB	2
SO	10
LOB	17



Batter	1	2	3	4	5	6	7	8	9	AB	R	H	RBI	BB	SO	LOB	TOP										
11 Rajai Davis, R OBP: 0.321, SLG: 0.464										4	0	0	0	0	1	1											
10 Daric Barton, L OBP: 0.556, SLG: 0.526										3	1	1	0	1	0	0											
Ryan Sweeney, L OBP: 0.286, SLG: 0.346										4	0	1	0	0	1	1											
5 Kevin Kouzmanoff, R OBP: 0.357, SLG: 0.440										4	1	2	2	0	0	1											
8 Kurt Suzuki, R OBP: 0.296, SLG: 0.417										4	0	0	0	0	2	3											
3 Eric Chavez, L OBP: 0.281, SLG: 0.318										4	1	2	0	0	0	0											
14 Mark Ellis, R OBP: 0.407, SLG: 0.375										4	0	0	0	0	2	2											
6 Travis Buck, L OBP: 0.292, SLG: 0.286										4	0	0	1	0	2	1											
2 Cliff Pennington, S OBP: 0.435, SLG: 0.579										2	0	0	0	1	1	1											
Inning Stats	R: 0 E: 0 K: 1 S: 14	H: 0 LOB: 0 BB: 0 P: 23	R: 0 E: 0 K: 1 S: 9	H: 0 LOB: 0 BB: 0 P: 15	R: 0 E: 0 K: 1 S: 9	H: 0 LOB: 1 BB: 1 P: 17	R: 1 E: 0 K: 1 S: 12	H: 1 LOB: 1 BB: 0 P: 18	R: 0 E: 0 K: 1 S: 14	H: 2 LOB: 2 BB: 0 P: 21	R: 1 E: 0 K: 1 S: 9	H: 1 LOB: 0 BB: 0 P: 12	R: 1 E: 0 K: 0 S: 10	H: 1 LOB: 1 BB: 1 P: 15	R: 0 E: 0 K: 1 S: 6	H: 0 LOB: 0 BB: 0 P: 9	1B: 3 2B: 2 3B: 0 HR: 1	SF: 0 SAC: 0 DP: 0 HBP: 0	WP: 1 PB: 0 SB: 0 CS: 0	PA: 35							
PITCHER	IP	WLS	BF	H	R	ER	SO	BB	IBB	HBP	BLK	WP	HR	S	P	ERA	WHIP										
36 Jered Weaver, R ERA: 3.0	6.0		23	4	1	1	7	1	0	0	0	0	1	70	111	1.50	0.833										
40 Kevin Jepsen, R ERA: 3.0	1.0	H	4	1	1	1	1	0	0	0	0	1	0	9	12	9.00	1.000										
62 Scot Shields, R ERA: 4.5	1.0	B	5	1	1	1	0	1	0	0	0	0	0	10	15	9.00	2.000										
56 Fernando Rodney, R ERA: 12.0	1.0	W	3	0	0	0	1	0	0	0	0	0	0	6	9	0.00	0.000										

Oakland Athletics @ Los Angeles Angels
Angel Stadium of Anaheim, Anaheim, CA
Sat Apr 10 2010, 6:08 PM - 8:42 PM PDT
Att. 40,249 - Clear - 62 F

AB 33
R 3
H 6
RBI 3
BB 2
SO 9
LOB 10



Batter	1	2	3	4	5	6	7	8	9	AB	R	H	RBI	BB	SO	LOB	BOTTOM										
2 Erick Aybar, S OBP: 0.364, SLG: 0.222										5	0	2	1	0	1	0											
53 Bobby Abreu, L OBP: 0.285, SLG: 0.320										5	2	2	0	0	3												
48 Toni Hunter, R OBP: 0.417, SLG: 0.500										4	0	1	0	1	0	2											
55 Hideki Matsui, L OBP: 0.440, SLG: 0.750										4	0	1	0	1	0	2											
8 Kendrys Morales, S OBP: 0.217, SLG: 0.391										4	0	1	0	0	0	2											
20 Juan Rivera, R OBP: 0.292, SLG: 0.500										4	1	1	0	0	1	2											
13 Maicer Izturis, S OBP: 0.286, SLG: 0.182										2	0	0	0	2	1	1											
47 Howie Kendrick, R OBP: 0.458, SLG: 0.524										4	1	2	1	0	0	5											
5 Jeff Mathis, R OBP: 0.333, SLG: 0.500										3	0	1	0	1	1	1											
Inning Stats	R: 0 E: 0 K: 0 S: 11	H: 0 LOB: 0 BB: 0 P: 16	R: 0 E: 0 K: 0 S: 9	H: 0 LOB: 2 BB: 1 P: 14	R: 1 E: 0 K: 1 S: 12	H: 3 LOB: 0 BB: 0 P: 18	R: 2 E: 0 K: 0 S: 11	H: 4 LOB: 2 BB: 0 P: 18	R: 0 E: 0 K: 0 S: 13	H: 2 LOB: 2 BB: 1 P: 21	R: 0 E: 0 K: 0 S: 4	H: 1 LOB: 0 BB: 1 P: 10	R: 0 E: 0 K: 1 S: 8	H: 0 LOB: 0 BB: 0 P: 12	R: 0 E: 0 K: 3 S: 15	H: 1 LOB: 1 BB: 0 P: 20	R: 1 E: 0 K: 0 S: 5	H: 2 LOB: 2 BB: 1 P: 14	1B: 7 2B: 6 3B: 0 HR: 0	SF: 0 SAC: 0 DP: 1 HBP: 0	WP: 0 PB: 0 SB: 0 CS: 1	PA: 40					
PITCHER	IP	WLS	BF	H	R	ER	SO	BB	IBB	HBP	BLK	WP	HR	S	P	ERA	WHIP										
15 Ben Sheets, R ERA: 4.09	6.0		29	10	3	3	1	3	0	0	0	0	0	60	97	4.50	2.167										
13 Jerry Blevins, L ERA: 4.5	1.0		3	0	0	0	1	0	0	0	0	0	0	8	12	0.00	0.000										
31 Brad Ziegler, R ERA: 4.5	1.0		4	1	0	0	3	0	0	0	0	0	0	15	20	0.00	1.000										
56 Craig Breslow, L ERA: 4.5	0.1	L	4	2	1	1	0	0	1	0	0	0	0	5	14	27.00	6.000										

Oakland Athletics @ Los Angeles Angels
Angel Stadium of Anaheim, Anaheim, CA
Sat Apr 10 2010, 6:08 PM - 8:42 PM PDT
Att. 40,249 - Clear - 62 F

AB 36
R 4
H 13
RBI 4
BB 4
SO 5
LOB 16



Batter	1	2	3	4	5	6	7	8	9	AB	R	H	RBI	BB	SO	LOB	TOP										
11 Rajai Davis, R OBP: 0.333, SLG: 0.438	4-2 SH1-3 BB		3-2 P4			1-1 G1-3		2-1 SH2-3 1B	1-2 L8	4	1	1	0	1	0	0											
10 Darc Barton, L OBP: 0.533, SLG: 0.476	1-1 SH1-3		3-1 G4-3			2-1 G4-3		2-1 SH2-3	4-2 2B	2	1	0	0	1	0	0											
Ryan Sweeney, L OBP: 0.333, SLG: 0.400	3-2 G3			2-3 K				1-2 5 1B 2B	4-0 5 CS BB	4	2	2	1	1	1	1											
5 Kevin Kouzmanoff, R OBP: 0.364, SLG: 0.414	2-0 F7			3-2 G5-3				0-0 14 2B 7 1B	4-2 50 BB 7 BB	4	2	1	0	1	0	2											
14 Mark Ellis, R OBP: 0.406, SLG: 0.414	2-2 F9			3-2 F9				2-2 7 BB 18 1B	1-1 50 BB	5	2	2	2	0	0	1											
6 Travis Buck, L OBP: 0.292, SLG: 0.286								1-3 7 1B	1-2 7 BB 18 1B	0	0	0	0	0	0	0											
50 Jake Fox, R	1-1 G1-3					3-2 F9		2-3 K	4-2 18 1B 7 BB	4	0	0	0	1	2	3											
7 Adam Rosales, R OBP: 0.750, SLG: 1.667	1-0 HR					1-1 G1-3		0-0 1 G3	4-1 18 1B	3	1	2	4	1	0	0											
1 Eric Patterson, L	1-2 K					2-1 G3		3-2 G3	0-0 1B	3	0	0	0	0	1	1											
18 Gabe Gross, L OBP: 0.500, SLG: 0.500								1-2 G3	1-2 2-3 3-H	1	0	1	1	0	0	0											
2 Cliff Pennington, S OBP: 0.370, SLG: 0.478			1-1 F7					2-0 G6-3	0-3 K	4	0	0	0	0	1	4											
Inning Stats	R: 0 H: 0 K: 0 S: 8	H: 0 LOB: 1 BB: 1 P: 18	R: 1 H: 1 K: 1 S: 9	H: 1 LOB: 0 BB: 0 P: 14	R: 0 H: 0 K: 0 S: 7	H: 0 LOB: 0 BB: 0 P: 14	R: 0 H: 0 K: 1 S: 13	H: 0 LOB: 0 BB: 0 P: 21	R: 0 H: 0 K: 0 S: 7	H: 0 LOB: 0 BB: 0 P: 13	R: 3 H: 4 K: 1 S: 14	H: 4 LOB: 1 BB: 0 P: 21	R: 3 H: 2 K: 1 S: 23	H: 2 LOB: 3 BB: 4 P: 44	R: 2 H: 2 K: 1 S: 13	H: 2 LOB: 1 BB: 1 P: 20	1B: 6 2B: 2 3B: 0 HR: 1	SF: 0 SAC: 2 DP: 0 HBP: 0	WP: 0 PB: 0 SB: 2 CS: 1	PA: 42							
PITCHER	IP	WLS	BF	H	R	ER	SO	BB	IBB	HBP	BLK	WP	HR	S	P	ERA	WHIP										
51 Joe Saunders, L ERA: 7.36	6.0	L	23	4	4	4	2	1	0	0	0	0	1	54	96	6.00	0.833										
40 Kevin Jepsen, R ERA: 2.25	1.0	B	4	1	0	0	1	0	0	0	0	0	0	9	15	0.00	1.000										
62 Scot Shields, R ERA: 3.38	0.2		5	1	3	0	0	2	0	0	0	0	0	16	29	0.00	4.500										
43 Brian Stokes, R ERA: 8.1	0.1		4	1	0	0	1	2	0	0	0	0	0	7	15	0.00	9.000										
38 Bobby Cassevah, R ERA: 5.4	1.0		6	2	2	2	1	1	0	0	0	0	0	13	20	18.00	3.000										
Batter	1	2	3	4	5	6	7	8	9	AB	R	H	RBI	BB	SO	LOB	BOTTOM										
2 Erick Aybar, S OBP: 0.385, SLG: 0.238	1-2 G6-3		1-1 G6-3			3-1 53 1B 48 SF7 1B		4-0 53 G3-6-3 BB		3	1	1	0	1	0	0											
53 Bobby Abreu, L OBP: 0.300, SLG: 0.448	3-1 HR		2-2 F8			1-2 55 BB 1B		1-1 G3-6-3		4	1	2	1	0	0	1											
48 Toni Hunter, R OBP: 0.429, SLG: 0.565	1-1 8 1B 2B		3-0 F8			0-0 SF7		1-1 1B		3	1	2	1	0	0	0											
55 Hideki Matsui, L OBP: 0.414, SLG: 0.667	0-2 F8			1-2 G3		4-0 BB		3-2 G1-3		3	0	0	0	1	0	2											
8 Kendrys Morales, S OBP: 0.222, SLG: 0.370	0-0 1B			0-3 K		1-2 P3			1-1 G3-1	4	0	1	1	0	1	2											
20 Juan Rivera, R OBP: 0.286, SLG: 0.571	1-0 P3			0-2 G5-3		0-2 F9			0-1 HR	4	1	1	1	0	0	3											
47 Howie Kendrick, R OBP: 0.393, SLG: 0.440		1-1 G6-3			1-3 K2-3			0-0 B1-3		4	0	0	0	0	1	0											
44 Mike Napoli, R OBP: 0.111, SLG: 0.111		3-2 G4-3			2-2 L6			3-3 K		4	0	0	0	0	1	0											
3 Brandon Wood, R OBP: 0.053, SLG: 0.053		0-2 L3			2-2 G5-3			2-3 K		3	0	0	0	0	1	0											
Inning Stats	R: 2 H: 3 K: 0 S: 12	H: 3 LOB: 1 BB: 0 P: 18	R: 0 H: 0 K: 0 S: 8	H: 0 LOB: 0 BB: 0 P: 12	R: 0 H: 0 K: 0 S: 7	H: 0 LOB: 0 BB: 0 P: 13	R: 0 H: 0 K: 1 S: 11	H: 0 LOB: 0 BB: 0 P: 12	R: 0 H: 2 K: 0 S: 14	H: 2 LOB: 2 BB: 1 P: 23	R: 0 H: 0 K: 2 S: 10	H: 0 LOB: 0 BB: 0 P: 15	R: 0 H: 1 K: 0 S: 7	H: 1 LOB: 1 BB: 1 P: 16	R: 1 H: 1 K: 0 S: 11	H: 1 LOB: 0 BB: 0 P: 15	1B: 4 2B: 1 3B: 0 HR: 2	SF: 1 SAC: 0 DP: 1 HBP: 0	WP: 0 PB: 0 SB: 0 CS: 0	PA: 35							
PITCHER	IP	WLS	BF	H	R	ER	SO	BB	IBB	HBP	BLK	WP	HR	S	P	ERA	WHIP										
51 Dallas Braden, L ERA: 2.77	6.0	W	24	5	3	3	2	1	0	0	0	0	1	63	94	4.50	1.000										
66 Tyson Ross, R ERA: 1.09	3.0	S	11	2	1	1	2	1	0	0	0	0	1	28	46	3.00	1.000										

Oakland Athletics @ Los Angeles Angels
Angel Stadium of Anaheim, Anaheim, CA
Sun Apr 11 2010, 12:39 PM - 3:26 PM PDT
Att: 40,601 - Cloudy - 62 F

AB	34
R	9
H	9
RBI	8
BB	6
SO	5
LOB	12



Oakland Athletics @ Los Angeles Angels
Angel Stadium of Anaheim, Anaheim, CA
Sun Apr 11 2010, 12:39 PM - 3:26 PM PDT
Att: 40,601 - Cloudy - 62 F

AB	32
R	4
H	7
RBI	4
BB	2
SO	4
LOB	8



Batter	1	2	3	4	5	6	7	8	9	AB	R	H	RBI	BB	SO	LOB	TOP					
11 Rajai Davis, R OBP: 0.316, SLG: 0.389	P3			S 10 SF7 BB		G1-3		K	F8	4	1	0	0	1	1	2						
10 Daric Barton, L OBP: 0.529, SLG: 0.435	P6			BB		K		1B		2	0	0	0	2	1	0						
Ryan Sweeney, L OBP: 0.351, SLG: 0.394	F8			BB		G4-3		1B		3	0	1	0	1	0	0						
5 Kevin Kouzmanoff, R OBP: 0.351, SLG: 0.438	F8			SF7				F6		3	1	1	1	0	0	2						
8 Kurt Suzuki, R OBP: 0.290, SLG: 0.370	G6-3			G6-4-3				K		3	1	0	0	1	1	4						
7 Adam Rosales, R OBP: 0.714, SLG: 1.200	G6-3																					
50 Jake Fox, R (1, 10)																						
18 Gabe Gross, L OBP: 0.333, SLG: 0.333																						
2 Cliff Pennington, S OBP: 0.387, SLG: 0.577																						
Inning Stats	R: 0 E: 0 K: 0 S: 7	H: 0 LOB: 0 BB: 0 P: 10	R: 0 E: 0 K: 0 S: 8	H: 0 LOB: 0 BB: 0 P: 9	R: 0 E: 0 K: 0 S: 8	H: 0 LOB: 0 BB: 0 P: 12	R: 1 E: 0 K: 0 S: 4	H: 0 LOB: 1 BB: 3 P: 16	R: 0 E: 0 K: 0 S: 4	H: 0 LOB: 0 BB: 1 P: 9	R: 1 E: 0 K: 1 S: 11	H: 1 LOB: 0 BB: 0 P: 15	R: 2 E: 1 K: 0 S: 13	H: 2 LOB: 1 BB: 1 P: 25	R: 0 E: 0 K: 2 S: 15	H: 1 LOB: 2 BB: 1 P: 24	R: 0 E: 0 K: 0 S: 8	H: 1 LOB: 2 BB: 1 P: 15	1B: 3 2B: 1 3B: 0 HR: 1	SF: 1 SAC: 1 DP: 2 HBP: 0	WP: 0 PB: 0 SB: 1 CS: 0	PA: 37
PITCHER	IP WLS BF H R ER SO BB IBB HBP BLK WP HR S P ERA WHIP																					
18 Ryan Rowland-Smith, L ERA: 5.25	7.0 L 27 3 1 4 4 1 5 0 0 0 0 0 1 55 96 5.14 1.143																					
23 Shawn Kelley, R ERA: 2.7	1.0 5 1 0 0 2 1 0 0 0 0 0 0 15 24 0.00 2.000																					
46 Sean White, R ERA:	1.0 5 1 0 0 0 1 0 0 0 0 0 0 8 15 0.00 2.000																					

Oakland Athletics @ Seattle Mariners
Safeco Field, Seattle, WA
Mon Apr 12 20:10, 3:54 PM - 6:14 PM PDT
Att: 45,876 - Cloudy - 57 F

AB 28
R 4
H 5
RBI 4
BB 7
SO 3
LOB 14



Batter	1	2	3	4	5	6	7	8	9	AB	R	H	RBI	BB	SO	LOB	BOTTOM			
51 Ichiro Suzuki, L OBP: 0.314, SLG: 0.281	L8					G5-3		F8		4	0	0	0	0	0	1				
9 Chone Figgins, S OBP: 0.294, SLG: 0.241	F9					K		F9		4	0	0	0	0	1	1				
21 Franklin Gutierrez, R OBP: 0.455, SLG: 0.516	P4					G5-3		K		4	0	1	0	0	1	0				
4 Jose Lopez, R OBP: 0.212, SLG: 0.188	F9					G4-3		G5-3		4	0	1	0	0	0	1				
24 Ken Griffey Jr., L OBP: 0.286, SLG: 0.263	K					K		F9		4	0	0	0	0	2	2				
15 Milton Bradley, S OBP: 0.250, SLG: 0.182						G6-3				1	0	0	0	2	0	1				
13 Casey Kotchman, L OBP: 0.276, SLG: 0.400	L4					G5-3		G4-3		3	0	0	0	0	0	3				
32 Rob Johnson, R OBP: 0.357, SLG: 0.545	F7					F8		G5-3		3	0	0	0	0	0	2				
2 Jack Wilson, R OBP: 0.296, SLG: 0.280						K		F8		2	0	0	0	0	1	0				
Inning Stats	R: 0 E: 0 K: 0 S: 7	H: 0 LOB: 0 BB: 0 P: 8	R: 0 E: 0 K: 1 S: 11	H: 0 LOB: 1 BB: 1 P: 18	R: 0 E: 0 K: 0 S: 6	H: 0 LOB: 0 BB: 0 P: 10	R: 0 E: 0 K: 1 S: 10	H: 1 LOB: 0 BB: 0 P: 16	R: 0 E: 0 K: 1 S: 9	H: 0 LOB: 0 BB: 0 P: 14	R: 0 E: 0 K: 0 S: 10	H: 1 LOB: 2 BB: 1 P: 19	R: 0 E: 0 K: 0 S: 7	H: 0 LOB: 0 BB: 0 P: 14	R: 0 E: 0 K: 1 S: 9	H: 0 LOB: 0 BB: 0 P: 10	1B: 1 2B: 1 3B: 0 HR: 0	SF: 0 SAC: 0 DP: 0 HBP: 1	WP: 0 PB: 0 SB: 0 CS: 0	PA: 32
PITCHER	IP WLS BF H R ER SO BB IBB HBP BLK WP HR S P ERA WHIP																			
58 Justin Duchscherer, R ERA: 3.48	7.1 W 27 2 0 0 4 2 0 1 0 0 0 0 60 96 0.00 0.545																			
13 Jerry Blevins, L ERA: 3.86	0.2 2 0 0 0 0 0 0 0 0 0 0 0 6 12 0.00 0.000																			
40 Andrew Bailey, R ERA:	1.0 3 0 0 0 1 0 0 0 0 0 0 0 9 10 0.00 0.000																			

Oakland Athletics @ Seattle Mariners
Safeco Field, Seattle, WA
Mon Apr 12 20:10, 3:54 PM - 6:14 PM PDT
Att: 45,876 - Cloudy - 57 F

AB 29
R 0
H 2
RBI 0
BB 2
SO 5
LOB 11




Batter	1	2	3	4	5	6	7	8	9	AB	R	H	RBI	BB	SO	LOB	TOP										
11 Rajai Davis, R OBP: 0.286, SLG: 0.350	G5-3		G6-3		G4-3			P4		4	0	0	0	0	0	1											
10 Daric Barton, L OBP: 0.526, SLG: 0.423	1B		F7			K			G6-4-3 BB	3	0	1	0	1	1	0											
Ryan Sweeney, L OBP: 0.341, SLG: 0.378	P5				G5-4-3 1B	G4-3			G6-4-3 1-2	4	0	1	0	0	0	2											
5 Kevin Kouzmanoff, R OBP: 0.341, SLG: 0.400	G1-3				G5-4-3 1-2	G5-3			BB	3	0	0	0	1	0	2											
8 Kurt Suzuki, R OBP: 0.286, SLG: 0.355	F9				1B			F9		4	0	1	0	0	0	1											
3 Eric Chavez, L OBP: 0.231, SLG: 0.280	K		G1-3			K				3	0	0	0	0	2	1											
7 Adam Rosales, R OBP: 0.500, SLG: 0.750	K				E5 SH1	G6-3				3	0	0	0	0	1	0											
6 Travis Buck, L OBP: 0.269, SLG: 0.261	F7				SH1			G3		2	0	0	0	0	0	1											
2 Cliff Pennington, S OBP: 0.353, SLG: 0.517	F8				F7			F9		3	0	0	0	0	0	1											
Inning Stats	R: 0 H: 1 E: 0 K: 0 S: 7	H: 1 LOB: 1 BB: 0 P: 11	R: 0 H: 0 E: 0 K: 2 S: 12	H: 0 LOB: 1 BB: 0 P: 18	R: 0 H: 0 E: 0 K: 0 S: 5	H: 0 LOB: 0 BB: 0 P: 8	R: 0 H: 2 E: 0 K: 0 S: 11	H: 1 LOB: 1 BB: 0 P: 15	R: 0 H: 0 E: 1 K: 1 S: 6	H: 0 LOB: 0 BB: 0 P: 7	R: 0 H: 0 E: 0 K: 1 S: 9	H: 0 LOB: 0 BB: 0 P: 14	R: 0 H: 0 E: 0 K: 1 S: 11	H: 0 LOB: 0 BB: 0 P: 16	R: 0 H: 0 E: 0 K: 0 S: 10	H: 0 LOB: 0 BB: 0 P: 11	R: 0 H: 0 E: 0 K: 0 S: 7	H: 0 LOB: 1 BB: 2 P: 15	1B: 3 2B: 0 3B: 0 HR: 0	SF: 0 SAC: 1 DP: 2 HBP: 0	WP: 1 PB: 0 SB: 0 CS: 0	PA: 32					
PITCHER	IP	WLS	BF	H	R	ER	SO	BB	IBB	HBP	BLK	WP	HR	S	P	ERA	WHIP										
58 Doug Fister, R ERA: 1.5	8.0	W	28	3	0	0	4	0	0	0	0	1	0	71	100	0.00	0.375										
53 David Aardsma, R ERA:	1.0	S	4	0	0	0	0	2	0	0	0	0	0	7	15	0.00	2.000										
Batter	1	2	3	4	5	6	7	8	9	AB	R	H	RBI	BB	SO	LOB	BOTTOM										
51 Ichiro Suzuki, L OBP: 0.282, SLG: 0.250	K		G6-3		G1-3		K			4	0	0	0	0	2	0											
9 Chone Figgins, S OBP: 0.342, SLG: 0.364	G4-3				21 E 2B		G6-3 2B			4	0	3	0	0	0	0											
21 Franklin Gutierrez, R OBP: 0.495, SLG: 0.457	K		F9		E6		G6-3			4	0	0	0	0	1	3											
4 Jose Lopez, R OBP: 0.270, SLG: 0.250		13 1B 1B		15 2B 1B	K			5 BB 15 HR 1B		4	1	3	0	0	1	2											
5 Mike Sweeney, R OBP: 0.333, SLG: 0.111	F9							15 HR BB		2	0	0	0	2	0	2											
1 Eric Byrnes, R OBP: 0.125, SLG: 0.125								15 HR BB		0	1	0	0	0	0	0											
15 Milton Bradley, S OBP: 0.281, SLG: 0.385	F8				G4-6-3			15 HR BB		4	1	2	3	0	0	2											
13 Casey Kotchman, L OBP: 0.303, SLG: 0.393								1H 2H HR		3	0	1	0	1	1	3											
32 Rob Johnson, R OBP: 0.333, SLG: 0.429	K							F8		3	0	1	0	1	1	3											
2 Jack Wilson, R OBP: 0.258, SLG: 0.241	L6				G6-3		FC3-6 HBP	K		3	0	0	0	0	3	5											
Inning Stats	R: 0 H: 0 E: 0 K: 2 S: 10	H: 2 LOB: 2 BB: 0 P: 14	R: 0 H: 2 E: 0 K: 1 S: 14	H: 1 LOB: 0 BB: 0 P: 22	R: 0 H: 1 E: 0 K: 0 S: 7	H: 1 LOB: 1 BB: 0 P: 11	R: 0 H: 2 E: 0 K: 2 S: 14	H: 2 LOB: 2 BB: 0 P: 21	R: 0 H: 1 E: 1 K: 1 S: 9	H: 0 LOB: 2 BB: 0 P: 17	R: 0 H: 0 E: 0 K: 0 S: 10	H: 0 LOB: 2 BB: 2 P: 22	R: 0 H: 1 E: 0 K: 1 S: 9	H: 1 LOB: 0 BB: 0 P: 14	R: 3 H: 2 E: 0 K: 2 S: 13	H: 2 LOB: 1 BB: 1 P: 23	R: 0 H: 0 E: 0 K: 2 S: 13	H: 0 LOB: 1 BB: 1 P: 23	1B: 5 2B: 3 3B: 0 HR: 1	SF: 0 SAC: 0 DP: 1 HBP: 1	WP: 1 PB: 0 SB: 0 CS: 0	PA: 36					
PITCHER	IP	WLS	BF	H	R	ER	SO	BB	IBB	HBP	BLK	WP	HR	S	P	ERA	WHIP										
49 Brett Anderson, L ERA:	6.0		27	6	0	0	6	2	0	0	0	1	0	64	107	0.00	1.333										
56 Craig Breslow, L ERA: 3.95	0.1	2	1	0	0	1	0	0	0	0	0	0	0	6	9	0.00	3.000										
31 Brad Ziegler, R ERA: 6.23	1.0	L	5	2	3	3	0	1	0	0	0	0	1	8	19	27.00	3.000										
57 Chad Gaudin, R ERA:	0.2	2	0	0	0	2	0	0	0	0	0	0	0	8	9	0.00	0.000										

Oakland Athletics @ Seattle Mariners
Safeco Field, Seattle, WA
Tue Apr 13 2010, 7:10 PM - 9:31 PM PDT
Att: 18,048 - Partly Cloudy - 54 F

livebaseballscorecards.com


AB	29
R	0
H	3
RBI	0
BB	2
SO	4
LOB	9



Oakland Athletics @ Seattle Mariners
Safeco Field, Seattle, WA
Tue Apr 13 2010, 7:10 PM - 9:31 PM PDT
Att: 18,048 - Partly Cloudy - 54 F

livebaseballscorecards.com

AB	32
R	3
H	9
RBI	3
BB	3
SO	9
LOB	20



Batter	1	2	3	4	5	6	7	8	9	AB	R	H	RBI	BB	SO	LOB	TOP				
11 Rajai Davis, R OBP: 0.281, SLG: 0.318	G5-3		P5		P3			F8		4	0	0	0	0	0	1					
10 Danic Barton, L OBP: 0.500, SLG: 0.400	1B		F7			P6		F8		4	0	1	0	0	0	1					
8 Kurt Suzuki, R OBP: 0.282, SLG: 0.343	K					L8			F8	4	0	1	0	0	1	1					
5 Kevin Kouzmanoff, R OBP: 0.333, SLG: 0.385										4	1	1	0	0	2	1					
50 Jake Fox, R OBP: 0.125, SLG: 0.267	HR					L5				4	1	1	2	0	1	1					
7 Adam Rosales, R OBP: 0.482, SLG: 0.636	F7							G5-3		3	0	1	0	0	0	0					
18 Gabe Gross, L OBP: 0.222, SLG: 0.222										3	0	0	0	0	1	2					
1 Eric Patterson, L OBP: 0.351, SLG: 0.484										3	0	0	0	0	3	0					
2 Cliff Pennington, S OBP: 0.351, SLG: 0.484										2	0	0	0	1	1	0					
Inning Stats	R: 0 H: 1 E: 0 K: 1 S: 12	H: 1 LOB: 1 BB: 0 P: 19	R: 2 H: 2 E: 0 K: 1 S: 9	H: 2 LOB: 0 BB: 1 P: 14	R: 0 H: 0 E: 0 K: 1 S: 9	H: 0 LOB: 0 BB: 0 P: 14	R: 0 H: 2 E: 0 K: 2 S: 13	H: 2 LOB: 2 BB: 0 P: 22	R: 0 H: 0 E: 0 K: 0 S: 5	H: 0 LOB: 0 BB: 0 P: 7	R: 0 H: 0 E: 0 K: 1 S: 10	H: 0 LOB: 0 BB: 0 P: 17	R: 0 H: 1 E: 0 K: 1 S: 8	H: 0 LOB: 1 BB: 1 P: 14	R: 0 H: 0 E: 0 K: 1 S: 8	H: 0 LOB: 0 BB: 0 P: 12	1B: 4 2B: 1 3B: 0 HR: 1	SF: 0 SAC: 0 DP: 1 HBP: 0	WP: 0 PB: 0 SB: 0 CS: 1	PA: 32	
PITCHER	IP	WLS	BF	H	R	ER	SO	BB	IBB	HBP	BLK	WP	HR	S	P	ERA	WHIP				
38 Jason Vargas, L ERA: 5.56	6.0	W	22	5	2	2	6	0	0	0	0	0	1	56	89	3.00	0.833				
43 Brandon League, R ERA: 3.18	2.0	H	7	0	0	0	2	1	0	0	0	0	0	18	31	0.00	0.500				
53 David Aardsma, R ERA:	1.0	S	3	0	0	0	1	0	0	0	0	0	0	8	12	0.00	0.000				

Oakland Athletics @ Seattle Mariners
Safeco Field, Seattle, WA
Wed Apr 14 2010, 7:12 PM - 9:56 PM PDT
Att: 16,019 - Clear - 56 F

AB 31
R 2
H 5
RBI 2
BB 1
SO 9
LOB 7



Batter	1	2	3	4	5	6	7	8	9	AB	R	H	RBI	BB	SO	LOB	BOTTOM				
51 Ichiro Suzuki, L OBP: 0.295, SLG: 0.268	F8		G6-3							5	1	2	0	0	1	1					
9 Chone Figgins, S OBP: 0.372, SLG: 0.361	K									3	2	1	0	2	2	1					
21 Franklin Gutierrez, R OBP: 0.429, SLG: 0.462	K									4	0	2	1	1	1	1					
4 Jose Lopez, R OBP: 0.310, SLG: 0.300										4	0	2	1	1	1	5					
15 Milton Bradley, S OBP: 0.278, SLG: 0.367										4	0	1	2	0	2	4					
1 Ency Byrnes, R OBP: 0.250, SLG: 0.100										2	0	0	0	2	1	1					
27 Matt Tuiasosopo, R OBP: 0.333, SLG: 0.333										4	0	1	0	0	2	5					
10 Adam Moore, R OBP: 0.176, SLG: 0.125										4	1	2	0	0	0	2					
2 Jack Wilson, R OBP: 0.235, SLG: 0.219										3	0	0	0	0	1	0					
Inning Stats	R: 0 H: 0 E: 0 K: 2 S: 9	H: 2 LOB: 2 BB: 1 P: 23	R: 0 H: 1 E: 0 K: 1 S: 11	H: 1 LOB: 1 BB: 0 P: 16	R: 0 H: 1 E: 0 K: 2 S: 13	H: 1 LOB: 2 BB: 1 P: 23	R: 2 H: 2 E: 0 K: 1 S: 15	H: 2 LOB: 3 BB: 3 P: 32	R: 2 H: 3 E: 0 K: 2 S: 17	H: 3 LOB: 2 BB: 1 P: 30	R: 0 H: 0 E: 0 K: 1 S: 6	H: 0 LOB: 0 BB: 0 P: 8	R: 0 H: 2 E: 0 K: 2 S: 18	H: 2 LOB: 2 BB: 0 P: 22	R: 0 H: 0 E: 0 K: 2 S: 18	H: 0 LOB: 0 BB: 0 P: 22	1B: 10 2B: 1 3B: 0 HR: 0	SF: 0 SAC: 1 DP: 0 HBP: 0	WP: 0 PB: 0 SB: 0 CS: 0	PA: 40	
PITCHER	IP	WLS	BF	H	R	ER	SO	BB	IBB	HBP	BLK	WP	HR	S	P	ERA	WHIP				
47 Gio González, L ERA: 3.38	4.2	L	23	6	2	2	5	4	0	0	0	0	0	55	98	3.86	2.143				
57 Chad Gaudin, R ERA: 4.91	1.1	L	9	3	2	2	3	2	0	0	0	0	0	20	39	13.50	3.750				
59 Edwar Ramirez, R ERA: 1.69	2.0		8	2	0	0	3	0	0	0	0	0	0	24	30	0.00	1.000				

Oakland Athletics @ Seattle Mariners
Safeco Field, Seattle, WA
Wed Apr 14 2010, 7:12 PM - 9:56 PM PDT
Att: 16,019 - Clear - 56 F

AB 33
R 4
H 11
RBI 4
BB 6
SO 11
LOB 20



Batter	1	2	3	4	5	6	7	8	9	AB	R	H	RBI	BB	SO	LOB	TOP								
18 Felix Pie, L OBP: 0.455, SLG: 0.650 14 Nolan Reimold, R OBP: 0.289, SLG: 0.333										3	1	0	0	1	1	1									
10 Adam Jones, R OBP: 0.289, SLG: 0.465										5	0	3	1	0	1	1									
21 Nick Markakis, L OBP: 0.386, SLG: 0.364										4	0	1	1	0	0	2									
9 Miguel Tejada, R OBP: 0.279, SLG: 0.410										4	0	0	0	0	1	3									
32 Matt Wieters, S OBP: 0.405, SLG: 0.406										3	0	0	0	1	1	1									
30 Luke Scott, L OBP: 0.384, SLG: 0.536										3	0	1	0	1	1	1									
23 Ty Wigginton, R OBP: 0.318, SLG: 0.571										3	0	0	0	1	1	2									
25 Garrett Atkins, R OBP: 0.243, SLG: 0.333										4	0	1	0	0	2	3									
3 Cesar Izturis, S OBP: 0.276, SLG: 0.222										4	0	1	0	0	0	2									
Inning Stats	R: 0 E: 0 K: 1 S: 8	H: 1 LOB: 1 BB: 0 P: 11	R: 0 E: 0 K: 0 S: 9	H: 1 LOB: 2 BB: 1 P: 16	R: 0 E: 0 K: 0 S: 5	H: 0 LOB: 0 BB: 0 P: 7	R: 0 E: 0 K: 0 S: 10	H: 1 LOB: 1 BB: 0 P: 13	R: 0 E: 0 K: 2 S: 15	H: 1 LOB: 3 BB: 2 P: 20	R: 0 E: 0 K: 1 S: 14	H: 0 LOB: 0 BB: 0 P: 30	R: 1 E: 0 K: 0 S: 12	H: 1 LOB: 1 BB: 1 P: 22	R: 0 E: 0 K: 3 S: 10	H: 0 LOB: 0 BB: 0 P: 12	R: 1 E: 0 K: 1 S: 15	H: 2 LOB: 1 BB: 0 P: 20	1B: 3 2B: 4 3B: 1 HR: 0	SF: 1 SAC: 0 DP: 0 HBP: 0	WP: 0 PB: 0 SB: 0 CS: 0	PA: 39			
PITCHER	IP	WLS	BF	H	R	ER	SO	BB	IBB	HBP	BLK	WP	HR	S	P	ERA	WHIP								
15 Ben Sheets, R ERA: 2.65	6.0	W	26	5	0	0	4	3	0	0	0	0	0	61	97	0.00	1.333								
66 Tyson Ross, R ERA: 2.45	2.0		8	1	1	1	3	1	0	0	0	0	0	22	34	4.50	1.000								
13 Jerry Blevins, L ERA: 4.76	1.0		5	2	1	1	1	0	0	0	0	0	0	15	20	9.00	2.000								

Baltimore Orioles @ Oakland Athletics
Oakland Coliseum, Oakland, CA
Thu Apr 15 2010, 7:08 PM - 9:52 PM PDT
Att: 17,382 - Cloudy - 56 F

livebaseballscorecards.com

AB 34
R 2
H 8
RBI 2
BB 4
SO 8
LOB 16

Batter	1	2	3	4	5	6	7	8	9	AB	R	H	RBI	BB	SO	LOB	BOTTOM								
11 Rajai Davis, R OBP: 0.275, SLG: 0.327										5	1	2	1	0	1	2									
10 Danic Barton, L OBP: 0.489, SLG: 0.457										5	1	2	0	0	1	5									
Ryan Sweeney, L OBP: 0.333, SLG: 0.390										4	1	1	1	0	0	5									
5 Kevin Kouzmanoff, R OBP: 0.306, SLG: 0.357										3	0	0	1	0	0	2									
8 Kurt Suzuki, R OBP: 0.302, SLG: 0.324										2	0	0	0	2	1	0									
3 Enc Chavez, L OBP: 0.233, SLG: 0.321										3	1	1	1	0	1	2									
7 Adam Rosales, R OBP: 0.471, SLG: 0.667										4	1	2	0	0	2	1									
6 Travis Buck, L OBP: 0.300, SLG: 0.240										2	1	0	0	1	0	1									
2 Cliff Pennington, S OBP: 0.341, SLG: 0.486										4	0	1	2	0	1	3									
Inning Stats	R: 2 E: 0 K: 1 S: 15	H: 2 LOB: 0 BB: 0 P: 20	R: 1 E: 0 K: 2 S: 16	H: 3 LOB: 0 BB: 0 P: 25	R: 0 E: 0 K: 1 S: 8	H: 0 LOB: 0 BB: 0 P: 11	R: 1 E: 2 K: 1 S: 14	H: 1 LOB: 1 BB: 0 P: 21	R: 1 E: 0 K: 1 S: 12	H: 1 LOB: 2 BB: 1 P: 22	R: 0 E: 0 K: 0 S: 6	H: 0 LOB: 0 BB: 0 P: 10	R: 0 E: 0 K: 0 S: 10	H: 1 LOB: 1 BB: 1 P: 21	R: 1 E: 0 K: 1 S: 16	H: 1 LOB: 1 BB: 1 P: 29	1B: 3 2B: 6 3B: 0 HR: 0	SF: 2 SAC: 0 DP: 0 HBP: 1	WP: 1 PB: 0 SB: 2 CS: 0	PA: 38					
PITCHER	IP	WLS	BF	H	R	ER	SO	BB	IBB	HBP	BLK	WP	HR	S	P	ERA	WHIP								
29 David Hernandez, R ERA: 4.91	5.0	L	25	7	5	4	6	1	0	1	0	0	0	65	99	7.20	1.600								
27 Mark Hendrickson, L ERA: 1.35	2.0		8	1	0	0	0	0	1	0	0	1	0	16	31	0.00	0.500								
31 Kam Mickolio, R ERA: 9.0	1.0		5	1	1	1	1	1	0	0	0	0	0	16	29	9.00	2.000								

Baltimore Orioles @ Oakland Athletics
Oakland Coliseum, Oakland, CA
Thu Apr 15 2010, 7:08 PM - 9:52 PM PDT
Att: 17,382 - Cloudy - 56 F

livebaseballscorecards.com

AB 32
R 6
H 9
RBI 6
BB 3
SO 7
LOB 21

Batter	1	2	3	4	5	6	7	8	9	AB	R	H	RBI	BB	SO	LOB	TOP										
10 Adam Jones, R (1, 8) OBP: 0.265, SLG: 0.426	G4-3			P6		G6-3			L9	4	0	0	0	0	0	0	Baltimore Orioles @ Oakland Athletics Oakland Coliseum, Oakland, CA Fri Apr 16 2010, 7:08 PM - 9:17 PM PDT Att: 12,225 - Partly Cloudy - 61 F										
21 Nick Markakis, L (1, 9) OBP: 0.396, SLG: 0.432	G6-3			2B		K			G4-3	4	0	2	0	0	1	0											
9 Miguel Tejada, R (1, 5) OBP: 0.255, SLG: 0.372	G3-1			P3		G6-3			G4-3	4	0	0	0	0	0	2											
32 Matt Wieters, S (1, 2)		G6-3		G5-3			K		F9	4	0	0	0	0	1	2											
14 Nolan Reimold, R (1, 10) OBP: 0.267, SLG: 0.333		K			L6					3	0	1	0	0	1	0											
30 Luke Scott, L (1, 7) OBP: 0.333, SLG: 0.484		K			P5					3	0	0	0	0	1	1											
25 Garrett Atkins, R (1, 3) OBP: 0.275, SLG: 0.342			F8							2	1	1	0	1	0	0											
23 Ty Wigginton, R (1, 4) OBP: 0.320, SLG: 0.667			G6-3							3	1	1	2	0	1	1											
3 Cesar Izturis, S (1, 6) OBP: 0.258, SLG: 0.207			G6-3							2	0	0	0	0	0	0											
16 Luis Montanez, R (8, PH) 2 Julio Lugo, R (8, 6) OBP: 0.167, SLG: 0.118			G6-3						G3-6-3	1	0	0	0	0	0	1											
										0	0	0	0	0	0	0											
Inning Stats	R: 0 E: 0 K: 0 S: 5	H: 0 LOB: 0 BB: 0 P: 8	R: 0 E: 0 K: 2 S: 9	H: 0 LOB: 0 BB: 0 P: 13	R: 0 E: 0 K: 0 S: 8	H: 0 LOB: 0 BB: 0 P: 13	R: 0 E: 0 K: 0 S: 11	H: 1 LOB: 1 BB: 0 P: 17	R: 2 E: 0 K: 0 S: 6	H: 1 LOB: 0 BB: 1 P: 14	R: 0 E: 0 K: 1 S: 11	H: 0 LOB: 0 BB: 0 P: 16	R: 0 E: 0 K: 1 S: 9	H: 1 LOB: 0 BB: 0 P: 11	R: 0 E: 0 K: 1 S: 9	H: 1 LOB: 1 BB: 0 P: 12	R: 0 E: 0 K: 0 S: 10	H: 1 LOB: 1 BB: 0 P: 13	1B: 2 2B: 2 HR: 1	SF: 0 SAC: 0 HBP: 0	WP: 0 PB: 0 SB: 0 CS: 0	PA: 31					
PITCHER	IP	WLS	BF	H	R	ER	SO	BB	IBB	HBP	BLK	WP	HR	S	P	ERA	WHIP										
51 Dallas Braden, L (1, 1) ERA: 2.7	7.0	W	24	3	2	2	4	1	0	0	0	0	1	59	92	2.57	0.571										
31 Brad Ziegler, R (8, 1) ERA: 5.95	1.0	H	3	1	0	0	1	0	0	0	0	0	0	9	12	0.00	1.000										
40 Andrew Bailey, R (9, 1) ERA:	1.0	S	4	1	0	0	0	0	0	0	0	0	0	10	13	0.00	1.000										

AB	30
R	2
H	5
RBI	2
BB	1
SO	5
LOB	7



Batter	1	2	3	4	5	6	7	8	9	AB	R	H	RBI	BB	SO	LOB	BOTTOM										
11 Rajai Davis, R (1, 8) OBP: 0.273, SLG: 0.321	K			K2-3					B1-3	4	1	1	0	0	2	1	Baltimore Orioles @ Oakland Athletics Oakland Coliseum, Oakland, CA Fri Apr 16 2010, 7:08 PM - 9:17 PM PDT Att: 12,225 - Partly Cloudy - 61 F										
10 Daric Barton, L (1, 3) OBP: 0.451, SLG: 0.410	L6			K					G4-3	4	0	0	0	0	1	1											
Ryan Sweeney, L (1, 9) OBP: 0.327, SLG: 0.378	K			G6-3					F7	4	0	1	1	0	1	0											
5 Kevin Koussamanoff, R (1, 5) OBP: 0.302, SLG: 0.348			F9						G5-3	4	1	1	0	0	0	1											
3 Eric Chavez, L (1, 10) OBP: 0.235, SLG: 0.313				G4-3					G6-3	4	0	1	0	0	0	1											
50 Jake Fox, R (1, 2) OBP: 0.150, SLG: 0.278										3	1	1	1	0	2	0											
8 Kurt Suzuki, R (9, 2) OBP: 0.302, SLG: 0.324									K	0	0	0	0	0	0	0											
18 Gabe Gross, L (1, 7) OBP: 0.417, SLG: 0.417										3	1	3	0	0	0	0											
7 Adam Rosales, R (1, 4) OBP: 0.400, SLG: 0.556										3	0	0	0	0	2	5											
2 Cliff Pennington, S (1, 6) OBP: 0.341, SLG: 0.526										3	0	1	2	0	2	3											
Inning Stats	R: 0 E: 0 K: 2 S: 8	H: 3 LOB: 2 BB: 0 P: 14	R: 1 E: 0 K: 1 S: 23	H: 3 LOB: 0 BB: 0 P: 35	R: 1 E: 0 K: 1 S: 9	H: 1 LOB: 0 BB: 0 P: 13	R: 2 E: 0 K: 2 S: 14	H: 3 LOB: 1 BB: 0 P: 20	R: 0 E: 0 K: 0 S: 9	H: 1 LOB: 1 BB: 0 P: 14	R: 0 E: 0 K: 3 S: 13	H: 1 LOB: 1 BB: 0 P: 19	R: 0 E: 0 K: 0 S: 8	H: 0 LOB: 0 BB: 0 P: 12	R: 0 E: 0 K: 1 S: 7	H: 0 LOB: 0 BB: 0 P: 10	1B: 8 2B: 0 3B: 1 HR: 0	SF: 1 SAC: 0 DP: 0 HBP: 0	WP: 0 PB: 0 SB: 1 CS: 0	PA: 33							
PITCHER	IP	WLS	BF	H	R	ER	SO	BB	IBB	HBP	BLK	WP	HR	S	P	ERA	WHIP										
34 Kevin Millwood, R (1, 1) ERA: 2.89	6.0	L	27	9	4	3	9	0	0	0	0	0	0	76	115	4.50	1.500										
13 Will Ohman, L (7, 1)	1.0		3	0	0	0	0	0	0	0	0	0	0	8	12	0.00	0.000										
37 Matt Albers, R (8, 1) ERA: 8.44	1.0		3	0	0	0	1	0	0	0	0	0	0	7	10	0.00	0.000										



Batter	1	2	3	4	5	6	7	8	9	AB	R	H	RBI	BB	SO	LOB	TOP			
10 Adam Jones, R OBP: 0.271, SLG: 0.404	G5-3		1-0 23 2B		3-2 F9		1-1 21 F8		3-3 K	5	1	2	0	0	1	1				
23 Ty Wigginton, R OBP: 0.324, SLG: 0.710	G1-4-3		0-1 21 1B		1-2 E6 14 PB 21 1B		2-3 K		3-2 2-H HR	5	3	2	4	0	1	1				
21 Nick Markakis, L OBP: 0.379, SLG: 0.391	K		3-2 14 CS		2-2 14 PB 2B		1-2 F8		2-1 G4-3	5	1	2	1	0	1	1				
14 Nolan Reimold, R OBP: 0.263, SLG: 0.324		G4-3	1-3 F8		3-0 2B		2-3 K			4	0	1	2	0	1	2				
32 Matt Wieters, S OBP: 0.340, SLG: 0.333	G5-3		25 G5-3 16 1B		1-3 K			G4-3		4	1	1	0	0	1	1				
25 Garrett Atkins, R OBP: 0.271, SLG: 0.326	G6-3		G5-3		G6-3			G5-3		4	0	0	0	0	0	2				
16 Luis Montanez, R OBP: 0.200, SLG: 0.200			F8		6 G1-3 1B		G5-3		K	4	0	1	1	0	1	0				
6 Justin Turner, R (1, 4)		G5-3	G1-3		G4-3				F9	4	0	0	0	0	0	1				
3 Cesar Izturis, S OBP: 0.306, SLG: 0.324			10 23 2B 1B		G4-3		G6-3		23 HR 2B	4	2	2	0	0	0	1				
Inning Stats	R: 0 E: 0 K: 1 S: 9	H: 0 LOB: 0 BB: 0 P: 16	R: 0 E: 0 K: 0 S: 6	H: 0 LOB: 0 BB: 0 P: 9	R: 3 E: 0 K: 0 S: 15	H: 4 LOB: 1 BB: 0 P: 22	R: 1 E: 0 K: 0 S: 8	H: 2 LOB: 1 BB: 0 P: 10	R: 2 E: 0 K: 0 S: 15	H: 2 LOB: 0 BB: 0 P: 25	R: 0 E: 0 K: 2 S: 12	H: 0 LOB: 0 BB: 0 P: 18	R: 0 E: 0 K: 1 S: 7	H: 0 LOB: 0 BB: 0 P: 9	R: 2 E: 0 K: 1 S: 18	H: 2 LOB: 0 BB: 0 P: 29	1B: 7 2B: 3 3B: 0 HR: 1	SF: 0 SAC: 0 DP: 0 HBP: 0	WP: 0 PB: 1 SB: 0 CS: 1	PA: 39
PITCHER	IP WLS BF H R ER SO BB IBB HBP BLK WP HR S P ERA WHIP	IP WLS BF H R ER SO BB IBB HBP BLK WP HR S P ERA WHIP	IP WLS BF H R ER SO BB IBB HBP BLK WP HR S P ERA WHIP	IP WLS BF H R ER SO BB IBB HBP BLK WP HR S P ERA WHIP	IP WLS BF H R ER SO BB IBB HBP BLK WP HR S P ERA WHIP	IP WLS BF H R ER SO BB IBB HBP BLK WP HR S P ERA WHIP	IP WLS BF H R ER SO BB IBB HBP BLK WP HR S P ERA WHIP	IP WLS BF H R ER SO BB IBB HBP BLK WP HR S P ERA WHIP	IP WLS BF H R ER SO BB IBB HBP BLK WP HR S P ERA WHIP	IP WLS BF H R ER SO BB IBB HBP BLK WP HR S P ERA WHIP	IP WLS BF H R ER SO BB IBB HBP BLK WP HR S P ERA WHIP	IP WLS BF H R ER SO BB IBB HBP BLK WP HR S P ERA WHIP	IP WLS BF H R ER SO BB IBB HBP BLK WP HR S P ERA WHIP	IP WLS BF H R ER SO BB IBB HBP BLK WP HR S P ERA WHIP	IP WLS BF H R ER SO BB IBB HBP BLK WP HR S P ERA WHIP	IP WLS BF H R ER SO BB IBB HBP BLK WP HR S P ERA WHIP	IP WLS BF H R ER SO BB IBB HBP BLK WP HR S P ERA WHIP			

Baltimore Orioles @ Oakland Athletics
Oakland Coliseum, Oakland, CA
Sun Apr 18 2010, 1:07 PM - 3:37 PM PDT
Att: 14,451 - Sunny - 64 F

AB 39
R 8
H 11
RBI 8
BB 0
SO 6
LOB 10

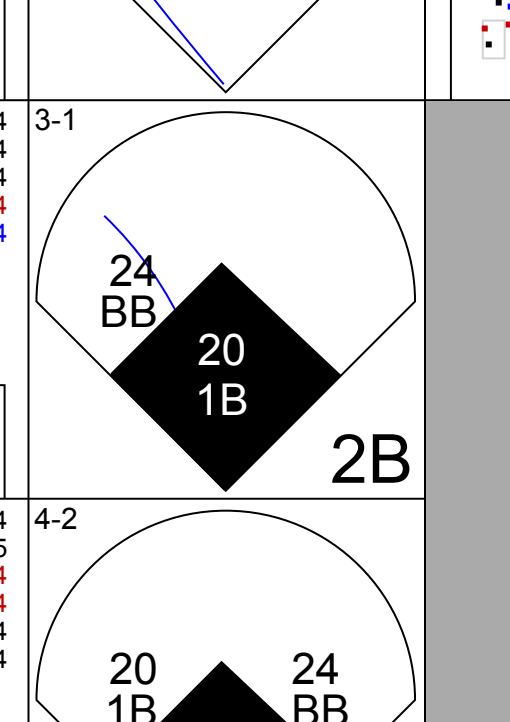
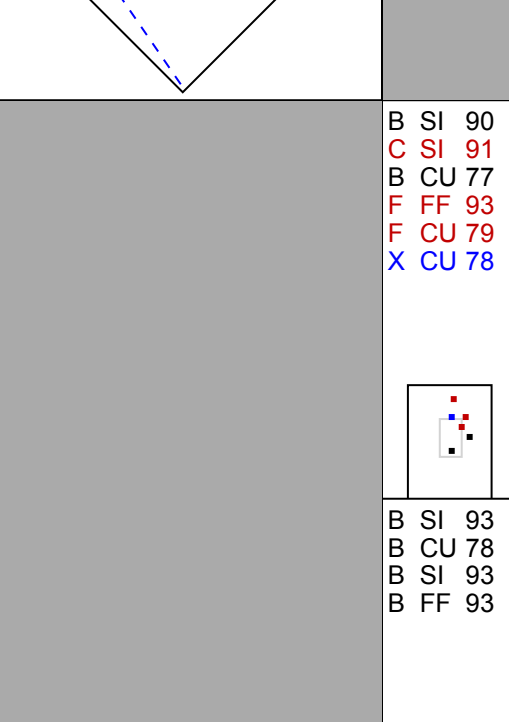
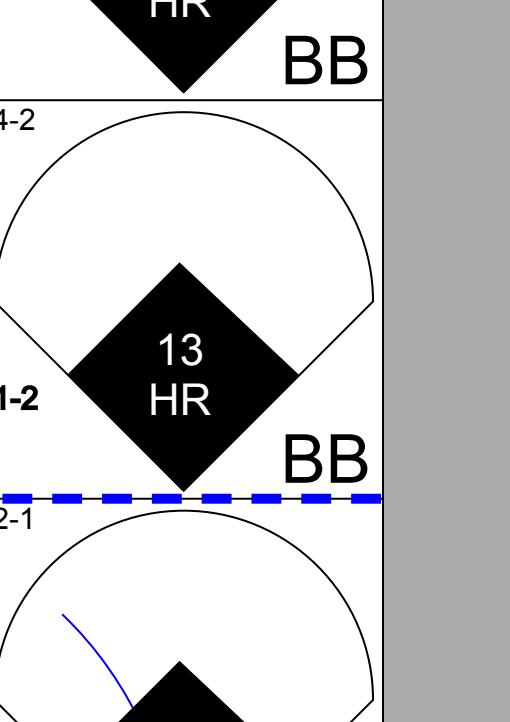
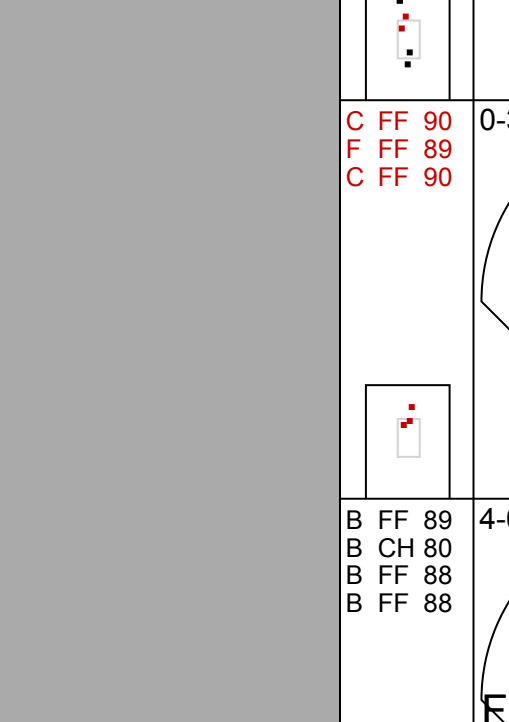
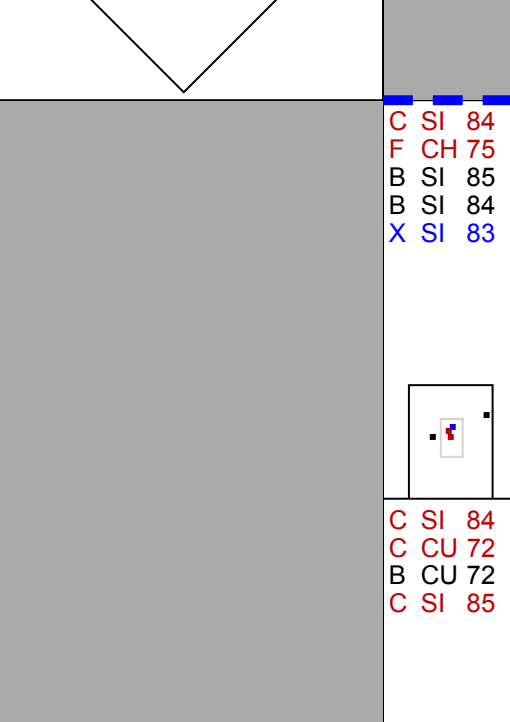
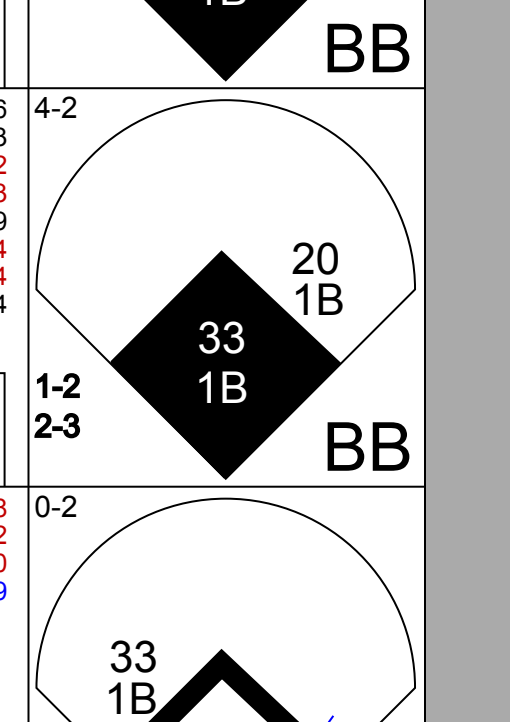
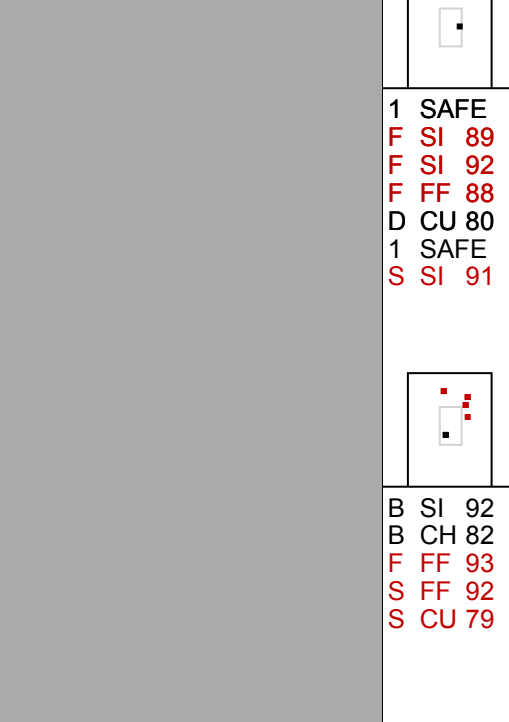
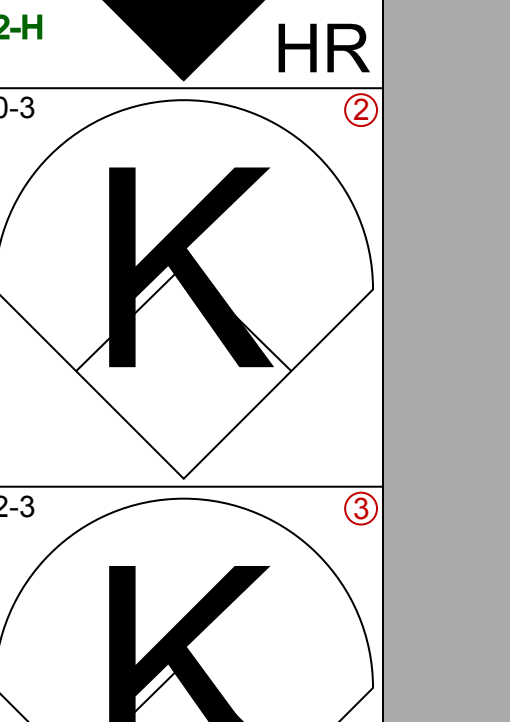
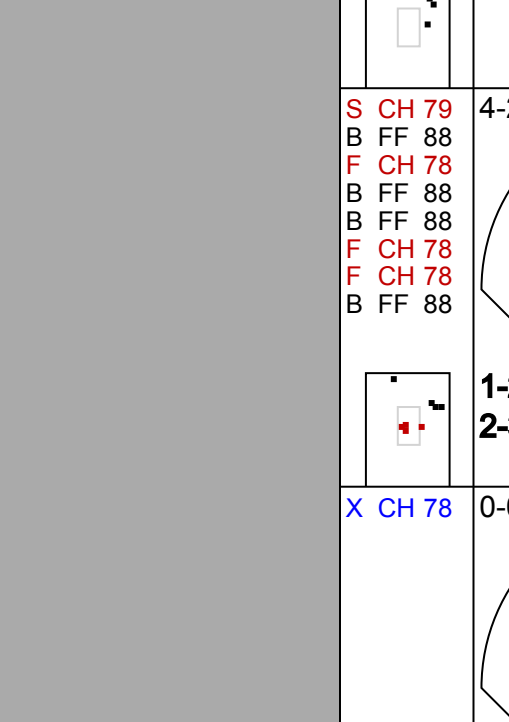
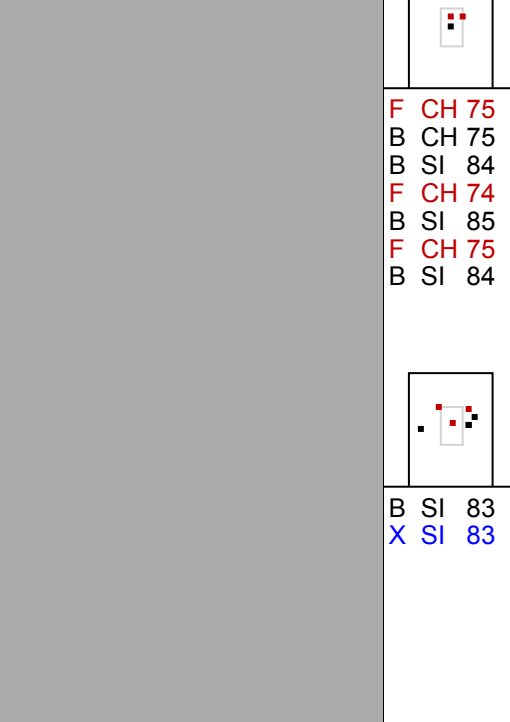
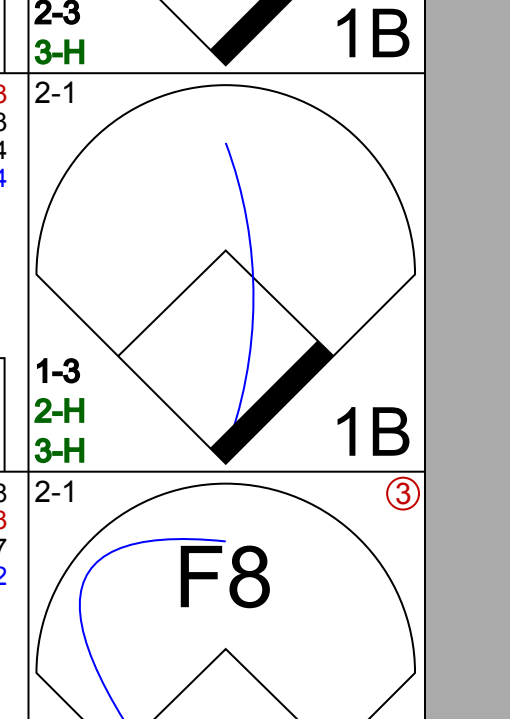

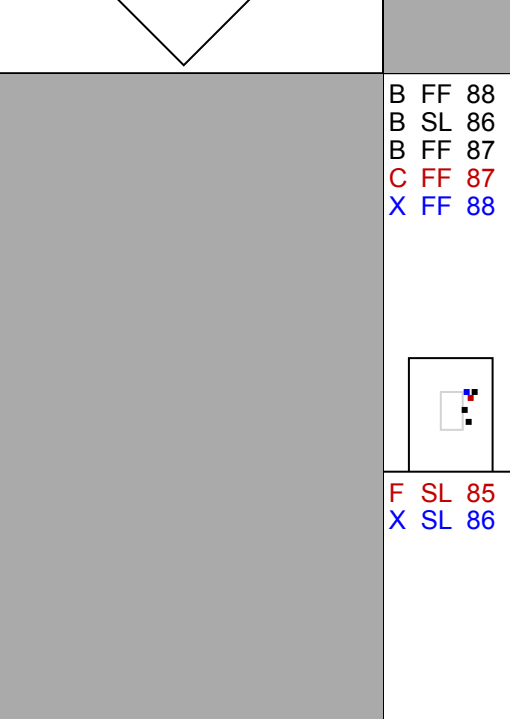
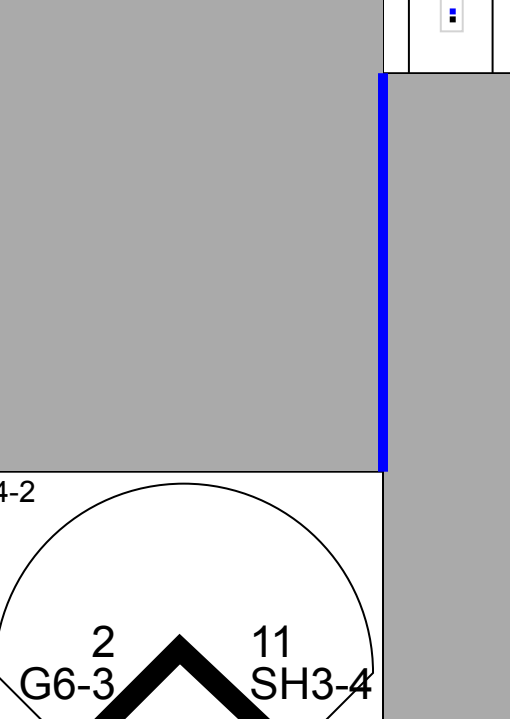

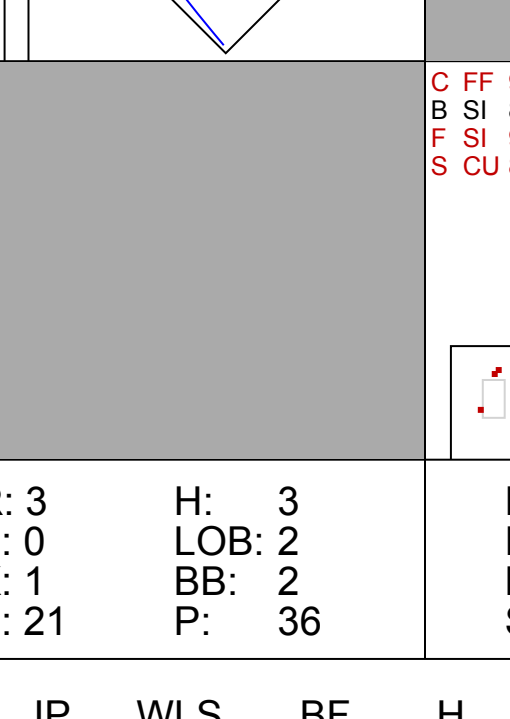
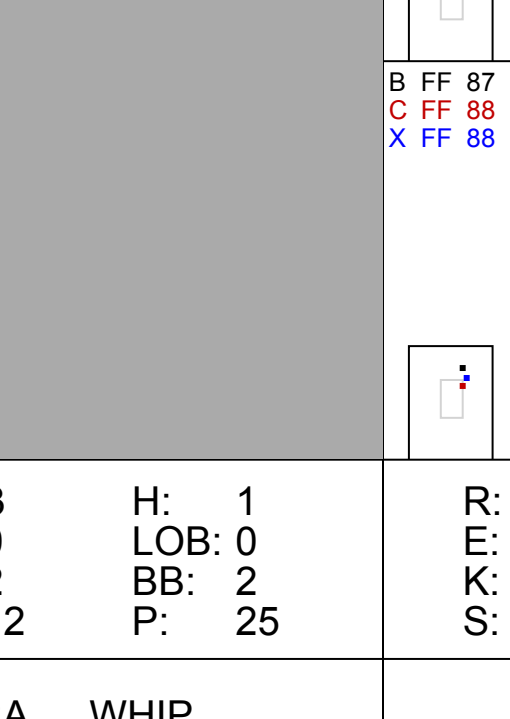
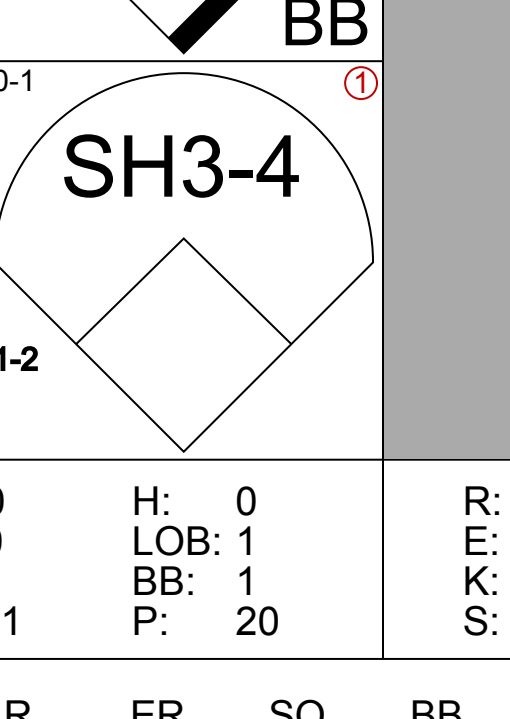
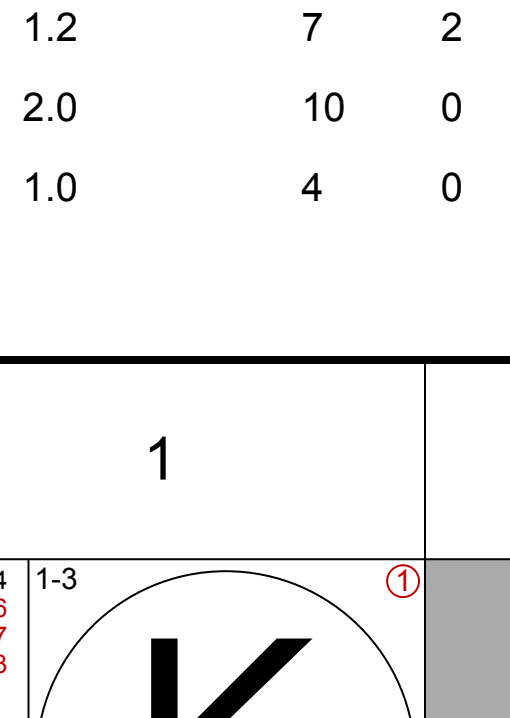
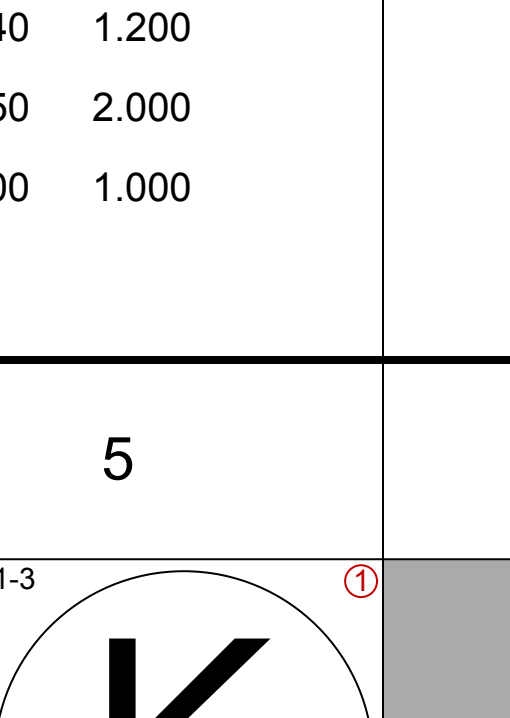
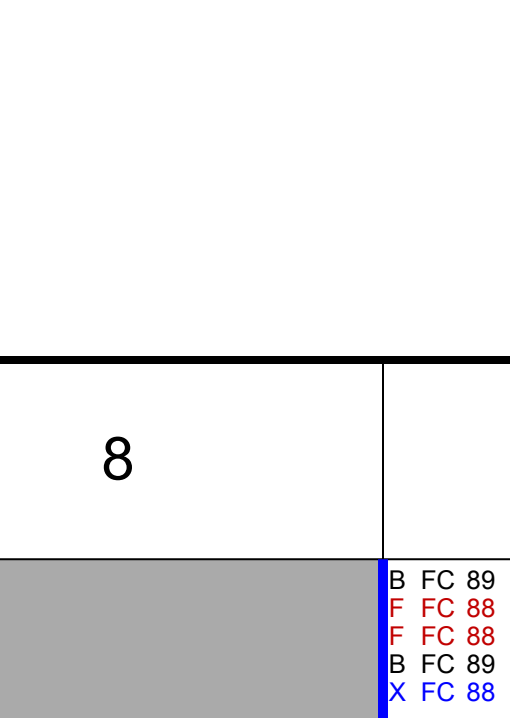
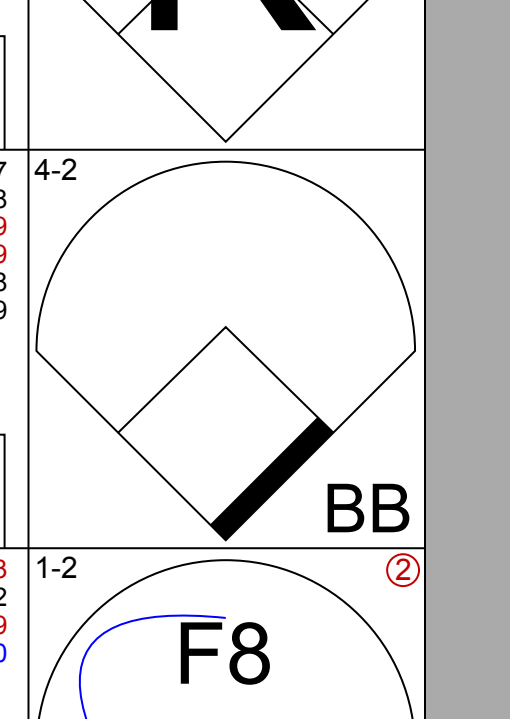
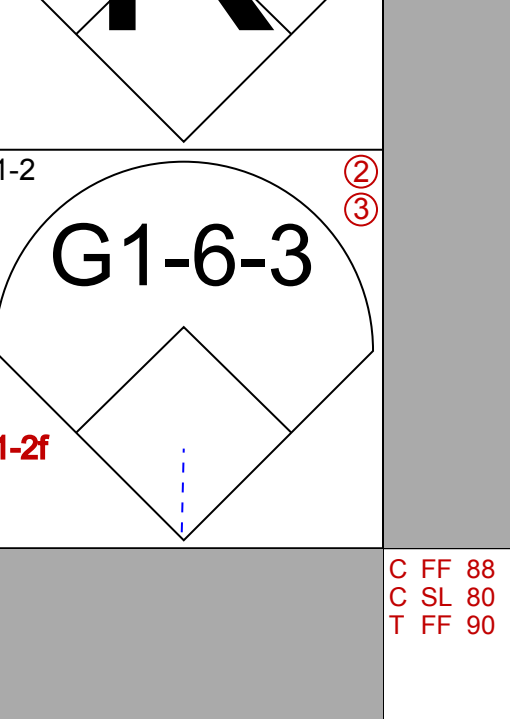

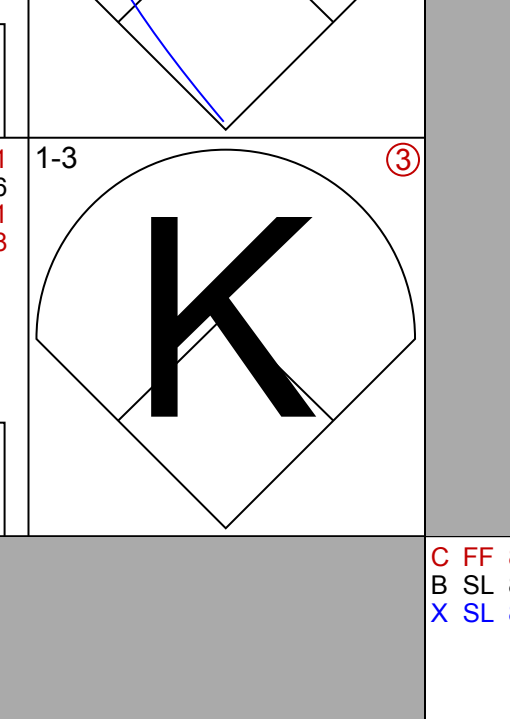
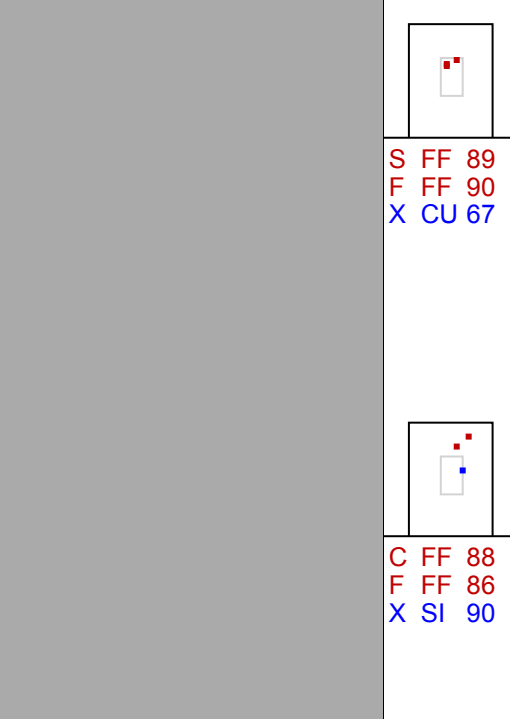
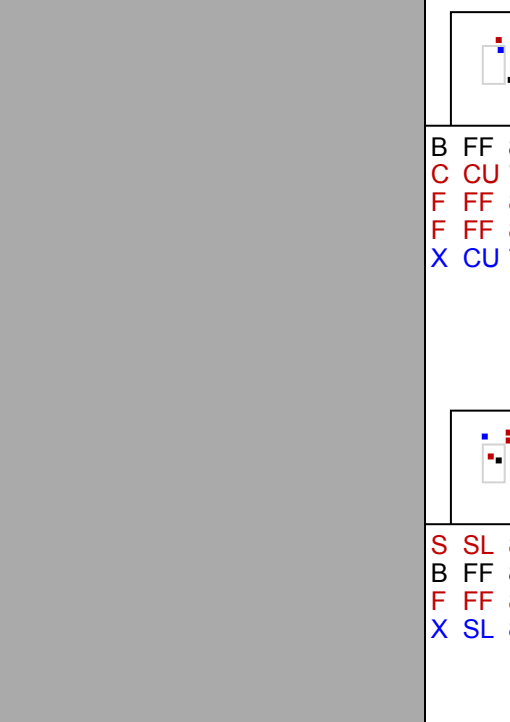
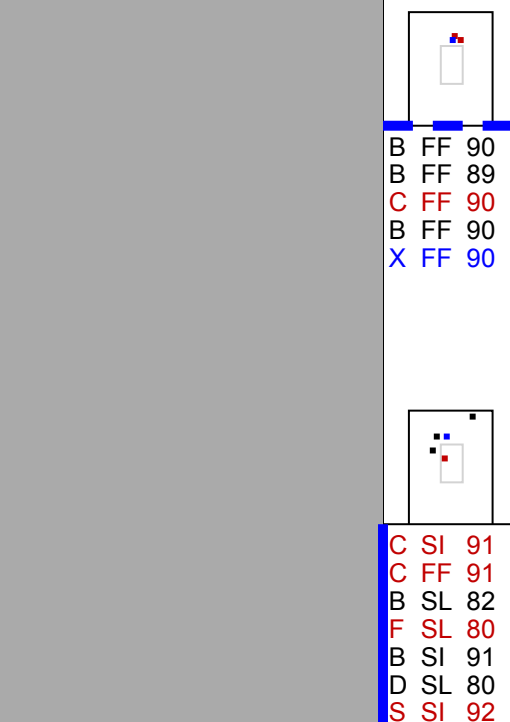
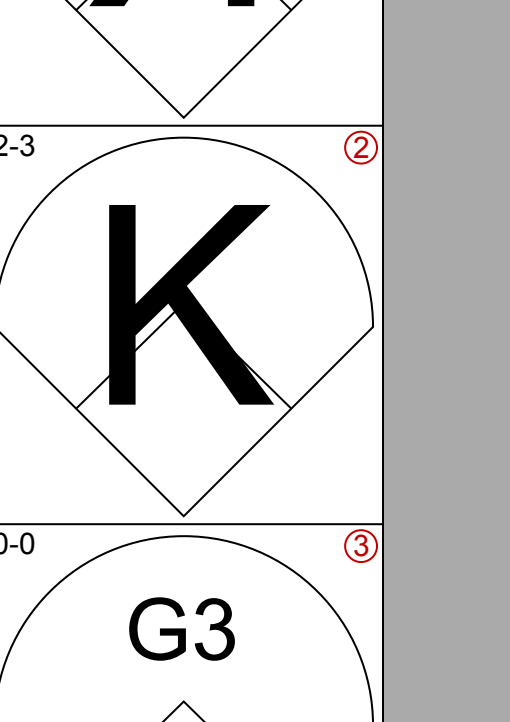
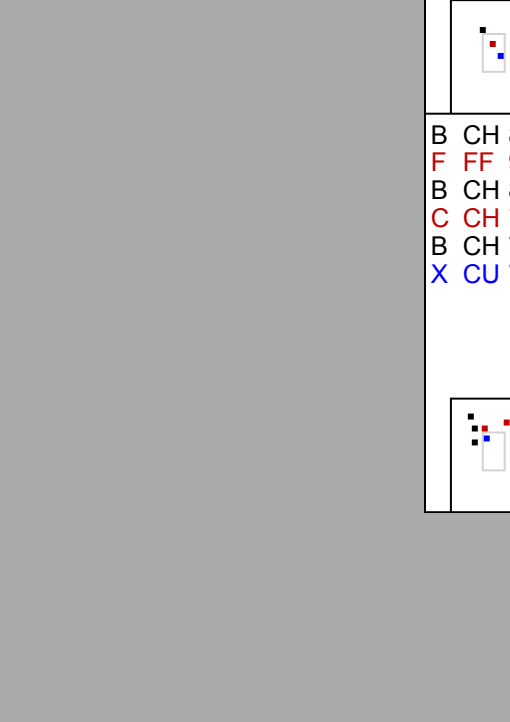
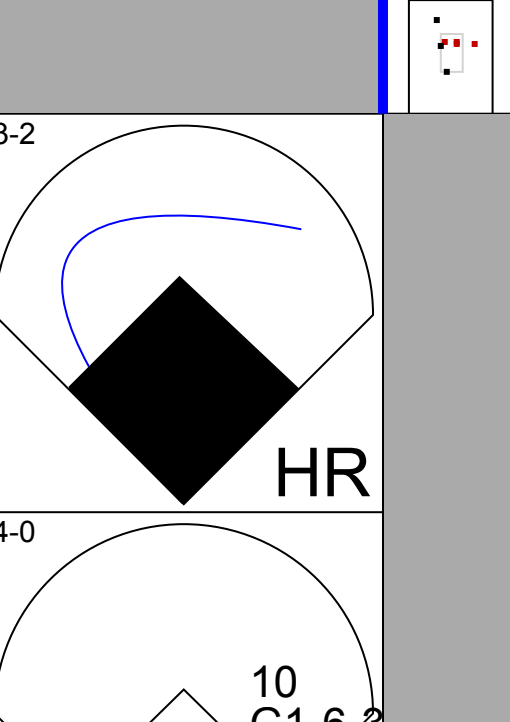
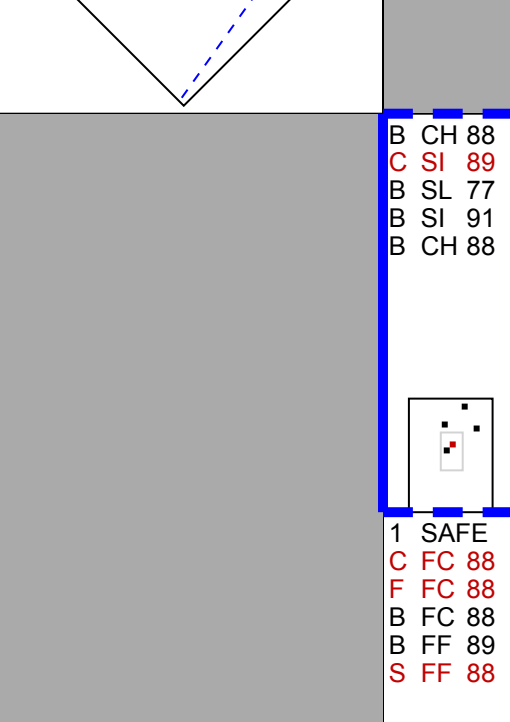
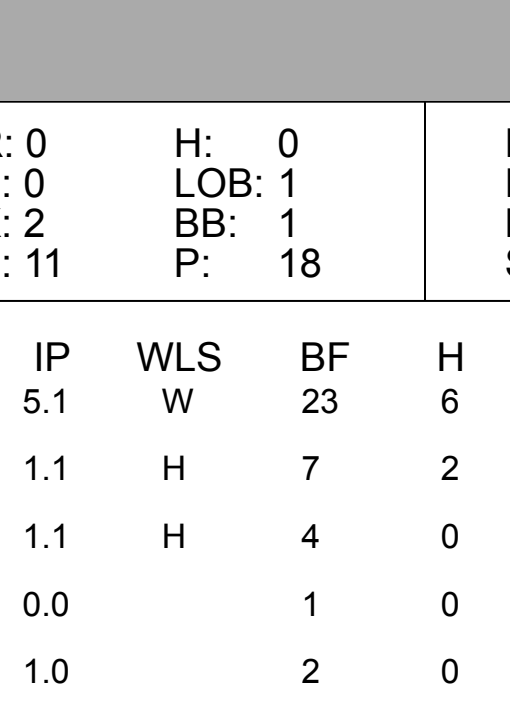
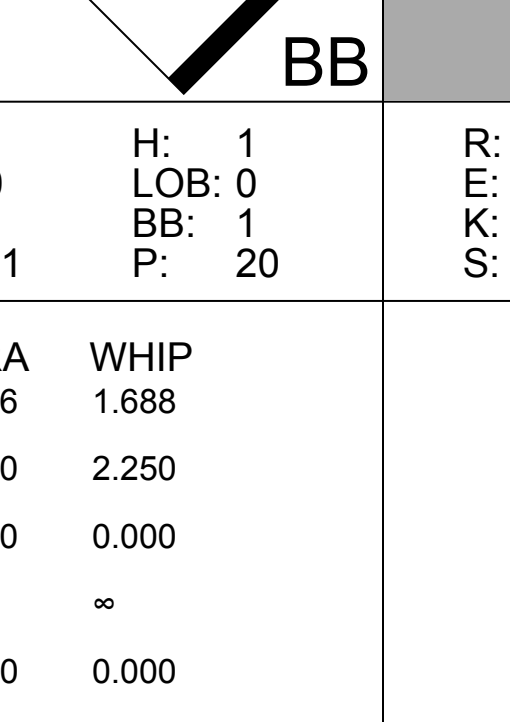
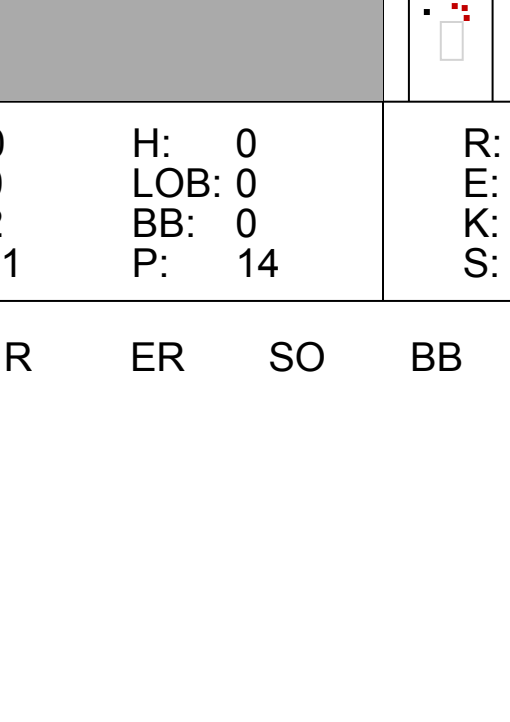
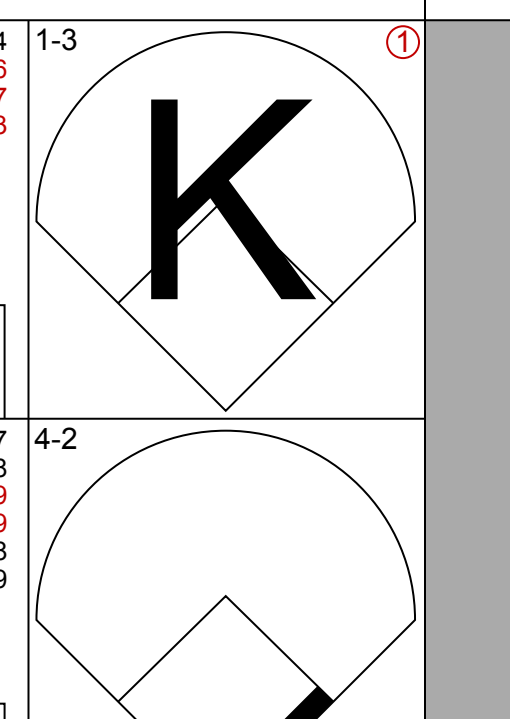
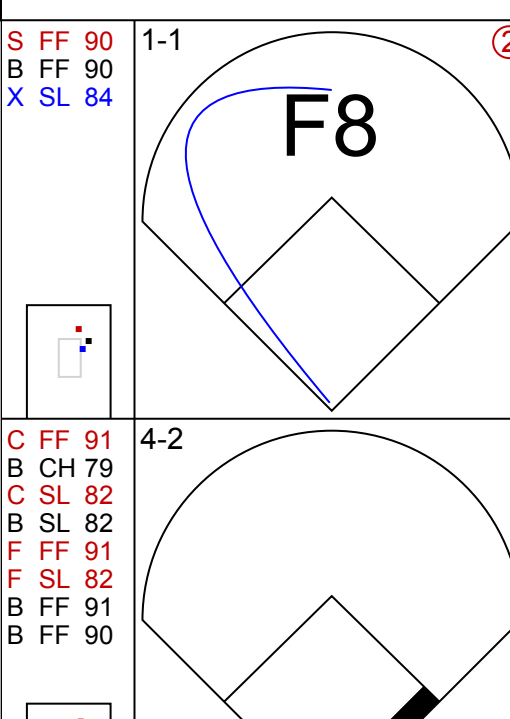
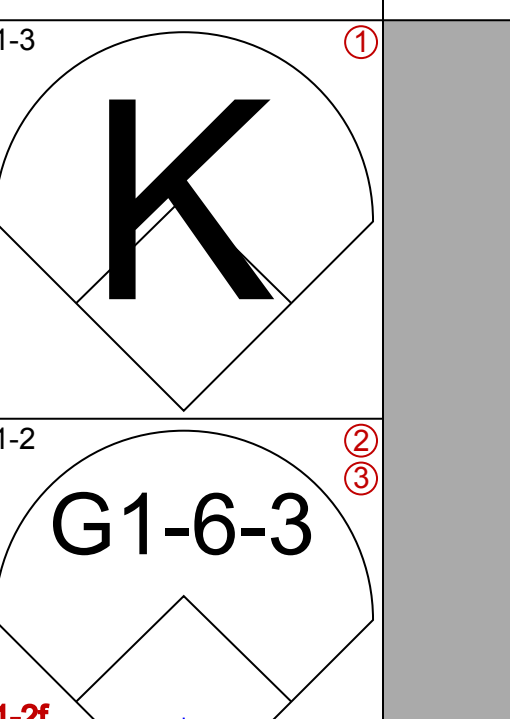
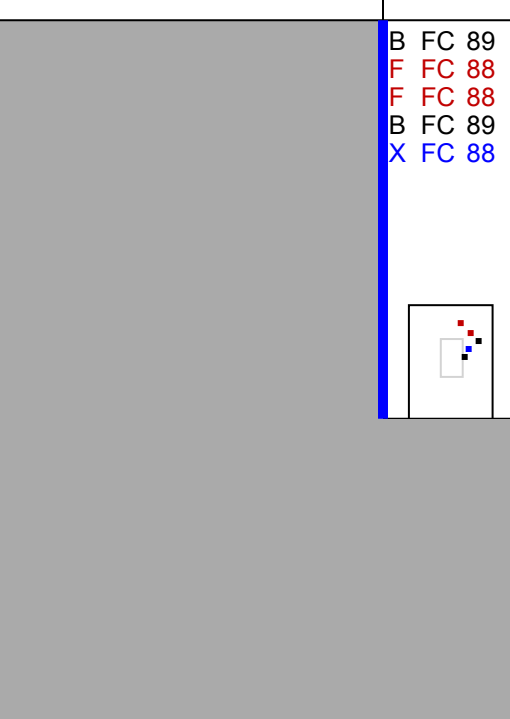
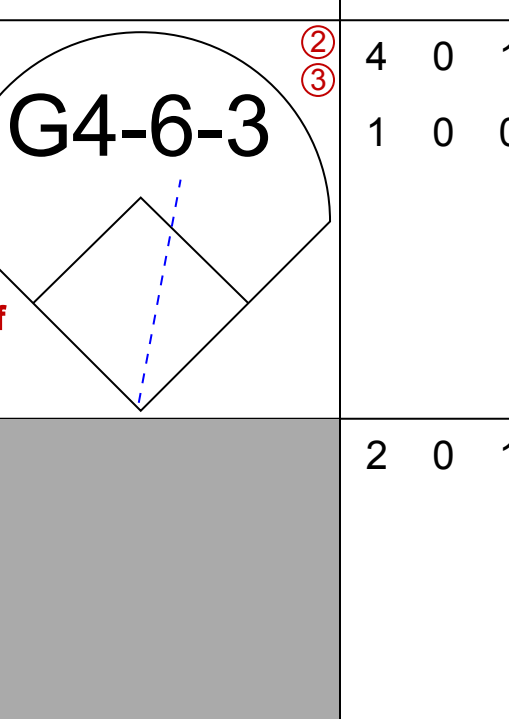
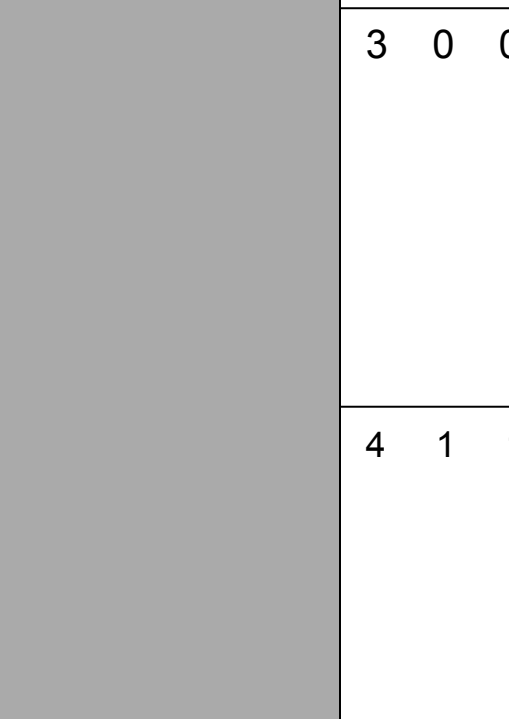
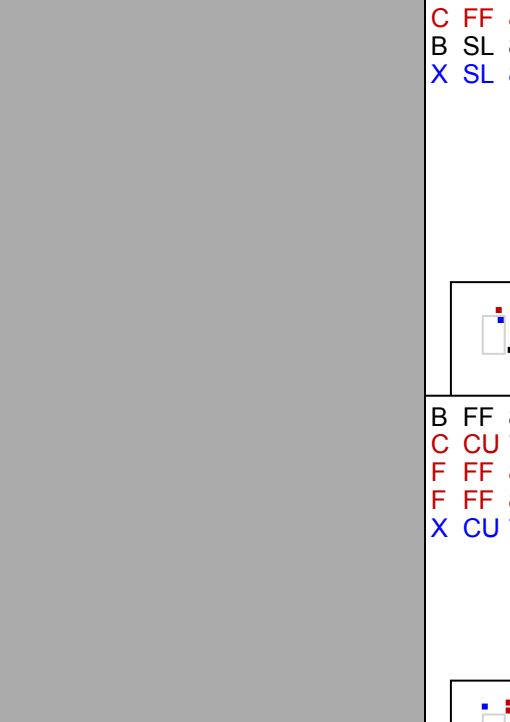

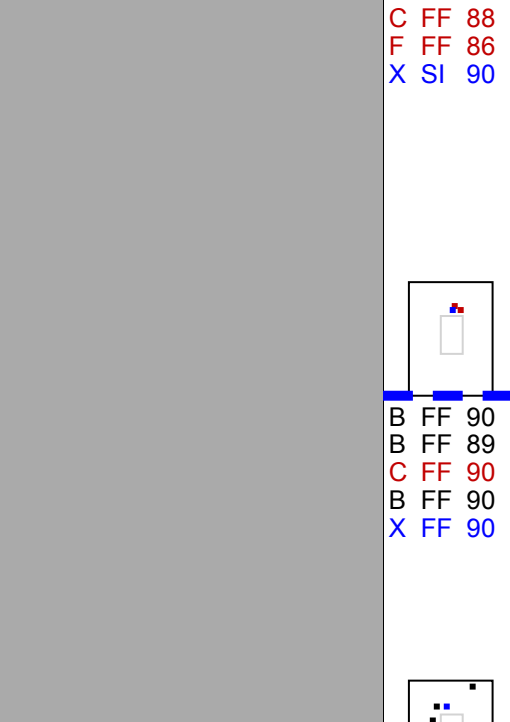
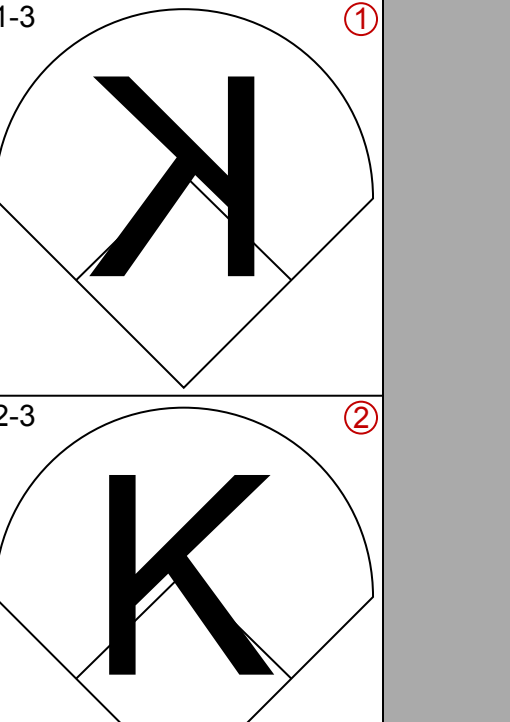
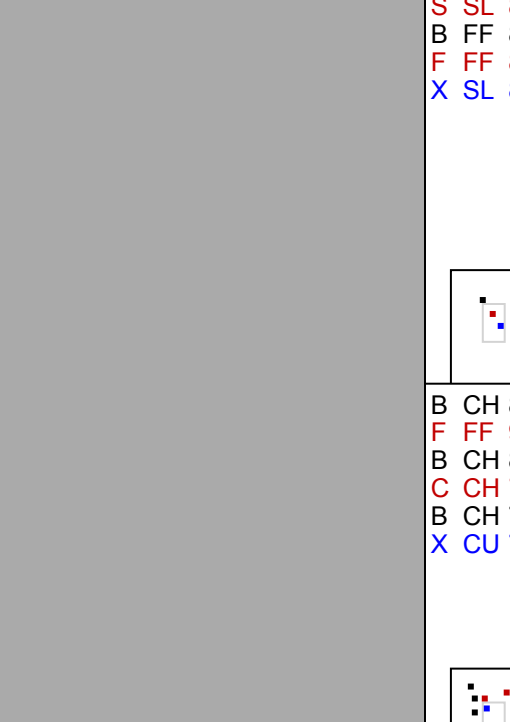

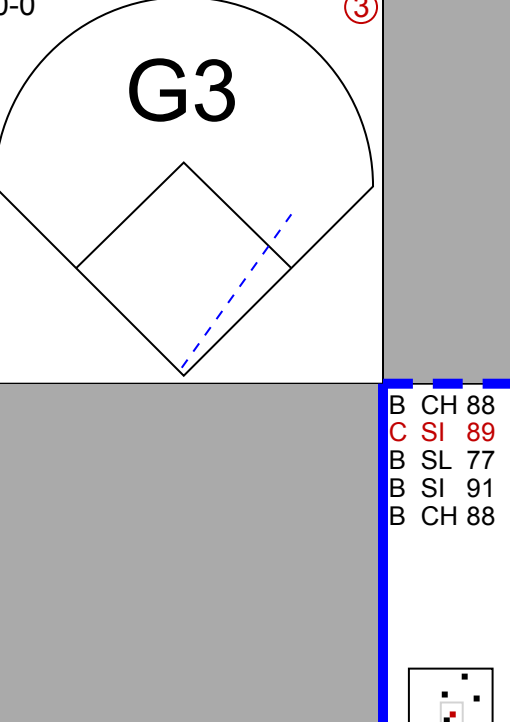
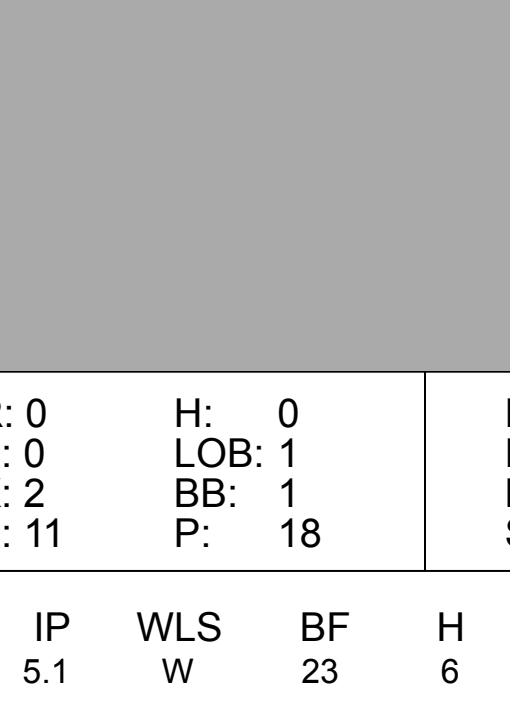
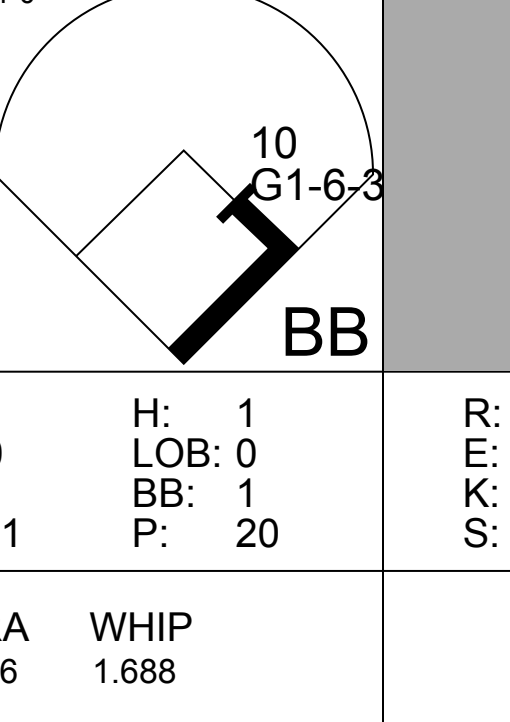
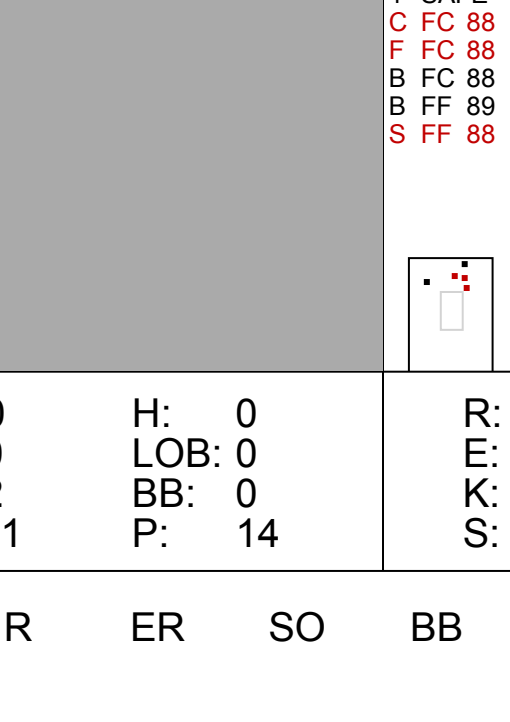
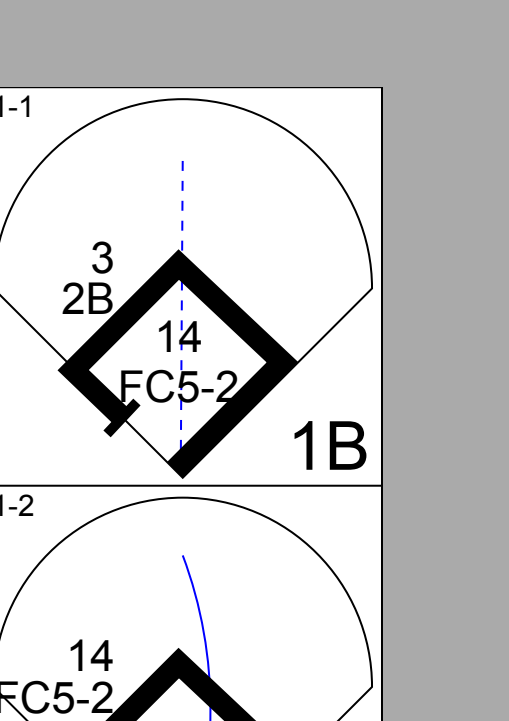
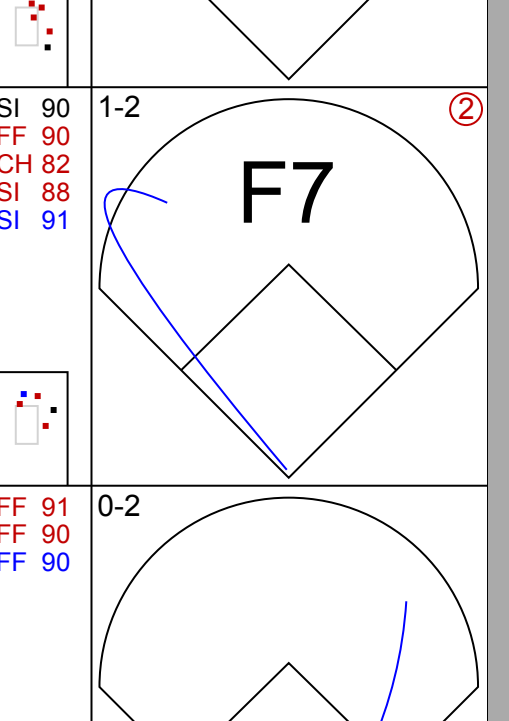
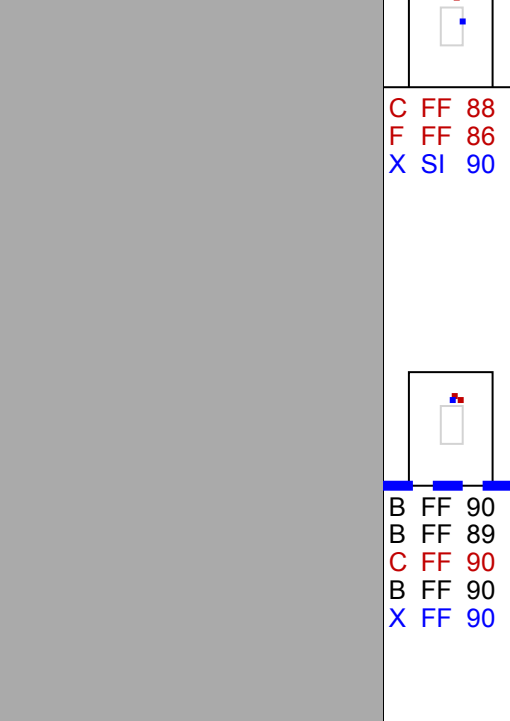
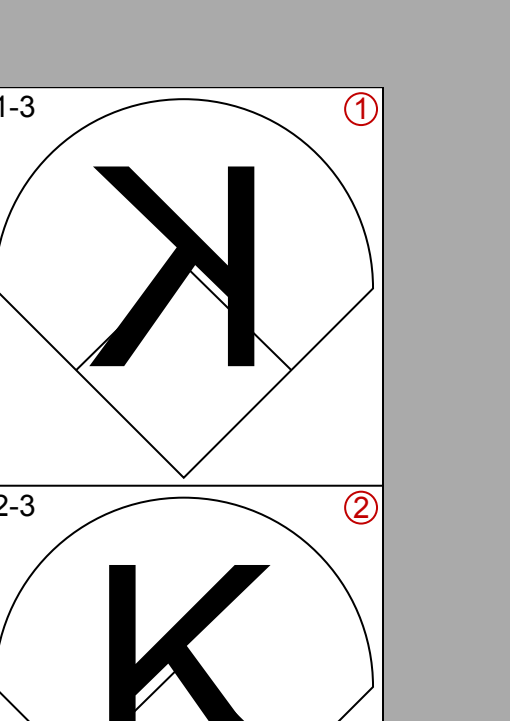

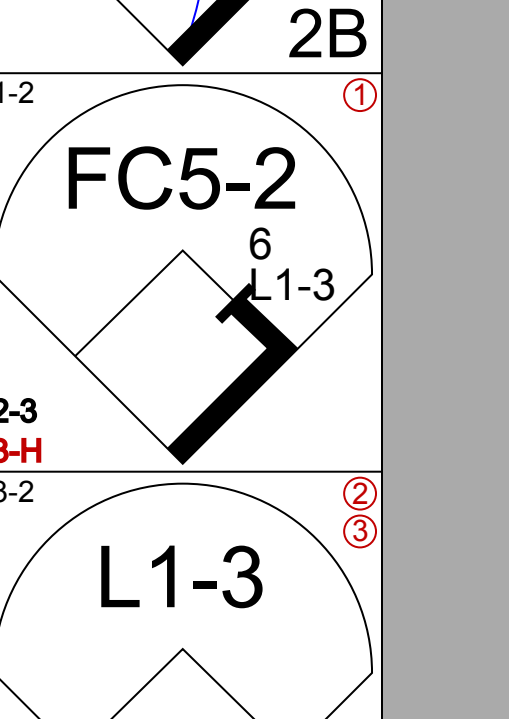
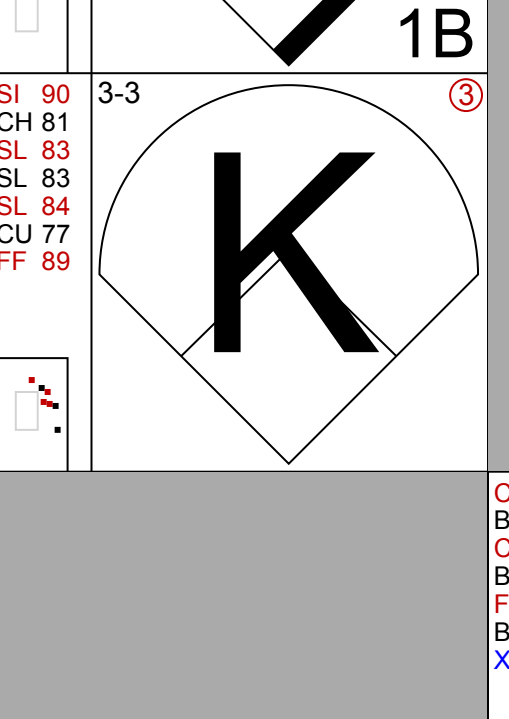
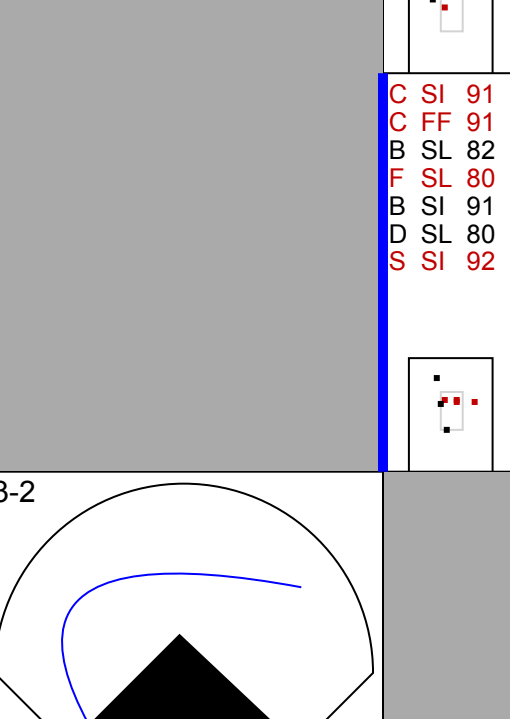
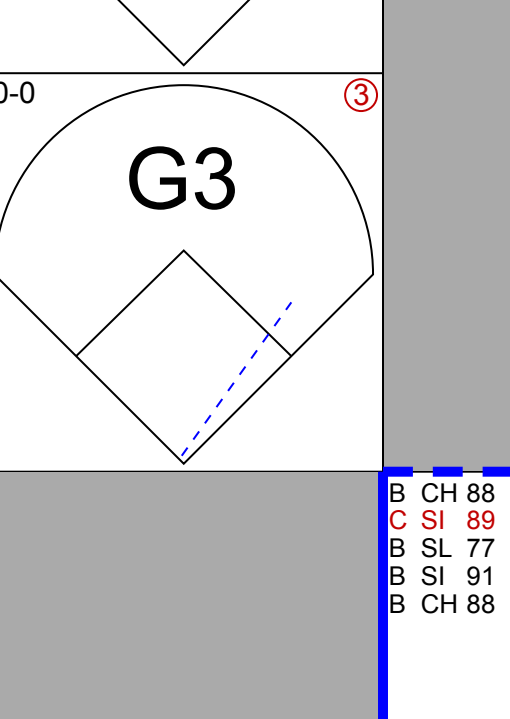
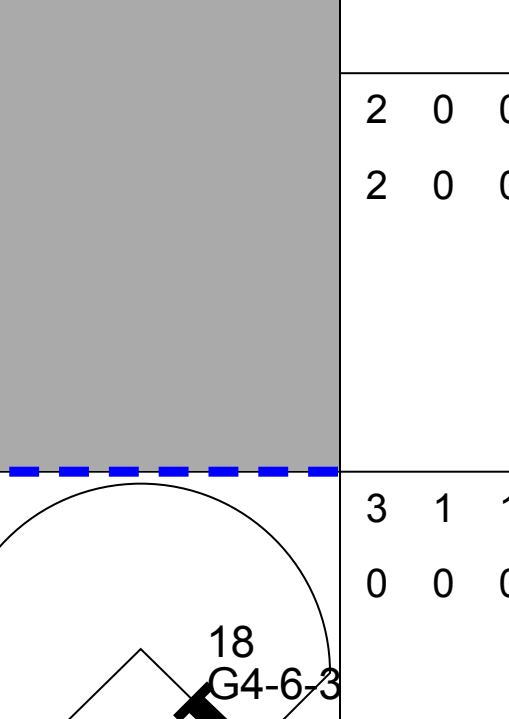
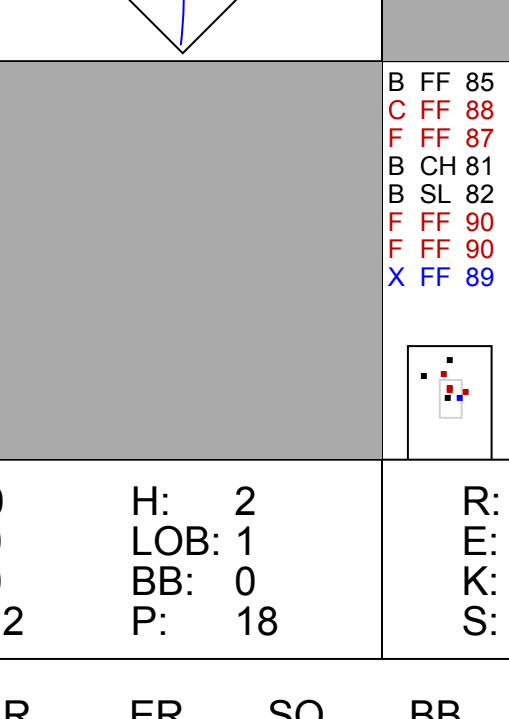
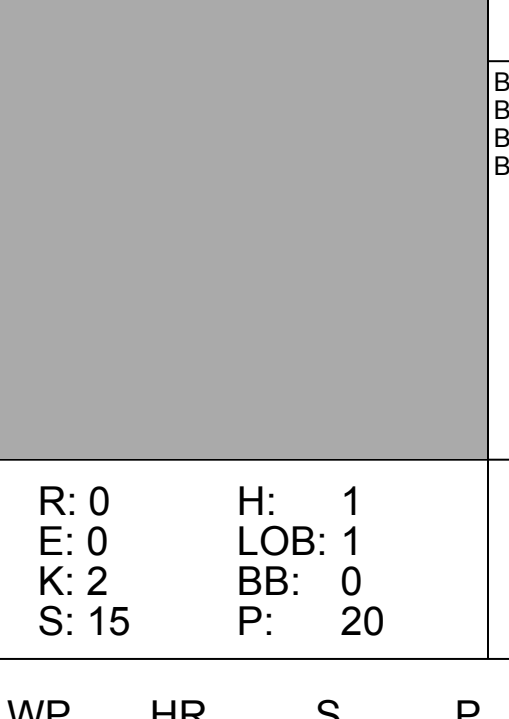
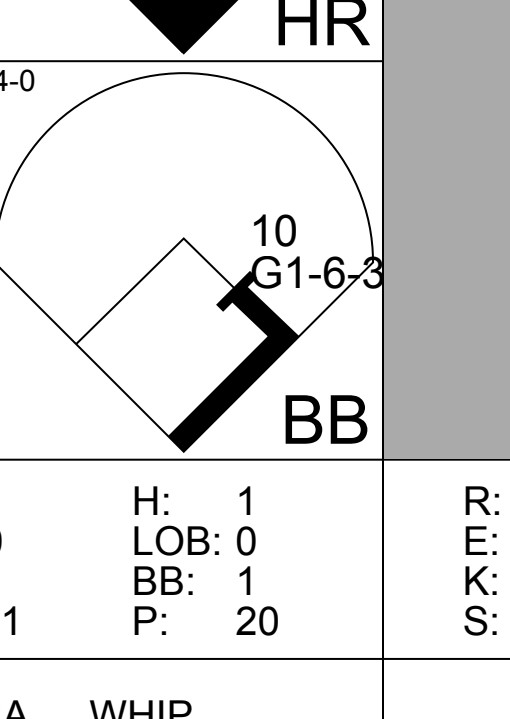
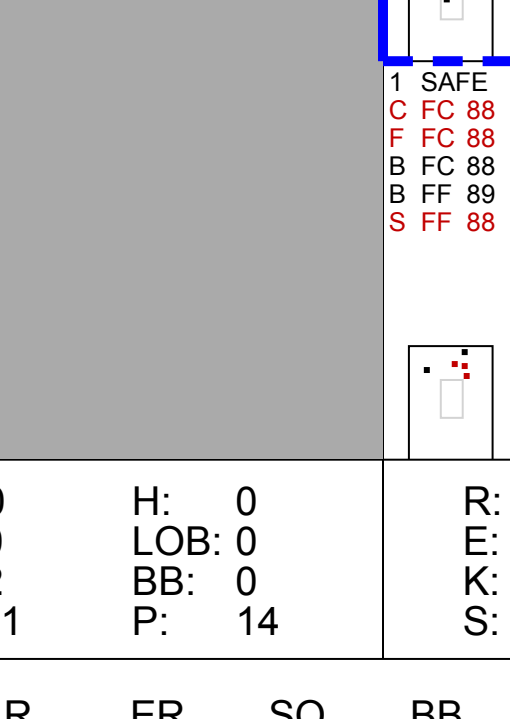
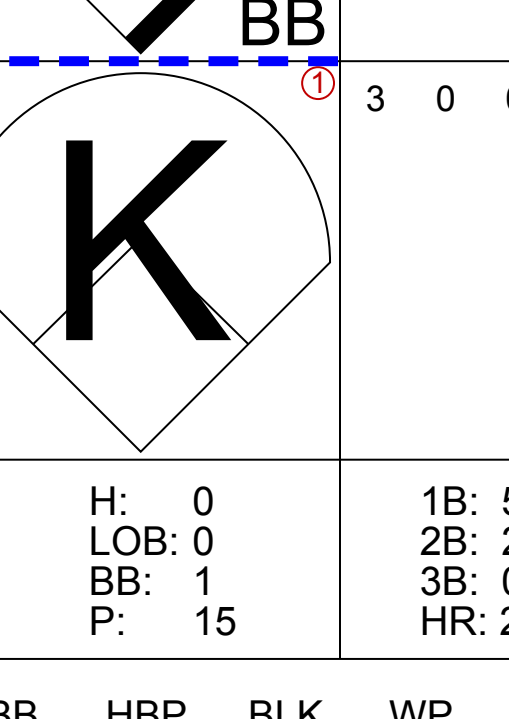


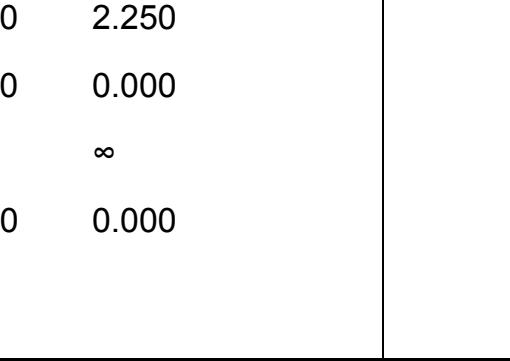


Batter	1	2	3	4	5	6	7	8	9	AB	R	H	RBI	BB	SO	LOB	BOTTOM					
11 Rajai Davis, R OBP: 0.246, SLG: 0.286	K		G3-6-3		F8		FC6-4 1B		G1-3	5	0	0	0	0	1	5						
10 Daric Barton, L OBP: 0.474, SLG: 0.405	K				8 50 1B HBP		SF7			1	1	0	0	0	1	0						
3 Eric Chavez, L OBP: 0.225, SLG: 0.324	K						3-H 1B			1	0	0	1	0	1	1						
Ryan Sweeney, L OBP: 0.379, SLG: 0.400	K				F7		5 2B BB			3	1	1	0	1	1	1						
5 Kevin Kouzmanoff, R OBP: 0.279, SLG: 0.333		F8			F9		8 F8 2B		F8	4	0	1	1	0	0	1						
8 Kurt Suzuki, R OBP: 0.294, SLG: 0.333		G4-3			50 1B		F8		F9	4	0	1	0	0	0	1						
50 Jake Fox, R OBP: 0.220, SLG: 0.304							P3		K	4	0	2	1	0	1	1						
7 Adam Rosales, R OBP: 0.357, SLG: 0.500							K		L9	4	0	0	0	0	2	4						
6 Travis Buck, L OBP: 0.324, SLG: 0.276										4	1	2	0	0	2	0						
2 Cliff Pennington, S OBP: 0.347, SLG: 0.512										2	0	2	0	0	0	0						
1 Eric Patterson, L OBP: 0.125, SLG: 0.125										2	0	1	0	0	1	1						
Inning Stats	R: 0 E: 0 K: 3 S: 11	H: 0 LOB: 0 BB: 0 P: 14	R: 0 E: 0 K: 0 S: 7	H: 1 LOB: 1 BB: 0 P: 10	R: 0 E: 0 K: 1 S: 10	H: 1 LOB: 0 BB: 0 P: 13	R: 1 E: 0 K: 1 S: 15	H: 2 LOB: 2 BB: 0 P: 20	R: 0 E: 0 K: 2 S: 9	H: 1 LOB: 1 BB: 0 P: 12	R: 1 E: 0 K: 0 S: 13	H: 1 LOB: 1 BB: 1 P: 19	R: 1 E: 0 K: 0 S: 16	H: 3 LOB: 2 BB: 0 P: 22	R: 0 E: 0 K: 1 S: 9	H: 0 LOB: 0 BB: 0 P: 12	R: 0 E: 0 K: 1 S: 7	H: 1 LOB: 1 BB: 0 P: 11	1B: 9 2B: 1 3B: 0 HR: 0	SF: 1 SAC: 0 DP: 1 HBP: 1	WP: 0 PB: 0 SB: 0 CS: 0	PA: 37
PITCHER	IP WLS BF H R ER SO BB IBB HBP BLK WP HR S P ERA WHIP	IP WLS BF H R ER SO BB IBB HBP BLK WP HR S P ERA WHIP	IP WLS BF H R ER SO BB IBB HBP BLK WP HR S P ERA WHIP	IP WLS BF H R ER SO BB IBB HBP BLK WP HR S P ERA WHIP	IP WLS BF H R ER SO BB IBB HBP BLK WP HR S P ERA WHIP	IP WLS BF H R ER SO BB IBB HBP BLK WP HR S P ERA WHIP	IP WLS BF H R ER SO BB IBB HBP BLK WP HR S P ERA WHIP	IP WLS BF H R ER SO BB IBB HBP BLK WP HR S P ERA WHIP	IP WLS BF H R ER SO BB IBB HBP BLK WP HR S P ERA WHIP	IP WLS BF H R ER SO BB IBB HBP BLK WP HR S P ERA WHIP	IP WLS BF H R ER SO BB IBB HBP BLK WP HR S P ERA WHIP	IP WLS BF H R ER SO BB IBB HBP BLK WP HR S P ERA WHIP	IP WLS BF H R ER SO BB IBB HBP BLK WP HR S P ERA WHIP	IP WLS BF H R ER SO BB IBB HBP BLK WP HR S P ERA WHIP	IP WLS BF H R ER SO BB IBB HBP BLK WP HR S P ERA WHIP	IP WLS BF H R ER SO BB IBB HBP BLK WP HR S P ERA WHIP	IP WLS BF H R ER SO BB IBB HBP BLK WP HR S P ERA WHIP					

Baltimore Orioles @ Oakland Athletics
Oakland Coliseum, Oakland, CA
Sun Apr 18 2010, 1:07 PM - 3:37 PM PDT
Att: 14,451 - Sunny - 64 F

AB 34
R 3
H 10
RBI 3
BB 1
SO 10
LOB 15




Batter	1	2	3	4	5	6	7	8	9	AB	R	H	RBI	BB	SO	LOB	TOP					
2 Derek Jeter, R OBP: 0.368, SLG: 0.545										5	0	0	0	0	1	2	New York Yankees @ Oakland Athletics Oakland Coliseum, Oakland, CA Tue Apr 20 2010, 7:09 PM - 10:43 PM PDT Att: 19,849 - Cloudy - 50 F					
36 Nick Johnson, L OBP: 0.407, SLG: 0.268										3	2	0	0	2	1							
25 Mark Teixeira, S OBP: 0.300, SLG: 0.229										4	2	1	0	1	1							
13 Alex Rodriguez, R OBP: 0.448, SLG: 0.587										2	2	1	3	3	1	0						
24 Robinson Cano, L OBP: 0.375, SLG: 0.653										2	1	0	0	3	2	1						
20 Jorge Posada, S OBP: 0.438, SLG: 0.667										5	0	1	2	0	2	4						
33 Nick Swisher, S OBP: 0.340, SLG: 0.364										4	0	1	2	0	1	2						
22 Randy Winn, S										0	0	0	0	0	0	0						
14 Curtis Granderson, L OBP: 0.389, SLG: 0.563										3	0	1	0	1	0	2						
11 Brett Gardner, L OBP: 0.410, SLG: 0.303										3	0	0	0	0	1	1						
Inning Stats	R: 3 H: 3 E: 0 K: 1 S: 21	L: 3 LOB: 2 BB: 2 P: 36	R: 0 H: 0 E: 0 K: 1 S: 7	H: 0 LOB: 0 BB: 0 P: 11	R: 0 H: 0 E: 0 K: 2 S: 11	H: 0 LOB: 1 BB: 1 P: 20	R: 0 H: 0 E: 0 K: 1 S: 10	H: 1 LOB: 0 BB: 2 P: 25	R: 0 H: 1 E: 0 K: 0 S: 12	H: 1 LOB: 1 BB: 0 P: 17	R: 1 H: 0 E: 0 K: 1 S: 13	H: 0 LOB: 2 BB: 3 P: 26	R: 0 H: 0 E: 0 K: 1 S: 11	H: 0 LOB: 1 BB: 1 P: 20	R: 0 H: 0 E: 0 K: 1 S: 10	H: 0 LOB: 1 BB: 1 P: 18	1B: 3 2B: 1 3B: 0 HR: 1	SF: 0 SAC: 1 DP: 0 HBP: 0	WP: 0 PB: 0 SB: 0 CS: 0	PA: 42		
PITCHER	IP WLS BF H R ER SO BB IBB HBP BLK WP HR S P ERA WHIP	IP WLS BF H R ER SO BB IBB HBP BLK WP HR S P ERA WHIP	IP WLS BF H R ER SO BB IBB HBP BLK WP HR S P ERA WHIP	IP WLS BF H R ER SO BB IBB HBP BLK WP HR S P ERA WHIP	IP WLS BF H R ER SO BB IBB HBP BLK WP HR S P ERA WHIP	IP WLS BF H R ER SO BB IBB HBP BLK WP HR S P ERA WHIP	IP WLS BF H R ER SO BB IBB HBP BLK WP HR S P ERA WHIP	IP WLS BF H R ER SO BB IBB HBP BLK WP HR S P ERA WHIP	IP WLS BF H R ER SO BB IBB HBP BLK WP HR S P ERA WHIP	IP WLS BF H R ER SO BB IBB HBP BLK WP HR S P ERA WHIP	IP WLS BF H R ER SO BB IBB HBP BLK WP HR S P ERA WHIP	IP WLS BF H R ER SO BB IBB HBP BLK WP HR S P ERA WHIP	IP WLS BF H R ER SO BB IBB HBP BLK WP HR S P ERA WHIP	IP WLS BF H R ER SO BB IBB HBP BLK WP HR S P ERA WHIP	IP WLS BF H R ER SO BB IBB HBP BLK WP HR S P ERA WHIP	IP WLS BF H R ER SO BB IBB HBP BLK WP HR S P ERA WHIP	IP WLS BF H R ER SO BB IBB HBP BLK WP HR S P ERA WHIP	IP WLS BF H R ER SO BB IBB HBP BLK WP HR S P ERA WHIP	IP WLS BF H R ER SO BB IBB HBP BLK WP HR S P ERA WHIP	IP WLS BF H R ER SO BB IBB HBP BLK WP HR S P ERA WHIP	IP WLS BF H R ER SO BB IBB HBP BLK WP HR S P ERA WHIP	
47 Gio González, L ERA: 5.4	5.1	2.0	1.0	1.0	1.0	1.0	1.0	1.0	1.0	5	0	0	0	0	0	0	10.38	1.846				
56 Craig Breslow, L ERA: 5.4	1.2	7	2	1	1	2	0	0	0	0	1	20	29	5.40	1.200							
59 Edwar Ramirez, R ERA: 1.93	2.0	10	0	1	1	2	4	0	0	0	24	46	4.50	2.000								
31 Brad Ziegler, R ERA: 3.86	1.0	4	0	0	0	1	1	0	0	0	10	18	0.00	1.000								
Batter	1	2	3	4	5	6	7	8	9	AB	R	H	RBI	BB	SO	LOB	BOTTOM					
11 Rajai Davis, R OBP: 0.246, SLG: 0.284										4	0	1	0	0	2	1	New York Yankees @ Oakland Athletics Oakland Coliseum, Oakland, CA Tue Apr 20 2010, 7:09 PM - 10:43 PM PDT Att: 19,849 - Cloudy - 50 F					
18 Gabe Gross, L OBP: 0.313, SLG: 0.313										1	0	0	0	0	0	1						
10 Danic Barton, L OBP: 0.492, SLG: 0.409										2	0	1	0	2	0	1						
Ryan Sweeney, L OBP: 0.371, SLG: 0.377										3	0	0	0	1	1	2						
5 Kevin Kouzmanoff, R OBP: 0.277, SLG: 0.328										4	1	1	0	0	3	4						
8 Kurt Suzuki, R OBP: 0.309, SLG: 0.408										4	1	2	2	0	1	0						
3 Eric Chavez, L OBP: 0.250, SLG: 0.366										4	0	2	0	0	1	0						
14 Mark Ellis, R OBP: 0.324, SLG: 0.387										2	0	0	0	0	1	3						
7 Adam Rosales, R OBP: 0.333, SLG: 0.464										2	0	0	0	0	1	0						
6 Travis Buck, L OBP: 0.324, SLG: 0.375										3	1	1	1	0	0	2						
50 Jake Fox, R OBP: 0.250, SLG: 0.304										0	0	0	0	1	0	0						
2 Cliff Pennington, S OBP: 0.340, SLG: 0.478										3	0	0	0	1	1	1						
Inning Stats	R: 0 H: 0 E: 0 K: 2 S: 11	H: 2 LOB: 1 BB: 0 P: 18	R: 0 H: 0 E: 0 K: 0 S: 12	H: 2 LOB: 0 BB: 0 P: 18	R: 0 H: 0 E: 0 K: 0 S: 14	H: 0 LOB: 1 BB: 1 P: 22	R: 0 H: 1 E: 0 K: 2 S: 15	H: 1 LOB: 0 BB: 0 P: 20	R: 1 H: 1 E: 0 K: 1 S: 11	H: 1 LOB: 0 BB: 1 P: 20	R: 2 H: 2 E: 0 K: 2 S: 15	H: 2 LOB: 0 BB: 0 P: 21	R: 0 H: 2 E: 0 K: 1 S: 14	H: 2 LOB: 3 BB: 1 P: 24	R: 0 H: 0 E: 0 K: 2 S: 11	H: 0 LOB: 0 BB: 0 P: 14	R: 0 H: 0 E: 0 K: 1 S: 7	H: 0 LOB: 0 BB: 1 P: 15	1B: 5 2B: 2 3B: 0 HR: 2	SF: 0 SAC: 0 DP: 3 HBP: 0	WP: 0 PB: 0 SB: 0 CS: 0	PA: 37
PITCHER	IP WLS BF H R ER SO BB IBB HBP BLK WP HR S P ERA WHIP	IP WLS BF H R ER SO BB IBB HBP BLK WP HR S P ERA WHIP	IP WLS BF H R ER SO BB IBB HBP BLK WP HR S P ERA WHIP	IP WLS BF H R ER SO BB IBB HBP BLK WP HR S P ERA WHIP	IP WLS BF H R ER SO BB IBB HBP BLK WP HR S P ERA WHIP	IP WLS BF H R ER SO BB IBB HBP BLK WP HR S P ERA WHIP	IP WLS BF H R ER SO BB IBB HBP BLK WP HR S P ERA WHIP	IP WLS BF H R ER SO BB IBB HBP BLK WP HR S P ERA WHIP	IP WLS BF H R ER SO BB IBB HBP BLK WP HR S P ERA WHIP	IP WLS BF H R ER SO BB IBB HBP BLK WP HR S P ERA WHIP	IP WLS BF H R ER SO BB IBB HBP BLK WP HR S P ERA WHIP	IP WLS BF H R ER SO BB IBB HBP BLK WP HR S P ERA WHIP	IP WLS BF H R ER SO BB IBB HBP BLK WP HR S P ERA WHIP	IP WLS BF H R ER SO BB IBB HBP BLK WP HR S P ERA WHIP	IP WLS BF H R ER SO BB IBB HBP BLK WP HR S P ERA WHIP	IP WLS BF H R ER SO BB IBB HBP BLK WP HR S P ERA WHIP	IP WLS BF H R ER SO BB IBB HBP BLK WP HR S P ERA WHIP	IP WLS BF H R ER SO BB IBB HBP BLK WP HR S P ERA WHIP	IP WLS BF H R ER SO BB IBB HBP BLK WP HR S P ERA WHIP	IP WLS BF H R ER SO BB IBB HBP BLK WP HR S P ERA WHIP	IP WLS BF H R ER SO BB IBB HBP BLK WP HR S P ERA WHIP	
31 Javier Vazquez, R ERA: 8.27	5.1	23	6	3	3	6	3	0	0	0	2	72	10	5.06	1.688							
48 Boone Logan, L ERA: 8.27	1.1	7	2	0	0	1	1	0	0	0	17	32	0.00	2.250								
62 Joba Chamberlain, R ERA: 2.35	1.1	4	0	0	0	3	0	0	0	0	14	18	0.00	0.000								
43 Damaso Marte, L ERA: 2.35	0.0	1	0	0	0	0	1	0	0	0	1	5	=	=								
42 Mariano Rivera, R ERA: 2.35	1.0	2	0	0	0	1	0	0	0	0	6	10	0.00	0.000								

Batter	1	2	3	4	5	6	7	8	9	AB	R	H	RBI	BB	SO	LOB	TOP					
2 Derek Jeter, R OBP: 0.371, SLG: 0.525										4	0	1	0	1	0	2						
36 Nick Johnson, L OBP: 0.406, SLG: 0.250										3	0	0	0	2	1	3						
25 Mark Teixeira, S OBP: 0.452, SLG: 0.212										4	0	0	0	0	2	4						
13 Alex Rodriguez, R OBP: 0.452, SLG: 0.620										4	1	2	0	0	0	1						
24 Robinson Cano, L OBP: 0.383, SLG: 0.679										4	1	2	1	0	1	1						
20 Jorge Posada, S OBP: 0.322, SLG: 0.630										4	0	1	1	0	1	1						
14 Curtis Granderson, L OBP: 0.362, SLG: 0.519										4	1	0	0	0	0	2						
22 Randy Winn, S OBP: 0.364, SLG: 0.368										4	0	0	0	0	2	2						
11 Brett Gardner, L OBP: 0.442, SLG: 0.333										3	0	2	1	1	0	0						
Inning Stats	R: 0 E: 0 K: 1 S: 8	H: 1 LOB: 1 BB: 1 P: 18	R: 0 E: 0 K: 1 S: 10	H: 1 LOB: 1 BB: 0 P: 16	R: 0 E: 0 K: 0 S: 7	H: 0 LOB: 1 BB: 1 P: 14	R: 2 E: 0 K: 1 S: 13	H: 2 LOB: 0 BB: 0 P: 19	R: 0 E: 0 K: 1 S: 10	H: 0 LOB: 1 BB: 1 P: 16	R: 0 E: 0 K: 1 S: 8	H: 0 LOB: 0 BB: 0 P: 13	R: 0 E: 0 K: 1 S: 11	H: 1 LOB: 1 BB: 0 P: 13	R: 0 E: 0 K: 2 S: 10	H: 1 LOB: 0 BB: 0 P: 12	R: 1 E: 0 K: 0 S: 13	H: 2 LOB: 2 BB: 1 P: 25	1B: 6 2B: 1 3B: 2 HR: 0	SF: 0 SAC: 0 DP: 1 HBP: 0	WP: 1 PB: 0 SB: 1 CS: 2	PA: 38
PITCHER	IP WLS BF H R ER SO BB IBB HBP BLK WP HR S P ERA WHIP																					
15 Ben Sheets, R ERA: 2.74	6.0 L 24 4 2 2 4 3 0 0 0 0 0 0 56 96 3.00 1.167																					
13 Jerry Blevins, L ERA: 3.39	1.1 5 1 0 0 2 0 0 0 0 0 0 0 14 16 0.00 0.750																					
66 Tyson Ross, R ERA: 2.7	1.2 9 3 1 1 1 1 0 0 0 1 0 20 34 5.40 2.400																					

New York Yankees @ Oakland Athletics
Oakland Coliseum, Oakland, CA
Wed Apr 21 2010, 7:07 PM - 9:54 PM PDT
Att: 30,211 - Cloudy - 54 F

AB 34
R 3
H 8
RBI 3
BB 4
SO 7
LOB 16



Batter	1	2	3	4	5	6	7	8	9	AB	R	H	RBI	BB	SO	LOB	BOTTOM					
2 Cliff Pennington, S OBP: 0.316, SLG: 0.440										4	0	0	0	0	1	2						
10 Daric Barton, L OBP: 0.477, SLG: 0.383										3	0	0	0	1	1	0						
Ryan Sweeney, L OBP: 0.364, SLG: 0.368										4	0	1	0	0	0	1						
8 Kurt Suzuki, R OBP: 0.305, SLG: 0.385										3	0	0	0	0	1	1						
3 Eric Chavez, L OBP: 0.250, SLG: 0.356										4	1	1	0	0	1	2						
5 Kevin Kouzmanoff, R OBP: 0.281, SLG: 0.306										4	0	0	0	0	3	3						
18 Gabe Gross, L OBP: 0.316, SLG: 0.278										2	0	0	0	1	1	0						
7 Adam Rosales, R OBP: 0.303, SLG: 0.419										3	0	0	0	0	1	2						
1 Eric Patterson, L OBP: 0.100, SLG: 0.100										2	0	0	0	0	1	0						
50 Jake Fox, R OBP: 0.259, SLG: 0.333										1	0	1	1	0	0	0						
11 Rajai Davis, R OBP: 0.246, SLG: 0.284										0	0	0	0	0	0	0						
Inning Stats	R: 0 E: 0 K: 2 S: 8	H: 0 LOB: 1 BB: 1 P: 14	R: 0 E: 0 K: 3 S: 10	H: 0 LOB: 0 BB: 0 P: 14	R: 0 E: 0 K: 0 S: 13	H: 0 LOB: 0 BB: 0 P: 17	R: 0 E: 0 K: 1 S: 8	H: 0 LOB: 0 BB: 0 P: 10	R: 0 E: 0 K: 1 S: 8	H: 0 LOB: 0 BB: 0 P: 12	R: 0 E: 0 K: 2 S: 7	H: 0 LOB: 0 BB: 0 P: 10	R: 0 E: 0 K: 0 S: 7	H: 0 LOB: 0 BB: 0 P: 10	R: 1 E: 0 K: 1 S: 16	H: 2 LOB: 2 BB: 1 P: 24	R: 0 E: 0 K: 0 S: 19	H: 1 LOB: 2 BB: 0 P: 26	1B: 3 2B: 0 3B: 0 HR: 0	SF: 0 SAC: 0 DP: 0 HBP: 1	WP: 0 PB: 0 SB: 0 CS: 0	PA: 33
PITCHER	IP WLS BF H R ER SO BB IBB HBP BLK WP HR S P ERA WHIP																					
65 Phil Hughes, R ERA: 2.19	7.1 W 25 1 1 1 10 2 0 0 0 0 0 70 101 1.23 0.409																					
62 Joba Chamberlain, R ERA: 2.16	0.2 H 3 1 0 0 0 0 0 0 0 0 0 7 10 0.00 1.500																					
42 Mariano Rivera, R ERA:	1.0 S 5 1 0 0 0 0 0 0 1 0 0 0 19 26 0.00 1.000																					

New York Yankees @ Oakland Athletics
Oakland Coliseum, Oakland, CA
Wed Apr 21 2010, 7:07 PM - 9:54 PM PDT
Att: 30,211 - Cloudy - 54 F

AB 30
R 1
H 3
RBI 1
BB 2
SO 10
LOB 11



Batter	1	2	3	4	5	6	7	8	9	AB	R	H	RBI	BB	SO	LOB	TOP					
13 Asdrubal Cabrera, S OBP: 0.314, SLG: 0.397 (1,6)										4	0	1	0	0	0	1	Cleveland Indians @ Oakland Athletics Oakland Coliseum, Oakland, CA Fri Apr 23 2010, 7:08 PM - 9:45 PM PDT Att: 11,547 - Clear - 58 F					
24 Grady Sizemore, L OBP: 0.279, SLG: 0.345 (1,8)										4	0	1	0	0	0	0						
17 Shin-Soo Choo, L OBP: 0.420, SLG: 0.554 (1,9)										4	0	1	0	0	2	2						
48 Travis Hafner, L OBP: 0.333, SLG: 0.385 (1,10)										1	0	0	0	2	1	1						
25 Andy Marte, R OBP: 0.333, SLG: 0.462 (9,PH)										1	0	0	0	0	1	0						
2 Jhonny Peralta, R OBP: 0.316, SLG: 0.267 (1,5)										2	0	1	0	1	0	2						
33 Russell Branyan, L OBP: 0.400, SLG: 0.444 (1,3)										2	0	1	0	1	0	1						
7 Matt LaPorta, R OBP: 0.280, SLG: 0.244 (1,7)										3	0	0	0	0	1	4						
1 Luis Valbuena, L OBP: 0.306, SLG: 0.381 (1,4)										3	0	0	0	0	0	0						
30 Lou Marson, R OBP: 0.176, SLG: 0.097 (1,2)										2	0	0	0	1	1	0						
Inning Stats	R: 0 E: 0 K: 0 S: 12	H: 2 LOB: 2 BB: 1 P: 20	R: 0 E: 0 K: 0 S: 7	H: 0 LOB: 0 BB: 1 P: 14	R: 0 E: 0 K: 0 S: 7	H: 0 LOB: 0 BB: 1 P: 13	R: 0 E: 0 K: 1 S: 12	H: 2 LOB: 2 BB: 1 P: 22	R: 0 E: 0 K: 0 S: 7	H: 0 LOB: 0 BB: 0 P: 8	R: 0 E: 0 K: 1 S: 9	H: 1 LOB: 0 BB: 0 P: 16	R: 0 E: 0 K: 1 S: 5	H: 0 LOB: 0 BB: 1 P: 10	R: 0 E: 0 K: 1 S: 9	H: 0 LOB: 0 BB: 0 P: 15	R: 0 E: 0 K: 2 S: 8	H: 0 LOB: 0 BB: 0 P: 14	1B: 5 2B: 0 3B: 0 HR: 0	SF: 0 SAC: 0 DP: 5 HBP: 0	WP: 0 PB: 0 SB: 0 CS: 0	PA: 31
PITCHER	IP WLS BF H R ER SO BB IBB HBP BLK WP HR S P ERA WHIP	6.0 W 22 5 0 0 2 4 0 0 0 0 0 0 54 93 0.00 1.500	2.0 6 0 0 0 2 1 0 0 0 0 0 0 14 25 0.00 0.500	1.0 3 0 0 0 2 0 0 0 0 0 0 0 8 14 0.00 0.000																		

Batter	1	2	3	4	5	6	7	8	9	AB	R	H	RBI	BB	SO	LOB	BOTTOM					
11 Rajai Davis, R OBP: 0.244, SLG: 0.280 (1,8)										5	1	1	3	0	0	2	Cleveland Indians @ Oakland Athletics Oakland Coliseum, Oakland, CA Fri Apr 23 2010, 7:08 PM - 9:45 PM PDT Att: 11,547 - Clear - 58 F					
10 Danic Barton, L OBP: 0.486, SLG: 0.396 (1,3)										4	2	1	0	1	1	1						
Ryan Sweeney, L OBP: 0.387, SLG: 0.375 (1,9)										5	2	3	2	0	0	1						
8 Kurt Suzuki, R OBP: 0.343, SLG: 0.508 (1,2)										5	1	3	2	0	0	3						
3 Eric Chavez, L OBP: 0.250, SLG: 0.333 (1,10)										3	1	0	0	1	1	3						
5 Kevin Kouzmanoff, R OBP: 0.279, SLG: 0.319 (1,5)										4	1	2	2	0	0	1						
18 Gabe Gross, L OBP: 0.304, SLG: 0.273 (1,7)										4	0	1	0	0	0	5						
7 Adam Rosales, R OBP: 0.275, SLG: 0.378 (1,4)										4	1	1	1	0	0	3						
2 Cliff Pennington, S OBP: 0.313, SLG: 0.411 (1,6)										3	1	0	0	1	0	2						
Inning Stats	R: 0 E: 0 K: 0 S: 7	H: 0 LOB: 0 BB: 0 P: 12	R: 0 E: 0 K: 0 S: 9	H: 1 LOB: 0 BB: 0 P: 17	R: 0 E: 0 K: 0 S: 11	H: 2 LOB: 1 BB: 0 P: 18	R: 1 E: 0 K: 1 S: 20	H: 2 LOB: 2 BB: 1 P: 35	R: 0 E: 0 K: 0 S: 7	H: 0 LOB: 0 BB: 0 P: 10	R: 3 E: 1 K: 0 S: 16	H: 3 LOB: 1 BB: 0 P: 26	R: 0 E: 0 K: 1 S: 8	H: 0 LOB: 0 BB: 0 P: 11	R: 6 E: 2 K: 0 S: 18	H: 4 LOB: 2 BB: 2 P: 35		R: 0 E: 0 K: 0 S: 18	H: 0 LOB: 2 BB: 2 P: 35	1B: 9 2B: 2 3B: 0 HR: 1	SF: 0 SAC: 0 DP: 2 HBP: 0	WP: 1 PB: 0 SB: 0 CS: 0
PITCHER	IP WLS BF H R ER SO BB IBB HBP BLK WP HR S P ERA WHIP	5.0 L 22 4 4 4 1 0 0 0 0 0 0 0 19 28 0.00 0.000	2.0 7 0 0 0 1 0 0 0 0 0 0 0 11 35 9.00 6.000	1.0 4 6 1 0 2 0 0 0 0 1 0 0 18 35 9.00 6.000																		



Batter	1	2	3	4	5	6	7	8	9	AB	R	H	RBI	BB	SO	LOB	TOP	
13 Asdrúbal Cabrera, S OBP: 0.301, SLG: 0.380	F9		G6-3			SH1-3		G6-3	SH1-4	3	0	0	0	0	0	2	Cleveland Indians @ Oakland Athletics Oakland Coliseum, Oakland, CA Sat Apr 24 2010, 1:07 PM - 3:37 PM PDT Att: 15,873 - Sunny - 62 F	
12 Mark Grudzielanek, R OBP: 0.206, SLG: 0.269	G6-3		K			G1-3		17 1B 26 1B 1B	P3	5	1	1	1	0	1	3		
17 Shin-Soo Choo, L OBP: 0.432, SLG: 0.550	G4-3			K				48 BB 26 1B 1B	26 1B IBB	4	0	2	1	1	1	0		
26 Austin Kearns, R OBP: 0.406, SLG: 0.500		2 S 1B		L8				48 BB 1B	48 FC4-6 1B	5	0	3	3	0	0	1		
48 Travis Hafner, L OBP: 0.324, SLG: 0.357	F8			F9						4	0	0	0	1	0	3		
2 Jhonny Peralta, R OBP: 0.295, SLG: 0.245		K				G6-3				4	0	0	0	0	1	4		
25 Andy Marte, R OBP: 0.368, SLG: 0.400				F9						2	1	0	0	2	1	0		
7 Matt LaPorta, R OBP: 0.283, SLG: 0.250										3	0	1	0	0	2	2		
24 Grady Sizemore, L OBP: 0.290, SLG: 0.345			K					52 1B 12 1B 1B	13 SH1-4 26 1B 52 1B BB	0	2	0	0	1	0	0		
52 Mike Redmond, R OBP: 0.280, SLG: 0.333									13 SH1-4 26 1B 1B	3	2	2	1	0	0	0		
Inning Stats	R: 0 E: 0 K: 0 S: 5	H: 0 LOB: 0 BB: 0 P: 8	R: 0 E: 0 K: 2 S: 13	H: 1 LOB: 2 BB: 1 P: 21	R: 0 E: 0 K: 1 S: 8	H: 0 LOB: 0 BB: 0 P: 13	R: 0 E: 0 K: 1 S: 7	H: 0 LOB: 0 BB: 0 P: 11	R: 0 E: 0 K: 1 S: 7	H: 0 LOB: 0 BB: 0 P: 10	R: 2 E: 0 K: 0 S: 11	H: 4 LOB: 3 BB: 1 P: 21	R: 3 E: 0 K: 0 S: 13	H: 2 LOB: 2 BB: 3 P: 30	1B: 8 2B: 1 3B: 0 HR: 0	SF: 0 SAC: 3 DP: 0 HBP: 0	WP: 0 PA: 41 PB: 0 SB: 1 CS: 0	
PITCHER	IP WLS BF H R ER SO	IP WLS BF H R ER SO	IP WLS BF H R ER SO	IP WLS BF H R ER SO	IP WLS BF H R ER SO	IP WLS BF H R ER SO	IP WLS BF H R ER SO	IP WLS BF H R ER SO	IP WLS BF H R ER SO	IP WLS BF H R ER SO	IP WLS BF H R ER SO	IP WLS BF H R ER SO	IP WLS BF H R ER SO	IP WLS BF H R ER SO	IP WLS BF H R ER SO	IP WLS BF H R ER SO	ERA WHIP	
49 Brett Anderson, L ERA: 2.35	6.0	22	3	1	1	5	1	0	0	0	0	0	0	0	0	0	1.50	0.667
57 Chad Gaudin, R ERA: 7.71	1.2	7	2	2	2	1	0	0	0	0	0	0	0	0	0	0	10.80	1.200
56 Craig Breslow, L ERA: 5.06	0.1	4	2	0	0	0	1	0	0	0	0	0	0	0	0	0	0.00	9.000
59 Edwar Ramirez, R ERA: 4.5	0.2	7	2	3	3	0	2	1	0	0	0	0	0	0	0	0	40.50	6.000
39 Brad Kilby, L ERA:	0.1	1	0	0	0	0	0	0	0	0	0	0	0	0	0	0	0.00	0.000

Batter	1	2	3	4	5	6	7	8	9	AB	R	H	RBI	BB	SO	LOB	BOTTOM				
11 Rajai Davis, R OBP: 0.244, SLG: 0.278	G5-3		F9					10 1B 1B		4	0	1	0	0	0	2	Cleveland Indians @ Oakland Athletics Oakland Coliseum, Oakland, CA Sat Apr 24 2010, 1:07 PM - 3:37 PM PDT Att: 15,873 - Sunny - 62 F				
10 Danic Barton, L OBP: 0.474, SLG: 0.386	K		K			G3		G4-6-3 1B		4	0	1	0	0	2	2					
Ryan Sweeney, L OBP: 0.380, SLG: 0.368	G1-3		G4-3					G4-6-3 1B		4	0	1	0	0	0	4					
3 Eric Chavez, L OBP: 0.250, SLG: 0.314		F8		G4-3				FC4-6 1B		3	0	0	0	1	0	1					
18 Gabe Gross, L OBP: 0.296, SLG: 0.269		F9				G4-3				4	0	1	0	0	0	2					
50 Jake Fox, R OBP: 0.206, SLG: 0.258		G6-3				F8				4	0	0	0	0	0	2					
7 Adam Rosales, R OBP: 0.273, SLG: 0.366										4	1	1	0	0	2	2					
1 Eric Patterson, L OBP: 0.154, SLG: 0.154			1B 2 1B 1B							3	0	1	0	0	0	0					
2 Cliff Pennington, S OBP: 0.313, SLG: 0.407										3	0	1	1	0	0	0					
Inning Stats	R: 0 E: 0 K: 1 S: 10	H: 0 LOB: 0 BB: 0 P: 15	R: 0 E: 0 K: 0 S: 6	H: 0 LOB: 0 BB: 0 P: 11	R: 0 E: 0 K: 1 S: 13	H: 3 LOB: 2 BB: 0 P: 18	R: 0 E: 0 K: 1 S: 9	H: 1 LOB: 1 BB: 0 P: 12	R: 0 E: 0 K: 0 S: 11	H: 0 LOB: 0 BB: 0 P: 17	R: 0 E: 0 K: 0 S: 8	H: 1 LOB: 1 BB: 0 P: 13	R: 0 E: 0 K: 1 S: 8	H: 0 LOB: 0 BB: 0 P: 10	R: 0 E: 0 K: 0 S: 6	H: 2 LOB: 1 BB: 0 P: 8		R: 0 E: 0 K: 0 S: 9	H: 0 LOB: 1 BB: 1 P: 18	1B: 7 2B: 0 3B: 0 HR: 0	SF: 0 SAC: 0 DP: 1 HBP: 0
PITCHER	IP WLS BF H R ER SO	IP WLS BF H R ER SO	IP WLS BF H R ER SO	IP WLS BF H R ER SO	IP WLS BF H R ER SO	IP WLS BF H R ER SO	IP WLS BF H R ER SO	IP WLS BF H R ER SO	IP WLS BF H R ER SO	IP WLS BF H R ER SO	IP WLS BF H R ER SO	IP WLS BF H R ER SO	IP WLS BF H R ER SO	IP WLS BF H R ER SO	IP WLS BF H R ER SO	IP WLS BF H R ER SO	ERA WHIP				
55 Roberto Hernandez, R ERA: 2.96	7.1	29	7	1	1	4	0	0	0	0	0	0	0	0	0	0	0.95	0.955			
49 Tony Sipp, L ERA: 4.76	0.2	1	0	0	0	0	0	0	0	0	0	0	0	0	0	0	0.00	0.000			
54 Chris Perez, R ERA: 4.08	1.0	4	0	0	0	0	1	0	0	0	0	0	0	0	0	0	0.00	1.000			



Batter	1	2	3	4	5	6	7	8	9	AB	R	H	RBI	BB	SO	LOB	TOP			
13 Asdrúbal Cabrera, S OBP: 0.299, SLG: 0.373	F9		24 1B		F7			F7		4	0	1	0	0	0	0	Cleveland Indians @ Oakland Athletics Oakland Coliseum, Oakland, CA Sun Apr 25 2010, 1:06 PM - 3:32 PM PDT Att: 16,946 - Sunny - 66 F			
24 Grady Sizemore, L OBP: 0.303, SLG: 0.356	26 CS, 17 1B		1B		G6-3			G6-3		4	0	2	0	0	0	0				
17 Shin-Soo Choo, L OBP: 0.436, SLG: 0.547	26 CS		G6-3		P2			1B		4	0	2	0	0	0	2				
26 Austin Kearns, R OBP: 0.361, SLG: 0.441	L8				F9			K		4	0	0	0	0	1	3				
2 Johnny Peralta, R OBP: 0.308, SLG: 0.269	F7				G5-3			L1		3	0	1	0	1	0	0				
33 Russell Branyan, L OBP: 0.385, SLG: 0.500	K				33 2B			2B		3	0	1	0	0	1	0				
25 Andy Marte, R OBP: 0.350, SLG: 0.375	K				2B			K		1	0	0	0	0	1	1				
7 Matt LaPorta, R OBP: 0.263, SLG: 0.231	P4				K			K		4	0	0	0	0	2	3				
1 Luis Valbuena, L OBP: 0.302, SLG: 0.356			G3					G3		3	0	0	0	1	1	1				
30 Lou Marson, R OBP: 0.162, SLG: 0.088			G6-3		P4			G6-3		3	0	0	0	0	0	3				
Inning Stats	R: 0 E: 0 K: 10 S: 10	H: 2 LOB: 1 BB: 0 P: 15	R: 0 E: 0 K: 1 S: 8	H: 0 LOB: 0 BB: 0 P: 10	R: 0 E: 0 K: 1 S: 11	H: 2 LOB: 2 BB: 0 P: 16	R: 0 E: 0 K: 1 S: 12	H: 1 LOB: 3 BB: 2 P: 26	R: 0 E: 0 K: 0 S: 7	H: 0 LOB: 0 BB: 0 P: 11	R: 0 E: 0 K: 0 S: 6	H: 0 LOB: 0 BB: 0 P: 10	R: 0 E: 0 K: 1 S: 8	H: 1 LOB: 1 BB: 0 P: 12	R: 0 E: 0 K: 2 S: 12	H: 1 LOB: 1 BB: 0 P: 18	1B: 5 2B: 2 3B: 0 HR: 0	SF: 0 SAC: 0 DP: 0 HBP: 0	WP: 0 PB: 0 SB: 0 CS: 2	PA: 35
PITCHER	IP WLS BF H R ER SO BB IBB HBP BLK WP HR S P ERA WHIP																			
47 Gio González, L ERA: 3.88	7.0 W 27 5 0 0 3 2 0 0 0 0 0 0 62 100 0.00 1.000																			
39 Brad Kilby, L ERA:	1.0 4 1 0 0 1 0 0 0 0 0 0 8 15 0.00 1.000																			
40 Andrew Bailey, R ERA:	1.0 4 1 0 0 2 0 0 0 0 0 0 12 18 0.00 1.000																			

Batter	1	2	3	4	5	6	7	8	9	AB	R	H	RBI	BB	SO	LOB	BOTTOM			
2 Cliff Pennington, S OBP: 0.319, SLG: 0.397	FC4-6, 10 1B, 3 2B		3 1B, BB		G4-3			P5		4	2	1	0	1	0	2	Cleveland Indians @ Oakland Athletics Oakland Coliseum, Oakland, CA Sun Apr 25 2010, 1:06 PM - 3:32 PM PDT Att: 16,946 - Sunny - 66 F			
10 Darc Barton, L OBP: 0.448, SLG: 0.426	FC4-6		K					1B, 5 2B		4	1	3	0	0	1	1				
11 Rajai Davis, R OBP: 0.241, SLG: 0.275	FC4-6		K					G3-1, 2B		1	0	0	0	0	1	1				
Ryan Sweeney, L OBP: 0.381, SLG: 0.361	FC4-6, 3 2B		3 1B, BB					G3-1		4	2	1	0	1	0	3				
3 Eric Chavez, L OBP: 0.279, SLG: 0.345	1H, 3H, 2B		5 1B, G6-3					G6-3		4	1	2	3	1	0	1				
5 Kevin Kouzmanoff, R OBP: 0.296, SLG: 0.342	K		G6-3					G3-1		4	1	2	3	1	1	3				
18 Gabe Gross, L OBP: 0.281, SLG: 0.323	G4-3							18 3B, 1H, 2H, 2H, 3H, 2B		5	1	1	0	0	0	3				
50 Jake Fox, R OBP: 0.237, SLG: 0.314	K		G6-3					50 2B, 1 3B, BB		4	1	2	1	0	1	0				
1 Eric Patterson, L OBP: 0.235, SLG: 0.529	G4-3							F7		4	2	2	3	0	0	1				
7 Adam Rosales, R OBP: 0.292, SLG: 0.364	K							L8		3	0	1	1	1	1	1				
Inning Stats	R: 2 E: 0 K: 1 S: 11	H: 3 LOB: 1 BB: 0 P: 19	R: 0 E: 0 K: 2 S: 14	H: 0 LOB: 0 BB: 0 P: 19	R: 1 E: 0 K: 1 S: 12	H: 1 LOB: 1 BB: 2 P: 24	R: 1 E: 0 K: 0 S: 9	H: 1 LOB: 1 BB: 1 P: 16	R: 4 E: 0 K: 0 S: 16	H: 5 LOB: 1 BB: 1 P: 32	R: 0 E: 0 K: 0 S: 12	H: 1 LOB: 1 BB: 0 P: 18	R: 3 E: 0 K: 1 S: 13	H: 3 LOB: 1 BB: 1 P: 22	R: 0 E: 0 K: 0 S: 7	H: 1 LOB: 1 BB: 0 P: 11	1B: 8 2B: 4 3B: 2 HR: 1	SF: 0 SAC: 0 DP: 1 HBP: 0	WP: 0 PB: 0 SB: 0 CS: 0	PA: 42
PITCHER	IP WLS BF H R ER SO BB IBB HBP BLK WP HR S P ERA WHIP																			
63 Justin Masterson, R ERA: 5.68	4.0 L 23 8 8 8 4 4 0 0 0 0 0 0 21 32 0.00 1.500																			
32 Aaron Laffey, L ERA: 4.22	2.0 8 3 0 0 0 0 0 0 0 0 0 13 22 27.00 4.000																			
38 Joe Smith, R ERA: 6.35	1.0 7 3 3 3 1 1 0 0 0 0 0 7 11 0.00 1.000																			
50 Jensen Lewis, R ERA: 1.17	1.0 4 1 0 0 0 0 0 0 0 0 0 7 11 0.00 1.000																			



Batter	1	2	3	4	5	6	7	8	9	AB	R	H	RBI	BB	SO	LOB	TOP					
2 Cliff Pennington, S OBP: 0.371, SLG: 0.500										5	1	4	4	0	0	1						
10 Danc Barton, L OBP: 0.460, SLG: 0.394										5	0	0	0	0	1	6						
Ryan Sweeney, L OBP: 0.371, SLG: 0.351										5	1	1	0	0	1	1						
3 Eric Chavez, L OBP: 0.273, SLG: 0.322										4	0	0	0	1	3	0						
5 Kevin Kouzmanoff, R OBP: 0.291, SLG: 0.333										5	0	1	0	0	2	0						
18 Gabe Gross, L OBP: 0.286, SLG: 0.333										2	0	1	1	0	1	0						
50 Jake Fox, R OBP: 0.231, SLG: 0.306										1	0	0	0	0	0	0						
35 Landon Powell, S OBP: 0.250, SLG: 0.250										4	1	1	0	0	1	3						
1 Eric Patterson, L OBP: 0.286, SLG: 0.550										3	2	1	0	1	0	1						
7 Adam Rosales, R OBP: 0.346, SLG: 0.417										4	1	4	1	0	0	0						
Inning Stats	R: 0 E: 0 K: 0 S: 7	H: 1 LOB: 0 BB: 0 P: 12	R: 0 E: 0 K: 2 S: 9	H: 1 LOB: 1 BB: 0 P: 13	R: 4 E: 0 K: 0 S: 22	H: 4 LOB: 2 BB: 2 P: 41	R: 0 E: 0 K: 0 S: 10	H: 1 LOB: 0 BB: 0 P: 14	R: 0 E: 0 K: 2 S: 10	H: 0 LOB: 0 BB: 0 P: 15	R: 1 E: 0 K: 1 S: 18	H: 3 LOB: 2 BB: 0 P: 27	R: 0 E: 0 K: 1 S: 7	H: 0 LOB: 0 BB: 0 P: 8	R: 1 E: 0 K: 2 S: 19	H: 3 LOB: 2 BB: 0 P: 25	R: 0 E: 0 K: 1 S: 8	H: 0 LOB: 0 BB: 0 P: 13	1B: 9 2B: 3 HR: 1	SF: 1 SAC: 0 DP: 0 HBP: 0	WP: 0 PB: 0 SB: 0 CS: 0	PA: 41
PITCHER	IP WLS BF H R ER SO BB IBB HBP BLK WP HR S P ERA WHIP																					
40 Wade Davis, R ERA: 3.88	5.0 W 23 7 4 4 4 2 0 0 0 0 0 1 58 95 7.20 1.800																					
31 Lance Cormier, R ERA: 2.79	0.2 5 3 1 1 1 0 0 0 0 0 0 0 15 22 13.50 4.500																					
36 Randy Choate, L ERA: 11.81	1.1 H 4 0 0 0 1 0 0 0 0 0 0 0 10 13 0.00 0.000																					
50 Grant Balfour, R ERA: 2.61	1.0 H 6 3 1 1 2 0 0 0 0 0 0 0 19 25 9.00 3.000																					
29 Rafael Soriano, R ERA: 2.25	1.0 S 3 0 0 0 1 0 0 0 0 0 0 0 8 13 0.00 0.000																					

Oakland Athletics @ Tampa Bay Rays
Tropicana Field, St. Petersburg, FL
Tue Apr 27 2010, 7:11 PM - 10:00 PM EDT
Att: 10,825 - Dome - 72 F

AB 38
R 6
H 13
RBI 6
BB 2
SO 9
LOB 12



Batter	1	2	3	4	5	6	7	8	9	AB	R	H	RBI	BB	SO	LOB	BOTTOM					
8 Jason Bartlett, R OBP: 0.330, SLG: 0.354										5	0	3	2	0	0	1						
13 Carl Crawford, L OBP: 0.380, SLG: 0.500										4	0	0	0	0	1	4						
18 Ben Zobrist, S OBP: 0.321, SLG: 0.382										4	0	0	0	0	0	2						
3 Evan Longoria, R OBP: 0.395, SLG: 0.520										4	1	1	0	0	2	0						
23 Carlos Pena, L OBP: 0.370, SLG: 0.470										3	2	1	1	1	1	0						
2 B.J. Upton, R OBP: 0.396, SLG: 0.507										3	2	2	0	1	0	0						
5 Pat Burrell, R OBP: 0.305, SLG: 0.423										4	1	1	3	0	0	3						
28 John Jaso, L OBP: 0.625, SLG: 0.833										4	1	3	1	0	0	0						
15 Reid Brignac, L OBP: 0.324, SLG: 0.514										4	1	1	1	0	1	4						
Inning Stats	R: 0 E: 0 K: 0 S: 7	H: 1 LOB: 0 BB: 0 P: 10	R: 4 E: 1 K: 1 S: 19	H: 5 LOB: 1 BB: 0 P: 31	R: 3 E: 0 K: 1 S: 15	H: 2 LOB: 0 BB: 1 P: 25	R: 1 E: 0 K: 0 S: 8	H: 1 LOB: 0 BB: 0 P: 12	R: 0 E: 0 K: 2 S: 14	H: 0 LOB: 0 BB: 1 P: 24	R: 0 E: 0 K: 1 S: 9	H: 2 LOB: 0 BB: 0 P: 12	R: 0 E: 0 K: 0 S: 7	H: 0 LOB: 0 BB: 0 P: 8	R: 0 E: 0 K: 0 S: 11	H: 1 LOB: 1 BB: 0 P: 12	R: 0 E: 0 K: 0 S: 11	H: 0 LOB: 0 BB: 0 P: 12	1B: 8 2B: 2 3B: 0 HR: 2	SF: 0 SAC: 0 DP: 0 HBP: 0	WP: 0 PB: 0 SB: 0 CS: 1	PA: 37
PITCHER	IP WLS BF H R ER SO BB IBB HBP BLK WP HR S P ERA WHIP																					
15 Ben Sheets, R ERA: 5.0	4.0 L 21 9 8 8 2 1 0 0 0 0 0 0 14 24 18.00 2.500																					
56 Craig Breslow, L ERA: 4.25	1.0 4 0 0 0 2 1 0 0 0 0 0 0 14 24 0.00 1.000																					
13 Jerry Blevins, L ERA: 3.0	1.0 5 2 0 0 1 0 0 0 0 0 0 0 9 12 0.00 2.000																					
31 Brad Ziegler, R ERA: 2.7	1.0 3 0 0 0 0 0 0 0 0 0 0 0 7 8 0.00 0.000																					
57 Chad Gaudin, R ERA: 6.75	1.0 4 1 0 0 0 0 0 0 0 0 0 0 11 12 0.00 1.000																					

Oakland Athletics @ Tampa Bay Rays
Tropicana Field, St. Petersburg, FL
Tue Apr 27 2010, 7:11 PM - 10:00 PM EDT
Att: 10,825 - Dome - 72 F

AB 35
R 8
H 12
RBI 8
BB 2
SO 5
LOB 14



Batter	1	2	3	4	5	6	7	8	9	AB	R	H	RBI	BB	SO	LOB	TOP										
2 Cliff Pennington, S OBP: 0.337, SLG: 0.461	G4-3	K	G4-3	G4-3	L6					4	0	0	0	0	1	2											
10 Danic Barton, L OBP: 0.453, SLG: 0.438	K		G4-3	BB	G3					3	0	1	0	1	1	1											
Ryan Sweeney, L OBP: 0.365, SLG: 0.369	5B		G4-3	K	K					4	1	1	0	0	2	3											
5 Kevin Kouzmanoff, R OBP: 0.287, SLG: 0.326	7E		FC6-2	G5-4-3	G5-3					4	1	1	1	0	0	2											
7 Adam Rosales, R OBP: 0.367, SLG: 0.491	E5		50 WP	BB	G5-3					3	1	1	0	1	0	1											
50 Jake Fox, R OBP: 0.213, SLG: 0.295	G5-3		BB	BB	K2-3					4	0	1	2	0	1	3											
35 Landon Powell, S OBP: 0.250, SLG: 0.143	G5-3		K	BB	G4-3					3	0	0	0	1	2	1											
1 Eric Patterson, L OBP: 0.276, SLG: 0.464	F7		F8	G4-3	G4-3					4	0	0	0	0	1	1											
11 Rajai Davis, R OBP: 0.264, SLG: 0.280										1	0	0	0	1	1	0											
3 Eric Chavez, L OBP: 0.264, SLG: 0.308										1	0	0	0	0	1	0											
Inning Stats	R: 1 H: 2 E: 1 K: 1 S: 14	WLS: 2 BF: 23 LOB: 23	R: 0 H: 0 E: 0 K: 1 S: 8	LOB: 1 BB: 1 P: 16	R: 2 H: 2 E: 0 K: 1 S: 14	LOB: 1 BB: 1 P: 26	R: 0 H: 0 E: 0 K: 1 S: 6	LOB: 0 BB: 1 P: 10	R: 0 H: 0 E: 0 K: 1 S: 9	LOB: 0 BB: 1 P: 16	R: 0 H: 0 E: 0 K: 1 S: 8	LOB: 1 BB: 1 P: 13	R: 0 H: 0 E: 0 K: 0 S: 6	LOB: 0 BB: 0 P: 9	R: 0 H: 1 E: 0 K: 0 S: 6	LOB: 0 BB: 0 P: 9	R: 0 H: 0 E: 0 K: 3 S: 9	LOB: 0 BB: 0 P: 14	1B: 2 2B: 3 3B: 0 HR: 0	SF: 0 SAC: 0 DP: 2 HBP: 1	WP: 1 PB: 0 SB: 1 CS: 0	PA: 36					
PITCHER	IP	WLS	BF	H	R	ER	SO	BB	IBB	HBP	BLK	WP	HR	S	P	ERA	WHIP										
24 Ricky Romero, L ERA: 2.25	6.0	W	26	4	3	3	6	4	0	0	0	1	0	59	104	4.50	1.333										
57 Shawn Camp, R ERA: 2.53	1.0	H	4	0	0	0	1	0	0	1	0	0	0	11	17	0.00	0.000										
37 Scott Downs, L ERA: 5.59	1.0	H	3	1	0	0	0	0	0	0	0	0	0	6	9	0.00	1.000										
63 Kevin Gregg, R ERA: 0.82	1.0	S	3	0	0	0	3	0	0	0	0	0	0	9	14	0.00	0.000										

Oakland Athletics @ Toronto Blue Jays
Rogers Centre, Toronto, ON
Thu Apr 29 2010, 7:10 PM - 9:46 PM EDT
Att: 10,721 - Cloudy - 55 F

AB	31
R	3
H	5
RBI	3
BB	4
SO	10
LOB	14



Batter	1	2	3	4	5	6	7	8	9	AB	R	H	RBI	BB	SO	LOB	BOTTOM										
15 Fred Lewis, L OBP: 0.279, SLG: 0.350	F7		G5-4-3	G4-3	K					5	0	1	0	0	1	1											
2 Aaron Hill, R OBP: 0.306, SLG: 0.273			G5-4-3	BB	BB					1	0	0	0	3	0	1											
26 Adam Lind, L OBP: 0.367, SLG: 0.500	K		G3	BB	G3					4	0	1	0	0	2	4											
10 Vernon Wells, R OBP: 0.381, SLG: 0.682	F8		G6-3	G6-3	G6-3					4	0	0	0	0	3												
35 Lyle Overbay, L OBP: 0.272, SLG: 0.329	K		14 HR	11 BB	K					2	1	0	0	2	2	0											
11 Alex Gonzalez, R OBP: 0.306, SLG: 0.564	G1-3		P4	K	K					3	0	0	0	1	1	1											
19 José Bautista, R OBP: 0.327, SLG: 0.447	K		14 HR	11 BB	G6-3					4	1	1	0	0	1	3											
14 John Buck, R OBP: 0.239, SLG: 0.468	HR		HR	HR	HR					4	3	3	5	0	0	0											
45 Travis Snider, L OBP: 0.266, SLG: 0.324	HR		HR	G4-3	P2					4	1	2	1	0	0	0											
Inning Stats	R: 0 H: 0 E: 0 K: 1 S: 7	WLS: 0 BF: 12 LOB: 12	R: 0 H: 0 E: 0 K: 2 S: 8	LOB: 0 BB: 0 P: 12	R: 2 H: 4 E: 0 K: 0 S: 13	LOB: 4 BB: 0 P: 16	R: 3 H: 3 E: 0 K: 0 S: 17	LOB: 2 BB: 2 P: 31	R: 0 H: 0 E: 0 K: 2 S: 10	LOB: 0 BB: 0 P: 12	R: 1 H: 1 E: 0 K: 1 S: 10	LOB: 0 BB: 0 P: 17	R: 0 H: 0 E: 0 K: 1 S: 14	LOB: 3 BB: 3 P: 30	R: 0 H: 0 E: 0 K: 0 S: 7	LOB: 0 BB: 0 P: 7	R: 0 H: 0 E: 0 K: 0 S: 7	LOB: 0 BB: 0 P: 7	1B: 2 2B: 2 3B: 0 HR: 4	SF: 0 SAC: 0 DP: 1 HBP: 0	WP: 0 PB: 0 SB: 0 CS: 0	PA: 37					
PITCHER	IP	WLS	BF	H	R	ER	SO	BB	IBB	HBP	BLK	WP	HR	S	P	ERA	WHIP										
58 Justin Duchscherer, R ERA: 2.89	3.1	L	16	5	4	4	3	2	0	0	0	0	2	36	55	10.80	2.100										
13 Jerry Blevins, L ERA: 3.38	1.2		8	2	1	1	2	1	0	0	0	0	1	19	28	5.40	1.800										
56 Craig Breslow, L ERA: 4.7	1.1		6	1	1	1	2	1	0	0	0	0	1	15	28	6.75	1.500										
31 Brad Ziegler, R ERA: 2.53	0.2		4	0	0	0	0	1	1	0	0	0	0	9	19	0.00	1.500										
40 Andrew Bailey, R ERA:	1.0		3	0	0	0	0	0	0	0	0	0	0	7	7	0.00	0.000										

Oakland Athletics @ Toronto Blue Jays
Rogers Centre, Toronto, ON
Thu Apr 29 2010, 7:10 PM - 9:46 PM EDT
Att: 10,721 - Cloudy - 55 F

AB	31
R	6
H	8
RBI	6
BB	6
SO	7
LOB	13



Batter	1	2	3	4	5	6	7	8	9	AB	R	H	RBI	BB	SO	LOB	TOP											
2 Cliff Pennington, S OBP: 0.333, SLG: 0.450 30 Steve Tolson, R OBP: 0.333, SLG: 0.333	SH2-3 1B	K		G4-3		G5-3	G5-3		FC3-6 1B	4	1	1	1	0	1	2												
10 Danic Barton, L OBP: 0.444, SLG: 0.429	SH2-3			F7		G1-3	G1-3		FC3-6 1B	4	0	1	0	0	0	3												
Ryan Sweeney, L OBP: 0.369, SLG: 0.364 18 Gabe Gross, L OBP: 0.250, SLG: 0.289	K			F7		G5-3	G5-3		G1-3	4	0	1	0	0	1	2												
5 Kevin Kouzmanoff, R OBP: 0.296, SLG: 0.333 50 Jake Fox, R OBP: 0.213, SLG: 0.295				K		F9	F9		FC6-4 1B	4	0	2	1	0	1	2												
3 Eric Chavez, L OBP: 0.276, SLG: 0.309				K		K	K		K	3	0	1	0	1	2	2												
7 Adam Rosales, R OBP: 0.344, SLG: 0.458	K			K		K	K		FC6-4	4	0	0	0	0	3	6												
35 Landon Powell, S OBP: 0.273, SLG: 0.111 29 Josh Donaldson, R (8, PH)	G4-3					P6	K		K	2	1	0	0	1	0	0												
1 Eric Patterson, L OBP: 0.273, SLG: 0.469	K			G4-3		F8	F8		G4-3	4	0	1	0	0	1	0												
11 Rajai Davis, R OBP: 0.275, SLG: 0.282				K		G6-3	G6-3		FC3-6 1B HBP	3	0	1	0	0	1	2												
Inning Stats	R: 1 E: 0 K: 2 S: 15	H: 2 LOB: 2 BB: 1 P: 26	R: 0 E: 0 K: 2 S: 11	H: 1 LOB: 1 BB: 0 P: 15	R: 0 E: 0 K: 2 S: 13	H: 2 LOB: 2 BB: 0 P: 19	R: 1 E: 0 K: 1 S: 12	H: 1 LOB: 1 BB: 1 P: 19	R: 0 E: 0 K: 2 S: 17	H: 0 LOB: 0 BB: 0 P: 20	R: 0 E: 0 K: 0 S: 6	H: 0 LOB: 0 BB: 0 P: 10	R: 0 E: 0 K: 2 S: 10	H: 1 LOB: 1 BB: 0 P: 15	R: 0 E: 0 K: 0 S: 11	H: 1 LOB: 2 BB: 0 P: 21	1B: 8 2B: 1 3B: 0 HR: 0	SF: 0 SAC: 1 DP: 0 HBP: 1	WP: 0 PB: 0 SB: 2 CS: 0	PA: 39								
PITCHER	IP	WLS	BF	H	R	ER	SO	BB	IBB	HBP	BLK	WP	HR	S	P	ERA	WHIP											
23 Brandon Morrow, R ERA: 5.46	6.0	W	27	7	2	2	9	2	0	0	0	0	0	0	74	109	3.00	1.500										
50 Rommie Lewis, L ERA:	1.0		3	0	0	0	0	0	0	0	0	0	0	9	14	0.00	0.000											
54 Jason Frasor, R ERA: 8.38	1.0		4	1	0	0	2	0	0	0	0	0	0	10	15	0.00	1.000											
17 Josh Roenicke, R ERA:	1.0		5	1	0	0	0	0	0	1	0	0	0	11	21	0.00	1.000											

Oakland Athletics @ Toronto Blue Jays
Rogers Centre, Toronto, ON
Fri Apr 30 2010, 7:10 PM - 9:49 PM EDT
Att. 12,722 - Partly Cloudy - 66 F

AB	35
R	2
H	9
RBI	2
BB	2
SO	11
LOB	22



Batter	1	2	3	4	5	6	7	8	9	AB	R	H	RBI	BB	SO	LOB	BOTTOM										
15 Fred Lewis, L OBP: 0.250, SLG: 0.311	G4-3			G4-3		L8	K		F7	5	0	0	0	0	1	4											
2 Aaron Hill, R OBP: 0.311, SLG: 0.297	F7			F7		K	K			4	0	1	2	1	1	0											
26 Adam Lind, L OBP: 0.359, SLG: 0.484	K			F9		10 HR	F7		F7	5	1	1	0	0	1	4											
10 Vernon Wells, R OBP: 0.396, SLG: 0.717 18 Mike McCoy, R OBP: 0.324, SLG: 0.333				P3		HR	G4-6-3 1B			4	2	3	2	0	0	0											
35 Lyle Overbay, L OBP: 0.281, SLG: 0.329				14 WP 14 E 1B		K	K			3	2	1	0	1	2	1											
11 Alex Gonzalez, R OBP: 0.317, SLG: 0.629 6 John McDonald, R OBP: 0.194, SLG: 0.290				F9		HR	G4-6-3			3	2	2	4	0	0	1											
19 José Bautista, R OBP: 0.314, SLG: 0.427	F9			E5 14 WP 1B		G1-3	G1-3		F9	4	1	0	0	0	0	1											
14 John Buck, R OBP: 0.268, SLG: 0.477	P5			HR		45 2B 2 2B 1B	2 2B 1B		2 BB 45 BB HBP	3	1	2	2	0	0	0											
45 Travis Snider, L OBP: 0.277, SLG: 0.338	G3			G4-3		2 2B 2B	2 2B 2B		2 BB	3	1	1	0	1	0	1											
Inning Stats	R: 0 E: 0 K: 1 S: 6	H: 0 LOB: 0 BB: 0 P: 11	R: 3 E: 0 K: 0 S: 9	H: 2 LOB: 0 BB: 1 P: 17	R: 0 E: 0 K: 0 S: 9	H: 0 LOB: 0 BB: 0 P: 11	R: 2 E: 1 K: 0 S: 11	H: 2 LOB: 1 BB: 0 P: 14	R: 2 E: 0 K: 2 S: 12	H: 2 LOB: 0 BB: 0 P: 22	R: 3 E: 0 K: 1 S: 16	H: 4 LOB: 1 BB: 0 P: 22	R: 0 E: 0 K: 1 S: 7	H: 1 LOB: 1 BB: 0 P: 9	R: 0 E: 0 K: 0 S: 11	H: 0 LOB: 3 BB: 2 P: 26	1B: 6 2B: 2 3B: 0 HR: 3	SF: 0 SAC: 0 DP: 1 HBP: 1	WP: 1 PB: 0 SB: 0 CS: 0	PA: 39							
PITCHER	IP	WLS	BF	H	R	ER	SO	BB	IBB	HBP	BLK	WP	HR	S	P	ERA	WHIP										
53 Trevor Cahill, R ERA: 10.8	5.0	L	24	7	4	6	3	1	0	0	0	0	0	31	51	10.80	1.600										
57 Chad Gaudin, R ERA: 6.0	3.0		15	4	2	2	2	2	0	1	0	0	0	31	51	6.00	2.000										

Oakland Athletics @ Toronto Blue Jays
Rogers Centre, Toronto, ON
Fri Apr 30 2010, 7:10 PM - 9:49 PM EDT
Att. 12,722 - Partly Cloudy - 66 F

AB	35
R	10
H	11
RBI	10
BB	3
SO	5
LOB	13



Batter	1	2	3	4	5	6	7	8	9	AB	R	H	RBI	BB	SO	LOB	TOP				
2 Cliff Pennington, S OBP: 0.354, SLG: 0.455 30 Steve Tolleson, R OBP: 0.250, SLG: 0.250	P6			G4-3			G6-4-3		F9	3	0	1	0	1	0	3	Oakland Athletics @ Toronto Blue Jays Rogers Centre, Toronto, ON Sun May 02 2010, 1:07 PM - 3:41 PM EDT Att: 14,725 - Partly Cloudy + 59 F				
10 Danic Barton, L OBP: 0.422, SLG: 0.395	K		F8		F9		G6-4-3		G3-1	5	0	0	0	0	1	3					
Ryan Sweeney, L OBP: 0.350, SLG: 0.352 18 Gabe Gross, L OBP: 0.244, SLG: 0.262	F9		K		G6-3				K	3	0	0	0	0	1	1					
5 Kevin Kouzmanoff, R OBP: 0.295, SLG: 0.330 50 Jake Fox, R OBP: 0.250, SLG: 0.333		7 BB 1B		11 BB 3 BB 1B		G3			3 BB 7 BB 1B	3	1	2	0	0	0	0					
3 Eric Chavez, L OBP: 0.288, SLG: 0.333	F7			11 BB 7 BB 1B		F8			7 BB 1B	4	1	2	0	0	0	1					
7 Adam Rosales, R OBP: 0.375, SLG: 0.462				11 BB BB		G6-3			2 BB 1B	2	0	2	2	2	0	0					
1 Eric Patterson, L OBP: 0.375, SLG: 0.400				BB		G6-3			L6	4	0	0	0	0	2	7					
29 Josh Donaldson, R OBP: 0.111, SLG: 0.444						P5			K	4	0	0	0	0	2	6					
11 Rajai Davis, R OBP: 0.290, SLG: 0.290				K					G6-3	3	0	1	1	1	1	0					
Inning Stats	R: 0 E: 0 K: 1 S: 7	H: 0 LOB: 0 BB: 0 P: 11	R: 0 E: 0 K: 2 S: 16	H: 1 LOB: 2 BB: 1 P: 25	R: 0 E: 0 K: 2 S: 11	H: 0 LOB: 1 BB: 1 P: 16	R: 1 E: 0 K: 1 S: 14	H: 3 LOB: 3 BB: 1 P: 22	R: 0 E: 0 K: 0 S: 4	H: 1 LOB: 0 BB: 0 P: 4	R: 0 E: 0 K: 0 S: 7	H: 1 LOB: 1 BB: 1 P: 24	R: 2 E: 0 K: 2 S: 15	H: 3 LOB: 1 BB: 0 P: 17	R: 0 E: 0 K: 0 S: 5	H: 0 LOB: 0 BB: 7 P: 7		1B: 8 2B: 1 3B: 0 HR: 0	SF: 0 SAC: 0 DP: 2 HBP: 0	WP: 0 PB: 0 SB: 0 CS: 0	PA: 38
PITCHER	IP WLS BF H R ER SO BB IBB HBP BLK WP HR S P ERA WHIP	IP WLS BF H R ER SO BB IBB HBP BLK WP HR S P ERA WHIP	IP WLS BF H R ER SO BB IBB HBP BLK WP HR S P ERA WHIP	IP WLS BF H R ER SO BB IBB HBP BLK WP HR S P ERA WHIP	IP WLS BF H R ER SO BB IBB HBP BLK WP HR S P ERA WHIP	IP WLS BF H R ER SO BB IBB HBP BLK WP HR S P ERA WHIP	IP WLS BF H R ER SO BB IBB HBP BLK WP HR S P ERA WHIP	IP WLS BF H R ER SO BB IBB HBP BLK WP HR S P ERA WHIP	IP WLS BF H R ER SO BB IBB HBP BLK WP HR S P ERA WHIP	IP WLS BF H R ER SO BB IBB HBP BLK WP HR S P ERA WHIP	IP WLS BF H R ER SO BB IBB HBP BLK WP HR S P ERA WHIP	IP WLS BF H R ER SO BB IBB HBP BLK WP HR S P ERA WHIP	IP WLS BF H R ER SO BB IBB HBP BLK WP HR S P ERA WHIP	IP WLS BF H R ER SO BB IBB HBP BLK WP HR S P ERA WHIP	IP WLS BF H R ER SO BB IBB HBP BLK WP HR S P ERA WHIP	IP WLS BF H R ER SO BB IBB HBP BLK WP HR S P ERA WHIP	IP WLS BF H R ER SO BB IBB HBP BLK WP HR S P ERA WHIP	IP WLS BF H R ER SO BB IBB HBP BLK WP HR S P ERA WHIP	IP WLS BF H R ER SO BB IBB HBP BLK WP HR S P ERA WHIP	IP WLS BF H R ER SO BB IBB HBP BLK WP HR S P ERA WHIP	IP WLS BF H R ER SO BB IBB HBP BLK WP HR S P ERA WHIP

Oakland Athletics @ Toronto Blue Jays
Rogers Centre, Toronto, ON
Sun May 02 2010, 1:07 PM - 3:41 PM EDT
Att: 14,725 - Partly Cloudy + 59 F


AB 34
R 3
H 9
RBI 3
BB 4
SO 8
LOB 21



Batter	1	2	3	4	5	6	7	8	9	AB	R	H	RBI	BB	SO	LOB	BOTTOM				
15 Fred Lewis, L OBP: 0.298, SLG: 0.423	2 S 2B			2H HR			L6		F7	3	2	1	3	1	0	1	Oakland Athletics @ Toronto Blue Jays Rogers Centre, Toronto, ON Sun May 02 2010, 1:07 PM - 3:41 PM EDT Att: 14,725 - Partly Cloudy + 59 F				
2 Aaron Hill, R OBP: 0.352, SLG: 0.409	26 F7 10 BB 2B			26 FC4-6 BB			HR		G5-3	4	2	3	2	1	0	0					
26 Adam Lind, L OBP: 0.330, SLG: 0.440	F7			FC4-6			HR		F9	5	0	0	0	0	1	3					
10 Vernon Wells, R OBP: 0.385, SLG: 0.690	35 G4-3 11 HR 2B			F8			1B		F8	4	1	2	1	0	0	2					
35 Lyle Overbay, L OBP: 0.287, SLG: 0.345	G4-3			1B			P5		G4-3	4	0	1	0	0	0	3					
11 Alex Gonzalez, R OBP: 0.303, SLG: 0.619	HR			F8			K		K	4	1	1	2	0	2	2					
19 José Bautista, R OBP: 0.301, SLG: 0.492	G5-3			P5			P3		K	4	0	0	0	0	1	1					
14 John Buck, R OBP: 0.289, SLG: 0.529	6 BB 3B			K			2B		2B	4	1	3	0	0	1	1					
6 John McDonald, R OBP: 0.229, SLG: 0.400	15 SF7 3B			K			2B		F9	4	2	2	1	0	0	2					
Inning Stats	R: 4 E: 0 K: 0 S: 13	H: 3 LOB: 0 BB: 1 P: 22	R: 2 E: 0 K: 0 S: 9	H: 2 LOB: 1 BB: 1 P: 17	R: 0 E: 0 K: 1 S: 13	H: 1 LOB: 0 BB: 0 P: 18	R: 3 E: 0 K: 2 S: 19	H: 4 LOB: 1 BB: 0 P: 31	R: 0 E: 0 K: 0 S: 13	H: 1 LOB: 1 BB: 0 P: 20	R: 0 E: 0 K: 0 S: 5	H: 1 LOB: 0 BB: 0 P: 6	R: 0 E: 0 K: 2 S: 11	H: 1 LOB: 1 BB: 0 P: 19	R: 0 E: 0 K: 0 S: 8	H: 0 LOB: 0 BB: 0 P: 14		1B: 3 2B: 6 3B: 1 HR: 3	SF: 1 SAC: 0 DP: 0 HBP: 0	WP: 0 PB: 0 SB: 1 CS: 0	PA: 39
PITCHER	IP WLS BF H R ER SO BB IBB HBP BLK WP HR S P ERA WHIP	IP WLS BF H R ER SO BB IBB HBP BLK WP HR S P ERA WHIP	IP WLS BF H R ER SO BB IBB HBP BLK WP HR S P ERA WHIP	IP WLS BF H R ER SO BB IBB HBP BLK WP HR S P ERA WHIP	IP WLS BF H R ER SO BB IBB HBP BLK WP HR S P ERA WHIP	IP WLS BF H R ER SO BB IBB HBP BLK WP HR S P ERA WHIP	IP WLS BF H R ER SO BB IBB HBP BLK WP HR S P ERA WHIP	IP WLS BF H R ER SO BB IBB HBP BLK WP HR S P ERA WHIP	IP WLS BF H R ER SO BB IBB HBP BLK WP HR S P ERA WHIP	IP WLS BF H R ER SO BB IBB HBP BLK WP HR S P ERA WHIP	IP WLS BF H R ER SO BB IBB HBP BLK WP HR S P ERA WHIP	IP WLS BF H R ER SO BB IBB HBP BLK WP HR S P ERA WHIP	IP WLS BF H R ER SO BB IBB HBP BLK WP HR S P ERA WHIP	IP WLS BF H R ER SO BB IBB HBP BLK WP HR S P ERA WHIP	IP WLS BF H R ER SO BB IBB HBP BLK WP HR S P ERA WHIP	IP WLS BF H R ER SO BB IBB HBP BLK WP HR S P ERA WHIP	IP WLS BF H R ER SO BB IBB HBP BLK WP HR S P ERA WHIP	IP WLS BF H R ER SO BB IBB HBP BLK WP HR S P ERA WHIP	IP WLS BF H R ER SO BB IBB HBP BLK WP HR S P ERA WHIP	IP WLS BF H R ER SO BB IBB HBP BLK WP HR S P ERA WHIP	IP WLS BF H R ER SO BB IBB HBP BLK WP HR S P ERA WHIP

Oakland Athletics @ Toronto Blue Jays
Rogers Centre, Toronto, ON
Sun May 02 2010, 1:07 PM - 3:41 PM EDT
Att: 14,725 - Partly Cloudy + 59 F

AB 36
R 9
H 13
RBI 9
BB 2
SO 5
LOB 15



Batter	1	2	3	4	5	6	7	8	9	AB	R	H	RBI	BB	SO	LOB	TOP					
23 Craig Gentry, R OBP: 0.231, SLG: 0.231										5	1	2	0	0	2	1						
10 Michael Young, R OBP: 0.299, SLG: 0.358										5	1	3	1	0	0	2						
32 Josh Hamilton, L OBP: 0.352, SLG: 0.505										4	0	2	1	0	1	1						
27 Vladimir Guerrero, R OBP: 0.379, SLG: 0.447										4	1	1	0	0	0	4						
20 Julio Borbon, L OBP: 0.218, SLG: 0.250										0	0	0	0	0	0	0						
5 Ian Kinsler, R OBP: 0.474, SLG: 0.438										4	0	2	0	0	1	2						
25 Ryan Garko, R OBP: 0.138, SLG: 0.074										3	0	0	1	0	0	2						
7 David Murphy, L OBP: 0.200, SLG: 0.326										1	0	0	0	0	0	2						
12 Justin Smoak, S OBP: 0.326, SLG: 0.412										4	1	1	1	0	0	2						
15 Matt Treanor, R OBP: 0.333, SLG: 0.319										4	0	1	0	0	0	1						
3 Andrés Blanco, S OBP: 0.278, SLG: 0.212										4	0	1	0	0	0	1						
Inning Stats	R: 0 H: 1 E: 0 K: 2 S: 10	H: 1 LOB: 1 BB: 0 P: 11	R: 0 H: 1 E: 1 K: 0 S: 8	H: 1 LOB: 1 BB: 0 P: 14	R: 0 H: 1 E: 0 K: 0 S: 8	H: 1 LOB: 0 BB: 0 P: 9	R: 1 H: 2 E: 0 K: 0 S: 10	H: 2 LOB: 1 BB: 0 P: 14	R: 2 H: 4 E: 0 K: 0 S: 13	H: 4 LOB: 1 BB: 0 P: 20	R: 0 H: 0 E: 0 K: 0 S: 7	H: 0 LOB: 0 BB: 0 P: 14	R: 0 H: 0 E: 0 K: 1 S: 8	H: 0 LOB: 0 BB: 0 P: 13	R: 0 H: 2 E: 0 K: 1 S: 11	H: 2 LOB: 1 BB: 0 P: 17	R: 1 H: 2 E: 0 K: 0 S: 7	H: 2 LOB: 1 BB: 0 P: 9	1B: 10 3B: 0 HR: 1	SF: 0 SAC: 0 DP: 1 HBP: 0	WP: 0 PB: 0 SB: 0 CS: 0	PA: 38
PITCHER	IP	WLS	BF	H	R	ER	SO	BB	IBB	HBP	BLK	WP	HR	S	P	ERA	WHIP					
51 Dallas Braden, L ERA: 4.14	7.0	L	30	11	3	3	3	0	0	0	0	0	0	66	97	3.86	1.571					
66 Tyson Ross, R ERA: 3.96	1.0		3	0	0	0	1	0	0	0	0	0	0	9	15	0.00	0.000					
13 Jerry Blevins, L ERA: 3.86	1.0		5	2	1	1	0	0	0	0	0	0	1	7	9	9.00	2.000					

Texas Rangers @ Oakland Athletics
Oakland Coliseum, Oakland, CA
Mon May 03 2010, 7:09 PM - 9:49 PM PDT
Att: 8,874 - Clear - 64 F

AB 38
R 4
H 13
RBI 4
BB 0
SO 4
LOB 18



Batter	1	2	3	4	5	6	7	8	9	AB	R	H	RBI	BB	SO	LOB	BOTTOM					
2 Cliff Pennington, S OBP: 0.350, SLG: 0.446										4	0	1	0	0	3	1						
10 Danic Barton, L OBP: 0.407, SLG: 0.378										4	0	0	0	0	1	3						
Ryan Sweeney, L OBP: 0.346, SLG: 0.347										4	1	1	0	0	1	0						
5 Kevin Kousseroff, R OBP: 0.294, SLG: 0.356										4	1	1	2	0	1	0						
3 Eric Chavez, L OBP: 0.298, SLG: 0.333										3	0	1	0	1	0	0						
7 Adam Rosales, R OBP: 0.355, SLG: 0.435										4	0	0	0	0	1	3						
1 Eric Patterson, L OBP: 0.222, SLG: 0.364										4	0	0	0	0	2	2						
29 Josh Donaldson, R OBP: 0.091, SLG: 0.364										2	0	0	0	0	2	0						
18 Gabe Gross, L OBP: 0.251, SLG: 0.279										1	0	1	0	0	0	0						
35 Landon Powell, S OBP: 0.273, SLG: 0.111										0	0	0	0	0	0	0						
50 Jake Fox, R OBP: 0.245, SLG: 0.327										1	0	0	0	0	1	1						
11 Rajai Davis, R OBP: 0.291, SLG: 0.302										3	0	1	0	0	0	1						
Inning Stats	R: 0 H: 0 E: 0 K: 2 S: 12	H: 0 LOB: 0 BB: 0 P: 18	R: 0 H: 0 E: 1 K: 2 S: 15	H: 0 LOB: 1 BB: 0 P: 19	R: 0 H: 0 E: 0 K: 2 S: 9	H: 0 LOB: 0 BB: 0 P: 11	R: 0 H: 0 E: 0 K: 1 S: 11	H: 0 LOB: 0 BB: 0 P: 16	R: 0 H: 1 E: 0 K: 2 S: 13	H: 1 LOB: 1 BB: 0 P: 20	R: 0 H: 1 E: 0 K: 0 S: 9	H: 1 LOB: 1 BB: 0 P: 15	R: 0 H: 2 E: 0 K: 1 S: 14	H: 2 LOB: 2 BB: 0 P: 22	R: 2 H: 2 E: 0 K: 2 S: 17	H: 2 LOB: 1 BB: 1 P: 28	1B: 4 3B: 0 HR: 1	SF: 0 SAC: 0 DP: 0 HBP: 0	WP: 0 PB: 0 SB: 0 CS: 0	PA: 35		
PITCHER	IP	WLS	BF	H	R	ER	SO	BB	IBB	HBP	BLK	WP	HR	S	P	ERA	WHIP					
40 Rich Harden, R ERA: 3.52	7.0	W	24	4	2	0	0	0	0	0	0	0	0	10	16	0.00	3.000					
56 Darren O'Day, R ERA: 7.15	0.1	H	4	2	2	2	1	1	0	0	0	0	1	10	18	54.00	9.000					
30 Neftali Feliz, R ERA: 4.61	1.0	S	3	0	0	0	2	0	0	0	0	0	0	11	16	0.00	0.000					

Texas Rangers @ Oakland Athletics
Oakland Coliseum, Oakland, CA
Mon May 03 2010, 7:09 PM - 9:49 PM PDT
Att: 8,874 - Clear - 64 F

AB 34
R 2
H 6
RBI 2
BB 1
SO 12
LOB 11



Batter	1	2	3	4	5	6	7	8	9	AB	R	H	RBI	BB	SO	LOB	TOP										
1 Elvis Andrus, R OBP: 0.413, SLG: 0.352										4	0	2	0	0	0	3	Texas Rangers @ Oakland Athletics Oakland Coliseum, Oakland, CA Wed May 05 2010, 12:40 PM - 3:03 PM PDT Att: 15,403 - Sunny - 59 F										
10 Michael Young, R OBP: 0.342, SLG: 0.342										3	1	0	0	1	0	1											
32 Josh Hamilton, L OBP: 0.362, SLG: 0.495										4	0	1	0	0	3	3											
27 Vladimir Guerrero, R OBP: 0.378, SLG: 0.471										4	0	1	1	0	1	0											
5 Ian Kinsler, R OBP: 0.370, SLG: 0.333										4	0	1	0	0	0	2											
7 David Murphy, L OBP: 0.190, SLG: 0.283										4	0	0	0	0	0	2											
12 Justin Smoak, S OBP: 0.314, SLG: 0.405										4	0	1	0	0	1	1											
51 Max Ramirez, R OBP: 0.333, SLG: 0.143										1	0	0	0	2	0	1											
20 Julio Borbon, L OBP: 0.212, SLG: 0.241										3	0	1	0	0	0	2											
Inning Stats	R: 0 H: 1 E: 0 K: 1 S: 13	H: 1 LOB: 0 BB: 0 P: 19	R: 0 H: 1 E: 0 K: 1 S: 10	H: 1 LOB: 1 BB: 0 P: 15	R: 0 H: 1 E: 0 K: 1 S: 11	H: 1 LOB: 2 BB: 2 P: 21	R: 0 H: 0 E: 0 K: 0 S: 7	H: 0 LOB: 0 BB: 0 P: 9	R: 0 H: 1 E: 0 K: 1 S: 11	H: 1 LOB: 1 BB: 1 P: 20	R: 1 H: 2 E: 1 K: 0 S: 12	H: 2 LOB: 1 BB: 0 P: 17	R: 0 H: 1 E: 0 K: 0 S: 10	H: 1 LOB: 1 BB: 0 P: 15	R: 0 H: 0 E: 0 K: 1 S: 5	H: 0 LOB: 0 BB: 0 P: 8		R: 0 H: 0 E: 0 K: 0 S: 11	H: 0 LOB: 0 BB: 0 P: 16	1B: 6 2B: 1 3B: 0 HR: 0	SF: 0 SAC: 0 DP: 3 HBP: 0	WP: 0 PB: 0 SB: 0 CS: 1	PA: 34				
PITCHER	IP	WLS	BF	H	R	ER	SO	BB	IBB	HBP	BLK	WP	HR	S	P	ERA	WHIP										
53 Trevor Cahill, R ERA: 5.4	5.0	W	21	5	1	0	4	3	0	0	0	0	0	56	90	0.00	1.600										
66 Tyson Ross, R ERA: 3.39	2.0	H	7	2	0	0	0	0	0	0	0	0	0	18	26	0.00	1.000										
31 Brad Ziegler, R ERA: 2.63	1.0	H	3	0	0	0	1	0	0	0	0	0	0	5	8	0.00	0.000										
40 Andrew Bailey, R ERA:	1.0	S	3	0	0	0	0	0	0	0	0	0	0	11	16	0.00	0.000										

Batter	1	2	3	4	5	6	7	8	9	AB	R	H	RBI	BB	SO	LOB	BOTTOM										
2 Cliff Pennington, S OBP: 0.342, SLG: 0.424										3	1	1	0	0	1	1	Texas Rangers @ Oakland Athletics Oakland Coliseum, Oakland, CA Wed May 05 2010, 12:40 PM - 3:03 PM PDT Att: 15,403 - Sunny - 59 F										
10 Daric Barton, L OBP: 0.430, SLG: 0.427										3	1	2	1	1	0	0											
Ryan Sweeney, L OBP: 0.348, SLG: 0.379										4	0	0	1	0	1	4											
5 Kevin Kouzmanoff, R OBP: 0.316, SLG: 0.370										3	0	1	1	1	0	0											
3 Eric Chavez, L OBP: 0.275, SLG: 0.305										3	0	0	0	0	2	1											
50 Jake Fox, R OBP: 0.241, SLG: 0.320										1	0	0	0	0	0	2											
7 Adam Rosales, R OBP: 0.333, SLG: 0.403										4	0	1	0	0	2	0											
1 Eric Patterson, L OBP: 0.245, SLG: 0.431										3	1	1	1	1	1	1											
35 Landon Powell, S OBP: 0.263, SLG: 0.067										3	0	0	0	1	1	3											
11 Raiji Davis, R OBP: 0.291, SLG: 0.301										3	1	1	0	0	1	2											
Inning Stats	R: 2 H: 2 E: 0 K: 1 S: 18	H: 2 LOB: 0 BB: 0 P: 24	R: 0 H: 1 E: 0 K: 1 S: 9	H: 1 LOB: 1 BB: 0 P: 11	R: 0 H: 0 E: 0 K: 1 S: 5	H: 0 LOB: 0 BB: 0 P: 9	R: 0 H: 0 E: 0 K: 2 S: 8	H: 0 LOB: 0 BB: 0 P: 9	R: 1 H: 1 E: 0 K: 0 S: 16	H: 1 LOB: 2 BB: 2 P: 29	R: 0 H: 1 E: 1 K: 1 S: 13	H: 1 LOB: 1 BB: 1 P: 23	R: 1 H: 2 E: 1 K: 1 S: 10	H: 2 LOB: 2 BB: 1 P: 17	R: 0 H: 0 E: 0 K: 2 S: 11	H: 0 LOB: 0 BB: 0 P: 14	1B: 5 2B: 1 3B: 0 HR: 1	SF: 0 SAC: 1 DP: 1 HBP: 0	WP: 0 PB: 0 SB: 2 CS: 0	PA: 35							
PITCHER	IP	WLS	BF	H	R	ER	SO	BB	IBB	HBP	BLK	WP	HR	S	P	ERA	WHIP										
48 Colby Lewis, R ERA: 3.03	6.0	L	26	5	3	3	6	3	0	0	0	0	0	69	105	4.50	1.333										
28 Darren Oliver, L ERA: 2.57	1.0		6	2	1	1	1	0	1	0	0	0	0	10	17	9.00	2.000										
56 Darren O'Day, R ERA:	1.0		3	0	0	0	2	0	0	0	0	0	0	11	14	0.00	0.000										

AB	31
R	1
H	7
RBI	1
BB	3
SO	5
LOB	15



AB	30
R	4
H	7
RBI	4
BB	4
SO	9
LOB	14



Batter	1	2	3	4	5	6	7	8	9	AB	R	H	RBI	BB	SO	LOB	TOP			
8 Jason Bartlett, R (1,6) OBP: 0.325, SLG: 0.351	G6-3		BB		BB		F8		FC1	3	0	0	0	2	0	2	Tampa Bay Rays @ Oakland Athletics Oakland Coliseum, Oakland, CA Fri May 07 2010, 7:10 PM - 9:51 PM PDT Att: 19,193 - Partly Cloudy - 60 F			
13 Carl Crawford, L (1,7) OBP: 0.392, SLG: 0.545	F7		P2		K			K	G3	5	0	0	0	2	4					
3 Evan Longoria, R (1,5) OBP: 0.417, SLG: 0.618		BB				G6-3				1	1	0	0	3	0					
23 Carlos Pena, L (1,3) OBP: 0.320, SLG: 0.382	K				F8	L7		K		4	0	0	0	2	3					
16 Willy Aybar, S (1,10) OBP: 0.317, SLG: 0.500		G6-3			1B	G5-3		F8		4	0	1	1	0	0					
2 B.J. Upton, R (1,8) OBP: 0.316, SLG: 0.413	G1-3				K		G3-1		K	4	0	0	0	2	1					
19 Gabe Kapler, R (1,9) OBP: 0.264, SLG: 0.342					P6					3	1	1	0	0	1					
18 Ben Zobrist, S (9, PH) OBP: 0.341, SLG: 0.367	K									1	1	1	0	0	0					
30 Dioner Navarro, S (1,2) OBP: 0.262, SLG: 0.211			K			G6-3				2	1	0	0	2	1					
1 Sean Rodriguez, R (1,4) OBP: 0.264, SLG: 0.313			K							3	0	1	2	0	2					
15 Reid Brignac, L (9, PH) OBP: 0.322, SLG: 0.446	K									1	0	1	1	0	0					
Inning Stats	R: 0 E: 0 K: 1 S: 8	H: 0 LOB: 1 BB: 1 P: 14	R: 0 E: 0 K: 1 S: 6	H: 0 LOB: 0 BB: 0 P: 10	R: 0 E: 0 K: 2 S: 12	H: 0 LOB: 1 BB: 1 P: 22	R: 1 E: 0 K: 1 S: 10	H: 1 LOB: 1 BB: 1 P: 16	R: 0 E: 0 K: 0 S: 5	H: 0 LOB: 0 BB: 0 P: 6	R: 2 E: 0 K: 0 S: 9	H: 2 LOB: 0 BB: 1 P: 19	R: 0 E: 0 K: 2 S: 11	H: 0 LOB: 1 BB: 1 P: 19	R: 1 E: 0 K: 1 S: 12	H: 2 LOB: 2 BB: 1 P: 21	1B: 4 2B: 1 3B: 0 HR: 0	SF: 0 2B: 1 SAC: 0 DP: 0 HBP: 0	WP: 0 PB: 0 SB: 2 CS: 0	PA: 38
PITCHER	IP WLS BF H R ER SO BB IBB HBP BLK WP HR S P ERA WHIP	7.0 L 28 3 3 3 7 5 0 0 0 0 0 60 103 3.86 1.143	1.0 H 4 0 0 0 2 1 0 0 0 0 0 11 19 0.00 1.000	1.0 S 6 2 1 1 1 1 0 0 0 0 0 12 21 9.00 3.000	PITCHER										IP WLS BF H R ER SO BB IBB HBP BLK WP HR S P ERA WHIP					

AB	31
R	4
H	5
RBI	4
BB	7
SO	10
LOB	12




Batter	1	2	3	4	5	6	7	8	9	AB	R	H	RBI	BB	SO	LOB	BOTTOM					
2 Cliff Pennington, S (1,6) OBP: 0.357, SLG: 0.426	L1-4		L7							2	0	1	0	2	0	0	Tampa Bay Rays @ Oakland Athletics Oakland Coliseum, Oakland, CA Fri May 07 2010, 7:10 PM - 9:51 PM PDT Att: 19,193 - Partly Cloudy - 60 F					
10 Danic Barton, L (1,3) OBP: 0.416, SLG: 0.410	F7		K					E5		4	0	0	0	2	4							
Ryan Sweeney, L (1,9) OBP: 0.345, SLG: 0.374	1B				F7		G1-3	G6-3		4	0	1	0	0	3							
5 Kevin Kouzmanoff, R (1,5) OBP: 0.306, SLG: 0.357	L1-4				F9				K	4	0	0	0	2	2							
7 Adam Rosales, R (1,4) OBP: 0.330, SLG: 0.395					P3				K	4	0	1	0	0	2							
50 Jake Fox, R (1,10) OBP: 0.246, SLG: 0.308	L9					G1-3				2	1	0	0	1	0							
18 Gabe Gross, L (9, PH) OBP: 0.255, SLG: 0.273										1	0	0	0	0	0							
11 Rajai Davis, R (1,8) OBP: 0.283, SLG: 0.292	FC3-6							B2-3		3	0	0	0	0	1							
29 Josh Donaldson, R (1,2) OBP: 0.071, SLG: 0.286	K					G5-3		F9		3	0	0	0	1	2							
1 Eric Paterson, L (1,7) OBP: 0.250, SLG: 0.415					F8		B5-3			2	0	0	0	1	0							
Inning Stats	R: 0 E: 0 K: 0 S: 11	H: 1 LOB: 1 BB: 1 P: 17	R: 0 E: 1 K: 1 S: 10	H: 1 LOB: 0 BB: 0 P: 15	R: 0 E: 0 K: 1 S: 10	H: 0 LOB: 0 BB: 0 P: 16	R: 0 E: 0 K: 0 S: 5	H: 0 LOB: 0 BB: 0 P: 10	R: 0 E: 0 K: 1 S: 7	H: 0 LOB: 0 BB: 0 P: 9	R: 0 E: 0 K: 1 S: 6	H: 0 LOB: 0 BB: 1 P: 12	R: 0 E: 0 K: 0 S: 9	H: 0 LOB: 0 BB: 0 P: 13	R: 1 E: 1 K: 0 S: 21	H: 1 LOB: 3 BB: 2 P: 35	R: 0 E: 0 K: 2 S: 12	H: 0 LOB: 0 BB: 0 P: 17	1B: 3 2B: 1 3B: 0 HR: 0	SF: 0 2B: 1 SAC: 0 DP: 1 HBP: 0	WP: 0 PB: 0 SB: 0 CS: 1	PA: 33
PITCHER	IP WLS BF H R ER SO BB IBB HBP BLK WP HR S P ERA WHIP	7.2 W 28 3 1 0 6 4 0 0 0 0 0 7 119 0.00 0.913	0.1 H 2 0 0 0 0 0 0 0 0 0 0 7 8 0.00 0.000	1.0 S 3 0 0 0 2 0 0 0 0 0 0 12 17 0.00 0.000	PITCHER										IP WLS BF H R ER SO BB IBB HBP BLK WP HR S P ERA WHIP							

AB	29
R	1
H	3
RBI	0
BB	4
SO	8
LOB	14



Batter	1	2	3	4	5	6	7	8	9	AB	R	H	RBI	BB	SO	LOB	TOP			
8 Jason Bartlett, R OBP: 0.323, SLG: 0.356										4	0	1	1	0	0	3	Tampa Bay Rays @ Oakland Athletics Oakland Coliseum, Oakland, CA Sat May 08 2010, 1:08 PM - 3:38 PM PDT Att: 15,493 - Cloudy - 61 F			
13 Carl Crawford, L OBP: 0.380, SLG: 0.526										4	0	0	0	0	2	5				
18 Ben Zobrist, S OBP: 0.339, SLG: 0.363										4	0	1	0	0	1	0				
3 Evan Longoria, R OBP: 0.405, SLG: 0.596										4	0	0	0	0	1	1				
23 Carlos Pena, L OBP: 0.310, SLG: 0.368										4	0	0	0	0	2	0				
2 B.J. Upton, R OBP: 0.314, SLG: 0.407										4	1	1	0	0	2	0				
5 Pat Burrell, R OBP: 0.321, SLG: 0.375										2	0	0	0	1	1	1				
1 Sean Rodriguez, R OBP: 0.264, SLG: 0.313										0	0	0	0	0	0	0				
16 Willy Aybar, S OBP: 0.310, SLG: 0.488										1	0	0	0	0	0	0				
28 John Jaso, L OBP: 0.479, SLG: 0.486										3	1	1	1	1	0	1				
15 Reid Brignac, L OBP: 0.339, SLG: 0.466										2	0	1	0	1	1	1				
Inning Stats	R: 0 H: 1 K: 0 S: 10	H: 3 ER: 2 LOB: 1 BB: 0 P: 17	R: 2 H: 3 K: 1 S: 11	H: 3 ER: 2 LOB: 2 BB: 1 P: 20	R: 0 H: 0 K: 1 S: 7	H: 0 ER: 0 LOB: 0 BB: 0 P: 12	R: 0 H: 0 K: 3 S: 10	H: 0 ER: 0 LOB: 1 BB: 1 P: 18	R: 0 H: 0 K: 2 S: 10	H: 0 ER: 0 LOB: 0 BB: 0 P: 13	R: 0 H: 1 K: 1 S: 13	H: 1 ER: 0 LOB: 3 BB: 1 P: 21	R: 0 H: 0 K: 1 S: 6	H: 0 ER: 0 LOB: 0 BB: 0 P: 11	R: 0 H: 0 K: 0 S: 7	H: 0 ER: 0 LOB: 0 BB: 0 P: 9	1B: 3 2B: 2 3B: 0 HR: 0	SF: 0 SAC: 0 DP: 0 HBP: 0	WP: 1 PB: 0 SB: 1 CS: 0	PA: 35
PITCHER	IP WLS BF H R ER SO BB IBB HBP BLK WP HR S P ERA WHIP	IP WLS BF H R ER SO BB IBB HBP BLK WP HR S P ERA WHIP	IP WLS BF H R ER SO BB IBB HBP BLK WP HR S P ERA WHIP	IP WLS BF H R ER SO BB IBB HBP BLK WP HR S P ERA WHIP	IP WLS BF H R ER SO BB IBB HBP BLK WP HR S P ERA WHIP	IP WLS BF H R ER SO BB IBB HBP BLK WP HR S P ERA WHIP	IP WLS BF H R ER SO BB IBB HBP BLK WP HR S P ERA WHIP	IP WLS BF H R ER SO BB IBB HBP BLK WP HR S P ERA WHIP	IP WLS BF H R ER SO BB IBB HBP BLK WP HR S P ERA WHIP	IP WLS BF H R ER SO BB IBB HBP BLK WP HR S P ERA WHIP	IP WLS BF H R ER SO BB IBB HBP BLK WP HR S P ERA WHIP	IP WLS BF H R ER SO BB IBB HBP BLK WP HR S P ERA WHIP	IP WLS BF H R ER SO BB IBB HBP BLK WP HR S P ERA WHIP	IP WLS BF H R ER SO BB IBB HBP BLK WP HR S P ERA WHIP	IP WLS BF H R ER SO BB IBB HBP BLK WP HR S P ERA WHIP	IP WLS BF H R ER SO BB IBB HBP BLK WP HR S P ERA WHIP	IP WLS BF H R ER SO BB IBB HBP BLK WP HR S P ERA WHIP			

AB	32
R	2
H	5
RBI	2
BB	3
SO	10
LOB	12



Batter	1	2	3	4	5	6	7	8	9	AB	R	H	RBI	BB	SO	LOB	BOTTOM			
2 Cliff Pennington, S OBP: 0.364, SLG: 0.427										2	1	1	0	1	0	0	Tampa Bay Rays @ Oakland Athletics Oakland Coliseum, Oakland, CA Sat May 08 2010, 1:08 PM - 3:38 PM PDT Att: 15,493 - Cloudy - 61 F			
10 Danic Barton, L OBP: 0.411, SLG: 0.408										3	0	1	2	0	1	1				
Ryan Sweeney, L OBP: 0.350, SLG: 0.396										4	1	2	1	0	3					
5 Kevin Kouzmanoff, R OBP: 0.304, SLG: 0.362										4	0	1	0	0	1	2				
3 Eric Chavez, L OBP: 0.284, SLG: 0.318										3	0	2	1	0	0	1				
11 Rajai Davis, R OBP: 0.283, SLG: 0.292										0	0	0	0	0	0	0				
7 Adam Rosales, R OBP: 0.315, SLG: 0.376										4	0	0	0	0	3					
18 Gabe Gross, L OBP: 0.255, SLG: 0.271										4	1	1	0	0	2					
35 Landon Powell, S OBP: 0.273, SLG: 0.059										2	0	0	0	1	1	0				
1 Eric Patterson, L OBP: 0.254, SLG: 0.429										3	1	1	0	0	1	2				
Inning Stats	R: 2 H: 3 K: 1 S: 23	H: 3 ER: 3 LOB: 0 BB: 0 P: 32	R: 1 H: 1 K: 0 S: 14	H: 1 ER: 3 LOB: 2 BB: 2 P: 27	R: 0 H: 1 K: 1 S: 6	H: 1 ER: 0 LOB: 1 BB: 0 P: 9	R: 0 H: 0 K: 0 S: 8	H: 0 ER: 0 LOB: 0 BB: 0 P: 17	R: 0 H: 1 K: 0 S: 8	H: 0 ER: 0 LOB: 0 BB: 0 P: 14	R: 0 H: 0 K: 1 S: 7	H: 0 ER: 0 LOB: 0 BB: 0 P: 8	R: 1 H: 2 K: 0 S: 13	H: 2 ER: 1 LOB: 1 BB: 0 P: 22	R: 0 H: 1 K: 0 S: 5	H: 1 ER: 0 LOB: 0 BB: 0 P: 7	1B: 6 2B: 3 3B: 1 HR: 0	SF: 2 SAC: 1 DP: 1 HBP: 0	WP: 0 PB: 0 SB: 0 CS: 0	PA: 34
PITCHER	IP WLS BF H R ER SO BB IBB HBP BLK WP HR S P ERA WHIP	IP WLS BF H R ER SO BB IBB HBP BLK WP HR S P ERA WHIP	IP WLS BF H R ER SO BB IBB HBP BLK WP HR S P ERA WHIP	IP WLS BF H R ER SO BB IBB HBP BLK WP HR S P ERA WHIP	IP WLS BF H R ER SO BB IBB HBP BLK WP HR S P ERA WHIP	IP WLS BF H R ER SO BB IBB HBP BLK WP HR S P ERA WHIP	IP WLS BF H R ER SO BB IBB HBP BLK WP HR S P ERA WHIP	IP WLS BF H R ER SO BB IBB HBP BLK WP HR S P ERA WHIP	IP WLS BF H R ER SO BB IBB HBP BLK WP HR S P ERA WHIP	IP WLS BF H R ER SO BB IBB HBP BLK WP HR S P ERA WHIP	IP WLS BF H R ER SO BB IBB HBP BLK WP HR S P ERA WHIP	IP WLS BF H R ER SO BB IBB HBP BLK WP HR S P ERA WHIP	IP WLS BF H R ER SO BB IBB HBP BLK WP HR S P ERA WHIP	IP WLS BF H R ER SO BB IBB HBP BLK WP HR S P ERA WHIP	IP WLS BF H R ER SO BB IBB HBP BLK WP HR S P ERA WHIP	IP WLS BF H R ER SO BB IBB HBP BLK WP HR S P ERA WHIP				



Batter	1	2	3	4	5	6	7	8	9	AB	R	H	RBI	BB	SO	LOB	TOP			
8 Jason Bartlett, R OBP: 0.316, SLG: 0.347	L5			G5-3			L7			3	0	0	0	0	0	0	Tampa Bay Rays @ Oakland Athletics Oakland Coliseum, Oakland, CA Sun May 09 2010, 1:09 PM - 3:16 PM PDT Att: 12,228 - Cloudy - 59 F			
13 Carl Crawford, L OBP: 0.371, SLG: 0.513	G3			K			G4-3			3	0	0	0	0	1	0				
18 Ben Zobrist, S OBP: 0.331, SLG: 0.353	F8			G6-3			F9			3	0	0	0	0	0	0				
3 Evan Longoria, R OBP: 0.396, SLG: 0.581	F8			K			F8			3	0	0	0	0	1	0				
23 Carlos Pena, L OBP: 0.302, SLG: 0.358	G3			F7			P5			3	0	0	0	0	0	0				
2 B.J. Upton, R OBP: 0.396, SLG: 0.396	K			G5-3			K			3	0	0	0	0	2	0				
16 Willy Aybar, S OBP: 0.289, SLG: 0.455	K			K			L3			3	0	0	0	0	2	0				
30 Dioner Navarro, S OBP: 0.250, SLG: 0.200	L8			P5			L7			3	0	0	0	0	0	0				
19 Gabe Kapler, R OBP: 0.304, SLG: 0.317	F7			P5			G6-3			3	0	0	0	0	0	0				
Inning Stats	R: 0 E: 0 K: 0 S: 8	H: 0 LOB: 0 BB: 0 P: 9	R: 0 E: 0 K: 1 S: 8	H: 0 LOB: 0 BB: 0 P: 13	R: 0 E: 0 K: 1 S: 9	H: 0 LOB: 0 BB: 0 P: 12	R: 0 E: 0 K: 1 S: 11	H: 0 LOB: 0 BB: 0 P: 17	R: 0 E: 0 K: 1 S: 15	H: 0 LOB: 0 BB: 0 P: 20	R: 0 E: 0 K: 0 S: 4	H: 0 LOB: 0 BB: 0 P: 7	R: 0 E: 0 K: 1 S: 7	H: 0 LOB: 0 BB: 0 P: 9	R: 0 E: 0 K: 0 S: 7	H: 0 LOB: 0 BB: 0 P: 12	1B: 0 2B: 0 3B: 0 HR: 0	SF: 0 SAC: 0 DP: 0 HBP: 0	WP: 0 PB: 0 SB: 0 CS: 0	PA: 27
PITCHER 51 Dallas Braden, L ERA: 3.33	IP: 9.0 WLS: W BF: 27 H: 0 R: 0 ER: 0 SO: 6 BB: 0 IBB: 0 HBP: 0 BLK: 0 WP: 0 HR: 0 S: 77 P: 109 ERA: 0.00 WHIP: 0.000																			

AB	27
R	0
H	0
RBI	0
BB	0
SO	6
LOB	0



Batter	1	2	3	4	5	6	7	8	9	AB	R	H	RBI	BB	SO	LOB	BOTTOM			
2 Cliff Pennington, S OBP: 0.358, SLG: 0.417	L9		F7	10B 10E		F7		F8		5	1	1	0	0	0	1	Tampa Bay Rays @ Oakland Athletics Oakland Coliseum, Oakland, CA Sun May 09 2010, 1:09 PM - 3:16 PM PDT Att: 12,228 - Cloudy - 59 F			
10 Daric Barton, L OBP: 0.418, SLG: 0.417	L9		5B 1B	E2 1B				F9		5	2	3	0	0	0	1				
Ryan Sweeney, L OBP: 0.354, SLG: 0.400	K		5B 1B	1B		G6-3				4	0	2	1	0	1	1				
5 Kevin Kouzmanoff, R OBP: 0.310, SLG: 0.367	35B 1B		7B BB	K		K				4	1	2	1	0	2	1				
3 Eric Chavez, L OBP: 0.293, SLG: 0.318	35B 1B		K			F7				3	0	1	0	1	1	2				
7 Adam Rosales, R OBP: 0.323, SLG: 0.386	P3		1 SAFE BB	G4-3 2B				K		3	0	1	0	1	1	3				
1 Eric Patterson, L OBP: 0.238, SLG: 0.400	K		F8	G4-3				K		4	0	0	0	0	2	7				
35 Landon Powell, S OBP: 0.308, SLG: 0.190	1B		G3	K				11 G4-3 2B		4	0	2	1	0	1	1				
11 Rajai Davis, R OBP: 0.274, SLG: 0.282	G4-3		K2-3	G4-3				G4-3		4	0	0	0	0	1	3				
Inning Stats	R: 0 E: 0 K: 1 S: 7	H: 3 LOB: 0 BB: 0 P: 11	R: 1 E: 0 K: 1 S: 12	H: 3 LOB: 2 BB: 0 P: 17	R: 1 E: 0 K: 1 S: 16	H: 3 LOB: 3 BB: 1 P: 28	R: 2 E: 1 K: 2 S: 13	H: 3 LOB: 1 BB: 0 P: 20	R: 0 E: 0 K: 1 S: 12	H: 1 LOB: 1 BB: 0 P: 18	R: 0 E: 0 K: 0 S: 12	H: 1 LOB: 1 BB: 0 P: 14	R: 0 E: 0 K: 3 S: 12	H: 0 LOB: 1 BB: 1 P: 19	R: 0 E: 0 K: 0 S: 8	H: 1 LOB: 1 BB: 0 P: 13	1B: 10 2B: 2 3B: 0 HR: 0	SF: 0 SAC: 0 DP: 0 HBP: 0	WP: 0 PB: 0 SB: 0 CS: 0	PA: 38
PITCHER 33 James Shields, R ERA: 3.13 35 Dan Wheeler, R ERA: 1.86 21 Andy Sonnanstine, R ERA: 2.51	IP: 6.0 WLS: L BF: 30 H: 11 R: 4 ER: 2 SO: 6 BB: 1 IBB: 0 HBP: 0 BLK: 0 WP: 0 HR: 0 S: 108 P: 108 ERA: 3.00 WHIP: 2.000																			

AB	36
R	4
H	12
RBI	3
BB	2
SO	9
LOB	20



Batter	1	2	3	4	5	6	7	8	9	10	11	12	13	AB	R	H	RBI	BB	SO	LOB	TOP				
2 Cliff Pennington, S OBP: 0.346, SLG: 0.300	F7			G1-3		F7	L7				G4-3		L1-3	7	0	1	1	0	0	3					
10 Dario Barton, L OBP: 0.411, SLG: 0.435	F8			L3		F7					L6			7	1	2	2	0	1	3					
Ryan Sweeney, L OBP: 0.351, SLG: 0.393	G4-3			K										7	0	2	0	0	2	3					
5 Kevin Kouzmanoff, R OBP: 0.301, SLG: 0.354		G6-3												7	1	1	0	0	2	3					
3 Eric Chavez, L OBP: 0.301, SLG: 0.359														4	2	2	2	0	1	0					
18 Gaber Gross, L OBP: 0.264, SLG: 0.280														2	1	1	0	0	0	0					
7 Adam Rosales, R OBP: 0.333, SLG: 0.387														5	0	2	0	1	0	1					
1 Eric Patterson, L OBP: 0.250, SLG: 0.299														3	0	2	1	0	0	0					
40 Andrew Bailey, R OBP: 0.250, SLG: 0.299														0	1	0	0	0	0	0					
29 Jose Lopez, R OBP: 0.250, SLG: 0.299														0	0	0	0	0	0	0					
45 Michael Wuerztz, R OBP: 0.250, SLG: 0.299														1	0	0	0	0	0	0					
66 Tyson Ross, R OBP: 0.250, SLG: 0.299														1	0	0	0	0	0	1					
35 Landon Powell, S OBP: 0.344, SLG: 0.200														4	1	1	1	2	1	3					
11 Rajai Davis, R OBP: 0.268, SLG: 0.276														6	0	1	0	0	2	4					
Inning Stats	R: 0 E: 0 K: 0	H: 0 LOB: 0 P: 13	R: 0 E: 0 K: 1	H: 0 LOB: 0 P: 10	R: 0 E: 0 K: 1	H: 0 LOB: 0 P: 12	R: 0 E: 0 K: 1	H: 0 LOB: 0 P: 10	R: 0 E: 0 K: 1	H: 0 LOB: 0 P: 15	R: 0 E: 0 K: 1	H: 0 LOB: 0 P: 12	R: 0 E: 0 K: 1	H: 0 LOB: 0 P: 18	R: 0 E: 0 K: 1	H: 0 LOB: 0 P: 18	R: 0 E: 0 K: 2	H: 0 LOB: 0 P: 1	SF: 0 SAC: 0 DP: 0	WIP: 0 PB: 0 SB: 1 CS: 0	PA: 58				
PITCHER	IP ERA WLS	BF H R ER SO	H R ER SO	BB IBB HBP BLK	W/P HR S	P ERA WHIP	IP ERA WLS	BF H R ER SO	H R ER SO	BB IBB HBP BLK	W/P HR S	P ERA WHIP	IP ERA WLS	BF H R ER SO	H R ER SO	BB IBB HBP BLK	W/P HR S	P ERA WHIP	IP ERA WLS	BF H R ER SO	H R ER SO	BB IBB HBP BLK	W/P HR S	P ERA WHIP	
48 Colby Lewis, R ERA: 3.15	7.0	28	6	3	3	5	1	0	0	0	0	0	0	13	19	6.75	0.750								
28 Darren Oliver, L ERA: 2.08	1.1	5	1	2	1	2	0	0	0	0	0	0	0	14	0.00	4.500									
30 Neftali Feliz, R ERA: 4.15	0.2	B	6	3	0	0	0	0	0	0	0	0	0	10	16	0.00	2.000								
50 Frank Francisco, R ERA: 6.75	1.0	5	2	0	0	0	0	0	0	0	0	0	0	8	9	9.00	1.000								
49 Chris Ray, R ERA: 3.07	1.0	4	1	1	1	0	0	0	0	0	0	0	0	1	8	9.00	1.000								

Oakland Athletics @ Texas Rangers
Rangers Ballpark in Arlington, Arlington, TX
Tue May 11 20:10, 8:09 PM - 12:15 AM EDT
Att. 15,474 - Clear - 88 F

AB 54
R 7
H 15
RBI 7
BB 3
SO 10
LOB 23



Batter	1	2	3	4	5	6	7	8	9	10	11	12	13	AB	R	H	RBI	BB	SO	LOB	BOTTOM							
1 Elvis Andrus, R OBP: 0.410, SLG: 0.343	G5-3													4	1	1	1	1	0	1								
10 Michael Young, R OBP: 0.340, SLG: 0.351														4	1	1	1	1	1	3								
32 Josh Hamilton, L OBP: 0.345, SLG: 0.504														6	1	1	2	0	0	4								
27 Vladimir Guerrero, R OBP: 0.396, SLG: 0.521														6	0	1	0	0	0	1								
3 Andrés Blanco, S OBP: 0.278, SLG: 0.212														0	0	0	0	0	0	0								
5 Ian Kinsler, R OBP: 0.420, SLG: 0.395														6	0	2	0	0	0	0								
7 David Murphy, L OBP: 0.259, SLG: 0.421														6	2	2	1	0	0	1								
12 Justin Smoak, S OBP: 0.314, SLG: 0.397														2	0	0	0	2	1	0								
23 Craig Gentry, R OBP: 0.231, SLG: 0.231														0	1	0	0	0	0	0								
25 Ryan Garko, R OBP: 0.193, SLG: 0.071														1	0	0	0	0	0	0								
15 Matt Treanor, R OBP: 0.311, SLG: 0.277														4	0	2	0	0	1	1								
20 Julio Borbon, L OBP: 0.229, SLG: 0.262														6	0	2	1	0	0	4								
Inning Stats	R: 0 E: 0 K: 0 S: 10	H: 0 LOB: 1 P: 20	R: 0 E: 0 K: 1 S: 11	H: 0 LOB: 0 P: 18	R: 1 E: 0 K: 0 S: 11	H: 1 LOB: 1 P: 21	R: 1 E: 0 K: 0 S: 9	H: 1 LOB: 0 P: 15	R: 0 E: 0 K: 0 S: 8	H: 0 LOB: 0 P: 12	R: 0 E: 0 K: 0 S: 4	H: 0 LOB: 0 P: 9	R: 2 E: 0 K: 0 S: 8	H: 2 LOB: 1 P: 11	R: 1 E: 0 K: 0 S: 9	H: 1 LOB: 1 P: 16	R: 0 E: 0 K: 0 S: 9	H: 0 LOB: 0 P: 13	R: 1 E: 0 K: 1 S: 15	H: 2 LOB: 1 P: 23	R: 0 E: 0 K: 1 S: 11	H: 2 LOB: 2 P: 15	R: 0 E: 0 K: 0 S: 8	H: 1 LOB: 1 P: 12	1B: 9 2B: 1 3B: 0 HR: 2	SF: 0 SAC: 4 DP: 0 HBP: 1	WIP: 0 PB: 0 SB: 1 CS: 1	PA: 55
PITCHER	IP ERA WLS	BF H R ER SO	H R ER SO	BB IBB HBP BLK	W/P HR S	P ERA WHIP	IP ERA WLS	BF H R ER SO	H R ER SO	BB IBB HBP BLK	W/P HR S	P ERA WHIP	IP ERA WLS	BF H R ER SO	H R ER SO	BB IBB HBP BLK	W/P HR S	P ERA WHIP	IP ERA WLS	BF H R ER SO	H R ER SO	BB IBB HBP BLK	W/P HR S	P ERA WHIP				
53 Trevor Cahill, R ERA: 4.6	5.2	23	4	2	2	1	2	0	0	0	0	0	0	7	12	0.00	1.000											
13 Jerry Blevins, L ERA: 3.38	1.0	4	0	0	0	0	0	0	0	0	0	0	0	7	11	18.00	2.000											
31 Brad Ziegler, R ERA: 3.46	1.0	B	5	2	2	2	0	0	0	0	0	0	0	2	2	0.00	0.000											
56 Craig Breslow, L ERA: 3.86	0.1	1	0	0	0	0	0	0	0	0	0	0	0	2	2	0.00	0.000											
40 Andrew Bailey, R ERA: 0.71	1.0	B	5	1	1	1	0	0	0	0	0	0	0	9	16	9.00	2.000											

Oakland Athletics @ Texas Rangers
Rangers Ballpark in Arlington, Arlington, TX
Tue May 11 20:10, 8:09 PM - 12:15 AM EDT
Att. 15,474 - Clear - 88 F

AB 45
R 6
H 12
RBI 6
BB 4
SO 3
LOB 15



Batter	1	2	3	4	5	6	7	8	9	10	11	12	AB	R	H	RBI	BB	SO	LOB	TOP	
2 Cliff Pennington, S OBP: 0.331, SLG: 0.314	G6-3		G5-3		P6		G6-3			F7		P2	6	0	0	0	0	0	2		
7 Adam Rosales, R OBP: 0.321, SLG: 0.356	G6-3		G5-3					K		FC3-6 BB		K	4	0	0	0	2	2	1		
10 Daric Barton, L OBP: 0.400, SLG: 0.415	K		G4-3		BB		F9			FC3-6			5	0	0	0	0	2	2		
5 Kevin Kousseroff, R OBP: 0.303, SLG: 0.360		G5-3					F7			K			5	1	2	0	0	1	1		
50 Jake Fox, R OBP: 0.284, SLG: 0.344				1B			G4-3						5	0	3	0	0	0	1	0	
35 Landon Powell, S OBP: 0.350, SLG: 0.250				1B									3	0	0	0	1	3	3		
3 Eric Chavez, L OBP: 0.298, SLG: 0.355													1	0	0	0	0	1	0		
29 Josh Donaldson, R OBP: 0.125, SLG: 0.217		G6-3											4	0	1	1	1	2	1		
18 Gabe Gross, L OBP: 0.276, SLG: 0.291			F7		P6		SH1-3			K			4	0	1	0	0	1	3		
11 Rajai Davis, R OBP: 0.284, SLG: 0.270													3	0	0	0	0	1	1		
1 Eric Patterson, L OBP: 0.265, SLG: 0.492							F9			P6		SH3-4	1	0	0	0	0	0	0		
Inning Stats	R: 0 E: 0 K: 1 S: 8	H: 0 LOB: 0 BB: 0 P: 14	R: 0 E: 0 K: 1 S: 9	H: 1 LOB: 1 BB: 0 P: 13	R: 0 E: 0 K: 1 S: 11	H: 0 LOB: 0 BB: 0 P: 18	R: 1 E: 0 K: 0 S: 10	H: 3 LOB: 3 BB: 1 P: 19	R: 0 E: 0 K: 1 S: 7	H: 0 LOB: 1 BB: 1 P: 15	R: 0 E: 0 K: 2 S: 13	H: 2 LOB: 2 BB: 0 P: 21	R: 0 E: 0 K: 3 S: 14	H: 0 LOB: 1 BB: 1 P: 17	R: 0 E: 0 K: 1 S: 6	H: 1 LOB: 1 BB: 0 P: 7	1B: 6 2B: 1 3B: 0 HR: 0	SF: 0 SAC: 2 DP: 0 HBP: 0	WP: 0 PB: 0 SB: 0 CS: 0	PA: 47	
PITCHER	IP WLS BF H R ER SO BB IBB HBP BLK WP HR S P ERA WHIP	36 C.J. Wilson, L ERA: 1.48	49 Chris Ray, R ERA: 2.93	28 Darren Oliver, L ERA: 2.04	30 Neftali Feliz, R ERA: 3.79	50 Frank Francisco, R ERA: 6.14	PITCHER	IP WLS BF H R ER SO BB IBB HBP BLK WP HR S P ERA WHIP	57 Dustin Nippert, R ERA: 5.89												

Oakland Athletics @ Texas Rangers
Rangers Ballpark in Arlington, Arlington, TX
Thu May 13 2010, 2:07 PM - 5:57 PM EDT
Att. 26,625 - Overcast - 83 F

AB 41
R 1
H 7
RBI 1
BB 4
SO 14
LOB 14



Batter	1	2	3	4	5	6	7	8	9	10	11	12	AB	R	H	RBI	BB	SO	LOB	BOTTOM		
1 Elvis Andrus, R OBP: 0.416, SLG: 0.361						K							6	0	4	1	0	2	0			
10 Michael Young, R OBP: 0.350, SLG: 0.380	K		F9			G4-3		L7					4	1	0	0	2	1	2			
32 Josh Hamilton, L OBP: 0.353, SLG: 0.522	G5-3					G4-3							6	0	2	0	0	1	3			
27 Vladimir Guerrero, R OBP: 0.361, SLG: 0.527		G5-3				K							6	0	1	1	0	2	4			
5 Ian Kinsler, R OBP: 0.450, SLG: 0.408		F8								P6			2	0	0	0	3	0	0			
7 David Murphy, L OBP: 0.253, SLG: 0.395		F9											5	0	2	0	0	1	3			
12 Justin Smoak, S OBP: 0.316, SLG: 0.424			G4-3										4	0	1	0	0	1	3			
23 Craig Gentry, R OBP: 0.231, SLG: 0.231													0	0	0	0	0	0	0			
25 Ryan Garko, R OBP: 0.167, SLG: 0.091													1	0	0	0	0	0	0			
15 Matt Treanor, R OBP: 0.303, SLG: 0.289													2	0	0	0	0	1	1			
51 Max Ramirez, R OBP: 0.421, SLG: 0.563													3	0	0	0	0	1	4			
20 Julio Borbon, L OBP: 0.234, SLG: 0.259													4	1	0	0	1	1	5			
Inning Stats	R: 0 E: 0 K: 2 S: 7	H: 0 LOB: 0 BB: 0 P: 11	R: 0 E: 0 K: 0 S: 8	H: 0 LOB: 0 BB: 0 P: 11	R: 1 E: 0 K: 1 S: 13	H: 1 LOB: 1 BB: 1 P: 22	R: 0 E: 0 K: 1 S: 8	H: 0 LOB: 0 BB: 1 P: 14	R: 0 E: 1 K: 2 S: 12	H: 0 LOB: 1 BB: 0 P: 15	R: 0 E: 0 K: 1 S: 9	H: 1 LOB: 1 BB: 1 P: 15	R: 0 E: 0 K: 0 S: 6	H: 2 LOB: 2 BB: 0 P: 13	R: 0 E: 0 K: 1 S: 8	H: 1 LOB: 3 BB: 2 P: 32	R: 0 E: 0 K: 1 S: 9	H: 0 LOB: 0 BB: 1 P: 13	1B: 10 2B: 0 3B: 0 HR: 0	SF: 0 SAC: 0 DP: 0 HBP: 0	WP: 1 PB: 1 SB: 1 CS: 2	PA: 50
PITCHER	IP WLS BF H R ER SO BB IBB HBP BLK WP HR S P ERA WHIP	15 Ben Sheets, R ERA: 3.7	48 Michael Wuertz, R ERA: 7.1	13 Jerry Blevins, L ERA: 3.21	31 Brad Ziegler, R ERA: 3.18	56 Craig Brewster, L ERA: 3.29	PITCHER	IP WLS BF H R ER SO BB IBB HBP BLK WP HR S P ERA WHIP	40 Andrew Bailey, R ERA: 1.36													

Oakland Athletics @ Texas Rangers
Rangers Ballpark in Arlington, Arlington, TX
Thu May 13 2010, 2:07 PM - 5:57 PM EDT
Att. 26,625 - Overcast - 83 F

AB 43
R 2
H 10
RBI 2
BB 6
SO 11
LOB 25



Batter	1	2	3	4	5	6	7	8	9	AB	R	H	RBI	BB	SO	LOB	TOP			
2 Cliff Pennington, S OBP: 0.329, SLG: 0.370										4	0	1	0	0	0	2				
7 Adam Rosales, R OBP: 0.328, SLG: 0.350										2	0	0	0	2	0	1				
10 Daric Barton, L OBP: 0.390, SLG: 0.402										4	0	0	0	0	1	3				
5 Kevin Kouzmanoff, R OBP: 0.295, SLG: 0.350										4	0	0	0	0	0	1				
50 Jake Fox, R OBP: 0.268, SLG: 0.323										4	0	0	0	0	1	1				
35 Landon Powell, S OBP: 0.326, SLG: 0.229										3	0	0	0	0	1	0				
29 Josh Donaldson, R OBP: 0.185, SLG: 0.308										3	0	2	0	0	0	0				
18 Gabe Gross, L OBP: 0.262, SLG: 0.276										3	0	0	0	0	3	2				
11 Rajai Davis, R OBP: 0.265, SLG: 0.272										3	0	1	0	0	0	1				
Inning Stats	R: 0 E: 0 K: 1 S: 7	H: 1 LOB: 1 BB: 0 P: 10	R: 0 E: 0 K: 0 S: 8	H: 0 LOB: 0 BB: 0 P: 13	R: 0 E: 0 K: 1 S: 8	H: 1 LOB: 1 BB: 0 P: 11	R: 0 E: 0 K: 0 S: 5	H: 0 LOB: 0 BB: 0 P: 9	R: 0 E: 0 K: 1 S: 7	H: 1 LOB: 1 BB: 0 P: 10	R: 0 E: 0 K: 1 S: 6	H: 0 LOB: 0 BB: 0 P: 10	R: 0 E: 0 K: 1 S: 10	H: 1 LOB: 1 BB: 0 P: 16	R: 0 E: 0 K: 1 S: 7	H: 0 LOB: 1 BB: 1 P: 13	1B: 3 2B: 2 HR: 0	SF: 0 SAC: 0 HBP: 0	WP: 1 PB: 0 SB: 0 CS: 1	PA: 32
PITCHER 51 Joe Saunders, L ERA: 4.96	IP: 9.0 WLS: W BF: 32 H: 4 R: 0 ER: 0 SO: 6 BB: 2 IBB: 0 HBP: 0 BLK: 0 WP: 1 HR: 0 S: 66 P: 109 ERA: 0.00 WHIP: 0.667															PITCHER				

Oakland Athletics @ Los Angeles Angels
Angel Stadium of Anaheim, Anaheim, CA
Fri May 14 2010, 7:09 PM - 9:13 PM PDT
Att: 41,290 - Partly Cloudy - 64 F

livebaseballscorecards.com

AB 30
R 0
H 4
RBI 0
BB 2
SO 6
LOB 11

Batter	1	2	3	4	5	6	7	8	9	AB	R	H	RBI	BB	SO	LOB	BOTTOM			
2 Erick Aybar, S OBP: 0.327, SLG: 0.329										4	1	1	0	0	1	1				
47 Howie Kendrick, R OBP: 0.316, SLG: 0.391										3	0	0	0	0	0	1				
53 Bobby Abreu, L OBP: 0.333, SLG: 0.426										3	1	1	0	1	1	0				
48 Torii Hunter, R OBP: 0.338, SLG: 0.453										4	0	0	0	0	1	3				
8 Kendrys Morales, S OBP: 0.327, SLG: 0.453										4	1	1	1	0	0	0				
55 Hideki Matsui, L OBP: 0.315, SLG: 0.402										3	1	2	3	0	0	0				
20 Juan Rivera, R OBP: 0.283, SLG: 0.393										3	0	1	0	0	0	0				
44 Mike Napoli, R OBP: 0.297, SLG: 0.370										3	0	1	0	0	2	2				
3 Brandon Wood, R OBP: 0.181, SLG: 0.233										2	0	0	0	0	0	2				
Inning Stats	R: 0 E: 0 K: 0 S: 8	H: 1 LOB: 1 BB: 0 P: 12	R: 0 E: 0 K: 0 S: 7	H: 0 LOB: 0 BB: 0 P: 10	R: 0 E: 0 K: 2 S: 9	H: 0 LOB: 0 BB: 0 P: 12	R: 0 E: 0 K: 0 S: 9	H: 0 LOB: 0 BB: 0 P: 11	R: 0 E: 0 K: 1 S: 11	H: 2 LOB: 2 BB: 0 P: 14	R: 4 E: 0 K: 1 S: 16	H: 3 LOB: 0 BB: 1 P: 23	R: 0 E: 0 K: 0 S: 4	H: 1 LOB: 1 BB: 0 P: 5	R: 0 E: 0 K: 1 S: 7	H: 0 LOB: 0 BB: 0 P: 11	1B: 4 2B: 2 3B: 0 HR: 1	SF: 0 SAC: 2 DP: 0 HBP: 0	WP: 0 PB: 0 SB: 0 CS: 0	PA: 32
PITCHER 51 Dallas Braden, L ERA: 3.5	IP: 8.0 WLS: L BF: 32 H: 7 R: 4 ER: 4 SO: 5 BB: 1 IBB: 0 HBP: 0 BLK: 0 WP: 0 HR: 1 S: 71 P: 98 ERA: 4.50 WHIP: 1.000															PITCHER				

Oakland Athletics @ Los Angeles Angels
Angel Stadium of Anaheim, Anaheim, CA
Fri May 14 2010, 7:09 PM - 9:13 PM PDT
Att: 41,290 - Partly Cloudy - 64 F

livebaseballscorecards.com

AB 29
R 4
H 7
RBI 4
BB 1
SO 5
LOB 9

Batter	1	2	3	4	5	6	7	8	9	AB	R	H	RBI	BB	SO	LOB	TOP										
2 Cliff Pennington, S OBP: 0.320, SLG: 0.366	G6-3			K		K			FC6-4	4	0	0	0	0	2	2	Oakland Athletics @ Los Angeles Angels Angel Stadium of Anaheim, Anaheim, CA Sun May 16 2010, 12:37 PM - 2:43 PM PDT Att: 41,569 - Cloudy - 64 F										
10 Danc Barton, L OBP: 0.383, SLG: 0.383	K			G4-3		G3		F7	4	0	0	0	0	1	1												
Ryan Sweeney, L OBP: 0.338, SLG: 0.376	F7			G5-3		F7		F7	4	0	1	0	0	0	0												
8 Kurt Suzuki, R OBP: 0.324, SLG: 0.476	G6-3				F8			F8	4	0	0	0	0	0	2												
5 Kevin Kouzmanoff, R OBP: 0.288, SLG: 0.340	G6-3				F7			G6-3	3	0	0	0	0	0	0												
3 Eric Chavez, L OBP: 0.297, SLG: 0.360	K				G4-3			F7	3	0	0	0	0	1	0												
32 Jack Cust, L OBP: 0.429, SLG: 0.333						K		F7	3	0	2	0	0	1	0												
7 Adam Rosales, R OBP: 0.317, SLG: 0.345						G4-3		FC6-4	3	0	1	0	0	0	2												
1 Eric Patterson, L OBP: 0.297, SLG: 0.507						G4-3		FC6-4	2	0	0	0	1	0	1												
Inning Stats	R: 0 E: 0 K: 1 S: 7	H: 0 LOB: 0 BB: 0 P: 12	R: 0 E: 0 K: 1 S: 8	H: 0 LOB: 0 BB: 0 P: 12	R: 0 E: 0 K: 0 S: 6	H: 1 LOB: 0 BB: 0 P: 9	R: 0 E: 0 K: 1 S: 6	H: 0 LOB: 0 BB: 0 P: 10	R: 0 E: 0 K: 0 S: 4	H: 0 LOB: 0 BB: 0 P: 7	R: 0 E: 0 K: 2 S: 10	H: 1 LOB: 1 BB: 0 P: 13	R: 0 E: 0 K: 0 S: 6	H: 0 LOB: 0 BB: 0 P: 10	R: 0 E: 0 K: 0 S: 7	H: 1 LOB: 1 BB: 0 P: 13	R: 0 E: 0 K: 0 S: 8	H: 1 LOB: 2 BB: 1 P: 12	1B: 3 2B: 1 3B: 0 HR: 0	SF: 0 SAC: 0 DP: 1 HBP: 0	WP: 0 PB: 0 SB: 0 CS: 0	PA: 31					
PITCHER	IP	WLS	BF	H	R	ER	SO	BB	IBB	HBP	BLK	WP	HR	S	P	ERA	WHIP	PITCHER									
35 Joel Poino, R ERA: 3.71	9.0	W	31	4	0	0	5	1	0	0	0	0	0	62	98	0.00	0.556										

AB	30
R	0
H	4
RBI	0
BB	1
SO	5
LOB	8



Batter	1	2	3	4	5	6	7	8	9	AB	R	H	RBI	BB	SO	LOB	BOTTOM										
2 Erick Aybar, S OBP: 0.311, SLG: 0.311	G3			G4-3		F8		F9		4	0	0	0	0	0	1	Oakland Athletics @ Los Angeles Angels Angel Stadium of Anaheim, Anaheim, CA Sun May 16 2010, 12:37 PM - 2:43 PM PDT Att: 41,569 - Cloudy - 64 F										
47 Howie Kendrick, R OBP: 0.324, SLG: 0.394	FC4-6			G1-3		53 HR		48 BB		4	1	3	1	0	0	0											
53 Bobby Abreu, L OBP: 0.347, SLG: 0.453	FC4-6			K		HR		48 BB		3	1	1	2	1	1	1											
48 Torii Hunter, R OBP: 0.346, SLG: 0.467	PO			G6-3		G5-3		BB		3	1	1	0	1	0	0											
8 Kendrys Morales, S OBP: 0.321, SLG: 0.480	G3-1			G5-3		F7		G4-3		4	0	0	0	0	0	4											
55 Hideki Matsui, L OBP: 0.320, SLG: 0.406	G4-3			G4-3		G3		G3		3	0	1	1	0	0	0											
27 Michael Ryan, L ERA: 4.37	FC6			F7		G4-3		G4-3		3	0	0	0	0	0	1											
77 Reggie Willits, S OBP: 0.346, SLG: 0.238	G1-4-3			K		SH3		SH3		0	0	0	0	0	0	0											
44 Mike Napoli, R OBP: 0.316, SLG: 0.402	G1-4-3					47 1B		47 1B		3	1	1	0	0	1	2											
3 Brandon Wood, R OBP: 0.180, SLG: 0.231	G6-3			G6-3		G5-3		SH3		2	0	0	0	0	0	0											
Inning Stats	R: 0 E: 0 K: 0 S: 9	H: 1 LOB: 0 BB: 0 P: 14	R: 1 E: 1 K: 0 S: 12	H: 2 LOB: 1 BB: 0 P: 23	R: 0 E: 0 K: 0 S: 10	H: 0 LOB: 0 BB: 0 P: 12	R: 0 E: 0 K: 1 S: 5	H: 0 LOB: 0 BB: 0 P: 12	R: 0 E: 0 K: 1 S: 8	H: 0 LOB: 0 BB: 0 P: 15	R: 2 E: 0 K: 0 S: 14	H: 2 LOB: 0 BB: 0 P: 19	R: 0 E: 0 K: 0 S: 5	H: 0 LOB: 0 BB: 0 P: 11	R: 1 E: 0 K: 0 S: 16	H: 2 LOB: 3 BB: 2 P: 34	1B: 4 2B: 2 3B: 0 HR: 1	SF: 0 SAC: 1 DP: 1 HBP: 0	WP: 0 PB: 0 SB: 0 CS: 0	PA: 33							
PITCHER	IP	WLS	BF	H	R	ER	SO	BB	IBB	HBP	BLK	WP	HR	S	P	ERA	WHIP	PITCHER									
53 Trevor Cahill, R ERA: 4.37	7.0	L	25	5	3	3	2	0	0	0	0	0	0	63	106	3.86	0.714										
63 Henry Alberto Rodriguez, R ERA: 11.57	1.0		7	2	1	1	0	2	0	0	0	0	0	16	34	9.00	4.000										

AB	29
R	4
H	7
RBI	4
BB	2
SO	2
LOB	9



Batter	1	2	3	4	5	6	7	8	9	AB	R	H	RBI	BB	SO	LOB	TOP										
51 Ichiro Suzuki, L OBP: 0.396, SLG: 0.443										4	1	2	0	0	1	0											
9 Chone Figgins, S OBP: 0.311, SLG: 0.244										3	1	1	0	1	0	1											
21 Franklin Gutierrez, R OBP: 0.391, SLG: 0.455										2	1	0	0	2	1	2											
4 Jose Lopez, R OBP: 0.248, SLG: 0.279										4	0	2	3	0	0	1											
24 Ken Griffey Jr., L OBP: 0.247, SLG: 0.205										4	0	0	0	0	0	4											
27 Matt Tuiasosopo, R OBP: 0.182, SLG: 0.250										4	1	1	1	0	2	1											
13 Casey Kotchman, L OBP: 0.272, SLG: 0.342										4	0	0	0	0	0	0											
16 Josh Wilson, R OBP: 0.311, SLG: 0.316										3	0	0	0	1	0	0											
26 Josh Bard, S OBP: 0.286, SLG: 0.167										3	0	0	0	0	1	1											
Inning Stats	R: 1 H: 1 E: 0 K: 0 S: 14	H: 1 LOB: 1 BB: 1 P: 24	R: 0 H: 0 E: 0 K: 2 S: 9	H: 0 LOB: 1 BB: 1 P: 17	R: 0 H: 1 E: 0 K: 1 S: 9	H: 0 LOB: 0 BB: 0 P: 14	R: 1 H: 1 E: 0 K: 0 S: 7	H: 1 LOB: 1 BB: 2 P: 9	R: 0 H: 0 E: 0 K: 1 S: 6	H: 0 LOB: 0 BB: 0 P: 9	R: 1 H: 1 E: 0 K: 0 S: 7	H: 1 LOB: 1 BB: 2 P: 17	R: 0 H: 0 E: 0 K: 0 S: 8	H: 0 LOB: 0 BB: 0 P: 14	R: 1 H: 2 E: 0 K: 0 S: 13	H: 2 LOB: 1 BB: 0 P: 17	R: 0 H: 0 E: 0 K: 1 S: 7	H: 0 LOB: 0 BB: 0 P: 12	1B: 5 2B: 0 3B: 0 HR: 1	SF: 0 SAC: 0 DP: 2 HBP: 0	WP: 0 PB: 0 SB: 2 CS: 0	PA: 35					
PITCHER	IP	WLS	BF	H	R	ER	SO	BB	IBB	HBP	BLK	WP	HR	S	P	ERA	WHIP										
47 Gio González, L ERA: 4.05	(1, 1)	7.0	W	27	4	3	3	4	4	0	0	0	0	6	7	3.86	1.143										
13 Jerry Blevins, L ERA: 5.52	(8, 1)	0.0		2	2	1	1	0	0	0	0	0	0	6	7	∞	∞										
31 Brad Ziegler, R ERA: 3.06	(8, 1)	0.2		2	0	0	0	0	0	0	0	0	0	4	6	0.00	0.000										
56 Craig Breslow, L ERA: 3.0	(8, 1)	0.1		1	0	0	0	0	0	0	0	0	0	3	4	0.00	0.000										
40 Andrew Bailey, R ERA: 1.29	(9, 1)	1.0		3	0	0	0	1	0	0	0	0	0	7	12	0.00	0.000										

Seattle Mariners @ Oakland Athletics
Oakland Coliseum, Oakland, CA
Mon May 17 2010, 7:08 PM - 9:31 PM PDT
Att. 10,051 - Rain - 56 F

AB 31
R 4
H 6
RBI 4
BB 4
SO 5
LOB 10



Batter	1	2	3	4	5	6	7	8	9	AB	R	H	RBI	BB	SO	LOB	BOTTOM										
2 Cliff Pennington, S OBP: 0.316, SLG: 0.360										5	0	1	0	0	2	1											
10 Danie Barton, L OBP: 0.320, SLG: 0.419										3	2	3	1	0	0	0											
8 Kurt Suzuki, R OBP: 0.320, SLG: 0.463										4	0	1	1	0	0	3											
5 Kevin Kouzmanoff, R OBP: 0.288, SLG: 0.358										4	1	1	2	0	1	3											
Ryan Sweeney, L OBP: 0.342, SLG: 0.387										4	0	2	0	0	0	2											
50 Jake Fox, R OBP: 0.250, SLG: 0.300										4	0	0	0	0	1	2											
32 Jack Cust, L ERA: 7.62										4	2	2	0	0	2	0											
1 Eric Patterson, L OBP: 0.267, SLG: 0.507										4	2	3	2	0	0	0											
7 Adam Rosales, R OBP: 0.331, SLG: 0.386										4	1	2	2	0	1	1											
11 Rajai Davis, R OBP: 0.277, SLG: 0.292										4	1	2	2	0	1	1											
Inning Stats	R: 2 H: 3 E: 0 K: 2 S: 14	H: 3 LOB: 1 BB: 0 P: 18	R: 3 H: 4 E: 0 K: 1 S: 16	H: 4 LOB: 1 BB: 0 P: 21	R: 2 H: 4 E: 0 K: 0 S: 11	H: 4 LOB: 1 BB: 0 P: 17	R: 0 H: 1 E: 1 K: 0 S: 7	H: 1 LOB: 1 BB: 0 P: 12	R: 0 H: 1 E: 0 K: 1 S: 11	H: 1 LOB: 1 BB: 0 P: 15	R: 1 H: 2 E: 0 K: 0 S: 5	H: 2 LOB: 0 BB: 0 P: 7	R: 0 H: 0 E: 0 K: 1 S: 8	H: 0 LOB: 0 BB: 0 P: 11	R: 0 H: 0 E: 0 K: 2 S: 7	H: 0 LOB: 0 BB: 0 P: 9	1B: 9 2B: 3 3B: 1 HR: 2	SF: 1 SAC: 0 DP: 3 HBP: 0	WP: 0 PB: 0 SB: 2 CS: 0	PA: 37							
PITCHER	IP	WLS	BF	H	R	ER	SO	BB	IBB	HBP	BLK	WP	HR	S	P	ERA	WHIP										
18 Ryan Rowland-Smith, L ERA: 7.62	(1, 1)	2.2	L	17	10	7	7	3	0	0	0	0	0	27	38	3.38	1.875										
35 Ian Snell, R ERA: 4.76	(3, 1)	2.2		13	5	1	1	1	0	0	0	0	0	9	13	0.00	0.000										
37 Jesus Colome, R ERA: 4.4	(6, 1)	1.2		4	0	0	0	1	0	0	0	0	0	7	9	0.00	0.000										
46 Sean White, R ERA: 3.09	(8, 1)	1.0		3	0	0	0	2	0	0	0	0	0	7	9	0.00	0.000										

Seattle Mariners @ Oakland Athletics
Oakland Coliseum, Oakland, CA
Mon May 17 2010, 7:08 PM - 9:31 PM PDT
Att. 10,051 - Rain - 56 F

AB 36
R 8
H 15
RBI 8
BB 0
SO 7
LOB 12



Batter	1	2	3	4	5	6	7	8	9	AB	R	H	RBI	BB	SO	LOB	TOP					
14 Austin Jackson, R OBP: 0.384, SLG: 0.441										4	1	1	0	1	1	1						
18 Johnny Damon, L OBP: 0.399, SLG: 0.441										4	1	2	0	0	1	1						
32 Don Kelly, L OBP: 0.293, SLG: 0.333										4	1	2	2	1	1	2						
30 Magglio Ordonez, R OBP: 0.408, SLG: 0.470										4	1	2	2	1	1	2						
24 Miguel Cabrera, R OBP: 0.428, SLG: 0.603										4	1	2	2	0	1	3						
26 Brennan Boesch, L OBP: 0.365, SLG: 0.622										4	0	0	0	0	2	2						
57 Casper Wells, R OBP: 0.222, SLG: 0.333										0	0	0	0	0	0	0						
15 Brandon Inge, R OBP: 0.287, SLG: 0.388										4	0	1	0	0	0	2						
13 Alex Avila, L OBP: 0.271, SLG: 0.311										4	1	2	0	0	0	1						
39 Ramon Santiago, S OBP: 0.364, SLG: 0.298										4	0	1	1	0	0	2						
29 Danny Worth, R OBP: 0.400, SLG: 0.400										4	0	0	0	0	2	1						
Inning Stats	R: 0 E: 0 K: 2 S: 10	H: 0 LOB: 1 BB: 1 P: 20	R: 0 E: 0 K: 1 S: 12	H: 1 LOB: 1 BB: 0 P: 21	R: 2 E: 0 K: 0 S: 11	H: 4 LOB: 2 BB: 0 P: 15	R: 1 E: 0 K: 1 S: 15	H: 2 LOB: 0 BB: 0 P: 22	R: 2 E: 0 K: 2 S: 12	H: 2 LOB: 0 BB: 0 P: 17	R: 0 E: 0 K: 1 S: 11	H: 0 LOB: 0 BB: 0 P: 17	R: 0 E: 0 K: 1 S: 10	H: 1 LOB: 1 BB: 1 P: 21	R: 0 E: 0 K: 0 S: 10	H: 1 LOB: 1 BB: 0 P: 17	R: 0 E: 0 K: 0 S: 13	H: 1 LOB: 1 BB: 0 P: 17	1B: 10 2B: 1 3B: 0 HR: 1	SF: 0 SAC: 0 DP: 2 HBP: 0	WP: 0 PB: 0 SB: 1 CS: 0	PA: 39
PITCHER	IP: 4.0 WLS: L BF: 19	H: 7 R: 3 ER: 3 SO: 4	BB: 1 IBB: 0 HBP: 0 BLK: 0	WP: 0 HR: 0 S: 48 P: 78	ERA: 6.75 WHIP: 2.000	IP: 5.0 WLS: L BF: 20	H: 5 R: 2 ER: 2 SO: 4	BB: 1 IBB: 0 HBP: 0 BLK: 0	WP: 0 HR: 1 S: 56 P: 89	ERA: 3.60 WHIP: 1.200												

Detroit Tigers @ Oakland Athletics
Oakland Coliseum, Oakland, CA
Thu May 20 2010, 12:38 PM - 3:28 PM PDT
Att. 24,146 - Sunny - 61 F

AB	37
R	5
H	12
RBI	5
BB	2
SO	8
LOB	15



Batter	1	2	3	4	5	6	7	8	9	AB	R	H	RBI	BB	SO	LOB	BOTTOM							
2 Cliff Pennington, S OBP: 0.318, SLG: 0.358										4	1	1	0	1	2	1								
10 Daric Barton, L OBP: 0.392, SLG: 0.412										4	0	2	1	1	1	2								
Ryan Sweeney, L OBP: 0.348, SLG: 0.380										4	0	0	0	1	1	4								
8 Kurt Suzuki, R OBP: 0.341, SLG: 0.462										3	0	0	1	0	2	2								
32 Jack Cust, L OBP: 0.409, SLG: 0.316										3	0	0	0	1	0	3								
5 Kevin Kousseroff, R OBP: 0.285, SLG: 0.356										4	0	1	0	0	1	1								
3 Eric Chavez, L OBP: 0.276, SLG: 0.333										4	0	0	0	0	3	2								
7 Adam Rosales, R OBP: 0.331, SLG: 0.379										3	1	1	0	1	1	1								
11 Rajai Davis, R OBP: 0.279, SLG: 0.300										3	0	0	0	0	1	2								
1 Eric Patterson, L OBP: 0.273, SLG: 0.500										0	0	0	0	1	0	0								
Inning Stats	R: 0 E: 0 K: 0 S: 11	H: 0 LOB: 0 BB: 0 P: 16	R: 0 E: 0 K: 2 S: 11	H: 0 LOB: 1 BB: 1 P: 16	R: 1 E: 0 K: 1 S: 10	H: 0 LOB: 3 BB: 3 P: 26	R: 0 E: 0 K: 1 S: 14	H: 1 LOB: 1 BB: 0 P: 20	R: 0 E: 0 K: 2 S: 8	H: 1 LOB: 1 BB: 0 P: 10	R: 0 E: 0 K: 2 S: 11	H: 1 LOB: 1 BB: 0 P: 15	R: 1 E: 0 K: 1 S: 10	H: 2 LOB: 1 BB: 0 P: 14	R: 0 E: 0 K: 2 S: 10	H: 0 LOB: 0 BB: 0 P: 12	R: 0 E: 0 K: 1 S: 16	H: 0 LOB: 2 BB: 2 P: 24	1B: 3 2B: 2 3B: 0 HR: 0	SF: 0 SAC: 0 DP: 0 HBP: 1	WP: 0 PB: 0 SB: 0 CS: 0	PA: 39		
PITCHER	IP: 6.0 WLS: W BF: 26	H: 3 R: 1 ER: 1 SO: 8	BB: 4 IBB: 0 HBP: 1 BLK: 0	WP: 0 HR: 0 S: 65 P: 103	ERA: 1.50 WHIP: 1.167	IP: 1.1 WLS: L BF: 6	H: 2 R: 1 ER: 1 SO: 1	BB: 0 IBB: 0 HBP: 0 BLK: 0	WP: 0 HR: 0 S: 13 P: 17	ERA: 6.75 WHIP: 1.500	IP: 0.2 WLS: H BF: 2	H: 0 R: 0 ER: 0 SO: 2	BB: 0 IBB: 0 HBP: 0 BLK: 0	WP: 0 HR: 0 S: 7 P: 9	ERA: 0.00 WHIP: 0.000	IP: 1.0 WLS: S BF: 5	H: 0 R: 0 ER: 0 SO: 1	BB: 2 IBB: 0 HBP: 0 BLK: 0	WP: 0 HR: 0 S: 16 P: 24	ERA: 0.00 WHIP: 2.000				

Detroit Tigers @ Oakland Athletics
Oakland Coliseum, Oakland, CA
Thu May 20 2010, 12:38 PM - 3:28 PM PDT
Att. 24,146 - Sunny - 61 F

AB	32
R	2
H	5
RBI	2
BB	6
SO	12
LOB	18




Batter	1	2	3	4	5	6	7	8	9	AB	R	H	RBI	BB	SO	LOB	TOP										
33 Aaron Rowand, R OBP: 0.287, SLG: 0.442	G5-3		K			G5-3			F8	4	0	0	0	0	1	0											
16 Edgar Renteria, R OBP: 0.394, SLG: 0.388	P3		G1-3			B5-3			48 S 1B	4	0	1	0	0	0	0											
21 Freddy Sanchez, R OBP: 0.250, SLG: 0.333	1B		F7			K2-3			K	4	0	1	0	0	2	1											
48 Pablo Sandoval, S OBP: 0.344, SLG: 0.422	F7				G4-3				G1-3	3	0	0	0	1	0	1											
1 Bengie Molina, R OBP: 0.361, SLG: 0.373		F8			F8				F9	4	0	0	0	0	1	2											
17 Aubrey Huff, L OBP: 0.357, SLG: 0.446		56 1B BB			F7				P6	2	0	0	0	1	0	0											
56 Andres Torres, S OBP: 0.388, SLG: 0.480		1B			F8				G5-3	3	0	1	0	0	0	0											
Matt Downs, R OBP: 0.333, SLG: 0.380		F8			L3				F9	3	0	0	0	0	0	2											
20 John Bowker, L OBP: 0.278, SLG: 0.394					K				K	2	0	0	0	0	2	2											
5 Juan Uribe, R OBP: 0.353, SLG: 0.443					K				K	1	0	0	0	0	1	0											
12 Nate Schierholz, L OBP: 0.365, SLG: 0.423					K				K	0	0	0	0	0	0	0											
Inning Stats	R: 0 E: 0 K: 0 S: 9	H: 1 LOB: 1 BB: 0 P: 13	R: 0 E: 0 K: 1 S: 9	H: 1 LOB: 2 BB: 1 P: 17	R: 0 E: 0 K: 1 S: 8	H: 0 LOB: 0 BB: 0 P: 13	R: 0 E: 0 K: 0 S: 6	H: 0 LOB: 0 BB: 0 P: 11	R: 0 E: 0 K: 1 S: 9	H: 0 LOB: 0 BB: 0 P: 15	R: 0 E: 0 K: 1 S: 5	H: 0 LOB: 0 BB: 0 P: 5	R: 0 E: 0 K: 0 S: 6	H: 0 LOB: 0 BB: 0 P: 9	R: 0 E: 0 K: 1 S: 6	H: 0 LOB: 0 BB: 0 P: 12	R: 0 E: 0 K: 2 S: 20	H: 1 LOB: 2 BB: 1 P: 30	1B: 3 2B: 0 3B: 0 HR: 0	SF: 0 SAC: 0 DP: 0 HBP: 0	WP: 0 PB: 0 SB: 1 CS: 0	PA: 32					
PITCHER	IP	WLS	BF	H	R	ER	SO	BB	IBB	HBP	BLK	WP	HR	S	P	ERA	WHIP										
47 Gio González, L ERA: 3.46	8.0	W	27	2	0	0	5	1	0	0	0	0	0	58	95	0.00	0.375										
40 Andrew Bailey, R ERA: 1.08	1.0	S	5	1	0	0	2	1	0	0	0	0	0	20	30	0.00	2.000										

San Francisco Giants @ Oakland Athletics
Oakland Coliseum, Oakland, CA
Sat May 22 2010, 1:04 PM - 3:23 PM PDT
Att: 35,067 - Partly Cloudy - 53 F

livebaseballscorecards.com

AB 30
R 0
H 3
RBI 0
BB 2
SO 7
LOB 8




Batter	1	2	3	4	5	6	7	8	9	AB	R	H	RBI	BB	SO	LOB	BOTTOM										
4 Coco Crisp, S OBP: 0.250, SLG: 0.500	G4-3		SF7		G6-3			K		3	0	0	1	0	1	1											
10 Danic Barton, L OBP: 0.381, SLG: 0.404	F9		K		F7			P5		4	0	0	0	0	1	2											
Ryan Sweeney, L OBP: 0.349, SLG: 0.386	L7				14 F9 32 BB 1B			F9		4	0	2	0	0	0	0											
8 Kurt Suzuki, R OBP: 0.347, SLG: 0.452		14 G4-6-3 1B			1 SAFE F FF 89 S FF 90 C CU 76 B CU 74			F9		3	0	1	0	0	0	2											
32 Jack Cust, L OBP: 0.428, SLG: 0.304		F9			1 SAFE B FF 89 D CH 84 F FF 91 B FF 91			K		2	0	0	0	1	1	2											
14 Mark Ellis, R OBP: 0.351, SLG: 0.353		G4-6-3			B CU 73 B FF 91 F FF 91 F FF 90 X FF 91			F9		3	0	0	0	0	0	4											
7 Adam Rosales, R OBP: 0.336, SLG: 0.377					H FF 89 F FF 90 F FF 92 X FF 91			F8		2	1	1	0	0	0	2											
2 Cliff Pennington, S OBP: 0.318, SLG: 0.363					1 SAFE L FF 89 1 SAFE F FF 90 C CU 74 X CU 75			K		3	0	0	0	0	1	2											
11 Raiji Davis, R OBP: 0.283, SLG: 0.313					B FF 91 X FF 90			SH5-4		2	0	1	0	0	0	0											
Inning Stats	R: 0 E: 0 K: 0 S: 9	H: 0 LOB: 0 BB: 0 P: 14	R: 0 E: 0 K: 0 S: 6	H: 1 LOB: 0 BB: 0 P: 9	R: 1 E: 1 K: 1 S: 8	H: 0 LOB: 1 BB: 0 P: 13	R: 0 E: 0 K: 0 S: 13	H: 1 LOB: 2 BB: 1 P: 21	R: 0 E: 0 K: 1 S: 10	H: 1 LOB: 1 BB: 0 P: 17	R: 0 E: 0 K: 1 S: 9	H: 1 LOB: 0 BB: 0 P: 14	R: 0 E: 0 K: 0 S: 7	H: 1 LOB: 0 BB: 0 P: 10	R: 0 E: 0 K: 1 S: 10	H: 0 LOB: 0 BB: 0 P: 15	1B: 4 2B: 1 3B: 0 HR: 0	SF: 1 SAC: 1 DP: 2 HBP: 1	WP: 0 PB: 0 SB: 1 CS: 0	PA: 30							
PITCHER	IP	WLS	BF	H	R	ER	SO	BB	IBB	HBP	BLK	WP	HR	S	P	ERA	WHIP										
18 Matt Cain, R ERA: 2.88	8.0	L	30	5	1	0	4	1	0	1	0	0	0	72	113	0.00	0.750										

San Francisco Giants @ Oakland Athletics
Oakland Coliseum, Oakland, CA
Sat May 22 2010, 1:04 PM - 3:23 PM PDT
Att: 35,067 - Partly Cloudy - 53 F

livebaseballscorecards.com

AB 26
R 1
H 5
RBI 1
BB 1
SO 4
LOB 15



Batter	1	2	3	4	5	6	7	8	9	AB	R	H	RBI	BB	SO	LOB	TOP								
56 Andres Torres, S (1, 9) OBP: 0.383, SLG: 0.466										3	0	0	0	1	1	1	San Francisco Giants @ Oakland Athletics Oakland Coliseum, Oakland, CA Sun May 23 20:10, 1:07 PM - 3:48 PM PDT Att: 35,067 - Sunny - 59 F								
21 Freddy Sanchez, R (1, 4) OBP: 0.200, SLG: 0.283										4	0	0	0	0	2	2									
48 Pablo Sandoval, S (1, 5) OBP: 0.342, SLG: 0.418										4	0	1	0	0	1	1									
17 Aubrey Huff, L (1, 3) OBP: 0.360, SLG: 0.440										2	0	0	0	2	1	0									
5 Juan Uribe, R (1, 10) OBP: 0.344, SLG: 0.430										4	0	0	0	0	1	3									
33 Aaron Rowand, R (1, 8) OBP: 0.281, SLG: 0.432										3	0	0	0	0	1	1									
16 Edgar Renteria, R (1, 6) OBP: 0.363, SLG: 0.388										3	0	1	0	0	0	1									
20 John Bowker, L (1, 7) OBP: 0.272, SLG: 0.384										2	0	0	0	0	1	1									
Matt Downs, R (8, PH) OBP: 0.329, SLG: 0.375										1	0	0	0	0	1	0									
12 Nate Schierholz, L (8, 9) OBP: 0.365, SLG: 0.423										1	0	1	0	0	0	0									
22 Eli Whiteside, R (1, 2) OBP: 0.340, SLG: 0.532										2	0	0	0	0	1	1									
1 Bengie Molina, R (8, PH) OBP: 0.366, SLG: 0.378										1	0	1	0	0	0	0									
Inning Stats	R: 0 E: 0 K: 2 S: 13	H: 1 LOB: 0 BB: 0 P: 17	R: 0 E: 0 K: 2 S: 7	H: 0 LOB: 0 BB: 0 P: 12	R: 0 E: 0 K: 2 S: 13	H: 0 LOB: 2 BB: 2 P: 20	R: 0 E: 0 K: 1 S: 11	H: 0 LOB: 1 BB: 0 P: 24	R: 0 E: 0 K: 1 S: 8	H: 0 LOB: 1 BB: 0 P: 13	R: 0 E: 0 K: 1 S: 8	H: 0 LOB: 1 BB: 1 P: 11	R: 0 E: 0 K: 1 S: 7	H: 0 LOB: 1 BB: 1 P: 15	R: 0 E: 0 K: 1 S: 11	H: 1 LOB: 1 BB: 0 P: 15	R: 0 E: 0 K: 0 S: 7	H: 0 LOB: 0 BB: 0 P: 13	1B: 3 2B: 0 3B: 0 HR: 0	SF: 0 SAC: 0 DP: 0 HBP: 0	WP: 1 PB: 0 SB: 2 CS: 1	PA: 33			
PITCHER	IP WLS BF H R ER SO BB IBB HBP BLK WP HR S P ERA WHIP	IP WLS BF H R ER SO BB IBB HBP BLK WP HR S P ERA WHIP	IP WLS BF H R ER SO BB IBB HBP BLK WP HR S P ERA WHIP	IP WLS BF H R ER SO BB IBB HBP BLK WP HR S P ERA WHIP	IP WLS BF H R ER SO BB IBB HBP BLK WP HR S P ERA WHIP	IP WLS BF H R ER SO BB IBB HBP BLK WP HR S P ERA WHIP	IP WLS BF H R ER SO BB IBB HBP BLK WP HR S P ERA WHIP	IP WLS BF H R ER SO BB IBB HBP BLK WP HR S P ERA WHIP	IP WLS BF H R ER SO BB IBB HBP BLK WP HR S P ERA WHIP	IP WLS BF H R ER SO BB IBB HBP BLK WP HR S P ERA WHIP	IP WLS BF H R ER SO BB IBB HBP BLK WP HR S P ERA WHIP	IP WLS BF H R ER SO BB IBB HBP BLK WP HR S P ERA WHIP	IP WLS BF H R ER SO BB IBB HBP BLK WP HR S P ERA WHIP	IP WLS BF H R ER SO BB IBB HBP BLK WP HR S P ERA WHIP	IP WLS BF H R ER SO BB IBB HBP BLK WP HR S P ERA WHIP	IP WLS BF H R ER SO BB IBB HBP BLK WP HR S P ERA WHIP	IP WLS BF H R ER SO BB IBB HBP BLK WP HR S P ERA WHIP	IP WLS BF H R ER SO BB IBB HBP BLK WP HR S P ERA WHIP	IP WLS BF H R ER SO BB IBB HBP BLK WP HR S P ERA WHIP	IP WLS BF H R ER SO BB IBB HBP BLK WP HR S P ERA WHIP	IP WLS BF H R ER SO BB IBB HBP BLK WP HR S P ERA WHIP	IP WLS BF H R ER SO BB IBB HBP BLK WP HR S P ERA WHIP	IP WLS BF H R ER SO BB IBB HBP BLK WP HR S P ERA WHIP	IP WLS BF H R ER SO BB IBB HBP BLK WP HR S P ERA WHIP	IP WLS BF H R ER SO BB IBB HBP BLK WP HR S P ERA WHIP
15 Ben Sheets, R (1, 1) ERA: 5.04	6.0	21	2	0	0	8	2	0	0	0	0	0	0	0	0	0	0.00	0.667							
48 Michael Wuertz, R (7, 1) ERA: 3.18	1.0	4	0	0	0	1	1	0	0	0	0	1	0	7	15	0.00	1.000								
13 Jerry Blevins, L (8, 1) ERA: 6.0	0.1	1	0	0	0	1	0	0	0	0	0	0	0	4	5	0.00	0.000								
31 Brad Ziegler, R (8, 1) ERA: 2.86	0.2	3	1	0	0	0	0	0	0	0	0	0	0	7	10	0.00	1.500								
40 Andrew Bailey, R (9, 1) ERA: 1.02	1.0	3	0	0	0	0	0	0	0	0	0	0	0	7	13	0.00	0.000								
Batter	1	2	3	4	5	6	7	8	9	AB	R	H	RBI	BB	SO	LOB	BOTTOM								
11 Rajai Davis, R (1, 8) OBP: 0.288, SLG: 0.308										2	1	0	0	2	1	0	San Francisco Giants @ Oakland Athletics Oakland Coliseum, Oakland, CA Sun May 23 20:10, 1:07 PM - 3:48 PM PDT Att: 35,067 - Sunny - 59 F								
10 Daric Barton, L (1, 3) OBP: 0.380, SLG: 0.399										2	0	0	0	1	0	1									
8 Kurt Suzuki, R (1, 2) OBP: 0.343, SLG: 0.443										4	1	1	1	0	0	1									
5 Kevin Kouzmanoff, R (1, 5) OBP: 0.294, SLG: 0.359										3	0	2	0	1	1	1									
7 Adam Rosales, R (1, 7) OBP: 0.336, SLG: 0.376										3	1	1	0	0	1	2									
Ryan Sweeney, L (8, 9) OBP: 0.353, SLG: 0.390										1	0	1	1	0	0	0									
14 Mark Ellis, R (1, 4) OBP: 0.350, SLG: 0.333										2	0	0	0	1	1	3									
50 Jake Fox, R (1, 10) OBP: 0.283, SLG: 0.315										3	0	1	1	1	1	2									
18 Gabe Gross, L (1, 9) OBP: 0.269, SLG: 0.270										4	0	0	0	0	1	4									
2 Cliff Pennington, S (1, 6) OBP: 0.313, SLG: 0.356										3	0	0	0	0	0	1									
Inning Stats	R: 0 E: 0 K: 0 S: 8	H: 1 LOB: 1 BB: 1 P: 9	R: 0 E: 0 K: 1 S: 11	H: 0 LOB: 1 BB: 1 P: 17	R: 0 E: 0 K: 0 S: 10	H: 0 LOB: 1 BB: 1 P: 18	R: 0 E: 0 K: 0 S: 8	H: 0 LOB: 1 BB: 1 P: 12	R: 0 E: 0 K: 2 S: 12	H: 0 LOB: 1 BB: 1 P: 22	R: 1 E: 0 K: 0 S: 9	H: 2 LOB: 1 BB: 0 P: 13	R: 2 E: 0 K: 2 S: 14	H: 3 LOB: 2 BB: 2 P: 28	R: 2 E: 0 K: 2 S: 14	H: 3 LOB: 3 BB: 2 P: 28	1B: 5 2B: 1 3B: 0 HR: 0	SF: 0 SAC: 2 DP: 1 HBP: 0	WP: 1 PB: 0 SB: 0 CS: 0	PA: 35					
PITCHER	IP WLS BF H R ER SO BB IBB HBP BLK WP HR S P ERA WHIP	IP WLS BF H R ER SO BB IBB HBP BLK WP HR S P ERA WHIP	IP WLS BF H R ER SO BB IBB HBP BLK WP HR S P ERA WHIP	IP WLS BF H R ER SO BB IBB HBP BLK WP HR S P ERA WHIP	IP WLS BF H R ER SO BB IBB HBP BLK WP HR S P ERA WHIP	IP WLS BF H R ER SO BB IBB HBP BLK WP HR S P ERA WHIP	IP WLS BF H R ER SO BB IBB HBP BLK WP HR S P ERA WHIP	IP WLS BF H R ER SO BB IBB HBP BLK WP HR S P ERA WHIP	IP WLS BF H R ER SO BB IBB HBP BLK WP HR S P ERA WHIP	IP WLS BF H R ER SO BB IBB HBP BLK WP HR S P ERA WHIP	IP WLS BF H R ER SO BB IBB HBP BLK WP HR S P ERA WHIP	IP WLS BF H R ER SO BB IBB HBP BLK WP HR S P ERA WHIP	IP WLS BF H R ER SO BB IBB HBP BLK WP HR S P ERA WHIP	IP WLS BF H R ER SO BB IBB HBP BLK WP HR S P ERA WHIP	IP WLS BF H R ER SO BB IBB HBP BLK WP HR S P ERA WHIP	IP WLS BF H R ER SO BB IBB HBP BLK WP HR S P ERA WHIP	IP WLS BF H R ER SO BB IBB HBP BLK WP HR S P ERA WHIP	IP WLS BF H R ER SO BB IBB HBP BLK WP HR S P ERA WHIP	IP WLS BF H R ER SO BB IBB HBP BLK WP HR S P ERA WHIP	IP WLS BF H R ER SO BB IBB HBP BLK WP HR S P ERA WHIP	IP WLS BF H R ER SO BB IBB HBP BLK WP HR S P ERA WHIP	IP WLS BF H R ER SO BB IBB HBP BLK WP HR S P ERA WHIP	IP WLS BF H R ER SO BB IBB HBP BLK WP HR S P ERA WHIP	IP WLS BF H R ER SO BB IBB HBP BLK WP HR S P ERA WHIP	IP WLS BF H R ER SO BB IBB HBP BLK WP HR S P ERA WHIP
57 Jonathan Sanchez, L (1, 1) ERA: 3.0	7.0	28	3	2	2	4	5	0	0	0	0	0	0	0	0	0	2.57	1.143							
41 Jeremy Affeldt, L (8, 1) ERA: 3.12	0.1	3	2	0	0	0	0	0	0	0	0	0	0	4	5	0.00	6.000								
45 Dan Runzler, L (8, 1) ERA: 4.98	0.0	1	1	1	1	0	0	0	0	0	0	0	0	2	4	∞	∞								
46 Santiago Casilla, R (8, 1) ERA:	0.2	3	0	0	0	2	1	0	0	0	0	1	0	6	13	0.00	1.500								

AB	29
R	0
H	3
RBI	0
BB	3
SO	10
LOB	11



AB	27
R	3
H	6
RBI	3
BB	6
SO	6
LOB	15



Batter	1	2	3	4	5	6	7	8	9	AB R H RBI BB SO LOB	TOP											
2 Cliff Pennington, S OBP: 0.304, SLG: 0.345										5 0 0 0 0 1 2	<p>Oakland Athletics @ Baltimore Orioles Oriole Park at Camden Yards, Baltimore, MD Tue May 25 2010, 7:08 PM - 9:48 PM EDT Att: 14,686 - Partly Cloudy - 76 F</p> <p>livebaseballscorecards.com</p> <p>AB 33 R 1 H 7 RBI 1 BB 3 SO 5 LOB 19</p>											
10 Darc Barton, L OBP: 0.388, SLG: 0.407										4 0 3 0 0 0 2												
Ryan Sweeney, L OBP: 0.350, SLG: 0.387										4 0 1 0 0 1 3												
8 Kurt Suzuki, R OBP: 0.340, SLG: 0.429										3 0 0 0 0 0 3												
32 Jack Cust, L OBP: 0.438, SLG: 0.280										2 1 0 0 2 2 0												
5 Kevin Kouzmanoff, R OBP: 0.269, SLG: 0.351										4 0 0 0 0 0 4												
18 Gabe Gross, L OBP: 0.300, SLG: 0.333										3 0 3 0 0 0 0												
7 Adam Rosales, R OBP: 0.333, SLG: 0.373										1 0 0 0 0 0 0												
14 Mark Ellis, R OBP: 0.318, SLG: 0.300										4 0 0 1 0 0 3												
1 Eric Patterson, L OBP: 0.272, SLG: 0.480										2 0 0 0 1 0 2												
50 Jake Fox, R OBP: 0.259, SLG: 0.311										1 0 0 0 0 1 0												
Inning Stats	R: 0 H: 1 E: 0 K: 1 S: 13	H: 1 LOB: 1 BB: 0 P: 20	R: 1 H: 1 E: 0 K: 0 S: 8	H: 1 LOB: 1 BB: 1 P: 16	R: 0 H: 1 E: 0 K: 0 S: 14	H: 1 LOB: 2 BB: 1 P: 27	R: 0 H: 1 E: 0 K: 0 S: 16	H: 1 LOB: 1 BB: 0 P: 25	R: 0 H: 1 E: 0 K: 1 S: 6	H: 1 LOB: 0 BB: 0 P: 10	R: 0 H: 1 E: 0 K: 0 S: 10	H: 1 LOB: 1 BB: 0 P: 16	R: 0 H: 1 E: 0 K: 1 S: 9	H: 0 LOB: 0 BB: 0 P: 15	R: 0 H: 0 E: 0 K: 1 S: 5	H: 0 LOB: 0 BB: 0 P: 6	R: 0 H: 0 E: 0 K: 2 S: 11	H: 0 LOB: 0 BB: 0 P: 15	1B: 5 2B: 2 3B: 0 HR: 0	SF: 0 SAC: 0 DP: 1 HBP: 1	WP: 0 PB: 0 SB: 0 CS: 0	PA: 37
PITCHER	IP WLS BF H R ER SO BB IBB HBP BLK WP HR S P ERA WHIP											IP WLS BF H R ER SO BB IBB HBP BLK WP HR S P ERA WHIP										
46 Jeremy Guthrie, R ERA: 3.64	(1, 1) 6.0 W 27 6 1 1 2 3 0 1 0 0 0 0 67 114 1.50 1.500											(1, 1) 2.0 H 7 1 0 0 1 0 0 0 0 0 0 0 14 21 0.00 0.500										
27 Mark Hendrickson, L ERA: 4.81	(7, 1) 2.0 H 7 1 0 0 1 0 0 0 0 0 0 0 14 21 0.00 0.500											(9, 1) 1.0 3 0 0 0 2 0 0 0 0 0 0 0 11 15 0.00 0.000										
13 Will Ohman, L ERA:	(9, 1) 1.0 3 0 0 0 2 0 0 0 0 0 0 0 11 15 0.00 0.000																					

Batter	1	2	3	4	5	6	7	8	9	AB R H RBI BB SO LOB	BOTTOM											
6 Corey Patterson, L OBP: 0.383, SLG: 0.462										3 0 1 0 1 1 1	<p>Oakland Athletics @ Baltimore Orioles Oriole Park at Camden Yards, Baltimore, MD Tue May 25 2010, 7:08 PM - 9:48 PM EDT Att: 14,686 - Partly Cloudy - 76 F</p> <p>livebaseballscorecards.com</p> <p>AB 27 R 5 H 7 RBI 4 BB 6 SO 6 LOB 14</p>											
2 Julio Lugo, R OBP: 0.235, SLG: 0.200										4 0 0 0 0 2 3												
21 Nick Markakis, L OBP: 0.417, SLG: 0.451										2 2 2 1 2 0 0												
9 Miguel Tejada, R OBP: 0.309, SLG: 0.381										2 2 0 0 2 0 1												
23 Ty Wigginton, R OBP: 0.356, SLG: 0.594										2 0 0 1 1 1 2												
40 Scott Moore, L OBP: 0.281, SLG: 0.399										0 1 0 0 0 0 0												
10 Adam Jones, R OBP: 0.281, SLG: 0.399										3 0 1 1 0 0 2												
32 Matt Wieters, S OBP: 0.318, SLG: 0.365										4 0 1 1 0 2 2												
25 Garrett Atkins, R OBP: 0.260, SLG: 0.282										3 0 1 0 0 0 0												
16 Luis Montanez, R OBP: 0.176, SLG: 0.159										1 0 0 0 0 0 2												
3 Cesar Izturis, S OBP: 0.300, SLG: 0.248										3 0 1 0 0 0 1												
Inning Stats	R: 0 H: 1 E: 0 K: 1 S: 10	H: 1 LOB: 0 BB: 0 P: 19	R: 0 H: 1 E: 0 K: 1 S: 7	H: 1 LOB: 0 BB: 0 P: 13	R: 0 H: 1 E: 0 K: 1 S: 10	H: 1 LOB: 1 BB: 0 P: 10	R: 1 H: 0 E: 0 K: 1 S: 9	H: 0 LOB: 1 BB: 2 P: 20	R: 0 H: 1 E: 0 K: 0 S: 10	H: 1 LOB: 1 BB: 0 P: 15	R: 2 H: 0 E: 0 K: 1 S: 7	H: 0 LOB: 2 BB: 2 P: 19	R: 0 H: 1 E: 0 K: 1 S: 10	H: 1 LOB: 1 BB: 1 P: 20	R: 2 H: 2 E: 0 K: 0 S: 12	H: 2 LOB: 2 BB: 1 P: 21	1B: 5 2B: 1 3B: 0 HR: 1	SF: 2 SAC: 0 DP: 1 HBP: 0	WP: 1 PB: 0 SB: 0 CS: 0	PA: 35		
PITCHER	IP WLS BF H R ER SO BB IBB HBP BLK WP HR S P ERA WHIP											IP WLS BF H R ER SO BB IBB HBP BLK WP HR S P ERA WHIP										
51 Dallas Braden, L ERA: 3.23	(1, 1) 4.0 L 8 1 2 2 0 2 0 0 0 0 1 0 14 30 10.80 1.800											(6, 1) 1.1 5 1 0 0 2 1 0 0 0 0 0 0 13 24 0.00 1.500										
66 Tyson Ross, R ERA: 4.75	(5, 1) 1.2 L 8 1 2 2 0 2 0 0 0 0 1 0 14 30 10.80 1.800											(8, 1) 1.0 6 2 2 2 0 1 0 0 0 0 0 1 12 21 18.00 3.000										
56 Craig Breslow, L ERA: 2.45	(6, 1) 1.1 5 1 0 0 2 1 0 0 0 0 0 0 13 24 0.00 1.500																					
48 Michael Wuertz, R ERA: 5.4	(8, 1) 1.0 6 2 2 2 0 1 0 0 0 0 0 1 12 21 18.00 3.000																					

Batter	1	2	3	4	5	6	7	8	9	AB	R	H	RBI	BB	SO	LOB	TOP										
11 Rajai Davis, R OBP: 0.295, SLG: 0.310	L5		10 BB		G5-3			F9	G5-3	4	0	0	0	1	0	2											
10 Danic Barton, L OBP: 0.390, SLG: 0.402	FC5-4		BB			G4-3		F6	G6-3	4	0	1	0	1	0	2											
Ryan Sweeney, L OBP: 0.351, SLG: 0.386	FC5-4		G4-3-6-2			G4-3		50 1B 5 2B		4	1	1	1	0	0	3											
8 Kurt Suzuki, R OBP: 0.330, SLG: 0.410	P4		F8			P3		50 1B 5 2B		4	1	1	0	0	0	2											
32 Jack Cust, L OBP: 0.400, SLG: 0.250		G4-3								3	0	0	0	0	0	0											
50 Jake Fox, R OBP: 0.256, SLG: 0.304										1	1	1	1	0	0	0											
5 Kevin Kouzmanoff, R OBP: 0.351, SLG: 0.359		18 HR								3	1	1	3	1	0	0											
18 Gabe Gross, L OBP: 0.311, SLG: 0.377		HR								3	1	1	2	1	0	0											
7 Adam Rosales, R OBP: 0.342, SLG: 0.401										4	1	1	0	0	0	2											
14 Mark Ellis, R OBP: 0.308, SLG: 0.277										4	1	1	0	0	0	0											
Inning Stats	R: 0 E: 0 K: 0 S: 8	H: 1 LOB: 1 BB: 0 P: 12	R: 2 E: 0 K: 0 S: 7	H: 1 LOB: 0 BB: 1 P: 15	R: 0 E: 0 K: 0 S: 10	H: 0 LOB: 0 BB: 2 P: 19	R: 0 E: 0 K: 0 S: 7	H: 0 LOB: 0 BB: 0 P: 10	R: 0 E: 0 K: 0 S: 6	H: 0 LOB: 0 BB: 0 P: 9	R: 0 E: 0 K: 0 S: 5	H: 0 LOB: 0 BB: 0 P: 9	R: 0 E: 0 K: 0 S: 4	H: 0 LOB: 0 BB: 0 P: 6	R: 5 E: 0 K: 0 S: 23	H: 6 LOB: 2 BB: 1 P: 40	R: 0 E: 0 K: 0 S: 7	H: 0 LOB: 0 BB: 0 P: 13	1B: 6 2B: 2 HR: 1	SF: 0 SAC: 0 DP: 1 HBP: 0	WP: 0 PB: 0 SB: 0 CS: 0	PA: 38					
PITCHER	IP	WLS	BF	H	R	ER	SO	BB	IBB	HBP	BLK	WP	HR	S	P	ERA	WHIP										
35 Brad Bergesen, R ERA: 5.86	7.0		27	4	4	4	0	3	0	0	0	0	1	56	93	5.14	1.000										
49 Jason Berken, R ERA: 1.5	0.1	H	1	0	0	0	0	0	0	0	0	0	0	2	4	0.00	0.000										
27 Mark Hendrickson, L ERA: 5.84	0.1	L	4	3	0	0	0	0	0	0	0	0	0	9	14	0.00	9.000										
26 Cla Meredith, R ERA: 5.4	1.0	B	5	1	3	3	0	0	1	0	0	0	0	8	19	27.00	1.000										
53 Alberto Castillo, L ERA: 10.87	0.1		1	0	0	0	0	0	0	0	0	0	0	2	3	0.00	0.000										

Oakland Athletics @ Baltimore Orioles
 Oriole Park at Camden Yards, Baltimore, MD
 Thu May 27 2010, 7:05 PM - 10:05 PM EDT
 Att: 26,279 - Partly Cloudy - 84 F

AB	34
R	7
H	8
RBI	7
BB	4
SO	0
LOB	11



Batter	1	2	3	4	5	6	7	8	9	AB	R	H	RBI	BB	SO	LOB	BOTTOM										
6 Corey Patterson, L OBP: 0.362, SLG: 0.417	F8		K		K			K		5	0	0	0	0	4	1											
2 Julio Lugo, R OBP: 0.291, SLG: 0.229	K		FC5 23 BB		23 CS			F9		5	1	3	0	0	1	0											
23 Ty Wigginton, R OBP: 0.361, SLG: 0.575	FC4-6		9 FC5 32 1B		K			9 1B 25 BB		2	2	0	0	3	1	1											
9 Miguel Tejada, R OBP: 0.305, SLG: 0.373	FC4-6		FC5 32 1B			G4-3				5	0	2	2	0	0	3											
32 Matt Wieters, S OBP: 0.335, SLG: 0.366		G6-3				25 BB 16 G1-3		25 BB		3	1	2	1	1	0	0											
40 Scott Moore, L						16 G1-3 25 BB				0	0	0	0	0	0	0											
10 Adam Jones, R OBP: 0.283, SLG: 0.396						16 G1-3 25 BB		P3		5	0	2	0	0	0	7											
25 Garrett Atkins, R OBP: 0.287, SLG: 0.301		K			L8					3	0	0	1	2	2	3											
16 Luis Montanez, R OBP: 0.163, SLG: 0.146		P4				G6-3				4	0	0	1	0	1	6											
3 Cesar Izturis, S OBP: 0.292, SLG: 0.242						G6-3				4	1	1	0	0	0	2											
Inning Stats	R: 0 E: 0 K: 1 S: 8	H: 0 LOB: 1 BB: 1 P: 15	R: 0 E: 0 K: 1 S: 12	H: 1 LOB: 0 BB: 0 P: 14	R: 2 E: 0 K: 1 S: 11	H: 3 LOB: 2 BB: 1 P: 21	R: 0 E: 0 K: 0 S: 9	H: 0 LOB: 0 BB: 0 P: 16	R: 0 E: 0 K: 2 S: 10	H: 1 LOB: 0 BB: 0 P: 12	R: 1 E: 0 K: 0 S: 13	H: 1 LOB: 2 BB: 1 P: 24	R: 2 E: 0 K: 2 S: 18	H: 2 LOB: 3 BB: 3 P: 39	R: 0 E: 0 K: 1 S: 7	H: 0 LOB: 0 BB: 0 P: 10	R: 0 E: 0 K: 1 S: 12	H: 2 LOB: 2 BB: 0 P: 18	1B: 10 2B: 0 3B: 0 HR: 0	SF: 0 SAC: 0 DP: 0 HBP: 1	WP: 0 PB: 0 SB: 1 CS: 1	PA: 43					
PITCHER	IP	WLS	BF	H	R	ER	SO	BB	IBB	HBP	BLK	WP	HR	S	P	ERA	WHIP										
47 Gio Gonzalez, L ERA: 3.54	6.1		28	6	3	3	0	3	0	0	0	0	0	66	108	4.26	1.421										
66 Tyson Ross, R ERA: 5.4	0.0		4	2	1	1	0	2	0	0	0	0	0	8	19												
48 Michael Wertz, R ERA: 4.91	0.2	W	3	0	1	1	1	1	0	0	0	0	0	7	14	13.50	1.500										
56 Craig Breslow, L ERA: 2.33	1.0	H	3	0	0	0	1	0	0	0	0	0	0	7	10	0.00	0.000										
40 Andrew Bailey, R ERA: 0.96	1.0	S	5	2	0	0	1	0	0	0	0	0	0	12	18	0.00	2.000										

Oakland Athletics @ Baltimore Orioles
 Oriole Park at Camden Yards, Baltimore, MD
 Thu May 27 2010, 7:05 PM - 10:05 PM EDT
 Att: 26,279 - Partly Cloudy - 84 F

AB	36
R	5
H	10
RBI	5
BB	6
SO	9
LOB	23



Batter	1	2	3	4	5	6	7	8	9	AB	R	H	RBI	BB	SO	LOB	TOP				
11 Rajai Davis, R OBP: 0.311, SLG: 0.335 1 Eric Patterson, L OBP: 0.265, SLG: 0.468										2	1	1	0	2	1	1					
10 Danic Barton, L OBP: 0.390, SLG: 0.422										4	1	1	2	0	3	4					
Ryan Sweeney, L OBP: 0.354, SLG: 0.397										4	0	0	0	0	2	3					
5 Kevin Kouzmanoff, R OBP: 0.285, SLG: 0.337										4	0	0	0	0	1	1					
32 Jack Cust, L OBP: 0.419, SLG: 0.314										3	0	1	0	1	2	0					
14 Mark Ellis, R OBP: 0.385, SLG: 0.404										2	0	0	0	1	2	1					
18 Gabe Gross, L OBP: 0.298, SLG: 0.346 50 Jake Fox, R OBP: 0.272, SLG: 0.318										2	0	0	0	0	2	1					
35 Landon Powell, S OBP: 0.375, SLG: 0.370										4	0	1	0	0	1	0					
2 Cliff Pennington, S OBP: 0.296, SLG: 0.328										3	0	0	0	1	1	1					
Inning Stats	R: 0 E: 0 K: 2 S: 12	H: 0 LOB: 1 BB: 1 P: 17	R: 0 E: 0 K: 3 S: 10	H: 0 LOB: 0 BB: 0 P: 14	R: 0 E: 0 K: 2 S: 14	H: 0 LOB: 2 BB: 2 P: 27	R: 0 E: 0 K: 2 S: 10	H: 1 LOB: 1 BB: 0 P: 13	R: 0 E: 0 K: 3 S: 16	H: 0 LOB: 2 BB: 1 P: 24	R: 2 E: 0 K: 0 S: 10	H: 2 LOB: 0 BB: 0 P: 12	R: 0 E: 0 K: 1 S: 11	H: 0 LOB: 1 BB: 1 P: 20	R: 0 E: 0 K: 1 S: 9	H: 0 LOB: 0 BB: 0 P: 13	1B: 2 2B: 1 3B: 0 HR: 1	SF: 0 SAC: 0 DP: 0 HBP: 1	WP: 0 PB: 0 SB: 2 CS: 0	PA: 37	
PITCHER	IP	WLS	BF	H	R	ER	SO	BB	IBB	HBP	BLK	WP	HR	S	P	ERA	WHIP				
37 Max Scherzer, R ERA: 6.42	5.2	W	24	2	0	0	14	4	0	1	0	0	0	75	113	0.00	1.059				
40 Phil Coke, L ERA: 3.5	1.1	H	6	2	2	2	1	0	0	0	0	0	1	13	15	13.50	1.500				
54 Joel Zumaya, R ERA: 1.84	2.0	S	7	0	0	0	2	1	0	0	0	0	0	20	33	0.00	0.500				

Oakland Athletics @ Detroit Tigers
Comerica Park, Detroit, MI
Sun May 30 20:10, 1:08 PM - 3:56 PM EDT
Att: 32,510 - Sunny - 80 F

AB 31
R 2
H 4
RBI 2
BB 5
SO 17
LOB 15



Batter	1	2	3	4	5	6	7	8	9	AB	R	H	RBI	BB	SO	LOB	BOTTOM				
14 Austin Jackson, R OBP: 0.379, SLG: 0.444										5	2	1	0	0	2	3					
18 Johnny Damon, L OBP: 0.387, SLG: 0.428										2	2	1	0	2	1	0					
30 Magglio Ordonez, R OBP: 0.411, SLG: 0.492										4	1	2	2	1	0	2					
24 Miguel Cabrera, R OBP: 0.427, SLG: 0.670										5	1	4	4	0	1	1					
25 Ryan Raburn, R OBP: 0.261, SLG: 0.290 32 Don Kelly, L OBP: 0.292, SLG: 0.326										3	0	0	0	0	1	4					
9 Carlos Guillen, S OBP: 0.370, SLG: 0.458										5	1	1	1	0	1	6					
15 Brandon Inge, R OBP: 0.296, SLG: 0.417										3	2	3	1	1	0	0					
12 Gerald Laird, R OBP: 0.246, SLG: 0.243										3	1	2	1	0	0	1					
39 Ramon Santiago, S OBP: 0.350, SLG: 0.298										3	0	0	0	0	0	3					
Inning Stats	R: 1 E: 0 K: 1 S: 12	H: 3 LOB: 2 BB: 0 P: 17	R: 1 E: 0 K: 1 S: 12	H: 2 LOB: 0 BB: 0 P: 18	R: 1 E: 0 K: 1 S: 11	H: 2 LOB: 1 BB: 0 P: 17	R: 1 E: 0 K: 0 S: 12	H: 2 LOB: 0 BB: 0 P: 16	R: 0 E: 0 K: 1 S: 9	H: 0 LOB: 1 BB: 1 P: 16	R: 1 E: 0 K: 1 S: 8	H: 2 LOB: 1 BB: 0 P: 11	R: 0 E: 0 K: 1 S: 7	H: 1 LOB: 2 BB: 1 P: 12	R: 5 E: 2 K: 0 S: 17	H: 3 LOB: 1 BB: 2 P: 29	1B: 8 2B: 4 3B: 0 HR: 3	SF: 0 SAC: 3 DP: 1 HBP: 0	WP: 0 PB: 0 SB: 0 CS: 0	PA: 42	
PITCHER	IP	WLS	BF	H	R	ER	SO	BB	IBB	HBP	BLK	WP	HR	S	P	ERA	WHIP				
51 Dallas Braden, L ERA: 3.6	6.0	L	28	11	5	5	5	1	0	0	0	0	1	24	41	0.00	3.500				
54 Vin Mazzaro, R ERA: 5.4	2.0		14	4	5	0	1	3	0	0	0	0	1	24	41	0.00	3.500				

Oakland Athletics @ Detroit Tigers
Comerica Park, Detroit, MI
Sun May 30 20:10, 1:08 PM - 3:56 PM EDT
Att: 32,510 - Sunny - 80 F

AB 35
R 10
H 15
RBI 9
BB 4
SO 6
LOB 22



Batter	1	2	3	4	5	6	7	8	9	AB	R	H	RBI	BB	SO	LOB	TOP
11 Rajai Davis, R OBP: 0.315, SLG: 0.339										4	2	2	0	0	1	0	
10 Danic Barton, L OBP: 0.396, SLG: 0.429										2	1	1	1	2	1	0	
Ryan Sweeney, L OBP: 0.352, SLG: 0.393										4	0	1	1	0	0	2	
8 Kurt Suzuki, R OBP: 0.317, SLG: 0.389										4	1	1	0	0	0	2	
32 Jack Cust, L OBP: 0.383, SLG: 0.282										4	0	0	0	0	3	1	
5 Kevin Kouzmanoff, R OBP: 0.294, SLG: 0.335										4	0	1	1	0	1	0	
18 Gabe Gross, L OBP: 0.307, SLG: 0.366										4	0	2	0	0	0	1	
7 Adam Rosales, R OBP: 0.335, SLG: 0.393										4	0	0	0	0	2	3	
2 Cliff Pennington, S OBP: 0.291, SLG: 0.322										3	0	0	0	0	0	1	
Inning Stats	R: 2 H: 3 E: 0 K: 1 S: 14	H: 3 LOB: 0 BB: 0 P: 23	R: 0 H: 1 E: 0 K: 1 S: 10	H: 1 LOB: 1 BB: 0 P: 15	R: 0 H: 0 E: 0 K: 0 S: 9	H: 0 LOB: 0 BB: 1 P: 18	R: 0 H: 0 E: 0 K: 1 S: 8	H: 0 LOB: 0 BB: 0 P: 12	R: 0 H: 0 E: 0 K: 2 S: 9	H: 2 LOB: 1 BB: 0 P: 19	R: 1 H: 1 E: 0 K: 0 S: 6	H: 1 LOB: 1 BB: 1 P: 12	R: 0 H: 1 E: 0 K: 0 S: 12	H: 1 LOB: 1 BB: 0 P: 17	1B: 5 2B: 3 3B: 0 HR: 0	SF: 0 SAC: 0 DP: 2 HBP: 0	WP: 0 PA: 35 PB: 0 SB: 2 CS: 0
PITCHER	IP WLS BF H R ER SO BB IBB HBP BLK WP HR S P ERA WHIP	IP WLS BF H R ER SO BB IBB HBP BLK WP HR S P ERA WHIP	IP WLS BF H R ER SO BB IBB HBP BLK WP HR S P ERA WHIP	IP WLS BF H R ER SO BB IBB HBP BLK WP HR S P ERA WHIP	IP WLS BF H R ER SO BB IBB HBP BLK WP HR S P ERA WHIP	IP WLS BF H R ER SO BB IBB HBP BLK WP HR S P ERA WHIP	IP WLS BF H R ER SO BB IBB HBP BLK WP HR S P ERA WHIP	IP WLS BF H R ER SO BB IBB HBP BLK WP HR S P ERA WHIP	IP WLS BF H R ER SO BB IBB HBP BLK WP HR S P ERA WHIP	IP WLS BF H R ER SO BB IBB HBP BLK WP HR S P ERA WHIP	IP WLS BF H R ER SO BB IBB HBP BLK WP HR S P ERA WHIP	IP WLS BF H R ER SO BB IBB HBP BLK WP HR S P ERA WHIP	IP WLS BF H R ER SO BB IBB HBP BLK WP HR S P ERA WHIP	IP WLS BF H R ER SO BB IBB HBP BLK WP HR S P ERA WHIP	IP WLS BF H R ER SO BB IBB HBP BLK WP HR S P ERA WHIP	IP WLS BF H R ER SO BB IBB HBP BLK WP HR S P ERA WHIP	IP WLS BF H R ER SO BB IBB HBP BLK WP HR S P ERA WHIP

Oakland Athletics @ Detroit Tigers
Comerica Park, Detroit, MI
Mon May 31 2010, 3:49 PM - 6:35 PM EDT
Att: 23,641 - Partly Cloudy - 70 F

AB	33
R	4
H	8
RBI	3
BB	2
SO	8
LOB	10



Batter	1	2	3	4	5	6	7	8	9	AB	R	H	RBI	BB	SO	LOB	BOTTOM
32 Don Kelly, L OBP: 0.320, SLG: 0.340										1	0	1	0	1	0	0	
14 Austin Jackson, R OBP: 0.380, SLG: 0.445										2	0	1	1	0	1	1	
18 Johnny Damon, L OBP: 0.380, SLG: 0.418										4	0	0	0	0	1	6	
30 Magglio Ordonez, R OBP: 0.403, SLG: 0.481										4	0	0	0	0	0	3	
24 Miguel Cabrera, R OBP: 0.419, SLG: 0.656										4	0	0	0	0	2	1	
26 Brennan Boesch, L OBP: 0.360, SLG: 0.579										1	0	0	0	3	0	0	
9 Carlos Guillen, S OBP: 0.363, SLG: 0.434										4	0	0	0	0	1	3	
15 Brandon Inge, R OBP: 0.300, SLG: 0.419										4	1	2	0	0	0	1	
13 Alex Avila, L OBP: 0.274, SLG: 0.297										2	0	2	0	0	0	0	
12 Gerald Laird, R OBP: 0.242, SLG: 0.239										2	0	0	0	0	1	1	
39 Ramon Santiago, S OBP: 0.363, SLG: 0.302										2	0	1	0	2	0	1	
Inning Stats	R: 0 H: 0 E: 1 K: 1 S: 9	H: 0 LOB: 0 BB: 1 P: 17	R: 0 H: 1 E: 0 K: 1 S: 9	H: 1 LOB: 2 BB: 1 P: 19	R: 0 H: 1 E: 0 K: 0 S: 6	H: 2 LOB: 1 BB: 0 P: 14	R: 0 H: 0 E: 0 K: 0 S: 4	H: 0 LOB: 0 BB: 0 P: 4	R: 1 H: 3 E: 0 K: 1 S: 15	H: 3 LOB: 2 BB: 0 P: 23	R: 0 H: 0 E: 0 K: 1 S: 11	H: 0 LOB: 1 BB: 1 P: 21	R: 0 H: 0 E: 0 K: 1 S: 12	H: 0 LOB: 1 BB: 1 P: 22	1B: 7 2B: 0 3B: 0 HR: 0	SF: 0 SAC: 1 DP: 2 HBP: 0	WP: 0 PA: 37 PB: 0 SB: 0 CS: 0
PITCHER	IP WLS BF H R ER SO BB IBB HBP BLK WP HR S P ERA WHIP	IP WLS BF H R ER SO BB IBB HBP BLK WP HR S P ERA WHIP	IP WLS BF H R ER SO BB IBB HBP BLK WP HR S P ERA WHIP	IP WLS BF H R ER SO BB IBB HBP BLK WP HR S P ERA WHIP	IP WLS BF H R ER SO BB IBB HBP BLK WP HR S P ERA WHIP	IP WLS BF H R ER SO BB IBB HBP BLK WP HR S P ERA WHIP	IP WLS BF H R ER SO BB IBB HBP BLK WP HR S P ERA WHIP	IP WLS BF H R ER SO BB IBB HBP BLK WP HR S P ERA WHIP	IP WLS BF H R ER SO BB IBB HBP BLK WP HR S P ERA WHIP	IP WLS BF H R ER SO BB IBB HBP BLK WP HR S P ERA WHIP	IP WLS BF H R ER SO BB IBB HBP BLK WP HR S P ERA WHIP	IP WLS BF H R ER SO BB IBB HBP BLK WP HR S P ERA WHIP	IP WLS BF H R ER SO BB IBB HBP BLK WP HR S P ERA WHIP	IP WLS BF H R ER SO BB IBB HBP BLK WP HR S P ERA WHIP	IP WLS BF H R ER SO BB IBB HBP BLK WP HR S P ERA WHIP	IP WLS BF H R ER SO BB IBB HBP BLK WP HR S P ERA WHIP	IP WLS BF H R ER SO BB IBB HBP BLK WP HR S P ERA WHIP

Oakland Athletics @ Detroit Tigers
Comerica Park, Detroit, MI
Mon May 31 2010, 3:49 PM - 6:35 PM EDT
Att: 23,641 - Partly Cloudy - 70 F

AB	30
R	1
H	7
RBI	1
BB	6
SO	6
LOB	17



Batter	1	2	3	4	5	6	7	8	9	AB	R	H	RBI	BB	SO	LOB	TOP				
11 Rajai Davis, R OBP: 0.304, SLG: 0.326	G4-3	K		G5-3			L3		P6	5	0	0	0	0	1	3					
10 Danic Barton, L OBP: 0.491, SLG: 0.447	2B	F8			K		1B		1B	4	1	2	0	0	1	1					
Ryan Sweeney, L OBP: 0.334, SLG: 0.404	8 HR			F7		K			G6-3	5	1	2	1	0	1	1					
8 Kurt Suzuki, R OBP: 0.326, SLG: 0.443	2B	HR		1B		G4-3				4	1	2	2	0	1	2					
32 Jack Cust, L OBP: 0.339, SLG: 0.250	K			F7						4	0	0	0	0	3	1					
14 Mark Ellis, R OBP: 0.384, SLG: 0.406	1B			P4					G4-3	4	0	1	0	0	0	1					
18 Gabe Gross, L OBP: 0.333, SLG: 0.400	F8			11 G5-3					G6-3	4	0	2	0	0	0	1					
7 Adam Rosales, R OBP: 0.333, SLG: 0.390		P2		1B						4	0	1	0	0	1	1					
2 Cliff Pennington, S OBP: 0.286, SLG: 0.315				1B						3	0	1	0	0	2	2					
5 Kevin Kouzmanoff, R OBP: 0.250, SLG: 0.350				K					HR	1	1	1	1	0	0	0					
Inning Stats	R: 3 H: 4 E: 0 K: 1 S: 17	H: 4 LOB: 1 BB: 0 P: 23	R: 0 H: 1 E: 0 K: 1 S: 15	H: 1 LOB: 1 BB: 0 P: 18	R: 0 H: 1 E: 0 K: 0 S: 6	H: 1 LOB: 1 BB: 0 P: 9	R: 0 H: 2 E: 0 K: 1 S: 13	H: 2 LOB: 1 BB: 0 P: 13	R: 0 H: 0 E: 0 K: 1 S: 9	H: 1 LOB: 1 BB: 0 P: 10	R: 0 H: 1 E: 0 K: 2 S: 19	H: 1 LOB: 2 BB: 0 P: 28	R: 0 H: 0 E: 0 K: 1 S: 9	H: 0 LOB: 0 BB: 0 P: 11	R: 1 H: 2 E: 0 K: 1 S: 8	H: 2 LOB: 1 BB: 0 P: 11	1B: 8 2B: 2 3B: 0 HR: 2	SF: 0 SAC: 0 DP: 1 HBP: 1	WP: 0 PB: 0 SB: 1 CS: 0	PA: 39	
PITCHER	IP	WLS	BF	H	R	ER	SO	BB	IBB	HBP	BLK	WP	HR	S	P	ERA	WHIP				
18 Daisuke Matsuzaka, R ERA: 5.48	6.2	W	30	10	3	3	7	0	0	1	0	0	1	85	109	4.05	1.500				
51 Daniel Bard, R ERA: 1.91	1.1	H	4	0	0	0	2	0	0	0	0	0	0	14	16	0.00	0.000				
58 Jonathan Papelbon, R ERA: 3.13	1.0	S	5	2	1	1	1	0	0	0	0	0	1	8	11	9.00	2.000				

Oakland Athletics @ Boston Red Sox
Fenway Park, Boston, MA
Wed Jun 02 2010, 7:12 PM - 10:04 PM EDT
Att: 37,783 - Partly Cloudy - 68 F

AB	38
R	4
H	12
RBI	4
BB	0
SO	10
LOB	13



Batter	1	2	3	4	5	6	7	8	9	AB	R	H	RBI	BB	SO	LOB	BOTTOM				
10 Marco Scutaro, R OBP: 0.357, SLG: 0.352	34 2B	G1-3			P3					5	2	3	1	0	0	2					
15 Dustin Pedroia, R OBP: 0.328, SLG: 0.444	F9			G6-3			F8		FC5-4	5	0	1	1	0	0	4					
34 David Ortiz, L OBP: 0.360, SLG: 0.599	20 1B						HR		20 FC5-4	2	2	2	2	2	0	0					
20 Kevin Youkilis, R OBP: 0.445, SLG: 0.564	1B			P3			G5-3		FC5-4	4	0	1	2	0	0	3					
7 J.D. Drew, L OBP: 0.344, SLG: 0.441	P6			G1-3					P3	4	0	1	0	0	0	4					
29 Adrián Beltré, R OBP: 0.386, SLG: 0.505	G5-3				G6-3				P6	4	0	0	0	0	1	2					
32 Jeremy Hermida, L OBP: 0.254, SLG: 0.344		L9			G3				P6	3	0	0	0	0	0	1					
22 Bill Hall, R OBP: 0.330, SLG: 0.410									54 S	0	1	0	0	1	0	0					
33 Jason Varitek, S OBP: 0.338, SLG: 0.627		L9			K				F9	4	0	0	0	0	1	2					
54 Darnell McDonald, R OBP: 0.339, SLG: 0.409									10 1B	3	1	2	0	1	1	0					
Inning Stats	R: 2 H: 3 E: 0 K: 0 S: 15	H: 3 LOB: 1 BB: 0 P: 24	R: 0 H: 1 E: 0 K: 0 S: 10	H: 1 LOB: 0 BB: 0 P: 15	R: 0 H: 0 E: 0 K: 0 S: 8	H: 0 LOB: 0 BB: 1 P: 14	R: 0 H: 0 E: 0 K: 1 S: 7	H: 0 LOB: 0 BB: 0 P: 11	R: 2 H: 2 E: 0 K: 0 S: 13	H: 2 LOB: 0 BB: 0 P: 20	R: 0 H: 1 E: 0 K: 0 S: 11	H: 1 LOB: 1 BB: 0 P: 13	R: 1 H: 2 E: 0 K: 1 S: 13	H: 2 LOB: 2 BB: 1 P: 25	R: 1 H: 1 E: 0 K: 1 S: 12	H: 1 LOB: 2 BB: 2 P: 26	1B: 4 2B: 4 3B: 1 HR: 1	SF: 0 SAC: 0 DP: 0 HBP: 0	WP: 0 PB: 0 SB: 2 CS: 0	PA: 38	
PITCHER	IP	WLS	BF	H	R	ER	SO	BB	IBB	HBP	BLK	WP	HR	S	P	ERA	WHIP				
15 Ben Sheets, R ERA: 5.0	6.0	L	26	7	4	4	4	1	0	0	0	0	0	10	20	6.00	1.333				
31 Brad Ziegler, R ERA: 2.49	0.2		5	2	1	1	1	0	1	0	0	0	0	10	20	13.50	3.000				
56 Craig Breslow, L ERA: 2.74	1.0		6	1	1	1	1	2	0	0	0	0	0	10	24	9.00	3.000				
66 Tyson Ross, R ERA: 5.97	0.1		1	0	0	0	0	0	0	0	0	0	0	5	7	0.00	0.000				

Oakland Athletics @ Boston Red Sox
Fenway Park, Boston, MA
Wed Jun 02 2010, 7:12 PM - 10:04 PM EDT
Att: 37,783 - Partly Cloudy - 68 F

AB	34
R	6
H	10
RBI	6
BB	4
SO	3
LOB	18



Batter	1	2	3	4	5	6	7	8	9	AB	R	H	RBI	BB	SO	LOB	TOP			
11 Rajai Davis, R OBP: 0.302, SLG: 0.323										5	0	1	0	0	2	2				
10 Danic Barton, L OBP: 0.397, SLG: 0.441										5	0	1	0	0	0	0				
Ryan Sweeney, L OBP: 0.352, SLG: 0.402 1 Eric Patterson, L OBP: 0.276, SLG: 0.481										1	0	0	0	0	0	0				
8 Kurt Suzuki, R OBP: 0.329, SLG: 0.488										5	2	2	3	0	0	1				
32 Jack Cust, L OBP: 0.361, SLG: 0.340										5	3	3	1	0	1	1				
5 Kevin Kouzmanoff, R OBP: 0.290, SLG: 0.372										4	1	1	1	0	1	2				
18 Gabe Gross, L OBP: 0.340, SLG: 0.415										4	1	2	1	0	0	0				
14 Mark Ellis, R OBP: 0.403, SLG: 0.433										3	1	2	2	1	0	0				
2 Cliff Pennington, S OBP: 0.287, SLG: 0.312										2	0	0	0	1	0	1				
Inning Stats	R: 0 E: 0 K: 1 S: 6	H: 0 LOB: 0 BB: 10 P: 10	R: 1 E: 0 K: 1 S: 10	H: 1 LOB: 1 BB: 12 P: 12	R: 0 E: 0 K: 0 S: 7	H: 0 LOB: 0 BB: 7 P: 7	R: 4 E: 0 K: 1 S: 15	H: 5 LOB: 1 BB: 21 P: 21	R: 0 E: 0 K: 1 S: 10	H: 2 LOB: 0 BB: 13 P: 13	R: 1 E: 1 K: 1 S: 12	H: 2 LOB: 1 BB: 23 P: 23	R: 2 E: 0 K: 0 S: 12	H: 3 LOB: 2 BB: 20 P: 20	R: 0 E: 0 K: 0 S: 10	H: 1 LOB: 1 BB: 16 P: 16	1B: 7 2B: 3 3B: 0 HR: 4	SF: 0 SAC: 1 DP: 0 HBP: 0	WP: 0 PB: 0 SB: 2 CS: 2	PA: 42
PITCHER	IP WLS BF H R ER SO BB IBB HBP BLK WP HR S P ERA WHIP																			
49 Tim Wakefield, R ERA: 6.02	6.0 L 25 8 6 6 4 0 0 0 0 0 0 2 58 78 9.00 1.333																			
56 Ramon E Ramirez, R ERA: 5.2	0.1 3 1 1 1 0 1 0 0 0 0 0 0 5 10 27.00 6.000																			
37 Hideki Okajima, L ERA: 5.19	0.2 2 1 0 0 1 0 0 0 0 0 0 0 7 13 0.00 1.500																			
17 Manny Delcarmen, R ERA: 2.36	0.2 5 3 2 2 0 0 0 0 0 0 0 2 9 12 27.00 4.500																			
48 Scott Atchison, R ERA: 4.5	1.1 6 1 0 0 0 1 0 0 0 0 0 0 13 24 0.00 1.500																			

Oakland Athletics @ Boston Red Sox
Fenway Park, Boston, MA
Thu Jun 03 2010, 1:37 PM - 4:54 PM EDT
Att: 37,386 - Partly Cloudy - 81 F

AB 38
R 9
H 14
RBI 8
BB 2
SO 5
LOB 8



Batter	1	2	3	4	5	6	7	8	9	AB	R	H	RBI	BB	SO	LOB	BOTTOM					
10 Marco Scutaro, R OBP: 0.352, SLG: 0.363										5	1	1	3	0	0	1						
15 Dustin Pedroia, R OBP: 0.333, SLG: 0.454										4	0	2	0	1	0	1						
41 Victor Martinez, S OBP: 0.337, SLG: 0.489										4	1	2	0	1	0	3						
20 Kevin Youkilis, R OBP: 0.449, SLG: 0.576										5	0	3	0	0	1	3						
29 Adrián Beltré, R OBP: 0.362, SLG: 0.498										5	0	1	1	0	0	4						
25 Mike Lowell, R OBP: 0.316, SLG: 0.343 34 David Ortiz, L OBP: 0.361, SLG: 0.594										3	0	0	0	0	0	4						
54 Danell McDonald, R OBP: 0.359, SLG: 0.407 7 J.D. Drew, L OBP: 0.346, SLG: 0.447										3	0	1	0	0	2	1						
22 Bill Hall, R OBP: 0.354, SLG: 0.482										5	4	4	2	0	0	1						
32 Jeremy Hermida, L OBP: 0.266, SLG: 0.383										5	1	3	2	0	1	1						
Inning Stats	R: 1 E: 0 K: 0 S: 12	H: 3 LOB: 2 BB: 0 P: 20	R: 1 E: 0 K: 1 S: 11	H: 2 LOB: 1 BB: 0 P: 16	R: 0 E: 0 K: 0 S: 14	H: 1 LOB: 1 BB: 1 P: 20	R: 1 E: 0 K: 0 S: 14	H: 4 LOB: 2 BB: 0 P: 23	R: 0 E: 0 K: 1 S: 16	H: 1 LOB: 1 BB: 24 P: 24	R: 2 E: 0 K: 1 S: 16	H: 3 LOB: 1 BB: 24 P: 24	R: 1 E: 0 K: 1 S: 14	H: 1 LOB: 1 BB: 22 P: 22	R: 1 E: 0 K: 1 S: 18	H: 2 LOB: 2 BB: 1 P: 30	R: 1 E: 0 K: 0 S: 13	H: 1 LOB: 0 BB: 18 P: 18	1B: 8 2B: 7 3B: 0 HR: 3	SF: 1 SAC: 0 DP: 0 HBP: 0	WP: 0 PB: 0 SB: 1 CS: 0	PA: 46
PITCHER	IP WLS BF H R ER SO BB IBB HBP BLK WP HR S P ERA WHIP																					
49 Brett Anderson, L ERA: 2.35	2.0 W 11 5 2 2 1 0 0 0 0 0 0 1 54 82 8.10 3.000																					
54 Vin Mazzaro, R ERA: 6.09	3.1 W 18 9 3 3 1 1 0 0 0 0 0 1 24 33 4.50 0.500																					
31 Brad Ziegler, R ERA: 2.7	1.1 H 6 1 1 1 1 1 0 0 0 0 0 0 15 25 6.75 1.500																					
13 Jerry Blevins, L ERA: 5.3	0.1 H 4 2 1 1 1 1 0 0 0 0 0 1 12 21 27.00 9.000																					
40 Andrew Bailey, R ERA: 1.57	2.0 S 7 1 1 1 1 0 0 0 0 0 0 0 24 33 4.50 0.500																					

Oakland Athletics @ Boston Red Sox
Fenway Park, Boston, MA
Thu Jun 03 2010, 1:37 PM - 4:54 PM EDT
Att: 37,386 - Partly Cloudy - 81 F

AB 42
R 8
H 18
RBI 8
BB 3
SO 5
LOB 21



Batter	1	2	3	4	5	6	7	8	9	10	11	AB	R	H	RBI	BB	SO	LOB	TOP								
2 Denard Span, L OBP: 0.353, SLG: 0.356	G3		G1-3			G4-3	FC6			K		5	0	0	0	0	1	1									
27 J.J. Hardy, R OBP: 0.265, SLG: 0.333	G3-1		F9			G5-3	F8			K		5	0	0	0	0	1	2									
7 Joe Mauer, L OBP: 0.392, SLG: 0.451	33 HR 1B		F8			33 BB 16 1B	G3-1			L8		5	2	2	0	0	0	2									
33 Justin Morneau, L OBP: 0.483, SLG: 0.691	1-H HR		G4-3			16 1B 21 2B BB	F7			21 1B 2B		4	3	2	2	1	0	0									
16 Jason Kubel, L OBP: 0.337, SLG: 0.374	G4-3		K			21 2B 1B	F9			K		5	0	1	1	0	2	1									
21 Delmon Young, R OBP: 0.315, SLG: 0.450	G6-3		K			1-3 2-H 1B	G5-3			22 E 1B		5	0	2	2	0	1	0									
22 Danny Valencia, R OBP: 0.250, SLG: 0.250	1B		F8			L8				K		5	0	1	0	0	2	3									
8 Nick Punto, S OBP: 0.283, SLG: 0.260	F7		G6-3			G6-3	F9			L9		3	0	0	0	0	0	1									
25 Jim Thome, L OBP: 0.362, SLG: 0.453	F7		G6-3			G6-3	F9			L9		1	0	0	0	0	1	0									
20 Matt Tolbert, S OBP: 0.154, SLG: 0.154	F7		G6-3			G6-3	F9			L9		1	0	0	0	0	1	0									
41 Drew Butera, R OBP: 0.168, SLG: 0.194	G6-3		G6-3			G2-3	2 FC6 HBP			K		3	0	0	0	0	1	1									
Inning Stats	R: 2 E: 0 K: 0 S: 12	H: 2 LOB: 0 BB: 0 P: 14	R: 0 E: 0 K: 0 S: 10	H: 1 LOB: 1 BB: 0 P: 14	R: 0 E: 0 K: 0 S: 7	H: 0 LOB: 0 BB: 0 P: 11	R: 0 E: 0 K: 2 S: 9	H: 0 LOB: 0 BB: 0 P: 10	R: 0 E: 0 K: 0 S: 6	H: 0 LOB: 0 BB: 0 P: 10	R: 2 E: 0 K: 0 S: 16	H: 3 LOB: 2 BB: 1 P: 30	R: 0 E: 0 K: 0 S: 12	H: 0 LOB: 0 BB: 0 P: 20	R: 0 E: 0 K: 3 S: 8	H: 0 LOB: 0 BB: 0 P: 12	R: 0 E: 0 K: 2 S: 10	H: 0 LOB: 0 BB: 0 P: 14	R: 0 E: 0 K: 2 S: 8	H: 0 LOB: 0 BB: 0 P: 9	R: 1 E: 1 K: 2 S: 14	H: 2 LOB: 1 BB: 0 P: 17	1B: 5 2B: 2 3B: 0 HR: 1	SF: 0 SAC: 0 DP: 0 HBP: 1	WP: 0 PB: 0 SB: 1 CS: 0	PA: 44	
PITCHER	IP ERA WLS BF H R ER SO BB IBB HBP BLK WP HR S P ERA WHIP	51 Dallas Braden, L ERA: 3.77	57 Cedrick Bowers, L ERA: 3.86	66 Tyson Ross, R ERA: 5.63	56 Craig Breslow, L ERA: 2.55	40 Andrew Bailey, R ERA: 1.88	PITCHER	IP ERA WLS BF H R ER SO BB IBB HBP BLK WP HR S P ERA WHIP	51 Dallas Braden, L ERA: 3.77	57 Cedrick Bowers, L ERA: 3.86	66 Tyson Ross, R ERA: 5.63	56 Craig Breslow, L ERA: 2.55	40 Andrew Bailey, R ERA: 1.88	PITCHER	IP ERA WLS BF H R ER SO BB IBB HBP BLK WP HR S P ERA WHIP	51 Dallas Braden, L ERA: 3.77	57 Cedrick Bowers, L ERA: 3.86	66 Tyson Ross, R ERA: 5.63	56 Craig Breslow, L ERA: 2.55	40 Andrew Bailey, R ERA: 1.88	PITCHER	IP ERA WLS BF H R ER SO BB IBB HBP BLK WP HR S P ERA WHIP	51 Dallas Braden, L ERA: 3.77	57 Cedrick Bowers, L ERA: 3.86	66 Tyson Ross, R ERA: 5.63	56 Craig Breslow, L ERA: 2.55	40 Andrew Bailey, R ERA: 1.88

Minnesota Twins @ Oakland Athletics
Oakland Coliseum, Oakland, CA
Fri Jun 04 2010, 7:10 PM - 10:08 PM PDT
Att: 21,703 - Party Cloudy - 66 F

AB	42
R	5
H	8
RBI	5
BB	1
SO	9
LOB	12



Batter	1	2	3	4	5	6	7	8	9	10	11	AB	R	H	RBI	BB	SO	LOB	BOTTOM										
11 Rajai Davis, R OBP: 0.299, SLG: 0.335	P4		P4			L5		HR		K		5	1	1	1	0	1	1											
10 Daric Barton, L OBP: 0.307, SLG: 0.442	K		G4-3 8 1B 2B			K		G4-6-3 BB		G3		4	1	1	0	1	2	1											
Ryan Sweeney, L OBP: 0.344, SLG: 0.392	P2		G4-3			L9		G4-6-3		F9		5	0	0	0	0	0	3											
8 Kurt Suzuki, R OBP: 0.331, SLG: 0.485	G5-3		G4-3 32 34-6-3 1B			G5-3		F9		F9		5	0	2	1	0	0	0											
32 Jack Cust, L OBP: 0.364, SLG: 0.351	2B		G4-6-3			G4-6-3		F9		K		4	1	1	0	1	1	2											
5 Kevin Koussamanoff, R OBP: 0.263, SLG: 0.386	G6-3		G6-3			G6-3		HR		BB		3	1	1	2	1	0	1											
18 Gabe Gross, L OBP: 0.327, SLG: 0.398	L9		L5			L5		K		G4-3		4	0	0	0	0	1	2											
14 Mark Ellis, R OBP: 0.383, SLG: 0.408	P6		F9			F9		G6-3		G6-3		4	0	0	0	0	0	0											
7 Adam Rosales, R OBP: 0.331, SLG: 0.386	P4		P4			F8		1B		F8		4	0	1	0	0	0	0											
Inning Stats	R: 0 E: 0 K: 1 S: 8	H: 0 LOB: 0 BB: 0 P: 10	R: 0 E: 0 K: 0 S: 5	H: 1 LOB: 1 BB: 0 P: 7	R: 0 E: 0 K: 0 S: 8	H: 0 LOB: 0 BB: 0 P: 11	R: 1 E: 0 K: 0 S: 8	H: 2 LOB: 0 BB: 0 P: 9	R: 0 E: 0 K: 0 S: 4	H: 0 LOB: 0 BB: 0 P: 8	R: 2 E: 0 K: 1 S: 13	H: 1 LOB: 1 BB: 0 P: 20	R: 0 E: 0 K: 1 S: 13	H: 1 LOB: 0 BB: 1 P: 22	R: 1 E: 0 K: 0 S: 5	H: 0 LOB: 0 BB: 1 P: 10	R: 0 E: 0 K: 0 S: 10	H: 0 LOB: 1 BB: 1 P: 17	R: 0 E: 0 K: 1 S: 8	H: 0 LOB: 0 BB: 0 P: 12	R: 0 E: 0 K: 1 S: 9	H: 1 LOB: 1 BB: 0 P: 13	1B: 3 2B: 2 3B: 0 HR: 2	SF: 0 SAC: 0 DP: 2 HBP: 0	WP: 0 PB: 0 SB: 0 CS: 0	PA: 41			
PITCHER	IP ERA WLS BF H R ER SO BB IBB HBP BLK WP HR S P ERA WHIP	30 Scott Baker, R ERA: 4.52	50 Jose Mijares, L ERA: 2.45	54 Matt Guerrier, R ERA: 1.67	60 Jon Rauch, R ERA: 2.86	PITCHER	IP ERA WLS BF H R ER SO BB IBB HBP BLK WP HR S P ERA WHIP	30 Scott Baker, R ERA: 4.52	50 Jose Mijares, L ERA: 2.45	54 Matt Guerrier, R ERA: 1.67	60 Jon Rauch, R ERA: 2.86	PITCHER	IP ERA WLS BF H R ER SO BB IBB HBP BLK WP HR S P ERA WHIP	30 Scott Baker, R ERA: 4.52	50 Jose Mijares, L ERA: 2.45	54 Matt Guerrier, R ERA: 1.67	60 Jon Rauch, R ERA: 2.86	PITCHER	IP ERA WLS BF H R ER SO BB IBB HBP BLK WP HR S P ERA WHIP	30 Scott Baker, R ERA: 4.52	50 Jose Mijares, L ERA: 2.45	54 Matt Guerrier, R ERA: 1.67	60 Jon Rauch, R ERA: 2.86	PITCHER	IP ERA WLS BF H R ER SO BB IBB HBP BLK WP HR S P ERA WHIP	30 Scott Baker, R ERA: 4.52	50 Jose Mijares, L ERA: 2.45	54 Matt Guerrier, R ERA: 1.67	60 Jon Rauch, R ERA: 2.86

Minnesota Twins @ Oakland Athletics
Oakland Coliseum, Oakland, CA
Fri Jun 04 2010, 7:10 PM - 10:08 PM PDT
Att: 21,703 - Party Cloudy - 66 F

AB	38
R	4
H	7
RBI	4
BB	3
SO	5
LOB	10



Batter	1	2	3	4	5	6	7	8	9	AB R H RBI BB SO LOB	TOP																
2 Denard Span, L OBP: 0.346, SLG: 0.348 (1, 8)										5 0 0 0 0 1 4	Minnesota Twins @ Oakland Athletics Oakland Coliseum, Oakland, CA Sat Jun 05 2010, 6:08 PM - 8:58 PM PDT Att. 16,421 - Clear - 71 F livebaseballscorecards.com																
20 Matt Tolbert, S OBP: 0.167, SLG: 0.167 (1, 4) (9, 3)										5 0 1 1 0 2 0																	
7 Joe Mauer, L OBP: 0.387, SLG: 0.450 (1, 2)										5 1 1 0 0 1 2																	
25 Jim Thome, L OBP: 0.375, SLG: 0.464 (1, 10)										2 2 1 0 2 0 0																	
16 Jason Kubel, L OBP: 0.340, SLG: 0.373 (1, 9)										3 0 1 0 1 1 2																	
21 Delmon Young, R OBP: 0.313, SLG: 0.448 (1, 7)										3 0 1 3 0 1 1																	
22 Danny Valencia, R OBP: 0.333, SLG: 0.273 (1, 5)										3 0 1 0 1 2 0																	
23 Brendan Harris, R OBP: 0.243, SLG: 0.221 (9, PH)										3 0 0 0 0 0 3																	
33 Justin Morneau, L OBP: 0.465, SLG: 0.691 (9, PR)										0 0 0 0 1 0 0																	
27 J.J. Hardy, R OBP: 0.265, SLG: 0.333 (9, 6)										0 1 0 0 0 0 0																	
8 Nick Punto, S OBP: 0.290, SLG: 0.262 (9, 4)										3 0 1 0 1 0 0																	
Inning Stats	R: 0 E: 0 K: 1 S: 6	H: 0 LOB: 0 BB: 0 P: 9	R: 1 E: 0 K: 1 S: 10	H: 1 LOB: 0 BB: 0 P: 15	R: 0 E: 0 K: 0 S: 6	H: 0 LOB: 0 BB: 0 P: 7	R: 0 E: 0 K: 3 S: 10	H: 0 LOB: 1 BB: 0 P: 18	R: 0 E: 0 K: 0 S: 14	H: 1 LOB: 2 BB: 1 P: 24	R: 2 E: 0 K: 1 S: 15	H: 3 LOB: 2 BB: 2 P: 27	R: 0 E: 0 K: 0 S: 8	H: 0 LOB: 0 BB: 0 P: 10	R: 0 E: 0 K: 1 S: 11	H: 1 LOB: 1 BB: 0 P: 15	R: 1 E: 0 K: 1 S: 11	H: 1 LOB: 2 BB: 2 P: 24	1B: 5 2B: 2 3B: 0 HR: 0	SF: 1 SAC: 0 DP: 0 HBP: 0	WP: 0 PB: 0 SB: 0 CS: 0	PA: 39					
PITCHER	IP WLS BF H R ER SO BB IBB HBP BLK WP HR S P ERA WHIP											IP WLS BF H R ER SO BB IBB HBP BLK WP HR S P ERA WHIP															
53 Trevor Cahill, R ERA: 3.21	6.0	26	5	3	3	6	4	0	0	0	0	0	0	61	100	4.50	1.500										
13 Jerry Blevins, L ERA: 4.57	1.2	6	1	0	0	0	0	0	0	0	0	0	0	16	22	0.00	0.600										
48 Michael Wertz, R ERA: 7.0	0.1	1	0	0	0	1	0	0	0	0	0	0	0	3	3	0.00	0.000										
31 Brad Ziegler, R ERA: 2.96	0.2	L 5	1	1	1	1	1	1	0	0	0	0	10	22	13.50	3.000											
57 Cedrick Bowers, L ERA: 3.39	0.1	1	0	0	0	0	0	0	0	0	0	0	1	2	0.00	0.000											

Batter	1	2	3	4	5	6	7	8	9	AB R H RBI BB SO LOB	BOTTOM															
11 Rajai Davis, R OBP: 0.301, SLG: 0.338 (1, 8)										4 1 1 0 1 1 1	Minnesota Twins @ Oakland Athletics Oakland Coliseum, Oakland, CA Sat Jun 05 2010, 6:08 PM - 8:58 PM PDT Att. 16,421 - Clear - 71 F livebaseballscorecards.com															
14 Mark Ellis, R OBP: 0.386, SLG: 0.413 (1, 4)										4 1 2 0 0 2 1																
8 Kurt Suzuki, R OBP: 0.329, SLG: 0.478 (1, 10) (9, 2)										4 1 1 0 0 0 1																
5 Kevin Kouzmanoff, R OBP: 0.293, SLG: 0.383 (1, 5)										4 0 1 0 0 0 2																
7 Adam Rosales, R OBP: 0.341, SLG: 0.404 (9, 1)										3 0 2 2 1 1 1																
31 Brad Ziegler, R (9, 1)										0 0 0 0 0 0 0																
57 Cedrick Bowers, R (9, 1)										0 0 0 0 0 0 0																
50 Jake Fox, R OBP: 0.283, SLG: 0.307 (1, 2)										3 0 0 0 0 2 3																
10 Daric Barton, L OBP: 0.395, SLG: 0.440 (8, PH) (9, 3)										1 0 0 0 0 0 1																
18 Gabe Gross, L OBP: 0.315, SLG: 0.382 (1, 9)										4 0 0 0 0 4 2																
2 Cliff Pennington, S OBP: 0.288, SLG: 0.312 (9, PH)										3 0 1 0 0 1 0																
1 Eric Patterson, L OBP: 0.264, SLG: 0.459 (1, 7)										4 0 0 0 0 1 3																
Inning Stats	R: 1 E: 0 K: 0 S: 7	H: 2 LOB: 0 BB: 0 P: 12	R: 0 E: 0 K: 2 S: 14	H: 1 LOB: 2 BB: 1 P: 20	R: 0 E: 0 K: 1 S: 6	H: 0 LOB: 0 BB: 0 P: 8	R: 0 E: 0 K: 2 S: 11	H: 1 LOB: 1 BB: 0 P: 12	R: 0 E: 0 K: 3 S: 17	H: 0 LOB: 1 BB: 1 P: 24	R: 0 E: 0 K: 1 S: 10	H: 1 LOB: 0 BB: 0 P: 15	R: 0 E: 0 K: 0 S: 7	H: 0 LOB: 0 BB: 0 P: 10	R: 2 E: 0 K: 0 S: 14	H: 3 LOB: 1 BB: 0 P: 20	R: 0 E: 0 K: 2 S: 13	H: 1 LOB: 0 BB: 0 P: 19	1B: 7 2B: 1 3B: 1 HR: 0	SF: 0 SAC: 0 DP: 1 HBP: 0	WP: 0 PB: 0 SB: 0 CS: 0	PA: 37				
PITCHER	IP WLS BF H R ER SO BB IBB HBP BLK WP HR S P ERA WHIP											IP WLS BF H R ER SO BB IBB HBP BLK WP HR S P ERA WHIP														
47 Francisco Liriano, L ERA: 3.1	7.0	27	5	3	2	0	0	0	0	0	0	0	12	16	27.00	4.500										
28 Jesse Crain, R ERA: 5.47	0.2	B 5	3	2	2	0	0	0	0	0	0	0	2	4	0.00	0.000										
31 Alex Burnett, R ERA: 2.35	0.1	W 1	0	0	0	0	0	0	0	0	0	0	2	4	0.00	0.000										
60 Jon Rauch, R ERA: 2.74	1.0	S 4	1	0	0	2	0	0	0	0	0	0	13	19	0.00	1.000										

AB	32
R	4
H	7
RBI	4
BB	6
SO	8
LOB	12



AB	35
R	3
H	9
RBI	2
BB	2
SO	12
LOB	15



Batter	1	2	3	4	5	6	7	8	9	AB	R	H	RBI	BB	SO	LOB	TOP				
2 Denard Span, L (1, 8) OBP: 0.343, SLG: 0.353	G6-3		20 SF7		G6-3		P6		L1	5	1	1	0	0	0	1					
20 Matt Tolbert, S (1, 4) OBP: 0.136, SLG: 0.143	G6-3		SF7		K			G5-3		3	0	0	1	0	1	0					
7 Joe Mauer, L (1, 10) OBP: 0.385, SLG: 0.443	G3		L7		F8			21 HR		3	1	0	0	1	0	0					
16 Jason Kubel, L (1, 9) OBP: 0.338, SLG: 0.367		G1-3	21 FC5-4		F7			F9		3	0	0	0	1	0	1					
21 Delmon Young, R (1, 7) OBP: 0.317, SLG: 0.467		22 G5-3	23 E		L6			HR		4	2	2	2	0	0	1					
22 Danny Valencia, R (1, 5) OBP: 0.267, SLG: 0.214	G5-3				F9					3	0	0	0	0	0	1					
25 Jim Thome, L (8, PH) OBP: 0.380, SLG: 0.480										1	0	1	0	0	0	0					
27 J.J. Hardy, R (8, PR) OBP: 0.295, SLG: 0.333										0	0	0	0	0	0	0					
23 Brendan Harris, R (1, 3) OBP: 0.243, SLG: 0.222	E5				K			L5		4	0	1	0	0	2	1					
8 Nick Punto, S (1, 6) OBP: 0.305, SLG: 0.279									K	4	0	3	0	0	1	0					
41 Drew Butera, R (1, 2) OBP: 0.171, SLG: 0.176										3	0	0	0	0	2	4					
33 Justin Morneau, L (9, PH) OBP: 0.483, SLG: 0.688	FC5-4				K			K2-3		1	0	0	0	0	1	0					
Inning Stats	R: 0 E: 0 K: 0 S: 11	H: 0 LOB: 0 BB: 0 P: 13	R: 1 E: 1 K: 0 S: 17	H: 3 LOB: 2 BB: 0 P: 25	R: 1 E: 0 K: 0 S: 11	H: 1 LOB: 1 BB: 1 P: 18	R: 0 E: 0 K: 2 S: 8	H: 1 LOB: 1 BB: 0 P: 12	R: 0 E: 0 K: 1 S: 8	H: 0 LOB: 0 BB: 0 P: 16	R: 0 E: 0 K: 1 S: 14	H: 1 LOB: 1 BB: 0 P: 20	R: 2 E: 0 K: 1 S: 10	H: 2 LOB: 1 BB: 1 P: 22	R: 0 E: 0 K: 2 S: 14	H: 0 LOB: 0 BB: 0 P: 19	1B: 5 2B: 1 3B: 1 HR: 1	SF: 1 SAC: 0 DP: 0 HBP: 0	WP: 0 PB: 0 SB: 1 CS: 0	PA: 37	
PITCHER	IP	WLS	BF	H	R	ER	SO	BB	IBB	HBP	BLK	WP	HR	S	P	ERA	WHIP				
47 Gio González, L (1, 1) ERA: 3.58	7.0	W	28	6	2	2	4	1	0	0	0	0	0	4	10	2.57	1.000				
56 Craig Breslow, L (8, 1) ERA: 2.94	0.2	H	3	0	1	1	0	1	0	0	0	0	0	4	10	13.50	1.500				
66 Tyson Ross, R (8, 1) ERA: 6.14	0.0		1	1	1	1	0	0	0	0	0	0	1	1	3	∞	∞				
13 Jerry Blevins, L (8, 1) ERA: 4.79	0.1	H	2	1	0	0	1	0	0	0	0	0	0	5	9	0.00	3.000				
48 Michael Wuerz, R (9, 1) ERA: 6.5	1.0	S	3	0	0	0	2	0	0	0	0	0	0	14	19	0.00	0.000				

Minnesota Twins @ Oakland Athletics
Oakland Coliseum, Oakland, CA
Sun Jun 06 2010, 1:08 PM - 3:51 PM PDT
Att: 20,059 - Partly Cloudy - 68 F

livebaseballscores.com

AB 34
R 4
H 8
RBI 3
BB 2
SO 7
LOB 9



Batter	1	2	3	4	5	6	7	8	9	AB	R	H	RBI	BB	SO	LOB	BOTTOM				
11 Rajai Davis, R (1, 8) OBP: 0.304, SLG: 0.342	10 CS	10 1B	L3			P4		G6-3		4	1	1	0	0	0	2					
10 Daric Barton, L (1, 3) OBP: 0.397, SLG: 0.438	8 1B	32 1B			P4		G4-3			3	1	1	0	1	0	0					
Ryan Sweeney, L (1, 9) OBP: 0.350, SLG: 0.402	L7				E7			F7		4	0	2	1	0	0	1					
8 Kurt Suzuki, R (1, 2) OBP: 0.327, SLG: 0.471	32 1B	5 1B	L7		G6-3			G5-3		4	1	1	0	0	0	1					
32 Jack Cust, L (1, 10) OBP: 0.386, SLG: 0.377										4	1	3	1	0	1	1					
5 Kevin Koussoff, R (1, 5) OBP: 0.300, SLG: 0.390										4	1	3	1	0	1	1					
18 Gabe Gross, L (1, 7) OBP: 0.306, SLG: 0.371	FC4-6				F9			FC6-4		3	0	0	0	0	0	5					
14 Mark Ellis, R (1, 4) OBP: 0.382, SLG: 0.405			F9		2 1B			G1-3		4	0	1	1	0	1	1					
2 Cliff Pennington, S (1, 6) OBP: 0.287, SLG: 0.311			G4-3					F9		4	0	1	1	0	0	1					
Inning Stats	R: 2 E: 0 K: 0 S: 17	H: 3 LOB: 2 BB: 1 P: 31	R: 1 E: 0 K: 0 S: 9	H: 3 LOB: 2 BB: 0 P: 14	R: 2 E: 0 K: 0 S: 18	H: 4 LOB: 2 BB: 0 P: 25	R: 0 E: 1 K: 1 S: 12	H: 1 LOB: 1 BB: 0 P: 17	R: 0 E: 0 K: 0 S: 9	H: 1 LOB: 1 BB: 0 P: 15	R: 0 E: 0 K: 0 S: 4	H: 0 LOB: 0 BB: 0 P: 7	R: 0 E: 0 K: 1 S: 8	H: 1 LOB: 1 BB: 0 P: 11	R: 0 E: 0 K: 1 S: 7	H: 0 LOB: 0 BB: 0 P: 7	1B: 11 2B: 2 3B: 0 HR: 0	SF: 0 SAC: 1 DP: 0 HBP: 1	WP: 0 PB: 0 SB: 0 CS: 1	PA: 37	
PITCHER	IP	WLS	BF	H	R	ER	SO	BB	IBB	HBP	BLK	WP	HR	S	P	ERA	WHIP				
53 Nick Blackburn, R (1, 1) ERA: 5.21	2.2	L	18	10	5	5	0	1	0	0	0	0	0	42	67	16.88	4.125				
52 Brian Duensing, L (3, 1) ERA: 1.52	2.1		9	2	0	0	1	0	0	0	0	0	0	23	35	0.00	0.857				
32 Ron Mahay, L (6, 1) ERA: 5.52	2.0		7	1	0	0	1	0	0	0	0	0	0	12	18	0.00	0.500				
31 Alex Burnett, R (8, 1) ERA: 2.3	1.0		3	0	0	0	1	0	0	0	0	0	0	7	7	0.00	0.000				

Minnesota Twins @ Oakland Athletics
Oakland Coliseum, Oakland, CA
Sun Jun 06 2010, 1:08 PM - 3:51 PM PDT
Att: 20,059 - Partly Cloudy - 68 F

livebaseballscores.com

AB 34
R 5
H 13
RBI 5
BB 1
SO 3
LOB 13



Batter	1	2	3	4	5	6	7	8	9	AB	R	H	RBI	BB	SO	LOB	TOP					
2 Erick Aybar, S OBP: 0.324, SLG: 0.329	G1-3		G5-3		G6-3		K			4	0	0	0	0	1	3	Los Angeles Angels @ Oakland Athletics Oakland Coliseum, Oakland, CA Tue Jun 08 2010, 7:07 PM - 9:57 PM PDT Att: 11,860 - Partly Cloudy - 55 F					
13 Maicer Izturis, S OBP: 0.359, SLG: 0.410 39 Robb Quinlan, R OBP: 0.158, SLG: 0.263	1B		1B		F7			G4-3		4	0	2	0	0	0	1						
53 Bobby Abreu, L OBP: 0.350, SLG: 0.429	F7		K			F7		1B		4	0	1	0	0	1	2						
48 Torii Hunter, R OBP: 0.342, SLG: 0.495 77 Reggie Willits, S OBP: 0.365, SLG: 0.295	K				F9		F9	F9		4	0	0	0	0	1	2						
55 Hideki Matsui, L OBP: 0.335, SLG: 0.432		K			G3		K	K		4	0	0	0	0	3	1						
44 Mike Napoli, R OBP: 0.330, SLG: 0.506		F8			F8		G5-3	G6-3		4	0	1	0	0	0	0						
20 Juan Rivera, R OBP: 0.299, SLG: 0.410		FC5-4					K	K		4	1	1	0	0	2	1						
27 Michael Ryan, L OBP: 0.257, SLG: 0.364		G6-3					1B	L8		4	0	2	0	0	0	1						
18 Kevin Frandsen, R OBP: 0.422, SLG: 0.452					F7		G5-3	1B		3	0	1	1	0	0	1						
Inning Stats	R: 0 H: 1 E: 0 K: 1 S: 13	H: 1 LOB: 1 BB: 0 P: 19	R: 0 H: 1 E: 0 K: 1 S: 12	H: 1 LOB: 1 BB: 0 P: 19	R: 0 H: 1 E: 0 K: 1 S: 14	H: 1 LOB: 1 BB: 0 P: 22	R: 0 H: 0 E: 0 K: 0 S: 6	H: 0 LOB: 0 BB: 0 P: 11	R: 1 H: 2 E: 0 K: 0 S: 10	H: 2 LOB: 1 BB: 0 P: 15	R: 0 H: 0 E: 0 K: 1 S: 10	H: 0 LOB: 0 BB: 0 P: 13	R: 0 H: 2 E: 0 K: 2 S: 12	H: 2 LOB: 2 BB: 0 P: 20	R: 0 H: 1 E: 0 K: 1 S: 9	H: 1 LOB: 1 BB: 0 P: 10	R: 0 H: 0 E: 0 K: 1 S: 10	H: 0 LOB: 0 BB: 0 P: 15	1B: 7 2B: 1 3B: 0 HR: 0	SF: 0 SAC: 0 DP: 0 HBP: 0	WP: 0 PB: 0 SB: 1 CS: 0	PA: 35
PITCHER	IP WLS BF H R ER SO BB IBB HBP BLK WP HR S P ERA WHIP	5.0 W 20 5 1 1 3 0 0 0 0 0 0 55 86 1.80 1.000	6.1 H 3 0 0 0 1 0 0 0 0 0 0 10 13 0.00 0.000	7.1 H 4 2 0 0 1 0 0 0 0 0 0 9 15 0.00 3.000	7.1 H 5 1 0 0 2 0 0 0 0 0 0 12 15 0.00 0.750	9.1 H 3 0 0 0 1 0 0 0 0 0 0 10 15 0.00 0.000	PITCHER										IP WLS BF H R ER SO BB IBB HBP BLK WP HR S P ERA WHIP					
54 Vin Mazzaro, R ERA: 4.91											5.0 W 20 5 1 1 3 0 0 0 0 0 0 55 86 1.80 1.000											
56 Craig Breslow, L ERA: 2.73											6.1 H 3 0 0 0 1 0 0 0 0 0 0 10 13 0.00 0.000											
31 Brad Ziegler, R ERA: 2.89											7.1 H 4 2 0 0 1 0 0 0 0 0 0 9 15 0.00 3.000											
13 Jerry Blevins, L ERA: 4.5											7.1 H 5 1 0 0 2 0 0 0 0 0 0 12 15 0.00 0.750											
66 Tyson Ross, R ERA: 5.93											9.1 H 3 0 0 0 1 0 0 0 0 0 0 10 15 0.00 0.000											
1 Eric Patterson, L OBP: 0.276, SLG: 0.457 25 Matt Carson, R	K									5	1	3	1	0	1	0	Los Angeles Angels @ Oakland Athletics Oakland Coliseum, Oakland, CA Tue Jun 08 2010, 7:07 PM - 9:57 PM PDT Att: 11,860 - Partly Cloudy - 55 F					
10 Danic Barton, L OBP: 0.393, SLG: 0.427	G4-3		G6-3		F9		1B	K		5	1	1	0	0	1	3						
Ryan Sweeney, L OBP: 0.362, SLG: 0.423	1B		1B		F7			G3		5	3	3	0	0	0	2						
8 Kurt Suzuki, R OBP: 0.333, SLG: 0.490	1B		1B		G4-3			1B		5	2	4	4	0	0	0						
32 Jack Cust, L OBP: 0.367, SLG: 0.400	1B		1B		G5-3		G3-1	HR		5	1	2	3	0	1	2						
5 Kevin Koussmanoff, R OBP: 0.302, SLG: 0.388	F9		F3		1B		G3	1B		5	0	2	0	0	0	4						
18 Gabe Gross, L OBP: 0.310, SLG: 0.373		K			G3		G3	G4-3		5	1	2	1	0	1	2						
14 Mark Ellis, R OBP: 0.371, SLG: 0.384		1B			P2		K	1B		3	1	1	1	1	1	2						
2 Cliff Pennington, S OBP: 0.282, SLG: 0.305		K			F8		K	K		4	0	0	0	0	3	2						
Inning Stats	R: 1 H: 3 E: 0 K: 1 S: 14	H: 3 LOB: 2 BB: 0 P: 18	R: 1 H: 1 E: 0 K: 2 S: 15	H: 1 LOB: 1 BB: 1 P: 26	R: 1 H: 3 E: 0 K: 1 S: 11	H: 3 LOB: 2 BB: 0 P: 20	R: 0 H: 1 E: 0 K: 0 S: 12	H: 1 LOB: 1 BB: 0 P: 18	R: 0 H: 0 E: 0 K: 2 S: 8	H: 0 LOB: 0 BB: 0 P: 11	R: 4 H: 5 E: 0 K: 1 S: 22	H: 5 LOB: 1 BB: 0 P: 28	R: 3 H: 4 E: 0 K: 1 S: 23	H: 4 LOB: 1 BB: 0 P: 36	1B: 16 2B: 0 3B: 0 HR: 2	SF: 0 SAC: 0 DP: 0 HBP: 0	WP: 1 PB: 0 SB: 3 CS: 0	PA: 43				
PITCHER	IP WLS BF H R ER SO BB IBB HBP BLK WP HR S P ERA WHIP	6.0 L 31 12 6 6 6 1 0 0 0 0 1 1 75 114 9.00 2.167	7.1 L 12 6 4 4 2 0 0 0 0 1 1 37 54 18.00 3.000	PITCHER										IP WLS BF H R ER SO BB IBB HBP BLK WP HR S P ERA WHIP								
36 Jered Weaver, R ERA: 3.2											6.0 L 31 12 6 6 6 1 0 0 0 0 1 1 75 114 9.00 2.167											
70 Trevor Bell, R ERA: 4.5											7.1 L 12 6 4 4 2 0 0 0 0 1 1 37 54 18.00 3.000											

Batter	1	2	3	4	5	6	7	8	9	AB R H RBI BB SO LOB	TOP											
2 Erick Aybar, S OBP: 0.333, SLG: 0.351										5 1 4 2 0 1 0	Los Angeles Angels @ Oakland Athletics Oakland Coliseum, Oakland, CA Wed Jun 09 2010, 7:09 PM - 9:34 PM PDT Att: 18,285 - Clear - 57 F											
47 Howie Kendrick, R OBP: 0.291, SLG: 0.374									5 0 1 0 0 0 5													
53 Bobby Abreu, L OBP: 0.343, SLG: 0.419									5 0 0 0 0 2 6													
48 Tori Hunter, R OBP: 0.347, SLG: 0.498									5 1 3 1 0 2 2													
55 Hideki Matsui, L OBP: 0.332, SLG: 0.431									5 1 2 1 0 2 1													
44 Mike Napoli, R OBP: 0.332, SLG: 0.503									5 0 2 0 0 2 4													
20 Juan Rivera, R OBP: 0.303, SLG: 0.428									4 1 2 2 0 0 2													
18 Kevin Frandsen, R OBP: 0.408, SLG: 0.435									4 2 1 0 0 0 2													
39 Robb Quinlan, R OBP: 0.217, SLG: 0.273									3 1 1 1 1 1 0													
Inning Stats	R: 0 E: 0 K: 1 S: 10	H: 0 LOB: 0 BB: 0 P: 15	R: 0 E: 0 K: 0 S: 11	H: 2 LOB: 1 BB: 0 P: 15	R: 1 E: 1 K: 1 S: 12	H: 2 LOB: 2 BB: 1 P: 19	R: 0 E: 0 K: 1 S: 10	H: 2 LOB: 1 BB: 0 P: 15	R: 0 E: 0 K: 0 S: 6	H: 1 LOB: 1 BB: 0 P: 9	R: 4 E: 0 K: 1 S: 19	H: 5 LOB: 1 BB: 0 P: 27	R: 0 E: 0 K: 2 S: 10	H: 0 LOB: 0 BB: 0 P: 16	R: 1 E: 0 K: 2 S: 12	H: 1 LOB: 0 BB: 0 P: 15	R: 1 E: 0 K: 2 S: 14	H: 3 LOB: 2 BB: 0 P: 22	1B: 13 2B: 1 3B: 1 HR: 1	SF: 0 SAC: 0 DP: 1 HBP: 0	WP: 0 PB: 0 SB: 0 CS: 0	PA: 43
PITCHER	IP WLS BF H R ER SO BB IBB HBP BLK WP HR S P ERA WHIP	5.2 L 27 11 5 4 4 4 1 0 0 0 0 0 0 63 92 6.35 2.118	1.1 5 1 0 0 2 0 0 0 0 0 0 0 15 24 0.00 0.750	2.0 10 4 2 2 4 0 0 0 0 0 1 26 37 9.00 2.000	PITCHER										IP WLS BF H R ER SO BB IBB HBP BLK WP HR S P ERA WHIP							

AB	41
R	7
H	16
RBI	7
BB	1
SO	10
LOB	22




Batter	1	2	3	4	5	6	7	8	9	AB R H RBI BB SO LOB	BOTTOM											
14 Mark Ellis, R OBP: 0.366, SLG: 0.378										4 0 1 0 0 1 0	Los Angeles Angels @ Oakland Athletics Oakland Coliseum, Oakland, CA Wed Jun 09 2010, 7:09 PM - 9:34 PM PDT Att: 18,285 - Clear - 57 F											
10 Danic Barton, L OBP: 0.398, SLG: 0.437									4 1 3 0 0 0 0													
8 Kurt Suzuki, R OBP: 0.325, SLG: 0.477									4 0 0 0 0 0 4													
5 Kevin Kouzmanoff, R OBP: 0.305, SLG: 0.390									4 0 2 1 0 0 2													
7 Adam Rosales, R OBP: 0.342, SLG: 0.399									3 0 1 0 1 0 3													
Ryan Sweeney, L OBP: 0.356, SLG: 0.415									4 0 0 0 0 1 4													
50 Jake Fox, R OBP: 0.265, SLG: 0.330									3 0 0 0 0 0 1													
25 Matt Carson, R OBP: 0.278, SLG: 0.300									3 0 0 0 0 0 0													
2 Cliff Pennington, S OBP: 0.278, SLG: 0.300									3 0 0 0 0 0 0													
Inning Stats	R: 0 E: 0 K: 0 S: 9	H: 2 LOB: 2 BB: 0 P: 14	R: 0 E: 0 K: 1 S: 5	H: 0 LOB: 0 BB: 0 P: 7	R: 0 E: 0 K: 0 S: 10	H: 1 LOB: 1 BB: 0 P: 18	R: 0 E: 0 K: 0 S: 6	H: 1 LOB: 0 BB: 0 P: 7	R: 0 E: 0 K: 0 S: 5	H: 0 LOB: 0 BB: 0 P: 8	R: 0 E: 0 K: 0 S: 4	H: 0 LOB: 0 BB: 0 P: 8	R: 0 E: 0 K: 0 S: 5	H: 1 LOB: 1 BB: 1 P: 12	R: 0 E: 0 K: 1 S: 8	H: 0 LOB: 0 BB: 0 P: 14	R: 1 E: 0 K: 0 S: 7	H: 2 LOB: 1 BB: 0 P: 13	1B: 6 2B: 1 3B: 0 HR: 0	SF: 0 SAC: 0 DP: 2 HBP: 0	WP: 0 PB: 0 SB: 0 CS: 0	PA: 33
PITCHER	IP WLS BF H R ER SO BB IBB HBP BLK WP HR S P ERA WHIP	9.0 W 33 7 1 1 2 1 0 0 0 0 0 0 59 101 1.00 0.889	PITCHER										IP WLS BF H R ER SO BB IBB HBP BLK WP HR S P ERA WHIP									



Batter	1	2	3	4	5	6	7	8	9	AB	R	H	RBI	BB	SO	LOB	TOP					
2 Erick Aybar, S OBP: 0.336, SLG: 0.354										4	0	2	0	0	1	2	Los Angeles Angels @ Oakland Athletics Oakland Coliseum, Oakland, CA Thu Jun 10 2010, 12:38 PM - 3:03 PM PDT Att: 12,328 - Partly Cloudy - 66 F					
47 Howie Kendrick, R OBP: 0.297, SLG: 0.368										4	0	0	0	0	0	3						
13 Maicer Izturis, S OBP: 0.344, SLG: 0.390										4	0	0	0	0	1	1						
48 Tori Hunter, R OBP: 0.346, SLG: 0.493										4	0	1	0	0	0	1						
55 Hideki Matsui, L OBP: 0.335, SLG: 0.433										4	0	1	0	0	1	1						
44 Mike Napoli, R OBP: 0.326, SLG: 0.494										3	0	0	0	0	1	1						
20 Juan Rivera, R OBP: 0.303, SLG: 0.432										3	1	1	0	0	1	1						
27 Michael Ryan, L OBP: 0.237, SLG: 0.333										3	0	0	0	0	0	2						
46 Bobby Wilson, R OBP: 0.276, SLG: 0.269										2	0	1	1	1	0	0						
Inning Stats	R: 0 E: 1 K: 0 S: 6	H: 1 LOB: 1 BB: 0 P: 8	R: 0 E: 0 K: 0 S: 11	H: 1 LOB: 1 BB: 0 P: 17	R: 0 E: 0 K: 0 S: 6	H: 1 LOB: 0 BB: 0 P: 8	R: 0 E: 0 K: 1 S: 7	H: 1 LOB: 1 BB: 0 P: 11	R: 1 E: 0 K: 2 S: 12	H: 2 LOB: 1 BB: 0 P: 16	R: 0 E: 0 K: 0 S: 13	H: 0 LOB: 0 BB: 0 P: 18	R: 0 E: 0 K: 1 S: 7	H: 0 LOB: 0 BB: 0 P: 11	R: 0 E: 0 K: 0 S: 11	H: 0 LOB: 1 BB: 1 P: 18	R: 0 E: 0 K: 1 S: 8	H: 0 LOB: 0 BB: 0 P: 15	1B: 4 2B: 3 3B: 0 HR: 0	SF: 0 SAC: 0 DP: 2 HBP: 0	WP: 1 PB: 0 SB: 0 CS: 1	PA: 32
PITCHER	IP WLS BF H R ER SO BB IBB HBP BLK WP HR S P ERA WHIP																					
53 Trevor Cahill, R ERA: 2.91	8.0 W 29 6 1 1 4 1 0 0 0 0 1 0 73 107 1.12 0.875																					
40 Andrew Bailey, R ERA: 1.8	1.0 3 0 0 0 1 0 0 0 0 0 0 0 8 15 0.00 0.000																					

Batter	1	2	3	4	5	6	7	8	9	AB	R	H	RBI	BB	SO	LOB	BOTTOM			
1 Eric Patterson, L OBP: 0.262, SLG: 0.433										5	0	0	0	0	2	3	Los Angeles Angels @ Oakland Athletics Oakland Coliseum, Oakland, CA Thu Jun 10 2010, 12:38 PM - 3:03 PM PDT Att: 12,328 - Partly Cloudy - 66 F			
10 Daric Barton, L OBP: 0.398, SLG: 0.434										4	2	1	1	1	0	1				
Ryan Sweeney, L OBP: 0.363, SLG: 0.420										2	3	1	1	2	0	0				
8 Kurt Suzuki, R OBP: 0.329, SLG: 0.478										4	0	2	1	0	0	1				
32 Jack Cust, L OBP: 0.349, SLG: 0.384										3	0	0	1	0	1	4				
5 Kevin Kouzmanoff, R OBP: 0.268, SLG: 0.391										4	0	2	1	0	1	2				
18 Gabe Gross, L OBP: 0.308, SLG: 0.368										4	0	1	1	0	0	4				
14 Mark Ellis, R OBP: 0.352, SLG: 0.362										4	0	0	0	0	0	2				
2 Cliff Pennington, S OBP: 0.296, SLG: 0.305										3	1	2	0	1	1	0				
Inning Stats	R: 0 E: 0 K: 0 S: 11	H: 0 LOB: 0 BB: 0 P: 16	R: 0 E: 0 K: 1 S: 7	H: 0 LOB: 0 BB: 0 P: 11	R: 0 E: 0 K: 1 S: 16	H: 1 LOB: 1 BB: 0 P: 23	R: 2 E: 1 K: 1 S: 13	H: 2 LOB: 2 BB: 1 P: 24	R: 3 E: 0 K: 0 S: 22	H: 4 LOB: 2 BB: 1 P: 33	R: 0 E: 0 K: 2 S: 9	H: 0 LOB: 0 BB: 0 P: 13	R: 1 E: 0 K: 0 S: 10	H: 2 LOB: 2 BB: 1 P: 19	R: 0 E: 0 K: 0 S: 6	H: 0 LOB: 1 BB: 1 P: 16	1B: 8 2B: 1 3B: 0 HR: 0	SF: 1 SAC: 0 DP: 0 HBP: 0	WP: 0 PB: 0 SB: 2 CS: 0	PA: 38
PITCHER	IP WLS BF H R ER SO BB IBB HBP BLK WP HR S P ERA WHIP																			
54 Ervin Santana, R ERA: 3.52	5.0 L 25 7 5 4 3 2 0 0 0 0 0 0 69 107 7.20 1.800																			
70 Trevor Bell, R ERA: 4.2	1.0 3 0 0 0 2 0 0 0 0 0 0 9 13 0.00 0.000																			
62 Scot Shields, R ERA: 6.86	1.0 6 2 1 1 0 1 0 0 0 0 0 10 19 9.00 3.000																			
52 Jason Bulger, R ERA: 3.74	1.0 4 0 0 0 0 1 0 0 0 0 0 6 16 0.00 1.000																			

AB	31
R	1
H	6
RBI	1
BB	1
SO	5
LOB	12



AB	33
R	6
H	9
RBI	6
BB	4
SO	5
LOB	17



Batter	1	2	3	4	5	6	7	8	9	AB	R	H	RBI	BB	SO	LOB	TOP					
14 Mark Ellis, R OBP: 0.358, SLG: 0.371										3	0	1	0	1	0	1						
10 Darc Barton, L OBP: 0.398, SLG: 0.432										3	0	1	0	0	1	1						
Ryan Sweeney, L OBP: 0.357, SLG: 0.413										4	1	0	0	0	0	3						
5 Kevin Kouzmanoff, R OBP: 0.315, SLG: 0.397											4	0	3	1	0	1	0					
18 Gabe Gross, L OBP: 0.301, SLG: 0.359											3	0	0	0	0	0	2					
7 Adam Rosales, R OBP: 0.340, SLG: 0.396											1	0	0	0	0	0	1					
11 Landon Powell, S OBP: 0.367, SLG: 0.360											4	0	1	0	0	3	1					
1 Eric Patterson, L OBP: 0.255, SLG: 0.420										3	0	0	0	0	2	1						
50 Jake Fox, R OBP: 0.272, SLG: 0.337										4	1	1	0	0	1	2						
2 Cliff Pennington, S OBP: 0.286, SLG: 0.314										4	1	1	0	0	1	2						
47 Gio González, R										2	0	0	0	0	1	0						
31 Brad Ziegler, R										0	0	0	0	0	0	0						
66 Tyson Ross, R										0	0	0	0	0	0	0						
32 Jack Cust, L										1	0	1	1	0	0	0						
13 Jerry Blevins, L										0	0	0	0	0	0	0						
Inning Stats	R: 1 E: 0 K: 0 S: 14	H: 2 LOB: 1 BB: 0 P: 19	R: 0 E: 0 K: 1 S: 7	H: 0 LOB: 0 BB: 0 P: 8	R: 0 E: 0 K: 1 S: 9	H: 0 LOB: 1 BB: 1 P: 19	R: 0 E: 0 K: 2 S: 9	H: 0 LOB: 0 BB: 0 P: 13	R: 0 E: 0 K: 1 S: 7	H: 0 LOB: 0 BB: 0 P: 9	R: 0 E: 0 K: 1 S: 9	H: 0 LOB: 0 BB: 0 P: 10	R: 0 E: 0 K: 1 S: 8	H: 2 LOB: 1 BB: 0 P: 13	R: 1 E: 0 K: 0 S: 11	H: 3 LOB: 1 BB: 0 P: 16	R: 0 E: 0 K: 2 S: 11	H: 2 LOB: 2 BB: 0 P: 16	1B: 7 2B: 1 3B: 1 HR: 0	SF: 0 SAC: 1 DP: 2 HBP: 0	WP: 2 PB: 0 SB: 1 CS: 0	PA: 35
PITCHER	IP	WLS	BF	H	R	ER	SO	BB	IBB	HBP	BLK	WP	HR	S	P	ERA	WHIP					
55 Tim Lincecum, R ERA: 3.12	8.0	W	30	7	2	2	7	1	0	0	0	1	0	74	107	2.25	1.000					
41 Jeremy Affeldt, L ERA: 4.53	0.2		4	2	0	0	1	0	0	0	0	0	0	7	11	0.00	3.000					
38 Brian Wilson, R ERA: 2.42	0.1	S	1	0	0	0	1	0	0	0	0	0	0	4	5	0.00	0.000					

Oakland Athletics @ San Francisco Giants
AT&T Park, San Francisco, CA
Fri Jun 11 2010, 7:16 PM - 9:36 PM PDT
Att: 41,817 - Clear - 70 F

AB	33
R	2
H	9
RBI	2
BB	1
SO	9
LOB	12



Batter	1	2	3	4	5	6	7	8	9	AB	R	H	RBI	BB	SO	LOB	BOTTOM					
56 Andres Torres, S OBP: 0.392, SLG: 0.474										2	1	0	0	2	0	3						
21 Freddy Sanchez, R OBP: 0.412, SLG: 0.410										4	1	2	0	0	1	1						
28 Buster Posey, R OBP: 0.462, SLG: 0.612										4	0	1	1	0	0	2						
5 Juan Uribe, R OBP: 0.351, SLG: 0.475										3	2	2	0	1	0	1						
9 Pat Burrell, R OBP: 0.308, SLG: 0.382										3	1	1	2	0	0	3						
12 Nate Schierholz, L OBP: 0.363, SLG: 0.367										1	0	0	0	0	1	1						
1 Bengie Molina, R OBP: 0.319, SLG: 0.345										4	1	2	2	0	0	0						
48 Pablo Sandoval, S OBP: 0.331, SLG: 0.413										3	0	0	0	1	0	0						
33 Aaron Rowand, R OBP: 0.263, SLG: 0.391										3	0	0	0	1	2	0						
55 Tim Lincecum, L OBP: 0.138, SLG: 0.107										3	0	0	0	0	2	3						
41 Jeremy Affeldt, L										0	0	0	0	0	0	0						
38 Brian Wilson, R										0	0	0	0	0	0	0						
Inning Stats	R: 0 E: 0 K: 0 S: 8	H: 1 LOB: 2 BB: 1 P: 18	R: 0 E: 0 K: 1 S: 12	H: 1 LOB: 2 BB: 2 P: 24	R: 2 E: 0 K: 1 S: 14	H: 1 LOB: 0 BB: 1 P: 21	R: 0 E: 0 K: 2 S: 10	H: 0 LOB: 0 BB: 0 P: 15	R: 0 E: 0 K: 0 S: 5	H: 1 LOB: 0 BB: 0 P: 10	R: 2 E: 0 K: 1 S: 19	H: 2 LOB: 0 BB: 0 P: 28	R: 2 E: 0 K: 1 S: 12	H: 2 LOB: 1 BB: 1 P: 20	R: 0 E: 0 K: 0 S: 3	H: 0 LOB: 0 BB: 0 P: 4	1B: 4 2B: 1 3B: 1 HR: 2	SF: 0 SAC: 0 DP: 2 HBP: 0	WP: 1 PB: 0 SB: 0 CS: 0	PA: 35		
PITCHER	IP	WLS	BF	H	R	ER	SO	BB	IBB	HBP	BLK	WP	HR	S	P	ERA	WHIP					
47 Gio González, L ERA: 3.79	5.1	L	24	6	4	4	4	4	0	0	0	0	0	60	105	6.75	1.875					
31 Brad Ziegler, R ERA: 2.7	0.2		2	0	0	0	1	0	0	0	0	0	0	8	11	0.00	0.000					
66 Tyson Ross, R ERA: 6.32	1.0		6	2	2	2	1	1	0	0	0	1	0	12	20	18.00	3.000					
13 Jerry Blevins, L ERA: 4.3	1.0		3	0	0	0	0	0	0	0	0	0	0	3	4	0.00	0.000					

Oakland Athletics @ San Francisco Giants
AT&T Park, San Francisco, CA
Fri Jun 11 2010, 7:16 PM - 9:36 PM PDT
Att: 41,817 - Clear - 70 F

AB	30
R	6
H	8
RBI	5
BB	5
SO	6
LOB	14



Batter	1	2	3	4	5	6	7	8	9	AB	R	H	RBI	BB	SO	LOB	TOP					
11 Rajai Davis, R OBP: 0.302, SLG: 0.348										5	0	1	0	0	0	3	Oakland Athletics @ San Francisco Giants AT&T Park, San Francisco, CA Sat Jun 12 2010, 6:06 PM - 8:50 PM PDT Att: 36,861 - Clear - 73 F livebaseballscorecards.com					
10 Danie Barton, L OBP: 0.398, SLG: 0.429										4	0	1	0	1	1	1						
14 Mark Ellis, R OBP: 0.360, SLG: 0.366										4	1	1	0	1	0	2						
5 Kevin Kouzmanoff, R OBP: 0.320, SLG: 0.406										5	1	3	1	0	1	1						
32 Jack Cust, L OBP: 0.371, SLG: 0.390										3	0	1	0	2	0	2						
50 Jake Fox, R OBP: 0.284, SLG: 0.327										3	0	0	0	0	2	2						
11 Landon Powell, S OBP: 0.355, SLG: 0.346										2	0	0	0	0	1	4						
25 Matt Carson, R OBP: 0.282, SLG: 0.444										3	1	1	1	0	1	2						
48 Michael Wuerzt, R										3	0	0	0	0	0	2						
18 Gabe Gross, L										0	0	0	1	1	0	0						
15 Ben Sheets, R										2	0	0	0	0	2	0						
7 Adam Rosales, R										2	1	1	1	0	1	3						
Inning Stats	R: 0 E: 0 K: 0 S: 15	H: 2 LOB: 2 BB: 0 P: 20	R: 1 E: 0 K: 2 S: 15	H: 1 LOB: 0 BB: 0 P: 20	R: 0 E: 0 K: 0 S: 10	H: 0 LOB: 2 BB: 0 P: 15	R: 0 E: 0 K: 2 S: 13	H: 1 LOB: 2 BB: 1 P: 21	R: 0 E: 0 K: 1 S: 7	H: 0 LOB: 1 BB: 1 P: 12	R: 0 E: 0 K: 0 S: 4	H: 0 LOB: 0 BB: 0 P: 4	R: 1 E: 0 K: 1 S: 14	H: 2 LOB: 1 BB: 0 P: 18	R: 2 E: 0 K: 2 S: 13	H: 1 LOB: 3 BB: 4 P: 32	R: 0 E: 0 K: 1 S: 10	H: 2 LOB: 2 BB: 0 P: 14	1B: 6 2B: 1 3B: 0 HR: 2	SF: 0 SAC: 0 DP: 0 HBP: 0	WP: 1 PB: 0 SB: 0 CS: 0	PA: 42
PITCHER	IP WLS BF H R ER SO BB IBB HBP BLK WP HR S P ERA WHIP																					
75 Barry Zito, L	(1, 1)	7.0 W 29 6 2 2 6 2 0 0 0 0 0 2 78 110 2.57 1.143																				
59 Guillermo Mota, R	(8, 1)	0.0 3 1 2 2 0 2 0 0 0 0 0 5 13 = =																				
46 Santiago Casilla, R	(8, 1)	0.1 H 2 0 0 0 1 1 0 0 0 0 1 0 3 8 0.00 3.000																				
41 Jeremy Affeldt, L	(8, 1)	0.0 1 0 0 0 0 1 0 0 0 0 0 0 0 4 = =																				
38 Brian Wilson, R	(8, 1)	1.2 S 7 2 0 0 2 0 0 0 0 0 0 0 15 21 0.00 1.200																				

Batter	1	2	3	4	5	6	7	8	9	AB	R	H	RBI	BB	SO	LOB	BOTTOM			
56 Andres Torres, S OBP: 0.394, SLG: 0.480										4	1	2	1	0	0	1	Oakland Athletics @ San Francisco Giants AT&T Park, San Francisco, CA Sat Jun 12 2010, 6:06 PM - 8:50 PM PDT Att: 36,861 - Clear - 73 F livebaseballscorecards.com			
21 Freddy Sanchez, R OBP: 0.406, SLG: 0.402										4	1	1	0	0	0	2				
17 Aubrey Huff, L OBP: 0.393, SLG: 0.502										4	1	1	1	0	0	2				
5 Juan Uribe, R OBP: 0.358, SLG: 0.478										3	0	2	2	1	0	1				
9 Pat Burrell, R OBP: 0.322, SLG: 0.400										3	0	2	0	1	1	1				
59 Guillermo Mota, R										0	0	0	0	0	0	0				
46 Santiago Casilla, R										0	0	0	0	0	0	0				
41 Jeremy Affeldt, L										0	0	0	0	0	0	0				
38 Brian Wilson, R										0	0	0	0	0	0	0				
28 Buster Posey, R OBP: 0.429, SLG: 0.566										4	0	0	0	0	0	7				
48 Pablo Sandoval, S OBP: 0.333, SLG: 0.424										3	2	1	1	1	0	1				
1 Bengie Molina, R OBP: 0.312, SLG: 0.337										4	0	0	0	0	0	1				
75 Barry Zito, L										3	0	1	0	0	1	1				
12 Nate Schierholtz, L OBP: 0.360, SLG: 0.363										1	0	0	0	0	0	0				
Inning Stats	R: 1 E: 0 K: 0 S: 13	H: 3 LOB: 2 BB: 0 P: 22	R: 1 E: 1 K: 1 S: 11	H: 1 LOB: 1 BB: 1 P: 19	R: 2 E: 1 K: 0 S: 13	H: 2 LOB: 1 BB: 1 P: 21	R: 0 E: 0 K: 0 S: 6	H: 1 LOB: 1 BB: 0 P: 8	R: 0 E: 0 K: 1 S: 12	H: 0 LOB: 1 BB: 1 P: 16	R: 1 E: 0 K: 0 S: 8	H: 1 LOB: 0 BB: 0 P: 13	R: 0 E: 0 K: 0 S: 16	H: 2 LOB: 2 BB: 0 P: 20	R: 0 E: 0 K: 0 S: 9	H: 0 LOB: 0 BB: 0 P: 13	1B: 6 2B: 2 3B: 1 HR: 1	SF: 0 SAC: 0 DP: 1 HBP: 0	WP: 0 PB: 0 SB: 0 CS: 1	PA: 37
PITCHER	IP WLS BF H R ER SO BB IBB HBP BLK WP HR S P ERA WHIP																			
15 Ben Sheets, R	(1, 1)	6.0 L 28 8 3 3 2 6 3 0 0 0 0 0 1 63 99 4.50 1.833																		
48 Michael Wuerzt, R	(7, 1)	1.0 5 2 0 0 0 0 0 0 0 0 0 0 16 20 0.00 2.000																		
56 Craig Breslow, L	(8, 1)	1.0 3 0 0 0 0 0 0 0 0 0 0 0 9 13 0.00 0.000																		

Batter	1	2	3	4	5	6	7	8	9	AB	R	H	RBI	BB	SO	LOB	TOP								
11 Rajai Davis, R OBP: 0.304, SLG: 0.349	F9		K		G1-3		10 S 1B		F8-6 10 G3 1B	5	0	2	0	0	1	1	Oakland Athletics @ San Francisco Giants AT&T Park, San Francisco, CA Sun Jun 13 2010, 1:07 PM - 3:56 PM PDT Att: 39,187 - Sunny - 80 F								
10 Daric Barton, L OBP: 0.394, SLG: 0.424	G3		1B		F7		F7		G3	5	0	1	0	0	0	2									
Ryan Sweeney, L OBP: 0.356, SLG: 0.405	K		F8						F8-6	4	1	0	0	1	1	3									
5 Kevin Kouzmanoff, R OBP: 0.319, SLG: 0.403		F7			F8					4	0	1	1	0	0	1									
32 Jack Cust, L OBP: 0.387, SLG: 0.407		1B			7 WP 11 1B					4	1	3	0	0	0	1									
7 Adam Rosales, R OBP: 0.335, SLG: 0.406		F8			K					4	0	0	0	0	2	5									
11 Landon Powell, S OBP: 0.354, SLG: 0.345		F7								3	0	1	1	0	0	3									
1 Eric Patterson, L OBP: 0.262, SLG: 0.420		F7			2 2B					0	0	0	0	1	0	0									
50 Jake Fox, R OBP: 0.264, SLG: 0.327					2 2B					0	0	0	0	0	0	0									
2 Cliff Pennington, S OBP: 0.290, SLG: 0.324					54 FC3-5					3	0	2	0	1	0	0									
54 Vin Mazzaro, R OBP: 0.304, SLG: 0.360										2	0	0	0	0	0	1									
18 Gabe Gross, L OBP: 0.297, SLG: 0.303										1	0	0	0	0	0	0									
31 Brad Ziegler, R ERA: 3.97										0	0	0	0	0	0	0									
13 Jerry Blevins, L ERA: 3.18										0	0	0	0	0	0	0									
14 Mark Ellis, R OBP: 0.307, SLG: 0.363										1	0	0	0	0	0	3									
56 Craig Breslow, L ERA: 0.96										0	0	0	0	0	0	0									
Inning Stats	R: 0 E: 0 K: 1 S: 12	H: 0 LOB: 0 BB: 0 P: 15	R: 0 E: 0 K: 0 S: 7	H: 1 LOB: 1 BB: 0 P: 13	R: 0 E: 0 K: 1 S: 15	H: 2 LOB: 2 BB: 0 P: 23	R: 1 E: 0 K: 1 S: 14	H: 3 LOB: 2 BB: 0 P: 24	R: 0 E: 0 K: 0 S: 7	H: 0 LOB: 0 BB: 0 P: 7	R: 0 E: 0 K: 1 S: 9	H: 1 LOB: 2 BB: 1 P: 17	R: 0 E: 0 K: 0 S: 12	H: 1 LOB: 1 BB: 0 P: 17	R: 1 E: 1 K: 0 S: 18	H: 1 LOB: 3 BB: 2 P: 31	R: 0 E: 0 K: 0 S: 7	H: 1 LOB: 0 BB: 0 P: 11	1B: 8 2B: 3 3B: 0 HR: 0	SF: 0 SAC: 0 DP: 1 HBP: 0	WP: 1 PB: 0 SB: 1 CS: 0	PA: 39			
PITCHER	IP WLS BF H R ER SO BB IBB HBP BLK WP HR S P ERA WHIP	IP WLS BF H R ER SO BB IBB HBP BLK WP HR S P ERA WHIP	IP WLS BF H R ER SO BB IBB HBP BLK WP HR S P ERA WHIP	IP WLS BF H R ER SO BB IBB HBP BLK WP HR S P ERA WHIP	IP WLS BF H R ER SO BB IBB HBP BLK WP HR S P ERA WHIP	IP WLS BF H R ER SO BB IBB HBP BLK WP HR S P ERA WHIP	IP WLS BF H R ER SO BB IBB HBP BLK WP HR S P ERA WHIP	IP WLS BF H R ER SO BB IBB HBP BLK WP HR S P ERA WHIP	IP WLS BF H R ER SO BB IBB HBP BLK WP HR S P ERA WHIP	IP WLS BF H R ER SO BB IBB HBP BLK WP HR S P ERA WHIP	IP WLS BF H R ER SO BB IBB HBP BLK WP HR S P ERA WHIP	IP WLS BF H R ER SO BB IBB HBP BLK WP HR S P ERA WHIP	IP WLS BF H R ER SO BB IBB HBP BLK WP HR S P ERA WHIP	IP WLS BF H R ER SO BB IBB HBP BLK WP HR S P ERA WHIP	IP WLS BF H R ER SO BB IBB HBP BLK WP HR S P ERA WHIP	IP WLS BF H R ER SO BB IBB HBP BLK WP HR S P ERA WHIP	IP WLS BF H R ER SO BB IBB HBP BLK WP HR S P ERA WHIP	IP WLS BF H R ER SO BB IBB HBP BLK WP HR S P ERA WHIP	IP WLS BF H R ER SO BB IBB HBP BLK WP HR S P ERA WHIP	IP WLS BF H R ER SO BB IBB HBP BLK WP HR S P ERA WHIP	IP WLS BF H R ER SO BB IBB HBP BLK WP HR S P ERA WHIP	IP WLS BF H R ER SO BB IBB HBP BLK WP HR S P ERA WHIP	IP WLS BF H R ER SO BB IBB HBP BLK WP HR S P ERA WHIP	IP WLS BF H R ER SO BB IBB HBP BLK WP HR S P ERA WHIP	IP WLS BF H R ER SO BB IBB HBP BLK WP HR S P ERA WHIP
56 Andres Torres, S OBP: 0.391, SLG: 0.475	F7		48 G3-6-1 1B							4	0	1	0	0	1	1	Oakland Athletics @ San Francisco Giants AT&T Park, San Francisco, CA Sun Jun 13 2010, 1:07 PM - 3:56 PM PDT Att: 39,187 - Sunny - 80 F								
48 Pablo Sandoval, S OBP: 0.338, SLG: 0.424	1B		G3-6-1							2	2	1	0	2	0	1									
17 Aubrey Huff, L OBP: 0.395, SLG: 0.531	L6		G3							4	2	2	4	0	0	1									
5 Juan Uribe, R OBP: 0.356, SLG: 0.488	F8									4	1	1	1	0	0	1									
9 Pat Burrell, R OBP: 0.323, SLG: 0.398			E5 28 G6-3 1 1B							3	1	1	0	0	0	0									
12 Nate Schierholz, L OBP: 0.358, SLG: 0.360										1	0	0	0	0	0	0									
28 Buster Posey, R OBP: 0.400, SLG: 0.526			G6-3							4	0	0	0	0	0	1									
1 Bengie Molina, R OBP: 0.312, SLG: 0.337										3	0	1	1	0	0	0									
34 Matt Downs, R OBP: 0.318, SLG: 0.372										3	0	1	0	0	0	1									
18 Matt Cain, R OBP: 0.148, SLG: 0.115										2	0	0	0	0	1	1									
35 Travis Ishikawa, L OBP: 0.327, SLG: 0.392										0	0	0	0	0	0	1									
33 Agon Kozma, L OBP: 0.262, SLG: 0.389										0	0	0	0	0	0	0									
45 Dan Runzler, L ERA: 4.18										0	0	0	0	0	0	0									
59 Guillermo Mota, R ERA: 3.18										0	0	0	0	0	0	0									
46 Santiago Casilla, R ERA: 0.96										0	0	0	0	0	0	0									
Inning Stats	R: 0 E: 0 K: 0 S: 12	H: 1 LOB: 1 BB: 0 P: 19	R: 1 E: 1 K: 1 S: 11	H: 2 LOB: 1 BB: 0 P: 17	R: 0 E: 0 K: 0 S: 3	H: 1 LOB: 0 BB: 0 P: 6	R: 0 E: 0 K: 0 S: 6	H: 0 LOB: 0 BB: 0 P: 8	R: 0 E: 0 K: 0 S: 6	H: 0 LOB: 0 BB: 0 P: 7	R: 3 E: 0 K: 0 S: 17	H: 2 LOB: 1 BB: 1 P: 24	R: 0 E: 0 K: 1 S: 8	H: 1 LOB: 1 BB: 0 P: 9	R: 2 E: 0 K: 0 S: 14	H: 1 LOB: 0 BB: 1 P: 22	R: 2 E: 0 K: 0 S: 14	H: 1 LOB: 0 BB: 1 P: 22	1B: 4 2B: 1 3B: 0 HR: 3	SF: 0 SAC: 0 DP: 1 HBP: 0	WP: 0 PB: 0 SB: 0 CS: 0	PA: 33			
PITCHER	IP WLS BF H R ER SO BB IBB HBP BLK WP HR S P ERA WHIP	IP WLS BF H R ER SO BB IBB HBP BLK WP HR S P ERA WHIP	IP WLS BF H R ER SO BB IBB HBP BLK WP HR S P ERA WHIP	IP WLS BF H R ER SO BB IBB HBP BLK WP HR S P ERA WHIP	IP WLS BF H R ER SO BB IBB HBP BLK WP HR S P ERA WHIP	IP WLS BF H R ER SO BB IBB HBP BLK WP HR S P ERA WHIP	IP WLS BF H R ER SO BB IBB HBP BLK WP HR S P ERA WHIP	IP WLS BF H R ER SO BB IBB HBP BLK WP HR S P ERA WHIP	IP WLS BF H R ER SO BB IBB HBP BLK WP HR S P ERA WHIP	IP WLS BF H R ER SO BB IBB HBP BLK WP HR S P ERA WHIP	IP WLS BF H R ER SO BB IBB HBP BLK WP HR S P ERA WHIP	IP WLS BF H R ER SO BB IBB HBP BLK WP HR S P ERA WHIP	IP WLS BF H R ER SO BB IBB HBP BLK WP HR S P ERA WHIP	IP WLS BF H R ER SO BB IBB HBP BLK WP HR S P ERA WHIP	IP WLS BF H R ER SO BB IBB HBP BLK WP HR S P ERA WHIP	IP WLS BF H R ER SO BB IBB HBP BLK WP HR S P ERA WHIP	IP WLS BF H R ER SO BB IBB HBP BLK WP HR S P ERA WHIP	IP WLS BF H R ER SO BB IBB HBP BLK WP HR S P ERA WHIP	IP WLS BF H R ER SO BB IBB HBP BLK WP HR S P ERA WHIP	IP WLS BF H R ER SO BB IBB HBP BLK WP HR S P ERA WHIP	IP WLS BF H R ER SO BB IBB HBP BLK WP HR S P ERA WHIP	IP WLS BF H R ER SO BB IBB HBP BLK WP HR S P ERA WHIP	IP WLS BF H R ER SO BB IBB HBP BLK WP HR S P ERA WHIP	IP WLS BF H R ER SO BB IBB HBP BLK WP HR S P ERA WHIP	IP WLS BF H R ER SO BB IBB HBP BLK WP HR S P ERA WHIP



Batter	1	2	3	4	5	6	7	8	9	AB	R	H	RBI	BB	SO	LOB	TOP							
28 Conor Jackson, R OBP: 0.333, SLG: 0.335										3	1	2	0	1	0	0	Oakland Athletics @ Chicago Cubs Wrigley Field, Chicago, IL Wed Jun 16 2010, 7:06 PM - 9:38 PM CDT Att: 36,244 - Partly Cloudy - 73 F							
10 Danic Barton, L OBP: 0.396, SLG: 0.425										4	0	2	1	0	0	2								
Ryan Sweeney, L OBP: 0.348, SLG: 0.396										3	0	1	1	0	1	2								
5 Kevin Kouzmanoff, R OBP: 0.327, SLG: 0.408										3	0	0	0	1	2	3								
8 Kurt Suzuki, R OBP: 0.330, SLG: 0.467										4	0	1	0	0	0	4								
32 Jack Cust, L OBP: 0.386, SLG: 0.391										4	0	1	0	0	2	1								
7 Adam Rosales, R OBP: 0.330, SLG: 0.399										2	0	0	0	0	1	0								
66 Tyson Ross, R										0	0	0	0	0	0	0								
57 Cedrick Bowers, R										0	0	0	0	0	0	0								
1 Eric Patterson, L OBP: 0.259, SLG: 0.416										1	0	0	0	0	0	0								
14 Mark Ellis, R OBP: 0.355, SLG: 0.360										4	0	1	0	0	1	1								
47 Gio González, R										2	0	0	0	0	2	2								
2 Cliff Pennington, S OBP: 0.294, SLG: 0.336										2	1	1	0	0	1	0								
Inning Stats	R: 1 E: 0 K: 0 S: 14	H: 2 LOB: 1 BB: 1 P: 24	R: 0 E: 0 K: 2 S: 10	H: 1 LOB: 1 BB: 0 P: 16	R: 0 E: 0 K: 1 S: 11	H: 1 LOB: 2 BB: 1 P: 20	R: 0 E: 0 K: 1 S: 8	H: 0 LOB: 0 BB: 0 P: 14	R: 0 E: 0 K: 2 S: 8	H: 0 LOB: 0 BB: 0 P: 11	R: 1 E: 0 K: 0 S: 13	H: 2 LOB: 1 BB: 0 P: 21	R: 0 E: 0 K: 1 S: 9	H: 1 LOB: 0 BB: 0 P: 11	R: 0 E: 0 K: 2 S: 8	H: 0 LOB: 0 BB: 0 P: 8	1B: 9 2B: 0 3B: 0 HR: 0	SF: 1 SAC: 1 DP: 2 HBP: 0	WP: 2 PB: 0 SB: 0 CS: 0	PA: 36				
PITCHER	IP WLS BF ERA WHIP	IP WLS BF ERA WHIP	IP WLS BF ERA WHIP	IP WLS BF ERA WHIP	IP WLS BF ERA WHIP	IP WLS BF ERA WHIP	IP WLS BF ERA WHIP	IP WLS BF ERA WHIP	IP WLS BF ERA WHIP	IP WLS BF ERA WHIP	IP WLS BF ERA WHIP	IP WLS BF ERA WHIP	IP WLS BF ERA WHIP	IP WLS BF ERA WHIP	IP WLS BF ERA WHIP	IP WLS BF ERA WHIP	IP WLS BF ERA WHIP	IP WLS BF ERA WHIP	IP WLS BF ERA WHIP	IP WLS BF ERA WHIP	IP WLS BF ERA WHIP			
46 Ryan Dempster, R ERA: 3.67	6.2	W	29	8	2	2	7	2	2	0	0	0	0	0	0	0	2.70	1.500						
45 Sean Marshall, L	7.1		4	1	0	0	1	0	0	0	0	0	0	0	0	0	0.00	0.750						
49 Carlos Marmol, R ERA: 1.8	1.0		3	0	0	0	2	0	0	0	0	0	0	0	0	0	0.00	0.000						

AB	32
R	2
H	9
RBI	2
BB	2
SO	10
LOB	15



Batter	1	2	3	4	5	6	7	8	9	AB	R	H	RBI	BB	SO	LOB	BOTTOM							
2 Ryan Theriot, R OBP: 0.314, SLG: 0.310										4	0	0	0	0	1	1	Oakland Athletics @ Chicago Cubs Wrigley Field, Chicago, IL Wed Jun 16 2010, 7:06 PM - 9:38 PM CDT Att: 36,244 - Partly Cloudy - 73 F							
28 Jeff Baker, R OBP: 0.296, SLG: 0.404										3	1	1	0	1	1	0								
24 Marion Byrd, R OBP: 0.372, SLG: 0.529										3	1	0	0	1	0	1								
25 Derrek Lee, R OBP: 0.336, SLG: 0.370										4	2	2	1	0	2	2								
22 Xavier Nady, R OBP: 0.339, SLG: 0.432										3	1	2	1	0	0	0								
21 Tyler Colvin, L OBP: 0.365, SLG: 0.621										1	0	1	0	0	0	0								
12 Alfonso Soriano, R OBP: 0.353, SLG: 0.545										2	1	1	2	1	0	1								
18 Geovany Soto, R OBP: 0.409, SLG: 0.458										3	0	1	0	1	2	1								
13 Starlin Castro, R OBP: 0.322, SLG: 0.346										1	0	1	2	2	0	0								
46 Ryan Dempster, R OBP: 0.179, SLG: 0.214										3	0	0	0	0	1	4								
45 Sean Marshall, L										0	0	0	0	0	0	0								
38 Carlos Zambrano, S OBP: 0.176, SLG: 0.188										1	0	0	0	0	1	2								
49 Carlos Marmol, R										0	0	0	0	0	0	0								
Inning Stats	R: 0 E: 0 K: 0 S: 10	H: 0 LOB: 0 BB: 0 P: 13	R: 2 E: 0 K: 1 S: 13	H: 3 LOB: 1 BB: 1 P: 22	R: 0 E: 0 K: 1 S: 7	H: 0 LOB: 0 BB: 0 P: 9	R: 1 E: 0 K: 0 S: 11	H: 2 LOB: 2 BB: 1 P: 20	R: 3 E: 0 K: 1 S: 13	H: 3 LOB: 1 BB: 1 P: 25	R: 0 E: 0 K: 2 S: 11	H: 0 LOB: 1 BB: 1 P: 17	R: 0 E: 0 K: 1 S: 7	H: 0 LOB: 0 BB: 1 P: 12	R: 0 E: 0 K: 2 S: 9	H: 1 LOB: 2 BB: 1 P: 19	1B: 5 2B: 3 3B: 0 HR: 1	SF: 1 SAC: 1 DP: 1 HBP: 0	WP: 0 PB: 0 SB: 0 CS: 0	PA: 36				
PITCHER	IP WLS BF ERA WHIP	IP WLS BF ERA WHIP	IP WLS BF ERA WHIP	IP WLS BF ERA WHIP	IP WLS BF ERA WHIP	IP WLS BF ERA WHIP	IP WLS BF ERA WHIP	IP WLS BF ERA WHIP	IP WLS BF ERA WHIP	IP WLS BF ERA WHIP	IP WLS BF ERA WHIP	IP WLS BF ERA WHIP	IP WLS BF ERA WHIP	IP WLS BF ERA WHIP	IP WLS BF ERA WHIP	IP WLS BF ERA WHIP	IP WLS BF ERA WHIP	IP WLS BF ERA WHIP	IP WLS BF ERA WHIP	IP WLS BF ERA WHIP	IP WLS BF ERA WHIP			
47 Gio González, L ERA: 4.21	5.0	L	24	8	0	6	3	2	1	0	0	0	0	0	0	0	10.80	2.000						
66 Tyson Ross, R ERA: 5.94	2.0		7	0	0	0	3	2	0	0	0	0	0	0	0	0	0.00	1.000						
57 Cedrick Bowers, L ERA: 4.05	1.0		5	1	0	0	2	0	1	0	0	0	0	0	0	0	0.00	1.000						

AB	28
R	6
H	9
RBI	6
BB	6
SO	8
LOB	12



Batter	1	2	3	4	5	6	7	8	9	AB	R	H	RBI	BB	SO	LOB	TOP							
11 Rajai Davis, R OBP: 0.326, SLG: 0.381										5	1	4	1	0	0	0								
10 Danic Barton, L OBP: 0.365, SLG: 0.411										4	0	0	0	0	0	5								
28 Conor Jackson, R OBP: 0.335, SLG: 0.350										4	1	2	2	0	1	2								
8 Kurt Suzuki, R OBP: 0.326, SLG: 0.453										3	0	1	1	0	1	1								
Ryan Sweeney, L OBP: 0.349, SLG: 0.393										3	0	0	0	1	0	1								
5 Kevin Koussamoff, R OBP: 0.351, SLG: 0.399										4	0	0	0	0	0	3								
14 Mark Ellis, R OBP: 0.356, SLG: 0.387										4	1	1	0	0	0	0								
2 Cliff Pennington, S OBP: 0.300, SLG: 0.344										4	1	2	0	0	2	0								
54 Vin Mazzaro, R											2	0	0	0	0	2	3							
1 Eric Patterson, L OBP: 0.257, SLG: 0.412										1	0	0	0	0	0	0								
31 Brad Ziegler, R										0	0	0	0	0	0	0								
57 Cedrick Bowers, R										0	0	0	0	0	0	0								
32 Jack Cust, L										1	0	0	0	0	0	0								
Inning Stats	R: 0 E: 0 K: 1 S: 13	H: 1 LOB: 3 BB: 1 P: 22	R: 4 E: 1 K: 1 S: 23	H: 5 LOB: 1 BB: 0 P: 32	R: 0 E: 0 K: 1 S: 10	H: 1 LOB: 0 BB: 0 P: 14	R: 0 E: 0 K: 0 S: 4	H: 1 LOB: 0 BB: 0 P: 4	R: 0 E: 0 K: 1 S: 7	H: 0 LOB: 0 BB: 0 P: 9	R: 0 E: 0 K: 1 S: 6	H: 0 LOB: 0 BB: 0 P: 9	R: 0 E: 0 K: 0 S: 10	H: 2 LOB: 1 BB: 0 P: 13	R: 0 E: 0 K: 0 S: 11	H: 0 LOB: 0 BB: 0 P: 16	R: 0 E: 0 K: 1 S: 7	H: 0 LOB: 0 BB: 0 P: 11	1B: 7 2B: 3 3B: 0 HR: 0	SF: 0 SAC: 0 DP: 1 HBP: 1	WP: 0 PB: 0 SB: 0 CS: 1	PA: 37		
PITCHER	IP: 7.0 WLS: W BF: 31 ERA: 2.83	WLS: H BF: 3 ERA: 2.25	WLS: S BF: 3 ERA: 1.8	WLS: W BF: 31 ERA: 2.83	WLS: H BF: 3 ERA: 2.25	WLS: S BF: 3 ERA: 1.8	WLS: W BF: 31 ERA: 2.83	WLS: H BF: 3 ERA: 2.25	WLS: S BF: 3 ERA: 1.8	WLS: W BF: 31 ERA: 2.83	WLS: H BF: 3 ERA: 2.25	WLS: S BF: 3 ERA: 1.8	WLS: W BF: 31 ERA: 2.83	WLS: H BF: 3 ERA: 2.25	WLS: S BF: 3 ERA: 1.8	WLS: W BF: 31 ERA: 2.83	WLS: H BF: 3 ERA: 2.25	WLS: S BF: 3 ERA: 1.8	WLS: W BF: 31 ERA: 2.83	WLS: H BF: 3 ERA: 2.25	WLS: S BF: 3 ERA: 1.8	WLS: W BF: 31 ERA: 2.83	WLS: H BF: 3 ERA: 2.25	WLS: S BF: 3 ERA: 1.8

Oakland Athletics @ St. Louis Cardinals
 Busch Stadium, St. Louis, MO
 Fri Jun 18 2010, 7:17 PM - 9:44 PM CDT
 Att: 40,083 - Partly Cloudy - 83 F

AB 35
 R 4
 H 10
 RBI 4
 BB 1
 SO 6
 LOB 15

Batter	1	2	3	4	5	6	7	8	9	AB	R	H	RBI	BB	SO	LOB	BOTTOM							
55 Skip Schumaker, L OBP: 0.312, SLG: 0.320										4	3	3	1	0	0	0								
7 Matt Holliday, R OBP: 0.368, SLG: 0.449										4	1	3	3	0	0	1								
5 Albert Pujols, R OBP: 0.427, SLG: 0.558										2	0	1	1	2	0	0								
47 Ryan Ludwick, R OBP: 0.348, SLG: 0.504										4	0	1	1	0	1	4								
28 Colby Rasmus, L OBP: 0.391, SLG: 0.574										3	0	0	0	1	1	4								
23 David Freese, R OBP: 0.374, SLG: 0.433										4	0	0	0	0	2	1								
4 Yadier Molina, R OBP: 0.325, SLG: 0.321										4	0	0	0	0	1	0								
29 Chris Carpenter, R OBP: 0.125, SLG: 0.097										3	0	0	0	0	2	0								
46 Kyle McClellan, R OBP: 0.500, SLG: 0.500										0	0	0	0	0	0	0								
34 Nick Stavinoha, R OBP: 0.352, SLG: 0.471										0	0	0	0	1	0	0								
31 Ryan Franklin, R										0	0	0	0	0	0	0								
13 Brendan Ryan, R OBP: 0.294, SLG: 0.331										3	2	1	0	1	1	1								
Inning Stats	R: 2 E: 0 K: 0 S: 11	H: 2 LOB: 0 BB: 0 P: 21	R: 0 E: 0 K: 2 S: 9	H: 0 LOB: 0 BB: 0 P: 13	R: 0 E: 0 K: 1 S: 11	H: 1 LOB: 2 BB: 1 P: 21	R: 0 E: 0 K: 0 S: 8	H: 0 LOB: 0 BB: 1 P: 14	R: 2 E: 0 K: 2 S: 17	H: 3 LOB: 2 BB: 1 P: 23	R: 0 E: 0 K: 0 S: 3	H: 0 LOB: 0 BB: 0 P: 4	R: 2 E: 0 K: 0 S: 11	H: 3 LOB: 1 BB: 1 P: 19	R: 0 E: 0 K: 3 S: 11	H: 0 LOB: 1 BB: 1 P: 17	R: 0 E: 0 K: 3 S: 7	H: 0 LOB: 1 BB: 0 P: 11	1B: 6 2B: 2 3B: 0 HR: 1	SF: 0 SAC: 0 DP: 1 HBP: 0	WP: 0 PB: 0 SB: 0 CS: 1	PA: 37		
PITCHER	IP: 5.0 WLS: L BF: 23 ERA: 5.22	WLS: L BF: 8 ERA: 3.18	WLS: W BF: 5 ERA: 3.24	WLS: W BF: 31 ERA: 2.83	WLS: H BF: 3 ERA: 2.25	WLS: S BF: 3 ERA: 1.8	WLS: W BF: 31 ERA: 2.83	WLS: H BF: 3 ERA: 2.25	WLS: S BF: 3 ERA: 1.8	WLS: W BF: 31 ERA: 2.83	WLS: H BF: 3 ERA: 2.25	WLS: S BF: 3 ERA: 1.8	WLS: W BF: 31 ERA: 2.83	WLS: H BF: 3 ERA: 2.25	WLS: S BF: 3 ERA: 1.8	WLS: W BF: 31 ERA: 2.83	WLS: H BF: 3 ERA: 2.25	WLS: S BF: 3 ERA: 1.8	WLS: W BF: 31 ERA: 2.83	WLS: H BF: 3 ERA: 2.25	WLS: S BF: 3 ERA: 1.8	WLS: W BF: 31 ERA: 2.83	WLS: H BF: 3 ERA: 2.25	WLS: S BF: 3 ERA: 1.8

Oakland Athletics @ St. Louis Cardinals
 Busch Stadium, St. Louis, MO
 Fri Jun 18 2010, 7:17 PM - 9:44 PM CDT
 Att: 40,083 - Partly Cloudy - 83 F

AB 31
 R 6
 H 9
 RBI 6
 BB 5
 SO 8
 LOB 11

Batter	1	2	3	4	5	6	7	8	9	AB R H RBI BB SO LOB	TOP											
11 Rajai Davis, R OBP: 0.325, SLG: 0.383										4 1 1 0 0 1 3	Oakland Athletics @ St. Louis Cardinals Busch Stadium, St. Louis, MO Sat Jun 19 2010, 6:31 PM - 8:45 PM CDT Att: 43,682 - Partly Cloudy - 77 F											
10 Danic Barton, L OBP: 0.383, SLG: 0.406										3 0 0 0 1 0 2												
28 Conor Jackson, R OBP: 0.339, SLG: 0.345										2 1 0 0 1 0 1												
8 Kurt Suzuki, R OBP: 0.330, SLG: 0.455										4 1 2 0 0 1 1												
Ryan Sweeney, L OBP: 0.347, SLG: 0.391										4 0 1 1 0 0 2												
5 Kevin Koussanoff, R OBP: 0.317, SLG: 0.393										4 0 0 0 0 2 2												
14 Mark Ellis, R OBP: 0.353, SLG: 0.382										4 0 1 0 0 0 2												
2 Cliff Pennington, S OBP: 0.297, SLG: 0.339										3 0 0 0 0 1 1												
18 Gabe Gross, L OBP: 0.305, SLG: 0.355										1 0 1 1 0 0 0												
15 Ben Sheets, R OBP: 0.333, SLG: 0.333										1 0 1 0 0 0 0												
32 Jack Cust, L OBP: 0.377, SLG: 0.391										1 0 1 0 0 0 0												
66 Tyson Ross, R OBP: 0.328, SLG: 0.397										0 0 0 0 0 0 0												
7 Adam Rosales, R OBP: 0.328, SLG: 0.397										1 0 0 0 0 1 2												
Inning Stats	R: 1 E: 0 K: 0 S: 8	H: 1 LOB: 1 BB: 0 P: 13	R: 0 E: 0 K: 1 S: 6	H: 0 LOB: 0 BB: 0 P: 10	R: 0 E: 0 K: 0 S: 9	H: 1 LOB: 1 BB: 1 P: 17	R: 0 E: 0 K: 2 S: 8	H: 0 LOB: 0 BB: 0 P: 12	R: 0 E: 0 K: 1 S: 10	H: 1 LOB: 1 BB: 0 P: 13	R: 0 E: 0 K: 0 S: 8	H: 0 LOB: 0 BB: 0 P: 11	R: 0 E: 0 K: 0 S: 9	H: 1 LOB: 0 BB: 0 P: 12	R: 0 E: 0 K: 0 S: 6	H: 1 LOB: 0 BB: 0 P: 12	R: 2 E: 0 K: 2 S: 18	H: 3 LOB: 2 BB: 1 P: 24	1B: 6 2B: 3 HR: 0	SF: 0 SAC: 1 DP: 2 HBP: 1	WP: 0 PB: 0 SB: 2 CS: 0	PA: 36
PITCHER	IP WLS BF H R ER SO BB IBB HBP BLK WP HR S P ERA WHIP																					
50 Adam Wainwright, R ERA: 2.23	8.0 W 29 5 1 0 4 1 0 1 0 0 0 0 64 100 0.00 0.750																					
31 Ryan Franklin, R ERA: 2.4	0.0 3 2 2 2 0 1 0 0 0 0 0 0 5 9 ∞ ∞																					
30 Jason Motte, R ERA: 2.17	1.0 S 4 1 0 0 2 0 0 0 0 0 0 0 13 15 0.00 1.000																					

Batter	1	2	3	4	5	6	7	8	9	AB R H RBI BB SO LOB	BOTTOM									
55 Skip Schumaker, L OBP: 0.316, SLG: 0.325										3 1 2 1 0 0 1	Oakland Athletics @ St. Louis Cardinals Busch Stadium, St. Louis, MO Sat Jun 19 2010, 6:31 PM - 8:45 PM CDT Att: 43,682 - Partly Cloudy - 77 F									
7 Matt Holliday, R OBP: 0.370, SLG: 0.466										4 1 2 3 0 1 1										
5 Albert Pujols, R OBP: 0.428, SLG: 0.553										2 0 0 0 2 0 1										
47 Ryan Ludwick, R OBP: 0.346, SLG: 0.498										3 0 0 0 1 0 1										
28 Colby Rasmus, L OBP: 0.385, SLG: 0.563										4 0 0 0 0 2 5										
23 David Freese, R OBP: 0.388, SLG: 0.425										4 0 0 0 0 0 2										
4 Yadier Molina, R OBP: 0.324, SLG: 0.316										3 1 0 0 1 0 0										
50 Adam Wainwright, R ERA: 4.95										2 0 1 0 0 0 0										
31 Ryan Franklin, R ERA: 5.77										0 0 0 0 0 0 0										
30 Jason Motte, R ERA: 5.77										0 0 0 0 0 0 0										
13 Brendan Ryan, R OBP: 0.295, SLG: 0.337										3 1 1 0 0 0 2										
Inning Stats	R: 0 E: 0 K: 0 S: 8	H: 1 LOB: 0 BB: 0 P: 11	R: 0 E: 0 K: 1 S: 10	H: 0 LOB: 0 BB: 0 P: 12	R: 0 E: 0 K: 0 S: 9	H: 1 LOB: 1 BB: 0 P: 11	R: 0 E: 0 K: 1 S: 11	H: 0 LOB: 2 BB: 1 P: 20	R: 2 E: 1 K: 0 S: 15	H: 2 LOB: 3 BB: 3 P: 29	R: 0 E: 0 K: 0 S: 3	H: 0 LOB: 0 BB: 0 P: 4	R: 2 E: 0 K: 0 S: 6	H: 2 LOB: 0 BB: 0 P: 7	R: 0 E: 0 K: 1 S: 9	H: 0 LOB: 0 BB: 0 P: 14	1B: 3 2B: 2 3B: 0 HR: 1	SF: 0 SAC: 2 DP: 1 HBP: 0	WP: 0 PB: 0 SB: 0 CS: 0	PA: 34
PITCHER	IP WLS BF H R ER SO BB IBB HBP BLK WP HR S P ERA WHIP																			
15 Ben Sheets, R ERA: 4.95	7.0 L 31 6 4 4 4 1 0 0 0 0 0 0 9 14 5.14 1.286																			
66 Tyson Ross, R ERA: 5.77	1.0 3 0 0 0 0 1 0 0 0 0 0 0 9 14 0.00 0.000																			

Batter	1	2	3	4	5	6	7	8	9	AB	R	H	RBI	BB	SO	LOB	TOP								
11 Rajai Davis, R OBP: 0.319, SLG: 0.374	F8		F9		FC9-6 10 WP		G6-3		P6	5	0	0	1	0	0	3									
10 Daric Barton, L OBP: 0.365, SLG: 0.406	1B		F8		BB			F7		3	0	1	0	1	0	1									
28 Conor Jackson, R OBP: 0.337, SLG: 0.343	G6-3				P3			1B 5 1B 14 SF7		4	1	1	0	0	1	3									
5 Kevin Kouzmanoff, R OBP: 0.326, SLG: 0.417		FC6-4 1B		HR		2B		1B		4	1	4	1	0	0	0									
Ryan Sweeney, L OBP: 0.347, SLG: 0.390	FC6-4					F7		SF7		3	0	1	0	0	0	2									
14 Mark Ellis, R OBP: 0.350, SLG: 0.382										0	0	0	1	0	0	0									
18 Gabe Gross, L OBP: 0.305, SLG: 0.355										0	0	0	0	0	0	0									
7 Adam Rosales, R OBP: 0.322, SLG: 0.388	F8				K		G1-3		L8	4	0	0	0	0	1	4									
11 Landon Powell, S OBP: 0.348, SLG: 0.356	G3					F7				4	1	1	0	0	0	2									
2 Cliff Pennington, S OBP: 0.308, SLG: 0.352										3	0	3	0	1	0	0									
53 Trevor Cahill, R ERA: 5.63										1	0	0	0	0	0	2									
1 Eric Patterson, L OBP: 0.286, SLG: 0.298										1	0	0	0	0	0	0									
56 Craig Breslow, L ERA: 2.93										0	0	0	0	0	0	0									
48 Michael Wuerztz, R ERA: 6.35										0	0	0	0	0	0	0									
40 Andrew Bailey, R ERA: 1.61										0	0	0	0	0	0	1									
32 Jack Cust, L OBP: 0.374, SLG: 0.387										1	0	0	0	0	1	1									
Inning Stats	R: 0 E: 0 K: 0 S: 8	H: 1 LOB: 0 BB: 0 P: 13	R: 0 E: 0 K: 0 S: 9	H: 1 LOB: 1 BB: 0 P: 17	R: 0 E: 0 K: 0 S: 8	H: 1 LOB: 1 BB: 0 P: 12	R: 1 E: 0 K: 2 S: 12	H: 2 LOB: 0 BB: 0 P: 20	R: 1 E: 0 K: 0 S: 13	H: 2 LOB: 2 BB: 1 P: 24	R: 0 E: 0 K: 0 S: 10	H: 1 LOB: 1 BB: 0 P: 17	R: 0 E: 0 K: 0 S: 10	H: 0 LOB: 0 BB: 1 P: 15	R: 1 E: 0 K: 0 S: 6	H: 2 LOB: 1 BB: 0 P: 6	R: 0 E: 0 K: 1 S: 9	H: 1 LOB: 1 BB: 0 P: 17	1B: 7 2B: 4 3B: 0 HR: 1	SF: 1 SAC: 1 DP: 1 HBP: 0	WP: 1 PB: 0 SB: 0 CS: 1	PA: 37			
PITCHER	IP	WLS	BF	H	R	ER	SO	BB	IBB	HBP	BLK	WP	HR	S	P	ERA	WHIP								
37 Jeff Suppan, R ERA: 6.81	4.2		20	7	2	2	2	1	0	0	0	1	1	45	78	3.86	1.714								
59 Fernando Salas, R ERA: 5.63	0.1	L	1	0	0	0	0	0	0	0	0	0	0	5	8	0.00	0.000								
53 Blake Hawksworth, R ERA: 5.63	2.1		10	3	1	1	0	1	0	0	0	0	0	24	36	3.86	1.714								
43 Trevor Miller, L ERA: 3.12	0.2		2	0	0	0	0	0	0	0	0	0	0	2	2	0.00	0.000								
46 Kyle McClellan, R ERA: 2.16	1.0		4	1	0	0	1	0	0	0	0	0	0	9	17	0.00	1.000								

Oakland Athletics @ St. Louis Cardinals
 Busch Stadium, St. Louis, MO
 Sun Jun 20 2010, 1:18 PM - 4:08 PM CDT
 Att: 42,271 - Sunny - 90 F

AB	33
R	3
H	11
RBI	3
BB	2
SO	3
LOB	19



Batter	1	2	3	4	5	6	7	8	9	AB	R	H	RBI	BB	SO	LOB	BOTTOM								
55 Skip Schumaker, L OBP: 0.313, SLG: 0.320	K		G3			F7		BB 7 1B		3	0	0	0	0	1	0									
23 David Freese, R OBP: 0.370, SLG: 0.425										0	0	0	0	1	0	0									
7 Matt Holliday, R OBP: 0.375, SLG: 0.494	K				HR			1B		4	2	3	2	0	1	0									
46 Kyle McClellan, R OBP: 0.500, SLG: 0.500						HR				0	0	0	0	0	0	0									
5 Albert Pujols, R OBP: 0.426, SLG: 0.548	K				K			F7		4	0	1	0	0	2	2									
47 Ryan Ludwick, R OBP: 0.341, SLG: 0.490					P4					4	0	0	0	0	1	1									
28 Colby Rasmus, L OBP: 0.378, SLG: 0.552	F7				K					4	0	0	0	0	1	0									
3 Felipe Lopez, S OBP: 0.335, SLG: 0.387	1B									4	0	1	0	0	2	0									
21 Jason LaRue, R OBP: 0.216, SLG: 0.285	G4-3				G5-6-3					3	0	0	0	0	1	1									
37 Jeff Suppan, R ERA: 6.81										1	0	0	0	0	1	0									
59 Fernando Salas, R ERA: 5.63										0	0	0	0	0	0	0									
44 Randy Winn, S ERA: 2.93										0	0	0	0	0	0	0									
53 Blake Hawksworth, R ERA: 5.63										0	0	0	0	0	0	0									
43 Trevor Miller, R ERA: 3.12										0	0	0	0	0	0	0									
34 Nick Swinburn, R OBP: 0.346, SLG: 0.462										1	0	0	0	0	0	0									
13 Brendan Ryan, R OBP: 0.290, SLG: 0.331	G1-3				G6-3					3	0	0	0	0	0	1									
Inning Stats	R: 0 E: 0 K: 3 S: 10	H: 0 LOB: 0 BB: 0 P: 14	R: 0 E: 0 K: 0 S: 8	H: 1 LOB: 1 BB: 0 P: 10	R: 0 E: 0 K: 1 S: 9	H: 0 LOB: 0 BB: 0 P: 12	R: 1 E: 0 K: 2 S: 12	H: 1 LOB: 0 BB: 0 P: 17	R: 0 E: 0 K: 1 S: 10	H: 0 LOB: 1 BB: 0 P: 15	R: 1 E: 0 K: 0 S: 13	H: 2 LOB: 0 BB: 0 P: 23	R: 0 E: 0 K: 2 S: 8	H: 0 LOB: 0 BB: 0 P: 10	R: 0 E: 0 K: 0 S: 12	H: 1 LOB: 2 BB: 1 P: 23	R: 0 E: 0 K: 1 S: 7	H: 0 LOB: 0 BB: 0 P: 11	1B: 3 2B: 0 3B: 0 HR: 2	SF: 0 SAC: 0 DP: 0 HBP: 1	WP: 0 PB: 0 SB: 1 CS: 1	PA: 33			
PITCHER	IP	WLS	BF	H	R	ER	SO	BB	IBB	HBP	BLK	WP	HR	S	P	ERA	WHIP								
53 Trevor Cahill, R ERA: 3.21	6.0		22	4	2	2	7	0	0	0	0	0	0	14	21	0.00	0.667								
56 Craig Breslow, L ERA: 2.93	1.2	W	5	0	0	0	2	0	0	0	0	0	0	14	21	0.00	0.000								
48 Michael Wuerztz, R ERA: 6.35	0.0		1	0	0	0	0	1	0	0	0	0	0	1	5	∞	∞								
40 Andrew Bailey, R ERA: 1.61	1.1	S	5	1	0	0	1	0	0	0	0	0	0	12	18	0.00	0.750								

Oakland Athletics @ St. Louis Cardinals
 Busch Stadium, St. Louis, MO
 Sun Jun 20 2010, 1:18 PM - 4:08 PM CDT
 Att: 42,271 - Sunny - 90 F

AB	31
R	2
H	5
RBI	2
BB	1
SO	10
LOB	5



Batter	1	2	3	4	5	6	7	8	9	10	AB	R	H	RBI	BB	SO	LOB	TOP	
4 Brandon Phillips, R OBP: 0.362, SLG: 0.475	E6 19 2B	FC6-4			K			L7		SH1-4 19 HR	5	2	1	0	0	1	3	Cincinnati Reds @ Oakland Athletics Oakland Coliseum, Oakland, CA Mon Jun 21 2010, 7:08 PM - 10:12 PM PDT Att: 11,088 - Clear - 63 F	
7 Paul Janish, R OBP: 0.346, SLG: 0.364	F9				K			K		SH1-4	4	0	0	0	0	2	2		
19 Joey Votto, L OBP: 0.409, SLG: 0.560	FC6-5 27 FC6-5 1H 2B				G3			G4-3		HR	5	1	2	3	0	0	0		
27 Scott Rolen, R OBP: 0.360, SLG: 0.573	FC6-5				G1-3			F9		HR	5	1	1	1	0	1	1		
31 Jonny Gomes, R OBP: 0.245, SLG: 0.498	K				K			K		HR	4	0	0	0	0	3	1		
17 Lavnce Nix, L OBP: 0.272, SLG: 0.443	K				K			K		E8	1	0	0	0	0	0	0		
6 Drew Stubbs, R OBP: 0.314, SLG: 0.394		G5-3			K			G4-3		BB	4	1	0	0	1	2	1		
28 Chris Heisey, R OBP: 0.365, SLG: 0.622		K			G1-3			K		K	3	0	0	0	0	2	0		
32 Jay Bruce, L OBP: 0.345, SLG: 0.454		K						K		K	2	0	1	1	0	1	1		
43 Miguel Cairo, R OBP: 0.310, SLG: 0.388		55 BB 1B			K			1B		K	4	0	2	0	0	2	1		
55 Ramon Hernandez, R OBP: 0.380, SLG: 0.400		4 FC6-4 BB			1B			F8		HR	3	1	2	1	1	0	1		
Inning Stats	R: 1 E: 1 K: 1 S: 13	H: 1 LOB: 1 BB: 0 P: 19	R: 0 E: 0 K: 1 S: 12	H: 1 LOB: 2 BB: 1 P: 22	R: 0 E: 0 K: 1 S: 7	H: 0 LOB: 0 BB: 0 P: 9	R: 0 E: 0 K: 2 S: 8	H: 0 LOB: 0 BB: 0 P: 13	R: 0 E: 0 K: 1 S: 6	H: 1 LOB: 1 BB: 0 P: 13	R: 0 E: 0 K: 1 S: 8	H: 0 LOB: 0 BB: 0 P: 13	R: 1 E: 0 K: 2 S: 14	H: 1 LOB: 1 BB: 1 P: 21	R: 4 E: 1 K: 2 S: 16	H: 4 LOB: 1 BB: 0 P: 26	1B: 5 2B: 1 3B: 0 HR: 3	SF: 0 SAC: 1 DP: 0 HBP: 0	WP: 0 PA: 43
PITCHER	IP 7.0	WLS 27	BF 4	H 1	R 0	ER 0	SO 9	BB 1	IBB 0	HBP 0	BLK 0	WP 0	HR 0	S 64	P 105	ERA 0.00	WHIP 0.714		
47 Gio González, L ERA: 3.89	1.0	3	0	0	0	1	0	0	0	0	0	0	0	8	13	0.00	0.000		
56 Craig Breslow, L ERA: 2.84	1.0	5	1	1	1	2	1	0	0	0	0	0	0	14	21	9.00	2.000		
40 Andrew Bailey, R ERA: 1.86	0.1	L	3	2	2	2	0	0	0	0	0	0	1	4	5	54.00	6.000		
48 Michael Wuerzt, R ERA: 7.71	0.2	5	2	2	2	2	0	0	0	0	0	0	2	12	21	27.00	3.000		
57 Cedrick Bowers, L ERA: 5.0																			

AB	40
R	6
H	9
RBI	6
BB	2
SO	14
LOB	11



Batter	1	2	3	4	5	6	7	8	9	10	AB	R	H	RBI	BB	SO	LOB	BOTTOM	
11 Rajai Davis, R OBP: 0.313, SLG: 0.367	G3		FC5-4		FC4-6 10 1B			G4-3		P2	5	1	0	0	0	0	4	Cincinnati Reds @ Oakland Athletics Oakland Coliseum, Oakland, CA Mon Jun 21 2010, 7:08 PM - 10:12 PM PDT Att: 11,088 - Clear - 63 F	
10 Daric Barton, L OBP: 0.385, SLG: 0.403	G4-3		L3		28 1B			K		BB	4	1	1	0	1	1	2		
28 Conor Jackson, R OBP: 0.343, SLG: 0.343	BB		K		1B			F9		BB	3	1	1	1	2	1	2		
8 Kurt Suzuki, R OBP: 0.327, SLG: 0.448	K		K		1B			P4		P6	5	0	1	0	0	1	1		
Ryan Sweeney, L OBP: 0.344, SLG: 0.390	G3-1		K		2B			F7		G4-3	5	0	1	1	0	1	2		
5 Kevin Kouzmanoff, R OBP: 0.326, SLG: 0.426	F8		G5-3		G5-3			P6		G4-3	5	1	2	2	0	0	2		
32 Jack Cust, L OBP: 0.366, SLG: 0.371	G4-3		G4-3		G4-3			BB		HR	4	0	0	0	1	2	2		
14 Mark Ellis, R OBP: 0.348, SLG: 0.373			11 FC5-4 2 1B BB		L5			G6-3		L5	3	0	0	0	1	0	2		
2 Cliff Pennington, S OBP: 0.314, SLG: 0.353			11 FC5-4 1B		BB			G3		BB	2	0	1	0	2	0	0		
Inning Stats	R: 0 E: 0 K: 1 S: 10	H: 0 LOB: 1 BB: 1 P: 21	R: 0 E: 0 K: 0 S: 4	H: 1 LOB: 2 BB: 1 P: 9	R: 0 E: 0 K: 1 S: 10	H: 1 LOB: 1 BB: 0 P: 12	R: 0 E: 0 K: 0 S: 8	H: 1 LOB: 2 BB: 1 P: 15	R: 0 E: 0 K: 1 S: 11	H: 0 LOB: 0 BB: 0 P: 16	R: 0 E: 0 K: 1 S: 7	H: 0 LOB: 0 BB: 0 P: 11	R: 1 E: 0 K: 1 S: 12	H: 1 LOB: 1 BB: 1 P: 21	R: 2 E: 0 K: 1 S: 14	H: 1 LOB: 1 BB: 2 P: 30	1B: 5 2B: 1 3B: 0 HR: 1		SF: 0 SAC: 0 DP: 0 HBP: 0
PITCHER	IP 6.0	WLS 26	BF 5	H 1	R 1	ER 1	SO 2	BB 4	IBB 0	HBP 0	BLK 0	WP 0	HR 0	S 51	P 96	ERA 1.50	WHIP 1.500		
44 Mike Leake, R ERA: 2.92	1.2	5	0	0	0	1	0	0	0	0	0	0	0	15	23	0.00	0.000		
40 Nick Masset, R ERA: 4.46	0.1	1	0	0	0	1	0	0	0	0	0	0	0	3	4	0.00	0.000		
53 Arthur Rhodes, L ERA: 0.29	1.0	W	7	1	3	3	1	3	0	0	0	0	1	16	33	27.00	4.000		
48 Francisco Cordero, R ERA: 4.36	0.1	2	1	0	0	0	0	0	0	0	0	0	0	5	8	0.00	3.000		
52 Daniel Herrera, L ERA: 3.92																			

AB	36
R	4
H	7
RBI	4
BB	7
SO	6
LOB	17



Batter	1	2	3	4	5	6	7	8	9	AB	R	H	RBI	BB	SO	LOB	TOP										
2 Orlando Cabrera, R OBP: 0.276, SLG: 0.327										5	0	0	0	0	2	2											
43 Miguel Cairo, R OBP: 0.315, SLG: 0.388										5	0	2	0	0	0	0											
19 Joey Volto, L OBP: 0.409, SLG: 0.552										2	2	0	0	3	1	1											
4 Brandon Phillips, R OBP: 0.366, SLG: 0.479										5	1	2	0	0	0	4											
31 Jonny Gomes, R OBP: 0.348, SLG: 0.498										3	0	2	1	0	0	1											
32 Jay Bruce, L OBP: 0.358, SLG: 0.467										3	0	3	2	1	0	0											
17 Laynce Nix, L OBP: 0.263, SLG: 0.429										3	0	0	0	0	0	5											
28 Chris Heisey, R OBP: 0.368, SLG: 0.600										1	0	0	0	0	0	3											
6 Drew Stubbs, R OBP: 0.306, SLG: 0.382										4	0	0	0	0	0	5											
55 Ramon Hernandez, R OBP: 0.377, SLG: 0.392										3	0	0	0	0	1	3											
Inning Stats	R: 2 H: 2 E: 0 K: 1 S: 14	WLS: 2 BF: 29 LOB: 1 P: 24	R: 0 H: 0 E: 0 K: 1 S: 10	H: 0 R: 0 ER: 0 LOB: 0 BB: 0 P: 11	R: 0 H: 0 E: 0 K: 0 S: 14	H: 0 R: 0 ER: 0 LOB: 0 BB: 0 P: 20	R: 0 H: 1 E: 0 K: 0 S: 7	H: 1 R: 0 ER: 0 LOB: 2 BB: 0 P: 13	R: 0 H: 1 E: 0 K: 1 S: 6	H: 2 R: 0 ER: 0 LOB: 1 BB: 0 P: 9	R: 0 H: 0 E: 0 K: 0 S: 6	H: 0 R: 0 ER: 0 LOB: 0 BB: 0 P: 11	R: 1 H: 2 E: 0 K: 1 S: 18	H: 2 R: 0 ER: 0 LOB: 2 BB: 2 P: 28	R: 0 H: 1 E: 0 K: 0 S: 7	H: 1 R: 0 ER: 0 LOB: 1 BB: 1 P: 13	1B: 8 2B: 1 3B: 0 HR: 0	SF: 0 SAC: 0 DP: 3 HBP: 2	WP: 1 PB: 0 SB: 0 CS: 0	PA: 40							
PITCHER	IP	WLS	BF	H	R	ER	SO	BB	IBB	HBP	BLK	WP	HR	S	P	ERA	WHIP										
54 Vin Mazzaro, R ERA: 4.71	7.0	L	29	6	2	2	3	1	0	2	0	0	0	64	99	2.57	1.000										
13 Jerry Blevins, L ERA: 4.81	0.0		1	0	1	1	0	1	0	0	0	0	0	2	6	∞	∞										
31 Brad Ziegler, R ERA: 3.09	0.0		3	2	0	0	0	0	1	0	0	0	0	4	8	∞	∞										
56 Craig Breslow, L ERA: 2.76	1.0		3	0	0	0	1	0	0	0	0	0	0	12	14	0.00	0.000										
48 Michael Wuerz, R ERA: 7.11	1.0		4	1	0	0	0	1	0	0	0	1	0	7	13	0.00	2.000										

Cincinnati Reds @ Oakland Athletics
Oakland Coliseum, Oakland, CA
Wed Jun 23 2010, 12:38 PM - 3:11 PM PDT
Att: 20,824 - Sunny - 57 F

AB 34
R 3
H 9
RBI 3
BB 4
SO 4
LOB 24



Batter	1	2	3	4	5	6	7	8	9	AB	R	H	RBI	BB	SO	LOB	BOTTOM										
4 Coco Crisp, S OBP: 0.250, SLG: 0.571										4	0	1	0	0	2	3											
10 Danic Barton, L OBP: 0.385, SLG: 0.400										3	0	1	0	1	0	2											
28 Conor Jackson, R OBP: 0.345, SLG: 0.344										4	0	2	0	0	0	2											
8 Kurt Suzuki, R OBP: 0.324, SLG: 0.436										3	0	0	0	1	0	2											
5 Kevin Kouzmanoff, R OBP: 0.323, SLG: 0.420										4	0	1	0	0	1	1											
18 Gabe Gross, L OBP: 0.296, SLG: 0.344										4	0	0	0	0	1	3											
7 Adam Rosales, R OBP: 0.316, SLG: 0.380										4	0	0	0	0	2	2											
14 Mark Ellis, R OBP: 0.345, SLG: 0.376										4	0	2	0	0	0	0											
11 Rajai Davis, R OBP: 0.313, SLG: 0.364										2	0	0	0	0	0	1											
Inning Stats	R: 0 H: 0 E: 0 K: 1 S: 7	WLS: 0 BF: 30 LOB: 0 P: 11	R: 0 H: 0 E: 0 K: 1 S: 7	H: 0 R: 0 ER: 0 LOB: 0 BB: 0 P: 9	R: 0 H: 1 E: 0 K: 1 S: 14	H: 2 R: 0 ER: 0 LOB: 2 BB: 1 P: 19	R: 0 H: 1 E: 0 K: 0 S: 10	H: 1 R: 0 ER: 0 LOB: 2 BB: 1 P: 20	R: 0 H: 0 E: 0 K: 0 S: 7	H: 0 R: 0 ER: 0 LOB: 0 BB: 0 P: 10	R: 0 H: 1 E: 0 K: 0 S: 8	H: 1 R: 0 ER: 0 LOB: 1 BB: 0 P: 9	R: 0 H: 2 E: 0 K: 1 S: 7	H: 2 R: 0 ER: 0 LOB: 1 BB: 0 P: 10	R: 0 H: 0 E: 0 K: 1 S: 9	H: 0 R: 0 ER: 0 LOB: 0 BB: 0 P: 14	1B: 6 2B: 1 3B: 0 HR: 0	SF: 0 SAC: 0 DP: 2 HBP: 1	WP: 0 PB: 0 SB: 0 CS: 0	PA: 35							
PITCHER	IP	WLS	BF	H	R	ER	SO	BB	IBB	HBP	BLK	WP	HR	S	P	ERA	WHIP										
47 Johnny Cueto, R ERA: 3.97	7.0	W	30	7	0	0	4	2	0	1	0	0	0	66	102	0.00	1.286										
40 Nick Masset, R ERA: 6.25	1.0	H	2	0	0	0	1	0	0	0	0	0	0	4	6	0.00	0.000										
48 Francisco Cordero, R ERA: 4.11	1.0	S	3	0	0	0	1	0	0	0	0	0	0	9	14	0.00	0.000										

Cincinnati Reds @ Oakland Athletics
Oakland Coliseum, Oakland, CA
Wed Jun 23 2010, 12:38 PM - 3:11 PM PDT
Att: 20,824 - Sunny - 57 F

AB 32
R 0
H 7
RBI 0
BB 2
SO 6
LOB 16



Batter	1	2	3	4	5	6	7	8	9	AB	R	H	RBI	BB	SO	LOB	TOP					
31 Jose Tabata, R OBP: 0.286, SLG: 0.339										4	0	1	0	0	1	0	Pittsburgh Pirates @ Oakland Athletics Oakland Coliseum, Oakland, CA Fri Jun 25 2010, 7:08 PM - 10:12 PM PDT Att: 11,154 - Clear - 63 F					
18 Neil Walker, S OBP: 0.325, SLG: 0.464										5	2	3	1	0	0	1						
5 Ronny Cedeno, R OBP: 0.273, SLG: 0.329										0	0	0	0	0	0	0						
22 Andrew McCutchen, R OBP: 0.362, SLG: 0.463										4	2	1	1	0	0	1						
46 Garrett Jones, L OBP: 0.363, SLG: 0.464										4	0	2	0	0	2	1						
41 Ryan Doumit, S OBP: 0.343, SLG: 0.419										4	0	2	2	0	1	2						
24 Pedro Alvarez, L OBP: 0.171, SLG: 0.188										4	0	0	0	0	4	5						
19 Ryan Church, L OBP: 0.215, SLG: 0.292										4	0	0	0	0	2	3						
24 Delwyn Young, S OBP: 0.252, SLG: 0.406										4	0	0	0	0	2	1						
2 Bobby Crosby, R OBP: 0.333, SLG: 0.344										4	0	0	0	0	1	0						
Inning Stats	R: 2 E: 1 K: 2 S: 16	H: 3 LOB: 2 BB: 0 P: 26	R: 0 E: 2 K: 0 S: 7	H: 1 LOB: 1 BB: 0 P: 10	R: 1 E: 0 K: 2 S: 11	H: 2 LOB: 1 BB: 0 P: 19	R: 0 E: 0 K: 2 S: 12	H: 0 LOB: 0 BB: 0 P: 16	R: 1 E: 0 K: 1 S: 10	H: 1 LOB: 0 BB: 0 P: 18	R: 0 E: 0 K: 2 S: 9	H: 1 LOB: 1 BB: 0 P: 13	R: 0 E: 0 K: 0 S: 4	H: 0 LOB: 0 BB: 0 P: 7	R: 0 E: 0 K: 2 S: 11	H: 1 LOB: 1 BB: 0 P: 15	R: 0 E: 0 K: 2 S: 10	H: 0 LOB: 0 BB: 0 P: 13	1B: 5 2B: 3 3B: 0 HR: 1	SF: 0 SAC: 0 DP: 0 HBP: 0	WP: 0 PB: 0 CS: 1	PA: 37
PITCHER	IP WLS BF H R ER SO BB IBB HBP BLK WP HR S P ERA WHIP																					
15 Ben Sheets, R ERA: 5.01	(1, 1) 6.0 W 27 8 4 4 9 0 0 0 0 0 0 1 65 102 6.00 1.333																					
31 Brad Ziegler, R ERA: 3.03	(7, 1) 0.2 H 2 0 0 0 0 0 0 0 0 0 0 3 5 0.00 0.000																					
56 Craig Breslow, L ERA: 2.73	(7, 1) 0.1 H 1 0 0 0 0 0 0 0 0 0 0 1 2 0.00 0.000																					
13 Jerry Blevins, L ERA: 4.62	(8, 1) 1.0 4 1 0 0 2 0 0 0 0 0 0 11 15 0.00 1.000																					
48 Michael Wuerz, R ERA: 6.59	(9, 1) 1.0 3 0 0 0 2 0 0 0 0 0 0 10 13 0.00 0.000																					

Batter	1	2	3	4	5	6	7	8	9	AB	R	H	RBI	BB	SO	LOB	BOTTOM	
4 Coco Crisp, S OBP: 0.364, SLG: 0.737										5	3	3	0	1	0	2	Pittsburgh Pirates @ Oakland Athletics Oakland Coliseum, Oakland, CA Fri Jun 25 2010, 7:08 PM - 10:12 PM PDT Att: 11,154 - Clear - 63 F	
10 Daric Barton, L OBP: 0.385, SLG: 0.399										3	1	1	2	1	1	2		
5 Kevin Kouzmanoff, R OBP: 0.325, SLG: 0.424										5	2	2	1	0	0	3		
8 Kurt Suzuki, R OBP: 0.321, SLG: 0.430										5	1	1	0	0	1	4		
11 Landon Powell, S OBP: 0.346, SLG: 0.356										0	0	0	0	0	0	0		
Ryan Sweeney, L OBP: 0.344, SLG: 0.392										5	3	3	1	0	0	1		
32 Jack Cust, L OBP: 0.374, SLG: 0.374										2	0	1	1	1	0	0		
28 Conor Jackson, R OBP: 0.343, SLG: 0.343										1	0	0	0	0	0	2		
7 Adam Rosales, R OBP: 0.319, SLG: 0.394										1	1	1	1	0	0	0		
14 Mark Ellis, R OBP: 0.346, SLG: 0.375										3	1	1	2	1	0	2		
2 Cliff Pennington, S OBP: 0.324, SLG: 0.364										4	1	3	3	0	0	0		
11 Rajai Davis, R OBP: 0.309, SLG: 0.359										3	0	0	0	0	0	3		
18 Gabe Gross, L OBP: 0.299, SLG: 0.346										2	1	1	1	0	1	1		
Inning Stats	R: 2 E: 1 K: 0 S: 12	H: 2 LOB: 1 BB: 1 P: 22	R: 0 E: 0 K: 0 S: 8	H: 1 LOB: 0 BB: 0 P: 10	R: 2 E: 0 K: 0 S: 12	H: 3 LOB: 2 BB: 1 P: 24	R: 1 E: 0 K: 0 S: 9	H: 1 LOB: 0 BB: 0 P: 19	R: 0 E: 0 K: 1 S: 12	H: 1 LOB: 1 BB: 0 P: 17	R: 7 E: 0 K: 1 S: 28	H: 6 LOB: 1 BB: 2 P: 49	R: 2 E: 0 K: 1 S: 12	H: 3 LOB: 1 BB: 0 P: 18	1B: 12 2B: 3 3B: 2 HR: 0	SF: 3 SAC: 0 DP: 0 HBP: 0	WP: 1 PB: 0 CS: 0	PA: 46
PITCHER	IP WLS BF H R ER SO BB IBB HBP BLK WP HR S P ERA WHIP																	
32 Brad Lincoln, R ERA: 6.0	(1, 1) 6.0 L 29 8 5 3 1 2 0 0 0 0 0 0 8 11 - - -																	
77 D.J. Carrasco, R ERA: 4.12	(7, 1) 0.0 3 3 3 3 0 0 0 0 0 0 0 5 11 0.00 3.000																	
48 Javier Lopez, L ERA: 2.96	(7, 1) 0.1 3 1 0 0 0 0 0 1 0 0 0 1 5 11 0.00 3.000																	
53 Brendan Donnelly, R ERA: 5.79	(7, 1) 0.2 5 2 4 4 1 1 0 0 0 0 1 0 15 27 54.00 4.500																	
65 Justin Thomas, L ERA: 18.0	(8, 1) 1.0 6 3 2 2 1 0 0 0 0 0 0 0 12 18 18.00 3.000																	



Batter	1	2	3	4	5	6	7	8	9	AB	R	H	RBI	BB	SO	LOB	TOP
31 Jose Tabata, R OBP: 0.299, SLG: 0.339	G5-3		1B			K		BB		3	0	1	0	1	1	0	Pittsburgh Pirates @ Oakland Athletics Oakland Coliseum, Oakland, CA Sat Jun 26 2010, 7:09 PM - 9:26 PM PDT Att: 25,068 - Partly Cloudy - 64 F
24 Delwyn Young, S OBP: 0.285, SLG: 0.398	K		F7			BB		G5-3		2	0	0	0	1	1		
15 Andy LaRoche, R OBP: 0.293, SLG: 0.319										1	0	0	0	0	2		
22 Andrew McCutchen, R OBP: 0.381, SLG: 0.458	BB				G6-3			L8		3	0	0	0	1	0	1	
46 Garrett Jones, L OBP: 0.358, SLG: 0.458	K				G4-3			F8		4	0	0	0	0	1	1	
41 Ryan Doumit, S OBP: 0.337, SLG: 0.411		G4-3			K			P5		4	0	0	0	0	2	0	
24 Pedro Alvarez, L OBP: 0.158, SLG: 0.171		G6-3			K			K		3	0	0	0	0	2	0	
85 Lastings Milledge, R OBP: 0.344, SLG: 0.367		F8			K					3	0	1	0	0	1	0	
2 Bobby Crosby, R OBP: 0.326, SLG: 0.336			K		F8			FC3-6 31 BB		3	0	0	0	0	1	1	
5 Ronny Cedeno, R OBP: 0.269, SLG: 0.324		G3			G3			K		3	0	0	0	0	1	1	
Inning Stats	R: 0 H: 0 E: 0 K: 2 S: 11	H: 0 LOB: 1 BB: 1 P: 19	R: 0 H: 0 E: 0 K: 0 S: 5	H: 0 LOB: 0 BB: 0 P: 9	R: 0 H: 1 E: 0 K: 1 S: 9	H: 1 LOB: 1 BB: 0 P: 15	R: 0 H: 0 E: 0 K: 1 S: 8	H: 0 LOB: 0 BB: 0 P: 13	R: 0 H: 0 E: 0 K: 2 S: 8	H: 0 LOB: 0 BB: 0 P: 12	R: 0 H: 1 E: 0 K: 1 S: 12	H: 2 LOB: 2 BB: 1 P: 17	R: 0 H: 0 E: 0 K: 0 S: 11	H: 0 LOB: 0 BB: 0 P: 15	1B: 2 2B: 0 3B: 0 HR: 0	SF: 0 SAC: 0 DP: 0 HBP: 0	WP: 0 PA: 32 PB: 0 SB: 1 CS: 0
PITCHER	IP	WLS	BF	H	R	ER	SO	BB	IBB	HBP	BLK	WP	HR	S	P	ERA	WHIP
53 Trevor Cahill, R ERA: 2.88	7.2	W	28	2	0	0	10	3	0	0	0	0	0	67	113	0.00	0.652
56 Craig Breslow, L ERA: 2.7	0.1		1	0	0	0	0	0	0	0	0	0	0	4	5	0.00	0.000
40 Andrew Bailey, R ERA: 1.8	1.0		3	0	0	0	0	0	0	0	0	0	0	11	15	0.00	0.000

Batter	1	2	3	4	5	6	7	8	9	AB	R	H	RBI	BB	SO	LOB	BOTTOM		
4 Coco Crisp, S OBP: 0.423, SLG: 0.727	10 2B	10 2B		L6				BB		3	3	2	0	1	0	0	Pittsburgh Pirates @ Oakland Athletics Oakland Coliseum, Oakland, CA Sat Jun 26 2010, 7:09 PM - 9:26 PM PDT Att: 25,068 - Partly Cloudy - 64 F		
10 Daric Barton, L OBP: 0.390, SLG: 0.415	2B	2B			G1-3		2B			4	0	3	4	0	0	0			
28 Conor Jackson, R OBP: 0.336, SLG: 0.335	G5-3	P5			G6-3		L7			4	0	0	0	0	0	3			
8 Kurt Suzuki, R OBP: 0.319, SLG: 0.442	P4		F9		HR		F9			4	1	1	1	0	0	2			
Ryan Sweeney, L OBP: 0.346, SLG: 0.389	BB		5 S		P1			L5		2	0	0	0	2	0	0			
5 Kevin Koussamanoff, R OBP: 0.303, SLG: 0.418	P3		F9		G6-3		P3			4	0	0	0	0	0	3			
32 Jack Cust, L OBP: 0.378, SLG: 0.373		10 2B	G4-3		K		BB			3	1	1	0	1	1	1			
14 Mark Ellis, R OBP: 0.344, SLG: 0.371		K			2 CS		G5-3			4	0	1	0	0	2	2			
2 Cliff Pennington, S OBP: 0.320, SLG: 0.359		P6			P6		B2-3			3	0	0	0	0	0	2			
Inning Stats	R: 1 H: 2 E: 0 K: 0 S: 13	H: 3 LOB: 1 BB: 0 P: 26	R: 2 H: 3 E: 0 K: 1 S: 15	H: 3 LOB: 0 BB: 0 P: 22	R: 0 H: 0 E: 0 K: 0 S: 9	H: 0 LOB: 1 BB: 1 P: 15	R: 0 H: 1 E: 0 K: 0 S: 4	H: 1 LOB: 0 BB: 0 P: 8	R: 1 H: 1 E: 0 K: 0 S: 14	H: 1 LOB: 1 BB: 1 P: 19	R: 0 H: 0 E: 0 K: 1 S: 8	H: 0 LOB: 0 BB: 0 P: 13	R: 1 H: 1 E: 0 K: 0 S: 8	H: 1 LOB: 1 BB: 1 P: 14	R: 0 H: 0 E: 0 K: 1 S: 9	H: 0 LOB: 1 BB: 1 P: 17	1B: 4 2B: 3 3B: 0 HR: 1	SF: 0 SAC: 0 DP: 0 HBP: 0	WP: 0 PA: 35 PB: 0 SB: 2 CS: 1
PITCHER	IP	WLS	BF	H	R	ER	SO	BB	IBB	HBP	BLK	WP	HR	S	P	ERA	WHIP		
34 Daniel McCutchen, R ERA: 11.0	6.0	L	26	7	4	4	2	2	0	0	0	0	0	63	103	6.00	1.500		
65 Justin Thomas, L ERA: 13.5	1.0		5	1	1	1	0	1	0	0	0	0	0	8	14	9.00	2.000		
29 Octavio Dotel, R ERA: 6.0	1.0		4	0	0	0	1	1	0	0	0	0	0	9	17	0.00	1.000		



Batter	1	2	3	4	5	6	7	8	9	AB	R	H	RBI	BB	SO	LOB	TOP										
11 Rajai Davis, R OBP: 0.301, SLG: 0.349	G6-3	P4		G4-3		G1-3	K		K	6	0	0	0	0	2	8											
10 Darc Barton, L OBP: 0.389, SLG: 0.409	F7									2	0	1	0	1	0	0											
7 Adam Rosales, R OBP: 0.318, SLG: 0.390										2	2	1	0	0	0	3											
5 Kevin Kouzmanoff, R OBP: 0.310, SLG: 0.397	F8									3	1	0	0	1	0	2											
8 Kurt Suzuki, R OBP: 0.316, SLG: 0.437		G6-3								4	0	0	0	1	1	5											
Ryan Sweeney, L OBP: 0.351, SLG: 0.391										5	2	4	2	0	0	0											
32 Jack Cust, L OBP: 0.383, SLG: 0.391										5	2	2	2	0	2	4											
14 Mark Ellis, R OBP: 0.353, SLG: 0.370										3	0	1	1	2	1	0											
18 Gabe Gross, L OBP: 0.303, SLG: 0.348										5	1	2	1	0	0	3											
2 Cliff Pennington, S OBP: 0.333, SLG: 0.371										5	0	4	2	0	0	1											
Inning Stats	R: 0 E: 0 K: 0 S: 6	H: 0 LOB: 0 BB: 0 P: 9	R: 3 E: 0 K: 0 S: 12	H: 3 LOB: 1 BB: 1 P: 21	R: 0 E: 0 K: 1 S: 11	H: 1 LOB: 2 BB: 2 P: 25	R: 0 E: 0 K: 0 S: 7	H: 0 LOB: 1 BB: 1 P: 13	R: 1 E: 2 K: 0 S: 10	H: 2 LOB: 2 BB: 0 P: 18	R: 0 E: 0 K: 1 S: 9	H: 1 LOB: 0 BB: 0 P: 13	R: 4 E: 0 K: 2 S: 29	H: 6 LOB: 3 BB: 0 P: 41	R: 0 E: 0 K: 0 S: 6	H: 0 LOB: 0 BB: 1 P: 11	R: 0 E: 0 K: 2 S: 19	H: 2 LOB: 2 BB: 0 P: 28	1B: 12 2B: 3 3B: 0 HR: 0	SF: 0 SAC: 0 DP: 3 HBP: 1	WP: 0 PB: 0 SB: 1 CS: 0	PA: 46					
PITCHER	IP	WLS	BF	H	R	ER	SO	BB	IBB	HBP	BLK	WP	HR	S	P	ERA	WHIP										
34 Jake Arrieta, R ERA: 5.81	6.0	L	28	7	4	3	2	4	0	0	0	0	0	55	99	4.50	1.833										
50 Frank Mata, R ERA: 8.03	0.1		6	4	4	4	1	0	0	1	0	0	0	17	22	108.00	12.000										
37 Matt Albers, R ERA: 5.35	1.2		7	2	0	0	1	1	0	0	0	0	0	18	30	0.00	1.800										
19 Koji Uehara, R ERA: 2.57	1.0		5	2	0	0	2	0	0	0	0	0	0	19	28	0.00	2.000										

Oakland Athletics @ Baltimore Orioles
 Oriole Park at Camden Yards, Baltimore, MD
 Thu Jul 01 2010, 7:08 PM - 10:02 PM EDT
 Att: 15,712 - Clear - 75 F

AB 40
 R 8
 H 15
 RBI 8
 BB 5
 SO 6
 LOB 26



Batter	1	2	3	4	5	6	7	8	9	AB	R	H	RBI	BB	SO	LOB	BOTTOM										
6 Corey Patterson, L OBP: 0.341, SLG: 0.418	G1-3									4	1	2	0	0	2	0											
9 Miguel Tejada, R OBP: 0.314, SLG: 0.381	G1-3									4	0	1	0	0	0	2											
21 Nick Markakis, L OBP: 0.397, SLG: 0.424	SF8									3	0	1	1	0	1	2											
23 Ty Wigginton, R OBP: 0.342, SLG: 0.465	G5-3									4	0	0	0	0	0	2											
10 Adam Jones, R OBP: 0.299, SLG: 0.450	G6-3									4	0	1	0	0	1	1											
32 Matt Wieters, S OBP: 0.308, SLG: 0.343	F7									4	0	1	0	0	0	0											
25 Josh Bell, S OBP: 0.250, SLG: 0.250	G4-3									4	0	1	0	0	1	2											
40 Scott Moore, L OBP: 0.297, SLG: 0.367	G1-3									3	0	0	0	1	0	3											
3 Cesar Izturis, S OBP: 0.274, SLG: 0.260	G4-3									3	0	0	0	0	1	1											
Inning Stats	R: 1 E: 0 K: 0 S: 8	H: 1 LOB: 0 BB: 0 P: 12	R: 0 E: 0 K: 0 S: 7	H: 0 LOB: 0 BB: 0 P: 13	R: 0 E: 0 K: 1 S: 8	H: 0 LOB: 0 BB: 0 P: 11	R: 0 E: 0 K: 1 S: 9	H: 1 LOB: 1 BB: 0 P: 14	R: 0 E: 0 K: 1 S: 9	H: 1 LOB: 1 BB: 0 P: 17	R: 0 E: 0 K: 0 S: 8	H: 1 LOB: 0 BB: 0 P: 13	R: 0 E: 0 K: 1 S: 11	H: 1 LOB: 1 BB: 0 P: 14	R: 0 E: 0 K: 1 S: 8	H: 2 LOB: 2 BB: 0 P: 14	1B: 6 2B: 1 3B: 0 HR: 0	SF: 1 SAC: 0 DP: 0 HBP: 0	WP: 0 PB: 0 SB: 1 CS: 0	PA: 35							
PITCHER	IP	WLS	BF	H	R	ER	SO	BB	IBB	HBP	BLK	WP	HR	S	P	ERA	WHIP										
53 Trevor Cahill, R ERA: 2.74	7.0	W	26	4	1	1	4	1	0	0	0	0	0	56	95	1.29	0.714										
13 Jerry Blevins, L ERA: 4.33	1.0		4	1	0	0	1	0	0	0	0	0	0	11	14	0.00	1.000										
48 Michael Wuerzt, R ERA: 6.0	1.0		5	2	0	0	1	0	0	0	0	0	0	8	14	0.00	2.000										

Oakland Athletics @ Baltimore Orioles
 Oriole Park at Camden Yards, Baltimore, MD
 Thu Jul 01 2010, 7:08 PM - 10:02 PM EDT
 Att: 15,712 - Clear - 75 F

AB 33
 R 1
 H 7
 RBI 1
 BB 1
 SO 6
 LOB 13



Batter	1	2	3	4	5	6	7	8	9	AB	R	H	RBI	BB	SO	LOB	TOP			
4 Coco Crisp, S OBP: 0.396, SLG: 0.684	E6 FC6-4 10 BB	G4-3			K	K			K	5	1	0	0	0	3	3				
10 Daric Barton, L OBP: 0.389, SLG: 0.409					F9		G4-3		L3	5	0	2	0	0	0	0				
5 Kevin Kouzmanoff, R OBP: 0.396, SLG: 0.392	K		G5-4-3			K	G5-3			4	0	0	0	0	2	3				
8 Kurt Suzuki, R OBP: 0.315, SLG: 0.433	FC6-4 32 BB		G4-3			32 BB 14 BB 1B	G6-3			4	1	1	0	0	0	2				
Ryan Sweeney, L OBP: 0.353, SLG: 0.390				G3-1		32 BB 14 BB 1B		K		3	1	1	0	1	1	0				
32 Jack Cust, L OBP: 0.402, SLG: 0.405										1	0	1	1	3	0	0				
11 Rajai Davis, R OBP: 0.301, SLG: 0.349						14 BB				0	0	0	0	0	0	0				
14 Mark Ellis, R OBP: 0.350, SLG: 0.373	F9							F9		4	0	1	2	0	1	5				
18 Gabe Gross, L OBP: 0.302, SLG: 0.340		G6-3			G1-4-3					3	0	0	0	1	1	2				
2 Cliff Pennington, S OBP: 0.329, SLG: 0.365					G4-3				G5-3	4	0	0	0	0	2	3				
Inning Stats	R: 1 H: 1 E: 0 K: 1 S: 14	L: 1 LOB: 3 BB: 2 P: 29	R: 0 H: 0 E: 0 K: 1 S: 8	H: 0 LOB: 0 BB: 0 P: 12	R: 0 H: 1 E: 0 K: 0 S: 8	H: 1 LOB: 0 BB: 0 P: 12	R: 0 H: 0 E: 0 K: 1 S: 13	H: 0 LOB: 1 BB: 1 P: 18	R: 0 H: 0 E: 0 K: 1 S: 5	H: 0 LOB: 0 BB: 0 P: 8	R: 2 H: 3 E: 0 K: 3 S: 20	H: 3 LOB: 3 BB: 2 P: 35	R: 0 H: 0 E: 0 K: 2 S: 10	H: 1 LOB: 1 BB: 0 P: 14	R: 0 H: 0 E: 0 K: 1 S: 10	H: 0 LOB: 0 BB: 0 P: 12	1B: 4 2B: 2 3B: 0 HR: 0	SF: 0 SAC: 0 DP: 1 HBP: 0	WP: 0 PA: 38 PB: 0 SB: 0 CS: 0	
PITCHER	IP: 5.1 WLS: L BF: 25	H: 5 R: 3 ER: 2 SO: 5	BB: 4 IBB: 0 HBP: 0 BLK: 0	WP: 0 HR: 0 S: 59 P: 100	ERA: 3.38 WHIP: 1.688	IP: 6.1 WLS: 3 BF: 3	H: 0 R: 0 ER: 0 SO: 2	BB: 1 IBB: 0 HBP: 0 BLK: 0	WP: 0 HR: 9 S: 14 P: 21	ERA: 0.00 WHIP: 1.500	IP: 7.1 WLS: 2 BF: 7	H: 1 R: 0 ER: 0 SO: 2	BB: 0 IBB: 0 HBP: 0 BLK: 0	WP: 0 HR: 15 S: 15 P: 14	ERA: 0.00 WHIP: 0.500	IP: 9.1 WLS: 3 BF: 3	H: 0 R: 0 ER: 0 SO: 1	BB: 0 IBB: 0 HBP: 0 BLK: 0	WP: 0 HR: 10 S: 12 P: 12	ERA: 0.00 WHIP: 0.000

Oakland Athletics @ Cleveland Indians
 Progressive Field, Cleveland, OH
 Fri Jul 02 2010, 7:07 PM - 9:55 PM EDT
 Att: 18,629 - Clear - 69 F

AB 33
 R 3
 H 6
 RBI 3
 BB 5
 SO 10
 LOB 18



Batter	1	2	3	4	5	6	7	8	9	AB	R	H	RBI	BB	SO	LOB	BOTTOM				
4 Trevor Crowe, S OBP: 0.306, SLG: 0.337	K				G4-3		G5-3			3	0	0	0	1	1	0					
17 Shin-Soo Choo, L OBP: 0.390, SLG: 0.475										3	0	1	0	1	1	0					
47 Shelley Duncan, R OBP: 0.359, SLG: 0.518	G4-3									0	0	0	0	0	0	0					
41 Carlos Santana, S OBP: 0.438, SLG: 0.641										4	0	0	0	0	2	3					
26 Austin Kearns, R OBP: 0.354, SLG: 0.423		F9			F9					4	0	0	0	0	1	2					
2 Jhonny Peralta, R OBP: 0.317, SLG: 0.399		G1-3			F8					4	0	1	0	0	1	0					
7 Matt LaPorta, R OBP: 0.305, SLG: 0.353										3	0	1	0	1	1	0					
12 Jayson Nix, R OBP: 0.291, SLG: 0.286										3	0	2	0	1	0	0					
52 Mike Redmond, R OBP: 0.242, SLG: 0.270										4	0	0	0	0	0	6					
16 Jason Donald, R OBP: 0.290, SLG: 0.408										4	0	0	0	0	1	0					
Inning Stats	R: 0 H: 0 E: 0 K: 1 S: 8	H: 0 LOB: 0 BB: 2 P: 10	R: 0 H: 0 E: 0 K: 0 S: 9	H: 0 LOB: 2 BB: 2 P: 17	R: 0 H: 0 E: 0 K: 1 S: 9	H: 0 LOB: 2 BB: 2 P: 21	R: 0 H: 1 E: 0 K: 0 S: 10	H: 1 LOB: 0 BB: 0 P: 13	R: 0 H: 0 E: 0 K: 1 S: 9	H: 0 LOB: 0 BB: 0 P: 14	R: 0 H: 3 E: 0 K: 1 S: 12	H: 3 LOB: 3 BB: 0 P: 18	R: 0 H: 1 E: 0 K: 2 S: 12	H: 1 LOB: 0 BB: 0 P: 18	R: 0 H: 0 E: 0 K: 2 S: 7	H: 0 LOB: 0 BB: 0 P: 11	R: 0 H: 0 E: 0 K: 0 S: 8	H: 0 LOB: 0 BB: 0 P: 11	1B: 4 2B: 1 3B: 0 HR: 0	SF: 0 SAC: 0 DP: 0 HBP: 0	WP: 0 PA: 36 PB: 0 SB: 0 CS: 0
PITCHER	IP: 6.2 WLS: W BF: 29	H: 6 R: 2 ER: 0 SO: 3	BB: 4 IBB: 0 HBP: 0 BLK: 0	WP: 0 HR: 0 S: 66 P: 107	ERA: 0.00 WHIP: 1.350	IP: 7.1 WLS: H BF: 4	H: 0 R: 0 ER: 0 SO: 3	BB: 0 IBB: 0 HBP: 0 BLK: 0	WP: 0 HR: 10 S: 15 P: 15	ERA: 0.00 WHIP: 0.000	IP: 9.1 WLS: S BF: 3	H: 0 R: 0 ER: 0 SO: 0	BB: 0 IBB: 0 HBP: 0 BLK: 0	WP: 0 HR: 8 S: 11 P: 11	ERA: 0.00 WHIP: 0.000						


Oakland Athletics @ Cleveland Indians
 Progressive Field, Cleveland, OH
 Fri Jul 02 2010, 7:07 PM - 9:55 PM EDT
 Att: 18,629 - Clear - 69 F

AB 32
 R 0
 H 5
 RBI 0
 BB 4
 SO 8
 LOB 11




Batter	1	2	3	4	5	6	7	8	9	10	AB	R	H	RBI	BB	SO	LOB	TOP					
4 Coco Crisp, S OBP: 0.347, SLG: 0.605	G4-3		E6 G5-4-3		G1-3		G4-3		K		5	0	0	1	0	1	2	Oakland Athletics @ Cleveland Indians Progressive Field, Cleveland, OH Sat Jul 03 2010, 7:06 PM - 10:27 PM EDT Att: 25,483 - Clear - 75 F					
10 Daric Barton, L OBP: 0.395, SLG: 0.412	G4-3										3	0	2	1	2	0	0						
5 Kevin Kouzmanoff, R OBP: 0.301, SLG: 0.386	G1-3		G5-4-3		FC5-4		FC6-4		FC6-4		5	0	0	0	0	0	6						
8 Kurt Suzuki, R OBP: 0.308, SLG: 0.423		F7	F9		FC5-4				L6		5	0	0	0	0	1	2						
Ryan Sweeney, L OBP: 0.351, SLG: 0.390		F9			F8		G4-3		L9		5	0	1	0	0	0	0						
32 Jack Cust, L OBP: 0.409, SLG: 0.404											3	0	1	0	2	1	1						
7 Adam Rosales, R OBP: 0.315, SLG: 0.390											5	1	1	0	0	0	3						
18 Gabe Gross, L OBP: 0.305, SLG: 0.338											1	1	0	0	1	0	1						
14 Mark Ellis, R OBP: 0.346, SLG: 0.369											2	0	0	0	0	0	0						
2 Cliff Pennington, S OBP: 0.334, SLG: 0.382											4	2	3	2	0	0	2						
Inning Stats	R: 0 E: 0 K: 0 S: 4	H: 0 LOB: 0 BB: 0 P: 5	R: 0 E: 0 K: 0 S: 8	H: 1 LOB: 1 BB: 0 P: 14	R: 3 E: 2 K: 1 S: 10	H: 2 LOB: 1 BB: 1 P: 17	R: 0 E: 0 K: 0 S: 10	H: 0 LOB: 2 BB: 2 P: 23	R: 0 E: 0 K: 1 S: 12	H: 1 LOB: 1 BB: 0 P: 20	R: 0 E: 0 K: 0 S: 12	H: 0 LOB: 0 BB: 0 P: 18	R: 1 E: 0 K: 0 S: 16	H: 2 LOB: 1 BB: 0 P: 24	R: 0 E: 0 K: 0 S: 9	H: 0 LOB: 1 BB: 1 P: 17	R: 0 E: 0 K: 1 S: 9	H: 1 LOB: 2 BB: 0 P: 12	1B: 4 2B: 3 3B: 1 HR: 0	SF: 0 SAC: 0 DP: 1 HBP: 0	WP: 1 PB: 0 SB: 1 CS: 0	PA: 43	
PITCHER	IP WLS BF H R ER SO BB IBB HBP BLK WP HR S P ERA WHIP	6.0 0.2 0.1 1.0 1.0	25 4 3 2 1	4 3 2 1 0	3 0 0 0 0	0 0 0 0 0	0 0 0 0 0	0 0 0 0 0	0 0 0 0 0	0 0 0 0 0	0 0 0 0 0	13 20 13.50 3.000	49 Tony Sipp, L ERA: 6.0	10.1 1.0 4 1 0 0 1	24 4 1 0 0 1	0 0 0 0 0	0 0 0 0 0	0 0 0 0 0	9 12 0.00 1.000				

AB	38
R	4
H	8
RBI	4
BB	5
SO	3
LOB	17



Batter	1	2	3	4	5	6	7	8	9	10	AB	R	H	RBI	BB	SO	LOB	BOTTOM						
4 Trevor Crowe, S OBP: 0.305, SLG: 0.335	12 HR		F7		P3		SH5-4		K		4	1	1	0	0	1	2	Oakland Athletics @ Cleveland Indians Progressive Field, Cleveland, OH Sat Jul 03 2010, 7:06 PM - 10:27 PM EDT Att: 25,483 - Clear - 75 F						
12 Jayson Nix, R OBP: 0.286, SLG: 0.320	HR				F8		P3		P4		5	1	1	2	0	1	3							
41 Carlos Santana, S OBP: 0.435, SLG: 0.612											3	0	0	0	2	2	0							
48 Travis Hafner, L OBP: 0.326, SLG: 0.416											5	0	1	0	0	2	4							
20 Anderson Hernandez, R OBP: 0.269, SLG: 0.280											0	1	0	0	0	0	0							
26 Austin Kearns, R OBP: 0.355, SLG: 0.420											4	1	1	0	1	1	0							
2 Johnny Peralta, R OBP: 0.315, SLG: 0.394											4	1	0	0	1	1	2							
7 Matt LaPorta, R OBP: 0.314, SLG: 0.361											5	0	3	2	0	1	0							
47 Shelley Duncan, R OBP: 0.353, SLG: 0.500											4	0	1	0	0	3	2							
16 Jason Donald, R OBP: 0.296, SLG: 0.406											3	0	1	0	1	0	1							
Inning Stats	R: 2 E: 0 K: 1 S: 15	H: 2 LOB: 0 BB: 0 P: 19	R: 0 E: 0 K: 1 S: 8	H: 0 LOB: 0 BB: 0 P: 15	R: 0 E: 0 K: 1 S: 6	H: 0 LOB: 0 BB: 0 P: 10	R: 2 E: 1 K: 2 S: 13	H: 2 LOB: 1 BB: 1 P: 22	R: 0 E: 0 K: 0 S: 8	H: 1 LOB: 1 BB: 1 P: 14	R: 0 E: 0 K: 2 S: 12	H: 0 LOB: 2 BB: 2 P: 15	R: 0 E: 0 K: 1 S: 6	H: 0 LOB: 2 BB: 2 P: 17	R: 0 E: 0 K: 2 S: 8	H: 0 LOB: 0 BB: 0 P: 14	R: 0 E: 0 K: 1 S: 7	H: 1 LOB: 1 BB: 1 P: 10	R: 1 E: 0 K: 1 S: 11	H: 2 LOB: 2 BB: 1 P: 21	1B: 7 2B: 1 3B: 0 HR: 1	SF: 0 SAC: 1 DP: 0 HBP: 0	WP: 0 PB: 0 SB: 0 CS: 0	PA: 43
PITCHER	IP WLS BF H R ER SO BB IBB HBP BLK WP HR S P ERA WHIP	6.0 0.2 0.1 1.1 1.1	26 6 4 3 7	4 0 0 0 0	0 1 1 0 0	0 0 0 0 0	0 0 0 0 0	0 0 0 0 0	0 0 0 0 0	0 0 0 0 0	0 0 0 0 0	13 13 0.00 1.500		13 4 0.00 0.000	18 0 0.00 0.750	15 27 6.75 1.500								

AB	37
R	5
H	9
RBI	4
BB	5
SO	12
LOB	14



Batter	1	2	3	4	5	6	7	8	9	AB	R	H	RBI	BB	SO	LOB	TOP					
11 Brett Gardner, L OBP: 0.396, SLG: 0.427	G6-3		G6-3		F8		G3			4	0	0	0	0	0	2						
2 Derek Jeter, R OBP: 0.347, SLG: 0.404	G4-3		P4			L3		1B		4	0	1	0	0	0	0						
25 Mark Teixeira, S OBP: 0.352, SLG: 0.435	L3		G4-3			HR		K		4	1	1	1	0	1	1						
13 Alex Rodriguez, R OBP: 0.344, SLG: 0.479			G3-1		K		G6-3		F9	4	0	0	0	0	1	1						
24 Robinson Canó, L OBP: 0.394, SLG: 0.565	L8		L8		1B		F8		K	4	0	1	0	0	1	1						
33 Nick Swisher, S OBP: 0.375, SLG: 0.509			14 WP 2B		F7				F9	4	1	2	0	0	0	1						
14 Curtis Granderson, L OBP: 0.355, SLG: 0.411			17 1B 3B		K		L6			3	1	1	1	1	1	2						
17 Francisco Cervelli, R OBP: 0.345, SLG: 0.341			1B		G1-3		K		L4	4	0	1	1	0	1	2						
27 Colin Curtis, L OBP: 0.333, SLG: 0.429	F9		F9		F7				K	4	0	1	0	0	1	2						
Inning Stats	R: 0 E: 0 K: 0 S: 6	H: 0 LOB: 0 BB: 0 P: 10	R: 2 E: 0 K: 0 S: 14	H: 3 LOB: 1 BB: 0 P: 21	R: 0 E: 0 K: 0 S: 6	H: 0 LOB: 0 BB: 0 P: 10	R: 0 E: 0 K: 2 S: 12	H: 1 LOB: 1 BB: 0 P: 15	R: 0 E: 0 K: 0 S: 7	H: 0 LOB: 0 BB: 0 P: 10	R: 1 E: 0 K: 0 S: 10	H: 1 LOB: 0 BB: 0 P: 18	R: 0 E: 0 K: 1 S: 9	H: 2 LOB: 2 BB: 0 P: 15	R: 0 E: 0 K: 2 S: 14	H: 1 LOB: 1 BB: 0 P: 18	R: 0 E: 0 K: 1 S: 10	H: 0 LOB: 1 BB: 1 P: 17	1B: 5 2B: 1 3B: 1 HR: 1	SF: 0 SAC: 0 DP: 0 HBP: 0	WP: 1 PB: 0 SB: 0 CS: 0	PA: 36
PITCHER	IP	WLS	BF	H	R	ER	SO	BB	IBB	HBP	BLK	WP	HR	S	P	ERA	WHIP					
15 Ben Sheets, R ERA: 4.89	7.1	L	30	8	3	3	4	0	0	0	0	1	1	71	109	3.68	1.091					
48 Michael Wuerz, R ERA: 5.51	0.2		2	0	0	0	1	0	0	0	0	0	0	7	8	0.00	0.000					
57 Cedrick Bowers, L ERA: 5.06	1.0		4	0	0	0	1	1	0	0	0	0	0	10	17	0.00	1.000					

New York Yankees @ Oakland Athletics
Oakland Coliseum, Oakland, CA
Mon Jul 05 2010, 7:08 PM - 9:43 PM PDT
Att: 27,405 - Partly Cloudy - 58 F

AB 35
R 3
H 8
RBI 3
BB 1
SO 6
LOB 12



Batter	1	2	3	4	5	6	7	8	9	AB	R	H	RBI	BB	SO	LOB	BOTTOM					
4 Coco Crisp, S OBP: 0.333, SLG: 0.565	K		SF9		FC5-4			L7		3	0	0	1	0	1	1						
10 Daric Barton, L OBP: 0.392, SLG: 0.403	K2-3		G4-3		G1-3			K		4	0	0	0	0	2	1						
Ryan Sweeney, L OBP: 0.343, SLG: 0.381	L8				G3-1		L5		G3	4	0	0	0	0	0	0						
8 Kurt Suzuki, R OBP: 0.307, SLG: 0.420					P4		G5-3		F9	4	0	1	0	0	0	0						
32 Jack Cust, L OBP: 0.414, SLG: 0.408	F9				1B		F7		F7	3	0	0	0	1	0	1						
5 Kevin Kouzmanoff, R OBP: 0.392, SLG: 0.386	G1-3				1B		F8			3	0	1	0	0	0	1						
18 Gabe Gross, L OBP: 0.291, SLG: 0.322	P6		G4-3		G4-3		F8		F8	3	0	0	0	0	0	3						
14 Mark Ellis, R OBP: 0.355, SLG: 0.370			G6-3				L9			2	0	0	0	1	0	0						
2 Cliff Pennington, S OBP: 0.333, SLG: 0.387					FC3-6		K			3	1	1	0	0	1	1						
Inning Stats	R: 0 E: 0 K: 2 S: 14	H: 0 LOB: 0 BB: 0 P: 21	R: 0 E: 0 K: 0 S: 11	H: 1 LOB: 1 BB: 0 P: 13	R: 1 E: 0 K: 0 S: 9	H: 1 LOB: 0 BB: 0 P: 12	R: 0 E: 0 K: 0 S: 11	H: 1 LOB: 2 BB: 1 P: 21	R: 0 E: 0 K: 0 S: 15	H: 0 LOB: 1 BB: 1 P: 25	R: 0 E: 0 K: 0 S: 6	H: 0 LOB: 0 BB: 0 P: 9	R: 0 E: 0 K: 0 S: 6	H: 0 LOB: 0 BB: 0 P: 9	R: 0 E: 0 K: 2 S: 7	H: 0 LOB: 0 BB: 0 P: 11	R: 0 E: 0 K: 0 S: 6	H: 0 LOB: 0 BB: 0 P: 10	1B: 2 2B: 0 3B: 1 HR: 0	SF: 1 SAC: 0 DP: 0 HBP: 0	WP: 0 PB: 0 SB: 0 CS: 0	PA: 32
PITCHER	IP	WLS	BF	H	R	ER	SO	BB	IBB	HBP	BLK	WP	HR	S	P	ERA	WHIP					
31 Javier Vazquez, R ERA: 4.81	7.0	W	26	3	1	1	2	2	0	0	0	0	0	7	11	0.00	0.714					
62 Joba Chamberlain, R ERA: 5.09	1.0	H	3	0	0	0	2	0	0	0	0	0	0	6	10	0.00	0.000					
42 Mariano Rivera, R ERA: 1.08	1.0	S	3	0	0	0	0	0	0	0	0	0	0	6	10	0.00	0.000					

New York Yankees @ Oakland Athletics
Oakland Coliseum, Oakland, CA
Mon Jul 05 2010, 7:08 PM - 9:43 PM PDT
Att: 27,405 - Partly Cloudy - 58 F

AB 29
R 1
H 3
RBI 1
BB 2
SO 4
LOB 8



Batter	1	2	3	4	5	6	7	8	9	AB	R	H	RBI	BB	SO	LOB	TOP					
2 Derek Jeter, R OBP: 0.346, SLG: 0.400	G4-3	G4-6-3		1B		G6-3		1B		5	1	2	1	0	0	2	New York Yankees @ Oakland Athletics Oakland Coliseum, Oakland, CA Wed Jul 07 2010, 7:07 PM - 10:05 PM PDT Att: 31,518 - Partly Cloudy - 58 F					
33 Nick Swisher, S OBP: 0.376, SLG: 0.518	1B		2B	BB		HR		F8		4	2	3	1	1	0	1						
25 Mark Teixeira, S OBP: 0.352, SLG: 0.438	BB		L9	HR		G4-3		F9		4	1	1	3	1	0	2						
13 Alex Rodriguez, R OBP: 0.347, SLG: 0.495	BB		K	HR		G6-3		F8		4	0	0	0	1	2	1						
20 Jorge Posada, S OBP: 0.376, SLG: 0.475	K		K					F9		4	0	1	0	1	2	4						
38 Marcus Thames, R OBP: 0.402, SLG: 0.418	K							F7		2	0	1	0	0	1	3						
14 Curtis Granderson, L OBP: 0.300, SLG: 0.402										3	0	0	0	0	0	2						
17 Francisco Cervelli, R OBP: 0.343, SLG: 0.339		F8		G4-6-3		1B		G6-3		4	0	1	0	0	0	2						
11 Brett Gardner, L OBP: 0.395, SLG: 0.424		1B		BB		FC3-6		K		3	1	1	0	1	1	3						
19 Ramiro Pena, S OBP: 0.253, SLG: 0.221	1B			1B		P4		P4		4	1	2	1	0	0	2						
Inning Stats	R: 0 E: 0 K: 2 S: 14	H: 1 LOB: 3 BB: 2 P: 28	R: 0 E: 0 K: 0 S: 8	H: 2 LOB: 1 BB: 0 P: 14	R: 0 E: 0 K: 2 S: 8	H: 1 LOB: 0 BB: 0 P: 12	R: 5 E: 0 K: 1 S: 15	H: 4 LOB: 0 BB: 2 P: 31	R: 0 E: 0 K: 0 S: 12	H: 1 LOB: 2 BB: 1 P: 24	R: 1 E: 0 K: 0 S: 15	H: 1 LOB: 1 BB: 0 P: 23	R: 0 E: 0 K: 1 S: 9	H: 1 LOB: 1 BB: 0 P: 16	R: 0 E: 0 K: 0 S: 7	H: 0 LOB: 0 BB: 0 P: 16	1B: 9 2B: 1 3B: 0 HR: 2	SF: 0 SAC: 0 DP: 2 HBP: 0	WP: 1 PB: 0 SB: 1 CS: 0	PA: 42		
PITCHER	IP WLS BF H R ER SO BB IBB HBP BLK WP HR S P ERA WHIP	IP WLS BF H R ER SO BB IBB HBP BLK WP HR S P ERA WHIP	IP WLS BF H R ER SO BB IBB HBP BLK WP HR S P ERA WHIP	IP WLS BF H R ER SO BB IBB HBP BLK WP HR S P ERA WHIP	IP WLS BF H R ER SO BB IBB HBP BLK WP HR S P ERA WHIP	IP WLS BF H R ER SO BB IBB HBP BLK WP HR S P ERA WHIP	IP WLS BF H R ER SO BB IBB HBP BLK WP HR S P ERA WHIP	IP WLS BF H R ER SO BB IBB HBP BLK WP HR S P ERA WHIP	IP WLS BF H R ER SO BB IBB HBP BLK WP HR S P ERA WHIP	IP WLS BF H R ER SO BB IBB HBP BLK WP HR S P ERA WHIP	IP WLS BF H R ER SO BB IBB HBP BLK WP HR S P ERA WHIP	IP WLS BF H R ER SO BB IBB HBP BLK WP HR S P ERA WHIP	IP WLS BF H R ER SO BB IBB HBP BLK WP HR S P ERA WHIP	IP WLS BF H R ER SO BB IBB HBP BLK WP HR S P ERA WHIP	IP WLS BF H R ER SO BB IBB HBP BLK WP HR S P ERA WHIP	IP WLS BF H R ER SO BB IBB HBP BLK WP HR S P ERA WHIP	IP WLS BF H R ER SO BB IBB HBP BLK WP HR S P ERA WHIP					
47 Gio González, L ERA: 3.79	4.0	1.0	1.0	1.0	1.0	1.0	1.0	1.0	1.0	4.0	0.00	3.250										
31 Brad Ziegler, R ERA: 3.43	1.0	1.0	1.0	1.0	1.0	1.0	1.0	1.0	1.0	1.0	0.00	1.000										
48 Michael Wertz, R ERA: 5.71	1.0	1.0	1.0	1.0	1.0	1.0	1.0	1.0	1.0	1.0	0.00	1.000										
13 Jerry Blevins, L ERA: 3.9	1.0	1.0	1.0	1.0	1.0	1.0	1.0	1.0	1.0	1.0	0.00	1.000										
56 Craig Breslow, L ERA: 2.77	1.0	1.0	1.0	1.0	1.0	1.0	1.0	1.0	1.0	1.0	0.00	1.000										
57 Cedrick Bowers, L ERA: 4.63	1.0	1.0	1.0	1.0	1.0	1.0	1.0	1.0	1.0	1.0	0.00	0.000										
Batter	1	2	3	4	5	6	7	8	9	AB	R	H	RBI	BB	SO	LOB	BOTTOM					
4 Coco Crisp, S OBP: 0.355, SLG: 0.538	F8		1B			G1-3		P3		4	0	1	1	0	0	0	New York Yankees @ Oakland Athletics Oakland Coliseum, Oakland, CA Wed Jul 07 2010, 7:07 PM - 10:05 PM PDT Att: 31,518 - Partly Cloudy - 58 F					
10 Danic Barton, L OBP: 0.387, SLG: 0.395	K		G3			1B		F8		3	1	0	0	1	1	1						
Ryan Sweeney, L OBP: 0.345, SLG: 0.382	P5					1B		G6-3		4	0	2	0	0	0	0						
8 Kurt Suzuki, R OBP: 0.302, SLG: 0.410	F8		G6-4-3			P3		G3-6-3		4	0	1	0	0	0	3						
32 Jack Cust, L OBP: 0.399, SLG: 0.391	K		K			1B		G3-6-3		4	0	1	1	0	2	1						
5 Kevin Kouzmanoff, R OBP: 0.301, SLG: 0.385	G6-3					G4-3		G4-3		4	0	1	0	0	0	2						
14 Mark Ellis, R OBP: 0.347, SLG: 0.360	P2		P2			F9		P2		3	0	0	0	0	0	1						
26 Matt Watson, L OBP: 0.332, SLG: 0.383	L4					FC3-6		G4-3		3	0	0	0	0	0	1						
2 Cliff Pennington, S OBP: 0.332, SLG: 0.383						F9		G5-3		2	1	0	0	1	0	1						
Inning Stats	R: 0 E: 0 K: 1 S: 9	H: 0 LOB: 0 BB: 0 P: 12	R: 0 E: 0 K: 1 S: 9	H: 0 LOB: 0 BB: 0 P: 12	R: 1 E: 1 K: 0 S: 11	H: 1 LOB: 1 BB: 1 P: 23	R: 0 E: 0 K: 1 S: 8	H: 1 LOB: 0 BB: 0 P: 12	R: 0 E: 0 K: 0 S: 10	H: 1 LOB: 1 BB: 0 P: 16	R: 1 E: 0 K: 0 S: 12	H: 2 LOB: 2 BB: 1 P: 25	R: 0 E: 0 K: 0 S: 8	H: 0 LOB: 0 BB: 0 P: 10	R: 0 E: 0 K: 0 S: 11	H: 0 LOB: 0 BB: 0 P: 14		R: 0 E: 0 K: 0 S: 8	H: 1 LOB: 0 BB: 0 P: 9	1B: 6 2B: 0 3B: 0 HR: 0	SF: 0 SAC: 0 DP: 2 HBP: 0	WP: 0 PB: 0 SB: 1 CS: 0
PITCHER	IP WLS BF H R ER SO BB IBB HBP BLK WP HR S P ERA WHIP	IP WLS BF H R ER SO BB IBB HBP BLK WP HR S P ERA WHIP	IP WLS BF H R ER SO BB IBB HBP BLK WP HR S P ERA WHIP	IP WLS BF H R ER SO BB IBB HBP BLK WP HR S P ERA WHIP	IP WLS BF H R ER SO BB IBB HBP BLK WP HR S P ERA WHIP	IP WLS BF H R ER SO BB IBB HBP BLK WP HR S P ERA WHIP	IP WLS BF H R ER SO BB IBB HBP BLK WP HR S P ERA WHIP	IP WLS BF H R ER SO BB IBB HBP BLK WP HR S P ERA WHIP	IP WLS BF H R ER SO BB IBB HBP BLK WP HR S P ERA WHIP	IP WLS BF H R ER SO BB IBB HBP BLK WP HR S P ERA WHIP	IP WLS BF H R ER SO BB IBB HBP BLK WP HR S P ERA WHIP	IP WLS BF H R ER SO BB IBB HBP BLK WP HR S P ERA WHIP	IP WLS BF H R ER SO BB IBB HBP BLK WP HR S P ERA WHIP	IP WLS BF H R ER SO BB IBB HBP BLK WP HR S P ERA WHIP	IP WLS BF H R ER SO BB IBB HBP BLK WP HR S P ERA WHIP	IP WLS BF H R ER SO BB IBB HBP BLK WP HR S P ERA WHIP	IP WLS BF H R ER SO BB IBB HBP BLK WP HR S P ERA WHIP					
34 A.J. Burnett, R ERA: 4.75	7.0	1.0	1.0	1.0	1.0	1.0	1.0	1.0	1.0	7.0	0.00	2.57										
43 Damaso Marte, L ERA: 4.08	1.0	1.0	1.0	1.0	1.0	1.0	1.0	1.0	1.0	1.0	0.00	0.000										
62 Joba Chamberlain, R ERA: 4.95	1.0	1.0	1.0	1.0	1.0	1.0	1.0	1.0	1.0	1.0	0.00	1.000										
OAKLAND ATHLETICS																	AB 31					
																	R 2					
																	H 6					
																	RBI 2					
																	BB 2					
																	SO 3					
																	LOB 10					

Batter	1	2	3	4	5	6	7	8	9	AB	R	H	RBI	BB	SO	LOB	TOP					
4 Coco Crisp, S OBP: 0.325, SLG: 0.543										5	2	1	0	0	0	4	Oakland Athletics @ Kansas City Royals Kauffman Stadium, Kansas City, MO Fri Jul 16 2010, 7:16 PM - 9:43 PM CDT Att: 37,312 - Partly Cloudy - 82 F livebaseballscorecards.com					
10 Danic Barton, L OBP: 0.377, SLG: 0.390										3	0	0	0	1	1	2						
8 Kurt Suzuki, R OBP: 0.309, SLG: 0.410										3	1	1	0	1	0	2						
32 Jack Cust, L OBP: 0.388, SLG: 0.424										3	0	0	1	0	1	4						
5 Kevin Kouzmanoff, R OBP: 0.306, SLG: 0.389										4	1	2	2	0	0	1						
14 Mark Ellis, R OBP: 0.350, SLG: 0.359										4	0	2	1	0	0	0						
18 Gabe Gross, L OBP: 0.292, SLG: 0.333										4	0	0	0	0	0	3						
11 Rajai Davis, R OBP: 0.310, SLG: 0.371										3	0	1	0	1	1	1						
2 Cliff Pennington, S OBP: 0.335, SLG: 0.390										2	1	0	0	2	0	2						
Inning Stats	R: 1 E: 0 K: 0 S: 12	H: 1 LOB: 0 BB: 1 P: 20	R: 1 E: 1 K: 0 S: 6	H: 1 LOB: 0 BB: 0 P: 8	R: 3 E: 1 K: 0 S: 12	H: 2 LOB: 2 BB: 2 P: 25	R: 0 E: 0 K: 1 S: 11	H: 0 LOB: 1 BB: 1 P: 20	R: 0 E: 0 K: 2 S: 7	H: 0 LOB: 0 BB: 0 P: 10	R: 0 E: 0 K: 0 S: 7	H: 0 LOB: 0 BB: 0 P: 10	R: 0 E: 0 K: 0 S: 10	H: 1 LOB: 1 BB: 0 P: 15	R: 0 E: 0 K: 0 S: 11	H: 2 LOB: 2 BB: 0 P: 17		R: 0 E: 0 K: 0 S: 5	H: 0 LOB: 1 BB: 1 P: 11	1B: 5 HR: 0	SF: 1 2B: 2 3B: 0	WP: 1 PB: 0 SB: 2 CS: 1
PITCHER	IP WLS BF H R ER SO BB IBB HBP BLK WP HR S P ERA WHIP																					
23 Zack Greinke, R ERA: 3.67	6.0 L 25 4 5 2 3 4 0 0 0 0 0 0 55 93 3.00 1.333																					
40 Kyle Farnsworth, R ERA: 2.35	1.0 4 1 0 0 0 0 0 0 0 0 1 0 10 15 0.00 1.000																					
51 Robinson Tejeda, R ERA: 3.27	1.0 5 2 0 0 0 0 0 0 0 0 0 0 11 17 0.00 2.000																					
48 Joaquin Soria, R ERA: 2.25	1.0 4 0 0 0 0 0 1 0 0 1 0 0 5 11 0.00 1.000																					

Batter	1	2	3	4	5	6	7	8	9	AB	R	H	RBI	BB	SO	LOB	BOTTOM					
22 Scott Podsednik, L OBP: 0.346, SLG: 0.371										4	1	1	0	0	0	1	Oakland Athletics @ Kansas City Royals Kauffman Stadium, Kansas City, MO Fri Jul 16 2010, 7:16 PM - 9:43 PM CDT Att: 37,312 - Partly Cloudy - 82 F livebaseballscorecards.com					
18 Jason Kendall, R OBP: 0.332, SLG: 0.319										4	0	1	0	0	1	1						
9 David DeJesus, L OBP: 0.391, SLG: 0.455										4	0	0	0	0	2	1						
16 Billy Butler, R OBP: 0.388, SLG: 0.480										4	0	1	0	0	0	0						
6 Jose Guillen, R OBP: 0.339, SLG: 0.463										3	0	0	0	1	1	0						
13 Alberto Callaspo, S OBP: 0.310, SLG: 0.419										4	0	2	0	0	0	0						
13 Mike Aviles, R OBP: 0.326, SLG: 0.379										4	0	0	0	0	0	5						
8 Willie Bloomquist, R OBP: 0.289, SLG: 0.356										4	0	1	0	0	1	3						
3 Yuniesky Betancourt, R OBP: 0.262, SLG: 0.390										3	0	1	0	0	0	5						
Inning Stats	R: 1 E: 0 K: 0 S: 8	H: 2 LOB: 0 BB: 0 P: 13	R: 0 E: 0 K: 0 S: 10	H: 2 LOB: 2 BB: 0 P: 15	R: 0 E: 0 K: 2 S: 10	H: 0 LOB: 0 BB: 0 P: 14	R: 0 E: 0 K: 1 S: 9	H: 2 LOB: 3 BB: 1 P: 19	R: 0 E: 0 K: 0 S: 8	H: 0 LOB: 0 BB: 0 P: 11	R: 0 E: 0 K: 0 S: 8	H: 0 LOB: 1 BB: 0 P: 10	R: 0 E: 0 K: 0 S: 9	H: 1 LOB: 1 BB: 0 P: 17	R: 0 E: 0 K: 2 S: 8	H: 0 LOB: 0 BB: 0 P: 11		R: 0 E: 0 K: 0 S: 4	H: 0 LOB: 0 BB: 0 P: 6	1B: 6 HR: 0	SF: 0 2B: 1 3B: 0	WP: 1 PB: 0 SB: 0 CS: 0
PITCHER	IP WLS BF H R ER SO BB IBB HBP BLK WP HR S P ERA WHIP																					
47 Gio González, L ERA: 3.63	7.0 W 29 7 1 1 3 1 0 0 0 0 0 0 62 99 1.29 1.143																					
56 Craig Breslow, L ERA: 3.24	1.0 3 0 0 0 2 0 0 0 0 0 0 0 8 11 0.00 0.000																					
48 Michael Wuerzt, R ERA: 5.3	1.0 3 0 0 0 0 0 0 0 0 0 0 0 4 6 0.00 0.000																					

Batter	1	2	3	4	5	6	7	8	9	AB	R	H	RBI	BB	SO	LOB	TOP					
4 Coco Crisp, S OBP: 0.306, SLG: 0.507										5	0	0	0	0	0	4	Oakland Athletics @ Kansas City Royals Kauffman Stadium, Kansas City, MO Sat Jul 17 2010, 6:10 PM - 9:02 PM CDT Att: 26,634 - Partly Cloudy - 92 F livebaseballscorecards.com					
10 Danic Barton, L OBP: 0.379, SLG: 0.399										5	2	3	0	0	0	0						
8 Kurt Suzuki, R OBP: 0.310, SLG: 0.413										5	2	2	0	0	1	2						
5 Kevin Kouzmanoff, R OBP: 0.307, SLG: 0.392										5	1	2	3	0	1	1						
7 Adam Rosales, R OBP: 0.335, SLG: 0.419										5	1	3	2	0	1	1						
14 Mark Ellis, R OBP: 0.346, SLG: 0.354										5	0	1	0	0	2	4						
25 Matt Carson, R OBP: 0.188, SLG: 0.438										3	0	1	0	0	1	2						
18 Gabe Gross, L OBP: 0.290, SLG: 0.331										1	0	0	0	0	0	0						
11 Rajai Davis, R OBP: 0.310, SLG: 0.367										3	0	0	0	1	0	2						
2 Cliff Pennington, S OBP: 0.337, SLG: 0.391										4	0	2	1	0	1	0						
Inning Stats	R: 3 H: 5 E: 0 K: 1 S: 18	H: 5 LOB: 2 BB: 0 P: 29	R: 0 H: 1 E: 0 K: 1 S: 7	H: 1 LOB: 1 BB: 0 P: 11	R: 0 H: 1 E: 0 K: 2 S: 9	H: 1 LOB: 1 BB: 0 P: 10	R: 0 H: 0 E: 0 K: 0 S: 9	H: 0 LOB: 0 BB: 0 P: 12	R: 0 H: 0 E: 0 K: 0 S: 8	H: 0 LOB: 0 BB: 0 P: 9	R: 1 H: 2 E: 0 K: 0 S: 6	H: 2 LOB: 2 BB: 1 P: 14	R: 1 H: 2 E: 0 K: 1 S: 10	H: 2 LOB: 1 BB: 0 P: 14	R: 0 H: 1 E: 1 K: 0 S: 11	H: 1 LOB: 1 BB: 0 P: 18	R: 1 H: 2 E: 0 K: 2 S: 16	H: 2 LOB: 1 BB: 0 P: 23	1B: 9 2B: 5 3B: 0 HR: 0	SF: 0 SAC: 0 DP: 1 HBP: 0	WP: 0 PB: 0 SB: 2 CS: 0	PA: 42
PITCHER	IP WLS BF H R ER SO BB IBB HBP BLK WP HR S P ERA WHIP																					
52 Bruce Chen, L ERA: 4.06	(1, 1) 5.2 27 9 4 4 4 1 0 0 0 0 0 0 56 83 6.35 1.765																					
38 Blake Wood, R ERA: 4.21	(6, 1) 0.2 B 4 2 1 1 1 0 0 0 0 0 0 0 7 9 13.50 3.000																					
40 Kyle Farnsworth, R ERA: 2.25	(7, 1) 1.2 6 1 0 0 0 0 0 0 0 0 0 0 15 25 0.00 0.600																					
48 Joaquin Soria, R ERA: 2.43	(9, 1) 1.0 L 5 2 1 1 2 0 0 0 0 0 0 0 16 23 9.00 2.000																					

Batter	1	2	3	4	5	6	7	8	9	AB	R	H	RBI	BB	SO	LOB	BOTTOM			
22 Scott Podsednik, L OBP: 0.347, SLG: 0.375										4	1	1	0	1	2	1	Oakland Athletics @ Kansas City Royals Kauffman Stadium, Kansas City, MO Sat Jul 17 2010, 6:10 PM - 9:02 PM CDT Att: 26,634 - Partly Cloudy - 92 F livebaseballscorecards.com			
18 Jason Kendall, R OBP: 0.333, SLG: 0.317										2	0	0	1	2	1	1				
9 David DeJesus, L OBP: 0.387, SLG: 0.449										4	0	0	0	0	0	4				
16 Billy Butler, R OBP: 0.386, SLG: 0.476										3	0	0	0	1	0	1				
6 Jose Guillen, R OBP: 0.335, SLG: 0.458										4	0	0	0	0	0	1				
13 Alberto Callaspo, S OBP: 0.312, SLG: 0.420										4	1	2	0	0	0	0				
12 Mitch Maier, L OBP: 0.326, SLG: 0.365										4	1	1	0	0	1	1				
13 Mike Aviles, R OBP: 0.329, SLG: 0.378										3	1	1	0	1	0	0				
3 Yuniesky Betancourt, R OBP: 0.286, SLG: 0.406										3	1	2	4	0	0	0				
Inning Stats	R: 0 H: 0 E: 0 K: 1 S: 7	H: 4 LOB: 0 BB: 1 P: 27	R: 0 H: 0 E: 0 K: 0 S: 6	H: 0 LOB: 0 BB: 0 P: 9	R: 0 H: 0 E: 0 K: 1 S: 6	H: 0 LOB: 0 BB: 0 P: 7	R: 0 H: 0 E: 0 K: 0 S: 10	H: 0 LOB: 0 BB: 0 P: 15	R: 0 H: 0 E: 0 K: 0 S: 7	H: 0 LOB: 0 BB: 0 P: 12	R: 0 H: 1 E: 0 K: 0 S: 15	H: 1 LOB: 3 BB: 2 P: 28	R: 0 H: 1 E: 0 K: 0 S: 6	H: 1 LOB: 1 BB: 1 P: 13	R: 0 H: 1 E: 0 K: 1 S: 11	H: 1 LOB: 1 BB: 0 P: 16		1B: 4 2B: 1 3B: 1 HR: 1	SF: 1 SAC: 1 DP: 1 HBP: 0	WP: 0 PB: 0 SB: 1 CS: 0
PITCHER	IP WLS BF H R ER SO BB IBB HBP BLK WP HR S P ERA WHIP																			
53 Trevor Cahill, R ERA: 3.19	(1, 1) 6.2 29 5 0 5 3 3 1 0 0 0 0 0 0 63 108 6.75 1.200																			
13 Jerry Blevins, L ERA: 3.73	(7, 1) 0.1 1 0 0 0 0 0 0 0 0 0 0 0 3 5 0.00 0.000																			
56 Craig Breslow, L ERA: 3.16	(8, 1) 1.0 W 4 1 0 0 0 1 0 0 0 0 0 0 6 13 0.00 2.000																			
40 Andrew Bailey, R ERA: 1.66	(9, 1) 1.0 S 4 1 0 0 1 0 0 0 0 0 0 0 11 16 0.00 1.000																			

Batter	1	2	3	4	5	6	7	8	9	AB	R	H	RBI	BB	SO	LOB	TOP										
4 Coco Crisp, S OBP: 0.300, SLG: 0.481			F7	G4-3			FC6-4		F8	4	1	0	0	1	0	4	Oakland Athletics @ Kansas City Royals Kauffman Stadium, Kansas City, MO Sun Jul 18 2010, 1:12 PM - 3:58 PM CDT Att: 18,702 - Partly Cloudy - 91 F										
14 Mark Ellis, R OBP: 0.356, SLG: 0.359			FC5-4							3	1	2	0	1	0	1											
5 Kevin Kouzmanoff, R OBP: 0.306, SLG: 0.399			G6-3							4	1	1	2	0	0	5											
32 Jack Cust, L OBP: 0.388, SLG: 0.441										4	2	1	3	1	2	3											
7 Adam Rosales, R OBP: 0.336, SLG: 0.429										4	2	1	2	1	1	2											
18 Gabe Gross, L OBP: 0.283, SLG: 0.323		G3-1								4	0	0	0	0	0	1											
11 Landon Powell, S OBP: 0.346, SLG: 0.343										3	1	1	0	1	0	1											
11 Rajai Davis, R OBP: 0.312, SLG: 0.373										4	0	2	1	0	0	1											
2 Cliff Pennington, S OBP: 0.342, SLG: 0.395										2	1	2	1	1	0	0											
Inning Stats	R: 0 H: 1 E: 0 K: 1 S: 10	H: 1 LOB: 2 BB: 1 P: 19	R: 0 H: 0 E: 0 K: 0 S: 5	H: 1 LOB: 0 BB: 0 P: 8	R: 0 H: 0 E: 1 K: 0 S: 6	H: 0 LOB: 1 BB: 1 P: 13	R: 3 H: 2 E: 0 K: 0 S: 12	H: 2 LOB: 1 BB: 2 P: 24	R: 1 H: 1 E: 0 K: 1 S: 7	H: 1 LOB: 0 BB: 1 P: 15	R: 0 H: 0 E: 0 K: 0 S: 7	H: 0 LOB: 0 BB: 0 P: 11	R: 1 H: 1 E: 0 K: 0 S: 11	H: 1 LOB: 1 BB: 1 P: 19	R: 1 H: 1 E: 0 K: 0 S: 5	H: 1 LOB: 0 BB: 0 P: 9		R: 3 H: 3 E: 0 K: 1 S: 10	H: 3 LOB: 0 BB: 0 P: 12	1B: 6 2B: 2 3B: 0 HR: 3	SF: 2 SAC: 0 DP: 1 HBP: 1	WP: 0 PA: 43 ER: 3 CS: 2					
PITCHER	IP	WLS	BF	H	R	ER	SO	BB	IBB	HBP	BLK	WP	HR	S	P	ERA	WHIP										
19 Brian Bannister, R ERA: 5.65	6.1	L	29	6	5	5	2	6	0	1	0	0	2	53	102	7.11	1.895										
53 Kanekoa Teixeira, R ERA: 3.52	1.2		6	1	1	0	0	0	0	0	0	0	0	10	16	0.00	0.600										
47 Victor Marte, R ERA: 6.46	1.0		6	3	3	3	1	0	0	0	0	0	1	10	12	27.00	3.000										
Batter	1	2	3	4	5	6	7	8	9	AB	R	H	RBI	BB	SO	LOB	BOTTOM										
22 Scott Podsednik, L OBP: 0.350, SLG: 0.376										4	1	2	2	1	0	0	Oakland Athletics @ Kansas City Royals Kauffman Stadium, Kansas City, MO Sun Jul 18 2010, 1:12 PM - 3:58 PM CDT Att: 18,702 - Partly Cloudy - 91 F										
18 Jason Kendall, R OBP: 0.334, SLG: 0.318										5	1	2	0	0	1	3											
9 David DeJesus, L OBP: 0.387, SLG: 0.449										5	0	2	1	0	0	3											
16 Billy Butler, R OBP: 0.384, SLG: 0.472										5	0	1	1	0	0	2											
6 Jose Guillen, R OBP: 0.337, SLG: 0.458										4	0	2	0	0	1	1											
8 Willie Bloomquist, R OBP: 0.299, SLG: 0.359										0	1	0	0	0	0	0											
13 Alberto Callaspo, S OBP: 0.311, SLG: 0.417										3	1	0	0	1	0	1											
12 Mitch Maier, L OBP: 0.325, SLG: 0.363										4	1	1	0	0	1	2											
3 Yuniesky Betancourt, R OBP: 0.282, SLG: 0.401										4	0	0	0	0	1	4											
17 Chris Getz, L OBP: 0.299, SLG: 0.276										4	1	1	2	0	1	1											
Inning Stats	R: 1 H: 2 E: 0 K: 0 S: 14	H: 0 LOB: 0 BB: 0 P: 23	R: 0 H: 0 E: 0 K: 1 S: 8	H: 0 LOB: 0 BB: 0 P: 11	R: 0 H: 2 E: 0 K: 0 S: 7	H: 2 LOB: 1 BB: 0 P: 10	R: 0 H: 0 E: 0 K: 1 S: 6	H: 0 LOB: 0 BB: 0 P: 9	R: 0 H: 1 E: 0 K: 2 S: 14	H: 1 LOB: 2 BB: 1 P: 22	R: 0 H: 1 E: 0 K: 0 S: 7	H: 1 LOB: 1 BB: 0 P: 10	R: 0 H: 0 E: 0 K: 0 S: 4	H: 0 LOB: 0 BB: 0 P: 8	R: 0 H: 1 E: 0 K: 1 S: 10	H: 1 LOB: 0 BB: 0 P: 15	R: 5 H: 4 E: 1 K: 0 S: 17	H: 4 LOB: 1 BB: 1 P: 29	1B: 10 2B: 1 3B: 0 HR: 0	SF: 0 SAC: 0 DP: 0 HBP: 0	WP: 0 PA: 40 ER: 3 CS: 2						
PITCHER	IP	WLS	BF	H	R	ER	SO	BB	IBB	HBP	BLK	WP	HR	S	P	ERA	WHIP										
54 Vin Mazzaro, R ERA: 3.5	7.2	W	30	7	1	1	5	1	0	0	0	0	0	69	107	1.17	1.043										
31 Brad Ziegler, R ERA: 3.96	0.1		3	1	2	2	0	1	0	0	0	0	0	5	10	54.00	6.000										
57 Cedrick Bowers, L ERA: 4.85	0.1		4	2	2	1	0	0	0	0	0	0	0	8	14	27.00	6.000										
13 Jerry Bleivins, L ERA: 3.69	0.1		2	1	1	0	0	0	0	0	0	0	0	4	5	0.00	3.000										
40 Andrew Bailey, R ERA: 1.64	0.1	S	1	0	0	0	0	0	0	0	0	0	0	1	1	0.00	0.000										

Batter	1	2	3	4	5	6	7	8	9	AB	R	H	RBI	BB	SO	LOB	TOP			
10 Marco Scutaro, R OBP: 0.343, SLG: 0.369										3	0	1	0	1	1	0				
3 Eric Patterson, L OBP: 0.280, SLG: 0.436										3	1	1	0	0	0	1				
22 Bill Hall, R OBP: 0.319, SLG: 0.413										1	0	0	0	0	0	3				
34 David Ortiz, L OBP: 0.371, SLG: 0.532										3	0	0	1	0	1	1				
20 Kevin Youkilis, R OBP: 0.407, SLG: 0.574										3	0	0	0	1	1	1				
29 Adrián Beltré, R OBP: 0.373, SLG: 0.552										4	1	3	1	0	0	0				
7 J.D. Drew, L OBP: 0.354, SLG: 0.475										4	0	1	0	0	0	1				
60 Daniel Nava, S OBP: 0.385, SLG: 0.456										4	0	1	0	0	2	1				
54 Darnell McDonald, R OBP: 0.323, SLG: 0.401										4	0	0	0	0	1	1				
36 Kevin Cash, R OBP: 0.247, SLG: 0.250										4	0	1	0	0	0	0				
Inning Stats	R: 0 E: 0 K: 0 S: 9	H: 1 LOB: 1 BB: 0 P: 13	R: 0 E: 0 K: 0 S: 8	H: 0 LOB: 0 BB: 0 P: 12	R: 0 E: 0 K: 1 S: 7	H: 0 LOB: 0 BB: 0 P: 9	R: 2 E: 0 K: 1 S: 16	H: 3 LOB: 1 BB: 0 P: 25	R: 0 E: 0 K: 0 S: 5	H: 1 LOB: 2 BB: 0 P: 18	R: 0 E: 0 K: 0 S: 16	H: 2 LOB: 3 BB: 1 P: 28	R: 0 E: 0 K: 2 S: 13	H: 1 LOB: 1 BB: 0 P: 19	R: 0 E: 0 K: 2 S: 8	H: 0 LOB: 0 BB: 0 P: 13	1B: 6 2B: 0 3B: 1 HR: 1	SF: 1 SAC: 0 DP: 0 HBP: 0	WP: 0 PB: 0 SB: 0 CS: 0	PA: 36
PITCHER	IP WLS BF H R ER SO BB IBB HBP BLK WP HR S P ERA WHIP																			
15 Ben Sheets, R ERA: 4.53	6.2 L 28 7 2 2 2 2 0 0 0 0 0 1 67 109 2.70 1.350																			
13 Jerry Blevins, L ERA: 3.52	0.2 2 0 0 0 1 0 0 0 0 0 0 7 10 0.00 0.000																			
48 Michael Wertz, R ERA: 5.12	0.2 3 1 0 0 1 0 0 0 0 0 0 9 13 0.00 1.500																			
56 Craig Breslow, L ERA: 3.09	1.0 3 0 0 0 2 0 0 0 0 0 0 8 13 0.00 0.000																			

Boston Red Sox @ Oakland Athletics
Oakland Coliseum, Oakland, CA
Mon Jul 19 2010, 7:07 PM - 9:47 PM PDT
Att: 19,341 - Partly Cloudy - 55 F

AB 33
R 2
H 8
RBI 2
BB 2
SO 6
LOB 9



Batter	1	2	3	4	5	6	7	8	9	AB	R	H	RBI	BB	SO	LOB	BOTTOM					
4 Coco Crisp, S OBP: 0.287, SLG: 0.458										4	0	0	0	0	2	1						
10 Danic Barton, L OBP: 0.381, SLG: 0.397										2	0	0	0	2	0	0						
8 Kurt Suzuki, R OBP: 0.306, SLG: 0.407										4	0	0	0	0	0	3						
32 Jack Cust, L OBP: 0.385, SLG: 0.432										3	0	0	0	1	2	1						
7 Adam Rosales, R OBP: 0.331, SLG: 0.422										4	0	0	0	0	2	2						
14 Mark Ellis, R OBP: 0.395, SLG: 0.362										4	0	1	0	0	0	0						
18 Gabe Gross, L OBP: 0.278, SLG: 0.317										3	0	0	0	0	0	2						
11 Rajai Davis, R OBP: 0.312, SLG: 0.383										3	1	1	1	0	1	0						
2 Cliff Pennington, S OBP: 0.342, SLG: 0.395										3	0	1	0	0	1	0						
Inning Stats	R: 0 E: 0 K: 0 S: 8	H: 0 LOB: 0 BB: 0 P: 11	R: 0 E: 0 K: 2 S: 9	H: 0 LOB: 0 BB: 0 P: 10	R: 1 E: 0 K: 2 S: 10	H: 1 LOB: 0 BB: 0 P: 14	R: 0 E: 0 K: 1 S: 8	H: 0 LOB: 1 BB: 1 P: 12	R: 0 E: 0 K: 1 S: 10	H: 0 LOB: 0 BB: 0 P: 15	R: 0 E: 0 K: 0 S: 7	H: 0 LOB: 0 BB: 0 P: 9	R: 0 E: 0 K: 0 S: 12	H: 1 LOB: 2 BB: 1 P: 21	R: 0 E: 0 K: 1 S: 10	H: 1 LOB: 2 BB: 1 P: 19	R: 0 E: 0 K: 1 S: 12	H: 0 LOB: 0 BB: 0 P: 17	1B: 1 2B: 1 3B: 0 HR: 1	SF: 0 SAC: 0 DP: 0 HBP: 0	WP: 0 PB: 0 SB: 1 CS: 0	PA: 33
PITCHER	IP WLS BF H R ER SO BB IBB HBP BLK WP HR S P ERA WHIP																					
18 Daisuke Matsuzaka, R ERA: 4.25	6.2 W 24 2 1 1 6 2 0 0 0 0 0 12 22 0.00 0.600																					
51 Daniel Bard, R ERA: 1.8	1.1 H 6 1 0 0 1 1 0 0 0 0 0 0 12 22 0.00 1.500																					
58 Jonathan Papelbon, R ERA: 3.23	1.0 S 3 0 0 0 1 0 0 0 0 0 0 0 12 17 0.00 0.000																					

Boston Red Sox @ Oakland Athletics
Oakland Coliseum, Oakland, CA
Mon Jul 19 2010, 7:07 PM - 9:47 PM PDT
Att: 19,341 - Partly Cloudy - 55 F

AB 30
R 1
H 3
RBI 1
BB 3
SO 8
LOB 9




Batter	1	2	3	4	5	6	7	8	9	AB	R	H	RBI	BB	SO	LOB	TOP								
54 Darnell McDonald, R OBP: 0.322, SLG: 0.402 3 Eric Patterson, L OBP: 0.257, SLG: 0.430	G6-3	G1-3			K		K		F7	3	0	0	0	0	1	1									
12 Jed Lowrie, S OBP: 0.370, SLG: 0.500	BB		F9		BB		BB			2	1	1	1	2	0	0									
34 David Ortiz, L OBP: 0.370, SLG: 0.522	P5		L9		K					3	0	0	0	1	1	2									
20 Kevin Youkilis, R OBP: 0.406, SLG: 0.570	BB		G5-3						F9	4	1	2	0	0	0	2									
29 Adrián Beltré, R OBP: 0.377, SLG: 0.560	BB				G4-3				BB	4	1	3	3	0	0	0									
7 J.D. Drew, L OBP: 0.354, SLG: 0.467	BB		L9		L9				G1-6-3	3	0	1	0	1	0	1									
23 Mike Cameron, R OBP: 0.340, SLG: 0.428	BB		F9		L9				G5-3	4	0	0	0	0	0	4									
22 Bill Hall, R OBP: 0.321, SLG: 0.414 60 Daniel Nava, S OBP: 0.391, SLG: 0.451		P4			BB				L8	3	1	1	0	0	0	1									
68 Dusty Brown, R OBP: 0.143, SLG: 0.143 10 Marco Scutaro, R OBP: 0.344, SLG: 0.371		K			G1-3				F9	3	0	0	0	0	1	1									
Inning Stats	R: 1 H: 2 E: 0 K: 0 S: 12	H: 2 LOB: 3 BB: 2 P: 28	R: 0 H: 0 E: 0 K: 1 S: 8	H: 0 LOB: 0 BB: 0 P: 13	R: 0 H: 0 E: 0 K: 0 S: 12	H: 0 LOB: 0 BB: 0 P: 18	R: 0 H: 0 E: 0 K: 0 S: 5	H: 0 LOB: 2 BB: 0 P: 9	R: 1 H: 2 E: 0 K: 2 S: 14	H: 1 LOB: 1 BB: 0 P: 25	R: 2 H: 3 E: 0 K: 0 S: 8	H: 3 LOB: 0 BB: 2 P: 14	R: 0 H: 0 E: 0 K: 1 S: 18	H: 0 LOB: 2 BB: 2 P: 32	R: 0 H: 1 E: 0 K: 0 S: 4	H: 0 LOB: 0 BB: 0 P: 7	R: 0 H: 0 E: 0 K: 1 S: 8	H: 0 LOB: 0 BB: 0 P: 15	1B: 6 2B: 1 3B: 0 HR: 1	SF: 0 SAC: 0 DP: 2 HBP: 0	WP: 1 PB: 0 SB: 2 CS: 0	PA: 37			
PITCHER	IP	WLS	BF	H	R	ER	SO	BB	IBB	HBP	BLK	WP	HR	S	P	ERA	WHIP								
47 Gio González, L ERA: 3.75	6.0	W	26	7	4	4	3	2	0	0	0	1	1	59	107	6.00	1.500								
63 Henry Alberto Rodríguez, R ERA: 4.26	1.0	H	5	0	0	0	1	2	0	0	0	0	0	18	32	0.00	2.000								
31 Brad Ziegler, R ERA: 3.76	1.0	H	3	1	0	0	0	0	0	0	0	0	0	4	7	0.00	1.000								
48 Michael Wuerz, R ERA: 4.71	1.0	S	3	0	0	0	1	0	0	0	0	0	0	8	15	0.00	0.000								

Boston Red Sox @ Oakland Athletics
Oakland Coliseum, Oakland, CA
Wed Jul 21 2010, 12:37 PM - 3:39 PM PDT
Att: 30,456 - Cloudy - 56 F

livebaseballscorecards.com

AB 33
R 4
H 8
RBI 4
BB 4
SO 5
LOB 12




Batter	1	2	3	4	5	6	7	8	9	AB	R	H	RBI	BB	SO	LOB	BOTTOM								
2 Cliff Pennington, S OBP: 0.386, SLG: 0.384	G6-3	K			BB		K		F8-2	4	0	0	0	1	2	3									
10 Danie Barton, L OBP: 0.386, SLG: 0.402	BB				G3		F7		BB	4	0	2	0	1	0	2									
8 Kurt Suzuki, R OBP: 0.316, SLG: 0.408	BB		FC5-4		BB		L7		F7	5	2	2	0	0	0	2									
32 Jack Cust, L OBP: 0.396, SLG: 0.461	BB		HR		BB		G3-1			3	2	2	2	1	0	0									
5 Kevin Kouzmanoff, R OBP: 0.304, SLG: 0.398	G4-3		K		F8		BB			4	0	1	0	0	1	5									
14 Mark Ellis, R OBP: 0.355, SLG: 0.356	F8		L6		BB		BB			3	1	1	1	1	0	0									
26 Matt Watson, L OBP: 0.250, SLG: 0.571 18 Gabe Gross, L OBP: 0.272, SLG: 0.310	HR				L6		K		BB	3	1	1	1	1	1	2									
11 Rajai Davis, R OBP: 0.311, SLG: 0.377	HR		E3		E6		BB		F7	4	0	1	2	0	0	3									
4 Coco Crisp, S OBP: 0.291, SLG: 0.478	FC4-2		FC4-2		FC4-6		BB		BB	4	0	2	0	0	0	2									
Inning Stats	R: 0 H: 1 E: 0 K: 0 S: 14	H: 1 LOB: 2 BB: 2 P: 24	R: 1 H: 1 E: 1 K: 1 S: 10	H: 1 LOB: 1 BB: 0 P: 14	R: 2 H: 2 E: 0 K: 1 S: 13	H: 2 LOB: 0 BB: 0 P: 19	R: 0 H: 0 E: 1 K: 0 S: 15	H: 0 LOB: 2 BB: 1 P: 20	R: 3 H: 4 E: 0 K: 1 S: 13	H: 4 LOB: 1 BB: 0 P: 26	R: 0 H: 1 E: 0 K: 1 S: 8	H: 0 LOB: 0 BB: 0 P: 13	R: 0 H: 1 E: 0 K: 0 S: 9	H: 1 LOB: 3 BB: 2 P: 18	R: 0 H: 2 E: 0 K: 0 S: 7	H: 2 LOB: 1 BB: 0 P: 13	1B: 7 2B: 3 3B: 1 HR: 2	SF: 0 SAC: 0 DP: 2 HBP: 0	WP: 1 PB: 1 SB: 0 CS: 1	PA: 39					
PITCHER	IP	WLS	BF	H	R	ER	SO	BB	IBB	HBP	BLK	WP	HR	S	P	ERA	WHIP								
11 Clay Buchholz, R ERA: 2.81	4.0	L	22	5	5	2	2	3	0	0	0	1	0	56	87	11.25	2.250								
48 Scott Atchison, R ERA: 3.93	2.2		11	4	1	0	2	1	0	0	0	0	0	24	41	0.00	1.875								
64 Michael Bowden, R ERA:	1.1		6	2	0	0	0	1	0	0	0	0	0	9	19	0.00	2.250								

Boston Red Sox @ Oakland Athletics
Oakland Coliseum, Oakland, CA
Wed Jul 21 2010, 12:37 PM - 3:39 PM PDT
Att: 30,456 - Cloudy - 56 F

livebaseballscorecards.com

AB 34
R 6
H 12
RBI 6
BB 5
SO 4
LOB 19



Batter	1	2	3	4	5	6	7	8	9	AB	R	H	RBI	BB	SO	LOB	TOP										
1 Juan Pierre, L OBP: 0.321, SLG: 0.282	G4-3		G4-3			14 BB	10 1B		F7	4	1	1	1	1	0	0	Chicago White Sox @ Oakland Athletics Oakland Coliseum, Oakland, CA Sun Jul 25 2010, 1:08 PM - 3:53 PM PDT Att. 17,148 - Sunny - 63 F										
10 Alexei Ramirez, R OBP: 0.311, SLG: 0.411	51 G1-3 14 2B		K			F8	51 1B			4	1	2	1	0	1	1											
51 Alex Rios, R OBP: 0.361, SLG: 0.514	G1-3					P3				4	0	2	1	0	0	2											
14 Paul Konerko, R OBP: 0.377, SLG: 0.548	2H					L4				3	0	1	1	1	0	3											
20 Carlos Quentin, R OBP: 0.337, SLG: 0.500	F8					F7				4	0	0	0	0	1	4											
12 A.J. Pierzynski, L OBP: 0.275, SLG: 0.355		K				G6-3				4	1	1	0	0	1	1											
24 Dayan Viciedo, R OBP: 0.265, SLG: 0.429			F9							4	0	0	0	0	1	1											
25 Andruw Jones, R OBP: 0.307, SLG: 0.430			F8			L8				4	1	1	0	0	1	0											
15 Gordon Beckham, R OBP: 0.293, SLG: 0.339			K			K				4	0	0	0	0	3	2											
Inning Stats	R: 1 H: 2 E: 0 K: 0 S: 9	H: 2 LOB: 1 BB: 0 P: 14	R: 0 H: 0 E: 0 K: 1 S: 8	H: 0 LOB: 0 BB: 0 P: 14	R: 0 H: 0 E: 0 K: 2 S: 9	H: 0 LOB: 0 BB: 0 P: 13	R: 0 H: 1 E: 0 K: 0 S: 11	H: 0 LOB: 0 BB: 0 P: 13	R: 0 H: 0 E: 0 K: 0 S: 8	H: 0 LOB: 2 BB: 2 P: 20	R: 3 H: 5 E: 0 K: 1 S: 23	H: 5 LOB: 2 BB: 0 P: 31	R: 0 H: 0 E: 0 K: 1 S: 9	H: 0 LOB: 0 BB: 0 P: 10	R: 0 H: 0 E: 0 K: 1 S: 8	H: 0 LOB: 0 BB: 0 P: 11	1B: 7 2B: 1 3B: 0 HR: 0	SF: 0 SAC: 0 DP: 0 HBP: 0	WP: 0 PB: 0 CS: 0	PA: 37							
PITCHER	IP	WLS	BF	H	R	ER	SO	BB	IBB	HBP	BLK	WP	HR	S	P	ERA	WHIP										
51 Dallas Braden, L ERA: 3.77	6.1	W	26	5	3	3	5	2	0	0	0	0	0	61	98	4.26	1.105										
31 Brad Ziegler, R ERA: 3.56	0.1		1	0	0	0	1	0	0	0	0	0	0	3	5	0.00	0.000										
13 Jerry Blevins, L ERA: 3.71	0.0		2	2	0	0	0	0	0	0	0	0	0	9	11	∞	∞										
56 Craig Breslow, L ERA: 2.93	1.1	H	5	1	1	1	1	0	0	0	0	0	0	12	14	6.75	0.750										
48 Michael Wuerz, R ERA: 4.5	1.0	S	3	0	0	0	1	0	0	0	0	0	0	8	11	0.00	0.000										

Batter	1	2	3	4	5	6	7	8	9	AB	R	H	RBI	BB	SO	LOB	BOTTOM										
4 Coco Crisp, S OBP: 0.304, SLG: 0.455	K	8 S 10 1B		SH1-3		10 S 10 E		G4-3		3	2	1	0	1	1	1	Chicago White Sox @ Oakland Athletics Oakland Coliseum, Oakland, CA Sun Jul 25 2010, 1:08 PM - 3:53 PM PDT Att. 17,148 - Sunny - 63 F										
10 Danic Barton, L OBP: 0.384, SLG: 0.402	32 PB	8 WP 8 1B		K		G4-3				4	1	2	2	0	1	1											
8 Kurt Suzuki, R OBP: 0.322, SLG: 0.419	F9	1H 2H				G6-3				4	0	2	3	0	0	1											
32 Jack Cust, L OBP: 0.412, SLG: 0.513	BB			F9		K				3	0	0	0	1	1	2											
5 Kevin Kouzmanoff, R OBP: 0.306, SLG: 0.404	P6			P6		K				4	0	1	0	0	1	2											
14 Mark Ellis, R OBP: 0.346, SLG: 0.343	4 BB 10 1B	26 1B		K		F8				3	1	0	0	1	1	1											
18 Gabe Gross, L OBP: 0.286, SLG: 0.311	F8	26 S		F7						3	0	0	0	1	0	1											
26 Matt Watson, L OBP: 0.231, SLG: 0.417	4 BB 10 1B			F7		F8				2	1	1	0	0	0	1											
25 Matt Carson, R OBP: 0.174, SLG: 0.364	10 1B									2	0	1	0	0	0	0											
2 Cliff Pennington, S OBP: 0.331, SLG: 0.376	P6					F9				4	1	1	0	0	1	3											
Inning Stats	R: 0 H: 1 E: 0 K: 1 S: 15	H: 3 LOB: 1 BB: 2 P: 29	R: 0 H: 0 E: 0 K: 1 S: 12	H: 0 LOB: 1 BB: 1 P: 21	R: 1 H: 2 E: 0 K: 1 S: 15	H: 2 LOB: 0 BB: 0 P: 26	R: 0 H: 0 E: 0 K: 1 S: 6	H: 0 LOB: 0 BB: 0 P: 8	R: 1 H: 1 E: 0 K: 0 S: 9	H: 1 LOB: 1 BB: 0 P: 18	R: 0 H: 1 E: 0 K: 1 S: 8	H: 1 LOB: 0 BB: 0 P: 9	R: 0 H: 1 E: 0 K: 1 S: 10	H: 1 LOB: 1 BB: 0 P: 15	1B: 9 2B: 0 3B: 0 HR: 0	SF: 0 SAC: 1 DP: 0 HBP: 0	WP: 1 PB: 2 SB: 4 CS: 0	PA: 37									
PITCHER	IP	WLS	BF	H	R	ER	SO	BB	IBB	HBP	BLK	WP	HR	S	P	ERA	WHIP										
41 Daniel Hudson, R ERA: 6.32	5.0	L	25	6	4	5	4	4	0	0	0	0	0	67	108	9.00	2.000										
68 Erick Threets, L ERA:	1.0		4	1	1	0	0	0	0	0	0	0	0	9	18	0.00	1.000										
40 J.J. Putz, R ERA: 1.46	1.0		4	1	0	0	1	0	0	0	0	0	0	8	9	0.00	1.000										
45 Bobby Jenks, R ERA: 4.95	1.0		4	1	0	0	1	0	0	0	0	0	0	10	15	0.00	1.000										

AB 35
R 4
H 8
RBI 4
BB 2
SO 8
LOB 14



AB 32
R 6
H 9
RBI 5
BB 4
SO 6
LOB 13



Batter	1	2	3	4	5	6	7	8	9	10	AB	R	H	RBI	BB	SO	LOB	TOP										
4 Coco Crisp, S OBP: 0.311, SLG: 0.457	G5-3		1B			1B					4	1	2	0	0	1	0	Oakland Athletics @ Texas Rangers Rangers Ballpark in Arlington, Arlington, TX Tue Jul 27 2010, 8:08 PM - 11:08 PM EDT Att: 28,124 - Partly Cloudy - 91 F livebaseballscorecards.com										
10 Daric Barton, L OBP: 0.380, SLG: 0.397	G4-3		L8			K			F7		4	0	0	0	0	1	3											
8 Kurt Suzuki, R OBP: 0.321, SLG: 0.416	F9			G6-3					K		4	0	1	1	0	1	0											
5 Kevin Kouzmanoff, R OBP: 0.306, SLG: 0.403		K		F8							4	0	1	0	0	1	1											
32 Jack Cust, L OBP: 0.406, SLG: 0.503											3	0	0	0	0	3	0											
11 Landon Powell, S OBP: 0.342, SLG: 0.338											1	0	0	0	0	0	1											
7 Adam Rosales, R OBP: 0.324, SLG: 0.412											4	0	1	0	0	0	0											
18 Gabe Gross, L OBP: 0.286, SLG: 0.311	F9										0	0	0	0	0	0	0											
14 Mark Ellis, R OBP: 0.342, SLG: 0.338											3	0	0	0	0	2	0											
11 Rajai Davis, R OBP: 0.310, SLG: 0.375											4	0	1	0	0	1	1											
25 Matt Carson, R OBP: 0.154, SLG: 0.320											3	0	0	0	0	3	1											
2 Cliff Pennington, S OBP: 0.330, SLG: 0.375											1	0	0	0	0	1	1											
Inning Stats	R: 0 E: 0 K: 0 S: 9	H: 0 LOB: 0 BB: 0 P: 15	R: 0 E: 0 K: 2 S: 11	H: 0 LOB: 0 BB: 0 P: 15	R: 0 E: 0 K: 2 S: 13	H: 2 LOB: 2 BB: 0 P: 16	R: 0 E: 0 K: 1 S: 6	H: 0 LOB: 0 BB: 0 P: 8	R: 0 E: 0 K: 1 S: 7	H: 0 LOB: 0 BB: 0 P: 9	R: 1 E: 0 K: 2 S: 12	H: 2 LOB: 1 BB: 0 P: 15	R: 0 E: 0 K: 2 S: 10	H: 0 LOB: 0 BB: 0 P: 12	R: 0 E: 0 K: 3 S: 10	H: 0 LOB: 0 BB: 0 P: 13	R: 0 E: 0 K: 1 S: 10	H: 1 LOB: 1 BB: 0 P: 15	R: 0 E: 0 K: 1 S: 8	H: 1 LOB: 1 BB: 0 P: 14	1B: 6 2B: 0 3B: 0 HR: 0	SF: 0 SAC: 1 DP: 0 HBP: 0	WP: 0 PB: 0 SB: 1 CS: 0	PA: 36				
PITCHER	IP 9.0	WLS 32	BF 5	H 1	R 0	ER 0	SO 13	BB 0	IBB 0	HBP 0	BLK 0	WP 0	HR 0	S 88	P 118	ERA 0.00	WHIP 0.556											
33 Cliff Lee, L ERA: 2.4	1.0	W	4	1	0	0	1	0	0	0	0	0	0	0	8	14	0.00	1.000										
30 Neftali Feliz, R ERA: 3.65																												

Batter	1	2	3	4	5	6	7	8	9	10	AB	R	H	RBI	BB	SO	LOB	BOTTOM									
1 Elvis Andrus, R OBP: 0.357, SLG: 0.316	K										4	0	1	0	1	1	1	Oakland Athletics @ Texas Rangers Rangers Ballpark in Arlington, Arlington, TX Tue Jul 27 2010, 8:08 PM - 11:08 PM EDT Att: 28,124 - Partly Cloudy - 91 F livebaseballscorecards.com									
10 Michael Young, R OBP: 0.361, SLG: 0.494											2	1	1	0	3	0	1										
5 Ian Kinsler, R OBP: 0.367, SLG: 0.416											5	0	0	0	0	1	7										
27 Vladimir Guerrero, R OBP: 0.356, SLG: 0.519											5	0	1	1	0	2	0										
32 Josh Hamilton, L OBP: 0.402, SLG: 0.634											4	1	2	0	1	0	0										
17 Nelson Cruz, R OBP: 0.383, SLG: 0.606											5	1	2	2	0	1	3										
11 Bengie Molina, R OBP: 0.298, SLG: 0.340											4	0	0	0	0	1	2										
19 Chris Davis, L OBP: 0.273, SLG: 0.276											3	0	0	0	1	2	0										
20 Julio Borbon, L OBP: 0.306, SLG: 0.358											3	0	1	0	0	0	0										
Inning Stats	R: 1 E: 0 K: 1 S: 15	H: 2 LOB: 2 BB: 1 P: 26	R: 0 E: 0 K: 1 S: 13	H: 2 LOB: 3 BB: 1 P: 24	R: 0 E: 0 K: 1 S: 10	H: 1 LOB: 1 BB: 0 P: 18	R: 0 E: 0 K: 0 S: 12	H: 0 LOB: 1 BB: 1 P: 18	R: 0 E: 0 K: 2 S: 9	H: 0 LOB: 0 BB: 0 P: 12	R: 0 E: 0 K: 1 S: 14	H: 1 LOB: 1 BB: 0 P: 16	R: 0 E: 0 K: 0 S: 8	H: 1 LOB: 1 BB: 0 P: 12	R: 0 E: 0 K: 0 S: 7	H: 0 LOB: 2 BB: 2 P: 19	R: 2 E: 0 K: 1 S: 5		H: 1 LOB: 0 BB: 1 P: 11	1B: 5 2B: 2 3B: 0 HR: 1	SF: 0 SAC: 1 DP: 0 HBP: 0	WP: 0 PB: 0 SB: 0 CS: 0	PA: 42				
PITCHER	IP 6.0	WLS 4	BF 1	H 0	R 0	ER 0	SO 6	BB 3	IBB 0	HBP 0	BLK 0	WP 0	HR 0	S 68	P 111	ERA 1.50	WHIP 1.333										
47 Gio González, L ERA: 3.64	1.0	4	1	0	0	1	0	0	0	0	0	0	0	14	16	0.00	1.000										
13 Jerry Blevins, L ERA: 3.6	1.1	6	1	0	0	0	0	1	0	0	0	0	0	11	19	0.00	1.500										
56 Craig Breslow, L ERA: 2.85	1.0	L	6	1	2	2	1	1	1	0	0	0	1	9	23	18.00	2.000										
48 Michael Wuerzt, R ERA: 5.09																											

Oakland Athletics @ Texas Rangers
Rangers Ballpark in Arlington, Arlington, TX
Tue Jul 27 2010, 8:08 PM - 11:08 PM EDT
Att: 28,124 - Partly Cloudy - 91 F
livebaseballscorecards.com

AB 35
R 1
H 6
RBI 1
BB 0
SO 14
LOB 8



Oakland Athletics @ Texas Rangers
Rangers Ballpark in Arlington, Arlington, TX
Tue Jul 27 2010, 8:08 PM - 11:08 PM EDT
Att: 28,124 - Partly Cloudy - 91 F
livebaseballscorecards.com

AB 35
R 3
H 8
RBI 3
BB 6
SO 8
LOB 14



Batter	1	2	3	4	5	6	7	8	9	AB	R	H	RBI	BB	SO	LOB	TOP								
4 Coco Crisp, S OBP: 0.315, SLG: 0.455										5	1	2	0	0	0	3									
10 Danc Barton, L OBP: 0.380, SLG: 0.395										2	0	0	0	1	2	0									
8 Kurt Suzuki, R OBP: 0.324, SLG: 0.428										4	2	2	2	0	1	2									
32 Jack Cust, L OBP: 0.408, SLG: 0.503										4	0	2	0	0	2	2									
5 Kevin Kouzmanoff, R OBP: 0.303, SLG: 0.398										4	0	0	0	0	2	4									
14 Mark Ellis, R OBP: 0.336, SLG: 0.332										4	0	0	0	0	0	2									
26 Matt Watson, L OBP: 0.188, SLG: 0.333										3	0	0	0	0	1	0	AB 34								
18 Gabe Gross, L OBP: 0.284, SLG: 0.309										1	0	0	0	0	0	0	R 3								
11 Rajai Davis, R OBP: 0.315, SLG: 0.384										4	0	3	0	0	1	0	H 9								
2 Cliff Pennington, S OBP: 0.329, SLG: 0.372										3	0	0	0	1	0	2	RBI 2								
Inning Stats	R: 0 E: 0 K: 1 S: 8	H: 0 LOB: 0 BB: 0 P: 12	R: 0 E: 0 K: 1 S: 8	H: 0 LOB: 0 BB: 0 P: 12	R: 0 E: 0 K: 1 S: 10	H: 1 LOB: 0 BB: 0 P: 15	R: 0 E: 0 K: 2 S: 15	H: 1 LOB: 2 BB: 1 P: 24	R: 0 E: 0 K: 0 S: 10	H: 1 LOB: 2 BB: 1 P: 18	R: 1 E: 0 K: 2 S: 14	H: 2 LOB: 1 BB: 0 P: 22	R: 0 E: 0 K: 1 S: 9	H: 0 LOB: 0 BB: 0 P: 13	R: 2 E: 2 K: 1 S: 11	H: 3 LOB: 1 BB: 0 P: 17	R: 0 E: 0 K: 0 S: 5	H: 1 LOB: 1 BB: 0 P: 7	1B: 7 2B: 1 3B: 0 HR: 1	SF: 0 SAC: 1 DP: 0 HBP: 0	WP: 0 PB: 0 SB: 3 CS: 1	PA: 37			
PITCHER	IP	WLS	BF	H	R	ER	SO	BB	IBB	HBP	BLK	WP	HR	S	P	ERA	WHIP								
48 Colby Lewis, R ERA: 3.4	7.0	L	27	5	1	1	8	2	0	0	0	0	1	74	116	1.29	1.000								
28 Darren Oliver, L ERA: 2.09	0.1		4	3	2	1	0	0	0	0	0	0	0	7	11	27.00	9.000								
64 Alexi Ogando, R ERA: 1.33	0.2		2	0	0	0	1	0	0	0	0	0	0	4	6	0.00	0.000								
54 Matt Harrison, L ERA: 4.08	1.0		4	1	0	0	0	0	0	0	0	0	0	5	7	0.00	1.000								

Oakland Athletics @ Texas Rangers
Rangers Ballpark in Arlington, Arlington, TX
Wed Jul 28 2010, 8:08 PM - 10:46 PM EDT
Att: 38,269 - Partly Cloudy - 83 F

AB	34
R	3
H	9
RBI	2
BB	2
SO	9
LOB	15



Batter	1	2	3	4	5	6	7	8	9	AB	R	H	RBI	BB	SO	LOB	BOTTOM								
1 Elvis Andrus, R OBP: 0.353, SLG: 0.312										4	0	0	0	0	0	0									
20 Julio Borbon, L OBP: 0.306, SLG: 0.357										4	1	1	0	0	0	0									
10 Michael Young, R OBP: 0.358, SLG: 0.489										4	0	0	0	0	3	1									
27 Vladimir Guerrero, R OBP: 0.360, SLG: 0.519										2	0	1	1	2	0	0									
32 Josh Hamilton, L OBP: 0.403, SLG: 0.632										3	0	1	0	1	1	2									
17 Nelson Cruz, R OBP: 0.381, SLG: 0.600										4	0	1	0	0	2	4									
11 Benjie Molina, R OBP: 0.290, SLG: 0.337										2	0	0	0	0	0	1	AB 30								
7 David Murphy, L OBP: 0.319, SLG: 0.374										1	0	0	0	0	0	1	R 1								
2 Taylor Teagarden, R OBP: 0.188, SLG: 0.037										0	0	0	0	0	0	0	H 4								
19 Chris Davis, L OBP: 0.265, SLG: 0.267										3	0	0	0	0	1	0	RBI 1								
3 Andrés Blanco, S OBP: 0.316, SLG: 0.257										3	0	0	0	0	0	0	SO 7								
Inning Stats	R: 0 E: 0 K: 1 S: 6	H: 0 LOB: 0 BB: 0 P: 9	R: 0 E: 0 K: 0 S: 10	H: 1 LOB: 1 BB: 1 P: 18	R: 0 E: 0 K: 0 S: 7	H: 0 LOB: 0 BB: 0 P: 11	R: 0 E: 0 K: 1 S: 9	H: 1 LOB: 2 BB: 1 P: 17	R: 0 E: 0 K: 1 S: 7	H: 0 LOB: 0 BB: 0 P: 12	R: 0 E: 0 K: 1 S: 9	H: 0 LOB: 0 BB: 0 P: 15	R: 0 E: 0 K: 0 S: 10	H: 0 LOB: 1 BB: 1 P: 18	R: 0 E: 0 K: 0 S: 8	H: 0 LOB: 0 BB: 0 P: 13	R: 1 E: 1 K: 3 S: 16	H: 2 LOB: 1 BB: 0 P: 21	1B: 4 2B: 0 3B: 0 HR: 0	SF: 0 SAC: 0 DP: 1 HBP: 0	WP: 0 PB: 0 SB: 1 CS: 0	PA: 33			
PITCHER	IP	WLS	BF	H	R	ER	SO	BB	IBB	HBP	BLK	WP	HR	S	P	ERA	WHIP								
53 Trevor Cahill, R ERA: 2.93	8.0	W	28	2	0	0	4	3	0	0	0	0	0	66	113	0.00	0.625								
48 Michael Wuerzt, R ERA: 5.01	0.1	H	3	2	1	0	1	0	0	0	0	0	0	10	13	0.00	6.000								
56 Craig Breslow, L ERA: 2.81	0.2	S	2	0	0	0	2	0	0	0	0	0	0	6	8	0.00	0.000								

Oakland Athletics @ Texas Rangers
Rangers Ballpark in Arlington, Arlington, TX
Wed Jul 28 2010, 8:08 PM - 10:46 PM EDT
Att: 38,269 - Partly Cloudy - 83 F

AB	30
R	1
H	4
RBI	1
BB	3
SO	7
LOB	9



Batter	1	2	3	4	5	6	7	8	9	AB	R	H	RBI	BB	SO	LOB	TOP					
4 Coco Crisp, S OBP: 0.328, SLG: 0.444										4	0	1	0	1	0	2						
10 Danic Barton, L OBP: 0.376, SLG: 0.391										4	0	0	0	0	1	4						
8 Kurt Suzuki, R OBP: 0.324, SLG: 0.425										3	0	2	0	1	0	0						
32 Jack Cust, L OBP: 0.410, SLG: 0.500										3	0	1	0	1	1	1						
5 Kevin Kouzmanoff, R OBP: 0.302, SLG: 0.401										4	0	0	0	0	0	5						
14 Mark Ellis, R OBP: 0.341, SLG: 0.332										3	1	1	0	1	0	1						
18 Gabe Gross, L OBP: 0.278, SLG: 0.302										4	0	0	0	0	0	2						
11 Rajai Davis, R OBP: 0.316, SLG: 0.386										4	0	1	0	0	0	2						
2 Cliff Pennington, S OBP: 0.332, SLG: 0.374										3	0	1	1	1	1	1						
Inning Stats	R: 0 E: 0 K: 0 S: 11	H: 2 LOB: 1 BB: 22	R: 0 E: 0 K: 0 S: 9	H: 0 LOB: 3 BB: 3 P: 24	R: 0 E: 0 K: 1 S: 6	H: 0 LOB: 0 BB: 0 P: 10	R: 0 E: 0 K: 0 S: 9	H: 2 LOB: 1 BB: 0 P: 14	R: 0 E: 0 K: 0 S: 8	H: 0 LOB: 0 BB: 1 P: 16	R: 0 E: 0 K: 0 S: 7	H: 0 LOB: 0 BB: 0 P: 12	R: 0 E: 0 K: 1 S: 8	H: 0 LOB: 0 BB: 0 P: 13	R: 0 E: 0 K: 0 S: 6	H: 2 LOB: 1 BB: 0 P: 6	R: 0 E: 0 K: 1 S: 12	H: 1 LOB: 1 BB: 0 P: 17	1B: 7 2B: 0 3B: 0 HR: 0	SF: 0 SAC: 0 DP: 2 HBP: 0	WP: 1 PB: 0 SB: 0 CS: 0	PA: 37
PITCHER	IP ERA WLS BF H R ER SO BB IBB HBP BLK WP HR S P ERA WHIP	6.0 1.5 W 26 4 1 1 1 5 0 0 0 1 0 50 98 1.50 1.500	7.1 1.0 3 0 0 0 1 0 0 0 0 0 0 0 8 13 0.00 0.000	8.1 0.0 2 2 0 0 0 0 0 0 0 0 0 0 4 4 ∞ ∞	8.1 2.0 6 1 0 0 1 0 0 0 0 0 0 0 14 19 0.00 0.500	PITCHER										IP ERA WLS BF H R ER SO BB IBB HBP BLK WP HR S P ERA WHIP	6.0 1.5 W 26 4 1 1 1 5 0 0 0 1 0 50 98 1.50 1.500					

Oakland Athletics @ Chicago White Sox
U.S. Cellular Field, Chicago, IL
Fri Jul 30 2010, 8:10 PM - 10:43 PM EDT
Att: 29,431 - Cloudy - 74 F

livebaseballscorecards.com

AB 32
R 1
H 7
RBI 1
BB 5
SO 3
LOB 18

Batter	1	2	3	4	5	6	7	8	9	AB	R	H	RBI	BB	SO	LOB	BOTTOM			
1 Juan Pierre, L OBP: 0.329, SLG: 0.289										5	1	1	0	0	1	5				
10 Alexei Ramirez, R OBP: 0.319, SLG: 0.434										4	1	1	0	0	0	1				
51 Alex Rios, R OBP: 0.353, SLG: 0.497										4	0	1	1	0	1	1				
14 Paul Konerko, R OBP: 0.378, SLG: 0.576										3	1	2	1	0	0	0				
20 Carlos Quentin, R OBP: 0.341, SLG: 0.502										3	0	1	0	0	1	1				
18 Brent Lillibridge, R OBP: 0.414, SLG: 0.714										0	0	0	0	0	0	0				
12 A.J. Pierzynski, L OBP: 0.277, SLG: 0.357										4	2	2	1	0	0	4				
24 Dayan Viciedo, R OBP: 0.322, SLG: 0.508										3	1	3	0	0	0	0				
11 Omar Vizquel, S OBP: 0.351, SLG: 0.346										1	0	0	0	0	0	0				
25 Andruw Jones, R OBP: 0.313, SLG: 0.442										2	0	0	1	2	0	2				
15 Gordon Beckham, R OBP: 0.303, SLG: 0.361										4	0	2	2	0	0	1				
Inning Stats	R: 1 E: 0 K: 0 S: 13	H: 3 LOB: 2 BB: 0 P: 21	R: 0 E: 0 K: 0 S: 9	H: 1 LOB: 0 BB: 0 P: 15	R: 0 E: 0 K: 0 S: 7	H: 0 LOB: 0 BB: 0 P: 13	R: 3 E: 0 K: 1 S: 15	H: 4 LOB: 1 BB: 0 P: 25	R: 0 E: 0 K: 0 S: 5	H: 0 LOB: 0 BB: 0 P: 8	R: 0 E: 0 K: 0 S: 10	H: 3 LOB: 2 BB: 1 P: 19	R: 1 E: 0 K: 1 S: 17	H: 2 LOB: 1 BB: 0 P: 21	R: 0 E: 0 K: 1 S: 12	H: 0 LOB: 1 BB: 1 P: 22	1B: 10 2B: 4 3B: 0 HR: 0	SF: 1 SAC: 0 DP: 3 HBP: 1	WP: 0 PB: 0 SB: 2 CS: 0	PA: 37
PITCHER	IP ERA WLS BF H R ER SO BB IBB HBP BLK WP HR S P ERA WHIP	5.1 3.25 L 25 10 5 5 1 0 0 0 0 0 0 55 91 3.45 3.000	6.1 0.2 3 1 0 0 0 1 0 0 0 0 0 0 4 10 0.00 3.000	7.5 1.0 5 2 1 1 1 0 0 0 0 0 0 0 17 21 9.00 2.000	8.1 1.0 4 0 0 0 1 1 0 0 0 0 0 0 12 22 0.00 1.000	PITCHER										IP ERA WLS BF H R ER SO BB IBB HBP BLK WP HR S P ERA WHIP	5.1 3.25 L 25 10 5 5 1 0 0 0 0 0 0 55 91 3.45 3.000			

Oakland Athletics @ Chicago White Sox
U.S. Cellular Field, Chicago, IL
Fri Jul 30 2010, 8:10 PM - 10:43 PM EDT
Att: 29,431 - Cloudy - 74 F

livebaseballscorecards.com


AB 33
R 6
H 13
RBI 6
BB 2
SO 3
LOB 15

Batter	1	2	3	4	5	6	7	8	9	AB	R	H	RBI	BB	SO	LOB	TOP			
4 Coco Crisp, S OBP: 0.317, SLG: 0.426	G6-3	K		K			F8		K	5	0	0	0	0	3	3				
10 Darc Barton, L OBP: 0.379, SLG: 0.395	G4-3								K	4	0	2	2	1	1	0				
8 Kurt Suzuki, R OBP: 0.322, SLG: 0.421	F8	G6-3					P3			5	0	1	0	0	0	4				
5 Kevin Kouzmanoff, R OBP: 0.305, SLG: 0.413							F8		F7	5	3	3	1	0	0	2				
32 Jack Cust, L OBP: 0.407, SLG: 0.491	K	K					F9			3	0	0	0	1	2	2				
7 Adam Rosales, R OBP: 0.322, SLG: 0.407 2 Cliff Pennington, S OBP: 0.332, SLG: 0.374							K			4	1	1	0	0	2	2				
11 Rajai Davis, R OBP: 0.318, SLG: 0.387							F7			4	1	2	1	0	0	0				
14 Mark Ellis, R OBP: 0.340, SLG: 0.329							G6-3		SF9	2	1	0	1	1	1	0				
25 Matt Carson, R OBP: 0.212, SLG: 0.344							G4-3		K	4	0	1	1	0	2	2				
Inning Stats	R: 0 E: 0 K: 0 S: 8	H: 0 LOB: 0 BB: 0 P: 11	R: 4 E: 0 K: 2 S: 20	H: 5 LOB: 2 BB: 1 P: 28	R: 1 E: 0 K: 2 S: 11	H: 1 LOB: 0 BB: 0 P: 15	R: 0 E: 0 K: 2 S: 11	H: 0 LOB: 0 BB: 0 P: 14	R: 0 E: 0 K: 1 S: 6	H: 0 LOB: 1 BB: 1 P: 10	R: 0 E: 0 K: 1 S: 12	H: 1 LOB: 1 BB: 0 P: 17	R: 1 E: 0 K: 1 S: 15	H: 2 LOB: 2 BB: 1 P: 22	R: 0 E: 0 K: 2 S: 9	H: 1 LOB: 0 BB: 0 P: 12	1B: 7 2B: 2 3B: 0 HR: 1	SF: 1 SAC: 0 DP: 0 HBP: 0	WP: 0 PB: 0 SB: 0 CS: 0	PA: 40
PITCHER	IP WLS BF H R ER SO BB IBB HBP BLK WP HR S P ERA WHIP	IP WLS BF H R ER SO BB IBB HBP BLK WP HR S P ERA WHIP	IP WLS BF H R ER SO BB IBB HBP BLK WP HR S P ERA WHIP	IP WLS BF H R ER SO BB IBB HBP BLK WP HR S P ERA WHIP	IP WLS BF H R ER SO BB IBB HBP BLK WP HR S P ERA WHIP	IP WLS BF H R ER SO BB IBB HBP BLK WP HR S P ERA WHIP	IP WLS BF H R ER SO BB IBB HBP BLK WP HR S P ERA WHIP	IP WLS BF H R ER SO BB IBB HBP BLK WP HR S P ERA WHIP	IP WLS BF H R ER SO BB IBB HBP BLK WP HR S P ERA WHIP	IP WLS BF H R ER SO BB IBB HBP BLK WP HR S P ERA WHIP	IP WLS BF H R ER SO BB IBB HBP BLK WP HR S P ERA WHIP	IP WLS BF H R ER SO BB IBB HBP BLK WP HR S P ERA WHIP	IP WLS BF H R ER SO BB IBB HBP BLK WP HR S P ERA WHIP	IP WLS BF H R ER SO BB IBB HBP BLK WP HR S P ERA WHIP	IP WLS BF H R ER SO BB IBB HBP BLK WP HR S P ERA WHIP	IP WLS BF H R ER SO BB IBB HBP BLK WP HR S P ERA WHIP	IP WLS BF H R ER SO BB IBB HBP BLK WP HR S P ERA WHIP	IP WLS BF H R ER SO BB IBB HBP BLK WP HR S P ERA WHIP	IP WLS BF H R ER SO BB IBB HBP BLK WP HR S P ERA WHIP	IP WLS BF H R ER SO BB IBB HBP BLK WP HR S P ERA WHIP

Oakland Athletics @ Chicago White Sox
U.S. Cellular Field, Chicago, IL
Sat Jul 31 2010, 7:08 PM - 9:34 PM EDT
Att: 35,852 - Clear - 75 F

livebaseballscorecards.com

AB 36
R 6
H 10
RBI 6
BB 3
SO 11
LOB 15




Batter	1	2	3	4	5	6	7	8	9	AB	R	H	RBI	BB	SO	LOB	BOTTOM					
1 Juan Pierre, L OBP: 0.335, SLG: 0.294										3	0	3	0	0	0	0						
10 Alexei Ramirez, R OBP: 0.318, SLG: 0.432	G5-4-3									4	0	1	0	0	1	3						
51 Alex Rios, R OBP: 0.352, SLG: 0.493	K									3	0	0	0	1	1	2						
14 Paul Konerko, R OBP: 0.377, SLG: 0.575										4	0	1	0	0	2	3						
20 Carlos Quentin, R OBP: 0.337, SLG: 0.495										4	0	0	0	0	1	4						
12 A.J. Pierzynski, L OBP: 0.274, SLG: 0.353										4	0	0	0	0	0	2						
24 Dayan Viciedo, R OBP: 0.333, SLG: 0.524										4	1	2	0	0	0	1						
25 Andruw Jones, R OBP: 0.313, SLG: 0.452										4	1	1	2	0	0	2						
15 Gordon Beckham, R OBP: 0.299, SLG: 0.356										4	0	0	0	0	0	2						
Inning Stats	R: 0 E: 0 K: 1 S: 5	H: 1 LOB: 0 BB: 0 P: 9	R: 0 E: 0 K: 0 S: 9	H: 1 LOB: 1 BB: 0 P: 13	R: 0 E: 0 K: 0 S: 6	H: 0 LOB: 1 BB: 0 P: 9	R: 0 E: 0 K: 2 S: 9	H: 0 LOB: 1 BB: 1 P: 14	R: 0 E: 1 K: 0 S: 7	H: 0 LOB: 0 BB: 0 P: 8	R: 0 E: 0 K: 0 S: 15	H: 2 LOB: 2 BB: 0 P: 18	R: 2 E: 0 K: 1 S: 11	H: 3 LOB: 1 BB: 0 P: 18	R: 0 E: 0 K: 1 S: 7	H: 0 LOB: 0 BB: 0 P: 12	R: 0 E: 0 K: 0 S: 7	H: 1 LOB: 1 BB: 0 P: 10	1B: 5 2B: 2 3B: 0 HR: 1	SF: 0 SAC: 0 DP: 1 HBP: 1	WP: 0 PB: 0 SB: 0 CS: 0	PA: 36
PITCHER	IP WLS BF H R ER SO BB IBB HBP BLK WP HR S P ERA WHIP	IP WLS BF H R ER SO BB IBB HBP BLK WP HR S P ERA WHIP	IP WLS BF H R ER SO BB IBB HBP BLK WP HR S P ERA WHIP	IP WLS BF H R ER SO BB IBB HBP BLK WP HR S P ERA WHIP	IP WLS BF H R ER SO BB IBB HBP BLK WP HR S P ERA WHIP	IP WLS BF H R ER SO BB IBB HBP BLK WP HR S P ERA WHIP	IP WLS BF H R ER SO BB IBB HBP BLK WP HR S P ERA WHIP	IP WLS BF H R ER SO BB IBB HBP BLK WP HR S P ERA WHIP	IP WLS BF H R ER SO BB IBB HBP BLK WP HR S P ERA WHIP	IP WLS BF H R ER SO BB IBB HBP BLK WP HR S P ERA WHIP	IP WLS BF H R ER SO BB IBB HBP BLK WP HR S P ERA WHIP	IP WLS BF H R ER SO BB IBB HBP BLK WP HR S P ERA WHIP	IP WLS BF H R ER SO BB IBB HBP BLK WP HR S P ERA WHIP	IP WLS BF H R ER SO BB IBB HBP BLK WP HR S P ERA WHIP	IP WLS BF H R ER SO BB IBB HBP BLK WP HR S P ERA WHIP	IP WLS BF H R ER SO BB IBB HBP BLK WP HR S P ERA WHIP	IP WLS BF H R ER SO BB IBB HBP BLK WP HR S P ERA WHIP	IP WLS BF H R ER SO BB IBB HBP BLK WP HR S P ERA WHIP	IP WLS BF H R ER SO BB IBB HBP BLK WP HR S P ERA WHIP	IP WLS BF H R ER SO BB IBB HBP BLK WP HR S P ERA WHIP		

Oakland Athletics @ Chicago White Sox
U.S. Cellular Field, Chicago, IL
Sat Jul 31 2010, 7:08 PM - 9:34 PM EDT
Att: 35,852 - Clear - 75 F

livebaseballscorecards.com

AB 34
R 2
H 8
RBI 2
BB 1
SO 5
LOB 19




Batter	1	2	3	4	5	6	7	8	9	AB	R	H	RBI	BB	SO	LOB	TOP																		
17 Chris Getz, L (1.4) OBP: 0.314, SLG: 0.297	G6-3			G4-3		L6			G5-4-3	4	0	1	0	0	0	1																			
18 Jason Kendall, R (1.2) OBP: 0.332, SLG: 0.310	F8			L9			K		G5-4-3	3	0	0	0	0	1	0																			
30 Kila Ka'aihue, L (9, PH) OBP: 0.200, SLG: 0.200									G5-4-3	1	0	0	0	0	0	1																			
16 Billy Butler, R (1.3) OBP: 0.361, SLG: 0.459	G1-3			FC6-4		F9				2	0	0	0	1	0	0																			
6 Jose Guillen, R (1, 10) OBP: 0.319, SLG: 0.438		K		FC6-4		L9				3	0	0	0	0	1	1																			
24 Wilson Betemit, S (1, 5) OBP: 0.455, SLG: 0.604						G4-3				2	0	1	0	1	0	0																			
4 Alex Gordon, L (1, 7) OBP: 0.308, SLG: 0.368										2	0	0	0	1	1	1																			
12 Mitch Maier, L (1, 9) OBP: 0.338, SLG: 0.387										3	0	1	0	0	0	2																			
3 Yuniesky Betancourt, R (1, 6) OBP: 0.275, SLG: 0.383										3	0	0	0	0	0	3																			
7 Grégor Blanco, L (1, 8) OBP: 0.389, SLG: 0.349										2	0	0	0	1	0	0																			
Inning Stats	R: 0 E: 0 K: 0 S: 8	H: 0 LOB: 0 BB: 0 P: 12	R: 0 E: 0 K: 1 S: 8	H: 0 LOB: 0 BB: 1 P: 13	R: 0 E: 0 K: 0 S: 8	H: 1 LOB: 0 BB: 0 P: 13	R: 0 E: 0 K: 0 S: 5	H: 0 LOB: 1 BB: 1 P: 11	R: 0 E: 0 K: 1 S: 7	H: 0 LOB: 0 BB: 0 P: 11	R: 0 E: 0 K: 0 S: 6	H: 0 LOB: 0 BB: 1 P: 14	R: 0 E: 0 K: 1 S: 7	H: 0 LOB: 0 BB: 0 P: 12	R: 0 E: 0 K: 0 S: 9	H: 1 LOB: 1 BB: 1 P: 15	R: 0 E: 0 K: 0 S: 5	H: 1 LOB: 0 BB: 0 P: 8	1B: 2 2B: 2 3B: 0 HR: 0	SF: 0 SAC: 0 DP: 5 HBP: 0	WP: 0 PB: 0 SB: 0 CS: 0	PA: 29													
PITCHER	IP 9.0	WLS W	BF 29	H 3	R 0	ER 0	SO 3	BB 4	IBB 0	HBP 0	BLK 0	WP 0	HR 0	S 63	P 109	ERA 0.00	WHIP 0.778	PITCHER	IP 9.0	WLS W	BF 29	H 3	R 0	ER 0	SO 3	BB 4	IBB 0	HBP 0	BLK 0	WP 0	HR 0	S 63	P 109	ERA 0.00	WHIP 0.778

Kansas City Royals @ Oakland Athletics
Oakland Coliseum, Oakland, CA
Mon Aug 02 2010, 7:09 PM - 9:29 PM PDT
Att: 10,047 - Clear - 60 F

livebaseballscorecards.com

AB 25
R 0
H 3
RBI 0
BB 4
SO 3
LOB 9




Batter	1	2	3	4	5	6	7	8	9	AB	R	H	RBI	BB	SO	LOB	BOTTOM																		
4 Coco Crisp, S (1, 8) OBP: 0.319, SLG: 0.421	K	G4-3		FC4-2		G6-3				4	0	1	1	1	1	0																			
10 Danic Barton, L (1, 3) OBP: 0.376, SLG: 0.389				F7		L6				4	0	0	0	1	1	2																			
8 Kurt Suzuki, R (1, 2) OBP: 0.320, SLG: 0.415				G6-3		P5				4	1	0	0	1	0	5																			
32 Jack Cust, L (1, 10) OBP: 0.412, SLG: 0.489										2	1	2	0	2	0	0																			
5 Kevin Kouzmanoff, R (1, 5) OBP: 0.302, SLG: 0.408										4	0	1	1	0	1	3																			
7 Adam Rosales, R (1, 4) OBP: 0.327, SLG: 0.408										3	1	1	0	1	0	2																			
11 Rajai Davis, R (1, 9) OBP: 0.322, SLG: 0.397										4	2	2	2	0	0	3																			
26 Matt Watson, L (1, 7) OBP: 0.217, SLG: 0.364										3	0	1	1	0	0	0																			
18 Gabe Gross, L (8, 9) OBP: 0.292, SLG: 0.302										0	1	0	0	1	0	0																			
2 Cliff Pennington, S (1, 6) OBP: 0.334, SLG: 0.371										3	0	1	0	0	2	0																			
Inning Stats	R: 1 E: 0 K: 2 S: 17	H: 1 LOB: 3 BB: 3 P: 34	R: 0 E: 0 K: 1 S: 6	H: 0 LOB: 0 BB: 0 P: 10	R: 0 E: 0 K: 0 S: 10	H: 1 LOB: 1 BB: 0 P: 15	R: 2 E: 0 K: 0 S: 18	H: 3 LOB: 2 BB: 1 P: 29	R: 2 E: 0 K: 1 S: 12	H: 2 LOB: 0 BB: 0 P: 19	R: 0 E: 0 K: 1 S: 9	H: 0 LOB: 0 BB: 0 P: 15	R: 0 E: 0 K: 0 S: 8	H: 0 LOB: 1 BB: 1 P: 13	R: 1 E: 0 K: 0 S: 17	H: 2 LOB: 2 BB: 2 P: 31	1B: 7 2B: 1 3B: 0 HR: 1	SF: 0 SAC: 1 DP: 1 HBP: 0	WP: 0 PB: 0 SB: 2 CS: 0	PA: 39															
PITCHER	IP 5.0	WLS L	BF 26	H 7	R 5	ER 5	SO 4	BB 4	IBB 0	HBP 0	BLK 0	WP 0	HR 1	S 63	P 107	ERA 9.00	WHIP 2.200	PITCHER	IP 5.0	WLS L	BF 26	H 7	R 5	ER 5	SO 4	BB 4	IBB 0	HBP 0	BLK 0	WP 0	HR 1	S 63	P 107	ERA 9.00	WHIP 2.200

Kansas City Royals @ Oakland Athletics
Oakland Coliseum, Oakland, CA
Mon Aug 02 2010, 7:09 PM - 9:29 PM PDT
Att: 10,047 - Clear - 60 F

livebaseballscorecards.com

AB 31
R 6
H 9
RBI 5
BB 7
SO 5
LOB 15



Batter	1	2	3	4	5	6	7	8	9	AB	R	H	RBI	BB	SO	LOB	TOP					
17 Chris Getz, L OBP: 0.304, SLG: 0.281										3	1	0	0	1	0	0	Kansas City Royals @ Oakland Athletics Oakland Coliseum, Oakland, CA Wed Aug 04 2010, 12:37 PM - 3:15 PM PDT Att: 22,325 - Sunny - 64 F					
13 Mike Aviles, R OBP: 0.322, SLG: 0.368										4	1	1	0	0	0	0						
16 Billy Butler, R OBP: 0.379, SLG: 0.458										3	0	0	1	0	3	0						
6 Jose Guillen, R OBP: 0.314, SLG: 0.429										4	0	0	1	0	1	0						
30 Kila Ka'aihue, L OBP: 0.222, SLG: 0.222										4	0	1	0	0	1	1						
3 Brayan Peña, S OBP: 0.280, SLG: 0.233										2	0	0	0	0	1	2						
4 Alex Gordon, L OBP: 0.294, SLG: 0.387										3	0	0	0	0	1	2						
12 Mitch Maier, L OBP: 0.346, SLG: 0.396										3	0	1	0	0	0	0						
3 Yuniesky Betancourt, R OBP: 0.261, SLG: 0.393										3	1	1	1	0	0	1						
Inning Stats	R: 2 H: 1 E: 0 K: 1 S: 13	H: 1 LOB: 1 BB: 1 P: 26	R: 0 H: 1 E: 0 K: 1 S: 6	H: 1 LOB: 0 BB: 0 P: 8	R: 0 H: 0 E: 0 K: 1 S: 7	H: 0 LOB: 0 BB: 0 P: 12	R: 0 H: 1 E: 0 K: 0 S: 12	H: 1 LOB: 1 BB: 0 P: 19	R: 0 H: 0 E: 0 K: 0 S: 10	H: 0 LOB: 0 BB: 0 P: 15	R: 0 H: 0 E: 0 K: 1 S: 6	H: 0 LOB: 0 BB: 0 P: 9	R: 0 H: 0 E: 0 K: 0 S: 9	H: 0 LOB: 0 BB: 0 P: 13	R: 1 H: 1 E: 0 K: 0 S: 16	H: 1 LOB: 0 BB: 0 P: 22	R: 0 H: 0 E: 0 K: 3 S: 9	H: 0 LOB: 0 BB: 0 P: 14	1B: 3 2B: 0 3B: 0 HR: 1	SF: 1 SAC: 0 DP: 1 HBP: 1	WP: 0 PB: 0 SB: 1 CS: 1	PA: 32
PITCHER	IP WLS BF H R ER SO BB IBB HBP BLK WP HR S P ERA WHIP	49 Brett Anderson, L (1, 1) 7.0 W 25 3 2 2 4 1 0 1 0 0 0 0 63 102 2.57 0.571 56 Craig Breslow, L (8, 1) 1.0 H 4 1 1 1 0 0 0 0 0 0 1 16 22 9.00 1.000 48 Michael Wertz, R (9, 1) 1.0 S 3 0 0 0 3 0 0 0 0 0 0 0 9 14 0.00 0.000																				

Batter	1	2	3	4	5	6	7	8	9	AB	R	H	RBI	BB	SO	LOB	BOTTOM	
4 Coco Crisp, S OBP: 0.320, SLG: 0.418										3	1	2	0	1	0	0	Kansas City Royals @ Oakland Athletics Oakland Coliseum, Oakland, CA Wed Aug 04 2010, 12:37 PM - 3:15 PM PDT Att: 22,325 - Sunny - 64 F	
10 Danic Barton, L OBP: 0.377, SLG: 0.387										3	1	1	0	1	0	3		
8 Kurt Suzuki, R OBP: 0.318, SLG: 0.412										4	1	0	1	0	0	4		
32 Jack Cust, L OBP: 0.406, SLG: 0.476										4	0	1	0	0	3	2		
5 Kevin Kouzmanoff, R OBP: 0.303, SLG: 0.409										4	0	1	2	0	0	1		
14 Mark Ellis, R OBP: 0.337, SLG: 0.326										4	0	2	0	0	0	1		
11 Rajai Davis, R OBP: 0.319, SLG: 0.390										3	0	0	0	0	1	2		
26 Matt Watson, L OBP: 0.267, SLG: 0.333										3	0	0	0	0	1	0		
18 Gabe Gross, L OBP: 0.292, SLG: 0.302										0	0	0	0	0	0	0		
2 Cliff Pennington, S OBP: 0.333, SLG: 0.370										3	1	2	0	0	0	0		
Inning Stats	R: 0 H: 0 E: 0 K: 0 S: 6	H: 0 LOB: 0 BB: 1 P: 14	R: 0 H: 1 E: 0 K: 2 S: 13	H: 1 LOB: 1 BB: 0 P: 21	R: 0 H: 1 E: 0 K: 1 S: 13	H: 1 LOB: 0 BB: 0 P: 18	R: 0 H: 1 E: 0 K: 0 S: 9	H: 1 LOB: 0 BB: 0 P: 17	R: 0 H: 3 E: 0 K: 1 S: 17	H: 3 LOB: 1 BB: 1 P: 32	R: 0 H: 2 E: 0 K: 0 S: 10	H: 2 LOB: 2 BB: 0 P: 17	R: 0 H: 1 E: 0 K: 1 S: 6	H: 1 LOB: 0 BB: 0 P: 10	1B: 7 2B: 2 3B: 0 HR: 0	SF: 0 SAC: 0 DP: 1 HBP: 0	WP: 1 PB: 0 SB: 2 CS: 2	PA: 35
PITCHER	IP WLS BF H R ER SO BB IBB HBP BLK WP HR S P ERA WHIP	37 Sean O'Sullivan, R (1, 1) 5.1 L 23 6 4 3 4 2 0 0 0 0 1 0 65 113 5.06 1.500 53 Kanekoa Teixeira, R (6, 1) 1.2 7 2 0 0 0 0 0 0 0 0 0 12 20 0.00 1.200 38 Blake Wood, R (8, 1) 1.0 3 1 0 0 1 0 0 0 0 0 0 6 10 0.00 1.000																

Batter	1	2	3	4	5	6	7	8	9	AB	R	H	RBI	BB	SO	LOB	TOP					
1 Elvis Andrus, R OBP: 0.363, SLG: 0.318										3	1	1	1	1	1	0						
10 Michael Young, R OBP: 0.350, SLG: 0.479										4	0	0	0	0	0	2						
32 Josh Hamilton, L OBP: 0.406, SLG: 0.628										3	1	1	1	1	0	0						
27 Vladimir Guerrero, R OBP: 0.353, SLG: 0.510										3	0	0	0	1	0	1						
17 Nelson Cruz, R OBP: 0.384, SLG: 0.585										3	0	0	0	1	1	2						
8 Jorge Cantu, R OBP: 0.309, SLG: 0.405											4	0	1	0	0	0	1					
7 David Murphy, L OBP: 0.320, SLG: 0.400											4	0	1	0	0	0	1					
15 Cristian Guzman, S OBP: 0.317, SLG: 0.346											4	1	1	0	0	0	2					
2 Taylor Teagarden, R OBP: 0.209, SLG: 0.289											4	2	2	2	0	1	2					
Inning Stats	R: 0 E: 0 K: 1 S: 8	H: 0 LOB: 0 BB: 0 P: 9	R: 0 E: 0 K: 0 S: 4	H: 0 LOB: 0 BB: 1 P: 8	R: 1 E: 0 K: 0 S: 15	H: 2 LOB: 1 BB: 0 P: 25	R: 1 E: 0 K: 0 S: 9	H: 1 LOB: 0 BB: 1 P: 15	R: 2 E: 0 K: 0 S: 12	H: 2 LOB: 0 BB: 0 P: 18	R: 0 E: 0 K: 0 S: 10	H: 0 LOB: 0 BB: 0 P: 13	R: 0 E: 0 K: 1 S: 8	H: 1 LOB: 1 BB: 0 P: 9	R: 1 E: 0 K: 1 S: 13	H: 0 LOB: 1 BB: 2 P: 27	R: 0 E: 0 K: 0 S: 8	H: 1 LOB: 1 BB: 0 P: 11	1B: 3 2B: 3 3B: 0 HR: 2	SF: 0 SAC: 0 DP: 2 HBP: 0	WP: 1 PB: 0 SB: 0 CS: 0	PA: 36
PITCHER	IP WLS BF H R ER SO BB IBB HBP BLK WP HR S P ERA WHIP																					
51 Dallas Braden, L ERA: 3.75	6.0 L 23 5 4 4 1 2 0 0 0 0 0 2 58 88 6.00 1.167																					
63 Henny Alberto Rodriguez, R ERA: 5.06	1.0 4 1 0 0 1 0 0 0 0 0 1 0 8 9 0.00 1.000																					
31 Brad Ziegler, R ERA: 3.57	1.0 5 0 1 1 1 1 1 1 0 1 0 0 13 27 9.00 1.000																					
52 Boof Bonser, R ERA: 12.0	1.0 4 1 0 0 0 0 0 0 0 0 0 0 8 11 0.00 1.000																					

Texas Rangers @ Oakland Athletics
Oakland Coliseum, Oakland, CA
Fri Aug 06 2010, 7:10 PM - 9:29 PM PDT
Att: 26,388 - Clear - 60 F

AB 32
R 5
H 7
RBI 4
BB 4
SO 3
LOB 11



Batter	1	2	3	4	5	6	7	8	9	AB	R	H	RBI	BB	SO	LOB	BOTTOM					
4 Coco Crisp, S OBP: 0.312, SLG: 0.406										4	0	0	0	0	0	1						
10 Danic Barton, L OBP: 0.380, SLG: 0.396										4	1	3	0	0	1	1						
8 Kurt Suzuki, R OBP: 0.321, SLG: 0.417										4	0	2	1	0	0	1						
5 Kevin Kouzmanoff, R OBP: 0.300, SLG: 0.405										4	0	0	0	0	1	4						
7 Adam Rosales, R OBP: 0.322, SLG: 0.402										4	0	0	0	0	3	1						
14 Mark Ellis, R OBP: 0.332, SLG: 0.321											4	0	0	0	0	0						
11 Rajai Davis, R OBP: 0.321, SLG: 0.394											4	0	2	0	0	1	0					
25 Matt Carson, R OBP: 0.205, SLG: 0.316										3	0	0	0	0	1	1						
32 Jack Cust, L OBP: 0.404, SLG: 0.473										1	0	0	0	0	1	1						
2 Cliff Pennington, S OBP: 0.333, SLG: 0.389										3	0	1	0	0	1	1						
Inning Stats	R: 1 E: 0 K: 1 S: 12	H: 2 LOB: 1 BB: 0 P: 19	R: 0 E: 0 K: 2 S: 11	H: 1 LOB: 1 BB: 0 P: 12	R: 0 E: 0 K: 0 S: 10	H: 1 LOB: 1 BB: 0 P: 15	R: 0 E: 0 K: 2 S: 8	H: 0 LOB: 0 BB: 0 P: 9	R: 0 E: 0 K: 1 S: 10	H: 1 LOB: 1 BB: 0 P: 15	R: 0 E: 0 K: 1 S: 5	H: 0 LOB: 0 BB: 0 P: 7	R: 0 E: 0 K: 0 S: 8	H: 0 LOB: 0 BB: 0 P: 12	R: 0 E: 0 K: 1 S: 18	H: 2 LOB: 2 BB: 0 P: 23	R: 0 E: 0 K: 1 S: 10	H: 1 LOB: 1 BB: 0 P: 13	1B: 5 2B: 2 3B: 1 HR: 0	SF: 0 SAC: 0 DP: 0 HBP: 0	WP: 0 PB: 0 SB: 0 CS: 0	PA: 35
PITCHER	IP WLS BF H R ER SO BB IBB HBP BLK WP HR S P ERA WHIP																					
33 Cliff Lee, L ERA: 2.44	8.0 W 31 7 1 1 8 0 0 0 0 0 0 0 82 112 1.12 0.875																					
50 Frank Francisco, R ERA: 3.65	1.0 4 1 0 0 1 0 0 0 0 0 0 0 10 13 0.00 1.000																					

Texas Rangers @ Oakland Athletics
Oakland Coliseum, Oakland, CA
Fri Aug 06 2010, 7:10 PM - 9:29 PM PDT
Att: 26,388 - Clear - 60 F

AB 35
R 1
H 8
RBI 1
BB 0
SO 9
LOB 11



Batter	1	2	3	4	5	6	7	8	9	AB	R	H	RBI	BB	SO	LOB	TOP				
1 Elvis Andrus, R OBP: 0.362, SLG: 0.316										3	0	0	0	1	0	0	Texas Rangers @ Oakland Athletics Oakland Coliseum, Oakland, CA Sat Aug 07 2010, 1:13 PM - 3:51 PM PDT Att: 16,104 - Sunny - 67°F				
10 Michael Young, R OBP: 0.347, SLG: 0.475										4	0	0	0	0	1	2					
32 Josh Hamilton, L OBP: 0.402, SLG: 0.622										4	0	0	0	0	1	0					
27 Vladimir Guerrero, R OBP: 0.352, SLG: 0.507										4	0	1	0	0	2	0					
17 Nelson Cruz, R OBP: 0.323, SLG: 0.579										3	0	0	0	1	0	1					
8 Jorge Cantu, R OBP: 0.313, SLG: 0.405										2	1	1	0	2	0	0					
7 David Murphy, L OBP: 0.323, SLG: 0.402										4	0	2	1	0	0	2					
15 Cristian Guzman, S OBP: 0.316, SLG: 0.345										4	0	1	0	0	1	3					
2 Taylor Teagarden, R OBP: 0.217, SLG: 0.366										3	1	1	1	0	0	1					
Inning Stats	R: 0 E: 0 K: 0 S: 6	H: 0 LOB: 0 BB: 0 P: 7	R: 0 E: 0 K: 2 S: 10	H: 2 LOB: 2 BB: 0 P: 15	R: 0 E: 0 K: 0 S: 11	H: 0 LOB: 0 BB: 0 P: 18	R: 0 E: 0 K: 0 S: 17	H: 0 LOB: 2 BB: 2 P: 30	R: 0 E: 0 K: 0 S: 12	H: 1 LOB: 1 BB: 1 P: 15	R: 0 E: 0 K: 0 S: 9	H: 0 LOB: 0 BB: 0 P: 15	R: 1 E: 0 K: 2 S: 13	H: 1 LOB: 0 BB: 0 P: 17	R: 1 E: 0 K: 1 S: 11	H: 1 LOB: 1 BB: 1 P: 18	1B: 5 2B: 0 3B: 0 HR: 1	SF: 0 SAC: 0 DP: 2 HBP: 0	WP: 0 PB: 0 SB: 1 CS: 0	PA: 35	
PITCHER	IP	WLS	BF	H	R	ER	SO	BB	IBB	HBP	BLK	WP	HR	S	P	ERA	WHIP				
47 Gio González, L ERA: 3.51	7.0	W	26	4	0	0	2	3	0	0	0	0	0	71	113	0.00	1.000				
13 Jerry Blevins, L ERA: 3.58	1.0		4	1	1	1	2	0	0	0	0	0	1	13	17	9.00	1.000				
56 Craig Breslow, L ERA: 3.0	1.0		5	1	1	1	1	1	0	0	0	0	0	11	18	9.00	2.000				

Batter	1	2	3	4	5	6	7	8	9	AB	R	H	RBI	BB	SO	LOB	BOTTOM				
4 Coco Crisp, S OBP: 0.321, SLG: 0.436										2	2	2	3	1	0	0	Texas Rangers @ Oakland Athletics Oakland Coliseum, Oakland, CA Sat Aug 07 2010, 1:13 PM - 3:51 PM PDT Att: 16,104 - Sunny - 67°F				
10 Danic Barton, L OBP: 0.380, SLG: 0.393										3	1	0	0	2	2	4					
8 Kurt Suzuki, R OBP: 0.317, SLG: 0.411										4	0	0	0	0	1	3					
32 Jack Cust, L OBP: 0.410, SLG: 0.471										1	0	0	0	2	0	0					
5 Kevin Kouzmanoff, R OBP: 0.300, SLG: 0.402										3	0	0	1	1	1	2					
14 Mark Ellis, R OBP: 0.331, SLG: 0.318										2	0	0	1	1	0	0					
11 Rajai Davis, R OBP: 0.323, SLG: 0.396										4	1	2	0	0	1	4					
26 Matt Watson, L OBP: 0.273, SLG: 0.367										3	0	1	1	0	0	2					
18 Gabe Gross, L ERA: 5.45										1	1	1	0	0	0	0					
2 Cliff Pennington, S OBP: 0.333, SLG: 0.375										3	1	1	0	0	0	2					
Inning Stats	R: 2 E: 0 K: 2 S: 23	H: 1 LOB: 2 BB: 3 P: 41	R: 1 E: 0 K: 0 S: 7	H: 1 LOB: 1 BB: 1 P: 16	R: 0 E: 0 K: 0 S: 5	H: 0 LOB: 2 BB: 1 P: 13	R: 1 E: 0 K: 1 S: 8	H: 1 LOB: 0 BB: 0 P: 13	R: 0 E: 0 K: 0 S: 4	H: 0 LOB: 0 BB: 1 P: 10	R: 2 E: 0 K: 0 S: 11	H: 2 LOB: 1 BB: 0 P: 14	R: 0 E: 0 K: 1 S: 7	H: 0 LOB: 0 BB: 0 P: 9	R: 0 E: 0 K: 1 S: 15	H: 2 LOB: 3 BB: 1 P: 29	1B: 4 2B: 1 3B: 1 HR: 1	SF: 3 SAC: 1 DP: 1 HBP: 1	WP: 0 PB: 0 SB: 3 CS: 0	PA: 38	
PITCHER	IP	WLS	BF	H	R	ER	SO	BB	IBB	HBP	BLK	WP	HR	S	P	ERA	WHIP				
40 Rich Harden, R ERA: 5.45	2.1	L	15	2	3	3	2	5	0	0	0	0	0	32	65	11.57	3.000				
39 Scott Feldman, R ERA: 5.45	4.2		17	3	3	3	2	1	0	0	0	0	0	33	51	5.79	0.857				
64 Alexi Ogando, R ERA: 1.19	1.0		6	2	0	0	1	1	0	0	0	0	0	15	29	0.00	3.000				

livebaseballscorecards.com

Batter	1	2	3	4	5	6	7	8	9	AB	R	H	RBI	BB	SO	LOB	TOP								
4 Coco Crisp, S OBP: 0.333, SLG: 0.446										4	1	2	0	0	0	1									
11 Rajai Davis, R OBP: 0.319, SLG: 0.393										4	0	1	1	0	1	2									
8 Kurt Suzuki, R OBP: 0.310, SLG: 0.402										4	0	0	0	0	0	2									
32 Jack Cust, L OBP: 0.405, SLG: 0.462										4	0	2	0	0	0	2	1								
5 Kevin Kouzmanoff, R OBP: 0.301, SLG: 0.403										3	0	0	0	1	0	2									
14 Mark Ellis, R OBP: 0.333, SLG: 0.323											3	0	1	0	0	1	2								
22 Chris Carter, R (1, 7)										3	0	0	0	0	2	2									
19 Jeff Larish, L OBP: 0.154, SLG: 0.154										3	0	0	0	0	1	2									
2 Cliff Pennington, S OBP: 0.332, SLG: 0.376										3	0	1	0	0	0	0									
Inning Stats	R: 0 E: 0 K: 0 S: 7	H: 1 LOB: 0 BB: 0 P: 8	R: 0 E: 0 K: 1 S: 17	H: 2 LOB: 2 BB: 0 P: 25	R: 0 E: 0 K: 1 S: 12	H: 1 LOB: 1 BB: 0 P: 18	R: 0 E: 0 K: 0 S: 7	H: 1 LOB: 0 BB: 1 P: 12	R: 0 E: 0 K: 2 S: 10	H: 0 LOB: 0 BB: 0 P: 15	R: 1 E: 0 K: 1 S: 11	H: 2 LOB: 1 BB: 0 P: 13	R: 0 E: 0 K: 1 S: 7	H: 0 LOB: 0 BB: 0 P: 10	R: 0 E: 0 K: 0 S: 7	H: 0 LOB: 0 BB: 0 P: 14	R: 0 E: 0 K: 1 S: 9	H: 0 LOB: 0 BB: 0 P: 14	1B: 5 2B: 2 3B: 1 HR: 0	SF: 0 SAC: 0 DP: 1 HBP: 0	WP: 0 PB: 0 SB: 0 CS: 0	PA: 32			
PITCHER	IP	WLS	BF	H	R	ER	SO	BB	IBB	HBP	BLK	WP	HR	S	P	ERA	WHIP								
58 Doug Fister, R ERA: 3.86	6.0	W	23	7	1	1	5	1	0	0	0	0	0	64	91	1.50	1.333								
46 Sean White, R ERA: 5.27	1.0	H	3	0	0	0	1	0	0	0	0	0	0	7	10	0.00	0.000								
43 Brandon League, R ERA: 3.1	1.0	H	3	0	0	0	0	0	0	0	0	0	0	7	10	0.00	0.000								
53 David Aardsma, R ERA: 4.34	1.0	S	3	0	0	0	1	0	0	0	0	0	0	9	14	0.00	0.000								

Oakland Athletics @ Seattle Mariners
Safeco Field, Seattle, WA
Mon Aug 09 2010, 7:10 PM - 9:26 PM PDT
Att: 19,943 - Roof Closed - 64 F

livebaseballscores.com

AB 31
R 1
H 7
RBI 1
BB 1
SO 7
LOB 14



Batter	1	2	3	4	5	6	7	8	9	AB	R	H	RBI	BB	SO	LOB	BOTTOM								
51 Ichiro Suzuki, L OBP: 0.360, SLG: 0.386										4	0	1	0	0	0	1									
9 Chone Figgins, S OBP: 0.344, SLG: 0.305										4	0	1	0	0	0	1									
13 Casey Kotchman, L OBP: 0.284, SLG: 0.339										4	1	0	0	0	0	2									
30 Russell Branyan, L OBP: 0.321, SLG: 0.459										3	1	1	0	1	1	1									
55 Michael Saunders, L OBP: 0.304, SLG: 0.420										0	0	0	0	0	0	0									
4 Jose Lopez, R OBP: 0.269, SLG: 0.332										4	0	1	1	0	0	2									
21 Franklin Gutierrez, R OBP: 0.316, SLG: 0.370										4	0	1	1	0	0	2									
12 Ryan Langerhans, L OBP: 0.375, SLG: 0.371										3	1	1	1	1	2	1									
10 Adam Moore, R OBP: 0.210, SLG: 0.286										2	0	1	0	0	1	2									
16 Josh Wilson, R OBP: 0.306, SLG: 0.332										3	0	0	0	0	0	3									
Inning Stats	R: 2 E: 0 K: 1 S: 16	H: 3 LOB: 2 BB: 1 P: 32	R: 0 E: 0 K: 1 S: 9	H: 0 LOB: 0 BB: 0 P: 11	R: 0 E: 0 K: 1 S: 11	H: 1 LOB: 1 BB: 0 P: 16	R: 1 E: 1 K: 0 S: 10	H: 0 LOB: 1 BB: 1 P: 16	R: 0 E: 0 K: 1 S: 4	H: 0 LOB: 0 BB: 0 P: 6	R: 0 E: 0 K: 1 S: 11	H: 1 LOB: 1 BB: 0 P: 19	R: 0 E: 0 K: 1 S: 8	H: 0 LOB: 0 BB: 0 P: 13	R: 0 E: 0 K: 1 S: 7	H: 1 LOB: 2 BB: 0 P: 10	R: 0 E: 0 K: 1 S: 9	H: 0 LOB: 0 BB: 0 P: 14	1B: 6 2B: 0 3B: 0 HR: 0	SF: 1 SAC: 1 DP: 1 HBP: 0	WP: 1 PB: 0 SB: 0 CS: 0	PA: 33			
PITCHER	IP	WLS	BF	H	R	ER	SO	BB	IBB	HBP	BLK	WP	HR	S	P	ERA	WHIP								
54 Vin Mazzaro, R ERA: 3.86	7.0	L	29	5	3	3	5	2	0	0	0	0	0	69	113	3.86	1.000								
13 Jerry Blevins, L ERA: 3.65	0.1		2	1	0	0	0	0	0	0	0	0	0	2	3	0.00	3.000								
63 Henry Alberto Rodriguez, R ERA: 4.76	0.2		2	0	0	0	1	0	0	0	0	1	0	5	7	0.00	0.000								

Oakland Athletics @ Seattle Mariners
Safeco Field, Seattle, WA
Mon Aug 09 2010, 7:10 PM - 9:26 PM PDT
Att: 19,943 - Roof Closed - 64 F

livebaseballscores.com

AB 29
R 3
H 6
RBI 3
BB 2
SO 6
LOB 13



Batter	1	2	3	4	5	6	7	8	9	AB	R	H	RBI	BB	SO	LOB	TOP					
4 Coco Crisp, S OBP: 0.337, SLG: 0.447										4	0	2	0	0	1	0						
10 Darc Barton, L OBP: 0.381, SLG: 0.390										4	0	1	0	0	1	1						
8 Kurt Suzuki, R OBP: 0.309, SLG: 0.401											4	0	1	0	0	1	0					
32 Jack Cust, L OBP: 0.402, SLG: 0.455											3	0	0	0	1	2	3					
5 Kevin Kouzmanoff, R OBP: 0.299, SLG: 0.400											3	0	0	0	0	1	4					
14 Mark Ellis, R OBP: 0.330, SLG: 0.319											3	0	0	0	0	3	1					
11 Rajai Davis, R OBP: 0.316, SLG: 0.390											3	0	0	0	0	2	1					
22 Chris Carter, R (1, 7)											3	0	0	0	0	2	0					
2 Cliff Pennington, S OBP: 0.333, SLG: 0.375											3	0	1	0	0	1	0					
Inning Stats	R: 0 E: 0 K: 1 S: 12	H: 3 LOB: 2 BB: 0 P: 18	R: 0 E: 0 K: 2 S: 9	H: 0 LOB: 0 BB: 0 P: 14	R: 0 E: 0 K: 1 S: 9	H: 1 LOB: 0 BB: 0 P: 15	R: 0 E: 0 K: 2 S: 12	H: 0 LOB: 1 BB: 1 P: 18	R: 0 E: 0 K: 2 S: 9	H: 0 LOB: 0 BB: 0 P: 16	R: 0 E: 0 K: 1 S: 7	H: 0 LOB: 1 BB: 0 P: 10	R: 0 E: 0 K: 1 S: 9	H: 0 LOB: 1 BB: 0 P: 9	R: 0 E: 0 K: 2 S: 8	H: 0 LOB: 0 BB: 0 P: 10	R: 0 E: 0 K: 1 S: 10	H: 0 LOB: 0 BB: 0 P: 17	1B: 5 2B: 0 3B: 0 HR: 0	SF: 0 SAC: 0 DP: 2 HBP: 0	WP: 1 PB: 0 SB: 0 CS: 1	PA: 32
PITCHER	IP	WLS	BF	H	R	ER	SO	BB	IBB	HBP	BLK	WP	HR	S	P	ERA	WHIP					
34 Félix Hernández, R ERA: 2.71	8.0	W	28	5	0	0	13	1	0	0	0	1	0	75	110	0.00	0.750					
53 David Aardsma, R ERA: 4.23	1.0	S	3	0	0	0	1	0	0	0	0	0	0	10	17	0.00	0.000					

Oakland Athletics @ Seattle Mariners
Safeco Field, Seattle, WA
Tue Aug 10 20:10, 7:11 PM - 9:31 PM PDT
Att: 21,381 - Clear - 67 F


AB 30
R 0
H 5
RBI 0
BB 1
SO 14
LOB 10



Batter	1	2	3	4	5	6	7	8	9	AB	R	H	RBI	BB	SO	LOB	BOTTOM				
51 Ichiro Suzuki, L OBP: 0.360, SLG: 0.385										4	1	1	0	0	1	1					
9 Chone Figgins, S OBP: 0.344, SLG: 0.305										3	1	1	0	0	2	0					
4 Jose Lopez, R OBP: 0.271, SLG: 0.332											3	0	1	0	1	0	1				
55 Michael Saunders, L OBP: 0.304, SLG: 0.420										0	0	0	0	0	0	0	0				
21 Franklin Gutierrez, R OBP: 0.319, SLG: 0.374										3	0	2	1	1	0	0					
13 Casey Kotchman, L OBP: 0.287, SLG: 0.341										4	0	2	1	0	0	4					
10 Adam Moore, R OBP: 0.200, SLG: 0.272										4	0	0	0	0	2	5					
12 Ryan Langerhans, L OBP: 0.374, SLG: 0.370										3	0	1	0	0	1	0					
27 Matt Tuasosopo, R OBP: 0.200, SLG: 0.239										3	0	0	0	0	1	1					
16 Josh Wilson, R OBP: 0.303, SLG: 0.327										3	0	0	0	0	0	1					
Inning Stats	R: 0 E: 0 K: 2 S: 13	H: 1 LOB: 2 BB: 1 P: 23	R: 0 E: 0 K: 1 S: 6	H: 0 LOB: 0 BB: 0 P: 8	R: 0 E: 0 K: 1 S: 8	H: 0 LOB: 0 BB: 0 P: 12	R: 0 E: 0 K: 1 S: 9	H: 1 LOB: 1 BB: 0 P: 14	R: 0 E: 0 K: 1 S: 10	H: 0 LOB: 0 BB: 0 P: 13	R: 1 E: 0 K: 1 S: 11	H: 2 LOB: 2 BB: 1 P: 20	R: 0 E: 0 K: 0 S: 11	H: 1 LOB: 0 BB: 0 P: 19	R: 1 E: 0 K: 0 S: 17	H: 3 LOB: 2 BB: 0 P: 24	1B: 7 2B: 1 3B: 0 HR: 0	SF: 0 SAC: 1 DP: 1 HBP: 0	WP: 0 PB: 0 SB: 1 CS: 0	PA: 33	
PITCHER	IP	WLS	BF	H	R	ER	SO	BB	IBB	HBP	BLK	WP	HR	S	P	ERA	WHIP				
49 Brett Anderson, L ERA: 2.88	7.0	L	28	5	1	1	7	1	0	0	1	0	0	68	109	1.29	0.857				
56 Craig Breslow, L ERA: 3.12	1.0		5	3	1	1	0	0	0	0	0	0	0	17	24	9.00	3.000				

Oakland Athletics @ Seattle Mariners
Safeco Field, Seattle, WA
Tue Aug 10 20:10, 7:11 PM - 9:31 PM PDT
Att: 21,381 - Clear - 67 F

AB 30
R 2
H 8
RBI 2
BB 2
SO 7
LOB 13



Batter	1	2	3	4	5	6	7	8	9	AB	R	H	RBI	BB	SO	LOB	TOP							
4 Coco Crisp, S OBP: 0.333, SLG: 0.439										5	0	1	1	0	2	2								
10 Danic Barton, L OBP: 0.391, SLG: 0.391										4	0	1	0	1	0	3								
8 Kurt Suzuki, R OBP: 0.308, SLG: 0.399										4	1	1	0	0	0	1								
5 Kevin Kouzmanoff, R OBP: 0.299, SLG: 0.397										3	0	0	0	1	0	2								
7 Adam Rosales, R OBP: 0.321, SLG: 0.400 2 Cliff Pennington, S OBP: 0.333, SLG: 0.373										1	0	0	0	0	0	2								
14 Mark Ellis, R OBP: 0.336, SLG: 0.337										4	1	3	3	0	1	0								
11 Rajai Davis, R OBP: 0.315, SLG: 0.391										4	1	1	0	0	0	2								
22 Chris Carter, R										3	0	0	0	1	1	2								
18 Gabe Gross, L OBP: 0.289, SLG: 0.306										0	0	0	0	0	0	0								
11 Landon Powell, S OBP: 0.319, SLG: 0.304										3	0	1	1	1	0	2								
Inning Stats	R: 0 E: 0 K: 0 S: 9	H: 1 LOB: 2 BB: 1 P: 18	R: 1 E: 0 K: 0 S: 14	H: 2 LOB: 2 BB: 1 P: 23	R: 0 E: 0 K: 0 S: 5	H: 0 LOB: 0 BB: 0 P: 7	R: 1 E: 0 K: 2 S: 11	H: 2 LOB: 1 BB: 0 P: 17	R: 2 E: 0 K: 0 S: 6	H: 2 LOB: 1 BB: 1 P: 9	R: 0 E: 0 K: 1 S: 9	H: 0 LOB: 0 BB: 0 P: 16	R: 1 E: 0 K: 0 S: 8	H: 1 LOB: 1 BB: 1 P: 17	R: 0 E: 0 K: 1 S: 7	H: 0 LOB: 0 BB: 1 P: 14	1B: 3 2B: 5 3B: 0 HR: 0	SF: 0 SAC: 0 DP: 1 HBP: 0	WP: 0 PB: 0 SB: 1 CS: 0	PA: 38				
PITCHER	IP: 6.0 WLS: L BF: 27 ERA: 4.96	IP: 1.1 WLS: 0 BF: 4 ERA: 3.52	IP: 0.0 WLS: 0 BF: 2 ERA: 3.55	IP: 1.2 WLS: 0 BF: 5 ERA: 5.05	IP: 6.0 WLS: L BF: 27 ERA: 4.96	IP: 1.1 WLS: 0 BF: 4 ERA: 3.52	IP: 0.0 WLS: 0 BF: 2 ERA: 3.55	IP: 1.2 WLS: 0 BF: 5 ERA: 5.05	IP: 6.0 WLS: L BF: 27 ERA: 4.96	IP: 1.1 WLS: 0 BF: 4 ERA: 3.52	IP: 0.0 WLS: 0 BF: 2 ERA: 3.55	IP: 1.2 WLS: 0 BF: 5 ERA: 5.05	IP: 6.0 WLS: L BF: 27 ERA: 4.96	IP: 1.1 WLS: 0 BF: 4 ERA: 3.52	IP: 0.0 WLS: 0 BF: 2 ERA: 3.55	IP: 1.2 WLS: 0 BF: 5 ERA: 5.05	IP: 6.0 WLS: L BF: 27 ERA: 4.96	IP: 1.1 WLS: 0 BF: 4 ERA: 3.52	IP: 0.0 WLS: 0 BF: 2 ERA: 3.55	IP: 1.2 WLS: 0 BF: 5 ERA: 5.05	IP: 6.0 WLS: L BF: 27 ERA: 4.96	IP: 1.1 WLS: 0 BF: 4 ERA: 3.52	IP: 0.0 WLS: 0 BF: 2 ERA: 3.55	IP: 1.2 WLS: 0 BF: 5 ERA: 5.05

Oakland Athletics @ Seattle Mariners
Safeco Field, Seattle, WA
Wed Aug 11 2010, 12:41 PM - 2:58 PM PDT
Att: 31,568 - Sunny - 67 F

AB 33
R 5
H 8
RBI 5
BB 5
SO 4
LOB 18



Batter	1	2	3	4	5	6	7	8	9	AB	R	H	RBI	BB	SO	LOB	BOTTOM							
51 Ichiro Suzuki, L OBP: 0.359, SLG: 0.384										4	1	1	0	0	0	0								
9 Chone Figgins, S OBP: 0.343, SLG: 0.303										3	0	0	0	1	1	1								
4 Jose Lopez, R OBP: 0.271, SLG: 0.331										4	0	1	0	0	1	1								
30 Russell Bryanan, L OBP: 0.324, SLG: 0.460										2	0	1	0	1	1	0								
21 Franklin Gutierrez, R OBP: 0.319, SLG: 0.375										2	0	1	1	0	0	1								
13 Casey Ketchman, L OBP: 0.284, SLG: 0.338										3	0	0	0	0	0	4								
26 Josh Bard, S OBP: 0.301, SLG: 0.370										3	0	0	0	0	2	0								
27 Matt Tuiasosopo, R OBP: 0.192, SLG: 0.229										3	0	0	0	0	0	0								
16 Josh Wilson, R OBP: 0.299, SLG: 0.323										3	0	0	0	0	1	0								
Inning Stats	R: 0 E: 0 K: 0 S: 7	H: 0 LOB: 0 BB: 1 P: 16	R: 0 E: 0 K: 1 S: 9	H: 1 LOB: 0 BB: 0 P: 11	R: 0 E: 0 K: 1 S: 7	H: 0 LOB: 0 BB: 0 P: 10	R: 0 E: 0 K: 1 S: 7	H: 0 LOB: 0 BB: 0 P: 8	R: 0 E: 0 K: 1 S: 6	H: 1 LOB: 0 BB: 0 P: 8	R: 1 E: 0 K: 0 S: 11	H: 2 LOB: 1 BB: 1 P: 19	R: 0 E: 0 K: 1 S: 5	H: 0 LOB: 0 BB: 0 P: 8	R: 0 E: 0 K: 1 S: 10	H: 0 LOB: 0 BB: 0 P: 13	1B: 4 2B: 0 3B: 0 HR: 0	SF: 1 SAC: 0 DP: 3 HBP: 0	WP: 0 PB: 0 SB: 0 CS: 0	PA: 30				
PITCHER	IP: 9.0 WLS: W BF: 30 ERA: 3.56	IP: 9.0 WLS: W BF: 30 ERA: 3.56	IP: 9.0 WLS: W BF: 30 ERA: 3.56	IP: 9.0 WLS: W BF: 30 ERA: 3.56	IP: 9.0 WLS: W BF: 30 ERA: 3.56	IP: 9.0 WLS: W BF: 30 ERA: 3.56	IP: 9.0 WLS: W BF: 30 ERA: 3.56	IP: 9.0 WLS: W BF: 30 ERA: 3.56	IP: 9.0 WLS: W BF: 30 ERA: 3.56	IP: 9.0 WLS: W BF: 30 ERA: 3.56	IP: 9.0 WLS: W BF: 30 ERA: 3.56	IP: 9.0 WLS: W BF: 30 ERA: 3.56	IP: 9.0 WLS: W BF: 30 ERA: 3.56	IP: 9.0 WLS: W BF: 30 ERA: 3.56	IP: 9.0 WLS: W BF: 30 ERA: 3.56	IP: 9.0 WLS: W BF: 30 ERA: 3.56	IP: 9.0 WLS: W BF: 30 ERA: 3.56	IP: 9.0 WLS: W BF: 30 ERA: 3.56	IP: 9.0 WLS: W BF: 30 ERA: 3.56	IP: 9.0 WLS: W BF: 30 ERA: 3.56	IP: 9.0 WLS: W BF: 30 ERA: 3.56	IP: 9.0 WLS: W BF: 30 ERA: 3.56	IP: 9.0 WLS: W BF: 30 ERA: 3.56	IP: 9.0 WLS: W BF: 30 ERA: 3.56

Oakland Athletics @ Seattle Mariners
Safeco Field, Seattle, WA
Wed Aug 11 2010, 12:41 PM - 2:58 PM PDT
Att: 31,568 - Sunny - 67 F

AB 27
R 1
H 4
RBI 1
BB 2
SO 6
LOB 7



Batter	1	2	3	4	5	6	7	8	9	AB	R	H	RBI	BB	SO	LOB	TOP					
4 Coco Crisp, S OBP: 0.335, SLG: 0.438										5	0	2	0	0	1	4						
10 Danic Barton, L OBP: 0.384, SLG: 0.398										4	0	2	1	1	0	1						
8 Kurt Suzuki, R OBP: 0.310, SLG: 0.402										5	2	2	0	0	1	4						
32 Jack Cust, L OBP: 0.402, SLG: 0.458										5	0	2	1	0	1	5						
5 Kevin Kouzmanoff, R OBP: 0.296, SLG: 0.393 30 Steve Tolson, R OBP: 0.250, SLG: 0.250										5	0	0	0	0	0	7						
14 Mark Ellis, R OBP: 0.340, SLG: 0.342										5	0	3	0	0	0	0						
11 Rajai Davis, R OBP: 0.316, SLG: 0.391										5	0	2	0	0	0	3						
22 Chris Carter, R										4	0	0	0	0	1	5						
2 Cliff Pennington, S OBP: 0.334, SLG: 0.376										3	1	1	0	1	1	2						
Inning Stats	R: 0 E: 0 K: 1 S: 12	H: 1 LOB: 2 BB: 1 P: 19	R: 0 E: 0 K: 0 S: 5	H: 0 LOB: 0 BB: 0 P: 7	R: 2 E: 0 K: 1 S: 13	H: 3 LOB: 1 BB: 0 P: 21	R: 0 E: 1 K: 1 S: 11	H: 1 LOB: 1 BB: 0 P: 16	R: 0 E: 0 K: 0 S: 11	H: 2 LOB: 2 BB: 0 P: 19	R: 0 E: 0 K: 1 S: 8	H: 1 LOB: 1 BB: 0 P: 9	R: 0 E: 0 K: 1 S: 9	H: 2 LOB: 2 BB: 1 P: 15	R: 0 E: 0 K: 0 S: 13	H: 2 LOB: 2 BB: 1 P: 19	R: 1 E: 1 K: 0 S: 9	H: 2 LOB: 2 BB: 0 P: 13	1B: 10 2B: 3 3B: 1 HR: 0	SF: 0 SAC: 0 DP: 2 HBP: 0	WP: 1 PB: 0 SB: 3 CS: 0	PA: 43
PITCHER	IP WLS BF H R ER SO BB IBB HBP BLK WP HR S P ERA WHIP																					
48 Carl Pavano, R ERA: 3.27	6.1 W 30 10 2 2 4 1 0 0 0 0 0 0 65 99 2.84 1.737																					
32 Ron Mahay, L ERA: 3.45	0.1 H 1 0 0 0 1 0 0 0 0 0 0 0 3 6 0.00 0.000																					
54 Matt Guerrier, R ERA: 3.15	0.2 H 5 2 0 0 0 1 0 0 0 0 1 0 11 17 0.00 4.500																					
28 Jesse Crain, R ERA: 2.94	0.2 H 1 0 0 0 0 0 0 0 0 0 0 0 3 3 0.00 0.000																					
55 Matt Capps, R ERA: 2.5	1.0 S 6 2 1 0 0 0 0 0 0 0 0 0 9 13 0.00 2.000																					
Batter	1	2	3	4	5	6	7	8	9	AB	R	H	RBI	BB	SO	LOB	BOTTOM					
2 Denard Span, L OBP: 0.335, SLG: 0.353										3	1	0	0	1	0	1						
1 Orlando Hudson, S OBP: 0.360, SLG: 0.400										2	0	0	0	2	2	1						
7 Joe Mauer, L OBP: 0.397, SLG: 0.482										4	1	0	0	0	0	4						
5 Michael Cuddyer, R OBP: 0.342, SLG: 0.430										3	0	0	0	1	1	0						
16 Jason Kubel, L OBP: 0.346, SLG: 0.456 18 Jason Repko, R OBP: 0.361, SLG: 0.564										3	0	1	1	1	1	0						
21 Delmon Young, R OBP: 0.350, SLG: 0.515										4	1	1	0	0	1	4						
22 Danny Valencia, R OBP: 0.366, SLG: 0.405										4	1	2	2	0	0	1						
12 Alexi Casilla, S OBP: 0.345, SLG: 0.416										2	0	0	0	0	1	0						
41 Drew Butera, R OBP: 0.245, SLG: 0.333										2	0	1	1	0	1	0						
Inning Stats	R: 2 E: 1 K: 1 S: 14	H: 1 LOB: 3 BB: 3 P: 34	R: 0 E: 0 K: 3 S: 12	H: 0 LOB: 1 BB: 1 P: 23	R: 0 E: 0 K: 1 S: 8	H: 0 LOB: 0 BB: 0 P: 14	R: 2 E: 1 K: 0 S: 10	H: 2 LOB: 0 BB: 0 P: 12	R: 0 E: 0 K: 2 S: 9	H: 0 LOB: 0 BB: 0 P: 13	R: 0 E: 0 K: 0 S: 7	H: 0 LOB: 0 BB: 0 P: 14	R: 0 E: 0 K: 0 S: 12	H: 1 LOB: 2 BB: 1 P: 19	R: 0 E: 0 K: 0 S: 7	H: 1 LOB: 2 BB: 0 P: 12	R: 0 E: 0 K: 0 S: 7	H: 1 LOB: 2 BB: 0 P: 12	1B: 4 2B: 1 3B: 0 HR: 0	SF: 0 SAC: 2 DP: 0 HBP: 0	WP: 1 PB: 1 SB: 0 CS: 0	PA: 34
PITCHER	IP WLS BF H R ER SO BB IBB HBP BLK WP HR S P ERA WHIP																					
47 Gio González, L ERA: 3.45	6.0 L 25 3 4 0 0 7 4 0 0 0 0 0 60 110 3.00 1.167																					
13 Jerry Blevins, L ERA: 3.55	1.0 5 1 0 0 0 1 0 0 0 0 0 0 12 19 0.00 2.000																					
63 Henry Alberto Rodríguez, R ERA: 4.38	1.0 4 1 0 0 0 0 0 0 0 0 1 0 7 12 0.00 1.000																					

Oakland Athletics @ Minnesota Twins
Target Field, Minneapolis, MN
Fri Aug 13 2010, 7:13 PM - 9:58 PM CDT
Att: 40,622 - Cloudy - 75 F

livebaseballscores.com

AB 41
R 3
H 14
RBI 2
BB 2
SO 5
LOB 31



WP: 1 PA: 43
PB: 0
SB: 3
CS: 0

Oakland Athletics @ Minnesota Twins
Target Field, Minneapolis, MN
Fri Aug 13 2010, 7:13 PM - 9:58 PM CDT
Att: 40,622 - Cloudy - 75 F

livebaseballscores.com

AB 27
R 4
H 5
RBI 4
BB 5
SO 7
LOB 11



WP: 1 PA: 34
PB: 1
SB: 0
CS: 0

Batter	1	2	3	4	5	6	7	8	9	AB	R	H	RBI	BB	SO	LOB	TOP					
4 Coco Crisp, S OBP: 0.333, SLG: 0.434	(1, 8)		(2, 3)			(3)			(2)	4	0	1	0	0	0	1	<p>Oakland Athletics @ Minnesota Twins Target Field, Minneapolis, MN Sat Aug 14 2010, 6:11 PM - 8:26 PM CDT Att: 40,830 - Partly Cloudy - 82 F</p> <p>livebaseballscores.com</p> <p>AB 27 R 0 H 3 RBI 0 BB 2 SO 4 LOB 6</p>					
10 Danic Barton, L OBP: 0.380, SLG: 0.394	(1, 3)			(1)			(1)		(3)	4	0	0	0	0	1	1						
8 Kurt Suzuki, R OBP: 0.313, SLG: 0.401	(1, 2)			(2)			(2)			1	0	0	0	2	0	0						
5 Kevin Kouzmanoff, R OBP: 0.294, SLG: 0.390	(1, 5)			(3)			(2)			3	0	0	0	0	0	2						
14 Mark Ellis, R OBP: 0.337, SLG: 0.338		(1)			(1)			(3)		3	0	0	0	0	0	1						
11 Rajai Davis, R OBP: 0.316, SLG: 0.391	(1, 9)			(2)				(1)		3	0	1	0	0	0	0						
32 Jack Cust, L OBP: 0.398, SLG: 0.451	(1, 10)			(3)			(2)			3	0	0	0	0	2	1						
22 Chris Carter, R (1, 7)			(1)			(1)		(3)		3	0	0	0	0	1	0						
30 Steve Tolleson, R OBP: 0.286, SLG: 0.286	(1, 6)			(2)			(1)			3	0	1	0	0	0	0						
Inning Stats	R: 0 E: 0 K: 0 S: 9	H: 1 LOB: 1 BB: 1 P: 15	R: 0 E: 0 K: 1 S: 9	H: 1 LOB: 0 BB: 0 P: 18	R: 0 E: 0 K: 1 S: 6	H: 1 LOB: 0 BB: 0 P: 12	R: 0 E: 0 K: 1 S: 7	H: 0 LOB: 0 BB: 0 P: 13	R: 0 E: 0 K: 0 S: 3	H: 0 LOB: 0 BB: 0 P: 5	R: 0 E: 0 K: 0 S: 7	H: 0 LOB: 0 BB: 0 P: 10	R: 0 E: 0 K: 0 S: 8	H: 0 LOB: 1 BB: 1 P: 15	R: 0 E: 0 K: 1 S: 5	H: 0 LOB: 0 BB: 0 P: 7	R: 0 E: 0 K: 0 S: 6	H: 0 LOB: 0 BB: 0 P: 9	1B: 3 2B: 0 3B: 0 HR: 0	SF: 0 SAC: 0 DP: 2 HBP: 0	WP: 0 PB: 0 SB: 1 CS: 0	PA: 30
PITCHER 52 Brian Duensing, L ERA: 2.0	IP: 9.0 WLS: W BF: 29	H: 3 R: 0 ER: 0	SO: 4 BB: 2 IBB: 0 HBP: 0 BLK: 0	WP: 0 HR: 0 S: 60 P: 104 ERA: 0.00 WHIP: 0.556	PITCHER										IP: 9.0 WLS: W BF: 29	H: 3 R: 0 ER: 0	SO: 4 BB: 2 IBB: 0 HBP: 0 BLK: 0	WP: 0 HR: 0 S: 60 P: 104 ERA: 0.00 WHIP: 0.556				

Batter	1	2	3	4	5	6	7	8	9	AB	R	H	RBI	BB	SO	LOB	BOTTOM			
2 Denard Span, L OBP: 0.337, SLG: 0.358	(1, 8)		(1)		(3)			(1-2)		3	1	2	0	0	0	0	<p>Oakland Athletics @ Minnesota Twins Target Field, Minneapolis, MN Sat Aug 14 2010, 6:11 PM - 8:26 PM CDT Att: 40,830 - Partly Cloudy - 82 F</p> <p>livebaseballscores.com</p> <p>AB 29 R 2 H 8 RBI 2 BB 1 SO 6 LOB 16</p>			
1 Orlando Hudson, S OBP: 0.358, SLG: 0.399	(1, 4)		(2)			(1)		(1-2)		3	0	1	1	0	0	2				
7 Joe Mauer, L OBP: 0.400, SLG: 0.485	(1, 2)		(3)			(1)		(2-3)		4	0	3	1	0	0	0				
16 Jason Kubel, L OBP: 0.343, SLG: 0.452	(1, 9)			(1)		(2)		(1)		4	0	0	0	0	2	6				
18 Jason Repko, R OBP: 0.361, SLG: 0.564	(9, 9)			(2)		(3)		(1)		0	0	0	0	0	0	0				
5 Michael Cuddyer, R OBP: 0.341, SLG: 0.427	(1, 3)			(2)				(3)		3	0	0	0	1	1	5				
25 Jim Thome, L OBP: 0.389, SLG: 0.570	(1, 10)			(2)			(1)			3	0	0	0	0	2	1				
21 Delmon Young, R OBP: 0.347, SLG: 0.511	(1, 7)			(3)			(2)			3	0	0	0	0	1	1				
22 Danny Valencia, R OBP: 0.366, SLG: 0.404	(1, 5)				(1)			(3)		3	0	1	0	0	0	0				
12 Alexi Casilla, S OBP: 0.345, SLG: 0.423	(1, 6)			(2)			(3)			3	1	1	0	0	0	1				
Inning Stats	R: 0 E: 0 K: 2 S: 13	H: 2 LOB: 2 BB: 0 P: 20	R: 0 E: 0 K: 0 S: 9	H: 0 LOB: 0 BB: 0 P: 13	R: 1 E: 0 K: 0 S: 8	H: 1 LOB: 0 BB: 0 P: 12	R: 0 E: 0 K: 2 S: 16	H: 0 LOB: 1 BB: 1 P: 22	R: 0 E: 0 K: 0 S: 6	H: 2 LOB: 0 BB: 0 P: 11	R: 0 E: 0 K: 1 S: 7	H: 1 LOB: 0 BB: 0 P: 15	R: 1 E: 0 K: 1 S: 11	H: 2 LOB: 1 BB: 0 P: 15	R: 0 E: 0 K: 1 S: 11	H: 2 LOB: 1 BB: 0 P: 15	1B: 6 2B: 2 3B: 0 HR: 0	SF: 1 SAC: 1 DP: 2 HBP: 0	WP: 0 PB: 0 SB: 1 CS: 0	PA: 32
PITCHER 53 Trevor Cahill, R ERA: 2.5 56 Craig Breslow, L ERA: 3.23	IP: 7.0 WLS: L BF: 27	H: 6 R: 1 ER: 1	SO: 5 BB: 1 IBB: 0 HBP: 0 BLK: 0	WP: 0 HR: 0 S: 67 P: 107 ERA: 1.29 WHIP: 1.000	PITCHER										IP: 7.0 WLS: L BF: 27	H: 6 R: 1 ER: 1	SO: 5 BB: 1 IBB: 0 HBP: 0 BLK: 0	WP: 0 HR: 0 S: 67 P: 107 ERA: 1.29 WHIP: 1.000		

Batter	1	2	3	4	5	6	7	8	9	AB	R	H	RBI	BB	SO	LOB	TOP				
4 Coco Crisp, S OBP: 0.337, SLG: 0.438	F9		BB			F7		8 WP FC6-4-6 2B		3	1	1	1	1	0	0					
10 Danc Barton, L OBP: 0.379, SLG: 0.391	P6		G4-3			P5		8 WP FC6-4-6 BB		3	0	0	0	1	0	1					
8 Kurt Suzuki, R OBP: 0.309, SLG: 0.396	F7				F9			FC6-5-4-6		4	0	0	1	0	1	1					
32 Jack Cust, L OBP: 0.395, SLG: 0.445		G4-3			G3					3	0	0	0	1	1	1					
5 Kevin Kouzmanoff, R OBP: 0.296, SLG: 0.390					K					3	0	1	0	1	1	1					
14 Mark Ellis, R OBP: 0.336, SLG: 0.335	F7									3	0	0	0	0	0	2					
11 Rajai Davis, R OBP: 0.313, SLG: 0.387	P6									4	0	0	0	0	1	4					
22 Chris Carter, R			F9							3	0	0	0	0	2	1					
2 Cliff Pennington, S OBP: 0.334, SLG: 0.378	F9									3	1	1	0	0	1	1					
Inning Stats	R: 0 E: 0 K: 0 S: 6	H: 0 LOB: 0 BB: 0 P: 7	R: 0 E: 0 K: 0 S: 9	H: 0 LOB: 1 BB: 1 P: 20	R: 0 E: 0 K: 0 S: 10	H: 0 LOB: 1 BB: 1 P: 17	R: 0 E: 0 K: 1 S: 6	H: 0 LOB: 0 BB: 0 P: 9	R: 0 E: 0 K: 1 S: 9	H: 0 LOB: 0 BB: 0 P: 14	R: 0 E: 0 K: 0 S: 9	H: 0 LOB: 1 BB: 1 P: 17	R: 2 E: 0 K: 2 S: 15	H: 2 LOB: 1 BB: 1 P: 25	R: 0 E: 0 K: 0 S: 7	H: 1 LOB: 0 BB: 0 P: 9	1B: 1 2B: 2 3B: 0 HR: 0	SF: 0 SAC: 0 DP: 2 HBP: 1	WP: 1 PB: 0 SB: 0 CS: 0	PA: 34	
PITCHER	IP	WLS	BF	H	R	ER	SO	BB	IBB	HBP	BLK	WP	HR	S	P	ERA	WHIP				
59 Kevin Slowey, R ERA: 4.22	7.0	W	25	0	0	0	5	3	0	1	0	0	0	65	106	0.00	0.429				
60 Jon Rauch, R ERA: 3.38	0.1		4	2	2	2	1	1	0	0	0	0	0	9	15	54.00	9.000				
2B Jesse Crain, R ERA: 2.9	0.2	H	2	0	0	0	1	0	0	0	0	1	0	6	10	0.00	0.000				
55 Matt Capps, R ERA: 2.45	1.0	S	3	1	0	0	0	0	0	0	0	0	0	7	9	0.00	1.000				

Oakland Athletics @ Minnesota Twins
Target Field, Minneapolis, MN
Sun Aug 15 2010, 1:13 PM - 3:57 PM CDT
Att: 40,602 - Partly Cloudy - 74 F

AB 29
R 2
H 3
RBI 2
BB 4
SO 7
LOB 12



Batter	1	2	3	4	5	6	7	8	9	AB	R	H	RBI	BB	SO	LOB	BOTTOM				
2 Denard Span, L OBP: 0.337, SLG: 0.357	7 1B		B3		K			SH2-3		4	0	1	0	0	1	3					
1 Orlando Hudson, S OBP: 0.359, SLG: 0.398	K		7 1B 16 2B			16 G3 BB		E7 5 G3 25 HR		4	2	1	0	1	2	2					
7 Joe Mauer, L OBP: 0.404, SLG: 0.486	5 C6-4 1B		16 2B		F8		25 HR 5 G3 BB			3	1	2	0	2	0	1					
16 Jason Kubel, L OBP: 0.342, SLG: 0.451	F7				G3		K			5	0	1	1	0	1	7					
5 Michael Cuddyer, R OBP: 0.340, SLG: 0.424	FC6-4				G5-6-3		G3			3	0	0	0	1	0	5					
25 Jim Thome, L OBP: 0.387, SLG: 0.578		G4-3	P6			G3		HR		4	1	1	3	0	0	3					
22 Danny Valencia, R OBP: 0.376, SLG: 0.419	F8				12 G3 18 G5-3 1B		12 BB 1B			4	0	3	0	0	0	0					
18 Jason Repko, R OBP: 0.338, SLG: 0.525	G6-3				G5-3		K			4	0	0	0	0	2	3					
12 Alexi Casilla, S OBP: 0.350, SLG: 0.421	G4-3				G3					3	0	1	0	1	0	1					
Inning Stats	R: 0 E: 0 K: 1 S: 10	H: 2 LOB: 2 BB: 0 P: 17	R: 0 E: 0 K: 0 S: 8	H: 0 LOB: 0 BB: 0 P: 14	R: 1 E: 0 K: 0 S: 14	H: 3 LOB: 3 BB: 1 P: 21	R: 0 E: 0 K: 1 S: 10	H: 1 LOB: 1 BB: 0 P: 13	R: 0 E: 0 K: 0 S: 7	H: 0 LOB: 1 BB: 1 P: 16	R: 0 E: 0 K: 1 S: 10	H: 1 LOB: 2 BB: 1 P: 18	R: 3 E: 1 K: 2 S: 14	H: 2 LOB: 1 BB: 1 P: 24	R: 0 E: 0 K: 1 S: 8	H: 1 LOB: 2 BB: 1 P: 18	1B: 7 2B: 2 3B: 0 HR: 1	SF: 0 SAC: 1 DP: 0 HBP: 0	WP: 0 PB: 0 SB: 1 CS: 0	PA: 40	
PITCHER	IP	WLS	BF	H	R	ER	SO	BB	IBB	HBP	BLK	WP	HR	S	P	ERA	WHIP				
54 Vin Mazzaro, R ERA: 3.71	6.0	L	29	7	2	2	3	3	0	0	0	0	0	60	101	3.00	1.667				
13 Jerry Blevins, L ERA: 3.99	0.2		4	1	2	1	1	1	0	0	0	0	1	8	16	13.50	3.000				
31 Brad Ziegler, R ERA: 3.55	0.1		2	1	0	0	1	0	0	0	0	0	0	5	6	0.00	3.000				
48 Michael Wuerztz, R ERA: 4.23	1.0		5	1	0	0	1	0	1	0	0	0	0	8	18	0.00	1.000				

Oakland Athletics @ Minnesota Twins
Target Field, Minneapolis, MN
Sun Aug 15 2010, 1:13 PM - 3:57 PM CDT
Att: 40,602 - Partly Cloudy - 74 F

AB 34
R 4
H 10
RBI 4
BB 5
SO 6
LOB 25



Batter	1	2	3	4	5	6	7	8	9	AB R H RBI BB SO LOB	TOP											
45 Travis Snider, L OBP: 0.315, SLG: 0.472										5 0 1 0 0 1 4	Toronto Blue Jays @ Oakland Athletics Oakland Coliseum, Oakland, CA Mon Aug 16 2010, 7:08 PM - 9:24 PM PDT Att: 10,136 - Clear - 61 F livebaseballscores.com											
5 Yunel Escobar, R OBP: 0.339, SLG: 0.326									3 0 1 0 0 1 2													
19 José Bautista, R OBP: 0.374, SLG: 0.599									3 1 1 1 1 2 2													
10 Vernon Wells, R OBP: 0.324, SLG: 0.508									4 0 1 0 0 0 1													
26 Adam Lind, L OBP: 0.297, SLG: 0.416									4 0 1 0 0 1 2													
2 Aaron Hill, R OBP: 0.285, SLG: 0.396									4 0 1 0 0 1 2													
35 Lyle Overbay, L OBP: 0.328, SLG: 0.416									4 1 0 0 0 0 1													
12 Edwin Encarnación, R OBP: 0.309, SLG: 0.464									4 1 1 2 0 2 0													
8 José Molina, R OBP: 0.333, SLG: 0.397									4 0 4 0 0 0 0													
Inning Stats	R: 0 E: 0 K: 1 S: 14	H: 2 LOB: 2 BB: 1 P: 21	R: 0 E: 0 K: 1 S: 9	H: 0 LOB: 0 BB: 0 P: 17	R: 0 E: 0 K: 0 S: 8	H: 1 LOB: 0 BB: 0 P: 11	R: 1 E: 0 K: 1 S: 9	H: 1 LOB: 0 BB: 0 P: 17	R: 2 E: 1 K: 1 S: 15	H: 2 LOB: 1 BB: 0 P: 20		R: 0 E: 0 K: 1 S: 9	H: 1 LOB: 1 BB: 0 P: 17	R: 0 E: 0 K: 0 S: 8	H: 1 LOB: 0 BB: 0 P: 11	R: 0 E: 0 K: 1 S: 10	H: 2 LOB: 2 BB: 0 P: 13	R: 0 E: 0 K: 2 S: 13	H: 1 LOB: 1 BB: 0 P: 16	1B: 9 2B: 0 3B: 0 HR: 2	SF: 0 SAC: 0 DP: 3 HBP: 1	WP: 1 PB: 0 SB: 0 CS: 1
PITCHER	IP WLS BF H R ER SO BB IBB HBP BLK WP HR S P ERA WHIP											IP WLS BF H R ER SO BB IBB HBP BLK WP HR S P ERA WHIP										
49 Brett Anderson, L ERA: 2.89	6.0 L 25 7 3 2 5 1 0 1 0 1 2 64 103 3.00 1.333																					
52 Boof Bonser, R ERA: 7.2	2.0 8 3 0 0 1 0 0 0 0 0 0 18 24 0.00 1.500																					
63 Henry Alberto Rodríguez, R ERA: 4.05	1.0 4 1 0 0 2 0 0 0 0 0 0 0 13 16 0.00 1.000																					

Batter	1	2	3	4	5	6	7	8	9	AB R H RBI BB SO LOB	BOTTOM											
4 Coco Crisp, S OBP: 0.330, SLG: 0.428										4 0 0 0 0 0 1	Toronto Blue Jays @ Oakland Athletics Oakland Coliseum, Oakland, CA Mon Aug 16 2010, 7:08 PM - 9:24 PM PDT Att: 10,136 - Clear - 61 F livebaseballscores.com											
10 Darc Barton, L OBP: 0.378, SLG: 0.388										3 0 0 0 1 0 1												
28 Conor Jackson, R OBP: 0.333, SLG: 0.340										4 1 1 1 0 0 1												
8 Kurt Suzuki, R OBP: 0.307, SLG: 0.392										3 0 0 0 0 1 1												
5 Kevin Kouzmanoff, R OBP: 0.294, SLG: 0.387										3 0 0 0 0 1 0												
14 Mark Ellis, R OBP: 0.332, SLG: 0.331										3 0 0 0 0 0 0												
6 Travis Buck, L OBP: 0.300, SLG: 0.343										3 0 0 0 0 1 0												
11 Rajai Davis, R OBP: 0.311, SLG: 0.383										3 0 0 0 0 2 0												
2 Cliff Pennington, S OBP: 0.334, SLG: 0.376										2 0 0 0 0 0 0												
Inning Stats	R: 0 E: 0 K: 0 S: 6	H: 0 LOB: 0 BB: 0 P: 9	R: 0 E: 0 K: 1 S: 10	H: 0 LOB: 0 BB: 0 P: 15	R: 0 E: 0 K: 1 S: 7	H: 0 LOB: 0 BB: 0 P: 11	R: 0 E: 0 K: 1 S: 11	H: 0 LOB: 1 BB: 1 P: 18	R: 0 E: 0 K: 1 S: 12	H: 0 LOB: 0 BB: 0 P: 14		R: 0 E: 1 K: 1 S: 8	H: 0 LOB: 1 BB: 0 P: 11	R: 1 E: 0 K: 0 S: 6	H: 1 LOB: 0 BB: 0 P: 7	R: 0 E: 0 K: 0 S: 6	H: 0 LOB: 0 BB: 0 P: 7	R: 0 E: 0 K: 0 S: 7	H: 0 LOB: 0 BB: 0 P: 11	1B: 0 2B: 0 3B: 0 HR: 1	SF: 0 SAC: 0 DP: 0 HBP: 1	WP: 0 PB: 0 SB: 0 CS: 1
PITCHER	IP WLS BF H R ER SO BB IBB HBP BLK WP HR S P ERA WHIP											IP WLS BF H R ER SO BB IBB HBP BLK WP HR S P ERA WHIP										
28 Shaun Marcum, R ERA: 3.69	9.0 W 30 1 1 1 5 1 0 1 0 0 1 73 103 1.00 0.222																					

Batter	1	2	3	4	5	6	7	8	9	AB	R	H	RBI	BB	SO	LOB	TOP										
45 Travis Snider, L (1,7) OBP: 0.308, SLG: 0.461	F8		K			F9		F7		4	0	0	0	0	1	1	Toronto Blue Jays @ Oakland Athletics Oakland Coliseum, Oakland, CA Tue Aug 17 2010, 7:09 PM - 9:55 PM PDT Att: 13,237 - Clear - 65 F										
5 Yunel Escobar, R (1,6) OBP: 0.343, SLG: 0.327	19 F G6-3 BB					K		19 WP 1B		2	1	1	0	2	1	0											
19 José Bautista, R (1,9) OBP: 0.371, SLG: 0.593	G6-3		K			K		K		4	0	0	1	0	3	3											
10 Vernon Wells, R (1,8) OBP: 0.321, SLG: 0.503	P2					P6		F8		4	0	0	0	0	0	0											
26 Adam Lind, L (1,10) OBP: 0.294, SLG: 0.412	F9					P4		L3		4	0	0	0	0	1	0											
2 Aaron Hill, R (1,4) OBP: 0.285, SLG: 0.397	K					L7		35 2B		4	1	1	0	0	1	0											
35 Lyle Overbay, L (1,3) OBP: 0.328, SLG: 0.417	G4-3					G3		2B		3	0	1	1	0	0	0											
12 Edwin Encarnación, R (1,5) OBP: 0.310, SLG: 0.462			5 BB 1B			P3		P3		3	0	1	0	0	0	1											
8 José Molina, R (1,2) OBP: 0.326, SLG: 0.388			P4			G6-3		K		3	0	0	0	0	1	1											
Inning Stats	R: 1 E: 1 K: 0 S: 8	H: 0 LOB: 0 BB: 1 P: 13	R: 0 E: 0 K: 1 S: 9	H: 0 LOB: 0 BB: 1 P: 15	R: 0 E: 0 K: 2 S: 12	H: 1 LOB: 2 BB: 1 P: 23	R: 0 E: 0 K: 0 S: 8	H: 0 LOB: 0 BB: 0 P: 13	R: 0 E: 0 K: 2 S: 9	H: 0 LOB: 0 BB: 0 P: 10	R: 0 E: 0 K: 2 S: 9	H: 0 LOB: 0 BB: 0 P: 12	R: 1 E: 0 K: 0 S: 10	H: 2 LOB: 1 BB: 0 P: 18	R: 0 E: 0 K: 2 S: 16	H: 1 LOB: 1 BB: 0 P: 25	R: 0 E: 0 K: 1 S: 7	H: 0 LOB: 0 BB: 0 P: 8	1B: 2 2B: 2 HR: 0	SF: 0 SAC: 0 HBP: 0	WP: 1 PB: 0 SB: 0 CS: 0	PA: 33					
PITCHER	IP	WLS	BF	H	R	ER	SO	BB	IBB	HBP	BLK	WP	HR	S	P	ERA	WHIP										
51 Dallas Braden, L (1,1) ERA: 3.44	7.0	W	26	3	2	1	5	2	0	0	0	0	0	62	104	1.29	0.714										
56 Craig Breslow, L (8,1) ERA: 3.19	0.2	H	3	1	0	0	1	0	0	0	0	0	0	11	17	0.00	1.500										
48 Michael Wertz, R (8,1) ERA: 4.03	1.1	S	4	0	0	0	2	0	0	0	0	1	0	12	16	0.00	0.000										

AB	31
R	2
H	4
RBI	2
BB	2
SO	8
LOB	6



Batter	1	2	3	4	5	6	7	8	9	AB	R	H	RBI	BB	SO	LOB	BOTTOM										
4 Coco Crisp, S (1,8) OBP: 0.342, SLG: 0.441	10 2B					P5		28 S 32 FC4 1B		4	2	3	1	1	0	1	Toronto Blue Jays @ Oakland Athletics Oakland Coliseum, Oakland, CA Tue Aug 17 2010, 7:09 PM - 9:55 PM PDT Att: 13,237 - Clear - 65 F										
10 Danic Barton, L (1,3) OBP: 0.379, SLG: 0.390	32 WP 14 WP 2H 2B					K		G4-3 1B		5	1	2	1	0	1	3											
28 Conor Jackson, R (1,7) OBP: 0.339, SLG: 0.337	K		32 S BB					G4-3 1B		2	0	0	0	3	2	3											
32 Jack Cust, L (1,10) OBP: 0.395, SLG: 0.439	14 WP BB		F8			K		FC4 1B		3	1	0	1	1	1	3											
14 Mark Ellis, R (1,4) OBP: 0.330, SLG: 0.329	F8		F7			L7		11 E 1B		5	1	1	1	0	0	6											
11 Rajai Davis, R (1,9) OBP: 0.310, SLG: 0.382	G5-3		P4			G5-3		E7 1B		4	0	1	0	0	0	2											
11 Landon Powell, S (1,2) OBP: 0.305, SLG: 0.289	K		G3			G5-3		F7		4	0	0	0	0	1	1											
30 Steve Tolleson, R (1,5) OBP: 0.400, SLG: 0.400	F9							SH5-3 4 1B 2B		3	0	2	0	0	0	0											
5 Kevin Kouzmanoff, R (7,5) OBP: 0.295, SLG: 0.391										1	1	1	0	0	0	0											
2 Cliff Pennington, S (1,6) OBP: 0.334, SLG: 0.376	10 S 4 BB 1B		L8			P3		SH5-3		3	0	1	0	0	0	2											
Inning Stats	R: 2 E: 0 K: 1 S: 12	H: 2 LOB: 1 BB: 1 P: 22	R: 0 E: 0 K: 1 S: 14	H: 1 LOB: 2 BB: 1 P: 20	R: 0 E: 0 K: 0 S: 7	H: 0 LOB: 1 BB: 1 P: 14	R: 0 E: 0 K: 0 S: 14	H: 1 LOB: 1 BB: 0 P: 24	R: 0 E: 0 K: 2 S: 9	H: 0 LOB: 1 BB: 1 P: 17	R: 0 E: 0 K: 0 S: 7	H: 1 LOB: 1 BB: 0 P: 10	R: 3 E: 2 K: 1 S: 14	H: 4 LOB: 1 BB: 0 P: 21	R: 1 E: 0 K: 0 S: 8	H: 2 LOB: 3 BB: 1 P: 17	R: 0 E: 0 K: 0 S: 8	H: 0 LOB: 0 BB: 0 P: 8	1B: 8 2B: 3 HR: 0	SF: 0 SAC: 1 HBP: 1	WP: 2 PB: 1 SB: 4 CS: 0	PA: 41					
PITCHER	IP	WLS	BF	H	R	ER	SO	BB	IBB	HBP	BLK	WP	HR	S	P	ERA	WHIP										
23 Brandon Morrow, R (1,1) ERA: 4.45	4.0	L	10	3	2	2	2	1	0	0	0	0	0	19	32	9.00	2.000										
56 Brian Tallet, L (5,1) ERA: 5.79	2.0	L	10	3	2	2	2	1	0	0	0	0	0	11	16	0.00	2.000										
57 Shawn Camp, R (7,1) ERA: 3.0	1.0		5	2	1	0	1	0	0	0	0	0	0	8	17	9.00	2.000										
43 Jesse Carlson, L (8,1) ERA: 9.0	1.0		7	2	1	1	0	0	1	1	0	0	0	8	17	9.00	2.000										



AB	34
R	6
H	11
RBI	4
BB	5
SO	5
LOB	21

Batter	1	2	3	4	5	6	7	8	9	AB	R	H	RBI	BB	SO	LOB	TOP										
15 Fred Lewis, L OBP: 0.336, SLG: 0.445 8 José Molina, R OBP: 0.326, SLG: 0.388	F8		P5							4	0	2	3	1	0	0											
5 Yunel Escobar, R OBP: 0.339, SLG: 0.323	K			G5-3	G6-3			K	G6-4-3	5	0	0	0	0	2	5											
19 José Bautista, R OBP: 0.370, SLG: 0.589	P3							K		3	0	0	0	1	2	1											
10 Vernon Wells, R OBP: 0.321, SLG: 0.503				FC5-4				K	G6-3	4	0	1	0	0	1	2											
26 Adam Lind, L OBP: 0.296, SLG: 0.414		G4-3			G6-3					3	1	1	0	1	0	2											
2 Aaron Hill, R OBP: 0.282, SLG: 0.393		G5-3			F9				L8	4	0	0	0	0	0	3											
35 Lyle Overbay, L OBP: 0.329, SLG: 0.415								F7		2	2	0	0	2	0	1											
12 Edwin Encarnación, R OBP: 0.312, SLG: 0.459 1 Dewayne Wise, L OBP: 0.279, SLG: 0.517				K						2	0	0	0	2	2	0											
9 J.P. Arencibia, R OBP: 0.250, SLG: 0.600 45 Travis Snider, L OBP: 0.308, SLG: 0.461				F9						4	0	1	1	0	1	2											
Inning Stats	R: 0 E: 0 K: 1 S: 6	H: 0 LOB: 0 BB: 0 P: 8	R: 0 E: 0 K: 0 S: 8	H: 1 LOB: 1 BB: 0 P: 17	R: 0 E: 0 K: 1 S: 7	H: 0 LOB: 0 BB: 0 P: 13	R: 0 E: 0 K: 0 S: 8	H: 0 LOB: 1 BB: 1 P: 14	R: 1 E: 0 K: 1 S: 16	H: 1 LOB: 2 BB: 2 P: 29	R: 0 E: 0 K: 2 S: 13	H: 0 LOB: 1 BB: 1 P: 22	R: 0 E: 0 K: 1 S: 5	H: 0 LOB: 0 BB: 0 P: 7	R: 0 E: 0 K: 2 S: 11	H: 0 LOB: 1 BB: 1 P: 23	R: 3 E: 0 K: 0 S: 19	H: 3 LOB: 2 BB: 2 P: 33	1B: 3 2B: 2 3B: 0 HR: 0	SF: 0 SAC: 0 DP: 1 HBP: 0	WP: 0 PB: 0 SB: 0 CS: 0	PA: 38					
PITCHER	IP	WLS	BF	H	R	ER	SO	BB	IBB	HBP	BLK	WP	HR	S	P	ERA	WHIP										
47 Gio González, L ERA: 3.39	7.0		27	2	1	1	6	4	0	0	0	0	0	63	110	1.29	0.857										
63 Henry Alberto Rodríguez, R ERA: 3.77	1.0	H	4	0	0	0	2	1	0	0	0	0	0	11	23	0.00	1.000										
48 Michael Wuertz, R ERA: 4.91	0.1	H	5	2	3	3	0	2	0	0	0	0	0	9	19	81.00	12.000										
13 Jerry Blevins, L ERA: 3.96	0.0	B	1	1	0	0	0	0	0	0	0	0	0	3	4	=	=										
31 Brad Ziegler, R ERA: 3.5	0.2	W	1	0	0	0	0	0	0	0	0	0	0	7	10	0.00	0.000										

Toronto Blue Jays @ Oakland Athletics
Oakland Coliseum, Oakland, CA
Wed Aug 18 2010, 12:38 PM - 3:31 PM PDT
Att: 18,046 - Sunny - 68 F

livebaseballscorecards.com

AB 31
R 4
H 5
RBI 4
BB 7
SO 8
LOB 16



Batter	1	2	3	4	5	6	7	8	9	AB	R	H	RBI	BB	SO	LOB	BOTTOM										
4 Coco Crisp, S OBP: 0.354, SLG: 0.478										3	2	3	2	1	0	0											
10 Daric Barton, L OBP: 0.380, SLG: 0.390										3	1	1	0	1	0	1											
28 Conor Jackson, R OBP: 0.342, SLG: 0.333										2	0	0	0	2	1	0											
8 Kurt Suzuki, R OBP: 0.309, SLG: 0.394										4	0	2	1	0	0	4											
5 Kevin Kouzmanoff, R OBP: 0.293, SLG: 0.387										4	0	0	1	0	1	3											
14 Mark Ellis, R OBP: 0.329, SLG: 0.327										4	0	1	0	0	0	1											
11 Rajai Davis, R OBP: 0.307, SLG: 0.378										4	0	0	0	0	1	2											
30 Steve Tolleson, R OBP: 0.429, SLG: 0.429										4	1	2	0	0	0	0											
2 Cliff Pennington, S OBP: 0.336, SLG: 0.375										3	1	1	1	1	0	1											
Inning Stats	R: 2 E: 0 K: 0 S: 11	H: 0 LOB: 1 BB: 3 P: 24	R: 1 E: 0 K: 0 S: 10	H: 1 LOB: 1 BB: 1 P: 18	R: 0 E: 0 K: 0 S: 5	H: 1 LOB: 0 BB: 0 P: 8	R: 0 E: 0 K: 0 S: 8	H: 1 LOB: 1 BB: 0 P: 13	R: 0 E: 0 K: 2 S: 8	H: 0 LOB: 0 BB: 0 P: 13	R: 1 E: 0 K: 0 S: 10	H: 1 LOB: 0 BB: 0 P: 20	R: 0 E: 0 K: 1 S: 10	H: 2 LOB: 2 BB: 0 P: 19	R: 1 E: 0 K: 0 S: 7	H: 2 LOB: 1 BB: 0 P: 9	1B: 7 2B: 2 3B: 0 HR: 1	SF: 0 SAC: 0 DP: 2 HBP: 0	WP: 0 PB: 1 SB: 1 CS: 0	PA: 36							
PITCHER	IP	WLS	BF	H	R	ER	SO	BB	IBB	HBP	BLK	WP	HR	S	P	ERA	WHIP										
34 Marc Rzepczynski, L ERA: 4.76	4.1		21	5	3	3	0	5	0	0	0	0	0	39	74	6.23	2.308										
54 Jason Frasor, R ERA: 3.86	1.2		4	0	0	0	2	0	0	0	0	0	0	9	15	0.00	0.000										
37 Scott Downs, L ERA: 2.37	1.0	L	4	1	1	1	0	0	0	0	0	0	1	10	20	9.00	1.000										
44 Casey Janssen, R ERA: 3.81	1.0	L	7	4	1	0	1	0	0	0	0	0	0	17	28	0.00	4.000										

Toronto Blue Jays @ Oakland Athletics
Oakland Coliseum, Oakland, CA
Wed Aug 18 2010, 12:38 PM - 3:31 PM PDT
Att: 18,046 - Sunny - 68 F

livebaseballscorecards.com

AB 31
R 5
H 10
RBI 5
BB 5
SO 3
LOB 12

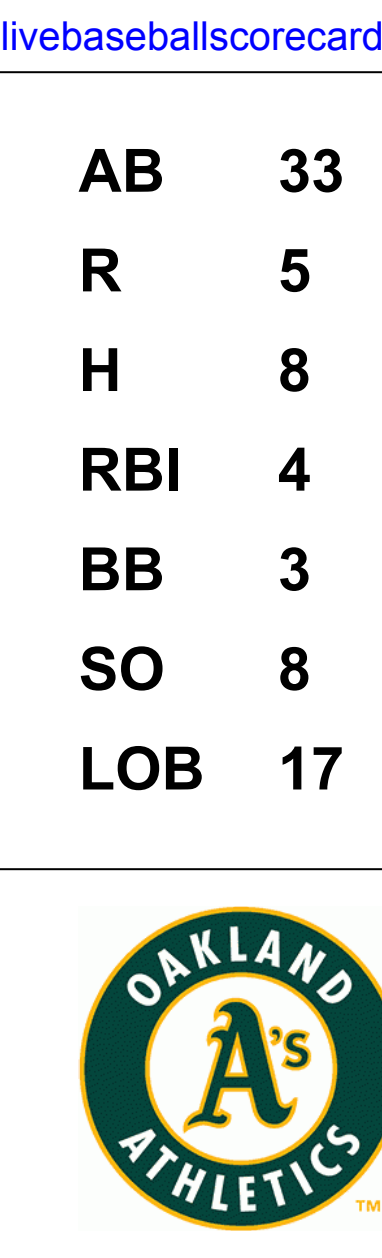


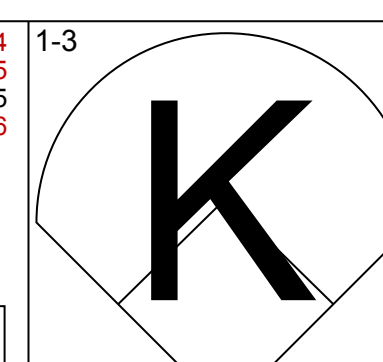
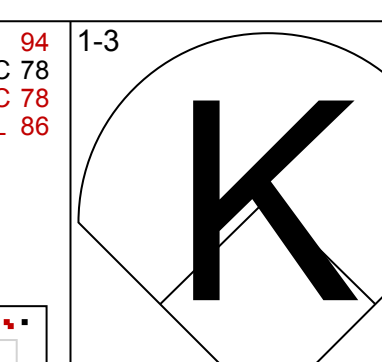
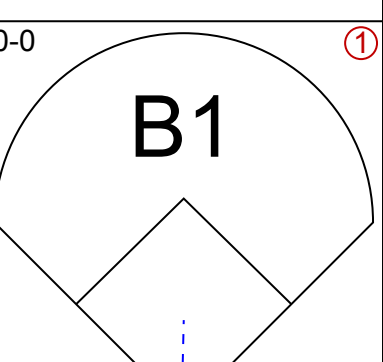
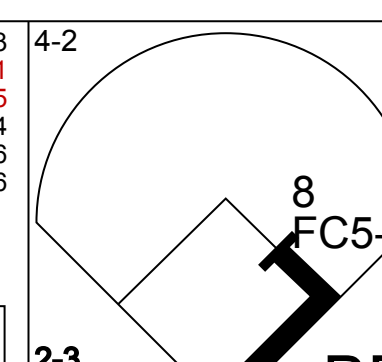
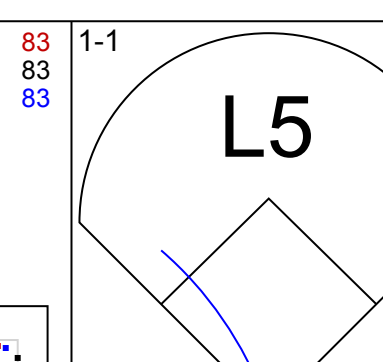
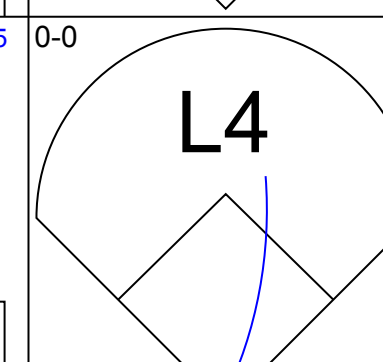
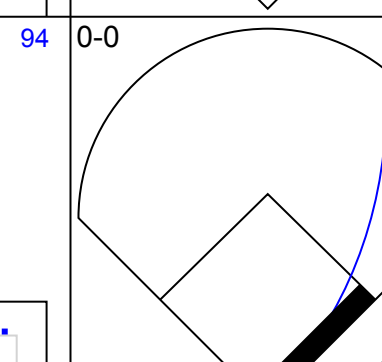
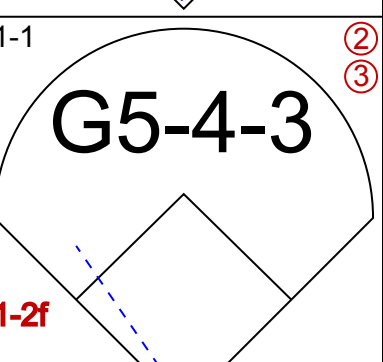
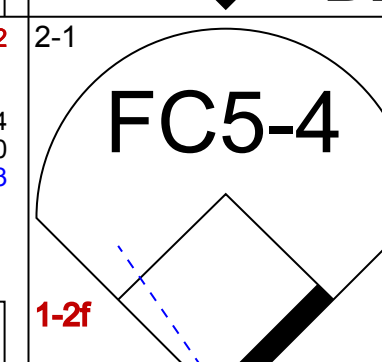
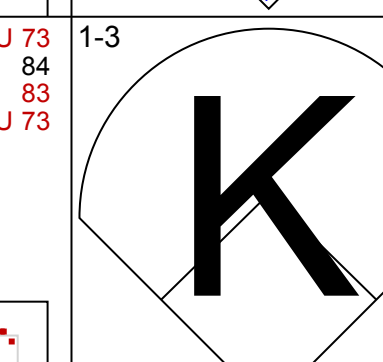
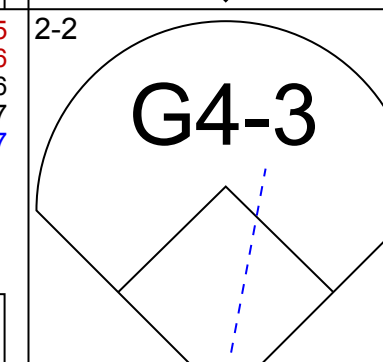
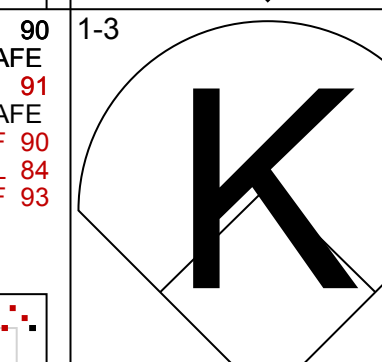
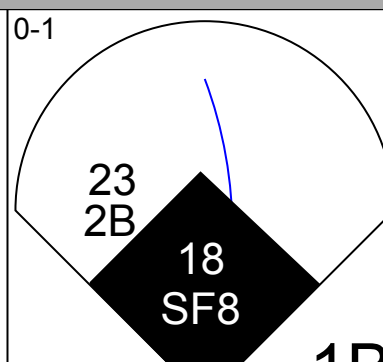
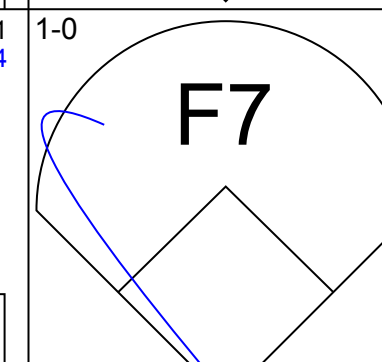
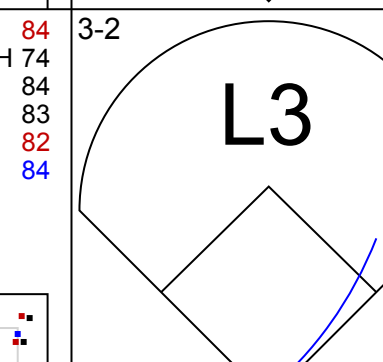
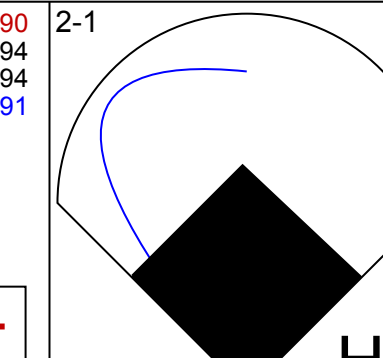
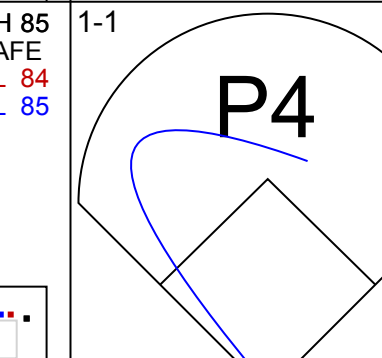
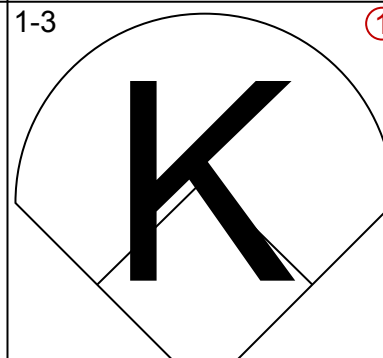
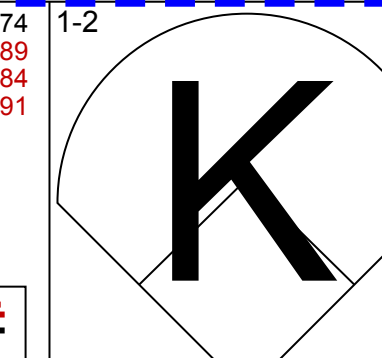
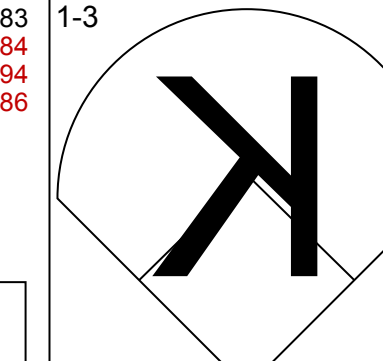
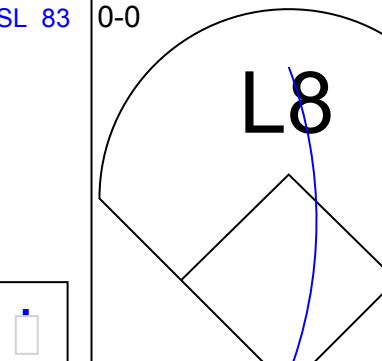
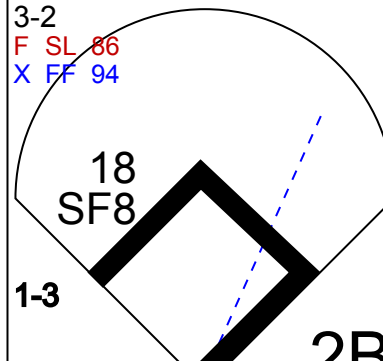
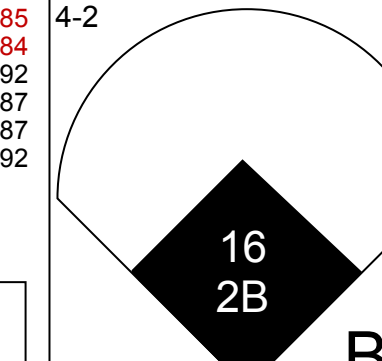
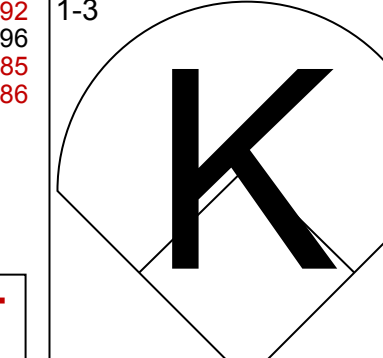
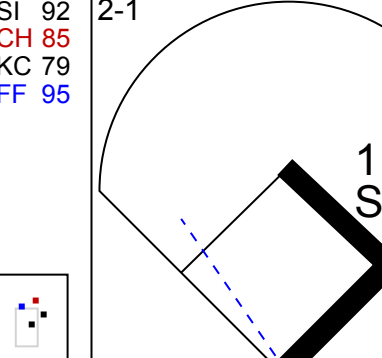
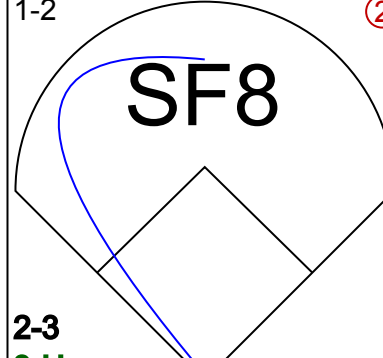
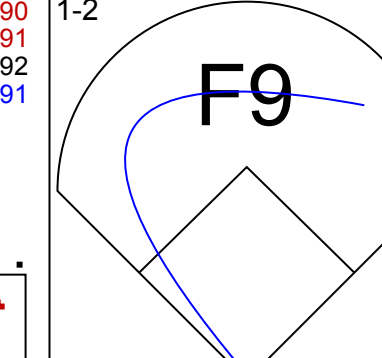
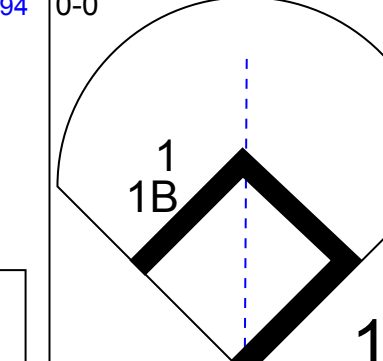
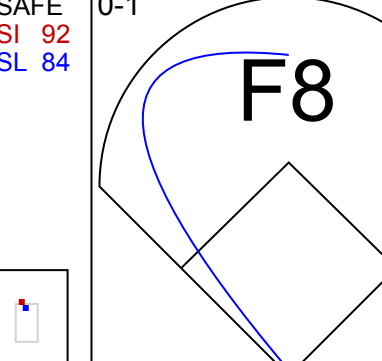
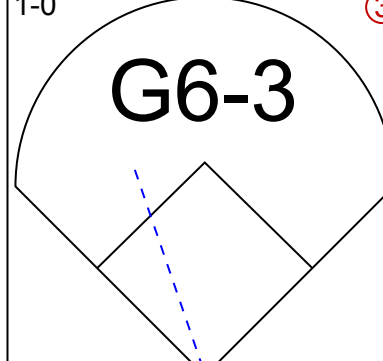
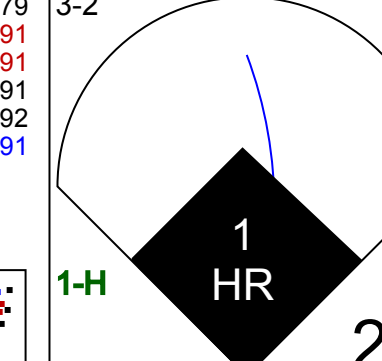
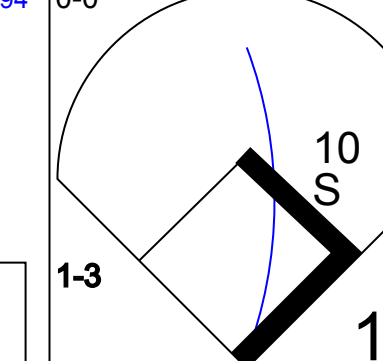
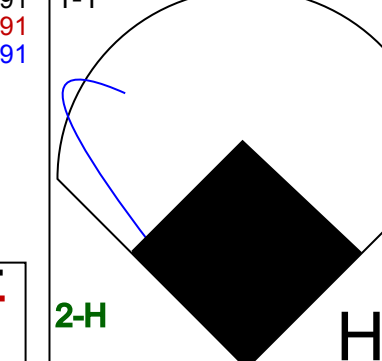
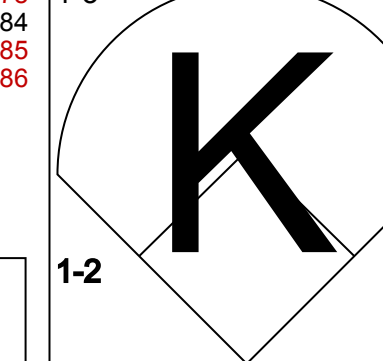

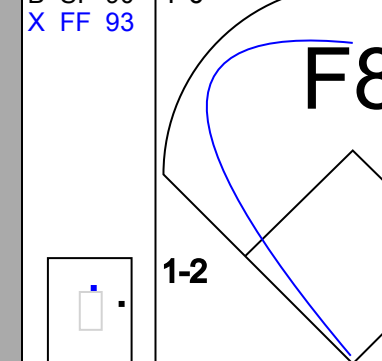
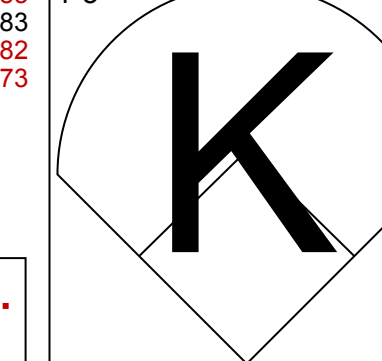
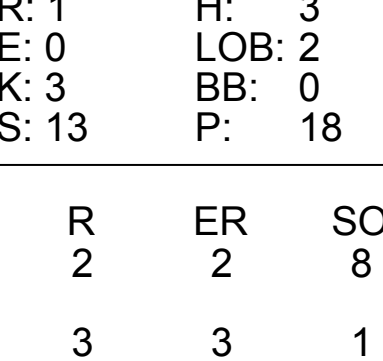
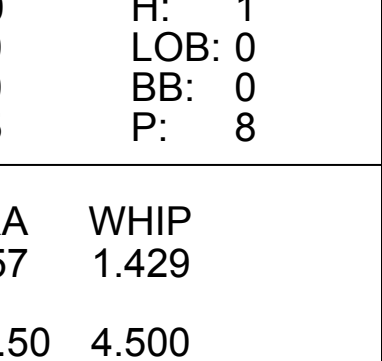
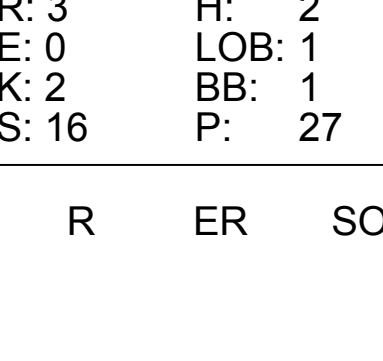
Batter	1	2	3	4	5	6	7	8	9	AB	R	H	RBI	BB	SO	LOB	TOP			
28 John Jaso, L OBP: 0.386, SLG: 0.378	F8	SF7		K			G6-3			3	0	0	1	0	1	0	Tampa Bay Rays @ Oakland Athletics Oakland Coliseum, Oakland, CA Fri Aug 20 2010, 7:09 PM - 10:10 PM PDT Att: 13,207 - Cloudy - 60 F			
18 Ben Zobrist, S OBP: 0.397, SLG: 0.367	E4	F8			G3		HR			4	2	1	1	0	0	1				
13 Carl Crawford, L OBP: 0.352, SLG: 0.481							G6-3			4	1	1	0	0	1	1				
3 Evan Longoria, R OBP: 0.374, SLG: 0.506	P6									4	0	0	0	0	0	2				
23 Carlos Pena, L OBP: 0.333, SLG: 0.441										3	0	0	0	1	1	0				
20 Matt Joyce, L OBP: 0.354, SLG: 0.462										2	0	1	2	2	0	0				
16 Willy Aybar, S OBP: 0.316, SLG: 0.365	K									4	0	0	0	0	2	4				
2 B.J. Upton, R OBP: 0.329, SLG: 0.419										3	1	0	0	1	2	1				
8 Jason Bartlett, R OBP: 0.326, SLG: 0.344										4	0	1	0	0	1	0				
Inning Stats	R: 2 H: 2 E: 0 K: 1 S: 18	H: 2 LOB: 2 BB: 1 P: 30	R: 1 H: 1 E: 0 K: 0 S: 9	H: 1 LOB: 1 BB: 1 P: 16	R: 0 H: 0 E: 0 K: 0 S: 6	H: 0 LOB: 0 BB: 1 P: 13	R: 0 H: 0 E: 0 K: 2 S: 10	H: 0 LOB: 0 BB: 0 P: 19	R: 0 H: 0 E: 0 K: 1 S: 8	H: 0 LOB: 1 BB: 0 P: 10	R: 0 H: 0 E: 0 K: 1 S: 9	H: 0 LOB: 0 BB: 0 P: 12	R: 0 H: 0 E: 0 K: 1 S: 8	H: 0 LOB: 0 BB: 0 P: 11	R: 0 H: 0 E: 0 K: 2 S: 10	H: 0 LOB: 0 BB: 0 P: 17	1B: 2 2B: 1 3B: 0 HR: 1	SF: 1 SAC: 0 DP: 0 HBP: 0	WP: 0 PB: 0 SB: 1 CS: 0	PA: 36
PITCHER	IP WLS BF H R ER SO BB IBB HBP BLK WP HR S P ERA WHIP																			
54 Vin Mazzaro, R ERA: 3.56	6.1	27	3	3	1	5	4	0	0	0	0	0	0	0	61	105	1.42	1.105		
13 Jenny Stevins, L ERA: 4.02	0.2	3	1	1	1	0	0	0	0	0	0	0	1	8	11	13.50	1.500			
63 Henry Alberto Rodriguez, R ERA: 3.52	1.0	W	3	0	0	0	0	0	0	0	0	0	0	8	11	0.00	0.000			
56 Craig Breslow, L ERA: 3.13	1.0	S	3	0	0	0	0	0	0	0	0	0	0	10	17	0.00	0.000			

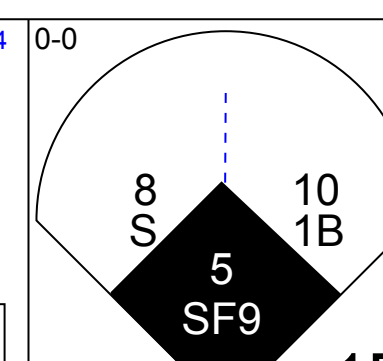
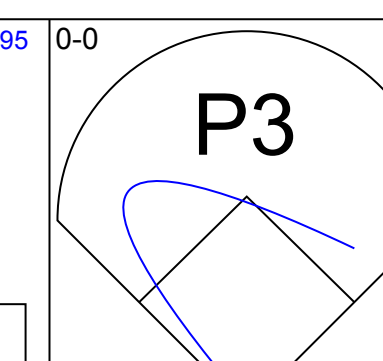
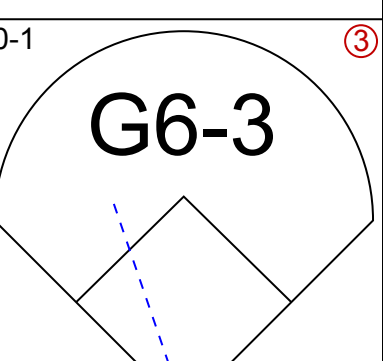
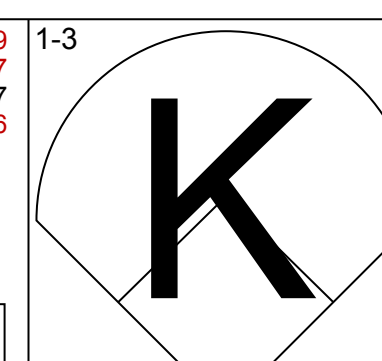
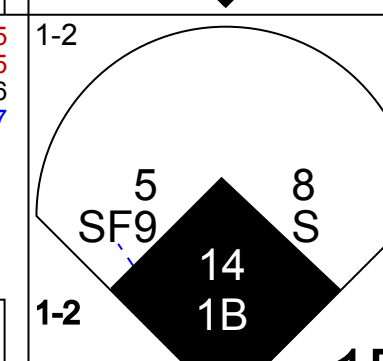
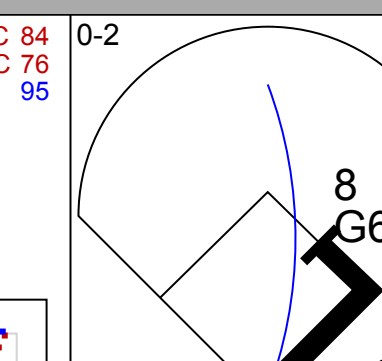

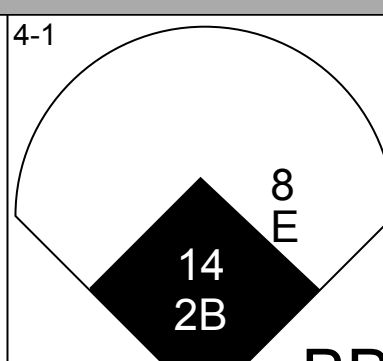
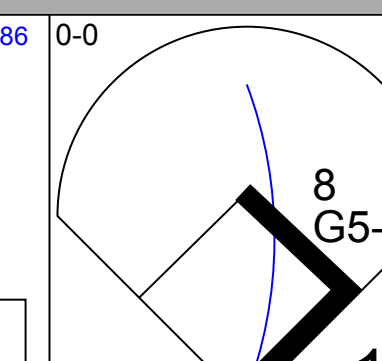
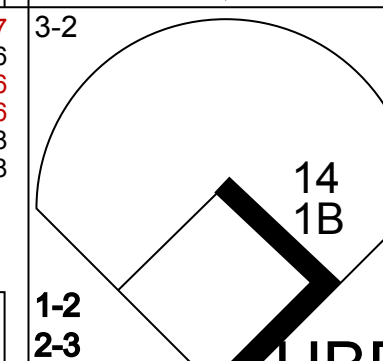
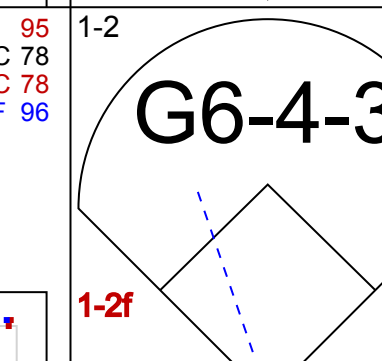

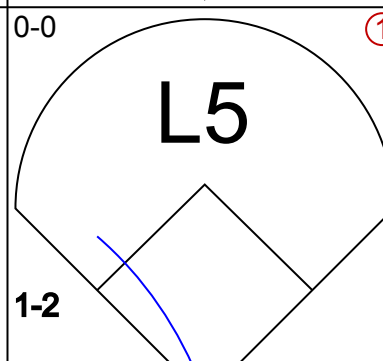
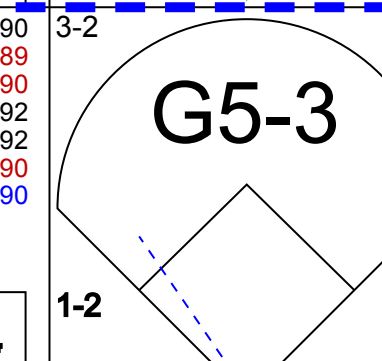
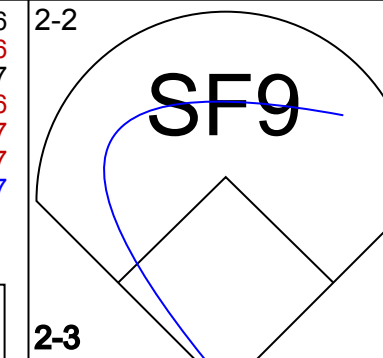
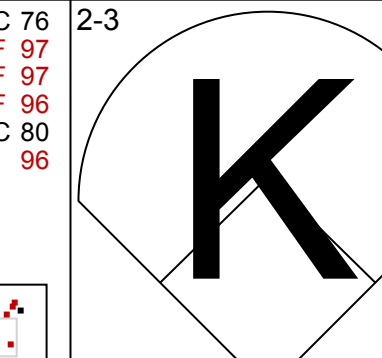

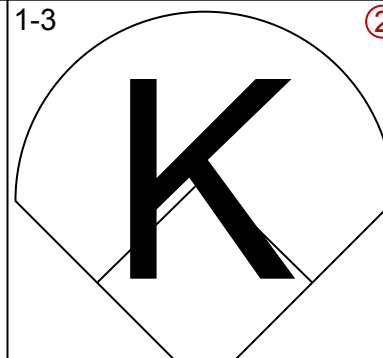
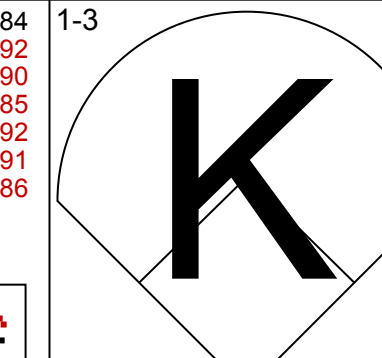
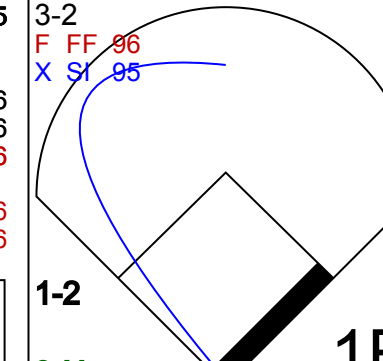
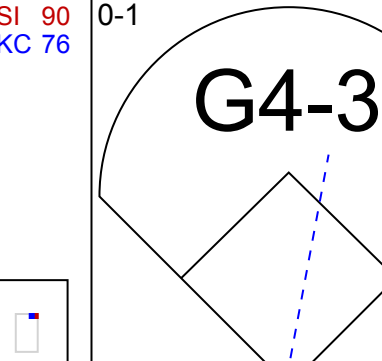
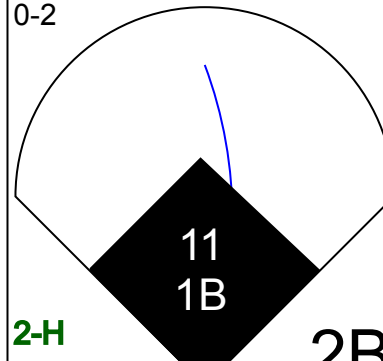
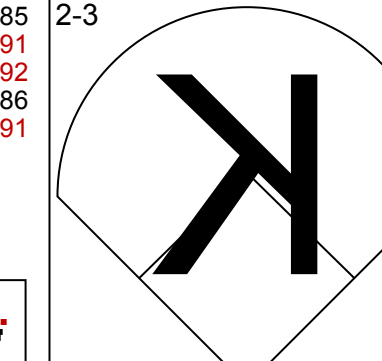
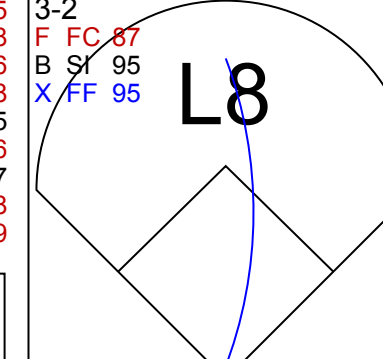

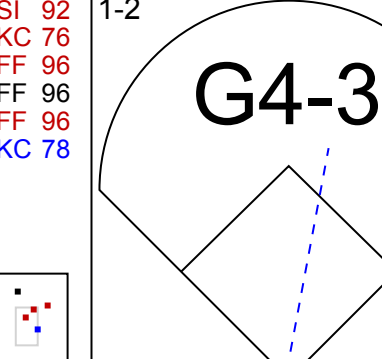
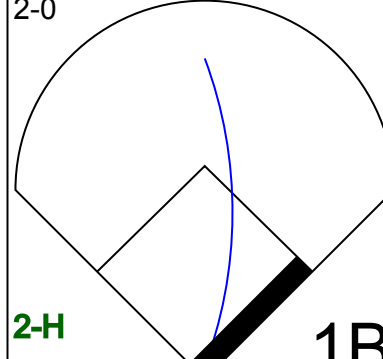

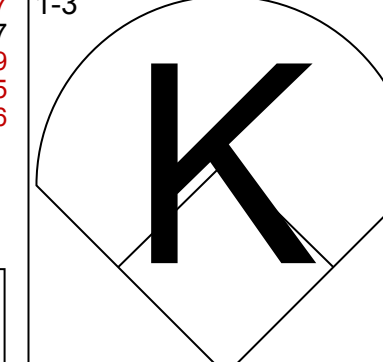

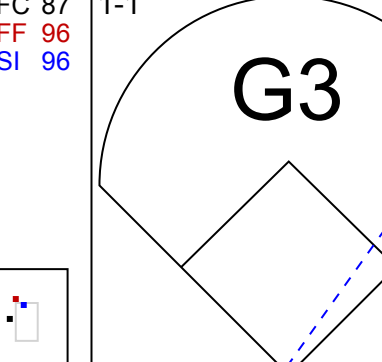
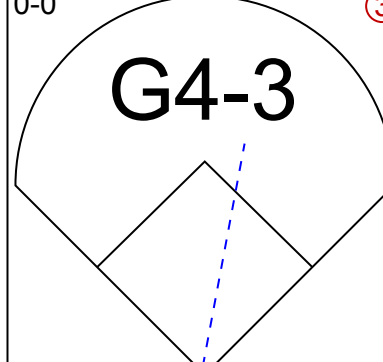








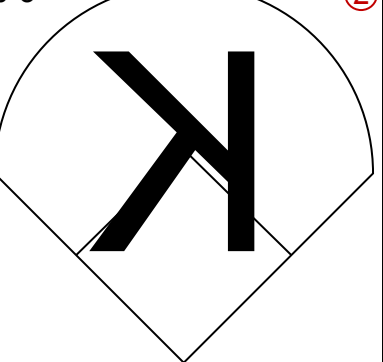


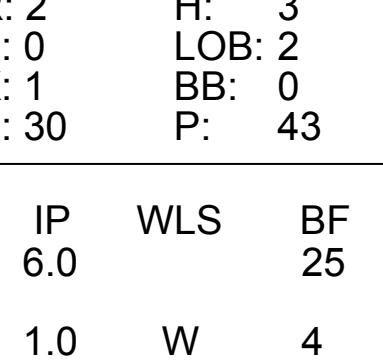
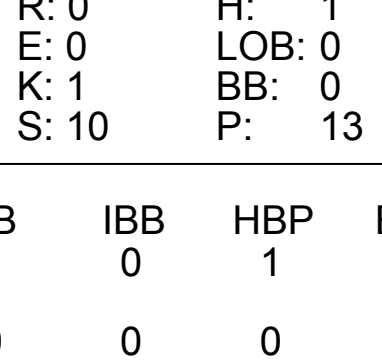
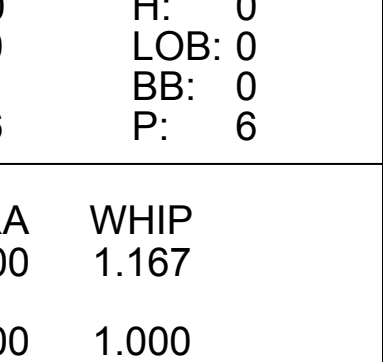
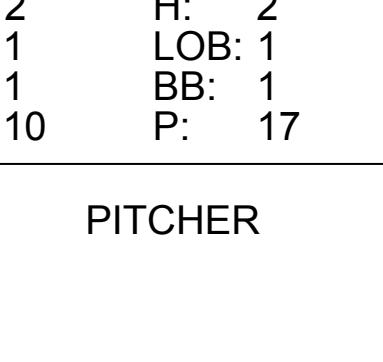
AB	31
R	4
H	4
RBI	4
BB	4
SO	8
LOB	9



Batter	1	2	3	4	5	6	7	8	9	AB	R	H	RBI	BB	SO	LOB	BOTTOM			
4 Coco Crisp, S OBP: 0.349, SLG: 0.466	G6-3									5	1	1	0	0	0	3	Tampa Bay Rays @ Oakland Athletics Oakland Coliseum, Oakland, CA Fri Aug 20 2010, 7:09 PM - 10:10 PM PDT Att: 13,207 - Cloudy - 60 F			
10 Danic Barton, L OBP: 0.383, SLG: 0.396	K									3	0	1	2	1	1	2				
8 Kurt Suzuki, R OBP: 0.305, SLG: 0.386	G6-3									4	0	0	0	0	1	4				
32 Jack Cust, L OBP: 0.398, SLG: 0.450										3	1	1	1	1	2	1				
18 Gabe Gross, L OBP: 0.299, SLG: 0.306										0	1	0	0	0	0	0				
5 Kevin Kouzmanoff, R OBP: 0.294, SLG: 0.385										4	1	2	0	0	1	0				
11 Rajai Davis, R OBP: 0.304, SLG: 0.374										3	0	1	1	0	1	1				
6 Travis Buck, L OBP: 0.273, SLG: 0.308										4	0	0	0	0	1	4				
30 Steve Tolleson, R OBP: 0.353, SLG: 0.353										3	0	0	0	0	1	1				
14 Mark Ellis, R OBP: 0.330, SLG: 0.326										0	0	0	0	1	0	0				
2 Cliff Pennington, S OBP: 0.337, SLG: 0.382										4	1	2	0	0	0	1				
Inning Stats	R: 0 H: 0 E: 0 K: 1 S: 7	H: 1 LOB: 0 BB: 0 P: 11	R: 0 H: 1 E: 0 K: 1 S: 9	H: 1 LOB: 0 BB: 0 P: 12	R: 2 H: 3 E: 0 K: 2 S: 16	H: 3 LOB: 1 BB: 0 P: 23	R: 0 H: 1 E: 0 K: 1 S: 11	H: 1 LOB: 0 BB: 0 P: 17	R: 0 H: 0 E: 0 K: 0 S: 8	H: 0 LOB: 1 BB: 1 P: 15	R: 1 H: 1 E: 0 K: 2 S: 10	H: 1 LOB: 0 BB: 0 P: 13	R: 0 H: 1 E: 1 K: 0 S: 14	H: 1 LOB: 2 BB: 0 P: 24	R: 2 H: 1 E: 1 K: 1 S: 21	H: 1 LOB: 2 BB: 2 P: 34	1B: 6 2B: 1 3B: 0 HR: 1	SF: 1 SAC: 0 DP: 0 HBP: 0	WP: 0 PB: 0 SB: 2 CS: 0	PA: 37
PITCHER	IP WLS BF H R ER SO BB IBB HBP BLK WP HR S P ERA WHIP																			
58 Jeremy Hellickson, R ERA: 2.05	6.1	28	7	3	3	7	1	0	0	0	0	0	0	0	69	104	4.26	1.263		
36 Randy Choate, L ERA: 4.91	0.1	H	1	0	0	0	0	0	0	0	0	1	3	0.00	0.000					
53 Joaquin Benoit, R ERA: 1.4	1.0	L	6	1	2	1	2	0	0	0	0	22	37	9.00	3.000					
31 Lance Cormier, R ERA: 4.18	0.1		2	0	0	0	0	0	0	0	0	4	5	0.00	0.000					



Batter	1	2	3	4	5	6	7	8	9	AB	R	H	RBI	BB	SO	LOB	TOP			
2 B.J. Upton, R OBP: 0.328, SLG: 0.415										4	0	0	0	1	2	1	<p>Tampa Bay Rays @ Oakland Athletics</p> <p>Oakland Coliseum, Oakland, CA</p> <p>Sat Aug 21 2010, 6:09 PM - 9:08 PM PDT</p> <p>Att: 16,202 - Clear - 62 F</p>			
8 Jason Bartlett, R OBP: 0.324, SLG: 0.342										5	0	1	0	0	1	3				
13 Carl Crawford, L OBP: 0.351, SLG: 0.478										5	1	1	0	0	1	3				
3 Evan Longoria, R OBP: 0.373, SLG: 0.511										4	1	1	1	0	2	2				
23 Carlos Pena, L OBP: 0.335, SLG: 0.443										3	1	1	0	1	1	0				
18 Ben Zobrist, S OBP: 0.366, SLG: 0.367										3	0	1	1	0	1	1				
16 Willy Aybar, S OBP: 0.319, SLG: 0.372										4	0	2	1	0	0	2				
15 Reid Brignac, L OBP: 0.303, SLG: 0.378										0	1	0	0	0	0	0				
1 Sean Rodriguez, R OBP: 0.307, SLG: 0.416										3	1	2	2	1	1	1				
10 Kelly Shoppach, R OBP: 0.331, SLG: 0.340										4	0	1	0	0	2	4				
Inning Stats	R: 0 H: 0 E: 0 K: 1 S: 7	H: 0 LOB: 0 BB: 0 P: 10	R: 1 H: 3 E: 0 K: 3 S: 13	H: 3 LOB: 2 BB: 0 P: 18	R: 0 H: 1 E: 0 K: 2 S: 10	H: 1 LOB: 1 BB: 0 P: 13	R: 0 H: 1 E: 0 K: 1 S: 8	H: 1 LOB: 0 BB: 0 P: 12	R: 0 H: 1 E: 0 K: 0 S: 5	H: 2 LOB: 1 BB: 0 P: 22	R: 0 H: 0 E: 0 K: 0 S: 7	H: 0 LOB: 2 BB: 2 P: 19	R: 3 H: 2 E: 0 K: 2 S: 16	H: 2 LOB: 1 BB: 1 P: 27	R: 0 H: 0 E: 0 K: 1 S: 8	H: 0 LOB: 0 BB: 0 P: 13	1B: 6 2B: 2 HR: 2	SF: 1 SAC: 0 HBP: 0	WP: 1 PB: 0 SB: 2 CS: 0	PA: 39
PITCHER	IP	WLS	BF	H	R	ER	SO	BB	IBB	HBP	BLK	WP	HR	S	P	ERA	WHIP			
49 Brett Anderson, L ERA: 2.86	7.0		30	8	2	2	8	2	0	0	0	1	1	66	102	2.57	1.429			
56 Craig Breslow, L ERA: 3.59	0.2	L	5	2	3	3	1	1	0	0	0	0	1	13	23	40.50	4.500			
31 Brad Ziegler, R ERA: 3.4	1.1		4	0	0	0	2	0	0	0	0	0	0	11	17	0.00	0.000			

Batter	1	2	3	4	5	6	7	8	9	AB	R	H	RBI	BB	SO	LOB	BOTTOM					
4 Coco Crisp, S OBP: 0.347, SLG: 0.461										4	1	1	0	0	1	0	<p>Tampa Bay Rays @ Oakland Athletics</p> <p>Oakland Coliseum, Oakland, CA</p> <p>Sat Aug 21 2010, 6:09 PM - 9:08 PM PDT</p> <p>Att: 16,202 - Clear - 62 F</p>					
10 Danic Barton, L OBP: 0.388, SLG: 0.400										3	2	3	0	1	0	0						
8 Kurt Suzuki, R OBP: 0.304, SLG: 0.383										3	0	0	0	0	0	3						
5 Kevin Kouzmanoff, R OBP: 0.292, SLG: 0.383										3	0	0	1	0	3	2						
14 Mark Ellis, R OBP: 0.332, SLG: 0.332										4	1	2	2	0	1	1						
11 Rajai Davis, R OBP: 0.303, SLG: 0.373										4	0	1	1	0	0	2						
32 Jack Cust, L OBP: 0.393, SLG: 0.441										4	0	1	1	0	0	2						
30 Steve Tolleson, R OBP: 0.300, SLG: 0.300										4	0	0	0	0	1	3						
2 Cliff Pennington, S OBP: 0.336, SLG: 0.381										3	0	0	0	0	1	0						
6 Travis Buck, L OBP: 0.255, SLG: 0.286										3	0	0	0	0	2	0						
Inning Stats	R: 2 H: 3 E: 0 K: 1 S: 30	H: 3 LOB: 2 BB: 0 P: 43	R: 0 H: 0 E: 0 K: 1 S: 8	H: 0 LOB: 0 BB: 0 P: 8	R: 0 H: 1 E: 0 K: 1 S: 10	H: 0 LOB: 0 BB: 0 P: 13	R: 0 H: 0 E: 0 K: 0 S: 9	H: 0 LOB: 0 BB: 0 P: 11	R: 0 H: 0 E: 0 K: 1 S: 6	H: 0 LOB: 0 BB: 0 P: 6	R: 2 H: 2 E: 1 K: 1 S: 10	H: 2 LOB: 1 BB: 1 P: 17	R: 0 H: 0 E: 0 K: 2 S: 10	H: 0 LOB: 0 BB: 0 P: 13	R: 0 H: 1 E: 0 K: 2 S: 14	H: 1 LOB: 0 BB: 0 P: 20	R: 0 H: 0 E: 0 K: 0 S: 4	H: 0 LOB: 0 BB: 0 P: 7	1B: 6 2B: 1 HR: 0	SF: 1 SAC: 0 HBP: 1	WP: 0 PB: 0 SB: 2 CS: 0	PA: 35
PITCHER	IP	WLS	BF	H	R	ER	SO	BB	IBB	HBP	BLK	WP	HR	S	P	ERA	WHIP					
14 David Price, L ERA: 2.97	6.0		25	6	4	4	5	1	0	1	0	0	0	73	98	6.00	1.167					
36 Randy Choate, L ERA: 4.78	1.0	W	4	1	0	0	2	0	0	0	0	0	0	11	14	0.00	1.000					
55 Chad Qualls, R ERA: 8.02	1.0	H	3	0	0	0	2	0	0	0	0	0	0	13	19	0.00	0.000					
29 Rafael Soriano, R ERA: 1.68	1.0	S	3	0	0	0	0	0	0	0	0	0	0	4	7	0.00	0.000					

AB	35
R	5
H	10
RBI	5
BB	3
SO	11
LOB	17



AB	32
R	4
H	7
RBI	4
BB	1
SO	9
LOB	11



Batter	1	2	3	4	5	6	7	8	9	AB	R	H	RBI	BB	SO	LOB	TOP										
2 B.J. Upton, R OBP: 0.325, SLG: 0.411	G6-3		F9			L1		K		4	0	0	0	0	1	1	Tampa Bay Rays @ Oakland Athletics Oakland Coliseum, Oakland, CA Sun Aug 22 2010, 1:08 PM - 3:41 PM PDT Att: 18,749 - Sunny - 70 F										
8 Jason Bartlett, R OBP: 0.323, SLG: 0.339	L7		G6-3			13 1B 3 2B BB		F9		3	1	0	0	1	0	1											
13 Carl Crawford, L OBP: 0.352, SLG: 0.478	F8		F7			3 2B 1B		1B		4	1	2	0	0	0	1											
3 Evan Longoria, R OBP: 0.372, SLG: 0.511		G6-3		F8		23 F9 1-H 3-H 2B		1B		4	0	1	2	0	0	1											
23 Carlos Pena, L OBP: 0.336, SLG: 0.440		HBP		18 G6-3 BB		F9		K		2	0	0	0	1	1	1											
18 Ben Zobrist, S OBP: 0.363, SLG: 0.363		HBP		G6-3		G6-3		F8		4	0	0	0	0	1	3											
16 Willy Aybar, S OBP: 0.314, SLG: 0.365		P4		1-2		K		K		4	0	0	0	0	2	1											
1 Sean Rodriguez, R OBP: 0.307, SLG: 0.415				10 2B 1B		F8		G5-3		3	1	1	0	0	0	0											
10 Kelly Shoppach, R OBP: 0.331, SLG: 0.349				8 G6-3 1-H 2B		K		K		3	0	1	1	0	2	0											
Inning Stats	R: 0 E: 0 K: 0 S: 8	H: 0 LOB: 0 BB: 0 P: 11	R: 0 E: 0 K: 1 S: 11	H: 0 LOB: 1 BB: 0 P: 17	R: 1 E: 0 K: 0 S: 11	H: 2 LOB: 1 BB: 0 P: 16	R: 0 E: 0 K: 0 S: 7	H: 0 LOB: 0 BB: 1 P: 15	R: 0 E: 0 K: 2 S: 8	H: 0 LOB: 0 BB: 0 P: 11	R: 2 E: 0 K: 0 S: 11	H: 2 LOB: 1 BB: 1 P: 18	R: 0 E: 0 K: 1 S: 9	H: 0 LOB: 0 BB: 0 P: 10	R: 0 E: 0 K: 2 S: 9	H: 1 LOB: 1 BB: 0 P: 11		R: 0 E: 0 K: 2 S: 9	H: 0 LOB: 0 BB: 0 P: 10	1B: 3 2B: 2 3B: 0 HR: 0	SF: 0 SAC: 0 DP: 1 HBP: 1	WP: 0 PB: 0 SB: 1 CS: 0	PA: 34				
PITCHER	IP	WLS	BF	H	R	ER	SO	BB	IBB	HBP	BLK	WP	HR	S	P	ERA	WHIP										
51 Dallas Braden, L ERA: 3.49	6.0	L	24	4	3	3	3	2	0	1	0	0	0	56	88	4.50	1.000										
63 Henny Alberto Rodriguez, R ERA: 3.31	1.0		3	0	0	0	1	0	0	0	0	0	0	8	10	0.00	0.000										
48 Michael Wuertz, R ERA: 4.75	1.0		4	1	0	0	1	0	0	0	0	0	0	9	11	0.00	0.000										
40 Andrew Bailey, R ERA: 1.52	1.0		3	0	0	0	2	0	0	0	0	0	0	9	10	0.00	0.000										

Batter	1	2	3	4	5	6	7	8	9	AB	R	H	RBI	BB	SO	LOB	BOTTOM										
4 Coco Crisp, S OBP: 0.341, SLG: 0.452	G3		K			L3		P3		4	0	0	0	0	1	2	Tampa Bay Rays @ Oakland Athletics Oakland Coliseum, Oakland, CA Sun Aug 22 2010, 1:08 PM - 3:41 PM PDT Att: 18,749 - Sunny - 70 F										
10 Danic Barton, L OBP: 0.389, SLG: 0.400	G3				1B	K2-3		BB		3	0	1	0	1	1	2											
14 Mark Ellis, R OBP: 0.328, SLG: 0.328	F8				P3			L7		4	0	0	0	0	0	2											
32 Jack Cust, L OBP: 0.391, SLG: 0.436		K			L6			K		3	0	0	0	1	2	2											
5 Kevin Kouzmanoff, R OBP: 0.289, SLG: 0.380		P3			G1-3			F9		4	0	0	0	0	0	2											
11 Rajai Davis, R OBP: 0.303, SLG: 0.372		1B			G5-3			P4		4	0	1	0	0	0	0											
11 Landon Powell, S OBP: 0.313, SLG: 0.299		1B			G5-3			P4		4	1	2	0	0	0	1											
8 Kurt Suzuki, R OBP: 0.304, SLG: 0.383		F9			2 E 4 BLK 1B			F9		0	1	0	0	0	0	0											
18 Gabe Gross, L OBP: 0.299, SLG: 0.317		G4-3			4 BLK 2 E BB			1B		3	0	2	1	1	0	0											
2 Cliff Pennington, S OBP: 0.333, SLG: 0.377		F8			FC4 4 BLK BB			G4-3		4	0	0	0	0	1	5											
Inning Stats	R: 0 E: 0 K: 0 S: 5	H: 0 LOB: 0 BB: 0 P: 11	R: 0 E: 0 K: 1 S: 10	H: 1 LOB: 1 BB: 0 P: 14	R: 0 E: 0 K: 1 S: 9	H: 0 LOB: 0 BB: 0 P: 13	R: 0 E: 0 K: 0 S: 8	H: 1 LOB: 1 BB: 0 P: 11	R: 1 E: 0 K: 1 S: 14	H: 1 LOB: 2 BB: 1 P: 26	R: 0 E: 0 K: 0 S: 4	H: 0 LOB: 0 BB: 1 P: 9	R: 0 E: 0 K: 0 S: 4	H: 1 LOB: 1 BB: 0 P: 7	R: 0 E: 0 K: 1 S: 7	H: 0 LOB: 1 BB: 1 P: 13	R: 1 E: 0 K: 1 S: 17	H: 2 LOB: 2 BB: 0 P: 22	1B: 5 2B: 1 3B: 0 HR: 0	SF: 0 SAC: 0 DP: 1 HBP: 0	WP: 0 PB: 0 SB: 0 CS: 0	PA: 36					
PITCHER	IP	WLS	BF	H	R	ER	SO	BB	IBB	HBP	BLK	WP	HR	S	P	ERA	WHIP										
22 Matt Garza, R ERA: 3.62	7.2	W	30	4	1	1	3	3	0	0	1	0	0	3	4	0.00	0.913										
53 Joaquin Benoit, R ERA: 1.39	0.1	H	1	0	0	0	1	0	0	0	0	0	0	3	4	0.00	0.000										
29 Rafael Soriano, R ERA: 1.82	1.0	S	5	2	1	1	1	0	0	0	0	0	0	17	22	9.00	2.000										

AB	31
R	3
H	5
RBI	3
BB	2
SO	7
LOB	9



AB	33
R	2
H	6
RBI	1
BB	3
SO	5
LOB	16



Batter	1	2	3	4	5	6	7	8	9	AB	R	H	RBI	BB	SO	LOB	TOP							
4 Coco Crisp, S OBP: 0.346, SLG: 0.475	1-1 G4-3 1B		2-2 G4-3		3-2 HR		2-2 2B		2-2 F8	5	2	3	1	0	0	0								
10 Danc Barton, L OBP: 0.399, SLG: 0.399	3-1 G4-3		4-0 BB		3-2 1B		0-0 F7		2-3 K	4	0	1	0	1	1	2								
8 Kurt Suzuki, R OBP: 0.301, SLG: 0.378	3-1 G5-3		1-1 G6-4-3		0-0 G3		1-2 P3			4	0	0	0	0	0	4								
32 Jack Cust, L OBP: 0.392, SLG: 0.450	1-3 K				3-1 1B		3-2 HR			4	1	2	2	0	1	2								
14 Mark Ellis, R OBP: 0.324, SLG: 0.323		0-3 K			1-0 G1-3		0-2 F9			4	0	0	0	0	1	2								
18 Gabe Gross, L OBP: 0.293, SLG: 0.311		2-1 G4-3			2-3 K		2-2 G4-3			4	0	0	0	0	1	1								
11 Rajai Davis, R OBP: 0.307, SLG: 0.374		0-1 1B			4-0 BB		1-1 1B			3	1	2	0	1	0	0								
19 Jeff Larish, L OBP: 0.235, SLG: 0.412		1-0 HR			1-0 1B		3-3 K			4	1	2	2	0	2	1								
5 Kevin Kouzmanoff, R OBP: 0.289, SLG: 0.380		1-0 HR			1-2 1B		1-2 K			0	0	0	0	0	0	0								
2 Cliff Pennington, S OBP: 0.330, SLG: 0.373		1-3 K			0-2 F9		2-1 G1-4-3			4	0	0	0	0	2	4								
Inning Stats	R: 0 H: 1 E: 0 K: 1 S: 9	H: 1 LOB: 1 BB: 0 P: 17	R: 2 H: 2 E: 0 K: 2 S: 11	H: 2 LOB: 0 BB: 0 P: 15	R: 0 H: 0 E: 0 K: 0 S: 8	H: 0 LOB: 0 BB: 1 P: 15	R: 0 H: 2 E: 0 K: 1 S: 10	H: 2 LOB: 3 BB: 1 P: 21	R: 1 H: 2 E: 0 K: 0 S: 14	H: 2 LOB: 1 BB: 0 P: 20	R: 0 H: 1 E: 0 K: 1 S: 11	H: 1 LOB: 1 BB: 0 P: 19	R: 2 H: 2 E: 0 K: 0 S: 13	H: 2 LOB: 0 BB: 0 P: 19	R: 0 H: 0 E: 0 K: 1 S: 6	H: 0 LOB: 0 BB: 0 P: 10	R: 0 H: 0 E: 0 K: 2 S: 10	H: 0 LOB: 0 BB: 0 P: 15	1B: 6 2B: 1 3B: 0 HR: 3	SF: 0 SAC: 0 DP: 1 HBP: 0	WP: 0 PB: 0 SB: 2 CS: 0	PA: 38		
PITCHER	IP WLS BF H R ER SO BB IBB HBP BLK WP HR S P ERA WHIP	6.2 L 30 9 4 4 5 2 0 0 0 0 2 70 117 5.40 1.650	7.1 L 30 1 1 1 0 0 0 0 0 1 6 25 27.00 3.000	8.1 L 30 0 0 0 3 0 0 0 0 0 16 25 0.00 0.000																				

Oakland Athletics @ Cleveland Indians
Progressive Field, Cleveland, OH
Tue Aug 24 2010, 7:07 PM - 9:48 PM EDT
Att: 11,751 - Cloudy - 75 F

AB 36
R 5
H 10
RBI 5
BB 2
SO 8
LOB 16



Batter	1	2	3	4	5	6	7	8	9	AB	R	H	RBI	BB	SO	LOB	BOTTOM			
16 Jason Donald, R OBP: 0.311, SLG: 0.382	3-2 F7		3-2 L4		0-0 1B		2-2 HBP		1-3 K	4	0	1	0	0	1	0				
13 Adrián Cabrera, S OBP: 0.330, SLG: 0.359	0-1 G4-3		2-2 G5-3		2-2 FC5-4 1B		1-2 K			4	0	0	0	0	1	3				
17 Shin-Soo Choo, L OBP: 0.384, SLG: 0.465	3-3 K				0-0 1B		1-2 1B			4	0	1	0	0	1	2				
47 Shelley Duncan, R OBP: 0.306, SLG: 0.398		2-0 G6-3			4-2 BB		3-3 K			3	0	0	0	1	2	2				
12 Jayson Nix, R OBP: 0.297, SLG: 0.415		0-0 G6-3			0-3 K		0-0 F8			4	0	0	0	0	2	1				
7 Matt LaPorta, R OBP: 0.313, SLG: 0.361		1-0 E6			0-0 1B		1-3 K			3	0	1	0	1	1	0				
25 Andy Marte, R OBP: 0.299, SLG: 0.361		2-1 E5			1-1 1B		2-3 K			4	0	1	0	0	1	2				
4 Trevor Crowe, S OBP: 0.304, SLG: 0.342		3-3 K			2-1 FC3-6 1B		0-0 1B			4	0	1	0	0	1	5				
6 Lou Marson, R OBP: 0.259, SLG: 0.273					0-0 G4-3		2-0 G6-3			4	0	0	0	0	0	1				
Inning Stats	R: 0 H: 0 E: 0 K: 1 S: 8	H: 0 LOB: 2 BB: 0 P: 14	R: 0 H: 0 E: 0 K: 1 S: 8	H: 0 LOB: 0 BB: 0 P: 16	R: 0 H: 0 E: 0 K: 0 S: 9	H: 0 LOB: 0 BB: 0 P: 14	R: 0 H: 2 E: 0 K: 1 S: 13	H: 2 LOB: 3 BB: 1 P: 20	R: 0 H: 0 E: 0 K: 2 S: 7	H: 0 LOB: 0 BB: 0 P: 10	R: 0 H: 1 E: 0 K: 1 S: 10	H: 1 LOB: 2 BB: 0 P: 17	R: 0 H: 0 E: 0 K: 2 S: 11	H: 0 LOB: 1 BB: 1 P: 19	R: 0 H: 0 E: 0 K: 1 S: 8	H: 0 LOB: 0 BB: 0 P: 12	1B: 5 2B: 0 3B: 0 HR: 0	SF: 0 SAC: 0 DP: 0 HBP: 1	WP: 0 PB: 0 SB: 0 CS: 0	PA: 37
PITCHER	IP WLS BF H R ER SO BB IBB HBP BLK WP HR S P ERA WHIP	7.0 W 30 5 0 0 0 1 0 0 0 0 0 11 19 0.00 1.000	8.1 L 30 0 0 0 2 1 0 0 0 0 0 8 12 0.00 0.000																	

Oakland Athletics @ Cleveland Indians
Progressive Field, Cleveland, OH
Tue Aug 24 2010, 7:07 PM - 9:48 PM EDT
Att: 11,751 - Cloudy - 75 F

AB 34
R 0
H 5
RBI 0
BB 2
SO 10
LOB 16



Batter	1	2	3	4	5	6	7	8	9	AB	R	H	RBI	BB	SO	LOB	TOP										
4 Coco Crisp, S OBP: 0.336, SLG: 0.458	G5-3	P6			L7		F8		K	5	0	0	0	0	1	4	Oakland Athletics @ Cleveland Indians Progressive Field, Cleveland, OH Thu Aug 26 2010, 7:06 PM - 9:44 PM EDT Att. 11,826 - Clear - 71 F										
10 Danic Barton, L OBP: 0.389, SLG: 0.396	F9		P5		1B		F7		K	5	0	1	0	0	1	1											
8 Kurt Suzuki, R OBP: 0.297, SLG: 0.370	F8		L6		K				P4	4	0	0	0	0	1	1											
32 Jack Cust, L OBP: 0.396, SLG: 0.449		F7				BB			BB	1	0	0	0	1	0	0											
11 Rajai Davis, R OBP: 0.389, SLG: 0.373						G6-3			BB	2	1	0	0	1	1	2											
14 Mark Ellis, R OBP: 0.328, SLG: 0.325		HBP							BB	2	1	0	0	1	1	2											
19 Jeff Larish, L OBP: 0.238, SLG: 0.381		1B			F7				K	4	0	1	0	0	1	4											
5 Kevin Kouzmanoff, R OBP: 0.293, SLG: 0.392		K							G3	4	0	2	1	0	1	4											
18 Gabe Gross, L OBP: 0.286, SLG: 0.305		1B			F7				K	4	0	1	1	0	1	3											
2 Cliff Pennington, S OBP: 0.329, SLG: 0.369		BB			P6				1B	3	0	1	0	1	1	1											
Inning Stats	R: 0 E: 0 K: 0 S: 5	H: 0 LOB: 0 BB: 0 P: 8	R: 1 E: 0 K: 1 S: 11	H: 2 LOB: 3 BB: 1 P: 19	R: 0 E: 0 K: 1 S: 11	H: 0 LOB: 1 BB: 0 P: 17	R: 0 E: 0 K: 0 S: 10	H: 1 LOB: 1 BB: 0 P: 18	R: 0 E: 0 K: 1 S: 9	H: 1 LOB: 2 BB: 0 P: 14	R: 1 E: 0 K: 0 S: 10	H: 1 LOB: 2 BB: 1 P: 15	R: 0 E: 0 K: 1 S: 7	H: 0 LOB: 0 BB: 0 P: 10	R: 0 E: 0 K: 1 S: 15	H: 0 LOB: 2 BB: 2 P: 23	R: 0 E: 0 K: 3 S: 12	H: 1 LOB: 1 BB: 0 P: 20	1B: 4 2B: 2 HR: 0	SF: 0 SAC: 0 DP: 0 HBP: 2	WP: 0 PB: 0 SB: 3 CS: 1	PA: 38					
PITCHER	IP	WLS	BF	H	R	ER	SO	BB	IBB	HBP	BLK	WP	HR	S	P	ERA	WHIP										
63 Justin Masterson, R ERA: 5.23	6.0	W	26	5	2	2	3	2	0	2	0	0	0	56	91	3.00	1.167										
53 Rafael Perez, L ERA: 3.1	1.0	H	3	0	0	0	1	0	0	0	0	0	0	7	10	0.00	0.000										
38 Joe Smith, R ERA: 4.34	0.1	H	3	0	0	0	0	2	0	0	0	0	0	9	17	0.00	6.000										
54 Chris Perez, R ERA: 2.1	1.2	S	6	1	0	0	4	0	0	0	0	0	0	18	26	0.00	0.600										

Batter	1	2	3	4	5	6	7	8	9	AB	R	H	RBI	BB	SO	LOB	BOTTOM										
23 Michael Brantley, L OBP: 0.284, SLG: 0.302	F7		G5-4-3		1B		P6			4	0	1	1	0	0	2	Oakland Athletics @ Cleveland Indians Progressive Field, Cleveland, OH Thu Aug 26 2010, 7:06 PM - 9:44 PM EDT Att. 11,826 - Clear - 71 F										
13 Adrián Cabrera, S OBP: 0.326, SLG: 0.356	K				1B		F8			4	0	1	0	0	1	0											
17 Shin-Soo Choo, L OBP: 0.388, SLG: 0.466	P6				F7					3	0	0	0	0	0	2											
48 Travis Hafner, L OBP: 0.365, SLG: 0.427		K			1B				HBP	4	0	1	0	0	1	1											
16 Jason Donald, R OBP: 0.311, SLG: 0.358									FC4-6	0	0	0	0	0	0	0											
12 Jayson Nix, R OBP: 0.305, SLG: 0.422	F9								G5-3	3	0	1	0	0	0	0											
25 Andy Marte, R OBP: 0.296, SLG: 0.358					2B					1	0	0	0	0	0	1											
4 Trevor Crowe, S OBP: 0.303, SLG: 0.338	K				L6				1B	3	1	1	0	1	1	2											
7 Matt LaPorta, R OBP: 0.309, SLG: 0.365			K						FC5	4	1	1	2	0	1	2											
1 Luis Valbuena, L OBP: 0.250, SLG: 0.230			1B							3	0	1	0	0	1	0											
6 Lou Marson, R OBP: 0.261, SLG: 0.267			BB						G4-3	1	1	0	0	2	0	0											
Inning Stats	R: 0 E: 0 K: 1 S: 8	H: 0 LOB: 0 BB: 0 P: 12	R: 0 E: 0 K: 2 S: 9	H: 0 LOB: 0 BB: 0 P: 12	R: 0 E: 0 K: 1 S: 10	H: 1 LOB: 1 BB: 1 P: 17	R: 0 E: 0 K: 0 S: 13	H: 2 LOB: 2 BB: 0 P: 19	R: 1 E: 0 K: 0 S: 11	H: 2 LOB: 2 BB: 1 P: 23	R: 2 E: 0 K: 1 S: 8	H: 2 LOB: 0 BB: 0 P: 12	R: 0 E: 0 K: 0 S: 4	H: 0 LOB: 0 BB: 0 P: 7	R: 0 E: 0 K: 0 S: 10	H: 0 LOB: 2 BB: 1 P: 21	1B: 5 2B: 1 HR: 1	SF: 0 SAC: 0 DP: 1 HBP: 1	WP: 1 PB: 0 SB: 1 CS: 0	PA: 34							
PITCHER	IP	WLS	BF	H	R	ER	SO	BB	IBB	HBP	BLK	WP	HR	S	P	ERA	WHIP										
54 Vin Mazzaro, R ERA: 3.61	6.1	L	27	7	3	3	5	2	0	0	0	1	1	60	97	4.26	1.421										
13 Jerry Blevins, L ERA: 3.53	1.0		4	0	0	0	0	0	0	1	0	0	0	8	13	0.00	0.000										
31 Brad Ziegler, R ERA: 3.35	0.2		3	0	0	0	0	0	1	0	0	0	0	5	13	0.00	0.000										



Batter	1	2	3	4	5	6	7	8	9	AB	R	H	RBI	BB	SO	LOB	TOP								
4 Coco Crisp, S OBP: 0.328, SLG: 0.447										5	0	0	0	0	1	4									
10 Danc Barton, L OBP: 0.388, SLG: 0.401										4	1	1	1	0	0	1									
8 Kurt Suzuki, R OBP: 0.299, SLG: 0.374										4	0	2	0	0	0	0									
32 Jack Cust, L OBP: 0.398, SLG: 0.451										3	1	1	0	1	1	2									
5 Kevin Kouzmanoff, R OBP: 0.292, SLG: 0.397										4	1	1	2	0	1	2									
19 Jeff Larish, L OBP: 0.240, SLG: 0.333										3	0	0	0	1	1	1									
14 Mark Ellis, R OBP: 0.325, SLG: 0.320										4	0	0	0	0	0	1									
11 Rajai Davis, R OBP: 0.313, SLG: 0.375										3	0	2	0	1	0	0									
2 Cliff Pennington, S OBP: 0.328, SLG: 0.368										4	0	1	0	0	0	4									
Inning Stats	R: 0 H: 1 E: 0 K: 1 S: 10	H: 1 LOB: 1 BB: 0 P: 15	R: 0 H: 0 E: 0 K: 0 S: 5	H: 0 LOB: 0 BB: 0 P: 7	R: 0 H: 1 E: 0 K: 1 S: 11	H: 1 LOB: 1 BB: 0 P: 14	R: 0 H: 1 E: 0 K: 1 S: 8	H: 1 LOB: 1 BB: 0 P: 11	R: 0 H: 0 E: 0 K: 0 S: 8	H: 0 LOB: 1 BB: 1 P: 13	R: 2 H: 2 E: 0 K: 1 S: 11	H: 2 LOB: 0 BB: 0 P: 17	R: 0 H: 1 E: 0 K: 0 S: 7	H: 1 LOB: 0 BB: 0 P: 10	R: 1 H: 1 E: 0 K: 0 S: 7	H: 1 LOB: 1 BB: 1 P: 15	R: 0 H: 1 E: 0 K: 0 S: 9	H: 1 LOB: 2 BB: 1 P: 17	1B: 4 2B: 2 3B: 0 HR: 2	SF: 0 SAC: 0 DP: 1 HBP: 0	WP: 0 PB: 0 SB: 1 CS: 0	PA: 37			
PITCHER	IP	WLS	BF	H	R	ER	SO	BB	IBB	HBP	BLK	WP	HR	S	P	ERA	WHIP								
35 Tommy Hunter, R ERA: 3.66	7.2	W	31	7	3	3	4	2	0	0	0	0	2	67	101	3.52	1.174								
50 Frank Francisco, R ERA: 3.75	0.1		2	0	0	0	0	1	0	0	0	0	0	3	7	0.00	3.000								
30 Neftali Feliz, R ERA: 3.38	1.0		4	1	0	0	0	0	0	0	0	0	0	7	11	0.00	1.000								

Oakland Athletics @ Texas Rangers
Rangers Ballpark in Arlington, Arlington, TX
Fri Aug 27 2010, 8:08 PM - 10:58 PM EDT
Att: 34,962 - Clear - 91 F

AB 34
R 3
H 8
RBI 3
BB 3
SO 4
LOB 15



Batter	1	2	3	4	5	6	7	8	9	AB	R	H	RBI	BB	SO	LOB	BOTTOM								
1 Elvis Andrus, R OBP: 0.356, SLG: 0.314										4	0	1	1	0	0	2									
10 Michael Young, R OBP: 0.341, SLG: 0.468										5	1	1	2	0	1	3									
32 Josh Hamilton, L OBP: 0.410, SLG: 0.636										3	1	3	1	1	0	0									
27 Vladimir Guerrero, R OBP: 0.350, SLG: 0.502										3	1	1	1	1	0	3									
8 Jorge Cantu, R OBP: 0.306, SLG: 0.392										3	1	0	0	1	0	3									
7 David Murphy, L OBP: 0.344, SLG: 0.424										4	0	2	2	0	2	0									
15 Matt Treanor, R OBP: 0.299, SLG: 0.344										4	0	1	0	0	0	4									
3 Andrés Blanco, S OBP: 0.314, SLG: 0.328										4	2	3	0	0	0	1									
20 Julio Borbon, L OBP: 0.303, SLG: 0.343										4	1	3	0	0	0	1									
Inning Stats	R: 3 H: 3 E: 0 K: 0 S: 15	H: 3 LOB: 1 BB: 1 P: 29	R: 1 H: 3 E: 0 K: 0 S: 13	H: 3 LOB: 2 BB: 1 P: 21	R: 0 H: 0 E: 0 K: 1 S: 7	H: 0 LOB: 0 BB: 0 P: 10	R: 3 H: 4 E: 0 K: 0 S: 16	H: 4 LOB: 1 BB: 0 P: 22	R: 0 H: 1 E: 0 K: 1 S: 10	H: 1 LOB: 0 BB: 0 P: 14	R: 0 H: 1 E: 0 K: 0 S: 5	H: 1 LOB: 0 BB: 0 P: 8	R: 0 H: 2 E: 0 K: 0 S: 14	H: 2 LOB: 1 BB: 1 P: 21	R: 0 H: 1 E: 0 K: 1 S: 10	H: 1 LOB: 1 BB: 0 P: 15	1B: 11 2B: 5 3B: 0 HR: 0	SF: 0 SAC: 1 DP: 3 HBP: 0	WP: 1 PB: 0 SB: 0 CS: 1	PA: 39					
PITCHER	IP	WLS	BF	H	R	ER	SO	BB	IBB	HBP	BLK	WP	HR	S	P	ERA	WHIP								
49 Brett Anderson, L ERA: 3.32	2.0	L	13	6	4	4	0	2	0	0	0	0	1	28	50	18.00	4.000								
52 Boof Bonser, R ERA: 7.0	4.0		18	7	3	3	2	1	0	0	0	0	0	46	68	6.75	2.000								
31 Brad Ziegler, R ERA: 3.28	1.0		3	1	0	0	0	0	0	0	0	0	0	6	7	0.00	1.000								
40 Andrew Bailey, R ERA: 1.49	1.0		4	1	0	0	1	0	0	0	0	0	0	10	15	0.00	1.000								

Oakland Athletics @ Texas Rangers
Rangers Ballpark in Arlington, Arlington, TX
Fri Aug 27 2010, 8:08 PM - 10:58 PM EDT
Att: 34,962 - Clear - 91 F

AB 34
R 7
H 15
RBI 7
BB 3
SO 3
LOB 17



Batter	1	2	3	4	5	6	7	8	9	AB	R	H	RBI	BB	SO	LOB	TOP					
4 Coco Crisp, S OBP: 0.327, SLG: 0.441	G3		10 HR		F9		P4	K		5	1	1	0	0	1	0						
10 Danc Barton, L OBP: 0.392, SLG: 0.412	8 1B		5 HR		8 1B		8 2B		F7	3	4	2	2	2	0	0						
8 Kurt Suzuki, R OBP: 0.305, SLG: 0.383	5 1B		32 2B		5 1B		5 1B		G5-3	5	0	4	2	0	0	0						
32 Jack Cust, L OBP: 0.399, SLG: 0.454	K		5 2B		5 BB		K		G3-1	3	0	1	0	1	2	3						
18 Gabe Gross, L OBP: 0.295, SLG: 0.303	K		5 2B		5 BB		K		G3-1	1	0	0	0	0	0	0						
5 Kevin Kouzmanoff, R OBP: 0.296, SLG: 0.399	1-3 2H		FC6-5-6		14 G6-4-3		14 S			3	0	2	1	1	0	2						
14 Mark Ellis, R OBP: 0.324, SLG: 0.317	F8		G5-3		G6-4-3					3	0	0	0	1	0	5						
11 Rajai Davis, R OBP: 0.312, SLG: 0.374	K		G3		G4-6-3		F9			4	0	1	0	0	1	3						
11 Landon Powell, S OBP: 0.301, SLG: 0.286	F9		F8		G4-6-3		F7			4	0	0	0	0	0	1						
2 Cliff Pennington, S OBP: 0.325, SLG: 0.364	F9		F9		P6		L9			4	0	0	0	0	0	0						
Inning Stats	R: 1 H: 2 E: 0 K: 1 S: 8	H: 2 LOB: 2 BB: 1 P: 14	R: 0 H: 0 E: 0 K: 1 S: 10	H: 0 LOB: 0 BB: 0 P: 13	R: 2 H: 4 E: 1 K: 0 S: 16	H: 4 LOB: 2 BB: 0 P: 22	R: 0 H: 0 E: 0 K: 0 S: 5	H: 0 LOB: 0 BB: 0 P: 7	R: 1 H: 2 E: 0 K: 0 S: 11	H: 2 LOB: 2 BB: 2 P: 25	R: 0 H: 1 E: 0 K: 0 S: 3	H: 1 LOB: 0 BB: 0 P: 5	R: 1 H: 2 E: 0 K: 1 S: 16	H: 2 LOB: 3 BB: 2 P: 27	R: 0 H: 0 E: 0 K: 1 S: 11	H: 0 LOB: 0 BB: 0 P: 18	R: 0 H: 0 E: 0 K: 0 S: 5	H: 0 LOB: 0 BB: 0 P: 9	1B: 7 2B: 3 3B: 0 HR: 1	SF: 0 SAC: 0 DP: 2 HBP: 0	WP: 0 PB: 0 SB: 1 CS: 0	PA: 40
PITCHER	IP	WLS	BF	H	R	ER	SO	BB	IBB	HBP	BLK	WP	HR	S	P	ERA	WHIP					
40 Rich Harden, R ERA: 5.17	4.1	L	22	8	4	4	2	2	0	0	0	0	1	47	72	8.31	2.308					
45 Derek Holland, L ERA: 4.76	5.1		18	3	1	1	2	3	0	0	0	0	0	38	68	1.93	1.286					

Oakland Athletics @ Texas Rangers
Rangers Ballpark in Arlington, Arlington, TX
Sat Aug 28 2010, 8:09 PM - 10:35 PM EDT
Att: 47,411 - Clear - 93 F

AB 35
R 5
H 11
RBI 5
BB 5
SO 4
LOB 14



Batter	1	2	3	4	5	6	7	8	9	AB	R	H	RBI	BB	SO	LOB	BOTTOM					
1 Elvis Andrus, R OBP: 0.355, SLG: 0.314	G4-3		F9		G4-3		G4-3		32 G4-3	4	0	1	0	0	0	0						
10 Michael Young, R OBP: 0.339, SLG: 0.465	G6-3		F9		K		K		G4-3	4	0	0	0	0	1	1						
32 Josh Hamilton, L OBP: 0.409, SLG: 0.633	F7		FC6-4		F9		F9		G4-3	4	0	1	0	0	0	1						
27 Vladimir Guerrero, R OBP: 0.347, SLG: 0.498	G6-3		P4		P4		P4		F8	4	0	0	0	0	2	2						
8 Jorge Cantu, R OBP: 0.306, SLG: 0.393	2B		FC6-4		F7		F7			3	0	1	0	0	0	1						
18 Mitch Moreland, L OBP: 0.364, SLG: 0.433	F8		G3-1		G3-1		G3			3	0	0	0	0	0	1						
15 Matt Treanor, R OBP: 0.295, SLG: 0.339	F9		F8		F8		G1-3			3	0	0	0	0	0	1						
12 Alex Cora, L OBP: 0.266, SLG: 0.279	P4		G4-3		G4-3		G4-3			3	0	1	0	0	0	0						
20 Julio Borbon, L OBP: 0.301, SLG: 0.340	G4-3		G1-3		G1-3		P6			3	0	0	0	0	0	1						
Inning Stats	R: 0 H: 0 E: 0 K: 0 S: 7	H: 1 LOB: 0 BB: 0 P: 8	R: 0 H: 0 E: 0 K: 0 S: 9	H: 1 LOB: 0 BB: 0 P: 10	R: 0 H: 0 E: 0 K: 0 S: 9	H: 0 LOB: 0 BB: 0 P: 14	R: 0 H: 1 E: 0 K: 0 S: 10	H: 1 LOB: 0 BB: 0 P: 15	R: 0 H: 0 E: 0 K: 1 S: 11	H: 0 LOB: 0 BB: 0 P: 15	R: 0 H: 0 E: 0 K: 0 S: 4	H: 0 LOB: 0 BB: 0 P: 6	R: 0 H: 1 E: 0 K: 0 S: 12	H: 1 LOB: 1 BB: 0 P: 17	R: 0 H: 1 E: 0 K: 0 S: 14	H: 1 LOB: 1 BB: 0 P: 21	1B: 3 2B: 1 3B: 0 HR: 0	SF: 0 SAC: 0 DP: 0 HBP: 0	WP: 0 PB: 0 SB: 0 CS: 0	PA: 31		
PITCHER	IP	WLS	BF	H	R	ER	SO	BB	IBB	HBP	BLK	WP	HR	S	P	ERA	WHIP					
51 Dallas Braden, L ERA: 3.28	9.0	W	31	4	0	0	1	0	0	0	0	0	0	86	120	0.00	0.444					

Oakland Athletics @ Texas Rangers
Rangers Ballpark in Arlington, Arlington, TX
Sat Aug 28 2010, 8:09 PM - 10:35 PM EDT
Att: 47,411 - Clear - 93 F

AB 31
R 0
H 4
RBI 0
BB 0
SO 1
LOB 8



Batter	1	2	3	4	5	6	7	8	9	AB	R	H	RBI	BB	SO	LOB	TOP			
4 Coco Crisp, S OBP: 0.332, SLG: 0.441 25 Matt Carson, R OBP: 0.178, SLG: 0.279										3	1	1	0	0	0	0	Oakland Athletics @ New York Yankees Yankee Stadium, Bronx, NY Mon Aug 30 2010, 7:11 PM - 10:20 PM EDT Att. 46,356 - Clear - 86 F			
10 Darc Barton, L OBP: 0.395, SLG: 0.411 18 Gabe Gross, L OBP: 0.282, SLG: 0.300										2	1	1	0	2	1	0				
8 Kurt Suzuki, R OBP: 0.306, SLG: 0.378 11 Landon Powell, S OBP: 0.301, SLG: 0.286										2	1	1	0	2	1	1				
32 Jack Cust, L OBP: 0.397, SLG: 0.449										3	1	1	1	0	1	3				
5 Kevin Kouzmanoff, R OBP: 0.295, SLG: 0.402										4	0	0	0	0	1	5				
14 Mark Ellis, R OBP: 0.325, SLG: 0.326 30 Steve Tolleson, R OBP: 0.286, SLG: 0.286										2	0	0	0	1	0	0				
19 Jeff Larish, L OBP: 0.313, SLG: 0.516										4	1	3	4	0	1	0				
11 Rajai Davis, R OBP: 0.310, SLG: 0.373										4	0	0	0	0	0	3				
2 Cliff Pennington, S OBP: 0.327, SLG: 0.363										4	0	0	0	0	1	0				
Inning Stats	R: 3 E: 0 K: 1 S: 20	H: 3 LOB: 2 BB: 2 P: 34	R: 0 E: 0 K: 1 S: 8	H: 0 LOB: 0 BB: 0 P: 12	R: 0 E: 0 K: 1 S: 8	H: 1 LOB: 0 BB: 0 P: 12	R: 1 E: 0 K: 1 S: 8	H: 1 LOB: 2 BB: 2 P: 9	R: 0 E: 0 K: 1 S: 12	H: 0 LOB: 2 BB: 2 P: 25	R: 0 E: 0 K: 2 S: 11	H: 0 LOB: 1 BB: 1 P: 16	R: 1 E: 0 K: 1 S: 12	H: 2 LOB: 1 BB: 0 P: 15	R: 0 E: 0 K: 2 S: 9	H: 0 LOB: 0 BB: 0 P: 13		1B: 5 2B: 2 3B: 0 HR: 1	SF: 1 SAC: 0 DP: 1 HBP: 0	WP: 1 PB: 0 SB: 0 CS: 1
PITCHER	IP WLS BF H R ER SO BB IBB HBP BLK WP HR S P ERA WHIP	4.1 21 5 4 4 4 4 0 0 0 0 1 48 79 8.31 2.077	4.2 W 17 2 1 1 6 1 0 0 0 1 0 47 70 1.93 0.643																	

AB	32
R	5
H	7
RBI	5
BB	5
SO	10
LOB	13



Batter	1	2	3	4	5	6	7	8	9	AB	R	H	RBI	BB	SO	LOB	BOTTOM				
11 Brett Gardner, L OBP: 0.389, SLG: 0.382										3	0	1	0	2	1	0	Oakland Athletics @ New York Yankees Yankee Stadium, Bronx, NY Mon Aug 30 2010, 7:11 PM - 10:20 PM EDT Att. 46,356 - Clear - 86 F				
2 Derek Jeter, R OBP: 0.333, SLG: 0.378 12 Eduardo Núñez, R OBP: 0.333, SLG: 0.429										4	1	0	0	0	3	1					
25 Mark Teixeira, S OBP: 0.367, SLG: 0.593 26 Austin Kearns, R OBP: 0.352, SLG: 0.417										3	3	3	1	1	0	0					
24 Robinson Canó, L OBP: 0.388, SLG: 0.563										4	3	3	3	0	0	1					
33 Nick Swisher, S OBP: 0.369, SLG: 0.526										4	1	3	3	0	1	0					
20 Jorge Posada, S OBP: 0.365, SLG: 0.471										3	2	1	0	0	1	3					
38 Marcus Thames, R OBP: 0.398, SLG: 0.556										4	1	1	3	0	1	1					
14 Curtis Granderson, L OBP: 0.314, SLG: 0.427										4	0	0	0	0	1	1					
19 Ramiro Pena, S OBP: 0.252, SLG: 0.244										4	0	1	1	0	1	0					
Inning Stats	R: 3 E: 0 K: 0 S: 14	H: 3 LOB: 1 BB: 0 P: 30	R: 0 E: 0 K: 1 S: 8	H: 0 LOB: 0 BB: 0 P: 11	R: 2 E: 0 K: 1 S: 11	H: 2 LOB: 0 BB: 0 P: 21	R: 1 E: 0 K: 0 S: 13	H: 2 LOB: 2 BB: 1 P: 18	R: 5 E: 0 K: 2 S: 28	H: 4 LOB: 0 BB: 0 P: 46	R: 0 E: 0 K: 1 S: 17	H: 1 LOB: 2 BB: 1 P: 29	R: 0 E: 0 K: 1 S: 9	H: 0 LOB: 0 BB: 0 P: 14	R: 0 E: 0 K: 1 S: 7	H: 1 LOB: 0 BB: 0 P: 10		1B: 7 2B: 4 3B: 0 HR: 3	SF: 0 SAC: 0 DP: 2 HBP: 1	WP: 1 PB: 0 SB: 0 CS: 0	PA: 39
PITCHER	IP WLS BF H R ER SO BB IBB HBP BLK WP HR S P ERA WHIP	4.0 L 22 6 2 3 3 2 2 0 0 1 0 1 24 38 18.00 2.750	1.0 6 2 3 3 2 0 0 1 0 1 1 24 38 27.00 2.000	2.0 8 1 0 0 2 1 0 0 0 0 0 26 43 0.00 1.000	1.0 3 1 0 0 1 0 0 0 0 0 0 7 10 0.00 1.000																

AB	35
R	11
H	13
RBI	11
BB	3
SO	7
LOB	10



Batter	1	2	3	4	5	6	7	8	9	AB	R	H	RBI	BB	SO	LOB	TOP				
4 Coco Crisp, S OBP: 0.331, SLG: 0.435 18 Gabe Gross, L OBP: 0.281, SLG: 0.299	G4-3		SF8 BB	P6			F9		G3	3	0	0	0	1	0	2					
10 Danic Barton, L OBP: 0.305, SLG: 0.418	G6-4-3 BB		FC4-6 BB		P3		HR			2	1	1	1	2	0	0					
8 Kurt Suzuki, R OBP: 0.305, SLG: 0.378 30 Steve Tolleson, R OBP: 0.286, SLG: 0.286	G6-4-3		SF8							3	0	1	1	0	1	1					
32 Jack Cust, L OBP: 0.399, SLG: 0.452		FC4-6 BB								3	0	1	0	1	0	3					
5 Kevin Kouzmanoff, R OBP: 0.294, SLG: 0.401 25 Matt Carson, R OBP: 0.178, SLG: 0.279	F9									4	1	1	0	0	0	3					
14 Mark Ellis, R OBP: 0.324, SLG: 0.325	G2									4	0	1	0	0	1	2					
19 Jeff Larish, L OBP: 0.278, SLG: 0.457	G3									4	0	0	0	0	1	4					
11 Rajai Davis, R OBP: 0.307, SLG: 0.369			G4-3	G4-3						4	0	0	1	0	0	1					
2 Cliff Pennington, S OBP: 0.329, SLG: 0.364 11 Landon Powell, S OBP: 0.258, SLG: 0.283										2	1	1	0	1	0	0					
Inning Stats	R: 0 E: 0 K: 0 S: 13	H: 0 LOB: 0 BB: 1 P: 22	R: 0 E: 0 K: 0 S: 7	H: 0 LOB: 1 BB: 1 P: 18	R: 1 E: 0 K: 0 S: 11	H: 1 LOB: 2 BB: 2 P: 22	R: 1 E: 0 K: 1 S: 13	H: 2 LOB: 2 BB: 2 P: 21	R: 0 E: 0 K: 1 S: 7	H: 0 LOB: 0 BB: 0 P: 9	R: 1 E: 0 K: 1 S: 9	H: 1 LOB: 0 BB: 0 P: 11	R: 0 E: 0 K: 0 S: 12	H: 1 LOB: 1 BB: 0 P: 18	R: 0 E: 0 K: 1 S: 6	H: 0 LOB: 0 BB: 0 P: 10	1B: 4 2B: 1 3B: 0 HR: 1	SF: 1 SAC: 0 DP: 1 HBP: 0	WP: 2 PB: 0 SB: 0 CS: 0	PA: 37	
PITCHER	IP	WLS	BF	H	R	ER	SO	BB	IBB	HBP	BLK	WP	HR	S	P	ERA	WHIP				
65 Phil Hughes, R ERA: 4.1	5.0	W	23	4	2	2	1	5	0	0	0	1	0	52	98	3.60	1.800				
41 Chad Gaudin, R ERA: 5.34	3.0	H	11	2	1	1	2	0	0	0	0	1	1	28	38	3.00	0.667				
30 David Robertson, R ERA: 4.05	1.0		3	0	0	0	1	0	0	0	0	0	0	6	10	0.00	0.000				

Oakland Athletics @ New York Yankees
Yankee Stadium, Bronx, NY
Tue Aug 31 2010, 7:10 PM - 10:04 PM EDT
Att. 44,575 - Clear - 90 F

livebaseballscorecards.com



AB	31
R	3
H	6
RBI	3
BB	5
SO	4
LOB	16

Batter	1	2	3	4	5	6	7	8	9	AB	R	H	RBI	BB	SO	LOB	BOTTOM				
11 Brett Gardner, L OBP: 0.389, SLG: 0.381	G4-6-3 1B									4	2	1	0	1	0	0					
2 Derek Jeter, R OBP: 0.332, SLG: 0.376 26 Austin Kearns, R OBP: 0.351, SLG: 0.416	G4-6-3 BB		G6-3	L9						3	1	0	0	1	0	2					
25 Mark Teixeira, S OBP: 0.370, SLG: 0.510	G4-6-3 HBP									3	2	2	3	0	0	0					
24 Robinson Cano, L OBP: 0.389, SLG: 0.562	G4-6-3		P4							3	0	1	0	1	0	3					
33 Nick Swisher, S OBP: 0.368, SLG: 0.530 12 Eduardo Núñez, R OBP: 0.333, SLG: 0.429	E4 3B									4	2	1	2	0	1	2					
20 Jorge Posada, S OBP: 0.369, SLG: 0.479										3	0	2	1	1	0	0					
38 Marcus Thames, R OBP: 0.389, SLG: 0.542										4	0	0	0	0	3	4					
14 Curtis Granderson, L OBP: 0.314, SLG: 0.433										4	1	1	1	0	2	3					
19 Ramiro Pena, S OBP: 0.252, SLG: 0.244	G1-3									4	1	1	0	0	1	1					
Inning Stats	R: 3 E: 1 K: 1 S: 22	H: 2 LOB: 1 BB: 1 P: 35	R: 0 E: 0 K: 1 S: 10	H: 0 LOB: 0 BB: 0 P: 14	R: 2 E: 0 K: 0 S: 16	H: 2 LOB: 0 BB: 0 P: 28	R: 4 E: 0 K: 1 S: 13	H: 3 LOB: 1 BB: 2 P: 27	R: 0 E: 0 K: 2 S: 12	H: 0 LOB: 0 BB: 1 P: 18	R: 0 E: 0 K: 0 S: 6	H: 0 LOB: 0 BB: 0 P: 11	R: 0 E: 0 K: 2 S: 12	H: 2 LOB: 2 BB: 0 P: 15	R: 0 E: 0 K: 1 S: 11	H: 0 LOB: 0 BB: 0 P: 15	1B: 5 2B: 0 3B: 1 HR: 3	SF: 0 SAC: 0 DP: 1 HBP: 1	WP: 0 PB: 0 SB: 3 CS: 0	PA: 38	
PITCHER	IP	WLS	BF	H	R	ER	SO	BB	IBB	HBP	BLK	WP	HR	S	P	ERA	WHIP				
54 Vin Mazzaro, R ERA: 4.05	3.2	L	22	7	9	7	3	3	0	0	0	0	0	59	102	17.18	2.727				
52 Boof Bonser, R ERA: 4.73	4.1		16	2	0	0	5	1	0	0	0	0	0	43	61	0.00	0.692				

Oakland Athletics @ New York Yankees
Yankee Stadium, Bronx, NY
Tue Aug 31 2010, 7:10 PM - 10:04 PM EDT
Att. 44,575 - Clear - 90 F

livebaseballscorecards.com



AB	33
R	9
H	9
RBI	7
BB	4
SO	8
LOB	15

Batter	1	2	3	4	5	6	7	8	9	AB	R	H	RBI	BB	SO	LOB	TOP											
4 Coco Crisp, S OBP: 0.328, SLG: 0.430										5	0	1	1	0	1	0	<p>Oakland Athletics @ New York Yankees Yankee Stadium, Bronx, NY Wed Sep 01 2010, 7:10 PM - 10:03 PM EDT Att. 45,222 - Clear - 85 F</p> <p>livebaseballscores.com</p> <p>AB 36 R 3 H 10 RBI 3 BB 3 SO 11 LOB 14</p>											
10 Danic Barton, L OBP: 0.491, SLG: 0.419										3	0	2	0	2	0	0												
8 Kurt Suzuki, R OBP: 0.306, SLG: 0.381										5	1	2	0	0	1	4												
32 Jack Cust, L OBP: 0.394, SLG: 0.445										4	0	0	0	0	3	3												
5 Kevin Kouzmanoff, R OBP: 0.294, SLG: 0.406										4	1	1	2	0	1	2												
14 Mark Ellis, R OBP: 0.329, SLG: 0.330										4	0	3	0	0	1	0												
19 Jeff Larish, L OBP: 0.275, SLG: 0.421										3	0	0	0	1	2	2												
11 Rajai Davis, R OBP: 0.307, SLG: 0.370										4	1	1	0	0	1	2												
2 Cliff Pennington, S OBP: 0.326, SLG: 0.361										4	0	0	0	0	1	1												
Inning Stats	R: 0 H: 1 E: 0 K: 2 S: 10	H: 1 LOB: 2 BB: 1 P: 20	R: 0 H: 0 E: 0 K: 2 S: 8	H: 0 LOB: 0 BB: 0 P: 10	R: 0 H: 0 E: 0 K: 0 S: 4	H: 0 LOB: 0 BB: 0 P: 6	R: 2 H: 3 E: 0 K: 1 S: 11	H: 3 LOB: 0 BB: 0 P: 17	R: 1 H: 1 E: 0 K: 1 S: 15	H: 1 LOB: 1 BB: 1 P: 24	R: 0 H: 1 E: 0 K: 2 S: 11	H: 1 LOB: 1 BB: 0 P: 14	R: 0 H: 2 E: 0 K: 1 S: 8	H: 2 LOB: 2 BB: 0 P: 9	R: 0 H: 1 E: 0 K: 1 S: 15	H: 1 LOB: 2 BB: 1 P: 24	R: 0 H: 1 E: 0 K: 1 S: 14	H: 1 LOB: 1 BB: 0 P: 17	1B: 7 2B: 2 3B: 0 HR: 1	SF: 0 SAC: 0 DP: 1 HBP: 0	WP: 0 PB: 0 SB: 2 CS: 0	PA: 39						
PITCHER	IP	WLS	BF	H	R	ER	SO	BB	IBB	HBP	BLK	WP	HR	S	P	ERA	WHIP											
34 A.J. Burnett, R ERA: 5.15	(1.1)	6.0	W	25	6	3	3	8	2	0	0	0	0	1	59	91	4.50	1.333										
62 Joba Chamberlain, R ERA: 4.81	(7.1)	1.0	H	5	2	0	0	1	0	0	0	0	0	0	8	9	0.00	2.000										
48 Boone Logan, L ERA: 2.56	(8.1)	0.1	H	1	0	0	0	1	0	0	0	0	0	3	4	0.00	0.000											
39 Kerry Wood, R ERA: 4.05	(8.1)	0.2	H	4	1	0	0	0	1	0	0	0	0	12	20	0.00	3.000											
42 Mariano Rivera, R ERA: 1.11	(9.1)	1.0	S	4	1	0	0	1	0	0	0	0	0	14	17	0.00	1.000											

Batter	1	2	3	4	5	6	7	8	9	AB	R	H	RBI	BB	SO	LOB	BOTTOM											
2 Derek Jeter, R OBP: 0.331, SLG: 0.374										5	2	1	0	0	1	3	<p>Oakland Athletics @ New York Yankees Yankee Stadium, Bronx, NY Wed Sep 01 2010, 7:10 PM - 10:03 PM EDT Att. 45,222 - Clear - 85 F</p> <p>livebaseballscores.com</p> <p>AB 34 R 4 H 10 RBI 3 BB 2 SO 5 LOB 19</p>											
33 Nick Swisher, S OBP: 0.397, SLG: 0.527										3	0	0	0	1	1	2												
25 Mark Teixeira, S OBP: 0.372, SLG: 0.514										4	0	3	3	0	0	0												
24 Robinson Canó, L OBP: 0.386, SLG: 0.558										4	0	0	0	0	0	4												
38 Marcus Thames, R OBP: 0.386, SLG: 0.535										4	0	1	0	0	0	2												
26 Austin Kearns, R OBP: 0.333, SLG: 0.419										3	0	1	0	0	1	1												
11 Brett Gardner, L OBP: 0.389, SLG: 0.381										0	0	0	0	0	0	0												
14 Curtis Granderson, L OBP: 0.316, SLG: 0.434										4	1	2	0	0	0	2												
12 Eduardo Núñez, R OBP: 0.333, SLG: 0.419										3	1	1	0	0	0	2												
17 Lance Berkman, S OBP: 0.362, SLG: 0.423										1	0	1	0	0	0	0												
19 Ramiro Pena, S OBP: 0.252, SLG: 0.244										0	0	0	0	0	0	0												
17 Francisco Cervelli, R OBP: 0.325, SLG: 0.311										2	0	0	0	1	1	2												
20 Jorge Posada, S OBP: 0.368, SLG: 0.478										1	0	0	0	0	1	1												
18 Chad Moeller, R OBP: 0.250, SLG: 0.364										0	0	0	0	0	0	0												
Inning Stats	R: 1 H: 2 E: 0 K: 1 S: 12	H: 2 LOB: 1 BB: 0 P: 20	R: 3 H: 3 E: 1 K: 2 S: 15	H: 3 LOB: 2 BB: 1 P: 23	R: 0 H: 2 E: 0 K: 0 S: 10	H: 2 LOB: 1 BB: 0 P: 14	R: 0 H: 0 E: 0 K: 0 S: 6	H: 0 LOB: 0 BB: 0 P: 11	R: 0 H: 1 E: 0 K: 0 S: 9	H: 1 LOB: 2 BB: 0 P: 16	R: 0 H: 0 E: 0 K: 1 S: 10	H: 0 LOB: 1 BB: 1 P: 19	R: 0 H: 1 E: 0 K: 0 S: 7	H: 1 LOB: 1 BB: 0 P: 14	R: 0 H: 1 E: 0 K: 1 S: 6	H: 1 LOB: 1 BB: 0 P: 9	1B: 8 2B: 2 3B: 0 HR: 0	SF: 0 SAC: 0 DP: 1 HBP: 1	WP: 0 PB: 0 SB: 1 CS: 0	PA: 37								
PITCHER	IP	WLS	BF	H	R	ER	SO	BB	IBB	HBP	BLK	WP	HR	S	P	ERA	WHIP											
49 Brett Anderson, L ERA: 3.17	(1.1)	6.0	L	29	8	4	1	4	2	0	0	0	0	0	62	103	1.50	1.667										
56 Craig Breslow, L ERA: 3.32	(7.1)	1.1		5	1	0	0	0	0	0	0	0	0	8	16	0.00	0.750											
40 Andrew Bailey, R ERA: 1.47	(8.1)	0.2		3	1	0	0	1	0	0	0	0	0	5	7	0.00	1.500											

Batter	1	2	3	4	5	6	7	8	9	AB	R	H	RBI	BB	SO	LOB	TOP			
4 Coco Crisp, S OBP: 0.323, SLG: 0.423										4	0	0	0	0	1	3	<p>Oakland Athletics @ New York Yankees Yankee Stadium, Bronx, NY Thu Sep 02 2010, 1:09 PM - 3:54 PM EDT Att: 44,644 - Sunny - 92 F</p>			
11 Rajai Davis, R OBP: 0.304, SLG: 0.367										4	0	0	0	0	0	3				
8 Kurt Suzuki, R OBP: 0.308, SLG: 0.379										2	0	0	0	1	1					
5 Kevin Kouzmanoff, R OBP: 0.292, SLG: 0.402										4	0	0	0	0	1	2				
14 Mark Ellis, R OBP: 0.328, SLG: 0.329										4	0	1	0	0	0	1				
25 Matt Carson, R OBP: 0.187, SLG: 0.261										3	0	0	0	0	1	1				
32 Jack Cust, L OBP: 0.392, SLG: 0.443										1	0	0	0	0	0	1				
19 Jeff Larish, L OBP: 0.279, SLG: 0.400										2	0	0	0	0	0	1				
11 Landon Powell, S OBP: 0.308, SLG: 0.280										1	0	0	0	2	0	1				
2 Cliff Pennington, S OBP: 0.325, SLG: 0.359										2	0	0	0	0	0	1				
10 Daric Barton, L OBP: 0.400, SLG: 0.418										1	0	0	0	0	1	2				
30 Steve Tolleson, R OBP: 0.286, SLG: 0.286										0	0	0	0	0	0	0				
Inning Stats	R: 0 H: 0 E: 0 K: 1 S: 8	H: 0 LOB: 1 BB: 1 P: 15	R: 0 H: 1 E: 0 K: 0 S: 7	H: 1 LOB: 1 BB: 0 P: 13	R: 0 H: 0 E: 1 K: 1 S: 8	H: 0 LOB: 1 BB: 0 P: 10	R: 0 H: 0 E: 0 K: 2 S: 9	H: 0 LOB: 0 BB: 0 P: 11	R: 0 H: 0 E: 0 K: 0 S: 5	H: 0 LOB: 0 BB: 0 P: 7	R: 0 H: 0 E: 0 K: 0 S: 6	H: 0 LOB: 0 BB: 0 P: 10	R: 0 H: 0 E: 0 K: 1 S: 11	H: 0 LOB: 2 BB: 1 P: 21	R: 0 H: 0 E: 0 K: 0 S: 7	H: 0 LOB: 1 BB: 0 P: 11	1B: 1 2B: 0 3B: 0 HR: 0	SF: 0 SAC: 0 DP: 1 HBP: 2	WP: 0 PB: 0 SB: 0 CS: 0	PA: 33
PITCHER	IP WLS BF H R ER SO BB IBB HBP BLK WP HR S P ERA WHIP																			
52 CC Sabathia, L ERA: 3.02	(1, 1)	8.0	W	29	1	0	0	5	3	0	1	0	0	0	0	58	95	0.00	0.500	
63 Jonathan Albaladejo, R ERA: 2.45	(9, 1)	1.0		4	0	0	0	0	0	0	1	0	0	0	7	11	0.00	0.000		

Batter	1	2	3	4	5	6	7	8	9	AB	R	H	RBI	BB	SO	LOB	BOTTOM			
2 Derek Jeter, R OBP: 0.332, SLG: 0.373										4	1	1	0	0	1	4	<p>Oakland Athletics @ New York Yankees Yankee Stadium, Bronx, NY Thu Sep 02 2010, 1:09 PM - 3:54 PM EDT Att: 44,644 - Sunny - 92 F</p>			
33 Nick Swisher, S OBP: 0.306, SLG: 0.526										1	0	0	0	0	0	1				
14 Curtis Granderson, L OBP: 0.318, SLG: 0.452										3	2	2	3	0	0	0				
25 Mark Teixeira, S OBP: 0.373, SLG: 0.513										3	0	1	0	1	1	1				
24 Robinson Canó, L OBP: 0.385, SLG: 0.554										3	0	0	0	1	1	2				
38 Marcus Thames, R OBP: 0.382, SLG: 0.528										2	0	0	0	0	2	1				
17 Lance Berkman, S OBP: 0.363, SLG: 0.424										2	1	1	0	0	0	2				
20 Jorge Posada, S OBP: 0.372, SLG: 0.489										3	1	2	1	1	0	0				
26 Austin Kearns, R OBP: 0.354, SLG: 0.415										3	0	1	1	1	0	3				
12 Eduardo Núñez, R OBP: 0.324, SLG: 0.400										4	0	1	0	0	0	3				
19 Ramiro Pena, S OBP: 0.252, SLG: 0.244										0	0	0	0	0	0	0				
11 Brett Gardner, L OBP: 0.388, SLG: 0.378										3	0	0	0	1	1	2				
Inning Stats	R: 0 H: 1 E: 0 K: 1 S: 11	H: 1 LOB: 1 BB: 0 P: 19	R: 1 H: 1 E: 0 K: 2 S: 15	H: 1 LOB: 1 BB: 1 P: 22	R: 0 H: 0 E: 0 K: 0 S: 5	H: 0 LOB: 0 BB: 0 P: 6	R: 0 H: 0 E: 0 K: 1 S: 9	H: 0 LOB: 0 BB: 1 P: 17	R: 0 H: 0 E: 0 K: 0 S: 6	H: 0 LOB: 0 BB: 0 P: 7	R: 1 H: 1 E: 0 K: 0 S: 14	H: 1 LOB: 3 BB: 2 P: 31	R: 2 H: 3 E: 0 K: 0 S: 14	H: 3 LOB: 1 BB: 0 P: 17	R: 1 H: 3 E: 0 K: 2 S: 17	H: 3 LOB: 3 BB: 1 P: 28	1B: 6 2B: 0 3B: 0 HR: 3	SF: 0 SAC: 0 DP: 0 HBP: 1	WP: 0 PB: 0 SB: 1 CS: 1	PA: 37
PITCHER	IP WLS BF H R ER SO BB IBB HBP BLK WP HR S P ERA WHIP																			
51 Dallas Braden, L ERA: 3.22	(1, 1)	5.0	L	19	2	2	2	4	2	0	1	0	0	0	0	48	76	3.60	0.800	
13 Jerry Stevin, L ERA: 3.83	(6, 1)	0.1		3	1	0	0	0	1	0	0	0	0	0	1	8	15	0.00	6.000	
48 Michael Wuertz, R ERA: 4.91	(6, 1)	1.1		7	2	2	2	0	0	1	0	0	0	0	1	12	19	13.50	1.500	
63 Henry Alberto Rodriguez, R ERA: 4.34	(8, 1)	0.1		1	1	0	0	0	0	0	0	0	0	0	6	9	0.00	3.000		
61 Justin James, R ERA: 9.0	(8, 1)	1.0		7	3	1	1	2	1	0	0	0	0	0	17	28	9.00	4.000		

AB	28
R	0
H	1
RBI	0
BB	3
SO	5
LOB	17



AB	31
R	5
H	9
RBI	5
BB	5
SO	6
LOB	19



Batter	1	2	3	4	5	6	7	8	9	AB	R	H	RBI	BB	SO	LOB	TOP			
6 Alberto Callaspo, S OBP: 0.319, SLG: 0.405 3 Brandon Wood, R OBP: 0.306, SLG: 0.216	F8		FC1-6 47 G5-3		F8			L4		4	0	0	0	0	0	1	Los Angeles Angels @ Oakland Athletics Oakland Coliseum, Oakland, CA Fri Sep 03 2010, 7:08 PM - 10:05 PM PDT Att: 23,401 - Clear - 67 F			
47 Howie Kendrick, R OBP: 0.306, SLG: 0.407	53 FC4-6 BB		G5-3		K			K		3	0	0	0	1	2	1				
53 Bobby Abreu, L OBP: 0.347, SLG: 0.424	FC4-6 48 FC4-6		K					F8		3	0	0	0	1	2					
48 Tori Hunter, R OBP: 0.366, SLG: 0.475	FC4-6									4	0	1	0	0	1	2				
44 Mike Napoli, R OBP: 0.320, SLG: 0.474										3	0	0	0	1	1					
20 Juan Rivera, R OBP: 0.299, SLG: 0.400										4	0	2	0	0	1	2				
2 Erick Aybar, S OBP: 0.319, SLG: 0.350										4	0	1	0	0	2	3				
46 Bobby Wilson, R OBP: 0.267, SLG: 0.420 77 Reggie Williams, S OBP: 0.346, SLG: 0.331										2	0	0	0	0	0	3				
25 Peter Bourjos, R OBP: 0.253, SLG: 0.341										3	0	1	0	0	2	0				
Inning Stats	R: 0 E: 0 K: 0 S: 8	H: 0 LOB: 1 BB: 1 P: 19	R: 0 E: 0 K: 0 S: 8	H: 1 LOB: 1 BB: 1 P: 19	R: 0 E: 0 K: 1 S: 11	H: 1 LOB: 1 BB: 0 P: 17	R: 0 E: 0 K: 1 S: 9	H: 2 LOB: 0 BB: 0 P: 16	R: 0 E: 0 K: 2 S: 10	H: 0 LOB: 1 BB: 1 P: 17	R: 0 E: 0 K: 2 S: 10	H: 0 LOB: 0 BB: 0 P: 16	R: 0 E: 0 K: 1 S: 7	H: 0 LOB: 0 BB: 0 P: 12	R: 0 E: 0 K: 1 S: 9	H: 1 LOB: 1 BB: 0 P: 12	1B: 5 2B: 0 3B: 0 HR: 0	SF: 0 SAC: 0 DP: 1 HBP: 0	WP: 0 PB: 1 SB: 0 CS: 0	PA: 34
PITCHER	IP WLS BF H R ER SO	IP WLS BF H R ER SO	IP WLS BF H R ER SO	IP WLS BF H R ER SO	IP WLS BF H R ER SO	IP WLS BF H R ER SO	IP WLS BF H R ER SO	IP WLS BF H R ER SO	IP WLS BF H R ER SO	IP WLS BF H R ER SO	IP WLS BF H R ER SO	IP WLS BF H R ER SO	IP WLS BF H R ER SO	IP WLS BF H R ER SO	IP WLS BF H R ER SO	IP WLS BF H R ER SO	ERA WHIP	ERA WHIP		
47 Gio González, L ERA: 3.12	6.0	W	24	4	0	0	6	3	0	0	0	0	0	0	55	103	0.00	1.167		
48 Michael Wuertz, R ERA: 4.67	1.0	H	3	0	0	2	0	0	0	0	0	0	0	0	16	0.00	0.000			
63 Henry Alberto Rodriguez, R ERA: 4.12	1.0		3	0	0	0	1	0	0	0	0	0	0	7	12	0.00	0.000			
31 Brad Ziegler, R ERA: 3.16	1.0		4	1	0	0	1	0	0	0	0	0	0	9	12	0.00	1.000			

Batter	1	2	3	4	5	6	7	8	9	AB	R	H	RBI	BB	SO	LOB	BOTTOM			
4 Coco Crisp, S OBP: 0.325, SLG: 0.420	L8									4	0	1	1	1	1	0	Los Angeles Angels @ Oakland Athletics Oakland Coliseum, Oakland, CA Fri Sep 03 2010, 7:08 PM - 10:05 PM PDT Att: 23,401 - Clear - 67 F			
10 Danic Barton, L OBP: 0.399, SLG: 0.415	14 HBP 32 BB 5 HBP									4	1	0	0	1	2	4				
8 Kurt Suzuki, R OBP: 0.309, SLG: 0.378	P3									4	1	1	0	1	0	3				
5 Kevin Kouzmanoff, R OBP: 0.293, SLG: 0.407	32 BB 14 HBP									4	1	1	2	0	0	1				
14 Mark Ellis, R OBP: 0.334, SLG: 0.335	32 BB 1-2 2-3 HBP									3	1	2	0	1	1	0				
32 Jack Cust, L OBP: 0.394, SLG: 0.440										2	0	0	1	2	0	2				
11 Rajai Davis, R OBP: 0.306, SLG: 0.368	K									4	1	2	1	0	1	4				
25 Matt Carson, R OBP: 0.176, SLG: 0.250 18 Gabe Gross, L OBP: 0.294, SLG: 0.302										2	1	0	0	1	0	2				
30 Steve Tolleson, R OBP: 0.261, SLG: 0.261 2 Cliff Pennington, S OBP: 0.329, SLG: 0.368										1	1	1	2	1	0	0				
Inning Stats	R: 1 E: 0 K: 0 S: 12	H: 0 LOB: 3 BB: 2 P: 28	R: 0 E: 1 K: 1 S: 9	H: 0 LOB: 2 BB: 1 P: 18	R: 0 E: 0 K: 0 S: 10	H: 2 LOB: 0 BB: 0 P: 15	R: 0 E: 0 K: 1 S: 8	H: 0 LOB: 0 BB: 0 P: 11	R: 0 E: 0 K: 0 S: 5	H: 0 LOB: 0 BB: 1 P: 14	R: 1 E: 0 K: 0 S: 15	H: 1 LOB: 2 BB: 3 P: 28	R: 6 E: 0 K: 1 S: 17	H: 6 LOB: 0 BB: 0 P: 34	R: 0 E: 0 K: 1 S: 10	H: 0 LOB: 0 BB: 1 P: 17	1B: 6 2B: 1 3B: 0 HR: 2	SF: 0 SAC: 0 DP: 2 HBP: 2	WP: 0 PB: 1 SB: 3 CS: 1	PA: 42
PITCHER	IP WLS BF H R ER SO	IP WLS BF H R ER SO	IP WLS BF H R ER SO	IP WLS BF H R ER SO	IP WLS BF H R ER SO	IP WLS BF H R ER SO	IP WLS BF H R ER SO	IP WLS BF H R ER SO	IP WLS BF H R ER SO	IP WLS BF H R ER SO	IP WLS BF H R ER SO	IP WLS BF H R ER SO	IP WLS BF H R ER SO	IP WLS BF H R ER SO	IP WLS BF H R ER SO	IP WLS BF H R ER SO	ERA WHIP	ERA WHIP		
19 Scott Kazmir, L ERA: 6.19	5.2	L	26	2	2	2	3	6	0	0	0	0	0	0	8	13	0.00	6.000		
58 Michael Kohn, R ERA: 3.09	0.1		3	1	0	0	0	1	0	0	0	0	0	1	7	15	108.00	12.000		
17 Jason Bulger, R ERA: 5.32	0.1		5	4	4	4	0	0	0	0	0	0	0	1	10	19	27.00	3.000		
43 Brian Stokes, R ERA: 8.1	0.2		4	2	2	2	1	0	0	0	0	0	0	1	10	17	0.00	1.000		
63 Rich Thompson, R ERA: 1.54	1.0		3	0	0	0	1	1	0	0	0	0	0	10	17	0.00	1.000			



Batter	1	2	3	4	5	6	7	8	9	AB	R	H	RBI	BB	SO	LOB	TOP			
51 Ichiro Suzuki, L (1, 9) OBP: 0.391, SLG: 0.393	G4-3	1-2 2-H	FC1-6			G4-3		FC3-6		5	0	2	1	0	0	2				
9 Chone Figgins, S (1, 4) OBP: 0.331, SLG: 0.286	G6-3	1-2 2-3	G4-3			1B		K		5	0	2	0	0	1	3				
30 Russell Branyan, L (1, 10) OBP: 0.328, SLG: 0.493	K	1-2 2-3						FC3-6		5	0	1	1	0	2	2				
21 Franklin Gutierrez, R (1, 8) OBP: 0.312, SLG: 0.373																				
55 Michael Saunders, L (3, 8) OBP: 0.296, SLG: 0.383																				
4 Jose Lopez, R (1, 5) OBP: 0.269, SLG: 0.328																				
13 Casey Kotchman, L (1, 3) OBP: 0.290, SLG: 0.353																				
10 Adam Moore, R (1, 2) OBP: 0.225, SLG: 0.298																				
27 Matt Tuiasosopo, R (1, 7) OBP: 0.232, SLG: 0.311																				
16 Josh Wilson, R (1, 6) OBP: 0.303, SLG: 0.314																				
Inning Stats	R: 0 E: 0 K: 1 S: 8	H: 0 LOB: 0 BB: 0 P: 15	R: 5 E: 1 K: 1 S: 24	H: 7 LOB: 3 BB: 1 P: 36	R: 1 E: 0 K: 0 S: 15	H: 2 LOB: 2 BB: 1 P: 23	R: 0 E: 0 K: 1 S: 7	H: 0 LOB: 0 BB: 0 P: 9	R: 0 E: 0 K: 0 S: 5	H: 1 LOB: 1 BB: 0 P: 9	R: 1 E: 0 K: 1 S: 16	H: 2 LOB: 2 BB: 1 P: 27	R: 0 E: 0 K: 1 S: 15	H: 1 LOB: 1 BB: 0 P: 20	R: 0 E: 0 K: 1 S: 10	H: 0 LOB: 0 BB: 0 P: 14	1B: 12 2B: 0 3B: 0 HR: 1	SF: 2 SAC: 0 DP: 0 HBP: 0	WP: 0 PB: 0 SB: 0 CS: 0	PA: 43
PITCHER	IP WLS BF H R ER SO BB IBB HBP BLK WP HR S P ERA WHIP	IP WLS BF H R ER SO BB IBB HBP BLK WP HR S P ERA WHIP	IP WLS BF H R ER SO BB IBB HBP BLK WP HR S P ERA WHIP	IP WLS BF H R ER SO BB IBB HBP BLK WP HR S P ERA WHIP	IP WLS BF H R ER SO BB IBB HBP BLK WP HR S P ERA WHIP	IP WLS BF H R ER SO BB IBB HBP BLK WP HR S P ERA WHIP	IP WLS BF H R ER SO BB IBB HBP BLK WP HR S P ERA WHIP	IP WLS BF H R ER SO BB IBB HBP BLK WP HR S P ERA WHIP	IP WLS BF H R ER SO BB IBB HBP BLK WP HR S P ERA WHIP	IP WLS BF H R ER SO BB IBB HBP BLK WP HR S P ERA WHIP	IP WLS BF H R ER SO BB IBB HBP BLK WP HR S P ERA WHIP	IP WLS BF H R ER SO BB IBB HBP BLK WP HR S P ERA WHIP	IP WLS BF H R ER SO BB IBB HBP BLK WP HR S P ERA WHIP	IP WLS BF H R ER SO BB IBB HBP BLK WP HR S P ERA WHIP	IP WLS BF H R ER SO BB IBB HBP BLK WP HR S P ERA WHIP	IP WLS BF H R ER SO BB IBB HBP BLK WP HR S P ERA WHIP	IP WLS BF H R ER SO BB IBB HBP BLK WP HR S P ERA WHIP	IP WLS BF H R ER SO BB IBB HBP BLK WP HR S P ERA WHIP	IP WLS BF H R ER SO BB IBB HBP BLK WP HR S P ERA WHIP	IP WLS BF H R ER SO BB IBB HBP BLK WP HR S P ERA WHIP
51 Dallas Braden, L (1, 1) ERA: 3.47	5.0	L	26	9	6	6	3	2	0	0	0	0	0	1	61	96	10.80	2.200		
13 Jeryn Branyan, L (6, 1) ERA: 3.88	1.1		7	2	1	1	0	1	0	0	0	0	0	0	12	21	6.75	2.250		
63 Henry Alberto Rodriguez, R (1, 1) ERA: 3.98	0.2		3	1	0	0	1	0	0	0	0	0	0	0	9	15	0.00	1.500		
50 Ross Wolf, R (8, 1) ERA: 1.35	2.0		7	1	0	0	2	0	0	0	0	0	0	0	25	34	0.00	0.500		

Seattle Mariners @ Oakland Athletics
Oakland Coliseum, Oakland, CA
Tue Sep 07 2010, 7:09 PM - 10:08 PM PDT
Att: 10,067 - Overcast - 64 F

AB 38
R 7
H 13
RBI 7
BB 3
SO 6
LOB 17



Batter	1	2	3	4	5	6	7	8	9	AB	R	H	RBI	BB	SO	LOB	BOTTOM					
11 Rajai Davis, R (1, 8) OBP: 0.306, SLG: 0.368	F8	G5-3				F8		L6		5	1	2	0	0	0	4						
10 Danie Barton, L (1, 3) OBP: 0.400, SLG: 0.415	F8		K			P5				3	0	0	0	2	1	2						
8 Kurt Suzuki, R (1, 2) OBP: 0.309, SLG: 0.376	F8		FC5-4			G6-3				5	0	2	2	0	1	5						
32 Jack Cust, L (1, 10) OBP: 0.402, SLG: 0.441	L1-3		K							2	1	0	0	1	2	1						
14 Mark Ellis, R (1, 4) OBP: 0.338, SLG: 0.337	L1-3		FC5-4			F8				5	1	2	0	0	0	6						
19 Jeff Larish, L (1, 7) OBP: 0.259, SLG: 0.360			K			F7				3	0	0	0	0	2	2						
25 Matt Carson, R (7, PH) OBP: 0.179, SLG: 0.302			K							1	0	0	0	0	1	1						
4 Coco Crisp, S (9, PH) OBP: 0.326, SLG: 0.426										1	1	1	2	0	0	0						
45 Jeremy Hermida, L (1, 9) OBP: 0.261, SLG: 0.346										4	0	1	0	1	1	1						
30 Steve Tolleson, R (1, 5) OBP: 0.344, SLG: 0.355										4	0	3	0	1	0	0						
2 Cliff Pennington, S (1, 6) OBP: 0.326, SLG: 0.363	F8									4	1	1	0	1	0	5						
Inning Stats	R: 0 E: 0 K: 0 S: 11	H: 1 LOB: 2 BB: 1 P: 23	R: 0 E: 0 K: 1 S: 13	H: 1 LOB: 2 BB: 1 P: 24	R: 0 E: 0 K: 2 S: 9	H: 1 LOB: 1 BB: 0 P: 12	R: 0 E: 0 K: 1 S: 7	H: 0 LOB: 0 BB: 0 P: 10	R: 2 E: 0 K: 0 S: 13	H: 2 LOB: 2 BB: 2 P: 24	R: 0 E: 0 K: 1 S: 10	H: 2 LOB: 3 BB: 1 P: 17	R: 0 E: 0 K: 2 S: 13	H: 1 LOB: 1 BB: 0 P: 19	R: 0 E: 0 K: 0 S: 8	H: 1 LOB: 0 BB: 0 P: 10	R: 3 E: 1 K: 1 S: 17	H: 3 LOB: 2 BB: 1 P: 29	1B: 12 2B: 1 3B: 0 HR: 0	SF: 0 SAC: 0 DP: 2 HBP: 2	WP: 3 PB: 0 SB: 0 CS: 0	PA: 45
PITCHER	IP WLS BF H R ER SO BB IBB HBP BLK WP HR S P ERA WHIP	IP WLS BF H R ER SO BB IBB HBP BLK WP HR S P ERA WHIP	IP WLS BF H R ER SO BB IBB HBP BLK WP HR S P ERA WHIP	IP WLS BF H R ER SO BB IBB HBP BLK WP HR S P ERA WHIP	IP WLS BF H R ER SO BB IBB HBP BLK WP HR S P ERA WHIP	IP WLS BF H R ER SO BB IBB HBP BLK WP HR S P ERA WHIP	IP WLS BF H R ER SO BB IBB HBP BLK WP HR S P ERA WHIP	IP WLS BF H R ER SO BB IBB HBP BLK WP HR S P ERA WHIP	IP WLS BF H R ER SO BB IBB HBP BLK WP HR S P ERA WHIP	IP WLS BF H R ER SO BB IBB HBP BLK WP HR S P ERA WHIP	IP WLS BF H R ER SO BB IBB HBP BLK WP HR S P ERA WHIP	IP WLS BF H R ER SO BB IBB HBP BLK WP HR S P ERA WHIP	IP WLS BF H R ER SO BB IBB HBP BLK WP HR S P ERA WHIP	IP WLS BF H R ER SO BB IBB HBP BLK WP HR S P ERA WHIP	IP WLS BF H R ER SO BB IBB HBP BLK WP HR S P ERA WHIP	IP WLS BF H R ER SO BB IBB HBP BLK WP HR S P ERA WHIP	IP WLS BF H R ER SO BB IBB HBP BLK WP HR S P ERA WHIP	IP WLS BF H R ER SO BB IBB HBP BLK WP HR S P ERA WHIP	IP WLS BF H R ER SO BB IBB HBP BLK WP HR S P ERA WHIP	IP WLS BF H R ER SO BB IBB HBP BLK WP HR S P ERA WHIP		
58 Doug Fister, R (1, 1) ERA: 3.84	5.0	W	24	5	2	2	4	4	0	0	0	0	0	0	53	93	3.60	1.800				
49 Garrett Olson, L (6, 1) ERA: 5.02	2.0		10	3	0	0	3	1	0	0	0	0	0	0	23	36	0.00	2.000				
50 Jamey Wright, R (8, 1) ERA: 4.66	1.0		3	1	0	0	0	0	0	0	0	0	0	8	10	0.00	1.000					
43 Brandon League, R (9, 1) ERA: 3.1	0.2		7	3	3	3	1	1	0	1	0	16	27	40.50	6.000							
53 David Aardsma, R (9, 1) ERA: 3.66	0.1	S	1	0	0	0	0	0	0	0	0	1	2	0.00	0.000							

Seattle Mariners @ Oakland Athletics
Oakland Coliseum, Oakland, CA
Tue Sep 07 2010, 7:09 PM - 10:08 PM PDT
Att: 10,067 - Overcast - 64 F


AB 37
R 5
H 12
RBI 4
BB 6
SO 8
LOB 27



Batter	1	2	3	4	5	6	7	8	9	AB	R	H	RBI	BB	SO	LOB	TOP					
51 Ichiro Suzuki, L (1,9) OBP: 0.362, SLG: 0.395	G1-3	1-2 9 WP 1B	1-2 1-3 1B		X CU 76 0-0 G6-3 2B		1-2 F7			4	0	2	0	0	0	0						
9 Chone Figgins, S (1,4) OBP: 0.334, SLG: 0.290	1-0 30 S 1B	B CU 78 B SI 91 B SI 92 4-0 1-2 BB			B CH 79 C CU 76 M CU 76 F CU 78 F SI 92 X CU 79 1-2 G6-3		2-2 B CU 78 B SI 91 C CU 80 B FF 93 X CU 81 2B			3	1	2	0	1	0	1						
30 Russell Branyan, L (1,10) OBP: 0.328, SLG: 0.499	1-2 1-H HR	B SI 93 B SI 92 C CU 80 2-2 F8			C SI 91 B SI 92 F SI 93 2-0 K		3-2 B SI 93 B SI 92 C CU 80 T SI 94 2-0 K			4	1	1	2	0	2	5						
4 Jose Lopez, R (1,5) OBP: 0.267, SLG: 0.326	2-2 P6			B SI 87 X CH 81 1-0 G4-3				X FF 90 0-0 F9		4	0	0	0	0	1	1						
10 Adam Moore, R (1,2) OBP: 0.220, SLG: 0.290	0-3 K			B SI 89 X SI 90 2-0 G4-3				C FF 90 B SI 91 X FF 91 1-1 G4-3		4	0	0	0	0	2	0						
13 Casey Kotchman, L (1,3) OBP: 0.287, SLG: 0.349		C FF 90 X SI 90 0-1 G6-3		B FF 90 X FF 91 1-0 G4-3				X SL 86 0-0 G4-3		4	0	0	0	0	0	0						
27 Matt Tuiasosopo, R (1,7) OBP: 0.241, SLG: 0.339		B SI 90 B FF 91 X FF 92 2-0 HR		B SI 89 B SI 88 B SI 90 B SI 91 S CU 78 3-3 K				C FF 94 X FF 94 0-3 K		3	1	1	1	1	2	0	AB 33					
55 Michael Saunders, L (1,8) OBP: 0.291, SLG: 0.376		C FF 93 S FF 93 0-3 K		B FF 93 C FF 92 T FF 92 2-2 K				C FF 93 X CU 78 0-1 G5-3		4	0	0	0	0	2	1	R 3					
16 Josh Wilson, R (1,6) OBP: 0.303, SLG: 0.312		C SI 93 B SI 94 F FF 92 H CU 82 2-2 51 1B HBP		F SI 92 B SI 93 S CU 80 1-3 K				B SI 87 B SI 93 S SI 93 S SI 93 3-3 K		2	0	0	0	0	2	0	H 6					
12 Ryan Langerhans, L (9,PH) OBP: 0.336, SLG: 0.303										1	0	0	0	0	1	0	RBI 3					
Inning Stats	R: 2 E: 0 K: 1 S: 14	H: 2 LOB: 0 BB: 0 P: 18	R: 1 E: 0 K: 1 S: 18	H: 2 LOB: 3 BB: 1 P: 29	R: 0 E: 0 K: 0 S: 3	H: 0 LOB: 0 BB: 0 P: 7	R: 0 E: 0 K: 3 S: 9	H: 0 LOB: 0 BB: 0 P: 15	R: 0 E: 0 K: 2 S: 12	H: 1 LOB: 1 BB: 0 P: 15	R: 0 E: 0 K: 1 S: 8	H: 0 LOB: 1 BB: 1 P: 16	R: 0 E: 0 K: 2 S: 15	H: 1 LOB: 1 BB: 0 P: 24	R: 0 E: 0 K: 0 S: 4	H: 0 LOB: 0 BB: 0 P: 5	R: 0 E: 0 K: 2 S: 8	H: 0 LOB: 0 BB: 0 P: 10	1B: 2 2B: 2 3B: 0 HR: 2	SF: 0 SAC: 0 DP: 0 HBP: 1	WP: 1 PB: 0 SB: 1 CS: 0	PA: 36
PITCHER	IP WLS BF ERA WHIP	IP WLS BF ERA WHIP	IP WLS BF ERA WHIP	IP WLS BF ERA WHIP	IP WLS BF ERA WHIP	IP WLS BF ERA WHIP	IP WLS BF ERA WHIP	IP WLS BF ERA WHIP	IP WLS BF ERA WHIP	IP WLS BF ERA WHIP	IP WLS BF ERA WHIP	IP WLS BF ERA WHIP	IP WLS BF ERA WHIP	IP WLS BF ERA WHIP	IP WLS BF ERA WHIP	IP WLS BF ERA WHIP	IP WLS BF ERA WHIP	IP WLS BF ERA WHIP	IP WLS BF ERA WHIP			
47 Gio González, L (1,1) ERA: 3.16	6.2 W 29	6 R 3	3 ER 3	9 SO 9	2 BB 2	0 IBB 0	1 HBP 1	0 BLK 0	1 WP 1	2 HR 2	75 S 75	117 P 117	4.05 ERA 4.05	1.200 WHIP 1.200								
56 Craig Breslow, L (7,1) ERA: 3.47	1.1 H 4	0 R 0	0 ER 0	1 SO 1	0 BB 0	0 IBB 0	0 HBP 0	0 BLK 0	0 WP 0	8 HR 8	12 S 12	0.00 P 0.00	0.000 WHIP 0.000									
40 Andrew Bailey, R (9,1) ERA: 1.37	1.0 S 3	0 R 0	0 ER 0	2 SO 2	0 BB 0	0 IBB 0	0 HBP 0	0 BLK 0	0 WP 0	8 HR 8	10 S 10	0.00 P 0.00	0.000 WHIP 0.000									

Seattle Mariners @ Oakland Athletics
Oakland Coliseum, Oakland, CA
Wed Sep 08 2010, 7:08 PM - 9:31 PM PDT
Att: 15,180 - Cloudy - 62 F


AB 33
R 3
H 6
RBI 3
BB 2
SO 12
LOB 8



Batter	1	2	3	4	5	6	7	8	9	AB	R	H	RBI	BB	SO	LOB	BOTTOM			
4 Coco Crisp, S (1,8) OBP: 0.328, SLG: 0.439	L8		1-0 1-H HR		B CH 75 B CH 76 C SI 83 F SI 85 B CH 72 X CH 75 3-2 L9	X FC 87 0-0 10 S 1B				4	1	2	3	0	0	0				
10 Danie Barton, L (1,3) OBP: 0.399, SLG: 0.413	3-2 G3-1		B FF 84 B SI 84 B SI 84 C FF 84 B SI 88 X FF 84 3-1 G4-3		B FF 84 C FF 84 C FF 83 B FF 85 4-2 8 1B BB	B SI 90 C SI 90 C FC 88 X FC 88 3-2 G5-3				3	0	0	0	1	0	2				
8 Kurt Suzuki, R (1,2) OBP: 0.309, SLG: 0.375	1-0 F9		B FF 82 C CH 75 X FF 87 1-2 P4		X FF 84 0-0 1-2 1B					4	0	1	0	0	0	0				
32 Jack Cust, L (1,10) OBP: 0.401, SLG: 0.436		C CH 81 X FF 83 0-1 F9		B FF 82 B SI 83 B SI 84 4-1 25 FC1-6 11 1B BB	C SL 78 B CH 78 B SI 88 B SI 88 S SL 78 3-3 K	S CH 80 C FF 88 S CH 80 1-3 K			3	0	0	0	1	2	2					
14 Mark Ellis, R (1,4) OBP: 0.339, SLG: 0.345	1-1 X CH 75 2B		B SI 85 C FF 84 F FF 86 X FF 85 3-2 P3		B SI 82 X FF 83 2-0 11 1B 25 2B	B SI 84 X CH 80 1-1 F7			4	0	2	0	0	0	1					
11 Rajai Davis, R (1,7) OBP: 0.310, SLG: 0.371	1-1 F9		B FF 82 F FF 84 X SI 86 1-1 F9		X FF 84 0-0 1-2 25 FC1-6 1B	B SI 86 B FF 84 X CH 76 2-1 30 S 25 FC2-4 2 FC4-6 1B	B SI 87 X FF 86 1-0 30 CS 1B		4	1	3	0	0	0	1					
25 Matt Carson, R (1,9) OBP: 0.169, SLG: 0.286	2-3 K		B FF 84 B FF 83 C CH 74 F SI 87 S CH 74 2-3 K		B CH 75 X CH 76 1-0 FC1-6	B CH 75 X FF 84 1-0 FC5-2-6 FC4-6 30 S 4 1B			3	1	0	0	0	1	5					
45 Jeremy Hermida, L (6,PH) OBP: 0.260, SLG: 0.344					1-2 2-3 K			X SL 83 0-0 P5		1	0	0	0	0	0	1	AB 32			
30 Steve Tolleson, R (1,5) OBP: 0.361, SLG: 0.353			X FF 82 0-0 4 HR 1B		C CH 77 B FF 88 B SI 89 X CH 77 2-2 F7	B SI 90 B SI 90 B SI 89 4-0 2 FC4-6 BB		1-0 SAFE P FO 84 X SL 82 L5		3	1	1	0	1	0	3	R 4			
2 Cliff Pennington, S (1,6) OBP: 0.324, SLG: 0.361			B FF 83 F FF 84 1-1 SAFE L SI 83 B CH 75 S CH 76 2-3 K		B SI 81 X SI 84 1-1 G5-3	X SI 90 0-0 FC4-6 10 S 4 1B			3	0	0	1	0	1	3					
Inning Stats	R: 0 E: 0 K: 0 S: 9	H: 0 LOB: 0 BB: 0 P: 14	R: 0 E: 0 K: 1 S: 10	H: 1 LOB: 1 BB: 0 P: 14	R: 2 E: 0 K: 1 S: 11	H: 2 LOB: 0 BB: 0 P: 18	R: 0 E: 0 K: 0 S: 10	H: 1 LOB: 2 BB: 1 P: 20	R: 0 E: 0 K: 1 S: 11	H: 1 LOB: 2 BB: 1 P: 22	R: 2 E: 0 K: 0 S: 9	H: 3 LOB: 2 BB: 1 P: 21	R: 0 E: 0 K: 1 S: 7	H: 0 LOB: 0 BB: 0 P: 9	R: 0 E: 0 K: 0 S: 4	H: 1 LOB: 0 BB: 0 P: 5	1B: 6 2B: 2 3B: 0 HR: 1	SF: 0 SAC: 0 DP: 0 HBP: 0	WP: 0 PB: 0 SB: 4 CS: 1	PA: 35
PITCHER	IP WLS BF ERA WHIP	IP WLS BF ERA WHIP	IP WLS BF ERA WHIP	IP WLS BF ERA WHIP	IP WLS BF ERA WHIP	IP WLS BF ERA WHIP	IP WLS BF ERA WHIP	IP WLS BF ERA WHIP	IP WLS BF ERA WHIP	IP WLS BF ERA WHIP	IP WLS BF ERA WHIP	IP WLS BF ERA WHIP	IP WLS BF ERA WHIP	IP WLS BF ERA WHIP	IP WLS BF ERA WHIP	IP WLS BF ERA WHIP	IP WLS BF ERA WHIP	IP WLS BF ERA WHIP	IP WLS BF ERA WHIP	
25 Luke French, L (1,1) ERA: 3.9	5.1 L 25	7 R 4	4 ER 4	0 SO 0	1 BB 1	0 IBB 0	0 HBP 0	0 BLK 0	0 WP 0	5 HR 5	12 S 12	0.00 P 0.00	3.000 WHIP 3.000							
50 Jamey Wright, R (6,1) ERA: 4.59	0.2 B 4	1 R 1	0 ER 0	0 SO 0	1 BB 1	0 IBB 0	0 HBP 0	0 BLK 0	0 WP 0	5 HR 5	12 S 12	0.00 P 0.00	0.500 WHIP 0.500							
37 Brian Sweeney, R (7,1) ERA: 3.19	2.0 6 1	0 R 0	0 ER 0	1 SO 1	0 BB 0	0 IBB 0	0 HBP 0	0 BLK 0	0 WP 0	11 HR 11	14 S 14	0.00 P 0.00	0.500 WHIP 0.500							

Seattle Mariners @ Oakland Athletics
Oakland Coliseum, Oakland, CA
Wed Sep 08 2010, 7:08 PM - 9:31 PM PDT
Att: 15,180 - Cloudy - 62 F

AB 32
R 4
H 9
RBI 4
BB 3
SO 4
LOB 18



Batter	1	2	3	4	5	6	7	8	9	AB	R	H	RBI	BB	SO	LOB	TOP					
10 Marco Scutaro, R OBP: 0.332, SLG: 0.390	G1-3		HR		F7	F9			K	5	1	1	1	0	1	3						
54 Darrell McDonald, R OBP: 0.347, SLG: 0.447	1B		G6-3		G1-3				K	4	0	2	0	0	0	1						
60 Daniel Nava, S OBP: 0.345, SLG: 0.364	1B		F9		F9				K	4	1	2	0	1	0	1						
41 Victor Martinez, S OBP: 0.344, SLG: 0.474	1B		F9		BB				2B	3	0	2	1	2	0	2						
29 Adrian Beltré, R OBP: 0.368, SLG: 0.562	1B		FC5		FC5-4				2B	0	0	0	0	0	0	0						
3 Enc Patterson, L OBP: 0.291, SLG: 0.436	1B		FC5-4		BB				2B	4	0	0	0	0	2	6						
25 Mike Lowell, R OBP: 0.291, SLG: 0.349	K		FC5-4		FC5-4				K	1	0	0	0	0	1	1						
34 David Ortiz, L OBP: 0.362, SLG: 0.525	K		FC5-4		FC5-4				K	4	0	0	0	0	2	6						
12 Jed Lowrie, S OBP: 0.395, SLG: 0.445	FC5		FC5		FC5				K	4	1	1	0	0	0	5						
39 Jarrod Saltalamacchia, R OBP: 0.333, SLG: 0.350			F8		G6-3				F9	4	0	0	0	0	1	1						
22 Bill Hall, R OBP: 0.304, SLG: 0.450			K		G5-3				K	4	0	0	0	0	2	2						
55 Ryan Kalish, L OBP: 0.292, SLG: 0.400			K		G3				F8	4	0	0	0	0	2	2						
			K		K				P4	4	0	2	1	0	1	0						
Inning Stats	R: 0 E: 0 K: 1 S: 12	H: 3 LOB: 3 BB: 0 P: 20	R: 0 E: 0 K: 2 S: 7	H: 0 LOB: 0 BB: 0 P: 12	R: 1 E: 0 K: 0 S: 11	H: 1 LOB: 1 BB: 1 P: 21	R: 0 E: 0 K: 0 S: 9	H: 0 LOB: 0 BB: 0 P: 13	R: 0 E: 0 K: 0 S: 9	H: 1 LOB: 2 BB: 1 P: 14	R: 1 E: 0 K: 1 S: 9	H: 2 LOB: 2 BB: 1 P: 15	R: 0 E: 0 K: 1 S: 8	H: 1 LOB: 1 BB: 1 P: 14	R: 0 E: 0 K: 1 S: 6	H: 0 LOB: 0 BB: 0 P: 9	R: 1 E: 0 K: 3 S: 18	H: 2 LOB: 1 BB: 0 P: 26	1B: 4 2B: 5 3B: 0 HR: 1	SF: 0 SAC: 0 DP: 0 HBP: 0	WP: 0 PB: 0 SB: 0 CS: 0	PA: 41
PITCHER	IP WLS BF H R ER SO BB IBB HBP BLK WP HR S P ERA WHIP																					
49 Brett Anderson, L ERA: 2.94	7.0 W 33 8 2 2 5 2 1 0 0 0 1 65 109 2.57 1.429																					
56 Craig Breslow, L ERA: 3.95	1.0 H 3 0 0 0 1 0 0 0 0 0 0 6 9 0.00 0.000																					
40 Andrew Bailey, R ERA: 1.53	1.0 S 5 2 1 1 3 0 0 0 0 0 0 0 18 26 9.00 2.000																					

Boston Red Sox @ Oakland Athletics
Oakland Coliseum, Oakland, CA
Sat Sep 11 2010, 6:10 PM - 8:50 PM PDT
Att: 22,932 - Clear - 69 F

livebaseballscorecards.com

AB 38
R 3
H 10
RBI 3
BB 3
SO 9
LOB 22



Batter	1	2	3	4	5	6	7	8	9	AB	R	H	RBI	BB	SO	LOB	BOTTOM	
4 Coco Crisp, S OBP: 0.337, SLG: 0.440	G6-3		F7			G3-1			BB	3	1	0	0	1	0	0		
10 Danic Barton, L OBP: 0.400, SLG: 0.414	G4-3		F7		F7				BB	3	1	1	0	1	0	0		
8 Kurt Suzuki, R OBP: 0.308, SLG: 0.374	K		K		K				BB	3	0	0	0	1	2	1		
32 Jack Cust, L OBP: 0.409, SLG: 0.442	K		K		K				BB	4	1	2	2	0	2	0		
14 Mark Ellis, R OBP: 0.345, SLG: 0.347	F8		F8		G6-3				BB	3	1	2	1	1	0	0		
45 Jeremy Hermida, L OBP: 0.261, SLG: 0.343	2B		F8		G6-3				BB	3	0	1	0	0	1	2		
25 Matt Carson, R OBP: 0.167, SLG: 0.281	2B		F8		G6-3				FC5	1	0	0	0	0	3			
11 Rajai Davis, R OBP: 0.307, SLG: 0.372	P5		K		K				K	3	0	1	1	0	1	1		
19 Jeff Larish, L OBP: 0.246, SLG: 0.321	G6-3		G6-3		G6-3				K	3	0	0	0	0	1			
30 Steve Tolleson, R OBP: 0.361, SLG: 0.353	G6-3		G6-3		G6-3				K	0	0	0	0	0	0	0		
2 Cliff Pennington, S OBP: 0.322, SLG: 0.357	G3		G3		G3				K	3	0	0	0	1	0			
			G3		G3				K	3	0	0	0	1	0			
Inning Stats	R: 0 E: 0 K: 1 S: 12	H: 0 LOB: 0 BB: 0 P: 17	R: 0 E: 0 K: 1 S: 7	H: 1 LOB: 1 BB: 0 P: 13	R: 0 E: 0 K: 0 S: 9	H: 0 LOB: 0 BB: 0 P: 13	R: 0 E: 0 K: 2 S: 9	H: 0 LOB: 0 BB: 0 P: 14	R: 0 E: 0 K: 0 S: 9	H: 0 LOB: 0 BB: 0 P: 11	R: 3 E: 1 K: 1 S: 20	H: 4 LOB: 1 BB: 0 P: 30	R: 1 E: 0 K: 1 S: 17	H: 1 LOB: 3 BB: 4 P: 35	1B: 4 2B: 2 3B: 1 HR: 0	SF: 0 SAC: 0 DP: 1 HBP: 0	WP: 0 PB: 0 SB: 2 CS: 0	PA: 33
PITCHER	IP WLS BF H R ER SO BB IBB HBP BLK WP HR S P ERA WHIP																	
41 John Lackey, R ERA: 4.45	7.0 L 26 6 3 3 6 0 0 0 0 0 0 0 15 32 3.86 0.857																	
51 Daniel Bard, R ERA: 1.89	0.2 6 1 1 1 1 3 1 0 0 0 0 0 15 32 13.50 6.000																	
37 Hideki Okajima, L ERA: 5.11	0.1 1 0 0 0 0 0 0 0 0 0 0 0 2 3 0.00 0.000																	

Boston Red Sox @ Oakland Athletics
Oakland Coliseum, Oakland, CA
Sat Sep 11 2010, 6:10 PM - 8:50 PM PDT
Att: 22,932 - Clear - 69 F

livebaseballscorecards.com

AB 29
R 4
H 7
RBI 4
BB 4
SO 7
LOB 8



Batter	1	2	3	4	5	6	7	8	9	AB	R	H	RBI	BB	SO	LOB	TOP			
4 Coco Crisp, S OBP: 0.337, SLG: 0.433	E1 10 S	F9			1B 10 CS		G4-3			4	1	1	0	0	0	1				
10 Danic Barton, L OBP: 0.399, SLG: 0.410	FC5-4 8 BB		G3		K		G4-3			3	0	0	0	1	1					
8 Kurt Suzuki, R OBP: 0.307, SLG: 0.368	FC5-4 32 PB 1-2H		P4		F7		P3			4	0	0	0	0	0	1				
32 Jack Cust, L OBP: 0.408, SLG: 0.453	K		G3		HR		P6			4	1	1	1	0	1					
14 Mark Ellis, R OBP: 0.345, SLG: 0.351	F7				F9 45 G3-6		F9			4	0	1	0	0	1					
45 Jeremy Hermida, L OBP: 0.255, SLG: 0.339		G4-3		G3-6						4	0	1	0	0	1					
1 Akinori Iwamura, L OBP: 0.296, SLG: 0.263										2	1	0	0	2	1					
11 Rajai Davis, R OBP: 0.303, SLG: 0.366										3	0	0	0	0	0	2				
2 Cliff Pennington, S OBP: 0.319, SLG: 0.359	E8				G3-1		G4-3			3	0	0	0	0	0	0				
Inning Stats	R: 1 E: 2 K: 1 S: 9	H: 0 LOB: 1 BB: 1 P: 20	R: 1 E: 1 K: 0 S: 8	H: 0 LOB: 1 BB: 1 P: 20	R: 0 E: 0 K: 0 S: 6	H: 0 LOB: 0 BB: 0 P: 10	R: 0 E: 0 K: 1 S: 11	H: 1 LOB: 1 BB: 1 P: 12	R: 0 E: 0 K: 1 S: 11	H: 2 LOB: 1 BB: 0 P: 17	R: 0 E: 0 K: 0 S: 9	H: 0 LOB: 0 BB: 0 P: 13	R: 0 E: 0 K: 2 S: 9	H: 0 LOB: 0 BB: 0 P: 13	R: 0 E: 0 K: 2 S: 9	H: 0 LOB: 0 BB: 0 P: 13	1B: 2 2B: 1 3B: 0 HR: 1	SF: 0 SAC: 0 DP: 1 HBP: 0	WP: 0 PB: 1 SB: 2 CS: 1	PA: 34
PITCHER	IP WLS BF H R ER SO BB IBB HBP BLK WP HR S P ERA WHIP																			
44 Luke Hochevar, R ERA: 4.81	(1, 1) 5.0 L 20 2 2 0 2 3 0 0 0 1 0 0 39 78 0.00 1.000																			
41 Bryan Bullington, R ERA: 5.72	(6, 1) 4.0 14 2 1 1 3 0 0 0 0 0 0 1 35 54 2.25 0.500																			

Oakland Athletics @ Kansas City Royals
Kauffman Stadium, Kansas City, MO
Mon Sep 13 2010, 2:12 PM - 4:54 PM CDT
Att: 20,695 - Partly Cloudy - 85 F

AB	31
R	3
H	4
RBI	1
BB	3
SO	5
LOB	9



Batter	1	2	3	4	5	6	7	8	9	AB	R	H	RBI	BB	SO	LOB	BOTTOM			
1 Jarrod Dyson, L OBP: 0.333, SLG: 0.400	K 16 CS					P5		G4-3		4	0	1	0	0	1	0				
13 Mike Aviles, R OBP: 0.323, SLG: 0.365	G6-3					HR		G4-3		4	1	3	1	0	0	1				
16 Billy Butler, R OBP: 0.378, SLG: 0.453	G6-3					G6-3		G4-3		4	0	0	0	0	0	3				
11 Josh Fields, R OBP: 0.320, SLG: 0.417						F9				3	0	0	0	1	2	0				
24 Wilson Betemit, S OBP: 0.390, SLG: 0.523						K				4	0	2	0	0	2	2				
3 Yuniesky Betancourt, R OBP: 0.262, SLG: 0.410						F9				4	0	1	0	0	0	2				
30 Kila Ka'aihue, L OBP: 0.285, SLG: 0.302						K				3	0	0	0	1	1	1				
7 Gregor Blanco, L OBP: 0.352, SLG: 0.356						G6-3				0	0	0	0	0	0	0				
26 Jai Miller, R OBP: 0.324, SLG: 0.324						FC4 26 BB				2	0	0	0	1	2	0				
3 Brayan Peña, S OBP: 0.328, SLG: 0.360						K				1	0	0	0	0	0	2				
22 Lucas May, R OBP: 0.083, SLG: 0.083						P2				3	0	0	0	0	0	2				
Inning Stats	R: 0 E: 0 K: 0 S: 11	H: 1 LOB: 0 BB: 0 P: 18	R: 0 E: 0 K: 1 S: 13	H: 1 LOB: 0 BB: 0 P: 17	R: 0 E: 0 K: 1 S: 8	H: 0 LOB: 0 BB: 0 P: 14	R: 1 E: 0 K: 1 S: 11	H: 1 LOB: 0 BB: 0 P: 16	R: 0 E: 0 K: 1 S: 13	H: 1 LOB: 2 BB: 1 P: 22	R: 0 E: 0 K: 2 S: 10	H: 0 LOB: 0 BB: 0 P: 15	R: 0 E: 0 K: 0 S: 6	H: 1 LOB: 1 BB: 0 P: 9	R: 0 E: 0 K: 1 S: 13	H: 1 LOB: 2 BB: 1 P: 21	1B: 5 2B: 1 3B: 0 HR: 1	SF: 0 SAC: 0 DP: 1 HBP: 0	WP: 0 PB: 0 SB: 0 CS: 1	PA: 35
PITCHER	IP WLS BF H R ER SO BB IBB HBP BLK WP HR S P ERA WHIP																			
26 Bobby Cramer, L ERA: 1.69	(1, 1) 5.1 W 19 4 1 0 0 0 1 0 0 0 0 0 0 6 10 0.00 6.000																			
31 Brad Ziegler, R ERA: 3.02	(6, 1) 0.1 H 3 1 0 0 0 0 0 0 0 0 0 0 0 4 7 0.00 0.000																			
13 Jerry Blevins, L ERA: 3.78	(6, 1) 0.1 H 1 0 0 0 0 1 0 0 0 0 0 0 0 4 7 0.00 0.000																			
48 Michael Wertz, R ERA: 4.42	(7, 1) 1.0 H 3 0 0 0 0 2 0 0 0 0 0 0 0 10 15 0.00 0.000																			
56 Craig Breslow, L ERA: 3.31	(8, 1) 1.0 H 4 1 0 0 0 0 0 0 0 0 0 0 0 6 9 0.00 1.000																			
PITCHER	IP WLS BF H R ER SO BB IBB HBP BLK WP HR S P ERA WHIP																			
40 Andrew Bailey, R ERA: 1.5	(9, 1) 1.0 S 5 1 0 0 0 1 0 0 0 0 0 0 0 6 9 0.00 1.000																			

Oakland Athletics @ Kansas City Royals
Kauffman Stadium, Kansas City, MO
Mon Sep 13 2010, 2:12 PM - 4:54 PM CDT
Att: 20,695 - Partly Cloudy - 85 F

AB	32
R	1
H	7
RBI	1
BB	3
SO	8
LOB	13



Batter	1	2	3	4	5	6	7	8	9	AB	R	H	RBI	BB	SO	LOB	TOP								
4 Coco Crisp, S OBP: 0.342, SLG: 0.438										4	1	2	0	1	1	1	Oakland Athletics @ Kansas City Royals Kauffman Stadium, Kansas City, MO Wed Sep 15 2010, 8:11 PM - 11:04 PM CDT Att: 11,087 - Rain - 66 F								
10 Danic Barton, L OBP: 0.398, SLG: 0.407										4	0	0	0	1	2	5									
14 Mark Ellis, R OBP: 0.346, SLG: 0.351										4	1	2	1	0	0	2									
8 Kurt Suzuki, R OBP: 0.305, SLG: 0.366										4	0	1	1	0	0	3									
11 Rajai Davis, R OBP: 0.303, SLG: 0.365										3	0	1	0	0	0	2									
32 Jack Cust, L OBP: 0.409, SLG: 0.451										1	0	0	0	0	0	1									
22 Chris Carter, R OBP: 0.303, SLG: 0.365										4	0	0	0	0	2	3									
1 Akinori Iwamura, L OBP: 0.284, SLG: 0.251										4	0	0	0	0	0	0									
25 Matt Carson, R OBP: 0.188, SLG: 0.344										3	1	2	1	0	1	0									
36 Eric Sogard, L OBP: 0.530, SLG: 0.333										1	0	0	0	0	1	0									
2 Cliff Pennington, S OBP: 0.318, SLG: 0.355										3	0	0	0	1	0	1									
Inning Stats	R: 2 E: 0 K: 0 S: 20	H: 3 LOB: 1 BB: 0 P: 31	R: 1 E: 0 K: 1 S: 10	H: 1 LOB: 0 BB: 0 P: 14	R: 0 E: 0 K: 0 S: 9	H: 0 LOB: 1 BB: 1 P: 15	R: 0 E: 0 K: 1 S: 10	H: 1 LOB: 1 BB: 0 P: 14	R: 0 E: 0 K: 0 S: 12	H: 1 LOB: 0 BB: 0 P: 16	R: 0 E: 0 K: 0 S: 5	H: 0 LOB: 1 BB: 0 P: 10	R: 0 E: 0 K: 2 S: 12	H: 0 LOB: 1 BB: 0 P: 18	R: 0 E: 0 K: 1 S: 12	H: 1 LOB: 1 BB: 0 P: 19	R: 0 E: 0 K: 2 S: 15	H: 0 LOB: 2 BB: 2 P: 28	1B: 6 2B: 2 3B: 0 HR: 1	SF: 0 SAC: 0 DP: 1 HBP: 0	WP: 0 PB: 0 SB: 0 CS: 0	PA: 38			
PITCHER	IP WLS BF H R ER SO BB IBB HBP BLK WP HR S P ERA WHIP	IP WLS BF H R ER SO BB IBB HBP BLK WP HR S P ERA WHIP	IP WLS BF H R ER SO BB IBB HBP BLK WP HR S P ERA WHIP	IP WLS BF H R ER SO BB IBB HBP BLK WP HR S P ERA WHIP	IP WLS BF H R ER SO BB IBB HBP BLK WP HR S P ERA WHIP	IP WLS BF H R ER SO BB IBB HBP BLK WP HR S P ERA WHIP	IP WLS BF H R ER SO BB IBB HBP BLK WP HR S P ERA WHIP	IP WLS BF H R ER SO BB IBB HBP BLK WP HR S P ERA WHIP	IP WLS BF H R ER SO BB IBB HBP BLK WP HR S P ERA WHIP	IP WLS BF H R ER SO BB IBB HBP BLK WP HR S P ERA WHIP	IP WLS BF H R ER SO BB IBB HBP BLK WP HR S P ERA WHIP	IP WLS BF H R ER SO BB IBB HBP BLK WP HR S P ERA WHIP	IP WLS BF H R ER SO BB IBB HBP BLK WP HR S P ERA WHIP	IP WLS BF H R ER SO BB IBB HBP BLK WP HR S P ERA WHIP	IP WLS BF H R ER SO BB IBB HBP BLK WP HR S P ERA WHIP	IP WLS BF H R ER SO BB IBB HBP BLK WP HR S P ERA WHIP	IP WLS BF H R ER SO BB IBB HBP BLK WP HR S P ERA WHIP	IP WLS BF H R ER SO BB IBB HBP BLK WP HR S P ERA WHIP	IP WLS BF H R ER SO BB IBB HBP BLK WP HR S P ERA WHIP	IP WLS BF H R ER SO BB IBB HBP BLK WP HR S P ERA WHIP	IP WLS BF H R ER SO BB IBB HBP BLK WP HR S P ERA WHIP	IP WLS BF H R ER SO BB IBB HBP BLK WP HR S P ERA WHIP	IP WLS BF H R ER SO BB IBB HBP BLK WP HR S P ERA WHIP	IP WLS BF H R ER SO BB IBB HBP BLK WP HR S P ERA WHIP	
52 Bruce Chen, L ERA: 4.7	5.0 W 22 6 3 3 2 1 0 0 0 0 0 1 61 90 5.40 1.400	5.0 W 22 6 3 3 2 1 0 0 0 0 0 0 5 10 0.00 1.000	5.0 W 22 6 3 3 2 1 0 0 0 0 0 0 0 12 18 0.00 0.000	5.0 W 22 6 3 3 2 1 0 0 0 0 0 0 0 12 19 0.00 1.000	5.0 W 22 6 3 3 2 1 0 0 0 0 0 0 0 15 28 0.00 2.000	5.0 W 22 6 3 3 2 1 0 0 0 0 0 0 0 15 28 0.00 2.000	5.0 W 22 6 3 3 2 1 0 0 0 0 0 0 0 15 28 0.00 2.000	5.0 W 22 6 3 3 2 1 0 0 0 0 0 0 0 15 28 0.00 2.000	5.0 W 22 6 3 3 2 1 0 0 0 0 0 0 0 15 28 0.00 2.000	5.0 W 22 6 3 3 2 1 0 0 0 0 0 0 0 15 28 0.00 2.000	5.0 W 22 6 3 3 2 1 0 0 0 0 0 0 0 15 28 0.00 2.000	5.0 W 22 6 3 3 2 1 0 0 0 0 0 0 0 15 28 0.00 2.000	5.0 W 22 6 3 3 2 1 0 0 0 0 0 0 0 15 28 0.00 2.000	5.0 W 22 6 3 3 2 1 0 0 0 0 0 0 0 15 28 0.00 2.000	5.0 W 22 6 3 3 2 1 0 0 0 0 0 0 0 15 28 0.00 2.000	5.0 W 22 6 3 3 2 1 0 0 0 0 0 0 0 15 28 0.00 2.000	5.0 W 22 6 3 3 2 1 0 0 0 0 0 0 0 15 28 0.00 2.000	5.0 W 22 6 3 3 2 1 0 0 0 0 0 0 0 15 28 0.00 2.000	5.0 W 22 6 3 3 2 1 0 0 0 0 0 0 0 15 28 0.00 2.000	5.0 W 22 6 3 3 2 1 0 0 0 0 0 0 0 15 28 0.00 2.000	5.0 W 22 6 3 3 2 1 0 0 0 0 0 0 0 15 28 0.00 2.000	5.0 W 22 6 3 3 2 1 0 0 0 0 0 0 0 15 28 0.00 2.000	5.0 W 22 6 3 3 2 1 0 0 0 0 0 0 0 15 28 0.00 2.000	5.0 W 22 6 3 3 2 1 0 0 0 0 0 0 0 15 28 0.00 2.000	
55 Gil Meche, R ERA: 6.09	1.0 H 3 1 0 0 0 0 0 0 0 0 0 0 5 10 0.00 1.000	1.0 H 3 1 0 0 0 0 0 0 0 0 0 0 0 5 10 0.00 1.000	1.0 H 3 1 0 0 0 0 0 0 0 0 0 0 0 5 10 0.00 1.000	1.0 H 3 1 0 0 0 0 0 0 0 0 0 0 0 5 10 0.00 1.000	1.0 H 3 1 0 0 0 0 0 0 0 0 0 0 0 5 10 0.00 1.000	1.0 H 3 1 0 0 0 0 0 0 0 0 0 0 0 5 10 0.00 1.000	1.0 H 3 1 0 0 0 0 0 0 0 0 0 0 0 5 10 0.00 1.000	1.0 H 3 1 0 0 0 0 0 0 0 0 0 0 0 5 10 0.00 1.000	1.0 H 3 1 0 0 0 0 0 0 0 0 0 0 0 5 10 0.00 1.000	1.0 H 3 1 0 0 0 0 0 0 0 0 0 0 0 5 10 0.00 1.000	1.0 H 3 1 0 0 0 0 0 0 0 0 0 0 0 5 10 0.00 1.000	1.0 H 3 1 0 0 0 0 0 0 0 0 0 0 0 5 10 0.00 1.000	1.0 H 3 1 0 0 0 0 0 0 0 0 0 0 0 5 10 0.00 1.000	1.0 H 3 1 0 0 0 0 0 0 0 0 0 0 0 5 10 0.00 1.000	1.0 H 3 1 0 0 0 0 0 0 0 0 0 0 0 5 10 0.00 1.000	1.0 H 3 1 0 0 0 0 0 0 0 0 0 0 0 5 10 0.00 1.000	1.0 H 3 1 0 0 0 0 0 0 0 0 0 0 0 5 10 0.00 1.000	1.0 H 3 1 0 0 0 0 0 0 0 0 0 0 0 5 10 0.00 1.000	1.0 H 3 1 0 0 0 0 0 0 0 0 0 0 0 5 10 0.00 1.000	1.0 H 3 1 0 0 0 0 0 0 0 0 0 0 0 5 10 0.00 1.000	1.0 H 3 1 0 0 0 0 0 0 0 0 0 0 0 5 10 0.00 1.000	1.0 H 3 1 0 0 0 0 0 0 0 0 0 0 0 5 10 0.00 1.000	1.0 H 3 1 0 0 0 0 0 0 0 0 0 0 0 5 10 0.00 1.000	1.0 H 3 1 0 0 0 0 0 0 0 0 0 0 0 5 10 0.00 1.000	1.0 H 3 1 0 0 0 0 0 0 0 0 0 0 0 5 10 0.00 1.000
38 Blake Wood, R ERA: 5.15	1.0 H 4 0 0 0 0 2 0 0 0 0 0 0 0 12 18 0.00 0.000	1.0 H 4 0 0 0 0 2 0 0 0 0 0 0 0 0 12 18 0.00 0.000	1.0 H 4 0 0 0 0 2 0 0 0 0 0 0 0 0 12 18 0.00 0.000	1.0 H 4 0 0 0 0 2 0 0 0 0 0 0 0 0 12 18 0.00 0.000	1.0 H 4 0 0 0 0 2 0 0 0 0 0 0 0 0 12 18 0.00 0.000	1.0 H 4 0 0 0 0 2 0 0 0 0 0 0 0 0 12 18 0.00 0.000	1.0 H 4 0 0 0 0 2 0 0 0 0 0 0 0 0 12 18 0.00 0.000	1.0 H 4 0 0 0 0 2 0 0 0 0 0 0 0 0 12 18 0.00 0.000	1.0 H 4 0 0 0 0 2 0 0 0 0 0 0 0 0 12 18 0.00 0.000	1.0 H 4 0 0 0 0 2 0 0 0 0 0 0 0 0 12 18 0.00 0.000	1.0 H 4 0 0 0 0 2 0 0 0 0 0 0 0 0 12 18 0.00 0.000	1.0 H 4 0 0 0 0 2 0 0 0 0 0 0 0 0 12 18 0.00 0.000	1.0 H 4 0 0 0 0 2 0 0 0 0 0 0 0 0 12 18 0.00 0.000	1.0 H 4 0 0 0 0 2 0 0 0 0 0 0 0 0 12 18 0.00 0.000	1.0 H 4 0 0 0 0 2 0 0 0 0 0 0 0 0 12 18 0.00 0.000	1.0 H 4 0 0 0 0 2 0 0 0 0 0 0 0 0 12 18 0.00 0.000	1.0 H 4 0 0 0 0 2 0 0 0 0 0 0 0 0 12 18 0.00 0.000	1.0 H 4 0 0 0 0 2 0 0 0 0 0 0 0 0 12 18 0.00 0.000	1.0 H 4 0 0 0 0 2 0 0 0 0 0 0 0 0 12 18 0.00 0.000	1.0 H 4 0 0 0 0 2 0 0 0 0 0 0 0 0 12 18 0.00 0.000	1.0 H 4 0 0 0 0 2 0 0 0 0 0 0 0 0 12 18 0.00 0.000	1.0 H 4 0 0 0 0 2 0 0 0 0 0 0 0 0 12 18 0.00 0.000	1.0 H 4 0 0 0 0 2 0 0 0 0 0 0 0 0 12 18 0.00 0.000	1.0 H 4 0 0 0 0 2 0 0 0 0 0 0 0 0 12 18 0.00 0.000	1.0 H 4 0 0 0 0 2 0 0 0 0 0 0 0 0 12 18 0.00 0.000
51 Robinson Tejeda, R ERA: 3.06	1.0 H 4 1 0 0 0 1 0 0 0 0 0 0 0 0 12 19 0.00 1.000	1.0 H 4 1 0 0 0 1 0 0 0 0 0 0 0 0 0 12 19 0.00 1.000	1.0 H 4 1 0 0 0 1 0 0 0 0 0 0 0 0 0 12 19 0.00 1.000	1.0 H 4 1 0 0 0 1 0 0 0 0 0 0 0 0 0 12 19 0.00 1.000	1.0 H 4 1 0 0 0 1 0 0 0 0 0 0 0 0 0 12 19 0.00 1.000	1.0 H 4 1 0 0 0 1 0 0 0 0 0 0 0 0 0 12 19 0.00 1.000	1.0 H 4 1 0 0 0 1 0 0 0 0 0 0 0 0 0 12 19 0.00 1.000	1.0 H 4 1 0 0 0 1 0 0 0 0 0 0 0 0 0 12 19 0.00 1.000	1.0 H 4 1 0 0 0 1 0 0 0 0 0 0 0 0 0 12 19 0.00 1.000	1.0 H 4 1 0 0 0 1 0 0 0 0 0 0 0 0 0 12 19 0.00 1.000	1.0 H 4 1 0 0 0 1 0 0 0 0 0 0 0 0 0 12 19 0.00 1.000	1.0 H 4 1 0 0 0 1 0 0 0 0 0 0 0 0 0 12 19 0.00 1.000	1.0 H 4 1 0 0 0 1 0 0 0 0 0 0 0 0 0 12 19 0.00 1.000	1.0 H 4 1 0 0 0 1 0 0 0 0 0 0 0 0 0 12 19 0.00 1.000	1.0 H 4 1 0 0 0 1 0 0 0 0 0 0 0 0 0 12 19 0.00 1.000	1.0 H 4 1 0 0 0 1 0 0 0 0 0 0 0 0 0 12 19 0.00 1.000	1.0 H 4 1 0 0 0 1 0 0 0 0 0 0 0 0 0 12 19 0.00 1.000	1.0 H 4 1 0 0 0 1 0 0 0 0 0 0 0 0 0 12 19 0.00 1.000	1.0 H 4 1 0 0 0 1 0 0 0 0 0 0 0 0 0 12 19 0.00 1.000	1.0 H 4 1 0 0 0 1 0 0 0 0 0 0 0 0 0 12 19 0.00 1.000	1.0 H 4 1 0 0 0 1 0 0 0 0 0 0 0 0 0 12 19 0.00 1.000	1.0 H 4 1 0 0 0 1 0 0 0 0 0 0 0 0 0 12 19 0.00 1.000	1.0 H 4 1 0 0 0 1 0 0 0 0 0 0 0 0 0 12 19 0.00 1.000	1.0 H 4 1 0 0 0 1 0 0 0 0 0 0 0 0 0 12 19 0.00 1.000	1.0 H 4 1 0 0 0 1 0 0 0 0 0 0 0 0 0 12 19 0.00 1.000
48 Joaquin Soria, R ERA: 1.65	1.0 S 5 0 0 0 0 2 2 0 0 0 0 0 0 0 15 28 0.00 2.000	1.0 S 5 0 0 0 0 2 2 0 0 0 0 0 0 0 0 15 28 0.00 2.000	1.0 S 5 0 0 0 0 2 2 0 0 0 0 0 0 0 0 15 28 0.00 2.000	1.0 S 5 0 0 0 0 2 2 0 0 0 0 0 0 0 0 15 28 0.00 2.000	1.0 S 5 0 0 0 0 2 2 0 0 0 0 0 0 0 0 15 28 0.00 2.000	1.0 S 5 0 0 0 0 2 2 0 0 0 0 0 0 0 0 15 28 0.00 2.000	1.0 S 5 0 0 0 0 2 2 0 0 0 0 0 0 0 0 15 28 0.00 2.000	1.0 S 5 0 0 0 0 2 2 0 0 0 0 0 0 0 0 15 28 0.00 2.000	1.0 S 5 0 0 0 0 2 2 0 0 0 0 0 0 0 0 15 28 0.00 2.000	1.0 S 5 0 0 0 0 2 2 0 0 0 0 0 0 0 0 15 28 0.00 2.000	1.0 S 5 0 0 0 0 2 2 0 0 0 0 0 0 0 0 15 28 0.00 2.000	1.0 S 5 0 0 0 0 2 2 0 0 0 0 0 0 0 0 15 28 0.00 2.000	1.0 S 5 0 0 0 0 2 2 0 0 0 0 0 0 0 0 15 28 0.00 2.000	1.0 S 5 0 0 0 0 2 2 0 0 0 0 0 0 0 0 15 28 0.00 2.000	1.0 S 5 0 0 0 0 2 2 0 0 0 0 0 0 0 0 15 28 0.00 2.000	1.0 S 5 0 0 0 0 2 2 0 0 0 0 0 0 0 0 15 28 0.00 2.000	1.0 S 5 0 0 0 0 2 2 0 0 0 0 0 0 0 0 15 28 0.00 2.000	1.0 S 5 0 0 0 0 2 2 0 0 0 0 0 0 0 0 15 28 0.00 2.000	1.0 S 5 0 0 0 0 2 2 0 0 0 0 0 0 0 0 15 28 0.00 2.000	1.0 S 5 0 0 0 0 2 2 0 0 0 0 0 0 0 0 15 28 0.00 2.000	1.0 S 5 0 0 0 0 2 2 0 0 0 0 0 0 0 0 15 28 0.00 2.000	1.0 S 5 0 0 0 0 2 2 0 0 0 0 0 0 0 0 15 28 0.00 2.000	1.0 S 5 0 0 0 0 2 2 0 0 0 0 0 0 0 0 15 28 0.00 2.000	1.0 S 5 0 0 0 0 2 2 0 0 0 0 0 0 0 0 15 28 0.00 2.000	1.0 S 5 0 0 0 0 2 2 0 0 0 0 0 0 0 0 15 28 0.00 2.000
Batter	1	2	3	4	5	6	7	8	9	AB	R	H	RBI	BB	SO	LOB	BOTTOM								
1 Jarrod Dyson, L OBP: 0.300, SLG: 0.333										4	1	1	0	0	0	1	Oakland Athletics @ Kansas City Royals Kauffman Stadium, Kansas City, MO Wed Sep 15 2010, 8:11 PM - 11:04 PM CDT Att: 11,087 - Rain - 66 F								
13 Mike Aviles, R OBP: 0.332, SLG: 0.378										3	1	1	0	1	0	2									
16 Billy Butler, R OBP: 0.382, SLG: 0.459										2	2	1	2	2	0	1									

Batter	1	2	3	4	5	6	7	8	9	AB	R	H	RBI	BB	SO	LOB	TOP								
4 Coco Crisp, S OBP: 0.343, SLG: 0.441										5	1	2	0	0	0	2	Oakland Athletics @ Minnesota Twins Target Field, Minneapolis, MN Fri Sep 17 2010, 7:12 PM - 9:45 PM CDT Att: 40,681 - Overcast - 64 F								
10 Danic Barton, L OBP: 0.397, SLG: 0.404										3	0	0	0	1	1	2									
14 Mark Ellis, R OBP: 0.345, SLG: 0.350										4	0	1	1	0	0	1									
32 Jack Cust, L OBP: 0.410, SLG: 0.466										4	2	2	1	0	0	0									
8 Kurt Suzuki, R OBP: 0.305, SLG: 0.365										4	0	1	0	0	0	1									
11 Rajai Davis, R OBP: 0.304, SLG: 0.367										3	0	2	1	0	0	0									
1 Akinori Iwamura, L OBP: 0.284, SLG: 0.251										4	0	1	0	0	1	3									
22 Chris Carter, L OBP: 0.284, SLG: 0.306										3	0	0	0	0	0	1									
16 Gabe Gross, L OBP: 0.284, SLG: 0.306										0	0	0	0	0	0	0									
25 Matt Carson, R OBP: 0.185, SLG: 0.339										1	0	0	0	0	0	0									
2 Cliff Pennington, S OBP: 0.319, SLG: 0.358										4	0	2	0	0	0	0									
Inning Stats	R: 0 E: 0 K: 0 S: 7	H: 0 LOB: 0 BB: 0 P: 11	R: 1 E: 0 K: 0 S: 13	H: 2 LOB: 1 BB: 0 P: 25	R: 0 E: 0 K: 0 S: 10	H: 1 LOB: 1 BB: 0 P: 13	R: 0 E: 0 K: 0 S: 9	H: 1 LOB: 1 BB: 0 P: 14	R: 1 E: 0 K: 0 S: 15	H: 2 LOB: 1 BB: 1 P: 21	R: 1 E: 0 K: 0 S: 10	H: 1 LOB: 0 BB: 0 P: 12	R: 0 E: 0 K: 1 S: 8	H: 1 LOB: 1 BB: 0 P: 14	R: 0 E: 0 K: 1 S: 12	H: 2 LOB: 2 BB: 0 P: 16	R: 0 E: 0 K: 0 S: 10	H: 1 LOB: 0 BB: 0 P: 13	1B: 7 2B: 3 HR: 1	SF: 1 SAC: 0 DP: 1 HBP: 0	WP: 0 PB: 0 SB: 0 CS: 0	PA: 37			
PITCHER	IP	WLS	BF	H	R	ER	SO	BB	IBB	HBP	BLK	WP	HR	S	P	ERA	WHIP								
53 Nick Blackburn, R ERA: 5.43	7.0	L	29	8	3	3	1	1	0	0	0	0	1	72	110	3.86	1.286								
60 Jon Rauch, R ERA: 3.31	0.2		4	2	0	0	0	0	0	0	0	0	0	9	12	0.00	3.000								
15 Glen Perkins, L ERA: 6.28	1.1		4	1	0	0	1	0	0	0	0	0	0	13	17	0.00	0.750								

AB 35
R 3
H 11
RBI 3
BB 1
SO 2
LOB 10



Batter	1	2	3	4	5	6	7	8	9	AB	R	H	RBI	BB	SO	LOB	BOTTOM								
37 Ben Revere, L OBP: 0.343, SLG: 0.441										3	0	0	0	1	0	0	Oakland Athletics @ Minnesota Twins Target Field, Minneapolis, MN Fri Sep 17 2010, 7:12 PM - 9:45 PM CDT Att: 40,681 - Overcast - 64 F								
1 Orlando Hudson, S OBP: 0.343, SLG: 0.382										4	0	1	0	0	2	1									
21 Delmon Young, R OBP: 0.331, SLG: 0.484										4	0	0	0	0	0	2									
5 Michael Cuddyer, R OBP: 0.334, SLG: 0.411										4	0	0	0	0	1	2									
25 Jim Thome, L OBP: 0.409, SLG: 0.618										4	0	0	0	0	0	0									
22 Danny Valencia, R OBP: 0.376, SLG: 0.454										3	1	2	1	1	1	0									
27 J.J. Hardy, R OBP: 0.321, SLG: 0.403										3	0	1	0	1	1	1									
18 Jason Repko, R OBP: 0.303, SLG: 0.352										3	0	1	0	0	0	1									
41 Drew Butera, R OBP: 0.211, SLG: 0.284										2	0	0	0	0	1	0									
7 Joe Mauer, L OBP: 0.405, SLG: 0.474										1	0	0	0	0	0	3									
Inning Stats	R: 0 E: 0 K: 0 S: 8	H: 1 LOB: 1 BB: 0 P: 13	R: 0 E: 0 K: 1 S: 12	H: 1 LOB: 0 BB: 0 P: 18	R: 0 E: 0 K: 2 S: 9	H: 0 LOB: 0 BB: 0 P: 11	R: 0 E: 0 K: 1 S: 7	H: 0 LOB: 0 BB: 0 P: 12	R: 1 E: 0 K: 0 S: 12	H: 1 LOB: 0 BB: 0 P: 22	R: 0 E: 0 K: 1 S: 5	H: 0 LOB: 0 BB: 0 P: 10	R: 0 E: 0 K: 0 S: 15	H: 2 LOB: 3 BB: 1 P: 29	R: 0 E: 0 K: 0 S: 10	H: 0 LOB: 1 BB: 1 P: 16	R: 0 E: 0 K: 1 S: 7	H: 0 LOB: 1 BB: 1 P: 17	1B: 3 2B: 1 3B: 0 HR: 1	SF: 0 SAC: 0 DP: 0 HBP: 0	WP: 0 PB: 0 SB: 0 CS: 0	PA: 35			
PITCHER	IP	WLS	BF	H	R	ER	SO	BB	IBB	HBP	BLK	WP	HR	S	P	ERA	WHIP								
49 Brett Anderson, L ERA: 2.83	6.2	W	25	4	1	1	5	1	0	0	0	0	0	63	106	1.35	0.750								
48 Michael Wuerz, R ERA: 4.42	0.0		1	1	0	0	0	0	0	0	0	0	0	3	5	∞	∞								
56 Craig Breslow, L ERA: 3.24	1.1	H	5	0	0	0	0	1	0	0	0	0	0	12	20	0.00	0.750								
40 Andrew Bailey, R ERA: 1.47	1.0	S	4	0	0	0	1	1	0	0	0	0	0	7	17	0.00	1.000								

AB 32
R 1
H 5
RBI 1
BB 3
SO 6
LOB 11



Batter	1	2	3	4	5	6	7	8	9	AB	R	H	RBI	BB	SO	LOB	TOP			
4 Coco Crisp, S OBP: 0.342, SLG: 0.438										4	0	1	0	0	0	0	Oakland Athletics @ Minnesota Twins Target Field, Minneapolis, MN Sat Sep 18 2010, 12:11 PM - 2:40 PM CDT Att: 40,847 - Partly Cloudy - 52 F			
10 Danic Barton, L OBP: 0.394, SLG: 0.401										4	0	0	0	0	1	1				
14 Mark Ellis, R OBP: 0.342, SLG: 0.347										4	0	0	0	0	1	1				
32 Jack Cust, L OBP: 0.405, SLG: 0.459										4	0	0	0	0	3	0				
11 Landon Powell, S OBP: 0.314, SLG: 0.327										4	1	2	1	0	0	0				
11 Rajai Davis, R OBP: 0.304, SLG: 0.366										4	1	1	0	0	0	1				
1 Akinori Iwamura, L OBP: 0.289, SLG: 0.260										2	0	1	1	1	1	0				
22 Chris Carter, R										2	0	0	0	0	2	2				
19 Jeff Larish, L OBP: 0.286, SLG: 0.316										0	0	0	0	1	0	0				
18 Gabe Gross, L OBP: 0.284, SLG: 0.306										0	0	0	0	0	0	0				
2 Cliff Pennington, S OBP: 0.317, SLG: 0.356										3	0	0	0	0	0	4				
Inning Stats	R: 0 E: 0 K: 0 S: 7	H: 0 LOB: 0 BB: 0 P: 8	R: 1 E: 0 K: 2 S: 12	H: 1 LOB: 0 BB: 0 P: 18	R: 0 E: 0 K: 1 S: 7	H: 0 LOB: 0 BB: 0 P: 10	R: 0 E: 0 K: 2 S: 11	H: 0 LOB: 0 BB: 0 P: 15	R: 0 E: 0 K: 1 S: 8	H: 1 LOB: 2 BB: 1 P: 19	R: 0 E: 0 K: 1 S: 7	H: 1 LOB: 1 BB: 0 P: 10	R: 1 E: 0 K: 1 S: 13	H: 2 LOB: 2 BB: 1 P: 24	R: 0 E: 0 K: 0 S: 10	H: 0 LOB: 0 BB: 0 P: 17	1B: 2 2B: 2 HR: 1	SF: 0 SAC: 0 HBP: 0	WP: 0 PB: 0 SB: 0 CS: 0	PA: 33
PITCHER	IP WLS BF H R ER SO BB IBB HBP BLK WP HR S P ERA WHIP																			
59 Kevin Slowey, R ERA: 4.18	6.2 W 25 5 2 2 8 1 0 0 0 0 0 1 63 97 2.70 0.900																			
26 Jesse Crain, L ERA: 2.53	0.2 H 3 0 0 0 0 1 0 0 0 0 0 0 6 14 0.00 1.500																			
51 Brian Fuentes, L ERA: 3.16	0.2 H 2 0 0 0 0 0 0 0 0 0 0 0 6 10 0.00 0.000																			
55 Matt Capps, R ERA: 2.61	1.0 S 3 0 0 0 0 0 0 0 0 0 0 0 6 6 0.00 0.000																			

Batter	1	2	3	4	5	6	7	8	9	AB	R	H	RBI	BB	SO	LOB	BOTTOM			
37 Ben Revere, L OBP: 0.341, SLG: 0.379										4	0	0	1	0	0	5	Oakland Athletics @ Minnesota Twins Target Field, Minneapolis, MN Sat Sep 18 2010, 12:11 PM - 2:40 PM CDT Att: 40,847 - Partly Cloudy - 52 F			
1 Orlando Hudson, S OBP: 0.341, SLG: 0.379										4	0	0	0	0	1	5				
7 Joe Mauer, L OBP: 0.407, SLG: 0.474										2	1	1	0	2	0	0				
5 Michael Cuddyer, R OBP: 0.335, SLG: 0.412										4	1	2	0	0	0	1				
21 Delmon Young, R OBP: 0.329, SLG: 0.481										4	0	0	0	0	1	5				
22 Danny Valencia, R OBP: 0.381, SLG: 0.467										4	1	2	3	0	2	3				
27 J.J. Hardy, R OBP: 0.323, SLG: 0.401										2	1	0	0	2	0	1				
18 Jason Repko, R OBP: 0.309, SLG: 0.358										4	0	2	0	0	1	1				
41 Drew Butera, R OBP: 0.220, SLG: 0.294										3	0	1	0	1	1	1				
Inning Stats	R: 0 E: 0 K: 0 S: 6	H: 0 LOB: 0 BB: 0 P: 8	R: 0 E: 0 K: 0 S: 12	H: 1 LOB: 1 BB: 0 P: 16	R: 0 E: 0 K: 1 S: 8	H: 1 LOB: 1 BB: 0 P: 12	R: 0 E: 0 K: 1 S: 10	H: 2 LOB: 2 BB: 0 P: 17	R: 1 E: 0 K: 0 S: 10	H: 1 LOB: 1 BB: 1 P: 19	R: 3 E: 0 K: 1 S: 20	H: 3 LOB: 3 BB: 3 P: 40	R: 0 E: 0 K: 2 S: 13	H: 0 LOB: 1 BB: 1 P: 21	R: 0 E: 0 K: 2 S: 10	H: 0 LOB: 0 BB: 0 P: 15		1B: 6 2B: 2 HR: 1	SF: 0 SAC: 0 HBP: 0	WP: 0 PB: 0 SB: 0 CS: 1
PITCHER	IP WLS BF H R ER SO BB IBB HBP BLK WP HR S P ERA WHIP																			
51 Dallas Braden, L ERA: 3.65	6.0 L 29 4 4 0 0 0 4 0 0 0 0 0 1 66 112 6.00 2.000																			
63 Henry Alberto Rodriguez, R ERA: 3.42	1.0 4 0 0 0 2 1 0 0 0 0 0 0 13 21 0.00 1.000																			
31 Brad Ziegler, R ERA: 2.96	1.0 3 0 0 0 2 0 0 0 0 0 0 0 10 15 0.00 0.000																			

Batter	1	2	3	4	5	6	7	8	9	AB	R	H	RBI	BB	SO	LOB	TOP										
18 Brent Lillibridge, R OBP: 0.273, SLG: 0.453 24 Dayan Vicedo, R OBP: 0.276, SLG: 0.442										4	0	0	0	0	2	1											
10 Alexei Ramirez, R OBP: 0.310, SLG: 0.425										3	0	0	0	1	0	0											
51 Alex Rios, R OBP: 0.337, SLG: 0.462										4	0	0	0	0	2	2											
14 Paul Konerko, R OBP: 0.397, SLG: 0.590										4	0	0	0	0	1	2											
99 Manny Ramirez, R OBP: 0.413, SLG: 0.472										2	0	1	0	2	0	0											
25 Andrew Jones, R OBP: 0.338, SLG: 0.489										3	0	1	0	1	0	2											
20 Carlos Quentin, R OBP: 0.335, SLG: 0.474										2	0	1	0	2	0	1											
27 Ramon Castro, R OBP: 0.336, SLG: 0.500										4	0	0	0	0	3	7											
22 Brent Morel, R OBP: 0.296, SLG: 0.560										4	0	1	0	0	1	1											
Inning Stats	R: 0 H: 0 E: 0 K: 2 S: 7	H: 0 LOB: 0 BB: 0 P: 11	R: 0 H: 2 E: 1 K: 1 S: 11	H: 2 LOB: 2 BB: 0 P: 18	R: 0 H: 0 E: 0 K: 1 S: 5	H: 0 LOB: 0 BB: 0 P: 10	R: 0 H: 0 E: 0 K: 2 S: 15	H: 0 LOB: 3 BB: 3 P: 28	R: 0 H: 1 E: 0 K: 0 S: 10	H: 1 LOB: 2 BB: 1 P: 20	R: 0 H: 1 E: 0 K: 1 S: 12	H: 0 LOB: 1 BB: 0 P: 22	R: 0 H: 0 E: 0 K: 1 S: 9	H: 0 LOB: 1 BB: 1 P: 18	R: 0 H: 0 E: 0 K: 0 S: 5	H: 0 LOB: 1 BB: 1 P: 12	1B: 3 2B: 1 3B: 0 HR: 0	SF: 0 SAC: 0 DP: 0 HBP: 0	WP: 0 PB: 0 SB: 0 CS: 0	PA: 37							
PITCHER	IP	WLS	BF	H	R	ER	SO	BB	IBB	HBP	BLK	WP	HR	S	P	ERA	WHIP										
47 Gio González, L ERA: 3.36	6.0		26	4	0	0	7	4	0	0	0	0	0	60	109	0.00	1.333										
52 Boof Bonser, R ERA: 5.75	1.0	W	3	0	0	0	1	0	0	0	0	0	0	7	9	0.00	0.000										
48 Michael Wuerz, R ERA: 4.19	1.0	H	4	0	0	0	1	1	0	0	0	0	0	9	18	0.00	1.000										
56 Craig Breslow, L ERA: 3.15	1.0	S	4	0	0	0	0	1	0	0	0	0	0	5	12	0.00	1.000										

Chicago White Sox @ Oakland Athletics
Oakland Coliseum, Oakland, CA
Mon Sep 20 2010, 7:08 PM - 10:00 PM PDT
Att: 10,090 - Clear - 67 F

AB 31
R 0
H 4
RBI 0
BB 6
SO 9
LOB 17


Batter	1	2	3	4	5	6	7	8	9	AB	R	H	RBI	BB	SO	LOB	BOTTOM										
11 Rajai Davis, R OBP: 0.306, SLG: 0.366										5	0	2	0	0	0	1											
10 Danic Barton, L OBP: 0.395, SLG: 0.403										4	1	1	1	0	1	3											
14 Mark Ellis, R OBP: 0.349, SLG: 0.359										3	0	0	0	1	0	3											
32 Jack Cust, L OBP: 0.407, SLG: 0.455										3	0	0	0	1	2	3											
8 Kurt Suzuki, R OBP: 0.308, SLG: 0.367										4	0	3	2	0	0	0											
1 Akinori Iwamura, L OBP: 0.288, SLG: 0.259										4	0	1	0	0	0	3											
45 Jeremy Hermida, L OBP: 0.260, SLG: 0.333										3	0	1	0	1	0	3											
22 Chris Carter, R OBP: 0.083, SLG: 0.029 18 Gabe Gross, L OBP: 0.291, SLG: 0.303										2	0	1	0	1	0	2											
2 Cliff Pennington, S OBP: 0.316, SLG: 0.354										3	1	0	0	0	0	3											
Inning Stats	R: 0 H: 1 E: 0 K: 0 S: 15	H: 2 LOB: 1 BB: 0 P: 24	R: 0 H: 2 E: 0 K: 0 S: 13	H: 2 LOB: 0 BB: 0 P: 17	R: 0 H: 1 E: 0 K: 2 S: 11	H: 1 LOB: 2 BB: 1 P: 22	R: 0 H: 2 E: 0 K: 0 S: 9	H: 2 LOB: 2 BB: 1 P: 17	R: 0 H: 0 E: 0 K: 0 S: 6	H: 0 LOB: 0 BB: 0 P: 8	R: 0 H: 0 E: 0 K: 1 S: 10	H: 0 LOB: 1 BB: 0 P: 16	R: 3 H: 3 E: 1 K: 0 S: 16	H: 3 LOB: 2 BB: 1 P: 28	R: 0 H: 0 E: 0 K: 0 S: 9	H: 0 LOB: 1 BB: 1 P: 19	1B: 8 2B: 1 3B: 0 HR: 0	SF: 0 SAC: 1 DP: 2 HBP: 0	WP: 0 PB: 0 SB: 1 CS: 0	PA: 37							
PITCHER	IP	WLS	BF	H	R	ER	SO	BB	IBB	HBP	BLK	WP	HR	S	P	ERA	WHIP										
34 Gavin Floyd, R ERA: 4.08	0.0			0	0	0	0	0	0	0	0	0	0	64	104	0.00	1.333										
57 Ramon Pena, R ERA: 4.97	6.0		25	6	0	0	3	2	0	0	1	0	0	64	104	0.00	1.333										
71 Scott Linebrink, R ERA: 4.47	1.0	L	8	3	3	1	0	1	0	0	0	0	0	16	28	9.00	4.000										
47 Gregory Infante, R ERA:	1.0		4	0	0	0	0	1	0	0	0	0	0	9	19	0.00	1.000										

Chicago White Sox @ Oakland Athletics
Oakland Coliseum, Oakland, CA
Mon Sep 20 2010, 7:08 PM - 10:00 PM PDT
Att: 10,090 - Clear - 67 F

AB 32
R 3
H 9
RBI 3
BB 4
SO 3
LOB 22

Batter	1	2	3	4	5	6	7	8	9	AB	R	H	RBI	BB	SO	LOB	TOP			
1 Juan Pierre, L OBP: 0.336, SLG: 0.312	G6-3		G1-3			G6-4-3		E6		4	1	1	0	0	0	0	Chicago White Sox @ Oakland Athletics Oakland Coliseum, Oakland, CA Tue Sep 21 2010, 7:08 PM - 9:37 PM PDT Att: 11,158 - Cloudy - 64 F			
11 Omar Vizquel, S OBP: 0.357, SLG: 0.348	G3					G6-4-3		G3-6-3		4	0	2	0	0	0	1				
99 Manny Ramirez, R OBP: 0.411, SLG: 0.466						G6-4-3		G6-3		3	0	0	0	1	1	2				
12 A.J. Pierzynski, L OBP: 0.301, SLG: 0.389	K					FC6-4		K		4	0	1	0	0	2	2				
7 Mark Kotsay, L OBP: 0.305, SLG: 0.377						P3				4	0	2	0	0	1	1				
10 Alexei Ramirez, R OBP: 0.311, SLG: 0.429										4	1	2	0	0	1	2				
23 Mark Teahen, L OBP: 0.324, SLG: 0.381										3	0	0	0	0	2	1				
25 Andruw Jones, R OBP: 0.340, SLG: 0.489										0	0	0	0	1	0	0				
22 Brent Morel, R OBP: 0.256, SLG: 0.483										4	0	0	1	0	2	3				
30 Alejandro De Aza, L OBP: 0.357, SLG: 0.588										3	0	0	0	0	0	0				
14 Paul Konerko, R OBP: 0.357, SLG: 0.588										1	0	0	0	0	0	3				
Inning Stats	R: 0 H: 0 E: 0 K: 1 S: 8	H: 0 LOB: 1 BB: 1 P: 14	R: 0 H: 0 E: 0 K: 2 S: 7	H: 0 LOB: 0 BB: 0 P: 9	R: 0 H: 0 E: 0 K: 1 S: 6	H: 0 LOB: 0 BB: 0 P: 7	R: 0 H: 1 E: 0 K: 1 S: 9	H: 1 LOB: 1 BB: 0 P: 19	R: 1 H: 4 E: 0 K: 1 S: 14	H: 0 LOB: 0 BB: 0 P: 14	R: 0 H: 0 E: 1 K: 0 S: 6	H: 0 LOB: 2 BB: 1 P: 8	R: 0 H: 2 E: 0 K: 2 S: 19	H: 2 LOB: 3 BB: 1 P: 27	1B: 6 2B: 2 3B: 0 HR: 0	SF: 0 SAC: 0 DP: 2 HBP: 0	WP: 0 PB: 0 SB: 1 CS: 0	PA: 36		
PITCHER	IP WLS BF H R ER SO BB IBB HBP BLK WP HR S P ERA WHIP	IP WLS BF H R ER SO BB IBB HBP BLK WP HR S P ERA WHIP	IP WLS BF H R ER SO BB IBB HBP BLK WP HR S P ERA WHIP	IP WLS BF H R ER SO BB IBB HBP BLK WP HR S P ERA WHIP	IP WLS BF H R ER SO BB IBB HBP BLK WP HR S P ERA WHIP	IP WLS BF H R ER SO BB IBB HBP BLK WP HR S P ERA WHIP	IP WLS BF H R ER SO BB IBB HBP BLK WP HR S P ERA WHIP	IP WLS BF H R ER SO BB IBB HBP BLK WP HR S P ERA WHIP	IP WLS BF H R ER SO BB IBB HBP BLK WP HR S P ERA WHIP	IP WLS BF H R ER SO BB IBB HBP BLK WP HR S P ERA WHIP	IP WLS BF H R ER SO BB IBB HBP BLK WP HR S P ERA WHIP	IP WLS BF H R ER SO BB IBB HBP BLK WP HR S P ERA WHIP	IP WLS BF H R ER SO BB IBB HBP BLK WP HR S P ERA WHIP	IP WLS BF H R ER SO BB IBB HBP BLK WP HR S P ERA WHIP	IP WLS BF H R ER SO BB IBB HBP BLK WP HR S P ERA WHIP	IP WLS BF H R ER SO BB IBB HBP BLK WP HR S P ERA WHIP	IP WLS BF H R ER SO BB IBB HBP BLK WP HR S P ERA WHIP			
53 Trevor Cahill, R ERA: 2.81	8.0	W	30	6	2	2	7	1	0	0	0	0	0	0	0	0	2.25	0.875		
63 Henny Alberto Rodriguez, R ERA: 3.38	0.1		3	2	0	0	1	0	0	0	0	0	0	0	0	0	10	11	0.00	6.000
56 Craig Breslow, L ERA: 5.12	0.2		3	0	0	0	1	1	0	0	0	0	0	0	0	0	9	16	0.00	1.500

Batter	1	2	3	4	5	6	7	8	9	AB	R	H	RBI	BB	SO	LOB	BOTTOM			
11 Rajai Davis, R OBP: 0.309, SLG: 0.368	FC6-4					G6-3				5	2	3	1	0	0	2	Chicago White Sox @ Oakland Athletics Oakland Coliseum, Oakland, CA Tue Sep 21 2010, 7:08 PM - 9:37 PM PDT Att: 11,158 - Cloudy - 64 F			
10 Daric Barton, L OBP: 0.395, SLG: 0.402	FC6-4					G1-3				3	2	1	1	0	0	2				
19 Jeff Larish, L OBP: 0.273, SLG: 0.310	FC6-4					G1-3				1	0	0	0	1	0	1				
14 Mark Ellis, R OBP: 0.347, SLG: 0.360										5	0	1	0	0	3	4				
8 Kurt Suzuki, R OBP: 0.308, SLG: 0.368										4	0	1	2	1	0	1				
5 Kevin Kouzmanoff, R OBP: 0.289, SLG: 0.400										5	0	0	0	0	2	4				
32 Jack Cust, L OBP: 0.411, SLG: 0.457										3	1	2	0	1	1	0				
25 Matt Carson, R OBP: 0.164, SLG: 0.300										4	0	0	0	0	1	3				
22 Chris Carter, R OBP: 0.128, SLG: 0.081										3	1	2	0	0	0	2				
18 Gabe Gross, L OBP: 0.254, SLG: 0.311										1	1	1	0	0	0	0				
2 Cliff Pennington, S OBP: 0.317, SLG: 0.357										4	0	2	2	0	0	2				
Inning Stats	R: 1 H: 2 E: 0 K: 0 S: 10	H: 2 LOB: 1 BB: 0 P: 14	R: 0 H: 1 E: 0 K: 1 S: 11	H: 1 LOB: 0 BB: 0 P: 19	R: 1 H: 2 E: 0 K: 0 S: 12	H: 2 LOB: 1 BB: 0 P: 14	R: 3 H: 4 E: 1 K: 2 S: 16	H: 4 LOB: 1 BB: 0 P: 25	R: 0 H: 1 E: 0 K: 1 S: 15	H: 1 LOB: 2 BB: 0 P: 24	R: 0 H: 1 E: 0 K: 1 S: 10	H: 1 LOB: 1 BB: 1 P: 20	R: 2 H: 2 E: 0 K: 1 S: 16	H: 2 LOB: 2 BB: 2 P: 28	1B: 9 2B: 4 3B: 0 HR: 0	SF: 0 SAC: 0 DP: 0 HBP: 0	WP: 0 PB: 0 SB: 4 CS: 0	PA: 41		
PITCHER	IP WLS BF H R ER SO BB IBB HBP BLK WP HR S P ERA WHIP	IP WLS BF H R ER SO BB IBB HBP BLK WP HR S P ERA WHIP	IP WLS BF H R ER SO BB IBB HBP BLK WP HR S P ERA WHIP	IP WLS BF H R ER SO BB IBB HBP BLK WP HR S P ERA WHIP	IP WLS BF H R ER SO BB IBB HBP BLK WP HR S P ERA WHIP	IP WLS BF H R ER SO BB IBB HBP BLK WP HR S P ERA WHIP	IP WLS BF H R ER SO BB IBB HBP BLK WP HR S P ERA WHIP	IP WLS BF H R ER SO BB IBB HBP BLK WP HR S P ERA WHIP	IP WLS BF H R ER SO BB IBB HBP BLK WP HR S P ERA WHIP	IP WLS BF H R ER SO BB IBB HBP BLK WP HR S P ERA WHIP	IP WLS BF H R ER SO BB IBB HBP BLK WP HR S P ERA WHIP	IP WLS BF H R ER SO BB IBB HBP BLK WP HR S P ERA WHIP	IP WLS BF H R ER SO BB IBB HBP BLK WP HR S P ERA WHIP	IP WLS BF H R ER SO BB IBB HBP BLK WP HR S P ERA WHIP	IP WLS BF H R ER SO BB IBB HBP BLK WP HR S P ERA WHIP	IP WLS BF H R ER SO BB IBB HBP BLK WP HR S P ERA WHIP	IP WLS BF H R ER SO BB IBB HBP BLK WP HR S P ERA WHIP			
56 Mark Buehrle, L ERA: 4.27	6.0	L	30	11	5	5	5	0	0	0	0	0	0	0	0	0	7.50	1.833		
58 Lucas Harrell, R ERA: 4.71	2.0		11	2	2	1	2	3	0	0	0	0	0	0	0	0	28	48	4.50	2.500



Batter	1	2	3	4	5	6	7	8	9	AB	R	H	RBI	BB	SO	LOB	TOP			
1 Elvis Andrus, R OBP: 0.343, SLG: 0.302	G4-3		G1-3 1B		F9		SH1-3	FC1-2 10 2B		4	0	1	0	0	0	2	Texas Rangers @ Oakland Athletics Oakland Coliseum, Oakland, CA Fri Sep 24 2010, 7:08 PM - 10:10 PM PDT Att: 13,539 - Clear - 77 F			
10 Michael Young, R OBP: 0.331, SLG: 0.442	G5-3		G1-3		F9		BB 17 2B	FC6-3 17		4	1	1	1	1	0	2				
17 Nelson Cruz, R OBP: 0.366, SLG: 0.572	P4		K				FC6-4 27 1B	FC6-3		5	1	2	0	0	1	4				
27 Vladimir Guerrero, R OBP: 0.347, SLG: 0.499		HR		G6-3		FC6-4 5 G6-4-3			FC6-3 21 F9 5 1B	5	1	3	4	0	0	1				
6 Esteban German, R										0	0	0	0	0	0	0				
5 Ian Kinsler, R OBP: 0.381, SLG: 0.417	L9				2B 21 1B		F8			5	1	2	0	0	0	2				
21 Jeff Francoeur, R OBP: 0.301, SLG: 0.379	G5-3									5	2	3	2	0	0	2				
8 Jorge Cantu, R OBP: 0.302, SLG: 0.388					2H 1B		HR													
19 Chris Davis, L OBP: 0.302, SLG: 0.318	K			L5			SH1-3 11 20 1B		K	3	0	1	0	0	1	1				
11 Bengie Molina, R OBP: 0.289, SLG: 0.317					P4				K	2	2	1	0	0	1	2				
20 Julio Borbon, L OBP: 0.310, SLG: 0.347									K	4	0	2	1	0	1	3				
Inning Stats	R: 0 E: 0 K: 0 S: 5	H: 0 LOB: 0 BB: 0 P: 9	R: 1 E: 0 K: 1 S: 7	H: 1 LOB: 0 BB: 0 P: 9	R: 0 E: 0 K: 2 S: 13	H: 2 LOB: 2 BB: 0 P: 20	R: 1 E: 0 K: 0 S: 11	H: 2 LOB: 1 BB: 0 P: 17	R: 0 E: 0 K: 0 S: 5	H: 1 LOB: 0 BB: 0 P: 3	R: 5 E: 0 K: 0 S: 17	H: 5 LOB: 1 BB: 1 P: 29	R: 3 E: 0 K: 0 S: 12	H: 5 LOB: 1 BB: 0 P: 15	R: 0 E: 0 K: 2 S: 13	H: 2 LOB: 2 BB: 0 P: 16	1B: 11 2B: 6 3B: 0 HR: 2	SF: 0 SAC: 2 DP: 2 HBP: 0	WP: 0 PB: 0 SB: 0 CS: 0	PA: 44
PITCHER	IP WLS BF H R ER SO BB IBB HBP BLK WP HR S P ERA WHIP	IP WLS BF H R ER SO BB IBB HBP BLK WP HR S P ERA WHIP	IP WLS BF H R ER SO BB IBB HBP BLK WP HR S P ERA WHIP	IP WLS BF H R ER SO BB IBB HBP BLK WP HR S P ERA WHIP	IP WLS BF H R ER SO BB IBB HBP BLK WP HR S P ERA WHIP	IP WLS BF H R ER SO BB IBB HBP BLK WP HR S P ERA WHIP	IP WLS BF H R ER SO BB IBB HBP BLK WP HR S P ERA WHIP	IP WLS BF H R ER SO BB IBB HBP BLK WP HR S P ERA WHIP	IP WLS BF H R ER SO BB IBB HBP BLK WP HR S P ERA WHIP	IP WLS BF H R ER SO BB IBB HBP BLK WP HR S P ERA WHIP	IP WLS BF H R ER SO BB IBB HBP BLK WP HR S P ERA WHIP	IP WLS BF H R ER SO BB IBB HBP BLK WP HR S P ERA WHIP	IP WLS BF H R ER SO BB IBB HBP BLK WP HR S P ERA WHIP	IP WLS BF H R ER SO BB IBB HBP BLK WP HR S P ERA WHIP	IP WLS BF H R ER SO BB IBB HBP BLK WP HR S P ERA WHIP	IP WLS BF H R ER SO BB IBB HBP BLK WP HR S P ERA WHIP	IP WLS BF H R ER SO BB IBB HBP BLK WP HR S P ERA WHIP			
26 Bobby Cramer, L ERA: 3.71	6.0	L	25	8	4	4	3	0	0	0	0	0	0	0	0	0	6.00	1.333		
52 Boof Bonser, R ERA: 7.06	0.2		6	3	3	3	0	1	0	0	0	0	0	0	0	0	40.50	6.000		
50 Ross Wolf, R ERA: 3.86	1.1		8	5	3	3	0	0	0	0	0	0	0	0	0	0	20.25	3.750		
61 Justin James, R ERA: 2.25	1.0		5	2	0	0	2	0	0	0	0	0	0	0	0	0	0.00	2.000		

AB 41
R 10
H 18
RBI 10
BB 1
SO 5
LOB 20



Batter	1	2	3	4	5	6	7	8	9	AB	R	H	RBI	BB	SO	LOB	BOTTOM					
14 Mark Ellis, R OBP: 0.350, SLG: 0.363	G5-3		G3-1							5	1	3	0	0	0	0	Texas Rangers @ Oakland Athletics Oakland Coliseum, Oakland, CA Fri Sep 24 2010, 7:08 PM - 10:10 PM PDT Att: 13,539 - Clear - 77 F					
10 Daric Barton, L OBP: 0.393, SLG: 0.398	G6-3									4	0	0	0	1	1	2						
8 Kurt Suzuki, R OBP: 0.311, SLG: 0.369	G4-3									4	0	1	0	0	0	3						
11 Landon Powell, S OBP: 0.311, SLG: 0.324										1	0	0	0	0	1	1						
32 Jack Cust, L OBP: 0.405, SLG: 0.448										5	0	1	0	0	2	6						
18 Gabe Gross, L OBP: 0.279, SLG: 0.304										2	0	0	0	0	0	1						
25 Matt Carson, R OBP: 0.177, SLG: 0.316	F7									2	0	1	1	0	0	0						
22 Chris Carter, R OBP: 0.163, SLG: 0.217										4	0	1	0	0	1	2						
1 Akinori Iwamura, L OBP: 0.283, SLG: 0.251										3	1	0	0	1	2	1						
45 Jeremy Hermida, L OBP: 0.273, SLG: 0.351										4	1	4	1	0	0	0						
2 Cliff Pennington, S OBP: 0.316, SLG: 0.356										4	0	1	1	0	0	3						
Inning Stats	R: 0 E: 0 K: 0 S: 7	H: 0 LOB: 0 BB: 0 P: 11	R: 0 E: 0 K: 2 S: 10	H: 1 LOB: 1 BB: 0 P: 14	R: 0 E: 0 K: 0 S: 5	H: 1 LOB: 0 BB: 0 P: 6	R: 0 E: 0 K: 0 S: 12	H: 1 LOB: 1 BB: 0 P: 18	R: 0 E: 0 K: 1 S: 10	H: 1 LOB: 1 BB: 0 P: 17	R: 1 E: 0 K: 3 S: 14	H: 3 LOB: 2 BB: 0 P: 24	R: 1 E: 0 K: 0 S: 16	H: 3 LOB: 3 BB: 1 P: 26	R: 1 E: 0 K: 0 S: 12	H: 1 LOB: 1 BB: 1 P: 21	R: 0 E: 0 K: 1 S: 12	H: 1 LOB: 1 BB: 0 P: 15	1B: 9 2B: 3 3B: 0 HR: 0	SF: 0 SAC: 0 DP: 1 HBP: 0	WP: 0 PB: 0 SB: 1 CS: 0	PA: 40
PITCHER	IP WLS BF H R ER SO BB IBB HBP BLK WP HR S P ERA WHIP	IP WLS BF H R ER SO BB IBB HBP BLK WP HR S P ERA WHIP	IP WLS BF H R ER SO BB IBB HBP BLK WP HR S P ERA WHIP	IP WLS BF H R ER SO BB IBB HBP BLK WP HR S P ERA WHIP	IP WLS BF H R ER SO BB IBB HBP BLK WP HR S P ERA WHIP	IP WLS BF H R ER SO BB IBB HBP BLK WP HR S P ERA WHIP	IP WLS BF H R ER SO BB IBB HBP BLK WP HR S P ERA WHIP	IP WLS BF H R ER SO BB IBB HBP BLK WP HR S P ERA WHIP	IP WLS BF H R ER SO BB IBB HBP BLK WP HR S P ERA WHIP	IP WLS BF H R ER SO BB IBB HBP BLK WP HR S P ERA WHIP	IP WLS BF H R ER SO BB IBB HBP BLK WP HR S P ERA WHIP	IP WLS BF H R ER SO BB IBB HBP BLK WP HR S P ERA WHIP	IP WLS BF H R ER SO BB IBB HBP BLK WP HR S P ERA WHIP	IP WLS BF H R ER SO BB IBB HBP BLK WP HR S P ERA WHIP	IP WLS BF H R ER SO BB IBB HBP BLK WP HR S P ERA WHIP	IP WLS BF H R ER SO BB IBB HBP BLK WP HR S P ERA WHIP	IP WLS BF H R ER SO BB IBB HBP BLK WP HR S P ERA WHIP					
35 Tommy Hunter, R ERA: 3.83	5.1	W	21	6	1	1	4	0	0	0	0	0	0	0	0	0	1.69	1.125				
59 Clay Rapada, L ERA: 2.02	0.1	H	1	0	0	0	1	0	0	0	0	0	0	0	0	0	0.00	0.000				
56 Darren O'Day, R ERA: 2.02	0.2	H	3	1	0	0	1	0	0	0	0	0	0	0	0	0	0.00	1.500				
28 Darren Oliver, L ERA: 2.52	0.2		6	3	1	1	0	1	0	0	0	0	0	0	0	0	13.50	6.000				
64 Alexi Ogando, R ERA: 1.36	1.0		5	1	1	1	0	1	0	0	0	0	0	0	0	0	9.00	2.000				

AB 38
R 3
H 12
RBI 3
BB 2
SO 7
LOB 19



Batter	1	2	3	4	5	6	7	8	9	AB	R	H	RBI	BB	SO	LOB	TOP				
1 Elvis Andrus, R OBP: 0.342, SLG: 0.300	G5-6-3	K	FC4-6	FC4-6	FC4-6	FC4-6	FC4-6	FC4-6	G6-3	4	1	0	0	1	1	3	Texas Rangers @ Oakland Athletics Oakland Coliseum, Oakland, CA Sat Sep 25 2010, 1:11 PM - 4:24 PM PDT Att: 20,136 - Sunny - 79 F				
10 Michael Young, R OBP: 0.367, SLG: 0.448	G4-3		HR	G6-3	G6-3	G6-3	K	G6-3	G6-3	5	1	2	1	0	1	1					
17 Nelson Cruz, R OBP: 0.367, SLG: 0.568	BB	BB	G6-3	G6-3	G6-3	G6-3	G5-3	G6-3	G6-3	3	0	0	0	2	0	1					
27 Vladimir Guerrero, R OBP: 0.347, SLG: 0.497	BB	BB	P2	G6-4-3	G6-4-3	G6-4-3	F8			3	0	0	0	1	0	1					
5 Ian Kinsler, R OBP: 0.385, SLG: 0.422	F8		1B	1B	1B	1B	2B	BB	BB	3	1	2	0	1	0	2					
21 Jeff Francoeur, R OBP: 0.328, SLG: 0.376	F9	G4-3	G4-3	G4-3	G4-3	P3	P3	G6-4-3	G6-4-3	4	0	0	0	0	0	3					
8 Jorge Cantu, R OBP: 0.306, SLG: 0.396		1B	G3	G3	G3	E7	E7	HR	HR	4	1	3	2	0	0	0					
19 Chris Davis, L OBP: 0.302, SLG: 0.318		1B	G3	G3	G3	G6-3	G6-3	HR	HR	0	0	0	0	0	0	0					
15 Matt Treanor, R OBP: 0.287, SLG: 0.314	F7	F7	F8	F8	F8	G6-3	G6-3	L6	L6	4	0	0	0	0	0	2					
20 Julio Borbon, L OBP: 0.312, SLG: 0.348		1B	1B	1B	1B	K	K	F8	F8	4	0	2	0	0	1	1					
Inning Stats	R: 0 H: 0 K: 0 S: 8	H: 0 LOB: 2 BB: 2 P: 21	R: 0 H: 2 K: 1 S: 8	H: 2 LOB: 2 BB: 0 P: 13	R: 1 H: 2 K: 0 S: 12	H: 2 LOB: 1 BB: 0 P: 18	R: 0 H: 1 K: 0 S: 10	H: 1 LOB: 1 BB: 1 P: 16	R: 0 H: 0 K: 0 S: 6	H: 0 LOB: 0 BB: 1 P: 13	R: 1 H: 2 K: 1 S: 17	H: 2 LOB: 1 BB: 0 P: 25	R: 1 H: 0 K: 1 S: 14	H: 0 LOB: 0 BB: 1 P: 23	R: 1 H: 1 K: 0 S: 9	H: 1 LOB: 1 BB: 0 P: 18	1B: 5 2B: 2 3B: 0 HR: 2	SF: 0 SAC: 0 DP: 2 HBP: 0	WP: 1 PB: 0 SB: 4 CS: 0	PA: 39	
PITCHER	IP WLS BF H R ER SO BB IBB HBP BLK WP HR S P ERA WHIP	IP WLS BF H R ER SO BB IBB HBP BLK WP HR S P ERA WHIP	IP WLS BF H R ER SO BB IBB HBP BLK WP HR S P ERA WHIP	IP WLS BF H R ER SO BB IBB HBP BLK WP HR S P ERA WHIP	IP WLS BF H R ER SO BB IBB HBP BLK WP HR S P ERA WHIP	IP WLS BF H R ER SO BB IBB HBP BLK WP HR S P ERA WHIP	IP WLS BF H R ER SO BB IBB HBP BLK WP HR S P ERA WHIP	IP WLS BF H R ER SO BB IBB HBP BLK WP HR S P ERA WHIP	IP WLS BF H R ER SO BB IBB HBP BLK WP HR S P ERA WHIP	IP WLS BF H R ER SO BB IBB HBP BLK WP HR S P ERA WHIP	IP WLS BF H R ER SO BB IBB HBP BLK WP HR S P ERA WHIP	IP WLS BF H R ER SO BB IBB HBP BLK WP HR S P ERA WHIP	IP WLS BF H R ER SO BB IBB HBP BLK WP HR S P ERA WHIP	IP WLS BF H R ER SO BB IBB HBP BLK WP HR S P ERA WHIP	IP WLS BF H R ER SO BB IBB HBP BLK WP HR S P ERA WHIP	IP WLS BF H R ER SO BB IBB HBP BLK WP HR S P ERA WHIP	IP WLS BF H R ER SO BB IBB HBP BLK WP HR S P ERA WHIP	IP WLS BF H R ER SO BB IBB HBP BLK WP HR S P ERA WHIP	IP WLS BF H R ER SO BB IBB HBP BLK WP HR S P ERA WHIP	IP WLS BF H R ER SO BB IBB HBP BLK WP HR S P ERA WHIP	IP WLS BF H R ER SO BB IBB HBP BLK WP HR S P ERA WHIP

Batter	1	2	3	4	5	6	7	8	9	AB	R	H	RBI	BB	SO	LOB	BOTTOM					
11 Rajai Davis, R OBP: 0.306, SLG: 0.364	G1-3	G1-3	G6-3	G6-3	K	K	F7	F7	F7	4	1	1	0	0	1	1	Texas Rangers @ Oakland Athletics Oakland Coliseum, Oakland, CA Sat Sep 25 2010, 1:11 PM - 4:24 PM PDT Att: 20,136 - Sunny - 79 F					
10 Danie Barton, L OBP: 0.394, SLG: 0.398	G1-3	G1-3	K	K	K	BB	BB	1B	1B	3	0	1	0	1	1	1						
14 Mark Ellis, R OBP: 0.352, SLG: 0.363	BB	BB	1B	1B	1B	F8	F8	F8	F8	3	0	1	0	1	0	2						
8 Kurt Suzuki, R OBP: 0.309, SLG: 0.366	FC4-6	FC4-6	CS	CS	K	L9	L9	P5	P5	4	0	0	1	0	1	3						
5 Kevin Kouzmanoff, R OBP: 0.286, SLG: 0.395	F7	F7	HBP	HBP	HBP	F7	F7	K	K	3	0	0	0	0	1	3						
22 Chris Carter, R OBP: 0.170, SLG: 0.220	G6-4-3	G6-4-3	G6-4-3	G6-4-3	G6-4-3	K	K	K	K	4	0	1	0	0	2	1						
25 Matt Carson, R OBP: 0.173, SLG: 0.308	FC1-6	FC1-6	F8	F8	F8	F8	G4-3	G4-3	G4-3	2	0	0	0	0	0	1						
18 Gabe Gross, L OBP: 0.279, SLG: 0.304	FC6	FC6	FC6	FC6	FC6	FC6	G4-3	G4-3	G4-3	0	0	0	0	0	0	0						
30 Steve Tolleson, R OBP: 0.306, SLG: 0.340	FC6	FC6	FC6	FC6	FC6	FC6	G4-3	G4-3	G4-3	1	0	0	0	0	0	0						
45 Jeremy Hermida, L OBP: 0.277, SLG: 0.360	FC6	FC6	FC6	FC6	FC6	FC6	G4-3	G4-3	G4-3	1	0	1	0	0	0	0						
11 Landon Powell, S OBP: 0.320, SLG: 0.321	BB	BB	L9	L9	L9	L9	HR	HR	HR	1	1	0	0	2	0	0						
32 Jack Cust, L OBP: 0.404, SLG: 0.446	BB	BB	L9	L9	L9	L9	HR	HR	HR	1	0	0	0	0	0	1						
2 Cliff Pennington, S OBP: 0.318, SLG: 0.364	FC6	FC6	FC6	FC6	FC6	FC6	F7	F7	F7	4	1	2	2	0	0	3						
Inning Stats	R: 1 H: 1 K: 0 S: 14	H: 1 LOB: 1 BB: 1 P: 24	R: 0 H: 1 K: 0 S: 10	H: 1 LOB: 1 BB: 1 P: 16	R: 0 H: 1 K: 1 S: 12	H: 1 LOB: 0 BB: 0 P: 20	R: 0 H: 0 K: 1 S: 9	H: 0 LOB: 0 BB: 0 P: 14	R: 0 H: 1 K: 1 S: 9	H: 1 LOB: 1 BB: 1 P: 17	R: 0 H: 0 K: 0 S: 11	H: 0 LOB: 1 BB: 1 P: 17	R: 2 H: 1 K: 1 S: 12	H: 1 LOB: 0 BB: 1 P: 23	R: 0 H: 1 K: 1 S: 9	H: 1 LOB: 1 BB: 0 P: 12	R: 0 H: 1 K: 1 S: 13	H: 1 LOB: 1 BB: 0 P: 21	1B: 5 2B: 1 3B: 0 HR: 1	SF: 0 SAC: 0 DP: 2 HBP: 1	WP: 0 PB: 0 SB: 2 CS: 1	PA: 37
PITCHER	IP WLS BF H R ER SO BB IBB HBP BLK WP HR S P ERA WHIP	IP WLS BF H R ER SO BB IBB HBP BLK WP HR S P ERA WHIP	IP WLS BF H R ER SO BB IBB HBP BLK WP HR S P ERA WHIP	IP WLS BF H R ER SO BB IBB HBP BLK WP HR S P ERA WHIP	IP WLS BF H R ER SO BB IBB HBP BLK WP HR S P ERA WHIP	IP WLS BF H R ER SO BB IBB HBP BLK WP HR S P ERA WHIP	IP WLS BF H R ER SO BB IBB HBP BLK WP HR S P ERA WHIP	IP WLS BF H R ER SO BB IBB HBP BLK WP HR S P ERA WHIP	IP WLS BF H R ER SO BB IBB HBP BLK WP HR S P ERA WHIP	IP WLS BF H R ER SO BB IBB HBP BLK WP HR S P ERA WHIP	IP WLS BF H R ER SO BB IBB HBP BLK WP HR S P ERA WHIP	IP WLS BF H R ER SO BB IBB HBP BLK WP HR S P ERA WHIP	IP WLS BF H R ER SO BB IBB HBP BLK WP HR S P ERA WHIP	IP WLS BF H R ER SO BB IBB HBP BLK WP HR S P ERA WHIP	IP WLS BF H R ER SO BB IBB HBP BLK WP HR S P ERA WHIP	IP WLS BF H R ER SO BB IBB HBP BLK WP HR S P ERA WHIP	IP WLS BF H R ER SO BB IBB HBP BLK WP HR S P ERA WHIP	IP WLS BF H R ER SO BB IBB HBP BLK WP HR S P ERA WHIP	IP WLS BF H R ER SO BB IBB HBP BLK WP HR S P ERA WHIP	IP WLS BF H R ER SO BB IBB HBP BLK WP HR S P ERA WHIP	IP WLS BF H R ER SO BB IBB HBP BLK WP HR S P ERA WHIP	

AB	34
R	4
H	9
RBI	3
BB	5
SO	3
LOB	14



AB	31
R	3
H	7
RBI	3
BB	4
SO	6
LOB	16



Batter	1	2	3	4	5	6	7	8	9	AB	R	H	RBI	BB	SO	LOB	TOP						
20 Julio Borbon, L OBP: 0.314, SLG: 0.350	G6-3	FC6-4 6 G5-3 7 1B															7 2 3 2 0 1 3						
6 Esteban German, R OBP: 0.429, SLG: 0.333		G5-3															5 3 2 1 1 1 4						
7 David Murphy, L OBP: 0.357, SLG: 0.449																	4 2 2 4 2 0 3						
21 Jeff Francoeur, R OBP: 0.303, SLG: 0.386																	6 2 4 4 0 1 1						
19 Chris Davis, L OBP: 0.288, SLG: 0.302																	6 0 0 0 0 2 5						
8 Jorge Cantu, R OBP: 0.308, SLG: 0.397																	6 1 3 0 0 0 3						
18 Mitch Moreland, L OBP: 0.317, SLG: 0.446																	6 2 3 5 0 1 4						
3 Andrés Blanco, S OBP: 0.331, SLG: 0.360																	5 3 3 0 1 0 2						
2 Taylor Teagarden, R OBP: 0.244, SLG: 0.343																	5 1 2 0 0 1 1						
Inning Stats	R: 1 E: 0 K: 2 S: 14	H: 3 LOB: 3 BB: 1 P: 22	R: 2 E: 0 K: 0 S: 13	H: 3 LOB: 1 BB: 0 P: 20	R: 3 E: 0 K: 1 S: 16	H: 5 LOB: 2 BB: 0 P: 25	R: 1 E: 0 K: 0 S: 7	H: 1 LOB: 0 BB: 0 P: 13	R: 0 E: 0 K: 1 S: 8	H: 0 LOB: 0 BB: 0 P: 12	R: 2 E: 0 K: 1 S: 12	H: 3 LOB: 2 BB: 1 P: 23	R: 0 E: 0 K: 1 S: 11	H: 1 LOB: 1 BB: 0 P: 18	R: 0 E: 0 K: 0 S: 10	H: 1 LOB: 1 BB: 0 P: 15	R: 7 E: 2 K: 1 S: 24	H: 5 LOB: 2 BB: 2 P: 39	1B: 18 2B: 0 3B: 0 HR: 4	SF: 0 SAC: 1 DP: 0 HBP: 0	WP: 0 PB: 0 SB: 1 CS: 0	PA: 55	
PITCHER	IP WLS BF H R ER SO BB IBB HBP BLK WP HR S P ERA WHIP	IP WLS BF H R ER SO BB IBB HBP BLK WP HR S P ERA WHIP	IP WLS BF H R ER SO BB IBB HBP BLK WP HR S P ERA WHIP	IP WLS BF H R ER SO BB IBB HBP BLK WP HR S P ERA WHIP	IP WLS BF H R ER SO BB IBB HBP BLK WP HR S P ERA WHIP	IP WLS BF H R ER SO BB IBB HBP BLK WP HR S P ERA WHIP	IP WLS BF H R ER SO BB IBB HBP BLK WP HR S P ERA WHIP	IP WLS BF H R ER SO BB IBB HBP BLK WP HR S P ERA WHIP	IP WLS BF H R ER SO BB IBB HBP BLK WP HR S P ERA WHIP	IP WLS BF H R ER SO BB IBB HBP BLK WP HR S P ERA WHIP	IP WLS BF H R ER SO BB IBB HBP BLK WP HR S P ERA WHIP	IP WLS BF H R ER SO BB IBB HBP BLK WP HR S P ERA WHIP	IP WLS BF H R ER SO BB IBB HBP BLK WP HR S P ERA WHIP	IP WLS BF H R ER SO BB IBB HBP BLK WP HR S P ERA WHIP	IP WLS BF H R ER SO BB IBB HBP BLK WP HR S P ERA WHIP	IP WLS BF H R ER SO BB IBB HBP BLK WP HR S P ERA WHIP	IP WLS BF H R ER SO BB IBB HBP BLK WP HR S P ERA WHIP	IP WLS BF H R ER SO BB IBB HBP BLK WP HR S P ERA WHIP	IP WLS BF H R ER SO BB IBB HBP BLK WP HR S P ERA WHIP	IP WLS BF H R ER SO BB IBB HBP BLK WP HR S P ERA WHIP	IP WLS BF H R ER SO BB IBB HBP BLK WP HR S P ERA WHIP	IP WLS BF H R ER SO BB IBB HBP BLK WP HR S P ERA WHIP	IP WLS BF H R ER SO BB IBB HBP BLK WP HR S P ERA WHIP
53 Trevor Cahill, R ERA: 3.08	(1, 1)	4.0 L	25 12	7 7	3 3	1 1	0 0	0 0	0 0	0 0	2 50	80 15.75	3.250										
54 Vin Mazzaro, R ERA: 4.26	(5, 1)	4.0 R	18 5	2 2	3 3	1 0	0 0	0 0	0 0	1 41	68 4.50	1.500											
63 Henry Alberto Rodriguez, R ERA: 4.68	(8, 1)	0.0 R	5 2	5 4	0 0	2 0	0 0	0 0	0 0	0 5	14 ∞	∞											
50 Ross Wolf, R ERA: 5.23	(9, 1)	1.0 R	7 3	2 2	1 1	0 0	0 0	0 0	0 0	1 19	25 9.00	3.000											

Texas Rangers @ Oakland Athletics
Oakland Coliseum, Oakland, CA
Sun Sep 26 2010, 1:09 PM - 4:36 PM PDT
Att: 21,030 - Sunny - 77 F

AB	50
R	16
H	22
RBI	16
BB	4
SO	7
LOB	26



Batter	1	2	3	4	5	6	7	8	9	AB	R	H	RBI	BB	SO	LOB	BOTTOM					
11 Rajai Davis, R OBP: 0.310, SLG: 0.370	P4																6 1 4 2 0 0 2					
10 Daric Barton, L OBP: 0.392, SLG: 0.395																	3 0 0 0 0 2 2					
19 Jeff Larish, L OBP: 0.271, SLG: 0.323																	1 0 0 0 0 1 2					
29 Josh Donaldson, R (6, PH) OBP: 0.219, SLG: 0.500																	2 0 1 1 0 0 2					
14 Mark Ellis, R OBP: 0.352, SLG: 0.363																	3 0 1 0 0 0 1					
36 Eric Sogard, L OBP: 0.556, SLG: 0.429																	1 0 1 0 1 0 0					
32 Jack Cust, L OBP: 0.398, SLG: 0.439																	5 1 0 0 0 0 4					
8 Kurt Suzuki, R OBP: 0.309, SLG: 0.365																	3 0 1 0 0 1 1					
11 Landon Powell, S OBP: 0.315, SLG: 0.315																	2 0 0 0 0 0 1					
5 Kevin Kousseroff, R OBP: 0.298, SLG: 0.397																	3 0 1 0 0 1 1					
1 Akinori Iwamura, L OBP: 0.285, SLG: 0.250																	1 1 0 0 1 0 0					
45 Jeremy Hermida, L OBP: 0.317, SLG: 0.362																	3 0 0 0 0 1 2					
25 Matt Carson, R OBP: 0.193, SLG: 0.354																	1 2 1 1 1 0 0					
18 Gabe Gross, L OBP: 0.294, SLG: 0.315																	2 3 2 2 3 0 0					
2 Cliff Pennington, S OBP: 0.317, SLG: 0.362																	2 0 0 0 0 1 4					
30 Steve Tolleson, R OBP: 0.366, SLG: 0.417																	1 1 1 3 2 0 0					
Inning Stats	R: 0 E: 0 K: 1 S: 6	H: 0 LOB: 0 BB: 0 P: 9	R: 0 E: 0 K: 0 S: 12	H: 2 LOB: 3 BB: 1 P: 22	R: 0 E: 0 K: 0 S: 11	H: 1 LOB: 0 BB: 0 P: 17	R: 0 E: 0 K: 3 S: 17	H: 2 LOB: 1 BB: 0 P: 26	R: 0 E: 0 K: 2 S: 15	H: 1 LOB: 1 BB: 0 P: 19	R: 0 E: 0 K: 1 S: 8	H: 0 LOB: 2 BB: 2 P: 20	R: 6 E: 0 K: 0 S: 21	H: 5 LOB: 3 BB: 3 P: 42	R: 2 E: 0 K: 0 S: 15	H: 2 LOB: 2 BB: 2 P: 29	1B: 8 2B: 3 3B: 0 HR: 2	SF: 0 SAC: 0 DP: 1 HBP: 0	WP: 0 PB: 0 SB: 0 CS: 0	PA: 47		
PITCHER	IP WLS BF H R ER SO BB IBB HBP BLK WP HR S P ERA WHIP	IP WLS BF H R ER SO BB IBB HBP BLK WP HR S P ERA WHIP	IP WLS BF H R ER SO BB IBB HBP BLK WP HR S P ERA WHIP	IP WLS BF H R ER SO BB IBB HBP BLK WP HR S P ERA WHIP	IP WLS BF H R ER SO BB IBB HBP BLK WP HR S P ERA WHIP	IP WLS BF H R ER SO BB IBB HBP BLK WP HR S P ERA WHIP	IP WLS BF H R ER SO BB IBB HBP BLK WP HR S P ERA WHIP	IP WLS BF H R ER SO BB IBB HBP BLK WP HR S P ERA WHIP	IP WLS BF H R ER SO BB IBB HBP BLK WP HR S P ERA WHIP	IP WLS BF H R ER SO BB IBB HBP BLK WP HR S P ERA WHIP	IP WLS BF H R ER SO BB IBB HBP BLK WP HR S P ERA WHIP	IP WLS BF H R ER SO BB IBB HBP BLK WP HR S P ERA WHIP	IP WLS BF H R ER SO BB IBB HBP BLK WP HR S P ERA WHIP	IP WLS BF H R ER SO BB IBB HBP BLK WP HR S P ERA WHIP	IP WLS BF H R ER SO BB IBB HBP BLK WP HR S P ERA WHIP	IP WLS BF H R ER SO BB IBB HBP BLK WP HR S P ERA WHIP	IP WLS BF H R ER SO BB IBB HBP BLK WP HR S P ERA WHIP	IP WLS BF H R ER SO BB IBB HBP BLK WP HR S P ERA WHIP	IP WLS BF H R ER SO BB IBB HBP BLK WP HR S P ERA WHIP	IP WLS BF H R ER SO BB IBB HBP BLK WP HR S P ERA WHIP	IP WLS BF H R ER SO BB IBB HBP BLK WP HR S P ERA WHIP	IP WLS BF H R ER SO BB IBB HBP BLK WP HR S P ERA WHIP
48 Colby Lewis, R ERA: 3.72	(1, 1)	6.0 W	24 5	0 0	1 1	2 0	0 0	0 0	0 0	0 0	8 20	0.00 1.167										
62 Michael Kirkman, L ERA: 0.69	(7, 1)	1.0 R	5 0	0 0	1 1	2 0	0 0	0 0	0 0	0 8	20 0.00	2.000										
54 Matt Harrison, L ERA: 4.76	(8, 1)	0.2 R	7 3	5 5	0 0	2 0	0 0	0 0	0 0	1 15	27 67.50	7.500										
46 Pedro Strop, R ERA: 11.42	(8, 1)	0.0 R	1 1	0 0	0 0	0 0	0 0	0 0	0 0	1 1	∞ ∞	∞										
59 Clay Rapada, L ERA: 5.14	(8, 1)	1.0 H	8 2	3 3	0 0	3 0	0 0	0 0	0 0	1 15	35 27.00	5.000										

Texas Rangers @ Oakland Athletics
Oakland Coliseum, Oakland, CA
Sun Sep 26 2010, 1:09 PM - 4:36 PM PDT
Att: 21,030 - Sunny - 77 F

AB	39
R	9
H	13
RBI	9
BB	8
SO	7
LOB	22




Batter	1	2	3	4	5	6	7	8	9	AB	R	H	RBI	BB	SO	LOB	TOP	
11 Rajai Davis, R OBP: 0.307, SLG: 0.366 19 Jeff Larish, L OBP: 0.268, SLG: 0.317	L8	K		F9	K		K		G3-1	5	0	0	0	0	3	6		
10 Danic Barton, L OBP: 0.393, SLG: 0.394	32 1B 8 SF6 14 1B	14 1B IBB		L7		G3-1		G4-3		4	1	1	0	2	0	0		
14 Mark Ellis, R OBP: 0.354, SLG: 0.367	8 SF6 32 1B	1B		32 1B	2B	G6-3		K	G5-3	6	1	3	1	0	1	2		
32 Jack Cust, L OBP: 0.401, SLG: 0.442	8 SF6	1B		8 BB	1B	K		8 3B		5	1	3	1	0	2	3		
8 Kurt Suzuki, R OBP: 0.312, SLG: 0.372	SF6	G5-3		2H	1B		22 BB 45 1B	1B	1-H	3	0	2	2	1	0	3		
5 Kevin Kouzmanoff, R OBP: 0.269, SLG: 0.395	F9			2 FC6	1B		P4			4	0	1	0	1	1	5		
45 Jeremy Hermida, L OBP: 0.276, SLG: 0.371		HR		F7			22 BB	1B	K	5	1	2	1	0	1	3		
22 Chris Carter, R OBP: 0.193, SLG: 0.212 18 Gabe Gross, L OBP: 0.293, SLG: 0.314		11 S 14 1B		K			F8		G4-3	2	1	0	0	2	1	1		
2 Cliff Pennington, S OBP: 0.319, SLG: 0.367	14 1B 11 S	1B		FC6	2B		F9			5	0	3	0	0	0	4		
	R: 1 H: 3 E: 0 LOB: 2 K: 0 BB: 0 S: 14 P: 20	R: 2 H: 3 E: 0 LOB: 3 K: 2 BB: 2 S: 19 P: 34	R: 0 H: 1 E: 0 LOB: 1 K: 1 BB: 0 S: 11 P: 14	R: 1 H: 2 E: 0 LOB: 2 K: 1 BB: 1 S: 10 P: 17	R: 0 H: 1 E: 0 LOB: 1 K: 1 BB: 0 S: 10 P: 14	R: 0 H: 0 E: 0 LOB: 0 K: 1 BB: 0 S: 11 P: 16	R: 0 H: 2 E: 0 LOB: 1 K: 1 BB: 1 S: 10 P: 19	R: 1 H: 2 E: 0 LOB: 2 K: 2 BB: 1 S: 11 P: 22	R: 0 H: 1 E: 0 LOB: 2 K: 0 BB: 1 S: 8 P: 15	1B: 11 SF: 1 2B: 2 SAC: 0 3B: 1 DP: 0 HR: 1 HBP: 0	WP: 0 PA: 48 PB: 0 SB: 3 CS: 0							
	PITCHER	IP	WLS	BF	H	R	ER	SO	BB	IBB	HBP	BLK	WP	HR	S	P	ERA	WHIP
54 Ervin Santana, R ERA: 3.83	6.0			31	10	4	4	6	2	1	0	0	0	1	75	115	6.00	2.000
58 Michael Kohn, R ERA: 2.33	1.0	W	6	2	0	0	1	1	0	0	0	0	0	0	10	19	0.00	3.000
51 Jordan Walden, R ERA: 2.19	1.0	H	6	2	1	1	2	1	0	0	0	0	0	0	11	22	9.00	3.000
56 Fernando Rodney, R ERA: 4.09	1.0	S	5	1	0	0	0	1	0	0	0	0	0	0	8	15	0.00	2.000

Oakland Athletics @ Los Angeles Angels
Angel Stadium of Anaheim, Anaheim, CA
Mon Sep 27 2010, 7:07 PM - 10:19 PM PDT
Att. 40,414 - Clear - 96 F

livebaseballscorecards.com

AB 41
R 5
H 15
RBI 5
BB 6
SO 9
LOB 28




Batter	1	2	3	4	5	6	7	8	9	AB	R	H	RBI	BB	SO	LOB	BOTTOM	
25 Peter Bourjos, R OBP: 0.238, SLG: 0.346	G1-6-3			G5-3		G5-3	F8			5	0	1	0	0	0	4		
47 Howie Kendrick, R OBP: 0.314, SLG: 0.407	L8	1B		G4-3			K	G6-3		5	0	1	1	0	1	0		
53 Bobby Abreu, L OBP: 0.349, SLG: 0.436	F8	F7			G3		48 BB 55 1B	G4-3		5	1	1	0	0	0	3		
48 Torii Hunter, R OBP: 0.359, SLG: 0.464		G1-3		20 BLK	1B		F8	G5-3	G6-3	5	0	1	0	0	0	1		
20 Juan Rivera, R OBP: 0.314, SLG: 0.401 6 Alberto Callaspo, S OBP: 0.369, SLG: 0.376 77 Reggie Willits, S OBP: 0.339, SLG: 0.301		13 1B 2B		FC6			13 BB 55 1B	2 HBP	BB	2	1	1	0	1	0	1		
44 Mike Napoli, R OBP: 0.318, SLG: 0.479 55 Hideki Matsui, L OBP: 0.359, SLG: 0.454 44 Mark Trumbo, R		13 1B 2 FC1		BB		G6-3	2 HBP 16 BB	13 BB	1B	2	1	0	0	1	1	3		
13 Maicer Izturis, S OBP: 0.320, SLG: 0.372		25 1B 47 1B		K			2 SH1-4	16 BB	2 HBP	3	1	2	1	1	1	2		
2 Erick Aybar, S OBP: 0.306, SLG: 0.331		FC1		P6			SH1-4		16 BB	2	0	0	2	0	0	3		
46 Bobby Wilson, R OBP: 0.288, SLG: 0.417 16 Hank Conger, L OBP: 0.360, SLG: 0.381		G2				F8				3	0	0	0	0	0	3		
	R: 0 H: 0 E: 0 LOB: 0 K: 0 BB: 0 S: 10 P: 15	R: 3 H: 4 E: 0 LOB: 3 K: 0 BB: 1 S: 22 P: 36	R: 0 H: 1 E: 0 LOB: 2 K: 2 BB: 0 S: 16 P: 22	R: 0 H: 0 E: 0 LOB: 0 K: 0 BB: 0 S: 6 P: 7	R: 0 H: 0 E: 0 LOB: 1 K: 0 BB: 1 S: 7 P: 11	R: 0 H: 1 E: 0 LOB: 1 K: 0 BB: 0 S: 6 P: 10	R: 3 H: 2 E: 0 LOB: 3 K: 1 BB: 3 S: 20 P: 42	R: 0 H: 0 E: 0 LOB: 0 K: 0 BB: 0 S: 8 P: 14	1B: 7 SF: 0 2B: 1 SAC: 1 3B: 0 DP: 0 HR: 0 HBP: 1	WP: 0 PA: 40 PB: 0 SB: 0 CS: 0								
	PITCHER	IP	WLS	BF	H	R	ER	SO	BB	IBB	HBP	BLK	WP	HR	S	P	ERA	WHIP
49 Brett Anderson, L ERA: 2.91	6.1			30	7	4	4	3	2	0	0	1	0	0	76	116	5.68	1.421
31 Brad Ziegler, R ERA: 3.2	0.1	L	2	0	0	0	0	1	0	0	0	0	0	0	3	7	0.00	3.000
61 Justin James, R ERA: 4.5	0.0	B	4	1	2	2	0	2	0	1	0	0	0	0	5	15	∞	∞
50 Ross Wolf, R ERA: 4.63	1.1		4	0	0	0	0	0	0	0	0	0	0	0	11	19	0.00	0.000

Oakland Athletics @ Los Angeles Angels
Angel Stadium of Anaheim, Anaheim, CA
Mon Sep 27 2010, 7:07 PM - 10:19 PM PDT
Att. 40,414 - Clear - 96 F

livebaseballscorecards.com

AB 33
R 6
H 8
RBI 6
BB 5
SO 3
LOB 20



Batter	1	2	3	4	5	6	7	8	9	AB	R	H	RBI	BB	SO	LOB	TOP					
11 Rajai Davis, R OBP: 0.310, SLG: 0.368										3	1	1	0	2	1	0						
10 Danic Barton, L OBP: 0.393, SLG: 0.394										5	0	2	0	0	0	5						
14 Mark Ellis, R OBP: 0.355, SLG: 0.371										4	0	2	1	0	1	2						
32 Jack Cust, L OBP: 0.400, SLG: 0.438										3	0	0	0	1	2	1						
5 Kevin Kouzmanoff, R OBP: 0.287, SLG: 0.400										4	1	1	1	0	1	3						
45 Jeremy Hermida, L OBP: 0.275, SLG: 0.368										4	0	1	0	0	0	1						
22 Chris Carter, R OBP: 0.183, SLG: 0.200										3	0	0	0	0	1	1						
18 Gabe Gross, L OBP: 0.293, SLG: 0.314										0	0	0	0	0	0	0						
8 Kurt Suzuki, R OBP: 0.311, SLG: 0.371										1	0	0	0	0	0	0						
11 Landon Powell, S OBP: 0.305, SLG: 0.304										4	0	0	0	0	1	1						
2 Cliff Pennington, S OBP: 0.321, SLG: 0.368										4	0	2	0	0	1	0						
Inning Stats	R: 0 E: 0 K: 1 S: 11	H: 1 LOB: 2 BB: 1 P: 22	R: 0 E: 0 K: 1 S: 7	H: 0 LOB: 0 BB: 0 P: 11	R: 0 E: 0 K: 1 S: 9	H: 1 LOB: 1 BB: 0 P: 12	R: 1 E: 0 K: 1 S: 15	H: 2 LOB: 1 BB: 0 P: 22	R: 1 E: 0 K: 1 S: 12	H: 2 LOB: 0 BB: 0 P: 19	R: 0 E: 0 K: 0 S: 5	H: 0 LOB: 1 BB: 0 P: 10	R: 0 E: 0 K: 0 S: 14	H: 1 LOB: 2 BB: 1 P: 22	R: 0 E: 0 K: 2 S: 11	H: 1 LOB: 1 BB: 0 P: 19	R: 0 E: 0 K: 1 S: 10	H: 1 LOB: 2 BB: 1 P: 18	1B: 6 2B: 2 HR: 1	SF: 0 SAC: 0 DP: 0 HBP: 0	WP: 1 PB: 0 SB: 0 CS: 0	PA: 39
PITCHER	IP WLS BF H R ER SO BB IBB HBP BLK WP HR S P ERA WHIP																					
24 Dan Haren, R ERA: 3.93	6.0 W 24 6 2 2 5 1 0 0 0 0 1 59 96 3.00 1.167																					
40 Kevin Jepsen, R ERA: 4.18	1.0 H 5 1 0 0 0 1 0 0 0 0 1 14 22 0.00 2.000																					
51 Jordan Walden, R ERA: 2.03	1.0 S 4 1 0 0 2 0 0 0 0 0 0 11 19 0.00 1.000																					
56 Fernando Rodney, R ERA: 4.03	1.0 S 5 1 0 0 1 1 0 0 0 0 0 10 18 0.00 2.000																					

Oakland Athletics @ Los Angeles Angels
 Angel Stadium of Anaheim, Anaheim, CA
 Tue Sep 28 20:10, 7:09 PM - 9:37 PM PDT
 Att: 43,163 - Cloudy - 78 F

livebaseballscorecards.com

AB 35
 R 2
 H 9
 RBI 2
 BB 3
 SO 8
 LOB 14

Batter	1	2	3	4	5	6	7	8	9	AB	R	H	RBI	BB	SO	LOB	BOTTOM			
25 Peter Bourjos, R OBP: 0.232, SLG: 0.338										4	0	0	0	1	2					
47 Howie Kendrick, R OBP: 0.313, SLG: 0.407										3	0	1	1	0	0	0				
53 Bobby Abreu, L OBP: 0.350, SLG: 0.436										4	1	2	0	0	1	2				
77 Reggie Willits, S OBP: 0.339, SLG: 0.301										0	0	0	0	0	0	0				
48 Torii Hunter, R OBP: 0.360, SLG: 0.470										4	2	2	1	0	1	0				
44 Mike Napoli, R OBP: 0.320, SLG: 0.480										4	0	2	1	0	0	0				
55 Hideki Matsui, L OBP: 0.360, SLG: 0.454										4	0	2	1	0	0	1				
6 Alberto Callaspo, S OBP: 0.304, SLG: 0.376										3	0	0	0	0	1	4				
5 Jeff Mathis, R OBP: 0.212, SLG: 0.276										3	1	1	0	0	0	2				
3 Brandon Wood, R OBP: 0.176, SLG: 0.210										2	0	0	0	0	0	2				
Inning Stats	R: 0 E: 0 K: 1 S: 10	H: 3 LOB: 2 BB: 0 P: 15	R: 1 E: 0 K: 1 S: 10	H: 3 LOB: 0 BB: 0 P: 13	R: 0 E: 0 K: 0 S: 11	H: 1 LOB: 0 BB: 0 P: 12	R: 0 E: 0 K: 0 S: 10	H: 1 LOB: 1 BB: 0 P: 13	R: 0 E: 0 K: 0 S: 6	H: 0 LOB: 0 BB: 0 P: 9	R: 2 E: 0 K: 0 S: 14	H: 3 LOB: 1 BB: 0 P: 18	R: 1 E: 1 K: 1 S: 10	H: 1 LOB: 1 BB: 0 P: 14	R: 0 E: 0 K: 1 S: 6	H: 0 LOB: 0 BB: 0 P: 11	1B: 9 2B: 0 3B: 0 HR: 1	SF: 1 SAC: 1 DP: 1 HBP: 0	WP: 0 PB: 0 SB: 0 CS: 0	PA: 34
PITCHER	IP WLS BF H R ER SO BB IBB HBP BLK WP HR S P ERA WHIP																			
51 Dallas Braden, L ERA: 3.5	7.0 L 30 10 4 3 3 0 0 0 0 0 0 71 94 3.86 1.429																			
52 Boof Bonser, R ERA: 6.75	1.0 3 0 0 0 1 0 0 0 0 0 0 6 11 0.00 0.000																			

Oakland Athletics @ Los Angeles Angels
 Angel Stadium of Anaheim, Anaheim, CA
 Tue Sep 28 20:10, 7:09 PM - 9:37 PM PDT
 Att: 43,163 - Cloudy - 78 F

livebaseballscorecards.com

AB 31
 R 4
 H 10
 RBI 4
 BB 0
 SO 4
 LOB 13

Batter	1	2	3	4	5	6	7	8	9	AB	R	H	RBI	BB	SO	LOB	TOP	
11 Rajai Davis, R OBP: 0.315, SLG: 0.374										5	1	4	0	0	0	1	Oakland Athletics @ Seattle Mariners Safeco Field, Seattle, WA Thu Sep 30 2010, 7:10 PM - 9:49 PM PDT Att: 16,969 - Clear - 65 F	
10 Danic Barton, L OBP: 0.393, SLG: 0.392										4	1	2	0	1	0	3		
14 Mark Ellis, R OBP: 0.358, SLG: 0.373										5	1	2	1	0	0	3		
32 Jack Cust, L OBP: 0.400, SLG: 0.436										4	0	2	2	1	0	2		
8 Kurt Suzuki, R OBP: 0.305, SLG: 0.363										5	0	0	0	0	0	3		
5 Kevin Kouzmanoff, R OBP: 0.266, SLG: 0.396										5	1	2	0	0	1	2		
45 Jeremy Hermida, L OBP: 0.269, SLG: 0.357										5	1	1	0	0	0	3		
22 Chris Carter, R OBP: 0.209, SLG: 0.274										4	1	2	2	0	1	1		
18 Gabe Gross, L OBP: 0.292, SLG: 0.312										0	0	0	0	0	0	0		
2 Cliff Pennington, S OBP: 0.269, SLG: 0.371										3	2	1	1	1	0	2		
Inning Stats	R: 0 E: 0 K: 0 S: 7	H: 2 LOB: 1 BB: 0 P: 8	R: 0 E: 0 K: 0 S: 8	H: 1 LOB: 0 BB: 0 P: 13	R: 0 E: 1 K: 0 S: 6	H: 2 LOB: 2 BB: 0 P: 9	R: 0 E: 0 K: 0 S: 7	H: 1 LOB: 1 BB: 0 P: 9	R: 0 E: 0 K: 0 S: 21	H: 0 LOB: 0 BB: 0 P: 6	R: 1 E: 0 K: 1 S: 12	H: 2 LOB: 2 BB: 1 P: 22	R: 0 E: 0 K: 1 S: 8	H: 0 LOB: 1 BB: 1 P: 13	1B: 14 2B: 0 3B: 0 HR: 2	SF: 0 SAC: 0 DP: 2 HBP: 0	WP: 1 PB: 0 SB: 3 CS: 0	PA: 43
PITCHER	IP WLS BF H R ER SO BB IBB HBP BLK WP HR S P ERA WHIP																	
58 Doug Fister, R ERA: 4.11	5.1 L 26 13 6 6 0 0 0 0 0 0 1 1 56 81 10.12 2.438																	
37 Brian Sweeney, R ERA: 3.25	1.2 7 1 1 0 0 1 0 0 0 0 0 14 24 0.00 1.200																	
60 Anthony Varvaro, R ERA: 9.82	2.0 10 2 1 1 2 2 0 0 0 0 1 1 20 35 4.50 2.000																	

AB	40
R	8
H	16
RBI	6
BB	3
SO	2
LOB	20



Batter	1	2	3	4	5	6	7	8	9	AB	R	H	RBI	BB	SO	LOB	BOTTOM					
51 Ichiro Suzuki, L OBP: 0.359, SLG: 0.394										5	0	2	0	0	0	1	Oakland Athletics @ Seattle Mariners Safeco Field, Seattle, WA Thu Sep 30 2010, 7:10 PM - 9:49 PM PDT Att: 16,969 - Clear - 65 F					
9 Chone Figgins, S OBP: 0.344, SLG: 0.310										4	0	0	0	1	1	3						
21 Franklin Gutierrez, R OBP: 0.305, SLG: 0.367										5	0	0	0	0	1	4						
17 Justin Smoak, S OBP: 0.301, SLG: 0.364										2	1	2	0	2	0	0						
10 Adam Moore, R OBP: 0.230, SLG: 0.279										2	0	0	0	2	2	2						
61 Matt Mangini, L OBP: 0.241, SLG: 0.185										3	0	1	0	0	1	3						
56 Greg Halman, R OBP: 0.091, SLG: 0.095										4	0	0	1	0	2	6						
55 Michael Saunders, L OBP: 0.294, SLG: 0.357										3	0	0	0	1	1	3						
16 Josh Wilson, R OBP: 0.281, SLG: 0.294										4	0	1	0	0	0	3						
Inning Stats	R: 0 E: 0 K: 0 S: 6	H: 1 LOB: 0 BB: 0 P: 10	R: 0 E: 0 K: 2 S: 9	H: 1 LOB: 0 BB: 0 P: 12	R: 0 E: 0 K: 1 S: 13	H: 1 LOB: 2 BB: 1 P: 22	R: 0 E: 0 K: 1 S: 14	H: 0 LOB: 3 BB: 3 P: 26	R: 0 E: 0 K: 1 S: 6	H: 0 LOB: 0 BB: 0 P: 10	R: 0 E: 0 K: 3 S: 13	H: 1 LOB: 2 BB: 1 P: 20	R: 0 E: 0 K: 0 S: 12	H: 0 LOB: 1 BB: 0 P: 18	R: 1 E: 0 K: 0 S: 8	H: 1 LOB: 1 BB: 1 P: 15		R: 0 E: 0 K: 0 S: 12	H: 1 LOB: 1 BB: 0 P: 17	1B: 5 2B: 1 3B: 0 HR: 0	SF: 0 SAC: 1 DP: 1 HBP: 0	WP: 2 PB: 0 SB: 0 CS: 0
PITCHER	IP WLS BF H R ER SO BB IBB HBP BLK WP HR S P ERA WHIP																					
47 Gio Gonzalez, L ERA: 3.23	7.0 W 30 4 0 0 8 5 0 0 0 0 1 73 118 0.00 1.286																					
54 Vin Mazzaro, R ERA: 4.27	2.0 9 2 1 1 0 1 0 0 0 0 2 0 20 32 4.50 1.500																					

AB	32
R	1
H	6
RBI	1
BB	6
SO	8
LOB	25




Batter	1	2	3	4	5	6	7	8	9	AB	R	H	RBI	BB	SO	LOB	TOP								
11 Rajai Davis, R OBP: 0.319, SLG: 0.376										3	2	2	1	2	0	0	Oakland Athletics @ Seattle Mariners Safeco Field, Seattle, WA Fri Oct 01 2010, 7:11 PM - 9:33 PM PDT Att: 19,670 - Cloudy - 64 F								
10 Deric Barton, L OBP: 0.398, SLG: 0.408										4	2	3	6	0	1	2									
19 Jeff Larish, L OBP: 0.274, SLG: 0.323										1	0	0	0	0	0	2									
14 Mark Ellis, R OBP: 0.356, SLG: 0.371										5	0	1	1	0	0	1									
32 Jack Cust, L OBP: 0.398, SLG: 0.431										4	0	0	0	1	2	2									
8 Kurt Suzuki, R OBP: 0.304, SLG: 0.361										5	1	1	0	0	1	1									
5 Kevin Koussamanoff, R OBP: 0.264, SLG: 0.393										4	0	0	0	0	0	1									
22 Chris Carter, R OBP: 0.225, SLG: 0.266										2	1	0	0	2	0	0									
45 Jeremy Hermida, L OBP: 0.268, SLG: 0.355										4	1	1	0	0	2	1									
2 Cliff Pennington, S OBP: 0.321, SLG: 0.373										4	2	2	1	0	0	1									
Inning Stats	R: 1 E: 0 K: 0 S: 12	H: 1 LOB: 0 BB: 0 P: 19	R: 6 E: 0 K: 1 S: 23	H: 4 LOB: 0 BB: 2 P: 35	R: 0 E: 0 K: 1 S: 7	H: 0 LOB: 0 BB: 0 P: 11	R: 1 E: 0 K: 1 S: 10	H: 3 LOB: 2 BB: 0 P: 12	R: 0 E: 0 K: 0 S: 5	H: 0 LOB: 0 BB: 0 P: 7	R: 1 E: 0 K: 1 S: 14	H: 1 LOB: 1 BB: 1 P: 23	R: 0 E: 0 K: 0 S: 6	H: 0 LOB: 0 BB: 1 P: 12	R: 0 E: 0 K: 1 S: 12	H: 1 LOB: 2 BB: 1 P: 20	R: 0 E: 0 K: 1 S: 8	H: 0 LOB: 0 BB: 0 P: 10	1B: 7 2B: 1 3B: 0 HR: 2	SF: 0 SAC: 0 DP: 1 HBP: 0	WP: 1 PB: 0 SB: 0 CS: 0	PA: 41			
PITCHER	IP WLS BF H R ER SO BB IBB HBP BLK WP HR S P ERA WHIP	IP WLS BF H R ER SO BB IBB HBP BLK WP HR S P ERA WHIP	IP WLS BF H R ER SO BB IBB HBP BLK WP HR S P ERA WHIP	IP WLS BF H R ER SO BB IBB HBP BLK WP HR S P ERA WHIP	IP WLS BF H R ER SO BB IBB HBP BLK WP HR S P ERA WHIP	IP WLS BF H R ER SO BB IBB HBP BLK WP HR S P ERA WHIP	IP WLS BF H R ER SO BB IBB HBP BLK WP HR S P ERA WHIP	IP WLS BF H R ER SO BB IBB HBP BLK WP HR S P ERA WHIP	IP WLS BF H R ER SO BB IBB HBP BLK WP HR S P ERA WHIP	IP WLS BF H R ER SO BB IBB HBP BLK WP HR S P ERA WHIP	IP WLS BF H R ER SO BB IBB HBP BLK WP HR S P ERA WHIP	IP WLS BF H R ER SO BB IBB HBP BLK WP HR S P ERA WHIP	IP WLS BF H R ER SO BB IBB HBP BLK WP HR S P ERA WHIP	IP WLS BF H R ER SO BB IBB HBP BLK WP HR S P ERA WHIP	IP WLS BF H R ER SO BB IBB HBP BLK WP HR S P ERA WHIP	IP WLS BF H R ER SO BB IBB HBP BLK WP HR S P ERA WHIP	IP WLS BF H R ER SO BB IBB HBP BLK WP HR S P ERA WHIP	IP WLS BF H R ER SO BB IBB HBP BLK WP HR S P ERA WHIP	IP WLS BF H R ER SO BB IBB HBP BLK WP HR S P ERA WHIP	IP WLS BF H R ER SO BB IBB HBP BLK WP HR S P ERA WHIP	IP WLS BF H R ER SO BB IBB HBP BLK WP HR S P ERA WHIP	IP WLS BF H R ER SO BB IBB HBP BLK WP HR S P ERA WHIP	IP WLS BF H R ER SO BB IBB HBP BLK WP HR S P ERA WHIP	IP WLS BF H R ER SO BB IBB HBP BLK WP HR S P ERA WHIP	
25 Luke French, L ERA: 4.83	4.0 L 22 8 8 8 3 2 0 0 0 0 2 52 77 18.00 2.500	4.0 L 22 8 8 8 3 2 0 0 0 0 2 52 77 18.00 2.500	4.0 L 22 8 8 8 3 2 0 0 0 0 2 52 77 18.00 2.500	4.0 L 22 8 8 8 3 2 0 0 0 0 2 52 77 18.00 2.500	4.0 L 22 8 8 8 3 2 0 0 0 0 2 52 77 18.00 2.500	4.0 L 22 8 8 8 3 2 0 0 0 0 2 52 77 18.00 2.500	4.0 L 22 8 8 8 3 2 0 0 0 0 2 52 77 18.00 2.500	4.0 L 22 8 8 8 3 2 0 0 0 0 2 52 77 18.00 2.500	4.0 L 22 8 8 8 3 2 0 0 0 0 2 52 77 18.00 2.500	4.0 L 22 8 8 8 3 2 0 0 0 0 2 52 77 18.00 2.500	4.0 L 22 8 8 8 3 2 0 0 0 0 2 52 77 18.00 2.500	4.0 L 22 8 8 8 3 2 0 0 0 0 2 52 77 18.00 2.500	4.0 L 22 8 8 8 3 2 0 0 0 0 2 52 77 18.00 2.500	4.0 L 22 8 8 8 3 2 0 0 0 0 2 52 77 18.00 2.500	4.0 L 22 8 8 8 3 2 0 0 0 0 2 52 77 18.00 2.500	4.0 L 22 8 8 8 3 2 0 0 0 0 2 52 77 18.00 2.500	4.0 L 22 8 8 8 3 2 0 0 0 0 2 52 77 18.00 2.500	4.0 L 22 8 8 8 3 2 0 0 0 0 2 52 77 18.00 2.500	4.0 L 22 8 8 8 3 2 0 0 0 0 2 52 77 18.00 2.500	4.0 L 22 8 8 8 3 2 0 0 0 0 2 52 77 18.00 2.500	4.0 L 22 8 8 8 3 2 0 0 0 0 2 52 77 18.00 2.500	4.0 L 22 8 8 8 3 2 0 0 0 0 2 52 77 18.00 2.500	4.0 L 22 8 8 8 3 2 0 0 0 0 2 52 77 18.00 2.500	4.0 L 22 8 8 8 3 2 0 0 0 0 2 52 77 18.00 2.500	
52 Chris Seddon, L ERA: 5.64	3.0 11 1 1 1 1 2 0 0 0 0 0 25 42 3.00 1.000	3.0 11 1 1 1 1 2 0 0 0 0 0 25 42 3.00 1.000	3.0 11 1 1 1 1 2 0 0 0 0 0 25 42 3.00 1.000	3.0 11 1 1 1 1 2 0 0 0 0 0 25 42 3.00 1.000	3.0 11 1 1 1 1 2 0 0 0 0 0 25 42 3.00 1.000	3.0 11 1 1 1 1 2 0 0 0 0 0 25 42 3.00 1.000	3.0 11 1 1 1 1 2 0 0 0 0 0 25 42 3.00 1.000	3.0 11 1 1 1 1 2 0 0 0 0 0 25 42 3.00 1.000	3.0 11 1 1 1 1 2 0 0 0 0 0 25 42 3.00 1.000	3.0 11 1 1 1 1 2 0 0 0 0 0 25 42 3.00 1.000	3.0 11 1 1 1 1 2 0 0 0 0 0 25 42 3.00 1.000	3.0 11 1 1 1 1 2 0 0 0 0 0 25 42 3.00 1.000	3.0 11 1 1 1 1 2 0 0 0 0 0 25 42 3.00 1.000	3.0 11 1 1 1 1 2 0 0 0 0 0 25 42 3.00 1.000	3.0 11 1 1 1 1 2 0 0 0 0 0 25 42 3.00 1.000	3.0 11 1 1 1 1 2 0 0 0 0 0 25 42 3.00 1.000	3.0 11 1 1 1 1 2 0 0 0 0 0 25 42 3.00 1.000	3.0 11 1 1 1 1 2 0 0 0 0 0 25 42 3.00 1.000	3.0 11 1 1 1 1 2 0 0 0 0 0 25 42 3.00 1.000	3.0 11 1 1 1 1 2 0 0 0 0 0 25 42 3.00 1.000	3.0 11 1 1 1 1 2 0 0 0 0 0 25 42 3.00 1.000	3.0 11 1 1 1 1 2 0 0 0 0 0 25 42 3.00 1.000	3.0 11 1 1 1 1 2 0 0 0 0 0 25 42 3.00 1.000	3.0 11 1 1 1 1 2 0 0 0 0 0 25 42 3.00 1.000	
49 Garrett Olson, L ERA: 4.46	1.0 5 1 0 0 1 1 0 0 0 0 1 12 20 0.00 2.000	1.0 5 1 0 0 1 1 0 0 0 0 1 12 20 0.00 2.000	1.0 5 1 0 0 1 1 0 0 0 0 1 12 20 0.00 2.000	1.0 5 1 0 0 1 1 0 0 0 0 1 12 20 0.00 2.000	1.0 5 1 0 0 1 1 0 0 0 0 1 12 20 0.00 2.000	1.0 5 1 0 0 1 1 0 0 0 0 1 12 20 0.00 2.000	1.0 5 1 0 0 1 1 0 0 0 0 1 12 20 0.00 2.000	1.0 5 1 0 0 1 1 0 0 0 0 1 12 20 0.00 2.000	1.0 5 1 0 0 1 1 0 0 0 0 1 12 20 0.00 2.000	1.0 5 1 0 0 1 1 0 0 0 0 1 12 20 0.00 2.000	1.0 5 1 0 0 1 1 0 0 0 0 1 12 20 0.00 2.000	1.0 5 1 0 0 1 1 0 0 0 0 1 12 20 0.00 2.000	1.0 5 1 0 0 1 1 0 0 0 0 1 12 20 0.00 2.000	1.0 5 1 0 0 1 1 0 0 0 0 1 12 20 0.00 2.000	1.0 5 1 0 0 1 1 0 0 0 0 1 12 20 0.00 2.000	1.0 5 1 0 0 1 1 0 0 0 0 1 12 20 0.00 2.000	1.0 5 1 0 0 1 1 0 0 0 0 1 12 20 0.00 2.000	1.0 5 1 0 0 1 1 0 0 0 0 1 12 20 0.00 2.000	1.0 5 1 0 0 1 1 0 0 0 0 1 12 20 0.00 2.000	1.0 5 1 0 0 1 1 0 0 0 0 1 12 20 0.00 2.000	1.0 5 1 0 0 1 1 0 0 0 0 1 12 20 0.00 2.000	1.0 5 1 0 0 1 1 0 0 0 0 1 12 20 0.00 2.000	1.0 5 1 0 0 1 1 0 0 0 0 1 12 20 0.00 2.000	1.0 5 1 0 0 1 1 0 0 0 0 1 12 20 0.00 2.000	1.0 5 1 0 0 1 1 0 0 0 0 1 12 20 0.00 2.000
37 Brian Sweeney, R ERA: 3.16	1.0 3 0 0 0 1 0 0 0 0 0 0 8 10 0.00 0.000	1.0 3 0 0 0 1 0 0 0 0 0 0 8 10 0.00 0.000	1.0 3 0 0 0 1 0 0 0 0 0 0 8 10 0.00 0.000	1.0 3 0 0 0 1 0 0 0 0 0 0 8 10 0.00 0.000	1.0 3 0 0 0 1 0 0 0 0 0 0 8 10 0.00 0.000	1.0 3 0 0 0 1 0 0 0 0 0 0 8 10 0.00 0.000	1.0 3 0 0 0 1 0 0 0 0 0 0 8 10 0.00 0.000	1.0 3 0 0 0 1 0 0 0 0 0 0 8 10 0.00 0.000	1.0 3 0 0 0 1 0 0 0 0 0 0 8 10 0.00 0.000	1.0 3 0 0 0 1 0 0 0 0 0 0 8 10 0.00 0.000	1.0 3 0 0 0 1 0 0 0 0 0 0 8 10 0.00 0.000	1.0 3 0 0 0 1 0 0 0 0 0 0 8 10 0.00 0.000	1.0 3 0 0 0 1 0 0 0 0 0 0 8 10 0.00 0.000	1.0 3 0 0 0 1 0 0 0 0 0 0 8 10 0.00 0.000	1.0 3 0 0 0 1 0 0 0 0 0 0 8 10 0.00 0.000	1.0 3 0 0 0 1 0 0 0 0 0 0 8 10 0.00 0.000	1.0 3 0 0 0 1 0 0 0 0 0 0 8 10 0.00 0.000	1.0 3 0 0 0 1 0 0 0 0 0 0 8 10 0.00 0.000	1.0 3 0 0 0 1 0 0 0 0 0 0 8 10 0.00 0.000	1.0 3 0 0 0 1 0 0 0 0 0 0 8 10 0.00 0.000	1.0 3 0 0 0 1 0 0 0 0 0 0 8 10 0.00 0.000	1.0 3 0 0 0 1 0 0 0 0 0 0 8 10 0.00 0.000	1.0 3 0 0 0 1 0 0 0 0 0 0 8 10 0.00 0.000	1.0 3 0 0 0 1 0 0 0 0 0 0 8 10 0.00 0.000	1.0 3 0 0 0 1 0 0 0 0 0 0 8 10 0.00 0.000
Batter	1	2	3	4	5	6	7	8	9	AB	R	H	RBI	BB	SO	LOB	BOTTOM								
51 Ichiro Suzuki, L OBP: 0.360, SLG: 0.394										3	0	1	0	1	0	2	Oakland Athletics @ Seattle Mariners Safeco Field, Seattle, WA Fri Oct 01 2010, 7:11 PM - 9:33 PM PDT Att: 19,670 - Cloudy - 64 F								
56 Greg Halman, R OBP: 0.091, SLG: 0.095										0	0	0	0	0	0	0									
9 Chone Figgins, S OBP: 0.342, SLG: 0.308										4	0	0	0	0	1	4									
21 Franklin Gutierrez, R OBP: 0.305, SLG: 0.365										3	0	0	0	1	2	1									
17 Justin Smoak, S OBP: 0.303, SLG: 0.364										3	0	1	0	1	2	1									
12 Ryan Langerhans, L OBP: 0.344, SLG: 0.318										3	0	1	0	1	2	1									
26 Josh Bard, S OBP: 0.277, SLG: 0.361										4	0	0	0	0	1	5									
55 Michael Saunders, L OBP: 0.293, SLG: 0.356										4	0	1	0	0	0	3									
61 Matt Mangini, L OBP: 0.250, SLG: 0.200										3	0	1	0												

Batter	1	2	3	4	5	6	7	8	9	AB	R	H	RBI	BB	SO	LOB	TOP									
11 Rajai Davis, R OBP: 0.319, SLG: 0.375	G5-3			G6-3	K			14 SF9		4	1	1	0	0	1	1	Oakland Athletics @ Seattle Mariners Safeco Field, Seattle, WA Sat Oct 02 2010, 7:10 PM - 9:40 PM PDT Att: 17,724 - Partly Cloudy - G2 F									
10 Darc Barton, L OBP: 0.394, SLG: 0.405 19 Jeff Larish, L OBP: 0.270, SLG: 0.318	G4-3			G4-3	G4-3			K		3	0	0	0	0	0	1										
14 Mark Ellis, R OBP: 0.357, SLG: 0.378	F7			HR				SF9		2	1	1	2	1	0	0										
32 Jack Cust, L OBP: 0.399, SLG: 0.443	F8			HR				G4-3		4	1	2	1	0	0	1										
8 Kurt Suzuki, R OBP: 0.302, SLG: 0.358	G6-3			F8				F8		4	0	0	0	0	0	2										
5 Kevin Kouzmanoff, R OBP: 0.262, SLG: 0.391	G6-3				K			F9		4	0	0	0	0	1	1										
45 Jeremy Hermida, L OBP: 0.268, SLG: 0.353	F7				22 HR			P6		4	1	1	0	0	0	0										
22 Chris Carter, R OBP: 0.230, SLG: 0.313 18 Gabe Gross, L OBP: 0.250, SLG: 0.311	L6				HR			F8		3	1	1	2	0	0	0										
2 Cliff Pennington, S OBP: 0.321, SLG: 0.371	F9				11 S			G3		2	0	0	0	1	0	0										
Inning Stats	R: 0 E: 0 K: 0 S: 6	H: 0 LOB: 0 BB: 0 P: 8	R: 0 E: 0 K: 0 S: 3	H: 0 LOB: 0 BB: 0 P: 6	R: 0 E: 0 K: 0 S: 6	H: 0 LOB: 0 BB: 0 P: 12	R: 2 E: 0 K: 0 S: 6	H: 2 LOB: 0 BB: 0 P: 14	R: 2 E: 0 K: 2 S: 13	H: 2 LOB: 1 BB: 1 P: 20	R: 0 E: 0 K: 0 S: 6	H: 0 LOB: 1 BB: 1 P: 15	R: 0 E: 0 K: 0 S: 7	H: 0 LOB: 0 BB: 0 P: 11	R: 1 E: 0 K: 1 S: 15	H: 2 LOB: 1 BB: 0 P: 22		R: 0 E: 0 K: 0 S: 10	H: 0 LOB: 0 BB: 0 P: 16	1B: 2 2B: 1 3B: 0 HR: 3	SF: 1 SAC: 0 DP: 0 HBP: 0	WP: 0 PB: 0 SB: 3 CS: 0	PA: 35			
PITCHER	IP	WLS	BF	H	R	ER	SO	BB	IBB	HBP	BLK	WP	HR	S	P	ERA	WHIP									
39 David Pauley, R ERA: 4.07 57 Dan Cortes, R ERA: 3.39	7.0	L	27	4	4	4	2	2	0	0	0	0	0	3	47	86	5.14	0.857								
2.0	8	2	1	1	1	1	0	0	0	0	0	0	0	25	38	4.50	1.000									

livebaseballscores.com

AB 32
R 5
H 6
RBI 5
BB 2
SO 3
LOB 7



Batter	1	2	3	4	5	6	7	8	9	AB	R	H	RBI	BB	SO	LOB	BOTTOM								
51 Ichiro Suzuki, L OBP: 0.359, SLG: 0.393	G5-3			G5-3	G5-3			G5-3		5	0	1	0	0	0	3	Oakland Athletics @ Seattle Mariners Safeco Field, Seattle, WA Sat Oct 02 2010, 7:10 PM - 9:40 PM PDT Att: 17,724 - Partly Cloudy - G2 F								
9 Chone Figgins, S OBP: 0.341, SLG: 0.306	F9			G6-3				L4		4	0	0	0	1	0	3									
21 Franklin Gutierrez, R OBP: 0.304, SLG: 0.365	P4				17 PB			K		4	1	1	0	0	2	4									
17 Justin Smoak, S OBP: 0.305, SLG: 0.371	L5				17 HR			K		4	1	2	1	0	0	1									
10 Adam Moore, R OBP: 0.230, SLG: 0.283				K				G5-3		4	0	1	0	0	1	2									
61 Matt Mangini, L OBP: 0.222, SLG: 0.176				K				G4-3		4	0	0	0	0	3	3									
56 Greg Halman, R OBP: 0.115, SLG: 0.120				K				F9		4	0	1	1	0	2	2									
55 Michael Saunders, L OBP: 0.296, SLG: 0.368	G6-3				51 G5-3			L6		4	1	2	1	0	0	2									
16 Josh Wilson, R OBP: 0.281, SLG: 0.297	G5-3				F8					4	0	1	0	0	0	1									
Inning Stats	R: 0 E: 0 K: 0 S: 7	H: 1 LOB: 1 BB: 0 P: 9	R: 0 E: 0 K: 2 S: 11	H: 1 LOB: 0 BB: 0 P: 18	R: 0 E: 0 K: 0 S: 6	H: 0 LOB: 0 BB: 0 P: 11	R: 1 E: 0 K: 2 S: 14	H: 2 LOB: 1 BB: 0 P: 21	R: 0 E: 0 K: 1 S: 10	H: 1 LOB: 2 BB: 1 P: 18	R: 1 E: 0 K: 0 S: 14	H: 2 LOB: 1 BB: 0 P: 21	R: 0 E: 0 K: 1 S: 17	H: 1 LOB: 0 BB: 0 P: 24	R: 0 E: 0 K: 1 S: 8	H: 0 LOB: 0 BB: 0 P: 13		R: 1 E: 1 K: 1 S: 18	H: 1 LOB: 1 BB: 0 P: 27	1B: 4 2B: 4 3B: 0 HR: 1	SF: 0 SAC: 0 DP: 0 HBP: 0	WP: 0 PB: 1 SB: 1 CS: 0	PA: 38		
PITCHER	IP	WLS	BF	H	R	ER	SO	BB	IBB	HBP	BLK	WP	HR	S	P	ERA	WHIP								
49 Brett Anderson, L ERA: 2.8 52 Boof Bonser, R ERA: 6.38 56 Craig Breslow, L ERA: 3.07	7.0	W	30	8	2	1	6	1	0	0	0	0	0	8	13	0.00	0.000								
1.0	H	3	0	0	0	1	0	0	0	0	0	0	1	18	27	9.00	1.000								
1.0	S	5	1	1	1	1	1	0	0	0	0	0	1	18	27	9.00	1.000								

livebaseballscores.com

AB 37
R 3
H 9
RBI 3
BB 1
SO 8
LOB 21

