Oakland Athletics - 2011

Oakland Athletics @ Chicago Cubs

Hohokam Park, Mesa, AZ

Sun Feb 27 2011, 3:09 PM - 6:09 PM EST

Att. 6,892 - Cloudy - 49 F

TOP

livebaseballscorecards.com

Batter	1	2	3	4	5	6	7	8	9	AB	R	H	RBI	BB	SO	LOB
4 Coco Crisp, S (1, 8) OBP: 0.333, SLG: 1.333	S S S 0-3 K ①		C P X 0-2 1-H 2-H 3-H HR		X 0-0 P2 ①		G6-3 ③		X 0-0 F8 ①	3	1	1	4	0	1	0
23 Michael Taylor, R (5, 7)							L9 ②			3	0	0	0	0	0	2
10 Daric Barton, L (1, 3) OBP: 0.333, SLG: 0.667	S S S 0-3 K ②		S S C 0-3 K ①		X 0-0 16 1B 2B		19 16 71 1B 19 E 1B		X 0-0 G1-3 ② 1-2	3	0	1	0	0	2	0
22 Chris Carter, R (5, PR) OBP: 0.333, SLG: 0.333							F8 ③			3	2	1	0	0	0	2
(5, 3)																
16 Josh Willingham, R (1, 7) OBP: 0.667, SLG: 0.667	X 0-0 G6-3 ③		X 0-0 8 FC5-4 1B		X 0-0 8 E 2-H 1B		X 0-0 67 BB 19 E 58 1B 1-2 1B	X 0-0 19 2B 1B	S S S 0-3 FC ③	3	0	2	1	0	0	0
71 Michael Choice, R (5, PR) OBP: 0.667, SLG: 0.667										3	2	2	0	0	0	1
(5, 8)																
8 Kurt Suzuki, R (1, 10)		B B B B 4-0 21 G4-6-3 BB	X 0-0 FC5-4 ② 1-2f		X 0-0 FC5 21 G6-4-3 1-2		X 0-0 E9 58 1B 67 BB 58 E 1-2 2-H 1B	X 0-0 58 3B 1-H 2B		2	0	0	0	1	0	3
19 Anthony Recker, R (7, PH) OBP: 1.000, SLG: 1.500										2	2	2	1	0	0	0
(7, 10)																
21 Andy LaRoche, R (1, 5)		X 0-0 G4-6-3 ① ② 1-2f	X 0-0 P6 ③		X 0-0 G6-4-3 ② ③ 1-2f		B B B B 4-0 58 E 29 1B 1-2 2-3 BB	X 0-0 G5-3 ①		3	0	0	0	0	0	4
67 Wes Timmons, R (5, 5)										1	1	0	0	1	0	1
25 Matt Carson, R (1, 9) OBP: 0.667, SLG: 1.333		X 0-0 G5-3 ③		X 0-0 11 G4-3 36 SF8 2B		X 0-0 2B	X 0-0 E9 29 1B 52 1B 1-2 2-H 3-H 1B	X 0-0 2-H 3B		3	1	2	0	0	0	0
58 Jai Miller, R (6, 9) OBP: 1.000, SLG: 2.000										2	1	2	2	0	0	0
11 Landon Powell, S (1, 2) OBP: 0.333, SLG: 0.333			X 0-0 30 BB 36 1B 4 HR 1B	X 0-0 G4-3 ① 2-3	X 0-0 F9 ①	X 0-0 52 1B 59 1B 1-2 2-H 1B	X 0-0 P6 ②			3	1	1	0	0	0	2
29 Josh Donaldson, R (6, 2) OBP: 0.500, SLG: 0.500										2	1	1	1	0	0	1
36 Eric Sogard, L (1, 6) OBP: 0.333, SLG: 0.500			X 0-0 30 BB 4 HR 1-2 1B	X 0-0 SF8 ② 3-H	S S S 0-3 K ②	X 0-0 59 1B 1-3 2-H 1B	S S S 0-3 K ③			2	1	1	1	0	1	1
52 Grant Green, R (6, 6) OBP: 0.500, SLG: 0.500										2	1	1	1	0	1	1
30 Steve Tolleson, R (1, 4)			B B B B 4-0 4 HR 1-2 2-3 BB	X 0-0 F8 ③	X 0-0 F7 ③	X 0-0 2-H 3-H 1B			B B B B 4-0 22 G1-3 BB	2	1	0	0	1	0	1
59 Jemile Weeks, S (6, 4) OBP: 1.000, SLG: 1.000										1	0	1	2	1	0	0

	AB	R	H	RBI	BB	SO	LOB
AB	43						
R		15					
H			18				
RBI				13			
BB					4		
SO						5	
LOB							19

Inning Stats	1	2	3	4	5	6	7	8	9	1B: 12	SF: 1	WP: 0	PA: 48
R	0	0	4	1	1	0	7	2	0	2B: 4	SAC: 0	PB: 0	
E	0	0	1	0	0	1	2	0	0	3B: 1	DP: 2	SB: 0	
K	2	0	1	0	0	1	0	1	0	HR: 1	HBP: 0	CS: 0	
S	7	2	11	4	5	6	10	8	5				
H	0	0	4	1	2	1	7	3	0				
LOB	0	0	1	0	2	1	1	1	0				
BB	0	1	1	0	0	0	1	0	1				
P	7	6	15	4	5	6	14	8	9				

PITCHER		IP	WLS	BF	H	R	ER	SO	BB	IBB	HBP	BLK	WP	HR	S	P	ERA	WHIP
38 Carlos Zambrano, R ERA:	(1, 1)	2.0		6	0	0	0	2	1	0	0	0	0	0	9	13	0.00	0.500
17 Matt Garza, R ERA: 22.5	(3, 1)	2.0	L	12	5	5	5	1	1	0	0	0	0	1	15	19	22.50	3.000
29 Jeff Samardzija, R ERA: 9.0	(5, 1)	1.0		5	2	1	1	0	0	0	0	0	0	0	5	5	9.00	2.000
49 Carlos Marmol, R ERA:	(6, 1)	1.0		4	1	0	0	1	0	0	0	0	0	0	6	6	0.00	1.000
64 Justin Berg, R ERA: 189.0	(7, 1)	0.1		8	6	7	7	0	1	0	0	0	0	0	7	11	189.00	21.000

PITCHER		IP	WLS	BF	H	R	ER	SO	BB	IBB	HBP	BLK	WP	HR	S	P	ERA	WHIP
20 Thomas Diamond, R ERA:	(7, 1)	0.2		3	1	0	0	0	0	0	0	0	0	0	3	3	0.00	1.500
43 John Grabow, L ERA: 18.0	(8, 1)	1.0		6	3	2	2	1	0	0	0	0	0	0	8	8	18.00	3.000
62 Marcos Mateo, R ERA:	(9, 1)	1.0		4	0	0	0	1	1	0	0	0	0	0	5	9	0.00	1.000

Oakland Athletics @ Chicago Cubs

Hohokam Park, Mesa, AZ

Sun Feb 27 2011, 3:09 PM - 6:09 PM EST

Att. 6,892 - Cloudy - 49 F

BOTTOM

Batter	1	2	3	4	5	6	7	8	9	AB	R	H	RBI	BB	SO	LOB
1 Kosuke Fukudome, L (1, 9)	BBBB 4-0 13 1B 24 1B BB	SSS 0-3 ② K		x 0-0 ① FC6-4 24 1B 1-2f		x 0-0 E6 15 G4-3		x 0-0 ① F9	x 0-0 ③ G4-3	2	1	0	0	1	1	1
21 Tyler Colvin, L (5, 9)										3	0	0	0	0	0	3
13 Starlin Castro, R (1, 6) OBP: 0.667, SLG: 0.667	x 0-0 24 1B 24 S 16 1B 1-3 1B	x 0-0 1B		x 0-0 ② F9		x 0-0 ② ③ G4-3 1-2f		x 0-0 61 1B 1-3 2B		3	1	2	0	0	0	1
15 Darwin Barney, R (5, 6) OBP: 0.500, SLG: 1.000										2	1	1	0	0	0	1
24 Marlon Byrd, R (1, 8) OBP: 0.667, SLG: 0.667	B x 1-0 22 FC4-6 16 1B 12 2B 1-3 3-H 1B	x 0-0 ③ P4		x 0-0 1-2 1B			x 0-0 59 BB 6 1B 51 SF9 1B	x 0-0 ② G6-3 3-H		3	1	2	1	0	0	1
3 Fernando Perez, R (5, 8) OBP: 0.500, SLG: 0.500										2	1	1	1	0	0	1
16 Aramis Ramirez, R (1, 5) OBP: 0.333, SLG: 0.333	x 0-0 22 FC4-6 1-2 3-H 1B		x 0-0 ① F9	x 0-0 ③ G6-3			x 0-0 ① F9	x 0-0 6 WP 2-H 1B		3	0	1	1	0	0	2
61 Josh Vitters, R (5, 5) OBP: 0.500, SLG: 0.500										2	0	1	1	0	0	1
22 Carlos Pena, L (1, 3)	x 0-0 ① FC4-6 12 2B 1-2f 2-3		BBBB 4-0 12 1B BB		x 0-0 ① F9		x 0-0 59 BB 1-2 1B	x 0-0 ③ F7 1-2		2	1	0	0	1	0	2
6 Bryan LaHair, L (6, 3) OBP: 0.500, SLG: 0.500										2	0	1	0	0	0	1
12 Alfonso Soriano, R (1, 7) OBP: 1.000, SLG: 1.333	x 0-0 18 1B 1-H 3-H 2B		x 0-0 1-2 1B		x 0-0 18 FC5-4 1B		BBBB 4-0 1-2 2-3 BB		SSC 0-3 ① K	3	0	3	2	0	0	0
59 Brett Jackson, L (5, PR) (6, 7)										1	0	0	0	1	1	0
18 Geovany Soto, R (1, 2) OBP: 0.333, SLG: 0.333	x 0-0 9 G6-3 2-3 1B		x 0-0 ② F9		x 0-0 ② FC5-4 9 FC6-4 1-2f		x 0-0 ② SF9 3-H		x 0-0 ② G6-3	3	0	1	0	0	0	3
51 Max Ramirez, R (6, 2)										1	0	0	1	0	0	0
9 Blake DeWitt, L (1, 4)	x 0-0 ② ③ G6-3 1-2f		x 0-0 ③ G4-3		x 0-0 ③ FC6-4 1-2f		x 0-0 ③ FC8		x 0-0 28 BB 1B	3	0	0	0	0	0	5
49 Carlos Marmol, R (6, 1)										0	0	0	0	0	0	0
64 Justin Berg, R (7, 1)										0	0	0	0	0	0	0
20 Thomas Diamond, R (7, 1)										0	0	0	0	0	0	0
39 Luis Montanez, R (7, PH)										1	0	0	0	0	0	2
43 John Grabow, L (8, 1)										0	0	0	0	0	0	0
62 Marcos Mateo, R (9, 1)										0	0	0	0	0	0	0
74 Steve Clevenger, L (9, PH) OBP: 1.000, SLG: 1.000										1	0	1	0	0	0	0
38 Carlos Zambrano, S (1, 1)		x 0-0 ① G6-3		x 0-0 1 FC6-4 1B		x 0-0 ① G6-3		x 0-0 15 2B 3 G6-3 1B	BBBB 4-0 1-2 BB	1	0	0	0	0	0	0
17 Matt Garza, R (3, 1) OBP: 1.000, SLG: 1.000										1	0	1	0	0	0	0
29 Jeff Samardzija, R (5, 1)										0	0	0	0	0	0	0
28 Jeff Baker, R (6, 4) OBP: 0.667, SLG: 0.500										2	1	1	0	1	0	0
Inning Stats	R: 4 E: 0 K: 0 S: 7 H: 5 LOB: 1 BB: 1 P: 12	R: 0 E: 0 K: 1 S: 6 H: 1 LOB: 1 BB: 0 P: 6	R: 0 E: 0 K: 0 S: 4 H: 1 LOB: 2 BB: 1 P: 8	R: 0 E: 0 K: 0 S: 5 H: 2 LOB: 2 BB: 0 P: 5	R: 0 E: 0 K: 0 S: 4 H: 1 LOB: 1 BB: 0 P: 4	R: 0 E: 1 K: 0 S: 3 H: 0 LOB: 0 BB: 0 P: 3	R: 1 E: 0 K: 0 S: 5 H: 2 LOB: 2 BB: 1 P: 9	R: 2 E: 0 K: 0 S: 6 H: 3 LOB: 1 BB: 0 P: 6	R: 0 E: 0 K: 1 S: 6 H: 1 LOB: 2 BB: 1 P: 10	1B: 14 2B: 2 3B: 0 HR: 0	SF: 1 SAC: 0 DP: 2 HBP: 0						

AB	41
R	7
H	16
RBI	7
BB	4
SO	2
LOB	24

WP: 1 PB: 0 SB: 1 CS: 0 PA: 46

livebaseballscorecards.com

PITCHER		IP	WLS	BF	H	R	ER	SO	BB	IBB	HBP	BLK	WP	HR	S	P	ERA	WHIP
53 Trevor Cahill, R	(1, 1)	0.1		7	5	4	4	0	1	0	0	0	0	0	6	11	108.00	18.000
ERA: 108.0																		
66 Tyson Ross, R	(1, 1)	1.2		5	1	0	0	1	0	0	0	0	0	0	7	7	0.00	0.600
ERA:																		
33 Joey Devine, R	(3, 1)	1.0	W	5	1	0	0	0	1	0	0	0	0	0	4	8	0.00	2.000
ERA:																		
88 Josh Outman, L	(4, 1)	2.0	H	9	3	0	0	0	0	0	0	0	0	0	9	9	0.00	1.500
ERA:																		
26 Bobby Cramer, L	(6, 1)	2.0	H	9	2	1	1	0	1	0	0	0	0	0	8	12	4.50	1.500
ERA: 4.5																		

PITCHER		IP	WLS	BF	H	R	ER	SO	BB	IBB	HBP	BLK	WP	HR	S	P	ERA	WHIP
63 Danny Farquhar, R	(8, 1)	1.0		6	3	2	2	0	0	0	0	0	1	0	6	6	18.00	3.000
ERA: 18.0																		
31 Brad Ziegler, R	(9, 1)	1.0		5	1	0	0	1	1	0	0	0	0	0	6	10	0.00	2.000
ERA:																		

Oakland Athletics @ Los Angeles Angels

Tempe Diablo Stadium, Tempe, AZ

Mon Feb 28 2011, 3:07 PM - 6:33 PM EST

Att. 2,822 - Sunny - 60 F

TOP

livebaseballscorecards.com

Batter	1	2	3	4	5	6	7	8	9	AB	R	H	RBI	BB	SO	LOB
14 Mark Ellis, R (1, 4) OBP: 0.333, SLG: 0.333	F7		1B		K		G6-3	1B (1-2)		3	0	1	0	0	1	2
6 Adrian Cardenas, L (5, 4) OBP: 0.500, SLG: 0.500										2	0	1	0	0	0	0
8 Kurt Suzuki, R (1, 2) OBP: 0.500, SLG: 0.250	1B		L6		BB (28 BB; 55 BB; 1-2, 2-3)		L5	K		2	0	1	0	1	0	1
19 Anthony Recker, R (5, 2) OBP: 0.500, SLG: 0.750										2	0	0	0	0	1	2
55 Hideki Matsui, L (1, 10)	F7			K	BB (28 BB; 1-2, 2-3, 3-H)		F7		1B (67 BB; 21 1B; 71 FC5-4-3)	2	0	0	1	1	1	1
29 Josh Donaldson, R (5, PR) OBP: 0.500, SLG: 0.500										2	1	1	0	0	0	0
(5, 10)																
28 Conor Jackson, R (1, 3)	P3			F8	BB (1-2, 2-3, 3-H)			G1-3	1B (71 FC5-4-3; 67 BB; 58 1B; 1-2)	2	0	0	1	1	0	1
21 Andy LaRoche, R (5, 3) OBP: 0.200, SLG: 0.200				1B	K					2	1	1	0	0	0	0
5 Kevin Kouzmanoff, R (1, 5) OBP: 0.667, SLG: 0.667		1B (25 G6-4-3)						1B (71 1B; 23 HR)	BB (71 FC5-4-3; 1-2, 2-3)	3	0	2	0	0	1	3
67 Wes Timmons, R (5, 5) OBP: 0.750, SLG: 0.500										1	1	1	0	1	0	0
59 Jemile Weeks, S (9, PR) OBP: 1.000, SLG: 1.000										0	0	0	0	0	0	0
25 Matt Carson, R (1, 8) OBP: 0.333, SLG: 0.667		G6-4-3 (1-2f)		P4		F9		1B (23 HR; 1-2)	FC5-4-3 (1-2, 2-3, 3-H)	3	0	0	0	0	0	2
71 Michael Choice, R (6, 8) OBP: 0.600, SLG: 0.600										2	1	1	0	0	0	2
22 Chris Carter, R (1, 7) OBP: 0.333, SLG: 0.200		F8			L8	BB		K	1B (3-H)	2	0	0	0	1	0	0
58 Jai Miller, R (6, PR) OBP: 0.750, SLG: 1.250										2	0	1	1	0	1	2
(6, 7)																
23 Michael Taylor, R (1, 9) OBP: 0.250, SLG: 0.625			F8		1B (8 BB; 30 1B; 55 BB)	K		HR (1-H, 2-H)	F7	5	2	2	3	0	1	2
30 Steve Tolleson, R (1, 6) OBP: 0.400, SLG: 0.250			G3		1B (55 BB; 8 BB; 28 BB; 1-2)	F8		BB (6 1B)		2	1	1	0	0	0	0
73 Josh Horton, L (5, 6)										1	0	0	0	1	0	1

	AB	38
	R	7
	H	13
	RBI	6
	BB	6
	SO	6
	LOB	19

Inning Stats																																		
1	R: 0	H: 1	E: 0	LOB: 1	K: 0	BB: 0	S: 4	P: 4
2	R: 0	H: 1	E: 0	LOB: 0	K: 0	BB: 0	S: 3	P: 3
3	R: 0	H: 1	E: 0	LOB: 1	K: 0	BB: 0	S: 4	P: 4
4	R: 0	H: 1	E: 0	LOB: 1	K: 1	BB: 0	S: 6	P: 6
5	R: 2	H: 2	E: 0	LOB: 3	K: 2	BB: 3	S: 9	P: 21
6	R: 0	H: 0	E: 0	LOB: 1	K: 1	BB: 1	S: 5	P: 9
7	R: 0	H: 0	E: 0	LOB: 0	K: 0	BB: 0	S: 3	P: 3
8	R: 3	H: 4	E: 0	LOB: 2	K: 2	BB: 1	S: 12	P: 19
9	R: 2	H: 3	E: 0	LOB: 1	K: 0	BB: 1	S: 5	P: 9

1B: 12	SF: 0	2B: 0	SAC: 0	3B: 0	DP: 2	HR: 1	HBP: 0
WP: 0	PA: 44	PB: 0	SB: 0	CS: 0

PITCHER		IP	WLS	BF	H	R	ER	SO	BB	IBB	HBP	BLK	WP	HR	S	P	ERA	WHIP
35 Joel Pineiro, R	(1, 1)	2.0	W	7	2	0	0	0	0	0	0	0	0	0	7	7	0.00	1.000
ERA:																		
37 Scott Downs, L	(3, 1)	1.0	H	4	1	0	0	0	0	0	0	0	0	0	4	4	0.00	1.000
ERA:																		
32 Matt Palmer, R	(4, 1)	1.2	H	9	3	2	2	2	1	0	0	0	0	0	12	16	10.80	2.400
ERA: 10.8																		
87 Matt Meyer, L	(5, 1)	0.1	H	3	0	0	0	1	2	0	0	0	0	0	3	11	0.00	6.000
ERA:																		
45 Francisco Rodriguez, R	(6, 1)	1.0	H	4	0	0	0	1	1	0	0	0	0	0	5	9	0.00	1.000
ERA:																		

PITCHER		IP	WLS	BF	H	R	ER	SO	BB	IBB	HBP	BLK	WP	HR	S	P	ERA	WHIP
31 Andrew Taylor, L	(7, 1)	1.0		3	0	0	0	0	0	0	0	0	0	0	3	3	0.00	0.000
ERA:																		
91 Ryan Brasier, R	(8, 1)	0.2		7	4	3	3	1	1	0	0	0	0	1	9	16	40.50	7.500
ERA: 40.5																		
64 Anthony Ortega, R	(8, 1)	0.1	H	1	0	0	0	1	0	0	0	0	0	0	3	3	0.00	0.000
ERA:																		
55 Ryan Braun, R	(9, 1)	0.2	H	5	3	2	2	0	1	0	0	0	0	0	4	8	27.00	6.000
ERA: 27.0																		
17 Jason Bulger, R	(9, 1)	0.1	S	1	0	0	0	0	0	0	0	0	0	0	1	1	0.00	0.000
ERA:																		

Batter	1	2	3	4	5	6	7	8	9	AB	R	H	RBI	BB	SO	LOB
13 Maicer Izturis, S (1, 5) OBP: 0.200, SLG: 0.200	0-0 10 E 47 1B 48 BB 1B	0-3 K		0-0 G3 2-3		0-0 E5 70 2B 1-3	0-0 2-H 2B			3	1	1	0	0	1	1
79 Jean Segura, R (6, 6) OBP: 0.333, SLG: 0.333										1	0	0	0	0	0	1
18 Andrew Romine, S (6, PR) OBP: 0.750, SLG: 1.000										1	1	1	1	0	0	0
(7, 6)																
53 Bobby Abreu, L (1, 10) OBP: 0.667, SLG: 1.333	0-3 K	0-0 10 FC5 2B		0-0 3-H 2B		0-3 K	0-0 L7			3	0	2	1	0	1	1
16 Hank Conger, L (6, PH) OBP: 0.167, SLG: 0.167										2	0	0	0	0	1	3
(7, 10)																
48 Torii Hunter, R (1, 9)	4-0 47 1B 10 E 47 E 1-2 BB	4-0 10 FC5 BB		0-3 K		0-0 28 E 1-H 3-H 2B		0-0 P4		1	1	0	0	2	1	1
70 Kevin Melillo, L (6, 4) OBP: 0.333, SLG: 0.667										2	1	1	2	0	0	0
10 Vernon Wells, R (1, 7) OBP: 0.333, SLG: 0.333	0-0 E7 47 E 1-2 2-3	0-0 FC5 1-2 2-3f			0-0 2 F8 47 PB 1B	0-0 E7 92 S 2-H		0-3 K		3	0	1	0	0	0	4
28 Gil Velazquez, R (6, 5)										2	0	0	0	0	1	1
47 Howie Kendrick, R (1, 4) OBP: 0.200, SLG: 0.200	0-0 E7 1-3 2-H 3-H 1B		0-0 F9		1-3 K 1-2	0-3 K 1-2		0-0 1B		3	0	1	1	0	1	1
92 Travis Witherspoon, R (6, 7) OBP: 0.333, SLG: 0.333										2	0	1	0	0	1	1
2 Erick Aybar, S (1, 6) OBP: 0.200, SLG: 0.200	0-0 P4		0-0 G4-3		0-0 F8 2-3		0-0 86 1B 99 SF9 1B	0-0 G4-3		3	0	0	0	0	0	3
83 Angel Castillo, R (6, 9) OBP: 0.667, SLG: 0.500										2	1	1	0	0	0	1
44 Mark Trumbo, R (1, 3) OBP: 0.250, SLG: 0.571	4-0 BB		0-0 G4-3		0-0 G6-3		0-0 49 G3 18 2B 1-3 1B			2	0	0	0	1	0	1
86 Efren Navarro, L (6, 3) OBP: 0.500, SLG: 0.500										1	1	1	0	0	0	0
5 Jeff Mathis, R (1, 2) OBP: 0.250, SLG: 0.250	0-0 F8			0-0 G6-3		0-0 P2	0-0 SF9 3-H			2	0	0	0	0	0	3
99 Alberto Rosario, R (6, 2)										1	0	0	1	0	0	0
25 Peter Bourjos, R (1, 8) OBP: 0.400, SLG: 0.600		0-0 G6-3		0-0 13 G3 53 2B 2B		0-0 79 E 70 2B 1B	0-0 G3 1-2			3	2	2	0	0	0	0
49 Jeremy Moore, L (7, 8)										1	0	0	0	0	0	1
Inning Stats	R: 2 E: 2 K: 1 S: 8 H: 2 LOB: 3 BB: 2 P: 16	R: 0 E: 0 K: 1 S: 6 H: 1 LOB: 2 BB: 1 P: 10	R: 0 E: 0 K: 0 S: 3 H: 0 LOB: 0 BB: 0 P: 3	R: 1 E: 0 K: 1 S: 7 H: 2 LOB: 1 BB: 0 P: 7	R: 0 E: 0 K: 1 S: 6 H: 1 LOB: 1 BB: 0 P: 7	R: 3 E: 2 K: 2 S: 11 H: 2 LOB: 2 BB: 0 P: 11	R: 2 E: 0 K: 0 S: 6 H: 3 LOB: 1 BB: 0 P: 6	R: 0 E: 0 K: 1 S: 6 H: 1 LOB: 1 BB: 0 P: 6		1B: 7 2B: 5 3B: 0 HR: 0 SF: 1 SAC: 0 DP: 0 HBP: 0						

BOTTOM

Oakland Athletics @ Los Angeles Angels

Tempe Diablo Stadium, Tempe, AZ

Mon Feb 28 2011, 3:07 PM - 6:33 PM EST

Att. 2,822 - Sunny - 60 F

livebaseballscorecards.com

AB	38
R	8
H	12
RBI	6
BB	3
SO	7
LOB	23

1B: 7 2B: 5 3B: 0 HR: 0 SF: 1 SAC: 0 DP: 0 HBP: 0

WP: 0 PB: 1 SB: 1 CS: 0 PA: 42

PITCHER		IP	WLS	BF	H	R	ER	SO	BB	IBB	HBP	BLK	WP	HR	S	P	ERA	WHIP
51 Dallas Braden, L ERA: 9.0	(1, 1)	1.0	L	8	2	2	1	1	2	0	0	0	0	0	8	16	9.00	4.000
54 Vinnie Chulk, R ERA:	(2, 1)	1.0		5	1	0	0	1	1	0	0	0	0	0	6	10	0.00	2.000
32 Brandon McCarthy, R ERA: 4.5	(3, 1)	2.0		8	2	1	1	1	0	0	0	0	0	0	10	10	4.50	1.000
74 Guillermo Moscoso, R ERA: 5.4	(5, 1)	1.2		8	2	2	1	2	0	0	0	0	0	0	12	13	5.40	1.200
68 Joe Bateman, R ERA:	(6, 1)	0.1		3	1	1	0	1	0	0	0	0	0	0	5	5	0.00	3.000

PITCHER		IP	WLS	BF	H	R	ER	SO	BB	IBB	HBP	BLK	WP	HR	S	P	ERA	WHIP
13 Jerry Blevins, L ERA: 18.0	(7, 1)	1.0		6	3	2	2	0	0	0	0	0	0	0	6	6	18.00	3.000
64 Trystan Magnuson, R ERA:	(8, 1)	1.0		4	1	0	0	1	0	0	0	0	0	0	6	6	0.00	1.000

Cincinnati Reds @ Oakland Athletics

Phoenix Municipal Stadium, Phoenix, AZ

Tue Mar 01 2011, 3:07 PM - 5:36 PM EST

Att. 1,631 - Partly Cloudy - 68 F

livebaseballscorecards.com

TOP

Batter	1	2	3	4	5	6	7	8	9	AB	R	H	RBI	BB	SO	LOB
6 Drew Stubbs, R (1, 8) 88 Felix Perez, L (6, PH) OBP: 0.500, SLG: 0.500 (6, 8)	C C B B C 2-3 ① K			F C C 0-3 ① K	X 0-0 ① P3	X 0-0 1-2 3-H 1B		S F C 0-3 ③ K		3 0 0 0 0 2 0 2 0 1 1 0 1 2						
16 Edgar Renteria, R (1, 6) OBP: 0.400, SLG: 0.600 60 Zack Cozart, R (6, PH) OBP: 0.333, SLG: 0.500 (6, 6)	C T B C 1-3 ② K			X 0-0 31 HR 2B	B C F C 1-3 ② K	X 0-0 ③ F7			C F S 0-3 ① K	3 1 1 0 0 2 0 2 0 0 0 0 1 2						
31 Jonny Gomes, R (1, 7) OBP: 0.200, SLG: 0.800 85 Michael Griffin, R (6, 7)	X 0-0 ③ G5-3			C B X 1-1 2-H HR	X 0-0 ③ G6-3		X 0-0 ① P3		X 0-0 ② FC8	3 1 1 2 0 0 0 2 0 0 0 0 0 0						
27 Scott Rolen, R (1, 5) OBP: 0.250, SLG: 0.250 87 Junior Arias, R (6, PH) (6, 5)		C F C 0-3 ① K		X 0-0 ② P3		S C B S 1-3 ① K	C F C 0-3 ② K		C F S 0-3 ③ K	2 0 0 0 0 1 0 3 0 0 0 0 3 0						
32 Jay Bruce, L (1, 9) OBP: 0.375, SLG: 0.286 89 Ryan LaMarre, R (6, PR) (6, 9)		S B B F C 2-3 ② K		X 0-0 23 HR 1B		X 0-0 3 1B 70 1B 65 1B 1B	X 0-0 ③ G6-3			3 1 2 0 0 1 0 1 1 0 0 0 0 0						
23 Yonder Alonso, L (1, 3) OBP: 0.333, SLG: 0.833 70 Todd Frazier, R (5, 3) OBP: 0.333, SLG: 0.500		F F B C 1-3 ③ K		X 0-0 1-H HR		X 0-0 3 1B 65 1B 1-2 1B		X 0-0 ① G5-3		2 1 1 2 0 1 0 2 1 1 0 0 0 0						
43 Miguel Cairo, R (1, 10) OBP: 0.200, SLG: 0.200 84 Alex Buchholz, R (8, PH) (8, 10)		X 0-0 ① F7	X 0-0 3 1B 1B			X 0-0 ② FC8		C F S 0-3 ② K		3 0 1 0 0 0 2 1 0 0 0 0 1 0						
3 Chris Valaika, R (1, 4) OBP: 0.429, SLG: 0.857 81 Miguel Rojas, R (6, 4) OBP: 1.000, SLG: 1.000		F B B F F S 2-3 ② K	X 0-0 1-3 1B			X 0-0 65 1B 88 1B 1-2 2-3 1B		X 0-0 65 1B 1B		3 1 2 0 0 1 0 1 0 1 0 0 0 0						
37 Corky Miller, R (1, 2) OBP: 0.250, SLG: 0.667 65 Devin Mesoraco, R (4, 2) OBP: 0.750, SLG: 0.750 83 Tucker Barnhart, L (8, 2) OBP: 1.000, SLG: 1.000		X 0-0 ③ G6-3	X 0-0 ③ L7			X 0-0 88 1B 1-3 2-H 3-H 1B		X 0-0 1-3 1B		2 0 0 0 0 0 2 2 0 2 2 0 0 0 0 0 0 0 0 0 0						

Inning Stats																		
	R: 0 E: 0 K: 2 S: 7	H: 0 LOB: 0 BB: 0 P: 10	R: 0 E: 0 K: 3 S: 9	H: 0 LOB: 0 BB: 0 P: 12	R: 0 E: 0 K: 1 S: 6	H: 0 LOB: 0 BB: 0 P: 8	R: 4 E: 0 K: 1 S: 12	H: 6 LOB: 2 BB: 0 P: 13	R: 0 E: 0 K: 1 S: 5	H: 0 LOB: 0 BB: 0 P: 6	R: 3 E: 0 K: 1 S: 10	H: 5 LOB: 2 BB: 0 P: 11	R: 0 E: 0 K: 1 S: 5	H: 0 LOB: 0 BB: 0 P: 5	R: 0 E: 0 K: 2 S: 9	H: 2 LOB: 2 BB: 0 P: 9	R: 0 E: 0 K: 2 S: 7	H: 0 LOB: 0 BB: 0 P: 7

1B: 10	SF: 0	WP: 0	PA: 40
2B: 1	SAC: 0	PB: 0	
3B: 0	DP: 0	SB: 0	
HR: 2	HBP: 0	CS: 0	

	AB	40
	R	7
	H	13
	RBI	7
	BB	0
	SO	14
	LOB	8

PITCHER		IP	WLS	BF	H	R	ER	SO	BB	IBB	HBP	BLK	WP	HR	S	P	ERA	WHIP
47 Gio González, L	(1, 1)	2.0		6	0	0	0	5	0	0	0	0	0	0	16	22	0.00	0.000
ERA:																		
49 Brett Anderson, L	(3, 1)	2.0	L	12	6	4	4	2	0	0	0	0	0	2	18	21	18.00	3.000
ERA: 18.0																		
57 Brian Fuentes, L	(5, 1)	1.0		3	0	0	0	1	0	0	0	0	0	0	5	6	0.00	0.000
ERA:																		
50 Grant Balfour, R	(6, 1)	1.0		8	5	3	3	1	0	0	0	0	0	0	10	11	27.00	5.000
ERA: 27.0																		
75 Fernando Cabrera, R	(7, 1)	1.0		3	0	0	0	1	0	0	0	0	0	0	5	5	0.00	0.000
ERA:																		

PITCHER		IP	WLS	BF	H	R	ER	SO	BB	IBB	HBP	BLK	WP	HR	S	P	ERA	WHIP
60 Fautino De Los Santos, R	(8, 1)	1.0		5	2	0	0	2	0	0	0	0	0	0	9	9	0.00	2.000
ERA:																		
45 Willie Eyre, R	(9, 1)	1.0		3	0	0	0	2	0	0	0	0	0	0	7	7	0.00	0.000
ERA:																		

BOTTOM

Cincinnati Reds @ Oakland Athletics

Phoenix Municipal Stadium, Phoenix, AZ

Tue Mar 01 2011, 3:07 PM - 5:36 PM EST

Att. 1,631 - Partly Cloudy - 68 F

Batter	1	2	3	4	5	6	7	8	9	AB	R	H	RBI	BB	SO	LOB
4 Coco Crisp, S (1, 8) OBP: 0.333, SLG: 1.000	F8		G3		2B		FC4		FC5 30 BB 58 SF 1-2	3	0	1	0	0	0	0
71 Michael Choice, R (6, 8) OBP: 0.429, SLG: 0.429										2	1	0	0	0	0	3
10 Daric Barton, L (1, 3) OBP: 0.333, SLG: 0.500	F9		1B		F9		F7		BBBBB 58 SF 1-2 2-3 BB	3	0	1	0	0	0	1
30 Steve Tolleson, R (7, 5) OBP: 0.429, SLG: 0.200										1	0	0	0	1	0	2
16 Josh Willingham, R (1, 7) OBP: 0.333, SLG: 0.333	G3		F7		P4			H 25 FC5 22 1B HBP	SF 1-2 2-H 3-H	3	0	0	0	0	0	2
58 Jai Miller, R (7, 7) OBP: 0.667, SLG: 1.250										0	1	0	1	0	0	0
28 Conor Jackson, R (1, 9)		G3	G1-3			F8		FC5 22 1B 29 G6-3 1-2	K	3	0	0	0	0	0	1
25 Matt Carson, R (7, 9) OBP: 0.250, SLG: 0.500										2	1	0	0	0	1	3
22 Chris Carter, R (1, 10) OBP: 0.364, SLG: 0.300		11 G4-3 67 1B 1B		P6		K		1B 1-3 2-H	F7	5	1	2	1	0	1	2
11 Landon Powell, S (1, 2) OBP: 0.167, SLG: 0.167	G4-3 1-2			F9		K		G6-3 3-H		3	0	0	0	0	1	1
29 Josh Donaldson, R (7, 2) OBP: 0.400, SLG: 0.400										1	0	0	1	0	0	0
21 Andy LaRoche, R (1, 4) OBP: 0.500, SLG: 0.500	CBBBCFB 67 1B BB		CBBBCFB BB				67 F8 36 1B 2B	G4-3		1	0	1	0	2	0	0
59 Jemile Weeks, S (7, PR) OBP: 0.667, SLG: 0.500										1	1	0	0	0	0	0
(8, 4)																
67 Wes Timmons, R (1, 5) OBP: 0.625, SLG: 0.500	1-3 2-H 1B		B2-3			F8 2-3			30 BB 71 E 58 SF 1B	4	1	2	1	0	0	2
(7, 3)																
36 Eric Sogard, L (1, 6) OBP: 0.333, SLG: 0.400	G3				G4-3	3-H 1B			K	3	0	1	1	0	0	2
52 Grant Green, R (8, 6) OBP: 0.333, SLG: 0.333										1	0	0	0	0	1	1

livebaseballscorecards.com

AB	36
R	6
H	8
RBI	5
BB	3
SO	4
LOB	20

Inning Stats	1	2	3	4	5	6	7	8	9
	R: 0 E: 0 K: 0 S: 3	H: 0 LOB: 0 BB: 0 P: 3	R: 1 E: 0 K: 0 S: 8	H: 2 LOB: 2 BB: 1 P: 12	R: 0 E: 0 K: 0 S: 4	H: 1 LOB: 1 BB: 0 P: 4	R: 0 E: 0 K: 0 S: 6	H: 0 LOB: 1 BB: 1 P: 10	R: 0 E: 0 K: 0 S: 4	H: 1 LOB: 1 BB: 0 P: 4	R: 0 E: 0 K: 2 S: 7	H: 0 LOB: 0 BB: 0 P: 7	R: 1 E: 0 K: 0 S: 5	H: 2 LOB: 2 BB: 0 P: 5	R: 2 E: 0 K: 0 S: 4	H: 1 LOB: 0 BB: 0 P: 5	R: 2 E: 2 K: 2 S: 10	H: 1 LOB: 2 BB: 1 P: 14

1B: 6	SF: 1
2B: 2	SAC: 0
3B: 0	DP: 0
HR: 0	HBP: 1

WP: 0	PA: 41
PB: 0	
SB: 0	
CS: 0	

PITCHER	IP	WLS	BF	H	R	ER	SO	BB	IBB	HBP	BLK	WP	HR	S	P	ERA	WHIP
44 Mike Leake, R (1, 1) ERA: 4.5	2.0		9	2	1	1	0	1	0	0	0	0	0	11	15	4.50	1.500
62 Jordan Smith, R (3, 1) ERA:	2.0	W	8	1	0	0	0	1	0	0	0	0	0	10	14	0.00	1.000
79 Jeremy Horst, L (5, 1) ERA:	2.0	H	7	1	0	0	2	0	0	0	0	0	0	11	11	0.00	0.500
81 Matt Klinker, R (7, 1) ERA: 13.5	2.0		10	3	3	3	0	0	0	1	0	0	0	9	10	13.50	1.500
80 Donnie Joseph, L (9, 1) ERA: 33.75	1.0	S	7	1	2	0	2	1	0	0	0	0	0	10	14	0.00	2.000

PITCHER	IP	WLS	BF	H	R	ER	SO	BB	IBB	HBP	BLK	WP	HR	S	P	ERA	WHIP

Cleveland Indians @ Oakland Athletics

Phoenix Municipal Stadium, Phoenix, AZ

Wed Mar 02 2011, 3:08 PM - 5:47 PM EST

Att. 2,325 - Partly Cloudy - 72 F

TOP

livebaseballscorecards.com

Batter	1	2	3	4	5	6	7	8	9	AB	R	H	RBI	BB	SO	LOB
23 Michael Brantley, L (1, 8) OBP: 0.250, SLG: 0.143 65 Ezequiel Carrera, L (5, 8) OBP: 0.333, SLG: 0.500	G4-3		G4-6-3 1-2f 2-3	F8			L7		G1-3	3 2	0 0	0 0	0 0	0 0	0 0	4 0
12 Jayson Nix, R (1, 4) 72 Jason Kipnis, L (6, 4) OBP: 0.400, SLG: 1.000	G5-3		BB		P4		F7		L4	2 2	0 0	0 0	0 0	1 0	0 0	0 0
48 Travis Hafner, L (1, 10) OBP: 0.143, SLG: 0.143 76 Lonnie Chisenhall, L (7, PH) OBP: 0.556, SLG: 0.667 (7, 10)	G4-3		F9		F8		BB		HBP	3 0	0 0	0 0	0 0	0 1	0 0	2 0
7 Matt LaPorta, R (1, 3) OBP: 0.111, SLG: 0.222 88 Matt McBride, R (7, 3)		F7		28 1B 2B	E6		K		F7	4 1	1 0	1 0	0 0	0 0	1 0	1 1
28 Travis Buck, L (1, 9) OBP: 0.625, SLG: 1.000 35 Jordan Brown, L (6, 7) OBP: 0.429, SLG: 0.667		G4-3		30 BB 2 1B 2-H 1B	G4-3			9 L8 30 WP 74 SF8 1B		3 1	1 1	1 1	1 0	0 0	0 0	1 0
30 Chad Huffman, R (1, 7) OBP: 0.545, SLG: 0.571 (6, 9) 87 Jerad Head, R (8, 9)		2B		2 1B 1-2 BB		G5-3		1-2 BB		2 0	0 0	1 0	0 0	2 0	0 0	0 0
9 Jack Hannahan, L (1, 5) OBP: 0.556, SLG: 0.500 (6, 6)		K		K		1B		L8 2-3		4	0	1	0	0	2	5
2 Paul Phillips, R (1, 2) OBP: 0.600, SLG: 0.600 74 Chun-Hsiu Chen, R (6, 2)			23 G4-6-3 8 BB 1B	1-2 2-H 1B		K		SF8 3-H		3 0	0 0	2 0	1 1	0 0	1 0	1 0
8 Adam Everett, R (1, 6) OBP: 0.500, SLG: 0.333 73 Cord Phelps, S (6, 5)			23 G4-6-3 1-2 BB	F8		F8		F7		2 1	0 0	0 0	0 0	1 0	0 0	3 1
Inning Stats	R: 0 E: 0 K: 0 S: 3 H: 0 LOB: 0 BB: 0 P: 4	R: 0 E: 0 K: 1 S: 6 H: 1 LOB: 1 BB: 0 P: 6	R: 0 E: 0 K: 0 S: 3 H: 1 LOB: 2 BB: 2 P: 11	R: 2 E: 0 K: 1 S: 8 H: 3 LOB: 2 BB: 1 P: 12	R: 0 E: 1 K: 0 S: 4 H: 0 LOB: 1 BB: 0 P: 4	R: 0 E: 0 K: 1 S: 6 H: 1 LOB: 1 BB: 0 P: 6	R: 0 E: 0 K: 1 S: 5 H: 0 LOB: 1 BB: 1 P: 9	R: 1 E: 0 K: 0 S: 4 H: 1 LOB: 1 BB: 1 P: 8	R: 0 E: 0 K: 0 S: 3 H: 0 LOB: 1 BB: 0 P: 4	1B: 5 2B: 2 3B: 0 HR: 0 SF: 1 SAC: 0 DP: 1 HBP: 1						

	AB	33
	R	3
	H	7
	RBI	3
	BB	5
	SO	4
	LOB	19

PITCHER		IP	WLS	BF	H	R	ER	SO	BB	IBB	HBP	BLK	WP	HR	S	P	ERA	WHIP
26 Bobby Cramer, L ERA: 2.25	(1, 1)	2.0		7	1	0	0	1	0	0	0	0	0	0	9	10	0.00	0.500
88 Josh Outman, L ERA: 5.4	(3, 1)	1.1	H	9	3	2	2	1	3	0	0	0	0	0	8	20	13.50	4.500
72 Gabe DeHoyos, R ERA:	(4, 1)	0.2	W	3	1	0	0	0	0	0	0	0	0	0	3	3	0.00	1.500
66 Tyson Ross, R ERA:	(5, 1)	2.0	H	8	1	0	0	1	0	0	0	0	0	0	10	10	0.00	0.500
33 Joey Devine, R ERA:	(7, 1)	1.0	H	4	0	0	0	1	1	0	0	0	0	0	5	9	0.00	1.000
63 Danny Farquhar, R ERA: 13.5	(8, 1)	1.0	H	5	1	1	1	0	1	0	0	0	1	0	4	8	9.00	2.000
31 Brad Ziegler, R ERA:	(9, 1)	1.0	S	4	0	0	0	0	0	0	1	0	0	0	3	4	0.00	0.000

Cleveland Indians @ Oakland Athletics

Phoenix Municipal Stadium, Phoenix, AZ

Wed Mar 02 2011, 3:08 PM - 5:47 PM EST

Att. 2,325 - Partly Cloudy - 72 F

livebaseballscorecards.com

BOTTOM

Batter	1	2	3	4	5	6	7	8	9	AB	R	H	RBI	BB	SO	LOB
14 Mark Ellis, R (1, 4) OBP: 0.500, SLG: 0.500 6 Adrian Cardenas, L (5, 4) OBP: 0.333, SLG: 0.333	0-0 12 HBP 8 BB 55 G6-4-3 1B	0-3 ② K 1-2 2-3		1-0 1-H 1B		0-0 ② F7				3 1	1 0	2 0	1 0	0 0	1 0	2 2
8 Kurt Suzuki, R (1, 2) OBP: 0.500, SLG: 0.286 61 Max Stassi, R (7, 2)	4-0 55 G6-4-3 12 HBP 5 1B 1-2 BB	0-0 ③ G4-3		0-3 ③ K		0-0 1-2 2-H 1B				3 0	1 0	1 0	1 0	1 0	1 0	3 0
12 David DeJesus, L (1, 9) 25 Matt Carson, R (6, 9) OBP: 0.222, SLG: 0.444	1-0 55 G6-4-3 1-2 2-3 HBP		0-0 ① G4-3		0-3 ① K	0-0 ③ F8				2 1	0 0	0 0	0 0	0 0	1 0	0 2
55 Hideki Matsui, L (1, 10) 19 Anthony Recker, R (7, PH) OBP: 0.400, SLG: 0.600 (8, 10)	0-0 ① ② G6-4-3 1-2f 2-3 3-H		4-0 BB		0-3 ② K		0-0 ① G6-3			2 1	0 0	0 0	0 0	1 0	1 0	2 0
5 Kevin Kouzmanoff, R (1, 5) OBP: 0.667, SLG: 0.600 67 Wes Timmons, R (5, PR) OBP: 0.556, SLG: 0.429 (6, 5) (7, 6)	0-0 3-H 1B		0-0 ② F7		4-0 BB		0-0 ② L6			2 1	0 0	1 0	1 0	1 0	0 0	1 0
22 Chris Carter, R (1, 3) OBP: 0.267, SLG: 0.214 21 Andy LaRoche, R (8, 3) OBP: 0.500, SLG: 0.500	0-0 ③ F9		0-0 ③ F8		0-0 ③ F9		0-3 ③ K			4 0	0 0	0 0	0 0	0 0	1 0	3 0
23 Michael Taylor, R (1, 7) OBP: 0.250, SLG: 0.500		0-0 ① P5		0-0 ① F8		0-0 58 BB 8 1B 1B		0-3 ① K		4	1	1	0	0	1	0
58 Jai Miller, R (1, 8) OBP: 0.700, SLG: 1.000		4-0 14 S 30 S BB		0-0 14 S 14 14 1B 1B		4-0 8 1B 1-2 BB		0-3 ② K		2	1	1	0	2	1	0
30 Steve Tolleson, R (1, 6) OBP: 0.364, SLG: 0.125 (7, 5)		4-0 14 S 1-2 BB		0-0 ② F9		0-0 ① L9		0-0 ③ F9		3	0	0	0	1	0	3
Inning Stats	R: 2 E: 0 K: 0 S: 4 H: 2 LOB: 1 BB: 1 P: 9	R: 0 E: 0 K: 1 S: 5 H: 0 LOB: 2 BB: 2 P: 13	R: 0 E: 0 K: 0 S: 3 H: 0 LOB: 1 BB: 1 P: 7	R: 1 E: 0 K: 1 S: 7 H: 2 LOB: 1 BB: 0 P: 8	R: 0 E: 0 K: 2 S: 7 H: 0 LOB: 1 BB: 1 P: 11	R: 1 E: 0 K: 0 S: 5 H: 2 LOB: 2 BB: 1 P: 9	R: 0 E: 0 K: 1 S: 5 H: 0 LOB: 0 BB: 0 P: 5	R: 0 E: 0 K: 2 S: 7 H: 0 LOB: 0 BB: 0 P: 7		1B: 6 2B: 0 3B: 0 HR: 0	SF: 0 SAC: 0 DP: 1 HBP: 1					

	AB	29
	R	4
	H	6
	RBI	3
	BB	6
	SO	7
	LOB	18

WP: 0 PB: 0 SB: 4 CS: 0 PA: 36

PITCHER		IP	WLS	BF	H	R	ER	SO	BB	IBB	HBP	BLK	WP	HR	S	P	ERA	WHIP
63 Justin Masterson, R ERA: 9.0	(1, 1)	2.0		11	2	2	2	1	3	0	1	0	0	0	9	22	9.00	2.500
40 Jess Todd, R ERA:	(3, 1)	1.0		4	0	0	0	0	1	0	0	0	0	0	3	7	0.00	1.000
45 Doug Mathis, R ERA: 4.5	(4, 1)	1.0	L	5	2	1	1	1	0	0	0	0	0	0	7	8	9.00	2.000
78 Drew Pomeranz, L ERA:	(5, 1)	1.0		4	0	0	0	2	1	0	0	0	0	0	7	11	0.00	1.000
33 Joe Martinez, R ERA: 9.0	(6, 1)	1.0		6	2	1	1	0	1	0	0	0	0	0	5	9	9.00	3.000

PITCHER		IP	WLS	BF	H	R	ER	SO	BB	IBB	HBP	BLK	WP	HR	S	P	ERA	WHIP
38 Joe Smith, R ERA:	(7, 1)	1.0		3	0	0	0	1	0	0	0	0	0	0	5	5	0.00	0.000
52 Vinnie Pestano, R ERA:	(8, 1)	1.0		3	0	0	0	2	0	0	0	0	0	0	7	7	0.00	0.000

Oakland Athletics @ Milwaukee Brewers

Maryvale Baseball Park, Phoenix, AZ

Thu Mar 03 2011, 3:07 PM - 6:20 PM EST

Att. 2,488 - Sunny - 70 F

TOP

livebaseballscorecards.com

Batter	1	2	3	4	5	6	7	8	9	AB	R	H	RBI	BB	SO	LOB
4 Coco Crisp, S (1, 8) OBP: 0.444, SLG: 0.889	0-1 16 G6-4-3 10 BB 1B	0-0 16 HR 1-2 2-H 1B		0-0 ② L3			0-0 ① G6-3		4-0 59 G3 BB	3	1	2	1	0	0	0
58 Jai Miller, R (5, 8) OBP: 0.667, SLG: 0.857										1	0	0	0	1	0	0
10 Daric Barton, L (1, 3) OBP: 0.333, SLG: 0.375	4-0 16 G6-4-3 1-2 BB	0-3 ① K		0-0 ③ L9			0-0 22 S 1B		0-0 ① G3 1-2	2	0	0	0	1	1	2
59 Jemile Weeks, S (6, 4) OBP: 0.600, SLG: 0.500										2	0	1	0	0	0	1
16 Josh Willingham, R (1, 7) OBP: 0.444, SLG: 0.778	0-0 ① ② G6-4-3 1-2f 2-3	3-1 1-H 2-H HR			0-0 28 G6-4-3 1B		1-0 ② G5-3 1-2		0-0 ② F8	3	1	2	3	0	0	2
22 Chris Carter, R (5, PR) OBP: 0.235, SLG: 0.188										2	0	0	0	0	0	2
(5, 7)																
28 Conor Jackson, R (1, 10)	0-0 ③ F7	0-3 ② K			0-0 ① ② G6-4-3 1-2f		4-0 BB		4-0 30 FC6-4 BB	3	0	0	0	1	1	2
52 Grant Green, R (9, PH) OBP: 0.500, SLG: 0.333										0	0	0	0	1	0	0
(9, 10)																
21 Andy LaRoche, R (1, 5) OBP: 0.455, SLG: 0.778	HR G6-3				0-3 ③ K		0-0 ③ F9		0-0 ③ FC6-4 1-2f	3	1	1	1	0	1	1
30 Steve Tolleson, R (6, 5) OBP: 0.308, SLG: 0.100										2	0	0	0	0	0	4
25 Matt Carson, R (1, 9) OBP: 0.333, SLG: 0.833		0-0 29 1B 2B	0-3 ① K			1-2 HR		0-0 ① G6-3		3	2	2	1	0	1	0
23 Michael Taylor, R (6, 9) OBP: 0.231, SLG: 0.462										1	0	0	0	0	0	0
67 Wes Timmons, R (1, 4) OBP: 0.462, SLG: 0.300	1-0 29 1B 36 1B HBP	0-0 ② G6-3				0-0 ① G3-1		0-0 ② F9		3	1	0	0	0	0	0
(6, 3)																
29 Josh Donaldson, R (1, 2) OBP: 0.375, SLG: 0.375	0-0 36 1B 4 1B 1-2 2-H 1B	0-0 ③ L6				0-0 ② G5-3		0-0 73 1B 2B		3	1	1	1	0	0	0
11 Landon Powell, S (6, 2) OBP: 0.286, SLG: 0.429										1	1	1	0	0	0	0
36 Eric Sogard, L (1, 6) OBP: 0.333, SLG: 0.375	0-0 4 1B 16 HR 1-2 2-H 1B			0-3 ① K		0-0 ③ G3		0-0 ③ 2-H 1B		3	1	1	1	0	1	0
73 Josh Horton, L (6, 6) OBP: 0.667, SLG: 0.500										1	0	1	1	0	0	0
Inning Stats	R: 0 H: 1 E: 0 LOB: 1 K: 0 BB: 1 S: 4 P: 8	R: 7 H: 6 E: 0 LOB: 0 K: 2 BB: 0 S: 16 P: 21	R: 0 H: 0 E: 0 LOB: 0 K: 1 BB: 0 S: 5 P: 5	R: 0 H: 0 E: 0 LOB: 0 K: 1 BB: 0 S: 5 P: 5	R: 0 H: 1 E: 0 LOB: 1 K: 1 BB: 0 S: 5 P: 5	R: 1 H: 1 E: 0 LOB: 0 K: 0 BB: 0 S: 6 P: 7	R: 0 H: 1 E: 0 LOB: 2 K: 0 BB: 1 S: 4 P: 9	R: 1 H: 2 E: 0 LOB: 1 K: 0 BB: 0 S: 4 P: 4	R: 0 H: 0 E: 0 LOB: 2 K: 0 BB: 2 S: 3 P: 11	1B: 7 SF: 0 2B: 2 SAC: 0 3B: 0 DP: 2 HR: 3 HBP: 1						

	AB	36
	R	9
	H	12
	RBI	9
	BB	4
	SO	5
	LOB	14

WP: 0 PA: 41
PB: 0
SB: 1
CS: 0

PITCHER		IP	WLS	BF	H	R	ER	SO	BB	IBB	HBP	BLK	WP	HR	S	P	ERA	WHIP
43 Randy Wolf, L ERA: 45.0	(1, 1)	1.0		9	5	5	5	0	1	0	1	0	0	1	10	16	45.00	6.000
96 David Johnson, R ERA: 18.0	(2, 1)	1.0		5	2	2	2	2	0	0	0	0	0	1	10	13	18.00	2.000
54 Sean Green, R ERA:	(3, 1)	1.0		3	0	0	0	1	0	0	0	0	0	0	5	5	0.00	0.000
26 Manny Parra, L ERA:	(4, 1)	0.1		1	0	0	0	1	0	0	0	0	0	0	3	3	0.00	0.000
58 Mike McClendon, R ERA: 18.0	(4, 1)	0.2		2	0	0	0	0	0	0	0	0	0	0	2	2	0.00	0.000

PITCHER		IP	WLS	BF	H	R	ER	SO	BB	IBB	HBP	BLK	WP	HR	S	P	ERA	WHIP
61 Brandon Kintzler, R ERA: 2.45	(5, 1)	2.0		7	2	1	1	1	0	0	0	0	0	1	11	12	4.50	1.000
64 Robert Hinton, R ERA:	(7, 1)	1.0		5	1	0	0	0	1	0	0	0	0	0	4	9	0.00	2.000
66 Roque Mercedes, R ERA: 10.8	(8, 1)	1.0		4	2	1	1	0	0	0	0	0	0	0	4	4	9.00	2.000
47 Amaury Rivas, R ERA:	(9, 1)	1.0	W	5	0	0	0	0	2	0	0	0	0	0	3	11	0.00	2.000

Batter	1	2	3	4	5	6	7	8	9	AB	R	H	RBI	BB	SO	LOB
23 Rickie Weeks Jr., R (1, 4) OBP: 0.667, SLG: 0.400	0-0 27 1B; 25 1B; 1B		4-0 27 2B; BB	0-0 F7 ②		0-0 L8 ①		0-0 62 G3; 70 S; 1B		2	1	1	0	1	0	0
63 Eric Farris, R (5, 4) OBP: 0.500, SLG: 0.429 (7, 6)										2	0	1	0	0	0	0
27 Carlos Gómez, R (1, 8) OBP: 0.375, SLG: 0.500	0-0 25 1B; 1-2; 1B		0-0 8 HR; 1-H; 2B	0-0 P6 ③		0-0 P2 ②		1-0 G5-3 ①; 1-2		3	1	2	1	0	0	0
70 Logan Schafer, L (5, 8) OBP: 0.333, SLG: 0.250										2	0	0	0	0	0	1
8 Ryan Braun, R (1, 7) OBP: 0.429, SLG: 1.000	0-0 F7 ①		0-1 2-H; HR		0-0 P6 ①	0-0 2B		0-0 G3 ②; 2-3		2	1	1	2	0	0	2
62 Jeremy Reed, L (5, 7) OBP: 0.300, SLG: 0.400 (7, 9)										3	0	1	0	0	0	1
14 Casey McGehee, R (1, 5) OBP: 0.556, SLG: 1.556	0-3 K ②		0-0 HR		0-0 74 HR; 1B	0-0 F8 ③		0-0 G6-3 ③		3	1	2	1	0	1	2
75 Zelous Wheeler, R (5, PR) OBP: 0.500, SLG: 0.625 (6, 5)										2	1	0	0	0	0	2
25 Mark Kotsay, L (1, 3) OBP: 0.571, SLG: 0.500	0-0 1-2; 2-H; 1B ③		4-0 16 E; BB		2-1 1-H; HR		0-0 P6 ①		0-0 F9 ①	1	1	1	0	1	0	0
74 Erick Almonte, R (4, 3) OBP: 0.154, SLG: 0.333										3	1	1	2	0	0	0
3 Yuniesky Betancourt, R (1, 6) OBP: 0.556, SLG: 0.625		0-0 G5-3 ①	0-0 P6 ②		0-0 2B		0-0 9 CS; 1B		0-0 3 1B; 76 HR; 1B	3	0	1	0	0	0	1
68 Edwin Maysonet, R (5, PR) OBP: 0.833, SLG: 0.750 (6, 6) (7, 7)										2	1	2	0	0	0	0
16 George Kottaras, L (1, 10) OBP: 0.286, SLG: 0.429		0-3 K ②	0-0 E3; 1-H; 2B		0-3 K ②		4-1 1-2; BB ②		0-3 K ②	2	0	1	1	0	1	0
9 Luis Alfonso Cruz, R (5, PH) OBP: 0.400, SLG: 0.667 (6, 10)										2	0	0	0	1	2	3
12 Brandon Boggs, S (1, 9) OBP: 0.231, SLG: 0.167		0-3 K ③	0-3 K ③		4-0 BB		0-3 K ③		0-0 76 HR; 1-3; 1B	2	0	0	0	1	2	1
3 Scooter Gennett, L (7, 4) OBP: 0.500, SLG: 0.333										2	1	1	0	0	1	1
33 Wil Nieves, R (1, 2) OBP: 0.286, SLG: 0.286			0-3 K ①	0-0 F9 ①	0-0 P6 ③			1-2 HR	0-1 1-H; 3-H; HR	2	0	0	0	0	1	0
11 Mike Rivera, R (5, 2) OBP: 0.250, SLG: 1.000										2	1	1	1	0	0	2
76 Anderson De La Rosa, R (9, 2) OBP: 0.250, SLG: 1.000										1	1	1	3	0	0	0
Inning Stats	R: 0 E: 0 K: 1 S: 7 H: 3 LOB: 2 BB: 0 P: 7	R: 0 E: 0 K: 2 S: 7 H: 0 LOB: 0 BB: 0 P: 7	R: 5 E: 1 K: 2 S: 12 H: 4 LOB: 1 BB: 2 P: 20	R: 0 E: 0 K: 0 S: 3 H: 0 LOB: 0 BB: 0 P: 3	R: 2 E: 0 K: 1 S: 9 H: 3 LOB: 2 BB: 1 P: 15	R: 0 E: 0 K: 0 S: 4 H: 1 LOB: 1 BB: 0 P: 4	R: 0 E: 0 K: 1 S: 6 H: 1 LOB: 1 BB: 1 P: 10	R: 1 E: 0 K: 0 S: 7 H: 2 LOB: 1 BB: 0 P: 9	R: 3 E: 0 K: 1 S: 8 H: 3 LOB: 0 BB: 0 P: 8	1B: 8 2B: 4 3B: 0 HR: 5	SF: 0 SAC: 0 DP: 0 HBP: 0			WP: 0 PB: 0 SB: 1 CS: 1		PA: 45	

BOTTOM

Oakland Athletics @ Milwaukee Brewers

Maryvale Baseball Park, Phoenix, AZ

Thu Mar 03 2011, 3:07 PM - 6:20 PM EST

Att. 2,488 - Sunny - 70 F

livebaseballscorecards.com

AB	41
R	11
H	17
RBI	11
BB	4
SO	8
LOB	16

PITCHER		IP	WLS	BF	H	R	ER	SO	BB	IBB	HBP	BLK	WP	HR	S	P	ERA	WHIP
53 Trevor Cahill, R ERA: 20.25	(1, 1)	2.1		11	4	2	2	4	1	0	0	0	0	0	18	22	7.71	2.143
68 Joe Bateman, R ERA: 40.5	(3, 1)	0.1		5	3	3	3	0	1	0	0	0	0	2	5	9	81.00	12.000
74 Guillermo Moscoso, R ERA: 6.75	(3, 1)	2.1	B	11	3	2	2	2	1	0	0	0	0	1	15	21	7.71	1.714
13 Jerry Blevins, L ERA: 9.0	(6, 1)	1.0	H	4	1	0	0	0	0	0	0	0	0	0	4	4	0.00	1.000
70 Yadel Marti, R ERA:	(7, 1)	1.0	H	4	1	0	0	1	1	0	0	0	0	0	6	10	0.00	2.000

PITCHER		IP	WLS	BF	H	R	ER	SO	BB	IBB	HBP	BLK	WP	HR	S	P	ERA	WHIP
64 Trystan Magnuson, R ERA: 4.5	(8, 1)	1.0	H	5	2	1	1	0	0	0	0	0	0	1	7	9	9.00	2.000
54 Vinnie Chulk, R ERA: 16.2	(9, 1)	0.2	L	5	3	3	3	1	0	0	0	0	0	1	8	8	40.50	4.500

Texas Rangers @ Oakland Athletics

Phoenix Municipal Stadium, Phoenix, AZ

Fri Mar 04 2011, 3:11 PM - 5:38 PM EST

Att. 4,448 - Sunny - 75 F

TOP

livebaseballscorecards.com

Batter	1	2	3	4	5	6	7	8	9	AB	R	H	RBI	BB	SO	LOB
20 Julio Borbon, L (1, 8) OBP: 0.538, SLG: 0.846	F8		6 SH1-4 18 1B 1-2 1B		6 WP 3B		50 1B 1B		50 FC3 94 SH1-4 1-2 BB	3	2	2	0	0	0	0
92 Joey Butler, R (6, 9) OBP: 0.500, SLG: 0.600										1	0	1	0	1	0	0
6 Esteban German, R (1, 4) OBP: 0.250, SLG: 0.250	L6		SH1-4 1-2 2-3		18 WP 3-H 1B		FC8		SH1-4 1-2 2-3	2	0	1	0	0	0	0
94 Matt Kata, S (6, 4)										1	0	0	0	0	0	1
18 Mitch Moreland, L (1, 3) OBP: 0.615, SLG: 1.000	L7		2-H 3-H 1B		K 1-2		1-2 1B		FC3 12 BB 2-3 3-H	3	0	1	2	0	1	1
50 Jose Ruiz, L (6, 3) OBP: 0.375, SLG: 0.500										2	0	1	1	0	0	1
12 Brian Barden, R (1, 10) OBP: 0.545, SLG: 0.667		2 HR 1B	F7		G4-3		G6-3		94 G1-6-4-3 1-2 BB	4	1	1	0	1	0	4
19 Chris Davis, L (1, 5) OBP: 0.438, SLG: 0.714	F7		K			G4-3		K	G1-6-4-3 1-2f	3	0	0	0	0	1	2
94 Mike Olt, R (6, 5) OBP: 0.500, SLG: 0.500										2	0	0	0	0	1	3
2 Taylor Teagarden, R (1, 2) OBP: 0.429, SLG: 0.800	HR 1-H			K		F9		9 G3 1B		3	1	1	2	0	1	0
71 Jose Heberto Felix, R (6, 2) OBP: 1.000, SLG: 1.250										1	0	1	0	0	0	0
65 Doug Deeds, L (1, 9) OBP: 0.417, SLG: 0.917	L7			F7		1B		G3 1-2		3	0	1	0	0	0	0
9 Endy Chavez, L (6, PR) OBP: 0.200, SLG: 0.200										1	0	0	0	0	0	1
43 Engel Beltre, L (1, 7)	F9			G6-3		K		FC8		4	0	0	0	0	1	2
(6, 8)																
3 Andrés Blanco, S (1, 6) OBP: 0.231, SLG: 0.167			6 SH1-4 20 1B 18 1B 1B		F9		F9		94 SH1-4 92 BB 50 FC3 1B	3	1	1	0	0	0	0
82 Leury García, S (7, 6) OBP: 0.333, SLG: 0.333										1	1	1	0	0	0	0

Inning Stats										
	R: 0	H: 0	R: 2	H: 2	R: 2	H: 3	R: 0	H: 0	R: 1	H: 2
	E: 0	LOB: 0	E: 0	LOB: 0	E: 0	LOB: 1	E: 0	LOB: 0	E: 0	LOB: 1
	K: 0	BB: 0	K: 0	BB: 0	K: 1	BB: 0	K: 1	BB: 0	K: 1	BB: 0
	S: 3	P: 3	S: 7	P: 7	S: 8	P: 8	S: 5	P: 5	S: 7	P: 9

Inning Stats										
	R: 0	H: 1	R: 0	H: 2	R: 0	H: 1	R: 1	H: 1	1B: 10	SF: 0
	E: 0	LOB: 1	E: 0	LOB: 2	E: 0	LOB: 1	E: 0	LOB: 2	2B: 0	SAC: 2
	K: 1	BB: 0	K: 0	BB: 0	K: 1	BB: 0	K: 0	BB: 2	3B: 1	DP: 1
	S: 6	P: 6	S: 5	P: 5	S: 6	P: 6	S: 4	P: 12	HR: 1	HBP: 0

AB	37
R	6
H	12
RBI	5
BB	2
SO	5
LOB	15

PITCHER		IP	WLS	BF	H	R	ER	SO	BB	IBB	HBP	BLK	WP	HR	S	P	ERA	WHIP	PITCHER	IP	WLS	BF	H	R	ER	SO	BB	IBB	HBP	BLK	WP	HR	S	P	ERA	WHIP
51 Dallas Braden, L ERA: 11.25	(1, 1)	3.0	L	14	5	4	4	1	0	0	0	0	0	1	18	18	12.00	1.667																	
32 Brandon McCarthy, R ERA: 3.6	(4, 1)	3.0		12	3	1	1	3	0	0	0	0	2	0	18	20	3.00	1.000																	
57 Brian Fuentes, L ERA:	(7, 1)	1.0		5	2	0	0	0	0	0	0	0	0	0	5	5	0.00	2.000																	
50 Grant Balfour, R ERA: 13.5	(8, 1)	1.0		4	1	0	0	1	0	0	0	0	0	0	6	6	0.00	1.000																	
45 Willie Eyre, R ERA: 4.5	(9, 1)	1.0		6	1	1	1	0	2	0	0	0	0	0	4	12	9.00	3.000																	

WP: 2	PA: 41
PB: 0	
SB: 0	
CS: 0	

Texas Rangers @ Oakland Athletics

Phoenix Municipal Stadium, Phoenix, AZ

Fri Mar 04 2011, 3:11 PM - 5:38 PM EST

Att. 4,448 - Sunny - 75 F

livebaseballscorecards.com

BOTTOM

Batter	1	2	3	4	5	6	7	8	9	AB	R	H	RBI	BB	SO	LOB
12 David DeJesus, L (1, 9) OBP: 0.333, SLG: 0.200 23 Michael Taylor, R (7, 9) OBP: 0.214, SLG: 0.429	L7	1-2 1B		K			G5-3			3 1	0 0	1 0	0 0	0 0	1 0	0 0
8 Kurt Suzuki, R (1, 2) OBP: 0.462, SLG: 0.400 19 Anthony Recker, R (6, 2) OBP: 0.333, SLG: 0.500	5 HR 2B	F8			G5-3		F8			3 1	1 0	1 0	0 0	0 0	0 0	2 0
28 Conor Jackson, R (1, 3) 67 Wes Timmons, R (7, 3) OBP: 0.429, SLG: 0.273	F7		G6-3		G5-3			G6-3		3 1	0 0	0 0	0 0	0 0	0 0	1 0
55 Hideki Matsui, L (1, 10) 29 Josh Donaldson, R (8, PH) OBP: 0.333, SLG: 0.333 (9, 10)	5 HR BB		5 FC6-4 BB		K			G6-3		1 1	1 0	0 0	0 0	2 0	1 0	0 0
5 Kevin Kouzmanoff, R (1, 5) OBP: 0.556, SLG: 0.875 73 Josh Horton, L (7, 5) OBP: 0.500, SLG: 0.333	1-H 2-H HR		FC6-4 25 1B 1-2f			G6-3		G6-3		3 1	1 0	1 0	1 0	3 0	0 0	1 0
25 Matt Carson, R (1, 8) OBP: 0.333, SLG: 0.733 71 Michael Choice, R (7, 8) OBP: 0.375, SLG: 0.375	K	1-3 1B				G3			FC6-3	3 1	0 0	1 0	0 0	0 0	1 0	0 0
22 Chris Carter, R (1, 7) OBP: 0.300, SLG: 0.316 58 Jai Miller, R (6, PR) OBP: 0.615, SLG: 0.750 (7, 7)	12 1B 1B	F8				2B			F9	3 1	0 0	2 0	0 0	0 0	0 0	2 0
30 Steve Tolleson, R (1, 6) OBP: 0.313, SLG: 0.154 21 Andy LaRoche, R (7, 6) OBP: 0.417, SLG: 0.700	F9			59 G6-3 1B		P3			F9	3 1	0 0	1 0	0 0	0 0	0 0	2 0
59 Jemile Weeks, S (1, 4) OBP: 0.375, SLG: 0.286	F9			G6-3 1-2f			F8			3	0	0	0	0	0	2
Inning Stats	R: 3 E: 0 K: 1 S: 8 H: 2 LOB: 0 BB: 1 P: 12	R: 0 E: 0 K: 0 S: 5 H: 2 LOB: 2 BB: 0 P: 5	R: 0 E: 0 K: 0 S: 4 H: 1 LOB: 2 BB: 1 P: 8	R: 0 E: 0 K: 1 S: 5 H: 1 LOB: 0 BB: 0 P: 5	R: 0 E: 0 K: 1 S: 5 H: 0 LOB: 0 BB: 0 P: 5	R: 0 E: 0 K: 0 S: 4 H: 1 LOB: 1 BB: 0 P: 4	R: 0 E: 0 K: 0 S: 3 H: 0 LOB: 0 BB: 0 P: 3	R: 0 E: 0 K: 0 S: 3 H: 0 LOB: 0 BB: 0 P: 3	R: 0 E: 0 K: 0 S: 3 H: 0 LOB: 0 BB: 0 P: 3	1B: 4 2B: 2 3B: 0 HR: 1 SF: 0 SAC: 0 DP: 1 HBP: 0							

	AB	33
	R	3
	H	7
	RBI	3
	BB	2
	SO	3
	LOB	10

WP: 0 PB: 0 SB: 0 CS: 0 PA: 35

PITCHER		IP	WLS	BF	H	R	ER	SO	BB	IBB	HBP	BLK	WP	HR	S	P	ERA	WHIP
36 C.J. Wilson, L ERA: 7.2	(1, 1)	3.0	W	16	5	3	3	1	2	0	0	0	0	1	17	25	9.00	2.333
47 Dave Bush, R ERA: 1.8	(4, 1)	3.0	H	10	2	0	0	2	0	0	0	0	0	0	14	14	0.00	0.667
53 Arthur Rhodes, L ERA:	(7, 1)	1.0	H	3	0	0	0	0	0	0	0	0	0	0	3	3	0.00	0.000
55 Mason Tobin, R ERA:	(8, 1)	1.0	H	3	0	0	0	0	0	0	0	0	0	0	3	3	0.00	0.000
21 Brett Tomko, R ERA: 4.5	(9, 1)	1.0	S	3	0	0	0	0	0	0	0	0	0	0	3	3	0.00	0.000

PITCHER	IP	WLS	BF	H	R	ER	SO	BB	IBB	HBP	BLK	WP	HR	S	P	ERA	WHIP

Batter	1	2	3	4	5	6	7	8	9	AB	R	H	RBI	BB	SO	LOB
33 Aaron Rowand, R (1, 8) OBP: 0.150, SLG: 0.222	BBBB 4-0 21 G5-4-3 BB		SSS 0-3 ③ K			SSS 0-3 ② K		X 0-0 ② FC6-4 53 WP 84 HBP 1-2f		2	0	0	0	1	2	0
34 Darren Ford, R (6, 8) OBP: 0.200, SLG: 0.357										1	0	0	0	0	0	1
21 Freddy Sanchez, R (1, 4) OBP: 0.231, SLG: 0.231	X 0-0 ①② G5-4-3 1-2f			X 0-0 ① G6-3		X 0-0 ③ F7		H 1-0 53 WP HBP 1-2		3	0	0	0	0	0	1
84 Charlie Culberson, R (6, 4) OBP: 0.333, SLG: 0.286										0	0	0	0	0	0	0
10 Miguel Tejada, R (1, 6) OBP: 0.368, SLG: 0.294	X 0-0 ③ G5-3			X 0-0 ② F9			X 0-0 7 1B 1B	BBBB 4-0 1-2 2-3 BB		3	0	1	0	0	0	0
53 Brandon Crawford, L (7, PR) OBP: 0.429, SLG: 0.200 (7, 6)										0	0	0	0	1	0	0
5 Pat Burrell, R (1, 7) OBP: 0.211, SLG: 0.176		CCC 0-3 ① K		X 0-0 FC7			X 0-0 ① FC8	SSS 0-3 ③ K		3	0	0	0	0	1	1
63 Thomas Neal, R (7, 7) OBP: 0.308, SLG: 0.500										1	0	0	0	0	1	3
7 Mark DeRosa, R (1, 5) OBP: 0.556, SLG: 0.750		SSS 0-3 ② K		X 0-0 ③ F8			X 0-0 1-2 1B		X 0-0 6 1B 1B	3	0	1	0	0	1	1
50 Conor Gillaspie, L (7, 5) OBP: 0.600, SLG: 0.500										1	0	1	0	0	0	0
9 Brandon Belt, L (1, 3) OBP: 0.429, SLG: 0.632		X 0-0 12 BLK 1B			X 0-0 ① F8		X 0-0 ② F7		X 0-0 8 G5-3 1-3 1B	3	0	1	0	0	0	2
6 Brad Eldred, R (7, 3) OBP: 0.214, SLG: 0.231										1	0	1	0	0	0	0
12 Nate Schierholtz, L (1, 9) OBP: 0.318, SLG: 0.429		CCC 0-3 ③ K 1-2			X 0-0 ② F8		X 0-0 ③ G6-3		X 0-0 ① G5-3 1-2	3	0	0	0	0	1	3
8 Terry Evans, R (7, 9) OBP: 0.125, SLG: 0.125										1	0	0	0	0	0	2
22 Eli Whiteside, R (1, 10)			X 0-0 ① P3		X 0-0 ③ G6-3			X 0-0 ① G4-3	H 1-0 51 G6-4-3 HBP	3	0	0	0	0	0	0
83 Chris Stewart, R (1, 2) OBP: 0.429, SLG: 0.583			CCC 0-3 ② K			SSS 0-3 ① K		X 0-0 34 FC6-4 1B	X 0-0 ②③ G6-4-3 1-2f	2	0	0	0	0	2	0
51 Jackson Williams, R (6, 2) OBP: 0.375, SLG: 0.286										2	0	1	0	0	0	3
Inning Stats	R: 0 H: 0 E: 0 LOB: 0 K: 0 BB: 1 S: 2 P: 6	R: 0 H: 1 E: 0 LOB: 1 K: 3 BB: 0 S: 10 P: 10	R: 0 H: 0 E: 0 LOB: 0 K: 2 BB: 0 S: 7 P: 7	R: 0 H: 0 E: 1 LOB: 1 K: 0 BB: 0 S: 4 P: 4	R: 0 H: 0 E: 0 LOB: 0 K: 0 BB: 0 S: 3 P: 3	R: 0 H: 0 E: 0 LOB: 0 K: 2 BB: 0 S: 7 P: 7	R: 0 H: 2 E: 0 LOB: 2 K: 0 BB: 0 S: 5 P: 5	R: 0 H: 1 E: 0 LOB: 3 K: 1 BB: 1 S: 6 P: 11	R: 0 H: 2 E: 0 LOB: 2 K: 0 BB: 0 S: 4 P: 5	1B: 6 SF: 0 2B: 0 SAC: 0 3B: 0 DP: 2 HR: 0 HBP: 2						

TOP

San Francisco Giants @ Oakland Athletics

Phoenix Municipal Stadium, Phoenix, AZ

Sat Mar 05 2011, 3:07 PM - 5:35 PM EST

Att. 8,330 - Sunny - 77 F

livebaseballscorecards.com

AB	32
R	0
H	6
RBI	0
BB	2
SO	8
LOB	17

WP: 1 PA: 36
PB: 0
SB: 0
CS: 0

PITCHER		IP	WLS	BF	H	R	ER	SO	BB	IBB	HBP	BLK	WP	HR	S	P	ERA	WHIP
49 Brett Anderson, L ERA: 7.2	(1, 1)	3.0	W	10	1	0	0	5	1	0	0	1	0	0	19	23	0.00	0.667
33 Joey Devine, R ERA:	(4, 1)	1.0	H	4	0	0	0	0	0	0	0	0	0	0	4	4	0.00	0.000
75 Fernando Cabrera, R ERA:	(5, 1)	2.0	H	6	0	0	0	2	0	0	0	0	0	0	10	10	0.00	0.000
72 Gabe DeHoyos, R ERA:	(7, 1)	1.0		5	2	0	0	0	0	0	0	0	0	0	5	5	0.00	2.000
60 Fautino De Los Santos, R ERA:	(8, 1)	0.2		5	1	0	0	0	1	0	1	0	1	0	3	8	0.00	3.000

PITCHER		IP	WLS	BF	H	R	ER	SO	BB	IBB	HBP	BLK	WP	HR	S	P	ERA	WHIP
31 Brad Ziegler, R ERA:	(8, 1)	1.1		6	2	0	0	1	0	0	1	0	0	0	7	8	0.00	1.500

BOTTOM

Batter	1	2	3	4	5	6	7	8	9	AB	R	H	RBI	BB	SO	LOB
4 Coco Crisp, S (1, 8) OBP: 0.417, SLG: 0.750 58 Jai Miller, R (5, PR) OBP: 0.667, SLG: 0.750 (6, 7)	E5 10 1B 14 1B	G5-3	G5-3		14 F8 10 FC3-2 16 S 1-3 2-H 3-H 1B	1 SAFE FC 1-2	67 G6-3 67 WP 29 E BB	67 G5-4-3 BB		3 1	1 2	1 0	2 0	0 2	0 0	0 1
10 Daric Barton, L (1, 3) OBP: 0.333, SLG: 0.364 67 Wes Timmons, R (5, PR) OBP: 0.375, SLG: 0.231 (6, 3)	16 G6-4-3 14 1B 1-3 1B	G5-3	G5-3		FC3-2 21 WP 16 S 1-2 3-H		G6-3 1-3	G5-4-3 1-2f		3 2	0 0	1 0	0 0	0 0	0 0	2 2
14 Mark Ellis, R (1, 4) OBP: 0.444, SLG: 0.444 6 Adrian Cardenas, L (6, 4) OBP: 0.250, SLG: 0.250	16 G6-4-3 1-2 3-H 1B	G6-3			F8 2-3		F7			3 1	0 0	1 0	1 0	0 0	0 0	2 1
16 Josh Willingham, R (1, 10) OBP: 0.417, SLG: 0.636 29 Josh Donaldson, R (7, PH) OBP: 0.300, SLG: 0.300 (8, 10)	G6-4-3 1-2f 2-3			K	21 WP 1-2 3-H BB		E7 23 E 3-H			2 1	0 1	0 0	0 0	1 0	1 0	2 0
21 Andy LaRoche, R (1, 5) OBP: 0.467, SLG: 0.636 30 Steve Tolleson, R (5, PR) OBP: 0.353, SLG: 0.154 (6, 5)	BB			E6 23 CS	1-2 2-3 BB		23 E BB			1 0	0 0	0 0	0 0	2 1	0 0	0 0
23 Michael Taylor, R (1, 9) OBP: 0.167, SLG: 0.333	K			K 1-2	F9		E4 11 BB 1-3 2-H			4	0	0	0	0	2	7
11 Landon Powell, S (1, 2) OBP: 0.364, SLG: 0.333 19 Anthony Recker, R (7, PR) OBP: 0.333, SLG: 0.500 (8, 2)		F7			36 1B 71 1B 4 1B BB	G6-3	1-2 BB			2 0	1 0	0 0	0 0	2 0	0 0	0 0
71 Michael Choice, R (1, 7) OBP: 0.417, SLG: 0.417 (6, 8)		FC6-3			36 1B 4 1B 1-2 1B	58 CS 1B	FC			4	1	2	0	0	0	3
36 Eric Sogard, L (1, 6) OBP: 0.333, SLG: 0.364 73 Josh Horton, L (7, 6) OBP: 0.400, SLG: 0.250		P5			4 1B 10 FC3-2 1-2 2-3 1B	F7		F7		3 1	0 0	1 0	0 0	0 0	0 0	1 0
Inning Stats	R: 1 H: 2 E: 1 LOB: 2 K: 1 BB: 1 S: 7 P: 11	R: 0 H: 0 E: 0 LOB: 0 K: 0 BB: 0 S: 3 P: 3	R: 0 H: 0 E: 0 LOB: 0 K: 0 BB: 0 S: 3 P: 3	R: 0 H: 0 E: 1 LOB: 0 K: 2 BB: 0 S: 7 P: 7	R: 3 H: 3 E: 0 LOB: 3 K: 0 BB: 3 S: 6 P: 18	R: 0 H: 1 E: 0 LOB: 0 K: 0 BB: 0 S: 3 P: 3	R: 2 H: 0 E: 2 LOB: 3 K: 0 BB: 3 S: 7 P: 20	R: 0 H: 0 E: 0 LOB: 0 K: 0 BB: 1 S: 2 P: 6		1B: 6 SF: 0 2B: 0 SAC: 0 3B: 0 DP: 2 HR: 0 HBP: 0						

PITCHER		IP	WLS	BF	H	R	ER	SO	BB	IBB	HBP	BLK	WP	HR	S	P	ERA	WHIP
40 Madison Bumgarner, L ERA: 5.14	(1, 1)	3.0	L	12	2	1	0	1	1	0	0	0	0	0	13	17	0.00	1.000
52 Ramon E Ramirez, R ERA: 7.36	(4, 1)	1.2		9	3	3	3	2	1	0	0	0	0	0	12	16	16.20	2.400
77 Matt Yourkin, L ERA:	(5, 1)	1.1		7	1	0	0	0	2	0	0	0	1	0	4	12	0.00	2.250
76 Ryan Verdugo, L ERA:	(7, 1)	0.2		7	0	2	0	0	3	0	0	0	1	0	4	17	0.00	4.500
67 Henry Sosa, R ERA:	(7, 1)	0.1		1	0	0	0	1	0	0	0	0	0	0	3	3	0.00	0.000

PITCHER		IP	WLS	BF	H	R	ER	SO	BB	IBB	HBP	BLK	WP	HR	S	P	ERA	WHIP
47 Marc Kroon, R ERA: 6.0	(8, 1)	1.0		3	0	0	0	0	1	0	0	0	0	0	2	6	0.00	1.000

San Francisco Giants @ Oakland Athletics

Phoenix Municipal Stadium, Phoenix, AZ

Sat Mar 05 2011, 3:07 PM - 5:35 PM EST

Att. 8,330 - Sunny - 77 F

livebaseballscorecards.com

AB	31
R	6
H	6
RBI	3
BB	8
SO	3
LOB	21

WP: 2 PA: 39
PB: 0
SB: 2
CS: 2

Milwaukee Brewers @ Oakland Athletics

Phoenix Municipal Stadium, Phoenix, AZ

Sun Mar 06 2011, 3:08 PM - 5:58 PM EST

Att. 2,963 - Sunny - 76 F

TOP

livebaseballscorecards.com

Batter	1	2	3	4	5	6	7	8	9	AB	R	H	RBI	BB	SO	LOB
23 Rickie Weeks Jr., R (1, 4) OBP: 0.533, SLG: 0.364 3 Scooter Gennett, L (6, 4) OBP: 0.571, SLG: 0.600	G5-3		K 1-2		1B 1-2		2B 1-H		K	3 2	0 0	1 1	0 1	0 0	1 1	1 1
30 Craig Counsell, L (1, 5) OBP: 0.133, SLG: 0.071 92 Cutter Dykstra, R (6, 5)	G5-3		F7		F9		G4-3		K	3 2	0 0	0 0	0 0	0 0	0 1	3 2
8 Ryan Braun, R (1, 7) OBP: 0.333, SLG: 0.636 90 Erik Komatsu, L (6, 7) OBP: 0.667, SLG: 0.800	K			K	K	K		BB 9 SH3 91 1B	1B 1-3	3 1	0 1	0 1	0 0	0 1	3 0	0 0
25 Mark Kotsay, L (1, 10) OBP: 0.417, SLG: 0.300 9 Luis Alfonso Cruz, R (8, PH) OBP: 0.286, SLG: 0.462 (8, 10)		BB		L6	F9			SH3 1-2	K	2 1	0 0	0 0	0 0	1 0	0 1	0 2
3 Yuniesky Betancourt, R (1, 6) OBP: 0.429, SLG: 0.538 91 Carlos George, R (6, 6) OBP: 0.667, SLG: 1.333		K		2B	K			1B 74 1B 60 G1-4-3 2-H		3 1	0 1	1 1	0 1	0 0	2 0	1 0
16 George Kottaras, L (1, 2) OBP: 0.214, SLG: 0.500 60 Martín Maldonado, R (7, 2) OBP: 0.333, SLG: 0.333		K		G6-3			P6	G1-4-3 1-2		3 1	0 0	0 0	0 0	0 0	1 0	2 1
74 Erick Almonte, R (1, 3) OBP: 0.286, SLG: 0.450		K			1B 7 CS		2B 7 1B	1B 7 FC6-4 2-H		4	1	3	1	0	1	1
7 Chris Dickerson, L (1, 8) OBP: 0.250, SLG: 0.333			G6-3		K 1-2		1B 3 2B 2-H	FC6-4 1-2f		4	1	1	1	0	1	2
77 Caleb Gindl, L (1, 9) OBP: 0.615, SLG: 0.700			BB 23 WP		1B 23 1B		P5		1B 90 1B	3	0	2	0	1	0	1
Inning Stats	R: 0 E: 0 K: 1 S: 5 H: 0 LOB: 0 BB: 0 P: 5	R: 0 E: 0 K: 3 S: 9 H: 0 LOB: 1 BB: 1 P: 13	R: 0 E: 0 K: 1 S: 5 H: 0 LOB: 1 BB: 1 P: 10	R: 0 E: 0 K: 1 S: 6 H: 1 LOB: 1 BB: 0 P: 6	R: 0 E: 0 K: 1 S: 7 H: 3 LOB: 2 BB: 0 P: 7	R: 0 E: 0 K: 2 S: 7 H: 0 LOB: 0 BB: 0 P: 7	R: 2 E: 0 K: 0 S: 6 H: 3 LOB: 1 BB: 0 P: 6	R: 2 E: 0 K: 0 S: 5 H: 2 LOB: 1 BB: 1 P: 9	R: 0 E: 0 K: 3 S: 11 H: 2 LOB: 2 BB: 0 P: 11	1B: 8 2B: 4 3B: 0 HR: 0	SF: 0 SAC: 1 DP: 1 HBP: 0						

	AB	36
	R	4
	H	11
	RBI	4
	BB	3
	SO	12
	LOB	17

WP: 1 PB: 0 SB: 0 CS: 1 PA: 40

PITCHER		IP	WLS	BF	H	R	ER	SO	BB	IBB	HBP	BLK	WP	HR	S	P	ERA	WHIP
47 Gio González, L ERA:	(1, 1)	3.0		11	0	0	0	5	2	0	0	0	1	0	19	28	0.00	0.667
66 Tyson Ross, R ERA:	(4, 1)	3.0		12	4	0	0	4	0	0	0	0	0	0	20	20	0.00	1.333
13 Jerry Blevins, L ERA: 12.0	(7, 1)	1.0	B	6	3	2	2	0	0	0	0	0	0	0	6	6	18.00	3.000
50 Grant Balfour, R ERA: 15.0	(8, 1)	1.0	W	6	2	2	2	0	1	0	0	0	0	0	5	9	18.00	3.000
57 Brian Fuentes, L ERA:	(9, 1)	1.0	S	5	2	0	0	3	0	0	0	0	0	0	11	11	0.00	2.000

PITCHER	IP	WLS	BF	H	R	ER	SO	BB	IBB	HBP	BLK	WP	HR	S	P	ERA	WHIP

BOTTOM

Milwaukee Brewers @ Oakland Athletics

Phoenix Municipal Stadium, Phoenix, AZ

Sun Mar 06 2011, 3:08 PM - 5:58 PM EST

Att. 2,963 - Sunny - 76 F

Batter	1	2	3	4	5	6	7	8	9	AB	R	H	RBI	BB	SO	LOB
4 Coco Crisp, S (1, 8) OBP: 0.467, SLG: 0.867 71 Michael Choice, R (5, PR) OBP: 0.357, SLG: 0.357 (6, 8)	F9		14 1B 1B		3B		FC	FC6-4 59 2B 41 1B 1-2f 3-H		3 2	0 1	2 0	0 1	0 0	0 0	0 1
14 Mark Ellis, R (1, 4) OBP: 0.417, SLG: 0.417 59 Jemile Weeks, S (6, 4) OBP: 0.500, SLG: 0.556	L6		55 G4-6-3 1-2 1B		G5-3		83 WP 83 1B 1B	41 1B 1-3 2B		3 2	0 2	1 2	0 0	0 0	0 0	1 0
55 Hideki Matsui, L (1, 10) 41 Rashun Dixon, R (6, PR) OBP: 0.500, SLG: 0.500 (7, 10)	G3		G4-6-3 1-2f			E6 28 E 22 FC6-4	P3	83 FC5-4 2-H 3-H 1B		3 2	0 1	0 1	0 2	0 0	0 0	2 1
28 Conor Jackson, R (1, 3) 83 Anthony Aliotti, L (6, PR) OBP: 0.500, SLG: 0.500 (7, 3)		F8		G5-3		E6 22 FC6-4 2-3	61 FC5 22 BB 1-H 1B	FC5-4 1-2f		3 2	0 0	0 1	0 1	0 0	0 0	1 1
22 Chris Carter, R (1, 7) OBP: 0.375, SLG: 0.333		67 1B 29 BB BB		1B		FC6-4 67 BB 29 1B 1-2f 3-H	61 FC5 1-2 BB			2	0	1	1	2	0	2
29 Josh Donaldson, R (1, 2) OBP: 0.385, SLG: 0.333 61 Max Stassi, R (7, 2)		67 1B 1-2 BB		P6		67 BB 1-2 1B	FC5 1-2 2-3f			2 1	0 0	1 0	0 0	1 0	0 0	1 2
67 Wes Timmons, R (1, 5) OBP: 0.450, SLG: 0.313		23 G5-4-3 1-2 2-3 1B		G4-3		1-2 2-3 BB		73 FC6-4 23 BB 71 FC6-4 1B		3	1	2	0	1	0	1
23 Michael Taylor, R (1, 9) OBP: 0.182, SLG: 0.286		G5-4-3 1-2f			F9	K		73 FC6-4 1-2 BB		3	0	0	0	1	1	6
36 Eric Sogard, L (1, 6) OBP: 0.267, SLG: 0.286 73 Josh Horton, L (7, 6) OBP: 0.333, SLG: 0.200			G6-3		G6-3	P2		FC6-4 71 FC6-4 1-2f 2-3		3 1	0 0	0 0	0 0	0 0	0 0	3 2
Inning Stats	R: 0 E: 0 K: 0 S: 3 H: 0 LOB: 0 BB: 0 P: 3	R: 0 E: 0 K: 0 S: 3 H: 1 LOB: 2 BB: 2 P: 11	R: 0 E: 0 K: 0 S: 4 H: 2 LOB: 1 BB: 0 P: 4	R: 0 E: 0 K: 0 S: 4 H: 1 LOB: 1 BB: 0 P: 4	R: 0 E: 0 K: 0 S: 4 H: 1 LOB: 1 BB: 0 P: 4	R: 1 E: 2 K: 1 S: 8 H: 1 LOB: 3 BB: 1 P: 12	R: 1 E: 0 K: 0 S: 7 H: 2 LOB: 2 BB: 1 P: 12	R: 3 E: 0 K: 0 S: 6 H: 3 LOB: 1 BB: 1 P: 10		1B: 9 2B: 1 3B: 1 HR: 0	SF: 0 SAC: 0 DP: 2 HBP: 0			WP: 1 PB: 0 SB: 0 CS: 0	PA: 40	

livebaseballscorecards.com

AB	35
R	5
H	11
RBI	5
BB	5
SO	1
LOB	24

PITCHER		IP	WLS	BF	H	R	ER	SO	BB	IBB	HBP	BLK	WP	HR	S	P	ERA	WHIP
38 Chris Narveson, L ERA:	(1, 1)	2.0		8	1	0	0	0	2	0	0	0	0	0	6	14	0.00	1.500
54 Sean Green, R ERA:	(3, 1)	1.0		4	2	0	0	0	0	0	0	0	0	0	4	4	0.00	2.000
58 Mike McClendon, R ERA: 9.0	(4, 1)	2.0		8	2	0	0	0	0	0	0	0	0	0	8	8	0.00	1.000
66 Roque Mercedes, R ERA: 9.0	(6, 1)	0.1		5	1	1	0	0	1	0	0	0	0	0	4	8	0.00	6.000
98 Donovan Hand, R ERA:	(6, 1)	0.2		2	0	0	0	1	0	0	0	0	0	0	4	4	0.00	0.000

PITCHER		IP	WLS	BF	H	R	ER	SO	BB	IBB	HBP	BLK	WP	HR	S	P	ERA	WHIP
65 Dan Merklinger, L ERA: 9.0	(7, 1)	1.0	B	8	3	3	3	1	2	0	0	0	1	0	8	17	27.00	5.000
95 Josh Butler, R ERA: 9.0	(8, 1)	1.0	L	5	2	1	1	0	0	0	0	0	0	0	5	5	9.00	2.000

Batter	1	2	3	4	5	6	7	8	9	AB	R	H	RBI	BB	SO	LOB
2 Cliff Pennington, S (1, 6) 52 Grant Green, R (5, 6) OBP: 0.667, SLG: 0.500	B SI 94 B SI 95 C FF 94 F SI 93 B SI 95 B FF 94 4-2 12 BB 10 1B 16 SF9 BB	L FF 90 L FF 90 B SL 80 C SL 79 1-3 ① K 1-2 2-3	B FF 92 C FF 90 B FF 92 X FF 91 2-1 ② F8			B SL 84 B SI 91 C SI 90 B SI 91 B SI 91 4-1 BB		F CH 85 C CH 84 X FF 90 0-2 1 FC6 1B		2 1	1 0	0 1	0 0	1 1	1 0	5 0
10 Daric Barton, L (1, 3) OBP: 0.333, SLG: 0.357 21 Andy LaRoche, R (4, 3) OBP: 0.412, SLG: 0.538	C FF 92 B CH 80 1 SAFE B SI 92 X FF 93 2-1 16 SF9 12 BB 5 SF9 1-2 1B	C FF 90 C SL 80 D SL 81 B FF 91 S SL 80 2-3 ② K	B SI 90 X SI 91 1-0 ③ G4-3			C SI 92 B SI 90 1 SAFE F SI 91 B SI 88 F SI 93 F SI 93 S SL 86 2-3 ② K		C FF 92 X FF 91 0-1 ① F9		3 2	1 0	1 0	0 0	0 0	1 1	5 2
12 David DeJesus, L (1, 10) OBP: 0.333, SLG: 0.143 1 Jason Christian, L (6, PH) (6, 10)	B CH 80 D SI 92 C FF 93 F FF 93 D SI 86 F FF 95 F SI 94 F SI 93 F FF 93 4-2 F SI 82 B SI 96 8 2B 1-2 2-3 BB	C SL 77 X FF 91 0-1 ③ G5-3	F FF 91 F FF 91 S CU 71 0-3 ① K			C SI 90 S SI 91 C SI 90 0-3 ③ K		1 SAFE B FF 92 F FF 89 1 SAFE C CU 80 X CU 81 1-2 FC6 39 G4-6-3 1-2		2 2	1 0	0 0	0 0	1 0	1 1	2 2
16 Josh Willingham, R (1, 7) OBP: 0.400, SLG: 0.615 39 Jermaine Mitchell, L (6, 7)	C CH 82 B FF 94 F FF 94 D CH 85 F SI 93 F SI 95 X CH 82 2-2 ① SF9 2-3 3-H	B FF 92 C FF 92 F FF 94 B FF 94 X FF 93 2-2 8 1B 5 WP 58 1B 1B	B FF 91 C CU 72 B FF 90 X FF 90 2-1 ② F9				B FF 90 B SI 90 B FF 91 C FF 91 B FF 91 4-1 6 G4-1 BB	C FF 89 B FF 91 X CH 84 1-1 ②③ G4-6-3 1-2f		2 1	1 0	1 0	1 0	0 1	0 0	0 2
5 Kevin Kouzmanoff, R (1, 5) OBP: 0.500, SLG: 0.778 6 Adrian Cardenas, L (5, 5) OBP: 0.167, SLG: 0.167	C FF 93 B FF 94 D CH 82 B CU 76 X FF 94 2-2 ② SF9 3-H	B FF 93 B FF 92 C FF 92 B SI 92 B FF 92 4-1 8 1B 58 1B 1-2 BB	C FF 91 X FF 91 0-1 ③ P4				C FF 90 1 SAFE 1 SAFE X CH 84 0-1 ①② G4-1 1-2		B SI 92 C SI 92 C SL 89 F SL 88 S SL 83 1-3 ① K	1 2	1 0	0 0	1 0	1 0	0 1	0 1
8 Kurt Suzuki, R (1, 2) OBP: 0.500, SLG: 0.538 19 Anthony Recker, R (6, 2) OBP: 0.375, SLG: 0.500	B FF 93 B FF 93 B CH 93 C FF 94 X FF 92 3-1 1-H 2B	C FF 90 C CU 74 B CU 76 X FF 92 1-2 25 FC6-4 58 1B 1-2 2-3 1B	C FF 92 C FF 92 X CU 82 0-2 ① G6-3			C SI 90 C CU 82 B CU 84 X FF 92 1-2 58 BB 25 E 1B		B SL 89 S FF 93 B SI 92 C SI 92 B SL 89 C SL 88 3-3 ② K		3 2	0 1	2 1	1 0	0 0	0 1	0 0
58 Jai Miller, R (1, 8) OBP: 0.600, SLG: 0.583	B FF 89 B CH 83 S FF 90 F FF 89 S FF 93 2-3 ③ K	D CU 74 X FF 92 1-0 25 FC6-4 1-2 2-H 3-H 1B	C SI 85 F CU 80 F CU 80 B FF 94 S FF 92 1-3 ② K				B FF 93 B FF 89 B FF 92 B FF 92 4-0 25 E 1-2 BB		B SI 92 S FF 92 B FF 92 B SI 92 X SI 92 3-1 ③ G5-3	4 0	1 2	2 1	1 2	2 1	1 2	1 1
25 Matt Carson, R (1, 9) OBP: 0.316, SLG: 0.632		X FC 86 0-0 2 WP 30 1B 1B	B FF 91 B FF 91 X FF 93 2-0 ① FC6-4 30 WP 1-2f 2-3			B CU 78 C SI 85 C FU 81 C FF 90 1-3 ③ K	F SI 90 C SI 90 X CH 81 0-2 E5 30 FC6-4 1-3 2-H			4	0	1	0	0	1	3
30 Steve Tolleson, R (1, 4) OBP: 0.381, SLG: 0.188		C FF 89 X FF 84 0-1 2 WP 1-2 1B	F SI 90 F FF 92 1 SAFE B CU 76 D CU 76 B FF 92 F FF 92 B FF 93 4-2 1-2 BB			B SI 92 C SI 92 F SI 92 C SL 86 1-3 ① K	X SI 90 0-0 ③ FC6-4 1-2f			3	0	1	0	1	1	2
Inning Stats	R: 3 H: 2 E: 0 LOB: 1 K: 1 BB: 2 S: 24 P: 43	R: 0 H: 2 E: 0 LOB: 2 K: 2 BB: 0 S: 11 P: 14	R: 2 H: 3 E: 0 LOB: 3 K: 0 BB: 2 S: 15 P: 32	R: 0 H: 0 E: 0 LOB: 0 K: 1 BB: 0 S: 7 P: 9	R: 0 H: 0 E: 0 LOB: 0 K: 2 BB: 0 S: 10 P: 12	R: 0 H: 0 E: 0 LOB: 1 K: 3 BB: 1 S: 12 P: 19	R: 1 H: 1 E: 1 LOB: 2 K: 0 BB: 2 S: 10 P: 19	R: 0 H: 1 E: 0 LOB: 1 K: 0 BB: 0 S: 10 P: 12	R: 0 H: 0 E: 0 LOB: 0 K: 2 BB: 0 S: 9 P: 16	1B: 8 SF: 2 2B: 1 SAC: 0 3B: 0 DP: 1 HR: 0 HBP: 0						

PITCHER		IP	WLS	BF	H	R	ER	SO	BB	IBB	HBP	BLK	WP	HR	S	P	ERA	WHIP
38 Mat Latos, R ERA: 13.5	(1, 1)	0.2		6	2	3	3	0	2	0	0	0	0	0	21	38	40.50	6.000
79 Colt Hynes, L ERA:	(1, 1)	1.1		6	2	0	0	3	0	0	0	0	1	0	14	19	0.00	1.500
70 Matt Lollis, R ERA: 9.0	(3, 1)	1.0	B	8	3	2	2	0	2	0	0	0	2	0	15	32	18.00	5.000
63 Evan Scribner, R ERA:	(4, 1)	1.0		3	0	0	0	1	0	0	0	0	0	0	7	9	0.00	0.000
21 Heath Bell, R ERA:	(5, 1)	1.0		3	0	0	0	2	0	0	0	0	0	0	10	12	0.00	0.000

PITCHER		IP	WLS	BF	H	R	ER	SO	BB	IBB	HBP	BLK	WP	HR	S	P	ERA	WHIP
50 Chad Qualls, R ERA: 6.0	(6, 1)	1.0		4	0	0	0	3	1	0	0	0	0	0	12	19	0.00	1.000
78 Casey Kelly, R ERA:	(7, 1)	2.0		10	2	1	0	0	2	0	0	0	0	0	20	31	0.00	2.000
59 Luis Perdomo, R ERA:	(9, 1)	1.0	W	3	0	0	0	2	0	0	0	0	0	0	9	16	0.00	0.000

TOP

Oakland Athletics @ San Diego Padres

Peoria Stadium, Peoria, AZ

Sun Mar 06 2011, 3:06 PM - 6:17 PM EST

Att. 6,061 - Partly Cloudy - 76 F

livebaseballscorecards.com

AB	34
R	6
H	9
RBI	5
BB	7
SO	11
LOB	25

WP: 3	PA: 43
PB: 0	
SB: 0	
CS: 0	

BOTTOM

Oakland Athletics @ San Diego Padres

Peoria Stadium, Peoria, AZ

Sun Mar 06 2011, 3:06 PM - 6:17 PM EST

Att. 6,061 - Partly Cloudy - 76 F

livebaseballscorecards.com

Batter	1	2	3	4	5	6	7	8	9	AB	R	H	RBI	BB	SO	LOB
8 Jason Bartlett, R (1, 6) OBP: 0.455, SLG: 0.500	C CH 87 B CH 89 F CH 87 B CH 77 X CH 77 2-2 ① F8	B CU 74 F FF 92 B CH 80 B FF 92 B FF 91 4-1 47 BB, 1 1B BB		S FC 88 S FC 87 B FC 88 X FC 87 1-2 ② G5-3 1-2		X FF 86 0-0 1-3 1B		B SL 87 C SL 87 M SL 87 B SI 92 C SI 92 2-3 ③ K		1	0	0	0	1	0	0
2 Everth Cabrera, S (4, 6) OBP: 0.188, SLG: 0.188										3	0	1	0	0	1	1
1 Orlando Hudson, S (1, 4) OBP: 0.364, SLG: 0.400	B CH 88 C CH 87 F FF 92 B CH 80 S FF 92 2-3 ② K	B FF 92 C FF 92 X SL 79 1-1 47 BB 1-2 1B		S FC 88 B FF 89 C CU 75 B SL 85 X FC 88 2-2 E6 2-3		X CU 75 0-0 ③ G4-3			B FF 91 C FF 90 F SI 90 X CU 79 1-2 ① G3	2	0	1	0	0	1	0
67 Jesus Guzman, R (4, 3) OBP: 0.500, SLG: 0.692										2	0	0	0	0	0	3
3 Luis Durango, S (8, 9) OBP: 0.545, SLG: 0.500										1	0	0	0	0	0	0
47 Ryan Ludwick, R (1, 10) OBP: 0.545, SLG: 0.556	B FF 88 X CH 89 1-0 3 HR 2B	D CH 80 B FF 91 F FF 90 B CU 72 T FF 91 F FF 91 B FF 92 4-2 3 G5-4-3 1-2 2-3 BB		B CU 76 X FC 88 1-0 ③ F8			B SI 92 B SI 93 X SI 92 2-0 HR		B T CH 85 S FC 89 B FF 94 X CU 79 2-2 60 BB, 62 1B, 23 SF9 1B	1	1	1	0	1	0	0
14 Oscar Salazar, R (4, PH) OBP: 0.333, SLG: 0.636										2	1	1	1	0	0	2
(5, 10)										1	0	1	0	0	0	0
68 Kyle Phillips, L (9, PH) OBP: 0.571, SLG: 0.857										0	1	0	0	0	0	0
64 Jeudy Valdez, R (9, PR)																
3 Jorge Cantu, R (1, 3) OBP: 0.385, SLG: 0.727	B FF 91 B CH 80 B FF 91 C FF 90 X FF 90 3-1 2-H HR	C FF 90 F FF 88 F FF 88 F SL 78 X FF 88 0-2 ② ③ G5-4-3 1-2f			F FF 88 X FC 87 0-1 ① G6-3		C SI 93 B FF 90 B FF 90 S SL 89 X CH 86 2-2 HR		X SI 90 0-0 60 BB 1-2 1B	2	1	1	2	0	0	3
82 Guillermo Quiroz, R (4, 2) OBP: 0.500, SLG: 0.833										2	1	1	1	0	0	0
62 Luis Martinez, R (8, 2) OBP: 0.429, SLG: 0.571										1	0	1	0	0	0	0
13 Chris Denorfia, R (1, 7) OBP: 0.462, SLG: 0.545	B FF 89 B CH 88 X FF 90 2-0 1B		X FF 86 0-0 ① F9		B CH 80 C FF 88 X CU 74 1-1 ② G1-3		C SI 93 X CH 86 0-1 23 FC4-6 1B		B FF 89 B SI 89 B FF 89 B SI 90 4-0 1-2 2-3 BB	3	0	1	0	0	0	0
(4, 8)										1	0	1	0	1	0	0
60 Cedric Hunter, L (6, 8) OBP: 0.417, SLG: 0.400																
27 Gregg Zaun, S (1, 2)	B FF 92 1 SAFE B CH 79 C FF 91 X FF 91 2-1 ③ F9		C FF 86 F FF 86 S CH 79 0-3 ② K		S CU 76 B FC 88 C CU 76 B FC 87 X FC 89 2-2 ③ G4-3		F SI 93 B FF 90 F SI 93 1 SAFE F SI 93 X SI 92 1-2 ① FC4-6 77 G4-6-3 1-2f		B FC 89 X SI 89 1-0 ② SF9 3-H	2	0	0	0	0	1	1
23 Mike Baxter, L (4, 7) OBP: 0.500, SLG: 0.727										2	0	0	1	0	0	1
28 Aaron Cunningham, R (1, 9) OBP: 0.316, SLG: 0.471		B FF 92 B CH 80 B FF 89 C FF 88 B FF 91 4-1 12 HR BB	B SL 78 X FF 86 1-0 ③ F8			B FF 88 B FC 86 X FC 88 2-0 ① G4-3	B FF 93 F SI 93 B CH 86 X FF 89 2-1 ② ③ G4-6-3 1-2f			2	1	0	0	1	0	0
77 Anthony Rizzo, L (7, PH) OBP: 0.222, SLG: 0.125										1	0	0	0	0	0	1
(8, 3)																
9 Eric Patterson, L (1, 8) OBP: 0.429, SLG: 0.417		B FF 91 B FF 91 F FF 90 F FF 92 X SL 80 2-2 ① P4		X FC 87 0-0 ① L8		B CH 80 C FC 87 B FC 87 B CU 74 F FC 88 F CU 75 X FC 87 3-2 ② F8		X SI 92 0-0 ① G6-3		2	0	0	0	0	0	1
(4, 4)																
15 Kevin Frandsen, R (5, 4)										2	0	0	0	0	0	0
12 Logan Forsythe, R (1, 5) OBP: 0.333, SLG: 0.727		C CH 80 B FF 92 X FF 91 1-1 1-H HR		B FC 89 C FF 89 B FC 89 F FC 88 B CU 77 F CU 77 X FC 90 3-2 E5 67 E, 2 G5-3		B CH 80 C FC 88 B FC 85 C FC 86 B CU 76 B CU 74 4-2 2 1B BB		B SI 88 X SI 92 1-0 ② L8		2	1	1	2	1	0	0
76 Andy Parrino, S (7, 5)										1	0	0	0	0	0	0
Inning Stats	R: 2 E: 0 K: 1 S: 12 H: 3 LOB: 1 BB: 0 P: 24	R: 2 E: 0 K: 0 S: 17 H: 2 LOB: 2 BB: 3 P: 33	R: 0 E: 0 K: 1 S: 5 H: 0 LOB: 0 BB: 0 P: 6	R: 0 E: 2 K: 0 S: 12 H: 0 LOB: 2 BB: 0 P: 19	R: 0 E: 0 K: 0 S: 7 H: 0 LOB: 0 BB: 0 P: 10	R: 0 E: 0 K: 0 S: 9 H: 1 LOB: 2 BB: 1 P: 18	R: 2 E: 0 K: 0 S: 12 H: 3 LOB: 0 BB: 0 P: 19	R: 0 E: 0 K: 1 S: 5 H: 0 LOB: 0 BB: 0 P: 8	R: 1 E: 0 K: 0 S: 8 H: 2 LOB: 2 BB: 1 P: 16							

| | | | | | | | | | | | | | | | |

Seattle Mariners @ Oakland Athletics

Phoenix Municipal Stadium, Phoenix, AZ

Mon Mar 07 2011, 3:09 PM - 6:15 PM EST

Att. 3,404 - Partly Cloudy - 73 F

TOP

livebaseballscorecards.com

Batter	1	2	3	4	5	6	7	8	9	AB	R	H	RBI	BB	SO	LOB
51 Ichiro Suzuki, L (1, 9) OBP: 0.333, SLG: 0.375	G3-1		1B 3-H	G5-3 1-2 2-3 3-H		K			F9	3	0	1	1	0	0	2
70 Johermyn Chavez, R (4, 9) OBP: 0.167, SLG: 0.500										2	0	0	0	0	1	0
9 Chone Figgins, S (1, 5) OBP: 0.294, SLG: 0.267	G4-3		F9		21 E 2 1B BB		F9		1B	2	1	0	0	1	0	1
63 Alex Liddi, R (5, 5) OBP: 0.429, SLG: 0.333										2	0	1	0	0	0	0
21 Franklin Gutierrez, R (1, 8) OBP: 0.333, SLG: 0.400	P3		L8		E8 2 1B 26 FC5-4 1-3 1B		G5-3		K	3	1	1	0	0	0	1
44 Mike Wilson, R (5, 8) OBP: 0.400, SLG: 0.250										2	0	0	0	0	1	1
20 Mike Carp, L (1, 3) OBP: 0.286, SLG: 0.385		K		55 BB 2 BB 5 BB BB	K		G5-3 2B		F7	4	1	1	0	1	2	3
2 Jack Wilson, R (1, 4) OBP: 0.583, SLG: 0.700		P3		5 BB 55 BB 51 WP 1-2 BB	26 FC5-4 2-3 3-H 1B		G6-3			2	1	1	1	1	0	0
16 Josh Wilson, R (5, 4) OBP: 0.308, SLG: 0.250										1	0	0	0	0	0	1
26 Brendan Ryan, R (1, 6) OBP: 0.200, SLG: 0.214		K		F9	FC5-4 1-2f 3-H			F7		3	0	0	1	0	1	3
72 Sean Kazmar Jr., R (5, 6) OBP: 0.100, SLG: 0.111										1	0	0	0	0	0	0
55 Michael Saunders, L (1, 7) OBP: 0.294, SLG: 0.200			E8 5 2B	51 WP 5 BB 1-2 2-3 BB	G3-1 3-H			G6-3		2	1	0	0	1	0	1
27 Matt Tuiasosopo, R (5, 7) OBP: 0.375, SLG: 0.286										1	0	0	0	0	0	0
5 Chris Gimenez, R (1, 2) OBP: 0.333, SLG: 0.286			61 G3-1 51 1B 2-H 2B	51 WP 1-2 2-3 3-H BB		K		61 WP BB		2	1	1	2	2	1	0
75 Steven Baron, R (8, 2) OBP: 0.500, SLG: 1.500										0	0	0	0	0	0	0
61 Matt Mangini, L (1, 10) OBP: 0.222, SLG: 0.222			G3-1 2-3	K		G4-3		G4-3 1-2		4	0	0	0	0	1	5

Inning Stats																								
	R: 0	H: 0	R: 0	H: 0	R: 2	H: 2	R: 2	H: 0	R: 2	H: 2	R: 0	H: 0	R: 0	H: 1	R: 0	H: 0	R: 0	H: 1	1B: 4	SF: 0	WP: 2	PA: 40
	E: 0	LOB: 0	E: 0	LOB: 0	E: 1	LOB: 0	E: 0	LOB: 2	E: 1	LOB: 1	E: 0	LOB: 0	E: 0	LOB: 1	E: 0	LOB: 1	E: 0	LOB: 1	2B: 2	SAC: 0	PB: 0	
	K: 0	BB: 0	K: 2	BB: 0	K: 0	BB: 0	K: 1	BB: 4	K: 1	BB: 1	K: 2	BB: 0	K: 0	BB: 0	K: 0	BB: 1	K: 1	BB: 0	3B: 0	DP: 0	SB: 0	
	S: 4	P: 4	S: 7	P: 7	S: 6	P: 6	S: 5	P: 22	S: 7	P: 11	S: 7	P: 7	S: 4	P: 4	S: 3	P: 8	S: 6	P: 6	HR: 0	HBP: 0	CS: 0	

PITCHER		IP	WLS	BF	H	R	ER	SO	BB	IBB	HBP	BLK	WP	HR	S	P	ERA	WHIP
74 Guillermo Moscoso, R ERA: 5.14	(1, 1)	3.0	L	12	2	2	1	2	0	0	0	0	0	0	17	17	3.00	0.667
33 Joey Devine, R ERA: 5.4	(4, 1)	0.1		5	0	2	2	0	4	0	0	0	0	0	1	17	54.00	12.000
72 Gabe DeHoyos, R ERA:	(4, 1)	0.2		2	0	0	0	1	0	0	0	0	1	0	4	5	0.00	0.000
60 Fautino De Los Santos, R ERA: 3.38	(5, 1)	1.0		6	2	2	1	1	1	0	0	0	0	0	7	11	9.00	3.000
70 Yadel Marti, R ERA:	(6, 1)	2.0		7	1	0	0	2	0	0	0	0	0	0	11	11	0.00	0.500

PITCHER		IP	WLS	BF	H	R	ER	SO	BB	IBB	HBP	BLK	WP	HR	S	P	ERA	WHIP
Neil Wagner, R ERA:	(8, 1)	1.0		4	0	0	0	0	1	0	0	0	1	0	3	8	0.00	1.000
Carlos Hernandez, L ERA:	(9, 1)	1.0		4	1	0	0	1	0	0	0	0	0	0	6	6	0.00	1.000

AB	34
R	6
H	6
RBI	5
BB	6
SO	7
LOB	18

BOTTOM

Seattle Mariners @ Oakland Athletics

Phoenix Municipal Stadium, Phoenix, AZ

Mon Mar 07 2011, 3:09 PM - 6:15 PM EST

Att. 3,404 - Partly Cloudy - 73 F

livebaseballscorecards.com

Batter	1	2	3	4	5	6	7	8	9	AB	R	H	RBI	BB	SO	LOB
12 David DeJesus, L (1, 8) OBP: 0.333, SLG: 0.200 23 Michael Taylor, R (6, 7) OBP: 0.167, SLG: 0.261	5 F9 55 1B 1B		F7	G6-3		F8			K	3 2	0 0	1 0	0 0	0 0	0 1	1 2
28 Conor Jackson, R (1, 3) OBP: 0.158, SLG: 0.059 67 Wes Timmons, R (6, 3) OBP: 0.455, SLG: 0.294	K		5 S 5 1B 1B		P5	1-2 2-3 BB			P4	3 1	1 0	1 0	0 0	0 1	1 0	1 0
55 Hideki Matsui, L (1, 10) OBP: 0.333, SLG: 0.091 29 Josh Donaldson, R (6, PH) OBP: 0.400, SLG: 0.429 (7, 10)	1-2 1B		L8		K	P2			21 HR 2B	3 2	0 1	1 1	0 0	0 0	1 0	1 3
5 Kevin Kouzmanoff, R (1, 5) OBP: 0.533, SLG: 0.750 21 Andy LaRoche, R (5, PR) OBP: 0.421, SLG: 0.733 (6, 5)	F9 2-3		22 BB 1-H 1B		58 BB 1B		G5-3		2-H HR	3 2	0 1	2 1	1 2	0 0	0 0	2 0
22 Chris Carter, R (1, 7) OBP: 0.385, SLG: 0.318 58 Jai Miller, R (5, PH) OBP: 0.565, SLG: 0.500 (6, 8)	K		25 FC6-4 1-2 BB		1-2 BB		P3		G5-3	1 2	0 0	0 0	0 0	1 1	1 0	2 0
25 Matt Carson, R (1, 9) OBP: 0.261, SLG: 0.522		G1-4-3	FC6-4 1-2f		F7		L9			4	0	0	0	0	0	4
11 Landon Powell, S (1, 2) OBP: 0.308, SLG: 0.273 19 Anthony Recker, R (6, 2) OBP: 0.300, SLG: 0.400		K		F8		G6-3		F8		2 2	0 0	0 0	0 0	0 0	1 0	0 0
30 Steve Tolleson, R (1, 4) OBP: 0.458, SLG: 0.294 59 Jemile Weeks, S (6, PR) OBP: 0.545, SLG: 0.600 (7, 4)	2B			52 G6-3 BB		67 BB 52 1B BB		1B		1 1	0 0	1 1	0 0	0 0	2 0	0 0
52 Grant Green, R (1, 6) OBP: 0.500, SLG: 0.375		F9		G6-3 1-2		67 BB 1-2 1B		K		4	0	1	0	0	1	2
Inning Stats	R: 0 E: 0 K: 2 S: 9 H: 2 LOB: 2 BB: 0 P: 9	R: 0 E: 0 K: 1 S: 6 H: 1 LOB: 1 BB: 0 P: 6	R: 1 E: 0 K: 0 S: 6 H: 2 LOB: 2 BB: 1 P: 10	R: 0 E: 0 K: 0 S: 3 H: 0 LOB: 1 BB: 1 P: 7	R: 0 E: 0 K: 1 S: 6 H: 1 LOB: 2 BB: 1 P: 10	R: 0 E: 0 K: 0 S: 4 H: 1 LOB: 3 BB: 2 P: 12	R: 0 E: 0 K: 0 S: 3 H: 0 LOB: 0 BB: 0 P: 3	R: 0 E: 0 K: 1 S: 5 H: 1 LOB: 0 BB: 0 P: 5	R: 2 E: 0 K: 1 S: 7 H: 2 LOB: 0 BB: 0 P: 8	1B: 7 2B: 2 3B: 0 HR: 1 SF: 0 SAC: 0 DP: 0 HBP: 0							

	AB	36
	R	3
	H	10
	RBI	3
	BB	5
	SO	6
	LOB	18

WP: 0 PB: 0 SB: 1 CS: 0 PA: 41

PITCHER	IP	WLS	BF	H	R	ER	SO	BB	IBB	HBP	BLK	WP	HR	S	P	ERA	WHIP
34 Félix Hernández, R (1, 1) ERA: 3.38	2.2	W	14	5	1	1	3	1	0	0	0	0	0	20	24	3.38	2.250
41 Justin Miller, R (3, 1) ERA: 7.36	0.1	H	1	0	0	0	0	0	0	0	0	0	0	1	1	0.00	0.000
36 Michael Pineda, R (4, 1) ERA:	2.0	H	9	1	0	0	1	2	0	0	0	0	0	9	17	0.00	1.500
32 Aaron Laffey, L (6, 1) ERA:	1.0		6	1	0	0	0	2	0	0	0	0	0	4	12	0.00	3.000
31 Josh Lueke, R (7, 1) ERA:	2.0		6	1	0	0	1	0	0	0	0	0	0	8	8	0.00	0.500

PITCHER	IP	WLS	BF	H	R	ER	SO	BB	IBB	HBP	BLK	WP	HR	S	P	ERA	WHIP
69 Jose Flores, R (9, 1) ERA: 9.0	1.0		5	2	2	2	1	0	0	0	0	0	1	7	8	18.00	2.000

San Diego Padres @ Oakland Athletics

Phoenix Municipal Stadium, Phoenix, AZ

Tue Mar 08 2011, 3:09 PM - 5:24 PM EST

Att. 2,557 - Sunny - 65 F

TOP

livebaseballscorecards.com

Batter	1	2	3	4	5	6	7	8	9	AB	R	H	RBI	BB	SO	LOB
25 Will Venable, L (1, 10) OBP: 0.429, SLG: 0.722	B x 1-0 G4-1 ①		x 0-0 G3 ②			x 0-0 15 SH1-3 3 SF8 1-H 2B		x 0-0 P6 ②		3	1	1	1	0	0	0
14 Oscar Salazar, R (8, PH) OBP: 0.308, SLG: 0.583 (8, 10)										1	0	0	0	0	0	0
15 Kevin Frandsen, R (1, 4)	x 0-0 G6-3 ②		x 0-0 G6-3 ③			x 0-0 SH1-3 ① 2-3		x 0-0 62 PB 2B		2	0	0	0	0	0	0
77 Anthony Rizzo, L (6, 3) OBP: 0.364, SLG: 0.400										1	0	1	0	0	0	0
3 Jorge Cantu, R (1, 5) OBP: 0.313, SLG: 0.615	x 0-0 F8 ③			x 0-0 F8 ①		x 0-0 SF8 ② 3-H		C S S 0-3 K ③ 2-3		2	0	0	1	0	0	0
62 Luis Martinez, R (6, 2) OBP: 0.375, SLG: 0.500										1	0	0	0	0	1	1
67 Jesus Guzman, R (1, 3) OBP: 0.450, SLG: 0.588		x 0-0 G4-3 ①		x 0-0 G4-3 ②		x 0-0 FC8 ③			x 0-0 60 1B 1B	3	0	0	0	0	0	0
22 James Darnell, R (6, 5) OBP: 0.500, SLG: 0.875										1	0	1	0	0	0	0
13 Chris Denorfia, R (1, 9) OBP: 0.375, SLG: 0.429		x 0-0 F8 ②		x 0-0 L9 ③			S S S 0-3 K ①		x 0-0 1-2 1B	3	0	0	0	0	1	0
60 Cedric Hunter, L (7, 9) OBP: 0.467, SLG: 0.462										1	0	1	0	0	0	0
24 Cameron Maybin, R (1, 8) OBP: 0.417, SLG: 0.364		x 0-0 23 E 1B			x 0-0 23 G3-6 1B		S S S 0-3 K ②		x 0-0 FC8 ①	3	0	2	0	0	1	0
3 Luis Durango, S (7, 8) OBP: 0.462, SLG: 0.417										1	0	0	0	0	0	2
23 Mike Baxter, L (1, 7) OBP: 0.412, SLG: 0.571		x 0-0 E4 1-3			x 0-0 G3-6 ①② 1-2f		x 0-0 E3		S S S 0-3 K ②	3	0	0	0	0	0	2
76 Andy Parrino, S (9, PH)										1	0	0	0	0	1	2
32 Rob Johnson, R (1, 2)		x 0-0 G6-3 ③			x 0-0 G2-3 ③		S S S 0-3 K ③		x 0-0 G5-3 ③	2	0	0	0	0	0	2
12 Logan Forsythe, R (6, 4) OBP: 0.294, SLG: 0.615										2	0	0	0	0	1	3
2 Everth Cabrera, S (1, 6) OBP: 0.200, SLG: 0.200			x 0-0 F7 ①			x 0-0 25 2B 1B		x 0-0 F9 ①		2	1	1	0	0	0	0
68 Kyle Phillips, L (8, PH) OBP: 0.400, SLG: 0.600										1	0	0	0	0	0	0
64 Jeudy Valdez, R (8, 6)										0	0	0	0	0	0	0
Inning Stats	R: 0 E: 0 K: 0 S: 3 H: 0 LOB: 0 BB: 0 P: 4	R: 0 E: 1 K: 0 S: 5 H: 1 LOB: 2 BB: 0 P: 5	R: 0 E: 0 K: 0 S: 3 H: 0 LOB: 0 BB: 0 P: 3	R: 0 E: 0 K: 0 S: 3 H: 0 LOB: 0 BB: 0 P: 3	R: 0 E: 0 K: 0 S: 3 H: 1 LOB: 0 BB: 0 P: 3	R: 2 E: 0 K: 0 S: 5 H: 2 LOB: 0 BB: 0 P: 5	R: 0 E: 1 K: 3 S: 10 H: 0 LOB: 1 BB: 0 P: 10	R: 0 E: 0 K: 1 S: 6 H: 1 LOB: 1 BB: 0 P: 6	R: 0 E: 0 K: 1 S: 7 H: 2 LOB: 2 BB: 0 P: 7	1B: 5 2B: 2 3B: 0 HR: 0 SF: 1 SAC: 1 DP: 1 HBP: 0						

	AB	33
	R	2
	H	7
	RBI	2
	BB	0
	SO	5
	LOB	12

WP: 0 PB: 1 SB: 0 CS: 0 PA: 35

PITCHER		IP	WLS	BF	H	R	ER	SO	BB	IBB	HBP	BLK	WP	HR	S	P	ERA	WHIP
53 Trevor Cahill, R ERA: 8.1	(1, 1)	4.0		14	1	0	0	0	0	0	0	0	0	0	14	15	0.00	0.250
45 Willie Eyre, R ERA: 6.75	(5, 1)	2.0	B	8	3	2	2	0	0	0	0	0	0	0	8	8	9.00	1.500
31 Brad Ziegler, R ERA:	(7, 1)	1.0	W	4	0	0	0	3	0	0	0	0	0	0	10	10	0.00	0.000
75 Fernando Cabrera, R ERA:	(8, 1)	1.0	H	4	1	0	0	1	0	0	0	0	0	0	6	6	0.00	1.000
68 Joe Bateman, R ERA: 8.1	(9, 1)	1.0		5	2	0	0	1	0	0	0	0	0	0	7	7	0.00	2.000

PITCHER	IP	WLS	BF	H	R	ER	SO	BB	IBB	HBP	BLK	WP	HR	S	P	ERA	WHIP

Batter	1	2	3	4	5	6	7	8	9	AB	R	H	RBI	BB	SO	LOB
4 Coco Crisp, S (1, 8) OBP: 0.444, SLG: 0.765 71 Michael Choice, R (5, PR) OBP: 0.375, SLG: 0.375 (6, 8)	F9		G4-3		BBB 4-0 2 FC6-4 1-2 BB		0-0 52 1B 1-3 1B	FC9		2 0 0 0 1 0 0 2 0 1 0 0 0 1						
2 Cliff Pennington, S (1, 6) 52 Grant Green, R (7, 6) OBP: 0.545, SLG: 0.444	CCC K		F7		FC6-4 1-2f		0-0 1-3 3-H 1B			3 0 0 0 0 1 2 1 0 1 1 0 0 0						
14 Mark Ellis, R (1, 4) OBP: 0.333, SLG: 0.333 59 Jemile Weeks, S (7, 4) OBP: 0.500, SLG: 0.545	L6		SSS K			CCC K	F7			3 0 0 0 0 2 0 1 0 0 0 0 0 2						
16 Josh Willingham, R (1, 7) OBP: 0.333, SLG: 0.500 58 Jai Miller, R (7, 7) OBP: 0.542, SLG: 0.467		SSS K		F9		G1-3		CCC K		3 0 0 0 0 1 0 1 0 0 0 0 1 0						
8 Kurt Suzuki, R (1, 2) OBP: 0.474, SLG: 0.500 29 Josh Donaldson, R (7, 2) OBP: 0.375, SLG: 0.400		E5 21 HR		SSS K		1B		L7		3 1 1 0 0 1 0 1 0 0 0 0 0 0						
28 Conor Jackson, R (1, 10) OBP: 0.136, SLG: 0.050 19 Anthony Recker, R (8, PH) OBP: 0.364, SLG: 0.727 (9, 10)	CCC K			F7		P4		BBBCX 3-1 HR		3 0 0 0 0 1 2 1 1 1 1 0 0 0						
21 Andy LaRoche, R (1, 3) OBP: 0.478, SLG: 0.889	BCX 1-1 1-H HR				H 1-0 4 BB HBP		F7	23 HR 1B		3 2 2 2 0 0 0						
23 Michael Taylor, R (1, 9) OBP: 0.214, SLG: 0.407	1B				P6		G6-3	CCX 1-H HR		4 1 2 2 0 0 1						
67 Wes Timmons, R (1, 5) OBP: 0.462, SLG: 0.300	F9				CCC K		BBBB 4-0 71 1B 52 1B BB	1B		3 1 1 0 1 1 2						
Inning Stats	R: 0 E: 0 K: 1 S: 5 H: 0 LOB: 0 BB: 0 P: 5	R: 2 E: 1 K: 2 S: 11 H: 2 LOB: 1 BB: 0 P: 12	R: 0 E: 0 K: 1 S: 5 H: 0 LOB: 0 BB: 0 P: 5	R: 0 E: 0 K: 1 S: 5 H: 0 LOB: 0 BB: 0 P: 5	R: 0 E: 0 K: 1 S: 5 H: 0 LOB: 2 BB: 1 P: 10	R: 0 E: 0 K: 1 S: 6 H: 1 LOB: 1 BB: 0 P: 6	R: 1 E: 0 K: 0 S: 5 H: 2 LOB: 2 BB: 1 P: 9	R: 3 E: 0 K: 1 S: 12 H: 4 LOB: 1 BB: 0 P: 15		1B: 6 2B: 0 3B: 0 HR: 3	SF: 0 SAC: 0 DP: 0 HBP: 1			WP: 0 PB: 0 SB: 0 CS: 0	PA: 37		

PITCHER		IP	WLS	BF	H	R	ER	SO	BB	IBB	HBP	BLK	WP	HR	S	P	ERA	WHIP
46 Tim Stauffer, R ERA: 5.19	(1, 1)	4.0		15	2	2	0	5	0	0	0	0	0	1	26	27	0.00	0.500
59 Luis Perdomo, R ERA:	(5, 1)	1.0		5	0	0	0	1	1	0	1	0	0	0	5	10	0.00	1.000
45 Randy Flores, L ERA: 4.5	(6, 1)	1.0		4	1	0	0	1	0	0	0	0	0	0	6	6	0.00	1.000
44 Aaron Poreda, L ERA: 6.75	(7, 1)	1.0	L	6	2	1	1	0	1	0	0	0	0	0	5	9	9.00	3.000
55 George Kontos, R ERA: 9.82	(8, 1)	1.0		7	4	3	3	1	0	0	0	0	0	2	12	15	27.00	4.000

PITCHER	IP	WLS	BF	H	R	ER	SO	BB	IBB	HBP	BLK	WP	HR	S	P	ERA	WHIP

BOTTOM

San Diego Padres @ Oakland Athletics

Phoenix Municipal Stadium, Phoenix, AZ

Tue Mar 08 2011, 3:09 PM - 5:24 PM EST

Att. 2,557 - Sunny - 65 F

livebaseballscorecards.com

AB	34
R	6
H	9
RBI	6
BB	2
SO	8
LOB	10

Oakland Athletics @ Texas Rangers

Surprise Stadium, Surprise, AZ

Wed Mar 09 2011, 3:08 PM - 5:45 PM EST

Att. 4,066 - Partly Cloudy - 73 F

TOP

livebaseballscorecards.com

Batter	1	2	3	4	5	6	7	8	9	AB	R	H	RBI	BB	SO	LOB
14 Mark Ellis, R (1, 4) OBP: 0.278, SLG: 0.278 59 Jemile Weeks, S (5, 4) OBP: 0.429, SLG: 0.462	C SI 94 F SI 94 F SI 94 F SL 84 X SL 83 0-2 ① P5		C CH 84 B SI 93 X SL 84 1-1 ②③ G5-4-3 1-2f		C SL 81 B FF 85 X SL 81 1-1 ② F7		C FF 96 B SL 87 B CH 87 S SI 95 F FF 98 C SL 80 2-3 ③ K		S SI 93 X SL 80 0-1 ③ F7	3 2	0 0	0 0	0 0	0 0	0 1	1 1
12 David DeJesus, L (1, 8) OBP: 0.400, SLG: 0.538 71 Michael Choice, R (6, 8) OBP: 0.412, SLG: 0.375	C SI 94 B SI 93 S SL 84 S SL 84 1-3 ② K			B FF 84 X SI 84 1-0 HR	B FF 90 X FF 90 1-0 1B			B FF 95 S FF 94 B SI 97 B CH 89 B SI 96 4-1 67 BB BB		3 0	1 0	2 0	1 0	0 1	1 0	0 0
28 Conor Jackson, R (1, 3) OBP: 0.120, SLG: 0.043 67 Wes Timmons, R (6, 3) OBP: 0.481, SLG: 0.300	S CU 75 X SI 94 0-1 ③ L4			C SI 85 B SL 78 B SL 79 S SL 78 B FF 86 X SL 78 3-2 ① P4	1 SAFE B FF 89 1 SAFE B FF 90 1 SAFE C FF 89 B FF 89 1 SAFE F FF 89 3-3 ③ K			B FF 95 F FF 95 1 SAFE 1 SAFE B FF 95 1 SAFE S FF 95 D FF 97 F FF 97 4-2 B FF 96 1-2 BB		3 0	0 0	0 0	0 0	1 1	1 0	1 0
55 Hideki Matsui, L (1, 10) OBP: 0.278, SLG: 0.071 25 Matt Carson, R (8, PH) OBP: 0.250, SLG: 0.500 (8, 10)		C SI 91 C SL 82 C SI 93 0-3 ① K		C SL 76 B FF 85 F SI 85 X SL 78 1-2 ② P2		B SI 95 B FF 93 F FF 94 X 2-1 ① F8		B FF 95 X CH 90 1-0 ① F4		3 1	0 0	0 0	0 0	0 0	1 0	0 2
5 Kevin Kouzmanoff, R (1, 5) OBP: 0.556, SLG: 0.800 73 Josh Horton, L (6, PR) OBP: 0.286, SLG: 0.167 (6, 5)		C SI 93 X SL 82 0-1 ② F8		C SL 79 S SI 84 F SI 86 X SL 77 0-2 15 1B 2B		T CH 89 B CH 88 X FF 95 1-1 15 FC5-4 1B		F FF 96 B CH 88 F SI 95 B SL 77 S FF 97 2-3 ② K		3 1	0 0	2 0	0 0	0 0	0 1	0 2
15 Ryan Sweeney, L (1, 9) OBP: 0.667, SLG: 0.667 58 Jai Miller, R (6, PR) OBP: 0.520, SLG: 0.438 (6, 9)		C SL 83 F SL 84 F SL 85 X SI 95 0-2 1B		B FF 83 C SL 76 X FF 84 1-1 2-3 1B		C FF 95 B CH 85 B CH 87 F FF 96 B CH 86 X FF 95 3-2 ② FC5-4 1-2f		S CH 89 S CH 87 S FF 98 0-3 ③ K		3 1	0 0	2 0	0 0	0 0	0 1	1 2
22 Chris Carter, R (1, 7) OBP: 0.345, SLG: 0.280 23 Michael Taylor, R (6, 7) OBP: 0.207, SLG: 0.393		C SI 93 B SI 93 B SL 86 F SI 93 F SL 83 S SL 82 2-3 ③ K		B SL 78 C SL 78 B SI 85 F SL 77 F SL 78 X SI 84 2-2 ③ F8		X SI 96 0-0 ③ G5-3			C SI 94 B SL 84 B SL 84 X FF 94 2-1 ① F9	3 1	0 0	0 0	0 0	0 0	1 0	4 0
11 Landon Powell, S (1, 2) OBP: 0.375, SLG: 0.571 19 Anthony Recker, R (7, 2) OBP: 0.333, SLG: 0.667			B CU 73 X SI 93 1-0 14 G5-4-3 1B		X FF 90 0-0 HR		S FF 94 C CH 87 B SL 77 B FF 97 F CH 86 B FF 97 X SI 96 3-2 ① F7		C SL 81 S SL 81 S SL 83 0-3 ② K2-3	3 1	1 0	2 0	1 0	0 0	0 1	0 0
30 Steve Tolleson, R (1, 6) OBP: 0.423, SLG: 0.263 21 Andy LaRoche, R (5, 6) OBP: 0.480, SLG: 0.900			C SI 92 B SI 92 B SI 93 F CH 85 1 SAFE F SI 93 S SL 83 2-3 ① K		F FF 89 C FF 90 S SL 82 0-3 ① K		S SI 97 F CH 90 B CH 88 C SL 79 1-3 ② K		B FF 94 X FF 94 1-0 2B	2 2	0 0	0 1	0 0	0 0	2 1	1 0
Inning Stats	R: 0 E: 0 K: 1 S: 10 H: 0 LOB: 0 BB: 0 P: 11	R: 0 E: 0 K: 2 S: 13 H: 1 LOB: 1 BB: 0 P: 15	R: 0 E: 0 K: 1 S: 7 H: 1 LOB: 0 BB: 0 P: 11	R: 1 E: 0 K: 0 S: 17 H: 3 LOB: 2 BB: 0 P: 25	R: 1 E: 0 K: 2 S: 10 H: 2 LOB: 1 BB: 0 P: 15	R: 0 E: 0 K: 0 S: 8 H: 1 LOB: 1 BB: 0 P: 14	R: 0 E: 0 K: 2 S: 11 H: 0 LOB: 0 BB: 0 P: 17	R: 0 E: 0 K: 2 S: 11 H: 0 LOB: 2 BB: 2 P: 22	R: 0 E: 0 K: 1 S: 8 H: 1 LOB: 1 BB: 0 P: 11	1B: 5 2B: 2 3B: 0 HR: 2 SF: 0 SAC: 0 DP: 1 HBP: 0						WP: 0 PB: 0 SB: 0 CS: 0 PA: 37	

	AB	35
	R	2
	H	9
	RBI	2
	BB	2
	SO	11
	LOB	15

PITCHER		IP	WLS	BF	H	R	ER	SO	BB	IBB	HBP	BLK	WP	HR	S	P	ERA	WHIP
45 Derek Holland, L ERA: 1.8	(1, 1)	3.0	W	10	2	0	0	4	0	0	0	0	0	0	30	37	0.00	0.667
56 Darren O'Day, R ERA: 6.0	(4, 1)	1.0		6	3	1	1	0	0	0	0	0	0	1	17	25	9.00	3.000
53 Arthur Rhodes, L ERA: 3.0	(5, 1)	1.0		5	2	1	1	2	0	0	0	0	0	1	10	15	9.00	2.000
30 Neftalí Feliz, R ERA:	(6, 1)	3.0	H	12	1	0	0	4	2	0	0	0	0	0	30	53	0.00	1.000
46 Pedro Strop, R ERA:	(9, 1)	1.0		4	1	0	0	1	0	0	0	0	0	0	8	11	0.00	1.000

PITCHER	IP	WLS	BF	H	R	ER	SO	BB	IBB	HBP	BLK	WP	HR	S	P	ERA	WHIP

BOTTOM

Oakland Athletics @ Texas Rangers

Surprise Stadium, Surprise, AZ

Wed Mar 09 2011, 3:08 PM - 5:45 PM EST

Att. 4,066 - Partly Cloudy - 73 F

livebaseballscorecards.com

Batter	1	2	3	4	5	6	7	8	9	AB	R	H	RBI	BB	SO	LOB
5 Ian Kinsler, R (1, 4) OBP: 0.500, SLG: 1.000 6 Esteban German, R (7, 4) OBP: 0.278, SLG: 0.389	C SI 86 B FF 86 B FF 86 X CH 70 2-1 32 1B 1 1B 17 FC6 1B	B CU 68 C CU 67 X FF 84 1-1 ① G6-3		C FC 89 X SI 92 0-1 ② FC5-4 1-2f		B SI 91 B FC 89 B FC 88 C SI 91 X SI 91 3-1 ② G5-3		B SI 90 X SI 90 1-0 ① FC8 2-3		4 1 1 0 0 0 1 1 0 0 0 0 0 2						
1 Elvis Andrus, R (1, 6) OBP: 0.208, SLG: 0.174 99 Omar Quintanilla, L (7, 6) OBP: 0.250, SLG: 0.500	C FF 84 F FF 86 B FF 86 X FF 87 1-2 17 FC6 32 1B 17 E 1-2 1B	B CU 68 X SI 84 1-0 32 G6-4-3 1B		B FC 90 X FC 89 1-0 ③ F8		S CU 79 F CU 78 B SI 93 X FC 90 1-2 ③ G3		F SI 89 B CU 70 C CU 70 X CU 72 1-2 ② G3 1-2 3-H		4 1 2 0 0 0 1 1 0 0 1 0 0 1						
32 Josh Hamilton, L (1, 8) OBP: 0.227, SLG: 0.364 23 Craig Gentry, R (7, 8)	X FF 87 0-0 17 E 10 2B 1-2 2-3 1B	X FF 87 0-0 ② ③ G6-4-3 1-2f			F FC 89 B SI 92 S CH 84 F CU 79 F CU 80 F SI 93 X SI 86 1-2 ① G1-3		S SI 91 B CH 81 F SL 85 B CH 84 B SL 88 X SI 91 3-2 ① G6-3	C CH 80 B SL 83 B SL 84 F CH 81 B SI 90 B SI 89 4-2 BB		3 1 1 0 0 0 1 1 0 0 0 1 0 0					
17 Nelson Cruz, R (1, 9) OBP: 0.292, SLG: 0.238 65 Doug Deeds, L (7, 9) OBP: 0.353, SLG: 0.706	X CH 74 0-0 FC6 10 2B 1-3 2-H 3-H		B CU 69 B CU 67 C SI 84 B CH 71 C CH 72 B CH 71 4-2 BB		B FC 90 X FC 91 1-0 ② F9		B FF 89 F FF 89 F FF 90 C SI 92 1-3 ② K	S SL 84 C SL 82 X SI 90 0-2 ③ G6-3		2 1 0 1 1 0 1 2 0 0 0 0 1 2							
10 Michael Young, R (1, 3) OBP: 0.545, SLG: 0.842 63 Chad Tracy, R (7, 3) OBP: 0.143, SLG: 0.308	C FF 87 F CH 73 F CU 70 X FF 88 0-2 7 G6-3 8 2B 2-H 3-H 2B		C SI 84 B SI 83 F FF 83 B CU 69 F CU 68 F CU 72 B FC 88 F CH 73 1 SAFE 3-3 ① C CH 71 K		S FC 91 F FC 90 B CU 80 F CU 79 F SI 93 X FC 90 1-2 25 1B 7 1B 1B		F FF 89 B CH 82 B SL 89 X FF 90 2-1 ③ G1-3		3 2 2 2 0 1 1 1 0 0 0 0 0 0						
25 Mike Napoli, R (1, 10) OBP: 0.400, SLG: 0.778	S CU 68 B FF 88 X CH 73 1-1 ① G5-3		S FF 86 C SI 84 1 SAFE B FF 87 B CH 71 X CH 71 2-2 ② F7		X FC 90 0-0 7 1B 1-2 1B			C SI 89 X SL 87 0-1 HR		4 1 2 1 0 0 2						
7 David Murphy, L (1, 7) OBP: 0.333, SLG: 0.409 9 Endy Chavez, L (7, 7) OBP: 0.231, SLG: 0.308	C CU 70 B CU 68 B FF 87 F FC 88 F CH 71 B CU 70 X FF 87 3-2 ② G6-3 2-3		X FA 88 0-0 ③ F8		C FC 90 B CU 80 S SI 93 B CU 81 D CU 81 F FC 91 X FC 90 3-2 1-3 2-H 1B			X SI 89 0-0 71 1B 3 1B 2B		3 0 1 1 0 0 2 1 1 1 0 0 0 0						
8 Yorvit Torrealba, R (1, 2) OBP: 0.375, SLG: 0.625 71 Jose Heberto Felix, R (6, 2) OBP: 1.000, SLG: 1.200	S CU 68 B CH 72 X SI 87 1-1 3-H 2B			B SI 91 X SI 92 1-0 5 FC5-4 1B	C FC 90 B FC 91 B SI 92 B FC 90 1 SAFE F FC 89 F FC 90 F FC 89 F SI 93 3-2 ③ X SI 92 L9			X SI 91 0-0 6 FC8 3 1B 99 G3 2-3 1B		3 0 2 1 0 0 2 1 1 1 0 0 0 0						
19 Chris Davis, L (1, 5) OBP: 0.429, SLG: 0.769 3 Andrés Blanco, S (7, 5) OBP: 0.350, SLG: 0.316	C CU 69 B FC 87 C FC 88 B FC 88 F CH 71 C CU 71 2-3 ③ K			B SI 92 F SI 92 F FC 90 D CU 79 S CU 79 2-3 ① K		F SI 92 X CH 84 0-1 ① G3-1		F SI 90 B SL 85 X CH 82 1-1 99 G3 1-2 3-H 1B		3 0 0 0 0 2 2 1 0 1 1 0 0 0						
Inning Stats	R: 5 E: 1 K: 1 S: 23 H: 5 LOB: 1 BB: 0 P: 33	R: 0 E: 0 K: 0 S: 4 H: 1 LOB: 0 BB: 0 P: 6	R: 0 E: 0 K: 1 S: 12 H: 0 LOB: 1 BB: 1 P: 21	R: 0 E: 0 K: 1 S: 7 H: 1 LOB: 1 BB: 1 P: 11	R: 1 E: 0 K: 0 S: 23 H: 3 LOB: 2 BB: 0 P: 32	R: 0 E: 0 K: 0 S: 7 H: 0 LOB: 0 BB: 0 P: 11	R: 0 E: 0 K: 1 S: 8 H: 0 LOB: 0 BB: 0 P: 14	R: 3 E: 0 K: 0 S: 15 H: 4 LOB: 2 BB: 1 P: 22		1B: 10 2B: 3 3B: 0 HR: 1 SF: 0 SAC: 0 DP: 1 HBP: 0					WP: 0 PB: 0 SB: 0 CS: 0 PA: 40	

	AB	38
	R	9
	H	14
	RBI	8
	BB	2
	SO	4
	LOB	18

PITCHER		IP	WLS	BF	H	R	ER	SO	BB	IBB	HBP	BLK	WP	HR	S	P	ERA	WHIP
51 Dallas Braden, L ERA: 10.8	(1, 1)	2.2	L	15	6	5	3	2	1	0	0	0	0	0	38	59	10.12	2.625
72 Gabe DeHoyos, R ERA:	(3, 1)	0.1		1	0	0	0	0	0	0	0	0	0	0	1	1	0.00	0.000
32 Brandon McCarthy, R ERA: 3.38	(4, 1)	3.0		13	4	1	1	1	0	0	0	0	0	0	37	54	3.00	1.333
64 Trystan Magnuson, R ERA: 5.4	(7, 1)	1.0		3	0	0	0	1	0	0	0	0	0	0	8	14	0.00	0.000
13 Jerry Blevins, L ERA: 15.75	(8, 1)	1.0		8	4	3	3	0	1	0	0	0	0	1	15	22	27.00	5.000

PITCHER		IP	WLS	BF	H	R	ER	SO	BB	IBB	HBP	BLK	WP	HR	S	P	ERA	WHIP

Batter	1	2	3	4	5	6	7	8	9	AB	R	H	RBI	BB	SO	LOB
6 Lorenzo Cain, R (1, 8) OBP: 0.360, SLG: 0.364	C C C 0-3 ① K		C C C 0-3 ① K		X 0-0 ① L6		X 0-0 ① SH1-4 1-2 2-3		C C C 0-3 ② K	3	0	0	0	0	2	0
7 Grégor Blanco, L (6, 8) OBP: 0.278, SLG: 0.235										1	0	0	0	0	1	0
17 Chris Getz, L (1, 4) OBP: 0.300, SLG: 0.294	X 0-0 24 S 16 BB 1B		X 0-0 ② G4-3		X 0-0 16 G5-3 3B		X 0-0 ② SF8 3-H		S S S 0-3 ③ K	3	1	2	0	0	0	0
92 Kurt Mertins, R (6, 4)										1	0	0	1	0	1	0
16 Billy Butler, R (1, 3) OBP: 0.414, SLG: 0.440	B B B B 4-0 1-2 BB		X 0-0 ③ G5-3		X 0-0 ② G5-3 3-H		B B B B 4-0 19 FC5 BB			2	0	0	1	1	0	0
40 Eric Hosmer, L (6, 3) OBP: 0.500, SLG: 0.929										0	0	0	0	1	0	0
24 Wilson Betemit, S (1, 5) OBP: 0.091, SLG: 0.100	S S S 0-3 ② K 2-3			X 0-0 12 2B 85 WP 1B	C C C 0-3 ③ K		X 0-0 FC5 1-2 2-3			3	1	1	0	0	2	2
19 Pedro Feliz, R (6, 5) OBP: 0.188, SLG: 0.286										1	0	0	0	0	0	2
12 Mitch Maier, L (1, 9) OBP: 0.652, SLG: 0.900	X 0-0 ③ G4-3			X 0-0 85 WP 85 E 1-3 2B		X 0-0 ① F7	S S S 0-3 ③ K			3	1	1	0	0	0	2
89 Nick Francis, R (6, 9) OBP: 0.333, SLG: 1.333										1	0	0	0	0	1	3
4 Alex Gordon, L (1, 7) OBP: 0.485, SLG: 0.273		X 0-0 ① F9		X 0-0 ① L4		S S S 0-3 ② K		X 0-0 ① FC8		3	0	0	0	0	1	2
88 Paulo Orlando, R (6, 7) OBP: 0.500, SLG: 0.500										1	0	0	0	0	0	0
85 Wil Myers, R (1, 10)		S S S 0-3 ② K		B X 1-0 E5 70 S 2-H 3-H		C C C 0-3 ③ K		C C C 0-3 ② K		4	0	0	1	0	3	0
70 Salvador Perez, R (1, 2) OBP: 0.357, SLG: 0.333		B B B B 4-0 BB		B X 1-0 ② L3 1-2			H 1-0 7 SH1-4 90 BB 92 SF8 HBP	X 0-0 ③ G6-3		1	0	0	0	1	0	1
22 Lucas May, R (6, 2) OBP: 0.438, SLG: 0.385										1	1	0	0	0	0	0
23 Jeff Bianchi, R (1, 6) OBP: 0.133, SLG: 0.143		X 0-0 ③ G6-3		X 0-0 ③ F8			B B B B 4-0 19 FC5 7 SH1-4 1-2 BB		X 0-0 ① P6	2	0	0	0	0	0	2
90 Christian Colón, R (6, 6)										1	0	0	0	1	0	0
Inning Stats	R: 0 E: 0 K: 2 S: 8 H: 1 LOB: 2 BB: 1 P: 12	R: 0 E: 0 K: 1 S: 5 H: 0 LOB: 1 BB: 1 P: 9	R: 0 E: 0 K: 1 S: 5 H: 0 LOB: 0 BB: 0 P: 5	R: 2 E: 1 K: 0 S: 6 H: 2 LOB: 1 BB: 0 P: 8	R: 1 E: 0 K: 1 S: 6 H: 1 LOB: 0 BB: 0 P: 6	R: 0 E: 0 K: 2 S: 7 H: 0 LOB: 0 BB: 0 P: 7	R: 1 E: 0 K: 1 S: 6 H: 0 LOB: 3 BB: 2 P: 15	R: 0 E: 0 K: 1 S: 5 H: 0 LOB: 0 BB: 0 P: 5	R: 0 E: 0 K: 2 S: 7 H: 0 LOB: 0 BB: 0 P: 7							

TOP

Kansas City Royals @ Oakland Athletics

Phoenix Municipal Stadium, Phoenix, AZ

Thu Mar 10 2011, 3:13 PM - 5:40 PM EST

Att. 2,586 - Sunny - 88 F

livebaseballscorecards.com

AB	31
R	4
H	4
RBI	3
BB	4
SO	11
LOB	14

1B: 2	SF: 1	WP: 1	PA: 38
2B: 1	SAC: 1	PB: 0	
3B: 1	DP: 0	SB: 2	
HR: 0	HBP: 1	CS: 0	

PITCHER		IP	WLS	BF	H	R	ER	SO	BB	IBB	HBP	BLK	WP	HR	S	P	ERA	WHIP
49 Brett Anderson, L ERA: 6.48	(1, 1)	3.1		16	3	2	2	4	2	0	0	0	1	0	22	31	5.40	1.500
57 Brian Fuentes, L ERA:	(4, 1)	0.2	H	2	0	0	0	0	0	0	0	0	0	0	2	3	0.00	0.000
50 Grant Balfour, R ERA: 13.5	(5, 1)	1.0	H	4	1	1	1	1	0	0	0	0	0	0	6	6	9.00	1.000
40 Andrew Bailey, R ERA:	(6, 1)	1.0	H	3	0	0	0	2	0	0	0	0	0	0	7	7	0.00	0.000
33 Joey Devine, R ERA: 6.23	(7, 1)	1.0	B	7	0	1	1	1	2	0	1	0	0	0	6	15	9.00	2.000

PITCHER		IP	WLS	BF	H	R	ER	SO	BB	IBB	HBP	BLK	WP	HR	S	P	ERA	WHIP
70 Yadel Marti, R ERA:	(8, 1)	2.0		6	0	0	0	3	0	0	0	0	0	0	12	12	0.00	0.000

BOTTOM

Kansas City Royals @ Oakland Athletics

Phoenix Municipal Stadium, Phoenix, AZ

Thu Mar 10 2011, 3:13 PM - 5:40 PM EST

Att. 2,586 - Sunny - 88 F

livebaseballscorecards.com

Batter	1	2	3	4	5	6	7	8	9	AB	R	H	RBI	BB	SO	LOB
4 Coco Crisp, S (1, 8) OBP: 0.476, SLG: 0.789 71 Michael Choice, R (6, 8) OBP: 0.444, SLG: 0.375	BBBB 4-0 8 HR BB	x 0-0 8 F8 2B		x 0-0 G4-3 ③			BBBB 4-0 11 G4-6-3 BB			2 1 1 0 1 0 0 0 0 0 0 1 0 0						
8 Kurt Suzuki, R (1, 2) OBP: 0.455, SLG: 0.632 11 Landon Powell, S (6, 2) OBP: 0.353, SLG: 0.533	BBSSX 2-2 1-H HR	x 0-0 ② F8 2-3			SSS 0-3 ① K		x 0-0 ②③ G4-6-3 1-2f			3 1 1 2 0 1 1 1 0 0 0 0 0 1						
16 Josh Willingham, R (1, 7) OBP: 0.286, SLG: 0.421 58 Jai Miller, R (6, 7) OBP: 0.500, SLG: 0.412	x 0-0 ① L8	CCC 0-3 ③ K			SSS 0-3 ② K			x 0-0 ① G1-3		3 0 0 0 0 2 1 1 0 0 0 0 0 0						
55 Hideki Matsui, L (1, 10) OBP: 0.238, SLG: 0.059 19 Anthony Recker, R (8, PH) OBP: 0.308, SLG: 0.615 (9, 10)	x 0-0 ② F7		x 0-0 ① G4-3		SSS 0-3 ③ K			x 0-0 ② G6-3		3 0 0 0 0 1 0 1 0 0 0 0 0 0						
5 Kevin Kouzmanoff, R (1, 5) OBP: 0.571, SLG: 0.765 30 Steve Tolleson, R (6, PR) OBP: 0.407, SLG: 0.250 (7, 5)	BBBB 4-0 21 2B 25 2B BB		SSS 0-3 ② K		x 0-0 25 G6-4-3 21 1B 1B			x 0-0 ③ G6-3		2 1 1 0 1 1 0 1 0 0 0 0 0 0						
21 Andy LaRoche, R (1, 4) OBP: 0.536, SLG: 0.955 59 Jemile Weeks, S (6, PR) OBP: 0.467, SLG: 0.500 (7, 4)	x 0-0 25 2B 1-3 2B		BBBB 4-0 BB		x 0-0 25 G6-4-3 1-2 1B			x 0-0 67 PB 23 G5-3 1B		2 1 2 0 1 0 0 1 0 1 0 0 0 0						
25 Matt Carson, R (1, 9) OBP: 0.259, SLG: 0.519 23 Michael Taylor, R (7, 9) OBP: 0.200, SLG: 0.379	x 0-0 67 S 2-H 3-H 2B		x 0-0 F9		x 0-0 ①② G6-4-3 1-2f 2-3			x 0-0 ① G5-3 1-2		3 0 1 2 0 0 3 1 0 0 0 0 0 1						
67 Wes Timmons, R (1, 3) OBP: 0.419, SLG: 0.250	SSS 0-3 ③ K 2-3			x 0-0 ① G6-3		x 0-0 ③ G6-3		B X 1-0 ② G5-3 2-3		4 0 0 0 0 1 4						
2 Cliff Pennington, S (1, 6) 52 Grant Green, R (8, 6) OBP: 0.500, SLG: 0.400		SSM 0-3 ① K		x 0-0 ② G6-3			SSS 0-3 ① K		x 0-0 ③ G1-3	3 0 0 0 0 2 0 1 0 0 0 0 0 1						

Inning Stats									
	R: 4 H: 3 E: 0 LOB: 1 K: 1 BB: 2 S: 10 P: 20	R: 0 H: 1 E: 0 LOB: 1 K: 2 BB: 0 S: 8 P: 8	R: 0 H: 0 E: 0 LOB: 1 K: 1 BB: 1 S: 5 P: 9	R: 0 H: 0 E: 0 LOB: 0 K: 0 BB: 0 S: 3 P: 3	R: 0 H: 0 E: 0 LOB: 0 K: 3 BB: 0 S: 9 P: 9	R: 0 H: 2 E: 0 LOB: 2 K: 0 BB: 0 S: 4 P: 4	R: 0 H: 0 E: 0 LOB: 0 K: 1 BB: 1 S: 4 P: 8	R: 0 H: 0 E: 0 LOB: 0 K: 0 BB: 0 S: 3 P: 3	R: 0 H: 1 E: 0 LOB: 1 K: 0 BB: 0 S: 4 P: 5

1B: 3 SF: 0
2B: 3 SAC: 0
3B: 0 DP: 2
HR: 1 HBP: 0

WP: 0 PA: 36
PB: 1
SB: 1
CS: 0

AB	32
R	4
H	7
RBI	4
BB	4
SO	8
LOB	12

PITCHER		IP	WLS	BF	H	R	ER	SO	BB	IBB	HBP	BLK	WP	HR	S	P	ERA	WHIP
78 Will Smith, L ERA: 7.2	(1, 1)	2.0		12	4	4	4	3	2	0	0	0	0	1	18	28	18.00	3.000
43 Aaron Crow, R ERA: 3.0	(3, 1)	2.0		7	0	0	0	1	1	0	0	0	0	0	8	12	0.00	0.500
77 Louis Coleman, R ERA: 4.5	(5, 1)	1.0		3	0	0	0	3	0	0	0	0	0	0	9	9	0.00	0.000
48 Joakim Soria, R ERA: 9.0	(6, 1)	1.0		4	2	0	0	0	0	0	0	0	0	0	4	4	0.00	2.000
41 Jeremy Jeffress, R ERA: 2.25	(7, 1)	1.0		3	0	0	0	1	1	0	0	0	0	0	4	8	0.00	1.000

PITCHER		IP	WLS	BF	H	R	ER	SO	BB	IBB	HBP	BLK	WP	HR	S	P	ERA	WHIP
39 Luis Mendoza, R ERA:	(8, 1)	2.0		7	1	0	0	0	0	0	0	0	0	0	7	8	0.00	0.500

Batter	1	2	3	4	5	6	7	8	9	AB	R	H	RBI	BB	SO	LOB
10 Tony Gwynn Jr., L (1, 9) OBP: 0.360, SLG: 0.409	B B B B 4-0 31 L4-3 BB		X 0-0 31 WP 1B		S S S 0-3 ③ K			S S S 0-3 ① K		2	0	1	0	1	1	1
68 Jerry Sands, R (6, 9) OBP: 0.550, SLG: 0.938										1	0	0	0	0	1	0
31 Jay Gibbons, L (1, 7) OBP: 0.059, SLG: 0.059	X 0-0 ① ② L4-3 1-2		B S S S 1-3 ③ K 1-2			S S S 0-3 ① K		X 0-0 ② P4		3	0	0	0	0	2	2
63 Jamie Hoffmann, R (6, 7) OBP: 0.353, SLG: 0.375										1	0	0	0	0	0	0
16 Andre Ethier, L (1, 10) OBP: 0.200, SLG: 0.400	X 0-0 ③ G6-3			X 0-0 ① P4		X 0-0 ② F7		X 0-0 1B		4	0	1	0	0	0	0
49 Trent Oeltjen, L (8, PR) OBP: 0.300, SLG: 0.222 (8, 10)										0	0	0	0	0	0	0
27 Matt Kemp, R (1, 8) OBP: 0.375, SLG: 0.667		X 0-0 9 1B 1B		X 0-0 ② P3		B X 1-0 HR		X 0-0 ③ P4		3	1	2	1	0	0	0
62 Trayvon Robinson, S (6, 8) OBP: 0.227, SLG: 0.381										1	0	0	0	0	0	1
9 Hector Gimenez, S (1, 3) OBP: 0.350, SLG: 0.294		X 0-0 13 G4-6-3 1-2 1B		S S S 0-3 ③ K2-3		X 0-0 ③ G5-3			X 0-0 ① P2	3	0	1	0	0	1	0
75 Russell Mitchell, R (6, 3) OBP: 0.150, SLG: 0.111										1	0	0	0	0	0	0
6 Aaron Miles, S (1, 4) OBP: 0.364, SLG: 0.773		X 0-0 ① F3			B B B C X 3-1 HR		X 0-0 77 G3-1 87 S 1B		S S S 0-3 ② K	2	1	1	1	0	0	2
9 Eugenio Velez, S (6, 4) OBP: 0.235, SLG: 0.071										2	0	1	0	0	1	0
13 Iván De Jesús Jr., R (1, 5) OBP: 0.263, SLG: 0.316		X 0-0 ② ③ G4-6-3 1-2f			X 0-0 ① G5-3		S S S 0-3 ① K 1-2		S S S 0-3 ③ K	2	0	0	0	0	0	2
87 Christian Lara, S (6, 5)										2	0	0	0	0	2	1
17 A.J. Ellis, R (1, 2) OBP: 0.294, SLG: 0.200			C C C 0-3 ① K		X 0-0 ② G4-3		X 0-0 ② G3-1 2-3			2	0	0	0	0	1	0
77 JD Closser, S (6, 2)										1	0	0	0	0	0	1
72 Justin Sellers, R (1, 6) OBP: 0.389, SLG: 0.286			X 0-0 ② G6-3		X 0-0 1B		S S S 0-3 ③ K2-3			2	0	1	0	0	0	0
70 Dee Strange-Gordon, L (6, 6) OBP: 0.231, SLG: 0.308										1	0	0	0	0	1	1
Inning Stats	R: 0 E: 0 K: 0 S: 2 H: 0 LOB: 0 BB: 1 P: 6	R: 0 E: 0 K: 0 S: 4 H: 2 LOB: 1 BB: 0 P: 4	R: 0 E: 0 K: 2 S: 8 H: 1 LOB: 1 BB: 0 P: 9	R: 0 E: 0 K: 1 S: 5 H: 0 LOB: 0 BB: 0 P: 5	R: 1 E: 0 K: 1 S: 8 H: 2 LOB: 1 BB: 0 P: 11	R: 1 E: 0 K: 1 S: 6 H: 1 LOB: 0 BB: 0 P: 7	R: 0 E: 0 K: 2 S: 8 H: 1 LOB: 1 BB: 0 P: 8	R: 0 E: 0 K: 1 S: 6 H: 1 LOB: 1 BB: 0 P: 6	R: 0 E: 0 K: 2 S: 7 H: 0 LOB: 0 BB: 0 P: 7	1B: 6 2B: 1 3B: 0 HR: 2 SF: 0 SAC: 0 DP: 2 HBP: 0						

PITCHER		IP	WLS	BF	H	R	ER	SO	BB	IBB	HBP	BLK	WP	HR	S	P	ERA	WHIP
47 Gio González, L ERA: 0.96	(1, 1)	4.1	W	16	4	1	1	3	1	0	0	0	1	1	22	30	2.08	1.154
31 Brad Ziegler, R ERA:	(5, 1)	0.2		3	1	0	0	1	0	0	0	0	0	0	5	5	0.00	1.500
13 Jerry Blevins, L ERA: 14.4	(6, 1)	1.0	H	4	1	1	1	1	0	0	0	0	0	1	6	7	9.00	1.000
75 Fernando Cabrera, R ERA:	(7, 1)	2.0	H	8	2	0	0	3	0	0	0	0	0	0	14	14	0.00	1.000
45 Willie Eyre, R ERA: 5.4	(9, 1)	1.0		3	0	0	0	2	0	0	0	0	0	0	7	7	0.00	0.000

PITCHER	IP	WLS	BF	H	R	ER	SO	BB	IBB	HBP	BLK	WP	HR	S	P	ERA	WHIP

TOP

Los Angeles Dodgers @ Oakland Athletics

Phoenix Municipal Stadium, Phoenix, AZ

Fri Mar 11 2011, 3:06 PM - 6:05 PM EST

Att. 4,898 - Sunny - 82 F

livebaseballscorecards.com

AB	33
R	2
H	8
RBI	2
BB	1
SO	10
LOB	11

WP: 1	PB: 0	SB: 1	CS: 0
PA: 34			

BOTTOM

Los Angeles Dodgers @ Oakland Athletics

Phoenix Municipal Stadium, Phoenix, AZ

Fri Mar 11 2011, 3:06 PM - 6:05 PM EST

Att. 4,898 - Sunny - 82 F

livebaseballscorecards.com

Batter	1	2	3	4	5	6	7	8	9	AB	R	H	RBI	BB	SO	LOB
4 Coco Crisp, S (1, 8) OBP: 0.520, SLG: 0.913 71 Michael Choice, R (8, 8) OBP: 0.474, SLG: 0.471	0-0 G4-6-3 55 16 1B 14 BLK 1B		0-0 FC5 55 14 BB 1B	E6			1-2 HR	0-0 2B		4 1	2 1	3 1	1 0	0 0	0 0	0 0
14 Mark Ellis, R (1, 4) OBP: 0.364, SLG: 0.263 Dusty Coleman, R (7, PR) OBP: 1.000, SLG: 2.000 (8, 4)	4-0 1-2 55 G4-6-3 BB		4-0 1-2 16 BB 22 E 55 FC5 BB	0-0 ③ P6			4-0 22 BB 21 E 16 BB BB	0-0 2-H 2B		1 1	1 1	0 1	0 0	3 0	0 0	1 0
55 Hideki Matsui, L (1, 10) OBP: 0.200, SLG: 0.048 Jonathan Johnston, L (8, PH) (9, 10)	0-0 ① ② G4-6-3 1-2f 2-3		0-0 ① FC5 16 BB 22 E 1-2 2-3f		0-0 ① P5		0-0 ① P5	0-3 ① K		4 1	1 0	0 0	0 0	0 0	0 1	5 1
16 Josh Willingham, R (1, 7) OBP: 0.400, SLG: 0.450 39 Jermaine Mitchell, L (7, PR) (8, 7)	0-0 22 FC6-4 3-H 1B		4-0 22 E 21 1B 1-2 2-3 BB		H 1-0 HBP		4-0 22 BB 21 E 1-2 BB	0-0 ② G6-3		1 1	1 1	1 0	1 0	2 0	0 0	0 1
22 Chris Carter, R (1, 3) OBP: 0.324, SLG: 0.241	0-0 ③ FC6-4 1-2f		0-0 E5 11 CS 21 1B 1-3 2-H 3-H		0-0 ② F9		4-0 21 E 58 1B 1-2 2-3 BB	0-0 ③ F8		4	1	0	1	1	0	4
21 Andy LaRoche, R (1, 6) OBP: 0.500, SLG: 0.846		0-0 ① F8	0-0 1-2 3-H 1B		0-0 ③ F9		0-0 E5 58 1B 1-2 2-H 3-H			4	0	1	2	0	0	2
11 Landon Powell, S (1, 2) OBP: 0.300, SLG: 0.444 19 Anthony Recker, R (7, 2) OBP: 0.286, SLG: 0.571		0-0 ② L9	0-3 ② ③ K 2-3			0-0 ① P5	0-0 ② F9			3 1	0 0	0 0	0 0	0 0	1 0	2 2
58 Jai Miller, R (1, 9) OBP: 0.500, SLG: 0.400		4-0 BB	0-3 ① K			0-3 ② K	0-0 30 FC5-4 1-2 2-H 1B			3	0	1	1	1	2	0
30 Steve Tolleson, R (1, 5) OBP: 0.355, SLG: 0.208		0-0 ③ F9		0-0 ② G6-3		0-0 ③ F9	0-0 ③ FC5-4 1-2f			4	0	0	0	0	0	3
Inning Stats	R: 1 E: 0 K: 0 S: 4 H: 2 LOB: 1 BB: 1 P: 8	R: 0 E: 0 K: 0 S: 3 H: 0 LOB: 1 BB: 1 P: 7	R: 3 E: 1 K: 1 S: 7 H: 2 LOB: 2 BB: 2 P: 15	R: 0 E: 1 K: 1 S: 6 H: 0 LOB: 1 BB: 0 P: 6	R: 0 E: 0 K: 0 S: 3 H: 0 LOB: 1 BB: 0 P: 4	R: 0 E: 0 K: 1 S: 5 H: 0 LOB: 0 BB: 0 P: 5	R: 4 E: 1 K: 0 S: 8 H: 2 LOB: 2 BB: 3 P: 21	R: 1 E: 0 K: 1 S: 7 H: 2 LOB: 1 BB: 0 P: 7		1B: 5 2B: 3 3B: 0 HR: 1	SF: 0 SAC: 0 DP: 2 HBP: 1			WP: 0 PB: 0 SB: 0 CS: 1	PA: 41		

	AB	33
	R	9
	H	8
	RBI	7
	BB	7
	SO	4
	LOB	21

PITCHER		IP	WLS	BF	H	R	ER	SO	BB	IBB	HBP	BLK	WP	HR	S	P	ERA	WHIP
58 Chad Billingsley, R ERA: 4.5	(1, 1)	3.1	L	17	4	4	4	2	4	0	0	1	0	0	17	33	10.80	2.400
36 Blake Hawksworth, R ERA: 1.69	(4, 1)	1.2		7	0	0	0	0	0	0	1	0	0	0	6	7	0.00	0.000
74 Kenley Jansen, R ERA:	(6, 1)	1.0		3	0	0	0	1	0	0	0	0	0	0	5	5	0.00	0.000
64 Javy Guerra, R ERA: 6.75	(7, 1)	0.2		7	1	4	2	0	3	0	0	0	0	1	6	19	27.00	6.000
91 Juan Rincon, R ERA: 3.86	(7, 1)	1.1		7	3	1	1	1	0	0	0	0	0	0	9	9	6.75	2.250

PITCHER	IP	WLS	BF	H	R	ER	SO	BB	IBB	HBP	BLK	WP	HR	S	P	ERA	WHIP

Batter	1	2	3	4	5	6	7	8	9	AB	R	H	RBI	BB	SO	LOB
12 David DeJesus, L (1, 8) OBP: 0.333, SLG: 0.438	F7		G6-3		G4-3 2-3			BB 46 2B	P3	3	0	0	0	0	0	1
41 Rashun Dixon, R (6, 8) OBP: 0.500, SLG: 0.333										1	1	0	0	1	0	0
59 Jemile Weeks, S (1, 4) OBP: 0.421, SLG: 0.412	L7		BB		G4-3			F8		3	0	0	0	1	0	2
28 Conor Jackson, R (1, 9) OBP: 0.143, SLG: 0.077	1B		K		G1-3			2B 25 1B 1-H		3	0	1	0	0	1	2
46 Josh Whitaker, R (6, 9) OBP: 1.000, SLG: 2.000										1	1	1	1	0	0	0
25 Matt Carson, R (1, 10) OBP: 0.258, SLG: 0.484	K		K			K		1B 61 FC5-4 2-H		4	0	1	1	0	3	2
29 Josh Donaldson, R (1, 2) OBP: 0.368, SLG: 0.389		1B 23 2B		G1-3		G1-3		FC5-4 67 HBP 1-2f		3	1	1	0	0	0	0
61 Max Stassi, R (7, 2)										1	0	0	0	0	0	1
67 Wes Timmons, R (1, 3) OBP: 0.400, SLG: 0.222		F9		K		G5-3		HBP 1-2		3	0	0	0	0	1	1
23 Michael Taylor, R (1, 7) OBP: 0.235, SLG: 0.424		2B 52 G6-3 1-H		1B			K	P6		4	0	2	1	0	1	2
52 Grant Green, R (1, 6) OBP: 0.375, SLG: 0.286		G6-3 2-3		K			G5-3		K	4	0	0	0	0	2	2
6 Adrian Cardenas, L (1, 5) OBP: 0.100, SLG: 0.100		F7			E1 12 G4-3		G4-3		F7	4	0	0	0	0	0	1
Inning Stats	R: 0 E: 0 K: 1 S: 6 H: 1 LOB: 1 BB: 0 P: 6	R: 1 E: 0 K: 0 S: 5 H: 2 LOB: 1 BB: 0 P: 5	R: 0 E: 0 K: 2 S: 7 H: 0 LOB: 1 BB: 1 P: 11	R: 0 E: 0 K: 2 S: 8 H: 1 LOB: 1 BB: 0 P: 8	R: 0 E: 1 K: 0 S: 4 H: 0 LOB: 1 BB: 0 P: 4	R: 0 E: 0 K: 1 S: 5 H: 0 LOB: 0 BB: 0 P: 5	R: 0 E: 0 K: 1 S: 5 H: 0 LOB: 0 BB: 0 P: 5	R: 2 E: 0 K: 0 S: 5 H: 2 LOB: 2 BB: 1 P: 10	R: 0 E: 0 K: 1 S: 5 H: 0 LOB: 0 BB: 0 P: 5	1B: 4 2B: 2 3B: 0 HR: 0 SF: 0 SAC: 0 DP: 0 HBP: 1						

PITCHER		IP	WLS	BF	H	R	ER	SO	BB	IBB	HBP	BLK	WP	HR	S	P	ERA	WHIP
49 Yovani Gallardo, R ERA: 3.12	(1, 1)	3.2		16	4	1	1	4	1	0	0	0	0	0	23	27	2.46	1.364
21 Zach Braddock, L ERA: 6.23	(4, 1)	0.1		1	0	0	0	1	0	0	0	0	0	0	3	3	0.00	0.000
61 Brandon Kintzler, R ERA: 1.17	(5, 1)	2.0		7	0	0	0	1	0	0	0	0	0	0	9	9	0.00	0.000
54 Sean Green, R ERA:	(7, 1)	1.0	H	3	0	0	0	1	0	0	0	0	0	0	5	5	0.00	0.000
47 Amaury Rivas, R ERA: 5.4	(8, 1)	0.2	B	6	2	2	2	0	1	0	1	0	0	0	4	9	27.00	4.500

PITCHER		IP	WLS	BF	H	R	ER	SO	BB	IBB	HBP	BLK	WP	HR	S	P	ERA	WHIP
71 Zack Segovia, R ERA: 8.31	(8, 1)	0.1	W	1	0	0	0	0	0	0	0	0	0	0	1	1	0.00	0.000
45 Mark DiFelice, R ERA: 2.25	(9, 1)	1.0	S	3	0	0	0	1	0	0	0	0	0	0	5	5	0.00	0.000

TOP

Oakland Athletics @ Milwaukee Brewers

Maryvale Baseball Park, Phoenix, AZ

Fri Mar 11 2011, 3:09 PM - 6:16 PM EST

Att. 3,801 - Sunny - 72 F

livebaseballscorecards.com

AB	34
R	3
H	6
RBI	3
BB	2
SO	8
LOB	14

PA: 37

WP: 0
PB: 0
SB: 0
CS: 0

Oakland Athletics @ Milwaukee Brewers

Maryvale Baseball Park, Phoenix, AZ

Fri Mar 11 2011, 3:09 PM - 6:16 PM EST

Att. 3,801 - Sunny - 72 F

livebaseballscorecards.com

BOTTOM

Batter	1	2	3	4	5	6	7	8	9	AB	R	H	RBI	BB	SO	LOB
23 Rickie Weeks Jr., R (1, 4) OBP: 0.591, SLG: 0.471 68 Edwin Maysonet, R (2, PR) OBP: 0.435, SLG: 0.316 (3, 4) (6, 5)	14 BB; 30 P5; 1B	FC1-6; 30 S; 1-2f 2-3		K		P4		BB		2 2	0 0	1 0	0 0	0 1	0 1	2 3
30 Craig Counsell, L (1, 6) OBP: 0.120, SLG: 0.083 9 Luis Alfonso Cruz, R (6, 6) OBP: 0.240, SLG: 0.333	P5; 1-2	K; 1-2			G4-3	K; 2-H 3-H		P3		3 2	0 0	0 0	0 0	0 0	1 1	3 3
25 Mark Kotsay, L (1, 9) OBP: 0.409, SLG: 0.421 70 Logan Schafer, L (5, PR) OBP: 0.300, SLG: 0.263 (6, 9)	14 BB; BB		L7		14 S; 74 3B; 2B		G1			2 1	0 1	1 1	0 0	1 0	0 0	0 0
14 Casey McGehee, R (1, 5) OBP: 0.292, SLG: 0.652 75 Zelous Wheeler, R (6, 4) OBP: 0.524, SLG: 0.500	1-2 2-3; BB		F7		L5; 2-3		74 G4-6-3; BB			2 0	0 0	0 0	0 0	1 1	0 0	1 0
74 Erick Almonte, R (1, 3) OBP: 0.472, SLG: 0.829 47 Amaury Rivas, R (8, 1) 71 Zack Segovia, R (8, 1) 45 Mark DiFelice, R (9, 1)	P3		1B		3-H; 3B		G4-6-3; 1-2f			4 0 0 0	0 0 0 0	2 0 0 0	1 0 0 0	0 0 0 0	0 0 0 0	4 0 0 0
62 Jeremy Reed, L (1, 7) OBP: 0.364, SLG: 0.387 7 Chris Dickerson, L (8, PH) OBP: 0.318, SLG: 0.455 (9, 7)	G3	G3	G3		G1-3			12 2B; 3B		3 1	0 1	0 1	0 0	0 0	0 0	6 0
12 Brandon Boggs, S (1, 8) OBP: 0.400, SLG: 0.531		49 FC3-5; 33 1B; 1B	F8		11 E; 1B			97 1B; 11 CS; 3-H; 2B		4	1	3	1	0	0	0
33 Wil Nieves, R (1, 2) OBP: 0.333, SLG: 0.294 54 Sean Green, R (7, 1) 97 Sean Halton, R (8, 3) OBP: 0.667, SLG: 0.667		23 FC1-6; 49 FC3-5; 1-2; 1B	G5-3		11 E; 9 WP; 1-2; 1B			11 CS; 2-3; 1B		3 0 1	1 0 0	2 0 1	0 0 0	0 0 0	0 0 0	0 0 0
49 Yovani Gallardo, R (1, 1) 21 Zach Braddock, L (4, 1) 16 George Kottaras, L (4, PH) OBP: 0.346, SLG: 0.542 61 Brandon Kintzler, R (5, 1) 11 Mike Rivera, R (6, PH) OBP: 0.357, SLG: 0.500 (7, 2)		FC3-5; 23 FC1-6; 1-2 2-3f		BB		E9; 9 WP; 9 CS; 1-3 2-H; 1B		K; 1-2 3-H		1 0 0 0 2	0 0 0 0 0	0 0 0 0 1	0 0 0 0 1	0 0 1 0 0	0 0 0 0 1	2 0 0 0 2
Inning Stats	R: 0 E: 0 K: 0 S: 4 H: 1 LOB: 3 BB: 2 P: 12	R: 0 E: 0 K: 1 S: 7 H: 2 LOB: 3 BB: 0 P: 7	R: 0 E: 0 K: 0 S: 4 H: 1 LOB: 1 BB: 0 P: 4	R: 0 E: 0 K: 1 S: 5 H: 0 LOB: 1 BB: 1 P: 9	R: 1 E: 0 K: 0 S: 5 H: 2 LOB: 2 BB: 0 P: 6	R: 2 E: 1 K: 1 S: 7 H: 3 LOB: 0 BB: 0 P: 8	R: 0 E: 0 K: 0 S: 2 H: 0 LOB: 0 BB: 1 P: 6	R: 1 E: 0 K: 1 S: 7 H: 3 LOB: 2 BB: 1 P: 11		1B: 8 2B: 3 3B: 2 HR: 0	SF: 0 SAC: 0 DP: 2 HBP: 0			WP: 1 PB: 0 SB: 2 CS: 3	PA: 38		

	AB	33
	R	4
	H	12
	RBI	3
	BB	5
	SO	4
	LOB	26

PITCHER		IP	WLS	BF	H	R	ER	SO	BB	IBB	HBP	BLK	WP	HR	S	P	ERA	WHIP
66 Tyson Ross, R ERA:	(1, 1)	3.0		15	4	0	0	1	2	0	0	0	0	0	15	23	0.00	2.000
72 Gabe DeHoyos, R ERA:	(4, 1)	1.0	H	4	0	0	0	1	1	0	0	0	0	0	5	9	0.00	1.000
88 Josh Outman, L ERA: 11.74	(5, 1)	3.0	L	15	7	4	4	1	1	0	0	0	1	0	16	22	12.00	2.667
68 Joe Bateman, R ERA: 6.23	(8, 1)	1.0		4	1	0	0	1	1	0	0	0	0	0	5	9	0.00	2.000

PITCHER		IP	WLS	BF	H	R	ER	SO	BB	IBB	HBP	BLK	WP	HR	S	P	ERA	WHIP

Oakland Athletics @ Seattle Mariners

Peoria Stadium, Peoria, AZ

Sat Mar 12 2011, 3:07 PM - 6:00 PM EST

Att. 7,040 - Sunny - 77 F

livebaseballscorecards.com

TOP

Batter	1	2	3	4	5	6	7	8	9	AB	R	H	RBI	BB	SO	LOB
2 Cliff Pennington, S (1, 6) 52 Grant Green, R (5, PH) (5, 6) OBP: 0.333, SLG: 0.250 71 Michael Choice, R (7, 8) OBP: 0.500, SLG: 0.471	B SI 92 X FF 92 1-0 ① L7		C SL 81 B CH 82 X FF 92 1-1 ① L3		C FF 85 B FF 85 X FF 85 1-1 ② F7		B SI 92 X SI 94 1-0 ① G3-1 1-3		B FF 94 B FF 94 B FF 94 C FF 94 B FF 94 4-1 1-2 BB	2 0 0 0 0 0 0 2 0 0 0 0 0 1 0 0 0 0 1 0 0						
15 Ryan Sweeney, L (1, 8) OBP: 0.571, SLG: 0.714 36 Eric Sogard, L (7, 6) OBP: 0.267, SLG: 0.286 6 Adrian Cardenas, L (9, PH) OBP: 0.091, SLG: 0.091	C SL 80 X SI 93 0-1 2B		C SI 92 F SI 83 X SI 92 0-2 ② G6-3		C FF 84 F CH 75 B FF 87 X SL 76 1-2 1B		B FS 82 B SI 95 B SI 95 C SI 95 X SI 95 3-1 ② G5-3 3-H		S FF 94 F CH 84 F CU 78 F CU 79 B SI 95 S CU 79 1-3 ③ K	4 0 2 1 0 0 0 0 0 0 0 0 0 0 1 0 0 0 0 1 2						
12 David DeJesus, L (1, 9) OBP: 0.286, SLG: 0.368 25 Matt Carson, R (5, 9) OBP: 0.250, SLG: 0.469	B FF 90 B SI 82 B SI 84 C FF 91 X SI 92 3-1 ② F8		B CH 82 B SI 92 X SI 92 2-0 ③ F8		B FF 83 S FF 82 1 SAFE X CH 73 1-1 ③ F7		B SI 95 X SI 94 1-0 ③ G5-3			3 0 0 0 0 0 2 1 0 0 0 0 0 0						
28 Conor Jackson, R (1, 10) OBP: 0.125, SLG: 0.067	C SI 92 B SI 84 B SI 92 X SI 92 2-1 ③ F8			F CH 73 F FF 86 F SL 78 S FF 87 0-3 ① K		C FF 83 B FF 83 F CH 74 B FF 86 C FF 84 2-3 ① K		X SI 90 0-0 ① G4-3		4 0 0 0 0 2 1						
14 Mark Ellis, R (1, 4) OBP: 0.440, SLG: 0.333 59 Jemile Weeks, S (6, PR) OBP: 0.400, SLG: 0.389 (6, 4)		B CH 80 C FF 90 F SI 91 B CH 84 B SI 92 F SI 93 F CH 83 B FF 92 4-2 5 1B 22 1B BB		C SL 76 X CH 75 0-1 22 BB 1B		C FF 84 F FF 84 F SL 77 X FF 86 0-2 5 2B 1B		C SI 90 S FC 86 X CU 79 0-2 ② G1-3		2 1 2 0 1 0 0 1 0 0 0 0 0 0						
5 Kevin Kouzmanoff, R (1, 5) OBP: 0.583, SLG: 0.800 67 Wes Timmons, R (6, PR) OBP: 0.389, SLG: 0.214 (6, 3)		F SI 90 X SI 91 0-1 21 G6-4-3 22 1B 1-2 1B		1 SAFE C FF 84 B FF 86 1 SAFE 1 SAFE 1 SAFE X CH 72 1-1 ② P3		1 SAFE X FF 83 0-0 1-3 2B		B CU 77 X SI 90 1-0 ③ F7		3 0 2 0 0 0 1 1 0 0 0 0 0 0						
22 Chris Carter, R (1, 7) OBP: 0.342, SLG: 0.250		X SI 92 0-0 21 G6-4-3 1-2 2-H 1B		B FF 85 B CH 76 B FF 85 C FF 84 B CH 73 4-1 1-2 BB		T FF 86 F FF 87 S CH 76 0-3 ② K			B FF 94 S FF 94 B CU 78 S SI 94 C SI 94 2-3 ① K	3 0 1 1 1 2 3						
21 Andy LaRoche, R (1, 3) OBP: 0.457, SLG: 0.759 73 Josh Horton, L (6, 5) OBP: 0.250, SLG: 0.143		C SI 93 F SI 92 B CH 83 F SI 84 X SI 94 1-2 ①② G6-4-3 1-2f 2-3		B FF 86 S FF 84 B CH 75 F FF 84 F SL 80 F FF 86 B FF 86 S FF 86 3-3 ③ K		B FF 85 X FF 86 1-0 ③ G5-3			B SI 95 B SI 94 C FF 94 X FF 95 2-1 ② P5	3 0 0 0 0 1 7 1 0 0 0 0 0 0						
19 Anthony Recker, R (1, 2) OBP: 0.294, SLG: 0.529 61 Max Stassi, R (7, 2)		C FF 92 C SL 83 B SI 93 B SI 85 X SI 93 2-2 ③ G6-3			C CH 72 X FF 82 0-1 ① L4		X SI 93 0-0 52 G3-1 52 WP 15 G5-3 1B		C CU 84 B FF 94 B CU 78 B SI 94 B FF 95 4-1 71 BB BB	3 1 1 0 0 0 1 0 0 0 0 1 0 0						

Inning Stats										
1	R: 0 E: 0 K: 0 S: 7	H: 1 LOB: 1 BB: 0 P: 13	2	R: 1 E: 0 K: 0 S: 14	H: 2 LOB: 1 BB: 1 P: 21	3	R: 0 E: 0 K: 0 S: 6	H: 0 LOB: 0 BB: 0 P: 9
4	R: 0 E: 0 K: 2 S: 14	H: 1 LOB: 2 BB: 1 P: 22	5	R: 0 E: 0 K: 0 S: 9	H: 1 LOB: 1 BB: 0 P: 12	6	R: 0 E: 0 K: 2 S: 12	H: 2 LOB: 3 BB: 0 P: 15
7	R: 1 E: 0 K: 0 S: 5	H: 1 LOB: 0 BB: 0 P: 10	8	R: 0 E: 0 K: 0 S: 5	H: 0 LOB: 0 BB: 0 P: 6	9	R: 0 E: 0 K: 2 S: 12	H: 0 LOB: 2 BB: 2 P: 25

| | | | | | | | | | |

Batter	1	2	3	4	5	6	7	8	9	AB	R	H	RBI	BB	SO	LOB
51 Ichiro Suzuki, L (1, 9) OBP: 0.407, SLG: 0.417 44 Mike Wilson, R (5, 9) OBP: 0.357, SLG: 0.182	C SI 90 H FF 90 1-1 29 G4-3 15 1B HBP	F CH 79 D CH 80 D SI 91 X SI 91 2-1 9 1B 15 2B 2-3 1B		B FF 91 F SI 90 F FF 89 X FF 89 1-2 ① G1-3	B FC 86 B CU 75 S FC 88 F FC 87 X CU 76 2-2 ③ FC6-4 1-2f		D SL 80 F SI 94 X SL 81 1-1 ① G5-3			2 1 1 0 0 0 0 2 0 0 0 0 0 2						
9 Chone Figgins, S (1, 5) OBP: 0.385, SLG: 0.348 1 Luis Antonio Rodriguez, S (5, 5) OBP: 0.222, SLG: 0.188	B FF 89 X FF 90 1-0 ① L8	C CH 79 X FF 90 0-1 15 2B 29 G3-1 1-3 3-H 1B		B SI 92 B SI 91 B SI 90 C SI 91 B SI 91 4-1 15 CS BB		B CH 80 C FC 88 B FC 87 S FC 88 C CU 77 2-3 ① K	B CH 87 C SI 93 X SL 82 1-1 ② G4-3 2-3			2 1 1 1 1 0 1 2 0 0 0 0 1 1						
15 Milton Bradley, S (1, 7) OBP: 0.476, SLG: 0.556 12 Ryan Langerhans, L (5, 7) OBP: 0.421, SLG: 0.611	B SI 90 X SI 91 1-0 21 FC5 29 G4-3 1-2 1B	B SI 91 S SI 90 X FF 90 1-1 29 G3-1 1-3 3-H 2B		F SI 92 F FF 88 B SL 89 B CH 82 B FF 88 B SI 92 4-2 ② 29 2B 17 1B 1-2 BB		B CU 74 C FC 88 B FC 88 B CH 82 S FC 87 X CU 76 3-2 17 HR 1B	C SI 95 S SL 82 C SL 82 0-3 ③ K			2 1 2 1 1 0 0 2 1 1 0 0 1 1						
29 Jack Cust, L (1, 10) OBP: 0.286, SLG: 0.444 20 Mike Carp, L (8, PH) OBP: 0.278, SLG: 0.353 (9, 10)	B SI 91 C CH 80 B FF 91 X FF 91 2-1 ② G4-3 1-2 2-3	X CH 81 0-0 ② G3-1 2-3 3-H		C SI 90 1 SAFE F SI 92 X SI 92 0-2 17 1B 1-3 2B		F SL 86 B CU 75 S CU 75 F CU 75 1 SAFE F CU 76 B FC 87 X CU 75 2-2 ② F8		B FF 93 C FF 93 X CH 86 1-1 ① G4-3		4 1 1 1 0 0 4 1 0 0 0 0 0 0						
17 Justin Smoak, S (1, 3) OBP: 0.346, SLG: 0.350 27 Matt Tuiasosopo, R (7, 3) OBP: 0.500, SLG: 0.571	B SL 79 B SI 91 C SI 92 B SI 91 B FF 92 4-1 BB	C SL 79 F SL 79 B FF 90 F FF 92 B FF 92 B SL 80 B SL 78 4-2 BB		B SI 92 B SL 87 C CH 80 X FF 88 2-1 2-H 3-H 1B		F FF 88 B SL 85 X CU 75 1-1 1-H HR		X FF 93 0-0 ② G1-3		2 1 2 4 2 0 0 1 0 0 0 0 0 0						
21 Franklin Gutierrez, R (1, 8) OBP: 0.278, SLG: 0.375 8 Gabe Gross, L (5, 8) OBP: 0.263, SLG: 0.375	B FF 91 B SI 92 C SI 91 X SI 92 2-1 ③ FC5 2-3f	X SI 91 0-0 ③ F9		C SI 91 B SI 91 F FF 88 X SI 92 1-2 ③ G4-3		F FC 87 C FC 88 B SL 84 B FF 88 X CU 75 2-2 ③ G4-3		B FF 92 B FC 89 X FF 93 2-0 ③ F7		3 0 0 0 0 0 6 2 0 0 0 0 0 0						
4 Adam Kennedy, L (1, 4) OBP: 0.292, SLG: 0.316 13 Dustin Ackley, L (6, 4) OBP: 0.500, SLG: 0.471		B FF 90 C FF 90 B CH 79 B FF 89 B FF 91 4-1 2 1B 3 2B BB	B CH 80 S CH 80 C FF 91 B CH 79 F SI 91 F SL 77 B FF 91 F SI 92 X SI 90 3-2 ① G4-3		C FC 88 S SL 85 C CU 77 0-3 ① K		C SI 94 C SI 94 B SL 84 B SI 96 B SI 95 F SI 96 X SI 95 3-2 72 2B 3B		2 1 0 0 1 1 0 1 1 1 0 0 0 0						
2 Jack Wilson, R (1, 6) OBP: 0.524, SLG: 0.778 72 Sean Kazmar Jr., R (6, 6) OBP: 0.133, SLG: 0.214		C FF 90 1 SAFE B FF 91 B SI 90 X FF 90 2-1 3 CS 1-3 1B	C SI 91 X CH 80 0-1 ② G6-3		C FC 88 C FC 87 F FC 88 X FF 89 0-2 ② G6-3		B SI 94 B SI 94 C SI 95 B SI 92 X SI 94 3-1 10 2B 3-H 2B			3 0 1 0 0 0 0 1 1 1 1 0 0 0						
3 Josh Bard, S (1, 2) OBP: 0.529, SLG: 0.500 10 Adam Moore, R (7, 2) OBP: 0.571, SLG: 0.727		D SL 78 F SI 89 B SI 91 X SL 78 2-1 ① 51 1B 9 1B 1-2 3-H 2B	B FF 91 B CH 80 F FF 90 X FF 91 2-1 ③ F8		B FF 82 B FC 88 B FC 88 C FC 87 B FC 88 4-1 44 FC6-4 BB		B SI 94 B SI 94 B SI 94 C SI 93 C SI 93 X SI 94 3-2 1 G4-3 2-H 2B			2 1 1 1 1 0 0 1 0 1 1 0 0 0						
Inning Stats	R: 0 H: 1 E: 0 LOB: 3 K: 0 BB: 1 S: 8 P: 19	R: 4 H: 5 E: 0 LOB: 2 K: 0 BB: 2 S: 16 P: 31	R: 0 H: 0 E: 0 LOB: 0 K: 0 BB: 0 S: 10 P: 15	R: 2 H: 2 E: 0 LOB: 1 K: 0 BB: 2 S: 14 P: 26	R: 0 H: 0 E: 0 LOB: 1 K: 1 BB: 1 S: 11 P: 17	R: 2 H: 2 E: 0 LOB: 0 K: 1 BB: 0 S: 16 P: 26	R: 2 H: 3 E: 0 LOB: 1 K: 1 BB: 0 S: 16 P: 27	R: 0 H: 0 E: 0 LOB: 0 K: 0 BB: 0 S: 4 P: 7		1B: 6 SF: 0 2B: 5 SAC: 0 3B: 1 DP: 0 HR: 1 HBP: 1						

BOTTOM

Oakland Athletics @ Seattle Mariners

Peoria Stadium, Peoria, AZ

Sat Mar 12 2011, 3:07 PM - 6:00 PM EST

Att. 7,040 - Sunny - 77 F

livebaseballscorecards.com

AB	35
R	10
H	13
RBI	10
BB	6
SO	3
LOB	15

WP: 0 PA: 42
PB: 0
SB: 0
CS: 2

PITCHER		IP	WLS	BF	H	R	ER	SO	BB	IBB	HBP	BLK	WP	HR	S	P	ERA	WHIP
74 Guillermo Moscoso, R ERA: 7.2	(1, 1)	3.0	L	18	6	4	4	0	3	0	1	0	0	0	34	65	12.00	3.000
64 Trystan Magnuson, R ERA: 7.5	(4, 1)	1.0		6	2	2	2	0	2	0	0	0	0	0	14	26	18.00	4.000
26 Bobby Cramer, L ERA: 3.0	(5, 1)	2.0		9	2	2	2	2	1	0	0	0	0	1	27	43	9.00	1.500
60 Fautino De Los Santos, R ERA: 7.36	(7, 1)	1.0		6	3	2	2	1	0	0	0	0	0	0	16	27	18.00	3.000
63 Danny Farquhar, R ERA: 9.82	(8, 1)	1.0		3	0	0	0	0	0	0	0	0	0	0	4	7	0.00	0.000

PITCHER	IP	WLS	BF	H	R	ER	SO	BB	IBB	HBP	BLK	WP	HR	S	P	ERA	WHIP

Colorado Rockies @ Oakland Athletics

Phoenix Municipal Stadium, Phoenix, AZ

Sun Mar 13 2011, 4:11 PM - 6:56 PM EDT

Att. 6,122 - Sunny - 84 F

TOP

livebaseballscorecards.com

Batter	1	2	3	4	5	6	7	8	9	AB	R	H	RBI	BB	SO	LOB
1 Eric Young Jr., S (1, 4) OBP: 0.250, SLG: 0.250	B C F C 1-3 ① K		X 0-0 E3 3 CS 2-H 1B	B X 1-0 ③ G4-3 3-H			X 0-0 ② G1-3		X 0-0 ③ F7	3	0	1	0	0	1	0
91 Nolan Arenado, R (6, 5)										2	0	0	0	0	0	1
3 Willy Taveras, R (1, 8) OBP: 0.324, SLG: 0.364	C C C 0-3 ② K		B 1 SAFE X 1-0 ① ② B1-3 1-2		X 0-0 ① P3		X 0-0 ③ G5-3			4	0	0	0	0	1	1
76 Warren Schaeffer, R (7, 6)										0	0	0	0	0	0	0
5 Carlos González, L (1, 7) OBP: 0.367, SLG: 0.333	X 0-0 ③ G3-1		X 0-0 23 S 19 1B 1B		B B B B 4-0 19 S BB			X 0-0 ① G6-3		2	1	1	0	1	0	0
Cole Garner, R (5, 7) OBP: 0.407, SLG: 0.480										1	0	0	0	0	0	0
23 Jason Giambi, L (1, 10) OBP: 0.500, SLG: 0.647		B B B B 4-0 19 1B BB	B B B B 4-0 19 1B 1-2 BB		C C S 0-3 ② K			S F C 0-3 ② K		1	0	0	0	2	1	1
Wilin Rosario, R (8, PH) (8, 10)										1	0	0	0	0	1	0
19 Ryan Spilborghs, R (1, 9) OBP: 0.469, SLG: 0.423		X 0-0 1-2 1B	X 0-0 1-3 2-H 1B		B X 1-0 ③ 1-3 1B			X 0-0 ③ G4-3		3	0	3	1	0	0	0
71 Tim Wheeler, L (6, 9) OBP: 0.250, SLG: 0.235										1	0	0	0	0	0	0
35 Mike Jacobs, L (1, 3) OBP: 0.240, SLG: 0.292		F F C 0-3 ① K	X 0-0 ③ G6-3			X 0-0 20 CS 2B			C F S 0-3 ① K	4	0	1	0	0	2	4
20 Chris Iannetta, R (1, 2) OBP: 0.364, SLG: 0.353		C C C 0-3 ② K		X 0-0 ① G4-3		D X 1-0 ① ② G4-3 2-3			X 0-0 HR	3	0	0	0	0	1	3
75 Tommy Field, R (6, 4) OBP: 0.273, SLG: 0.316										1	1	1	1	0	0	0
76 Hernan Iribarren, L (1, 6) OBP: 0.333, SLG: 0.367		X 0-0 ③ P6		L C C 0-3 ② K		F F S 0-3 ③ K			C F S 0-3 ② K	3	0	0	0	0	2	2
6 Jeff Salazar, L (7, 8)										1	0	0	0	0	1	0
18 Jonathan Herrera, S (1, 5) OBP: 0.457, SLG: 0.645			X 0-0 1 E 2B	X 0-0 1 WP 3B			X 0-0 ① F7		X 0-0 1B	2	2	2	0	0	0	0
26 Jose Morales, S (6, 2) OBP: 0.467, SLG: 0.538										2	0	1	0	0	0	0

	AB	34
	R	4
	H	10
	RBI	2
	BB	3
	SO	10
	LOB	12

Inning Stats										
	R: 0	H: 0	R: 0	H: 1	R: 2	H: 4	R: 1	H: 1	R: 0	H: 1
	E: 0	LOB: 0	E: 0	LOB: 2	E: 1	LOB: 2	E: 0	LOB: 0	E: 0	LOB: 1
	K: 2	BB: 0	K: 2	BB: 1	K: 0	BB: 1	K: 1	BB: 0	K: 1	BB: 1
	S: 7	P: 8	S: 8	P: 12	S: 6	P: 11	S: 6	P: 7	S: 5	P: 10

Inning Stats										
	R: 0	H: 1	R: 0	H: 0	R: 0	H: 0	R: 1	H: 2	1B: 6	SF: 0	WP: 1	PA: 37
	E: 0	LOB: 0	E: 0	LOB: 0	E: 0	LOB: 0	E: 0	LOB: 1	2B: 2	SAC: 0	PB: 0	
	K: 1	BB: 0	K: 0	BB: 0	K: 1	BB: 0	K: 2	BB: 0	3B: 1	DP: 0	SB: 2	
	S: 5	P: 6	S: 3	P: 3	S: 5	P: 5	S: 9	P: 9	HR: 1	HBP: 0	CS: 2	

PITCHER		IP	WLS	BF	H	R	ER	SO	BB	IBB	HBP	BLK	WP	HR	S	P	ERA	WHIP
53 Trevor Cahill, R ERA: 7.59	(1, 1)	4.0	W	19	6	3	3	5	2	0	0	0	1	0	27	38	6.75	2.000
57 Brian Fuentes, L ERA:	(5, 1)	1.0	H	4	1	0	0	1	1	0	0	0	0	0	5	10	0.00	2.000
50 Grant Balfour, R ERA: 10.8	(6, 1)	1.0		3	1	0	0	1	0	0	0	0	0	0	5	6	0.00	1.000
70 Yadel Marti, R ERA:	(7, 1)	2.0		6	0	0	0	1	0	0	0	0	0	0	8	8	0.00	0.000
45 Willie Eyre, R ERA: 6.0	(9, 1)	1.0		5	2	1	1	2	0	0	0	0	0	1	9	9	9.00	2.000

PITCHER		IP	WLS	BF	H	R	ER	SO	BB	IBB	HBP	BLK	WP	HR	S	P	ERA	WHIP

Colorado Rockies @ Oakland Athletics

Phoenix Municipal Stadium, Phoenix, AZ

Sun Mar 13 2011, 4:11 PM - 6:56 PM EDT

Att. 6,122 - Sunny - 84 F

BOTTOM

Batter	1	2	3	4	5	6	7	8	9	AB	R	H	RBI	BB	SO	LOB
4 Coco Crisp, S (1, 8) OBP: 0.552, SLG: 0.926 25 Matt Carson, R (6, 8) OBP: 0.242, SLG: 0.455	10 1B 10 1B 1B	1B		10 HR 2B	L9			E5		4 1	2 0	3 0	0 0	0 0	0 0	0 0
10 Daric Barton, L (1, 3) OBP: 0.368, SLG: 0.556 67 Wes Timmons, R (7, 3) OBP: 0.378, SLG: 0.207	12 1B 16 WP 1-H 1B	L8		2-H HR		K		P4		4 1	2 0	2 0	3 0	0 0	1 0	1 1
12 David DeJesus, L (1, 9) OBP: 0.280, SLG: 0.348 58 Jai Miller, R (7, 9) OBP: 0.484, SLG: 0.381	16 WP 14 1B 1-3 1B	G4-3		K		L6		G1-3		4 1	1 0	1 0	0 0	0 0	1 0	1 1
16 Josh Willingham, R (1, 7) OBP: 0.345, SLG: 0.375 23 Michael Taylor, R (7, 7) OBP: 0.235, SLG: 0.424	K 1-2 3-H		K	K		K				4 0	0 0	0 0	0 0	0 0	4 0	1 0
55 Hideki Matsui, L (1, 10) OBP: 0.310, SLG: 0.261 22 Chris Carter, R (7, PR) OBP: 0.342, SLG: 0.250 (8, 10)	14 1B BB		HR	5 BB 2 HR 1B			73 FC4-6 BB			2 0	2 0	2 0	1 0	2 0	0 0	0 0
8 Kurt Suzuki, R (1, 2) OBP: 0.440, SLG: 0.591 29 Josh Donaldson, R (7, 2) OBP: 0.350, SLG: 0.368	K		1B	P4			F8			3 1	0 0	1 0	0 0	0 0	1 0	3 1
14 Mark Ellis, R (1, 4) OBP: 0.429, SLG: 0.333 59 Jemile Weeks, S (6, 4) OBP: 0.381, SLG: 0.368	1-3 2-H 1B		P4	F8			K			3 1	0 0	1 0	1 0	0 0	0 1	2 1
5 Kevin Kouzmanoff, R (1, 5) OBP: 0.556, SLG: 0.727 73 Josh Horton, L (7, 5) OBP: 0.222, SLG: 0.125	K		F9	2 HR 1-2 BB			FC4-6 1-2f			2 1	1 0	0 0	0 0	1 0	1 0	3 1
2 Cliff Pennington, S (1, 6) OBP: 0.143, SLG: 0.308 36 Eric Sogard, L (6, 6) OBP: 0.267, SLG: 0.286 52 Grant Green, R (8, PH) OBP: 0.316, SLG: 0.235 (9, 6)		K		G4-3	1-H 2-H HR			K		3 0 1	1 0 0	1 0 0	3 0 0	0 0 1	1 0 0	0 0 0
Inning Stats	R: 3 H: 4 E: 0 LOB: 2 K: 3 BB: 1 S: 13 P: 18	R: 0 H: 1 E: 0 LOB: 1 K: 1 BB: 0 S: 6 P: 6	R: 1 H: 2 E: 0 LOB: 1 K: 1 BB: 0 S: 8 P: 10	R: 2 H: 2 E: 0 LOB: 0 K: 2 BB: 0 S: 9 P: 9	R: 3 H: 2 E: 0 LOB: 0 K: 0 BB: 1 S: 5 P: 9	R: 0 H: 0 E: 0 LOB: 0 K: 2 BB: 0 S: 7 P: 7	R: 0 H: 0 E: 0 LOB: 1 K: 1 BB: 1 S: 5 P: 9	R: 0 H: 0 E: 1 LOB: 1 K: 1 BB: 0 S: 6 P: 6		1B: 7 SF: 0 2B: 1 SAC: 0 3B: 0 DP: 0 HR: 3 HBP: 0						

livebaseballscorecards.com

AB	36
R	9
H	11
RBI	8
BB	3
SO	11
LOB	16

WP: 1 PA: 39
PB: 0
SB: 0
CS: 0

PITCHER		IP	WLS	BF	H	R	ER	SO	BB	IBB	HBP	BLK	WP	HR	S	P	ERA	WHIP
62 Juan Nicasio, R ERA: 13.5	(1, 1)	2.0	L	12	5	3	3	4	1	0	0	0	1	0	19	24	13.50	3.000
16 Huston Street, R ERA: 5.4	(3, 1)	1.0		5	2	1	1	1	0	0	0	0	0	1	8	10	9.00	2.000
66 Cory Riordan, R ERA: 22.5	(4, 1)	2.0		11	4	5	5	2	1	0	0	0	0	2	14	18	22.50	2.500
34 Matt Belisle, R ERA: 3.6	(6, 1)	1.0		3	0	0	0	2	0	0	0	0	0	0	7	7	0.00	0.000
27 Matt Lindstrom, R ERA: 3.6	(7, 1)	1.0		4	0	0	0	1	1	0	0	0	0	0	5	9	0.00	1.000

PITCHER		IP	WLS	BF	H	R	ER	SO	BB	IBB	HBP	BLK	WP	HR	S	P	ERA	WHIP
41 Jim Miller, R ERA:	(8, 1)	1.0		4	0	0	0	1	0	0	0	0	0	0	6	6	0.00	0.000

Oakland Athletics @ Cleveland Indians

Goodyear Ballpark, Goodyear, AZ

Mon Mar 14 2011, 4:07 PM - 6:52 PM EDT

Att. 2,850 - Partly Cloudy - 80 F

TOP

livebaseballscorecards.com

Batter	1	2	3	4	5	6	7	8	9	AB	R	H	RBI	BB	SO	LOB
4 Coco Crisp, S (1, 8) OBP: 0.515, SLG: 0.903	G3		5 2B 3B 2-H 3-H	K			G3	FC		4	1	1	2	0	1	1
71 Michael Choice, R (7, 8) OBP: 0.476, SLG: 0.444										1	0	0	0	0	0	2
5 Kevin Kouzmanoff, R (1, 5) OBP: 0.533, SLG: 0.720	G4-3		2B 3-H		K		G5-3		F9	3	0	1	1	0	1	0
21 Andy LaRoche, R (5, 5) OBP: 0.432, SLG: 0.710 (6, 6)										2	0	0	0	0	0	0
16 Josh Willingham, R (1, 7) OBP: 0.303, SLG: 0.321	F9		F9		G4-3		K		K	4	0	0	0	0	1	1
23 Michael Taylor, R (7, 7) OBP: 0.229, SLG: 0.412										1	0	0	0	0	1	0
55 Hideki Matsui, L (1, 10) OBP: 0.303, SLG: 0.231		G3	P5		K			22 HR BB	22 BB BB	3	0	0	0	1	1	1
39 Jermaine Mitchell, L (8, PR) (8, 10)										0	1	0	0	0	0	0
19 Anthony Recker, R (9, PH) OBP: 0.333, SLG: 0.529										0	0	0	0	1	0	0
52 Grant Green, R (9, PR) OBP: 0.316, SLG: 0.235										0	0	0	0	0	0	0
22 Chris Carter, R (1, 3) OBP: 0.372, SLG: 0.444		G5-3		K		HR		1-H HR	1-2 BB	4	2	2	3	1	1	0
11 Landon Powell, S (1, 2) OBP: 0.250, SLG: 0.364		G3-1		K		F9		G3	F8	4	0	0	0	0	1	1
29 Josh Donaldson, R (8, 2) OBP: 0.333, SLG: 0.350										1	0	0	0	0	0	2
25 Matt Carson, R (1, 9) OBP: 0.278, SLG: 0.500			36 WP 59 1B 4 3B 1B		59 2B 2B	P3		F9		3	2	2	0	0	0	0
58 Jai Miller, R (6, 9) OBP: 0.469, SLG: 0.364										1	0	0	0	0	0	1
59 Jemile Weeks, S (1, 4) OBP: 0.480, SLG: 0.500			36 WP 4 3B 1-2 1B		36 2B 2-H 2B	36 S 1B		30 BB BB		3	2	3	1	1	0	0
36 Eric Sogard, L (1, 6) OBP: 0.278, SLG: 0.353			K 1-2 2-3		2B 2-H	F8 1-2		1-2 BB		3	0	1	1	0	1	3
30 Steve Tolleson, R (6, 5) OBP: 0.375, SLG: 0.208										0	0	0	0	1	0	0

	AB	37
	R	8
	H	10
	RBI	8
	BB	5
	SO	8
	LOB	12

Inning Stats	1	2	3	4	5	6	7	8	9
	R: 0 H: 0 E: 0 LOB: 0 K: 0 BB: 0 S: 3 P: 3	R: 0 H: 0 E: 0 LOB: 0 K: 0 BB: 0 S: 3 P: 3	R: 3 H: 4 E: 0 LOB: 1 K: 1 BB: 0 S: 9 P: 10	R: 2 H: 3 E: 0 LOB: 1 K: 3 BB: 0 S: 12 P: 12	R: 0 H: 0 E: 0 LOB: 0 K: 2 BB: 0 S: 7 P: 7	R: 1 H: 2 E: 0 LOB: 1 K: 0 BB: 0 S: 5 P: 6	R: 0 H: 0 E: 0 LOB: 0 K: 1 BB: 0 S: 5 P: 5	R: 2 H: 1 E: 0 LOB: 2 K: 0 BB: 3 S: 7 P: 21	R: 0 H: 0 E: 0 LOB: 2 K: 1 BB: 2 S: 5 P: 13

1B: 3	SF: 0
2B: 4	SAC: 0
3B: 1	DP: 0
HR: 2	HBP: 0

WP: 1	PA: 42
PB: 0	
SB: 1	
CS: 0	

PITCHER		IP	WLS	BF	H	R	ER	SO	BB	IBB	HBP	BLK	WP	HR	S	P	ERA	WHIP
63 Justin Masterson, R ERA: 6.0	(1, 1)	4.0		19	7	5	5	4	0	0	0	0	1	0	27	28	11.25	1.750
37 Chad Durbin, R ERA: 4.5	(5, 1)	1.0	H	3	0	0	0	2	0	0	0	0	0	0	7	7	0.00	0.000
58 Jeanmar Gómez, R ERA: 6.3	(6, 1)	2.2	B	13	3	3	3	1	2	0	0	0	0	2	14	25	10.12	1.875
45 Doug Mathis, R ERA: 4.26	(8, 1)	0.1	W	2	0	0	0	1	1	0	0	0	0	0	3	7	0.00	3.000
49 Tony Sipp, L ERA: 1.5	(9, 1)	1.0	S	5	0	0	0	1	2	0	0	0	0	0	5	13	0.00	2.000

PITCHER		IP	WLS	BF	H	R	ER	SO	BB	IBB	HBP	BLK	WP	HR	S	P	ERA	WHIP

BOTTOM

Oakland Athletics @ Cleveland Indians

Goodyear Ballpark, Goodyear, AZ

Mon Mar 14 2011, 4:07 PM - 6:52 PM EDT

Att. 2,850 - Partly Cloudy - 80 F

livebaseballscorecards.com

Batter	1	2	3	4	5	6	7	8	9	AB	R	H	RBI	BB	SO	LOB
20 Orlando Cabrera, R (1, 4) OBP: 0.429, SLG: 0.600 8 Adam Everett, R (7, 5) OBP: 0.464, SLG: 0.375 (9, 6)	0-0 13 G4-6-3 1B	0-0 F7 ③		0-0 13 1B 17 G3 1B		0-0 G6-3 ②		0-0 1 1B 30 SF9 1B		4 1	1 1	2 1	0 0	0 0	0 0	2 0
13 Asdrúbal Cabrera, S (1, 6) OBP: 0.467, SLG: 0.577 1 Luis Valbuena, L (8, 6) OBP: 0.333, SLG: 0.560 (9, 4)	0-0 ①② G4-6-3 1-2f		0-0 G1-3 ①	0-0 17 G3 1-3 1B		0-3 K ③		0-0 35 CS 1-3 1B		4 1	0 0	1 1	0 0	0 0	1 0	1 0
17 Shin-Soo Choo, L (1, 9) OBP: 0.259, SLG: 0.280 30 Chad Huffman, R (8, 9) OBP: 0.565, SLG: 0.833	0-0 G3 ③		1-0 26 E 48 2B HBP	0-0 G3 ② 1-2 3-H			0-0 F7 ①	0-0 SF9 ① 3-H		3 0	1 0	0 0	1 1	0 0	0 0	1 0
26 Austin Kearns, R (1, 7) OBP: 0.444, SLG: 0.455 35 Jordan Brown, L (7, 3) OBP: 0.353, SLG: 0.467		1-0 47 BB 48 1B 9 2B HBP	0-0 E4 48 2B 47 2B 1-3	0-0 F7 ③			0-0 FC8 48 2B	1-0 G1-3 ②③ 1-2		2 2	2 1	0 0	0 0	0 0	0 0	2 1
48 Travis Hafner, L (1, 10) OBP: 0.364, SLG: 0.438 73 Cord Phelps, S (7, PR) OBP: 0.375, SLG: 0.250 (8, 10)		0-0 47 BB 9 2B 1-2 1B	0-0 47 2B 1-3 3-H 2B		0-0 G3 ①		0-0 65 F9 47 1B 2-H 2B			4 0	2 1	3 0	2 0	0 0	0 0	0 0
28 Travis Buck, L (1, 8) OBP: 0.405, SLG: 0.514 65 Ezequiel Carrera, L (7, 8) OBP: 0.462, SLG: 0.400	S S S 0-3 K ①	S S S 0-3 K ②			0-0 1B		0-0 F9 ② 2-3			3 1	0 0	1 0	0 0	0 0	2 0	4 1
47 Shelley Duncan, R (1, 3) OBP: 0.333, SLG: 0.435 (7, 7)	B B B 4-0 9 2B 1-2 2-3 BB	0-0 2-H 3-H 2B		0-0 L4 ②			0-0 9 1B 3-H 1B			3 0	0 0	2 0	3 0	1 0	0 0	1 0
9 Jack Hannahan, L (1, 5) OBP: 0.469, SLG: 0.481 (7, 4) (9, 5)	0-0 1-3 2-H 3-H 2B	0-0 G1-4-3 ③		0-0 G3-1 ③			0-0 1-3 1B			4 0	0 0	2 0	2 0	0 0	0 0	2 0
6 Lou Marson, R (1, 2) OBP: 0.222, SLG: 0.188 22 Luke Carlin, S (6, 2) OBP: 0.273, SLG: 0.111	S S C 0-3 K ②			0-0 F7 ①		C C C 0-3 K ①	0-0 G4-3 ③			2 2	0 0	0 0	0 0	0 0	1 1	2 3
Inning Stats	R: 0 E: 0 K: 0 S: 3 H: 1 LOB: 0 BB: 0 P: 3	R: 2 E: 0 K: 2 S: 9 H: 2 LOB: 2 BB: 1 P: 14	R: 3 E: 1 K: 1 S: 8 H: 2 LOB: 1 BB: 0 P: 9	R: 1 E: 0 K: 0 S: 5 H: 2 LOB: 1 BB: 0 P: 5	R: 0 E: 0 K: 0 S: 4 H: 1 LOB: 1 BB: 0 P: 4	R: 0 E: 0 K: 2 S: 7 H: 0 LOB: 0 BB: 0 P: 7	R: 2 E: 1 K: 0 S: 7 H: 3 LOB: 3 BB: 0 P: 7	R: 1 E: 0 K: 0 S: 4 H: 2 LOB: 0 BB: 0 P: 5		1B: 9 2B: 4 3B: 0 HR: 0	SF: 1 SAC: 0 DP: 1 HBP: 2			WP: 0 PB: 0 SB: 0 CS: 1	PA: 40	

	AB	36
	R	9
	H	13
	RBI	9
	BB	1
	SO	5
	LOB	20

PITCHER		IP	WLS	BF	H	R	ER	SO	BB	IBB	HBP	BLK	WP	HR	S	P	ERA	WHIP
51 Dallas Braden, L ERA: 10.13	(1, 1)	4.0		22	7	6	4	3	1	0	2	0	0	0	25	31	9.00	2.000
13 Jerry Blevins, L ERA: 10.29	(5, 1)	2.0		7	1	0	0	2	0	0	0	0	0	0	11	11	0.00	0.500
40 Andrew Bailey, R ERA:	(7, 1)	0.1		3	1	2	0	0	0	0	0	0	0	0	3	3	0.00	3.000
31 Brad Ziegler, R ERA:	(7, 1)	0.2		4	2	0	0	0	0	0	0	0	0	0	4	4	0.00	3.000
Neil Wagner, R ERA: 4.5	(8, 1)	1.0	L	4	2	1	1	0	0	0	0	0	0	0	4	5	9.00	2.000

PITCHER		IP	WLS	BF	H	R	ER	SO	BB	IBB	HBP	BLK	WP	HR	S	P	ERA	WHIP

Chicago Cubs @ Oakland Athletics

Phoenix Municipal Stadium, Phoenix, AZ

Tue Mar 15 2011, 4:07 PM - 7:00 PM EDT

Att. 4,655 - Partly Cloudy - 80 F

TOP

livebaseballscorecards.com

Batter	1	2	3	4	5	6	7	8	9	AB	R	H	RBI	BB	SO	LOB
3 Fernando Perez, R (1, 8) OBP: 0.308, SLG: 0.182	G5-3		E5 13 CS			G5-3	FC3-6 1-2f 2-3		F9	4	0	0	0	0	0	2
96 Evan Crawford, R (7, 8)										1	0	0	0	0	0	1
13 Starlin Castro, R (1, 6) OBP: 0.459, SLG: 0.778	F9		1 SAFE CS 1-2	G6-3		E6 21 FC3-6 51 1B	P6		82 BB 19 BB 53 2B 1-2 1B	3	1	0	0	0	0	0
81 Junior Lake, R (7, PH) OBP: 0.667, SLG: 0.667 (7, 6)										2	1	1	0	0	0	2
28 Jeff Baker, R (1, 4) OBP: 0.471, SLG: 0.500	1B			F8		BB 21 FC3-6		F8	82 BB 53 2B 1-2 2-3 BB	2	0	1	0	1	0	0
19 Bobby Scales, S (6, 4) OBP: 0.545, SLG: 0.647										1	1	0	0	1	0	0
21 Tyler Colvin, L (1, 9) OBP: 0.268, SLG: 0.475	G4-3			K		FC3-6 51 1B 1-2f 2-3		HR	53 2B 90 G3 1-2 2-3 3-H BB	4	1	1	1	0	1	3
82 Matt Szczur, R (8, 9) OBP: 0.667, SLG: 0.500										0	1	0	1	1	0	0
51 Max Ramirez, R (1, 2) OBP: 0.333, SLG: 0.333		K			K	1B 1-2 3-H		HR	90 G3 1-3 2-H 3-H 2B	3	0	1	1	0	2	0
53 Welington Castillo, R (7, 2) OBP: 0.733, SLG: 1.000										2	1	2	3	0	0	0
39 Luis Montanez, R (1, 7) OBP: 0.250, SLG: 0.333		F8			6 FC3-6 1B	G4-3		1B	G3 2-3 3-H	3	0	1	0	0	0	2
90 Kyler Burke, L (6, 7) OBP: 0.250, SLG: 0.250										2	0	1	1	0	0	1
6 Bryan LaHair, L (1, 3) OBP: 0.303, SLG: 0.367		F7			FC3-6 73 FC5-4 1-2f		3 FC3-6 73 BB 1B	K	G3	5	0	1	0	0	1	3
73 Marquez Smith, R (1, 5) OBP: 0.370, SLG: 0.417			K		FC5-4 1-2f		3 FC3-6 1-2 BB	P6		3	0	0	0	1	1	2
59 Brett Jackson, L (1, 10) OBP: 0.320, SLG: 0.455			G3			HR	K		19 BB 81 1B 82 BB HBP	3	1	1	1	0	1	2
87 Logan Watkins, L (9, PH) (9, 10)										0	1	0	0	0	0	0

	AB	38
	R	8
	H	10
	RBI	8
	BB	4
	SO	6
	LOB	18

Inning Stats	1	2	3	4	5	6	7	8	9	1B: 6	SF: 0	WP: 0	PA: 44
R:	0	0	0	0	0	2	0	2	4	2B: 1	SAC: 0	PB: 0	
E:	0	0	0	0	0	1	0	0	0	3B: 0	DP: 0	SB: 0	
K:	0	1	1	1	0	0	1	1	0	HR: 3	HBP: 1	CS: 1	
S:	4	5	5	5	6	8	6	11	5				
H:	1	0	0	0	1	2	1	3	2				
LOB:	1	0	0	0	0	2	0	1	1				
BB:	0	0	0	0	0	1	1	0	2				
P:	4	5	5	5	6	13	10	14	14				

PITCHER		IP	WLS	BF	H	R	ER	SO	BB	IBB	HBP	BLK	WP	HR	S	P	ERA	WHIP
49 Brett Anderson, L ERA: 4.5	(1, 1)	5.2	L	22	3	2	1	4	1	0	0	0	0	1	31	36	1.59	0.706
64 Trystan Magnuson, R ERA: 7.11	(6, 1)	0.1		2	1	0	0	0	0	0	0	0	0	0	2	2	0.00	3.000
48 Michael Wuertz, R ERA:	(7, 1)	1.0		5	1	0	0	1	1	0	0	0	0	0	6	10	0.00	2.000
Jon Hunton, R ERA: 27.0	(8, 1)	0.2		5	3	2	2	1	0	0	0	0	0	2	10	13	27.00	4.500
45 Willie Eyre, R ERA: 9.82	(8, 1)	1.1		9	2	4	4	0	2	0	1	0	0	0	6	15	27.00	3.000

PITCHER		IP	WLS	BF	H	R	ER	SO	BB	IBB	HBP	BLK	WP	HR	S	P	ERA	WHIP

Chicago Cubs @ Oakland Athletics

Phoenix Municipal Stadium, Phoenix, AZ

Tue Mar 15 2011, 4:07 PM - 7:00 PM EDT

Att. 4,655 - Partly Cloudy - 80 F

livebaseballscorecards.com

BOTTOM

Batter	1	2	3	4	5	6	7	8	9	AB	R	H	RBI	BB	SO	LOB
4 Coco Crisp, S (1, 8) OBP: 0.500, SLG: 0.882 39 Jermaine Mitchell, L (7, 7)	0-0 10 1B 2B		0-0 ① G4-3		0-0 ① F7		0-0 ③ L6			3 1	1 0	1 0	0 0	0 0	0 0	0 0
10 Daric Barton, L (1, 3) OBP: 0.409, SLG: 0.550 83 Anthony Aliotti, L (7, 3) OBP: 0.333, SLG: 0.333	0-0 16 FC6 1B 2-H		4-0 16 HBP BB		0-0 ② F9			0-3 ① K		2 1	0 0	1 0	1 0	1 0	0 1	0 0
16 Josh Willingham, R (1, 7) OBP: 0.314, SLG: 0.310 58 Jai Miller, R (5, 7) OBP: 0.500, SLG: 0.364 (7, 8)	0-0 ① FC6 8 BB 1-2f		1-0 55 G4-6-3 HBP 1-2		1-0 55 E HBP			4-0 BB		1 0	0 0	0 0	0 0	0 1	0 0	1 0
55 Hideki Matsui, L (1, 10) OBP: 0.270, SLG: 0.200	0-3 ② K		0-0 ② ③ G4-6-3 1-2f		1-0 ③ L7 1-3			0-0 ② F9		4	0	0	0	0	1	5
8 Kurt Suzuki, R (1, 2) OBP: 0.429, SLG: 0.542 19 Anthony Recker, R (8, 2) OBP: 0.316, SLG: 0.500	4-0 1-2 BB			0-3 ① K		0-0 ① F8		0-0 ③ L7		2 1	0 0	0 0	0 0	1 0	1 0	0 1
15 Ryan Sweeney, L (1, 9) OBP: 0.500, SLG: 0.556 91 Matthew Sulentic, L (7, 9)	0-0 ③ G1-3			4-0 67 1B BB		0-0 ② G1-3			0-0 ① G4-3	2 1	0 0	0 0	0 0	1 0	0 0	2 0
5 Kevin Kouzmanoff, R (1, 5) OBP: 0.485, SLG: 0.643 73 Josh Horton, L (7, 5) OBP: 0.200, SLG: 0.111		0-0 ① G4-3		0-3 ② K		0-0 ③ G6-3			0-3 ② K	3 1	0 0	0 0	0 0	0 0	1 1	1 0
67 Wes Timmons, R (1, 4) OBP: 0.366, SLG: 0.212 (8, 6)		0-0 ② F8		0-0 1-2 1B			0-3 ① K		0-3 ③ K	4	0	1	0	0	2	0
36 Eric Sogard, L (1, 6) OBP: 0.238, SLG: 0.300 1 Conner Crumbliss, L (8, 4)		0-0 ③ G6-3		0-0 ③ G4-1			0-0 ② F8			3 0	0 0	0 0	0 0	0 0	0 0	2 0

Inning Stats	1	2	3	4	5	6	7	8	9
	R: 1 H: 2 E: 1 LOB: 2 K: 1 BB: 1 S: 7 P: 11	R: 0 H: 0 E: 0 LOB: 0 K: 0 BB: 0 S: 3 P: 3	R: 0 H: 0 E: 0 LOB: 1 K: 0 BB: 1 S: 2 P: 7	R: 0 H: 1 E: 0 LOB: 2 K: 2 BB: 1 S: 8 P: 12	R: 0 H: 0 E: 0 LOB: 1 K: 0 BB: 0 S: 3 P: 5	R: 0 H: 0 E: 0 LOB: 0 K: 0 BB: 0 S: 3 P: 3	R: 0 H: 0 E: 0 LOB: 0 K: 1 BB: 0 S: 5 P: 5	R: 0 H: 0 E: 0 LOB: 1 K: 1 BB: 1 S: 5 P: 9	R: 0 H: 0 E: 0 LOB: 0 K: 2 BB: 0 S: 7 P: 7

1B: 2	SF: 0	WP: 0 PA: 35
2B: 1	SAC: 0	PB: 0
3B: 0	DP: 1	SB: 0
HR: 0	HBP: 2	CS: 0

AB	29
R	1
H	3
RBI	1
BB	4
SO	7
LOB	12

PITCHER		IP	WLS	BF	H	R	ER	SO	BB	IBB	HBP	BLK	WP	HR	S	P	ERA	WHIP
48 Andrew Cashner, R ERA: 3.97	(1, 1)	3.1		15	2	1	1	2	3	0	1	0	0	0	15	28	2.70	1.500
71 Trey McNutt, R ERA: 10.8	(4, 1)	1.2	W	7	1	0	0	1	0	0	1	0	0	0	8	10	0.00	0.600
70 Scott Rice, L ERA: 1.8	(6, 1)	2.0	H	6	0	0	0	1	0	0	0	0	0	0	8	8	0.00	0.000
Robert Coello, R ERA: 6.23	(8, 1)	1.0	H	4	0	0	0	1	1	0	0	0	0	0	5	9	0.00	1.000
60 Chris Carpenter, R ERA: 2.45	(9, 1)	1.0		3	0	0	0	2	0	0	0	0	0	0	7	7	0.00	0.000

PITCHER		IP	WLS	BF	H	R	ER	SO	BB	IBB	HBP	BLK	WP	HR	S	P	ERA	WHIP

Oakland Athletics @ Kansas City Royals

Surprise Stadium, Surprise, AZ

Tue Mar 15 2011, 4:08 PM - 6:35 PM EDT

Att. 3,923 - Cloudy - 80 F

TOP

livebaseballscorecards.com

Batter	1	2	3	4	5	6	7	8	9	AB	R	H	RBI	BB	SO	LOB
2 Cliff Pennington, S (1, 6) OBP: 0.222, SLG: 0.353	B FF 92 C SI 92 B FA 88 X SI 92 2-1 G3 ①		1 SAFE B SI 91 X SI 92 1-0 14 L1-3 1B 1-2		C FF 92 S FC 92 1 SAFE X FC 93 0-2 F7 ③		C FF 86 X FF 85 0-1 1B 1-2 2-H		X FF 91 0-0 F9 ③	4	0	2	1	0	0	1
52 Grant Green, R (7, PR) OBP: 0.300, SLG: 0.222 (7, 6)										1	0	0	0	0	0	0
14 Mark Ellis, R (1, 4) OBP: 0.375, SLG: 0.286	B FF 94 F SI 92 X SI 94 1-1 G6-3 ②		B SI 92 S SI 91 X SI 91 1-1 L1-3 ②③ 1-1			C FF 94 S SL 87 F SL 87 S FF 95 0-3 K ①	C SL 79 B SI 78 X SI 79 1-1 F8 ③			4	0	0	0	0	1	4
59 Jemile Weeks, S (7, 4) OBP: 0.480, SLG: 0.500										0	0	0	0	0	0	0
12 David DeJesus, L (1, 9) OBP: 0.241, SLG: 0.296	C SI 92 C FA 88 F SI 94 B FA 88 X SI 93 1-2 F7 ③			C SI 90 F SI 90 B SI 90 B SI 91 S SL 79 2-3 K ①		X FF 95 0-0 G4-3 ②		B FF 91 F FF 91 F SL 80 X FF 91 1-2 G4-3 ①		4	0	0	0	0	1	0
23 Michael Taylor, R (8, 9) OBP: 0.229, SLG: 0.412										0	0	0	0	0	0	0
28 Conor Jackson, R (1, 3) OBP: 0.167, SLG: 0.121		S SI 91 X SL 86 0-1 21 G6-3 2B		C SL 80 S SI 91 F SI 91 F FF 90 B SL 81 C SI 91 1-3 K ②		B CU 83 C SL 89 S SL 86 C FF 96 1-3 K ③		B FF 91 B FF 91 B FF 90 C FF 90 B FF 89 4-1 22 BB 21 1B BB		3	1	1	0	1	2	0
83 Anthony Aliotti, L (8, 3) OBP: 0.500, SLG: 0.500										0	0	0	0	0	0	0
22 Chris Carter, R (1, 7) OBP: 0.404, SLG: 0.474		F SI 91 B SI 92 X SI 91 1-1 P4 ①		B SL 80 B SL 77 B SI 92 B SI 91 4-0 BB			B FC 84 C CH 76 C FC 85 B SL 80 B FC 87 X FF 84 3-2 21 F9 11 1B 2B	C SL 80 B FF 90 D SI 80 F CH 80 B FF 92 B FF 90 4-2 21 1B BB 1-2		2	1	1	0	2	0	1
21 Andy LaRoche, R (1, 5) OBP: 0.415, SLG: 0.657		C SI 92 X SI 92 0-1 G6-3 ② 2-3		D SI 90 C SI 92 B SI 91 C SI 91 B SL 81 X SL 81 3-2 L5 ③			F FF 88 X FF 86 0-1 F9 ① 2-3	B SL 80 C FF 90 X SI 80 1-1 61 G4-6-3 1B 1-2 2-H		4	0	1	1	0	0	3
11 Landon Powell, S (1, 10) OBP: 0.259, SLG: 0.360		B SI 92 C SI 92 B SI 92 F SI 91 X SI 92 2-2 G3 ③			B FF 93 S CH 82 C FF 92 F FF 93 B FF 93 T CH 83 2-2 K ①		B FF 87 X CH 78 1-0 71 BB 2 1B 1B 3-H	B SI 91 F SI 90 C SI 90 F SL 81 X SI 91 1-2 G4-6-3 ②③ 1-2f		3	0	1	1	0	1	1
41 Rashun Dixon, R (7, PR) OBP: 0.500, SLG: 0.333 (7, 10)										0	1	0	0	0	0	0
61 Max Stassi, R (8, PH) (8, 10)										1	0	0	0	0	0	2
29 Josh Donaldson, R (1, 2) OBP: 0.320, SLG: 0.333			C SI 91 C CH 85 F FA 88 X CH 87 0-2 71 FC4-6 1B		C CU 75 C CH 82 B FF 94 F FF 92 X CH 84 1-2 G5-3 ②		C FF 87 1 SAFE B CH 78 X CH 78 1-1 L8 ② 1-2		C SI 90 B SI 90 B SL 80 B SI 90 X SI 91 3-1 F8 ①	4	0	1	0	0	0	1
71 Michael Choice, R (1, 8) OBP: 0.480, SLG: 0.400			B SI 92 1 SAFE B SI 91 C SI 92 X SI 91 2-1 FC4-6 2 1B ① 1-2f		C FC 92 B FC 93 B CU 76 B FF 92 B FF 93 4-1 BB		C CU 72 B FF 88 1 SAFE F FF 89 1 SAFE B CU 72 B CU 71 B CH 79 4-2 2 1B BB 1-2		C SL 80 C SI 92 B SI 91 S SL 81 1-3 FC ②	2	0	0	0	2	0	1

Inning Stats																								
	R: 0	H: 0		R: 0	H: 1		R: 0	H: 2		R: 0	H: 0		R: 0	H: 0		R: 0	H: 0		R: 2	H: 3		R: 1	H: 1	
	E: 0	LOB: 0		E: 0	LOB: 1		E: 0	LOB: 1		E: 0	LOB: 1		E: 0	LOB: 0		E: 0	LOB: 0		E: 0	LOB: 2		E: 0	LOB: 1	
	K: 0	BB: 0		K: 0	BB: 0		K: 0	BB: 0		K: 2	BB: 1		K: 1	BB: 1		K: 2	BB: 0		K: 0	BB: 1		K: 0	BB: 2	
	S: 8	P: 12		S: 9	P: 12		S: 9	P: 13		S: 11	P: 21		S: 12	P: 19		S: 8	P: 9		S: 14	P: 24		S: 12	P: 23	

	R: 0	H: 0		1B: 5	SF: 0		WP: 0	PA: 37
	E: 0	LOB: 0		2B: 3	SAC: 0		PB: 0	
	K: 0	BB: 0		3B: 0	DP: 2		SB: 0	
	S: 6	P: 10		HR: 0	HBP: 0		CS: 0	

PITCHER		IP	WLS	BF	H	R	ER	SO	BB	IBB	HBP	BLK	WP	HR	S	P	ERA	WHIP
47 Nate Adcock, R	(1, 1)	3.0		11	3	0	0	0	0	0	0	0	0	0	26	37	0.00	1.000
ERA:																		
77 Louis Coleman, R	(4, 1)	1.0	H	4	0	0	0	2	1	0	0	0	0	0	11	21	0.00	1.000
ERA: 3.0																		
76 Tim Collins, L	(5, 1)	1.0	H	4	0	0	0	1	1	0	0	0	0	0	12	19	0.00	1.000
ERA: 1.5																		
43 Aaron Crow, R	(6, 1)	1.0	H	3	0	0	0	2	0	0	0	0	0	0	8	9	0.00	0.000
ERA: 2.25																		
75 Blaine Hardy, L	(7, 1)	1.0	W	7	3	2	2	0	1	0	0	0	0	0	14	24	18.00	4.000
ERA: 9.0																		

PITCHER		IP	WLS	BF	H	R	ER	SO	BB	IBB	HBP	BLK	WP	HR	S	P	ERA	WHIP
79 Buddy Baumann, L	(8, 1)	0.1	H	4	1	1	1	0	2	0	0	0	0	0	8	18	27.00	9.000
ERA: 27.0																		
50 Kanekoa Texeira, R	(8, 1)	1.2	S	4	0	0	0	1	0	0	0	0	0	0	10	15	0.00	0.000
ERA: 1.35																		

AB	32
R	3
H	7
RBI	3
BB	5
SO	5
LOB	14

BOTTOM

Oakland Athletics @ Kansas City Royals

Surprise Stadium, Surprise, AZ

Tue Mar 15 2011, 4:08 PM - 6:35 PM EDT

Att. 3,923 - Cloudy - 80 F

livebaseballscorecards.com

Batter	1	2	3	4	5	6	7	8	9	AB	R	H	RBI	BB	SO	LOB
13 Mike Aviles, R (1, 5) OBP: 0.474, SLG: 0.697 19 Pedro Feliz, R (7, PH) OBP: 0.316, SLG: 0.333 (8, 5)	C SI 90 F FC 89 B FC 92 F CU 79 F FC 91 X CU 79 1-2 ① L6		C CU 79 C SI 92 F SI 92 X CU 83 0-2 ② F9		S FC 90 F SI 92 B CU 81 X FC 92 1-2 ③ F9		B FF 91 B FF 90 B FF 90 D FF 91 4-0 1-2 2-3 BB			3 0 0 0 0 0 0 0 0 0 0 1 0 0						
17 Chris Getz, L (1, 4) OBP: 0.333, SLG: 0.370 64 Lance Zawadzki, L (8, 4) OBP: 0.409, SLG: 0.700	C FC 90 B SI 91 X SI 92 1-1 16 E 16 E 1B		C SI 86 F FC 90 X FC 91 0-2 ③ G5-3			X CH 84 0-0 ① B1-3	C FF 90 X FF 91 0-1 ② F6			4 1 1 0 0 0 3 0 0 0 0 0 0 0						
16 Billy Butler, R (1, 10) OBP: 0.410, SLG: 0.471	C SI 93 B CU 79 1 SAFE B CU 80 X SI 93 2-1 E6 30 1B 1-H			C CU 78 F SI 91 S FC 90 0-3 ① K		C FC 89 F FC 89 F FC 90 F CU 78 S CU 80 0-3 ② K	B FF 91 X FF 91 1-0 ③ F9			4 0 0 1 0 2 3						
30 Kila Ka'aihue, L (1, 3) OBP: 0.469, SLG: 0.800 24 Wilson Betemit, S (8, 3) OBP: 0.176, SLG: 0.133	C SI 92 X FC 89 0-1 ② 1-3 1B			C SI 86 B SI 92 X SI 91 1-1 53 S 53 SF8 2B		C SI 93 B CU 79 B CU 78 B FC 90 C FC 89 X FC 91 3-2 53 CS 1B		F FA 89 B FA 90 B FA 90 F FA 91 B CH 77 B CH 77 4-2 6 CS BB		3 1 3 0 0 0 0 0 0 0 0 1 0 0						
53 Melky Cabrera, S (1, 8) OBP: 0.528, SLG: 0.806 6 Lorenzo Cain, R (8, 8) OBP: 0.387, SLG: 0.346	F SI 92 X FC 90 0-1 ③ G3			B FC 89 B SI 85 X FC 91 2-0 ② SF8 2-H		D SL 80 B FF 88 F FF 88 1 SAFE 2-1 ③ CS 1-2	C FF 90 B CH 84 F CH 84 B FF 89 X CH 84 2-2 4 HR 21 S 1B	F FA 88 C FA 89 1 SAFE F CU 74 1 SAFE B FA 90 F CU 74 S FA 90 1-3 ①② K 1-2		2 1 1 1 0 0 1 1 0 0 0 0 1 1						
21 Jeff Francoeur, R (1, 9) OBP: 0.235, SLG: 0.267 12 Mitch Maier, L (8, 9) OBP: 0.613, SLG: 0.808		C CU 78 F FC 90 X FC 92 0-2 ① F9		H SI 85 1-0 HBP			F CH 81 1 SAFE F FF 90 P PO 84 S SL 80 1-3 ① K 1-2	B CU 79 C FA 90 B FA 89 B FA 90 B FA 90 4-1 BB		2 0 0 0 0 1 1 0 0 0 0 1 0 0						
4 Alex Gordon, L (1, 7) OBP: 0.558, SLG: 0.733 7 Grégor Blanco, L (8, 7) OBP: 0.240, SLG: 0.174		X SI 93 0-0 3 CS 1B		1 SAFE B CH 84 1 SAFE C SI 91 F FC 90 B FC 94 B SI 86 S FC 91 3-3 ③ K			C FF 90 X CH 86 0-1 2-H HR	C FA 89 C FA 89 X CU 77 0-2 ③ G4-3		3 1 2 2 0 1 1 1 0 0 0 0 0 1						
3 Brayan Peña, S (1, 2) OBP: 0.158, SLG: 0.211 74 Cody Clark, R (8, 2) OBP: 0.200, SLG: 0.250		B SI 91 1 SAFE 1 SAFE C SI 92 S PO 89 S FC 91 2-2 ②③ K 1-2			C CH 84 B FC 90 C SI 92 B FC 91 X CU 79 2-2 ① G1-3		X FF 90 0-0 19 BB 2 1B 1B			3 0 1 0 0 1 1 0 0 0 0 0 0 0						
2 Alcides Escobar, R (1, 6) OBP: 0.357, SLG: 0.423 72 Irving Falu, S (8, 6) OBP: 0.263, SLG: 0.222			B SI 91 B CU 80 X FC 89 2-0 ① G6-3		C CU 78 C CU 75 X FC 91 0-2 ② F9		C CH 80 S SL 79 1 SAFE X SL 79 0-2 19 BB 1-2 1B			3 0 1 0 0 0 0 0 0 0 0 0 0 0						
Inning Stats	R: 1 H: 2 E: 1 LOB: 1 K: 0 BB: 0 S: 13 P: 17	R: 0 H: 1 E: 0 LOB: 0 K: 1 BB: 0 S: 7 P: 8	R: 0 H: 0 E: 0 LOB: 0 K: 0 BB: 0 S: 8 P: 10	R: 1 H: 1 E: 0 LOB: 1 K: 2 BB: 0 S: 9 P: 16	R: 0 H: 0 E: 0 LOB: 0 K: 0 BB: 0 S: 9 P: 12	R: 0 H: 1 E: 0 LOB: 0 K: 1 BB: 0 S: 10 P: 15	R: 2 H: 4 E: 0 LOB: 3 K: 1 BB: 1 S: 16 P: 23	R: 0 H: 0 E: 0 LOB: 1 K: 1 BB: 2 S: 11 P: 20		1B: 7 SF: 1 2B: 1 SAC: 0 3B: 0 DP: 0 HR: 1 HBP: 1				WP: 0 PA: 35 PB: 0 SB: 2 CS: 3		

	AB	29
	R	4
	H	9
	RBI	4
	BB	3
	SO	6
	LOB	12

PITCHER		IP	WLS	BF	H	R	ER	SO	BB	IBB	HBP	BLK	WP	HR	S	P	ERA	WHIP
32 Brandon McCarthy, R ERA: 3.29	(1, 1)	5.2		22	5	2	2	4	0	0	1	0	0	0	55	75	3.18	0.882
75 Fernando Cabrera, R ERA: 2.45	(6, 1)	1.1	L	8	4	2	2	1	1	0	0	0	0	1	17	26	13.50	3.750
72 Gabe DeHoyos, R ERA:	(8, 1)	1.0		4	0	0	0	1	2	0	0	0	0	0	11	20	0.00	2.000

PITCHER	IP	WLS	BF	H	R	ER	SO	BB	IBB	HBP	BLK	WP	HR	S	P	ERA	WHIP

Chicago Cubs @ Oakland Athletics

Phoenix Municipal Stadium, Phoenix, AZ

Thu Mar 17 2011, 4:07 PM - 6:36 PM EDT

Att. 8,425 - Partly Cloudy - 87 F

livebaseballscorecards.com

Batter	1	2	3	4	5	6	7	8	9	AB	R	H	RBI	BB	SO	LOB
28 Jeff Baker, R (1, 4) OBP: 0.459, SLG: 0.485	F9		G6-4-3, 1-2f			24, 1B	G6-4-3, 1-2f			3	0	1	0	0	0	1
9 Blake DeWitt, L (6, 4) OBP: 0.194, SLG: 0.229						1B				1	0	0	0	0	0	1
13 Starlin Castro, R (1, 6) OBP: 0.425, SLG: 0.718	L8			P3		K		5, HR		3	0	0	0	0	1	1
15 Darwin Barney, R (6, 6) OBP: 0.355, SLG: 0.433								BB		0	1	0	0	1	0	0
24 Marlon Byrd, R (1, 8) OBP: 0.513, SLG: 0.667	1B			G1-3		1-2, 1B		1-H, HR		3	0	2	0	0	0	0
5 Reed Johnson, R (6, 8) OBP: 0.242, SLG: 0.300										1	1	1	2	0	0	0
16 Aramis Ramirez, R (1, 5) OBP: 0.324, SLG: 0.353	K			K		G1-3		G4-3		3	0	0	0	0	2	3
30 Scott Moore, L (6, 5) OBP: 0.394, SLG: 0.677 (7, 3)										1	0	0	0	0	0	0
18 Geovany Soto, R (1, 2) OBP: 0.343, SLG: 0.438		G6-3			F9		HR	G3		3	1	1	1	0	0	0
55 Koyie Hill, S (7, 2) OBP: 0.080, SLG: 0.083										1	0	0	0	0	0	0
22 Carlos Pena, L (1, 3) OBP: 0.359, SLG: 0.424		P4			12, G5-3, 1B		12, HR, BB	G4-3		2	1	1	0	1	0	0
21 Tyler Colvin, L (7, 9) OBP: 0.262, SLG: 0.463										1	0	0	0	0	0	0
12 Alfonso Soriano, R (1, 7) OBP: 0.243, SLG: 0.459		K			G5-3, 1-2		1-H, HR		F9	3	1	1	2	0	1	1
3 Fernando Perez, R (7, 7) OBP: 0.296, SLG: 0.174										1	0	0	0	0	0	0
1 Kosuke Fukudome, L (1, 9) OBP: 0.325, SLG: 0.212			28, G6-4-3, BB		F9		G5-3		F8	2	0	0	0	1	0	1
43 John Grabow, L (7, 1)										0	0	0	0	0	0	0
34 Kerry Wood, R (8, 1)										0	0	0	0	0	0	0
51 Max Ramirez, R (9, PH) OBP: 0.316, SLG: 0.313										1	0	0	0	0	0	0
45 Sean Marshall, L (9, 1)										0	0	0	0	0	0	0
46 Ryan Dempster, R (1, 1)			K			K	9, G6-4-3, BB		F8	2	0	0	0	0	2	1
19 Bobby Scales, S (7, PH) OBP: 0.542, SLG: 0.611 (7, 5)										1	0	0	0	1	0	0
Inning Stats	R: 0 E: 0 K: 1 S: 6 H: 1 LOB: 1 BB: 0 P: 6	R: 0 E: 0 K: 1 S: 5 H: 0 LOB: 0 BB: 0 P: 5	R: 0 E: 0 K: 1 S: 4 H: 0 LOB: 0 BB: 1 P: 8	R: 0 E: 0 K: 1 S: 5 H: 0 LOB: 0 BB: 0 P: 5	R: 0 E: 0 K: 0 S: 4 H: 1 LOB: 1 BB: 0 P: 4	R: 0 E: 0 K: 2 S: 9 H: 2 LOB: 2 BB: 0 P: 9	R: 3 E: 0 K: 0 S: 4 H: 2 LOB: 0 BB: 2 P: 12	R: 2 E: 0 K: 0 S: 4 H: 1 LOB: 0 BB: 1 P: 8	R: 0 E: 0 K: 0 S: 3 H: 0 LOB: 0 BB: 0 P: 3	1B: 4 2B: 0 3B: 0 HR: 3 SF: 0 SAC: 0 DP: 2 HBP: 0	WP: 0 PB: 0 SB: 0 CS: 0 PA: 36					

PITCHER		IP	WLS	BF	H	R	ER	SO	BB	IBB	HBP	BLK	WP	HR	S	P	ERA	WHIP
47 Gio González, L ERA: 1.76	(1, 1)	6.0		24	5	2	2	6	2	0	0	0	0	1	34	42	3.00	1.167
31 Brad Ziegler, R ERA: 1.35	(7, 1)	1.0	B	4	1	1	1	0	1	0	0	0	0	1	3	7	9.00	2.000
50 Grant Balfour, R ERA: 12.0	(8, 1)	1.0		5	1	2	2	0	1	0	0	0	0	1	4	8	18.00	2.000
57 Brian Fuentes, L ERA:	(9, 1)	1.0	W	3	0	0	0	0	0	0	0	0	0	0	3	3	0.00	0.000

PITCHER		IP	WLS	BF	H	R	ER	SO	BB	IBB	HBP	BLK	WP	HR	S	P	ERA	WHIP

TOP	
AB	32
R	5
H	7
RBI	5
BB	4
SO	6
LOB	9

Chicago Cubs @ Oakland Athletics

Phoenix Municipal Stadium, Phoenix, AZ

Thu Mar 17 2011, 4:07 PM - 6:36 PM EDT

Att. 8,425 - Partly Cloudy - 87 F

BOTTOM

Batter	1	2	3	4	5	6	7	8	9	AB	R	H	RBI	BB	SO	LOB
4 Coco Crisp, S (1, 8) OBP: 0.462, SLG: 0.811	G4-3		F7		F7			22 BB; 25 1B; 1B (1-2)	21 1B; 28 2B; 1B (1-2)	3	0	0	0	0	0	0
15 Ryan Sweeney, L (8, 8) OBP: 0.583, SLG: 0.636										2	1	2	0	0	0	0
10 Daric Barton, L (1, 3) OBP: 0.400, SLG: 0.522	1B		K			K		P5	28 2B; 1B (1-2, 2-H)	3	0	1	0	0	2	0
21 Andy LaRoche, R (8, 3) OBP: 0.419, SLG: 0.649										2	0	1	1	0	0	2
12 David DeJesus, L (1, 9) OBP: 0.250, SLG: 0.300	F7		1B			K		P4	2B (1-3, 2-H)	3	0	1	0	0	1	1
28 Conor Jackson, R (8, 9) OBP: 0.184, SLG: 0.171										2	0	1	1	0	0	2
16 Josh Willingham, R (1, 7) OBP: 0.289, SLG: 0.281	G1-3		L6			F9		22 BB; 1B (1-2, 2-H)		3	0	0	0	0	0	2
25 Matt Carson, R (8, 7) OBP: 0.297, SLG: 0.514										1	0	1	1	0	0	0
55 Hideki Matsui, L (1, 10) OBP: 0.300, SLG: 0.242		8 HR; 1B		F7			1B			3	1	2	0	0	0	0
58 Jai Miller, R (7, PR) OBP: 0.500, SLG: 0.364										0	0	0	0	0	0	0
(8, 10)																
22 Chris Carter, R (8, PH) OBP: 0.417, SLG: 0.474								BB (1-2, 2-3)		0	0	0	0	1	0	0
(9, 10)																
8 Kurt Suzuki, R (1, 2) OBP: 0.419, SLG: 0.630		HR (1-H)		G1-4-3			F9	G3-1		3	1	1	2	0	0	1
11 Landon Powell, S (8, 2) OBP: 0.250, SLG: 0.346										1	0	0	0	0	0	3
14 Mark Ellis, R (1, 4) OBP: 0.343, SLG: 0.258		G4-3		F9			F7		E7; 67 1B	3	0	0	0	0	0	1
36 Eric Sogard, L (8, 4) OBP: 0.227, SLG: 0.286										1	1	0	0	0	0	0
(9, 6)																
5 Kevin Kouzmanoff, R (1, 5) OBP: 0.444, SLG: 0.581		G4-3			L8		F8		15 1B; 21 1B; 1B (2-H)	3	0	0	0	0	0	1
67 Wes Timmons, R (8, 5) OBP: 0.381, SLG: 0.235										1	0	1	1	0	0	0
59 Jemile Weeks, S (9, PR) OBP: 0.480, SLG: 0.500										0	1	0	0	0	0	0
2 Cliff Pennington, S (1, 6) OBP: 0.238, SLG: 0.350		F7			F8			15 1B; 25 1B; 1B	F9	3	0	1	0	0	0	0
30 Steve Tolleson, R (8, PR) OBP: 0.364, SLG: 0.200										1	1	0	0	0	0	1
(9, 4)																
Inning Stats	R: 0 E: 0 K: 0 S: 4 H: 1 LOB: 1 BB: 0 P: 4	R: 2 E: 0 K: 0 S: 5 H: 2 LOB: 0 BB: 0 P: 5	R: 0 E: 0 K: 1 S: 6 H: 1 LOB: 1 BB: 0 P: 6	R: 0 E: 0 K: 0 S: 3 H: 0 LOB: 0 BB: 0 P: 3	R: 0 E: 0 K: 0 S: 3 H: 0 LOB: 0 BB: 0 P: 3	R: 0 E: 0 K: 2 S: 7 H: 0 LOB: 0 BB: 0 P: 7	R: 0 E: 0 K: 0 S: 4 H: 1 LOB: 1 BB: 0 P: 4	R: 1 E: 0 K: 0 S: 6 H: 3 LOB: 3 BB: 1 P: 10	R: 3 E: 1 K: 0 S: 6 H: 4 LOB: 3 BB: 0 P: 6	1B: 10 2B: 1 3B: 0 HR: 1	SF: 0 SAC: 0 DP: 0 HBP: 0						

livebaseballscorecards.com

AB	38
R	6
H	12
RBI	6
BB	1
SO	3
LOB	14

WP: 0 PB: 0 SB: 0 CS: 0 PA: 39

PITCHER		IP	WLS	BF	H	R	ER	SO	BB	IBB	HBP	BLK	WP	HR	S	P	ERA	WHIP
46 Ryan Dempster, R ERA: 2.0	(1, 1)	6.0		22	4	2	2	3	0	0	0	0	0	1	28	28	3.00	0.667
43 John Grabow, L ERA: 9.0	(7, 1)	1.0	H	4	1	0	0	0	0	0	0	0	0	0	4	4	0.00	1.000
34 Kerry Wood, R ERA: 4.5	(8, 1)	1.0	H	7	3	1	1	0	1	0	0	0	0	0	6	10	9.00	4.000
45 Sean Marshall, L ERA: 6.35	(9, 1)	0.1	L	6	4	3	2	0	0	0	0	0	0	0	6	6	54.00	12.000

PITCHER	IP	WLS	BF	H	R	ER	SO	BB	IBB	HBP	BLK	WP	HR	S	P	ERA	WHIP

Oakland Athletics @ Chicago White Sox

Camelback Ranch, Glendale, AZ

Fri Mar 18 2011, 7:08 PM - 9:38 PM EDT

Att. 6,081 - Sunny - 81 F

TOP

livebaseballscorecards.com

Batter	1	2	3	4	5	6	7	8	9	AB	R	H	RBI	BB	SO	LOB
4 Coco Crisp, S (1, 8) OBP: 0.439, SLG: 0.769	G6-3		F7		F7			G5-3		2	0	0	0	0	0	0
28 Conor Jackson, R (3, 9) OBP: 0.175, SLG: 0.162										2	0	0	0	0	0	0
58 Jai Miller, R (8, 9) OBP: 0.500, SLG: 0.364										0	0	0	0	0	0	0
10 Daric Barton, L (1, 3) OBP: 0.444, SLG: 0.600	16 1B 2B		1B			L3		G3-1		2	1	2	0	0	0	0
21 Andy LaRoche, R (5, 3) OBP: 0.400, SLG: 0.615										2	0	0	0	0	0	0
12 David DeJesus, L (1, 9) OBP: 0.235, SLG: 0.281	K		L3			G6-3			K2-3	2	0	0	0	0	1	2
(3, 8)																
25 Matt Carson, R (5, 8) OBP: 0.282, SLG: 0.487										2	0	0	0	0	1	0
16 Josh Willingham, R (1, 7) OBP: 0.300, SLG: 0.294	2-H 1B		K			K			23 G6-4-3 BB	2	0	1	1	0	1	1
22 Chris Carter, R (5, 7) OBP: 0.420, SLG: 0.462										1	0	0	0	1	1	0
55 Hideki Matsui, L (1, 10) OBP: 0.286, SLG: 0.229	G4-3			P6			L9		G6-4-3 1-2f	2	0	0	0	0	0	1
23 Michael Taylor, R (7, PH) OBP: 0.216, SLG: 0.389										2	0	0	0	0	0	1
(7, 10)																
8 Kurt Suzuki, R (1, 2) OBP: 0.394, SLG: 0.586		G6-3		G5-3			G6-3			2	0	0	0	0	0	0
29 Josh Donaldson, R (5, 2) OBP: 0.308, SLG: 0.320										1	0	0	0	0	0	0
14 Mark Ellis, R (1, 4) OBP: 0.351, SLG: 0.273										2	0	1	0	0	0	0
30 Steve Tolleson, R (5, 4) OBP: 0.353, SLG: 0.192		1B		G5-3			E4			1	0	0	0	0	0	0
5 Kevin Kouzmanoff, R (1, 5) OBP: 0.421, SLG: 0.545		K			F8		K			2	0	0	0	0	1	1
67 Wes Timmons, R (5, 5) OBP: 0.372, SLG: 0.229										1	0	0	0	0	1	1
2 Cliff Pennington, S (1, 6) OBP: 0.217, SLG: 0.318		G1-3			F7			G4-3		2	0	0	0	0	0	1
36 Eric Sogard, L (5, 6) OBP: 0.217, SLG: 0.273										1	0	0	0	0	0	0
Inning Stats	R: 1 E: 0 K: 1 S: 7 H: 2 LOB: 1 BB: 0 P: 7	R: 0 E: 0 K: 1 S: 6 H: 1 LOB: 1 BB: 0 P: 6	R: 0 E: 0 K: 1 S: 6 H: 1 LOB: 1 BB: 0 P: 6	R: 0 E: 0 K: 0 S: 3 H: 0 LOB: 0 BB: 0 P: 3	R: 0 E: 0 K: 0 S: 3 H: 0 LOB: 0 BB: 0 P: 3	R: 0 E: 0 K: 1 S: 5 H: 0 LOB: 0 BB: 0 P: 5	R: 0 E: 1 K: 1 S: 6 H: 0 LOB: 1 BB: 0 P: 6	R: 0 E: 0 K: 0 S: 3 H: 0 LOB: 0 BB: 0 P: 3	R: 0 E: 0 K: 1 S: 4 H: 0 LOB: 0 BB: 1 P: 8	1B: 3 2B: 1 3B: 0 HR: 0 SF: 0 SAC: 0 DP: 1 HBP: 0						

	AB	31
	R	1
	H	4
	RBI	1
	BB	1
	SO	6
	LOB	8

PITCHER	IP	WLS	BF	H	R	ER	SO	BB	IBB	HBP	BLK	WP	HR	S	P	ERA	WHIP
50 John Danks, L (1, 1) ERA: 1.65	6.0	W	22	4	1	1	4	0	0	0	0	0	0	30	30	1.50	0.667
41 Philip Humber, R (7, 1) ERA: 2.45	3.0	S	10	0	0	0	2	1	0	0	0	0	0	13	17	0.00	0.333

PITCHER	IP	WLS	BF	H	R	ER	SO	BB	IBB	HBP	BLK	WP	HR	S	P	ERA	WHIP

Batter	1	2	3	4	5	6	7	8	9	AB	R	H	RBI	BB	SO	LOB
5 Lastings Milledge, R (1, 9) OBP: 0.417, SLG: 0.625	S S S 0-3 ① K	X 0-0 E7 15 HR 1-3 1B		0-0 15 2B 51 1B 1B 0-3 ③ K		X 0-0 ③ G4-3				5	2	2	0	0	2	2
15 Gordon Beckham, R (1, 4) OBP: 0.426, SLG: 0.595	B B B B 4-0 51 S 14 1B BB	B B S B X 3-1 2-H 3-H HR		X 0-0 20 2B 1-3 2B	X 0-0 51 3B 1B		X 0-0 ① F9			4	4	3	3	1	0	0
51 Alex Rios, R (1, 8) OBP: 0.325, SLG: 0.649 67 Jordan Danks, L (7, 8) OBP: 0.360, SLG: 0.458	S S C 0-3 ② K 1-2	X 0-0 ③ F7		X 0-0 20 2B 3-H 1B	X 0-0 14 SF8 1-H 3B		S S T 0-2 ② K			4	2	2	2	0	1	1
										1	0	0	0	0	1	0
14 Paul Konerko, R (1, 3) OBP: 0.304, SLG: 0.523 45 Dallas McPherson, L (6, 3) OBP: 0.281, SLG: 0.267	X 0-0 20 S 20 1B 2-H 1B	B X 1-0 HR	S S S 0-3 ② K	X 0-0 ① SF8 3-H		X 0-0 ③ G1-3			3	2	2	3	0	1	2
									1	0	0	0	0	0	0	0
20 Carlos Quentin, R (1, 10) OBP: 0.286, SLG: 0.450 55 Donny Lucy, R (8, PH) OBP: 0.154, SLG: 0.083 (9, 10)	B X 1-0 10 1B 1-H 1B	S X 0-1 HR	X 0-0 10 2B 1-H 2-H 2B	X 0-0 2B		X 0-0 ① G4-3			4	3	4	4	0	0	0
									1	0	0	0	0	0	0	0
10 Alexei Ramirez, R (1, 6) OBP: 0.341, SLG: 0.700	X 0-0 27 CS 2-H 1B	X 0-0 27 G6-4-3 1B	X 0-0 27 1B 2-H 2B	X 0-0 ② G6-3		B B B B 4-0 17 HR BB			4	2	3	2	1	0	1
27 Ramon Castro, R (1, 2) OBP: 0.296, SLG: 0.318 17 Tyler Flowers, R (7, 2) OBP: 0.500, SLG: 0.882	1 SAFE 0-0 ③ CS 1-2	X 0-0 ① P3	X 0-0 ① G6-4-3 ② 1-2f	X 0-0 22 1B 30 1B 2-H 1B	X 0-0 ③ F8			X 0-0 1-H HR		4	1	1	1	0	0	2
										1	1	1	2	0	0	0
22 Brent Morel, R (1, 5) OBP: 0.295, SLG: 0.317		X 0-0 30 FC3-6 1B	X 0-0 ③ F8	X 0-0 30 1B 1-2 1B		X 0-0 ① F8		X 0-0 ② F9		5	0	2	0	0	0	0
30 Alejandro De Aza, L (1, 7) OBP: 0.310, SLG: 0.410		X 0-0 ② FC3-6 5 E 15 HR 1-2f	1-3 2-H K 0-0 1-3 2-H 1B			X 0-0 ② G1-3		X 0-0 ③ F9		5	1	1	1	0	1	1
Inning Stats	R: 3 E: 0 K: 2 S: 9 H: 3 LOB: 0 BB: 1 P: 14	R: 3 E: 1 K: 0 S: 7 H: 3 LOB: 0 BB: 0 P: 10	R: 2 E: 0 K: 0 S: 6 H: 3 LOB: 0 BB: 0 P: 7	R: 6 E: 0 K: 3 S: 17 H: 8 LOB: 2 BB: 0 P: 17	R: 2 E: 0 K: 0 S: 6 H: 3 LOB: 1 BB: 0 P: 6	R: 0 E: 0 K: 0 S: 3 H: 0 LOB: 0 BB: 0 P: 3	R: 0 E: 0 K: 1 S: 5 H: 0 LOB: 0 BB: 0 P: 5	R: 2 E: 0 K: 0 S: 4 H: 1 LOB: 0 BB: 1 P: 8		1B: 12 2B: 4 3B: 1 HR: 4 SF: 1 SAC: 0 DP: 1 HBP: 0						

PITCHER		IP	WLS	BF	H	R	ER	SO	BB	IBB	HBP	BLK	WP	HR	S	P	ERA	WHIP
26 Bobby Cramer, L ERA: 8.25	(1, 1)	3.0	L	17	9	8	8	2	1	0	0	0	0	3	22	31	24.00	3.333
70 Yadel Marti, R ERA: 7.04	(4, 1)	0.2		8	6	6	6	2	0	0	0	0	0	0	12	12	81.00	9.000
88 Josh Outman, L ERA: 9.82	(4, 1)	3.1		15	5	2	2	2	0	0	0	0	0	0	19	19	5.40	1.500
13 Jerry Blevins, L ERA: 11.25	(8, 1)	1.0		5	1	2	2	0	1	0	0	0	0	1	4	8	18.00	2.000

PITCHER	IP	WLS	BF	H	R	ER	SO	BB	IBB	HBP	BLK	WP	HR	S	P	ERA	WHIP

BOTTOM

Oakland Athletics @ Chicago White Sox

Camelback Ranch, Glendale, AZ

Fri Mar 18 2011, 7:08 PM - 9:38 PM EDT

Att. 6,081 - Sunny - 81 F

livebaseballscorecards.com

AB	42
R	18
H	21
RBI	18
BB	2
SO	6
LOB	9

Batter	1	2	3	4	5	6	7	8	9	AB	R	H	RBI	BB	SO	LOB
1 Juan Pierre, L (1, 7) OBP: 0.354, SLG: 0.268	G4-3		G3-6-3 1-2f			F8 2-3		F9		3	0	0	0	0	0	3
30 Alejandro De Aza, L (6, 8) OBP: 0.302, SLG: 0.400										1	0	0	0	0	0	2
11 Omar Vizquel, S (1, 4) OBP: 0.406, SLG: 0.567	G3			10 CS 1B		G4-3		G3		3	0	1	0	0	0	1
85 Ozzie Chavez, S (6, 4)										1	0	0	0	0	0	2
44 Adam Dunn, L (1, 10) OBP: 0.358, SLG: 0.422	G3			F8			10 G3-1 12 G4-3 2B		K	3	1	1	0	0	0	1
88 José Martínez, R (9, PH)										1	0	0	0	0	1	0
10 Alexei Ramirez, R (1, 6) OBP: 0.333, SLG: 0.651		K		G6-3 1-2			G3-1 2-3		23 BB 17 1B 5 1B BB	3	0	0	0	1	1	2
86 Drew Garcia, S (9, PR) OBP: 0.200, SLG: 0.400										0	1	0	0	0	0	0
12 A.J. Pierzynski, L (1, 2) OBP: 0.270, SLG: 0.281		G3-1			G4-3		G4-3 3-H		5 1B 23 BB 45 FC3-6 1-2 1B	3	0	0	1	0	0	0
17 Tyler Flowers, R (7, 2) OBP: 0.526, SLG: 0.889										1	1	1	0	0	0	0
23 Mark Teahen, L (1, 5) OBP: 0.543, SLG: 0.615		F7			K		G5-3		45 FC3-6 5 1B 1-2 2-3 BB	3	0	0	0	1	1	0
5 Lastings Milledge, R (1, 9) OBP: 0.423, SLG: 0.605			K		F9			18 FC2-5 45 BB BB	45 FC3-6 1-2 2-3 3-H 1B	3	0	1	1	1	1	0
45 Dallas McPherson, L (1, 3) OBP: 0.333, SLG: 0.281			18 1B BB			1 F8 18 WP 1B		18 FC2-5 1-2 BB	FC3-6 1-2f 2-3 3-H	2	0	1	1	2	0	2
18 Brent Lillibridge, R (1, 8) OBP: 0.263, SLG: 0.371			1 G3-6-3 1-3 1B			P4 1-2		FC2-5 1-2 2-3f	F7	4	0	1	0	0	0	5
(6, 7)																
Inning Stats	R: 0 E: 0 K: 0 S: 3 H: 0 LOB: 0 BB: 0 P: 3	R: 0 E: 0 K: 1 S: 5 H: 0 LOB: 0 BB: 0 P: 5	R: 0 E: 0 K: 1 S: 5 H: 1 LOB: 1 BB: 1 P: 9	R: 0 E: 0 K: 0 S: 3 H: 1 LOB: 0 BB: 0 P: 3	R: 0 E: 0 K: 1 S: 5 H: 0 LOB: 0 BB: 0 P: 5	R: 0 E: 0 K: 0 S: 4 H: 1 LOB: 1 BB: 0 P: 4	R: 1 E: 0 K: 0 S: 4 H: 1 LOB: 0 BB: 0 P: 4	R: 0 E: 0 K: 0 S: 3 H: 0 LOB: 2 BB: 2 P: 11	R: 2 E: 0 K: 1 S: 7 H: 2 LOB: 2 BB: 2 P: 15	1B: 5 2B: 1 3B: 0 HR: 0 SF: 0 SAC: 0 DP: 1 HBP: 0						

PITCHER		IP	WLS	BF	H	R	ER	SO	BB	IBB	HBP	BLK	WP	HR	S	P	ERA	WHIP
53 Trevor Cahill, R ERA: 5.29	(1, 1)	6.1	W	22	4	1	1	3	1	0	0	0	1	0	27	31	1.42	0.789
74 Guillermo Moscoso, R ERA: 6.75	(7, 1)	0.2	H	4	0	0	0	0	2	0	0	0	0	0	2	10	0.00	3.000
31 Brad Ziegler, R ERA: 1.17	(8, 1)	1.0	H	3	0	0	0	0	0	0	0	0	0	0	3	3	0.00	0.000
48 Michael Wuertz, R ERA: 9.0	(9, 1)	1.0		7	2	2	2	1	2	0	0	0	0	0	7	15	18.00	4.000

PITCHER	IP	WLS	BF	H	R	ER	SO	BB	IBB	HBP	BLK	WP	HR	S	P	ERA	WHIP

TOP

Chicago White Sox @ Oakland Athletics

Phoenix Municipal Stadium, Phoenix, AZ

Sat Mar 19 2011, 4:10 PM - 6:37 PM EDT

Att. 8,091 - Sunny - 77 F

livebaseballscorecards.com

AB	31
R	3
H	6
RBI	3
BB	5
SO	4
LOB	18

WP: 1 PA: 36
PB: 0
SB: 0
CS: 1

BOTTOM

Chicago White Sox @ Oakland Athletics

Phoenix Municipal Stadium, Phoenix, AZ

Sat Mar 19 2011, 4:10 PM - 6:37 PM EDT

Att. 8,091 - Sunny - 77 F

livebaseballscorecards.com

Batter	1	2	3	4	5	6	7	8	9	AB	R	H	RBI	BB	SO	LOB
15 Ryan Sweeney, L (1, 8) OBP: 0.563, SLG: 0.800 25 Matt Carson, R (8, 8) OBP: 0.282, SLG: 0.487	10 G4-6-3 1B		BBBSX 3-1 1-H HR		P6		P5			4 0	1 0	2 0	2 0	0 0	0 0	1 0
10 Daric Barton, L (1, 3) OBP: 0.387, SLG: 0.517 30 Steve Tolleson, R (9, 4) OBP: 0.353, SLG: 0.192	G4-6-3 1-2f		G3		F7			F7		4 0	0 0	0 0	0 0	0 0	0 0	1 0
16 Josh Willingham, R (1, 7) OBP: 0.318, SLG: 0.342 23 Michael Taylor, R (8, PR) OBP: 0.216, SLG: 0.389 (9, 7)	F9			F8		1B		28 1B 2B		4 0	0 1	2 0	0 0	0 0	0 0	0 0
55 Hideki Matsui, L (1, 10) OBP: 0.304, SLG: 0.237 71 Michael Choice, R (8, PR) OBP: 0.480, SLG: 0.400 (9, 10)		G3		28 1B 5 1B 1B		SSS 0-3 K		BBBB 4-0 28 1B 21 SF9 BB		3 0	1 1	1 0	0 0	1 0	1 0	1 0
28 Conor Jackson, R (1, 9) OBP: 0.205, SLG: 0.195 58 Jai Miller, R (8, PR) OBP: 0.500, SLG: 0.364 (9, 9)		F9		5 1B 1-2 1B		SSC 0-3 K		21 SF9 21 S 29 HR 1-3 2-H 1B		4 0	0 1	2 0	1 0	0 0	1 0	1 0
14 Mark Ellis, R (1, 4) OBP: 0.325, SLG: 0.250 21 Andy LaRoche, R (8, 5) OBP: 0.391, SLG: 0.615		SSS 0-3 K		F8		P3		SF9 1-3 3-H		3 0	0 0	0 0	0 1	0 0	1 0	3 0
5 Kevin Kouzmanoff, R (1, 5) OBP: 0.415, SLG: 0.528 67 Wes Timmons, R (8, 4) OBP: 0.386, SLG: 0.229 (9, 3)			G3	1-3 2-H 1B			G6-3	BBBB 4-0 29 HR BB		3 0	0 1	1 0	1 0	0 0	0 1	0 0
11 Landon Powell, S (1, 2) OBP: 0.290, SLG: 0.357 59 Jemile Weeks, S (7, PR) OBP: 0.480, SLG: 0.500 29 Josh Donaldson, R (8, 2) OBP: 0.333, SLG: 0.462			15 HR 1B	F8			BBBBB 4-0 BB	BBBSSX 3-2 1-H 3-H HR		2 0 1	1 0 1	1 0 1	0 0 3	1 0 0	0 0 0	2 0 0
36 Eric Sogard, L (1, 6) OBP: 0.185, SLG: 0.231			F8		F8		F9	F7		4	0	0	0	0	0	4
Inning Stats	R: 0 H: 1 E: 0 LOB: 0 K: 0 BB: 0 S: 3 P: 3	R: 0 H: 0 E: 0 LOB: 0 K: 1 BB: 0 S: 5 P: 5	R: 2 H: 2 E: 0 LOB: 0 K: 0 BB: 0 S: 6 P: 9	R: 1 H: 3 E: 0 LOB: 2 K: 0 BB: 0 S: 6 P: 6	R: 0 H: 0 E: 0 LOB: 0 K: 0 BB: 0 S: 3 P: 3	R: 0 H: 1 E: 0 LOB: 1 K: 2 BB: 0 S: 8 P: 8	R: 0 H: 0 E: 0 LOB: 1 K: 0 BB: 1 S: 3 P: 7	R: 5 H: 3 E: 0 LOB: 2 K: 0 BB: 2 S: 8 P: 19		1B: 7 SF: 1 2B: 1 SAC: 0 3B: 0 DP: 1 HR: 2 HBP: 0						

	AB	32
	R	8
	H	10
	RBI	8
	BB	3
	SO	3
	LOB	13

WP: 0 PA: 36
PB: 0
SB: 1
CS: 0

PITCHER		IP	WLS	BF	H	R	ER	SO	BB	IBB	HBP	BLK	WP	HR	S	P	ERA	WHIP
44 Jake Peavy, R ERA: 4.11	(1, 1)	5.2	L	23	7	3	3	3	0	0	0	0	0	1	30	33	4.76	1.235
46 Sergio Santos, R ERA:	(6, 1)	1.1		5	0	0	0	0	1	0	0	0	0	0	4	8	0.00	0.750
47 Gregory Infante, R ERA: 11.57	(8, 1)	1.0		8	3	5	5	0	2	0	0	0	0	1	8	19	45.00	5.000

PITCHER	IP	WLS	BF	H	R	ER	SO	BB	IBB	HBP	BLK	WP	HR	S	P	ERA	WHIP

Arizona Diamondbacks @ Oakland Athletics

Phoenix Municipal Stadium, Phoenix, AZ

Sun Mar 20 2011, 4:09 PM - 7:01 PM EDT

Att. 4,662 - Overcast - 73 F

TOP

livebaseballscorecards.com

Batter	1	2	3	4	5	6	7	8	9	AB	R	H	RBI	BB	SO	LOB
24 Chris Young, R (1, 8) OBP: 0.291, SLG: 0.588 8 Chris Owings, R (7, 6) OBP: 0.182, SLG: 0.150	FC8		FC8		FC8		FC8		46 2B 2B	4 1	0 1	0 1	0 0	0 0	0 0	0 0
2 Kelly Johnson, L (1, 4) (5, 6) OBP: 0.320, SLG: 0.362 36 P.J. Pilittere, R (7, 2)	10 1B 1B		F7		G3		K		46 2B BB	4 0	0 1	1 0	0 0	0 1	1 0	0 0
10 Justin Upton, R (1, 9) OBP: 0.321, SLG: 0.529 46 David Winfree, R (5, 9) OBP: 0.455, SLG: 0.600	1-2 1B		1B		G5-3		G1-4-3		16 3B 2B 1-H 2-H	3 2	0 1	2 1	0 2	0 0	0 0	0 0
6 Stephen Drew, L (1, 6) OBP: 0.318, SLG: 0.462 16 David Nick, R (5, 4) OBP: 0.500, SLG: 1.250	K		F9			16 2B 2B		F7	3B 2-H	2 3	0 1	0 2	0 1	0 0	1 0	3 0
22 Xavier Nady, R (1, 3) OBP: 0.213, SLG: 0.304 46 Ryan Wheeler, L (7, 5) OBP: 1.000, SLG: 2.500	F9			G6-3		P6		16 1B 1B	HBP	3 1	0 0	0 1	0 0	0 0	0 0	3 0
4 Melvin Mora, R (1, 5) OBP: 0.300, SLG: 0.222 46 Juan Miranda, L (7, 3) OBP: 0.429, SLG: 0.564		16 FC3-6 1B		16 1B 1B		FC8		F9	P6	3 2	0 0	2 0	0 0	0 0	0 0	1 3
16 Wily Mo Peña, R (1, 10) OBP: 0.357, SLG: 0.585		FC3-6 1-2f		1-2 1B		12 1B 2-H 2B		1-3 1B	G6-3	5	0	3	1	0	0	3
12 Henry Blanco, R (1, 2) OBP: 0.267, SLG: 0.433 9 Collin Cowgill, R (7, 7) OBP: 0.167, SLG: 0.361		P4		F9		2-3 1B		F9		3 1	0 0	1 0	0 0	0 0	0 0	3 2
31 AJ Pollock, R (1, 7) (7, 8) OBP: 0.353, SLG: 0.485		F9		K		F7			K	4	0	0	0	0	2	5
Inning Stats	R: 0 H: 2 E: 0 LOB: 2 K: 1 BB: 0 S: 7 P: 7	R: 0 H: 1 E: 0 LOB: 1 K: 0 BB: 0 S: 4 P: 4	R: 0 H: 1 E: 0 LOB: 1 K: 0 BB: 0 S: 4 P: 4	R: 0 H: 2 E: 0 LOB: 2 K: 1 BB: 0 S: 7 P: 7	R: 0 H: 0 E: 0 LOB: 0 K: 0 BB: 0 S: 3 P: 3	R: 1 H: 3 E: 0 LOB: 2 K: 0 BB: 0 S: 6 P: 6	R: 0 H: 0 E: 0 LOB: 0 K: 1 BB: 0 S: 5 P: 5	R: 0 H: 2 E: 0 LOB: 2 K: 0 BB: 0 S: 5 P: 5	R: 3 H: 3 E: 0 LOB: 2 K: 1 BB: 1 S: 8 P: 13	1B: 9 SF: 0 2B: 4 SAC: 0 3B: 1 DP: 0 HR: 0 HBP: 1						

	AB	41
	R	4
	H	14
	RBI	4
	BB	1
	SO	4
	LOB	23

PITCHER		IP	WLS	BF	H	R	ER	SO	BB	IBB	HBP	BLK	WP	HR	S	P	ERA	WHIP
51 Dallas Braden, L ERA: 7.02	(1, 1)	6.0		27	9	1	1	2	0	0	0	0	0	0	31	31	1.50	1.500
13 Jerry Blevins, L ERA: 10.0	(7, 1)	1.0	H	3	0	0	0	1	0	0	0	0	0	0	5	5	0.00	0.000
50 Grant Balfour, R ERA: 10.29	(8, 1)	1.0	H	5	2	0	0	0	0	0	0	0	0	0	5	5	0.00	2.000
57 Brian Fuentes, L ERA: 4.5	(9, 1)	0.1	L	6	3	3	3	1	1	0	1	0	0	0	6	11	81.00	12.000
68 Joe Bateman, R ERA: 5.4	(9, 1)	0.2		2	0	0	0	0	0	0	0	0	0	0	2	2	0.00	0.000

PITCHER	IP	WLS	BF	H	R	ER	SO	BB	IBB	HBP	BLK	WP	HR	S	P	ERA	WHIP

BOTTOM

Batter	1	2	3	4	5	6	7	8	9	AB	R	H	RBI	BB	SO	LOB
36 Eric Sogard, L (1, 6) (9, 4) OBP: 0.250, SLG: 0.355	0-0 5 16 BB 1B 1B		0-0 G4-3		0-0 8 1B 3B		0-0 G1-3		0-0 19 FC4-6 1B	5	2	3	0	0	0	0
8 Kurt Suzuki, R (1, 2) OBP: 0.405, SLG: 0.563 19 Anthony Recker, R (8, 2) OBP: 0.300, SLG: 0.474	0-0 L6		BBBB 4-0 BB		0-0 3-H 1B		SSS 0-3 K		0-0 1-2f FC4-6	3	0	1	1	1	1	1
										1	0	0	0	0	0	1
16 Josh Willingham, R (1, 7) OBP: 0.313, SLG: 0.317 54 Shane Peterson, L (8, 7)	BBBB 4-0 5 1B 1-2 BB		CCC 0-3 K		0-0 F9		CCC 0-3 K			3	0	0	0	1	2	2
										0	0	0	0	0	0	0
55 Hideki Matsui, L (1, 10) OBP: 0.280, SLG: 0.214	0-0 F6		0-0 L8		0-0 G4-3			0-0 F8		4	0	0	0	0	0	4
5 Kevin Kouzmanoff, R (1, 5) OBP: 0.422, SLG: 0.550 Dusty Coleman, R (8, PR) (9, 6) OBP: 1.000, SLG: 2.000	0-0 1-2 2-H 1B			0-0 E4		SSS 0-3 K		0-0 2B		4	0	2	1	0	1	0
										0	0	0	0	0	0	0
28 Conor Jackson, R (1, 3) OBP: 0.208, SLG: 0.200 83 Anthony Aliotti, L (9, 3) OBP: 0.333, SLG: 0.333	0-0 F8			0-0 P6		0-0 S 1B		0-0 G6-3		4	0	1	0	0	0	4
										0	0	0	0	0	0	0
Michael Taylor, R (1, 9) OBP: 0.195, SLG: 0.350		CCC 0-3 K		CCC 0-3 K		BCCC 1-3 1-2 K		0-0 G6-3		4	0	0	0	0	3	3
67 Wes Timmons, R (1, 4) (9, 5) OBP: 0.396, SLG: 0.216		H 1-0 71 FC6-4-3 HBP		0-0 P5		BBBB 4-0 BB			CCC 0-3 K	2	0	0	0	1	1	1
71 Michael Choice, R (1, 8) OBP: 0.414, SLG: 0.333		X 0-0 1-2 FC6-4-3			SSS 0-3 FC	SSS 0-3 FC			SSS 0-3 FC	4	0	0	0	0	0	3
Inning Stats	R: 1 E: 0 K: 0 S: 5 H: 2 LOB: 2 BB: 1 P: 9	R: 0 E: 0 K: 1 S: 4 H: 0 LOB: 0 BB: 0 P: 5	R: 0 E: 0 K: 1 S: 5 H: 0 LOB: 1 BB: 1 P: 9	R: 0 E: 1 K: 1 S: 6 H: 0 LOB: 1 BB: 0 P: 6	R: 1 E: 0 K: 0 S: 7 H: 2 LOB: 1 BB: 0 P: 7	R: 0 E: 0 K: 2 S: 10 H: 1 LOB: 2 BB: 1 P: 15	R: 0 E: 0 K: 2 S: 7 H: 0 LOB: 0 BB: 0 P: 7	R: 0 E: 0 K: 0 S: 4 H: 1 LOB: 1 BB: 0 P: 4	R: 0 E: 0 K: 1 S: 8 H: 1 LOB: 1 BB: 0 P: 8	1B: 5 2B: 1 3B: 1 HR: 0 SF: 0 SAC: 0 DP: 1 HBP: 1							

PITCHER	IP	WLS	BF	H	R	ER	SO	BB	IBB	HBP	BLK	WP	HR	S	P	ERA	WHIP
54 Barry Enright, R (1, 1) ERA: 2.65	5.0		22	4	2	2	4	2	0	1	0	0	0	27	36	3.60	1.200
15 Micah Owings, R (6, 1) ERA: 7.36	1.0		5	1	0	0	3	1	0	0	0	0	0	10	15	0.00	2.000
31 Tyler Skaggs, L (7, 1) ERA:	3.0	W	11	2	0	0	4	0	0	0	0	0	0	19	19	0.00	0.667

PITCHER	IP	WLS	BF	H	R	ER	SO	BB	IBB	HBP	BLK	WP	HR	S	P	ERA	WHIP

Arizona Diamondbacks @ Oakland Athletics

Phoenix Municipal Stadium, Phoenix, AZ

Sun Mar 20 2011, 4:09 PM - 7:01 PM EDT

Att. 4,662 - Overcast - 73 F

livebaseballscorecards.com

AB	34
R	2
H	7
RBI	2
BB	3
SO	8
LOB	19

WP: 0 PB: 0 SB: 1 CS: 0 PA: 38

Batter	1	2	3	4	5	6	7	8	9	AB	R	H	RBI	BB	SO	LOB
2 Cliff Pennington, S (1, 6) OBP: 0.222, SLG: 0.320 52 Grant Green, R (8, 6) OBP: 0.286, SLG: 0.211	10 G4-6-3 1B	SF9 2-3 3-H		K			K		K	3 1	0 0	1 0	1 0	0 0	2 1	1 0
14 Mark Ellis, R (1, 4) OBP: 0.295, SLG: 0.225 59 Jemile Weeks, S (8, 4) OBP: 0.500, SLG: 0.565	F9	K			G6-3		G6-3		73 G4-3 2B	4 1	0 0	0 1	0 0	0 0	1 0	4 0
10 Daric Barton, L (1, 3) OBP: 0.371, SLG: 0.485 73 Josh Horton, L (8, PR) OBP: 0.182, SLG: 0.100 (8, 5)	G4-6-3 1-2f	K			K			12 1B 22 3B 1B	G4-3 2-3	4 1	0 1	1 0	0 0	0 0	2 0	3 1
12 David DeJesus, L (1, 9) OBP: 0.263, SLG: 0.286 58 Jai Miller, R (8, PR) OBP: 0.486, SLG: 0.348 (8, 9)	15 FC1 15 E 22 BB BB	G1-3	F7			22 3B 1B 1-2	K	3	3 1	1 1	1 0	0 0	1 1	0 1	0 1
22 Chris Carter, R (1, 7) OBP: 0.426, SLG: 0.500	15 E 15 E BB 1-2	K			K		21 FC1-5 3B 1-H 2-H		3	1	1	2	1	2	0
15 Ryan Sweeney, L (1, 10) OBP: 0.526, SLG: 0.722 11 Landon Powell, S (8, PH) OBP: 0.313, SLG: 0.357 (8, 10)	FC1 21 1B 1-H 2-H	21 FC6-4 1B			G6-3		29 G4-3 21 FC1-5 BB		3 0	1 0	1 0	0 0	0 1	0 0	0 0
21 Andy LaRoche, R (1, 5) OBP: 0.380, SLG: 0.581 (8, 3)	25 1B 2 SF9 29 1B 1B 2-H	FC6-4 1-2f			F8		FC1-5 29 G4-3 1-2 3-H		4	1	1	1	0	0	3
29 Josh Donaldson, R (1, 2) OBP: 0.323, SLG: 0.433	2 SF9 25 1B 1B 1-2	G5-3			G4-3 1-2 2-3		G4-3		4	0	1	0	0	0	2
25 Matt Carson, R (1, 8) OBP: 0.302, SLG: 0.488	1-2 2-3 1B	L3			P3		1B		4	0	2	0	0	0	3
Inning Stats	R: 0 E: 0 K: 0 S: 3 H: 1 LOB: 0 BB: 0 P: 3	R: 4 E: 1 K: 2 S: 11 H: 3 LOB: 2 BB: 2 P: 19	R: 0 E: 0 K: 1 S: 6 H: 1 LOB: 1 BB: 0 P: 6	R: 0 E: 0 K: 1 S: 5 H: 0 LOB: 0 BB: 0 P: 5	R: 0 E: 0 K: 1 S: 5 H: 0 LOB: 0 BB: 0 P: 5	R: 0 E: 0 K: 1 S: 5 H: 0 LOB: 0 BB: 0 P: 5	R: 0 E: 0 K: 1 S: 6 H: 1 LOB: 1 BB: 0 P: 6	R: 2 E: 0 K: 0 S: 6 H: 3 LOB: 3 BB: 1 P: 10	R: 0 E: 0 K: 2 S: 8 H: 1 LOB: 1 BB: 0 P: 8	1B: 8 2B: 1 3B: 1 HR: 0 SF: 1 SAC: 0 DP: 1 HBP: 0						

TOP

Oakland Athletics @ San Francisco Giants

Scottsdale Stadium, Scottsdale, AZ

Sun Mar 20 2011, 4:07 PM - 6:31 PM EDT

Att. 11,616 - Cloudy - 69 F

livebaseballscorecards.com

AB	36
R	6
H	10
RBI	4
BB	3
SO	9
LOB	18

WP: 0 PB: 0 SB: 0 CS: 0 PA: 40

PITCHER		IP	WLS	BF	H	R	ER	SO	BB	IBB	HBP	BLK	WP	HR	S	P	ERA	WHIP
40 Madison Bumgarner, L ERA: 4.76	(1, 1)	2.0	L	12	4	4	3	2	2	0	0	0	0	0	14	22	13.50	3.000
45 Dan Runzler, L ERA: 2.77	(3, 1)	3.0		10	1	0	0	3	0	0	0	0	0	0	16	16	0.00	0.333
59 Guillermo Mota, R ERA: 4.09	(6, 1)	2.0		7	1	0	0	2	0	0	0	0	0	0	11	11	0.00	0.500
49 Javier López, L ERA: 9.0	(8, 1)	1.0		7	3	2	2	0	1	0	0	0	0	0	6	10	18.00	4.000
54 Sergio Romo, R ERA: 1.17	(9, 1)	0.1		2	1	0	0	1	0	0	0	0	0	0	4	4	0.00	3.000

PITCHER		IP	WLS	BF	H	R	ER	SO	BB	IBB	HBP	BLK	WP	HR	S	P	ERA	WHIP
41 Jeremy Affeldt, L ERA: 1.08	(9, 1)	0.2		2	0	0	0	1	0	0	0	0	0	0	4	4	0.00	0.000

BOTTOM

Oakland Athletics @ San Francisco Giants

Scottsdale Stadium, Scottsdale, AZ

Sun Mar 20 2011, 4:07 PM - 6:31 PM EDT

Att. 11,616 - Cloudy - 69 F

livebaseballscorecards.com

Batter	1	2	3	4	5	6	7	8	9	AB	R	H	RBI	BB	SO	LOB
56 Andres Torres, S (1, 8) OBP: 0.354, SLG: 0.512 84 Charlie Culberson, R (9, 4) OBP: 0.200, SLG: 0.154	F7		P5			F9		BBBB 4-0 21 G5-3 17 HR 1-2 2-3 BB		3 1 0 0 1 0 0 0 0 0 0 0 0 0						
21 Freddy Sanchez, R (1, 4) OBP: 0.289, SLG: 0.465 85 Tyler Graham, R (9, 7)	F9			G5-3		F9		G5-3 1-2 2-3 3-H		4 0 0 1 0 0 2 0 0 0 0 0 0 0						
17 Aubrey Huff, L (1, 7) OBP: 0.367, SLG: 0.745 54 Sergio Romo, R (9, 1) 41 Jeremy Affeldt, L (9, 1)	K			28 1B 1B		G3-1		BBSSX 2-2 2-H 3-H HR		4 1 2 3 0 1 0 0 0 0 0 0 0 0 0 0 0 0 0 0 0						
28 Buster Posey, R (1, 2) OBP: 0.477, SLG: 0.730		G5-3		1-2 1B			G4-3	F9		4 0 1 0 0 0 0						
13 Cody Ross, R (1, 9) OBP: 0.375, SLG: 0.605		1B		K			K		G5-3	4 0 1 0 0 2 2						
10 Miguel Tejada, R (1, 6) OBP: 0.277, SLG: 0.273 53 Brandon Crawford, L (8, 6) OBP: 0.412, SLG: 0.167	F8		F9				L6		G4-3	3 0 0 0 0 0 3 1 0 0 0 0 0 0						
9 Brandon Belt, L (1, 3) OBP: 0.321, SLG: 0.481	F9			G4-3				56 BB 29 1B 21 G5-3 1B	G3	4 1 1 0 0 0 1						
29 Ryan Rohlinger, R (1, 5) OBP: 0.360, SLG: 0.458		P4		K				21 G5-3 56 BB 17 HR 1-2 1B		3 1 1 0 0 1 0						
40 Madison Bumgarner, R (1, 1) OBP: 0.333, SLG: 0.333 45 Dan Runzler, L (3, 1) Roger Kieschnick, L (5, PH) 59 Guillermo Mota, R (6, 1) 49 Javier López, L (8, 1) 34 Darren Ford, R (8, PH) OBP: 0.261, SLG: 0.333 (9, 8)		K		G4-3				K		0 0 0 0 0 0 0 1 0 0 0 0 1 0 1 0 0 0 0 0 0 0 0 0 0 0 0 0 0 0 0 0 0 0 0 1 0 0 0 0 1 2						
Inning Stats	R: 0 E: 0 K: 1 S: 5 H: 0 LOB: 0 BB: 0 P: 5	R: 0 E: 0 K: 0 S: 4 H: 1 LOB: 1 BB: 0 P: 4	R: 0 E: 0 K: 1 S: 5 H: 0 LOB: 0 BB: 0 P: 5	R: 0 E: 0 K: 1 S: 7 H: 2 LOB: 2 BB: 0 P: 7	R: 0 E: 0 K: 1 S: 5 H: 0 LOB: 0 BB: 0 P: 5	R: 0 E: 0 K: 0 S: 3 H: 0 LOB: 0 BB: 0 P: 3	R: 0 E: 0 K: 1 S: 5 H: 0 LOB: 0 BB: 0 P: 5	R: 4 E: 0 K: 1 S: 10 H: 3 LOB: 0 BB: 1 P: 16	R: 0 E: 0 K: 0 S: 3 H: 0 LOB: 0 BB: 0 P: 3	1B: 5 2B: 0 3B: 0 HR: 1 SF: 0 SAC: 0 DP: 0 HBP: 0							

	AB	33
	R	4
	H	6
	RBI	4
	BB	1
	SO	6
	LOB	10

WP: 0 PB: 0 SB: 0 CS: 0 PA: 34

PITCHER		IP	WLS	BF	H	R	ER	SO	BB	IBB	HBP	BLK	WP	HR	S	P	ERA	WHIP
32 Brandon McCarthy, R ERA: 3.05	(1, 1)	7.0	W	26	5	2	2	5	0	0	0	0	0	0	36	36	2.57	0.714
75 Fernando Cabrera, R ERA: 4.32	(8, 1)	1.0		5	1	2	2	1	1	0	0	0	0	1	8	14	18.00	2.000
Trystan Magnuson, R ERA: 6.14	(9, 1)	1.0	S	3	0	0	0	0	0	0	0	0	0	0	3	3	0.00	0.000

PITCHER		IP	WLS	BF	H	R	ER	SO	BB	IBB	HBP	BLK	WP	HR	S	P	ERA	WHIP

Batter	1	2	3	4	5	6	7	8	9	AB	R	H	RBI	BB	SO	LOB
Inning Stats										1B: 0 2B: 0 3B: 0 HR: 0		SF: 0 SAC: 0 DP: 0 HBP: 0			WP: 0 PB: 0 SB: 0 CS: 0		PA: 0

Oakland Athletics @ Los Angeles Dodgers

Camelback Ranch, Glendale, AZ

Mon Mar 21 2011, 4:05 PM EDT

livebaseballscorecards.com

TOP

AB	0
R	0
H	0
RBI	0
BB	0
SO	0
LOB	0

PITCHER	IP	WLS	BF	H	R	ER	SO	BB	IBB	HBP	BLK	WP	HR	S	P	ERA	WHIP

PITCHER	IP	WLS	BF	H	R	ER	SO	BB	IBB	HBP	BLK	WP	HR	S	P	ERA	WHIP

Batter	1	2	3	4	5	6	7	8	9	AB	R	H	RBI	BB	SO	LOB
Inning Stats										1B: 0 2B: 0 3B: 0 HR: 0		SF: 0 SAC: 0 DP: 0 HBP: 0					

BOTTOM

Oakland Athletics @ Los Angeles Dodgers

Camelback Ranch, Glendale, AZ

Mon Mar 21 2011, 4:05 PM EDT

livebaseballscorecards.com

AB	**0**
R	**0**
H	**0**
RBI	**0**
BB	**0**
SO	**0**
LOB	**0**

WP: 0 PA: 0
PB: 0
SB: 0
CS: 0

PITCHER	IP	WLS	BF	H	R	ER	SO	BB	IBB	HBP	BLK	WP	HR	S	P	ERA	WHIP

PITCHER	IP	WLS	BF	H	R	ER	SO	BB	IBB	HBP	BLK	WP	HR	S	P	ERA	WHIP

Oakland Athletics @ Cincinnati Reds

Goodyear Ballpark, Goodyear, AZ

Tue Mar 22 2011, 4:06 PM - 7:08 PM EDT

Att. 3,540 - Sunny - 59 F

TOP

livebaseballscorecards.com

Batter	1	2	3	4	5	6	7	8	9	AB	R	H	RBI	BB	SO	LOB
4 Coco Crisp, S (1, 8) OBP: 0.467, SLG: 0.833	x 0-0 ① G6-3		B B S x 2-1 HR	B B B B 4-0 10 S 10 2B BB	x 0-0 12 BB 2-3 1B		B B B B 4-0 BB		x 0-0 ② ③ G1-6-3 1-2f	3	2	2	1	1	0	0
25 Matt Carson, R (5, 8) OBP: 0.311, SLG: 0.477										1	0	0	0	1	0	1
10 Daric Barton, L (1, 3) OBP: 0.395, SLG: 0.611	B B B S x 3-1 HR		x 0-0 ① F9	S x 0-1 12 1B 16 1B 1-H 2B	C C C 0-3 ② K		x 0-0 ③ F9			3	2	2	2	0	0	0
28 Conor Jackson, R (4, 3) OBP: 0.200, SLG: 0.191										2	0	0	0	0	1	3
12 David DeJesus, L (1, 9) OBP: 0.310, SLG: 0.297	x 0-0 ② G1		B B B B 4-0 16 1B 8 2B BB	x 0-0 15 G4-6-3 16 1B 2-3 1B	B B B B 4-0 1-2 BB			x 0-0 ① L5		2	1	1	0	2	0	0
36 Eric Sogard, L (6, 4) OBP: 0.242, SLG: 0.344										1	0	0	0	0	0	0
16 Josh Willingham, R (1, 7) OBP: 0.327, SLG: 0.333	x 0-0 ③ F9		x 0-0 15 BB 8 2B 1-3 1B	x 0-0 15 G4-6-3 1-2 3-H 1B	S S S 0-3 ③ K			x 0-0 ② L5		4	1	2	1	0	1	3
22 Chris Carter, R (7, 7) OBP: 0.418, SLG: 0.488										1	0	0	0	0	0	0
15 Ryan Sweeney, L (1, 10) OBP: 0.522, SLG: 0.667		x 0-0 14 BB 8 BB 5 G6-4-3 1B	B B B B 4-0 8 2B 14 2B 1-2 BB	x 0-0 ① ② G4-6-3 1-2f 2-3		x 0-0 ① G3		B B B B 4-0 BB		3	2	1	0	1	0	2
29 Josh Donaldson, R (8, PH) OBP: 0.344, SLG: 0.433										0	0	0	0	1	0	0
(8, 10)																
8 Kurt Suzuki, R (1, 2) OBP: 0.439, SLG: 0.588		B B B B 4-0 5 G6-4-3 14 BB 1-2 BB	x 0-0 14 2B 1-3 2-H 3-H 2B	B B B 4-0 BB		x 0-0 ② G5-3		S S S 0-3 ③ K		2	1	1	2	2	0	0
11 Landon Powell, S (7, 2) OBP: 0.303, SLG: 0.345										1	0	0	0	0	1	1
14 Mark Ellis, R (1, 4) OBP: 0.313, SLG: 0.256		B B B B 4-0 5 G6-4-3 1-2 2-3 BB	x 0-0 2-H 3-H 2B	x 0-0 ③ P4		x 0-0 ③ G6-3			B B B B 4-0 21 S 21 1B BB	3	0	1	2	1	0	2
39 Jermaine Mitchell, L (6, 9) OBP: 0.000, SLG: 0.000										0	1	0	0	1	0	0
5 Kevin Kouzmanoff, R (1, 5) OBP: 0.408, SLG: 0.523		x 0-0 ① ② G6-4-3 1-2f 2-3 3-H	S S S 0-3 ② K		x 0-0 4 1B 2 S 1B		C C C 0-3 ① K		S x 0-1 25 G1-6-3 1-H 1B	4	0	1	0	0	2	3
21 Andy LaRoche, R (7, 6) OBP: 0.392, SLG: 0.591										1	0	1	1	0	0	0
2 Cliff Pennington, S (1, 6) OBP: 0.194, SLG: 0.276		S S S 0-3 ③ K	x 0-0 ③ G3-1		S S S 0-3 ① 1-2 K		S S S 0-3 ② K		x 0-0 ① L4	4	0	0	0	0	3	3
67 Wes Timmons, R (7, 4) OBP: 0.388, SLG: 0.211										1	0	0	0	0	0	1

	AB	R	H	RBI	BB	SO	LOB
	36	10	12	9	10	8	19

Inning Stats	1	2	3	4	5	6	7	8	9
R	1	1	5	2	0	0	0	0	1
E	0	0	0	0	0	0	0	0	0
K	0	1	1	0	3	0	2	1	0
S	5	5	10	6	11	3	7	5	4
H	1	1	4	3	2	0	0	0	1
LOB	0	1	2	2	3	0	1	1	0
BB	0	2	2	2	1	0	1	1	1
P	8	13	20	14	15	3	11	9	8

1B	7
2B	3
3B	0
HR	2
SF	0
SAC	0
DP	3
HBP	0

WP	0
PB	0
SB	3
CS	0
PA	46

PITCHER		IP	WLS	BF	H	R	ER	SO	BB	IBB	HBP	BLK	WP	HR	S	P	ERA	WHIP
44 Mike Leake, R ERA: 9.39	(1, 1)	2.1	L	16	6	7	7	1	4	0	0	0	0	2	16	37	27.00	4.286
89 Nick Christiani, R ERA: 6.75	(3, 1)	1.2		9	3	2	2	1	2	0	0	0	0	0	10	18	10.80	3.000
48 Francisco Cordero, R ERA: 1.29	(5, 1)	1.0		6	2	0	0	3	1	0	0	0	0	0	11	15	0.00	3.000
40 Nick Masset, R ERA: 3.68	(6, 1)	1.0		3	0	0	0	0	0	0	0	0	0	0	3	3	0.00	0.000
54 Aroldis Chapman, L ERA: 1.64	(7, 1)	1.0		4	0	0	0	2	1	0	0	0	0	0	7	11	0.00	1.000
87 Joseph Krebs, L ERA:	(8, 1)	1.0		4	0	0	0	1	1	0	0	0	0	0	5	9	0.00	1.000
86 Scott Gaffney, R ERA: 9.0	(9, 1)	1.0		4	1	1	1	0	1	0	0	0	0	0	4	8	9.00	2.000

Oakland Athletics @ Cincinnati Reds

Goodyear Ballpark, Goodyear, AZ

Tue Mar 22 2011, 4:06 PM - 7:08 PM EDT

Att. 3,540 - Sunny - 59 F

livebaseballscorecards.com

BOTTOM

Batter	1	2	3	4	5	6	7	8	9	AB	R	H	RBI	BB	SO	LOB
6 Drew Stubbs, R (1, 8) OBP: 0.267, SLG: 0.310	K		K		K		E3 1-3 2-H 1B		K	5	0	1	0	0	4	3
4 Brandon Phillips, R (1, 4) OBP: 0.351, SLG: 0.394	F7		19 BLK 19 HR 2-H 1B		G6-3		SF9 3-H		F8	3	1	1	1	0	0	0
3 Chris Valaika, R (6, 4) OBP: 0.415, SLG: 0.472										1	0	0	1	0	0	2
19 Joey Votto, L (1, 3) OBP: 0.405, SLG: 0.622	F9		1-H HR			27 F7 2B	F8		1-H 2-H 27 DI 1B	5	1	3	4	0	0	1
27 Scott Rolen, R (1, 5) OBP: 0.216, SLG: 0.314		P3	G6-3			F7 2-3		F8	1-2	5	0	0	0	0	1	2
31 Jonny Gomes, R (1, 7) OBP: 0.220, SLG: 0.395		F9		HR		G1-3		32 G4-3 BB		3	1	1	1	1	0	1
32 Jay Bruce, L (1, 9) OBP: 0.350, SLG: 0.513		2B		K		G6-3		G4-3 1-2		4	0	1	0	0	1	2
29 Ryan Hanigan, R (1, 2) OBP: 0.361, SLG: 0.419		G6-3		F9			F8	P4		4	0	0	0	0	0	2
7 Paul Janish, R (1, 6) OBP: 0.289, SLG: 0.297			89 SH1-4 4 1B 1B	G5-3			6 1B 77 1B 6 E 1B		E5 26 1B 19 1B	4	3	2	0	0	0	0
44 Mike Leake, R (1, 1) 89 Nick Christiani, R (3, 1) 48 Francisco Cordero, R (8, 1) 28 Chris Heisey, R (5, PH) OBP: 0.375, SLG: 0.500 40 Nick Masset, R (8, 1) 54 Aroldis Chapman, L (7, 1) 77 Dave Sappelt, R (7, PH) OBP: 0.000, SLG: 0.000 87 Joseph Krebs, L (8, 1) 86 Scott Gaffney, R (8, 1) 26 Jeremy Hermida, L (9, PH) OBP: 0.429, SLG: 0.750			SH1-4 1-2		G5-3		6 E 3 SF9 1-2 1B		19 1B 19 1B 1-2 1B							

Inning Stats	1	2	3	4	5	6	7	8	9
	R: 0 E: 0 K: 1 S: 5	H: 0 LOB: 0 BB: 0 P: 5	R: 0 E: 0 K: 0 S: 4	H: 1 LOB: 1 BB: 0 P: 4	R: 3 E: 0 K: 1 S: 9	H: 3 LOB: 0 BB: 0 P: 9	R: 1 E: 0 K: 1 S: 7	H: 1 LOB: 0 BB: 0 P: 7	R: 0 E: 0 K: 1 S: 5	H: 0 LOB: 0 BB: 0 P: 5	R: 0 E: 0 K: 0 S: 4	H: 1 LOB: 1 BB: 0 P: 4	R: 2 E: 1 K: 0 S: 6	H: 3 LOB: 1 BB: 0 P: 6	R: 0 E: 0 K: 0 S: 3	H: 0 LOB: 1 BB: 1 P: 7	R: 2 E: 1 K: 2 S: 10	H: 2 LOB: 1 BB: 0 P: 10

1B: 7	SF: 1	WP: 0
2B: 2	SAC: 1	PB: 0
3B: 0	DP: 0	SB: 0
HR: 2	HBP: 0	CS: 0

PA: 40

	AB	37
	R	8
	H	11
	RBI	7
	BB	1
	SO	6
	LOB	13

PITCHER		IP	WLS	BF	H	R	ER	SO	BB	IBB	HBP	BLK	WP	HR	S	P	ERA	WHIP
49 Brett Anderson, L ERA: 4.95	(1, 1)	6.0	W	24	6	4	4	4	0	0	0	1	0	2	34	34	6.00	1.000
56 Craig Breslow, L ERA: 9.0	(7, 1)	1.0		6	3	2	1	0	0	0	0	0	0	0	6	6	9.00	3.000
13 Jerry Blevins, L ERA: 9.0	(8, 1)	1.0	H	4	0	0	0	0	1	0	0	0	0	0	3	7	0.00	1.000
48 Michael Wuertz, R ERA: 6.0	(9, 1)	1.0		6	2	2	0	2	0	0	0	0	0	0	10	10	0.00	2.000

PITCHER	IP	WLS	BF	H	R	ER	SO	BB	IBB	HBP	BLK	WP	HR	S	P	ERA	WHIP

Oakland Athletics @ Chicago Cubs

Hohokam Park, Mesa, AZ

Wed Mar 23 2011, 4:08 PM - 6:17 PM EDT

Att. 9,061 - Sunny - 67 F

TOP

livebaseballscorecards.com

Batter	1	2	3	4	5	6	7	8	9	AB	R	H	RBI	BB	SO	LOB
4 Coco Crisp, S (1, 8) OBP: 0.449, SLG: 0.783	16 2B 1B		K			G4-3		CS 1-2	G4-3	4	1	1	0	0	1	0
15 Ryan Sweeney, L (1, 9) OBP: 0.481, SLG: 0.600	K		1B			F9			G4-3	4	0	1	0	0	1	1
16 Josh Willingham, R (1, 7) OBP: 0.321, SLG: 0.347	55 G3-1 1-H 2B		L9			P6			G5-3	4	0	1	1	0	0	1
55 Hideki Matsui, L (1, 10) OBP: 0.264, SLG: 0.200	G3-1 2-3			F8			L7			3	0	0	0	0	0	1
8 Kurt Suzuki, R (1, 2) 29 Josh Donaldson, R (7, 2) OBP: 0.344, SLG: 0.433	K			G5-3			F9			3 0	0 0	0 0	0 0	0 0	1 0	1 0
14 Mark Ellis, R (1, 4) 67 Wes Timmons, R (8, 4) OBP: 0.388, SLG: 0.211		G4-3		F8			F8			3 0	0 0	0 0	0 0	0 0	0 0	0 0
28 Conor Jackson, R (1, 3) 83 Anthony Aliotti, L (8, 3) OBP: 0.189, SLG: 0.180 OBP: 0.333, SLG: 0.333		G5-3			F7			K		3 0	0 0	0 0	0 0	0 0	1 0	0 0
2 Cliff Pennington, S (1, 6) 39 Jermaine Mitchell, L (8, PR) 21 Andy LaRoche, R (8, 5) OBP: 0.206, SLG: 0.281 OBP: 0.392, SLG: 0.591		L3			L8			4 CS 1B		3 0 0	0 0 0	1 0 0	0 0 0	0 0 0	0 0 0	0 0 0
36 Eric Sogard, L (1, 5) (8, 6) OBP: 0.222, SLG: 0.314			F7		G4-3			F7		3	0	0	0	0	0	1

Inning Stats	R: 1 E: 0 K: 2 S: 9	H: 2 LOB: 1 BB: 0 P: 9	R: 0 E: 0 K: 0 S: 3	H: 0 LOB: 0 BB: 0 P: 3	R: 0 E: 0 K: 1 S: 6	H: 1 LOB: 1 BB: 0 P: 6	R: 0 E: 0 K: 0 S: 3	H: 0 LOB: 0 BB: 0 P: 3	R: 0 E: 0 K: 0 S: 3	H: 0 LOB: 0 BB: 0 P: 3	R: 0 E: 0 K: 0 S: 3	H: 0 LOB: 0 BB: 0 P: 3	R: 0 E: 0 K: 1 S: 6	H: 1 LOB: 1 BB: 0 P: 6	R: 0 E: 0 K: 0 S: 3	H: 0 LOB: 0 BB: 0 P: 3	1B: 3 2B: 1 3B: 0 HR: 0	SF: 0 SAC: 0 DP: 0 HBP: 0	WP: 0 PB: 0 SB: 0 CS: 1	PA: 31
---	---	---	---	---	---	---	---	---	---	---	---	---	---	---	---	---	---	---	---	---

	AB	30
	R	1
	H	4
	RBI	1
	BB	0
	SO	4
	LOB	5

PITCHER		IP	WLS	BF	H	R	ER	SO	BB	IBB	HBP	BLK	WP	HR	S	P	ERA	WHIP
52 Carlos Silva, R ERA: 10.9	(1, 1)	6.0	W	21	3	1	1	3	0	0	0	0	0	0	27	27	1.50	0.500
27 Casey Coleman, R ERA: 5.63	(7, 1)	1.0	H	3	0	0	0	0	0	0	0	0	0	0	3	3	0.00	0.000
62 Marcos Mateo, R ERA: 1.5	(8, 1)	1.0	H	3	1	0	0	1	0	0	0	0	0	0	6	6	0.00	1.000
34 Kerry Wood, R ERA: 3.86	(9, 1)	1.0	S	3	0	0	0	0	0	0	0	0	0	0	3	3	0.00	0.000

PITCHER	IP	WLS	BF	H	R	ER	SO	BB	IBB	HBP	BLK	WP	HR	S	P	ERA	WHIP

Oakland Athletics @ Chicago Cubs

Hohokam Park, Mesa, AZ

Wed Mar 23 2011, 4:08 PM - 6:17 PM EDT

Att. 9,061 - Sunny - 67 F

BOTTOM

Batter	1	2	3	4	5	6	7	8	9	AB	R	H	RBI	BB	SO	LOB
5 Reed Johnson, R (1, 9) OBP: 0.286, SLG: 0.333	13 BB 18 1B 1B	K2-3			G5-3			9 G6-3 58 SH1 12 HBP 1B		4	2	2	0	0	1	0
13 Starlin Castro, R (1, 6) OBP: 0.392, SLG: 0.673	18 1B 12 1B 1-2 BB		F9		K			SH1 1-2		2	1	0	0	1	1	0
58 Matt Camp, L (8, 6) OBP: 0.273, SLG: 0.200										0	0	0	0	0	0	0
28 Jeff Baker, R (1, 4) OBP: 0.408, SLG: 0.489	K		G1-3		G4-3			G6-3 2-3		3	0	0	0	0	1	2
27 Casey Coleman, L (7, 1)										0	0	0	0	0	0	0
62 Marcos Mateo, R (8, 1)										0	0	0	0	0	0	0
9 Blake DeWitt, L (8, PH) OBP: 0.180, SLG: 0.250										1	0	0	0	0	0	1
Jose Valdez, S (9, 7)										0	0	0	0	0	0	0
16 Aramis Ramirez, R (1, 5) OBP: 0.364, SLG: 0.375	F9		BB			18 G1-6-3 1B		12 HBP 53 BB IBB		2	0	1	0	1	0	2
30 Scott Moore, L (6, PR) OBP: 0.405, SLG: 0.658										0	0	0	0	1	0	0
(7, 5)																
18 Geovany Soto, R (1, 2) OBP: 0.347, SLG: 0.372	21 WP 12 1B 1-3 2-H 1B		F7			G1-6-3 1-2f		12 HBP 1-2 BB		3	0	1	1	0	0	2
53 Welington Castillo, R (8, 2) OBP: 0.714, SLG: 0.889										0	0	0	0	1	0	0
12 Alfonso Soriano, R (1, 7) OBP: 0.250, SLG: 0.426	21 WP 1-2 3-H 1B			K		K		1-0 1-2 2-3 3-H HBP		3	0	1	2	0	2	1
34 Kerry Wood, R (9, 1)										0	0	0	0	0	0	0
21 Tyler Colvin, L (1, 3) OBP: 0.310, SLG: 0.444	K 1-2 2-3			BB			G3	K		3	0	0	0	1	2	5
3 Fernando Perez, R (1, 8) OBP: 0.237, SLG: 0.147		P4		F8			G4-3			3	0	0	0	0	0	1
52 Carlos Silva, R (1, 1)		K		F9			G3			2	0	0	0	0	1	1
19 Bobby Scales, S (7, 4) OBP: 0.500, SLG: 0.542										1	0	0	0	0	0	0
Inning Stats	R: 2 E: 0 K: 2 S: 10 H: 3 LOB: 2 BB: 1 P: 15	R: 0 E: 0 K: 2 S: 7 H: 0 LOB: 0 BB: 0 P: 7	R: 0 E: 0 K: 0 S: 3 H: 0 LOB: 1 BB: 1 P: 7	R: 0 E: 0 K: 1 S: 5 H: 0 LOB: 1 BB: 1 P: 9	R: 0 E: 0 K: 1 S: 5 H: 0 LOB: 0 BB: 0 P: 5	R: 0 E: 0 K: 1 S: 5 H: 1 LOB: 1 BB: 0 P: 5	R: 0 E: 0 K: 0 S: 3 H: 0 LOB: 0 BB: 0 P: 3	R: 1 E: 0 K: 1 S: 6 H: 1 LOB: 3 BB: 2 P: 15		1B: 5 2B: 0 3B: 0 HR: 0	SF: 0 SAC: 1 DP: 1 HBP: 1			WP: 1 PB: 0 SB: 0 CS: 0	PA: 34		

livebaseballscorecards.com

AB	27
R	3
H	5
RBI	3
BB	5
SO	8
LOB	15

PITCHER		IP	WLS	BF	H	R	ER	SO	BB	IBB	HBP	BLK	WP	HR	S	P	ERA	WHIP
47 Gio González, L ERA: 2.14	(1, 1)	5.2	L	23	4	2	2	6	3	0	0	0	1	0	32	45	3.18	1.235
50 Grant Balfour, R ERA: 9.82	(6, 1)	0.1		1	0	0	0	1	0	0	0	0	0	0	3	3	0.00	0.000
54 Vinnie Chulk, R ERA: 10.13	(7, 1)	1.0		3	0	0	0	0	0	0	0	0	0	0	3	3	0.00	0.000
31 Brad Ziegler, R ERA: 2.08	(8, 1)	1.0		7	1	1	1	1	1	1	1	0	0	0	6	15	9.00	2.000

PITCHER	IP	WLS	BF	H	R	ER	SO	BB	IBB	HBP	BLK	WP	HR	S	P	ERA	WHIP

Oakland Athletics @ Arizona Diamondbacks

Salt River Fields at Talking Stick, Scottsdale, AZ

Thu Mar 24 2011, 4:13 PM - 7:17 PM EDT

Att. 12,307 - Sunny - 67 F

TOP

livebaseballscorecards.com

Batter	1	2	3	4	5	6	7	8	9	AB	R	H	RBI	BB	SO	LOB
14 Mark Ellis, R (1, 4) OBP: 0.309, SLG: 0.245	L7		BBB 4-0 8 1B; 12 1B; 1-2 2-3 BB		F9	0-0 8 2B; 1-2 2-H 1B	11 G5-3; 28 1B 2B		G6-3	3	2	1	1	1	0	0
36 Eric Sogard, L (6, 4) OBP: 0.237, SLG: 0.351 (7, 6)										2	1	1	0	0	0	0
8 Kurt Suzuki, R (1, 2) OBP: 0.417, SLG: 0.561	G4-3		0-0 28 BB; 12 1B; 1-2 2-3 3-H 1B		L8	0-0 12 1B; 1-H 2-H 2B	G5-3; 2-3		HR	4	1	2	3	0	0	0
11 Landon Powell, S (7, PH) OBP: 0.314, SLG: 0.452 (7, 2)										2	1	1	1	0	0	1
12 David DeJesus, L (1, 9) OBP: 0.348, SLG: 0.341	SSC K		0-0 28 BB; 1-2 2-H 3-H 1B		0-0 28 2B 1B	0-0 55 BB; 28 1B; 5 1B; 2-H 1B	SSC K		P6	4	2	3	3	0	1	0
81 Todd Johnson, L (6, 9)										2	0	0	0	0	1	1
28 Conor Jackson, R (1, 3) OBP: 0.241, SLG: 0.241		SSS K	BBB 4-0 55 G6-4-3; 1-2 2-3 BB		0-0 1-H 2B	0-0 5 1B; 55 BB; 25 BB; 1-2 1B	FC6-4; 3-H 1B		CCC K	4	1	3	2	1	1	0
1 Adam Heether, R (7, 3)										1	0	0	0	0	1	0
55 Hideki Matsui, L (1, 7) OBP: 0.263, SLG: 0.188		L9	G6-4-3; 1-2f		F7	BBBB 4-0 25 BB; 5 1B; 2 2B; 1-2 2-3 BB	FC6-4; 1-2f			3	0	0	0	1	0	4
Chris Carter, R (6, PR) OBP: 0.411, SLG: 0.477 (6, 7)										1	1	0	0	0	0	1
50 Grant Balfour, R (8, 1)										0	0	0	0	0	0	0
57 Brian Fuentes, L (9, 1)										0	0	0	0	0	0	0
5 Kevin Kouzmanoff, R (1, 5) OBP: 0.434, SLG: 0.604		G1-3		HR		25 BB; 14 1B 1B; 2 2B 1B		F7		4	3	3	2	0	0	0
21 Andy LaRoche, R (6, 5) OBP: 0.385, SLG: 0.578						14 1B; 8 2B BB; 2 2B BB				1	0	0	0	0	0	0
25 Matt Carson, R (1, 8) OBP: 0.360, SLG: 0.467			BBB 4-0 14 BB; 2 1B; 8 1B BB	BBB 4-0 2 G5-4-3 BB				E6; 67 1B		1	2	0	1	4	0	0
2 Cliff Pennington, S (1, 6) OBP: 0.237, SLG: 0.333			0-0 8 1B; 14 BB; 12 1B; 1-2 1B	0-0 G5-4-3; 1-2f	0-3 K	0-0 2B		0-0 62 G4-6-3; 1-2 1B		4	1	2	2	0	1	3
67 Wes Timmons, R (7, 4) OBP: 0.400, SLG: 0.231										1	0	1	0	0	0	0
66 Tyson Ross, R (1, 1)			CCC 0-3 K	SCC 0-3 K	0-3 K			0-0 G4-6-3; 1-2f		4	0	0	0	0	4	7
13 Jerry Blevins, L (6, 1)										0	0	0	0	0	0	0
48 Michael Wuertz, R (7, 1)										0	0	0	0	0	0	0
62 Jeremy Barfield, R (8, PH)										1	0	0	0	0	0	2
(8, 7)																
Inning Stats	R: 0 E: 0 K: 1 S: 5 H: 0 LOB: 0 BB: 0 P: 5	R: 0 E: 0 K: 1 S: 5 H: 0 LOB: 0 BB: 0 P: 5	R: 3 E: 0 K: 1 S: 7 H: 3 LOB: 2 BB: 3 P: 19	R: 1 E: 0 K: 1 S: 5 H: 1 LOB: 0 BB: 1 P: 9	R: 1 E: 0 K: 0 S: 5 H: 2 LOB: 1 BB: 0 P: 5	R: 8 E: 0 K: 3 S: 16 H: 7 LOB: 3 BB: 3 P: 28	R: 1 E: 0 K: 1 S: 7 H: 2 LOB: 1 BB: 0 P: 7	R: 0 E: 1 K: 0 S: 4 H: 1 LOB: 1 BB: 0 P: 4	R: 1 E: 0 K: 1 S: 6 H: 1 LOB: 0 BB: 0 P: 6	1B: 11 2B: 4 3B: 0 HR: 2 SF: 0 SAC: 0 DP: 3 HBP: 0							

AB	42
R	15
H	17
RBI	15
BB	7
SO	9
LOB	19

WP: 0 PB: 0 SB: 0 CS: 0 PA: 49

PITCHER		IP	WLS	BF	H	R	ER	SO	BB	IBB	HBP	BLK	WP	HR	S	P	ERA	WHIP
34 Joe Saunders, L ERA: 12.51	(1, 1)	5.0	L	23	6	5	5	4	4	0	0	0	0	1	27	43	9.00	2.000
39 Jordan Norberto, L ERA: 6.48	(6, 1)	0.2		7	4	5	5	2	1	0	0	0	0	0	10	14	67.50	7.500
47 Joe Paterson, L ERA: 5.79	(6, 1)	0.1		6	3	3	3	1	2	0	0	0	0	0	6	14	81.00	15.000
45 Kam Mickolio, R ERA: 5.23	(7, 1)	2.0		9	3	1	1	1	0	0	0	0	0	0	11	11	4.50	1.500
38 Sam Demel, R ERA: 2.79	(9, 1)	1.0		4	1	1	1	1	0	0	0	0	0	1	6	6	9.00	1.000

PITCHER	IP	WLS	BF	H	R	ER	SO	BB	IBB	HBP	BLK	WP	HR	S	P	ERA	WHIP

Oakland Athletics @ Arizona Diamondbacks

Salt River Fields at Talking Stick, Scottsdale, AZ

Thu Mar 24 2011, 4:13 PM - 7:17 PM EDT

Att. 12,307 - Sunny - 67 F

livebaseballscorecards.com

BOTTOM

Batter	1	2	3	4	5	6	7	8	9	AB	R	H	RBI	BB	SO	LOB
18 Willie Bloomquist, R (1, 6) OBP: 0.413, SLG: 0.458	S S S 0-3 K		x 0-0 G3-1		x 0-0 F9		x 0-0 31 2B 1-H 2-H 2B		x 0-0 F8 2-3	3	0	0	0	0	1	1
46 David Winfree, R (7, 9) OBP: 0.471, SLG: 0.625										2	1	1	2	0	0	1
2 Kelly Johnson, L (1, 4) OBP: 0.305, SLG: 0.393	x 0-0 G1-3			x 0-0 24 2B 26 G4-3 1B		x 0-0 L3	S S S 0-3 K		x 0-0 G5-3 3-H	3	1	1	0	0	0	0
37 Zach Walters, S (7, 6)										2	0	0	1	0	1	1
10 Justin Upton, R (1, 9) OBP: 0.323, SLG: 0.474	x 0-0 G6-3			S S S 0-3 K		B B B 4-0 BB	x 0-0 2-H 2B		x 0-0 2B	2	0	0	0	1	1	1
31 AJ Pollock, R (7, 8) OBP: 0.395, SLG: 0.568										2	0	2	1	0	0	0
24 Chris Young, R (1, 8) OBP: 0.328, SLG: 0.613		x 0-0 26 CS 1B		x 0-0 26 G4-3 1-3 2B		x 0-0 F8	x 0-0 G4-3		x 0-0 F8	3	0	2	0	0	0	1
36 P.J. Pilittere, R (7, 2)										2	0	0	0	0	0	2
26 Miguel Montero, L (1, 2) OBP: 0.320, SLG: 0.340		1 SAFE x 0-0 1-2 1B		x 0-0 G4-3 2-3 3-H		x 0-0 G3		x 0-0 G6-3		3	0	1	1	0	0	2
45 Kam Mickolio, R (7, 1)										0	0	0	0	0	0	0
8 Gerardo Parra, L (8, PH) OBP: 0.375, SLG: 0.491										1	0	0	0	0	0	0
38 Sam Demel, R (9, 1)										0	0	0	0	0	0	0
22 Xavier Nady, R (1, 7) OBP: 0.224, SLG: 0.298		S S S 0-3 K		x 0-0 G1-3			x 0-0 F8	x 0-0 G6-3		4	0	0	0	0	1	2
46 Juan Miranda, L (1, 3) OBP: 0.439, SLG: 0.565		x 0-0 G3			x 0-0 G3-1		B B B 4-0 14 1B 46 E BB	S S S 0-3 K		3	1	0	0	1	1	1
4 Melvin Mora, R (1, 5) OBP: 0.308, SLG: 0.206			x 0-0 F8		x 0-0 G6-3		x 0-0 46 E 46 2B 1-3 1B		x 0-0 46 2B 1B	2	0	0	0	0	0	0
14 Ryan Roberts, R (7, 4) OBP: 0.621, SLG: 0.674										2	2	2	0	0	0	0
34 Joe Saunders, L (1, 1)			x 0-0 G3-1		B B B 4-0 BB		x 0-0 E7 46 2B 1-2 3-H		x 0-0 46 F8 37 G5-3 1-H 2B	1	0	0	0	0	0	0
4 Ollie Linton, L (5, PH)										0	0	0	0	1	0	0
39 Jordan Norberto, L (6, 1)										0	0	0	0	0	0	0
47 Joe Paterson, R (6, 1)										0	0	0	0	0	0	0
46 Ryan Wheeler, L (7, 5) OBP: 0.714, SLG: 1.400										2	2	1	1	0	0	1
Inning Stats	R: 0 E: 0 K: 1 S: 5 H: 0 LOB: 0 BB: 0 P: 5	R: 0 E: 0 K: 1 S: 6 H: 2 LOB: 1 BB: 0 P: 6	R: 0 E: 0 K: 0 S: 3 H: 0 LOB: 0 BB: 0 P: 3	R: 1 E: 0 K: 1 S: 7 H: 2 LOB: 1 BB: 0 P: 7	R: 0 E: 0 K: 0 S: 3 H: 0 LOB: 1 BB: 1 P: 7	R: 0 E: 0 K: 0 S: 3 H: 0 LOB: 1 BB: 1 P: 7	R: 4 E: 1 K: 1 S: 9 H: 3 LOB: 1 BB: 1 P: 13	R: 0 E: 0 K: 1 S: 5 H: 0 LOB: 0 BB: 0 P: 5	R: 2 E: 0 K: 0 S: 6 H: 3 LOB: 1 BB: 0 P: 6	1B: 5 2B: 5 3B: 0 HR: 0	SF: 0 SAC: 0 DP: 0 HBP: 0						

	AB	37
	R	7
	H	10
	RBI	6
	BB	3
	SO	5
	LOB	13

PITCHER		IP	WLS	BF	H	R	ER	SO	BB	IBB	HBP	BLK	WP	HR	S	P	ERA	WHIP
66 Tyson Ross, R ERA: 0.59	(1, 1)	5.2	W	22	4	1	1	3	2	0	0	0	0	0	26	34	1.59	1.059
13 Jerry Blevins, L ERA: 8.71	(6, 1)	0.1		1	0	0	0	0	0	0	0	0	0	0	1	1	0.00	0.000
48 Michael Wuertz, R ERA: 9.0	(7, 1)	1.0		8	3	4	2	1	1	0	0	0	0	0	9	13	18.00	4.000
50 Grant Balfour, R ERA: 8.64	(8, 1)	1.0		3	0	0	0	1	0	0	0	0	0	0	5	5	0.00	0.000
57 Brian Fuentes, L ERA: 6.43	(9, 1)	1.0		6	3	2	2	0	0	0	0	0	0	0	6	6	18.00	3.000

PITCHER	IP	WLS	BF	H	R	ER	SO	BB	IBB	HBP	BLK	WP	HR	S	P	ERA	WHIP

Los Angeles Angels @ Oakland Athletics

Phoenix Municipal Stadium, Phoenix, AZ

Fri Mar 25 2011, 4:08 PM - 6:47 PM EDT

Att. 8,540 - Sunny - 70 F

TOP

livebaseballscorecards.com

Batter	1	2	3	4	5	6	7	8	9	AB	R	H	RBI	BB	SO	LOB
13 Maicer Izturis, S (1, 10) OBP: 0.368, SLG: 0.480	0-0 47 1B 6 SF8 2B		0-0 47 1B 2B	BBB 4-0 BB		SSS 0-3 ① K		0-0 79 2B 1-H 2B	0-0 ③ G4-3	3	2	2	0	1	1	1
41 Kole Calhoun, L (8, PH) OBP: 1.000, SLG: 2.000										1	1	1	1	0	0	0
(8, 10)																
46 Cole Armstrong, L (9, PH)										1	0	0	0	0	0	1
(9, 10)																
47 Howie Kendrick, R (1, 4) OBP: 0.406, SLG: 0.441	0-0 2-3 1B		0-0 53 S 53 1B 2-H 1B	SSS 0-3 ② K		0-0 3-H 2B		0-0 ① G5-3		4	1	3	2	0	1	1
3 Brandon Wood, R (7, 5) OBP: 0.311, SLG: 0.579										1	0	0	0	0	0	1
53 Bobby Abreu, L (1, 9) OBP: 0.404, SLG: 0.659	SSS 0-3 ① K		B X 1-0 2 F8 6 G4-3 5 HR 1-H 1B	0-0 ③ F7		0-0 ② F7		0-0 ② P4		3	1	1	1	0	1	3
92 Travis Witherspoon, R (5, 9) OBP: 0.063, SLG: 0.063										2	0	0	0	0	0	2
(7, 8)																
6 Alberto Callaspo, S (1, 5) OBP: 0.345, SLG: 0.442	0-0 ② SF8 3-H		0-0 ① G4-3 1-2		0-0 2 F8 5 1B 2B	0-0 ③ G5-3		0-0 44 1B 2-H 2B		3	1	1	1	0	0	2
79 Jean Segura, R (7, 6) OBP: 0.350, SLG: 0.368										1	1	1	1	0	0	0
2 Erick Aybar, S (1, 6) OBP: 0.357, SLG: 0.444	0-0 ③ F9		0-0 ② F8 2-3		0-0 ① F8 2-3		0-0 46 G4-3 25 FC5-2 2B	0-0 2-H 1B		4	0	1	0	0	0	3
44 Drew Heid, L (7, PR) OBP: 0.500, SLG: 0.333										1	0	1	1	0	0	0
(7, 9)																
5 Jeff Mathis, R (1, 2) OBP: 0.419, SLG: 0.525		X 0-0 ① G6-3	C X 0-1 3-H HR		X 0-0 3-H 1B		X 0-0 ① G4-3 2-3	SSS 0-3 ③ K		3	1	2	3	0	0	0
46 Bobby Wilson, R (7, PH) OBP: 0.325, SLG: 0.450										2	0	0	0	0	1	2
(7, 2)																
25 Peter Bourjos, R (1, 8) OBP: 0.458, SLG: 0.542		X 0-0 ② G1-3	SSS 0-3 K 44 S		X 0-0 ② F8		X 0-0 ② FC5-2 44 E 3-H		X 0-0 ① P4	4	0	0	0	0	1	3
86 Efren Navarro, L (7, 3) OBP: 0.333, SLG: 0.391										1	0	0	0	0	0	0
44 Mark Trumbo, R (1, 3) OBP: 0.323, SLG: 0.667		X 0-0 2B	B X 1-0 ③ F8 1-2		X 0-0 ③ F7		1 SAFE X 0-0 ③ F8 1-3		SSS 0-3 ② K	4	0	1	0	0	0	4
70 Kevin Melillo, L (7, 4) OBP: 0.167, SLG: 0.176										1	0	0	0	0	1	0
33 Chris Pettit, R (1, 7) OBP: 0.423, SLG: 0.425		SSS 0-3 ③ K2-3		SSS 0-3 ① K		X 0-0 E7 47 2B		X 0-0 41 2B 1B	0-0 1B	4	2	1	0	0	2	1
68 Justin Bass, S (8, 7) OBP: 1.000, SLG: 1.000										1	0	1	0	0	0	0
Inning Stats	R: 1 E: 0 K: 1 S: 7 / H: 2 LOB: 1 BB: 0 P: 7	R: 0 E: 0 K: 1 S: 6 / H: 1 LOB: 1 BB: 0 P: 6	R: 4 E: 0 K: 1 S: 11 / H: 4 LOB: 1 BB: 0 P: 13	R: 0 E: 0 K: 2 S: 7 / H: 0 LOB: 1 BB: 1 P: 11	R: 1 E: 0 K: 0 S: 5 / H: 2 LOB: 1 BB: 0 P: 5	R: 1 E: 1 K: 1 S: 7 / H: 1 LOB: 1 BB: 0 P: 7	R: 0 E: 1 K: 0 S: 4 / H: 1 LOB: 2 BB: 0 P: 4	R: 3 E: 0 K: 1 S: 9 / H: 4 LOB: 1 BB: 0 P: 9	R: 0 E: 0 K: 1 S: 6 / H: 1 LOB: 1 BB: 0 P: 6	1B: 7 2B: 8 3B: 0 HR: 1 / SF: 1 SAC: 0 DP: 0 HBP: 0							

PITCHER		IP	WLS	BF	H	R	ER	SO	BB	IBB	HBP	BLK	WP	HR	S	P	ERA	WHIP
32 Brandon McCarthy, R ERA: 4.5	(1, 1)	5.1	L	29	10	7	6	6	1	0	0	0	1	1	41	47	10.12	2.062
26 Bobby Cramer, L ERA: 7.24	(6, 1)	1.2		6	1	0	0	0	0	0	0	0	0	0	6	6	0.00	0.600
56 Craig Breslow, L ERA: 18.0	(8, 1)	1.0		7	4	3	3	1	0	0	0	0	0	0	9	9	27.00	4.000
57 Brian Fuentes, L ERA: 5.87	(9, 1)	0.2		2	0	0	0	1	0	0	0	0	0	0	4	4	0.00	0.000
31 Brad Ziegler, R ERA: 2.0	(9, 1)	0.1		2	1	0	0	0	0	0	0	0	0	0	2	2	0.00	3.000

PITCHER	IP	WLS	BF	H	R	ER	SO	BB	IBB	HBP	BLK	WP	HR	S	P	ERA	WHIP

AB	44
R	10
H	16
RBI	10
BB	1
SO	8
LOB	24

WP: 1 PA: 46
PB: 0
SB: 2
CS: 0

Los Angeles Angels @ Oakland Athletics

Phoenix Municipal Stadium, Phoenix, AZ

Fri Mar 25 2011, 4:08 PM - 6:47 PM EDT

Att. 8,540 - Sunny - 70 F

livebaseballscorecards.com

BOTTOM

Batter	1	2	3	4	5	6	7	8	9	AB	R	H	RBI	BB	SO	LOB
4 Coco Crisp, S (1, 8) OBP: 0.453, SLG: 0.750 54 Shane Peterson, L (8, PR) (9, 7)	G5-3		F7		BB			15 WP 15 2B BB		2 0	0 1	0 0	0 0	2 0	0 0	0 0
15 Ryan Sweeney, L (1, 9) OBP: 0.452, SLG: 0.586 1 Adam Heether, R (8, PR) (9, 3)	G4-3		F7		K			55 G5-3 5 1B 1-H 2B		4 0	0 1	1 0	1 0	0 0	1 0	2 0
16 Josh Willingham, R (1, 7) OBP: 0.333, SLG: 0.346 58 Jai Miller, R (9, 8) OBP: 0.486, SLG: 0.348	1B			P4		55 G4-6-3 HBP		F8		3 0	0 0	1 0	0 0	0 0	0 0	2 0
55 Hideki Matsui, L (1, 10) OBP: 0.246, SLG: 0.173	G5-3			F8		G4-6-3 1-2f		G5-3 2-3		4	0	0	0	0	0	4
5 Kevin Kouzmanoff, R (1, 5) OBP: 0.456, SLG: 0.608 25 Matt Carson, R (8, PR) OBP: 0.360, SLG: 0.467 (9, 9)	1B			G3		BB		1B 3-H		3 0	0 0	2 0	1 0	1 0	0 0	0 0
28 Conor Jackson, R (1, 3) OBP: 0.226, SLG: 0.224 73 Josh Horton, L (9, 6) OBP: 0.182, SLG: 0.100	FC4-6 21 FC4-6 1-2f				F8	P4		F7		4 0	0 0	0 0	0 0	0 0	0 0	4 0
21 Andy LaRoche, R (1, 4) OBP: 0.375, SLG: 0.612	FC4-6 1-2f				HR		F9	F8		4	1	1	1	0	0	1
11 Landon Powell, S (1, 2) OBP: 0.324, SLG: 0.455 29 Josh Donaldson, R (7, 2) OBP: 0.353, SLG: 0.419	G4-3				36 G3 1B		K	36 G4-6-3 HBP		2 1	0 0	1 0	0 0	0 0	0 1	1 0
36 Eric Sogard, L (1, 6) OBP: 0.214, SLG: 0.317 (9, 5)		G6-3			G3 1-2		F7	G4-6-3 1-2f		4	0	0	0	0	0	2
Inning Stats	R: 0 E: 0 K: 0 S: 4 H: 1 LOB: 1 BB: 0 P: 4	R: 0 E: 0 K: 0 S: 4 H: 1 LOB: 1 BB: 0 P: 4	R: 0 E: 0 K: 0 S: 3 H: 0 LOB: 0 BB: 0 P: 3	R: 0 E: 0 K: 0 S: 3 H: 0 LOB: 0 BB: 0 P: 3	R: 1 E: 0 K: 1 S: 7 H: 2 LOB: 2 BB: 1 P: 11	R: 0 E: 0 K: 0 S: 2 H: 0 LOB: 1 BB: 1 P: 7	R: 0 E: 0 K: 1 S: 5 H: 0 LOB: 0 BB: 0 P: 5	R: 2 E: 0 K: 0 S: 5 H: 2 LOB: 2 BB: 1 P: 10	R: 0 E: 0 K: 0 S: 2 H: 0 LOB: 0 BB: 0 P: 3	1B: 4 2B: 1 3B: 0 HR: 1 SF: 0 SAC: 0 DP: 2 HBP: 2	WP: 1 PB: 0 SB: 0 CS: 0 PA: 36					

	AB	31
	R	3
	H	6
	RBI	3
	BB	3
	SO	2
	LOB	16

PITCHER		IP	WLS	BF	H	R	ER	SO	BB	IBB	HBP	BLK	WP	HR	S	P	ERA	WHIP
32 Matt Palmer, R ERA: 5.68	(1, 1)	6.0	W	24	4	1	1	1	2	0	1	0	0	1	23	32	1.50	1.000
58 Michael Kohn, R ERA: 0.9	(7, 1)	1.0		3	0	0	0	1	0	0	0	0	0	0	5	5	0.00	0.000
17 Jason Bulger, R ERA: 6.75	(8, 1)	1.0		6	2	2	2	0	1	0	0	0	1	0	5	10	18.00	3.000
96 Steve Geltz, R ERA:	(9, 1)	1.0		3	0	0	0	0	0	0	1	0	0	0	2	3	0.00	0.000

PITCHER	IP	WLS	BF	H	R	ER	SO	BB	IBB	HBP	BLK	WP	HR	S	P	ERA	WHIP

Batter	1	2	3	4	5	6	7	8	9	AB	R	H	RBI	BB	SO	LOB
24 Dexter Fowler, S (1, 8) OBP: 0.348, SLG: 0.350	G4-3		1-2 1B		F8 1-3 3-H		FC4-2 2-3		G4-3	3	0	1	0	0	0	2
3 Willy Taveras, R (6, 8) OBP: 0.321, SLG: 0.353										2	0	0	0	0	0	3
7 Seth Smith, L (1, 9) OBP: 0.377, SLG: 0.457	F8		K			F7	F7			3	0	0	0	0	1	2
18 Jonathan Herrera, S (6, 4) OBP: 0.426, SLG: 0.593										1	0	0	0	0	0	2
5 Carlos González, L (1, 7) OBP: 0.404, SLG: 0.479	K			G5-3		2-1 HR		K		3	1	1	1	0	1	0
19 Ryan Spilborghs, R (6, 9) OBP: 0.453, SLG: 0.422										1	0	0	0	0	1	0
2 Troy Tulowitzki, R (1, 6) OBP: 0.386, SLG: 0.538		G1-3		G6-3		G6-3		35 S 26 E 1B		3	0	0	0	0	0	0
99 Alfredo Amezaga, S (6, 6) OBP: 0.357, SLG: 0.462										1	1	1	0	0	0	0
17 Todd Helton, L (1, 3) OBP: 0.442, SLG: 0.486		G4-3		K		F7		K 1-2		3	0	0	0	0	1	0
35 Mike Jacobs, L (6, 3) OBP: 0.341, SLG: 0.371										1	0	0	0	0	1	1
23 Jason Giambi, L (1, 10) OBP: 0.412, SLG: 0.621		K			P6		9 E 20 1B 2B	E6 21 CS 2-H		3	0	1	0	0	1	0
26 Jose Morales, S (7, PR) OBP: 0.481, SLG: 0.524										1	1	0	0	0	0	0
(7, 10)																
21 Ty Wigginton, R (1, 4) OBP: 0.308, SLG: 0.521			F8		E6 9 1B 20 E		K	CS 1-2	F8	4	1	0	0	0	1	1
(6, 7)																
9 Ian Stewart, L (1, 5) OBP: 0.261, SLG: 0.250			L7		20 1B 24 CS 1-3 1B		E3 20 1B 2-3		15 G6-3 15 S HBP	3	0	1	0	0	0	1
20 Chris Iannetta, R (1, 2) OBP: 0.512, SLG: 0.548			24 1B 1B		24 CS 1-3 3-H 1B		3 FC4-2 1-3 3-H 1B		G6-3 1-3	3	0	3	1	0	0	0
15 Matt Pagnozzi, R (7, 2) OBP: 0.300, SLG: 0.368										1	0	0	0	0	0	1
Inning Stats	R: 0 E: 0 K: 1 S: 5 / H: 0 LOB: 0 BB: 0 P: 5	R: 0 E: 0 K: 1 S: 5 / H: 0 LOB: 0 BB: 0 P: 5	R: 0 E: 0 K: 1 S: 7 / H: 2 LOB: 2 BB: 0 P: 7	R: 0 E: 0 K: 1 S: 5 / H: 0 LOB: 0 BB: 0 P: 5	R: 1 E: 1 K: 0 S: 5 / H: 2 LOB: 1 BB: 0 P: 6	R: 1 E: 0 K: 0 S: 5 / H: 1 LOB: 0 BB: 0 P: 7	R: 1 E: 1 K: 1 S: 8 / H: 2 LOB: 2 BB: 0 P: 8	R: 1 E: 1 K: 2 S: 8 / H: 1 LOB: 0 BB: 0 P: 9	R: 0 E: 0 K: 0 S: 3 / H: 0 LOB: 1 BB: 0 P: 5	1B: 6 2B: 1 3B: 0 HR: 1 / SF: 0 SAC: 0 DP: 0 HBP: 1						

PITCHER		IP	WLS	BF	H	R	ER	SO	BB	IBB	HBP	BLK	WP	HR	S	P	ERA	WHIP
53 Trevor Cahill, R ERA: 4.5	(1, 1)	7.0	L	29	7	3	2	5	0	0	0	0	0	1	40	43	2.57	1.000
50 Grant Balfour, R ERA: 7.71	(8, 1)	1.0		4	1	1	0	2	0	0	0	0	0	0	8	9	0.00	1.000
48 Michael Wuertz, R ERA: 7.2	(9, 1)	1.0		4	0	0	0	0	0	0	1	0	0	0	3	5	0.00	0.000

PITCHER	IP	WLS	BF	H	R	ER	SO	BB	IBB	HBP	BLK	WP	HR	S	P	ERA	WHIP

TOP

Colorado Rockies @ Oakland Athletics

Phoenix Municipal Stadium, Phoenix, AZ

Sat Mar 26 2011, 10:09 PM - 12:43 AM EDT

Att. 6,508 - Clear - 69 F

livebaseballscorecards.com

AB	36
R	4
H	8
RBI	2
BB	0
SO	7
LOB	13

WP: 0 PB: 0 SB: 2 CS: 3 PA: 38

Batter	1	2	3	4	5	6	7	8	9	AB	R	H	RBI	BB	SO	LOB
4 Coco Crisp, S (1, 8) OBP: 0.446, SLG: 0.725	0-0 12 FC4-6 10 BB 1B	0-0 G3-1			0-0 G3-6 1-2f			0-0 28 2B 1B		3	0	1	0	0	0	3
25 Matt Carson, R (8, 8) OBP: 0.373, SLG: 0.478										1	1	1	0	0	0	0
10 Daric Barton, L (1, 3) OBP: 0.390, SLG: 0.579	BBBB 4-0 12 FC4-6 1-2 BB		0-0 F9			0-0 P5		0-0 1-H 2B		2	0	0	0	1	0	0
28 Conor Jackson, R (8, 3) OBP: 0.238, SLG: 0.254										1	0	1	1	0	0	0
(9, 9)																
12 David DeJesus, L (1, 9) OBP: 0.340, SLG: 0.318	0-0 FC4-6 1-2f 2-3		0-0 G3-1			CCC 0-3 K		BBBB 4-0 BB		3	0	0	0	1	1	2
1 Conner Crumbliss, L (8, PR)										0	0	0	0	0	0	0
(9, 4)																
16 Josh Willingham, R (1, 7) OBP: 0.333, SLG: 0.333	CCC 0-3 K		SST 0-2 K			H 1-0 55 PO HBP		0-0 P3		2	0	0	0	0	2	2
58 Jai Miller, R (6, PR) OBP: 0.472, SLG: 0.333										1	0	0	0	0	0	2
(7, 7)																
55 Hideki Matsui, L (1, 10) OBP: 0.246, SLG: 0.179	0-0 F8			0-0 P5		1 SAFE 0-0 PO 1-2	0-0 G6-3		0-0 1B	4	0	1	0	0	0	2
81 Mitchl LeVier, L (9, PR)										0	0	0	0	0	0	0
8 Kurt Suzuki, R (1, 2) OBP: 0.392, SLG: 0.523		0-0 G5-3		CCC 0-3 K			0-0 G6-3		0-0 F9	3	0	0	0	0	1	0
29 Josh Donaldson, R (8, 2) OBP: 0.343, SLG: 0.406										1	0	0	0	0	0	1
14 Mark Ellis, R (1, 4) OBP: 0.293, SLG: 0.231		0-0 G4-3		0-0 F8			CCC 0-3 K		0-0 P6	3	0	0	0	0	1	0
67 Wes Timmons, R (8, 4) OBP: 0.392, SLG: 0.225										1	0	0	0	0	0	1
(9, 5)																
21 Andy LaRoche, R (1, 5) OBP: 0.400, SLG: 0.623		0-0 2 2B 1B			0-0 4 G3-6 1B			0-0 2 G4-6-3 1B	0-0 F8	4	0	3	0	0	0	1
(9, 3)																
2 Cliff Pennington, S (1, 6) OBP: 0.244, SLG: 0.359		0-0 1-3 2B			0-0 F7			0-0 G4-6-3 1-2f		3	0	1	0	0	0	2
73 Josh Horton, L (9, 6) OBP: 0.182, SLG: 0.100										0	0	0	0	0	0	0
Inning Stats	R: 0 E: 0 K: 1 S: 6 H: 1 LOB: 2 BB: 1 P: 10	R: 0 E: 0 K: 0 S: 5 H: 2 LOB: 2 BB: 0 P: 5	R: 0 E: 0 K: 1 S: 5 H: 0 LOB: 0 BB: 0 P: 5	R: 0 E: 0 K: 1 S: 5 H: 0 LOB: 0 BB: 0 P: 5	R: 0 E: 0 K: 0 S: 3 H: 1 LOB: 0 BB: 0 P: 3	R: 0 E: 0 K: 1 S: 4 H: 0 LOB: 1 BB: 0 P: 5	R: 0 E: 0 K: 1 S: 5 H: 0 LOB: 0 BB: 0 P: 5	R: 1 E: 0 K: 0 S: 5 H: 3 LOB: 2 BB: 1 P: 9	R: 0 E: 0 K: 0 S: 4 H: 1 LOB: 1 BB: 0 P: 4	1B: 6 2B: 2 3B: 0 HR: 0	SF: 0 SAC: 0 DP: 2 HBP: 1						

PITCHER		IP	WLS	BF	H	R	ER	SO	BB	IBB	HBP	BLK	WP	HR	S	P	ERA	WHIP
46 Jason Hammel, R ERA: 2.6	(1, 1)	5.1	W	20	4	0	0	3	1	0	0	0	0	0	25	29	0.00	0.938
56 Franklin Morales, L ERA: 3.0	(6, 1)	1.0	H	3	0	0	0	1	0	0	1	0	0	0	4	5	0.00	0.000
27 Matt Lindstrom, R ERA: 4.15	(7, 1)	0.2	H	2	0	0	0	1	0	0	0	0	0	0	4	4	0.00	0.000
51 Matt Reynolds, L ERA: 7.88	(8, 1)	1.0		6	3	1	1	0	1	0	0	0	0	0	5	9	9.00	4.000
41 Jim Miller, R ERA:	(9, 1)	1.0	S	4	1	0	0	0	0	0	0	0	0	0	4	4	0.00	1.000

PITCHER	IP	WLS	BF	H	R	ER	SO	BB	IBB	HBP	BLK	WP	HR	S	P	ERA	WHIP

BOTTOM

Colorado Rockies @ Oakland Athletics

Phoenix Municipal Stadium, Phoenix, AZ

Sat Mar 26 2011, 10:09 PM - 12:43 AM EDT

Att. 6,508 - Clear - 69 F

livebaseballscorecards.com

AB	32
R	1
H	8
RBI	1
BB	2
SO	5
LOB	16

1B: 6	SF: 0	WP: 0	PA: 36
2B: 2	SAC: 0	PB: 0	
3B: 0	DP: 2	SB: 0	
HR: 0	HBP: 1	CS: 0	

Oakland Athletics @ Colorado Rockies

Salt River Fields at Talking Stick, Scottsdale, AZ

Sun Mar 27 2011, 4:11 PM - 6:34 PM EDT

Att. 12,179 - Sunny - 77 F

TOP

livebaseballscorecards.com

Batter	1	2	3	4	5	6	7	8	9	AB	R	H	RBI	BB	SO	LOB
15 Ryan Sweeney, L (1, 8) OBP: 0.457, SLG: 0.563 Travis Banwart, R (8, 1)	S S S 0-3 ① K		B B B B 4-0 BB			x 0-0 ① F7		x 0-0 54 1B 1-3 2-H 1B		3 0 1 1 1 1 0 0 0 0 0 0 0 0						
10 Daric Barton, L (1, 3) OBP: 0.386, SLG: 0.561 54 Shane Peterson, L (6, PR) OBP: 1.000, SLG: 1.000 (6, 3)	x 0-0 ② F9		x 0-0 ③ G1-3			x 0-0 12 CS 1B		x 0-0 1-2 3-H 1B		3 0 1 0 0 0 1 1 0 1 1 0 0 0						
12 David DeJesus, L (1, 9) OBP: 0.340, SLG: 0.319 45 Willie Eyre, R (6, 1) 21 Andy LaRoche, R (7, 6) OBP: 0.393, SLG: 0.611	x 0-0 ③ P3			x 0-0 5 1B 1B		S S S 0-3 ② ③ K 1-2		x 0-0 ② P6		3 0 1 0 0 1 1 0 0 0 0 0 0 0 1 0 0 0 0 0 2						
5 Kevin Kouzmanoff, R (1, 5) OBP: 0.467, SLG: 0.611 58 Jai Miller, R (7, 7) OBP: 0.459, SLG: 0.320		x 0-0 28 G5-3 1B		x 0-0 28 G1-6-3 1-3 1B			x 0-0 ① C C C G6-3	x 0-3 ③ K		3 0 2 0 0 0 0 1 0 0 0 0 1 2						
14 Mark Ellis, R (1, 4) OBP: 0.279, SLG: 0.218 67 Wes Timmons, R (7, 4) OBP: 0.385, SLG: 0.220		x 0-0 ① P4		x 0-0 ① F8			x 0-0 ② F7		x 0-0 ① G4-3	3 0 0 0 0 0 3 1 0 0 0 0 0 0						
28 Conor Jackson, R (1, 7) OBP: 0.227, SLG: 0.242 72 Gabe DeHoyos, R (7, 1) 39 Jermaine Mitchell, L (8, 9)		x 0-0 ② G5-3 1-2		x 0-0 ② ③ G1-6-3 1-2f			x 0-0 ③ G5-3		S S S 0-3 ② K	3 0 0 0 0 0 3 0 0 0 0 0 0 0 1 0 0 0 0 1 0						
11 Landon Powell, S (1, 2) OBP: 0.308, SLG: 0.429 29 Josh Donaldson, R (6, 2) OBP: 0.351, SLG: 0.394		x 0-0 ③ G3			x 0-0 ① F7			B B B B 4-0 73 1B 15 1B BB	x 0-0 ③ F9	2 0 0 0 0 0 1 1 1 0 0 1 0 0						
2 Cliff Pennington, S (1, 6) OBP: 0.233, SLG: 0.341 25 Matt Carson, R (6, 9) OBP: 0.365, SLG: 0.468 (8, 8)			x 0-0 ① G6-3		C C C 0-3 ② K			x 0-0 ① F8		2 0 0 0 0 1 0 1 0 0 0 0 0 1						
26 Bobby Cramer, L (1, 1) Stephen Parker, L (3, PH) 56 Craig Breslow, L (3, 1) 31 Brad Ziegler, R (4, 1) Mike Spina, R (5, PH) 13 Jerry Blevins, L (5, 1) 73 Josh Horton, L (6, 6) OBP: 0.250, SLG: 0.182 (7, 5)			x 0-0 ② G1-3		x 0-0 ③ F7			x 0-0 15 1B 54 1B 1-2 1B		0 0 0 0 0 0 0 1 0 0 0 0 0 0 0 0 0 0 0 0 0 0 0 0 0 0 0 0 1 0 0 0 0 0 0 0 0 0 0 0 0 0 1 1 1 0 0 0 0						
Inning Stats	R: 0 E: 0 K: 1 S: 5 H: 0 LOB: 0 BB: 0 P: 5	R: 0 E: 0 K: 0 S: 4 H: 1 LOB: 1 BB: 0 P: 4	R: 0 E: 0 K: 0 S: 3 H: 0 LOB: 1 BB: 1 P: 7	R: 0 E: 0 K: 0 S: 4 H: 2 LOB: 1 BB: 0 P: 4	R: 0 E: 0 K: 1 S: 5 H: 0 LOB: 0 BB: 0 P: 5	R: 0 E: 0 K: 1 S: 5 H: 1 LOB: 1 BB: 0 P: 5	R: 0 E: 0 K: 0 S: 3 H: 0 LOB: 0 BB: 0 P: 3	R: 2 E: 0 K: 1 S: 8 H: 3 LOB: 2 BB: 1 P: 12	R: 0 E: 0 K: 1 S: 5 H: 0 LOB: 0 BB: 0 P: 5	1B: 7 2B: 1 3B: 0 HR: 0 SF: 0 SAC: 0 DP: 2 HBP: 0							

	AB	32
	R	2
	H	7
	RBI	2
	BB	2
	SO	5
	LOB	14

WP: 0 PB: 0 SB: 0 CS: 1 PA: 34

PITCHER		IP	WLS	BF	H	R	ER	SO	BB	IBB	HBP	BLK	WP	HR	S	P	ERA	WHIP
38 Ubaldo Jiménez, R ERA: 3.26	(1, 1)	6.0		21	4	0	0	3	1	0	0	0	0	0	26	30	0.00	0.833
16 Huston Street, R ERA: 3.0	(7, 1)	1.0	H	3	0	0	0	0	0	0	0	0	0	0	3	3	0.00	0.000
56 Franklin Morales, L ERA: 4.5	(8, 1)	1.0	W	7	3	2	2	1	1	0	0	0	0	0	8	12	18.00	4.000
55 Felipe Paulino, R ERA: 3.75	(9, 1)	1.0	S	3	0	0	0	1	0	0	0	0	0	0	5	5	0.00	0.000

PITCHER		IP	WLS	BF	H	R	ER	SO	BB	IBB	HBP	BLK	WP	HR	S	P	ERA	WHIP

Batter	1	2	3	4	5	6	7	8	9	AB	R	H	RBI	BB	SO	LOB
3 Willy Taveras, R (1, 8) OBP: 0.351, SLG: 0.400	E1 1B		FC5 2-3			99 2B 2B		1B G1-4-1 1B		4	2	3	0	0	0	1
99 Alfredo Amezaga, S (1, 5) OBP: 0.353, SLG: 0.500	G6-3			G4-3		19 WP 2-H 2B		1B G1-4-1 1-3 1B		3	0	1	1	0	0	1
Erik Wetzel, R (8, 4) OBP: 1.000, SLG: 1.000										1	1	1	0	0	0	0
55 Felipe Paulino, R (9, 1)										0	0	0	0	0	0	0
19 Ryan Spilborghs, R (1, 9) OBP: 0.429, SLG: 0.396	F9			G3		B X G1 2-3		G1-4-1 1-2 3-H		3	0	0	0	0	0	2
Mike Daniel, L (8, 9)										1	0	0	1	0	0	1
2 Troy Tulowitzki, R (1, 6) OBP: 0.383, SLG: 0.524		L7		G6-3			22 G3-1 22 S 35 WP 1B	6 FC4-6 2-H 1B		3	0	1	0	0	0	0
Matt Macri, R (7, PR) OBP: 0.714, SLG: 0.857										1	1	1	1	0	0	0
(8, 5)																
21 Ty Wigginton, R (1, 7) OBP: 0.296, SLG: 0.500		F8			F8		P5	FC4-6 1-2f 76 3B		2	0	0	0	0	0	0
6 Jeff Salazar, L (6, 7) OBP: 0.429, SLG: 0.500										2	1	0	0	0	0	2
22 Jose Lopez, R (1, 4) OBP: 0.304, SLG: 0.308		F7			1B		S X G3-1 1-3	3B 1-H		3	0	1	0	0	0	1
76 Warren Schaeffer, R (8, 6) OBP: 0.250, SLG: 0.750										1	0	1	1	0	0	0
35 Mike Jacobs, L (1, 3) OBP: 0.333, SLG: 0.342			F8		C C C		B B B BB 3-H BB	G3		3	0	0	0	1	1	1
20 Chris Iannetta, R (1, 2) OBP: 0.511, SLG: 0.531			B B B 3 FC5 38 SH3-4 BB			S S S K	B B B 1-2 BB			1	0	0	0	1	1	0
16 Huston Street, R (7, 1)										0	0	0	0	0	0	0
Mark Tracy, R (7, PH)										0	0	0	0	1	0	0
56 Franklin Morales, L (8, 1)										0	0	0	0	0	0	0
Maikol Gonzalez, R (9, 4)										0	0	0	0	0	0	0
38 Ubaldo Jiménez, R (1, 1)			SH3-4 1-2			G5-3	F9			0	0	0	0	0	0	0
Eliezer Alfonzo, R (6, PH)										2	0	0	0	0	0	2
(7, 2)																
Inning Stats	R: 0 E: 1 K: 0 S: 3 H: 1 LOB: 1 BB: 0 P: 3	R: 0 E: 0 K: 0 S: 3 H: 0 LOB: 0 BB: 0 P: 3	R: 0 E: 0 K: 0 S: 3 H: 0 LOB: 1 BB: 1 P: 7	R: 0 E: 0 K: 0 S: 3 H: 0 LOB: 0 BB: 0 P: 3	R: 0 E: 0 K: 1 S: 5 H: 1 LOB: 0 BB: 0 P: 5	R: 1 E: 0 K: 1 S: 7 H: 2 LOB: 1 BB: 0 P: 8	R: 1 E: 0 K: 0 S: 5 H: 1 LOB: 2 BB: 2 P: 13	R: 3 E: 0 K: 0 S: 7 H: 4 LOB: 1 BB: 0 P: 7		1B: 6 2B: 2 3B: 1 HR: 0	SF: 0 SAC: 1 DP: 0 HBP: 0				WP: 2 PB: 0 SB: 1 CS: 0	PA: 34	

BOTTOM

Oakland Athletics @ Colorado Rockies

Salt River Fields at Talking Stick, Scottsdale, AZ

Sun Mar 27 2011, 4:11 PM - 6:34 PM EDT

Att. 12,179 - Sunny - 77 F

livebaseballscorecards.com

AB	30
R	5
H	9
RBI	4
BB	3
SO	2
LOB	11

PITCHER		IP	WLS	BF	H	R	ER	SO	BB	IBB	HBP	BLK	WP	HR	S	P	ERA	WHIP
26 Bobby Cramer, L ERA: 6.32	(1, 1)	2.0		6	1	0	0	0	0	0	0	0	0	0	6	6	0.00	0.500
56 Craig Breslow, L ERA: 12.0	(3, 1)	1.0		4	0	0	0	0	1	0	0	0	0	0	3	7	0.00	1.000
31 Brad Ziegler, R ERA: 1.8	(4, 1)	1.0		3	0	0	0	0	0	0	0	0	0	0	3	3	0.00	0.000
13 Jerry Blevins, L ERA: 7.94	(5, 1)	1.0		3	1	0	0	1	0	0	0	0	0	0	5	5	0.00	1.000
45 Willie Eyre, R ERA: 9.72	(6, 1)	1.0		5	2	1	1	1	0	0	0	0	1	0	7	8	9.00	2.000
72 Gabe DeHoyos, R ERA: 1.59	(7, 1)	1.0		6	1	1	1	0	2	0	0	0	1	0	5	13	9.00	3.000
Travis Banwart, R ERA: 27.0	(8, 1)	1.0	L	7	4	3	3	0	0	0	0	0	0	0	7	7	27.00	4.000

Oakland Athletics @ San Francisco Giants

AT&T Park, San Francisco, CA

Mon Mar 28 2011, 7:17 PM - 9:30 PM PDT

Att. 38,320 - Clear - 54 F

TOP

livebaseballscorecards.com

Batter	1	2	3	4	5	6	7	8	9	AB	R	H	RBI	BB	SO	LOB
4 Coco Crisp, S (1, 8) OBP: 0.450, SLG: 0.727	C FF 87 F CU 76 B FF 90 T CH 84 1-2 ① K		X CH 83 0-0 ① G5-3		C FF 90 X FF 89 0-1 1-3 10 1B 2B		C CU 76 B CU 76 B CU 75 C SI 93 X SI 92 2-2 1B			4	1	2	0	0	1	0
25 Matt Carson, R (7, PR) OBP: 0.365, SLG: 0.468 (7, 8)										0	0	0	0	0	0	0
10 Daric Barton, L (1, 3) OBP: 0.375, SLG: 0.533	B FF 88 C FF 89 B FF 89 C FF 89 B FF 90 X FF 90 3-2 ② G4-3		C FF 88 B FF 89 B FF 89 F CH 83 F SL 86 X FF 89 2-2 ② G4-3		D CU 78 B CH 83 B CH 84 C FF 89 X FF 90 3-1 2-H 3-H 1B		D SI 90 B SI 91 B SI 91 C FF 93 X SI 93 3-1 ③ F8			4	0	1	2	0	0	1
67 Wes Timmons, R (8, 5) OBP: 0.385, SLG: 0.220										0	0	0	0	0	0	0
12 David DeJesus, L (1, 9) OBP: 0.333, SLG: 0.333	C FF 90 C CU 77 B CU 77 S SL 85 1-3 ③ K		C CU 76 X FF 90 0-1 ③ F8		1 SAFE C CU 75 B CU 76 S CH 83 X CH 84 1-2 ③ G4-3			B FF 90 X FF 89 1-0 2B		4	0	1	0	0	1	1
58 Jai Miller, R (8, PR) OBP: 0.459, SLG: 0.320 (8, 9)										0	0	0	0	0	0	0
16 Josh Willingham, R (1, 7) OBP: 0.323, SLG: 0.321		C FF 87 F SL 85 S FF 89 0-3 ① K		F SI 87 X FF 88 0-1 ① F8		C FF 88 B SL 84 C SL 84 S FF 90 1-3 ① K		B CU 74 X SI 90 1-0 ① P5		2	0	0	0	0	1	0
15 Ryan Sweeney, L (4, 7) OBP: 0.432, SLG: 0.529										2	0	0	0	0	1	1
8 Kurt Suzuki, R (1, 2) OBP: 0.382, SLG: 0.489		B CU 77 C FF 89 B CH 84 B SI 89 F FF 90 X SL 85 3-2 ② G6-3		C SL 82 X SL 84 0-1 ② F8		B CU 77 B CH 84 C FF 90 F CH 83 B FF 90 B SI 90 4-2 5 WP BB		D CU 74 C CH 90 C SI 91 S CH 86 1-3 ② K		3	0	0	0	1	1	1
11 Landon Powell, S (8, 2) OBP: 0.308, SLG: 0.429										0	0	0	0	0	0	0
14 Mark Ellis, R (1, 4) OBP: 0.277, SLG: 0.220		C FF 89 B FF 89 X CU 78 1-1 5 1B 2 1B 1B		X FF 89 0-0 ③ P6		C SI 88 C SL 80 S SL 80 0-3 ② K		F SI 92 X SI 90 0-1 ③ G6-3		4	1	1	0	0	1	2
36 Eric Sogard, L (8, 4) OBP: 0.214, SLG: 0.317										0	0	0	0	0	0	0
5 Kevin Kouzmanoff, R (1, 5) OBP: 0.476, SLG: 0.614		F SI 89 D CH 84 F FF 90 F CU 77 1 SAFE D CU 77 1 SAFE X SI 88 2-2 2 1B 1-3 1B			C FF 88 F CH 84 B CH 84 X FF 90 1-2 4 2B 10 1B 1B	C SI 89 B SI 88 F SI 88 D SL 81 F SI 89 X SL 81 2-2 ③ G1-3 1-2			X FF 88 0-0 ① L5	3	1	2	0	0	0	1
21 Andy LaRoche, R (7, 5) OBP: 0.387, SLG: 0.600 (8, 6)										1	0	0	0	0	0	0
2 Cliff Pennington, S (1, 6) OBP: 0.239, SLG: 0.341	B CH 82 F CH 83 X FF 89 1-1 1-2 3-H 1B				C FF 89 1 SAFE B FF 88 D CH 83 B CH 84 X FF 90 3-1 ① F7		B FF 90 B FF 91 X FF 90 2-0 ① F7		C FF 88 X FF 87 0-1 ② G5-3	3	0	1	1	0	0	1
28 Conor Jackson, R (8, 3) OBP: 0.224, SLG: 0.238										1	0	0	0	0	0	0
49 Brett Anderson, L (1, 1)	B FF 88 C FF 88 C FF 88 C FF 91 1-3 ③ K				C FF 86 C CH 85 B FF 90 B FF 88 C FF 88 2-3 ② K		C SI 91 B SI 91 C FF 91 C SI 91 1-3 ② K		X FF 88 0-0 ③ P5	3	0	0	0	0	3	3
57 Brian Fuentes, L (8, 1)										0	0	0	0	0	0	0
55 Hideki Matsui, L (9, PH) OBP: 0.242, SLG: 0.175										1	0	0	0	0	0	0
Inning Stats	R: 0 E: 0 K: 2 S: 9 H: 0 LOB: 0 BB: 0 P: 14	R: 1 E: 0 K: 2 S: 17 H: 3 LOB: 2 BB: 0 P: 25	R: 0 E: 0 K: 0 S: 7 H: 0 LOB: 0 BB: 0 P: 9	R: 0 E: 0 K: 0 S: 5 H: 0 LOB: 0 BB: 0 P: 5	R: 2 E: 0 K: 1 S: 15 H: 3 LOB: 1 BB: 0 P: 25	R: 0 E: 0 K: 2 S: 12 H: 0 LOB: 1 BB: 1 P: 19	R: 0 E: 0 K: 1 S: 9 H: 1 LOB: 1 BB: 0 P: 17	R: 0 E: 0 K: 1 S: 7 H: 1 LOB: 1 BB: 0 P: 10	R: 0 E: 0 K: 0 S: 4 H: 0 LOB: 0 BB: 0 P: 4	1B: 6 2B: 2 3B: 0 HR: 0 SF: 0 SAC: 0 DP: 0 HBP: 0						

	AB	35
	R	3
	H	8
	RBI	3
	BB	1
	SO	9
	LOB	11

WP: 1 PA: 36
PB: 0
SB: 0
CS: 0

PITCHER		IP	WLS	BF	H	R	ER	SO	BB	IBB	HBP	BLK	WP	HR	S	P	ERA	WHIP
18 Matt Cain, R ERA: 5.4	(1, 1)	5.1	W	23	6	3	3	6	1	0	0	0	0	0	58	88	5.06	1.312
65 Steve Edlefsen, R ERA: 0.96	(6, 1)	0.2	H	2	0	0	0	1	0	0	0	0	1	0	7	9	0.00	0.000
46 Santiago Casilla, R ERA: 6.75	(7, 1)	1.0	H	4	1	0	0	1	0	0	0	0	0	0	9	17	0.00	1.000
41 Jeremy Affeldt, L ERA: 0.79	(8, 1)	1.0	H	4	1	0	0	1	0	0	0	0	0	0	7	10	0.00	1.000
54 Sergio Romo, R ERA: 1.04	(9, 1)	1.0	S	3	0	0	0	0	0	0	0	0	0	0	4	4	0.00	0.000

PITCHER	IP	WLS	BF	H	R	ER	SO	BB	IBB	HBP	BLK	WP	HR	S	P	ERA	WHIP

BOTTOM

Oakland Athletics @ San Francisco Giants

AT&T Park, San Francisco, CA

Mon Mar 28 2011, 7:17 PM - 9:30 PM PDT

Att. 38,320 - Clear - 54 F

livebaseballscorecards.com

Batter	1	2	3	4	5	6	7	8	9	AB	R	H	RBI	BB	SO	LOB
56 Andres Torres, S (1, 8) OBP: 0.333, SLG: 0.492	B FF 90 B FF 91 F FF 91 X FF 91 2-1 21 2B 28 G4-3 1B	B CU 73 C CU 78 S SL 78 C SL 81 1-3 ① K	S CH 80 F CU 74 B SL 79 S SL 79 1-3 ① K	B CU 77 B SI 87 C CH 83 B X 3-1 ② F8		4	1	1	0	0	2	0
21 Freddy Sanchez, R (1, 4) OBP: 0.288, SLG: 0.446	1 SAFE B SI 88 X FF 90 1-0 28 G4-3 1-3 2B	B CH 83 C CH 83 X CU 76 1-1 ② G6-3	B SI 88 X CH 82 1-0 ② P3	C C F C 0-3 ③ K		4	0	1	0	0	1	0
17 Aubrey Huff, L (1, 9) OBP: 0.388, SLG: 0.698 12 Nate Schierholtz, L (8, PR) OBP: 0.297, SLG: 0.377 (9, 9)	D SL 80 S SL 79 B FF 90 B SL 80 X FF 92 3-1 ① P6	B SL 80 C SL 80 B CU 74 C SL 79 B FF 92 F SL 82 F FF 92 B FF 94 4-2 28 1B 5 2B BB	B CU 72 X SI 89 1-0 HR			B SI 89 C SI 89 X SL 73 1-1 1B		3 0	2 0	2 0	1 0	1 0	0 0	2 0
28 Buster Posey, R (1, 2) OBP: 0.544, SLG: 0.711 22 Eli Whiteside, R (7, 2) OBP: 0.343, SLG: 0.438	B FF 93 X FF 92 1-0 ② G4-3 2-3 3-H	F CH 84 B SL 79 C FF 92 F SL 82 1 SAFE F SL 80 B FF 92 X SL 82 2-2 5 2B 1-2 1B	X CH 81 0-0 5 FC5-4 1B			C SI 88 B SI 87 F CH 71 F SI 88 B SL 74 X SI 88 2-2 ① F8		3 1	1 0	2 0	1 0	0 0	0 0	1 1
5 Pat Burrell, R (1, 7) OBP: 0.365, SLG: 0.453 46 Santiago Casilla, R (7, 1) 41 Jeremy Affeldt, L (8, 1) 7 Mark DeRosa, R (8, PH) OBP: 0.340, SLG: 0.383 54 Sergio Romo, R (9, 1)	B CU 76 B CU 76 B FF 92 B FF 91 4-0 BB	X CH 83 0-0 1-H 2-H 2B	C CH 85 X CU 78 0-1 ③ FC5-4 1-2f			B CH 71 F SI 87 B SI 87 1 SAFE X SI 88 2-1 ② F8		2 0 0 1 0	0 0 0 0 0	1 0 0 0 0	2 0 0 0 0	1 0 0 1 0	0 0 0 0 0	1 0 0 1 0
10 Miguel Tejada, R (1, 6) OBP: 0.277, SLG: 0.323	X FF 90 0-0 ③ F8	B FF 89 X CH 84 1-0 ③ L4			X CH 80 0-0 ① G5-3			B CH 73 1 SAFE B SI 88 F SI 88 1 SAFE F SI 88 B SL 72 X SI 88 3-2 ③ P3		4	0	0	0	0	0	4
9 Brandon Belt, L (1, 3) OBP: 0.329, SLG: 0.485		X SI 89 0-0 ① G6-3	B CU 74 C CU 77 F SI 88 F CU 76 S SL 81 1-3 ① K		B SI 87 X CU 75 1-0 ② G4-3					3	0	0	0	0	1	0
48 Pablo Sandoval, S (1, 5) OBP: 0.312, SLG: 0.493		B SI 89 X CH 83 1-0 ② P4	H FF 90 1-0 18 B2-6-3 HBP		B CU 72 B SL 77 S CH 82 B SL 79 X CH 83 3-1 ③ P6					2	0	0	0	0	0	0
18 Matt Cain, R (1, 1) 65 Steve Edlefsen, R (6, 1) 33 Aaron Rowand, R (7, 7) OBP: 0.245, SLG: 0.250		C FF 91 B CU 78 B SI 90 F FF 90 B SL 81 F FF 92 C FF 92 3-3 ③ K	X CH 86 0-0 ②③ B2-6-3 1-2f			S CH 80 B CU 73 C CU 78 S SL 80 1-3 ① K		2 0 1	0 0 0	0 0 0	0 0 0	1 0 1	1 0 0	
Inning Stats	R: 1 H: 2 E: 0 LOB: 2 K: 0 BB: 1 S: 7 P: 18	R: 0 H: 0 E: 0 LOB: 0 K: 1 BB: 0 S: 6 P: 10	R: 2 H: 2 E: 0 LOB: 1 K: 1 BB: 1 S: 16 P: 25	R: 0 H: 0 E: 0 LOB: 0 K: 1 BB: 0 S: 5 P: 7	R: 1 H: 2 E: 0 LOB: 1 K: 1 BB: 0 S: 8 P: 11	R: 0 H: 0 E: 0 LOB: 0 K: 0 BB: 0 S: 4 P: 8	R: 0 H: 0 E: 0 LOB: 0 K: 2 BB: 0 S: 9 P: 13	R: 0 H: 1 E: 0 LOB: 1 K: 0 BB: 0 S: 11 P: 19		1B: 4 SF: 0 2B: 2 SAC: 0 3B: 0 DP: 1 HR: 1 HBP: 1				WP: 0 PA: 33 PB: 0 SB: 0 CS: 0		

	AB	30
	R	4
	H	7
	RBI	4
	BB	2
	SO	6
	LOB	11

PITCHER		IP	WLS	BF	H	R	ER	SO	BB	IBB	HBP	BLK	WP	HR	S	P	ERA	WHIP
49 Brett Anderson, L ERA: 5.0	(1, 1)	7.0	L	29	6	4	4	6	2	0	1	0	0	1	55	92	5.14	1.143
57 Brian Fuentes, L ERA: 5.19	(8, 1)	1.0		4	1	0	0	0	0	0	0	0	0	0	11	19	0.00	1.000

PITCHER	IP	WLS	BF	H	R	ER	SO	BB	IBB	HBP	BLK	WP	HR	S	P	ERA	WHIP

San Francisco Giants @ Oakland Athletics

Oakland Coliseum, Oakland, CA

Tue Mar 29 2011, 7:08 PM - 9:37 PM PDT

Att. 18,204 - Partly Cloudy - 59 F

livebaseballscorecards.com

TOP

Batter	1	2	3	4	5	6	7	8	9	AB	R	H	RBI	BB	SO	LOB
56 Andres Torres, S (1, 8) OBP: 0.329, SLG: 0.470	X SI 91 0-0 ① G4-3	B SI 93 C CU 79 S FF 94 F CU 82 D CU 82 F CU 82 B SI 94 X FF 94 3-2 ③ P3			C SI 89 F SI 89 B CU 80 X CU 80 1-2 ② G4-3		B CH 75 B FF 90 B SL 86 C FF 88 S SL 85 B FF 91 4-2 14 1B BB			3	0	0	0	1	0	2
21 Freddy Sanchez, R (1, 4) OBP: 0.274, SLG: 0.424 14 Mike Fontenot, L (6, 4) OBP: 0.339, SLG: 0.471 (7, 6)	B SI 91 C SI 92 B CU 80 B SI 94 C FF 93 C SI 94 3-3 ② K		B CH 81 S B X SI 90 2-1 ① F9		B SI 91 S FF 93 X CH 86 1-1 ③ G6-3		C SL 86 B FF 90 F SL 85 B FF 92 X FF 90 2-2 ③ 1-3 2-H 1B			3 1	0 0	0 1	0 1	0 0	1 0	0 0
17 Aubrey Huff, L (1, 9) OBP: 0.391, SLG: 0.692 33 Aaron Rowand, R (3, 9) OBP: 0.236, SLG: 0.240	C FF 94 C CU 81 X CU 82 0-2 28 FC1-6-4 1B		C FF 91 B CU 79 X 1-1 ② G1-3			B SI 90 X FF 92 1-0 ① F9		B FF 86 S FF 87 F SL 82 B FF 89 S SL 82 2-3 ① K		2 2	0 0	1 0	0 0	0 0	0 1	0 0
28 Buster Posey, R (1, 2) OBP: 0.517, SLG: 0.667 35 Travis Ishikawa, L (7, 3) OBP: 0.273, SLG: 0.224	B SI 93 B SI 92 X FF 94 2-0 ③ FC1-6-4 1-2f		B C B CU 79 X SI 92 2-1 ③ G6-3			B CH 83 B SI 91 C CH 84 B CU 80 X FF 94 3-1 ② P3		B FF 86 S FF 87 S SL 83 B FF 89 X SL 83 2-2 ② F9		3 1	0 0	0 0	0 0	0 0	0 0	1 0
5 Pat Burrell, R (1, 7) OBP: 0.369, SLG: 0.455 12 Nate Schierholtz, L (4, 7) OBP: 0.303, SLG: 0.429		B SI 90 C CH 83 X CU 80 1-1 7 G5-3 10 G4-3 48 2B 1B		C CU 74 F SI 89 B SI 90 B CU 80 B CH 85 C FF 93 3-3 ① K		B FF 93 B FF 91 B FF 93 C FF 91 S FF 92 T FF 92 3-2 ③ K		X FF 88 0-0 HR		2 2	1 1	1 1	0 1	0 0	1 1	0 0
10 Miguel Tejada, R (1, 6) OBP: 0.279, SLG: 0.313 83 Chris Stewart, R (7, 2) OBP: 0.367, SLG: 0.481		X SI 90 0-0 ① G4-3 1-2		B CH 85 C CH 84 B SI 92 B SI 93 B SI 93 4-1 7 FC6-4 BB			C SI 88 B CU 79 F CU 79 B FF 90 X FF 93 2-2 ① G6-3	X FF 88 0-0 ③ P5		2 1	0 0	0 0	0 0	1 0	0 0	1 0
7 Mark DeRosa, R (1, 3) OBP: 0.340, SLG: 0.367 29 Ryan Rohlinger, R (7, 4) OBP: 0.278, SLG: 0.343		C SI 92 X CU 79 0-1 ② G5-3 2-3		B FF 93 B CH 85 B FF 94 X FF 92 3-0 ② FC6-4 1-2f			B CU 78 F SI 91 B CU 81 B SI 92 B FF 93 4-1 9 1B 48 E BB		F S X 0-2 ① P3	2 1	1 0	0 0	0 0	1 0	0 0	2 0
9 Brandon Belt, L (1, 10) OBP: 0.338, SLG: 0.479		D CU 80 B CU 81 F SI 92 B CU 81 B FF 94 4-1 48 2B BB		F CU 79 F FF 91 F CU 81 S FF 94 0-3 ③ K			X SL 86 0-0 48 FC6-4 1-2 1B		C FF 91 B CH 85 S FF 92 B FF 93 B FF 92 X FF 92 3-2 ② F8	3	0	1	0	1	1	1
48 Pablo Sandoval, S (1, 5) OBP: 0.309, SLG: 0.493		X CU 82 0-0 1-3 3-H 2B			X CH 82 0-0 ① G3-1		B FF 88 X CH 75 1-0 ② FC6-4 14 1B 1-2f 2-H		F FF 92 X CU 82 0-1 ③ G3	4	1	1	1	0	0	1

	AB	32
	R	4
	H	6
	RBI	3
	BB	4
	SO	5
	LOB	8

Inning Stats																																
	R: 0	H: 1	E: 0	LOB: 1	K: 1	BB: 0	S: 8	P: 13	R: 1	H: 2	E: 0	LOB: 2	K: 0	BB: 1	S: 12	P: 20	R: 0	H: 0	E: 0	LOB: 0	K: 0	BB: 0	S: 6	P: 11	R: 0	H: 0	E: 0	LOB: 1	K: 2	BB: 1	S: 9	P: 19
	R: 0	H: 0	E: 0	LOB: 0	K: 0	BB: 0	S: 6	P: 8	R: 0	H: 0	E: 0	LOB: 0	K: 1	BB: 0	S: 6	P: 13	R: 2	H: 2	E: 1	LOB: 2	K: 0	BB: 2	S: 11	P: 24	R: 1	H: 1	E: 0	LOB: 0	K: 1	BB: 0	S: 8	P: 12
	R: 0	H: 0	E: 0	LOB: 0	K: 0	BB: 0	S: 8	P: 11	1B: 4	SF: 0	2B: 1	SAC: 0	3B: 0	DP: 0	HR: 1	HBP: 0	WP: 0	PA: 36	PB: 0	SB: 0	CS: 0											

PITCHER	IP	WLS	BF	H	R	ER	SO	BB	IBB	HBP	BLK	WP	HR	S	P	ERA	WHIP
47 Gio González, L (1, 1) ERA: 2.3	6.1	L	25	3	2	2	4	3	0	0	0	0	0	51	94	2.84	0.947
56 Craig Breslow, L (7, 1) ERA: 12.27	0.2		4	2	1	1	0	1	0	0	0	0	0	7	14	13.50	4.500
48 Michael Wuertz, R (8, 1) ERA: 7.5	1.0		4	1	1	1	1	0	0	0	0	0	1	8	12	9.00	1.000
50 Grant Balfour, R (9, 1) ERA: 6.97	1.0		3	0	0	0	0	0	0	0	0	0	0	8	11	0.00	0.000

PITCHER	IP	WLS	BF	H	R	ER	SO	BB	IBB	HBP	BLK	WP	HR	S	P	ERA	WHIP

BOTTOM

Batter	1	2	3	4	5	6	7	8	9	AB	R	H	RBI	BB	SO	LOB
4 Coco Crisp, S (1, 8) OBP: 0.444, SLG: 0.702	B SI 84 F FF 83 C CU 69 4-2 BB		B FF 82 F SI 83 F FF 84 S CU 71 1-3 ② K		S CH 75 B CH 73 S FF 83 S CU 72 1-3 ③ K		D CH 87 F FF 89 S SL 86 B FF 90 F FF 91 S SL 87 2-3 ② K		B SL 85 C SI 93 X SI 93 1-1 ③ FC6-4 1-2f	2	0	0	0	1	2	0
25 Matt Carson, R (7, 8) OBP: 0.352, SLG: 0.449										2	0	0	0	0	1	3
10 Daric Barton, L (1, 3) OBP: 0.392, SLG: 0.522	B FF 84 B FC 81 S SI 84 1 SAFE X SI 84 2-1 ① P3		B SI 84 B FF 85 C FF 84 B SI 82 B FF 84 4-1 BB			B FC 78 B FF 82 B FF 82 C FC 79 B FF 82 4-1 12 FC4-6 BB	C SI 93 X SL 84 0-1 ③ G6-3			1	0	0	0	2	0	1
36 Eric Sogard, L (6, PR) OBP: 0.209, SLG: 0.310 (7, 4)										1	0	0	0	0	0	1
12 David DeJesus, L (1, 9) OBP: 0.317, SLG: 0.315	C FF 84 B CU 69 C CU 70 X FF 84 1-2 ② F7		C CU 69 B FF 84 X FF 84 1-1 ③ F7			C CU 67 X FC 80 0-1 ① FC4-6 55 1B 11 1B 1-2f		C SI 93 B B SI 94 X SI 94 2-1 ① L7		3	1	0	0	0	0	3
15 Ryan Sweeney, L (7, 9) OBP: 0.421, SLG: 0.514										1	0	0	0	0	0	0
16 Josh Willingham, R (1, 7) OBP: 0.309, SLG: 0.305	1 SAFE B SI 84 X CH 74 1-0 ③ L8			C CU 68 X FF 83 0-1 ① P2		B SI 83 B FF 82 F SI 83 C SI 83 B FF 83 S CH 74 3-3 ② K		F SI 94 S SI 94 F B F C 1-3 ② K		3	0	0	0	0	1	2
58 Jai Miller, R (7, 7) OBP: 0.447, SLG: 0.308										1	0	0	0	0	1	0
55 Hideki Matsui, L (1, 10) OBP: 0.271, SLG: 0.213		B FF 83 C SI 82 C FF 84 F CU 71 X CH 75 1-2 8 BB 1B		B FC 78 B FC 80 B FF 83 X FF 81 3-0 8 G5-3 1B		X FF 83 0-0 11 1B 1-3 1B		C SL 83 C SI 95 F SI 94 B SI 95 S SI 96 1-3 ③ K		4	0	3	0	0	1	0
8 Kurt Suzuki, R (1, 2) OBP: 0.386, SLG: 0.479		C FF 83 C CU 70 B FF 82 F FF 83 D CU 71 D CU 70 F SI 84 B FF 82 4-2 ① 1-2 BB		B SI 82 C CH 73 B FF 84 T SI 84 X CU 70 2-2 ② G5-3 1-2		B CH 86 B SL 86 B FF 91 C FF 91 X FF 90 3-1 1-2 3-H 1B			C SI 91 B SL 84 B CH 85 X SI 90 2-1 ① F7	1	0	0	0	1	0	1
11 Landon Powell, S (6, 2) OBP: 0.317, SLG: 0.432										2	0	1	1	0	0	0
5 Kevin Kouzmanoff, R (1, 5) OBP: 0.455, SLG: 0.583	B SI 83 X CH 74 1-0 ② F9		B SI 84 X SI 82 1-0 ③ F9			S SL 86 B SL 87 X SL 86 1-1 ③ F9			C SI 90 C SI 92 B SI 93 F SL 83 X SI 92 1-2 ② L6	3	0	0	0	0	0	4
67 Wes Timmons, R (7, 5) OBP: 0.377, SLG: 0.214										1	0	0	0	0	0	0
21 Andy LaRoche, R (1, 4) OBP: 0.394, SLG: 0.593 (7, 6)	B CH 74 S CH 74 S CH 74 C SI 84 1-3 ③ K				C SI 83 C CU 68 X SI 82 0-2 2 CS 1B		X FF 90 0-0 ① F9		C SI 92 B SI 91 X SI 93 1-1 28 DI 1B	4	0	2	0	0	1	1
2 Cliff Pennington, S (1, 6) OBP: 0.229, SLG: 0.326			B FF 82 C CH 72 B CU 67 X FF 82 2-1 ① G6-3		B FF 83 B FF 83 B SI 83 C FF 81 X FF 82 3-1 ①② L8 1-2		F CH 86 F FF 91 B SL 86 X CH 87 1-2 1B		B SL 83 B SI 93 C SI 92 B SI 92 B SI 92 4-1 25 FC6-4 1-2 BB	2	0	0	0	0	0	1
28 Conor Jackson, R (7, 3) OBP: 0.246, SLG: 0.250										1	0	1	0	1	0	0
Inning Stats	R: 0 E: 0 K: 0 S: 8 H: 0 LOB: 1 BB: 1 P: 16	R: 0 E: 0 K: 1 S: 12 H: 1 LOB: 1 BB: 1 P: 19	R: 0 E: 0 K: 1 S: 8 H: 0 LOB: 1 BB: 1 P: 16	R: 0 E: 0 K: 0 S: 7 H: 1 LOB: 1 BB: 0 P: 13	R: 0 E: 0 K: 1 S: 8 H: 1 LOB: 0 BB: 0 P: 12	R: 1 E: 0 K: 1 S: 11 H: 2 LOB: 2 BB: 1 P: 22	R: 0 E: 0 K: 1 S: 10 H: 1 LOB: 1 BB: 0 P: 13	R: 0 E: 0 K: 2 S: 11 H: 0 LOB: 0 BB: 0 P: 15	R: 0 E: 0 K: 0 S: 11 H: 1 LOB: 2 BB: 1 P: 20	1B: 7 2B: 0 3B: 0 HR: 0 SF: 0 SAC: 0 DP: 0 HBP: 0	WP: 0 PB: 0 SB: 0 CS: 1 PA: 37					

PITCHER	IP	WLS	BF	H	R	ER	SO	BB	IBB	HBP	BLK	WP	HR	S	P	ERA	WHIP
75 Barry Zito, L (1, 1) ERA: 2.3	5.2		23	4	1	1	4	4	0	0	0	0	0	50	90	1.59	1.412
52 Ramon E Ramirez, R (6, 1) ERA: 7.94	1.0	W	5	2	0	0	1	0	0	0	0	0	0	12	19	0.00	2.000
45 Dan Runzler, L (7, 1) ERA: 2.2	1.1	H	4	0	0	0	2	0	0	0	0	0	0	13	17	0.00	0.000
59 Guillermo Mota, R (9, 1) ERA: 3.29	1.0	S	5	1	0	0	0	1	0	0	0	0	0	11	20	0.00	2.000

PITCHER	IP	WLS	BF	H	R	ER	SO	BB	IBB	HBP	BLK	WP	HR	S	P	ERA	WHIP

San Francisco Giants @ Oakland Athletics

Oakland Coliseum, Oakland, CA

Tue Mar 29 2011, 7:08 PM - 9:37 PM PDT

Att. 18,204 - Partly Cloudy - 59 F

livebaseballscorecards.com

AB	32
R	1
H	7
RBI	1
BB	5
SO	7
LOB	17

Oakland Athletics @ San Francisco Giants

AT&T Park, San Francisco, CA

Wed Mar 30 2011, 12:47 PM - 3:25 PM PDT

Att. 34,331 - Partly Cloudy - 64 F

livebaseballscorecards.com

Batter	1	2	3	4	5	6	7	8	9	AB	R	H	RBI	BB	SO	LOB
4 Coco Crisp, S (1, 8) OBP: 0.446, SLG: 0.690 25 Matt Carson, R (4, 8) OBP: 0.339, SLG: 0.431	B FF 92 F FF 91 S CU 76 B CU 75 C FF 92 2-3 K		B CU 75 B FF 92 F SL 85 F SL 86 D SL 85 F SL 84 B CU 73 4-2 14 S 2-3 BB		X FF 90 0-0 F8		C SL 86 B SI 90 C CU 76 F CU 76 F FF 91 B FF 89 X CU 76 2-2 P4			1 2	0 0	0 0	0 0	1 0	1 0	0 1
14 Mark Ellis, R (1, 4) OBP: 0.279, SLG: 0.230 21 Andy LaRoche, R (5, 4) OBP: 0.388, SLG: 0.583 (7, 6)	B FF 92 X FF 91 1-0 G5-3		1 SAFE B FF 92 C SI 92 B FF 92 S CU 74 X SL 84 2-2 SF8 1-2 3-H		B FF 89 C SI 91 B CH 83 B FF 91 F FF 90 X SL 85 3-2 16 G5-4-3 1B			C SI 91 B SI 90 B CU 77 F SI 90 B SI 91 X SI 90 3-2 G6-3		2 1	0 0	1 0	1 0	0 0	0 0	0 0
16 Josh Willingham, R (1, 7) OBP: 0.324, SLG: 0.300 58 Jai Miller, R (5, 7) OBP: 0.436, SLG: 0.296	B FF 92 S SL 86 B SL 86 B FF 92 B FF 91 4-1 BB		D CU 74 B FF 88 B SL 85 B FF 91 4-0 28 FC6-4 BB		C CU 74 B CU 74 X FF 92 1-1 G5-4-3 1-2f			B SI 91 C SI 91 F SI 90 S CU 77 1-3 K		1 1	0 0	0 0	0 0	2 0	0 1	1 0
28 Conor Jackson, R (1, 3) OBP: 0.233, SLG: 0.235 (7, 9)	C FF 92 D CU 74 F FF 92 S SL 86 1-3 K		B FF 91 X FF 91 1-0 FC6-4 1-2f			B FF 91 X CH 83 1-0 F8		B FF 90 B CH 84 F CH 83 C SI 91 X SI 90 2-2 P5		4	0	0	0	0	1	3
55 Hideki Matsui, L (1, 10) OBP: 0.270, SLG: 0.215		X FF 92 0-0 F7		C SI 92 X FF 92 0-1 5 1B		B SL 85 X SL 84 1-0 G6-3			B FF 94 B FF 93 B FF 93 C FF 93 X FF 93 3-1 F9	4	0	1	0	0	0	0
8 Kurt Suzuki, R (1, 2) OBP: 0.367, SLG: 0.451 11 Landon Powell, S (6, 2) OBP: 0.310, SLG: 0.421		B FF 90 S FF 92 F FF 92 X SL 85 1-2 G6-3		B FF 92 F CH 84 C CU 73 S CU 74 1-3 K		B SI 91 C FF 92 B CU 74 X CH 83 2-1 G6-3			C FF 94 S FF 88 B FF 89 S FF 94 1-3 K	3 1	0 0	0 0	0 0	0 0	1 1	1 0
5 Kevin Kouzmanoff, R (1, 5) OBP: 0.449, SLG: 0.571 Eric Sogard, L (7, 4) OBP: 0.205, SLG: 0.302		B SL 84 X FF 91 1-0 F8		B CU 74 B FF 92 X FF 91 2-0 1-2			B SI 87 B SL 81 X SI 87 2-0 G1-3		C FF 94 S CH 87 S FA 89 0-3 K2-3	3 1	0 0	1 0	0 0	0 0	0 1	0 0
15 Ryan Sweeney, L (1, 9) OBP: 0.439, SLG: 0.553 67 Wes Timmons, R (7, PR) OBP: 0.377, SLG: 0.214 (7, 3)			C FF 92 B FF 91 F CU 74 X FF 92 1-2 4 S 14 SF8 2B	B FF 92 C SL 84 C SL 86 S CU 75 1-3 K			C SI 87 X SI 88 0-1 2 1B			3 0	1 0	2 0	0 0	0 0	1 0	2 0
2 Cliff Pennington, S (1, 6) OBP: 0.235, SLG: 0.327 73 Josh Horton, L (7, 5) OBP: 0.250, SLG: 0.182			B FF 92 C SL 85 F SL 86 D SL 85 F FF 92 S CU 76 2-3 K	C FF 91 C FF 91 S CU 75 0-3 K2-3			B SI 90 1 SAFE F FF 91 X SL 86 1-1 1-3			3 0	0 0	1 0	0 0	0 0	2 0	3 0

	AB	30
	R	1
	H	6
	RBI	1
	BB	3
	SO	9
	LOB	11

Inning Stats	1	2	3	4	5	6	7	8	9	1B: 5	SF: 1	WP: 0	PA: 34
	R: 0 E: 0 K: 2 S: 8 H: 0 LOB: 1 BB: 1 P: 16	R: 0 E: 0 K: 0 S: 5 H: 0 LOB: 0 BB: 0 P: 7	R: 1 E: 0 K: 1 S: 14 H: 1 LOB: 2 BB: 2 P: 28	R: 0 E: 0 K: 3 S: 12 H: 2 LOB: 2 BB: 0 P: 16	R: 0 E: 0 K: 0 S: 6 H: 1 LOB: 0 BB: 0 P: 10	R: 0 E: 0 K: 0 S: 4 H: 0 LOB: 0 BB: 0 P: 8	R: 0 E: 0 K: 0 S: 10 H: 2 LOB: 1 BB: 0 P: 15	R: 0 E: 0 K: 1 S: 9 H: 0 LOB: 0 BB: 0 P: 15	R: 0 E: 0 K: 2 S: 8 H: 0 LOB: 0 BB: 0 P: 12	2B: 1 3B: 0 HR: 0	SAC: 0 DP: 1 HBP: 0	PB: 0 SB: 2 CS: 0	

PITCHER		IP	WLS	BF	H	R	ER	SO	BB	IBB	HBP	BLK	WP	HR	S	P	ERA	WHIP
40 Madison Bumgarner, L ERA: 5.93	(1, 1)	6.0		24	4	1	1	6	3	0	0	0	0	0	49	85	1.50	1.167
49 Javier López, L ERA: 8.71	(7, 1)	0.1		2	1	0	0	0	0	0	0	0	0	0	3	5	0.00	3.000
32 Ryan Vogelsong, R ERA: 3.27	(7, 1)	1.2		5	1	0	0	1	0	0	0	0	0	0	16	25	0.00	0.600
47 Marc Kroon, R ERA: 1.69	(9, 1)	1.0	W	3	0	0	0	2	0	0	0	0	0	0	8	12	0.00	0.000

PITCHER		IP	WLS	BF	H	R	ER	SO	BB	IBB	HBP	BLK	WP	HR	S	P	ERA	WHIP

Oakland Athletics @ San Francisco Giants

AT&T Park, San Francisco, CA

Wed Mar 30 2011, 12:47 PM - 3:25 PM PDT

Att. 34,331 - Partly Cloudy - 64 F

livebaseballscorecards.com

BOTTOM

Batter	1	2	3	4	5	6	7	8	9	AB	R	H	RBI	BB	SO	LOB
14 Mike Fontenot, L (1, 6) OBP: 0.344, SLG: 0.464	B FF 84 X FF 86 1-0 ① P6		C FF 85 B CU 74 B FF 85 F CU 75 F FF 88 S CH 70 2-3 ② K		C SI 85 C FF 87 B FC 82 B SI 84 B CH 72 F SI 85 X SI 86 3-2 ② G4-3		B SI 85 X SI 84 1-0 22 1B 1B		F B B X 2-1 22 E 22 1B 1B	5	1	2	0	0	1	0
22 Eli Whiteside, R (1, 2) OBP: 0.375, SLG: 0.486	C SI 85 B FF 88 X FF 86 1-1 ② F8		B C B T X 2-2 2B		C CU 76 F CU 77 S CH 70 0-3 ③ K		1 SAFE 1 SAFE B SI 82 X SI 84 1-0 1-3 1B		C FF 87 1 SAFE F FF 88 D CU 80 X FF 88 1-2 1-H 83 1B 1B	5	1	3	1	0	1	0
7 Mark DeRosa, R (1, 5) OBP: 0.357, SLG: 0.373 49 Javier López, L (7, 1) 32 Ryan Vogelsong, R (7, 1) 47 Marc Kroon, R (9, 1) 83 Chris Stewart, R (9, PH) OBP: 0.387, SLG: 0.500	C SI 86 B CH 70 F FF 88 X CH 69 1-2 33 1B 1B		B FF 87 C X 1-1 ③ G6-3			C CU 75 B FF 87 B SI 86 F CU 77 B SI 87 B CH 72 4-2 12 1B BB	F SI 84 X SI 84 0-1 ③ G1-3		C FF 88 X 0-1 2-H 1B	2 0 1 0 0	0 0 0 0 0	1 0 0 0 1	0 0 0 0 1	1 0 0 0 0	0 0 0 0 0	1 0 2 0 0
33 Aaron Rowand, R (1, 8) OBP: 0.254, SLG: 0.259	C SI 84 1 SAFE 1 SAFE X SI 85 0-1 1-2 1B			C CU 73 S CH 71 B FF 88 F CU 75 X CU 76 1-2 ① G6-3		1 SAFE F FF 87 F FF 86 F CH 68 S CH 69 0-3 ① K		S SI 89 S SI 81 X SI 90 0-2 12 G4-6-3 1B		4	0	2	0	0	1	1
12 Nate Schierholtz, L (1, 9) OBP: 0.300, SLG: 0.418	X CU 76 0-0 ③ L9			C FF 88 B FF 87 F CH 72 F SI 87 B CH 73 F CH 72 S FC 88 2-3 ② K		B CU 77 F FF 87 B CH 73 B CU 78 F FF 88 X FF 87 3-2 1-3 35 S 1B		C SI 90 B CU 71 X SI 89 1-1 ① ② G4-6-3 1-2f		4	0	1	0	0	1	3
Ryan Rohlinger, R (1, 4) (7, 5) OBP: 0.300, SLG: 0.385		B SI 84 X SI 84 1-0 ① P5		B CU 75 B CU 76 X SI 85 2-0 35 BB 1B		S CU 78 X CH 72 0-1 ② P6		F SI 90 C CU 70 F CU 71 B SI 89 B SI 89 F SI 88 F SI 89 F CH 81 X 2-2 2B		4	0	2	0	0	0	2
35 Travis Ishikawa, L (1, 3) OBP: 0.271, SLG: 0.212		C FF 87 C FF 88 X CU 74 0-2 ② G3		B SI 86 1 SAFE B SI 85 B CU 76 F FF 85 B FF 86 4-1 1-2 BB		C FF 89 1 SAFE 1 SAFE B FF 91 B FF 91 F SL 84 C FF 91 2-3 ③ K 1-2		S SI 90 S SI 85 C CU 71 0-3 ③ K		3	0	0	0	1	2	3
85 Tyler Graham, R (1, 7) OBP: 0.250, SLG: 0.500		L SI 84 X CU 76 0-1 ③ G5-3		B SI 83 C CH 73 F FF 85 D CH 67 S CH 71 2-3 ③ K			C SI 84 S SI 82 F CU 72 X CU 72 0-2 ① G6-3		C FC 88 B FC 87 X FF 88 1-1 ① G6-3	4	0	0	0	0	1	2
40 Madison Bumgarner, R (1, 1) OBP: 0.200, SLG: 0.200 82 Sharlon Schoop, R (7, 4)			X SI 82 0-0 ① F7		C CU 74 X SI 84 0-1 ① G5-3		F SI 84 X 0-1 ② G4-3		C FF 88 S FF 89 S FC 88 0-3 ② K	2 2	0 0	0 0	0 0	0 0	0 1	0 0
Inning Stats	R: 0 E: 0 K: 0 S: 9 H: 2 LOB: 2 BB: 0 P: 12	R: 0 E: 0 K: 0 S: 6 H: 0 LOB: 0 BB: 0 P: 7	R: 0 E: 0 K: 1 S: 10 H: 1 LOB: 1 BB: 0 P: 15	R: 0 E: 0 K: 2 S: 14 H: 1 LOB: 2 BB: 1 P: 25	R: 0 E: 0 K: 1 S: 9 H: 0 LOB: 0 BB: 0 P: 12	R: 0 E: 0 K: 2 S: 15 H: 1 LOB: 2 BB: 1 P: 24	R: 0 E: 0 K: 0 S: 10 H: 2 LOB: 2 BB: 0 P: 12	R: 0 E: 0 K: 1 S: 15 H: 2 LOB: 1 BB: 0 P: 18	R: 2 E: 1 K: 1 S: 12 H: 3 LOB: 1 BB: 0 P: 16	1B: 10 2B: 2 3B: 0 HR: 0 SF: 0 SAC: 0 DP: 1 HBP: 0						WP: 0 PB: 0 SB: 1 CS: 0 PA: 39	

	AB	37
	R	2
	H	12
	RBI	2
	BB	2
	SO	8
	LOB	14

PITCHER		IP	WLS	BF	H	R	ER	SO	BB	IBB	HBP	BLK	WP	HR	S	P	ERA	WHIP
51 Dallas Braden, L ERA: 5.24	(1, 1)	5.2		24	5	0	0	5	2	0	0	0	0	0	59	89	0.00	1.235
56 Craig Breslow, L ERA: 11.25	(6, 1)	0.1	H	1	0	0	0	1	0	0	0	0	0	0	4	6	0.00	0.000
31 Brad Ziegler, R ERA: 1.64	(7, 1)	1.0	H	5	2	0	0	0	0	0	0	0	0	0	10	12	0.00	2.000
13 Jerry Blevins, L ERA: 7.3	(8, 1)	1.0	H	4	2	0	0	1	0	0	0	0	0	0	15	18	0.00	2.000
26 Bobby Cramer, L ERA: 7.16	(9, 1)	0.2	L	5	3	2	2	1	0	0	0	0	0	0	12	16	27.00	4.500

PITCHER	IP	WLS	BF	H	R	ER	SO	BB	IBB	HBP	BLK	WP	HR	S	P	ERA	WHIP

Batter	1	2	3	4	5	6	7	8	9	AB	R	H	RBI	BB	SO	LOB
51 Ichiro Suzuki, L (1, 9) OBP: 0.600, SLG: 0.500	C SI 91 C SI 92 B SI 92 B SI 92 F KC 79 B SI 92 F SI 92 B SI 92 4-2 15 S BB		B CH 83 B SI 88 X SI 89 2-0 15 S 9 1B 29 BB 1B	F KC 80 F SI 89 X KC 78 0-2 E5 1-2 2-3		L FF 89 X FF 90 0-1 9 CS 2-H 1B	B FC 86 X FF 87 1-0 G4-6-3 1-2f			4	1	2	1	1	0	4
9 Chone Figgins, S (1, 5) OBP: 0.400, SLG: 1.000	1 SAFE L SI 90 B SI 91 1 SAFE C KC 80 C SI 92 1-3 ①		X SI 89 0-0 29 BB 15 S 1-2 1B	C CH 81 B SI 90 F KC 78 S KC 79 1-3 ③		F FF 89 1 SAFE B SL 84 F SL 84 B FF 91 1 SAFE 1 SAFE X FF 92 2-2 ② 1-2 HR		C FF 87 B CU 75 C CU 74 F SL 84 X CU 76 1-2 E6 15 L4-3		5	1	2	1	0	2	4
15 Milton Bradley, S (1, 7) OBP: 0.400, SLG: 0.500	1 SAFE B SI 92 D SI 90 C CH 83 S CH 83 C SI 91 2-3 ② 1-2		F KC 78 B FF 91 D SI 91 C CH 81 B SI 91 B SI 91 4-2 29 BB 1-2 2-3 BB		X CH 80 0-0 ① G4-3	S CH 77 B FF 91 S CH 78 B FF 92 C FF 91 2-3 ③		B FF 87 X FF 86 1-0 ① ② L4-3 1-1		4	0	0	0	1	2	2
29 Jack Cust, L (1, 10)	C KC 80 D SL 82 B SI 92 X KC 78 2-1 ③ G4-3		B CH 81 B SI 90 B SI 92 C SI 90 S SI 87 B SI 91 4-2 1-2 2-3 3-H BB		C SI 88 B KC 78 B CH 81 B SI 88 S SI 89 C CH 81 3-3 ②		B SL 85 F SL 85 B FF 91 B SL 86 S FF 90 B FF 90 4-2 17 2B 30 E BB	C FF 87 B FF 87 B FF 87 B S B 4-2 BB		2	1	0	1	3	1	1
17 Justin Smoak, S (1, 3) OBP: 0.400, SLG: 0.500		B SI 91 F CH 82 S CH 82 F SI 91 B CH 81 X CH 82 2-2 ① G3	C KC 78 B SI 91 S KC 80 F KC 80 C SI 91 1-3 ③		S CH 80 B SI 89 B KC 77 B CH 80 B CH 81 4-1 30 1B BB		B FF 89 X FF 90 1-0 30 E 1-3 12 E 2B	C FF 87 F FF 87 B FC 87 S CU 76 1-3 K2-3		4	1	1	0	1	2	4
30 Miguel Olivo, R (1, 2) OBP: 0.400, SLG: 0.400		B KC 77 C SI 90 C SI 91 S KC 80 1-3 ② K		B SI 87 B SI 90 C SI 88 S CH 81 X CH 81 2-2 51 E 2 E 1B	X SI 89 0-0 1-2 1B		S SI 82 X SI 83 0-1 E3 12 E 26 FC6 2-3 3-H		C SL 83 S FF 88 S SL 84 0-3 ① K	5	1	2	1	0	2	1
12 Ryan Langerhans, L (1, 8)		B CH 83 B CH 82 C SI 89 F SI 90 X SI 90 2-2 ③ G4-3		F FF 90 F SI 90 F KC 80 1 SAFE B SI 89 B KC 80 B SI 90 1 SAFE S SI 88 3-3 ① K	B SL 83 B SI 89 F SI 89 F SI 89 S CU 70 2-3 ③ K		F SI 84 1 SAFE B CU 71 B SI 84 F SI 85 B CU 71 F CU 73 C CU 72 3-3 ① K 1-3 3-H		C FF 89 F CH 82 B FF 90 F SL 86 F SL 84 B SL 84 S SL 85 2-3 ② K	5	0	0	0	0	4	4
26 Brendan Ryan, R (1, 6)			C SI 89 F SI 90 B FF 91 X CH 82 1-2 ① G5-3	B KC 80 1 SAFE C SI 89 X SI 89 1-1 ② P2		C CH 80 B SI 89 F SI 89 B CU 71 B SI 90 B SI 88 4-2 2 SH3-4 51 1B BB	B CU 71 S CU 72 B SI 85 B SI 83 X SI 82 3-1 FC6 2 1B 3-H		X FF 89 0-0 ③ F7	4	1	0	1	1	0	1
2 Jack Wilson, R (1, 4) OBP: 0.333, SLG: 0.333			C KC 78 B SI 91 F KC 79 C SI 90 1-3 ② K	F CH 80 D SI 90 C KC 78 F CH 82 X KC 79 1-2 FC5 51 E 1-2		1 SAFE X CH 80 0-0 ① SH3-4 1-2	1 SAFE C SI 83 1 SAFE P PO 80 X SI 83 1-1 51 G4-6-3 1-3 1B			3	0	1	0	0	1	1
Inning Stats	R: 0 E: 0 K: 2 S: 12 H: 0 LOB: 1 BB: 1 P: 21	R: 0 E: 0 K: 1 S: 10 H: 0 LOB: 0 BB: 0 P: 15	R: 1 E: 0 K: 2 S: 16 H: 2 LOB: 3 BB: 2 P: 29	R: 0 E: 2 K: 2 S: 19 H: 1 LOB: 3 BB: 0 P: 27	R: 0 E: 0 K: 2 S: 9 H: 1 LOB: 2 BB: 1 P: 18	R: 2 E: 0 K: 1 S: 11 H: 2 LOB: 0 BB: 1 P: 19	R: 3 E: 2 K: 1 S: 15 H: 2 LOB: 1 BB: 1 P: 27	R: 0 E: 1 K: 1 S: 10 H: 0 LOB: 1 BB: 1 P: 17	R: 0 E: 0 K: 2 S: 9 H: 0 LOB: 0 BB: 0 P: 11	1B: 6 2B: 2 3B: 0 HR: 1 SF: 0 SAC: 1 DP: 2 HBP: 0						

PITCHER		IP	WLS	BF	H	R	ER	SO	BB	IBB	HBP	BLK	WP	HR	S	P	ERA	WHIP
53 Trevor Cahill, R ERA: 1.93	(1, 1)	4.2		24	4	1	1	8	4	0	0	0	0	0	63	105	1.93	1.714
13 Jerry Blevins, L ERA: 13.5	(5, 1)	0.2		3	0	1	1	1	1	0	0	0	0	0	6	12	13.50	1.500
56 Craig Breslow, L ERA: 27.0	(6, 1)	0.2	L	5	3	3	2	1	1	0	0	0	0	1	11	20	27.00	6.000
31 Brad Ziegler, R ERA:	(7, 1)	0.1		4	1	1	0	1	0	0	0	0	0	0	11	17	0.00	3.000
26 Bobby Cramer, L ERA:	(7, 1)	1.2		5	0	0	0	1	1	0	0	0	0	0	11	19	0.00	0.600

PITCHER		IP	WLS	BF	H	R	ER	SO	BB	IBB	HBP	BLK	WP	HR	S	P	ERA	WHIP
48 Michael Wuertz, R ERA:	(9, 1)	1.0		3	0	0	0	2	0	0	0	0	0	0	9	11	0.00	0.000

TOP

Seattle Mariners @ Oakland Athletics

Oakland Coliseum, Oakland, CA

Fri Apr 01 2011, 7:11 PM - 9:59 PM PDT

Att. 36,067 - Cloudy - 64 F

livebaseballscorecards.com

AB	36
R	6
H	8
RBI	5
BB	7
SO	14
LOB	22

1B: 6	SF: 0	WP: 0	PA: 44
2B: 2	SAC: 1	PB: 0	
3B: 0	DP: 2	SB: 3	
HR: 1	HBP: 0	CS: 1	

Seattle Mariners @ Oakland Athletics

Oakland Coliseum, Oakland, CA

Fri Apr 01 2011, 7:11 PM - 9:59 PM PDT

Att. 36,067 - Cloudy - 64 F

livebaseballscorecards.com

BOTTOM

Batter	1	2	3	4	5	6	7	8	9	AB	R	H	RBI	BB	SO	LOB
4 Coco Crisp, S (1, 8) OBP: 0.250, SLG: 0.250	3-1 12 G4-3 10 G2-3 16 HR 1B		0-0 ② F8			0-2 ② L3			1-0 ① F8	4	1	1	0	0	0	0
10 Daric Barton, L (1, 3)	1-2 ① G2-3 1-2		2-2 ③ G6-3			0-0 ③ G3			2-3 ② K	4	0	0	0	0	1	1
12 David DeJesus, L (1, 9) OBP: 0.250, SLG: 0.250	1-0 ② G4-3 2-3			2-2 16 FC5-4 1B			2-2 ① F7		1-3 ③ K	4	0	1	0	0	1	1
16 Josh Willingham, R (1, 7) OBP: 0.333, SLG: 1.333	0-1 HR 3-H			2-2 ① FC5-4 55 G4-6-3 1-2f			1-3 ② K			3	1	1	2	0	1	1
55 Hideki Matsui, L (1, 10)	3-2 ③ G4-3			1-1 ②③ G4-6-3 1-2f			0-1 ③ G6-3			3	0	0	0	0	0	1
8 Kurt Suzuki, R (1, 2) 11 Landon Powell, S (8, 2) OBP: 1.000, SLG: 1.000		3-2 ① F9			0-1 ① P3			X 0-0 5 FC5 14 1B 1B		2 1	0 0	0 1	0 0	0 0	0 0	0 0
14 Mark Ellis, R (1, 4) OBP: 0.333, SLG: 0.333		2-2 ② G6-3			1-3 ② K2-3			1-0 5 FC5 1-2 1B		3	0	1	0	0	1	0
5 Kevin Kouzmanoff, R (1, 5)		3-3 ③ K			1-2 ③ G5-3			0-0 ① FC5 15 G5-4-3 1-2 2-3f		3	0	0	0	0	1	2
2 Cliff Pennington, S (1, 6) 15 Ryan Sweeney, L (8, PH) 21 Andy LaRoche, R (9, 6)			0-1 ① P6			1-2 ① G4-3		1-0 ②③ G5-4-3 1-2f		2 1 0	0 0 0	0 0 0	0 0 0	0 0 0	0 0 0	0 2 0
Inning Stats	R: 2 H: 2 E: 0 LOB: 0 K: 0 BB: 0 S: 12 P: 20	R: 0 H: 0 E: 0 LOB: 0 K: 1 BB: 0 S: 10 P: 18	R: 0 H: 0 E: 0 LOB: 0 K: 0 BB: 0 S: 6 P: 8	R: 0 H: 1 E: 0 LOB: 0 K: 0 BB: 0 S: 8 P: 13	R: 0 H: 0 E: 0 LOB: 0 K: 1 BB: 0 S: 8 P: 10	R: 0 H: 0 E: 0 LOB: 0 K: 0 BB: 0 S: 7 P: 8	R: 0 H: 0 E: 0 LOB: 0 K: 1 BB: 0 S: 8 P: 11	R: 0 H: 2 E: 0 LOB: 1 K: 0 BB: 0 S: 4 P: 6	R: 0 H: 0 E: 0 LOB: 0 K: 2 BB: 0 S: 10 P: 14	1B: 4 SF: 0 2B: 0 SAC: 0 3B: 0 DP: 2 HR: 1 HBP: 0						

PITCHER	IP	WLS	BF	H	R	ER	SO	BB	IBB	HBP	BLK	WP	HR	S	P	ERA	WHIP
34 Félix Hernández, R (1, 1) ERA: 2.0	9.0	W	30	5	2	2	5	0	0	0	0	0	1	73	108	2.00	0.556

PITCHER	IP	WLS	BF	H	R	ER	SO	BB	IBB	HBP	BLK	WP	HR	S	P	ERA	WHIP

AB	30
R	2
H	5
RBI	2
BB	0
SO	5
LOB	8

WP: 0 PA: 30
PB: 0
SB: 0
CS: 0

Seattle Mariners @ Oakland Athletics

Oakland Coliseum, Oakland, CA

Sat Apr 02 2011, 6:07 PM - 9:05 PM PDT

Att. 15,088 - Cloudy - 58 F

TOP

livebaseballscorecards.com

Batter	1	2	3	4	5	6	7	8	9	AB	R	H	RBI	BB	SO	LOB
51 Ichiro Suzuki, L (1, 9) OBP: 0.500, SLG: 0.444	X FF 91 0-0 ① F7		B SI 91 C KC 77 C SL 82 X SI 92 1-2 1B			B KC 74 C KC 74 X SI 90 1-1 ① G5-3	B SI 93 B FF 91 S CU 80 B FF 92 F CU 79 F FF 92 X CU 79 3-2 ③ F8		C SL 74 B SI 89 F SI 88 B CH 74 X CH 75 2-2 E3 9 S 9 WP 9 SF8 1-3 3-H 1B	5	1	2	1	0	0	1
9 Chone Figgins, S (1, 5) OBP: 0.300, SLG: 0.778	B SI 92 S SI 92 C SL 79 B FF 90 F SL 82 X SL 82 2-2 15 G4-3 2B		1 SAFE C CH 83 C KC 77 1 SAFE B SI 90 X SL 78 1-2 ③ F7			B CH 81 B SI 90 F FF 90 C SL 80 B SI 91 C SL 80 3-3 ② K		X FF 91 0-0 ① G3	B SL 72 B SI 88 B SI 86 C SI 86 F SI 88 X SI 87 3-2 ② SF8 1-H 3-H	4	0	1	1	0	1	1
15 Milton Bradley, S (1, 7) OBP: 0.300, SLG: 0.222	S FF 92 B FF 91 X SL 80 1-1 ② G4-3 2-3			B CU 78 C KC 77 B CH 83 F FF 92 X SL 82 2-2 ① F8		F SL 80 B SI 91 B KC 76 X FF 93 2-1 29 S 29 1B 1B		C FF 91 B FF 91 X CU 80 1-1 29 G6-3 1B	B CH 74 F SI 87 B SI 87 B SI 86 F SI 87 X SI 87 3-2 ③ F7	5	1	2	0	0	0	1
29 Jack Cust, L (1, 10) OBP: 0.444, SLG: 0.167	C KC 76 B FF 90 F SL 81 S SI 93 1-3 ③ K			X SL 80 0-0 ② F7		B SI 90 B KC 76 B SI 89 X FF 90 3-0 1-H 1B		C FF 91 F FF 92 B FF 90 1 SAFE D CU 79 B FF 92 X FF 92 3-2 ② G6-3 1-2		4	0	1	1	0	1	2
17 Justin Smoak, S (1, 3) OBP: 0.556, SLG: 0.500		B FF 88 B CH 82 B SI 91 C SI 90 C FF 91 B FF 91 4-2 26 FC5-4 BB		C CH 83 B KC 77 B KC 75 X CH 83 2-1 1B		F SL 89 C SL 79 F SL 81 1 SAFE D SL 81 D SL 81 D SL 82 F SL 81 X FF 93 3-2 ③ P3		I IN 71 I IN 71 I IN 71 I IN 70 4-0 IBB		2	0	1	0	2	0	1
26 Brendan Ryan, R (1, 6) OBP: 0.222, SLG: 0.250		F SI 87 C FF 91 D SL 81 D SL 82 D SL 80 F SI 92 F FF 92 X FF 91 3-2 ① FC5-4 55 CS 1-2f		C SI 91 F SL 80 D SL 81 X FF 92 1-2 ③ F9			B FF 88 C FF 87 X SL 84 1-1 2 1B 55 SF8 2B	B SL 85 X FF 91 1-0 ③ F8		4	1	1	0	0	0	4
2 Jack Wilson, R (1, 4) OBP: 0.429, SLG: 0.429		1 SAFE B CH 82 C FF 91 B KC 75 B CH 81 C SI 90 F SI 90 X SI 91 3-2 ② F7			X SI 88 0-0 ① G4-3		L FF 89 L FF 89 F FF 90 F CH 77 X FF 91 0-2 10 G4-3 55 SF8 2-3 1B		C SI 87 B SL 73 F SI 88 B CH 74 F SI 88 B SI 88 X SI 88 3-2 30 1B 55 SH3-4 51 1B 1B	4	1	2	0	0	0	1
55 Michael Saunders, L (1, 8)		C KC 74 1 SAFE S SI 89 F SI 90 1 SAFE 0-2 ③ CS 1-2	B KC 73 B SI 90 F SI 90 S KC 76 F FF 91 C SI 92 2-3 ① K		C SL 78 S SL 80 B SI 91 B SI 92 F SL 79 X SL 82 2-2 ② G4-3		1 SAFE 1 SAFE B FF 89 D SL 85 X SL 84 2-0 ① SF8 1-2 3-H		1 SAFE B SI 88 X SI 88 1-0 ① SH3-4 1-2	2	0	0	1	0	1	0
10 Adam Moore, R (1, 2) 30 Miguel Olivo, R (9, PH) (9, 2) OBP: 0.500, SLG: 0.500			C SL 80 S SL 80 B SI 91 B SI 93 S SL 82 2-3 ② K		C SL 83 B SL 79 C SL 81 B SL 81 S SL 82 2-3 ③ K		C FF 92 T SL 86 B FF 93 X SL 86 1-2 ② G4-3 2-3		S CH 74 S CH 73 X CH 74 0-2 51 E 51 1B 9 WP 2-3 1B	3 1	0 1	0 1	0 0	0 0	2 0	1 0

Inning Stats	1	2	3	4	5	6	7	8	9	1B	SF	WP	PA
	R: 0 E: 0 K: 1 S: 10 H: 1 LOB: 1 BB: 0 P: 14	R: 0 E: 0 K: 0 S: 14 H: 0 LOB: 0 BB: 1 P: 24	R: 0 E: 0 K: 2 S: 13 H: 1 LOB: 1 BB: 0 P: 19	R: 0 E: 0 K: 0 S: 9 H: 1 LOB: 1 BB: 0 P: 14	R: 0 E: 0 K: 1 S: 8 H: 0 LOB: 0 BB: 0 P: 12	R: 1 E: 0 K: 1 S: 13 H: 2 LOB: 1 BB: 0 P: 25	R: 1 E: 0 K: 0 S: 15 H: 2 LOB: 1 BB: 0 P: 22	R: 0 E: 0 K: 0 S: 7 H: 1 LOB: 2 BB: 1 P: 16	R: 3 E: 1 K: 0 S: 17 H: 3 LOB: 0 BB: 0 P: 29	1B: 9 2B: 2 3B: 0 HR: 0	SF: 2 SAC: 1 DP: 0 HBP: 0	WP: 1 PB: 0 SB: 2 CS: 1	PA: 40

	AB	34
	R	5
	H	11
	RBI	4
	BB	2
	SO	5
	LOB	12

PITCHER		IP	WLS	BF	H	R	ER	SO	BB	IBB	HBP	BLK	WP	HR	S	P	ERA	WHIP
49 Brett Anderson, L ERA: 1.5	(1, 1)	6.0		23	5	1	1	5	1	0	0	0	0	0	67	108	1.50	1.000
56 Craig Breslow, L ERA: 27.0	(7, 1)	0.1		3	2	1	1	0	0	0	0	0	0	0	8	11	27.00	6.000
50 Grant Balfour, R ERA:	(7, 1)	1.2		7	1	0	0	0	0	1	0	0	0	0	14	27	0.00	0.600
57 Brian Fuentes, L ERA: 18.0	(9, 1)	1.0	L	6	3	3	2	0	0	0	0	0	1	0	17	29	18.00	3.000

PITCHER		IP	WLS	BF	H	R	ER	SO	BB	IBB	HBP	BLK	WP	HR	S	P	ERA	WHIP

Seattle Mariners @ Oakland Athletics

Oakland Coliseum, Oakland, CA

Sat Apr 02 2011, 6:07 PM - 9:05 PM PDT

Att. 15,088 - Cloudy - 58 F

BOTTOM

livebaseballscorecards.com

Batter	1	2	3	4	5	6	7	8	9	AB	R	H	RBI	BB	SO	LOB
4 Coco Crisp, S (1, 8) OBP: 0.375, SLG: 0.286	X SI 86 0-0 ① F7		C SI 86 C SI 87 B FC 85 1 SAFE F CH 80 X FF 86 1-2 ① L6		C SI 86 B CH 80 B CH 79 B FF 85 B SI 87 4-1 BB			B FF 92 X SI 92 1-0 16 S 10 1B 16 1B 1B		3	1	1	0	1	0	1
10 Daric Barton, L (1, 3) OBP: 0.375, SLG: 0.625	B SI 87 X SI 87 1-0 2B		C SI 87 B FF 85 C FC 84 X SI 88 1-2 12 G4-3 1-3 2B		B SI 85 B SI 86 C SI 87 1 SAFE F FF 84 B KC 77 C FC 85 3-3 ③ K			1 SAFE X SI 92 0-0 12 FC4-6 1-2 1B		4	0	3	0	0	1	1
12 David DeJesus, L (1, 9) OBP: 0.125, SLG: 0.125	C SI 88 B FF 85 B SI 89 C SI 88 B CH 81 X SI 89 3-2 ② G5-3		C CH 80 C SI 88 X FF 85 0-2 ② G4-3 2-3 3-H			X FC 81 0-0 ① F9		B SI 93 B SI 93 X SI 93 2-0 ① FC4-6 55 G6-3 16 1B 1-2f		4	0	0	1	0	0	4
16 Josh Willingham, R (1, 7) OBP: 0.286, SLG: 0.714	C CH 80 B KC 75 X CH 80 1-1 ③ G5-3		C SI 86 C KC 76 S SI 87 0-3 ③ K			C SI 85 B SI 84 C FC 83 B SI 85 F CH 78 B CH 78 S CH 79 3-3 ② K		B FF 93 X SL 85 1-0 55 G6-3 1-2 2-H 1B		4	0	1	1	0	2	2
55 Hideki Matsui, L (1, 10)		B SI 86 B FF 86 C SI 87 X FF 85 2-1 ① G4-3		F FF 84 B FF 87 X CH 79 1-1 ① G3		B SI 86 B CH 79 X FC 84 2-0 ③ F8		S FF 93 B CU 78 X SI 94 1-1 ② G6-3 1-2 2-3		4	0	0	0	0	0	2
8 Kurt Suzuki, R (1, 2) OBP: 0.167, SLG: 0.167		B SI 87 F SI 88 B SI 87 F CH 80 B FF 85 C SI 88 3-3 ② K		B FF 85 X CH 79 1-0 ② F7			C CH 76 F SI 86 F FC 82 B FF 85 X CH 78 1-2 1B	C SL 84 X SL 85 0-1 ③ G5-3		4	0	1	0	0	1	2
14 Mark Ellis, R (1, 4) OBP: 0.286, SLG: 0.286		B CH 80 F SI 87 X FF 84 1-1 1B		C SI 86 X KC 77 0-1 ③ G1-3			C CH 77 B CH 77 X FC 83 1-1 ① F8		B SI 94 B SI 94 C SI 92 F SI 94 X FS 85 2-2 ① F8	4	0	1	0	0	0	1
5 Kevin Kouzmanoff, R (1, 5)		C CH 79 B CH 80 X KC 75 1-1 ③ F7			X CH 78 0-0 ① G1-3		C SI 86 F CH 77 B SI 86 C FC 82 1-3 ② K		C SI 94 S FS 85 X FS 86 0-2 ② G4-3	4	0	0	0	0	1	2
2 Cliff Pennington, S (1, 6) OBP: 0.250, SLG: 0.250 28 Conor Jackson, R (7, PH) 21 Andy LaRoche, R (8, 6) 15 Ryan Sweeney, L (9, PH)			C SI 85 B SI 86 X CH 80 1-1 10 2B 12 G4-3 1B		C FF 85 B SI 86 C FC 84 C FC 85 1-3 ② K		C FC 86 B CU 77 B CU 79 X SI 90 2-1 ③ F8		C SI 94 F FS 85 B FS 85 F FS 85 X SI 94 1-2 ③ G5-3	2 1 0 1	1 0 0 0	1 0 0 0	0 0 0 0	0 0 0 0	1 0 0 0	0 1 0 0
Inning Stats	R: 0 E: 0 K: 0 S: 7 H: 1 LOB: 1 BB: 0 P: 12	R: 0 E: 0 K: 1 S: 9 H: 1 LOB: 1 BB: 0 P: 16	R: 1 E: 0 K: 1 S: 15 H: 2 LOB: 1 BB: 0 P: 18	R: 0 E: 0 K: 0 S: 5 H: 0 LOB: 0 BB: 0 P: 7	R: 0 E: 0 K: 2 S: 8 H: 0 LOB: 1 BB: 1 P: 16	R: 0 E: 0 K: 1 S: 6 H: 0 LOB: 0 BB: 0 P: 11	R: 0 E: 0 K: 1 S: 11 H: 1 LOB: 1 BB: 0 P: 16	R: 1 E: 0 K: 0 S: 8 H: 3 LOB: 2 BB: 0 P: 13	R: 0 E: 0 K: 0 S: 10 H: 0 LOB: 0 BB: 0 P: 13	1B: 6 2B: 2 3B: 0 HR: 0 SF: 0 SAC: 0 DP: 0 HBP: 0	WP: 0 PB: 0 SB: 1 CS: 0 PA: 36					

PITCHER		IP	WLS	BF	H	R	ER	SO	BB	IBB	HBP	BLK	WP	HR	S	P	ERA	WHIP
38 Jason Vargas, L ERA: 1.35	(1, 1)	6.2		26	5	1	1	6	1	0	0	0	0	0	59	92	1.35	0.900
50 Jamey Wright, R ERA:	(7, 1)	0.1	H	1	0	0	0	0	0	0	0	0	0	0	2	4	0.00	0.000
46 Chris Ray, R ERA: 9.0	(8, 1)	1.0	W	6	3	1	1	0	0	0	0	0	0	0	8	13	9.00	3.000
43 Brandon League, R ERA:	(9, 1)	1.0	S	3	0	0	0	0	0	0	0	0	0	0	10	13	0.00	0.000

PITCHER	IP	WLS	BF	H	R	ER	SO	BB	IBB	HBP	BLK	WP	HR	S	P	ERA	WHIP

AB	35
R	2
H	8
RBI	2
BB	1
SO	6
LOB	16

Batter	1	2	3	4	5	6	7	8	9	AB	R	H	RBI	BB	SO	LOB
51 Ichiro Suzuki, L (1, 9) OBP: 0.500, SLG: 0.417	B FF 91 C FF 92 B CU 80 C FF 92 B FF 92 X FF 93 3-2 29 1B 1B		C CU 76 B CU 79 B SI 91 X CU 79 2-1 ① G6-3		B FF 89 B CU 76 B FF 92 B FF 91 4-0 9 G6-4-3 1-2 BB		B FF 90 C SI 92 X SI 92 1-1 ② G1-3			3	0	1	0	1	0	2
9 Chone Figgins, S (1, 5) OBP: 0.214, SLG: 0.538	C SI 90 F FF 90 1 SAFE S CU 80 0-3 ① K		B CH 84 X SI 92 1-0 ② F9		C SI 92 B FF 93 D CU 79 X FF 91 2-1 ②③ G6-4-3 1-2f		B CU 79 B CU 79 F SI 93 C CU 78 F CU 81 S CU 80 2-3 ③ K			4	0	0	0	0	2	5
15 Milton Bradley, S (1, 7) OBP: 0.286, SLG: 0.308	1 SAFE B SI 89 B CH 83 X SI 92 2-0 ② F9		B SI 92 C CH 85 X CU 81 1-1 2B			F SI 90 X FF 92 0-1 ① P3		B SI 89 B SI 88 X SI 88 2-0 ① G5-3		4	0	1	0	0	0	1
29 Jack Cust, L (1, 10) OBP: 0.385, SLG: 0.200	C FF 93 1 SAFE B CU 82 X SI 92 1-1 1-2 1B		C CU 81 X SI 93 0-1 ③ G4-3			C FF 92 B CU 81 C CU 80 B FF 92 F CU 81 X CU 80 2-2 ② L1		C SI 90 F SI 89 C SI 89 0-3 ② K		4	0	1	0	0	1	1
17 Justin Smoak, S (1, 3) OBP: 0.538, SLG: 0.556	X SI 93 0-0 ③ G1-3			B SI 90 X SI 91 1-0 ① F8		B CH 85 X SI 93 1-0 2B		B SI 88 B SI 88 C SI 88 B SI 88 B SI 87 4-1 BB		3	0	1	0	1	0	2
30 Miguel Olivo, R (1, 2) OBP: 0.400, SLG: 0.333		B SI 91 S CH 84 F SI 91 F CU 79 F CU 80 S FF 93 1-3 ① K		B CH 82 F SI 92 B CU 80 F SI 93 B CU 82 B FF 94 4-2 12 L1-3 BB		C CU 79 S FF 94 F CU 81 S CU 81 0-3 ③ K2-3		B CH 81 X SI 88 1-0 ③ P4		3	0	0	0	1	2	2
12 Ryan Langerhans, L (1, 8) OBP: 0.222, SLG: 0.556		S FF 93 S FF 93 B FF 93 B CU 81 F CU 80 X FF 94 2-2 HR		B CU 80 C CU 80 X SI 91 1-1 ②③ L1-3 1-1			B FF 90 B FF 90 B SI 91 C FF 91 X SI 90 3-1 2 SH5-3 26 BB 1B		C SI 87 B SI 86 S CH 84 S CU 70 1-3 ① K	4	1	2	1	0	1	1
26 Brendan Ryan, R (1, 6) OBP: 0.333, SLG: 0.222 1 Luis Antonio Rodriguez, S (9, PH)		B SI 93 C SI 93 B FF 92 B FF 93 F FF 93 F FF 93 X SI 93 3-2 ② G4-3			B SI 89 C SI 90 B CU 80 B SI 90 B SI 91 4-1 2 FC6-4 BB		B SI 89 C SI 90 F CU 78 B CU 80 B SI 92 F FF 91 F FF 92 1 SAFE B FF 93 4-2 2 SH5-3 1-2 BB		B SI 88 F SI 88 B SI 89 B SI 87 X SI 87 3-1 ② P6	1 1	0 0	0 0	0 0	2 0	0 0	0 0
2 Jack Wilson, R (1, 4) OBP: 0.333, SLG: 0.333 4 Adam Kennedy, L (9, PH)		X SI 92 0-0 ③ G5-3			B SI 90 B FF 91 F FF 90 C SI 89 1 SAFE X CU 78 2-2 ① FC6-4 51 S 1-2f		B CH 84 B FF 88 X FF 89 2-0 ① SH5-3 1-2 2-3		F CH 85 F SI 87 S CU 70 0-3 ③ K	2 1	0 0	0 0	0 0	0 1	0 0	1 0
Inning Stats	R: 0 E: 0 K: 1 S: 10 H: 2 LOB: 2 BB: 0 P: 16	R: 1 E: 0 K: 1 S: 15 H: 1 LOB: 0 BB: 0 P: 21	R: 0 E: 0 K: 0 S: 7 H: 1 LOB: 1 BB: 0 P: 11	R: 0 E: 0 K: 0 S: 5 H: 0 LOB: 0 BB: 1 P: 11	R: 0 E: 0 K: 0 S: 6 H: 0 LOB: 1 BB: 2 P: 18	R: 0 E: 0 K: 1 S: 11 H: 1 LOB: 1 BB: 0 P: 14	R: 0 E: 0 K: 1 S: 13 H: 1 LOB: 2 BB: 1 P: 25	R: 0 E: 0 K: 1 S: 6 H: 0 LOB: 1 BB: 1 P: 13	R: 0 E: 0 K: 2 S: 8 H: 0 LOB: 0 BB: 0 P: 12	1B: 3 2B: 3 3B: 0 HR: 1 SF: 0 SAC: 1 DP: 2 HBP: 0						

PITCHER		IP	WLS	BF	H	R	ER	SO	BB	IBB	HBP	BLK	WP	HR	S	P	ERA	WHIP
47 Gio González, L ERA: 1.29	(1, 1)	7.0	W	29	6	1	1	4	4	0	0	0	0	1	67	116	1.29	1.429
13 Jerry Blevins, L ERA: 3.38	(8, 1)	2.0		7	0	0	0	3	1	0	0	0	0	0	14	25	0.00	0.500

PITCHER	IP	WLS	BF	H	R	ER	SO	BB	IBB	HBP	BLK	WP	HR	S	P	ERA	WHIP

TOP

Seattle Mariners @ Oakland Athletics

Oakland Coliseum, Oakland, CA

Sun Apr 03 2011, 1:09 PM - 3:52 PM PDT

Att. 22,292 - Sunny - 62 F

livebaseballscorecards.com

AB	30
R	1
H	6
RBI	1
BB	5
SO	7
LOB	15

1B: 3 2B: 3 3B: 0 HR: 1	SF: 0 SAC: 1 DP: 2 HBP: 0	WP: 0 PB: 0 SB: 1 CS: 0	PA: 36

Seattle Mariners @ Oakland Athletics

Oakland Coliseum, Oakland, CA

Sun Apr 03 2011, 1:09 PM - 3:52 PM PDT

Att. 22,292 - Sunny - 62 F

livebaseballscorecards.com

BOTTOM

Batter	1	2	3	4	5	6	7	8	9	AB	R	H	RBI	BB	SO	LOB
4 Coco Crisp, S (1, 8) OBP: 0.462, SLG: 0.667	C FF 89 X SI 90 0-1 1B		B FF 90 C SI 89 B CU 75 B SI 90 X SI 91 3-1 2-H 3B		C CU 74 L SI 90 B SI 88 F FC 86 X CU 74 1-2 ② F9		F FS 77 X FF 92 0-1 12 BB 55 1B 2B	B FF 96 X FF 93 1-0 ① G3		5	1	3	1	0	0	0
10 Daric Barton, L (1, 3) OBP: 0.385, SLG: 0.455	B FF 88 C FF 88 1 SAFE 1 SAFE B FF 88 C FF 88 C CU 74 2-3 ① K		D CH 82 B FF 91 C SI 90 F CH 84 F CU 77 F FC 89 F FC 89 B SI 92 X CH 85 3-2 ② L3		B CU 74 C SI 89 F CH 83 H FF 90 2-2 HBP		F FF 91 B SL 78 C FF 91 F SL 77 F FF 93 F FF 92 B SL 78 B FF 93 B SL 78 4-2 55 1B 12 BB 8 HBP BB	B FF 94 B FF 94 B FF 95 C FF 92 F FF 93 X SL 86 3-2 ② F7		3	1	0	0	1	1	2
12 David DeJesus, L (1, 9) OBP: 0.154, SLG: 0.083	B FF 89 C FF 90 X FF 89 1-1 ② F7		X SI 92 0-0 ③ G5-3		C SI 88 B CH 79 F SI 89 X CU 74 1-2 ③ F7		B FF 93 B FF 90 B FF 92 B FF 92 4-0 8 HBP 55 1B 14 BB 1-2 2-3 BB	C SL 86 C FF 96 B CU 77 C CU 80 1-3 ③ K		4	1	0	0	1	1	3
16 Josh Willingham, R (1, 7) OBP: 0.273, SLG: 0.636	C FF 90 1 SAFE B FF 89 F CU 74 B FF 90 T CU 75 2-2 ③ K			B FC 87 B SI 89 C SI 91 B CU 76 F SI 90 X SI 92 3-2 E6 8 2B 14 G6-3		B FF 89 X SI 89 1-0 14 1B 2B	S FF 92 C FF 91 S FS 81 0-3 ① K			4	2	1	0	0	2	4
55 Hideki Matsui, L (1, 10) OBP: 0.182, SLG: 0.273		B SI 90 X SI 90 1-0 8 F9-5 2B		B FC 87 B SI 89 C SI 89 C CU 74 X FC 88 2-2 ① F8		B CU 73 X SI 89 1-0 ① F7	B FS 79 X FF 91 1-0 14 BB 8 HBP 5 SF8 1-2 2-3 3-H 1B			4	1	2	1	0	0	2
8 Kurt Suzuki, R (1, 2) OBP: 0.300, SLG: 0.333		C SI 88 X CU 76 0-1 ①② F9-5 2-3		C SI 90 C SI 90 B FF 91 X FF 91 1-2 14 G6-3 1-3 2B		C SI 87 B SI 89 X CU 73 1-1 ② G5-3	C SI 88 B SI 88 F SL 79 H CH 80 2-2 14 BB 1-2 2-3 3-H HBP			3	0	1	1	0	0	2
14 Mark Ellis, R (1, 4) OBP: 0.364, SLG: 0.300		B FF 91 F SI 90 B CU 76 F SI 91 X FF 91 2-2 ③ G3		F FF 90 B SI 89 F SI 90 F FF 90 X CU 76 1-2 ② G6-3 2-3 3-H		X SI 89 0-0 5 1B 2-H 1B	B SL 79 B SI 88 C SI 88 B SI 89 B SI 88 4-1 1-2 2-3 3-H BB			3	0	1	3	1	0	1
5 Kevin Kouzmanoff, R (1, 5) OBP: 0.182, SLG: 0.200			C SI 90 F FF 90 B CU 74 F FF 91 X CU 75 1-2 2 SH1-3 4 3B 1B	C SI 90 X SI 88 0-1 ③ G5-3		B SI 89 B SI 89 F FC 88 X SI 89 2-1 1-2 1B	X SI 89 0-0 ② SF8 3-H			3	1	2	1	0	0	1
2 Cliff Pennington, S (1, 6) OBP: 0.143, SLG: 0.143			X SI 89 0-0 ① SH1-3 1-2		C SI 88 B CU 73 C CH 81 F FC 86 B SI 90 X CH 81 2-2 ① G4-3	F FF 92 S FS 81 F FS 80 B FS 78 S FF 93 1-3 ③ K	B SI 88 X SI 88 1-0 ③ L7			3	0	0	0	0	1	4
Inning Stats	R: 0 E: 0 K: 2 S: 10 H: 1 LOB: 1 BB: 0 P: 15	R: 0 E: 0 K: 0 S: 6 H: 1 LOB: 0 BB: 0 P: 9	R: 1 E: 0 K: 0 S: 14 H: 2 LOB: 1 BB: 0 P: 21	R: 1 E: 1 K: 0 S: 15 H: 1 LOB: 1 BB: 0 P: 22	R: 0 E: 0 K: 0 S: 13 H: 0 LOB: 1 BB: 0 P: 19	R: 1 E: 0 K: 1 S: 11 H: 3 LOB: 2 BB: 0 P: 17	R: 4 E: 0 K: 1 S: 16 H: 2 LOB: 2 BB: 3 P: 32	R: 0 E: 0 K: 1 S: 7 H: 0 LOB: 0 BB: 0 P: 12								

| | | | | | | | |

Batter	1	2	3	4	5	6	7	8	9	10	AB	R	H	RBI	BB	SO	LOB
4 Coco Crisp, S (1, 8) OBP: 0.389, SLG: 0.588	B FF 92 X SI 92 1-0 P3 ①		B SI 91 F SI 92 X CH 85 1-1 G4-3 ① 2-3	C CH 83 F SL 84 S SL 83 0-3 K ①		F SI 87 B CU 76 X CH 83 1-1 P4 ②			B CH 82 B SL 84 X FF 88 2-0 2B		5	0	1	0	0	1	2
10 Daric Barton, L (1, 3) OBP: 0.333, SLG: 0.333	B FF 92 B FF 92 S FF 93 B FF 93 T FF 93 F FF 93 F FF 94 F SI 93 X FF 93 3-2 F7 ②		B SI 91 F SI 92 C SI 92 S SL 85 1-3 K ②	C SL 83 B CU 77 B SL 82 F FF 92 B FF 90 4-1 28 BB 1-2 BB		B CU 71 C FF 89 C FF 90 B SL 83 S CH 84 2-3 K ③			C FF 88 C SL 84 X SL 83 0-2 F8 ②		4	0	0	0	1	2	2
28 Conor Jackson, R (1, 7) OBP: 0.500, SLG: 0.600	X CH 86 0-0 1B		B FF 92 F FF 91 B FF 92 B SL 85 C SL 86 X SL 83 3-2 16 1B 14 2B 3-H 2B	B SL 82 B SL 81 D CH 82 B FF 88 4-0 1-2 2-3 BB			B SL 83 C FF 92 C FF 95 X SI 93 1-2 G6-3 ①		B FF 89 F FF 89 F SL 85 X FF 89 1-2 F8 ③		4	1	2	1	1	0	1
16 Josh Willingham, R (1, 10) OBP: 0.313, SLG: 0.800	F SI 92 B FF 92 C FF 93 1 SAFE B SL 85 S SL 85 2-3 K ③		C SI 92 F FF 92 B SL 85 X SI 92 1-2 14 2B 12 1B 2-3 1B	X FF 90 0-0 SF8 ② 3-H			C SL 84 F FF 93 B FF 94 B SL 84 B FF 93 C FF 92 3-3 K ②			B FF 91 F FF 91 S SL 85 B FF 92 X SL 83 2-2 HR	4	2	2	2	0	2	1
14 Mark Ellis, R (1, 4) OBP: 0.313, SLG: 0.333		C SI 91 B FF 92 B SI 92 F SL 85 X SI 92 2-2 F9 ①	B SI 92 X SI 91 1-0 12 1B 1-3 3-H 2B	C SL 82 C CH 82 X SL 84 0-2 L3 ③			C FF 92 C FF 93 B FF 92 F FF 93 F FF 94 F SL 82 F FF 94 B FF 93 S SI 93 2-3 K ③			C FF 92 S CH 86 F FF 92 F FF 92 B FF 93 F FF 92 S SL 84 1-3 K ①	5	0	1	1	0	2	2
12 David DeJesus, L (1, 9) OBP: 0.278, SLG: 0.188		B SI 93 B FF 92 X SI 93 2-0 G6-3 ②	C FF 92 X FF 92 0-1 2-3 3-H 1B		B CH 81 C FF 89 B CU 75 B CH 82 B FF 89 4-1 8 G6-4-3 BB			B SI 85 X SI 85 1-0 5 G6-4-3 1B		B FF 92 C CH 85 B FF 91 F FF 92 C FF 91 2-3 K ②	4	0	2	1	1	1	0
8 Kurt Suzuki, R (1, 2) OBP: 0.333, SLG: 0.385		C SI 92 B CH 85 F FF 92 X SL 85 1-2 2B	B CH 86 1 SAFE F CH 85 B SI 91 X CH 85 2-1 G5-3 ③		1 SAFE C SL 82 C CH 82 X SL 83 0-2 G6-4-3 ①② 1-2f			1 SAFE 1 SAFE S SI 86 C SI 86 B CH 82 S SL 79 1-3 K ①		C FF 91 H CH 84 1-1 5 1B HBP	4	0	1	0	0	1	4
5 Kevin Kouzmanoff, R (1, 5) OBP: 0.250, SLG: 0.333		B SL 85 C FF 92 B SI 93 F SL 84 F FF 93 B SL 85 X SL 84 3-2 G6-3 ③		F SI 90 B FF 92 X CU 78 1-1 21 1B 2B	S FF 90 F SL 83 B FF 90 B SL 82 S CH 83 2-3 K ③			B SL 79 1 SAFE B CH 81 F CH 81 X SI 87 2-1 G6-4-3 ②③ 1-2f		1 SAFE B SL 84 F FF 92 1 SAFE C SI 92 B SI 92 B FF 92 X SL 83 3-2 1-3 1B	5	1	2	0	0	1	2
21 Andy LaRoche, R (1, 6) OBP: 0.667, SLG: 1.000 2 Cliff Pennington, S (6, 6) OBP: 0.111, SLG: 0.111			C SI 91 X FF 92 0-1 4 G4-3 28 2B 2B	X CH 84 0-0 28 BB 10 BB 16 SF8 2-H 1B		B FF 89 C SL 81 S CH 81 F FF 90 S CU 77 1-3 K2-3 ①			B FF 88 C FF 88 B CH 82 X FF 88 2-1 F8 ①	F FF 92 C FF 92 B FF 91 B CH 85 B CH 85 S CH 85 3-3 K ③	3 2	2 0	2 0	1 0	0 0	1 1	0 2
Inning Stats	R: 0 E: 0 K: 1 S: 11 H: 1 LOB: 1 BB: 0 P: 17	R: 0 E: 0 K: 0 S: 11 H: 1 LOB: 1 BB: 0 P: 19	R: 3 E: 0 K: 1 S: 18 H: 5 LOB: 2 BB: 0 P: 27	R: 2 E: 0 K: 1 S: 11 H: 2 LOB: 2 BB: 2 P: 20	R: 0 E: 0 K: 1 S: 7 H: 0 LOB: 0 BB: 1 P: 13	R: 0 E: 0 K: 2 S: 9 H: 0 LOB: 0 BB: 0 P: 13	R: 0 E: 0 K: 2 S: 13 H: 0 LOB: 0 BB: 0 P: 19	R: 0 E: 0 K: 1 S: 6 H: 1 LOB: 0 BB: 0 P: 10	R: 0 E: 0 K: 0 S: 9 H: 1 LOB: 1 BB: 0 P: 14	R: 1 E: 0 K: 3 S: 19 H: 2 LOB: 2 BB: 0 P: 31	1B: 6 2B: 6 3B: 0 HR: 1	SF: 1 SAC: 0 DP: 2 HBP: 1					

PITCHER		IP	WLS	BF	H	R	ER	SO	BB	IBB	HBP	BLK	WP	HR	S	P	ERA	WHIP
37 Jo-Jo Reyes, L ERA: 13.5	(1, 1)	3.1		20	9	5	5	3	1	0	0	0	0	0	47	75	13.50	3.000
33 Carlos Villanueva, R ERA:	(4, 1)	2.2		9	0	0	0	3	2	0	0	0	0	0	20	34	0.00	0.750
25 David Purcey, L ERA:	(7, 1)	1.0		3	0	0	0	2	0	0	0	0	0	0	13	19	0.00	0.000
57 Shawn Camp, R ERA:	(8, 1)	1.0		3	1	0	0	1	0	0	0	0	0	0	6	10	0.00	1.000
60 Jon Rauch, R ERA: 4.5	(9, 1)	1.0		4	1	0	0	0	0	0	0	0	0	0	9	14	0.00	1.000

PITCHER		IP	WLS	BF	H	R	ER	SO	BB	IBB	HBP	BLK	WP	HR	S	P	ERA	WHIP
54 Jason Frasor, R ERA: 3.0	(10, 1)	1.0	W	6	2	1	1	3	0	0	1	0	0	1	19	31	9.00	2.000

TOP

Oakland Athletics @ Toronto Blue Jays

Rogers Centre, Toronto, ON

Tue Apr 05 2011, 7:09 PM - 10:02 PM EDT

Att. 11,077 - Roof Closed - 68 F

livebaseballscorecards.com

AB	40
R	6
H	13
RBI	6
BB	3
SO	12
LOB	16

WP: 0	PA: 45		
PB: 0			
SB: 0			
CS: 0			

Batter	1	2	3	4	5	6	7	8	9	10	AB	R	H	RBI	BB	SO	LOB
11 Rajai Davis, R (1, 8) OBP: 0.300, SLG: 0.400	C SI 90 F SI 90 X SI 91 0-2 G4-3 ①			B SI 91 C FC 90 X CU 79 1-1 G6-3 ①		B CU 80 X SI 91 1-0 5 1B 26 SF5 2B	F FC 90 F CU 78 X FC 91 0-2 P3 ②			F SI 90 F SI 91 B SL 86 F SL 85 X CU 81 1-2 5 HR 1B	5	2	2	0	0	0	0
5 Yunel Escobar, R (1, 6) OBP: 0.421, SLG: 0.688	B SI 91 X SI 91 1-0 G4-3 ②			F SI 92 X SI 92 0-1 26 1B 2 FC6-4 1B		B SI 91 2 SAFE X SI 92 1-0 26 SF5 2 1B 2-3 1B	B CU 77 S FC 89 F CU 80 C SI 91 1-3 K ③			X SI 91 0-0 1-H HR	5	3	3	2	0	1	0
26 Adam Lind, L (1, 3) OBP: 0.368, SLG: 0.529	C SI 92 X CU 80 0-1 G3-1 ③			B SI 91 F SI 91 B FC 89 F SI 92 X FC 89 2-2 2 FC6-4 1-3 1B		X SI 91 0-0 SF5 ① 1-2 3-H		F CU 78 C SI 89 F FC 91 X FC 89 0-2 1B			3	0	2	1	0	0	0
2 Aaron Hill, R (1, 4) OBP: 0.176, SLG: 0.267		C SI 91 X SI 92 0-1 L5 ①		B SI 92 F FC 90 B CU 80 X SI 93 2-1 FC6-4 ② 20 S 1-2f 3-H		B SI 92 B SI 92 X SI 92 2-0 20 E 10 2B 2-H 1B		X SI 90 0-0 L5 ①			4	1	1	2	0	0	2
20 Juan Rivera, R (1, 9) OBP: 0.333, SLG: 0.091		B SI 91 B SI 91 B SI 92 B SI 93 4-0 10 G5-4-3 BB		D CU 79 C SI 93 B CU 80 B SI 93 X FC 90 3-1 G5-3 ③ 1-2		1 SAFE B CU 80 X CU 79 1-0 E5 10 2B 45 G4-3 1-2		X FC 89 0-0 P4 ②			3	1	0	0	1	0	3
10 Edwin Encarnación, R (1, 10) OBP: 0.176, SLG: 0.250		C SI 92 X SI 92 0-1 G5-4-3 ②③ 1-2f			B SI 91 B SI 91 X SI 92 2-0 F7 ①	B CU 79 X SI 92 1-0 45 G4-3 1-3 2-H 2B		F FC 89 X FC 90 0-1 P4 ③			4	0	1	1	0	0	2
45 Travis Snider, L (1, 7) OBP: 0.357, SLG: 0.333			B CU 80 X SI 91 1-0 P5 ①		F SI 92 B FS 84 F FS 84 X FC 91 1-2 P5 ②	F CU 79 B SI 92 X SI 92 1-1 G4-3 ② 2-3 3-H			C SL 83 B SI 89 C SI 88 S CU 71 1-3 K ①	4	0	0	1	0	1	1
28 Jayson Nix, R (1, 5) OBP: 0.500, SLG: 0.833			B SI 90 X SI 91 1-0 F9 ②		S FC 90 C SI 92 B CU 84 X 1-2 1B	C CU 79 X SI 92 0-1 F8 ③			C SI 89 X CH 80 0-1 P3 ②	4	0	1	0	0	0	1
8 José Molina, R (1, 2) OBP: 0.375, SLG: 0.714			B SI 92 X SI 91 1-0 G6-3 ③		1 SAFE 1 SAFE F SI 92 F SI 92 B CU 82 S CU 81 1-3 K ③		C SI 89 X SI 90 0-1 L9 ①		S CH 80 S SI 89 B SI 88 B CU 70 S CH 80 2-3 K ③	4	0	0	0	0	2	1
Inning Stats	R: 0 E: 0 K: 0 S: 6 H: 0 LOB: 0 BB: 0 P: 7	R: 0 E: 0 K: 0 S: 4 H: 0 LOB: 0 BB: 1 P: 8	R: 0 E: 0 K: 0 S: 3 H: 0 LOB: 0 BB: 0 P: 6	R: 1 E: 0 K: 0 S: 11 H: 2 LOB: 1 BB: 0 P: 19	R: 0 E: 0 K: 1 S: 10 H: 1 LOB: 1 BB: 0 P: 15	R: 4 E: 2 K: 0 S: 10 H: 4 LOB: 1 BB: 0 P: 17	R: 0 E: 0 K: 1 S: 8 H: 0 LOB: 0 BB: 0 P: 9	R: 0 E: 0 K: 0 S: 8 H: 1 LOB: 1 BB: 0 P: 8	R: 0 E: 0 K: 2 S: 8 H: 0 LOB: 0 BB: 0 P: 11	R: 2 E: 0 K: 0 S: 5 H: 2 LOB: 0 BB: 0 P: 6	1B: 7 2B: 2 3B: 0 HR: 1 SF: 1 SAC: 0 DP: 1 HBP: 0	WP: 0 PB: 0 SB: 1 CS: 0 PA: 38					

PITCHER	IP	WLS	BF	H	R	ER	SO	BB	IBB	HBP	BLK	WP	HR	S	P	ERA	WHIP
32 Brandon McCarthy, R (1, 1) ERA: 4.5	8.0		33	8	5	4	2	1	0	0	0	0	0	60	89	4.50	1.125
13 Jerry Blevins, L (9, 1) ERA: 2.45	1.0		3	0	0	0	2	0	0	0	0	0	0	8	11	0.00	0.000
50 Grant Balfour, R (10, 1) ERA: 10.8	0.0	L	2	2	2	2	0	0	0	0	0	0	1	5	6	∞	∞

PITCHER	IP	WLS	BF	H	R	ER	SO	BB	IBB	HBP	BLK	WP	HR	S	P	ERA	WHIP

BOTTOM

Oakland Athletics @ Toronto Blue Jays

Rogers Centre, Toronto, ON

Tue Apr 05 2011, 7:09 PM - 10:02 PM EDT

Att. 11,077 - Roof Closed - 68 F

livebaseballscorecards.com

AB	36
R	7
H	10
RBI	7
BB	1
SO	4
LOB	10

Batter	1	2	3	4	5	6	7	8	9	AB	R	H	RBI	BB	SO	LOB
4 Coco Crisp, S (1, 8) OBP: 0.364, SLG: 0.619	C FF 90 B SI 90 B SI 89 F FC 89 B SL 86 X SL 85 3-2 ① G3-1		C SL 84 X SL 84 0-1 ② L5		B FF 90 C FC 88 C SI 88 B FC 91 X SI 88 2-2 10 1B 3B		S SI 91 F SI 92 B SI 91 X SL 84 1-2 ③ G5-3 1-2			4	1	1	0	0	0	2
10 Daric Barton, L (1, 3) OBP: 0.364, SLG: 0.333	C FF 90 X CH 83 0-1 ② F9		C FC 89 S SL 84 B CU 77 1 SAFE B SL 84 B SI 90 3-2 ③ CS 1-2	C SL 84 B SI 89 B SL 84 C FC 89 B SI 89 F CH 82 F SL 83 B SI 89 4-2 12 2B 55 2B BB	X SI 89 0-0 ① 3-H 1B			B SI 90 X SI 90 1-0 ① P3		3	1	1	1	1	0	0
12 David DeJesus, L (1, 9) OBP: 0.273, SLG: 0.250	C FC 90 B SL 86 B SI 90 X CH 83 2-1 ③ G1-3			B SI 88 1 SAFE X SL 84 1-0 55 2B 1-3 2B	C SI 89 F SI 89 X FC 91 0-2 ③ G3-4-1			B SI 90 C SL 82 C SL 83 S SL 84 1-3 ② K		4	1	1	0	0	1	1
16 Josh Willingham, R (1, 7) OBP: 0.250, SLG: 0.632		B FF 89 B SL 83 S SL 83 X CH 81 2-1 ① G6-3		B CH 80 F CH 81 B FF 89 S SL 83 X SL 84 2-2 ① P3		C FF 89 F FF 90 B FF 90 C SL 84 1-3 ① K		B SI 91 B SI 90 F SI 91 C SI 90 B SL 85 C SL 83 3-3 ③ K		4	0	0	0	0	2	2
55 Hideki Matsui, L (1, 10) OBP: 0.200, SLG: 0.333		F SI 89 S SL 86 C SL 86 0-3 ② K		X CH 82 0-0 8 L8 2-H 3-H 2B		C SL 84 C SI 90 C SL 85 0-3 ② K			S SI 89 C SI 90 S SL 83 0-3 ① K2-3	4	0	1	2	0	3	0
8 Kurt Suzuki, R (1, 2) OBP: 0.316, SLG: 0.313		B SI 90 B FC 91 B CH 84 B SI 89 4-0 BB		B SI 89 C FF 89 B FF 89 X SL 84 2-1 ② L8 2-3		C FF 90 B SI 89 S SI 90 B FC 91 S SI 91 2-3 ③ K			C FF 88 B FF 89 F FF 89 X SL 85 1-2 ② F9	3	0	0	0	1	1	1
14 Mark Ellis, R (1, 4) OBP: 0.250, SLG: 0.263		S CH 83 B SL 84 F CH 81 C SI 91 1-3 ③ K		S SL 83 C FF 90 X SI 90 0-2 ③ G1-3			B FC 88 B FC 88 B SL 87 C FC 88 X FC 88 3-1 ① P4		C FF 90 F SL 84 X FF 89 0-2 ③ F9	4	0	0	0	0	1	2
21 Andy LaRoche, R (1, 5) OBP: 0.500, SLG: 0.667 (7, 6)			B SL 82 C SL 82 B SI 89 S SL 83 B FF 90 S SL 83 3-3 ① K		X FF 88 0-0 ① G6-3		B FC 88 C FC 87 X SI 89 1-1 5 FC4-6 1B			3	0	1	0	0	1	0
2 Cliff Pennington, S (1, 6) OBP: 0.182, SLG: 0.182 5 Kevin Kouzmanoff, R (7, PH) OBP: 0.235, SLG: 0.313 (7, 5)			B FC 90 X FC 89 1-0 10 CS 1B		C FF 88 B SI 87 B SL 83 F SL 82 C FC 90 2-3 ② K		C SI 91 S SI 90 F CH 83 B SI 91 B SL 83 F CH 82 B SI 91 X SI 91 3-2 ② FC4-6 4 WP 1-2f			2 1	0 0	1 0	0 0	0 0	1 0	0 1
Inning Stats	R: 0 E: 0 K: 0 S: 7 H: 0 LOB: 0 BB: 0 P: 12	R: 0 E: 0 K: 2 S: 8 H: 0 LOB: 1 BB: 1 P: 15	R: 0 E: 0 K: 1 S: 8 H: 1 LOB: 0 BB: 0 P: 15	R: 2 E: 0 K: 0 S: 14 H: 2 LOB: 1 BB: 1 P: 23	R: 1 E: 0 K: 1 S: 11 H: 2 LOB: 1 BB: 0 P: 15	R: 0 E: 0 K: 3 S: 9 H: 0 LOB: 0 BB: 0 P: 12	R: 0 E: 0 K: 0 S: 12 H: 1 LOB: 1 BB: 0 P: 20	R: 0 E: 0 K: 2 S: 7 H: 0 LOB: 0 BB: 0 P: 12	R: 0 E: 0 K: 1 S: 9 H: 0 LOB: 0 BB: 0 P: 10	1B: 3 2B: 2 3B: 1 HR: 0 SF: 0 SAC: 0 DP: 0 HBP: 0						

PITCHER		IP	WLS	BF	H	R	ER	SO	BB	IBB	HBP	BLK	WP	HR	S	P	ERA	WHIP
51 Jesse Litsch, R ERA: 4.26	(1, 1)	6.1	W	26	6	3	3	7	2	0	0	0	0	0	61	100	4.26	1.263
34 Marc Rzepczynski, L ERA:	(7, 1)	2.0	H	6	0	0	0	3	0	0	0	0	1	0	18	27	0.00	0.000
60 Jon Rauch, R ERA: 3.38	(9, 1)	0.2	S	2	0	0	0	0	0	0	0	0	0	0	6	7	0.00	0.000

PITCHER	IP	WLS	BF	H	R	ER	SO	BB	IBB	HBP	BLK	WP	HR	S	P	ERA	WHIP

TOP

Oakland Athletics @ Toronto Blue Jays

Rogers Centre, Toronto, ON

Wed Apr 06 2011, 7:10 PM - 9:26 PM EDT

Att. 11,684 - Roof Closed - 68 F

livebaseballscorecards.com

AB	32
R	3
H	6
RBI	3
BB	2
SO	10
LOB	9

WP: 1	PA: 35
PB: 0	
SB: 0	
CS: 1	

Batter	1	2	3	4	5	6	7	8	9	AB	R	H	RBI	BB	SO	LOB
11 Rajai Davis, R (1, 8) OBP: 0.286, SLG: 0.357	B SI 86 B SI 86 F SI 86 X SI 85 2-1 5 CS 1B		X CU 78 0-0 ② L8		C FF 86 S CH 70 F SI 86 X FF 86 0-2 ① P3		S CH 72 C FF 87 B SI 84 B SI 86 B CH 68 S CH 72 3-3 ③ K			4	0	1	0	0	1	0
5 Yunel Escobar, R (1, 6) OBP: 0.500, SLG: 0.842 6 John McDonald, R (7, 6) OBP: 0.500, SLG: 1.000	F SI 86 C FF 88 X CH 72 0-2 ① 26 2B 1-2 1B		C CU 76 B SI 85 X FF 88 1-1 1B		X CU 76 0-0 3B			X SI 82 0-0 26 2B 2 1B 1B		3 1	1 1	3 1	0 0	0 0	0 0	0 0
26 Adam Lind, L (1, 3) OBP: 0.391, SLG: 0.619	B FF 88 1 SAFE X FF 89 1-0 1-H 2B		1 SAFE F FF 86 X CU 80 0-1 ③ G4-3		C FF 88 X FF 86 0-1 ② P6			X CU 77 0-0 2 1B 1-3 2B		4	0	2	1	0	0	2
2 Aaron Hill, R (1, 4) OBP: 0.190, SLG: 0.263	B CH 73 X CH 76 1-0 ② G5-3			C CU 78 F FF 87 F FF 87 X CH 69 0-2 ① P4	D CH 73 F FF 88 X SI 89 1-1 ③ P3			B CU 71 B X SI 84 2-0 10 G6-4-3 2-3 3-H 1B		4	0	1	1	0	0	2
20 Juan Rivera, R (1, 9) OBP: 0.316, SLG: 0.071	B CH 75 C SI 88 X CH 72 1-1 ③ P4			C FF 86 B CH 72 B SI 86 B FF 88 B CH 72 4-1 10 1B 45 HR BB		X SI 85 0-0 ① F8		C SI 84 S CU 73 B CU 74 S CU 74 1-3 ① K		3	1	0	0	1	1	3
10 Edwin Encarnación, R (1, 5) OBP: 0.190, SLG: 0.250		C SI 85 C FF 88 X FF 88 0-2 ① G6-3		C FF 86 B SI 86 B FF 87 C CH 73 X CH 69 2-2 45 HR 1-2 1B	C SI 85 X SI 84 0-1 ② L7			F CU 74 X SI 83 0-1 ②③ G6-4-3 1-2f		4	1	1	0	0	0	2
45 Travis Snider, L (1, 7) OBP: 0.353, SLG: 0.533		C FF 87 F CU 78 F SI 87 X CU 76 0-2 ② G1-3		F SI 86 B FF 87 B FF 88 X FC 80 2-1 1-H 2-H HR	C FF 88 S CH 72 F FF 88 B CH 73 F FF 88 C SI 86 1-3 ③ K					3	1	1	3	0	1	0
9 J.P. Arencibia, R (1, 2) OBP: 0.455, SLG: 1.200		C SI 85 B CH 72 B SI 86 X CH 72 2-1 ③ 1B		X SI 86 0-0 ② F8			F SI 85 F FF 86 X CH 70 0-2 ① G6-3			3	0	1	0	0	0	0
18 Mike McCoy, R (1, 10) OBP: 0.455, SLG: 0.500			B SI 84 X SI 84 1-0 ① G6-3	C SI 85 C CH 73 B FF 88 F CU 76 B CH 67 C FF 85 2-3 ③ K			X SI 84 0-0 ② F8			3	0	0	0	0	1	0
Inning Stats	R: 1 H: 3 E: 0 LOB: 1 K: 0 BB: 0 S: 9 P: 14	R: 0 H: 1 E: 0 LOB: 1 K: 0 BB: 0 S: 9 P: 11	R: 0 H: 1 E: 0 LOB: 1 K: 0 BB: 0 S: 6 P: 8	R: 3 H: 2 E: 0 LOB: 0 K: 1 BB: 1 S: 15 P: 25	R: 0 H: 1 E: 0 LOB: 1 K: 0 BB: 0 S: 9 P: 10	R: 0 H: 0 E: 0 LOB: 0 K: 1 BB: 0 S: 8 P: 9	R: 0 H: 0 E: 0 LOB: 0 K: 1 BB: 0 S: 7 P: 10	R: 1 H: 3 E: 0 LOB: 1 K: 1 BB: 0 S: 8 P: 11		1B: 7 SF: 0 2B: 2 SAC: 0 3B: 1 DP: 1 HR: 1 HBP: 0				WP: 0 PA: 33 PB: 0 SB: 0 CS: 1		

PITCHER		IP	WLS	BF	H	R	ER	SO	BB	IBB	HBP	BLK	WP	HR	S	P	ERA	WHIP
51 Dallas Braden, L ERA: 6.43	(1, 1)	7.0	L	30	10	5	5	3	1	0	0	0	0	1	65	89	6.43	1.571
31 Brad Ziegler, R ERA:	(8, 1)	1.0		3	1	0	0	1	0	0	0	0	0	0	6	9	0.00	1.000

PITCHER	IP	WLS	BF	H	R	ER	SO	BB	IBB	HBP	BLK	WP	HR	S	P	ERA	WHIP

BOTTOM

Oakland Athletics @ Toronto Blue Jays

Rogers Centre, Toronto, ON

Wed Apr 06 2011, 7:10 PM - 9:26 PM EDT

Att. 11,684 - Roof Closed - 68 F

livebaseballscorecards.com

AB	32
R	5
H	11
RBI	5
BB	1
SO	4
LOB	9

Oakland Athletics @ Toronto Blue Jays

Rogers Centre, Toronto, ON

Thu Apr 07 2011, 12:39 PM - 3:11 PM EDT

Att. 19,528 - Roof Closed - 68 F

livebaseballscorecards.com

TOP

Batter	1	2	3	4	5	6	7	8	9	AB	R	H	RBI	BB	SO	LOB
4 Coco Crisp, S (1, 8) OBP: 0.308, SLG: 0.520	C FF 90 F SI 90 F CH 87 S CH 84 0-3 ① K		C CH 82 S CH 84 D CH 84 X CH 82 1-2 ② FC6-4 1-2f			C CH 82 S SI 91 B CH 85 S CU 76 1-3 ① K		F CH 87 F CH 85 B FF 92 B FF 93 S CH 85 2-3 K 28 S 10 S 28 1B 3-H		4	1	0	0	0	3	1
10 Daric Barton, L (1, 3) OBP: 0.385, SLG: 0.381	C FF 91 B SI 91 B FC 90 B FF 91 B SI 92 4-1 28 G6-4-3 BB		X FF 91 0-0 ③ F9			B FF 91 X CH 83 1-0 28 G4-3 2B		1 SAFE P PO 87 1 SAFE C FF 92 B CH 86 C CH 85 C FF 93 2-3 ② K 1-2		3	0	1	0	1	1	2
28 Conor Jackson, R (1, 9) OBP: 0.400, SLG: 0.444	C FF 92 X SI 90 0-1 ②③ G6-4-3 1-2f			B SI 90 B SI 90 F SI 92 B FF 92 X SI 90 3-1 ① L4		B CU 76 C FF 93 F B FF 93 X CH 85 2-2 ② G4-3 2-3		B SI 93 C FF 93 D CH 86 F FF 93 X CH 85 2-2 16 HBP 2-H 1B		4	0	1	1	0	0	2
16 Josh Willingham, R (1, 7) OBP: 0.250, SLG: 0.545		B FF 90 S FF 91 S CH 84 B FF 93 B FF 93 S CH 84 3-3 ① K		B SI 93 B FF 93 X FF 91 2-0 ② P6		B CH 84 D CH 85 S CH 83 S CH 82 F CU 77 C CU 77 2-3 ③ K		B FF 92 B FF 92 T FF 92 T FF 92 H CH 85 3-2 5 FC6-4 1-2 HBP		3	0	0	0	0	2	1
5 Kevin Kouzmanoff, R (1, 5) OBP: 0.190, SLG: 0.250		F CH 84 B FC 92 X SI 91 1-1 ② G1-3		B SI 92 C FF 92 X FF 91 1-1 ③ G3			F SI 90 B CU 75 B FF 91 F FF 93 S CU 74 2-3 ① K	T CH 80 F SL 79 X SL 78 0-2 ③ FC6-4 1-2f		4	0	0	0	0	1	2
55 Hideki Matsui, L (1, 10) OBP: 0.263, SLG: 0.333 15 Ryan Sweeney, L (9, PR) (9, 10)		C FF 92 B SI 93 B FF 93 B CH 86 B FF 93 4-1 8 FC4 BB			X FF 91 0-0 ① L8		C SI 92 B SI 93 X FF 93 1-1 ② G4-3		B FF 94 C FF 92 F SI 94 F FF 94 X FF 93 1-2 14 1B 1B	3 0	0 0	1 0	0 0	1 0	0 0	0 0
8 Kurt Suzuki, R (1, 2) OBP: 0.304, SLG: 0.350		X SI 92 0-0 ③ FC4 1-2f			B SI 91 C FF 93 X FF 91 1-1 2B		B SI 91 B FF 92 C FF 92 S SI 91 F CH 85 F CU 77 X CH 84 2-2 ③ F8		B SI 92 S FF 92 F SI 94 S FF 91 S FF 93 1-3 ① K	4	0	1	0	0	1	2
21 Andy LaRoche, R (1, 4) OBP: 0.444, SLG: 0.667 14 Mark Ellis, R (8, 4) OBP: 0.286, SLG: 0.300			C SI 90 T CH 85 F CH 86 X FF 91 0-2 ① F9		B CH 82 S CH 83 F FF 91 X CH 84 1-2 ② G5-3			X SI 91 0-0 2 SH1-4 4 WP 2B	X FC 90 0-0 ② 1-3 1B	3 1	1 0	1 1	0 0	0 0	0 0	1 0
2 Cliff Pennington, S (1, 6) OBP: 0.214, SLG: 0.214			B FF 91 X FF 90 1-0 4 FC6-4 1B		X FF 91 0-0 ③ G4-3			B CH 84 C SI 89 X CH 81 1-1 ① SH1-4 2-3	B FF 91 F FF 90 1 SAFE B SI 92 X SI 92 2-1 ③ P3	3	0	1	0	0	0	2
Inning Stats	R: 0 E: 0 K: 1 S: 7 H: 0 LOB: 0 BB: 1 P: 11	R: 0 E: 0 K: 1 S: 7 H: 0 LOB: 1 BB: 1 P: 15	R: 0 E: 0 K: 0 S: 9 H: 1 LOB: 1 BB: 0 P: 11	R: 0 E: 0 K: 0 S: 5 H: 0 LOB: 0 BB: 0 P: 11	R: 0 E: 0 K: 0 S: 7 H: 1 LOB: 1 BB: 0 P: 9	R: 0 E: 0 K: 2 S: 11 H: 1 LOB: 1 BB: 0 P: 17	R: 0 E: 0 K: 1 S: 10 H: 0 LOB: 0 BB: 0 P: 15	R: 2 E: 0 K: 2 S: 18 H: 2 LOB: 2 BB: 0 P: 27	R: 0 E: 0 K: 1 S: 10 H: 2 LOB: 1 BB: 0 P: 14	1B: 4 2B: 3 3B: 0 HR: 0 SF: 0 SAC: 1 DP: 1 HBP: 1						

	AB	32
	R	2
	H	7
	RBI	1
	BB	2
	SO	8
	LOB	13

WP: 1 PA: 36
PB: 0
SB: 2
CS: 0

PITCHER		IP	WLS	BF	H	R	ER	SO	BB	IBB	HBP	BLK	WP	HR	S	P	ERA	WHIP
24 Ricky Romero, L ERA: 1.32	(1, 1)	7.1		27	4	1	1	5	2	0	0	0	0	0	59	93	1.23	0.818
54 Jason Frasor, R ERA: 5.4	(8, 1)	0.1	L	4	1	1	1	2	0	0	1	0	1	0	12	20	27.00	3.000
57 Shawn Camp, R ERA:	(8, 1)	0.1		1	0	0	0	0	0	0	0	0	0	0	3	3	0.00	0.000
25 David Purcey, L ERA:	(9, 1)	0.1		2	1	0	0	1	0	0	0	0	0	0	7	9	0.00	3.000
44 Casey Janssen, R ERA:	(9, 1)	0.2		2	1	0	0	0	0	0	0	0	0	0	3	5	0.00	1.500

PITCHER	IP	WLS	BF	H	R	ER	SO	BB	IBB	HBP	BLK	WP	HR	S	P	ERA	WHIP

Oakland Athletics @ Toronto Blue Jays

Rogers Centre, Toronto, ON

Thu Apr 07 2011, 12:39 PM - 3:11 PM EDT

Att. 19,528 - Roof Closed - 68 F

livebaseballscorecards.com

BOTTOM

Batter	1	2	3	4	5	6	7	8	9	AB	R	H	RBI	BB	SO	LOB
11 Rajai Davis, R (1, 8) OBP: 0.222, SLG: 0.278	B SI 89 C SI 88 B SI 90 X SI 89 2-1 ① F8	X KC 77 0-0 ③ F8				F SI 89 B KC 78 B CH 82 F SI 90 S KC 78 2-3 ② K2-3 2-3			C SI 89 S CH 72 C SI 88 0-3 ① K	4	0	0	0	0	2	1
28 Jayson Nix, R (1, 5) OBP: 0.417, SLG: 0.600	C SI 89 F KC 78 B SI 91 S KC 78 1-3 ② K			C SI 87 C SI 89 B CH 83 X KC 79 1-2 ① G6-3		S KC 78 D KC 79 X SI 90 1-1 26 S 1B 3-H			B SI 89 B SI 88 X SI 89 2-0 ② F9	4	0	1	1	0	1	0
26 Adam Lind, L (1, 3) OBP: 0.370, SLG: 0.560 18 Mike McCoy, R (9, PR) OBP: 0.455, SLG: 0.500	B SI 88 B CH 82 X SI 90 2-0 ③ G3			X KC 78 0-0 ② G3		1 SAFE 1 SAFE D CH 80 B CH 80 C KC 76 F KC 78 F SI 92 X CH 82 2-2 ③ F9 1-2			F SI 89 B CH 75 X SI 89 1-1 1B	4 0	0 0	1 0	0 0	0 0	0 0	1 0
2 Aaron Hill, R (1, 4) OBP: 0.200, SLG: 0.261		C SI 88 X SI 89 0-1 10 G6-3 10 S 1B		C KC 77 F KC 78 F SI 91 B CH 82 F KC 78 X CH 81 1-2 ③ G6-3			M CH 79 F KC 78 B KC 78 S CH 80 1-3 ① K		1 SAFE X SI 88 0-0 ③ F9	4	0	1	0	0	1	1
20 Juan Rivera, R (1, 9) OBP: 0.273, SLG: 0.059		1 SAFE F SI 88 B KC 78 F SI 89 D KC 78 1 SAFE F SI 90 X CH 82 2-2 ① F7			C KC 76 X SI 89 0-1 ① G6-3		F SI 90 X SI 90 0-1 ② G4-3			3	0	0	0	0	0	1
10 Edwin Encarnación, R (1, 10) OBP: 0.167, SLG: 0.217		1 SAFE B SI 90 X SI 89 1-0 ② G6-3 1-3			S KC 77 B SI 89 F SI 88 B SI 90 B CH 81 F SI 88 S SI 89 3-3 ② K		X SI 88 0-0 ③ F8			3	0	0	0	0	1	1
45 Travis Snider, L (1, 7) OBP: 0.300, SLG: 0.444		C KC 79 C SI 89 B SI 89 S KC 80 1-3 ③ K			B CH 82 B SI 90 S CH 81 B SI 90 F SI 88 X SI 90 3-2 ③ F7			B KC 75 S SI 87 S KC 78 B CH 80 X KC 77 2-2 ① G3-1		3	0	0	0	0	1	1
9 J.P. Arencibia, R (1, 2) OBP: 0.429, SLG: 1.077			B KC 77 B SI 88 B SI 89 C CH 83 X SI 89 3-1 ① G5-3			B CH 80 B SI 89 X SI 88 2-0 11 WP 28 1B 2B		B SI 88 B KC 77 C SI 87 X KC 78 2-1 ② G6-3		3	1	1	0	0	0	0
6 John McDonald, R (1, 6) OBP: 0.200, SLG: 0.250			C SI 89 B KC 77 B KC 78 F SI 88 C SI 90 2-3 ② K			L SI 89 C SI 89 L KC 78 0-3 ① K		B KC 78 C SI 89 C SI 89 B KC 78 B SI 90 F SI 90 X SI 90 3-2 ③ G5-3		3	0	0	0	0	2	1
Inning Stats	R: 0 E: 0 K: 1 S: 6 H: 0 LOB: 0 BB: 0 P: 11	R: 0 E: 0 K: 1 S: 10 H: 1 LOB: 1 BB: 0 P: 14	R: 0 E: 0 K: 1 S: 6 H: 0 LOB: 0 BB: 0 P: 11	R: 0 E: 0 K: 0 S: 9 H: 0 LOB: 0 BB: 0 P: 11	R: 0 E: 0 K: 1 S: 9 H: 0 LOB: 0 BB: 0 P: 15	R: 1 E: 0 K: 2 S: 13 H: 2 LOB: 1 BB: 0 P: 20	R: 0 E: 0 K: 1 S: 6 H: 0 LOB: 0 BB: 0 P: 7	R: 0 E: 0 K: 0 S: 9 H: 0 LOB: 0 BB: 0 P: 16	R: 0 E: 0 K: 1 S: 7 H: 1 LOB: 1 BB: 0 P: 10	1B: 3 2B: 1 3B: 0 HR: 0 SF: 0 SAC: 0 DP: 0 HBP: 0						

	AB	31
	R	1
	H	4
	RBI	1
	BB	0
	SO	8
	LOB	7

PITCHER	IP	WLS	BF	H	R	ER	SO	BB	IBB	HBP	BLK	WP	HR	S	P	ERA	WHIP
53 Trevor Cahill, R (1, 1) ERA: 1.42	8.0	W	27	3	1	1	7	0	0	0	0	1	0	68	105	1.12	0.375
57 Brian Fuentes, L (9, 1) ERA: 9.0	1.0	S	4	1	0	0	1	0	0	0	0	0	0	7	10	0.00	1.000

PITCHER	IP	WLS	BF	H	R	ER	SO	BB	IBB	HBP	BLK	WP	HR	S	P	ERA	WHIP

Oakland Athletics @ Minnesota Twins

Target Field, Minneapolis, MN

Fri Apr 08 2011, 3:19 PM - 5:39 PM CDT

Att. 40,714 - Sunny - 63 F

TOP

livebaseballscorecards.com

Batter	1	2	3	4	5	6	7	8	9	AB	R	H	RBI	BB	SO	LOB
4 Coco Crisp, S (1, 8) OBP: 0.300, SLG: 0.483	C FF 88 B SI 89 C SL 81 B FF 89 X SI 90 2-2 ① F7		1 SAFE B SI 86 C SI 88 1 SAFE B CH 80 C CH 80 X CH 81 2-2 ① G4-3 1-3		S CH 80 X SI 89 0-1 ③ G4-3			B SL 81 F SI 89 B FF 90 B SI 90 X SI 89 3-1 10 PO 1B		4	0	1	0	0	0	2
10 Daric Barton, L (1, 3) OBP: 0.367, SLG: 0.333	B FF 89 B SI 88 B SI 89 C SI 89 C SI 90 B FF 90 4-2 ③ 12 E 12 WP 12 SF8 BB		F SL 83 B SI 89 B SI 89 C FF 89 F SI 90 C SI 89 2-3 ② K			C CH 79 B SI 88 C SI 89 B FS 86 X SI 90 2-2 ① G4-3		1 SAFE C FF 86 B SI 88 1 SAFE 1 SAFE 1-1 ③ PO 1-2	B FF 90 C FF 90 C CU 81 B SI 92 B CU 81 F SI 91 F FF 91 F FF 91 X FF 91 3-2 ① G4-3	3	1	0	0	1	1	1
12 David DeJesus, L (1, 9) OBP: 0.269, SLG: 0.261	B SL 82 B SI 89 2 SAFE S SI 89 X SI 90 2-1 ② SF8 1-H		X CH 82 0-0 ③ G3-1			C FF 89 B SI 89 S CH 81 F CH 82 B SI 90 X CH 80 2-2 ② G1-3			C CU 82 B CH 86 X SL 87 1-1 1B	3	0	1	1	0	0	1
16 Josh Willingham, R (1, 7) OBP: 0.250, SLG: 0.500	C SL 85 C SL 82 B SL 84 X SI 90 1-2 55 S 1B			B FF 89 B SI 90 S CH 80 B CH 80 X SI 89 3-1 ① F9		F SI 90 C CH 81 B CH 80 X FF 89 1-2 ③ G6-3			T FF 92 S SI 91 C SL 86 0-3 ② K	4	0	1	0	0	1	1
55 Hideki Matsui, L (1, 10) OBP: 0.217, SLG: 0.273	C SI 89 B SI 89 F CH 82 B CH 82 X SL 82 2-2 ③ F8 1-2			B SI 90 X CH 81 1-0 ② G4-3			C SI 88 B FF 89 B FF 89 B CH 80 F CH 81 X SI 89 3-2 ① G5-3		B SI 91 C FF 92 F FF 91 B CU 80 F FF 92 B FF 92 X SL 87 3-2 ③ P6	4	0	0	0	0	0	2
8 Kurt Suzuki, R (1, 2) OBP: 0.269, SLG: 0.304		C FF 86 X CH 81 0-1 ① F8		C FF 88 X SL 85 0-1 ③ F9			C SI 88 B SL 82 X SI 89 1-1 ② P3			3	0	0	0	0	0	0
14 Mark Ellis, R (1, 4) OBP: 0.292, SLG: 0.348		C FF 88 B SL 82 C SI 88 B SI 88 X SL 84 2-2 ② L3			X CH 79 0-0 2B		C FF 89 X CH 80 0-1 ③ F8			3	0	1	0	0	0	0
5 Kevin Kouzmanoff, R (1, 5) OBP: 0.167, SLG: 0.217		X SL 82 0-0 ③ G6-3			C SL 81 F FF 87 D CH 81 X CH 79 1-2 ① F9			B FF 88 F SL 83 X SL 82 1-1 ① F8		3	0	0	0	0	0	1
2 Cliff Pennington, S (1, 6) OBP: 0.235, SLG: 0.235			C FF 88 F SI 89 B FS 83 X SI 89 1-2 4 G4-3 4 S 1B		C SI 88 X SI 89 0-1 ② P4			C FF 88 C SI 89 F SI 89 X CH 80 0-2 ② G4-3		3	0	1	0	0	0	1
Inning Stats	R: 1 E: 1 K: 0 S: 13 H: 1 LOB: 1 BB: 1 P: 24	R: 0 E: 0 K: 0 S: 6 H: 0 LOB: 0 BB: 0 P: 8	R: 0 E: 0 K: 1 S: 11 H: 1 LOB: 1 BB: 0 P: 16	R: 0 E: 0 K: 0 S: 5 H: 0 LOB: 0 BB: 0 P: 9	R: 0 E: 0 K: 0 S: 8 H: 1 LOB: 1 BB: 0 P: 9	R: 0 E: 0 K: 0 S: 10 H: 0 LOB: 0 BB: 0 P: 15	R: 0 E: 0 K: 0 S: 7 H: 0 LOB: 0 BB: 0 P: 11	R: 0 E: 0 K: 0 S: 9 H: 1 LOB: 0 BB: 0 P: 14	R: 0 E: 0 K: 1 S: 15 H: 1 LOB: 1 BB: 0 P: 22	1B: 4 2B: 1 3B: 0 HR: 0 SF: 1 SAC: 0 DP: 0 HBP: 0						

	AB	30
	R	1
	H	5
	RBI	1
	BB	1
	SO	2
	LOB	9

WP: 1 PA: 33
PB: 0
SB: 2
CS: 0

PITCHER		IP	WLS	BF	H	R	ER	SO	BB	IBB	HBP	BLK	WP	HR	S	P	ERA	WHIP
48 Carl Pavano, R ERA: 6.0	(1, 1)	8.0	W	28	4	1	1	1	1	0	0	0	1	0	69	106	1.12	0.625
36 Joe Nathan, R ERA: 3.0	(9, 1)	1.0	S	4	1	0	0	1	0	0	0	0	0	0	15	22	0.00	1.000

PITCHER		IP	WLS	BF	H	R	ER	SO	BB	IBB	HBP	BLK	WP	HR	S	P	ERA	WHIP

Batter	1	2	3	4	5	6	7	8	9	AB	R	H	RBI	BB	SO	LOB
2 Denard Span, L (1, 8) OBP: 0.400, SLG: 0.481	B FF 90 C SI 91 B SI 90 F FF 91 S SI 91 2-3 ① **K**		C SL 78 X SI 91 0-1 ② G4-3			B SL 80 C SL 79 C SL 80 X SI 92 1-2 7 G3-6 1B		C SL 81 X SI 90 0-1 7 1B 1-3 3-H 1B		4	0	2	1	0	1	0
7 Joe Mauer, L (1, 2) OBP: 0.320, SLG: 0.227	S FF 93 C SI 92 B SI 93 B SL 83 X SL 82 2-2 ② G4-3		B SL 79 C SL 81 X SL 82 1-1 ③ G4-3			1 SAFE C SI 86 1 SAFE X SI 88 0-1 ②③ G3-6 1-2f		1 SAFE C SL 81 X SL 81 0-1 1-2 3-H 1B		4	0	1	1	0	0	1
33 Justin Morneau, L (1, 3) OBP: 0.280, SLG: 0.304	X SL 78 0-0 21 1B 1B			F SI 88 B SL 80 B SL 79 S SL 80 B SI 93 X SL 82 3-2 ① G4-3			X KC 71 0-0 ① G1-3	B SI 91 X SL 80 1-0 ③ F7		4	0	1	0	0	0	2
21 Delmon Young, R (1, 7) OBP: 0.200, SLG: 0.240	B SI 89 X CH 83 1-0 5 FC5-4 1-2 1B			X KC 75 0-0 ② G6-3			C SI 87 F KC 75 B SI 89 F SL 82 F SL 82 X SI 92 1-2 5 G4-3 1B			3	0	2	0	0	0	0
5 Michael Cuddyer, R (1, 9) OBP: 0.130, SLG: 0.091	D KC 76 C KC 75 X SI 93 1-1 ③ FC5-4 1-2f			C SI 90 B KC 76 C SL 81 F KC 77 F SL 82 S SL 83 1-3 ③ **K**			1 SAFE B FF 90 F FF 91 F SL 81 1 SAFE B KC 76 F SL 81 1 SAFE 1 SAFE 3-2 ②③ D SL 82 X SL 81 G4-3 1-2f			3	0	0	0	0	1	3
25 Jim Thome, L (1, 10) OBP: 0.267, SLG: 0.308		C SL 78 B SI 91 X SI 92 1-1 ① F7			C SL 80 C SL 81 B SI 92 F SI 92 C SL 81 1-3 ① **K**			B KC 71 F SI 89 F KC 73 B SL 82 F SL 81 B SL 82 T SI 92 3-2 ① **K**		3	0	0	0	0	2	0
22 Danny Valencia, R (1, 5) OBP: 0.231, SLG: 0.261		C SI 90 B SI 91 C KC 77 F SL 82 B SI 92 X SL 79 2-2 ② G1-3			B CH 82 B KC 75 B SI 90 C SI 90 X SI 92 3-1 ② F8			B KC 73 C CH 83 S SL 81 B SI 91 X SL 79 2-2 16 1B 2 1B 1B		3	1	1	0	0	0	0
38 Luke Hughes, R (1, 4)		X SI 90 0-0 ③ G6-3			C SI 90 X SL 81 0-1 ③ P4			1 SAFE B KC 77 X SI 88 1-0 ② F7		3	0	0	0	0	0	1
12 Alexi Casilla, S (1, 6) OBP: 0.200, SLG: 0.286 16 Jason Kubel, L (8, PH) OBP: 0.391, SLG: 0.409 20 Matt Tolbert, S (8, PR) OBP: 0.200, SLG: 0.200 (9, 6)			B SI 88 C SI 92 C SL 80 F SL 82 B FF 91 C SL 80 2-3 ① **K**			L SI 88 B SL 79 X SL 80 1-1 ① B1-3		S SL 79 F SI 90 1 SAFE B SL 81 X SI 91 1-2 2 1B 7 1B 1-3 1B		2 1 0	0 0 1	0 1 0	0 0 0	1 0 0	0 0 0	0 0 0
Inning Stats	R: 0 H: 2 E: 0 LOB: 2 K: 1 BB: 0 S: 10 P: 16	R: 0 H: 0 E: 0 LOB: 0 K: 0 BB: 0 S: 7 P: 10	R: 0 H: 0 E: 0 LOB: 0 K: 1 BB: 0 S: 8 P: 11	R: 0 H: 0 E: 0 LOB: 0 K: 1 BB: 0 S: 9 P: 13	R: 0 H: 0 E: 0 LOB: 0 K: 1 BB: 0 S: 8 P: 12	R: 0 H: 1 E: 0 LOB: 0 K: 0 BB: 0 S: 7 P: 9	R: 0 H: 1 E: 0 LOB: 0 K: 0 BB: 0 S: 10 P: 14	R: 2 H: 4 E: 0 LOB: 2 K: 1 BB: 0 S: 16 P: 24		1B: 8 2B: 0 3B: 0 HR: 0	SF: 0 SAC: 0 DP: 2 HBP: 0			WP: 0 PB: 0 SB: 0 CS: 0	PA: 30	

PITCHER	IP	WLS	BF	H	R	ER	SO	BB	IBB	HBP	BLK	WP	HR	S	P	ERA	WHIP
49 Brett Anderson, L (1, 1) ERA: 1.93	8.0	L	30	8	2	2	5	0	0	0	0	0	0	75	109	2.25	1.000

PITCHER	IP	WLS	BF	H	R	ER	SO	BB	IBB	HBP	BLK	WP	HR	S	P	ERA	WHIP

BOTTOM

Oakland Athletics @ Minnesota Twins

Target Field, Minneapolis, MN

Fri Apr 08 2011, 3:19 PM - 5:39 PM CDT

Att. 40,714 - Sunny - 63 F

livebaseballscorecards.com

AB	30
R	2
H	8
RBI	2
BB	0
SO	5
LOB	7

Oakland Athletics @ Minnesota Twins

Target Field, Minneapolis, MN

Sat Apr 09 2011, 6:12 PM - 9:15 PM CDT

Att. 39,936 - Overcast - 58 F

TOP

livebaseballscorecards.com

Batter	1	2	3	4	5	6	7	8	9	AB	R	H	RBI	BB	SO	LOB
4 Coco Crisp, S (1, 8) OBP: 0.286, SLG: 0.441	B SI 87 S CH 81 B FF 90 B SI 88 C SI 89 X SI 88 3-2 ① F8		C CH 80 F CH 80 B FC 88 F SI 90 X CU 76 1-2 ② G1-3		C FF 86 X CH 78 0-1 12 S 1B		C SI 92 B SI 92 C FF 92 C CH 82 1-3 ① K		F FF 90 X CH 85 0-1 ① G6-3	5	0	1	0	0	1	0
10 Daric Barton, L (1, 3) OBP: 0.400, SLG: 0.370	X SI 88 0-0 16 1B 2B		B CU 75 B CH 81 B SI 88 C SI 87 F SI 87 B SI 88 4-2 BB		B SI 86 1 SAFE X SI 86 1-0 ② L4		B FF 92 B SI 91 C SI 90 B SI 90 B SI 90 4-1 16 BB 12 WP BB		C FF 92 B FF 91 F FF 89 B FF 93 S SL 80 2-3 ② K	3	0	1	0	2	1	1
12 David DeJesus, L (1, 9) OBP: 0.258, SLG: 0.250	C CU 74 B SI 89 X CH 80 1-1 ② G1-3		S CH 80 B SI 87 X FC 87 1-1 ③ F7		B SI 86 B SI 86 B SI 87 C CH 79 X CH 79 3-1 ③ F8 1-2		M SL 82 D SI 93 C FF 91 B FF 93 F SI 90 X SL 83 2-2 16 BB 1-2 1B		B FF 91 B SL 79 B FF 91 C FF 91 F FF 92 X FF 91 3-2 ③ P6	5	0	1	0	0	0	3
16 Josh Willingham, R (1, 7) OBP: 0.281, SLG: 0.483	C SI 88 B SI 89 B CH 82 F CH 81 D SI 90 F SI 89 X SI 89 3-2 ③ 2-H 1B			B FC 85 C SI 87 C SI 88 F FC 86 B SI 88 B CH 80 F CH 81 X 3-2 ① G5-3		S CU 72 S FC 84 B FC 83 C SI 87 1-3 ① K	B FF 91 T FF 90 B FF 92 F SL 82 F FF 93 B SI 92 F FF 91 B FF 92 4-2 1-2 2-3 BB			3	0	1	0	1	1	0
55 Hideki Matsui, L (1, 10) OBP: 0.222, SLG: 0.240		B CU 74 B SI 87 B SI 87 C SI 87 X SI 88 3-1 ① F7		B B C C B F D 4-2 8 FC5-4 BB		S CH 78 X SI 86 0-1 ② G4-3	B FF 87 C FF 88 B SL 84 F SI 87 S FF 89 2-3 ② K			3	0	0	0	1	1	3
8 Kurt Suzuki, R (1, 2) OBP: 0.267, SLG: 0.296		C SI 88 X CH 81 0-1 ② F8		1 SAFE F X 0-1 ② FC5-4 14 BB 1-2f		C CH 86 X SI 87 0-1 14 WP 14 E 1B	S CH 81 B CH 81 F CH 80 X FF 90 1-2 ③ L8			4	1	1	0	0	0	4
14 Mark Ellis, R (1, 4) OBP: 0.321, SLG: 0.423		L CU 76 X CU 76 0-1 3B		B F B SI 89 B FF 87 B 4-1 1-2 BB		F SI 87 B SI 89 F CH 80 B SI 88 X SI 88 2-2 E6 5 1B 1-H		C SL 84 C SI 91 B FF 92 F FF 91 S FF 92 1-3 ① K		3	0	1	0	1	1	0
5 Kevin Kouzmanoff, R (1, 5) OBP: 0.179, SLG: 0.222		X SI 88 0-0 ③ G4-3		C CH 80 F SI 88 D SI 87 X SI 88 1-2 ③ G4-3		B FC 86 X SI 88 1-0 2-3 1B		X SI 92 0-0 ② G4-3		4	0	1	0	0	0	3
2 Cliff Pennington, S (1, 6) OBP: 0.190, SLG: 0.190			B SI 88 F SI 88 B SI 88 S CH 81 F FC 89 S CH 81 2-3 ① K		C CU 73 C CH 78 B CH 86 X CH 79 1-2 ① P5	S CH 78 C SI 87 B SI 88 X SI 88 2-2 ③ F9		B SI 91 F SI 91 B SI 92 X SI 91 2-1 ③ P5		4	0	0	0	0	1	2

	AB	34
	R	1
	H	7
	RBI	0
	BB	5
	SO	6
	LOB	16

Inning Stats	1	2	3	4	5	6	7	8	9
	R: 0 E: 0 K: 0 S: 10 H: 2 LOB: 2 BB: 0 P: 17	R: 0 E: 0 K: 0 S: 7 H: 1 LOB: 1 BB: 0 P: 10	R: 0 E: 0 K: 1 S: 12 H: 0 LOB: 1 BB: 1 P: 20	R: 0 E: 0 K: 0 S: 14 H: 0 LOB: 2 BB: 2 P: 26	R: 0 E: 0 K: 0 S: 8 H: 1 LOB: 1 BB: 0 P: 13	R: 1 E: 1 K: 1 S: 14 H: 2 LOB: 2 BB: 0 P: 20	R: 0 E: 0 K: 2 S: 18 H: 1 LOB: 3 BB: 2 P: 32	R: 0 E: 0 K: 1 S: 7 H: 0 LOB: 0 BB: 0 P: 10	R: 0 E: 0 K: 1 S: 8 H: 0 LOB: 0 BB: 0 P: 13

	1B: 5	SF: 0	WP: 2	PA: 39
	2B: 1	SAC: 0	PB: 0	
	3B: 1	DP: 0	SB: 1	
	HR: 0	HBP: 0	CS: 0	

PITCHER		IP	WLS	BF	H	R	ER	SO	BB	IBB	HBP	BLK	WP	HR	S	P	ERA	WHIP
53 Nick Blackburn, R ERA: 0.77	(1, 1)	6.0	L	27	6	1	0	2	3	0	0	0	1	0	65	106	0.00	1.500
15 Glen Perkins, L ERA:	(7, 1)	0.1		3	1	0	0	1	1	0	0	0	1	0	8	15	0.00	6.000
31 Alex Burnett, R ERA:	(7, 1)	0.0		1	0	0	0	0	1	0	0	0	0	0	4	8	∞	∞
56 Dusty Hughes, L ERA: 7.36	(7, 1)	0.2		2	0	0	0	1	0	0	0	0	0	0	6	9	0.00	0.000
55 Matt Capps, R ERA: 1.8	(8, 1)	1.0		3	0	0	0	1	0	0	0	0	0	0	7	10	0.00	0.000

PITCHER		IP	WLS	BF	H	R	ER	SO	BB	IBB	HBP	BLK	WP	HR	S	P	ERA	WHIP
50 Jose Mijares, L ERA:	(9, 1)	1.0		3	0	0	0	1	0	0	0	0	0	0	8	13	0.00	0.000

Batter	1	2	3	4	5	6	7	8	9	AB	R	H	RBI	BB	SO	LOB
2 Denard Span, L (1, 8) OBP: 0.353, SLG: 0.419	B FF 92 C FF 93 B FF 93 B FF 93 C FF 94 X FF 94 3-2 G6-3 ①		1 SAFE B SI 90 X SI 92 1-0 G6-3 ③		X CU 78 0-0 P6 ②			B FF 92 X FF 92 1-0 F8 ①		4	0	0	0	0	0	3
7 Joe Mauer, L (1, 2) OBP: 0.310, SLG: 0.231	C SI 94 B CU 82 C CU 81 F SI 95 B SI 95 B SI 95 F FF 96 X FF 95 3-2 G4-3 ②			B FF 91 B FF 91 C CU 77 B SI 92 F SI 92 C CU 81 3-3 K ①	C CU 80 X CU 79 0-1 G4-3 ③			B FF 90 B FF 92 F FF 91 X FF 92 2-1 33 G1-3 1B		4	0	1	0	0	1	2
33 Justin Morneau, L (1, 3) OBP: 0.241, SLG: 0.259	B FF 95 B CU 82 F FF 94 B FF 94 T FF 95 X FF 94 3-2 F8 ③			B FF 93 B CU 80 B CU 80 C FF 94 C FF 94 X CU 82 3-2 G1-3 ②		B CU 80 B CU 79 B FF 92 C FF 92 X CU 80 3-1 P6 ①		B SI 90 C SI 91 C SI 90 X CH 75 1-2 G1-3 ② 1-2		4	0	0	0	0	0	1
21 Delmon Young, R (1, 7) OBP: 0.207, SLG: 0.214		B SI 91 X SI 93 1-0 G6-3 ①		B CH 85 S CH 84 B CU 81 F FF 94 B CU 81 B SI 87 4-2 5 1B BB		C CU 78 F FF 93 X CU 80 0-2 F9 ②		D CH 74 D SI 90 S CH 73 B SI 90 F CH 74 X SI 90 3-2 F9 ③		3	0	0	0	1	0	1
5 Michael Cuddyer, R (1, 9) OBP: 0.222, SLG: 0.125		C SI 92 B CU 79 S CU 80 F FF 95 C CU 81 1-3 K ②		F FF 93 1 SAFE B FF 93 X FF 93 1-1 1-3 1B		B CU 79 C CU 78 B SI 91 B CU 79 F FF 92 B CU 80 4-2 BB			B SL 74 B SI 88 B SI 89 C SI 88 B SI 89 4-1 BB	2	0	1	0	2	1	0
16 Jason Kubel, L (1, 10) OBP: 0.333, SLG: 0.346		B FF 94 C FF 94 F CU 81 F CU 83 F FF 95 B CU 82 B CU 81 S CU 81 3-3 K ③		B FF 94 B FF 93 X CU 79 2-0 G3 ③		1 SAFE B FF 93 C FF 93 F FF 93 1 SAFE S FF 93 1-3 K ③			B SI 90 C SI 89 F CH 74 1 SAFE X SI 89 1-2 F9 ①	4	0	0	0	0	2	4
22 Danny Valencia, R (1, 5) OBP: 0.233, SLG: 0.259			B SI 90 B CH 84 F SI 91 X SI 91 2-1 P3 ①		X SI 89 0-0 38 1B 1B		C FF 92 C FF 93 B CU 82 B SL 84 C FF 93 2-3 K ①		B SI 89 C CH 73 F SI 88 X CH 74 1-2 P3 ②	4	0	1	0	0	1	1
38 Luke Hughes, R (1, 4) OBP: 0.143, SLG: 0.143			C CH 84 B SI 92 C CU 79 F CU 80 X CU 81 1-2 F7 ②		B CH 85 B SI 89 C FF 90 1 SAFE F CU 79 B FF 92 X CU 80 3-2 12 G1-3 1-3 1B		S FF 93 B CU 83 F FF 93 B SL 86 S FC 92 2-3 K ②		B SI 88 F SI 89 B SI 88 F SI 88 B SI 88 S SI 89 3-3 K ③	4	0	1	0	0	2	1
12 Alexi Casilla, S (1, 6) OBP: 0.235, SLG: 0.313 25 Jim Thome, L (7, PH) OBP: 0.250, SLG: 0.286 20 Matt Tolbert, S (8, 6) OBP: 0.200, SLG: 0.200			S CH 85 B SI 93 B CU 81 S FF 94 F CU 82 X FF 94 2-2 1B		B SI 91 X CU 79 1-0 G1-3 ① 1-2		C CU 82 F FF 92 C FF 93 0-3 K ③			2 1 0	0 0 0	1 0 0	0 0 0	0 1 0	0 0 0	2 0 0

Inning Stats	1	2	3	4	5	6	7	8	9
	R: 0 E: 0 K: 0 S: 11 H: 0 LOB: 0 BB: 0 P: 20	R: 0 E: 0 K: 2 S: 10 H: 0 LOB: 0 BB: 0 P: 15	R: 0 E: 0 K: 0 S: 11 H: 1 LOB: 1 BB: 0 P: 17	R: 0 E: 0 K: 1 S: 11 H: 1 LOB: 2 BB: 1 P: 24	R: 0 E: 0 K: 0 S: 8 H: 2 LOB: 2 BB: 0 P: 12	R: 0 E: 0 K: 1 S: 10 H: 0 LOB: 1 BB: 1 P: 18	R: 0 E: 0 K: 3 S: 9 H: 0 LOB: 0 BB: 0 P: 13	R: 0 E: 0 K: 0 S: 9 H: 1 LOB: 1 BB: 0 P: 16	R: 0 E: 0 K: 1 S: 11 H: 0 LOB: 1 BB: 1 P: 20

PITCHER		IP	WLS	BF	H	R	ER	SO	BB	IBB	HBP	BLK	WP	HR	S	P	ERA	WHIP
47 Gio González, L ERA: 0.69	(1, 1)	6.0	W	24	4	0	0	4	2	0	0	0	0	0	61	106	0.00	1.000
50 Grant Balfour, R ERA: 6.0	(7, 1)	1.1	H	5	1	0	0	3	0	0	0	0	0	0	12	19	0.00	0.750
57 Brian Fuentes, L ERA: 4.91	(8, 1)	1.2	S	6	0	0	0	1	1	0	0	0	0	0	17	30	0.00	0.600

PITCHER	IP	WLS	BF	H	R	ER	SO	BB	IBB	HBP	BLK	WP	HR	S	P	ERA	WHIP

BOTTOM

Oakland Athletics @ Minnesota Twins

Target Field, Minneapolis, MN

Sat Apr 09 2011, 6:12 PM - 9:15 PM CDT

Att. 39,936 - Overcast - 58 F

livebaseballscorecards.com

AB	32
R	0
H	5
RBI	0
BB	3
SO	8
LOB	15

1B: 5	SF: 0	WP: 0	PA: 35
2B: 0	SAC: 0	PB: 0	
3B: 0	DP: 0	SB: 0	
HR: 0	HBP: 0	CS: 0	

Oakland Athletics @ Minnesota Twins

Target Field, Minneapolis, MN

Sun Apr 10 2011, 1:13 PM - 4:02 PM CDT

Att. 38,484 - Overcast - 74 F

TOP

livebaseballscorecards.com

Batter	1	2	3	4	5	6	7	8	9	AB	R	H	RBI	BB	SO	LOB
12 David DeJesus, L (1, 8) OBP: 0.306, SLG: 0.281	B SI 88 X SI 88 1-0 10 FC5-4 1B		B SL 81 C SI 93 B SI 92 B SL 82 X SI 92 3-1 ② F7		C SI 90 B SI 91 B SI 90 B SI 91 B SI 91 4-1 1-2 BB	C SL 83 X SI 93 0-1 ③ G4-3			B FF 89 B FF 90 B FF 90 C FF 90 X FF 90 3-1 10 CS 1B	4	0	2	0	1	0	1
10 Daric Barton, L (1, 3) OBP: 0.375, SLG: 0.344	C SI 88 C SI 88 F SI 90 B SI 90 X SI 90 1-2 ① FC5-4 1-2f		B CH 83 C SI 91 B SL 81 C SI 92 X SL 84 2-2 1B		S SI 90 B SI 90 F SI 92 F SI 92 F SL 86 F SI 93 B SL 82 F SI 93 X SI 92 2-2 ②③ F9-6 2-2		C SL 81 B SL 82 B SI 91 C SI 91 X SL 80 2-2 P2		B FF 89 B SL 79 S FF 90 F FF 89 B FF 93 X FF 91 3-2 ①② F8 1-2	5	0	1	0	0	0	4
16 Josh Willingham, R (1, 7) OBP: 0.297, SLG: 0.545	C SL 78 S SL 84 F SI 93 B SI 91 C SI 91 1-3 ② K		X SI 90 0-0 ③ P4			C SL 84 F SI 91 B SL 81 B SL 82 F SI 93 X SI 94 2-2 HR	F SI 92 B CH 83 F SL 81 B SI 92 F SI 90 X CH 81 2-2 ② P3		B CH 84 B FF 90 B SI 89 B FF 92 4-0 55 CS BB	4	1	1	1	1	1	2
55 Hideki Matsui, L (1, 10) OBP: 0.258, SLG: 0.379	B SI 90 C SI 89 B SI 91 F SL 80 S CH 82 2-3 ③ K			C SL 80 B SI 90 X CH 83 1-1 HR		B SI 91 F SI 92 C SI 92 X SL 82 1-2 15 2B 5 SF8 1B	C SL 82 F FF 92 X SL 83 0-2 G4-3		S SL 78 F FF 93 F FF 94 1 SAFE 0-2 ③ CS 1-2	4	2	2	1	0	1	1
15 Ryan Sweeney, L (1, 9) OBP: 0.333, SLG: 0.400		B CH 80 C SI 89 B FF 90 B SI 91 F SI 90 F SI 91 B SI 92 4-2 5 G4-3 5 WP BB	C SI 90 C SI 91 B SI 92 S SL 83 1-3 ① K		C SI 90 X SI 89 0-1 5 SF8 11 2B 1-3 2B			C SI 90 B FF 92 B FF 91 X FF 89 2-1 ① G6-3	3	1	1	0	1	1	0
14 Mark Ellis, R (1, 4) OBP: 0.313, SLG: 0.379		C SL 81 B SI 89 1 SAFE X SI 90 1-1 ① L4	C SL 81 B SL 81 F SL 86 B SI 94 X SI 94 2-2 ② F9		B FF 90 F FF 91 B FF 89 B CU 83 B FF 90 4-1 11 2B 2 SF8 BB			C CU 78 B CU 77 T FF 92 B FF 92 F FF 92 B CU 77 S SL 83 3-3 ② K	3	1	0	0	1	1	1
5 Kevin Kouzmanoff, R (1, 5) OBP: 0.188, SLG: 0.207		C SI 90 T SI 90 B SL 82 D CH 83 X SL 83 2-2 ② G4-3 1-3	S SL 82 X SL 82 0-1 ③ G6-3		F CU 82 B FF 92 X FF 89 1-1 ① SF8 2-3 3-H			B SL 83 C FF 91 H SI 90 2-1 11 S HBP	2	0	0	1	0	0	1
11 Landon Powell, S (1, 2) OBP: 0.800, SLG: 1.000		C SI 90 F SI 91 B FF 93 X SI 92 1-2 ③ F9			X SL 79 0-0 10 F9-6 12 BB 1B	X FF 90 0-0 1-3 3-H 2B		C FF 90 B FF 91 B FF 90 D SL 84 B FF 91 4-1 2 FC6-4 1-2 BB	3	0	2	1	1	0	1
2 Cliff Pennington, S (1, 6) OBP: 0.160, SLG: 0.167			B SI 90 B SI 90 C SI 90 C FF 91 F SL 82 B FF 92 S FF 92 3-3 ① K		B SI 89 F SI 89 1 SAFE F SI 91 S SI 92 1-3 ① K	S SI 91 X SI 92 0-1 ② SF8 3-H		B FF 92 D SI 91 X FF 91 2-0 ③ FC6-4 1-2f	3	0	0	1	0	2	3
Inning Stats	R: 0 E: 0 K: 2 S: 12 H: 1 LOB: 1 BB: 0 P: 17	R: 0 E: 0 K: 0 S: 11 H: 0 LOB: 1 BB: 1 P: 19	R: 0 E: 0 K: 1 S: 10 H: 1 LOB: 1 BB: 0 P: 18	R: 1 E: 0 K: 1 S: 10 H: 1 LOB: 0 BB: 0 P: 14	R: 0 E: 0 K: 1 S: 12 H: 1 LOB: 1 BB: 1 P: 19	R: 4 E: 0 K: 0 S: 17 H: 4 LOB: 1 BB: 1 P: 25	R: 0 E: 0 K: 0 S: 10 H: 0 LOB: 0 BB: 0 P: 14	R: 0 E: 0 K: 1 S: 9 H: 0 LOB: 2 BB: 1 P: 22	R: 0 E: 0 K: 0 S: 8 H: 1 LOB: 0 BB: 1 P: 18	1B: 5 2B: 3 3B: 0 HR: 2 SF: 2 SAC: 0 DP: 1 HBP: 1						

	AB	31
	R	5
	H	9
	RBI	5
	BB	5
	SO	6
	LOB	14

	WP: 1	PA: 40
	PB: 0	
	SB: 1	
	CS: 2	

PITCHER		IP	WLS	BF	H	R	ER	SO	BB	IBB	HBP	BLK	WP	HR	S	P	ERA	WHIP
30 Scott Baker, R ERA: 6.55	(1, 1)	5.0	L	23	7	4	4	5	2	0	0	0	1	2	64	99	7.20	1.800
49 Jeff Manship, R ERA: 11.57	(6, 1)	0.1		3	1	0	0	0	1	0	0	0	0	0	4	9	0.00	6.000
15 Glen Perkins, L ERA:	(6, 1)	1.2		5	0	1	1	0	0	0	0	0	0	0	14	18	5.40	0.000
31 Alex Burnett, R ERA:	(8, 1)	1.0		5	0	0	0	1	1	0	1	0	0	0	9	22	0.00	1.000
50 Jose Mijares, L ERA:	(9, 1)	1.0		3	1	0	0	0	1	0	0	0	0	0	8	18	0.00	2.000

PITCHER	IP	WLS	BF	H	R	ER	SO	BB	IBB	HBP	BLK	WP	HR	S	P	ERA	WHIP

BOTTOM

Oakland Athletics @ Minnesota Twins

Target Field, Minneapolis, MN

Sun Apr 10 2011, 1:13 PM - 4:02 PM CDT

Att. 38,484 - Overcast - 74 F

livebaseballscorecards.com

Batter	1	2	3	4	5	6	7	8	9	AB	R	H	RBI	BB	SO	LOB
2 Denard Span, L (1, 8) OBP: 0.342, SLG: 0.400	C SI 90 F SI 91 B CU 80 X FC 92 1-2 ① G3		B FC 91 B FC 92 X SI 92 2-0 ② G6-3 2-3			C SI 89 C CU 80 F SI 91 F CU 79 B FC 92 F CU 78 X CU 80 1-2 ① G4-3		B FC 90 X FC 90 1-0 7 2B 33 G3 1B		4	1	1	0	0	0	1
7 Joe Mauer, L (1, 2) OBP: 0.303, SLG: 0.267	B SI 92 C FC 90 X CU 79 1-1 ② G4-3		C FC 90 D CU 81 X CU 80 1-1 ③ G3-1			C FC 91 C FC 91 X SI 92 0-2 ② G6-3		C CU 78 1 SAFE B FC 92 B FC 89 X FC 89 2-1 33 G3 25 HR 1-3 2B		4	1	1	0	0	0	1
33 Justin Morneau, L (1, 3) OBP: 0.303, SLG: 0.355	C FC 92 B FC 92 B SI 92 X FC 92 2-1 1B			S F FC 92 X CU 82 0-2 25 G4-6-3 1B		B CU 79 F SI 93 S FC 90 F CU 80 F FC 91 F FC 90 X FC 90 1-2 2B		B SL 83 B SI 90 F SI 89 S CU 70 X CU 70 2-2 ② G3 2-3 3-H		4	0	3	1	0	0	1
25 Jim Thome, L (1, 10) OBP: 0.250, SLG: 0.444	F SI 91 B FC 93 C SI 92 F FC 93 B CU 81 B FC 92 F FC 93 X FC 92 3-2 ③ G4-3			B FC 90 B FC 90 X SI 92 2-0 ① ② G4-6-3 1-2f		D SI 92 F FC 90 B SI 91 F FC 91 S CU 81 2-3 ③ K		B SL 84 X SI 90 1-0 3-H HR		4	1	1	2	0	1	3
21 Delmon Young, R (1, 7) OBP: 0.212, SLG: 0.219		B FC 89 C SI 89 F SI 92 B CU 82 S CU 80 2-3 ① K		X SI 92 0-0 ③ G1-3			B FC 89 C FC 92 F SI 91 X CU 80 1-2 1B	C SL 84 X SL 85 0-1 ③ F8		4	0	1	0	0	1	0
16 Jason Kubel, L (1, 9) OBP: 0.323, SLG: 0.367		C FC 93 F FC 86 S CU 81 0-3 ② K			C SI 90 B FC 89 B FS 84 X SI 92 2-1 22 1B 2B		B FC 90 X FC 89 1-0 ① P5		B SL 74 C SI 89 C SL 75 C SI 88 1-3 ① K	4	0	1	0	0	2	1
5 Michael Cuddyer, R (1, 4) OBP: 0.194, SLG: 0.107		B FC 90 C SI 92 B SI 93 X FC 92 2-1 ③ G5-3			B FC 88 X FC 91 1-0 ① F7		X SI 90 0-0 ② P3		C SI 87 C SI 89 X SI 89 0-2 ② G4-3	4	0	0	0	0	0	2
22 Danny Valencia, R (1, 5) OBP: 0.265, SLG: 0.290			X SI 91 0-0 2 G6-3 12 SH1-3 1B		C FC 90 S CU 81 X FC 93 0-2 ② 2-3 1B		B FC 89 C SI 90 C SI 93 F CU 80 D CU 80 F CU 79 S CU 79 2-3 ③ K		B SI 89 B SI 88 C SI 87 C SI 89 X SI 89 2-2 ③ P3	4	0	2	0	0	1	1
12 Alexi Casilla, S (1, 6) OBP: 0.211, SLG: 0.278			X FC 91 0-0 ① SH1-3 1-2		F FC 91 B FC 89 B SI 93 F FC 91 C CU 80 2-3 ③ K			B FC 88 C SI 89 B FC 88 C SI 90 X CU 79 2-2 ① G3		2	0	0	0	0	1	1
Inning Stats	R: 0 E: 0 K: 0 S: 12 H: 1 LOB: 1 BB: 0 P: 19	R: 0 E: 0 K: 2 S: 8 H: 0 LOB: 0 BB: 0 P: 12	R: 0 E: 0 K: 0 S: 5 H: 1 LOB: 1 BB: 0 P: 8	R: 0 E: 0 K: 0 S: 5 H: 1 LOB: 0 BB: 0 P: 7	R: 0 E: 0 K: 1 S: 9 H: 2 LOB: 1 BB: 0 P: 14	R: 0 E: 0 K: 1 S: 18 H: 1 LOB: 1 BB: 0 P: 22	R: 0 E: 0 K: 1 S: 10 H: 1 LOB: 1 BB: 0 P: 14	R: 3 E: 0 K: 0 S: 12 H: 3 LOB: 0 BB: 0 P: 20	R: 0 E: 0 K: 1 S: 9 H: 0 LOB: 0 BB: 0 P: 12	1B: 6 2B: 3 3B: 0 HR: 1	SF: 0 SAC: 1 DP: 1 HBP: 0		WP: 0 PB: 0 SB: 0 CS: 0	PA: 35			

PITCHER		IP	WLS	BF	H	R	ER	SO	BB	IBB	HBP	BLK	WP	HR	S	P	ERA	WHIP
32 Brandon McCarthy, R ERA: 3.52	(1, 1)	7.1	W	29	9	2	2	5	0	0	0	0	0	0	73	107	2.46	1.227
13 Jerry Blevins, L ERA: 4.5	(8, 1)	0.1		2	1	1	1	0	0	0	0	0	0	1	4	7	27.00	3.000
50 Grant Balfour, R ERA: 5.4	(8, 1)	0.1	H	1	0	0	0	0	0	0	0	0	0	0	2	2	0.00	0.000
57 Brian Fuentes, L ERA: 3.86	(9, 1)	1.0	S	3	0	0	0	1	0	0	0	0	0	0	9	12	0.00	0.000

PITCHER	IP	WLS	BF	H	R	ER	SO	BB	IBB	HBP	BLK	WP	HR	S	P	ERA	WHIP

AB	34
R	3
H	10
RBI	3
BB	0
SO	6
LOB	11

Batter	1	2	3	4	5	6	7	8	9	10	AB	R	H	RBI	BB	SO	LOB
4 Coco Crisp, S (1, 8) OBP: 0.256, SLG: 0.395	F FF 85 X FC 81 0-1 P3 ①			X FC 81 0-0 P5 ①		C FF 87 B FF 87 F FC 81 1 SAFE B FF 88 F FF 88 1 SAFE X CH 79 2-2 F9 ③			B FC 90 B FF 95 X FF 96 2-0 L3 ①		4	0	0	0	0	0	2
10 Daric Barton, L (1, 3) OBP: 0.364, SLG: 0.314	B FF 85 C FC 79 X CU 72 1-1 P5 ②			B FF 84 B FC 80 C FF 85 F FC 80 B CH 80 F FF 85 B SI 80 4-2 28 G1-6-3 BB			B CU 71 C CH 77 X FC 81 1-1 G6-3 ①		B FF 96 B FF 95 X FF 95 2-0 E7 2-H		3	0	0	0	1	0	0
28 Conor Jackson, R (1, 9) OBP: 0.286, SLG: 0.308	B FF 86 C FC 78 F FF 86 X CU 70 1-2 P6 ③			F CH 79 B FF 86 B FF 86 F CH 80 1 SAFE X SI 86 2-2 G1-6-3 ②③ 1-2f			C FC 82 C CH 78 X FC 80 0-2 G4-3 ②		C SL 84 F SL 86 F FF 95 S CH 83 0-3 K ②		4	0	0	0	0	1	2
16 Josh Willingham, R (1, 7) OBP: 0.293, SLG: 0.514		C CU 70 B FC 80 F FC 80 F FC 80 B FF 86 B CH 79 X CH 80 3-2 F7 ①			B CH 76 B FC 80 C CH 79 X FC 81 2-1 L7 ①		B FC 80 X FF 87 1-0 1B		C SL 84 X FF 94 0-1 P6 ③		4	0	1	0	0	0	1
14 Mark Ellis, R (1, 4) OBP: 0.278, SLG: 0.333		B FC 77 F FC 77 F FF 86 F CU 70 F CH 79 F FF 87 X FC 78 1-2 G6-3 ②			C CU 70 B CU 71 F FC 83 X CH 76 1-2 G5-3 ②		B FC 81 X SI 80 1-0 G4-3 ③			S SL 85 C SL 86 B SL 82 C SL 83 1-3 K ①	4	0	0	0	0	1	1
55 Hideki Matsui, L (1, 10) OBP: 0.229, SLG: 0.333		C FF 85 C FF 85 X FC 78 0-2 G1-3 ③			F CU 73 B FF 86 B FF 85 X FF 84 2-1 L4 ③			B CH 80 X FF 85 1-0 G1-3 ①		C FF 93 B CU 72 C CU 72 T SL 81 1-2 K ②	4	0	0	0	0	1	0
8 Kurt Suzuki, R (1, 2) OBP: 0.294, SLG: 0.419			C CH 80 X CU 67 0-1 G6-3 ①	C CU 70 B FF 86 F FF 85 B FF 88 X CH 78 2-2 21 FC5-4 1B		C CU 70 B FF 86 F FF 85 B FF 88 X CH 78 2-2 21 FC5-4 1B		B FC 81 B FF 86 X FC 84 2-0 L6 ②		C SL 83 B CH 85 F SL 83 X FF 95 1-2 HR	4	1	2	1	0	0	0
5 Kevin Kouzmanoff, R (1, 5) OBP: 0.194, SLG: 0.242			B CH 75 B FC 78 B FC 78 C FF 84 X FF 83 3-1 G4-3 ②			S FF 87 B FF 88 1 SAFE 1 SAFE C FF 86 F CH 78 1 SAFE B FF 87 S FC 83 2-3 K ①		C CU 72 B CU 70 X CH 79 1-1 G3 ③		C SL 82 C SL 83 F SL 83 X CH 85 0-2 2B	4	0	1	0	0	1	1
21 Andy LaRoche, R (1, 6) OBP: 0.417, SLG: 0.667 2 Cliff Pennington, S (9, PR) (9, 6) OBP: 0.154, SLG: 0.160			B CU 70 F FF 81 S FC 78 X CH 77 1-2 L6 ③			C CH 77 X FF 84 0-1 FC5-4 ② 1-2f			F FF 97 F FC 90 F FF 96 X SL 83 0-2 10 E 2B	X SL 83 0-0 B1-3 ③	3 1	0 1	1 0	0 0	0 0	0 1	1 1

Inning Stats	1	2	3	4	5	6	7	8	9	10
	R: 0 E: 0 K: 0 S: 7 H: 0 LOB: 0 BB: 0 P: 9	R: 0 E: 0 K: 0 S: 13 H: 0 LOB: 0 BB: 0 P: 17	R: 0 E: 0 K: 0 S: 7 H: 0 LOB: 0 BB: 0 P: 11	R: 0 E: 0 K: 0 S: 7 H: 0 LOB: 0 BB: 1 P: 13	R: 0 E: 0 K: 0 S: 7 H: 0 LOB: 0 BB: 0 P: 12	R: 0 E: 0 K: 1 S: 13 H: 1 LOB: 1 BB: 0 P: 19	R: 0 E: 0 K: 0 S: 7 H: 1 LOB: 1 BB: 0 P: 10	R: 0 E: 0 K: 0 S: 4 H: 0 LOB: 0 BB: 0 P: 8	R: 1 E: 1 K: 1 S: 12 H: 1 LOB: 1 BB: 0 P: 16	R: 1 E: 0 K: 2 S: 14 H: 2 LOB: 1 BB: 0 P: 17

PITCHER		IP	WLS	BF	H	R	ER	SO	BB	IBB	HBP	BLK	WP	HR	S	P	ERA	WHIP
56 Mark Buehrle, L ERA: 4.26	(1, 1)	8.0		26	2	0	0	1	1	0	0	0	0	0	65	99	0.00	0.375
37 Matt Thornton, L ERA: 2.45	(9, 1)	0.1	B	3	1	1	0	0	0	0	0	0	0	0	6	10	0.00	3.000
26 Jesse Crain, R ERA: 3.0	(9, 1)	1.2	L	7	2	1	1	3	0	0	0	0	0	1	20	23	5.40	1.200

PITCHER	IP	WLS	BF	H	R	ER	SO	BB	IBB	HBP	BLK	WP	HR	S	P	ERA	WHIP

TOP

Oakland Athletics @ Chicago White Sox

U.S. Cellular Field, Chicago, IL

Mon Apr 11 2011, 8:11 PM - 10:51 PM EDT

Att. 20,057 - Cloudy - 57 F

livebaseballscorecards.com

AB	35
R	2
H	5
RBI	1
BB	1
SO	4
LOB	9

1B: 2	SF: 0	WP: 0	PA: 36
2B: 2	SAC: 0	PB: 0	
3B: 0	DP: 1	SB: 0	
HR: 1	HBP: 0	CS: 0	

Batter	1	2	3	4	5	6	7	8	9	10	AB	R	H	RBI	BB	SO	LOB
1 Juan Pierre, L (1, 7) OBP: 0.277, SLG: 0.333	B FF 86 B FF 86 C FF 87 F SI 86 C FF 90 2-3 ① K	1 SAFE 1 SAFE C FF 88 B FF 86 B FF 88 X FF 87 2-1 ③ L8	F FF 87 C CH 74 X FF 89 0-2 15 CS 1B			L FF 91 F CH 86 X CH 86 0-2 ② L4	C SI 91 B CH 74 X SI 90 1-1 ③ G1-3	5	0	1	0	0	1	1
15 Gordon Beckham, R (1, 4) OBP: 0.367, SLG: 0.512	F SI 88 S CH 74 B FC 91 F CH 70 S CH 72 1-3 ② K		C FF 86 T FF 87 B CH 70 S CH 73 1-3 ① K	F CH 68 D CH 74 F FF 88 1 SAFE 1 SAFE 1 SAFE B CH 68 2-2 ③ CS 1-2	C CU 75 B CU 77 B FF 89 C FF 86 X CH 72 2-2 ① F7	B SL 87 F SL 85 X FF 94 1-1 ③ P4		4	0	0	0	0	2	0
51 Alex Rios, R (1, 8) OBP: 0.277, SLG: 0.279	X SI 88 0-0 ③ F9		C CU 78 X FF 89 0-1 14 FC5-4 1B		C CH 71 C SI 86 B CH 69 X FF 89 1-2 ② P2		C FF 92 F FF 91 B SL 86 B SL 87 C SL 87 2-3 ① K	4	0	1	0	0	1	0
14 Paul Konerko, R (1, 3) OBP: 0.489, SLG: 0.684 23 Mark Teahen, L (9, PR) OBP: 0.500, SLG: 0.714 (10, 3)		B FF 88 B SI 88 B FF 88 C SI 86 C FF 88 B CH 74 4-2 20 CS BB	C FF 88 B FF 89 X CU 76 1-1 ② FC5-4 20 2B 1-2f	F FF 89 B CH 72 S CH 73 F FF 89 X CH 69 1-2 1B		C SL 85 X FF 96 0-1 10 G3 20 BB 1B	3 0	0 0	2 0	0 0	1 0	0 0	1 0
20 Carlos Quentin, R (1, 10) OBP: 0.442, SLG: 0.703		B SI 88 B CH 74 F FF 87 S CH 75 B FF 89 S SI 87 3-3 ① ② K 1-2	D CH 75 1 SAFE X SI 88 1-0 1-3 2B	F FF 87 F FC 89 B CH 71 B FF 88 F CH 74 S CU 80 2-3 ③ K		1 SAFE F FF 93 B FF 95 B SL 86 B FF 94 B FF 92 4-1 10 G3 1-2 BB	3	0	1	0	1	2	2
10 Alexei Ramirez, R (1, 6) OBP: 0.325, SLG: 0.417		C SI 88 B CH 70 L CH 72 F SI 88 X CH 69 1-2 ③ F7	B CH 74 B CU 79 X CH 74 2-0 ③ G4-3		B FF 93 C FF 91 B FF 91 F FF 91 X SL 86 2-2 ① G5-3		D SL 84 F FF 93 B CH 85 X SL 85 2-1 ② G3 1-2 2-3	4	0	0	0	0	0	4
22 Brent Morel, R (1, 5) OBP: 0.282, SLG: 0.342			B SI 87 B CH 73 F SI 86 S FF 88 S CH 70 2-3 ① K	C CH 74 B FF 88 B SI 86 X SI 86 2-1 ① G6-3	F FF 93 S SL 87 S SL 87 0-3 ② K		C FF 93 S SL 85 S SL 83 0-3 ③ K	4	0	0	0	0	3	3
27 Ramon Castro, R (1, 2) OBP: 0.222, SLG: 0.556			B SI 86 C SI 87 F CH 72 S CH 71 1-3 ② K	C CU 75 X CH 73 0-1 ② G6-3	F SL 86 S FF 96 B SL 86 X SL 87 1-2 ③ G5-3		B SI 89 C SI 90 B SI 89 F SI 90 F CH 74 C SI 90 2-3 ① K	4	0	0	0	0	2	0
18 Brent Lillibridge, R (1, 9) OBP: 0.400, SLG: 0.667			B CH 72 F SI 87 B FF 88 S CH 74 B SI 87 B FF 91 4-2 BB	X FF 86 0-0 HR		C SL 86 C FF 94 B SL 86 C SL 85 1-3 ① K	C SI 90 C CH 75 F SI 90 B SI 92 B SI 91 S SI 90 2-3 ② K	3	1	1	1	1	2	0
Inning Stats	R: 0 E: 0 K: 2 S: 8 H: 0 LOB: 0 BB: 0 P: 11	R: 0 E: 0 K: 1 S: 9 H: 0 LOB: 0 BB: 1 P: 17	R: 0 E: 0 K: 2 S: 10 H: 0 LOB: 1 BB: 1 P: 19	R: 0 E: 0 K: 1 S: 9 H: 2 LOB: 2 BB: 0 P: 14	R: 1 E: 0 K: 0 S: 10 H: 2 LOB: 0 BB: 0 P: 14	R: 0 E: 0 K: 1 S: 14 H: 1 LOB: 1 BB: 0 P: 20	R: 0 E: 0 K: 1 S: 9 H: 0 LOB: 0 BB: 0 P: 12	R: 0 E: 0 K: 1 S: 8 H: 0 LOB: 0 BB: 0 P: 10	R: 0 E: 0 K: 2 S: 11 H: 1 LOB: 3 BB: 1 P: 19	R: 0 E: 0 K: 2 S: 10 H: 0 LOB: 0 BB: 0 P: 15	1B: 4 2B: 2 3B: 0 HR: 1 SF: 0 SAC: 0 DP: 1 HBP: 0	WP: 0 PB: 0 SB: 0 CS: 2 PA: 38					

PITCHER		IP	WLS	BF	H	R	ER	SO	BB	IBB	HBP	BLK	WP	HR	S	P	ERA	WHIP
51 Dallas Braden, L ERA: 4.15	(1, 1)	6.0		23	5	1	1	7	2	0	0	0	0	1	60	95	1.50	1.167
66 Tyson Ross, R ERA:	(7, 1)	3.0	W	11	1	0	0	4	1	0	0	0	0	0	28	41	0.00	0.667
57 Brian Fuentes, L ERA: 3.18	(10, 1)	1.0	S	3	0	0	0	2	0	0	0	0	0	0	10	15	0.00	0.000

PITCHER	IP	WLS	BF	H	R	ER	SO	BB	IBB	HBP	BLK	WP	HR	S	P	ERA	WHIP

BOTTOM

Oakland Athletics @ Chicago White Sox

U.S. Cellular Field, Chicago, IL

Mon Apr 11 2011, 8:11 PM - 10:51 PM EDT

Att. 20,057 - Cloudy - 57 F

livebaseballscorecards.com

AB	34
R	1
H	6
RBI	1
BB	3
SO	13
LOB	11

Batter	1	2	3	4	5	6	7	8	9	10	AB	R	H	RBI	BB	SO	LOB
4 Coco Crisp, S (1, 8) OBP: 0.250, SLG: 0.372	C FF 92 B SI 93 L SI 93 B SL 84 S CU 83 2-3 K ①	X SL 87 0-0 G4-3 ③			C FF 93 B SL 87 B CH 86 B FF 93 X FF 94 3-1 12 G4-6-3 55 1B 10 1B 1B	B CH 85 B SI 93 C SI 92 F CH 85 X SI 93 2-2 F7 ①		C FF 95 C FF 96 B CH 87 B CH 88 B CH 87 C FF 94 3-3 K ②		C FF 95 B FF 94 F SI 94 B SI 95 B CH 86 C SL 82 3-3 K ③	5	1	1	0	0	2	2
16 Josh Willingham, R (10, PH) OBP: 0.286, SLG: 0.500 (10, 7)											1	0	0	0	0	1	1
10 Daric Barton, L (1, 3) OBP: 0.408, SLG: 0.400	B SI 94 B FF 93 C FF 94 B FF 95 F SI 94 F FF 93 F FF 94 F FF 94 F SL 86 3-2 X FF 85 55 2B 1B		B FF 94 C FF 93 X FF 94 1-1 12 F8 55 G3-1 2B		1 SAFE B FF 94 C SL 85 1 SAFE F SL 84 1 SAFE D SL 88 D SL 85 X SL 84 3-2 12 G4-6-3 1-2 1B	B SL 81 B SI 90 X SI 92 2-0 12 E 1-2 1B		C FF 94 B FF 95 B CH 88 F FF 96 S CH 88 2-3 K ③			5	1	4	0	0	1	0
12 David DeJesus, L (1, 9) OBP: 0.268, SLG: 0.243 (10, 8)	C SI 94 D FF 96 B CU 82 S SI 93 S FF 92 2-3 K ②		B SL 84 B FF 91 F FF 92 B CH 86 X FF 92 3-1 F8 2-3 ①		B SL 84 F SI 91 X SL 85 1-1 G4-6-3 1-2f 2-3 ① ②	B CH 84 C SL 84 X CH 86 1-1 E8 1-2 2-3			B SI 95 C FF 94 F FF 96 B SL 81 S SL 83 2-3 K ①		5	0	0	0	0	2	6
55 Hideki Matsui, L (1, 10) OBP: 0.275, SLG: 0.395	X FF 94 0-0 1-3 2B		F SL 86 X SL 87 0-1 G3-1 3-H ②		C CH 86 X SL 84 0-1 28 FC5 8 E 3-H 1B	F SI 94 D SL 84 X CH 83 1-1 F9 ②			B SL 81 X SI 95 1-0 8 PB 1B		5	0	3	2	0	0	3
8 Kurt Suzuki, R (1, 2) OBP: 0.256, SLG: 0.361	C FF 95 B SL 85 S SL 85 B SL 86 X SL 87 2-2 G5-3 ③		C FF 96 S CH 87 B SL 88 T SL 87 1-2 K ③		B SL 88 S SL 85 B SL 86 C CU 84 X SL 87 2-2 E6 28 FC5 1-2	B SI 93 C SL 85 B CH 84 B CH 86 F SI 94 S SL 87 3-3 K ③			C SI 95 S SI 95 D SL 82 B SL 81 X SI 95 2-2 L8 1-2 ②		5	0	0	0	0	2	7
15 Ryan Sweeney, L (1, 7) OBP: 0.500, SLG: 0.400		B FF 93 C FF 92 F CU 82 F SL 86 B SI 94 F SL 85 B F FF 95 B SL 86 4-2 14 2B BB	B SL 86 C SI 94 B CH 86 B SI 93 B FF 92 4-1 14 G2-3 BB	C SL 81 S SL 82 X SL 82 0-2 FC5 1-2 2-3f ③		B FF 96 X FF 94 1-0 F8 ①			C FF 94 B FF 93 X SI 94 1-1 F8 ③		0	1	0	0	2	0	0
28 Conor Jackson, R (5, PH) OBP: 0.235, SLG: 0.250 (5, 7) (10, 9)											3	0	0	0	0	0	3
14 Mark Ellis, R (1, 4) OBP: 0.293, SLG: 0.368		D FF 93 B SL 86 1 SAFE B FF 92 C FF 92 F FF 93 X SL 85 3-2 1-H 2B	C FF 93 B SL 85 S SL 86 X SL 86 1-2 G2-3 1-2 ①			B SL 79 B SI 94 C SI 93 S SL 83 B CH 87 X SL 85 3-2 5 HR 1B	B FF 96 F FF 96 B SL 85 B FF 96 X FF 94 3-1 F7 ②			B SI 92 B FF 93 B FF 95 C SI 94 X SI 93 3-1 G6-3 ①	5	1	2	1	0	0	1
5 Kevin Kouzmanoff, R (1, 5) OBP: 0.195, SLG: 0.316		B SL 86 S FF 94 F FF 93 X SL 88 1-2 G6-3 ①		X SL 85 0-0 F8 ②		B SL 84 X SL 84 1-0 1-H HR	C SL 86 F FF 96 F CH 88 F SL 86 S SL 85 0-3 K ③			X SL 81 0-0 F7 ②	5	1	1	2	0	1	2
21 Andy LaRoche, R (1, 6) OBP: 0.412, SLG: 0.563		C FF 94 C FF 94 B FF 94 X SL 86 1-2 F7 ②	B SL 87 B SL 85 C SL 86 F SL 87 S SL 87 2-3 K ③			C SI 94 F CH 86 X CH 86 0-2 12 E 10 1B 1B		X FF 94 0-0 F9 ①		C SI 96 F SL 81 B CH 87 F CH 87 B SL 84 B SI 94 B FF 96 4-2 BB	4	0	1	0	1	1	2
Inning Stats	R: 0 H: 2 E: 0 LOB: 2 K: 2 BB: 0 S: 17 P: 26	R: 1 H: 1 E: 0 LOB: 1 K: 0 BB: 1 S: 15 P: 24	R: 1 H: 1 E: 0 LOB: 0 K: 1 BB: 0 S: 9 P: 14	R: 0 H: 0 E: 0 LOB: 1 K: 1 BB: 1 S: 8 P: 15	R: 1 H: 3 E: 1 LOB: 2 K: 0 BB: 0 S: 15 P: 24	R: 2 H: 4 E: 1 LOB: 3 K: 1 BB: 0 S: 18 P: 31	R: 0 H: 0 E: 0 LOB: 0 K: 1 BB: 0 S: 8 P: 12	R: 0 H: 0 E: 0 LOB: 0 K: 2 BB: 0 S: 7 P: 12	R: 0 H: 1 E: 0 LOB: 1 K: 1 BB: 0 S: 9 P: 15	R: 0 H: 0 E: 0 LOB: 1 K: 1 BB: 1 S: 9 P: 19	1B: 8 2B: 3 3B: 0 HR: 1	SF: 0 SAC: 0 DP: 1 HBP: 0						

PITCHER	IP	WLS	BF	H	R	ER	SO	BB	IBB	HBP	BLK	WP	HR	S	P	ERA	WHIP
33 Edwin Jackson, R (1, 1) ERA: 2.89	4.2		23	7	3	3	4	2	0	0	0	0	0	61	100	5.79	1.929
77 Will Ohman, L (5, 1) ERA: 11.57	0.1		1	0	0	0	0	0	0	0	0	0	0	3	3	0.00	0.000
57 Ramon Pena, R (6, 1) ERA: 13.5	1.0	B	8	4	2	2	1	0	0	0	0	0	1	18	31	18.00	4.000
46 Sergio Santos, R (7, 1) ERA:	2.0		6	0	0	0	3	0	0	0	0	0	0	15	24	0.00	0.000
49 Chris Sale, L (9, 1) ERA: 3.68	2.0	W	8	1	0	0	2	1	0	0	0	0	0	18	34	0.00	1.000

PITCHER	IP	WLS	BF	H	R	ER	SO	BB	IBB	HBP	BLK	WP	HR	S	P	ERA	WHIP

TOP

Oakland Athletics @ Chicago White Sox

U.S. Cellular Field, Chicago, IL

Tue Apr 12 2011, 8:12 PM - 11:42 PM EDT

Att. 18,020 - Partly Cloudy - 51 F

livebaseballscorecards.com

AB	43
R	5
H	12
RBI	5
BB	3
SO	10
LOB	27

1B: 8	SF: 0	WP: 0	PA: 46
2B: 3	SAC: 0	PB: 1	
3B: 0	DP: 1	SB: 0	
HR: 1	HBP: 0	CS: 0	

Batter	1	2	3	4	5	6	7	8	9	10	AB	R	H	RBI	BB	SO	LOB
1 Juan Pierre, L (1, 7) OBP: 0.288, SLG: 0.327	B SI 88 X SI 89 1-0 F8 ①	B SI 92 1 SAFE X SI 90 1-0 FC6-4 11 1B 14 FC6-4 1-2f ①		B SI 88 F SI 91 X SI 91 1-1 F7 ②		C FF 91 X FF 91 0-1 11 1B 2-H 1B		B FF 91 F SL 85 B FF 90 B SI 90 C SI 88 B SI 90 4-2 BB			4	1	1	1	1	0	1
11 Omar Vizquel, S (1, 4) (9, 5) OBP: 0.455, SLG: 0.455	C SI 88 F CH 83 B SI 92 X CH 83 1-2 14 WP 44 WP 1B	1 SAFE B SI 90 B SI 87 X SI 88 2-0 14 FC6-4 44 BB 1-3 1B		B CH 82 C CH 82 F SI 90 B KC 80 F CH 81 F SI 90 X KC 79 2-2 G3 ③		C FF 90 1 SAFE 1 SAFE X CH 76 0-1 1-2 1B		X SI 89 0-0 F8 ③			5	0	3	0	0	0	1
44 Adam Dunn, L (1, 10) OBP: 0.458, SLG: 0.500	D SI 92 F CH 80 B SI 92 C KC 79 F FF 92 S KC 79 2-3 K 1-2 ②	B SI 90 D KC 79 B SI 90 B SI 85 4-0 14 FC6-4 1-2 BB			C CH 80 B SI 89 C SI 90 B KC 80 X SI 90 2-2 51 E 1B	C FF 91 X FF 91 0-1 F7 ②			C CU 72 C CU 72 B SI 91 C SI 91 1-3 K ①		4	0	1	0	1	2	3
14 Paul Konerko, R (1, 3) OBP: 0.460, SLG: 0.619	B SI 92 B KC 78 B SI 93 D SI 91 4-0 20 FC6-4 2-3 BB	D SI 89 F SI 92 S CH 82 X CH 82 1-2 FC6-4 20 FC6-4 1-2f 2-3 3-H ②			C SI 90 B SI 90 S CH 83 C SI 91 1-3 K ①	B SI 85 F SI 86 F SI 86 B CU 74 B CU 74 X CU 74 3-2 G6-3 ③			C CH 82 F CU 72 X CU 72 0-2 F9 ②		4	0	0	1	1	1	5
20 Carlos Quentin, R (1, 9) OBP: 0.396, SLG: 0.619	B KC 78 D KC 80 F SI 91 F SI 92 F KC 78 F KC 80 X SI 92 2-2 FC6-4 1-2f ③	B SI 91 F SI 91 X CH 83 1-1 FC6-4 1-2f ③			F CH 83 B SI 91 B SI 91 B CH 82 S SI 91 F SI 91 X SI 90 3-2 P4 ②		C SI 84 F SI 84 B CU 74 S CU 74 1-3 K ①		B CU 72 S SI 90 B FF 89 C CU 71 F SI 90 X CU 72 2-2 L5 ③		5	0	0	0	0	1	5
51 Alex Rios, R (1, 8) OBP: 0.269, SLG: 0.271		C SI 89 B KC 80 B SI 88 B SI 88 X SI 89 3-1 12 1B 10 HR 1B	X SI 89 0-0 G6-3 ①		C SI 91 X SI 92 0-1 E6 1-2		B SI 86 X SI 85 1-0 G6-3 ②			B FC 90 C FF 89 B CU 78 F FC 88 B CU 79 C FF 89 3-3 K ①	5	1	1	0	0	1	1
12 A.J. Pierzynski, L (1, 2) OBP: 0.293, SLG: 0.308		1 SAFE B SI 90 B SI 87 X CH 79 2-0 10 HR 1-3 1B	C SI 89 X CH 82 0-1 L8 ②		B SL 85 B FF 90 C FF 90 F FF 90 D SL 86 X FF 91 3-2 F7 ③		B SI 89 F SI 89 B SL 84 X SI 90 2-1 G4-3 ③			B CU 77 F FF 88 B CU 78 B CU 79 C FC 87 F FC 88 X FC 88 3-2 G4-3 ②	5	1	1	0	0	0	2
10 Alexei Ramirez, R (1, 6) OBP: 0.356, SLG: 0.575		C KC 79 D KC 80 B SI 92 X KC 79 2-1 1-H 3-H HR	B SI 90 B SI 90 F CH 81 C SI 90 F SI 91 C SI 90 2-3 K ③			B FF 88 B FF 89 C FF 89 B FF 88 B FF 88 4-1 23 G3 1 1B BB			F FF 89 C CU 71 X CU 71 0-2 G6-3 ①	B CU 77 B CU 77 B FF 88 C FC 87 X FC 88 3-1 HR	4	3	2	4	1	1	0
23 Mark Teahen, L (1, 5) OBP: 0.474, SLG: 0.625 15 Gordon Beckham, R (8, PH) OBP: 0.360, SLG: 0.500 (9, 4)		B SI 90 B SI 90 F CH 82 B SL 81 B SI 89 4-1 1 FC6-4 BB		F SI 87 B KC 77 C SI 89 X KC 77 1-2 F8 ①		C FF 90 C FF 90 B SL 88 F FF 92 B SL 87 B SL 84 F FF 90 X FF 90 3-2 G3 1-2 ①		C CU 71 F CU 72 X SI 91 0-2 L3 ②			2 1	0 0	0 0	0 0	1 0	0 0	1 0

Inning Stats																														
	R: 0 E: 0 K: 1 S: 13	H: 1 LOB: 2 BB: 1 P: 23		R: 4 E: 0 K: 0 S: 13	H: 4 LOB: 2 BB: 2 P: 33		R: 0 E: 0 K: 1 S: 7	H: 0 LOB: 0 BB: 0 P: 9		R: 0 E: 0 K: 0 S: 10	H: 0 LOB: 0 BB: 0 P: 14		R: 0 E: 1 K: 1 S: 15	H: 1 LOB: 2 BB: 0 P: 24		R: 1 E: 0 K: 0 S: 15	H: 2 LOB: 2 BB: 1 P: 25		R: 0 E: 0 K: 1 S: 6	H: 0 LOB: 0 BB: 0 P: 10		R: 0 E: 0 K: 0 S: 9	H: 0 LOB: 1 BB: 1 P: 13		R: 0 E: 0 K: 1 S: 10	H: 0 LOB: 0 BB: 0 P: 13		R: 1 E: 0 K: 1 S: 9	H: 1 LOB: 0 BB: 0 P: 18		1B: 7 2B: 0 3B: 0 HR: 2	SF: 0 SAC: 0 DP: 0 HBP: 0		WP: 2 PB: 0 SB: 0 CS: 0	PA: 44

PITCHER		IP	WLS	BF	H	R	ER	SO	BB	IBB	HBP	BLK	WP	HR	S	P	ERA	WHIP
53 Trevor Cahill, R ERA: 3.12	(1, 1)	4.2		24	6	4	4	3	3	0	0	0	2	1	55	97	7.71	1.929
56 Craig Breslow, L ERA: 18.0	(5, 1)	1.0		6	2	1	1	0	1	0	0	0	0	0	15	25	9.00	3.000
31 Brad Ziegler, R ERA:	(6, 1)	1.0		3	0	0	0	1	0	0	0	0	0	0	7	12	0.00	0.000
13 Jerry Blevins, L ERA: 2.84	(7, 1)	2.1		8	0	0	0	1	1	0	0	0	0	0	21	30	0.00	0.429
26 Bobby Cramer, L ERA: 3.86	(10, 1)	0.2	L	3	1	1	1	1	0	0	0	0	0	1	9	18	13.50	1.500

PITCHER	IP	WLS	BF	H	R	ER	SO	BB	IBB	HBP	BLK	WP	HR	S	P	ERA	WHIP

BOTTOM

Oakland Athletics @ Chicago White Sox

U.S. Cellular Field, Chicago, IL

Tue Apr 12 2011, 8:12 PM - 11:42 PM EDT

Att. 18,020 - Partly Cloudy - 51 F

livebaseballscorecards.com

AB	39
R	6
H	9
RBI	6
BB	5
SO	6
LOB	19

Batter	1	2	3	4	5	6	7	8	9	10	AB	R	H	RBI	BB	SO	LOB
12 David DeJesus, L (1, 8) OBP: 0.244, SLG: 0.220	C FF 91 F SI 91 F CU 78 S FC 87 0-3 K ①		F FF 92 X SI 92 0-1 SH1-3 ① 2-3		B CH 84 1 SAFE C FF 88 1 SAFE X SI 89 1-1 P5 ②			B FF 92 S CH 84 B FC 89 F FF 92 B FC 90 F FF 93 X FF 92 3-2 G4-6-3 ①② 1-2f	C FF 96 S FF 96 B FF 96 X FF 96 1-2 G4-3 ③		4	0	0	0	0	1	4
14 Mark Ellis, R (1, 4) OBP: 0.283, SLG: 0.349	C FF 90 F FF 93 X CU 75 0-2 16 S 28 1B 1B		B FC 88 S SI 93 F FF 93 S FC 90 1-3 K ②		B SI 91 X CH 85 1-0 F7 ③			C CH 83 X CH 83 0-1 F8 ③		B FF 95 B FF 94 C FF 94 X FF 94 2-1 G6-3 ①	5	0	1	0	0	1	2
28 Conor Jackson, R (1, 9) (9, 5) OBP: 0.318, SLG: 0.350	X FF 91 0-0 16 S 1-2 1B		B CH 84 S FC 88 B FF 93 B CH 84 X FC 90 3-1 G5-3 ③			S FC 86 B FC 88 B FF 92 F CH 83 B CH 83 S FC 89 3-3 K ①			B SI 93 B FF 92 C FF 92 S SI 91 F CH 84 X SI 94 2-2 16 1B 2B	B FF 96 B FF 96 B FF 95 C FF 95 B FF 95 4-1 16 BB 4 1B BB	4	2	2	0	1	1	1
16 Josh Willingham, R (1, 7) OBP: 0.319, SLG: 0.488	S CH 83 B CH 82 D FC 89 B CH 83 F FF 93 C CH 83 3-3 K ② 1-2 2-3			C FF 91 F CU 76 S CH 84 0-3 K ①		B CH 82 B FF 92 B CH 83 B FF 91 4-0 55 G5-6-3 BB			F SI 94 C SI 93 X CH 84 0-2 10 BB 55 1B 2 1B 2-H 1B	B FF 94 F FF 94 B FF 95 B FF 94 B FF 96 4-1 4 1B 10 1B 1-2 BB	3	2	1	1	2	2	2
55 Hideki Matsui, L (1, 10) OBP: 0.295, SLG: 0.476 4 Coco Crisp, S (9, PR) OBP: 0.267, SLG: 0.386 (9, 10)	F SI 92 X SI 92 0-1 G4-3 ③			F FC 87 B FF 92 X FC 88 1-1 HR		X SI 92 0-0 G5-6-3 ②③ 1-2f			X FF 94 0-0 10 BB 2 1B 1-2 1B	B FF 95 F FF 96 B FF 95 X FF 95 2-1 10 S 10 1B 1-3 2-H 1B	4 1	1 2	2 1	1 1	0 0	0 0	3 0
5 Kevin Kouzmanoff, R (1, 5) OBP: 0.182, SLG: 0.293 10 Daric Barton, L (9, PH) OBP: 0.431, SLG: 0.415 (9, 3)		X FC 86 0-0 G4-3 ①		C CH 84 B FC 88 B FC 90 X CH 84 2-1 F9 ②			C FC 85 B CU 76 X CH 82 1-1 G6-3 ①		B SL 82 B FF 93 C FF 93 F FF 93 B SL 84 B FF 94 4-2 2 1B 1-2 2-3 BB	S FF 95 C FF 94 B SI 93 B FF 94 F FF 95 X FF 95 2-2 1-H 3-H 1B	3 1	0 0	0 1	0 2	0 1	0 0	0 0
8 Kurt Suzuki, R (1, 2) OBP: 0.250, SLG: 0.325		C FF 90 C FC 88 X FC 87 0-2 L5 ②		F FF 91 B SI 92 F SI 93 F FC 89 F SI 92 B CH 83 S CH 84 2-3 K ③			B FF 90 B FF 92 B FF 90 B FF 90 4-0 21 G6-4-3 BB		B SL 84 B SL 82 S FF 94 B FF 94 S FF 94 F FF 95 S 3-3 K ① C FF 89 C SL 83 B SL 83 B SL 82 F SI 92 F SL 83 F SI 92 C CH 82 2-3 K ②	4	0	0	0	1	3	4
21 Andy LaRoche, R (1, 3) OBP: 0.400, SLG: 0.526 15 Ryan Sweeney, L (9, PH) OBP: 0.400, SLG: 0.286 (9, 9)		F FF 91 B FC 87 S FC 88 X CH 84 1-2 G5-3 ③			B FC 86 F CH 83 F FC 88 X SI 92 1-2 1B		B FC 88 S CH 83 C FF 93 X FC 90 1-2 G6-4-3 ②③ 1-2f		B FF 97 S FF 97 C FF 96 S FF 97 1-3 K ② C CH 82 X CH 82 0-1 G6-3 ③		3 2	0 0	1 0	0 0	0 0	0 1	1 4
2 Cliff Pennington, S (1, 6) OBP: 0.233, SLG: 0.214			B FF 90 X CH 84 1-0 E7 12 SH1-3 1B		1 SAFE S FF 92 C SI 92 S SI 91 0-3 K ①			B FF 90 B SI 92 B SI 90 C FF 91 F FF 92 F FF 92 F FF 93 F FF 93 F FF 93 4-2 F FF 82 F FF 93 B FF 92 12 G4-6-3 BB	X FF 97 0-0 1-2 2-H 3-H 1B	3	0	2	2	1	1	1
Inning Stats	R: 0 E: 0 K: 2 S: 13 H: 2 LOB: 2 BB: 0 P: 16	R: 0 E: 0 K: 0 S: 7 H: 0 LOB: 0 BB: 0 P: 8	R: 0 E: 1 K: 1 S: 8 H: 1 LOB: 1 BB: 0 P: 13	R: 1 E: 0 K: 2 S: 12 H: 1 LOB: 0 BB: 0 P: 17	R: 0 E: 0 K: 1 S: 9 H: 1 LOB: 1 BB: 0 P: 12	R: 0 E: 0 K: 1 S: 4 H: 0 LOB: 0 BB: 1 P: 11	R: 0 E: 0 K: 0 S: 5 H: 0 LOB: 0 BB: 1 P: 11	R: 0 E: 0 K: 0 S: 14 H: 0 LOB: 0 BB: 1 P: 21	R: 3 E: 0 K: 2 S: 21 H: 4 LOB: 2 BB: 1 P: 32	R: 3 E: 0 K: 1 S: 18 H: 2 LOB: 1 BB: 2 P: 34	1B: 9 2B: 1 3B: 0 HR: 1 SF: 0 SAC: 1 DP: 3 HBP: 0	WP: 0 PB: 0 SB: 3 CS: 0 PA: 44					

PITCHER		IP	WLS	BF	H	R	ER	SO	BB	IBB	HBP	BLK	WP	HR	S	P	ERA	WHIP
50 John Danks, L ERA: 3.15	(1, 1)	8.0		29	5	1	1	7	3	0	0	0	0	1	72	109	1.12	1.000
49 Chris Sale, L ERA: 7.36	(9, 1)	0.0		3	3	3	3	0	0	0	0	0	0	0	8	10	∞	∞
26 Jesse Crain, R ERA: 2.84	(9, 1)	0.1	H	2	0	0	0	1	1	0	0	0	0	0	6	13	0.00	3.000
37 Matt Thornton, L ERA: 7.71	(9, 1)	1.0	L	8	3	3	3	1	2	0	0	0	0	0	17	33	27.00	5.000
57 Ramon Pena, R ERA: 11.25	(10, 1)	0.2		2	0	0	0	1	0	0	0	0	0	0	8	10	0.00	0.000

PITCHER	IP	WLS	BF	H	R	ER	SO	BB	IBB	HBP	BLK	WP	HR	S	P	ERA	WHIP

TOP

Oakland Athletics @ Chicago White Sox

U.S. Cellular Field, Chicago, IL

Wed Apr 13 2011, 2:13 PM - 5:32 PM EDT

Att. 16,523 - Partly Cloudy - 65 F

livebaseballscorecards.com

AB	37
R	7
H	11
RBI	7
BB	6
SO	10
LOB	22

Batter	1	2	3	4	5	6	7	8	9	10	AB	R	H	RBI	BB	SO	LOB
1 Juan Pierre, L (1, 7) OBP: 0.333, SLG: 0.358	B FF 90 X FF 89 1-0 15 CS 1B		C KC 76 B SI 88 B SL 80 B SI 89 C SI 91 X FF 91 3-2 44 CS 1B		C KC 76 C SL 78 B SI 92 X SL 81 1-2 E1 15 2B	B SI 86 X KC 76 1-0 2-3 1B		B SI 85 C SI 85 B SI 86 C CU 73 B CU 73 B CU 71 4-2 BB			4	1	3	0	1	0	0
15 Gordon Beckham, R (1, 4) OBP: 0.345, SLG: 0.490	1 SAFE F SI 86 1 SAFE X KC 75 0-1 G5-3 1-2		1 SAFE C CH 81 S FF 90 1 SAFE S SL 81 0-3 K		F CH 81 1 SAFE F KC 78 F SL 81 X KC 74 0-2 44 G4-3 1-H 2B	F FF 88 B CH 73 F FF 88 1 SAFE X SL 85 1-2 P6		S CU 72 B SI 86 F CU 72 B SI 85 B CU 73 S CU 74 3-3 K			5	0	1	1	0	2	6
44 Adam Dunn, L (1, 10) OBP: 0.414, SLG: 0.409	B SL 80 S SL 79 B SI 92 B FF 92 S SL 80 B SL 82 4-2 20 1B 14 1B BB		1 SAFE S KC 74 B SI 90 B FF 90 1 SAFE C SL 82 S KC 77 2-3 K 1-2		C SI 89 S FF 90 B SL 83 F SL 82 X SI 92 1-2 G4-3 2-3		C SL 83 C FF 90 B CU 77 X SL 85 1-2 G3		B SI 90 B FF 91 C FF 93 S FF 93 B SI 92 S FF 93 3-3 K		4	0	0	0	1	2	2
14 Paul Konerko, R (1, 3) OBP: 0.436, SLG: 0.574	B SI 92 F CH 85 C SL 82 F SL 82 X FF 94 1-2 20 1B 1-2 1B			B KC 71 C KC 73 X SL 79 1-1 G5-3	X SL 79 0-0 L4		B FF 90 C FF 90 S CH 77 B SL 85 C FF 91 2-3 K		F SI 93 B SL 88 B SL 87 X FF 93 2-1 P2		5	0	1	0	0	1	1
20 Carlos Quentin, R (1, 9) OBP: 0.415, SLG: 0.609	C SL 81 B FF 93 X FF 92 1-1 1-2 2-3 1B			C CU 78 X SI 90 0-1 10 1B 1B	F CH 85 F FF 89 B SL 79 F SL 80 F SL 81 B SI 92 F SL 81 H SL 81 3-2 51 2B 27 FC5 HBP	B FF 91 C FF 90 X CH 76 1-1 F8		B CU 82 B FF 92 F FF 93 C FF 93 S FF 93 2-3 K		4	1	2	0	0	1	0
51 Alex Rios, R (1, 8) OBP: 0.281, SLG: 0.288	B KC 77 C SL 80 F SL 81 B SL 82 X FF 94 2-2 G5-3			C CU 74 F SL 78 S 0-3 K	B SI 87 C CH 82 F SL 79 X SL 81 1-2 27 FC5 22 SH1-3 1-3 2B			B SI 85 C SI 84 F CU 72 B CU 72 B CU 72 B SI 85 4-2 10 SH1-3 10 S 22 E BB		C SI 87 B SI 89 F SI 89 X CH 74 1-2 L6	4	2	1	0	1	1	4
10 Alexei Ramirez, R (1, 6) OBP: 0.347, SLG: 0.545		B KC 73 X SI 88 1-0 G5-3		X KC 78 0-0 1-2 1B		B FF 91 C FF 91 S SL 80 X FF 92 1-2 G5-3		1 SAFE P PO 86 X SI 85 1-0 SH1-3 1-3		B SI 88 B SI 88 C SI 88 S SI 88 X SI 89 2-2 P2	4	0	1	0	0	0	2
27 Ramon Castro, R (1, 2) OBP: 0.143, SLG: 0.357		C SI 89 B KC 76 C SL 78 B SI 91 X SL 80 2-2 G6-3		D SL 79 F FF 89 B SL 79 X FF 89 2-1 G4-3		F FF 93 B FF 92 S SL 81 B SL 81 F SL 81 F SL 81 B FF 94 X SL 82 3-2 FC5 1 1B 22 SH1-3 2-3 3-H		C CU 74 B CU 73 F SI 86 B CU 72 F CU 74 F CU 72 X SI 84 2-2 G5-3		F SI 88 S SI 89 F SI 89 B CH 73 F SI 90 F CH 74 B SI 89 F SI 90 S SI 89 2-3 K	5	0	0	1	0	1	4
22 Brent Morel, R (1, 5) OBP: 0.262, SLG: 0.317		X CH 82 0-0 G6-3			B KC 72 B CH 79 B SI 87 C CH 88 F SI 89 X FF 91 3-2 P6	X CH 83 0-0 SH1-3 1-2 3-H		B CU 74 B SI 84 F SI 84 C SI 85 F CU 73 X CU 72 2-2 E5 3-H			3	0	0	1	0	0	0
Inning Stats	R: 0 E: 0 K: 0 S: 14 H: 3 LOB: 3 BB: 1 P: 23	R: 0 E: 0 K: 0 S: 5 H: 0 LOB: 0 BB: 0 P: 8	R: 0 E: 0 K: 2 S: 9 H: 1 LOB: 0 BB: 0 P: 14	R: 0 E: 0 K: 1 S: 10 H: 2 LOB: 2 BB: 0 P: 13	R: 1 E: 1 K: 0 S: 15 H: 1 LOB: 1 BB: 0 P: 20	R: 2 E: 0 K: 0 S: 21 H: 2 LOB: 2 BB: 0 P: 31	R: 0 E: 0 K: 1 S: 8 H: 0 LOB: 0 BB: 0 P: 12	R: 1 E: 1 K: 1 S: 18 H: 0 LOB: 2 BB: 2 P: 33	R: 0 E: 0 K: 2 S: 8 H: 0 LOB: 0 BB: 0 P: 15	R: 0 E: 0 K: 1 S: 13 H: 0 LOB: 0 BB: 0 P: 18	1B: 7 2B: 2 3B: 0 HR: 0 SF: 0 SAC: 2 DP: 0 HBP: 1	WP: 0 PB: 0 SB: 1 CS: 2 PA: 44					

PITCHER		IP	WLS	BF	H	R	ER	SO	BB	IBB	HBP	BLK	WP	HR	S	P	ERA	WHIP
49 Brett Anderson, L ERA: 2.29	(1, 1)	5.2		28	9	3	2	3	1	0	1	0	0	0	71	105	3.18	1.765
56 Craig Breslow, L ERA: 10.8	(6, 1)	1.1		4	0	0	0	1	0	0	0	0	0	0	11	16	0.00	0.000
31 Brad Ziegler, R ERA:	(8, 1)	1.0		6	0	1	0	1	2	0	0	0	0	0	18	33	0.00	2.000
50 Grant Balfour, R ERA: 4.15	(9, 1)	1.0	W	3	0	0	0	2	0	0	0	0	0	0	8	15	0.00	0.000
57 Brian Fuentes, L ERA: 2.7	(10, 1)	1.0	S	3	0	0	0	1	0	0	0	0	0	0	13	18	0.00	0.000

PITCHER	IP	WLS	BF	H	R	ER	SO	BB	IBB	HBP	BLK	WP	HR	S	P	ERA	WHIP

BOTTOM

Oakland Athletics @ Chicago White Sox

U.S. Cellular Field, Chicago, IL

Wed Apr 13 2011, 2:13 PM - 5:32 PM EDT

Att. 16,523 - Partly Cloudy - 65 F

livebaseballscorecards.com

AB	38
R	4
H	9
RBI	3
BB	3
SO	8
LOB	19

Detroit Tigers @ Oakland Athletics

Oakland Coliseum, Oakland, CA

Thu Apr 14 2011, 7:09 PM - 9:56 PM PDT

Att. 11,129 - Partly Cloudy - 55 F

livebaseballscorecards.com

Batter	1	2	3	4	5	6	7	8	9	AB	R	H	RBI	BB	SO	LOB
14 Austin Jackson, R (1, 8) OBP: 0.259, SLG: 0.306	C SI 92 S FF 93 B FF 92 B CU 81 X CU 81 2-2 ① G6-3		X CH 82 0-0 ① F7		1 SAFE C SI 90 1 SAFE S FF 90 S CU 78 0-3 ② K		L FF 92 X FF 93 0-1 ① SH2-3 1-2	B CU 69 F SI 88 F CU 71 S SI 90 1-3 ② K		4	0	0	0	0	2	2
57 Casper Wells, R (1, 9) OBP: 0.455, SLG: 0.444	X SI 92 0-0 24 BB 1B		C SI 93 F CU 79 B FF 91 S FF 93 1-3 ② K		1 SAFE S CU 79 B FF 92 B FF 92 1 SAFE B SI 91 B SI 90 4-1 25 WP BB 1-2		B FF 94 S FF 92 C FF 94 D CH 85 X SL 86 2-2 ② F9	D CU 71 B SI 87 F SI 87 B CU 71 B SI 86 4-1 BB		3	0	1	0	2	1	1
25 Ryan Raburn, R (1, 7) OBP: 0.333, SLG: 0.514	B SI 91 B SI 93 X FF 92 2-0 ② F9		C CH 86 B CU 80 S CU 80 X CU 80 1-2 ③ G6-3		C CU 80 S SI 92 B SI 93 B CU 81 S CU 82 2-3 ③ K 1-2 2-3		B FF 93 S FF 93 X FF 93 1-1 2-H 2B	B FF 85 X FF 86 1-0 ③ F8		5	0	1	1	0	1	5
24 Miguel Cabrera, R (1, 3) OBP: 0.439, SLG: 0.652	1 SAFE B FF 92 B FF 92 B FF 93 B FF 93 4-0 1-2 BB			B SI 92 C CU 82 B SI 93 F SI 93 S CU 82 2-3 ① K		S SI 90 F FF 90 B SI 91 B CU 81 X CU 81 2-2 ① G6-3	I IN 71 I IN 73 I IN 73 I IN 71 4-0 IBB		B CU 78 C CU 76 X FF 88 1-1 ① G6-3	3	0	0	0	2	1	0
41 Victor Martinez, S (1, 2) OBP: 0.255, SLG: 0.380	B CU 79 X SI 93 1-0 ③ G4-3			B CH 85 C SI 94 B FF 93 X SI 92 2-1 ② G6-3		C SI 91 F SI 91 X CU 80 0-2 ② G6-3	C CH 84 F CH 84 B FF 94 F CH 84 B SI 93 X SL 86 2-2 ③ G4-3		C FF 89 B CU 77 X CU 77 1-1 ② G6-3	5	0	0	0	0	0	4
27 Jhonny Peralta, R (1, 6) OBP: 0.354, SLG: 0.425		B SI 90 C FF 92 B CU 79 C FF 92 S FF 93 2-3 ① K		S CU 82 B CU 80 B FF 93 B CH 85 B FF 94 4-1 BB		C CU 79 B CU 81 F SI 91 B FF 93 B CU 81 B FF 93 4-2 15 WP 26 BB BB		B FF 92 B SL 84 B FF 92 C FF 91 C FF 89 F FF 93 B SI 92 4-2 15 BB 26 BB 39 SF7 BB	X FF 87 0-0 ③ F8	2	1	0	0	3	1	0
26 Brennan Boesch, L (1, 10) OBP: 0.356, SLG: 0.436		C CU 79 F FF 92 B FF 94 F CU 81 X FF 94 1-2 ② P6		C FF 92 D CU 80 F CU 80 B FF 90 1 SAFE F CU 81 S FF 93 2-3 ③ K		B FF 91 B FF 91 B CU 78 B FF 92 4-0 15 WP BB 1-2		B SI 92 B SI 92 B SI 92 B FC 92 4-0 15 BB 39 E BB 1-2		2	1	0	0	2	1	1
15 Brandon Inge, R (1, 5) OBP: 0.289, SLG: 0.390		B CU 79 B SI 91 B FF 92 B FF 92 4-0 BB			F SI 90 B CU 78 X SI 91 1-1 ① F9	B CU 78 C SI 92 B FF 92 X FF 91 2-1 ③ P4 1-2 2-3		L SI 89 B SI 88 B SI 87 B SI 88 F SI 88 B CH 81 4-2 39 E BB 1-2 2-3		2	0	0	0	2	0	2
39 Ramon Santiago, S (1, 4) OBP: 0.278, SLG: 0.353		B SI 92 C FF 93 C CU 78 1 SAFE B CU 79 X CU 80 2-2 ③ G5-3			B FF 92 X SI 92 1-0 25 WP 57 BB 1B		C FF 90 X SI 91 0-1 14 SH2-3 25 2B 1B	B SI 89 B SI 88 B SI 88 C SI 87 X SI 86 3-1 ① SF7 1-3 2-H 3-H		3	1	2	1	0	0	1
Inning Stats	R: 0 E: 0 K: 0 S: 6 H: 1 LOB: 2 BB: 1 P: 15	R: 0 E: 0 K: 1 S: 10 H: 0 LOB: 1 BB: 1 P: 19	R: 0 E: 0 K: 1 S: 7 H: 0 LOB: 0 BB: 0 P: 9	R: 0 E: 0 K: 2 S: 10 H: 0 LOB: 1 BB: 1 P: 20	R: 0 E: 0 K: 2 S: 10 H: 1 LOB: 2 BB: 1 P: 18	R: 0 E: 0 K: 0 S: 10 H: 0 LOB: 2 BB: 2 P: 22	R: 1 E: 0 K: 0 S: 13 H: 2 LOB: 2 BB: 1 P: 22	R: 2 E: 1 K: 1 S: 12 H: 0 LOB: 2 BB: 4 P: 33	R: 0 E: 0 K: 0 S: 5 H: 0 LOB: 0 BB: 0 P: 7	1B: 3 2B: 1 3B: 0 HR: 0 SF: 1 SAC: 1 DP: 0 HBP: 0						

	AB	29
	R	3
	H	4
	RBI	2
	BB	11
	SO	7
	LOB	16

WP: 2 PB: 0 SB: 0 CS: 0 PA: 42

PITCHER		IP	WLS	BF	H	R	ER	SO	BB	IBB	HBP	BLK	WP	HR	S	P	ERA	WHIP
47 Gio González, L ERA: 0.47	(1, 1)	6.0		26	2	0	0	6	6	0	0	0	2	0	53	103	0.00	1.333
66 Tyson Ross, R ERA: 4.5	(7, 1)	1.0	L	8	2	3	2	0	2	1	0	0	0	0	16	33	18.00	4.000
13 Jerry Blevins, L ERA: 2.57	(8, 1)	0.2		4	0	0	0	1	2	0	0	0	0	0	8	20	0.00	3.000
26 Bobby Cramer, L ERA: 2.45	(8, 1)	1.1		4	0	0	0	0	0	0	0	0	0	0	6	9	0.00	0.000

PITCHER	IP	WLS	BF	H	R	ER	SO	BB	IBB	HBP	BLK	WP	HR	S	P	ERA	WHIP

Detroit Tigers @ Oakland Athletics

Oakland Coliseum, Oakland, CA

Thu Apr 14 2011, 7:09 PM - 9:56 PM PDT

Att. 11,129 - Partly Cloudy - 55 F

BOTTOM

Batter	1	2	3	4	5	6	7	8	9	AB	R	H	RBI	BB	SO	LOB
4 Coco Crisp, S (1, 8) OBP: 0.245, SLG: 0.354	C FF 90 B CH 80 S CH 81 S SL 80 1-3 ① K		X SI 91 0-0 ② G4-3			C CH 77 S CH 77 X CH 79 0-2 ① P4		C FF 91 B CH 81 S CH 81 X CH 83 1-2 ③ G5-3		4	0	0	0	0	1	0
10 Daric Barton, L (1, 3) OBP: 0.436, SLG: 0.395	B SI 91 C FF 91 C SL 80 B SI 92 F SI 92 B FF 93 B FF 92 4-2 16 P3 28 1B BB		B SL 79 B FF 90 B FF 91 B FF 88 4-0 BB			B FF 90 B SL 76 B FF 89 C FF 90 C SI 90 F SI 92 X SI 92 3-2 ② F7			B FF 92 B FF 92 F FF 92 C FF 93 C FF 93 2-3 ① K	2	0	0	0	2	1	0
28 Conor Jackson, R (1, 9) OBP: 0.346, SLG: 0.375	X SI 92 0-0 1-2 1B		C FF 90 X FF 90 0-1 ③ F7			B SI 89 C SI 88 X SI 89 1-1 1B			C FF 93 F FF 92 B FF 92 C FF 94 1-3 ② K	4	0	2	0	0	1	1
16 Josh Willingham, R (1, 7) OBP: 0.294, SLG: 0.444	C SI 90 X FF 92 0-1 ② P3 2-3			C SI 89 F SI 88 B SI 89 C SI 90 1-3 ① K		B CH 89 S CH 78 F CH 77 1 SAFE B FF 88 B SL 77 X CH 79 3-2 ③ F8			B FF 92 X FF 92 1-0 ③ G5-3	4	0	0	0	0	1	3
55 Hideki Matsui, L (1, 10) OBP: 0.277, SLG: 0.444	C SI 92 B SL 78 X SI 91 1-1 ③ G4-3			B SL 76 B FF 90 F FF 91 F FF 90 B SI 91 X SI 91 3-2 ② G4-3			B SL 76 C SL 76 B FF 90 X FF 90 2-1 ① F7			3	0	0	0	0	0	2
14 Mark Ellis, R (1, 4) OBP: 0.265, SLG: 0.326		C SI 90 B SI 89 X SI 90 1-1 ① F8		B SI 90 X CH 80 1-0 ③ P4			C FF 90 B SI 89 B SI 89 F SI 88 X SI 90 2-2 ② F9			3	0	0	0	0	0	0
8 Kurt Suzuki, R (1, 2) OBP: 0.255, SLG: 0.326		F SI 90 B SI 91 B SI 89 X SI 90 2-1 21 G6-4-3 1B			X SI 89 0-0 ① F7		B SI 90 C SI 88 F CH 79 B SL 79 B SL 78 X CH 80 3-2 ③ G5-3			3	0	1	0	0	0	0
21 Andy LaRoche, R (1, 5) OBP: 0.364, SLG: 0.476 12 David DeJesus, L (8, PH) OBP: 0.239, SLG: 0.214 5 Kevin Kouzmanoff, R (9, 5) OBP: 0.182, SLG: 0.293		B SI 88 X CH 89 1-0 ② ③ G6-4-3 1-2f			B SI 89 C CH 78 S SI 88 F SI 91 F SL 77 F SL 79 B CH 80 X SL 78 2-2 ② G6-3			B SL 90 F SL 90 C FF 91 F FF 92 B CH 81 B CH 82 F FF 93 F FF 93 X FF 93 3-2 ① F7		2 1 0	0 0 0	0 0 0	0 0 0	0 0 0	0 0 0	1 0 0
2 Cliff Pennington, S (1, 6) OBP: 0.212, SLG: 0.194			C SI 90 B SI 90 F CH 88 X SL 78 1-2 ① L5		F SI 91 X SI 90 0-1 ③ L3			C FF 92 S CH 81 B FF 92 S FF 93 1-3 ② K		3	0	0	0	0	1	0
Inning Stats	R: 0 E: 0 K: 1 S: 11 H: 1 LOB: 2 BB: 1 P: 17	R: 0 E: 0 K: 0 S: 5 H: 1 LOB: 0 BB: 0 P: 9	R: 0 E: 0 K: 0 S: 6 H: 0 LOB: 1 BB: 1 P: 11	R: 0 E: 0 K: 1 S: 7 H: 0 LOB: 0 BB: 0 P: 12	R: 0 E: 0 K: 0 S: 9 H: 0 LOB: 0 BB: 0 P: 11	R: 0 E: 0 K: 0 S: 12 H: 1 LOB: 1 BB: 0 P: 19	R: 0 E: 0 K: 0 S: 8 H: 0 LOB: 0 BB: 0 P: 15	R: 0 E: 0 K: 1 S: 12 H: 0 LOB: 0 BB: 0 P: 17	R: 0 E: 0 K: 2 S: 7 H: 0 LOB: 0 BB: 0 P: 11	1B: 3 2B: 0 3B: 0 HR: 0 SF: 0 SAC: 0 DP: 1 HBP: 0						

livebaseballscorecards.com

AB	29
R	0
H	3
RBI	0
BB	2
SO	5
LOB	7

PITCHER		IP	WLS	BF	H	R	ER	SO	BB	IBB	HBP	BLK	WP	HR	S	P	ERA	WHIP
40 Phil Coke, L ERA: 2.25	(1, 1)	7.0	W	25	3	0	0	2	2	0	0	0	0	0	58	94	0.00	0.714
53 Joaquín Benoit, R ERA: 1.5	(8, 1)	1.0	H	3	0	0	0	1	0	0	0	0	0	0	12	17	0.00	0.000
46 Jose Valverde, R ERA:	(9, 1)	1.0	S	3	0	0	0	2	0	0	0	0	0	0	7	11	0.00	0.000

PITCHER		IP	WLS	BF	H	R	ER	SO	BB	IBB	HBP	BLK	WP	HR	S	P	ERA	WHIP

WP: 0 PA: 31
PB: 0
SB: 0
CS: 0

Batter	1	2	3	4	5	6	7	8	9	10	AB	R	H	RBI	BB	SO	LOB
28 Will Rhymes, L (1, 4) OBP: 0.289, SLG: 0.220 27 Jhonny Peralta, R (10, PH) OBP: 0.367, SLG: 0.425 (10, 6)	B SI 90 C SI 91 F SI 90 X CU 80 1-2 G4-3 ①		B FS 86 C SI 92 C SI 92 S SI 92 1-3 K ②		C CU 78 B CU 78 B FC 90 X SI 92 2-1 1B			B FF 92 C FF 92 X CU 83 1-1 G6-3 ①		F SI 87 2 SAFE I IN 65 I IN 73 I IN 70 I IN 75 4-1 25 BB 26 2B 2-3 IBB	4 0	0 1	1 0	0 0	0 1	1 0	0 0
25 Ryan Raburn, R (1, 7) OBP: 0.318, SLG: 0.462	B SI 90 C SI 91 F CU 79 F SI 92 S CU 80 1-3 K ②		F FC 90 S FC 90 B CU 82 X CU 80 1-2 P6 ③		1 SAFE B FC 88 S CU 80 1 SAFE S SI 91 C FC 88 1-3 K ③			F FF 93 B SL 88 C SL 87 S SL 88 1-3 K ②		B CH 71 1 SAFE B CH 72 S SI 87 B SI 88 B CH 72 4-1 26 2B 41 1B 1-2 BB	4 1	1 0	0 0	0 1	1 3	3 1	1 1
26 Brennan Boesch, L (1, 9) OBP: 0.380, SLG: 0.477 14 Austin Jackson, R (10, 8) OBP: 0.259, SLG: 0.306	B CU 79 F SI 90 X SI 92 1-1 1B			X SI 90 0-0 G4-3 ①		B FS 85 C CU 78 F FC 89 F CU 78 B FC 91 X CU 80 2-2 24 G5-4-3 1B		B CU 82 B FF 92 B FF 92 C FF 92 C FF 92 X FF 92 3-2 F8 ③		S SI 89 F SI 89 X CH 72 0-2 41 1B 57 FC5 1-3 2-H 3-H 2B	5 0	1 0	3 0	2 0	0 0	0 0	0 0
24 Miguel Cabrera, R (1, 3) OBP: 0.435, SLG: 0.680	B SI 91 1 SAFE S FC 91 B SI 91 B CU 81 S FC 88 F FC 90 X CU 80 3-2 L4 ③			C SI 90 C SI 92 B FC 91 S CU 82 1-3 K ②		B SI 90 C SI 90 F FC 90 X SI 91 1-2 G5-4-3 ①② 1-2f			B SI 89 S SI 89 X CH 73 1-1 HR	I IN 81 I IN 78 I IN 78 I IN 77 4-0 57 FC5 41 1B 57 E IBB	4	2	1	1	1	1	2
41 Victor Martinez, S (1, 10) OBP: 0.267, SLG: 0.382		B SI 89 B SI 91 X SI 91 2-0 F7 ①		F SI 91 B CU 81 B CU 80 F SI 91 B SI 92 F SI 93 X SI 92 3-2 32 2B 1B		C CU 77 B SI 91 B CU 79 F SI 90 C SI 90 2-3 K ③			F SI 89 X SI 89 0-1 L6 ①	B SI 83 C SI 82 B CU 70 F SI 84 F SI 83 X CU 71 2-2 57 E 15 G5-3 1-2 2-3 3-H 1B	5	1	2	1	0	1	0
32 Don Kelly, L (1, 8) OBP: 0.267, SLG: 0.429 57 Casper Wells, R (9, PH) OBP: 0.385, SLG: 0.364 (9, 8) (10, 9)		C SI 91 B FC 91 B CU 81 X SI 92 2-1 G6-3 ②		B SI 90 X SI 91 1-0 1-3 2B			B CU 77 F FC 88 B CU 78 C SI 91 X SI 91 2-2 G3-1 ①		B CH 74 C SI 88 S SI 89 B SL 75 F SI 89 S SI 88 2-3 K ②	X SI 82 0-0 FC5 15 G5-3 13 1B 1-3 2-H 3-H	3 2	0 1	1 0	0 0	0 0	0 1	0 1
15 Brandon Inge, R (1, 5) OBP: 0.280, SLG: 0.356		C SI 90 B CU 81 B SI 92 F FC 91 F CU 81 F FC 90 F SI 92 B FC 91 4-2 BB		B FC 90 B FC 90 B SI 92 C SI 92 X FC 92 3-1 F9 ③			C FC 88 F CU 79 B FC 89 B SI 90 S CU 79 2-3 K ②		B CH 73 B SI 89 X SI 88 2-0 P4 ③	C SI 82 X SI 84 0-1 G5-3 ② 1-2 3-H	4	0	0	1	1	1	3
13 Alex Avila, L (1, 2) OBP: 0.350, SLG: 0.556		B SI 92 X SI 92 1-0 G3 ③			B SI 89 B FS 83 C SI 90 X SI 89 2-1 L4 ①		C CU 76 B CU 78 X SI 89 1-1 1B			E3 27 39 SH5-3 26 2B 3-1 2-H 1B	5	1	2	1	0	0	1
39 Ramon Santiago, S (1, 6) OBP: 0.227, SLG: 0.286 (10, 4)			B SI 89 B SI 90 C SI 91 F SI 90 F CU 81 X SI 92 2-2 G4-3 ①		C SI 90 S CU 79 F FC 91 B CU 81 C CU 80 1-3 K ②		F FF 89 B CH 75 X FF 89 1-1 F9 ③			SH5-3 1-2 G3	4	0	0	0	0	1	2
Inning Stats	R: 0 E: 0 K: 1 S: 13 H: 1 LOB: 1 BB: 0 P: 19	R: 0 E: 0 K: 0 S: 8 H: 0 LOB: 1 BB: 1 P: 17	R: 0 E: 0 K: 1 S: 10 H: 0 LOB: 0 BB: 0 P: 14	R: 0 E: 0 K: 1 S: 11 H: 2 LOB: 2 BB: 0 P: 19	R: 0 E: 0 K: 2 S: 11 H: 1 LOB: 1 BB: 0 P: 17	R: 0 E: 0 K: 1 S: 10 H: 1 LOB: 0 BB: 0 P: 15	R: 0 E: 0 K: 1 S: 10 H: 1 LOB: 1 BB: 0 P: 16	R: 0 E: 0 K: 1 S: 8 H: 0 LOB: 0 BB: 0 P: 13	R: 1 E: 0 K: 1 S: 9 H: 1 LOB: 0 BB: 0 P: 14	R: 7 E: 3 K: 0 S: 18 H: 3 LOB: 1 BB: 3 P: 41	1B: 7 2B: 2 3B: 0 HR: 1	SF: 0 SAC: 1 DP: 1 HBP: 0						

PITCHER		IP	WLS	BF	H	R	ER	SO	BB	IBB	HBP	BLK	WP	HR	S	P	ERA	WHIP
32 Brandon McCarthy, R ERA: 2.45	(1, 1)	6.2		26	6	0	0	7	1	0	0	0	0	0	71	114	0.00	1.050
56 Craig Breslow, L ERA: 9.82	(7, 1)	0.1	H	1	0	0	0	0	0	0	0	0	0	0	2	3	0.00	0.000
50 Grant Balfour, R ERA: 3.38	(8, 1)	1.0	H	3	0	0	0	1	0	0	0	0	0	0	8	13	0.00	0.000
57 Brian Fuentes, L ERA: 5.63	(9, 1)	1.1	L	10	2	6	3	1	1	2	0	0	0	1	16	37	20.25	2.250
31 Brad Ziegler, R ERA:	(10, 1)	0.2		5	2	2	0	0	0	0	0	0	0	0	11	18	0.00	3.000

PITCHER	IP	WLS	BF	H	R	ER	SO	BB	IBB	HBP	BLK	WP	HR	S	P	ERA	WHIP

TOP

Detroit Tigers @ Oakland Athletics

Oakland Coliseum, Oakland, CA

Fri Apr 15 2011, 7:08 PM - 10:35 PM PDT

Att. 21,853 - Partly Cloudy - 61 F

livebaseballscorecards.com

AB	40
R	8
H	10
RBI	6
BB	4
SO	9
LOB	10

1B: 7	SF: 0	WP: 0	PA: 45
2B: 2	SAC: 1	PB: 0	
3B: 0	DP: 1	SB: 0	
HR: 1	HBP: 0	CS: 0	

Batter	1	2	3	4	5	6	7	8	9	10	AB	R	H	RBI	BB	SO	LOB
4 Coco Crisp, S (1, 8) OBP: 0.241, SLG: 0.340	G4-3		10 S 12 1B 1B		G4-3			F8		FC3-6 10 DI 12 1B 1-2f 2-3 3-H	5	2	1	1	0	0	3
10 Daric Barton, L (1, 3) OBP: 0.433, SLG: 0.417	16 BB 12 1B 1B		K			12 G6-3 2B		K		P3 1-2	5	0	2	0	0	2	3
12 David DeJesus, L (1, 9) OBP: 0.275, SLG: 0.255	16 BB 1-2 1B		G6-3 2-H 1B			G6-3 2-3		G4-3		16 FC5-4 2-H 3-H 1B	5	0	3	3	0	0	1
16 Josh Willingham, R (1, 7) OBP: 0.304, SLG: 0.417	55 G6-3 1-2 2-3 BB		G6-3			K			14 L6 BB	FC5-4 1-2f	3	0	0	0	2	1	3
55 Hideki Matsui, L (1, 10) OBP: 0.255, SLG: 0.408	G6-3 1-2f			L6		K			P4		4	0	0	0	0	1	5
14 Mark Ellis, R (1, 4) OBP: 0.245, SLG: 0.300	K		G3-1			K			L6 1-1		4	0	0	0	0	2	1
8 Kurt Suzuki, R (1, 2) OBP: 0.294, SLG: 0.362	21 G6-4-3 1B		G6-3			K 1B				2 15 1B 4 FC3-6 1B	4	1	3	0	0	0	0
21 Andy LaRoche, R (1, 5) OBP: 0.320, SLG: 0.417 15 Ryan Sweeney, L (10, PH) OBP: 0.455, SLG: 0.375	G6-4-3 1-2f				F9					4 FC3-6 2 1B 12 1B 1-2 1B	3 1	0 1	0 1	0 1	0 0	1 0	2 0
2 Cliff Pennington, S (1, 6) OBP: 0.243, SLG: 0.229			P6		4 CS 1B					FC3-6 1-2 2-3 1B	4	0	2	0	0	0	1
Inning Stats	R: 0 E: 0 K: 0 S: 12 H: 2 LOB: 2 BB: 1 P: 22	R: 0 E: 0 K: 1 S: 10 H: 1 LOB: 0 BB: 0 P: 15	R: 1 E: 0 K: 1 S: 14 H: 2 LOB: 1 BB: 0 P: 21	R: 0 E: 0 K: 0 S: 8 H: 0 LOB: 0 BB: 0 P: 12	R: 0 E: 0 K: 0 S: 12 H: 1 LOB: 0 BB: 0 P: 16	R: 0 E: 0 K: 2 S: 11 H: 1 LOB: 1 BB: 0 P: 17	R: 0 E: 0 K: 2 S: 8 H: 1 LOB: 1 BB: 0 P: 8	R: 0 E: 0 K: 1 S: 10 H: 0 LOB: 0 BB: 0 P: 14	R: 0 E: 0 K: 0 S: 10 H: 0 LOB: 0 BB: 1 P: 17	R: 3 E: 0 K: 0 S: 12 H: 4 LOB: 1 BB: 0 P: 17	1B: 11 2B: 2 3B: 0 HR: 0	SF: 0 SAC: 0 DP: 3 HBP: 0					

PITCHER	IP	WLS	BF	H	R	ER	SO	BB	IBB	HBP	BLK	WP	HR	S	P	ERA	WHIP
21 Rick Porcello, R (1, 1) ERA: 6.19	6.0		23	7	1	1	4	1	0	0	0	0	0	67	103	1.50	1.333
62 Al Alburquerque, R (7, 1) ERA:	2.0		8	1	0	0	3	1	0	0	0	0	0	19	27	0.00	1.000
55 Daniel Schlereth, L (9, 1) ERA: 2.08	0.1		1	0	0	0	0	0	0	0	0	0	0	3	3	0.00	0.000
60 Brayan Villarreal, R (9, 1) ERA: 6.14	0.2	W	4	3	3	3	0	0	0	0	0	0	0	11	15	40.50	4.500
53 Joaquín Benoit, R (10, 1) ERA: 1.29	1.0		4	1	0	0	0	0	0	0	0	0	0	7	11	0.00	1.000

PITCHER	IP	WLS	BF	H	R	ER	SO	BB	IBB	HBP	BLK	WP	HR	S	P	ERA	WHIP

BOTTOM

Detroit Tigers @ Oakland Athletics

Oakland Coliseum, Oakland, CA

Fri Apr 15 2011, 7:08 PM - 10:35 PM PDT

Att. 21,853 - Partly Cloudy - 61 F

livebaseballscorecards.com

AB	38
R	4
H	12
RBI	4
BB	2
SO	7
LOB	19

1B: 11	SF: 0	WP: 0	PA: 40
2B: 2	SAC: 0	PB: 0	
3B: 0	DP: 3	SB: 1	
HR: 0	HBP: 0	CS: 1	

Detroit Tigers @ Oakland Athletics

Oakland Coliseum, Oakland, CA

Sat Apr 16 2011, 6:09 PM - 9:10 PM PDT

Att. 16,265 - Partly Cloudy - 63 F

livebaseballscorecards.com

Batter	1	2	3	4	5	6	7	8	9	AB	R	H	RBI	BB	SO	LOB
14 Austin Jackson, R (1, 8) OBP: 0.254, SLG: 0.283	F SI 88 C FF 88 F CH 72 X FF 89 0-2 ① L3		B SI 86 F SI 88 C CH 73 B CH 71 C CU 77 2-3 ② K		C CH 72 S CH 73 B FF 86 F CH 63 F CH 71 B CH 70 F CH 70 B CH 72 F CH 73 4-2 B CH 72 BB			F FF 91 B FF 91 F SL 85 F FF 92 F FF 93 B SL 86 X FF 93 2-2 ① F8	B SI 89 C SI 88 C SI 88 X SI 88 1-2 ② FC3-6 1-2f 2-3 3-H	4	0	0	1	1	1	2
25 Ryan Raburn, R (1, 7) OBP: 0.306, SLG: 0.432	C SI 88 S CH 74 C FF 89 0-3 ② K		B CU 75 F SI 86 S CH 74 S CH 71 1-3 ③ K		1 SAFE B SI 82 X CH 72 1-0 ③ L7			C SL 86 X FF 91 0-1 30 G5-3 1B	B SI 88 C SI 87 C SI 89 B CH 73 F SI 89 X SI 89 2-2 ③ F8	5	0	1	0	0	2	3
30 Magglio Ordonez, R (1, 10) OBP: 0.267, SLG: 0.250	X SI 88 0-0 ③ G6-3			B SI 86 X SI 85 1-0 24 2B 1B		B SI 83 C SI 83 B SI 84 B SI 84 C SI 82 X SI 82 3-2 ① G5-3		C SL 85 X SL 85 0-1 ② G5-3 1-2		4	0	1	0	0	0	1
24 Miguel Cabrera, R (1, 3) OBP: 0.455, SLG: 0.692		B SI 86 C SI 87 S FF 88 B FF 89 B FF 90 B CH 75 4-2 41 2B 26 E BB		X CH 74 0-0 1-3 2B		X SI 85 0-0 ② G4-3		B FF 92 B FF 91 B FF 92 B FF 92 4-0 BB		2	1	1	0	2	0	0
41 Victor Martinez, S (1, 2) OBP: 0.281, SLG: 0.407		B SI 86 F SI 87 X FF 88 1-1 26 E 1-3 2B		B FF 85 X CH 75 1-0 ① G5-3		X SI 85 0-0 1B		C SI 92 B SI 92 B SL 84 D CU 80 F SI 91 F FF 91 X SI 92 3-2 ③ G3-1		4	0	2	0	0	0	4
27 Jhonny Peralta, R (1, 6) OBP: 0.358, SLG: 0.409		C CH 74 B FF 88 C FF 87 D CH 73 C CH 73 2-3 ① K		F SI 87 C FF 88 D CH 71 S CH 74 1-3 ② K		F SI 83 X SI 84 0-1 ③ G5-3			B FF 90 S FF 91 B SL 86 F FF 91 X SL 86 2-2 39 BB 26 BB 14 FC3-6 1B	4	1	1	0	0	2	5
26 Brennan Boesch, L (1, 9) OBP: 0.389, SLG: 0.457		F SI 88 S FF 89 B CH 75 B FF 89 X SI 88 2-2 FC3 15 G6-4-3 2-3 3-H		X CH 75 0-0 ③ P5			C FF 89 S SL 84 B FF 91 B SL 87 F FF 91 B FF 91 B FF 90 4-2 39 CS BB		B CU 76 B FF 90 B SI 90 B SI 90 4-0 14 FC3-6 39 BB 1-2 BB	2	0	0	0	2	0	3
15 Brandon Inge, R (1, 5) OBP: 0.259, SLG: 0.327		X SI 85 0-0 ② ③ G6-4-3 1-2f			B SI 82 B SI 82 C SI 83 C CH 73 X CH 72 2-2 ① F7		C FF 89 B CH 77 L FF 90 X FF 91 1-2 ① F9		B SI 88 B SI 87 C SI 88 S SI 88 B SI 89 X SI 88 3-2 ① P3	4	0	0	0	0	0	5
39 Ramon Santiago, S (1, 4) OBP: 0.231, SLG: 0.250			X SI 84 0-0 ① F8		C CU 73 X CH 72 0-1 ② G5-3		S CH 76 B FF 91 F FF 91 F CH 75 1 SAFE B CH 77 X FF 91 2-2 ② ③ P2 1-2		B SI 88 C SI 88 F SI 87 B SI 89 B CH 71 B SI 88 4-2 14 FC3-6 1-2 2-3 BB	3	0	0	0	1	0	1
Inning Stats	R: 0 E: 0 K: 1 S: 8 H: 0 LOB: 0 BB: 0 P: 8	R: 1 E: 1 K: 1 S: 11 H: 1 LOB: 1 BB: 1 P: 20	R: 0 E: 0 K: 2 S: 7 H: 0 LOB: 0 BB: 0 P: 10	R: 0 E: 0 K: 1 S: 7 H: 2 LOB: 2 BB: 0 P: 10	R: 0 E: 0 K: 0 S: 12 H: 0 LOB: 1 BB: 1 P: 19	R: 0 E: 0 K: 0 S: 7 H: 1 LOB: 1 BB: 0 P: 10	R: 0 E: 0 K: 0 S: 10 H: 0 LOB: 0 BB: 1 P: 17	R: 0 E: 0 K: 0 S: 13 H: 1 LOB: 2 BB: 1 P: 22	R: 1 E: 0 K: 0 S: 15 H: 1 LOB: 2 BB: 2 P: 31	1B: 4 2B: 2 3B: 0 HR: 0 SF: 0 SAC: 0 DP: 1 HBP: 0						

	AB	32
	R	2
	H	6
	RBI	1
	BB	6
	SO	5
	LOB	24

WP: 0 PB: 0 SB: 0 CS: 1 PA: 38

PITCHER		IP	WLS	BF	H	R	ER	SO	BB	IBB	HBP	BLK	WP	HR	S	P	ERA	WHIP
51 Dallas Braden, L ERA: 3.0	(1, 1)	5.0	W	20	3	1	0	5	2	0	0	0	0	0	45	67	0.00	1.000
31 Brad Ziegler, R ERA:	(6, 1)	1.0	H	4	1	0	0	0	0	0	0	0	0	0	7	10	0.00	1.000
56 Craig Breslow, L ERA: 7.71	(7, 1)	1.0	H	3	0	0	0	0	1	0	0	0	0	0	10	17	0.00	1.000
50 Grant Balfour, R ERA: 4.26	(8, 1)	1.0	H	7	2	1	1	0	2	0	0	0	0	0	16	31	9.00	4.000
57 Brian Fuentes, L ERA: 5.0	(9, 1)	1.0		4	0	0	0	0	1	0	0	0	0	0	12	22	0.00	1.000

PITCHER	IP	WLS	BF	H	R	ER	SO	BB	IBB	HBP	BLK	WP	HR	S	P	ERA	WHIP

Detroit Tigers @ Oakland Athletics

Oakland Coliseum, Oakland, CA

Sat Apr 16 2011, 6:09 PM - 9:10 PM PDT

Att. 16,265 - Partly Cloudy - 63 F

livebaseballscorecards.com

BOTTOM

Batter	1	2	3	4	5	6	7	8	9	AB	R	H	RBI	BB	SO	LOB
4 Coco Crisp, S (1, 8) OBP: 0.237, SLG: 0.345	C FF 93 X FF 94 0-1 ① F7		C FF 94 B CH 86 X FF 94 1-1 ② F8 C FF 94 X CH 86 0-1 ③ F7			X FF 95 0-0 2-H 2B		B CH 86 C FF 91 B CH 88 C SL 88 X SL 87 2-2 ③ G4-3		5	0	1	1	0	0	2
10 Daric Barton, L (1, 3) OBP: 0.422, SLG: 0.392	C FF 92 F FF 94 B CU 76 C CU 77 1-3 ② K		C FF 93 B CH 86 C FF 94 B FF 95 F FF 95 S CU 78 2-3 ③ K		C CU 76 B CU 75 C FF 92 B CH 84 B CH 85 F FF 94 B FF 94 4-2 12 BLK BB	S CH 86 B CH 85 S CH 88 D CU 79 X CU 78 2-2 ③ F7				3	0	0	0	1	2	1
12 David DeJesus, L (1, 9) OBP: 0.309, SLG: 0.300	B FF 92 B FF 94 C FF 93 X CH 87 2-1 16 FC5-4 1B			B FF 94 C FF 93 B FF 94 X FF 95 2-1 16 2B 2B	B FF 92 B FF 94 C FF 93 B B CU 76 4-1 1-2 BB		C FF 88 B CU 75 X FF 88 1-1 ① F8			3	1	2	0	1	0	0
16 Josh Willingham, R (1, 7) OBP: 0.300, SLG: 0.423	C FF 91 C FF 94 1 SAFE X FF 94 0-2 ③ FC5-4 1-2f			B CU 77 C SL 85 2 SAFE B CH 86 B CU 78 X CH 86 3-1 2-H 55 2B 2B	C FF 92 F FF 94 B FF 95 S FF 95 1-3 ① K		C SI 88 B SI 88 X SI 88 1-1 ② F9			4	1	1	1	0	1	3
55 Hideki Matsui, L (1, 10) OBP: 0.273, SLG: 0.434		B FF 91 C CH 84 S CH 85 X FF 94 1-2 1B		C FF 94 X CU 78 0-1 2-H 8 E 2B	C FF 94 C FF 94 F FF 93 F CH 86 X FF 95 0-2 ② F6		C SI 89 C CU 75 X CU 78 0-2 ③ F8			4	1	2	1	0	0	2
8 Kurt Suzuki, R (1, 2) OBP: 0.309, SLG: 0.360		C FF 94 C FF 94 B SL 86 S CH 86 1-3 ① K		T FF 96 F SL 87 B CU 80 B FF 97 X FF 95 2-2 2-H E7 1B	C CU 78 F FF 94 X FF 94 0-2 ③ F9			B FF 92 B FF 90 F FF 92 F FF 91 B FF 92 F SL 85 B FF 91 4-2 15 3B BB		3	1	1	0	1	1	3
21 Andy LaRoche, R (1, 4) OBP: 0.286, SLG: 0.370 15 Ryan Sweeney, L (8, PH) OBP: 0.500, SLG: 0.667 14 Mark Ellis, R (9, 4) OBP: 0.245, SLG: 0.300		B CU 76 B SL 84 B FF 94 C FF 94 F FF 94 X FF 95 3-2 ② P5		F SL 86 X CH 85 0-1 ① G5-3		X FF 91 0-0 ① G6-3		B FF 91 C SL 86 S FF 90 F FF 91 F SL 88 1 SAFE F FF 91 X FF 91 1-2 1-H 5 SF8 3B		3 1 0	0 1 0	0 1 0	0 1 0	0 0 0	0 0 0	2 0 0
5 Kevin Kouzmanoff, R (1, 5) OBP: 0.188, SLG: 0.318		C FF 95 B SL 84 F SL 84 F FF 94 S CU 78 1-3 ③ K		F SL 86 B SL 86 C CU 77 X CU 78 1-2 ② F8		S FF 92 B FF 92 B FF 92 S CH 84 X CU 77 2-2 4 2B 2B		S SL 85 B SL 88 X SL 86 1-1 ① SF8 3-H		3	1	1	1	0	1	2
2 Cliff Pennington, S (1, 6) OBP: 0.244, SLG: 0.211			C FF 93 F FF 94 B CU 77 S FF 94 1-3 ① K	B CU 76 C CH 85 C CH 86 B CU 77 F CU 78 F FF 95 B CH 86 B FF 96 4-2 BB		C CH 85 B FF 94 X FF 94 1-1 ② F8		C CH 86 B SL 87 C FF 91 F SL 88 X FF 92 1-2 ② G5-3		3	0	0	0	1	1	1
Inning Stats	R: 0 E: 0 K: 1 S: 10 H: 1 LOB: 1 BB: 0 P: 13	R: 0 E: 0 K: 2 S: 13 H: 1 LOB: 1 BB: 0 P: 19	R: 0 E: 0 K: 2 S: 9 H: 0 LOB: 0 BB: 0 P: 13	R: 3 E: 1 K: 0 S: 20 H: 4 LOB: 2 BB: 1 P: 32	R: 0 E: 0 K: 1 S: 15 H: 0 LOB: 2 BB: 2 P: 24	R: 1 E: 0 K: 0 S: 10 H: 2 LOB: 1 BB: 0 P: 15	R: 0 E: 0 K: 0 S: 7 H: 0 LOB: 0 BB: 0 P: 9	R: 2 E: 0 K: 0 S: 18 H: 1 LOB: 0 BB: 1 P: 27		1B: 3 2B: 5 3B: 1 HR: 0 SF: 1 SAC: 0 DP: 0 HBP: 0				WP: 0 PB: 0 SB: 0 CS: 0 PA: 37		

	AB	32
	R	6
	H	9
	RBI	5
	BB	4
	SO	6
	LOB	16

PITCHER		IP	WLS	BF	H	R	ER	SO	BB	IBB	HBP	BLK	WP	HR	S	P	ERA	WHIP
35 Justin Verlander, R ERA: 3.41	(1, 1)	6.0	L	29	8	4	3	6	3	0	0	1	0	0	77	116	4.50	1.833
36 Brad Thomas, L ERA: 8.1	(7, 1)	1.0		3	0	0	0	0	0	0	0	0	0	0	7	9	0.00	0.000
21 Enrique Gonzalez, R ERA: 17.18	(8, 1)	1.0		5	1	2	2	0	1	0	0	0	0	0	18	27	18.00	2.000

PITCHER	IP	WLS	BF	H	R	ER	SO	BB	IBB	HBP	BLK	WP	HR	S	P	ERA	WHIP

Batter	1	2	3	4	5	6	7	8	9	AB	R	H	RBI	BB	SO	LOB
28 Will Rhymes, L (1, 4) OBP: 0.286, SLG: 0.222	B SI 88 C SI 88 X CH 82 1-1 ① F9		C SI 90 X KC 79 0-1 1B			C SI 87 B CH 80 S CH 81 F CH 80 C SI 88 1-3 ① K		B SI 88 X SI 86 1-0 ②③ G4-6-3 1-2f		4	0	1	0	0	1	1
14 Austin Jackson, R (1, 8) OBP: 0.254, SLG: 0.281	C SI 91 B SI 91 F CH 83 C SI 90 1-3 ② K		F SI 90 F CH 80 B SI 90 1 SAFE D KC 78 S SI 90 2-3 ③ K			B SI 88 S CH 81 M CH 81 B CH 81 F SI 89 B KC 78 F SI 89 X SI 90 3-2 ② G3			C FF 91 X SI 91 0-1 1B	4	0	1	0	0	2	1
26 Brennan Boesch, L (1, 10) OBP: 0.362, SLG: 0.420	C SI 91 F FF 92 X KC 79 0-2 ③ G4-3			C CH 78 F FF 90 B KC 79 S KC 80 1-3 ① K2-3		X CH 79 0-0 ③ F8			B SI 90 B FF 91 C FC 90 B FF 91 F FF 91 F FF 92 F FF 92 F FF 93 F FF 90 3-3 C FF 93 ① K	4	0	0	0	0	2	1
24 Miguel Cabrera, R (1, 3) OBP: 0.429, SLG: 0.643		C SI 90 X SI 89 0-1 ① F9		C SI 90 F KC 79 S SI 90 0-3 ② K			F CH 80 F SI 86 F CH 81 B SI 89 B FF 91 X CH 82 2-2 ① L8		C FF 92 B SI 90 S FF 91 S FF 93 1-3 ② K	4	0	0	0	0	2	1
25 Ryan Raburn, R (1, 7) OBP: 0.283, SLG: 0.396		C SI 89 C CH 79 B SI 91 S KC 78 1-3 ② K		S CH 81 S SI 89 S SI 89 0-3 ③ K			B SI 89 F CH 80 F CH 81 B SI 88 C SI 88 2-3 ② K		C FF 90 B FF 93 S SL 85 X SL 85 1-2 ③ F7	4	0	0	0	0	3	1
32 Don Kelly, L (1, 5) OBP: 0.278, SLG: 0.412		C SI 90 B FF 91 B KC 77 F SI 89 F SI 90 X KC 78 2-2 1B			C SI 87 B SI 88 B FF 89 B SI 86 X SI 87 3-1 ① G3		B SI 86 X CH 79 1-0 E5 27 FC6-4			3	0	1	0	0	0	0
27 Jhonny Peralta, R (1, 6) OBP: 0.339, SLG: 0.383		B SI 90 B SI 90 C SI 90 1 SAFE 1 SAFE F SI 91 B SI 90 X SI 90 3-2 ③ G6-3			S CH 80 B SI 87 S CH 80 X SI 88 1-2 ② G5-3		B SI 89 B SI 87 X SI 88 2-0 ③ FC6-4 1-2f			3	0	0	0	0	0	2
13 Alex Avila, L (1, 2) OBP: 0.349, SLG: 0.538			C SI 90 B SI 90 C CH 80 X SI 90 1-2 ① F7		C CH 79 S CH 81 B SI 89 F SI 88 F CH 79 X CH 78 1-2 ③ F7			C CH 78 S KC 77 B SI 88 B KC 77 F CH 80 X SI 88 2-2 57 FC5-4 1B		3	0	1	0	0	0	0
57 Casper Wells, R (1, 9) OBP: 0.375, SLG: 0.571			F SI 88 F SI 89 F KC 78 S KC 78 0-3 ② K			F SI 87 F CH 80 X KC 77 0-2 HR		B SI 89 F SI 87 X CH 79 1-1 ① FC5-4 28 G4-6-3 1-2f		3	1	1	1	0	1	1
Inning Stats	R: 0 E: 0 K: 1 S: 8 H: 0 LOB: 0 BB: 0 P: 10	R: 0 E: 0 K: 1 S: 12 H: 1 LOB: 1 BB: 0 P: 18	R: 0 E: 0 K: 2 S: 12 H: 1 LOB: 1 BB: 0 P: 15	R: 0 E: 0 K: 3 S: 9 H: 0 LOB: 0 BB: 0 P: 10	R: 0 E: 0 K: 0 S: 10 H: 0 LOB: 0 BB: 0 P: 15	R: 1 E: 0 K: 1 S: 13 H: 1 LOB: 0 BB: 0 P: 17	R: 0 E: 1 K: 1 S: 9 H: 0 LOB: 1 BB: 0 P: 16	R: 0 E: 0 K: 0 S: 7 H: 1 LOB: 0 BB: 0 P: 11	R: 0 E: 0 K: 2 S: 15 H: 1 LOB: 1 BB: 0 P: 20	1B: 4 2B: 0 3B: 0 HR: 1 SF: 0 SAC: 0 DP: 1 HBP: 0						

TOP

Detroit Tigers @ Oakland Athletics

Oakland Coliseum, Oakland, CA

Sun Apr 17 2011, 1:08 PM - 3:46 PM PDT

Att. 16,460 - Cloudy - 60 F

livebaseballscorecards.com

AB	32
R	1
H	5
RBI	1
BB	0
SO	11
LOB	8

WP: 0 PA: 32
PB: 0
SB: 0
CS: 0

PITCHER		IP	WLS	BF	H	R	ER	SO	BB	IBB	HBP	BLK	WP	HR	S	P	ERA	WHIP
53 Trevor Cahill, R ERA: 2.49	(1, 1)	8.0	W	28	4	1	1	9	0	0	0	0	0	1	80	112	1.12	0.500
66 Tyson Ross, R ERA: 3.6	(9, 1)	1.0		4	1	0	0	2	0	0	0	0	0	0	15	20	0.00	1.000

PITCHER	IP	WLS	BF	H	R	ER	SO	BB	IBB	HBP	BLK	WP	HR	S	P	ERA	WHIP

Detroit Tigers @ Oakland Athletics

Oakland Coliseum, Oakland, CA

Sun Apr 17 2011, 1:08 PM - 3:46 PM PDT

Att. 16,460 - Cloudy - 60 F

BOTTOM

livebaseballscorecards.com

Batter	1	2	3	4	5	6	7	8	9	AB	R	H	RBI	BB	SO	LOB
12 David DeJesus, L (1, 8) OBP: 0.322, SLG: 0.288	B FF 90 B FF 90 C FF 90 B FC 91 B FF 90 4-1 28 G6-3 BB		S FS 87 B CU 78 X FS 85 1-1 ③ G1-3		B FS 83 B FS 84 C FS 86 C FS 87 F CU 78 H SI 92 3-2 28 BB 10 BB 16 1B HBP	1 SAFE B CU 74 X SI 88 1-0 ③ F7				2	1	0	0	1	0	1
10 Daric Barton, L (1, 3) OBP: 0.426, SLG: 0.377	C FS 89 B FS 87 F FS 87 S CU 75 1-3 ① K			C FS 86 B FS 84 B FF 94 B FS 88 C FF 92 B FC 93 4-2 28 1B 55 G1-3 BB	B FS 87 B FF 93 D FS 86 C FF 91 B FF 92 4-1 28 BB 16 1B 1-2 2-3 BB		C SI 87 C CU 74 X CU 77 0-2 ① G6-3			2	2	0	0	2	1	1
28 Conor Jackson, R (1, 9) OBP: 0.367, SLG: 0.370	B FF 92 F FS 85 B CU 81 F FF 91 D CU 76 X FF 92 3-2 ② G6-3 1-2			C CU 77 B SI 92 F FC 93 D CU 79 B FF 93 X FF 94 3-2 55 G1-3 1-3 1B	D FF 93 C FF 93 B SI 92 C FF 92 F CU 76 B CU 75 B FF 93 4-2 16 1B 1-2 2-3 3-H BB		C FF 91 X SL 80 0-1 ② G5-3			3	0	1	1	1	0	1
16 Josh Willingham, R (1, 7) OBP: 0.297, SLG: 0.411	C CU 76 D CU 79 X FF 92 1-1 ③ G6-3			C FS 88 C CU 79 B FF 93 S CU 78 1-3 ① K	X CU 76 0-0 55 FC4-6 1-3 2-H 3-H 1B		S SL 80 C SL 81 B SL 83 B SL 82 S SL 81 2-3 ③ K			4	0	1	2	0	2	3
55 Hideki Matsui, L (1, 10) OBP: 0.254, SLG: 0.404		C FF 90 B FS 83 C FS 83 S FC 92 1-3 ① K		B FS 88 D FS 88 X FF 92 2-0 ② G1-3 1-2 3-H	B FS 83 B FS 86 X FF 91 2-0 ③ FC4-6 1-2f			C CU 77 C SI 89 F CU 78 S CU 78 0-3 ① K		4	0	0	1	0	2	3
14 Mark Ellis, R (1, 4) OBP: 0.263, SLG: 0.352		F FF 91 X FF 91 0-1 ② G5-3		B CU 77 C FF 93 X CU 78 1-1 ③ G5-3		B FF 91 C FF 92 X FS 87 1-1 11 F8 2 SF7 2B		B CU 78 B SI 91 X SI 89 2-0 2B		4	1	2	0	0	0	1
11 Landon Powell, S (1, 2) OBP: 0.556, SLG: 0.750		X FF 92 0-0 ③ F7			C FF 92 C FS 84 B CU 78 X FF 93 1-2 10 BB 28 BB 2B	X SI 86 0-0 ① F8 2-3		C SI 91 C SI 90 B CU 78 F CU 78 B CU 79 X SI 90 2-2 ② L7		4	1	1	0	0	0	2
21 Andy LaRoche, R (1, 5) OBP: 0.313, SLG: 0.345			C FF 90 F FF 92 B CU 78 C FF 92 1-3 ① K		F FC 93 B CU 79 B SI 89 C FF 92 X CU 79 2-2 ① G5-3	B SI 87 B SI 87 B SI 87 B SI 86 4-0 BB		I I IN 56 I IN 56 I IN 55 4-0 IBB		2	0	0	0	2	1	1
2 Cliff Pennington, S (1, 6) OBP: 0.222, SLG: 0.195			C FF 92 L CU 78 B CU 78 C FF 93 1-3 ② K		F FS 84 X FF 92 0-1 ② F7	B CH 82 L SI 88 X CH 84 1-1 ② SF7 3-H		F SI 91 F SI 90 X CU 78 0-2 ③ P3		3	0	0	1	0	1	3
Inning Stats	R: 0 E: 0 K: 1 S: 9 H: 0 LOB: 1 BB: 1 P: 18	R: 0 E: 0 K: 1 S: 6 H: 0 LOB: 0 BB: 0 P: 7	R: 0 E: 0 K: 2 S: 8 H: 0 LOB: 0 BB: 0 P: 11	R: 1 E: 0 K: 1 S: 11 H: 1 LOB: 1 BB: 1 P: 22	R: 3 E: 0 K: 0 S: 17 H: 2 LOB: 2 BB: 2 P: 33	R: 1 E: 0 K: 0 S: 6 H: 1 LOB: 1 BB: 1 P: 13	R: 0 E: 0 K: 1 S: 8 H: 0 LOB: 0 BB: 0 P: 10	R: 0 E: 0 K: 1 S: 12 H: 1 LOB: 2 BB: 1 P: 20		1B: 2 2B: 3 3B: 0 HR: 0 SF: 1 SAC: 0 DP: 0 HBP: 1	WP: 0 PB: 0 SB: 0 CS: 0 PA: 36					

	AB	28
	R	5
	H	5
	RBI	5
	BB	6
	SO	7
	LOB	16

PITCHER		IP	WLS	BF	H	R	ER	SO	BB	IBB	HBP	BLK	WP	HR	S	P	ERA	WHIP
31 Brad Penny, R ERA: 8.44	(1, 1)	5.0	L	24	4	5	5	5	4	0	1	0	0	0	53	94	9.00	1.600
36 Brad Thomas, L ERA: 5.79	(6, 1)	1.1		5	0	0	0	0	1	0	0	0	0	0	7	13	0.00	0.750
62 Al Alburquerque, R ERA:	(7, 1)	0.2		2	0	0	0	1	0	0	0	0	0	0	5	7	0.00	0.000
55 Daniel Schlereth, L ERA: 1.69	(8, 1)	1.0		5	1	0	0	1	0	1	0	0	0	0	12	20	0.00	1.000

PITCHER	IP	WLS	BF	H	R	ER	SO	BB	IBB	HBP	BLK	WP	HR	S	P	ERA	WHIP

Boston Red Sox @ Oakland Athletics

Oakland Coliseum, Oakland, CA

Tue Apr 19 2011, 7:08 PM - 9:56 PM PDT

Att. 25,230 - Partly Cloudy - 58 F

livebaseballscorecards.com

Batter	1	2	3	4	5	6	7	8	9	AB	R	H	RBI	BB	SO	LOB
12 Jed Lowrie, S (1, 6) OBP: 0.486, SLG: 0.686	C FF 92 B SI 91 C SL 80 B SL 82 S SL 82 2-3 K ①		X FF 92 0-0 F7 ③			B SI 90 B CH 83 B FF 93 C FF 90 S FF 91 S SL 83 3-3 K ③			C FF 88 B FF 89 F FF 88 X CH 74 1-2 G5-3 ①	4	0	0	0	0	2	0
15 Dustin Pedroia, R (1, 4) OBP: 0.414, SLG: 0.475	X FF 93 0-0 G4-3 ②			B FF 88 C FF 91 B SL 82 C SL 81 B FF 93 B FF 93 4-2 28 CS BB			B CH 82 C SI 89 B SL 82 B SL 81 X FF 91 3-1 F8 ①		C FF 88 B FF 90 B FF 89 B FF 89 C FF 88 B FF 87 4-2 28 1B BB	2	0	0	0	2	0	0
28 Adrián González, L (1, 3) OBP: 0.371, SLG: 0.426	B SI 93 C FF 93 F SL 81 B FF 93 X SL 83 2-2 1B			C FF 91 B FF 90 F FF 92 1 SAFE S SL 83 1-3 K ①② 1-2			C KC 76 S SL 81 X SI 92 0-2 E1 20 G6-4-3		B FF 90 C FF 90 B SL 86 X FF 90 2-1 1B 1-2	4	0	2	0	0	1	1
20 Kevin Youkilis, R (1, 5) OBP: 0.397, SLG: 0.412	C FF 91 C FF 92 1 SAFE S SL 82 0-3 K ③			B CH 83 C SL 79 F SI 92 B FF 94 F SL 83 F SL 82 S SL 83 2-3 K ③			X FF 92 0-0 G6-4-3 ②③ 1-2f		C SI 88 B SI 88 X SI 88 1-1 F7 ②	4	0	0	0	0	2	4
34 David Ortiz, L (1, 10) OBP: 0.391, SLG: 0.462 2 Jacoby Ellsbury, L (8, PR) OBP: 0.281, SLG: 0.451 (8, 10)		B FF 91 C FF 91 F SI 90 B FF 93 B SL 82 X FF 92 3-2 G3 ①			C KC 73 B FF 87 X SI 89 1-1 G4-3 ①			B SL 78 C SL 79 S SL 80 B FF 93 F SL 82 X SI 92 2-2 23 CS 1B	C SI 87 X SI 89 0-1 P6 ③	3 1	0 0	1 0	0 0	0 0	0 0	0 2
23 Mike Cameron, R (1, 9) OBP: 0.211, SLG: 0.167		B SI 92 B FF 92 X CH 84 2-0 G6-3 ②			B FF 90 B FF 92 C SI 90 C SL 80 X SL 82 2-2 G5-3 ②			1 SAFE B SI 86 B FF 89 1 SAFE 1 SAFE B KC 77 C FF 88 1 SAFE F FF 89 3-3 1 SAFE S SL 80 K ①② 1-2		3	0	0	0	0	1	1
13 Carl Crawford, L (1, 7) OBP: 0.182, SLG: 0.175		C SL 79 X SI 92 0-1 G4-3 ③			C FF 92 B SI 90 X SL 82 1-1 G4-3 ③			B SL 82 F SL 82 B SL 83 S FF 92 B SL 85 X SL 83 3-2 39 1B 1B		3	0	1	0	0	0	0
39 Jarrod Saltalamacchia, S (1, 2) OBP: 0.256, SLG: 0.222			B FF 88 X CH 81 1-0 G6-3 ①			X KC 73 0-0 G1-3 ①		B SL 78 C SL 78 S FF 91 1 SAFE 1 SAFE F SL 81 F SL 83 X SL 81 1-2 1B 1-2		3	0	1	0	0	0	0
54 Darnell McDonald, R (1, 8) OBP: 0.200, SLG: 0.357			B SI 90 C SI 90 S SL 81 S SL 82 1-3 K ②			B SI 89 B SI 89 B FF 91 C FF 90 S FF 91 X FF 93 3-2 F8 ②		C SL 79 C FF 92 S SL 81 0-3 K ③		3	0	0	0	0	2	2
Inning Stats	R: 0 H: 1 E: 0 LOB: 1 K: 2 BB: 0 S: 10 P: 14	R: 0 H: 0 E: 0 LOB: 0 K: 0 BB: 0 S: 6 P: 11	R: 0 H: 0 E: 0 LOB: 0 K: 1 BB: 0 S: 5 P: 7	R: 0 H: 0 E: 0 LOB: 0 K: 2 BB: 1 S: 10 P: 17	R: 0 H: 0 E: 0 LOB: 0 K: 0 BB: 0 S: 7 P: 11	R: 0 H: 0 E: 0 LOB: 0 K: 1 BB: 0 S: 7 P: 13	R: 0 H: 0 E: 1 LOB: 0 K: 0 BB: 0 S: 6 P: 9	R: 0 H: 3 E: 0 LOB: 2 K: 2 BB: 0 S: 18 P: 27	R: 0 H: 1 E: 0 LOB: 2 K: 0 BB: 1 S: 11 P: 19	1B: 5 SF: 0 2B: 1 SAC: 0 3B: 0 DP: 2 HR: 0 HBP: 0						

AB	30
R	0
H	5
RBI	0
BB	2
SO	8
LOB	10

WP: 0 PA: 32
PB: 0
SB: 0
CS: 2

PITCHER		IP	WLS	BF	H	R	ER	SO	BB	IBB	HBP	BLK	WP	HR	S	P	ERA	WHIP
49 Brett Anderson, L ERA: 1.63	(1, 1)	8.0	W	27	4	0	0	8	1	0	0	0	0	0	69	109	0.00	0.625
56 Craig Breslow, L ERA: 7.2	(9, 1)	0.1		3	1	0	0	0	1	0	0	0	0	0	7	14	0.00	6.000
57 Brian Fuentes, L ERA: 4.66	(9, 1)	0.2		2	0	0	0	0	0	0	0	0	0	0	4	5	0.00	0.000

PITCHER	IP	WLS	BF	H	R	ER	SO	BB	IBB	HBP	BLK	WP	HR	S	P	ERA	WHIP

Boston Red Sox @ Oakland Athletics

Oakland Coliseum, Oakland, CA

Tue Apr 19 2011, 7:08 PM - 9:56 PM PDT

Att. 25,230 - Partly Cloudy - 58 F

livebaseballscorecards.com

Batter	1	2	3	4	5	6	7	8	9	AB	R	H	RBI	BB	SO	LOB
4 Coco Crisp, S (1, 8) OBP: 0.238, SLG: 0.339	F SI 91 C FF 92 B FF 94 X CH 86 1-2 10 G4-3 10 S 12 G6-3 1B		C FF 90 B CU 78 X CU 77 1-1 ② G6-3		2 SAFE B CU 77 X CU 77 1-0 ③ G4-3			B FF 86 L FF 88 S FF 87 B FF 87 F FF 88 F FF 87 F FS 84 X FS 84 2-2 ① L8 2-3		4	1	1	0	0	0	3
10 Daric Barton, L (1, 3) OBP: 0.417, SLG: 0.368	1 SAFE 1 SAFE 1 SAFE 1 SAFE C FF 90 B SL 85 B CH 84 X CU 80 2-1 ① G4-3 1-3		B FF 89 B FF 91 F FF 90 F FF 91 B CU 80 F FF 91 F FC 83 X CU 78 3-2 ③ F7			B FF 88 C CU 74 X CU 75 1-1 ① G4-3		B CU 77 C CU 76 B CU 77 B FF 88 X CU 77 3-1 16 BB 55 2B 3-H 1B		4	1	1	1	0	0	1
12 David DeJesus, L (1, 9) OBP: 0.317, SLG: 0.286	C CU 79 B FF 92 B FC 86 S FF 93 B FF 93 F FF 92 X CU 81 3-2 ② G6-3 3-H			B CU 76 X CU 76 1-0 ① F7		B FF 89 B CU 77 X FF 88 2-0 1B		C FF 88 C FF 87 B FF 86 B FF 87 C CU 76 2-3 ② K		4	0	1	1	0	1	1
16 Josh Willingham, R (1, 7) OBP: 0.294, SLG: 0.390	B FF 91 F FC 84 X FF 92 1-1 ③ P3			C FF 88 F FF 91 B FF 90 C SI 91 1-3 ② K		X FC 82 0-0 ② P3		B FF 87 1 SAFE C FS 84 F FF 86 B FF 86 B FF 87 F FF 86 B FF 86 4-2 55 2B 1-2 BB		3	1	0	0	1	1	1
55 Hideki Matsui, L (1, 10) OBP: 0.254, SLG: 0.410 15 Ryan Sweeney, L (8, PR) OBP: 0.500, SLG: 0.667 (9, 10)		C FF 90 C FF 92 X FF 93 0-2 ① F7		F FF 90 B FF 89 C FF 91 S FF 91 1-3 ③ K		D CH 82 F FF 89 C FF 91 X CU 77 2-1 ③ L9		C CU 76 B FF 86 B FF 86 F FF 86 D CU 78 X CU 76 3-2 8 1B 1-H 2-H 2B		4 0	0 1	1 0	2 0	0 0	1 0	1 0
8 Kurt Suzuki, R (1, 2) OBP: 0.305, SLG: 0.352		C FF 90 C FF 92 B SI 92 B FF 93 B FC 86 F FF 92 X FF 92 3-2 ② P4	C CU 76 B SI 90 X FF 89 1-1 ① P6				B SI 90 C SI 89 B SL 83 X FF 88 2-1 ① F9	C CU 79 F SI 91 X FF 92 0-2 5 FC5 14 E 2-H 1B		4	0	1	1	0	0	0
14 Mark Ellis, R (1, 4) OBP: 0.279, SLG: 0.368		C FF 91 B FF 91 X CH 84 1-1 5 PB 2B	B FF 89 C FF 90 S FF 90 F FF 90 B SI 92 F FF 91 F FF 92 B CU 80 F FF 90 4-2 B FF 92 5 1B BB				C SI 89 C SI 89 B CU 74 B SI 88 S SI 88 2-3 ② K	F FF 92 B CH 84 C CH 84 F FC 88 X CH 83 1-2 FC5 5 FC5 1-2		3	0	1	0	1	1	2
5 Kevin Kouzmanoff, R (1, 5) OBP: 0.192, SLG: 0.313		B SI 90 B FF 91 F FC 83 C FF 89 F FF 92 B FC 83 F FC 84 S FC 84 3-3 ③ K 2-3	X CU 79 0-0 1-2 1B				C FS 84 S SL 85 F CU 74 F SI 87 T FS 86 0-2 ③ K	F FF 90 F FF 90 X CU 81 0-2 ③ FC5 1-2 2-3f		4	0	1	0	0	2	3
2 Cliff Pennington, S (1, 6) OBP: 0.229, SLG: 0.227			X FF 89 0-0 ① G4-3		D CH 82 B CU 77 C CU 76 F FC 84 X FF 90 2-2 ② P6			F SI 88 B FC 85 B FC 85 F SI 87 F SL 84 F SL 84 F FS 84 F FC 88 X SI 88 2-2 4 S 10 1B 2B		3	1	1	0	0	0	2
Inning Stats	R: 1 H: 1 E: 0 LOB: 0 K: 0 BB: 0 S: 11 P: 18	R: 0 H: 1 E: 0 LOB: 1 K: 1 BB: 0 S: 14 P: 21	R: 0 H: 0 E: 0 LOB: 0 K: 0 BB: 0 S: 8 P: 12	R: 0 H: 0 E: 0 LOB: 0 K: 2 BB: 0 S: 7 P: 10	R: 0 H: 1 E: 0 LOB: 2 K: 0 BB: 1 S: 13 P: 21	R: 0 H: 1 E: 0 LOB: 1 K: 0 BB: 0 S: 6 P: 11	R: 0 H: 0 E: 0 LOB: 0 K: 2 BB: 0 S: 10 P: 14	R: 4 H: 4 E: 1 LOB: 2 K: 1 BB: 1 S: 34 P: 51		1B: 5 SF: 0 2B: 3 SAC: 0 3B: 0 DP: 0 HR: 0 HBP: 0						

AB	33
R	5
H	8
RBI	5
BB	2
SO	6
LOB	14

PITCHER		IP	WLS	BF	H	R	ER	SO	BB	IBB	HBP	BLK	WP	HR	S	P	ERA	WHIP
41 John Lackey, R ERA: 9.82	(1, 1)	6.0	L	23	4	1	1	3	1	0	0	0	0	0	59	93	1.50	0.833
35 Dan Wheeler, R ERA: 11.37	(7, 1)	1.0		4	1	1	1	2	0	0	0	0	0	0	17	23	9.00	1.000
37 Hideki Okajima, L ERA: 40.5	(8, 1)	0.2		5	2	2	2	1	1	0	0	0	0	0	17	31	27.00	4.500
91 Alfredo Aceves, R ERA: 2.25	(8, 1)	0.1		3	1	1	1	0	0	0	0	0	0	0	10	11	27.00	3.000

PITCHER	IP	WLS	BF	H	R	ER	SO	BB	IBB	HBP	BLK	WP	HR	S	P	ERA	WHIP

Boston Red Sox @ Oakland Athletics

Oakland Coliseum, Oakland, CA

Wed Apr 20 2011, 12:38 PM - 3:47 PM PDT

Att. 29,045 - Rain - 62 F

TOP

livebaseballscorecards.com

Batter	1	2	3	4	5	6	7	8	9	AB	R	H	RBI	BB	SO	LOB
7 J.D. Drew, L (1, 9) OBP: 0.367, SLG: 0.419	S FF 91 B SI 91 C FF 92 B CU 81 B CU 81 C FF 93 3-3 ① K	F FF 93 F SI 93 B FF 94 B CU 83 C FF 94 2-3 ② K	T CU 77 S CU 78 B FF 93 X FF 93 1-2 ② F7	F SI 89 X SI 88 0-1 HR						4	1	1	1	0	2	0
15 Dustin Pedroia, R (1, 4) OBP: 0.419, SLG: 0.468	C SI 92 S FF 94 B FF 94 B CU 82 X FF 94 2-2 ② F9	B SI 93 B CH 85 S FF 94 B FF 95 B FF 95 4-1 BB	C CH 84 B CU 81 S SI 93 B SI 93 B CU 81 S SI 93 3-3 ③ K				B SI 89 F CH 85 B SI 88 B CU 70 X SI 88 3-1 28 G4-6-3 1B			3	0	1	0	1	1	0
28 Adrián González, L (1, 3) OBP: 0.365, SLG: 0.415	B FF 93 F FF 94 F FF 93 B CU 83 S CU 82 2-3 ③ K	C CU 81 F SI 93 F FF 95 S CU 83 0-3 ③ K			F CU 76 B FF 90 X SI 90 1-1 12 HR 1B	C CU 68 1 SAFE C SI 90 F CU 71 B CU 71 X SL 84 1-2 ②③ G4-6-3 1-2f				4	1	1	0	0	2	2
20 Kevin Youkilis, R (1, 10) OBP: 0.403, SLG: 0.473		C SI 90 S FF 91 X CU 82 0-2 10 1B 13 1B 1B	B FF 92 S CH 83 C CU 79 B CU 80 B FF 94 X FF 93 3-2 HR	C SI 88 C CU 78 B SI 89 S CU 80 1-3 ① K		C FF 92 X SL 81 0-1 ① L6			4	2	2	1	0	1	1
12 Jed Lowrie, S (1, 5) OBP: 0.488, SLG: 0.744		B SI 90 B SI 92 X FF 92 2-0 ① F9	C SI 93 B FF 93 B CH 85 C FF 94 X CU 82 2-2 13 FC6-4 10 E 1B	X CU 77 0-0 1-H HR		F SI 92 F FF 93 B SI 92 B SI 94 X SI 93 2-2 ② F9			4	1	2	2	0	0	1
10 Marco Scutaro, R (1, 6) OBP: 0.317, SLG: 0.278		X SI 91 0-0 13 1B 1-2 1B	C SI 91 C SI 90 F CU 81 B CU 80 F SI 92 X FF 92 1-2 FC6 13 FC6-4 1-2	F SI 90 B SI 88 B SI 88 F SI 90 X 2-2 1B		B FF 93 X FF 93 1-0 ③ F9			4	0	2	0	0	0	1
13 Carl Crawford, L (1, 7) OBP: 0.186, SLG: 0.179		C FF 93 X CU 81 0-1 33 CS 1-3 2-H 1B	B SI 92 B SI 92 X SI 92 2-0 ① FC6-4 33 G5-4-3 1-2f 2-3	S FF 89 X SI 88 0-1 ② L8			B SI 91 C FF 91 C SL 80 B FF 91 S SI 92 2-3 ① K		4	0	1	1	0	1	3
33 Jason Varitek, S (1, 2) OBP: 0.136, SLG: 0.050	1 SAFE B FF 92 B SI 89 S FF 93 T SI 91 1 SAFE B SI 92 S FF 93 3-3 ②③ K 1-2	1 SAFE X FF 91 0-0 ②③ G5-4-3 1-2f		B SI 87 B SI 88 1 SAFE X SI 87 2-0 ③ F7			F FF 92 F FF 93 S SL 81 0-3 ② K		4	0	0	0	0	2	5
2 Jacoby Ellsbury, L (1, 8) OBP: 0.262, SLG: 0.418		B FF 91 C FF 92 F SI 91 C CU 80 1-3 ① K	C FF 89 B SI 88 F SI 90 B CU 79 F CU 80 C CU 79 2-3 ① K		F SI 87 C SI 88 C SI 89 0-3 ① K		S FF 93 C SL 81 X SI 93 0-2 ③ P6	4	0	0	0	0	3	0

AB	35
R	5
H	10
RBI	5
BB	1
SO	12
LOB	13

Inning Stats	1	2	3	4	5	6	7	8	9
	R: 0 E: 0 K: 2 S: 9	R: 1 E: 0 K: 1 S: 10	R: 0 E: 0 K: 3 S: 11	R: 1 E: 1 K: 0 S: 13	R: 0 E: 0 K: 2 S: 10	R: 2 E: 0 K: 1 S: 12	R: 1 E: 0 K: 1 S: 11	R: 0 E: 0 K: 0 S: 6	R: 0 E: 0 K: 2 S: 9
	H: 0 LOB: 0 BB: 0 P: 16	H: 3 LOB: 2 BB: 0 P: 15	H: 0 LOB: 1 BB: 1 P: 18	H: 2 LOB: 1 BB: 0 P: 21	H: 0 LOB: 0 BB: 0 P: 16	H: 3 LOB: 1 BB: 0 P: 18	H: 2 LOB: 0 BB: 0 P: 15	H: 0 LOB: 0 BB: 0 P: 9	H: 0 LOB: 0 BB: 0 P: 11

1B: 7	SF: 0
2B: 1	SAC: 0
3B: 0	DP: 3
HR: 3	HBP: 0

WP: 0	PA: 36
PB: 0	
SB: 0	
CS: 1	

PITCHER		IP	WLS	BF	H	R	ER	SO	BB	IBB	HBP	BLK	WP	HR	S	P	ERA	WHIP
47 Gio González, L ERA: 1.8	(1, 1)	6.0	L	26	8	4	4	9	1	0	0	0	0	2	65	104	6.00	1.500
13 Jerry Blevins, L ERA: 3.38	(7, 1)	1.0		4	2	1	1	1	0	0	0	0	0	1	11	15	9.00	2.000
29 David Purcey, L ERA: 6.23	(8, 1)	2.0		6	0	0	0	2	0	0	0	0	0	0	15	20	0.00	0.000

PITCHER		IP	WLS	BF	H	R	ER	SO	BB	IBB	HBP	BLK	WP	HR	S	P	ERA	WHIP

BOTTOM

Boston Red Sox @ Oakland Athletics

Oakland Coliseum, Oakland, CA

Wed Apr 20 2011, 12:38 PM - 3:47 PM PDT

Att. 29,045 - Rain - 62 F

livebaseballscorecards.com

Batter	1	2	3	4	5	6	7	8	9	AB	R	H	RBI	BB	SO	LOB
4 Coco Crisp, S (1, 8) OBP: 0.250, SLG: 0.388	X SI 91 0-0 HR	B FF 92 C CH 80 D CH 82 X CH 80 2-1 ③ L9			B FF 93 B FC 89 C SI 92 X CH 80 2-1 ② P2	B FF 96 F FF 95 X CH 89 1-1 ③ P6		C FF 92 B CU 80 X FF 92 1-1 1-2 2-3 3-H 1B		5	1	2	2	0	0	5
10 Daric Barton, L (1, 3) OBP: 0.403, SLG: 0.344	X SI 92 0-0 ① P5		F FF 91 S FF 92 X SI 93 0-2 ① L7		F FF 91 B CU 78 F CH 80 B FC 90 B CH 81 B CH 80 4-2 12 1B BB		C FF 94 C CH 88 F FF 96 X CH 89 0-2 ① P4	B FF 92 B CH 84 F FF 92 S SL 84 F FF 93 S CU 80 2-3 ② K		4	0	0	0	1	1	3
12 David DeJesus, L (1, 9) OBP: 0.309, SLG: 0.279	B FF 91 X SI 92 1-0 ② G6-3		B FF 93 B CH 80 B FF 92 C FF 90 X FF 91 3-1 ② P4		B SI 91 D CH 78 F FF 92 C SI 90 1 SAFE X SI 92 2-2 1-2 1B		X FF 96 0-0 ② F7	B FF 94 C FF 94 C FF 94 F FF 94 S FS 90 1-3 ③ K		5	0	1	0	0	1	3
55 Hideki Matsui, L (1, 10) OBP: 0.279, SLG: 0.415	B SI 92 B SI 91 C CH 80 B FC 90 B SI 92 4-1 BB		C FC 89 C CH 82 B SI 92 F FF 93 B FC 91 S CU 77 2-3 ③ K		F FC 89 B FF 92 C SI 92 X CH 81 1-2 ③ F8		B FF 96 C SI 96 C SL 84 B FF 97 X FF 96 2-2 1B		B FF 92 F FF 93 X SL 80 1-1 14 HBP 11 1B 1B	4	1	2	0	1	1	2
15 Ryan Sweeney, L (1, 7) OBP: 0.412, SLG: 0.571	B FF 92 C SI 92 B FC 89 X CH 79 2-1 ③ F8			C FF 90 C CU 75 X SI 92 0-2 ① G3-1		C FF 91 B CH 79 X FC 88 1-1 14 G6-3 2B	B FF 96 B FF 95 F FF 95 X FF 95 2-1 ③ G3		F FF 93 D FS 89 B FF 95 X FF 94 2-1 ① P6	5	0	1	0	0	0	3
14 Mark Ellis, R (1, 4) OBP: 0.303, SLG: 0.393		C SI 91 C CU 77 X CH 80 0-2 2 FC6-4 5 1B 1B		B SI 92 B SI 92 X FC 87 2-0 2B	B FF 91 B FF 91 X SI 90 2-0 ① G6-3 2-3			C FF 92 C FF 94 F FF 95 F FF 94 S SL 88 0-3 ① K	C FF 95 S SL 80 B FF 93 H FF 92 2-2 11 1B 1-2 HBP	4	0	2	0	0	1	1
11 Landon Powell, S (1, 2) OBP: 0.571, SLG: 0.636 8 Kurt Suzuki, R (9, PR) OBP: 0.305, SLG: 0.352		S CH 80 1 SAFE F FF 92 D CU 76 B CH 82 S CH 79 2-3 ① K		F CH 80 F CU 75 X FF 91 0-2 ② F8	F F F B FF 90 F CU 77 B SI 91 B SI 92 B CH 77 4-2 28 BB BB			B FF 93 B FF 92 B FF 93 C FF 93 B FF 91 4-1 2 1B 4 1B 21 1B BB	B FS 89 F FF 93 S FS 89 X FF 93 1-2 1-3 2-H 1B	3 0	1 0	1 0	1 0	2 0	1 0	2 0
5 Kevin Kouzmanoff, R (1, 5) OBP: 0.204, SLG: 0.320 28 Conor Jackson, R (6, PH) OBP: 0.387, SLG: 0.370 21 Andy LaRoche, R (7, 5) OBP: 0.333, SLG: 0.367 16 Josh Willingham, R (9, PH) OBP: 0.290, SLG: 0.383		C SI 92 S SI 91 1 SAFE D FF 91 X SI 91 1-2 2 FC6-4 1-2 1B		C SI 91 B FC 89 S CH 79 X FF 92 1-2 ③ F9	B SI 91 D FC 87 B CH 78 C FF 90 F SI 89 B CH 76 4-2 1-2 BB			B FF 92 F SL 86 X FF 92 1-1 4 1B 2 1B 1-2 1B	S FF 93 S FF 94 X FF 94 0-2 ② P3	2 0 1 1	0 0 0 0	1 0 1 0	0 1 0 0	0 0 0 0	0 0 0 0	1 0 0 2
2 Cliff Pennington, S (1, 6) OBP: 0.226, SLG: 0.224		B FF 93 X SI 91 1-0 ② FC6-4 1-2f 2-3			B FF 92 F FF 92 F CH 79 B CU 77 X FC 89 2-2 ① G4-3	F FF 96 S FF 96 S FF 96 0-3 ② K		F FF 93 X CU 81 0-1 1-2 2-3 4 1B 1B	S FF 94 X FF 94 0-1 ③ P6	5	0	1	0	0	1	7
Inning Stats	R: 1 E: 0 K: 0 S: 6 H: 1 LOB: 1 BB: 1 P: 13	R: 0 E: 0 K: 1 S: 12 H: 2 LOB: 2 BB: 0 P: 18	R: 0 E: 0 K: 1 S: 9 H: 0 LOB: 0 BB: 0 P: 14	R: 0 E: 0 K: 0 S: 10 H: 1 LOB: 1 BB: 0 P: 13	R: 0 E: 0 K: 0 S: 13 H: 1 LOB: 2 BB: 1 P: 24	R: 0 E: 0 K: 1 S: 14 H: 1 LOB: 3 BB: 2 P: 26	R: 0 E: 0 K: 0 S: 10 H: 1 LOB: 1 BB: 0 P: 14	R: 1 E: 0 K: 3 S: 20 H: 3 LOB: 3 BB: 1 P: 29	R: 1 E: 0 K: 0 S: 14 H: 2 LOB: 2 BB: 0 P: 20	1B: 9 2B: 2 3B: 0 HR: 1 SF: 0 SAC: 0 DP: 0 HBP: 1						WP: 0 PB: 0 SB: 0 CS: 0 PA: 45	

	AB	39
	R	3
	H	12
	RBI	3
	BB	5
	SO	6
	LOB	29

PITCHER		IP	WLS	BF	H	R	ER	SO	BB	IBB	HBP	BLK	WP	HR	S	P	ERA	WHIP
11 Clay Buchholz, R ERA: 5.31	(1, 1)	5.1	W	26	6	1	1	2	4	0	0	0	0	1	59	102	1.69	1.875
51 Daniel Bard, R ERA: 5.4	(6, 1)	1.2	H	6	1	0	0	1	0	0	0	0	0	0	15	20	0.00	0.600
52 Bobby Jenks, R ERA: 8.44	(8, 1)	0.2		6	3	1	1	2	1	0	0	0	0	0	16	24	13.50	6.000
58 Jonathan Papelbon, R ERA: 2.84	(8, 1)	1.1	S	7	2	1	1	1	0	0	1	0	0	0	18	25	6.75	1.500

PITCHER	IP	WLS	BF	H	R	ER	SO	BB	IBB	HBP	BLK	WP	HR	S	P	ERA	WHIP

Batter	1	2	3	4	5	6	7	8	9	AB	R	H	RBI	BB	SO	LOB
4 Coco Crisp, S (1, 8) OBP: 0.236, SLG: 0.366	B FF 94 X FF 93 1-0 ① L7		B CH 89 1 SAFE B SI 94 X FF 94 2-0 ③ G3 1-2			B CU 82 B FF 93 B SI 94 C SI 93 X SI 93 3-1 ② G4-3		B SI 94 B SI 94 C FF 94 F CH 89 B CH 90 F FF 95 S CU 84 3-3 ② K 1-2		4	0	0	0	0	1	2
12 David DeJesus, L (1, 9) OBP: 0.319, SLG: 0.281	C SI 93 C CU 82 B SL 89 X FF 95 1-2 ② G6-3			B CU 81 C SI 93 B CU 82 C CH 88 B FF 95 X SI 95 3-2 ① F7		B SI 94 X FF 93 1-0 1B		B SI 94 C CH 90 B SI 95 B FF 95 F CH 89 B FC 96 4-2 28 FC4-6 BB		3	0	1	0	1	0	0
28 Conor Jackson, R (1, 3) OBP: 0.343, SLG: 0.323	C SI 94 S SL 88 C FF 94 0-3 ③ K			C SL 87 S CU 83 B CH 92 F CH 90 C FC 96 1-3 ② K		C SI 93 D SL 88 X FF 94 1-1 ③ G3		X SI 90 0-0 ③ FC4-6 1-2f		4	0	0	0	0	2	3
16 Josh Willingham, R (1, 10) OBP: 0.315, SLG: 0.397		B FF 92 B SI 94 F FF 92 S SI 94 F CH 90 B FF 96 S FF 94 3-3 ① K		C FC 94 B SL 87 B FF 95 B SL 88 F SI 94 D FF 96 4-2 BB			B FF 92 C FF 93 X FF 94 1-1 15 L5-3 1B		B SI 96 X SI 95 1-0 15 G6-3 1B	3	0	2	0	1	1	0
15 Ryan Sweeney, L (1, 7) OBP: 0.333, SLG: 0.444		B FC 94 C SI 95 B FC 95 X CH 90 2-1 ② G4-3		C SI 94 B CH 90 C FF 95 F FF 95 B FC 95 S SL 86 2-3 ③ K			X FF 94 0-0 ① ② L5-3 1-1		C SI 95 B SI 95 D FS 86 F SI 95 D FS 86 X SI 95 3-2 ① G6-3 1-2	4	0	0	0	0	1	3
8 Kurt Suzuki, R (1, 2) OBP: 0.302, SLG: 0.333		B FF 94 B SI 94 X SI 94 2-0 ③ F8			C CU 83 B FF 92 C FF 94 X CH 90 1-2 ① G5-3		B FF 94 C SL 85 F FF 93 F CH 89 F CH 91 B SL 85 B FF 94 B FF 94 4-2 BB		C SI 96 X SI 95 0-1 ② P3	3	0	0	0	1	0	1
14 Mark Ellis, R (1, 4) OBP: 0.286, SLG: 0.369			C SI 94 F SL 86 F FF 94 B CU 84 F CH 91 B FF 96 B FF 95 X FF 95 3-2 ① F9		S SL 86 X CU 84 0-1 ② F9		B SI 94 B SI 94 X SI 94 2-0 ③ G6-3		B SI 96 F SI 95 X SI 95 1-1 ③ P2	4	0	0	0	0	0	2
5 Kevin Kouzmanoff, R (1, 5) OBP: 0.196, SLG: 0.308 10 Daric Barton, L (8, PH) OBP: 0.397, SLG: 0.339 21 Andy LaRoche, R (8, 5) OBP: 0.333, SLG: 0.367			F SL 88 F CU 82 B FF 95 T FC 95 1-2 ② K		B SL 86 F FF 93 S FF 94 S CH 91 1-3 ③ K			C CU 81 C FF 92 B FF 94 F CU 83 S CH 89 1-3 ① K		2 1 0	0 0 0	0 0 0	0 0 0	0 0 0	2 1 0	0 0 0
2 Cliff Pennington, S (1, 6) OBP: 0.250, SLG: 0.250			B SI 94 C FF 94 B CU 82 X SI 94 2-1 4 E 1B			C FF 92 S CU 83 B FF 94 B CH 90 X SL 89 2-2 ① G3-1		B SI 92 B CH 88 X SI 93 2-0 4 S 1B		3	0	2	0	0	0	0
Inning Stats	R: 0 E: 0 K: 1 S: 7 H: 0 LOB: 0 BB: 0 P: 9	R: 0 E: 0 K: 1 S: 7 H: 0 LOB: 0 BB: 0 P: 14	R: 0 E: 1 K: 1 S: 11 H: 1 LOB: 1 BB: 0 P: 19	R: 0 E: 0 K: 2 S: 13 H: 0 LOB: 1 BB: 1 P: 23	R: 0 E: 0 K: 1 S: 8 H: 0 LOB: 0 BB: 0 P: 10	R: 0 E: 0 K: 0 S: 8 H: 1 LOB: 1 BB: 0 P: 15	R: 0 E: 0 K: 0 S: 8 H: 1 LOB: 1 BB: 1 P: 15	R: 0 E: 0 K: 2 S: 12 H: 1 LOB: 2 BB: 1 P: 22	R: 0 E: 0 K: 0 S: 8 H: 1 LOB: 1 BB: 0 P: 13	1B: 5 2B: 1 3B: 0 HR: 0 SF: 0 SAC: 0 DP: 1 HBP: 0					WP: 0 PB: 0 SB: 1 CS: 0	PA: 34	

TOP

Oakland Athletics @ Seattle Mariners

Safeco Field, Seattle, WA

Thu Apr 21 2011, 7:11 PM - 9:27 PM PDT

Att. 12,764 - Roof Closed - 51 F

livebaseballscorecards.com

AB	31
R	0
H	5
RBI	0
BB	3
SO	8
LOB	11

PITCHER		IP	WLS	BF	H	R	ER	SO	BB	IBB	HBP	BLK	WP	HR	S	P	ERA	WHIP
34 Félix Hernández, R ERA: 3.38	(1, 1)	7.2	W	29	4	0	0	8	3	0	0	0	0	0	73	126	0.00	0.913
50 Jamey Wright, R ERA:	(8, 1)	0.1	H	1	0	0	0	0	0	0	0	0	0	0	1	1	0.00	0.000
43 Brandon League, R ERA: 4.05	(9, 1)	1.0	S	4	1	0	0	0	0	0	0	0	0	0	8	13	0.00	1.000

PITCHER	IP	WLS	BF	H	R	ER	SO	BB	IBB	HBP	BLK	WP	HR	S	P	ERA	WHIP

Batter	1	2	3	4	5	6	7	8	9	AB	R	H	RBI	BB	SO	LOB
51 Ichiro Suzuki, L (1, 9) OBP: 0.330, SLG: 0.321	F FC 90 B SI 90 B CU 78 X SI 92 2-1 G5-3 ①		B SI 92 1 SAFE C FC 89 B SI 91 X CU 80 2-1 G4-3 ③			1 SAFE X SI 89 0-0 FC6-4 ① 1-2f				3	0	0	0	0	0	2
9 Chone Figgins, S (1, 5) OBP: 0.211, SLG: 0.268	B SI 91 X SI 90 1-0 G4-3 ②			B SI 88 B SI 89 C SI 90 C SI 90 F CU 80 B FC 89 F SI 91 F SI 91 F SI 92 3-2 F8 ①		1 SAFE 1 SAFE C FC 87 1 SAFE C SI 90 P PO 87 S CU 80 1-3 K ②				3	0	0	0	0	1	1
4 Adam Kennedy, L (1, 3) OBP: 0.341, SLG: 0.553	C SI 91 B CU 80 B SI 91 F SI 91 B SI 91 X SI 91 3-2 G3 ③			B FS 86 F SI 92 B CU 80 B SI 91 X SI 91 3-1 HR		C CU 80 X SI 90 0-1 F9 ③				3	1	1	1	0	0	1
29 Jack Cust, L (1, 10) OBP: 0.321, SLG: 0.200		S SI 90 B SI 90 X CU 80 1-1 G5-3 ①		C CU 79 X CU 80 0-1 L8 ②			C SI 89 B SI 90 C SI 89 C FC 89 1-3 K ①			3	0	0	0	0	1	0
55 Michael Saunders, L (1, 8) OBP: 0.250, SLG: 0.356		T SI 90 B SI 90 F SI 91 B CU 80 F SI 92 S CU 81 2-3 K ②		B SI 91 S FS 86 X SI 91 1-1 P5 ③			C CU 78 S CU 78 S SI 90 0-3 K ②			3	0	0	0	0	2	0
30 Miguel Olivo, R (1, 2) OBP: 0.220, SLG: 0.200		C SI 91 B SI 91 B CU 80 B SI 91 X SI 91 3-1 F7 ③			C CU 79 X FC 89 0-1 P3 ①		B FC 88 C SI 90 S CU 80 B SI 91 S CU 79 2-3 K ③			3	0	0	0	0	1	0
8 Carlos Peguero, L (1, 7) OBP: 0.143, SLG: 0.143			C SI 90 X 0-1 26 CS 1B		B CU 79 F SI 90 X FC 89 1-1 P6 ②			C SI 88 F CU 78 S FC 89 0-3 K ①		3	0	1	0	0	1	0
26 Brendan Ryan, R (1, 6) OBP: 0.339, SLG: 0.288			1 SAFE C SI 89 B SI 91 1 SAFE F FC 89 B CU 80 B SI 92 X SI 92 3-2 G6-3 ① ② 1-2		B SI 90 B SI 89 X SI 91 2-0 G4-3 ③			C SI 88 X SI 89 0-1 2 G6-4-3 1B		3	0	1	0	0	0	1
2 Jack Wilson, R (1, 4) OBP: 0.279, SLG: 0.231			B SI 90 F SI 90 B FC 89 B SI 91 B SI 90 4-1 BB			X SI 89 0-0 51 FC6-4 1B		C CU 78 1 SAFE X SI 90 0-1 G6-4-3 ② ③ 1-2f		2	0	1	0	1	0	1
Inning Stats	R: 0 E: 0 K: 0 S: 6 H: 0 LOB: 0 BB: 0 P: 12	R: 0 E: 0 K: 1 S: 8 H: 0 LOB: 0 BB: 0 P: 14	R: 0 E: 0 K: 0 S: 8 H: 1 LOB: 1 BB: 1 P: 17	R: 1 E: 0 K: 0 S: 14 H: 1 LOB: 0 BB: 0 P: 21	R: 0 E: 0 K: 0 S: 5 H: 0 LOB: 0 BB: 0 P: 8	R: 0 E: 0 K: 1 S: 8 H: 1 LOB: 1 BB: 0 P: 8	R: 0 E: 0 K: 3 S: 9 H: 0 LOB: 0 BB: 0 P: 12	R: 0 E: 0 K: 1 S: 7 H: 1 LOB: 0 BB: 0 P: 7		1B: 3 2B: 0 3B: 0 HR: 1	SF: 0 SAC: 0 DP: 1 HBP: 0			WP: 0 PB: 0 SB: 0 CS: 1	PA: 27	

PITCHER	IP	WLS	BF	H	R	ER	SO	BB	IBB	HBP	BLK	WP	HR	S	P	ERA	WHIP
32 Brandon McCarthy, R (1, 1) ERA: 2.1	8.0	L	27	4	1	1	6	1	0	0	0	0	1	65	99	1.12	0.625

PITCHER	IP	WLS	BF	H	R	ER	SO	BB	IBB	HBP	BLK	WP	HR	S	P	ERA	WHIP

BOTTOM

Oakland Athletics @ Seattle Mariners

Safeco Field, Seattle, WA

Thu Apr 21 2011, 7:11 PM - 9:27 PM PDT

Att. 12,764 - Roof Closed - 51 F

livebaseballscorecards.com

AB	26
R	1
H	4
RBI	1
BB	1
SO	6
LOB	6

Batter	1	2	3	4	5	6	7	8	9	AB	R	H	RBI	BB	SO	LOB
4 Coco Crisp, S (1, 8) OBP: 0.224, SLG: 0.347	C FF 94 X FF 95 0-1 F7		L CH 87 C SL 84 F SL 84 B FF 97 X SI 90 1-2 G4-3		X FF 97 0-0 FC3-2 3-H		B SI 84 B FC 86 X FC 86 2-0 G4-6-3 1-2f			4	0	0	0	0	0	2
10 Daric Barton, L (1, 3) OBP: 0.378, SLG: 0.318	F FF 96 B CH 89 C FF 96 C SL 84 1-3 K		C SL 83 S FF 96 B FF 97 X SL 86 1-2 P4		1 SAFE 1 SAFE S FF 97 X SL 84 0-1 G4-3			X FC 86 0-0 F9		4	0	0	0	0	1	1
12 David DeJesus, L (1, 9) OBP: 0.316, SLG: 0.279	B FF 95 F FF 94 B CH 88 F FF 96 X SL 86 2-2 1B		C FF 96 B FF 97 X SL 84 1-1 G3			B FF 94 X FF 94 1-0 F7		C FF 88 B SL 78 F FF 87 F SL 78 B FC 89 X FC 87 2-2 L5		4	0	1	0	0	0	0
16 Josh Willingham, R (1, 7) OBP: 0.312, SLG: 0.388	B FF 94 C FF 95 S SL 82 S FF 97 1-3 K			C SL 83 F FF 95 F FF 98 B SL 86 S SL 86 1-3 K		S FF 96 S SL 85 B FF 97 B FF 97 X SL 84 2-2 55 1B		B SI 85 B SI 86 F FC 88 X SI 85 2-1 G6-3		4	0	1	0	0	2	1
55 Hideki Matsui, L (1, 10) OBP: 0.292, SLG: 0.412		C FF 97 B CH 90 B FF 96 C CH 89 B FF 97 B FF 96 4-2 8 BB BB		C FF 96 B SL 85 B SI 91 X FF 97 2-1 P5		X FF 94 0-0 14 FC4-6 1-2 1B			B SI 90 C SI 91 F FC 88 C CU 79 1-3	3	0	1	0	1	1	0
8 Kurt Suzuki, R (1, 2) OBP: 0.328, SLG: 0.350		C FF 94 C FF 95 B FF 95 B SL 84 D SL 84 F FF 95 B FF 93 4-2 1-2 BB		S FF 97 X SL 86 0-1 1B		B FF 95 B FF 93 C FF 94 X FF 94 2-1 F7			C SI 90 X SI 90 0-1 15 BB 14 1B 1B	3	0	2	0	1	0	2
14 Mark Ellis, R (1, 4) OBP: 0.284, SLG: 0.362		B FF 95 F FF 94 F FF 95 S FF 96 1 SAFE 1-3 K		X FF 96 0-0 F8		C FF 95 S SL 84 X FF 96 0-2 FC4-6 1-2f			B SI 90 C FC 88 X SI 91 1-1 15 BB 1-2 1B	4	0	1	0	0	1	5
5 Kevin Kouzmanoff, R (1, 5) 15 Ryan Sweeney, L (9, PH) OBP: 0.364, SLG: 0.444		F FF 96 D SL 81 F FF 95 F SL 82 S SL 85 1-3 K			B SL 85 X FF 96 1-0 2 G6-3 2 WP 4 FC3-2 1B		X SI 88 0-0 F8		B CU 77 D SI 91 B SI 92 C SI 92 B FC 90 4-1 28 G5-4-3 1-2 2-3 BB	3 0	0 0	1 0	0 0	0 1	1 0	2 0
2 Cliff Pennington, S (1, 6) OBP: 0.254, SLG: 0.241 28 Conor Jackson, R (9, PH) OBP: 0.333, SLG: 0.313		F FF 94 B CH 87 S FF 96 D SL 85 F FF 97 F SL 84 F FF 95 X SL 84 2-2 G3			F FF 94 B SL 84 B FF 95 F FF 96 F FF 97 F SL 84 B FF 95 X SL 83 3-2 G6-3 1-3		B CU 74 C SI 88 B CU 74 B SI 87 B SI 88 4-1 4 G4-6-3 BB		C SI 95 B SI 94 B SI 95 X SI 96 2-1 G5-4-3 1-2f	2 1	0 0	0 0	0 0	1 0	0 0	3 3
Inning Stats	R: 0 E: 0 K: 2 S: 11 H: 1 LOB: 1 BB: 0 P: 15	R: 0 E: 0 K: 2 S: 18 H: 0 LOB: 2 BB: 2 P: 30	R: 0 E: 0 K: 0 S: 9 H: 0 LOB: 0 BB: 0 P: 12	R: 0 E: 0 K: 1 S: 9 H: 1 LOB: 1 BB: 0 P: 12	R: 0 E: 0 K: 0 S: 9 H: 1 LOB: 1 BB: 0 P: 13	R: 0 E: 0 K: 0 S: 10 H: 2 LOB: 2 BB: 0 P: 15	R: 0 E: 0 K: 0 S: 3 H: 0 LOB: 0 BB: 1 P: 9	R: 0 E: 0 K: 0 S: 7 H: 0 LOB: 0 BB: 0 P: 11	R: 0 E: 0 K: 1 S: 10 H: 2 LOB: 2 BB: 1 P: 18	1B: 7 2B: 0 3B: 0 HR: 0	SF: 0 SAC: 0 DP: 2 HBP: 0			WP: 1 PB: 0 SB: 0 CS: 0	PA: 36	

PITCHER		IP	WLS	BF	H	R	ER	SO	BB	IBB	HBP	BLK	WP	HR	S	P	ERA	WHIP
36 Michael Pineda, R ERA: 1.78	(1, 1)	6.0	W	25	5	0	0	5	2	0	0	0	1	0	66	97	0.00	1.167
39 David Pauley, R ERA: 1.46	(7, 1)	0.1		2	0	0	0	0	1	0	0	0	0	0	2	6	0.00	3.000
32 Aaron Laffey, L ERA: 0.84	(7, 1)	1.2		4	0	0	0	0	0	0	0	0	0	0	8	14	0.00	0.000
50 Jamey Wright, R ERA:	(9, 1)	0.1		4	2	0	0	1	1	0	0	0	0	0	8	14	0.00	9.000
43 Brandon League, R ERA: 3.68	(9, 1)	0.2	S	1	0	0	0	0	0	0	0	0	0	0	2	4	0.00	0.000

PITCHER	IP	WLS	BF	H	R	ER	SO	BB	IBB	HBP	BLK	WP	HR	S	P	ERA	WHIP

TOP

Oakland Athletics @ Seattle Mariners

Safeco Field, Seattle, WA

Fri Apr 22 2011, 7:11 PM - 10:14 PM PDT

Att. 17,799 - Partly Cloudy - 54 F

livebaseballscorecards.com

AB	32
R	0
H	7
RBI	0
BB	4
SO	6
LOB	19

Oakland Athletics @ Seattle Mariners

Safeco Field, Seattle, WA

Fri Apr 22 2011, 7:11 PM - 10:14 PM PDT

Att. 17,799 - Partly Cloudy - 54 F

BOTTOM

Batter	1	2	3	4	5	6	7	8	9	AB	R	H	RBI	BB	SO	LOB
51 Ichiro Suzuki, L (1, 9) OBP: 0.337, SLG: 0.330	B FF 91 B SI 90 C FF 92 X SI 91 2-1 15 S 9 G3 1B	D SI 92 B FF 92 X CH 86 2-0 ③ G3			1 SAFE B SI 90 X SI 92 1-0 ① G4-3 1-3	C SI 85 F CH 74 F SI 86 B CH 75 B SI 86 X SI 85 2-2 1B				4	0	2	0	0	0	3
9 Chone Figgins, S (1, 5) OBP: 0.213, SLG: 0.257	L FF 92 1 SAFE B SI 90 X SI 91 1-1 ① G3 1-2	S CH 86 X CH 85 0-1 ① B1-3			C SI 91 B SL 84 B CH 84 B SI 91 D SI 91 4-1 29 BB 55 BB 4 1B BB	B FF 94 B FF 92 1 SAFE C FF 92 F FF 92 X FF 94 2-2 ③ L4				3	1	0	0	1	0	2
15 Milton Bradley, S (1, 7) OBP: 0.351, SLG: 0.438 55 Michael Saunders, L (3, 7) OBP: 0.255, SLG: 0.340	S SI 93 B SI 92 B SI 92 B CH 86 B SI 94 4-1 29 G4-6-3 2-3 BB	B SI 92 X SI 91 1-0 ② G4-3			B CU 72 B SL 83 B SI 88 B SI 90 4-0 29 BB 4 1B 1-2 BB		C FF 94 S SL 80 F SL 82 F FF 94 B SL 82 C FF 94 1-3 ① K			0 2	0 1	0 0	0 0	1 1	0 1	0 0
29 Jack Cust, L (1, 10) OBP: 0.329, SLG: 0.194	B SI 92 B SI 91 X SI 94 2-0 ②③ G4-6-3 1-2f	B SI 93 B CH 86 B SI 93 F SI 92 F SI 93 X CH 87 3-2 ③ G6-3			B SI 90 F SL 84 B SI 91 B SL 82 B SI 88 4-1 4 1B 1-2 2-3 3-H BB		B FF 94 B FF 94 B FF 94 B SI 93 4-0 4 G3 BB			2	0	0	1	2	0	2
4 Adam Kennedy, L (1, 3) OBP: 0.356, SLG: 0.548		B SI 90 B SI 91 C SI 91 B CH 84 X SI 92 3-1 12 BB 2 1B 1B		B CH 87 B FF 92 X CH 87 2-0 ① G3	C SI 89 B SI 90 F CU 70 X CU 71 1-2 1-3 2-H 3-H 1B		B FF 92 B FF 93 1 SAFE F FF 92 B FF 93 C SI 92 X FF 94 3-2 ② G3 1-2			4	1	2	2	0	0	1
30 Miguel Olivo, R (1, 2) OBP: 0.206, SLG: 0.186		F FF 93 1 SAFE F SL 85 1 SAFE B SL 84 B SL 84 X FF 92 2-2 ① P4		B SL 86 B SL 84 B FF 91 X SI 90 3-0 ② F8	S SI 84 B SI 85 S SI 86 S CU 72 1-3 ② K		X SI 94 0-0 ③ L8			4	0	0	0	0	1	4
12 Ryan Langerhans, L (1, 8) OBP: 0.364, SLG: 0.424		1 SAFE B FF 91 B FF 91 1 SAFE D SI 91 B FF 93 4-0 2 1B 1-2 BB		B CH 87 B CH 86 B SI 91 C FF 92 F SI 91 B FF 93 4-2 BB	C SI 85 F SI 85 B CH 74 C CU 74 1-3 ③ K			B FF 89 F FF 89 B SL 85 X FF 89 2-1 26 CS 1B		2	0	1	0	2	1	2
26 Brendan Ryan, R (1, 6) OBP: 0.318, SLG: 0.268		C FF 93 B SL 86 B SI 92 X FF 93 2-1 ② P3		1 SAFE B SI 93 B FF 91 X FF 93 2-0 ③ P3		B SI 84 S SI 84 X SI 86 1-1 ① G1		1 SAFE S SI 91 B FF 93 B CH 76 C SI 90 F SI 92 F SL 83 F SI 91 S SL 85 2-3 ①② K 1-2		4	0	0	0	0	1	4
2 Jack Wilson, R (1, 4) OBP: 0.298, SLG: 0.256		S SL 86 X SI 92 0-1 ① 1-2 2-H 1B			B FF 90 B FF 90 C FF 90 B SI 91 X SI 91 3-1 51 G4-3 51 PB 29 BB 1B	B SI 84 B SI 85 F SI 85 X SI 84 2-1 ② G6-3		B CH 77 F FF 90 X CH 76 1-1 ③ F8		4	1	2	1	0	0	0
Inning Stats	R: 0 E: 0 K: 0 S: 6 H: 1 LOB: 1 BB: 1 P: 15	R: 1 E: 0 K: 0 S: 10 H: 2 LOB: 2 BB: 1 P: 23	R: 0 E: 0 K: 0 S: 6 H: 0 LOB: 0 BB: 0 P: 10	R: 0 E: 0 K: 0 S: 5 H: 0 LOB: 1 BB: 1 P: 16	R: 3 E: 0 K: 2 S: 14 H: 2 LOB: 2 BB: 3 P: 33	R: 0 E: 0 K: 0 S: 11 H: 1 LOB: 1 BB: 0 P: 18	R: 0 E: 0 K: 1 S: 9 H: 0 LOB: 1 BB: 1 P: 17	R: 0 E: 0 K: 1 S: 10 H: 1 LOB: 0 BB: 0 P: 15		1B: 7 2B: 0 3B: 0 HR: 0 SF: 0 SAC: 0 DP: 1 HBP: 0						

PITCHER	IP	WLS	BF	H	R	ER	SO	BB	IBB	HBP	BLK	WP	HR	S	P	ERA	WHIP
66 Tyson Ross, R (1, 1) ERA: 4.82	4.1	L	20	4	3	3	0	4	0	0	0	0	0	31	76	6.23	1.846
13 Jerry Blevins, L (5, 1) ERA: 4.5	0.0		3	1	1	1	0	2	0	0	0	0	0	4	13	∞	∞
31 Brad Ziegler, R (5, 1) ERA:	1.1		5	1	0	0	2	0	0	0	0	0	0	14	21	0.00	0.750
29 David Purcey, L (6, 1) ERA: 4.76	1.1		5	0	0	0	1	1	0	0	0	0	0	12	22	0.00	0.750
56 Craig Breslow, L (8, 1) ERA: 6.0	1.0		3	1	0	0	1	0	0	0	0	0	0	10	15	0.00	1.000

PITCHER	IP	WLS	BF	H	R	ER	SO	BB	IBB	HBP	BLK	WP	HR	S	P	ERA	WHIP

livebaseballscorecards.com

AB	29
R	4
H	7
RBI	4
BB	7
SO	4
LOB	18

1B: 7 SF: 0
2B: 0 SAC: 0
3B: 0 DP: 1
HR: 0 HBP: 0

WP: 0 PA: 36
PB: 1
SB: 1
CS: 1

Oakland Athletics @ Seattle Mariners

Safeco Field, Seattle, WA

Sat Apr 23 2011, 6:11 PM - 9:18 PM PDT

Att. 25,356 - Clear - 65 F

TOP

livebaseballscorecards.com

Batter	1	2	3	4	5	6	7	8	9	AB	R	H	RBI	BB	SO	LOB
4 Coco Crisp, S (1, 8) OBP: 0.247, SLG: 0.388	G1-3		28 1B 2B 1-H	K		28 1B 2B 1-H		10 G6-4-3 1B 1-2		5	1	3	2	0	1	0
10 Daric Barton, L (1, 3) OBP: 0.379, SLG: 0.304	K		28 1B BB		G4-3	28 1B BB		G6-4-3 1-2f 2-3		3	0	0	0	2	1	2
28 Conor Jackson, R (1, 9) OBP: 0.341, SLG: 0.324	G5-3		1B 1-2 2-3		F8	1B 1-2 2-H			F9	5	0	2	1	0	0	1
16 Josh Willingham, R (1, 7) OBP: 0.305, SLG: 0.375		F8	F8		F8	K			14 FC6-4 1B	5	0	1	0	0	1	5
55 Hideki Matsui, L (1, 10) OBP: 0.286, SLG: 0.389		G4-3		K		14 SH1-3 5 HR 8 TB BB K			K	4	1	0	0	1	3	3
8 Kurt Suzuki, R (1, 2) OBP: 0.333, SLG: 0.344		P4		5 S 5 1B BB		14 SH1-3 5 HR 1B 1-2	G6-3		F9	4	2	1	0	1	0	1
14 Mark Ellis, R (1, 4) OBP: 0.282, SLG: 0.356			4 S 4 2B 1B	P4		SH1-3 1-2 2-3	P5		FC6-4 1-2f	4	1	1	0	0	0	2
5 Kevin Kouzmanoff, R (1, 5) OBP: 0.222, SLG: 0.373			F8	2 HR 1-H		2-H 3-H	K			4	2	2	4	0	1	1
2 Cliff Pennington, S (1, 6) OBP: 0.286, SLG: 0.316			P6			4 S 4 2B 1B		10 G6-4-3 4 1B BB		3	2	2	2	1	0	1
Inning Stats	R: 0 E: 0 K: 1 S: 8 H: 0 LOB: 0 BB: 0 P: 10	R: 0 E: 0 K: 0 S: 8 H: 0 LOB: 0 BB: 0 P: 11	R: 1 E: 0 K: 0 S: 20 H: 3 LOB: 3 BB: 1 P: 31	R: 3 E: 0 K: 2 S: 13 H: 2 LOB: 0 BB: 1 P: 23	R: 0 E: 0 K: 0 S: 8 H: 0 LOB: 0 BB: 0 P: 13	R: 5 E: 0 K: 2 S: 22 H: 5 LOB: 2 BB: 2 P: 37	R: 0 E: 0 K: 1 S: 8 H: 0 LOB: 0 BB: 0 P: 11	R: 0 E: 0 K: 0 S: 6 H: 1 LOB: 1 BB: 1 P: 12	R: 0 E: 0 K: 1 S: 9 H: 1 LOB: 1 BB: 0 P: 14	1B: 8 2B: 2 3B: 0 HR: 2 SF: 0 SAC: 1 DP: 1 HBP: 0							WP: 0 PB: 0 SB: 3 CS: 0 PA: 43

	AB	37
	R	9
	H	12
	RBI	9
	BB	5
	SO	7
	LOB	16

PITCHER	IP	WLS	BF	H	R	ER	SO	BB	IBB	HBP	BLK	WP	HR	S	P	ERA	WHIP
38 Jason Vargas, L (1, 1) ERA: 5.53	5.0	L	24	6	6	6	3	3	0	0	0	0	1	64	100	10.80	1.800
31 Josh Lueke, R (6, 1) ERA: 17.05	1.0		8	4	3	3	2	1	0	0	0	0	1	15	25	27.00	5.000
54 Tom Wilhelmsen, R (7, 1) ERA: 5.87	2.0		7	1	0	0	1	1	0	0	0	0	0	14	23	0.00	1.000
46 Chris Ray, R (9, 1) ERA: 14.21	1.0		4	1	0	0	1	0	0	0	0	0	0	9	14	0.00	1.000

Oakland Athletics @ Seattle Mariners

Safeco Field, Seattle, WA

Sat Apr 23 2011, 6:11 PM - 9:18 PM PDT

Att. 25,356 - Clear - 65 F

livebaseballscorecards.com

BOTTOM

Batter	1	2	3	4	5	6	7	8	9	AB	R	H	RBI	BB	SO	LOB
51 Ichiro Suzuki, L (1, 9) OBP: 0.354, SLG: 0.359	X SI 91 0-0 ① G1-3	C SI 90 1 SAFE B SI 91 X SI 90 1-1 1-2 1B			B CH 80 B CH 79 X SI 89 2-0 2B			C FF 88 C SL 85 B CU 76 X SL 86 1-2 1B		4	0	3	0	0	0	0
9 Chone Figgins, S (1, 5) OBP: 0.214, SLG: 0.256	B SI 91 B SI 90 C SI 89 X SI 92 2-1 4 2B 1B	C KC 78 D KC 81 B CH 79 F SI 89 D CH 80 F SI 87 F SI 90 X SI 90 3-2 ③ F9			B CH 80 B SI 88 X SI 86 2-0 ② F8			C FF 89 D CH 77 B SI 89 B FF 87 C FF 88 X FF 88 3-2 ① P4		4	0	1	0	0	0	4
4 Adam Kennedy, L (1, 3) OBP: 0.347, SLG: 0.543	1 SAFE C SI 89 B SI 90 1 SAFE B SI 89 X SI 90 2-1 ② 55 WP 1-H 2B		C SI 88 B KC 78 F CH 81 B SI 89 F CH 82 X CH 81 2-2 ① F7		B SI 89 D CH 81 C SI 89 B KC 76 X SI 88 3-1 ③ F7			S SL 86 F FF 90 X SL 86 0-2 ② F7		4	0	1	0	0	0	2
29 Jack Cust, L (1, 10) OBP: 0.326, SLG: 0.186	D KC 79 C SI 91 F SI 91 B KC 79 B SI 92 D SI 92 4-2 55 WP BB		S SI 89 B SI 90 S SI 90 F CH 79 C SI 90 1-3 ② K			B SI 86 X SI 87 1-0 ① G6-3		S SI 91 S SL 86 B FF 92 C FF 92 1-3 ③ K		3	0	0	0	1	2	1
55 Michael Saunders, L (1, 8) OBP: 0.255, SLG: 0.353	B SI 88 B CH 81 B SI 90 C SI 90 X SI 89 3-1 ③ G3 1-2 2-3		C CH 81 B CH 79 B FF 92 B SI 89 S SI 88 X CH 81 3-2 1 CS 2B			C SI 86 X SI 88 0-1 ② F8			C SI 91 C SI 93 T FF 94 0-2 ① K	4	0	1	0	0	1	2
1 Luis Antonio Rodriguez, S (1, 6) OBP: 0.333, SLG: 0.310		B SI 91 C CH 82 X FF 92 1-1 ① F9	B CH 80 B SI 85 B SI 89 3-0 ③ CS 2-3	B CH 80 X SI 86 1-0 ① G4-3		B SI 86 B SI 86 C SI 85 C SI 88 B CH 79 X SI 88 3-2 ③ F9			B FF 92 X FF 93 1-0 5 BB 1B	4	0	1	0	0	0	0
5 Chris Gimenez, R (1, 2) OBP: 0.391, SLG: 0.263		C SI 91 C SI 91 X KC 78 0-2 8 G1-3 2 1B 1B	C SI 89 S CH 81 B SI 91 B SI 90 S CH 80 2-3 ② K			S SI 84 B SI 84 S SI 85 B CU 72 F SI 86 B CU 72 T SI 85 3-2 ① K		B FF 91 B FF 92 B FF 92 C SI 89 F FF 91 F FF 92 B FF 92 4-2 1-2 BB		3	1	1	0	1	2	0
8 Carlos Peguero, L (1, 7) OBP: 0.182, SLG: 0.182		B SI 90 X SI 90 1-0 ② G1-3 1-2	B CH 82 C SI 89 S CH 80 B CH 80 F KC 78 B SI 89 F CH 78 X SI 89 3-2 ③ G4-3			B SI 85 B SI 85 F SI 84 C SI 86 B CH 74 X SI 86 3-2 2 G4-3 1B			C FF 92 S CU 80 C FF 92 0-3 ② K	4	0	1	0	0	1	3
2 Jack Wilson, R (1, 4) OBP: 0.294, SLG: 0.255		B KC 78 C SI 90 X KC 79 1-1 51 1B 2-H 1B			C SI 88 X SI 89 0-1 ① F8		F SI 86 X SI 86 0-1 ②③ G4-3 1-2f		C FF 91 B SL 84 S FF 92 F FF 91 X SL 84 1-2 ③ G6-3	4	0	1	1	0	0	3
Inning Stats	R: 0 E: 0 K: 0 S: 9 H: 2 LOB: 2 BB: 1 P: 20	R: 1 E: 0 K: 0 S: 15 H: 3 LOB: 2 BB: 0 P: 22	R: 0 E: 0 K: 1 S: 11 H: 1 LOB: 0 BB: 0 P: 20	R: 0 E: 0 K: 1 S: 9 H: 0 LOB: 0 BB: 0 P: 15	R: 0 E: 0 K: 0 S: 6 H: 1 LOB: 1 BB: 0 P: 13	R: 0 E: 0 K: 0 S: 6 H: 0 LOB: 0 BB: 0 P: 10	R: 0 E: 0 K: 1 S: 9 H: 1 LOB: 0 BB: 0 P: 15	R: 0 E: 0 K: 1 S: 12 H: 1 LOB: 1 BB: 0 P: 17	R: 0 E: 0 K: 2 S: 14 H: 1 LOB: 2 BB: 1 P: 20	1B: 7 2B: 3 3B: 0 HR: 0	SF: 0 SAC: 0 DP: 1 HBP: 0					

	AB	34
	R	1
	H	10
	RBI	1
	BB	2
	SO	6
	LOB	15

WP: 1 PB: 0 SB: 0 CS: 1 PA: 37

PITCHER		IP	WLS	BF	H	R	ER	SO	BB	IBB	HBP	BLK	WP	HR	S	P	ERA	WHIP
53 Trevor Cahill, R ERA: 2.3	(1, 1)	6.0	W	24	7	1	1	2	1	0	0	0	1	0	56	100	1.50	1.333
31 Brad Ziegler, R ERA:	(7, 1)	1.0		3	1	0	0	1	0	0	0	0	0	0	9	15	0.00	1.000
56 Craig Breslow, L ERA: 5.14	(8, 1)	1.0		4	1	0	0	1	0	0	0	0	0	0	12	17	0.00	1.000
50 Grant Balfour, R ERA: 3.68	(9, 1)	1.0		5	1	0	0	2	1	0	0	0	0	0	14	20	0.00	2.000

PITCHER	IP	WLS	BF	H	R	ER	SO	BB	IBB	HBP	BLK	WP	HR	S	P	ERA	WHIP

Batter	1	2	3	4	5	6	7	8	9	AB	R	H	RBI	BB	SO	LOB
4 Coco Crisp, S (1, 8) OBP: 0.267, SLG: 0.424	C SI 89 X SI 90 0-1 10 G6-3 55 1B 1B	1 SAFE B FF 89 B CU 75 F CH 83 F CH 83 F FC 84 B X CH 83 3-2 ③ F7 1-2			S CH 82 B FF 89 B SI 90 X CH 84 2-1 3B		X FF 86 0-0 ① FC3-6 28 1B 16 2B 1-2f		C CU 78 X FC 86 0-1 10 1B 10 S 28 E 1B	5	3	3	0	0	0	2
10 Daric Barton, L (1, 3) OBP: 0.370, SLG: 0.297	1 SAFE C SI 88 S SI 89 X FC 87 0-2 ① G6-3 1-2		B SI 89 X SI 90 1-0 ① F7		X SI 90 0-0 ① G3		S SI 87 C SI 87 B SL 79 X SL 76 1-2 ② P4		1 SAFE 1 SAFE 1 SAFE 1 SAFE B SI 90 C FC 87 B SI 90 X SI 89 2-1 28 E 16 1B 1-3 1B	5	1	1	0	0	0	3
12 David DeJesus, L (1, 9) OBP: 0.304, SLG: 0.268 28 Conor Jackson, R (7, PH) OBP: 0.349, SLG: 0.333 (7, 9)	B SI 89 C FC 86 B FC 86 D SI 90 X SI 90 3-1 ② F8		C SI 90 B FF 90 B CU 76 X SI 90 2-1 ② P5		B FC 85 B SI 89 B FC 85 C SI 89 X SI 90 3-1 ② P5		C FF 89 C SI 84 F FF 89 X SL 77 0-2 16 2B 1-3 1B		B SI 94 B SI 94 X SI 95 2-0 E5 55 WP 16 1B 1-2 3-H	3 2	0 1	0 1	0 1	0 0	0 0	2 1
16 Josh Willingham, R (1, 7) OBP: 0.333, SLG: 0.400	C FC 86 B FF 90 H SI 90 2-1 55 1B HBP		H SI 90 1-0 HBP		B CU 75 B CU 75 S CH 83 C SI 90 X FC 88 2-2 ③ F8		B SI 85 B SI 86 X SI 84 2-0 1-H 3-H 2B		C SI 96 X SI 95 0-1 55 WP 1-2 2-H 1B	3	0	2	3	0	0	1
55 Hideki Matsui, L (1, 10) OBP: 0.305, SLG: 0.387	C SI 90 C CU 75 B FC 85 B FC 85 B SI 90 F FC 85 X CU 75 3-2 1-2 2-H 1B		B SI 89 C CH 83 D CU 75 F CH 82 F CH 82 T SI 91 2-2 ③ K			F CU 73 F CH 82 B FC 86 F CH 82 F SI 92 F FC 84 F SI 91 B CU 77 F CH 82 4-2 B FC 84 F CH 81 B CH 83 14 FC6-4 BB	C SI 87 F SL 79 X SL 80 0-2 ③ G6-3		C SI 96 B FS 87 I IN 68 I IN 64 I IN 62 4-1 1-2 2-3 IBB	3	0	1	1	2	1	2
14 Mark Ellis, R (1, 4) OBP: 0.265, SLG: 0.333	T FF 91 S CU 76 C SI 91 0-3 ③ K			B CU 75 C SI 90 C CU 75 S FC 86 1-3 ① K		C SI 89 F SI 90 X CU 75 0-2 ① FC6-4 1-2f		C SI 91 C SI 89 F CU 79 B SI 92 F SI 91 S CU 80 1-3 ① K	F SI 96 B SI 95 X SI 96 1-1 ② F9	5	0	0	0	0	3	6
11 Landon Powell, S (1, 2) OBP: 0.421, SLG: 0.438		C CU 74 F CU 76 F FC 85 B FC 86 S CH 82 1-3 ① K		S CU 75 B CH 81 X CU 75 1-1 ② L3		1 SAFE D CH 82 1 SAFE B FC 84 C SI 89 F CH 82 C SI 88 2-3 ② K		C FC 90 B CU 79 X FC 90 1-1 ② L6	B SI 96 C SI 96 F SI 96 B FS 86 X SI 96 2-2 ③ F9	5	0	0	0	0	2	4
5 Kevin Kouzmanoff, R (1, 5) OBP: 0.239, SLG: 0.371		F SI 90 F CU 76 X SI 92 0-2 2 FC1-6 2 S 1B		B SI 90 F SI 90 B CU 76 B CU 75 B SI 91 4-1 BB		1 SAFE B SI 89 B SI 89 X SI 88 2-0 ③ G6-3		X FC 90 0-0 ③ F9		3	0	1	0	1	0	1
2 Cliff Pennington, S (1, 6) OBP: 0.284, SLG: 0.311		S SI 88 F CH 84 B SI 90 X CU 76 1-2 ② FC1-6 4 WP 1-3		C FC 84 B CH 81 B FC 86 1 SAFE B SI 90 X CH 82 3-1 ③ F9			C SI 84 B CH 80 X SI 84 1-1 4 FC3-6 1B		C SI 89 B FC 87 C FC 88 X CU 77 1-2 ① G4-3	4	0	1	0	0	0	2

TOP

Oakland Athletics @ Seattle Mariners

Safeco Field, Seattle, WA

Sun Apr 24 2011, 1:11 PM - 4:16 PM PDT

Att. 16,533 - Roof Closed - 54 F

livebaseballscorecards.com

AB	38
R	5
H	10
RBI	5
BB	3
SO	6
LOB	24

Inning Stats	1	2	3	4	5	6	7	8	9			
	R: 1 E: 0 K: 1 S: 15	H: 2 LOB: 2 BB: 0 P: 23	R: 0 E: 0 K: 1 S: 14	H: 1 LOB: 1 BB: 0 P: 19	R: 0 E: 0 K: 1 S: 7	H: 0 LOB: 1 BB: 0 P: 13	R: 0 E: 0 K: 1 S: 8	H: 0 LOB: 1 BB: 1 P: 17	R: 0 E: 0 K: 0 S: 8	H: 1 LOB: 1 BB: 0 P: 15	R: 0 E: 0 K: 1 S: 15	H: 0 LOB: 1 BB: 1 P: 23
	R: 2 E: 0 K: 0 S: 14	H: 3 LOB: 1 BB: 0 P: 18	R: 0 E: 0 K: 1 S: 8	H: 0 LOB: 0 BB: 0 P: 10	R: 2 E: 1 K: 0 S: 16	H: 3 LOB: 3 BB: 1 P: 28	1B: 8 2B: 1 3B: 1 HR: 0	SF: 0 SAC: 0 DP: 0 HBP: 2	WP: 2 PB: 0 SB: 2 CS: 0	PA: 43		

PITCHER		IP	WLS	BF	H	R	ER	SO	BB	IBB	HBP	BLK	WP	HR	S	P	ERA	WHIP
58 Doug Fister, R ERA: 3.19	(1, 1)	6.0		26	4	1	1	5	2	0	2	0	1	0	67	110	1.50	1.000
32 Aaron Laffey, L ERA: 2.31	(7, 1)	1.0	L	6	3	2	2	0	0	0	0	0	0	0	14	18	18.00	3.000
50 Jamey Wright, R ERA: 0.96	(8, 1)	1.1		6	2	2	1	1	0	0	0	0	0	0	15	20	6.75	1.500
43 Brandon League, R ERA: 3.38	(9, 1)	0.2		5	1	0	0	0	0	1	0	0	1	0	9	18	0.00	1.500

PITCHER	IP	WLS	BF	H	R	ER	SO	BB	IBB	HBP	BLK	WP	HR	S	P	ERA	WHIP

Batter	1	2	3	4	5	6	7	8	9	AB	R	H	RBI	BB	SO	LOB
51 Ichiro Suzuki, L (1, 10) OBP: 0.356, SLG: 0.361	B SI 91 C SI 92 B SI 90 B SI 90 X SI 90 3-1 9 SH5-3 9 S 15 G4-3 1B		F SI 88 B SL 80 X SI 91 1-1 ① FC4-6 9 G1-3 1-2f		B SL 80 D SI 90 X FF 92 2-0 9 G5-3 1-2 1B		B SI 91 C SI 91 X SI 92 1-1 ② F8		C SI 90 F SI 90 B SL 73 X SI 90 1-2 ③ G1-3	5	1	2	0	0	0	2
9 Chone Figgins, S (1, 5) OBP: 0.207, SLG: 0.247	1 SAFE 1 SAFE B SI 88 F FF 88 X FF 91 1-1 ① SH5-3 1-3		1 SAFE B SI 88 F FF 90 1 SAFE B SL 80 C SL 79 1 SAFE X SL 81 2-2 ② G1-3 1-2		X SL 80 0-0 ② G5-3 1-2 2-3		C SL 81 F SL 81 C FF 92 0-3 ③			3	0	0	0	0	1	4
15 Milton Bradley, S (1, 7) OBP: 0.333, SLG: 0.412	B FF 92 F SL 79 C SL 80 X SL 80 1-2 ② G4-3 3-H		B FF 91 B SI 93 C SL 78 X SL 81 2-1 ③ G4-3		F SL 80 F SL 81 F SL 83 B FF 92 D SL 83 X FF 94 2-2 ③ F8			X FF 93 0-0 ① B4-3		4	0	0	1	0	0	3
30 Miguel Olivo, R (1, 2) OBP: 0.224, SLG: 0.180	B SL 80 C SI 92 C KC 74 B SL 80 B SL 81 B FF 92 4-2 BB			C KC 74 B SI 90 C SL 80 B SL 82 B SL 80 S FF 91 3-3 ① K		B SI 87 F CH 81 C SL 79 B SI 89 B SL 81 X SL 80 3-2 ① F8		B SL 86 T SL 86 C SI 92 B SL 86 B SL 87 B SL 88 4-2 26 1B BB		2	0	0	0	2	1	0
4 Adam Kennedy, L (1, 3) OBP: 0.321, SLG: 0.500	F SI 91 F SI 91 C SL 79 0-3 ③ K			L KC 75 X SI 89 0-1 ② G5-3	C SL 81 C SL 80 B SI 92 S SL 81 1-3 ② K			B FF 92 C FF 92 B FF 92 B FF 91 F SI 92 X FF 92 3-2 ② F8		4	0	0	0	0	2	2
26 Brendan Ryan, R (1, 6) OBP: 0.329, SLG: 0.271		B SI 89 C SI 91 F FF 90 F SL 80 B SL 81 B FF 92 S SL 79 3-3 ① K		H SI 94 1-0 HBP	C SI 91 X SL 81 0-1 ③ G6-3			B SL 86 F SI 92 F FF 92 X SL 85 1-2 1-3 1B		3	0	1	0	0	1	0
55 Michael Saunders, L (1, 8) OBP: 0.259, SLG: 0.352 1 Luis Antonio Rodriguez, S (8, PH) OBP: 0.324, SLG: 0.300 8 Carlos Peguero, L (9, 9) OBP: 0.182, SLG: 0.182	X FF 91 0-0 ② B5-3		C SL 79 X FF 90 0-1 ③ G6-3				C KC 78 F SI 89 X SL 81 0-2 2 E 12 G3 1B	C SI 89 B SI 89 F SI 90 B SI 91 S SI 91 2-3 ③ K		3 1 0	1 0 0	1 0 0	0 0 0	0 1 0	0 2 0	1 2 0
2 Jack Wilson, R (1, 4) OBP: 0.273, SLG: 0.235	C SI 90 B FF 92 C FF 92 S SL 82 1-3 ③ K				B SI 88 F SI 88 F FF 91 X SL 80 1-2 ① G1-3		B SI 91 F FF 89 1 SAFE B SL 79 C SL 79 F FF 93 X SL 81 2-2 E5 12 G3 1-3		B B C SI 88 S SI 88 T SI 89 2-2 ① K	4	0	0	0	0	2	1
12 Ryan Langerhans, L (1, 9) OBP: 0.375, SLG: 0.432 (9, 8)			X SI 90 0-0 51 FC4-6 1B		C SI 89 X KC 74 0-1 9 G5-3 51 1B 1B		B SL 81 B SL 81 B FF 93 C SI 91 F FF 94 X SI 92 3-2 ① G3 2-3 3-H		C SI 90 F SI 90 F SI 90 S SL 75 0-3 ② K	4	0	2	1	0	1	1
Inning Stats	R: 1 H: 1 E: 0 LOB: 1 K: 1 BB: 1 S: 12 P: 21	R: 0 H: 0 E: 0 LOB: 0 K: 2 BB: 0 S: 8 P: 12	R: 0 H: 1 E: 0 LOB: 1 K: 0 BB: 0 S: 8 P: 13	R: 0 H: 0 E: 0 LOB: 1 K: 1 BB: 0 S: 7 P: 11	R: 0 H: 2 E: 0 LOB: 2 K: 0 BB: 0 S: 11 P: 16	R: 0 H: 0 E: 0 LOB: 0 K: 1 BB: 0 S: 8 P: 12	R: 1 H: 1 E: 1 LOB: 1 K: 1 BB: 0 S: 15 P: 21	R: 0 H: 1 E: 0 LOB: 2 K: 1 BB: 1 S: 12 P: 22	R: 0 H: 0 E: 0 LOB: 0 K: 2 BB: 0 S: 10 P: 13	1B: 6 SF: 0 2B: 0 SAC: 1 3B: 0 DP: 0 HR: 0 HBP: 1						

PITCHER	IP	WLS	BF	H	R	ER	SO	BB	IBB	HBP	BLK	WP	HR	S	P	ERA	WHIP
49 Brett Anderson, L (1, 1) ERA: 1.56	7.0	W	29	5	2	1	6	1	0	1	0	0	0	69	106	1.29	0.857
50 Grant Balfour, R (8, 1) ERA: 3.38	0.2	H	4	1	0	0	0	1	0	0	0	0	0	9	17	0.00	3.000
57 Brian Fuentes, L (8, 1) ERA: 4.09	1.1	S	4	0	0	0	3	0	0	0	0	0	0	13	18	0.00	0.000

PITCHER	IP	WLS	BF	H	R	ER	SO	BB	IBB	HBP	BLK	WP	HR	S	P	ERA	WHIP

BOTTOM

Oakland Athletics @ Seattle Mariners

Safeco Field, Seattle, WA

Sun Apr 24 2011, 1:11 PM - 4:16 PM PDT

Att. 16,533 - Roof Closed - 54 F

livebaseballscorecards.com

AB	33
R	2
H	6
RBI	2
BB	2
SO	9
LOB	16

1B: 6	SF: 0	WP: 0	PA: 37
2B: 0	SAC: 1	PB: 0	
3B: 0	DP: 0	SB: 1	
HR: 0	HBP: 1	CS: 0	

Batter	1	2	3	4	5	6	7	8	9	AB	R	H	RBI	BB	SO	LOB
4 Coco Crisp, S (1, 8) OBP: 0.289, SLG: 0.438	S SI 86 X CU 73 0-1 ① F9		F SI 92 B SI 92 X CU 75 1-1 10 CS 1B			C SI 90 B SL 81 X FF 91 1-1 1B		X CH 80 0-0 1B		4	0	3	0	0	0	0
10 Daric Barton, L (1, 3) OBP: 0.354, SLG: 0.282	X SI 86 0-0 ② G3		C SI 83 0-1 ③ CS 1-2	C SI 85 F FF 90 F CH 76 F SI 92 B SL 81 C FF 93 1-3 ① K		B SI 91 1 SAFE C SI 83 F FF 90 B SI 93 X CH 76 2-2 ③ G3		C FF 90 1 SAFE F CU 71 X FF 92 0-2 ③ G6-3		4	0	0	0	0	1	2
12 David DeJesus, L (1, 9) OBP: 0.301, SLG: 0.267	C SI 86 B FF 92 F CU 75 C SI 94 1-3 ③ K			X SI 82 0-0 ② F8			B SI 90 C SI 91 B CU 72 X SI 92 2-1 55 G4-3 15 G3-4-3 1B		B SI 89 C SI 82 C FF 90 S SL 80 1-3 ① K	4	0	1	0	0	2	0
16 Josh Willingham, R (1, 7) OBP: 0.326, SLG: 0.390 15 Ryan Sweeney, L (6, 7) OBP: 0.375, SLG: 0.450		C SL 78 S SL 82 C FF 93 0-3 ① K		C FF 92 C FF 92 B FF 93 B SL 82 S FF 93 2-3 ③ K			C CH 80 D FF 90 B SI 92 X CH 81 2-1 ① G3-4-3 1-2		B SI 90 C CH 81 F SI 91 B SL 80 X SI 92 2-2 55 1B 1B	2	0	0	0	0	2	0
55 Hideki Matsui, L (1, 10) OBP: 0.314, SLG: 0.405		C CU 70 B SI 84 X FF 92 1-1 2B			C CU 72 C CH 77 S SL 80 0-3 ① K2-3		B CU 71 C CH 79 X CU 71 1-1 ② G4-3 2-3		X CH 79 0-0 1-2 1B	2	0	1	0	0	0	1
8 Kurt Suzuki, R (1, 2) OBP: 0.329, SLG: 0.328		C SL 79 B SL 80 X FF 92 1-1 ② P3			B SL 81 C FF 92 B FF 92 X SL 81 2-1 ② F8		B FF 92 C CH 81 B FF 93 B FF 92 B FF 90 4-1 BB		B SL 80 F CH 79 B SL 79 B FC 91 X FF 88 3-1 ② F6	4	0	0	0	1	0	3
14 Mark Ellis, R (1, 4) OBP: 0.253, SLG: 0.317		C FF 91 F SL 81 T FF 90 0-2 ③ K			C CH 82 F FF 92 B FF 91 S FF 93 1-3 ③ K		B SL 80 C SL 80 S SL 80 X FF 93 1-2 ③ F9		X FF 90 0-0 ③ P6	3	0	0	0	0	2	5
5 Kevin Kouzmanoff, R (1, 5) OBP: 0.229, SLG: 0.354			X SL 80 0-0 ① F7			B FF 91 S FF 92 T FF 90 S SL 80 1-3 ① K2-3		B SL 79 S CH 81 B FF 92 X FF 90 2-1 ① F9		3	0	0	0	0	1	0
2 Cliff Pennington, S (1, 6) OBP: 0.271, SLG: 0.297			C SI 85 C FF 92 B FF 93 B SL 81 X CU 75 2-2 ② F8			F FF 91 B SI 92 F SI 84 S CH 77 1-3 ② K		B FF 91 X CH 80 1-0 ② G1-3		3	0	0	0	0	1	0
Inning Stats	R: 0 H: 0 E: 0 LOB: 0 K: 1 BB: 0 S: 6 P: 7	R: 0 H: 1 E: 0 LOB: 1 K: 2 BB: 0 S: 10 P: 12	R: 0 H: 1 E: 0 LOB: 0 K: 0 BB: 0 S: 7 P: 10	R: 0 H: 0 E: 0 LOB: 0 K: 2 BB: 0 S: 9 P: 12	R: 0 H: 0 E: 0 LOB: 0 K: 2 BB: 0 S: 8 P: 11	R: 0 H: 1 E: 0 LOB: 1 K: 2 BB: 0 S: 11 P: 16	R: 0 H: 1 E: 0 LOB: 2 K: 0 BB: 1 S: 10 P: 20	R: 0 H: 1 E: 0 LOB: 1 K: 0 BB: 0 S: 7 P: 10	R: 0 H: 2 E: 0 LOB: 2 K: 1 BB: 0 S: 10 P: 16	1B: 6 SF: 0 2B: 1 SAC: 0 3B: 0 DP: 0 HR: 0 HBP: 0					WP: 0 PA: 35 PB: 0 SB: 0 CS: 1	

PITCHER	IP	WLS	BF	H	R	ER	SO	BB	IBB	HBP	BLK	WP	HR	S	P	ERA	WHIP
36 Jered Weaver, R (1, 1) ERA: 0.99	9.0	W	34	7	0	0	10	1	0	0	0	0	0	78	114	0.00	0.889

PITCHER	IP	WLS	BF	H	R	ER	SO	BB	IBB	HBP	BLK	WP	HR	S	P	ERA	WHIP

TOP

Oakland Athletics @ Los Angeles Angels

Angel Stadium of Anaheim, Anaheim, CA

Mon Apr 25 2011, 7:08 PM - 9:28 PM PDT

Att. 37,115 - Clear - 68 F

livebaseballscorecards.com

AB	33
R	0
H	7
RBI	0
BB	1
SO	10
LOB	12

Batter	1	2	3	4	5	6	7	8	9	AB	R	H	RBI	BB	SO	LOB
25 Peter Bourjos, R (1, 8) OBP: 0.337, SLG: 0.494	B FF 93 C SI 92 B CU 80 X SI 94 2-1 E6 53 CS		B SI 89 C CH 83 S CU 80 B CU 80 B CU 80 X SI 94 3-2 53 2B 1B	C FF 93 S CU 82 B CU 81 B CU 83 X FF 93 2-2 F9 ③			B SL 83 C SL 84 F FF 89 C SL 84 1-3 K ②			4	1	1	0	0	1	0
53 Bobby Abreu, L (1, 10) OBP: 0.388, SLG: 0.329	1 SAFE F FF 92 B FF 92 1 SAFE S SI 91 B CU 83 S CU 81 2-3 K ① ② 1-2		B FF 92 B FF 92 B FF 92 C FF 93 X FF 93 3-1 1-H 2B		C FF 91 B FF 93 B CU 80 B CU 82 C FF 93 X FF 94 3-2 G4-3 ①		B CH 82 B FF 87 B SL 84 C FF 88 X SL 84 3-1 G2-3 ③			4	0	1	1	0	1	1
48 Torii Hunter, R (1, 9) OBP: 0.265, SLG: 0.326	B SI 93 X SI 93 1-0 F9 ③		F CU 79 D CU 81 C FF 92 S FF 93 1-3 K ①		B FF 92 S CU 81 B FF 93 F SI 94 B CU 82 B CU 82 4-2 BB			C SI 90 B CU 71 B SI 91 B SI 90 B SI 89 4-1 47 G5-3 10 BB BB		2	0	0	0	2	1	1
10 Vernon Wells, R (1, 7) OBP: 0.224, SLG: 0.261		B CH 78 C FF 93 X SI 91 1-1 6 2B 47 1B 1B	B FF 93 C FF 93 S CU 81 B FF 94 B FF 93 F CU 82 C FF 92 3-3 K ②		B FF 93 F CU 80 F SI 92 1 SAFE X FF 93 1-2 F8 ②			D SI 90 B SI 88 B SI 88 B SI 88 4-0 1-2 BB		3	1	1	0	1	1	2
6 Alberto Callaspo, S (1, 5) OBP: 0.386, SLG: 0.416		F SI 90 1 SAFE X CU 79 0-1 1-3 47 1B 2B	D CU 81 C SI 92 S FF 93 1-3 K ③		B CU 78 C FF 92 F SI 93 X FF 93 1-2 F8 ③			C SI 88 X SL 83 0-1 L7 ①		4	1	1	0	0	1	4
47 Howie Kendrick, R (1, 4) OBP: 0.356, SLG: 0.533		F FF 94 X FF 93 0-1 2 FC2-4 2-H 3-H 1B		F SI 90 B CU 79 B CU 79 B SI 91 C SI 92 X FF 92 3-2 2 1B 2 E 1B		F FF 93 X FF 94 0-1 F8 ①		F CH 82 F SI 90 B CU 72 X CU 71 1-2 G5-3 ② ③ 2-3f		4	1	2	2	0	0	2
2 Erick Aybar, S (1, 6) OBP: 0.343, SLG: 0.457		1 SAFE X CH 84 0-0 FC2-4 ① 1-2f		B SI 91 1 SAFE B CH 84 F SI 91 X CH 85 2-1 E8 44 1B 5 G5-4-3 1-H 1B		S FF 93 B SL 82 B FF 94 X FF 94 2-1 P4 ②				3	1	1	0	0	0	1
44 Mark Trumbo, R (1, 3) OBP: 0.256, SLG: 0.398		B SI 91 C SI 92 F CU 81 1 SAFE F FF 94 D CU 81 F SI 93 F CU 82 C FF 94 2-3 K ②		X CU 79 0-0 5 G5-4-3 2-3 1B		B FF 94 B SI 94 C FF 93 B FF 93 X FF 94 3-1 G6-3 ③				3	0	1	0	0	1	1
5 Jeff Mathis, R (1, 2) OBP: 0.213, SLG: 0.356		B CU 79 C CU 79 1 SAFE F SI 92 X CU 81 1-2 F9 ③		B FF 91 X CU 81 1-0 G5-4-3 ① ② 1-2f 3-H			S FF 87 F FF 88 F SL 84 B FF 88 C SL 84 1-3 K ①			3	0	0	0	0	1	2
Inning Stats	R: 0 E: 1 K: 1 S: 6 H: 0 LOB: 0 BB: 0 P: 11	R: 2 E: 0 K: 1 S: 16 H: 3 LOB: 1 BB: 0 P: 20	R: 1 E: 0 K: 3 S: 15 H: 2 LOB: 1 BB: 0 P: 26	R: 2 E: 1 K: 0 S: 10 H: 3 LOB: 0 BB: 0 P: 18	R: 0 E: 0 K: 0 S: 11 H: 0 LOB: 1 BB: 1 P: 20	R: 0 E: 0 K: 0 S: 6 H: 0 LOB: 0 BB: 0 P: 11	R: 0 E: 0 K: 2 S: 9 H: 0 LOB: 0 BB: 0 P: 14	R: 0 E: 0 K: 0 S: 6 H: 0 LOB: 1 BB: 2 P: 15		1B: 6 2B: 2 3B: 0 HR: 0 SF: 0 SAC: 0 DP: 2 HBP: 0						

BOTTOM

Oakland Athletics @ Los Angeles Angels

Angel Stadium of Anaheim, Anaheim, CA

Mon Apr 25 2011, 7:08 PM - 9:28 PM PDT

Att. 37,115 - Clear - 68 F

livebaseballscorecards.com

AB	30
R	5
H	8
RBI	3
BB	3
SO	7
LOB	14

PITCHER		IP	WLS	BF	H	R	ER	SO	BB	IBB	HBP	BLK	WP	HR	S	P	ERA	WHIP
47 Gio González, L ERA: 2.7	(1, 1)	5.0	L	23	8	5	4	5	1	0	0	0	0	0	58	95	7.20	1.800
29 David Purcey, L ERA: 4.05	(6, 1)	1.0		3	0	0	0	0	0	0	0	0	0	0	6	11	0.00	0.000
48 Michael Wuertz, R ERA:	(7, 1)	1.0		3	0	0	0	2	0	0	0	0	0	0	9	14	0.00	0.000
13 Jerry Blevins, L ERA: 4.0	(8, 1)	1.0		4	0	0	0	0	2	0	0	0	0	0	6	15	0.00	2.000

PITCHER	IP	WLS	BF	H	R	ER	SO	BB	IBB	HBP	BLK	WP	HR	S	P	ERA	WHIP

Oakland Athletics @ Los Angeles Angels

Angel Stadium of Anaheim, Anaheim, CA

Tue Apr 26 2011, 7:08 PM - 9:49 PM PDT

Att. 37,228 - Clear - 69 F

livebaseballscorecards.com

Batter	1	2	3	4	5	6	7	8	9	AB	R	H	RBI	BB	SO	LOB
4 Coco Crisp, S (1, 8) OBP: 0.293, SLG: 0.440	B CU 78 B CU 78 X SI 91 2-0 12 CS 1B		B CH 82 B CH 82 C FF 93 C FF 93 B FF 94 X SI 93 3-2 ① FC6-4 12 1-2f 2-3		F FF 91 T FF 92 B FF 93 X FF 94 1-2 ① G3		B SI 93 B FF 93 B FF 92 C SI 91 X FF 93 3-1 ③ L6			2	0	1	0	0	0	2
10 Daric Barton, L (3, PR) OBP: 0.347, SLG: 0.275 (3, 3)										2	0	0	0	0	0	0
12 David DeJesus, L (1, 9) OBP: 0.299, SLG: 0.256 (3, 8)	1 SAFE B FF 92 B FF 92 X SI 92 2-0 ①② G3 1-2		C CU 78 F FF 93 D CU 78 D CU 80 X SI 94 2-2 ② FC1-6-4 28 HR 1-2f 3-H		B FF 92 C FF 92 X FF 93 1-1 ② G3			C SI 94 S SI 94 B SI 96 B CH 82 B SI 95 B CH 83 4-2 55 FC6 BB		3	1	0	1	1	0	2
28 Conor Jackson, R (1, 3) OBP: 0.362, SLG: 0.405 (3, 7)	C FF 92 B FF 93 C FF 93 B FF 94 B SI 93 F FF 93 B FF 93 4-2 BB		B CU 80 B CU 77 1 SAFE X FF 92 2-0 1-H HR		C FF 92 X SI 93 0-1 ③ G6-3			B FF 95 F FF 94 X CH 83 1-1 ① L6		3	1	1	2	1	0	1
55 Hideki Matsui, L (1, 10) OBP: 0.311, SLG: 0.398	C FF 92 D CH 84 C CH 82 F CU 80 X CU 80 1-2 ③ G1-3		B FF 94 B SI 92 B FF 92 C FF 91 C FF 91 X FF 92 3-2 1B			B FF 90 F FF 90 B SI 93 B FF 91 F SI 91 X FF 92 3-2 ① G6-3		B SI 95 S CH 82 D SI 96 C FF 95 X SL 89 2-2 ② FC6 1-2f		4	0	1	0	0	0	2
8 Kurt Suzuki, R (1, 2) OBP: 0.338, SLG: 0.329		C FF 91 X FF 93 0-1 15 G3-6-3 1B	B FF 91 B SI 93 X FF 93 2-0 ③ F8			C FF 93 B CU 78 B FF 93 B FF 93 B SI 92 4-1 15 FC5-4 BB		C SL 87 B SI 95 X CH 83 1-1 ③ G5-3		3	0	1	0	1	0	2
15 Ryan Sweeney, L (1, 7) OBP: 0.357, SLG: 0.391 (3, 9)		C FF 92 B CH 82 X CH 82 1-1 ①② G3-6-3 1-2f		B SI 89 C FF 89 B FF 90 B SI 90 B FF 90 4-1 14 FC1-6 BB		C SI 94 C FF 93 X FF 94 0-2 ② FC5-4 1-2f			C FF 96 B FF 96 B FF 96 X FF 97 2-1 ① F8	3	0	0	0	1	0	2
14 Mark Ellis, R (1, 4) OBP: 0.242, SLG: 0.302		B FF 92 F FF 93 C CU 80 X FF 94 1-2 ③ G5-3		C FF 93 B SI 92 F FF 92 X FF 93 1-2 ① FC1-6 1-2f		B FC 88 D FC 90 B FF 94 C SI 92 F SI 94 F FF 89 X SI 94 3-2 ③ F9			X FF 97 0-0 ② G6-3	4	0	0	0	0	0	2
5 Kevin Kouzmanoff, R (1, 5) OBP: 0.243, SLG: 0.368			C FF 92 B FF 92 B FF 92 B FF 91 F FF 90 B FF 92 4-2 4 2 FC6-4 1B 12 FC1-6-4 BB	F FF 94 F FF 93 D CU 79 1 SAFE S FF 93 1-3 ② K			C FC 88 X FF 93 0-1 ① G4-3		S FF 98 S SL 84 B FF 98 X FF 98 1-2 2B	3	1	1	0	1	1	1
2 Cliff Pennington, S (1, 6) OBP: 0.270, SLG: 0.294			X FF 92 0-0 4 FC6-4 1-2 1B	B FF 92 B SI 92 X SI 92 2-0 ③ P6			B SI 93 X FF 93 1-0 ② F7		C FF 98 B FF 97 S SL 85 B SL 81 X FF 97 2-2 ③ F9	4	0	1	0	0	0	2

Inning Stats	1	2	3	4	5	6	7	8	9
	R: 0 E: 0 K: 0 S: 9 H: 1 LOB: 1 BB: 1 P: 18	R: 0 E: 0 K: 0 S: 7 H: 1 LOB: 0 BB: 0 P: 9	R: 3 E: 0 K: 0 S: 14 H: 3 LOB: 1 BB: 1 P: 30	R: 0 E: 0 K: 1 S: 8 H: 0 LOB: 1 BB: 1 P: 16	R: 0 E: 0 K: 0 S: 7 H: 0 LOB: 0 BB: 0 P: 9	R: 0 E: 0 K: 0 S: 11 H: 0 LOB: 1 BB: 1 P: 21	R: 0 E: 0 K: 0 S: 5 H: 0 LOB: 0 BB: 0 P: 9	R: 0 E: 0 K: 0 S: 9 H: 0 LOB: 1 BB: 1 P: 17	R: 0 E: 0 K: 0 S: 9 H: 1 LOB: 1 BB: 0 P: 14

1B: 4	SF: 0	WP: 0
2B: 1	SAC: 0	PB: 0
3B: 0	DP: 1	SB: 0
HR: 1	HBP: 0	CS: 1

PA: 36

AB	31
R	3
H	6
RBI	3
BB	5
SO	1
LOB	16

PITCHER		IP	WLS	BF	H	R	ER	SO	BB	IBB	HBP	BLK	WP	HR	S	P	ERA	WHIP
52 Tyler Chatwood, R ERA: 3.86	(1, 1)	5.1	W	23	5	3	3	1	4	0	0	0	0	1	49	93	5.06	1.688
45 Francisco Rodriguez, R ERA: 3.38	(6, 1)	1.2		5	0	0	0	0	0	0	0	0	0	0	12	19	0.00	0.000
56 Fernando Rodney, R ERA: 1.86	(8, 1)	1.0		4	0	0	0	0	1	0	0	0	0	0	9	17	0.00	1.000
51 Jordan Walden, R ERA:	(9, 1)	1.0		4	1	0	0	0	0	0	0	0	0	0	9	14	0.00	1.000

PITCHER		IP	WLS	BF	H	R	ER	SO	BB	IBB	HBP	BLK	WP	HR	S	P	ERA	WHIP

Oakland Athletics @ Los Angeles Angels

Angel Stadium of Anaheim, Anaheim, CA

Tue Apr 26 2011, 7:08 PM - 9:49 PM PDT

Att. 37,228 - Clear - 69 F

livebaseballscorecards.com

BOTTOM

Batter	1	2	3	4	5	6	7	8	9	AB	R	H	RBI	BB	SO	LOB
2 Erick Aybar, S (1, 6) OBP: 0.350, SLG: 0.450	C SI 90 X SI 90 0-1 ① G4-3	C CU 79 B SI 92 F CU 79 X FC 90 1-2 ③ F9		B CU 81 B SI 90 X SI 92 2-0 48 G5-3 53 S 1B		B FS 84 X SI 89 1-0 53 WP 1B		F SI 91 F SL 85 X SI 90 0-2 ② F9		5	0	2	0	0	0	1
53 Bobby Abreu, L (1, 10) OBP: 0.398, SLG: 0.329	C SI 91 B SI 91 B CU 81 B SI 91 F SI 91 F SI 92 X SI 92 3-2 ② G3-1		B SI 89 C SI 90 C SI 91 B FC 90 X CU 80 2-2 48 2B 10 WP 1B	B SI 92 1 SAFE 1 SAFE C FC 91 P PO 86 B SI 91 B FC 91 4-1 1-2 BB		B SI 90 B FS 86 B SI 89 C SI 90 F SI 89 C FC 89 3-3 ① K 1-2		C SL 84 B CU 72 B SL 81 B SI 91 B SI 90 4-1 48 1B BB		3	1	1	0	2	1	1
48 Torii Hunter, R (1, 9) OBP: 0.280, SLG: 0.351	C SI 92 X CU 80 0-1 1B		F FC 90 1 SAFE B SI 91 1 SAFE S SI 91 X CU 81 1-2 10 WP 10 1B 1-3 2B	X SI 92 0-0 ②③ G5-3 2-3f		B SI 83 C SI 84 B SI 84 B SI 84 X SI 83 3-1 ② G5-3		C SI 90 B SL 82 X SI 89 1-1 1-2 1B		5	1	3	0	0	0	3
10 Vernon Wells, R (1, 7) OBP: 0.223, SLG: 0.258	1 SAFE C SI 91 X SI 92 0-1 ③ G5-3		C CU 80 B SI 92 F SI 92 F FC 91 X SI 92 1-2 6 CS 2-H 3-H 1B		X CU 81 0-0 ① F9	B SI 85 B SI 84 B SI 84 C SI 84 C SI 86 S SI 86 3-3 ③ K		X SI 89 0-0 ③ P3		5	0	1	1	0	1	4
6 Alberto Callaspo, S (1, 5) OBP: 0.370, SLG: 0.395		C SI 91 B SI 91 C CU 80 C SI 91 1-3 ① K	1 SAFE P PO 87 X SI 92 1-0 ①② F7 1-2		B SI 90 B SI 91 F SI 91 F FC 90 X CU 80 2-2 ② F9		C FF 88 B FF 90 B CH 77 F FF 89 S SL 84 2-3 ① K			4	0	0	0	0	2	1
47 Howie Kendrick, R (1, 3) OBP: 0.370, SLG: 0.563		C SI 91 B CU 82 B SI 93 X SI 92 2-1 25 1B 28 2B 2B	X FC 89 0-0 16 1B 2B		B CU 80 B SI 90 F SI 91 C CU 81 F SI 92 F FC 90 F CU 82 F SI 92 X FC 91 2-2 16 2B 1B		S CH 78 X CH 78 0-1 ② F7			4	3	3	0	0	0	0
16 Hank Conger, L (1, 2) OBP: 0.375, SLG: 0.528	X SI 92 0-0 ② P5	C SI 91 C SI 91 X SI 92 0-2 2-H 1B		F SI 90 F CU 80 F SI 91 B FC 91 B SI 92 F CU 82 1 SAFE 1 SAFE F FC 89 2-2 X SI 91 25 3B 1-H 2B		B FF 91 F FF 92 B SL 86 X FF 92 2-1 ③ F9				4	1	2	2	0	0	1
25 Peter Bourjos, R (1, 8) OBP: 0.356, SLG: 0.556	B CU 80 B SI 91 X SI 91 2-0 28 2B 2-3 1B	M SI 92 F SI 91 B SI 92 F CU 83 S FC 92 1-3 ③ K			X FC 91 0-0 2-H 3B			X SI 88 0-0 28 SF8 3B		4	2	3	1	0	1	1
28 Alexi Amarista, L (1, 4) OBP: 0.250, SLG: 0.667	B SI 92 C SI 92 1 SAFE X SI 91 1-1 1-H 3-H 2B			C SI 90 X FC 90 0-1 ① F8	C CU 81 C CU 80 B FC 90 X FC 90 1-2 ③ G6-3			X SI 90 0-0 ① SF8 3-H		3	0	1	3	0	0	1
Inning Stats	R: 0 E: 0 K: 0 S: 10 H: 1 LOB: 1 BB: 0 P: 13	R: 2 E: 0 K: 1 S: 12 H: 3 LOB: 1 BB: 0 P: 19	R: 3 E: 0 K: 1 S: 20 H: 5 LOB: 1 BB: 0 P: 25	R: 0 E: 0 K: 0 S: 6 H: 1 LOB: 1 BB: 1 P: 11	R: 2 E: 0 K: 0 S: 21 H: 3 LOB: 1 BB: 0 P: 28	R: 0 E: 0 K: 2 S: 9 H: 1 LOB: 1 BB: 0 P: 19	R: 0 E: 0 K: 1 S: 7 H: 0 LOB: 0 BB: 0 P: 11	R: 1 E: 0 K: 0 S: 9 H: 2 LOB: 2 BB: 1 P: 14		1B: 9 2B: 5 3B: 2 HR: 0	SF: 1 SAC: 0 DP: 1 HBP: 0		WP: 2 PB: 0 SB: 1 CS: 1	PA: 40		

	AB	37
	R	8
	H	16
	RBI	7
	BB	2
	SO	5
	LOB	13

PITCHER		IP	WLS	BF	H	R	ER	SO	BB	IBB	HBP	BLK	WP	HR	S	P	ERA	WHIP
32 Brandon McCarthy, R ERA: 3.57	(1, 1)	5.1	L	29	14	7	7	3	1	0	0	0	2	0	73	104	11.81	2.812
31 Brad Ziegler, R ERA:	(6, 1)	0.2		2	0	0	0	1	0	0	0	0	0	0	5	11	0.00	0.000
56 Craig Breslow, L ERA: 4.5	(7, 1)	1.0		3	0	0	0	1	0	0	0	0	0	0	7	11	0.00	0.000
13 Jerry Blevins, L ERA: 4.5	(8, 1)	1.0		6	2	1	1	0	1	0	0	0	0	0	9	14	9.00	3.000

PITCHER	IP	WLS	BF	H	R	ER	SO	BB	IBB	HBP	BLK	WP	HR	S	P	ERA	WHIP

Batter	1	2	3	4	5	6	7	8	9	10	AB	R	H	RBI	BB	SO	LOB
12 David DeJesus, L (1, 9) OBP: 0.304, SLG: 0.256	C SI 90 B FC 85 F FC 86 X FS 86 1-2 F9 ①		S FC 87 S FC 87 H FC 86 1-2 1-2 2-3 HBP		X FF 90 0-0 10 G3 1-2 1B			C FF 90 B FF 91 S FF 91 X FF 91 1-2 G3 ①		C SL 84 F FF 98 X SL 81 0-2 G1-3 ①	4	0	1	0	0	0	1
10 Daric Barton, L (1, 3) OBP: 0.350, SLG: 0.289	C FF 92 B KC 79 B FS 86 F FS 87 B FF 91 X FC 85 3-2 P6 ②		B FF 91 B FC 84 F FF 91 X FF 91 2-1 SF7 ② 3-H		C SI 90 B SI 89 B FF 89 B SI 90 S FC 85 X FC 84 3-2 G3 ② 1-2 2-3			X FF 91 0-0 28 G2-3 2B		I IN 67 I IN 68 I IN 70 I IN 70 4-0 28 G6-3 IBB	3	0	1	1	1	0	2
28 Conor Jackson, R (1, 7) OBP: 0.327, SLG: 0.362	X SI 91 0-0 F8 ③		C FC 84 S FF 91 F FS 86 B FC 85 X FC 86 1-2 F8 ③		C FC 86 B FC 86 S FC 85 X FC 86 1-2 G4-3 ③			B CH 78 S CH 80 B FF 88 S CH 80 X CH 81 2-2 G2-3 ② 2-3		B SL 81 D SL 83 B SL 84 C FF 95 C FF 96 X FF 98 3-2 G6-3 ② 1-2 3-H	5	0	0	1	0	0	6
55 Hideki Matsui, L (1, 10) OBP: 0.305, SLG: 0.379		B SI 90 B FC 85 C FC 86 B KC 80 C FC 85 B FC 86 4-2 15 G3-6-3 BB	B SI 89 F SI 89 B FS 84 X SI 90 2-1 F9 ①			C KC 78 C FF 90 B FS 84 B FS 86 B FS 85 F FC 86 F FF 90 S SI 91 3-3 K ①		C FF 90 C SL 81 X FF 90 0-2 L7 ③		B FF 97 F FF 96 S FF 97 F FF 98 B SL 83 T SL 84 2-2 K ③	4	0	0	0	1	2	2
14 Mark Ellis, R (1, 4) OBP: 0.242, SLG: 0.300		S FC 86 B FF 92 X FF 92 1-1 F9 ①	B SI 91 B SI 90 S FS 86 S FC 85 X FF 91 2-2 15 S 1B			B FF 91 F FF 90 F FF 91 B FF 91 B FC 86 S FC 85 3-3 K ②			C FC 86 F FF 90 F CU 77 T FC 88 0-2 K ①		4	0	1	0	0	2	1
15 Ryan Sweeney, L (1, 8) OBP: 0.344, SLG: 0.370		C FF 90 B FC 85 X FC 84 1-1 G3-6-3 ②③ 1-2f	C FC 90 F FC 85 S FS 85 0-3 K ② 1-2			X FF 91 0-0 F8 ③			B FF 90 X FC 88 1-0 11 G3 1B		4	0	1	0	0	1	2
11 Landon Powell, S (1, 2) OBP: 0.391, SLG: 0.368			F FC 85 F FC 86 B FS 83 B FC 85 B FS 85 F FC 86 F FC 86 F FC 85 B FC 87 4-2 12 HBP 5 E 10 SF7 BB	C KC 80 B FS 85 C FS 84 F FS 84 S FS 86 1-3 K ③			C KC 77 X FF 88 0-1 G3 ①		C FC 88 B FC 87 C CU 76 D CU 78 1 SAFE F FC 88 1 SAFE 1 SAFE B CU 75 3-2 X FC 89 G3 1-2 ②	3	1	0	0	1	1	2
5 Kevin Kouzmanoff, R (1, 5) OBP: 0.244, SLG: 0.361			X FC 86 0-0 E3 12 HBP 1-2		F FC 86 X FC 86 0-1 10 G3 12 1B 1B		F FC 84 B FF 89 F FC 86 S FF 91 1-3 K ②		B FC 88 B FC 88 F FC 89 X FC 88 2-1 F9 ③		4	0	1	0	0	1	2
2 Cliff Pennington, S (1, 6) OBP: 0.269, SLG: 0.319			B FC 84 B FC 85 B FC 85 C SI 89 F FC 84 F FC 86 F SI 91 X SI 90 3-2 P2 ①		C KC 76 X FF 90 0-1 F7 ①		B KC 76 B KC 78 F FF 87 C FF 88 X FF 91 2-2 P4 ③			C FF 95 S SL 83 B SL 80 F FF 98 B FF 96 X FF 98 2-2 28 G6-3 3B	4	1	1	0	0	0	3

TOP

Oakland Athletics @ Los Angeles Angels

Angel Stadium of Anaheim, Anaheim, CA

Wed Apr 27 2011, 4:09 PM - 7:06 PM PDT

Att. 37,247 - Sunny - 82 F

livebaseballscorecards.com

AB	35
R	2
H	6
RBI	2
BB	3
SO	7
LOB	21

Inning Stats	1	2	3	4	5	6	7	8	9	10
	R: 0 E: 0 K: 0 S: 7 H: 0 LOB: 0 BB: 0 P: 11	R: 0 E: 0 K: 0 S: 6 H: 0 LOB: 0 BB: 1 P: 12	R: 1 E: 1 K: 0 S: 19 H: 0 LOB: 2 BB: 1 P: 30	R: 0 E: 0 K: 2 S: 12 H: 1 LOB: 1 BB: 0 P: 17	R: 0 E: 0 K: 0 S: 11 H: 2 LOB: 2 BB: 0 P: 15	R: 0 E: 0 K: 2 S: 9 H: 0 LOB: 0 BB: 0 P: 15	R: 0 E: 0 K: 1 S: 8 H: 0 LOB: 0 BB: 0 P: 11	R: 0 E: 0 K: 0 S: 10 H: 1 LOB: 1 BB: 0 P: 13	R: 0 E: 0 K: 1 S: 11 H: 1 LOB: 1 BB: 0 P: 17	R: 1 E: 0 K: 1 S: 14 H: 1 LOB: 1 BB: 1 P: 25

| | | |

Batter	1	2	3	4	5	6	7	8	9	10	AB	R	H	RBI	BB	SO	LOB
2 Erick Aybar, S (1, 6) OBP: 0.326, SLG: 0.419	C FF 89 X FF 90 0-1 ① P5		S CH 85 X FF 93 0-1 ③ F9			B SI 92 B FF 92 C SI 91 F CH 86 1 SAFE F FF 92 1 SAFE F SI 91 X CH 85 2-2 ②③ G6-3 1-2f			1 SAFE L SI 89 M SL 74 X SI 90 0-2 ① SH1-3 1-2		3	0	0	0	0	0	2
53 Bobby Abreu, L (1, 10) OBP: 0.402, SLG: 0.341	C FF 92 B SI 92 B SI 92 X SI 92 2-1 ② F7			B CH 84 B SI 89 B SI 88 B SL 89 4-0 48 G6-4-3 BB			C SI 92 B FF 92 B SL 85 B SI 94 X FF 92 3-1 ① G3-1		B SI 90 S SI 90 B SL 74 B SI 91 F SI 91 X SI 91 3-2 2-H 2B		3	0	1	1	1	0	0
48 Torii Hunter, R (1, 9) OBP: 0.279, SLG: 0.340	C FF 94 B SI 90 F FF 92 S SL 86 1-3 ③ K			D SL 83 B FF 90 X FF 91 2-0 ①② G6-4-3 1-2f			C SL 84 S FF 93 S FF 95 0-3 ② K		I IN 70 I IN 72 I IN 71 I IN 83 4-0 IBB		3	0	0	0	1	2	1
10 Vernon Wells, R (1, 7) OBP: 0.224, SLG: 0.257		B FF 93 B SI 92 F FF 90 X FF 92 2-1 ① L7		C SL 85 X SI 94 0-1 ③ G6-3			C FF 94 X SL 88 0-1 6 WP 1B		B SI 88 S SI 89 F SI 89 F SI 90 B CH 73 S SI 89 2-3 ② K		4	0	1	0	0	1	2
6 Alberto Callaspo, S (1, 5) OBP: 0.365, SLG: 0.388		C SI 91 X FF 93 0-1 47 G4-6-3 1B			X SI 92 0-0 ① G4-3		B SI 92 B CH 88 X SI 92 2-0 ③ G4-3 1-2		B SI 89 F SI 89 B SI 88 X SI 89 2-1 ③ P4		4	0	1	0	0	0	3
47 Howie Kendrick, R (1, 3) (10, 4) OBP: 0.357, SLG: 0.540		B SI 91 X SI 90 1-0 ②③ G4-6-3 1-2f			B SI 93 C SL 85 B SL 85 B SI 92 X FF 91 3-1 ② P4			C FF 93 C CU 81 B FF 94 F FF 94 B SL 87 B SL 88 C FF 93 3-3 ① K		B SI 86 C SI 85 X SI 86 1-1 ① G6-3		4	0	0	0	0	1	1
16 Hank Conger, L (1, 2) OBP: 0.341, SLG: 0.475			C SI 91 B FC 92 B CH 85 F CH 87 X FF 94 2-2 ① G4-3		B CH 87 S SI 92 S CH 86 S SL 88 1-3 ③ K			X FF 94 0-0 ② G4-3		C SI 86 F SI 86 X SI 87 0-2 ② G5-3		4	0	0	0	0	1	0
25 Peter Bourjos, R (1, 8) OBP: 0.352, SLG: 0.541			X FF 92 0-0 28 G3 1B			B SL 83 C FC 92 B FF 92 B SI 91 C FF 92 X FF 91 3-2 ① F7		B FF 94 S FF 89 X FF 93 1-1 ③ G4-3		C SI 87 S CU 74 B CU 74 X CU 72 1-2 ③ G3		4	0	1	0	0	0	0
28 Alexi Amarista, L (1, 4) OBP: 0.333, SLG: 0.600 13 Maicer Izturis, S (9, PH) OBP: 0.379, SLG: 0.494 44 Mark Trumbo, R (9, PR) OBP: 0.256, SLG: 0.398 (10, 3)			C SI 91 B FF 90 X FC 90 1-1 ② G3 1-2			F FF 93 X CH 86 0-1 2 G6-3 1B			B SI 89 B SI 88 C SI 88 S SI 89 B SI 90 X SI 90 3-2 E5 2 SH1-3 53 2B		2 1 0	0 0 1	1 0 0	0 0 0	0 0 0	0 0 0	1 0 0
Inning Stats	R: 0 H: 0 E: 0 LOB: 0 K: 1 BB: 0 S: 7 P: 10	R: 0 H: 1 E: 0 LOB: 0 K: 0 BB: 0 S: 5 P: 8	R: 0 H: 1 E: 0 LOB: 1 K: 0 BB: 0 S: 8 P: 11	R: 0 H: 0 E: 0 LOB: 0 K: 0 BB: 1 S: 3 P: 9	R: 0 H: 0 E: 0 LOB: 0 K: 1 BB: 0 S: 6 P: 10	R: 0 H: 1 E: 0 LOB: 0 K: 0 BB: 0 S: 10 P: 15	R: 0 H: 1 E: 0 LOB: 1 K: 1 BB: 0 S: 8 P: 13	R: 0 H: 0 E: 0 LOB: 0 K: 1 BB: 0 S: 7 P: 11	R: 1 H: 1 E: 1 LOB: 2 K: 1 BB: 1 S: 15 P: 29	R: 0 H: 0 E: 0 LOB: 0 K: 0 BB: 0 S: 8 P: 10	1B: 4 2B: 1 3B: 0 HR: 0	SF: 0 SAC: 1 DP: 3 HBP: 0					

PITCHER	IP	WLS	BF	H	R	ER	SO	BB	IBB	HBP	BLK	WP	HR	S	P	ERA	WHIP
66 Tyson Ross, R (1, 1) ERA: 2.76	7.0		23	4	0	0	3	1	0	0	0	1	0	47	76	0.00	0.714
50 Grant Balfour, R (8, 1) ERA: 3.0	1.0	H	3	0	0	0	1	0	0	0	0	0	0	7	11	0.00	0.000
57 Brian Fuentes, L (9, 1) ERA: 3.75	1.0	W	6	1	1	0	1	0	1	0	0	0	0	15	29	0.00	1.000
31 Brad Ziegler, R (10, 1) ERA:	1.0	S	3	0	0	0	0	0	0	0	0	0	0	8	10	0.00	0.000

PITCHER	IP	WLS	BF	H	R	ER	SO	BB	IBB	HBP	BLK	WP	HR	S	P	ERA	WHIP

BOTTOM

Oakland Athletics @ Los Angeles Angels

Angel Stadium of Anaheim, Anaheim, CA

Wed Apr 27 2011, 4:09 PM - 7:06 PM PDT

Att. 37,247 - Sunny - 82 F

livebaseballscorecards.com

AB	32
R	1
H	5
RBI	1
BB	2
SO	5
LOB	10

WP: 1 PA: 35
PB: 0
SB: 0
CS: 0

Texas Rangers @ Oakland Athletics

Oakland Coliseum, Oakland, CA

Fri Apr 29 2011, 7:08 PM - 9:48 PM PDT

Att. 17,226 - Clear - 61 F

TOP

livebaseballscorecards.com

Batter	1	2	3	4	5	6	7	8	9	AB	R	H	RBI	BB	SO	LOB
5 Ian Kinsler, R (1, 4) OBP: 0.348, SLG: 0.464	C SI 91 B SI 90 T CH 82 C SI 92 1-3 ① K		X CH 82 0-0 ① G6-3		B SI 88 B SI 89 C SI 88 X SI 90 2-1 29 FC6-4 1B		B CH 80 X CH 81 1-0 ② F7		B SI 89 C SI 89 X CH 73 1-1 ② F9	5	0	1	0	0	1	1
1 Elvis Andrus, R (1, 6) OBP: 0.310, SLG: 0.337	F SI 91 B SI 91 S CH 82 B SI 91 B CH 83 F SI 91 B SI 90 4-2 17 BB 10 G1-3 BB		C SI 89 S CH 78 B SI 89 X CH 79 1-2 ② P4		F SI 89 S CH 80 C SI 90 0-3 ① K		C CH 82 B SI 89 F CH 81 B SI 90 X CH 81 2-2 1-2 10 FC4 1B		C SI 88 B SI 89 X SI 88 1-1 10 DI 10 1B 1B	4	1	2	0	1	1	1
10 Michael Young, R (1, 10) OBP: 0.351, SLG: 0.472	C SI 92 B CH 81 X SI 89 1-1 ② G1-3 1-2		X SI 88 0-0 29 FC6-4 1B		F CH 81 1 SAFE 1 SAFE C SI 89 B SI 89 B SI 90 S CH 82 2-3 ② K		C SI 90 B SI 90 X CH 81 1-1 ③ FC4 1-2f		C SI 88 B CH 73 B SI 90 B SI 88 X SI 88 3-1 1-H 1B	5	0	2	1	0	1	4
29 Adrián Beltré, R (1, 5) OBP: 0.302, SLG: 0.525	B FF 92 B SI 90 B SI 90 C SI 90 B SI 91 4-1 17 BB BB		C CH 79 C SI 88 X KC 76 0-2 ③ FC6-4 1-2f		X CH 81 0-0 ③ FC6-4 1-2f			C SI 92 B SL 85 X SI 91 1-1 8 1B 1B	C SI 90 B CH 72 B CH 71 X SI 90 2-1 ③ F8	4	0	1	0	1	0	3
17 Nelson Cruz, R (1, 9) OBP: 0.343, SLG: 0.477	B SI 90 B SI 91 B SI 89 B SI 89 4-0 1-2 2-3 BB			X KC 80 0-0 ① L8		B SL 86 C SI 88 S CH 82 X CH 81 1-2 7 1B 1B		B SL 86 B FF 92 C SI 91 B SL 85 F FF 91 S FF 91 3-3 ① K		3	0	1	0	1	1	1
7 David Murphy, L (1, 7) OBP: 0.319, SLG: 0.394	B SI 90 C SI 90 X SI 90 1-1 ③ G4-3			C SI 89 B CH 81 C KC 76 B SI 88 B KC 78 B SI 88 4-2 18 1B BB		B SI 88 C SI 88 F CH 80 1 SAFE D KC 78 F KC 78 X SI 90 2-2 ① 8 G4-6-3 1B 1-2		C FF 90 X CU 79 0-1 ② F7		3	0	1	0	1	0	4
8 Yorvit Torrealba, R (1, 2) OBP: 0.288, SLG: 0.458		C SI 88 C SI 88 B KC 78 X CH 81 1-2 ① G5-3		C SI 88 S CH 80 1 SAFE D CH 81 1 SAFE T SI 89 1-2 ② K		X SI 90 0-0 ② ③ G4-6-3 1-2f		C SL 85 F SL 84 B FF 92 F FF 90 X FF 91 1-2 1-3 1B		4	0	1	0	0	1	2
18 Mitch Moreland, L (1, 3) OBP: 0.378, SLG: 0.556		C SI 89 X SI 90 0-1 ② F9		C CH 80 X CH 79 0-1 20 FC6-4 1-2 1B			B SI 88 B SI 89 F SI 89 B CH 81 S SI 85 X SI 88 3-2 1 1B 1B	B CU 80 C CU 79 C FF 91 D CU 82 F FF 92 C FF 91 2-3 ③ K		4	0	2	0	0	1	2
20 Julio Borbon, L (1, 8) OBP: 0.279, SLG: 0.291 25 Mike Napoli, R (9, PH) OBP: 0.396, SLG: 0.674		B SI 90 X SI 89 1-0 ③ G4-3		B SI 89 X SI 89 1-0 ③ FC6-4 1-2f			C SI 89 X FF 89 0-1 ① F9		C SI 88 F SI 90 B SI 90 X SI 90 1-2 ① G4-3	3 1	0 0	0 0	0 0	0 0	0 0	3 0
Inning Stats	R: 0 H: 0 E: 0 LOB: 3 K: 1 BB: 3 S: 11 P: 26	R: 0 H: 0 E: 0 LOB: 0 K: 0 BB: 0 S: 6 P: 8	R: 0 H: 1 E: 0 LOB: 1 K: 0 BB: 0 S: 8 P: 9	R: 0 H: 1 E: 0 LOB: 2 K: 1 BB: 1 S: 9 P: 15	R: 0 H: 1 E: 0 LOB: 1 K: 2 BB: 0 S: 9 P: 13	R: 0 H: 2 E: 0 LOB: 0 K: 0 BB: 0 S: 8 P: 11	R: 0 H: 2 E: 0 LOB: 2 K: 0 BB: 0 S: 11 P: 18	R: 0 H: 2 E: 0 LOB: 2 K: 2 BB: 0 S: 15 P: 22	R: 1 H: 2 E: 0 LOB: 1 K: 0 BB: 0 S: 11 P: 19	1B: 11 2B: 0 3B: 0 HR: 0	SF: 0 SAC: 0 DP: 1 HBP: 0					

PITCHER		IP	WLS	BF	H	R	ER	SO	BB	IBB	HBP	BLK	WP	HR	S	P	ERA	WHIP
53 Trevor Cahill, R ERA: 1.88	(1, 1)	7.0	W	30	7	0	0	4	4	0	0	0	0	0	62	100	0.00	1.571
50 Grant Balfour, R ERA: 2.7	(8, 1)	1.0	H	5	2	0	0	2	0	0	0	0	0	0	15	22	0.00	2.000
57 Brian Fuentes, L ERA: 4.15	(9, 1)	1.0	S	5	2	1	1	0	0	0	0	0	0	0	11	19	9.00	2.000

PITCHER	IP	WLS	BF	H	R	ER	SO	BB	IBB	HBP	BLK	WP	HR	S	P	ERA	WHIP

AB	36
R	1
H	11
RBI	1
BB	4
SO	6
LOB	21

WP: 0 PA: 40
PB: 0
SB: 0
CS: 0

Texas Rangers @ Oakland Athletics

Oakland Coliseum, Oakland, CA

Fri Apr 29 2011, 7:08 PM - 9:48 PM PDT

Att. 17,226 - Clear - 61 F

livebaseballscorecards.com

BOTTOM

Batter	1	2	3	4	5	6	7	8	9	AB	R	H	RBI	BB	SO	LOB
14 Mark Ellis, R (1, 4) OBP: 0.232, SLG: 0.287	C FF 90 B FC 86 X CH 86 1-1 ① G6-3		B FC 88 C FF 89 B CH 83 X CH 85 2-1 ① G6-3	1 SAFE C SI 89 X SI 89 0-1 ② F9		B CH 84 B CH 83 X SI 89 2-0 ③ F9				4	0	0	0	0	0	2
10 Daric Barton, L (1, 3) OBP: 0.355, SLG: 0.310	C FF 91 T FF 92 F SI 92 B SL 82 B SI 92 F FF 91 B FF 92 X SI 91 3-2 ② G4-3		B FF 90 X FF 90 1-0 16 F9 8 1B 2B	X SI 90 0-0 ③ P6			C CU 75 X SI 88 0-1 16 1B 8 E 1B			4	2	2	0	0	0	2
28 Conor Jackson, R (1, 9) OBP: 0.357, SLG: 0.420	C CU 77 X SI 92 0-1 2B		B CH 85 C FF 90 C FC 89 H SL 83 2-2 8 1B HBP		B CU 75 X SL 82 1-0 16 2B 2B		X SI 89 0-0 ① L4			3	1	2	0	0	0	1
16 Josh Willingham, R (1, 7) OBP: 0.333, SLG: 0.407	C FF 91 C CH 85 C FF 92 0-3 ③ K		C CU 77 B FC 86 F FC 86 F CU 79 F FF 89 X CH 85 1-2 ② F9 2-3		S FF 89 C SI 90 B FF 89 F SI 90 D CU 80 X CU 80 2-2 2-H 2B		C CH 84 S CH 84 B FF 90 F CH 85 B SI 91 1 SAFE X SI 92 2-2 8 FC6-4 1-2 1B			4	0	2	1	0	1	3
8 Kurt Suzuki, R (1, 10) OBP: 0.333, SLG: 0.324		C FF 89 B SI 90 B CH 84 X FC 86 2-1 ① G5-3	F CH 83 X CU 77 0-1 12 FC6 1-2 3-H 1B		F SI 89 C FC 86 X FF 90 0-2 ① F7		B SI 90 B SI 91 C SI 90 F SI 90 F CU 76 X SI 90 2-2 ② FC6-4 1-2f 2-H			4	0	1	1	0	0	2
12 David DeJesus, L (1, 8) OBP: 0.292, SLG: 0.244		C SI 92 B CU 79 X SI 91 1-1 ② F7	C CU 76 C FF 90 X CU 76 0-2 ③ FC6 1-2f		X SI 89 0-0 ② G6-3		B FF 90 C CU 75 F SI 90 C SI 89 1-3 ③ K			4	0	0	0	0	1	4
5 Kevin Kouzmanoff, R (1, 5) OBP: 0.256, SLG: 0.351		B SI 92 S FF 92 B FF 91 F SL 83 B FF 91 B FF 91 4-2 11 BB BB		B FF 88 B FC 88 B SI 89 C FC 89 S FC 86 B CU 78 4-2 2 1B BB	C FF 90 X FC 86 0-1 ③ G3			C FF 93 B SI 94 F CH 81 S SI 96 1-3 ① K		2	0	0	0	2	1	1
11 Landon Powell, S (1, 2) OBP: 0.407, SLG: 0.364		1 SAFE B FF 88 B SL 85 B FC 89 C FC 88 C SL 83 B FC 89 4-2 1-2 BB		S FF 89 B FF 89 B SL 85 1 SAFE C SI 89 X CH 85 2-2 ① F8		B CU 76 X CH 84 1-0 2 G5-4-3 1B		B SL 82 B FF 94 B SI 94 C FF 90 C SI 92 S FF 95 3-3 ② K		3	0	1	0	1	1	1
2 Cliff Pennington, S (1, 6) OBP: 0.268, SLG: 0.316		C CU 75 C FF 90 D CU 80 F FF 90 C SI 91 1-3 ③ K		C FF 90 1 SAFE X FF 89 0-1 1-2 1B		B FC 86 X SI 89 1-0 ①② G5-4-3 1-2f		C SI 94 F CH 84 F SI 95 S SL 85 0-3 ③ K		4	0	1	0	0	2	3
Inning Stats	R: 0 E: 0 K: 1 S: 12 H: 1 LOB: 1 BB: 0 P: 16	R: 0 E: 0 K: 1 S: 12 H: 0 LOB: 2 BB: 2 P: 24	R: 1 E: 0 K: 0 S: 15 H: 2 LOB: 2 BB: 0 P: 21	R: 0 E: 0 K: 0 S: 10 H: 1 LOB: 2 BB: 1 P: 16	R: 1 E: 0 K: 0 S: 11 H: 2 LOB: 1 BB: 0 P: 14	R: 0 E: 0 K: 1 S: 3 H: 1 LOB: 0 BB: 0 P: 7	R: 1 E: 1 K: 1 S: 14 H: 2 LOB: 1 BB: 0 P: 19	R: 0 E: 0 K: 3 S: 10 H: 0 LOB: 0 BB: 0 P: 14		1B: 5 2B: 4 3B: 0 HR: 0 SF: 0 SAC: 0 DP: 1 HBP: 1						

AB	32
R	3
H	9
RBI	2
BB	3
SO	6
LOB	19

PITCHER		IP	WLS	BF	H	R	ER	SO	BB	IBB	HBP	BLK	WP	HR	S	P	ERA	WHIP
36 C.J. Wilson, L ERA: 3.35	(1, 1)	7.0	L	33	9	3	2	3	3	0	1	0	0	0	77	117	2.57	1.714
59 Ryan Tucker, R ERA:	(8, 1)	1.0		3	0	0	0	3	0	0	0	0	0	0	10	14	0.00	0.000

PITCHER	IP	WLS	BF	H	R	ER	SO	BB	IBB	HBP	BLK	WP	HR	S	P	ERA	WHIP

Texas Rangers @ Oakland Athletics

Oakland Coliseum, Oakland, CA

Sat Apr 30 2011, 1:07 PM - 3:41 PM PDT

Att. 27,285 - Sunny - 74 F

TOP

livebaseballscorecards.com

Batter	1	2	3	4	5	6	7	8	9	AB	R	H	RBI	BB	SO	LOB
5 Ian Kinsler, R (1, 4) OBP: 0.347, SLG: 0.466	S B X KC 76 1-1 G5-3 ①	B SL 78 C SI 91 F FF 90 B SL 80 F SL 80 S SL 82 2-3 K ③		C KC 76 X FF 90 0-1 1-2 2-3 1B		C FF 90 B CH 77 B FF 89 F FF 90 F SL 85 F FF 92 F SL 84 X FF 92 2-2 P3 ①		C SL 79 X SI 91 0-1 1-H 2B	X SI 89 0-0 F9 ③	6	0	2	1	0	1	4
1 Elvis Andrus, R (1, 6) OBP: 0.314, SLG: 0.333	C FF 92 B SI 90 B FF 92 B CH 84 B FF 91 4-1 29 S 10 G4-3 29 2B BB		X SI 87 0-0 10 HR 1B	B SL 80 X FF 90 1-0 G1-2-3 ②③ 3-Hf		B FF 91 X FF 89 1-0 G6-3 ②		F SI 92 B SL 79 B SL 80 S FF 91 F SL 81 S FF 93 2-3 K ③		4	2	1	0	1	1	4
10 Michael Young, R (1, 3) OBP: 0.353, SLG: 0.495	1 SAFE B SI 88 1 SAFE X SI 88 1-0 G4-3 ② 1-2		X CH 84 0-0 1-H HR		C KC 70 F SL 79 B FF 89 X KC 74 1-2 29 1B 17 HR 1B	B CH 80 B CH 77 X FF 91 2-0 L9 ③			X SI 88 0-0 G6-3 ①	5	2	2	2	0	0	1
29 Adrián Beltré, R (1, 5) OBP: 0.306, SLG: 0.529	C SL 80 X FF 92 0-1 2-H 2B		C KC 73 C KC 78 X SL 79 0-2 G6-3 ①		C CH 81 B SL 78 B SL 78 X CH 80 2-1 17 HR 1-2 1B		X FF 88 0-0 G5-3 ①		C CH 80 F SI 89 X CU 70 0-2 E6 7 1B 8 2B	5	2	2	1	0	0	0
17 Nelson Cruz, R (1, 7) OBP: 0.336, SLG: 0.495 (8, 9)	B SL 78 S SL 81 C SI 90 X SL 80 1-2 F9 ③		C SI 91 B SL 79 C SL 80 B FF 91 X SL 80 2-2 G4-3 ②		F KC 77 X FF 90 0-1 1-H 2-H HR		S FF 87 F SL 80 X FF 89 0-2 G5-3 ②		C SI 88 C SI 88 S CU 70 0-3 K ②	5	1	1	3	0	1	2
25 Mike Napoli, R (1, 10) OBP: 0.431, SLG: 0.733		B SI 86 B FF 90 B CH 82 C SI 90 B SI 90 4-1 8 BB BB	B SL 78 B SL 90 C SL 78 B CH 82 B SI 92 4-1 7 CS BB		C SL 79 X KC 73 0-1 HR		S FF 87 B SL 83 X SL 84 1-1 G6-3 ③		B CH 80 B SI 87 B CH 79 C SI 86 B SI 88 4-1 7 1B 8 2B BB	2	2	1	1	3	0	0
7 David Murphy, L (1, 8) OBP: 0.325, SLG: 0.394 (8, 7)		B FF 88 C FF 90 F SL 79 F SL 80 S FF 91 1-3 K ① 1-2	1 SAFE 0-0 CS ③	B SL 79 C KC 77 B SL 80 F FF 90 X SL 81 2-2 G6-3 ①	B KC 76 F FF 91 X SL 79 1-1 G3 ①			F FF 91 S FF 91 X FF 91 0-2 5 2B 1B	B SL 82 C SI 87 S CU 69 B CU 70 X SI 87 2-2 8 2B 20 1B 1-2 2-3 1B	5	2	2	0	0	1	1
8 Yorvit Torrealba, R (1, 2) OBP: 0.308, SLG: 0.474		B SI 89 B SI 88 C FF 92 B CH 83 B FF 92 4-1 1-2 BB	F CH 80 B SL 78 B SI 90 X CH 81 2-1 5 1B 18 HBP 1 G1-2-3 1B	B CH 80 X SI 88 1-0 L1-3 ②		F FF 91 B SL 80 B FF 90 X FF 91 2-1 L1 ①		C SI 89 F SI 88 X CU 70 0-2 20 1B 1-3 2-H 3-H 2B	4	0	2	2	1	0	1
18 Mitch Moreland, L (1, 9) OBP: 0.372, SLG: 0.533 20 Julio Borbon, L (8, 8) OBP: 0.290, SLG: 0.304		B FF 88 F SL 78 C FF 90 B SL 81 S SL 81 2-3 K ②	C KC 77 H FF 86 1-1 5 1B 1-2 HBP	X SL 78 0-0 G4-3 ③		X SI 92 0-0 F7 ②	C SL 85 X CU 70 0-1 2-3 3-H 1B		3 1	0 0	0 1	0 1	0 1	1 0	3 0

Inning Stats	1	2	3	4	5	6	7	8	9	1B	SF	WP	PA
	R: 1 E: 0 K: 0 S: 9 H: 1 LOB: 1 BB: 1 P: 16	R: 0 E: 0 K: 3 S: 13 H: 0 LOB: 2 BB: 2 P: 26	R: 2 E: 0 K: 0 S: 9 H: 2 LOB: 0 BB: 1 P: 15	R: 0 E: 0 K: 0 S: 9 H: 2 LOB: 2 BB: 0 P: 15	R: 4 E: 0 K: 0 S: 13 H: 4 LOB: 0 BB: 0 P: 18	R: 0 E: 0 K: 0 S: 8 H: 0 LOB: 0 BB: 0 P: 13	R: 0 E: 0 K: 0 S: 6 H: 0 LOB: 0 BB: 0 P: 7	R: 1 E: 0 K: 1 S: 12 H: 2 LOB: 1 BB: 0 P: 16	R: 3 E: 1 K: 1 S: 17 H: 3 LOB: 2 BB: 1 P: 23	1B: 8 2B: 3 3B: 0 HR: 3 SF: 0 SAC: 0 DP: 1 HBP: 1	WP: 0 PB: 0 SB: 1 CS: 1 PA: 47

	AB	40
	R	11
	H	14
	RBI	11
	BB	5
	SO	5
	LOB	16

PITCHER		IP	WLS	BF	H	R	ER	SO	BB	IBB	HBP	BLK	WP	HR	S	P	ERA	WHIP
49 Brett Anderson, L ERA: 2.95	(1, 1)	5.0	L	27	9	7	7	3	4	0	1	0	0	3	53	90	12.60	2.600
56 Craig Breslow, L ERA: 4.0	(6, 1)	1.0		3	0	0	0	0	0	0	0	0	0	0	8	13	0.00	0.000
48 Michael Wuertz, R ERA:	(7, 1)	1.0		3	0	0	0	0	0	0	0	0	0	0	6	7	0.00	0.000
29 David Purcey, L ERA: 4.7	(8, 1)	1.0		5	2	1	1	1	0	0	0	0	0	0	12	16	9.00	2.000
13 Jerry Blevins, L ERA: 4.09	(9, 1)	1.0		8	3	3	0	1	1	0	0	0	0	0	17	23	0.00	4.000

PITCHER	IP	WLS	BF	H	R	ER	SO	BB	IBB	HBP	BLK	WP	HR	S	P	ERA	WHIP

Batter	1	2	3	4	5	6	7	8	9	AB	R	H	RBI	BB	SO	LOB
12 David DeJesus, L (1, 8) OBP: 0.297, SLG: 0.256	C FF 86 B CU 73 X FF 88 1-1 F7 ①		B CU 75 C FF 87 B FF 89 C CH 84 X SL 83 2-2 G4-3 ①		X CH 84 0-0 2B			C FF 87 B CU 75 B SL 80 B FF 87 B FF 88 4-1 BB	X FF 91 0-0 P6 ③	4	0	1	0	1	0	3
10 Daric Barton, L (1, 3) OBP: 0.342, SLG: 0.297	B FF 87 C FF 87 C FF 90 B CU 77 X SL 85 2-2 G1-3 ②		B CU 76 C FF 87 X FF 89 1-1 P5 ②		T SI 88 C CH 84 X CU 77 0-2 F7 ③			B FF 88 C FF 88 X SI 89 1-1 P5 ①		4	0	0	0	0	0	2
28 Conor Jackson, R (1, 9) OBP: 0.350, SLG: 0.407	B FF 90 F SL 83 S FF 91 X FF 91 1-2 16 S 1B		B CU 79 B FF 85 F FF 90 S FF 90 X FF 92 2-2 G5-3 ③			C SL 81 B FF 89 X FF 90 1-1 F9 ①		C FF 89 F FF 90 S SL 83 0-3 K ②		4	0	1	0	0	1	1
16 Josh Willingham, R (1, 7) OBP: 0.330, SLG: 0.435	C FF 90 B FF 90 F FF 90 B CH 84 F FF 90 X FF 90 2-2 1-2 F9 ③			B CU 74 X FF 88 1-0 HR		X FF 89 0-0 F9 ②		B SL 84 B FF 89 S SL 83 F FF 91 S FF 90 2-3 K ③		4	1	1	1	0	1	2
55 Hideki Matsui, L (1, 10) OBP: 0.303, SLG: 0.374		B FF 86 B FF 87 C FF 88 F FF 88 X SL 85 2-2 P6 ①		B FF 88 B FF 89 X SI 88 2-0 G4-3 ①		B FF 88 X CH 87 1-0 8 FC6-4 1B			C FF 91 C FF 91 S CU 73 0-3 K ①	4	0	1	0	0	1	0
8 Kurt Suzuki, R (1, 2) OBP: 0.330, SLG: 0.359		C FF 89 B FF 89 F FF 91 B SL 85 X FF 85 2-2 HR		B SI 90 X FF 90 1-0 F8 ②		B SL 84 F FF 89 X FF 90 1-1 1-2f FC6-4 ③			C FF 92 B FF 93 X SL 82 1-1 P4 ②	4	1	1	1	0	0	1
5 Kevin Kouzmanoff, R (1, 5) OBP: 0.247, SLG: 0.338 15 Ryan Sweeney, L (9, PH) OBP: 0.364, SLG: 0.370		S FF 90 S FF 90 B FF 90 S FF 91 1-3 K ②		C SL 83 B SL 84 S FF 91 C FF 90 1-3 K ③			F SL 82 F SL 82 S FF 91 0-3 K ①		C FF 91 B CH 84 B FF 91 B FF 92 B FF 91 4-1 21 2B BB	3 0	0 0	0 0	0 0	3 1	0 0	0 0
21 Andy LaRoche, R (1, 4) OBP: 0.351, SLG: 0.412		B FF 90 X SL 84 1-0 1B			B FF 87 C FF 88 F FF 88 F CU 76 B SL 83 X SL 83 2-2 F9 ①		F FF 89 X FF 91 0-1 P4 ②		C FF 92 X FF 92 0-1 1-3 2B	4	0	2	0	0	0	0
2 Cliff Pennington, S (1, 6) OBP: 0.267, SLG: 0.304		1 SAFE C FF 87 1 SAFE B FF 88 B CH 82 1 SAFE S CH 82 X SL 84 2-2 F7 ③			B FF 88 X FF 89 1-0 G6-3 ②		F FF 88 B CU 74 F CH 85 S FF 90 1-3 K ③		B SI 91 F SI 91 B SI 91 F FF 91 D SL 83 F CH 83 B SI 92 4-2 BB	3	0	0	0	1	1	1
Inning Stats	R: 0 E: 0 K: 0 S: 12 H: 1 LOB: 1 BB: 0 P: 18	R: 1 E: 0 K: 1 S: 13 H: 2 LOB: 1 BB: 0 P: 21	R: 0 E: 0 K: 0 S: 8 H: 0 LOB: 0 BB: 0 P: 13	R: 1 E: 0 K: 1 S: 6 H: 1 LOB: 0 BB: 0 P: 11	R: 0 E: 0 K: 0 S: 9 H: 1 LOB: 1 BB: 0 P: 12	R: 0 E: 0 K: 0 S: 6 H: 1 LOB: 1 BB: 0 P: 9	R: 0 E: 0 K: 2 S: 8 H: 0 LOB: 0 BB: 0 P: 9	R: 0 E: 0 K: 2 S: 9 H: 0 LOB: 1 BB: 1 P: 16	R: 0 E: 0 K: 1 S: 12 H: 1 LOB: 3 BB: 2 P: 21	1B: 3 2B: 2 3B: 0 HR: 2	SF: 0 SAC: 0 DP: 0 HBP: 0			WP: 0 PB: 0 SB: 1 CS: 0	PA: 37	

PITCHER		IP	WLS	BF	H	R	ER	SO	BB	IBB	HBP	BLK	WP	HR	S	P	ERA	WHIP
48 Colby Lewis, R ERA: 5.7	(1, 1)	8.0	W	31	6	2	2	6	1	0	0	0	0	2	71	109	2.25	0.875
21 Brett Tomko, R ERA: 7.04	(9, 1)	1.0		6	1	0	0	1	2	0	0	0	0	0	12	21	0.00	3.000

PITCHER	IP	WLS	BF	H	R	ER	SO	BB	IBB	HBP	BLK	WP	HR	S	P	ERA	WHIP

BOTTOM

Texas Rangers @ Oakland Athletics

Oakland Coliseum, Oakland, CA

Sat Apr 30 2011, 1:07 PM - 3:41 PM PDT

Att. 27,285 - Sunny - 74 F

livebaseballscorecards.com

AB	34
R	2
H	7
RBI	2
BB	3
SO	7
LOB	10

Batter	1	2	3	4	5	6	7	8	9	AB	R	H	RBI	BB	SO	LOB
5 Ian Kinsler, R (1, 4) OBP: 0.341, SLG: 0.463	C SI 92 B SI 92 B SI 93 S SI 93 X CU 82 2-2 G5-3		D CU 79 B SI 92 X SI 92 2-0 FC6-4 1-2f		C CU 79 C SI 92 F CU 81 B CU 80 F CU 80 X FF 93 1-2 P3		X CU 71 0-0 1-3 2-H 2B		C SI 89 B SI 88 B SI 90 B SI 89 F SI 88 X SI 88 3-2 F8	5	0	1	1	0	0	5
1 Elvis Andrus, R (1, 6) OBP: 0.318, SLG: 0.347	B SI 94 B SI 94 X FF 94 2-0 F8			B SI 91 B SI 91 C FF 91 B FF 92 F FF 92 X FF 93 3-2 10 FC4-6 1B		B CH 82 X FF 90 1-0 10 WP 10 1B 2B	B SI 86 F SI 84 X SI 86 1-1 G3		C SI 88 F SI 89 B SI 90 D CH 72 F SI 88 C SI 89 2-3 K	5	1	2	0	0	1	4
10 Michael Young, R (1, 10) OBP: 0.358, SLG: 0.491	B SI 94 C SI 93 F CU 80 C CU 82 1-3 K			F CU 79 S FF 92 X CU 81 0-2 FC4-6 17 FC6-4 1-2f		C CU 79 B CU 80 B FF 94 X CU 80 2-1 17 G6-4-3 2-H 1B		C SL 86 B SL 86 B SI 92 B SI 92 B FF 92 4-1 29 FC5-4 BB		3	0	1	1	1	1	1
29 Adrian Beltré, R (1, 5) OBP: 0.296, SLG: 0.509		B SI 90 B SI 92 C FF 92 F SI 91 F CU 80 X FF 94 2-2 P4		B SI 90 S SI 92 X FF 91 1-1 P3		X SI 91 0-0 F8		B FF 92 C SL 85 X SL 86 1-1 FC5-4 1-2f		4	0	0	0	0	0	3
17 Nelson Cruz, R (1, 7) OBP: 0.324, SLG: 0.474		F SI 92 C SI 93 B FF 93 B CU 82 F SI 93 S CU 82 2-3 K2-3		X SI 91 0-0 FC6-4 1-2f		B CU 79 B SI 91 F SI 92 C FF 93 B SI 93 X CU 81 3-2 G6-4-3 1-2f		C FF 90 B SL 87 C SL 86 S FF 91 1-3 K		4	0	0	0	0	2	3
25 Mike Napoli, R (1, 3) OBP: 0.403, SLG: 0.673		C SI 94 C FF 94 B SI 95 S CU 82 1-3 K			C SI 90 X CU 79 0-1 G6-3		C SI 89 B CU 80 B CU 79 B FF 93 C SI 93 S FF 93 3-3 K	B FF 92 C FF 92 B FF 92 B SI 92 F FF 91 X FF 91 3-2 F9		4	0	0	0	0	2	1
7 David Murphy, L (1, 8) OBP: 0.346, SLG: 0.405			B FF 90 C FF 92 F FF 92 F CU 81 B CU 82 B CU 80 B FF 91 4-2 5 FC6-4 BB		C FF 92 X FF 91 0-1 18 1B 1B		C CU 79 F SI 92 S FF 94 0-3 K		B FF 90 C FF 89 F SL 82 X FF 92 1-2 8 1B 1B	3	0	2	0	1	1	0
8 Yorvit Torrealba, R (1, 2) OBP: 0.317, SLG: 0.468			B SI 92 F FF 93 B SI 91 X SI 92 2-1 L4		B SI 91 F FF 93 C CU 79 S CU 79 1-3 K		S CH 83 B CU 80 B CU 81 B FF 93 F FF 94 B FF 93 4-2 18 HBP 5 2B BB		B FF 89 C FF 90 F SL 83 X FF 92 1-2 1-2 1B	3	1	1	0	1	1	2
18 Mitch Moreland, L (1, 9) OBP: 0.378, SLG: 0.526			B SI 92 C FF 92 C CU 80 S FF 93 1-3 K		B CU 78 B CU 79 X FF 91 2-0 1-3 1B		H CU 79 1-0 5 2B 1-2 HBP		C SI 90 X SI 90 0-1 F7	3	0	1	0	0	1	3
Inning Stats	R: 0 E: 0 K: 1 S: 7 H: 0 LOB: 0 BB: 0 P: 12	R: 0 E: 0 K: 2 S: 11 H: 0 LOB: 0 BB: 0 P: 16	R: 0 E: 0 K: 1 S: 9 H: 0 LOB: 1 BB: 1 P: 18	R: 0 E: 0 K: 0 S: 9 H: 1 LOB: 1 BB: 0 P: 13	R: 0 E: 0 K: 1 S: 13 H: 2 LOB: 2 BB: 0 P: 17	R: 1 E: 0 K: 0 S: 7 H: 2 LOB: 0 BB: 0 P: 13	R: 1 E: 0 K: 2 S: 11 H: 1 LOB: 2 BB: 1 P: 20	R: 0 E: 0 K: 1 S: 9 H: 0 LOB: 1 BB: 1 P: 18	R: 0 E: 0 K: 1 S: 15 H: 2 LOB: 2 BB: 0 P: 22	1B: 6 2B: 2 3B: 0 HR: 0 SF: 0 SAC: 0 DP: 1 HBP: 1						

PITCHER		IP	WLS	BF	H	R	ER	SO	BB	IBB	HBP	BLK	WP	HR	S	P	ERA	WHIP
47 Gio González, L ERA: 2.7	(1, 1)	6.2	W	27	5	2	2	7	2	0	1	0	1	0	64	105	2.70	1.050
31 Brad Ziegler, R ERA:	(7, 1)	0.1		2	1	0	0	0	0	0	0	0	0	0	3	4	0.00	3.000
50 Grant Balfour, R ERA: 2.45	(8, 1)	1.0		4	0	0	0	1	1	0	0	0	0	0	9	18	0.00	1.000
56 Craig Breslow, L ERA: 4.0	(9, 1)	0.0		2	2	0	0	0	0	0	0	0	0	0	6	8	∞	∞
57 Brian Fuentes, L ERA: 3.86	(9, 1)	1.0		3	0	0	0	1	0	0	0	0	0	0	9	14	0.00	0.000

PITCHER	IP	WLS	BF	H	R	ER	SO	BB	IBB	HBP	BLK	WP	HR	S	P	ERA	WHIP

TOP

Texas Rangers @ Oakland Athletics

Oakland Coliseum, Oakland, CA

Sun May 01 2011, 1:08 PM - 4:09 PM PDT

Att. 15,178 - Sunny - 73 F

livebaseballscorecards.com

AB	34
R	2
H	8
RBI	2
BB	3
SO	9
LOB	22

Texas Rangers @ Oakland Athletics

Oakland Coliseum, Oakland, CA

Sun May 01 2011, 1:08 PM - 4:09 PM PDT

Att. 15,178 - Sunny - 73 F

BOTTOM

Batter	1	2	3	4	5	6	7	8	9	AB	R	H	RBI	BB	SO	LOB
4 Coco Crisp, S (1, 8) OBP: 0.299, SLG: 0.448	C FF 91 X FF 92 0-1 28 2B 2B	X CH 84 0-0 10 2B 3-H 1B	C SI 86 F X CU 68 0-2 ②③ G4-6-3 1-2f			1 SAFE C SI 86 B CU 68 B SI 87 B CH 79 F FC 83 X FC 83 3-2 ②③ G6-3 1-2		S SL 83 C SL 83 X FF 96 0-2 ② G4-3 2-3		5	1	2	1	0	0	4
10 Daric Barton, L (1, 3) OBP: 0.345, SLG: 0.305	F FF 92 C FF 92 B FC 88 D SI 92 B FF 92 B FF 88 4-2 28 2B BB	1 SAFE 1 SAFE X FF 89 0-0 1-3 2B		C CU 67 B FC 82 C CH 78 B CU 68 C FF 87 2-3 ① K			B FF 92 F SI 92 F FF 93 B CH 83 B CH 82 X FF 91 3-2 E9 16 FC4-2	B FF 94 C SL 82 X FF 92 1-1 ③ G3		4	1	1	0	1	1	1
28 Conor Jackson, R (1, 9) OBP: 0.375, SLG: 0.439	B SI 92 B CH 83 B SI 92 C FF 92 F FF 92 X SI 94 3-2 16 F9 8 1B 1-H 2-H 2B	B CU 78 F FC 88 B CH 84 B FC 88 C SI 92 F FC 87 D CU 81 4-2 BB		B CH 82 C FC 81 X SI 86 1-1 16 G4-6-3 1B			X SI 94 0-0 ① G5-3			3	1	2	2	1	0	1
16 Josh Willingham, R (1, 7) OBP: 0.317, SLG: 0.416	C CU 77 B FC 86 B CH 83 C CH 84 F SI 91 B SI 89 F CH 84 F SI 95 X CH 83 3-2 ① F9 2-3	C FF 87 B CU 69 F FC 80 B CU 69 F FF 88 C FF 87 2-3 ③ K		1 SAFE F FC 82 B SI 86 S CU 68 X SI 88 1-2 ②③ G4-6-3 1-2f			F SI 92 S FF 93 B SI 92 B SL 80 X FF 93 2-2 ② FC4-2 8 S 8 1B 3-H			4	1	0	0	0	1	6
8 Kurt Suzuki, R (1, 2) OBP: 0.337, SLG: 0.366	F FF 94 D FF 93 X CU 80 1-1 55 CS 3-H 1B	B SI 86 S FC 81 X SI 86 1-1 E6 55 2B	C CU 66 F CU 66 X FF 87 0-2 ① G4-3				1 SAFE B FF 92 1 SAFE C SL 80 B FF 92 B FF 92 C FF 92 X FF 93 3-2 55 WP 1-H 1B			4	1	2	2	0	0	0
55 Hideki Matsui, L (1, 10) OBP: 0.311, SLG: 0.383	B SI 92 B FF 94 C SI 92 F SI 92 1 SAFE B CH 82 C FF 94 3-3 ②③ K 1-2		B SI 87 C FF 87 B CH 78 F FC 82 X FC 82 2-2 14 G3 2 1B 2-H 2B		C FF 87 B SI 86 F CH 80 B CU 69 F FF 88 S FC 84 2-3 ② K		B FF 92 B FF 91 B FF 91 B SI 90 4-0 1-2 BB			3	1	1	1	1	2	1
14 Mark Ellis, R (1, 4) OBP: 0.223, SLG: 0.276		C FF 90 B CU 77 F CH 82 X FC 85 1-2 ① G4-3	C SI 87 B CU 68 X SI 87 1-1 ① G3 2-3		B SI 87 B FC 82 F FF 88 X SI 87 2-1 ③ F8		C SI 89 F SL 77 X FF 94 0-2 ③ L9			4	0	0	0	0	0	3
21 Andy LaRoche, R (1, 5) OBP: 0.390, SLG: 0.459		C CU 76 B SI 91 X FC 87 1-1 2 G6-3 4 1B 2B	B FC 83 H SI 87 2-0 2 1B HBP			C FC 80 S CU 67 B CU 68 F SI 87 S SI 88 1-3 ① K		C FF 95 X SL 82 0-1 4 G4-3 2 G3 1B		3	1	2	0	0	1	0
2 Cliff Pennington, S (1, 6) OBP: 0.267, SLG: 0.301		X SI 92 0-0 ② G6-3 2-3	B FF 87 X FC 83 1-0 4 G4-6-3 1-2 3-H 1B			B CU 68 C CU 67 F FC 80 X CU 68 1-2 E4 4 CS		C FF 95 B SI 94 F SI 95 F SL 82 1 SAFE F FF 92 B FF 94 1 SAFE F SL 82 3-2 ① B FF 94 1 SAFE X FF 93 G3 1-2		4	0	1	1	0	0	2
Inning Stats	R: 3 E: 0 K: 1 S: 18 H: 3 LOB: 0 BB: 1 P: 32	R: 1 E: 0 K: 1 S: 15 H: 3 LOB: 3 BB: 1 P: 23	R: 2 E: 1 K: 0 S: 11 H: 2 LOB: 1 BB: 0 P: 18	R: 0 E: 0 K: 1 S: 8 H: 1 LOB: 0 BB: 0 P: 12	R: 0 E: 0 K: 1 S: 9 H: 0 LOB: 0 BB: 0 P: 13	R: 0 E: 1 K: 1 S: 10 H: 0 LOB: 0 BB: 0 P: 15	R: 1 E: 1 K: 0 S: 13 H: 1 LOB: 2 BB: 1 P: 25	R: 0 E: 0 K: 0 S: 13 H: 1 LOB: 1 BB: 0 P: 17		1B: 6 2B: 5 3B: 0 HR: 0 SF: 0 SAC: 0 DP: 2 HBP: 1					

livebaseballscorecards.com

AB	34
R	7
H	11
RBI	7
BB	3
SO	5
LOB	18

WP: 1 PB: 0 SB: 1 CS: 2 PA: 38

PITCHER		IP	WLS	BF	H	R	ER	SO	BB	IBB	HBP	BLK	WP	HR	S	P	ERA	WHIP
54 Matt Harrison, L ERA: 4.59	(1, 1)	1.2	L	12	6	4	4	1	2	0	0	0	0	0	29	49	21.60	4.800
47 Dave Bush, R ERA: 1.46	(2, 1)	4.1		16	3	2	1	4	0	0	1	0	0	0	42	64	2.08	0.692
59 Ryan Tucker, R ERA:	(7, 1)	1.0		6	1	1	0	0	1	0	0	0	1	0	13	25	0.00	2.000
46 Pedro Strop, R ERA: 1.04	(8, 1)	1.0		4	1	0	0	0	0	0	0	0	0	0	13	17	0.00	1.000

PITCHER	IP	WLS	BF	H	R	ER	SO	BB	IBB	HBP	BLK	WP	HR	S	P	ERA	WHIP

Batter	1	2	3	4	5	6	7	8	9	10	AB	R	H	RBI	BB	SO	LOB
1 Elvis Andrus, R (1, 6) OBP: 0.316, SLG: 0.343	C SI 90 B SI 91 F SI 91 C SI 91 1-3 K ①		B SI 92 C SI 91 X SI 92 1-1 FC1-5 18 FC3-6 1-2 2-3f ①		C FC 89 L SI 90 1 SAFE X SI 90 0-2 10 SF9 18 E 29 SF9 1-2 1B		B FF 90 F FF 90 X SL 84 1-1 SH1-3 2-3 ①		C SI 88 B CH 72 X SI 90 1-1 F9 ②		4	1	1	0	0	1	2
18 Mitch Moreland, L (1, 3) OBP: 0.368, SLG: 0.506 (9, 9)	C SI 92 F SI 91 F SI 91 X CU 82 0-2 10 L4-3 1B		B CU 80 S CU 80 B FC 91 X SI 92 2-1 FC3-6 10 2B 1-2f 2-3 ②		L SI 90 B CU 79 X FC 89 1-1 FC1 29 SF9 10 SF9 1-2 2-3		B SL 86 D SL 86 S SL 85 F FF 91 B SL 85 X SL 85 3-2 G4-3 ②		B SL 73 C SI 90 S SI 90 X SI 88 1-2 F7 ③		5	1	1	0	0	0	5
10 Michael Young, R (1, 4) OBP: 0.360, SLG: 0.496	C SI 91 B SI 92 B CU 80 B SI 92 F FC 90 X FC 90 3-2 L4-3 1-1 ② ③		B CU 82 X SI 91 1-0 2B 1-H 3-H ①		B FC 90 X SI 91 1-0 SF9 1-2 2-3 3-H ①		B SI 86 S SI 85 B SI 86 B SI 86 B SI 86 B SI 86 4-1 29 FC6-4 BB			S SL 86 T SL 86 S SL 89 0-3 K ①	3	0	1	3	1	1	1
29 Adrián Beltré, R (1, 10) OBP: 0.292, SLG: 0.495		B SI 92 F SI 90 B FC 91 F FC 92 X CU 82 2-2 G4-3 ①	B FC 90 S FC 90 C SI 93 F FC 92 C CU 82 1-3 K ③		B CU 79 S FC 91 X FC 92 1-1 SF9 2-3 3-H ②		B SI 86 X SI 86 1-0 FC6-4 1-2f ③			B FF 92 B FF 93 B FF 93 C FF 93 B SL 87 4-1 19 BB 7 BB BB	3	0	0	1	1	1	3
17 Nelson Cruz, R (1, 9) OBP: 0.310, SLG: 0.451 (9, 7)		B SI 92 B SI 92 S SI 92 F FC 92 B SI 93 C SI 94 3-3 K ②		C FC 90 F CU 81 X FC 91 0-2 G1-3 ①	S FC 91 F FC 90 X CU 83 0-2 F8 ③			B FF 87 C SL 82 S SL 84 S SL 84 1-3 K ①		B FF 93 X SL 87 1-0 F9 ②	5	0	0	0	0	2	2
7 David Murphy, L (1, 7) OBP: 0.360, SLG: 0.403 (9, 8)		X SI 92 0-0 1B		C CU 79 F SI 91 F FC 91 B FC 92 X CU 82 1-2 G4-3 ②		C SI 89 B CU 79 B FC 90 C FC 90 F CU 81 F FC 90 F CU 78 B FS 86 B FC 90 4-2 19 G6-3 BB			B FF 88 B FF 86 C FF 88 C SL 83 F SL 84 F SL 84 X SL 83 2-2 G5-3 ②	B CU 81 C FF 93 C FF 90 D CU 82 B FC 91 B FF 91 4-2 19 BB 1-2 BB	3	0	1	0	2	0	0
19 Chris Davis, L (1, 5) OBP: 0.350, SLG: 0.353		1 SAFE F SI 92 X FC 91 0-1 G6-3 ③		C CU 79 S SI 91 B FC 91 B SI 92 B CU 82 X SI 92 3-2 1B		B SI 90 1 SAFE F FC 89 1 SAFE F SI 90 B CU 78 X SI 90 2-2 G6-3 ① ② 1-2f			C SL 84 S CH 83 X FF 88 0-2 1B	B FF 91 B FF 91 C FF 90 B CU 81 C FF 92 F FF 90 B FF 91 4-2 1-2 2-3 BB	4	0	2	0	1	0	2
2 Taylor Teagarden, R (1, 2) 8 Yorvit Torrealba, R (10, PH) OBP: 0.313, SLG: 0.463 (10, 2)			B SI 91 B SI 91 B SI 92 C SI 91 B SI 91 4-1 1 FC1-5 20 SH BB	S FC 90 B SI 92 C CU 82 F FC 93 X SI 92 1-2 G1-3 ③		C CU 77 T FC 90 S FC 91 0-3 K ③		S SL 84 1 SAFE S SL 83 X SL 84 0-2 F7 ③		C SL 86 B SL 86 S FF 91 F SL 85 F FF 90 B SL 86 S FF 93 2-3 K ③	3 1	0 0	0 0	0 0	1 0	1 1	2 3
20 Julio Borbon, L (1, 8) OBP: 0.313, SLG: 0.345 25 Mike Napoli, R (9, PH) OBP: 0.397, SLG: 0.660 (9, 3)			X SI 92 0-0 SH 18 FC3-6 1 FC1-5 10 2B 1-2		C SI 90 B CU 80 X SI 89 1-1 18 E 1 1B 10 SF9 1B		B FF 90 F FF 90 X SL 85 1-1 1 SH1-3 2B		B CH 72 B SI 89 B SI 90 C SI 89 S SI 89 F SI 89 X SI 89 3-2 G6-3 ①		2 1	2 0	2 0	0 0	0 0	0 0	0 0
Inning Stats	R: 0 E: 0 K: 1 S: 10 H: 1 LOB: 0 BB: 0 P: 14	R: 0 E: 0 K: 1 S: 9 H: 1 LOB: 1 BB: 0 P: 14	R: 2 E: 1 K: 1 S: 11 H: 1 LOB: 1 BB: 1 P: 20	R: 0 E: 0 K: 0 S: 14 H: 1 LOB: 1 BB: 0 P: 19	R: 2 E: 1 K: 0 S: 13 H: 2 LOB: 1 BB: 0 P: 17	R: 0 E: 0 K: 1 S: 11 H: 0 LOB: 0 BB: 1 P: 17	R: 0 E: 0 K: 0 S: 9 H: 1 LOB: 2 BB: 1 P: 19	R: 0 E: 0 K: 1 S: 15 H: 1 LOB: 1 BB: 0 P: 18	R: 0 E: 0 K: 0 S: 9 H: 0 LOB: 0 BB: 0 P: 14	R: 0 E: 0 K: 2 S: 15 H: 0 LOB: 3 BB: 3 P: 30	1B: 6 2B: 3 3B: 0 HR: 0	SF: 2 SAC: 2 DP: 2 HBP: 0					

PITCHER		IP	WLS	BF	H	R	ER	SO	BB	IBB	HBP	BLK	WP	HR	S	P	ERA	WHIP
32 Brandon McCarthy, R ERA: 3.05	(1, 1)	6.0		26	6	4	0	4	2	0	0	0	0	0	68	101	0.00	1.333
56 Craig Breslow, L ERA: 3.72	(7, 1)	0.2		3	1	0	0	0	0	0	0	0	0	0	7	12	0.00	1.500
31 Brad Ziegler, R ERA:	(7, 1)	0.1		2	0	0	0	0	1	0	0	0	0	0	2	7	0.00	3.000
48 Michael Wuertz, R ERA:	(8, 1)	1.0		4	1	0	0	1	0	0	0	0	0	0	15	18	0.00	1.000
57 Brian Fuentes, L ERA: 3.6	(9, 1)	1.0		3	0	0	0	0	0	0	0	0	0	0	9	14	0.00	0.000

PITCHER		IP	WLS	BF	H	R	ER	SO	BB	IBB	HBP	BLK	WP	HR	S	P	ERA	WHIP
50 Grant Balfour, R ERA: 2.25	(10, 1)	1.0	W	6	0	0	0	2	3	0	0	0	0	0	15	30	0.00	3.000

TOP

Texas Rangers @ Oakland Athletics

Oakland Coliseum, Oakland, CA

Mon May 02 2011, 12:37 PM - 3:45 PM PDT

Att. 9,193 - Partly Cloudy - 67 F

livebaseballscorecards.com

AB	34
R	4
H	8
RBI	4
BB	6
SO	7
LOB	20

WP: 0 PA: 44
PB: 0
SB: 0
CS: 0

Texas Rangers @ Oakland Athletics

Oakland Coliseum, Oakland, CA

Mon May 02 2011, 12:37 PM - 3:45 PM PDT

Att. 9,193 - Partly Cloudy - 67 F

livebaseballscorecards.com

Batter	1	2	3	4	5	6	7	8	9	10	AB	R	H	RBI	BB	SO	LOB
14 Mark Ellis, R (1, 4) OBP: 0.224, SLG: 0.284	F SI 93 B SI 93 X SI 93 1-1 10 G4-3 2B	C CH 85 X SI 92 0-1 ② F9		B CH 84 C SI 93 X SI 93 1-1 ②③ G5-4-3 1-2f		1 SAFE B CH 84 1 SAFE S KC 74 1 SAFE 1-1 ③ CS 1-2	B KC 76 B SI 92 C SI 92 X SI 93 2-1 ① L4		X SI 87 0-0 ① SH1-3 1-2		4	0	1	0	0	0	4
10 Daric Barton, L (1, 3) OBP: 0.339, SLG: 0.293	F SI 92 C SI 93 X SL 83 0-2 ① G4-3 2-3	C SI 92 F SI 92 B SI 95 F SI 93 X SL 82 1-2 ③ G1-4-3			C SI 93 X SI 92 0-1 E6 16 2B 55 G5-3		B SI 94 B SL 82 F SI 93 S SI 93 F SI 94 B SL 85 C SL 84 3-3 ② K		I IN 68 I IN 66 I IN 67 I IN 65 4-0 IBB		4	1	0	0	1	1	3
28 Conor Jackson, R (1, 9) OBP: 0.348, SLG: 0.403	C SI 93 X SI 93 0-1 ② G1-4-3		C SI 93 B SL 81 F SL 80 X SI 94 1-2 ① L6		F SI 92 F SI 92 1 SAFE F SI 93 F CH 84 B CH 83 S SL 84 1-3 ① K		C KC 76 B SL 83 X KC 77 1-1 ③ P4		C SI 87 S SL 80 B SL 80 B SI 88 X SL 80 2-2 ② L8		5	0	0	0	0	1	4
16 Josh Willingham, R (1, 7) OBP: 0.330, SLG: 0.462	C SI 94 F CH 88 B SI 93 B SL 84 B SI 94 B CH 87 4-2 BB		C SI 92 F KC 76 C SL 82 0-3 ② K		1 SAFE X SI 94 0-0 1-3 2B			B FF 88 C FF 89 X CH 82 1-1 HR	C SL 80 S SI 89 D SL 79 S SI 88 1-3 ③ K		4	1	2	1	1	2	2
55 Hideki Matsui, L (1, 10) OBP: 0.306, SLG: 0.404	X SI 92 0-0 ③ G5-3		C SI 94 C SL 85 F SI 94 X SL 83 0-2 ③ G1-3		B SI 93 X SI 93 1-0 ② G5-3 3-H			B FF 89 B FF 89 X FF 88 2-0 ① G4-3		X FF 88 0-0 HR	5	1	1	2	0	0	3
8 Kurt Suzuki, R (1, 2) OBP: 0.344, SLG: 0.407		C SI 92 X SI 93 0-1 ① G4-3		C KC 75 F SI 94 X SL 84 0-2 HR	B SI 92 C CH 84 X SI 93 1-1 ③ G5-3			C FF 89 B FF 88 X FF 89 1-1 1B			4	1	2	1	0	0	1
12 David DeJesus, L (1, 8) OBP: 0.305, SLG: 0.258		C SI 92 B SL 83 B SL 84 B SI 92 B SI 93 4-1 21 1B 2 1B BB		C SL 82 S SI 93 B SI 94 B SL 83 F SI 93 F SI 93 B SL 86 X SL 83 3-2 2 FC1-5 21 1B 1B		C SI 92 B KC 76 X SL 84 1-1 ① G6-3		B FF 89 X FF 90 1-0 ② F7			3	1	1	0	1	0	1
21 Andy LaRoche, R (1, 5) OBP: 0.400, SLG: 0.463		B SI 92 B SL 84 1 SAFE F SI 92 X SI 92 2-1 2 1B 1-3 1B		C SI 90 B SI 92 1 SAFE X CH 84 1-1 2 FC1-5 1-2 1B		B SI 93 F KC 75 S SL 82 S SL 83 1-3 ② K		1 SAFE B FF 89 B FF 89 C FF 88 1 SAFE B FF 89 C FF 89 X FF 89 3-2 ③ F9			4	0	2	0	0	1	1
2 Cliff Pennington, S (1, 6) OBP: 0.287, SLG: 0.314		X SI 91 0-0 1-2 3-H 1B		B SI 89 X SI 90 1-0 ① FC1-5 14 G5-4-3 1-2 2-3f		B SI 93 X SI 93 1-0 14 CS 1B			B SI 88 B SI 88 C SI 88 B SI 88 C SI 88 F SI 88 F SI 88 F SI 88 F SI 88 4-2 F SI 88 B SL 81 14 SH1-3 BB		3	0	2	1	1	0	2
Inning Stats	R: 0 H: 1 E: 0 LOB: 2 K: 0 BB: 1 S: 10 P: 15	R: 1 H: 2 E: 0 LOB: 2 K: 0 BB: 1 S: 12 P: 19	R: 0 H: 0 E: 0 LOB: 0 K: 1 BB: 0 S: 10 P: 11	R: 1 H: 3 E: 0 LOB: 1 K: 0 BB: 0 S: 13 P: 19	R: 1 H: 1 E: 1 LOB: 1 K: 1 BB: 0 S: 11 P: 14	R: 0 H: 1 E: 0 LOB: 0 K: 1 BB: 0 S: 7 P: 11	R: 0 H: 0 E: 0 LOB: 0 K: 1 BB: 0 S: 8 P: 14	R: 1 H: 2 E: 0 LOB: 1 K: 0 BB: 0 S: 9 P: 17	R: 0 H: 0 E: 0 LOB: 2 K: 1 BB: 2 S: 14 P: 25	R: 1 H: 1 E: 0 LOB: 0 K: 0 BB: 0 S: 1 P: 1	1B: 6 SF: 0 2B: 2 SAC: 1 3B: 0 DP: 1 HR: 3 HBP: 0						

PITCHER		IP	WLS	BF	H	R	ER	SO	BB	IBB	HBP	BLK	WP	HR	S	P	ERA	WHIP
45 Derek Holland, L ERA: 4.66	(1, 1)	7.0		30	8	3	2	4	2	0	0	0	0	1	71	103	2.57	1.429
53 Arthur Rhodes, L ERA: 3.24	(8, 1)	1.0	B	5	2	1	1	0	0	0	0	0	0	1	9	17	9.00	2.000
50 Cody Eppley, R ERA: 1.59	(9, 1)	1.0		5	0	0	0	1	1	1	0	0	0	0	14	25	0.00	1.000
28 Darren Oliver, L ERA: 3.18	(10, 1)	0.0	L	1	1	1	1	0	0	0	0	0	0	1	1	1	∞	∞

PITCHER	IP	WLS	BF	H	R	ER	SO	BB	IBB	HBP	BLK	WP	HR	S	P	ERA	WHIP

BOTTOM

AB	36
R	5
H	11
RBI	5
BB	4
SO	5
LOB	21

WP: 0 PA: 42
PB: 0
SB: 0
CS: 1

Cleveland Indians @ Oakland Athletics

Oakland Coliseum, Oakland, CA

Tue May 03 2011, 7:11 PM - 10:03 PM PDT

Att. 10,135 - Clear - 66 F

livebaseballscorecards.com

Batter	1	2	3	4	5	6	7	8	9	AB	R	H	RBI	BB	SO	LOB
24 Grady Sizemore, L (1, 8) OBP: 0.373, SLG: 0.685	B SI 90 C CH 88 B CH 85 B SI 92 F FF 90 X SI 90 3-2 ① F8		X FF 93 0-0 ② P5		C FF 92 1 SAFE D SL 86 1-1 ③ 2-6 1-2	F CH 85 X FF 92 0-1 ① F8	S FF 88 F SL 84 S SL 84 0-3 ③ K		H SL 73 1-0 13 1B 1-2 2-3 HBP	4	0	0	0	0	1	4
13 Asdrúbal Cabrera, S (1, 6) OBP: 0.341, SLG: 0.466	B SI 91 F SI 91 X SI 91 1-1 17 FC4-6 1B		F FF 93 D SI 93 C SL 84 F SL 84 F SI 92 D SL 84 X SI 93 2-2 1-3 1B			C SI 92 B CH 86 C SL 84 B SL 85 S CH 85 2-3 ② K		X SL 82 0-0 ① F8	B B X 2-0 1-2 2-H 3-H 1B	5	0	3	2	0	1	0
17 Shin-Soo Choo, L (1, 9) OBP: 0.317, SLG: 0.380	X SI 91 0-0 ② FC4-6 1-2f		D CH 85 F CH 85 1 SAFE X FF 91 1-1 ③ L7			B SL 84 B SI 93 B CH 87 C SI 92 X SI 91 3-1 ③ G4-3		C FF 87 F SL 84 F FF 88 B SL 84 B SL 82 B SL 83 B SL 84 4-2 BB	B FF 92 X FF 92 1-0 ② P5	4	0	0	0	1	0	5
41 Carlos Santana, S (1, 2) OBP: 0.327, SLG: 0.383	C FF 91 1 SAFE B FF 92 1 SAFE S SL 83 T CH 84 1-2 ③ K			B SI 92 S CH 85 B SI 91 B SI 91 X CH 85 3-1 47 G6-4-3 1B			C SL 85 B FF 92 C FF 93 B CH 87 X FF 93 2-2 23 1B 7 1B	1 SAFE 1 SAFE B SL 82 C FF 86 1 SAFE 1 SAFE S SL 81 X SL 83 1-2 ② F8	F FF 94 F FF 93 B SL 82 F FF 94 B SL 81 X FF 94 2-2 ③ G1-2-3	5	1	2	0	0	1	4
47 Shelley Duncan, R (1, 10) OBP: 0.333, SLG: 0.500		C FF 91 B FF 92 B SL 84 S FC 92 X SL 87 2-2 ① P3		B FF 92 X SL 85 1-0 ①② G6-4-3 1-2f			C FF 93 B SI 90 B SL 85 B SL 84 X FF 92 3-1 ① F9	C SL 83 1 SAFE S SL 83 F SL 84 F FF 87 S SL 83 0-3 ③ K		4	0	0	0	0	1	3
23 Michael Brantley, L (1, 7) OBP: 0.398, SLG: 0.392		B SI 91 B FF 90 B SI 91 C FF 91 X SI 92 3-1 ② L8		B CH 86 X CH 86 1-0 ③ G3			D SI 92 B SI 91 X SI 92 2-0 9 G4-3 7 1B 1-3 1B		C SI 89 B SI 90 B SL 74 C SI 90 F SI 90 F SI 90 F SI 88 B SI 90 B SI 89 4-2 7 CS BB	3	0	1	0	1	0	0
7 Matt LaPorta, R (1, 3) OBP: 0.351, SLG: 0.512		B FF 92 B FF 93 X FF 92 2-0 ③ G3			X SL 84 0-0 ① P6		D SI 92 B FF 91 B SL 86 C FF 91 X FF 92 3-1 9 G4-3 1-2 3-H 1B		1 SAFE T SI 89 1 SAFE B SI 88 B CH 72 C SI 88 X SI 90 2-2 ① 9 1B 20 1B 1-2 1B	4	1	2	1	0	0	0
9 Jack Hannahan, L (1, 5) OBP: 0.356, SLG: 0.481		C SI 91 X FF 91 0-1 13 1B 1B			C FF 91 S SL 84 C FF 92 0-3 ② K		F SL 84 B FF 91 F SL 84 X FF 91 1-2 ② G4-3 1-2 2-3		C SI 89 X SI 89 0-1 24 HBP 20 1B 13 1B 1-3 1B	4	1	2	0	0	1	2
8 Adam Everett, R (1, 4) OBP: 0.458, SLG: 0.350 48 Travis Hafner, L (7, PH) OBP: 0.400, SLG: 0.566 20 Orlando Cabrera, R (7, PR) OBP: 0.330, SLG: 0.388 (7, 4)			B SL 89 B FF 92 B FF 91 C FF 90 F FF 91 X FF 91 3-2 ① P5		C FF 92 B SL 87 B SI 93 C SL 85 F CH 85 X FF 93 2-2 24 2-6 1B		B FF 87 B SL 83 S SL 83 B SL 83 B SL 83 4-1 BB		C CH 72 1 SAFE X SI 88 0-1 24 HBP 13 1B 1-2 3-H 1B	2 0 1	0 0 1	1 0 1	0 0 1	0 1 0	0 0 0	1 0 0
Inning Stats	R: 0 H: 1 E: 0 LOB: 1 K: 1 BB: 0 S: 9 P: 14	R: 0 H: 0 E: 0 LOB: 0 K: 0 BB: 0 S: 6 P: 13	R: 0 H: 2 E: 0 LOB: 2 K: 0 BB: 0 S: 13 P: 19	R: 0 H: 1 E: 0 LOB: 0 K: 0 BB: 0 S: 4 P: 9	R: 0 H: 1 E: 0 LOB: 1 K: 1 BB: 0 S: 9 P: 12	R: 0 H: 0 E: 0 LOB: 0 K: 1 BB: 0 S: 7 P: 12	R: 1 H: 3 E: 0 LOB: 3 K: 1 BB: 1 S: 15 P: 30	R: 0 H: 0 E: 0 LOB: 1 K: 1 BB: 1 S: 12 P: 17	R: 3 H: 4 E: 0 LOB: 2 K: 0 BB: 1 S: 18 P: 30	1B: 12 2B: 0 3B: 0 HR: 0	SF: 0 SAC: 0 DP: 1 HBP: 1	WP: 0 PB: 0 SB: 0 CS: 1	PA: 40				

TOP

AB	36
R	4
H	12
RBI	4
BB	3
SO	5
LOB	19

PITCHER		IP	WLS	BF	H	R	ER	SO	BB	IBB	HBP	BLK	WP	HR	S	P	ERA	WHIP
66 Tyson Ross, R ERA: 2.38	(1, 1)	6.1		26	8	1	1	3	0	0	0	0	0	0	56	97	1.42	1.263
56 Craig Breslow, L ERA: 3.6	(7, 1)	0.1		1	0	0	0	0	0	0	0	0	0	0	3	4	0.00	0.000
48 Michael Wuertz, R ERA:	(7, 1)	1.1		6	0	0	0	2	2	0	0	0	0	0	16	25	0.00	1.500
57 Brian Fuentes, L ERA: 5.28	(9, 1)	0.1	L	6	4	3	3	0	1	0	1	0	0	0	13	22	81.00	15.000
29 David Purcey, L ERA: 4.32	(9, 1)	0.2		2	0	0	0	0	0	0	0	0	0	0	5	8	0.00	0.000

PITCHER	IP	WLS	BF	H	R	ER	SO	BB	IBB	HBP	BLK	WP	HR	S	P	ERA	WHIP

Batter	1	2	3	4	5	6	7	8	9	AB	R	H	RBI	BB	SO	LOB
4 Coco Crisp, S (1, 8) OBP: 0.287, SLG: 0.430	C FF 91 M SI 93 C SI 93 0-3 ① K		X CH 86 0-0 ③ G4-3		F CH 86 B CH 87 X SI 92 1-1 ③ G4-3			X CH 83 0-0 ② L8		4	0	0	0	0	1	0
10 Daric Barton, L (1, 3) OBP: 0.336, SLG: 0.291	X SI 92 0-0 ② F7			B SI 92 X SI 92 1-0 55 G1-3, 12 1B, 8 G5-3 1B		C CH 85 C SL 86 B CH 85 C SI 93 1-3 ① K		C SL 86 F CH 84 B CH 86 X SL 86 1-2 ③ F7		4	1	1	0	0	1	0
12 David DeJesus, L (1, 9) OBP: 0.303, SLG: 0.258	B SI 93 X SI 93 1-0 ③ F7			B CH 84 X SI 91 1-0 55 G1-3 **1-2** 1B		B CH 85 X SI 91 1-0 ② G3			C FF 92 S FF 92 B FF 93 B SL 83 F FF 93 S FF 92 2-3 ① K	4	0	1	0	0	1	0
55 Hideki Matsui, L (1, 10) OBP: 0.313, SLG: 0.408		B SI 92 B CH 83 C SI 92 S CH 84 X CH 85 2-2 15 FC6-4 1B		X SI 92 0-0 ① G1-3 **1-2** **2-3**		C CH 86 X CH 86 0-1 1B			F FF 93 S FF 94 X FF 93 0-2 ② P5	4	0	2	0	0	0	2
8 Kurt Suzuki, R (1, 2) OBP: 0.330, SLG: 0.389		C SI 90 B SL 86 B SL 86 X SI 91 2-1 ① L5		B SL 86 B SI 92 B SL 86 C SI 92 X SI 92 3-1 ② G5-3 3-H		S SL 86 X SL 87 0-1 ③ F9			C FF 94 B FF 92 X FF 92 1-1 ③ F9	4	0	0	1	0	0	3
15 Ryan Sweeney, L (1, 7) OBP: 0.389, SLG: 0.379	C SI 91 X SI 91 0-1 ② FC6-4 **1-2f**			B SI 86 B CH 85 B SI 92 C SI 92 B SI 92 4-1 BB			C CH 85 S SL 85 B SI 92 X CH 84 1-2 14 FC5-4 1B			2	0	1	0	1	0	1
14 Mark Ellis, R (1, 4) OBP: 0.218, SLG: 0.276	L SI 91 F SI 91 B SL 86 B SL 88 X SL 86 2-2 ③ F9			B SL 86 B SI 91 F SI 91 F SI 92 F SI 93 F SI 91 C SL 86 2-3 ③ K			X SL 84 0-0 ① FC5-4 21 CS **1-2f**			3	0	0	0	0	1	4
21 Andy LaRoche, R (1, 5) OBP: 0.375, SLG: 0.432			C SI 91 C SL 85 S SL 85 0-3 ① K		C B B S B SI 92 F SI 90 X SI 91 3-2 ① G5-3		B SL 86 B SL 85 C SI 90 1 SAFE C SI 89 F SL 86 F SL 85 B SI 91 S SI 90 3-3 ②③ K **1-2**			3	0	0	0	0	2	1
2 Cliff Pennington, S (1, 6) OBP: 0.278, SLG: 0.303			C SI 91 B SL 85 F SI 92 X CH 84 1-2 ② G4-3		F SI 92 S SI 91 B SI 91 X CH 84 1-2 ② F9			B CH 83 X SI 90 1-0 ① G4-3		3	0	0	0	0	0	0
Inning Stats	R: 0 H: 0 E: 0 LOB: 0 K: 1 BB: 0 S: 5 P: 6	R: 0 H: 1 E: 0 LOB: 1 K: 0 BB: 0 S: 10 P: 16	R: 0 H: 0 E: 0 LOB: 0 K: 1 BB: 0 S: 7 P: 8	R: 1 H: 2 E: 0 LOB: 2 K: 1 BB: 1 S: 11 P: 22	R: 0 H: 0 E: 0 LOB: 0 K: 0 BB: 0 S: 9 P: 14	R: 0 H: 1 E: 0 LOB: 1 K: 1 BB: 0 S: 8 P: 10	R: 0 H: 1 E: 0 LOB: 1 K: 1 BB: 0 S: 9 P: 13	R: 0 H: 0 E: 0 LOB: 0 K: 0 BB: 0 S: 5 P: 7	R: 0 H: 0 E: 0 LOB: 0 K: 1 BB: 0 S: 9 P: 12	1B: 5 SF: 0 2B: 1 SAC: 0 3B: 0 DP: 1 HR: 0 HBP: 0						

PITCHER		IP	WLS	BF	H	R	ER	SO	BB	IBB	HBP	BLK	WP	HR	S	P	ERA	WHIP
55 Roberto Hernandez, R ERA: 4.43	(1, 1)	8.0	W	29	5	1	1	5	1	0	0	0	0	0	64	96	1.12	0.750
54 Chris Perez, R ERA: 2.77	(9, 1)	1.0	S	3	0	0	0	1	0	0	0	0	0	0	9	12	0.00	0.000

PITCHER	IP	WLS	BF	H	R	ER	SO	BB	IBB	HBP	BLK	WP	HR	S	P	ERA	WHIP

BOTTOM

Cleveland Indians @ Oakland Athletics

Oakland Coliseum, Oakland, CA

Tue May 03 2011, 7:11 PM - 10:03 PM PDT

Att. 10,135 - Clear - 66 F

livebaseballscorecards.com

AB	31
R	1
H	5
RBI	1
BB	1
SO	6
LOB	11

WP: 0	PA: 32		
PB: 0			
SB: 0			
CS: 1			

Cleveland Indians @ Oakland Athletics

Oakland Coliseum, Oakland, CA

Wed May 04 2011, 7:08 PM - 9:30 PM PDT

Att. 13,872 - Clear - 76 F

livebaseballscorecards.com

Batter	1	2	3	4	5	6	7	8	9	AB	R	H	RBI	BB	SO	LOB
24 Grady Sizemore, L (1, 8) OBP: 0.359, SLG: 0.661	B SI 91 F SI 90 C CH 81 X KC 80 1-2 ① G3		C CH 76 F SI 89 B CH 77 X SI 88 1-2 48 1B 2B		B CH 77 X SI 88 1-0 ① G3		F SI 85 B KC 77 B CH 76 F SI 86 S KC 79 2-3 ② K		B FF 92 F FF 93 S CU 81 C FF 93 1-3 ② K	5	1	1	0	0	2	1
13 Asdrúbal Cabrera, S (1, 6) OBP: 0.328, SLG: 0.446	B SI 89 X SI 85 1-0 ② G4-3		F SI 90 B CH 81 B CH 81 F SI 88 X CH 79 2-2 ① F7		X SI 88 0-0 ② F8		B KC 80 B SI 89 X CH 80 2-0 ③ G4-3		B FF 92 B FF 93 B SI 91 C FF 90 X SI 92 3-1 ③ F8	5	0	0	0	0	0	2
17 Shin-Soo Choo, L (1, 9) OBP: 0.323, SLG: 0.373	C SI 91 B FF 92 B CH 82 F CH 81 B SI 91 B SI 91 4-2 BB		F CH 79 B SI 89 C SI 89 F SI 90 C SI 90 1-3 ② K		C SI 88 B KC 79 F CH 80 F SI 89 B KC 79 B SI 90 B CH 80 4-2 41 WP BB			B FF 93 F FF 92 F SI 93 B SL 80 F FF 94 B FF 94 F FF 93 F FF 93 X SI 93 3-2 ① G4-3		2	0	0	0	2	1	1
41 Carlos Santana, S (1, 2) OBP: 0.325, SLG: 0.371	C SI 89 1 SAFE D CH 80 X SI 85 1-1 ③ G4-3		B CH 78 C CH 83 B KC 79 B SI 88 B SI 88 4-1 48 1B BB		C SI 89 D CH 79 S SI 86 1 SAFE B CH 80 X SI 89 2-2 ③ G5-3 1-2			C SI 93 C SL 82 B FF 93 X FF 95 1-2 ② G5-3		3	0	0	0	1	0	2
48 Travis Hafner, L (1, 10) OBP: 0.404, SLG: 0.563 8 Adam Everett, R (8, PR) OBP: 0.458, SLG: 0.350 (8, 10)		B SI 87 F SI 89 B CH 76 X CH 80 2-1 ① G4-3	C SI 86 S CH 77 X CH 73 0-2 20 FC6-4 1B 1-3 2-H			C KC 75 KC 77 B SI 88 F CH 76 B KC 79 S CH 79 2-3 ① K		B SL 80 C FF 94 F FF 93 X SL 81 1-2 20 1B 1B		4	0	2	1	0	1	0
										0	0	0	0	0	0	0
20 Orlando Cabrera, R (1, 4) OBP: 0.327, SLG: 0.383		F FF 90 B SI 88 B SI 90 B SI 89 C CH 84 X SI 89 3-2 ② G6-3	C CH 80 X SI 89 0-1 ③ FC6-4 1-2f			B SL 82 X SI 89 1-0 ② G1-3		B SI 85 X SI 85 1-0 1-2 1B		4	0	1	0	0	0	2
23 Michael Brantley, L (1, 7) OBP: 0.402, SLG: 0.396		C SI 86 B FF 90 X CH 81 1-1 7 1B 1B		C CH 85 F KC 76 B SI 87 F CH 73 B SI 90 S KC 78 2-3 ① K		B KC 77 X FF 88 1-0 7 WP 1B		B SI 86 B SI 84 C SI 86 F SI 87 X CH 76 2-2 ③ G3		4	0	2	0	0	1	2
7 Matt LaPorta, R (1, 3) OBP: 0.347, SLG: 0.500		S SI 88 1 SAFE D SI 90 X SI 87 1-1 1-2 1B		C SL 82 B SI 87 C CH 77 B SI 90 B KC 76 X CH 79 3-2 ② G3		S SL 83 B SI 90 1 SAFE F CH 80 1 SAFE B SI 90 B KC 81 S CH 79 3-3 ③ K 1-2			F FF 92 F SL 85 C FF 93 0-3 ① K	4	0	1	0	0	2	1
9 Jack Hannahan, L (1, 5) OBP: 0.351, SLG: 0.464		F SI 90 S CH 79 B SI 90 B SI 90 D CH 81 X SI 90 3-2 ③ L7		X CH 78 0-0 ③ G3			C KC 76 B KC 78 X SI 86 1-1 ① G1-3		F FF 92 S SL 87 B SL 88 B FF 94 B SI 88 B FF 93 4-2 BB	3	0	0	0	1	0	2
Inning Stats	R: 0 E: 0 K: 0 S: 8 H: 0 LOB: 1 BB: 1 P: 15	R: 0 E: 0 K: 0 S: 12 H: 2 LOB: 2 BB: 0 P: 22	R: 1 E: 0 K: 1 S: 16 H: 2 LOB: 2 BB: 1 P: 24	R: 0 E: 0 K: 1 S: 8 H: 0 LOB: 0 BB: 0 P: 13	R: 0 E: 0 K: 0 S: 8 H: 0 LOB: 1 BB: 1 P: 15	R: 0 E: 0 K: 2 S: 9 H: 1 LOB: 1 BB: 0 P: 16	R: 0 E: 0 K: 1 S: 6 H: 0 LOB: 0 BB: 0 P: 11	R: 0 E: 0 K: 0 S: 16 H: 2 LOB: 2 BB: 0 P: 24	R: 0 E: 0 K: 2 S: 10 H: 0 LOB: 1 BB: 1 P: 18	1B: 6 2B: 1 3B: 0 HR: 0 SF: 0 SAC: 0 DP: 0 HBP: 0						

TOP

AB	34
R	1
H	7
RBI	1
BB	4
SO	7
LOB	13

WP: 2 PA: 38
PB: 0
SB: 0
CS: 0

PITCHER		IP	WLS	BF	H	R	ER	SO	BB	IBB	HBP	BLK	WP	HR	S	P	ERA	WHIP
53 Trevor Cahill, R ERA: 1.79	(1, 1)	7.0	W	29	5	1	1	5	3	0	0	0	2	0	67	116	1.29	1.143
29 David Purcey, L ERA: 4.0	(8, 1)	0.2	H	3	1	0	0	0	0	0	0	0	0	0	12	17	0.00	1.500
31 Brad Ziegler, R ERA:	(8, 1)	0.1	H	2	1	0	0	0	0	0	0	0	0	0	4	7	0.00	3.000
50 Grant Balfour, R ERA: 2.08	(9, 1)	1.0	S	4	0	0	0	2	1	0	0	0	0	0	10	18	0.00	1.000

PITCHER		IP	WLS	BF	H	R	ER	SO	BB	IBB	HBP	BLK	WP	HR	S	P	ERA	WHIP

BOTTOM

Cleveland Indians @ Oakland Athletics

Oakland Coliseum, Oakland, CA

Wed May 04 2011, 7:08 PM - 9:30 PM PDT

Att. 13,872 - Clear - 76 F

livebaseballscorecards.com

Batter	1	2	3	4	5	6	7	8	9	AB	R	H	RBI	BB	SO	LOB
4 Coco Crisp, S (1, 8) OBP: 0.286, SLG: 0.423	F FF 84 B CH 81 B FF 88 C FF 87 X FF 89 2-2 ① F8		B CH 80 X CH 82 1-0 ③ G4-3			C CH 84 X CH 80 0-1 ② G4-3		X CH 81 0-0 1-2 3-H 1B		4	0	1	1	0	0	0
12 David DeJesus, L (1, 9) OBP: 0.313, SLG: 0.330	C FF 88 C FC 85 X FF 90 0-2 HR			B SI 85 S CH 80 B CH 82 X SI 86 2-1 HR		C FC 83 B CU 74 C CH 80 B CU 76 S FC 84 2-3 ③ K		D FF 91 B FF 90 2 SAFE F SL 80 2 SAFE 2-1 ③ CS 2-3		3	2	2	2	0	1	0
28 Conor Jackson, R (1, 3) OBP: 0.333, SLG: 0.385	C FF 90 T FC 84 B FC 86 X CU 77 1-2 ② G6-3			B FC 84 B FC 84 C FF 88 F FF 89 X FC 85 2-2 ① G6-3			B FC 82 B FC 83 B FF 86 C FF 87 C FF 86 F FF 86 F FF 87 C FF 87 3-3 ① K			3	0	0	0	0	1	0
16 Josh Willingham, R (1, 7) OBP: 0.321, SLG: 0.448	C FC 84 S FC 85 X CU 76 0-2 ③ G5-3			B FC 85 B FC 85 C FF 90 C FF 89 S FF 90 2-3 ② K			X FC 85 0-0 ② F9			3	0	0	0	0	1	0
55 Hideki Matsui, L (1, 10) OBP: 0.304, SLG: 0.396		B FF 86 S CH 78 X CH 78 1-1 ① G5-3		B CH 80 X FF 86 1-0 ③ F8			C FC 86 X CH 83 0-1 ③ G5-3			3	0	0	0	0	0	0
11 Landon Powell, S (1, 2) OBP: 0.367, SLG: 0.320		B FF 87 C FF 86 C FC 83 C FF 89 1-3 ② K			X CH 81 0-0 ① P4			C FF 85 B CH 82 C FF 87 B CU 74 X FF 87 2-2 ① L9		3	0	0	0	0	1	0
14 Mark Ellis, R (1, 4) OBP: 0.212, SLG: 0.269		C FF 88 F FF 89 X FC 84 0-2 ③ F9			C SI 86 B FF 88 X FC 82 1-1 ② F9			C FC 82 X FC 83 0-1 E5 2 1B 4 1B		3	1	0	0	0	0	0
21 Andy LaRoche, R (1, 5) OBP: 0.353, SLG: 0.404			C SI 87 S FC 82 B FC 82 F FF 89 X CU 75 1-2 ① G6-3		C FF 86 C FF 89 X FF 89 0-2 ③ F8			S FC 81 1 SAFE F FC 81 B CU 74 F FC 82 S FC 82 1-3 ② K		3	0	0	0	0	1	1
2 Cliff Pennington, S (1, 6) OBP: 0.280, SLG: 0.304			B FF 88 C FF 87 F CH 80 X CU 75 1-2 ② F7			X 0-0 ① G4-3		F CH 80 C FF 86 D CU 75 B FF 87 B FC 82 F FC 83 F FF 88 F FC 83 X FC 82 3-2 12 CS 4 1B 1-3 1B		3	0	1	0	0	0	0
Inning Stats	R: 1 E: 0 K: 0 S: 12 H: 1 LOB: 0 BB: 0 P: 15	R: 0 E: 0 K: 1 S: 8 H: 0 LOB: 0 BB: 0 P: 10	R: 0 E: 0 K: 0 S: 8 H: 0 LOB: 0 BB: 0 P: 11	R: 1 E: 0 K: 1 S: 9 H: 1 LOB: 0 BB: 0 P: 16	R: 0 E: 0 K: 0 S: 6 H: 0 LOB: 0 BB: 0 P: 7	R: 0 E: 0 K: 1 S: 6 H: 0 LOB: 0 BB: 0 P: 8	R: 0 E: 0 K: 1 S: 8 H: 0 LOB: 0 BB: 0 P: 11	R: 1 E: 1 K: 1 S: 17 H: 2 LOB: 1 BB: 0 P: 25		1B: 2 2B: 0 3B: 0 HR: 2 SF: 0 SAC: 0 DP: 0 HBP: 0						

	AB	28
	R	3
	H	4
	RBI	3
	BB	0
	SO	5
	LOB	1

WP: 0 PA: 29
PB: 0
SB: 0
CS: 1

PITCHER		IP	WLS	BF	H	R	ER	SO	BB	IBB	HBP	BLK	WP	HR	S	P	ERA	WHIP
43 Josh Tomlin, R ERA: 2.43	(1, 1)	7.2	L	27	3	3	2	5	0	0	0	0	0	2	72	99	2.35	0.391
49 Tony Sipp, L ERA: 2.03	(8, 1)	0.1		1	1	0	0	0	0	0	0	0	0	0	2	4	0.00	3.000

PITCHER		IP	WLS	BF	H	R	ER	SO	BB	IBB	HBP	BLK	WP	HR	S	P	ERA	WHIP

Batter	1	2	3	4	5	6	7	8	9	10	11	12	AB	R	H	RBI	BB	SO	LOB
23 Michael Brantley, L (1, 8) OBP: 0.390, SLG: 0.383	C FF 90 X SI 90 0-1 ① G5-3			C SL 79 B SL 80 X SI 90 1-1 ① G4-3		1 SAFE L FF 89 B SL 79 X KC 79 1-1 ① 13 1B 1-3 1B		B SI 87 X SI 90 1-0 ① G6-3			B SI 88 X SI 89 1-0 ① F8	C SL 82 F SI 89 S CU 71 0-3 ③ K	6	1	1	0	0	1	2
13 Asdrúbal Cabrera, S (1, 6) OBP: 0.331, SLG: 0.444	F SI 91 X SL 82 0-1 ② G6-3			C KC 74 S SL 81 B FF 92 T SL 83 1-2 ② K		X SL 79 0-0 ③ 17 BLK 48 1B 2-H 3-H 1B		C FF 89 B FF 89 L SL 80 F SL 80 S SL 82 1-3 ② K			B CH 74 C SI 88 F SI 89 B SI 89 X CH 74 2-2 1B		5	0	2	2	0	2	1
17 Shin-Soo Choo, L (1, 9) OBP: 0.311, SLG: 0.357	B SL 81 C SL 81 F SI 92 F FF 94 B SL 83 X FF 93 2-2 ③ G4-3			X SI 92 0-0 ③ G6-3		1 SAFE 1 SAFE S SI 88 B FF 88 S SL 79 T SI 90 1-2 ① K 1-2		C SL 80 F FF 89 F SI 91 X SL 82 0-2 ③ G4-3			D SI 90 1 SAFE X SI 89 1-0 ② F9		5	0	0	0	0	1	3
47 Shelley Duncan, R (1, 3) OBP: 0.308, SLG: 0.459 7 Matt LaPorta, R (8, 3) OBP: 0.340, SLG: 0.489		C SI 88 X KC 76 0-1 ① F9			F KC 74 F SL 81 B SL 81 X FF 92 1-2 ① L8	D SL 78 X SI 87 1-0 ② F8			C KC 73 F SL 79 B SL 80 X SL 80 1-2 ① G6-3		1 SAFE 1 SAFE B CH 75 X SI 89 1-0 ③ F9		3 2	0 0	0 0	0 0	0 0	0 0	1 1
48 Travis Hafner, L (1, 10) OBP: 0.404, SLG: 0.553		C FF 92 B SL 83 B SL 82 F SI 92 X SL 82 2-2 ② G4-3			X SI 92 0-0 ② 26 1B 1B	X SL 80 0-0 ③ 2-H 1B			B SL 79 B SL 80 C SL 79 B FF 93 C SL 80 X SL 82 3-2 ② G4-3			B FF 89 C SL 84 B SL 83 F FF 89 C FF 91 2-3 ① K	5	0	2	0	0	1	0
20 Orlando Cabrera, R (1, 4) OBP: 0.322, SLG: 0.375		C FF 93 C SL 82 B FF 92 F SL 82 F SL 82 F SL 82 B FF 93 S SL 81 2-3 ③ K			C KC 74 B FF 91 B FF 90 C SL 79 F SL 82 F FF 93 F SL 81 F SL 82 S FF 92 2-3 ② K		X CH 79 0-0 ① P4		S KC 75 X SL 83 0-1 ③ F9			C FF 90 F SL 84 B FF 91 B FF 92 X SL 84 2-2 9 1B 26 BB 1B	5	1	1	0	0	2	1
26 Austin Kearns, R (1, 7) OBP: 0.261, SLG: 0.200			C KC 74 X SI 90 0-1 ① F8		C SL 79 B FF 93 B FF 92 X SL 79 2-1 1-2 1B		B FF 87 C KC 76 B SL 80 F KC 78 B FF 90 X SL 79 3-2 ② G5-3			X SL 84 0-0 ① L8		B FF 90 F FF 89 1 SAFE D SL 84 B FF 88 B FF 88 4-1 6 CS 9 1B 1-2 BB	4	0	1	0	1	0	0
9 Jack Hannahan, L (1, 5) OBP: 0.343, SLG: 0.449			B SL 81 C SI 90 B SI 91 C SL 81 X SI 93 2-2 ② G4-3		B SL 80 X SI 90 1-0 ③ G3		B KC 73 B SL 80 X SI 90 2-0 ③ P2			B FF 88 B SL 84 S SL 83 X SL 85 2-1 ② F8		B SL 84 B FF 90 B FF 89 C FF 89 C FF 89 X FF 90 3-2 6 CS 6 1B 1-2 2-H 1B	5	1	1	1	0	0	2
6 Lou Marson, R (1, 2) OBP: 0.364, SLG: 0.483			B FF 93 F FF 93 C SL 82 X SL 81 1-2 ③ G4-3			B KC 72 B FF 89 X FF 90 2-0 23 1B 13 1B 1B		C KC 76 B KC 79 X FF 91 1-1 3B			C SL 83 S SL 84 X SL 84 0-2 ③ G6-3	B SI 90 S SL 84 B FF 91 S FF 91 X SL 86 2-2 ② 1-H 2-3 1B	5	1	3	1	0	0	0
Inning Stats	R: 0 E: 0 K: 0 S: 8 H: 0 LOB: 0 BB: 0 P: 10	R: 0 E: 0 K: 1 S: 11 H: 0 LOB: 0 BB: 0 P: 15	R: 0 E: 0 K: 0 S: 8 H: 0 LOB: 0 BB: 0 P: 11	R: 0 E: 0 K: 1 S: 6 H: 0 LOB: 0 BB: 0 P: 8	R: 0 E: 0 K: 1 S: 14 H: 2 LOB: 2 BB: 0 P: 20	R: 2 E: 0 K: 1 S: 9 H: 4 LOB: 2 BB: 0 P: 14	R: 0 E: 0 K: 0 S: 5 H: 0 LOB: 0 BB: 0 P: 10	R: 0 E: 0 K: 1 S: 11 H: 1 LOB: 1 BB: 0 P: 14	R: 0 E: 0 K: 0 S: 8 H: 0 LOB: 0 BB: 0 P: 12	R: 0 E: 0 K: 0 S: 6 H: 0 LOB: 0 BB: 0 P: 8	R: 0 E: 0 K: 0 S: 6 H: 1 LOB: 1 BB: 0 P: 11	R: 2 E: 0 K: 2 S: 16 H: 3 LOB: 1 BB: 1 P: 29	1B: 10 2B: 0 3B: 1 HR: 0 SF: 0 SAC: 0 DP: 0 HBP: 0	WP: 0 PB: 0 SB: 0 CS: 2 PA: 46						

PITCHER	IP	WLS	BF	H	R	ER	SO	BB	IBB	HBP	BLK	WP	HR	S	P	ERA	WHIP
49 Brett Anderson, L (1, 1) ERA: 2.77	9.0		33	7	2	2	5	0	0	0	1	0	0	80	114	2.00	0.778
48 Michael Wuertz, R (10, 1) ERA:	1.0		3	0	0	0	0	0	0	0	0	0	0	6	8	0.00	0.000
57 Brian Fuentes, L (11, 1) ERA: 4.96	1.0		4	1	0	0	0	0	0	0	0	0	0	6	11	0.00	1.000
56 Craig Breslow, L (12, 1) ERA: 5.06	0.2	L	5	3	2	2	1	1	0	0	0	0	0	13	26	27.00	6.000
13 Jerry Blevins, L (12, 1) ERA: 3.97	0.1		1	0	0	0	1	0	0	0	0	0	0	3	3	0.00	0.000

PITCHER	IP	WLS	BF	H	R	ER	SO	BB	IBB	HBP	BLK	WP	HR	S	P	ERA	WHIP

Cleveland Indians @ Oakland Athletics

Oakland Coliseum, Oakland, CA

Thu May 05 2011, 12:37 PM - 4:19 PM PDT

Att. 14,353 - Sunny - 77 F

TOP

livebaseballscorecards.com

AB	45
R	4
H	11
RBI	4
BB	1
SO	7
LOB	11

Cleveland Indians @ Oakland Athletics

Oakland Coliseum, Oakland, CA

Thu May 05 2011, 12:37 PM - 4:19 PM PDT

Att. 14,353 - Sunny - 77 F

livebaseballscorecards.com

Batter	1	2	3	4	5	6	7	8	9	10	11	12	AB	R	H	RBI	BB	SO	LOB
12 David DeJesus, L (1, 9) OBP: 0.314, SLG: 0.317	C SI 88 B SI 90 C SL 82 B SL 85 B SI 90 B SI 90 4-2 10 G1-6-3 BB		B CH 83 X SI 90 1-0 G5-3 ②		B FF 90 B SL 82 C CH 81 B SI 89 C SI 90 F SL 84 B SI 90 4-2 10 1B BB		C FF 89 B SL 83 X FF 89 1-1 F7 ③		B FF 91 X FF 92 1-0 P6 ③			C FF 92 F FF 92 B FF 92 B FF 91 B FF 92 X FF 93 3-2 G3 ①	4	0	0	0	2	0	0
10 Daric Barton, L (1, 3) OBP: 0.336, SLG: 0.287	X SI 88 0-0 G1-6-3 ① ② 1-2f		C SI 91 B SI 92 F SI 91 B FF 92 F SL 82 F SI 91 B SI 92 X SI 91 3-2 G4-3 ③		B CH 80 S SI 90 F SI 90 X CH 84 1-2 1-3 2-H 1B			X SI 92 0-0 F8 ①		C CU 75 B FC 86 X SI 89 1-1 G4-3 ①		B FF 94 B FF 93 C FF 92 F FF 93 B FF 90 B FF 92 4-2 28 1B 15 1B BB	5	1	1	1	1	0	1
28 Conor Jackson, R (1, 7) OBP: 0.359, SLG: 0.414	B SI 92 B SI 90 B SI 91 C FF 90 X SI 90 3-1 16 1B 2B			X SI 89 0-0 F8 ①	C SL 82 F SI 88 B SL 84 B FF 90 X SI 89 2-2 G6-3 ③			B FF 92 B FF 93 B FF 92 C FF 92 B FF 93 4-1 16 BB 15 2B BB		C FC 88 B FC 89 X SI 91 1-1 15 1B 1B		C SL 82 X FF 90 0-1 15 1B 1-2 1B	5	1	3	0	1	0	2
16 Josh Willingham, R (1, 10) OBP: 0.322, SLG: 0.436	C SI 90 F SL 81 B SI 90 X SL 83 1-2 2-3 1B			C SI 91 B SL 84 X SL 84 1-1 L9 ②		C SI 89 B SI 90 B SI 90 C SI 90 F SI 90 F SL 82 X SI 89 2-2 F7 ①		F FF 91 F FF 93 F FF 93 B SL 82 B FF 94 B FF 92 F FF 93 B SL 79 4-2 15 2B 1-2 BB		B FC 89 C FC 87 B SI 90 1 SAFE X FC 87 2-1 P5 ②		B SL 81 B FF 91 X FF 93 2-0 F4 ②	5	0	1	0	1	0	3
15 Ryan Sweeney, L (1, 8) OBP: 0.452, SLG: 0.486	C SI 88 B SI 90 B SI 90 X CH 83 2-1 F9 ③			B SI 91 B CH 80 F SI 89 B SI 91 X SI 90 3-1 1B		C CH 82 B SI 86 X SI 90 1-1 E6 1B		B FF 92 X FF 92 1-0 1-3 2-H 2B		B SI 91 C SI 91 X FC 89 1-1 8 DI 1-3 1B		B FF 93 B FF 93 B FF 93 C FF 92 F FF 92 X FF 92 3-2 1-3 2-H 1B	6	0	5	2	0	0	2
8 Kurt Suzuki, R (1, 2) OBP: 0.314, SLG: 0.368 55 Hideki Matsui, L (12, PH) OBP: 0.302, SLG: 0.393		C SL 81 C SI 91 F SL 88 B FF 89 B SL 82 X SI 91 2-2 L8 ①		C SI 89 1 SAFE X SL 81 0-1 P6 ③		B SI 89 F SI 90 B SL 82 X SI 91 2-1 P3 ②		C SI 92 F FF 92 F FF 92 X FF 93 0-2 F7 ②		C FC 89 C FC 88 D FC 90 F FC 89 B SI 90 X FC 89 2-2 P3 ③ 1-2		B FF 92 B SI 92 F FF 91 X FF 92 2-1 P6 ③	5 1	0 0	0 0	0 0	0 0	0 0	6 2
14 Mark Ellis, R (1, 4) OBP: 0.216, SLG: 0.270 4 Coco Crisp, S (8, PH) OBP: 0.283, SLG: 0.419 5 Kevin Kouzmanoff, R (9, 5) OBP: 0.244, SLG: 0.333		C FF 92 C SI 91 B SL 83 B FF 89 X SL 82 2-2 G6-3 ②			B SL 80 B SL 78 C SI 89 F FF 89 B SI 90 X SI 90 3-2 10 S 21 L1-4-3 10 1B 1B	B SL 82 X SI 90 1-0 P1 ③		X FF 90 0-0 F8 ③			F FC 87 B FC 88 B FC 88 C SI 89 S FC 88 2-3 K ①	3 1 1	1 0 0	1 0 0	0 0 0	0 0 1	0 2 0	1 0 0
21 Andy LaRoche, R (1, 5) OBP: 0.321, SLG: 0.365 (9, 4)		B FF 92 C SI 91 X SI 92 1-1 G5-3 ③			C SI 88 B SI 89 1 SAFE P PO 80 X SL 82 2-1 L1-4-3 ① 1-2		C FF 92 F SL 82 B FF 92 S SI 90 1-3 K ①		C FF 89 X SL 80 0-1 P4 ①			C FC 88 C SI 90 F FC 88 B CU 79 X FC 88 1-2 G4-3 ②	5	0	0	0	0	1	1
2 Cliff Pennington, S (1, 6) OBP: 0.267, SLG: 0.289			B SI 90 C SI 90 S SL 82 S FF 91 1-3 K ①		F SI 89 X SI 88 0-1 F7 ②		B SL 85 B SL 83 C FF 89 X FF 88 2-1 G6-3 ②		F FF 89 B FF 89 L FF 91 B FF 91 F FF 91 X SL 84 2-2 G5-3 ②			B SI 90 X FC 87 1-0 L3 ③	5	0	0	0	0	1	1
Inning Stats	R: 0 E: 0 K: 0 S: 10 H: 2 LOB: 2 BB: 1 P: 20	R: 0 E: 0 K: 0 S: 9 H: 0 LOB: 0 BB: 0 P: 14	R: 0 E: 0 K: 1 S: 9 H: 0 LOB: 0 BB: 0 P: 14	R: 0 E: 0 K: 0 S: 7 H: 1 LOB: 1 BB: 0 P: 11	R: 1 E: 0 K: 0 S: 17 H: 2 LOB: 2 BB: 1 P: 28	R: 0 E: 1 K: 0 S: 10 H: 1 LOB: 1 BB: 0 P: 16	R: 0 E: 0 K: 1 S: 7 H: 0 LOB: 0 BB: 0 P: 11	R: 1 E: 0 K: 0 S: 12 H: 1 LOB: 2 BB: 2 P: 21	R: 0 E: 0 K: 0 S: 7 H: 0 LOB: 0 BB: 0 P: 10	R: 0 E: 0 K: 0 S: 12 H: 2 LOB: 2 BB: 0 P: 19	R: 0 E: 0 K: 1 S: 8 H: 0 LOB: 0 BB: 0 P: 12	R: 1 E: 0 K: 0 S: 13 H: 2 LOB: 2 BB: 1 P: 27	1B: 9 2B: 2 3B: 0 HR: 0 SF: 0 SAC: 0 DP: 1 HBP: 0						

BOTTOM

AB	46
R	3
H	11
RBI	3
BB	5
SO	3
LOB	21

WP: 0 PB: 0 SB: 1 CS: 0 PA: 51

PITCHER		IP	WLS	BF	H	R	ER	SO	BB	IBB	HBP	BLK	WP	HR	S	P	ERA	WHIP
58 Jeanmar Gómez, R ERA: 4.91	(1, 1)	5.1		23	6	1	1	1	2	0	0	0	0	0	59	97	1.69	1.500
38 Joe Smith, R ERA: 1.35	(6, 1)	1.0	H	3	0	0	0	1	0	0	0	0	0	0	6	10	0.00	0.000
53 Rafael Perez, L ERA:	(7, 1)	0.2	H	2	0	0	0	0	0	0	0	0	0	0	4	7	0.00	0.000
52 Vinnie Pestano, R ERA: 1.54	(8, 1)	0.2	B	5	1	1	1	0	2	0	0	0	0	0	11	20	13.50	4.500
49 Tony Sipp, L ERA: 1.84	(8, 1)	1.1		4	0	0	0	0	0	0	0	0	0	0	8	11	0.00	0.000

PITCHER		IP	WLS	BF	H	R	ER	SO	BB	IBB	HBP	BLK	WP	HR	S	P	ERA	WHIP
37 Chad Durbin, R ERA: 6.75	(10, 1)	2.0	W	8	2	0	0	1	0	0	0	0	0	0	20	31	0.00	1.000
54 Chris Perez, R ERA: 3.21	(12, 1)	1.0	S	6	2	1	1	0	1	0	0	0	0	0	13	27	9.00	3.000

Batter	1	2	3	4	5	6	7	8	9	AB	R	H	RBI	BB	SO	LOB
4 Coco Crisp, S (1, 8) OBP: 0.282, SLG: 0.407	B FF 92 B SI 92 F FF 91 B SI 92 C SI 91 B SI 91 4-2 12 1B BB		B CU 74 F FF 93 X SL 80 1-1 ③ F9		C SL 77 X SL 81 0-1 ② FC4-6 12 CS 1-2f 3-H			C SL 81 X FF 95 0-1 ③ G4-3		3	0	0	1	1	0	1
12 David DeJesus, L (1, 9) OBP: 0.311, SLG: 0.315	B FF 90 1 SAFE X FF 90 1-0 55 G3-6-3 1-3 1B			C SI 91 B FF 93 X SL 81 1-1 ① G5-3	1 SAFE 1 SAFE 1 SAFE C SL 78 0-1 ③ CS 1-2	B SL 79 X SI 91 1-0 ① G6-3			C FF 93 B CU 75 S CH 84 F FF 95 X FF 94 1-2 ① F8	4	0	1	0	0	0	0
28 Conor Jackson, R (1, 3) OBP: 0.341, SLG: 0.392	B SL 78 C SL 79 1 SAFE X FF 94 1-1 ① F9			C CH 77 X FF 94 0-1 ② G6-3		C CU 72 X CH 78 0-1 ② F9			B CU 77 C FF 93 X FF 94 1-1 ② F9	4	0	0	0	0	0	2
55 Hideki Matsui, L (1, 10) OBP: 0.292, SLG: 0.378	C FF 92 1 SAFE C CH 79 F SI 92 X CH 79 0-2 ②③ G3-6-3 1-2f			B SI 94 B SL 82 T FF 93 F FF 93 X SL 82 2-2 ③ P6		B FF 94 F SL 82 X SL 80 1-1 ③ F7			X FF 94 0-0 ③ G3	4	0	0	0	0	0	2
8 Kurt Suzuki, R (1, 2) OBP: 0.315, SLG: 0.367		B SL 79 C SI 92 B FF 93 B SL 78 X SI 92 3-1 ① G6-3			B FF 92 X FF 92 1-0 15 1B 21 1B 1B		X CU 70 0-0 ① F8			3	1	1	0	0	0	0
15 Ryan Sweeney, L (1, 7) OBP: 0.444, SLG: 0.474		B SI 92 B CH 75 F SI 90 F FF 91 X FF 95 2-2 ② G1-3			C FF 90 X CH 76 0-1 ② 14 1B 21 1B 5 FC5-4 1-3 1B		B SL 81 C SL 82 T FF 93 X CH 77 1-2 ② G1-3			3	1	1	0	0	0	0
21 Andy LaRoche, R (1, 6) (8, 5) OBP: 0.322, SLG: 0.364		C FF 93 B SL 81 X CH 78 1-1 ③ G6-3			B SL 80 1 SAFE 1 SAFE X FF 91 1-0 5 FC5-4 14 1B 4 FC4-6 1-2 3-H 1B		C CU 70 X SI 92 0-1 ③ P4			3	1	1	1	0	0	0
14 Mark Ellis, R (1, 4) OBP: 0.218, SLG: 0.272			C FF 91 F SI 91 F FF 96 X SL 83 0-2 ① G4-3		B SL 80 C SL 79 X FF 93 1-1 5 FC5-4 1-2 2-3 1B			B CU 67 S SL 80 B FF 93 X SI 93 2-1 ① F9		3	0	1	0	0	0	0
5 Kevin Kouzmanoff, R (1, 5) OBP: 0.239, SLG: 0.325 16 Josh Willingham, R (8, PH) OBP: 0.319, SLG: 0.431 2 Cliff Pennington, S (8, 6) OBP: 0.267, SLG: 0.289			B SL 80 T SI 93 B FF 93 F SL 80 X FF 95 2-2 ② G5-3		S FF 92 S SL 82 X SL 80 0-2 ① FC5-4 4 FC4-6 1-2f 2-3 3-H			B SL 80 C SL 79 B FF 94 X FF 93 2-1 ② G6-3		2 1 0	0 0 0	0 0 0	1 0 0	0 0 0	0 0 0	2 0 0
Inning Stats	R: 0 E: 0 K: 0 S: 9 H: 1 LOB: 1 BB: 1 P: 15	R: 0 E: 0 K: 0 S: 7 H: 0 LOB: 0 BB: 0 P: 13	R: 0 E: 0 K: 0 S: 9 H: 0 LOB: 0 BB: 0 P: 12	R: 0 E: 0 K: 0 S: 7 H: 0 LOB: 0 BB: 0 P: 10	R: 3 E: 0 K: 0 S: 12 H: 4 LOB: 0 BB: 0 P: 15	R: 0 E: 0 K: 0 S: 5 H: 0 LOB: 0 BB: 0 P: 7	R: 0 E: 0 K: 0 S: 6 H: 0 LOB: 0 BB: 0 P: 7	R: 0 E: 0 K: 0 S: 6 H: 0 LOB: 0 BB: 0 P: 10	R: 0 E: 0 K: 0 S: 7 H: 0 LOB: 0 BB: 0 P: 9	1B: 5 2B: 0 3B: 0 HR: 0 SF: 0 SAC: 0 DP: 1 HBP: 0						

PITCHER		IP	WLS	BF	H	R	ER	SO	BB	IBB	HBP	BLK	WP	HR	S	P	ERA	WHIP
37 Sean O'Sullivan, R ERA: 3.41	(1, 1)	8.0	L	28	5	3	3	0	1	0	0	0	0	0	61	89	3.38	0.750
55 Tim Collins, L ERA: 3.93	(9, 1)	1.0		3	0	0	0	0	0	0	0	0	0	0	7	9	0.00	0.000

PITCHER	IP	WLS	BF	H	R	ER	SO	BB	IBB	HBP	BLK	WP	HR	S	P	ERA	WHIP

TOP

Oakland Athletics @ Kansas City Royals

Kauffman Stadium, Kansas City, MO

Fri May 06 2011, 7:12 PM - 9:32 PM CDT

Att. 30,691 - Partly Cloudy - 71 F

livebaseballscorecards.com

AB	30
R	3
H	5
RBI	3
BB	1
SO	0
LOB	7

WP: 0 PA: 32
PB: 0
SB: 0
CS: 1

Oakland Athletics @ Kansas City Royals

Kauffman Stadium, Kansas City, MO

Fri May 06 2011, 7:12 PM - 9:32 PM CDT

Att. 30,691 - Partly Cloudy - 71 F

livebaseballscorecards.com

BOTTOM

Batter	1	2	3	4	5	6	7	8	9	AB	R	H	RBI	BB	SO	LOB
13 Mike Aviles, R (1, 4) OBP: 0.316, SLG: 0.567	F SI 93 B CU 81 F SI 95 S CU 82 1-3 K ①		C CH 85 X SI 92 0-1 1-H 3B		B SI 94 B CH 86 B FF 95 B FF 94 4-0 53 S BB		1 SAFE C CU 81 F CU 80 1 SAFE F CU 81 1 SAFE B FF 90 1 SAFE F CU 81 1-3 S CU 81 K ③			3	0	1	1	1	2	1
53 Melky Cabrera, S (1, 8) OBP: 0.308, SLG: 0.453	C SI 95 X SI 94 0-1 G4-3 ②		C CU 80 X CU 80 0-1 G5-3 ②		1 SAFE 1 SAFE C SI 92 1 SAFE F CU 81 1 SAFE 1 SAFE F CU 82 F FF 95 0-2 X CU 82 1-2 G6-3 ③			C FF 94 B FF 94 S SL 84 B FF 94 B SL 85 F FF 93 C FF 94 3-3 K ①		4	0	0	0	0	1	2
4 Alex Gordon, L (1, 7) OBP: 0.373, SLG: 0.519	B FF 95 C FF 95 B CU 82 X FF 96 2-1 HR		C CU 80 X FF 94 0-1 F7 ③			C FF 94 B CU 82 B CU 81 C CU 79 S CU 81 2-3 K ①		B F FF 94 X SL 85 1-1 G3-1 ②		4	1	1	1	0	1	1
16 Billy Butler, R (1, 10) OBP: 0.406, SLG: 0.448	C SI 95 X SI 95 0-1 G3 ③			B CH 84 X CH 84 1-0 F7 ①		B FF 94 S SI 93 B FF 94 C CU 82 B FF 95 X CU 83 3-2 G6-3 ②		B SL 88 B FF 88 C FF 95 C FF 94 B FF 95 F FF 94 F FF 95 X FF 95 3-2 P5 ③		4	0	0	0	0	0	0
21 Jeff Francoeur, R (1, 9) OBP: 0.343, SLG: 0.598		B SI 93 B FF 94 F SI 94 X CU 80 2-1 G6-3 ①		C FF 94 F FF 93 X CU 81 0-2 G5-3 ②		F CU 81 B FF 94 B FF 94 X CU 82 2-1 2B			B SI 92 C SI 92 F SI 90 F SI 91 X CH 74 1-2 P6 ①	4	0	1	0	0	0	0
35 Eric Hosmer, L (1, 3)		B FF 96 F FF 95 C CU 82 B CU 83 B CU 82 B FF 97 4-2 24 G6-4-3 BB		B CU 80 B FF 95 C FF 95 F FF 94 B CU 82 B FF 96 4-2 24 S BB		C FF 93 C CU 81 C FF 95 0-3 K ③			B SI 92 S SI 91 F SI 91 B CH 74 B SI 92 C SI 92 3-3 K ②	2	0	0	0	2	2	1
24 Wilson Betemit, S (1, 5) OBP: 0.369, SLG: 0.473 1 Jarrod Dyson, L (9, PR) OBP: 0.316, SLG: 0.188	B SI 94 B CH 86 B SI 93 C FF 95 T FF 95 X FF 95 3-2 G6-4-3 ② ③ 1-2f			1 SAFE D CH 85 F SI 93 1 SAFE B CU 79 C CU 81 F FF 94 S CU 83 2-3 K ③ 1-2			B CU 78 X SI 92 1-0 F9 ①		C SI 91 F SI 92 B SI 90 X SI 92 1-2 15 S 1B	4 0	0 0	1 0	0 0	0 0	1 0	2 0
15 Matt Treanor, R (1, 2) OBP: 0.333, SLG: 0.305			C SI 93 B SI 94 S CH 86 B CU 81 B CU 81 B FF 94 4-2 13 3B BB		B CH 84 C FF 91 F SI 92 X CU 80 1-2 G1-3 ①		B SI 92 C SI 92 B CU 80 C SI 92 T CU 80 2-2 K ②		1 SAFE C SI 90 S CH 74 B CH 74 X SI 92 1-2 G5-3 ③ 1-2	3	1	0	0	1	1	1
2 Alcides Escobar, R (1, 6) OBP: 0.260, SLG: 0.281			B FF 92 1 SAFE X FF 94 1-0 F8 ①		B CH 84 X FF 93 1-0 G6-3 ②		B CH 86 B FF 92 C FF 93 S SI 93 X CU 82 2-2 1B			3	0	1	0	0	0	1
Inning Stats	R: 1 E: 0 K: 1 S: 9 H: 1 LOB: 0 BB: 0 P: 12	R: 0 E: 0 K: 0 S: 7 H: 0 LOB: 0 BB: 1 P: 16	R: 1 E: 0 K: 0 S: 9 H: 1 LOB: 1 BB: 1 P: 14	R: 0 E: 0 K: 1 S: 10 H: 0 LOB: 1 BB: 1 P: 17	R: 0 E: 0 K: 0 S: 9 H: 0 LOB: 1 BB: 1 P: 15	R: 0 E: 0 K: 2 S: 11 H: 1 LOB: 1 BB: 0 P: 18	R: 0 E: 0 K: 2 S: 12 H: 1 LOB: 1 BB: 0 P: 18	R: 0 E: 0 K: 1 S: 11 H: 0 LOB: 0 BB: 0 P: 18	R: 0 E: 0 K: 1 S: 13 H: 1 LOB: 2 BB: 0 P: 19	1B: 2 2B: 1 3B: 1 HR: 1	SF: 0 SAC: 0 DP: 1 HBP: 0	WP: 0 PB: 0 SB: 3 CS: 0	PA: 35					

AB	31
R	2
H	5
RBI	2
BB	4
SO	8
LOB	9

PITCHER		IP	WLS	BF	H	R	ER	SO	BB	IBB	HBP	BLK	WP	HR	S	P	ERA	WHIP
47 Gio González, L ERA: 2.68	(1, 1)	7.0	W	28	4	2	2	6	4	0	0	0	0	1	67	110	2.57	1.143
50 Grant Balfour, R ERA: 1.93	(8, 1)	1.0	H	3	0	0	0	1	0	0	0	0	0	0	11	18	0.00	0.000
57 Brian Fuentes, L ERA: 4.67	(9, 1)	1.0	S	4	1	0	0	1	0	0	0	0	0	0	13	19	0.00	1.000

PITCHER	IP	WLS	BF	H	R	ER	SO	BB	IBB	HBP	BLK	WP	HR	S	P	ERA	WHIP

Oakland Athletics @ Kansas City Royals

Kauffman Stadium, Kansas City, MO

Sat May 07 2011, 6:12 PM - 8:27 PM CDT

Att. 25,828 - Clear - 81 F

TOP

livebaseballscorecards.com

Batter	1	2	3	4	5	6	7	8	9	AB	R	H	RBI	BB	SO	LOB
4 Coco Crisp, S (1, 8) OBP: 0.281, SLG: 0.411	C SI 94 B FF 95 F FC 89 B KC 79 F FF 95 B FF 95 X FF 95 3-2 ① G3			B KC 74 B FC 89 S SI 93 X SI 92 2-1 ① G4-3		B CH 82 B SI 94 X FC 92 2-0 ② P6		B SI 98 X SI 97 1-0 12 F8 2B		4	0	1	0	0	0	0
10 Daric Barton, L (1, 3) OBP: 0.326, SLG: 0.277	C FF 94 S KC 78 F KC 80 F FF 96 F FF 95 S KC 79 0-3 ② K			C FF 93 B SL 84 B SI 93 X SI 94 2-1 ② F8		C KC 78 B SI 92 S KC 79 F FF 95 B SL 85 B KC 78 F SI 94 X SI 93 3-2 ③ F7		C SI 96 C SI 97 X SL 82 0-2 ① G1-3		4	0	0	0	0	1	1
12 David DeJesus, L (1, 9) OBP: 0.310, SLG: 0.330	B FF 96 X FF 95 1-0 ③ F7			B KC 78 B CH 80 X SI 92 2-0 3B			B FF 93 B SI 93 B FC 89 C FF 93 C SI 92 X SI 91 3-2 ① G4-3	B SL 83 X SI 97 1-0 ② F8 2-3		4	0	1	0	0	0	1
16 Josh Willingham, R (1, 7) OBP: 0.308, SLG: 0.415 14 Mark Ellis, R (8, 4) OBP: 0.218, SLG: 0.272		X FF 94 0-0 ① F8		X SI 93 0-0 ③ G5-3			C KC 77 B CH 82 B FC 89 B SI 93 X FF 93 3-1 ② F9	F FF 97 B SI 97 C SL 88 F SL 87 C FF 96 1-3 ③ K		4 0	0 0	0 0	0 0	0 0	1 0	2 0
55 Hideki Matsui, L (1, 10) OBP: 0.298, SLG: 0.400		C FF 93 B FC 89 X SI 95 1-1 ② F7			C FF 93 B KC 79 X CH 83 1-1 8 G1 21 FC6-2-5 2B		B FF 92 B SI 89 X SI 93 2-0 2B		X FC 87 0-0 ① F8	4	0	2	0	0	0	0
8 Kurt Suzuki, R (1, 2) OBP: 0.313, SLG: 0.363		C FF 94 C SI 94 X SI 94 0-2 ③ G6-3			C SI 92 B CH 84 B SI 93 X SI 93 2-1 ① G1 2-3		X SI 92 0-0 ③ G5-3		C FF 92 B SL 80 B FF 89 X FF 93 2-1 1B	4	0	1	0	0	0	2
21 Andy LaRoche, R (1, 4) OBP: 0.317, SLG: 0.356 (8, 5)			C FF 91 S SI 92 B FF 93 B SL 83 S SI 94 2-3 ① K		B SI 93 T SI 93 D SL 85 F SL 85 X SI 95 2-2 ② FC6-2-5 5 FC6-4 3-H			B FF 90 F SI 92 B FC 88 B SI 92 F FF 93 X FF 95 3-2 15 1B 2 HR 1B	B FC 87 C FF 88 C FC 87 S FC 92 1-3 ② K	4	1	1	0	0	2	2
5 Kevin Kouzmanoff, R (1, 5) OBP: 0.233, SLG: 0.317 15 Ryan Sweeney, L (8, PH) OBP: 0.447, SLG: 0.475 (8, 7)			X SI 93 0-0 ② G5-3		X FF 94 0-0 ③ FC6-4 1-2f			C SI 97 X SI 97 0-1 2 HR 1B 1-3	B FC 87 C FC 89 1 SAFE B FC 89 B FF 89 1 SAFE F FF 91 S FC 90 3-3 ③ K	2 2	0 1	0 1	0 0	0 1	0 1	1 1
2 Cliff Pennington, S (1, 6) OBP: 0.269, SLG: 0.320			C SI 92 X FC 90 0-1 ③ G6-3			B KC 74 C SI 93 F KC 77 F FF 94 F FF 94 B KC 81 S FC 89 2-3 ① K		C KC 81 B FF 97 B SI 98 X FF 98 2-1 2-H 3-H HR		3	1	1	3	0	1	0
Inning Stats	R: 0 E: 0 K: 1 S: 11 H: 0 LOB: 0 BB: 0 P: 15	R: 0 E: 0 K: 0 S: 6 H: 0 LOB: 0 BB: 0 P: 7	R: 0 E: 0 K: 1 S: 6 H: 0 LOB: 0 BB: 0 P: 8	R: 0 E: 0 K: 0 S: 6 H: 1 LOB: 1 BB: 0 P: 12	R: 0 E: 0 K: 0 S: 8 H: 1 LOB: 1 BB: 0 P: 13	R: 0 E: 0 K: 1 S: 11 H: 0 LOB: 0 BB: 0 P: 18	R: 0 E: 0 K: 0 S: 7 H: 1 LOB: 1 BB: 0 P: 15	R: 3 E: 0 K: 1 S: 16 H: 4 LOB: 1 BB: 0 P: 24	R: 0 E: 0 K: 2 S: 9 H: 1 LOB: 1 BB: 0 P: 15	1B: 3 2B: 3 3B: 1 HR: 1 SF: 0 SAC: 0 DP: 0 HBP: 0						

	AB	35
	R	3
	H	8
	RBI	3
	BB	0
	SO	6
	LOB	10

WP: 0 PA: 35
PB: 0
SB: 0
CS: 0

PITCHER		IP	WLS	BF	H	R	ER	SO	BB	IBB	HBP	BLK	WP	HR	S	P	ERA	WHIP
44 Luke Hochevar, R ERA: 4.91	(1, 1)	7.0		25	4	1	1	3	0	0	0	0	0	0	58	94	1.29	0.571
43 Aaron Crow, R ERA: 1.1	(8, 1)	1.0	B	6	3	2	2	1	0	0	0	0	0	1	13	18	18.00	3.000
48 Joakim Soria, R ERA: 3.95	(9, 1)	1.0	W	4	1	0	0	2	0	0	0	0	0	0	9	15	0.00	1.000

PITCHER		IP	WLS	BF	H	R	ER	SO	BB	IBB	HBP	BLK	WP	HR	S	P	ERA	WHIP

BOTTOM

Oakland Athletics @ Kansas City Royals

Kauffman Stadium, Kansas City, MO

Sat May 07 2011, 6:12 PM - 8:27 PM CDT

Att. 25,828 - Clear - 81 F

livebaseballscorecards.com

Batter	1	2	3	4	5	6	7	8	9	AB	R	H	RBI	BB	SO	LOB
17 Chris Getz, L (1, 4) OBP: 0.319, SLG: 0.296	C SI 92 F SI 92 X FC 91 0-2 ① L4			X SI 92 0-0 ① G6-3		X SI 91 0-0 ① SH1-3 1-2 2-3		C FS 84 C SI 90 F SI 91 X SI 92 0-2 ① F9		3	0	0	0	0	0	0
53 Melky Cabrera, S (1, 8) OBP: 0.306, SLG: 0.447	B SI 93 X SI 92 1-0 ② G6-3			C SI 93 X FC 92 0-1 ② G1-3		B CU 80 X SI 92 1-0 ② 4 1B 16 SF9 2-3 3-H 1B		C SI 91 C CU 80 B SI 92 S CU 80 1-3 ② K		4	1	1	1	0	1	0
4 Alex Gordon, L (1, 7) OBP: 0.370, SLG: 0.511	X SI 92 0-0 ③ G4-3			B SI 87 F SI 87 F FC 92 X CU 82 1-2 ③ G3		B FC 90 X SI 92 1-0 ② 21 S 1-3 3-H 1B		B FS 86 C CU 78 X SI 92 1-1 ③ F7		4	0	1	1	0	0	0
16 Billy Butler, R (1, 10) OBP: 0.401, SLG: 0.445 1 Jarrod Dyson, L (9, PR) OBP: 0.316, SLG: 0.188		B SI 92 C SI 92 B FC 91 F SI 92 F CU 82 B SI 94 F SI 94 X SI 94 3-2 ① P4			C CU 79 X SI 92 0-1 ① G5-3	1 SAFE B FC 92 F FC 93 C FC 93 X CU 83 1-2 ② SF9 3-H		C CU 79 C FC 91 B FC 92 X CU 81 1-2 ② 21 1B 13 SF7 1B		3 0	0 1	1 0	0 0	0 0	0 0	0 0
21 Jeff Francoeur, R (1, 9) OBP: 0.341, SLG: 0.587		F SI 93 C SI 94 C CU 83 0-3 ② K			B CU 81 B SI 92 X SI 92 2-0 ② L3	1 SAFE C FC 92 X CU 82 0-1 ③ G5-3 1-2		1 SAFE P PO 88 X FC 90 1-0 35 IBB 1-3 1B		4	0	1	0	0	1	1
35 Eric Hosmer, L (1, 3) OBP: 0.500, SLG: 0.200		B CU 80 B SI 92 S SI 92 F SI 93 X CU 82 2-2 ③ F7			B SI 87 C SI 87 B FC 92 X SI 94 2-1 1B		B SI 90 C FS 85 F SI 91 B CU 81 F FC 93 F CU 83 X FC 93 2-2 ① L8	I IN 76 I IN 78 I IN 78 I IN 79 4-0 1-2 IBB		3	0	1	0	1	0	0
13 Mike Aviles, R (1, 5) OBP: 0.304, SLG: 0.548			C SI 92 B FC 91 S FC 92 F CU 82 C SI 94 1-3 ① K		1 SAFE B SI 92 1 SAFE F FC 91 S SI 92 1 SAFE X CU 82 1-2 ③ F7		X CU 81 0-0 ② P3		C FC 91 X CU 82 0-1 ① SF7 3-H	3	0	0	1	0	1	1
15 Matt Treanor, R (1, 2) OBP: 0.347, SLG: 0.311			B SI 93 F FC 92 C SI 93 X CU 83 1-2 ② F8			B CU 80 X FC 91 1-0 17 SH1-3 2 1B 53 1B 1B	B CU 79 B SI 92 B SI 92 C SI 92 B SI 92 4-1 BB			2	1	1	0	1	0	0
2 Alcides Escobar, R (1, 6) OBP: 0.262, SLG: 0.282			B SI 92 X SI 93 1-0 ③ G6-3			B SI 92 1 SAFE 1 SAFE S FC 91 P PO 87 X SI 92 2-1 53 1B 17 SH1-3 4 1B 1-2 1B	X FC 91 0-0 ③ P6			3	1	1	0	0	0	1

	AB	29
	R	4
	H	7
	RBI	4
	BB	2
	SO	3
	LOB	3

Inning Stats	1	2	3	4	5	6	7	8	9	1B: 7	SF: 2	WP: 0	PA: 34
	R: 0 E: 0 K: 0 S: 5	R: 0 E: 0 K: 1 S: 11	R: 0 E: 0 K: 1 S: 8	R: 0 E: 0 K: 0 S: 6	R: 0 E: 0 K: 0 S: 8	R: 3 E: 0 K: 0 S: 12	R: 0 E: 0 K: 0 S: 8	R: 0 E: 0 K: 1 S: 9	R: 1 E: 0 K: 0 S: 7	2B: 0 3B: 0 HR: 0	SAC: 1 DP: 0 HBP: 0	PB: 0 SB: 1 CS: 0	
	H: 0 LOB: 0 BB: 0 P: 6	H: 0 LOB: 0 BB: 0 P: 16	H: 0 LOB: 0 BB: 0 P: 11	H: 0 LOB: 0 BB: 0 P: 7	H: 1 LOB: 1 BB: 0 P: 13	H: 4 LOB: 1 BB: 0 P: 17	H: 0 LOB: 1 BB: 1 P: 14	H: 0 LOB: 0 BB: 0 P: 11	H: 2 LOB: 2 BB: 1 P: 12				

PITCHER	IP	WLS	BF	H	R	ER	SO	BB	IBB	HBP	BLK	WP	HR	S	P	ERA	WHIP
32 Brandon McCarthy, R (1, 1) ERA: 3.26	8.1	L	34	7	4	4	3	1	1	0	0	0	0	74	107	4.32	0.960

PITCHER	IP	WLS	BF	H	R	ER	SO	BB	IBB	HBP	BLK	WP	HR	S	P	ERA	WHIP

Oakland Athletics @ Kansas City Royals

Kauffman Stadium, Kansas City, MO

Sun May 08 2011, 1:12 PM - 4:10 PM CDT

Att. 22,435 - Sunny - 81 F

TOP

livebaseballscorecards.com

Batter	1	2	3	4	5	6	7	8	9	AB	R	H	RBI	BB	SO	LOB
4 Coco Crisp, S (1, 8) OBP: 0.277, SLG: 0.402	C SI 86 B CH 77 B CH 76 X SI 84 2-1 **E5** 10 2B, 28 1B	B CH 77 X SI 87 1-0 **G1-3** ③		B CU 71 B CH 79 X CH 78 2-0 **L4** ③			S CH 77 F CH 77 X SI 88 0-2 **G1-3** ①	X FF 94 0-0 1-2 2-H **1B**		5	1	1	1	0	0	2
10 Daric Barton, L (1, 3) OBP: 0.329, SLG: 0.291	C SI 86 1 SAFE X SI 85 0-1 28 1B, 16 FC3-6 1-3 **2B**		X CU 68 0-0 **F8** ①		B SI 85 F CH 76 B SI 88 C CH 78 B SI 88 X SI 85 3-2 **G1-3** ①		C SI 89 B CU 70 B CU 71 F CH 79 F SI 90 F SI 90 X CU 71 2-2 16 1B **1B**	C CU 74 B CH 82 B FF 94 F CH 82 B FF 94 F FF 94 S FF 94 3-3 **K** ③		5	1	2	0	0	1	2
28 Conor Jackson, R (1, 7) OBP: 0.356, SLG: 0.405	C SI 85 X CH 77 0-1 16 FC3-6 2-3 3-H **1B**		C SI 86 X CH 75 0-1 **1B**		C CU 70 B SI 87 B SI 89 F CH 78 F SI 89 B SI 88 X SI 89 3-2 16 FC5-4 **1B**		1 SAFE C FF 96 F FF 96 B SL 89 1 SAFE 1 SAFE F SL 88 F FF 97 S FF 98 1-3 **K** ② 1-1		F SL 81 S SL 81 S SL 81 0-3 **K** ①	5	0	3	1	0	2	1
16 Josh Willingham, R (1, 10) OBP: 0.304, SLG: 0.405	C CU 68 X SI 86 0-1 **FC3-6** 8 BB 1-2f 3-H ①		1 SAFE B SI 88 B SI 86 X SI 82 2-0 **F9** ②		B CU 70 X SI 86 1-0 **FC5-4** ② 1-2f		C FF 97 1 SAFE 1 SAFE B FF 97 B SI 96 X FF 98 2-1 **1B** 1-2		C FF 92 B SL 82 B SL 80 F FF 91 C SL 82 2-3 **K** ②	5	0	1	1	0	1	3
8 Kurt Suzuki, R (1, 2) OBP: 0.316, SLG: 0.387	1 SAFE B SI 87 B SI 86 B CH 77 B SI 84 4-0 1-2 **BB**		C SI 87 F SI 86 1 SAFE B SI 82 F CU 67 X SI 87 1-2 **G1-3** ③		C SI 87 B CU 69 B SI 86 F CH 77 X SI 89 2-2 **F9** ③		D SL 90 S SL 90 S SL 91 X SL 90 1-2 **G5-3** ③		C SL 80 B FF 92 S FF 92 F FF 91 B SL 82 B SL 81 X FF 92 3-2 **HR**	4	1	1	1	1	0	4
12 David DeJesus, L (1, 9) OBP: 0.298, SLG: 0.316	C CU 69 C CH 76 B SI 88 B CU 67 X SI 88 2-2 **F9** ②			B CU 69 C CH 77 S CH 75 C SI 89 1-3 **K** ①		B CU 70 S CH 78 C SI 89 X CU 68 1-2 **P3** ①		C SL 89 B SL 90 F FF 95 F FF 97 F SL 89 X CH 89 1-2 **L7** ①	B SL 79 F FF 90 C FF 91 B SL 81 C SL 79 2-3 **K** ③	5	0	0	0	0	2	2
14 Mark Ellis, R (1, 4) OBP: 0.228, SLG: 0.280	D CH 75 C SI 86 S SI 85 F CU 68 B SI 86 X SI 87 2-2 **G5-3** ③			B SI 84 X CH 76 1-0 2 G5-3, 5 1B **1B**		C CH 77 S SI 86 C SI 90 0-3 **K** ②		B FF 97 F SI 96 B SL 89 X SI 96 2-1 2 BB, 4 1B **1B**		4	1	2	0	0	1	2
5 Kevin Kouzmanoff, R (1, 5) OBP: 0.245, SLG: 0.360		S SI 85 B CU 68 S CH 76 X SI 87 1-2 **G6-3** ①		B SI 86 1 SAFE 1 SAFE F FF 86 1 SAFE X SI 88 1-1 2 G5-3 1-2 **1B**		B CU 70 F SI 86 B FF 87 F SI 89 X SI 90 2-2 **HR**		S FF 97 1 SAFE S FF 97 B SI 97 1 SAFE S SL 89 1-3 **K** ②		4	1	2	1	0	1	1
2 Cliff Pennington, S (1, 6) OBP: 0.268, SLG: 0.311		X CU 69 0-0 **B2** ②		C SI 86 B SI 86 B SI 82 X CH 77 2-1 **G5-3** ② 1-2 2-3		B CH 77 C SI 84 T CU 71 X SI 87 1-2 **G6-3** ③		B FF 97 B FF 97 B FF 96 B FF 95 4-0 4 1B 1-2 **BB**		3	0	0	0	1	0	2
Inning Stats	R: 2 E: 1 K: 0 S: 15 H: 2 LOB: 2 BB: 1 P: 25	R: 0 E: 0 K: 0 S: 5 H: 0 LOB: 0 BB: 0 P: 7	R: 0 E: 0 K: 0 S: 9 H: 1 LOB: 1 BB: 0 P: 12	R: 0 E: 0 K: 1 S: 9 H: 2 LOB: 2 BB: 0 P: 16	R: 0 E: 0 K: 0 S: 11 H: 1 LOB: 1 BB: 0 P: 20	R: 1 E: 0 K: 1 S: 12 H: 1 LOB: 0 BB: 0 P: 16	R: 0 E: 0 K: 1 S: 18 H: 2 LOB: 2 BB: 0 P: 24	R: 1 E: 0 K: 2 S: 15 H: 2 LOB: 2 BB: 1 P: 26	R: 1 E: 0 K: 3 S: 13 H: 1 LOB: 0 BB: 0 P: 20	1B: 9 2B: 1 3B: 0 HR: 2 SF: 0 SAC: 0 DP: 0 HBP: 0						

AB	40
R	5
H	12
RBI	5
BB	2
SO	8
LOB	19

WP: 0 PB: 0 SB: 0 CS: 1 PA: 42

PITCHER		IP	WLS	BF	H	R	ER	SO	BB	IBB	HBP	BLK	WP	HR	S	P	ERA	WHIP
26 Jeff Francis, L ERA: 5.09	(1, 1)	6.1	L	29	8	3	2	2	1	0	0	0	0	1	69	106	2.84	1.421
38 Blake Wood, R ERA: 3.75	(7, 1)	1.1		7	2	1	1	2	1	0	0	0	0	0	20	32	6.75	2.250
55 Tim Collins, L ERA: 3.86	(8, 1)	0.1		2	1	0	0	1	0	0	0	0	0	0	5	8	0.00	3.000
31 Louis Coleman, R ERA: 2.7	(9, 1)	1.0		4	1	1	1	3	0	0	0	0	0	1	13	20	9.00	1.000

PITCHER	IP	WLS	BF	H	R	ER	SO	BB	IBB	HBP	BLK	WP	HR	S	P	ERA	WHIP

Batter	1	2	3	4	5	6	7	8	9	AB	R	H	RBI	BB	SO	LOB
17 Chris Getz, L (1, 4) OBP: 0.308, SLG: 0.284	C FF 92 X SI 93 0-1 F7		C SI 93 1 SAFE B CH 86 1 SAFE X CH 85 1-1 F9		B SI 92 B SI 92 C SI 93 C CH 87 F SI 95 S SL 86 2-3 K		B SL 84 X FF 90 1-0 F8 2-3			4	0	0	0	0	1	3
53 Melky Cabrera, S (1, 10) OBP: 0.305, SLG: 0.441	C SI 94 X FF 93 0-1 G6-3		C CH 85 X FF 94 0-1 G6-3			L SI 93 B CH 87 B CH 87 X SI 92 2-1 E1 4 G4-3 35 2B 1B	B SL 86 B SL 84 C SL 84 D SL 87 C FF 89 S SL 86 3-3 K			4	1	1	0	0	1	2
4 Alex Gordon, L (1, 7) OBP: 0.367, SLG: 0.500	B SI 94 B SI 94 B SI 94 C FF 94 X SI 94 3-1 G3			B CH 86 B CH 86 B SI 93 B SI 92 4-0 35 FC1-5-6-3 21 G1-3 BB		X FF 95 0-0 G4-3 2-3		C FF 94 X SI 94 0-1 P5		3	0	0	0	1	0	1
21 Jeff Francoeur, R (1, 9) OBP: 0.345, SLG: 0.581		C FF 94 X FF 94 0-1 35 1B 1B		F SL 87 X SI 95 0-1 G1-3 1-2		F SI 96 S SI 96 B SI 96 S SL 90 1-3 K		B SL 89 F FF 93 B SL 89 B FF 94 F FF 95 B FF 95 4-2 35 G4-6-3 BB		3	0	1	0	1	1	2
35 Eric Hosmer, L (1, 3) OBP: 0.500, SLG: 0.444		F FF 94 X FF 95 0-1 1-3 1B		D CH 88 X SI 93 1-0 FC1-5-6-5 2-3		D SL 88 C CH 87 B FF 97 B SI 89 X CH 88 3-1 12 1B 3-H 2B		C FF 93 C FF 95 X FF 94 0-2 G4-6-3 1-2f		4	1	2	1	0	0	2
24 Wilson Betemit, S (1, 5) OBP: 0.364, SLG: 0.457		X FF 95 0-0 L4		C CH 86 B FF 95 F SL 86 B FF 96 S CH 88 2-3 K		D SI 89 B FF 94 B FF 95 C SI 94 F SI 94 F FF 95 B FF 96 4-2 12 1B BB			B SI 89 B SI 89 C SI 90 X SI 90 2-1 F8	3	0	0	0	1	1	2
12 Mitch Maier, L (1, 8) OBP: 0.571, SLG: 0.700 13 Mike Aviles, R (9, PH) OBP: 0.301, SLG: 0.543		C FF 94 B FF 91 B SL 86 X SI 93 2-1 G4-3			C SI 92 B SL 86 B FF 94 S CH 87 F FF 96 B FF 96 F SI 93 B SI 94 4-2 BB	F CH 87 B FF 96 B FF 96 X CH 86 2-1 1-3 2-H 1B			C SI 90 F CH 74 F SI 90 B CH 74 F SI 90 S SI 89 1-3 K	2 1	0 0	1 0	1 0	1 0	0 1	1 0
3 Brayan Peña, S (1, 2) OBP: 0.305, SLG: 0.340			C SI 94 X FF 94 0-1 G1-3		L FF 92 F FF 95 D SL 89 X FF 95 1-2 F8		B FF 89 B SL 84 C FF 90 B FF 90 C FF 89 F SL 87 F SL 86 F SL 86 B SL 86 4-2 17 F8 2 SH3-4 BB		C SI 89 X SI 92 0-1 L9	3	0	0	0	1	0	1
2 Alcides Escobar, R (1, 6) OBP: 0.265, SLG: 0.286			B FF 93 X FF 93 1-0		B SL 85 1 SAFE 1 SAFE F SL 86 1 SAFE L CH 86 B SL 89 F FF 94 S SL 88 2-3 K		C SL 85 X SL 85 0-1 SH3-4 1-2			2	0	1	0	0	1	1
Inning Stats	R: 0 E: 0 K: 0 S: 6 H: 0 LOB: 0 BB: 0 P: 9	R: 0 E: 0 K: 0 S: 7 H: 2 LOB: 1 BB: 0 P: 9	R: 0 E: 0 K: 0 S: 7 H: 1 LOB: 1 BB: 0 P: 9	R: 0 E: 0 K: 1 S: 6 H: 0 LOB: 1 BB: 1 P: 13	R: 0 E: 0 K: 2 S: 15 H: 0 LOB: 1 BB: 1 P: 24	R: 2 E: 1 K: 1 S: 13 H: 3 LOB: 2 BB: 1 P: 25	R: 0 E: 0 K: 1 S: 11 H: 0 LOB: 1 BB: 1 P: 19	R: 0 E: 0 K: 0 S: 7 H: 0 LOB: 0 BB: 1 P: 11	R: 0 E: 0 K: 1 S: 9 H: 0 LOB: 0 BB: 0 P: 12	1B: 5 2B: 1 3B: 0 HR: 0	SF: 0 SAC: 1 DP: 1 HBP: 0	WP: 0 PB: 0 SB: 0 CS: 0	PA: 35				

PITCHER	IP	WLS	BF	H	R	ER	SO	BB	IBB	HBP	BLK	WP	HR	S	P	ERA	WHIP
66 Tyson Ross, R (1, 1) ERA: 2.51	6.0	W	25	6	2	2	4	3	0	0	0	0	0	54	89	3.00	1.500
48 Michael Wuertz, R (7, 1) ERA:	1.0	H	4	0	0	0	1	1	0	0	0	0	0	11	19	0.00	1.000
50 Grant Balfour, R (8, 1) ERA: 1.8	1.0	H	3	0	0	0	0	1	0	0	0	0	0	7	11	0.00	1.000
57 Brian Fuentes, L (9, 1) ERA: 4.42	1.0	S	3	0	0	0	1	0	0	0	0	0	0	9	12	0.00	0.000

PITCHER	IP	WLS	BF	H	R	ER	SO	BB	IBB	HBP	BLK	WP	HR	S	P	ERA	WHIP

BOTTOM

Oakland Athletics @ Kansas City Royals

Kauffman Stadium, Kansas City, MO

Sun May 08 2011, 1:12 PM - 4:10 PM CDT

Att. 22,435 - Sunny - 81 F

livebaseballscorecards.com

AB	29
R	2
H	6
RBI	2
BB	5
SO	6
LOB	15

Oakland Athletics @ Texas Rangers

Rangers Ballpark in Arlington, Arlington, TX

Mon May 09 2011, 8:08 PM - 10:50 PM EDT

Att. 24,375 - Cloudy - 92 F

TOP

livebaseballscorecards.com

Batter	1	2	3	4	5	6	7	8	9	AB	R	H	RBI	BB	SO	LOB
4 Coco Crisp, S (1, 8) OBP: 0.274, SLG: 0.388	B SI 90 X SI 90 1-0 ① P3		C CU 74 B CH 83 S CH 82 C SI 92 1-3 ② K		C CH 80 X SI 89 0-1 ① F9			C CU 72 F CU 74 H FF 89 1-2 28 BB, 10 S, 16 1B HBP	X CU 72 0-0 ①② G6-4-3 1-2f	4	1	0	0	0	1	2
10 Daric Barton, L (1, 3) OBP: 0.338, SLG: 0.292	C FF 91 B SI 91 X FF 90 1-1 16 FC4 1B		C SL 82 B SI 91 B SI 92 B SI 90 C FF 90 B SI 91 4-2 28 BB, 16 HR BB		X SI 89 0-0 ②③ G4-6-3 1-2f			B FF 89 B SI 88 B SI 88 B FF 88 4-0 28 BB, 16 1B BB 1-2	C FF 92 C CU 74 B CU 74 F SL 81 X FF 92 1-2 ③ G4-3	3	2	1	0	2	0	1
28 Conor Jackson, R (1, 9) OBP: 0.363, SLG: 0.395	C SI 88 B SL 85 S CH 82 B FF 90 F FF 90 1 SAFE S CH 82 2-3 ② K		B FF 90 1 SAFE B CH 80 C FC 86 F FC 86 1 SAFE F FF 91 B FF 91 F CH 82 4-2 B SL 85, 16 HR 1-2 BB			B CU 73 B CH 81 C FC 86 B SI 90 F FC 85 X FF 90 3-2 ① G6-3		B FF 94 F CH 82 B FF 93 B FF 93 C FS 82 B FF 93 4-2 16 1B, 8 2B BB 1-2 2-3		2	2	0	0	2	1	1
16 Josh Willingham, R (1, 7) OBP: 0.310, SLG: 0.435	1 SAFE B SI 89 1 SAFE C SL 84 X FF 89 1-1 ③ FC4 1-2f		F SI 89 B CH 82 B FC 86 X SI 89 2-1 1-H 2-H HR			B CU 76 C FF 90 F FF 91 X SL 82 1-2 ② F8		X FF 94 0-0 8 2B, 14 SF7 1B 1-2 2-H 3-H		4	2	2	5	0	0	1
8 Kurt Suzuki, R (1, 10) OBP: 0.314, SLG: 0.391		C SI 90 B CU 74 X CH 82 1-1 ① F9	B CU 74 B CH 83 F SI 90 B FF 90 X FF 89 2-2 ③ F8			C SI 90 C SI 91 B SI 91 F FF 90 X CH 84 1-2 ③ L9		C FF 92 B SL 83 B SL 84 X FF 93 2-1 1-3 2-H 2B		4	0	1	1	0	0	0
21 Andy LaRoche, R (1, 5) OBP: 0.343, SLG: 0.350		F SI 89 B SI 91 C SI 89 B SI 91 B SL 82 B SI 92 4-2 14 FC4-6 BB		X FC 88 0-0 ① L5			B FF 88 B CH 81 C SL 85 B FF 88 B CH 82 4-1 BB	B FF 94 D FS 83 B FF 92 B FF 92 4-0 11 G6-4-3 BB		1	0	0	0	3	0	0
14 Mark Ellis, R (1, 4) OBP: 0.220, SLG: 0.273		C SI 88 F FF 90 1 SAFE B SI 90 X SI 90 1-2 ② FC4-6 1-2f		B FF 89 B FF 88 F SL 83 X CH 87 2-1 ② F9			X FF 88 0-0 ① F7	C FF 92 B FF 91 X SL 79 1-1 ① SF7 3-H		3	0	0	1	0	0	2
11 Landon Powell, S (1, 2) OBP: 0.324, SLG: 0.276		1 SAFE X SI 90 0-0 ③ G6-3	C FF 88 X SL 85 0-1 ③ F8				C SI 88 B FC 86 X FF 88 1-1 ② F8	B FF 92 B FF 90 X FF 92 2-0 ②③ G6-4-3 1-2f		4	0	0	0	0	0	4
2 Cliff Pennington, S (1, 6) OBP: 0.267, SLG: 0.302			C SI 90 B FC 86 B CH 83 S SI 90 F SI 91 B SI 90 X SI 90 3-2 ① G3	C CU 74 C FF 89 F FF 90 X CU 80 0-2 E5, 10 G4-6-3			C CU 72 X FF 89 0-1 ③ P4		B FF 91 F FF 90 B CH 82 B FF 91 F FF 90 B FF 90 4-2 4 G6-4-3 BB	3	0	0	0	1	0	1

Inning Stats	1	2	3	4	5	6	7	8	9
	R: 0 E: 0 K: 1 S: 9 H: 1 LOB: 1 BB: 0 P: 14	R: 0 E: 0 K: 0 S: 8 H: 0 LOB: 1 BB: 1 P: 14	R: 3 E: 0 K: 1 S: 18 H: 1 LOB: 0 BB: 2 P: 34	R: 0 E: 0 K: 0 S: 5 H: 0 LOB: 0 BB: 0 P: 7	R: 0 E: 1 K: 0 S: 7 H: 0 LOB: 0 BB: 0 P: 7	R: 0 E: 0 K: 0 S: 10 H: 0 LOB: 0 BB: 0 P: 15	R: 0 E: 0 K: 0 S: 6 H: 0 LOB: 1 BB: 1 P: 11	R: 4 E: 0 K: 0 S: 10 H: 2 LOB: 1 BB: 3 P: 28	R: 0 E: 0 K: 0 S: 7 H: 0 LOB: 0 BB: 1 P: 12

AB	28
R	7
H	4
RBI	7
BB	8
SO	2
LOB	12

1B: 2 SF: 1
2B: 1 SAC: 0
3B: 0 DP: 3
HR: 1 HBP: 1

WP: 0 PA: 38
PB: 0
SB: 1
CS: 0

PITCHER		IP	WLS	BF	H	R	ER	SO	BB	IBB	HBP	BLK	WP	HR	S	P	ERA	WHIP
36 C.J. Wilson, L ERA: 3.36	(1, 1)	7.0	L	29	2	5	5	2	5	0	1	0	0	1	65	109	6.43	1.000
59 Ryan Tucker, R ERA: 7.2	(8, 1)	0.0		4	2	1	1	0	2	0	0	0	0	0	5	15	∞	∞
21 Brett Tomko, R ERA: 5.25	(8, 1)	2.0		5	0	1	1	0	1	0	0	0	0	0	10	18	4.50	0.500

PITCHER	IP	WLS	BF	H	R	ER	SO	BB	IBB	HBP	BLK	WP	HR	S	P	ERA	WHIP

BOTTOM

Oakland Athletics @ Texas Rangers

Rangers Ballpark in Arlington, Arlington, TX

Mon May 09 2011, 8:08 PM - 10:50 PM EDT

Att. 24,375 - Cloudy - 92 F

livebaseballscorecards.com

Batter	1	2	3	4	5	6	7	8	9	AB	R	H	RBI	BB	SO	LOB
5 Ian Kinsler, R (1, 4) OBP: 0.323, SLG: 0.421	C SI 88 X SI 89 0-1 1 FC6-4 1B		C SI 91 B CH 79 B CH 80 X SI 89 2-1 ①② L5-3 1-1		B SL 84 B SI 90 X KC 82 2-0 ② G6-3 1-2			B SI 90 C SI 88 B SL 81 X SI 88 2-1 10 1B 10 E 1B		4	1	2	0	0	0	2
1 Elvis Andrus, R (1, 6) OBP: 0.321, SLG: 0.338	X SI 89 0-0 ① FC6-4 10 G1-3 10 S 1-2f		B SI 89 B CH 82 S SI 90 X SI 90 2-1 E5 10 WP 1B		B CH 82 B SI 90 B SI 85 C SI 86 C SI 89 X SI 88 3-2 ③ G6-3			B SI 84 B SI 83 C SI 84 F SI 84 S CU 72 2-3 ② K		4	0	1	0	0	1	3
10 Michael Young, R (1, 3) OBP: 0.370, SLG: 0.486	1 SAFE B SI 88 1 SAFE 1 SAFE C SI 88 S CH 82 1 SAFE B SI 90 X SL 82 2-2 ② G1-3 1-3		B KC 80 F SI 85 C SI 90 B KC 77 B CH 80 X CH 82 3-2 ③ G6-3 2-3			B KC 82 C SI 89 B CH 82 X CH 79 2-1 ① G6-3		C SI 85 X SI 85 0-1 E9 1-H 1B		4	0	1	0	0	0	2
25 Mike Napoli, R (1, 10) OBP: 0.354, SLG: 0.515	B CH 82 F SI 91 B CH 78 B SI 90 B SI 89 4-1 BB			C KC 81 B KC 77 B SI 87 C SI 88 F CH 79 B SI 91 S KC 81 3-3 ① K		B SL 86 C SI 90 C KC 78 B CH 78 F SI 90 B KC 78 S SI 89 3-3 ② K		B SI 86 B SI 84 C SI 86 B SI 85 S SI 85 F SI 85 X SI 86 3-2 ③ G5-3		3	0	0	0	1	2	1
7 David Murphy, L (1, 7) OBP: 0.327, SLG: 0.388	B SI 90 B SI 89 C CH 85 X SI 90 2-1 ③ L7			B SI 87 C SI 90 X CH 82 1-1 ② G3		C KC 77 F KC 78 B SI 89 S SI 89 1-3 ③ K			C FF 88 B SL 84 X FF 89 1-1 18 1B 1B	4	0	1	0	0	1	2
8 Yorvit Torrealba, R (1, 2) OBP: 0.255, SLG: 0.369		F SI 88 C CH 80 X SI 89 0-2 ① G3		C SL 83 B CH 84 F SI 91 F KC 78 X SI 90 1-2 ③ G3			B SI 87 C KC 80 B SI 88 F SI 88 S CH 81 2-3 ① K		C FF 87 X CH 78 0-1 ① P4	4	0	0	0	0	1	1
18 Mitch Moreland, L (1, 9) OBP: 0.377, SLG: 0.554		C SI 89 B FF 90 F CH 82 B KC 77 S KC 78 2-3 ② K			X CH 79 0-0 HR		C KC 76 B KC 76 B SI 88 S SI 88 S KC 78 2-3 ② K		C FF 90 D SL 86 F SL 81 F FF 92 X SL 85 1-2 29 FC6-4 1-2 1B	4	1	2	1	0	2	0
19 Chris Davis, L (1, 5) OBP: 0.333, SLG: 0.406		C SI 86 B SI 89 S FF 89 S CH 80 1-3 ③ K			B SI 88 C SI 86 F CH 80 B CH 79 X SI 90 2-2 ② 5 G6-3 1B		X KC 77 0-0 ③ G3		C FF 90 C FF 91 B FF 93 B FF 92 S FF 93 2-3 ② K	4	0	1	0	0	2	2
20 Julio Borbon, L (1, 8) 29 Adrián Beltré, R (9, PH) OBP: 0.281, SLG: 0.444			B SI 87 B SI 89 C SI 88 X SI 88 2-1 5 L5-3 1B		F SI 88 F CH 81 B FF 91 X SI 88 1-2 ① F7			C SI 90 B SL 82 X SI 89 1-1 ① G3	C FF 93 D SL 85 B FF 92 B FF 92 X FF 90 3-1 ③ FC6-4 1-2f	3 1	0 0	1 0	0 0	0 0	0 0	1 2
Inning Stats	R: 0 E: 0 K: 0 S: 9 H: 1 LOB: 2 BB: 1 P: 17	R: 0 E: 0 K: 2 S: 9 H: 0 LOB: 0 BB: 0 P: 12	R: 0 E: 1 K: 0 S: 9 H: 2 LOB: 1 BB: 0 P: 18	R: 0 E: 0 K: 1 S: 10 H: 0 LOB: 0 BB: 0 P: 15	R: 1 E: 0 K: 0 S: 11 H: 2 LOB: 1 BB: 0 P: 19	R: 0 E: 0 K: 2 S: 9 H: 0 LOB: 0 BB: 0 P: 15	R: 0 E: 0 K: 2 S: 7 H: 0 LOB: 0 BB: 0 P: 11	R: 1 E: 1 K: 1 S: 13 H: 2 LOB: 1 BB: 0 P: 21	R: 0 E: 0 K: 1 S: 13 H: 2 LOB: 2 BB: 0 P: 20	1B: 8 2B: 1 3B: 0 HR: 1 SF: 0 SAC: 0 DP: 1 HBP: 0						

	AB	35
	R	2
	H	9
	RBI	1
	BB	1
	SO	9
	LOB	16

WP: 1 PB: 0 SB: 1 CS: 0 PA: 36

PITCHER		IP	WLS	BF	H	R	ER	SO	BB	IBB	HBP	BLK	WP	HR	S	P	ERA	WHIP
53 Trevor Cahill, R ERA: 1.72	(1, 1)	7.0	W	26	5	1	1	7	1	0	0	0	1	1	64	107	1.29	0.857
13 Jerry Blevins, L ERA: 3.86	(8, 1)	0.1		2	1	1	0	0	0	0	0	0	0	0	4	7	0.00	3.000
31 Brad Ziegler, R ERA:	(8, 1)	0.2		3	1	0	0	1	0	0	0	0	0	0	9	14	0.00	1.500
56 Craig Breslow, L ERA: 4.63	(9, 1)	1.0		5	2	0	0	1	0	0	0	0	0	0	13	20	0.00	2.000

PITCHER	IP	WLS	BF	H	R	ER	SO	BB	IBB	HBP	BLK	WP	HR	S	P	ERA	WHIP

Oakland Athletics @ Texas Rangers

Rangers Ballpark in Arlington, Arlington, TX

Tue May 10 2011, 8:08 PM - 11:54 PM EDT

Att. 31,655 - Cloudy - 82 F

TOP

livebaseballscorecards.com

Batter	1	2	3	4	5	6	7	8	9	AB	R	H	RBI	BB	SO	LOB
12 David DeJesus, L (1, 9) OBP: 0.296, SLG: 0.308	C FF 86 C CU 74 B FF 88 X FF 88 1-2 ① F7		C CU 74 B CU 76 X FF 87 1-1 ③ F8			C FF 88 C FF 90 B FF 90 F FF 89 F CU 78 F FF 88 B SL 82 B SL 82 B FF 88 4-2 10 1B BB		C SL 77 B SL 79 F FF 88 X SL 78 1-2 ② G4-3 2-3		3	0	0	0	1	0	1
10 Daric Barton, L (1, 3) OBP: 0.336, SLG: 0.290	F FF 86 C FF 89 B FF 90 X SL 85 1-2 ② P6			F FF 85 C FF 87 B SL 81 F SL 82 X FF 84 1-2 ① G3		B FF 85 F FC 85 X SL 80 1-1 1-3 1B		B SL 78 B SL 77 C FF 88 T SL 77 B FF 88 C SL 77 3-3 ③ K		4	0	1	0	0	1	1
15 Ryan Sweeney, L (1, 8) OBP: 0.451, SLG: 0.477	C FF 87 B FF 90 C FF 89 F FF 89 F FF 89 B SL 84 X FF 89 2-2 1B			C FF 87 F FF 88 B FF 89 B SL 83 B CH 84 F FF 87 F FF 89 X FF 89 3-2 16 G5-4-3 1B		B CU 74 C FF 88 B FF 88 B SI 88 F FF 89 X FF 90 3-2 ② L7			C FF 88 B SI 88 B SI 88 X FF 88 2-1 E5 8 BB 16 BB 28 SF8	4	1	2	0	0	0	2
16 Josh Willingham, R (1, 7) OBP: 0.308, SLG: 0.424	X FF 87 0-0 ③ P4			B FF 88 C FF 88 X FF 88 1-1 ② ③ G5-4-3 1-2f		C FF 90 B FF 88 B FF 89 B FF 90 1 SAFE F FF 90 X FF 91 3-2 ③ P4			B FF 94 B FF 92 F FF 93 B FF 96 S FF 94 F FF 95 B FF 95 4-2 8 BB 1-2 BB	3	0	0	0	1	0	4
55 Hideki Matsui, L (1, 10) OBP: 0.289, SLG: 0.387		B FF 85 C FF 88 C SL 80 X CU 78 1-2 ① F8			B CU 78 B FF 85 X FF 87 2-0 ① F8		F FF 86 B CH 81 C FF 88 B SL 82 X FF 88 2-2 ① F7		X FF 95 0-0 ① F8	4	0	0	0	0	0	2
8 Kurt Suzuki, R (1, 2) OBP: 0.312, SLG: 0.381		C FF 89 B FF 90 B FF 89 X FF 89 2-1 ② G5-3			C FF 88 B SL 84 X SL 83 1-1 ② F7		X FF 88 0-0 ② F8		B FF 94 B FF 95 B FF 94 B FF 95 4-0 21 FC6-4 1-2 2-3 BB	3	0	0	0	1	0	0
14 Mark Ellis, R (1, 4) OBP: 0.215, SLG: 0.266 28 Conor Jackson, R (7, 5) OBP: 0.359, SLG: 0.395		S SL 83 B FF 90 X FF 89 1-1 ③ F7			C FF 88 B FF 90 X FF 90 1-1 ③ F9		C FF 88 X SL 83 0-1 ③ G5-3		S FF 97 X FF 97 0-1 ② SF8 3-H	3 0	0 0	0 0	0 1	0 0	0 0	0 0
21 Andy LaRoche, R (1, 5) OBP: 0.324, SLG: 0.328 (7, 4)			C FF 86 B SL 80 B FF 88 F FF 86 X FF 88 2-2 ① G5-3			X FF 85 0-0 ① F7		B FF 87 B FF 87 X FF 87 2-0 ① F7	C FF 96 C SL 78 B FF 96 B SL 78 F FF 95 X FF 97 2-2 ③ FC6-4 1-2f	4	0	0	0	0	0	2
2 Cliff Pennington, S (1, 6) OBP: 0.277, SLG: 0.349			B FF 86 C FF 86 B CU 73 F FF 86 X SL 81 2-2 ② F7			C FF 86 C SL 81 B FF 87 F CU 75 F FF 89 B FF 90 F FF 90 B SL 81 X FF 86 3-2 HR		B FF 88 B FF 87 C FF 87 F FF 88 X FF 88 2-2 12 G4-3 2B		3	1	2	1	0	0	0
Inning Stats	R: 0 H: 1 E: 0 LOB: 1 K: 0 BB: 0 S: 12 P: 16	R: 0 H: 0 E: 0 LOB: 0 K: 0 BB: 0 S: 7 P: 11	R: 0 H: 0 E: 0 LOB: 0 K: 0 BB: 0 S: 8 P: 13	R: 0 H: 1 E: 0 LOB: 0 K: 0 BB: 0 S: 11 P: 16	R: 0 H: 0 E: 0 LOB: 0 K: 0 BB: 0 S: 5 P: 9	R: 1 H: 2 E: 0 LOB: 2 K: 0 BB: 1 S: 20 P: 34	R: 0 H: 0 E: 0 LOB: 0 K: 0 BB: 0 S: 6 P: 8	R: 0 H: 1 E: 0 LOB: 1 K: 1 BB: 0 S: 10 P: 18	R: 1 H: 0 E: 1 LOB: 2 K: 0 BB: 2 S: 12 P: 24	1B: 3 SF: 1 2B: 1 SAC: 0 3B: 0 DP: 1 HR: 1 HBP: 0						

	AB	31
	R	2
	H	5
	RBI	2
	BB	3
	SO	1
	LOB	12

WP: 0 PA: 35
PB: 0
SB: 0
CS: 0

PITCHER		IP	WLS	BF	H	R	ER	SO	BB	IBB	HBP	BLK	WP	HR	S	P	ERA	WHIP
48 Colby Lewis, R ERA: 4.57	(1, 1)	7.1	W	27	5	1	1	0	1	0	0	0	0	1	73	115	1.23	0.818
28 Darren Oliver, L ERA: 2.4	(8, 1)	0.2		3	0	1	0	1	0	0	0	0	0	0	8	14	0.00	0.000
30 Neftalí Feliz, R ERA: 0.87	(9, 1)	1.0		5	0	0	0	0	2	0	0	0	0	0	10	20	0.00	2.000

PITCHER		IP	WLS	BF	H	R	ER	SO	BB	IBB	HBP	BLK	WP	HR	S	P	ERA	WHIP

Batter	1	2	3	4	5	6	7	8	9	AB	R	H	RBI	BB	SO	LOB
20 Julio Borbon, L (1, 8) OBP: 0.315, SLG: 0.360	F SI 91 B SI 90 F SI 91 B SL 83 F SI 92 X SL 82 2-2 ① P6		L KC 77 X SL 80 0-1 ① P6	C SI 91 B SI 91 X SI 92 1-1 ② FC3-2 1 FC5 1-2 2-3 3-Hf		X SI 89 0-0 1 SH5-3 10 3B 1B		B FF 89 X FF 90 1-0 ① F7		5	1	1	0	0	0	3
1 Elvis Andrus, R (1, 6) OBP: 0.319, SLG: 0.331	C FF 92 S FF 93 B FF 93 S SL 81 1-3 ② K		B SI 89 B CH 83 B SI 91 B SI 90 4-0 5 G4-6-3 BB	B SL 79 B FF 90 X SI 91 2-0 ③ FC5 1-2 2-3f		1 SAFE B SI 89 X SI 88 1-0 ① SH5-3 1-2		X FF 90 0-0 ② F8		3	0	0	0	1	1	3
5 Ian Kinsler, R (1, 4) OBP: 0.331, SLG: 0.419	B SI 92 B SI 86 B SI 92 C SI 90 B FF 94 4-1 BB		1 SAFE C SI 90 B SL 81 C SI 82 B SI 92 X SI 92 2-2 ②③ G4-6-3 1-2f		X CH 81 0-0 ① L8	B SI 90 B SI 88 C SI 89 B SI 90 B SI 87 4-1 10 3B BB		X CH 79 0-0 10 BB 1B		3	1	1	0	2	0	1
10 Michael Young, R (1, 10) OBP: 0.384, SLG: 0.514	1 SAFE B SI 90 1 SAFE F CH 83 B SL 81 1 SAFE B SL 82 F SI 91 F SL 82 3-3 ③ K			B SI 88 B KC 74 X FF 90 2-0 29 G5-3 18 1B 25 BB 1B	B KC 76 C SI 88 X SL 80 1-1 18 F9 29 HR 2B	S CH 81 B SI 89 F CU 71 X SI 91 1-2 1-H 2-H 3B		B FF 89 B FF 91 C FF 90 B FF 91 F FF 91 B FF 91 4-2 1-2 BB		4	2	3	2	1	1	1
18 Mitch Moreland, L (1, 3) OBP: 0.378, SLG: 0.547		C SL 79 B FF 90 B SI 91 F SL 80 B FF 93 X SI 92 3-2 29 HBP 1B		F SI 88 X SL 80 0-1 25 BB 29 G5-3 23 1B 1-2 1B	X SI 88 0-0 ② F9 2-3	B SL 85 B SL 84 C SI 90 X SI 90 2-1 ② G3		B FF 91 F FF 92 C FF 92 X FF 92 1-2 ③ G3		5	1	2	0	0	0	4
29 Adrián Beltré, R (1, 5) OBP: 0.287, SLG: 0.464		F FF 91 1 SAFE S SL 82 B SL 82 H SL 82 2-2 1-2 HBP		B SL 80 F SI 90 B FF 93 F SL 81 B SL 82 F SL 81 X FF 93 3-2 ① G5-3 1-2 2-3	C SL 81 D SL 82 X FF 92 1-1 3-H HR	C CH 82 C CU 72 D CU 72 F SL 85 X SI 92 1-2 ③ F7				3	1	1	2	0	0	3
7 David Murphy, L (1, 7) OBP: 0.333, SLG: 0.387		C FF 90 B SL 80 B SL 82 C SI 92 S SI 92 2-3 ① K		B SL 80 B FF 90 B SL 78 B FF 90 4-0 23 1B 25 BB 20 FC3-2 BB	B FF 93 F FF 93 B SL 79 B SI 93 C FF 93 X SI 92 3-2 25 2B 1B		C SL 82 X SI 90 0-1 ① F7			3	1	1	0	1	1	2
25 Mike Napoli, R (1, 2) OBP: 0.360, SLG: 0.522		C SI 92 S SL 81 S SL 81 0-3 ② K		B SI 90 D SL 82 B FF 91 C FF 90 B FF 92 4-1 20 FC3-2 23 1B 1-2 2-3 3-H BB	1 SAFE X SI 93 0-0 1-H 2B		C CH 82 C SI 92 S CU 73 0-3 ② K			3	0	1	2	1	2	2
23 Craig Gentry, R (1, 9) OBP: 0.375, SLG: 0.286		S SL 80 C SL 81 F SL 82 D SL 83 B SL 82 C SI 93 2-3 ③ K		C SI 90 C SI 92 D SL 82 D SL 82 X SI 92 2-2 1 FC5 20 FC3-2 1-2 2-3 3-H 1B	F FF 92 B CH 84 F FF 91 B CH 87 F FF 92 X CH 85 2-2 ③ L6		C CH 83 C SI 91 S SI 91 0-3 ③ K			4	0	1	1	0	2	3
Inning Stats	R: 0 E: 0 K: 2 S: 12 H: 0 LOB: 1 BB: 1 P: 22	R: 0 E: 0 K: 3 S: 15 H: 1 LOB: 2 BB: 0 P: 24	R: 0 E: 0 K: 0 S: 5 H: 0 LOB: 0 BB: 1 P: 11	R: 2 E: 0 K: 0 S: 14 H: 3 LOB: 3 BB: 2 P: 32	R: 3 E: 0 K: 0 S: 14 H: 4 LOB: 1 BB: 0 P: 21	R: 2 E: 0 K: 0 S: 12 H: 2 LOB: 1 BB: 1 P: 21	R: 0 E: 0 K: 2 S: 8 H: 0 LOB: 0 BB: 0 P: 8	R: 0 E: 0 K: 0 S: 8 H: 1 LOB: 2 BB: 1 P: 14		1B: 7 2B: 2 3B: 1 HR: 1	SF: 0 SAC: 1 DP: 1 HBP: 1			WP: 0 PB: 0 SB: 0 CS: 0	PA: 41	

BOTTOM

Oakland Athletics @ Texas Rangers

Rangers Ballpark in Arlington, Arlington, TX

Tue May 10 2011, 8:08 PM - 11:54 PM EDT

Att. 31,655 - Cloudy - 82 F

livebaseballscorecards.com

AB	33
R	7
H	11
RBI	7
BB	6
SO	7
LOB	22

PITCHER		IP	WLS	BF	H	R	ER	SO	BB	IBB	HBP	BLK	WP	HR	S	P	ERA	WHIP
49 Brett Anderson, L ERA: 3.21	(1, 1)	4.2	L	24	6	4	4	5	4	0	1	0	0	1	52	97	7.71	2.143
29 David Purcey, L ERA: 4.82	(5, 1)	0.1		3	2	1	1	0	0	0	0	0	0	0	8	13	27.00	6.000
13 Jerry Blevins, L ERA: 4.61	(6, 1)	2.0		9	2	2	2	2	1	0	0	0	0	0	20	29	9.00	1.500
56 Craig Breslow, L ERA: 4.26	(8, 1)	1.0		5	1	0	0	0	1	0	0	0	0	0	8	14	0.00	2.000

PITCHER	IP	WLS	BF	H	R	ER	SO	BB	IBB	HBP	BLK	WP	HR	S	P	ERA	WHIP

Chicago White Sox @ Oakland Athletics

Oakland Coliseum, Oakland, CA

Fri May 13 2011, 7:08 PM - 9:27 PM PDT

Att. 12,690 - Cloudy - 56 F

TOP

livebaseballscorecards.com

Batter	1	2	3	4	5	6	7	8	9	AB	R	H	RBI	BB	SO	LOB
1 Juan Pierre, L (1, 7) OBP: 0.323, SLG: 0.275	C SI 89 F FC 89 B SI 90 X CU 79 1-2 G1-3 ①	C FC 90 F CU 80 F SI 91 X CU 79 0-2 10 E 2-3 1B			B FS 80 C SI 90 X CU 80 1-1 F8 ②			B FF 89 B FF 88 C FF 88 S SL 84 B SL 84 S SL 85 3-3 K ②		4	0	1	0	0	1	0
10 Alexei Ramirez, R (1, 6) OBP: 0.319, SLG: 0.377	C SI 90 F SI 91 S FC 91 0-3 K ②	B FC 89 1 SAFE F FC 90 X SI 92 1-1 F8 ③ 1-3 3-H			B FC 88 C FC 88 B FS 83 S FC 88 F FC 90 X CU 82 2-2 L6 ③			B SL 84 C SL 84 B SL 83 S SL 82 F SL 85 X FF 90 2-2 G4-3 ③		4	0	0	0	0	1	1
44 Adam Dunn, L (1, 10) OBP: 0.338, SLG: 0.375	B SI 91 B SI 91 F SI 91 S FC 91 C CU 80 2-3 K ③		C SI 89 F FS 80 S SI 90 0-3 K ①			C CU 77 F SI 88 B CU 80 X FC 89 1-2 F7 ①			C FF 93 T FF 92 C FF 92 0-3 K ①	4	0	0	0	0	3	0
14 Paul Konerko, R (1, 3) OBP: 0.394, SLG: 0.542		X SI 90 0-0 12 BB 20 BB 51 FC6-4 1B	C FC 89 B SI 91 X CU 81 1-1 20 G6-4-3 1B			C FC 88 B SI 90 B FC 89 X FC 88 2-1 P4 ②			C FF 92 B SL 87 B SL 88 F FF 93 S SL 87 2-3 K ②	4	1	2	0	0	1	0
20 Carlos Quentin, R (1, 9) OBP: 0.352, SLG: 0.543		B SI 89 B SI 90 B FC 89 B SI 91 4-0 51 FC6-4 12 BB 11 2B 1-2 BB	S FC 90 B SI 91 X SI 92 1-1 G6-4-3 ② ③ 1-2f			C FC 88 F CU 80 S SI 91 0-3 K ③			X SL 88 0-0 P4 ③	3	1	0	0	1	1	1
12 A.J. Pierzynski, L (1, 2) OBP: 0.287, SLG: 0.311		B SI 91 B SI 91 B FC 91 C SI 92 B SI 91 4-1 51 FC6-4 1-2 2-3 BB		B FS 79 F SI 89 X FC 88 1-1 F9 ①			F SI 87 X CU 78 0-1 P5 ①			2	0	0	0	1	0	0
51 Alex Rios, R (1, 8) OBP: 0.265, SLG: 0.298		C SI 90 F FC 91 D CU 80 X SI 92 1-2 FC6-4 ① 11 2B 15 SF9 1-2f 2-3 3-H		X SI 89 0-0 G4-3 ②			C SI 88 T FC 88 B CU 81 F CU 80 S FC 89 1-3 K ②			3	1	0	1	0	1	2
11 Omar Vizquel, S (1, 5) OBP: 0.350, SLG: 0.405		B SI 92 B SI 92 X SI 91 2-0 1 1B 10 E 1-3 3-H 2B		C SI 90 F FC 87 X CU 79 0-2 ③ 1B			B FS 79 B FS 80 C SI 89 X FC 88 2-1 P5 ③			3	1	2	1	0	0	0
15 Gordon Beckham, R (1, 4) OBP: 0.262, SLG: 0.338		B FC 92 B CU 80 F SI 92 S FC 89 F CU 80 X SI 92 2-2 SF9 ② 3-H			B SI 87 F FC 87 B SI 89 F SI 90 F CU 80 B SI 90 F FC 89 F FC 90 C SI 90 3-3 K ①			C FF 88 S FF 88 S SL 84 0-3 K ①		2	0	0	1	0	2	0
Inning Stats	R: 0 E: 0 K: 2 S: 9 H: 0 LOB: 0 BB: 0 P: 12	R: 4 E: 1 K: 0 S: 16 H: 3 LOB: 1 BB: 2 P: 30	R: 0 E: 0 K: 1 S: 7 H: 1 LOB: 0 BB: 0 P: 9	R: 0 E: 0 K: 0 S: 6 H: 1 LOB: 1 BB: 0 P: 7	R: 0 E: 0 K: 1 S: 12 H: 0 LOB: 0 BB: 0 P: 18	R: 0 E: 0 K: 1 S: 8 H: 0 LOB: 0 BB: 0 P: 11	R: 0 E: 0 K: 1 S: 8 H: 0 LOB: 0 BB: 0 P: 11	R: 0 E: 0 K: 2 S: 10 H: 0 LOB: 0 BB: 0 P: 15	R: 0 E: 0 K: 2 S: 7 H: 0 LOB: 0 BB: 0 P: 9	1B: 4 2B: 1 3B: 0 HR: 0	SF: 1 SAC: 0 DP: 1 HBP: 0			WP: 0 PB: 0 SB: 0 CS: 0	PA: 32		

	AB	29
	R	4
	H	5
	RBI	3
	BB	2
	SO	10
	LOB	4

PITCHER		IP	WLS	BF	H	R	ER	SO	BB	IBB	HBP	BLK	WP	HR	S	P	ERA	WHIP
32 Brandon McCarthy, R ERA: 3.34	(1, 1)	7.0	L	26	5	4	3	6	2	0	0	0	0	0	66	98	3.86	1.000
48 Michael Wuertz, R ERA:	(8, 1)	1.0		3	0	0	0	2	0	0	0	0	0	0	10	15	0.00	0.000
50 Grant Balfour, R ERA: 1.69	(9, 1)	1.0		3	0	0	0	2	0	0	0	0	0	0	7	9	0.00	0.000

PITCHER	IP	WLS	BF	H	R	ER	SO	BB	IBB	HBP	BLK	WP	HR	S	P	ERA	WHIP

Batter	1	2	3	4	5	6	7	8	9	AB	R	H	RBI	BB	SO	LOB
4 Coco Crisp, S (1, 8) OBP: 0.273, SLG: 0.379	C FF 90 B CU 78 C FF 90 X CU 79 1-2 G4-3		B FF 89 C CH 82 X SI 88 1-1 G6-3 1-2f			X CH 83 0-0 F8		B FC 88 B FF 95 B FF 94 C FF 95 F FF 95 B FF 96 4-2 10 G3 10 S 28 CS BB		3	0	0	0	1	0	2
10 Daric Barton, L (1, 3) OBP: 0.327, SLG: 0.281	C FF 90 F FF 91 X CU 79 0-2 F9			X FF 88 0-0 L9		F FF 89 C FF 89 D CU 80 X CH 83 1-2 F8		B FF 94 B FF 94 1 SAFE C FF 94 F FF 95 F FF 96 B FF 96 F FF 95 X FF 95 3-2 G3 1-3		4	0	0	0	0	0	2
15 Ryan Sweeney, L (1, 7) OBP: 0.444, SLG: 0.468 28 Conor Jackson, R (8, PH) OBP: 0.355, SLG: 0.390 (9, 7)	B FF 90 B FF 90 B FF 89 C FF 89 F FF 89 X SI 91 3-2 P6			B FF 90 C FF 89 F SL 83 B FF 90 F SL 83 F CU 79 F CH 83 F CH 83 X FF 90 2-2 F9			B FF 88 C CH 87 X CH 87 1-1 8 1B 55 1B 12 WP 1B	C FF 96 B FF 96 1-1 CS 3-H	B FF 95 X FF 94 1-0 G6-3	3 1	1 0	1 0	0 0	0 0	0 0	0 0
55 Hideki Matsui, L (1, 10) OBP: 0.288, SLG: 0.382		X FF 88 0-0 F9		X FF 90 0-0 P3			F FF 88 S CH 82 X FF 89 0-2 12 WP 8 1B 12 1B 1-2 1B		C FF 94 B CH 87 S CH 85 S SL 84 1-3 K2-3	4	1	1	0	0	1	0
8 Kurt Suzuki, R (1, 2) OBP: 0.310, SLG: 0.376		C SI 89 C SL 80 S CU 80 0-3 K	B SL 80 F FF 89 X SL 80 1-1 P4				S SL 82 S SL 82 F SL 83 X SL 84 0-2 12 1B 12 WP 5 SF8 1-2 2-3 1B		C SL 82 S SL 84 B SL 84 S SL 82 1-3 K	4	1	1	0	0	2	0
12 David DeJesus, L (1, 9) OBP: 0.304, SLG: 0.333		B SI 90 C SI 90 S CH 82 B CU 80 B CU 78 X CH 83 3-2 3B	C FF 89 X SI 89 0-1 L9				B CH 83 X FF 88 1-0 2 PO 1-3 2-H 3-H 1B			3	0	2	1	0	0	0
14 Mark Ellis, R (1, 4) OBP: 0.211, SLG: 0.260		X FF 90 0-0 L8	C FF 89 X FF 90 0-1 F8				B SL 81 S FF 93 F FF 93 S SL 87 1-3 K			3	0	0	0	0	1	3
5 Kevin Kouzmanoff, R (1, 5) OBP: 0.237, SLG: 0.352			C SL 82 B CU 78 X SL 82 1-1 F8			B FF 88 C FF 88 S SL 82 X SL 82 1-2 G6-3	T SL 86 B SL 87 1 SAFE X SL 87 1-1 SF8 3-H			2	0	0	1	0	0	0
2 Cliff Pennington, S (1, 6) OBP: 0.287, SLG: 0.351			B FF 90 S FF 88 B FF 89 F CH 82 F SI 90 H FF 90 3-2 4 G6-3 HBP			F FF 89 C CU 78 B CU 80 F FF 89 F SL 82 B CU 80 X FF 89 2-2 1B	C FF 94 1 SAFE 0-1 PO 1-2	B FF 93 C FF 94 C CH 83 F SL 88 B CH 82 X CH 83 2-2 G3-1		2	0	1	0	0	0	0
Inning Stats	R: 0 E: 0 K: 0 S: 9 H: 0 LOB: 0 BB: 0 P: 13	R: 0 E: 0 K: 1 S: 8 H: 1 LOB: 1 BB: 0 P: 11	R: 0 E: 0 K: 0 S: 7 H: 0 LOB: 0 BB: 0 P: 12	R: 0 E: 0 K: 0 S: 9 H: 0 LOB: 0 BB: 0 P: 11	R: 0 E: 0 K: 0 S: 6 H: 0 LOB: 0 BB: 0 P: 7	R: 0 E: 0 K: 0 S: 12 H: 1 LOB: 1 BB: 0 P: 16	R: 3 E: 0 K: 1 S: 16 H: 4 LOB: 0 BB: 0 P: 20	R: 0 E: 0 K: 0 S: 12 H: 0 LOB: 0 BB: 1 P: 22	R: 0 E: 0 K: 2 S: 7 H: 0 LOB: 0 BB: 0 P: 10	1B: 5 2B: 0 3B: 1 HR: 0 SF: 1 SAC: 0 DP: 1 HBP: 1						

PITCHER		IP	WLS	BF	H	R	ER	SO	BB	IBB	HBP	BLK	WP	HR	S	P	ERA	WHIP
41 Philip Humber, R ERA: 3.18	(1, 1)	6.0	W	24	6	3	3	1	0	0	1	0	1	0	61	82	4.50	1.000
26 Jesse Crain, R ERA: 3.06	(7, 1)	1.1	H	3	0	0	0	1	0	0	0	0	0	0	10	14	0.00	0.000
37 Matt Thornton, L ERA: 6.39	(8, 1)	0.2	H	2	0	0	0	0	1	0	0	0	0	0	8	16	0.00	1.500
46 Sergio Santos, R ERA:	(9, 1)	1.0	S	3	0	0	0	2	0	0	0	0	0	0	7	10	0.00	0.000

PITCHER	IP	WLS	BF	H	R	ER	SO	BB	IBB	HBP	BLK	WP	HR	S	P	ERA	WHIP

BOTTOM

Chicago White Sox @ Oakland Athletics

Oakland Coliseum, Oakland, CA

Fri May 13 2011, 7:08 PM - 9:27 PM PDT

Att. 12,690 - Cloudy - 56 F

livebaseballscorecards.com

AB	29
R	3
H	6
RBI	2
BB	1
SO	4
LOB	7

WP: 1	PA: 34		
PB: 0			
SB: 1			
CS: 1			

Chicago White Sox @ Oakland Athletics

Oakland Coliseum, Oakland, CA

Sat May 14 2011, 1:10 PM - 3:56 PM PDT

Att. 17,291 - Cloudy - 58 F

livebaseballscorecards.com

Batter	1	2	3	4	5	6	7	8	9	AB	R	H	RBI	BB	SO	LOB
1 Juan Pierre, L (1, 7) OBP: 0.316, SLG: 0.268	C FF 92 L SI 91 F FF 92 B SL 86 X SL 84 1-2 ① G3		B SI 90 X FF 90 1-0 ③ G3			C CH 88 B FF 90 X SL 84 1-1 ① G6-3		B SI 90 B SI 89 B FF 90 C FF 92 C FF 91 X FF 92 3-2 ① F8		4	0	0	0	0	0	2
10 Alexei Ramirez, R (1, 6) OBP: 0.323, SLG: 0.376	B FF 91 X FF 91 1-0 ② P2			B FF 92 B B FF 90 3-0 44 2B 14 L3-5 BB		C FF 91 X SL 84 0-1 14 HR 1B		S SL 87 X SL 87 0-1 ② ③ G5-4-3 1-2f		3	1	1	0	1	0	1
44 Adam Dunn, L (1, 10) OBP: 0.343, SLG: 0.397	B SI 91 S CH 84 F FF 92 C FF 93 1-3 ③ K			B FF 91 F FF 91 X CH 85 1-1 1-3 2B		C FF 91 C FF 92 B FF 91 S SL 85 1-3 ② K			C FF 90 F FF 92 B FF 92 B FF 93 B CU 81 F FF 93 X FF 93 3-2 20 F8 2B	4	0	2	0	0	2	1
14 Paul Konerko, R (1, 3) OBP: 0.391, SLG: 0.555		B FF 90 X FF 90 1-0 ① P3		C SL 83 F FF 92 F SL 85 B FF 92 X FF 93 1-2 ① ② L3-5 3-3		B FF 93 C SL 83 B FF 91 X FF 91 2-1 1-H HR			X FF 92 0-0 ① G6-3	4	1	1	2	0	0	3
20 Carlos Quentin, R (1, 9) OBP: 0.344, SLG: 0.528		B FF 91 B FF 91 C FF 91 C SL 84 B FF 93 S FF 92 3-3 ② K		F SL 86 C SL 86 F FF 94 F FC 93 D SL 85 B SL 86 F SI 92 D FC 90 S SL 87 3-3 ③ K		X SL 84 0-0 ③ F8			C FF 92 X FF 91 0-1 ② F8 2-3	4	0	0	0	0	2	2
51 Alex Rios, R (1, 8) OBP: 0.264, SLG: 0.297		C SL 84 S SL 87 S SL 87 0-3 ③ K			C FF 91 X SI 90 0-1 15 WP 1B		S SL 83 X SL 84 0-1 ① G5-3		D SL 87 C FF 93 B SL 88 F FF 92 B SL 86 X FF 92 3-2 ③ F9	4	0	1	0	0	1	1
27 Ramon Castro, R (1, 2) OBP: 0.243, SLG: 0.314			C FF 90 B FF 91 X SL 83 1-1 ① G6-3		B FF 92 1 SAFE F FF 90 C FF 90 S SL 86 1-3 ① K		B FF 90 C SL 83 B FF 92 B FF 91 X FF 91 3-1 ② F8			3	0	0	0	0	1	1
15 Gordon Beckham, R (1, 4) OBP: 0.264, SLG: 0.338			X SL 84 0-0 1B		S FF 92 C SL 86 1 SAFE B SL 85 B SI 92 C SL 86 2-3 ② K 1-2		C SL 85 F SL 85 B SL 86 B FF 92 B FF 93 S SL 86 3-3 ③ K			3	0	1	0	0	2	1
22 Brent Morel, R (1, 5) OBP: 0.234, SLG: 0.280			1 SAFE L FF 90 X FF 90 0-1 ② F9		B SL 84 C FF 92 B FF 92 D SL 85 S FC 91 X FF 93 3-2 ③ G4-3			C SL 82 X FF 91 0-1 10 G5-4-3 1B		3	0	1	0	0	0	2
Inning Stats	R: 0 E: 0 K: 1 S: 8 H: 0 LOB: 0 BB: 0 P: 11	R: 0 E: 0 K: 2 S: 7 H: 0 LOB: 0 BB: 0 P: 11	R: 0 E: 0 K: 0 S: 6 H: 1 LOB: 1 BB: 0 P: 8	R: 0 E: 0 K: 1 S: 12 H: 1 LOB: 1 BB: 1 P: 20	R: 0 E: 0 K: 2 S: 11 H: 1 LOB: 1 BB: 0 P: 17	R: 2 E: 0 K: 1 S: 10 H: 2 LOB: 0 BB: 0 P: 14	R: 0 E: 0 K: 1 S: 7 H: 0 LOB: 0 BB: 0 P: 13	R: 0 E: 0 K: 0 S: 7 H: 1 LOB: 0 BB: 0 P: 10	R: 0 E: 0 K: 0 S: 10 H: 1 LOB: 1 BB: 0 P: 16	1B: 4 2B: 3 3B: 0 HR: 1	SF: 0 SAC: 0 DP: 2 HBP: 0			WP: 1 PB: 0 SB: 0 CS: 0	PA: 33		

PITCHER		IP	WLS	BF	H	R	ER	SO	BB	IBB	HBP	BLK	WP	HR	S	P	ERA	WHIP
66 Tyson Ross, R ERA: 2.5	(1, 1)	7.1	W	28	6	2	2	8	1	0	0	0	1	1	66	102	2.46	0.955
50 Grant Balfour, R ERA: 1.53	(8, 1)	1.2		5	1	0	0	0	0	0	0	0	0	0	12	18	0.00	0.600

PITCHER	IP	WLS	BF	H	R	ER	SO	BB	IBB	HBP	BLK	WP	HR	S	P	ERA	WHIP

AB	32
R	2
H	7
RBI	2
BB	1
SO	8
LOB	14

BOTTOM

Chicago White Sox @ Oakland Athletics

Oakland Coliseum, Oakland, CA

Sat May 14 2011, 1:10 PM - 3:56 PM PDT

Att. 17,291 - Cloudy - 58 F

livebaseballscorecards.com

Batter	1	2	3	4	5	6	7	8	9	AB	R	H	RBI	BB	SO	LOB
4 Coco Crisp, S (1, 8) OBP: 0.278, SLG: 0.380	B FC 89 C FF 89 B FC 85 X FF 91 2-1: 15 FC4-6 1B	P B CH 82 B FF 89 C FF 89 F FF 90 X FF 90 3-2: 1-3 1B		B CH 85 F FC 83 C CU 77 B CU 77 C CU 78 2-3: K ③	X SL 85 0-0: F8 ③			B SI 94 X SI 93 1-0: F9 ①		5	0	2	0	0	1	3
10 Daric Barton, L (1, 3) OBP: 0.329, SLG: 0.282	B FF 90 B SI 89 1 SAFE 1 SAFE B FF 89 C FF 90 F FF 89 X FC 85 3-2: F7 ①	1 SAFE X CH 82 0-0: SF8 ② 3-H			C FF 90 F CU 76 X CU 77 0-2: 12 WP; 16 1B; 12 3B 1B	C FF 91 C CH 84 B CH 82 B SI 93 B SL 85 X SI 92 3-2: F9 ①		C SI 94 B SL 80 C SL 78 F SI 95 F SI 96 B CH 86 F SL 81 F SI 94 B SI 95 4-2: F SI 93; F SI 91; B SI 91; 16 BB BB		3	1	1	1	1	0	1
15 Ryan Sweeney, L (1, 7) OBP: 0.407, SLG: 0.423	1 SAFE B FF 90 C FC 83 F FC 84 X FF 92 1-2: FC4-6 16 1B ② 1-2f	C FF 90 F CU 75 B FF 90 B CU 78 S FF 90 2-3: K ③			X FF 88 0-0: F8 ①	B FF 92 B SL 82 B FF 92 C FF 91 X FF 92 3-1: F7 ②		C SI 93 S SI 94 F SI 94 S FF 94 0-3: K ②		5	0	0	0	0	2	4
16 Josh Willingham, R (1, 10) OBP: 0.319, SLG: 0.426	C FF 90 X FC 84 0-1: 12 BB 1-3 1B	C CU 76 X FF 91 0-1: G6-3 ①			B SI 89 C CH 87 X FF 88 1-1: 12 WP; 12 3B 1-2 1B	C SL 86 C CH 84 B SI 94 X SL 86 1-2: P4 ③		B CH 85 F SI 93 B SI 92 B SI 91 B SI 93 4-1: 1-2 BB		4	1	2	0	1	0	0
12 David DeJesus, L (1, 9) OBP: 0.315, SLG: 0.349	B CH 84 B FC 85 B CH 84 B FF 92 4-0: 1-2 BB	C FF 90 C CU 78 C CU 78 0-3: K ②			C FC 85 B FF 90 T FF 90 F FF 91 B FC 85 X FF 92 2-2: 8 1B 1-H 2-H 3B	B SL 82 B CH 83 B FF 90 C FF 91 B FF 90 4-1: 14 SH5-4; 8 1B; 5 E BB		X SI 93 0-0: L7 ③		3	2	1	2	2	1	2
8 Kurt Suzuki, R (1, 2) OBP: 0.323, SLG: 0.383	D FC 87 C FF 92 X FC 86 1-1: G6-3 ③	F FC 85 B CU 79 B SI 90 F FF 91 B CU 78 B FF 92 4-2: 14 FC6-4 BB			B FF 91 B CU 76 X SI 90 2-0: 2 BB; 5 BB 3-H 1B	B SI 93 C FF 91 X CH 82 1-1: 14 SH5-4 1-2 1B				3	0	2	1	1	0	3
14 Mark Ellis, R (1, 4) OBP: 0.206, SLG: 0.254		F FF 90 B CU 77 C CU 76 X FC 84 1-2: G4-3 ①	X FC 84 0-0: FC6-4 ③ 1-2f		C SL 83 B SL 82 X FF 91 1-1: P4 ②		X SI 92 0-0: SH5-4 ① 1-2 2-3			3	0	0	0	0	0	2
5 Kevin Kouzmanoff, R (1, 5) OBP: 0.248, SLG: 0.363		C CU 77 B CU 78 C FF 90 B FC 84 F FF 91 X FF 91 2-2: 2 1B 2B		C FC 83 F CU 76 B CU 77 B CU 77 F FC 85 X FF 90 2-2: G4-3 ①	B FF 92 F SL 84 B FF 92 B SI 93 B SI 93 4-1: 2 BB 1-2 BB		F FF 92 X SL 87 0-1: F9 ② 3-H			3	1	1	0	1	0	1
2 Cliff Pennington, S (1, 6) OBP: 0.294, SLG: 0.351		C FF 91 B CH 85 C FC 85 B CU 77 F FC 85 X CU 76 2-2: 4 1B; 10 SF8 2-H 1B		B FC 89 B FF 89 C FF 90 C SI 90 B FF 92 S FF 91 3-3: K ②	B CH 82 C SL 83 B FF 93 B SL 83 B FF 92 4-1: 1-2 2-3 BB		F SL 84 B FF 93 F SL 86 F FF 92 S FF 92 1-3: K ③			3	1	1	1	1	2	1

Inning Stats																								
	R: 0	H: 2		R: 2	H: 3		R: 0	H: 0		R: 0	H: 0		R: 3	H: 4		R: 0	H: 0		R: 1	H: 1		R: 0	H: 0	
	E: 0	LOB: 3		E: 0	LOB: 1		E: 0	LOB: 1		E: 0	LOB: 0		E: 0	LOB: 3		E: 0	LOB: 0		E: 1	LOB: 1		E: 0	LOB: 2	
	K: 0	BB: 1		K: 1	BB: 0		K: 1	BB: 0		K: 2	BB: 0		K: 0	BB: 2		K: 0	BB: 0		K: 1	BB: 1		K: 1	BB: 2	
	S: 12	P: 23		S: 19	P: 28		S: 8	P: 12		S: 10	P: 17		S: 16	P: 30		S: 8	P: 15		S: 10	P: 16		S: 15	P: 24	

1B: 8	SF: 1		WP: 1	PA: 41
2B: 1	SAC: 1		PB: 0	
3B: 1	DP: 0		SB: 0	
HR: 0	HBP: 0		CS: 0	

PITCHER		IP	WLS	BF	H	R	ER	SO	BB	IBB	HBP	BLK	WP	HR	S	P	ERA	WHIP
34 Gavin Floyd, R ERA: 4.22	(1, 1)	4.1	L	24	9	5	5	4	2	0	0	0	1	0	60	96	10.38	2.538
57 Ramon Pena, R ERA: 6.92	(5, 1)	2.2		12	1	1	0	1	3	0	0	0	0	0	23	45	0.00	1.500
49 Chris Sale, L ERA: 6.08	(8, 1)	1.0		5	0	0	0	1	2	0	0	0	0	0	15	24	0.00	2.000

PITCHER	IP	WLS	BF	H	R	ER	SO	BB	IBB	HBP	BLK	WP	HR	S	P	ERA	WHIP

Batter	1	2	3	4	5	6	7	8	9	AB	R	H	RBI	BB	SO	LOB
1 Juan Pierre, L (1, 7) OBP: 0.314, SLG: 0.268	C SI 87 C SI 90 X SI 90 0-2 44 K 1B		C SI 86 F CH 77 X SI 87 0-2 ②③ G4-3-6-3 1-2f		B SI 88 X CH 84 1-0 ②③ G4-6-3 1-2f		L SI 88 L SI 86 F KC 78 X CH 77 0-2 ② G3			4	0	1	0	0	0	5
10 Alexei Ramirez, R (1, 6) OBP: 0.333, SLG: 0.405	B SL 88 B SI 89 C SI 89 F SI 88 B CH 82 X CH 82 3-2 ① F7			X KC 78 0-0 HR		X SI 86 0-0 14 F9 44 BB 20 SF8 1B	C SI 88 B CH 79 X SI 87 1-1 3-H 1B			4	2	3	2	0	0	1
44 Adam Dunn, L (1, 3) OBP: 0.340, SLG: 0.387	B SI 90 B SI 90 1 SAFE S SI 87 B SI 89 C SI 87 S SI 88 3-3 ②③ K 1-2			X SI 85 0-0 ① L9		B KC 79 D CH 83 B SI 87 B SI 85 4-0 1-2 BB	1 SAFE X SI 86 0-0 ③ G4-3			3	0	0	0	1	1	2
14 Paul Konerko, R (1, 10) OBP: 0.393, SLG: 0.553		B SI 87 X SI 88 1-0 ① G4-3		C SI 84 B SI 87 B CH 80 B CH 80 X SI 88 3-1 20 1B 1B		B KC 80 F SI 88 B CH 78 X SI 88 2-1 ① F9 2-3		C SI 84 X SI 83 0-1 20 F9-3 1B		4	0	2	0	0	0	2
20 Carlos Quentin, R (1, 9) OBP: 0.341, SLG: 0.524		B SI 88 B SI 88 C SI 90 X SI 89 2-1 ② P3		F SI 87 X SI 88 0-1 12 G6-4-3 1-2 1B		S CH 80 B CH 81 B SI 89 F CH 83 B CH 81 X SI 88 3-2 ② SF8 3-H		F SI 84 X SI 84 0-1 ①② F9-3 1-1		3	0	1	1	0	0	1
12 A.J. Pierzynski, L (1, 2) OBP: 0.278, SLG: 0.302		C SI 89 F FF 88 B KC 78 B SI 88 F CH 82 X SI 90 2-2 ③ G4-3		S KC 79 B KC 77 X SI 88 1-1 ②③ G6-4-3 1-2f		B CH 80 X SI 88 1-0 ③ G3		C SI 85 B CH 76 S CH 77 F CU 73 X SI 86 1-2 ③ G6-3		4	0	0	0	0	0	3
51 Alex Rios, R (1, 8) OBP: 0.264, SLG: 0.302			C SI 85 B CH 78 X SI 88 1-1 ① G4-3		C KC 78 B SI 87 S KC 76 X SI 88 1-2 ① G4-3		B KC 74 B SI 86 X SI 87 2-0 11 SH 2B		B FF 88 B FF 88 F FF 88 F SL 82 B SL 83 S SL 83 3-3 ① K	4	1	1	0	0	1	0
11 Omar Vizquel, S (1, 5) OBP: 0.372, SLG: 0.425			L CH 85 B SI 87 X CH 81 1-1 15 BB 1B		C CH 83 B KC 77 X SI 87 1-1 15 1B 1B		B SI 84 L SI 85 X SI 85 1-1 SH 15 SH5-3 10 1B 2-H		B FF 88 B FF 88 C FF 87 B FF 88 F FF 88 S SL 83 3-3 ② K	3	1	2	0	0	1	0
15 Gordon Beckham, R (1, 4) OBP: 0.272, SLG: 0.341			B SI 89 1 SAFE B SI 87 B SI 89 B SI 85 4-0 1 G4-3-6-3 1-2 BB		B SI 87 B CH 84 C SI 86 1 SAFE 1 SAFE X SI 87 2-1 1 G4-6-3 1-3 1B		L SI 89 X SI 88 0-1 ① SH5-3 2-3		C SL 83 T FF 88 B FF 88 B SL 83 C SL 83 2-3 ③ K	2	0	1	0	1	1	0

TOP

Chicago White Sox @ Oakland Athletics

Oakland Coliseum, Oakland, CA

Sun May 15 2011, 1:09 PM - 3:40 PM PDT

Att. 19,018 - Cloudy - 59 F

livebaseballscorecards.com

AB	31
R	4
H	11
RBI	3
BB	2
SO	4
LOB	14

Inning Stats	1	2	3	4	5	6	7	8	9
	R: 0 E: 0 K: 1 S: 9	R: 0 E: 0 K: 0 S: 7	R: 0 E: 0 K: 0 S: 7	R: 1 E: 0 K: 0 S: 8	R: 0 E: 0 K: 0 S: 8	R: 1 E: 0 K: 0 S: 7	R: 2 E: 1 K: 0 S: 12	R: 0 E: 0 K: 0 S: 8	R: 0 E: 0 K: 3 S: 9
	H: 1 LOB: 0 BB: 0 P: 15	H: 0 LOB: 0 BB: 0 P: 12	H: 1 LOB: 1 BB: 1 P: 13	H: 3 LOB: 1 BB: 0 P: 12	H: 2 LOB: 1 BB: 0 P: 13	H: 1 LOB: 1 BB: 1 P: 17	H: 2 LOB: 1 BB: 0 P: 16	H: 1 LOB: 0 BB: 0 P: 9	H: 0 LOB: 0 BB: 0 P: 17

1B: 9	SF: 1	WP: 0
2B: 2	SAC: 2	PB: 0
3B: 0	DP: 4	SB: 0
HR: 1	HBP: 0	CS: 0

PA: 36

PITCHER		IP	WLS	BF	H	R	ER	SO	BB	IBB	HBP	BLK	WP	HR	S	P	ERA	WHIP
53 Trevor Cahill, R ERA: 1.82	(1, 1)	7.0	L	30	10	4	2	1	2	0	0	0	0	1	58	98	2.57	1.714
31 Brad Ziegler, R ERA:	(8, 1)	1.0		3	1	0	0	0	0	0	0	0	0	0	8	9	0.00	1.000
48 Michael Wuertz, R ERA:	(9, 1)	1.0		3	0	0	0	3	0	0	0	0	0	0	9	17	0.00	0.000

PITCHER	IP	WLS	BF	H	R	ER	SO	BB	IBB	HBP	BLK	WP	HR	S	P	ERA	WHIP

BOTTOM

Chicago White Sox @ Oakland Athletics

Oakland Coliseum, Oakland, CA

Sun May 15 2011, 1:09 PM - 3:40 PM PDT

Att. 19,018 - Cloudy - 59 F

livebaseballscorecards.com

Batter	1	2	3	4	5	6	7	8	9	AB	R	H	RBI	BB	SO	LOB
4 Coco Crisp, S (1, 8) OBP: 0.285, SLG: 0.402	G6-3		BB		HR		FC5-4		SH1-4	3	2	1	1	1	0	2
10 Daric Barton, L (1, 3) OBP: 0.331, SLG: 0.287	1B		F8		P3		1B		G6-3	5	0	2	2	0	0	2
28 Conor Jackson, R (1, 9) OBP: 0.361, SLG: 0.388 55 Hideki Matsui, L (9, PH) OBP: 0.293, SLG: 0.382 15 Ryan Sweeney, L (9, PR) OBP: 0.407, SLG: 0.423	K		BB		K		1B		BB	3 0 0	0 0 0	1 0 0	0 0 0	1 1 0	2 0 0	1 0 0
16 Josh Willingham, R (1, 7) OBP: 0.308, SLG: 0.409	K		K			K	K		FC5-4	5	0	0	0	0	4	7
8 Kurt Suzuki, R (1, 10) OBP: 0.328, SLG: 0.382		1B	BB	G6-3		F8		F8		3	0	1	0	1	0	0
21 Andy LaRoche, R (1, 5) OBP: 0.311, SLG: 0.313 12 David DeJesus, L (8, PH) OBP: 0.313, SLG: 0.346 5 Kevin Kouzmanoff, R (9, 5) OBP: 0.248, SLG: 0.363		K	G4-3			F8		K		3 1 0	0 0 0	0 0 0	0 0 0	0 0 0	1 1 0	2 0 0
14 Mark Ellis, R (1, 4) OBP: 0.221, SLG: 0.269		1B	1B				F9			4	0	3	0	0	0	0
11 Landon Powell, S (1, 2) OBP: 0.316, SLG: 0.273		G3-6-1	P4				FC5-4	F7		4	1	1	0	0	0	4
2 Cliff Pennington, S (1, 6) OBP: 0.300, SLG: 0.350			F7		F8		1B		BB	3	0	1	0	1	0	0

AB	34
R	3
H	10
RBI	3
BB	5
SO	8
LOB	18

Inning Stats	1	2	3	4	5	6	7	8	9
	R: 0 E: 0 K: 2 S: 14	H: 1 LOB: 1 BB: 0 P: 24	R: 0 E: 0 K: 1 S: 9	H: 2 LOB: 1 BB: 0 P: 15	R: 0 E: 0 K: 1 S: 8	H: 0 LOB: 2 BB: 2 P: 17	R: 0 E: 0 K: 0 S: 7	H: 1 LOB: 1 BB: 1 P: 14	R: 1 E: 0 K: 1 S: 8	H: 1 LOB: 0 BB: 0 P: 11	R: 0 E: 0 K: 1 S: 7	H: 0 LOB: 0 BB: 0 P: 12	R: 2 E: 0 K: 1 S: 20	H: 4 LOB: 2 BB: 0 P: 29	R: 0 E: 0 K: 1 S: 11	H: 1 LOB: 1 BB: 0 P: 16	R: 0 E: 0 K: 0 S: 11	H: 0 LOB: 2 BB: 2 P: 22

1B: 9	SF: 0
2B: 0	SAC: 1
3B: 0	DP: 2
HR: 1	HBP: 0

WP: 0	PA: 40
PB: 0	
SB: 2	
CS: 0	

PITCHER		IP	WLS	BF	H	R	ER	SO	BB	IBB	HBP	BLK	WP	HR	S	P	ERA	WHIP
56 Mark Buehrle, L ERA: 4.07	(1, 1)	6.1	W	27	7	3	3	6	3	0	0	0	0	1	61	105	4.26	1.579
26 Jesse Crain, R ERA: 2.89	(7, 1)	1.0	H	5	2	0	0	1	0	0	0	0	0	0	15	22	0.00	2.000
37 Matt Thornton, L ERA: 6.08	(8, 1)	0.2	H	3	1	0	0	1	0	0	0	0	0	0	8	11	0.00	1.500
46 Sergio Santos, R ERA:	(9, 1)	1.0	S	5	0	0	0	0	2	0	0	0	0	0	11	22	0.00	2.000

PITCHER	IP	WLS	BF	H	R	ER	SO	BB	IBB	HBP	BLK	WP	HR	S	P	ERA	WHIP

Los Angeles Angels @ Oakland Athletics

Oakland Coliseum, Oakland, CA

Mon May 16 2011, 8:32 PM - 11:38 PM PDT

Att. 11,061 - Rain - 50 F

livebaseballscorecards.com

TOP

Batter	1	2	3	4	5	6	7	8	9	10	AB	R	H	RBI	BB	SO	LOB
2 Erick Aybar, S (1, 6) OBP: 0.363, SLG: 0.475	C SI 89 C FF 91 B SL 80 S SL 80 1-3 K ①		B CH 80 F FF 89 F FF 91 B SL 81 X SL 80 2-2 G6-3 ①		X SL 80 0-0 G5-3 ②		B FF 91 B KC 78 B FF 92 C FF 90 F FF 91 F SL 83 B SL 82 4-2 53 FC5-4 BB		X SI 88 0-0 B5-3 ①		4	0	0	0	1	1	1
53 Bobby Abreu, L (1, 10) OBP: 0.377, SLG: 0.327	B FF 91 X FF 92 1-0 G4-3 ②		B SL 81 C SI 90 B SL 79 X FF 92 2-1 G4-3 ②		C SL 79 B SI 90 F SI 90 D SL 81 C SL 82 2-3 K ③		1 SAFE B SI 90 B SL 79 C FF 90 X SI 90 2-1 FC5-4 48 BB 13 1B 47 1B 1-2f ②		B SI 89 B SI 91 C SI 90 F SI 90 S CH 73 2-3 K ②		5	1	0	0	0	2	2
13 Maicer Izturis, S (1, 4) OBP: 0.380, SLG: 0.475	B SI 90 B FF 91 C FF 91 B FF 91 F FF 92 F FF 92 F FF 92 B FF 94 4-2 48 FC5-4 BB		B SL 79 S FF 92 X SL 81 1-1 1B			B SI 86 B SI 88 C FF 90 X FF 90 2-1 47 BB 48 BB 6 FC6-4 1B	B FF 87 B FF 86 C FF 86 B SL 83 X SL 83 3-1 48 BB 47 1B 1-2 1B		X SI 88 0-0 F8 ③		4	2	3	0	1	0	0
48 Torii Hunter, R (1, 9) OBP: 0.315, SLG: 0.342	1 SAFE X FF 91 0-0 FC5-4 1-2f ③		1 SAFE C FF 91 B FF 91 X SL 81 1-1 G1-3 ③			B KC 76 D KC 76 F SI 90 F KC 77 1 SAFE F SL 80 B FF 91 F FF 92 1 SAFE 1-2 6 FC6-4 47 BB 44 SF8 BB	D SL 84 D SL 82 B SL 82 F FF 87 S SL 82 B SL 84 4-2 47 1B 1-2 2-3 BB		C SI 93 B SL 86 C FF 93 S FF 94 1-3 K ①	3	1	0	0	2	1	2
47 Howie Kendrick, R (1, 7) OBP: 0.376, SLG: 0.500		C SI 89 B FF 90 B SL 78 X SI 92 2-1 G4-3 ①		C CH 80 F SL 79 B FF 91 T FF 91 1-2 K ①		B FF 91 B KC 78 B FF 90 C FF 89 B FF 90 4-1 6 FC6-4 1-2 2-3 BB	B SL 82 X SL 82 1-0 1-2 2-H 3-H 1B		S FF 93 C FF 93 F FF 94 S SL 88 0-3 K ②	4	0	1	2	1	2	0
6 Alberto Callaspo, S (1, 5) OBP: 0.371, SLG: 0.418		C SI 88 B SL 80 X SL 81 1-1 46 1B 1B		B SI 90 F SI 89 X FF 91 1-1 G5-3 ②		C CH 83 X SL 81 0-1 FC6-4 1-2f 2-3 3-H ①	B FF 87 B FF 87 B SL 82 X FF 87 3-0 F7 ③		B FF 92 B FF 91 B FF 93 C FF 93 X FF 91 3-1 1B	5	0	2	1	0	0	4
44 Mark Trumbo, R (1, 3) OBP: 0.295, SLG: 0.445		X SI 90 0-0 P3 ②		C KC 73 S SL 80 T SL 82 0-2 K ③		X SL 80 0-0 SF8 3-H ②		B SI 83 C SI 82 B SI 82 S SI 82 S CU 71 2-3 K ①	S FF 92 F FF 92 S FF 93 0-3 K ③		4	0	0	1	0	3	2
46 Bobby Wilson, R (1, 2) OBP: 0.333, SLG: 0.429	1 SAFE B SI 89 C SI 88 C SL 80 1 SAFE X SL 82 1-2 25 FC4-6 1-2 1B		C KC 73 B SL 79 X FF 91 1-1 2B	C SL 79 1 SAFE 1 SAFE F SL 80 F SL 81 B FF 88 1 SAFE S SL 81 1-3 K ③				B SI 84 B SI 83 F SI 82 F SI 83 F CU 71 B CU 71 F SI 83 F SI 84 F SI 83 3-2 G6-3 ②			4	0	2	0	0	1	1
25 Peter Bourjos, R (1, 8) OBP: 0.316, SLG: 0.414	X SI 91 0-0 FC4-6 1-2f ③			L SI 87 C SL 79 B SL 80 S FF 92 1-3 K ①			C KC 78 B SL 80 C SL 80 F SL 80 F SL 80 F SL 81 B FF 92 S SL 83 2-3 K ①	M SI 84 B CU 73 B SI 84 B SI 84 X SI 83 3-1 G1-3 ③			4	0	0	0	0	2	3
Inning Stats	R: 0 E: 0 K: 1 S: 9 H: 0 LOB: 1 BB: 1 P: 15	R: 0 E: 0 K: 0 S: 9 H: 2 LOB: 2 BB: 0 P: 13	R: 0 E: 0 K: 0 S: 9 H: 1 LOB: 1 BB: 0 P: 15	R: 0 E: 0 K: 0 S: 8 H: 0 LOB: 0 BB: 0 P: 10	R: 0 E: 0 K: 2 S: 9 H: 1 LOB: 1 BB: 0 P: 13	R: 2 E: 0 K: 1 S: 15 H: 1 LOB: 1 BB: 2 P: 26	R: 2 E: 0 K: 1 S: 17 H: 2 LOB: 2 BB: 2 P: 36	R: 0 E: 0 K: 1 S: 12 H: 0 LOB: 0 BB: 0 P: 20	R: 0 E: 0 K: 1 S: 5 H: 0 LOB: 0 BB: 0 P: 7	R: 0 E: 0 K: 3 S: 12 H: 1 LOB: 1 BB: 0 P: 16	1B: 7 2B: 1 3B: 0 HR: 0	SF: 1 SAC: 0 DP: 0 HBP: 0						

	AB	37
	R	4
	H	8
	RBI	4
	BB	5
	SO	12
	LOB	15

WP: 0 PB: 0 SB: 0 CS: 0 PA: 43

PITCHER		IP	WLS	BF	H	R	ER	SO	BB	IBB	HBP	BLK	WP	HR	S	P	ERA	WHIP
49 Brett Anderson, L ERA: 3.3	(1, 1)	6.2		29	5	3	3	7	4	0	0	0	0	0	70	111	4.05	1.350
48 Michael Wuertz, R ERA: 0.93	(7, 1)	0.1	B	4	2	1	1	0	1	0	0	0	0	0	6	17	27.00	9.000
31 Brad Ziegler, R ERA:	(8, 1)	1.0		3	0	0	0	1	0	0	0	0	0	0	12	20	0.00	0.000
57 Brian Fuentes, L ERA: 4.19	(9, 1)	1.0		3	0	0	0	1	0	0	0	0	0	0	5	7	0.00	0.000
50 Grant Balfour, R ERA: 1.45	(10, 1)	1.0	W	4	1	0	0	3	0	0	0	0	0	0	12	16	0.00	1.000

PITCHER	IP	WLS	BF	H	R	ER	SO	BB	IBB	HBP	BLK	WP	HR	S	P	ERA	WHIP

Los Angeles Angels @ Oakland Athletics

Oakland Coliseum, Oakland, CA

Mon May 16 2011, 8:32 PM - 11:38 PM PDT

Att. 11,061 - Rain - 50 F

livebaseballscorecards.com

BOTTOM

Batter	1	2	3	4	5	6	7	8	9	10	AB	R	H	RBI	BB	SO	LOB
4 Coco Crisp, S (1, 8) OBP: 0.296, SLG: 0.412	B SI 86 X SI 87 1-0 ① F8		C CU 75 F CU 76 B FF 87 B CU 75 B SI 88 B SI 88 4-2 BB		B SI 87 C SI 87 B SI 87 F SI 86 B SI 88 1 SAFE X SI 86 3-2 16 SF8 1-3 2B		B SI 86 B SI 86 X FF 84 2-0 ② L8		S FF 99 B FF 99 B FF 97 B FF 98 X FF 97 3-1 10 S 10 1B 1B		4	1	2	0	1	0	0
10 Daric Barton, L (1, 3) OBP: 0.339, SLG: 0.293	X FF 87 0-0 ② L9		B SI 86 F SI 86 B SI 88 F SI 87 1 SAFE X CU 77 2-2 ③ G4-3		I IN 78 I IN 79 I IN 79 I IN 80 4-0 16 SF8 IBB		B CU 73 B SI 86 B SI 85 C SI 84 F SI 84 X SI 85 3-2 1B		1 SAFE B FF 98 C FF 98 C FF 99 B FF 99 X FF 98 2-2 1-H 1B		4	0	2	1	1	0	1
16 Josh Willingham, R (1, 7) OBP: 0.304, SLG: 0.405	C FF 88 X FF 86 0-1 1B			C SL 83 F SL 83 F CH 82 F SI 88 S SL 84 0-3 ① K	F SL 85 X SL 84 0-1 ② SF8 1-2 2-3 3-H		B SI 85 C SI 86 D SI 85 C SI 85 S SI 85 2-3 ③ K		1 SAFE C SL 85 B SL 84 C FF 97 S SL 84 1-3 ③ K		4	0	1	1	0	3	2
55 Hideki Matsui, L (1, 10) OBP: 0.290, SLG: 0.375	C SI 87 D CU 79 B FF 87 X SI 88 2-1 ③ F8			X CU 76 0-0 ② G4-3	B CU 78 F SI 87 D CH 82 F CU 77 D CH 84 X CU 78 3-2 ③ F9			B SI 84 X SI 86 1-0 1B		C SI 95 B CH 83 F SI 95 B SI 96 F SI 95 B SI 95 S CH 84 3-3 ① K	5	0	1	0	0	1	3
8 Kurt Suzuki, R (1, 2) OBP: 0.331, SLG: 0.378		B SI 86 X FF 86 1-0 12 G6-4-3 1B		C SI 88 B SL 83 F SL 83 S SL 84 1-3 ③ K		X SL 81 0-0 ① G5-3		B SI 86 X SI 85 1-0 ① F8		B SL 90 B SL 88 B SI 96 B SI 95 4-0 14 WP 28 BB 14 FC7 BB	4	1	1	0	1	1	1
12 David DeJesus, L (1, 9) OBP: 0.320, SLG: 0.357 28 Conor Jackson, R (8, PH) OBP: 0.364, SLG: 0.384 (9, 9)		C SI 85 X SI 87 0-1 ① ② G6-4-3 1-2f			C CU 76 S SI 88 B CH 83 F CU 78 B SI 88 F SI 87 H CU 79 3-2 14 1B 14 E HBP		B CU 73 C SI 86 X SI 87 1-1 14 G4-3 2B	B SI 87 F SI 86 B SI 86 B SI 86 X SI 87 3-1 ② F9		B SI 96 C CH 83 B CH 82 B SL 86 B CH 82 4-1 14 FC7 14 WP 1-2 BB	2 1	1 0	1 0	0 0	0 1	0 0	1 1
14 Mark Ellis, R (1, 4) OBP: 0.221, SLG: 0.266	C SI 88 B SL 84 X SL 83 1-1 ③ G5-3				C SI 86 X SI 87 0-1 E5 2 1B 1-H 1B	C SI 87 S CH 79 F SL 84 D CH 84 B FF 86 X SL 84 2-2 ② G4-3 2-3		L SI 86 S SI 86 S CU 73 0-3 ③ K		S CH 80 D SL 88 S CH 83 F CH 83 F SL 89 B FF 98 B FF 96 F CH 84 X SI 97 3-2 FC7 1-3 2-H	5	1	1	1	0	1	3
5 Kevin Kouzmanoff, R (1, 5) OBP: 0.240, SLG: 0.351 15 Ryan Sweeney, L (9, PH) OBP: 0.400, SLG: 0.415 21 Andy LaRoche, R (10, 5) OBP: 0.311, SLG: 0.313			C CH 83 B SL 82 B SL 83 C SI 87 F SI 88 X SI 88 2-2 ① G5-3		S SL 84 B SI 88 X SL 84 1-1 ① G6-3	X SI 87 0-0 ③ G5-3			C FF 97 F FF 98 B FF 97 S FF 98 1-3 ① K		3 1 0	0 0 0	0 0 0	0 0 0	0 1 0	0 0 0	2 0 0
2 Cliff Pennington, S (1, 6) OBP: 0.299, SLG: 0.347			B SI 86 X SI 87 1-0 ② F8		X SI 88 0-0 4 2B 16 SF8 3-H 1B		B CU 74 X SI 84 1-0 ① F8		C FF 97 B CH 87 X FF 97 1-1 ② F8		4	1	1	1	0	0	0
Inning Stats	R: 0 H: 1 E: 0 LOB: 1 K: 0 BB: 0 S: 6 P: 9	R: 0 H: 1 E: 0 LOB: 0 K: 0 BB: 0 S: 5 P: 7	R: 0 H: 0 E: 0 LOB: 1 K: 0 BB: 1 S: 10 P: 19	R: 0 H: 0 E: 0 LOB: 0 K: 2 BB: 0 S: 9 P: 10	R: 3 H: 3 E: 1 LOB: 2 K: 0 BB: 1 S: 17 P: 31	R: 0 H: 1 E: 0 LOB: 1 K: 0 BB: 0 S: 8 P: 11	R: 0 H: 1 E: 0 LOB: 1 K: 1 BB: 0 S: 8 P: 16	R: 0 H: 1 E: 0 LOB: 1 K: 1 BB: 0 S: 7 P: 12	R: 1 H: 2 E: 0 LOB: 1 K: 2 BB: 0 S: 13 P: 21	R: 1 H: 0 E: 0 LOB: 2 K: 1 BB: 2 S: 11 P: 25	1B: 8 2B: 2 3B: 0 HR: 0	SF: 1 SAC: 0 DP: 1 HBP: 1					

	AB	37
	R	5
	H	10
	RBI	4
	BB	4
	SO	7
	LOB	14

WP: 1 PA: 43
PB: 0
SB: 1
CS: 0

PITCHER		IP	WLS	BF	H	R	ER	SO	BB	IBB	HBP	BLK	WP	HR	S	P	ERA	WHIP
35 Joel Pineiro, R ERA: 1.98	(1, 1)	7.0		30	7	3	3	3	1	1	1	0	0	0	63	103	3.86	1.143
37 Scott Downs, L ERA:	(8, 1)	1.0	H	4	1	0	0	1	0	0	0	0	0	0	7	12	0.00	1.000
51 Jordan Walden, R ERA: 3.26	(9, 1)	1.0	B	5	2	1	1	2	0	0	0	0	0	0	13	21	9.00	2.000
56 Fernando Rodney, R ERA: 4.67	(10, 1)	0.1	L	4	0	1	1	1	2	0	0	0	1	0	11	25	27.00	6.000

PITCHER	IP	WLS	BF	H	R	ER	SO	BB	IBB	HBP	BLK	WP	HR	S	P	ERA	WHIP

Los Angeles Angels @ Oakland Athletics

Oakland Coliseum, Oakland, CA

Tue May 17 2011, 7:47 PM - 10:31 PM PDT

Att. 12,190 - Overcast - 53 F

TOP

livebaseballscorecards.com

Batter	1	2	3	4	5	6	7	8	9	AB	R	H	RBI	BB	SO	LOB
2 Erick Aybar, S (1, 6) OBP: 0.352, SLG: 0.459	C SI 92 F FF 94 X SI 93 0-2 ① G4-3			B SI 92 X SI 92 1-0 ① G3		B SI 92 C SI 92 S CU 81 S CU 80 1-3 ③ K2-3			S FF 93 B FF 93 B FF 93 X FF 93 2-1 ② FC6-4 1-2f	4	0	0	0	0	1	1
53 Bobby Abreu, L (1, 10) OBP: 0.373, SLG: 0.323 16 Hank Conger, L (7, PH) OBP: 0.329, SLG: 0.438 (7, 10)	C FF 93 B FF 94 B CU 80 X FF 95 2-1 ② G5-3			C FF 94 B CU 79 C FF 93 S SI 93 1-3 ② K			C SI 91 B SI 91 X SI 92 1-1 ① G3-1		C FF 93 B SL 88 F FF 93 F SL 84 S FF 93 1-3 ③ K	2 2	0 0	0 0	0 0	0 0	1 1	0 1
13 Maicer Izturis, S (1, 4) OBP: 0.382, SLG: 0.471 46 Bobby Wilson, R (7, PH) OBP: 0.313, SLG: 0.400 (7, 3)	C SI 93 B CU 80 F SI 94 X CU 80 1-2 ③ G4-3			B SI 93 B CH 86 C FF 93 F FF 92 B CU 81 B FF 92 4-2 BB			C SI 91 F SI 92 B CU 79 B SI 92 B SI 92 X FF 93 3-2 ② P3			1 1	0 0	0 0	0 0	1 0	0 0	0 0
48 Torii Hunter, R (1, 9) OBP: 0.312, SLG: 0.337 77 Reggie Willits, S (7, PH) (7, 7)		C SI 91 B SI 92 X CU 79 1-1 ① L3		C SI 92 C FF 93 D CU 79 B FF 93 B FF 92 F FF 93 F FF 93 F FF 93 F FF 91 3-2 ③ G6-3			B SI 92 B FF 92 B SI 91 C FF 91 F FF 91 S FF 92 3-3 ③ K			2 1	0 0	0 0	0 0	0 0	0 1	1 0
47 Howie Kendrick, R (1, 7) OBP: 0.378, SLG: 0.500 28 Alexi Amarista, L (7, 4) OBP: 0.222, SLG: 0.375		B SI 92 S FF 93 T FF 94 F CU 81 X CU 79 1-2 ② G4-3			B SI 90 F SI 90 B CU 78 X FF 91 2-1 6 L4-3 1B			B FF 89 C FF 88 B SL 85 C FF 90 F FF 91 F SL 86 F FF 90 X SL 85 2-2 ① F8		2 1	0 0	1 0	0 0	0 0	0 0	0 0
6 Alberto Callaspo, S (1, 5) OBP: 0.364, SLG: 0.409		C SI 94 X CH 85 0-1 ③ G4-3			F SI 92 F FF 92 D CU 79 X CU 78 1-2 ①② L4-3 1-1			C FF 90 B FF 91 B CH 79 X FF 90 2-1 ② G6-3		3	0	0	0	0	0	1
44 Mark Trumbo, R (1, 3) OBP: 0.289, SLG: 0.435 (7, 9)			F SI 92 F SI 93 B CU 79 S CU 79 1-3 ① K		S CU 79 B FF 93 F FF 93 S CU 82 1-3 ③ K			B FF 91 C FF 90 X SL 86 1-1 ③ G5-3		3	0	0	0	0	2	0
5 Jeff Mathis, R (1, 2) OBP: 0.217, SLG: 0.288			C SI 93 F FF 93 X CU 81 0-2 ② G6-3			X SI 90 0-0 ① F9			X FF 91 0-0 25 FC1-6 1B	3	0	1	0	0	0	0
25 Peter Bourjos, R (1, 8) OBP: 0.311, SLG: 0.405			C CH 85 B FF 93 S CH 87 B FF 93 F CU 81 S CU 80 2-3 ③ K			B SI 91 F FF 92 B CH 84 F SI 91 C FF 92 2-3 ② K			F FF 93 X FF 93 0-1 ① FC1-6 2 FC6-4 1-2f	3	0	0	0	0	2	1

	AB	28
	R	0
	H	2
	RBI	0
	BB	1
	SO	8
	LOB	5

Inning Stats	1	2	3	4	5	6	7	8	9	1B: 2	SF: 0	WP: 0	PA: 29
R:	0	0	0	0	0	0	0	0	0	2B: 1	SAC: 0	PB: 0	
E:	0	0	0	0	0	0	0	0	0	3B: 0	DP: 1	SB: 0	
K:	0	0	2	1	1	2	1	0	1	HR: 0	HBP: 0	CS: 0	
S:	8	8	10	13	8	7	8	10	9				
H:	0	0	0	0	1	0	0	0	1				
LOB:	0	0	0	1	0	0	0	0	1				
BB:	0	0	0	1	0	0	0	0	0				
P:	11	10	13	22	12	10	15	15	12				

PITCHER		IP	WLS	BF	H	R	ER	SO	BB	IBB	HBP	BLK	WP	HR	S	P	ERA	WHIP
47 Gio González, L ERA: 2.31	(1, 1)	7.0	W	22	1	0	0	7	1	0	0	0	0	0	62	93	0.00	0.286
56 Craig Breslow, L ERA: 3.95	(8, 1)	1.0		3	0	0	0	0	0	0	0	0	0	0	10	15	0.00	0.000
64 Trystan Magnuson, R ERA:	(9, 1)	1.0		4	1	0	0	1	0	0	0	0	0	0	9	12	0.00	1.000

PITCHER	IP	WLS	BF	H	R	ER	SO	BB	IBB	HBP	BLK	WP	HR	S	P	ERA	WHIP

BOTTOM

Batter	1	2	3	4	5	6	7	8	9	AB	R	H	RBI	BB	SO	LOB
4 Coco Crisp, S (1, 8) OBP: 0.308, SLG: 0.429 15 Ryan Sweeney, L (6, PH) (7, 8) OBP: 0.403, SLG: 0.407	B FF 92 B SI 92 X SI 92 2-0 ① F7	D CU 79 X FF 94 1-0 1-2 2-H 1B	X SL 83 0-0 1-3 3-H 2B		B FF 93 C FF 93 X FC 90 1-1 1B	B FC 85 S FC 85 D FF 90 D FC 86 C FC 89 B FC 89 4-2 10 BB 16 1B 1-2 2-3 3-H BB		C FF 89 C FF 88 X CH 80 0-2 ③ P5		4 0 3 2 0 0 0 1 1 0 1 1 0 0						
10 Daric Barton, L (1, 3) OBP: 0.335, SLG: 0.285	C FF 93 F FF 94 X CU 80 0-2 ② G4-3	C CU 79 C CU 79 D CU 79 X CU 78 1-2 ③ G6-3	B SL 83 C SL 83 B FC 92 B FC 91 X SI 89 3-1 ③ F7		B FF 92 C FC 94 B FF 93 X FF 92 2-1 ③ G4-3	B FC 83 D FC 88 B FF 88 C FF 90 D FC 87 4-1 16 1B 1-2 2-3 3-H BB				4 0 0 1 1 0 5						
16 Josh Willingham, R (1, 7) OBP: 0.314, SLG: 0.407	F FF 93 F FF 94 S CU 79 0-3 ③ K		C FF 92 B FF 93 B FF 91 X FF 92 2-1 12 1B 8 1B 14 1B 1B	B FF 90 X FF 90 1-0 ① F7		C FC 91 S FF 90 H FC 92 2-1 8 WP 12 1B HBP C FC 89 D FC 88 F FC 91 X CU 76 1-2 1-2 2-H 3-H 1B				4 2 2 2 0 1 0						
55 Hideki Matsui, L (1, 10) OBP: 0.287, SLG: 0.376		B CU 77 C FF 92 X CU 78 1-1 ① G4-3	B SI 91 X CH 80 1-0 ① F9	C SI 90 B SI 89 X FF 91 1-1 8 2B 2B		C FF 93 F FF 92 X FF 92 1-1 ① F7 X FF 90 0-0 ③ G4-3				5 1 1 0 0 0 4						
8 Kurt Suzuki, R (1, 2) OBP: 0.340, SLG: 0.389		B FF 93 F FF 93 X FF 93 1-1 ② G4-3	F CU 78 X CU 77 0-1 12 1B 14 1B 1-2 1B	C SL 84 B FC 90 F FC 92 B SL 86 X FF 91 2-2 2-H 2B		C FF 94 D CU 82 C FF 93 B CU 82 D FF 92 F FF 93 B FF 94 4-2 12 1B 14 1B 1-2 BB	C FF 89 B FC 90 X FF 90 1-1 ① G6-3			4 2 2 1 1 0 0						
12 David DeJesus, L (1, 9) OBP: 0.329, SLG: 0.361		B FF 93 B SI 92 B FF 92 B FF 91 4-0 14 2B BB	B CU 77 B FF 92 C FF 90 X FF 92 2-1 14 1B 5 E 1-2 2-3 1B	B FC 91 X SI 89 1-0 ② G6-3		X FF 95 0-0 5 1B 14 1B 15 BB 1-2 2-H 1B	X FF 90 0-0 ② G4-3			4 3 2 1 1 0 1						
14 Mark Ellis, R (1, 4) OBP: 0.235, SLG: 0.287 21 Andy LaRoche, R (7, 4) OBP: 0.307, SLG: 0.309	C FF 92 X FF 92 0-1 5 2B 1-H 2B	C CU 77 X CU 78 0-1 2 F9 5 E 4 2B 1-2 2-H 3-H 1B	B FC 89 B SL 82 F FC 91 X CH 84 2-1 ③ G6-3			X FF 91 0-0 15 BB 5 1B 10 BB 1-2 2-H 1B	B FC 90 B FF 91 C FC 91 F FC 89 F FC 88 S FC 90 2-3 ③ K			4 3 3 4 0 0 1 1 0 0 0 0 1 0						
5 Kevin Kouzmanoff, R (1, 5) OBP: 0.248, SLG: 0.364		F CU 78 X FF 93 0-1 4 1B 2-H 2B	B CU 76 X CU 77 1-0 E5 4 2B 1-2 2-H		C FC 90 C FC 91 B SL 79 B CH 84 F FC 92 B FC 92 X FC 92 3-2 ① G6-3	X FC 90 0-0 10 BB 15 BB 16 1B 1-2 2-3 1B		F SI 88 C CH 78 B CH 81 X FF 89 1-2 ① F8		5 2 2 1 0 0 1						
2 Cliff Pennington, S (1, 6) OBP: 0.295, SLG: 0.336		D CH 82 C CH 81 B FF 92 B FF 93 B FF 91 4-1 4 1B BB	F FC 90 B CH 82 X SL 82 1-1 ② F9 2-3		B FF 92 F FF 92 X FF 92 1-1 ② G6-3	C FC 85 D CU 74 F FC 85 F CU 75 S CU 76 1-3 ② K		F SI 87 C FF 89 X CH 80 0-2 ② G6-3		4 0 0 0 1 1 5						
Inning Stats	R: 0 E: 0 K: 1 S: 7 H: 0 LOB: 0 BB: 0 P: 9	R: 3 E: 0 K: 0 S: 13 H: 3 LOB: 2 BB: 2 P: 25	R: 4 E: 1 K: 0 S: 15 H: 5 LOB: 2 BB: 0 P: 25	R: 1 E: 0 K: 0 S: 9 H: 2 LOB: 1 BB: 0 P: 16	R: 0 E: 0 K: 0 S: 10 H: 1 LOB: 1 BB: 0 P: 17	R: 6 E: 0 K: 1 S: 20 H: 4 LOB: 2 BB: 3 P: 37	R: 0 E: 0 K: 1 S: 7 H: 0 LOB: 0 BB: 0 P: 10	R: 0 E: 0 K: 0 S: 9 H: 0 LOB: 0 BB: 0 P: 10			1B: 10 2B: 5 3B: 0 HR: 0 SF: 0 SAC: 0 DP: 0 HBP: 1			WP: 1 PB: 0 SB: 0 CS: 0 PA: 46			

PITCHER		IP	WLS	BF	H	R	ER	SO	BB	IBB	HBP	BLK	WP	HR	S	P	ERA	WHIP
52 Tyler Chatwood, R ERA: 4.5	(1, 1)	2.1	L	17	7	7	5	1	2	0	0	0	0	0	30	50	19.29	3.857
22 Trevor Bell, R ERA: 3.6	(3, 1)	2.0		9	3	1	1	0	0	0	0	0	0	0	18	32	4.50	1.500
40 Kevin Jepsen, R ERA: 12.27	(5, 1)	1.0		9	4	5	5	0	1	0	1	0	1	0	15	26	45.00	5.000
63 Rich Thompson, R ERA: 2.57	(6, 1)	1.2		8	1	1	1	2	2	0	0	0	0	0	18	31	5.40	1.800
21 Hisanori Takahashi, L ERA: 5.4	(8, 1)	1.0		3	0	0	0	0	0	0	0	0	0	0	9	10	0.00	0.000

PITCHER	IP	WLS	BF	H	R	ER	SO	BB	IBB	HBP	BLK	WP	HR	S	P	ERA	WHIP

Los Angeles Angels @ Oakland Athletics

Oakland Coliseum, Oakland, CA

Tue May 17 2011, 7:47 PM - 10:31 PM PDT

Att. 12,190 - Overcast - 53 F

livebaseballscorecards.com

AB	40
R	14
H	15
RBI	13
BB	5
SO	3
LOB	17

Batter	1	2	3	4	5	6	7	8	9	10	AB	R	H	RBI	BB	SO	LOB
2 Denard Span, L (1, 8) OBP: 0.352, SLG: 0.341	B SI 90 C SI 90 X SI 90 1-1 ① L1-5		1 SAFE B SI 88 B FC 88 X SI 90 2-0 1-3 24 1B 2B		X SI 89 0-0 24 1B 1B		C FS 84 F CU 78 B FC 91 B CU 80 X CU 80 2-2 ③ G1-3			F SI 91 S SI 89 X SI 90 0-2 ① G3	5	1	2	0	0	0	2
24 Trevor Plouffe, R (1, 6) OBP: 0.405, SLG: 0.467	C SI 90 C SI 91 X CU 81 0-2 ② F7		B SI 90 F FC 89 F SI 90 X SI 92 1-2 33 G3-6 2-H 3-H 1B		1 SAFE 1 SAFE C FC 88 F CU 79 1 SAFE F CU 79 P PO 86 X FC 90 1-2 16 G4-6-3 1-3 1B			C SI 93 F FF 93 S SL 87 0-3 ① K		S CH 73 X CH 74 0-1 ② SF9 2-3 3-H	4	0	2	3	0	1	0
16 Jason Kubel, L (1, 10) OBP: 0.375, SLG: 0.470	C SI 91 S SI 90 F FC 91 B CU 82 F CU 80 B SI 92 B SI 91 X SI 91 3-2 33 1B 2B		F SI 89 1 SAFE X FC 90 0-1 ① F8		B CU 78 C CU 80 X SI 90 1-1 ②③ G4-6-3 1-2f			B FF 92 F FF 92 B FF 92 B FF 92 F FF 92 X SL 86 3-2 ② L8		B SI 90 C SI 90 X SI 90 1-1 ③ P6	5	1	1	0	0	0	4
33 Justin Morneau, L (1, 3) OBP: 0.299, SLG: 0.328	F SI 90 B SI 90 X CU 79 1-1 2-H 1B		B SI 91 C FC 91 X FC 90 1-1 ②③ G3-6 1-2f		S FS 83 X FC 89 0-1 1B			C FF 93 F FF 93 C FF 93 0-3 ③ K			4	0	2	1	0	1	1
5 Michael Cuddyer, R (1, 9) OBP: 0.319, SLG: 0.363	X SI 91 0-0 ③ G5-3			C SI 88 C CU 79 S FC 90 0-3 ① K	X SI 90 0-0 ① F7				C SL 83 B FF 89 F SL 84 X SL 84 1-2 ① P3		4	0	0	0	0	1	2
22 Danny Valencia, R (1, 5) OBP: 0.290, SLG: 0.315		C SI 89 B FC 88 F FC 90 B CU 80 X SI 91 2-2 ① G4-3		X FC 89 0-0 ② F7	C SI 90 B SI 90 B CU 80 X FC 88 2-1 ② L8				B SL 84 B SL 83 S FF 88 S SL 85 X FF 89 2-2 ② G6-3		4	0	0	0	0	0	1
11 Ben Revere, L (1, 7) OBP: 0.179, SLG: 0.179		C SI 90 B SI 91 B CU 80 F SI 90 B SI 91 X SI 91 3-2 ② G1-3		B SI 88 X SI 90 1-0 1B	C FC 88 F CU 80 B SI 90 F CU 81 X CU 80 1-2 ③ G4-3				B SL 85 C SL 84 X SL 83 1-1 ③ F8		4	0	1	0	0	0	1
41 Drew Butera, R (1, 2) OBP: 0.138, SLG: 0.130 21 Delmon Young, R (10, PH) OBP: 0.247, SLG: 0.243 32 René Rivera, R (10, 2) OBP: 0.176, SLG: 0.067		F SI 90 B CU 80 X SI 90 1-1 ③ G1-3		1 SAFE F FC 89 X FC 88 0-1 ③ F7			C CU 78 F CU 78 X SI 89 0-2 ① G3		B SI 89 B CH 71 X SI 89 2-0 12 E 12 FC3 24 SF9 1B	3 1 0	0 1 0	0 1 0	0 0 0	0 0 0	0 0 0	1 0 0
12 Alexi Casilla, S (1, 4) OBP: 0.248, SLG: 0.258			C SI 88 F FS 83 F FC 89 X FC 90 0-2 2 2B 24 1B 1B	C FS 83 X CU 78 0-1 ① G4-3			C CU 78 B CU 77 S FC 88 X CU 78 1-2 ② G4-3			X SI 89 0-0 FC3 24 SF9 1-3	4	1	1	0	0	0	1
Inning Stats	R: 1 E: 0 K: 0 S: 13 H: 2 LOB: 1 BB: 0 P: 18	R: 0 E: 0 K: 0 S: 8 H: 0 LOB: 0 BB: 0 P: 14	R: 2 E: 0 K: 0 S: 12 H: 3 LOB: 0 BB: 0 P: 16	R: 0 E: 0 K: 1 S: 7 H: 1 LOB: 1 BB: 0 P: 8	R: 0 E: 0 K: 0 S: 10 H: 2 LOB: 1 BB: 0 P: 11	R: 0 E: 0 K: 0 S: 9 H: 1 LOB: 1 BB: 0 P: 12	R: 0 E: 0 K: 0 S: 9 H: 0 LOB: 0 BB: 0 P: 12	R: 0 E: 0 K: 2 S: 9 H: 0 LOB: 0 BB: 0 P: 12	R: 0 E: 0 K: 0 S: 8 H: 0 LOB: 0 BB: 0 P: 12	R: 1 E: 1 K: 0 S: 9 H: 1 LOB: 1 BB: 0 P: 12	1B: 8 2B: 2 3B: 0 HR: 0	SF: 1 SAC: 0 DP: 2 HBP: 0					

PITCHER		IP	WLS	BF	H	R	ER	SO	BB	IBB	HBP	BLK	WP	HR	S	P	ERA	WHIP
32 Brandon McCarthy, R ERA: 3.39	(1, 1)	7.0		28	9	3	3	1	0	0	0	0	0	0	68	91	3.86	1.286
50 Grant Balfour, R ERA: 1.37	(8, 1)	1.0		3	0	0	0	2	0	0	0	0	0	0	9	12	0.00	0.000
48 Michael Wuertz, R ERA: 0.84	(9, 1)	1.0		3	0	0	0	0	0	0	0	0	0	0	8	12	0.00	0.000
57 Brian Fuentes, L ERA: 3.98	(10, 1)	1.0	L	5	1	1	0	0	0	0	0	0	0	0	9	12	0.00	1.000

PITCHER	IP	WLS	BF	H	R	ER	SO	BB	IBB	HBP	BLK	WP	HR	S	P	ERA	WHIP

TOP

Minnesota Twins @ Oakland Athletics

Oakland Coliseum, Oakland, CA

Wed May 18 2011, 7:09 PM - 9:46 PM PDT

Att. 15,355 - Partly Cloudy - 59 F

livebaseballscorecards.com

AB	38
R	4
H	10
RBI	4
BB	0
SO	3
LOB	13

Batter	1	2	3	4	5	6	7	8	9	10	AB	R	H	RBI	BB	SO	LOB
12 David DeJesus, L (1, 9) OBP: 0.318, SLG: 0.348	C SI 86 X SI 87 0-1 F7		F SL 80 B SI 87 X CH 79 1-1 G6-3		C CH 81 B CH 84 C SI 89 B SI 90 B SI 87 X SI 88 3-2 F8			C SI 90 X SI 92 0-1 FC1-6 1-2f		X SI 92 0-0 L8	5	0	0	0	0	0	1
10 Daric Barton, L (1, 3) OBP: 0.331, SLG: 0.289	B SI 87 C SL 81 C CH 81 F SL 83 B FS 85 B SI 89 X SI 90 3-2 G4-3		C SI 88 C SI 87 B CH 80 B FF 88 B SI 89 X SI 89 3-2 G6-3			X SI 89 0-0 16 F9 55 1B 2B		C SI 93 F SL 84 F FF 95 B SL 84 S FF 94 1-3 K		C SI 92 F FF 93 B FF 93 B CH 88 B CH 88 F SI 93 F SI 93 X SL 88 3-2 L9	5	1	1	0	0	1	1
16 Josh Willingham, R (1, 7) OBP: 0.306, SLG: 0.396	B SI 88 C SL 82 S SI 89 B FF 89 B CH 80 F SI 89 F SI 90 S SI 89 3-3 K		B FS 84 X SI 90 1-0 G5-3			S CH 81 F CH 82 B CH 81 B SI 88 B CH 82 X SI 88 3-2 F9 2-3		B SI 93 B SI 94 C SI 92 F SI 93 1 SAFE S SL 83 2-3 K			4	0	0	0	0	2	2
55 Hideki Matsui, L (1, 10) OBP: 0.293, SLG: 0.380		B SI 88 C SI 90 B SI 89 X SI 90 2-1 L8		B SL 82 B SI 89 F SI 89 B SI 89 X SI 88 3-1 14 FC6 1B		X SI 89 0-0 8 G5-4-3 3-H 1B			B SL 84 C SI 94 X SI 93 1-1 L8		4	0	2	1	0	0	0
8 Kurt Suzuki, R (1, 2) OBP: 0.338, SLG: 0.393		B FF 89 C SI 89 B CH 82 X SI 88 2-1 L4		X SL 81 0-0 F9		X CH 82 0-0 G5-4-3 1-2f			C CU 81 B CU 82 C FF 90 X SL 87 1-2 2B		4	0	1	0	0	0	2
15 Ryan Sweeney, L (1, 8) OBP: 0.424, SLG: 0.421		B FF 88 C SI 89 C CH 80 X SI 88 1-2 14 E 5 1B 1B		C SI 89 X SL 81 0-1 F7			B SI 88 X SL 84 1-0 14 L9-3 1B		I IN 82 I IN 82 I IN 84 I IN 84 4-0 28 FC4 IBB		3	1	2	0	1	0	1
14 Mark Ellis, R (1, 4) OBP: 0.229, SLG: 0.279		M SL 82 D FS 83 C SI 88 1 SAFE B SI 89 1 SAFE F CH 80 F SI 88 X SI 89 2-2 E6 5 1B 1-3		C CH 82 B SI 88 X FS 82 1-1 FC6 1-2f			F FF 88 1 SAFE C SI 88 X CH 83 0-2 L9-3 1-1		B CU 81 B CU 81 B FF 92 C FF 90 C FF 92 C CU 81 3-3 K		4	1	0	0	0	1	5
5 Kevin Kouzmanoff, R (1, 5) OBP: 0.250, SLG: 0.363 28 Conor Jackson, R (9, PH) OBP: 0.360, SLG: 0.379 21 Andy LaRoche, R (10, 5) OBP: 0.307, SLG: 0.309		T FS 84 B FS 84 X SI 89 1-1 2-H 3-H 1B			B SI 88 B FF 87 X SI 89 2-0 G6-3		S FS 83 C SI 88 B SI 85 S FS 85 1-3 K		B CU 83 B FF 92 C SL 88 X SL 87 2-1 FC4 1-2f		3 1 0	0 0 0	1 0 0	2 0 0	0 0 0	1 0 0	0 2 0
2 Cliff Pennington, S (1, 6) OBP: 0.294, SLG: 0.333		B SI 88 B SI 88 F SI 87 X SI 88 2-1 G1-3			F SI 88 B SL 80 X CH 83 1-1 F7			X SI 94 0-0 12 FC1-6 1B		C SI 91 F SI 91 B FF 92 F SI 92 X CH 87 1-2 P6	4	0	1	0	0	0	1
Inning Stats	R: 0 E: 0 K: 1 S: 11 H: 0 LOB: 0 BB: 0 P: 17	R: 2 E: 1 K: 0 S: 16 H: 2 LOB: 1 BB: 0 P: 26	R: 0 E: 0 K: 0 S: 6 H: 0 LOB: 0 BB: 0 P: 11	R: 0 E: 0 K: 0 S: 7 H: 1 LOB: 1 BB: 0 P: 11	R: 0 E: 0 K: 0 S: 6 H: 0 LOB: 0 BB: 0 P: 12	R: 1 E: 0 K: 0 S: 6 H: 2 LOB: 0 BB: 0 P: 9	R: 0 E: 0 K: 1 S: 7 H: 1 LOB: 0 BB: 0 P: 9	R: 0 E: 0 K: 2 S: 10 H: 1 LOB: 1 BB: 0 P: 13	R: 0 E: 0 K: 1 S: 10 H: 1 LOB: 2 BB: 1 P: 21	R: 0 E: 0 K: 0 S: 10 H: 0 LOB: 0 BB: 0 P: 14	1B: 6 2B: 3 3B: 0 HR: 0	SF: 0 SAC: 0 DP: 2 HBP: 0						

PITCHER		IP	WLS	BF	H	R	ER	SO	BB	IBB	HBP	BLK	WP	HR	S	P	ERA	WHIP
48 Carl Pavano, R ERA: 5.3	(1, 1)	7.0		26	6	3	1	2	0	0	0	0	0	0	59	95	1.29	0.857
15 Glen Perkins, L ERA: 0.82	(8, 1)	1.1		5	1	0	0	2	0	0	0	0	0	0	12	16	0.00	0.750
36 Joe Nathan, R ERA: 7.07	(9, 1)	0.2	W	4	1	0	0	1	0	1	0	0	0	0	8	18	0.00	1.500
55 Matt Capps, R ERA: 3.54	(10, 1)	1.0	S	3	0	0	0	0	0	0	0	0	0	0	10	14	0.00	0.000

PITCHER	IP	WLS	BF	H	R	ER	SO	BB	IBB	HBP	BLK	WP	HR	S	P	ERA	WHIP

BOTTOM

Minnesota Twins @ Oakland Athletics

Oakland Coliseum, Oakland, CA

Wed May 18 2011, 7:09 PM - 9:46 PM PDT

Att. 15,355 - Partly Cloudy - 59 F

livebaseballscorecards.com

AB	37
R	3
H	8
RBI	3
BB	1
SO	5
LOB	15

WP: 0 PA: 38
PB: 0
SB: 0
CS: 0

Batter	1	2	3	4	5	6	7	8	9	AB	R	H	RBI	BB	SO	LOB
2 Denard Span, L (1, 8) OBP: 0.358, SLG: 0.345	C FF 91 B CH 83 F FF 92 X CH 85 1-2 24 PB 16 1B 1B	C SL 79 B SL 79 X SI 92 1-1 1B	B FF 89 C FF 89 F FF 90 S SL 84 1-3 ③ K				C SI 91 F SL 84 B FF 93 B SL 85 F FF 91 B FF 92 X FF 91 3-2 ① G1-3	B FF 92 C SL 87 B SL 88 B SL 87 B FF 91 4-1 24 HR 1-2 BB		4	2	2	0	1	1	2
24 Trevor Plouffe, R (1, 6) OBP: 0.381, SLG: 0.514	C FF 90 B CH 88 B SL 80 F FF 90 B FF 91 F FF 90 F FF 89 X CH 83 3-2 ① G5-3 1-2	X FF 92 0-0 ③ P3			C FF 88 B FF 90 B CH 76 C FF 90 F FF 92 X FF 91 2-2 ① P3		B FF 93 S SL 84 F SL 84 S FF 92 1-3 ② K	B SL 85 S FF 91 B SL 85 F SL 86 D SL 85 X FF 91 3-2 1-H 2-H HR		5	1	1	3	0	1	2
16 Jason Kubel, L (1, 9) OBP: 0.376, SLG: 0.468	C CH 88 C FF 91 X SL 79 0-2 5' 1B 2-H 1B	F SL 79 S FF 92 F FF 92 S FF 92 0-3 ① K			X FF 91 0-0 33 HR 1B		S SL 86 C FF 93 F FF 92 B FF 94 B SL 85 F SL 84 B FF 93 S SL 86 3-3 ③ K	B SL 84 S SL 88 B SL 88 X SL 88 2-1 ③ G3-1		5	1	2	1	0	2	0
33 Justin Morneau, L (1, 10) OBP: 0.309, SLG: 0.367 11 Ben Revere, L (9, PR) OBP: 0.179, SLG: 0.179 (9, 10)	C FF 90 B FF 92 X FF 92 1-1 F7	X SL 81 0-0 ② F8			S FF 91 B FF 92 X FF 92 1-1 1-H HR			B FF 91 S SL 84 C SL 85 B FF 92 X FF 92 2-2 5 WP 5 1B 2B	X SI 84 0-0 38 FC1-6 1B	5 0	2 0	3 0	2 0	0 0	0 0	1 0
5 Michael Cuddyer, R (1, 3) OBP: 0.329, SLG: 0.373 38 Luke Hughes, R (9, PH) OBP: 0.257, SLG: 0.300 (9, 3)	C FF 91 F FF 91 F CH 85 X FF 92 0-2 1-2 1B	B FF 93 B FF 93 B FF 93 F FF 92 X CH 84 3-1 ③ G1-3			C CH 77 C FF 90 B FF 91 F SL 85 X FF 92 1-2 22 G6-4-3 1B			B FF 91 X SL 84 1-0 22 2B 2-H 1B	C SI 84 X SI 85 0-1 ① FC1-6 22 1B 21 1B 1-2f	4 1	1 1	3 0	1 0	0 0	0 1	0 1
22 Danny Valencia, R (1, 5) OBP: 0.293, SLG: 0.325	B FF 91 X CH 82 1-0 ③ L7			B CH 83 C FF 92 X FF 91 1-1 ① L4	D CH 78 B CH 78 C FF 90 B FF 90 X FF 90 3-1 ② ③ G6-4-3 1-2f			C FF 90 X FF 91 0-1 32 1B 12 FC4-6 1-H 2B	C SI 86 F SI 84 X CU 73 0-2 21 1B 1-3 1B	5	1	2	1	0	0	3
21 Delmon Young, R (1, 7) OBP: 0.244, SLG: 0.241		B FF 90 X CH 82 1-0 ① G6-3		F SL 80 B FF 92 F FF 92 X CH 84 1-2 ② P3		X FF 89 0-0 ① L9		D SL 85 X FF 92 1-0 ① P3	F SI 86 X SI 86 0-1 12 FC5-4 1-2 3-H 1B	5	0	1	1	0	0	1
32 René Rivera, R (1, 2) OBP: 0.273, SLG: 0.316		B FF 90 B FF 91 C FF 89 X FF 89 2-1 HR		B CH 84 B FF 92 F FF 91 B CH 83 C FF 92 B FF 92 4-2 12 BB BB		C FF 89 B CH 79 F FF 90 X FF 91 1-2 ② P4		F FF 93 B SL 85 X SL 84 1-1 12 FC4-6 2-3 1B	C SI 85 S SI 85 S SI 86 0-3 ② K	4	1	2	1	1	1	2
12 Alexi Casilla, S (1, 4) OBP: 0.245, SLG: 0.247		B CH 82 C FF 91 B SL 78 S FF 91 C FF 92 2-3 ② K		C FF 92 B SL 79 B FF 91 F SI 93 F FF 93 F FF 92 F CH 84 F FF 92 B CH 83 4-2 F FF 93 B SI 93 1-2 BB		C FF 90 B SL 85 X FF 91 1-1 ③ G3		B SL 86 X SL 87 1-0 ② FC4-6 2 BB 24 HR 1-2f 3-H	C CU 71 X SI 86 0-1 ③ FC5-4 1-2f	4	1	0	1	1	1	3
Inning Stats	R: 1 E: 0 K: 0 S: 18 H: 3 LOB: 2 BB: 0 P: 24	R: 1 E: 0 K: 1 S: 9 H: 2 LOB: 1 BB: 0 P: 15	R: 0 E: 0 K: 1 S: 7 H: 0 LOB: 0 BB: 0 P: 10	R: 0 E: 0 K: 1 S: 17 H: 0 LOB: 2 BB: 2 P: 28	R: 2 E: 0 K: 0 S: 13 H: 3 LOB: 0 BB: 0 P: 20	R: 0 E: 0 K: 0 S: 6 H: 0 LOB: 0 BB: 0 P: 8	R: 0 E: 0 K: 2 S: 12 H: 0 LOB: 0 BB: 0 P: 19	R: 6 E: 0 K: 0 S: 16 H: 5 LOB: 0 BB: 1 P: 31	R: 1 E: 0 K: 1 S: 13 H: 3 LOB: 2 BB: 0 P: 13	1B: 11 2B: 2 3B: 0 HR: 3 SF: 0 SAC: 0 DP: 1 HBP: 0	WP: 1 PB: 1 SB: 0 CS: 0 PA: 45					

PITCHER		IP	WLS	BF	H	R	ER	SO	BB	IBB	HBP	BLK	WP	HR	S	P	ERA	WHIP
66 Tyson Ross, R ERA: 2.75	(1, 1)	0.0	L	1	1	1	1	0	0	0	0	0	0	0	3	4	∞	∞
29 David Purcey, L ERA: 4.15	(1, 1)	3.2		17	4	1	1	2	2	0	0	0	0	1	45	69	2.46	1.636
56 Craig Breslow, L ERA: 4.5	(4, 1)	2.1		9	3	2	2	1	0	0	0	0	0	1	22	32	7.71	1.286
64 Trystan Magnuson, R ERA: 18.0	(7, 1)	2.0		12	5	6	6	2	1	0	0	0	1	1	28	50	27.00	3.000
31 Brad Ziegler, R ERA: 0.66	(9, 1)	1.0		6	3	1	1	1	0	0	0	0	0	0	13	13	9.00	3.000

PITCHER	IP	WLS	BF	H	R	ER	SO	BB	IBB	HBP	BLK	WP	HR	S	P	ERA	WHIP

TOP

Minnesota Twins @ Oakland Athletics

Oakland Coliseum, Oakland, CA

Thu May 19 2011, 12:38 PM - 3:18 PM PDT

Att. 22,320 - Sunny - 65 F

livebaseballscorecards.com

AB	42
R	11
H	16
RBI	11
BB	3
SO	6
LOB	15

BOTTOM

Minnesota Twins @ Oakland Athletics

Oakland Coliseum, Oakland, CA

Thu May 19 2011, 12:38 PM - 3:18 PM PDT

Att. 22,320 - Sunny - 65 F

livebaseballscorecards.com

Batter	1	2	3	4	5	6	7	8	9	AB	R	H	RBI	BB	SO	LOB
4 Coco Crisp, S (1, 8) OBP: 0.307, SLG: 0.424	B SI 87 X SI 87 1-0 10 CS 1B		B CU 76 F CU 77 X SI 90 1-1 ③ L8			X CH 81 0-0 ② F7		C SI 92 B SI 91 S SI 92 X SL 84 1-2 E5 28 FC3-6		4	0	1	0	0	0	1
10 Daric Barton, L (1, 3) OBP: 0.331, SLG: 0.289 28 Conor Jackson, R (8, PH) OBP: 0.356, SLG: 0.375 (9, 3)	B SI 88 1 SAFE C SI 88 C CH 82 X SI 89 1-2 ① ② G4-3 1-2			F CU 76 B SI 87 F CH 81 B SI 90 F CU 76 B SI 88 X SI 90 3-2 ① L3		B CH 82 C SI 88 B CH 82 B CU 76 C SI 88 X SI 88 3-2 1B		X SI 92 0-0 ② FC3-6 1-2f		3 1	0 0	1 0	0 0	0 0	0 0	1 1
15 Ryan Sweeney, L (1, 7) OBP: 0.414, SLG: 0.400	C CU 77 X CH 82 0-1 ③ F8			B CH 82 B CH 83 C SI 89 B SI 89 B SI 88 4-1 55 G4-6-3 BB		C SI 88 C SI 88 B SI 90 X CH 82 1-2 ③ G4-3		X SI 91 0-0 ③ F7		3	0	0	0	1	0	2
55 Hideki Matsui, L (1, 10) OBP: 0.291, SLG: 0.371		C CU 75 B FC 87 B SI 88 B CH 81 X SI 88 3-1 ① G4-3		F CU 76 F CU 77 X SI 88 0-2 ② ③ G4-6-3 1-2f			B CH 81 B SI 87 B SI 88 B SI 87 4-0 12 1B 14 FC1-4 BB		B FF 90 C FF 90 C FF 92 F FF 92 X FF 92 1-2 ① G3	3	1	0	0	1	0	1
8 Kurt Suzuki, R (1, 2) OBP: 0.331, SLG: 0.384 11 Landon Powell, S (9, 2) OBP: 0.333, SLG: 0.324		C SI 88 X SI 88 0-1 ② G6-3			B CU 78 C FC 85 X SI 89 1-1 ① G6-3		C FC 85 B SI 88 F FC 85 D CU 78 F SI 90 B SI 90 S SI 89 3-3 ① K		F FF 92 X FF 92 0-1 2B	3 1	0 0	0 1	0 0	0 0	1 0	1 0
12 David DeJesus, L (1, 9) OBP: 0.317, SLG: 0.345		C CU 76 B SI 88 C SI 88 X FF 88 1-2 ③ G6-3			C FF 87 C FC 86 B SI 90 B SI 90 X FC 87 2-2 ② G4-3		X SI 87 0-0 14 FC1-4 1-3 1B		C SI 91 X FF 91 0-1 ② F7	4	0	1	0	0	0	1
14 Mark Ellis, R (1, 4) OBP: 0.229, SLG: 0.278			C SI 88 B FC 86 X SI 88 1-1 ① G5-3		C FC 86 S FC 86 B CU 76 B SI 90 X SI 90 2-2 E8 1B		C FC 86 X FC 86 0-1 ② FC1-4 1-2f 3-H		B SL 82 B FF 91 B FF 91 C FF 88 X FF 90 3-1 ③ G5-3	4	0	1	1	0	0	2
5 Kevin Kouzmanoff, R (1, 5) OBP: 0.243, SLG: 0.352			C CU 76 S SI 88 B CU 76 F CH 83 B SI 90 B SI 90 X SI 91 3-2 ② G5-3		B FC 88 B FC 87 C SI 89 F SI 90 X SI 89 2-2 ③ G6-3		X FC 86 0-0 ③ F7			3	0	0	0	0	0	2
2 Cliff Pennington, S (1, 6) OBP: 0.295, SLG: 0.333 21 Andy LaRoche, R (9, 6) OBP: 0.307, SLG: 0.309			C SI 89 F SI 89 X FC 89 0-2 E9 1B			C CU 76 X CH 82 0-1 ① L7		C SI 91 B CH 83 X SI 91 2-1 ① L7		3 0	0 0	1 0	0 0	0 0	0 0	0 0
Inning Stats	R: 0 E: 0 K: 0 S: 6 H: 1 LOB: 0 BB: 0 P: 8	R: 0 E: 0 K: 0 S: 7 H: 0 LOB: 0 BB: 0 P: 11	R: 0 E: 1 K: 0 S: 11 H: 1 LOB: 1 BB: 0 P: 16	R: 0 E: 0 K: 0 S: 8 H: 0 LOB: 0 BB: 1 P: 15	R: 0 E: 1 K: 0 S: 11 H: 1 LOB: 1 BB: 0 P: 18	R: 0 E: 0 K: 0 S: 9 H: 1 LOB: 1 BB: 0 P: 13	R: 1 E: 0 K: 1 S: 8 H: 1 LOB: 1 BB: 1 P: 15	R: 0 E: 1 K: 0 S: 7 H: 0 LOB: 1 BB: 0 P: 10	R: 0 E: 0 K: 0 S: 10 H: 1 LOB: 1 BB: 0 P: 14	1B: 5 2B: 1 3B: 0 HR: 0	SF: 0 SAC: 0 DP: 1 HBP: 0		WP: 0 PB: 0 SB: 0 CS: 1		PA: 34		

	AB	32
	R	1
	H	6
	RBI	1
	BB	2
	SO	1
	LOB	12

PITCHER	IP	WLS	BF	H	R	ER	SO	BB	IBB	HBP	BLK	WP	HR	S	P	ERA	WHIP
53 Nick Blackburn, R (1, 1) ERA: 3.4	7.0	W	26	5	1	1	1	2	0	0	0	0	0	60	96	1.29	1.000
54 Phil Dumatrait, L (8, 1) ERA: 3.86	1.0		4	0	0	0	0	0	0	0	0	0	0	7	10	0.00	0.000
51 Anthony Swarzak, R (9, 1) ERA: 7.11	1.0		4	1	0	0	0	0	0	0	0	0	0	10	14	0.00	1.000

PITCHER	IP	WLS	BF	H	R	ER	SO	BB	IBB	HBP	BLK	WP	HR	S	P	ERA	WHIP

Batter	1	2	3	4	5	6	7	8	9	10	AB	R	H	RBI	BB	SO	LOB
4 Coco Crisp, S (1, 8) OBP: 0.303, SLG: 0.416	X FF 92 0-0 G3		C CU 77 B CH 82 B CH 86 X SL 88 2-1 F7		C CH 85 B FF 91 C CU 78 B FF 93 B CU 78 X CH 84 3-2 G4-3			X SI 92 0-0 1B		C SI 87 B SI 89 X CU 75 1-1 F7	5	0	1	0	0	0	1
57 Brian Fuentes, L (10, 1)											0	0	0	0	0	0	0
10 Daric Barton, L (1, 3) OBP: 0.335, SLG: 0.290	B FF 92 C SI 93 C SI 91 B CU 80 B FF 92 T FF 92 3-2 K			X SI 93 0-0 1B		B FF 91 B CH 83 B SI 90 C SI 90 F FF 92 F FF 92 F FF 91 B SI 91 4-2 BB		B FF 93 B F SI 92 1 SAFE L SI 94 B CU 78 C SI 94 3-3 K			3	0	1	0	1	2	1
12 David DeJesus, L (1, 9) OBP: 0.309, SLG: 0.336	C SI 92 C CH 85 B FF 92 B SL 89 X CH 84 2-2 F8			F SI 92 X SI 92 0-1 P3		C CH 84 1 SAFE F CU 77 B FF 90 B FF 90 F FF 91 X FF 91 2-2 F8		1 SAFE B CU 78 X FF 93 1-0 F9			4	0	0	0	0	0	3
16 Josh Willingham, R (1, 7) OBP: 0.304, SLG: 0.392		B FF 93 F FF 93 B SL 89 X SI 91 2-1 14 1B 1B		C SI 91 B CU 78 F FF 91 B FF 90 S CH 83 2-3 K		C CU 77 X FF 91 0-1 P5		B FF 91 B SL 80 F SL 80 1 SAFE F FF 91 S SL 80 2-3 K			4	0	1	0	0	2	3
8 Kurt Suzuki, R (1, 2) OBP: 0.323, SLG: 0.373		C FF 92 C SL 88 B SI 90 F SI 90 F CU 76 C FF 92 1-3 K		C CU 78 S FF 92 B FF 90 S FF 92 1-3 K		B SL 87 X FF 90 1-0 P4			C SL 90 B SI 94 C FF 94 X FF 95 1-2 P4		4	0	0	0	0	2	3
14 Mark Ellis, R (1, 4) OBP: 0.242, SLG: 0.292		B SL 87 B FF 92 F SI 92 S SI 90 F FF 92 B FF 94 F FF 92 1 SAFE X SL 88 3-2 5 FC6-4 1-3 1B			B CU 76 X FF 92 1-0 2 E 53 G4-6-3 2B		C SI 92 B SL 85 B SL 86 S SL 87 B CH 88 B SL 88 4-2 2 PB 5 S BB		B SL 91 X SL 91 1-0 G4-3		3	1	2	0	1	0	0
5 Kevin Kouzmanoff, R (1, 5) OBP: 0.244, SLG: 0.343		B SI 92 C CH 85 X SI 92 1-1 FC6-4 1-2f			D SL 89 F SL 88 B FF 92 B SI 92 F SI 91 F CH 84 F FF 90 D FF 92 4-2 53 G4-6-3 2 E BB		1 SAFE B FF 92 S SL 87 1 SAFE F SL 87 B SL 89 F SL 88 F SI 92 S SL 87 2-3 K 1-2		C SL 91 B SI 93 X SL 90 1-1 F9		3	0	0	0	1	1	2
31 Brad Ziegler, R (9, 1)											0	0	0	0	0	0	0
15 Ryan Sweeney, L (10, 8) OBP: 0.414, SLG: 0.400											0	0	0	0	0	0	0
2 Cliff Pennington, S (1, 6) OBP: 0.287, SLG: 0.324			C SI 93 B CU 76 S CU 77 S FF 93 1-3 K		X CH 84 0-0 FC3 53 G4-6-3 1-2 2-3		B CH 86 F FF 92 B FF 93 F FF 93 D CH 89 F SL 88 F FF 93 F SL 88 F FF 93 3-2 X FF 93 P3 2-3			M SI 87 B SI 88 F CH 80 B SI 89 F SI 88 B SI 88 F SI 87 X SI 88 3-2 L5	4	0	0	0	0	1	3
53 Trevor Cahill, R (1, 1)			C FF 93 B SL 89 X SI 90 1-1 G4-3		B FF 93 C FF 92 B FF 93 F FF 92 B FF 93 X FF 92 3-2 G4-6-3 1-2f 2-3 3-H		D CU 78 B SI 94 X SI 94 2-0 G4-3			B SI 88 C SI 88 X CH 82 1-1 F8	2	0	0	0	0	0	2
28 Conor Jackson, R (7, PH) OBP: 0.353, SLG: 0.371											1	0	0	0	0	0	1
50 Grant Balfour, R (7, 1)											0	0	0	0	0	0	0
48 Michael Wuertz, R (8, 1)											0	0	0	0	0	0	0
21 Andy LaRoche, R (9, 5) OBP: 0.303, SLG: 0.304											1	0	0	0	0	0	0
Inning Stats	R: 0 E: 0 K: 1 S: 7 H: 0 LOB: 0 BB: 0 P: 12	R: 0 E: 0 K: 1 S: 14 H: 2 LOB: 1 BB: 0 P: 21	R: 0 E: 0 K: 1 S: 7 H: 0 LOB: 0 BB: 0 P: 11	R: 0 E: 0 K: 2 S: 9 H: 1 LOB: 1 BB: 0 P: 12	R: 1 E: 1 K: 0 S: 12 H: 1 LOB: 1 BB: 1 P: 23	R: 0 E: 0 K: 0 S: 11 H: 0 LOB: 1 BB: 1 P: 18	R: 0 E: 0 K: 1 S: 15 H: 0 LOB: 1 BB: 1 P: 26	R: 0 E: 0 K: 2 S: 8 H: 1 LOB: 1 BB: 0 P: 14	R: 0 E: 0 K: 0 S: 6 H: 0 LOB: 0 BB: 0 P: 9	R: 0 E: 0 K: 0 S: 9 H: 0 LOB: 0 BB: 0 P: 14	1B: 4 2B: 1 3B: 0 HR: 0	SF: 0 SAC: 0 DP: 1 HBP: 0					

PITCHER	IP	WLS	BF	H	R	ER	SO	BB	IBB	HBP	BLK	WP	HR	S	P	ERA	WHIP
32 Ryan Vogelsong, R (1, 1) ERA: 1.93	6.0		23	4	1	0	5	2	0	0	0	0	0	60	97	0.00	1.000
52 Ramon E Ramirez, R (7, 1) ERA: 1.02	0.2		3	0	0	0	1	1	0	0	0	0	0	14	23	0.00	1.500
41 Jeremy Affeldt, L (7, 1) ERA: 4.96	1.0		4	1	0	0	1	0	0	0	0	0	0	6	12	0.00	1.000
54 Sergio Romo, R (8, 1) ERA: 1.69	0.1		1	0	0	0	1	0	0	0	0	0	0	3	5	0.00	0.000
38 Brian Wilson, R (9, 1) ERA: 4.05	1.0		3	0	0	0	0	0	0	0	0	0	0	6	9	0.00	0.000

PITCHER	IP	WLS	BF	H	R	ER	SO	BB	IBB	HBP	BLK	WP	HR	S	P	ERA	WHIP
49 Javier López, L (10, 1) ERA: 1.06	1.0	W	3	0	0	0	0	0	0	0	0	0	0	9	14	0.00	0.000

TOP

Oakland Athletics @ San Francisco Giants

AT&T Park, San Francisco, CA

Fri May 20 2011, 7:17 PM - 10:44 PM PDT

Att. 42,224 - Partly Cloudy - 57 F

livebaseballscorecards.com

AB	34
R	1
H	5
RBI	0
BB	3
SO	8
LOB	19

WP: 0	PA: 37		
PB: 1			
SB: 1			
CS: 0			

Batter	1	2	3	4	5	6	7	8	9	10	AB	R	H	RBI	BB	SO	LOB
56 Andres Torres, S (1, 8) OBP: 0.373, SLG: 0.467	C SI 84 B SI 92 B KC 80 F SI 90 B SI 92 B SI 90 4-2 21 E 21 S 21 G4-3 BB	X CH 80 0-0 ② B3	C CH 81 S KC 79 B SI 90 B KC 80 C SI 90 2-3 ③ K			C SL 84 B FF 89 B SL 83 X SL 84 2-1 21 G1-3 1B		1 SAFE X SI 89 0-0 ① SH1-4 1-2	3	1	1	0	1	1	0
21 Freddy Sanchez, R (1, 4) OBP: 0.320, SLG: 0.371	C SI 90 B SI 92 F SI 92 F KC 81 X KC 80 1-2 ① G4-3 1-H	H KC 77 1-0 HBP				B KC 80 C SI 89 F KC 76 S CH 79 1-3 ① K		1 SAFE 1 SAFE F SL 84 1 SAFE X SL 82 0-1 ② G1-3 1-2		I IN 68 I IN 73 I IN 74 I IN 80 4-0 17 1B IBB	3	0	0	1	1	1	1
17 Aubrey Huff, L (1, 3) OBP: 0.284, SLG: 0.361	X SI 90 0-0 ② F8	B SI 86 F CH 81 1 SAFE X SI 91 1-1 ③ F8				S CH 80 B CH 82 X SI 88 1-1 ② G4-3		I IN 81 I IN 80 I IN 82 I IN 80 4-0 28 FC5-4 IBB		B SI 89 F SI 90 X SI 90 1-1 1-2 2-H 1B	4	0	1	1	1	0	1
28 Buster Posey, R (1, 2) OBP: 0.367, SLG: 0.389	B SI 93 B SI 90 B SI 87 B SI 91 4-0 BB			X SI 89 0-0 13 G4-3 2B		C SI 91 B KC 79 B KC 76 B SI 89 C SI 90 S SI 89 3-3 ③ K		B CH 85 F SL 84 B SL 86 X SL 85 2-1 ③ FC5-4 1-2f			3	0	1	0	1	1	2
12 Nate Schierholtz, L (1, 9) OBP: 0.310, SLG: 0.449	1 SAFE C SI 91 1 SAFE B KC 78 X SI 90 1-1 ③ F7			F CH 79 B SI 90 B SI 90 S KC 78 S KC 81 2-3 ① K			C FF 92 B FF 93 B CU 83 F FF 94 C FF 95 2-3 ① K		F SI 84 B SI 85 F CH 77 B CU 71 X SI 87 2-2 ① G6-3		4	0	0	0	0	2	2
13 Cody Ross, R (1, 7) OBP: 0.337, SLG: 0.392		C SI 88 C SI 91 B KC 80 B SI 92 X KC 81 2-2 ① P4		B KC 80 X SI 91 1-0 ② G4-3 2-3			B SI 94 B FF 93 F SI 92 B SI 94 X FF 95 3-1 1B		C SI 86 C CU 73 B CU 74 B CU 71 S SI 87 2-3 ② K		4	0	1	0	0	1	1
14 Mike Fontenot, L (1, 6) OBP: 0.330, SLG: 0.418 49 Javier López, L (10, 1)		B SI 90 X SI 90 1-0 ② G3		B CH 80 X CH 81 1-0 ③ G1-3			B FF 92 C FF 92 B FF 93 X SI 93 2-1 ② F7		B SI 85 C SI 87 S CH 77 B SI 87 F SI 88 B CU 72 F SI 87 B SI 86 4-2 BB		3 0	0 0	0 0	0 0	1 0	0 0	2 0
10 Miguel Tejada, R (1, 5) OBP: 0.242, SLG: 0.281		B SI 92 C SI 88 C KC 79 B SI 89 B SI 92 F SI 91 S SI 91 3-3 ③ K			B SI 91 B SI 90 C SI 87 C SI 90 F CH 80 X SI 90 2-2 ① G4-3		B FF 94 1 SAFE F FF 93 B SL 88 X FF 93 2-1 ③ G4-3		1 SAFE B SI 86 F SI 86 1 SAFE 1 SAFE B SI 86 F SI 86 S CU 73 2-3 ③ K		4	0	0	0	0	2	2
32 Ryan Vogelsong, R (1, 1) OBP: 0.273, SLG: 0.364 52 Ramon E Ramirez, R (7, 1) 41 Jeremy Affeldt, L (7, 1) 54 Sergio Romo, R (8, 1) 5 Pat Burrell, R (8, PH) OBP: 0.346, SLG: 0.422 38 Brian Wilson, R (9, 1) 2 Emmanuel Burriss, S (10, 6) OBP: 0.313, SLG: 0.313			B SI 90 C SI 90 B SI 92 C SI 88 C KC 79 2-3 ① K		F SL 82 S SL 84 B KC 80 B SL 83 F SI 90 X SI 92 2-2 ② G4-3			C SL 84 F SL 85 B FF 90 F SL 84 B SL 85 X SL 85 2-2 ① F8		B SI 90 F SI 90 B SI 90 S SI 88 F SI 90 B SI 91 F SI 91 F SI 89 X SI 90 3-2 56 SH1-4 17 1B 1B	2 0 0 0 1 0 1	0 0 0 0 0 0 1	0 0 0 0 0 0 1	0 0 0 0 0 0 0	1 0 0 0 0 0 0	0 0 0 0 0 0 0	0 0 0 0 0 0 0
Inning Stats	R: 1 E: 0 K: 0 S: 9 H: 0 LOB: 1 BB: 2 P: 19	R: 0 E: 0 K: 1 S: 8 H: 0 LOB: 0 BB: 0 P: 14	R: 0 E: 0 K: 1 S: 6 H: 0 LOB: 1 BB: 0 P: 10	R: 0 E: 0 K: 1 S: 6 H: 1 LOB: 1 BB: 0 P: 10	R: 0 E: 0 K: 1 S: 11 H: 0 LOB: 0 BB: 0 P: 17	R: 0 E: 0 K: 2 S: 8 H: 0 LOB: 0 BB: 0 P: 13	R: 0 E: 0 K: 1 S: 9 H: 1 LOB: 1 BB: 0 P: 18	R: 0 E: 0 K: 0 S: 10 H: 1 LOB: 2 BB: 1 P: 20	R: 0 E: 0 K: 2 S: 13 H: 0 LOB: 1 BB: 1 P: 23	R: 1 E: 0 K: 0 S: 9 H: 2 LOB: 2 BB: 1 P: 17	1B: 4 2B: 1 3B: 0 HR: 0	SF: 0 SAC: 1 DP: 0 HBP: 1	WP: 0 PB: 0 SB: 1 CS: 0	PA: 39			

PITCHER		IP	WLS	BF	H	R	ER	SO	BB	IBB	HBP	BLK	WP	HR	S	P	ERA	WHIP
53 Trevor Cahill, R ERA: 1.79	(1, 1)	6.0		22	1	1	1	6	2	0	1	0	0	0	48	83	1.50	0.500
50 Grant Balfour, R ERA: 1.31	(7, 1)	1.0		4	1	0	0	1	0	0	0	0	0	0	9	18	0.00	1.000
48 Michael Wuertz, R ERA: 0.77	(8, 1)	1.0		5	1	0	0	0	0	1	0	0	0	0	10	20	0.00	1.000
31 Brad Ziegler, R ERA: 0.61	(9, 1)	1.0		4	0	0	0	2	1	0	0	0	0	0	13	23	0.00	1.000
57 Brian Fuentes, L ERA: 4.35	(10, 1)	0.1	L	4	2	1	1	0	0	1	0	0	0	0	9	17	27.00	6.000

PITCHER	IP	WLS	BF	H	R	ER	SO	BB	IBB	HBP	BLK	WP	HR	S	P	ERA	WHIP

BOTTOM

Oakland Athletics @ San Francisco Giants

AT&T Park, San Francisco, CA

Fri May 20 2011, 7:17 PM - 10:44 PM PDT

Att. 42,224 - Partly Cloudy - 57 F

livebaseballscorecards.com

AB	32
R	2
H	5
RBI	2
BB	5
SO	9
LOB	11

Batter	1	2	3	4	5	6	7	8	9	AB	R	H	RBI	BB	SO	LOB
4 Coco Crisp, S (1, 8) OBP: 0.296, SLG: 0.405	C SI 93 B CU 80 T SI 92 X CH 84 1-2 G4-3		C FF 94 B CU 79 B CH 84 B FF 93 C FF 92 X FF 95 3-2 G3-1			F FF 94 S CU 79 B S CH 84 1-3 K			B CH 81 B CH 81 C SI 92 C SI 92 X FF 94 2-2 FC5-4 15 DI 1-2f	4	0	0	0	0	1	1
10 Daric Barton, L (1, 3) OBP: 0.328, SLG: 0.283	B FF 93 B FF 93 C FF 92 B FF 93 C FF 93 X SL 84 3-2 G1-3			B FF 92 B FF 91 X FF 91 2-0 F8			F SI 90 B FF 91 B CH 80 X FF 90 2-1 G4-3		B FF 92 C FF 91 D SI 92 C FF 93 S FF 95 2-3 K	4	0	0	0	0	1	1
15 Ryan Sweeney, L (1, 9) OBP: 0.405, SLG: 0.391	B CH 87 C FF 92 B FF 93 C FF 93 F FF 94 F SL 85 F FF 94 F CH 85 X SL 87 2-2 1B			B FF 92 B FF 93 X SI 89 2-0 G6-3			B CH 82 S CH 82 X CU 79 1-1 F7		B FF 94 C FF 92 C SL 81 F FF 94 F SL 89 F FF 96 C FF 95 1-3 1-2	4	0	1	0	0	1	1
28 Conor Jackson, R (1, 7) OBP: 0.343, SLG: 0.359	B SL 85 1 SAFE D SL 85 B FF 94 C FF 92 X FF 92 3-1 F9			C FF 92 B CH 85 F CH 84 F CH 84 X FF 93 1-2 P3			B CU 78 F FF 92 F SL 86 X FF 93 1-2 P2			3	0	0	0	0	0	1
14 Mark Ellis, R (1, 4) OBP: 0.238, SLG: 0.287		B FF 91 S SL 85 B SL 86 C SL 84 X SL 86 2-2 G6-3			B CU 78 X FF 90 1-0 P3			C CU 82 B FF 91 X FF 92 1-1 P4		3	0	0	0	0	0	0
5 Kevin Kouzmanoff, R (1, 5) OBP: 0.238, SLG: 0.333 21 Andy LaRoche, R (8, 5) OBP: 0.303, SLG: 0.304		B FF 92 C SI 92 S CH 85 B FF 91 F FF 94 B CH 85 X FF 93 3-2 G6-3			B FF 92 B FF 92 S FF 92 F FF 93 X FF 94 2-2 G5-3			X CH 83 0-0 G6-3		3 0	0 0	0 0	0 0	0 0	0 0	0 0
11 Landon Powell, S (1, 2) OBP: 0.333, SLG: 0.324 8 Kurt Suzuki, R (8, PR) OBP: 0.323, SLG: 0.373 (8, 2)		C FF 92 S CU 81 S CU 80 0-3 K			B CH 84 C SI 93 X SI 93 1-1 F7			S CH 81 S CH 82 X SL 82 0-2 1B		3 0	0 0	1 0	0 0	0 0	1 0	0 0
2 Cliff Pennington, S (1, 6) OBP: 0.281, SLG: 0.317			B FF 92 X SI 92 1-0 F7			C SI 91 S CH 84 B CH 84 B CH 84 S CH 84 2-3 K		B CH 83 C FF 93 C FF 93 F FF 94 B FF 95 C FF 94 2-3		3	0	0	0	0	2	1
49 Brett Anderson, L (1, 1) 55 Hideki Matsui, L (6, PH) OBP: 0.289, SLG: 0.369 33 Joey Devine, R (6, 1) 56 Craig Breslow, L (7, 1) 31 Brad Ziegler, R (8, 1) 13 Jerry Blevins, L (8, 1) 12 David DeJesus, L (9, PH) OBP: 0.313, SLG: 0.340			B FF 91 C FF 92 B CH 84 X FF 93 2-1 G3			B CH 84 B X FF 94 2-0 G4-3			C SI 90 B CH 80 F FF 93 F FF 93 F FF 94 B CU 80 B CH 82 X FF 94 3-2 4 FC5-4 1B	1 1 0 0 0 0 0 1	0 0 0 0 0 0 0 0	0 0 0 0 0 0 0 1	0 0 0 0 0 0 0 0	0 0 0 0 0 0 0 1	0 0 0 0 0 0 0 0	0 0 0 0 0 0 0 0
Inning Stats	R: 0 E: 0 K: 0 S: 15 H: 1 LOB: 1 BB: 0 P: 24	R: 0 E: 0 K: 1 S: 10 H: 0 LOB: 0 BB: 0 P: 15	R: 0 E: 0 K: 0 S: 6 H: 0 LOB: 0 BB: 0 P: 12	R: 0 E: 0 K: 0 S: 6 H: 0 LOB: 0 BB: 0 P: 11	R: 0 E: 0 K: 0 S: 6 H: 0 LOB: 0 BB: 0 P: 10	R: 0 E: 0 K: 2 S: 7 H: 0 LOB: 0 BB: 0 P: 12	R: 0 E: 0 K: 0 S: 7 H: 0 LOB: 0 BB: 0 P: 11	R: 0 E: 0 K: 1 S: 10 H: 1 LOB: 1 BB: 0 P: 13	R: 0 E: 0 K: 2 S: 17 H: 1 LOB: 1 BB: 0 P: 25	1B: 3 2B: 0 3B: 0 HR: 0 SF: 0 SAC: 0 DP: 0 HBP: 0						

PITCHER		IP	W	L	S	BF	H	R	ER	SO	BB	IBB	HBP	BLK	WP	HR	ERA	WHIP
55 Tim Lincecum, R ERA: 2.06	(1, 1)	9.0	W			30	3	0	0	6	0	0	0	0	0	0	0.00	0.333

PITCHER	IP	W	L	S	BF	H	R	ER	SO	BB	IBB	HBP	BLK	WP	HR	ERA	WHIP

TOP

Oakland Athletics @ San Francisco Giants

AT&T Park, San Francisco, CA

Sat May 21 2011, 4:17 PM - 6:49 PM PDT

Att. 42,152 - Sunny - 62 F

livebaseballscorecards.com

AB	30
R	0
H	3
RBI	0
BB	0
SO	6
LOB	5

WP: 0	PA: 30		
PB: 0			
SB: 0			
CS: 0			

Batter	1	2	3	4	5	6	7	8	9	AB	R	H	RBI	BB	SO	LOB
56 Andres Torres, S (1, 8) OBP: 0.366, SLG: 0.444	B FF 89 B FF 91 C FF 91 F FF 92 B FF 93 B FF 92 4-2 21 2B 28 G4-3 BB	C SL 80 B FF 91 B SL 80 X SL 79 2-1 ③ G1-3			C KC 73 B SL 79 F SL 80 B SI 89 F SL 80 B FF 93 C SL 82 3-3 ① K		C FF 90 B SL 87 F FF 91 B CH 80 T FF 91 2-2 ② K			3	1	0	0	1	2	1
21 Freddy Sanchez, R (1, 4) OBP: 0.324, SLG: 0.380	1 SAFE X SI 89 0-0 28 G4-3 1-3 2B		B FF 89 C SL 78 X SL 78 1-1 ① G6-3		C CH 83 C SL 81 F SL 82 B SI 90 X SL 80 1-2 1B		C FF 92 F FF 91 F FF 92 S FF 92 0-3 ③ K			4	0	2	0	0	1	0
28 Buster Posey, R (1, 2) OBP: 0.371, SLG: 0.399	B SL 80 C SI 91 B SL 82 X SI 92 2-1 ① G4-3 2-3 3-H		C KC 75 C SL 81 B FF 92 B FF 92 X SL 82 2-2 2B		B KC 76 X CH 83 1-0 ② L7			C SI 83 B CU 70 X SI 84 1-1 5 G1 13 1B 1B		4	1	2	1	0	0	2
5 Pat Burrell, R (1, 7) OBP: 0.336, SLG: 0.407 12 Nate Schierholtz, L (9, 9) OBP: 0.310, SLG: 0.449	C SL 80 B FF 92 B FF 92 B SL 81 F FF 92 C SL 81 3-3 ② K		C FF 91 C SL 81 B FF 91 B SL 81 B FF 92 S SL 82 3-3 ② K		1 SAFE F SL 78 S KC 76 1 SAFE C SL 81 0-3 ③ K			B SI 84 F SI 85 B SI 84 S SI 84 X CU 72 2-2 ① G1 1-2		4 0	0 0	0 0	0 0	0 0	3 0	4 0
13 Cody Ross, R (1, 9) OBP: 0.344, SLG: 0.390 (9, 7)	C SL 80 C SI 92 H SL 82 1-2 HBP		B FF 92 F SL 79 B SL 80 B FF 91 C SL 79 X SL 81 3-2 ③ F8			C FF 92 B FF 93 F FF 92 B SL 80 X SL 80 2-2 ① L6		C SI 84 C SI 84 X SI 84 0-2 17 1B 10 SF8 2-H 1B		3	1	1	1	0	0	1
17 Aubrey Huff, L (1, 3) OBP: 0.289, SLG: 0.364	C SL 80 X SI 92 0-1 ③ P5			B KC 74 C SL 79 B SL 80 X FF 91 2-1 14 G4-3 10 G4-3 1B		B FF 92 F FF 92 F FF 92 X SL 81 1-2 E5 14 2B		1 SAFE 1 SAFE C SL 83 X SL 83 0-1 14 IBB 1-3 1B		4	0	2	0	0	0	2
10 Miguel Tejada, R (1, 5) OBP: 0.242, SLG: 0.282		B SI 88 C FF 92 B FF 92 F SL 79 X SL 81 2-2 14 FC6-4 1B		D CH 82 X FF 90 1-0 ① G4-3 1-2		X FF 92 0-0 ② F9		1 SAFE C SI 90 B SI 91 X SI 90 1-1 ② SF8 3-H		3	0	1	1	0	0	2
14 Mike Fontenot, L (1, 6) OBP: 0.337, SLG: 0.427		D FF 89 C SI 90 S FF 91 B SL 82 X FF 92 2-2 ① FC6-4 55 SH1-3 1-2f		B FF 90 C SI 90 C SL 81 X SI 91 1-2 ② G4-3 2-3		C FF 92 B FF 91 1 SAFE B SI 92 X FF 92 2-1 ③ 1-H 2B		B SL 84 I IN 62 I IN 62 I IN 62 4-0 1-2 IBB		3	0	1	0	1	0	2
55 Tim Lincecum, L (1, 1) OBP: 0.045, SLG: 0.045		1 SAFE B FF 91 L SI 90 X SI 90 1-1 ② SH1-3 1-2		C SL 82 B SL 82 C SI 92 F SI 93 S SL 83 1-3 ③ K			X FF 88 0-0 ① P6	C SI 90 X SL 83 0-1 ③ P5		3	0	0	0	0	1	3
Inning Stats	R: 1 E: 0 K: 1 S: 12 H: 1 LOB: 2 BB: 1 P: 22	R: 0 E: 0 K: 0 S: 10 H: 1 LOB: 1 BB: 0 P: 17	R: 0 E: 0 K: 1 S: 11 H: 1 LOB: 1 BB: 0 P: 20	R: 0 E: 0 K: 1 S: 10 H: 1 LOB: 1 BB: 0 P: 15	R: 0 E: 0 K: 2 S: 12 H: 1 LOB: 1 BB: 0 P: 17	R: 0 E: 1 K: 0 S: 9 H: 1 LOB: 2 BB: 0 P: 14	R: 0 E: 0 K: 2 S: 8 H: 0 LOB: 0 BB: 0 P: 10	R: 2 E: 0 K: 0 S: 14 H: 3 LOB: 2 BB: 1 P: 22		1B: 6 2B: 3 3B: 0 HR: 0 SF: 1 SAC: 1 DP: 0 HBP: 1				WP: 0 PB: 0 SB: 0 CS: 0 PA: 36		

PITCHER		IP	WLS	BF	H	R	ER	SO	BB	IBB	HBP	BLK	WP	HR	S	P	ERA	WHIP
49 Brett Anderson, L ERA: 3.18	(1, 1)	5.0	L	22	5	1	1	5	1	0	1	0	0	0	55	91	1.80	1.200
33 Joey Devine, R ERA:	(6, 1)	1.0		4	1	0	0	0	0	0	0	0	0	0	9	14	0.00	1.000
56 Craig Breslow, L ERA: 4.24	(7, 1)	1.0		3	0	0	0	2	0	0	0	0	0	0	8	10	0.00	0.000
31 Brad Ziegler, R ERA: 1.8	(8, 1)	0.1		3	2	2	2	0	0	0	0	0	0	0	8	11	54.00	6.000
13 Jerry Blevins, L ERA: 4.4	(8, 1)	0.2		4	1	0	0	0	0	1	0	0	0	0	6	11	0.00	1.500

PITCHER	IP	WLS	BF	H	R	ER	SO	BB	IBB	HBP	BLK	WP	HR	S	P	ERA	WHIP

BOTTOM

Oakland Athletics @ San Francisco Giants

AT&T Park, San Francisco, CA

Sat May 21 2011, 4:17 PM - 6:49 PM PDT

Att. 42,152 - Sunny - 62 F

livebaseballscorecards.com

AB	31
R	3
H	9
RBI	3
BB	2
SO	7
LOB	17

Oakland Athletics @ San Francisco Giants

AT&T Park, San Francisco, CA

Sun May 22 2011, 1:06 PM - 4:59 PM PDT

Att. 42,288 - Partly Cloudy - 60 F

livebaseballscorecards.com

Batter	1	2	3	4	5	6	7	8	9	10	11	AB	R	H	RBI	BB	SO	LOB
4 Coco Crisp, S (1, 8) OBP: 0.297, SLG: 0.409	K		G6-3		G4-6-3		10 1B 2B	K			FC5-4	6	1	2	1	0	2	2
10 Daric Barton, L (1, 3) OBP: 0.328, SLG: 0.285	L4		G4-3		G4-6-3		16 S 1B		G5-4-3		P3	6	0	2	1	0	0	3
28 Conor Jackson, R (1, 9) OBP: 0.333, SLG: 0.347 57 Brian Fuentes, L (11, 1)	16 BB 1B		F8			L5	K		G5-4-3		K	6	0	1	0	0	2	3
												0	0	0	0	0	0	0
16 Josh Willingham, R (1, 7) OBP: 0.319, SLG: 0.414	BB			K		HR	BB		8 FC4 BB			2	1	1	1	3	1	0
8 Kurt Suzuki, R (1, 2) OBP: 0.319, SLG: 0.374	G1-3			2B		G2-3	F8		FC4			5	0	1	0	0	0	5
14 Mark Ellis, R (1, 4) OBP: 0.243, SLG: 0.281		K		F9		21 E 21 S BB		2 1B 21 SH3-4 55 SF7 BB		G4-3		3	1	0	0	2	1	1
21 Andy LaRoche, R (1, 5) OBP: 0.288, SLG: 0.288		F8		F7		K		SH3-4		K		4	0	0	0	0	2	2
2 Cliff Pennington, S (1, 6) OBP: 0.291, SLG: 0.326		1B	G6-3				47 SH1-4 4 2B 1B	1B		K		5	1	3	0	0	1	0
47 Gio González, R (1, 1) 48 Michael Wuertz, R (7, 1) 55 Hideki Matsui, L (8, PH) OBP: 0.288, SLG: 0.369 50 Grant Balfour, R (8, 1) 33 Joey Devine, R (9, 1) 56 Craig Breslow, L (10, 1) 15 Ryan Sweeney, L (11, PH) OBP: 0.413, SLG: 0.400 (11, 9)	K		E6 4 1B			SH1-4	SF7				4 FC5-4 1B	2 0 0 0 0 0 1	0 0 0 0 0 0 0	0 0 1 0 0 0 1	0 0 0 0 0 0 0	0 0 0 0 0 0 0	1 0 0 0 0 0 0	1 0 0 0 0 0 0
Inning Stats	R: 0 E: 0 K: 1 S: 11 H: 1 LOB: 2 BB: 1 P: 17	R: 0 E: 0 K: 2 S: 12 H: 1 LOB: 1 BB: 0 P: 19	R: 0 E: 0 K: 0 S: 6 H: 0 LOB: 0 BB: 0 P: 9	R: 0 E: 0 K: 1 S: 10 H: 1 LOB: 1 BB: 0 P: 15	R: 0 E: 1 K: 0 S: 15 H: 1 LOB: 1 BB: 0 P: 21	R: 1 E: 0 K: 1 S: 11 H: 1 LOB: 1 BB: 1 P: 19	R: 2 E: 0 K: 1 S: 13 H: 3 LOB: 2 BB: 1 P: 20	R: 1 E: 0 K: 1 S: 11 H: 1 LOB: 1 BB: 1 P: 18	R: 0 E: 0 K: 0 S: 8 H: 1 LOB: 1 BB: 1 P: 18	R: 0 E: 0 K: 2 S: 10 H: 0 LOB: 0 BB: 0 P: 13	R: 0 E: 0 K: 1 S: 14 H: 1 LOB: 1 BB: 0 P: 19	1B: 8 2B: 2 3B: 0 HR: 1	SF: 1 SAC: 2 DP: 2 HBP: 0		WP: 0 PB: 0 SB: 3 CS: 0	PA: 48		

PITCHER		IP	WLS	BF	H	R	ER	SO	BB	IBB	HBP	BLK	WP	HR	S	P	ERA	WHIP
57 Jonathan Sánchez, L ERA: 3.47	(1, 1)	6.0		25	5	1	1	5	2	0	0	0	0	1	65	100	1.50	1.167
41 Jeremy Affeldt, L ERA: 5.94	(7, 1)	0.1	B	4	3	2	2	0	0	0	0	0	0	0	7	8	54.00	9.000
52 Ramon E Ramirez, R ERA: 1.45	(7, 1)	1.0		6	1	1	1	1	2	0	0	0	0	0	11	21	9.00	3.000
45 Dan Runzler, L ERA: 6.75	(8, 1)	0.2		2	0	0	0	1	0	0	0	0	0	0	6	9	0.00	0.000
38 Brian Wilson, R ERA: 3.86	(9, 1)	1.0		4	1	0	0	0	1	0	0	0	0	0	8	18	0.00	2.000

PITCHER		IP	WLS	BF	H	R	ER	SO	BB	IBB	HBP	BLK	WP	HR	S	P	ERA	WHIP
54 Sergio Romo, R ERA: 1.42	(10, 1)	2.0	W	7	1	0	0	3	0	0	0	0	0	0	24	32	0.00	0.500

AB	40
R	4
H	11
RBI	4
BB	5
SO	10
LOB	17

Oakland Athletics @ San Francisco Giants

AT&T Park, San Francisco, CA

Sun May 22 2011, 1:06 PM - 4:59 PM PDT

Att. 42,288 - Partly Cloudy - 60 F

livebaseballscorecards.com

Batter	1	2	3	4	5	6	7	8	9	10	11	AB	R	H	RBI	BB	SO	LOB
56 Andres Torres, S (1, 8) OBP: 0.351, SLG: 0.412	F SI 92 C FF 94 H CU 81 1-2 21 2B HBP		B SI 92 B CH 84 C SI 93 F SI 93 S CU 81 2-3 ① K	F CU 79 B CU 79 X SI 93 1-1 ② F9 2-3		B CH 83 B SI 91 X FF 92 2-0 ③ F8		X FF 92 0-0 ② F9			F SI 90 F CH 72 F SI 90 B CH 72 X SI 90 1-2 ① P4	5	1	0	0	0	1	2
21 Freddy Sanchez, R (1, 4) OBP: 0.331, SLG: 0.389 38 Brian Wilson, R (9, 1) 54 Sergio Romo, R (10, 1) 34 Darren Ford, R (11, PH) OBP: 0.417, SLG: 0.300	1 SAFE B FF 93 1 SAFE X CH 84 1-0 28 G3 1-H 2B		B CU 80 X SI 93 1-0 ② L9	H CU 80 1-0 1-2 HBP			C SI 90 C CU 80 B CU 80 X CU 80 1-2 28 F7-4 1B	B SL 86 S SI 93 C SL 87 F SL 87 C FF 93 1-3 ③ K			F SI 89 L CH 73 X SI 90 0-2 28 S 2 1B 1B	4 0 0 1	0 0 0 1	2 0 0 1	1 0 0 0	0 0 0 0	1 0 0 0	0 0 0 0
28 Buster Posey, R (1, 2) OBP: 0.369, SLG: 0.392	C FF 95 B FF 95 X FF 94 1-1 ① G3 2-3		S SI 94 C CU 81 B CU 82 X CU 81 1-2 5 2B 13 E 1B	F SI 94 B FF 92 X FF 93 1-1 ③ G1-6-3			C CU 77 B FF 91 X FF 90 1-1 ①② F7-4 1-2		X FF 93 0-0 ① P3		1 SAFE 1 SAFE C SI 89 I IN 76 I IN 76 I IN 77 I IN 80 4-1 2 1B 1-2 IBB	5	1	1	0	1	0	5
5 Pat Burrell, R (1, 7) OBP: 0.341, SLG: 0.414 2 Emmanuel Burriss, S (7, PR) OBP: 0.333, SLG: 0.333 (8, 7) (9, 4)	B CU 80 F FF 95 S CU 81 B FF 94 S CU 81 2-3 ② K		S SI 93 B SI 94 D CU 81 X SI 94 2-1 13 E 1-3 2B		CH 83 SI 91 FF 92 2-0 ① F8		B CU 81 B CU 80 F FF 92 B FF 93 B CU 80 4-1 13 BB BB		C FF 92 B SI 93 B FF 91 B FF 93 F FF 92 F FF 92 X FF 93 3-2 ② F8		X SI 89 0-0 1-3 2-H 1B	3 2	0 0	1 1	0 1	1 0	1 0	1 0
13 Cody Ross, R (1, 9) OBP: 0.347, SLG: 0.395 (9, 7)	D CU 80 S CU 79 S SI 94 F CU 82 F CU 81 S SI 94 1-3 ③ K		B CU 80 B SI 95 X CU 80 2-0 E5 2-3 3-H		S SI 90 C SI 92 B CU 80 B CU 81 X CU 81 2-2 2B		1 SAFE B SI 90 B SI 90 B SI 90 S SI 88 B SI 91 4-1 1-2 BB		B SL 80 F FF 92 C FF 93 X SL 81 1-2 ③ P6			4	0	1	0	1	1	2
17 Aubrey Huff, L (1, 3) OBP: 0.286, SLG: 0.359		C CU 78 X FF 94 0-1 57 FC4-6 1B	B CU 80 B CU 79 F FF 93 C CU 80 S CU 81 2-3 ③ K		C CU 79 S CU 80 S CU 80 0-3 ② K		C SL 84 D SL 84 B SL 84 C SL 83 X SL 84 2-2 ③ G3			S SL 85 B SL 86 B FF 91 F SL 84 X FF 92 2-2 ① G4-3	5	0	1	0	0	2	5
10 Miguel Tejada, R (1, 5) OBP: 0.247, SLG: 0.286		B SI 90 X SI 92 1-0 ① F8		C CH 82 B FF 92 F CU 80 X SI 92 1-2 ① G1-3 C CU 79 X FF 93 0-1 ③ F9				C FF 94 X FF 93 0-1 12 HR 1B			C FF 91 B FF 93 S FF 92 X FF 92 1-2 1B	5	1	2	0	0	0	2
14 Mike Fontenot, L (1, 6) OBP: 0.330, SLG: 0.414	B FF 93 C FF 93 B SI 92 B CU 79 F FF 94 F FF 93 F FF 93 F FF 94 T FF 93 3-2 ② K			C CU 79 X FF 92 0-1 56 F9 57 1B 1B		C FF 89 C CU 78 T CU 81 0-2 ① K		C FF 94 B FF 94 X FF 92 1-1 ① F7			F FF 92 F SL 86 X SL 85 0-2 ② F8	5	0	1	0	0	2	3
57 Jonathan Sánchez, L (1, 1) OBP: 0.300, SLG: 0.431 33 Aaron Rowand, R (6, PH) OBP: 0.297, SLG: 0.365 41 Jeremy Affeldt, L (7, 1) 52 Ramon E Ramirez, R (7, 1) 45 Dan Runzler, L (8, 1) 12 Nate Schierholtz, L (8, PH) OBP: 0.314, SLG: 0.488 (9, 9)	B FF 93 X FF 93 1-0 ③ FC4-6 1-2f			1 SAFE B FF 89 B FF 90 C FF 90 X FF 90 2-1 21 HBP 1-2 1B			C CU 79 S FF 92 S CU 82 0-3 ② K	F CU 82 B SI 90 C FF 92 F FF 94 B FF 92 F FF 93 B FF 94 X FF 92 3-2 1-H HR			F SL 85 X SL 85 0-1 ③ G4-3	2 1 0 0 0 2	0 0 0 0 0 1	1 0 0 0 0 0	0 0 0 0 0 2	0 1 0 0 0 1	0 0 0 0 0 0	1 0 0 0 0 1
Inning Stats	R: 1 E: 0 K: 2 S: 13 H: 1 LOB: 1 BB: 0 P: 19	R: 0 E: 0 K: 1 S: 10 H: 1 LOB: 1 BB: 0 P: 15	R: 1 E: 1 K: 2 S: 13 H: 2 LOB: 2 BB: 0 P: 23	R: 0 E: 0 K: 0 S: 11 H: 2 LOB: 3 BB: 0 P: 17	R: 0 E: 0 K: 1 S: 9 H: 1 LOB: 1 BB: 0 P: 13	R: 0 E: 0 K: 2 S: 7 H: 0 LOB: 0 BB: 0 P: 9	R: 0 E: 0 K: 0 S: 10 H: 1 LOB: 2 BB: 2 P: 22	R: 2 E: 0 K: 1 S: 14 H: 2 LOB: 0 BB: 0 P: 19	R: 0 E: 0 K: 0 S: 8 H: 0 LOB: 0 BB: 0 P: 12	R: 0 E: 0 K: 0 S: 11 H: 1 LOB: 1 BB: 0 P: 14	R: 1 E: 0 K: 0 S: 9 H: 2 LOB: 2 BB: 1 P: 14	1B: 9 2B: 4 3B: 0 HR: 1 SF: 0 SAC: 0 DP: 1 HBP: 2						

BOTTOM	
AB	44
R	5
H	13
RBI	4
BB	3
SO	9
LOB	22

WP: 0 PA: 49
PB: 0
SB: 1
CS: 0

PITCHER		IP	WLS	BF	H	R	ER	SO	BB	IBB	HBP	BLK	WP	HR	S	P	ERA	WHIP
47 Gio González, L ERA: 2.2	(1, 1)	6.2		32	8	2	1	8	2	0	2	0	0	0	70	113	1.35	1.500
48 Michael Wuertz, R ERA: 0.75	(7, 1)	0.1	H	1	0	0	0	0	0	0	0	0	0	0	3	5	0.00	0.000
50 Grant Balfour, R ERA: 2.08	(8, 1)	1.0	B	5	2	2	2	1	0	0	0	0	0	1	14	19	18.00	2.000
33 Joey Devine, R ERA:	(9, 1)	1.0		3	0	0	0	0	0	0	0	0	0	0	8	12	0.00	0.000
56 Craig Breslow, L ERA: 4.0	(10, 1)	1.0		4	1	0	0	0	0	0	0	0	0	0	11	14	0.00	1.000

PITCHER		IP	WLS	BF	H	R	ER	SO	BB	IBB	HBP	BLK	WP	HR	S	P	ERA	WHIP
57 Brian Fuentes, L ERA: 4.71	(11, 1)	0.1	L	4	2	1	1	0	0	1	0	0	0	0	9	14	27.00	6.000

Batter	1	2	3	4	5	6	7	8	9	AB	R	H	RBI	BB	SO	LOB
4 Coco Crisp, S (1, 8) OBP: 0.308, SLG: 0.420	S SI 87 B FF 89 S SL 80 B SL 82 B FF 94 B FF 92 4-2 BB		B SI 90 X SI 84 1-0 15 BB 55 SF8 2B		F SI 88 B SI 87 B SL 80 F CU 71 C SI 89 2-3 ② K		F CU 72 S FF 88 D SL 80 X SI 90 1-2 ③ 1-2 2-H 1B			3	1	2	0	1	1	0
10 Daric Barton, L (1, 3) OBP: 0.327, SLG: 0.280	C SI 85 C FF 91 B FF 90 1 SAFE B SL 79 1 SAFE 1 SAFE C FF 93 2-3 ① K		B CU 72 B CU 71 B SI 88 B SI 88 4-0 15 BB BB		C SI 87 X CU 72 0-1 ③ G4-3			C CH 84 B SI 86 C SI 85 B SI 86 X CU 72 2-2 ① G4-3		3	0	0	0	1	1	1
15 Ryan Sweeney, L (1, 7) OBP: 0.410, SLG: 0.388 16 Josh Willingham, R (8, PH) OBP: 0.317, SLG: 0.411 (8, 7)	1 SAFE C SI 90 B FF 90 1 SAFE C SI 91 S SL 82 1-3 ② K		B FF 89 C FF 88 B CH 79 F SI 89 D SL 81 F SI 91 B CH 79 4-2 1-2 2-3 BB			C SI 85 F SI 86 X SL 78 0-2 ① G1-3		B SI 86 C SI 86 B SI 86 X SI 86 2-1 ② G5-3		2 1	0 0	0 0	0 0	1 0	1 0	1 0
55 Hideki Matsui, L (1, 10) OBP: 0.287, SLG: 0.368	C CU 72 B SI 91 B SI 90 X CU 72 2-1 ③ G3		C SI 90 S CU 74 D SL 80 B FF 92 F SI 92 X CH 77 2-2 ② SF8 3-H			F CU 70 B CU 71 S CH 79 B SL 78 X CH 79 2-2 ② P6		B SI 87 B CU 73 C SI 87 B CU 74 C SI 86 X SI 87 3-2 28 1B 1B		3	0	1	1	0	0	1
28 Conor Jackson, R (1, 5) OBP: 0.330, SLG: 0.343		C FF 86 B SI 86 C FF 92 B SL 83 X SL 81 2-2 ① G5-3	C SL 81 T FF 90 B FF 87 X SL 81 1-2 ③ F8			B FF 88 X FF 87 1-0 ③ F8		B SI 86 B SI 86 X SI 87 2-0 1-2 1B		4	0	1	0	0	0	2
12 David DeJesus, L (1, 9) OBP: 0.312, SLG: 0.344		B SI 90 F SI 92 B SI 88 F FF 88 X FF 93 2-2 21 PB 2B		C CU 70 F FF 87 S SL 78 0-3 ① K			C CU 69 B CU 70 X SI 88 1-1 ① F7	B SI 88 X SI 88 1-0 ③ G4-3		4	0	1	0	0	1	2
8 Kurt Suzuki, R (1, 2) OBP: 0.317, SLG: 0.371		B FF 88 C SL 81 F SL 80 D SL 82 S FF 93 2-3 ② K		B FF 86 X FF 89 1-0 21 G5-4-3 1B			C FF 87 B FF 87 B FF 87 F SL 78 X CH 77 2-2 ② P4		C FF 97 X FF 99 0-1 ① G5-3	4	0	1	0	0	1	1
21 Andy LaRoche, R (1, 4) OBP: 0.286, SLG: 0.286		C SL 82 B SL 81 S SI 89 B SL 84 X FF 92 2-2 ③ P6 2-3	B FF 89 C FF 88 B FF 90 D SL 80 X FF 86 3-1 ②③ G5-4-3 1-2f				S SL 76 X FF 89 0-1 2 1B 4 1B 1B		C FF 99 S SL 86 B FF 97 B SL 86 X FF 100 2-2 ② G5-3	4	0	1	0	0	0	2
2 Cliff Pennington, S (1, 6) OBP: 0.290, SLG: 0.324			X SI 84 0-0 ① P6		C CU 70 B CU 71 F CH 77 X SL 78 1-2 ① G4-3		C CH 78 X CH 79 0-1 4 1B 1-2 1B		C FF 99 F FF 99 S FF 99 0-3 ③ K	4	0	1	0	0	1	0

Inning Stats																				
	R: 0 E: 0 K: 2 S: 10	H: 0 LOB: 1 BB: 1 P: 19	R: 0 E: 0 K: 1 S: 12	H: 1 LOB: 1 BB: 0 P: 20	R: 1 E: 0 K: 0 S: 12	H: 1 LOB: 2 BB: 2 P: 24	R: 0 E: 0 K: 1 S: 6	H: 1 LOB: 0 BB: 0 P: 10	R: 0 E: 0 K: 1 S: 8	H: 0 LOB: 0 BB: 0 P: 11	R: 0 E: 0 K: 0 S: 7	H: 0 LOB: 0 BB: 0 P: 10	R: 0 E: 0 K: 0 S: 12	H: 3 LOB: 2 BB: 0 P: 16	R: 0 E: 0 K: 0 S: 10	H: 2 LOB: 2 BB: 0 P: 20	R: 0 E: 0 K: 1 S: 8	H: 0 LOB: 0 BB: 0 P: 10	1B: 6 2B: 2 3B: 0 HR: 0	SF: 1 SAC: 0 DP: 1 HBP: 0	WP: 0 PB: 1 SB: 0 CS: 0	PA: 36

PITCHER		IP	WLS	BF	H	R	ER	SO	BB	IBB	HBP	BLK	WP	HR	S	P	ERA	WHIP
36 Jered Weaver, R ERA: 2.35	(1, 1)	7.0		28	6	1	1	5	3	0	0	0	0	0	67	110	1.29	1.286
37 Scott Downs, L ERA: 0.66	(8, 1)	1.0	W	5	2	0	0	0	0	0	0	0	0	0	10	20	0.00	2.000
51 Jordan Walden, R ERA: 2.82	(9, 1)	1.0	S	3	0	0	0	1	0	0	0	0	0	0	8	10	0.00	0.000

PITCHER	IP	WLS	BF	H	R	ER	SO	BB	IBB	HBP	BLK	WP	HR	S	P	ERA	WHIP

TOP

Oakland Athletics @ Los Angeles Angels

Angel Stadium of Anaheim, Anaheim, CA

Mon May 23 2011, 7:10 PM - 9:53 PM PDT

Att. 36,215 - Partly Cloudy - 63 F

livebaseballscorecards.com

AB	32
R	1
H	8
RBI	1
BB	3
SO	6
LOB	10

Batter	1	2	3	4	5	6	7	8	9	AB	R	H	RBI	BB	SO	LOB
13 Maicer Izturis, S (1, 4) OBP: 0.365, SLG: 0.438	C FF 92 B FF 89 B CH 81 B FF 90 B FF 92 4-1 2 SH5-3 53 1B BB	S CH 79 X FF 92 0-1 ③ F8			C SI 90 X CH 80 0-1 ② F9		B FF 91 C FF 91 X CH 80 1-1 ③ G1-3			3	1	0	0	1	0	2
2 Erick Aybar, S (1, 6) OBP: 0.349, SLG: 0.418	X FF 92 0-0 ① SH5-3 1-2		B CU 72 L FF 90 B CH 80 F FF 93 X FF 93 2-2 ① G1-3		X FF 90 0-0 ③ B1-3			B SI 89 C SI 90 B CH 75 B SI 90 C SI 90 F SI 90 B SI 91 4-2 53 FC5-4 BB		2	0	0	0	1	0	0
53 Bobby Abreu, L (1, 10) OBP: 0.393, SLG: 0.360	C FF 93 X FF 93 0-1 6 F9 48 BB 2-H 1B		B FF 93 C FF 93 C SL 80 S SL 81 1-3 ② K			S SL 79 X SL 79 0-1 ① F7		C SI 91 1 SAFE 1 SAFE S SL 78 1 SAFE X SI 90 0-2 ① FC5-4 48 S 48 2B 1-2f		4	1	1	1	0	1	1
48 Torii Hunter, R (1, 9) OBP: 0.322, SLG: 0.368	T FF 92 B FF 94 B CH 79 B FF 93 B FF 90 4-1 1-2 BB		C CH 80 F FF 94 B FF 93 F SL 81 S SL 82 1-3 ③ K			B FF 90 B FF 91 B CH 81 F FF 92 C FF 92 X CH 80 3-2 2B		1 SAFE B FF 87 S SL 83 F SL 83 D SL 84 X SL 83 2-2 44 FC5-4 5 1B 1-H 2B		3	1	2	1	1	1	0
6 Alberto Callaspo, S (1, 5) OBP: 0.364, SLG: 0.385	B FF 90 F CH 83 X CH 82 1-1 ② F9 2-3			X FF 91 0-0 44 G4-6-3 1B		F CH 80 X CH 79 0-1 ② P4		I IN 82 I IN 81 I IN 81 I IN 82 4-0 44 FC5-4 IBB		3	0	1	0	1	0	3
44 Mark Trumbo, R (1, 3) OBP: 0.307, SLG: 0.450	C FF 93 F FF 93 1 SAFE B FF 92 X CH 78 1-2 ③ F7			T FF 93 B FF 92 F SL 80 1 SAFE F FF 94 F FF 93 F CH 76 F SL 81 X FF 93 1-2 ①② G4-6-3 1-2f		C CH 80 D CH 78 X CH 78 1-1 ③ P5		S SL 84 X SL 85 0-1 ② FC5-4 5 S 5 1B 1-2f 2-3		4	1	0	0	0	0	6
5 Jeff Mathis, R (1, 2) OBP: 0.234, SLG: 0.281		B SI 89 C CH 81 F FF 92 F FF 93 B CH 78 X CH 79 2-2 ① P6		C CU 73 F CH 77 F FF 94 F FF 94 X CH 74 0-2 1B			B CH 80 F SI 89 S FF 89 F FF 93 X SL 77 1-2 ① G3 1-H 3-H	B FF 88 D CH 84 B SL 83 C FF 86 X SL 82 3-1 1B		4	0	2	2	0	0	0
25 Peter Bourjos, R (1, 8) OBP: 0.304, SLG: 0.382		X CU 71 0-0 77 G5-3 1B		1 SAFE X CH 76 0-0 ③ F7			B FF 93 S CH 81 B CH 80 B SI 91 B FF 92 4-1 77 SH1-3 BB	1 SAFE C FF 88 S SL 85 S SL 85 0-3 ③ K		3	0	1	0	1	1	2
77 Reggie Willits, S (1, 7)		1 SAFE 1 SAFE C FF 92 F FF 93 F FF 93 D CH 79 F CH 76 B FF 94 B FF 93 3-2 X FF 92 G5-3 1-2			C FF 92 S CH 80 B FF 93 B CH 77 X FF 92 2-2 ① F8		B FF 90 X CH 78 1-0 ② SH1-3 1-2			2	0	0	0	0	0	1
Inning Stats	R: 1 E: 0 K: 0 S: 10 H: 1 LOB: 2 BB: 2 P: 20	R: 0 E: 0 K: 0 S: 12 H: 1 LOB: 1 BB: 0 P: 17	R: 0 E: 0 K: 2 S: 10 H: 0 LOB: 0 BB: 0 P: 14	R: 0 E: 0 K: 0 S: 14 H: 2 LOB: 1 BB: 0 P: 15	R: 0 E: 0 K: 0 S: 6 H: 0 LOB: 0 BB: 0 P: 8	R: 0 E: 0 K: 0 S: 9 H: 1 LOB: 1 BB: 0 P: 13	R: 0 E: 0 K: 0 S: 8 H: 0 LOB: 1 BB: 1 P: 15	R: 3 E: 0 K: 1 S: 16 H: 2 LOB: 1 BB: 2 P: 29		1B: 5 2B: 2 3B: 0 HR: 0 SF: 0 SAC: 2 DP: 1 HBP: 0						

PITCHER		IP	WLS	BF	H	R	ER	SO	BB	IBB	HBP	BLK	WP	HR	S	P	ERA	WHIP
88 Josh Outman, L ERA: 1.29	(1, 1)	7.0		28	5	1	1	2	3	0	0	0	0	0	69	102	1.29	1.143
57 Brian Fuentes, L ERA: 5.06	(8, 1)	0.1	L	2	0	1	1	0	1	0	0	0	0	0	6	10	27.00	3.000
48 Michael Wuertz, R ERA: 2.13	(8, 1)	0.2		5	2	2	2	1	0	1	0	0	0	0	10	19	27.00	3.000

PITCHER	IP	WLS	BF	H	R	ER	SO	BB	IBB	HBP	BLK	WP	HR	S	P	ERA	WHIP

BOTTOM

Oakland Athletics @ Los Angeles Angels

Angel Stadium of Anaheim, Anaheim, CA

Mon May 23 2011, 7:10 PM - 9:53 PM PDT

Att. 36,215 - Partly Cloudy - 63 F

livebaseballscorecards.com

AB	28
R	4
H	7
RBI	4
BB	5
SO	3
LOB	15

Batter	1	2	3	4	5	6	7	8	9	AB	R	H	RBI	BB	SO	LOB
4 Coco Crisp, S (1, 8) OBP: 0.301, SLG: 0.410	B FF 90 X FS 85 1-0 ① G6-3		B FS 84 X FF 91 1-0 ① SH1-3 1-3	C KC 78 B FF 90 1 SAFE X FC 83 1-1 ③ F9			X FC 86 0-0 ③ G4-3		C SL 83 B FC 91 X CH 86 1-1 ③ G3	4	0	0	0	0	0	3
10 Daric Barton, L (1, 3) OBP: 0.325, SLG: 0.275	B FF 89 C SI 90 C FS 85 C SI 91 1-3 ② K		F FC 86 B FC 87 H FC 86 2-1 16 2B HBP		C FF 88 B KC 77 S FC 83 B FF 90 F FF 91 B FF 89 S FC 85 3-3 ① K			X FF 91 0-0 ① G4-3		3	1	0	0	0	2	0
16 Josh Willingham, R (1, 7) OBP: 0.316, SLG: 0.413	C FF 91 B FF 90 B FS 85 X FC 85 2-1 ③ F7		C FC 86 B FC 86 B FC 88 X FC 87 2-1 ② 2B 1-H 3-H		X FS 85 0-0 ② G6-3			C FF 91 B SL 84 B SL 84 X FC 91 2-1 ② P3		4	0	1	2	0	0	0
55 Hideki Matsui, L (1, 10) OBP: 0.280, SLG: 0.358		C FC 84 C FF 89 B FS 85 F FS 85 B FF 90 S FF 90 2-3 ① K	B FF 91 C FF 91 X KC 79 1-1 ③ G3-1		S FF 90 B FF 90 B FF 90 F FC 86 S FC 86 2-3 ③ K			B FF 92 B CH 84 F FF 91 B CH 85 X FF 91 3-1 ③ G4-3		4	0	0	0	0	2	0
8 Kurt Suzuki, R (1, 2) OBP: 0.322, SLG: 0.381		C FC 86 B FF 90 C FF 91 B FC 86 X FC 86 2-2 ② G4-3		B SI 90 F KC 78 B SI 88 X SI 91 2-1 12 HR 1B		B FC 84 S FC 83 F FS 85 F FF 88 F FC 87 B FC 86 B FC 86 X FC 85 3-2 ① F7			B SL 81 X SL 80 1-0 12 2B 2B	4	2	2	0	0	0	0
12 David DeJesus, L (1, 9) OBP: 0.322, SLG: 0.400		C SI 91 T FC 86 B FF 91 B FC 86 B FC 86 F FC 86 X SI 90 3-2 HR		X FF 90 0-0 1-H HR		B KC 78 F FC 85 X FC 86 1-1 ② F9			C CH 83 B FF 91 X SL 83 1-1 2-H 2B	4	2	3	4	0	0	0
14 Mark Ellis, R (1, 4) OBP: 0.243, SLG: 0.280		B SI 92 C FF 91 X FC 85 1-1 21 FC5-4 1B		C FF 91 B FF 89 S FF 89 S FC 86 1-3 ① K		F FF 91 B FF 90 X FF 88 1-1 ③ P6			F FF 91 B FF 89 X CH 83 1-1 ① G5-3	4	0	1	0	0	1	1
21 Andy LaRoche, R (1, 5) OBP: 0.295, SLG: 0.288		X FC 86 0-0 ③ FC5-4 1-2f		C FC 86 X FC 83 0-1 2 1B 1B			B FC 84 S FC 84 S FC 86 S FS 85 1-3 ① K		C SL 82 B FF 91 S CH 84 B CH 83 B FC 91 B SL 83 4-2 BB	3	0	1	0	1	1	1
2 Cliff Pennington, S (1, 6) OBP: 0.295, SLG: 0.325			C FF 89 B KC 80 B KC 78 B FC 84 B FC 85 4-1 4 SH1-3 4 S 16 2B BB	X FC 85 0-0 ② 1-3 1B			B KC 76 F FF 90 F KC 78 F FS 84 B FC 84 F FC 85 F FF 90 F FC 85 F FF 90 2-2 ② G4-3		X CH 85 0-0 ② F7	3	1	1	0	1	0	2
Inning Stats	R: 0 H: 0 E: 0 LOB: 0 K: 1 BB: 0 S: 6 P: 10	R: 1 H: 2 E: 0 LOB: 1 K: 1 BB: 0 S: 14 P: 22	R: 2 H: 1 E: 0 LOB: 0 K: 0 BB: 1 S: 7 P: 17	R: 2 H: 4 E: 0 LOB: 1 K: 1 BB: 0 S: 11 P: 15	R: 0 H: 0 E: 0 LOB: 0 K: 2 BB: 0 S: 8 P: 13	R: 0 H: 0 E: 0 LOB: 0 K: 0 BB: 0 S: 9 P: 14	R: 0 H: 0 E: 0 LOB: 0 K: 1 BB: 0 S: 13 P: 16	R: 0 H: 0 E: 0 LOB: 0 K: 0 BB: 0 S: 5 P: 10	R: 1 H: 2 E: 0 LOB: 2 K: 0 BB: 1 S: 10 P: 18	1B: 4 SF: 0 2B: 3 SAC: 1 3B: 0 DP: 0 HR: 2 HBP: 1					WP: 0 PA: 37 PB: 0 SB: 1 CS: 0	

PITCHER		IP	WLS	BF	H	R	ER	SO	BB	IBB	HBP	BLK	WP	HR	S	P	ERA	WHIP
24 Dan Haren, R ERA: 2.13	(1, 1)	7.0	L	28	7	5	5	6	1	0	1	0	0	2	68	107	6.43	1.143
22 Trevor Bell, R ERA: 3.46	(8, 1)	2.0		9	2	1	1	0	1	0	0	0	0	0	15	28	4.50	1.500

PITCHER	IP	WLS	BF	H	R	ER	SO	BB	IBB	HBP	BLK	WP	HR	S	P	ERA	WHIP

TOP

Oakland Athletics @ Los Angeles Angels

Angel Stadium of Anaheim, Anaheim, CA

Tue May 24 2011, 7:08 PM - 9:41 PM PDT

Att. 39,117 - Clear - 66 F

livebaseballscorecards.com

AB	33
R	6
H	9
RBI	6
BB	2
SO	6
LOB	7

Batter	1	2	3	4	5	6	7	8	9	AB	R	H	RBI	BB	SO	LOB
13 Maicer Izturis, S (1, 4) OBP: 0.368, SLG: 0.442	B FF 90 B FF 90 B FF 89 B FF 90 4-0 48 S BB	C FF 91 B CH 83 X CH 82 1-1 2B	B FF 91 F FF 90 S FF 91 B FF 92 B FF 91 X FF 92 3-2 ③ F8	B FF 94 D FF 93 B FF 93 C FF 93 X FF 92 3-1 ③ F7 1-2			3	0	1	0	1	0	2
2 Erick Aybar, S (1, 6) OBP: 0.346, SLG: 0.421	C FF 90 B FF 90 1 SAFE B FF 91 X FF 90 2-1 ① F8	B FF 92 F FF 92 B CH 80 F FF 92 X FF 92 2-2 ③ F8	C FF 90 X SL 79 0-1 ① L5	C FF 90 F FF 90 X FF 91 0-2 53 G6-3 48 1B 2B			4	1	1	0	0	0	2
53 Bobby Abreu, L (1, 10) OBP: 0.395, SLG: 0.360	C FF 90 B FF 92 B CH 81 F FF 91 F FF 92 D CH 80 X FF 92 3-2 ② F8	C FF 90 B CH 81 B CH 80 B FF 91 F FF 90 B FF 92 4-2 BB	B FF 91 C FF 90 X SL 80 1-1 6 1B 1B	C FF 92 B SL 86 F FF 92 X SL 86 1-2 ① G6-3 2-3			3	0	1	0	1	0	2
48 Torii Hunter, R (1, 9) OBP: 0.321, SLG: 0.365	C FF 91 B SL 80 C FF 91 B FF 92 F FF 92 X FF 93 2-2 ③ P2 1-2	C FF 91 F FF 92 B FF 93 1 SAFE C FF 92 1-3 ① K	B SL 79 X FF 90 1-0 ② F8	C FF 92 S SL 86 X SL 86 0-2 6 G6-4-3 1B 3-H			4	0	1	1	0	1	3
6 Alberto Callaspo, S (1, 5) OBP: 0.361, SLG: 0.382		C FF 90 X CH 80 0-1 ① F8	B FF 91 B FF 91 C FF 92 B FF 91 F FF 91 X FF 92 3-2 ② F7	B FF 90 C CH 80 F FF 91 X FF 91 1-2 1-2 1B	F FF 91 D CH 77 F FF 92 X SL 85 1-2 ② ③ G6-4-3 1-2f		4	0	1	0	0	0	2
44 Mark Trumbo, R (1, 3) OBP: 0.300, SLG: 0.439		F FF 92 S FF 92 S FF 91 0-3 ② K	B SL 80 F FF 91 S FF 92 F FF 93 S FF 92 1-3 ③ K	F FF 92 B FF 92 X FF 91 1-1 ③ F9		B SI 85 F SI 84 B SI 85 B SI 85 C SI 85 S SI 86 3-3 ① K	4	0	0	0	0	3	3
16 Hank Conger, L (1, 2) OBP: 0.299, SLG: 0.382		C SL 78 T FF 92 B FF 92 F FF 93 X CH 80 1-2 ③ P6	B FF 90 B FF 90 B FF 90 B FF 90 4-0 BB	C FF 93 C SI 93 F SI 94 S SI 94 0-3 ① K	B SI 85 X SI 85 1-0 ② G4-3		3	0	0	0	1	1	0
28 Alexi Amarista, L (1, 7) OBP: 0.132, SLG: 0.222			B FF 91 B FF 90 C FF 91 F FF 91 F CH 80 F FF 92 X CH 81 2-2 ① G3-1	B FF 91 C FF 90 F FF 90 F FF 92 X SL 79 1-2 ① F7	B FF 94 C FF 93 X FF 93 1-1 ② F7	B SI 86 C SI 85 C SI 86 F CU 73 X SI 87 1-2 ③ G3	4	0	0	0	0	0	1
25 Peter Bourjos, R (1, 8) OBP: 0.304, SLG: 0.381			X SL 81 0-0 ② G3-1	C FF 91 D SL 80 B SL 79 X FF 90 2-1 ② P3	C SL 81 X FF 93 0-1 13 S 1B		3	0	1	0	0	0	1
Inning Stats	R: 0 E: 0 K: 0 S: 10 H: 0 LOB: 1 BB: 1 P: 21	R: 0 E: 0 K: 1 S: 9 H: 0 LOB: 0 BB: 0 P: 10	R: 0 E: 0 K: 0 S: 11 H: 1 LOB: 1 BB: 0 P: 16	R: 0 E: 0 K: 2 S: 12 H: 0 LOB: 1 BB: 1 P: 21	R: 0 E: 0 K: 0 S: 9 H: 0 LOB: 1 BB: 1 P: 19	R: 0 E: 0 K: 0 S: 10 H: 2 LOB: 2 BB: 0 P: 14	R: 0 E: 0 K: 1 S: 10 H: 1 LOB: 1 BB: 0 P: 14	R: 1 E: 0 K: 0 S: 12 H: 2 LOB: 0 BB: 0 P: 14	R: 0 E: 0 K: 1 S: 8 H: 0 LOB: 0 BB: 0 P: 13	1B: 4 2B: 2 3B: 0 HR: 0 SF: 0 SAC: 0 DP: 1 HBP: 0						WP: 0 PB: 0 SB: 2 CS: 0 PA: 35

BOTTOM

Oakland Athletics @ Los Angeles Angels

Angel Stadium of Anaheim, Anaheim, CA

Tue May 24 2011, 7:08 PM - 9:41 PM PDT

Att. 39,117 - Clear - 66 F

livebaseballscorecards.com

AB	32
R	1
H	6
RBI	1
BB	3
SO	5
LOB	16

PITCHER		IP	WLS	BF	H	R	ER	SO	BB	IBB	HBP	BLK	WP	HR	S	P	ERA	WHIP
52 Guillermo Moscoso, R ERA:	(1, 1)	6.0	W	24	3	0	0	3	3	0	0	0	0	0	61	101	0.00	1.000
33 Joey Devine, R ERA:	(7, 1)	1.0		4	1	0	0	1	0	0	0	0	0	0	10	14	0.00	1.000
56 Craig Breslow, L ERA: 4.26	(8, 1)	1.0		4	2	1	1	0	0	0	0	0	0	0	12	14	9.00	2.000
31 Brad Ziegler, R ERA: 1.69	(9, 1)	1.0		3	0	0	0	1	0	0	0	0	0	0	8	13	0.00	0.000

PITCHER	IP	WLS	BF	H	R	ER	SO	BB	IBB	HBP	BLK	WP	HR	S	P	ERA	WHIP

Batter	1	2	3	4	5	6	7	8	9	AB	R	H	RBI	BB	SO	LOB
4 Coco Crisp, S (1, 8) OBP: 0.299, SLG: 0.412	C FF 94 F FF 94 X SL 84 0-2 ① F9		C SL 82 B FF 93 F SL 81 1 SAFE X FF 92 1-2 ② F8		F FF 92 X FF 93 0-1 ② 1-H 2-H 2B		F SI 95 F SI 97 F SI 97 F SI 97 S CH 82 0-3 ③ K			4	0	1	1	0	1	1
10 Daric Barton, L (1, 3) OBP: 0.319, SLG: 0.269	C FF 92 S SL 84 B FF 94 B FF 94 B SL 85 S FF 95 3-3 ② K		P PO 86 B SL 82 C FF 94 1 SAFE B SL 83 F FF 94 C FF 96 3-3 ③ K		C SL 81 F FF 94 B SL 82 X SL 83 1-2 ③ F8			B SI 88 T SI 87 X SI 87 1-1 ① F9		4	0	0	0	0	2	2
12 David DeJesus, L (1, 9) OBP: 0.326, SLG: 0.403	C SL 82 B FF 95 B FF 94 C SL 82 F FF 94 B FF 94 F SL 84 F FF 94 X FF 95 3-2 ③ G1-3			X FF 91 0-0 ① P6		C FF 90 B FF 91 C SL 79 B FF 91 B FF 92 X FF 93 3-2 15 2B 1B		C SI 87 X CU 72 0-1 1B		4	0	2	0	0	0	0
16 Josh Willingham, R (1, 10) OBP: 0.314, SLG: 0.405		F FF 92 B FF 92 C FF 93 B FF 92 F SL 83 B SL 83 B FF 95 4-2 11 S BB		C FF 93 S SL 82 B FF 93 C FF 94 1-3 ② K		B SL 82 C SL 81 B FF 93 1 SAFE C SL 82 F FF 93 S SL 83 2-3 ① K		D SI 87 B SI 87 X SI 88 2-0 ② L5		3	0	0	0	1	2	2
15 Ryan Sweeney, L (1, 7) OBP: 0.415, SLG: 0.400		C FF 93 X FF 94 0-1 ① P6		B FF 93 C FF 93 C FF 93 B FF 94 F FF 94 B SL 82 B SL 83 4-2 11 S BB		B CH 86 X SL 81 1-0 1-3 2B		B SI 88 X SI 87 1-0 ③ G4-3		3	0	1	0	1	0	2
11 Landon Powell, S (1, 2) OBP: 0.304, SLG: 0.293		C SI 91 1 SAFE T SL 84 F FF 95 B FF 93 F SL 85 B SL 83 B SL 84 X FF 96 3-2 ② F7 1-2		S FF 94 C FF 95 X FF 94 0-2 ③ F8 1-2		S SL 82 B FF 93 D SL 80 S SL 84 S SL 84 2-3 ② K			X FF 99 0-0 ① P6	4	0	0	0	0	1	4
14 Mark Ellis, R (1, 4) OBP: 0.237, SLG: 0.274		S SL 85 B SL 83 B FF 95 C SL 84 F FF 94 F FF 95 X SL 84 2-2 ③ G5-3			C SL 80 F FF 92 B SL 80 B SL 83 F FF 93 F SL 83 F FF 93 B FF 94 X FF 93 3-2 ① G6-3	F FF 94 F FF 95 B SL 85 F FF 94 T FF 94 1-2 ③ K			C FF 98 X FF 99 0-1 ② G6-3	4	0	0	0	0	1	3
21 Andy LaRoche, R (1, 5) OBP: 0.300, SLG: 0.293 28 Conor Jackson, R (7, PH) OBP: 0.342, SLG: 0.350 (7, 5)			B FF 90 B FF 90 X FF 91 2-0 ① G6-3		C FF 92 F FF 92 B FF 93 X SL 82 1-2 2 1B 4 2B 1B		C CH 82 F SI 96 B SI 95 H SI 96 2-2 2 G4-6-3 HBP		X FF 99 0-0 2 DI 1B	2 1	1 0	1 1	0 0	0 0	0 0	0 0
2 Cliff Pennington, S (1, 6) OBP: 0.300, SLG: 0.329			B FF 91 C FF 92 X CH 85 1-1 1B		X FF 92 0-0 1-2 4 2B 1B		B SI 95 B SI 95 C SI 94 B CH 83 X SI 95 3-1 ① ② G4-6-3 1-2f		S FF 97 B SL 84 F FF 98 F FF 100 B FF 100 S FF 101 2-3 ③ K 1-2	4	0	2	0	0	1	2
Inning Stats	R: 0 E: 0 K: 1 S: 12 H: 0 LOB: 0 BB: 0 P: 18	R: 0 E: 0 K: 0 S: 15 H: 0 LOB: 1 BB: 1 P: 24	R: 0 E: 0 K: 1 S: 10 H: 1 LOB: 1 BB: 0 P: 16	R: 0 E: 0 K: 1 S: 10 H: 0 LOB: 1 BB: 1 P: 15	R: 1 E: 0 K: 0 S: 15 H: 3 LOB: 1 BB: 0 P: 20	R: 0 E: 0 K: 3 S: 15 H: 2 LOB: 2 BB: 0 P: 24	R: 0 E: 0 K: 1 S: 9 H: 0 LOB: 0 BB: 0 P: 14	R: 0 E: 0 K: 0 S: 6 H: 1 LOB: 1 BB: 0 P: 10	R: 0 E: 0 K: 1 S: 8 H: 1 LOB: 1 BB: 0 P: 10	1B: 6 2B: 2 3B: 0 HR: 0 SF: 0 SAC: 0 DP: 1 HBP: 1						

PITCHER	IP	WLS	BF	H	R	ER	SO	BB	IBB	HBP	BLK	WP	HR	S	P	ERA	WHIP
54 Ervin Santana, R (1, 1) ERA: 3.95	6.0	W	25	6	1	1	6	2	0	0	0	0	0	77	117	1.50	1.333
56 Fernando Rodney, R (7, 1) ERA: 4.34	1.0	H	3	0	0	0	1	0	0	1	0	0	0	9	14	0.00	0.000
37 Scott Downs, L (8, 1) ERA: 0.61	1.0	H	4	1	0	0	0	0	0	0	0	0	0	6	10	0.00	1.000
51 Jordan Walden, R (9, 1) ERA: 2.7	1.0	S	4	1	0	0	1	0	0	0	0	0	0	8	10	0.00	1.000

PITCHER	IP	WLS	BF	H	R	ER	SO	BB	IBB	HBP	BLK	WP	HR	S	P	ERA	WHIP

TOP

Oakland Athletics @ Los Angeles Angels

Angel Stadium of Anaheim, Anaheim, CA

Wed May 25 2011, 7:07 PM - 9:43 PM PDT

Att. 40,253 - Clear - 67 F

livebaseballscorecards.com

AB	33
R	1
H	8
RBI	1
BB	2
SO	8
LOB	16

Batter	1	2	3	4	5	6	7	8	9	AB	R	H	RBI	BB	SO	LOB
25 Peter Bourjos, R (1, 8) OBP: 0.302, SLG: 0.376	B SI 91 C SI 87 X CH 82 1-1 G6-3 ①	X KC 81 0-0 1B 2-3 3-H		S SI 90 S SI 90 B SI 90 C KC 79 1-3 K ②	S KC 81 D KC 79 B SI 89 S SI 89 S SI 89 2-3 K ③			F FF 93 S CH 85 B SI 94 X CH 85 1-2 G6-3 ③		5	0	1	1	0	2	4
2 Erick Aybar, S (1, 6) OBP: 0.350, SLG: 0.419	L SI 91 B FF 94 B SI 84 B CH 82 B SI 91 4-1 53 G3 BB	X SI 88 0-0 G4-3 ③		C KC 79 D KC 80 X SI 90 1-1 G1-3 ③		X CH 79 0-0 53 CS 1B				3	0	1	0	1	0	4
53 Bobby Abreu, L (1, 10) OBP: 0.393, SLG: 0.354	B SI 91 C SI 85 X FF 93 1-1 G3 ② 1-2		B SI 88 C SI 88 B KC 80 B CH 82 C SI 87 F CH 80 B SI 89 4-2 48 G4-3 BB		C CH 82 C KC 78 B SI 89 B KC 79 X SI 89 2-2 L5 ①	P PO 77 X CH 81 1-0 G4-3 ①② 1-2				3	0	0	0	1	0	2
48 Torii Hunter, R (1, 9) OBP: 0.324, SLG: 0.380	B SI 92 B SI 87 C SI 90 B CH 83 B CH 80 4-1 BB		X CH 81 0-0 G4-3 ①② 1-2f		B KC 79 X SI 90 1-0 HR	B KC 78 C KC 81 B SI 89 F KC 80 S SI 89 2-3 K ③				3	1	1	1	1	1	1
6 Alberto Callaspo, S (1, 5) OBP: 0.364, SLG: 0.398	B SI 91 X CH 82 1-0 G3 ③		B SI 90 C CH 80 C KC 78 B SI 89 B KC 80 B SI 90 4-2 BB		C CH 81 F KC 79 X SI 88 0-2 HR		B FF 93 X FF 92 1-0 F9 ①			3	1	1	1	1	0	2
44 Mark Trumbo, R (1, 3) OBP: 0.299, SLG: 0.434		C SI 90 S SI 88 B SI 90 X KC 79 1-2 G1-3 ① B CH 81 B SI 89 X SI 90 2-0 G4-3 ③			X SI 90 0-0 28 CS 77 2B 1B		B FF 94 F FF 93 X CH 88 1-1 P4 ②			4	1	1	0	0	0	1
16 Hank Conger, L (1, 2) OBP: 0.307, SLG: 0.387		B SI 87 C SI 89 X CH 82 1-1 77 G3 28 1B 25 1B 1B		B KC 78 B SI 86 B SI 86 C SI 86 C SI 85 F SI 88 F CH 79 X SI 88 3-2 77 SH2-3 28 1B 1B	1 SAFE C SI 88 B SI 88 D KC 80 1 SAFE S CH 84 S KC 79 2-3 K ②		B FF 95 X FF 94 1-0 F8 ③			4	1	2	0	0	1	1
28 Alexi Amarista, L (1, 4) OBP: 0.190, SLG: 0.256		C SI 90 X FF 91 0-1 25 1B 77 G3 1B 1-2		B SI 88 B SI 90 X SI 86 2-0 77 SH2-3 1B 1-2	B SI 90 B CH 83 B SI 90 B SI 88 4-0 77 2B BB 1-2			C FF 92 F FF 93 F FF 93 B FF 92 B FF 93 X SL 81 2-2 G4-3 ①		3	0	2	0	1	0	0
77 Reggie Willits, S (1, 7) OBP: 0.176, SLG: 0.133		B SI 88 C CH 84 F SI 89 X KC 80 1-2 G3 ② 1-2 2-3		M SI 85 X SI 90 0-1 SH2-3 ① 1-2 2-3	B SI 87 C SI 88 B SI 88 X SI 86 2-1 2B 1-3 2-H			C FF 94 C FF 93 B FF 92 S CH 86 1-3 K ②		3	0	1	1	0	1	2
Inning Stats	R: 0 E: 0 K: 0 S: 7 H: 0 LOB: 2 BB: 2 P: 18	R: 1 E: 0 K: 0 S: 12 H: 3 LOB: 2 BB: 0 P: 15	R: 0 E: 0 K: 0 S: 7 H: 0 LOB: 1 BB: 2 P: 17	R: 0 E: 0 K: 1 S: 13 H: 2 LOB: 2 BB: 0 P: 20	R: 3 E: 0 K: 2 S: 16 H: 4 LOB: 2 BB: 1 P: 29	R: 0 E: 0 K: 1 S: 6 H: 1 LOB: 0 BB: 0 P: 8	R: 0 E: 0 K: 0 S: 4 H: 0 LOB: 0 BB: 0 P: 7	R: 0 E: 0 K: 1 S: 10 H: 0 LOB: 0 BB: 0 P: 14		1B: 7 2B: 1 3B: 0 HR: 2 SF: 0 SAC: 1 DP: 1 HBP: 0					

PITCHER		IP	WLS	BF	H	R	ER	SO	BB	IBB	HBP	BLK	WP	HR	S	P	ERA	WHIP
53 Trevor Cahill, R ERA: 2.02	(1, 1)	6.0	L	31	10	4	3	4	5	0	0	0	0	2	61	107	4.50	2.500
29 David Purcey, L ERA: 3.6	(7, 1)	2.0		6	0	0	0	1	0	0	0	0	0	0	14	21	0.00	0.000

PITCHER	IP	WLS	BF	H	R	ER	SO	BB	IBB	HBP	BLK	WP	HR	S	P	ERA	WHIP

BOTTOM

Oakland Athletics @ Los Angeles Angels

Angel Stadium of Anaheim, Anaheim, CA

Wed May 25 2011, 7:07 PM - 9:43 PM PDT

Att. 40,253 - Clear - 67 F

livebaseballscorecards.com

AB	31
R	4
H	10
RBI	4
BB	5
SO	5
LOB	17

WP: 0 PA: 37
PB: 0
SB: 0
CS: 2

Oakland Athletics @ Los Angeles Angels

Angel Stadium of Anaheim, Anaheim, CA

Thu May 26 2011, 12:38 PM - 3:17 PM PDT

Att. 33,412 - Partly Cloudy - 69 F

TOP

livebaseballscorecards.com

Batter	1	2	3	4	5	6	7	8	9	AB	R	H	RBI	BB	SO	LOB
4 Coco Crisp, S (1, 8) OBP: 0.297, SLG: 0.406	F SI 88 B SI 88 F SI 88 F CU 80 S CU 79 1-3 ① K2-3		B CU 77 S SI 86 F SL 84 B SI 89 X SI 88 2-2 12 G3-6-3 1B	X SI 86 0-0 ③ G4-3			B CU 77 1 SAFE 1 SAFE B SI 87 X SI 87 2-0 ① F7		B CU 68 X FF 90 1-0 ③ F9	5	0	1	0	0	1	2
12 David DeJesus, L (1, 9) OBP: 0.330, SLG: 0.405	C SI 89 B SI 86 B SI 89 F SI 87 F SI 89 X SI 89 2-2 1B		B SI 88 1 SAFE X SI 86 1-0 ① ② G3-6-3 1-2f		B SI 86 C SI 86 B FF 85 S SI 87 B CU 79 X SI 87 3-2 ① F8		B SI 88 1 SAFE X SI 87 1-0 1-2 1B			4	0	2	0	0	0	1
28 Conor Jackson, R (1, 3) OBP: 0.339, SLG: 0.346	C SL 85 S SL 84 S SL 84 0-3 ② K		C SI 88 S SL 85 B SL 85 X SL 84 1-2 ③ G5-3		X SI 87 0-0 1B		D FC 88 D FC 88 S FF 92 F FF 92 C CU 78 2-3 ② K			4	0	1	0	0	2	3
16 Josh Willingham, R (1, 7) OBP: 0.313, SLG: 0.401	D SL 86 B SI 87 F SI 87 B SL 85 X SI 87 3-1 ③ G1-3			C SI 86 B SI 86 X SI 88 1-1 14 1B 21 2B 1B	B SL 84 F SI 87 B SL 85 C SL 84 C SL 84 2-3 ② K		F FF 92 S FC 89 B FC 89 C CU 78 1-3 ③ K			4	1	1	0	0	2	4
55 Hideki Matsui, L (1, 10) OBP: 0.279, SLG: 0.355		C SI 88 B CH 84 B SI 89 F SI 87 F SI 88 B FF 85 X SI 87 3-2 14 SH5-3 8 1B 21 G5-3 1B		D SI 87 F SI 87 B SI 88 1 SAFE B SI 86 X SI 87 3-1 ① F9	B CU 76 B SI 86 B SI 87 C SI 88 C SI 88 F SI 88 X SI 88 3-2 ③ F7			C FF 92 B CU 77 C FF 92 F CU 78 B CU 79 F FF 93 B FC 88 X FF 93 3-2 ① L4		4	1	1	0	0	0	2
8 Kurt Suzuki, R (1, 2) OBP: 0.320, SLG: 0.377		C SI 87 B SI 87 X SL 86 1-1 14 SH5-3 1-2 1B		C SI 87 X SI 87 0-1 ② F9		B SL 83 X SL 83 1-0 ① F7		F FF 92 B FF 93 C FC 89 X CU 78 1-2 ② F8		4	0	1	0	0	0	1
14 Mark Ellis, R (1, 4) OBP: 0.239, SLG: 0.275		X 0-0 ① SH5-3 1-2 2-3		S SL 85 1 SAFE 1 SAFE C SI 86 X SL 84 0-2 21 2B 1-3 1B		C SI 88 B SL 84 F SL 83 X SL 84 1-2 ② F9		F FF 93 F FC 88 F FC 88 B CU 78 F FC 87 F FF 92 B FF 91 X CU 78 2-2 ③ F7		3	1	1	0	0	0	0
21 Andy LaRoche, R (1, 5) OBP: 0.298, SLG: 0.302		C SL 86 X SI 89 0-1 ② G5-3 3-H		F SL 86 X SI 88 0-1 2 1B 1-H 3-H 2B		C SL 84 S SL 83 X SL 84 0-2 ③ G6-3			B SI 88 X CH 79 1-0 ① G5-3	4	1	1	3	0	0	1
2 Cliff Pennington, S (1, 6) OBP: 0.305, SLG: 0.333		C CU 79 B SI 88 X SI 88 1-1 ③ G5-3		C SI 88 X SI 88 0-1 2-H 1B			B SI 87 C SI 88 X SL 84 1-1 12 1B 1B		F CH 80 B CU 71 F CH 80 B FF 90 B FF 90 X CH 80 3-2 ② G1-3	4	0	2	1	0	0	1

Inning Stats																				
	R: 0	H: 1	R: 1	H: 2	R: 0	H: 1	R: 3	H: 4	R: 0	H: 1	R: 0	H: 0	R: 0	H: 2	R: 0	H: 0	R: 0	H: 0	1B: 10	SF: 0	WP: 0	PA: 37
	E: 0	LOB: 1	E: 0	LOB: 1	E: 0	LOB: 0	E: 0	LOB: 1	E: 0	LOB: 1	E: 0	LOB: 0	E: 0	LOB: 2	E: 0	LOB: 0	E: 0	LOB: 0	2B: 1	SAC: 1	PB: 0	
	K: 2	BB: 0	K: 0	BB: 0	K: 0	BB: 0	K: 0	BB: 0	K: 1	BB: 0	K: 0	BB: 0	K: 2	BB: 0	K: 0	BB: 0	K: 0	BB: 0	3B: 0	DP: 1	SB: 0	
	S: 13	P: 19	S: 11	P: 16	S: 7	P: 11	S: 14	P: 18	S: 11	P: 19	S: 7	P: 9	S: 10	P: 17	S: 14	P: 20	S: 5	P: 10	HR: 0	HBP: 0	CS: 0	

PITCHER		IP	WLS	BF	H	R	ER	SO	BB	IBB	HBP	BLK	WP	HR	S	P	ERA	WHIP
35 Joel Pineiro, R ERA: 3.15	(1, 1)	6.1	L	29	11	4	4	3	0	0	0	0	0	0	67	100	5.68	1.737
63 Rich Thompson, R ERA: 2.28	(7, 1)	1.2		5	0	0	0	2	0	0	0	0	0	0	20	29	0.00	0.000
21 Hisanori Takahashi, L ERA: 4.5	(9, 1)	1.0		3	0	0	0	0	0	0	0	0	0	0	5	10	0.00	0.000

PITCHER	IP	WLS	BF	H	R	ER	SO	BB	IBB	HBP	BLK	WP	HR	S	P	ERA	WHIP

AB	36
R	4
H	11
RBI	4
BB	0
SO	5
LOB	15

Oakland Athletics @ Los Angeles Angels

Angel Stadium of Anaheim, Anaheim, CA

Thu May 26 2011, 12:38 PM - 3:17 PM PDT

Att. 33,412 - Partly Cloudy - 69 F

livebaseballscorecards.com

BOTTOM

Batter	1	2	3	4	5	6	7	8	9	AB	R	H	RBI	BB	SO	LOB
13 Maicer Izturis, S (1, 4) OBP: 0.366, SLG: 0.444	C SI 88 F FF 91 F SL 81 B SL 81 F SL 81 F FF 92 F SL 82 X SL 82 1-2 ① P3			C SI 88 X KC 76 0-1 ① G1-3		X CH 84 0-0 1-3 2B		X FF 89 0-0 ③ G6-3		4	0	1	0	0	0	0
2 Erick Aybar, S (1, 6) OBP: 0.354, SLG: 0.421	B SI 90 X FF 91 1-0 ② F7			B FF 91 C CH 83 C SL 82 F SL 81 B FF 93 B SL 83 X FF 94 3-2 1B		B FF 93 C SL 81 B SL 82 S FF 93 X SL 84 2-2 ② F7			C FF 94 B FF 95 B CU 83 F FF 94 F FF 92 B CU 83 X FF 94 3-2 44 HR 6 DI 1B	4	1	2	0	0	0	2
53 Bobby Abreu, L (1, 10) OBP: 0.386, SLG: 0.346	C FF 92 X SI 90 0-1 ③ G1-3			1 SAFE C SL 80 1 SAFE C SL 82 1 SAFE S SL 82 0-3 ② K		B SL 83 C SL 82 X SI 93 1-1 ③ G5-3			C FF 94 C FF 94 B FF 95 B FF 94 S FF 94 2-3 ① K	4	0	0	0	0	2	4
48 Torii Hunter, R (1, 9) OBP: 0.323, SLG: 0.374		C KC 74 C SL 80 B FF 91 X FF 92 1-2 ① P4		X KC 76 0-0 ③ F9			B SL 78 B SL 78 B SI 89 C FF 90 B FF 90 4-1 44 G5-4-3 6 1B BB		F FF 94 C SL 87 S FF 94 0-3 ② K	3	0	0	0	1	1	2
6 Alberto Callaspo, S (1, 5) OBP: 0.372, SLG: 0.399		F SI 90 F CH 82 C SL 82 0-3 ② K			B CH 82 B CH 83 F FF 92 B SL 80 B FF 93 4-1 44 FC6-4 BB		B SL 78 B SI 89 C FF 89 1 SAFE X FF 91 2-1 1-2 44 G5-4-3 1B		C FF 92 D CU 81 B FF 93 B FF 94 B FF 93 4-1 1-2 44 HR BB	2	1	1	0	2	1	0
44 Mark Trumbo, R (1, 3) OBP: 0.298, SLG: 0.448		C KC 75 B KC 76 S SL 82 X FF 93 1-2 ③ P3			B FF 91 X KC 75 1-0 ① FC6-4 25 G4-6-3 1-2f		X SL 81 0-0 ① ② G5-4-3 1-2f 2-3		S FF 93 X FF 93 0-1 1-H 2-H HR	4	1	1	3	0	0	3
25 Peter Bourjos, R (1, 8) OBP: 0.297, SLG: 0.369 39 Russell Branyan, L (9, PH) OBP: 0.286, SLG: 0.333			B KC 75 M KC 75 X SL 80 1-1 ① G3	F SL 80 1 SAFE C SL 80 B FF 91 F SL 82 F SL 82 X SL 82 1-2 ② ③ G4-6-3 1-2f			F SL 83 F SL 81 S FF 93 0-3 ③ K		X FF 94 0-0 ③ F8	3 1	0 0	0 0	0 0	1 0	2 0	2 0
5 Jeff Mathis, R (1, 2) OBP: 0.227, SLG: 0.272			C SI 91 F SL 81 B SI 92 X FF 93 1-2 ② F9			B CH 81 C KC 75 F SL 80 X SL 81 1-2 ① G6-3		C KC 74 S SI 87 S SL 79 0-3 ① K		3	0	0	0	0	1	0
77 Reggie Willits, S (1, 7) OBP: 0.200, SLG: 0.118			C FF 91 B SL 82 B FF 93 C SL 81 X SL 83 2-2 ③ G4-3			B FF 91 B FF 92 C FF 92 C FF 93 B SL 82 F FF 93 B FF 94 4-2 13 2B BB		C FF 88 C SL 79 B FF 91 B SL 82 F SL 80 F FF 93 X FF 92 2-2 ② G5-3		2	0	0	0	1	0	0
Inning Stats	R: 0 E: 0 K: 0 S: 10 H: 0 LOB: 0 BB: 0 P: 12	R: 0 E: 0 K: 1 S: 9 H: 0 LOB: 0 BB: 0 P: 11	R: 0 E: 0 K: 0 S: 8 H: 0 LOB: 0 BB: 0 P: 12	R: 0 E: 0 K: 1 S: 10 H: 1 LOB: 1 BB: 0 P: 13	R: 0 E: 0 K: 0 S: 7 H: 0 LOB: 0 BB: 1 P: 13	R: 0 E: 0 K: 0 S: 12 H: 1 LOB: 2 BB: 1 P: 20	R: 0 E: 0 K: 1 S: 7 H: 1 LOB: 1 BB: 1 P: 13	R: 0 E: 0 K: 1 S: 9 H: 0 LOB: 0 BB: 0 P: 11	R: 3 E: 0 K: 2 S: 14 H: 2 LOB: 0 BB: 1 P: 23	1B: 3 2B: 1 3B: 0 HR: 1 SF: 0 SAC: 0 DP: 2 HBP: 0						

	AB	30
	R	3
	H	5
	RBI	3
	BB	4
	SO	6
	LOB	13

PITCHER	IP	WLS	BF	H	R	ER	SO	BB	IBB	HBP	BLK	WP	HR	S	P	ERA	WHIP
49 Brett Anderson, L (1, 1) ERA: 2.84	8.0	W	28	3	0	0	4	3	0	0	0	0	0	72	105	0.00	0.750
50 Grant Balfour, R (9, 1) ERA: 3.18	1.0		6	2	3	3	2	1	0	0	0	0	1	14	23	27.00	3.000

PITCHER	IP	WLS	BF	H	R	ER	SO	BB	IBB	HBP	BLK	WP	HR	S	P	ERA	WHIP

Baltimore Orioles @ Oakland Athletics

Oakland Coliseum, Oakland, CA

Fri May 27 2011, 7:11 PM - 10:19 PM PDT

Att. 12,110 - Cloudy - 59 F

TOP

livebaseballscorecards.com

Batter	1	2	3	4	5	6	7	8	9	AB	R	H	RBI	BB	SO	LOB
11 Robert Andino, R (1, 4) OBP: 0.362, SLG: 0.327	C SI 92 B SI 92 B CU 80 F FF 93 B CU 81 S FF 93 3-3 K ①		C CH 82 B CU 78 B SI 92 S FF 92 F FF 93 F FF 94 S CU 81 2-3 K ①		C SI 89 F CU 78 B SI 93 X CU 79 1-2 10 FC3-6 1-2 1B		C SI 86 F SI 86 S CU 75 0-3 K ②			4	0	1	0	0	3	1
10 Adam Jones, R (1, 8) OBP: 0.330, SLG: 0.449	F SI 93 F FF 93 S CU 81 0-3 K ②		B CU 80 F SI 93 F FF 94 B CU 82 S CU 81 2-3 K ②		X SI 92 0-0 FC3-6 ① 1-2f 2-H		C SI 87 B CU 74 X CU 74 1-1 F9 ③			4	0	0	0	0	2	2
21 Nick Markakis, L (1, 9) OBP: 0.327, SLG: 0.340	B FF 94 S FF 94 S SI 93 F FF 94 S FF 94 1-3 K ③		X CU 78 0-0 27 HBP 1B		B FF 93 B FF 92 B FF 92 C SI 92 B FF 92 4-1 27 G6-4-3 BB			C FF 91 B FF 91 X SI 91 1-1 G5-3 ①		3	0	1	0	1	1	0
27 Vladimir Guerrero, R (1, 10) OBP: 0.328, SLG: 0.426		B SI 92 X FF 93 1-0 14 BB 32 1B 12 BB 1B	1 SAFE H FF 91 1-0 1-2 HBP		X CU 80 0-0 G6-4-3 ②③ 1-2f			B FF 92 B SL 80 T FF 92 X SL 82 2-1 G6-3 ②		3	1	1	0	0	0	2
32 Matt Wieters, S (1, 2) OBP: 0.339, SLG: 0.404		S SI 92 B FF 93 B FF 92 S SI 91 F FF 93 X CU 80 2-2 12 BB 14 BB 1-2 1B	C SI 91 B SI 93 D SI 92 D CU 79 F SI 94 F SI 95 S CU 81 3-3 K ③			B SI 90 B SI 91 B SI 89 C SI 91 X SI 91 3-1 12 G4-6-3 1B		B FF 93 S FF 93 X FF 92 1-1 F7 ③		4	0	2	0	0	1	2
14 Nolan Reimold, R (1, 7) OBP: 0.500, SLG: 1.143		B SI 94 F SI 94 T CU 79 D CU 81 B CU 80 B CU 79 4-2 12 BB 1-2 2-3 BB		B SI 89 X FF 90 1-0 G6-3 ①		C SI 85 F SI 84 X CU 74 0-2 F8 ①			C FF 89 B FF 90 S SL 83 B SL 85 S SL 84 2-3 K ①	3	0	0	0	1	1	1
12 Mark Reynolds, R (1, 5) OBP: 0.309, SLG: 0.377		C SI 93 B FF 94 B FF 94 C CU 80 D CU 80 B FF 94 4-2 9 G6-4-3 1-2 2-3 3-H BB		S CH 83 B CH 83 B SI 93 B SI 92 F SI 92 F SI 93 B SI 94 4-2 2 G5-4-3 BB		S SI 86 B SI 86 X SI 86 1-1 G4-6-3 ②③ 1-2f			C FF 90 B FF 91 S SL 84 X SL 85 1-2 G5-3 ②	2	0	0	1	2	0	1
2 J.J. Hardy, R (1, 6) OBP: 0.326, SLG: 0.385		B CU 77 B FF 91 F SI 92 C SI 92 S SI 94 2-3 K ①		B SI 89 B CH 85 B FF 92 C FF 92 X SI 91 3-1 G5-4-3 ②③ 1-2f			C SI 85 F SI 85 X SI 86 0-2 9 G1-3 1B		C FF 90 B SL 85 X SL 84 1-1 G6-3 ③	4	0	1	0	0	1	4
9 Jake Fox, R (1, 3) OBP: 0.250, SLG: 0.396		S CU 80 F CU 80 B CU 80 X CU 80 1-2 G6-4-3 ②③ 1-2f			B CH 81 B SI 88 B CH 83 C SI 91 B SI 92 4-1 11 1B 10 E BB		B SI 86 B SI 85 F SI 85 X SI 86 2-1 G1-3 ① 1-2			2	1	0	0	1	0	4
Inning Stats	R: 0 E: 0 K: 3 S: 10 H: 0 LOB: 0 BB: 0 P: 14	R: 1 E: 0 K: 1 S: 15 H: 2 LOB: 2 BB: 2 P: 29	R: 0 E: 0 K: 3 S: 13 H: 1 LOB: 2 BB: 0 P: 21	R: 0 E: 0 K: 0 S: 6 H: 0 LOB: 0 BB: 1 P: 14	R: 1 E: 1 K: 0 S: 7 H: 1 LOB: 1 BB: 2 P: 16	R: 0 E: 0 K: 0 S: 7 H: 1 LOB: 0 BB: 0 P: 11	R: 0 E: 0 K: 1 S: 10 H: 1 LOB: 1 BB: 0 P: 13	R: 0 E: 0 K: 0 S: 6 H: 0 LOB: 0 BB: 0 P: 10	R: 0 E: 0 K: 1 S: 8 H: 0 LOB: 0 BB: 0 P: 12	1B: 6 2B: 0 3B: 0 HR: 0	SF: 0 SAC: 0 DP: 4 HBP: 1	WP: 0 PB: 0 SB: 0 CS: 0	PA: 35				

	AB	29
	R	2
	H	6
	RBI	1
	BB	5
	SO	9
	LOB	17

PITCHER		IP	WLS	BF	H	R	ER	SO	BB	IBB	HBP	BLK	WP	HR	S	P	ERA	WHIP
47 Gio González, L ERA: 2.17	(1, 1)	5.0		23	5	2	1	7	5	0	1	0	0	0	53	99	1.80	2.000
31 Brad Ziegler, R ERA: 1.5	(6, 1)	2.0	W	6	1	0	0	1	0	0	0	0	0	0	15	19	0.00	0.500
33 Joey Devine, R ERA:	(8, 1)	1.0	H	3	0	0	0	0	0	0	0	0	0	0	6	10	0.00	0.000
48 Michael Wuertz, R ERA: 1.98	(9, 1)	1.0		3	0	0	0	1	0	0	0	0	0	0	8	12	0.00	0.000

PITCHER	IP	WLS	BF	H	R	ER	SO	BB	IBB	HBP	BLK	WP	HR	S	P	ERA	WHIP

Baltimore Orioles @ Oakland Athletics

Oakland Coliseum, Oakland, CA

Fri May 27 2011, 7:11 PM - 10:19 PM PDT

Att. 12,110 - Cloudy - 59 F

livebaseballscorecards.com

BOTTOM

Batter	1	2	3	4	5	6	7	8	9	AB	R	H	RBI	BB	SO	LOB
12 David DeJesus, L (1, 9) OBP: 0.337, SLG: 0.404	G4-3 1B	2-H 1B		F9		15 E 16 2B 15 1B 1-2 BB	1-2 BB			3	1	1	1	2	0	1
10 Daric Barton, L (1, 3) OBP: 0.316, SLG: 0.267	F7	G6-3			55 BB 16 BB 1B	K	F8			5	0	1	0	0	1	5
15 Ryan Sweeney, L (1, 8) OBP: 0.414, SLG: 0.413	16 E 55 1B 2B	G5-3			K	E8 16 2B 8 1B 1-3 2-H 1B	F7			5	2	2	1	0	1	3
16 Josh Willingham, R (1, 7) OBP: 0.326, SLG: 0.431	E5 55 1B 2-3	BB			55 BB 1-2 BB	8 1B 1-3 3-H 2B		HR		3	1	2	2	2	0	1
55 Hideki Matsui, L (1, 10) OBP: 0.288, SLG: 0.355	1-2 3-H 1B	L9			1-2 2-3 BB	14 FC5 8 1B IBB		K		3	0	1	1	2	1	1
8 Kurt Suzuki, R (1, 2) OBP: 0.322, SLG: 0.384	P4	F9			K	14 FC5 1-2 2-3 3-H 1B		2B		5	0	2	1	0	1	6
14 Mark Ellis, R (1, 4) OBP: 0.243, SLG: 0.274	12 2 S 1B 1B	21 G6-4-3 HBP			K	FC5 1-2 2-3f		F7		4	1	1	0	0	1	7
21 Andy LaRoche, R (1, 5) OBP: 0.303, SLG: 0.300	P6	G6-4-3 1-2f				12 BB 15 1B 1B	K	HBP		4	1	1	0	0	1	2
2 Cliff Pennington, S (1, 6) OBP: 0.307, SLG: 0.331	K 1-2	1B				F7	12 WP BB	F9		4	0	1	0	1	1	4
Inning Stats	R: 1 H: 2 E: 1 LOB: 2 K: 0 BB: 0 S: 16 P: 25	R: 1 H: 2 E: 0 LOB: 1 K: 1 BB: 0 S: 15 P: 24	R: 0 H: 0 E: 0 LOB: 1 K: 0 BB: 1 S: 10 P: 20	R: 0 H: 1 E: 0 LOB: 1 K: 0 BB: 0 S: 8 P: 13	R: 0 H: 1 E: 0 LOB: 3 K: 3 BB: 2 S: 19 P: 31	R: 3 H: 4 E: 1 LOB: 3 K: 1 BB: 2 S: 19 P: 38	R: 0 H: 0 E: 0 LOB: 2 K: 1 BB: 2 S: 11 P: 24	R: 1 H: 2 E: 0 LOB: 2 K: 1 BB: 0 S: 15 P: 23		1B: 8 SF: 0 2B: 3 SAC: 0 3B: 0 DP: 1 HR: 1 HBP: 2						

	AB	36
	R	6
	H	12
	RBI	6
	BB	7
	SO	7
	LOB	30

WP: 1 PA: 45
PB: 0
SB: 1
CS: 0

PITCHER		IP	WLS	BF	H	R	ER	SO	BB	IBB	HBP	BLK	WP	HR	S	P	ERA	WHIP
24 Chris Tillman, R ERA: 4.69	(1, 1)	4.1		23	6	2	1	2	3	0	1	0	0	0	60	102	2.08	2.077
55 Alfredo Simon, R ERA: 9.0	(5, 1)	2.0	L	12	4	3	3	4	1	1	0	0	0	0	31	55	13.50	2.500
51 Michael Gonzalez, L ERA: 7.79	(7, 1)	1.2		10	2	1	1	1	2	0	1	0	1	1	22	41	5.40	2.400

PITCHER	IP	WLS	BF	H	R	ER	SO	BB	IBB	HBP	BLK	WP	HR	S	P	ERA	WHIP

Batter	1	2	3	4	5	6	7	8	9	AB	R	H	RBI	BB	SO	LOB
11 Robert Andino, R (1, 5) (8, 4) OBP: 0.372, SLG: 0.327	X FF 91 0-0 27 CS 10 E 1B		B FF 92 B FF 92 B FF 92 B FF 90 4-0 10 1B 1-2 BB	B CH 81 B FF 92 B FF 91 B FF 92 4-0 1-2 2-3 BB		C SL 78 1 SAFE S FF 91 D SL 80 X SL 80 1-2 ③ FC5-4 1-2f			C SI 90 B CH 74 F SI 90 B SI 90 X CH 73 2-2 ② G6-3	3	0	1	0	2	0	1
10 Adam Jones, R (1, 8) OBP: 0.332, SLG: 0.444	1 SAFE F FF 91 S FF 92 X CH 78 0-2 FC5 27 CS 1-2		C FF 92 F FF 92 B FF 93 X CH 80 1-2 1-2 2-H 1B	C CH 81 B FF 92 F FF 92 S SL 82 1-3 ③ K			S FF 91 S SL 80 B SI 91 F FF 92 X SI 92 1-2 ① G4-3		H SL 75 1-0 21 DI HBP	4	0	1	1	0	1	4
21 Nick Markakis, L (1, 9) OBP: 0.324, SLG: 0.333	X FF 92 0-0 ① F7		S FF 94 X FF 93 0-1 ② L5		C SL 77 C SL 78 X SL 80 0-2 ① G4-3		B SL 80 C FF 92 B SI 91 B SI 90 B FF 92 4-1 BB		F SI 90 B SI 91 B SI 91 F SI 91 B SI 91 X SI 91 3-2 ③ F7 1-2	4	0	0	0	1	0	5
27 Vladimir Guerrero, R (1, 10) OBP: 0.327, SLG: 0.422	F FF 91 B FF 91 F FF 92 2 SAFE X FF 93 1-2 ②③ L3 1-2 2-3		S CH 80 B FF 92 S FF 92 F FF 93 S CH 78 1-3 ③ K		B CU 72 S CH 79 X CH 76 1-1 1B		1 SAFE S FF 92 B FF 91 C FF 90 F FF 93 S FF 92 1-3 ② K			4	0	1	0	0	2	5
14 Nolan Reimold, R (1, 7) OBP: 0.450, SLG: 0.944		B FF 92 B FF 91 X FF 92 2-0 ① P3	B FF 90 B FF 90 C CH 79 X CH 79 2-1 6 1B 15 1B 1B		S FF 92 D SL 81 F FF 92 X SL 80 1-2 ② P3		C FF 91 1 SAFE B SL 80 F FF 92 X SL 81 1-2 ③ P3			4	1	1	0	0	0	2
2 J.J. Hardy, R (1, 6) OBP: 0.323, SLG: 0.370		B FF 92 C FF 91 B CH 79 B CH 80 B FF 92 4-1 12 G5-4-3 BB	B CH 80 C FF 91 X FF 91 1-1 ① F7	C CU 71 X FF 92 0-1 ③ F8				B SI 93 C FF 92 B FF 92 C FF 95 X SL 89 2-2 ① F8		3	0	0	0	1	0	2
12 Mark Reynolds, R (1, 3) (8, 5) OBP: 0.308, SLG: 0.370		B FF 92 S CH 79 F FF 92 X CH 78 1-2 ②③ G5-4-3 1-2f	B CH 79 X FF 91 1-0 ② F7			B CU 72 B CH 77 X FF 90 2-0 ① F8		B FF 94 B FF 93 B FF 92 C SI 93 F FF 94 B FF 94 4-2 30 G4-6-3 BB		3	0	0	0	1	0	2
6 Ryan Adams, R (1, 4) OBP: 0.273, SLG: 0.200 30 Luke Scott, L (8, PH) (8, 3) OBP: 0.325, SLG: 0.425			C FF 91 B FF 92 B CH 80 C CH 80 F FF 94 B CH 80 X FF 92 3-2 ① G4-3	1 SAFE C FF 91 X FF 91 0-1 11 BB 15 1B 1-2 1B		B FF 90 B FF 90 X FF 90 2-0 ② G5-3		B FF 92 C FF 92 B FF 93 X FF 91 2-1 ②③ G4-6-3 1-2f		3 1	0 0	1 0	0 0	0 0	0 0	0 1
15 Craig Tatum, R (1, 2) OBP: 0.500, SLG: 0.333			B FF 93 B CH 82 F FF 92 B FF 92 F FF 91 B CH 80 4-2 11 BB 10 1B BB	C CH 79 C CH 78 X FF 92 0-2 11 BB 1-2 2-H 1B		B CU 72 B CU 74 B FF 91 B FF 90 4-0 11 FC5-4 BB			C SI 90 F SI 91 B SI 90 S CH 74 1-3 ① K	2	1	1	1	2	1	0

| Inning Stats | | | |

Baltimore Orioles @ Oakland Athletics

Oakland Coliseum, Oakland, CA

Sat May 28 2011, 7:18 PM - 10:03 PM PDT

Att. 23,795 - Overcast - 54 F

livebaseballscorecards.com

BOTTOM

Batter	1	2	3	4	5	6	7	8	9	AB	R	H	RBI	BB	SO	LOB
4 Coco Crisp, S (1, 8) OBP: 0.299, SLG: 0.406	C FF 91 F SI 93 F SL 87 X SL 87 0-2 ① L9		C FF 91 X SL 79 0-1 12 G6-3 12 S 16 1B 1B	B SL 86 F SL 84 X SI 93 1-1 ③ F7		X SL 83 0-0 2-H 1B		C FF 88 B FS 83 B FS 83 F FF 88 S FS 83 2-3 ③ K		5	1	2	1	0	1	2
10 Daric Barton, L (1, 3) OBP: 0.324, SLG: 0.269	B SI 92 C SI 91 B SI 92 B SI 91 B FF 91 4-1 BB		F FF 90 B FF 91 F SL 84 1 SAFE F SL 84 X FF 92 1-2 ① F8		F SI 91 F SL 84 B SI 91 F SL 85 B SL 84 B FF 92 X SI 92 3-2 55 E 1B	F FF 92 B FF 91 B SI 92 B CH 85 B CH 82 4-1 BB				2	0	1	0	2	0	1
12 David DeJesus, L (1, 9) OBP: 0.330, SLG: 0.394	C FF 91 F SL 85 B FF 92 F SL 86 S FF 93 1-3 ② K		D SL 84 X FF 92 1-0 ② G6-3 1-3		C SL 83 L CH 83 B SI 92 X SL 84 1-2 ① L7	B SL 76 C FF 85 B SL 76 B SI 84 C SI 85 C SL 76 3-3 ③ K				4	0	0	0	0	2	5
16 Josh Willingham, R (1, 7) OBP: 0.324, SLG: 0.427	C FF 91 S FF 92 B SL 84 F FF 92 B SL 85 S FF 92 2-3 ③ K		X SL 84 0-0 3-H 1B		X FF 92 0-0 ② P6		B CU 78 F SI 95 C SI 94 B SI 96 B SI 95 F SI 96 F SI 96 S SI 95 3-3 ① K			4	0	1	1	0	2	2
55 Hideki Matsui, L (1, 10) OBP: 0.282, SLG: 0.346		X SI 91 0-0 ① G3-1	C SI 91 B CH 83 F CH 83 X FF 92 1-2 ③ F8		B CH 84 X CH 85 1-0 E1 1-2		C SI 95 B CH 87 B CH 88 F SI 94 B SI 95 S CH 88 3-3 ② K			4	0	0	0	0	1	2
8 Kurt Suzuki, R (1, 2) OBP: 0.315, SLG: 0.375		B SI 91 C SI 91 C SI 92 B SL 86 S FF 92 2-3 ② K		C FF 92 B SL 84 B SL 85 X FF 91 2-1 ① F8	B SL 83 C FF 92 B SL 84 F FF 92 B SL 84 C SL 84 3-3 ③ K		C SI 94 C CU 79 F SI 94 X SI 95 0-2 ③ G5-3			4	0	0	0	0	2	2
14 Mark Ellis, R (1, 4) OBP: 0.249, SLG: 0.296		B SI 92 X SI 92 1-0 E4 5 1B 1B	C SI 92 B SI 92 X SL 83 1-1 ② G6-3			B SI 90 C SI 92 B SL 82 X SI 91 2-1 ① F8		S FF 89 F FF 89 B FS 83 F FF 90 F FF 90 B FS 83 B FF 89 X FF 90 3-2 HR		4	2	2	1	0	0	0
5 Kevin Kouzmanoff, R (1, 5) OBP: 0.246, SLG: 0.339		B FF 91 X FF 90 1-0 2-H 1B	S FF 92 X FF 93 0-1 2 1B 1B			B SI 92 B SI 92 X SI 92 2-0 ② F8		F FS 82 X FS 82 0-1 ① F7		4	0	2	1	0	0	0
2 Cliff Pennington, S (1, 6) OBP: 0.311, SLG: 0.341		C FF 90 B FF 91 F SI 91 S SL 84 1-3 ③ K	C FF 91 C SL 84 B SI 91 D SL 86 F SI 92 X FF 92 2-2 1-2 1B			F FF 91 B CH 84 X SL 83 1-1 4 1B 2B		B FF 90 S FF 90 B FS 83 F FF 90 B FS 83 F SI 90 S FS 83 3-3 ② K		4	1	2	0	0	2	1
Inning Stats	R: 0 E: 0 K: 2 S: 13 H: 0 LOB: 1 BB: 1 P: 20	R: 1 E: 1 K: 2 S: 9 H: 2 LOB: 1 BB: 0 P: 14	R: 1 E: 0 K: 0 S: 11 H: 2 LOB: 1 BB: 0 P: 14	R: 0 E: 0 K: 0 S: 12 H: 2 LOB: 2 BB: 0 P: 18	R: 0 E: 1 K: 1 S: 12 H: 1 LOB: 2 BB: 0 P: 20	R: 1 E: 0 K: 1 S: 10 H: 2 LOB: 2 BB: 1 P: 22	R: 0 E: 0 K: 2 S: 12 H: 0 LOB: 0 BB: 0 P: 18	R: 1 E: 0 K: 2 S: 15 H: 1 LOB: 0 BB: 0 P: 23		1B: 8 2B: 1 3B: 0 HR: 1 SF: 0 SAC: 0 DP: 0 HBP: 0						

	AB	35
	R	4
	H	10
	RBI	4
	BB	2
	SO	10
	LOB	15

PITCHER		IP	WLS	BF	H	R	ER	SO	BB	IBB	HBP	BLK	WP	HR	S	P	ERA	WHIP
35 Brad Bergesen, R ERA: 5.36	(1, 1)	5.2	L	29	9	3	2	5	2	0	0	0	0	0	64	102	3.18	1.941
57 Clay Rapada, L ERA: 8.31	(6, 1)	0.1		1	0	0	0	1	0	0	0	0	0	0	3	6	0.00	0.000
43 Jim Johnson, R ERA: 3.1	(7, 1)	1.0		3	0	0	0	2	0	0	0	0	0	0	12	18	0.00	0.000
19 Koji Uehara, R ERA: 2.78	(8, 1)	1.0		4	1	1	1	2	0	0	0	0	0	1	15	23	9.00	1.000

PITCHER	IP	WLS	BF	H	R	ER	SO	BB	IBB	HBP	BLK	WP	HR	S	P	ERA	WHIP

Batter	1	2	3	4	5	6	7	8	9	AB	R	H	RBI	BB	SO	LOB
18 Felix Pie, L (1, 7) (4, 8) OBP: 0.250, SLG: 0.333	X SI 89 0-0 ① F8		C SI 91 1 SAFE X FS 78 0-1 ① FC4-6 1-2f		F SI 90 C SI 91 F FF 92 D FS 78 F FS 76 X SI 91 1-2 21 G3 14 BB 27 G4-3 1-2 2-3 3-H 1B		B FF 94 X FF 94 1-0 ① G4-3		B SI 89 X SI 90 1-0 ③ P3	4	1	1	1	0	0	1
6 Ryan Adams, R (9, PH) OBP: 0.250, SLG: 0.182										1	0	0	0	0	0	1
10 Adam Jones, R (1, 8) OBP: 0.329, SLG: 0.440	B FF 91 X SI 91 1-0 ② F9		D CU 80 1 SAFE C SI 91 X SI 90 1-1 ② L7		B SI 91 C SI 92 D CU 81 B SI 91 B SI 90 4-1 21 G3 1-2 2-3 3-H BB		S FF 93 F FF 94 B FC 89 B FC 88 F FF 94 F CU 77 F FF 93 F FF 93 X FC 87 2-2 ② G5-3			2	0	0	0	0	0	1
14 Nolan Reimold, R (4, 7) OBP: 0.455, SLG: 0.895										1	0	0	1	1	0	0
21 Nick Markakis, L (1, 9) OBP: 0.319, SLG: 0.327	C SI 91 C SI 92 X SI 92 0-2 ③ L5		1 SAFE X SI 91 0-0 ③ F8		X FS 78 0-0 ① G3 1-2 2-3 3-H		B FF 93 B FF 92 X FF 92 2-0 ③ G3			4	0	0	1	0	0	3
27 Vladimir Guerrero, R (1, 10) OBP: 0.325, SLG: 0.419		B SI 91 X SI 91 1-0 ① P3		X CU 79 0-0 ① F8	F FF 91 F SI 92 X FF 91 0-2 ② G4-3 3-H			B SI 93 X SL 87 1-0 32 G1-6-3 1B		4	0	1	1	0	0	1
32 Matt Wieters, S (1, 2) OBP: 0.337, SLG: 0.400		B SI 92 C SI 92 F FF 93 B FS 80 B FS 78 X SI 91 3-2 2 2B 1B		C FF 92 B FS 80 X FS 80 1-1 ② G3	B FS 79 D FS 79 C SI 90 F FS 79 S FS 77 2-3 ③ K			C FF 91 B FF 92 F FF 91 X FF 93 1-2 ① ② G1-6-3 1-2f		4	0	1	0	0	1	2
30 Luke Scott, L (1, 3) OBP: 0.316, SLG: 0.413		F SI 90 X SI 89 0-1 ② F7		C FS 81 B FS 81 X SI 92 1-1 ③ F7		C SL 85 B FF 92 F FF 91 B SL 87 F FF 92 F FF 92 C SL 84 2-3 ① K		B FF 92 B FF 90 X FF 93 2-0 ③ P5		4	0	0	0	0	1	1
2 J.J. Hardy, R (1, 6) OBP: 0.330, SLG: 0.388		C SI 92 B FF 91 X SI 91 1-1 1-3 2B			C FF 91 F CU 80 B SI 92 X CU 80 1-2 11 SH 12 1B 18 1B 1B	B FF 92 T FF 91 B CH 79 F FF 91 X FF 93 2-2 ② F8			C SI 89 X SI 90 0-1 ① G5-3	4	1	2	0	0	0	0
12 Mark Reynolds, R (1, 5) OBP: 0.312, SLG: 0.369		C CU 80 X CU 79 0-1 ③ F8			C SI 91 S CU 79 F SI 89 B FF 92 F FF 91 X CU 80 1-2 18 1B 11 SH 14 BB 1-2 1B	C FF 93 B SL 84 B FF 93 B FF 93 B FF 93 4-1 11 S BB			B SI 90 S SI 91 F SI 90 B CH 74 F SI 90 F SI 90 X SI 89 2-2 ② F7	3	1	1	0	1	0	2
11 Robert Andino, R (1, 4) OBP: 0.379, SLG: 0.330			B FF 91 F SI 90 F CU 79 B SI 92 B SI 92 B SI 92 4-2 18 FC4-6 BB		X SI 91 0-0 SH 14 BB 18 1B 21 G3 1-2 2-3	B FF 91 X FF 92 1-0 ③ F9 1-2			C SI 89 B SI 89 X SI 88 1-1 1B	2	1	1	0	1	0	1
Inning Stats	R: 0 E: 0 K: 0 S: 5 H: 0 LOB: 0 BB: 0 P: 6	R: 0 E: 0 K: 0 S: 10 H: 2 LOB: 2 BB: 0 P: 15	R: 0 E: 0 K: 0 S: 7 H: 0 LOB: 1 BB: 1 P: 12	R: 0 E: 0 K: 0 S: 5 H: 0 LOB: 0 BB: 0 P: 7	R: 4 E: 0 K: 1 S: 22 H: 3 LOB: 1 BB: 1 P: 31	R: 0 E: 0 K: 1 S: 10 H: 0 LOB: 1 BB: 1 P: 19	R: 0 E: 0 K: 0 S: 9 H: 0 LOB: 0 BB: 0 P: 14	R: 0 E: 0 K: 0 S: 5 H: 1 LOB: 0 BB: 0 P: 9	R: 0 E: 0 K: 0 S: 11 H: 1 LOB: 1 BB: 0 P: 15	1B: 6 2B: 1 3B: 0 HR: 0 SF: 0 SAC: 1 DP: 1 HBP: 0						

TOP

Baltimore Orioles @ Oakland Athletics

Oakland Coliseum, Oakland, CA

Sun May 29 2011, 1:08 PM - 3:48 PM PDT

Att. 15,373 - Partly Cloudy - 62 F

livebaseballscorecards.com

AB	33
R	4
H	7
RBI	4
BB	3
SO	2
LOB	13

PITCHER		IP	WLS	BF	H	R	ER	SO	BB	IBB	HBP	BLK	WP	HR	ERA	WHIP
52 Guillermo Moscoso, R ERA: 3.27	(1, 1)	5.0	W	23	5	4	4	1	2	0	0	0	0	0	7.20	1.400
56 Craig Breslow, L ERA: 4.05	(6, 1)	1.0	H	4	0	0	0	1	1	0	0	0	0	0	0.00	1.000
40 Andrew Bailey, R ERA:	(7, 1)	1.0	H	3	0	0	0	0	0	0	0	0	0	0	0.00	0.000
50 Grant Balfour, R ERA: 2.92	(8, 1)	1.0	H	3	1	0	0	0	0	0	0	0	0	0	0.00	1.000
57 Brian Fuentes, L ERA: 4.63	(9, 1)	1.0	S	4	1	0	0	0	0	0	0	0	0	0	0.00	1.000

PITCHER	IP	WLS	BF	H	R	ER	SO	BB	IBB	HBP	BLK	WP	HR	S	P	ERA	WHIP

WP: 0	PA: 37		
PB: 0			
SB: 1			
CS: 0			

Baltimore Orioles @ Oakland Athletics

Oakland Coliseum, Oakland, CA

Sun May 29 2011, 1:08 PM - 3:48 PM PDT

Att. 15,373 - Partly Cloudy - 62 F

livebaseballscorecards.com

BOTTOM

Batter	1	2	3	4	5	6	7	8	9	AB	R	H	RBI	BB	SO	LOB
4 Coco Crisp, S (1, 8) OBP: 0.307, SLG: 0.404	B FF 93 X FF 93 1-0 ① F8		T SI 90 S SI 91 F SI 91 B CH 87 X SI 93 1-2 ① G5-3		X SI 92 0-0 28 1B 16 HR 1-2 1B	I IN 72 I IN 70 I IN 71 I IN 72 4-0 28 S IBB		B CU 81 C FF 92 B FF 92 B CU 81 B FC 88 4-1 10 BB 1-2 BB		3	1	1	0	2	0	0
10 Daric Barton, L (1, 3) OBP: 0.326, SLG: 0.270	B FF 93 B FF 93 F FF 93 C SI 93 B SI 93 X FF 93 3-2 28 BB 16 1B 1B		B SI 93 C FF 93 B SL 83 S SI 93 F SI 92 T SL 83 2-2 ② K		F SI 89 B SI 91 B SL 83 C SI 93 B SI 92 S SI 93 3-3 ② K	X SI 91 0-0 ② SF9 2-3 3-H		B FF 90 C FF 93 B FC 89 B FF 91 B FF 93 4-1 1-2 2-3 BB		3	1	1	1	1	2	2
28 Conor Jackson, R (1, 7) OBP: 0.349, SLG: 0.345	F SI 92 D SI 93 D CH 86 B SI 93 B SI 93 4-1 8 F8 16 1B 1-2 BB		B SI 92 B SI 92 B FF 92 B FF 92 4-0 BB		F SI 87 B CH 87 X SI 93 1-1 16 HR 1-2 2-H 1B	C FF 91 B FF 90 X SL 86 1-1 ③ L6 1-2		C FF 93 B FF 93 C CU 82 X FC 90 1-2 ③ F9		3	1	1	1	2	0	5
16 Josh Willingham, R (1, 10) OBP: 0.328, SLG: 0.446	X SI 92 0-0 1-2 2-H 1B		C CH 86 B SI 92 X CH 88 1-1 ③ G6-3		B SI 92 F CH 86 F SI 87 B SI 93 D SI 92 F CH 87 X CH 88 3-2 1-H 2-H HR		X FF 90 0-0 ① L6			4	1	2	4	0	0	1
8 Kurt Suzuki, R (1, 2) OBP: 0.314, SLG: 0.372	D SI 92 F CH 85 X CH 85 1-1 ② F8 2-3			B FF 92 X SI 92 1-0 ① L6 C FF 91 B SL 82 S CH 86 C SI 93 1-3 ② K	C CH 85 X SI 92 0-1 1B 1 SAFE B FF 92 F SI 91 B SI 91 B SI 91 C SI 92 X SI 91 3-2 ③ G1-6-3		C FF 90 S FF 91 B FC 90 X FC 91 1-2 ② P3 C SL 85 B CH 86 X FF 90 1-1 ③ G6-3			4	0	1	0	0	0	2
12 David DeJesus, L (1, 9) OBP: 0.323, SLG: 0.385	C SI 92 X SI 93 0-1 ③ G4-3									4	0	0	0	0	1	3
14 Mark Ellis, R (1, 4) OBP: 0.249, SLG: 0.295		C FF 91 X SI 92 0-1 ① F7		B FF 93 S CH 85 X CH 87 1-1 ③ G6-3		B CH 83 X SI 90 1-0 2 SH5-3 5 1B 10 SF9 1B		F FF 92 X FC 88 0-1 ① F9		4	1	1	0	0	0	0
5 Kevin Kouzmanoff, R (1, 5) OBP: 0.262, SLG: 0.347		C SI 92 B SI 92 C FF 93 B FF 92 F SI 93 X CH 86 2-2 2 G4-6-3 1B			X SI 90 0-0 ① F9	B FF 91 X SI 91 1-0 10 SF9 2 SH5-3 1-2 1B		C CU 80 F FF 92 F FC 87 B FF 92 B FF 93 F FC 88 B FC 89 B CU 81 4-2 10 BB 4 BB BB		3	0	2	0	1	0	0
2 Cliff Pennington, S (1, 6) OBP: 0.312, SLG: 0.341		C SI 92 X FF 93 0-1 ② ③ G4-6-3 1-2f			C SI 91 B FF 86 B FF 92 S SI 91 X SI 91 2-2 4 1B 28 1B 1B	X SI 91 0-0 ① SH5-3 1-2 2-3		X CU 80 0-0 ② F7		3	1	1	0	0	0	2
Inning Stats	R: 1 H: 2 E: 0 LOB: 2 K: 0 BB: 1 S: 10 P: 19	R: 0 H: 1 E: 0 LOB: 0 K: 0 BB: 0 S: 8 P: 10	R: 0 H: 0 E: 0 LOB: 1 K: 1 BB: 1 S: 10 P: 18	R: 0 H: 0 E: 0 LOB: 0 K: 1 BB: 0 S: 6 P: 9	R: 4 H: 5 E: 0 LOB: 1 K: 1 BB: 0 S: 19 P: 31	R: 1 H: 2 E: 0 LOB: 2 K: 0 BB: 1 S: 6 P: 13	R: 0 H: 0 E: 0 LOB: 0 K: 0 BB: 0 S: 6 P: 8	R: 0 H: 0 E: 0 LOB: 3 K: 0 BB: 3 S: 12 P: 25		1B: 9 SF: 1 2B: 0 SAC: 1 3B: 0 DP: 1 HR: 1 HBP: 0				WP: 0 PA: 39 PB: 0 SB: 1 CS: 0		

	AB	31
	R	6
	H	10
	RBI	6
	BB	6
	SO	3
	LOB	15

PITCHER		IP	WLS	BF	H	R	ER	SO	BB	IBB	HBP	BLK	WP	HR	S	P	ERA	WHIP
53 Zack Britton, L ERA: 2.93	(1, 1)	5.2	L	29	10	6	6	3	2	1	0	0	0	1	57	97	9.53	2.118
37 Jeremy Accardo, R ERA: 3.96	(6, 1)	1.1		4	0	0	0	0	0	0	0	0	0	0	8	11	0.00	0.000
63 Kevin Gregg, R ERA: 3.54	(8, 1)	1.0		6	0	0	0	0	3	0	0	0	0	0	12	25	0.00	3.000

PITCHER	IP	WLS	BF	H	R	ER	SO	BB	IBB	HBP	BLK	WP	HR	S	P	ERA	WHIP

Batter	1	2	3	4	5	6	7	8	9	AB	R	H	RBI	BB	SO	LOB
2 Derek Jeter, R (1, 6) OBP: 0.321, SLG: 0.325	B SI 92 C SI 90 X SI 92 1-1 25 HR 1B	C KC 79 B SI 90 B CH 81 F SI 91 B SI 90 X CH 80 3-2 ③ P3 1-2			B SL 84 B SI 89 B SI 88 B SI 89 4-0 BB		F CH 79 B KC 77 B CH 80 F SI 88 X CH 80 2-2 ② SF8 1-2 2-H		B SI 87 F SI 86 B SI 87 B SI 87 X SI 86 3-1 ②③ L3 1-1	3	1	1	1	1	0	3
14 Curtis Granderson, L (1, 8) OBP: 0.350, SLG: 0.613	B SI 90 B SI 87 B SI 89 C SI 90 X SI 89 3-1 ① F9	B KC 77 B SI 87 C SI 89 X CH 80 2-1 ① G1-3			C SI 87 B CH 78 S CH 83 S KC 79 1-3 ② K		B SL 85 C SL 83 B FF 91 C FF 90 X SL 86 2-2 ③ G4-3			4	0	0	0	0	1	3
25 Mark Teixeira, S (1, 3) OBP: 0.368, SLG: 0.546	C SI 91 1 SAFE 1 SAFE F KC 80 B SI 90 X KC 81 1-2 1-H HR	C SI 89 S CH 79 B SI 89 X SI 88 1-2 ② F9			B SI 88 F SI 87 X CH 78 1-1 ③ P2			C FF 90 C FF 91 B FF 90 B SL 86 S FF 92 2-3 ① K		4	1	1	2	0	1	1
13 Alex Rodriguez, R (1, 5) OBP: 0.351, SLG: 0.473	B SI 90 B SI 91 B SI 91 B SI 87 4-0 24 2B BB	B SI 91 C CH 80 X KC 78 1-1 ③ G6-3				C KC 78 B SI 89 X SI 89 1-1 ① G5-3		F FF 92 B FF 92 F FF 93 T FF 92 1-2 ② K		3	1	0	0	1	1	0
24 Robinson Canó, L (1, 4) OBP: 0.319, SLG: 0.507	B SI 87 X CH 82 1-0 ② 1-H 2B			X SI 89 0-0 ① G4-3		B SI 86 B SI 87 X CH 83 2-0 ② G3		S SL 86 C FF 92 B SL 86 B FF 93 X SL 85 2-2 3B		4	0	2	1	0	0	0
20 Jorge Posada, S (1, 10) OBP: 0.285, SLG: 0.338	C CH 83 B CH 81 X SI 90 1-1 ③ F7			C SI 89 C CH 81 B FF 88 B SI 89 B CH 81 C CH 81 3-3 ② K		C KC 78 B CH 80 F SI 90 B KC 80 B SI 89 F SI 89 F CH 80 X SI 89 3-2 ③ G3		B FF 93 F FF 93 B FF 93 T FF 93 B FF 93 S FF 93 3-3 ③ K		4	0	0	0	0	2	1
33 Nick Swisher, S (1, 9) OBP: 0.333, SLG: 0.315 27 Chris Dickerson, L (9, PR) OBP: 0.400, SLG: 0.385 (9, 9)		B SI 87 X SI 85 1-0 ① G3-1		S CH 82 B CH 82 B SI 88 B SI 89 F SI 86 B CH 81 4-2 BB			B CH 78 X SI 86 1-0 ① G3		C SI 85 B SI 85 X SI 86 1-1 11 1B 17 SF9 2B	3 0	0 1	1 0	0 0	1 0	0 0	0 0
11 Brett Gardner, L (1, 7) OBP: 0.333, SLG: 0.389		B SI 87 C SI 87 C CH 81 X SI 89 1-2 ② G4-3		X SI 88 0-0 ③ L4			B KC 77 C SI 87 B CH 79 B SI 87 B SI 88 4-1 2 S 17 S 2 SF8 BB		B SI 86 X SI 86 1-0 2 L3 2-3 1B	3	1	1	0	1	0	1
17 Francisco Cervelli, R (1, 2) OBP: 0.276, SLG: 0.360		B SI 88 C SI 90 C KC 77 X SI 90 1-2 2 S 1B			B SL 86 C SI 88 C KC 76 X CH 82 1-2 ① G4-3		1 SAFE B SI 87 1 SAFE B SI 86 B SI 88 B FF 88 4-0 2 S 1-2 BB		B SI 87 F SI 86 1 SAFE S SI 87 F CU 74 X SI 88 1-2 ① SF9 3-H	2	0	1	1	1	0	0
Inning Stats	R: 3 E: 0 K: 0 S: 10 H: 3 LOB: 0 BB: 1 P: 21	R: 0 E: 0 K: 0 S: 10 H: 1 LOB: 1 BB: 0 P: 16	R: 0 E: 0 K: 0 S: 7 H: 0 LOB: 0 BB: 0 P: 11	R: 0 E: 0 K: 1 S: 7 H: 0 LOB: 1 BB: 1 P: 14	R: 0 E: 0 K: 1 S: 8 H: 0 LOB: 1 BB: 1 P: 15	R: 0 E: 0 K: 0 S: 8 H: 0 LOB: 0 BB: 0 P: 14	R: 1 E: 0 K: 0 S: 8 H: 0 LOB: 1 BB: 2 P: 21	R: 0 E: 0 K: 3 S: 12 H: 1 LOB: 1 BB: 0 P: 20	R: 1 E: 0 K: 0 S: 9 H: 2 LOB: 1 BB: 0 P: 15	1B: 3 2B: 3 3B: 1 HR: 1	SF: 2 SAC: 0 DP: 1 HBP: 0	WP: 0 PB: 0 SB: 4 CS: 0	PA: 37			

PITCHER		IP	WLS	BF	H	R	ER	SO	BB	IBB	HBP	BLK	WP	HR	S	P	ERA	WHIP
53 Trevor Cahill, R ERA: 2.31	(1, 1)	6.2	L	28	4	4	4	2	5	0	0	0	0	1	55	107	5.40	1.350
56 Craig Breslow, L ERA: 3.8	(7, 1)	1.1		5	1	0	0	3	0	0	0	0	0	0	15	25	0.00	0.750
31 Brad Ziegler, R ERA: 1.89	(9, 1)	1.0		4	2	1	1	0	0	0	0	0	0	0	9	15	9.00	2.000

PITCHER	IP	WLS	BF	H	R	ER	SO	BB	IBB	HBP	BLK	WP	HR	S	P	ERA	WHIP

TOP

New York Yankees @ Oakland Athletics

Oakland Coliseum, Oakland, CA

Mon May 30 2011, 1:09 PM - 3:37 PM PDT

Att. 35,067 - Overcast - 58 F

livebaseballscorecards.com

AB	30
R	5
H	7
RBI	5
BB	5
SO	5
LOB	9

Batter	1	2	3	4	5	6	7	8	9	AB	R	H	RBI	BB	SO	LOB
4 Coco Crisp, S (1, 8) OBP: 0.301, SLG: 0.396	C FF 92 F FF 93 B SI 92 B CH 84 X SL 86 2-2 ① G4-3	B FF 92 C SI 90 C FF 94 S FF 94 1-3 ③ K	C SI 89 B SI 88 1 SAFE B SI 89 F FF 90 B FF 93 X SI 90 3-2 ② FC5-4 1-2f			X FF 92 0-0 ① G4-3 2-3	4	0	0	0	0	1	2
10 Daric Barton, L (1, 3) OBP: 0.320, SLG: 0.265	S FF 93 C FF 94 C FF 95 0-3 ② K	B FF 92 B SL 84 F SI 91 B FF 93 X SI 91 3-1 ① L3	S SI 90 1 SAFE D FF 92 X SI 91 1-1 ③ G4-3			C FF 94 X FF 94 0-1 ② P5	4	0	0	0	0	1	2
12 David DeJesus, L (1, 9) OBP: 0.317, SLG: 0.376	C SI 91 C FF 95 B FF 95 B SI 92 X SL 86 2-2 ③ G3	B SI 90 F FF 90 B FF 95 B SL 84 F FF 92 C SI 92 3-3 ② K				C FF 91 C CH 82 F FF 94 B SI 91 B FF 91 X SL 82 2-2 ① G1-3	F 94 X FF 95 0-1 ③ F7	4	0	0	0	1	1
16 Josh Willingham, R (1, 7) OBP: 0.328, SLG: 0.450		X FF 92 0-0 2B	C CH 83 B SI 92 X SI 92 1-1 ③ G6-3			F CH 83 B CH 83 X SI 90 1-1 ② L7		3	0	1	0	0	0	0
55 Hideki Matsui, L (1, 10) OBP: 0.277, SLG: 0.340		C FF 93 F FF 90 B FF 95 X CH 82 1-2 ① P5	C FF 90 B SL 80 X FF 90 1-1 ① F9			B SL 83 F SI 91 B FF 94 X FF 94 2-1 ③ G4-3		3	0	0	0	0	0	1
8 Kurt Suzuki, R (1, 2) OBP: 0.314, SLG: 0.371		B SL 83 C SI 90 S SI 91 S FF 95 1-3 ② K	F FF 92 F SI 92 B SI 90 S FF 94 1-3 ② K					B SI 90 C SI 90 B FF 94 X SI 91 2-1 14 G6-3 1B		3	0	1	0	0	2	1
14 Mark Ellis, R (1, 4) OBP: 0.245, SLG: 0.290		C SI 92 X SL 83 0-1 ③ G5-3	C SI 91 B FF 94 X FF 90 1-1 ③ F9					C SI 89 B FF 92 X SI 89 1-1 ①② G6-3 1-2f		3	0	0	0	0	0	2
5 Kevin Kouzmanoff, R (1, 5) OBP: 0.263, SLG: 0.347			C SI 91 X FF 93 0-1 ① G3			C SL 81 B FF 91 X SI 91 1-1 4 FC5-4 1B		F FF 94 S FF 95 C FF 94 0-3 ③ K		3	0	1	0	0	1	0
2 Cliff Pennington, S (1, 6) OBP: 0.312, SLG: 0.347			C SL 84 X FF 91 0-1 ② P6			B SI 88 1 SAFE 1 SAFE F SI 88 F FF 90 B SI 89 1 SAFE X SI 89 2-2 ① F9			C FF 92 X SI 90 0-1 4 G4-3 2B	3	0	1	0	0	0	1
Inning Stats	R: 0 E: 0 K: 1 S: 9 H: 0 LOB: 0 BB: 0 P: 13	R: 0 E: 0 K: 1 S: 9 H: 1 LOB: 1 BB: 0 P: 11	R: 0 E: 0 K: 1 S: 7 H: 0 LOB: 0 BB: 0 P: 8	R: 0 E: 0 K: 1 S: 7 H: 0 LOB: 0 BB: 0 P: 14	R: 0 E: 0 K: 1 S: 7 H: 0 LOB: 0 BB: 0 P: 10	R: 0 E: 0 K: 0 S: 10 H: 1 LOB: 1 BB: 0 P: 17	R: 0 E: 0 K: 0 S: 8 H: 0 LOB: 0 BB: 0 P: 13	R: 0 E: 0 K: 1 S: 7 H: 1 LOB: 0 BB: 0 P: 10	R: 0 E: 0 K: 0 S: 7 H: 1 LOB: 1 BB: 0 P: 7	1B: 2 2B: 2 3B: 0 HR: 0	SF: 0 SAC: 0 DP: 1 HBP: 0					

PITCHER	IP	WLS	BF	H	R	ER	SO	BB	IBB	HBP	BLK	WP	HR	S	P	ERA	WHIP
40 Bartolo Colon, R (1, 1) ERA: 3.26	9.0	W	30	4	0	0	6	0	0	0	0	0	0	71	103	0.00	0.444

PITCHER	IP	WLS	BF	H	R	ER	SO	BB	IBB	HBP	BLK	WP	HR	S	P	ERA	WHIP

BOTTOM

New York Yankees @ Oakland Athletics

Oakland Coliseum, Oakland, CA

Mon May 30 2011, 1:09 PM - 3:37 PM PDT

Att. 35,067 - Overcast - 58 F

livebaseballscorecards.com

AB	30
R	0
H	4
RBI	0
BB	0
SO	6
LOB	10

Batter	1	2	3	4	5	6	7	8	9	AB	R	H	RBI	BB	SO	LOB
2 Derek Jeter, R (1, 6) OBP: 0.326, SLG: 0.329	X FF 92 0-0 14 HR 1B		X KC 75 0-0 E4 13 1B	B SL 80 C SL 81 X SL 82 1-1 14 1B 1-2 2-3 1B		B SI 88 C CH 81 B KC 76 B SI 92 B SI 90 4-1 25 S 14 1B 13 1B BB	D SL 85 B SL 84 F SL 84 S SL 85 F SL 86 X SL 86 2-2 ③ G6-3			4	3	2	0	1	0	1
14 Curtis Granderson, L (1, 8) OBP: 0.355, SLG: 0.627 27 Chris Dickerson, L (9, 7) OBP: 0.400, SLG: 0.385	1 SAFE B SI 92 F SI 92 X SI 91 1-1 1-H HR		C SL 79 B SL 81 F FF 91 C SL 82 1-3 ① K	C SL 82 B FF 94 C SL 82 F SL 83 B SI 95 X SL 84 2-2 1-3 2-H 3-H 1B		B KC 75 C KC 77 C SI 89 B FF 90 1 SAFE X SL 80 2-2 25 S 13 1B 1-2 1B		B FF 90 S SL 84 X FF 91 1-1 ① F7		5	2	3	4	0	1	1
25 Mark Teixeira, S (1, 3) OBP: 0.369, SLG: 0.540	C SI 92 B SL 82 F SL 82 B FF 92 F SL 81 F FF 94 B SL 82 X SL 81 3-2 24 G4-3 1B		C KC 76 X FF 91 0-1 ② F8	X KC 77 0-0 ③ G5-3		D SL 79 B SI 88 D SL 78 I IN 72 4-0 13 1B 24 S 1-2 2-3 IBB		B FF 90 B CH 80 X FF 91 2-0 ② F9		4	1	1	0	1	0	3
13 Alex Rodriguez, R (1, 5) OBP: 0.358, SLG: 0.479 26 Eduardo Núñez, R (8, PH) OBP: 0.277, SLG: 0.400 (8, 5)	S FF 93 X FF 94 0-1 ① P4		C SL 80 C SL 81 B SL 84 F SL 83 X FF 94 1-2 2-H 1B		B CH 81 C KC 74 C SL 79 B SL 81 X FF 92 2-2 24 HR 1B	C SI 85 X SI 84 0-1 24 S 1-3 2-H 3-H 1B		S FF 90 C FF 91 F FF 91 S FF 91 0-3 ③ K		4	1	3	3	0	0	1
										1	0	0	0	0	1	0
24 Robinson Canó, L (1, 4) OBP: 0.321, SLG: 0.517	C SI 91 X SL 81 0-1 ② G4-3 1-2		1 SAFE X SL 80 0-0 ③ G6-3		B SI 89 X SL 79 1-0 1-H HR	B SI 85 F CH 76 B SI 86 B SI 85 S SI 86 S CU 75 3-3 ② K 1-2 3-H			C FF 93 S SL 82 F SL 81 F FF 92 F FF 93 B SI 93 H SL 82 2-2 17 FC6-4 HBP	4	1	1	2	0	1	3
55 Russell Martin, R (1, 2) OBP: 0.354, SLG: 0.467 17 Francisco Cervelli, R (8, 2) OBP: 0.267, SLG: 0.346	C SL 80 C SL 81 B SL 82 F FF 93 B SL 81 F SL 82 X FF 93 2-2 ③ P4		C KC 75 B SL 81 X SI 88 1-1 ① F8	C CH 84 C SL 78 B KC 75 F SL 81 S SI 90 1-3 ① K	F SI 85 B CU 73 B SI 86 C SI 86 S CU 74 2-3 ③ K			X FF 92 0-0 ① FC6-4 1-2f	4	0	0	0	0	2	2
										1	0	0	0	0	0	1
33 Nick Swisher, S (1, 9) OBP: 0.335, SLG: 0.314		B KC 74 B SI 89 C SI 92 B SL 80 B FF 92 4-1 11 L6-3 BB	X KC 76 0-0 18 1B 11 CS 1B	B CH 83 C CH 84 C SL 80 X FF 92 2-2 ② F7			C FF 90 C CH 84 B FF 92 B SL 86 X SL 86 2-2 ① G3		C FF 92 B SI 92 F FF 92 F SL 81 B FF 92 F SL 80 F FF 92 X FF 93 2-2 ② F9	4	0	1	0	1	0	1
18 Andruw Jones, R (1, 10) OBP: 0.297, SLG: 0.475		X FF 93 0-0 ① P3	B SL 79 C SL 80 F FF 92 X SL 82 1-2 2 1B 11 CS 14 1B 1-3 1B	S CH 83 F SL 80 S FF 89 0-3 ③ K			B CH 83 S FF 91 B FF 90 B SL 84 B SL 86 4-1 11 G3 BB		C FF 93 C SL 80 S SL 80 0-3 ③ K	4	1	1	0	1	2	2
11 Brett Gardner, L (1, 7) OBP: 0.331, SLG: 0.382 (9, 8)		1 SAFE B SI 91 B FF 90 X FF 91 2-0 ②③ L6-3 1-1	C SL 80 C SL 81 B SL 80 M SL 82 B SL 82 H FF 93 3-2 ② 2 1B 14 1B 1-2 3-H HBP			X SI 87 0-0 ① G4-3	B FF 89 B FF 88 F FF 89 F FF 89 X SL 87 2-2 ② G3 1-2			3	1	0	0	0	0	2
Inning Stats	R: 2 E: 0 K: 0 S: 17 H: 3 LOB: 1 BB: 0 P: 23	R: 0 E: 0 K: 0 S: 3 H: 0 LOB: 0 BB: 1 P: 9	R: 1 E: 1 K: 1 S: 11 H: 1 LOB: 1 BB: 0 P: 13	R: 2 E: 0 K: 0 S: 15 H: 4 LOB: 2 BB: 0 P: 23	R: 2 E: 0 K: 2 S: 14 H: 2 LOB: 0 BB: 0 P: 20	R: 3 E: 0 K: 2 S: 13 H: 2 LOB: 1 BB: 2 P: 28	R: 0 E: 0 K: 0 S: 11 H: 0 LOB: 1 BB: 1 P: 21	R: 0 E: 0 K: 1 S: 7 H: 0 LOB: 0 BB: 0 P: 10	R: 0 E: 0 K: 1 S: 15 H: 0 LOB: 1 BB: 0 P: 19	1B: 10 2B: 1 3B: 0 HR: 2 SF: 0 SAC: 0 DP: 1 HBP: 2						

PITCHER		IP	WLS	BF	H	R	ER	SO	BB	IBB	HBP	BLK	WP	HR	S	P	ERA	WHIP
49 Brett Anderson, L ERA: 3.68	(1, 1)	5.1	L	30	11	10	9	3	2	1	1	0	0	2	65	103	15.19	2.438
31 Brad Ziegler, R ERA: 1.83	(6, 1)	0.2		3	1	0	0	2	0	0	0	0	0	0	8	13	0.00	1.500
48 Michael Wuertz, R ERA: 1.84	(7, 1)	1.0		4	0	0	0	0	1	0	0	0	0	0	11	21	0.00	1.000
56 Craig Breslow, L ERA: 3.63	(8, 1)	1.0		3	0	0	0	1	0	0	0	0	0	0	7	10	0.00	0.000
33 Joey Devine, R ERA:	(9, 1)	1.0		4	0	0	0	1	0	0	1	0	0	0	15	19	0.00	0.000

PITCHER	IP	WLS	BF	H	R	ER	SO	BB	IBB	HBP	BLK	WP	HR	S	P	ERA	WHIP

TOP

New York Yankees @ Oakland Athletics

Oakland Coliseum, Oakland, CA

Tue May 31 2011, 7:07 PM - 9:54 PM PDT

Att. 22,581 - Cloudy - 57 F

livebaseballscorecards.com

AB	38
R	10
H	12
RBI	9
BB	4
SO	7
LOB	17

Batter	1	2	3	4	5	6	7	8	9	AB	R	H	RBI	BB	SO	LOB
4 Coco Crisp, S (1, 8) OBP: 0.299, SLG: 0.401	C FF 86 X SL 78 0-1 ① G1-3		S FS 78 S FS 80 B FS 79 S SL 80 1-3 ② K2-3		C SI 87 B FS 78 X CU 73 1-1 12 HR 3B		X SI 86 0-0 ① F8		B FC 88 X FF 88 1-0 ③ F7	5	1	1	0	0	1	3
12 David DeJesus, L (1, 9) OBP: 0.325, SLG: 0.398	B FF 87 B SL 79 B SI 88 B FF 88 4-0 28 G6-4-3 BB		B CU 71 C SL 80 D FS 79 F SL 84 X FS 80 2-2 3-H 1B		B SL 82 X SI 88 1-0 3-H HR		C SL 82 C FS 78 B FS 79 S FS 79 1-3 ② K			3	1	2	3	1	1	1
28 Conor Jackson, R (1, 3) OBP: 0.338, SLG: 0.333	X SI 88 0-0 ② ③ G6-4-3 1-2f		C SI 89 B SL 80 1 SAFE X SL 80 1-1 ③ F8		C SI 89 X SL 82 0-1 ① G5-3		X SL 84 0-0 ③ FC4 1-2f			4	0	0	0	0	0	3
16 Josh Willingham, R (1, 10) OBP: 0.322, SLG: 0.440		B SL 78 B SI 89 X SI 88 2-0 ① F9		C SL 79 C SI 88 B SL 84 B CH 80 B SL 82 T SL 82 3-2 ① K	S SL 80 B CH 80 F SL 81 S FS 80 1-3 ② K			B SL 84 S SL 86 S SI 90 B SI 92 F SI 92 X SL 75 2-2 ① F7		4	0	0	0	0	2	0
15 Ryan Sweeney, L (1, 7) OBP: 0.407, SLG: 0.405		C SI 87 B CU 70 B CU 73 X SI 88 2-1 ② G6-3		B SI 88 B SL 83 C SI 88 C SI 88 F FS 80 B FS 84 X SI 88 3-2 5 BB 14 1B 1B	B SI 87 C SL 81 B FS 76 X SL 83 2-1 ③ L6			C SI 90 F SL 83 C FF 91 0-3 ② K		4	0	1	0	0	1	0
8 Kurt Suzuki, R (1, 2) OBP: 0.309, SLG: 0.365 11 Landon Powell, S (8, 2) OBP: 0.298, SLG: 0.286		C SI 89 X FF 88 0-1 E5 14 FC5-4		B SL 82 B SL 80 1 SAFE 1 SAFE F SI 89 F SI 88 F SI 90 S FS 79 2-3 ② K		C SL 80 S FS 78 X FS 79 0-2 ① F8		X SI 91 0-0 ③ G4-3		3 1	0 0	0 0	0 0	0 0	1 0	1 0
14 Mark Ellis, R (1, 4) OBP: 0.250, SLG: 0.300		B SI 88 B SL 79 F SI 88 C SI 89 F SL 79 1 SAFE X SI 88 2-2 ③ FC5-4 1-2f		X SI 90 0-0 5 BB 1-2 1B		B SI 87 X SI 87 1-0 5 L1-4 2B			T FF 88 F SL 85 B FF 88 X SL 83 1-2 ① G4-3	4	0	2	0	0	0	1
5 Kevin Kouzmanoff, R (1, 5) OBP: 0.270, SLG: 0.347			C SI 87 F SL 79 X FS 78 0-2 ① 1B	C SI 89 B SL 82 B SL 81 B SI 89 F SL 82 B SL 81 4-2 21 FC6-4 1-2 2-3 BB		F SL 80 X SI 88 0-1 ② ③ L1-4 2-2			B SL 84 F FF 88 F SL 84 X CU 76 1-2 ② G5-3	3	0	1	0	1	0	1
21 Andy LaRoche, R (1, 6) OBP: 0.320, SLG: 0.333			B SI 87 C SL 78 X CU 71 1-1 12 1B 3B	X SL 81 0-0 ③ FC6-4 1-2f			C SI 85 B FS 77 X SL 80 1-1 28 FC4 1B		B FF 89 B SL 84 C FC 88 C FC 88 B SL 85 B FF 88 4-2 BB	3	1	2	0	1	0	3
Inning Stats	R: 0 E: 0 K: 0 S: 3 H: 0 LOB: 0 BB: 1 P: 7	R: 0 E: 1 K: 0 S: 9 H: 0 LOB: 1 BB: 0 P: 15	R: 1 E: 0 K: 1 S: 13 H: 3 LOB: 1 BB: 0 P: 18	R: 0 E: 0 K: 2 S: 15 H: 2 LOB: 3 BB: 1 P: 27	R: 2 E: 0 K: 1 S: 10 H: 2 LOB: 0 BB: 0 P: 15	R: 0 E: 0 K: 0 S: 6 H: 1 LOB: 0 BB: 0 P: 7	R: 0 E: 0 K: 1 S: 7 H: 1 LOB: 1 BB: 0 P: 9	R: 0 E: 0 K: 1 S: 8 H: 0 LOB: 0 BB: 0 P: 10	R: 0 E: 0 K: 0 S: 9 H: 0 LOB: 1 BB: 1 P: 16	1B: 5 2B: 2 3B: 2 HR: 1 SF: 0 SAC: 0 DP: 2 HBP: 0				WP: 0 PB: 0 SB: 0 CS: 0		PA: 37

PITCHER	IP	WLS	BF	H	R	ER	SO	BB	IBB	HBP	BLK	WP	HR	S	P	ERA	WHIP
36 Freddy Garcia, R (1, 1) ERA: 3.34	7.0	W	30	9	3	3	5	2	0	0	0	0	1	63	98	3.86	1.571
38 Luis Ayala, R (8, 1) ERA: 1.69	1.0		3	0	0	0	1	0	0	0	0	0	0	8	10	0.00	0.000
39 Lance Pendleton, R (9, 1) ERA:	1.0		4	0	0	0	0	1	0	0	0	0	0	9	16	0.00	1.000

PITCHER	IP	WLS	BF	H	R	ER	SO	BB	IBB	HBP	BLK	WP	HR	S	P	ERA	WHIP

BOTTOM

New York Yankees @ Oakland Athletics

Oakland Coliseum, Oakland, CA

Tue May 31 2011, 7:07 PM - 9:54 PM PDT

Att. 22,581 - Cloudy - 57 F

livebaseballscorecards.com

AB	34
R	3
H	9
RBI	3
BB	3
SO	6
LOB	13

Batter	1	2	3	4	5	6	7	8	9	AB	R	H	RBI	BB	SO	LOB
2 Derek Jeter, R (1, 6) OBP: 0.328, SLG: 0.332	C SI 92 C CU 80 B CU 79 F FF 94 X CU 81 1-2 13 2B 2B		B CH 83 B CH 83 T FF 93 F SI 93 B SI 94 X FF 94 3-2 ① F9	C CU 79 F CU 80 H CU 82 1-2 HBP		B SI 93 F CU 80 B CU 82 S FF 93 X FF 94 2-2 ③ L9			X FC 87 0-0 ② G3	4	1	1	0	0	0	0
14 Curtis Granderson, L (1, 8) OBP: 0.348, SLG: 0.612	C SI 94 B SI 93 S SI 94 F FF 93 S CU 82 1-3 ① K		C CU 81 B FF 93 S FF 94 X CU 82 1-2 ② F9	C FF 93 C SI 93 S FF 94 0-3 ③ K			C CU 77 B FF 92 F FF 92 X FF 92 1-2 ① P6		C FF 92 B CU 77 C FF 92 B CH 84 F FF 94 B FC 87 X FF 93 3-2 ③ F8	5	0	0	0	0	2	3
25 Mark Teixeira, S (1, 3) OBP: 0.367, SLG: 0.535	F SI 94 B SI 95 S FF 94 C FF 95 1-3 ② K		X SI 94 0-0 ③ F8		X SI 90 0-0 24 FC4-6 1B		B FF 91 B FF 92 X SI 92 2-0 ② G3			4	0	1	0	0	1	1
13 Alex Rodriguez, R (1, 10) OBP: 0.361, SLG: 0.484	C CU 81 B SI 94 X CU 81 1-1 2-H 2B			B SI 90 X SI 92 1-0 24 BB 33 HR 1B	C FF 90 S FF 92 X CU 80 0-2 ① P4		X FF 93 0-0 ③ P4			4	1	2	1	0	0	1
24 Robinson Canó, L (1, 4) OBP: 0.324, SLG: 0.514	B FF 95 C SI 94 X SI 94 1-1 ③ G3			1 SAFE B FF 92 B FF 91 B FF 91 B FF 91 4-0 33 HR 1-2 BB	X SI 90 0-0 ② FC4-6 33 BB 1-2f			B SI 90 B SI 91 C SI 90 X SI 91 2-1 1B		3	1	1	0	1	0	2
33 Nick Swisher, S (1, 9) OBP: 0.338, SLG: 0.331 27 Chris Dickerson, L (8, 9) OBP: 0.400, SLG: 0.385		B SI 91 C SI 91 B SI 91 B SI 92 F SI 93 X FF 93 3-2 ① F7		B SI 92 B SI 91 X FF 92 2-0 1-H 2-H HR	B SI 91 1 SAFE B CH 83 B FF 91 C FF 91 C FF 92 D CU 80 4-2 1-2 BB			C SI 90 1 SAFE C SI 90 B CH 73 X CH 74 1-2 ① P3		3 0	1 0	1 0	3 0	1 0	0 0	1 0
55 Russell Martin, R (1, 2) OBP: 0.352, SLG: 0.458		F SI 94 B SI 94 B SI 94 B SI 94 F SI 94 X FF 94 3-2 ② F8		B CH 84 B SI 92 B FF 92 B FF 91 4-0 18 S BB	B SI 92 D CH 85 X SI 92 2-0 ③ F8			1 SAFE C SI 91 B SI 90 C SI 90 S CH 74 1-3 ② K		3	0	0	0	1	1	3
18 Andruw Jones, R (1, 7) OBP: 0.299, SLG: 0.459 11 Brett Gardner, L (7, 7) OBP: 0.329, SLG: 0.379		B CU 80 B SI 94 B SI 94 B SI 93 4-0 26 FC6-4 BB		1 SAFE B SI 93 1 SAFE B CU 78 B SI 92 C FF 93 X FF 93 3-1 ① F8 1-2		C CU 78 B CU 79 X FF 92 1-1 ① P5		B SI 92 B SI 91 C SI 90 X SI 91 2-1 ③ G5-3		2 1	0 0	0 0	0 0	1 0	0 0	1 1
26 Eduardo Núñez, R (1, 5) OBP: 0.255, SLG: 0.367		1 SAFE B SI 92 S FF 93 1 SAFE S FF 93 F FF 93 1 SAFE B FF 94 X CU 81 2-2 ③ FC6-4 1-2f		B FF 93 C CU 78 X FF 93 1-1 ② P2		C CU 79 F SI 94 S FF 94 0-3 ② K			C FF 93 F FF 94 B FC 88 B FF 94 X FC 87 2-2 ① G1-3	4	0	0	0	0	1	2
Inning Stats	R: 1 E: 0 K: 2 S: 15 H: 2 LOB: 1 BB: 0 P: 20	R: 0 E: 0 K: 0 S: 10 H: 0 LOB: 1 BB: 1 P: 22	R: 0 E: 0 K: 0 S: 7 H: 0 LOB: 0 BB: 0 P: 11	R: 3 E: 0 K: 1 S: 11 H: 2 LOB: 2 BB: 2 P: 27	R: 0 E: 0 K: 0 S: 8 H: 1 LOB: 2 BB: 1 P: 14	R: 0 E: 0 K: 1 S: 8 H: 0 LOB: 0 BB: 0 P: 11	R: 0 E: 0 K: 0 S: 5 H: 0 LOB: 0 BB: 0 P: 8	R: 0 E: 0 K: 1 S: 10 H: 1 LOB: 1 BB: 0 P: 16	R: 0 E: 0 K: 0 S: 8 H: 0 LOB: 0 BB: 0 P: 13	1B: 3 2B: 2 3B: 0 HR: 1 SF: 0 SAC: 0 DP: 0 HBP: 1						

PITCHER		IP	WLS	BF	H	R	ER	SO	BB	IBB	HBP	BLK	WP	HR	S	P	ERA	WHIP
47 Gio González, L ERA: 2.49	(1, 1)	6.1	L	29	5	4	4	4	4	0	1	0	0	1	62	109	5.68	1.421
33 Joey Devine, R ERA:	(7, 1)	0.2		2	0	0	0	0	0	0	0	0	0	0	2	4	0.00	0.000
57 Brian Fuentes, L ERA: 4.44	(8, 1)	1.0		4	1	0	0	1	0	0	0	0	0	0	10	16	0.00	1.000
40 Andrew Bailey, R ERA:	(9, 1)	1.0		3	0	0	0	0	0	0	0	0	0	0	8	13	0.00	0.000

PITCHER	IP	WLS	BF	H	R	ER	SO	BB	IBB	HBP	BLK	WP	HR	S	P	ERA	WHIP

TOP

New York Yankees @ Oakland Athletics

Oakland Coliseum, Oakland, CA

Wed Jun 01 2011, 12:39 PM - 3:15 PM PDT

Att. 25,469 - Cloudy - 57 F

livebaseballscorecards.com

AB	33
R	4
H	6
RBI	4
BB	4
SO	5
LOB	15

WP: 0 PA: 38
PB: 0
SB: 1
CS: 0

New York Yankees @ Oakland Athletics

Oakland Coliseum, Oakland, CA

Wed Jun 01 2011, 12:39 PM - 3:15 PM PDT

Att. 25,469 - Cloudy - 57 F

livebaseballscorecards.com

BOTTOM

Batter	1	2	3	4	5	6	7	8	9	AB	R	H	RBI	BB	SO	LOB
4 Coco Crisp, S (1, 8) OBP: 0.307, SLG: 0.415	F FF 92 B KC 82 B FF 93 F SI 93 S KC 83 2-3 ① K		F KC 81 B KC 81 F FF 93 F KC 80 B KC 83 B KC 82 F SI 92 B FF 93 4-2 16 FC5 12 S BB		C SI 92 X CH 88 0-1 3B			X FF 92 0-0 12 1B 1B		3	0	2	0	1	1	0
12 David DeJesus, L (1, 10) OBP: 0.329, SLG: 0.405	B SI 93 B CH 88 C FF 93 X FF 93 2-1 16 HR 2B		1 SAFE 1 SAFE C CH 87 1 SAFE B FF 91 S KC 82 S FF 92 1-3 ② K 1-2		B FF 92 X CH 87 1-0 ③ G4-3			C CU 79 1 SAFE X FF 90 0-1 28 L1-3 1-2 1B		4	1	2	0	0	1	2
28 Conor Jackson, R (1, 3) OBP: 0.336, SLG: 0.325	C FF 92 B KC 82 X FF 93 1-1 ② P6		C KC 79 B KC 82 B SI 91 B SI 92 C FF 93 B FF 93 4-2 16 FC5 BB			F FF 92 B CH 88 X SI 91 1-1 ① L4		X FF 93 0-0 ②③ L1-3 1-1		3	0	0	0	1	0	3
16 Josh Willingham, R (1, 7) OBP: 0.320, SLG: 0.453	B FF 92 F FF 93 D KC 84 B FF 93 X FF 92 3-1 2-H HR		B SI 92 F FF 93 D KC 84 X FF 93 2-1 ③ FC5 1-2 2-3f			C SI 92 B CH 88 F FF 92 B KC 83 S KC 84 2-3 ② K			C FC 92 F FC 92 B FC 90 C FC 92 1-3 ① K	4	1	1	2	0	2	2
15 Ryan Sweeney, L (1, 9) OBP: 0.389, SLG: 0.386	B FF 93 C CH 89 X KC 82 1-1 ③ G4-3			B FF 91 B CH 87 X SI 91 2-0 ① G4-3		C FF 92 B CH 89 B FF 92 X CH 90 2-1 ③ G1-3			C FC 91 F FC 91 B FC 92 F FC 91 X FC 92 1-2 ② G4-3	4	0	0	0	0	0	0
8 Kurt Suzuki, R (1, 2) OBP: 0.303, SLG: 0.357		C FF 92 B SI 92 X KC 83 1-1 ① G4-3		C FF 92 F SI 91 F SI 92 B KC 82 F FF 93 B FF 93 X FF 92 2-2 ② P3			B SI 91 F FF 91 B KC 81 X FF 91 2-1 ① F7		B FC 91 C FC 91 F FC 91 B FC 91 F FC 92 F FC 90 X FC 91 2-2 ③ P4	4	0	0	0	0	0	0
14 Mark Ellis, R (1, 4) OBP: 0.251, SLG: 0.297		B SI 93 F FF 93 S KC 81 F KC 82 B SI 93 B KC 83 B FF 91 4-2 5 G5-4-3 BB		B FF 92 C SI 91 X KC 80 1-1 ③ G1-3			B FF 90 X SI 91 1-0 ② F9			2	0	0	0	1	0	0
5 Kevin Kouzmanoff, R (1, 5) OBP: 0.264, SLG: 0.339		1 SAFE B SI 91 X SI 92 1-0 ②③ G5-4-3 1-2f			X FF 91 0-0 ① F9		C FF 92 B KC 82 X SI 93 1-1 ③ G6-3			3	0	0	0	0	0	1
2 Cliff Pennington, S (1, 6) OBP: 0.307, SLG: 0.341			B SI 92 C CH 87 F CH 87 B KC 82 S KC 82 2-3 ① K2-3		C FF 92 B KC 81 S CH 87 F FF 91 S KC 82 1-3 ② K			C FF 92 S CU 79 C FF 94 0-3 ① K		3	0	0	0	0	3	0
Inning Stats	R: 2 E: 0 K: 1 S: 11 H: 2 LOB: 0 BB: 0 P: 20	R: 0 E: 0 K: 0 S: 6 H: 0 LOB: 0 BB: 1 P: 12	R: 0 E: 0 K: 2 S: 14 H: 0 LOB: 2 BB: 2 P: 27	R: 0 E: 0 K: 0 S: 8 H: 0 LOB: 0 BB: 0 P: 13	R: 0 E: 0 K: 1 S: 8 H: 1 LOB: 1 BB: 0 P: 10	R: 0 E: 0 K: 1 S: 7 H: 0 LOB: 0 BB: 0 P: 12	R: 0 E: 0 K: 0 S: 5 H: 0 LOB: 0 BB: 0 P: 9	R: 0 E: 0 K: 1 S: 7 H: 2 LOB: 1 BB: 0 P: 7	R: 0 E: 0 K: 1 S: 12 H: 0 LOB: 0 BB: 0 P: 16	1B: 2 2B: 2 3B: 1 HR: 1 SF: 0 SAC: 0 DP: 2 HBP: 0						WP: 0 PB: 0 SB: 1 CS: 0 PA: 33

	AB	30
	R	2
	H	5
	RBI	2
	BB	3
	SO	7
	LOB	8

PITCHER		IP	WLS	BF	H	R	ER	SO	BB	IBB	HBP	BLK	WP	HR	S	P	ERA	WHIP
34 A.J. Burnett, R ERA: 3.86	(1, 1)	7.0	W	26	3	2	2	5	3	0	0	0	0	1	59	103	2.57	0.857
62 Joba Chamberlain, R ERA: 3.0	(8, 1)	1.0	H	4	2	0	0	1	0	0	0	0	0	0	7	7	0.00	2.000
42 Mariano Rivera, R ERA: 2.01	(9, 1)	1.0	S	3	0	0	0	1	0	0	0	0	0	0	12	16	0.00	0.000

PITCHER		IP	WLS	BF	H	R	ER	SO	BB	IBB	HBP	BLK	WP	HR	S	P	ERA	WHIP

Oakland Athletics @ Boston Red Sox

Fenway Park, Boston, MA

Fri Jun 03 2011, 7:12 PM - 10:46 PM EDT

Att. 37,808 - Partly Cloudy - 62 F

TOP

livebaseballscorecards.com

Batter	1	2	3	4	5	6	7	8	9	AB	R	H	RBI	BB	SO	LOB
4 Coco Crisp, S (1, 8) OBP: 0.305, SLG: 0.410	X SI 92 0-0 ① P5	C SI 92 C CU 78 B FF 92 F CU 78 C SI 94 1-3 ② K		C FF 93 1 SAFE C CU 76 B SI 92 F FC 90 F CU 77 F SI 94 X SI 93 1-2 ② G3 1-2 3-H		B SL 87 C SL 86 F SL 86 X SL 87 1-2 12 S 1B		X FF 96 0-0 ③ F8		5	0	1	1	0	1	2
12 David DeJesus, L (1, 9) OBP: 0.330, SLG: 0.402	C SI 93 S CH 81 X SI 93 0-2 16 1B 55 FC6-4 1B	B SI 93 B CH 80 B FF 92 C FF 92 B SI 92 4-1 16 FC5-4 BB		F SI 88 F CU 76 C SI 93 0-3 ③ K		1 SAFE B SL 74 C SL 74 X SI 85 1-1 ③ G4-3 1-2			X FF 94 0-0 ① F9	4	1	1	0	1	1	2
16 Josh Willingham, R (1, 7) OBP: 0.327, SLG: 0.467	B SI 92 1 SAFE B CH 78 1 SAFE S SI 93 F SI 94 B SI 93 X SI 94 3-2 55 FC6-4 1B 1-3	D CH 82 F FF 90 X SI 92 1-1 ③ FC5-4 1-2f			F SI 91 B SI 91 B CH 80 X SI 92 2-1 55 L8 10 1B 2B		C FC 94 C FF 96 F FF 97 B SL 86 B FF 96 B SL 87 X FF 94 3-2 8 BLK 2B		B FF 96 C FF 95 F FF 96 B FF 95 S SL 81 2-3 ② K	5	1	3	0	0	1	1
55 Hideki Matsui, L (1, 10) OBP: 0.269, SLG: 0.329	C SI 93 X SI 92 0-1 ② FC6-4 8 1B 10 1B 1-2f 3-H		C SI 88 F CU 77 B CU 78 B FC 89 C SI 94 2-3 ① K		B SI 93 B SI 92 X SI 93 2-0 ① L8 2-3		C FF 94 F FF 96 S CU 82 0-3 ① K		C FF 96 C FF 95 F FF 96 F FS 90 X FF 95 0-2 ③ P6	5	1	0	1	0	2	3
8 Kurt Suzuki, R (1, 2) OBP: 0.307, SLG: 0.357	B SI 93 F SI 93 B CU 77 X CU 75 2-1 10 1B 14 1B 1B 1-2		F SI 94 B SI 94 X CU 78 1-1 ② F9		S SI 92 S SI 94 D CU 79 X SI 92 1-2 ② P2		D SL 83 D SL 88 D FF 92 B FF 94 4-0 10 G6-4-3 BB 2-3			3	1	1	0	1	0	1
10 Daric Barton, L (1, 3) OBP: 0.323, SLG: 0.269	F FF 89 B CU 76 X CH 81 1-1 14 1B 1B 1-3 2-H		F SI 92 B CH 81 X SI 92 1-1 ③ G4-3		B FF 92 C SI 92 B SI 92 F FF 91 X SI 94 2-2 14 FC5-4 1B 3-H		1 SAFE X FF 94 0-0 ②③ G6-4-3 1-2f			4	1	2	2	0	0	2
14 Mark Ellis, R (1, 4) OBP: 0.251, SLG: 0.296	B CU 77 X FC 90 1-0 2-H 3-H 1B			B SI 91 B FF 91 C SI 90 B FC 88 X SI 91 3-1 ① F8	D CU 78 C SL 86 B SL 85 X SL 86 2-1 ③ FC5-4 1-2f			B FF 98 C FF 98 C SL 83 B SL 83 F FF 98 X FF 98 2-2 ① F9		4	0	1	2	0	0	1
5 Kevin Kouzmanoff, R (1, 5) OBP: 0.266, SLG: 0.338 15 Ryan Sweeney, L (8, PH) OBP: 0.385, SLG: 0.381 21 Andy LaRoche, R (8, 5) OBP: 0.320, SLG: 0.333	1 SAFE B SI 92 S SI 93 S CH 82 B SI 92 F CH 82 S CH 82 2-3 ③ K			B CH 80 X FF 91 1-0 2 WP 2 E 4 G3 1B		X SL 86 0-0 ① G5-3		B FF 98 F FF 98 F FF 98 B SL 84 X FF 98 2-2 ② G3-1		3 1 0	1 0 0	1 0 0	0 0 0	0 0 0	1 0 0	1 0 0
2 Cliff Pennington, S (1, 6) OBP: 0.311, SLG: 0.341		B SI 89 B SI 90 C SI 91 F FF 88 T CU 78 2-2 ① K		B FF 91 C CU 74 F CH 79 F FF 93 1 SAFE 1 SAFE B FF 91 F CU 76 F FC 90 4-2 B SI 93 F FF 90 B CH 78 4 G3 1-3 BB		B FF 91 C SL 86 X SL 86 1-1 ② G6-3		X FF 97 0-0 1B		3	0	1	0	1	1	0

| Inning Stats | | |

Oakland Athletics @ Boston Red Sox

Fenway Park, Boston, MA

Fri Jun 03 2011, 7:12 PM - 10:46 PM EDT

Att. 37,808 - Partly Cloudy - 62 F

livebaseballscorecards.com

BOTTOM

Batter	1	2	3	4	5	6	7	8	9	AB	R	H	RBI	BB	SO	LOB
2 Jacoby Ellsbury, L (1, 8) OBP: 0.356, SLG: 0.448	B FF 89 F FF 91 B SL 77 B FF 91 S FF 91 X FF 91 3-2 28 WP 28 S 28 G4-3 1B	B FF 93 X SI 91 1-0 ② SF7 3-H		B FF 92 C FS 81 F SI 92 B SI 92 F SI 92 F CU 80 X FF 92 2-2 ② P5		C SL 85 F FF 93 F SI 92 B FF 92 F SL 86 B FF 93 F SL 85 F SL 85 X FF 92 2-2 ③ P5		B FF 90 B FF 89 B FF 90 C FF 89 X FF 89 3-1 ① P6		4	1	1	1	0	0	0
15 Dustin Pedroia, R (1, 4) OBP: 0.346, SLG: 0.327	1 SAFE C FF 90 F FF 92 B FF 92 B CH 74 1 SAFE X FF 93 2-2 ① F7	1 SAFE F FF 93 B CU 72 X FF 92 1-1 ③ FC5-4 1-2f		B CU 81 C SI 92 X SI 92 1-1 ③ F9			C FF 94 S SL 83 X SL 82 0-2 ① G5-3	C FF 90 F FF 92 B FF 91 X CH 87 1-2 ② G5-3		5	0	0	0	0	0	2
28 Adrián González, L (1, 3) OBP: 0.381, SLG: 0.547	B FF 92 1 SAFE C FF 93 B FF 92 F FF 92 X SL 78 2-2 ② G4-3 1-H		B FF 92 B SL 78 T FF 92 F FF 93 B FF 92 S FF 94 3-3 ① K		B FF 91 X FS 81 1-0 20 1B 1B		B SI 94 F SI 92 B FF 93 B SI 93 F FF 94 F FF 94 X FF 94 3-2 34 BB 13 1B 2B	F FF 90 X CH 83 0-1 1B		5	1	3	1	0	1	0
20 Kevin Youkilis, R (1, 5) OBP: 0.387, SLG: 0.484	B FF 93 B FF 92 X FF 92 2-0 34 1B 2B		B SI 89 B CH 80 B CH 81 C FF 92 F FF 92 B CH 80 4-2 34 2B BB		C SI 91 F SI 91 F FF 92 F FF 91 X SI 92 0-2 13 FC3-6 1-2 1B		S SI 94 B SI 95 D SL 82 H SI 93 3-1 34 BB 13 1B HBP	B SL 84 F FF 90 X FF 90 1-1 ③ G5-3		3	3	2	0	1	0	1
34 David Ortiz, L (1, 10) OBP: 0.389, SLG: 0.588	B FF 93 F FF 92 B SL 79 B SL 78 X FF 93 3-1 2-H 1B		B FF 93 S SL 78 B FF 94 C SI 93 X FF 93 2-2 12 1B 1-H 2B		F SI 92 B FS 80 S FS 79 F FF 92 B FS 78 B FS 79 S FS 78 3-3 ① K		C SI 92 B FF 93 B SI 93 D SI 93 B FF 94 4-1 13 1B 1-2 2-3 BB			3	1	2	2	1	1	2
12 Jed Lowrie, S (1, 6) OBP: 0.349, SLG: 0.446	C FF 92 C CH 79 B FF 93 B FF 93 X CH 79 2-2 ③ P4		B FF 92 B CH 80 X FF 91 2-0 2-H 1B		B FF 92 F SI 92 B FS 78 C FF 91 X FF 93 2-2 ② P3		F FF 92 B FF 92 B SL 81 F SI 94 X FF 94 2-2 ② F7			4	0	1	1	0	0	6
13 Carl Crawford, L (1, 7) OBP: 0.269, SLG: 0.359		C FF 92 F SL 80 B SL 80 B FF 94 X SL 78 2-2 ① F9	1 SAFE 1 SAFE C FF 92 1 SAFE X SL 80 0-1 ② P6		X CU 80 0-0 ③ FC3-6 1-2f		D SI 90 B SI 91 C SI 90 B SI 92 C SI 90 X SI 91 3-2 1-3 2-H 3-H 1B			4	0	1	2	0	0	3
23 Mike Cameron, R (1, 9) OBP: 0.250, SLG: 0.350 7 J.D. Drew, L (6, PH) (7, 9) OBP: 0.337, SLG: 0.333		B FF 93 X CH 80 1-0 E5 39 PB 2 SF7	B SI 92 B SI 91 S SI 91 1 SAFE S SI 90 S SI 91 2-3 ③ K			C SL 84 X FF 91 0-1 E3 39 G5-4-3	B SI 90 X SI 91 1-0 ③ G4-3			2 2	1 0	0 0	0 0	0 0	1 0	1 2
39 Jarrod Saltalamacchia, S (1, 2) OBP: 0.276, SLG: 0.398		B FF 92 F CH 80 F FF 92 S SL 76 1-3 K 15 FC5-4 2-3		B FF 92 S SI 90 B FS 79 F FS 80 S SI 92 2-3 ① K		C FF 89 1 SAFE S FF 92 X SI 92 0-2 ①② G5-4-3 1-2f		B FF 90 X SL 85 1-0 HR		4	1	1	1	0	2	2
Inning Stats	R: 2 E: 0 K: 0 S: 15 H: 3 LOB: 1 BB: 0 P: 29	R: 1 E: 1 K: 1 S: 10 H: 0 LOB: 1 BB: 0 P: 16	R: 2 E: 0 K: 2 S: 14 H: 2 LOB: 1 BB: 1 P: 27	R: 0 E: 0 K: 1 S: 10 H: 0 LOB: 0 BB: 0 P: 15	R: 0 E: 0 K: 1 S: 14 H: 2 LOB: 2 BB: 0 P: 20	R: 0 E: 1 K: 0 S: 12 H: 0 LOB: 0 BB: 0 P: 14	R: 2 E: 0 K: 0 S: 16 H: 2 LOB: 2 BB: 1 P: 32	R: 1 E: 0 K: 0 S: 10 H: 2 LOB: 1 BB: 0 P: 16		1B: 7 2B: 3 3B: 0 HR: 1 SF: 1 SAC: 0 DP: 1 HBP: 1			WP: 1 PB: 1 SB: 1 CS: 0 PA: 40		

PITCHER		IP	WLS	BF	H	R	ER	SO	BB	IBB	HBP	BLK	WP	HR	S	P	ERA	WHIP
88 Josh Outman, L ERA: 4.02	(1, 1)	2.2		16	5	5	4	2	1	0	0	0	1	0	36	67	13.50	2.250
52 Guillermo Moscoso, R ERA: 2.7	(3, 1)	2.1		9	2	0	0	3	0	0	0	0	0	0	27	40	0.00	0.857
56 Craig Breslow, L ERA: 3.47	(6, 1)	1.0	H	3	0	0	0	0	0	0	0	0	0	0	12	14	0.00	0.000
33 Joey Devine, R ERA: 2.45	(7, 1)	0.2	L	5	1	2	2	0	1	0	1	0	0	0	12	24	27.00	3.000
57 Brian Fuentes, L ERA: 4.38	(7, 1)	0.1	B	2	1	0	0	0	0	0	0	0	0	0	4	8	0.00	3.000

PITCHER		IP	WLS	BF	H	R	ER	SO	BB	IBB	HBP	BLK	WP	HR	S	P	ERA	WHIP
48 Michael Wuertz, R ERA: 2.3	(8, 1)	1.0		5	2	1	1	0	0	0	0	0	0	1	10	16	9.00	2.000

Oakland Athletics @ Boston Red Sox

Fenway Park, Boston, MA

Sat Jun 04 2011, 1:12 PM - 6:27 PM EDT

Att. 37,485 - Sunny - 60 F

livebaseballscorecards.com

TOP

Batter	1	2	3	4	5	6	7	8	9	10	11	12	13	14	AB	R	H	RBI	BB	SO	LOB
12 David DeJesus, L (1, 9) OBP: 0.329, SLG: 0.396	F8		G4-6-3			HBP	G6-4-3		1B		2B		G5-3		3	1	0	0	0	0	3
21 Andy LaRoche, R (7, 5) OBP: 0.320, SLG: 0.333															0	0	0	0	0	0	0
28 Conor Jackson, R (9, PH) OBP: 0.343, SLG: 0.342															3	0	2	2	0	0	0
(9, 5)																					
15 Ryan Sweeney, L (1, 8) OBP: 0.388, SLG: 0.382	P3		F9			BB		1B	1B		SF7		P1		5	1	2	1	1	0	0
(7, 9)																					
16 Josh Willingham, R (1, 7) OBP: 0.330, SLG: 0.460	BB	K				1B		K	K		FC6-2			BB	5	0	1	2	2	3	4
55 Hideki Matsui, L (1, 10) OBP: 0.265, SLG: 0.322	G4-3	L9				K		G6-3	K2-3					FC3-6	7	0	1	0	0	2	6
8 Kurt Suzuki, R (14, PR) OBP: 0.307, SLG: 0.357															0	0	0	0	0	0	0
(14, 10)																					
14 Mark Ellis, R (1, 4) OBP: 0.252, SLG: 0.296		K		F9		P2			BB	1B	F9			P6	7	1	2	0	0	1	4
10 Daric Barton, L (1, 3) OBP: 0.331, SLG: 0.273		1B	F8			BB	1B		BB	FC1-6		F8		1B	5	2	2	0	2	0	1
11 Landon Powell, S (1, 2) OBP: 0.278, SLG: 0.265		K	L8			1B			K	K		K		G4-3	7	0	1	0	0	4	6
5 Kevin Kouzmanoff, R (1, 5) OBP: 0.262, SLG: 0.333		G3	P4				1B		E4	P6		K			2	0	0	0	0	0	1
4 Coco Crisp, S (7, PH) OBP: 0.304, SLG: 0.407															4	1	1	0	0	1	2
(7, 8)																					
2 Cliff Pennington, S (1, 6) OBP: 0.317, SLG: 0.350			G4-6-3			F9	SF8		2B		BB		P6		4	2	2	2	1	0	0
Inning Stats	R: 0 E: 0 K: 0 S: 8 H: 0 LOB: 1 BB: 1 P: 14	R: 0 E: 0 K: 2 S: 14 H: 1 LOB: 1 BB: 0 P: 21	R: 0 E: 0 K: 0 S: 9 H: 1 LOB: 0 BB: 0 P: 16	R: 0 E: 0 K: 1 S: 6 H: 0 LOB: 0 BB: 0 P: 9	R: 0 E: 0 K: 0 S: 6 H: 0 LOB: 0 BB: 0 P: 8	R: 2 E: 0 K: 1 S: 11 H: 1 LOB: 1 BB: 1 P: 23	R: 1 E: 0 K: 0 S: 9 H: 2 LOB: 1 BB: 1 P: 18	R: 0 E: 0 K: 1 S: 7 H: 1 LOB: 0 BB: 0 P: 12	R: 4 E: 1 K: 3 S: 27 H: 4 LOB: 2 BB: 1 P: 38	R: 0 E: 0 K: 1 S: 6 H: 1 LOB: 1 BB: 0 P: 7	R: 1 E: 0 K: 0 S: 13 H: 2 LOB: 2 BB: 1 P: 22	R: 0 E: 0 K: 2 S: 11 H: 0 LOB: 0 BB: 0 P: 14	R: 0 E: 0 K: 0 S: 9 H: 0 LOB: 0 BB: 0 P: 15	R: 0 E: 0 K: 0 S: 10 H: 1 LOB: 2 BB: 1 P: 20	1B: 12 2B: 2 3B: 0 HR: 0 SF: 2 SAC: 0 DP: 3 HBP: 1						

PITCHER	IP	WLS	BF	H	R	ER	SO	BB	IBB	HBP	BLK	WP	HR	S	P	ERA	WHIP
19 Josh Beckett, R (1, 1) ERA: 2.01	6.0		25	4	3	3	4	3	0	1	0	1	0	58	102	4.50	1.167
32 Matt Albers, R (7, 1) ERA: 3.86	0.1	H	2	1	0	0	0	0	0	0	0	0	0	3	5	0.00	3.000
68 Tommy Hottovy, L (7, 1) ERA:	0.2	H	1	0	0	0	0	0	0	0	0	0	0	2	2	0.00	0.000
51 Daniel Bard, R (8, 1) ERA: 3.07	1.0	H	3	1	0	0	1	0	0	0	0	0	0	7	12	0.00	1.000
58 Jonathan Papelbon, R (9, 1) ERA: 4.32	0.1		6	3	4	3	1	1	0	0	0	0	0	18	28	81.00	12.000

PITCHER	IP	WLS	BF	H	R	ER	SO	BB	IBB	HBP	BLK	WP	HR	S	P	ERA	WHIP
52 Bobby Jenks, R (9, 1) ERA: 6.57	1.2		7	2	0	0	3	0	0	0	0	0	0	15	17	0.00	1.200
91 Alfredo Aceves, R (11, 1) ERA: 3.38	4.0	W	17	3	1	1	2	2	0	0	0	0	0	43	71	2.25	1.250

AB	52
R	8
H	14
RBI	7
BB	6
SO	11
LOB	27

WP: 1 PA: 61
PB: 0
SB: 0
CS: 0

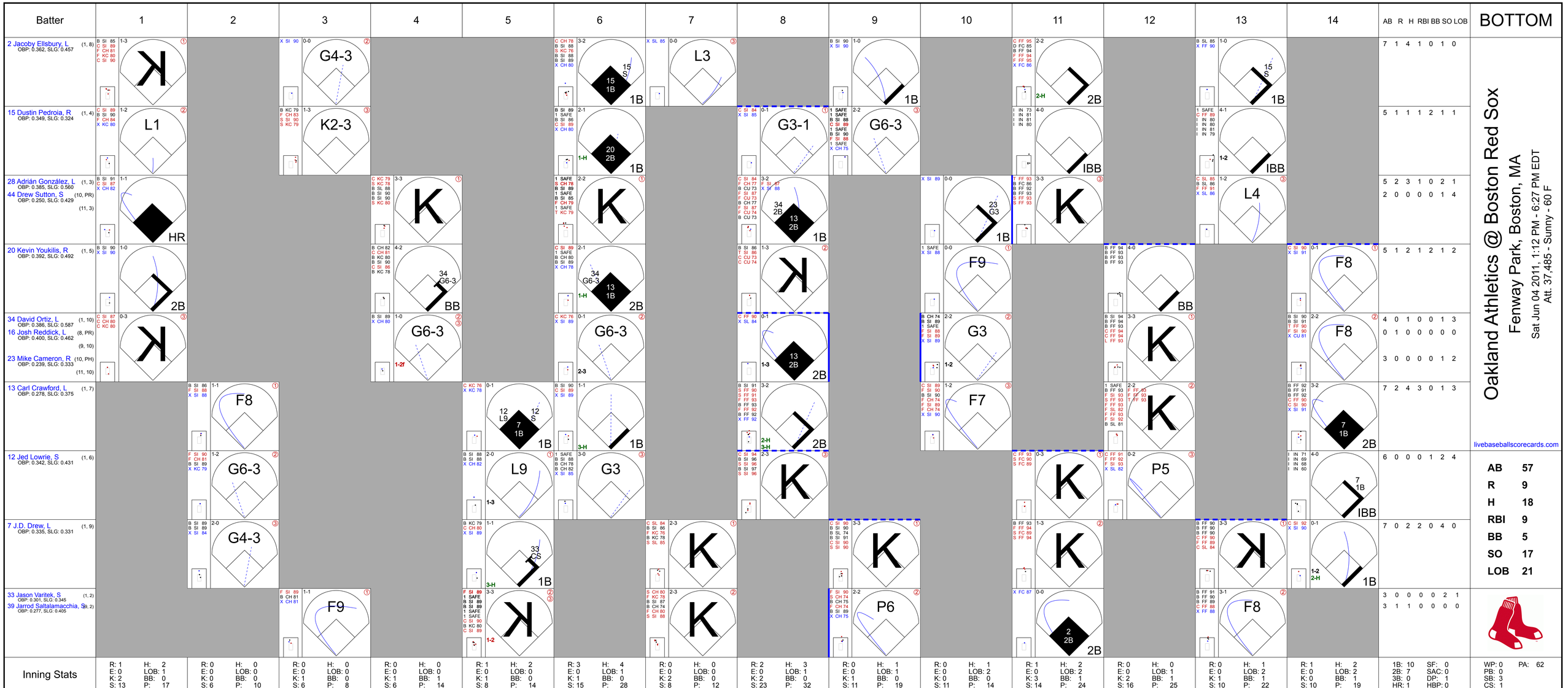
Batter
1
2
3
4
5
6
7
8
9
10
11
12
13
14
AB R H RBI BB SO LOB
BOTTOM
2 Jacoby Ellsbury, L (1, 8) OBP: 0.362, SLG: 0.457
15 Dustin Pedroia, R (1, 4) OBP: 0.349, SLG: 0.324
28 Adrián González, L (1, 3) OBP: 0.385, SLG: 0.560
44 Drew Sutton, S (10, PR) OBP: 0.250, SLG: 0.429 (11, 3)
20 Kevin Youkilis, R (1, 5) OBP: 0.392, SLG: 0.492
34 David Ortiz, L (1, 10) OBP: 0.386, SLG: 0.587
16 Josh Reddick, L (8, PR) OBP: 0.400, SLG: 0.462 (9, 10)
23 Mike Cameron, R (10, PH) OBP: 0.239, SLG: 0.333 (11, 10)
13 Carl Crawford, L (1, 7) OBP: 0.278, SLG: 0.375
12 Jed Lowrie, S (1, 6) OBP: 0.342, SLG: 0.431
7 J.D. Drew, L (1, 9) OBP: 0.335, SLG: 0.331
33 Jason Varitek, S (1, 2) OBP: 0.301, SLG: 0.345
39 Jarrod Saltalamacchia, Sr (9, 2) OBP: 0.277, SLG: 0.405
Oakland Athletics @ Boston Red Sox
Fenway Park, Boston, MA
Sat Jun 04 2011, 1:12 PM - 6:27 PM EDT
Att. 37,485 - Sunny - 60 F
livebaseballscorecards.com
AB 57
R 9
H 18
RBI 9
BB 5
SO 17
LOB 21
Inning Stats
PITCHER IP WLS BF H R ER SO BB IBB HBP BLK WP HR S P ERA WHIP
53 Trevor Cahill, R (1, 1) ERA: 2.65 7.0 28 8 5 5 8 1 0 0 0 0 1 62 103 6.43 1.286
31 Brad Ziegler, R (8, 1) ERA: 2.21 0.2 3 1 1 1 1 0 0 0 0 0 0 13 17 13.50 1.500
56 Craig Breslow, L (8, 1) ERA: 3.86 0.0 2 2 1 1 0 0 0 0 0 0 0 7 10 ∞ ∞
60 Fautino De Los Santos, R (8, 1) ERA: 0.1 1 0 0 0 1 0 0 0 0 0 0 0 3 5 0.00 0.000
57 Brian Fuentes, L (9, 1) ERA: 4.05 2.0 8 2 0 0 1 0 0 0 0 0 0 0 22 33 0.00 1.000
PITCHER IP WLS BF H R ER SO BB IBB HBP BLK WP HR S P ERA WHIP
40 Andrew Bailey, R (11, 1) ERA: 3.0 1.0 B 6 2 1 1 3 0 1 0 0 0 0 14 24 9.00 2.000
33 Joey Devine, R (12, 1) ERA: 2.16 1.0 4 0 0 0 2 1 0 0 0 0 0 16 25 0.00 1.000
48 Michael Wuertz, R (13, 1) ERA: 2.16 1.0 5 1 0 0 1 0 1 0 0 0 0 10 22 0.00 1.000
52 Guillermo Moscoso, R (14, 1) ERA: 3.21 0.2 L 5 2 1 1 0 0 1 0 0 0 0 10 19 13.50 3.000
1B: 10 SF: 0
2B: 7 SAC: 0
3B: 0 DP: 1
HR: 1 HBP: 0
WP: 0 PA: 62
PB: 0
SB: 3
CS: 1

Oakland Athletics @ Boston Red Sox

Fenway Park, Boston, MA

Sun Jun 05 2011, 1:39 PM - 4:28 PM EDT

Att. 37,796 - Sunny - 64 F

TOP

livebaseballscorecards.com

Batter	1	2	3	4	5	6	7	8	9	AB	R	H	RBI	BB	SO	LOB
4 Coco Crisp, S (1, 8) OBP: 0.303, SLG: 0.401	C SI 92 S FF 92 B SI 93 B FC 86 X FC 87 2-2 ① F9		C FF 92 B FC 86 B CH 84 X FF 91 2-1 ② G3		B FF 91 B CU 78 B FF 91 B FF 89 4-0 BB		B SI 92 B SI 90 C SI 93 1 SAFE X SI 94 2-1 ② F7			3	0	0	0	1	0	1
15 Ryan Sweeney, L (1, 7) OBP: 0.393, SLG: 0.380	B FF 92 C FF 92 X CH 86 1-1 28 G5-3 12 HBP 1B		C FF 91 X FC 85 0-1 ③ P4		1 SAFE C FF 89 X FC 85 0-1 ③ G3		B SL 74 B SL 75 B SI 86 B SI 86 4-0 1-2 BB			3	0	1	0	1	0	1
12 David DeJesus, L (1, 10) OBP: 0.327, SLG: 0.390	H FF 91 1-0 1-2 HBP			C CU 77 F FF 90 B SI 92 S FC 88 1-3 ① K		F CU 78 X FC 86 0-1 ① G3	B SI 87 B SI 85 C SI 86 X SI 85 2-1 ③ G4-3			3	0	0	0	0	1	2
28 Conor Jackson, R (1, 9) OBP: 0.340, SLG: 0.333	F FF 91 B CH 85 F FF 91 B FF 92 X SI 92 2-2 ②③ G5-3 2-3f			B FF 92 B FF 91 C FC 86 X FF 91 2-1 ② L5		H FF 92 1-0 8 S 10 2B HBP		B SI 90 X SI 88 1-0 ① G6-3		3	1	0	0	0	0	2
8 Kurt Suzuki, R (1, 2) OBP: 0.306, SLG: 0.351		C FF 91 F FF 91 F FC 87 B FF 92 X FC 86 1-2 ① P3		B FC 87 C FC 86 F SI 92 F SI 93 F FC 86 H FF 91 2-2 10 S 10 1B HBP		F FF 90 C CH 83 F CU 82 B FF 90 B FC 86 F FC 85 B CU 81 S FF 91 3-3 ② K 1-2		C SI 90 B SL 88 X SL 87 1-1 ② G5-3		3	1	0	0	0	1	1
10 Daric Barton, L (1, 3) OBP: 0.338, SLG: 0.284		C FF 92 F FC 86 B FC 85 B FF 90 B FC 85 F FF 91 B FF 92 4-2 14 G4-6-3 BB		B FC 86 B FC 88 X FF 90 2-0 1-H 1B		B SI 92 B SI 92 X SI 93 2-0 2-H 2B		F SL 87 X FS 85 0-1 ③ P5		3	0	2	2	1	0	0
14 Mark Ellis, R (1, 4) OBP: 0.248, SLG: 0.290		C FF 91 B FC 86 B FC 86 F FF 92 X FC 86 2-2 ②③ G4-6-3 1-2f		B SI 91 B FF 92 C CU 79 S FC 86 F FC 88 F FF 92 1 SAFE B SI 92 X FF 91 3-2 ③ F9		B SI 94 C SI 94 F SL 88 B SL 88 B SI 94 X SI 95 3-2 ③ G4-3			C FF 99 F FF 99 B SL 84 S SL 85 1-3 ① K	4	0	0	0	0	1	3
5 Kevin Kouzmanoff, R (1, 5) OBP: 0.262, SLG: 0.353			B FF 90 X FF 90 1-0 HR		B FF 90 S CU 78 X FC 87 1-1 ① G5-3		C SL 88 S SI 92 B SI 91 F SI 93 S SI 93 1-3 ① K		S FF 98 S SL 85 X SI 98 0-2 ② G6-3	4	1	1	1	0	1	0
2 Cliff Pennington, S (1, 6) OBP: 0.316, SLG: 0.348			C FF 90 B CH 84 B CH 84 B FC 86 X FF 90 3-1 ① G6-3		C CH 84 F FC 86 B CU 78 X FC 86 1-2 ② G6-3		C SL 85 C SI 94 X SL 87 0-2 15 BB 1B		X FF 97 0-0 ③ G4-3	4	0	1	0	0	0	0
Inning Stats	R: 0 H: 1 E: 0 LOB: 1 K: 0 BB: 0 S: 8 P: 14	R: 0 H: 0 E: 0 LOB: 0 K: 0 BB: 1 S: 10 P: 17	R: 1 H: 1 E: 0 LOB: 0 K: 0 BB: 0 S: 7 P: 13	R: 1 H: 1 E: 0 LOB: 1 K: 1 BB: 0 S: 15 P: 25	R: 0 H: 0 E: 0 LOB: 1 K: 0 BB: 1 S: 7 P: 13	R: 1 H: 1 E: 0 LOB: 1 K: 1 BB: 0 S: 11 P: 20	R: 0 H: 1 E: 0 LOB: 2 K: 1 BB: 1 S: 11 P: 20	R: 0 H: 0 E: 0 LOB: 0 K: 0 BB: 0 S: 5 P: 7	R: 0 H: 0 E: 0 LOB: 0 K: 1 BB: 0 S: 7 P: 8	1B: 3 SF: 0 2B: 1 SAC: 0 3B: 0 DP: 2 HR: 1 HBP: 3						

	AB	30
	R	3
	H	5
	RBI	3
	BB	3
	SO	4
	LOB	10

WP: 0 PA: 36
PB: 0
SB: 2
CS: 0

PITCHER		IP	WLS	BF	H	R	ER	SO	BB	IBB	HBP	BLK	WP	HR	S	P	ERA	WHIP
41 John Lackey, R ERA: 7.6	(1, 1)	5.2	W	23	3	3	3	2	2	0	3	0	0	1	54	93	4.76	0.882
32 Matt Albers, R ERA: 3.68	(6, 1)	1.0	H	5	2	0	0	1	0	0	0	0	0	0	13	21	0.00	2.000
68 Tommy Hottovy, L ERA:	(7, 1)	0.1	H	2	0	0	0	0	1	0	0	0	0	0	2	8	0.00	3.000
35 Dan Wheeler, R ERA: 7.31	(8, 1)	1.0	H	3	0	0	0	0	0	0	0	0	0	0	5	7	0.00	0.000
51 Daniel Bard, R ERA: 2.97	(9, 1)	1.0	S	3	0	0	0	1	0	0	0	0	0	0	7	8	0.00	0.000

PITCHER	IP	WLS	BF	H	R	ER	SO	BB	IBB	HBP	BLK	WP	HR	S	P	ERA	WHIP

Oakland Athletics @ Boston Red Sox

Fenway Park, Boston, MA

Sun Jun 05 2011, 1:39 PM - 4:28 PM EDT

Att. 37,796 - Sunny - 64 F

BOTTOM

livebaseballscorecards.com

Batter	1	2	3	4	5	6	7	8	9	AB	R	H	RBI	BB	SO	LOB
2 Jacoby Ellsbury, L (1, 8) OBP: 0.360, SLG: 0.453	C FF 90 X FF 91 0-1 B1-3 ①	B FF 91 F FF 91 L FF 90 B SL 81 F FF 91 X FF 91 2-2 F9 ②		X FF 87 0-0 SH3-4 ① 1-2		B SI 96 X SI 96 1-0 15 WP 15 1B 1B		F SI 88 B SI 88 X CH 80 1-1 FC3-2 ② 15 CS 3-H		4	1	1	0	0	0	2
15 Dustin Pedroia, R (1, 4) OBP: 0.355, SLG: 0.333	B FF 91 F SI 90 B FF 92 S SI 90 F SL 81 F FF 94 B SL 81 F FF 93 B SI 92 4-2 BB	1 SAFE B KC 75 B KC 74 B SI 88 C FF 89 X FF 91 3-1 2B 1-3		C KC 73 B KC 78 F SL 80 F SL 79 B FF 91 B SL 80 F SL 80 X FF 93 3-2 P6 ②		B SI 96 C SI 96 F SI 96 F SL 84 F SI 96 B SL 85 B SL 84 X SI 95 3-2 28 S 1-H 1B		1 SAFE C SI 87 P PO 86 1 SAFE 1 SAFE F CU 74 1 SAFE B CU 76 2-2 CS ③ 1-2		3	0	2	1	1	0	1
28 Adrián González, L (1, 3) OBP: 0.383, SLG: 0.567	1 SAFE B FF 90 C SI 90 1 SAFE B SI 91 F FF 91 1 SAFE X SI 92 2-2 F7 ②	C KC 75 X SL 81 0-1 G6-3 ③		B SI 90 X SI 90 1-0 HR 2-H		B SI 96 1 SAFE S SI 96 S SL 84 S SL 84 1-3 K2-3 ② 1-2				4	1	1	2	0	1	4
20 Kevin Youkilis, R (1, 5) OBP: 0.386, SLG: 0.482	1 SAFE C FF 89 B FF 92 B SL 80 C SL 79 1 SAFE S FF 92 2-3 K ③		B SI 88 C KC 74 S SL 80 B SL 79 F SL 81 F FF 92 X KC 75 2-2 G1-3 ①	C CH 82 X KC 74 0-1 G5-3 ③		B SI 95 B SL 83 C SI 96 X SI 95 2-1 F8 ③				4	0	0	0	0	1	2
34 David Ortiz, L (1, 10) OBP: 0.392, SLG: 0.594		X SL 78 0-0 12 1B 13 HR 1B	B SI 91 X SI 90 1-0 12 F9 2B		S FF 88 B SL 80 M KC 72 X SL 79 1-2 12 G4-6-3 1B		X SI 94 0-0 F8 ①			4	1	3	0	0	0	0
12 Jed Lowrie, S (1, 6) OBP: 0.340, SLG: 0.427		B SI 90 B SI 89 F FF 91 X FF 90 2-1 13 HR 1-2 1B	C KC 74 X FF 90 0-1 F9 ② 2-3		B KC 77 B CH 83 F SI 92 X FF 91 2-1 G4-6-3 ①② 1-2f		B SI 95 F SI 94 C SL 83 S SL 84 1-3 K ②			4	1	1	0	0	1	2
13 Carl Crawford, L (1, 7) OBP: 0.286, SLG: 0.389		X SL 80 0-0 1-H 2-H HR	S KC 73 H SI 91 1-1 HBP		B FF 90 B FF 90 B SL 78 C SI 88 C FF 91 F SI 91 B FF 93 4-2 BB		C SL 83 F SI 95 B SL 84 F SL 83 F SI 96 S SI 96 1-3 K ③			2	1	1	3	1	1	0
23 Mike Cameron, R (1, 9) OBP: 0.230, SLG: 0.318 7 J.D. Drew, L (8, PH) OBP: 0.333, SLG: 0.329 (9, 9)		B SI 91 C SI 93 F FF 92 F SL 81 F SL 80 B FF 91 B SL 81 F SI 92 X FF 92 3-2 P4 ① C SL 79 C SL 80 1 SAFE X SL 81 0-2 G5-3 ③			D KC 76 1 SAFE B KC 78 1 SAFE C FF 90 F SL 79 C KC 75 2-3 K ③			C SI 87 B CH 77 B SI 87 B SI 85 C SI 87 X SI 88 3-2 P6 ①		3 1	0 0	0 0	0 0	1 0	3 0	0
39 Jarrod Saltalamacchia, S (1, 2) OBP: 0.291, SLG: 0.432		S KC 76 B SL 81 B SI 90 X CH 85 2-1 15 2B 1B		X SI 87 0-0 2 SH3-4 28 HR 1B		F SI 95 F SI 96 S SL 85 0-3 K ①		F CH 78 B CH 80 F SI 86 X CU 74 1-2 2 FC3-2 3B		4	1	3	0	0	1	0
Inning Stats	R: 0 E: 0 K: 1 S: 13 H: 0 LOB: 1 BB: 1 P: 21	R: 3 E: 0 K: 0 S: 20 H: 5 LOB: 2 BB: 0 P: 32	R: 0 E: 0 K: 0 S: 12 H: 1 LOB: 2 BB: 0 P: 16	R: 2 E: 0 K: 0 S: 10 H: 2 LOB: 0 BB: 0 P: 14	R: 0 E: 0 K: 1 S: 11 H: 1 LOB: 1 BB: 1 P: 20	R: 1 E: 0 K: 2 S: 14 H: 2 LOB: 1 BB: 0 P: 21	R: 0 E: 0 K: 2 S: 9 H: 0 LOB: 0 BB: 0 P: 11	R: 0 E: 0 K: 0 S: 11 H: 1 LOB: 0 BB: 0 P: 17		1B: 7 2B: 2 3B: 1 HR: 2 SF: 0 SAC: 1 DP: 1 HBP: 1				WP: 2 PB: 0 SB: 1 CS: 1 PA: 38		

	AB	33
	R	6
	H	12
	RBI	6
	BB	2
	SO	6
	LOB	14

PITCHER	IP	WLS	BF	H	R	ER	SO	BB	IBB	HBP	BLK	WP	HR	S	P	ERA	WHIP
49 Brett Anderson, L (1, 1) ERA: 4.0	5.0	L	26	9	5	5	2	2	0	1	0	0	2	66	103	9.00	2.200
60 Fautino De Los Santos, R (6, 1) ERA: 3.86	2.0		8	2	1	1	4	0	0	0	0	1	0	23	32	4.50	1.000
31 Brad Ziegler, R (8, 1) ERA: 2.11	1.0		3	1	0	0	0	0	0	0	0	0	0	11	17	0.00	1.000

PITCHER	IP	WLS	BF	H	R	ER	SO	BB	IBB	HBP	BLK	WP	HR	S	P	ERA	WHIP

Batter	1	2	3	4	5	6	7	8	9	AB	R	H	RBI	BB	SO	LOB
4 Coco Crisp, S (1, 8) OBP: 0.297, SLG: 0.393	C FF 86 B FF 86 F FF 85 B FF 86 S CU 71 2-3 ① **K**	C CU 71 X FF 87 0-1 ① F8	X CH 77 0-0 ① P6	X SI 97 0-0 ③ G3					4	0	0	0	0	1	1
10 Daric Barton, L (1, 3) OBP: 0.336, SLG: 0.283	C FF 85 X FF 86 0-1 28 1B 1B	F FF 86 1 SAFE F FF 86 S SL 78 0-3 ② **K**	C CH 84 X FC 85 0-1 ② F7		S FS 81 C FF 90 F SI 90 F FF 90 B FF 90 F FF 90 X FF 90 1-2 ① F7			4	0	1	0	0	1	1
28 Conor Jackson, R (1, 7) OBP: 0.345, SLG: 0.339	C CU 73 B FF 87 B FF 87 F CU 72 X FF 87 2-2 ② **1-3** 1B	C FF 86 1 SAFE 1 SAFE X CH 78 0-1 **1-2** 1B	B FC 86 X FF 86 1-0 ③ F8		C FF 90 B FF 90 C FF 89 B FF 90 F FF 89 X SI 90 2-2 ② G4-3			4	0	2	0	0	0	0
16 Josh Willingham, R (1, 10) OBP: 0.324, SLG: 0.451	C FF 87 C FF 88 F SL 80 B FF 88 S CH 79 1-3 ③ **K**	B CH 78 S CH 78 C CH 78 X FF 86 1-2 ③ F9	B CU 69 S CH 77 B FF 85 B FF 85 F CH 79 X CU 71 3-2 ① P4		C FF 90 S FS 82 B FS 82 S FS 83 1-3 ③ **K**			4	0	0	0	0	2	3
8 Kurt Suzuki, R (1, 2) OBP: 0.314, SLG: 0.353		B CH 84 B CH 84 B FF 84 C FF 85 F FF 86 F FF 87 B FF 85 4-2 BB	C CU 69 B CH 78 B CH 78 B FF 85 B SL 84 4-1 14 FC6-4 BB	C CH 78 F SL 84 X FF 86 0-2 29 1B 1B			B CU 82 C FF 92 B CU 81 C FF 92 T FC 88 2-2 ① **K**		2	0	1	0	2	1	0
14 Mark Ellis, R (1, 4) OBP: 0.245, SLG: 0.287 29 Scott Sizemore, R (6, PH) OBP: 0.333, SLG: 0.246 (6, 4)		B CU 71 B FF 86 F FF 85 B CH 79 C FF 85 X FF 86 3-2 ① F9	B FF 84 C FF 85 C CU 71 X FF 87 1-2 ① FC6-4 7 HR **1-2f**	B CU 72 C FF 85 X FF 85 1-1 7 G1-6-3 1B **1-2** 1B			B FF 93 F FF 93 B FF 92 C CU 81 X FF 94 2-2 ② F9		2 2	1 0	0 1	0 0	0 0	0 0	2 0
7 Adam Rosales, R (1, 5) OBP: 0.250, SLG: 1.000	C CU 70 X CU 72 0-1 ② F8	B CH 79 B CU 70 1 SAFE X FF 86 2-0 **1-H** HR	B SI 94 C CU 79 X SI 94 1-1 ②③ G1-6-3 **1-2f**		C FC 89 S CU 81 B FS 85 C FF 93 1-3 ③ **K**			4	1	1	2	0	1	3
15 Ryan Sweeney, L (1, 9) OBP: 0.382, SLG: 0.368	C FF 87 F FF 86 B FF 87 F FF 86 F FF 87 X SL 79 1-2 ③ L7	C CU 76 C FC 85 B FF 87 X FF 86 1-2 ② F7			C CU 78 F SI 95 X SI 96 0-2 ① G3-1			3	0	0	0	0	0	1
2 Cliff Pennington, S (1, 6) OBP: 0.316, SLG: 0.347		B CH 83 B CH 83 C CH 83 C SL 84 X CU 70 2-2 28 1B 1B	B FF 84 X FF 84 1-0 ③ P6		C SI 96 B SI 95 F CH 88 B SI 96 F CH 87 X SI 96 2-2 ② G6-3			3	0	1	0	0	0	0
Inning Stats	R: 0 E: 0 K: 2 S: 12 H: 2 LOB: 1 BB: 0 P: 17	R: 0 E: 0 K: 0 S: 13 H: 0 LOB: 1 BB: 1 P: 21	R: 0 E: 0 K: 1 S: 13 H: 2 LOB: 2 BB: 0 P: 16	R: 2 E: 0 K: 0 S: 9 H: 1 LOB: 0 BB: 1 P: 18	R: 0 E: 0 K: 0 S: 4 H: 0 LOB: 0 BB: 0 P: 5	R: 0 E: 0 K: 0 S: 10 H: 2 LOB: 1 BB: 0 P: 15	R: 0 E: 0 K: 0 S: 8 H: 0 LOB: 0 BB: 0 P: 10	R: 0 E: 0 K: 1 S: 13 H: 0 LOB: 0 BB: 0 P: 17	R: 0 E: 0 K: 2 S: 9 H: 0 LOB: 0 BB: 0 P: 14	1B: 6 2B: 0 3B: 0 HR: 1 SF: 0 SAC: 0 DP: 1 HBP: 0						

PITCHER		IP	WLS	BF	H	R	ER	SO	BB	IBB	HBP	BLK	WP	HR	S	P	ERA	WHIP
17 Brian Matusz, L ERA: 2.45	(1, 1)	5.1	W	24	7	2	2	3	2	0	0	0	0	1	59	89	3.38	1.688
43 Jim Johnson, R ERA: 2.7	(6, 1)	1.2	H	4	0	0	0	0	0	0	0	0	0	0	10	13	0.00	0.000
19 Koji Uehara, R ERA: 2.45	(8, 1)	1.0	H	3	0	0	0	1	0	0	0	0	0	0	13	17	0.00	0.000
63 Kevin Gregg, R ERA: 3.09	(9, 1)	1.0	S	3	0	0	0	2	0	0	0	0	0	0	9	14	0.00	0.000

PITCHER	IP	WLS	BF	H	R	ER	SO	BB	IBB	HBP	BLK	WP	HR	S	P	ERA	WHIP

Oakland Athletics @ Baltimore Orioles

Oriole Park at Camden Yards, Baltimore, MD

Mon Jun 06 2011, 7:08 PM - 9:26 PM EDT

Att. 10,556 - Partly Cloudy - 85 F

TOP

livebaseballscorecards.com

AB	32
R	2
H	7
RBI	2
BB	2
SO	6
LOB	11

WP: 0 PB: 0 SB: 0 CS: 0 PA: 34

BOTTOM

Oakland Athletics @ Baltimore Orioles

Oriole Park at Camden Yards, Baltimore, MD

Mon Jun 06 2011, 7:08 PM - 9:26 PM EDT

Att. 10,556 - Partly Cloudy - 85 F

livebaseballscorecards.com

Batter	1	2	3	4	5	6	7	8	9	AB	R	H	RBI	BB	SO	LOB
11 Robert Andino, R (1, 4) OBP: 0.359, SLG: 0.321	B FF 92 C SI 91 X SI 92 1-1 10 G6-4-3 21 E 27 1B 1B	1 SAFE X FF 91 0-0 ② B3		C CH 85 B CU 82 B FF 93 X SI 94 2-1 10 FC6-4 1B			C SI 92 F CU 80 B SI 92 B FF 93 F CU 83 C FF 93 2-3 ① K			4	1	2	0	0	1	2
21 Nick Markakis, L (1, 9) OBP: 0.302, SLG: 0.309	B FF 92 C FF 93 C CU 80 1 SAFE X FF 93 1-2 FC6 10 G6-4-3 1-2	1 SAFE F FF 92 1 SAFE F FF 92 B FF 92 X CU 80 1-2 3-H 1B		F FF 93 1 SAFE F FF 92 C FF 93 0-3 ② K			C FF 94 X CU 81 0-1 ② G4-3			4	0	1	1	0	1	2
10 Adam Jones, R (1, 8) OBP: 0.336, SLG: 0.447	C CU 79 S CU 80 X CU 81 0-2 ① ② G6-4-3 1-2f 2-3	F SI 94 B CU 80 X FF 93 1-1 ③ P4		X SI 93 0-0 ③ FC6-4 1-2f			S CU 81 F CU 82 X FF 93 0-2 ③ G3			4	0	0	0	0	0	5
27 Vladimir Guerrero, R (1, 10) OBP: 0.318, SLG: 0.400	B CU 82 S CU 82 S CU 81 X FF 93 1-2 ③ 3-H 1B		X SI 91 0-0 ① G6-3		C CU 80 F CU 81 X CU 81 0-2 ① G5-3			B FF 93 S FF 92 B FF 93 F FF 93 B SL 87 X FF 93 3-2 ① G1-3		4	0	1	1	0	0	0
25 Derrek Lee, R (1, 3) OBP: 0.307, SLG: 0.339		B SI 92 B SI 92 F FF 92 F SI 92 B CU 81 X CU 81 3-2 32 E 32 S 32 1B 1B	T SI 92 B SI 94 S CU 81 F CU 81 X CU 82 1-2 ② L5		B CH 85 B SI 93 X SI 93 2-0 ② F8			B FF 93 B FF 93 X FF 93 2-0 ② P6		4	1	1	0	0	0	0
32 Matt Wieters, S (1, 2) OBP: 0.335, SLG: 0.408		B SI 92 B FF 94 X FF 94 2-0 12 WP 2 1B 14 SF9 1-H 1B	F FF 94 B SI 93 B CU 82 X FF 93 2-1 2 1B 1B		B CH 85 S FF 93 B CU 82 F FF 93 X FF 93 2-2 ③ G1-3			C FF 93 B FF 92 X FF 93 1-1 ③ G3		4	1	2	1	0	0	0
2 J.J. Hardy, R (1, 6) OBP: 0.350, SLG: 0.440		C SI 92 B CU 80 B CU 78 X SI 92 2-1 14 SF9 12 WP 21 1B 1-2 1B	C SI 92 1 SAFE X FF 93 0-1 1-3 1B			C CH 83 X CU 79 0-1 ① F7				3	1	2	0	0	0	0
12 Mark Reynolds, R (1, 5) OBP: 0.305, SLG: 0.387		S CU 80 F CU 80 D CU 81 B FF 94 B CU 80 B FF 94 4-2 21 1B 1-2 2-3 BB	B SI 92 F FF 93 X FF 92 1-1 ③ P3			C CU 79 B CU 80 S SI 92 B FF 93 C FF 93 2-3 ② K				2	0	0	0	1	1	2
14 Nolan Reimold, R (1, 7) OBP: 0.419, SLG: 0.588 18 Felix Pie, L (9, 7) OBP: 0.256, SLG: 0.326		X SI 94 0-0 ① SF9 2-3 3-H		B SI 92 S CH 85 B CU 80 C SI 93 B CU 82 X FF 93 3-2 ① G6-3			B CH 85 B SI 93 X SI 93 2-0 ③ F8			2 0	0 0	0 0	1 0	0 0	0 0	0 0
Inning Stats	R: 1 E: 1 K: 0 S: 11 H: 2 LOB: 1 BB: 0 P: 14	R: 3 E: 0 K: 0 S: 15 H: 4 LOB: 2 BB: 1 P: 28	R: 0 E: 0 K: 0 S: 11 H: 2 LOB: 2 BB: 0 P: 15	R: 0 E: 0 K: 1 S: 9 H: 1 LOB: 1 BB: 0 P: 14	R: 0 E: 0 K: 0 S: 7 H: 0 LOB: 0 BB: 0 P: 11	R: 0 E: 0 K: 1 S: 6 H: 0 LOB: 0 BB: 0 P: 10	R: 0 E: 0 K: 1 S: 9 H: 0 LOB: 0 BB: 0 P: 11	R: 0 E: 0 K: 0 S: 6 H: 0 LOB: 0 BB: 0 P: 12		1B: 9 2B: 0 3B: 0 HR: 0	SF: 1 SAC: 0 DP: 1 HBP: 0		WP: 1 PB: 0 SB: 1 CS: 0	PA: 33		

	AB	31
	R	4
	H	9
	RBI	4
	BB	1
	SO	3
	LOB	11

PITCHER		IP	WLS	BF	H	R	ER	SO	BB	IBB	HBP	BLK	WP	HR	S	P	ERA	WHIP
47 Gio González, L ERA: 2.62	(1, 1)	7.0	L	30	9	4	3	3	1	0	0	0	1	0	68	103	3.86	1.429
50 Grant Balfour, R ERA: 2.81	(8, 1)	1.0		3	0	0	0	0	0	0	0	0	0	0	6	12	0.00	0.000

PITCHER	IP	WLS	BF	H	R	ER	SO	BB	IBB	HBP	BLK	WP	HR	S	P	ERA	WHIP

Batter	1	2	3	4	5	6	7	8	9	AB	R	H	RBI	BB	SO	LOB
19 Jemile Weeks, S (1, 4)	B FF 89 C FC 90 B CU 76 C FF 90 C FF 92 2-3 ① K		F FF 90 F FF 89 X FF 91 0-2 ③ P5		X FF 89 0-0 ③ G4-3			X FF 91 0-0 ① G4-3		4	0	0	0	0	1	1
10 Daric Barton, L (1, 3) OBP: 0.335, SLG: 0.279	C FC 91 B FF 90 S FF 92 F FF 92 B CU 76 X FC 93 2-2 ② L7			B CU 74 B FF 89 C FF 89 B CU 78 F FF 89 B FF 90 4-2 15 1B BB		C SI 85 C SI 85 B SL 77 B SL 76 X FF 86 2-2 ① G3		F FF 91 F FF 92 X FC 92 0-2 ② G3		3	0	0	0	1	0	0
12 David DeJesus, L (1, 9) OBP: 0.321, SLG: 0.382	C FF 92 C CU 77 X FF 92 0-2 ③ L4			F FF 90 B FF 89 1 SAFE F FF 88 B FF 90 S CU 77 2-3 ① K		C SL 75 B SL 74 S SL 73 B SI 87 F SL 75 X FF 84 2-2 ② G6-3		C SL 86 C SL 86 B FF 91 C FF 90 1-3 ③ K		4	0	0	0	0	2	1
16 Josh Willingham, R (1, 7) OBP: 0.323, SLG: 0.447		C FF 89 B FC 86 F CU 76 F FC 91 B FF 91 B FF 92 X FF 91 3-2 ① L6		C CU 78 B FF 89 B FC 90 C FF 90 S FF 90 2-3 ② K		B FC 90 X SL 86 1-0 ① 1B			F FF 88 C FF 88 B FF 89 S FF 89 1-3 ① K	4	0	1	0	0	2	1
15 Ryan Sweeney, L (1, 8) OBP: 0.377, SLG: 0.364		C FF 90 B FF 90 B FF 90 S CU 77 F FF 92 C FF 92 2-3 ② K		B FC 90 B FF 88 F FF 90 X FF 90 2-1 **1-2** 1B		B FF 93 X SI 92 1-0 ③ L5			C FS 82 B FF 90 X FF 89 1-1 ② L3	4	0	1	0	0	1	1
8 Kurt Suzuki, R (1, 2) OBP: 0.313, SLG: 0.356		B FF 91 F FF 92 B FF 92 B FF 91 X FF 91 3-1 2B		X CU 76 0-0 ③ F7			C FF 91 B FF 91 B FF 92 X SI 92 2-1 ① F8		C FF 89 X SL 85 0-1 ③ F7	4	0	1	0	0	0	2
55 Hideki Matsui, L (1, 10) OBP: 0.260, SLG: 0.316		C CU 77 C FF 91 D CU 77 X FF 92 1-2 ③ G1-3			C FF 88 F FF 88 B FF 90 S CU 77 1-3 ① K		B SL 87 F FF 92 B FC 92 X FF 93 2-1 ② G5-3			3	0	0	0	0	1	1
29 Scott Sizemore, R (1, 5) OBP: 0.333, SLG: 0.250			C CH 87 X CU 75 0-1 ① G6-3		C FF 89 B CU 75 F CU 76 B FF 89 B CU 76 X FF 90 3-2 ② G4-3		C FF 92 S SL 87 B FC 91 F FF 92 B SL 88 X SL 87 2-2 1B			3	0	1	0	0	0	0
2 Cliff Pennington, S (1, 6) OBP: 0.316, SLG: 0.347			C FF 90 X CU 76 0-1 ② L4		C FC 88 F FC 88 B FF 90 B FF 90 X FF 90 2-2 1B		C FF 91 B FC 92 F FF 92 X FF 92 1-2 ③ F9			3	0	1	0	0	0	1
Inning Stats	R: 0 E: 0 K: 1 S: 10 H: 0 LOB: 0 BB: 0 P: 14	R: 0 E: 0 K: 1 S: 13 H: 1 LOB: 1 BB: 0 P: 22	R: 0 E: 0 K: 0 S: 7 H: 0 LOB: 0 BB: 0 P: 7	R: 0 E: 0 K: 2 S: 11 H: 1 LOB: 2 BB: 1 P: 21	R: 0 E: 0 K: 1 S: 10 H: 1 LOB: 1 BB: 0 P: 16	R: 0 E: 0 K: 0 S: 9 H: 1 LOB: 1 BB: 0 P: 15	R: 0 E: 0 K: 0 S: 11 H: 1 LOB: 1 BB: 0 P: 18	R: 0 E: 0 K: 1 S: 7 H: 0 LOB: 0 BB: 0 P: 8	R: 0 E: 0 K: 1 S: 7 H: 0 LOB: 0 BB: 0 P: 9	1B: 4 2B: 1 3B: 0 HR: 0	SF: 0 SAC: 0 DP: 0 HBP: 0		WP: 0 PB: 0 SB: 0 CS: 0	PA: 33			

TOP

Oakland Athletics @ Baltimore Orioles

Oriole Park at Camden Yards, Baltimore, MD

Tue Jun 07 2011, 7:07 PM - 9:31 PM EDT

Att. 13,652 - Clear - 90 F

livebaseballscorecards.com

AB	32
R	0
H	5
RBI	0
BB	1
SO	7
LOB	8

PITCHER		IP	WLS	BF	H	R	ER	SO	BB	IBB	HBP	BLK	WP	HR	S	P	ERA	WHIP
36 Chris Jakubauskas, R ERA: 4.58	(1, 1)	5.0	W	19	3	0	0	5	1	0	0	0	0	0	51	80	0.00	0.800
57 Clay Rapada, L ERA: 7.71	(6, 1)	0.2	H	2	0	0	0	0	0	0	0	0	0	0	7	11	0.00	0.000
37 Jeremy Accardo, R ERA: 3.68	(6, 1)	2.1	H	9	2	0	0	1	0	0	0	0	0	0	20	30	0.00	0.857
19 Koji Uehara, R ERA: 2.36	(9, 1)	1.0		3	0	0	0	1	0	0	0	0	0	0	7	9	0.00	0.000

PITCHER		IP	WLS	BF	H	R	ER	SO	BB	IBB	HBP	BLK	WP	HR	S	P	ERA	WHIP

Oakland Athletics @ Baltimore Orioles

Oriole Park at Camden Yards, Baltimore, MD

Tue Jun 07 2011, 7:07 PM - 9:31 PM EDT

Att. 13,652 - Clear - 90 F

livebaseballscorecards.com

BOTTOM

Batter	1	2	3	4	5	6	7	8	9	AB	R	H	RBI	BB	SO	LOB
2 J.J. Hardy, R (1, 6) OBP: 0.346, SLG: 0.460	C FF 89 X FF 90 0-1 HR		B SL 80 F SL 80 B FF 92 B FF 92 F FF 91 X SL 81 3-2 ② P2		C SL 78 X SL 79 0-1 ③ G6-3		C FF 93 S SL 86 S FF 92 0-3 ③ K			4	1	1	1	0	1	1
21 Nick Markakis, L (1, 9) OBP: 0.298, SLG: 0.304	B FF 91 C FF 90 B CH 78 X CH 79 2-1 ① P3		B CH 79 C FF 90 F FS 78 F FF 92 B FF 92 X CH 80 2-2 ③ F9			B FF 87 C FF 88 X SL 83 1-1 ① F7 B SL 83 F SL 82 X SL 80 1-1 HR		X FF 88 0-0 ① G6-3 C FF 90 B FF 89 X CU 77 1-1 1B		4	0	0	0	0	0	0
10 Adam Jones, R (1, 8) OBP: 0.343, SLG: 0.466	C SL 79 S SL 79 T SL 80 0-2 ② K			C FF 91 B FF 91 B SL 79 F FF 91 X SI 91 2-2 25 G5-4-3 27 1B 1B						4	1	3	1	0	1	0
27 Vladimir Guerrero, R (1, 10) OBP: 0.317, SLG: 0.397	F SL 80 B FF 92 F SL 80 X SL 81 1-2 ③ F9			F FF 92 1 SAFE 1 SAFE 1 SAFE B FF 91 X SL 79 1-1 25 G5-4-3 1-2 1B		S CH 81 X CH 82 0-1 ② P2		B FC 89 1 SAFE B FF 88 X CU 77 2-0 ② F9		4	0	1	0	0	0	1
25 Derrek Lee, R (1, 3) OBP: 0.301, SLG: 0.331		S FF 91 X SL 80 0-1 ① F8		B FF 92 X SL 79 1-0 ①② G5-4-3 1-2f 2-3		X SL 83 0-0 ③ P4		B FF 89 C FF 89 S FC 89 B FC 87 S CU 80 2-3 ③ K		4	0	0	0	0	1	3
32 Matt Wieters, S (1, 2) OBP: 0.335, SLG: 0.407		X FF 91 0-0 1B		B FF 92 B FS 79 D CH 80 C FF 92 F FF 93 F FF 93 X CH 78 3-2 ③ G4-3			C FF 92 S CH 78 B FF 92 S FF 92 1-3 ① K			3	0	1	0	0	1	1
30 Luke Scott, L (1, 7) OBP: 0.316, SLG: 0.432 18 Felix Pie, L (7, PR) OBP: 0.256, SLG: 0.326 (8, 7)		B FF 91 B FF 90 B FF 90 C FF 89 X FF 90 3-1 ② F8			F FF 89 B FF 92 F FS 78 X FF 92 1-2 HR		F FF 92 B FF 92 X FF 93 1-1 12 2B 2B			3 0	1 1	2 0	1 0	0 0	0 0	1 0
12 Mark Reynolds, R (1, 5) OBP: 0.310, SLG: 0.394		C SL 80 B FF 92 S FF 91 B SL 80 S SL 80 2-3 ③ K			C SL 79 B FF 92 B SL 78 S FF 91 B FF 91 F FF 91 B FF 91 4-2 6 G5-4-3 BB		S FF 92 B FF 94 X CH 80 1-1 2-H 2B			2	0	1	1	1	1	1
6 Ryan Adams, R (1, 4) OBP: 0.250, SLG: 0.200			F FF 90 C SL 78 B FF 92 X SL 80 1-2 ① L9		1 SAFE 1 SAFE B FF 89 F FF 91 D SL 78 1 SAFE F FF 91 F FF 90 X SL 79 2-2 ①② G5-4-3 1-2f		C FF 92 S SL 86 S FF 92 0-3 ② K			3	0	0	0	0	1	2
Inning Stats	R: 1 E: 0 K: 1 S: 10 H: 1 LOB: 0 BB: 0 P: 13	R: 0 E: 0 K: 1 S: 8 H: 1 LOB: 1 BB: 0 P: 13	R: 0 E: 0 K: 0 S: 10 H: 0 LOB: 0 BB: 0 P: 16	R: 0 E: 0 K: 0 S: 10 H: 2 LOB: 1 BB: 0 P: 17	R: 1 E: 0 K: 0 S: 12 H: 1 LOB: 0 BB: 1 P: 19	R: 1 E: 0 K: 0 S: 7 H: 1 LOB: 0 BB: 0 P: 9	R: 1 E: 0 K: 3 S: 13 H: 2 LOB: 1 BB: 0 P: 16	R: 0 E: 0 K: 1 S: 7 H: 1 LOB: 1 BB: 0 P: 12		1B: 4 2B: 2 3B: 0 HR: 3 SF: 0 SAC: 0 DP: 2 HBP: 0						

	AB	31
	R	4
	H	9
	RBI	4
	BB	1
	SO	6
	LOB	10

WP: 0 PB: 0 SB: 0 CS: 0 PA: 32

PITCHER		IP	WLS	BF	H	R	ER	SO	BB	IBB	HBP	BLK	WP	HR	S	P	ERA	WHIP
52 Guillermo Moscoso, R ERA: 3.32	(1, 1)	5.0	L	19	5	2	2	2	1	0	0	0	0	2	50	78	3.60	1.200
48 Michael Wuertz, R ERA: 2.55	(6, 1)	1.0		4	1	1	1	0	0	0	0	0	0	1	7	9	9.00	1.000
56 Craig Breslow, L ERA: 4.07	(7, 1)	1.0		5	2	1	1	3	0	0	0	0	0	0	13	16	9.00	2.000
26 Bobby Cramer, L ERA: 1.93	(8, 1)	1.0		4	1	0	0	1	0	0	0	0	0	0	7	12	0.00	1.000

PITCHER	IP	WLS	BF	H	R	ER	SO	BB	IBB	HBP	BLK	WP	HR	S	P	ERA	WHIP

Batter	1	2	3	4	5	6	7	8	9	AB	R	H	RBI	BB	SO	LOB
4 Coco Crisp, S (1, 8) OBP: 0.296, SLG: 0.393	B FF 90 F FF 91 B FF 92 S FF 90 B SI 92 X FF 92 3-2 ① G6-3		B CH 85 S FF 86 F SI 91 S SL 84 1-3 ② K			X CH 84 0-0 10 G4-6-3 1-3 1B		T CH 87 C SI 94 X CU 80 0-2 ① SF8 3-H		3	0	1	1	0	1	1
10 Daric Barton, L (1, 3) OBP: 0.329, SLG: 0.274	B FF 92 C FF 92 F SI 91 S SL 85 1-3 ② K		B SL 82 C FF 91 C SI 92 C SI 93 1-3 ③ K			X SI 90 0-0 ①② G4-6-3 1-2f 3-H		B FF 97 X SI 96 1-0 ② F7		4	0	0	0	0	2	2
28 Conor Jackson, R (1, 7) OBP: 0.356, SLG: 0.346	X FF 92 0-0 1B			C SL 90 B SI 91 F FF 93 X FF 91 1-2 ① G5-3		B SI 92 B FF 90 B FF 90 C SI 92 B SI 90 4-1 BB		B SI 96 C SI 95 S SI 93 X SI 94 1-2 1B		3	0	2	0	1	0	0
16 Josh Willingham, R (1, 10) OBP: 0.317, SLG: 0.438	X FF 92 0-0 ③ P3			F SI 91 B FF 91 F CH 86 B SL 84 B SI 92 F SI 93 S SI 92 3-3 ② K		C SL 86 B SI 88 C CH 85 X SL 85 1-2 ③ F7		C SI 94 S CU 79 B SI 96 F CU 81 C SI 94 1-3 ③ K		4	0	0	0	0	2	3
8 Kurt Suzuki, R (1, 2) OBP: 0.312, SLG: 0.350		C SI 92 F SI 92 S SL 85 0-3 ① K		X FF 86 0-0 ③ G2-3			B FF 91 B SI 91 B FF 91 B FF 91 4-0 12 FC4-6 BB		C FC 87 F FF 91 B FC 88 X FC 87 1-2 ① G4-3	3	0	0	0	1	1	0
12 David DeJesus, L (1, 9) OBP: 0.316, SLG: 0.374		C FF 93 B FF 92 C SL 83 S SI 93 1-3 ② K	B SL 81 F FF 89 X FF 92 1-1 ① F7				X SI 91 0-0 ① FC4-6 7 FC5-4 1-2f		C CU 80 F FS 83 B FF 93 B FC 89 X FC 88 2-2 ② G4-3	4	0	0	0	0	1	1
7 Adam Rosales, R (1, 5) OBP: 0.143, SLG: 0.571 15 Ryan Sweeney, L (9, PH) OBP: 0.374, SLG: 0.360		B SI 92 B SI 92 F FF 93 X SI 93 2-1 ③ L4	B CH 85 F SL 84 X CH 85 1-1 ② G5-3				C SI 93 S CU 78 B SI 96 B SI 94 X CU 79 2-2 ② FC5-4 1-2f		C FF 93 B FF 92 C FF 92 F FF 91 F FF 92 B FF 93 F FF 91 F FF 93 X CU 82 2-2 ③ G1-3	3 1	0 0	0 0	0 0	0 0	0 0	1 0
2 Cliff Pennington, S (1, 6) OBP: 0.312, SLG: 0.342			C FF 90 X SI 91 0-1 ① F9		B SI 92 B FF 92 B FF 91 C FF 91 S SI 91 X SI 91 3-2 ③ G4-3		1 SAFE F SI 95 S CH 87 B SI 96 B SI 95 D CH 88 X SI 96 3-2 ③ G4-3			3	0	0	0	0	0	1
19 Jemile Weeks, S (1, 4) OBP: 0.429, SLG: 0.857			B FF 91 B FF 91 C FF 91 X FF 90 2-1 2B			C SI 90 X CH 85 0-1 4 1B 10 G4-6-3 1B		X SI 95 0-0 4 SF8 3B		3	2	3	0	0	0	0
Inning Stats	R: 0 H: 1 E: 0 LOB: 1 K: 1 BB: 0 S: 8 P: 12	R: 0 H: 0 E: 0 LOB: 0 K: 2 BB: 0 S: 8 P: 11	R: 0 H: 1 E: 0 LOB: 1 K: 2 BB: 0 S: 10 P: 14	R: 0 H: 0 E: 0 LOB: 0 K: 1 BB: 0 S: 8 P: 12	R: 0 H: 0 E: 0 LOB: 0 K: 0 BB: 0 S: 7 P: 12	R: 1 H: 2 E: 0 LOB: 1 K: 0 BB: 1 S: 8 P: 13	R: 0 H: 0 E: 0 LOB: 1 K: 0 BB: 1 S: 7 P: 16	R: 1 H: 2 E: 0 LOB: 1 K: 1 BB: 0 S: 12 P: 15	R: 0 H: 0 E: 0 LOB: 0 K: 0 BB: 0 S: 13 P: 18	1B: 4 SF: 1 2B: 1 SAC: 0 3B: 1 DP: 1 HR: 0 HBP: 0						

PITCHER		IP	WLS	BF	H	R	ER	SO	BB	IBB	HBP	BLK	WP	HR	S	P	ERA	WHIP
53 Zack Britton, L ERA: 3.18	(1, 1)	6.1	W	24	4	1	1	6	2	0	0	0	0	0	50	79	1.42	0.947
43 Jim Johnson, R ERA: 2.83	(7, 1)	1.2	H	7	2	1	1	1	0	0	0	0	0	0	18	26	5.40	1.200
63 Kevin Gregg, R ERA: 2.96	(9, 1)	1.0	S	3	0	0	0	0	0	0	0	0	0	0	13	18	0.00	0.000

PITCHER	IP	WLS	BF	H	R	ER	SO	BB	IBB	HBP	BLK	WP	HR	S	P	ERA	WHIP

Oakland Athletics @ Baltimore Orioles

Oriole Park at Camden Yards, Baltimore, MD

Wed Jun 08 2011, 7:08 PM - 9:22 PM EDT

Att. 11,760 - Clear - 96 F

TOP

livebaseballscorecards.com

AB	31
R	2
H	6
RBI	1
BB	2
SO	7
LOB	9

WP: 0 PA: 34
PB: 0
SB: 0
CS: 0

Batter	1	2	3	4	5	6	7	8	9	AB	R	H	RBI	BB	SO	LOB
11 Robert Andino, R (1, 4) OBP: 0.350, SLG: 0.312	B FF 92 B FF 91 F FF 92 B FF 93 F FF 92 X FF 93 3-2 ① F9			C FF 92 B SL 75 F SL 76 B FF 92 B SL 82 F FF 92 S FF 93 3-3 ① K		C CH 80 B FF 92 B FF 93 F FF 93 X FF 93 3-2 ① P3		C FF 92 C FC 87 F FF 94 B FF 93 X FF 92 1-2 ③ F9		4	0	0	0	0	1	1
21 Nick Markakis, L (1, 9) OBP: 0.298, SLG: 0.304	B FF 95 F FF 89 X SL 81 1-1 ② L6			T FF 94 X SL 82 0-1 ② G1-3		B SL 80 F SL 80 S SL 82 B SL 83 X FF 94 2-2 10 G4-3 1B				3	0	1	0	0	0	0
10 Adam Jones, R (1, 8) OBP: 0.339, SLG: 0.459	B FF 87 B CH 80 F FF 95 X FF 92 2-1 ③ F8			B CH 79 F FF 92 F FF 93 S SL 81 1-3 ③ K		1 SAFE C FF 90 S FF 92 B FF 93 X FF 93 1-2 ②③ G4-3 1-2f				3	0	0	0	0	1	1
27 Vladimir Guerrero, R (1, 10) OBP: 0.317, SLG: 0.397		B FF 91 X FF 87 1-0 ① F8			B SL 75 X CH 79 1-0 2 WP 2 1B 1B		C FF 90 X FF 91 0-1 ① G6-3			3	1	1	0	0	0	0
25 Derrek Lee, R (1, 3) OBP: 0.301, SLG: 0.331		X FF 92 0-0 32 G5-4-3 1B			F CU 74 B FF 92 C FF 92 S SL 80 1-3 ① K		B SL 79 C FF 90 S FF 92 F SL 79 B FF 91 F SL 80 F FF 94 S FF 92 2-3 ② K			3	0	1	0	0	2	1
32 Matt Wieters, S (1, 2) OBP: 0.330, SLG: 0.400		1 SAFE C CH 78 X FF 92 0-1 ②③ G5-4-3 1-2f			B FF 91 F FF 91 C CH 76 S FF 93 1-3 ② K		F FF 91 X FF 91 0-1 ③ F8			3	0	0	0	0	1	2
2 J.J. Hardy, R (1, 6) OBP: 0.346, SLG: 0.457			B CH 79 C CH 80 C FF 92 X SL 79 1-2 ① G6-3		C SL 76 1 SAFE F SL 76 F FF 93 B SL 81 B FF 93 D SL 82 X CH 81 3-2 12 HR 1-H 1B			C FF 93 F FC 87 B FF 93 C FF 93 1-3 ① K		3	1	1	1	0	1	0
12 Mark Reynolds, R (1, 5) OBP: 0.315, SLG: 0.413			B CU 71 B FF 92 X FF 92 2-0 ② F8		X FF 92 0-0 1-H HR			X FC 87 0-0 18 S 1B		3	1	2	2	0	0	0
14 Nolan Reimold, R (1, 7) OBP: 0.400, SLG: 0.556 18 Felix Pie, L (8, PH) OBP: 0.253, SLG: 0.322 (9, 7)			X FF 92 0-0 ③ G6-3		C CH 79 B SL 78 B FF 93 C CH 77 B SL 82 X FF 93 3-2 ③ P3			1 SAFE B FF 93 F FF 93 C FF 91 F FF 93 F FF 93 1 SAFE F CU 77 B FF 92 3-3 ② B CU 76 C FF 93 K 1-2		2 1	0 0	0 0	0 0	0 0	0 1	0 1
Inning Stats	R: 0 E: 0 K: 0 S: 7 H: 0 LOB: 0 BB: 0 P: 13	R: 0 E: 0 K: 0 S: 4 H: 1 LOB: 0 BB: 0 P: 5	R: 0 E: 0 K: 0 S: 5 H: 0 LOB: 0 BB: 0 P: 8	R: 0 E: 0 K: 2 S: 9 H: 0 LOB: 0 BB: 0 P: 13	R: 3 E: 0 K: 2 S: 15 H: 3 LOB: 0 BB: 0 P: 24	R: 0 E: 0 K: 0 S: 9 H: 1 LOB: 0 BB: 0 P: 15	R: 0 E: 0 K: 1 S: 10 H: 0 LOB: 0 BB: 0 P: 12	R: 0 E: 0 K: 2 S: 14 H: 1 LOB: 1 BB: 0 P: 19		1B: 5 2B: 0 3B: 0 HR: 1 SF: 0 SAC: 0 DP: 2 HBP: 0						

PITCHER		IP	WLS	BF	H	R	ER	SO	BB	IBB	HBP	BLK	WP	HR	S	P	ERA	WHIP
88 Josh Outman, L ERA: 4.15	(1, 1)	6.0	L	21	5	3	3	4	0	0	0	0	1	1	49	78	4.50	0.833
33 Joey Devine, R ERA: 1.93	(7, 1)	1.0		3	0	0	0	1	0	0	0	0	0	0	10	12	0.00	0.000
40 Andrew Bailey, R ERA: 2.25	(8, 1)	1.0		4	1	0	0	2	0	0	0	0	0	0	14	19	0.00	1.000

PITCHER	IP	WLS	BF	H	R	ER	SO	BB	IBB	HBP	BLK	WP	HR	S	P	ERA	WHIP

BOTTOM

Oakland Athletics @ Baltimore Orioles

Oriole Park at Camden Yards, Baltimore, MD

Wed Jun 08 2011, 7:08 PM - 9:22 PM EDT

Att. 11,760 - Clear - 96 F

livebaseballscorecards.com

AB	28
R	3
H	6
RBI	3
BB	0
SO	7
LOB	6

WP: 1 PA: 28
PB: 0
SB: 1
CS: 0

Batter	1	2	3	4	5	6	7	8	9	AB	R	H	RBI	BB	SO	LOB
4 Coco Crisp, S (1, 8) OBP: 0.294, SLG: 0.385	C FF 85 B SI 84 S SI 84 F FF 84 X CH 78 1-2 G6-3		C FC 80 S CU 71 B CH 76 B CH 74 B CH 78 B CH 78 4-2 2 CS BB		C SI 85 F CU 69 B FC 80 B FF 85 F FC 82 F SI 86 T FF 85 2-2 K		B SI 84 X CH 76 1-0 G2-3		B SI 91 C FF 91 F SI 91 B SL 84 S SL 84 2-3 1-2 K	4	0	0	0	1	2	2
2 Cliff Pennington, S (1, 6) OBP: 0.315, SLG: 0.342	B FF 86 X FF 86 1-0 G6-3		C SI 86 L CH 78 F FF 85 1 SAFE 1 SAFE B FF 86 F FC 83 B FF 86 1 SAFE 3-2 1 SAFE F FC 83 X SI 87 1-2 16 FC6-4 1B			B CH 82 X FC 78 1-0 F7		C FF 94 B SL 86 B FF 94 B FF 94 B FF 94 4-1 BB		3	0	1	0	1	0	0
28 Conor Jackson, R (1, 3) OBP: 0.346, SLG: 0.336	C FF 85 X CU 71 0-1 G1-3		X CH 79 0-0 L8			B SI 82 X FC 79 1-0 F8		B SL 85 C SL 84 B SL 85 1 SAFE F SL 84 B FF 95 X FF 94 3-2 F8		4	0	0	0	0	0	2
16 Josh Willingham, R (1, 7) OBP: 0.312, SLG: 0.429		B SI 83 X SI 84 1-0 F8	B CH 78 C SI 87 B CU 72 F CH 79 X CH 77 2-2 FC6-4 1-2f			C CH 81 C FC 77 X FF 86 0-2 F8		S FF 95 F SL 87 S FF 95 0-3 K		4	0	0	0	0	1	2
8 Kurt Suzuki, R (1, 2) OBP: 0.315, SLG: 0.353		C SI 84 B FF 86 X CH 78 1-1 55 1B 7 1B 1B		C SI 84 F CU 69 B FF 85 B CU 70 F FC 80 X CH 78 2-2 G5-3			B SI 82 X SI 84 1-0 55 HR 1B	C SL 85 F SL 86 X CU 74 0-2 G5-3		4	2	2	0	0	0	1
55 Hideki Matsui, L (1, 10) OBP: 0.265, SLG: 0.337		X FF 86 0-0 7 1B 1-3 1B		B FF 84 B FC 79 B FF 84 C FF 85 C FF 85 S CH 79 3-3 K			B FC 81 C FC 81 X SI 84 1-1 1-H HR		B FF 90 C FF 90 T FF 91 B SL 83 B SL 84 C FF 92 3-3	4	1	2	2	0	2	0
7 Adam Rosales, R (1, 5) OBP: 0.182, SLG: 0.455		B FF 85 X FF 86 1-0 1-2 3-H 1B		B FC 80 S FF 83 B CH 80 F CH 78 F FF 86 B CU 74 S CH 80 3-3 K			B FC 81 B CH 78 F FF 85 F CH 78 X CH 78 2-2 G1-3		C SI 91 F SI 91 X SL 83 0-2 F8	4	0	1	1	0	1	0
12 David DeJesus, L (1, 9) OBP: 0.319, SLG: 0.377		C FF 84 B FF 82 X FC 81 1-1 F8			C CH 81 B CU 71 C CH 77 F FC 80 F FF 85 S CH 77 1-3 K		B FF 86 F FF 85 X FF 85 1-1 1B		C FF 92 B SL 83 F FF 92 X SL 84 1-2 19 WP 19 1B 1B	4	1	2	0	0	1	2
19 Jemile Weeks, S (1, 4) OBP: 0.364, SLG: 0.636		C CH 78 B FF 84 X CH 79 1-1 G1-3			B SI 86 B SI 82 C FF 85 X CH 78 2-1 G1-3		X CH 78 0-0 F9		C SI 91 F SI 92 B FF 92 B SL 85 X FF 92 2-2 1-H 4 DI 1B	4	0	1	1	0	0	3
Inning Stats	R: 0 E: 0 K: 0 S: 7 H: 0 LOB: 0 BB: 0 P: 9	R: 1 E: 0 K: 0 S: 9 H: 3 LOB: 2 BB: 0 P: 14	R: 0 E: 0 K: 0 S: 12 H: 1 LOB: 1 BB: 1 P: 21	R: 0 E: 0 K: 2 S: 11 H: 0 LOB: 0 BB: 0 P: 19	R: 0 E: 0 K: 2 S: 12 H: 0 LOB: 0 BB: 0 P: 17	R: 0 E: 0 K: 0 S: 5 H: 0 LOB: 0 BB: 0 P: 7	R: 2 E: 0 K: 0 S: 10 H: 3 LOB: 1 BB: 0 P: 16	R: 0 E: 0 K: 1 S: 10 H: 0 LOB: 1 BB: 1 P: 17	R: 1 E: 0 K: 2 S: 15 H: 2 LOB: 1 BB: 0 P: 23	1B: 8 2B: 0 3B: 0 HR: 1 SF: 0 SAC: 0 DP: 0 HBP: 0						

PITCHER		IP	WLS	BF	H	R	ER	SO	BB	IBB	HBP	BLK	WP	HR	S	P	ERA	WHIP
56 Mark Buehrle, L ERA: 3.95	(1, 1)	7.0	W	28	7	3	3	4	1	0	0	0	0	1	66	103	3.86	1.143
26 Jesse Crain, R ERA: 3.25	(8, 1)	1.0	H	4	0	0	0	1	1	0	0	0	0	0	10	17	0.00	1.000
77 Will Ohman, L ERA: 5.82	(9, 1)	1.0		5	2	1	1	2	0	0	0	0	1	0	15	23	9.00	2.000

PITCHER	IP	WLS	BF	H	R	ER	SO	BB	IBB	HBP	BLK	WP	HR	S	P	ERA	WHIP

TOP

Oakland Athletics @ Chicago White Sox

U.S. Cellular Field, Chicago, IL

Thu Jun 09 2011, 8:11 PM - 11:00 PM EDT

Att. 22,170 - Cloudy - 52 F

livebaseballscorecards.com

AB	35
R	4
H	9
RBI	4
BB	2
SO	7
LOB	12

WP: 1	PA: 37		
PB: 0			
SB: 0			
CS: 1			

Batter	1	2	3	4	5	6	7	8	9	AB	R	H	RBI	BB	SO	LOB
1 Juan Pierre, L (1, 7) OBP: 0.327, SLG: 0.307	B FF 89 C SI 86 X SI 90 1-1 ① P6	C SI 92 B SI 90 B CH 81 B SI 90 B SI 87 4-1 10 1B 1-2 2-3 3-H BB	C SI 89 F CH 81 X CH 82 0-2 10 BB 1-2 2-3 1B			C FC 89 F FF 90 B FF 90 X CU 80 1-2 ① L8		C SI 91 B SI 90 X SI 90 1-1 10 1B 20 SF8 1B		4	1	2	1	1	0	0
10 Alexei Ramirez, R (1, 6) OBP: 0.357, SLG: 0.440	C SI 90 B SI 91 X SI 91 1-1 ② L6	C CH 81 C SI 91 B CH 83 X CH 82 1-2 1-2 2-3 3-H 1B	B CH 82 B SI 90 B SI 89 B SI 88 4-0 1-2 2-3 3-H BB			F CH 81 X FC 89 0-1 ② P3		1 SAFE 1 SAFE L SI 91 1 SAFE F SI 90 1 SAFE X CH 73 0-2 1-3 14 HR 1B		4	1	2	2	1	0	0
20 Carlos Quentin, R (1, 9) OBP: 0.369, SLG: 0.590 18 Brent Lillibridge, R (9, 9) OBP: 0.374, SLG: 0.588	B SI 91 C SI 91 B SI 91 C SI 90 X CH 82 2-2 ③ P2	C SI 91 F CH 81 F SI 91 S KC 79 0-3 ③ K	B FF 89 B FC 89 F FC 90 X FF 90 2-1 ③ F8			B CU 79 B CU 78 B FF 90 C FF 90 X FC 90 3-1 14 1B 1B		X SI 90 0-0 ① SF8 3-H		4 0	0 0	1 0	1 0	0 0	1 0	6 0
14 Paul Konerko, R (1, 3) OBP: 0.389, SLG: 0.558		C SI 89 F SI 90 X CH 81 0-2 ① G4-3	X SI 88 0-0 ① G6-3	C FF 90 B CU 78 C CU 79 B FF 89 X CU 78 2-2 ① G6-3		B FC 88 B CU 78 X FC 89 2-0 1-2 1B		C SI 90 B CH 73 X SI 90 1-1 1-H HR		5	1	2	2	0	0	0
12 A.J. Pierzynski, L (1, 2) OBP: 0.304, SLG: 0.346		B SI 88 B SI 89 B CH 84 B SI 88 4-0 44 HBP 51 1B 11 SF9 BB	B SI 86 B KC 77 B SI 88 C FF 88 X SI 88 3-1 44 HR 1B	C FF 91 X CU 79 0-1 ② G4-3		B FF 88 B FF 89 F FC 90 F FC 90 F FF 90 F CU 78 F FF 88 X CU 78 2-2 ③ F7		C SI 90 F CH 74 B CH 73 B SI 90 F CH 72 F CH 73 S SI 90 2-3 ② K		4	2	1	0	1	1	2
51 Alex Rios, R (1, 8) OBP: 0.256, SLG: 0.302		C SI 90 B SI 91 1 SAFE X SI 90 1-1 15 1B 44 HBP 1 BB 1-2 1B	B SI 90 C SI 89 F CH 83 B SI 90 B KC 81 F SI 89 X CH 81 3-2 ② F8	C CH 80 B FC 91 S CU 79 S FC 88 1-3 ③ K			B FF 89 F FC 89 F FC 90 B FC 88 X FF 90 2-2 15 CS 11 1B 1B	S SL 75 S CH 73 B CH 73 B SI 90 F CH 74 C SI 90 2-3 ③ K		5	1	2	0	0	2	1
44 Adam Dunn, L (1, 10) OBP: 0.318, SLG: 0.325		C KC 78 H SI 90 1-1 1 BB 15 1B 10 1B 1-2 2-3 HBP	X SI 89 0-0 1-H HR	B CU 78 C CU 78 B FF 88 S FC 90 C FF 90 2-3 ① K			S CU 79 B CU 77 X CU 77 1-1 ① F9			3	2	1	2	0	1	1
11 Omar Vizquel, S (1, 5) OBP: 0.318, SLG: 0.378		B SI 90 C SI 88 F CH 82 F SI 90 D CH 83 X SI 90 2-2 ② SF9 3-H	C CH 80 B CH 82 B SI 88 X CH 80 2-1 1 1B 15 1B 10 BB 1B	B FF 91 C FC 91 S CU 79 F FC 88 C FC 90 1-3 ② K			1 SAFE X FC 88 0-0 1-2 1B			3	1	2	1	0	1	0
15 Gordon Beckham, R (1, 4) OBP: 0.309, SLG: 0.368		C SI 91 C SI 92 X CH 83 0-2 10 1B 1 BB 1-2 2-3 1B	1 SAFE B KC 77 1 SAFE C KC 77 C SI 89 1 SAFE X CH 80 1-2 10 BB 1 1B 1-2 1B	B CH 78 C FC 90 X CU 79 1-1 ③ G6-3			B SI 86 F SI 85 B SI 86 B SI 86 X SI 86 3-1 ② ③ G6-3 2-3			4	0	2	0	0	0	2
Inning Stats	R: 0 E: 0 K: 0 S: 7 H: 0 LOB: 0 BB: 0 P: 11	R: 3 E: 0 K: 1 S: 21 H: 3 LOB: 3 BB: 2 P: 34	R: 3 E: 0 K: 0 S: 18 H: 5 LOB: 3 BB: 1 P: 33	R: 0 E: 0 K: 1 S: 8 H: 0 LOB: 0 BB: 0 P: 11	R: 0 E: 0 K: 2 S: 9 H: 0 LOB: 0 BB: 0 P: 13	R: 0 E: 0 K: 0 S: 14 H: 2 LOB: 2 BB: 0 P: 22	R: 0 E: 0 K: 0 S: 8 H: 2 LOB: 1 BB: 0 P: 14	R: 3 E: 0 K: 2 S: 17 H: 3 LOB: 0 BB: 0 P: 23		1B: 13 2B: 0 3B: 0 HR: 2 SF: 2 SAC: 0 DP: 0 HBP: 1						

PITCHER		IP	WLS	BF	H	R	ER	SO	BB	IBB	HBP	BLK	WP	HR	S	P	ERA	WHIP
53 Trevor Cahill, R ERA: 3.18	(1, 1)	2.2	L	20	8	6	6	1	3	0	1	0	0	1	44	74	20.25	4.125
26 Bobby Cramer, L ERA: 1.08	(3, 1)	3.2		15	4	0	0	3	0	0	0	0	0	0	39	59	0.00	1.091
31 Brad Ziegler, R ERA: 2.05	(7, 1)	0.2		1	0	0	0	0	0	0	0	0	0	0	2	5	0.00	0.000
57 Brian Fuentes, L ERA: 4.88	(8, 1)	1.0		6	3	3	3	2	0	0	0	0	0	1	17	23	27.00	3.000

PITCHER	IP	WLS	BF	H	R	ER	SO	BB	IBB	HBP	BLK	WP	HR	S	P	ERA	WHIP

BOTTOM

Oakland Athletics @ Chicago White Sox

U.S. Cellular Field, Chicago, IL

Thu Jun 09 2011, 8:11 PM - 11:00 PM EDT

Att. 22,170 - Cloudy - 52 F

livebaseballscorecards.com

AB	36
R	9
H	15
RBI	9
BB	3
SO	6
LOB	12

Oakland Athletics @ Chicago White Sox

U.S. Cellular Field, Chicago, IL

Fri Jun 10 2011, 8:10 PM - 11:20 PM EDT

Att. 20,166 - Overcast - 57 F

TOP

livebaseballscorecards.com

Batter	1	2	3	4	5	6	7	8	9	AB	R	H	RBI	BB	SO	LOB
4 Coco Crisp, S (1, 8) OBP: 0.291, SLG: 0.379	B FF 93 C FF 93 X FF 94 1-1 F7 ①		B SI 94 C SL 86 F SL 89 B CH 88 X SL 87 2-2 P6 ① B FF 96 F FF 94 F FF 93 X FF 95 1-2 L8 ③				B SI 96 X SI 96 1-0 2 2B 28 G4-3 1B	X FC 89 0-0 F7 ③	F SI 92 B CH 84 B CH 85 C SI 94 S SL 89 2-3 K ③	6	1	1	0	0	1	8
2 Cliff Pennington, S (1, 6) OBP: 0.321, SLG: 0.358	C FF 94 B SI 96 F SI 95 X FF 95 1-2 15 G3 16 1B 2B		X FF 95 0-0 15 G4-3 15 WP 3-H 1B		B SI 94 F FF 94 C SL 88 B SI 96 F SL 89 B FF 95 X FF 95 3-2 G6-3 ①		B SI 96 M SI 95 1 SAFE 1 SAFE B CH 86 X SI 95 2-1 16 F9 1-3 2B		C FF 96 S CH 88 S SL 85 0-3 K2-3 ①	5	1	3	1	0	1	0
15 Ryan Sweeney, L (1, 9) OBP: 0.364, SLG: 0.350 28 Conor Jackson, R (7, PH) OBP: 0.342, SLG: 0.331 (7, 9)	C SI 95 B SL 88 F FF 93 F SL 89 F FF 96 F SL 88 X FF 94 1-2 G3 ② 2-3		C FF 95 B SL 89 B SL 88 X FF 95 2-1 G4-3 ② 1-3		B CH 87 X CH 87 1-0 G5-3 ②		X CH 87 0-0 G4-3 ① 3-H		B FF 96 F FF 97 B SL 85 X FF 96 2-1 F8 ②	3 2	0 0	0 0	0 1	0 0	0 0	2 1
16 Josh Willingham, R (1, 7) OBP: 0.314, SLG: 0.426	B FF 95 X FF 94 1-0 3-H 1B		D SL 90 C SL 88 S SL 90 B SL 90 B SL 90 X SL 89 3-2 G6-3 ③		F FF 95 B SL 89 S SL 87 B FF 96 B SL 90 X FF 94 3-2 G5-3 ③		C CH 87 X SI 97 0-1 F9 ② 2-3		S FF 96 C FF 95 B SL 85 B SL 84 B SL 81 B FF 95 4-2 55 DI 55 1B BB	4	1	1	1	1	0	2
55 Hideki Matsui, L (1, 10) OBP: 0.274, SLG: 0.341 12 David DeJesus, L (9, PR) OBP: 0.319, SLG: 0.377 (9, 10)	D SL 88 B CH 88 X FF 96 2-0 G4-3 ③			C CH 89 B CU 81 B FF 96 F FF 95 B FF 96 B SL 86 4-2 19 1B 29 1B BB		F SI 94 F FF 94 X CH 88 0-2 10 FC5-4 1B	C SL 82 B SL 83 S SL 82 S SL 84 1-3 K ③		C FF 96 B CH 89 F CH 88 X SL 85 1-2 8 HBP 10 BB 29 2B 1-H 1B	4 0	0 1	2 0	1 0	1 0	1 0	2 0
10 Daric Barton, L (1, 3) OBP: 0.331, SLG: 0.273		C FF 92 X FF 95 0-1 P5 ①		X FF 94 0-0 F8 ①		X FF 95 0-0 FC5-4 ① 29 1B 1-2f		X SI 97 0-0 8 S 1B	B FF 95 C FF 95 B CH 90 B FF 95 B FF 95 4-1 8 HBP 29 2B 1-2 BB	4	1	1	0	1	0	2
8 Kurt Suzuki, R (1, 2) OBP: 0.313, SLG: 0.346		B FF 95 C FF 94 B SL 87 F SL 88 S SL 89 2-3 K ②		C FF 92 C FF 94 D SL 89 X SL 89 1-2 L5 ②		F SL 88 B FF 94 B FF 94 X FF 93 2-1 F9 ②		C SL 87 B SL 87 B FF 95 C FF 94 F FF 95 B SL 88 S FF 94 3-3 K ① 1-2	B FF 95 F FF 96 F FF 97 B SL 84 F CH 89 H CH 86 3-2 29 2B 1-2 2-3 HBP	4	1	0	0	0	2	3
29 Scott Sizemore, R (1, 5) OBP: 0.361, SLG: 0.292		C FF 95 B SL 90 B SL 88 X FF 95 2-1 L8 ③		B SL 88 C FF 95 X FF 95 1-1 19 1B 1-2 1B		B SL 87 B FF 93 X FF 94 2-0 1-2 1B		B SL 86 C FF 94 B SL 89 F FF 94 B SL 89 B FF 95 4-2 BB	B FF 96 X FF 95 1-0 1-H 2-H 3-H 2B	4	0	3	3	1	0	0
19 Jemile Weeks, S (1, 4) OBP: 0.438, SLG: 0.733			B FF 93 F FF 93 C FF 95 X SL 89 1-2 2 1B 3B	C FF 95 X FF 96 0-1 1-2 2-3 1B		S FF 94 B FF 95 X FF 93 1-1 F7 ③		X FF 95 0-0 F3 ②	B FF 96 C FF 96 B CH 88 F FF 93 F FF 95 B CH 89 F FF 94 B CH 89 4-2 BB	4	1	2	0	1	0	4

| Inning Stats | | | |

BOTTOM

Batter	1	2	3	4	5	6	7	8	9	AB	R	H	RBI	BB	SO	LOB
1 Juan Pierre, L (1, 7) OBP: 0.322, SLG: 0.301	B1-3	G4-3		G5-3		P4			G3	5	0	0	0	0	0	1
10 Alexei Ramirez, R (1, 6) OBP: 0.354, SLG: 0.439	F8	P4			20 E 2B	F7			F7	5	1	1	0	0	0	1
20 Carlos Quentin, R (1, 9) OBP: 0.374, SLG: 0.588	14 HR BB	G1-4-3			E5 12 1B 51 G6-3 1B		14 G5-4-3 1B		F9	4	2	2	0	1	0	1
14 Paul Konerko, R (1, 3) OBP: 0.391, SLG: 0.570	1-H HR		12 G6-4-3 1B		F7		G5-4-3 1-2f			4	1	2	2	0	0	2
12 A.J. Pierzynski, L (1, 2) OBP: 0.312, SLG: 0.359	44 BB 51 1B		G6-4-3 1-2f		51 G6-3 44 1B 1-3		2B			4	1	3	0	0	0	1
51 Alex Rios, R (1, 8) OBP: 0.260, SLG: 0.310	44 BB 1-2 1B		2B		G6-3 2-3 3-H		K			4	0	2	1	0	1	2
44 Adam Dunn, L (1, 10) OBP: 0.321, SLG: 0.325	1-2 2-3 BB		K		1B 3-H			P4		3	0	1	1	1	1	1
15 Gordon Beckham, R (1, 4) OBP: 0.304, SLG: 0.361	K			F9	K2-3			P3		4	0	0	0	0	2	4
22 Brent Morel, R (1, 5) OBP: 0.273, SLG: 0.327		1 G4-3 2B		F8		G6-3		K		4	0	1	0	0	1	0
Inning Stats	R: 2 E: 0 K: 1 S: 20 H: 3 LOB: 3 BB: 2 P: 36	R: 0 E: 0 K: 0 S: 11 H: 1 LOB: 1 BB: 0 P: 18	R: 0 E: 0 K: 1 S: 10 H: 2 LOB: 1 BB: 0 P: 13	R: 0 E: 0 K: 0 S: 8 H: 0 LOB: 0 BB: 0 P: 11	R: 3 E: 1 K: 1 S: 14 H: 4 LOB: 1 BB: 0 P: 23	R: 0 E: 0 K: 0 S: 6 H: 0 LOB: 0 BB: 0 P: 9	R: 0 E: 0 K: 1 S: 9 H: 2 LOB: 1 BB: 0 P: 14	R: 0 E: 0 K: 1 S: 8 H: 0 LOB: 0 BB: 0 P: 12	R: 0 E: 0 K: 0 S: 6 H: 0 LOB: 0 BB: 0 P: 12	1B: 7 2B: 4 3B: 0 HR: 1	SF: 0 SAC: 0 DP: 2 HBP: 0						

PITCHER	IP	WLS	BF	H	R	ER	SO	BB	IBB	HBP	BLK	WP	HR	S	P	ERA	WHIP
65 Graham Godfrey, R (1, 1) ERA: 10.38	4.1		23	9	5	5	2	2	0	0	0	0	1	55	90	10.38	2.538
48 Michael Wuertz, R (5, 1) ERA: 2.33	1.2		6	1	0	0	1	0	0	0	0	0	0	14	20	0.00	0.600
33 Joey Devine, R (7, 1) ERA: 1.74	1.0		4	2	0	0	1	0	0	0	0	0	0	9	14	0.00	2.000
50 Grant Balfour, R (8, 1) ERA: 2.7	1.0	W	3	0	0	0	1	0	0	0	0	0	0	8	12	0.00	0.000
40 Andrew Bailey, R (9, 1) ERA: 1.8	1.0	S	3	0	0	0	0	0	0	0	0	0	0	6	12	0.00	0.000

PITCHER	IP	WLS	BF	H	R	ER	SO	BB	IBB	HBP	BLK	WP	HR	S	P	ERA	WHIP

Oakland Athletics @ Chicago White Sox

U.S. Cellular Field, Chicago, IL

Fri Jun 10 2011, 8:10 PM - 11:20 PM EDT

Att. 20,166 - Overcast - 57 F

livebaseballscorecards.com

AB	37
R	5
H	12
RBI	4
BB	2
SO	5
LOB	13

1B: 7 SF: 0 WP: 0 PA: 39
2B: 4 SAC: 0 PB: 0
3B: 0 DP: 2 SB: 0
HR: 1 HBP: 0 CS: 0

Batter	1	2	3	4	5	6	7	8	9	AB	R	H	RBI	BB	SO	LOB
4 Coco Crisp, S (1, 8) OBP: 0.290, SLG: 0.382	C FF 90 B FC 91 S CH 83 F CH 82 F CU 78 B FF 93 S CH 83 2-3 K ①		F CH 83 X FF 93 0-1 FC6-4 ③ 1-2f		F FC 88 C CH 78 F FF 91 F CH 84 F FF 90 1 SAFE 0-2 CS ③ 1-2	B FC 86 F FC 88 F FC 88 B CU 76 X CH 82 2-2 2 SH5-4 55 SF9 2B		C FC 86 F FC 88 F FF 93 X FF 92 0-2 F7 ② S SL 85 B SL 85 X FF 95 1-1 P4 ③		4	1	1	0	0	1	2
2 Cliff Pennington, S (1, 6) OBP: 0.322, SLG: 0.357	B FF 92 B FC 89 B FF 92 C FF 92 X FF 92 3-1 P6 ②			B FF 89 C CH 82 X FC 87 1-1 55 S 16 E 1B		B FC 88 X FF 89 1-0 SH5-4 ① 2-3				3	1	1	0	0	0	1
55 Hideki Matsui, L (1, 10) OBP: 0.273, SLG: 0.337 12 David DeJesus, L (9, PR) OBP: 0.319, SLG: 0.377	C FF 92 B FC 90 F FF 92 F FF 94 S CU 79 1-3 K ③			F FF 92 1 SAFE B FF 92 B FF 93 X FF 93 2-1 P6 ① 1-2		B FC 88 X FC 89 1-0 SF9 ② 3-H			B FF 94 B SL 86 B FF 94 4-0 BB	2 0	0 0	0 0	1 0	1 0	1 0	1 0
16 Josh Willingham, R (1, 7) OBP: 0.317, SLG: 0.425		B FF 89 F CH 83 B FF 92 B FC 88 T FF 92 B CH 83 4-2 29 G3-6-3 BB		B CH 83 X CH 83 1-0 E2 ① 2-H 1B		B FC 87 B FF 92 X FC 89 2-0 G5-3 ③			B SL 85 1 SAFE C SL 85 1 SAFE X SL 86 1-1 F9 ①	3	0	1	1	1	0	1
28 Conor Jackson, R (1, 9) OBP: 0.333, SLG: 0.321		B FF 92 X FF 91 1-0 L7 ①		C FC 89 C FC 89 B FF 94 B FC 90 B CH 84 F CH 84 S FC 89 3-3 K ②			B FC 86 F FF 91 B SI 92 F FC 86 F FF 92 X FC 89 2-2 F7 ①		B FF 93 B SL 86 B FF 93 C FF 93 X FF 95 3-1 F8 ②	4	0	0	0	0	1	3
29 Scott Sizemore, R (1, 5) OBP: 0.345, SLG: 0.276		C FF 90 X CH 83 0-1 G3-6-3 ②③ 1-2f		C FC 90 F FC 90 X FF 93 0-2 P3 ③			C FC 87 C FC 86 S FF 93 0-3 K ②		1 SAFE B SL 85 F SL 84 F FF 94 S FF 95 1-3 K ③	4	0	0	0	0	2	3
8 Kurt Suzuki, R (1, 2) OBP: 0.309, SLG: 0.341			B CH 81 S FF 91 F SI 91 B FF 92 F CH 84 X FF 93 2-2 F7 ①		X FC 86 0-0 F7 ①		C FF 93 B CU 77 F FC 90 B SI 94 B FF 94 X FC 90 3-2 L5 ③			3	0	0	0	0	0	0
10 Daric Barton, L (1, 3) OBP: 0.335, SLG: 0.275			F FF 92 C CU 79 B FF 93 B FC 90 F CH 84 B FF 93 B FF 94 4-2 4 FC6-4 BB		C FF 90 B FC 88 B FC 88 X FF 92 2-1 F8 ②			B FC 87 C FC 86 X FC 86 1-1 19 SH1-4 1B		2	0	1	0	1	0	0
19 Jemile Weeks, S (1, 4) OBP: 0.389, SLG: 0.647			C CH 82 B FF 93 F CH 83 1 SAFE X FF 94 1-2 P3 ②		C FC 87 X FC 88 0-1 E6 4 CS			1 SAFE C FC 88 X FF 92 0-1 SH1-4 ① 1-2		2	0	0	0	0	0	1

Inning Stats	1	2	3	4	5	6	7	8	9	1B: 3	SF: 1	WP: 0	PA: 34
	R: 0 E: 0 K: 2 S: 11 H: 0 LOB: 0 BB: 0 P: 17	R: 0 E: 0 K: 0 S: 5 H: 0 LOB: 0 BB: 1 P: 10	R: 0 E: 0 K: 0 S: 12 H: 0 LOB: 1 BB: 1 P: 19	R: 1 E: 1 K: 1 S: 12 H: 2 LOB: 1 BB: 0 P: 19	R: 0 E: 1 K: 0 S: 10 H: 0 LOB: 0 BB: 0 P: 12	R: 1 E: 0 K: 0 S: 6 H: 1 LOB: 0 BB: 0 P: 12	R: 0 E: 0 K: 1 S: 10 H: 0 LOB: 0 BB: 0 P: 15	R: 0 E: 0 K: 0 S: 10 H: 1 LOB: 1 BB: 0 P: 12	R: 0 E: 0 K: 1 S: 7 H: 0 LOB: 1 BB: 1 P: 16	2B: 1 3B: 0 HR: 0	SAC: 2 DP: 1 HBP: 0	PB: 0 SB: 1 CS: 1	

PITCHER	IP	WLS	BF	H	R	ER	SO	BB	IBB	HBP	BLK	WP	HR	S	P	ERA	WHIP
50 John Danks, L (1, 1) ERA: 4.54	7.2	W	28	4	2	2	4	2	0	0	0	0	0	74	113	2.35	0.783
26 Jesse Crain, R (8, 1) ERA: 3.1	1.1	S	5	0	0	0	1	1	0	0	0	0	0	9	19	0.00	0.750

PITCHER	IP	WLS	BF	H	R	ER	SO	BB	IBB	HBP	BLK	WP	HR	S	P	ERA	WHIP

TOP

Oakland Athletics @ Chicago White Sox

U.S. Cellular Field, Chicago, IL

Sat Jun 11 2011, 7:12 PM - 10:12 PM EDT

Att. 24,391 - Cloudy - 58 F

livebaseballscorecards.com

AB	27
R	2
H	4
RBI	2
BB	3
SO	5
LOB	12

Oakland Athletics @ Chicago White Sox

U.S. Cellular Field, Chicago, IL

Sat Jun 11 2011, 7:12 PM - 10:12 PM EDT

Att. 24,391 - Cloudy - 58 F

livebaseballscorecards.com

BOTTOM

Batter	1	2	3	4	5	6	7	8	9	AB	R	H	RBI	BB	SO	LOB
18 Brent Lillibridge, R (1, 7) OBP: 0.375, SLG: 0.568	K		L9	G6-3 BB		10 E 10 S 20 E BB		K		3	1	0	0	2	2	0
10 Alexei Ramirez, R (1, 6) OBP: 0.358, SLG: 0.438	20 L1-3 BB		14 S 20 BLK 51 WP 1B	G6-3 1-2f 2-3		4-2 B SI 89: 20 E 1-3 BB		F8		3	1	1	0	2	0	2
20 Carlos Quentin, R (1, 9) OBP: 0.370, SLG: 0.578	L1-3 1-1		51 WP 14 S 1-2 BB		G5-3	E1 14 G5-4-3 1-2 3-H		F7		4	0	0	1	1	0	2
14 Paul Konerko, R (1, 3) OBP: 0.388, SLG: 0.564		G5-3	K 1-2 2-3		44 BB 51 1B 1B	G5-4-3 1-2f				4	0	1	0	0	1	4
51 Alex Rios, R (1, 8) OBP: 0.268, SLG: 0.315		15 HBP 44 BB 1B	IBB 2-3 3-H		44 BB 1-2 1B		G1-3			3	0	2	0	1	0	0
44 Adam Dunn, L (1, 10) OBP: 0.324, SLG: 0.321		15 HBP 1-2 BB	L3		15 FC6-4 1-2 2-3 BB		K			2	0	0	0	2	1	2
27 Ramon Castro, R (1, 2) OBP: 0.276, SLG: 0.426		L4		HR	F4		15 1B BB			3	1	1	1	1	0	5
15 Gordon Beckham, R (1, 4) OBP: 0.307, SLG: 0.361		1-2 2-3 HBP		F7	FC6-4 1-2f		22 FC6-4 1-2 1B			3	0	1	0	0	0	3
22 Brent Morel, R (1, 5) OBP: 0.266, SLG: 0.318		G4-3		E6 10 WP		G4-3	FC6-4 1-2f			4	0	0	0	0	0	5

	AB	29
	R	3
	H	6
	RBI	2
	BB	9
	SO	4
	LOB	23

Inning Stats	1	2	3	4	5	6	7	8	9
	R: 0 H: 0 E: 0 LOB: 0 K: 1 BB: 1 S: 9 P: 18	R: 0 H: 1 E: 0 LOB: 3 K: 0 BB: 1 S: 9 P: 17	R: 1 H: 1 E: 0 LOB: 2 K: 1 BB: 2 S: 15 P: 28	R: 1 H: 1 E: 1 LOB: 1 K: 0 BB: 1 S: 13 P: 25	R: 0 H: 2 E: 0 LOB: 3 K: 0 BB: 1 S: 13 P: 19	R: 1 H: 0 E: 1 LOB: 1 K: 0 BB: 2 S: 10 P: 22	R: 0 H: 1 E: 0 LOB: 2 K: 1 BB: 1 S: 12 P: 23	R: 0 H: 0 E: 0 LOB: 0 K: 1 BB: 0 S: 9 P: 16	

	1B: 5	SF: 0	WP: 2	PA: 39
	2B: 1	SAC: 0	PB: 0	
	3B: 0	DP: 3	SB: 3	
	HR: 1	HBP: 1	CS: 0	

PITCHER		IP	WLS	BF	H	R	ER	SO	BB	IBB	HBP	BLK	WP	HR	S	P	ERA	WHIP
47 Gio González, L ERA: 2.67	(1, 1)	5.1	L	28	5	3	2	2	6	1	1	1	2	1	61	114	3.38	2.062
31 Brad Ziegler, R ERA: 1.96	(6, 1)	1.0		4	0	0	0	0	1	0	0	0	0	0	10	19	0.00	1.000
56 Craig Breslow, L ERA: 4.01	(7, 1)	0.1		2	0	0	0	1	1	0	0	0	0	0	5	12	0.00	3.000
33 Joey Devine, R ERA: 1.54	(7, 1)	1.1		5	1	0	0	1	0	0	0	0	0	0	14	23	0.00	0.750

PITCHER	IP	WLS	BF	H	R	ER	SO	BB	IBB	HBP	BLK	WP	HR	S	P	ERA	WHIP

Oakland Athletics @ Chicago White Sox

U.S. Cellular Field, Chicago, IL

Sun Jun 12 2011, 2:11 PM - 5:01 PM EDT

Att. 22,144 - Partly Cloudy - 54 F

TOP

livebaseballscorecards.com

Batter	1	2	3	4	5	6	7	8	9	AB	R	H	RBI	BB	SO	LOB
4 Coco Crisp, S (1, 8) OBP: 0.293, SLG: 0.386	M FF 90 B FF 91 X FF 90 1-1 2 1B 2 S 55 SF9 1B	F FF 89 X CU 78 0-1 ① G4-3	B SL 79 X FF 88 1-0 2 F9 15 G4-3 2B	B FF 96 C FF 95 B FC 89 X FF 96 2-1 ① G1-3	B FF 96 F CH 87 B CH 88 X FF 93 2-1 ③ G5-3	5	2	2	0	0	0	2
2 Cliff Pennington, S (1, 6) OBP: 0.320, SLG: 0.355	B FF 91 1 SAFE 1 SAFE P PO 83 C FF 91 X SI 91 2-1 12 BB 1-3 1B	C FF 90 B SL 83 B FF 90 X CH 83 2-1 ② G3	X FF 89 0-0 ① F9 2-3	B FF 97 X FF 96 1-0 ② L6		4	0	1	0	0	0	1
15 Ryan Sweeney, L (1, 7) OBP: 0.361, SLG: 0.340	C CH 85 1 SAFE C FF 92 S SL 82 0-3 ① K	X FF 91 0-0 ③ G4-3	C CU 78 X CU 78 0-1 ② G4-3 3-H	C FF 97 S FF 97 B FF 97 F FF 96 F FF 97 B FC 88 F FF 97 F FF 97 B FC 91 4-2 B FF 98 55 FC6 BB		3	0	0	1	1	1	2
55 Hideki Matsui, L (1, 10) OBP: 0.268, SLG: 0.332	B SL 84 B CH 82 D CH 84 C FF 90 X CH 84 3-1 ② SF9 3-H	C FF 90 B SI 90 C CU 78 B CU 80 S CU 80 2-3 ① K	B SL 84 B FF 90 C CH 84 B CU 80 F SI 90 X CU 79 3-2 ③ F7	F FF 96 S FF 96 F FF 97 F FF 97 B FF 97 B FF 96 X FF 97 2-2 ③ FC6 1-2f		3	0	0	1	0	1	1
12 David DeJesus, L (1, 9) OBP: 0.319, SLG: 0.373 28 Conor Jackson, R (9, PH) OBP: 0.338, SLG: 0.326	B FF 90 B CH 83 B FF 88 C FF 90 F FF 90 B SI 92 4-2 1-2 BB	B CU 79 C CH 84 X FF 90 1-1 ② G3-1	C CH 81 B CU 78 B CU 76 X FF 89 2-1 ① F7		B FF 95 C FF 96 F FF 95 B SL 86 F FF 94 F SL 84 B SL 82 F FF 94 X FF 96 3-2 16 F9 29 BB 19 1B 1B	2 1	0 1	0 1	0 0	1 0	0 0	0 0
10 Daric Barton, L (1, 3) OBP: 0.330, SLG: 0.270	C FF 90 D SL 81 B CU 80 C SI 92 S SL 81 2-3 ③ K	C FF 90 C SL 81 B FF 91 B CU 81 B CU 80 X FF 91 3-2 ③ G1-3	F FF 88 X CH 82 0-1 ② F7		C FF 96 F FF 96 B FF 95 S CH 86 1-3 ① K	4	0	0	0	0	2	3
29 Scott Sizemore, R (1, 5) OBP: 0.352, SLG: 0.316	L FF 89 C SL 82 S SL 80 0-3 ① K	S SL 80 B SL 83 B SL 83 C FF 89 S CU 79 2-3 ① K	C FF 89 S SL 84 B CU 81 X CU 79 1-2 HR		B FF 96 C FF 95 D SL 84 F FF 96 B SL 83 B CH 84 4-2 19 1B 1-2 BB	3	1	1	1	1	2	0
11 Landon Powell, S (1, 2) OBP: 0.281, SLG: 0.255 16 Josh Willingham, R (9, PH) OBP: 0.315, SLG: 0.423	F FF 91 B CU 78 C SI 90 S CU 80 1-3 ② K	B CH 83 F FF 89 C CU 78 B CU 81 S CU 80 2-3 ② K	S SL 84 B SL 81 S SL 85 B CU 81 F CU 80 B SL 85 F FF 90 F CU 80 B FF 90 4-2 BB		X FF 94 0-0 ② F9 2-3	2 1	0 0	0 0	0 0	1 0	2 0	0 2
19 Jemile Weeks, S (1, 4) OBP: 0.364, SLG: 0.571	B FF 90 F CH 84 X FF 89 1-1 ③ F8	C FF 90 C CU 80 B CU 80 X SL 81 1-2 ③ L8	C FF 88 B FF 88 X SI 89 1-1 ③ F7		B FF 95 C FF 93 F FF 94 1 SAFE X FF 94 1-2 3-H 1B	4	0	1	1	0	0	1

	AB	32
	R	4
	H	6
	RBI	4
	BB	4
	SO	8
	LOB	12

Inning Stats	1	2	3	4	5	6	7	8	9
	R: 1 E: 0 K: 2 S: 15	R: 0 E: 0 K: 2 S: 8	R: 0 E: 0 K: 0 S: 5	R: 0 E: 0 K: 1 S: 8	R: 0 E: 0 K: 2 S: 9	R: 1 E: 0 K: 0 S: 7	R: 1 E: 0 K: 0 S: 14	R: 0 E: 0 K: 0 S: 14	R: 1 E: 0 K: 1 S: 17
	H: 2 LOB: 2 BB: 1 P: 26	H: 0 LOB: 0 BB: 0 P: 10	H: 0 LOB: 0 BB: 0 P: 7	H: 0 LOB: 0 BB: 0 P: 14	H: 0 LOB: 0 BB: 0 P: 14	H: 1 LOB: 0 BB: 0 P: 11	H: 1 LOB: 1 BB: 1 P: 22	H: 0 LOB: 1 BB: 1 P: 23	H: 2 LOB: 2 BB: 1 P: 28

1B: 4	SF: 1	WP: 0	PA: 37
2B: 1	SAC: 0	PB: 0	
3B: 0	DP: 0	SB: 1	
HR: 1	HBP: 0	CS: 0	

PITCHER		IP	WLS	BF	H	R	ER	SO	BB	IBB	HBP	BLK	WP	HR	S	P	ERA	WHIP
41 Philip Humber, R ERA: 2.95	(1, 1)	7.0	W	27	4	3	3	7	2	0	0	0	0	1	66	104	3.86	0.857
37 Matt Thornton, L ERA: 4.63	(8, 1)	1.0	H	4	0	0	0	0	1	0	0	0	0	0	14	23	0.00	1.000
46 Sergio Santos, R ERA: 3.41	(9, 1)	1.0	S	6	2	1	1	1	1	0	0	0	0	0	17	28	9.00	3.000

PITCHER	IP	WLS	BF	H	R	ER	SO	BB	IBB	HBP	BLK	WP	HR	S	P	ERA	WHIP

Batter	1	2	3	4	5	6	7	8	9	AB	R	H	RBI	BB	SO	LOB
1 Juan Pierre, L (1, 7) OBP: 0.324, SLG: 0.304	C SI 90 B SI 89 X SI 91 1-1 ① P6		1 SAFE X SI 91 0-0 10 G5-4-3 1-3 1B		C FS 80 B FS 80 C SI 92 X SI 93 1-2 20 1B		L SI 90 B FS 78 1 SAFE 1 SAFE L SI 91 1 SAFE X SI 90 1-2 ① P4			4	0	2	0	0	0	1
10 Alexei Ramirez, R (1, 6) OBP: 0.357, SLG: 0.432	S SI 91 F FS 80 B SI 92 F SI 92 X CU 80 1-2 ② G5-3		B FS 76 1 SAFE F SI 92 B FF 92 F SI 92 1 SAFE X CU 81 2-2 ②③ G5-4-3 1-2f		1 SAFE 1 SAFE X SI 91 0-0 ② F7		B SI 92 B SI 92 B SI 92 B SI 90 4-0 20 E 14 1B 1-2 BB			3	1	0	0	1	0	3
20 Carlos Quentin, R (1, 9) OBP: 0.369, SLG: 0.573	B SI 93 F FS 80 F SI 92 B SI 92 F SI 92 X CU 79 2-2 ③ F9			B CU 80 C CU 79 X SI 93 1-1 ① F8	P PO 80 F SI 92 X SI 91 1-1 1-2 1B		F FF 92 X FF 92 0-1 FC5 14 1B 1-3 2-H			4	0	1	0	0	0	1
14 Paul Konerko, R (1, 10) OBP: 0.390, SLG: 0.563		B CU 80 F SI 91 F SI 92 X FF 91 1-2 ① P6		C FS 80 B FF 91 X SI 91 1-1 12 HBP 44 HR 1B	B CU 80 F SI 91 B FS 77 X 2-1 ③ F9		X FF 93 0-0 12 G4-6-3 1-2 3-H 1B			4	1	2	1	0	0	2
12 A.J. Pierzynski, L (1, 2) OBP: 0.320, SLG: 0.360		C FF 91 B SI 92 F SI 91 X SL 81 1-2 1B		F FS 79 S CU 80 F CU 80 H SI 92 1-2 44 HR HBP	C B B F B B 4-2 BB		C FF 92 B FF 91 X FF 92 1-1 ②③ G4-6-3 1-2f			2	1	1	0	1	0	2
51 Alex Rios, R (1, 8) OBP: 0.264, SLG: 0.309		C SI 91 S SI 92 F SI 92 F CU 80 T SI 92 0-2 ② K		C SI 92 B CU 81 T SI 93 S SI 92 1-3 ② K	B C C X 1-2 ① P2			C SI 89 F CH 72 B SI 91 X SI 90 1-2 ① G4-3		4	0	0	0	0	2	4
44 Adam Dunn, L (1, 3) OBP: 0.322, SLG: 0.335 22 Brent Morel, R (9, 5) OBP: 0.266, SLG: 0.318		C CU 80 B SI 91 X FF 92 1-1 ③ F9		B SI 93 S SL 81 F SI 92 X SL 82 1-2 1-H 2-H HR	C X 1-1 ② F8			F SI 91 B SL 74 C SI 92 B SL 74 S SL 74 2-3 ② K		4 0	1 0	1 0	3 0	0 0	1 0	2 0
11 Omar Vizquel, S (1, 4) OBP: 0.315, SLG: 0.365			C SI 91 B FS 82 B SI 90 C SI 91 F FS 81 F FS 80 B FF 92 B SI 91 4-2 1 1B BB	C FF 92 X FS 82 0-1 ③ F8		X SI 91 0-0 ③ F7		B SI 91 X SI 91 1-0 ③ P6		3	0	0	0	1	0	1
23 Mark Teahen, L (1, 5) OBP: 0.299, SLG: 0.288 (9, 3)			B SI 91 1 SAFE F SI 92 X SI 92 1-1 ① P4		C CU 79 X 0-1 ① F8		B CU 79 B FS 80 C SI 90 B FS 78 C SI 91 F FS 79 B SI 90 4-2 20 FC5 10 BB 20 E BB			2	1	0	0	1	0	1
Inning Stats	R: 0 E: 0 K: 0 S: 10 H: 0 LOB: 0 BB: 0 P: 14	R: 0 E: 0 K: 1 S: 13 H: 1 LOB: 1 BB: 0 P: 16	R: 0 E: 0 K: 0 S: 10 H: 1 LOB: 1 BB: 1 P: 17	R: 3 E: 0 K: 1 S: 15 H: 2 LOB: 0 BB: 0 P: 20	R: 0 E: 0 K: 0 S: 11 H: 2 LOB: 2 BB: 0 P: 14	R: 0 E: 0 K: 0 S: 8 H: 0 LOB: 1 BB: 1 P: 14	R: 2 E: 1 K: 0 S: 11 H: 1 LOB: 1 BB: 2 P: 21	R: 0 E: 0 K: 1 S: 7 H: 0 LOB: 0 BB: 0 P: 11		1B: 6 2B: 0 3B: 0 HR: 1 SF: 0 SAC: 0 DP: 2 HBP: 1				WP: 0 PB: 0 SB: 0 CS: 0 PA: 35		

PITCHER		IP	WLS	BF	H	R	ER	SO	BB	IBB	HBP	BLK	WP	HR	S	P	ERA	WHIP
52 Guillermo Moscoso, R ERA: 3.91	(1, 1)	6.1	L	29	6	5	4	2	4	0	1	0	0	1	73	110	5.68	1.579
50 Grant Balfour, R ERA: 2.63	(7, 1)	0.2		3	1	0	0	0	0	0	0	0	0	0	5	6	0.00	1.500
57 Brian Fuentes, L ERA: 4.71	(8, 1)	1.0		3	0	0	0	1	0	0	0	0	0	0	7	11	0.00	0.000

PITCHER	IP	WLS	BF	H	R	ER	SO	BB	IBB	HBP	BLK	WP	HR	S	P	ERA	WHIP

BOTTOM

Oakland Athletics @ Chicago White Sox

U.S. Cellular Field, Chicago, IL

Sun Jun 12 2011, 2:11 PM - 5:01 PM EDT

Att. 22,144 - Partly Cloudy - 54 F

livebaseballscorecards.com

AB	30
R	5
H	7
RBI	4
BB	4
SO	3
LOB	17

Batter	1	2	3	4	5	6	7	8	9	AB	R	H	RBI	BB	SO	LOB
4 Alex Gordon, L (1, 7) OBP: 0.350, SLG: 0.457	B SI 89 F SI 90 X CH 81 1-1 ① G4-3		1 SAFE B FF 89 B SI 90 C CH 81 B CH 78 X SI 85 3-1 ① F8 1-2	X CH 77 0-0 ③ F8		B FF 91 C FF 92 F SL 84 F FF 92 B SL 85 X SL 86 2-2 53 CS 1B		1 SAFE C FF 92 X FF 91 0-1 ① F9 1-2	B FF 94 F FF 92 F FF 91 B FF 92 D CU 81 X FF 92 3-2 ② L3	6	0	1	0	0	0	5
53 Melky Cabrera, S (1, 8) OBP: 0.317, SLG: 0.444	C SI 89 B SI 89 X CH 81 1-1 ② F7		B SI 88 B SI 89 C CH 80 B SI 89 B SI 89 4-1 35 E BB		B SI 85 B SI 85 X CH 83 2-0 ① L9	**1 SAFE** **1 SAFE** **B FF 93** **C FF 92** **1 SAFE** **1 SAFE** 1 SAFE B CH 77 B FF 92 3-2 ① ② K 1-2		D FF 94 C FF 93 X FF 90 1-1 FC6 35 1B 21 SF8 2-3	B CU 82 C FF 91 B FF 93 X FC 91 2-1 ③ F7	5	1	0	0	1	1	4
35 Eric Hosmer, L (1, 3) OBP: 0.343, SLG: 0.447	B SI 88 X CH 81 1-0 ③ G3		B SI 88 C KC 78 B SI 91 F SI 88 X SI 89 2-2 FC3 1-2 2-3		C KC 76 F CH 82 F FF 88 B CH 77 F CH 76 B SI 88 B SI 88 B SI 89 4-2 21 WP 16 2B BB	C SL 83 B FF 93 S SL 86 B FF 93 F FF 93 F SL 88 F FF 93 X SL 87 2-2 1B		B SI 94 B FF 93 X SI 92 2-0 1-3 3-H 1B		4	1	2	1	1	0	2
21 Jeff Francoeur, R (1, 9) OBP: 0.318, SLG: 0.458		B S KC 76 B KC 75 B SI 90 C SI 89 B SI 90 4-2 8 SH5-3 15 G6-3 16 S BB	X SI 89 0-0 ② F4	B KC 77 B SI 88 B SI 88 C SI 89 D SL 87 4-1 16 S 16 2B 1-3 BB	C FF 93 X FF 93 0-1 ③ P3		X SL 81 0-0 ② SF8 3-H		2	2	0	1	2	0	4
16 Billy Butler, R (1, 10) OBP: 0.407, SLG: 0.446		1 SAFE B SI 91 B SI 88 B SI 91 C SI 90 C CH 81 F CH 81 B SI 92 4-2 8 SH5-3 1-2 BB	F SL 85 B SI 91 B SI 90 X SL 83 2-1 ③ F9		F SI 88 S SL 82 B SI 89 X CH 80 2-2 15 1B 1-H 3-H 2B		X FF 90 0-0 ① G4-3	B FF 93 B FF 92 S FF 92 B SL 80 F FF 93 X FF 92 3-2 ③ G5-3		4	0	1	2	1	0	4
8 Mike Moustakas, L (1, 5) OBP: 0.529, SLG: 0.615		X CH 79 0-0 ① SH5-3 1-2 2-3		C KC 76 B SI 87 X CH 79 1-1 17 SH1-4 15 BB 2 G5-3 1B	F CH 79 B SI 88 F KC 80 B SI 88 B CH 77 F CH 80 B KC 78 4-2 15 1B BB		C FF 90 C SL 84 F FF 89 F SL 84 B SL 85 X SL 84 1-2 ② G3-1		F FF 92 B FF 94 F FF 93 B FF 93 X FF 94 2-2 15 SH3-4 2 2B 1B	3	2	2	0	1	0	0
15 Matt Treanor, R (1, 2) OBP: 0.371, SLG: 0.303		B SI 92 D SI 91 X SI 87 2-0 ② G6-3 3-H		**B SI 88** 1 SAFE 1 SAFE B SI 87 B SI 89 C SI 88 B SI 85 4-1 2 G5-3 17 SH1-4 1-2 BB	C SI 87 D SI 89 C SI 89 B SI 89 X CH 79 2-2 2 FC6-4 1-2 2-3 1B		B SL 84 B FF 88 B SL 84 C FF 87 B SL 83 4-1 BB		L FF 93 X FF 92 0-1 ① SH3-4 1-2	2	0	1	1	2	0	1
17 Chris Getz, L (1, 4) OBP: 0.317, SLG: 0.292		C KC 78 X SI 89 0-1 ③ L8		L CH 85 X SI 87 0-1 ① SH1-4 1-2 2-3	C FF 91 S FF 92 F SL 86 S FF 92 0-3 ② K		B FF 89 C FF 88 X SL 84 1-1 ③ F8		C FF 92 B FF 93 B FF 93 B FF 91 B FF 92 4-1 2 2B BB	3	0	0	0	1	1	5
2 Alcides Escobar, R (1, 6) OBP: 0.267, SLG: 0.282			C SI 88 B KC 78 B KC 74 X SI 88 2-1 35 E 4 S 1B	X SL 84 0-0 ② G5-3 2-3 3-H	B FF 92 B FF 92 S FF 91 F FF 91 F FF 94 X SL 86 2-2 ③ FC6-4 1-2f			B FF 92 F FF 92 C SL 80 X SL 82 1-2 53 FC6 4 F9 35 1B 1B	B SL 88 B SL 87 C FF 93 X FF 92 2-1 1-3 2-H 2B	5	1	3	2	0	0	4
Inning Stats	R: 0 E: 0 K: 0 S: 5 H: 0 LOB: 0 BB: 0 P: 8	R: 1 E: 0 K: 0 S: 9 H: 0 LOB: 1 BB: 2 P: 19	R: 0 E: 1 K: 0 S: 11 H: 1 LOB: 3 BB: 1 P: 24	R: 1 E: 0 K: 0 S: 7 H: 1 LOB: 1 BB: 1 P: 12	R: 2 E: 0 K: 1 S: 23 H: 2 LOB: 3 BB: 3 P: 43	R: 0 E: 0 K: 1 S: 17 H: 2 LOB: 1 BB: 0 P: 24	R: 0 E: 0 K: 0 S: 9 H: 0 LOB: 1 BB: 1 P: 15	R: 2 E: 0 K: 0 S: 12 H: 2 LOB: 1 BB: 0 P: 19	R: 1 E: 0 K: 0 S: 13 H: 2 LOB: 2 BB: 1 P: 26	1B: 8 2B: 3 3B: 0 HR: 0 SF: 1 SAC: 3 DP: 1 HBP: 0						

TOP

Kansas City Royals @ Oakland Athletics

Oakland Coliseum, Oakland, CA

Tue Jun 14 2011, 7:09 PM - 10:33 PM PDT

Att. 11,439 - Clear - 67 F

livebaseballscorecards.com

AB	34
R	7
H	10
RBI	7
BB	9
SO	2
LOB	29

WP: 2 PA: 47
PB: 0
SB: 3
CS: 1

PITCHER		IP	WLS	BF	H	R	ER	SO	BB	IBB	HBP	BLK	WP	HR	S	P	ERA	WHIP
53 Trevor Cahill, R ERA: 3.42	(1, 1)	4.1	L	25	4	4	4	0	7	0	0	0	1	0	47	96	8.31	2.538
56 Craig Breslow, L ERA: 3.76	(5, 1)	1.2		6	2	0	0	2	0	0	0	0	0	0	25	34	0.00	1.200
48 Michael Wuertz, R ERA: 2.21	(7, 1)	1.0		4	0	0	0	0	1	0	0	0	0	0	9	15	0.00	1.000
33 Joey Devine, R ERA: 2.84	(8, 1)	1.0		6	2	2	2	0	0	0	0	0	0	0	12	19	18.00	2.000
50 Grant Balfour, R ERA: 2.86	(9, 1)	1.0		6	2	1	1	0	1	0	0	0	0	0	13	26	9.00	3.000

PITCHER	IP	WLS	BF	H	R	ER	SO	BB	IBB	HBP	BLK	WP	HR	S	P	ERA	WHIP

BOTTOM

Batter	1	2	3	4	5	6	7	8	9	AB	R	H	RBI	BB	SO	LOB
4 Coco Crisp, S (1, 8) OBP: 0.291, SLG: 0.382	C FF 94 X FF 94 0-1 ① F8		B FF 94 S CH 83 X FF 94 1-1 ③ L9		C CU 75 F FF 93 X CH 82 0-2 55 FC3-6, 2 BB, 1B 3-H		B FF 93 F FF 93 X SL 88 1-1 ② G4-3		C FF 90 C FF 92 B CU 71 B CH 84 B FF 92 S FF 91 3-3 ① K	5	0	1	1	0	1	0
2 Cliff Pennington, S (1, 6) OBP: 0.322, SLG: 0.350	B FF 95 C FF 94 B CH 82 S FF 93 F FF 94 F FF 92 B CU 76 T FF 94 3-2 ② K			C FF 92 C CU 74 B CU 76 X FF 92 1-2 ① G5-3	1 SAFE B CH 82 B CH 82 F FF 92 1 SAFE B FF 91 B FF 91 4-1 55 FC3-6, BB 1-2		C FF 94 B SL 86 S SL 85 B CU 79 S FF 94 2-3 ③ K		C FF 92 B FF 91 B FF 91 B FF 90 C FF 92 B FF 93 4-2 BB	3	0	0	0	2	2	0
55 Hideki Matsui, L (1, 10) OBP: 0.271, SLG: 0.349	C FF 95 B FF 94 C FF 94 B SL 80 F FF 95 X FF 94 2-2 ③ G6-3			F FF 93 B FF 94 B FF 92 X FF 92 2-1 HR	S CH 81 B CH 82 S CU 74 F FF 93 X CU 76 1-2 ② FC3-6, 16 FC5-4 1-2f 2-3			B FF 92 C FF 93 X FS 84 1-1 28 G4-6-3, 16 1B, 29 1B, 1B	B FF 90 X FF 91 1-0 ② P2	5	2	2	1	0	0	3
16 Josh Willingham, R (1, 7) OBP: 0.313, SLG: 0.417		C FF 93 B CU 76 X FF 94 1-1 ① F9		C CU 75 F FF 93 S CH 83 0-3 ② K	F CU 74 D CU 76 F FF 93 X SL 81 1-2 ③ FC5-4 1-2f			C FF 92 F FF 94 D CU 79 B SL 86 D SL 86 X FF 94 3-2 28 G4-6-3, 1B 1-2	C FF 91 B FC 91 S FF 92 F FC 88 F SL 82 C FF 92 1-3 ③ K	5	0	1	0	0	2	3
28 Conor Jackson, R (1, 9) OBP: 0.335, SLG: 0.319		B FF 93 C FF 93 B CH 83 X FF 93 2-1 E5, 29 1B, 8 F9-2		C FF 94 B SL 80 B CH 82 B FF 93 B FF 91 4-1 8 FC5, 29 BB, BB		B FF 93 X FF 91 1-0 ① F7		B FF 93 F FF 94 X FF 95 1-1 ① ② G4-6-3 1-2f 2-3		3	0	0	0	1	0	2
29 Scott Sizemore, R (1, 5) OBP: 0.368, SLG: 0.329		C FF 94 X FF 94 0-1 2-3 1B		B FF 92 C FF 91 B CH 84 F FF 92 1 SAFE B CU 74 B FF 94 4-2 8 FC5, BB 1-2		C CU 73 B FF 92 B CH 82 F FF 92 B CU 77 X CU 79 3-2 ② F9		C FF 94 X SL 84 0-1 8 E, 8 WP, 1B 3-H		3	1	2	1	1	0	0
8 Kurt Suzuki, R (1, 2) OBP: 0.308, SLG: 0.336		B FF 93 D CH 83 X FF 94 2-0 ② ③ F9-2 3-H		B CU 74 F FF 93 C FF 93 D SL 80 X SL 80 2-2 ③ FC5 1-2 2-3f		C CH 84 B FF 91 B CU 74 B SL 80 F FF 93 F SL 80 B FF 92 4-2 BB		C FF 93 D SL 86 1 SAFE B FF 93 F FF 95 X FF 96 2-2 E6 1-H		3	0	0	0	1	0	4
10 Daric Barton, L (1, 3) OBP: 0.328, SLG: 0.267			B FF 94 B FF 92 T FF 92 X FF 93 2-1 ① P3		M FF 90 C CU 78 X FF 92 0-2 ① F7	X FF 92 0-0 ③ P2		B SI 93 F SI 94 B KC 77 B KC 78 B SI 94 4-1 BB		3	0	0	0	1	0	1
19 Jemile Weeks, S (1, 4) OBP: 0.346, SLG: 0.600			C FF 94 C CU 76 F SL 82 X FF 94 0-2 ② P4		B CH 80 X FF 92 1-0 4 1B, 3B		B FF 92 B FF 93 C FF 93 X FF 93 2-1 ① G4-3	B SL 86 X SI 95 1-0 ③ F9		4	1	1	0	0	0	2
Inning Stats	R: 0 E: 0 K: 1 S: 11 H: 0 LOB: 0 BB: 0 P: 16	R: 0 E: 1 K: 0 S: 7 H: 1 LOB: 1 BB: 0 P: 12	R: 0 E: 0 K: 0 S: 8 H: 0 LOB: 0 BB: 0 P: 11	R: 1 E: 0 K: 1 S: 14 H: 1 LOB: 2 BB: 2 P: 27	R: 1 E: 0 K: 0 S: 15 H: 2 LOB: 2 BB: 1 P: 22	R: 0 E: 0 K: 0 S: 8 H: 0 LOB: 1 BB: 1 P: 16	R: 0 E: 0 K: 1 S: 7 H: 0 LOB: 0 BB: 0 P: 12	R: 2 E: 1 K: 0 S: 14 H: 3 LOB: 2 BB: 1 P: 26	R: 0 E: 0 K: 2 S: 11 H: 0 LOB: 1 BB: 1 P: 20	1B: 5 2B: 1 3B: 1 HR: 1 SF: 0 SAC: 0 DP: 2 HBP: 0						

PITCHER		IP	WLS	BF	H	R	ER	SO	BB	IBB	HBP	BLK	WP	HR	S	P	ERA	WHIP
23 Danny Duffy, L ERA: 5.04	(1, 1)	6.0	W	26	4	2	2	2	4	0	0	0	0	1	63	104	3.00	1.333
56 Greg Holland, R ERA: 0.63	(7, 1)	1.2	H	8	3	2	1	1	0	0	0	0	1	0	19	31	5.40	1.800
43 Aaron Crow, R ERA: 1.42	(8, 1)	0.1	H	2	0	0	0	0	1	0	0	0	0	0	2	7	0.00	3.000
48 Joakim Soria, R ERA: 4.8	(9, 1)	1.0	S	4	0	0	0	2	1	0	0	0	0	0	11	20	0.00	1.000

PITCHER	IP	WLS	BF	H	R	ER	SO	BB	IBB	HBP	BLK	WP	HR	S	P	ERA	WHIP

Kansas City Royals @ Oakland Athletics

Oakland Coliseum, Oakland, CA

Tue Jun 14 2011, 7:09 PM - 10:33 PM PDT

Att. 11,439 - Clear - 67 F

livebaseballscorecards.com

AB	34
R	4
H	7
RBI	3
BB	6
SO	5
LOB	15

WP: 1 PA: 40
PB: 0
SB: 0
CS: 0

Batter	1	2	3	4	5	6	7	8	9	AB	R	H	RBI	BB	SO	LOB
4 Alex Gordon, L (1, 7) OBP: 0.349, SLG: 0.454	C FF 88 B FF 92 F FF 92 B FF 92 B FF 92 X FF 91 3-2 G4-3		B FF 91 1 SAFE B FF 91 1 SAFE F FF 92 C SL 80 1 SAFE X SL 80 2-2 G3			S FF 92 B FF 91 1 SAFE X SL 79 1-1 G3-6-3 1-2f		C SI 90 B SL 74 S SI 90 B SL 73 X CH 75 2-2 53 1B 2-H 1B		4	0	1	1	0	0	2
53 Melky Cabrera, S (1, 8) OBP: 0.319, SLG: 0.445	B FF 92 B CH 79 C FF 92 X CH 78 2-1 35 CS 1B			B SL 77 X FF 91 1-0 G4-3			C SL 78 B FF 92 F FF 91 X SL 81 1-2 P4	B SI 89 X SI 90 1-0 1-3 1B		4	0	2	0	0	0	0
35 Eric Hosmer, L (1, 3) OBP: 0.341, SLG: 0.442	B FF 92 B FF 91 F FF 91 S FF 92 1 SAFE 1 SAFE B FF 92 F FF 91 F FF 92 3-3 F FF 93 S SL 80 K 1-2			B SL 78 C FF 92 X FF 92 1-1 G6-3			B SL 81 C SL 78 X SL 80 1-1 16 E 1B	B SI 90 B SI 89 F SI 89 X SI 89 2-1 P5		4	0	1	0	0	1	3
21 Jeff Francoeur, R (1, 9) OBP: 0.313, SLG: 0.451		B FF 88 C CH 79 B FF 92 X CH 79 2-1 F8		B SL 79 X FF 92 1-0 F8			X CH 79 0-0 F8		S FF 93 B FF 94 B FC 86 F FF 93 F FF 94 B FF 93 F FF 94 S FF 93 3-3 K	4	0	0	0	0	1	1
16 Billy Butler, R (1, 10) OBP: 0.405, SLG: 0.441		B FF 87 C FF 92 B SI 92 F SI 91 X FF 92 2-2 L3			C SL 77 B FF 92 C SL 78 X FF 92 1-2 G5-3		1 SAFE B FF 92 D SL 78 1 SAFE B SL 79 B FF 92 4-0 1-3 BB		F FF 93 C FC 86 X FF 94 0-2 G1-3	3	0	0	0	1	0	0
8 Mike Moustakas, L (1, 5) OBP: 0.429, SLG: 0.471		C SL 78 B FF 94 F SL 79 B FF 93 B SL 79 F FF 93 F FF 93 S SL 80 3-3 K			X SL 78 0-0 F9		B FF 92 F FF 92 X FF 93 1-1 P5		F FF 91 B FC 88 X FF 91 1-1 F7	4	0	0	0	0	1	2
15 Matt Treanor, R (1, 2) OBP: 0.370, SLG: 0.298			B FF 91 B FF 92 C FF 92 C CH 81 F FF 93 B FF 92 F CH 81 F FF 93 B FF 93 4-2 17 G6-3 BB		B FF 93 F FF 92 B FF 93 X FF 92 2-1 F7			B SI 89 F SI 89 X CH 74 1-1 P5		2	0	0	0	1	0	0
17 Chris Getz, L (1, 4) OBP: 0.313, SLG: 0.287			C FF 92 L SL 79 B FF 93 X FF 93 1-2 G6-3 1-2f			B SL 78 B FF 90 C FF 92 X FF 92 2-1 G5-3		B SI 90 B SI 89 C SI 89 X SI 89 2-1 P6		3	0	0	0	0	0	1
2 Alcides Escobar, R (1, 6) OBP: 0.276, SLG: 0.295			B CH 82 B FF 93 X FF 90 2-0 1B			C FF 92 X CU 74 0-1 4 G3-6-3 1B		F SI 89 F CH 75 X SI 90 0-2 4 S 4 1B 2B		3	1	3	0	0	0	0
Inning Stats	R: 0 H: 1 E: 0 LOB: 0 K: 1 BB: 0 S: 11 P: 19	R: 0 H: 0 E: 0 LOB: 0 K: 1 BB: 0 S: 10 P: 17	R: 0 H: 1 E: 0 LOB: 1 K: 0 BB: 1 S: 12 P: 21	R: 0 H: 0 E: 0 LOB: 0 K: 0 BB: 0 S: 4 P: 7	R: 0 H: 0 E: 0 LOB: 0 K: 0 BB: 0 S: 6 P: 9	R: 0 H: 1 E: 0 LOB: 0 K: 0 BB: 0 S: 6 P: 9	R: 0 H: 1 E: 1 LOB: 2 K: 0 BB: 1 S: 8 P: 15	R: 1 H: 3 E: 0 LOB: 2 K: 0 BB: 0 S: 13 P: 21	R: 0 H: 0 E: 0 LOB: 0 K: 1 BB: 0 S: 10 P: 14	1B: 6 SF: 0 2B: 1 SAC: 0 3B: 0 DP: 2 HR: 0 HBP: 0						

PITCHER	IP	WLS	BF	H	R	ER	SO	BB	IBB	HBP	BLK	WP	HR	S	P	ERA	WHIP
88 Josh Outman, L (1, 1) ERA: 3.14	7.0	W	24	4	0	0	2	2	0	0	0	0	0	57	97	0.00	0.857
57 Brian Fuentes, L (8, 1) ERA: 4.85	1.0	H	6	3	1	1	0	0	0	0	0	0	0	13	21	9.00	3.000
40 Andrew Bailey, R (9, 1) ERA: 1.5	1.0	S	3	0	0	0	1	0	0	0	0	0	0	10	14	0.00	0.000

PITCHER	IP	WLS	BF	H	R	ER	SO	BB	IBB	HBP	BLK	WP	HR	S	P	ERA	WHIP

TOP

Kansas City Royals @ Oakland Athletics

Oakland Coliseum, Oakland, CA

Wed Jun 15 2011, 7:10 PM - 9:23 PM PDT

Att. 16,392 - Clear - 63 F

livebaseballscorecards.com

AB	31
R	1
H	7
RBI	1
BB	2
SO	3
LOB	9

WP: 0 PA: 33
PB: 0
SB: 1
CS: 1

Batter	1	2	3	4	5	6	7	8	9	AB	R	H	RBI	BB	SO	LOB
12 David DeJesus, L (1, 9) OBP: 0.314, SLG: 0.366	C FF 92 F FC 88 X KC 77 0-2 L1-4-3 ①		B FF 92 S FC 89 C CH 84 B SI 92 F FC 90 B FF 92 X SI 93 3-2 G6-3 ③			C FF 90 B SI 91 X CH 79 1-1 FC1-5 ① 2 1B 1-2 2-3f		S FF 93 S FF 93 B FF 93 B CU 75 F CH 84 X FF 93 2-2 F7 ②		4	0	0	0	0	0	2
2 Cliff Pennington, S (1, 6) OBP: 0.321, SLG: 0.349	C SI 91 B CH 83 X FC 90 1-1 G4-3 ②			C FF 91 X KC 76 0-1 G4-3 ①		B KC 76 S CH 80 B FC 89 F FC 90 B SI 92 X FC 89 3-2 1-3 2-H 1B		B FF 93 C FF 92 X CH 83 1-1 L6 ③		4	0	1	1	0	0	0
55 Hideki Matsui, L (1, 10) OBP: 0.276, SLG: 0.347	C SI 93 B KC 77 B CH 84 S FC 89 B FF 94 B FC 88 4-2 BB			B KC 75 B FC 88 C SI 92 B SI 91 B FF 91 4-1 16 G6-3 BB		B KC 75 1 SAFE D CH 82 X CH 83 2-0 F9 ②				1	0	0	0	2	0	2
16 Josh Willingham, R (1, 7) OBP: 0.309, SLG: 0.412	C FF 92 B FF 92 X FC 88 1-1 F7 ③			F SI 92 S FC 88 B SI 93 X SI 92 1-2 G6-3 ②③ 1-2f		B FC 88 S SL 86 C SI 93 X SI 93 1-2 G3 ③				3	0	0	0	0	0	4
15 Ryan Sweeney, L (1, 8) OBP: 0.360, SLG: 0.339		C FF 92 X SI 91 0-1 G4-3 ①			B FF 91 C FF 91 F FC 88 B SL 85 X CH 84 2-2 G4-3 ①		C FF 90 B CH 81 B CH 82 B FC 88 X FF 91 3-1 29 SH1-3 10 1B 1B			3	1	1	0	0	0	0
29 Scott Sizemore, R (1, 5) OBP: 0.361, SLG: 0.321		C FC 88 B FF 92 X SI 92 1-1 G4-3 ②			B KC 74 B FF 93 S SI 91 F FC 89 X SI 93 2-2 G5-3 ②		M KC 73 X KC 73 0-1 SH1-3 ① 1-2			2	0	0	0	0	0	0
10 Daric Barton, L (1, 3) OBP: 0.328, SLG: 0.268		B FF 91 B SI 92 C FF 93 F FF 93 B KC 78 X FC 90 3-2 F8 ③			X FF 93 0-0 F8 ③		X SI 92 0-0 11 G6-3 2-H 1B			3	0	1	1	0	0	0
11 Landon Powell, S (1, 2) OBP: 0.283, SLG: 0.259			X SI 89 0-0 G4-3 ①			F FF 90 B SL 83 B FC 88 X SI 92 2-1 12 FC1-5 19 1B 1B	1 SAFE F FC 89 X SL 86 0-1 G6-3 ②③ 1-2f			3	0	1	0	0	0	1
19 Jemile Weeks, S (1, 4) OBP: 0.345, SLG: 0.571			B FF 90 C FC 88 X FC 89 1-1 P6 ②			B SI 91 X SI 90 1-0 2 S 12 FC1-5 2 1B 1-2 1B		C FF 92 B CU 73 T CH 82 X FF 93 1-2 F8 ①		3	1	1	0	0	0	0
Inning Stats	R: 0 E: 0 K: 0 S: 9 H: 0 LOB: 1 BB: 1 P: 15	R: 0 E: 0 K: 0 S: 7 H: 0 LOB: 0 BB: 0 P: 11	R: 0 E: 0 K: 0 S: 7 H: 0 LOB: 0 BB: 0 P: 11	R: 0 E: 0 K: 0 S: 6 H: 0 LOB: 0 BB: 1 P: 11	R: 0 E: 0 K: 0 S: 7 H: 0 LOB: 0 BB: 0 P: 11	R: 1 E: 0 K: 0 S: 12 H: 3 LOB: 2 BB: 0 P: 22	R: 1 E: 0 K: 0 S: 7 H: 2 LOB: 0 BB: 0 P: 10	R: 0 E: 0 K: 0 S: 9 H: 0 LOB: 0 BB: 0 P: 13		1B: 5 2B: 0 3B: 0 HR: 0 SF: 0 SAC: 1 DP: 2 HBP: 0						

PITCHER		IP	WLS	BF	H	R	ER	SO	BB	IBB	HBP	BLK	WP	HR	S	P	ERA	WHIP
44 Luke Hochevar, R ERA: 4.87	(1, 1)	7.0	L	26	5	2	2	0	2	0	0	0	0	0	55	91	2.57	1.000
55 Tim Collins, L ERA: 3.53	(8, 1)	1.0		3	0	0	0	0	0	0	0	0	0	0	9	13	0.00	0.000

PITCHER	IP	WLS	BF	H	R	ER	SO	BB	IBB	HBP	BLK	WP	HR	S	P	ERA	WHIP

BOTTOM

Kansas City Royals @ Oakland Athletics

Oakland Coliseum, Oakland, CA

Wed Jun 15 2011, 7:10 PM - 9:23 PM PDT

Att. 16,392 - Clear - 63 F

livebaseballscorecards.com

AB	26
R	2
H	5
RBI	2
BB	2
SO	0
LOB	9

WP: 0 PA: 29
PB: 0
SB: 1
CS: 0

Batter	1	2	3	4	5	6	7	8	9	AB	R	H	RBI	BB	SO	LOB
12 Mitch Maier, L (1, 7) OBP: 0.455, SLG: 0.457	C FF 92 S SI 92 B FF 93 S FF 94 1-3 ① K		C FF 92 C FF 93 B SI 92 B FF 93 F SI 92 B FF 94 B FF 93 4-2 ① 53 FC6-4 BB		B FF 93 F FF 92 S FF 93 S FF 93 1-3 ② K		C FF 92 S FF 92 B FF 92 B FF 92 C FF 93 2-3 ① K		C FF 93 F FF 93 F FF 92 X FF 92 0-2 2B	4	0	1	0	1	3	4
53 Melky Cabrera, S (1, 8) OBP: 0.320, SLG: 0.444	X SI 92 0-0 16 BB 1B		X SI 90 0-0 ② FC6-4 21 S 1-2f		C SI 92 B SI 92 B FF 93 F FF 92 B FF 94 F FF 94 X FF 93 3-2 21 2B 1-3 3-H 1B		F FF 92 F SI 91 F FF 92 B SI 93 F FF 92 B SL 80 C FF 93 2-3 ② K		C CU 81 C FF 93 C FF 94 0-3 ① K	5	0	2	1	0	2	4
21 Jeff Francoeur, R (1, 9) OBP: 0.311, SLG: 0.450	S FF 93 S FF 93 S FF 92 0-3 ② K		B FF 93 S FF 92 B FF 92 F FF 93 1 SAFE B FF 93 S FF 94 3-3 ③ K 1-2		F FF 93 B FF 92 X FF 92 1-1 1-3 3-H 2B		C FF 93 C SL 80 B FF 93 B FF 94 S FF 93 2-3 ③ K 1-2 2-3		C FF 94 F FF 94 B FF 93 S FF 92 1-3 ② K	5	0	1	1	0	4	5
16 Billy Butler, R (1, 10) OBP: 0.405, SLG: 0.442	1 SAFE B SI 92 B CH 84 B SI 93 B SI 91 4-0 1-2 BB			X SI 91 0-0 ① L8	C CU 79 B CU 79 B FF 93 C CU 81 F CU 80 B FF 93 S FF 92 3-3 ③ K			B FF 88 C FF 88 F FF 89 B SL 85 B FF 90 X FF 88 3-2 24 2B 2B	C FF 92 B SL 88 X FF 93 1-1 G4-3	4	1	1	0	1	1	3
24 Wilson Betemit, S (1, 3) OBP: 0.346, SLG: 0.413	C CU 78 S FF 93 S FF 94 0-3 ③ K			C SI 92 S SI 93 B FF 92 B FF 93 B FF 93 X FF 92 3-2 ② F8		B CH 82 F FF 89 B SI 92 C SI 91 S CU 82 2-3 ① K		B FF 89 X FF 89 1-0 8 G4-3 3 2B 2-H 2B		4	1	1	1	0	2	2
8 Mike Moustakas, L (1, 5) OBP: 0.360, SLG: 0.381		B FF 91 F FF 91 X CU 79 1-1 ① G6-3		S FF 94 S FF 93 F FF 94 S FF 93 0-3 ③ K		C FF 91 F FF 92 X FF 92 0-2 ② G3-1		B SL 84 B SL 83 C FF 88 F SL 84 X SL 84 2-2 ① G4-3 2-3		4	0	0	0	0	1	1
3 Brayan Peña, S (1, 2) OBP: 0.310, SLG: 0.400		B SI 92 C CH 83 B SI 93 F FF 93 T FF 94 2-2 ② K			B SI 90 B SI 91 B FF 91 C FF 91 C FF 90 X FF 92 3-2 2 FC1-6 17 1B 53 1B 1B	C SI 93 B CU 81 B CU 81 B FF 92 F FF 92 C FF 93 3-3 ③ K		B FF 89 C FF 89 F SL 84 X FF 90 1-2 17 G4-3 2B 3-H		4	1	2	1	0	2	0
17 Chris Getz, L (1, 4) OBP: 0.312, SLG: 0.286		C FF 93 C FF 94 F FF 93 F CU 82 F FF 92 F FF 94 B CU 80 F SI 93 X FF 94 1-2 ③ P4			C FF 91 B SI 90 X FF 92 1-1 2 FC1-6 1-2 1B		C FF 92 B FF 92 X FF 91 1-1 E4 21 S 2 BB	C SL 84 D SL 83 B SL 83 C SL 83 X SL 82 2-2 ② G4-3 2-3		4	0	1	0	0	0	1
2 Alcides Escobar, R (1, 6) OBP: 0.275, SLG: 0.291			C SI 90 B CU 79 X FF 92 1-1 ① G1-3		C CU 77 D CU 79 B SI 92 F SI 92 X FF 93 2-2 ① FC1-6 53 1B 21 2B 1-2f 2-3		B FF 92 B FF 93 B FF 92 C FF 93 B FF 93 4-1 21 S 1-2 BB	B FF 90 B SL 84 C SL 85 B SL 83 C SL 82 S SL 84 3-3 ③ K		3	1	0	0	1	1	3
Inning Stats	R: 0 E: 0 K: 3 S: 10 H: 1 LOB: 2 BB: 1 P: 15	R: 0 E: 0 K: 1 S: 13 H: 0 LOB: 0 BB: 0 P: 17	R: 0 E: 0 K: 1 S: 9 H: 0 LOB: 1 BB: 1 P: 17	R: 0 E: 0 K: 1 S: 8 H: 0 LOB: 0 BB: 0 P: 11	R: 2 E: 0 K: 2 S: 21 H: 4 LOB: 2 BB: 0 P: 35	R: 0 E: 0 K: 2 S: 9 H: 0 LOB: 0 BB: 0 P: 14	R: 0 E: 1 K: 3 S: 14 H: 0 LOB: 2 BB: 1 P: 25	R: 2 E: 0 K: 1 S: 16 H: 3 LOB: 1 BB: 0 P: 28	R: 0 E: 0 K: 2 S: 12 H: 1 LOB: 1 BB: 0 P: 14	1B: 4 2B: 5 3B: 0 HR: 0 SF: 0 SAC: 0 DP: 0 HBP: 0						

TOP

Kansas City Royals @ Oakland Athletics

Oakland Coliseum, Oakland, CA

Thu Jun 16 2011, 12:38 PM - 3:37 PM PDT

Att. 11,775 - Sunny - 66 F

livebaseballscorecards.com

AB	37
R	4
H	9
RBI	4
BB	3
SO	16
LOB	23

WP: 0 PB: 0 SB: 3 CS: 0 PA: 40

PITCHER		IP	WLS	BF	H	R	ER	SO	BB	IBB	HBP	BLK	WP	HR	S	P	ERA	WHIP
47 Gio González, L ERA: 2.69	(1, 1)	6.0	W	25	5	2	2	10	2	0	0	0	0	0	70	109	3.00	1.167
33 Joey Devine, R ERA: 2.63	(7, 1)	1.0		5	0	0	0	3	1	0	0	0	0	0	14	25	0.00	1.000
48 Michael Wuertz, R ERA: 2.95	(8, 1)	1.0		6	3	2	2	1	0	0	0	0	0	0	16	28	18.00	3.000
50 Grant Balfour, R ERA: 2.76	(9, 1)	1.0		4	1	0	0	2	0	0	0	0	0	0	12	14	0.00	1.000

PITCHER	IP	WLS	BF	H	R	ER	SO	BB	IBB	HBP	BLK	WP	HR	S	P	ERA	WHIP

Batter	1	2	3	4	5	6	7	8	9	AB	R	H	RBI	BB	SO	LOB
4 Coco Crisp, S (1, 8) OBP: 0.293, SLG: 0.383	F SI 84 X CH 74 0-1 ① L5	C CU 68 F SI 85 X SI 85 0-2 2 FC6-4 1B 3-H		B CU 68 X SI 80 1-0 28 BLK 55 S 1B	X SI 89 0-0 ③ F8		F SL 84 X FF 92 0-1 ③ F8			5	0	2	1	0	0	3
2 Cliff Pennington, S (1, 6) OBP: 0.318, SLG: 0.345	C SI 85 B SI 82 T CH 75 B SI 87 F CH 75 X CH 74 2-2 16 CS 1B	1 SAFE B SI 83 B CH 76 C SI 83 F CH 76 1 SAFE 1 SAFE X CH 77 2-2 ③ FC6-4 1-2f		C SI 80 F SI 82 B SI 83 F SI 85 X CH 74 1-2 ① L9		C SL 83 F KC 82 B KC 77 X SL 85 1-2 ① F8		C FF 90 B CU 78 X CH 81 1-1 ① G6-3		5	0	1	0	0	0	2
55 Hideki Matsui, L (1, 10) OBP: 0.279, SLG: 0.360	C SI 84 C CH 76 B SI 84 1 SAFE X CH 76 1-2 ② F7		B CU 66 B CH 76 X SI 83 2-0 HR	1 SAFE B SI 84 B CH 76 B CH 76 B CH 81 4-0 28 BLK 1-2 BB		B SI 89 C KC 82 C KC 79 B CH 86 B SI 89 F KC 82 X SL 84 3-2 ② G3		C SI 87 B CU 79 S SL 86 C SL 84 1-3 ② K		4	1	1	1	1	1	1
16 Josh Willingham, R (1, 7) OBP: 0.307, SLG: 0.407	C CH 74 B SI 82 1-1 ③ CS 1-2	B CH 75 F SI 80 X SI 85 1-1 ① F9	C CH 76 B CH 75 B CH 81 F CH 76 B SI 82 X CH 77 3-2 28 1B 10 G3 1B	F SI 89 C SI 90 F KC 81 S SL 84 0-3 ② K		B KC 81 S KC 80 S SL 83 B FF 91 X SL 82 2-2 ③ G1-3		C SL 83 C CU 78 F FF 91 S SL 84 0-3 ③ K		5	1	1	0	0	2	2
28 Conor Jackson, R (1, 9) OBP: 0.339, SLG: 0.320		B SI 85 B SI 82 B SI 81 C SI 83 B CH 77 4-1 8 1B 29 1B 10 FC3-6 BB	B CH 83 B SI 81 C CH 75 X SI 80 2-1 10 G3 8 HBP 1-3 1B	B SI 89 B SI 88 B SI 89 C SI 89 C SL 83 F SI 90 S KC 82 3-3 ③ K 1-2 2-3			B KC 79 B CH 86 X CH 87 2-0 ① G6-3			3	1	1	0	1	1	2
29 Scott Sizemore, R (1, 5) OBP: 0.376, SLG: 0.333		C SI 83 B SI 84 B CH 75 S CH 75 B SI 85 1 SAFE F CH 79 X SI 82 3-2 10 FC3-6 8 1B 19 2B 1-2 1B	C CU 67 S SI 83 B CU 64 X CH 75 1-2 ① F9		F FF 88 C SI 89 B SL 84 B KC 80 B SL 83 F SI 90 F SI 90 B SI 89 4-2 8 PB 19 1B BB		B KC 80 B SI 90 S CH 88 F CH 87 X SI 89 2-2 8 2B 1B			3	3	2	0	1	0	2
8 Kurt Suzuki, R (1, 2) OBP: 0.315, SLG: 0.346	C CH 76 X CH 75 0-1 10 FC3-6 1-2 2-3 1B	C SI 83 H SI 83 1-1 10 G3 1-2 HBP		1 SAFE S CH 87 X SI 89 0-1 ① G6-3 1-2			B CH 87 F CH 88 F FF 89 X KC 80 1-2 1-H 2B			3	0	2	1	0	0	1
10 Daric Barton, L (1, 3) OBP: 0.327, SLG: 0.264	B SI 86 B CH 75 X CH 77 2-0 ② FC3-6 19 2B 1-2f 2-3 3-H	X CH 77 0-0 ② G3 1-2 2-3 3-H		B SI 89 C CH 88 F CH 86 B SL 84 B KC 81 F SL 84 C KC 82 3-3 ② K			B FF 90 B FF 90 B FF 90 B FF 90 4-0 BB			3	1	0	2	1	1	5
19 Jemile Weeks, S (1, 4) OBP: 0.364, SLG: 0.594		B SI 84 C CH 77 X SI 86 1-1 4 1B 1-H 3-H 2B	C CU 67 X CH 74 0-1 ③ F9	C SI 91 B SI 90 X CH 87 1-1 2-H 1B			B FF 90 C SL 84 X FF 90 1-1 ② F8			4	1	2	3	0	0	4
Inning Stats	R: 0 E: 0 K: 0 S: 10 H: 1 LOB: 0 BB: 0 P: 14	R: 4 E: 0 K: 0 S: 18 H: 4 LOB: 1 BB: 1 P: 31	R: 2 E: 0 K: 0 S: 13 H: 3 LOB: 2 BB: 0 P: 22	R: 0 E: 0 K: 2 S: 13 H: 1 LOB: 2 BB: 1 P: 22	R: 1 E: 0 K: 1 S: 13 H: 1 LOB: 1 BB: 1 P: 21	R: 0 E: 0 K: 0 S: 10 H: 0 LOB: 0 BB: 0 P: 16	R: 1 E: 0 K: 0 S: 11 H: 2 LOB: 2 BB: 1 P: 21	R: 0 E: 0 K: 2 S: 9 H: 0 LOB: 0 BB: 0 P: 11		1B: 9 2B: 2 3B: 0 HR: 1 SF: 0 SAC: 0 DP: 0 HBP: 1		WP: 0 PB: 1 SB: 1 CS: 1 PA: 41		

BOTTOM

Kansas City Royals @ Oakland Athletics

Oakland Coliseum, Oakland, CA

Thu Jun 16 2011, 12:38 PM - 3:37 PM PDT

Att. 11,775 - Sunny - 66 F

livebaseballscorecards.com

AB	35
R	8
H	12
RBI	8
BB	4
SO	5
LOB	22

PITCHER		IP	WLS	BF	H	R	ER	SO	BB	IBB	HBP	BLK	WP	HR	S	P	ERA	WHIP
26 Jeff Francis, L ERA: 4.83	(1, 1)	3.1	L	21	9	6	6	0	2	0	1	0	0	1	46	78	16.20	3.300
47 Nate Adcock, R ERA: 4.41	(4, 1)	3.0		13	3	2	1	3	1	0	0	1	0	0	38	60	3.00	1.333
61 Everett Teaford, L ERA: 1.64	(7, 1)	1.2		6	0	0	0	2	1	0	0	0	0	0	13	20	0.00	0.600

PITCHER	IP	WLS	BF	H	R	ER	SO	BB	IBB	HBP	BLK	WP	HR	S	P	ERA	WHIP

San Francisco Giants @ Oakland Athletics

Oakland Coliseum, Oakland, CA

Fri Jun 17 2011, 7:09 PM - 9:51 PM PDT

Att. 36,067 - Clear - 59 F

TOP

livebaseballscorecards.com

Batter	1	2	3	4	5	6	7	8	9	AB	R	H	RBI	BB	SO	LOB
56 Andres Torres, S (1, 8) OBP: 0.353, SLG: 0.396	B FF 89 B FF 89 C FF 88 X FF 88 2-1 48 G4-3 2B		B FF 90 C FF 89 X FF 90 1-1 ② G4-3		F FF 91 S FF 91 F FF 92 F FF 92 X CU 76 0-2 ③ F7			C FF 92 B CU 82 B CU 82 F FF 92 F FF 94 C FF 94 2-3 ① K		4	0	1	0	0	1	1
6 Bill Hall, R (1, 4) OBP: 0.275, SLG: 0.346	F FF 89 F FF 91 X SL 83 0-2 ① G5-3		C SL 82 S FF 91 X FF 91 0-2 ③ P3			X FF 90 0-0 17 E 2B		C FF 94 B SL 88 X FF 93 1-1 ② G1-3		4	1	1	0	0	0	1
48 Pablo Sandoval, S (1, 3) OBP: 0.361, SLG: 0.485	X CH 79 0-0 ② G4-3 2-3			B SI 86 F CH 82 S FF 92 F FF 92 B FF 91 X CH 83 2-2 13 1B 10 2-1 1B		C FF 90 S FF 92 S FF 91 0-3 ① K		S FF 94 C FF 94 X FF 92 0-2 ③ F7		4	0	1	0	0	1	2
17 Aubrey Huff, L (1, 10) OBP: 0.296, SLG: 0.390	B CU 75 C CU 74 F FF 90 B FF 91 X CU 75 2-2 ③ G4-3			C FF 90 X FF 91 0-1 ① P5		B CH 83 F CH 82 F FF 91 B FF 91 X FF 91 2-2 E6 2-H			C FF 92 S FF 94 B CU 78 S FF 95 1-3 ① K	4	0	0	0	0	1	2
13 Cody Ross, R (1, 7) OBP: 0.360, SLG: 0.461		C FF 89 X FF 91 0-1 HR		F FF 91 B CH 81 F SL 79 B SL 82 X FF 89 2-2 1-3 1B		C FF 92 S SI 90 D SL 83 F FF 92 X CU 79 1-2 ② F8			F FF 94 B FF 94 C FC 86 B FF 96 X FF 94 2-2 ② F9	4	1	2	1	0	0	1
12 Nate Schierholtz, L (1, 9) OBP: 0.294, SLG: 0.400		B CH 81 C FF 90 S FF 90 B FF 91 F CH 83 X FF 92 2-2 ① P6		C CU 74 X CU 76 0-1 ② F9		X FF 91 0-0 ③ G3			C FF 92 X FF 92 0-1 ③ F8	4	0	0	0	0	0	3
10 Miguel Tejada, R (1, 5) OBP: 0.251, SLG: 0.288		X FF 89 0-0 ② G1		B SL 80 B CU 75 2-0 ③ 2-1 3-H	B FF 88 B FF 90 X FF 88 2-0 ① F9		B FF 88 B SL 80 C FF 88 B FF 88 C FF 87 F FF 89 X FF 89 3-2 ① G5-3			3	0	0	0	0	0	0
35 Brandon Crawford, L (1, 6) OBP: 0.268, SLG: 0.308		B SI 87 C CH 82 F FF 91 X CH 83 1-2 ③ G4-3			B CU 75 C SI 88 C CU 75 B FF 91 F CH 83 C CU 77 2-3 ② K		F CH 81 X FF 90 0-1 ② P4			3	0	0	0	0	1	0
37 Chris Stewart, R (1, 2) OBP: 0.217, SLG: 0.190			C FF 90 B SL 82 X FF 90 1-1 ① P4		C SL 81 X FF 90 0-1 1B		B SL 80 C CU 75 F FC 90 T FC 91 1-2 ③ K			3	0	1	0	0	1	0

| Inning Stats | | |

Batter	1	2	3	4	5	6	7	8	9	AB	R	H	RBI	BB	SO	LOB
4 Coco Crisp, S (1, 8) OBP: 0.296, SLG: 0.382	B SI 92 X FF 92 1-0 2 SH1-3 28 1B 1B	X CU 79 0-0 G5-3		F SI 91 1 SAFE B CH 82 B CH 81 X CU 80 2-1 L4 1-2			B SI 90 B CH 83 B FF 93 B FF 92 4-0 55 CS BB			3	1	1	0	1	0	1
2 Cliff Pennington, S (1, 6) OBP: 0.315, SLG: 0.341	X SI 92 0-0 SH1-3 1-2		C CU 77 C FF 92 T CH 84 0-2 K		X CU 76 0-0 G3-1		S SI 87 1 SAFE 1 SAFE X SL 81 0-1 F8			3	0	0	0	0	1	1
55 Hideki Matsui, L (1, 10) OBP: 0.288, SLG: 0.358	B CH 82 C CH 83 B CH 82 B FF 93 S CH 84 B FF 95 4-2 28 1B BB		B FF 93 B CU 79 C SL 85 B FF 94 B FF 94 4-1 16 2B BB		B CU 76 C FF 91 C FF 92 S SI 92 1-3 K		B SL 81 B SI 87 B SL 81 C SI 86 B SI 88 4-1 1-2 BB			1	1	0	0	3	1	0
16 Josh Willingham, R (1, 7) OBP: 0.307, SLG: 0.410 10 Daric Barton, L (7, 3) OBP: 0.326, SLG: 0.263	S CH 87 C FF 94 D SL 87 X SL 83 1-2 F8		B CU 80 S CH 87 C FF 94 B FF 94 X CH 84 2-2 28 S 28 E 1-H 2B		F CU 80 B FF 91 C FF 92 B FF 95 S SL 87 2-3 K		B SL 82 T SI 88 S SI 87 F CU 75 F SI 88 C SI 87 1-3 K			3 1	1 0	1 0	1 0	0 0	1 1	2 1
28 Conor Jackson, R (1, 3) OBP: 0.349, SLG: 0.331 (7, 7)	C FF 94 B SL 87 X FF 94 1-1 12 BB 1-3 2-H 1B		B FF 94 C CH 83 B FF 88 B CH 84 X FF 93 3-1 P3 2-H			F FF 90 C SI 93 B SI 92 B SL 87 X CH 84 2-2 29 FC6-4 8 E 1B		C SI 92 B SL 84 B SI 92 C SI 92 X SI 93 2-2 12 FC6-4 1B		4	0	3	1	0	0	0
12 David DeJesus, L (1, 9) OBP: 0.317, SLG: 0.363	S CH 84 B FF 93 B SI 92 B CH 83 B CH 83 4-1 8 FC6-4 1-2 BB		B CU 75 B CU 78 C FF 92 B FF 92 B FF 92 4-1 BB			1 SAFE B SI 92 1 SAFE C CH 81 S SI 92 F SI 93 D CH 83 F SL 83 F SI 94 2-3 C SI 94 K		B SI 91 C CH 84 B CH 84 1 SAFE S CH 84 X CH 83 2-2 FC6-4 8 G5-3 1-2f 29 2B		2	1	0	0	2	1	2
8 Kurt Suzuki, R (1, 2) OBP: 0.310, SLG: 0.339	B FF 92 B FF 92 F FF 93 X FF 93 2-1 FC6-4 1-2f		1 SAFE X SL 84 0-0 F8			1 SAFE C FF 94 X FF 92 0-1 FC5 29 FC6-4 1-2		C CH 86 1 SAFE B SI 92 B CH 86 D CH 86 F SI 92 X SI 92 3-2 G5-3 1-2		4	0	0	0	0	0	6
29 Scott Sizemore, R (1, 5) OBP: 0.371, SLG: 0.341		C CU 78 C SL 86 B SL 87 C FF 92 1-3 K		B SI 88 C SI 91 B FF 91 C FF 90 S SL 85 2-3 K		B SL 87 F SL 88 S CH 84 B CH 84 X CH 83 2-2 FC6-4 1-2f 2-3		B SL 85 B CH 86 C SI 93 S CH 85 B SI 93 X SI 92 3-2 19 2B 2-H 2B		4	1	1	1	0	2	2
19 Jemile Weeks, S (1, 4) OBP: 0.378, SLG: 0.611		B FF 92 C CH 85 B CH 83 B CU 79 C FF 92 S CU 80 3-3 K		C CU 77 B FF 92 X CU 76 1-1 4 CS 1B		C SI 93 C SI 92 B SI 93 B SI 94 F FF 94 F FF 93 X FF 94 2-2 L4		F SI 93 B SI 92 F CH 87 F CH 86 F SI 93 B SI 91 F SI 92 B SL 84 X CH 85 3-2 2-H 2B		4	0	2	1	0	1	2
Inning Stats	R: 1 E: 0 K: 0 S: 12 H: 2 LOB: 3 BB: 2 P: 25	R: 0 E: 0 K: 2 S: 7 H: 0 LOB: 0 BB: 0 P: 11	R: 2 E: 0 K: 1 S: 11 H: 1 LOB: 1 BB: 2 P: 24	R: 0 E: 0 K: 1 S: 7 H: 1 LOB: 0 BB: 0 P: 12	R: 0 E: 0 K: 2 S: 7 H: 0 LOB: 0 BB: 0 P: 10	R: 0 E: 1 K: 1 S: 19 H: 1 LOB: 2 BB: 0 P: 27	R: 0 E: 0 K: 1 S: 8 H: 0 LOB: 1 BB: 2 P: 17	R: 2 E: 0 K: 0 S: 18 H: 3 LOB: 1 BB: 0 P: 31		1B: 5 2B: 3 3B: 0 HR: 0 SF: 0 SAC: 1 DP: 0 HBP: 0					

PITCHER		IP	WLS	BF	H	R	ER	SO	BB	IBB	HBP	BLK	WP	HR	S	P	ERA	WHIP
55 Tim Lincecum, R ERA: 3.39	(1, 1)	6.0	L	28	5	3	2	7	5	0	0	0	0	0	63	113	3.00	1.667
49 Javier López, L ERA: 2.7	(7, 1)	1.0		3	0	0	0	1	1	0	0	0	0	0	8	13	0.00	1.000
59 Guillermo Mota, R ERA: 4.45	(8, 1)	1.0		5	3	2	2	0	0	0	0	0	0	0	18	31	18.00	3.000

PITCHER	IP	WLS	BF	H	R	ER	SO	BB	IBB	HBP	BLK	WP	HR	S	P	ERA	WHIP

BOTTOM

San Francisco Giants @ Oakland Athletics

Oakland Coliseum, Oakland, CA

Fri Jun 17 2011, 7:09 PM - 9:51 PM PDT

Att. 36,067 - Clear - 59 F

livebaseballscorecards.com

AB	29
R	5
H	8
RBI	4
BB	6
SO	8
LOB	17

WP: 0 PB: 0 SB: 1 CS: 2 PA: 36

Batter	1	2	3	4	5	6	7	8	9	AB	R	H	RBI	BB	SO	LOB
56 Andres Torres, S (1, 8) OBP: 0.348, SLG: 0.386	B SI 89 C SI 89 B CU 79 B SI 89 S SI 90 F SI 90 F SI 90 F SI 90 X SI 90 3-2 G3-1 ①		C SI 90 F CU 79 B FF 90 F FS 79 X FF 91 1-2 F7 ①		B SI 90 1 SAFE C SI 89 B CU 79 1 SAFE F SI 89 B SI 91 F FS 78 F SI 90 4-2 B FS 77 2 E 17 SF7 1-2 BB	C SL 80 C FF 93 B FF 94 S SL 80 1-3 K ③		X FF 93 0-0 G4-3 ①	4	1	0	0	1	1	2
2 Emmanuel Burriss, S (1, 4) OBP: 0.275, SLG: 0.254	F SI 90 F SI 90 B SI 90 B CU 79 X CU 79 2-2 G3 ②		X FS 80 0-0 F8 ②		X SI 88 0-0 FC1 1-3 2-H		C SI 89 B CH 75 B SI 91 B SI 88 B SI 90 4-1 BB		B FF 92 C FF 92 C FF 93 B CU 78 X FF 94 2-2 48 G4-6-3 1B	4	0	1	0	1	0	1
48 Pablo Sandoval, S (1, 5) OBP: 0.345, SLG: 0.462	C SI 91 B SI 90 X SI 91 1-1 F9 ③		B FS 79 F FF 90 B SI 90 X SI 90 2-1 F9 ③		F SI 91 F FF 92 F SI 92 D FS 78 S CU 80 1-3 K ①		F SI 90 F SI 90 B CH 73 S CH 74 1-3 K ①		B FF 93 F FF 91 B FF 92 S FF 92 B FF 94 X FF 92 3-2 G4-6-3 ②③ 1-2f	5	0	0	0	0	2	4
17 Aubrey Huff, L (1, 3) OBP: 0.295, SLG: 0.389		C SI 90 B FS 80 B FS 80 F SI 89 X SI 90 2-2 35 BB 33 E 1B		B FS 78 C FS 78 F SI 88 X FF 90 1-2 G5-3 ①	D SI 91 B FS 76 C SI 91 X SI 89 2-1 SF7 ② 3-H		1 SAFE B SL 73 C SI 90 F SI 89 S CH 75 1-3 K ②			3	0	1	1	0	1	1
13 Cody Ross, R (1, 7) OBP: 0.358, SLG: 0.453		C FF 89 X FF 89 0-1 F7 ①		S SL 80 B CU 80 B SI 92 B CU 79 B SI 90 4-1 12 1B BB	B SI 86 C CU 72 C CU 72 F CU 73 B CU 73 S CU 73 2-3 K ③		1 SAFE B CH 74 C CH 74 1 SAFE B SI 90 C SI 90 S CH 73 2-3 K ③			3	0	0	0	1	2	3
12 Nate Schierholtz, L (1, 9) OBP: 0.299, SLG: 0.409		1 SAFE F SI 90 F CU 78 X SI 90 0-2 P5 ②		1 SAFE B SI 88 1 SAFE B FS 78 F FF 89 1 SAFE X SI 90 2-1 1-2 1B		F FF 91 B SI 90 S FF 92 X FF 93 1-2 33 FC6-5 2B		F CU 81 B FF 93 F FF 92 B FF 91 X FF 92 2-2 F9 ①		4	0	2	0	0	0	1
33 Aaron Rowand, R (1, 10) OBP: 0.291, SLG: 0.357		B SI 90 X SI 90 1-0 FC6 35 BB 1-2		D SL 80 F CU 79 X SI 90 1-1 F9 ②		B FF 92 X FF 93 1-0 FC6-5 35 1B 2-3		C SL 87 S FF 92 B SL 87 X FF 93 1-2 35 FC4-6 1B		4	0	1	0	0	0	4
35 Brandon Crawford, L (1, 6) OBP: 0.280, SLG: 0.309		C CU 79 B FF 91 B SI 90 B SI 92 F SI 90 B SI 90 4-2 1-2 2-3 BB		C FS 78 B CU 80 B FF 91 C FF 90 X SI 91 2-2 G3 ③		X FF 93 0-0 1-3 1B		C FF 92 C FF 92 F FF 92 F FF 93 X CU 80 0-2 FC4-6 ② 1-2f		3	0	1	0	1	0	3
37 Chris Stewart, R (1, 2) OBP: 0.240, SLG: 0.217 5 Pat Burrell, R (6, PH) OBP: 0.341, SLG: 0.406 22 Eli Whiteside, R (6, 2) OBP: 0.287, SLG: 0.303		B SI 90 C SI 88 X CU 79 1-1 F8 ③			C CU 78 X CU 79 0-1 2 FC1 56 BB 2 E 1B	B SL 81 C FF 94 B SL 81 F FF 93 C SI 93 2-3 K ②		S FF 92 B FF 92 B FF 92 B FF 91 F FF 91 S FF 94 3-3 K ③		2 1 1	1 0 0	1 0 0	0 0 0	0 0 0	0 1 1	3 2 1

Inning Stats	1	2	3	4	5	6	7	8	9
	R: 0 E: 0 K: 0 S: 11	H: 0 LOB: 0 BB: 0 P: 17	R: 0 E: 1 K: 0 S: 13	H: 1 LOB: 3 BB: 1 P: 21	R: 0 E: 0 K: 0 S: 7	H: 0 LOB: 0 BB: 0 P: 10	R: 0 E: 0 K: 0 S: 11	H: 1 LOB: 2 BB: 1 P: 21	R: 2 E: 1 K: 2 S: 17	H: 1 LOB: 1 BB: 1 P: 26	R: 0 E: 0 K: 2 S: 11	H: 2 LOB: 2 BB: 0 P: 16	R: 0 E: 0 K: 3 S: 10	H: 0 LOB: 1 BB: 1 P: 18	R: 0 E: 0 K: 1 S: 14	H: 1 LOB: 1 BB: 0 P: 20	R: 0 E: 0 K: 0 S: 7	H: 1 LOB: 0 BB: 0 P: 12

	1B: 6	SF: 1	WP: 0	PA: 39
	2B: 1	SAC: 0	PB: 0	
	3B: 0	DP: 1	SB: 0	
	HR: 0	HBP: 0	CS: 0	

PITCHER		IP	WLS	BF	H	R	ER	SO	BB	IBB	HBP	BLK	WP	HR	S	P	ERA	WHIP
52 Guillermo Moscoso, R ERA: 3.3	(1, 1)	4.2		22	3	2	0	1	3	0	0	0	0	0	55	89	0.00	1.286
31 Brad Ziegler, R ERA: 1.93	(5, 1)	0.1	W	1	0	0	0	1	0	0	0	0	0	0	4	6	0.00	0.000
33 Joey Devine, R ERA: 2.45	(6, 1)	1.0	H	5	2	0	0	2	0	0	0	0	0	0	11	16	0.00	2.000
57 Brian Fuentes, L ERA: 4.7	(7, 1)	1.0	H	4	0	0	0	3	1	0	0	0	0	0	10	18	0.00	1.000
50 Grant Balfour, R ERA: 2.59	(8, 1)	1.0	H	4	1	0	0	1	0	0	0	0	0	0	14	20	0.00	1.000

PITCHER		IP	WLS	BF	H	R	ER	SO	BB	IBB	HBP	BLK	WP	HR	S	P	ERA	WHIP
40 Andrew Bailey, R ERA: 1.13	(9, 1)	1.0	S	3	1	0	0	0	0	0	0	0	0	0	7	12	0.00	1.000

TOP

San Francisco Giants @ Oakland Athletics

Oakland Coliseum, Oakland, CA

Sat Jun 18 2011, 7:10 PM - 10:13 PM PDT

Att. 36,067 - Partly Cloudy - 59 F

livebaseballscorecards.com

AB	34
R	2
H	7
RBI	1
BB	4
SO	8
LOB	25

Batter	1	2	3	4	5	6	7	8	9	AB	R	H	RBI	BB	SO	LOB
19 Jemile Weeks, S (1, 4) OBP: 0.341, SLG: 0.550	B FF 92 C FF 91 B CH 84 X FF 90 2-1 ① F8		C FF 89 F FF 90 B SL 82 S SL 81 1-3 ② K		B CH 82 C CH 82 X FF 90 1-1 ② F7		B FF 93 C CH 86 B CH 88 X CH 87 2-1 ① G3			4	0	0	0	0	1	1
2 Cliff Pennington, S (1, 6) OBP: 0.313, SLG: 0.343	B FF 92 C FF 90 B FF 90 C FF 90 F FF 90 B SL 83 X FF 90 3-2 ② G5-3		C SL 80 C FF 91 X FF 91 0-2 ③ L9		X CH 85 0-0 4 WP, 55 1B, 2-H 2B		C FF 92 B SL 86 C SL 88 B SL 89 S CH 89 2-3 ② K2-3			4	1	1	1	0	1	0
4 Coco Crisp, S (1, 8) OBP: 0.299, SLG: 0.386	C FF 91 B SL 83 C CH 84 B SL 85 X CH 84 2-2 ③ F9			B SL 79 C SL 80 F FF 88 F SL 83 B FF 91 B SL 79 X CH 82 3-2 28 WP, 2B	F FF 89 B FF 89 F SL 79 B SL 80 D SL 80 B FF 88 4-2 55 S, 55 1B, 2-3 BB		S CH 87 L SL 87 S CH 88 0-3 ③ K			3	1	1	0	1	1	0
55 Hideki Matsui, L (1, 10) OBP: 0.291, SLG: 0.361		C FF 90 B SI 90 B FF 88 X FF 89 2-1 29 BB, 1B		D SI 90 B SL 78 D SI 88 C FF 89 X FF 89 3-1 ① P5	B SI 88 C FF 88 B FF 88 S FF 88 F SL 80 X SL 82 2-2 1-H, 3-H, 1B			X FF 89 0-0 ① F7		4	0	2	2	0	0	1
28 Conor Jackson, R (1, 9) (6, 7) OBP: 0.352, SLG: 0.331		B FF 90 X FF 89 1-0 ① F9		C SL 80 D SL 81 B FF 90 C FF 89 F SL 81 F SL 81 B SL 82 B SL 80 4-2 8 CS, 2-3 BB	S SL 84 B FF 91 B FF 92 X SL 87 2-1 ③ F8			B SI 87 F FF 88 X FF 89 1-1 1B		3	0	1	0	1	0	2
8 Kurt Suzuki, R (1, 2) OBP: 0.305, SLG: 0.333		B FF 90 B FF 88 C FF 89 X CH 83 2-1 ② F8		B FF 90 C FF 89 B FF 89 B CH 81 1 SAFE S FF 89 S SL 81 3-3 ② ③ K, 1-2		C SL 85 S SL 86 B SL 87 S SL 88 1-3 ① K		B SI 88 1 SAFE X SI 88 1-0 ② F7		4	0	0	0	0	2	4
29 Scott Sizemore, R (1, 5) OBP: 0.376, SLG: 0.340		B FF 89 B CH 83 B FF 89 B FF 89 4-0 1-2 BB			X FF 90 0-0 10 2B, 1B	C FF 92 S SL 88 B SL 88 B SL 87 X SL 89 2-2 ② G6-3		F SL 78 S SL 78 1 SAFE S SL 81 0-3 ③ K		3	1	1	0	1	1	1
7 Adam Rosales, R (1, 7) OBP: 0.154, SLG: 0.385 15 Ryan Sweeney, L (6, 9) OBP: 0.365, SLG: 0.339		C SL 80 C SI 90 B FF 92 B SL 81 S CH 83 2-3 ③ K			S SL 77 X FF 88 0-1 ① F8	B FF 92 B CH 88 B CH 88 B CH 88 4-0 BB				2 0	0 0	0 0	0 0	0 1	1 0	3 0
10 Daric Barton, L (1, 3) OBP: 0.326, SLG: 0.268			B FF 90 X FF 89 1-0 ① F8		C SI 89 X FF 88 0-1 1-H, 2 2B, 2B	1 SAFE 1 SAFE B FF 92 B CH 88 C CH 88 C CH 87 1 SAFE B SL 89 S CH 89 3-3 ③ K				3	1	1	1	0	1	1
Inning Stats	R: 0 E: 0 K: 0 S: 9 H: 0 LOB: 0 BB: 0 P: 16	R: 0 E: 0 K: 1 S: 8 H: 1 LOB: 2 BB: 1 P: 19	R: 0 E: 0 K: 1 S: 7 H: 0 LOB: 0 BB: 0 P: 9	R: 0 E: 0 K: 1 S: 13 H: 1 LOB: 1 BB: 1 P: 26	R: 4 E: 0 K: 0 S: 16 H: 4 LOB: 1 BB: 1 P: 25	R: 0 E: 0 K: 2 S: 9 H: 0 LOB: 1 BB: 1 P: 19	R: 0 E: 0 K: 2 S: 8 H: 0 LOB: 0 BB: 0 P: 12	R: 0 E: 0 K: 1 S: 7 H: 1 LOB: 1 BB: 0 P: 9		1B: 4 2B: 3 3B: 0 HR: 0 SF: 0 SAC: 0 DP: 0 HBP: 0	WP: 2 PB: 0 SB: 1 CS: 1 PA: 34				

PITCHER		IP	WLS	BF	H	R	ER	SO	BB	IBB	HBP	BLK	WP	HR	S	P	ERA	WHIP
57 Jonathan Sánchez, L ERA: 3.71	(1, 1)	4.2	L	22	6	4	4	3	3	0	0	0	2	0	51	91	7.71	1.929
52 Ramon E Ramirez, R ERA: 1.5	(5, 1)	2.1		8	0	0	0	4	1	0	0	0	0	0	19	35	0.00	0.429
54 Sergio Romo, R ERA: 2.08	(8, 1)	1.0		4	1	0	0	1	0	0	0	0	0	0	7	9	0.00	1.000

PITCHER	IP	WLS	BF	H	R	ER	SO	BB	IBB	HBP	BLK	WP	HR	S	P	ERA	WHIP

BOTTOM

San Francisco Giants @ Oakland Athletics

Oakland Coliseum, Oakland, CA

Sat Jun 18 2011, 7:10 PM - 10:13 PM PDT

Att. 36,067 - Partly Cloudy - 59 F

livebaseballscorecards.com

AB	30
R	4
H	7
RBI	4
BB	4
SO	8
LOB	13

Batter	1	2	3	4	5	6	7	8	9	AB	R	H	RBI	BB	SO	LOB
56 Andres Torres, S (1, 8) OBP: 0.341, SLG: 0.376	B SI 90 X SI 91 1-0 ① F8		B SI 88 C CH 81 B CH 77 X SI 89 2-1 ② B3		B KC 74 B SI 88 S CH 84 B CH 79 X SI 89 3-1 ③ G4-3			C SI 91 C KC 78 B SI 89 B SI 89 S CH 82 2-3 ② K		4	0	0	0	0	1	0
2 Emmanuel Burriss, S (1, 4) OBP: 0.274, SLG: 0.254	C CH 85 B FF 91 L CH 81 C SI 91 1-3 ② K		C CH 82 S KC 82 B KC 81 X KC 78 1-2 48 1B 1B			L SI 87 C SI 87 X SI 88 0-2 ① G3-1		B SI 90 B SI 92 C SI 88 C SI 89 B CH 81 F SI 90 X CH 81 3-2 ③ F9		4	0	1	0	0	1	0
48 Pablo Sandoval, S (1, 5) OBP: 0.342, SLG: 0.454	C SI 90 B CH 79 F FF 91 F KC 77 B CH 81 S CH 81 2-3 ③ K		1 SAFE X CH 80 0-0 1-3 1B			B KC 77 F FF 89 X CH 78 1-1 ② G3			B SI 88 X SI 90 1-0 ① P6	4	0	1	0	0	1	0
17 Aubrey Huff, L (1, 3) OBP: 0.295, SLG: 0.387		B SI 88 C CH 80 F SI 89 B CH 79 F FF 90 F KC 80 X SI 91 2-2 12 BB 1B	X CH 81 0-0 ③ G4-3			B KC 76 F CH 77 C FF 90 B KC 77 X KC 79 2-2 ③ F8			C SI 90 S SL 74 B SI 91 X SI 90 1-2 ② G4-3	4	0	1	0	0	0	2
13 Cody Ross, R (1, 7) OBP: 0.355, SLG: 0.448		C SI 90 F SI 90 1 SAFE 1 SAFE X CH 80 0-2 ① F8		C SL 83 C KC 78 C SI 89 0-3 ① K			B CH 81 C SI 87 S CH 79 B KC 79 X SI 89 2-2 12 G2-3 1B		S SI 91 B CH 74 F CH 74 C SI 91 1-3 ③ K	4	0	1	0	0	2	1
12 Nate Schierholtz, L (1, 9) OBP: 0.299, SLG: 0.404		B SI 89 B CH 78 S SI 89 F SI 86 D CH 80 F SI 90 1 SAFE B SI 92 4-2 ② 1-2 33 2B BB		B CH 78 F SI 84 S CH 76 B KC 79 S CH 80 2-3 ② K			C SI 86 1 SAFE X CH 75 0-1 ① 1-2 G2-3			2	1	0	0	1	1	1
33 Aaron Rowand, R (1, 10) OBP: 0.292, SLG: 0.362		B FF 91 B SI 87 X SI 89 2-0 1-H 2B		C SL 86 B KC 80 B CH 79 B SI 90 F SI 89 S CH 82 3-3 ③ K			B SL 82 S CH 80 C CH 80 X SI 89 1-2 ② G5-3			3	0	1	1	0	1	1
35 Brandon Crawford, L (1, 6) OBP: 0.269, SLG: 0.296		B SI 89 S CH 81 S CH 82 B CH 78 S CH 84 2-3 ③ K			B SI 87 B CH 80 F SI 88 X CH 81 2-1 ① G3-1		C CH 77 B SI 88 X SI 88 1-1 ③ L5			3	0	0	0	0	1	2
22 Eli Whiteside, R (1, 2) OBP: 0.278, SLG: 0.291			X SI 89 0-0 ① F8		C SL 82 B KC 78 B CH 81 X SI 90 2-1 ② G5-3			B KC 80 B KC 81 C SI 87 C SI 88 B SI 90 X SI 89 3-2 ① G5-3		3	0	0	0	0	0	0
Inning Stats	R: 0 E: 0 K: 2 S: 8 H: 0 LOB: 0 BB: 0 P: 12	R: 1 E: 0 K: 1 S: 15 H: 2 LOB: 1 BB: 1 P: 25	R: 0 E: 0 K: 0 S: 8 H: 2 LOB: 2 BB: 0 P: 11	R: 0 E: 0 K: 3 S: 9 H: 0 LOB: 0 BB: 0 P: 14	R: 0 E: 0 K: 0 S: 6 H: 0 LOB: 0 BB: 0 P: 13	R: 0 E: 0 K: 0 S: 8 H: 0 LOB: 0 BB: 0 P: 11	R: 0 E: 0 K: 0 S: 10 H: 1 LOB: 1 BB: 0 P: 14	R: 0 E: 0 K: 1 S: 10 H: 0 LOB: 0 BB: 0 P: 18	R: 0 E: 0 K: 1 S: 7 H: 0 LOB: 0 BB: 0 P: 10	1B: 4 2B: 1 3B: 0 HR: 0 SF: 0 SAC: 0 DP: 0 HBP: 0						

PITCHER	IP	WLS	BF	H	R	ER	SO	BB	IBB	HBP	BLK	WP	HR	S	P	ERA	WHIP
53 Trevor Cahill, R (1, 1) ERA: 3.24	8.0	W	29	5	1	1	7	1	0	0	0	0	0	74	118	1.12	0.750
57 Brian Fuentes, L (9, 1) ERA: 4.55	1.0	S	3	0	0	0	1	0	0	0	0	0	0	7	10	0.00	0.000

PITCHER	IP	WLS	BF	H	R	ER	SO	BB	IBB	HBP	BLK	WP	HR	S	P	ERA	WHIP

TOP

San Francisco Giants @ Oakland Athletics

Oakland Coliseum, Oakland, CA

Sun Jun 19 2011, 1:09 PM - 3:24 PM PDT

Att. 36,067 - Sunny - 72 F

livebaseballscorecards.com

AB	31
R	1
H	5
RBI	1
BB	1
SO	8
LOB	7

WP: 0 PA: 32
PB: 0
SB: 0
CS: 0

Batter	1	2	3	4	5	6	7	8	9	AB	R	H	RBI	BB	SO	LOB
19 Jemile Weeks, S (1, 4) OBP: 0.378, SLG: 0.591	C CH 87 B FF 88 F CH 83 X CU 77 1-2 2 S 1B		C FF 89 B FF 89 B CH 84 S FF 90 B FF 92 F FF 92 S FF 92 3-3 ② K			B FF 89 B FF 90 C FF 90 F FF 90 F FF 91 X FF 91 2-2 2 G4-3 4 1B 2B		C SI 93 C CU 78 X CH 89 0-2 2 L5-3 1B		4	1	3	0	0	1	0
2 Cliff Pennington, S (1, 6) OBP: 0.309, SLG: 0.338	1 SAFE B CH 87 F FF 89 B CH 83 X FF 90 2-1 ① F8 1-2		C CH 84 C CH 84 B FF 92 S FF 93 1-3 ③ K			B CH 84 X CH 84 1-0 ② G4-3 2-3		1 SAFE B SI 92 X SI 93 1-0 ②③ L5-3 1-1		4	0	0	0	0	1	3
4 Coco Crisp, S (1, 8) OBP: 0.300, SLG: 0.385	C SL 85 B CU 75 X CH 84 1-1 ② P6			B CU 75 F CH 84 B CH 84 F FF 90 X FF 91 2-2 ① F7		C SL 85 D CH 86 B CU 77 D CH 86 C CH 85 X SL 86 3-2 3-H 1B				3	0	1	1	0	0	1
55 Hideki Matsui, L (1, 10) OBP: 0.289, SLG: 0.357	C FF 90 B FF 89 F CU 75 B FF 91 F FF 91 2-2 CI 28 FC6-4			X FF 90 0-0 ② P4		C FF 90 1 SAFE 1 SAFE X FF 90 0-1 ③ P6				2	0	0	0	0	0	1
28 Conor Jackson, R (1, 3) OBP: 0.346, SLG: 0.325	B SL 84 X SL 83 1-0 ③ FC6-4 1-2f			B FF 90 C SL 85 X FF 90 1-1 ③ L8			C SL 83 X SL 86 0-1 ① G6-3			3	0	0	0	0	0	2
15 Ryan Sweeney, L (1, 7) OBP: 0.357, SLG: 0.330		C SL 83 B CH 88 B FF 89 C SL 84 F CH 84 B FF 91 S SL 84 3-3 ① K			C FF 88 X FF 89 0-1 ① F8		B FF 89 C FF 88 F SL 84 B SL 86 B FF 90 F FF 91 X CH 84 3-2 ② G3			3	0	0	0	0	1	0
12 David DeJesus, L (1, 9) OBP: 0.313, SLG: 0.358		B FF 91 C FF 90 F CU 76 B FF 91 X SL 84 2-2 ② F8			B FF 90 C FF 90 C CU 78 B FF 91 F CH 85 X SL 86 2-2 ② F7		F FF 90 C FF 90 B FF 92 C FF 92 1-3 ③ K			3	0	0	0	0	1	0
7 Adam Rosales, R (1, 5) OBP: 0.125, SLG: 0.313		B SL 84 C SL 85 S FF 91 B FF 92 X SL 85 2-2 ③ P4			C SL 85 B CU 79 S FF 92 B FF 92 F SL 86 F SL 86 B FF 93 S FF 92 3-3 ③ K			C SI 93 B SI 93 B CU 78 F SI 93 B CH 89 X SI 93 3-2 ① G6-3		3	0	0	0	0	1	0
11 Landon Powell, S (1, 2) OBP: 0.286, SLG: 0.316			S FF 88 X FF 90 0-1 ① F9			C SL 82 B FF 89 F FF 90 X CU 78 1-2 ① P6		B SI 93 F SI 93 B SI 94 X SI 94 2-1 HR		3	1	1	1	0	0	0
Inning Stats	R: 0 E: 1 K: 0 S: 11 H: 1 LOB: 2 BB: 0 P: 18	R: 0 E: 0 K: 1 S: 10 H: 0 LOB: 0 BB: 0 P: 17	R: 0 E: 0 K: 2 S: 9 H: 0 LOB: 0 BB: 0 P: 13	R: 0 E: 0 K: 0 S: 6 H: 0 LOB: 0 BB: 0 P: 9	R: 0 E: 0 K: 1 S: 11 H: 0 LOB: 0 BB: 0 P: 16	R: 1 E: 0 K: 0 S: 13 H: 2 LOB: 1 BB: 0 P: 20	R: 0 E: 0 K: 1 S: 9 H: 0 LOB: 0 BB: 0 P: 13	R: 1 E: 0 K: 0 S: 9 H: 2 LOB: 0 BB: 0 P: 15		1B: 3 2B: 2 3B: 0 HR: 1 SF: 0 SAC: 0 DP: 1 HBP: 0						

PITCHER		IP	WLS	BF	H	R	ER	SO	BB	IBB	HBP	BLK	WP	HR	S	P	ERA	WHIP
18 Matt Cain, R ERA: 3.44	(1, 1)	7.0		25	3	1	1	5	0	0	0	0	0	0	69	106	1.29	0.429
41 Jeremy Affeldt, L ERA: 3.99	(8, 1)	1.0	L	4	2	1	1	0	0	0	0	0	0	1	9	15	9.00	2.000

PITCHER	IP	WLS	BF	H	R	ER	SO	BB	IBB	HBP	BLK	WP	HR	S	P	ERA	WHIP

BOTTOM

San Francisco Giants @ Oakland Athletics

Oakland Coliseum, Oakland, CA

Sun Jun 19 2011, 1:09 PM - 3:24 PM PDT

Att. 36,067 - Sunny - 72 F

livebaseballscorecards.com

AB	28
R	2
H	5
RBI	2
BB	0
SO	5
LOB	7

WP: 0 PA: 29
PB: 0
SB: 1
CS: 0

Oakland Athletics @ New York Mets

Citi Field, Flushing, NY

Tue Jun 21 2011, 7:12 PM - 10:27 PM EDT

Att. 37,019 - Cloudy - 78 F

TOP

livebaseballscorecards.com

Batter	1	2	3	4	5	6	7	8	9	AB	R	H	RBI	BB	SO	LOB
19 Jemile Weeks, S (1, 4) OBP: 0.400, SLG: 0.574	B FF 89 B SI 89 B SI 89 C FF 89 C SI 90 B FC 86 4-2 4 1B 2 S 55 SF8 BB	C FF 88 B FF 89 B FF 88 B SI 89 C SI 90 F SI 90 B FF 88 4-2 55 BB 2 BB 28 BB BB	B FF 89 C FF 88 X SI 88 1-1 ② F7	L FF 87 B FC 86 C FC 85 F SL 75 B FC 87 F SL 77 F FC 86 X FC 86 2-2 2 S 2 1B 1B	B SI 88 C FF 88 S SL 81 B FF 89 T SL 81 2-2 ② K		3	3	1	0	2	1	0
2 Cliff Pennington, S (1, 6) OBP: 0.318, SLG: 0.346	B SI 90 C SI 90 B CH 83 S CH 83 1 SAFE B FF 90 B CH 84 4-2 55 SF8 4 1B 28 G5-3 1-2 BB	B FF 90 1 SAFE B SI 88 B SI 90 B FF 89 4-0 28 BB 55 BB 15 1B 1-2 BB	C FF 88 B KC 73 B KC 72 B SI 88 F FF 88 X FF 88 3-2 2B	B FF 86 1 SAFE B FC 84 X SI 87 2-0 4 G3-6-3 1-H 1B	F FF 89 F FF 88 F FF 88 B FF 89 T SL 79 1-2 ③ K		3	2	2	1	2	1	0
4 Coco Crisp, S (1, 8) OBP: 0.298, SLG: 0.381	B FC 89 B CH 83 X SI 90 2-0 55 SF8 1-2 2-3 1B	S SI 90 X FF 89 0-1 ① F7	B CH 81 C SI 87 F CH 81 F FC 88 X CH 82 1-2 ③ L1	C SI 88 B FC 85 X FC 84 1-1 ①② G3-6-3 1-2f	B FF 96 B FF 97 C FF 96 X FF 96 2-1 ① P4	5	0	1	0	0	0	4
55 Hideki Matsui, L (1, 7) OBP: 0.295, SLG: 0.359	X SI 91 0-0 ① SF8 1-2 2-3 3-H	C SI 91 B FC 87 B CH 84 C CH 81 F FF 91 D CH 84 B CH 84 4-2 15 1B 28 BB 1-2 2-3 BB	C FF 88 B CU 75 B SI 89 F SI 88 F SL 77 B SI 91 X FC 86 3-2 15 1B 28 BB 8 BB 1B	B SI 88 C FC 86 B FC 87 X SI 88 2-1 ③ G1-3	B FS 91 S FF 98 C FF 98 B FF 99 F SL 91 B SL 89 B FF 100 4-2 15 1B 28 1B BB	2	1	1	1	2	0	0
28 Conor Jackson, R (1, 3) OBP: 0.353, SLG: 0.325	B SI 91 X SI 91 1-0 ② G5-3 3-H	B SI 90 B CH 82 B CH 83 C FF 89 B SI 91 4-1 15 1B 1-2 2-3 3-H BB	S SI 89 B SI 89 B FC 86 F FC 86 F SL 80 F SL 80 B FC 86 B SL 80 4-2 8 BB 15 1B 29 G6-4-3 1-2 BB	C FF 94 B CH 83 B SL 81 S SL 79 X SL 84 2-2 ① F7	C FF 99 S FF 99 F FF 99 B FF 98 F FF 98 F SL 90 X FF 100 1-2 15 1B 1-2 1B	3	1	1	2	2	0	1
15 Ryan Sweeney, L (1, 9) OBP: 0.373, SLG: 0.350	B FF 89 C CH 84 C FF 91 B CH 84 X SI 92 2-2 ③ L6	B SI 90 B SI 90 X FF 90 2-0 29 FC4 1-2 2-3 3-H 1B	B SI 89 F SI 88 F SI 90 X FC 88 1-2 29 G6-4-3 8 BB 1-2 2-3 1B	B CH 84 B FF 93 F FF 93 X FF 94 2-1 1B	F FF 98 C FF 98 X SI 98 0-2 8 G6-3 1-2 2-3 1B	5	0	4	1	0	0	1
8 Kurt Suzuki, R (1, 2) OBP: 0.303, SLG: 0.327	B SI 90 B SI 90 X FF 90 2-0 ① F8	C FF 89 B CH 84 C CH 83 B FF 91 F FF 90 F FF 90 F CH 84 X FF 90 2-2 ② F3	B FC 87 B SI 90 B SI 90 B FF 90 4-0 29 G6-4-3 1-2 2-3 3-H BB	F FF 94 B FF 94 D SL 80 C FF 94 X SL 83 2-2 ② P2	B SL 89 B FF 97 B FF 100 C FF 97 X FF 99 3-1 ②③ G6-3 1-2f	4	0	0	1	1	0	7
29 Scott Sizemore, R (1, 5) OBP: 0.363, SLG: 0.327	C FF 90 X CH 83 0-1 ② L7	C CH 83 X SI 91 0-1 ③ FC4 1-2f	C SI 89 X FC 88 0-1 ①② G6-4-3 1-2f 2-3 3-H	C FF 94 C FF 94 X FF 95 0-2 ③ L4		4	0	0	0	0	0	6
88 Josh Outman, L (1, 1) 56 Craig Breslow, L (7, 1) 10 Daric Barton, L (8, PH) OBP: 0.325, SLG: 0.267 57 Brian Fuentes, L (8, 1) 50 Grant Balfour, R (8, 1)	C FF 90 S CH 82 S CH 82 0-3 ③ K	B FF 86 C FF 85 B CH 80 X FF 86 2-1 ① G6-3	C FF 89 X SI 90 0-1 ③ G5-3	X FF 87 0-0 ① F7		3 0 1 0 0	0 0 0 0 0	0 0 0 0 0	0 0 0 0 0	1 0 0 0 0	1 0 0 0 0	

Inning Stats	1	2	3	4	5	6	7	8	9
	R: 2 E: 0 K: 0 S: 10	R: 0 E: 0 K: 1 S: 6	R: 2 E: 0 K: 0 S: 18	R: 0 E: 0 K: 0 S: 11	R: 2 E: 0 K: 0 S: 15	R: 1 E: 0 K: 0 S: 11	R: 0 E: 0 K: 0 S: 11	R: 0 E: 0 K: 2 S: 8	R: 0 E: 0 K: 0 S: 16
	H: 1 LOB: 1 BB: 2 P: 23	H: 0 LOB: 0 BB: 0 P: 8	H: 1 LOB: 3 BB: 4 P: 38	H: 1 LOB: 1 BB: 0 P: 18	H: 2 LOB: 1 BB: 2 P: 27	H: 2 LOB: 0 BB: 0 P: 18	H: 1 LOB: 1 BB: 0 P: 17	H: 0 LOB: 0 BB: 0 P: 11	H: 2 LOB: 2 BB: 1 P: 26

1B: 9 SF: 1 WP: 0 PA: 43
2B: 1 SAC: 0 PB: 0
3B: 0 DP: 3 SB: 2
HR: 0 HBP: 0 CS: 0

	AB	33
	R	7
	H	10
	RBI	6
	BB	9
	SO	3
	LOB	20

PITCHER		IP	WLS	BF	H	R	ER	SO	BB	IBB	HBP	BLK	WP	HR	S	P	ERA	WHIP
35 Dillon Gee, R ERA: 3.21	(1, 1)	4.0	L	21	3	4	4	1	6	0	0	0	0	0	45	87	9.00	2.250
77 D.J. Carrasco, R ERA: 5.94	(5, 1)	2.0		10	4	3	3	0	2	0	0	0	0	0	26	45	13.50	3.000
46 Manny Acosta, R ERA: 7.94	(7, 1)	1.0		4	1	0	0	0	0	0	0	0	0	0	11	17	0.00	1.000
40 Tim Byrdak, L ERA: 3.86	(8, 1)	1.0		3	0	0	0	2	0	0	0	0	0	0	8	11	0.00	0.000
39 Bobby Parnell, R ERA: 3.38	(9, 1)	1.0		5	2	0	0	0	1	0	0	0	0	0	16	26	0.00	3.000

PITCHER	IP	WLS	BF	H	R	ER	SO	BB	IBB	HBP	BLK	WP	HR	S	P	ERA	WHIP

Oakland Athletics @ New York Mets

Citi Field, Flushing, NY

Tue Jun 21 2011, 7:12 PM - 10:27 PM EDT

Att. 37,019 - Cloudy - 78 F

BOTTOM

Batter	1	2	3	4	5	6	7	8	9	AB	R	H	RBI	BB	SO	LOB
7 José Reyes, S (1, 6) OBP: 0.380, SLG: 0.508	C FF 90 B FF 92 X CU 72 1-1 ① F8		C CH 80 B FF 93 F FF 93 B FF 92 F SL 81 X FF 93 2-2 ② F7		C FF 88 F CU 74 X FF 91 0-2 ① F9		F FF 93 X SL 82 0-1 ② FC4 1-2f		B FF 93 C FF 92 X CU 82 1-1 ① F7	5	0	0	0	0	0	1
2 Justin Turner, R (1, 5) (9, 4) OBP: 0.343, SLG: 0.388	B FF 92 B FF 90 C FF 90 X CH 79 2-1 ② G5-3		B CH 79 F FF 92 B FF 92 X FF 92 2-1 2B		B FF 90 B FF 91 X FF 90 2-0 ② G1-3		F FF 92 B FF 92 B SL 84 B FF 93 X FF 90 3-1 ③ F9		B FF 93 B FF 92 B FF 93 C FF 94 C FF 94 T FF 94 3-2 ② K	5	0	1	0	0	1	1
15 Carlos Beltrán, S (1, 9) OBP: 0.372, SLG: 0.492	C SI 88 B CU 71 B FF 88 B FF 91 B FF 92 4-1 BB		B CH 79 S FF 91 B FF 91 X CH 79 2-1 ③ G5-3		B FF 90 B CH 76 X FF 90 2-0 ③ L7			C SI 91 B SI 90 X CH 74 1-1 ① G5-3	C FF 94 C FF 94 T FF 94 0-2 ③ K	4	0	0	0	0	1	1
28 Daniel Murphy, L (1, 3) (9, 5) OBP: 0.333, SLG: 0.397	C FF 92 S SL 78 S SL 80 0-3 ③ K			B SL 76 C FF 91 C FF 92 S SL 79 1-3 ① K		F FF 88 B FF 89 F SL 79 F FF 91 B SL 80 X CU 74 2-2 ① P2		B SI 90 C SI 90 B SI 90 F SI 91 X CH 74 2-2 ② F9		4	0	0	0	0	2	1
16 Ángel Pagán, S (1, 8) OBP: 0.341, SLG: 0.363		C FF 92 B FF 92 X CH 79 1-1 ① G6-3		B CH 80 F FF 92 B FF 93 X FF 92 2-1 9 E 11 SF9 2B		F CH 81 B FF 91 B CU 74 F FF 90 X CH 77 2-2 ② F7		B CH 73 B SI 88 F SI 89 B SI 89 B SI 89 4-1 44 3B BB		3	2	1	0	1	0	0
44 Jason Bay, R (1, 7) OBP: 0.320, SLG: 0.322		B FF 92 C FF 92 B SL 75 F FF 93 B SL 80 X FF 93 3-2 1B		B FF 91 B FF 91 B FF 92 C FF 92 B FF 91 4-1 11 SF9 9 E BB		X FF 88 0-0 HR		X SI 89 0-0 1-H 3B		3	1	3	2	1	0	0
9 Ronny Paulino, R (1, 2) OBP: 0.359, SLG: 0.376		B FF 91 X CH 80 1-0 ② P6		X CH 81 0-0 E4 1-2 2-3		X CH 79 0-0 ③ G3		B SL 74 F SI 90 C SL 74 B SI 88 H CH 72 3-2 21 BB HBP		3	0	0	0	0	0	3
46 Manny Acosta, R (7, 1)										0	0	0	0	0	0	0
40 Tim Byrdak, L (8, 1)										0	0	0	0	0	0	0
22 Willie Harris, L (8, PH) OBP: 0.323, SLG: 0.296										0	0	0	0	0	0	0
39 Bobby Parnell, R (9, 1)										0	0	0	0	0	0	0
11 Rubén Tejada, R (1, 4) OBP: 0.357, SLG: 0.310	1 SAFE C FF 90 B FF 91 1 SAFE B CH 79 S CH 80 1 SAFE S FF 91 2-3 ③ K		B CH 81 B FF 92 S FF 92 B FF 92 F FF 92 F FF 92 F FF 93 F FF 92 X FF 93 3-2 ② SF9 2-3 3-H			B FF 90 C FF 89 B FF 92 B FF 90 F FF 90 B FF 92 4-2 7 FC4 BB	B CU 83 B FF 93 C FF 94 C FF 94 F FF 94 B FF 93 B FF 94 4-2 1-2 BB		1	0	0	1	1	1	1
21 Lucas Duda, L (8, PH) OBP: 0.224, SLG: 0.190 (9, 3)										0	0	0	0	1	0	0
35 Dillon Gee, R (1, 1) OBP: 0.087, SLG: 0.048			B FF 91 C FF 90 F FF 91 B SL 77 S FF 93 2-3 ① K	B CU 71 F FF 91 X CH 77 1-1 ③ P4		C FF 91 B SL 86 X FF 92 1-1 ① F7		C FF 93 F FF 94 B FF 94 F FF 94 X FF 92 1-2 ③ G4-3		1	0	0	0	0	1	0
12 Scott Hairston, R (4, PH) OBP: 0.324, SLG: 0.452										1	0	0	0	0	0	2
77 D.J. Carrasco, R (5, 1)										0	0	0	0	0	0	0
30 Josh Thole, L (7, 2) OBP: 0.321, SLG: 0.282										2	0	0	0	0	0	4
Inning Stats	R: 0 E: 0 K: 1 S: 8 H: 0 LOB: 1 BB: 1 P: 15	R: 0 E: 0 K: 1 S: 9 H: 1 LOB: 1 BB: 0 P: 16	R: 0 E: 0 K: 1 S: 11 H: 1 LOB: 1 BB: 0 P: 19	R: 1 E: 1 K: 1 S: 15 H: 1 LOB: 2 BB: 1 P: 26	R: 0 E: 0 K: 0 S: 5 H: 0 LOB: 0 BB: 0 P: 9	R: 1 E: 0 K: 0 S: 9 H: 1 LOB: 0 BB: 0 P: 13	R: 0 E: 0 K: 0 S: 8 H: 0 LOB: 1 BB: 1 P: 16	R: 1 E: 0 K: 0 S: 16 H: 1 LOB: 3 BB: 2 P: 31	R: 0 E: 0 K: 2 S: 8 H: 0 LOB: 0 BB: 0 P: 12	1B: 1 2B: 2 3B: 1 HR: 1 SF: 1 SAC: 0 DP: 0 HBP: 1						

	AB	32
	R	3
	H	5
	RBI	3
	BB	5
	SO	6
	LOB	14

livebaseballscorecards.com

PITCHER		IP	WLS	BF	H	R	ER	SO	BB	IBB	HBP	BLK	WP	HR	S	P	ERA	WHIP
88 Josh Outman, L ERA: 2.86	(1, 1)	6.0	W	25	4	2	1	4	2	0	0	0	0	1	57	98	1.50	1.000
56 Craig Breslow, L ERA: 3.62	(7, 1)	1.0		4	0	0	0	0	1	0	0	0	0	0	8	16	0.00	1.000
57 Brian Fuentes, L ERA: 4.73	(8, 1)	0.2		5	1	1	1	0	1	0	1	0	0	0	9	19	13.50	3.000
50 Grant Balfour, R ERA: 2.48	(8, 1)	1.1	S	5	0	0	0	2	1	0	0	0	0	0	15	24	0.00	0.750

PITCHER	IP	WLS	BF	H	R	ER	SO	BB	IBB	HBP	BLK	WP	HR	S	P	ERA	WHIP

Batter	1	2	3	4	5	6	7	8	9	10	11	12	13	AB	R	H	RBI	BB	SO	LOB
19 Jemile Weeks, S (1, 4) OBP: 0.357, SLG: 0.509	C FF 84 C KN 73 S FF 81 0-3 ① K		T FF 85 B KN 72 B KN 73 B KN 72 C FF 85 F KN 74 F KN 74 C FF 85 3-3 ② K			B KN 72 S FF 85 B KN 76 C FF 85 X FF 86 2-2 ① G4-3		B FF 86 C FF 86 S KN 77 X KN 80 1-2 ③ G6-3		B FF 89 B FF 90 C FF 89 1 SAFE C FF 89 C CU 78 2-3 ③ K 1-3		C FF 94 D SI 88 1 SAFE B FF 93 1 SAFE F FF 92 F SI 89 1 SAFE X FF 94 2-2 ③ G3		6	0	0	0	0	3	3
2 Cliff Pennington, S (1, 6) OBP: 0.311, SLG: 0.337	X FF 86 0-0 ② F8		B KN 76 B KN 75 B KN 74 C FF 85 C FF 85 T KN 77 3-2 ③ K			C KN 74 B KN 82 B KN 76 F KN 72 S KN 76 2-3 ② K			C SI 90 C CH 82 B CU 78 C CH 83 1-3 ① K		B SI 87 X FF 87 1-0 ① P4		B FF 94 C FF 95 F FF 96 X FF 94 1-2 ① F8	6	0	0	0	0	3	1
4 Coco Crisp, S (1, 8) OBP: 0.299, SLG: 0.384	B FF 86 B FF 85 F FF 84 C FF 86 F KN 75 S KN 77 2-3 ③ K			F KN 70 B KN 77 B KN 75 X FF 85 2-1 ① G5-3		B KN 75 F KN 74 X KN 79 1-1 ③ L7			B CH 80 X CH 79 1-0 28 S 28 1B 2B		B SI 89 F SL 79 B FF 89 B FF 86 X FF 87 3-1 55 BB 1B		X FF 94 0-0 ② L4	6	1	2	0	0	1	0
55 Hideki Matsui, L (1, 7) OBP: 0.296, SLG: 0.352		B KN 71 B KN 70 C KN 70 C KN 73 F KN 77 B KN 78 B KN 77 4-2 15 1B BB		B KN 74 C FF 84 C KN 75 C KN 80 1-3 ② K		B KN 74 X FF 84 1-0 ③ G6-3	B KN 74 B KN 72 F FF 83 C FF 85 S KN 79 2-3 ① K		B CU 75 B CU 76 S CH 82 F CU 76 C FF 92 2-3 ② K		1 SAFE B FF 87 C FF 88 B SL 76 1 SAFE 1 SAFE B SL 80 B SL 80 4-1 1-2 BB		C FF 95 B FF 96 S FF 98 B FS 91 F FF 99 S SL 88 2-3 ③ K	4	0	0	0	2	4	1
28 Conor Jackson, R (1, 3) OBP: 0.354, SLG: 0.327		B KN 72 X FF 84 1-0 ① F8		B KN 74 X FF 86 1-0 ③ G6-3			B KN 74 B KN 72 X FF 85 2-0 1B		C SI 91 B CU 76 F CU 76 B FF 91 X FF 90 2-2 2-H 1B		C F SI 89 C FF 94 0-3 ② K			5	0	2	1	0	1	3
15 Ryan Sweeney, L (1, 9) OBP: 0.367, SLG: 0.344		C FF 84 B KN 76 X KN 75 1-1 8 G1-6-3 1-2 1B			B KN 72 C FF 82 F KN 78 S KN 80 1-3 ① K		B FF 85 S FF 84 X KN 75 1-1 ② F7		C SI 89 F SI 87 B CH 82 F CU 75 B FF 90 1 SAFE X FF 88 2-2 ③ F8		D CH 87 C FF 93 X FF 93 1-1 ③ G1-3			5	0	1	0	0	1	4
8 Kurt Suzuki, R (1, 2) OBP: 0.301, SLG: 0.338		C KN 73 B KN 77 X KN 75 1-1 ② G1-6-3 1-2f ③			B KN 75 X KN 72 1-0 HR		F FF 86 C FF 86 1 SAFE X KN 82 0-2 ③ G1-3			B FF 91 B FF 90 C FF 91 X FF 91 2-1 ① F8		B FF 93 F FF 94 S FF 94 S SL 88 1-3 ① K2-3		5	1	1	1	0	1	3
29 Scott Sizemore, R (1, 5) OBP: 0.356, SLG: 0.320		X FF 84 0-0 E5 47 SH1-4			C FF 85 F KN 75 B KN 80 F KN 81 C FF 86 1-3 ② K			X KN 72 0-0 ① G6-3		X FF 90 0-0 ② F7		X FF 94 0-0 1B		5	0	1	0	0	1	0
47 Gio González, R (1, 1) 14 Mark Ellis, R (6, 4) 33 Joey Devine, R (8, 1) 56 Craig Breslow, L (8, 1) 12 David DeJesus, L (10, 44) 57 Brian Fuentes, L (10, 1) 48 Michael Wuertz, R (11, 1) 7 Adam Rosales, R (12, 44) 31 Brad Ziegler, R (12, 1)		X FF 83 0-0 SH1-4 1-2 ①			F FF 86 S KN 79 X KN 81 0-2 ③ G1-3			C KN 73 B FF 86 X KN 74 1-1 ② F8		B SI 90 F FF 89 C CU 77 B CU 77 X CU 76 2-2 19 E 19 S 1B		S SI 90 S SI 90 S SI 92 0-3 ② K		1 1 0 0 1 0 0 0 1	0 0 0 0 1 0 0 0 0	0 0 0 0 0 0 0 0 0	0 0 0 0 0 0 0 0 0	0 0 0 0 0 0 0 0 0	0 0 0 0 0 0 0 0 0

Inning Stats																				
	R: 0 E: 0 K: 2 S: 8	H: 0 LOB: 0 BB: 0 P: 10	R: 0 E: 0 K: 0 S: 8	H: 1 LOB: 1 BB: 1 P: 15	R: 0 E: 1 K: 2 S: 10	H: 0 LOB: 1 BB: 0 P: 16	R: 0 E: 0 K: 1 S: 6	H: 0 LOB: 0 BB: 0 P: 10	R: 1 E: 0 K: 2 S: 11	H: 1 LOB: 0 BB: 0 P: 14	R: 0 E: 0 K: 1 S: 8	H: 0 LOB: 0 BB: 0 P: 13	R: 0 E: 0 K: 1 S: 9	H: 1 LOB: 1 BB: 0 P: 14	R: 0 E: 0 K: 0 S: 6	H: 0 LOB: 0 BB: 0 P: 8	R: 1 E: 0 K: 2 S: 14	H: 2 LOB: 1 BB: 0 P: 22	R: 0 E: 0 K: 1 S: 9	H: 1 LOB: 1 BB: 0 P: 15	R: 0 E: 0 K: 1 S: 9	H: 1 LOB: 2 BB: 1 P: 18	R: 0 E: 0 K: 2 S: 11	H: 1 LOB: 1 BB: 0 P: 14	R: 0 E: 0 K: 1 S: 8	H: 0 LOB: 0 BB: 0 P: 11

PITCHER		IP	WLS	BF	H	R	ER	SO	BB	IBB	HBP	BLK	WP	HR	S	P	ERA	WHIP
43 R.A. Dickey, R ERA: 3.76	(1, 1)	8.0		28	3	1	1	9	1	0	0	0	0	1	66	100	1.12	0.500
75 Francisco Rodríguez, R ERA: 3.34	(9, 1)	1.0	B	5	2	1	1	2	0	0	0	0	0	0	14	22	9.00	2.000
45 Jason Isringhausen, R ERA: 2.96	(10, 1)	1.0		4	1	0	0	1	0	0	0	0	0	0	9	15	0.00	1.000
40 Tim Byrdak, L ERA: 3.79	(11, 1)	0.1		3	1	0	0	0	1	0	0	0	0	0	4	12	0.00	6.000
27 Pedro Beato, R ERA: 3.48	(11, 1)	1.2		6	1	0	0	3	0	0	0	0	0	0	16	20	0.00	0.600

PITCHER		IP	WLS	BF	H	R	ER	SO	BB	IBB	HBP	BLK	WP	HR	S	P	ERA	WHIP
39 Bobby Parnell, R ERA: 3.18	(13, 1)	1.0	W	3	0	0	0	1	0	0	0	0	0	0	8	11	0.00	0.000

TOP

Oakland Athletics @ New York Mets

Citi Field, Flushing, NY

Wed Jun 22 2011, 8:14 PM - 12:13 AM EDT

Att. 38,813 - Overcast - 73 F

livebaseballscorecards.com

AB	46
R	2
H	8
RBI	2
BB	2
SO	16
LOB	16

1B: 6	SF: 0	WP: 0	PA: 49
2B: 1	SAC: 1	PB: 0	
3B: 0	DP: 1	SB: 2	
HR: 1	HBP: 0	CS: 0	

Oakland Athletics @ New York Mets

Citi Field, Flushing, NY

Wed Jun 22 2011, 8:14 PM - 12:13 AM EDT

Att. 38,813 - Overcast - 73 F

livebaseballscorecards.com

BOTTOM

Batter	1	2	3	4	5	6	7	8	9	10	11	12	13	AB	R	H	RBI	BB	SO	LOB
7 José Reyes, S (1, 6) OBP: 0.381, SLG: 0.511	B FF 92 C SI 92 X FF 93 1-1 F9 ①		B CU 79 X CU 80 1-0 G1-3 ①		B SI 94 C FF 94 C FF 94 F FF 92 F CU 82 B FF 92 F CU 82 X FF 94 2-2 F8 ③			X FF 92 0-0 2 1B 3B		C SI 89 B SI 90 B CH 73 S CH 74 X SI 90 2-2 P4 ①		B SI 86 C CH 77 X SI 88 1-1 30 BB 2 G1-3 1B	B SI 86 B SI 86 D CH 77 I IN 61 4-0 2 HBP 1-2 2-3 IBB	6	1	2	0	1	0	0
2 Justin Turner, R (1, 5) OBP: 0.341, SLG: 0.380 (12, 4)	F SI 93 F SI 94 C CU 81 0-3 K ②		C CH 83 F FF 93 B FF 90 F CU 81 B CU 81 B CU 82 X FF 94 3-2 P4 ②			C SI 90 F CU 80 C FF 93 0-3 K ①		C SL 79 B SI 92 F SL 80 B FF 93 X FF 93 2-2 15 E 15 S 3-H 1B		C SL 73 B SI 90 B CH 72 B SI 90 C SI 90 X SI 89 3-2 L9 ②		1 SAFE B SI 86 1 SAFE X SI 87 1-0 G1-3 ② 1-2	H CU 73 1-0 1-2 2-3 3-H HBP	6	0	1	2	0	2	1
15 Carlos Beltrán, S (1, 9) OBP: 0.371, SLG: 0.484	B SI 93 X SI 93 1-0 G5-3 ③		X CH 84 0-0 G6-3 ③			C SI 92 B SI 93 C FF 93 B FF 92 F CU 81 B CU 82 F CU 80 S FF 93 3-3 K ②		1 SAFE B FF 92 C FF 91 S SL 81 1 SAFE B FF 92 D SL 80 S FF 91 3-3 K ② 1-3		B CH 75 B SI 89 C SI 90 B SI 89 B SI 89 4-1 44 S BB		B SI 87 I IN 63 I IN 71 I IN 72 4-0 30 BB IBB		4	0	0	0	2	2	1
44 Jason Bay, R (1, 7) OBP: 0.312, SLG: 0.313 27 Pedro Beato, R (11, 1) 30 Josh Thole, L (12, PH) OBP: 0.324, SLG: 0.282 39 Bobby Parnell, R (13, 1)		C SI 91 X CU 80 0-1 G3-1 ①		C SI 90 C FF 91 S FF 92 0-3 K ①		C CU 81 S CU 81 C FF 92 0-3 K ③		C SL 80 S SL 80 B FF 92 S SL 81 1-3 K2-3		B CH 72 F SI 89 1 SAFE B SI 90 X CH 73 2-1 G6-3 ③ 1-2		C CU 73 B SI 86 B SI 87 B SI 86 B SI 88 4-1 1-2 2-3 BB		5	0	0	0	0	3	2 0 0 0
12 Scott Hairston, R (1, 8) OBP: 0.324, SLG: 0.350 75 Francisco Rodríguez, R (9, 1) 22 Willie Harris, L (9, PH) OBP: 0.328, SLG: 0.303 45 Jason Isringhausen, R (10, 1) 40 Tim Byrdak, L (11, 1) 20 Jason Pridie, L (11, 7) OBP: 0.303, SLG: 0.382		C SI 93 C FF 92 B FF 91 B CU 79 F CU 81 B CU 81 X FF 94 3-2 9 1B 21 1B 2B		F SI 90 B SI 91 X CU 81 1-1 L5 ②			F CU 78 X SI 92 0-1 F9 ①		C FF 91 B FF 92 X SL 84 1-1 9 SH2-4 1B		C FF 90 C SL 85 S SL 85 0-3 K ①		C SI 86 F SI 86 B CU 76 F CU 75 X SI 88 1-2 G5-3 ③		3 0 1 0 0 2	1 0 0 0 0 0	1 0 1 0 0 0	0 0 0 0 0 0	0 0 0 0 0 0	0 0 0 0 0 1	0 0 0 0 0 3
9 Ronny Paulino, R (1, 2) OBP: 0.371, SLG: 0.389		B CU 78 2 SAFE B SI 93 B CH 85 C FF 92 X CH 86 3-1 21 1B 2-3 1B		X CH 84 0-0 1B			X FF 92 0-0 F9 ②		1 SAFE X FF 92 0-0 SH2-4 ① 1-2		B SL 85 X SL 82 1-0 21 FC4-6 1B			F SI 84 B CU 74 T SI 84 C CU 73 1-3 K ①	5	0	3	0	0	1	0
21 Lucas Duda, L (1, 3) OBP: 0.255, SLG: 0.213		B FF 94 F SI 92 B CU 81 X SI 92 2-1 1-2 3-H 1B		B FF 94 F FF 92 B FF 92 B FF 93 X FF 92 3-1 F7 ③			B FF 92 C FF 94 B CU 81 B CU 80 B SI 93 4-1 BB		C FF 93 B FF 94 C FF 93 X FF 94 1-2 F7 ②		B FF 90 C FF 89 S SL 84 F SL 83 B SL 84 X SL 84 2-2 FC4-6 ② 1-2f		B SI 86 X SI 86 1-0 7 IBB 28 1B 2 HBP 1B	5	1	2	1	1	0	3
11 Rubén Tejada, R (1, 4) OBP: 0.353, SLG: 0.301 28 Daniel Murphy, L (11, PH) OBP: 0.335, SLG: 0.397 (12, 5)		T SI 94 F SI 93 C FF 94 0-3 K ②			C SI 90 B CU 80 F SI 92 F CU 81 B FF 95 X CU 81 2-2 G4-3 ①		S SI 92 B SI 91 S SI 92 S FF 93 1 SAFE S FF 93 2-3 K ③		B FF 93 B FF 93 B FF 93 B FF 92 4-0 BB		C SL 85 1 SAFE B SL 83 C SL 84 1 SAFE X SL 86 1-2 L7 ③		B SI 85 F SI 86 B SI 87 F SI 84 X SI 86 2-2 2 HBP 7 IBB 1-2 1B	3 2	0 0	0 1	0 0	1 0	2 0	3 1
43 R.A. Dickey, R (1, 1) OBP: 0.077, SLG: 0.040 16 Ángel Pagán, S (8, PH) OBP: 0.333, SLG: 0.354 (9, 8)		B SI 94 B FF 93 C FF 91 S FF 91 F FF 94 F FF 94 F CU 80 S FF 94 2-3 K ③			C SI 93 X CU 79 0-1 G5-3 ②			B FF 92 B FF 91 X FF 89 2-0 F8 ①		F FF 93 S SL 87 B FF 94 F FF 94 S SL 87 1-3 K ③		B SI 85 X SI 85 1-0 G4-3 ①	C SI 86 F SI 86 X SI 87 0-2 F7 ②	2 4	0 0	0 0	0 0	0 0	1 1	2 4
Inning Stats	R: 0 E: 0 K: 1 S: 6 H: 0 LOB: 0 BB: 0 P: 8	R: 1 E: 0 K: 2 S: 19 H: 3 LOB: 2 BB: 0 P: 29	R: 0 E: 0 K: 0 S: 6 H: 0 LOB: 0 BB: 0 P: 10	R: 0 E: 0 K: 1 S: 8 H: 1 LOB: 1 BB: 0 P: 12	R: 0 E: 0 K: 0 S: 12 H: 0 LOB: 0 BB: 0 P: 16	R: 0 E: 0 K: 3 S: 11 H: 0 LOB: 0 BB: 0 P: 14	R: 0 E: 0 K: 1 S: 7 H: 0 LOB: 1 BB: 1 P: 13	R: 1 E: 1 K: 2 S: 11 H: 2 LOB: 1 BB: 0 P: 19	R: 0 E: 0 K: 1 S: 10 H: 1 LOB: 2 BB: 1 P: 17	R: 0 E: 0 K: 0 S: 9 H: 0 LOB: 1 BB: 1 P: 20	R: 0 E: 0 K: 1 S: 11 H: 1 LOB: 0 BB: 0 P: 15	R: 0 E: 0 K: 0 S: 9 H: 1 LOB: 3 BB: 2 P: 21	R: 1 E: 0 K: 1 S: 10 H: 2 LOB: 3 BB: 1 P: 19	1B: 9 2B: 1 3B: 1 HR: 0 SF: 0 SAC: 1 DP: 0 HBP: 1	WP: 0 PB: 0 SB: 2 CS: 0 PA: 56						

PITCHER		IP	WLS	BF	H	R	ER	SO	BB	IBB	HBP	BLK	WP	HR	S	P	ERA	WHIP
47 Gio González, L	(1, 1)	7.0		26	4	1	1	8	1	0	0	0	0	0	69	102	1.29	0.714
ERA: 2.59																		
33 Joey Devine, R	(8, 1)	1.0		5	2	1	1	2	0	0	0	0	0	0	11	19	9.00	2.000
ERA: 2.87																		
56 Craig Breslow, L	(9, 1)	1.0		5	1	0	0	1	1	0	0	0	0	0	10	17	0.00	2.000
ERA: 3.49																		
57 Brian Fuentes, L	(10, 1)	1.0		4	0	0	0	0	1	0	0	0	0	0	9	20	0.00	1.000
ERA: 4.59																		
48 Michael Wuertz, R	(11, 1)	1.0		4	1	0	0	1	0	0	0	0	0	0	11	15	0.00	1.000
ERA: 2.82																		

PITCHER		IP	WLS	BF	H	R	ER	SO	BB	IBB	HBP	BLK	WP	HR	S	P	ERA	WHIP
31 Brad Ziegler, R	(12, 1)	1.2	L	12	3	1	1	1	1	2	1	0	0	0	19	40	5.40	2.400
ERA: 2.16																		

	AB	48
	R	3
	H	11
	RBI	3
	BB	6
	SO	13
	LOB	20

Batter	1	2	3	4	5	6	7	8	9	AB	R	H	RBI	BB	SO	LOB
19 Jemile Weeks, S (1, 4) OBP: 0.367, SLG: 0.500	C FF 85 B SI 88 F SI 88 T CH 75 1-2 ① K		F SI 87 F FF 85 B CH 77 B SI 90 B SI 90 X CH 78 3-2 2 S 1B		X SI 89 0-0 ② G6-3			B CH 87 B FF 92 C FF 92 B FF 92 C FF 92 B FF 92 4-2 2 G6-3 2 S 4 SF8 BB		3	1	1	0	1	1	0
2 Cliff Pennington, S (1, 6) OBP: 0.306, SLG: 0.332	B SI 87 B SI 86 C SI 87 S CH 78 S CH 77 2-3 ② K		1 SAFE 1 SAFE D CH 76 C SI 89 F SI 85 F CH 78 B SI 89 X FC 84 2-2 ③ G3-1 1-2		C SL 80 C SI 89 F SL 85 S SI 91 0-3 ③ K			B KC 80 B FF 92 C FF 93 X FF 93 2-1 ① G6-3 1-3		4	0	0	0	0	2	2
4 Coco Crisp, S (1, 8) OBP: 0.294, SLG: 0.380	F SL 77 C SI 87 B CH 78 F SI 89 X CH 77 1-2 ③ G6-3			X SL 77 0-0 ① G5-3		B SI 87 X SL 78 1-0 ① F8		B SI 91 X FF 93 1-0 ② SF8 3-H		3	0	0	1	0	0	0
28 Conor Jackson, R (1, 7) OBP: 0.352, SLG: 0.325		C SI 86 X SI 87 0-1 14 G4-3 29 SH1-3 1B		C SI 86 B CH 77 S CH 76 S SI 90 1-3 ② K		B CH 79 X CH 77 1-0 ② G6-3		C KC 81 S FF 94 F FF 93 B SL 87 B SL 86 X FF 92 2-2 ③ F7		4	0	1	0	0	1	0
29 Scott Sizemore, R (1, 5) OBP: 0.364, SLG: 0.340		X CH 82 0-0 ① SH1-3 1-2		C CH 77 B FC 85 X CH 76 1-1 12 HBP 14 1B 1B		S SI 89 B SI 89 B CH 79 B SI 89 F SI 88 F SI 89 X SI 89 3-2 2B			C FF 88 X CU 74 0-1 ① G5-3	3	0	2	0	0	0	0
14 Mark Ellis, R (1, 3) OBP: 0.246, SLG: 0.286 56 Craig Breslow, L (6, 1) 48 Michael Wuertz, R (7, 1) 15 Ryan Sweeney, L (9, PH) OBP: 0.364, SLG: 0.341		B SI 86 B SI 87 C SI 86 S CH 77 X CH 78 2-2 ② G4-3 2-3		B SI 87 C SI 88 1 SAFE B FF 85 S CH 77 F SI 90 F CH 78 X CH 77 2-2 12 HBP 1-2 1B		C SL 81 C SL 82 X SI 91 0-2 ③ P3			C SI 88 B CU 76 B CU 75 X SI 88 2-1 ② G3	3 0 0 1	0 0 0 0	1 0 0 0	0 0 0 0	0 0 0 0	0 0 0 0	2 0 0 0
12 David DeJesus, L (1, 9) OBP: 0.315, SLG: 0.356		B SL 79 C SI 89 X SI 89 1-1 ③ F8		B SL 79 C SL 79 H SI 88 2-1 1-2 2-3 HBP			C FF 92 B SI 89 B FF 93 F FF 92 X CH 88 2-2 ① G6-3		X SI 88 0-0 ③ P5	3	0	0	0	0	0	1
11 Landon Powell, S (1, 2) OBP: 0.273, SLG: 0.300			C SI 87 F SI 88 S CH 76 0-3 ① K	C CH 78 C SI 89 F CH 79 F SI 90 C SI 90 0-3 ③ K			X SI 89 0-0 ② G4-3			3	0	0	0	0	2	3
65 Graham Godfrey, R (1, 1) 22 Chris Carter, R (6, 3)			C SI 87 B SI 89 X CH 76 1-1 ② G5-3		C SI 84 S SI 88 S SI 89 0-3 ① K		C KC 79 B SI 89 F KC 78 X KC 79 1-2 ③ F8			2 1	0 0	0 0	0 0	0 0	1 0	0 0
Inning Stats	R: 0 E: 0 K: 2 S: 10 H: 0 LOB: 0 BB: 0 P: 14	R: 0 E: 0 K: 0 S: 8 H: 1 LOB: 1 BB: 0 P: 11	R: 0 E: 0 K: 1 S: 12 H: 1 LOB: 1 BB: 0 P: 18	R: 0 E: 0 K: 2 S: 17 H: 2 LOB: 3 BB: 0 P: 23	R: 0 E: 0 K: 2 S: 8 H: 0 LOB: 0 BB: 0 P: 8	R: 0 E: 0 K: 0 S: 9 H: 1 LOB: 1 BB: 0 P: 14	R: 0 E: 0 K: 0 S: 7 H: 0 LOB: 0 BB: 0 P: 10	R: 1 E: 0 K: 0 S: 9 H: 0 LOB: 0 BB: 1 P: 18	R: 0 E: 0 K: 0 S: 5 H: 0 LOB: 0 BB: 0 P: 7	1B: 4 2B: 1 3B: 0 HR: 0 SF: 1 SAC: 1 DP: 0 HBP: 1						

PITCHER		IP	WLS	BF	H	R	ER	SO	BB	IBB	HBP	BLK	WP	HR	S	P	ERA	WHIP
38 Chris Capuano, L ERA: 3.99	(1, 1)	6.0	W	24	5	0	0	7	0	0	1	0	0	0	64	88	0.00	0.833
27 Pedro Beato, R ERA: 3.55	(7, 1)	2.0		7	0	1	1	0	1	0	0	0	0	0	16	28	4.50	0.500
75 Francisco Rodríguez, R ERA: 3.25	(9, 1)	1.0	S	3	0	0	0	0	0	0	0	0	0	0	5	7	0.00	0.000

PITCHER	IP	WLS	BF	H	R	ER	SO	BB	IBB	HBP	BLK	WP	HR	S	P	ERA	WHIP

TOP

Oakland Athletics @ New York Mets

Citi Field, Flushing, NY

Thu Jun 23 2011, 3:27 PM - 6:02 PM EDT

Att. 30,168 - Cloudy - 70 F

livebaseballscorecards.com

AB	30
R	1
H	5
RBI	1
BB	1
SO	7
LOB	8

PA: 34

WP: 0
PB: 0
SB: 2
CS: 0

Batter	1	2	3	4	5	6	7	8	9	AB	R	H	RBI	BB	SO	LOB
7 José Reyes, S (1, 6) OBP: 0.382, SLG: 0.511	C FF 90 X FF 90 0-1 ① G4-3	C SL 84 C FC 92 B FF 92 F FF 92 F CU 82 F FF 91 F FF 92 X CU 78 1-2 3-H 1B			B CH 82 S SL 82 F FF 89 F CU 77 B FF 88 B CU 82 F CH 82 X SL 82 3-2 E4 15 G4-3 2 SH5-3 28 1B	S CH 77 F CH 78 X FF 91 0-2 1-2 2-H 1B				4	1	2	2	0	0	0
2 Justin Turner, R (1, 4) OBP: 0.340, SLG: 0.375 (9, 5)	C FF 91 B FF 91 H SI 87 2-1 28 1B HBP	F FF 91 P PO 86 C FF 93 1 SAFE T FC 91 1-2 ③ K			C FF 88 X FC 91 0-1 ① SH5-3 1-2	B CH 77 S FF 91 X CH 78 1-1 ③ F9				2	0	0	0	0	1	3
15 Carlos Beltrán, S (1, 9) OBP: 0.370, SLG: 0.479	C FF 92 X FF 92 0-1 ② P6		C SL 81 F CU 76 B FC 90 B FC 90 B FC 91 B SL 82 4-2 16 FC4-6 BB		B CH 81 B FF 90 F CH 82 X CH 83 2-1 ② G4-3 2-3		C FF 88 S SL 83 X SL 83 0-2 ① G4-3			3	0	0	0	1	0	2
28 Daniel Murphy, L (1, 5) OBP: 0.341, SLG: 0.403 (9, 3)	F FF 91 B FC 92 1 SAFE X CH 82 1-1 1-3 1B		B FF 91 B FC 90 C FF 90 C SL 83 1 SAFE B FF 91 F FF 88 1 SAFE 1 SAFE 3-2 ① F9 X SL 83		X FF 90 0-0 3-H 1B		B FF 89 F FF 88 X SL 82 1-1 44 CS 1B			4	0	3	1	0	0	1
16 Ángel Pagán, S (1, 8) OBP: 0.326, SLG: 0.345	B FF 92 S SL 83 C FF 92 B FF 93 S CU 78 2-3 ③ K		C FF 91 X FF 92 0-1 ② FC4-6 1-2f		B CH 84 X FF 90 1-0 ③ F9		C FF 89 1 SAFE T FF 90 1 SAFE S SL 84 0-3 ② K			4	0	0	0	0	2	5
44 Jason Bay, R (1, 7) OBP: 0.311, SLG: 0.311		B SL 81 B FF 91 C SL 82 B FF 90 F FF 89 F SL 81 F FF 90 X FC 92 3-2 30 1B 21 1B 38 G4-6-3 1B	B SL 82 1 SAFE B FF 90 X FF 90 2-0 ③ F9			B FF 88 C SL 80 X FF 90 1-1 ① F8	1 SAFE C SL 84 0-1 ③ CS 1-2	F FF 88 B FF 89 S SL 83 F SL 84 X SL 83 1-2 ① F7		4	1	1	0	0	0	1
21 Lucas Duda, L (1, 3) OBP: 0.254, SLG: 0.216 75 Francisco Rodríguez, R (9, 1)		C FF 91 1 SAFE B FF 91 B CH 84 F FF 91 X CU 80 2-2 38 G4-6-3 30 1B 7 1B 1-2 1B		C CH 80 B FF 89 X FF 89 1-1 ① F7		C FF 88 B CH 84 B FF 90 F FF 89 F FC 90 F SL 84 S FF 89 2-3 ② K		B FF 90 C SL 84 B FF 89 X SL 84 2-1 ② G4-3		4 0	1 0	1 0	0 0	0 0	1 0	0 0
30 Josh Thole, L (1, 2) OBP: 0.333, SLG: 0.285		B FF 91 F FF 92 B FF 92 S FF 92 F FC 92 X FC 93 2-2 38 G4-6-3 1-2 2-3 1B		B SL 81 B FF 89 B CH 81 C FF 88 X CH 82 3-1 ② P4		B CH 83 B FC 90 B FF 89 B FF 86 4-0 22 1B 7 1B BB		B FF 89 C SL 83 B SL 84 C SL 82 F SL 84 B SL 83 B SL 84 4-2 BB		2	1	1	0	2	0	0
38 Chris Capuano, L (1, 1) OBP: 0.083, SLG: 0.167 22 Willie Harris, L (6, PH) OBP: 0.333, SLG: 0.309 27 Pedro Beato, R (7, 1) 12 Scott Hairston, R (8, PH) OBP: 0.319, SLG: 0.455 11 Rubén Tejada, R (9, 4) OBP: 0.353, SLG: 0.301		B FC 92 S FC 92 B FF 91 X FF 91 2-1 ① ② G4-6-3 1-2f 2-3 3-H		C FF 89 B FF 90 C CH 83 F CH 83 F FF 90 F CU 76 C FF 89 1-3 ③ K		B FF 89 C FF 89 B SL 86 X FF 90 2-1 7 1B 1-2 1B		S SL 83 B FF 90 F SL 83 S SL 84 1-3 ③ K		2 1 0 1 0	0 0 0 0 0	0 1 0 0 0	0 0 0 0 0	1 0 0 1 0	1 0 0 1 0	2 0 0 1 0
Inning Stats	R: 0 E: 0 K: 1 S: 10 H: 1 LOB: 2 BB: 0 P: 15	R: 2 E: 0 K: 1 S: 25 H: 4 LOB: 1 BB: 0 P: 35	R: 0 E: 0 K: 0 S: 9 H: 0 LOB: 1 BB: 1 P: 18	R: 0 E: 0 K: 1 S: 11 H: 0 LOB: 0 BB: 0 P: 16	R: 1 E: 1 K: 0 S: 11 H: 1 LOB: 1 BB: 0 P: 17	R: 1 E: 0 K: 1 S: 14 H: 2 LOB: 2 BB: 1 P: 24	R: 0 E: 0 K: 1 S: 9 H: 1 LOB: 0 BB: 0 P: 10	R: 0 E: 0 K: 1 S: 12 H: 0 LOB: 1 BB: 1 P: 20		1B: 9 2B: 0 3B: 0 HR: 0 SF: 0 SAC: 1 DP: 1 HBP: 1						

PITCHER	IP	WLS	BF	H	R	ER	SO	BB	IBB	HBP	BLK	WP	HR	S	P	ERA	WHIP
65 Graham Godfrey, R (1, 1) ERA: 4.24	5.2	L	26	6	4	2	4	2	0	1	0	0	0	73	115	3.18	1.412
56 Craig Breslow, L (6, 1) ERA: 3.45	0.1		3	2	0	0	0	0	0	0	0	0	0	7	10	0.00	6.000
48 Michael Wuertz, R (7, 1) ERA: 2.59	2.0		7	1	0	0	2	1	0	0	0	0	0	21	30	0.00	1.000

PITCHER	IP	WLS	BF	H	R	ER	SO	BB	IBB	HBP	BLK	WP	HR	S	P	ERA	WHIP

BOTTOM

Oakland Athletics @ New York Mets

Citi Field, Flushing, NY

Thu Jun 23 2011, 3:27 PM - 6:02 PM EDT

Att. 30,168 - Cloudy - 70 F

livebaseballscorecards.com

AB	31
R	4
H	9
RBI	3
BB	3
SO	6
LOB	15

Batter	1	2	3	4	5	6	7	8	9	AB	R	H	RBI	BB	SO	LOB
19 Jemile Weeks, S (1, 4) OBP: 0.359, SLG: 0.475	C FC 89 B KC 75 C SI 91 B SI 91 B SL 86 F FC 90 B SI 92 4-2 2 FC4-6 BB		C FF 91 C SI 90 X SI 89 0-2 ② G6-3		B CH 83 S FF 89 B FF 90 F SI 89 B SI 91 X FF 91 3-2 ③ G3-1			B SI 90 B SI 91 C SI 91 F SI 91 X SI 92 2-2 ① G3		3	0	0	0	1	0	1
2 Cliff Pennington, S (1, 6) OBP: 0.302, SLG: 0.327	C SL 86 B FF 90 F SI 91 F SL 86 1 SAFE X FF 90 1-2 ① FC4-6 15 G6-3 1-2f		F FF 91 B FF 92 X CH 84 1-1 ③ G4-3			F FF 91 F SI 91 F FF 88 X SI 92 0-2 ① F8		C CH 83 X SI 91 0-1 ② L3		4	0	0	0	0	0	1
15 Ryan Sweeney, L (1, 8) (9, 9) OBP: 0.368, SLG: 0.336	C FF 90 B FF 91 1 SAFE B FF 90 F CH 83 B SL 87 X FF 93 3-2 ② G6-3 1-2			C FF 91 B FF 91 F CH 84 B SL 87 F FF 93 B FF 93 F FF 93 F FF 93 B FF 93 4-2 BB		B FF 92 X CH 84 1-0 ② F7		B SI 91 B CH 84 B SI 91 B SI 91 4-0 BB		2	0	0	0	2	0	1
55 Hideki Matsui, L (1, 7) OBP: 0.300, SLG: 0.356	C FC 91 B CH 84 S SI 91 B SI 94 B KC 75 B FF 92 4-2 28 FC6-4 BB			C SI 88 B FF 92 C SI 91 S SL 83 1-3 ① K		C SI 93 C SI 92 X FF 94 0-2 2B		C SL 82 B SL 84 B FF 93 C SL 81 X SL 82 2-2 ③ L9		3	0	1	0	1	1	2
28 Conor Jackson, R (1, 3) OBP: 0.345, SLG: 0.318	C FF 91 B SI 90 X CH 86 1-1 ③ FC6-4 1-2f			C SL 86 X FF 87 0-1 ② P5		B FF 89 X FF 87 1-0 ③ L7			C FF 94 C FF 94 S SL 82 0-3 ① K	4	0	0	0	0	1	4
12 David DeJesus, L (1, 9) 57 Brian Fuentes, L (9, 1)		B FF 91 C FF 92 B SI 92 F SI 92 B FF 92 F FC 92 X FF 93 3-2 ① F9		C SI 91 B SI 91 B CH 82 C FF 91 B FF 91 F FF 91 X FF 92 3-2 ③ G6-3			B SI 92 B SI 91 X SI 91 2-0 ① F8		C FF 94 T FF 95 C SL 84 0-3 ② K	4 0	0 0	0 0	0 0	0 0	1 0	1 0
8 Kurt Suzuki, R (1, 2) OBP: 0.300, SLG: 0.336		B FF 94 F FF 93 S SL 86 B FF 88 F SI 92 S FF 93 2-3 ② K			C FF 91 B KC 73 B SL 87 F FF 91 X SI 92 2-2 ① G5-3		C SI 93 B SI 93 C SL 82 X SI 92 1-2 1B		B SL 82 X FF 94 1-0 ③ P4	4	0	1	0	0	1	0
29 Scott Sizemore, R (1, 5) OBP: 0.363, SLG: 0.333		B FF 92 F FF 92 C FF 93 B KC 77 C FF 93 2-3 ③ K			C FF 91 B SI 90 B FF 91 B SI 92 B FF 92 4-1 52 SH3-4 BB		1 SAFE X SI 91 0-0 ② F8			2	0	0	0	1	1	1
52 Guillermo Moscoso, R (1, 1) 33 Joey Devine, R (8, 1) 4 Coco Crisp, S (9, 8) OBP: 0.294, SLG: 0.380			C FF 88 C FF 90 T FF 90 0-2 ① K		B CH 85 X FF 87 1-0 ② SH3-4 1-2		C SI 92 B SI 92 B SI 93 S SI 92 S SI 93 2-3 ③ K			2 0 0	0 0 0	0 0 0	0 0 0	0 0 0	2 0 0	1 0 0
Inning Stats	R: 0 E: 0 K: 0 S: 14 H: 0 LOB: 2 BB: 2 P: 27	R: 0 E: 0 K: 2 S: 11 H: 0 LOB: 0 BB: 0 P: 18	R: 0 E: 0 K: 1 S: 8 H: 0 LOB: 0 BB: 0 P: 9	R: 0 E: 0 K: 1 S: 14 H: 0 LOB: 1 BB: 1 P: 22	R: 0 E: 0 K: 0 S: 8 H: 0 LOB: 1 BB: 1 P: 18	R: 0 E: 0 K: 0 S: 9 H: 1 LOB: 1 BB: 0 P: 11	R: 0 E: 0 K: 1 S: 8 H: 1 LOB: 1 BB: 0 P: 13	R: 0 E: 0 K: 0 S: 8 H: 0 LOB: 1 BB: 1 P: 16	R: 0 E: 0 K: 2 S: 7 H: 0 LOB: 0 BB: 0 P: 8	1B: 1 2B: 1 3B: 0 HR: 0 SF: 0 SAC: 1 DP: 0 HBP: 0						

PITCHER		IP	WLS	BF	H	R	ER	SO	BB	IBB	HBP	BLK	WP	HR	S	P	ERA	WHIP
49 Vance Worley, R ERA: 2.83	(1, 1)	6.0		23	1	0	0	4	4	0	0	0	0	0	64	105	0.00	0.833
57 David Herndon, R ERA: 3.91	(7, 1)	1.2		7	1	0	0	1	1	0	0	0	0	0	13	24	0.00	1.200
53 Juan Pablo Perez, L ERA:	(8, 1)	0.1		1	0	0	0	0	0	0	0	0	0	0	3	5	0.00	0.000
40 Michael Stutes, R ERA: 2.28	(9, 1)	1.0	W	3	0	0	0	2	0	0	0	0	0	0	7	8	0.00	0.000

PITCHER	IP	WLS	BF	H	R	ER	SO	BB	IBB	HBP	BLK	WP	HR	S	P	ERA	WHIP

TOP

Oakland Athletics @ Philadelphia Phillies

Citizens Bank Park, Philadelphia, PA

Fri Jun 24 2011, 7:10 PM - 9:56 PM EDT

Att. 45,685 - Partly Cloudy - 84 F

livebaseballscorecards.com

AB	28
R	0
H	2
RBI	0
BB	5
SO	7
LOB	12

WP: 0	PA: 34		
PB: 0			
SB: 0			
CS: 0			

Batter	1	2	3	4	5	6	7	8	9	AB	R	H	RBI	BB	SO	LOB
11 Jimmy Rollins, S (1, 6) OBP: 0.328, SLG: 0.372	C FF 89 X SI 88 0-1 ① G4-3		B CH 80 X SI 91 1-0 ② L8			B SL 77 C SL 77 F FF 91 B FF 92 X SL 78 2-2 ① G4-3		B SL 79 B FF 91 X FF 94 2-1 ② F8		4	0	0	0	0	0	0
27 Placido Polanco, R (1, 5) OBP: 0.342, SLG: 0.366	C SI 89 B SL 78 C SL 79 B FF 90 B FF 91 B SI 91 4-2 BB		C SL 77 B SL 79 X FF 90 1-1 ③ F8			C FF 91 X SL 80 0-1 1B		B FF 95 T FF 94 S SL 81 B SL 80 B FF 93 B FF 94 4-2 26 BB		2	0	1	0	2	0	0
26 Chase Utley, L (1, 4) OBP: 0.379, SLG: 0.442	C FF 90 B FF 90 B SL 79 1 SAFE X FF 90 2-1 ② F8			C SI 91 C FS 79 F FF 91 B CH 80 B CH 79 B SL 78 X FF 91 3-2 ① P5		X SI 90 0-0 ② F7		B SL 81 C FF 92 B SI 92 B FF 92 C FF 93 B SL 81 1-2 4-2 BB		3	0	0	0	1	0	2
6 Ryan Howard, L (1, 3) OBP: 0.351, SLG: 0.493	B SL 79 F SI 91 B FF 90 B SL 79 F FF 90 X SL 79 3-2 ③ G6-3			C FF 91 T CH 81 S FF 91 0-3 ② K		B SL 79 C SL 79 X FF 92 1-1 ③ G6-3		C SL 80 X FF 93 0-1 ③ G3		4	0	0	0	0	1	4
8 Shane Victorino, S (1, 8) OBP: 0.358, SLG: 0.500		C SI 89 B CH 80 X SI 90 1-1 ① F9		C SL 79 B CH 80 C SL 78 B FF 92 X FF 90 2-2 ③ P5			C CH 79 F FF 90 B FF 90 F CH 79 B SL 79 B CH 78 F FF 91 X FF 90 3-2 ① G3		C SI 88 B SI 89 F CH 72 F SI 90 B SI 88 B CH 73 B SI 89 4-2 23 G3, 9 1B, 10 1B BB	3	1	0	0	1	0	0
29 Raul Ibanez, L (1, 7) OBP: 0.285, SLG: 0.388		C FF 90 B CH 81 C FF 90 X FF 91 1-2 ② G4-3			B SL 77 B SI 90 F FF 90 X SL 79 2-1 ① F7		C SL 78 B SL 79 F FF 91 X FF 91 1-2 ② G6-3		C SI 90 1 SAFE C SI 88 F CH 71 B CH 71 1 SAFE X SI 89 1-2 ① F7	4	0	0	0	0	0	1
9 Domonic Brown, L (1, 9) OBP: 0.302, SLG: 0.392		C SL 79 B FF 91 S FF 91 B FF 91 B SL 78 B FF 92 4-2 BB			B CH 80 B SI 91 S FF 91 C FF 91 B CH 81 B FF 91 4-2 BB		C FF 92 S CH 80 B CH 81 B FF 92 B CH 79 F FF 91 X SL 78 3-2 1B		C SI 90 1 SAFE X CH 71 1-1 10 1B, 23 G3 1-2 1B	2	0	2	0	2	0	0
23 Brian Schneider, L (1, 2) OBP: 0.203, SLG: 0.304		1 SAFE 1 SAFE C SL 79 X FF 90 0-1 ③ L9			C SL 78 1 SAFE B SL 77 1 SAFE 1 SAFE B FF 90 X SL 78 2-1 ② F8		B FF 90 1 SAFE 1 SAFE 1 SAFE C SL 78 F SI 91 F FF 91 S CH 80 1-3 ③ K		X SI 89 0-0 ② G3 1-2 2-3	4	0	0	0	0	1	5
49 Vance Worley, R (1, 1) OBP: 0.200, SLG: 0.200 57 David Herndon, R (7, 1) 53 Juan Pablo Perez, R (8, 1) 7 Ross Gload, L (8, PH) OBP: 0.320, SLG: 0.327 40 Michael Stutes, R (9, 1) 10 Ben Francisco, R (9, PH) OBP: 0.339, SLG: 0.359			F FF 89 S SL 79 X FF 92 0-2 ① F9		1 SAFE X SL 79 0-0 ③ F7			C SL 79 F SI 92 B SL 81 B SL 79 F FF 94 X SL 80 2-2 ① L6	B CH 72 B CH 73 X SI 89 2-0 2-3 3-H 1B	2 0 0 1 0 1	0 0 0 0 0 0	0 0 0 0 0 1	0 0 0 0 0 1	0 0 0 0 0 1	0 0 0 0 0 0	1 0 0 0 0 0
Inning Stats	R: 0 E: 0 K: 0 S: 9 H: 0 LOB: 1 BB: 1 P: 18	R: 0 E: 0 K: 0 S: 9 H: 0 LOB: 1 BB: 1 P: 15	R: 0 E: 0 K: 0 S: 6 H: 0 LOB: 0 BB: 0 P: 8	R: 0 E: 0 K: 1 S: 10 H: 0 LOB: 0 BB: 0 P: 15	R: 0 E: 0 K: 0 S: 7 H: 0 LOB: 1 BB: 1 P: 15	R: 0 E: 0 K: 0 S: 8 H: 1 LOB: 1 BB: 0 P: 11	R: 0 E: 0 K: 1 S: 16 H: 1 LOB: 1 BB: 0 P: 24	R: 0 E: 0 K: 0 S: 12 H: 0 LOB: 2 BB: 2 P: 24	R: 1 E: 0 K: 0 S: 11 H: 2 LOB: 2 BB: 1 P: 19	1B: 4 2B: 0 3B: 0 HR: 0	SF: 0 SAC: 0 DP: 0 HBP: 0		WP: 0 PB: 0 SB: 0 CS: 0	PA: 36			

PITCHER		IP	WLS	BF	H	R	ER	SO	BB	IBB	HBP	BLK	WP	HR	S	P	ERA	WHIP
52 Guillermo Moscoso, R ERA: 2.68	(1, 1)	7.0		26	2	0	0	2	3	0	0	0	0	0	65	106	0.00	0.714
33 Joey Devine, R ERA: 2.7	(8, 1)	1.0		5	0	0	0	0	2	0	0	0	0	0	12	24	0.00	2.000
57 Brian Fuentes, L ERA: 4.76	(9, 1)	0.2	L	5	2	1	1	0	1	0	0	0	0	0	11	19	13.50	4.500

PITCHER	IP	WLS	BF	H	R	ER	SO	BB	IBB	HBP	BLK	WP	HR	S	P	ERA	WHIP

BOTTOM

Oakland Athletics @ Philadelphia Phillies

Citizens Bank Park, Philadelphia, PA

Fri Jun 24 2011, 7:10 PM - 9:56 PM EDT

Att. 45,685 - Partly Cloudy - 84 F

livebaseballscorecards.com

AB	30
R	1
H	4
RBI	1
BB	6
SO	2
LOB	13

Oakland Athletics @ Philadelphia Phillies

Citizens Bank Park, Philadelphia, PA

Sat Jun 25 2011, 7:09 PM - 9:41 PM EDT

Att. 45,785 - Partly Cloudy - 80 F

TOP

livebaseballscorecards.com

Batter	1	2	3	4	5	6	7	8	9	AB	R	H	RBI	BB	SO	LOB
19 Jemile Weeks, S (1, 4) OBP: 0.377, SLG: 0.500	C FC 91 B FF 93 S CH 84 T CH 85 1-2 ① K		X FF 94 0-0 ③ G6-3		C CH 82 F CU 77 B CH 86 B CU 78 X FF 93 2-2 14 BLK 1B		C FC 88 F FF 92 B FC 90 F CH 84 X FC 89 1-2 1B		1 SAFE C FF 92 1 SAFE F FF 94 1 SAFE X SL 79 0-2 14 1B 1-3 4 SF9 2B	5	1	3	0	0	1	0
14 Mark Ellis, R (1, 3) OBP: 0.253, SLG: 0.290	S CH 84 X FF 94 0-1 4 G5-4-3 1B			C FC 88 H FC 88 1-1 4 CS HBP	C FF 93 1 SAFE 1 SAFE B CH 78 B CH 83 S CH 83 S CH 83 2-3 ③ K 1-2		F CH 83 X FF 93 0-1 ③ G6-3		B FF 94 C SL 80 X FF 94 1-1 2-3 3-H 1B	4	0	2	1	0	1	3
4 Coco Crisp, S (1, 8) OBP: 0.296, SLG: 0.379	1 SAFE F FF 94 X FC 89 0-1 ② ③ G5-4-3 1-2f			B FF 93 1 SAFE 1 SAFE B FF 93 B FF 93 C FF 91 S CH 85 B FF 92 4-2 ① 28 F8 55 1B 29 1B 1-2 BB		B CU 76 S CH 83 F FF 89 X FF 93 1-2 28 G6-3 55 G4-3 1B		C FF 91 B FC 87 X FC 85 1-1 E3 29 S 55 1B	B FF 93 3 SAFE B SL 78 1 SAFE X FF 92 2-0 ② SF9 3-H	3	1	1	1	1	0	1
55 Hideki Matsui, L (1, 7) OBP: 0.302, SLG: 0.357		X FC 88 0-0 ① G4-3		C FF 94 1 SAFE X FC 89 0-1 29 1B 1-2 1B		X CH 83 0-0 ① G4-3 1-2		B FC 87 1 SAFE B FF 92 C FF 92 1 SAFE X FF 93 2-1 29 G1-3 1-2 1B	1 SAFE 1 SAFE F SI 92 C SL 79 C FF 93 0-3 ③ K	5	0	2	0	0	1	2
28 Conor Jackson, R (1, 9) OBP: 0.338, SLG: 0.311		C FF 93 C CU 77 B FF 91 S CH 84 1-3 ② K		B FF 93 B FC 89 X FF 92 2-0 ② F8 2-3		C CU 77 B FF 84 X CH 83 1-1 ② G6-3 2-3		M FC 86 2 SAFE B CH 82 B FC 87 X FF 92 2-1 ① L6		4	0	0	0	0	1	5
29 Scott Sizemore, R (1, 5) OBP: 0.359, SLG: 0.330 40 Andrew Bailey, R (8, 1)		B FF 93 B FC 88 B FF 92 C FF 92 X FF 92 3-1 ③ F9		F FF 93 X FC 91 0-1 1-2 3-H 1B		B FF 93 X FF 92 1-0 ③ F8		B CH 84 C CH 81 B CU 77 S CH 83 X CH 83 2-2 ② G1-3 1-2 2-3		4 0	0 0	1 0	1 0	0 0	0 0	3 0
8 Kurt Suzuki, R (1, 2) OBP: 0.295, SLG: 0.331			B FF 92 B FC 88 F FF 92 C FF 93 X CH 85 2-2 ① G6-3	X FF 94 0-0 ③ P6			B CH 82 X FF 92 1-0 ① F8	B CU 75 B CU 76 X CH 82 2-0 ③ G6-3		4	0	0	0	0	0	4
7 Adam Rosales, R (1, 6) OBP: 0.190, SLG: 0.450 (8, 5)			B CH 83 X FF 93 1-0 HR		B FF 92 X FF 92 1-0 ① F8		B CU 76 B CH 84 B FC 88 B CH 83 4-0 19 1B BB		C FF 93 S SL 82 B SL 81 B SL 81 C FF 94 2-3 ① K	3	1	1	1	1	1	0
53 Trevor Cahill, R (1, 1) 2 Cliff Pennington, S (8, 6) OBP: 0.304, SLG: 0.327			B FF 93 C FF 92 C FC 91 S FF 93 1-3 ② K		B FF 92 C FF 90 B FF 92 F FF 92 F CH 84 B FF 93 X FC 92 3-2 ② G1-3		C FF 91 F FF 90 M CH 83 0-3 ② K		B SL 80 B FF 94 F FF 94 B FF 94 B SL 79 4-1 19 2B 14 1B BB	3 0	0 1	0 0	0 0	0 1	2 0	1 0

	AB	35
	R	4
	H	10
	RBI	4
	BB	3
	SO	7
	LOB	19

Inning Stats																								
	R: 0 E: 0 K: 1 S: 7	H: 1 LOB: 0 BB: 0 P: 8	R: 0 E: 0 K: 1 S: 6	H: 0 LOB: 0 BB: 0 P: 10	R: 1 E: 0 K: 1 S: 8	H: 1 LOB: 0 BB: 0 P: 12	R: 1 E: 0 K: 0 S: 9	H: 2 LOB: 2 BB: 1 P: 16	R: 0 E: 0 K: 1 S: 11	H: 1 LOB: 1 BB: 0 P: 19	R: 0 E: 0 K: 0 S: 7	H: 1 LOB: 1 BB: 0 P: 10	R: 0 E: 0 K: 1 S: 10	H: 1 LOB: 2 BB: 1 P: 16	R: 0 E: 1 K: 0 S: 10	H: 1 LOB: 2 BB: 0 P: 19	R: 2 E: 0 K: 2 S: 13	H: 2 LOB: 1 BB: 1 P: 22	1B: 8 2B: 1 3B: 0 HR: 1	SF: 1 SAC: 0 DP: 1 HBP: 1	WP: 0 PB: 0 SB: 1 CS: 1	PA: 40	

PITCHER		IP	WLS	BF	H	R	ER	SO	BB	IBB	HBP	BLK	WP	HR	S	P	ERA	WHIP
35 Cole Hamels, L ERA: 2.49	(1, 1)	8.0	L	34	8	2	2	5	2	0	1	1	0	1	68	110	2.25	1.250
40 Michael Stutes, R ERA: 2.92	(9, 1)	1.0		6	2	2	2	2	1	0	0	0	0	0	13	22	18.00	3.000

PITCHER	IP	WLS	BF	H	R	ER	SO	BB	IBB	HBP	BLK	WP	HR	S	P	ERA	WHIP

Batter	1	2	3	4	5	6	7	8	9	AB	R	H	RBI	BB	SO	LOB
11 Jimmy Rollins, S (1, 6) OBP: 0.324, SLG: 0.367	F CH 83 X SI 90 0-1 ① G3-1		C SI 86 B KC 78 B KC 77 X SI 89 2-1 ① G3-1			B KC 77 B SI 88 C SI 86 X SI 87 2-1 ① F8		C SI 90 S KC 80 D KC 80 B SI 91 S KC 79 2-3 ② K		4	0	0	0	0	1	1
27 Placido Polanco, R (1, 5) OBP: 0.341, SLG: 0.362	C SI 89 B SI 91 C SI 91 B KC 81 C SI 92 2-3 ② K		X SI 88 0-0 ② F8			C SI 88 X SI 88 0-1 ② G1-3		B KC 79 C KC 78 B KC 79 B SI 92 B KC 77 4-1 2-3 BB		3	0	0	0	1	1	0
26 Chase Utley, L (1, 4) OBP: 0.375, SLG: 0.435	B SI 91 B CH 82 F SI 89 X CH 80 2-1 ③ G3-1		C CH 80 C KC 80 X SI 90 0-2 ③ F9			C KC 77 X CH 77 0-1 1B		B FF 95 F FF 94 X CU 78 1-1 ③ G3		4	0	1	0	0	0	3
6 Ryan Howard, L (1, 3) OBP: 0.350, SLG: 0.488		T SI 88 B KC 76 B SI 90 F CH 82 B CH 79 B SI 89 4-2 8 BB 51 1B BB	C KC 77 B FF 90 S KC 76 B CH 80 C SI 90 2-3 ① K			D SI 88 1 SAFE B CH 84 B CH 80 X SI 88 3-0 ③ G4-3			B FF 93 B FF 92 X FF 92 2-0 ① F9	3	1	0	0	1	1	1
8 Shane Victorino, S (1, 8) OBP: 0.361, SLG: 0.502		B SI 90 B SI 91 B SI 86 B FF 89 4-0 51 1B 1-2 BB	B SI 88 B SI 90 C CH 83 F SI 90 X KC 77 2-2 ② G1-3				C SI 86 B SI 88 S KC 76 B CH 77 X KC 78 2-2 ① G3		C FF 92 C FF 93 F CU 77 B CU 75 F FF 91 F FF 94 B FC 84 X FF 92 2-2 2B	3	0	1	0	1	0	0
29 Raul Ibanez, L (1, 7) OBP: 0.285, SLG: 0.384		C KC 76 F CH 80 F SI 91 S CH 81 0-3 ① K	X CH 78 0-0 ③ G4-3				B SI 88 B SI 86 F CH 81 X SI 89 2-1 ② G5-3		B FF 92 B FF 93 B FF 91 C FF 91 B FF 91 4-1 9 G4-6-3 BB	3	0	0	0	1	1	2
9 Domonic Brown, L (1, 9) OBP: 0.292, SLG: 0.377		C SI 86 C SI 91 B FF 91 B SI 91 S KC 79 2-3 ② K		B SI 87 X SI 88 1-0 ① G4-3			F CH 79 B SI 91 B KC 79 S CH 80 B SI 91 X KC 77 3-2 ③ G4-3		C FF 91 B FF 92 B FF 91 F FF 92 X FF 93 2-2 ②③ G4-6-3 1-2f	4	0	0	0	0	1	4
51 Carlos Ruiz, R (1, 2) OBP: 0.367, SLG: 0.354		C KC 75 B SI 91 X SI 90 1-1 1-3 2-H 1B		C SI 89 X KC 77 0-1 ② G6-3				B SI 85 X SI 89 1-0 ① F7		3	0	1	1	0	0	0
35 Cole Hamels, L (1, 1) OBP: 0.250, SLG: 0.286 7 Ross Gload, L (8, PH) OBP: 0.333, SLG: 0.360 7 Michael Martinez, S (8, PR) OBP: 0.224, SLG: 0.238 40 Michael Stutes, R (9, 1)		D CH 80 X SI 90 1-0 ③ F7		B CH 79 S CH 80 F SI 90 S KC 78 1-3 ③ K				C KC 78 B KC 78 X SI 88 1-1 27 WP 2B		2 1 0 0	0 0 0 0	0 1 0 0	0 0 0 0	0 0 0 0	1 0 0 0	2 0 0 0
Inning Stats	R: 0 E: 0 K: 1 S: 7 H: 0 LOB: 0 BB: 0 P: 11	R: 1 E: 0 K: 2 S: 12 H: 1 LOB: 2 BB: 2 P: 24	R: 0 E: 0 K: 0 S: 6 H: 0 LOB: 0 BB: 0 P: 8	R: 0 E: 0 K: 1 S: 7 H: 0 LOB: 0 BB: 0 P: 11	R: 0 E: 0 K: 1 S: 6 H: 0 LOB: 0 BB: 0 P: 8	R: 0 E: 0 K: 0 S: 7 H: 1 LOB: 1 BB: 0 P: 12	R: 0 E: 0 K: 0 S: 8 H: 0 LOB: 0 BB: 0 P: 15	R: 0 E: 0 K: 1 S: 9 H: 1 LOB: 3 BB: 1 P: 18	R: 0 E: 0 K: 0 S: 11 H: 1 LOB: 1 BB: 1 P: 21	1B: 2 2B: 2 3B: 0 HR: 0 SF: 0 SAC: 0 DP: 1 HBP: 0						

PITCHER	IP	WLS	BF	H	R	ER	SO	BB	IBB	HBP	BLK	WP	HR	S	P	ERA	WHIP
53 Trevor Cahill, R (1, 1) ERA: 3.09	7.2	W	29	3	1	1	6	3	0	0	0	1	0	60	104	1.17	0.783
40 Andrew Bailey, R (8, 1) ERA: 0.96	1.1	S	5	1	0	0	0	1	0	0	0	0	0	13	24	0.00	1.500

PITCHER	IP	WLS	BF	H	R	ER	SO	BB	IBB	HBP	BLK	WP	HR	S	P	ERA	WHIP

BOTTOM

Oakland Athletics @ Philadelphia Phillies

Citizens Bank Park, Philadelphia, PA

Sat Jun 25 2011, 7:09 PM - 9:41 PM EDT

Att. 45,785 - Partly Cloudy - 80 F

livebaseballscorecards.com

AB	30
R	1
H	4
RBI	1
BB	4
SO	6
LOB	13

1B: 2	SF: 0	WP: 1	PA: 34
2B: 2	SAC: 0	PB: 0	
3B: 0	DP: 1	SB: 0	
HR: 0	HBP: 0	CS: 0	

Batter	1	2	3	4	5	6	7	8	9	AB	R	H	RBI	BB	SO	LOB
19 Jemile Weeks, S (1, 4) OBP: 0.356, SLG: 0.471	C FC 91 F FC 92 X FC 92 0-2 ① P2		C SI 92 B CU 77 X FC 91 1-1 ② G3		X SI 92 0-0 ③ G3			C FC 90 B SI 90 F FC 90 B SI 92 X FC 91 2-2 ① F7		4	0	0	0	0	0	0
2 Cliff Pennington, S (1, 6) OBP: 0.300, SLG: 0.322	B FC 91 C FC 92 B CH 85 B FC 92 X FC 92 3-1 ② G4-3		C SI 92 F SI 92 S CH 83 0-3 ③ K			L CH 80 X FC 90 0-1 ① G4-3		S CH 81 F SI 93 F CU 76 C SI 91 0-3 ② K		4	0	0	0	0	2	0
4 Coco Crisp, S (1, 8) OBP: 0.299, SLG: 0.385	C FC 92 B SI 94 B FC 92 X FC 91 2-1 2B			X SI 92 0-0 55 G4-3 15 1B		X SI 91 0-0 ② G3		C SI 92 C SI 92 B CH 85 B CU 77 B FC 91 X SI 94 3-2 ③ G3		4	1	2	0	0	0	0
55 Hideki Matsui, L (1, 7) OBP: 0.297, SLG: 0.351	C FC 90 S CH 83 S CU 79 0-3 ③ K			C FC 92 X FC 92 0-1 ① G4-3 1-2		B CU 74 X SI 91 1-0 ③ G4-3			C SI 91 X FC 92 0-1 ① G3	4	0	0	0	0	1	2
28 Conor Jackson, R (1, 3) OBP: 0.346, SLG: 0.326		X FC 91 0-0 29 G5-3 2B		C CU 76 X FC 91 0-1 ② P3			B SI 90 C CH 80 B CU 74 F FC 91 X FC 91 2-2 29 2B 1B		C SI 94 F CH 84 B SI 93 B SI 94 B FC 92 X SI 94 3-2 15 G6-3 1B	4	0	3	0	0	0	1
15 Ryan Sweeney, L (1, 9) OBP: 0.372, SLG: 0.341		C CU 77 B FC 92 B FC 92 F CH 83 X SI 91 2-2 29 G5-3 1B		C CH 82 B SI 94 F FC 92 F CU 77 B SI 93 X FC 92 2-2 2-H 1B			C SI 93 B FC 90 C SI 92 F CH 84 X CH 82 1-2 ① F7		C CU 77 B FC 92 F FC 93 B FC 92 X SI 93 2-2 ②③ G6-3 1-2f	4	0	2	1	0	0	2
29 Scott Sizemore, R (1, 5) OBP: 0.359, SLG: 0.339		C FC 93 S FC 92 X CH 84 0-2 ①② G5-3 1-2 2-3f		B SI 92 X CH 83 1-0 ③ F7			B FC 91 1 SAFE X FC 92 1-0 1-3 2B			3	0	1	0	0	0	3
11 Landon Powell, S (1, 2) OBP: 0.261, SLG: 0.286		X FC 92 0-0 ③ G4-3			C CU 73 B CU 74 S CH 82 B FC 89 B FC 91 F CH 82 F FC 91 X SI 93 3-2 ① G1-3		X FC 92 0-0 ② P4			3	0	0	0	0	0	3
88 Josh Outman, L (1, 1) 12 David DeJesus, L (7, PH) OBP: 0.309, SLG: 0.348 31 Brad Ziegler, R (7, 1)			B FC 90 X FC 90 1-0 ① G6-3		B FC 92 C SI 91 B CH 80 B SI 92 C FC 90 X SI 89 3-2 ② G6-3		B CU 76 F CH 83 B FC 91 B SI 92 F CH 82 C CH 82 3-3 ③ K			2 1 0	0 0 0	0 0 0	0 0 0	0 0 0	0 1 0	0 2 0
Inning Stats	R: 0 E: 0 K: 1 S: 10 H: 1 LOB: 1 BB: 0 P: 15	R: 0 E: 0 K: 0 S: 8 H: 2 LOB: 1 BB: 0 P: 10	R: 0 E: 0 K: 1 S: 6 H: 0 LOB: 0 BB: 0 P: 8	R: 1 E: 0 K: 0 S: 10 H: 2 LOB: 1 BB: 0 P: 13	R: 0 E: 0 K: 0 S: 9 H: 0 LOB: 0 BB: 0 P: 15	R: 0 E: 0 K: 0 S: 4 H: 0 LOB: 0 BB: 0 P: 5	R: 0 E: 0 K: 1 S: 12 H: 2 LOB: 2 BB: 0 P: 19	R: 0 E: 0 K: 1 S: 10 H: 0 LOB: 0 BB: 0 P: 15	R: 0 E: 0 K: 0 S: 8 H: 1 LOB: 0 BB: 0 P: 13	1B: 5 2B: 3 3B: 0 HR: 0	SF: 0 SAC: 0 DP: 2 HBP: 0					

PITCHER		IP	WLS	BF	H	R	ER	SO	BB	IBB	HBP	BLK	WP	HR	S	P	ERA	WHIP
34 Roy Halladay, R ERA: 2.4	(1, 1)	9.0	W	33	8	1	1	4	0	0	0	0	0	0	77	113	1.00	0.889

PITCHER		IP	WLS	BF	H	R	ER	SO	BB	IBB	HBP	BLK	WP	HR	S	P	ERA	WHIP

TOP

Oakland Athletics @ Philadelphia Phillies

Citizens Bank Park, Philadelphia, PA

Sun Jun 26 2011, 1:39 PM - 3:51 PM EDT

Att. 45,863 - Partly Cloudy - 80 F

livebaseballscorecards.com

AB	33
R	1
H	8
RBI	1
BB	0
SO	4
LOB	13

WP: 0 PA: 33
PB: 0
SB: 0
CS: 0

BOTTOM

Oakland Athletics @ Philadelphia Phillies

Citizens Bank Park, Philadelphia, PA

Sun Jun 26 2011, 1:39 PM - 3:51 PM EDT

Att. 45,863 - Partly Cloudy - 80 F

livebaseballscorecards.com

Batter	1	2	3	4	5	6	7	8	9	AB	R	H	RBI	BB	SO	LOB
11 Jimmy Rollins, S (1, 6) OBP: 0.332, SLG: 0.378	X CH 87 0-0 27 2B 8 1B 1B	S CH 79 B CH 80 B FF 90 X CH 79 2-1 1-3 2B			C B X 1-1 27 1B 10 1B 1B		F SI 87 B SI 86 X SI 86 1-1 27 G4-3 27 PB 1B			4	2	4	0	0	0	0
27 Placido Polanco, R (1, 5) OBP: 0.343, SLG: 0.367	C FF 90 C CH 77 B FF 90 1 SAFE X FF 90 1-2 8 1B 6 G4-6-3 1-3 2B	C CH 78 X CH 78 0-1 ③ G6-3			B 1 SAFE 1 SAFE X CH 79 1-0 10 1B 6 BB 1-3 1B		C SI 86 B SI 86 B SI 86 X SI 85 2-1 ① G4-3 1-3			4	1	2	0	0	0	3
8 Shane Victorino, S (1, 8) OBP: 0.359, SLG: 0.498	C SL 74 B FF 91 X CH 80 1-1 6 G4-6-3 2-3 3-H 1B		C SL 76 B FF 91 X CH 79 1-1 ① P3		B FF 90 X FF 91 1-0 ② F9		C SI 86 B SI 86 B CH 77 F SI 86 F CH 78 F SI 88 B SI 88 X CH 79 3-2 ② P4			4	0	1	1	0	0	3
6 Ryan Howard, L (1, 3) OBP: 0.352, SLG: 0.484	S FF 91 B FF 90 X FF 90 1-1 ① ② G4-6-3 1-2f 3-H		C SL 78 B SL 78 B FF 93 F SL 77 X FF 92 2-2 ② F7		B SL 79 C SL 78 B SL 79 F SL 78 B FF 93 B SL 79 4-2 10 1B 1-2 BB		I IN 62 I IN 71 I IN 75 I IN 73 4-0 10 S IBB			2	0	0	0	2	0	1
10 Ben Francisco, R (1, 9) OBP: 0.342, SLG: 0.358	B FF 89 B CH 79 B FF 89 C FF 88 B FF 89 4-1 BB		C SL 77 B SL 75 C FF 93 X CH 72 1-2 ③ G5-3		B SL 79 X CH 82 1-0 1-2 2-3 3-H 1B		C SI 88 F SI 87 F CU 74 B CU 73 B CU 74 S CU 75 2-3 ③ K 1-2			3	0	1	1	1	1	2
51 Carlos Ruiz, R (1, 2) OBP: 0.360, SLG: 0.346	B FF 88 X FF 90 1-0 ③ F8			C FF 90 B CH 79 B CH 80 F FF 90 X SL 78 2-2 ① F9	C CH 80 B CH 77 X CH 78 1-1 ③ F8			C SI 86 B SI 86 B SI 86 F SI 85 B CU 73 X SI 86 3-2 ① G6-3		4	0	0	0	0	0	4
29 Raul Ibanez, L (1, 7) OBP: 0.284, SLG: 0.382		F FF 89 B FF 90 F FF 89 B SL 78 S FF 91 2-3 ① K		C SL 77 B SL 78 S FF 92 X FF 92 1-2 ② F8		S SL 76 B FF 90 F FF 90 X SL 79 1-2 ① G4-3		C SI 87 F SI 86 B CU 74 B CH 78 F CH 79 X CU 74 2-2 21 G1-3 1B		4	0	1	0	0	1	0
21 Wilson Valdez, R (1, 4) OBP: 0.283, SLG: 0.306		B FF 90 C CH 80 X FF 90 1-1 ② G4-3		B SL 77 S CH 78 S SL 78 B FF 91 B SL 78 C CH 78 3-3 ③ K		F FF 91 B FF 92 F CH 79 S SL 80 1-3 ② K		B SI 87 X SI 86 1-0 ② G1-3 1-2		4	0	0	0	0	2	1
34 Roy Halladay, R (1, 1) OBP: 0.095, SLG: 0.073		X FF 88 0-0 11 2B 1B			C FF 91 F CH 77 F FF 91 B FF 91 F FF 91 S SL 78 1-3 ① K		F SL 77 F FF 92 B SL 80 X SL 79 1-2 ③ G4-3		X SI 87 0-0 ③ G3-1	4	0	1	0	0	1	1
Inning Stats	R: 2 E: 0 K: 0 S: 10 H: 3 LOB: 1 BB: 1 P: 18	R: 0 E: 0 K: 1 S: 10 H: 2 LOB: 2 BB: 0 P: 15	R: 0 E: 0 K: 0 S: 8 H: 0 LOB: 0 BB: 0 P: 12	R: 0 E: 0 K: 1 S: 9 H: 0 LOB: 0 BB: 0 P: 15	R: 1 E: 0 K: 1 S: 14 H: 3 LOB: 3 BB: 1 P: 24	R: 0 E: 0 K: 1 S: 9 H: 0 LOB: 0 BB: 0 P: 12	R: 0 E: 0 K: 1 S: 13 H: 1 LOB: 2 BB: 1 P: 25	R: 0 E: 0 K: 0 S: 9 H: 1 LOB: 1 BB: 0 P: 15		1B: 8 2B: 2 3B: 0 HR: 0 SF: 0 SAC: 0 DP: 1 HBP: 0						

	AB	33
	R	3
	H	10
	RBI	2
	BB	3
	SO	5
	LOB	15

PITCHER		IP	WLS	BF	H	R	ER	SO	BB	IBB	HBP	BLK	WP	HR	S	P	ERA	WHIP
88 Josh Outman, L ERA: 3.1	(1, 1)	6.0	L	27	8	3	3	4	2	0	0	0	0	0	60	96	4.50	1.667
31 Brad Ziegler, R ERA: 2.0	(7, 1)	2.0		9	2	0	0	1	0	1	0	0	0	0	22	40	0.00	1.000

PITCHER	IP	WLS	BF	H	R	ER	SO	BB	IBB	HBP	BLK	WP	HR	S	P	ERA	WHIP

Batter	1	2	3	4	5	6	7	8	9	AB	R	H	RBI	BB	SO	LOB
1 Emilio Bonifácio, S (1, 7) OBP: 0.327, SLG: 0.360	C SI 92 B SI 93 B CU 80 B FF 94 C FF 94 F FF 94 X FF 95 3-2 13 FC4-6 1B			C SI 92 B CU 80 B CU 80 B FF 93 C FF 93 F FF 93 F FF 94 T FF 93 3-2 ① K		C SI 93 S CU 81 B CU 82 S CU 83 1-3 ③ K			C FF 93 F FF 93 X FF 94 0-2 E5	4	0	1	0	0	2	0
13 Omar Infante, R (1, 4) OBP: 0.302, SLG: 0.317	1 SAFE X SI 92 0-0 ① FC4-6 15 G6-4-3 1-2f			B SI 93 B SI 93 C FF 93 X SI 93 2-1 ② G1-3			B CH 82 B FF 91 B SI 92 B FF 91 4-0 BB		L FF 92 F FF 93 F FC 88 B FC 87 F FF 94 B FF 94 S FC 89 2-3 ① K	3	0	0	0	1	1	2
15 Gaby Sanchez, R (1, 3) OBP: 0.372, SLG: 0.488 29 Greg Dobbs, L (7, 3) OBP: 0.349, SLG: 0.393	X SI 92 0-0 ②③ G6-4-3 1-2f			B SI 93 F FF 93 B CU 81 B CU 82 X SI 95 3-1 ③ G4-3			1 SAFE C SI 91 F FF 93 S CU 82 0-3 ① K		C FF 93 S FF 92 F FF 94 S FF 92 0-3 ② K	3 1	0 0	0 0	0 0	0 0	1 1	2 1
2 Hanley Ramirez, R (1, 6) OBP: 0.304, SLG: 0.304		B SI 93 C SI 93 B CU 80 T SI 94 B FF 95 T FF 94 3-2 ① K			C CH 82 B FF 93 X CU 81 1-1 ① G6-3		S CU 79 C FF 92 S CU 81 0-3 ② K		B FC 87 C FF 93 B FF 94 S FF 93 B FF 94 S FF 94 3-3 ③ K	4	0	0	0	0	3	2
27 Giancarlo Stanton, R (1, 9) OBP: 0.329, SLG: 0.527		B CU 82 B SI 95 B CH 86 F FF 94 X FF 95 3-1 ② F9			B FF 94 X FF 93 1-0 ② P3		S CU 80 S CU 80 S CU 81 0-3 ③ K			3	0	0	0	0	1	1
11 Jose Lopez, R (1, 5) OBP: 0.229, SLG: 0.272		B CU 81 F SI 94 C FF 94 X FF 93 1-2 ③ F9			B SI 93 B SI 93 B FF 93 B FF 93 4-0 BB			B SI 91 X CH 82 1-0 ① G5-3		2	0	0	0	1	0	0
20 Logan Morrison, L (1, 10) OBP: 0.348, SLG: 0.453			C FF 94 C CU 80 F FF 93 X CU 82 0-2 ① G4-3		F FF 93 S FF 91 B FF 92 T FF 92 1-2 ③ K			C FF 92 C FF 91 B CU 82 B CU 82 B FF 93 B CU 81 4-2 BB		2	0	0	0	1	1	1
14 John Buck, R (1, 2) OBP: 0.293, SLG: 0.366			B CU 80 C SI 94 B SI 94 B FF 93 C FF 94 X FF 95 3-2 ② F9			B CU 79 F FF 92 F CU 81 X CU 82 1-2 ① F9		B CU 82 X SI 93 1-0 ② F9		3	0	0	0	0	0	1
10 Dewayne Wise, L (1, 8) OBP: 0.276, SLG: 0.259			B FF 94 B FF 94 C FF 93 F FF 94 T CU 82 2-2 ③ K			B FF 93 X FF 93 1-0 ② F7		C FF 92 F FF 92 B CU 81 S CU 79 1-3 ③ K		3	0	0	0	0	2	1
Inning Stats	R: 0 E: 0 K: 0 S: 6 H: 1 LOB: 0 BB: 0 P: 9	R: 0 E: 0 K: 1 S: 8 H: 0 LOB: 0 BB: 0 P: 15	R: 0 E: 0 K: 1 S: 10 H: 0 LOB: 0 BB: 0 P: 15	R: 0 E: 0 K: 1 S: 9 H: 0 LOB: 0 BB: 0 P: 17	R: 0 E: 0 K: 1 S: 6 H: 0 LOB: 1 BB: 1 P: 13	R: 0 E: 0 K: 1 S: 7 H: 0 LOB: 0 BB: 0 P: 10	R: 0 E: 0 K: 3 S: 9 H: 0 LOB: 1 BB: 1 P: 13	R: 0 E: 0 K: 1 S: 7 H: 0 LOB: 1 BB: 1 P: 14	R: 0 E: 1 K: 3 S: 15 H: 0 LOB: 1 BB: 0 P: 20	1B: 1 2B: 0 3B: 0 HR: 0 SF: 0 SAC: 0 DP: 1 HBP: 0						

PITCHER	IP	WLS	BF	H	R	ER	SO	BB	IBB	HBP	BLK	WP	HR	S	P	ERA	WHIP
47 Gio González, L (1, 1) ERA: 2.38	8.0	W	27	1	0	0	9	3	0	0	0	0	0	62	106	0.00	0.500
40 Andrew Bailey, R (9, 1) ERA: 0.87	1.0	S	4	0	0	0	3	0	0	0	0	0	0	15	20	0.00	0.000

PITCHER	IP	WLS	BF	H	R	ER	SO	BB	IBB	HBP	BLK	WP	HR	S	P	ERA	WHIP

TOP

Florida Marlins @ Oakland Athletics

Oakland Coliseum, Oakland, CA

Tue Jun 28 2011, 8:19 PM - 10:42 PM PDT

Att. 12,124 - Overcast - 56 F

livebaseballscorecards.com

AB	28
R	0
H	1
RBI	0
BB	3
SO	12
LOB	11

Batter	1	2	3	4	5	6	7	8	9	AB	R	H	RBI	BB	SO	LOB
19 Jemile Weeks, S (1, 4) OBP: 0.351, SLG: 0.458	C FF 89 F SI 90 F FF 90 F SL 84 B CH 83 F FF 91 F SL 84 F SI 91 X CU 70 1-2 G3 ①		B FF 87 X FF 87 1-0 F8 ②		F FF 90 B CU 76 X FF 90 1-1 L9 ③			C SI 91 C SL 80 X FS 84 0-2 2 G3 1B		4	0	1	0	0	0	0
2 Cliff Pennington, S (1, 6) OBP: 0.296, SLG: 0.317	B FF 91 C FF 90 X FF 84 1-1 F8 ②		C FF 89 S SL 83 B FF 91 F FF 91 B CU 75 S FF 91 2-3 K ③			C FF 89 B CU 73 B FF 89 F SI 90 F SL 83 F FF 90 F SL 84 F CU 71 F FF 92 3-2 L7 ①		C SI 89 1 SAFE B FS 84 1 SAFE X FS 85 1-1 G3 ② 1-2		4	0	0	0	0	1	1
4 Coco Crisp, S (1, 8) OBP: 0.305, SLG: 0.388	C FF 91 B CU 77 F SL 87 F FF 92 F FF 92 B FF 93 F SL 83 X CU 79 2-2 F8 ③			X FF 88 0-0 28 E 1B		C FF 91 X SL 84 0-1 1B		B SL 78 B FS 84 B FS 84 I IN 78 4-0 IBB		3	0	2	0	1	0	0
55 Hideki Matsui, L (1, 10) OBP: 0.296, SLG: 0.354		B FF 90 C SI 90 C FF 91 X SL 82 1-2 15 G3 8 SF9 2B		1 SAFE C FF 89 1 SAFE S CH 78 B FF 89 1 SAFE S FF 90 1-3 K ①		1 SAFE 1 SAFE B SI 90 X SI 90 1-0 P5 ②		B SL 76 C SI 86 F SL 77 B SL 77 F SI 87 B SI 87 C SI 87 3-3 K ③		4	1	1	0	0	2	4
28 Conor Jackson, R (1, 3) OBP: 0.341, SLG: 0.321		C FF 91 X FF 89 0-1 E6 15 G3		C SI 89 P PO 80 X SI 88 1-1 E3 1-2		B SI 90 B SI 90 C SI 89 1 SAFE B SL 84 F SI 89 F FF 90 X SI 88 3-2 F9 ③				3	0	0	0	0	0	3
15 Ryan Sweeney, L (1, 7) OBP: 0.364, SLG: 0.333		B FF 91 F FF 91 F SL 86 X SL 76 1-2 G3 ① 1-2 2-3		C SI 90 B CH 78 S SL 86 F SL 86 X FF 92 1-2 F5 ②			B CU 74 C SL 73 F FF 88 C FF 90 1-3 K ①			3	0	0	0	0	1	4
8 Kurt Suzuki, R (1, 2) OBP: 0.292, SLG: 0.328		X SL 87 0-0 SF9 ② 3-H		C SI 91 B SL 79 C SI 92 B SL 79 X FF 90 2-2 P4 ③			X SI 89 0-0 F9 ②			2	0	0	1	0	0	2
12 David DeJesus, L (1, 9) OBP: 0.305, SLG: 0.343		S FF 91 B SL 86 B CU 77 C FF 92 B SL 84 C SL 84 3-3 K ③			C FF 88 B CU 76 X SL 84 1-1 F9 ①		C CU 72 X FF 90 0-1 P5 ③			3	0	0	0	0	1	1
29 Scott Sizemore, R (1, 5) OBP: 0.351, SLG: 0.331			C FF 88 C CU 74 F FF 92 B SL 81 B CU 74 B SL 82 F SI 88 X FF 88 3-2 G4-3 ①		C SL 79 F SL 84 C SI 91 0-3 K ②			B SI 90 C SI 90 C SI 90 T SL 82 1-2 K ①		3	0	0	0	0	2	0
Inning Stats	R: 0 H: 0 E: 0 LOB: 0 K: 0 BB: 0 S: 16 P: 20	R: 1 H: 1 E: 1 LOB: 1 K: 1 BB: 0 S: 12 P: 17	R: 0 H: 0 E: 0 LOB: 0 K: 1 BB: 0 S: 10 P: 16	R: 0 H: 1 E: 1 LOB: 2 K: 1 BB: 0 S: 14 P: 18	R: 0 H: 0 E: 0 LOB: 0 K: 1 BB: 0 S: 7 P: 9	R: 0 H: 1 E: 0 LOB: 1 K: 0 BB: 0 S: 15 P: 22	R: 0 H: 0 E: 0 LOB: 0 K: 1 BB: 0 S: 6 P: 7	R: 0 H: 1 E: 0 LOB: 2 K: 2 BB: 1 S: 12 P: 21		1B: 3 SF: 1 2B: 1 SAC: 0 3B: 0 DP: 0 HR: 0 HBP: 0						

PITCHER	IP	WLS	BF	H	R	ER	SO	BB	IBB	HBP	BLK	WP	HR	S	P	ERA	WHIP
23 Javier Vazquez, R (1, 1) ERA: 5.83	7.0	L	26	3	1	0	5	0	0	0	0	0	0	80	109	0.00	0.429
31 Burke Badenhop, R (8, 1) ERA: 3.04	0.2		4	1	0	0	1	0	1	0	0	0	0	8	14	0.00	1.500
38 Randy Choate, L (8, 1) ERA: 1.23	0.1		1	0	0	0	1	0	0	0	0	0	0	4	7	0.00	0.000

PITCHER	IP	WLS	BF	H	R	ER	SO	BB	IBB	HBP	BLK	WP	HR	S	P	ERA	WHIP

BOTTOM

Florida Marlins @ Oakland Athletics

Oakland Coliseum, Oakland, CA

Tue Jun 28 2011, 8:19 PM - 10:42 PM PDT

Att. 12,124 - Overcast - 56 F

livebaseballscorecards.com

AB	29
R	1
H	4
RBI	1
BB	1
SO	7
LOB	15

1B: 3 SF: 1
2B: 1 SAC: 0
3B: 0 DP: 0
HR: 0 HBP: 0

WP: 0 PA: 31
PB: 0
SB: 0
CS: 0

Florida Marlins @ Oakland Athletics

Oakland Coliseum, Oakland, CA

Wed Jun 29 2011, 7:08 PM - 9:34 PM PDT

Att. 17,006 - Partly Cloudy - 63 F

TOP

livebaseballscorecards.com

Batter	1	2	3	4	5	6	7	8	9	AB	R	H	RBI	BB	SO	LOB
1 Emilio Bonifácio, S (1, 5) OBP: 0.329, SLG: 0.366	C FF 88 S FF 88 B FF 89 X CH 79 1-2 E6 15 S 2 HR		C SL 76 X FF 91 0-1 15 E 15 S 1B		L CH 80 C FF 91 X CH 81 0-2 ③ G4-3			C FF 90 B SL 85 X SL 83 1-1 15 SH1-4 2B		4	1	2	0	0	0	0
13 Omar Infante, R (1, 4) OBP: 0.301, SLG: 0.314	B FF 90 1 SAFE F FF 88 1 SAFE 1 SAFE B SL 77 F FF 88 X SL 77 2-2 ① F8		F FF 89 1 SAFE X SL 77 0-1 ② F7			C SL 76 C FF 90 F FF 91 S FF 89 0-3 ① K		D SL 84 B FF 87 B FF 88 C FF 89 B FF 88 4-1 15 SH1-4 BB		3	0	0	0	1	1	2
15 Gaby Sanchez, R (1, 3) OBP: 0.372, SLG: 0.487	P PO 80 C FF 88 F SL 77 F FF 90 F FF 90 S FF 91 1-3 ② K 1-2		F FF 91 1 SAFE C FF 90 F FF 90 B FF 90 F CH 78 B FF 91 X FF 92 2-2 ③ F8 1-3			T FF 90 B SL 78 B FF 90 F FF 91 X FF 91 2-2 1B		D SL 85 X FF 89 1-0 ① SH1-4 1-2 2-3		3	0	1	0	0	1	2
2 Hanley Ramirez, R (1, 6) OBP: 0.307, SLG: 0.317	B FF 91 C FF 91 B FF 91 X SL 79 2-1 2-H HR			B FF 90 F FF 91 F FF 92 X CH 80 1-2 ① P6		C FF 89 X FF 90 0-1 ② P3		B FF 90 B SL 85 B SL 85 C FF 89 B SL 84 4-1 BB		3	1	1	2	1	0	1
20 Logan Morrison, L (1, 7) OBP: 0.347, SLG: 0.463	B FF 90 C FF 90 B CH 81 F FF 90 F FF 90 S CH 80 2-3 ③ K			B SI 90 B SL 77 T FF 91 B FF 90 X FF 90 3-1 HR		C FF 91 B FS 80 F CH 78 F FF 90 F SL 77 C SL 77 1-3 ③ K		T SL 84 D SL 85 S SL 84 D SL 85 B SL 84 S SL 85 3-3 ② K		4	1	1	1	0	3	4
27 Giancarlo Stanton, R (1, 9) OBP: 0.324, SLG: 0.519		C FF 89 F FF 89 S SL 78 0-3 ① K		C SL 78 F FF 91 T FF 90 0-2 ② K			B FF 91 C FF 91 F FF 91 S SL 84 1-3 ① K	S SL 84 S SL 85 D SL 86 S SL 85 1-3 ③ K		4	0	0	0	0	4	3
29 Greg Dobbs, L (1, 10) OBP: 0.345, SLG: 0.389 11 Jose Lopez, R (7, PH) OBP: 0.226, SLG: 0.268 (7, 10)		B FF 89 C FF 89 B CH 79 B CH 78 F FF 89 X FF 90 3-2 ② P2		C SL 78 B CH 80 S FF 90 T FS 80 1-2 ③ K			B FF 93 C CH 76 X FF 93 1-1 ② F8		C SI 85 X SI 84 0-1 ① G5-3	2 2	0 0	0 0	0 0	0 0	1 0	0 0
14 John Buck, R (1, 2) OBP: 0.292, SLG: 0.361		C SL 77 B SL 78 X FF 91 1-1 ③ F9			C FF 90 B FF 90 X SL 79 1-1 ① F9		S SL 81 B CH 78 B FF 94 B FF 92 B FF 92 4-1 BB		B SI 86 X SI 85 1-0 ② G5-3	3	0	0	0	1	0	0
10 Dewayne Wise, L (1, 8) OBP: 0.242, SLG: 0.226			C SI 88 B FF 90 S CH 79 B CH 80 X FF 90 2-2 ① F8		C SL 77 S CH 80 B FF 90 C FF 91 1-3 ② K		F FF 93 S SL 87 B SL 87 F FF 93 C SL 87 1-3 ③ K		C SI 85 F SI 86 S CH 77 0-3 ③ K	4	0	0	0	0	3	1

| Inning Stats | | |

Florida Marlins @ Oakland Athletics

Oakland Coliseum, Oakland, CA

Wed Jun 29 2011, 7:08 PM - 9:34 PM PDT

Att. 17,006 - Partly Cloudy - 63 F

livebaseballscorecards.com

BOTTOM

Batter	1	2	3	4	5	6	7	8	9	AB	R	H	RBI	BB	SO	LOB
19 Jemile Weeks, S (1, 4) OBP: 0.346, SLG: 0.461	C SI 88 B FS 86 F FF 89 T CU 75 1-2 **K** ①	1 SAFE C FF 91 C CU 75 B FF 92 1 SAFE X FF 91 1-2 F7 ③			X FF 90 0-0 P4 ③			X SI 90 0-0 2B		4	0	1	0	0	1	1
2 Cliff Pennington, S (1, 6) OBP: 0.295, SLG: 0.316	B FF 88 X SI 89 1-0 55 F9 4 1B 1B		C SL 80 X CU 76 0-1 F9 ①			C FS 85 S FS 82 B SL 81 B FS 81 B SL 87 X FF 88 3-2 F9 ①		C CH 79 X SI 92 0-1 F7 ③		4	0	1	0	0	0	1
4 Coco Crisp, S (1, 8) OBP: 0.304, SLG: 0.386	C FF 88 1 SAFE B SI 88 B FS 81 F FF 89 F FF 89 X CU 73 2-2 28 S 1B **1-2**		C SI 88 B SL 82 X FS 82 1-1 G4-3 ②			B FF 89 M FS 82 X FF 90 1-1 G6-3 ②			B SL 81 C FF 88 S FS 81 X FS 82 1-2 G4-3 ①	4	0	1	0	0	0	0
55 Hideki Matsui, L (1, 10) OBP: 0.292, SLG: 0.348	X SI 90 0-0 F9 ② **2-3**		C FF 90 B FS 82 C FF 91 B FS 84 F FF 91 X FF 92 2-2 G4-3 ③			B FF 90 C FS 83 B FF 91 X SI 91 2-1 G4-3 ③			X FF 89 0-0 F7 ②	4	0	0	0	0	0	2
28 Conor Jackson, R (1, 3) OBP: 0.344, SLG: 0.321	C FF 90 B FF 88 B FF 90 S SL 84 F FF 91 D SL 86 B SL 86 4-2 **BB** **1-2**			C FF 91 B FF 91 X SL 88 1-1 F8 ① C FF 91 F FF 91 B FF 93 S SL 85 1-3 **K** ②			X FF 88 0-0 F9 ① B SI 89 C FF 88 X FF 87 1-1 8 G6-4-3 1B		B FF 90 C FF 90 C SL 83 X SL 83 1-2 1B C FF 89 B FS 82 C FF 90 F SL 85 X FS 82 1-2 F8 ③	3 4	0 0	1 1	0 0	1 0	0 1	0 4
15 Ryan Sweeney, L (1, 7) OBP: 0.361, SLG: 0.331	B SI 91 B SL 88 C FF 91 F SI 92 X FF 92 2-2 F8 ③															
8 Kurt Suzuki, R (1, 2) OBP: 0.289, SLG: 0.324		C FF 90 B CU 76 B SL 86 F SI 91 X FF 92 2-2 F8 ①		C FF 92 B CU 75 B SL 85 X FF 92 2-1 F9 ③			B SL 86 X SI 89 1-0 G6-4-3 ②③ **1-2f**			3	0	0	0	0	0	1
12 David DeJesus, L (1, 9) OBP: 0.305, SLG: 0.341		B FF 90 B SI 91 B SI 90 B FF 89 4-0 **BB**			X SL 82 0-0 G4-1 ①			B FS 86 F FS 86 F FF 87 X CU 74 1-2 G4-3 ①		2	0	0	0	1	0	0
29 Scott Sizemore, R (1, 5) OBP: 0.343, SLG: 0.322		C FF 90 X SL 84 0-1 F9 ②			C FF 89 F FF 90 B CU 76 B CU 74 C FF 90 2-3 **K** ②			F FS 86 B FF 90 X SI 91 1-1 F9 ②		3	0	0	0	0	1	1

Inning Stats																																	
	R: 0	H: 2	E: 0	LOB: 3	K: 1	BB: 1	S: 15	P: 25	R: 0	H: 0	E: 0	LOB: 1	K: 0	BB: 1	S: 8	P: 15	R: 0	H: 0	E: 0	LOB: 0	K: 0	BB: 0	S: 8	P: 11	R: 0	H: 0	E: 0	LOB: 0	K: 1	BB: 0	S: 7	P: 11	R: 0	H: 0	E: 0	LOB: 0	K: 1	BB: 0	S: 5	P: 7	R: 0	H: 0	E: 0	LOB: 0	K: 0	BB: 0	S: 7	P: 13	R: 0	H: 1	E: 0	LOB: 0	K: 0	BB: 0	S: 4	P: 6	R: 0	H: 1	E: 0	LOB: 1	K: 0	BB: 0	S: 8	P: 10	R: 0	H: 1	E: 0	LOB: 1	K: 0	BB: 0	S: 11	P: 14	1B: 4	SF: 0	2B: 1	SAC: 0	3B: 0	DP: 1	HR: 0	HBP: 0	WP: 0	PA: 33	PB: 0	SB: 1	CS: 0

PITCHER	IP	WLS	BF	H	R	ER	SO	BB	IBB	HBP	BLK	WP	HR	S	P	ERA	WHIP
47 Ricky Nolasco, R (1, 1) ERA: 4.08	9.0	W	33	5	0	0	3	2	0	0	0	0	0	73	112	0.00	0.778

PITCHER	IP	WLS	BF	H	R	ER	SO	BB	IBB	HBP	BLK	WP	HR	S	P	ERA	WHIP

AB	31
R	0
H	5
RBI	0
BB	2
SO	3
LOB	10

Florida Marlins @ Oakland Athletics

Oakland Coliseum, Oakland, CA

Thu Jun 30 2011, 12:40 PM - 3:12 PM PDT

Att. 18,395 - Sunny - 64 F

TOP

livebaseballscorecards.com

Batter	1	2	3	4	5	6	7	8	9	AB	R	H	RBI	BB	SO	LOB
1 Emilio Bonifácio, S (1, 6) OBP: 0.331, SLG: 0.364	C FF 86 X SI 89 0-1 G4-3		B SI 87 B SI 86 B SI 88 C SL 86 C SI 85 B SI 87 4-2 13 1B 15 BB BB		B SI 85 X SI 84 1-0 13 SH1-3 13 S 2 1B 1B	B FF 94 C FF 93 B FF 88 F FF 94 F SL 89 S SL 90 2-3 K			C SI 88 F SI 89 B CH 72 X CH 72 1-2 L1	4	1	1	0	1	1	0
13 Omar Infante, R (1, 4) OBP: 0.303, SLG: 0.316	B SI 86 B SI 89 C SI 88 B SI 87 X SI 87 3-1 G6-3		C SI 87 B KC 76 1 SAFE X SI 88 1-1 15 BB 1-3 1B		B SI 87 B SI 88 B SI 85 X SL 86 3-0 SH1-3 1-3	B SL 84 X FF 94 1-0 15 WP 1B			F SI 88 X SI 89 0-1 L5	4	0	2	0	0	0	0
15 Gaby Sanchez, R (1, 3) OBP: 0.370, SLG: 0.480	C SI 89 B KC 77 B SI 91 C SI 85 B CH 82 X SI 90 3-2 G4-3		S KC 79 D SI 90 S SI 90 B CH 82 B SI 90 B CH 81 4-2 2 FC5-4 1-2 3-H BB		C SI 91 D CH 81 X SI 90 1-1 L4	B FF 93 F FF 94 B SL 89 F SL 89 B SL 90 X SL 90 3-2 G3-1 1-3			F SI 88 B CH 72 S CH 74 B SI 87 F CH 74 S SI 89 2-3 K	4	0	0	0	1	1	2
2 Hanley Ramirez, R (1, 10) OBP: 0.310, SLG: 0.325		B SI 86 C SI 90 B CH 81 C SI 89 X SI 90 2-2 20 2B 20 E 2B	X CH 80 0-0 FC5-4 1-2f		C SI 92 X SI 90 0-1 20 WP 20 1B 3-H 1B		F FF 93 B SL 85 X FF 93 1-1 F9			4	2	2	1	0	0	2
20 Logan Morrison, L (1, 7) OBP: 0.349, SLG: 0.468		X SI 86 0-0 E9 2-H 2B		B KC 74 B KC 76 B SI 88 C CH 84 F SI 86 X CH 79 3-2 G4-3	B KC 78 X SI 88 1-0 27 1B 14 2B 1-H 1B		C SL 86 B FF 95 X FF 93 1-1 P6			4	1	2	1	0	0	0
27 Giancarlo Stanton, R (1, 9) OBP: 0.327, SLG: 0.517		B KC 77 B SI 89 B SI 90 B SI 87 4-0 11 G6-4-3 BB		C KC 78 B SI 90 C SI 89 B CH 81 F CH 80 C SI 90 2-3 K	X SI 89 0-0 14 2B 1-2 1B		B SL 87 B FF 94 S FF 94 F FF 94 F SL 89 B FF 95 F FF 95 F SL 89 S FF 95 3-3 K			3	1	1	0	1	2	0
14 John Buck, R (1, 2) OBP: 0.295, SLG: 0.368		C SI 89 B KC 80 B SI 90 B SI 89 C SI 90 T SI 90 3-2 K		C CH 79 F SI 90 B KC 78 X CH 76 1-2 11 E 1B	B KC 78 B SI 88 C CH 78 F SI 89 X KC 78 2-2 1-H 2-H 2B			S FF 93 T SL 84 B FF 93 X SL 89 1-2 G6-3		4	0	2	2	0	1	2
11 Jose Lopez, R (1, 5) OBP: 0.220, SLG: 0.261		C KC 77 B SI 91 C CH 81 X CH 78 1-2 G6-4-3 1-2f		F SI 88 B SI 90 B SI 89 X CH 80 2-1 E5 1-2	B SL 84 X FF 94 1-0 P3			C FF 94 X FF 93 0-1 F9	4	0	0	0	0	0	4
10 Dewayne Wise, L (1, 8) OBP: 0.216, SLG: 0.200			X SI 87 0-0 F8	C CH 78 F KC 79 B FF 89 S CH 78 1-3 K		X SI 93 0-0 F7		B SI 94 F FF 93 C SL 86 B FF 93 B SL 88 F FF 93 F FF 94 F FF 93 X FF 94 3-2 F7		4	0	0	0	0	1	2
Inning Stats	R: 0 E: 0 K: 0 S: 7 H: 0 LOB: 0 BB: 0 P: 13	R: 1 E: 1 K: 1 S: 10 H: 2 LOB: 1 BB: 1 P: 20	R: 0 E: 0 K: 0 S: 8 H: 1 LOB: 2 BB: 2 P: 17	R: 0 E: 1 K: 2 S: 15 H: 1 LOB: 2 BB: 0 P: 24	R: 4 E: 0 K: 0 S: 12 H: 5 LOB: 1 BB: 0 P: 21	R: 0 E: 0 K: 1 S: 9 H: 1 LOB: 1 BB: 0 P: 15	R: 0 E: 0 K: 1 S: 10 H: 0 LOB: 0 BB: 0 P: 15	R: 0 E: 0 K: 0 S: 11 H: 0 LOB: 0 BB: 0 P: 15	R: 0 E: 0 K: 1 S: 9 H: 0 LOB: 0 BB: 0 P: 12	1B: 7 2B: 3 3B: 0 HR: 0 SF: 0 SAC: 1 DP: 1 HBP: 0						

	AB	35
	R	5
	H	10
	RBI	4
	BB	3
	SO	6
	LOB	12

WP: 3 PA: 39
PB: 0
SB: 1
CS: 0

PITCHER		IP	WLS	BF	H	R	ER	SO	BB	IBB	HBP	BLK	WP	HR	S	P	ERA	WHIP
53 Trevor Cahill, R ERA: 3.28	(1, 1)	4.2	L	25	9	5	4	3	3	0	0	0	1	0	51	93	7.71	2.571
64 Trystan Magnuson, R ERA: 8.53	(5, 1)	3.1		11	1	0	0	2	0	0	0	0	1	0	31	47	0.00	0.300
57 Brian Fuentes, L ERA: 4.63	(9, 1)	1.0		3	0	0	0	1	0	0	0	0	0	0	9	12	0.00	0.000

PITCHER		IP	WLS	BF	H	R	ER	SO	BB	IBB	HBP	BLK	WP	HR	S	P	ERA	WHIP

Florida Marlins @ Oakland Athletics

Oakland Coliseum, Oakland, CA

Thu Jun 30 2011, 12:40 PM - 3:12 PM PDT

Att. 18,395 - Sunny - 64 F

livebaseballscorecards.com

BOTTOM

Batter	1	2	3	4	5	6	7	8	9	AB	R	H	RBI	BB	SO	LOB
19 Jemile Weeks, S (1, 4) OBP: 0.349, SLG: 0.469	C SI 92 X SI 92 0-1 ① L9		C SI 90 B CH 84 X CH 86 1-1 2B			C SI 89 X CU 77 0-1 2 G4-6-3 1B	B CH 83 F CH 84 B SI 91 B SI 92 X SI 92 3-1 ③ G4-3		C FF 95 T FF 96 B CH 90 S CH 87 1-3 ③ K2-3	5	0	2	0	0	1	2
2 Cliff Pennington, S (1, 6) OBP: 0.295, SLG: 0.315	B SI 92 B SI 92 B SI 92 C SI 92 C SI 92 X SI 93 3-2 4 G1-6-3 1B		B CH 85 B SI 92 X CH 84 2-0 ③ G1-3			B SI 90 1 SAFE X CH 84 1-0 ①② G4-6-3 1-2f		C FF 89 B FS 83 C FF 89 X SI 90 1-2 ① L3		4	0	1	0	0	0	2
4 Coco Crisp, S (1, 8) OBP: 0.307, SLG: 0.396	C SI 92 1 SAFE B SI 92 B CH 86 1 SAFE F SI 92 B SL 86 X SI 93 3-2 ②③ G1-6-3 1-2f			B CH 82 X CH 83 1-0 ① G4-3		B CU 78 B CH 84 B SI 92 B SI 91 4-0 BB		S FS 84 X FF 90 0-1 HR		3	1	1	1	1	0	1
55 Hideki Matsui, L (1, 7) OBP: 0.287, SLG: 0.342		C SI 92 S CU 79 B SI 92 B SI 92 X CH 86 2-2 ① G4-3		B SI 91 C SI 91 B SI 90 F SI 91 X SI 92 2-2 ② G4-3		X SI 91 0-0 ③ G3		C FF 91 B FS 86 C FS 86 B FF 92 X SI 92 2-2 ② G6-3		4	0	0	0	0	0	1
22 Chris Carter, R (1, 10) OBP: 0.200, SLG: 0.200		B SI 93 X SL 86 1-0 1B		B SL 84 C SL 85 B SI 93 B SI 92 F SI 92 X SL 85 3-2 ③ L8			C SI 91 B SI 90 S SI 91 X CU 79 1-2 ① L6	C FF 92 F FF 90 B FF 91 C FF 92 1-3 ③		4	0	1	0	0	1	0
28 Conor Jackson, R (1, 3) OBP: 0.338, SLG: 0.314		B SI 92 B SI 93 X SI 92 2-0 ② F8			C SI 90 X CU 77 0-1 ① L4		B SI 91 B SI 91 B SI 91 C SI 92 X FF 91 3-1 ② F8		B SI 93 C FF 92 X FF 94 1-1 ① F7	4	0	0	0	0	0	1
12 David DeJesus, L (1, 9) OBP: 0.312, SLG: 0.345		C CU 77 X SI 92 0-1 ③ G6-3			B SI 90 F SI 92 C SI 93 B SL 86 F SI 91 X SI 93 2-2 8 FC6-4 1B		B FF 91 B FF 92 B FF 91 C SI 90 B SI 91 4-1 8 E 7 1B BB		C SI 93 X CH 86 0-1 8 HR 1B	3	2	2	0	1	0	1
8 Kurt Suzuki, R (1, 2) OBP: 0.292, SLG: 0.339			B SI 90 B SI 90 C SI 91 X SL 85 2-1 7 G6-4-3 1B		C FF 91 B SI 92 X SI 91 1-1 ② FC6-4 7 FC5-4 1-2f	C FF 91 C SL 84 X FF 91 0-2 E5 7 1B 1-2		B SI 93 B FF 92 C FF 91 B SI 94 X SI 91 3-1 1-H HR	4	1	2	2	0	0	2
7 Adam Rosales, R (1, 5) OBP: 0.200, SLG: 0.417			X SI 90 0-0 ①② G6-4-3 1-2f		B SI 92 F FF 91 B FF 90 X FF 91 2-1 ③ FC5-4 1-2f		C SI 91 X SI 91 0-1 1-2 2-H 1B		C SI 95 S CH 86 B CH 88 B CH 88 S FF 93 2-3 ② K	4	0	1	1	0	1	2
Inning Stats	R: 0 E: 0 K: 0 S: 8 H: 1 LOB: 0 BB: 0 P: 14	R: 0 E: 0 K: 0 S: 7 H: 1 LOB: 1 BB: 0 P: 12	R: 0 E: 0 K: 0 S: 6 H: 2 LOB: 1 BB: 0 P: 11	R: 0 E: 0 K: 0 S: 7 H: 0 LOB: 0 BB: 0 P: 13	R: 0 E: 0 K: 0 S: 10 H: 1 LOB: 1 BB: 0 P: 15	R: 0 E: 0 K: 0 S: 4 H: 1 LOB: 1 BB: 1 P: 9	R: 1 E: 1 K: 0 S: 13 H: 1 LOB: 2 BB: 1 P: 24	R: 1 E: 0 K: 1 S: 11 H: 1 LOB: 0 BB: 0 P: 15	R: 2 E: 0 K: 2 S: 12 H: 2 LOB: 0 BB: 0 P: 19	1B: 7 2B: 1 3B: 0 HR: 2 SF: 0 SAC: 0 DP: 3 HBP: 0						

	AB	35
	R	4
	H	10
	RBI	4
	BB	2
	SO	3
	LOB	12

WP: 0 PB: 0 SB: 0 CS: 0 PA: 37

PITCHER		IP	WLS	BF	H	R	ER	SO	BB	IBB	HBP	BLK	WP	HR	S	P	ERA	WHIP
41 Chris Volstad, R ERA: 5.01	(1, 1)	7.0	W	28	7	1	0	0	2	0	0	0	0	0	55	98	0.00	1.286
34 Edward Mujica, R ERA: 3.26	(8, 1)	1.0		4	1	1	1	1	0	0	0	0	0	1	11	15	9.00	1.000
46 Juan Carlos Oviedo, R ERA: 3.72	(9, 1)	1.0	S	5	2	2	2	2	0	0	0	0	0	1	12	19	18.00	2.000

PITCHER	IP	WLS	BF	H	R	ER	SO	BB	IBB	HBP	BLK	WP	HR	S	P	ERA	WHIP

Arizona Diamondbacks @ Oakland Athletics

Oakland Coliseum, Oakland, CA

Fri Jul 01 2011, 7:10 PM - 9:55 PM PDT

Att. 12,216 - Clear - 75 F

TOP

livebaseballscorecards.com

Batter	1	2	3	4	5	6	7	8	9	AB	R	H	RBI	BB	SO	LOB
2 Kelly Johnson, L (1, 4) OBP: 0.291, SLG: 0.429	C FF 89 C FF 91 F SL 85 B FF 94 T SL 83 1-2 ① K		B FF 90 B FF 90 X SL 83 2-0 ③ G4-3			C FF 88 X SL 82 0-1 6 WP 6 1B 2B		B SI 90 X SI 90 1-0 1-H HR		4	2	2	2	0	1	0
6 Stephen Drew, L (1, 6) OBP: 0.337, SLG: 0.417	B FF 90 S SL 84 B SL 84 C FF 92 T SL 84 2-2 ② K			B FF 88 B FF 89 C FF 90 F SL 83 B FF 93 F FF 93 S SL 85 3-3 ① K		B FF 90 D SL 82 C FF 89 B FF 91 X FF 92 3-1 24 CS 2-H 1B		F FF 92 B SI 90 X FF 92 1-1 ② F8		4	0	1	1	0	2	0
10 Justin Upton, R (1, 9) OBP: 0.381, SLG: 0.511	B SL 83 B FF 92 X FF 91 2-0 ③ F9			X FF 92 0-0 ② G3		S SL 82 D SL 84 B FF 92 X SL 84 2-1 ② F9		B SL 80 S FF 94 S SL 80 F FF 95 S SL 82 1-3 ③ K		4	0	0	0	0	1	1
24 Chris Young, R (1, 8) OBP: 0.321, SLG: 0.475		B FF 89 X SL 82 1-0 ① F7		B SL 83 B FF 92 C FF 92 S FF 92 X FF 95 2-2 1B		1 SAFE B SL 83 C FF 91 1-1 ③ CS 1-2	C SI 86 B SI 86 F SI 86 C CU 74 1-3 ① K		S FF 94 B FF 94 S FF 93 B FF 95 B FF 93 F FF 93 X FF 94 3-2 ① P2	4	0	1	0	0	1	0
26 Miguel Montero, L (1, 2) OBP: 0.345, SLG: 0.462		B SL 81 B FF 88 C SL 82 F FF 93 B FF 94 S FF 93 3-3 ② K		B FF 90 F FF 91 S FF 91 S SL 85 1-3 ③ K			B SI 87 X SI 85 1-0 1B		X FF 92 0-0 ② F8	4	0	1	0	0	2	1
16 Wily Mo Peña, R (1, 10) OBP: 0.233, SLG: 0.633		B SL 84 C FF 94 F SL 85 X SL 84 1-2 HR			B FF 90 B SL 82 X SL 84 2-0 ① F9		F SI 86 B SI 86 T SI 85 B CU 76 S CU 73 2-3 ② K		S FC 87 B FC 88 T FF 93 S FC 88 1-3 ③ K	4	1	1	1	0	2	1
11 Sean Burroughs, L (1, 5) OBP: 0.222, SLG: 0.259		X FF 88 0-0 ③ G3			F FF 90 X FF 90 0-1 ② F7		B SI 87 X SI 86 1-0 ③ L6			3	0	0	0	0	0	1
46 Juan Miranda, L (1, 3) OBP: 0.317, SLG: 0.409			X CH 87 0-0 ① F8		B SL 82 B SL 82 F FF 91 C FF 92 S SL 86 2-3 ③ K			C SI 88 B SI 90 B SI 89 C SI 90 F SI 89 B CH 74 B SI 90 4-2 8 FC1-6 BB		2	0	0	0	1	1	0
8 Gerardo Parra, L (1, 7) OBP: 0.347, SLG: 0.418			C FF 88 F SL 81 F FF 92 X SL 83 0-2 ② G4-3			B CH 87 X FF 87 1-0 ① F8		C SI 90 X SI 90 0-1 ① FC1-6 2 HR 1-2f		3	1	0	0	0	0	1
Inning Stats	R: 0 E: 0 K: 2 S: 8 H: 0 LOB: 0 BB: 0 P: 13	R: 1 E: 0 K: 1 S: 8 H: 1 LOB: 0 BB: 0 P: 13	R: 0 E: 0 K: 0 S: 6 H: 0 LOB: 0 BB: 0 P: 8	R: 0 E: 0 K: 2 S: 11 H: 1 LOB: 1 BB: 0 P: 17	R: 0 E: 0 K: 1 S: 6 H: 0 LOB: 0 BB: 0 P: 10	R: 1 E: 0 K: 0 S: 8 H: 2 LOB: 0 BB: 0 P: 15	R: 0 E: 0 K: 2 S: 8 H: 1 LOB: 1 BB: 0 P: 13	R: 2 E: 0 K: 1 S: 12 H: 1 LOB: 0 BB: 1 P: 19	R: 0 E: 0 K: 1 S: 8 H: 0 LOB: 0 BB: 0 P: 12	1B: 3 2B: 1 3B: 0 HR: 2 SF: 0 SAC: 0 DP: 0 HBP: 0						

	AB	32
	R	4
	H	6
	RBI	4
	BB	1
	SO	10
	LOB	5

WP: 1 PB: 0 SB: 0 CS: 1 PA: 34

PITCHER		IP	WLS	BF	H	R	ER	SO	BB	IBB	HBP	BLK	WP	HR	S	P	ERA	WHIP
18 Rich Harden, R ERA: 3.0	(1, 1)	6.0	W	21	4	2	2	6	0	0	0	0	1	1	47	76	3.00	0.667
31 Brad Ziegler, R ERA: 1.86	(7, 1)	1.0	H	4	1	0	0	2	0	0	0	0	0	0	8	13	0.00	1.000
57 Brian Fuentes, L ERA: 5.09	(8, 1)	0.1	H	3	1	2	2	0	1	0	0	0	0	1	6	11	54.00	6.000
33 Joey Devine, R ERA: 2.6	(8, 1)	0.2	H	2	0	0	0	1	0	0	0	0	0	0	6	8	0.00	0.000
40 Andrew Bailey, R ERA: 0.79	(9, 1)	1.0	S	3	0	0	0	1	0	0	0	0	0	0	8	12	0.00	0.000

PITCHER	IP	WLS	BF	H	R	ER	SO	BB	IBB	HBP	BLK	WP	HR	S	P	ERA	WHIP

Arizona Diamondbacks @ Oakland Athletics

Oakland Coliseum, Oakland, CA

Fri Jul 01 2011, 7:10 PM - 9:55 PM PDT

Att. 12,216 - Clear - 75 F

livebaseballscorecards.com

BOTTOM

Batter	1	2	3	4	5	6	7	8	9	AB	R	H	RBI	BB	SO	LOB
19 Jemile Weeks, S (1, 4) OBP: 0.341, SLG: 0.453	X FC 86 0-0 ① F8		1 SAFE B FC 86 C CH 75 1 SAFE F FC 87 1 SAFE B FC 87 X FC 87 2-2 1-3 1B		C CH 77 X FC 88 0-1 ② L8		C SI 90 X CH 82 0-1 ① F7	B CH 79 1 SAFE 1 SAFE C SI 89 F SI 91 F SI 92 S CH 81 1-3 ③ K		5	0	1	0	0	1	4
2 Cliff Pennington, S (1, 6) OBP: 0.297, SLG: 0.321	C FC 87 C FC 87 S FC 87 0-3 ② K		X FC 87 0-0 ③ F8		D FC 87 C CH 78 B CH 75 B CH 76 X FC 89 3-1 4 1B 55 2B 1-2 2-H 1B		C SI 88 B SL 82 B SI 90 X SL 80 2-1 2B			4	1	2	1	0	1	2
4 Coco Crisp, S (1, 8) OBP: 0.306, SLG: 0.394	X FC 87 0-0 ③ B1-3			C CH 75 B FC 86 F FC 87 F FC 87 X FC 88 1-2 ① L6	B FC 88 X CH 77 1-0 55 2B 1-2 2-H 1B		X SI 89 0-0 ② G6-3			4	1	1	1	0	0	1
55 Hideki Matsui, L (1, 10) OBP: 0.294, SLG: 0.347		C FC 86 F FC 87 B FC 87 X CH 74 1-2 ① G4-3		C CU 68 B FC 88 S FC 88 F FC 88 B FC 88 F FC 88 B CH 76 B CH 77 4-2 15 S 15 1B BB	C FC 87 X FC 89 0-1 1-H 2-H 2B		B SL 79 C SI 89 B CH 85 B SL 81 F SI 90 B SI 90 4-2 BB			2	1	1	2	2	0	0
22 Chris Carter, R (1, 3) OBP: 0.125, SLG: 0.125 28 Conor Jackson, R (7, 3) OBP: 0.336, SLG: 0.313		C FC 87 C CH 75 B FC 87 B CH 76 S CH 76 2-3 ② K2-3		S CH 76 B FC 87 C FC 88 B FC 88 B FC 88 C FC 88 3-3 ② K	B SL 83 S FF 90 C FF 90 F SL 83 B SI 91 X SL 83 2-2 ③ F7		B FC 87 X FF 87 1-0 ③ L8			3 1	0 0	0 0	0 0	0 0	2 0	2 2
15 Ryan Sweeney, L (1, 7) OBP: 0.365, SLG: 0.336		B FC 88 C CH 76 B CU 69 B FC 87 F CH 75 X FC 87 3-2 ③ P6		B FC 88 C FC 88 B FC 88 C FC 88 X FC 89 2-2 8 CS 1-H 1B		B SI 89 B SI 89 C SI 90 F FC 88 B FF 90 X FF 89 3-2 8 G5-4-3 1B		B SI 89 F SI 88 X CH 81 1-1 ① F8		4	0	2	1	0	0	0
8 Kurt Suzuki, R (1, 2) OBP: 0.288, SLG: 0.333			C FC 86 B FC 86 F FC 87 F FC 88 S FC 88 1-3 ① K	1 SAFE B CH 77 B CH 75 2-0 ③ CS 1-2	C CH 75 B CU 70 C CU 70 B FC 87 F FC 88 F FC 88 F FC 88 X FC 89 2-2 ① P5		C FC 89 B SL 83 B SL 81 1 SAFE B SI 90 1 SAFE 1 SAFE X FC 89 3-1 ① ② G5-4-3 1-2f	C SI 90 B CU 80 T CH 79 X SI 91 1-2 ② L5		4	0	0	0	0	1	1
12 David DeJesus, L (1, 9) OBP: 0.322, SLG: 0.354			C CH 74 B CU 68 B CH 74 B FC 88 C FC 86 B FC 88 4-2 19 1B BB		C CH 75 B FC 88 B FC 88 X FC 88 2-1 29 1B 2 1B 1B		C FF 90 S CH 83 B CH 84 B SL 81 B FF 89 B FC 87 4-2 29 FC6-4 BB	F SI 90 B SI 92 B CH 80 X SI 91 2-1 29 1B 2B		2	1	2	0	2	0	0
29 Scott Sizemore, R (1, 5) OBP: 0.348, SLG: 0.328			C FC 87 F FC 86 1 SAFE B FC 87 S FC 88 1-3 ② K		D FC 87 X CH 76 1-0 2 1B 4 1B 1-2 1B	X FC 88 0-0 ③ FC6-4 1-2f		B SI 91 C SI 91 B SL 82 S SI 90 D SI 90 X SI 91 3-2 2-3 1B		4	1	2	0	0	1	2
Inning Stats	R: 0 E: 0 K: 1 S: 5 H: 0 LOB: 0 BB: 0 P: 5	R: 0 E: 0 K: 1 S: 9 H: 0 LOB: 0 BB: 0 P: 15	R: 0 E: 0 K: 2 S: 13 H: 1 LOB: 2 BB: 1 P: 21	R: 1 E: 0 K: 1 S: 14 H: 1 LOB: 0 BB: 1 P: 26	R: 4 E: 0 K: 0 S: 20 H: 5 LOB: 1 BB: 0 P: 31	R: 0 E: 0 K: 0 S: 8 H: 1 LOB: 1 BB: 1 P: 18	R: 0 E: 0 K: 0 S: 8 H: 1 LOB: 2 BB: 1 P: 15	R: 0 E: 0 K: 1 S: 14 H: 2 LOB: 2 BB: 0 P: 22		1B: 8 2B: 3 3B: 0 HR: 0 SF: 0 SAC: 0 DP: 1 HBP: 0						

	AB	33
	R	5
	H	11
	RBI	5
	BB	4
	SO	6
	LOB	14

WP: 0 PA: 38
PB: 0
SB: 1
CS: 1

PITCHER		IP	WLS	BF	H	R	ER	SO	BB	IBB	HBP	BLK	WP	HR	S	P	ERA	WHIP
55 Josh Collmenter, R ERA: 3.17	(1, 1)	4.2	L	22	7	5	5	5	2	0	0	0	0	0	57	92	9.64	1.929
38 Sam Demel, R ERA: 1.59	(5, 1)	1.1		5	1	0	0	0	1	0	0	0	0	0	12	24	0.00	1.500
33 Alberto Castillo, L ERA:	(7, 1)	0.2		4	1	0	0	0	1	0	0	0	0	0	7	13	0.00	3.000
15 Micah Owings, R ERA: 3.13	(7, 1)	0.1		1	0	0	0	0	0	0	0	0	0	0	1	2	0.00	0.000
44 Aaron Heilman, R ERA: 6.46	(8, 1)	1.0		5	2	0	0	1	0	0	0	0	0	0	14	22	0.00	2.000

PITCHER	IP	WLS	BF	H	R	ER	SO	BB	IBB	HBP	BLK	WP	HR	S	P	ERA	WHIP

Arizona Diamondbacks @ Oakland Athletics

Oakland Coliseum, Oakland, CA

Sat Jul 02 2011, 6:08 PM - 8:52 PM PDT

Att. 30,338 - Clear - 68 F

livebaseballscorecards.com

Batter	1	2	3	4	5	6	7	8	9	AB	R	H	RBI	BB	SO	LOB
18 Willie Bloomquist, R (1, 6) OBP: 0.301, SLG: 0.343	C FF 91 X CH 78 0-1 2 1B 24 1B 1B	B FF 92 C FF 92 X CU 72 1-1 ③ P4			C FF 91 X FF 92 0-1 ① G2-3		C SI 96 X SI 97 0-1 ① G3-1		B CH 79 F FF 92 X SL 84 1-1 2 CS 1B	5	1	2	0	0	0	1
2 Kelly Johnson, L (1, 4) OBP: 0.294, SLG: 0.428	B FF 91 C SL 78 1 SAFE B FF 91 X FF 92 2-1 16 G6-3 24 1B 1-2 1B		B FF 92 B FF 92 B SL 78 C FF 92 S FF 93 F FF 93 F FF 93 F FF 94 B FF 94 4-2 24 2B BB		B SL 80 S SL 80 X FF 93 1-1 ② G4-3		B SI 96 S SI 94 S SL 85 S SL 86 1-3 ② K		1 SAFE B FF 93 S SL 87 1 SAFE 1-1 ③ CS 1-2	3	1	1	0	1	1	0
10 Justin Upton, R (1, 9) OBP: 0.380, SLG: 0.506	L FF 92 S FF 92 F FF 92 F SL 80 F FF 93 F SL 80 C FF 93 0-3 ① K		X FF 92 0-0 ① L8		C CU 72 B CH 77 B FF 94 C FF 93 F SL 81 B CH 74 B FF 93 4-2 24 HR BB		B SL 83 X SI 96 1-0 ③ F7			3	1	0	0	1	1	3
24 Chris Young, R (1, 8) OBP: 0.326, SLG: 0.491	C FF 93 X FF 92 0-1 16 G6-3 1-2 2-H 1B	B CH 75 1 SAFE B FF 92 B FF 92 C FF 90 X FF 92 3-1 1-H 2B			X FF 91 0-0 1-H HR			C SI 96 S SL 85 S SL 85 0-3 ① K		4	1	3	4	0	1	0
16 Wily Mo Peña, R (1, 10) OBP: 0.206, SLG: 0.559	F CH 76 X FF 93 0-1 ② G6-3 1-2 2-3	C FF 93 C FF 92 S SL 81 0-3 ② K			S CH 77 S SL 81 B SL 83 B FF 94 B SL 81 X CH 76 3-2 ③ G6-3			B SL 83 C SI 96 S SL 84 S SL 86 1-3 ② K		4	0	0	0	0	2	3
26 Miguel Montero, L (1, 2) OBP: 0.344, SLG: 0.457	B SL 79 S FF 92 C FF 92 B FF 93 X SL 80 2-2 ③ F7		S SL 80 B FF 94 D FF 93 X SL 79 2-1 ③ L4			C FF 91 F FF 91 X SL 79 0-2 ① G4-3		C SI 96 B SL 84 B SI 97 B SI 96 F SI 96 B SI 96 4-2 BB		3	0	0	0	1	0	3
22 Xavier Nady, R (1, 3) OBP: 0.293, SLG: 0.363		B FF 90 B CH 77 C FF 91 C FF 91 X CH 73 2-2 ① G6-3		B B CH 78 X FF 91 2-0 8 G3-6-1 1B		B CH 79 F FF 92 F CH 78 T FF 93 1-2 ② K		C SI 94 C SL 84 1 SAFE D SL 85 S SL 84 1-3 ③ K		4	0	1	0	0	2	1
14 Ryan Roberts, R (1, 5) OBP: 0.338, SLG: 0.430		B FF 92 X FF 91 1-0 ② L8		B FF 92 B CH 77 C FF 93 1 SAFE B FF 92 X FF 92 3-1 ① P3		B CH 77 B CH 76 C FF 94 B FF 93 X FF 92 3-1 1B			C FF 91 S SL 85 B FF 91 B SL 84 X FF 93 2-2 ① F9	4	0	1	0	0	0	1
8 Gerardo Parra, L (1, 7) OBP: 0.345, SLG: 0.412		B SL 77 B SL 76 C FF 93 B FF 93 C FF 93 B FF 93 4-2 BB		C FF 92 X SL 80 0-1 ②③ G3-6-1 1-2f		1 SAFE B SL 79 X FF 92 1-0 ③ F7			F FF 92 X SL 84 0-1 ② G6-3	3	0	0	0	1	0	2
Inning Stats	R: 1 E: 0 K: 1 S: 18 H: 3 LOB: 2 BB: 0 P: 22	R: 0 E: 0 K: 0 S: 8 H: 0 LOB: 1 BB: 1 P: 16	R: 1 E: 0 K: 1 S: 13 H: 1 LOB: 1 BB: 1 P: 22	R: 0 E: 0 K: 0 S: 5 H: 1 LOB: 0 BB: 0 P: 10	R: 2 E: 0 K: 0 S: 11 H: 1 LOB: 0 BB: 1 P: 19	R: 0 E: 0 K: 1 S: 9 H: 1 LOB: 1 BB: 0 P: 14	R: 0 E: 0 K: 1 S: 6 H: 0 LOB: 0 BB: 0 P: 8	R: 0 E: 0 K: 3 S: 11 H: 0 LOB: 1 BB: 1 P: 17	R: 0 E: 0 K: 0 S: 8 H: 1 LOB: 0 BB: 0 P: 12	1B: 6 2B: 1 3B: 0 HR: 1 SF: 0 SAC: 0 DP: 1 HBP: 0						

TOP

AB	33
R	4
H	8
RBI	4
BB	4
SO	7
LOB	14

WP: 0 PA: 38
PB: 0
SB: 0
CS: 1

PITCHER		IP	WLS	BF	H	R	ER	SO	BB	IBB	HBP	BLK	WP	HR	S	P	ERA	WHIP
88 Josh Outman, L ERA: 3.47	(1, 1)	6.0	L	27	7	4	4	3	3	0	0	0	0	1	64	103	6.00	1.667
60 Fautino De Los Santos, R ERA: 2.08	(7, 1)	2.0		7	0	0	0	4	1	0	0	0	0	0	17	25	0.00	0.500
56 Craig Breslow, L ERA: 3.23	(9, 1)	1.0		3	1	0	0	0	0	0	0	0	0	0	8	12	0.00	1.000

PITCHER	IP	WLS	BF	H	R	ER	SO	BB	IBB	HBP	BLK	WP	HR	S	P	ERA	WHIP

BOTTOM

Arizona Diamondbacks @ Oakland Athletics

Oakland Coliseum, Oakland, CA

Sat Jul 02 2011, 6:08 PM - 8:52 PM PDT

Att. 30,338 - Clear - 68 F

livebaseballscorecards.com

Batter	1	2	3	4	5	6	7	8	9	AB	R	H	RBI	BB	SO	LOB
19 Jemile Weeks, S (1, 4) OBP: 0.347, SLG: 0.456	L8							29 BLK 55 1B 1B		4	1	2	0	0	0	0
29 Scott Sizemore, R (1, 5) OBP: 0.352, SLG: 0.333	4 G1-3 1B		1-2 1B			F8		G6-3 1-2 2-H		4	0	2	1	0	0	1
4 Coco Crisp, S (1, 8) OBP: 0.305, SLG: 0.395	G1-3 1-2		P4			2B		K		4	0	1	0	0	1	4
55 Hideki Matsui, L (1, 10) OBP: 0.293, SLG: 0.346	G6-3			G6-3		F7		22 1B 2-H 1B		4	0	1	1	0	0	2
22 Chris Carter, R (1, 3) OBP: 0.250, SLG: 0.250 15 Ryan Sweeney, L (8, PR) OBP: 0.365, SLG: 0.336 (9, 7)		28 G4-6-3 1B		L7		K		1-2 1B		4 0	0 0	2 0	0 0	0 0	1 0	1 0
28 Conor Jackson, R (1, 7) OBP: 0.339, SLG: 0.321 (9, 3)		G4-6-3 1-2f		2B			K	8 G1-4-3 1B	K	4	0	2	0	0	1	3
8 Kurt Suzuki, R (1, 2) OBP: 0.284, SLG: 0.328		F8		G6-3			G1-4-3 1-2f	G6-3		4	0	0	0	0	0	2
12 David DeJesus, L (1, 9) OBP: 0.318, SLG: 0.349			G3-1		K		K		F9	4	0	0	0	0	2	0
7 Adam Rosales, R (1, 6) OBP: 0.207, SLG: 0.370			F8		F9			29 BLK 19 1B 29 G6-3 BB	K	3	1	0	0	1	1	0
Inning Stats	R: 0 H: 1 E: 0 LOB: 1 K: 0 BB: 0 S: 13 P: 18	R: 0 H: 1 E: 0 LOB: 0 K: 0 BB: 0 S: 5 P: 9	R: 0 H: 2 E: 0 LOB: 2 K: 0 BB: 0 S: 12 P: 17	R: 0 H: 1 E: 0 LOB: 1 K: 0 BB: 0 S: 9 P: 13	R: 0 H: 0 E: 0 LOB: 0 K: 1 BB: 0 S: 9 P: 14	R: 0 H: 1 E: 0 LOB: 1 K: 1 BB: 0 S: 9 P: 13	R: 0 H: 1 E: 0 LOB: 0 K: 1 BB: 0 S: 6 P: 10	R: 2 H: 3 E: 0 LOB: 2 K: 2 BB: 1 S: 21 P: 34	R: 0 H: 0 E: 0 LOB: 0 K: 1 BB: 0 S: 10 P: 14	1B: 8 2B: 2 3B: 0 HR: 0		SF: 0 SAC: 0 DP: 2 HBP: 0		WP: 0 PB: 0 SB: 0 CS: 0		PA: 36

	AB	35
	R	2
	H	10
	RBI	2
	BB	1
	SO	6
	LOB	13

PITCHER	IP	WLS	BF	H	R	ER	SO	BB	IBB	HBP	BLK	WP	HR	S	P	ERA	WHIP
34 Joe Saunders, L (1, 1) ERA: 4.04	7.0	W	28	8	2	2	3	1	0	0	0	0	0	68	105	2.57	1.286
56 Yhency Brazoban, R (8, 1) ERA: 4.5	1.0	H	5	2	0	0	2	0	0	0	1	0	0	16	23	0.00	2.000
30 David Hernandez, R (9, 1) ERA: 3.55	1.0	S	3	0	0	0	1	0	0	0	0	0	0	10	14	0.00	0.000

PITCHER	IP	WLS	BF	H	R	ER	SO	BB	IBB	HBP	BLK	WP	HR	S	P	ERA	WHIP

Arizona Diamondbacks @ Oakland Athletics

Oakland Coliseum, Oakland, CA

Sun Jul 03 2011, 1:11 PM - 3:57 PM PDT

Att. 13,822 - Sunny - 83 F

livebaseballscorecards.com

TOP

Batter	1	2	3	4	5	6	7	8	9	AB	R	H	RBI	BB	SO	LOB
18 Willie Bloomquist, R (1, 7) OBP: 0.304, SLG: 0.341	B FF 91 B SI 90 B SI 91 C FF 91 F FF 92 C FF 93 3-3 ① K		B FF 92 B CH 84 B FF 93 B FF 90 4-0 10 FC5-4 1-2 BB		X CH 82 0-0 ② G6-3		B CH 85 B SI 92 C FF 94 F FF 93 X CU 80 2-2 1-2 1B		B FF 92 C FF 91 S FF 93 F FF 92 X FC 86 1-2 ② L1	4	0	1	0	1	1	0
2 Kelly Johnson, L (1, 4) OBP: 0.290, SLG: 0.421	C FF 92 F SI 92 B FF 93 S CU 80 1-3 ② K		B CU 79 B SI 92 F FF 92 B SI 92 T FF 94 X FF 93 3-2 ② P6		B FF 92 C CU 78 S CU 78 X FF 92 1-2 ③ G1-3		S FF 94 C FF 93 F FF 94 F CU 81 F SI 94 S FF 95 0-3 ③ K		S CH 84 X FF 93 0-1 ③ F8	5	0	0	0	0	2	4
10 Justin Upton, R (1, 9) OBP: 0.381, SLG: 0.508	B SI 93 B SI 93 X FF 92 2-0 ③ G4-3		X CU 80 0-0 ③ FC5-4 1-2f			B CH 83 S CH 83 F CU 79 F FF 94 B CU 80 B CU 82 B CH 87 4-2 16 FC5-4 BB		B FF 86 C FF 86 B SL 83 F SL 82 B SL 82 X SL 81 3-2 6 BB 11 1B 2B		3	1	1	0	1	0	2
24 Chris Young, R (1, 8) OBP: 0.328, SLG: 0.492		C SI 90 B FF 91 C FF 91 S CU 79 1-3 ① K		C FF 92 X CU 80 0-1 6 G3 22 1B 2B		B FF 93 B CH 84 1 SAFE F FF 92 1 SAFE F FF 92 S FF 93 2-3 ① K		B FF 87 B FF 88 D FF 88 C FF 87 B SL 84 4-1 6 BB 11 1B BB		3	1	1	0	1	2	1
6 Stephen Drew, L (1, 6) OBP: 0.339, SLG: 0.420		C SI 92 X FF 93 0-1 16 G4-3 2B		B SI 91 F SI 91 D CU 79 F FF 94 B FF 93 X CU 80 3-2 ① G3 2-3		B SI 91 1 SAFE 1 SAFE B SI 90 B SI 92 X FF 90 3-0 ② F9		D FF 88 B SL 82 C FF 88 B SL 84 D FF 86 4-1 11 1B 1-2 2-3 BB		3	0	1	0	1	0	2
16 Wily Mo Peña, R (1, 10) OBP: 0.184, SLG: 0.500		B SI 93 B FF 92 X SI 93 2-0 ② G4-3 2-3		C CU 81 S CU 80 F CU 82 B FF 92 X CU 81 1-2 ② G6-3		B CH 85 1 SAFE S SI 92 C SI 91 F SI 90 B CU 81 X CU 80 2-2 ③ FC5-4 1-2f		F FF 91 B FF 92 B FF 91 S FF 93 S FF 93 2-3 ① K		4	0	0	0	0	1	6
22 Xavier Nady, R (1, 3) OBP: 0.298, SLG: 0.362		S FF 92 B FF 93 X SI 93 1-1 ③ G6-3		B CU 80 C CU 80 F FF 94 X CU 81 1-2 3-H 1B			B SI 91 C CH 83 B SI 92 B FF 90 F FF 91 F FF 94 F FF 92 F FF 94 B CU 81 4-2 18 1B BB	B SL 79 F FF 92 B FF 92 S FF 93 X FF 93 2-2 ② F8		3	0	1	1	1	0	4
14 Ryan Roberts, R (1, 5) OBP: 0.334, SLG: 0.425 11 Sean Burroughs, L (8, PH) OBP: 0.250, SLG: 0.286 (8, 5)			C SI 91 B FF 91 F FF 92 S CU 80 1-3 ① K S FF 93 1 SAFE X SI 91 0-1 ③ F8				C FF 92 B FF 92 S CH 84 F CU 80 B FF 92 S CH 84 2-3 ① K	B FF 92 F FF 92 S FF 93 B FF 93 F FF 94 F FF 93 B FF 93 X FF 93 3-2 ③ 1-2 2-H 3-H 1B		3 1	0 0	0 1	0 1	0 0	2 0	2 0
12 Henry Blanco, R (1, 2) OBP: 0.283, SLG: 0.473 26 Miguel Montero, L (9, PH) OBP: 0.343, SLG: 0.455			X SI 93 0-0 18 BB 1B		B CH 81 F SI 90 X CH 83 1-1 ① G6-3		B CH 84 C SI 92 X FF 91 1-1 ② P6		B FF 92 X FF 91 1-0 ① P4	3 1	0 0	1 0	0 0	0 0	0 0	1 0

Inning Stats	1	2	3	4	5	6	7	8	9
	R: 0 E: 0 K: 2 S: 7	R: 0 E: 0 K: 1 S: 8	R: 0 E: 0 K: 1 S: 8	R: 1 E: 0 K: 0 S: 14	R: 0 E: 0 K: 0 S: 6	R: 0 E: 0 K: 1 S: 11	R: 0 E: 0 K: 2 S: 20	R: 1 E: 0 K: 1 S: 16	R: 0 E: 0 K: 0 S: 7
	H: 0 LOB: 0 BB: 0 P: 13	H: 1 LOB: 1 BB: 0 P: 12	H: 1 LOB: 2 BB: 1 P: 16	H: 2 LOB: 1 BB: 0 P: 19	H: 0 LOB: 0 BB: 0 P: 8	H: 0 LOB: 1 BB: 1 P: 22	H: 1 LOB: 2 BB: 1 P: 29	H: 2 LOB: 2 BB: 2 P: 34	H: 0 LOB: 0 BB: 0 P: 9

	AB	R	H	RBI	BB	SO	LOB
AB	33						
R		2					
H			7				
RBI				2			
BB					5		
SO						8	
LOB							22

1B: 4 SF: 0
2B: 3 SAC: 0
3B: 0 DP: 0
HR: 0 HBP: 0

WP: 0 PA: 38
PB: 0
SB: 0
CS: 0

PITCHER		IP	WLS	BF	H	R	ER	SO	BB	IBB	HBP	BLK	WP	HR	S	P	ERA	WHIP
47 Gio González, L ERA: 2.31	(1, 1)	7.0	W	29	5	1	1	7	3	0	0	0	0	0	74	119	1.29	1.143
48 Michael Wuertz, R ERA: 2.84	(8, 1)	0.0		3	1	1	1	0	2	0	0	0	0	0	5	16	∞	∞
33 Joey Devine, R ERA: 2.45	(8, 1)	1.0		3	1	0	0	1	0	0	0	0	0	0	11	18	0.00	1.000
40 Andrew Bailey, R ERA: 0.73	(9, 1)	1.0		3	0	0	0	0	0	0	0	0	0	0	7	9	0.00	0.000

PITCHER		IP	WLS	BF	H	R	ER	SO	BB	IBB	HBP	BLK	WP	HR	S	P	ERA	WHIP

Batter	1	2	3	4	5	6	7	8	9	AB	R	H	RBI	BB	SO	LOB
19 Jemile Weeks, S (1, 4) OBP: 0.343, SLG: 0.452	C FF 89 F FF 90 B FF 91 F CH 82 S FF 91 1-3 K ①		C KC 77 B FF 91 C KC 77 S FF 92 1-3 K ②		C KC 77 X KC 76 0-1 29 1B 1B	X CH 79 0-0 SF8 ② 3-H				3	0	1	1	0	2	0
29 Scott Sizemore, R (1, 5) OBP: 0.362, SLG: 0.376	C FF 90 B FF 90 T FF 91 X FF 91 1-2 2B		C FF 90 B FF 88 T FF 92 B KC 79 X FF 94 2-2 F9 ③		X SI 87 0-0 1-2 1B	C FF 90 S CH 79 1 SAFE B FF 91 B CH 80 F FF 91 B SI 89 F CH 80 F FF 92 3-2 X CH 80 1-H HR				4	1	3	2	0	0	0
4 Coco Crisp, S (1, 8) OBP: 0.308, SLG: 0.395	B FF 90 B FF 89 B FF 90 B FF 88 4-0 22 FC5-4 BB			B FF 89 C FF 89 X CH 80 1-1 28 G4-3 55 1B 12 2B 1B	X CH 79 0-0 F6 ②	B FC 85 B FC 83 F FC 85 X SI 85 2-1 F8 ③				3	1	1	0	1	0	2
55 Hideki Matsui, L (1, 7) OBP: 0.293, SLG: 0.344	F FF 89 C FF 90 C SI 91 0-3 K ②			1 SAFE B FF 90 B SI 87 X SI 90 2-0 28 G4-3 12 2B 1-2 1B	B FF 90 X SL 87 1-0 P3 ③		X FC 86 0-0 L6 ①			4	1	1	0	0	1	4
22 Chris Carter, R (1, 10) OBP: 0.250, SLG: 0.250	B FF 89 S FF 88 B FF 89 F SI 90 F FF 92 X SI 93 2-2 FC5-4 ③ 1-2f			C FF 89 B FF 91 T FF 91 X FF 92 1-2 F1 ①		X SL 85 0-0 28 HR 1B	B FC 85 B FC 86 S FC 85 F FC 86 F SL 78 F FC 86 B SI 85 F FC 85 C FC 86 3-3 K ②			4	1	1	0	0	1	4
28 Conor Jackson, R (1, 3) OBP: 0.338, SLG: 0.335		B SI 86 C SL 85 B FF 88 X FF 89 2-1 G4-3 ①		B SL 87 B SI 91 X FF 91 2-0 G4-3 ② 1-2 2-3		C FF 88 F FF 88 X FF 90 0-2 1-H HR	C FC 87 F FC 86 S SL 80 0-3 K ③			4	1	1	2	0	1	2
12 David DeJesus, L (1, 9) OBP: 0.320, SLG: 0.352		C SI 89 C SI 89 X SI 91 0-2 F7 ②		B FF 92 X SI 92 1-0 11 WP 2-H 3-H 2B		B SL 88 B CH 80 C SI 89 B SL 87 F SI 89 B FF 90 4-2 2 1B 19 SF8 BB		C SI 85 B SI 86 B SL 75 F SI 86 S SI 87 2-3 K ①		3	1	1	2	1	1	0
11 Landon Powell, S (1, 2) OBP: 0.247, SLG: 0.269		B SI 89 C FF 90 B FF 90 F FF 91 S CH 79 2-3 K ③		B KC 77 B CH 81 F SL 86 S CH 82 C FF 92 2-3 K ③ 2-3		F SI 88 X FF 87 0-1 L8 ①		C SI 87 C SL 76 B CH 77 B FF 88 X FF 88 2-2 F7 ②		4	0	0	0	0	2	2
2 Cliff Pennington, S (1, 6) OBP: 0.297, SLG: 0.320			C FF 87 B FF 87 B FF 89 B FF 90 F FF 89 T FF 91 3-2 K ①		S KC 74 B KC 76 B FF 91 X SL 86 2-1 G4-3 ①	1 SAFE X SL 84 0-0 29 HR 1-3 1B		C SI 87 C SI 86 X SL 76 0-2 F7 ③		4	1	1	0	0	1	0
Inning Stats	R: 0 E: 0 K: 2 S: 14 H: 1 LOB: 2 BB: 1 P: 22	R: 0 E: 0 K: 1 S: 8 H: 0 LOB: 0 BB: 0 P: 12	R: 0 E: 0 K: 2 S: 9 H: 0 LOB: 0 BB: 0 P: 15	R: 2 E: 0 K: 1 S: 11 H: 3 LOB: 1 BB: 0 P: 20	R: 0 E: 0 K: 0 S: 7 H: 2 LOB: 2 BB: 0 P: 10	R: 5 E: 0 K: 0 S: 18 H: 4 LOB: 0 BB: 1 P: 27	R: 0 E: 0 K: 2 S: 10 H: 0 LOB: 0 BB: 0 P: 13	R: 0 E: 0 K: 1 S: 9 H: 0 LOB: 0 BB: 0 P: 13								

PITCHER		IP	WLS	BF	H	R	ER	SO	BB	IBB	HBP	BLK	WP	HR	S	P	ERA	WHIP
31 Ian Kennedy, R ERA: 3.38	(1, 1)	5.2	L	29	10	7	7	6	2	0	0	0	1	2	65	102	11.12	2.118
15 Micah Owings, R ERA: 2.96	(6, 1)	1.1		4	0	0	0	2	0	0	0	0	0	0	12	17	0.00	0.000
47 Joe Paterson, L ERA: 2.89	(8, 1)	1.0		3	0	0	0	1	0	0	0	0	0	0	9	13	0.00	0.000

PITCHER	IP	WLS	BF	H	R	ER	SO	BB	IBB	HBP	BLK	WP	HR	S	P	ERA	WHIP

BOTTOM

Arizona Diamondbacks @ Oakland Athletics

Oakland Coliseum, Oakland, CA

Sun Jul 03 2011, 1:11 PM - 3:57 PM PDT

Att. 13,822 - Sunny - 83 F

livebaseballscorecards.com

AB	33
R	7
H	10
RBI	7
BB	2
SO	9
LOB	14

1B: 6	SF: 1	WP: 1	PA: 36
2B: 2	SAC: 0	PB: 0	
3B: 0	DP: 0	SB: 0	
HR: 2	HBP: 0	CS: 0	

Seattle Mariners @ Oakland Athletics

Oakland Coliseum, Oakland, CA

Mon Jul 04 2011, 1:08 PM - 3:37 PM PDT

Att. 15,566 - Sunny - 75 F

TOP

livebaseballscorecards.com

Batter	1	2	3	4	5	6	7	8	9	AB	R	H	RBI	BB	SO	LOB
51 Ichiro Suzuki, L (1, 9) OBP: 0.320, SLG: 0.331	B SI 90 X SI 91 1-0 G6-3			C CU 78 F FC 91 B FC 91 F FC 90 X CU 81 1-2 26 G5-4-3 1B		F SI 91 B FC 91 F FC 91 C SI 92 1-3 K		B SL 86 X SL 84 1-0 1B		4	0	2	0	0	1	0
26 Brendan Ryan, R (1, 6) OBP: 0.319, SLG: 0.307	B SI 91 C SI 91 C CU 78 F SI 92 T CU 81 1-2 K			B SI 93 1 SAFE 1 SAFE X FC 90 1-0 G5-4-3 1-2f			B SI 90 C SI 90 B CU 81 X FC 89 2-1 17 2B 1B	X FF 92 0-0 F9		4	1	1	0	0	1	2
4 Adam Kennedy, L (1, 5) OBP: 0.311, SLG: 0.408	C SI 92 C CU 79 S FC 91 0-3 K			B FS 84 F SI 92 F FC 91 B FC 91 X CU 80 2-2 G3			C SI 91 1 SAFE F CU 79 X SI 92 0-2 F7		B SI 90 C SI 89 B SI 88 C SI 89 B CH 72 F SI 89 B SI 89 4-2 17 1B BB	3	0	0	0	1	1	1
17 Justin Smoak, S (1, 3) OBP: 0.348, SLG: 0.449		F SI 90 S FC 91 F FC 91 S CU 80 0-3 K			B CU 79 B SI 91 B SI 91 B SI 91 4-0 29 F7-4-3 BB		1 SAFE F FC 90 1 SAFE X FC 90 0-1 13 G4-3 1-H 2B		C SI 89 S CH 72 1 SAFE X CH 73 0-2 1-3 1B	3	0	2	1	1	1	0
13 Dustin Ackley, L (1, 4) OBP: 0.340, SLG: 0.511		C SI 92 B CU 80 C SI 92 X FC 92 1-2 G4-3			C SI 92 X FC 90 0-1 F7		C CU 78 X SI 89 0-1 G4-3 2-3		C SI 89 X SI 89 0-1 F8	4	0	0	0	0	0	4
29 Jack Cust, L (1, 10) OBP: 0.359, SLG: 0.335		C CU 79 F FC 90 B SI 93 B CU 80 B SI 93 F SI 93 C SI 93 3-3 K			B FC 91 S CU 79 X FC 90 1-1 F7-4-3 1-1		D CU 79 C CU 78 B SI 91 B CU 79 F CU 80 B SI 92 4-2 BB		C CH 72 C SI 89 C SI 89 0-3 K	3	0	0	0	1	2	3
56 Greg Halman, R (1, 8) OBP: 0.340, SLG: 0.444 (8, 7)			B SI 90 X FC 89 1-0 L9	X SI 90 0-0 G6-3			C SI 84 B CU 72 S CU 72 B CU 73 B CU 73 S CU 74 3-3 K		C SI 96 X SL 82 0-1 F8	4	0	0	0	0	1	4
8 Carlos Peguero, L (1, 7) OBP: 0.261, SLG: 0.398 21 Franklin Gutierrez, R (8, PH) OBP: 0.217, SLG: 0.227 (8, 8)			C SI 90 X FC 91 0-1 G3	C FC 90 S CU 80 F FC 91 X CU 80 0-2 G6-3				B FF 91 B FF 90 F FF 91 F FF 91 S SL 86 2-3 K		2 1	0 0	0 0	0 0	0 0	0 1	0 0
3 Josh Bard, S (1, 2) OBP: 0.235, SLG: 0.471			S CU 80 B CU 78 B SI 91 F SI 91 X CU 79 2-2 G4-3	B FS 83 B FS 83 S SI 90 X SI 91 2-1 HR				B CH 78 B FF 92 X FF 92 2-0 G6-3		3	1	1	1	0	0	0
Inning Stats	R: 0 E: 0 K: 2 S: 8 H: 0 LOB: 0 BB: 0 P: 10	R: 0 E: 0 K: 2 S: 11 H: 0 LOB: 0 BB: 0 P: 15	R: 0 E: 0 K: 0 S: 6 H: 0 LOB: 0 BB: 0 P: 9	R: 0 E: 0 K: 0 S: 8 H: 1 LOB: 0 BB: 0 P: 12	R: 0 E: 0 K: 0 S: 4 H: 0 LOB: 0 BB: 1 P: 9	R: 1 E: 0 K: 1 S: 10 H: 1 LOB: 0 BB: 0 P: 13	R: 1 E: 0 K: 1 S: 14 H: 2 LOB: 2 BB: 1 P: 23	R: 0 E: 0 K: 1 S: 6 H: 1 LOB: 1 BB: 0 P: 11	R: 0 E: 0 K: 1 S: 13 H: 1 LOB: 2 BB: 1 P: 17	1B: 4 2B: 2 3B: 0 HR: 1 SF: 0 SAC: 0 DP: 2 HBP: 0						

	AB	31
	R	2
	H	6
	RBI	2
	BB	3
	SO	8
	LOB	14

PITCHER		IP	WLS	BF	H	R	ER	SO	BB	IBB	HBP	BLK	WP	HR	S	P	ERA	WHIP
32 Brandon McCarthy, R ERA: 3.33	(1, 1)	6.2	L	24	4	2	2	5	2	0	0	0	0	1	58	85	2.70	0.900
31 Brad Ziegler, R ERA: 1.84	(7, 1)	0.1		1	0	0	0	1	0	0	0	0	0	0	3	6	0.00	0.000
56 Craig Breslow, L ERA: 3.13	(8, 1)	1.0		4	1	0	0	1	0	0	0	0	0	0	6	11	0.00	1.000
57 Brian Fuentes, L ERA: 5.0	(9, 1)	0.2		4	1	0	0	1	1	0	0	0	0	0	11	15	0.00	3.000
60 Fautino De Los Santos, R ERA: 1.93	(9, 1)	0.1		1	0	0	0	0	0	0	0	0	0	0	2	2	0.00	0.000

PITCHER		IP	WLS	BF	H	R	ER	SO	BB	IBB	HBP	BLK	WP	HR	S	P	ERA	WHIP

Seattle Mariners @ Oakland Athletics

Oakland Coliseum, Oakland, CA

Mon Jul 04 2011, 1:08 PM - 3:37 PM PDT

Att. 15,566 - Sunny - 75 F

livebaseballscorecards.com

BOTTOM

Batter	1	2	3	4	5	6	7	8	9	AB	R	H	RBI	BB	SO	LOB
19 Jemile Weeks, S (1, 4) OBP: 0.330, SLG: 0.433	B FF 89 C CH 88 F SL 80 F FF 91 B FF 91 X SL 81 2-2 ① G4-3		B FF 92 F FF 92 B FF 93 F FF 93 X SL 84 2-2 ① G3			F FF 91 X CH 86 0-1 ① P6		B CH 82 C SI 88 B CU 74 1 SAFE F SI 88 F CU 75 F CU 75 X CH 83 2-2 ③ G4-3		4	0	0	0	0	0	1
29 Scott Sizemore, R (1, 5) OBP: 0.359, SLG: 0.368	B FF 90 C FF 91 B SL 81 C FF 92 S FF 94 2-3 ② K		F FF 96 B FF 96 F FF 96 B FF 96 B SL 86 S SL 84 3-3 ② K			F FF 95 B FF 95 B SL 85 B SL 82 B FF 94 4-1 4 G3-6-1 BB			X SI 96 0-0 ① G3	3	0	0	0	1	2	0
4 Coco Crisp, S (1, 8) OBP: 0.307, SLG: 0.391	C FF 91 B CH 86 F FF 92 F SL 82 B SL 81 F FF 95 X FF 93 2-2 ③ P5		B FF 94 C SL 83 C FF 95 X SL 85 1-2 ③ P6			X FF 93 0-0 ②③ G3-6-1 1-2f			B SI 97 F SI 97 C FS 87 F FS 88 B FS 87 B SI 97 F SI 98 F SI 98 B SI 98 4-2 55 S BB	3	0	0	0	1	0	1
55 Hideki Matsui, L (1, 10) OBP: 0.292, SLG: 0.343		C SL 79 F FF 92 X FF 92 0-2 22 BB 8 1B 1B		F FF 95 X FF 94 0-1 ① F7			B SI 86 F SI 86 B CH 83 X SI 86 2-1 ① G3-1		F SI 97 F SI 96 B SI 97 B FS 86 S FS 87 2-3 ② K 1-2	4	1	1	0	0	1	1
22 Chris Carter, R (1, 3) OBP: 0.250, SLG: 0.211		B FF 94 D SL 81 F FF 93 B FF 93 F FF 92 1 SAFE B SL 80 4-2 8 1B 1-2 BB		C SL 83 B FF 96 S SL 83 B FF 96 S FF 96 2-3 ② K			S SI 88 B SI 88 F SI 84 C SI 89 1-3 ② K		C SI 98 C SI 96 S FS 87 0-3 ③ K2-3	3	0	0	0	1	3	1
12 David DeJesus, L (1, 9) OBP: 0.317, SLG: 0.348		C FF 92 F FF 92 F SL 82 S SL 84 0-3 ① K		B SL 82 S FF 94 B SL 84 X FF 95 2-1 ③ G4-3			B SL 82 F CH 82 F SI 87 B SL 83 F FF 89 B CH 82 F SL 78 X SI 86 3-2 ③ F8			3	0	0	0	0	1	2
28 Conor Jackson, R (1, 7) OBP: 0.333, SLG: 0.330		B FF 94 X FF 94 1-0 ② P3			B FF 95 B SL 82 F FF 94 F FF 94 F SL 84 S SL 86 2-3 ① K			B SI 88 F CH 81 X SI 87 1-1 ① F8		3	0	0	0	0	1	2
8 Kurt Suzuki, R (1, 2) OBP: 0.288, SLG: 0.332		C SL 81 B FF 95 B SL 82 X FF 96 2-1 1-2 2-H 1B			B FF 95 C SL 82 F SL 80 B FF 96 F SL 84 C FF 96 2-3 ② K			C CU 74 B CH 83 X SI 89 1-1 1B		3	0	2	1	0	1	0
2 Cliff Pennington, S (1, 6) OBP: 0.294, SLG: 0.317		C FF 94 B FF 94 S SL 82 F SL 85 F FF 95 F FF 94 S SL 82 1-3 ③ K			F FF 93 X CH 87 0-1 ③ G3			C SI 88 X SI 88 0-1 ② F8		3	0	0	0	0	1	3

	AB	29
	R	1
	H	3
	RBI	1
	BB	3
	SO	10
	LOB	11

Inning Stats	1	2	3	4	5	6	7	8	9	1B	SF	WP	PA
	R: 0 E: 0 K: 1 S: 12	R: 1 E: 0 K: 2 S: 18	R: 0 E: 0 K: 1 S: 9	R: 0 E: 0 K: 1 S: 7	R: 0 E: 0 K: 2 S: 10	R: 0 E: 0 K: 0 S: 4	R: 0 E: 0 K: 1 S: 10	R: 0 E: 0 K: 0 S: 11	R: 0 E: 0 K: 2 S: 12	3	0	0	32
	H: 0 LOB: 0 P: 18	H: 2 LOB: 2 P: 26	H: 0 LOB: 0 P: 15	H: 0 LOB: 0 P: 11	H: 0 LOB: 0 P: 14	H: 0 LOB: 0 P: 8	H: 0 LOB: 0 P: 16	H: 1 LOB: 1 P: 15	H: 0 LOB: 1 P: 18	2	0	0	
		BB: 1				BB: 1		BB: 0	BB: 1	3	0	0	
										HR: 0	HBP: 0	CS: 0	

PITCHER	IP	WLS	BF	H	R	ER	SO	BB	IBB	HBP	BLK	WP	HR	S	P	ERA	WHIP
36 Michael Pineda, R (1, 1) ERA: 2.58	6.0	W	21	2	1	1	7	2	0	0	0	0	0	60	92	1.50	0.667
32 Aaron Laffey, L (7, 1) ERA: 1.87	1.0	H	3	0	0	0	1	0	0	0	0	0	0	10	16	0.00	0.000
39 David Pauley, R (8, 1) ERA: 1.38	1.0	H	4	1	0	0	0	0	0	0	0	0	0	11	15	0.00	1.000
43 Brandon League, R (9, 1) ERA: 3.28	1.0	S	4	0	0	0	2	1	0	0	0	0	0	12	18	0.00	1.000

PITCHER	IP	WLS	BF	H	R	ER	SO	BB	IBB	HBP	BLK	WP	HR	S	P	ERA	WHIP

Batter	1	2	3	4	5	6	7	8	9	10	AB	R	H	RBI	BB	SO	LOB
51 Ichiro Suzuki, L (1, 10) OBP: 0.324, SLG: 0.333	B SI 89 C CH 80 B SI 92 B SI 90 X SI 89 3-1 G6-3 ①		B SI 88 X SI 87 1-0 26 G6-3 1B			C SI 88 B FF 89 B CH 78 C SI 87 X CH 78 2-2 26 S 1B		C X 0-1 G4-3 ②		1 SAFE S FF 93 B FF 93 I IN 74 I IN 77 I IN 78 4-1 26 FC4-6 1-2 IBB	4	0	2	0	1	0	0
26 Brendan Ryan, R (1, 6) OBP: 0.317, SLG: 0.309	C SI 92 B KC 82 B SI 92 X SI 91 2-1 4 G3-1 2B		1 SAFE C SI 89 X CH 80 0-1 G6-3 ②③ 1-2f			1 SAFE B SI 88 C SI 89 D KC 80 X CH 81 2-1 G1-3 ② 1-2		F SI 86 B SI 86 X SI 85 1-1 G4-3 ③		F FF 93 X FC 86 0-1 FC4-6 ② 4 2B 1-2f 2-H	5	1	1	0	0	0	3
4 Adam Kennedy, L (1, 5) OBP: 0.313, SLG: 0.410	X SI 90 0-0 G3-1 ② 2-3			C SI 86 F KC 79 C SI 88 0-3 K ①		B KC 76 B KC 80 B SI 90 B CH 84 4-0 BB			B FF 91 B SL 83 C FF 91 F FF 92 F FF 92 S SL 85 2-3 K ①	B FF 94 B FF 93 S FF 93 F FF 93 F FF 93 X FF 92 2-2 2-H 2B	4	0	1	1	1	2	1
17 Justin Smoak, S (1, 3) OBP: 0.346, SLG: 0.444	C KC 80 S KC 81 B SI 91 B KC 80 T CH 82 2-2 K ③			B SI 85 X SI 88 1-0 G6-3 ②		C CH 81 B SI 91 F SI 88 S KC 81 1-3 K ③			X FF 93 0-0 13 BB 1B	B FF 93 F FF 92 C CU 78 S FF 92 1-3 K ③	5	0	1	0	0	3	4
13 Dustin Ackley, L (1, 4) OBP: 0.368, SLG: 0.580		C SI 89 X KC 80 0-1 30 E 30 S 8 SF7 1B		B CH 75 B CH 79 B SI 86 C SI 89 C SI 88 X SI 89 3-2 G3 ③			X CH 79 0-0 HR		B FF 91 C FF 92 B FF 91 B FF 90 B FF 91 4-1 1-2 BB		3	2	2	1	1	0	0
30 Miguel Olivo, R (1, 2) OBP: 0.263, SLG: 0.393		C SI 90 1 SAFE 1 SAFE B SI 89 S CH 81 F CH 81 D KC 80 1 SAFE B SI 91 3-3 F SI 80 S CH 82 K ① 1-3			C CH 83 B SI 89 C SI 87 X SL 84 1-2 P4 ①		S KC 76 C SI 89 B CH 82 X SL 82 1-2 G6-3 ①		B FF 92 S FF 92 S SL 80 F SL 81 B FF 93 S SL 80 2-3 K ②		4	0	0	0	0	2	3
8 Carlos Peguero, L (1, 7) OBP: 0.254, SLG: 0.389		B SI 90 C SI 89 F CH 82 B SI 91 B SI 90 F CH 80 X SI 90 3-2 SF7 ② 3-H			C CH 76 S KC 79 S CH 77 0-3 K2-3 ②		B SI 86 B SI 89 S CH 80 C SI 88 X CH 80 2-2 F9 ②		S SL 81 C SL 80 F SL 79 B FF 92 F SL 80 S SL 81 1-3 K2-3 ③		3	0	0	1	0	2	2
21 Franklin Gutierrez, R (1, 8) OBP: 0.218, SLG: 0.228		B SI 90 C SI 90 X KC 79 1-1 G4-3 ③			B KC 78 B SI 88 B SI 87 C SL 87 X SI 87 3-1 G5-3 ③		B CH 80 B SI 89 B SI 87 C SI 88 X SI 89 3-1 G5-3 ③			S FF 94 C FF 95 F FF 96 F FC 86 F FF 94 F FF 94 X FC 88 0-2 51 S 26 E 1B	4	1	1	0	0	0	0
56 Greg Halman, R (1, 9) OBP: 0.314, SLG: 0.408			B SI 86 C SI 86 X SI 89 1-1 G6-3 ①			C SI 86 S CH 81 B SL 82 X CH 81 1-2 G1-3 ①		B B F X 2-1 G4-3 ①		L FF 92 L FF 92 S FF 94 0-3 K ①	4	0	0	0	0	1	1
Inning Stats	R: 0 E: 0 K: 1 S: 8 H: 1 LOB: 1 BB: 0 P: 15	R: 1 E: 1 K: 1 S: 13 H: 1 LOB: 0 BB: 0 P: 20	R: 0 E: 0 K: 0 S: 5 H: 1 LOB: 0 BB: 0 P: 7	R: 0 E: 0 K: 1 S: 7 H: 0 LOB: 0 BB: 0 P: 11	R: 0 E: 0 K: 1 S: 8 H: 0 LOB: 0 BB: 0 P: 12	R: 0 E: 0 K: 1 S: 11 H: 1 LOB: 2 BB: 1 P: 21	R: 1 E: 0 K: 0 S: 9 H: 1 LOB: 0 BB: 0 P: 15	R: 0 E: 0 K: 0 S: 6 H: 0 LOB: 0 BB: 0 P: 9	R: 0 E: 0 K: 3 S: 15 H: 1 LOB: 2 BB: 1 P: 24	R: 2 E: 1 K: 2 S: 20 H: 2 LOB: 1 BB: 1 P: 27	1B: 5 2B: 2 3B: 0 HR: 1 SF: 1 SAC: 0 DP: 1 HBP: 0						

PITCHER		IP	WLS	BF	H	R	ER	SO	BB	IBB	HBP	BLK	WP	HR	S	P	ERA	WHIP
53 Trevor Cahill, R ERA: 3.17	(1, 1)	7.0		26	5	2	1	5	1	0	0	0	0	1	61	101	1.29	0.857
31 Brad Ziegler, R ERA: 1.78	(8, 1)	1.0		3	0	0	0	0	0	0	0	0	0	0	6	9	0.00	0.000
56 Craig Breslow, L ERA: 3.09	(9, 1)	0.1		2	1	0	0	1	0	0	0	0	0	0	5	7	0.00	3.000
33 Joey Devine, R ERA: 2.37	(9, 1)	0.2		3	0	0	0	2	1	0	0	0	0	0	10	17	0.00	1.500
40 Andrew Bailey, R ERA: 1.35	(10, 1)	1.0	L	6	2	2	1	2	0	1	0	0	0	0	20	27	9.00	2.000

PITCHER	IP	WLS	BF	H	R	ER	SO	BB	IBB	HBP	BLK	WP	HR	S	P	ERA	WHIP

TOP

Seattle Mariners @ Oakland Athletics

Oakland Coliseum, Oakland, CA

Tue Jul 05 2011, 7:08 PM - 9:55 PM PDT

Att. 11,153 - Clear - 67 F

livebaseballscorecards.com

AB	36
R	4
H	8
RBI	3
BB	3
SO	10
LOB	14

WP: 0 PB: 0 SB: 3 CS: 0 PA: 40

Batter	1	2	3	4	5	6	7	8	9	10	AB	R	H	RBI	BB	SO	LOB
19 Jemile Weeks, S (1, 4) OBP: 0.336, SLG: 0.446	C FF 92 X FF 92 0-1 29 CS 1B			C FF 93 B CU 81 S CH 88 S CU 83 1-3 ① K		C FF 94 F CU 81 F CH 90 X SL 86 0-2 ③ G3			C SI 96 B FS 88 X SI 96 1-1 29 SH2-4 4 1B 2B		4	1	2	0	0	1	0
29 Scott Sizemore, R (1, 5) OBP: 0.353, SLG: 0.360	C SI 93 1 SAFE F CH 91 D CH 89 1 SAFE B SL 86 B CH 88 C SI 93 3-3 ① ② K 1-2			X FF 93 0-0 ② G4-3			C CH 91 B SL 86 B CU 81 S SI 92 F CH 88 C CU 82 2-3 ① K		X SI 97 0-0 ① SH2-4 2-3		3	0	0	0	0	2	1
4 Coco Crisp, S (1, 8) OBP: 0.307, SLG: 0.389	C CU 80 B FF 92 X CH 89 1-1 ③ G3			B FF 94 F FF 94 B CU 81 X CH 89 2-1 ③ G3-1			F FF 94 B CU 82 C CU 81 F CH 90 F FF 92 F SI 91 F CU 82 X SI 94 1-2 ② G1-3		X SI 96 0-0 55 CS 1B 3-H		4	0	1	1	0	0	0
55 Hideki Matsui, L (1, 10) OBP: 0.292, SLG: 0.339		B FF 92 C FF 91 X CU 80 1-1 ① G4-3			C FF 92 C FF 93 X FF 93 0-2 ① F7		B FF 94 X SI 94 1-0 ③ G4-3		B SI 95 S FS 88 B FS 87 B SI 96 B SI 96 4-1 ② 1-2 BB		3	0	0	0	1	0	0
28 Conor Jackson, R (1, 3) OBP: 0.328, SLG: 0.324		C FF 93 S SI 92 B SL 88 S CH 89 1-3 ② K			B SL 86 B FF 93 C SI 93 S CH 89 X FF 94 2-2 ② G5-3			C FF 92 F SL 87 S CH 89 0-3 ① K	C SI 96 X FS 86 0-1 ③ L7		4	0	0	0	0	2	1
12 David DeJesus, L (1, 9) OBP: 0.316, SLG: 0.344		C FF 94 F CH 88 B FF 94 B FF 94 F CH 88 S SI 94 2-3 ③ K			B FF 94 B CH 89 C FF 94 C CU 81 H FF 93 3-2 8 S HBP			S FF 92 B FF 92 B CU 81 B FF 93 X FF 94 3-1 ② G4-3		C SI 90 X CU 78 0-1 ① B5-3	3	0	0	0	0	1	0
8 Kurt Suzuki, R (1, 2) OBP: 0.291, SLG: 0.346			C FF 93 X FF 93 0-1 15 CS 1B		B FC 92 C SI 93 1 SAFE S CH 89 D CH 90 F SL 86 F CH 89 F FF 93 3-3 ③ K 1-2			B FF 93 B SI 93 X FF 93 2-0 HR		C SI 92 B CU 80 F SI 93 X CU 80 1-2 ② G6-3	4	1	2	1	0	1	1
15 Ryan Sweeney, L (1, 7) OBP: 0.362, SLG: 0.333			C SI 92 D CH 89 B CH 88 1 SAFE B FF 93 F FF 94 F FF 94 S FF 93 3-3 ① ② K 1-2			C CU 78 F FF 92 B SL 86 F CH 88 B FF 92 C CH 88 2-3 ① K		B FF 94 C FF 93 F CH 89 B FF 94 B CU 83 X FF 93 3-2 2 FC6-4 1B		C SI 93 C CU 79 F CU 81 S SI 92 0-3 ③ K	4	0	1	0	0	3	1
2 Cliff Pennington, S (1, 6) OBP: 0.291, SLG: 0.313			C FF 94 F CH 89 F FF 95 S CU 83 0-3 ③ K			B CU 80 B SI 92 C FF 93 B CH 89 F FF 94 X FF 94 3-2 ② F8		B CH 91 B CH 88 S SI 93 X FF 93 2-1 ③ FC6-4 1-2f			3	0	0	0	0	1	1
Inning Stats	R: 0 E: 0 K: 1 S: 7 H: 1 LOB: 0 BB: 0 P: 11	R: 0 E: 0 K: 2 S: 9 H: 0 LOB: 0 BB: 0 P: 13	R: 0 E: 0 K: 2 S: 10 H: 1 LOB: 0 BB: 0 P: 13	R: 0 E: 0 K: 1 S: 6 H: 0 LOB: 0 BB: 0 P: 9	R: 0 E: 0 K: 1 S: 15 H: 0 LOB: 1 BB: 0 P: 23	R: 0 E: 0 K: 1 S: 11 H: 0 LOB: 0 BB: 0 P: 16	R: 0 E: 0 K: 1 S: 12 H: 0 LOB: 0 BB: 0 P: 16	R: 1 E: 0 K: 1 S: 11 H: 2 LOB: 1 BB: 0 P: 21	R: 1 E: 0 K: 0 S: 7 H: 2 LOB: 1 BB: 1 P: 12	R: 0 E: 0 K: 1 S: 9 H: 0 LOB: 0 BB: 0 P: 10	1B: 4 2B: 2 3B: 0 HR: 1 SF: 0 SAC: 1 DP: 1 HBP: 1					WP: 0 PB: 0 SB: 1 CS: 3 PA: 35	

PITCHER	IP	WLS	BF	H	R	ER	SO	BB	IBB	HBP	BLK	WP	HR	S	P	ERA	WHIP
34 Félix Hernández, R (1, 1) ERA: 3.22	8.0		27	4	1	1	10	0	0	1	0	0	1	81	122	1.12	0.500
43 Brandon League, R (9, 1) ERA: 3.44	1.0	W	5	2	1	1	0	1	0	0	0	0	0	7	12	9.00	3.000
50 Jamey Wright, R (10, 1) ERA: 3.09	1.0	S	3	0	0	0	1	0	0	0	0	0	0	9	10	0.00	0.000

PITCHER	IP	WLS	BF	H	R	ER	SO	BB	IBB	HBP	BLK	WP	HR	S	P	ERA	WHIP

BOTTOM

Seattle Mariners @ Oakland Athletics

Oakland Coliseum, Oakland, CA

Tue Jul 05 2011, 7:08 PM - 9:55 PM PDT

Att. 11,153 - Clear - 67 F

livebaseballscorecards.com

AB	32
R	2
H	6
RBI	2
BB	1
SO	11
LOB	5

Batter	1	2	3	4	5	6	7	8	9	AB	R	H	RBI	BB	SO	LOB
51 Ichiro Suzuki, L (1, 9) OBP: 0.320, SLG: 0.330	C SI 89 F SI 89 B SI 89 X FF 91 1-2 ① F7		B FS 79 C SI 91 F SI 90 F CU 78 X CU 80 1-2 ③ P4			C FF 91 1 SAFE X FF 90 0-1 ② P2			B FF 91 B FF 92 X FF 92 2-0 ① F7	4	0	0	0	0	0	1
26 Brendan Ryan, R (1, 6) OBP: 0.313, SLG: 0.305	F SI 90 B CU 79 C CU 79 B FF 92 F SI 91 F SI 92 B CU 79 X SI 91 3-2 ② F8			F SI 91 B CU 76 B SI 91 B SI 91 C SI 91 F SI 91 X SI 91 3-2 ① G6-3		B CU 78 1 SAFE B CU 77 C SI 92 C SI 91 X CU 79 2-2 ③ G1-3			B FF 92 C FF 92 X FC 83 1-1 ② G6-3	4	0	0	0	0	0	1
4 Adam Kennedy, L (1, 10) OBP: 0.312, SLG: 0.407	C SI 91 B SI 90 B SI 90 X FS 80 2-1 ③ F8			B CU 77 B CU 77 F FF 91 X SI 90 2-1 ② P6			F SI 91 X CU 78 0-1 1B		B FF 92 X FF 91 1-0 ③ P5	4	0	1	0	0	0	0
17 Justin Smoak, S (1, 3) OBP: 0.342, SLG: 0.440		C SI 89 S SI 90 B SI 89 T FF 92 1-2 ① K		B FS 80 X FF 91 1-0 ③ F7			C SI 89 X SI 89 0-1 ① F8			3	0	0	0	0	1	1
13 Dustin Ackley, L (1, 4) OBP: 0.367, SLG: 0.566		C FF 90 F FF 90 X SI 92 0-2 1B			C SI 90 S FS 80 F FS 80 T FF 91 0-2 ① K		F SI 91 1 SAFE D FS 79 B FS 78 B SI 90 1 SAFE X SI 90 3-1 ② P2			3	0	1	0	0	1	1
8 Carlos Peguero, L (1, 7) OBP: 0.248, SLG: 0.381		F FF 91 1 SAFE S FS 79 D FS 79 1 SAFE F FF 91 1 SAFE F FS 79 S FS 78 1-3 ② K			C CU 78 B FS 81 C SI 92 B FF 92 B SI 91 F FS 81 F SI 92 S FS 79 3-3 ② K		B FF 91 B FS 78 F FS 78 S SI 92 S FF 91 2-3 ③ K			3	0	0	0	0	3	2
21 Franklin Gutierrez, R (1, 8) OBP: 0.214, SLG: 0.223		F SI 90 P PO 77 C CU 78 B FF 90 X FF 91 2-2 ③ F8			C CU 78 B CU 78 X FF 92 1-1 ③ P6			C FF 92 X FF 93 0-1 ① F7		3	0	0	0	0	0	1
3 Josh Bard, S (1, 2) OBP: 0.200, SLG: 0.400			B FS 78 F SI 90 C FF 91 B FS 80 X FS 79 2-2 ① P6			F CU 76 B SI 90 X FS 78 1-1 ① G4-3		X FF 93 0-0 ② F8		3	0	0	0	0	0	0
9 Chone Figgins, S (1, 5) OBP: 0.231, SLG: 0.244			B SI 91 B SI 90 F FF 90 F FF 89 X FS 80 2-2 ② P6			B CU 76 B FF 90 C SI 91 B SI 90 F SI 91 F SI 90 F FF 91 B SI 91 4-2 BB		C FF 92 B SL 80 X FF 93 1-1 ③ P6		2	0	0	0	1	0	0
Inning Stats	R: 0 E: 0 K: 0 S: 10 H: 0 LOB: 0 BB: 0 P: 16	R: 0 E: 0 K: 2 S: 15 H: 1 LOB: 1 BB: 0 P: 18	R: 0 E: 0 K: 0 S: 10 H: 0 LOB: 0 BB: 0 P: 15	R: 0 E: 0 K: 0 S: 7 H: 0 LOB: 0 BB: 0 P: 13	R: 0 E: 0 K: 2 S: 11 H: 0 LOB: 0 BB: 0 P: 15	R: 0 E: 0 K: 0 S: 11 H: 0 LOB: 1 BB: 1 P: 18	R: 0 E: 0 K: 1 S: 9 H: 1 LOB: 1 BB: 0 P: 14	R: 0 E: 0 K: 0 S: 5 H: 0 LOB: 0 BB: 0 P: 6	R: 0 E: 0 K: 0 S: 4 H: 0 LOB: 0 BB: 0 P: 8	1B: 2 2B: 0 3B: 0 HR: 0 SF: 0 SAC: 0 DP: 0 HBP: 0						

PITCHER		IP	WLS	BF	H	R	ER	SO	BB	IBB	HBP	BLK	WP	HR	S	P	ERA	WHIP
52 Guillermo Moscoso, R ERA: 2.16	(1, 1)	7.0	W	24	2	0	0	5	1	0	0	0	0	0	73	109	0.00	0.429
33 Joey Devine, R ERA: 2.25	(8, 1)	1.0	H	3	0	0	0	0	0	0	0	0	0	0	5	6	0.00	0.000
40 Andrew Bailey, R ERA: 1.26	(9, 1)	1.0	S	3	0	0	0	0	0	0	0	0	0	0	4	8	0.00	0.000

PITCHER IP WLS BF H R ER SO BB IBB HBP BLK WP HR S P ERA WHIP

TOP

Seattle Mariners @ Oakland Athletics

Oakland Coliseum, Oakland, CA

Wed Jul 06 2011, 12:38 PM - 2:49 PM PDT

Att. 19,491 - Sunny - 72 F

livebaseballscorecards.com

AB	29
R	0
H	2
RBI	0
BB	1
SO	5
LOB	7



Batter	1	2	3	4	5	6	7	8	9	AB	R	H	RBI	BB	SO	LOB
19 Jemile Weeks, S (1, 4) OBP: 0.333, SLG: 0.438	C FF 84 B CH 78 B CH 77 X FF 85 2-1 P4		C KC 69 X CH 78 0-1 4 S 1B		C KC 72 B FC 83 X CH 79 1-1 G6-3 2-3		C KC 71 B KC 72 F FF 87 X CH 77 1-2 F9			4	0	1	0	0	0	1
29 Scott Sizemore, R (1, 5) OBP: 0.356, SLG: 0.385	X SI 86 0-0 HR		L CH 78 1 SAFE S FF 85 B SI 86 C FC 84 1-3 K		B CH 78 B SI 86 F KC 73 T CH 80 X FC 84 2-2 4 E 1B 3-H			B FF 84 C SI 85 C CH 77 B SI 86 S CH 79 2-3 K		4	1	2	2	0	2	1
4 Coco Crisp, S (1, 8) OBP: 0.306, SLG: 0.387	X SI 86 0-0 55 BB 1B		B CH 79 X KC 73 1-0 F9 1-2		X CH 79 0-0 E5 1-2			C KC 71 X KC 72 0-1 G4-3		4	0	1	0	0	0	2
55 Hideki Matsui, L (1, 10) OBP: 0.291, SLG: 0.335	B FC 82 B SI 86 B FC 82 F FF 86 F FF 87 B FF 87 4-2 1-2 BB		C CH 80 X SI 87 0-1 G6-3		C FC 84 B FF 87 F CH 79 S FC 84 1-3 K			B CH 78 F SI 86 C SI 87 X SI 87 1-2 G6-3		3	0	0	0	1	1	3
22 Chris Carter, R (1, 3) OBP: 0.217, SLG: 0.182 15 Ryan Sweeney, L (8, 7) OBP: 0.362, SLG: 0.333	S CH 79 C SI 86 S FF 87 0-3 K			B SI 85 C CH 78 F SI 87 F FC 83 F SI 87 X FF 87 1-2 F7		S FF 84 B SI 85 S CH 77 S CH 78 1-3 K				3 0	0 0	0 0	0 0	0 0	2 0	2 0
28 Conor Jackson, R (1, 7) OBP: 0.323, SLG: 0.319 (8, 3)	X CH 79 0-0 F7			B FF 87 S SI 86 X FC 83 1-1 F7		C SI 86 F SI 86 B FC 83 X CH 79 1-2 P3				3	0	0	0	0	0	2
12 David DeJesus, L (1, 9) OBP: 0.313, SLG: 0.340		C FC 83 X FF 85 0-1 G4-3		C KC 71 F SI 86 B CH 80 B FF 88 S FC 84 2-3 K		B CH 78 X SI 87 1-0 E3 8 CS				3	0	0	0	0	1	0
8 Kurt Suzuki, R (1, 2) OBP: 0.288, SLG: 0.342		C FF 85 B CH 78 F FF 87 F FC 83 X FF 86 1-2 F8			B FC 81 C SI 85 B KC 72 X SI 86 2-1 F9	C SI 86 1 SAFE B CH 77 B SI 86 2-1 1-2 CS	C FF 85 B CH 77 X FF 85 1-1 G1-6-3			3	0	0	0	0	0	0
2 Cliff Pennington, S (1, 6) OBP: 0.291, SLG: 0.313		C SI 86 B SI 86 X KC 73 1-1 F8			C SI 86 B SI 85 F CH 77 X FC 84 1-2 E6 19 BLK 29 1B 1B		C FF 84 F SI 86 B CH 78 X FF 87 1-2 L4			3	1	1	0	0	0	0
Inning Stats	R: 1 E: 0 K: 1 S: 10 H: 2 LOB: 2 BB: 1 P: 16	R: 0 E: 0 K: 0 S: 8 H: 0 LOB: 0 BB: 0 P: 10	R: 0 E: 0 K: 1 S: 8 H: 1 LOB: 1 BB: 0 P: 10	R: 0 E: 0 K: 1 S: 10 H: 0 LOB: 0 BB: 0 P: 14	R: 1 E: 2 K: 1 S: 14 H: 2 LOB: 2 BB: 0 P: 21	R: 0 E: 1 K: 1 S: 8 H: 0 LOB: 0 BB: 0 P: 13	R: 0 E: 0 K: 0 S: 8 H: 0 LOB: 0 BB: 0 P: 11	R: 0 E: 0 K: 1 S: 8 H: 0 LOB: 0 BB: 0 P: 11		1B: 4 2B: 0 3B: 0 HR: 1 SF: 0 SAC: 0 DP: 0 HBP: 0				WP: 0 PB: 0 SB: 1 CS: 1 PA: 32		

PITCHER	IP	WLS	BF	H	R	ER	SO	BB	IBB	HBP	BLK	WP	HR	S	P	ERA	WHIP
38 Jason Vargas, L (1, 1) ERA: 3.49	8.0	L	31	5	2	2	6	1	0	0	1	0	1	74	106	2.25	0.750

PITCHER	IP	WLS	BF	H	R	ER	SO	BB	IBB	HBP	BLK	WP	HR	S	P	ERA	WHIP

BOTTOM

Seattle Mariners @ Oakland Athletics

Oakland Coliseum, Oakland, CA

Wed Jul 06 2011, 12:38 PM - 2:49 PM PDT

Att. 19,491 - Sunny - 72 F

livebaseballscorecards.com

AB	30
R	2
H	5
RBI	2
BB	1
SO	6
LOB	11

Oakland Athletics @ Texas Rangers

Rangers Ballpark in Arlington, Arlington, TX

Thu Jul 07 2011, 8:11 PM - 10:40 PM EDT

Att. 35,041 - Clear - 100 F

livebaseballscorecards.com

Batter	1	2	3	4	5	6	7	8	9	AB	R	H	RBI	BB	SO	LOB
19 Jemile Weeks, S (1, 4) OBP: 0.330, SLG: 0.431	C SI 93 F KC 76 B SI 95 B SI 94 S SI 95 2-3 ① K		1 SAFE S SI 93 C SI 93 1 SAFE F KC 76 S SL 82 0-3 ② K			B KC 74 F SI 93 B KC 75 X SI 91 2-1 ① L4			F SI 94 X SI 94 0-1 29 WP 16 1B 1B	4	0	1	0	0	2	1
4 Coco Crisp, S (1, 8) OBP: 0.305, SLG: 0.383	B SI 95 B SI 94 B SI 94 B SI 92 4-0 BB		1 SAFE B KC 73 S KC 73 B CH 86 F KC 73 X SI 95 2-2 ③ F9			X SI 91 0-0 ② G6-3			X KC 75 0-0 ① F8	3	0	0	0	1	0	2
55 Hideki Matsui, L (1, 10) OBP: 0.287, SLG: 0.330	C SI 93 1 SAFE 1 SAFE F SI 94 C SL 82 0-3 ② K			B SL 82 X SI 94 1-0 ① G6-3		C SI 93 X SI 94 0-1 ③ G6-3			F SI 94 X SI 96 0-1 ② P6	4	0	0	0	0	1	2
16 Josh Willingham, R (1, 7) OBP: 0.307, SLG: 0.408 7 Adam Rosales, R (9, PR) OBP: 0.207, SLG: 0.370	1 SAFE B SI 93 C CH 86 1 SAFE B SI 92 B CH 85 S SI 94 1 SAFE F SI 94 3-3 S SI 84 ③ K			F CH 85 X SI 92 0-1 ② L7			C SI 93 B CH 85 B KC 75 C SI 94 F SI 94 B SL 83 F SI 94 X SI 93 3-2 ① G5-3		B KC 76 X SI 94 1-0 29 DI 1-2 1B	4 0	0 0	1 0	0 0	0 0	1 0	1 0
29 Scott Sizemore, R (1, 5) OBP: 0.354, SLG: 0.377		B KC 72 C SI 94 F KC 74 X SI 93 1-2 ① G6-3		C SI 94 C SI 95 S CH 84 0-3 ③ K			C SI 93 B SI 92 B CH 87 F SI 94 X SI 94 2-2 ② G5-3		D SI 94 B SI 94 F SI 93 B SI 94 B 4-1 1-2 2-3 BB	3	0	0	0	1	1	0
28 Conor Jackson, R (1, 9) OBP: 0.318, SLG: 0.313		C SI 94 B SI 93 F KC 76 S CH 84 1-3 ② K			B SI 93 C SI 94 X SI 94 1-1 ① G3		B SI 94 X SI 95 1-0 ③ G5-3		B SI 95 C SI 95 X SI 95 1-1 ③ F9	4	0	0	0	0	1	3
22 Chris Carter, R (1, 3) OBP: 0.192, SLG: 0.160		C SI 95 S SI 95 F SI 95 B SI 94 X SI 95 1-2 ③ G4-3			F SI 94 B SL 82 C SI 93 X CH 83 1-2 ② F7			C SI 93 F SI 95 S SI 94 0-3 ① K		3	0	0	0	0	1	0
8 Kurt Suzuki, R (1, 2) OBP: 0.292, SLG: 0.346			C SI 94 S SI 94 X SI 95 0-2 2 FC5-4 1B		C SI 95 F CH 87 F SI 96 B SL 83 B SI 95 X KC 76 2-2 1B			C SI 95 F SI 96 B KC 79 B SI 95 X SI 93 2-2 ② P6		3	0	2	0	0	0	0
2 Cliff Pennington, S (1, 6) OBP: 0.288, SLG: 0.310			C SI 92 F KC 75 F KC 75 X SI 92 0-2 ① FC5-4 1-2f		B KC 74 X SI 94 1-0 ③ P4			C KC 76 B KC 75 B SI 93 X SI 91 2-1 ③ G4-3		3	0	0	0	0	0	2
Inning Stats	R: 0 E: 0 K: 3 S: 10 H: 0 LOB: 1 BB: 1 P: 19	R: 0 E: 0 K: 1 S: 10 H: 0 LOB: 0 BB: 0 P: 13	R: 0 E: 0 K: 1 S: 14 H: 1 LOB: 1 BB: 0 P: 16	R: 0 E: 0 K: 1 S: 6 H: 0 LOB: 0 BB: 0 P: 7	R: 0 E: 0 K: 0 S: 10 H: 1 LOB: 1 BB: 0 P: 15	R: 0 E: 0 K: 0 S: 5 H: 0 LOB: 0 BB: 0 P: 7	R: 0 E: 0 K: 0 S: 9 H: 0 LOB: 0 BB: 0 P: 15	R: 0 E: 0 K: 1 S: 8 H: 0 LOB: 0 BB: 0 P: 12	R: 0 E: 0 K: 0 S: 9 H: 2 LOB: 3 BB: 1 P: 15	1B: 4 2B: 0 3B: 0 HR: 0 SF: 0 SAC: 0 DP: 0 HBP: 0						

PITCHER	IP	WLS	BF	H	R	ER	SO	BB	IBB	HBP	BLK	WP	HR	S	P	ERA	WHIP
45 Derek Holland, L (1, 1) ERA: 4.68	9.0	W	33	4	0	0	7	2	0	0	0	1	0	81	119	0.00	0.667

PITCHER	IP	WLS	BF	H	R	ER	SO	BB	IBB	HBP	BLK	WP	HR	S	P	ERA	WHIP

TOP

AB	31
R	0
H	4
RBI	0
BB	2
SO	7
LOB	11

WP: 1 PB: 0 SB: 0 CS: 0 PA: 33

Oakland Athletics @ Texas Rangers

Rangers Ballpark in Arlington, Arlington, TX

Thu Jul 07 2011, 8:11 PM - 10:40 PM EDT

Att. 35,041 - Clear - 100 F

BOTTOM

livebaseballscorecards.com

Batter	1	2	3	4	5	6	7	8	9	AB	R	H	RBI	BB	SO	LOB
5 Ian Kinsler, R (1, 4) OBP: 0.365, SLG: 0.441	B FF 88 C FF 88 B FF 89 B SL 83 X FF 89 3-1 1 SH1-3 32 G6-3 2B		C FF 89 X FF 89 0-1 ① P6	1 SAFE B SL 84 1 SAFE B FF 93 F FF 93 1 SAFE C SL 84 D SL 84 X SL 85 3-2 32 SF9 1 FC1 1-3 1B		B SI 96 1 SAFE B SI 96 B SI 95 B SI 96 4-0 29 WP 1 F9 1-2 BB		C SI 89 B SI 90 X SI 90 1-1 ② ③ G5-4-3 1-2f		4	1	2	0	1	0	1
1 Elvis Andrus, R (1, 6) OBP: 0.330, SLG: 0.347	F FF 90 X FF 91 0-1 ① SH1-3 2-3		C FF 90 B FF 92 X FF 92 1-1 32 WP 32 1B 1B	X SL 84 0-0 FC1 29 FC6 1-2		B SI 95 C SI 96 C SI 96 B SL 84 F SI 96 F SI 95 B SL 84 X SI 96 3-2 ① F9 1-2 2-3				3	1	1	0	0	0	4
32 Josh Hamilton, L (1, 7) OBP: 0.352, SLG: 0.527	B FF 92 S SL 84 F SL 84 B FF 94 F SL 84 F SL 86 F FF 95 X FF 95 2-2 ② G6-3 3-H		1 SAFE B FF 93 F FF 93 1 SAFE D SL 85 S SL 86 X SL 86 2-2 10 BB 1-H 1B	S FF 91 D SL 84 X FF 92 1-1 ② SF9 2-3 3-H		C SI 96 B SL 84 F SI 96 B SL 84 F SI 97 B SI 97 F SI 96 F SI 97 X SI 96 3-2 ② SF7 3-H				2	0	1	4	0	0	0
29 Adrian Beltré, R (1, 5) OBP: 0.316, SLG: 0.480	C SL 83 F FF 91 X FF 94 0-2 ③ G3-1		S FF 93 S SL 86 B SL 84 F FF 94 S SL 84 1-3 ② K	X FF 92 0-0 ③ FC6 1-2f		B CH 89 C SI 95 B SL 84 B SI 96 X SI 96 3-1 ③ F9 2-3				4	0	0	0	0	1	4
10 Michael Young, R (1, 10) OBP: 0.363, SLG: 0.491		C FF 89 X FF 90 0-1 ① F8	B SL 85 S SL 84 B FF 94 B SL 84 B FF 92 4-1 1-2 BB	B SL 87 X FF 89 1-0 HR			X FF 88 0-0 ① G5-3			3	1	1	1	1	0	0
17 Nelson Cruz, R (1, 9) OBP: 0.298, SLG: 0.533		B SL 86 C FF 93 X SL 85 1-1 ② G5-3	C SL 84 C FF 91 D SL 84 B FF 93 X SL 85 2-2 ③ F8	F FF 96 B FF 95 B SL 86 S SL 84 T FF 95 2-2 ① K			C FF 90 B SL 84 C SL 84 X SL 78 1-2 ② G5-3			4	0	0	0	0	1	2
18 Mitch Moreland, L (1, 3) OBP: 0.343, SLG: 0.461		B FF 91 X FF 92 1-0 25 BB 1B	C FF 89 B SL 83 X FF 91 1-1 25 1B 2B	B FF 95 C SL 86 X SL 85 1-1 ② F8			B SL 77 S SL 84 X SL 84 1-1 ③ G4-3			4	1	2	0	0	0	0
25 Mike Napoli, R (1, 2) OBP: 0.341, SLG: 0.500		B FF 92 B SL 84 D SL 83 C FF 93 F FF 94 B SL 86 4-2 1-2 BB	C FF 92 X SL 84 0-1 9 FC1-6 2-H 1B	B SL 85 B FF 95 B FF 94 C FF 93 X FF 94 3-1 ③ G6-3				S SI 89 B SI 90 C SI 89 F SI 89 S CH 72 1-3 ① K		3	0	1	1	1	1	0
9 Endy Chavez, L (1, 8) OBP: 0.374, SLG: 0.545		B FF 91 F FF 92 F SL 86 F SL 85 F FF 95 X SL 85 1-2 ③ F7	B FF 90 B FF 91 B FF 91 C FF 89 X FF 90 3-1 ① FC1-6 5 1B 32 SF9 1-2f			C SI 96 F SI 96 X SL 85 0-2 1 F9 5 S 32 SF7 1B		C SI 91 X CH 73 0-1 5 G5-4-3 1B		4	2	2	0	0	0	3
Inning Stats	R: 1 E: 0 K: 0 S: 13 H: 1 LOB: 0 BB: 0 P: 18	R: 0 E: 0 K: 0 S: 12 H: 1 LOB: 2 BB: 1 P: 19	R: 1 E: 0 K: 1 S: 15 H: 2 LOB: 2 BB: 1 P: 25	R: 2 E: 0 K: 0 S: 13 H: 3 LOB: 2 BB: 0 P: 21	R: 1 E: 0 K: 1 S: 8 H: 1 LOB: 0 BB: 0 P: 15	R: 1 E: 0 K: 0 S: 16 H: 1 LOB: 1 BB: 1 P: 29	R: 0 E: 0 K: 0 S: 6 H: 0 LOB: 0 BB: 0 P: 8	R: 0 E: 0 K: 1 S: 8 H: 1 LOB: 0 BB: 0 P: 10		1B: 7 2B: 2 3B: 0 HR: 1 SF: 2 SAC: 1 DP: 1 HBP: 0				WP: 2 PB: 0 SB: 1 CS: 0 PA: 37	

	AB	31
	R	6
	H	10
	RBI	6
	BB	3
	SO	3
	LOB	14

PITCHER		IP	WLS	BF	H	R	ER	SO	BB	IBB	HBP	BLK	WP	HR	S	P	ERA	WHIP
18 Rich Harden, R ERA: 5.73	(1, 1)	5.0	L	26	8	5	5	2	2	0	0	0	1	1	61	98	9.00	2.000
60 Fautino De Los Santos, R ERA: 3.18	(6, 1)	1.0		5	1	1	1	0	1	0	0	0	1	0	16	29	9.00	2.000
48 Michael Wuertz, R ERA: 2.73	(7, 1)	1.0		3	0	0	0	0	0	0	0	0	0	0	6	8	0.00	0.000
57 Brian Fuentes, L ERA: 4.86	(8, 1)	1.0		3	1	0	0	1	0	0	0	0	0	0	8	10	0.00	1.000

PITCHER	IP	WLS	BF	H	R	ER	SO	BB	IBB	HBP	BLK	WP	HR	S	P	ERA	WHIP

Oakland Athletics @ Texas Rangers

Rangers Ballpark in Arlington, Arlington, TX

Fri Jul 08 2011, 8:10 PM - 10:57 PM EDT

Att. 37,858 - Clear - 106 F

TOP

livebaseballscorecards.com

Batter	1	2	3	4	5	6	7	8	9	AB	R	H	RBI	BB	SO	LOB
19 Jemile Weeks, S (1, 4) OBP: 0.319, SLG: 0.416	C FF 90 B SI 92 C CU 76 C FF 93 1-3 ① K		L CU 75 X CU 77 0-1 ② FC6-4 1-2f		B SI 90 B CU 77 X FC 86 2-0 ②③ G4-6-3 1-2f		C SI 90 S CU 77 B FC 87 B CU 78 X CU 77 2-2 ③ F8			4	0	0	0	0	1	2
12 David DeJesus, L (1, 9) OBP: 0.312, SLG: 0.339	C FF 92 F SI 92 S CU 78 0-3 ② K		B SI 90 X FF 91 1-0 ③ F8			X SI 90 0-0 4 PB 4 S 4 1B 1B		C CU 77 C FF 94 S CU 82 0-3 ① K		4	1	1	0	0	2	1
4 Coco Crisp, S (1, 8) OBP: 0.310, SLG: 0.384	S CU 75 X SI 94 0-1 ③ L8			B CU 75 B CH 85 F SI 91 B CU 76 B SI 91 4-1 29 BB 16 1B 28 G6-4-3 BB		B SI 90 B CU 76 C FC 86 S CU 76 F FC 87 B FF 92 X SI 87 3-2 1-H 16 2B 1B		B CU 78 B FC 89 F FF 92 B CU 80 B FF 93 4-1 16 S BB		2	2	1	1	2	0	0
16 Josh Willingham, R (1, 10) OBP: 0.309, SLG: 0.414		C FF 90 C FC 86 F SI 91 B SL 82 B FF 92 S FC 88 2-3 ① K		B SI 90 C FF 87 F SI 91 F FC 87 X CU 76 1-2 28 G6-4-3 29 BB 1-2 1B		1 SAFE X FF 89 0-0 1-H 2B		1 SAFE C FC 90 F FF 91 F FC 83 F FC 87 F FC 88 B FF 94 1 SAFE S CU 82 1-3 ② K 1-2		4	0	2	1	0	2	1
29 Scott Sizemore, R (1, 5) OBP: 0.357, SLG: 0.396		B FF 91 X CH 83 1-0 HR		B SI 91 C SI 90 C SI 91 B FC 87 B CU 76 B FC 87 4-2 28 G6-4-3 1-2 2-3 BB		B CU 77 C SI 91 B FC 86 C CU 76 F FC 87 B SI 92 C SL 83 3-3 ① K		C FC 87 C FC 88 F FF 95 B FC 83 C FC 89 1-3 ③ K		3	1	1	1	1	2	2
28 Conor Jackson, R (1, 3) OBP: 0.317, SLG: 0.309		X SI 91 0-0 ② F9		B SI 92 X FF 91 1-0 ①② G6-4-3 1-2f 2-3 3-H		C CU 76 C SI 92 S SI 88 0-3 ② K			C FF 95 B SL 83 B FF 96 B FF 96 B FF 96 4-1 15 1B 8 G6-3 BB	3	1	0	0	1	1	3
15 Ryan Sweeney, L (1, 7) OBP: 0.359, SLG: 0.331		B SI 92 F FF 91 F SI 92 C CU 76 1-3 ③ K		C SI 91 X CU 78 0-1 ③ G4-3		C SI 92 C SI 91 B FF 92 B CU 77 S SI 92 2-3 ③ K			B FF 95 C FF 96 X FF 94 1-1 8 G6-3 1-3 1B	4	0	1	0	0	2	2
8 Kurt Suzuki, R (1, 2) OBP: 0.291, SLG: 0.342			C FF 89 F CH 87 B FF 92 B SL 81 B SI 92 B FC 86 4-2 19 FC6-4 BB		F FF 90 B FF 89 F FC 87 X SI 93 1-2 ① G6-3		B SL 83 C FF 89 X SI 91 1-1 ① G6-3		C FF 96 B FF 95 B FC 87 B FF 97 F FF 96 F FF 99 X FF 98 3-2 ①② G6-3 1-2f 3-H	3	0	0	0	1	0	1
7 Adam Rosales, R (1, 6) OBP: 0.212, SLG: 0.333			B SI 90 B CU 75 F FF 91 C SI 90 C SI 91 2-3 ① K		C CU 77 F SI 92 H SL 84 1-2 19 G4-6-3 HBP		B SI 91 B CH 84 X FF 91 2-0 ② F9		X FF 96 0-0 ③ G5-3	3	0	0	0	0	1	1
Inning Stats	R: 0 E: 0 K: 2 S: 8 H: 0 LOB: 0 BB: 0 P: 9	R: 1 E: 0 K: 2 S: 9 H: 1 LOB: 0 BB: 0 P: 13	R: 0 E: 0 K: 1 S: 8 H: 0 LOB: 1 BB: 1 P: 15	R: 1 E: 0 K: 0 S: 10 H: 1 LOB: 1 BB: 2 P: 20	R: 0 E: 0 K: 0 S: 6 H: 0 LOB: 0 BB: 0 P: 10	R: 2 E: 0 K: 3 S: 16 H: 3 LOB: 1 BB: 0 P: 24	R: 0 E: 0 K: 0 S: 6 H: 0 LOB: 0 BB: 0 P: 11	R: 0 E: 0 K: 3 S: 14 H: 0 LOB: 1 BB: 1 P: 20	R: 1 E: 0 K: 0 S: 8 H: 1 LOB: 0 BB: 1 P: 16	1B: 4 2B: 1 3B: 0 HR: 1 SF: 0 SAC: 0 DP: 3 HBP: 1						

	AB	30
	R	5
	H	6
	RBI	3
	BB	5
	SO	11
	LOB	13

WP: 0 PB: 1 SB: 2 CS: 0 PA: 36

PITCHER		IP	WLS	BF	H	R	ER	SO	BB	IBB	HBP	BLK	WP	HR	S	P	ERA	WHIP
36 C.J. Wilson, L ERA: 3.2	(1, 1)	7.0	W	28	5	4	4	8	3	0	1	0	0	1	63	102	5.14	1.143
35 Tommy Hunter, R ERA: 1.35	(8, 1)	1.0		4	0	0	0	3	1	0	0	0	0	0	14	20	0.00	1.000
30 Neftalí Feliz, R ERA: 3.27	(9, 1)	1.0		4	1	1	1	0	1	0	0	0	0	0	8	16	9.00	2.000

PITCHER	IP	WLS	BF	H	R	ER	SO	BB	IBB	HBP	BLK	WP	HR	S	P	ERA	WHIP

Oakland Athletics @ Texas Rangers

Rangers Ballpark in Arlington, Arlington, TX

Fri Jul 08 2011, 8:10 PM - 10:57 PM EDT

Att. 37,858 - Clear - 106 F

BOTTOM

Batter	1	2	3	4	5	6	7	8	9	AB	R	H	RBI	BB	SO	LOB
5 Ian Kinsler, R (1, 4) OBP: 0.368, SLG: 0.450	C FF 92 X FF 93 0-1 ① F9	B SI 90 B CH 84 F FF 92 B SI 93 C FF 92 X FF 92 3-2 HR		B CH 82 B CH 82 B SI 92 C FF 93 C SI 93 F CU 80 B CU 81 4-2 1 1B BB	1 SAFE C SI 85 B SI 85 F SI 86 F SI 86 B CU 74 F CU 72 B CU 73 B SI 85 4-2 1 FC6-4 1-2 BB			C FF 92 C FF 93 S FF 94 0-3 ① K		3	1	1	1	2	1	0
1 Elvis Andrus, R (1, 6) OBP: 0.331, SLG: 0.348	C FF 93 B FF 93 F CH 86 B FF 94 X FF 95 2-2 29 FC6 32 1B 29 E 1B	C CH 85 F CU 80 B CU 80 X CU 81 1-2 ① G1-3		1 SAFE X CH 84 0-0 32 S 1-3 1B	X SI 86 0-0 ③ FC6-4 1-2f			B FF 93 B CU 83 F FC 93 B FF 94 F FC 93 F FC 93 X FC 94 3-2 ② F9		5	1	2	0	0	0	2
32 Josh Hamilton, L (1, 7) OBP: 0.349, SLG: 0.519	X SI 94 0-0 10 1B 29 E 25 HR 1-2 1B	B CU 80 B CU 80 X SI 93 2-0 ② G4-3		1 SAFE B CU 80 F SI 92 B CU 81 X SI 93 2-1 ① G3 1-2		B SI 83 F SI 86 B CH 77 B CH 77 X SI 86 3-1 E6 29 FC5-4		B FF 93 X FC 93 1-0 ③ F8		5	1	1	0	0	0	2
29 Adrián Beltré, R (1, 10) OBP: 0.315, SLG: 0.486	B CU 80 D SI 94 X SI 94 2-0 FC6 10 1B 25 HR 1-2 2-H	B CU 80 B CH 86 X SI 92 2-0 HR		C CU 80 F CU 80 S CU 80 0-3 ② K		X SI 86 0-0 ① FC5-4 10 G1-6-3 1-2f				4	2	1	1	0	1	4
10 Michael Young, R (1, 5) OBP: 0.361, SLG: 0.489	C FF 94 F CU 82 B CU 80 F FF 95 F CU 81 X CU 81 1-2 25 HR 1-2 2-3 1B	C CH 84 X CU 80 0-1 ③ G5-3		D CU 80 X CU 81 1-0 ③ G5-3		X SI 86 0-0 ② ③ G1-6-3 1-2f				4	1	1	0	0	0	3
17 Nelson Cruz, R (1, 9) OBP: 0.297, SLG: 0.527	B SI 93 B FF 94 F FF 94 C CU 80 B FF 94 S FF 95 3-3 ② K	C SI 91 S CU 80 B FF 93 F CU 81 B CU 80 B CU 81 B SI 95 4-2 25 L9 25 S BB		B SI 86 X SI 86 1-0 ① G1-4-3			C FF 89 B SL 81 F FF 89 B SL 77 X SL 82 2-2 ① F8			3	0	0	0	1	1	3
25 Mike Napoli, R (1, 3) OBP: 0.350, SLG: 0.539	X FF 93 0-0 1-H 2-H 3-H HR	F SI 93 B CU 81 F CU 80 D CU 82 X CU 82 2-2 ① L9 1-3		B FF 86 C SI 85 X SI 85 1-1 8 1B 2B			C SL 83 S SL 83 B SL 84 B SL 83 F SL 84 X FF 90 2-2 2B			4	2	3	4	0	0	1
8 Yorvit Torrealba, R (1, 2) OBP: 0.295, SLG: 0.369	B SI 93 B CH 86 S FF 94 S CH 85 B FF 94 B CU 81 4-2 BB	C CU 80 F FF 93 D CU 80 D CU 80 B FF 94 C FF 93 3-3 ② K		B SI 86 B SI 86 X SI 86 2-0 5 BB 2-H 1B			B SL 83 D SL 83 C SL 83 B FF 88 T SL 83 T SL 83 3-2 ② K			3	0	1	1	1	2	2
23 Craig Gentry, R (1, 8) OBP: 0.341, SLG: 0.324 9 Endy Chavez, L (7, PH) (8, 8) OBP: 0.370, SLG: 0.539	B SI 93 F FF 93 C CU 79 D CU 80 C CU 80 2-3 ③ K	B CU 82 D CU 80 B FF 92 C FF 91 C FF 91 S CU 80 3-3 ③ K		B SI 86 B SI 84 F SI 85 F SI 86 F CU 75 S CU 73 2-3 ② K			B SL 83 X FF 92 1-0 ③ G4-3			3 1	0 0	0 0	0 0	0 0	3 0	3 1
Inning Stats	R: 5 E: 1 K: 2 S: 21 H: 4 LOB: 1 BB: 1 P: 35	R: 2 E: 0 K: 0 S: 10 H: 2 LOB: 0 BB: 0 P: 18	R: 0 E: 0 K: 2 S: 12 H: 0 LOB: 1 BB: 1 P: 24	R: 0 E: 0 K: 1 S: 10 H: 1 LOB: 2 BB: 1 P: 17	R: 1 E: 0 K: 1 S: 13 H: 2 LOB: 2 BB: 1 P: 23	R: 0 E: 1 K: 0 S: 4 H: 0 LOB: 0 BB: 0 P: 7	R: 0 E: 0 K: 1 S: 11 H: 1 LOB: 1 BB: 0 P: 19	R: 0 E: 0 K: 1 S: 8 H: 0 LOB: 0 BB: 0 P: 12		1B: 5 2B: 2 3B: 0 HR: 3 SF: 0 SAC: 0 DP: 1 HBP: 0						

livebaseballscorecards.com

AB	35
R	8
H	10
RBI	7
BB	4
SO	8
LOB	21

WP: 0 PA: 39
PB: 0
SB: 2
CS: 0

PITCHER		IP	WLS	BF	H	R	ER	SO	BB	IBB	HBP	BLK	WP	HR	S	P	ERA	WHIP
47 Gio González, L ERA: 2.47	(1, 1)	4.0	L	23	7	7	3	5	3	0	0	0	0	3	53	94	6.75	2.500
31 Brad Ziegler, R ERA: 1.95	(5, 1)	2.0		9	2	1	1	1	1	0	0	0	0	0	17	30	4.50	1.500
48 Michael Wuertz, R ERA: 2.67	(7, 1)	0.2		3	1	0	0	1	0	0	0	0	0	0	10	17	0.00	1.500
56 Craig Breslow, L ERA: 3.06	(7, 1)	0.1		1	0	0	0	0	0	0	0	0	0	0	1	2	0.00	0.000
50 Grant Balfour, R ERA: 2.41	(8, 1)	1.0		3	0	0	0	1	0	0	0	0	0	0	8	12	0.00	0.000

PITCHER	IP	WLS	BF	H	R	ER	SO	BB	IBB	HBP	BLK	WP	HR	S	P	ERA	WHIP

Oakland Athletics @ Texas Rangers

Rangers Ballpark in Arlington, Arlington, TX

Sat Jul 09 2011, 8:10 PM - 10:52 PM EDT

Att. 34,066 - Cloudy - 97 F

TOP

livebaseballscorecards.com

Batter	1	2	3	4	5	6	7	8	9	AB	R	H	RBI	BB	SO	LOB
19 Jemile Weeks, S (1, 4) OBP: 0.315, SLG: 0.407	C FF 86 F CU 76 X SL 86 0-2 G4-3 ①	C CH 84 B FF 90 B SL 83 X SL 84 2-1 55 CI 4 BB 1-2 3-H 1B		F FF 90 X CU 78 0-1 F8 ③			B FF 92 X CH 86 1-0 G4-3 ①		C SL 77 B SL 76 X FF 89 1-1 G3 ②	5	0	1	1	0	0	0
4 Coco Crisp, S (1, 8) OBP: 0.312, SLG: 0.392	B FF 87 F CH 81 C SL 84 X SL 85 1-2 F8 ②	B FF 90 B CH 84 B FF 89 B FF 89 4-0 55 CI 1-2 2-3 BB			C CU 75 C FF 90 B CU 79 S SL 85 1-3 K ①		B CU 79 B CU 85 X FF 93 2-0 HR		B SI 90 B SI 90 B SI 89 C FF 89 X FF 88 3-1 L7 ③	4	1	1	1	1	1	0
55 Hideki Matsui, L (1, 7) OBP: 0.291, SLG: 0.328 15 Ryan Sweeney, L (8, 7) OBP: 0.359, SLG: 0.331	B FF 88 C FF 88 C CU 75 B FF 91 F SL 85 S SL 86 2-3 K ③	X FF 91 0-0 CI 1-2 2-3 3-H			C FF 90 B FF 92 C FF 90 B SL 85 B FF 91 F SL 85 B FF 92 4-2 16 1B 29 FC9-6 BB		C CU 78 B FF 94 B FC 93 B FC 89 C FC 89 B FF 93 4-2 29 CS BB			1	1	0	1	2	1	0
										0	0	0	0	0	0	0
16 Josh Willingham, R (1, 10) OBP: 0.312, SLG: 0.427		X FF 87 0-0 HR C SC 86 B FF 91 X SL 85 1-1 G6-3 ③			C FF 90 X SL 84 0-1 29 FC9-6 1-3 1B		B FC 89 X FC 90 1-0 L8 ②			4	1	2	1	0	0	4
29 Scott Sizemore, R (1, 5) OBP: 0.349, SLG: 0.386		C FF 89 B SL 82 F SL 85 X FF 89 1-2 F8 ① C FF 88 B SL 84 C SL 83 S SL 85 1-3 K ①			X SL 84 0-0 FC9-6 1-2f 3-H		C FF 91 D FC 89 1-1 CS ③ 1-2	F FF 92 B FC 88 B FC 88 F FC 89 F FF 94 B FF 94 X FF 91 3-2 G5-3 ①		4	0	0	1	0	1	1
12 David DeJesus, L (1, 9) OBP: 0.311, SLG: 0.335		C FF 87 B CU 75 B CU 74 B FF 87 F FF 88 F SL 84 B SL 83 4-2 11 1B 2 1B BB B FF 89 C FF 88 F FF 89 X FF 90 1-2 P4 ②			B FF 90 C SL 83 C FF 90 C FF 90 1-3 K ③			B SL 78 B SL 77 S FF 90 F FF 90 F FF 89 X FF 90 2-2 L7 ②		3	1	0	0	1	1	1
22 Chris Carter, R (1, 3) OBP: 0.172, SLG: 0.143 28 Conor Jackson, R (6, 3) OBP: 0.320, SLG: 0.317		S FF 89 B FF 88 B FF 89 1 SAFE S FF 89 1 SAFE 1 SAFE X FF 89 2-2 F7 ② C FF 90 B FF 90 C FF 90 S SL 86 1-3 K ③				S FF 89 F FF 90 F FF 90 S FF 88 0-3 K ①		C SL 77 B FF 88 B FF 89 X SL 77 2-1 2B		3	0	0	0	0	2	1
										1	0	1	0	0	0	0
11 Landon Powell, S (1, 2) OBP: 0.247, SLG: 0.268		C CU 75 X SL 82 0-1 2 1B 19 1B 1-2 1B		B CH 82 C FF 90 C CU 76 C FF 91 1-3 K ①		B FF 89 B SL 84 C FF 90 C FF 90 D CU 79 F SL 85 C FF 90 3-3 K ②		F SL 78 X SI 91 0-1 F8 ③		4	1	1	0	0	2	1
2 Cliff Pennington, S (1, 6) OBP: 0.288, SLG: 0.309		C SL 83 B FF 89 B FF 89 B SL 82 F FF 90 F SL 84 X FF 89 3-2 4 BB 19 1B 55 CI 1-3 2-H 1B		C FF 88 B FF 85 C FF 90 B SL 84 C FF 92 2-3 K ②		F FF 90 X CU 77 0-1 L3 ③			C SI 90 C SI 90 F FF 88 F SL 77 F FF 88 B FF 88 S FF 88 1-3 K ①	4	1	1	1	0	2	0

Inning Stats	1	2	3	4	5	6	7	8	9
	R: 0 E: 0 K: 1 S: 10	H: 0 LOB: 0 BB: 0 P: 13	R: 4 E: 1 K: 0 S: 21	H: 4 LOB: 3 BB: 2 P: 38	R: 0 E: 0 K: 2 S: 9	H: 0 LOB: 0 BB: 0 P: 12	R: 0 E: 0 K: 2 S: 8	H: 0 LOB: 0 BB: 0 P: 11	R: 1 E: 0 K: 2 S: 12	H: 1 LOB: 1 BB: 1 P: 18
	R: 0 E: 0 K: 2 S: 10	H: 0 LOB: 0 BB: 0 P: 13	R: 1 E: 0 K: 0 S: 6	H: 1 LOB: 0 BB: 1 P: 15	R: 0 E: 0 K: 0 S: 12	H: 1 LOB: 1 BB: 0 P: 19	R: 0 E: 0 K: 1 S: 10	H: 0 LOB: 0 BB: 0 P: 15		

	AB	33
	R	6
	H	7
	RBI	6
	BB	4
	SO	10
	LOB	8

1B: 4 SF: 0 WP: 0 PA: 39
2B: 1 SAC: 0 PB: 0
3B: 0 DP: 0 SB: 0
HR: 2 HBP: 0 CS: 1

PITCHER		IP	WLS	BF	H	R	ER	SO	BB	IBB	HBP	BLK	WP	HR	S	P	ERA	WHIP
48 Colby Lewis, R ERA: 4.38	(1, 1)	6.0		27	5	5	4	9	3	0	0	0	0	1	70	105	6.00	1.333
35 Tommy Hunter, R ERA: 2.25	(7, 1)	1.1		5	1	1	1	0	1	0	0	0	0	1	10	22	6.75	1.500
28 Darren Oliver, L ERA: 2.45	(8, 1)	1.2	W	6	1	0	0	1	0	0	0	0	0	0	18	27	0.00	0.600

PITCHER	IP	WLS	BF	H	R	ER	SO	BB	IBB	HBP	BLK	WP	HR	S	P	ERA	WHIP

Oakland Athletics @ Texas Rangers

Rangers Ballpark in Arlington, Arlington, TX

Sat Jul 09 2011, 8:10 PM - 10:52 PM EDT

Att. 34,066 - Cloudy - 97 F

livebaseballscorecards.com

BOTTOM

Batter	1	2	3	4	5	6	7	8	9	AB	R	H	RBI	BB	SO	LOB
5 Ian Kinsler, R (1, 4) OBP: 0.365, SLG: 0.449	C SI 92 F FC 91 B FC 91 X FC 90 1-2 ① L8		C CU 79 X CU 79 0-1 ① F8		B FC 90 B FC 90 1 SAFE X SI 90 2-0 1 SF9 32 G4-3 1-3 3-H 2B		X FF 94 0-0 ① F8		C FF 94 X FC 85 0-1 ② F8	5	1	1	1	0	0	0
1 Elvis Andrus, R (1, 6) OBP: 0.332, SLG: 0.350	C FC 91 C FC 91 F FC 90 C CU 80 0-3 ② K		C SI 92 X FC 91 0-1 ② G4-3		X FC 90 0-0 ① SF9 2-3 3-H		B FF 94 X FF 93 1-0 32 1B 1B		C FF 94 B FF 94 S FC 85 X FF 94 1-2 32 HR 1B	4	1	2	1	0	1	0
32 Josh Hamilton, L (1, 7) OBP: 0.359, SLG: 0.549	C FC 92 B FC 92 X SI 92 1-1 2B		X FS 84 0-0 2B		B CU 79 X SI 91 1-0 ② G4-3 3-H		C FF 93 1 SAFE B FF 92 1 SAFE 1 SAFE B FF 92 X FF 94 2-1 10 FC6-4 1-3 1B		B FF 94 1 SAFE B FC 94 X FF 95 2-0 1-H HR	5	1	4	3	0	0	0
29 Adrián Beltré, R (1, 10) OBP: 0.314, SLG: 0.492	B FC 91 C SI 93 B SI 93 B FC 91 S SI 93 X SI 93 3-2 ③ G4-3		X CU 80 0-0 ③ P6		B FC 90 X CU 80 1-0 HR		B FC 94 X FF 94 1-0 ② P4			4	1	1	1	0	0	4
10 Michael Young, R (1, 5) OBP: 0.360, SLG: 0.486		B SI 89 C FC 88 T FC 90 S FC 91 1-3 ① K	C CU 77 B CU 80 F FC 90 F FC 91 X FC 91 1-2 ① G2-3		B FC 92 B SI 92 X SI 92 2-0 1B		X FF 94 0-0 ③ FC6-4 1-2f			4	0	1	0	0	1	2
17 Nelson Cruz, R (1, 9) OBP: 0.293, SLG: 0.520		S FC 90 B SI 92 X FC 90 1-1 ② F8	F CU 80 F SI 92 F FC 90 F CU 82 X FC 90 0-2 ② L8		1 SAFE 1 SAFE B FC 90 1 SAFE C FC 90 F SI 90 F FC 90 1 SAFE F FC 92 1-2 ③ X CU 80 G3			F FF 93 F FF 92 F SL 88 B FF 93 T FC 94 1-2 ① K		4	0	0	0	0	1	1
18 Mitch Moreland, L (1, 3) OBP: 0.338, SLG: 0.454		C CU 78 X SI 92 0-1 E4 8 2B	B CU 79 B FS 84 X SI 92 2-0 ③ L4			F FS 82 B FC 89 F FC 88 F FS 82 B CU 79 F CU 79 B FS 84 C SI 92 3-3 ① K		C FC 93 B SL 87 X FC 93 1-1 ② P5		4	1	0	0	0	1	0
8 Yorvit Torrealba, R (1, 2) OBP: 0.299, SLG: 0.376		B FC 91 X FC 89 1-0 1-H 2B			C CU 77 B SI 91 X SI 91 1-1 9 E 9 1B 5 2B 1B	B CU 80 C SI 91 F SI 91 S CU 78 1-3 ② K		C FC 94 B CU 82 F FC 93 B SL 88 X SL 87 2-2 ③ G4-3		4	1	2	1	0	1	0
9 Endy Chavez, L (1, 8) OBP: 0.366, SLG: 0.528		B SI 92 C FC 91 S FS 84 X FS 84 1-2 ③ G1-3			X FC 89 0-0 E4 5 2B 1 SF9 1-3 1B	B FS 84 B FC 91 X FC 91 2-0 ③ L8			C FF 94 X FF 94 0-1 ① G5-3	4	1	1	0	0	0	1

Inning Stats	R: 0 E: 0 K: 1 S: 12	H: 1 LOB: 1 BB: 0 P: 17	R: 1 E: 1 K: 1 S: 11	H: 1 LOB: 1 BB: 0 P: 15	R: 0 E: 0 K: 0 S: 6	H: 1 LOB: 1 BB: 0 P: 6	R: 0 E: 0 K: 0 S: 10	H: 0 LOB: 0 BB: 0 P: 13	R: 4 E: 1 K: 0 S: 13	H: 5 LOB: 1 BB: 0 P: 21	R: 0 E: 0 K: 2 S: 9	H: 0 LOB: 2 BB: 0 P: 10	R: 0 E: 0 K: 6 S: 6	H: 2 LOB: 2 BB: 0 P: 15	R: 0 E: 0 K: 1 S: 9	H: 0 LOB: 0 BB: 0 P: 13	R: 2 E: 0 K: 0 S: 8	H: 2 LOB: 0 BB: 0 P: 11	1B: 6 2B: 4 3B: 0 HR: 2	SF: 1 SAC: 0 DP: 0 HBP: 0	WP: 0 PB: 0 SB: 0 CS: 0	PA: 39

PITCHER		IP	WLS	BF	H	R	ER	SO	BB	IBB	HBP	BLK	WP	HR	S	P	ERA	WHIP
32 Brandon McCarthy, R ERA: 3.54	(1, 1)	6.0		27	8	5	4	4	0	0	0	0	0	1	61	87	6.00	1.333
33 Joey Devine, R ERA: 2.14	(7, 1)	1.0	H	5	2	0	0	0	0	0	0	0	0	0	6	10	0.00	2.000
50 Grant Balfour, R ERA: 2.34	(8, 1)	1.0	H	3	0	0	0	1	0	0	0	0	0	0	9	13	0.00	0.000
40 Andrew Bailey, R ERA: 2.4	(9, 1)	0.2	L	4	2	2	2	0	0	0	0	0	0	1	8	11	27.00	3.000

PITCHER	IP	WLS	BF	H	R	ER	SO	BB	IBB	HBP	BLK	WP	HR	S	P	ERA	WHIP

AB	38
R	7
H	12
RBI	7
BB	0
SO	5
LOB	8

Oakland Athletics @ Texas Rangers

Rangers Ballpark in Arlington, Arlington, TX

Sun Jul 10 2011, 3:10 PM - 5:30 PM EDT

Att. 33,834 - Sunny - 98 F

TOP

livebaseballscorecards.com

Batter	1	2	3	4	5	6	7	8	9	AB	R	H	RBI	BB	SO	LOB
19 Jemile Weeks, S (1, 4) OBP: 0.313, SLG: 0.402	C SI 92 B CU 76 B SI 91 F SI 94 B SI 93 X SI 92 3-2 ① P4		C CU 74 B CU 79 X CH 83 1-1 ② F7			C SI 91 F SI 94 B SI 94 B SI 94 F CU 75 S CH 83 2-3 ① K		X CH 82 0-0 12 G4-6-3 1B		4	0	1	0	0	1	0
12 David DeJesus, L (1, 9) OBP: 0.310, SLG: 0.333	B SI 92 F SI 93 B SI 91 B SI 93 X FF 94 3-1 ② F7		T FF 92 C FF 94 F SI 94 S SI 93 0-3 ③ K			C SI 92 B FC 86 F SI 91 X SI 93 1-2 4 1B 1B		C SI 89 X SI 90 0-1 ① ② G4-6-3 1-2f		4	0	1	0	0	1	1
4 Coco Crisp, S (1, 8) OBP: 0.314, SLG: 0.393	C CU 77 S CH 84 B SI 89 B CH 85 F SI 96 S CH 86 2-3 ③ K			S SI 91 F SI 90 X SI 94 0-2 ① G5-3		C CH 82 X SI 93 0-1 1-2 1B		B SI 92 X CH 83 1-0 16 CS 1B		4	0	2	0	0	1	0
16 Josh Willingham, R (1, 7) OBP: 0.311, SLG: 0.424		B SI 92 C CH 83 B SI 95 F SI 93 B SI 95 S CH 85 3-3 ① K		F SI 91 B SI 92 B SI 91 X CU 75 2-1 1B		F SI 93 C SI 93 B FC 87 C SI 93 1-3 ② K		C FF 96 B FF 97 1 SAFE B FF 97 2-1 ③ CS 1-2	B FF 96 B FF 96 B FF 96 C FF 97 F FF 98 X FF 98 3-2 ① F7	4	0	1	0	0	2	2
29 Scott Sizemore, R (1, 5) OBP: 0.341, SLG: 0.376		C SI 93 B SI 93 B SI 96 F FF 95 C SI 96 2-3 ② K		B CU 78 B SI 91 F SI 91 B SI 92 X SI 92 3-1 ② F9		X CH 83 0-0 ③ G4-3			B FF 98 C FF 97 F FF 95 C FC 86 1-3 ② K	4	0	0	0	0	2	3
22 Chris Carter, R (1, 10) OBP: 0.188, SLG: 0.133 55 Hideki Matsui, L (9, PH) OBP: 0.290, SLG: 0.327		F SI 95 C SI 95 B SI 95 B SI 97 B SI 90 B SI 96 4-2 8 1B BB		B SI 93 X SI 92 1-0 ③ G5-3			S SI 89 B SI 93 B SI 92 B SI 92 F SI 91 S SI 90 3-3 ① K		B FF 96 B FF 95 C FF 97 F FF 96 B CH 91 F FF 97 X FF 98 3-2 ③ G3-1	2 1	0 0	0 0	0 0	1 0	1 0	1 0
8 Kurt Suzuki, R (1, 2) OBP: 0.291, SLG: 0.342		C SI 94 F SI 94 X CH 84 0-2 7 FC6-4 1-2 1B			B SI 91 C CH 82 X CH 82 1-1 ① G6-3		C SI 93 X CH 84 0-1 ② F8			3	0	1	0	0	0	0
7 Adam Rosales, R (1, 3) OBP: 0.194, SLG: 0.303		B CU 77 S CH 84 X CH 84 1-1 ③ FC6-4 1-2f			C SI 92 B CH 84 X SI 93 1-1 ② F9		B CH 83 X CH 82 1-0 E1			3	0	0	0	0	0	2
2 Cliff Pennington, S (1, 6) OBP: 0.285, SLG: 0.306			B SI 90 B FF 94 X SI 92 2-0 ① G6-3		B CU 77 B SI 91 X SI 92 2-0 ③ G6-3		B SI 91 S SI 92 F SI 93 F SI 94 1 SAFE F SI 94 F FC 87 X SI 91 1-2 ③ F9			3	0	0	0	0	0	1
Inning Stats	R: 0 E: 0 K: 1 S: 9 H: 0 LOB: 0 BB: 0 P: 17	R: 0 E: 0 K: 2 S: 13 H: 1 LOB: 2 BB: 1 P: 23	R: 0 E: 0 K: 1 S: 7 H: 0 LOB: 0 BB: 0 P: 10	R: 0 E: 0 K: 0 S: 8 H: 1 LOB: 1 BB: 0 P: 14	R: 0 E: 0 K: 0 S: 5 H: 0 LOB: 0 BB: 0 P: 9	R: 0 E: 0 K: 2 S: 13 H: 2 LOB: 2 BB: 0 P: 17	R: 0 E: 1 K: 1 S: 12 H: 0 LOB: 1 BB: 0 P: 17	R: 0 E: 0 K: 0 S: 5 H: 2 LOB: 0 BB: 0 P: 8	R: 0 E: 0 K: 1 S: 10 H: 0 LOB: 0 BB: 0 P: 17	1B: 6 2B: 0 3B: 0 HR: 0 SF: 0 SAC: 0 DP: 1 HBP: 0						

	AB	32
	R	0
	H	6
	RBI	0
	BB	1
	SO	8
	LOB	10

WP: 0 PA: 34
PB: 0
SB: 0
CS: 1

PITCHER		IP	WLS	BF	H	R	ER	SO	BB	IBB	HBP	BLK	WP	HR	S	P	ERA	WHIP
54 Matt Harrison, L ERA: 3.04	(1, 1)	7.2	W	30	6	0	0	7	1	0	0	0	0	0	71	112	0.00	0.913
57 Mark Lowe, R ERA: 4.39	(8, 1)	0.1	H	0	0	0	0	0	0	0	0	0	0	0	1	3	0.00	0.000
30 Neftalí Feliz, R ERA: 3.18	(9, 1)	1.0	S	3	0	0	0	1	0	0	0	0	0	0	10	17	0.00	0.000

PITCHER	IP	WLS	BF	H	R	ER	SO	BB	IBB	HBP	BLK	WP	HR	S	P	ERA	WHIP

Batter	1	2	3	4	5	6	7	8	9	AB	R	H	RBI	BB	SO	LOB
5 Ian Kinsler, R (1, 4) OBP: 0.367, SLG: 0.448	C SI 90 X FF 90 0-1 32 F8 1 SH1-3 1B		1 SAFE C SL 84 B SL 85 L SI 92 X SI 92 1-2 ① ② G6-4-3 1-2f			B KC 79 C CH 82 C KC 82 X SL 85 1-2 ① G1-3		B SL 84 B SL 83 C SI 90 C SI 91 B KC 80 F SI 88 B SI 91 4-2 BB		3	0	1	0	1	0	1
1 Elvis Andrus, R (1, 6) OBP: 0.332, SLG: 0.352	X SI 90 0-0 ① SH1-3 1-2		B SL 86 C KC 82 X SL 82 1-1 2B			B SL 83 B SI 91 X SI 87 2-0 ② G5-3		F SI 92 1 SAFE B KC 82 X SL 84 1-1 ② L9		3	0	1	0	0	0	1
32 Josh Hamilton, L (1, 8) OBP: 0.357, SLG: 0.542	C KC 80 B SI 89 S CH 82 D CH 83 F CH 82 D CH 80 X KC 80 3-2 ② F8 2-3		S CH 81 B FF 93 S CH 82 D CH 81 F SI 92 S CH 82 2-3 ③ K			B CH 77 B SI 88 S CH 81 B CH 80 B SI 89 4-1 29 HR BB		1 SAFE C SI 89 1 SAFE B CH 75 F SI 90 S SL 74 1-3 ③ K		3	1	0	0	1	2	3
29 Adrián Beltré, R (1, 5) OBP: 0.314, SLG: 0.499	C SL 84 X SI 92 0-1 ③ G5-3			X SI 89 0-0 ① G1-3		B SI 91 X SI 91 1-0 1-H HR				3	1	1	2	0	0	1
10 Michael Young, R (1, 10) OBP: 0.358, SLG: 0.482		B SI 89 C SL 83 F SI 92 B SI 91 B SL 83 X SI 92 3-2 ① G4-3		C SI 90 C B SL 84 B SI 92 X SL 82 2-2 ② G5-3		X KC 82 0-0 ③ G5-3				3	0	0	0	0	0	0
17 Nelson Cruz, R (1, 9) OBP: 0.294, SLG: 0.518		B SL 85 X FF 92 1-0 1B		S KC 80 B SI 91 B SI 93 C KC 79 F SL 84 X CH 81 2-2 ③ F7			B SI 89 C KC 82 B SI 90 S SL 83 F KC 80 C SI 92 2-3 ① K			3	0	1	0	0	1	0
18 Mitch Moreland, L (1, 3) OBP: 0.334, SLG: 0.449		B SI 91 1 SAFE B KC 78 X SI 85 2-0 ② P3		B KC 78 S CH 77 C SI 90 S KC 81 1-3 ① K			F SI 88 F KC 78 F SI 90 F CH 77 B FF 90 X KC 78 1-2 ② G1-3			3	0	0	0	0	1	1
25 Mike Napoli, R (1, 2) OBP: 0.344, SLG: 0.529		X SL 83 0-0 ③ G5-3		C SI 92 S SL 84 B SI 92 X KC 81 1-2 ② G6-3			S KC 79 X SL 83 0-1 ③ F7			3	0	0	0	0	0	1
7 David Murphy, L (1, 7) OBP: 0.317, SLG: 0.338			C SI 88 B KC 79 F SI 88 B CH 81 X SL 82 2-2 5 G6-4-3 1B			B KC 82 C SI 90 B CH 81 X SI 90 2-1 ③ G6-3		C SL 88 B KC 79 B SI 87 X SI 88 2-1 ① G4-3		3	0	1	0	0	0	0
Inning Stats	R: 0 E: 0 K: 0 S: 9 H: 1 LOB: 1 BB: 0 P: 12	R: 0 E: 0 K: 0 S: 6 H: 1 LOB: 1 BB: 0 P: 12	R: 0 E: 0 K: 1 S: 12 H: 2 LOB: 1 BB: 0 P: 18	R: 0 E: 0 K: 0 S: 8 H: 0 LOB: 0 BB: 0 P: 12	R: 0 E: 0 K: 1 S: 8 H: 0 LOB: 0 BB: 0 P: 12	R: 2 E: 0 K: 0 S: 7 H: 1 LOB: 0 BB: 1 P: 15	R: 0 E: 0 K: 1 S: 11 H: 0 LOB: 0 BB: 0 P: 14	R: 0 E: 0 K: 1 S: 10 H: 0 LOB: 1 BB: 1 P: 18		1B: 3 2B: 1 3B: 0 HR: 1 SF: 0 SAC: 1 DP: 1 HBP: 0						

PITCHER		IP	WLS	BF	H	R	ER	SO	BB	IBB	HBP	BLK	WP	HR	S	P	ERA	WHIP
53 Trevor Cahill, R ERA: 3.12	(1, 1)	7.2	L	29	5	2	2	3	2	0	0	0	0	1	68	109	2.35	0.913
57 Brian Fuentes, L ERA: 4.82	(8, 1)	0.1		1	0	0	0	1	0	0	0	0	0	0	3	4	0.00	0.000

PITCHER	IP	WLS	BF	H	R	ER	SO	BB	IBB	HBP	BLK	WP	HR	S	P	ERA	WHIP

BOTTOM

Oakland Athletics @ Texas Rangers

Rangers Ballpark in Arlington, Arlington, TX

Sun Jul 10 2011, 3:10 PM - 5:30 PM EDT

Att. 33,834 - Sunny - 98 F

livebaseballscorecards.com

AB	27
R	2
H	5
RBI	2
BB	2
SO	4
LOB	8

Los Angeles Angels @ Oakland Athletics

Oakland Coliseum, Oakland, CA

Fri Jul 15 2011, 7:10 PM - 10:11 PM PDT

Att. 18,470 - Overcast - 60 F

TOP

livebaseballscorecards.com

Batter	1	2	3	4	5	6	7	8	9	AB	R	H	RBI	BB	SO	LOB
2 Erick Aybar, S (1, 6) OBP: 0.316, SLG: 0.431	B SI 90 F SI 91 F FC 90 F CU 81 X CU 79 1-2 48 G4-3 48 S 1B		C SI 90 B FS 84 F CU 79 S SI 92 1-3 ② K		B SI 89 B FC 90 X SI 90 2-0 1-3 3-H 2B	X SI 85 0-0 ② ③ G4-6-3 1-2f			C FF 93 C FF 94 F FF 94 C FF 94 0-3 ② K	5	0	2	1	0	2	3
47 Howie Kendrick, R (1, 4) OBP: 0.357, SLG: 0.461	C SI 90 1 SAFE 1 SAFE F FC 91 S FC 91 0-3 ① K		F FC 91 F FC 91 F SI 92 X CU 82 0-2 2B		B FC 91 F FC 90 F SI 91 S FC 91 1-3 ② K		C SI 85 X SI 86 0-1 ① G3		B FF 94 C FF 93 X FC 86 1-1 ③ F9	5	0	1	0	0	2	3
48 Torii Hunter, R (1, 9) OBP: 0.317, SLG: 0.392	P PO 89 T FC 90 B FC 90 B SI 91 C FC 91 X FC 91 3-2 ② G4-3 1-3		F FC 90 F SI 91 F FC 90 X FC 90 0-2 ③ F9		C FC 91 B FC 91 S SI 92 B FC 91 S FC 91 2-3 ③ K		B SI 86 X SI 86 1-0 ② G4-3			4	0	0	0	0	1	4
53 Bobby Abreu, L (1, 7) OBP: 0.392, SLG: 0.365	B FC 89 C FC 90 D CU 81 X SI 91 2-1 ③ G6-3			C SI 90 B FS 82 F FC 89 F FS 84 F SI 91 C SI 91 1-3 ① K	B SI 88 C FC 89 B CU 80 C FC 88 B FS 82 F FC 90 F FC 90 C FC 90 3-3 ① K		C SI 85 B SI 86 B CH 78 B CH 78 X SI 87 3-1 6 WP 2B			4	0	1	0	0	2	1
6 Alberto Callaspo, S (1, 5) OBP: 0.353, SLG: 0.354		C SI 90 B FS 83 B FC 89 X SI 91 2-1 ① L7		F FS 84 B FS 82 F FC 90 F CU 80 B SI 90 B CU 79 F SI 92 F SI 91 C FC 90 3-3 ② K		B FS 82 C FC 88 B FS 84 X FC 88 2-1 39 BB 44 BB 13 BB 1B	C FF 91 B SL 86 S FF 92 X SL 85 1-2 ③ L8 2-3			4	1	1	0	0	1	1
44 Mark Trumbo, R (1, 3) OBP: 0.307, SLG: 0.482		B SI 91 B FC 90 C SI 93 X FC 91 2-1 39 WP 1B		B CU 80 C FC 90 S FC 91 B SI 92 X SI 92 2-2 ③ F9		B FF 89 1 SAFE B SL 83 B SL 85 B FF 89 4-0 13 BB 39 BB 27 1B 1-2 BB		C SI 93 B SI 92 B SL 88 X FF 92 2-1 ① P3		3	1	1	0	1	0	0
39 Russell Branyan, L (1, 10) OBP: 0.282, SLG: 0.303		B FC 90 F CU 80 C SI 91 F SI 92 D CU 80 X SI 92 2-2 ② P5 1-2			F CU 78 B SI 90 B CU 80 C FC 89 B FC 90 B SI 91 4-2 27 F8 5 1B 2 2B BB	S SL 86 D SL 85 B FF 89 S SL 84 D SL 85 D SL 84 4-2 27 1B 13 BB 1-2 2-3 BB		C CU 81 X FF 92 0-1 ② G1-3		2	1	0	0	2	0	1
5 Jeff Mathis, R (1, 2) OBP: 0.244, SLG: 0.288 13 Maicer Izturis, S (6, PH) OBP: 0.341, SLG: 0.388 16 Hank Conger, L (6, 2) OBP: 0.304, SLG: 0.367		X CU 80 0-0 ③ G1-3			B SI 90 B FC 91 B FC 89 C SI 90 F SI 91 X SI 91 3-2 2 2B 1-2 1B	B SL 84 D FF 89 D FF 89 D FF 89 4-0 27 1B 1-2 2-3 3-H BB		B CU 83 C FF 91 S FF 93 C FF 93 1-3 ③ K		2 0 1	0 0 0	1 0 0	0 1 0	0 1 0	0 0 1	1 0 0
27 Mike Trout, R (1, 8) OBP: 0.214, SLG: 0.154			C SI 91 X CU 81 0-1 ① G4-3		C FC 90 F FC 90 F SI 91 B FC 90 F SI 91 B FC 91 X CU 80 2-2 ① F8 2-3	B FF 91 C FF 88 B FF 90 B FF 89 F SI 85 X SI 85 3-2 2 G4-6-3 1-2 2-3 3-H 1B			B FF 94 B FF 93 C FF 93 B FF 93 C FF 92 S FF 93 3-3 ① K	4	0	1	1	0	1	2

Inning Stats										
	R: 0 E: 0 K: 1 S: 13	H: 1 LOB: 1 BB: 0 P: 18	R: 0 E: 0 K: 0 S: 9	H: 1 LOB: 1 BB: 0 P: 15	R: 0 E: 0 K: 1 S: 13	H: 1 LOB: 1 BB: 0 P: 14	R: 0 E: 0 K: 2 S: 14	H: 0 LOB: 0 BB: 0 P: 20	R: 1 E: 0 K: 2 S: 17	H: 2 LOB: 2 BB: 1 P: 31
	R: 2 E: 0 K: 1 S: 13	H: 2 LOB: 2 BB: 3 P: 33	R: 0 E: 0 K: 0 S: 8	H: 1 LOB: 1 BB: 0 P: 13	R: 0 E: 0 K: 1 S: 7	H: 0 LOB: 0 BB: 0 P: 10	R: 0 E: 0 K: 2 S: 9	H: 0 LOB: 0 BB: 0 P: 13	1B: 5 2B: 3 3B: 0 HR: 0	SF: 0 SAC: 0 DP: 1 HBP: 0

AB	34
R	3
H	8
RBI	3
BB	4
SO	10
LOB	16

WP: 2 PB: 0 SB: 1 CS: 0 PA: 38

PITCHER		IP	WLS	BF	H	R	ER	SO	BB	IBB	HBP	BLK	WP	HR	S	P	ERA	WHIP
32 Brandon McCarthy, R ERA: 3.53	(1, 1)	5.1	W	23	6	2	2	7	1	0	0	0	1	0	73	110	3.38	1.312
48 Michael Wuertz, R ERA: 3.0	(6, 1)	0.0		3	0	0	0	0	3	0	0	0	0	0	2	14	∞	∞
33 Joey Devine, R ERA: 2.14	(6, 1)	0.0		0	0	0	0	0	0	0	0	0	0	0	0	0	∞	∞
31 Brad Ziegler, R ERA: 1.87	(6, 1)	1.1	H	5	2	1	1	0	0	0	0	0	0	0	9	16	6.75	1.500
56 Craig Breslow, L ERA: 3.03	(7, 1)	0.1	H	1	0	0	0	0	0	0	0	0	1	0	3	4	0.00	0.000
50 Grant Balfour, R ERA: 2.27	(8, 1)	1.0	H	3	0	0	0	1	0	0	0	0	0	0	7	10	0.00	0.000
40 Andrew Bailey, R ERA: 2.25	(9, 1)	1.0	S	3	0	0	0	2	0	0	0	0	0	0	9	13	0.00	0.000

Batter	1	2	3	4	5	6	7	8	9	AB	R	H	RBI	BB	SO	LOB
19 Jemile Weeks, S (1, 4) OBP: 0.318, SLG: 0.405	B SI 88 C FC 84 X FC 85 1-1 B1-3		F FC 84 F FC 86 B FS 85 X FS 85 1-2 4 G4-3 16 HR 3-H 1B		B FF 88 C FC 85 F FC 83 X FC 84 1-2 4 CS 4 S 1B		S FF 88 1 SAFE C SL 79 F SI 88 1 SAFE B FF 87 B CH 79 X CH 80 2-2 P2 1-2			4	1	2	1	0	0	1
4 Coco Crisp, S (1, 8) OBP: 0.313, SLG: 0.391	C B SI 89 F FC 85 B FF 90 F FF 90 X FF 91 2-2 1B		C FC 84 F FC 85 B FC 84 1 SAFE F FC 84 X FC 85 1-2 G4-3 1-2		B FC 84 C FF 86 2 SAFE S FC 86 B FC 86 X FF 91 2-2 F8 1-3			C CH 78 C FF 88 F CU 66 B CH 81 F FF 89 X CH 80 1-2 F9		4	0	1	0	0	0	2
16 Josh Willingham, R (1, 7) OBP: 0.318, SLG: 0.446 15 Ryan Sweeney, L (8, PR) OBP: 0.359, SLG: 0.331 (9, 7)	C FC 86 F FF 89 D FC 86 1 SAFE X FC 85 1-2 F7		B SI 91 D FC 86 X FC 87 2-0 2-H HR		C FC 86 T FF 87 B FS 86 X FF 90 1-2 1B			C SL 80 F FF 94 B SL 82 X SL 80 1-2 55 WP 55 1B 2B		4 0	1 1	3 0	2 0	0 0	0 0	1 0
55 Hideki Matsui, L (1, 10) OBP: 0.289, SLG: 0.326	C FC 85 B FS 85 X FC 84 1-1 P6		B FF 89 T FC 85 X FC 85 1-1 L4		B FC 84 C FF 89 F FC 84 T FS 86 1-2 K			C FF 93 F FF 94 B FF 95 X FF 94 1-2 29 G5-4-3 2-H 1B		4	0	1	1	0	1	2
29 Scott Sizemore, R (1, 5) OBP: 0.333, SLG: 0.366		C FC 84 S FC 86 B FC 86 B FS 84 X FC 84 2-2 F8		X SI 88 0-0 F9		B FC 85 S FC 85 S FC 85 B FC 84 X FC 84 2-2 P5		B FF 94 F FF 93 C SL 81 B FF 94 X SL 81 2-2 G5-4-3 1-2f		4	0	0	0	0	0	2
12 David DeJesus, L (1, 9) OBP: 0.310, SLG: 0.337	B FC 86 C FC 85 S FC 86 B FS 85 B FF 90 F FC 86 T FC 86 3-2 K			C FF 88 X KC 76 0-1 28 1B 2B		F FC 85 C SI 89 F FC 85 F FC 86 B FC 86 F FC 84 F FC 85 B FC 85 X FC 85 2-2 P3				3	1	1	0	0	1	0
28 Conor Jackson, R (1, 3) OBP: 0.320, SLG: 0.317	C FF 92 C FF 91 X FS 85 0-2 G5-3			F FC 85 B FC 84 B FC 84 C FC 85 D FC 85 X FC 85 3-2 8 1B 2-H 1B		C FC 85 B FC 85 X FC 86 1-1 G6-3				3	0	1	1	0	0	0
8 Kurt Suzuki, R (1, 2) OBP: 0.295, SLG: 0.349			C FC 83 B FF 89 S FC 86 F FS 85 F FC 86 B FC 85 X FC 86 2-2 2 SH5-3 19 1B 2B	C FC 85 C FF 90 B FS 85 X FF 90 1-2 2-H 1B			B FC 85 B FC 85 B FC 86 C FC 85 F FF 89 X FF 91 3-2 P3			3	1	2	0	0	0	0
2 Cliff Pennington, S (1, 6) OBP: 0.287, SLG: 0.307			C FC 85 X FC 84 0-1 SH5-3 2-3	X FF 88 0-0 G4-3			C FC 85 B FC 86 X FS 86 1-1 19 CS 1B			2	0	1	0	0	0	1
Inning Stats	R: 0 E: 0 K: 0 S: 11 H: 1 LOB: 1 BB: 0 P: 16	R: 0 E: 0 K: 1 S: 10 H: 0 LOB: 0 BB: 0 P: 15	R: 3 E: 0 K: 0 S: 17 H: 3 LOB: 0 BB: 0 P: 24	R: 1 E: 0 K: 0 S: 10 H: 3 LOB: 1 BB: 0 P: 14	R: 0 E: 0 K: 1 S: 12 H: 2 LOB: 1 BB: 0 P: 17	R: 0 E: 0 K: 0 S: 12 H: 0 LOB: 0 BB: 0 P: 17	R: 0 E: 0 K: 0 S: 9 H: 1 LOB: 0 BB: 0 P: 15	R: 1 E: 0 K: 0 S: 14 H: 2 LOB: 1 BB: 0 P: 19		1B: 8 2B: 3 3B: 0 HR: 1 SF: 0 SAC: 1 DP: 1 HBP: 0						

PITCHER		IP	WLS	BF	H	R	ER	SO	BB	IBB	HBP	BLK	WP	HR	S	P	ERA	WHIP
24 Dan Haren, R ERA: 2.75	(1, 1)	6.1	L	27	10	4	4	2	0	0	0	0	0	1	77	112	5.68	1.579
21 Hisanori Takahashi, L ERA: 3.52	(7, 1)	1.0		2	0	0	0	0	0	0	0	0	0	0	9	12	0.00	0.000
58 Michael Kohn, R ERA: 5.4	(8, 1)	0.2		3	2	1	1	0	0	0	0	0	1	0	9	13	13.50	3.000

PITCHER	IP	WLS	BF	H	R	ER	SO	BB	IBB	HBP	BLK	WP	HR	S	P	ERA	WHIP

BOTTOM

Los Angeles Angels @ Oakland Athletics

Oakland Coliseum, Oakland, CA

Fri Jul 15 2011, 7:10 PM - 10:11 PM PDT

Att. 18,470 - Overcast - 60 F

livebaseballscorecards.com

AB	31
R	5
H	12
RBI	5
BB	0
SO	2
LOB	9

Batter	1	2	3	4	5	6	7	8	9	AB	R	H	RBI	BB	SO	LOB
2 Erick Aybar, S (1, 6) OBP: 0.317, SLG: 0.440	C SI 88 B CH 82 X SI 87 1-1 48 G6-3 53 1B 1B	C KC 77 F SI 90 B KC 77 C SI 90 1-3 ③ K			X SI 85 0-0 ① P6		B SI 88 X CH 80 1-0 HR		X SI 96 0-0 ② L7	5	2	2	1	0	1	1
48 Torii Hunter, R (1, 9) OBP: 0.316, SLG: 0.387	C SI 91 B SI 91 1 SAFE X SI 90 1-1 ① G6-3 1-3		B SI 90 B SI 85 B SI 90 C FF 90 S KC 82 B SI 90 4-2 53 FC3-6 BB		B SI 87 F SI 86 B CH 80 C SI 88 F CH 80 X SI 88 2-2 ② G5-3		C CH 80 B SL 84 B SI 88 B SI 88 C CH 85 F SI 88 S SL 82 3-3 ② K		B SL 84 B SI 97 S SI 96 X SI 97 2-1 FC6 10 BB 53 1B 1-2	4	0	0	0	1	1	2
53 Bobby Abreu, L (1, 10) OBP: 0.392, SLG: 0.366	B SI 92 S CH 81 B FF 92 C SI 91 X CH 80 2-2 10 CS 1B 3-H		1 SAFE B SI 88 F SI 88 B KC 78 1 SAFE X CH 79 2-1 ① FC3-6 6 BB 1-2f		C KC 76 B CH 80 X KC 78 1-1 ③ G3		C CH 82 C SI 88 B SI 89 F CH 82 C KC 80 1-3 ③ K		B SI 97 S SI 97 C SI 97 B SL 85 X SL 84 2-2 10 BB 1-2 2-H 1B	5	0	2	2	0	1	1
10 Vernon Wells, R (1, 7) OBP: 0.255, SLG: 0.408	C SI 91 B SL 83 B SI 92 B SI 89 B SI 86 4-1 ② 47 S 6 BB 1-2 BB		X KC 80 0-0 ② F7			B SI 86 B KC 75 B SI 87 C SI 84 X SI 88 3-1 6 2B 47 G6-3 1B		B SI 90 B SI 89 X SI 89 2-0 ① G5-3	B SI 97 B SI 97 B SI 96 B SI 95 4-0 1-2 2-3 BB	3	1	1	0	2	0	1
6 Alberto Callaspo, S (1, 5) OBP: 0.360, SLG: 0.359	B SI 87 1 SAFE B KC 78 B SI 89 B SI 86 4-0 47 S 1-2 BB		1 SAFE B SI 87 C KC 78 1 SAFE F SI 88 P PO 80 B CH 80 B SI 90 4-2 1-2 BB			B SI 87 1 SAFE X CH 79 1-0 44 FC6-5-4-3 1-3 2B		C SI 89 B SL 76 S SI 89 B SI 90 B SI 90 B SI 88 4-2 47 G5-3 BB	C SI 96 X SI 96 0-1 ③ L7	2	0	1	0	3	0	3
47 Howie Kendrick, R (1, 4) OBP: 0.356, SLG: 0.456	B SI 89 C KC 80 B SI 90 B SL 88 C SL 82 B SL 84 4-2 1-2 2-3 BB		C CH 81 S SI 89 F SL 82 B SL 84 C SI 91 1-3 ③ K			B SI 89 F SI 88 X SI 90 1-1 ① G6-3 3-H		B SI 89 1 SAFE B SI 87 1 SAFE 1 SAFE B SI 88 C SI 87 X SI 87 3-1 ② G5-3 1-2		3	0	0	1	1	1	4
44 Mark Trumbo, R (1, 3) OBP: 0.304, SLG: 0.475	C SI 90 B KC 80 B SI 91 C SI 90 S KC 80 2-3 ③ K			X SI 88 0-0 ① G3-1		S SL 82 X KC 80 0-1 ② FC6-5-4-6 2-3		S SL 83 D SL 84 B SL 84 B SL 82 F SL 85 T SL 85 3-2 ③ K		4	0	0	0	0	2	5
5 Jeff Mathis, R (1, 2) OBP: 0.244, SLG: 0.283		C SI 86 B SI 90 F KC 77 B SI 89 F KC 79 X KC 78 2-2 ① P3		B SI 85 B FF 89 F SI 84 F SI 88 C SI 89 2-3 ② K		B KC 77 C SI 89 C SI 89 S SL 82 1-3 ③ K			B SI 96 B SI 96 F SI 95 S SI 96 B SI 97 B SI 95 4-2 48 E 53 1B BB	3	1	0	0	1	2	1
27 Mike Trout, R (1, 8) OBP: 0.167, SLG: 0.118		C SI 88 C KC 82 S KC 80 0-3 ② K		B CH 81 X CH 82 1-0 ③ F8			C SI 87 B CH 82 C SI 88 B SI 90 X KC 81 2-2 ① F8		B SI 95 X SI 96 1-0 ① B2	4	0	0	0	0	1	1
Inning Stats	R: 1 H: 2 E: 0 LOB: 3 K: 1 BB: 3 S: 13 P: 31	R: 0 H: 0 E: 0 LOB: 0 K: 2 BB: 0 S: 10 P: 13	R: 0 H: 0 E: 0 LOB: 2 K: 1 BB: 2 S: 12 P: 22	R: 0 H: 0 E: 0 LOB: 0 K: 1 BB: 0 S: 5 P: 8	R: 0 H: 0 E: 0 LOB: 0 K: 0 BB: 0 S: 7 P: 10	R: 1 H: 2 E: 0 LOB: 1 K: 1 BB: 0 S: 10 P: 16	R: 1 H: 1 E: 0 LOB: 0 K: 2 BB: 0 S: 12 P: 19	R: 0 H: 0 E: 0 LOB: 1 K: 1 BB: 1 S: 8 P: 20	R: 1 H: 1 E: 1 LOB: 3 K: 0 BB: 2 S: 11 P: 24	1B: 4 SF: 0 2B: 1 SAC: 0 3B: 0 DP: 0 HR: 1 HBP: 0						

PITCHER		IP	WLS	BF	H	R	ER	SO	BB	IBB	HBP	BLK	WP	HR	S	P	ERA	WHIP
53 Trevor Cahill, R ERA: 3.16	(1, 1)	7.0	L	30	5	3	3	8	5	0	0	0	0	1	69	119	3.86	1.429
57 Brian Fuentes, L ERA: 4.74	(8, 1)	0.2		3	0	0	0	0	1	0	0	0	0	0	5	14	0.00	1.500
48 Michael Wuertz, R ERA: 2.96	(8, 1)	0.1		1	0	0	0	1	0	0	0	0	0	0	3	6	0.00	0.000
60 Fautino De Los Santos, R ERA: 2.7	(9, 1)	1.0		7	1	1	0	0	2	0	0	0	0	0	11	24	0.00	3.000

PITCHER	IP	WLS	BF	H	R	ER	SO	BB	IBB	HBP	BLK	WP	HR	S	P	ERA	WHIP

TOP

Los Angeles Angels @ Oakland Athletics

Oakland Coliseum, Oakland, CA

Sat Jul 16 2011, 1:12 PM - 4:23 PM PDT

Overcast - 63 F

livebaseballscorecards.com

AB	33
R	4
H	6
RBI	4
BB	8
SO	9
LOB	19

Batter	1	2	3	4	5	6	7	8	9	AB	R	H	RBI	BB	SO	LOB
19 Jemile Weeks, S (1, 4) OBP: 0.336, SLG: 0.415	C SI 86 S CU 70 B CU 74 B SL 79 B SI 90 B SI 88 4-2 4 S BB		C SI 88 B CH 79 X CU 71 1-1 ③ F8			C CU 69 F CH 77 X SL 80 0-2 16 WP 1B	S FF 88 C CU 71 B FF 86 B CH 78 F FF 91 D CH 78 X CU 71 3-2 1-3 2-H 4 WP 1B		C FF 97 C FF 98 F FF 97 B FF 100 F FF 97 B FF 99 F FF 98 F FF 98 X FF 97 2-2 1B	4	0	3	1	1	0	0
4 Coco Crisp, S (1, 8) OBP: 0.309, SLG: 0.385	C SI 89 B SI 88 1 SAFE C FF 89 1 SAFE D SL 82 D CH 80 1 SAFE S SI 88 3-3 ① K 1-2			S CH 80 X CU 69 0-1 ① G3		F FF 89 X FF 88 0-1 ② F7	B SI 88 B SI 87 X SI 89 2-0 ③ L6-3 1-2		X FF 98 0-0 ③ P6	5	0	0	0	0	1	5
16 Josh Willingham, R (1, 10) OBP: 0.317, SLG: 0.440	2 SAFE S FF 88 C FF 88 B FF 87 X FF 91 1-2 ② F8			C CH 78 B SI 88 B FF 90 X CH 80 2-1 ② P3		B SL 80 B FF 88 C CH 79 F FF 89 B CH 77 F FF 89 D SL 81 4-2 1-2 BB		B SI 86 X SI 86 1-0 ① G5-3		3	0	0	0	1	0	1
55 Hideki Matsui, L (1, 7) OBP: 0.289, SLG: 0.328 15 Ryan Sweeney, L (8, PR) OBP: 0.359, SLG: 0.331 (9, 7)	X CU 72 0-0 ③ G3			B FF 88 C CH 80 X SI 90 1-1 ③ G6-3		C CH 79 X CU 72 0-1 ③ P5		B SI 88 C SI 88 B SI 88 X SI 88 2-1 2B		4 0	0 0	1 0	0 0	0 0	0 0	3 0
29 Scott Sizemore, R (1, 5) OBP: 0.326, SLG: 0.358		C SL 78 C SL 80 B CU 74 F FF 91 C FF 91 1-3 ① K			X SL 76 0-0 ① G4-3		C FF 87 B FF 87 C SI 86 X SL 79 1-2 ① G5-3	B SI 87 X SI 87 1-0 ② G1-3		4	0	0	0	0	1	1
12 David DeJesus, L (1, 9) OBP: 0.316, SLG: 0.344		C SI 89 C FF 89 S FF 89 0-3 ② K			B CH 80 B SI 89 X SI 84 2-0 8 2B 1B		B SI 88 F CH 81 X SI 88 1-1 28 1B 8 SF7 2B	B SI 87 C SI 88 F SI 88 B SI 90 B SI 88 B SI 89 4-2 BB		3	1	2	0	1	1	0
28 Conor Jackson, R (1, 3) OBP: 0.319, SLG: 0.316		C FF 89 B SI 87 C FF 87 B FF 89 X FF 91 2-2 ③ P4			B FF 89 C CH 82 D SL 77 X FF 89 2-1 ② P3		C SL 79 F FF 88 B FF 85 B CH 77 X FF 91 2-2 2 1B 19 1B 2-3 1B	B SI 88 B SI 88 C SI 88 F SI 88 X SI 87 2-2 G6-3		4	1	1	0	0	0	3
8 Kurt Suzuki, R (1, 2) OBP: 0.294, SLG: 0.352			C FF 87 B FF 86 B FF 88 F FF 87 X SL 81 2-2 ① L4		B FF 88 B CH 78 S FF 88 1 SAFE F FF 88 B CH 77 F FF 91 F CH 78 X FF 91 3-2 ③ 1-H 2B		B FF 84 C FF 88 B CH 80 C SL 78 X SL 77 2-2 ② SF7 3-H		C FF 99 X FF 98 0-1 ① G3	3	0	1	1	0	0	0
2 Cliff Pennington, S (1, 6) OBP: 0.286, SLG: 0.307			C SI 89 B CU 73 C SI 84 B FF 90 X CH 77 2-2 ② G3			C SI 87 B CH 79 B SI 87 F SI 86 F SI 89 X CH 78 2-2 ① P3	B SI 89 X CH 81 1-0 19 1B 1-2 1B		B FF 97 C FF 99 F FF 98 F FF 98 B SL 81 X FF 98 2-2 ② G3	4	0	1	0	0	0	0
Inning Stats	R: 0 E: 0 K: 1 S: 9 H: 0 LOB: 1 BB: 1 P: 17	R: 0 E: 0 K: 2 S: 10 H: 0 LOB: 0 BB: 0 P: 13	R: 0 E: 0 K: 0 S: 8 H: 0 LOB: 0 BB: 0 P: 13	R: 0 E: 0 K: 0 S: 6 H: 0 LOB: 0 BB: 0 P: 9	R: 0 E: 0 K: 0 S: 9 H: 2 LOB: 2 BB: 0 P: 16	R: 0 E: 0 K: 0 S: 14 H: 1 LOB: 2 BB: 1 P: 20	R: 2 E: 0 K: 0 S: 17 H: 4 LOB: 2 BB: 0 P: 29	R: 0 E: 0 K: 0 S: 9 H: 1 LOB: 2 BB: 1 P: 19	R: 0 E: 0 K: 0 S: 14 H: 1 LOB: 1 BB: 0 P: 18	1B: 6 2B: 3 3B: 0 HR: 0 SF: 1 SAC: 0 DP: 0 HBP: 0						

PITCHER		IP	WLS	BF	H	R	ER	SO	BB	IBB	HBP	BLK	WP	HR	S	P	ERA	WHIP
36 Jered Weaver, R ERA: 1.9	(1, 1)	6.2	W	28	7	2	2	3	2	0	0	0	1	0	72	114	2.70	1.350
37 Scott Downs, L ERA: 1.45	(7, 1)	1.1	H	6	1	0	0	0	1	0	0	0	1	0	10	22	0.00	1.500
51 Jordan Walden, R ERA: 2.77	(9, 1)	1.0	S	4	1	0	0	0	0	0	0	0	0	0	14	18	0.00	1.000

PITCHER	IP	WLS	BF	H	R	ER	SO	BB	IBB	HBP	BLK	WP	HR	S	P	ERA	WHIP

BOTTOM

Los Angeles Angels @ Oakland Athletics

Oakland Coliseum, Oakland, CA

Sat Jul 16 2011, 1:12 PM - 4:23 PM PDT

Overcast - 63 F

livebaseballscorecards.com

AB	34
R	2
H	9
RBI	2
BB	3
SO	3
LOB	13

Batter	1	2	3	4	5	6	7	8	9	10	AB	R	H	RBI	BB	SO	LOB
13 Maicer Izturis, S (1, 4) OBP: 0.335, SLG: 0.381	B FF 88 B FF 90 B FF 90 C FF 90 C FF 91 X FF 92 3-2 F7 ①		1 SAFE C FF 90 B FF 90 F FF 92 X SL 86 1-2 F7 ①		C SL 84 F FF 92 B SL 88 X SL 86 1-2 G3-1 ③			C FF 93 F FF 91 F FF 94 B FF 92 F FF 92 F CU 82 F FF 94 C FF 93 1-3 K ①		X SI 86 0-0 G6-3 ③	5	0	0	0	0	1	2
48 Torii Hunter, R (1, 9) OBP: 0.312, SLG: 0.382	S FF 91 C FF 92 X SL 84 0-2 G6-3 ②		C SL 85 P PO 89 1 SAFE S FF 92 T FF 94 1-2 K ②			B FF 90 C FF 89 F SL 83 X SL 84 1-2 F7 ①		T FF 94 S FF 93 S FF 93 0-3 K ②			4	0	0	0	0	2	1
53 Bobby Abreu, L (1, 10) OBP: 0.388, SLG: 0.361	B FF 91 C FF 92 X SL 85 1-1 G4-3 ③		B FF 92 1 SAFE F SL 86 B FF 93 S FF 93 S FF 94 2-3 K ③			B SL 83 B FF 91 F FF 92 X FF 92 2-1 F7 ②		C FF 94 B SL 84 B FF 93 X FF 92 2-1 P4 ③			4	0	0	0	0	1	1
10 Vernon Wells, R (1, 7) OBP: 0.254, SLG: 0.417		C FF 90 B SL 84 X SL 82 1-1 P6 ①		C F FF 90 T SL 85 0-2 K ①		X SL 84 0-0 HR			F FF 94 F FF 95 B FF 95 B FC 89 F FF 94 F FC 85 X FF 94 2-2 F8 ①		4	1	1	1	0	1	0
6 Alberto Callaspo, S (1, 5) OBP: 0.359, SLG: 0.357		B FF 90 B FF 90 X FF 92 2-0 44 HR 1B		B FF 89 B FF 90 F FF 90 X SL 83 2-1 L7 ②		C FF 91 F FF 92 B SL 85 F SL 86 S FF 94 1-3 K ③			C FF 92 B FC 87 C FF 93 F FF 94 F FF 94 B CU 78 T FF 93 2-2 K ②		4	1	1	0	0	2	0
2 Erick Aybar, S (1, 6) OBP: 0.320, SLG: 0.439		F FF 90 F FF 91 X SL 84 0-2 P6 ②		C SL 84 B SL 84 X FF 92 1-1 1B			B SL 82 B FF 86 B FF 88 B FF 89 4-0 27 E 27 S BB		F FF 93 B FF 94 X FF 93 1-1 G4-3 ③		3	0	1	0	1	0	1
44 Mark Trumbo, R (1, 3) OBP: 0.303, SLG: 0.482		C FF 92 S FF 92 F SL 86 B FF 95 X SL 86 1-2 1-H HR		B FF 92 F FF 92 C FF 94 S FF 95 1-3 K ③			S SL 86 B FF 92 S FF 92 1 SAFE F SL 87 B FF 94 F FF 93 T FF 93 2-2 K ①		X SI 84 0-0 G1-3 ①	4	1	1	2	0	2	2
16 Hank Conger, L (1, 2) OBP: 0.297, SLG: 0.357		C FF 92 F FF 92 B FF 96 F FF 95 F SL 85 X FF 96 1-2 F7 ③			C SL 81 B SL 84 X FF 90 1-1 P5 ①		B FF 90 S SL 84 1 SAFE F SL 84 S FF 93 1-3 K ②		C SI 85 B SI 83 B SI 85 B SI 86 X SI 85 3-1 G3 ②		4	0	0	0	0	1	1
27 Mike Trout, R (1, 8) OBP: 0.227, SLG: 0.200			B FF 90 B FF 90 B FF 91 B FF 92 4-0 BB		C SL 82 B FF 90 B FF 91 F FF 91 F FF 94 F FF 94 S FF 93 2-3 K ②		C SL 84 B FF 93 C FF 93 S FF 95 1-3 K 1-3		B SI 84 S SI 85 B SI 86 X SI 86 2-1 2B		3	0	1	0	1	2	1
Inning Stats	R: 0 H: 0 E: 0 LOB: 0 K: 0 BB: 0 S: 8 P: 12	R: 2 H: 2 E: 0 LOB: 0 K: 0 BB: 0 S: 15 P: 20	R: 0 H: 0 E: 0 LOB: 1 K: 2 BB: 1 S: 10 P: 17	R: 0 H: 1 E: 0 LOB: 1 K: 2 BB: 0 S: 10 P: 14	R: 0 H: 0 E: 0 LOB: 0 K: 1 BB: 0 S: 10 P: 14	R: 1 H: 1 E: 0 LOB: 0 K: 1 BB: 0 S: 10 P: 14	R: 0 H: 0 E: 0 LOB: 1 K: 3 BB: 1 S: 11 P: 19	R: 0 H: 0 E: 0 LOB: 0 K: 2 BB: 0 S: 12 P: 15	R: 0 H: 0 E: 0 LOB: 0 K: 1 BB: 0 S: 12 P: 17	R: 0 H: 1 E: 0 LOB: 1 K: 0 BB: 0 S: 6 P: 11	1B: 2 2B: 1 3B: 0 HR: 2	SF: 0 SAC: 0 DP: 0 HBP: 0	WP: 0 PB: 0 SB: 1 CS: 0	PA: 37			

PITCHER	IP	WLS	BF	H	R	ER	SO	BB	IBB	HBP	BLK	WP	HR	S	P	ERA	WHIP
18 Rich Harden, R (1, 1) ERA: 5.0	7.0		27	4	3	3	9	2	0	0	0	0	2	74	110	3.86	0.857
50 Grant Balfour, R (8, 1) ERA: 2.21	1.0		3	0	0	0	2	0	0	0	0	0	0	12	15	0.00	0.000
40 Andrew Bailey, R (9, 1) ERA: 2.12	1.0		3	0	0	0	1	0	0	0	0	0	0	12	17	0.00	0.000
31 Brad Ziegler, R (10, 1) ERA: 1.82	1.0	W	4	1	0	0	0	0	0	0	0	0	0	6	11	0.00	1.000

PITCHER	IP	WLS	BF	H	R	ER	SO	BB	IBB	HBP	BLK	WP	HR	S	P	ERA	WHIP

TOP

Los Angeles Angels @ Oakland Athletics

Oakland Coliseum, Oakland, CA

Sat Jul 16 2011, 5:03 PM - 8:11 PM PDT

Att. 27,379 - Partly Cloudy - 62 F

livebaseballscorecards.com

AB	35
R	3
H	5
RBI	3
BB	2
SO	12
LOB	9

Batter	1	2	3	4	5	6	7	8	9	10	AB	R	H	RBI	BB	SO	LOB
19 Jemile Weeks, S (1, 4) OBP: 0.338, SLG: 0.415	B FF 90 C FF 90 F FF 91 T FF 93 1-2 ① K		C CH 85 1 SAFE F FF 91 D SL 81 D SL 82 B FF 92 C SL 82 3-3 ③ K		C FF 90 X SL 80 0-1 E1 4 G4-3 4 S 1-3 1B		X FF 91 0-0 4 SH3-4 1B		S CH 79 X CH 79 0-1 ② F8		5	0	2	0	0	2	1
4 Coco Crisp, S (1, 8) OBP: 0.308, SLG: 0.382	B FF 92 C FF 93 X FF 92 1-1 ② G4-3			X CH 82 0-0 ① G4-3	C SL 79 S SL 82 1 SAFE D SL 82 B FF 93 F FF 93 D SL 83 X SL 84 3-2 ① G4-3 1-3 3-H		X FF 92 0-0 ① SH3-4 1-2 2-3		C FF 89 C CU 70 B FF 89 B CH 81 B FF 89 B FF 90 4-2 15 S BB		3	0	0	1	1	0	1
15 Ryan Sweeney, L (1, 7) OBP: 0.360, SLG: 0.340	C FF 92 B SL 80 C FF 91 B FF 93 X SL 82 2-2 ③ 2B			B FF 91 C FF 91 B CH 85 X SL 82 2-1 16 1B 16 WP 12 1B 1B	B FF 95 C FF 94 B FF 94 F FF 94 F FF 94 S SL 83 2-3 ② K		C SL 78 C FF 89 B SL 80 C FF 89 1-3 ② K		B SI 89 C SL 81 1 SAFE S SL 81 X SI 89 1-2 ③ L7 1-2		5	1	2	0	0	2	4
16 Josh Willingham, R (1, 10) OBP: 0.322, SLG: 0.439 2 Cliff Pennington, S (10, PR) OBP: 0.286, SLG: 0.307		X FF 91 0-0 ① F9		B SL 82 B SL 80 C SL 82 X FF 94 2-1 28 E 12 1B 11 1B 1-3 1B	B FF 94 X SL 83 1-0 ③ G5-3		I IN 54 I IN 54 I IN 55 I IN 53 4-0 IBB			B FF 89 B FC 86 B FC 87 B FF 90 4-0 12 SH1 29 1B BB	3 0	1 1	1 0	0 0	2 0	0 0	1 0
12 David DeJesus, L (1, 9) OBP: 0.315, SLG: 0.343		C FF 90 B FF 91 S SL 82 B FF 92 B FF 92 X SL 82 3-2 ② G4-3		X CH 87 0-0 11 1B 1-2 3-H 1B		X FF 89 0-0 ① F8	B FF 90 F FF 91 S SL 81 S FF 90 1-3 ③ K			X FC 90 0-0 ① SH1 1-2	4	0	1	1	0	1	3
28 Conor Jackson, R (1, 3) OBP: 0.316, SLG: 0.313		B SL 79 F FF 92 C SL 83 B FF 92 S SL 82 2-3 ③ K		F FF 94 B FF 94 B SL 83 1 SAFE F SL 83 S SL 83 2-3 ② K 1-1 2-3		C FF 91 B FF 90 B FF 91 X SL 81 2-1 11 BB 1B		B CU 66 F CH 80 F FF 89 X FF 90 1-2 ① G4-3		B FC 88 B FC 88 F FF 90 F FC 91 B CU 76 F CU 76 F FC 90 X CU 76 3-2 ② G5-3	5	0	1	0	0	2	4
11 Landon Powell, S (1, 2) OBP: 0.268, SLG: 0.270			C FF 91 B CH 84 B FF 91 X FF 92 2-1 ① G4-3	B CH 87 C SL 81 B FF 93 X SL 81 2-1 1-3 3-H 1B		B SL 80 B FF 92 B FF 92 B FF 93 4-0 29 G4-3 1-2 BB		S FF 90 B FF 89 C FF 90 B CH 82 S FF 90 2-3 ② K		B FC 88 B CU 76 C FF 91 C FF 91 B CU 77 F CU 77 B FF 92 4-2 29 1B BB	3	0	1	1	2	1	0
29 Scott Sizemore, R (1, 5) OBP: 0.328, SLG: 0.359			X FF 91 0-0 1B	C SL 83 B FF 94 B FF 94 F FF 94 S SL 84 2-3 ③ K		B FF 93 F FF 92 B FF 93 B FF 94 X FF 93 3-1 ② ③ G4-3 1-2f		F CH 80 S CH 80 B FF 89 C FF 89 1-3 ③ K		F FC 91 C CU 77 B CU 76 F FC 89 B CU 76 F FC 88 X CU 77 2-2 1-2 2-H 1B	5	0	2	1	0	2	4
28 Eric Sogard, L (1, 6) OBP: 0.500, SLG: 0.667			B FF 90 C SL 79 F FF 91 X FF 92 1-2 ② F7		F CH 88 B CH 83 B FF 91 B FF 90 B FF 89 4-1 19 E 19 1B 4 G4-3 BB		B CH 87 C FF 89 B SL 78 B FF 90 C FF 91 X FF 92 3-2 4 SH3-4 2B		C FF 89 F SL 89 X SL 80 0-2 ① G4-3		3	1	1	0	1	0	1
Inning Stats	R: 0 E: 0 K: 1 S: 8 H: 1 LOB: 1 BB: 0 P: 12	R: 0 E: 0 K: 1 S: 7 H: 0 LOB: 0 BB: 0 P: 12	R: 0 E: 0 K: 1 S: 9 H: 1 LOB: 1 BB: 0 P: 15	R: 2 E: 1 K: 2 S: 14 H: 4 LOB: 2 BB: 0 P: 24	R: 1 E: 1 K: 1 S: 12 H: 1 LOB: 1 BB: 1 P: 22	R: 0 E: 0 K: 0 S: 5 H: 1 LOB: 1 BB: 1 P: 14	R: 0 E: 0 K: 2 S: 11 H: 2 LOB: 3 BB: 1 P: 20	R: 0 E: 0 K: 2 S: 9 H: 0 LOB: 0 BB: 0 P: 13	R: 0 E: 0 K: 0 S: 10 H: 0 LOB: 1 BB: 1 P: 15	R: 1 E: 0 K: 0 S: 14 H: 1 LOB: 2 BB: 2 P: 27	1B: 9 2B: 2 3B: 0 HR: 0	SF: 0 SAC: 2 DP: 1 HBP: 0		WP: 1 PB: 0 SB: 2 CS: 0	PA: 44		

PITCHER		IP	WLS	BF	H	R	ER	SO	BB	IBB	HBP	BLK	WP	HR	S	P	ERA	WHIP
54 Ervin Santana, R ERA: 3.84	(1, 1)	6.1		29	10	3	2	6	2	0	0	0	1	0	60	107	2.84	1.895
21 Hisanori Takahashi, L ERA: 3.29	(7, 1)	2.2		10	0	0	0	4	1	1	0	0	0	0	25	40	0.00	0.375
63 Rich Thompson, R ERA: 3.18	(10, 1)	0.2	L	5	1	1	1	0	2	0	0	0	0	0	14	27	13.50	4.500

PITCHER	IP	WLS	BF	H	R	ER	SO	BB	IBB	HBP	BLK	WP	HR	S	P	ERA	WHIP

BOTTOM

Los Angeles Angels @ Oakland Athletics

Oakland Coliseum, Oakland, CA

Sat Jul 16 2011, 5:03 PM - 8:11 PM PDT

Att. 27,379 - Partly Cloudy - 62 F

livebaseballscorecards.com

AB	36
R	4
H	11
RBI	4
BB	6
SO	10
LOB	19

Los Angeles Angels @ Oakland Athletics

Oakland Coliseum, Oakland, CA

Sun Jul 17 2011, 1:10 PM - 3:44 PM PDT

Att. 26,115 - Overcast - 62 F

TOP

livebaseballscorecards.com

Batter	1	2	3	4	5	6	7	8	9	AB	R	H	RBI	BB	SO	LOB
13 Maicer Izturis, S (1, 4) OBP: 0.334, SLG: 0.379	B FF 92 B SI 92 C FF 93 C FF 93 X 2-2 48 E 1B		C SI 92 F CU 79 F FF 93 F CU 80 B SI 93 B SI 93 X CU 80 2-2 ① P6		X SI 93 0-0 ② F9			B SI 88 C SI 87 S CH 81 F SI 90 X CU 71 1-2 ① G5-3		4	0	1	0	0	0	1
2 Erick Aybar, S (1, 6) OBP: 0.320, SLG: 0.437 39 Russell Branyan, L (6, 3) OBP: 0.288, SLG: 0.303	L SI 92 B CU 78 1 SAFE B CU 78 B SI 92 F FF 92 1 SAFE S FF 92 3-3 ① K		B SI 92 B FF 94 B FF 93 B FF 93 4-0 48 G1-6-3 BB		C SI 93 B CU 69 X SI 92 1-1 ③ F8			C SI 90 B SI 88 C SI 88 B CU 72 B CU 70 B SI 88 4-2 5 G6-3 BB		2	0	0	0	1	1	2
										0	0	0	0	1	0	0
48 Torii Hunter, R (1, 10) OBP: 0.310, SLG: 0.379 5 Jeff Mathis, R (8, PH) OBP: 0.243, SLG: 0.281 (8, 10)	C SI 92 X CU 79 0-1 FC6 1-2		D CU 80 C SI 92 B FF 92 X SI 91 2-1 ②③ G1-6-3 1-2f			B SI 91 C SI 92 F SI 92 B SI 94 S FF 93 2-3 ① K		C SI 87 S SI 87 X CU 70 0-2 ②③ G6-3 1-2f		3	0	0	0	0	1	2
										1	0	0	0	0	0	1
10 Vernon Wells, R (1, 9) OBP: 0.252, SLG: 0.412 28 Alexi Amarista, L (6, 6) OBP: 0.176, SLG: 0.229	S CU 80 C CU 80 B CU 81 F SI 93 S CU 81 1-3 ② K			C SI 91 B CU 80 X SI 92 1-1 ① G6-3		B FF 93 X SI 93 1-0 ② P3			C SI 88 F SI 88 X CU 71 0-2 E4 6 1B 46 1B	3	0	0	0	0	1	2
										1	1	0	0	0	0	0
47 Howie Kendrick, R (1, 7) OBP: 0.352, SLG: 0.450	C CU 80 B SI 93 C FF 92 S CU 81 1-3 ③ K			C SI 92 X CH 82 0-1 ② G6-3		C SI 92 S SI 91 F SI 93 B FF 94 F SI 93 X FF 93 1-2 ③ G4-3			C SI 87 B CH 80 C CH 80 S CU 72 1-3 ① K	4	0	0	0	0	2	3
6 Alberto Callaspo, S (1, 5) OBP: 0.364, SLG: 0.363		C SI 91 S FF 92 B SI 91 X CU 80 1-2 1B		C SI 91 X SI 91 0-1 1B			C SI 91 X CH 80 0-1 ① G5-3		B SI 87 S SI 87 X CH 81 1-1 46 1B 1-2 1B	4	0	3	0	0	0	0
44 Mark Trumbo, R (1, 3) OBP: 0.302, SLG: 0.477 (6, 9)		C SI 92 S CU 80 S FF 91 0-3 ① K		F FF 92 X SI 91 0-1 ③ F7			B SI 91 B SI 91 B SI 92 C SI 92 F FF 92 F FF 93 F FF 93 B FF 94 4-2 27 FC6-4 BB		C SI 87 C SI 89 S CU 71 0-3 ② K	3	0	0	0	1	2	4
46 Bobby Wilson, R (1, 2) OBP: 0.308, SLG: 0.324		C SI 92 S SI 92 S FF 92 0-3 ② K			B SI 91 S SI 91 S CH 83 B FF 92 X CU 80 2-2 2B		B SI 91 C SI 91 S CH 84 F SI 92 B SI 93 B CH 84 X FF 92 3-2 ② P2		C SI 87 F SI 89 X CU 71 0-2 1-2 2-H 1B	4	0	2	1	0	1	2
27 Mike Trout, R (1, 8) OBP: 0.192, SLG: 0.167		B SI 93 F FF 93 C CU 79 B CU 80 S CU 79 2-3 ③ K			C FF 93 C FF 94 S CU 81 0-3 ① K		C SI 93 X CH 83 0-1 ③ FC6-4 1-2f		B SI 87 X SI 86 1-0 ③ F9	4	0	0	0	0	2	5

Inning Stats																																	
	R: 0	H: 1	E: 1	LOB: 2	K: 3	BB: 0	S: 15	P: 22	R: 0	H: 1	E: 0	LOB: 1	K: 3	BB: 0	S: 12	P: 15	R: 0	H: 0	E: 0	LOB: 0	K: 0	BB: 1	S: 7	P: 15	R: 0	H: 1	E: 0	LOB: 1	K: 0	BB: 0	S: 8	P: 9	R: 0	H: 1	E: 0	LOB: 1	K: 1	BB: 0	S: 9	P: 12	R: 0	H: 0	E: 0	LOB: 0	K: 1	BB: 0	S: 9	P: 13	R: 0	H: 0	E: 0	LOB: 1	K: 0	BB: 1	S: 12	P: 19	R: 0	H: 0	E: 0	LOB: 0	K: 0	BB: 1	S: 9	P: 14	R: 1	H: 2	E: 1	LOB: 2	K: 2	BB: 0	S: 15	P: 18	1B: 5	SF: 0	2B: 1	SAC: 0	3B: 0	DP: 2	HR: 0	HBP: 0	WP: 0	PA: 36	PB: 0	SB: 0	CS: 0

PITCHER		IP	WLS	BF	H	R	ER	SO	BB	IBB	HBP	BLK	WP	HR	S	P	ERA	WHIP
47 Gio González, L ERA: 2.33	(1, 1)	7.0	W	27	4	0	0	8	2	0	0	0	0	0	72	105	0.00	0.857
13 Jerry Blevins, L ERA: 3.86	(8, 1)	2.0		9	2	1	0	2	1	0	0	0	0	0	24	32	0.00	1.500

PITCHER	IP	WLS	BF	H	R	ER	SO	BB	IBB	HBP	BLK	WP	HR	S	P	ERA	WHIP

AB	33
R	1
H	6
RBI	1
BB	3
SO	10
LOB	22

Batter	1	2	3	4	5	6	7	8	9	AB	R	H	RBI	BB	SO	LOB
19 Jemile Weeks, S (1, 4) OBP: 0.354, SLG: 0.420	16 BB / 4 BB / 55 1B / BB 0-1 / 55 BB / 4 1B / 2-H / 1B	1-2 / 16 FC5-4 / 4 1B / 55 FC6-4 / 1B	4 / G1-6-3 / BB	1-2 / F8 / ③					3	2	2	1	2	0	2
4 Coco Crisp, S (1, 8) OBP: 0.312, SLG: 0.383	4-0 / 55 1B / 16 BB / 1-2 / BB 1-2 / 55 BB / 1B	1-2 / 16 FC5-4 / 1-2 / 1B	② ③ / G1-6-3 / 1-2f	1-1 / F9 / ①					4	1	2	0	1	0	1
16 Josh Willingham, R (1, 7) OBP: 0.321, SLG: 0.434 15 Ryan Sweeney, L (8, 7) OBP: 0.358, SLG: 0.338	4-2 / 55 1B / 12 E / 1-2 / 2-3 / BB 0-0 / F8	1-2 / FC5-4 / ① / 55 FC6-4 / 1-2f / 2-3	2-0 / G5-3 / ①	1-3 / K / ②					3 1	1 0	0 0	0 0	1 0	0 0	4 0
55 Hideki Matsui, L (1, 10) OBP: 0.294, SLG: 0.328	1-0 / 12 E / 29 BB / 28 HR / 1-3 / 2-H / 3-H / 1B 4-2 / 1-2 / 2-3 / BB	3-2 / FC6-4 / ② / 1-2f / 3-H	4-2 / 29 G4-3 / BB	3-3 / K / ③					3	1	1	3	2	1	1
29 Scott Sizemore, R (1, 5) OBP: 0.326, SLG: 0.353	4-2 / 12 E / 28 HR / 1-2 / BB 0-1 / L9	3-3 / K / ③	2-2 / G4-3 / ② ③ / 1-2f						3	1	0	0	1	1	5
12 David DeJesus, L (1, 9) OBP: 0.314, SLG: 0.339	2-2 / E3 / 28 HR / 1-2 / 2-3 / 3-H 3-3 / K / ①	1-3 / K / ①	4-2 / 28 BB / BB						3	1	0	0	1	2	2
28 Conor Jackson, R (1, 3) OBP: 0.323, SLG: 0.330	0-1 / 1-H / 2-H / 3-H / HR 1-1 / 2 FC4-6 / 1B	0-1 / G5-3 / ②	4-0 / 1-2 / BB						3	1	2	4	1	0	0
8 Kurt Suzuki, R (1, 2) OBP: 0.291, SLG: 0.347	0-1 / G5-3 / ① 1-0 / F8 / ②	1-1 / P3 / ③	2-2 / K / ①						4	0	0	0	0	1	3
2 Cliff Pennington, S (1, 6) OBP: 0.286, SLG: 0.309	0-1 / 19 1B / 2B 1-1 / FC4-6 / ③ / 1-2f	2-1 / P5 / ①	1-1 / P5 / ②						4	1	1	0	0	0	3
Inning Stats	R: 8 E: 1 K: 0 S: 24 H: 5 LOB: 3 BB: 5 P: 47	R: 0 E: 0 K: 1 S: 10 H: 1 LOB: 1 BB: 0 P: 16	R: 1 E: 0 K: 1 S: 15 H: 2 LOB: 1 BB: 0 P: 24	R: 0 E: 0 K: 1 S: 8 H: 0 LOB: 0 BB: 0 P: 10	R: 0 E: 0 K: 0 S: 7 H: 0 LOB: 0 BB: 1 P: 13	R: 0 E: 0 K: 0 S: 6 H: 0 LOB: 0 BB: 1 P: 14	R: 0 E: 0 K: 1 S: 13 H: 0 LOB: 2 BB: 2 P: 25	R: 0 E: 0 K: 2 S: 9 H: 0 LOB: 0 BB: 0 P: 14		1B: 6 2B: 1 3B: 0 HR: 1 SF: 0 SAC: 0 DP: 2 HBP: 0					

WP: 0 PB: 0 SB: 0 CS: 0 PA: 40

BOTTOM

Los Angeles Angels @ Oakland Athletics

Oakland Coliseum, Oakland, CA

Sun Jul 17 2011, 1:10 PM - 3:44 PM PDT

Att. 26,115 - Overcast - 62 F

livebaseballscorecards.com

AB	31
R	9
H	8
RBI	8
BB	9
SO	6
LOB	21

PITCHER		IP	WLS	BF	H	R	ER	SO	BB	IBB	HBP	BLK	WP	HR	S	P	ERA	WHIP
35 Joel Pineiro, R ERA: 4.58	(1, 1)	0.1	L	10	4	8	7	0	4	0	0	0	0	1	18	37	189.00	24.000
22 Trevor Bell, R ERA: 3.24	(1, 1)	2.2		13	4	1	1	2	1	0	0	0	0	0	31	50	3.38	1.875
38 Bobby Cassevah, R ERA: 3.18	(4, 1)	3.0		9	0	0	0	1	2	0	0	0	0	0	21	37	0.00	0.667
58 Michael Kohn, R ERA: 4.91	(7, 1)	1.0		5	0	0	0	1	2	0	0	0	0	0	13	25	0.00	2.000
63 Rich Thompson, R ERA: 3.09	(8, 1)	1.0		3	0	0	0	2	0	0	0	0	0	0	9	14	0.00	0.000

PITCHER	IP	WLS	BF	H	R	ER	SO	BB	IBB	HBP	BLK	WP	HR	S	P	ERA	WHIP

Batter	1	2	3	4	5	6	7	8	9	AB	R	H	RBI	BB	SO	LOB
19 Jemile Weeks, S (1, 4) OBP: 0.342, SLG: 0.406	B SI 91 C SI 91 X CH 81 1-1 E3 15 CS		C FF 90 C FF 91 B SI 92 F SL 85 B FF 91 F FF 92 F SI 92 X CH 81 2-2 ② F8		C CH 81 F CU 78 X SL 83 0-2 ② F7		C FF 95 X CH 82 0-1 ① L6		C SI 97 S SL 87 B SI 98 S SL 89 1-3 ① K	5	0	0	0	0	1	4
15 Ryan Sweeney, L (1, 7) OBP: 0.354, SLG: 0.333	B SI 91 F FF 92 S FF 92 B SI 93 S SL 84 2-3 ①② K 1-2		1 SAFE B SI 91 C CH 82 F FF 91 1 SAFE 1 SAFE C SI 92 1-3 ③ K		F CH 81 X FF 92 0-1 4 2B 55 1B 2-H 1B		X FF 94 0-0 ② F7		C SI 98 B SL 86 F SL 88 S FF 97 1-3 ② K 1-2	5	1	1	1	0	3	4
4 Coco Crisp, S (1, 8) OBP: 0.313, SLG: 0.386	C SI 91 X CU 77 0-1 ③ F9			B FF 90 B CH 81 B CH 80 C SI 89 C SI 89 X SI 90 3-2 29 HBP 55 1B 12 FC3-2 1B	1 SAFE B CU 78 B CH 80 C SI 86 D CH 86 C FF 90 X SI 90 3-2 55 1B 1-3 2B		C FF 94 C SL 82 D SL 81 B FF 94 B SL 83 X SI 95 3-2 E5 1-2		S SL 88 B FF 98 B FF 96 S SL 88 B SL 89 S SL 88 3-3 K2-3	5	1	2	0	0	1	2
55 Hideki Matsui, L (1, 10) OBP: 0.297, SLG: 0.331		B SI 90 B CH 81 B SI 91 C SI 89 X FF 91 3-1 ① P5		C SI 91 B SI 91 C SI 89 1 SAFE B FF 92 1 SAFE 1 SAFE F CH 81 X FF 93 2-2 12 FC3-2 29 HBP 1-2 1B	C CH 81 X CH 80 0-1 2-H 3-H 1B		C SL 82 B SL 82 F SI 93 D SL 83 X SL 80 2-2 ③ G4-3			4	0	2	2	0	0	2
29 Scott Sizemore, R (1, 5) OBP: 0.328, SLG: 0.351 28 Eric Sogard, L (4, PR) (4, 5) OBP: 0.333, SLG: 0.400		C FF 92 B SL 85 S SL 87 F SI 92 C SL 86 1-3 ② K		H SI 90 1-0 12 FC3-2 1-2 2-3 HBP	C FF 90 S CH 81 B SL 82 X FF 90 1-2 ③ G1-6-3			B SI 93 X SI 91 1-0 ① G3		1 2	0 0	0 0	0 0	0 0	1 0	0 1
12 David DeJesus, L (1, 9) OBP: 0.320, SLG: 0.343		C SI 92 B SL 79 F CH 82 B SL 84 H SL 85 3-2 28 FC5-4 HBP		B FF 90 F FF 91 C SL 82 F SL 82 X FF 92 1-2 ① FC3-2 28 G5-4-3 1-2 2-3 3-Hf		B SI 88 F FF 88 C CU 74 X SL 81 1-2 28 G6-4-3 1B		C FF 93 B SL 81 B SL 79 F SI 93 X SI 94 2-2 28 G2-3 1B		3	0	2	0	0	0	3
28 Conor Jackson, R (1, 3) OBP: 0.318, SLG: 0.325		F FF 91 X FF 90 0-1 ③ FC5-4 1-2f		B SL 84 C SI 91 B SL 84 S SI 91 X SL 83 2-2 ②③ G5-4-3 1-2f		C SL 82 B SI 89 F SI 90 X SL 83 1-2 ①② G6-4-3 1-2f		X SI 97 0-0 ② G2-3 1-2		4	0	0	0	0	0	6
8 Kurt Suzuki, R (1, 2) OBP: 0.290, SLG: 0.349			B SL 85 B SI 91 C SI 90 X SI 91 2-1 ① L9		C SI 88 B SL 84 B SL 82 B SI 89 X SI 90 3-1 15 1B 2B	B SL 84 F SI 89 B SL 81 X SI 89 2-1 ③ G5-3		B FF 96 C FF 98 B SL 89 S SL 88 X SI 97 2-2 ③ P5		4	1	1	0	0	0	1
2 Cliff Pennington, S (1, 6) OBP: 0.291, SLG: 0.315			B FF 92 X FF 91 1-0 1B		L FF 91 L SL 83 D SL 84 F SL 84 X SI 91 1-2 ① G1-3		B FF 94 X SI 95 1-0 4 E 1B		B SI 96 B SL 87 B FF 96 C FF 97 F SI 96 X SI 97 3-2 15 DI 1B	4	0	3	0	0	0	1

Inning Stats																				
	R: 0	H: 0	R: 0	H: 0	R: 0	H: 1	R: 0	H: 2	R: 3	H: 4	R: 0	H: 1	R: 0	H: 1	R: 0	H: 1	R: 0	H: 1	1B: 9	SF: 0	WP: 0	PA: 39
	E: 1	LOB: 0	E: 0	LOB: 1	E: 0	LOB: 1	E: 0	LOB: 3	E: 0	LOB: 1	E: 0	LOB: 0	E: 1	LOB: 2	E: 0	LOB: 1	E: 0	LOB: 1	2B: 2	SAC: 0	PB: 0	
	K: 1	BB: 0	K: 1	BB: 0	K: 1	BB: 0	K: 0	BB: 0	K: 0	BB: 0	K: 0	BB: 0	K: 0	BB: 0	E: 0	BB: 0	K: 3	BB: 0	3B: 0	DP: 2	SB: 0	
	S: 7	P: 10	S: 10	P: 17	S: 12	P: 18	S: 14	P: 23	S: 19	P: 27	S: 8	P: 12	S: 10	P: 16	S: 8	P: 13	S: 12	P: 20	HR: 0	HBP: 2	CS: 1	

PITCHER		IP	WLS	BF	H	R	ER	SO	BB	IBB	HBP	BLK	WP	HR	S	P	ERA	WHIP
21 Rick Porcello, R ERA: 4.76	(1, 1)	6.0	W	26	8	3	3	3	0	0	2	0	0	0	70	107	4.50	1.333
40 Phil Coke, L ERA: 4.74	(7, 1)	1.1		7	2	0	0	0	0	0	0	0	0	0	14	23	0.00	1.500
62 Al Alburquerque, R ERA: 2.59	(8, 1)	1.2		6	1	0	0	3	0	0	0	0	0	0	16	26	0.00	0.600

PITCHER	IP	WLS	BF	H	R	ER	SO	BB	IBB	HBP	BLK	WP	HR	S	P	ERA	WHIP

TOP

Oakland Athletics @ Detroit Tigers

Comerica Park, Detroit, MI

Tue Jul 19 2011, 7:08 PM - 10:17 PM EDT

Att. 31,980 - Clear - 88 F

livebaseballscorecards.com

AB	37
R	3
H	11
RBI	3
BB	0
SO	6
LOB	24

Oakland Athletics @ Detroit Tigers

Comerica Park, Detroit, MI

Tue Jul 19 2011, 7:08 PM - 10:17 PM EDT

Att. 31,980 - Clear - 88 F

BOTTOM

Batter	1	2	3	4	5	6	7	8	9	AB	R	H	RBI	BB	SO	LOB
14 Austin Jackson, R (1, 8) OBP: 0.319, SLG: 0.362	F SI 90 C SI 89 C SI 90 0-3 ① K		C CU 78 B SI 90 X CU 79 1-1 ① F9		B SI 89 F SI 88 F SI 89 B FF 91 F CU 77 X SI 91 2-2 ① 26 2B 30 SF8 1B	B FF 93 C FF 93 B CH 79 X FF 92 2-1 ① 26 2B 1B		C SI 90 C CH 73 F SI 89 X CH 74 0-2 ② F7		5	2	2	0	0	1	0
26 Brennan Boesch, L (1, 7) OBP: 0.353, SLG: 0.491 32 Don Kelly, L (9, 7) OBP: 0.289, SLG: 0.342	C SI 90 X FS 80 0-1 ② G6-3		C SI 91 X FF 92 0-1 ② G5-3		F FS 75 1 SAFE 1 SAFE F SI 88 1 SAFE B SI 89 B SI 91 F FF 90 X CU 80 2-2 24 HR 1-3 2B	1 SAFE F FF 94 1 SAFE X FF 94 0-1 1-H 2B		B SI 90 X SI 90 1-0 1B		5 0	1 0	3 0	1 0	0 0	0 0	0 0
30 Magglio Ordonez, R (1, 9) OBP: 0.293, SLG: 0.307 57 Casper Wells, R (7, 9) OBP: 0.323, SLG: 0.451	C SI 90 X CU 78 0-1 1B		X CU 80 0-0 ③ G1-3		C SI 91 B SI 91 B FF 91 X CU 79 2-1 ② SF8 3-H	C SI 97 X SI 97 0-1 ② L3		1 SAFE F SI 88 B SI 89 B CH 73 B SI 88 X SI 89 3-1 ③ F8		3 1	0 0	1 0	1 0	0 0	0 0	1 1
24 Miguel Cabrera, R (1, 3) OBP: 0.428, SLG: 0.559	B SI 90 B SI 91 C CU 79 F SI 91 S SI 93 2-3 ③ K			B FF 90 B CU 75 C SI 89 X SI 89 2-1 ① G6-3	B SI 91 S SI 91 F SI 91 D CU 81 F SI 92 F SI 91 X SI 92 2-2 2-H HR	C SL 84 S SI 98 S SL 86 0-3 ③ K				4	1	1	2	0	2	2
41 Victor Martinez, S (1, 10) OBP: 0.363, SLG: 0.455		X SI 89 0-0 ① F8		B SI 86 C SI 88 C CU 77 X CU 76 1-2 9 E 9 E 1B	B FS 78 X FS 79 1-0 27 1B 2B		B SI 95 X SI 96 1-0 ① G6-3			4	2	2	0	0	0	0
27 Jhonny Peralta, R (1, 6) OBP: 0.361, SLG: 0.519		X SI 90 0-0 ② F7		B SI 89 B CU 77 B SI 89 1 SAFE C SI 88 X SI 88 3-1 ② F8	B SI 89 S CU 77 X CU 78 1-1 2-H 9 HR 1B		B CH 90 X SI 97 1-0 ② G6-3			4	1	1	1	0	0	1
9 Carlos Guillen, S (1, 4) OBP: 0.455, SLG: 0.700		C SI 90 C FS 79 B SI 91 X CU 79 1-2 13 BB 1B		F SI 89 B FS 78 B FS 76 B SI 90 X SI 89 3-1 1-H E3	B SI 88 B SI 88 X SI 89 2-0 1-H HR		C SI 96 S SL 86 F SI 98 B SL 85 F SI 97 B SL 85 B SL 84 B SI 97 4-2 BB			3	1	2	2	1	0	0
13 Alex Avila, L (1, 2) OBP: 0.368, SLG: 0.496		B SI 89 F SI 90 B CU 78 B CU 78 B SI 91 4-1 1-2 BB		B FS 77 C SI 89 X CU 78 1-1 ③ F7	X SL 86 0-0 ③ L9		F SI 98 F SI 98 1 SAFE S SL 85 0-3 ③ K			3	0	0	0	1	1	2
15 Brandon Inge, R (1, 5) OBP: 0.242, SLG: 0.242		B CU 79 S SI 91 C SI 91 S CU 79 1-3 ③ K			X SI 90 0-0 ① F8	S FF 92 S FF 93 F FF 93 B FF 94 B SL 86 B FF 93 X FF 92 3-2 ① P2		X SI 89 0-0 ① P3		4	0	0	0	0	1	2
Inning Stats	R: 0 E: 0 K: 2 S: 10 H: 1 LOB: 1 BB: 0 P: 12	R: 0 E: 0 K: 1 S: 9 H: 1 LOB: 2 BB: 1 P: 15	R: 0 E: 0 K: 0 S: 5 H: 0 LOB: 0 BB: 0 P: 6	R: 1 E: 1 K: 0 S: 11 H: 1 LOB: 1 BB: 0 P: 21	R: 6 E: 0 K: 0 S: 21 H: 6 LOB: 0 BB: 0 P: 33	R: 1 E: 0 K: 1 S: 13 H: 2 LOB: 1 BB: 0 P: 18	R: 0 E: 0 K: 1 S: 9 H: 0 LOB: 1 BB: 1 P: 15	R: 0 E: 0 K: 0 S: 8 H: 1 LOB: 1 BB: 0 P: 12		1B: 7 2B: 3 3B: 0 HR: 2 SF: 1 SAC: 0 DP: 0 HBP: 0				WP: 0 PB: 0 SB: 0 CS: 0 PA: 39		

livebaseballscorecards.com

AB	36
R	8
H	12
RBI	7
BB	2
SO	5
LOB	9

PITCHER	IP	WLS	BF	H	R	ER	SO	BB	IBB	HBP	BLK	WP	HR	S	P	ERA	WHIP
52 Guillermo Moscoso, R (1, 1) ERA: 2.96	4.2	L	25	9	7	6	3	1	0	0	0	0	2	55	86	11.57	2.143
56 Craig Breslow, L (5, 1) ERA: 3.24	0.2		4	2	1	1	0	0	0	0	0	0	0	9	14	13.50	3.000
60 Fautino De Los Santos, R (6, 1) ERA: 2.16	1.2		6	0	0	0	2	1	0	0	0	0	0	14	20	0.00	0.600
57 Brian Fuentes, L (8, 1) ERA: 4.62	1.0		4	1	0	0	0	0	0	0	0	0	0	8	12	0.00	1.000

PITCHER	IP	WLS	BF	H	R	ER	SO	BB	IBB	HBP	BLK	WP	HR	S	P	ERA	WHIP

Batter	1	2	3	4	5	6	7	8	9	AB	R	H	RBI	BB	SO	LOB
4 Coco Crisp, S (1, 8) OBP: 0.315, SLG: 0.385	B FF 91 C FF 90 S FF 91 B FF 93 X FF 92 2-2 ① G5-6-3		B CH 82 F FF 90 C CH 83 B CH 83 B FF 91 F FF 91 X FF 88 3-2 55 1B, 2 WP, 2-3 1B		L FF 88 X CH 82 0-1 ① F9		F FF 94 C CH 85 B CH 84 D SL 84 B CH 84 B FF 93 4-2 2 1B, 55 1B, 1-2 2-3 BB		F FF 91 B CU 75 X CH 83 1-1 ① G6-3	4	1	1	0	1	0	0
2 Cliff Pennington, S (1, 6) OBP: 0.296, SLG: 0.317	C FF 91 C SL 78 B SL 81 F FF 92 X SL 78 1-2 ② G6-3		B CH 81 B FF 90 B FF 89 B FF 90 4-0 55 1B, 1-2 BB		C FF 89 B CH 81 X CH 82 1-1 ② G5-3		C FF 96 C FF 96 X CH 85 0-2 55 1B, 28 1B, 1-2 2-3 3-H 1B		B CH 81 X FF 92 1-0 16 CS, 1B	4	1	2	1	1	0	0
16 Josh Willingham, R (1, 7) OBP: 0.315, SLG: 0.427	C FF 91 X CH 84 0-1 ③ G4-3		F FF 91 S FF 90 C FF 89 0-3 ② K		C FF 87 C SL 76 B FF 91 S CH 83 1-3 ③ K		X FF 96 0-0 ① SF9, 3-H		S CH 81 F CH 82 1 SAFE B CH 83 B FF 92 1 SAFE 1 SAFE B SL 80 X FF 94 3-2 ②③ F8, 1-2	4	0	0	1	0	2	4
55 Hideki Matsui, L (1, 10) OBP: 0.302, SLG: 0.348		C FF 89 C SL 77 X SL 78 0-2 ① F8	B SL 77 F FF 90 B FF 90 X FF 89 2-1 1-2 2-3 3-H 1B			B FF 88 X FF 88 1-0 HR	D CH 84 B CH 84 C FF 93 C FF 94 X FF 95 2-2 28 1B, 1-3 2-H 1B			4	1	3	3	0	0	0
28 Conor Jackson, R (1, 5) (9, 3) OBP: 0.317, SLG: 0.324		B FF 91 X FF 90 1-0 ② F8	B FF 89 C FF 89 X CH 82 1-1 ③ P3			C SL 84 F SI 91 F SL 83 S SL 83 1-3 ① K	B SL 87 B SL 86 C SL 87 X FF 95 2-1 8 G5-4-3, 1-2 3-H 1B			4	0	1	1	0	1	3
8 Kurt Suzuki, R (1, 2) OBP: 0.287, SLG: 0.345		C FF 90 B CH 83 C CH 84 X SL 80 1-2 ③ G6-3		B CH 85 F FF 88 X SL 75 1-1 ① P4		C SL 84 B SL 83 B FF 95 F FF 95 F SL 87 B SI 97 X SI 95 3-2 ② G4-3	C FF 95 B SL 88 X SL 89 1-1 ②③ G5-4-3, 1-2f			4	0	0	0	0	0	2
12 David DeJesus, L (1, 9) OBP: 0.319, SLG: 0.342			C FF 89 C SL 78 B SL 78 X SL 76 1-2 E4, 11 1B, 28 G4-3	B SL 75 C FF 87 B SL 76 B FF 87 X FF 88 3-1 11 G4-3, 1B		C SI 92 B CH 81 F FF 96 C SI 96 1-3 ③ K		B FF 91 F FF 91 B SL 80 X FF 92 2-1 ① G3		4	1	1	0	0	1	0
11 Landon Powell, S (1, 3) OBP: 0.279, SLG: 0.273 29 Scott Sizemore, R (9, 5) OBP: 0.328, SLG: 0.351			B FF 89 B CH 81 C FF 90 X FF 89 2-1 4 1B, 28 G4-3, 55 1B, 1-3 1B	F FF 89 F CH 81 B CH 81 X FF 90 1-2 G4-3, 1-2			B FF 92 C FF 93 F CH 83 B FF 94 B SL 83 B FF 93 4-2 4 BB, 28 BB, 2 1B, BB	F SI 92 B CH 84 B CH 84 C FF 92 F FF 93 C CU 79 2-3 ② K		3 0	2 0	1 0	0 0	1 0	1 0	1 0
28 Eric Sogard, L (1, 4) OBP: 0.300, SLG: 0.250			F FF 90 X FF 91 0-1 ① G4-3, 1-2 3-H	C FF 88 X SL 76 0-1 ③ G3			B FF 94 B FF 93 B FF 94 B SI 94 4-0 2 1B, 4 BB, 16 SF9, 1-2 BB	C FF 92 S CU 76 B SL 80 F CU 76 F SL 80 F FF 92 B FF 93 F SL 79 S CU 78 2-3 ③ K		3	1	0	1	1	1	2
Inning Stats	R: 0 E: 0 K: 0 S: 9 H: 0 LOB: 0 BB: 0 P: 12	R: 0 E: 0 K: 0 S: 7 H: 0 LOB: 0 BB: 0 P: 9	R: 2 E: 1 K: 1 S: 18 H: 3 LOB: 3 BB: 1 P: 31	R: 0 E: 0 K: 0 S: 9 H: 1 LOB: 1 BB: 0 P: 14	R: 0 E: 0 K: 1 S: 7 H: 0 LOB: 0 BB: 0 P: 9	R: 1 E: 0 K: 2 S: 11 H: 1 LOB: 0 BB: 0 P: 17	R: 4 E: 0 K: 0 S: 15 H: 3 LOB: 1 BB: 3 P: 32	R: 0 E: 0 K: 2 S: 13 H: 0 LOB: 0 BB: 0 P: 19	R: 0 E: 0 K: 0 S: 6 H: 1 LOB: 0 BB: 0 P: 11	1B: 8 2B: 0 3B: 0 HR: 1	SF: 1 SAC: 0 DP: 1 HBP: 0					

TOP

Oakland Athletics @ Detroit Tigers

Comerica Park, Detroit, MI

Wed Jul 20 2011, 7:07 PM - 10:22 PM EDT

Att. 31,975 - Clear - 95 F

livebaseballscorecards.com

AB	34
R	7
H	9
RBI	7
BB	4
SO	6
LOB	12

PITCHER		IP	WLS	BF	H	R	ER	SO	BB	IBB	HBP	BLK	WP	HR	S	P	ERA	WHIP
64 Duane Below, L ERA: 1.8	(1, 1)	5.0		22	5	3	1	2	1	0	0	0	1	1	51	77	1.80	1.200
44 Lester Oliveros, R ERA: 4.91	(6, 1)	1.0		3	0	0	0	2	0	0	0	0	0	0	10	15	0.00	0.000
38 David Purcey, L ERA: 5.06	(7, 1)	0.0	L	3	0	3	3	0	3	0	0	0	0	0	4	16	∞	∞
53 Joaquín Benoit, R ERA: 4.25	(7, 1)	1.0	B	5	3	1	1	0	0	0	0	0	0	0	11	16	9.00	3.000
49 Charlie Furbush, L ERA: 3.77	(8, 1)	2.0		6	1	0	0	2	0	0	0	0	0	0	19	30	0.00	0.500

PITCHER	IP	WLS	BF	H	R	ER	SO	BB	IBB	HBP	BLK	WP	HR	S	P	ERA	WHIP

Oakland Athletics @ Detroit Tigers

Comerica Park, Detroit, MI

Wed Jul 20 2011, 7:07 PM - 10:22 PM EDT

Att. 31,975 - Clear - 95 F

livebaseballscorecards.com

BOTTOM

Batter	1	2	3	4	5	6	7	8	9	AB	R	H	RBI	BB	SO	LOB
14 Austin Jackson, R (1, 8) OBP: 0.318, SLG: 0.359	C SI 91 B FC 90 C FC 90 S CU 80 1-3 ① K		F FC 91 X SI 91 0-1 ② 26 G6-3 30 1B 26 S 1B		S FC 90 1 SAFE X CU 79 0-1 ② G5-3 1-2	C SL 81 B FF 92 S SL 80 X SL 80 1-2 ③ F7			C FF 95 C FF 94 B FF 95 S FC 87 1-3 ① K	5	1	1	0	0	2	3
26 Brennan Boesch, L (1, 7) OBP: 0.351, SLG: 0.485	F SI 91 S SI 91 S FC 90 0-3 ② K		1 SAFE C FC 90 S FC 90 X FC 91 0-2 ② G6-3 1-3		B FC 90 X SI 92 1-0 ③ F7		B SI 86 X SI 85 1-0 ① G4-3		C FF 94 C FF 94 F FF 94 B FF 93 B FC 87 B FF 94 B FF 95 4-2 30 G1-3 BB	4	0	0	0	1	1	2
30 Magglio Ordonez, R (1, 9) OBP: 0.300, SLG: 0.315	B FC 90 B FC 90 B SI 90 C SI 91 C SI 92 F SI 91 X SI 92 3-2 ③ G1-3		B CU 79 B CU 80 F FC 92 X FC 90 2-1 1B 3-H			C SI 91 X CU 80 0-1 24 1B 41 2B 1B	B SI 87 X SI 86 1-0 24 1B 1B		C FF 94 F FC 85 X FC 85 0-2 ② G1-3 1-2	5	1	3	1	0	0	1
24 Miguel Cabrera, R (1, 3) OBP: 0.428, SLG: 0.557		B FC 90 B SI 91 C SI 91 F FC 91 X CU 80 2-2 ① G5-3	B SI 92 C FC 91 B SI 92 B CU 82 F FC 92 F FC 92 X FC 91 3-2 ③ G6-3			B SI 90 C SI 92 X FC 91 1-1 41 2B 1-2 1B	X SI 86 0-0 41 G6-4-3 1-2 1B		F FC 84 F FF 95 B FC 85 S FF 96 1-3 ③ K	5	1	2	0	0	1	2
41 Victor Martinez, S (1, 10) OBP: 0.365, SLG: 0.457		B SI 92 F FC 90 B CU 79 B FC 90 C FC 91 B SI 92 4-2 BB	B FS 82 C FC 89 B CU 79 B SI 90 X FC 90 3-1 ① G3-1			S FF 92 X FF 92 0-1 ② 9 1B 32 SF8 1-H 2-H 2B	B SL 85 B FF 91 X FF 91 2-0 ② ③ G6-4-3 1-2f			3	1	1	2	1	0	2
9 Carlos Guillen, S (1, 4) OBP: 0.467, SLG: 0.643		F FC 90 F SI 91 X CU 79 0-2 ② L5	B SI 91 X FS 84 1-0 ② G3-4-1			X FF 92 0-0 13 BB 2-3 1B		C FF 93 B FF 92 X FF 93 1-1 1B		4	0	2	0	0	0	1
13 Alex Avila, L (1, 2) OBP: 0.367, SLG: 0.490		X SI 91 0-0 ③ L8	B FC 89 S SI 91 C CU 79 B FC 90 S CU 81 2-3 ③ K			B SL 81 B FF 92 C FF 93 B FF 91 B FF 92 4-1 1-2 BB		B FF 94 X FF 91 1-0 ① L8		3	0	0	0	1	1	2
32 Don Kelly, L (1, 5) OBP: 0.288, SLG: 0.354			C SI 90 X FS 82 0-1 39 G4-3 3B		C FC 89 B FC 91 F SI 91 F CU 80 F SI 92 B FC 90 C SI 92 2-3 ① K	C FF 93 S SL 81 D SL 82 X SI 92 1-2 ① SF8 3-H		C SI 94 F FF 92 F SI 94 F FF 95 F CU 81 B FF 93 X CU 80 1-2 ② F7		3	1	1	1	0	1	1
39 Ramon Santiago, S (1, 6) OBP: 0.280, SLG: 0.295 27 Jhonny Peralta, R (8, PH) OBP: 0.360, SLG: 0.518 (9, 6)			B SI 90 C FC 90 F CU 81 D CU 80 F FC 90 F CU 80 F CU 80 X FC 90 2-2 ① G4-3 3-H		B FS 84 X SI 91 1-0 14 G5-3 1B	C SL 80 B FF 92 X SL 80 1-1 ② F7		B SL 86 F FF 94 B FF 93 S SL 86 B SL 87 F FF 94 F FF 93 X FF 92 3-2 ③ F8		3 1	0 0	1 0	1 0	0 0	0 0	2 1
Inning Stats	R: 0 E: 0 K: 2 S: 10 H: 0 LOB: 0 BB: 0 P: 14	R: 0 E: 0 K: 0 S: 9 H: 0 LOB: 1 BB: 1 P: 15	R: 2 E: 0 K: 0 S: 19 H: 3 LOB: 1 BB: 0 P: 26	R: 0 E: 0 K: 1 S: 6 H: 0 LOB: 0 BB: 0 P: 12	R: 0 E: 0 K: 1 S: 9 H: 1 LOB: 1 BB: 0 P: 13	R: 3 E: 0 K: 0 S: 16 H: 4 LOB: 2 BB: 1 P: 24	R: 0 E: 0 K: 0 S: 4 H: 2 LOB: 1 BB: 0 P: 8	R: 0 E: 0 K: 0 S: 14 H: 1 LOB: 1 BB: 0 P: 20	R: 0 E: 0 K: 2 S: 12 H: 0 LOB: 1 BB: 1 P: 18	1B: 9 2B: 1 3B: 1 HR: 0 SF: 1 SAC: 0 DP: 1 HBP: 0						

	AB	36
	R	5
	H	11
	RBI	5
	BB	3
	SO	6
	LOB	17

PITCHER		IP	WLS	BF	H	R	ER	SO	BB	IBB	HBP	BLK	WP	HR	S	P	ERA	WHIP
32 Brandon McCarthy, R ERA: 3.74	(1, 1)	5.0		22	6	4	4	4	1	0	0	0	0	0	57	85	7.20	1.400
33 Joey Devine, R ERA: 2.45	(6, 1)	1.0	W	6	2	1	1	0	1	0	0	0	0	0	12	19	9.00	3.000
31 Brad Ziegler, R ERA: 1.8	(7, 1)	0.1	H	3	2	0	0	0	0	0	0	0	0	0	3	5	0.00	6.000
56 Craig Breslow, L ERA: 3.18	(7, 1)	0.2	H	1	0	0	0	0	0	0	0	0	0	0	1	3	0.00	0.000
50 Grant Balfour, R ERA: 2.15	(8, 1)	1.0	H	4	1	0	0	0	0	0	0	0	0	0	14	20	0.00	1.000

PITCHER		IP	WLS	BF	H	R	ER	SO	BB	IBB	HBP	BLK	WP	HR	S	P	ERA	WHIP
40 Andrew Bailey, R ERA: 2.0	(9, 1)	1.0	S	4	0	0	0	2	1	0	0	0	0	0	12	18	0.00	1.000

Batter	1	2	3	4	5	6	7	8	9	AB	R	H	RBI	BB	SO	LOB
19 Jemile Weeks, S (1, 4) OBP: 0.348, SLG: 0.416	B FF 90 C FF 90 C FF 91 X KC 76 1-2 F7 ①	1 SAFE C FF 90 C KC 74 F KC 75 1 SAFE B FF 91 X KC 74 1-2 16 BB 1B		C FF 91 S FC 88 X FF 92 0-2 E7 4 1B 2B	X FF 93 0-0 16 FC5 1-2 2-H 3-H 1B		B FF 92 F FF 93 F FF 94 X SL 85 1-2 G4-3 ②		C FF 91 X SL 85 0-1 F7 ③	6	1	3	2	0	0	0
4 Coco Crisp, S (1, 8) OBP: 0.318, SLG: 0.386	C FF 92 B FC 88 B CH 84 C FF 91 B CH 84 B FF 92 4-2 16 F8 29 2B BB	C FF 91 X FF 91 0-1 F7 ②		B KC 73 C FF 91 X FF 91 1-1 3-H 1B	C CU 79 B FF 93 D CH 85 S CH 86 F CH 87 F FF 94 B CU 79 F FF 93 C FF 94 3-3 K ②		T SI 93 F CH 85 B SL 85 B CH 85 X FF 94 2-2 16 FC6-4 1B			4	1	2	1	1	1	4
16 Josh Willingham, R (1, 10) OBP: 0.313, SLG: 0.421	1 SAFE X FF 92 0-0 F8 ② 1-2	B KC 74 B FC 88 B FF 88 C FF 92 C FF 92 B FC 88 4-2 1-2 2-3 BB		F FF 91 B FF 89 C FF 91 S KC 75 1-3 K ①	C SL 86 B CU 78 B SL 85 B FF 94 X FF 94 3-1 FC5 ③ 1-2 2-3f		C FF 94 B FF 94 X SL 85 1-1 FC6-4 ③ 1-2f			4	0	0	0	1	1	5
55 Hideki Matsui, L (1, 7) OBP: 0.302, SLG: 0.344 15 Ryan Sweeney, L (8, PH) OBP: 0.352, SLG: 0.331 (8, 7)	C KC 73 F FF 92 B FF 92 D KC 77 B CH 84 B CH 85 4-2 29 2B BB	X FF 90 0-0 G4-3 ③		C FF 91 B FF 91 X FF 92 1-1 L9 ②		X FF 93 0-0 E6 12 2B		C SI 89 X FF 90 0-1 G4-3 ①		3 1	0 0	0 0	0 0	1 0	0 0	4 0
29 Scott Sizemore, R (1, 5) OBP: 0.325, SLG: 0.352	C FF 92 B FF 92 C KC 75 X FF 92 1-2 1-3 2-H 2B	B FF 90 X FF 90 1-0 G6-3 ①		F KC 74 F FF 91 B FF 91 S KC 74 1-3 K ③		C FF 94 F FF 93 F CU 80 F FF 94 F SL 86 B SL 87 C FF 94 1-3 K ①		B FF 91 C FF 92 F FF 91 S SL 84 1-3 K ②		5	0	1	1	0	3	2
12 David DeJesus, L (1, 9) OBP: 0.323, SLG: 0.349	C FF 91 F FF 92 B KC 77 C KC 74 1-3 K ③	C FF 90 X FF 91 0-1 P4 ②			C FF 89 C CH 84 F FF 91 B KC 74 X CH 83 1-2 8 FC5-4 28 1B 19 1B 1B	X FF 94 0-0 1-3 2B		S FF 93 X CH 86 0-1 1B		5	1	3	0	0	1	2
28 Conor Jackson, R (1, 3) OBP: 0.319, SLG: 0.329		C FF 89 B FC 88 B FF 90 X FF 91 2-1 8 SH1-3 2 1B 2B	C FF 90 F KC 75 X FF 90 0-2 G4-3 ③		C FF 91 B FF 91 X KC 74 1-1 8 FC5-4 1-2 1B	S SL 86 D SL 86 S SL 86 X SL 85 1-2 P5 ②		C FF 93 X FF 94 0-1 G3 ③		5	1	2	0	0	0	3
8 Kurt Suzuki, R (1, 2) OBP: 0.286, SLG: 0.341		C KC 74 X FF 91 0-1 SH1-3 ① 2-3		C FF 90 F FF 90 H FF 89 1-2 2 HR HBP	C FF 92 B CH 84 S KC 74 F FF 91 X KC 75 1-2 FC5-4 ① 2 BB 1-2f 2-3 19 1B	X SL 85 0-0 P3 ③			B FF 89 B FF 92 B SI 88 C CH 86 F FF 90 X FF 90 3-2 G6-3 ①	3	2	0	0	0	0	4
2 Cliff Pennington, S (1, 6) OBP: 0.300, SLG: 0.329		F FF 88 X FF 91 0-1 16 BB 19 1B 3-H 1B		C FF 90 C KC 74 B KC 74 F FF 91 F FF 92 F KC 75 X FF 90 1-2 1-H HR	B FF 90 B KC 73 B FF 90 B FF 90 4-0 16 FC5 19 1B 1-2 BB		B FF 92 X FF 91 1-0 G4-3 ①		C SI 90 C SL 85 X CH 87 0-2 G4-3 ②	4	1	2	3	1	0	0
Inning Stats	R: 1 E: 0 K: 1 S: 14 H: 1 LOB: 2 BB: 2 P: 25	R: 1 E: 0 K: 0 S: 15 H: 3 LOB: 3 BB: 1 P: 22	R: 0 E: 0 K: 0 S: 6 H: 0 LOB: 0 BB: 0 P: 7	R: 3 E: 1 K: 2 S: 21 H: 3 LOB: 1 BB: 0 P: 27	R: 2 E: 0 K: 1 S: 19 H: 3 LOB: 2 BB: 1 P: 32	R: 0 E: 1 K: 1 S: 12 H: 1 LOB: 2 BB: 0 P: 14	R: 0 E: 0 K: 0 S: 9 H: 1 LOB: 1 BB: 0 P: 14	R: 0 E: 0 K: 1 S: 9 H: 1 LOB: 1 BB: 0 P: 10	R: 0 E: 0 K: 0 S: 8 H: 0 LOB: 0 BB: 0 P: 11	1B: 8 2B: 4 3B: 0 HR: 1 SF: 0 SAC: 1 DP: 0 HBP: 1						

PITCHER		IP	WLS	BF	H	R	ER	SO	BB	IBB	HBP	BLK	WP	HR	S	P	ERA	WHIP
65 Phil Hughes, R ERA: 9.47	(1, 1)	4.1		27	9	7	7	3	4	0	1	0	0	1	66	98	14.54	3.000
64 Hector Noesí, R ERA: 2.91	(5, 1)	3.2	W	16	4	0	0	3	0	0	0	0	0	0	39	53	0.00	1.091
38 Luis Ayala, R ERA: 1.53	(9, 1)	1.0		3	0	0	0	0	0	0	0	0	0	0	8	11	0.00	0.000

PITCHER	IP	WLS	BF	H	R	ER	SO	BB	IBB	HBP	BLK	WP	HR	S	P	ERA	WHIP

TOP

Oakland Athletics @ New York Yankees

Yankee Stadium, Bronx, NY

Fri Jul 22 2011, 7:09 PM - 10:49 PM EDT

Att. 46,921 - Clear - 100 F

livebaseballscorecards.com

AB	40
R	7
H	13
RBI	7
BB	4
SO	6
LOB	24

PA: 46

WP: 0
PB: 0
SB: 0
CS: 0

BOTTOM

Oakland Athletics @ New York Yankees

Yankee Stadium, Bronx, NY

Fri Jul 22 2011, 7:09 PM - 10:49 PM EDT

Att. 46,921 - Clear - 100 F

livebaseballscorecards.com

Batter	1	2	3	4	5	6	7	8	9	AB	R	H	RBI	BB	SO	LOB
11 Brett Gardner, L (1, 7) OBP: 0.368, SLG: 0.413 27 Chris Dickerson, L (8, 7) OBP: 0.346, SLG: 0.375	C SL 85 B SI 90 B KC 79 C SI 87 C SI 90 2-3 K ①	F SI 88 B SI 90 X SI 88 1-1 2 1B 14 SF7-2-4-6 1-2 2-3 3-H 1B	F FF 87 F SL 83 S SL 83 0-3 K ①	C SI 97 C SL 85 F SI 97 B SL 86 F SI 98 S SL 86 1-3 K ②		X SI 89 0-0 G4-3 ③		D SL 86 C FF 91 C SL 84 D SL 87 X FF 93 2-2 60 1B 1-2 1B		5 1	1 0	1 1	1 0	0 0	3 0	5 0
2 Derek Jeter, R (1, 6) OBP: 0.329, SLG: 0.346 60 Brandon Laird, R (7, PH) OBP: 1.000, SLG: 1.000 (8, 5)	X SI 89 0-0 G4-3 ②	C CH 81 X SI 90 0-1 14 14 S SF7-2-4-6 1-3 2-H 3-H 1B	D SL 83 F SL 82 S SL 81 D FF 89 B SL 82 B SL 83 4-2 14 25 HR BB 1-2 2-3 3-H	D SL 85 S SI 97 S SI 98 B SI 98 B SL 86 F SI 97 F SI 97 X SI 96 3-2 1-3 1B			B FF 91 B FF 90 F FF 91 F FF 92 B SL 79 B FF 92 4-2 25 BB 14 BB 33 1B BB	X FF 92 0-0 1-2 2-H 1B	3 1	1 1	2 1	3 1	1 1	0 0	0 0
14 Curtis Granderson, L (1, 8) OBP: 0.367, SLG: 0.566	C SI 89 C KC 81 H SI 92 1-2 25 S HBP	C SI 89 B SI 89 X KC 78 1-1 ② ③ SF7-2-4-6 1-3 3-H	D FF 88 B SL 83 D FF 87 B FF 88 4-0 25 HR BB 1-2 2-3 3-H	C SI 96 S SL 84 F SL 86 B SI 97 S SI 97 1-3 K ③			B FF 90 B FF 89 B FF 89 C FF 92 B FF 90 4-1 25 BB 33 1B 1-2 BB	D SL 86 B FF 93 B FF 92 C FF 92 F FF 92 S FF 94 3-3 K ②	2	2	0	2	2	2	4
25 Mark Teixeira, S (1, 10) OBP: 0.344, SLG: 0.499	1 SAFE B SI 89 1 SAFE C SI 89 B SI 90 C CH 79 B SI 91 S CH 81 3-3 K ③ 1-2	24 2B 33 HR BB HR			B SI 95 C SI 96 B SI 96 X SI 96 2-1 F7 ①		B FF 91 C FF 91 B FF 91 F FF 91 B FF 90 F FF 91 B FF 92 4-2 33 1B 1-2 2-3 BB	C CH 80 B FF 92 S SL 85 X FF 94 1-2 F9 ③	4	2	1	4	2	1	3
24 Robinson Canó, L (1, 4) OBP: 0.340, SLG: 0.511		B SI 87 B SI 89 B SI 87 C CH 84 F SI 88 X SI 91 3-2 E9 26 1B 1B	X SI 89 0-0 33 HR 1-3 2B	T SL 82 B SI 98 C SI 97 F SL 86 B SI 96 B SI 96 F SI 95 S SI 96 3-3 K ②			D SI 85 F SI 86 B CH 77 X SI 86 2-1 L1 ①		5	2	2	0	0	1	3
33 Nick Swisher, S (1, 9) OBP: 0.371, SLG: 0.421 18 Andruw Jones, R (8, 9) OBP: 0.284, SLG: 0.408		B SI 87 B KC 80 B SI 90 C SI 91 B SI 90 4-1 17 1B 26 1B 11 1B BB	C CH 79 B FF 90 B SI 90 B SI 87 C CH 79 X KC 77 3-2 2-H 3-H HR	C CH 88 B SL 85 F SI 97 S SL 86 1-3 K ③			X SI 86 0-0 20 G4-6-3 1-2 2-H 3-H 1B		4 0	2 0	3 0	5 0	1 0	1 0	0 0
20 Jorge Posada, S (1, 3) OBP: 0.307, SLG: 0.376		B SI 88 S CH 80 X SI 87 1-1 ① F8	C CH 79 C CH 79 0-1 17 1B 26 1B 2 BB 1B	B SI 90 B SI 89 F SI 89 X SI 89 2-1 ① P4		C SI 86 D CH 76 X SI 86 1-1 ② ③ G4-6-3 1-2f		5	1	1	0	0	1	5
26 Eduardo Núñez, R (1, 5) OBP: 0.305, SLG: 0.387 (8, 6)	C SI 89 D SL 83 B SI 90 X SI 88 2-1 11 1B 17 1B 2 1B 1-2 2-H 1B	B SI 90 X SL 82 1-0 2 BB 17 1B 14 BB 1-2 1B	C SI 96 X SI 96 0-1 G1-4-3 ①			F SI 89 X SI 89 0-1 G6-3 ②		B FF 91 F FF 90 F SL 84 B FF 92 F SL 84 F FF 93 C FF 93 2-3 K ①	5	2	2	1	0	1	0
17 Francisco Cervelli, R (1, 2) OBP: 0.306, SLG: 0.303	C SI 90 B SL 84 B SL 85 X SI 90 2-1 11 1B 2 1B 1-2 2-3 1B	B FF 87 B FF 88 B FF 87 C FF 87 X FF 88 3-1 14 BB 2 BB 25 HR 1-2 2-3 1B	B SI 98 C SI 97 B SL 86 F SI 97 B SL 85 B SI 98 4-2 2 1B BB			X SI 89 0-0 1B		B FF 91 B FF 91 B FF 90 B FF 89 4-0 27 1B 60 1B BB	3	3	3	0	2	0	0
Inning Stats	R: 0 E: 0 K: 2 S: 9 H: 0 LOB: 1 BB: 0 P: 15	R: 5 E: 1 K: 0 S: 16 H: 5 LOB: 0 BB: 1 P: 30	R: 9 E: 0 K: 2 S: 25 H: 7 LOB: 1 BB: 3 P: 50	R: 0 E: 0 K: 2 S: 19 H: 1 LOB: 2 BB: 1 P: 28	R: 0 E: 0 K: 2 S: 10 H: 0 LOB: 0 BB: 0 P: 16	R: 0 E: 0 K: 0 S: 6 H: 1 LOB: 1 BB: 0 P: 8	R: 2 E: 0 K: 0 S: 11 H: 1 LOB: 1 BB: 3 P: 26	R: 1 E: 0 K: 2 S: 15 H: 2 LOB: 2 BB: 1 P: 27		1B: 14 2B: 2 3B: 0 HR: 2 SF: 1 SAC: 0 DP: 2 HBP: 1						

AB	38
R	17
H	17
RBI	17
BB	9
SO	10
LOB	20

WP: 0 PB: 0 SB: 2 CS: 0 PA: 49

PITCHER		IP	WLS	BF	H	R	ER	SO	BB	IBB	HBP	BLK	WP	HR	S	P	ERA	WHIP
53 Trevor Cahill, R ERA: 3.77	(1, 1)	2.0	L	17	9	10	10	2	2	0	1	0	0	1	33	61	45.00	5.500
48 Michael Wuertz, R ERA: 4.13	(3, 1)	1.0		8	3	4	4	2	2	0	0	0	0	1	17	34	36.00	5.000
60 Fautino De Los Santos, R ERA: 1.74	(4, 1)	2.0		8	1	0	0	4	1	0	0	0	0	0	29	44	0.00	1.000
57 Brian Fuentes, L ERA: 4.5	(6, 1)	1.0		4	1	0	0	0	0	0	0	0	0	0	6	8	0.00	1.000
33 Joey Devine, R ERA: 3.27	(7, 1)	0.0		3	0	2	2	0	3	0	0	0	0	0	6	18	∞	∞

PITCHER		IP	WLS	BF	H	R	ER	SO	BB	IBB	HBP	BLK	WP	HR	S	P	ERA	WHIP
31 Brad Ziegler, R ERA: 1.75	(7, 1)	1.0		3	1	0	0	0	0	0	0	0	0	0	5	8	0.00	1.000
56 Craig Breslow, L ERA: 3.34	(8, 1)	1.0		6	2	1	1	2	1	0	0	0	0	0	15	27	9.00	3.000

Oakland Athletics @ New York Yankees

Yankee Stadium, Bronx, NY

Sat Jul 23 2011, 1:10 PM - 4:50 PM EDT

Att. 46,188 - Partly Cloudy - 93 F

TOP

livebaseballscorecards.com

Batter	1	2	3	4	5	6	7	8	9	AB	R	H	RBI	BB	SO	LOB
19 Jemile Weeks, S (1, 4) OBP: 0.356, SLG: 0.425	C FF 92 C KC 82 B SI 92 F KC 82 X SI 92 1-2 ① G3		B FF 91 F CH 88 S KC 81 H KC 81 2-2 2 G4-3 HBP		C FF 90 B SI 90 X KC 80 1-1 2 F8 2B	C CH 76 X CH 77 0-1 1-2 2-3 3-H 1B		C SI 94 F FF 94 X FF 95 0-2 ③ G3		4	0	2	1	0	0	1
2 Cliff Pennington, S (1, 6) OBP: 0.299, SLG: 0.330	B KC 81 B FF 93 X SI 92 2-0 2B		1 SAFE C CH 88 X KC 82 0-1 ① ② G4-3 1-2		X SI 91 0-0 ① F8 2-3	C CU 71 B FF 86 B CH 78 F FF 86 F CH 80 F FF 87 B FF 86 F CH 80 X FF 87 3-2 ③ G4-3			B FC 93 X FC 93 1-0 ① P4	5	0	1	0	0	0	5
55 Hideki Matsui, L (1, 10) OBP: 0.303, SLG: 0.355	B SI 92 C CH 87 X KC 81 1-1 ② F7		X FF 92 0-0 16 HR 1B		C KC 81 D KC 84 B CH 89 S KC 81 F KC 84 C SI 92 2-3 ② K		X FF 93 0-0 HR		C FC 94 B FC 92 B FC 94 B FC 94 X FC 93 3-1 ② G4-3	5	2	2	1	0	1	2
16 Josh Willingham, R (1, 7) OBP: 0.318, SLG: 0.433 4 Coco Crisp, S (9, PR) OBP: 0.318, SLG: 0.386 (9, 8)	S KC 82 S SI 92 B KC 82 B KC 84 H SI 93 3-2 HBP		C SI 93 D KC 83 B CH 88 X FF 94 2-1 1-H HR		D KC 83 C SI 94 F KC 82 F SI 94 C SI 94 1-3 ③ K		C FF 94 B SL 82 X CH 88 1-1 ① G3		B FC 93 X FC 93 1-0 29 BB 12 BB 1B	4 0	1 0	2 0	2 0	0 0	1 0	1 0
12 David DeJesus, L (1, 9) OBP: 0.321, SLG: 0.345	C KC 81 B CH 89 C FF 93 B KC 82 S KC 83 2-3 ③ K		X SI 94 0-0 ③ G6-3			B CH 87 X SI 92 1-0 ① G3-1	X FF 94 0-0 ② B3		1 SAFE B FC 93 B FC 94 1 SAFE B FF 95 F FF 94 B FF 93 4-1 29 BB 1-2 BB	4	0	0	0	1	1	2
29 Scott Sizemore, R (1, 5) OBP: 0.327, SLG: 0.346		B SI 91 B FF 91 B SI 92 B FF 92 4-0 28 G5-3 15 G3 BB		C SI 91 B KC 82 X SI 92 1-1 ① G6-3		B SI 93 F FF 92 F SI 93 C KC 82 1-3 ② K	B SI 93 F SI 93 B CH 87 X SI 93 2-1 ③ F8		C FC 93 B KC 80 B FC 92 B FC 93 S FC 93 F FF 93 F FC 94 B FC 94 4-2 1-2 2-3 BB	3	0	0	0	2	1	0
15 Ryan Sweeney, L (1, 8) OBP: 0.348, SLG: 0.327 (9, 7)		B SI 93 C CH 88 1 SAFE F CH 88 X KC 83 1-2 ① G3 1-2		C SI 91 B CH 88 B KC 82 C SI 91 X FF 92 2-2 ② G4-3		B SI 93 C SI 92 X FF 92 1-1 11 BB 28 BB 19 1B 1B		C SL 79 F SL 81 S SL 82 0-3 ① K	S FF 94 F FC 95 S FF 96 0-3 ③ K	5	1	1	0	0	2	4
28 Conor Jackson, R (1, 3) OBP: 0.325, SLG: 0.337		C SI 93 X SI 92 0-1 ② G5-3 2-3		C SI 92 X SI 93 0-1 1B		C FF 93 1 SAFE D KC 84 C KC 82 F KC 82 B SI 95 B SI 94 B SI 94 4-2 19 1B 11 BB 1-2 BB		B SL 80 F SI 92 F SI 93 X SL 81 1-2 11 F8 2B		3	0	2	0	1	0	1
11 Landon Powell, S (1, 2) OBP: 0.278, SLG: 0.263		B KC 83 C SI 94 T KC 84 D KC 83 C SI 94 2-3 ③ K		S KC 82 F KC 81 1 SAFE B FF 94 B KC 82 B KC 82 S KC 82 3-3 ③ K		B KC 80 C SI 94 B KC 82 B SI 93 B SI 93 4-1 19 1B 1-2 2-3 BB		C FF 93 T FF 93 X FF 94 0-2 ② F8 2-3		3	0	0	0	1	2	3
Inning Stats	R: 0 E: 0 K: 1 S: 12 H: 1 LOB: 2 BB: 0 P: 21	R: 0 E: 0 K: 1 S: 8 H: 0 LOB: 1 BB: 1 P: 15	R: 2 E: 0 K: 0 S: 8 H: 2 LOB: 0 BB: 0 P: 12	R: 0 E: 0 K: 1 S: 10 H: 1 LOB: 1 BB: 0 P: 16	R: 0 E: 0 K: 2 S: 11 H: 1 LOB: 1 BB: 0 P: 15	R: 1 E: 0 K: 1 S: 18 H: 2 LOB: 3 BB: 2 P: 32	R: 1 E: 0 K: 0 S: 6 H: 1 LOB: 0 BB: 0 P: 9	R: 0 E: 0 K: 1 S: 12 H: 1 LOB: 1 BB: 0 P: 13	R: 0 E: 0 K: 1 S: 12 H: 1 LOB: 3 BB: 2 P: 25	1B: 5 2B: 3 3B: 0 HR: 2 SF: 0 SAC: 0 DP: 0 HBP: 2				WP: 0 PB: 0 SB: 0 CS: 0		PA: 43

	AB	36
	R	4
	H	10
	RBI	4
	BB	5
	SO	8
	LOB	19

PITCHER		IP	WLS	BF	H	R	ER	SO	BB	IBB	HBP	BLK	WP	HR	S	P	ERA	WHIP
34 A.J. Burnett, R ERA: 4.21	(1, 1)	5.2	L	27	6	3	3	6	3	0	2	0	0	1	59	100	4.76	1.588
53 Cory Wade, R ERA: 1.29	(6, 1)	0.1		2	1	0	0	0	0	0	0	0	0	0	8	11	0.00	3.000
48 Boone Logan, L ERA: 3.42	(7, 1)	2.0		8	2	1	1	1	0	0	0	0	0	1	18	22	4.50	1.000
30 David Robertson, R ERA: 1.14	(9, 1)	1.0		6	1	0	0	1	2	0	0	0	0	0	12	25	0.00	3.000

PITCHER		IP	WLS	BF	H	R	ER	SO	BB	IBB	HBP	BLK	WP	HR	S	P	ERA	WHIP

Batter	1	2	3	4	5	6	7	8	9	AB	R	H	RBI	BB	SO	LOB
11 Brett Gardner, L (1, 7) OBP: 0.365, SLG: 0.407	C FF 88 B FF 88 C SL 84 T SL 85 1-2 ① K		B FF 92 B FF 91 X FF 93 2-0 ② P4		L CH 86 X FF 88 0-1 ① G1-3		C FF 89 B SL 84 B FF 90 X FF 90 2-1 ① G6-3		B FF 94 B FF 94 B FF 94 C FF 93 C FF 93 F FF 94 F FF 93 F FF 93 B FF 94 4-2 14 S, 2 1B, 25 SF9 BB	4	1	0	0	1	1	0
2 Derek Jeter, R (1, 6) OBP: 0.335, SLG: 0.354	B FF 89 X FF 90 1-0 ② L9		C FF 92 B SL 86 B CH 84 B FF 94 B FF 92 4-1 BB		B SL 81 B FF 90 X FF 89 2-0 1B		C FF 91 B SL 86 F CH 76 X FF 93 1-2 25 1B 2B		B FF 92 F FF 93 S FC 85 1 SAFE F FF 94 X FF 94 1-2 25 SF9, 14 S 1B	4	0	3	0	1	0	0
14 Curtis Granderson, L (1, 8) OBP: 0.365, SLG: 0.560	C FF 90 B FF 91 S SL 86 S SL 85 F FF 96 B FF 94 B SL 87 4-2 25 CS BB		C FF 91 C SL 85 F SL 87 B FF 95 B FF 94 1 SAFE F SL 85 X FF 94 2-2 ③ F9		C SL 84 B FF 91 F FF 91 S CH 85 1-3 ② K		C SL 85 F FF 92 T SL 86 0-2 ② K		C FC 85 F FF 93 B CU 76 S FF 93 1-3 ① K 1-2 2-3	4	0	0	0	1	3	5
25 Mark Teixeira, S (1, 3) OBP: 0.342, SLG: 0.496	C FF 90 B FF 92 B FF 93 2-1 ③ CS 1-2	B SL 85 C FF 92 S SL 86 B FF 95 S FF 94 2-3 ① K	S SL 82 B FF 90 C SL 84 C SL 84 1-3 ① K	B FF 91 B SL 84 X FF 92 2-0 ③ P5	C FF 94 B FF 94 B FF 94 X FF 94 2-1 2-3 1B		X FF 93 0-0 ② SF9 2-3 3-H		4	0	1	1	0	2	1
24 Robinson Canó, L (1, 10) (9, 4) OBP: 0.341, SLG: 0.512		F FF 92 B FF 93 X FF 93 1-1 33 F8, 55 1B 2B	S SL 85 X SL 86 0-1 26 BB, 33 BB 1B	X FF 87 0-0 ① G4-3	B CU 82 C FF 95 X CU 81 1-1 ③ F8		B FF 94 F FF 94 X CU 78 1-1 ③ G5-3		5	1	2	0	0	0	3
33 Nick Swisher, S (1, 9) OBP: 0.375, SLG: 0.431		C SL 84 B FF 92 X FF 92 1-1 ② F8 2-3	B FF 91 B FF 90 B SL 85 F FF 92 C SL 86 B SL 86 4-2 26 BB 1-2 BB	B CH 86 B FF 88 X FF 89 2-0 HR	B FF 94 B CU 83 B FF 93 B FF 94 4-0 55 1B BB				2	1	1	1	2	0	1
55 Russell Martin, R (1, 2) OBP: 0.325, SLG: 0.372		B FF 93 B FF 92 X FF 94 2-0 3-H 1B	F CH 87 F FF 92 F SL 87 B SL 86 F FF 95 F SL 87 T SL 87 1-2 ② K	C SI 86 B SI 86 F SI 86 B CU 74 F SI 88 S CU 74 2-3 ② K	F FF 95 S SL 86 B FF 94 F SL 86 B SL 86 F FF 94 B FF 93 X FF 94 3-2 1-2 20 G6-4-3 1B				4	0	2	1	0	2	2
26 Eduardo Núñez, R (1, 4) (9, 5) OBP: 0.310, SLG: 0.382		B FF 90 1 SAFE S SL 85 S SL 86 B SL 85 B FF 95 X SL 86 3-2 ③ G4-3	B SL 86 B FF 92 F SL 84 C FF 92 B SL 86 F SL 86 B FF 95 4-2 1-2 2-3 BB	C SI 87 B CU 73 B SI 87 B SI 87 C SI 86 B SI 87 4-2 BB	B FF 95 C FF 93 L FF 93 X SL 86 1-2 ① F7				2	0	0	0	2	0	3
60 Brandon Laird, R (1, 5) 20 Jorge Posada, S (8, PH) OBP: 0.306, SLG: 0.375 30 David Robertson, R (9, 1)			C FF 90 C SL 83 B SL 84 F FF 93 B SL 85 X SL 86 2-2 ① G6-3	B SL 85 D SL 87 F FF 92 F FF 93 T FF 94 2-2 ③ K	1 SAFE S SI 86 1 SAFE X SI 86 0-1 ③ G3		C CU 81 C FF 93 B FF 93 F SL 86 X FF 93 1-2 ② ③ 1-2f G6-4-3		3 1 0	0 0 0	0 0 0	0 0 0	1 0 0	0 0 0	4 2 0
Inning Stats	R: 0 H: 0 E: 0 LOB: 0 K: 1 BB: 1 S: 8 P: 16	R: 1 H: 2 E: 0 LOB: 1 K: 1 BB: 0 S: 11 P: 20	R: 0 H: 0 E: 0 LOB: 1 K: 0 BB: 1 S: 11 P: 21	R: 0 H: 1 E: 0 LOB: 3 K: 3 BB: 2 S: 19 P: 31	R: 0 H: 1 E: 0 LOB: 1 K: 1 BB: 0 S: 7 P: 12	R: 1 H: 1 E: 0 LOB: 1 K: 1 BB: 1 S: 10 P: 18	R: 0 H: 2 E: 0 LOB: 2 K: 1 BB: 0 S: 12 P: 18	R: 0 H: 1 E: 0 LOB: 1 K: 0 BB: 1 S: 12 P: 21	R: 1 H: 1 E: 0 LOB: 1 K: 1 BB: 1 S: 15 P: 22	1B: 6 2B: 2 3B: 0 HR: 1	SF: 1 SAC: 0 DP: 1 HBP: 0			WP: 0 PB: 0 SB: 2 CS: 1	PA: 42		

PITCHER		IP	WLS	BF	H	R	ER	SO	BB	IBB	HBP	BLK	WP	HR	S	P	ERA	WHIP
18 Rich Harden, R ERA: 4.63	(1, 1)	5.1	W	24	5	2	2	6	4	0	0	0	0	1	58	104	3.38	1.688
31 Brad Ziegler, R ERA: 1.72	(6, 1)	0.2	H	3	0	0	0	1	1	0	0	0	0	0	8	14	0.00	1.500
56 Craig Breslow, L ERA: 3.28	(7, 1)	0.2	H	3	1	0	0	1	0	0	0	0	0	0	8	11	0.00	1.500
50 Grant Balfour, R ERA: 2.08	(7, 1)	1.1	H	6	2	0	0	0	1	0	0	0	0	0	16	28	0.00	2.250
40 Andrew Bailey, R ERA: 2.37	(9, 1)	1.0	S	5	1	1	1	1	1	0	0	0	0	0	15	22	9.00	2.000

PITCHER	IP	WLS	BF	H	R	ER	SO	BB	IBB	HBP	BLK	WP	HR	S	P	ERA	WHIP

BOTTOM

Oakland Athletics @ New York Yankees

Yankee Stadium, Bronx, NY

Sat Jul 23 2011, 1:10 PM - 4:50 PM EDT

Att. 46,188 - Partly Cloudy - 93 F

livebaseballscorecards.com

AB	33
R	3
H	9
RBI	3
BB	7
SO	9
LOB	21

Batter	1	2	3	4	5	6	7	8	9	AB	R	H	RBI	BB	SO	LOB
19 Jemile Weeks, S (1, 4) OBP: 0.351, SLG: 0.418	B FF 92 C FF 91 C SI 91 B FF 94 C SI 93 2-3 ① K	C SL 83 F CH 83 F FF 94 X SL 85 0-2 ③ F8			1 SAFE 1 SAFE C SL 84 C FF 90 1 SAFE 1 SAFE B FF 92 B SL 82 F SI 90 2-2 ① X SI 90 F8		L FF 94 B FF 95 F SI 92 F SI 93 X SL 85 1-2 ③ G3		B FC 90 C FC 90 X FC 90 1-1 55 1B, 4 1B, 16 1B, 1B	5	1	1	0	0	1	2
4 Coco Crisp, S (1, 8) OBP: 0.319, SLG: 0.389	F FF 93 B FF 94 B FF 93 F FF 92 S FF 96 2-3 ② K		B SL 82 X SL 82 1-0 ① G6-3		C SL 83 C FF 92 X FF 92 0-2 ② F7			B FC 92 B FC 92 F FC 93 X FF 93 2-1 55 2B 2B	B FC 90 X FC 91 1-0 16 1B, 55 1B 1-2 1B	5	1	2	0	0	1	1
55 Hideki Matsui, L (1, 10) OBP: 0.313, SLG: 0.373	C SL 85 X FF 94 0-1 16 FC6 1B		C SL 83 B CH 83 X SL 82 1-1 16 G5-4-3 1B		X FF 92 0-0 ③ 1-H 2B			C FC 93 B KC 77 X FF 93 1-1 8 2B 2B 2-H	B FC 92 X FC 91 1-0 16 1B 1B 1-2 2-3	5	1	5	1	0	0	0
16 Josh Willingham, R (1, 7) OBP: 0.319, SLG: 0.431 15 Ryan Sweeney, L (9, PR) OBP: 0.348, SLG: 0.327	B SI 90 X SI 90 1-0 ③ FC6 1-2f		C SI 90 F SI 90 B SI 92 B SI 92 F SL 84 B SI 91 X SI 90 3-2 ② ③ G5-4-3 1-2f			C FF 92 B FF 94 F SI 92 C FF 95 1-3 ① K		S FC 92 B FC 92 B FC 92 F FC 91 F FC 90 B KC 75 B FF 91 4-2 8 2B BB	S FC 92 B FC 91 S FC 91 F FC 92 B FC 92 F FC 93 X FC 91 2-2 12 L3 1B 1-2 2-3 3-H	4 0	0 0	1 0	1 0	1 0	1 0	2 0
12 David DeJesus, L (1, 9) OBP: 0.317, SLG: 0.339		B CH 82 C SL 83 C CH 83 B CH 84 X SI 92 2-2 ① G3		C FF 91 X FF 93 0-1 ① G4-3		B SL 84 X SI 91 1-0 E4		B FC 91 C FC 92 C FC 93 S CH 88 1-3 ① K	B FC 92 S FC 91 B FC 90 X FC 91 2-1 ② ③ L3 1-1	5	0	0	0	0	1	5
28 Conor Jackson, R (1, 3) OBP: 0.324, SLG: 0.336		C SI 90 B SI 91 F SI 91 B SI 93 X SL 84 2-2 ② F8		C SI 91 B FF 94 X FF 93 1-1 1B		C FF 90 X FF 88 0-1 ② F8		C FC 90 C KC 80 B FC 92 F FC 94 X KC 80 1-2 ② P5		4	0	1	0	0	0	3
8 Kurt Suzuki, R (1, 2) OBP: 0.289, SLG: 0.350		B CH 83 X FF 93 1-0 2 1B 2B		X SI 90 0-0 ② F8		C SI 90 C SI 91 F FF 94 C SI 91 0-3 ③ K		B KC 80 C FC 93 C FC 92 B FC 93 B FC 94 F FC 94 X FF 93 3-2 1-3 2-H 2B		4	1	2	1	0	1	2
2 Cliff Pennington, S (1, 6) OBP: 0.301, SLG: 0.332		C SL 84 F SL 85 X SI 91 0-2 28 2B 2-H 1B		X SL 81 0-0 ③ G4-3			B FF 91 C SI 90 C FF 92 F SI 91 F SI 92 B FF 94 X FF 94 2-2 28 CS 1B	C FC 90 X FC 90 0-1 ③ G4-3		4	1	2	1	0	0	3
28 Eric Sogard, L (1, 5) OBP: 0.357, SLG: 0.364		C SI 91 X SI 90 0-1 2-H 2B			B SL 82 C SL 83 B CH 83 C SL 85 F FF 93 B SI 92 F FF 91 B SI 91 4-2 55 2B BB		B SI 90 S SL 84 X FF 94 1-1 ① ② P5 1-2		C FC 90 F FC 90 X FC 91 0-2 ① G6-3	3	0	1	1	1	0	1
Inning Stats	R: 0 E: 0 K: 2 S: 9 H: 1 LOB: 1 BB: 0 P: 14	R: 2 E: 0 K: 0 S: 16 H: 3 LOB: 1 BB: 0 P: 21	R: 0 E: 0 K: 0 S: 7 H: 1 LOB: 0 BB: 0 P: 12	R: 0 E: 0 K: 0 S: 6 H: 1 LOB: 1 BB: 0 P: 7	R: 0 E: 0 K: 0 S: 12 H: 1 LOB: 2 BB: 1 P: 18	R: 0 E: 1 K: 2 S: 10 H: 0 LOB: 1 BB: 0 P: 12	R: 0 E: 0 K: 0 S: 11 H: 1 LOB: 0 BB: 0 P: 15	R: 2 E: 0 K: 1 S: 20 H: 3 LOB: 2 BB: 1 P: 32	R: 1 E: 0 K: 0 S: 14 H: 4 LOB: 3 BB: 0 P: 21	1B: 9 2B: 7 3B: 0 HR: 0 SF: 0 SAC: 0 DP: 2 HBP: 0						

PITCHER		IP	WLS	BF	H	R	ER	SO	BB	IBB	HBP	BLK	WP	HR	S	P	ERA	WHIP
40 Bartolo Colon, R ERA: 3.29	(1, 1)	7.0	W	28	8	2	2	4	1	0	0	0	0	0	71	99	2.57	1.286
30 David Robertson, R ERA: 1.58	(8, 1)	0.2		6	3	2	2	1	1	0	0	0	0	0	18	30	27.00	6.000
42 Mariano Rivera, R ERA: 1.88	(8, 1)	1.1	S	7	4	1	1	0	0	0	0	0	0	0	16	23	6.75	3.000

PITCHER	IP	WLS	BF	H	R	ER	SO	BB	IBB	HBP	BLK	WP	HR	S	P	ERA	WHIP

TOP

Oakland Athletics @ New York Yankees

Yankee Stadium, Bronx, NY

Sun Jul 24 2011, 1:09 PM - 4:26 PM EDT

Att. 45,586 - Cloudy - 85 F

livebaseballscorecards.com

AB	39
R	5
H	15
RBI	5
BB	2
SO	5
LOB	19

WP: 0 PA: 41
PB: 0
SB: 0
CS: 1

BOTTOM

Oakland Athletics @ New York Yankees

Yankee Stadium, Bronx, NY

Sun Jul 24 2011, 1:09 PM - 4:26 PM EDT

Att. 45,586 - Cloudy - 85 F

livebaseballscorecards.com

Batter	1	2	3	4	5	6	7	8	9	AB	R	H	RBI	BB	SO	LOB
2 Derek Jeter, R (1, 10) OBP: 0.336, SLG: 0.351	S FF 93 B SI 92 B CU 81 F FF 94 F FF 95 F CU 81 B CU 81 S FF 94 3-3 K ①		B CH 82 B CH 84 C SI 92 C FF 93 B FF 93 F FF 94 1 SAFE F FF 93 B FF 93 4-2 25 G6-4-3 1-2 BB		B SI 88 B CH 81 B SI 91 C FF 92 F FF 93 B FF 93 4-2 14 HR BB	C SL 82 B SL 83 F SI 94 S SL 83 1-3 K ①		C SL 79 C SL 80 D SL 80 X SL 80 1-2 G6-3 ② 2-H		3	1	0	1	2	2	1
14 Curtis Granderson, L (1, 8) OBP: 0.363, SLG: 0.563	B FF 94 C FF 94 B CU 81 F SI 93 B FF 95 S FF 94 3-3 K ②		F FF 94 B CU 80 F FF 93 X CU 82 1-2 F8 ①		B FF 92 S FF 91 C FF 92 B FF 93 B FF 93 F FF 93 1 SAFE X FF 92 3-2 1-H HR	B SI 96 F SI 96 C SL 83 S SL 84 1-3 K ②		B FF 89 C FF 91 S SL 79 S SL 81 1-3 K ③		5	1	1	2	0	3	3
25 Mark Teixeira, S (1, 3) OBP: 0.341, SLG: 0.493	F SI 93 S CU 81 F FF 94 B FF 93 X FF 94 1-2 P3 ③		C CU 81 T CU 81 X SI 93 0-2 G6-4-3 ②③ 1-2f		F SI 92 B CU 79 X SI 91 1-1 55 1B 24 G2-3 18 1B 1B	B SI 96 S SI 94 1 SAFE F SI 96 1 SAFE F SL 84 S SL 84 1-3 K ③				4	1	1	0	0	1	3
24 Robinson Canó, L (1, 4) OBP: 0.340, SLG: 0.509		B FF 92 F FF 93 B SI 92 F FF 93 S CU 80 2-3 K ①	C FF 93 B CU 80 X SI 92 1-1 G4-3 ①	C FF 92 S CU 78 X CU 79 0-2 1-2 G2-3 ①		B SI 90 B SI 90 F SI 90 F SI 90 X CH 74 2-2 1B				4	0	1	0	0	1	1
33 Nick Swisher, S (1, 9) OBP: 0.372, SLG: 0.425 11 Brett Gardner, L (9, 7) OBP: 0.365, SLG: 0.407		X SI 94 0-0 G6-3 ②	C SI 93 B FF 94 B CH 85 B SI 94 X FF 94 3-1 F9 ②	C SI 92 F FF 93 B SI 92 B SI 92 S FF 94 2-3 K ②		X SI 90 0-0 P6 ①				4 0	0 0	0 0	0 0	0 0	1 0	2 0
55 Russell Martin, R (1, 2) OBP: 0.330, SLG: 0.375		F SI 92 X SI 93 0-1 18 S 18 18 1B 1B	S CH 85 H CU 81 1-1 18 BB 26 2B HBP	B SI 93 B CH 83 F FF 93 X SI 92 2-1 18 1B 2-3 1B		B SI 90 F SI 91 C SI 89 S SI 90 1-3 K ②				3	2	2	0	0	1	1
18 Andruw Jones, R (1, 7) OBP: 0.301, SLG: 0.416 27 Chris Dickerson, L (8, 7) OBP: 0.346, SLG: 0.375 (9, 9)		1 SAFE S SI 92 B FF 93 C CU 80 1 SAFE B FF 94 F CU 82 X CU 80 2-2 1-H 1B	B FF 94 B SI 92 B SI 89 B FF 93 4-0 26 2B 1-2 BB	S CH 83 B FF 93 B SI 92 F FF 93 X SI 93 2-2 26 FC6-4 1-2 3-H 1B		1 SAFE 1 SAFE C SI 90 B CH 76 B SI 90 F SI 90 1 SAFE B CH 73 X SI 89 3-2 G5-3 ③				3 0	1 0	2 0	2 0	1 0	0 0	1 0
26 Eduardo Núñez, R (1, 6) OBP: 0.314, SLG: 0.391		B SI 92 C CH 82 X FF 93 1-1 F7 ③	C CU 78 X CU 81 0-1 1-H 2-H 2B	B SI 93 B SI 94 F SI 94 S SI 95 X SI 95 2-2 FC6-4 ③ 1-2f				B FF 88 C SL 79 X SL 80 1-1 2 S 60 SH2-4 2 G6-3 1B		4	1	2	2	0	0	3
60 Brandon Laird, R (1, 5) OBP: 0.375, SLG: 0.167			F SI 89 B CU 78 C CU 78 X FF 93 1-2 E6 2 BB	B SI 92 C CH 83 S SI 91 D CU 81 F FF 93 F CU 80 S SI 94 2-3 K ③		B SI 94 F SI 95 C SL 81 F SL 83 B SL 84 B SI 96 B SI 96 4-2 BB		B SL 79 L SL 78 B SL 79 X SL 79 2-1 SH2-4 ① 1-2		2	0	0	0	1	1	1
Inning Stats	R: 0 E: 0 K: 2 S: 12 H: 0 LOB: 0 BB: 0 P: 19	R: 1 E: 0 K: 1 S: 12 H: 2 LOB: 1 BB: 0 P: 17	R: 0 E: 1 K: 0 S: 13 H: 0 LOB: 1 BB: 1 P: 19	R: 2 E: 0 K: 1 S: 12 H: 1 LOB: 1 BB: 1 P: 23	R: 3 E: 0 K: 1 S: 22 H: 4 LOB: 2 BB: 1 P: 38	R: 0 E: 0 K: 1 S: 13 H: 0 LOB: 1 BB: 1 P: 20	R: 0 E: 0 K: 1 S: 10 H: 1 LOB: 1 BB: 0 P: 16	R: 1 E: 0 K: 1 S: 10 H: 1 LOB: 0 BB: 0 P: 15		1B: 7 2B: 1 3B: 0 HR: 1 SF: 0 SAC: 1 DP: 1 HBP: 1				WP: 0 PB: 0 SB: 2 CS: 0 PA: 38		

	AB	32
	R	7
	H	9
	RBI	7
	BB	4
	SO	10
	LOB	16

PITCHER		IP	WLS	BF	H	R	ER	SO	BB	IBB	HBP	BLK	WP	HR	S	P	ERA	WHIP
47 Gio González, L ERA: 2.67	(1, 1)	4.2	L	25	7	6	6	5	3	0	1	0	0	1	68	111	11.57	2.143
60 Fautino De Los Santos, R ERA: 1.54	(5, 1)	1.1		5	0	0	0	3	1	0	0	0	0	0	16	25	0.00	0.750
57 Brian Fuentes, L ERA: 4.39	(7, 1)	1.0		4	1	0	0	1	0	0	0	0	0	0	10	16	0.00	1.000
33 Joey Devine, R ERA: 3.52	(8, 1)	1.0		4	1	1	1	1	0	0	0	0	0	0	10	15	9.00	1.000

PITCHER	IP	WLS	BF	H	R	ER	SO	BB	IBB	HBP	BLK	WP	HR	S	P	ERA	WHIP

Batter	1	2	3	4	5	6	7	8	9	AB	R	H	RBI	BB	SO	LOB
8 Desmond Jennings, R (1, 7) OBP: 0.667, SLG: 1.000	P3		22 G5-3 1-H 2B	F8		22 K 22 S 1B			K	5	0	2	1	0	1	1
22 Johnny Damon, L (1, 10) OBP: 0.323, SLG: 0.417	P6		G5-3 2-3		18 F9 20 FC6-4 2B	1 SAFE 1 SAFE 1-3			G6-3	5	1	1	0	0	1	2
18 Ben Zobrist, S (1, 4) OBP: 0.369, SLG: 0.491	HR		3 BB BB		F9 2-3		3 S 2B		2B	4	1	3	1	1	0	1
3 Evan Longoria, R (1, 5) OBP: 0.344, SLG: 0.460	BB		2 FC4-6 1-2 BB		20 FC6-4 BB		0-3 K 2-3		4-2 BB	1	0	0	0	4	1	1
20 Matt Joyce, L (1, 9) OBP: 0.336, SLG: 0.503	G4-3		F9		FC6-4 2 3B 1-2f 3-H		3-3 S K		2-3 K	5	1	0	1	0	2	8
2 B.J. Upton, R (1, 8) OBP: 0.310, SLG: 0.399		G5-6-3	FC4-6 1-2f		1-2 3B 2-H		G6-3			4	0	1	1	0	0	4
11 Casey Kotchman, L (1, 3) OBP: 0.388, SLG: 0.450		10 G1-6-3 1B	G3-1		L8			F7		4	0	1	0	0	0	1
10 Kelly Shoppach, R (1, 2) OBP: 0.287, SLG: 0.329 5 Sam Fuld, L (8, PH) OBP: 0.300, SLG: 0.367 38 Robinson Chirinos, R (8, 2) OBP: 0.286, SLG: 0.222		G1-6-3 1-2f	E5			HR		F7		3 1 0	1 0 0	2 0 0	1 0 0	0 0 0	0 0 0	1 0 0
1 Sean Rodríguez, R (1, 6) OBP: 0.295, SLG: 0.362 9 Elliot Johnson, S (8, PH) OBP: 0.262, SLG: 0.344 (8, 6)			8 2B 1B	F7		G5-3		K		3 1	1 0	1 0	0 0	0 0	0 1	1 0
Inning Stats	R: 1 E: 0 K: 0 S: 10 H: 1 LOB: 1 BB: 1 P: 18	R: 0 E: 0 K: 0 S: 8 H: 1 LOB: 0 BB: 0 P: 10	R: 1 E: 0 K: 0 S: 11 H: 2 LOB: 3 BB: 2 P: 25	R: 0 E: 1 K: 0 S: 12 H: 1 LOB: 1 BB: 0 P: 19	R: 2 E: 1 K: 0 S: 17 H: 2 LOB: 1 BB: 1 P: 25	R: 1 E: 0 K: 1 S: 9 H: 2 LOB: 1 BB: 0 P: 15	R: 0 E: 0 K: 2 S: 14 H: 1 LOB: 1 BB: 0 P: 20	R: 0 E: 0 K: 1 S: 10 H: 0 LOB: 0 BB: 0 P: 16	R: 0 E: 0 K: 2 S: 15 H: 1 LOB: 2 BB: 1 P: 24	1B: 4 2B: 4 3B: 1 HR: 2	SF: 0 SAC: 0 DP: 1 HBP: 0						

TOP

Tampa Bay Rays @ Oakland Athletics

Oakland Coliseum, Oakland, CA

Mon Jul 25 2011, 7:09 PM - 10:43 PM PDT

Att. 11,053 - Clear - 63 F

livebaseballscorecards.com

AB	36
R	5
H	11
RBI	5
BB	5
SO	6
LOB	20

PITCHER	IP	WLS	BF	H	R	ER	SO	BB	IBB	HBP	BLK	WP	HR	S	P	ERA	WHIP
52 Guillermo Moscoso, R (1, 1) ERA: 3.47	5.0		26	8	5	5	0	4	0	0	0	0	2	60	100	9.00	2.400
48 Michael Wuertz, R (6, 1) ERA: 3.94	1.1		5	2	0	0	2	0	0	0	0	0	0	12	18	0.00	1.500
57 Brian Fuentes, L (7, 1) ERA: 4.32	0.2	W	2	0	0	0	1	0	0	0	0	0	0	9	14	0.00	0.000
50 Grant Balfour, R (8, 1) ERA: 2.03	1.0	H	3	0	0	0	1	0	0	0	0	0	0	10	16	0.00	0.000
40 Andrew Bailey, R (9, 1) ERA: 2.25	1.0	S	5	1	0	0	2	1	0	0	0	0	0	15	24	0.00	2.000

PITCHER	IP	WLS	BF	H	R	ER	SO	BB	IBB	HBP	BLK	WP	HR	S	P	ERA	WHIP

WP: 0 PB: 0 SB: 2 CS: 0 PA: 41

Tampa Bay Rays @ Oakland Athletics

Oakland Coliseum, Oakland, CA

Mon Jul 25 2011, 7:09 PM - 10:43 PM PDT

Att. 11,053 - Clear - 63 F

BOTTOM

livebaseballscorecards.com

Batter	1	2	3	4	5	6	7	8	9	AB	R	H	RBI	BB	SO	LOB
19 Jemile Weeks, S (1, 4) OBP: 0.341, SLG: 0.405	F7	P5			FC4-6 55 G6-3 4 BB 1-2f	FC5-4 1-2f		P6		5	0	0	0	0	0	4
4 Coco Crisp, S (1, 8) OBP: 0.320, SLG: 0.390	F8		F7		BB 55 G6-3 1-2		G5-3	2B 55 G3 1-H		4	0	1	1	1	0	0
55 Hideki Matsui, L (1, 7) OBP: 0.315, SLG: 0.371 15 Ryan Sweeney, L (9, 7) OBP: 0.348, SLG: 0.327	BB 16 BB		F9		G6-3 1-2 2-3		1B 16 BB 12 1B	G3 2-3		4 0	1 0	1 0	0 0	1 0	0 0	3 0
16 Josh Willingham, R (1, 10) OBP: 0.327, SLG: 0.431	BB 1-2		1B		G5-3		BB 12 1B 28 2B 1-2	IBB		2	1	1	0	3	0	2
12 David DeJesus, L (1, 9) OBP: 0.318, SLG: 0.343	F9		F7			2B 28 G3 29 SF7	1B 28 2B 1-3 2-H	G6-3		5	2	2	1	0	0	5
28 Conor Jackson, R (1, 3) OBP: 0.326, SLG: 0.342		1B 2 HR		F9		G3 2-3	2B 29 P3 1-H 3-H			4	1	2	2	0	0	1
29 Scott Sizemore, R (1, 5) OBP: 0.321, SLG: 0.341		K		P3		SF7 3-H	P3 2-3			3	0	0	1	0	1	2
8 Kurt Suzuki, R (1, 2) OBP: 0.288, SLG: 0.349		K		F7		1B 2 1B 0-1	F8			4	0	1	0	0	1	2
2 Cliff Pennington, S (1, 6) OBP: 0.309, SLG: 0.346		HR 1-H			BB 19 FC4-6 4-2	1B 19 FC5-4 1-1 1-2		BB 4 2B 4-0		2	2	2	2	2	0	0
Inning Stats	R: 0 E: 0 K: 0 S: 14 H: 0 LOB: 2 BB: 2 P: 27	R: 2 E: 0 K: 2 S: 13 H: 2 LOB: 0 BB: 0 P: 19	R: 0 E: 0 K: 0 S: 14 H: 1 LOB: 1 BB: 0 P: 24	R: 0 E: 0 K: 0 S: 6 H: 0 LOB: 0 BB: 0 P: 11	R: 0 E: 0 K: 0 S: 10 H: 0 LOB: 2 BB: 2 P: 20	R: 1 E: 0 K: 0 S: 13 H: 3 LOB: 2 BB: 0 P: 19	R: 3 E: 0 K: 0 S: 15 H: 3 LOB: 1 BB: 1 P: 27	R: 1 E: 0 K: 0 S: 7 H: 1 LOB: 2 BB: 2 P: 19		1B: 6 2B: 3 3B: 0 HR: 1 SF: 1 SAC: 0 DP: 0 HBP: 0						

	AB	33
	R	7
	H	10
	RBI	7
	BB	7
	SO	2
	LOB	19

WP: 0 PB: 0 SB: 0 CS: 0 PA: 41

PITCHER		IP	WLS	BF	H	R	ER	SO	BB	IBB	HBP	BLK	WP	HR	S	P	ERA	WHIP
58 Jeremy Hellickson, R ERA: 3.27	(1, 1)	5.0		23	4	3	3	2	4	0	0	0	0	1	60	106	5.40	1.600
47 Brandon Gomes, R ERA: 3.63	(6, 1)	0.2	H	4	2	0	0	0	0	0	0	0	0	0	6	9	0.00	3.000
39 J.P. Howell, L ERA: 9.17	(6, 1)	0.2	L	5	2	3	3	0	1	0	0	0	0	0	10	18	40.50	4.500
62 Joel Peralta, R ERA: 3.72	(7, 1)	0.2	B	3	1	0	0	0	0	0	0	0	0	0	9	14	0.00	1.500
27 Cesár Ramos, L ERA: 4.22	(8, 1)	1.0		6	1	1	1	0	1	1	0	0	0	0	7	19	9.00	2.000

PITCHER	IP	WLS	BF	H	R	ER	SO	BB	IBB	HBP	BLK	WP	HR	S	P	ERA	WHIP

Batter	1	2	3	4	5	6	7	8	9	AB	R	H	RBI	BB	SO	LOB
8 Desmond Jennings, R (1, 7) OBP: 0.556, SLG: 0.786	C SI 88 B SI 90 X FC 89 1-1 P4 ①		X SI 89 0-0 SH1-3 ① 1-2		C SI 89 B CU 79 X CU 79 1-1 G1-3 ②		B FC 88 C FC 89 B SI 91 F FC 90 B FC 90 X SI 90 3-2 G5-3 ③			3	0	0	0	0	0	0
22 Johnny Damon, L (1, 10) OBP: 0.323, SLG: 0.418	B SI 90 X SI 91 1-0 G4-3 ②		B FC 88 X FC 89 1-0 P5 ②		C CU 77 B FS 85 B FC 88 B FC 88 X FC 88 3-1 2B			C FC 88 F CU 78 B FC 88 F FC 89 X FC 89 1-2 G6-3 ①		4	0	1	0	0	0	1
18 Ben Zobrist, S (1, 4) OBP: 0.373, SLG: 0.499	B SI 90 C FC 90 B FC 90 B FC 90 C FC 90 B SI 90 4-2 BB		B CU 78 B FC 90 B FC 89 C SI 91 B FC 90 4-1 BB		C FC 89 F CU 79 F SI 90 B CU 80 X SI 91 1-2 L9 ③			F CU 77 X FC 87 0-1 HR		2	1	1	1	2	0	1
3 Evan Longoria, R (1, 5) OBP: 0.340, SLG: 0.453	C SI 91 1 SAFE S FC 90 B FC 90 1 SAFE D CU 81 S FC 92 2-3 K ③		B FC 90 C SI 91 F FC 90 F CU 81 B SI 92 X SI 92 2-2 F9 ③			C SI 89 B CU 78 B SI 89 X FC 89 2-1 F9 ①		B SI 89 F FC 89 X SI 90 1-1 F8 ②		4	0	0	0	0	1	3
11 Casey Kotchman, L (1, 3) OBP: 0.389, SLG: 0.451		B SI 90 C FC 89 X SI 90 1-1 20 FC4-6 1B	X SI 89 0-0 2 G6-3 1B			C FC 89 X FC 88 0-1 E4		C CU 79 B FS 84 B FC 90 F SI 90 B SI 91 X FC 88 3-2 G1-3 ③		4	0	2	0	0	0	0
2 B.J. Upton, R (1, 8) OBP: 0.307, SLG: 0.395		T FC 89 F FC 91 S FC 90 0-3 K ①	X FC 88 0-0 G6-3 ①② 1-2f			X FC 89 0-0 F8 ②			B FF 93 T FF 93 S FF 94 B FF 94 C FF 93 2-3 K ①	4	0	0	0	0	2	3
20 Matt Joyce, L (1, 9) OBP: 0.338, SLG: 0.507		X FC 90 0-0 FC4-6 38 S ② 1-2f	B SI 88 C FC 89 B CU 78 X FC 89 2-1 38 S 1B			B FC 88 X FC 90 1-0 F8 ③			C FF 93 B SL 86 B FF 94 X FF 93 2-1 38 G6-3 2B	4	0	2	0	0	0	2
38 Robinson Chirinos, R (1, 2) OBP: 0.240, SLG: 0.182		C SI 90 B FC 88 1 SAFE C CU 80 1 SAFE B FC 90 F CU 80 1 SAFE B FC 90 3-3 K ③ 1-2	B SI 90 1 SAFE 1 SAFE F FC 89 C SI 90 B FC 90 F CU 80 B FC 90 X FC 88 3-2 G5-3 ③ 1-2				C FC 89 B FC 89 X CU 79 1-1 P6 ①		F FF 92 X SL 84 0-1 G6-3 ② 2-3	4	0	0	0	0	1	3
1 Sean Rodríguez, R (1, 6) OBP: 0.294, SLG: 0.360			C SI 88 F FC 88 B CU 79 X SI 91 1-2 8 SH1-3 1B		C FC 88 B CU 78 X CU 79 1-1 P2 ①		C SI 89 X SI 89 0-1 P4 ②		T FF 92 F FF 93 B FF 93 F FF 93 B SL 85 B FF 92 X FF 93 3-2 G6-3 ③	4	0	1	0	0	0	1
Inning Stats	R: 0 E: 0 K: 1 S: 8 H: 0 LOB: 1 BB: 1 P: 16	R: 0 E: 0 K: 2 S: 10 H: 1 LOB: 1 BB: 0 P: 14	R: 0 E: 0 K: 0 S: 10 H: 1 LOB: 2 BB: 1 P: 18	R: 0 E: 0 K: 0 S: 8 H: 2 LOB: 1 BB: 0 P: 13	R: 0 E: 0 K: 0 S: 10 H: 1 LOB: 1 BB: 0 P: 16	R: 0 E: 1 K: 0 S: 6 H: 0 LOB: 1 BB: 0 P: 9	R: 0 E: 0 K: 0 S: 7 H: 0 LOB: 0 BB: 0 P: 11	R: 1 E: 0 K: 0 S: 11 H: 1 LOB: 0 BB: 0 P: 16	R: 0 E: 0 K: 1 S: 11 H: 1 LOB: 1 BB: 0 P: 18	1B: 4 2B: 2 3B: 0 HR: 1 SF: 0 SAC: 1 DP: 1 HBP: 0						

PITCHER		IP	WLS	BF	H	R	ER	SO	BB	IBB	HBP	BLK	WP	HR	S	P	ERA	WHIP
32 Brandon McCarthy, R ERA: 3.52	(1, 1)	8.0	W	32	6	1	1	3	2	0	0	0	0	1	70	113	1.12	1.000
50 Grant Balfour, R ERA: 1.98	(9, 1)	1.0		4	1	0	0	1	0	0	0	0	0	0	11	18	0.00	1.000

PITCHER		IP	WLS	BF	H	R	ER	SO	BB	IBB	HBP	BLK	WP	HR	S	P	ERA	WHIP

TOP

Tampa Bay Rays @ Oakland Athletics

Oakland Coliseum, Oakland, CA

Tue Jul 26 2011, 7:08 PM - 9:40 PM PDT

Att. 12,166 - Clear - 60 F

livebaseballscorecards.com

AB	33
R	1
H	7
RBI	1
BB	2
SO	4
LOB	14

Tampa Bay Rays @ Oakland Athletics

Oakland Coliseum, Oakland, CA

Tue Jul 26 2011, 7:08 PM - 9:40 PM PDT

Att. 12,166 - Clear - 60 F

livebaseballscorecards.com

BOTTOM

Batter	1	2	3	4	5	6	7	8	9	AB	R	H	RBI	BB	SO	LOB
19 Jemile Weeks, S (1, 4) OBP: 0.333, SLG: 0.398	B FF 92 C FF 94 X FF 93 1-1 F9 ①		B FF 94 B FF 93 F FF 94 1 SAFE F FF 94 B FF 94 X FF 96 3-2 SF9 ② 3-H		F SI 93 X FF 93 0-1 SH1-3 ① 1-2	B FC 90 F FC 88 B FC 89 X FF 93 2-1 F8 ③		D SI 89 B FF 88 C FF 89 X FF 88 2-1 L9 ②		3	0	0	1	0	0	3
4 Coco Crisp, S (1, 8) OBP: 0.316, SLG: 0.385	B SI 95 B FF 93 X FF 93 2-0 L7 ②		C KC 80 F FF 96 S KC 82 0-3 K ③		F FC 90 S KC 82 D KC 80 F KC 81 C FC 91 1-3 K ②		C CH 82 M CH 83 B SI 91 F CH 84 F CH 83 B FF 91 X SI 90 2-2 G3-1 ①	S CH 82 X CH 81 0-1 G3 ③		5	0	0	0	0	2	4
55 Hideki Matsui, L (1, 7) OBP: 0.314, SLG: 0.373 15 Ryan Sweeney, L (9, 7) OBP: 0.348, SLG: 0.327	B FF 95 F FF 94 B FF 95 X FF 95 2-1 G6-3 ③			B SI 91 X FF 93 1-0 F8 ① B FF 95 X KC 80 1-0 2B 2-H			B FF 86 C CH 81 X FF 88 1-1 G1-4-3 ②			4 0	0 0	1 0	1 0	0 0	0 0	0 0
16 Josh Willingham, R (1, 10) OBP: 0.329, SLG: 0.428		C FF 93 S KC 79 B FF 93 B FF 94 S FF 94 2-3 K ①		C KC 81 B KC 81 B CH 82 F FF 94 F FF 95 B FF 95 B FF 94 4-2 28 1B 12 SF7 BB	C FC 91 F KC 81 B FC 92 B FC 91 D KC 81 B FF 94 4-2 28 FC6-4 BB		B CU 76 C CH 82 S CH 83 B SI 90 C CU 77 2-3 K ③			2	1	0	0	2	2	0
28 Conor Jackson, R (1, 3) OBP: 0.332, SLG: 0.349		C SI 94 B SL 90 X FF 94 1-1 12 G3-6-1 1B		C KC 82 X FF 95 0-1 12 SF7 1B 1-3	B FF 94 X FC 90 1-0 FC6-4 ③ 1-2f			B SI 88 X SI 90 1-0 12 G4-3 8 2B 1B		4	1	3	0	0	0	2
12 David DeJesus, L (1, 9) OBP: 0.314, SLG: 0.340		C FF 95 C SI 94 B FF 96 B FF 94 X FF 95 2-2 G3-6-1 ② ③ 1-2f		C FF 95 F FF 94 F FF 96 X FF 96 0-2 SF7 ② 1-2 3-H		F FF 92 B KC 80 B SI 92 F FF 94 B FF 94 X FF 93 3-2 G3 ①		D CU 74 X CH 80 1-0 G4-3 ① 1-2		3	0	0	1	0	0	2
29 Scott Sizemore, R (1, 5) OBP: 0.333, SLG: 0.344			C FF 91 B FF 93 B CH 82 B FF 93 B FF 93 4-1 2 1B 19 SF9 BB	C KC 82 B FF 95 D KC 81 F KC 79 F FF 95 B FF 95 B KC 80 4-2 BB		B FC 90 C FC 89 X FC 90 1-1 2 2B 1B		B CU 74 B CH 81 B CH 82 B FF 89 4-0 8 2B BB		1	3	1	0	3	0	0
8 Kurt Suzuki, R (1, 2) OBP: 0.288, SLG: 0.351			1 SAFE X FF 94 0-0 B5 ① 1-3	C FF 95 F FF 95 B FF 96 S SI 94 1-3 K ③		1 SAFE X FC 90 0-0 F8 ②		C CH 81 X FF 90 0-1 1-H 2-H 2B		4	0	1	2	0	1	4
2 Cliff Pennington, S (1, 6) OBP: 0.317, SLG: 0.355			C FF 95 X CH 84 0-1 1-3 1B		C FC 86 F FC 89 X FF 94 0-2 19 SH1-3 55 2B 1B	C FF 95 C FC 89 F FF 94 F FC 91 X FF 94 0-2 1-H 2B		B CH 80 B CH 81 B FF 90 B FF 86 4-0 BB		3	1	3	1	1	0	0
Inning Stats	R: 0 E: 0 K: 0 S: 5 H: 0 LOB: 0 BB: 0 P: 10	R: 0 E: 0 K: 1 S: 8 H: 1 LOB: 0 BB: 0 P: 13	R: 1 E: 0 K: 1 S: 10 H: 1 LOB: 1 BB: 1 P: 17	R: 1 E: 0 K: 1 S: 16 H: 1 LOB: 2 BB: 2 P: 26	R: 1 E: 0 K: 1 S: 13 H: 2 LOB: 2 BB: 1 P: 20	R: 1 E: 0 K: 0 S: 13 H: 2 LOB: 1 BB: 0 P: 19	R: 0 E: 0 K: 1 S: 10 H: 0 LOB: 0 BB: 0 P: 15	R: 2 E: 0 K: 0 S: 8 H: 2 LOB: 2 BB: 2 P: 20		1B: 6 2B: 3 3B: 0 HR: 0 SF: 2 SAC: 1 DP: 1 HBP: 0						

	AB	29
	R	6
	H	9
	RBI	6
	BB	6
	SO	5
	LOB	15

WP: 0 PB: 0 SB: 0 CS: 0 PA: 38

PITCHER	IP	WLS	BF	H	R	ER	SO	BB	IBB	HBP	BLK	WP	HR	S	P	ERA	WHIP
14 David Price, L (1, 1) ERA: 3.76	6.0	L	28	7	4	4	4	4	0	0	0	0	0	65	105	6.00	1.833
51 Jay Buente, R (7, 1) ERA: 9.0	2.0		10	2	2	2	1	2	0	0	0	0	0	18	35	9.00	2.000

PITCHER	IP	WLS	BF	H	R	ER	SO	BB	IBB	HBP	BLK	WP	HR	S	P	ERA	WHIP

Tampa Bay Rays @ Oakland Athletics

Oakland Coliseum, Oakland, CA

Wed Jul 27 2011, 7:08 PM - 9:58 PM PDT

Att. 18,640 - Clear - 65 F

TOP

livebaseballscorecards.com

Batter	1	2	3	4	5	6	7	8	9	AB	R	H	RBI	BB	SO	LOB
8 Desmond Jennings, R (1, 8) OBP: 0.565, SLG: 0.722	G5-3		22 BB 1B		K			BB	22 WP 22 1B 1B	4	1	2	1	1	1	0
22 Johnny Damon, L (1, 10) OBP: 0.324, SLG: 0.416	K		BB			F8		F6	1B	4	0	1	1	1	1	2
18 Ben Zobrist, S (1, 4) OBP: 0.371, SLG: 0.495	3 FC6-4 1B		P5			K		K	K	5	0	1	0	0	3	5
3 Evan Longoria, R (1, 5) OBP: 0.341, SLG: 0.451	FC6-4			20 G3 11 F8 BB		K		K		1	0	0	0	1	0	1
9 Elliot Johnson, S (5, 6) OBP: 0.259, SLG: 0.338										2	0	0	0	0	2	2
11 Casey Kotchman, L (1, 3) OBP: 0.387, SLG: 0.447		G6-3		F8			20 G5-4-3 1B		20 HR 1B	2	0	0	0	0	0	1
38 Robinson Chirinos, R (6, 3) OBP: 0.296, SLG: 0.250										2	1	2	0	0	0	0
20 Matt Joyce, L (1, 9) OBP: 0.337, SLG: 0.513		G4-3		G3			G5-4-3		HR	4	1	1	2	0	0	2
10 Kelly Shoppach, R (1, 2) OBP: 0.287, SLG: 0.329		K		G5-3			5 FC4-6 1B		E4 8 WP 5 G3 8 1B	3	0	1	0	0	1	1
16 Justin Ruggiano, R (9, PH) OBP: 0.277, SLG: 0.433										1	1	0	0	0	0	0
5 Sam Fuld, L (1, 7) OBP: 0.296, SLG: 0.362			G1-3		G4-3		FC4-6		G3	4	0	0	0	0	0	2
1 Sean Rodríguez, R (1, 6) OBP: 0.294, SLG: 0.356 (5, 5)			K		F9			8 BB BB	G5-3	3	0	0	0	1	1	1
Inning Stats	R: 0 E: 0 K: 1 S: 13 H: 1 LOB: 1 BB: 0 P: 18	R: 0 E: 0 K: 1 S: 8 H: 0 LOB: 0 BB: 0 P: 11	R: 0 E: 0 K: 1 S: 10 H: 1 LOB: 2 BB: 1 P: 21	R: 0 E: 0 K: 0 S: 5 H: 0 LOB: 1 BB: 1 P: 11	R: 0 E: 0 K: 1 S: 7 H: 0 LOB: 0 BB: 0 P: 11	R: 0 E: 0 K: 2 S: 7 H: 0 LOB: 0 BB: 0 P: 11	R: 0 E: 0 K: 0 S: 6 H: 2 LOB: 1 BB: 0 P: 10	R: 0 E: 0 K: 2 S: 19 H: 0 LOB: 2 BB: 2 P: 31	R: 4 E: 1 K: 1 S: 27 H: 4 LOB: 1 BB: 0 P: 40	1B: 7 2B: 0 3B: 0 HR: 1	SF: 0 SAC: 0 DP: 1 HBP: 0						

	AB	35
	R	4
	H	8
	RBI	4
	BB	4
	SO	9
	LOB	17

WP: 2 PB: 0 SB: 0 CS: 0 PA: 39

PITCHER		IP	WLS	BF	H	R	ER	SO	BB	IBB	HBP	BLK	WP	HR	S	P	ERA	WHIP
53 Trevor Cahill, R ERA: 3.58	(1, 1)	7.1	W	29	4	0	0	6	4	0	0	0	0	0	67	114	0.00	1.091
56 Craig Breslow, L ERA: 3.22	(8, 1)	0.2		2	0	0	0	2	0	0	0	0	0	0	8	10	0.00	0.000
60 Fautino De Los Santos, R ERA: 2.92	(9, 1)	0.2		6	3	4	2	0	0	0	0	0	1	1	22	32	27.00	4.500
31 Brad Ziegler, R ERA: 1.7	(9, 1)	0.1		2	1	0	0	1	0	0	0	0	1	0	5	8	0.00	3.000

PITCHER		IP	WLS	BF	H	R	ER	SO	BB	IBB	HBP	BLK	WP	HR	S	P	ERA	WHIP

Batter	1	2	3	4	5	6	7	8	9	AB	R	H	RBI	BB	SO	LOB
19 Jemile Weeks, S (1, 4) OBP: 0.341, SLG: 0.418	C SI 90 F SI 90 S CH 83 0-3 K ①		F SI 90 X SI 90 0-1 55 2B 1B	X CH 84 0-0 55 HR 1-2 3-H 1B	C FF 91 D CH 84 S FF 89 B FF 90 F FF 89 X SI 90 2-2 55 1B 1-H 3B	X CH 81 0-0 ②③ SF9-4-3 1-1 3-H				4	3	3	3	0	1	0
4 Coco Crisp, S (1, 8) OBP: 0.317, SLG: 0.384	B FF 90 C SI 91 F FC 88 B CH 85 F CH 85 X FC 88 2-2 1B		1 SAFE M CH 84 X CH 85 0-1 ② L8	X CH 87 0-0 ② F7	B FF 90 S FF 89 B FF 89 B CH 83 B FF 88 4-1 16 F8 55 1B BB		X FF 86 0-0 ① G3-1			4	0	1	0	1	0	3
55 Hideki Matsui, L (1, 10) OBP: 0.318, SLG: 0.390	B SI 91 B SI 90 X SI 92 2-0 ② L7		B CH 85 X SI 90 1-0 1-H 2B	X FC 87 0-0 1-H 2-H HR	F CH 83 S CH 83 X CH 83 0-2 1-2 3-H 1B		C FF 87 B CH 81 X FF 86 1-1 ② F7			5	1	3	5	0	0	1
16 Josh Willingham, R (1, 7) OBP: 0.327, SLG: 0.428	X FC 86 0-0 ③ F8		B FC 87 B KC 79 X FC 87 2-0 ③ P3	B FC 85 X FF 90 1-0 28 E 2B	C FF 90 B SL 85 S SL 84 B FF 90 B FF 89 F SI 89 F FF 89 X FF 89 3-2 ② F8 2-3		B SL 82 X FF 86 1-0 ③ P5			5	1	1	0	0	0	4
28 Conor Jackson, R (1, 3) OBP: 0.333, SLG: 0.347		C SI 91 C KC 77 X CH 84 0-2 ① G6-3		B KC 77 4-2 B FC 87 C FF 91 F CU 84 S SL 83 B KC 78 B FF 90 B FF 90 2 15 SH1-3 29 3B 1B BB C SI 91 D KC 78 C FF 91 B FF 91 X SI 90 2-2 E9 15 HR 2-H 1B	F FF 88 C FF 90 B FF 90 S SL 84 1-3 ③ K			B SI 90 B SI 90 X SI 90 2-0 ① G3		4	2	1	1	1	1	2
15 Ryan Sweeney, L (1, 9) OBP: 0.360, SLG: 0.361		C FF 90 B SI 90 X KC 77 1-1 29 1B 2B		C FC 86 0-2 C CH 85 X CH 85 2 SH1-3 1-2 29 3B 1B B CH 84 3-2 D FF 88 D FF 91 S FF 91 F SI 91 X CH 84 3-H HR		B FF 88 S SI 88 B FF 87 F FF 88 F FF 89 F FF 89 B SI 90 F FF 88 F FF 88 4-2 F FF 85 B CH 83 29 BB 2 1B 19 SF9-4-3 BB		B FS 83 C SI 90 B SI 90 C SI 90 X SI 91 2-2 ② L4		4	3	3	2	1	0	0
2 Cliff Pennington, S (1, 6) OBP: 0.317, SLG: 0.354 28 Eric Sogard, L (8, PH) OBP: 0.400, SLG: 0.417 (9, 6)	C SI 90 D CH 86 S CH 85 D CH 85 D KC 80 X CH 86 3-2 ② L8			K KC 79 0-0 ① SH1-3 1-2 2-3 B CH 84 D FF 88 D FF 91 S FF 91 X CH 84 2-3 ③ K		B FF 88 X CH 81 1-0 29 BB 1-2 1B		C SI 89 B SL 79 F SI 91 X FS 85 1-2 1B		3 1	0 0	1 1	0 0	0 0	1 0	1 0
29 Scott Sizemore, R (1, 5) OBP: 0.339, SLG: 0.358		C SI 92 X KC 78 0-1 ③ 2-H 1B		B FF 92 F CH 85 X CH 85 1-1 19 1B 2-H 3-H 3B	B FF 89 S SI 90 F FF 90 F FF 91 F SL 87 B SL 85 X FF 90 2-2 ① F9	B FF 87 C FF 87 F FF 86 B SL 84 B FF 87 B FF 87 4-2 19 SF9-4-3 1-2 2-3 BB		C FF 92 C SL 80 C FF 92 0-3 ③ K		4	1	2	2	1	1	1
11 Landon Powell, S (1, 2) OBP: 0.287, SLG: 0.265			F FF 90 B FC 86 X SI 89 1-1 ① G6-3	B KC 79 B FF 88 B CH 85 B SI 92 4-0 19 1B 55 HR BB	B SI 90 B FF 90 F FF 89 B FF 90 F FF 90 X FF 89 3-2 19 3B 1B	B CH 82 X FF 87 1-0 ① F4				3	2	1	0	1	0	3
Inning Stats	R: 0 E: 0 K: 1 S: 9 H: 1 LOB: 1 BB: 0 P: 13	R: 0 E: 0 K: 0 S: 10 H: 2 LOB: 2 BB: 0 P: 14	R: 1 E: 0 K: 0 S: 8 H: 2 LOB: 1 BB: 0 P: 12	R: 9 E: 1 K: 1 S: 24 H: 7 LOB: 0 BB: 2 P: 41	R: 2 E: 0 K: 1 S: 24 H: 3 LOB: 2 BB: 1 P: 39	R: 1 E: 0 K: 0 S: 12 H: 1 LOB: 1 BB: 2 P: 22	R: 0 E: 0 K: 0 S: 4 H: 0 LOB: 0 BB: 0 P: 6	R: 0 E: 0 K: 1 S: 10 H: 1 LOB: 1 BB: 0 P: 15		1B: 10 2B: 4 3B: 2 HR: 2 SF: 1 SAC: 1 DP: 1 HBP: 0					

PITCHER		IP	WLS	BF	H	R	ER	SO	BB	IBB	HBP	BLK	WP	HR	S	P	ERA	WHIP
33 James Shields, R ERA: 3.03	(1, 1)	4.0	L	25	12	10	10	2	2	0	0	0	0	2	51	80	22.50	3.500
55 Rob Delaney, R ERA: 10.8	(5, 1)	3.0		15	4	3	3	1	3	0	0	0	0	0	40	67	9.00	2.333
47 Brandon Gomes, R ERA: 3.44	(8, 1)	1.0		4	1	0	0	1	0	0	0	0	0	0	10	15	0.00	1.000

PITCHER	IP	WLS	BF	H	R	ER	SO	BB	IBB	HBP	BLK	WP	HR	S	P	ERA	WHIP

BOTTOM

Tampa Bay Rays @ Oakland Athletics

Oakland Coliseum, Oakland, CA

Wed Jul 27 2011, 7:08 PM - 9:58 PM PDT

Att. 18,640 - Clear - 65 F

livebaseballscorecards.com

AB	37
R	13
H	17
RBI	13
BB	5
SO	4
LOB	15

WP: 0 PA: 44
PB: 0
SB: 0
CS: 0

Tampa Bay Rays @ Oakland Athletics

Oakland Coliseum, Oakland, CA

Thu Jul 28 2011, 12:41 PM - 3:38 PM PDT

Att. 16,466 - Sunny - 66 F

TOP

livebaseballscorecards.com

Batter	1	2	3	4	5	6	7	8	9	AB	R	H	RBI	BB	SO	LOB
8 Desmond Jennings, R (1, 7) OBP: 0.607, SLG: 0.864	L9			BB		HR	1B			4	2	3	4	1	0	0
22 Johnny Damon, L (1, 10) OBP: 0.322, SLG: 0.413	K			K		F8	1B		L5-6-4	5	0	1	1	0	2	2
3 Evan Longoria, R (1, 5) OBP: 0.339, SLG: 0.458	F9			K		F8	HR		G5-3	5	1	1	1	0	1	0
18 Ben Zobrist, S (1, 4) OBP: 0.372, SLG: 0.493		G3			1B		BB	G1-3		3	1	1	0	1	0	0
11 Casey Kotchman, L (1, 3) OBP: 0.385, SLG: 0.445		F7			K		1B	F8		4	1	1	0	0	1	1
2 B.J. Upton, R (1, 8) OBP: 0.309, SLG: 0.403		F8			BB		L9	HR		3	1	1	1	1	0	2
20 Matt Joyce, L (1, 9) OBP: 0.339, SLG: 0.511			F9		K		1B	BB		3	1	1	1	1	1	1
38 Robinson Chirinos, R (1, 2) OBP: 0.276, SLG: 0.231 5 Sam Fuld, L (7, PH) OBP: 0.298, SLG: 0.362 10 Kelly Shoppach, R (7, 2) OBP: 0.286, SLG: 0.327			F7		K		BB	K		2 0 1	0 1 0	0 0 0	0 0 0	0 1 0	1 0 0	0 0 1
1 Sean Rodríguez, R (1, 6) OBP: 0.297, SLG: 0.355			K		1B		BB	G4-3		3	2	1	1	1	1	1

AB	33
R	10
H	10
RBI	9
BB	6
SO	8
LOB	8

Inning Stats	1	2	3	4	5	6	7	8	9
	R: 0 E: 0 K: 1 S: 11	H: 0 LOB: 0 BB: 0 P: 18	R: 0 E: 0 K: 0 S: 7	H: 0 LOB: 0 BB: 0 P: 12	R: 0 E: 0 K: 1 S: 6	H: 0 LOB: 0 BB: 0 P: 11	R: 0 E: 0 K: 2 S: 11	H: 0 LOB: 0 BB: 1 P: 19	R: 0 E: 0 K: 2 S: 14	H: 1 LOB: 1 BB: 1 P: 24	R: 2 E: 0 K: 1 S: 13	H: 2 LOB: 0 BB: 0 P: 21	R: 7 E: 0 K: 0 S: 16	H: 5 LOB: 0 BB: 3 P: 36	R: 1 E: 0 K: 1 S: 11	H: 1 LOB: 1 BB: 1 P: 17	R: 0 E: 0 K: 0 S: 9	H: 1 LOB: 0 BB: 0 P: 14

| | | |

Batter	1	2	3	4	5	6	7	8	9	AB	R	H	RBI	BB	SO	LOB
19 Jemile Weeks, S (1, 4) OBP: 0.332, SLG: 0.406	B FF 89 C FF 90 B FF 91 F FF 91 F FF 93 F FF 92 X FF 92 2-2 ① G6-3	C KC 76 F KC 76 B SI 90 S KC 80 1-3 ① K			B FF 87 B FF 88 C FF 87 C FF 89 B KC 79 X FF 91 3-2 ① L8		L FF 89 B FF 89 S FS 81 X FF 90 1-2 ③ G4-3		**B SI 95** **1 SAFE** **1 SAFE** **C SI 91** 1 SAFE B FF 97 1 SAFE X SI 93 2-1 ② L8	5	0	0	0	0	1	1
2 Cliff Pennington, S (1, 6) OBP: 0.315, SLG: 0.352	C FF 90 C KC 78 B SL 85 B FF 94 X KC 79 2-2 ② 55 1B / 16 2B 1B	B FF 88 B SI 88 C FC 88 T FF 90 S SL 86 2-3 ② K			C KC 76 B KC 76 X FF 90 1-1 ② P4		B FF 89 B FF 89 X FF 90 2-0 ① P5	B FF 94 C FF 94 F FF 96 F FF 98 F SL 82 S CU 80 1-3 ① K	F SI 95 C FC 89 D SI 92 F FF 97 F SL 88 B SL 86 B SL 86 S SL 86 3-3 ③ K 1-2	5	1	1	0	0	3	1
55 Hideki Matsui, L (1, 10) OBP: 0.320, SLG: 0.389	C FF 91 F FF 92 1 SAFE X SI 92 0-2 16 2B / 12 3B 1-2 1B	B FF 89 C FF 91 B KC 78 X FF 90 2-1 ③ G3			X FF 90 0-0 ③ L3		X FF 90 0-0 HR	B FF 96 B FF 94 B FF 96 C FF 94 F FF 95 F FF 98 B FF 96 4-2 16 1B / 12 FC4-6 BB		3	2	1	0	1	0	0
16 Josh Willingham, R (1, 7) OBP: 0.329, SLG: 0.432	C FF 93 B SI 92 D SL 85 C FF 93 X SI 93 2-2 12 3B 1-3 2-H 2B		B KC 77 X FF 90 1-0 ① P4			C KC 76 B SI 88 B KC 78 X FF 91 2-1 ① F8		B FF 94 B FF 93 X FF 94 2-0 12 FC4-6 1-3 1B		4	1	2	1	0	0	0
12 David DeJesus, L (1, 9) OBP: 0.313, SLG: 0.345	C KC 80 B FF 93 F FF 92 X SL 86 1-2 28 HR 2-H 3-H 3B		C FF 87 C SL 82 B SI 86 S KC 79 1-3 ② K			S FF 90 B FF 92 C FF 92 B FF 86 C SL 85 2-3 ② K		B SL 80 F FF 93 C FF 95 X FF 95 1-2 ② FC4-6 1-2f 3-H		4	1	1	3	0	2	1
28 Conor Jackson, R (1, 3) OBP: 0.332, SLG: 0.357	S FF 94 F FF 94 B FF 95 B SL 87 D FF 88 F FF 95 F FF 94 X SL 82 3-2 3-H HR		C FC 90 X SI 88 0-1 ③ G5-3			B SI 90 C FF 91 S KC 81 X FF 92 1-2 ③ L8		B FF 95 B FF 94 B FF 94 C FF 94 F FF 94 X FF 95 3-2 ③ F8		4	1	1	2	0	0	1
15 Ryan Sweeney, L (1, 8) OBP: 0.363, SLG: 0.370	C FF 92 B FF 93 F FF 93 X FF 93 1-2 8 WP 1B		C FC 87 B FF 88 B FF 90 X FF 91 2-1 ① G3				B FF 89 B FF 89 X FF 89 2-0 ① P5		B SI 94 C SI 93 C SL 89 X SL 89 1-2 29 1B 2B	4	1	2	0	0	0	0
8 Kurt Suzuki, R (1, 2) OBP: 0.287, SLG: 0.359	C SI 92 C SI 91 B SL 86 F FF 94 F FF 93 S KC 82 1-3 ② K 1-2		B FF 90 X FF 90 1-0 ② P4				X FF 90 0-0 HR		C SL 90 F FF 97 F FF 98 X SL 88 0-2 ① L8	4	1	1	1	0	1	2
29 Scott Sizemore, R (1, 5) OBP: 0.338, SLG: 0.356	C FF 91 B SI 90 S SI 92 B KC 81 S SL 86 2-3 ③ K		B FF 89 C SI 90 X KC 78 1-1 ③ G6-3				C FF 89 B FF 89 F FF 90 B FS 80 S FF 90 2-3 ② K		X SI 97 0-0 2 DI 2-H 1B	4	0	1	1	0	2	1
Inning Stats	R: 5 H: 6 E: 0 LOB: 1 K: 2 BB: 0 S: 33 P: 47	R: 0 H: 0 E: 0 LOB: 0 K: 2 BB: 0 S: 8 P: 13	R: 0 H: 0 E: 0 LOB: 0 K: 1 BB: 0 S: 6 P: 8	R: 0 H: 0 E: 0 LOB: 0 K: 0 BB: 0 S: 5 P: 9	R: 0 H: 0 E: 0 LOB: 0 K: 0 BB: 0 S: 6 P: 10	R: 0 H: 0 E: 0 LOB: 0 K: 1 BB: 0 S: 8 P: 13	R: 1 H: 1 E: 0 LOB: 0 K: 1 BB: 0 S: 8 P: 13	R: 1 H: 1 E: 0 LOB: 1 K: 1 BB: 1 S: 15 P: 26	R: 1 H: 2 E: 0 LOB: 1 K: 1 BB: 0 S: 15 P: 21	1B: 5 SF: 0 2B: 2 SAC: 0 3B: 1 DP: 0 HR: 2 HBP: 0						

BOTTOM

Tampa Bay Rays @ Oakland Athletics

Oakland Coliseum, Oakland, CA

Thu Jul 28 2011, 12:41 PM - 3:38 PM PDT

Att. 16,466 - Sunny - 66 F

livebaseballscorecards.com

AB	37
R	8
H	10
RBI	8
BB	1
SO	9
LOB	7

WP: 1 PA: 38
PB: 0
SB: 0
CS: 0

PITCHER		IP	WLS	BF	H	R	ER	SO	BB	IBB	HBP	BLK	WP	HR	S	P	ERA	WHIP
40 Wade Davis, R ERA: 4.62	(1, 1)	6.0	W	24	6	5	5	6	0	0	0	0	1	1	66	100	7.50	1.000
62 Joel Peralta, R ERA: 3.83	(7, 1)	1.0		4	1	1	1	1	0	0	0	0	0	1	8	13	9.00	1.000
57 Jake McGee, L ERA: 3.75	(8, 1)	1.0		5	1	1	1	1	1	0	0	0	0	0	15	26	9.00	2.000
43 Kyle Farnsworth, R ERA: 2.16	(9, 1)	1.0	S	5	2	1	1	1	0	0	0	0	0	0	15	21	9.00	2.000

PITCHER	IP	WLS	BF	H	R	ER	SO	BB	IBB	HBP	BLK	WP	HR	S	P	ERA	WHIP

TOP

Minnesota Twins @ Oakland Athletics

Oakland Coliseum, Oakland, CA

Fri Jul 29 2011, 7:09 PM - 10:14 PM PDT

Att. 25,656 - Clear - 64 F

livebaseballscorecards.com

Batter	1	2	3	4	5	6	7	8	9	AB	R	H	RBI	BB	SO	LOB
11 Ben Revere, L (1, 8) OBP: 0.298, SLG: 0.285	0-1 24 FC6-4 1B	1-0 G4-3			1-0 24 S 24 1B 1B	4-2 24 FC6-2 BB 1-2 2-3 3-H		2-3 K	1-0 G1-3	5	1	2	1	1	1	2
24 Trevor Plouffe, R (1, 4) OBP: 0.306, SLG: 0.415	2-2 FC6-4 7 1B 16 2B 1B 1-2f	2-1 E5 7 E 7 FC1 5 G4-6-3			2-2 16 F8-4 7 1B 1B 1-H	3-1 FC6-2 1-2 2-3 3-Hf		2-2 5 HR 1B 2-H	0-3 K	6	3	2	2	0	1	4
7 Joe Mauer, L (1, 3) OBP: 0.366, SLG: 0.353	2-2 16 2B 1B 1-2	3-2 FC1 5 G4-6-3 1-3			1-1 1B 1-2	3-2 F7		4-0 5 HR IBB		4	2	2	0	1	0	4
5 Michael Cuddyer, R (1, 9) OBP: 0.373, SLG: 0.483	2-3 K	3-1 G4-6-3 1-2f 3-H			1-3 K	2-2 F9		3-2 HR 1-H 2-H		5	1	1	3	0	2	5
16 Jason Kubel, L (1, 10) OBP: 0.360, SLG: 0.463	2-1 2B 1-H 2-H	1-3 K			3-2 F8-4 2-2	1-3	4-0 38 HBP 21 BB BB			4	0	1	2	1	2	2
21 Delmon Young, R (1, 7) OBP: 0.293, SLG: 0.346	0-0 G6-3	1-0 G1-3			2-1 41 BB 20 1B 11 BB 1B	4-2 BB	4-0 38 HBP 1-2 BB			3	1	1	0	2	0	1
38 Luke Hughes, R (1, 5) OBP: 0.296, SLG: 0.317		4-0 20 FC5-4 BB		2-1 G4-3	0-3 K	1-3 K2-3	1-1 1-2 2-3 HBP			3	0	0	0	1	2	2
20 Matt Tolbert, S (1, 6) OBP: 0.250, SLG: 0.281		2-1 FC5-4 41 S 1-2f		1-1 1B	1-0 11 BB 41 BB 24 FC6-2 1B 1-2	P5 G5-3				5	0	2	0	0	0	4
41 Drew Butera, R (1, 2) OBP: 0.213, SLG: 0.276		1-3 K 1-2		2-2 P4	4-0 24 FC6-2 11 BB BB 1-2 2-3	1-0 24 1B 2B	2-2 F9			4	1	1	0	1	1	2

AB	39															
R	9															
H	12															
RBI	8															
BB	7															
SO	9															
LOB	26															

Inning Stats																																
	R: 2	E: 0	K: 1	S: 14	H: 3	LOB: 1	BB: 0	P: 22	R: 0	E: 0	K: 1	S: 6	H: 0	LOB: 1	BB: 1	P: 14	R: 1	E: 2	K: 1	S: 12	H: 0	LOB: 0	BB: 0	P: 21	R: 0	E: 0	K: 0	S: 8	H: 1	LOB: 1	BB: 0	P: 14
	R: 1	E: 0	K: 1	S: 14	H: 3	LOB: 1	BB: 0	P: 22	R: 1	E: 0	K: 1	S: 16	H: 2	LOB: 3	BB: 2	P: 33	R: 0	E: 0	K: 2	S: 14	H: 0	LOB: 1	BB: 1	P: 22	R: 4	E: 0	K: 1	S: 16	H: 3	LOB: 3	BB: 3	P: 40
	R: 0	E: 0	K: 1	S: 9	H: 0	LOB: 0	BB: 0	P: 12	1B: 9	2B: 3	3B: 0	HR: 1	SF: 0	SAC: 0	DP: 2	HBP: 1	WP: 0	PB: 0	SB: 2	CS: 0	PA: 47												

PITCHER		IP	WLS	BF	H	R	ER	SO	BB	IBB	HBP	BLK	WP	HR	S	P	ERA	WHIP
47 Gio González, L ERA: 2.84	(1, 1)	5.1	L	28	9	5	4	5	3	0	0	0	0	0	62	112	6.75	2.250
60 Fautino De Los Santos, R ERA: 2.57	(6, 1)	1.2		6	0	0	0	2	1	0	0	0	0	0	22	36	0.00	0.600
48 Michael Wuertz, R ERA: 4.88	(8, 1)	0.2		9	3	4	4	1	2	1	1	0	0	1	13	34	54.00	7.500
57 Brian Fuentes, L ERA: 4.43	(8, 1)	0.1		1	0	0	0	0	0	0	0	0	0	0	3	6	0.00	0.000
64 Trystan Magnuson, R ERA: 7.56	(9, 1)	1.0		3	0	0	0	1	0	0	0	0	0	0	9	12	0.00	0.000

PITCHER	IP	WLS	BF	H	R	ER	SO	BB	IBB	HBP	BLK	WP	HR	S	P	ERA	WHIP

Batter	1	2	3	4	5	6	7	8	9	AB	R	H	RBI	BB	SO	LOB
19 Jemile Weeks, S (1, 4) OBP: 0.328, SLG: 0.400	B FF 88 C SI 89 X SI 90 1-1 ① F8		B CH 83 X SI 92 1-0 ② G6-3		B CH 83 X SI 91 1-0 1-2 1B			C FF 89 B FF 88 X FF 89 1-1 ① F8	C FF 94 F SL 84 B FF 96 S SL 85 1-3 ③ K	5	0	1	0	0	1	1
4 Coco Crisp, S (1, 8) OBP: 0.319, SLG: 0.383	B SI 90 S CH 81 X CH 81 1-1 16 HR 1B		B SL 85 B SI 91 B FF 92 C SI 92 C SI 92 C SL 85 3-3 ③ K		X CH 85 0-0 ③ P3			C FF 89 B SL 79 B SL 79 F FF 90 B SL 76 B FF 90 4-2 55 1B 55 DI 16 HR BB		3	2	1	0	1	1	2
55 Hideki Matsui, L (1, 10) OBP: 0.325, SLG: 0.397	C SI 90 B SI 90 1 SAFE 1 SAFE X SL 85 1-1 ② P5			C SL 85 B SI 92 X SI 92 1-1 16 G4-3 2B		B SI 88 C SI 90 B SL 87 X SI 90 2-1 28 FC5-4 16 BB 1B		B FF 89 C FF 89 X SL 76 1-1 1-3 16 HR 1B		4	1	3	0	0	0	1
16 Josh Willingham, R (1, 7) OBP: 0.334, SLG: 0.455	D SL 84 B FF 89 B SI 90 X FF 90 3-0 1-H HR			B CH 83 C CH 82 X SI 92 1-1 ① G4-3 2-3		B SI 90 F SI 89 B SL 84 B SI 92 B SI 91 4-1 28 FC5-4 1-2 BB		B FF 91 F FF 88 B CH 82 X FF 88 2-1 1-H 3-H HR		3	2	2	5	1	0	1
28 Conor Jackson, R (1, 3) OBP: 0.331, SLG: 0.353	C SL 81 X SL 84 0-1 ③ L7			D SL 86 B CH 83 B CH 83 B CH 84 4-0 12 G4-6-3 BB		C CH 83 B SI 90 B SI 92 B SI 91 X SI 91 3-1 ① FC5-4 12 G4-6-3 1-2f 2-3		C FF 89 X SL 77 0-1 ② G5-3		3	0	0	0	1	0	2
12 David DeJesus, L (1, 9) OBP: 0.310, SLG: 0.341		B SI 89 S SL 86 B SL 86 B SI 92 X SI 92 3-1 ① G4-3		B SL 86 B SI 90 X SI 92 2-0 ② ③ G4-6-3 1-2f		B SL 88 C SI 92 B SL 88 X SI 93 2-1 ② ③ G4-6-3 1-2f		B SL 79 F FF 90 B FF 91 F FF 90 C SL 79 2-3 ③ K		4	0	0	0	0	1	4
29 Scott Sizemore, R (1, 5) OBP: 0.336, SLG: 0.350		B FF 91 X SI 91 1-0 ② G6-3			B SI 89 C SI 89 F SI 84 B FF 90 B FF 90 S SL 83 3-3 ① K		B SI 89 C SI 90 B SL 83 C SL 82 X SL 84 2-2 ① F7		C FF 93 C FF 94 F SI 94 B SL 87 B FF 94 B FF 93 B SI 91 4-2 BB	3	0	0	0	1	1	0
8 Kurt Suzuki, R (1, 2) OBP: 0.284, SLG: 0.354		C FF 89 B CH 84 F CH 83 F SI 90 C SL 85 1-3 ③ K			C CH 83 B CH 84 X SI 91 1-1 ② G5-3		B FF 91 F SI 91 B CH 84 C SL 84 F SL 83 F SL 86 S CH 85 2-3 ② K		C FF 93 C SL 85 B FF 93 C FF 92 1-3 ① K	4	0	0	0	0	3	1
2 Cliff Pennington, S (1, 6) OBP: 0.315, SLG: 0.351			B FF 89 C SI 91 B CH 83 F SI 91 X SL 86 2-2 ① G5-3		C SI 91 X CH 86 0-1 19 1B 1B		S SL 85 F CH 84 F SI 91 B SL 83 X SL 85 1-2 ③ F7		B SI 93 B SI 92 C SI 91 S FF 94 F FF 95 D SL 85 S FF 94 3-3 ② K	4	0	1	0	0	1	1
Inning Stats	R: 2 H: 2 E: 0 LOB: 0 K: 0 BB: 0 S: 9 P: 15	R: 0 H: 0 E: 0 LOB: 0 K: 1 BB: 0 S: 7 P: 12	R: 0 H: 0 E: 0 LOB: 0 K: 1 BB: 0 S: 7 P: 13	R: 0 H: 1 E: 0 LOB: 1 K: 0 BB: 1 S: 5 P: 13	R: 0 H: 2 E: 0 LOB: 2 K: 1 BB: 0 S: 9 P: 14	R: 0 H: 1 E: 0 LOB: 1 K: 0 BB: 1 S: 7 P: 18	R: 0 H: 0 E: 0 LOB: 0 K: 1 BB: 0 S: 12 P: 17	R: 3 H: 2 E: 0 LOB: 0 K: 1 BB: 1 S: 13 P: 23	R: 0 H: 0 E: 0 LOB: 1 K: 3 BB: 1 S: 13 P: 22	1B: 5 SF: 0 2B: 1 SAC: 0 3B: 0 DP: 2 HR: 2 HBP: 0						

PITCHER		IP	WLS	BF	H	R	ER	SO	BB	IBB	HBP	BLK	WP	HR	S	P	ERA	WHIP
47 Francisco Liriano, L ERA: 4.67	(1, 1)	7.0	W	27	6	2	2	4	2	0	0	0	0	1	56	102	2.57	1.143
50 Jose Mijares, L ERA: 6.26	(8, 1)	1.0		6	2	3	3	1	1	0	0	0	0	1	13	23	27.00	3.000
31 Alex Burnett, R ERA: 6.09	(9, 1)	0.1		2	0	0	0	1	1	0	0	0	0	0	6	11	0.00	3.000
15 Glen Perkins, L ERA: 1.54	(9, 1)	0.2		2	0	0	0	2	0	0	0	0	0	0	7	11	0.00	0.000

PITCHER	IP	WLS	BF	H	R	ER	SO	BB	IBB	HBP	BLK	WP	HR	S	P	ERA	WHIP

BOTTOM

Minnesota Twins @ Oakland Athletics

Oakland Coliseum, Oakland, CA

Fri Jul 29 2011, 7:09 PM - 10:14 PM PDT

Att. 25,656 - Clear - 64 F

livebaseballscorecards.com

AB	33
R	5
H	8
RBI	5
BB	4
SO	8
LOB	13

Batter	1	2	3	4	5	6	7	8	9	AB	R	H	RBI	BB	SO	LOB
11 Ben Revere, L (1, 8) OBP: 0.298, SLG: 0.285	C SI 88 F SI 89 X CU 78 0-2 24 S 5 1B 1B	B SL 85 X FF 90 1-0 G3			C SI 90 X FS 77 0-1 G6-3 1-2f			C SI 94 B FF 93 S FF 94 B FF 94 X FF 94 2-2 G5-3		4	1	1	0	0	0	3
24 Trevor Plouffe, R (1, 4) OBP: 0.295, SLG: 0.398	B SI 88 X SI 90 1-0 B1 1-2		B FS 83 C SI 88 C CU 77 B FF 90 F SI 89 B CU 80 S SI 90 3-3 K			C SI 88 B FS 83 F SI 90 F SI 90 B CU 79 F SI 90 F CU 78 X FF 91 2-2 F7		C FF 94 B FF 94 C FF 94 X FF 94 1-2 P6		4	0	0	0	0	1	1
7 Joe Mauer, L (1, 2) OBP: 0.359, SLG: 0.345	C SI 88 B SI 89 X SI 89 1-1 F8		B CU 78 B FS 78 C SI 90 F SI 90 X SI 91 2-2 F8			B CU 78 B SI 90 X SI 90 2-0 F7		B FF 93 B SI 94 C FF 93 X FF 93 2-1 G4-3		4	0	0	0	0	0	1
5 Michael Cuddyer, R (1, 3) OBP: 0.371, SLG: 0.480	B FS 86 B SI 89 F SI 90 S FF 91 B FF 92 F SI 91 F SI 92 F FF 91 X SI 92 3-2 2-H 1B		F SL 85 X SL 84 0-1 P3			C SI 90 B CU 78 B SL 84 X FF 90 2-1 F9			C FF 94 F FF 93 X FC 85 0-2 E6 16 G4-3 25 1B	4	1	1	1	0	0	0
16 Jason Kubel, L (1, 9) OBP: 0.358, SLG: 0.460		C FF 89 F SL 84 B FF 90 X FS 78 1-2 F9		B CU 77 C FF 88 B FS 77 C SI 89 B FF 89 C FF 90 3-3 K			B SI 86 F SI 87 X FF 88 1-1 22 1B 1B		B FF 93 C FF 93 X FF 93 1-1 2-3 G4-3	4	0	1	0	0	1	1
25 Jim Thome, L (1, 10) OBP: 0.354, SLG: 0.442 20 Matt Tolbert, S (9, PR) OBP: 0.250, SLG: 0.281		B SI 88 X SI 89 1-0 21 1B 2B		B FS 78 B SI 89 S SI 90 X FS 79 2-1 F9			B SI 87 X SI 88 1-0 F9		C FF 94 F FF 92 B FC 86 D FF 93 X FF 94 2-2 3-H 1B	4 0	1 0	2 0	1 0	0 0	0 0	1 0
22 Danny Valencia, R (1, 5) OBP: 0.288, SLG: 0.388		C SI 90 B FS 85 X SI 90 1-1 P4		C SL 85 B CU 79 X SI 91 1-1 F8			C SI 88 D FS 83 B SL 82 S SI 89 X SI 89 2-2 1-2 1B		B FF 95 C FC 87 F FF 94 F FC 87 B FF 94 S FF 93 2-3 K	4	0	1	0	0	1	2
21 Delmon Young, R (1, 7) OBP: 0.296, SLG: 0.346		B SL 84 F FF 90 X FF 89 1-1 1 1B 2-H 1B			B SL 81 B SI 89 F SI 88 B SI 90 F FF 90 B FS 86 4-2 11 G6-3 BB		C SI 84 C CU 73 S CU 74 0-3 K		B FC 87 X FF 93 1-0 P5	3	0	1	1	1	1	3
1 Tsuyoshi Nishioka, S (1, 6) OBP: 0.265, SLG: 0.238		S SI 90 1 SAFE C SI 89 B SI 90 B SI 90 1 SAFE F SI 89 X SI 90 2-2 1-2 1B			C SI 89 1 SAFE B FS 77 X SI 89 1-1 P2		C SI 85 B SI 86 B CH 76 F SI 86 B CH 77 X SI 85 3-2 G3			3	0	1	0	0	0	3
Inning Stats	R: 1 E: 0 K: 0 S: 12 H: 2 LOB: 1 BB: 0 P: 17	R: 1 E: 0 K: 0 S: 13 H: 3 LOB: 2 BB: 0 P: 20	R: 0 E: 0 K: 1 S: 9 H: 0 LOB: 0 BB: 0 P: 14	R: 0 E: 0 K: 1 S: 7 H: 0 LOB: 0 BB: 0 P: 13	R: 0 E: 0 K: 0 S: 6 H: 0 LOB: 0 BB: 1 P: 11	R: 0 E: 0 K: 0 S: 9 H: 0 LOB: 0 BB: 0 P: 15	R: 0 E: 0 K: 1 S: 12 H: 2 LOB: 2 BB: 0 P: 19	R: 0 E: 0 K: 0 S: 8 H: 0 LOB: 0 BB: 0 P: 13	R: 1 E: 1 K: 1 S: 13 H: 1 LOB: 1 BB: 0 P: 19	1B: 7 2B: 1 3B: 0 HR: 0 SF: 0 SAC: 0 DP: 1 HBP: 0						WP: 0 PB: 0 SB: 1 CS: 0 PA: 35

TOP

Minnesota Twins @ Oakland Athletics

Oakland Coliseum, Oakland, CA

Sat Jul 30 2011, 6:09 PM - 9:05 PM PDT

Att. 19,605 - Clear - 65 F

livebaseballscorecards.com

AB	34
R	3
H	8
RBI	3
BB	1
SO	4
LOB	15

PITCHER		IP	WLS	BF	H	R	ER	SO	BB	IBB	HBP	BLK	WP	HR	S	P	ERA	WHIP
52 Guillermo Moscoso, R ERA: 3.41	(1, 1)	6.1	W	25	7	2	2	2	1	0	0	0	0	0	62	100	2.84	1.263
Brad Ziegler, R ERA: 2.39	(7, 1)	0.2		2	0	0	0	1	0	0	0	0	0	0	6	9	0.00	0.000
50 Grant Balfour, R ERA: 1.93	(8, 1)	1.0		3	0	0	0	0	0	0	0	0	0	0	8	13	0.00	0.000
40 Andrew Bailey, R ERA: 2.14	(9, 1)	1.0		5	1	1	0	1	0	0	0	0	0	0	13	19	0.00	1.000

PITCHER	IP	WLS	BF	H	R	ER	SO	BB	IBB	HBP	BLK	WP	HR	S	P	ERA	WHIP

Minnesota Twins @ Oakland Athletics

Oakland Coliseum, Oakland, CA

Sat Jul 30 2011, 6:09 PM - 9:05 PM PDT

Att. 19,605 - Clear - 65 F

BOTTOM

livebaseballscorecards.com

Batter	1	2	3	4	5	6	7	8	9	AB	R	H	RBI	BB	SO	LOB
19 Jemile Weeks, S (1, 4) OBP: 0.325, SLG: 0.405	C SI 88 X SI 89 0-1 ① F7	C CU 78 X CH 85 0-1 3-H 3B		C SI 90 X FC 89 0-1 ② F9	C FF 92 F FF 92 B FF 92 C FF 92 1-3 ③ K		C SL 81 X SL 82 0-1 ③ F7			5	0	1	1	0	1	1
4 Coco Crisp, S (1, 8) OBP: 0.325, SLG: 0.385	C CU 75 B CU 76 B SI 85 X SI 89 2-1 55 E 55 S 16 SF7 1B	B CH 85 C CU 78 B CU 78 B CH 85 B SI 86 4-1 55 S BB		F FC 88 X CH 85 0-1 55 PO 1B		B SL 78 B FF 91 B FF 92 C FF 89 C FF 91 B SI 92 4-2 28 1B 55 FC4 2 PB BB		F FF 87 B FF 89 X CH 82 1-1 ① P4		3	2	2	0	2	0	0
55 Hideki Matsui, L (1, 7) OBP: 0.331, SLG: 0.399	B SI 88 B SI 88 C SI 88 1 SAFE B CH 82 B SI 88 4-1 1-3 BB	B FF 90 B SI 89 B CH 84 C FF 90 B SI 90 4-1 1-2 BB		1 SAFE 1 SAFE 0-0 ③ PO 1-2	B SI 89 X CH 83 1-0 16 2B 15 1B 1B	B SI 89 B FF 91 1 SAFE B SI 89 C FF 90 F FF 91 F FF 91 3-2 X SI 90 FC4 2 PB 28 1B 1-2		C FF 89 C SL 78 X SL 80 0-2 1B		3	1	2	0	2	0	1
16 Josh Willingham, R (1, 10) OBP: 0.332, SLG: 0.456	X CU 76 0-0 ② SF7 3-H	B SI 89 B SI 90 X FC 87 2-0 ③ F8			C SI 90 X SI 89 0-1 28 G3 29 2B 1-3 2B	C SL 81 F FF 92 B SL 80 B FF 92 F FF 89 F SL 80 S CH 82 2-3 ① K		C CH 83 B SI 88 X CH 82 1-1 ② F8		4	1	1	1	0	1	6
12 David DeJesus, L (1, 9) OBP: 0.309, SLG: 0.340 15 Ryan Sweeney, L (3, PH) OBP: 0.360, SLG: 0.367 (4, 9)	C CH 84 C CU 77 T SI 90 0-2 ③ K	C CU 76 B CH 85 B CU 77 C CU 78 F CH 85 F SI 92 B SI 91 X CU 78 3-2 ① G3			D CU 77 C CH 84 X CH 82 1-1 28 G3 29 2B 3-H 1B	C CH 82 B CH 81 C SI 91 B SI 92 T SI 92 2-2 ② K		F FF 88 B FF 90 X SL 78 1-1 ③ F8		1 4	0 1	0 1	0 1	0 0	1 1	1 3
28 Conor Jackson, R (1, 3) OBP: 0.337, SLG: 0.362		C CU 77 X FC 86 0-1 2 2B 11 G4-6-3 1B	B SI 91 C CU 78 B SI 90 F SI 85 F CH 83 X CU 78 2-2 2B		X SI 89 0-0 ① G3 1-2 2-3	C FF 92 X FF 92 0-1 2 PB 1-2 2-3 1B				4	1	3	0	0	0	2
2 Cliff Pennington, S (1, 6) OBP: 0.316, SLG: 0.354		B CU 77 C SI 90 B CH 84 X CH 84 2-1 11 G4-6-3 19 3B 1-3 2B	B SI 91 C SI 88 C SI 90 D CH 84 S CH 84 2-3 ② K		I IN 70 I IN 72 I IN 71 I IN 72 4-0 29 2B IBB	B SI 93 B CH 82 X CH 82 2-0 ③ P6 1-2 2-3 3-H				3	2	1	0	1	1	3
29 Scott Sizemore, R (1, 5) OBP: 0.339, SLG: 0.355		B CU 76 B SI 89 F CH 85 B SI 86 B FC 87 4-1 11 G4-6-3 BB	C FC 87 S CU 77 D CH 84 X CH 85 1-2 ③ G5-3		C SI 90 B SI 89 F CH 83 D SI 89 X CH 83 2-2 11 G3 1-H 2-H 3-H 2B		B SL 82 C SL 82 C FF 92 S SL 83 1-3 ① K			3	0	1	3	1	1	1
11 Landon Powell, S (1, 2) OBP: 0.276, SLG: 0.253		F FC 88 C SI 90 X FC 88 0-2 ① ② G4-6-3 1-2f 2-3 3-H		B CH 82 F SI 88 B CU 76 S CH 84 X CH 83 2-2 ① F9	B SL 76 C SI 88 F SI 91 B FF 92 X SI 90 2-2 ② G3 2-3		S CH 84 B CH 83 B SI 92 B CH 83 X SI 91 3-1 ② F7			4	0	0	0	0	0	3

Inning Stats																								
	R: 1	H: 1	E: 0	LOB: 1	K: 1	BB: 1	S: 9	P: 15	R: 2	H: 3	E: 0	LOB: 3	K: 0	BB: 3	S: 13	P: 29	R: 0	H: 1	E: 0	LOB: 1	K: 1	BB: 0	S: 15	P: 23
	R: 0	H: 1	E: 0	LOB: 0	K: 0	BB: 0	S: 7	P: 9	R: 4	H: 4	E: 0	LOB: 1	K: 1	BB: 1	S: 15	P: 26	R: 1	H: 1	E: 0	LOB: 2	K: 2	BB: 1	S: 18	P: 31
	R: 0	H: 0	E: 0	LOB: 0	K: 1	BB: 0	S: 7	P: 11	R: 0	H: 1	E: 0	LOB: 1	K: 0	BB: 0	S: 9	P: 12								

	1B: 7	SF: 1
	2B: 4	SAC: 0
	3B: 1	DP: 1
	HR: 0	HBP: 0

	WP: 0	PA: 42
	PB: 1	
	SB: 2	
	CS: 0	

	AB	34
	R	8
	H	12
	RBI	6
	BB	6
	SO	6
	LOB	21

PITCHER		IP	WLS	BF	H	R	ER	SO	BB	IBB	HBP	BLK	WP	HR	S	P	ERA	WHIP
53 Nick Blackburn, R ERA: 4.49	(1, 1)	4.1	L	26	10	7	6	2	4	1	0	0	0	0	53	93	12.46	3.231
51 Anthony Swarzak, R ERA: 3.5	(5, 1)	2.2		11	1	1	0	4	1	0	0	0	0	0	31	51	0.00	0.750
50 Jose Mijares, L ERA: 6.04	(8, 1)	1.0		4	1	0	0	0	0	0	0	0	0	0	9	12	0.00	1.000

PITCHER	IP	WLS	BF	H	R	ER	SO	BB	IBB	HBP	BLK	WP	HR	S	P	ERA	WHIP

Batter	1	2	3	4	5	6	7	8	9	AB	R	H	RBI	BB	SO	LOB
11 Ben Revere, L (1, 8) OBP: 0.300, SLG: 0.292	C SI 89 X FC 90 0-1 7 G4-3 3B	B SI 91 X SI 91 1-0 ② L6			C SI 89 B CU 79 F CU 79 C FC 90 1-3 ① K		B FF 92 B FF 92 B FF 91 B FF 90 4-0 16 WP 7 1B BB		B FF 93 C FF 93 X FF 93 1-1 ② G4-3	4	1	1	0	1	1	0
7 Joe Mauer, L (1, 3) OBP: 0.365, SLG: 0.352	C CU 78 S CU 80 B FC 89 X FC 90 1-2 ① G4-3 3-H	C SI 91 C CU 80 X CU 80 0-2 ③ G4-3			C FC 87 X SI 90 0-1 16 FC4-6 1B		C FF 91 B SL 86 X FF 91 1-1 16 WP 1-2 1B		B FF 94 B FF 94 C FF 93 X FF 94 2-1 5 DI 1B	5	0	3	1	0	0	0
5 Michael Cuddyer, R (1, 4) OBP: 0.370, SLG: 0.477	B SI 90 C SI 91 B FC 91 C FC 90 F SI 91 X CU 81 2-2 25 22 1B 1B		X SI 89 0-0 ① G5-3		C SI 90 S SI 91 F SI 91 F FC 91 T FC 90 0-2 ② K		C FF 92 B FF 93 S SL 84 F FF 93 C FF 92 1-3 ② K		B FF 93 B FF 93 C FF 92 T FF 93 C FF 94 2-3 ③ K 1-2	5	1	1	0	0	3	4
16 Jason Kubel, L (1, 9) OBP: 0.356, SLG: 0.454	B SI 90 B FC 90 F SI 91 1 SAFE F SI 91 S CU 80 2-3 ② K		C SI 90 C FC 89 S FC 90 0-3 ② K		C CU 79 D CU 79 X FC 89 1-1 ③ FC4-6 1-2f		B SL 87 B SL 82 F FF 92 B SL 84 B FF 93 4-1 1-2 2-3 BB			3	0	0	0	1	2	2
25 Jim Thome, L (1, 10) OBP: 0.363, SLG: 0.470	C CU 79 B FC 90 F FC 90 1 SAFE F FC 90 X FC 91 1-2 21 1B 22 1B 1-2 1B		B CU 81 X FC 90 1-0 HR			C FC 89 B CU 80 F CU 79 X FC 90 1-2 1B	S FF 92 S FF 93 B FF 92 B FF 92 T FF 91 2-2 ③ K			4	1	3	1	0	1	3
22 Danny Valencia, R (1, 5) OBP: 0.290, SLG: 0.389	S FC 90 S FC 91 B FC 90 X CU 81 1-2 21 1B 1-2 2-H 1B		T FC 89 C FC 90 B FC 91 B FC 90 S FC 90 2-3 ③ K			C FC 88 C SI 90 F FC 90 B FC 90 F FC 90 B SI 91 C SI 91 2-3 ① K		B FF 93 C FF 94 C FF 94 B FF 95 F FF 93 B FF 94 X SI 92 3-2 21 G6-3 1B		4	0	2	1	0	2	1
21 Delmon Young, R (1, 7) OBP: 0.296, SLG: 0.344	C FC 90 X SI 91 0-1 1 FC4-6 1-2 2-3 1B			C SI 89 F FC 88 F FC 90 F FC 89 B FC 90 X SI 91 1-2 ① L3		C FC 89 B FC 89 F FC 90 F FC 90 F FC 90 S CU 81 1-3 ② K		C SL 86 F FF 92 X FF 94 0-2 ①② G6-3 1-2f		4	0	1	0	0	1	2
1 Tsuyoshi Nishioka, S (1, 6) OBP: 0.259, SLG: 0.232	F SI 91 D CU 81 S FC 90 F FC 91 F CU 79 X SI 91 1-2 ③ FC4-6 1-2f			C CU 80 C SI 90 F FC 90 F FC 90 F SI 90 B SI 91 F SI 90 F FC 91 S FC 90 1-3 ② K		B SI 91 X FC 90 1-0 ③ G3		C FF 93 F FF 94 B FF 93 C FF 93 1-3 ③ K		4	0	0	0	0	2	4
41 Drew Butera, R (1, 2) OBP: 0.210, SLG: 0.270 24 Trevor Plouffe, R (9, PH) OBP: 0.292, SLG: 0.394		C SI 88 C SI 90 X FC 90 0-2 ① G4-3		B FC 89 T SI 90 S CU 81 B FC 91 F SI 92 B FC 90 F SI 91 S SI 91 3-3 ③ K			B FF 90 F FF 87 S SL 82 F FF 93 B SL 83 F FF 92 B SL 82 F FF 91 X FF 90 3-2 ① G5-3		C FF 94 S FF 94 F FF 95 B FC 88 C FF 94 1-3 ① K	3 1	0 0	0 0	0 0	0 0	1 1	0 0
Inning Stats	R: 2 E: 0 K: 1 S: 26 H: 5 LOB: 3 BB: 0 P: 34	R: 0 E: 0 K: 0 S: 7 H: 0 LOB: 0 BB: 0 P: 8	R: 1 E: 0 K: 2 S: 8 H: 1 LOB: 0 BB: 0 P: 11	R: 0 E: 0 K: 2 S: 18 H: 0 LOB: 0 BB: 0 P: 23	R: 0 E: 0 K: 2 S: 12 H: 1 LOB: 1 BB: 0 P: 14	R: 0 E: 0 K: 2 S: 14 H: 1 LOB: 1 BB: 0 P: 19	R: 0 E: 0 K: 2 S: 16 H: 1 LOB: 3 BB: 2 P: 31	R: 0 E: 0 K: 1 S: 10 H: 1 LOB: 0 BB: 0 P: 14	R: 0 E: 0 K: 2 S: 11 H: 1 LOB: 1 BB: 0 P: 17	1B: 9 2B: 0 3B: 1 HR: 1 SF: 0 SAC: 0 DP: 1 HBP: 0	WP: 1 PB: 0 SB: 0 CS: 0 PA: 39					

PITCHER		IP	WLS	BF	H	R	ER	SO	BB	IBB	HBP	BLK	WP	HR	S	P	ERA	WHIP
32 Brandon McCarthy, R ERA: 3.58	(1, 1)	6.0	W	26	8	3	3	9	0	0	0	0	0	1	85	109	4.50	1.333
56 Craig Breslow, L ERA: 3.82	(7, 1)	1.0		6	1	0	0	2	2	0	0	0	1	0	16	31	0.00	3.000
50 Grant Balfour, R ERA: 1.88	(8, 1)	1.0		3	1	0	0	1	0	0	0	0	0	0	10	14	0.00	1.000
40 Andrew Bailey, R ERA: 2.05	(9, 1)	1.0		4	1	0	0	2	0	0	0	0	0	0	11	17	0.00	1.000

PITCHER	IP	WLS	BF	H	R	ER	SO	BB	IBB	HBP	BLK	WP	HR	S	P	ERA	WHIP

TOP

Minnesota Twins @ Oakland Athletics

Oakland Coliseum, Oakland, CA

Sun Jul 31 2011, 1:08 PM - 3:57 PM PDT

Att. 22,452 - Overcast - 62 F

livebaseballscorecards.com

AB	37
R	3
H	11
RBI	3
BB	2
SO	14
LOB	16

BOTTOM

Minnesota Twins @ Oakland Athletics

Oakland Coliseum, Oakland, CA

Sun Jul 31 2011, 1:08 PM - 3:57 PM PDT

Att. 22,452 - Overcast - 62 F

livebaseballscorecards.com

Batter	1	2	3	4	5	6	7	8	9	AB	R	H	RBI	BB	SO	LOB
19 Jemile Weeks, S (1, 4) OBP: 0.328, SLG: 0.413	B SI 86 B SI 87 C SI 86 F SI 87 C SI 88 2-3 K		B CH 80 C SI 89 X SI 89 1-1 4 S 4 1B 2B	X CH 81 0-0 4 FC3-6 1-2 1B		C SI 90 T SL 82 X SL 81 0-2 F9				4	1	2	0	0	1	1
4 Coco Crisp, S (1, 8) OBP: 0.329, SLG: 0.390	C SI 88 C SL 81 X SI 88 0-2 28 S 2B		B CH 81 C CH 81 C SI 90 D CH 80 F CH 80 X SI 88 2-2 16 S 55 1B 16 1B 2-H 1B	F SI 88 X CH 80 0-1 FC3-6 16 S 1-2f 2-3		B SL 81 B SI 90 B SI 90 C SI 89 B SI 90 4-1 1-2 BB				3	1	2	1	1	0	2
55 Hideki Matsui, L (1, 10) OBP: 0.331, SLG: 0.399	C CH 79 X CH 80 0-1 L9		C SI 90 1 SAFE 1 SAFE 1 SAFE F SI 89 B SI 89 1 SAFE X SI 88 1-2 16 1B 28 1B 1-2 1B	X SI 89 0-0 SF7 3-H		B SL 81 B SI 89 C SI 90 X SI 90 2-1 P5				3	1	1	1	0	0	3
16 Josh Willingham, R (1, 7) OBP: 0.337, SLG: 0.458	C CH 81 B SI 89 B SI 89 B FS 82 C CH 83 B CH 79 4-2 BB		B FS 83 S FS 84 C SI 89 B CH 80 X SI 89 2-2 28 1B 15 2B 1-2 2-H 1B	C FS 83 C CH 80 F CH 80 X SI 90 0-2 F8 1-2			B SI 94 F FF 93 B SI 93 C SL 87 B SL 87 X SL 87 3-2 28 G4-6-3 1B			3	1	2	1	1	0	1
28 Conor Jackson, R (1, 3) OBP: 0.335, SLG: 0.361	C SI 87 B SL 82 C FS 83 B SI 89 X CH 81 2-2 P4 2-3		C SI 89 F SI 90 X SI 88 0-2 15 2B 1-2 2-H 1B		C SI 90 X SI 90 0-1 G6-3		C SI 93 F SI 94 X SI 93 0-2 G4-6-3 1-2f			4	1	1	1	0	0	3
15 Ryan Sweeney, L (1, 9) OBP: 0.358, SLG: 0.370 12 David DeJesus, L (8, 9) OBP: 0.309, SLG: 0.340		C SI 88 C SL 82 B SI 89 B SI 89 F SL 82 X SI 88 2-2 F8	C SI 88 F SI 89 B SI 88 F CH 80 B SI 90 X SI 89 2-2 2 1B 1-H 2-H 2B		C SI 90 B SI 90 B SL 82 C SI 90 B SI 90 X SL 83 3-2 G6-3		C SI 92 B CH 87 C SI 92 S SI 87 1-3 K		4 1 1 2 0 1 0 0 0 0 0 0 0 0						
2 Cliff Pennington, S (1, 6) OBP: 0.316, SLG: 0.352		B SI 89 X FS 85 1-0 F8	F SL 82 C SI 88 X SI 89 0-2 8 L1-3 3-H 1B		B SL 82 C SI 90 B SI 91 F SL 82 B CH 84 X SI 91 3-2 F9			B SI 91 X FF 92 1-0 P4		4	0	1	1	0	0	0
8 Kurt Suzuki, R (1, 2) OBP: 0.284, SLG: 0.353		C SI 88 B SI 89 X SL 85 1-1 P2	B FF 88 1 SAFE F SI 85 B SI 87 F CH 82 B SI 90 F SI 87 F FS 84 X SL 83 3-2 L1-3 1-1			B SI 89 B SI 89 F SI 90 X SI 89 2-1 4 BB 1B		B FF 92 B FF 93 X FF 93 2-0 F9		4	0	1	0	0	0	1
29 Scott Sizemore, R (1, 5) OBP: 0.338, SLG: 0.350			B SI 87 X SI 88 1-0 G6-3	F SI 86 B SI 88 B CH 83 F SI 88 F CH 82 B SI 89 F SI 88 F CH 82 B SI 88 4-2 4 19 FC3-6 1B 55 SF7 BB		B SI 90 C SI 90 1 SAFE F SL 80 S SI 91 1-3 K		B CU 81 C FF 94 B SL 89 C FF 93 B SL 89 S SL 88 3-3 K		3	1	0	0	1	2	1
Inning Stats	R: 0 E: 0 K: 1 S: 13 H: 1 LOB: 2 BB: 1 P: 21	R: 0 E: 0 K: 0 S: 7 H: 0 LOB: 0 BB: 0 P: 11	R: 6 E: 0 K: 0 S: 28 H: 7 LOB: 0 BB: 0 P: 40	R: 1 E: 0 K: 0 S: 13 H: 1 LOB: 1 BB: 1 P: 17	R: 0 E: 0 K: 0 S: 8 H: 0 LOB: 0 BB: 0 P: 14	R: 0 E: 0 K: 1 S: 11 H: 1 LOB: 2 BB: 1 P: 20	R: 0 E: 0 K: 1 S: 9 H: 1 LOB: 0 BB: 0 P: 13	R: 0 E: 0 K: 1 S: 5 H: 0 LOB: 0 BB: 0 P: 11		1B: 8 2B: 4 3B: 0 HR: 0 SF: 1 SAC: 0 DP: 2 HBP: 0				WP: 0 PB: 0 SB: 4 CS: 0 PA: 36		

	AB	32
	R	7
	H	11
	RBI	7
	BB	3
	SO	4
	LOB	12

PITCHER		IP	WLS	BF	H	R	ER	SO	BB	IBB	HBP	BLK	WP	HR	S	P	ERA	WHIP
48 Carl Pavano, R ERA: 4.9	(1, 1)	4.0	L	22	9	7	7	1	2	0	0	0	0	0	61	89	15.75	2.750
54 Phil Dumatrait, L ERA: 4.1	(5, 1)	2.0		8	1	0	0	1	1	0	0	0	0	0	19	34	0.00	1.000
55 Matt Capps, R ERA: 4.34	(7, 1)	1.0		3	1	0	0	1	0	0	0	0	0	0	9	13	0.00	1.000
36 Joe Nathan, R ERA: 4.71	(8, 1)	1.0		3	0	0	0	1	0	0	0	0	0	0	5	11	0.00	0.000

PITCHER	IP	WLS	BF	H	R	ER	SO	BB	IBB	HBP	BLK	WP	HR	S	P	ERA	WHIP

Oakland Athletics @ Seattle Mariners

Safeco Field, Seattle, WA

Mon Aug 01 2011, 7:11 PM - 10:14 PM PDT

Att. 23,348 - Clear - 74 F

TOP

livebaseballscorecards.com

Batter	1	2	3	4	5	6	7	8	9	AB	R	H	RBI	BB	SO	LOB
19 Jemile Weeks, S (1, 4) OBP: 0.325, SLG: 0.407	B FF 90 C FF 90 B SL 74 X FF 89 2-1 4 1B 1B		C SI 89 F FF 89 F SL 78 X SL 76 0-2 ① P6		X SI 88 0-0 ① G6-3		B SI 90 C FF 89 F SI 91 D SL 77 B SI 90 F FF 90 X FF 90 3-2 ② F8		X SI 96 0-0 ② G6-3	5	0	1	0	0	0	1
4 Coco Crisp, S (1, 8) OBP: 0.335, SLG: 0.394	1 SAFE C FF 91 B CH 82 1 SAFE X SI 92 1-1 55 1B 1-3 1B		B CH 81 B SI 90 F FF 89 B CH 81 B SI 90 4-1 55 E 55 S 55 SF8 BB		B SI 88 B FF 88 B SI 88 C FF 88 X SI 88 3-1 ② F9		F SI 91 F CH 82 X SL 77 0-2 55 WP 2-3 1B		B SI 97 X SI 98 1-0 55 1B 1B	4	1	3	0	1	0	0
55 Hideki Matsui, L (1, 10) OBP: 0.332, SLG: 0.400	1 SAFE S SL 80 F CH 82 X SL 82 0-2 1-2 1B		1 SAFE C SI 92 D SL 82 B CH 83 X SI 90 2-1 ② SF8 1-H		B SI 90 C FF 89 B SL 80 X CH 82 2-1 ③ G4-3		B CU 77 B FC 89 X FC 88 2-0 ③ G3 1-2 3-H		X SI 97 0-0 16 DI 1-3 1B	4	0	2	1	0	0	1
16 Josh Willingham, R (1, 7) OBP: 0.335, SLG: 0.457	B SL 74 C SI 91 F SI 91 D SL 80 F FF 91 B SL 82 C FF 90 3-3 ① K		X FF 90 0-0 2B			C FF 88 B SL 77 S SL 79 F SL 76 B FF 90 X FF 88 2-2 ① F8		B FC 88 F SI 89 F SL 83 B SL 84 C CU 79 2-3 ① K	B SI 97 X SI 97 1-0 ③ G6-3 1-2	5	0	1	0	0	2	5
15 Ryan Sweeney, L (1, 9) OBP: 0.356, SLG: 0.373	C SL 83 F FF 91 F SL 82 F SI 93 F SL 82 C FF 92 0-3 ② K		C SL 76 B SI 91 F SI 92 B SL 79 B SI 91 X SI 91 3-2 ③ L8			B CH 80 C FF 89 F SL 77 X SL 77 1-2 ② F8		B CU 78 B SI 90 T FC 88 X SI 90 2-1 2B		4	0	1	0	0	1	4
28 Conor Jackson, R (1, 3) OBP: 0.331, SLG: 0.356	B SL 81 F FF 91 B SL 80 B FF 92 X FF 90 3-1 ③ L7			B SL 79 X FF 89 1-0 ① F9		C FF 89 B SL 78 X SL 81 1-1 ③ G1-3		D SL 84 F SI 90 F CU 80 F SI 89 B CU 79 F SL 84 X CU 80 2-2 ② G4-3		4	0	0	0	0	0	4
2 Cliff Pennington, S (1, 6) OBP: 0.314, SLG: 0.350 28 Eric Sogard, L (6, 6) OBP: 0.412, SLG: 0.500		B FF 88 C FF 88 B CH 81 F SI 88 B FF 90 X SI 91 3-2 ① L9		C FF 89 C SI 90 B SL 78 F SL 77 X SI 89 1-2 ② F8			C SI 88 X SL 80 0-1 8 2B 2B	C SI 90 F CU 78 B FC 88 F SI 91 F CU 80 F FC 88 B SI 90 X SL 84 2-2 ③ F9		2 2	0 1	0 1	0 0	0 0	0 0	0 1
8 Kurt Suzuki, R (1, 2) OBP: 0.289, SLG: 0.368		C FF 90 X SL 77 0-1 ② F8		B FF 90 B FF 90 B FF 90 B FF 89 4-0 29 FC4-6 BB			B SL 80 B SI 88 X SI 89 2-0 4 1B 55 WP 2-H 2B		C SI 96 B FS 86 F SI 96 X FS 86 1-2 HR	3	2	2	2	1	0	0
29 Scott Sizemore, R (1, 5) OBP: 0.332, SLG: 0.343		C FF 88 X SL 80 0-1 ③ L8		X SI 91 0-0 ③ FC4-6 1-2f			C FF 90 D SL 80 D SL 79 S FF 88 S SL 81 2-3 ① K		C SI 97 B SL 87 B SI 98 F SI 97 C FS 87 2-3 ① K	4	0	0	0	0	2	2

| Inning Stats | | |

Batter	1	2	3	4	5	6	7	8	9	AB	R	H	RBI	BB	SO	LOB
51 Ichiro Suzuki, L (1, 9) OBP: 0.310, SLG: 0.315	X CH 84 0-0 ① L8	B SI 90 C SI 89 B SI 90 F CH 81 X SI 90 2-2 FC5 26 1B 13 3B	B CH 79 X CH 77 1-0 ③ G4-3		D SL 82 X FF 91 1-0 ② G3		C SL 81 X SI 90 0-1 3-H 1B			5	1	1	1	0	0	5
26 Brendan Ryan, R (1, 6) OBP: 0.317, SLG: 0.336	C CH 84 B SL 84 X SI 88 1-1 13 G6-3 2B	F CH 80 F SI 90 B KC 81 X SI 91 1-2 13 3B 1-2 2-3 3-H 1B		X SL 83 0-0 ① P6	B CH 83 B C FF 92 X FF 94 2-1 13 BB 3-H 1B		1 SAFE X SI 90 0-0 ② P4			5	1	3	1	0	0	1
13 Dustin Ackley, L (1, 4) OBP: 0.373, SLG: 0.556	X SI 90 0-0 ② G6-3 2-3	C SI 88 C CH 81 B SI 90 F CH 79 X CH 79 1-2 1-H 2-H 3-H 3B		C CH 76 X SI 87 0-1 20 1B 30 1B 2B	C FF 94 B FF 93 B SL 80 B SL 81 C FF 93 B FF 93 4-2 1-2 BB		B SL 82 C SL 82 X SI 89 1-1 ③ L9			4	1	2	3	1	0	2
20 Mike Carp, L (1, 10) OBP: 0.359, SLG: 0.427	B KC 80 B SI 90 F SI 90 B CH 82 B SI 90 4-1 BB	B KC 76 F CH 81 X SI 90 1-1 ② G6-3		B SI 88 X CH 84 1-0 30 1B 33 1B 2-3 1B	B FF 93 B FF 94 S FF 88 X SI 93 2-1 ③ F7			C SI 88 C SI 89 T SL 73 0-2 ① K		4	0	1	0	1	1	3
4 Adam Kennedy, L (1, 3) OBP: 0.288, SLG: 0.372 (4, 5)	B KC 78 C SI 91 C SI 90 X SI 91 1-2 ③ F8	C KC 80 F KC 81 X SI 90 0-2 ③ G4-3		F SI 88 C SI 87 S KC 79 0-3 ② K		B SI 90 C SI 89 B SI 90 F SI 88 F SI 89 C CU 72 2-3 ① K		B SI 90 B SI 90 F SI 90 F SI 90 B SI 90 F SI 90 F SI 90 F SI 90 X SI 90 3-2 ② G3		5	0	0	0	0	2	5
30 Miguel Olivo, R (1, 2) OBP: 0.256, SLG: 0.382		X SL 82 0-0 ① F8	C SI 87 X CH 79 0-1 33 G6-3 1B	X KC 77 0-0 33 1B 1-2 3-H 1B		B SI 89 X CH 81 1-0 ② F8		F SI 89 F CH 74 F SI 90 X CH 74 0-2 33 HBP 1B		5	0	3	1	0	0	0
33 Casper Wells, R (1, 7) OBP: 0.331, SLG: 0.446		X SI 88 0-0 9 1B 21 2B 1B	S SL 82 D SL 83 1 SAFE F SI 88 B SL 83 1 SAFE X CH 80 2-2 ① G6-3 1-2	B SL 82 X KC 81 1-0 ③ 1-2 2-H 1B		B CH 83 S SI 89 S CU 72 F SI 92 S SI 91 1-3 ③ K		B SI 88 F SI 89 H SI 89 2-1 1-2 HBP		4	1	2	0	0	1	1
9 Chone Figgins, S (1, 5) OBP: 0.241, SLG: 0.243 17 Justin Smoak, S (3, PH) OBP: 0.318, SLG: 0.390 (4, 3)		C SI 89 B SI 89 1 SAFE D KC 82 1 SAFE X SI 90 2-1 21 2B 26 1B 1-2 1B	B KC 76 B SI 87 B CH 84 B SI 88 4-0 BB		F CH 76 F SI 86 X CH 78 0-2 21 F9 21 E 26 WP 1B		C SI 89 B SL 83 B CH 82 X SI 88 2-1 21 G6-3 51 1B 2B	B CH 71 X SI 88 1-0 ③ F8		1 3	1 2	1 2	0 0	0 1	0 0	0 2
21 Franklin Gutierrez, R (1, 8) OBP: 0.236, SLG: 0.239		B CH 84 X SI 91 1-0 26 1B 13 3B 1-3 2-H 2B	C SI 88 F SL 82 B KC 80 S SI 89 1-3 K		C FF 91 1 SAFE B FF 94 F FF 92 B SL 85 B SL 84 F FF 92 X FF 92 3-2 ① F9 1-3		C SI 90 B SI 90 X CH 81 1-1 ① G6-3 2-3			4	1	1	1	0	1	4
Inning Stats	R: 0 E: 0 K: 0 S: 8 H: 1 LOB: 2 BB: 1 P: 14	R: 5 E: 0 K: 0 S: 20 H: 5 LOB: 1 BB: 0 P: 28	R: 0 E: 0 K: 1 S: 9 H: 1 LOB: 2 BB: 1 P: 17	R: 1 E: 0 K: 1 S: 9 H: 4 LOB: 2 BB: 0 P: 11	R: 1 E: 1 K: 0 S: 14 H: 2 LOB: 2 BB: 1 P: 26	R: 0 E: 0 K: 2 S: 9 H: 0 LOB: 0 BB: 0 P: 13	R: 1 E: 0 K: 0 S: 9 H: 2 LOB: 1 BB: 0 P: 13	R: 0 E: 0 K: 1 S: 15 H: 1 LOB: 2 BB: 0 P: 21		1B: 11 2B: 4 3B: 1 HR: 0	SF: 0 SAC: 0 DP: 0 HBP: 1			WP: 1 PB: 0 SB: 0 CS: 0	PA: 44	

PITCHER		IP	WLS	BF	H	R	ER	SO	BB	IBB	HBP	BLK	WP	HR	S	P	ERA	WHIP
53 Trevor Cahill, R ERA: 3.91	(1, 1)	4.0	L	26	12	7	7	2	2	0	0	0	0	0	49	73	15.75	3.500
59 Jordan Norberto, L ERA:	(5, 1)	1.0		5	1	0	0	0	1	0	0	0	1	0	11	23	0.00	2.000
13 Jerry Blevins, L ERA: 3.93	(6, 1)	2.0		8	2	1	1	2	0	0	0	0	0	0	18	26	4.50	1.000
57 Brian Fuentes, L ERA: 4.33	(8, 1)	1.0		5	1	0	0	1	0	0	1	0	0	0	15	21	0.00	1.000

PITCHER	IP	WLS	BF	H	R	ER	SO	BB	IBB	HBP	BLK	WP	HR	S	P	ERA	WHIP

BOTTOM

Oakland Athletics @ Seattle Mariners

Safeco Field, Seattle, WA

Mon Aug 01 2011, 7:11 PM - 10:14 PM PDT

Att. 23,348 - Clear - 74 F

livebaseballscorecards.com

AB	40
R	8
H	16
RBI	7
BB	3
SO	5
LOB	23

Batter	1	2	3	4	5	6	7	8	9	AB	R	H	RBI	BB	SO	LOB
19 Jemile Weeks, S (1, 4) OBP: 0.318, SLG: 0.397	B SI 92 B FF 92 B SI 92 C SI 92 C SI 93 X SI 94 3-2 ① F8		F FF 93 B FF 94 B CH 90 X SI 94 2-1 ② F8		B SI 94 C FF 93 X SI 93 1-1 ③ F8		C FF 93 S CH 89 X CH 89 0-2 ② G3		C SI 97 F FS 86 S FS 86 0-3 ② K	5	0	0	0	0	1	0
4 Coco Crisp, S (1, 8) OBP: 0.331, SLG: 0.389	X SI 94 0-0 ② F8		C SI 94 B CU 82 S CU 83 C FF 95 1-3 ③ K			B SI 91 X SI 92 1-0 ① G3-1	B SI 95 X SI 95 1-0 ③ P6		B SI 97 B SI 95 C SI 96 X SI 96 2-1 ③ F8	5	0	0	0	0	1	0
55 Hideki Matsui, L (1, 7) OBP: 0.336, SLG: 0.407	C FF 94 B CU 82 X CH 89 1-1 2B			B SI 92 C SI 92 C SI 92 X SL 87 1-2 ① F7		B SI 92 X SI 92 1-0 15 BB 1B		C SI 94 C CH 88 B SL 88 X CH 88 1-2 28 E 15 1B 1B		4	0	3	0	0	0	0
16 Josh Willingham, R (1, 10) OBP: 0.331, SLG: 0.451	C SI 94 B SL 89 B CH 90 F SI 94 D SI 90 F FF 94 C FF 95 3-3 ③ K			F SL 87 B CU 82 B SI 95 C FF 93 B CH 90 S CH 90 3-3 ② K		B SI 93 F SI 92 S CH 89 D CH 90 B CU 82 F FF 95 C SI 92 3-3 ② K		X FF 92 0-0 ① F9		4	0	0	0	0	3	3
15 Ryan Sweeney, L (1, 9) OBP: 0.364, SLG: 0.378		B SI 91 C SI 92 C CU 80 S SL 87 1-3 ① K		C CU 80 C SI 93 X FF 90 0-2 28 BB 1B		B CU 82 B SI 93 D CH 90 C SI 93 B SI 94 4-1 1-2 BB		B SI 93 X SI 95 1-0 28 E 1-2 1B		3	0	2	0	1	1	0
28 Conor Jackson, R (1, 3) OBP: 0.330, SLG: 0.352		S FF 94 B CH 91 F CH 90 B SI 96 S CU 84 2-3 ② K2-3		B SL 87 C FF 93 B CU 82 B SI 94 B FF 94 4-1 1-2 BB		B SI 94 F SI 92 X SL 86 1-1 ③ G1-3		C SL 89 B SL 88 X FF 94 1-1 FC1 1-2 2-3		3	0	0	0	1	1	4
8 Kurt Suzuki, R (1, 2) OBP: 0.289, SLG: 0.365	B FF 93 F SI 94 B SL 88 B FF 94 F SI 95 B FF 93 4-2 BB			C SI 94 S SI 93 B FF 94 F CU 83 D SL 88 F FC 94 S FF 95 2-3 ③ K			B CH 90 B FF 90 X CH 90 2-0 ① P5	C SL 87 C SL 89 B SL 89 F FF 94 S CH 89 1-3 ② K		3	0	0	0	1	2	5
28 Eric Sogard, L (1, 6) OBP: 0.381, SLG: 0.444	F SI 94 X CH 90 0-1 ③ G1				C CH 90 C CH 91 X CU 80 0-2 ① G3-1		X CH 90 0-0 29 WP 29 HR 1B	C FF 94 F SI 95 B CH 90 B FF 94 S FF 94 2-3 ③ K		4	1	1	0	0	1	4
29 Scott Sizemore, R (1, 5) OBP: 0.331, SLG: 0.355			C SI 92 B CU 80 C SI 93 C FF 94 1-3 ① K		C CU 84 C CU 80 B FF 93 F CH 90 C FF 94 1-3 ② K		C SL 85 B CU 79 F CH 88 B CH 90 F FF 93 F CU 82 D CH 90 X SI 93 3-2 1-H HR		B SI 96 B SI 96 C SI 96 B SI 96 F SI 96 F SI 96 F SI 97 X SI 97 3-2 ① G1-3	4	1	1	2	0	2	0
Inning Stats	R: 0 E: 0 K: 1 S: 10 H: 1 LOB: 1 BB: 0 P: 17	R: 0 E: 0 K: 2 S: 10 H: 0 LOB: 1 BB: 1 P: 17	R: 0 E: 0 K: 2 S: 8 H: 0 LOB: 0 BB: 0 P: 12	R: 0 E: 0 K: 2 S: 15 H: 1 LOB: 2 BB: 1 P: 25	R: 0 E: 0 K: 1 S: 9 H: 0 LOB: 0 BB: 0 P: 11	R: 0 E: 0 K: 1 S: 9 H: 1 LOB: 2 BB: 1 P: 19	R: 2 E: 0 K: 0 S: 11 H: 2 LOB: 0 BB: 0 P: 17	R: 0 E: 1 K: 2 S: 14 H: 2 LOB: 3 BB: 0 P: 20	R: 0 E: 0 K: 1 S: 10 H: 0 LOB: 0 BB: 0 P: 15	1B: 5 2B: 1 3B: 0 HR: 1 SF: 0 SAC: 0 DP: 0 HBP: 0						

PITCHER		IP	WLS	BF	H	R	ER	SO	BB	IBB	HBP	BLK	WP	HR	S	P	ERA	WHIP
34 Félix Hernández, R ERA: 3.36	(1, 1)	6.1	W	27	5	2	2	9	3	0	0	0	1	1	68	113	2.84	1.263
60 Jeff Gray, R ERA: 2.56	(7, 1)	1.2	H	8	2	0	0	2	0	0	0	0	0	0	18	25	0.00	1.200
43 Brandon League, R ERA: 3.16	(9, 1)	1.0	S	3	0	0	0	1	0	0	0	0	0	0	10	15	0.00	0.000

PITCHER	IP	WLS	BF	H	R	ER	SO	BB	IBB	HBP	BLK	WP	HR	S	P	ERA	WHIP

TOP

Oakland Athletics @ Seattle Mariners

Safeco Field, Seattle, WA

Tue Aug 02 2011, 7:11 PM - 10:02 PM PDT

Att. 22,589 - Clear - 74 F

livebaseballscorecards.com

AB	35
R	2
H	7
RBI	2
BB	3
SO	12
LOB	16

1B: 5	SF: 0	WP: 1	PA: 38
2B: 1	SAC: 0	PB: 0	
3B: 0	DP: 0	SB: 0	
HR: 1	HBP: 0	CS: 0	

BOTTOM

Oakland Athletics @ Seattle Mariners

Safeco Field, Seattle, WA

Tue Aug 02 2011, 7:11 PM - 10:02 PM PDT

Att. 22,589 - Clear - 74 F

Batter	1	2	3	4	5	6	7	8	9	AB	R	H	RBI	BB	SO	LOB
51 Ichiro Suzuki, L (1, 9) OBP: 0.307, SLG: 0.313	G6-3		L8		FC4-6	F8				4	0	0	0	0	0	2
26 Brendan Ryan, R (1, 6) OBP: 0.316, SLG: 0.335	20 2B 1B		K		E1		P4			4	1	1	0	0	1	1
13 Dustin Ackley, L (1, 4) OBP: 0.377, SLG: 0.565	20 2B BB		3B		F9		K			3	1	1	0	1	1	2
20 Mike Carp, L (1, 10) OBP: 0.354, SLG: 0.430	4 F8 1-H 3-H 2B		K		G4-3		K			4	0	1	2	0	2	3
4 Adam Kennedy, L (1, 5) (9, 3) OBP: 0.288, SLG: 0.369	F8 2-3			K		33 S 33 HR BB		G3		3	1	0	0	1	1	1
30 Miguel Olivo, R (1, 2) OBP: 0.253, SLG: 0.377	K			K	K	K		G6-3		4	0	0	0	0	3	2
17 Justin Smoak, S (1, 3) OBP: 0.318, SLG: 0.388 15 Kyle Seager, L (8, PH) (9, 5) OBP: 0.231, SLG: 0.130		F8		BB	P6			K		2 1	0 0	0 0	0 0	1 0	0 1	1 0
33 Casper Wells, R (1, 7) OBP: 0.331, SLG: 0.468		K		P4	1-H HR					3	1	1	2	0	1	1
21 Franklin Gutierrez, R (1, 8) OBP: 0.242, SLG: 0.245		F8			51 FC4-6 1B	1B				3	0	2	0	0	0	0
Inning Stats	R: 2 E: 0 K: 1 S: 13 H: 2 LOB: 1 BB: 1 P: 22	R: 0 E: 0 K: 1 S: 9 H: 0 LOB: 0 BB: 0 P: 15	R: 0 E: 0 K: 2 S: 11 H: 1 LOB: 1 BB: 0 P: 16	R: 0 E: 0 K: 2 S: 11 H: 0 LOB: 1 BB: 1 P: 18	R: 0 E: 1 K: 0 S: 13 H: 1 LOB: 2 BB: 0 P: 17	R: 2 E: 0 K: 1 S: 18 H: 2 LOB: 1 BB: 1 P: 32	R: 0 E: 0 K: 2 S: 14 H: 0 LOB: 0 BB: 0 P: 20	R: 0 E: 0 K: 1 S: 7 H: 0 LOB: 0 BB: 0 P: 10		1B: 3 2B: 1 3B: 1 HR: 1	SF: 0 SAC: 0 DP: 0 HBP: 0					

	AB	31
	R	4
	H	6
	RBI	4
	BB	3
	SO	10
	LOB	13

WP: 0 PB: 0 SB: 1 CS: 0 PA: 34

livebaseballscorecards.com

PITCHER		IP	WLS	BF	H	R	ER	SO	BB	IBB	HBP	BLK	WP	HR	S	P	ERA	WHIP
18 Rich Harden, R ERA: 4.63	(1, 1)	5.2	L	26	5	4	4	7	3	0	0	0	0	1	72	114	6.35	1.412
60 Fautino De Los Santos, R ERA: 2.35	(6, 1)	1.1		5	1	0	0	2	0	0	0	0	0	0	17	26	0.00	0.750
57 Brian Fuentes, L ERA: 4.23	(8, 1)	1.0		3	0	0	0	1	0	0	0	0	0	0	7	10	0.00	0.000

PITCHER	IP	WLS	BF	H	R	ER	SO	BB	IBB	HBP	BLK	WP	HR	S	P	ERA	WHIP

Batter	1	2	3	4	5	6	7	8	9	AB	R	H	RBI	BB	SO	LOB
19 Jemile Weeks, S (1, 4) OBP: 0.312, SLG: 0.389	B FF 90 C CH 82 X CH 83 1-1 ① P3			B CU 73 C CH 84 S SL 80 F CU 78 B SI 91 S CU 79 2-3 ① K		B SL 79 B SL 79 C FF 95 C FF 95 S FS 82 2-3 ② K		C CU 78 B CU 78 X FC 89 1-1 ③ G1		4	0	0	0	0	2	1
4 Coco Crisp, S (1, 8) OBP: 0.330, SLG: 0.388	C CU 73 C SI 92 F SL 80 F CU 76 B SI 92 X SI 92 1-2 ② F9			X CH 84 0-0 ② G5-3		B SL 79 C FF 95 D FS 81 F FF 94 F FF 95 D FS 82 X SI 95 3-2 ③ F8			X SI 94 0-0 55 1B 16 HR 1B	4	1	1	0	0	0	1
55 Hideki Matsui, L (1, 10) OBP: 0.338, SLG: 0.407	B FF 92 B SL 80 X SI 91 2-0 ③ F8			C SI 92 B CU 77 C SL 79 X CU 79 1-2 ③ G4-3			B FF 94 S SI 94 B FS 80 B FF 95 F FF 94 B FF 94 4-2 29 BB 28 1B BB		B SI 92 B FF 94 B SI 94 C SI 94 X FF 93 3-1 1-2 16 HR 1B	3	1	1	0	1	0	0
16 Josh Willingham, R (1, 7) OBP: 0.331, SLG: 0.458		F SI 91 X CH 85 0-1 ① G5-3			B CH 82 C SI 91 F SL 80 B FF 92 F CH 84 B SL 81 F SL 79 X CH 83 3-2 ① P3		F FF 94 B FF 93 F SI 93 B FS 81 B SL 81 X FF 94 3-2 ① F8		B SI 92 C SI 93 B CH 88 B FF 94 F SI 94 X SI 93 3-2 1-H 2-H HR	4	1	1	3	0	0	1
28 Conor Jackson, R (1, 3) OBP: 0.332, SLG: 0.357		C CH 83 B FF 92 S FF 91 F CU 78 F SL 82 B FF 93 S CH 85 2-3 ② K			C SI 92 X FF 90 0-1 29 2B 2B		B FF 94 B SI 93 F FF 94 S SI 94 X FF 94 2-2 1-2 29 BB 1B		C FF 96 X FF 95 0-1 ① P4	4	1	2	0	0	1	0
29 Scott Sizemore, R (1, 5) OBP: 0.337, SLG: 0.362		B CU 74 B FF 92 F SI 91 X CH 83 2-1 ③ F8			C CU 74 B CH 84 S CH 84 B SL 80 X CH 83 2-2 7 F8-5 2-H 2B		B SI 89 S FC 88 B SI 92 C SI 92 B SI 90 B SI 92 4-2 7 G6-4-3 1-2 2-3 BB		B FF 96 C FF 96 B SL 81 B FF 95 B FF 93 4-1 15 DI BB	2	0	1	1	2	0	0
7 Adam Rosales, R (1, 6) OBP: 0.175, SLG: 0.270			X FF 90 0-0 ① P5		D CH 81 F SI 90 X SI 91 1-1 ② ③ F8-5 2-3		S FC 91 X SI 93 0-1 ② ③ G6-4-3 1-2f		B SI 96 C SI 96 B SI 96 F SI 96 B FS 86 X SI 97 3-2 ② P4	4	0	0	0	0	0	5
15 Ryan Sweeney, L (1, 9) OBP: 0.357, SLG: 0.370			C FF 91 S SL 80 B FF 92 S SL 79 1-3 ② K			B SI 94 F FF 94 F FF 95 B FF 96 X FF 95 2-2 ① F7		C FC 88 F CU 78 F CU 79 B SI 91 F FC 86 X CU 79 1-2 ① L7	B SI 97 F SI 97 X FS 86 1-1 ③ G4-3 1-2	4	0	0	0	0	1	1
11 Landon Powell, S (1, 2) OBP: 0.277, SLG: 0.256			C FF 91 S CH 86 X FF 91 0-2 ③ F8			B SL 80 B FF 95 C FF 94 C FF 95 X FF 96 2-2 1B		B SI 90 C FC 88 B SI 92 F FC 89 S CU 80 2-3 ② K		3	0	1	0	0	1	0
Inning Stats	R: 0 E: 0 K: 0 S: 8 H: 0 LOB: 0 BB: 0 P: 12	R: 0 E: 0 K: 1 S: 9 H: 0 LOB: 0 BB: 0 P: 13	R: 0 E: 0 K: 1 S: 7 H: 0 LOB: 0 BB: 0 P: 8	R: 0 E: 0 K: 1 S: 8 H: 0 LOB: 0 BB: 0 P: 11	R: 1 E: 0 K: 0 S: 12 H: 2 LOB: 0 BB: 0 P: 18	R: 0 E: 0 K: 1 S: 13 H: 1 LOB: 1 BB: 0 P: 22	R: 0 E: 0 K: 0 S: 12 H: 1 LOB: 2 BB: 2 P: 25	R: 0 E: 0 K: 1 S: 10 H: 0 LOB: 0 BB: 0 P: 14	R: 3 E: 0 K: 0 S: 14 H: 3 LOB: 1 BB: 1 P: 28	1B: 4 2B: 3 3B: 0 HR: 1	SF: 0 SAC: 0 DP: 2 HBP: 0			WP: 0 PB: 0 SB: 0 CS: 0	PA: 35		

TOP

Oakland Athletics @ Seattle Mariners

Safeco Field, Seattle, WA

Wed Aug 03 2011, 12:42 PM - 3:39 PM PDT

Att. 29,710 - Partly Cloudy - 66 F

livebaseballscorecards.com

AB	32
R	4
H	7
RBI	4
BB	3
SO	5
LOB	9

PITCHER		IP	WLS	BF	H	R	ER	SO	BB	IBB	HBP	BLK	WP	HR	S	P	ERA	WHIP
41 Charlie Furbush, L ERA: 3.52	(1, 1)	5.0	W	16	2	1	1	3	0	0	0	0	0	0	44	62	1.80	0.400
31 Josh Lueke, R ERA: 10.03	(6, 1)	1.1	H	7	2	0	0	1	1	0	0	0	0	0	21	39	0.00	2.250
50 Jamey Wright, R ERA: 3.75	(7, 1)	1.2	H	5	0	0	0	1	1	0	0	0	0	0	14	22	0.00	0.600
60 Jeff Gray, R ERA: 3.41	(9, 1)	0.0		3	3	3	3	0	0	0	0	0	0	1	6	12	∞	∞
57 Dan Cortes, R ERA: 3.0	(9, 1)	0.1	H	2	0	0	0	0	1	0	0	0	0	0	3	7	0.00	3.000

PITCHER		IP	WLS	BF	H	R	ER	SO	BB	IBB	HBP	BLK	WP	HR	S	P	ERA	WHIP
43 Brandon League, R ERA: 3.12	(9, 1)	0.2	S	2	0	0	0	0	0	0	0	0	0	0	5	9	0.00	0.000

BOTTOM

Oakland Athletics @ Seattle Mariners

Safeco Field, Seattle, WA

Wed Aug 03 2011, 12:42 PM - 3:39 PM PDT

Att. 29,710 - Partly Cloudy - 66 F

Batter	1	2	3	4	5	6	7	8	9	AB	R	H	RBI	BB	SO	LOB
51 Ichiro Suzuki, L (1, 10) OBP: 0.310, SLG: 0.316	C FF 92 B SI 91 B SI 91 X SI 93 2-1 ① F7		C FF 94 X SI 92 0-1 26 BB 1B		C CU 78 C SI 92 F CU 79 X CU 78 0-2 13 FC4-6 20 G5-3 26 1B 1B	C SI 91 S SI 92 C SI 93 0-3 ③ K		B FF 92 F FF 94 X SI 91 1-1 13 20 1B 1B		5	2	3	0	0	1	1
26 Brendan Ryan, R (1, 6) OBP: 0.322, SLG: 0.338	B SI 92 B SI 93 C SI 92 X SI 94 2-1 13 1B 1B		B SI 94 B CH 86 B SI 93 B FF 94 4-0 1-2 BB		1 SAFE B SI 92 1 SAFE X SI 89 1-0 13 FC4-6 1-2 1B		B SI 91 B CH 81 C SI 92 F SI 92 B CU 82 B FF 93 4-2 20 1B 33 1B BB	S FF 93 X FF 93 0-1 ② L4		3	1	2	0	2	0	1
13 Dustin Ackley, L (1, 4) OBP: 0.377, SLG: 0.559	X SI 94 0-0 20 G6-4-3 1-3 1B		B CU 80 C SI 94 B CU 80 B FF 94 F SI 93 C SI 94 3-3 ③ K		B SI 92 X SI 93 1-0 ① FC4-6 20 G5-3 33 1B 1-2f 2-3		C SI 91 1 SAFE S FF 93 B SI 89 1 SAFE X FF 93 1-2 ① L4	X FF 93 0-0 20 1B 1-2 1B		5	1	2	0	0	1	5
20 Mike Carp, L (1, 3) OBP: 0.366, SLG: 0.440	B SI 94 B FF 94 F SI 94 X SI 94 2-1 ② ③ G6-4-3 1-2f			X CU 77 0-0 21 SH1-3 33 BB 3 1B 1B	C SI 93 B CU 81 S SI 92 B SI 94 X CU 80 2-2 ② G5-3 1-2 3-H		S FF 93 S SI 95 1 SAFE 1 SAFE F SI 94 P PO 81 X SI 94 1-2 33 1B 21 E 1-3 1B	C FF 93 B SL 84 X FF 94 1-1 1-2 2-H 1B		5	2	3	2	0	0	3
33 Casper Wells, R (1, 9) OBP: 0.340, SLG: 0.469		F SI 91 B SI 92 B CH 83 S CH 84 S SI 95 2-3 ① K		D CH 83 B SI 92 F SI 93 B FF 94 F SI 92 1 SAFE F CH 85 F FF 94 B SI 94 4-2 21 SH1-3 3 1B 1-2 BB	B CU 80 X SI 92 1-0 21 S 2-H 1B		B SL 89 F F SL 90 B FF 95 B SL 85 X FF 95 3-2 21 E 1-3 3-H 1B	S FF 92 F SL 82 S SL 86 0-3 ③ K		4	1	2	2	1	2	2
21 Franklin Gutierrez, R (1, 8) OBP: 0.239, SLG: 0.242		B SI 92 X CH 85 1-0 ② G5-3		X SI 92 0-0 ① SH1-3 1-2 2-3 C SI 92 C CU 80 S SI 93 0-3 ③ K 1-2			B SI 95 X SL 88 1-0 E5 1-2 3-H			3	0	0	1	0	1	2
3 Josh Bard, S (1, 2) OBP: 0.271, SLG: 0.391		S CH 84 F SI 94 B SI 95 B CU 81 C CU 81 2-3 ③ K		F CU 80 B CU 82 X CU 80 1-1 2-H 3-H 1B		B CH 82 B SI 91 B SI 91 C SI 92 F SI 93 B SI 93 4-2 BB	C FF 94 F SL 89 B FF 94 F SL 91 X FF 95 1-2 ② F7			3	0	1	2	1	1	2
2 Jack Wilson, R (1, 5) OBP: 0.260, SLG: 0.248			C SI 92 C FF 93 X CU 81 0-2 56 CS 1B	B SI 94 B SI 94 B SI 94 C FF 93 F SI 93 S FF 93 3-3 ② K		L SI 91 X SI 92 0-1 ① P2	B SL 90 F SI 95 C SL 89 C SL 87 1-3 ③ K			4	0	1	0	0	2	4
56 Greg Halman, R (1, 7) OBP: 0.256, SLG: 0.345			C CH 84 B FF 94 1 SAFE B SI 92 F SI 93 1 SAFE 1 SAFE F CU 80 S CU 80 2-3 ① ② K 1-2	F CU 78 S SI 93 B FF 91 C SI 94 1-3 ③ K		B SI 89 B SI 90 S FF 90 C SI 92 S FF 93 2-3 ② K		F SI 91 B CH 85 B FF 93 X FF 92 2-1 ① G6-3		4	0	0	0	0	3	3
Inning Stats	R: 0 E: 0 K: 0 S: 7 H: 2 LOB: 1 BB: 0 P: 13	R: 0 E: 0 K: 2 S: 7 H: 0 LOB: 0 BB: 0 P: 12	R: 0 E: 0 K: 2 S: 12 H: 2 LOB: 2 BB: 1 P: 21	R: 2 E: 0 K: 2 S: 14 H: 2 LOB: 1 BB: 1 P: 23	R: 2 E: 0 K: 1 S: 13 H: 3 LOB: 1 BB: 0 P: 18	R: 0 E: 0 K: 2 S: 10 H: 0 LOB: 1 BB: 1 P: 16	R: 2 E: 1 K: 1 S: 21 H: 2 LOB: 2 BB: 1 P: 32	R: 1 E: 0 K: 1 S: 12 H: 3 LOB: 2 BB: 0 P: 16		1B: 14 2B: 0 3B: 0 HR: 0 SF: 0 SAC: 1 DP: 1 HBP: 0		WP: 0 PB: 0 SB: 1 CS: 1 PA: 41		

livebaseballscorecards.com

AB	36
R	7
H	14
RBI	7
BB	4
SO	11
LOB	23

PITCHER		IP	WLS	BF	H	R	ER	SO	BB	IBB	HBP	BLK	WP	HR	S	P	ERA	WHIP
47 Gio González, L ERA: 3.1	(1, 1)	6.1	L	31	10	6	6	9	4	0	0	0	0	0	73	118	8.53	2.211
64 Trystan Magnuson, R ERA: 7.0	(7, 1)	0.2		4	1	0	0	1	0	0	0	0	0	0	11	17	0.00	1.500
59 Jordan Norberto, L ERA: 4.5	(8, 1)	1.0		6	3	1	1	1	0	0	0	0	0	0	12	16	9.00	3.000

PITCHER	IP	WLS	BF	H	R	ER	SO	BB	IBB	HBP	BLK	WP	HR	S	P	ERA	WHIP

Oakland Athletics @ Tampa Bay Rays

Tropicana Field, St. Petersburg, FL

Fri Aug 05 2011, 7:12 PM - 10:18 PM EDT

Att. 15,168 - Dome - 72 F

livebaseballscorecards.com

TOP

Batter	1	2	3	4	5	6	7	8	9	AB	R	H	RBI	BB	SO	LOB
19 Jemile Weeks, S (1, 4) OBP: 0.315, SLG: 0.388	B FF 90 B FF 90 B FF 90 B FF 91 4-0 4 CS 4 S BB		C FC 90 B SI 91 D CH 84 X FC 91 2-1 ③ P6			B FF 88 C FF 89 X CH 83 1-1 4 HR 1B		C FF 89 C CU 78 B SI 92 S CU 79 1-3 ② K		3	1	1	0	1	1	1
4 Coco Crisp, S (1, 8) OBP: 0.329, SLG: 0.394	1 SAFE C FF 89 1 SAFE B SI 89 1 SAFE 1 SAFE B SI 90 B SI 90 S FF 90 3-2 ① ② X SI 90 F7 1-3			B FF 90 F CH 83 X FF 91 1-1 ① P3		B FF 89 B FF 89 B SI 89 C FF 89 X FF 88 3-1 1-H HR		X SI 91 0-0 ③ F9		4	1	1	2	0	0	1
55 Hideki Matsui, L (1, 10) OBP: 0.339, SLG: 0.417	C FF 90 B SI 94 X CU 79 1-1 ③ G3			X SI 91 0-0 16 G6-3 1B		C CU 77 B CU 77 S CH 83 F SI 92 C SI 92 1-3 ① K			B FF 89 X SI 90 1-0 HR	4	1	2	1	0	1	0
16 Josh Willingham, R (1, 7) OBP: 0.327, SLG: 0.452		B FF 89 F SI 89 C CU 77 C SI 93 1-3 ① K		B SI 90 C CU 77 F SI 90 F SI 92 B CU 78 F CH 83 B SI 91 X SI 93 3-2 ② G6-3 1-2		B SL 85 X FF 91 1-0 ② P6			C SI 91 S CU 78 B CU 80 X SI 93 1-2 ① G5-3	4	0	0	0	0	1	1
12 David DeJesus, L (1, 9) OBP: 0.308, SLG: 0.342		C FF 91 B CH 83 F SI 91 B SI 93 X CU 80 2-2 ② F8		C CU 76 C CU 78 S CU 79 0-3 ③ K		F SI 90 X FC 91 0-1 ③ B3			B CU 77 C FC 91 B CU 77 X CH 84 2-1 2 3B 2B	4	1	1	0	0	1	1
28 Conor Jackson, R (1, 3) OBP: 0.331, SLG: 0.356		C CU 78 B SI 92 X FS 84 1-1 ③ F9			X CU 75 0-0 1B		C FF 90 X SL 85 0-1 ① F8		D CU 80 F SI 91 F SI 89 C CU 79 1-3 ② K	4	0	1	0	0	1	1
2 Cliff Pennington, S (1, 6) OBP: 0.313, SLG: 0.355			C FF 90 F CH 83 B CU 79 S SI 92 1-3 ① K		B FF 89 S SI 89 F CH 82 S SI 92 1-3 ① K		B FF 91 T FF 89 C CU 78 B CU 78 X SI 92 2-2 ② P4		C CU 78 B SI 91 X CU 78 1-1 2-H 3B	4	0	1	1	0	2	1
8 Kurt Suzuki, R (1, 2) OBP: 0.285, SLG: 0.361			C FF 91 F SI 92 B CU 80 B FC 92 F SI 93 X FC 92 2-2 ② L6		1 SAFE B SI 91 X SI 91 1-0 ② P4		C FF 91 B CH 84 X SI 92 1-1 ③ G1-3		B FF 98 C SI 93 F FC 90 B FF 98 F SL 88 X FC 90 2-2 ③ P5	4	0	0	0	0	0	2
29 Scott Sizemore, R (1, 5) OBP: 0.337, SLG: 0.358			C SL 86 H SI 92 1-1 HBP		1 SAFE C FF 90 B CU 76 S SI 90 F SI 92 C CU 77 1-3 ③ K			F FC 88 X SI 88 0-1 ① G4-3		2	0	0	0	0	1	1

	AB	33
	R	4
	H	7
	RBI	4
	BB	1
	SO	8
	LOB	9

Inning Stats																						
	R: 0 E: 0 K: 0 S: 5	H: 0 LOB: 0 BB: 1 P: 13	R: 0 E: 0 K: 1 S: 8	H: 0 LOB: 0 BB: 0 P: 12	R: 0 E: 0 K: 1 S: 10	H: 0 LOB: 1 BB: 0 P: 16	R: 0 E: 0 K: 1 S: 11	H: 1 LOB: 1 BB: 0 P: 15	R: 0 E: 0 K: 2 S: 9	H: 1 LOB: 1 BB: 0 P: 12	R: 2 E: 0 K: 1 S: 11	H: 2 LOB: 0 BB: 0 P: 17	R: 0 E: 0 K: 0 S: 7	H: 0 LOB: 0 BB: 0 P: 10	R: 0 E: 0 K: 1 S: 6	H: 0 LOB: 0 BB: 0 P: 7	R: 2 E: 0 K: 1 S: 15	H: 3 LOB: 1 BB: 0 P: 23	1B: 3 2B: 1 3B: 1 HR: 2	SF: 0 SAC: 0 DP: 0 HBP: 1	WP: 0 PB: 0 SB: 1 CS: 1	PA: 35

PITCHER		IP	WLS	BF	H	R	ER	SO	BB	IBB	HBP	BLK	WP	HR	S	P	ERA	WHIP
34 Jeff Niemann, R ERA: 3.58	(1, 1)	8.2	W	34	7	4	4	8	1	0	1	0	0	2	78	119	4.15	0.923
43 Kyle Farnsworth, R ERA: 2.09	(9, 1)	0.1		1	0	0	0	0	0	0	0	0	0	0	4	6	0.00	0.000

PITCHER	IP	WLS	BF	H	R	ER	SO	BB	IBB	HBP	BLK	WP	HR	S	P	ERA	WHIP

Batter	1	2	3	4	5	6	7	8	9	AB	R	H	RBI	BB	SO	LOB
8 Desmond Jennings, R (1, 7) OBP: 0.443, SLG: 0.673	C SI 89 B FF 89 B SL 86 S FF 90 X FF 91 2-2 ① F9		C CU 78 B CU 80 X FF 89 1-1 ① G5-3		C CU 77 B CU 78 C FF 91 S SL 85 1-3 ① K	B FF 91 F FF 90 B SL 85 X FF 92 2-1 18 WP 22 E 18 1B 1B	B CH 73 C SI 89 B SI 88 F CH 72 B CH 71 B SI 90 4-2 22 S BB			4	1	1	0	1	1	0
22 Johnny Damon, L (1, 10) OBP: 0.320, SLG: 0.399	B SI 90 X FF 89 1-0 1B		B CU 79 B FS 80 B SI 91 C FF 91 C FF 91 X FF 91 3-2 ② L6		F FF 91 B FF 91 B FS 80 X FF 90 2-1 3 2B 1B	B FF 91 1 SAFE B FF 92 X FF 91 2-0 E1 18 WP 18 1B 1-2	D SI 90 B SI 90 C SI 89 C SI 90 B SI 90 F SI 89 X SI 89 3-2 ③ G4-3 1-2			5	2	2	0	0	0	2
3 Evan Longoria, R (1, 5) OBP: 0.331, SLG: 0.438	B FF 90 1 SAFE C SL 86 X FF 90 1-1 ② P4		C CU 80 S SL 87 B FF 92 B FF 92 S FF 92 2-3 ③ K		**B FF 92** **1 SAFE** **B FF 91** **1 SAFE** **F FF 91** **C FF 92** 1 SAFE X FF 92 2-2 11 2B 2B 1-H	B SL 85 C SL 84 C FF 92 B FF 93 S SL 85 2-3 ② K		B FF 93 C FF 93 B SL 87 B FF 93 X FF 92 3-1 ① G6-3		5	1	1	1	0	2	3
18 Ben Zobrist, S (1, 4) OBP: 0.373, SLG: 0.500	1 SAFE C CU 79 B CU 79 1 SAFE X FF 91 1-1 ③ F7			C FF 90 B FS 78 B CU 79 C FF 90 B FS 80 B FS 79 4-2 20 BB 2 1B 38 G1-3 BB	D FS 80 B FS 80 C CU 79 T FF 90 B FS 80 X CU 79 3-2 ② P5	C FF 92 F FF 93 B FF 93 B SL 86 F SL 86 X FF 93 2-2 11 1B 2 1B 1-H 2-H 1B		B FF 93 C FF 93 F SL 84 B FC 94 X SL 84 2-2 2 3B 2B		4	3	2	2	1	0	2
11 Casey Kotchman, L (1, 3) OBP: 0.394, SLG: 0.457		C FF 89 F FS 80 B FF 92 B FS 82 F FF 92 B FS 81 X FF 92 3-2 ① G6-3		X FF 91 0-0 ① F8	X FS 80 0-0 2 WP 20 1B 2B 2-H	**F FF 92** **1 SAFE** **C SL 83** **B FF 93** **F SL 87** 1 SAFE B SL 85 F SL 85 F FF 92 3-2 D SL 85 X FF 91 2 1B 1B 1-3		F FF 93 B FF 93 C FF 93 F FF 94 C FF 94 1-3 ② K		5	1	2	1	0	1	2
2 B.J. Upton, R (1, 8) OBP: 0.316, SLG: 0.408		C SL 80 B FF 93 B FF 92 B FS 88 B FF 93 4-1 38 BLK 20 1B BB		C FF 92 F FF 92 X FF 92 0-2 38 G1-3 20 BB 1B 1-2	B SI 94 B SI 95 T SI 96 S SI 96 B SI 96 B SI 96 4-2 20 1B BB 2-3	S SL 84 X SL 85 0-1 1B 1-2 3-H		S FF 94 B FF 95 X FF 93 1-1 2-H 3B		3	0	3	2	2	0	0
20 Matt Joyce, L (1, 9) OBP: 0.344, SLG: 0.502		1 SAFE F FF 91 1 SAFE S FS 79 B FF 92 1 SAFE X FS 79 1-2 38 BLK 1B 1-2		F FS 80 B FF 92 B FS 80 B FF 92 B FF 92 4-1 38 G1-3 BB 1-2 2-3	X SI 96 0-0 38 S 1B 1-3 3-H	C FF 91 X SL 85 0-1 ③ G4-3		C CU 78 B FF 94 X FF 93 1-1 ③ F7		4	0	2	1	1	0	3
38 Robinson Chirinos, R (1, 2) OBP: 0.357, SLG: 0.378		B SI 91 X SI 92 1-0 ② G3 1-2 2-3		X CU 80 0-0 ② G1-3 1-2 2-3 3-H	C SI 96 S SL 83 X SL 83 0-2 ③ G6-3 1-2		B SI 89 B SI 89 C SI 90 X SI 89 2-1 1 G4-6-3 1B			4	0	1	1	0	0	6
1 Sean Rodríguez, R (1, 6) OBP: 0.301, SLG: 0.363		C SL 81 S FF 93 B FF 94 S SL 82 1-3 ③ K		B FF 92 B SL 81 F FF 92 F SI 91 B CU 80 F FF 92 F FF 92 X CU 80 3-2 ③ G3		X FF 90 0-0 ① F7	X SI 89 0-0 ① ② G4-6-3 1-2f			4	0	0	0	0	1	5
Inning Stats	R: 0 E: 0 K: 0 S: 8 H: 1 LOB: 1 BB: 0 P: 13	R: 0 E: 0 K: 1 S: 12 H: 1 LOB: 2 BB: 1 P: 22	R: 0 E: 0 K: 1 S: 8 H: 0 LOB: 0 BB: 0 P: 14	R: 1 E: 0 K: 0 S: 13 H: 1 LOB: 2 BB: 2 P: 24	R: 3 E: 0 K: 1 S: 18 H: 4 LOB: 2 BB: 1 P: 30	R: 3 E: 1 K: 1 S: 21 H: 4 LOB: 2 BB: 0 P: 32	R: 0 E: 0 K: 0 S: 9 H: 1 LOB: 1 BB: 1 P: 18	R: 1 E: 0 K: 1 S: 13 H: 2 LOB: 1 BB: 0 P: 21		1B: 10 2B: 3 3B: 1 HR: 0 SF: 0 SAC: 0 DP: 1 HBP: 0				WP: 2 PB: 0 SB: 2 CS: 0 PA: 43	

PITCHER		IP	WLS	BF	H	R	ER	SO	BB	IBB	HBP	BLK	WP	HR	S	P	ERA	WHIP
52 Guillermo Moscoso, R ERA: 3.69	(1, 1)	4.2	L	23	6	4	4	3	3	0	0	1	0	0	53	93	7.71	1.929
60 Fautino De Los Santos, R ERA: 2.3	(5, 1)	0.1		3	1	0	0	0	1	0	0	0	1	0	6	10	0.00	6.000
56 Craig Breslow, L ERA: 3.72	(6, 1)	1.0		8	4	3	0	1	0	0	0	0	1	0	21	32	0.00	4.000
57 Brian Fuentes, L ERA: 4.14	(7, 1)	1.0		4	1	0	0	0	1	0	0	0	0	0	9	18	0.00	2.000
50 Grant Balfour, R ERA: 2.06	(8, 1)	0.2		3	1	1	1	1	0	0	0	0	0	0	9	15	13.50	1.500

PITCHER		IP	WLS	BF	H	R	ER	SO	BB	IBB	HBP	BLK	WP	HR	S	P	ERA	WHIP
40 Andrew Bailey, R ERA: 2.01	(8, 1)	0.1		2	1	0	0	0	0	0	0	0	0	0	4	6	0.00	3.000

BOTTOM

Oakland Athletics @ Tampa Bay Rays

Tropicana Field, St. Petersburg, FL

Fri Aug 05 2011, 7:12 PM - 10:18 PM EDT

Att. 15,168 - Dome - 72 F

livebaseballscorecards.com

AB	38
R	8
H	14
RBI	8
BB	5
SO	5
LOB	23

Oakland Athletics @ Tampa Bay Rays

Tropicana Field, St. Petersburg, FL

Sat Aug 06 2011, 7:11 PM - 10:07 PM EDT

Att. 24,939 - Dome - 72 F

TOP

livebaseballscorecards.com

Batter	1	2	3	4	5	6	7	8	9	AB	R	H	RBI	BB	SO	LOB
19 Jemile Weeks, S (1, 4) OBP: 0.317, SLG: 0.393	C FF 90 X FF 91 0-1 ① G4-3	B KC 78 S CH 85 S CH 85 B FF 93 C FF 92 2-3 ③ K		X SI 90 0-0 ③ 1-3 2-H 1B		X FS 83 0-0 ③ F8		B FF 92 C FF 91 F CH 85 F SL 79 B FF 93 X CH 85 2-2 1-H 2B		5	0	2	2	0	1	1
4 Coco Crisp, S (1, 8) OBP: 0.333, SLG: 0.396 15 Ryan Sweeney, L (9, 8) OBP: 0.357, SLG: 0.370	B FF 91 B FF 91 C FF 90 S CH 84 X CH 85 2-2 16 S 16 1B 1B		X FF 90 0-0 55 G6-3 16 SF7 55 S 1B		B CH 88 C CH 80 X FF 88 1-1 16 S 2 SF9 55 S 1B		C FF 92 B FF 92 F FF 92 B FF 93 X CH 84 2-2 ① G4-3	B FF 93 B FF 91 B FF 91 C FF 90 F FF 91 F FF 93 F CH 85 X FF 92 3-2 ③ G4-3		5 0	2 0	3 0	0 0	0 0	1 0
55 Hideki Matsui, L (1, 7) OBP: 0.340, SLG: 0.415	C FF 89 X KC 75 0-1 ② F8		B KC 76 1 SAFE C CH 84 B CH 84 X KC 78 2-1 ① G6-3 1-3		D CH 90 C SI 90 B KC 75 1 SAFE B FF 91 I IN 76 4-1 2 SF9 16 BB 1-2 IBB		F FF 93 C SL 79 X FF 94 0-2 1-0 ② P2		F FF 94 C FF 96 F FF 96 F CU 78 X CU 79 0-2 ① P4	4	0	1	0	1	0	2
16 Josh Willingham, R (1, 10) OBP: 0.328, SLG: 0.451	C FF 92 B CH 84 X CH 84 1-1 1-H 1B		X FF 91 0-0 ② SF7 3-H		D KC 76 S CH 85 B FF 91 B CH 85 B FF 91 4-1 1-2 2-3 BB		B FF 93 X FC 87 1-0 ② P2		B SI 95 F FF 94 B FF 96 F FF 94 C FF 98 2-3 ② K	3	0	1	1	1	1	1
12 David DeJesus, L (1, 9) OBP: 0.310, SLG: 0.361		C FF 90 X CH 84 0-1 HR	B KC 78 X FF 92 1-0 ③ F7		C KC 75 B FF 91 S CH 85 B CH 84 F CH 85 X CH 84 2-2 ① F4		F FF 94 F FF 92 B SL 79 D SL 79 S SL 79 2-3 ③ K		B FF 95 X FF 94 1-0 HR	5	2	2	2	0	1	4
2 Cliff Pennington, S (1, 6) OBP: 0.312, SLG: 0.352		S FF 91 B KC 78 B FF 91 F CH 84 B CH 86 S CH 86 3-3 ① K2-3		B FF 90 B FF 91 C SI 90 C SI 90 F CH 85 F CH 84 F KC 79 B CH 85 S CH 84 3-3 ① K	C FS 83 B FS 85 X FS 83 1-1 ② SF9 2-3 3-H			B FF 92 B CH 81 B FF 92 C FF 90 B FF 92 4-1 7 S 8 S 7 SF7 BB	C FF 96 S SL 83 S CU 80 0-3 ③ K	3	1	0	1	1	3	0
29 Scott Sizemore, R (1, 5) OBP: 0.340, SLG: 0.358		B FF 92 C FF 92 B FF 92 B CH 85 X FF 91 3-1 8 2B 7 G6-3 1B		B FF 92 C FF 91 B KC 77 B CH 86 C FF 91 B FF 92 4-2 8 S 19 1B BB	C SL 81 B FF 91 B SL 78 C FF 92 S FF 92 2-3 ③ K			B FF 93 C FC 87 S FF 94 S FC 89 1-3 ① K		3	2	1	0	1	2	3
8 Kurt Suzuki, R (1, 2) OBP: 0.288, SLG: 0.363		F FF 90 1 SAFE B CH 85 1 SAFE B SI 92 F CH 85 B FF 92 1 SAFE F CH 85 3-2 1 SAFE X CH 84 1-3 2B		C FF 90 B KC 76 1 SAFE F CH 85 B FF 91 1 SAFE B FF 92 S CH 84 3-3 ② 1-2 K		C FF 90 B FF 90 X FF 92 1-1 ① F8		B FC 88 B FC 86 C FC 87 B FF 93 F FC 87 F FC 89 F SL 80 B FC 89 4-2 1-2 19 2B BB		3	1	1	0	1	1	1
7 Adam Rosales, R (1, 3) OBP: 0.182, SLG: 0.256		X FF 91 0-0 ② G6-3 3-H		C CH 84 F KC 78 B FF 92 D CH 85 B CH 84 D CH 87 4-2 19 1B BB		C SL 79 C SL 79 S SL 83 0-3 ② K		C FC 89 C FF 94 F FF 94 B FC 89 X FC 88 1-2 ② SF7 2-H		2	0	0	2	1	1	1

Inning Stats																																			
	R: 0	E: 0	K: 0	S: 9	H: 2	LOB: 2	BB: 0	P: 12	R: 2	E: 0	K: 2	S: 15	H: 3	LOB: 1	BB: 0	P: 26	R: 1	E: 0	K: 0	S: 5	H: 1	LOB: 0	BB: 0	P: 8	R: 1	E: 0	K: 2	S: 14	H: 1	LOB: 2	BB: 2	P: 28	R: 1	E: 0	K: 1	S: 13	H: 1	LOB: 2	BB: 2	P: 27
	R: 0	E: 0	K: 1	S: 6	H: 0	LOB: 0	BB: 0	P: 7	R: 0	E: 0	K: 1	S: 10	H: 1	LOB: 1	BB: 0	P: 15	R: 2	E: 0	K: 1	S: 21	H: 1	LOB: 1	BB: 2	P: 36	R: 1	E: 0	K: 2	S: 12	H: 1	LOB: 0	BB: 0	P: 15								
	1B: 7	2B: 2	3B: 0	HR: 2	SF: 3	SAC: 0	DP: 0	HBP: 0	WP: 0	PB: 0	SB: 7	CS: 0	PA: 42																							

	AB	33
	R	8
	H	11
	RBI	8
	BB	6
	SO	10
	LOB	14

PITCHER		IP	WLS	BF	H	R	ER	SO	BB	IBB	HBP	BLK	WP	HR	S	P	ERA	WHIP
53 Alex Cobb, R ERA: 3.42	(1, 1)	4.1	L	23	8	5	5	4	3	1	0	0	0	1	51	93	10.38	2.538
47 Brandon Gomes, R ERA: 2.55	(5, 1)	1.2		5	0	0	0	2	0	0	0	0	0	0	11	15	0.00	0.000
37 Juan Cruz, R ERA: 4.06	(7, 1)	2.0		10	2	2	2	2	2	0	0	0	0	0	31	51	9.00	2.000
57 Jake McGee, L ERA: 3.52	(9, 1)	1.0		4	1	1	1	2	0	0	0	0	0	1	12	15	9.00	1.000

PITCHER	IP	WLS	BF	H	R	ER	SO	BB	IBB	HBP	BLK	WP	HR	S	P	ERA	WHIP

BOTTOM

Batter	1	2	3	4	5	6	7	8	9	AB	R	H	RBI	BB	SO	LOB
8 Desmond Jennings, R (1, 7) OBP: 0.415, SLG: 0.625	C SI 90 B CU 80 X SI 90 1-1 ① L3		C FC 90 C CU 82 B FC 91 B CU 81 B FC 91 X FC 92 3-2 ③ G4-3			C FC 89 B FC 92 B FC 92 L FC 90 X FC 91 2-2 ① F9		F FC 88 B FC 90 B CU 80 C FC 89 S FC 90 2-3 ② K		4	0	0	0	0	1	3
22 Johnny Damon, L (1, 10) OBP: 0.317, SLG: 0.395	C SI 90 X FC 89 0-1 ② L3			C CU 79 B FS 85 B FC 90 X SI 90 2-1 ① F9		B FC 91 F FC 90 B FC 91 B SI 92 S FC 91 X FC 90 3-2 ② FC3-6 1-2f 2-3		B CU 79 F FC 90 B FC 89 F FC 90 X FC 90 2-2 ③ G4-3		4	0	0	0	0	0	3
3 Evan Longoria, R (1, 5) OBP: 0.331, SLG: 0.437 9 Elliot Johnson, S (9, PH) OBP: 0.252, SLG: 0.328	C SI 90 F FC 90 B FC 91 X CU 80 1-2 ③ 1B			B SI 91 S FC 92 B SI 92 T CU 81 X FC 91 2-2 ② P4		C CU 81 X FC 90 0-1 ③ F8			C SI 95 B SI 96 X SI 96 1-1 ① P5	3 1	0 0	1 0	0 0	0 0	0 0	2 0
18 Ben Zobrist, S (1, 4) OBP: 0.370, SLG: 0.496 5 Sam Fuld, L (9, PH) OBP: 0.298, SLG: 0.357	C SI 91 B CU 80 F FC 91 X FC 91 1-2 ③ P5			B SI 87 C FC 91 B CU 79 C CU 80 X FC 92 2-2 ③ F8			B SI 89 C SI 90 S CU 81 B CU 80 B CU 80 C FC 90 3-3 ① K		C SI 96 B SI 96 B SI 96 B SI 96 B SI 95 4-1 16 DI BB	3 0	0 0	0 0	0 0	0 1	1 0	1 0
11 Casey Kotchman, L (1, 3) OBP: 0.393, SLG: 0.456 16 Justin Ruggiano, R (9, PH) OBP: 0.283, SLG: 0.426		C SI 90 X FC 90 0-1 ① G4-3			X SI 90 0-0 ① F9		X SI 91 0-0 1B		B SI 94 B SI 94 F SI 94 B SI 94 B SI 95 4-1 1-2 2 G4-6-3 BB	3 0	0 0	1 0	0 0	0 1	0 0	0 0
2 B.J. Upton, R (1, 8) OBP: 0.313, SLG: 0.404		X FC 89 0-0 ② G6-3			B CU 80 S FC 90 F CU 80 X FC 90 1-2 ② F9		B FC 90 B FC 90 S SI 91 S FC 91 F FC 91 X FC 91 2-2 ② F8		C SI 95 B SI 96 X SI 95 1-1 ② ③ G4-6-3 1-2f	4	0	0	0	0	0	3
20 Matt Joyce, L (1, 9) OBP: 0.341, SLG: 0.497		C SI 91 X CU 80 0-1 ③ G4-3			C CU 79 B CU 80 B FC 90 F SI 91 F CU 81 C SI 91 2-3 ③ K		C CU 80 S FC 90 X FC 91 0-2 ③ F8			3	0	0	0	0	1	1
38 Robinson Chirinos, R (1, 2) OBP: 0.378, SLG: 0.425			C SI 90 C SI 90 B FC 90 S FC 90 1-3 ① K			C SI 91 X CU 80 0-1 22 FC3-6 1 1B 1B		X SI 87 0-0 2B		3	0	2	0	0	1	0
1 Sean Rodríguez, R (1, 6) OBP: 0.301, SLG: 0.363			B SI 92 C FC 90 C CU 80 B FC 91 T FC 91 2-2 ② K			F FC 89 F FC 90 F FC 91 B SI 90 F FC 91 B CU 81 F FC 91 X SI 92 2-2 1-2 22 FC3-6 1B		X FC 88 0-0 ① F9		3	0	1	0	0	1	1
Inning Stats	R: 0 E: 0 K: 0 S: 10 H: 1 LOB: 1 BB: 0 P: 13	R: 0 E: 0 K: 0 S: 5 H: 0 LOB: 0 BB: 0 P: 5	R: 0 E: 0 K: 2 S: 9 H: 0 LOB: 0 BB: 0 P: 15	R: 0 E: 0 K: 0 S: 8 H: 0 LOB: 0 BB: 0 P: 14	R: 0 E: 0 K: 1 S: 8 H: 0 LOB: 0 BB: 0 P: 11	R: 0 E: 0 K: 0 S: 16 H: 2 LOB: 2 BB: 0 P: 23	R: 0 E: 0 K: 1 S: 11 H: 1 LOB: 1 BB: 0 P: 16	R: 0 E: 0 K: 1 S: 8 H: 1 LOB: 1 BB: 0 P: 12	R: 0 E: 0 K: 0 S: 6 H: 0 LOB: 1 BB: 2 P: 16	1B: 4 2B: 1 3B: 0 HR: 0	SF: 0 SAC: 0 DP: 1 HBP: 0					WP: 0 PB: 0 SB: 0 CS: 0	PA: 33

PITCHER	IP	WLS	BF	H	R	ER	SO	BB	IBB	HBP	BLK	WP	HR	S	P	ERA	WHIP
32 Brandon McCarthy, R (1, 1) ERA: 3.31	8.0	W	29	5	0	0	5	0	0	0	0	0	0	75	109	0.00	0.625
60 Fautino De Los Santos, R (9, 1) ERA: 2.16	1.0		4	0	0	0	0	2	0	0	0	0	0	6	16	0.00	2.000

PITCHER	IP	WLS	BF	H	R	ER	SO	BB	IBB	HBP	BLK	WP	HR	S	P	ERA	WHIP

Oakland Athletics @ Tampa Bay Rays

Tropicana Field, St. Petersburg, FL

Sat Aug 06 2011, 7:11 PM - 10:07 PM EDT

Att. 24,939 - Dome - 72 F

livebaseballscorecards.com

AB	31
R	0
H	5
RBI	0
BB	2
SO	5
LOB	14

Batter	1	2	3	4	5	6	7	8	9	10	AB	R	H	RBI	BB	SO	LOB
19 Jemile Weeks, S (1, 4) OBP: 0.323, SLG: 0.405	B FF 92 B FF 92 C FF 92 B FF 93 B SI 92 4-1 28 FC5-6 BB		C SI 90 B KC 78 F KC 77 F FC 89 F SI 93 B KC 79 X SI 94 2-2 55 G5-3 1B		B CH 79 B CH 78 B CH 88 C SI 91 X SI 90 3-1 55 HR 3B	B SI 87 B SI 85 C SI 86 X SI 87 2-1 ② F9			C FF 95 B FC 91 X SL 88 1-1 ① F7		4	1	2	0	1	0	0
28 Eric Sogard, L (1, 6) OBP: 0.308, SLG: 0.348	X SI 94 0-0 ① FC5-6 55 FC5 1-2f		C SI 94 1 SAFE 1 SAFE F FF 94 B SI 95 S FC 90 1-3 ① K		F SI 94 F FF 94 T SI 94 0-2 ① K	X SI 86 0-0 ③ G6-3			B SI 94 X SL 88 1-0 ② F8		5	0	0	0	0	2	3
55 Hideki Matsui, L (1, 10) OBP: 0.338, SLG: 0.420	D FF 94 F SI 93 X SI 93 1-1 ② FC5 1-2f		C SI 94 1 SAFE F FC 90 B FF 94 1 SAFE X FC 90 1-2 ② G5-3 1-2		B SI 94 X FF 93 1-0 3-H HR		C CU 78 B FS 82 S FF 90 B FF 91 X FS 82 2-2 ① G4-3		B SL 84 C SL 85 F SL 86 B SI 89 X SL 86 2-2 ③ F8		5	1	1	2	0	0	2
16 Josh Willingham, R (1, 7) OBP: 0.329, SLG: 0.460	F SI 94 S SI 94 B FF 95 F SI 95 B SI 96 C FF 96 2-3 ③ K		B CH 84 B SI 95 F SI 95 B SI 95 X SI 96 3-1 ③ F8		C SI 94 C KC 79 B SI 93 F FC 89 B SI 94 X SI 93 2-2 ② F9		X FF 91 0-0 12 G4-6-3 1B			C FF 96 B FF 96 B FF 96 B FF 95 F FF 94 X FF 95 3-2 HR	5	1	2	1	0	1	2
12 David DeJesus, L (1, 9) OBP: 0.314, SLG: 0.368		B SI 93 C SI 93 F SI 93 X SI 94 1-2 15 SH1-4 29 BB 1B		B SI 90 C FC 84 X FC 86 1-1 15 1B 2B	B KC 80 C KC 78 S KC 78 F FF 94 B FC 88 F SI 94 X FF 94 2-2 15 BB 29 BB 11 WP 1B		L FF 90 X FS 81 0-1 ②③ G4-6-3 1-2f			B FF 95 C FF 94 S CU 80 B CU 79 X FF 96 2-2 ① F7	5	2	3	0	0	0	1
29 Scott Sizemore, R (1, 5) OBP: 0.345, SLG: 0.355		C SI 94 B FF 94 B SI 92 B SI 94 B SI 94 4-1 15 SH1-4 1-2 BB		B SI 91 B SI 94 C SI 92 S SI 94 B SI 94 S SI 95 3-3 ① K	1 SAFE C FF 93 B SI 93 B SI 93 B SI 94 B SI 94 4-1 11 WP 15 BB 1-2 BB			B CU 78 B FF 90 C FF 90 F FF 90 S FS 81 2-3 ① K		B FF 95 C FF 94 B FF 95 B SI 96 F FF 95 B SI 94 4-2 15 G4-3 BB	2	0	0	0	3	2	1
15 Ryan Sweeney, L (1, 8) OBP: 0.364, SLG: 0.371		L SI 94 X SI 93 0-1 ① SH1-4 1-2 2-3		B FC 89 S FF 95 B SI 96 F FF 95 X SI 96 2-2 2-H 1B	D KC 78 C SI 85 B SI 87 F SI 86 F KC 80 F SI 86 B SI 87 F KC 78 F CH 80 4-2 D KC 78 11 WP 1-2 2-3 BB			B FF 90 B CU 79 B FF 91 C FF 90 B FF 90 4-1 11 1B BB		C FF 93 D CU 79 C FF 92 D CU 80 F FF 96 X SI 96 2-2 ②③ G4-3 1-2f	2	0	1	1	2	0	1
11 Landon Powell, S (1, 2) OBP: 0.276, SLG: 0.255		B FF 95 S SI 94 C SI 95 S SI 96 1-3 ② K		D CH 84 S SI 95 C SI 95 B SI 96 C FC 90 2-3 ② K	B SI 85 B CH 81 F SI 87 C SI 87 B SI 86 F SI 87 C KC 79 3-3 ③ K 1-2 2-3 3-H			C FF 89 1 SAFE X FS 81 0-1 7 G5-4-3 1-2 1B			4	0	1	0	0	3	5
7 Adam Rosales, R (1, 3) OBP: 0.167, SLG: 0.233		F SI 94 S SI 96 F SI 96 B SI 95 B KC 80 F SI 96 C FC 91 2-3 ③ K		F SI 94 F SI 96 B FF 92 B SI 95 B FC 89 X FF 96 3-2 ③ F8		B SI 86 X SI 86 1-0 ① G5-3		B CU 79 B CU 78 X FF 91 2-0 ②③ G5-4-3 1-2f			4	0	0	0	0	1	5
Inning Stats	R: 0 E: 0 K: 1 S: 8 H: 0 LOB: 1 BB: 1 P: 15	R: 0 E: 0 K: 2 S: 14 H: 1 LOB: 2 BB: 1 P: 22	R: 0 E: 0 K: 1 S: 13 H: 1 LOB: 1 BB: 0 P: 20	R: 1 E: 0 K: 2 S: 14 H: 2 LOB: 1 BB: 0 P: 25	R: 3 E: 0 K: 2 S: 26 H: 3 LOB: 2 BB: 2 P: 45	R: 0 E: 0 K: 0 S: 4 H: 0 LOB: 0 BB: 0 P: 7	R: 0 E: 0 K: 0 S: 6 H: 1 LOB: 0 BB: 0 P: 8	R: 0 E: 0 K: 1 S: 7 H: 1 LOB: 1 BB: 1 P: 15	R: 0 E: 0 K: 0 S: 6 H: 0 LOB: 0 BB: 0 P: 10	R: 1 E: 0 K: 0 S: 12 H: 1 LOB: 0 BB: 1 P: 23	1B: 6 2B: 1 3B: 1 HR: 2 SF: 0 SAC: 1 DP: 3 HBP: 0	WP: 1 PB: 0 SB: 0 CS: 0 PA: 43					

PITCHER		IP	WLS	BF	H	R	ER	SO	BB	IBB	HBP	BLK	WP	HR	S	P	ERA	WHIP
14 David Price, L ERA: 3.89	(1, 1)	4.2		24	7	4	4	7	3	0	0	0	0	1	65	110	7.71	2.143
39 J.P. Howell, L ERA: 7.71	(5, 1)	1.1		5	0	0	0	1	1	0	0	0	1	0	14	24	0.00	0.750
62 Joel Peralta, R ERA: 3.73	(7, 1)	2.0		7	2	0	0	1	1	0	0	0	0	0	13	23	0.00	1.500
43 Kyle Farnsworth, R ERA: 2.05	(9, 1)	1.0		3	0	0	0	0	0	0	0	0	0	0	6	10	0.00	0.000
57 Jake McGee, L ERA: 3.86	(10, 1)	1.0	L	4	1	1	1	0	1	0	0	0	0	1	12	23	9.00	2.000

PITCHER	IP	WLS	BF	H	R	ER	SO	BB	IBB	HBP	BLK	WP	HR	S	P	ERA	WHIP

TOP

Oakland Athletics @ Tampa Bay Rays

Tropicana Field, St. Petersburg, FL

Sun Aug 07 2011, 1:41 PM - 5:19 PM EDT

Att. 21,425 - Dome - 72 F

livebaseballscorecards.com

AB	36
R	5
H	10
RBI	4
BB	6
SO	9
LOB	20

Batter	1	2	3	4	5	6	7	8	9	10	AB	R	H	RBI	BB	SO	LOB
8 Desmond Jennings, R (1, 7) OBP: 0.429, SLG: 0.623	B FF 89 F SI 87 X CH 81 1-1 F8 ①		1 SAFE B CH 84 S SI 87 X CH 78 1-1 22 FC3-6 1-3 1B	B KC 79 B SI 89 B SI 88 C SL 87 X KC 80 3-1 1-3 2-H 1B			F SI 88 C CH 70 B SI 89 X SI 89 1-2 F9 ①		B SL 81 T SI 94 B SI 95 F SI 95 X SL 83 2-2 1B		5	0	3	1	0	0	0
22 Johnny Damon, L (1, 10) OBP: 0.316, SLG: 0.391	B SI 88 C SI 88 S CH 80 B SI 89 B CH 80 X SI 89 3-2 F8 ②		X SI 87 0-0 FC3-6 3 S 1-2f 3-H ①	B CH 79 C CH 84 B CH 80 B FF 90 F SI 88 B SI 89 4-2 BB			F SI 89 X SI 89 0-1 F7 ②		P PO 92 1 SAFE B SI 94 F SI 94 B SI 95 X SI 96 3-1 F9 ③		4	0	0	1	1	0	2
3 Evan Longoria, R (1, 5) OBP: 0.330, SLG: 0.443	B SI 91 B SI 88 X SI 90 2-0 G6-3 ③		C KC 80 B CH 77 F SI 88 X CH 79 1-2 G5-3 ② 1-2	B SI 87 C SI 88 X SI 88 1-1 F8 ③			B FF 94 X FF 92 1-0 HR			F FF 94 S FC 85 B FF 94 X FC 86 1-2 F9 ①	5	1	1	1	0	0	4
18 Ben Zobrist, S (1, 4) OBP: 0.369, SLG: 0.493		X CH 83 0-0 F8 ①	B SI 85 C CH 80 S CH 80 C SI 89 1-3 K ③		F KC 78 B SI 86 B CH 82 B CH 77 X CH 84 3-1 G3 ①		C FF 94 F SL 86 B FF 95 B FF 93 F FF 93 B SL 85 F FF 94 F FF 93 X FC 93 3-2 P2 ③			C FF 92 X CH 86 0-1 11 1B 1B	5	0	1	0	0	1	1
11 Casey Kotchman, L (1, 3) OBP: 0.396, SLG: 0.467 9 Elliot Johnson, S (10, PR) OBP: 0.252, SLG: 0.328		B SL 87 B CH 82 B SI 86 C SI 86 F SI 86 X SI 88 3-2 20 BB 1B		B KC 79 B SI 85 F CH 84 X CH 78 2-1 HR	C KC 80 C SI 86 B KC 79 B SI 89 X SI 89 2-2 F9 ②			S FF 92 B FF 93 F FF 93 B FF 93 F FF 93 X CU 79 2-2 F8 ①		B FF 94 1 SAFE F FF 93 1 SAFE S FF 92 B FF 92 X FF 94 2-2 1-2 1B	5 0	1 0	3 0	1 0	0 0	0 0	0 0
2 B.J. Upton, R (1, 8) OBP: 0.309, SLG: 0.399		B SI 87 B SI 87 F SI 88 C SI 86 X CH 77 2-2 F9 ②		S KC 79 B CH 83 C SI 88 B KC 81 B SI 88 S SI 85 3-3 K ①	X KC 80 0-0 G5-3 ③			B SL 85 S FF 92 C SL 86 S FF 92 1-3 K ②		S FF 94 X FC 85 0-1 F4 ②	5	0	0	0	0	2	3
20 Matt Joyce, L (1, 9) OBP: 0.342, SLG: 0.494	B SI 88 B SI 85 S SI 88 F CH 79 B SI 87 B SI 85 4-2 1-2 BB		C KC 79 B SI 87 C SI 87 B KC 78 F SI 87 X CH 81 2-2 1 1B 8 1B 1B		B CH 82 S CH 80 C SI 88 B SI 88 S CH 81 2-3 K2-3 ①			B SL 84 B FF 91 F FF 93 F FC 91 F FF 93 F FF 93 F CU 80 X FC 92 2-2 F7 ③		F FF 94 F FF 94 X FF 94 0-2 L6 ③	4	1	1	0	1	1	2
10 Kelly Shoppach, R (1, 2) OBP: 0.273, SLG: 0.303 38 Robinson Chirinos, R (6, PH) OBP: 0.362, SLG: 0.405 (7, 2)	F SI 86 S CH 78 B FF 90 S CH 78 1-3 K ③		F SI 84 F FF 89 X KC 81 0-3 K ②		S KC 80 B SI 89 B SI 90 C KC 81 F CH 78 F SI 89 B KC 79 X SI 90 3-2 G6-3 ②				F SI 95 B SL 82 C SI 95 S SL 83 1-3 K ①		2 2	0 0	0 0	0 0	0 0	2 1	3 0
1 Sean Rodríguez, R (1, 6) OBP: 0.304, SLG: 0.362			F CH 84 H CH 83 1-1 8 1B 8 S 22 FC3-6 HBP	P PO 78 F KC 79 1 SAFE F SI 88 X KC 78 1-2 8 1B 1-2 1B					B SL 81 B SI 94 F SI 95 B SI 94 T SI 96 F SI 96 F SI 94 X SI 96 3-2 F8 ②		3	1	1	0	0	0	0
Inning Stats	R: 0 E: 0 K: 0 S: 6 H: 0 LOB: 0 BB: 0 P: 12	R: 0 E: 0 K: 1 S: 12 H: 1 LOB: 2 BB: 1 P: 22	R: 1 E: 0 K: 1 S: 10 H: 1 LOB: 1 BB: 0 P: 14	R: 2 E: 0 K: 2 S: 22 H: 4 LOB: 3 BB: 1 P: 37	R: 0 E: 0 K: 0 S: 6 H: 0 LOB: 0 BB: 0 P: 11	R: 0 E: 0 K: 1 S: 10 H: 0 LOB: 0 BB: 0 P: 16	R: 1 E: 0 K: 0 S: 12 H: 1 LOB: 0 BB: 0 P: 17	R: 0 E: 0 K: 1 S: 13 H: 0 LOB: 0 BB: 0 P: 18	R: 0 E: 0 K: 1 S: 14 H: 1 LOB: 1 BB: 0 P: 22	R: 0 E: 0 K: 0 S: 13 H: 2 LOB: 2 BB: 0 P: 16	1B: 8 2B: 0 3B: 0 HR: 2	SF: 0 SAC: 0 DP: 0 HBP: 1	WP: 0 PB: 0 SB: 2 CS: 0	PA: 43					

PITCHER	IP	WLS	BF	H	R	ER	SO	BB	IBB	HBP	BLK	WP	HR	S	P	ERA	WHIP
53 Trevor Cahill, R (1, 1) ERA: 3.93	6.0		27	6	3	3	5	2	0	1	0	0	1	66	112	4.50	1.333
57 Brian Fuentes, L (7, 1) ERA: 4.08	0.2	H	2	0	0	0	0	0	0	0	0	0	0	5	6	0.00	0.000
50 Grant Balfour, R (7, 1) ERA: 2.2	1.1	B	5	1	1	1	1	0	0	0	0	0	1	20	29	6.75	0.750
60 Fautino De Los Santos, R (9, 1) ERA: 2.04	1.0	W	4	1	0	0	1	0	0	0	0	0	0	14	22	0.00	1.000
40 Andrew Bailey, R (10, 1) ERA: 1.93	1.0	S	5	2	0	0	0	0	0	0	0	0	0	13	16	0.00	2.000

PITCHER	IP	WLS	BF	H	R	ER	SO	BB	IBB	HBP	BLK	WP	HR	S	P	ERA	WHIP

BOTTOM

Oakland Athletics @ Tampa Bay Rays

Tropicana Field, St. Petersburg, FL

Sun Aug 07 2011, 1:41 PM - 5:19 PM EDT

Att. 21,425 - Dome - 72 F

livebaseballscorecards.com

AB	40
R	4
H	10
RBI	4
BB	2
SO	7
LOB	15

Oakland Athletics @ Toronto Blue Jays

Rogers Centre, Toronto, ON

Tue Aug 09 2011, 7:10 PM - 9:39 PM EDT

Att. 20,521 - Partly Cloudy - 75 F

livebaseballscorecards.com

TOP

Batter	1	2	3	4	5	6	7	8	9	AB	R	H	RBI	BB	SO	LOB
19 Jemile Weeks, S (1, 4) OBP: 0.321, SLG: 0.400	C FF 87 B FF 89 B FF 88 F FF 89 B CH 82 X FF 90 3-2 ① P6		C FF 89 X FF 89 0-1 1-3 1B		C SI 89 X CH 79 0-1 ③ G5-3		B SI 88 B FF 90 C FF 90 C CH 80 B SL 82 X FF 91 3-2 ③ G5-3		B SI 89 C CH 84 C SI 88 X SL 81 1-2 ③ F9	5	0	1	0	0	0	3
2 Cliff Pennington, S (1, 6) OBP: 0.311, SLG: 0.351	C FF 89 F SI 89 X SI 88 0-2 ② G6-3		B SI 89 F FF 91 F SL 83 F SL 83 S CH 81 1-3 ③ K2-3			B FF 88 C FF 88 X FF 87 1-1 16 HR 1B		B SI 93 B SI 92 C SI 93 B FF 92 X FF 93 3-1 ① F9		4	1	1	0	0	1	2
55 Hideki Matsui, L (1, 10) OBP: 0.335, SLG: 0.415	C FF 88 C CH 81 X SI 88 0-2 ③ F8			S CH 78 F SL 81 F FF 89 X CH 81 0-2 ① F8		B FF 87 C FF 89 S CH 82 F FF 88 F FF 89 B SL 82 S SL 78 2-3 ① K		C SI 93 B CH 84 F FF 93 X FF 92 1-2 ② G4-3		4	0	0	0	0	1	1
16 Josh Willingham, R (1, 7) OBP: 0.331, SLG: 0.468		B FF 86 S CH 79 S SI 87 B SL 83 B SL 81 S FF 88 3-3 ① K		C FF 88 H FF 89 1-1 HBP		S CH 78 1 SAFE X CH 79 0-1 1-H HR		B SI 92 B FF 92 X FF 93 2-0 ③ F8		3	1	1	2	0	1	0
28 Conor Jackson, R (1, 3) OBP: 0.327, SLG: 0.351		B CH 79 S FF 88 F FF 89 X FF 89 1-2 ② G1-3		B SI 88 B CH 77 B SI 88 C FF 89 X SI 89 3-1 ② F9		C FF 88 F FF 89 X SI 90 0-2 ② F9			C SI 91 F SI 92 B FF 92 B CH 82 X FF 93 2-2 ① G4-3	4	0	0	0	0	0	1
12 David DeJesus, L (1, 9) OBP: 0.313, SLG: 0.364		C SI 88 C FF 89 X FF 90 0-2 ③ F9		B CH 82 B SL 81 1 SAFE C FF 88 F SI 88 X CH 85 2-2 ③ F7		C FF 89 F CH 88 B SI 90 S CH 81 1-3 ③ K			H FF 94 1-0 8 1B 15 1B HBP	3	1	0	0	0	1	1
8 Kurt Suzuki, R (1, 2) OBP: 0.290, SLG: 0.374			C FF 88 X FF 88 0-1 ① G6-3		C CH 78 X SI 87 0-1 ① G4-3		C CH 84 C SI 86 B CH 77 F FF 87 X SL 80 1-2 HR		1 SAFE X CH 82 0-0 15 1B 1-2 1B	4	1	2	1	0	0	0
15 Ryan Sweeney, L (1, 8) OBP: 0.367, SLG: 0.371			C FF 88 X SL 82 0-1 ② G3		B CH 82 B SI 88 C FF 88 B CU 77 C SI 88 B CH 87 4-2 BB		B FF 87 B FF 88 C CH 82 X CH 79 2-1 ① L3		C CH 83 X CH 83 0-1 1-2 2-H 1B	3	0	1	1	1	0	0
29 Scott Sizemore, R (1, 5) OBP: 0.344, SLG: 0.350			C FF 88 B SL 81 B CH 81 C SI 88 B SL 83 F SI 90 B FF 90 4-2 19 1B BB		C SI 86 X FF 90 0-1 ② L6		C FF 88 C SI 88 S FF 90 0-3 ② K		X SI 89 0-0 ② F9	3	0	0	0	1	1	3
Inning Stats	R: 0 E: 0 K: 0 S: 9 H: 0 LOB: 0 BB: 0 P: 12	R: 0 E: 0 K: 1 S: 9 H: 0 LOB: 0 BB: 0 P: 13	R: 0 E: 0 K: 1 S: 13 H: 1 LOB: 2 BB: 1 P: 18	R: 0 E: 0 K: 0 S: 10 H: 0 LOB: 0 BB: 0 P: 16	R: 0 E: 0 K: 0 S: 8 H: 0 LOB: 1 BB: 1 P: 12	R: 2 E: 0 K: 2 S: 15 H: 2 LOB: 0 BB: 0 P: 19	R: 1 E: 0 K: 1 S: 12 H: 1 LOB: 0 BB: 0 P: 18	R: 0 E: 0 K: 0 S: 6 H: 0 LOB: 0 BB: 0 P: 12	R: 1 E: 0 K: 0 S: 10 H: 2 LOB: 2 BB: 0 P: 14	1B: 4 2B: 0 3B: 0 HR: 2	SF: 0 SAC: 0 DP: 0 HBP: 2						

	AB	33
	R	4
	H	6
	RBI	4
	BB	2
	SO	5
	LOB	11

PITCHER		IP	WLS	BF	H	R	ER	SO	BB	IBB	HBP	BLK	WP	HR	S	P	ERA	WHIP
27 Brett Cecil, L ERA: 4.31	(1, 1)	7.0	L	28	4	3	3	5	2	0	1	0	0	2	76	108	3.86	0.857
47 Luis Perez, L ERA: 3.58	(8, 1)	1.1		5	0	1	1	0	0	0	1	0	0	0	9	18	6.75	0.000
57 Shawn Camp, R ERA: 5.03	(9, 1)	0.2		4	2	0	0	0	0	0	0	0	0	0	7	8	0.00	3.000

PITCHER		IP	WLS	BF	H	R	ER	SO	BB	IBB	HBP	BLK	WP	HR	S	P	ERA	WHIP

WP: 0 PB: 0 SB: 0 CS: 0 PA: 37

Batter	1	2	3	4	5	6	7	8	9	AB	R	H	RBI	BB	SO	LOB
5 Yunel Escobar, R (1, 6) OBP: 0.382, SLG: 0.440	X CH 86 0-0 1B		B FF 89 C SL 83 F FF 91 X SL 84 1-2 14 FC3-6 1B		F FF 92 X FF 93 0-1 ③ L4			B FF 94 C SI 94 B SI 94 X FF 93 2-1 ① G5-3		4	0	2	0	0	0	0
14 Eric Thames, L (1, 7) OBP: 0.305, SLG: 0.446	X CH 84 0-0 ① F8		B FF 91 1 SAFE F FF 91 X SL 83 1-1 ① FC3-6 19 G1-4-3 1-2f			F FF 88 B FF 89 F FF 91 F SL 83 F FF 95 S FF 94 1-3 ① K		C FF 93 F FF 92 F FF 94 B FF 94 X FF 93 1-2 19 G6-3 2B		4	0	1	0	0	1	2
19 José Bautista, R (1, 9) OBP: 0.446, SLG: 0.639	F SL 81 S FF 92 B FF 93 F SL 84 X FF 94 1-2 ② P5		C FF 93 X SL 84 0-1 ② ③ G1-4-3 1-2f			B SL 85 S SL 86 B SL 85 B FF 95 C FF 94 S SL 87 3-3 ② K		X SL 87 0-0 ② G6-3 2-3		4	0	0	0	0	1	3
26 Adam Lind, L (1, 3) OBP: 0.318, SLG: 0.459	C SL 84 D FF 90 B SL 82 B FF 93 F SL 85 S FF 94 3-3 ③ K			B FF 90 B FF 90 S FF 92 X SL 84 2-1 ① F7		B SL 85 S SL 86 F SL 94 F FF 95 F FF 96 S SL 86 1-3 ③ K		C FF 93 B FF 93 F SI 93 B FF 93 X FF 93 2-2 ③ L7		4	0	0	0	0	2	2
10 Edwin Encarnación, R (1, 10) OBP: 0.333, SLG: 0.459 20 Mark Teahen, L (9, PR) OBP: 0.273, SLG: 0.300		B SI 89 B CH 84 C FF 90 X SL 84 2-1 HR		C FF 91 C SL 85 F FF 95 X SL 86 0-2 1B			B FF 89 B FF 92 B FF 92 B FF 92 4-0 28 1B BB		B FF 94 B FF 94 B FF 92 B FF 92 4-0 9 DI BB	2 0	1 0	2 0	1 0	2 0	0 0	0 0
28 Colby Rasmus, L (1, 8) OBP: 0.325, SLG: 0.418		X FF 94 0-0 ① P6		C FF 91 S SL 83 B FF 94 F FF 93 F SL 83 X FF 93 1-2 ② F7			X CH 82 0-0 1-3 1B		B FF 92 F FF 93 F FF 93 F FC 87 B FF 94 F FC 87 B FF 94 X FF 93 3-2 ① F8	4	0	1	0	0	0	2
2 Aaron Hill, R (1, 4) OBP: 0.277, SLG: 0.313		B FF 92 C SL 83 X FF 92 1-1 ② P3		B FF 91 1 SAFE F FF 92 X SL 83 1-1 ③ F7			B FF 92 X FF 92 1-0 ① P4		C FF 94 F FF 94 X FC 86 0-2 ② F9	4	0	0	0	0	0	4
9 J.P. Arencibia, R (1, 2) OBP: 0.280, SLG: 0.447		C SL 83 B FF 92 B FF 92 B SL 84 C FF 94 F FF 96 B FF 94 4-2 BB			C FF 89 B FF 92 F SL 83 F FF 94 B FF 93 F CH 84 B SL 84 S SL 84 3-3 ① K		F FF 92 S FF 93 B FF 94 S SL 85 1-3 ② K		B FF 93 F FF 93 X FF 92 1-1 ③ F9 1-2	3	0	0	0	1	2	3
13 Brett Lawrie, R (1, 5) OBP: 0.357, SLG: 0.571		C FF 93 S SL 84 S SL 85 0-3 ③ K			C SL 84 S FF 93 B SL 87 B SL 86 X FF 95 2-2 ② F8		C SL 86 B SL 84 B SL 86 C FF 94 B SL 84 S SL 86 3-3 ③ K			3	0	0	0	0	2	3
Inning Stats	R: 0 E: 0 K: 1 S: 9 H: 1 LOB: 1 BB: 0 P: 13	R: 1 E: 0 K: 1 S: 11 H: 1 LOB: 1 BB: 1 P: 18	R: 0 E: 0 K: 0 S: 7 H: 1 LOB: 0 BB: 0 P: 9	R: 0 E: 0 K: 0 S: 13 H: 1 LOB: 1 BB: 0 P: 17	R: 0 E: 0 K: 1 S: 10 H: 0 LOB: 0 BB: 0 P: 15	R: 0 E: 0 K: 3 S: 13 H: 0 LOB: 0 BB: 0 P: 18	R: 0 E: 0 K: 2 S: 8 H: 1 LOB: 2 BB: 1 P: 17	R: 0 E: 0 K: 0 S: 10 H: 1 LOB: 1 BB: 0 P: 15	R: 0 E: 0 K: 0 S: 10 H: 0 LOB: 2 BB: 1 P: 18	1B: 4 2B: 1 3B: 0 HR: 1 SF: 0 SAC: 0 DP: 1 HBP: 0						

PITCHER		IP	WLS	BF	H	R	ER	SO	BB	IBB	HBP	BLK	WP	HR	S	P	ERA	WHIP
18 Rich Harden, R ERA: 4.07	(1, 1)	7.0	W	27	5	1	1	8	2	0	0	0	0	1	71	107	1.29	1.000
50 Grant Balfour, R ERA: 2.15	(8, 1)	1.0	H	4	1	0	0	0	0	0	0	0	0	0	10	15	0.00	1.000
40 Andrew Bailey, R ERA: 1.85	(9, 1)	1.0	S	4	0	0	0	0	1	0	0	0	0	0	10	18	0.00	1.000

PITCHER	IP	WLS	BF	H	R	ER	SO	BB	IBB	HBP	BLK	WP	HR	S	P	ERA	WHIP

BOTTOM

Oakland Athletics @ Toronto Blue Jays

Rogers Centre, Toronto, ON

Tue Aug 09 2011, 7:10 PM - 9:39 PM EDT

Att. 20,521 - Partly Cloudy - 75 F

livebaseballscorecards.com

AB	32
R	1
H	6
RBI	1
BB	3
SO	8
LOB	19

Batter	1	2	3	4	5	6	7	8	9	AB	R	H	RBI	BB	SO	LOB
19 Jemile Weeks, S (1, 4) OBP: 0.318, SLG: 0.396	C SI 96 F SI 96 B SI 89 X FF 97 1-2 G6-3		F FF 94 S CH 86 B CH 86 F SI 95 F CH 87 C CH 86 1-3 ① K	C SI 93 T FF 92 B CH 85 X CH 86 1-2 ③ F8		C FC 89 B FC 90 X CU 76 1-1 1-2 2-3 1B		C FC 88 X CH 81 0-1 ② ③ G4-6-3 1-2f		5	0	1	0	0	1	2
2 Cliff Pennington, S (1, 6) OBP: 0.308, SLG: 0.346	B SI 96 F SI 95 X SI 96 1-1 E4 16 1B		S SI 94 C SI 94 B CH 87 B CH 87 T SI 95 2-2 ② K		B SI 93 X SI 93 1-0 ① L9	C FF 91 F FC 90 B FC 90 S FC 90 1-3 ③ K			C FC 88 F FC 88 X SI 89 0-2 ① F8	5	0	0	0	0	2	3
55 Hideki Matsui, L (1, 10) OBP: 0.336, SLG: 0.412	B SI 95 X SI 95 1-0 ② L8		B CH 86 X SI 94 1-0 ③ F8		C FF 95 B SI 94 B CH 84 B SI 92 H SI 94 4-1 HBP		B FF 87 C SI 88 B SI 88 B SL 76 B FF 89 4-1 12 1B BB		B SI 89 B SI 88 B FC 88 C FC 88 F FC 86 C FF 86 3-3 ② K	3	0	0	0	1	1	1
16 Josh Willingham, R (1, 7) OBP: 0.332, SLG: 0.476	B FF 95 S SI 95 1 SAFE B SI 94 X SI 96 2-1 1-2 1B			B SI 95 F SI 93 B FF 95 F SI 93 F CH 86 C SL 79 2-3 ① K	X SI 94 0-0 ② F8		C SI 88 C SI 88 D CH 78 B SL 77 F SI 88 B SL 76 X FF 88 3-2 ① P5		C FC 90 B SI 89 B SI 89 X FC 87 2-1 HR	5	1	2	1	0	1	2
12 David DeJesus, L (1, 9) OBP: 0.314, SLG: 0.374	B SI 95 X SI 94 1-0 ③ G4-3			B SI 92 B SI 95 B FF 93 C FF 95 X SI 94 3-1 HR	C FF 93 X CH 86 0-1 ③ G1-3		X FF 87 0-0 1-2 1B		C FF 89 C CH 81 X CU 79 0-2 ③ G3	5	1	2	1	0	0	3
28 Conor Jackson, R (1, 3) OBP: 0.329, SLG: 0.353		B FF 94 B SI 94 B SI 92 C FF 94 X SI 94 3-1 8 G6-4-3 15 BB 1B		B CH 86 C SI 95 X FF 94 1-1 15 2B 1B		B CH 86 C SI 92 X SL 82 1-1 ① G5-3	S FC 88 F SL 83 S FC 90 0-3 ② K			4	1	2	0	0	1	2
15 Ryan Sweeney, L (1, 8) OBP: 0.369, SLG: 0.375		B SI 94 B CH 86 B SI 93 C SI 94 B SI 94 4-1 8 G6-4-3 1-2 BB	C SI 93 B SI 93 B CH 86 X SI 93 2-1 8 PB 29 1B 1-H 2B			B FF 93 C SI 92 C SI 94 X FF 93 1-2 ② G4-3	B FC 90 C FC 89 X SL 83 1-1 ③ G1-3			3	1	1	1	1	0	2
8 Kurt Suzuki, R (1, 2) OBP: 0.292, SLG: 0.375		C SI 94 B SI 95 C SI 94 X SI 95 1-2 ① ② G6-4-3 1-2f 2-3	C SI 94 B CH 86 S CH 86 B FF 94 D SL 84 S CH 84 3-3 ② K 2-3			B SI 93 F SI 93 F FF 93 X FF 92 1-2 19 1B 29 1B 1B		F FC 88 X SI 88 0-1 19 G4-6-3 1B		4	0	2	0	0	1	3
29 Scott Sizemore, R (1, 5) OBP: 0.346, SLG: 0.352		X SI 95 0-0 ③ P4	X SI 95 0-0 3-H 1B			F CH 85 F CH 84 F SL 82 F SL 84 B SI 95 F CH 85 F SL 83 B SI 94 F SI 94 2-2 F SL 85 X SI 93 19 1B 1-2 1B		B CH 83 X SL 81 1-0 ① L7		4	0	2	1	0	0	2
Inning Stats	R: 0 E: 1 K: 0 S: 9 H: 1 LOB: 2 BB: 0 P: 15	R: 0 E: 0 K: 0 S: 7 H: 1 LOB: 1 BB: 1 P: 15	R: 0 E: 0 K: 2 S: 9 H: 0 LOB: 0 BB: 0 P: 13	R: 3 E: 0 K: 2 S: 17 H: 4 LOB: 1 BB: 0 P: 29	R: 0 E: 0 K: 0 S: 5 H: 0 LOB: 1 BB: 0 P: 10	R: 0 E: 0 K: 1 S: 22 H: 3 LOB: 3 BB: 0 P: 29	R: 0 E: 0 K: 1 S: 11 H: 1 LOB: 2 BB: 1 P: 19	R: 0 E: 0 K: 0 S: 5 H: 1 LOB: 0 BB: 0 P: 6	R: 1 E: 0 K: 1 S: 11 H: 1 LOB: 0 BB: 0 P: 16	1B: 9 2B: 1 3B: 0 HR: 2 SF: 0 SAC: 0 DP: 2 HBP: 1						

TOP

Oakland Athletics @ Toronto Blue Jays

Rogers Centre, Toronto, ON

Wed Aug 10 2011, 7:09 PM - 10:09 PM EDT

Att. 19,541 - Partly Cloudy - 73 F

livebaseballscorecards.com

AB	38
R	4
H	12
RBI	4
BB	2
SO	7
LOB	20

PITCHER		IP	WLS	BF	H	R	ER	SO	BB	IBB	HBP	BLK	WP	HR	S	P	ERA	WHIP	PITCHER	IP	WLS	BF	H	R	ER	SO	BB	IBB	HBP	BLK	WP	HR	S	P	ERA	WHIP
37 Henderson Alvarez III, R ERA: 4.76	(1, 1)	5.2		27	8	3	3	4	1	0	1	0	0	1	64	104	4.76	1.588																	
44 Casey Janssen, R ERA: 2.57	(6, 1)	0.1	W	2	1	0	0	1	0	0	0	0	0	0	5	7	0.00	3.000																	
43 Trever Miller, L ERA: 4.24	(7, 1)	0.1	H	3	1	0	0	0	1	0	0	0	0	0	6	13	0.00	6.000																	
51 Jesse Litsch, R ERA: 4.33	(7, 1)	2.2	S	9	2	1	1	2	0	0	0	0	0	1	21	28	3.38	0.750																	

WP: 0	PA: 41		
PB: 1			
SB: 0			
CS: 0			

Batter	1	2	3	4	5	6	7	8	9	AB	R	H	RBI	BB	SO	LOB
11 Rajai Davis, R (1, 7) OBP: 0.274, SLG: 0.349	B SI 93 C FF 94 B CU 81 X FF 94 2-1 F9 ①	B CH 84 F CH 85 B CU 81 B FF 93 D FF 93 4-1 BB			B CH 84 S FF 92 B CU 80 X SI 92 2-1 G6-3 ①	B CH 77 X FF 90 1-0 F9 ②		B FF 92 B SL 82 D FF 91 C FF 90 X FF 91 3-1 19 BB 5 HBP 1B 2-H		4	0	1	1	1	0	0
5 Yunel Escobar, R (1, 6) OBP: 0.382, SLG: 0.438	X FF 95 0-0 26 1B 19 BB 1B	1 SAFE S CH 82 B CU 79 1 SAFE F FF 91 P PO 84 F CU 80 D CU 79 X CU 79 3-2 G5-3 ③			B CU 82 B CU 80 C FF 93 C CU 80 X FF 92 2-2 F8 ②	B SL 78 S CH 79 B FF 91 B SL 79 X FF 90 3-1 G1-3 ③		H FF 92 1-0 19 BB HBP 1-2		4	1	1	0	0	0	1
19 José Bautista, R (1, 9) OBP: 0.447, SLG: 0.637	S SI 94 T SI 95 F FF 93 D CU 83 B CU 82 B SI 94 1 SAFE F SI 94 F FF 95 4-2 B FF 84 10 BB 26 1B 1-2 BB		B CU 79 C CU 77 X FF 92 1-1 F9 ①		B CU 81 C CU 80 B FF 94 B SI 94 X FF 92 3-1 P5 ③		T FF 94 B FF 94 B FF 88 S SL 88 X SL 88 2-2 10 2B 1B	B FF 91 D SL 82 B CH 84 B FF 92 4-0 1-2 2-3 BB		3	1	1	0	2	0	0
26 Adam Lind, L (1, 3) OBP: 0.319, SLG: 0.461	B FF 95 C FF 94 B CU 81 B FF 93 T FF 94 X FF 94 3-2 10 BB 1-2 2-H 1B		C CU 77 S CU 80 B FF 92 S CU 81 1-3 K ②		C FF 91 F CU 80 X CU 81 0-2 28 E 2 1B 2B	S SI 93 B SL 85 T FF 93 1 SAFE B SI 93 X FF 87 2-2 F7 ①	C FF 91 S SL 81 D SL 84 S SL 81 1-3 K ②			5	1	2	1	0	2	4
10 Edwin Encarnación, R (1, 10) OBP: 0.337, SLG: 0.461	B SI 94 B SI 94 C FF 95 B FF 95 B FF 94 4-1 1-2 2-3 BB		B SI 92 C FF 93 B CU 80 X FF 92 2-1 F8 ③		B SI 92 B FF 92 S FF 92 B FF 92 B FF 93 4-1 2 1B 28 E 13 HR BB	S SL 88 1 SAFE B SL 86 X SI 93 1-1 1-H 2B	B SL 84 X FF 91 1-0 F9 ③			3	1	1	1	2	0	3
28 Colby Rasmus, L (1, 8) OBP: 0.326, SLG: 0.417	B CU 81 B FF 94 C FF 94 C CU 80 F CU 82 B FF 94 X FF 94 3-2 F9 ②			B CU 78 X FF 92 1-0 1B	L CU 80 M FF 91 2 SAFE D CU 81 B FF 92 D CU 79 B CU 79 4-2 2 1B 13 HR 1-2 2-3 BB	C FF 92 X FF 89 0-1 P5 ②				3	1	1	0	1	0	4
2 Aaron Hill, R (1, 4) OBP: 0.277, SLG: 0.312	C CU 79 B CU 80 F SI 93 S CU 81 1-3 K ③			B SI 91 B CH 83 1 SAFE X FF 90 2-0 P4 ①	S FF 88 B FF 90 X SL 82 1-1 13 HR 1-2 2-3 3-H 1B	B SL 87 C SL 87 F FF 93 B SL 90 B FF 93 C SL 88 3-3 K ③				4	1	1	1	0	2	5
9 J.P. Arencibia, R (1, 2) OBP: 0.277, SLG: 0.442		B SI 92 B CH 84 F FF 91 B SI 92 F FF 92 C CU 79 3-3 K ①		X FF 90 0-0 P4 ②	B FF 89 S FF 88 B FF 90 S FF 89 B FF 90 S FF 89 3-3 K ①			B SI 91 X FF 93 1-0 P3 ①		4	0	0	0	0	2	4
13 Brett Lawrie, R (1, 5) OBP: 0.389, SLG: 0.778		B SI 93 C CH 86 B FF 92 B FF 93 F FF 93 C FF 94 3-3 K ②		B CH 83 B FF 91 X SI 92 2-0 F9 ③	B FF 90 B FF 91 X FF 90 2-0 1-H 2-H 3-H HR			B FF 92 B FF 93 C FF 92 B FF 92 S FF 93 X FF 92 3-2 11 1B 2B		4	2	2	4	0	1	1
Inning Stats	R: 1 E: 0 K: 1 S: 19 H: 2 LOB: 3 BB: 2 P: 36	R: 0 E: 0 K: 2 S: 12 H: 0 LOB: 1 BB: 1 P: 24	R: 0 E: 0 K: 1 S: 7 H: 0 LOB: 0 BB: 0 P: 11	R: 0 E: 0 K: 0 S: 4 H: 1 LOB: 1 BB: 0 P: 9	R: 0 E: 0 K: 0 S: 7 H: 0 LOB: 0 BB: 0 P: 14	R: 5 E: 1 K: 1 S: 15 H: 3 LOB: 0 BB: 2 P: 33	R: 1 E: 0 K: 1 S: 13 H: 2 LOB: 1 BB: 0 P: 21	R: 1 E: 0 K: 1 S: 10 H: 2 LOB: 3 BB: 1 P: 24		1B: 6 2B: 3 3B: 0 HR: 1 SF: 0 SAC: 0 DP: 0 HBP: 1		WP: 0 PB: 0 SB: 0 CS: 0 PA: 41		

PITCHER		IP	WLS	BF	H	R	ER	SO	BB	IBB	HBP	BLK	WP	HR	S	P	ERA	WHIP
47 Gio González, L ERA: 3.25	(1, 1)	5.0	L	24	4	4	4	4	5	0	0	0	0	0	55	108	7.20	1.800
56 Craig Breslow, L ERA: 4.08	(6, 1)	1.0	B	5	2	2	2	1	0	0	0	0	0	1	9	19	18.00	2.000
64 Trystan Magnuson, R ERA: 7.2	(7, 1)	1.0		5	2	1	1	1	0	0	0	0	0	0	13	21	9.00	2.000
59 Jordan Norberto, L ERA: 6.0	(8, 1)	1.0		7	2	1	1	1	1	0	1	0	0	0	10	24	9.00	3.000

PITCHER	IP	WLS	BF	H	R	ER	SO	BB	IBB	HBP	BLK	WP	HR	S	P	ERA	WHIP

BOTTOM

Oakland Athletics @ Toronto Blue Jays

Rogers Centre, Toronto, ON

Wed Aug 10 2011, 7:09 PM - 10:09 PM EDT

Att. 19,541 - Partly Cloudy - 73 F

livebaseballscorecards.com

AB	34
R	8
H	10
RBI	8
BB	6
SO	7
LOB	22

Oakland Athletics @ Toronto Blue Jays

Rogers Centre, Toronto, ON

Thu Aug 11 2011, 12:38 PM - 3:59 PM EDT

Att. 27,918 - Partly Cloudy - 73 F

TOP

livebaseballscorecards.com

Batter	1	2	3	4	5	6	7	8	9	AB	R	H	RBI	BB	SO	LOB
29 Scott Sizemore, R (1, 5) OBP: 0.346, SLG: 0.361	S FF 84 X FF 86 0-1 ① F9		F CH 75 X CU 71 0-1 2 2B 1-3 2B	X SI 89 0-0 ② G5-3		B SI 93 F SI 94 C SI 92 F SI 94 F SL 82 X CH 84 1-2 E5 2 BB 55 1B	C FF 86 C SI 85 B CH 77 X FF 86 1-2 ① F9		S FF 90 B FS 84 X FS 83 1-1 55 1B 2B	6	2	2	0	0	0	0
2 Cliff Pennington, S (1, 6) OBP: 0.313, SLG: 0.349	C CH 74 B FF 87 F FF 86 B CU 73 B FF 88 B FF 86 4-2 BB		B FF 84 B FF 85 X FF 85 2-0 55 1B 2-H 2B 3-H 2B	C SI 88 B SI 87 B SL 79 S SI 85 F CH 83 B SI 88 F CH 82 B SL 78 4-2 BB		B SI 91 B FF 92 B SI 91 C SI 93 B FF 92 4-1 55 1B 28 SF7 1-2 BB	B FF 86 C FF 85 B CH 82 C SI 86 F SI 85 F CH 80 B FF 87 X SI 85 3-2 ② F9		D FS 82 B FF 90 B FF 90 C FF 92 C FF 91 F SI 92 F SI 93 S FS 84 3-3 ② K	3	2	1	2	3	1	1
55 Hideki Matsui, L (1, 10) OBP: 0.341, SLG: 0.416	F FF 85 C FF 87 F FC 82 F CH 76 B FF 87 1 SAFE X CH 75 1-2 ② L4		C FF 85 F FF 85 B FC 82 X FF 85 1-2 16 HBP 28 3B 2-H 1B	B SI 86 B SI 86 X SI 86 2-0 ③ G1-3		X SI 93 0-0 8 BB 15 E 1-3 2-H 1B	S SL 74 F SL 76 B SI 88 B SI 86 B SL 75 F SL 76 F SI 86 X CH 79 3-2 1B		C FS 84 B FS 84 X FS 85 1-1 16 BB 2-3 1B	6	2	4	2	0	0	2
16 Josh Willingham, R (1, 7) OBP: 0.334, SLG: 0.471	C FF 85 C FF 85 F CH 77 1 SAFE D CU 72 F FF 86 S CH 77 1-3 ③ K		H FF 87 1-0 28 3B 1-2 HBP		C SI 87 F SI 88 B SL 80 S CH 84 1-3 ① K	B FF 91 B SI 92 S SI 94 S SI 93 B CH 83 B SI 94 4-2 8 BB 15 E BB	B SI 87 B FF 86 B FF 86 C SI 85 X SI 86 3-1 ③ P4		B CU 76 B SI 93 C FS 84 C FF 91 B FF 93 B FF 93 4-2 1-2 BB	3	2	0	0	2	2	2
28 Conor Jackson, R (1, 3) OBP: 0.326, SLG: 0.357		B FF 84 C FF 85 B FC 81 T FF 84 F CH 76 S FF 84 2-3 ① K	C FF 85 F FF 86 B FF 86 X FF 85 1-2 12 WP 1-H 2-H 3B	X SI 87 0-0 ② G5-3	F CH 82 X SI 93 0-1 ① SF7 3-H			C FF 91 B FF 91 S SL 86 F CU 74 S FF 91 1-3 ① K	X FF 91 0-0 ③ F9	5	1	1	3	0	2	3
12 David DeJesus, L (1, 9) OBP: 0.318, SLG: 0.376		C FF 85 B FC 81 X CH 76 1-1 2B	C FF 85 D CU 70 B FF 86 B FC 81 F FF 84 F FF 84 C FF 85 3-3 ① K 3-H	F SI 88 B SI 87 T CH 82 H SL 80 2-2 8 2B HBP	C SI 92 B SI 92 S CH 82 C CH 81 1-3 ② K			F FF 91 F FF 91 B CU 72 B CU 74 F CH 86 B FF 91 B FF 90 4-2 BB		3	0	1	0	1	2	2
8 Kurt Suzuki, R (1, 2) OBP: 0.294, SLG: 0.377		B FF 86 F CH 75 B FF 85 F FF 85 C CU 70 2-3 ② K	C FF 85 B FF 85 S FF 84 B CH 76 F CH 76 X FF 84 2-2 ② P2	B CH 83 B SI 87 S SI 87 X CH 82 2-1 1-3 2B	B SI 93 B CH 83 B FF 93 B SI 91 4-0 15 E 1-2 2-3 BB			C FF 89 F SL 85 B SL 83 X FF 91 1-2 ② F9		4	0	1	0	1	1	2
15 Ryan Sweeney, L (1, 8) OBP: 0.370, SLG: 0.373		C FF 86 B FF 86 B FC 80 B FC 81 F FF 85 C FF 86 3-3 ③ K	B FF 84 C FF 85 F FF 84 B CU 71 B FF 85 F FF 84 F FF 85 F FF 85 F FF 86 3-2 ③ F8 X FF 85	B CH 83 B SI 88 B CH 82 I IN 73 4-0 7 FC5-4 IBB	C SL 82 X SL 82 0-1 E1 1-3 2-H 3-H 1B			C FF 91 B FF 91 X FF 88 2-1 ③ F8		4	0	1	1	1	1	2
7 Adam Rosales, R (1, 4) OBP: 0.170, SLG: 0.213			C FF 85 T FF 85 B FF 85 F CH 76 B FF 86 B CH 75 B FF 85 4-2 29 2B 2 2B BB	C SI 88 F SL 79 B SL 80 F SL 79 X SI 88 1-2 ① G1-4-3	F SI 88 X CH 83 0-1 ③ FC5-4 1-2f	C SI 93 F SI 93 F SL 83 F SL 82 X SI 93 0-2 ③ G6-3			B FS 87 B FS 88 F FS 88 X FF 90 2-1 ① F8	4	1	0	0	1	0	5
Inning Stats	R: 0 E: 0 K: 1 S: 14 H: 0 LOB: 1 BB: 1 P: 20	R: 0 E: 0 K: 3 S: 12 H: 1 LOB: 1 BB: 0 P: 20	R: 6 E: 0 K: 1 S: 27 H: 4 LOB: 1 BB: 1 P: 44	R: 0 E: 0 K: 0 S: 10 H: 0 LOB: 1 BB: 1 P: 17	R: 0 E: 0 K: 1 S: 10 H: 1 LOB: 3 BB: 1 P: 19	R: 4 E: 2 K: 1 S: 21 H: 2 LOB: 2 BB: 3 P: 35	R: 0 E: 0 K: 0 S: 15 H: 1 LOB: 1 BB: 0 P: 25	R: 0 E: 0 K: 1 S: 12 H: 0 LOB: 1 BB: 1 P: 20	R: 0 E: 0 K: 1 S: 14 H: 2 LOB: 3 BB: 1 P: 25	1B: 5 2B: 5 3B: 1 HR: 0 SF: 1 SAC: 0 DP: 0 HBP: 2						

	AB	R	H	RBI	BB	SO	LOB
Oakland Athletics	38	10	11	8	9	9	19

WP: 1 PB: 0 SB: 0 CS: 0 PA: 50

PITCHER		IP	WLS	BF	H	R	ER	SO	BB	IBB	HBP	BLK	WP	HR	S	P	ERA	WHIP
59 Brad Mills, L ERA: 6.46	(1, 1)	3.0	L	17	5	6	6	5	2	0	1	0	1	0	53	84	18.00	2.333
57 Shawn Camp, R ERA: 4.83	(4, 1)	2.0		10	1	0	0	1	1	1	1	0	0	0	20	36	0.00	1.000
47 Luis Perez, L ERA: 3.72	(6, 1)	1.0		9	2	4	1	1	3	0	0	0	0	0	21	35	9.00	5.000
43 Trever Miller, L ERA: 4.0	(7, 1)	1.0		4	1	0	0	0	0	0	0	0	0	0	15	25	0.00	1.000
60 Jon Rauch, R ERA: 4.44	(8, 1)	1.0		4	0	0	0	1	1	0	0	0	0	0	12	20	0.00	1.000

PITCHER		IP	WLS	BF	H	R	ER	SO	BB	IBB	HBP	BLK	WP	HR	S	P	ERA	WHIP
50 Frank Francisco, R ERA: 4.29	(9, 1)	1.0		6	2	0	0	1	1	0	0	0	0	0	14	25	0.00	3.000

BOTTOM

Batter	1	2	3	4	5	6	7	8	9	AB	R	H	RBI	BB	SO	LOB
5 Yunel Escobar, R (1, 6) OBP: 0.381, SLG: 0.434 6 John McDonald, R (8, 6) OBP: 0.274, SLG: 0.327	B SI 90 B SL 84 X SI 88 2-0 ① G6-3			B CU 78 B SI 91 F SI 91 B SI 92 B SI 90 4-1 26 FC6 19 BB 26 E BB	B CU 80 X SI 91 1-0 ③ F9		B SI 95 F SI 95 X SL 82 1-1 ② F9			3 0	1 0	0 0	0 0	1 0	0 0	1 0
14 Eric Thames, L (1, 7) OBP: 0.304, SLG: 0.442	F SI 90 T FS 80 F SI 91 F FS 80 F SI 90 B FS 80 X CU 80 1-2 ② G3			B SI 90 S SI 90 C CU 79 S SI 91 1-3 ① K		T SI 86 S SI 88 B SI 90 B FS 79 X FS 79 2-2 26 2B 1B	F SI 95 C SL 83 B SL 83 B SL 81 X SI 95 2-2 ③ F7			4	0	1	0	0	1	2
19 José Bautista, R (1, 9) OBP: 0.446, SLG: 0.632 11 Rajai Davis, R (9, 9) OBP: 0.274, SLG: 0.349	C CU 78 B SI 91 S SI 92 B CU 80 S CU 81 2-3 ③ K			B SI 91 B CU 79 B FS 85 B SI 91 4-0 26 E 10 1B 1-2 BB		X SI 88 0-0 ① F8		C CH 72 B CH 73 F SI 90 B CH 72 S CH 73 2-3 ① K		3 0	1 0	0 0	0 0	1 0	2 0	1 0
26 Adam Lind, L (1, 10) OBP: 0.318, SLG: 0.461		C SI 90 X FS 80 0-1 ① F8		C SI 91 X CU 79 0-1 FC6 10 1B 1-3 2-H		C CU 77 B SI 89 F CU 77 F CU 78 B SI 91 X CU 78 2-2 1-3 2B		B SI 90 X SI 90 1-0 ② G1-3		4	0	1	0	0	0	1
10 Edwin Encarnación, R (1, 3) OBP: 0.337, SLG: 0.459 20 Mark Teahen, L (8, 3) OBP: 0.271, SLG: 0.298		C SI 90 S FF 91 B FF 91 B SI 91 F CU 81 X SI 91 2-2 ② F9		B SI 91 C SI 90 X CU 79 1-1 1-2 3-H 1B		B SI 90 F SI 90 F CU 78 B SI 90 B SI 90 F SI 90 F SI 91 X SI 92 3-2 ② F9		B SL 76 B SL 74 F SI 89 S SI 90 S SI 90 2-3 ③ K		3 1	0 0	1 0	1 0	0 0	0 1	2 0
28 Colby Rasmus, L (1, 8) OBP: 0.323, SLG: 0.413		C CU 81 X SI 92 0-1 ③ F8		S SI 90 X CU 79 0-1 ② F9		B SI 91 F SI 90 F CU 79 B FF 92 B FF 91 F SI 91 S SI 91 3-3 ③ K			X FF 90 0-0 ① F8	4	0	0	0	0	1	4
2 Aaron Hill, R (1, 4) OBP: 0.277, SLG: 0.314			C SI 90 X FS 83 0-1 ① F9	C CU 80 F SI 91 C SI 92 0-3 ③ K			F SI 96 B SI 96 F SI 95 S SL 83 1-3 ① K		C FF 89 S FF 90 X FF 91 0-2 9 F8 2B	4	0	1	0	0	2	2
9 J.P. Arencibia, R (1, 2) OBP: 0.276, SLG: 0.449			C SI 91 B SI 91 X FS 85 1-1 ② G5-3		C SL 84 B CU 78 C CU 77 B SI 90 B SI 90 S SI 91 3-3 ① K		B SI 96 X SI 95 1-0 HR		X 0-0 ② F8 2-3	4	1	1	1	0	1	1
13 Brett Lawrie, R (1, 5) OBP: 0.364, SLG: 0.667			C SI 91 S CU 80 B CU 81 B SI 92 S CU 80 2-3 ③ K		B FS 86 C SL 85 C CU 78 X FF 92 1-2 ② F7		B SL 81 B SL 81 B SI 95 C SI 95 F SI 96 B SI 96 4-2 BB		B FF 91 C FF 92 S CH 78 X FF 92 1-2 ③ P3	3	0	0	0	1	1	1
Inning Stats	R: 0 H: 0 E: 0 LOB: 0 K: 1 BB: 0 S: 10 P: 15	R: 0 H: 0 E: 0 LOB: 0 K: 0 BB: 0 S: 8 P: 10	R: 0 H: 0 E: 0 LOB: 0 K: 1 BB: 0 S: 7 P: 10	R: 2 H: 1 E: 1 LOB: 2 K: 2 BB: 2 S: 13 P: 23	R: 0 H: 0 E: 0 LOB: 0 K: 1 BB: 0 S: 7 P: 12	R: 0 H: 2 E: 0 LOB: 2 K: 1 BB: 0 S: 17 P: 27	R: 1 H: 1 E: 0 LOB: 1 K: 1 BB: 1 S: 11 P: 20	R: 0 H: 0 E: 0 LOB: 0 K: 2 BB: 0 S: 7 P: 12	R: 0 H: 1 E: 0 LOB: 1 K: 0 BB: 0 S: 8 P: 9	1B: 2 2B: 2 3B: 0 HR: 1	SF: 0 SAC: 0 DP: 0 HBP: 0						

PITCHER		IP	WLS	BF	H	R	ER	SO	BB	IBB	HBP	BLK	WP	HR	S	P	ERA	WHIP
52 Guillermo Moscoso, R ERA: 3.52	(1, 1)	6.0	W	24	3	2	1	6	2	0	0	0	0	0	62	97	1.50	0.833
60 Fautino De Los Santos, R ERA: 2.41	(7, 1)	1.0		5	1	1	1	1	1	0	0	0	0	1	11	20	9.00	2.000
57 Brian Fuentes, L ERA: 3.99	(8, 1)	1.0		3	0	0	0	2	0	0	0	0	0	0	7	12	0.00	0.000
56 Craig Breslow, L ERA: 3.98	(9, 1)	1.0		4	1	0	0	0	0	0	0	0	0	0	8	9	0.00	1.000

PITCHER	IP	WLS	BF	H	R	ER	SO	BB	IBB	HBP	BLK	WP	HR	S	P	ERA	WHIP

Oakland Athletics @ Toronto Blue Jays

Rogers Centre, Toronto, ON

Thu Aug 11 2011, 12:38 PM - 3:59 PM EDT

Att. 27,918 - Partly Cloudy - 73 F

livebaseballscorecards.com

AB	33
R	3
H	5
RBI	2
BB	3
SO	9
LOB	15

WP: 0	PA: 36		
PB: 0			
SB: 0			
CS: 0			

Batter	1	2	3	4	5	6	7	8	9	AB	R	H	RBI	BB	SO	LOB
5 Ian Kinsler, R (1, 4) OBP: 0.350, SLG: 0.433	B SI 89 C FC 88 F FC 90 X FC 90 1-2 F8	F FC 90 F CU 80 B SI 91 B FC 90 X SI 91 2-2 P4		C FF 93 C FF 93 B SL 88 F FF 93 X SL 88 1-2 1 BB 10 1B 2-H 1B		F FF 92 X FF 92 0-1 F9		B SI 92 X FF 92 1-0 L4		5	1	1	1	0	0	3
1 Elvis Andrus, R (1, 6) OBP: 0.333, SLG: 0.340	B SI 90 C FC 89 X CU 82 1-1 L9	F CU 81 F SI 92 X CU 81 0-2 32 FC6-4 2-3 3-H 1B		B FF 94 B SL 86 F FF 92 B SL 87 B FF 94 4-1 10 1B 10 E 1-2 BB		B FF 92 X SL 85 1-0 FC5-4 1-2f			F FF 92 F B SL 85 X CH 84 1-2 G6-3	4	1	1	1	1	0	1
32 Josh Hamilton, L (1, 7) OBP: 0.347, SLG: 0.521 23 Craig Gentry, R (9, 8) OBP: 0.347, SLG: 0.325	C CU 80 B SI 91 F FC 90 F FC 90 X FC 91 1-2 F7	1 SAFE B FC 90 1 SAFE X SI 91 1-0 FC6-4 1-2f 3-H		B FF 95 X FF 95 1-0 F7		B FF 91 X FF 90 1-0 P6			S SL 83 F SL 82 X SL 83 0-2 P4	5 0	0 0	0 0	1 0	0 0	0 0	4 0
10 Michael Young, R (1, 5) OBP: 0.370, SLG: 0.497 12 Omar Quintanilla, L (9, 5) OBP: 0.077, SLG: 0.231	C SI 86 B FC 88 B CU 80 X FC 90 2-1 17 1B 3B B CU 86 B FC 89 S CU 81 1 SAFE B FC 89 B CU 82 F FC 92 X FC 91 3-2 G3			B FF 95 X SL 88 1-0 E9 1-H 2-H 1B			B FF 91 B FF 92 S FF 90 C SL 86 F FF 92 F FF 91 X FF 90 2-2 G4-3		F FF 92 B CH 84 B CH 84 B SI 92 X FF 92 3-1 G6-3	5 0	1 0	2 0	1 0	0 0	0 0	1 0
17 Nelson Cruz, R (1, 9) OBP: 0.319, SLG: 0.532		B CU 79 B FC 89 F FC 89 X SI 90 2-1 25 E 18 1B 3-H 1B	C SI 89 B CU 80 B SI 90 S FC 88 B SI 90 F FC 89 X SI 92 3-2 G3-1	B SL 86 B SL 87 S SL 87 F FF 93 X FF 93 2-2 F9			B FF 91 B SL 86 B FF 91 C FF 91 F SL 85 B FF 91 4-2 BB			3	1	1	1	1	0	1
25 Mike Napoli, R (1, 10) OBP: 0.387, SLG: 0.586		B SI 90 1 SAFE F SI 90 1 SAFE S FC 89 B FC 90 F FC 89 1 SAFE F SI 90 3-2 F FC 80 B FC 89 X FC 89 E6 18 1B 8 1B 1-2	B SI 89 X FC 90 1-0 18 G4-6-3 1B		S SI 93 B FF 94 S FF 94 S SL 88 1-3 K		S FF 92 B FF 92 X SL 86 1-1 F9		4	1	1	0	0	1	2
18 Mitch Moreland, L (1, 3) OBP: 0.337, SLG: 0.430		C SI 89 X CU 80 0-1 8 1B 9 2B 1-2 2-H 1B	B FC 89 X CU 80 1-0 G4-6-3 1-2f		X FF 93 0-0 F7		B FF 92 X FF 93 1-0 P5			4	1	1	1	0	0	2
8 Yorvit Torrealba, R (1, 2) OBP: 0.312, SLG: 0.410		X FC 89 0-0 9 2B 1 1B 1-3 2-H 1B		B SI 88 C FC 87 C CU 81 X FC 89 1-2 G3 C SI 94 F FF 94 B SL 86 S SL 87 1-3 K				B FF 92 F FF 92 X FF 91 1-1 G6-3		4	1	1	1	0	1	0
9 Endy Chavez, L (1, 8) OBP: 0.344, SLG: 0.491 (9, 7)		C CU 79 X CU 80 0-1 1 1B 32 FC6-4 1-3 3-H 2B		B FS 85 C FC 88 F FS 84 F FC 90 X CU 80 1-2 5 1B 2B		B SI 92 X SI 92 1-0 1 FC5-4 1B		C FF 92 B SL 84 B SL 83 F FF 91 F SL 83 X FF 93 2-2 F7		4	2	3	1	0	0	0
Inning Stats	R: 0 E: 0 K: 0 S: 9 H: 0 LOB: 0 BB: 0 P: 12	R: 6 E: 1 K: 0 S: 27 H: 6 LOB: 1 BB: 0 P: 40	R: 0 E: 0 K: 0 S: 6 H: 1 LOB: 0 BB: 0 P: 11	R: 3 E: 1 K: 0 S: 17 H: 3 LOB: 1 BB: 1 P: 28	R: 0 E: 0 K: 2 S: 7 H: 0 LOB: 0 BB: 0 P: 9	R: 0 E: 0 K: 0 S: 5 H: 1 LOB: 1 BB: 0 P: 8	R: 0 E: 0 K: 0 S: 10 H: 0 LOB: 1 BB: 1 P: 18	R: 0 E: 0 K: 0 S: 7 H: 0 LOB: 0 BB: 0 P: 11	R: 0 E: 0 K: 0 S: 8 H: 0 LOB: 0 BB: 0 P: 12	1B: 8 2B: 2 3B: 1 HR: 0 SF: 0 SAC: 0 DP: 1 HBP: 0						

PITCHER	IP	WLS	BF	H	R	ER	SO	BB	IBB	HBP	BLK	WP	HR	S	P	ERA	WHIP
32 Brandon McCarthy, R (1, 1) ERA: 3.62	3.1	L	18	8	7	5	0	0	0	0	0	0	0	49	72	13.50	2.400
64 Trystan Magnuson, R (4, 1) ERA: 5.93	3.2		16	3	2	1	2	2	0	0	0	0	0	32	54	2.46	1.364
59 Jordan Norberto, L (8, 1) ERA: 3.6	2.0		6	0	0	0	0	0	0	0	0	0	0	15	23	0.00	0.000

PITCHER	IP	WLS	BF	H	R	ER	SO	BB	IBB	HBP	BLK	WP	HR	S	P	ERA	WHIP

TOP

Texas Rangers @ Oakland Athletics

Oakland Coliseum, Oakland, CA

Fri Aug 12 2011, 7:09 PM - 10:02 PM PDT

Att. 20,288 - Partly Cloudy - 58 F

livebaseballscorecards.com

AB	38
R	9
H	11
RBI	8
BB	2
SO	2
LOB	14

WP: 0 PB: 0 SB: 0 CS: 0 PA: 40

Texas Rangers @ Oakland Athletics

Oakland Coliseum, Oakland, CA

Fri Aug 12 2011, 7:09 PM - 10:02 PM PDT

Att. 20,288 - Partly Cloudy - 58 F

livebaseballscorecards.com

BOTTOM

Batter	1	2	3	4	5	6	7	8	9	AB	R	H	RBI	BB	SO	LOB
19 Jemile Weeks, S (1, 4) OBP: 0.313, SLG: 0.389	C FF 92 B SI 92 B FF 91 C FC 86 X SL 85 2-2 ① F8		B SI 92 X FC 87 1-0 ② L9		X SI 90 0-0 ③ F9		C SI 84 C CU 70 F SI 84 B CU 70 F SL 76 B SI 84 F SI 85 S CU 70 2-3 ③ K			4	0	0	0	0	1	2
29 Scott Sizemore, R (1, 5) OBP: 0.341, SLG: 0.354	B FF 91 C FC 90 B CU 78 C FC 87 S SL 83 2-3 ② K		F FF 91 B SI 91 S CU 78 X SL 81 1-2 ③ FC5-4 1-2f			C FC 89 C CU 77 B SI 91 X SL 82 1-2 ① P4		S FF 96 F FF 96 C SL 86 0-3 ① K		4	0	0	0	0	2	1
55 Hideki Matsui, L (1, 7) OBP: 0.341, SLG: 0.414 28 Eric Sogard, L (8, 6) OBP: 0.296, SLG: 0.333	C FF 92 B SI 93 B SL 84 F FF 92 B SI 94 F SL 85 F SI 94 B FF 92 4-2 BB			X FF 90 0-0 ① F7 B FF 90 B CH 84 B FF 91 C FF 91 S FC 87 B SL 82 4-2 BB		C SI 91 C SI 91 S SL 80 0-3 ② K		B FF 97 B FF 97 F FF 96 C FF 97 X CH 89 2-2 ② P4		2 1	0 0	0 0	0 0	1 0	1 0	0 0
16 Josh Willingham, R (1, 10) OBP: 0.336, SLG: 0.473	B FF 91 X SI 91 1-0 ③ L7					B CH 86 C FC 86 X SL 82 1-1 28 2B		C SL 86 X FF 98 0-1 ③ L4		3	1	1	0	1	0	1
28 Conor Jackson, R (1, 3) OBP: 0.328, SLG: 0.365		B SI 91 C SI 91 F CU 78 F SL 82 B SI 93 B FC 88 F SI 92 S CU 78 3-3 ① K		F SI 91 C SI 90 F FC 88 B CU 79 S CH 84 1-3 ② K		D CU 80 X SL 84 1-0 2-H 2B			B SI 90 F CU 76 B SI 91 C SI 92 X CU 77 2-2 12 G4-3 2B	4	0	2	1	0	2	1
12 David DeJesus, L (1, 9) OBP: 0.317, SLG: 0.373		B FF 92 F FF 92 S SI 92 C CU 79 1-3 ② K		B SI 90 B SI 90 F FF 90 B FF 91 X FF 90 3-1 ③ L9		C FF 90 D SI 91 F SI 91 D CU 79 F FF 93 F CU 78 B SL 83 B SI 91 4-2 BB			C SI 91 B SI 92 B CH 85 B SI 92 X FC 90 3-1 ① G4-3 2-3	3	0	0	0	1	1	2
8 Kurt Suzuki, R (1, 2) OBP: 0.291, SLG: 0.374 11 Landon Powell, S (9, PH) OBP: 0.274, SLG: 0.253	C FF 92 X SI 93 0-1 ③ G5-3				B FF 90 F CH 85 S SI 91 B FF 91 B SI 92 S CU 79 3-3 ① K	B SL 85 B SI 91 C FF 91 S SI 90 F FF 91 F CU 79 X SI 91 2-2 ③ L8			D CU 77 F SI 92 B CU 78 C FF 91 B FF 93 S FF 92 3-3 ② K	3 1	0 0	0 0	0 0	0 0	1 1	2 1
15 Ryan Sweeney, L (1, 8) OBP: 0.372, SLG: 0.372			C FF 92 S SL 84 F FF 92 B SL 84 X SI 92 1-2 ① G5-3		C FF 91 B CU 78 S SL 83 B SL 84 X SI 92 2-2 1B		B SI 83 C SL 73 C SI 84 B CU 70 F SI 85 B CU 69 X SI 86 3-2 ① F8		B FF 92 C SI 91 B FC 91 B FC 91 B SI 92 4-1 BB	3	0	1	0	1	0	0
2 Cliff Pennington, S (1, 6) OBP: 0.313, SLG: 0.349 7 Adam Rosales, R (8, 7) OBP: 0.167, SLG: 0.208			B FF 92 B CU 79 B FF 91 C FF 92 C FF 92 F SL 84 X FF 93 3-2 29 FC5-4 1B		C SI 92 B CU 77 B SI 90 F FC 86 F SL 82 S SL 82 2-3 ② K		C SI 84 C SC 66 B CU 70 S SI 86 1-3 ② K		X FC 90 0-0 ③ F9	3 1	0 0	1 0	0 0	0 0	2 0	1 2
Inning Stats	R: 0 E: 0 K: 1 S: 11 H: 0 LOB: 1 BB: 1 P: 20	R: 0 E: 0 K: 2 S: 10 H: 0 LOB: 0 BB: 0 P: 14	R: 0 E: 0 K: 0 S: 12 H: 1 LOB: 1 BB: 0 P: 18	R: 0 E: 0 K: 1 S: 9 H: 0 LOB: 1 BB: 1 P: 17	R: 0 E: 0 K: 2 S: 11 H: 1 LOB: 1 BB: 0 P: 18	R: 1 E: 0 K: 1 S: 18 H: 2 LOB: 2 BB: 1 P: 27	R: 0 E: 0 K: 2 S: 13 H: 0 LOB: 0 BB: 0 P: 19	R: 0 E: 0 K: 1 S: 8 H: 0 LOB: 0 BB: 0 P: 10	R: 0 E: 0 K: 1 S: 10 H: 1 LOB: 2 BB: 1 P: 22	1B: 2 2B: 3 3B: 0 HR: 0 SF: 0 SAC: 0 DP: 0 HBP: 0						WP: 0 PB: 0 SB: 0 CS: 0 PA: 36

	AB	32
	R	1
	H	5
	RBI	1
	BB	4
	SO	11
	LOB	13

PITCHER		IP	WLS	BF	H	R	ER	SO	BB	IBB	HBP	BLK	WP	HR	S	P	ERA	WHIP
36 C.J. Wilson, L ERA: 3.28	(1, 1)	6.0	W	25	4	1	1	7	3	0	0	0	0	0	71	114	1.50	1.167
22 Yoshinori Tateyama, R ERA: 2.73	(7, 1)	1.0		3	0	0	0	2	0	0	0	0	0	0	13	19	0.00	0.000
57 Mark Lowe, R ERA: 3.31	(8, 1)	1.0		3	0	0	0	1	0	0	0	0	0	0	8	10	0.00	0.000
39 Scott Feldman, R ERA: 2.45	(9, 1)	1.0		5	1	0	0	1	1	0	0	0	0	0	10	22	0.00	2.000

PITCHER	IP	WLS	BF	H	R	ER	SO	BB	IBB	HBP	BLK	WP	HR	S	P	ERA	WHIP

Texas Rangers @ Oakland Athletics

Oakland Coliseum, Oakland, CA

Sat Aug 13 2011, 1:12 PM - 4:03 PM PDT

Att. 25,160 - Sunny - 66 F

TOP

livebaseballscorecards.com

Batter	1	2	3	4	5	6	7	8	9	AB	R	H	RBI	BB	SO	LOB
5 Ian Kinsler, R (1, 4) OBP: 0.350, SLG: 0.437	B SI 89 C SI 90 C CH 80 S SI 90 1-3 **K** ①			X CH 80 0-0 F7 ①		F SI 89 B SI 89 D SI 90 X CH 79 2-1 2-H 2B		1 SAFE F SI 87 D CH 76 F SI 88 P PO 75 S SL 82 2-3 **K** ①	B FF 92 X FF 92 1-0 1-H 2-H 2B	5	0	2	3	0	2	1
1 Elvis Andrus, R (1, 6) OBP: 0.331, SLG: 0.341	C SI 90 B SI 89 F CH 80 X SI 91 1-2 G3-1 ②			C SI 88 B SI 87 X CH 78 1-1 E6 32 F7		B SL 82 C SI 88 X CH 80 1-1 L4 ③		C SI 88 X KC 81 0-1 1-H 32 E 2B	X FF 90 0-0 G6-3 ③	5	1	1	1	0	0	2
32 Josh Hamilton, L (1, 7) OBP: 0.349, SLG: 0.521	X SI 87 0-0 F9 ③			B SI 88 F CH 78 D CH 78 X SI 86 2-1 F7 ② ③ 2-3			X KC 76 0-0 17 1B 17 WP 25 2B 1B	F SI 90 X SI 90 0-1 2-H E5 10 WP 10 1B 1B		4	2	2	0	0	0	1
10 Michael Young, R (1, 5) OBP: 0.369, SLG: 0.495		C CH 82 B SI 88 B CH 79 X SI 89 2-1 G4-3 ①			F SL 83 S CH 79 F SI 89 B SL 88 B CH 80 X CH 81 2-2 G6-3 ①		B CH 81 F SI 88 1 SAFE F SI 89 S SL 84 1-3 **K** ①	F SI 96 F SI 96 B SL 85 B SL 84 F SI 96 X SI 97 2-2 2-H 17 G3-6-3 1B		4	0	1	1	0	1	1
17 Nelson Cruz, R (1, 9) OBP: 0.319, SLG: 0.529		B SI 87 X CH 77 1-0 G5-3 ②			B SL 85 B SI 90 X SI 89 2-0 G4-3 ②		1 SAFE S SI 89 B CH 78 B SI 90 B SL 83 X SI 89 3-1 25 2B 1-3 1B	C SI 96 1 SAFE B SL 84 X SI 97 1-1 1-2f G3-6-3 ② ③		4	0	1	0	0	0	1
25 Mike Napoli, R (1, 10) OBP: 0.385, SLG: 0.585		B SI 88 B CH 76 B SI 90 C SI 84 F SI 89 F CH 80 X SI 89 3-2 G4-3 ③			X KC 81 0-0 G6-3 ③		C SI 90 1 SAFE X SL 82 0-1 1-3 3-H 2B		S FF 89 B SL 84 C FF 92 S FF 92 1-3 **K** ①	4	0	1	1	0	1	0
18 Mitch Moreland, L (1, 3) OBP: 0.336, SLG: 0.428			C SI 87 X SL 87 0-1 F9 ①			B CH 82 B CH 73 X SI 88 2-0 P6 ① X SI 89 0-0 G3 ②			B FF 92 F FF 91 F SL 84 B CU 78 X FF 92 2-2 9 BB 5 2B 1B	4	1	1	0	0	0	2
8 Yorvit Torrealba, R (1, 2) OBP: 0.311, SLG: 0.408			B SI 86 C CH 75 X SI 90 1-1 F9 ②			B CH 82 B SI 88 C SI 86 F CH 80 X SI 90 2-2 9 CS 1B S SL 82 B SI 90 C SI 90 B SL 83 F KC 82 T SI 91 2-2 **K** ③		X FF 91 0-0 F8 ②	4	0	1	0	0	1	3
9 Endy Chavez, L (1, 8) OBP: 0.348, SLG: 0.488			B CH 85 C CH 78 X CH 82 1-1 G3 ③			1 SAFE B SI 86 S CH 80 X CH 76 1-1 E4 5 2B 1-2 ②		C CH 84 B CH 79 F CH 79 B KC 80 X SI 88 2-2 1 2B 1B	B FF 93 B FF 92 B FF 92 C FF 92 B FF 90 4-1 1-2 5 2B BB	3	3	1	0	1	0	1
Inning Stats	R: 0 H: 0 E: 0 LOB: 0 K: 1 BB: 0 S: 7 P: 9	R: 0 H: 0 E: 0 LOB: 0 K: 0 BB: 0 S: 7 P: 13	R: 0 H: 0 E: 0 LOB: 0 K: 0 BB: 0 S: 6 P: 8	R: 0 H: 0 E: 1 LOB: 1 K: 0 BB: 0 S: 5 P: 8	R: 0 H: 0 E: 0 LOB: 0 K: 0 BB: 0 S: 6 P: 10	R: 1 H: 2 E: 1 LOB: 1 K: 0 BB: 0 S: 10 P: 18	R: 1 H: 3 E: 0 LOB: 2 K: 2 BB: 0 S: 13 P: 19	R: 3 H: 4 E: 1 LOB: 0 K: 1 BB: 0 S: 17 P: 23	R: 2 H: 2 E: 0 LOB: 1 K: 1 BB: 1 S: 10 P: 18	1B: 7 SF: 0 2B: 4 SAC: 0 3B: 0 DP: 1 HR: 0 HBP: 0						

	AB	37
	R	7
	H	11
	RBI	6
	BB	1
	SO	5
	LOB	12

WP: 2 PA: 38
PB: 0
SB: 0
CS: 1

PITCHER		IP	WLS	BF	H	R	ER	SO	BB	IBB	HBP	BLK	WP	HR	S	P	ERA	WHIP
53 Trevor Cahill, R ERA: 3.92	(1, 1)	7.1	L	29	7	4	3	4	0	0	0	0	1	0	63	97	3.68	0.955
57 Brian Fuentes, L ERA: 4.18	(8, 1)	0.0		1	1	0	0	0	0	0	0	0	0	0	2	2	∞	∞
60 Fautino De Los Santos, R ERA: 2.33	(8, 1)	0.2		2	1	1	1	0	0	0	0	0	1	0	6	9	13.50	1.500
56 Craig Breslow, L ERA: 4.32	(9, 1)	1.0		6	2	2	2	1	1	0	0	0	0	0	10	18	18.00	3.000

PITCHER	IP	WLS	BF	H	R	ER	SO	BB	IBB	HBP	BLK	WP	HR	S	P	ERA	WHIP

Texas Rangers @ Oakland Athletics

Oakland Coliseum, Oakland, CA

Sat Aug 13 2011, 1:12 PM - 4:03 PM PDT

Att. 25,160 - Sunny - 66 F

BOTTOM

Batter	1	2	3	4	5	6	7	8	9	AB	R	H	RBI	BB	SO	LOB
19 Jemile Weeks, S (1, 4) OBP: 0.320, SLG: 0.408	X FF 87 0-0 3B		B FF 91 F SL 84 B CH 84 B FF 90 F FF 90 S FF 90 3-3 ③ K			C CH 83 X SL 84 0-1 2B		B FF 91 B FF 91 C FF 91 C FF 91 B SL 86 X SL 86 3-2 29 S 1B		4	0	3	0	0	1	0
29 Scott Sizemore, R (1, 5) OBP: 0.336, SLG: 0.349	S FF 89 F FF 90 F SL 85 B FF 86 B FF 91 F FF 86 B FF 88 F FF 86 X SL 85 3-2 ① L4			F SL 85 C FF 89 B FF 90 B SL 85 C FF 90 2-3 ① K		C FF 89 B FF 90 F FF 89 F SL 85 S SL 84 1-3 ③ K		B FF 92 B SL 86 B SL 87 C FF 91 S SL 86 S SL 87 3-3 ③ K 1-2		4	0	0	0	0	3	3
55 Hideki Matsui, L (1, 10) OBP: 0.340, SLG: 0.410	F FF 89 C FF 90 B FF 89 B FF 90 F FF 85 F SL 85 X FF 90 2-2 ② P4			B CU 76 F FF 90 B FF 90 F SL 85 F FF 90 B CU 79 S SL 85 3-3 ② K			X FF 87 0-0 ① F7		B FF 94 C FF 95 B CH 88 B FF 93 B FF 94 4-1 16 DI BB	3	0	0	0	1	1	1
16 Josh Willingham, R (1, 7) OBP: 0.335, SLG: 0.474	C FF 90 B FF 90 B FF 88 X FF 87 2-1 ③ F9			S FF 86 S SL 85 C FF 90 0-3 ③ K			C FF 89 C FF 90 B FF 91 B FF 90 X SL 86 2-2 12 2B 2B		C FF 95 B FC 85 X FF 95 1-1 ① G6-3 1-2	4	1	1	0	0	1	2
12 David DeJesus, L (1, 9) OBP: 0.316, SLG: 0.375		C FF 88 X FF 89 0-1 ① F9			B CU 75 C SL 82 B FF 89 F FF 87 X FF 86 2-2 ① G4-3		C SL 77 F FF 88 X FF 89 0-2 2-H 2B		C FF 94 B SL 77 B CH 88 S FF 95 F FF 95 F FF 97 F SL 79 S FF 96 2-3 ② K	4	0	1	1	0	1	1
14 Brandon Allen, L (1, 3) OBP: 0.333, SLG: 0.452 28 Conor Jackson, R (7, PH) OBP: 0.327, SLG: 0.363 (8, 3)		B FF 88 B CH 83 F SL 84 C FF 90 F FF 86 F FF 88 C FF 91 2-3 ② K			C CU 77 S FF 90 C FF 91 0-3 ② K		C FF 88 F SI 88 B FF 88 S FS 80 1-3 ② K		C FF 96 B FC 86 F FC 87 X FF 98 1-2 ③ G6-3	2 2	0 0	0 0	0 0	0 0	2 1	0 2
15 Ryan Sweeney, L (1, 8) OBP: 0.367, SLG: 0.367		C FF 89 C FF 90 B FF 90 B FF 91 X CU 80 2-2 ③ F7			C FF 88 B CU 79 C CU 76 B FF 90 X FF 90 2-2 ③ P5		B SI 89 B FF 88 B FS 80 C FF 87 X FF 88 3-1 ③ F7			3	0	0	0	0	0	1
11 Landon Powell, S (1, 2) OBP: 0.266, SLG: 0.245			C FF 88 C CU 76 B CU 78 F FF 90 B FF 89 X FF 84 2-2 ① F8			F FF 86 C FF 88 F SL 86 X FF 90 0-2 ① G6-3		B SI 92 B SL 88 B FF 91 C FF 92 X FF 92 3-1 ① G3-1		3	0	0	0	0	0	0
28 Eric Sogard, L (1, 6) OBP: 0.267, SLG: 0.296			B FF 88 B CH 83 C FF 88 F FF 90 F FF 86 F FF 90 C CU 78 2-3 ② K			C CU 75 X FF 89 0-1 ② P2		C FF 92 B SL 87 F SL 87 C SL 87 1-3 ② K		3	0	0	0	0	2	0
Inning Stats	R: 0 E: 0 K: 0 S: 14 H: 1 LOB: 1 BB: 0 P: 21	R: 0 E: 0 K: 1 S: 10 H: 0 LOB: 0 BB: 0 P: 14	R: 0 E: 0 K: 2 S: 12 H: 0 LOB: 0 BB: 0 P: 19	R: 0 E: 0 K: 3 S: 10 H: 0 LOB: 0 BB: 0 P: 15	R: 0 E: 0 K: 1 S: 9 H: 0 LOB: 0 BB: 0 P: 13	R: 0 E: 0 K: 1 S: 12 H: 1 LOB: 1 BB: 0 P: 13	R: 1 E: 0 K: 1 S: 12 H: 2 LOB: 1 BB: 0 P: 18	R: 0 E: 0 K: 2 S: 11 H: 1 LOB: 1 BB: 0 P: 21	R: 0 E: 0 K: 1 S: 12 H: 0 LOB: 1 BB: 1 P: 20	1B: 1 2B: 3 3B: 1 HR: 0	SF: 0 SAC: 0 DP: 0 HBP: 0	WP: 0 PB: 0 SB: 1 CS: 0	PA: 33				

livebaseballscorecards.com

AB	32
R	1
H	5
RBI	1
BB	1
SO	12
LOB	10

PITCHER		IP	WLS	BF	H	R	ER	SO	BB	IBB	HBP	BLK	WP	HR	S	P	ERA	WHIP
48 Colby Lewis, R ERA: 4.01	(1, 1)	6.1	W	22	3	1	1	8	0	0	0	0	0	0	71	101	1.42	0.474
28 Darren Oliver, L ERA: 2.04	(7, 1)	0.0		1	1	0	0	0	0	0	0	0	0	0	3	3	∞	∞
19 Koji Uehara, R ERA: 1.9	(7, 1)	0.2	H	2	0	0	0	1	0	0	0	0	0	0	5	9	0.00	0.000
37 Mike Adams, R ERA: 1.14	(8, 1)	1.0		4	1	0	0	2	0	0	0	0	0	0	11	21	0.00	1.000
30 Neftalí Feliz, R ERA: 3.4	(9, 1)	1.0		4	0	0	0	1	1	0	0	0	0	0	12	20	0.00	1.000

PITCHER	IP	WLS	BF	H	R	ER	SO	BB	IBB	HBP	BLK	WP	HR	S	P	ERA	WHIP

Texas Rangers @ Oakland Athletics

Oakland Coliseum, Oakland, CA

Sun Aug 14 2011, 1:09 PM - 4:42 PM PDT

Att. 15,107 - Sunny - 66 F

livebaseballscorecards.com

TOP

Batter	1	2	3	4	5	6	7	8	9	AB	R	H	RBI	BB	SO	LOB
5 Ian Kinsler, R (1, 4) OBP: 0.350, SLG: 0.434	B FF 88 C FF 88 C SL 82 H FF 91 2-2 32 1B 10 WP HBP	C SL 83 B FF 91 T FF 92 B SL 86 B SL 85 X FF 94 3-2 ② G6-3		X FF 90 0-0 10 BB 1-2 2-3 1B	B FF 92 B SL 86 X FF 93 2-0 E9 1-H 2-H		B FF 92 B FF 91 C SI 94 B FF 93 F FF 93 X FF 93 3-2 ③ F9		B FF 93 1 SAFE F FF 91 X FC 86 1-1 ③ G3	5	1	1	0	0	0	2
1 Elvis Andrus, R (1, 6) OBP: 0.330, SLG: 0.342	C CH 86 1 SAFE X SL 81 0-1 ① F9	B CH 85 X SL 83 1-0 2B		T SL 83 C FF 92 F SL 86 F FF 93 S SL 85 0-3 ① K	C FF 93 1 SAFE X SL 86 0-1 ③ G4-3			C FF 93 B SL 86 F SL 86 B FF 93 F SL 86 X FF 94 2-2 ① F7		5	0	1	0	0	1	5
32 Josh Hamilton, L (1, 8) OBP: 0.347, SLG: 0.516	B FF 88 X FF 88 1-0 17 1B 10 WP 25 BB 1-3 1B	F SL 84 C FF 90 F FF 92 S SL 84 0-3 ③ K		F SL 85 X FF 93 0-1 ② P5		F SI 92 X CH 84 0-1 ① F7		F CU 81 C FF 92 F FF 94 X CU 82 0-2 ② L7		5	1	1	0	0	1	4
10 Michael Young, R (1, 5) OBP: 0.372, SLG: 0.493	C FF 91 F SL 83 F SL 82 F FF 92 D SL 85 B SL 84 F SL 82 D SL 83 B FF 92 4-2 25 BB 17 1B 18 SF8 1-2 3-H BB		C CH 86 B SL 81 C FF 90 F SL 84 X SL 85 1-2 ① G1-3	B SL 86 S SL 86 F FF 94 B SL 86 D SL 87 F SL 86 B SL 86 4-2 1-2 2-3 3-H BB		B SL 87 F SL 87 F FF 93 S SL 84 1-3 ② K		B SL 85 B SL 86 B FF 92 C SI 94 B FF 93 4-1 BB		2	1	0	1	3	1	0
17 Nelson Cruz, R (1, 9) OBP: 0.322, SLG: 0.529	C FF 91 F SL 92 B SI 94 X SL 84 1-2 18 SF8 25 BB 1-2 2-3 1B		B FF 89 B FF 90 B SL 83 B FF 93 4-0 25 S BB	C FF 92 F FF 94 B FF 94 X SL 86 1-2 ③ G1-3		F SL 85 B FF 94 F SL 86 F FF 93 F CU 82 X FF 94 1-2 1B		D FF 94 1 SAFE D FF 92 X FF 92 2-0 ③ F9		4	0	2	0	1	0	4
25 Mike Napoli, R (1, 2) OBP: 0.386, SLG: 0.583 (9, 3)	B FF 91 C FF 92 B FF 93 S SL 84 B FF 94 B FF 94 4-2 1-2 2-3 3-H BB		B FF 88 B FF 90 S FF 93 B FF 89 F FF 90 S SL 85 3-3 ② K 1-2		B FF 92 B FF 92 S FF 93 B SL 88 S FF 93 F FF 93 X FF 93 3-2 5 E 2B	F FF 93 B FF 93 F SL 86 C FF 92 1-3 ③ K			B FF 93 F FF 93 F FF 94 X FC 88 1-2 ① F8	4	1	1	1	1	2	2
18 Mitch Moreland, L (1, 3) OBP: 0.334, SLG: 0.424 23 Craig Gentry, R (9, PR) OBP: 0.347, SLG: 0.325 2 Taylor Teagarden, R (9, 2) OBP: 0.303, SLG: 0.323	C SL 83 F FF 91 F FF 94 X SL 85 0-2 ② SF8 2-3 3-H		C SL 83 X FF 90 0-1 ③ P6		S SI 93 F FF 93 X FF 94 0-2 ① P6		C SI 89 B SL 76 F SI 88 B CH 72 S CH 73 2-3 ① K		C CU 77 B FF 94 B CU 78 B FF 93 F FF 93 B FF 94 4-2 7 S 7 1B BB	3 0 0	0 1 0	0 0 0	1 0 0	1 0 0	1 0 0	2 0 0
8 Yorvit Torrealba, R (1, 10) OBP: 0.312, SLG: 0.408	S FF 94 B FF 94 B CH 82 S FF 92 B SL 82 F SL 84 X SL 85 3-2 ③ P2			X CH 85 0-0 5 1B 7 BB 10 BB 1B	B FF 94 X SL 87 1-0 ② L8		B SI 89 C SI 88 X CH 73 1-1 1B		1 SAFE 1 SAFE 1 SAFE F FF 93 F FC 87 S FC 86 0-3 ② K	5	1	2	0	0	1	4
7 David Murphy, L (1, 7) OBP: 0.318, SLG: 0.340		S CH 85 B FF 89 S SL 84 B FF 92 B FF 91 F SL 85 C SL 86 3-3 ① K		B CH 84 B CH 85 B FF 88 B FF 89 4-0 10 BB 5 1B 1-2 BB	B FF 93 D FF 94 B SI 93 B FF 92 4-0 5 E BB		X SI 89 0-0 ② F8		C FF 92 B CU 78 1 SAFE C FF 92 B FF 95 X FC 87 2-2 1-H 1B	3	1	1	1	2	1	1
Inning Stats	R: 3 E: 0 K: 0 S: 23 H: 2 LOB: 2 BB: 2 P: 38	R: 0 E: 0 K: 2 S: 12 H: 1 LOB: 1 BB: 0 P: 19	R: 0 E: 0 K: 1 S: 9 H: 0 LOB: 1 BB: 1 P: 17	R: 1 E: 0 K: 1 S: 15 H: 2 LOB: 3 BB: 2 P: 24	R: 2 E: 1 K: 0 S: 11 H: 1 LOB: 1 BB: 1 P: 21	R: 0 E: 0 K: 2 S: 13 H: 1 LOB: 1 BB: 0 P: 16	R: 0 E: 0 K: 1 S: 9 H: 1 LOB: 1 BB: 0 P: 15	R: 0 E: 0 K: 0 S: 10 H: 0 LOB: 1 BB: 1 P: 18	R: 1 E: 0 K: 1 S: 13 H: 1 LOB: 1 BB: 1 P: 21	1B: 7 2B: 2 3B: 0 HR: 0 SF: 1 SAC: 0 DP: 0 HBP: 1						

	AB	36
	R	7
	H	9
	RBI	4
	BB	8
	SO	8
	LOB	24

WP: 1 PA: 46
PB: 0
SB: 2
CS: 0

PITCHER		IP	WLS	BF	H	R	ER	SO	BB	IBB	HBP	BLK	WP	HR	S	P	ERA	WHIP
18 Rich Harden, R ERA: 4.5	(1, 1)	4.0		23	5	4	4	4	5	0	1	0	1	0	59	98	9.00	2.500
61 Bruce Billings, R ERA: 2.25	(5, 1)	2.0		10	2	2	0	2	1	0	0	0	0	0	24	37	0.00	1.500
57 Brian Fuentes, L ERA: 4.13	(7, 1)	0.2		3	1	0	0	1	0	0	0	0	0	0	6	9	0.00	1.500
50 Grant Balfour, R ERA: 2.09	(7, 1)	1.1		5	0	0	0	0	1	0	0	0	0	0	13	24	0.00	0.750
40 Andrew Bailey, R ERA: 2.13	(9, 1)	1.0	L	5	1	1	1	1	1	0	0	0	0	0	13	21	9.00	2.000

PITCHER	IP	WLS	BF	H	R	ER	SO	BB	IBB	HBP	BLK	WP	HR	S	P	ERA	WHIP

Texas Rangers @ Oakland Athletics

Oakland Coliseum, Oakland, CA

Sun Aug 14 2011, 1:09 PM - 4:42 PM PDT

Att. 15,107 - Sunny - 66 F

BOTTOM

livebaseballscorecards.com

Batter	1	2	3	4	5	6	7	8	9	AB	R	H	RBI	BB	SO	LOB
19 Jemile Weeks, S (1, 4) OBP: 0.321, SLG: 0.408	B FF 89 C SI 90 F CU 76 X SI 91 1-2 G6-3 ①		B SI 92 B SI 92 B SI 92 C SI 91 X SI 93 3-1 4 E 1-2 1B		C CH 83 X CU 78 0-1 G5-3 ① 1-2 2-3	1 SAFE X SL 76 0-0 55 1B 1-2 3-H 1B		C CU 79 X SL 88 0-1 G4-3 ③		5	0	2	1	0	0	2
4 Coco Crisp, S (1, 8) OBP: 0.329, SLG: 0.392	C SI 90 B SI 90 X CH 82 1-1 F7 ②		F CU 78 B CH 84 C CU 79 B SI 94 F FC 89 D SI 90 X CH 85 3-2 E6 1-2 2-3		S CU 80 S CU 81 S FF 90 0-3 K ②	X SI 90 0-0 P3 ②			C FF 95 B SL 79 F FF 96 F FF 96 B SL 81 B SI 97 X FF 98 3-2 F8 ①	5	0	0	0	0	1	6
55 Hideki Matsui, L (1, 10) OBP: 0.338, SLG: 0.408	C SI 90 C FF 93 F SI 94 S SI 92 0-3 K ③		F SI 91 X SI 93 0-1 F8 ②		B SI 95 X SI 94 1-0 E4 2-H 3-H	C SI 90 C SI 89 B FF 89 B FF 88 F FF 90 B FF 88 F SL 76 X FF 89 3-2 1-2 2-H 1B			B SI 95 C FF 95 F CH 90 F SL 81 F FF 96 S SL 81 1-3 K ②	5	0	1	1	0	2	3
16 Josh Willingham, R (1, 7) OBP: 0.331, SLG: 0.467		B SI 89 F SI 90 C SI 92 B SI 91 C SI 91 2-3 K ①	B CH 85 S CH 85 F SI 94 S FF 91 1-3 K ③		C CH 84 B FF 94 B SI 92 C CH 83 S SI 93 2-3 K ③	F SI 86 X CU 69 0-1 P6 ③			S FF 98 B FC 87 B FF 96 B CH 87 F FF 97 F FF 98 X FF 97 3-2 P3 ③	5	0	0	0	0	3	6
29 Scott Sizemore, R (1, 5) OBP: 0.335, SLG: 0.351		F SI 93 F CH 84 S CU 80 0-3 K ②		L CH 79 X CH 82 0-1 F9 ①		X SI 91 0-0 8 1B 2B	C CU 69 C CU 70 B SI 84 S CU 71 1-3 K ①			4	1	1	0	0	2	0
12 David DeJesus, L (1, 9) OBP: 0.316, SLG: 0.371		B CU 78 C FF 93 B SI 92 B SI 93 B FF 94 4-1 BB		C SI 89 X SI 90 0-1 L6 ②		B CU 78 C SI 92 X FF 94 1-1 F8 ①	C CU 69 F SI 86 B SC 67 F CH 77 F SI 86 C CU 70 1-3 K ②			3	0	0	0	1	1	1
8 Kurt Suzuki, R (1, 2) OBP: 0.291, SLG: 0.372	B SI 91 C SI 92 D CH 83 F SI 95 1 SAFE D SI 93 X SI 94 3-2 F8 ③		B SI 91 B CH 82 B SI 91 C SI 90 X SI 92 3-1 G5-3 ③		D FF 94 C SI 94 F SI 94 B CU 81 D FF 90 X CH 85 3-2 14 2B 2-H 1B	C SI 87 C SI 88 B SC 64 X SI 89 1-2 F9 ③			4	1	1	1	0	0	1
14 Brandon Allen, L (1, 3) OBP: 0.372, SLG: 0.514			B SI 89 B FF 90 B SI 91 C SI 88 X SI 91 3-1 4 E 19 1B 1B		C FC 87 X SI 89 0-1 19 G5-3 2 BB 55 E 1B	B CU 80 X SI 94 1-0 2 BLK 19 1B 1-H 2B		S SL 87 F SL 87 X FF 93 0-2 P6 ①		4	2	3	1	0	0	0
2 Cliff Pennington, S (1, 6) OBP: 0.315, SLG: 0.347			B SI 92 F SI 92 B CU 79 X SI 91 2-1 F8 ①		B SI 92 B SI 91 C SI 91 B SI 93 B SI 92 4-1 19 G5-3 55 E 1-2 BB	F SI 92 C CU 79 F SI 93 D FC 89 F CU 79 B CU 82 D CH 83 F CH 82 F SI 94 4-2 F SI 89 B SI 95 19 1B 55 1B 2-3 BB		C CU 80 B SL 89 C SL 87 F SI 88 X SI 93 1-2 F7 ②		2	2	0	0	2	0	1
Inning Stats	R: 0 E: 0 K: 1 S: 9 H: 0 LOB: 0 BB: 0 P: 11	R: 0 E: 0 K: 2 S: 10 H: 0 LOB: 1 BB: 1 P: 19	R: 0 E: 1 K: 1 S: 15 H: 2 LOB: 3 BB: 0 P: 27	R: 0 E: 0 K: 0 S: 6 H: 0 LOB: 0 BB: 0 P: 9	R: 2 E: 1 K: 2 S: 12 H: 1 LOB: 1 BB: 1 P: 19	R: 4 E: 0 K: 0 S: 23 H: 5 LOB: 2 BB: 1 P: 35	R: 0 E: 0 K: 2 S: 11 H: 0 LOB: 0 BB: 0 P: 14	R: 0 E: 0 K: 0 S: 9 H: 0 LOB: 0 BB: 0 P: 10	R: 0 E: 0 K: 1 S: 13 H: 0 LOB: 0 BB: 0 P: 20	1B: 6 2B: 2 3B: 0 HR: 0 SF: 0 SAC: 0 DP: 0 HBP: 0						WP: 0 PB: 0 SB: 0 CS: 0 PA: 40	

	AB	37
	R	6
	H	8
	RBI	4
	BB	3
	SO	9
	LOB	20

PITCHER		IP	WLS	BF	H	R	ER	SO	BB	IBB	HBP	BLK	WP	HR	S	P	ERA	WHIP
54 Matt Harrison, L ERA: 3.19	(1, 1)	5.1		27	6	6	4	6	3	0	0	1	0	0	66	108	6.75	1.688
28 Darren Oliver, L ERA: 2.03	(6, 1)	0.1	B	3	2	0	0	0	0	0	0	0	0	0	7	10	0.00	6.000
22 Yoshinori Tateyama, R ERA: 2.62	(6, 1)	1.1		4	0	0	0	2	0	0	0	0	0	0	13	16	0.00	0.000
37 Mike Adams, R ERA: 1.12	(8, 1)	1.0	W	3	0	0	0	0	0	0	0	0	0	0	9	10	0.00	0.000
30 Neftali Feliz, R ERA: 3.33	(9, 1)	1.0	S	3	0	0	0	1	0	0	0	0	0	0	13	20	0.00	0.000

PITCHER	IP	WLS	BF	H	R	ER	SO	BB	IBB	HBP	BLK	WP	HR	S	P	ERA	WHIP

Baltimore Orioles @ Oakland Athletics

Oakland Coliseum, Oakland, CA

Mon Aug 15 2011, 7:09 PM - 10:02 PM PDT

Att. 10,112 - Clear - 63 F

livebaseballscorecards.com

Batter	1	2	3	4	5	6	7	8	9	AB	R	H	RBI	BB	SO	LOB
14 Nolan Reimold, R (1, 7) OBP: 0.306, SLG: 0.411	S FF 90 B SI 92 S CH 83 B FF 91 X FF 92 2-2 ① G4-3		B CH 82 C FF 92 C CU 79 S FF 92 1-3 ③ K			B SI 92 B SI 92 S FF 93 X CH 84 2-1 ① F8	C SI 96 S SL 82 1 SAFE S SL 83 0-3 ② K		C FF 93 X FF 93 0-1 ③ F9	5	0	0	0	0	2	3
2 J.J. Hardy, R (1, 6) OBP: 0.311, SLG: 0.514	C FF 92 B CU 79 B SI 92 X SI 93 2-1 ② G6-3			C SI 90 X CU 77 0-1 ① L5		C FF 93 C FF 93 S FF 92 0-3 ② K	B SL 83 C SI 94 F SL 83 X SL 83 1-2 ③ F8			4	0	0	0	0	1	2
21 Nick Markakis, L (1, 9) OBP: 0.335, SLG: 0.398	B FF 92 C FF 93 B SI 92 F FF 93 B FF 94 F FF 93 F FF 93 F FF 93 X FF 92 3-2 ③ G6-3			B FF 90 C SI 92 X SI 91 1-1 10 CS 1B		1 SAFE B FF 93 B FF 93 1 SAFE F FF 92 X FF 91 2-1 ③ L4		B FF 90 B FF 90 C FF 90 X FF 91 2-1 ① G3		4	0	1	0	0	0	1
10 Adam Jones, R (1, 8) OBP: 0.332, SLG: 0.489		C SI 90 X CU 77 0-1 ① G4-3		S SI 91 C FF 93 F CU 80 1 SAFE X CU 81 0-2 ②③ G1-3 **1-2**			C CH 82 X CU 78 0-1 32 BB 27 1B 11 2B 1B	B CH 78 B FF 91 F FF 91 F SL 85 F FF 93 B SL 84 X FF 92 3-2 ② G1-3		4	1	1	0	0	0	1
27 Vladimir Guerrero, R (1, 10) OBP: 0.310, SLG: 0.390		F FF 91 B CU 78 B FF 93 X FF 93 2-1 ② F9			C SI 92 B SI 92 B CU 80 F CH 84 S FF 93 2-3 ① K		B FF 92 F FF 93 X FF 92 1-1 32 BB 11 2B **1-2** 1B	B FF 92 B CH 78 F CH 77 X FF 92 2-1 ③ P3		4	1	1	0	0	1	0
32 Matt Wieters, S (1, 2) OBP: 0.316, SLG: 0.398		B SI 92 S CH 83 S FF 93 X FF 90 1-2 HR			S CH 84 B SI 94 B CU 81 B SI 93 X SI 93 3-1 ② F9		B CH 83 D CU 78 B SI 92 C FF 92 2 SAFE C FF 92 B CH 83 4-2 11 2B 50 1B **1-2** **2-3** BB		C FF 93 S SL 87 X FF 93 0-2 ① F7	3	2	1	1	1	0	0
12 Mark Reynolds, R (1, 3) OBP: 0.317, SLG: 0.464		B FF 93 S CH 84 S CH 85 B SI 94 B CH 86 S FF 93 3-3 ③ K			B CU 80 B CU 79 B SI 92 B SI 93 4-0 BB		C SI 94 B SI 95 C SI 95 B SL 84 S SI 95 2-3 ① K		F FF 93 X FF 94 0-1 HR	3	1	1	1	1	2	3
11 Robert Andino, R (1, 4) OBP: 0.331, SLG: 0.326			B SI 91 C CH 82 F FF 91 B SI 93 B CU 79 X FF 91 3-2 ① P3		C CH 82 F FF 93 D CU 80 1 SAFE B FF 92 F FF 93 B CU 79 F FF 93 1 SAFE 3-2 ③ F FF 92 X FF 92 G6-3		X SI 96 0-0 50 1B **1-3** **2-H** **3-H** 2B		C SL 86 B SL 90 C SI 94 B SL 83 F FF 94 X SL 89 2-2 ② G4-3	4	1	1	2	0	0	1
50 Josh Bell, S (1, 5) OBP: 0.242, SLG: 0.167			X SI 93 0-0 ② G6-3			C SI 91 B CU 79 B CH 83 C FF 92 B FF 93 B FF 92 4-2 BB	C SL 83 S SL 83 D SL 84 F SI 95 B SL 84 D SL 84 X SI 96 3-2 **2-H** **3-H** 1B		B FF 94 F FF 93 C SL 87 B FF 94 B SL 89 B FF 94 4-2 BB	2	0	1	2	2	0	0

TOP

AB	33
R	6
H	7
RBI	6
BB	4
SO	6
LOB	11

Inning Stats	1	2	3	4	5	6	7	8	9
	R: 0 E: 0 K: 0 S: 11	R: 1 E: 0 K: 1 S: 10	R: 0 E: 0 K: 1 S: 7	R: 0 E: 0 K: 0 S: 8	R: 0 E: 0 K: 1 S: 11	R: 0 E: 0 K: 1 S: 9	R: 4 E: 0 K: 2 S: 20	R: 0 E: 0 K: 0 S: 8	R: 1 E: 0 K: 0 S: 13
	H: 0 LOB: 0 BB: 0 P: 18	H: 1 LOB: 0 BB: 0 P: 16	H: 0 LOB: 0 BB: 0 P: 11	H: 1 LOB: 0 BB: 0 P: 9	H: 0 LOB: 1 BB: 1 P: 23	H: 0 LOB: 1 BB: 1 P: 17	H: 4 LOB: 1 BB: 1 P: 31	H: 0 LOB: 0 BB: 0 P: 15	H: 1 LOB: 1 BB: 1 P: 19

1B: 4	SF: 0
2B: 1	SAC: 0
3B: 0	DP: 0
HR: 2	HBP: 0

WP: 0	PA: 37
PB: 0	
SB: 0	
CS: 1	

PITCHER		IP	WLS	BF	H	R	ER	SO	BB	IBB	HBP	BLK	WP	HR	S	P	ERA	WHIP
47 Gio González, L ERA: 3.36	(1, 1)	6.0	L	24	4	4	4	4	3	0	0	0	0	1	62	105	6.00	1.167
60 Fautino De Los Santos, R ERA: 2.66	(7, 1)	1.0	B	5	2	1	1	2	0	0	0	0	0	0	14	20	9.00	2.000
56 Craig Breslow, L ERA: 4.22	(8, 1)	1.0		3	0	0	0	0	0	0	0	0	0	0	8	15	0.00	0.000
64 Trystan Magnuson, R ERA: 6.14	(9, 1)	1.0		5	1	1	1	0	1	0	0	0	0	1	13	19	9.00	2.000

PITCHER	IP	WLS	BF	H	R	ER	SO	BB	IBB	HBP	BLK	WP	HR	S	P	ERA	WHIP

Batter	1	2	3	4	5	6	7	8	9	AB	R	H	RBI	BB	SO	LOB
19 Jemile Weeks, S (1, 4) OBP: 0.319, SLG: 0.403	C FF 92 F FF 92 F FC 94 B FF 93 X CU 79 1-2 55 CS 1B		B CU 77 C FC 91 B CH 83 B FF 91 X FF 90 3-1 ① G4-3		B CU 78 C FC 90 X CH 84 1-1 ② F7		B SI 89 F FC 85 D SI 91 B CH 84 F FF 91 S SI 90 3-3 ② K		C FF 91 D FS 84 C FC 87 F FF 92 F CU 80 B FC 87 B FS 82 F FF 92 X FF 91 3-2 ③ F8 1-2	5	0	1	0	0	1	2
4 Coco Crisp, S (1, 8) OBP: 0.330, SLG: 0.391	1 SAFE C SI 91 C SI 93 X SI 92 0-2 ① L5		X CH 84 0-0 ② F9		C FF 90 X CU 79 0-1 55 FC6 1B		B SI 90 F SI 91 B SI 91 B FC 91 B FF 90 4-1 1-2 BB			3	0	1	0	1	0	1
55 Hideki Matsui, L (1, 7) OBP: 0.337, SLG: 0.406	C CU 78 1 SAFE B FF 92 B FF 94 X SI 94 2-1 ②③ G6-3 1-2		B FF 92 F SI 91 X FF 92 1-1 1B		C SI 89 C FF 90 F FC 87 1 SAFE X FC 92 0-2 ③ FC6 1-2f		X FF 91 0-0 ③ F9			4	0	1	0	0	0	4
16 Josh Willingham, R (1, 10) OBP: 0.330, SLG: 0.464		C FF 91 S FC 85 B FC 86 B FC 93 F FC 85 X FF 95 2-2 12 2B 1B	F FF 92 B FC 86 C FF 90 C FF 90 1-3 ③ K			C FC 84 S FC 85 S FC 86 0-3 ① K		S FF 88 B CH 79 B FF 92 C SL 79 S FF 93 2-3 ① K		4	1	1	0	0	3	1
12 David DeJesus, L (1, 9) OBP: 0.315, SLG: 0.373		B CU 79 B FF 93 C CH 84 1 SAFE F FF 92 F FC 86 B SI 94 F FC 88 X FF 93 3-2 14 1B 2 1B 1-H 2B		F FF 90 C FF 90 X FC 86 0-2 ① F7		B CH 83 X CH 84 1-0 ② G6-3		C SL 77 F FF 93 C FF 93 0-3 ② K		4	1	1	1	0	1	0
14 Brandon Allen, L (1, 3) OBP: 0.404, SLG: 0.538	B FF 93 B FF 93 B SI 92 C FF 94 F FC 87 X CH 84 3-2 8 G6-4-3 2 1B 2-3 1B			C CU 78 S CH 84 X FF 91 0-2 1B		C FC 91 B CH 82 X FC 84 1-1 1B		C FF 94 C SL 85 F FF 93 S SL 86 0-3 ③ K		4	0	3	0	0	1	0
2 Cliff Pennington, S (1, 6) OBP: 0.317, SLG: 0.348		S CU 79 X CH 82 0-1 8 G6-4-3 1-2 3-H 1B		X SI 90 0-0 ② P5		B FC 85 B FC 84 C FF 90 F FC 86 X FF 92 2-2 ③ L7			B FF 91 C FF 90 F FS 83 B FF 90 F FF 91 F CU 80 B FS 82 F FF 91 F FF 91 3-2 F FF 91 X FF 91 8 FC5-4 1B	4	0	2	1	0	0	2
8 Kurt Suzuki, R (1, 2) OBP: 0.288, SLG: 0.368	D FC 88 F FC 88 D FF 92 B FC 89 F FF 93 F FF 93 X FC 88 3-2 ①② G6-4-3 1-2f 2-3			C FF 92 1 SAFE B FF 91 S FC 87 B CU 82 X FC 86 2-2 ③ F8			B FF 90 X FF 89 1-0 ① F8		C CU 79 B FF 91 B FF 91 B FC 88 C FF 92 X FC 88 3-2 ① FC5-4 19 DI 1-2f	4	0	0	0	0	0	4
28 Eric Sogard, L (1, 5) OBP: 0.265, SLG: 0.290		B CU 79 X FF 92 1-0 ③ F7			B FF 90 X FF 89 1-0 ① F7		B CU 78 B CU 78 C FF 89 F FF 90 F FF 90 B FC 84 F SI 90 X SI 90 3-2 4 BB 1B		C CU 79 B FF 91 X FF 90 1-1 ② L4	4	0	1	0	0	0	2
Inning Stats	R: 0 E: 0 K: 0 S: 9 H: 1 LOB: 0 BB: 0 P: 12	R: 2 E: 0 K: 0 S: 19 H: 4 LOB: 1 BB: 0 P: 31	R: 0 E: 0 K: 1 S: 8 H: 1 LOB: 1 BB: 0 P: 13	R: 0 E: 0 K: 0 S: 10 H: 1 LOB: 1 BB: 0 P: 12	R: 0 E: 0 K: 0 S: 9 H: 1 LOB: 1 BB: 0 P: 11	R: 0 E: 0 K: 1 S: 9 H: 1 LOB: 1 BB: 0 P: 13	R: 0 E: 0 K: 1 S: 11 H: 1 LOB: 2 BB: 1 P: 22	R: 0 E: 0 K: 3 S: 10 H: 0 LOB: 0 BB: 0 P: 12	R: 0 E: 0 K: 0 S: 19 H: 1 LOB: 1 BB: 0 P: 29	1B: 10 2B: 1 3B: 0 HR: 0 SF: 0 SAC: 0 DP: 1 HBP: 0						

PITCHER		IP	WLS	BF	H	R	ER	SO	BB	IBB	HBP	BLK	WP	HR	S	P	ERA	WHIP
29 Tommy Hunter, R ERA: 4.28	(1, 1)	6.2	W	29	10	2	2	3	1	0	0	0	0	0	74	113	2.70	1.650
51 Michael Gonzalez, L ERA: 4.79	(7, 1)	1.1	H	4	0	0	0	3	0	0	0	0	0	0	11	13	0.00	0.000
63 Kevin Gregg, R ERA: 4.11	(9, 1)	1.0		4	1	0	0	0	0	0	0	0	0	0	19	29	0.00	1.000

PITCHER	IP	WLS	BF	H	R	ER	SO	BB	IBB	HBP	BLK	WP	HR	S	P	ERA	WHIP

BOTTOM

Baltimore Orioles @ Oakland Athletics

Oakland Coliseum, Oakland, CA

Mon Aug 15 2011, 7:09 PM - 10:02 PM PDT

Att. 10,112 - Clear - 63 F

livebaseballscorecards.com

AB	36
R	2
H	11
RBI	2
BB	1
SO	6
LOB	16

WP: 0	PB: 0	SB: 0	CS: 1
PA: 37			

Batter	1	2	3	4	5	6	7	8	9	AB	R	H	RBI	BB	SO	LOB
14 Nolan Reimold, R (1, 7) OBP: 0.299, SLG: 0.400	C SI 89 S SI 90 B SI 90 F SL 80 S CU 81 1-3 K		X SL 86 0-0 G6-3		F SI 91 S SL 80 S FF 92 0-3 K		B CU 81 F FF 92 1 SAFE F FF 92 X FF 93 1-2 G6-3			4	0	0	0	0	2	2
2 J.J. Hardy, R (1, 6) OBP: 0.308, SLG: 0.508	C SI 90 S CU 80 X FF 91 0-2 F9			B SI 91 C SL 85 S FF 90 B FF 91 F CU 80 F FF 91 F FF 91 S CU 80 2-3 K	B SI 92 C SI 90 1 SAFE F SI 92 B SI 92 D CU 81 X FF 92 3-2 G6-3			C FF 93 C FF 92 B FF 93 B SL 85 B FF 92 F FF 92 S FF 92 3-3 K		4	0	0	0	0	2	1
21 Nick Markakis, L (1, 9) OBP: 0.334, SLG: 0.397	C SI 91 X SI 90 0-1 F8			B FS 81 C FF 92 B FS 80 B SI 92 X SI 91 3-1 F8		C FF 90 B FS 80 X FS 79 1-1 1B		C FF 92 F FF 93 B FF 94 C FF 93 1-3 K		4	0	1	0	0	1	0
10 Adam Jones, R (1, 8) OBP: 0.333, SLG: 0.488		F FF 91 B SL 84 F SI 91 B FF 90 F FF 91 F CU 80 F CU 81 F FF 91 B CU 81 4-2 B FF 92 32 G3-6-3 BB		C SL 85 B FF 92 F FF 92 X CU 80 1-2 27 2B 1B		X SI 90 0-0 P6		C SL 86 B FF 93 X FF 94 1-1 F9		3	1	1	0	1	0	1
27 Vladimir Guerrero, R (1, 10) OBP: 0.312, SLG: 0.396		1 SAFE S SI 91 B SL 86 F FF 91 1 SAFE B SL 86 X SI 91 2-2 F9		S FF 91 1 SAFE 1 SAFE F FF 91 X CU 79 0-2 1-H 2B		F SI 91 B SI 90 X CU 80 1-1 F7			B FF 95 B FF 95 C FF 94 X FF 93 2-1 32 G4-3 11 1B 2B	4	1	2	1	0	0	2
32 Matt Wieters, S (1, 2) OBP: 0.313, SLG: 0.394		B SI 91 1 SAFE X SI 91 1-0 G3-6-3 1-2f		S SI 90 X FS 80 0-1 P6		C SI 91 F SI 91 B FS 81 1 SAFE C FF 92 1-3 K			X FF 94 0-0 G4-3 2-3	4	0	0	0	0	1	4
12 Mark Reynolds, R (1, 3) OBP: 0.316, SLG: 0.464			B FF 90 S FF 91 X CU 80 1-1 11 G4-3 50 G3-1 2B		S FF 91 B SI 91 B SI 92 B CU 80 S SI 91 F SI 91 F FF 91 F FF 92 X FF 90 3-2 P3		B SI 89 X SI 90 1-0 G6-3		C FF 95 B FF 94 F FC 87 S FF 94 1-3 K	4	1	1	0	0	1	1
11 Robert Andino, R (1, 4) OBP: 0.333, SLG: 0.329			B FF 91 F FF 90 S FF 91 F CU 80 B FF 91 X CU 80 2-2 G4-3 2-3		B FF 92 X FF 86 1-0 E7 50 1B		C SI 89 B SI 90 S CH 74 B CH 75 B SI 89 X SI 90 3-2 1B		C FC 84 F FF 93 X FC 86 0-2 3-H 1B	4	1	2	1	0	0	1
50 Josh Bell, S (1, 5) OBP: 0.243, SLG: 0.176			F FF 91 S SL 81 D CU 81 X CU 81 1-2 G3-1 3-H		B SI 91 C SI 90 B SI 91 X FS 79 2-1 2-H 1B		1 SAFE C SI 89 B SI 89 B CH 72 S SI 90 C SI 90 2-3 K		C FF 93 B CU 77 B FF 93 F FF 93 F FF 93 C FF 92 2-3 K	4	0	1	2	0	2	2
Inning Stats	R: 0 E: 0 K: 1 S: 9 H: 0 LOB: 0 BB: 0 P: 10	R: 0 E: 0 K: 0 S: 10 H: 0 LOB: 0 BB: 1 P: 17	R: 1 E: 0 K: 0 S: 10 H: 1 LOB: 0 BB: 0 P: 14	R: 1 E: 0 K: 1 S: 16 H: 2 LOB: 1 BB: 0 P: 22	R: 1 E: 1 K: 1 S: 15 H: 1 LOB: 1 BB: 0 P: 24	R: 0 E: 0 K: 1 S: 8 H: 1 LOB: 1 BB: 0 P: 11	R: 0 E: 0 K: 1 S: 10 H: 1 LOB: 1 BB: 0 P: 17	R: 0 E: 0 K: 2 S: 9 H: 0 LOB: 0 BB: 0 P: 14	R: 1 E: 0 K: 2 S: 13 H: 2 LOB: 1 BB: 0 P: 18	1B: 5 2B: 3 3B: 0 HR: 0 SF: 0 SAC: 0 DP: 1 HBP: 0						

PITCHER		IP	WLS	BF	H	R	ER	SO	BB	IBB	HBP	BLK	WP	HR	S	P	ERA	WHIP
52 Guillermo Moscoso, R ERA: 3.48	(1, 1)	6.0	W	24	5	3	2	4	1	0	0	0	0	0	68	98	3.00	1.000
57 Brian Fuentes, L ERA: 4.07	(7, 1)	0.2	H	3	1	0	0	1	0	0	0	0	0	0	7	13	0.00	1.500
50 Grant Balfour, R ERA: 2.03	(7, 1)	1.1	H	4	0	0	0	2	0	0	0	0	0	0	12	18	0.00	0.000
40 Andrew Bailey, R ERA: 2.39	(9, 1)	1.0		5	2	1	1	2	0	0	0	0	0	0	13	18	9.00	2.000

PITCHER	IP	WLS	BF	H	R	ER	SO	BB	IBB	HBP	BLK	WP	HR	S	P	ERA	WHIP

TOP

Baltimore Orioles @ Oakland Athletics

Oakland Coliseum, Oakland, CA

Tue Aug 16 2011, 7:08 PM - 10:01 PM PDT

Att. 12,325 - Clear - 60 F

livebaseballscorecards.com

AB	35
R	4
H	8
RBI	4
BB	1
SO	9
LOB	14

Baltimore Orioles @ Oakland Athletics

Oakland Coliseum, Oakland, CA

Tue Aug 16 2011, 7:08 PM - 10:01 PM PDT

Att. 12,325 - Clear - 60 F

livebaseballscorecards.com

BOTTOM

Batter	1	2	3	4	5	6	7	8	9	AB	R	H	RBI	BB	SO	LOB
19 Jemile Weeks, S (1, 4) OBP: 0.321, SLG: 0.407	C FF 87 C FC 88 B FF 89 X FF 90 1-2 G6-3 ①	C CU 75 X FF 90 0-1 1-3 2-H 2B			C CU 74 B FF 88 B FF 87 C CU 76 X FC 88 2-2 F9 ①		B SL 88 C CU 76 X FC 86 1-1 4 2B 1-2 1B	B CU 77 B FF 90 C FF 91 F FF 90 F FF 92 B FF 90 X FF 91 3-2 G4-3 ③		5	1	2	1	0	0	2
4 Coco Crisp, S (1, 8) OBP: 0.332, SLG: 0.393	C FF 90 C FF 90 B FF 90 B FF 90 B FF 90 B FF 90 4-2 BB	X CH 81 0-0 F8-2 ②③ 3-H			B CH 82 B CH 82 C FC 89 X CH 82 2-1 G4-3 ②		B CH 79 F SI 88 X CH 80 1-1 55 1B 1-H 2-H 2B			3	1	1	2	1	0	2
55 Hideki Matsui, L (1, 10) OBP: 0.336, SLG: 0.404	X FF 90 0-0 P5 ②		B CU 72 X FF 87 1-0 P2 ①		B FF 88 B FF 88 B SL 87 C FF 87 C SL 82 X SL 84 3-2 F7 ③		B SI 89 S SL 81 F SL 82 X SL 81 1-2 2-H 1B			4	0	1	1	0	0	1
16 Josh Willingham, R (1, 7) OBP: 0.332, SLG: 0.473 15 Ryan Sweeney, L (8, 7) OBP: 0.367, SLG: 0.367	B FF 90 C FC 89 F FF 89 B FF 90 F CH 82 C CH 80 2-3 K ③		C CU 73 B CH 81 X CH 80 1-1 HR			C FF 86 X SL 82 0-1 14 F8-3 1B	F FF 90 C CH 86 F FF 91 S FF 91 0-3 K ③			4 0	1 0	2 0	1 0	0 0	2 0	2 0
14 Brandon Allen, L (1, 3) OBP: 0.412, SLG: 0.571		B FF 88 F FF 87 B CU 76 F FF 88 B FF 89 F FF 89 F FC 88 F CH 82 B CH 82 4-2 29 2B BB	C CU 74 B FF 88 F FF 88 X SL 84 1-2 G4-3 ②			C SL 82 X SL 83 0-1 F8-3 ①② 1-1		C CU 75 S CU 74 B CU 76 X CU 75 1-2 8 SF7 3B		3	2	1	0	1	0	1
29 Scott Sizemore, R (1, 5) OBP: 0.333, SLG: 0.353		C FF 88 B FF 89 B FC 89 X SL 82 2-1 2 1B 1-H 2B	B FF 88 B FF 88 S FF 87 B FF 89 F FF 88 X FF 89 3-2 G6-3 ③			B SL 88 B FF 88 C FC 88 F FF 89 F FF 89 B FF 89 C FF 88 3-3 K ③		C FF 90 B FF 90 C FF 90 B FF 90 F FF 90 S FF 91 2-3 K ①		4	1	1	1	0	2	1
12 David DeJesus, L (1, 9) OBP: 0.317, SLG: 0.373		F FF 88 C SL 82 F FF 89 S SL 83 0-3 K ①		B FC 86 X FC 87 1-0 8 G6-4-3 1B			C FF 86 F FF 86 B SL 82 B SL 81 S SL 82 2-3 K ①	F CH 80 C FF 91 F FF 91 B FF 92 B FF 91 B FF 91 B FF 91 4-2 2 1B BB		3	0	1	0	1	2	1
8 Kurt Suzuki, R (1, 2) OBP: 0.288, SLG: 0.366		B FC 88 B FF 88 C FF 88 B FF 90 B FF 89 4-1 2 1B 19 2B BB		X FC 86 0-0 G6-4-3 ①② 1-2f			C FF 88 X FC 87 0-1 F8 ②	B FC 88 B FF 90 1 SAFE X FF 91 2-0 SF7 ② 3-H		2	1	0	1	1	0	1
2 Cliff Pennington, S (1, 6) OBP: 0.321, SLG: 0.352		B FC 88 C CU 75 X CU 76 1-1 19 2B 4 F8-2 1-2 2-H 1B		B CU 74 C FF 88 C FF 89 S FF 88 1-3 K ③			B FF 87 B FF 86 B FF 87 C FC 86 C FF 88 X FF 88 3-2 19 1B 4 2B 1B	C FF 89 B CU 76 B FF 90 C FF 91 D CU 77 X FF 92 3-2 1-3 1B		4	1	3	1	0	1	0

Inning Stats																						
	R: 0 E: 0 K: 1 S: 10	H: 0 LOB: 1 BB: 1 P: 17		R: 3 E: 0 K: 1 S: 17	H: 3 LOB: 1 BB: 2 P: 28		R: 1 E: 0 K: 0 S: 9	H: 1 LOB: 0 BB: 0 P: 15		R: 0 E: 0 K: 1 S: 5	H: 1 LOB: 0 BB: 0 P: 7		R: 0 E: 0 K: 0 S: 8	H: 0 LOB: 0 BB: 0 P: 15		R: 0 E: 0 K: 1 S: 8	H: 1 LOB: 0 BB: 0 P: 11		R: 3 E: 0 K: 2 S: 19	H: 4 LOB: 1 BB: 0 P: 27		R: 1 E: 0 K: 1 S: 18	H: 2 LOB: 2 BB: 1 P: 33

	AB	R	H	RBI	BB	SO	LOB
	32	8	12	8	4	7	11

1B: 7 2B: 5 3B: 1 HR: 1	SF: 1 SAC: 0 DP: 3 HBP: 0	WP: 0 PB: 0 SB: 0 CS: 0	PA: 37

PITCHER		IP	WLS	BF	H	R	ER	SO	BB	IBB	HBP	BLK	WP	HR	S	P	ERA	WHIP
17 Brian Matusz, L ERA: 8.63	(1, 1)	6.2	L	28	8	6	6	5	3	0	0	0	0	1	67	109	8.10	1.650
40 Troy Patton, L ERA: 4.4	(7, 1)	0.0		2	2	1	1	0	0	0	0	0	0	0	5	7	∞	∞
36 Chris Jakubauskas, R ERA: 5.28	(7, 1)	1.1		7	2	1	1	2	1	0	0	0	0	0	22	37	6.75	2.250

PITCHER	IP	WLS	BF	H	R	ER	SO	BB	IBB	HBP	BLK	WP	HR	S	P	ERA	WHIP

Baltimore Orioles @ Oakland Athletics

Oakland Coliseum, Oakland, CA

Wed Aug 17 2011, 12:37 PM - 3:23 PM PDT

Att. 20,448 - Sunny - 60 F

TOP

livebaseballscorecards.com

Batter	1	2	3	4	5	6	7	8	9	AB	R	H	RBI	BB	SO	LOB
11 Robert Andino, R (1, 4) OBP: 0.334, SLG: 0.333	G6-3		2 G6-4-3 1B		K		K		2 1B 21 1B 2B	5	1	2	0	0	2	2
2 J.J. Hardy, R (1, 6) OBP: 0.309, SLG: 0.507	21 2B 10 SF8 1B		G6-4-3 1-2f			G4-3	K		21 1B 21 1B 2-3 1B	5	1	2	0	0	1	3
28 Blake Davis, L (9, PR) OBP: 0.339, SLG: 0.411										0	0	0	0	0	0	0
21 Nick Markakis, L (1, 9) OBP: 0.338, SLG: 0.408	27 2B 1-3 2B		10 FC4-6 BB			HR		G3	1-H 3-H 1B	4	2	3	2	1	0	0
10 Adam Jones, R (1, 8) OBP: 0.333, SLG: 0.487	SF8 3-H		FC4-6 1-2f			G6-3 G4-3		12 BB 1B		3	0	1	1	0	0	1
27 Vladimir Guerrero, R (1, 10) OBP: 0.311, SLG: 0.398	2-H 2B			G1-3				F9		4	0	1	1	0	0	1
12 Mark Reynolds, R (1, 3) OBP: 0.320, SLG: 0.468	K			14 CS 1B			50 1B 2B	1-2 BB		3	1	2	0	1	1	1
14 Nolan Reimold, R (1, 7) OBP: 0.298, SLG: 0.392		P2		F8 1-2			50 1B BB	F8		3	0	0	0	1	0	3
50 Josh Bell, S (1, 5) OBP: 0.244, SLG: 0.184		F8			K		1-3 2-H 1B		K2-3	4	0	1	1	0	2	0
15 Craig Tatum, R (1, 2) OBP: 0.305, SLG: 0.296		G5-3			F8		F9		K	3	0	0	0	0	0	2
32 Matt Wieters, S (9, PH) OBP: 0.312, SLG: 0.393										1	0	0	0	0	1	0

	AB	35
	R	5
	H	12
	RBI	5
	BB	3
	SO	7
	LOB	13

Inning Stats										
	R: 2 E: 0 K: 1 S: 14	H: 3 LOB: 1 BB: 0 P: 20	R: 0 E: 0 K: 0 S: 7	H: 0 LOB: 0 BB: 0 P: 11	R: 0 E: 0 K: 0 S: 10	H: 1 LOB: 1 BB: 1 P: 19	R: 0 E: 0 K: 0 S: 6	H: 1 LOB: 0 BB: 0 P: 7	R: 0 E: 0 K: 2 S: 7	H: 0 LOB: 0 BB: 0 P: 10
	R: 1 E: 0 K: 0 S: 13	H: 1 LOB: 0 BB: 0 P: 18	R: 1 E: 0 K: 2 S: 17	H: 2 LOB: 2 BB: 1 P: 26	R: 0 E: 0 K: 0 S: 10	H: 1 LOB: 2 BB: 1 P: 20	R: 1 E: 0 K: 2 S: 15	H: 3 LOB: 2 BB: 0 P: 23	1B: 7 2B: 4 3B: 0 HR: 1	SF: 1 SAC: 0 DP: 1 HBP: 0
	WP: 0 PB: 0 SB: 0 CS: 1	PA: 39								

PITCHER		IP	WLS	BF	H	R	ER	SO	BB	IBB	HBP	BLK	WP	HR	S	P	ERA	WHIP
32 Brandon McCarthy, R ERA: 3.74	(1, 1)	6.0	W	26	8	4	4	3	2	0	0	0	0	1	66	99	6.00	1.667
60 Fautino De Los Santos, R ERA: 2.53	(7, 1)	1.0	H	3	0	0	0	2	0	0	0	0	0	0	8	12	0.00	0.000
50 Grant Balfour, R ERA: 1.99	(8, 1)	1.0	H	5	1	0	0	0	1	0	0	0	0	0	10	20	0.00	2.000
40 Andrew Bailey, R ERA: 2.63	(9, 1)	1.0	S	5	3	1	1	2	0	0	0	0	0	0	15	23	9.00	3.000

PITCHER		IP	WLS	BF	H	R	ER	SO	BB	IBB	HBP	BLK	WP	HR	S	P	ERA	WHIP

Batter	1	2	3	4	5	6	7	8	9	AB	R	H	RBI	BB	SO	LOB
19 Jemile Weeks, S (1, 4) OBP: 0.327, SLG: 0.418	C SI 93 X SI 93 0-1 55 1B 4 BB 16 2B 1B	H CU 76 1-0 4 L4-3 HBP		B SI 95 C SI 94 C FS 84 X SI 95 1-2 3B		B SI 91 C SI 91 X CH 85 1-1 ② G3-1 2-3				3	1	2	0	0	0	1
4 Coco Crisp, S (1, 8) OBP: 0.331, SLG: 0.390	1 SAFE C SI 91 1 SAFE B SI 92 B SI 92 B SI 92 B SI 92 4-1 55 1B 16 2B BB 1-2	L SI 93 F FS 82 X FS 81 0-2 ①② L4-3 1-1		X FS 84 0-0 ③ L3		D CH 85 C CH 85 X CH 85 1-1 ③ G4-3				3	1	0	0	1	0	4
55 Hideki Matsui, L (1, 10) OBP: 0.336, SLG: 0.403	B SI 94 S FS 84 D FS 86 B SI 94 X FF 95 3-1 16 2B 14 SF9 1B 1-2 2-3	C FS 84 B SI 94 X CU 77 1-1 ③ F8			B SI 94 C FS 83 B FS 84 B SI 95 X SI 94 3-1 ① G3		B SL 81 B SI 90 C SI 89 S SL 82 B SL 83 X SI 89 3-2 ① P5			4	1	1	0	0	0	1
16 Josh Willingham, R (1, 7) OBP: 0.331, SLG: 0.473 12 David DeJesus, L (9, 9) OBP: 0.317, SLG: 0.373	X FF 94 0-0 14 SF9 2B 1-3 2-H 3-H		C CU 77 S FC 88 B FC 90 B SI 94 F FC 90 B FC 91 F SI 94 C FF 94 3-3 ① K		F FF 95 B FC 88 B CU 79 F SI 95 C CU 80 2-3 ② K		C CH 82 X SI 90 0-1 ② G6-3			4 0	0 0	1 0	2 0	0 0	2 0	0 0
14 Brandon Allen, L (1, 3) OBP: 0.418, SLG: 0.614	S FS 83 X FS 85 0-1 ① SF9 2-3 3-H		F SI 94 B CU 76 X CU 77 1-1 E8 3B		B SI 95 B FS 82 F SI 96 B SI 96 F SI 96 F SI 96 F SI 95 F FF 95 F SI 95 4-2 F SI 95 B SI 95 BB		B SI 90 B SL 82 B SI 90 C SI 90 F SI 90 F SL 80 X SI 91 3-2 ③ F7			2	1	1	1	1	0	0
15 Ryan Sweeney, L (1, 9) OBP: 0.361, SLG: 0.360 (9, 7)	C FF 94 X FS 83 0-1 ② P5	C SI 94 B SI 94 C FS 86 X FC 87 1-2 ② G3-1			B FS 84 1 SAFE B SI 93 X FS 81 2-0 ③ F9			C SL 79 F SL 80 F SL 82 X SL 80 0-2 ① F7		4	0	0	0	0	0	2
2 Cliff Pennington, S (1, 6) OBP: 0.318, SLG: 0.349	C SI 94 X FF 94 0-1 ③ G3	C SI 95 C FS 85 B FF 95 F FC 88 X SI 94 1-2 ③ F8				B SI 93 F SI 93 B FS 82 C SI 94 X CU 74 2-2 ① G4-3		B SI 89 B SI 88 X SI 87 2-0 ② F8		4	0	0	0	0	0	1
8 Kurt Suzuki, R (1, 2) OBP: 0.292, SLG: 0.385		B FF 93 X FF 93 1-0 HR		B SI 94 B CU 79 F FF 93 B SI 95 C SI 94 X SI 94 3-2 ① F8		X CU 76 0-0 HR		B SI 91 C FF 91 B SL 85 B FF 93 S SI 92 B SI 93 4-2 29 FC6-4 BB		3	2	2	2	1	0	0
29 Scott Sizemore, R (1, 5) OBP: 0.336, SLG: 0.364		S FF 93 F FF 94 X SI 93 0-2 2B		F FF 94 F SI 94 F SI 96 C CU 79 0-3 ② K		B SI 92 F SI 91 F SI 91 B SI 92 X SI 91 2-2 19 G3-1 2B		C FF 92 X SI 92 0-1 ③ FC6-4 1-2f		4	0	2	0	0	1	1
Inning Stats	R: 3 H: 3 E: 0 LOB: 1 K: 0 BB: 1 S: 12 P: 19	R: 1 H: 2 E: 0 LOB: 1 K: 0 BB: 0 S: 9 P: 12	R: 1 H: 1 E: 1 LOB: 0 K: 1 BB: 0 S: 14 P: 20	R: 0 H: 1 E: 0 LOB: 1 K: 1 BB: 0 S: 11 P: 15	R: 0 H: 0 E: 0 LOB: 1 K: 1 BB: 1 S: 13 P: 24	R: 1 H: 2 E: 0 LOB: 1 K: 0 BB: 0 S: 11 P: 17	R: 0 H: 0 E: 0 LOB: 0 K: 0 BB: 0 S: 9 P: 15	R: 0 H: 0 E: 0 LOB: 1 K: 0 BB: 1 S: 9 P: 15		1B: 2 SF: 1 2B: 4 SAC: 0 3B: 2 DP: 1 HR: 2 HBP: 1				WP: 0 PA: 36 PB: 0 SB: 0 CS: 0		

PITCHER		IP	WLS	BF	H	R	ER	SO	BB	IBB	HBP	BLK	WP	HR	S	P	ERA	WHIP
55 Alfredo Simon, R ERA: 4.68	(1, 1)	5.1	L	26	8	6	5	3	2	0	1	0	0	2	63	96	8.44	1.875
35 Brad Bergesen, R ERA: 5.34	(6, 1)	0.2		3	1	0	0	0	0	0	0	0	0	0	7	11	0.00	1.500
40 Troy Patton, L ERA: 3.94	(7, 1)	1.2		5	0	0	0	0	0	0	0	0	0	0	14	22	0.00	0.000
49 Jason Berken, R ERA: 5.8	(8, 1)	0.1		2	0	0	0	0	1	0	0	0	0	0	4	8	0.00	3.000

PITCHER	IP	WLS	BF	H	R	ER	SO	BB	IBB	HBP	BLK	WP	HR	S	P	ERA	WHIP

BOTTOM

Baltimore Orioles @ Oakland Athletics

Oakland Coliseum, Oakland, CA

Wed Aug 17 2011, 12:37 PM - 3:23 PM PDT

Att. 20,448 - Sunny - 60 F

livebaseballscorecards.com

AB	31
R	6
H	9
RBI	5
BB	3
SO	3
LOB	10

Toronto Blue Jays @ Oakland Athletics

Oakland Coliseum, Oakland, CA

Thu Aug 18 2011, 7:09 PM - 9:29 PM PDT

Att. 12,220 - Clear - 59 F

TOP

livebaseballscorecards.com

Batter	1	2	3	4	5	6	7	8	9	AB	R	H	RBI	BB	SO	LOB
5 Yunel Escobar, R (1, 6) OBP: 0.371, SLG: 0.419	C SI 91 F SL 85 B SL 84 S SI 91 1-3 ① **K**		B SL 86 B SL 83 C SI 92 B SI 91 X SI 90 3-1 ② **G6-3**		C SI 88 S CH 80 B CH 82 B SI 88 S CH 79 2-3 ① **K**	B FF 92 F FF 93 F SL 86 D SL 86 F SI 94 F FF 93 S SL 87 2-3 ② **K**			B FF 88 X FF 89 1-0 ① **L9**	5	0	0	0	0	3	1
14 Eric Thames, L (1, 7) OBP: 0.319, SLG: 0.475	S SI 90 X SI 90 0-1 ② **L8**		C CH 79 B KC 78 X SI 90 1-1 ③ **G4-3**		B SI 88 C CH 79 B SI 89 B SI 84 B SI 88 4-1 19 E 26 1B **BB**	T FF 93 C FF 94 S FF 93 0-3 ③ **K**			B SL 83 X FF 91 1-0 1B	4	1	1	0	1	1	1
19 José Bautista, R (1, 9) OBP: 0.453, SLG: 0.638	B SL 84 C SL 84 B SI 92 X SI 91 3-1 ③ **G5-3**			B SI 91 C SI 90 C CH 79 B SL 85 B SL 85 X SI 91 3-2 26 G4-3 10 1B **2B**	C SI 91 B SL 83 F CH 79 X CH 80 1-2 26 1B **E3** 1-2		B SL 87 B FF 93 F FF 93 B SL 87 B FF 94 4-1 26 G4-6-3 **BB**		F FF 90 C FF 91 F FF 92 F SL 83 B CH 76 F CH 77 X FF 91 1-2 ② **P3**	4	1	1	0	1	0	2
26 Adam Lind, L (1, 3) OBP: 0.309, SLG: 0.464 20 Mark Teahen, L (9, PH) OBP: 0.266, SLG: 0.315 (9, 3)		B SI 86 B SI 88 X SI 88 2-0 ① **F8**		B SI 89 X SI 90 1-0 ① **G4-3** 2-3	X SI 89 0-0 10 G6-4-3 1-3 2-H **1B**		C FF 93 B FF 93 X SL 88 1-1 ① ② **G4-6-3** 1-2f		S FF 92 B FF 92 X FF 91 1-1 ③ **F7**	4 1	0 0	1 0	1 0	0 0	0 0	2 1
10 Edwin Encarnación, R (1, 10) OBP: 0.347, SLG: 0.471		C SL 85 B SI 91 X SI 89 1-1 ② **G6-3**		F SI 90 D SI 90 X SI 91 1-1 28 HR **1B** 3-H	X SL 81 0-0 ② ③ **G6-4-3** 1-2f		C SL 88 C SL 88 S FF 94 0-3 ③ **K**			4	1	1	1	0	1	2
28 Colby Rasmus, L (1, 8) OBP: 0.322, SLG: 0.429 18 Mike McCoy, R (8, 8) OBP: 0.341, SLG: 0.333		B SI 89 B CH 79 C SI 90 C SI 90 X CH 78 2-2 13 1B **2B**		1 SAFE B SI 90 X KC 78 1-0 1-H **HR**	F SI 87 X CH 78 0-1 13 2B 9 1B **1B**			B FF 92 S FF 92 S SL 83 S FF 94 1-3 ① **K**		4 0	3 0	3 0	2 0	0 0	1 0	0 0
13 Brett Lawrie, R (1, 5) OBP: 0.440, SLG: 0.711		B SI 90 C SI 91 B KC 81 C SL 84 B SI 91 X KC 81 3-2 2-H **1B**		B KC 78 C SI 90 B CH 82 B CH 81 B SI 90 4-1 **BB**	X SI 88 0-0 9 1B 1-3 **2B**			B FF 91 C FF 92 B CH 84 F SL 84 B SL 84 X SL 84 3-2 ② **G5-3**		3	1	2	1	1	0	0
2 Aaron Hill, R (1, 4) OBP: 0.273, SLG: 0.317		1 SAFE C SI 91 X SI 91 0-1 ③ **G1-3**		F SL 84 1 SAFE C CH 78 X SL 85 0-2 ② **F9**		F KC 81 X SI 90 0-1 ① **G6-3**		B CH 85 B CH 84 X FF 93 2-0 **1B**		4	0	1	0	0	0	4
9 J.P. Arencibia, R (1, 2) OBP: 0.273, SLG: 0.433			B SI 88 B SI 89 C SI 89 S SL 84 B SI 90 F SI 90 X SI 90 3-2 ① **P3**	1 SAFE X SI 91 0-0 ③ **F7**		B SL 83 B SI 89 S CH 79 B SI 90 X SI 88 3-1 2-H 3-H **1B**		F FF 93 C SL 83 S FF 94 0-3 ③ **K**		4	0	1	2	0	1	2
Inning Stats	R: 0 E: 0 K: 1 S: 7 H: 0 LOB: 0 BB: 0 P: 11	R: 1 E: 0 K: 0 S: 11 H: 2 LOB: 1 BB: 0 P: 19	R: 0 E: 0 K: 0 S: 8 H: 0 LOB: 0 BB: 0 P: 15	R: 3 E: 0 K: 0 S: 12 H: 3 LOB: 1 BB: 1 P: 22	R: 1 E: 1 K: 1 S: 9 H: 1 LOB: 1 BB: 1 P: 16	R: 2 E: 0 K: 2 S: 15 H: 3 LOB: 1 BB: 0 P: 20	R: 0 E: 0 K: 1 S: 6 H: 0 LOB: 0 BB: 1 P: 11	R: 0 E: 0 K: 2 S: 10 H: 1 LOB: 1 BB: 0 P: 16	R: 0 E: 0 K: 0 S: 10 H: 1 LOB: 1 BB: 0 P: 14	1B: 7 2B: 3 3B: 0 HR: 1 SF: 0 SAC: 0 DP: 2 HBP: 0						WP: 0 PB: 0 SB: 0 CS: 0 PA: 40	

	AB	37
	R	7
	H	11
	RBI	7
	BB	3
	SO	7
	LOB	15

PITCHER		IP	WLS	BF	H	R	ER	SO	BB	IBB	HBP	BLK	WP	HR	S	P	ERA	WHIP
53 Trevor Cahill, R ERA: 4.17	(1, 1)	5.1	L	27	9	7	7	2	2	0	0	0	0	1	54	93	11.81	2.062
61 Bruce Billings, R ERA: 1.59	(6, 1)	1.2		5	0	0	0	3	1	0	0	0	0	0	14	21	0.00	0.600
59 Jordan Norberto, L ERA: 3.0	(8, 1)	1.0		4	1	0	0	2	0	0	0	0	0	0	10	16	0.00	1.000
56 Craig Breslow, L ERA: 4.12	(9, 1)	1.0		4	1	0	0	0	0	0	0	0	0	0	10	14	0.00	1.000

PITCHER	IP	WLS	BF	H	R	ER	SO	BB	IBB	HBP	BLK	WP	HR	S	P	ERA	WHIP

Batter	1	2	3	4	5	6	7	8	9	AB	R	H	RBI	BB	SO	LOB
19 Jemile Weeks, S (1, 4) OBP: 0.322, SLG: 0.412	C FF 89 F FF 91 X CH 86 0-2 ① G4-3		1 SAFE X FF 91 0-0 ① F7		B SI 89 S CH 84 B CH 85 F FF 91 S CH 84 2-3 ① K			B FF 89 X SI 88 1-0 ① L6		4	0	0	0	0	1	2
2 Cliff Pennington, S (1, 6) OBP: 0.317, SLG: 0.350	B FF 92 F FF 90 B FF 91 B FF 91 X SI 91 3-1 ② F8		C SI 90 L CH 84 B FF 92 X CU 76 1-2 1-3 2B		1 SAFE X FF 90 0-0 ② FC6-4 1-2f			C SI 89 B FF 90 B CH 86 B FF 89 C SI 89 X SI 90 3-2 ② F8		4	0	1	0	0	0	1
4 Coco Crisp, S (1, 8) OBP: 0.328, SLG: 0.386 15 Ryan Sweeney, L (9, 8) OBP: 0.361, SLG: 0.360	S FF 93 F SI 92 C FF 92 0-3 ③ K		B CH 85 D FF 91 X FF 93 2-0 ② G5-3		1 SAFE C SI 91 B CH 84 X SI 91 1-1 ③ P4			C CH 82 B CH 85 B FF 90 F FF 91 B CH 86 X FF 92 3-2 ③ G5-3		4 0	0 0	0 0	0 0	0 0	1 0	3 0
16 Josh Willingham, R (1, 10) OBP: 0.333, SLG: 0.471		B SI 88 C SI 90 B FF 92 F FF 90 B FF 91 B FF 92 4-2 8 FC5-4 14 1B BB	B FF 93 B FF 93 B FF 94 B FF 92 4-0 BB			X FF 89 0-0 ① F7			C FF 90 C FF 91 B CU 76 S CH 85 1-3 ① K	2	0	0	0	2	1	0
14 Brandon Allen, L (1, 3) OBP: 0.407, SLG: 0.583		F FF 90 S SI 92 X SL 82 0-2 8 FC5-4 1-2 1B	S SI 93 X SI 92 0-1 ③ P3			C SI 90 B CU 76 X SI 91 1-1 ② F8			B FF 91 X FF 92 1-0 ② G3-1	4	0	1	0	0	0	3
28 Conor Jackson, R (1, 7) OBP: 0.323, SLG: 0.358		B FF 92 F FF 92 F FF 92 S CU 77 1-3 ① K		B SI 89 B SI 91 X FF 91 2-0 ① G6-3		B CH 85 X FF 91 1-0 ③ F9			B FF 92 C FF 90 B CH 84 F FF 90 X CU 77 2-2 ③ F8	4	0	0	0	0	1	2
8 Kurt Suzuki, R (1, 2) OBP: 0.290, SLG: 0.382		B CH 86 X CH 84 1-0 ② FC5-4 1-2f 2-3		F FF 92 B FF 92 X SI 90 1-1 ② F9			B SI 88 B SI 90 B FF 92 C FF 91 F SI 91 S FF 92 3-3 ① K			3	0	0	0	0	1	2
12 David DeJesus, L (1, 9) OBP: 0.314, SLG: 0.369		C FF 92 B FF 92 X SI 91 1-1 ③ G3		B FF 91 S FF 91 B FF 91 X FF 92 2-1 ③ G6-3			B FF 91 B FF 90 C FF 89 F FF 92 C FF 90 2-3 ② K			3	0	0	0	0	1	2
29 Scott Sizemore, R (1, 5) OBP: 0.336, SLG: 0.363			X SI 89 0-0 E6 2 2B		B SI 88 B SI 90 C FF 89 S SI 90 X FF 90 2-2 2 FC6-4 1B			X CH 84 0-0 ③ G6-3		3	0	1	0	0	0	0
Inning Stats	R: 0 H: 0 E: 0 LOB: 0 K: 1 BB: 0 S: 8 P: 11	R: 0 H: 1 E: 0 LOB: 2 K: 1 BB: 1 S: 11 P: 18	R: 0 H: 1 E: 1 LOB: 3 K: 0 BB: 1 S: 8 P: 15	R: 0 H: 0 E: 0 LOB: 0 K: 0 BB: 0 S: 5 P: 10	R: 0 H: 1 E: 0 LOB: 1 K: 1 BB: 0 S: 9 P: 14	R: 0 H: 0 E: 0 LOB: 0 K: 0 BB: 0 S: 4 P: 6	R: 0 H: 0 E: 0 LOB: 0 K: 2 BB: 0 S: 7 P: 12	R: 0 H: 0 E: 0 LOB: 0 K: 0 BB: 0 S: 7 P: 14	R: 0 H: 0 E: 0 LOB: 0 K: 1 BB: 0 S: 7 P: 11	1B: 2 SF: 0 2B: 1 SAC: 0 3B: 0 DP: 0 HR: 0 HBP: 0						WP: 0 PA: 33 PB: 0 SB: 0 CS: 0

PITCHER	IP	WLS	BF	H	R	ER	SO	BB	IBB	HBP	BLK	WP	HR	S	P	ERA	WHIP
24 Ricky Romero, L (1, 1) ERA: 2.73	9.0	W	33	3	0	0	6	2	0	0	0	0	0	66	111	0.00	0.556

PITCHER	IP	WLS	BF	H	R	ER	SO	BB	IBB	HBP	BLK	WP	HR	S	P	ERA	WHIP

BOTTOM

Toronto Blue Jays @ Oakland Athletics

Oakland Coliseum, Oakland, CA

Thu Aug 18 2011, 7:09 PM - 9:29 PM PDT

Att. 12,220 - Clear - 59 F

livebaseballscorecards.com

AB	31
R	0
H	3
RBI	0
BB	2
SO	6
LOB	15

Toronto Blue Jays @ Oakland Athletics

Oakland Coliseum, Oakland, CA

Fri Aug 19 2011, 7:08 PM - 9:31 PM PDT

Att. 13,174 - Overcast - 55 F

TOP

livebaseballscorecards.com

Batter	1	2	3	4	5	6	7	8	9	AB	R	H	RBI	BB	SO	LOB
5 Yunel Escobar, R (1, 6) OBP: 0.368, SLG: 0.415	X FF 88 0-0 E1 19 BB 14 BB		S FF 90 S SL 84 S SL 85 0-3 ① K		B SL 84 S SL 82 B FF 92 B FF 92 F FF 91 F FF 94 S SL 85 3-3 ② K		B FF 90 C FF 90 C FF 91 S SL 85 1-3 ③ K			4	0	0	0	0	3	2
14 Eric Thames, L (1, 7) OBP: 0.318, SLG: 0.468	C FF 87 B CH 87 F SL 82 B FF 90 F SL 81 B FF 90 F SL 82 B FF 92 4-2 19 BB 1-2 BB		B FF 92 B FF 92 B FF 92 C FF 93 X FF 93 3-1 ② L7		B SI 91 F FF 90 F FF 92 S SL 86 1-3 ③ K			C FF 91 C FF 94 S FF 93 0-3 ① K		3	0	0	0	1	2	1
19 José Bautista, R (1, 9) OBP: 0.457, SLG: 0.639	B FF 89 B FF 90 B SL 83 C FF 92 B FF 92 4-1 1-2 2-3 BB		C FF 93 B SL 86 B SL 86 B SL 86 C FF 95 B FF 95 4-2 BB			B SL 83 S SL 82 C FF 92 B FF 94 F SL 85 X FF 93 2-2 10 G4-3 26 F9 1B		B SL 85 B FF 94 C SI 94 F FF 93 B FF 93 4-2 10 S 26 G4-3 BB		1	0	1	0	3	0	0
26 Adam Lind, L (1, 3) OBP: 0.306, SLG: 0.460	S SL 83 S FF 92 S FF 93 0-3 ① K		D FF 91 B FF 91 C SL 84 F FF 92 X SL 86 2-2 ③ F9			X FF 90 0-0 ① F9 1-2		X FF 92 0-0 ② G4-3 1-2		4	0	0	0	0	1	6
10 Edwin Encarnación, R (1, 10) OBP: 0.343, SLG: 0.465	C SL 84 S FF 92 S SL 86 0-3 ② K			B FF 90 C FF 91 B SL 83 B FF 93 S FF 94 C FF 95 3-3 ① K		F SL 84 X FF 93 0-1 ② G4-3 2-3		C FF 93 X SL 86 0-1 ③ P3 2-3		4	0	0	0	0	2	5
28 Colby Rasmus, L (1, 8) OBP: 0.319, SLG: 0.424	S SL 85 F FF 93 S FF 94 0-3 ③ K			X FF 92 0-0 ② F7		C FF 92 B SL 84 C FF 92 S FF 96 1-3 ③ K			C FF 92 F FF 94 B FF 94 S FC 88 1-3 ① K	4	0	0	0	0	3	4
13 Brett Lawrie, R (1, 5) OBP: 0.426, SLG: 0.673		B FF 88 C FF 90 F FF 90 B SL 84 S SL 85 2-3 ① K		C FF 93 S FF 94 S SL 86 0-3 ③ K			B FF 92 B SL 82 S FF 90 B FF 92 X FF 92 3-1 ① F8		C FF 93 X FC 86 0-1 2 G6-4-3 1B	4	0	1	0	0	2	0
2 Aaron Hill, R (1, 4) OBP: 0.271, SLG: 0.314		S SL 84 C FF 93 B SL 86 X SL 85 1-2 ② P3			B FF 90 C FF 92 C FF 92 B SL 85 X SL 85 2-2 ① P4		B FF 90 S SL 83 X SL 84 1-1 ② F8		F FF 93 1 SAFE F FC 87 B FF 94 X FC 86 1-2 ②③ G6-4-3 1-2f	4	0	0	0	0	0	1
9 J.P. Arencibia, R (1, 2) OBP: 0.277, SLG: 0.433		B SL 84 X FF 93 1-0 ③ G1-3			T FF 92 C FF 93 B FF 95 X SL 85 1-2 1B		B SL 82 S FF 92 B FF 92 F FF 92 F FF 93 B FF 93 B SL 85 4-2 BB			2	0	1	0	1	0	0
Inning Stats	R: 0 E: 1 K: 3 S: 15 H: 0 LOB: 3 BB: 2 P: 23	R: 0 E: 0 K: 1 S: 7 H: 0 LOB: 0 BB: 0 P: 11	R: 0 E: 0 K: 1 S: 10 H: 0 LOB: 1 BB: 1 P: 19	R: 0 E: 0 K: 2 S: 7 H: 0 LOB: 0 BB: 0 P: 10	R: 0 E: 0 K: 2 S: 13 H: 1 LOB: 1 BB: 0 P: 20	R: 0 E: 0 K: 1 S: 10 H: 1 LOB: 1 BB: 0 P: 13	R: 0 E: 0 K: 1 S: 10 H: 0 LOB: 1 BB: 1 P: 19	R: 0 E: 0 K: 1 S: 8 H: 0 LOB: 1 BB: 1 P: 12	R: 0 E: 0 K: 1 S: 8 H: 1 LOB: 0 BB: 0 P: 10	1B: 3 2B: 0 3B: 0 HR: 0 SF: 0 SAC: 0 DP: 1 HBP: 0						

	AB	30
	R	0
	H	3
	RBI	0
	BB	5
	SO	13
	LOB	19

WP: 0 PB: 0 SB: 1 CS: 0 PA: 35

PITCHER		IP	WLS	BF	H	R	ER	SO	BB	IBB	HBP	BLK	WP	HR	S	P	ERA	WHIP
18 Rich Harden, R ERA: 3.91	(1, 1)	7.0	W	28	2	0	0	11	4	0	0	0	0	0	72	115	0.00	0.857
50 Grant Balfour, R ERA: 1.95	(8, 1)	1.0	H	4	0	0	0	1	1	0	0	0	0	0	8	12	0.00	1.000
40 Andrew Bailey, R ERA: 2.54	(9, 1)	1.0	S	3	1	0	0	1	0	0	0	0	0	0	8	10	0.00	1.000

PITCHER		IP	WLS	BF	H	R	ER	SO	BB	IBB	HBP	BLK	WP	HR	S	P	ERA	WHIP

BOTTOM

Toronto Blue Jays @ Oakland Athletics

Oakland Coliseum, Oakland, CA

Fri Aug 19 2011, 7:08 PM - 9:31 PM PDT

Att. 13,174 - Overcast - 55 F

livebaseballscorecards.com

Batter	1	2	3	4	5	6	7	8	9	AB	R	H	RBI	BB	SO	LOB
19 Jemile Weeks, S (1, 4) OBP: 0.321, SLG: 0.407	B CH 82 B CH 84 B CH 84 C SI 86 C FF 86 B SI 85 4-2 55 G3 16 HR BB	B CH 77 C FF 86 X CH 78 1-1 ③ G4-3			B CH 74 F CH 84 X CH 82 1-1 ① F9		C SI 85 B FF 86 X CH 80 1-1 ② G6-3			3	1	0	0	1	0	2
4 Coco Crisp, S (1, 8) OBP: 0.325, SLG: 0.383	B CH 85 X SI 86 1-0 ① L6		C CH 84 B CH 85 X CH 77 1-1 ① G6-3		B CH 84 B CH 85 X CH 75 2-0 ② F7		X CH 85 0-0 ③ G5-3			4	0	0	0	0	0	1
55 Hideki Matsui, L (1, 10) OBP: 0.335, SLG: 0.401	B CH 85 B CH 85 C CH 77 S SL 80 B SL 81 X SL 81 3-2 ② G3 1-2		C FF 86 C CH 76 S FF 86 0-3 ② K		B CH 83 X CU 79 1-0 16 BB 1B			C SI 87 B FF 87 B CH 82 B CH 81 F SI 86 X CH 81 3-2 ① P6		4	0	1	0	0	1	1
16 Josh Willingham, R (1, 7) OBP: 0.334, SLG: 0.478 15 Ryan Sweeney, L (9, 7) OBP: 0.361, SLG: 0.360	B FF 86 X FF 86 1-0 2-H HR		F CH 86 F FF 88 B SL 81 X FF 88 1-2 ③ F7		B CH 82 B FF 86 S CU 78 B CU 78 D CH 75 4-1 1-2 BB			C SL 80 B SL 78 S CH 83 B SL 80 X CH 84 2-2 ② G1-3		3 0	1 0	1 0	2 0	1 0	0 0	0 0
14 Brandon Allen, L (1, 3) OBP: 0.381, SLG: 0.538	B FF 88 B CH 82 C FF 88 F SL 81 F FF 89 X CH 83 2-2 ③ G3			C CU 79 F CH 85 X CH 76 0-2 ① F9	F CH 85 B CH 78 S CH 84 X SL 80 1-2 ③ P5			B SI 87 C SI 87 X CH 84 1-1 ③ G3-1		4	0	0	0	0	0	2
28 Conor Jackson, R (1, 9) OBP: 0.326, SLG: 0.357		C FF 87 X CH 77 0-1 ① G4-3		B CH 85 B CH 77 C FF 87 B CH 78 B SI 87 4-1 8 1B BB		B CH 73 S CH 84 F CH 79 B CH 75 B FF 87 F CU 77 D CH 77 4-2 8 G5-4-3 BB				1	0	0	0	2	0	0
8 Kurt Suzuki, R (1, 2) OBP: 0.293, SLG: 0.384		C SI 86 F CH 79 X FF 87 0-2 29 FC1-4 1B		C CH 85 F SI 85 F CU 79 F FF 86 X CH 77 0-2 1-2 1B		C CH 83 T CH 84 B FF 86 X CH 84 1-2 ① ② G5-4-3 1-2f				3	0	2	0	0	0	1
29 Scott Sizemore, R (1, 5) OBP: 0.332, SLG: 0.359		F SI 85 B CH 85 B FF 86 X CH 77 2-1 ② FC1-4 2 BB 1-2f		S CH 76 C CH 74 S SL 81 0-3 ② K		L CH 84 F CH 83 F FF 87 S CU 79 0-3 ③ K				3	0	0	0	0	2	3
2 Cliff Pennington, S (1, 6) OBP: 0.317, SLG: 0.349		B FF 86 C CH 76 B CH 76 B SI 86 B FF 87 4-1 1-2 BB		B CH 82 B FF 88 C FF 88 X CH 78 2-1 ③ G5-3			B CH 82 B CH 85 C SI 85 B SL 79 C FF 86 C FF 86 3-3 ① K			2	0	0	0	1	1	2
Inning Stats	R: 2 E: 0 K: 0 S: 11 H: 1 LOB: 0 BB: 1 P: 22	R: 0 E: 0 K: 0 S: 10 H: 1 LOB: 2 BB: 1 P: 17	R: 0 E: 0 K: 1 S: 8 H: 0 LOB: 0 BB: 0 P: 10	R: 0 E: 0 K: 1 S: 14 H: 1 LOB: 2 BB: 1 P: 20	R: 0 E: 0 K: 0 S: 8 H: 1 LOB: 2 BB: 1 P: 17	R: 0 E: 0 K: 1 S: 10 H: 0 LOB: 0 BB: 1 P: 15	R: 0 E: 0 K: 1 S: 6 H: 0 LOB: 0 BB: 0 P: 10	R: 0 E: 0 K: 0 S: 8 H: 0 LOB: 0 BB: 0 P: 14		1B: 3 2B: 0 3B: 0 HR: 1	SF: 0 SAC: 0 DP: 1 HBP: 0			WP: 0 PB: 0 SB: 0 CS: 0	PA: 32	

	AB	27
	R	2
	H	4
	RBI	2
	BB	5
	SO	4
	LOB	12

PITCHER		IP	WLS	BF	H	R	ER	SO	BB	IBB	HBP	BLK	WP	HR	S	P	ERA	WHIP
27 Brett Cecil, L ERA: 4.24	(1, 1)	7.0	L	29	4	2	2	4	5	0	0	0	0	1	67	111	2.57	1.286
57 Shawn Camp, R ERA: 4.56	(8, 1)	1.0		3	0	0	0	0	0	0	0	0	0	0	8	14	0.00	0.000

PITCHER	IP	WLS	BF	H	R	ER	SO	BB	IBB	HBP	BLK	WP	HR	S	P	ERA	WHIP

Batter	1	2	3	4	5	6	7	8	9	AB	R	H	RBI	BB	SO	LOB
18 Mike McCoy, R (1, 9) OBP: 0.330, SLG: 0.321	B FF 90 C FF 91 C FF 92 S FF 92 1-3 ① K	B SI 92 X FF 93 1-0 ③ G6-3			B SI 91 B FF 92 X FF 91 2-0 ② F8			C FF 90 1 SAFE B FF 92 X FF 90 1-1 SH3 1-2		3	0	0	0	0	1	0
14 Eric Thames, L (1, 7) OBP: 0.321, SLG: 0.469	B FF 93 X FF 93 1-0 26 HBP 10 1B 1B		X SI 90 0-0 20 S 1B		B CU 78 B FF 92 X FF 92 2-0 ③ F9			D CU 77 S FF 92 B CU 78 F FF 93 S CU 79 2-3 ② K		4	1	2	0	0	1	1
5 Yunel Escobar, R (1, 6) OBP: 0.365, SLG: 0.411	F SI 93 1 SAFE X FF 93 0-1 ② F9		F SI 92 B FF 90 1 SAFE F FF 93 S CU 79 1-3 ① K			B CU 79 S CH 82 B FF 91 X CH 84 2-1 ① F8		B CU 80 C CH 85 B FF 92 F FF 93 F FF 94 S CU 82 2-3 ③ K		4	0	0	0	0	2	3
26 Adam Lind, L (1, 10) OBP: 0.308, SLG: 0.460 20 Mark Teahen, L (3, PH) OBP: 0.261, SLG: 0.308 (3, 10)	B FF 93 C SI 91 H SI 91 2-1 10 1B 1-2 HBP		S FF 90 F FF 93 C CU 80 0-3 ② K 1-2			B CU 77 B FF 92 X FF 92 2-0 ② G5-3			B FF 92 X FF 91 1-0 ① P5	0 3	0 0	0 0	0 0	0 0	0 1	0 1
10 Edwin Encarnación, R (1, 3) OBP: 0.343, SLG: 0.463	C SI 91 F FF 92 F CU 80 B CU 79 X CU 80 1-2 1-3 2-H 1B		B CH 83 F FF 93 S CU 81 F FF 92 S CU 80 1-3 ③ K			B CH 84 B CH 83 X SI 92 2-0 ③ G5-3			C FF 92 X CU 78 0-1 ② P6	4	0	1	1	0	1	1
28 Colby Rasmus, L (1, 8) OBP: 0.318, SLG: 0.421	F FF 92 C CU 79 B FF 92 B FF 94 B CU 80 B FF 94 4-2 BB			C CU 78 F FF 93 B CU 79 X CU 80 1-2 ① G3			B FF 92 C CU 78 S FF 91 S FF 94 1-3 ① K		C FF 91 B FF 92 F FC 84 B FF 92 B FF 93 X FF 93 3-2 ③ P4	3	0	0	0	1	1	0
13 Brett Lawrie, R (1, 5) OBP: 0.404, SLG: 0.635	B SI 91 B SI 93 X FF 93 2-0 ③ P3			C CH 84 X FF 92 0-1 ② F9			C CU 79 B FF 92 S FF 93 C CU 80 1-3 ② K			3	0	0	0	0	1	3
8 José Molina, R (1, 2) OBP: 0.371, SLG: 0.442		C SI 87 C CH 80 B FF 89 F FF 91 B CU 80 X FF 93 2-2 ① G5-3		X CH 83 0-0 ③ F7			F CH 83 F CU 80 S FF 92 0-3 ③ K			3	0	0	0	0	1	0
6 John McDonald, R (1, 4) OBP: 0.290, SLG: 0.352		X SI 92 0-0 ② L9			C SI 91 C CU 79 B FF 92 X CU 80 1-2 ① G4-3			X SI 91 0-0 18 SH3 1B		3	0	1	0	0	0	0
Inning Stats	R: 1 E: 0 K: 1 S: 14 H: 2 LOB: 3 BB: 1 P: 25	R: 0 E: 0 K: 0 S: 6 H: 0 LOB: 0 BB: 0 P: 9	R: 0 E: 0 K: 3 S: 11 H: 1 LOB: 1 BB: 0 P: 13	R: 0 E: 0 K: 0 S: 6 H: 0 LOB: 0 BB: 0 P: 7	R: 0 E: 0 K: 0 S: 5 H: 0 LOB: 0 BB: 0 P: 10	R: 0 E: 0 K: 0 S: 4 H: 0 LOB: 0 BB: 0 P: 10	R: 0 E: 0 K: 3 S: 9 H: 0 LOB: 0 BB: 0 P: 11	R: 0 E: 0 K: 2 S: 10 H: 1 LOB: 1 BB: 0 P: 15	R: 0 E: 0 K: 0 S: 6 H: 0 LOB: 0 BB: 0 P: 10	1B: 4 2B: 0 3B: 0 HR: 0	SF: 0 SAC: 1 DP: 0 HBP: 1					

TOP

Toronto Blue Jays @ Oakland Athletics

Oakland Coliseum, Oakland, CA

Sat Aug 20 2011, 6:08 PM - 8:40 PM PDT

Att. 28,434 - Partly Cloudy - 59 F

livebaseballscorecards.com

AB	30
R	1
H	4
RBI	1
BB	1
SO	9
LOB	9

WP: 0 PB: 0 SB: 1 CS: 0 PA: 33

PITCHER		IP	WLS	BF	H	R	ER	SO	BB	IBB	HBP	BLK	WP	HR	S	P	ERA	WHIP
47 Gio González, L ERA: 3.24	(1, 1)	8.0	W	30	4	1	1	9	1	0	1	0	0	0	65	100	1.12	0.625
40 Andrew Bailey, R ERA: 2.45	(9, 1)	1.0		3	0	0	0	0	0	0	0	0	0	0	6	10	0.00	0.000

PITCHER	IP	WLS	BF	H	R	ER	SO	BB	IBB	HBP	BLK	WP	HR	S	P	ERA	WHIP

Toronto Blue Jays @ Oakland Athletics

Oakland Coliseum, Oakland, CA

Sat Aug 20 2011, 6:08 PM - 8:40 PM PDT

Att. 28,434 - Partly Cloudy - 59 F

livebaseballscorecards.com

BOTTOM

Batter	1	2	3	4	5	6	7	8	9	AB	R	H	RBI	BB	SO	LOB
19 Jemile Weeks, S (1, 4) OBP: 0.320, SLG: 0.405	C FF 93 B FF 94 X FF 93 1-1 ① F8	C CH 86 B SI 94 B SI 94 F SI 92 X SI 94 2-2 ① G4-3	C SI 91 B SI 93 X SI 92 1-1 4 S 1B	C SL 82 F SI 88 B FF 90 X SL 82 1-2 ② F7				4	0	1	0	0	0	0
2 Cliff Pennington, S (1, 6) OBP: 0.317, SLG: 0.350	B SI 94 C SI 93 F FF 94 F SL 83 F FF 95 B SI 92 B CH 86 X SI 93 3-2 4 1B 55 1B 2B	C FF 93 B SL 85 X CH 86 1-1 ② L8	B SI 93 C SI 92 C SI 92 F CH 85 1 SAFE 1 SAFE F FF 92 B SI 92 X SI 91 2-2 ② F8	C FF 89 S SL 82 B CU 76 X FC 90 1-2 ③ F9				4	1	1	0	0	0	1
4 Coco Crisp, S (1, 8) OBP: 0.327, SLG: 0.384	B SI 94 B CH 85 C FF 93 X SI 94 2-1 14 PB 55 1B 2-3 1B	B FF 94 C CH 87 X CH 86 1-1 1B	B SI 92 C SI 92 X CH 83 1-1 ③ F9 1-2	B FF 87 F SL 81 C CU 75 B SL 82 C SI 87 2-3 ① K				4	0	2	0	0	1	1
55 Hideki Matsui, L (1, 10) OBP: 0.336, SLG: 0.402	B CH 85 X SI 93 1-0 14 PB 1-2 3-H 1B	B FF 94 F CH 85 C CH 87 F SI 94 X CH 86 1-2 ③ G4-3	C SI 92 B FF 92 C SI 90 B SI 92 X CH 84 2-2 12 WP 1B	C CU 73 X SL 82 0-1 ② P4				4	0	2	1	0	0	1
14 Brandon Allen, L (1, 3) OBP: 0.388, SLG: 0.554	C FF 94 B FF 94 S SI 94 B SI 94 S CH 86 2-3 ② K 1-2 2-3	C SI 93 B SI 93 C CH 86 X CH 87 1-2 15 E 15 FC4 12 G4-6-3 1B	X SI 92 0-0 ① F7	C FC 89 B SL 83 X CU 75 1-1 15 1B 2B				4	2	2	0	0	1	3
15 Ryan Sweeney, L (1, 7) OBP: 0.359, SLG: 0.358 (9, 9)	C SI 95 B FF 95 F SI 93 F FF 95 X CH 86 1-2 ③ G1-3	B SI 92 B SI 93 F SI 93 C CH 86 X FF 94 2-2 FC4 12 G4-6-3 1-3	C SI 90 B FF 91 X CH 84 1-1 ② F7	B SL 83 C FC 90 B SL 82 F SI 89 B SI 89 X SL 83 3-2 16 HR 2-H 1B				4	1	1	1	0	0	4
12 David DeJesus, L (1, 9) OBP: 0.315, SLG: 0.367 16 Josh Willingham, R (8, PH) OBP: 0.336, SLG: 0.488 28 Conor Jackson, R (9, 7) OBP: 0.326, SLG: 0.357	B SI 92 B SI 92 B SI 93 C SI 93 F F FF 94 F CH 86 S CH 86 3-3 ① K	B SI 93 F SI 92 B SI 93 B SI 92 F SI 92 X SI 93 3-2 ① ② G4-6-3 1-2f 3-H	D CH 83 B FF 90 B FF 91 C SI 90 B SI 90 4-1 11 FC6-4 1-2 BB	C SI 93 B FF 93 F SI 93 B FF 93 F FF 93 F SI 94 F SL 78 F SI 93 F SI 93 2-2 X SI 94 1-H HR				2 1 0	0 1 0	0 1 0	0 2 0	1 0 0	1 0 0	1 0 0
11 Landon Powell, S (1, 2) OBP: 0.257, SLG: 0.235	C CH 86 F SL 86 S SI 89 0-3 ② K	X SI 93 0-0 ③ G4-3	B CH 84 B CH 84 C SI 92 B SI 90 X FF 91 3-1 ③ FC6-4 1-2f	B SI 92 B SI 92 B SI 92 C SI 93 X SI 93 3-1 ③ P4				4	0	0	0	0	1	2
28 Eric Sogard, L (1, 5) OBP: 0.243, SLG: 0.265	C FF 96 F SI 95 X SI 88 0-2 ③ F8	B SI 91 X SI 92 1-0 ① G3	C FF 86 F SL 84 B SI 89 X CU 76 1-2 ① L9					3	0	0	0	0	0	0
Inning Stats	R: 1 E: 0 K: 1 S: 17 H: 3 LOB: 2 BB: 0 P: 27	R: 0 E: 0 K: 2 S: 11 H: 0 LOB: 0 BB: 0 P: 14	R: 0 E: 0 K: 0 S: 11 H: 1 LOB: 1 BB: 0 P: 16	R: 1 E: 1 K: 0 S: 10 H: 1 LOB: 0 BB: 0 P: 16	R: 0 E: 0 K: 0 S: 10 H: 1 LOB: 1 BB: 0 P: 15	R: 0 E: 0 K: 0 S: 9 H: 1 LOB: 2 BB: 1 P: 19	R: 0 E: 0 K: 0 S: 9 H: 0 LOB: 0 BB: 0 P: 12	R: 3 E: 0 K: 1 S: 20 H: 3 LOB: 0 BB: 0 P: 31		1B: 7 2B: 2 3B: 0 HR: 1	SF: 0 SAC: 0 DP: 1 HBP: 0		WP: 1 PB: 1 SB: 1 CS: 0	PA: 35		

	AB	R	H	RBI	BB	SO	LOB
	34	5	10	4	1	4	13

PITCHER	IP	WLS	BF	H	R	ER	SO	BB	IBB	HBP	BLK	WP	HR	S	P	ERA	WHIP
37 Henderson Alvarez III, R (1, 1) ERA: 4.32	6.0	L	26	7	2	1	3	1	0	0	0	1	0	68	107	1.50	1.333
51 Jesse Litsch, R (7, 1) ERA: 4.22	1.2		7	2	2	2	1	0	0	0	0	0	0	19	28	10.80	1.200
35 Rommie Lewis, L (8, 1) ERA: 27.0	0.1		2	1	1	1	0	0	0	0	0	0	1	10	15	27.00	3.000

PITCHER	IP	WLS	BF	H	R	ER	SO	BB	IBB	HBP	BLK	WP	HR	S	P	ERA	WHIP

Batter	1	2	3	4	5	6	7	8	9	AB	R	H	RBI	BB	SO	LOB
2 Aaron Hill, R (1, 4) OBP: 0.270, SLG: 0.313	C SI 90 B SI 91 X CU 79 1-1 19 CS 1B		B FS 86 X SI 92 1-0 ③ F9			B SI 90 B SI 90 T SL 84 B SI 91 X SI 91 3-1 ② G6-3			C SI 96 F SI 96 X SL 84 0-2 ① G4-3	4	0	1	0	0	0	1
14 Eric Thames, L (1, 7) OBP: 0.316, SLG: 0.461	B SI 90 S SI 90 S SI 90 X FF 91 1-2 ① F7			B FF 90 B FS 79 F SI 91 B FF 90 X SI 91 3-1 ① L4		C FS 79 S SI 90 X SI 92 0-2 ③ P2			S CH 88 X CH 90 0-1 ② G3	4	0	0	0	0	0	2
19 José Bautista, R (1, 9) OBP: 0.459, SLG: 0.652	1 SAFE 1 SAFE B CU 81 F SI 92 B FF 92 1 SAFE B FS 86 F SI 91 F SL 82 4-2 ② F FF 92 F SF 92 B FF 94 1-2 BB			C SL 85 S FF 92 B FF 92 F SL 82 B FF 91 X SL 85 2-2 ② P3			B CU 79 F SI 91 F SI 90 B CU 80 B SI 91 F FF 92 F SL 85 F FF 92 F FF 92 3-2 X CU 80 HR		C SL 83 X SL 84 0-1 ② 3B	3	1	2	1	1	0	0
10 Edwin Encarnación, R (1, 3) OBP: 0.339, SLG: 0.458	B SI 92 C FS 86 1 SAFE F SI 92 S CU 80 1-3 ③ K			B FF 92 X SL 86 1-0 ③ P4			C SL 85 C FF 92 B CU 79 X CU 81 1-2 ① G6-3		C SI 96 S SL 83 D SL 84 F SL 83 B SI 95 X SL 84 2-2 ③ G3-1	4	0	0	0	0	1	2
28 Colby Rasmus, L (1, 8) OBP: 0.316, SLG: 0.418		F SI 89 F FS 81 C SI 91 0-3 ① K			S SI 89 C FF 91 B FS 83 B SI 91 F FS 80 F SI 91 C FF 92 2-3 ① K		F FS 79 F FF 91 X SI 91 0-2 ② P5			3	0	0	0	0	2	0
13 Brett Lawrie, R (1, 5) OBP: 0.383, SLG: 0.600		C FF 92 F FF 91 B FF 92 B SL 82 X SL 81 2-2 ② F8			X SL 84 0-0 ② P6		X SI 92 0-0 ③ F8			3	0	0	0	0	0	0
20 Mark Teahen, L (1, 10) OBP: 0.255, SLG: 0.301		B CU 81 C FF 91 S SI 92 C FF 93 1-3 ③ K			C FF 92 F FF 92 B FS 82 S SI 91 1-3 ③ K			B SI 90 C CU 79 X SI 89 1-1 ① F8		3	0	0	0	0	2	0
9 J.P. Arencibia, R (1, 2) OBP: 0.277, SLG: 0.435			C FF 92 F SI 91 B SI 92 F CU 80 F FF 92 S SL 82 1-3 ① K			S FF 90 B FF 92 F SI 91 X CU 81 1-2 2B		S CU 79 B SI 90 X SI 91 1-1 ② P5		3	0	1	0	0	1	0
6 John McDonald, R (1, 6) OBP: 0.285, SLG: 0.345			C CU 78 B SI 92 S SI 92 X FF 93 1-2 ② P4			X SI 90 0-0 ① F9		S CU 80 L CU 80 C SI 92 0-3 ③ K		3	0	0	0	0	1	1
Inning Stats	R: 0 E: 0 K: 1 S: 13 H: 1 LOB: 1 BB: 1 P: 20	R: 0 E: 0 K: 2 S: 9 H: 0 LOB: 0 BB: 0 P: 12	R: 0 E: 0 K: 1 S: 9 H: 0 LOB: 0 BB: 0 P: 12	R: 0 E: 0 K: 0 S: 7 H: 0 LOB: 0 BB: 0 P: 13	R: 0 E: 0 K: 2 S: 9 H: 0 LOB: 0 BB: 0 P: 12	R: 0 E: 0 K: 0 S: 9 H: 1 LOB: 1 BB: 0 P: 13	R: 1 E: 0 K: 0 S: 14 H: 1 LOB: 0 BB: 0 P: 18	R: 0 E: 0 K: 1 S: 7 H: 0 LOB: 0 BB: 0 P: 9	R: 0 E: 0 K: 0 S: 11 H: 1 LOB: 1 BB: 0 P: 13	1B: 1 2B: 1 3B: 1 HR: 1 SF: 0 SAC: 0 DP: 0 HBP: 0						

TOP

Toronto Blue Jays @ Oakland Athletics

Oakland Coliseum, Oakland, CA

Sun Aug 21 2011, 1:10 PM - 3:39 PM PDT

Att. 16,811 - Overcast - 62 F

livebaseballscorecards.com

AB	30
R	1
H	4
RBI	1
BB	1
SO	7
LOB	6

WP: 0 PB: 0 SB: 0 CS: 1 PA: 31

PITCHER	IP	WLS	BF	H	R	ER	SO	BB	IBB	HBP	BLK	WP	HR	S	P	ERA	WHIP
52 Guillermo Moscoso, R (1, 1) ERA: 3.28	8.0	L	27	3	1	1	7	1	0	0	0	0	1	77	109	1.12	0.500
60 Fautino De Los Santos, R (9, 1) ERA: 2.42	1.0		4	1	0	0	0	0	0	0	0	0	0	11	13	0.00	1.000

PITCHER	IP	WLS	BF	H	R	ER	SO	BB	IBB	HBP	BLK	WP	HR	S	P	ERA	WHIP

Batter	1	2	3	4	5	6	7	8	9	AB	R	H	RBI	BB	SO	LOB
19 Jemile Weeks, S (1, 4) OBP: 0.319, SLG: 0.402	C SI 91 B SI 91 B FF 91 F FF 93 S FF 94 2-3 K			X SI 91 0-0 L9		B SI 90 X SI 92 1-0 4 G6-4-3 1-2 2-3 1B			B SI 92 C FF 92 F FC 90 B FC 90 B FC 90 S FC 91 3-3 K	4	0	1	0	0	2	0
4 Coco Crisp, S (1, 8) OBP: 0.324, SLG: 0.380	B SI 93 B FF 93 X FF 93 2-0 G6-3			C FF 92 C SL 81 B SI 93 B CH 84 B SL 84 F SI 95 F SI 93 X SI 92 3-2 G5-3		C SI 92 X SI 91 0-1 G6-4-3 1-2f			C CU 76 C FF 92 X FC 92 0-2 L5	4	0	0	0	0	0	3
55 Hideki Matsui, L (1, 10) OBP: 0.333, SLG: 0.398	C SI 92 B CH 84 F SI 94 X CH 83 1-2 G6-3			B SL 80 B SI 92 F FF 92 B SI 93 C SI 93 S FF 94 3-3 K			C FF 93 B FF 92 C FC 91 C FF 93 1-3 K		F SI 92 B FF 91 F FC 90 B CU 78 X FF 92 2-2 G5-3	4	0	0	0	0	2	0
16 Josh Willingham, R (1, 7) OBP: 0.333, SLG: 0.484		B SI 93 X SI 92 1-0 F9			B SI 90 X SI 91 1-0 G6-3		B FC 91 C FC 90 B FF 93 B FF 92 X FF 92 3-1 F7			3	0	0	0	0	0	0
14 Brandon Allen, L (1, 3) OBP: 0.386, SLG: 0.534		B SI 94 C SI 92 X CH 83 1-1 P3			C SI 92 B FF 92 F SL 80 F CH 82 X SL 82 1-2 F9		S FC 91 B FC 91 F FF 92 B FF 92 B CU 79 B FC 91 4-2 BB			2	0	0	0	1	0	0
28 Conor Jackson, R (1, 9) OBP: 0.323, SLG: 0.354		C SI 92 X CH 83 0-1 G3			B SI 93 B SI 91 B SI 91 C FF 91 F SI 91 C SI 93 3-3 K		C FC 90 C FF 93 B FF 92 S CU 79 1-3 K			3	0	0	0	0	2	1
2 Cliff Pennington, S (1, 6) OBP: 0.317, SLG: 0.348			C SI 92 S CH 82 F CH 82 F FF 90 B SL 84 X SI 94 1-2 G4-3		B SI 91 B FF 90 C SI 91 B SI 91 B SI 92 4-1 8 FC2-6 BB			B SI 92 B SI 91 C FF 91 B FC 91 F FF 92 C FF 92 3-3 K		2	0	0	0	1	1	0
8 Kurt Suzuki, R (1, 2) OBP: 0.291, SLG: 0.381			B SI 92 B SI 92 C FF 92 F FF 92 X SI 94 2-2 P3		1 SAFE L SI 89 X SI 90 0-1 FC2-6 19 1B 29 BB 1-2f			F FC 91 B FF 94 F SL 86 B FF 92 S CU 77 2-3 K		3	0	0	0	0	1	1
29 Scott Sizemore, R (1, 5) OBP: 0.333, SLG: 0.358 15 Ryan Sweeney, L (8, PH) OBP: 0.358, SLG: 0.356 28 Eric Sogard, L (9, 5) OBP: 0.243, SLG: 0.265			C SI 92 S SL 83 S CH 85 0-3 K		F SI 91 B CH 81 B SI 92 B SI 91 F SI 92 F SI 92 F SI 92 B SI 92 4-2 19 1B 1-2 BB			B CU 75 C FC 90 F FF 91 B FF 92 X FC 90 2-2 G3		1 1 0	0 0 0	0 0 0	0 0 0	1 0 0	1 0 0	0 0 0
Inning Stats	R: 0 E: 0 K: 1 S: 7 H: 0 LOB: 0 BB: 0 P: 12	R: 0 E: 0 K: 0 S: 5 H: 0 LOB: 0 BB: 0 P: 7	R: 0 E: 0 K: 1 S: 11 H: 0 LOB: 0 BB: 0 P: 14	R: 0 E: 0 K: 1 S: 9 H: 0 LOB: 0 BB: 0 P: 15	R: 0 E: 0 K: 1 S: 8 H: 0 LOB: 0 BB: 0 P: 13	R: 0 E: 0 K: 0 S: 10 H: 1 LOB: 2 BB: 2 P: 19	R: 0 E: 0 K: 2 S: 10 H: 0 LOB: 1 BB: 1 P: 19	R: 0 E: 0 K: 2 S: 9 H: 0 LOB: 0 BB: 0 P: 16	R: 0 E: 0 K: 1 S: 9 H: 0 LOB: 0 BB: 0 P: 14	1B: 1 2B: 0 3B: 0 HR: 0 SF: 0 SAC: 0 DP: 1 HBP: 0						

PITCHER		IP	WLS	BF	H	R	ER	SO	BB	IBB	HBP	BLK	WP	HR	S	P	ERA	WHIP
47 Luis Perez, L ERA: 3.26	(1, 1)	6.0	W	20	1	0	0	4	2	0	0	0	0	0	50	80	0.00	0.500
44 Casey Janssen, R ERA: 2.2	(7, 1)	3.0	S	10	0	0	0	5	1	0	0	0	0	0	28	49	0.00	0.333

PITCHER	IP	WLS	BF	H	R	ER	SO	BB	IBB	HBP	BLK	WP	HR	S	P	ERA	WHIP

BOTTOM

Toronto Blue Jays @ Oakland Athletics

Oakland Coliseum, Oakland, CA

Sun Aug 21 2011, 1:10 PM - 3:39 PM PDT

Att. 16,811 - Overcast - 62 F

livebaseballscorecards.com

AB	27
R	0
H	1
RBI	0
BB	3
SO	9
LOB	5

Batter	1	2	3	4	5	6	7	8	9	AB	R	H	RBI	BB	SO	LOB
19 Jemile Weeks, S (1, 4) OBP: 0.314, SLG: 0.395	B FF 92 C FF 92 B FF 94 X FF 94 2-1 F7 ①		C FF 92 F FF 94 F FF 94 B FF 94 B FF 94 X FF 94 2-2 P6 ①		B FF 87 1 SAFE B FF 89 C FF 90 B FF 89 X FF 93 3-1 F9 ③		D X 1-0 G6-3 ②		B CH 86 B FF 94 B FF 94 C FF 94 X FF 95 3-1 G4-3 ③	5	0	0	0	0	0	2
4 Coco Crisp, S (1, 8) OBP: 0.323, SLG: 0.381	B SL 86 X FF 94 1-0 F8 ②		B CH 84 B CH 84 F FF 92 C FF 93 S SL 83 2-3 K ②			X FF 91 0-0 55 F9 16 SF7 2B	B CH 87 C SI 94 F FF 93 B SL 83 F FF 93 X FF 94 2-2 G1-3 ③			4	1	1	0	0	1	1
55 Hideki Matsui, L (1, 10) OBP: 0.330, SLG: 0.394	C FF 93 C SL 87 F SL 87 F SL 86 F FF 95 X FF 94 0-2 G6-3 ③		C FF 92 B FF 95 X FF 93 1-1 L7 ③			X CH 82 0-0 F9 ① 2-3		C CH 84 C CU 78 B SL 87 S SL 87 1-3 K ①		4	0	0	0	0	1	1
16 Josh Willingham, R (1, 7) OBP: 0.333, SLG: 0.482 15 Ryan Sweeney, L (9, 7) OBP: 0.358, SLG: 0.356		C FF 92 B SL 85 F FF 92 B SL 85 B SL 85 X FF 94 3-2 G6-3 ①		C SL 83 B FF 93 C FF 92 X FF 93 1-2 12 L3 1B		X FF 91 0-0 SF7 ② 3-H		B FF 94 B SL 89 S SL 88 B SL 88 C SL 87 F SL 88 S FF 95 3-3 K ②		3	0	1	1	0	1	0
										0	0	0	0	0	0	0
14 Brandon Allen, L (1, 3) OBP: 0.392, SLG: 0.629		B FF 92 B FF 94 C SL 86 B FF 94 X SL 87 3-1 HR		C FF 91 B FF 92 C FF 92 S FF 92 1-3 K ①		C FF 93 C FF 93 F FF 93 S FF 93 0-3 K ③		X FF 95 0-0 HR		4	2	2	2	0	2	1
12 David DeJesus, L (1, 9) OBP: 0.316, SLG: 0.369		C FF 93 S FF 94 B FF 95 F FF 94 B FF 93 X SL 87 2-2 1B		S CH 82 B FF 91 1 SAFE C FF 90 B SL 81 F CH 81 B FF 90 F FF 93 X SL 83 3-2 L3 ②③ 1-1			B FF 90 F FF 91 B CH 84 S FF 92 C SI 92 2-3 K ①	X FF 94 0-0 1B		4	0	2	0	0	1	1
2 Cliff Pennington, S (1, 6) OBP: 0.316, SLG: 0.347		1 SAFE B FF 88 1 SAFE C FF 88 F FF 89 C FF 90 1-3 K ②		B FF 92 C FF 93 F CH 83 F FF 94 B FF 93 X SL 86 2-2 F9 ①			F CH 83 F FF 93 X FF 93 0-2 8 2B 29 2B 1B	C CH 85 C CU 80 S SL 87 0-3 K ③		4	1	1	0	0	2	2
8 Kurt Suzuki, R (1, 2) OBP: 0.293, SLG: 0.385		C FF 89 X SL 84 0-1 F9 ③		F FF 92 B FF 93 B FF 93 X FF 92 2-1 1B			1 SAFE 1 SAFE C SL 82 F SI 89 D SL 85 1 SAFE D SL 82 B SI 87 X SI 89 3-2 29 2B 1-3 2B		X SL 86 0-0 G5-3 ①	4	1	2	0	0	0	1
28 Eric Sogard, L (1, 5) OBP: 0.256, SLG: 0.361 29 Scott Sizemore, R (7, PH) OBP: 0.334, SLG: 0.363 (7, 5)			C FF 92 X SL 84 0-1 HR		C FF 87 C FF 90 X FF 90 0-2 F8 ②		X 0-0 2-H 3-H 2B		B FF 93 B FF 93 C FF 93 C FF 94 S SL 88 2-3 K ②	2	1	1	1	0	0	1
										2	0	1	2	0	1	0
Inning Stats	R: 0 E: 0 K: 0 S: 9 H: 0 LOB: 0 BB: 0 P: 12	R: 1 E: 0 K: 1 S: 14 H: 2 LOB: 1 BB: 0 P: 23	R: 1 E: 0 K: 1 S: 11 H: 1 LOB: 0 BB: 0 P: 16	R: 0 E: 0 K: 1 S: 11 H: 1 LOB: 0 BB: 0 P: 16	R: 0 E: 0 K: 0 S: 11 H: 1 LOB: 1 BB: 0 P: 18	R: 1 E: 0 K: 1 S: 7 H: 1 LOB: 0 BB: 0 P: 7	R: 2 E: 0 K: 1 S: 15 H: 3 LOB: 1 BB: 0 P: 23	R: 1 E: 0 K: 3 S: 12 H: 2 LOB: 1 BB: 0 P: 16	R: 0 E: 0 K: 1 S: 6 H: 0 LOB: 0 BB: 0 P: 11	1B: 5 2B: 4 3B: 0 HR: 3 SF: 1 SAC: 0 DP: 1 HBP: 0						

PITCHER		IP	WLS	BF	H	R	ER	SO	BB	IBB	HBP	BLK	WP	HR	S	P	ERA	WHIP
40 Bartolo Colon, R ERA: 3.71	(1, 1)	6.1	L	26	8	5	5	5	0	0	0	0	0	2	72	106	7.11	1.263
48 Boone Logan, L ERA: 2.78	(7, 1)	0.2		3	1	0	0	0	0	0	0	0	0	0	6	9	0.00	1.500
64 Hector Noesí, R ERA: 3.63	(8, 1)	2.0		8	2	1	1	4	0	0	0	0	0	1	18	27	4.50	1.000

PITCHER	IP	WLS	BF	H	R	ER	SO	BB	IBB	HBP	BLK	WP	HR	S	P	ERA	WHIP

TOP

Oakland Athletics @ New York Yankees

Yankee Stadium, Bronx, NY

Tue Aug 23 2011, 7:09 PM - 10:03 PM EDT

Att. 47,343 - Partly Cloudy - 74 F

livebaseballscorecards.com

AB	36
R	6
H	11
RBI	6
BB	0
SO	9
LOB	10

WP: 0 PA: 37
PB: 0
SB: 0
CS: 0

BOTTOM

Oakland Athletics @ New York Yankees

Yankee Stadium, Bronx, NY

Tue Aug 23 2011, 7:09 PM - 10:03 PM EDT

Att. 47,343 - Partly Cloudy - 74 F

livebaseballscorecards.com

Batter	1	2	3	4	5	6	7	8	9	AB	R	H	RBI	BB	SO	LOB
11 Brett Gardner, L (1, 7) OBP: 0.352, SLG: 0.390	B SI 90 C SI 90 B FC 89 F FC 90 C SI 91 2-3 ① K		1 SAFE C SI 91 B FC 91 C FC 90 F FC 91 1 SAFE X FC 89 1-2 ① F9		C CU 80 X FC 91 0-1 ② P6		B CU 80 C SI 91 C FC 92 X FC 91 1-2 ③ G6-3		C FF 93 B FF 92 F FF 92 X FF 94 1-2 E5 24 BB 2 SH1-4	5	0	0	0	0	1	4
2 Derek Jeter, R (1, 6) OBP: 0.356, SLG: 0.381	B FC 90 F FC 91 X SI 91 1-1 1B		X SI 92 0-0 1-2 1B		C CU 80 B FC 90 B FC 89 B CU 80 B FC 91 4-1 BB			B CU 81 B FC 90 C SI 90 C SI 91 F FC 90 F FC 91 F CU 81 F SI 92 X CU 81 2-2 25 F8 33 HR 14 BB 1B	C FF 93 X FF 93 0-1 ① SH1-4 1-2 2-3	3	1	3	0	1	0	0
14 Curtis Granderson, L (1, 8) OBP: 0.375, SLG: 0.590	C FC 89 F FC 90 1 SAFE X FC 90 0-2 ② F7		C CU 81 F SI 92 S CU 80 0-3 ② K		C CU 80 S FC 90 B SI 92 B FC 92 C SI 92 2-3 ③ K			F SI 91 S SI 91 B FC 90 B FC 90 F SI 91 B FC 91 B FC 89 4-2 1-2 33 HR BB	B CU 77 F FF 93 B FF 94 C FF 93 F FF 94 B FF 94 F FF 94 B FF 94 4-2 24 BB BB	3	1	0	0	2	2	5
25 Mark Teixeira, S (1, 3) OBP: 0.346, SLG: 0.512	1 SAFE C SI 91 X FC 90 0-1 ③ P5		X CU 81 0-0 ③ G3			C FC 90 C CU 80 B SI 92 F FC 91 S FC 92 1-3 ① K		C SI 91 X SI 92 0-1 ① 2-3 F8	C CU 78 X FF 93 0-1 ② P5	5	0	0	0	0	1	8
24 Robinson Canó, L (1, 4) OBP: 0.350, SLG: 0.523		C SI 90 X SI 90 0-1 ① G4-3		X FC 90 0-0 33 G3-6-1 1B		X SI 92 0-0 ② G3		F FC 91 X SI 92 0-1 ② L6	B FF 93 B FF 93 C FF 93 F FF 93 B FF 95 F FF 95 B FF 94 4-2 1-2 2-3 3-H BB	4	0	1	1	1	0	2
33 Nick Swisher, S (1, 9) OBP: 0.377, SLG: 0.431		C SI 90 B FC 89 F FC 90 F SI 92 S FC 91 1-3 ② K	F SI 90 1 SAFE B CU 79 X FC 90 1-1 ① ② G3-6-1 1-2f		S CU 80 S SI 91 B FC 92 X FC 91 1-2 ③ F7			X FC 90 0-0 1-H 3-H HR	B FF 94 B FF 93 X FF 92 2-0 ③ F8	5	1	1	3	0	1	4
12 Eric Chavez, L (1, 5) OBP: 0.336, SLG: 0.361		X SI 91 0-0 1B	B CU 79 F FC 90 S FC 90 X SI 91 1-2 ③ G4-3				X SI 90 0-0 20 G3 1B	B FF 92 B FF 92 C FF 92 X FF 92 2-1 ③ G4-3		4	0	2	0	0	0	0
20 Jorge Posada, S (1, 10) OBP: 0.323, SLG: 0.401		C SI 91 B FC 92 B CU 81 X FC 91 2-1 ③ G4-3		F SI 91 C SI 90 X FC 90 0-2 2B			B FC 88 C FC 90 X FC 90 1-1 ① 1-2 G3		C FF 92 B CU 78 F FF 92 X FC 85 1-2 HR	4	1	2	1	0	0	2
55 Russell Martin, R (1, 2) OBP: 0.322, SLG: 0.400			B FC 91 B FC 89 B SI 91 B SI 92 4-0 2 1B BB	S SI 90 B SI 92 S FC 91 F CU 82 F FC 91 S CU 80 1-3 ① K			X FC 89 0-0 ② F9		X FF 91 0-0 2 SH1-4 24 BB 2B	3	1	1	0	1	1	2
Inning Stats	R: 0 E: 0 K: 1 S: 10 H: 1 LOB: 1 BB: 0 P: 13	R: 0 E: 0 K: 1 S: 9 H: 1 LOB: 1 BB: 0 P: 12	R: 0 E: 0 K: 1 S: 9 H: 1 LOB: 2 BB: 1 P: 14	R: 0 E: 0 K: 0 S: 6 H: 1 LOB: 0 BB: 0 P: 8	R: 0 E: 0 K: 2 S: 14 H: 1 LOB: 2 BB: 1 P: 21	R: 0 E: 0 K: 1 S: 8 H: 0 LOB: 0 BB: 0 P: 10	R: 0 E: 0 K: 0 S: 7 H: 1 LOB: 1 BB: 0 P: 9	R: 3 E: 0 K: 0 S: 17 H: 2 LOB: 0 BB: 1 P: 25	R: 2 E: 1 K: 0 S: 19 H: 2 LOB: 3 BB: 2 P: 31	1B: 6 2B: 2 3B: 0 HR: 2 SF: 0 SAC: 1 DP: 1 HBP: 0	WP: 0 PB: 0 SB: 0 CS: 0 PA: 42					

	AB	36
	R	5
	H	10
	RBI	5
	BB	5
	SO	6
	LOB	27

PITCHER		IP	WLS	BF	H	R	ER	SO	BB	IBB	HBP	BLK	WP	HR	S	P	ERA	WHIP
32 Brandon McCarthy, R ERA: 3.72	(1, 1)	7.2	W	33	8	3	3	6	3	0	0	0	0	1	78	108	3.52	1.435
50 Grant Balfour, R ERA: 1.94	(8, 1)	0.1	H	1	0	0	0	0	0	0	0	0	0	0	2	4	0.00	0.000
40 Andrew Bailey, R ERA: 2.67	(9, 1)	1.0	S	8	2	2	1	0	2	0	0	0	0	1	19	31	9.00	4.000

PITCHER	IP	WLS	BF	H	R	ER	SO	BB	IBB	HBP	BLK	WP	HR	S	P	ERA	WHIP

Oakland Athletics @ New York Yankees

Yankee Stadium, Bronx, NY

Wed Aug 24 2011, 7:09 PM - 10:21 PM EDT

Att. 47,271 - Partly Cloudy - 75 F

livebaseballscorecards.com

Batter	1	2	3	4	5	6	7	8	9	10	AB	R	H	RBI	BB	SO	LOB
19 Jemile Weeks, S (1, 4) OBP: 0.315, SLG: 0.396	C FF 92 X FF 92 0-1 F9 ①		B SL 79 X CH 87 1-0 L7 ②		C FF 94 0-1 CS ③ 1-2	B FF 93 X SI 92 1-0 2B ①		B FC 92 C FF 94 B FC 92 B FC 94 B FC 94 4-1 55 L6 4 1B BB		C SL 80 F FF 93 F FF 93 S SL 81 0-3 K ②	4	0	1	0	1	1	3
4 Coco Crisp, S (1, 8) OBP: 0.331, SLG: 0.401	X FF 93 0-0 HR		C SL 79 F FF 94 B SL 82 B CH 87 F FF 94 B SL 83 B CH 88 4-2 BB			B FF 95 B CH 88 B FF 94 C FF 94 X FF 94 3-1 55 G3-6-3 1B		C KC 81 X FC 93 0-1 1-2 2-H 1B		X SL 81 0-0 1-H 2-H HR	4	2	4	5	1	0	0
55 Hideki Matsui, L (1, 7) OBP: 0.327, SLG: 0.389 15 Ryan Sweeney, L (10, 7) OBP: 0.358, SLG: 0.356	C FF 92 C SL 82 F FF 93 B SL 81 X FF 94 1-2 F8 ②		C SL 83 B FF 94 B FF 95 B SL 83 C FF 95 X FF 96 3-2 G4-3 ③			X FF 94 0-0 G3-6-3 ② ③ 1-2f		B FC 93 D KC 82 C FC 93 B FC 94 C FC 94 F FC 93 X FC 94 3-2 L6 ② ③ 2-2		C FF 93 X SI 93 0-1 G6-3 ③	5 0	0 0	0 0	0 0	0 0	0 0	5 0
16 Josh Willingham, R (1, 10) OBP: 0.329, SLG: 0.477	C SL 78 B FF 91 S CH 87 B SL 83 S CH 87 2-3 K ③			C FF 92 B FF 93 B SL 81 B CH 87 X SI 93 3-1 L8 ①			B SL 78 C SL 78 X FF 94 1-1 F9 ①		C FC 92 F FF 92 B FC 92 B FC 92 S FC 94 2-3 K ①		4	0	0	0	0	2	0
14 Brandon Allen, L (1, 3) OBP: 0.372, SLG: 0.591		B FF 92 C SL 77 S SI 92 S SL 81 1-3 K2-3 ①		C SL 78 F FF 94 F FF 94 S SL 81 0-3 K ②			C SL 81 X SL 82 0-1 L8 ②		B FC 92 B FC 93 C FC 91 F FC 92 T FC 93 2-2 K ②		4	0	0	0	0	3	0
28 Conor Jackson, R (1, 9) OBP: 0.319, SLG: 0.350		C FF 93 B FF 92 F FF 93 S CH 87 1-3 K ②		C FF 94 F FF 93 B SL 81 C FF 94 1-3 K ③			X FF 94 0-0 L4 ③		B FC 92 X FC 92 1-0 F9 ③		4	0	0	0	0	2	0
8 Kurt Suzuki, R (1, 2) OBP: 0.292, SLG: 0.384		C FF 93 X CH 87 0-1 L9 ③			C SL 79 B FF 93 C SI 92 B FF 94 X SL 83 2-2 L6 ①			B FF 93 B FF 92 C FF 93 X CH 87 2-1 2 SH1-4 29 2B 1B		C FF 89 F SL 77 B SL 80 X FF 91 1-2 G4-3 ①	4	1	1	0	0	0	0
2 Cliff Pennington, S (1, 6) OBP: 0.316, SLG: 0.347			B FF 90 C FF 92 B CH 87 F FF 93 S SI 93 2-3 K ①		C SL 78 T CH 87 S SL 83 0-3 K ②			B FF 91 B FF 93 X FF 93 2-0 SH1-4 ① 1-2		C SI 90 B SL 78 B FF 92 X FF 90 2-1 29 1B 4 HR 1B	3	1	1	0	0	2	0
29 Scott Sizemore, R (1, 5) OBP: 0.343, SLG: 0.380			C SL 79 B FF 92 B SI 93 B SI 93 X FF 93 3-1 2B		C SL 78 F FF 92 B SL 82 F FF 94 B CH 88 X FF 95 2-2 19 CS 1B			S SL 80 C SL 80 X SL 82 0-2 4 1B 2B 2-H		1 SAFE X SL 79 0-0 4 HR 1B 1-2	4	2	4	1	0	0	0
Inning Stats	R: 1 H: 1 E: 0 LOB: 0 K: 1 BB: 0 S: 10 P: 13	R: 0 H: 0 E: 0 LOB: 0 K: 2 BB: 0 S: 8 P: 10	R: 0 H: 1 E: 0 LOB: 2 K: 1 BB: 1 S: 12 P: 25	R: 0 H: 0 E: 0 LOB: 0 K: 2 BB: 0 S: 9 P: 13	R: 0 H: 1 E: 0 LOB: 0 K: 1 BB: 0 S: 11 P: 15	R: 0 H: 2 E: 0 LOB: 0 K: 0 BB: 0 S: 4 P: 8	R: 0 H: 0 E: 0 LOB: 0 K: 0 BB: 0 S: 5 P: 6	R: 2 H: 3 E: 0 LOB: 1 K: 0 BB: 1 S: 13 P: 24	R: 0 H: 0 E: 0 LOB: 0 K: 2 BB: 0 S: 7 P: 12	R: 3 H: 3 E: 0 LOB: 0 K: 1 BB: 0 S: 13 P: 16	1B: 6 2B: 4 3B: 0 HR: 2	SF: 0 SAC: 1 DP: 2 HBP: 0	WP: 0 PB: 0 SB: 0 CS: 1	PA: 40				

PITCHER	IP	WLS	BF	H	R	ER	SO	BB	IBB	HBP	BLK	WP	HR	S	P	ERA	WHIP
52 CC Sabathia, L (1, 1) ERA: 2.99	7.1		27	7	3	3	7	1	0	0	0	0	1	65	100	3.68	1.091
30 David Robertson, R (8, 1) ERA: 1.23	0.2		3	1	0	0	0	1	0	0	0	0	0	7	14	0.00	3.000
42 Mariano Rivera, R (9, 1) ERA: 2.2	1.0		3	0	0	0	2	0	0	0	0	0	0	7	12	0.00	0.000
29 Rafael Soriano, R (10, 1) ERA: 5.01	1.0	L	6	3	3	3	1	0	0	0	0	0	1	13	16	27.00	3.000

PITCHER	IP	WLS	BF	H	R	ER	SO	BB	IBB	HBP	BLK	WP	HR	S	P	ERA	WHIP

TOP

AB	36
R	6
H	11
RBI	6
BB	2
SO	10
LOB	8

Oakland Athletics @ New York Yankees

Yankee Stadium, Bronx, NY

Wed Aug 24 2011, 7:09 PM - 10:21 PM EDT

Att. 47,271 - Partly Cloudy - 75 F

livebaseballscorecards.com

Batter	1	2	3	4	5	6	7	8	9	10	AB	R	H	RBI	BB	SO	LOB
11 Brett Gardner, L (1, 7) OBP: 0.351, SLG: 0.387	L SI 90 S SI 92 B FF 91 S SL 82 1-3 ① K		X SI 89 0-0 2 S 2 1B 1B		L SI 87 B SL 85 F SI 89 B SI 90 B SI 91 C SI 90 3-3 ① K		B SI 90 B SI 90 X SI 90 2-0 ① P5		C SI 96 S SI 97 S SL 86 0-3 ① K		5	1	1	0	0	3	2
2 Derek Jeter, R (1, 6) OBP: 0.356, SLG: 0.382	B SI 91 X SL 86 1-0 14 BB 1B		P PO 80 X CH 81 1-0 14 FC4-6 1-H 1B		C SL 84 B SI 91 F SI 92 S SL 85 1-3 ② K		B CH 72 B SI 89 S CH 70 F SI 88 B SI 90 1 SAFE F CH 72 X CH 71 3-2 ② L4		B SI 95 C SI 97 B SL 85 X SI 97 2-1 ② G3		5	0	2	1	0	1	2
14 Curtis Granderson, L (1, 8) OBP: 0.374, SLG: 0.585	C SI 91 B SI 84 1 SAFE D CH 82 B SI 90 B SI 92 4-1 25 L4-3 1-2 BB		1 SAFE C SI 90 F CH 81 B SI 90 X SI 90 1-2 ② FC4-6 1-2f		B KC 80 S KC 81 F SI 91 F SL 85 B FF 91 X KC 82 2-2 ③ F7		B SI 90 X SI 89 1-0 ③ F8		C SL 83 C SI 97 S SL 86 0-3 ③ K		4	0	0	0	1	1	3
25 Mark Teixeira, S (1, 3) OBP: 0.345, SLG: 0.515	C SI 90 S SL 87 F CH 80 B FF 92 F CH 83 D SL 88 D CH 82 F SI 92 X SI 87 3-2 ② ③ L4-3 1-1		B SI 90 1 SAFE 1 SAFE X SI 85 1-0 ③ G3-1			B KC 81 X SI 90 1-0 ① G6-3		B FF 93 C FF 94 B FF 94 B FF 94 X FF 93 3-1 HR		C FF 94 S CU 77 B FF 93 B CU 76 S FF 93 2-3 ① K	5	1	1	1	0	1	3
24 Robinson Canó, L (1, 4) OBP: 0.348, SLG: 0.522		B SI 91 F SI 85 X SL 86 1-1 ① G6-3		B CH 81 B SI 90 X CH 84 2-0 20 G2-3 2B		X SI 91 0-0 ② G4-3		B FF 93 B FF 94 F FF 94 F FF 93 X CU 83 2-2 ① P6		B FF 93 X FF 93 1-0 ② G5-3	5	0	1	0	0	0	0
33 Nick Swisher, S (1, 9) OBP: 0.381, SLG: 0.447		B KC 80 C SI 90 B SI 89 S KC 81 H SL 83 3-2 HBP		D CH 80 B SI 88 C CH 80 B SI 89 D CH 82 4-1 20 G2-3 BB		S CH 79 B SL 84 X SI 89 1-1 HR		C CU 82 S CU 83 T FF 94 0-2 ② K		X FF 92 0-0 HR	3	2	2	2	1	1	0
20 Jorge Posada, S (1, 10) OBP: 0.323, SLG: 0.399 18 Andruw Jones, R (8, PR) OBP: 0.353, SLG: 0.478 (9, 10)	C SI 92 1 SAFE B SI 91 B SI 90 1 SAFE S CH 83 C SI 92 2-3 ② K		C SI 90 C KC 81 D CH 83 X SL 86 1-2 ① G2-3 1-2 2-3		B CH 84 F SI 88 B SI 90 C CH 79 F SL 85 X SL 86 2-2 ③ G4-3			B FF 93 B FF 93 C FF 93 B FF 92 X FF 94 3-1 26 1B 1B		B FF 94 C FC 86 B FF 94 S FF 94 S FC 84 2-3 ③ K	4 1	0 0	1 0	0 0	0 0	1 1	3 0
26 Eduardo Núñez, R (1, 5) OBP: 0.320, SLG: 0.397		1 SAFE T SI 92 F SI 92 X SL 84 0-2 ③ F8		B SI 90 F SI 91 X SI 92 1-1 ② G2			X SL 84 0-0 17 1B 2B	B FF 92 T FF 92 X SL 84 1-1 1-2 1B			4	0	2	0	0	0	3
17 Francisco Cervelli, R (1, 2) OBP: 0.325, SLG: 0.330 12 Eric Chavez, L (8, PH) OBP: 0.333, SLG: 0.357 55 Russell Martin, R (9, 2) OBP: 0.322, SLG: 0.400			B SI 88 B SI 90 S SI 87 S SI 90 B SI 90 S SI 91 3-3 ① K	C SI 91 B SI 92 S CH 80 S CH 83 1-3 ③ K			X SI 89 0-0 2-3 1B	C CU 82 X FF 92 0-1 ③ L5			3 1 0	0 0 0	1 0 0	0 0 0	0 0 0	2 0 0	2 2 0

Inning Stats	1	2	3	4	5	6	7	8	9	10
	R: 0 E: 0 K: 1 S: 11 H: 1 LOB: 1 BB: 1 P: 20	R: 0 E: 0 K: 1 S: 10 H: 0 LOB: 1 BB: 0 P: 16	R: 1 E: 0 K: 1 S: 10 H: 2 LOB: 1 BB: 0 P: 15	R: 0 E: 0 K: 1 S: 10 H: 1 LOB: 2 BB: 1 P: 19	R: 0 E: 0 K: 2 S: 10 H: 0 LOB: 0 BB: 0 P: 16	R: 1 E: 0 K: 0 S: 8 H: 1 LOB: 0 BB: 0 P: 12	R: 0 E: 0 K: 0 S: 8 H: 2 LOB: 2 BB: 0 P: 14	R: 1 E: 0 K: 1 S: 14 H: 3 LOB: 2 BB: 0 P: 23	R: 0 E: 0 K: 2 S: 8 H: 0 LOB: 0 BB: 0 P: 10	R: 1 E: 0 K: 2 S: 8 H: 1 LOB: 0 BB: 0 P: 13

1B: 6 SF: 0 WP: 0 PA: 43
2B: 3 SAC: 0 PB: 0
3B: 0 DP: 1 SB: 1
HR: 3 HBP: 1 CS: 0

PITCHER	IP	WLS	BF	H	R	ER	SO	BB	IBB	HBP	BLK	WP	HR	S	P	ERA	WHIP
53 Trevor Cahill, R (1, 1) ERA: 4.13	6.0		27	7	2	2	6	2	0	1	0	0	1	61	100	3.00	1.500
57 Brian Fuentes, L (7, 1) ERA: 3.99	1.0		3	0	0	0	0	0	0	0	0	0	0	6	12	0.00	0.000
50 Grant Balfour, R (8, 1) ERA: 2.08	1.0	B	6	3	1	1	1	0	0	0	0	0	1	14	23	9.00	3.000
60 Fautino De Los Santos, R (9, 1) ERA: 2.31	1.0	W	3	0	0	0	2	0	0	0	0	0	0	8	10	0.00	0.000
40 Andrew Bailey, R (10, 1) ERA: 2.87	1.0	S	4	1	1	1	2	0	0	0	0	0	1	8	13	9.00	1.000

PITCHER	IP	WLS	BF	H	R	ER	SO	BB	IBB	HBP	BLK	WP	HR	S	P	ERA	WHIP

BOTTOM	
AB	40
R	4
H	11
RBI	4
BB	2
SO	11
LOB	20

Oakland Athletics @ New York Yankees

Yankee Stadium, Bronx, NY

Thu Aug 25 2011, 2:36 PM - 7:05 PM EDT

Att. 46,369 - Rain - 75 F

TOP

livebaseballscorecards.com

Batter	1	2	3	4	5	6	7	8	9	AB	R	H	RBI	BB	SO	LOB
19 Jemile Weeks, S (1, 4) OBP: 0.320, SLG: 0.400	C FF 90 C KC 73 B FF 92 B FF 92 X FF 91 2-2 4 SH3-4 4 S 55 SF8 1B		C FF 89 X CH 84 0-1 55 16 1B 1B	C FF 88 X CU 74 0-1 55 G4-3 55 S 1B	C FF 94 X CU 80 0-1 ③ G4-3			C FF 90 B FF 90 C FF 90 T FF 91 1-2 ① K		5	2	3	0	0	1	3
4 Coco Crisp, S (1, 8) OBP: 0.328, SLG: 0.398 15 Ryan Sweeney, L (8, PH) OBP: 0.356, SLG: 0.355 (8, 8)	B KC 72 L KC 74 X FF 92 1-1 ① SH3-4 1-3		1 SAFE 1 SAFE B FF 88 L FC 88 F KC 72 S FF 90 1-3 ① K	F FF 88 B FF 88 1 SAFE B CH 82 X CH 81 2-1 ① F8		B B FF 92 C FF 93 B FF 94 X FF 94 3-1 ① G4-3		C SI 90 B CH 83 C SL 86 S CH 86 1-3 ② K		3 1	0 0	0 0	0 0	0 0	1 1	2 0
55 Hideki Matsui, L (1, 10) OBP: 0.328, SLG: 0.393	B FF 92 F FF 92 B CH 85 F KC 75 F FF 93 F KC 76 F FF 92 B CH 85 3-2 ② F KC 76 F FF 92 X FF 93 SF8 3-H		B FF 90 1 SAFE B CH 83 B FC 86 C FF 89 F FF 88 X KC 73 3-2 16 12 1B 1-2 1B	1 SAFE C CH 81 D CH 82 1 SAFE B FF 89 C FF 89 X FF 89 3-2 ② G4-3 1-3		X SI 93 0-0 2B		C SL 86 B SL 86 X SL 85 1-1 ③ F9		4	1	2	1	0	0	1
16 Josh Willingham, R (1, 7) OBP: 0.330, SLG: 0.479	B FF 92 B FC 87 F FC 88 B FF 92 C FC 88 C FF 93 3-3 ③ K		B FC 87 X FC 87 1-0 12 1B 2 HR 1-2 2-H 1B	C CU 75 B FF 90 X CU 76 1-1 ③ G5-3		C FF 94 B SL 88 D FF 94 X SL 86 2-1 ② G6-3			B SI 91 C CU 80 B FF 91 X SI 92 2-1 14 2B 2B	5	2	2	1	0	1	2
14 Brandon Allen, L (1, 3) OBP: 0.373, SLG: 0.592		C FF 90 F KC 74 B KC 73 F KC 75 B FF 92 B FF 92 C FF 91 3-3 ① K	B FF 90 B FF 90 S FF 90 F FF 90 D KC 75 X FF 90 3-2 ② F7		B SL 86 C FF 92 X SL 86 1-1 2 F8 12 1B 1B	C SL 79 B FF 93 C FF 93 F SL 80 D SL 81 S SI 94 2-3 ③ K		C FF 90 B SI 90 X CH 85 1-1 12 F9 2-H 2B	5	0	2	1	0	2	3
12 David DeJesus, L (1, 9) OBP: 0.320, SLG: 0.377		B FF 92 F FF 92 B KC 74 F FF 90 X KC 75 2-2 2 2B 3B	C FF 90 C FF 91 B FF 91 X FF 91 1-2 2 HR 1-3 2-H 1B		X FF 92 0-0 29 BB 1-2 1B		C FF 91 B SI 91 B SL 81 F FF 93 S SL 81 2-3 ① K2-3		F FF 90 C SL 84 F SL 85 X FF 90 0-2 ① F9 2-3	5	2	3	1	0	1	1
2 Cliff Pennington, S (1, 6) OBP: 0.318, SLG: 0.359 28 Eric Sogard, L (8, 6) OBP: 0.250, SLG: 0.351		F FF 91 B FF 92 B FF 92 B CH 84 X FF 91 3-1 3-H 2B	X CH 78 0-0 1-H 3-H HR	C FF 92 B FF 92 B FF 92 C FF 93 D CU 81 X FF 94 3-2 ① F8 2-3			B FF 93 C FF 92 F FF 92 F SI 94 T SL 80 1-2 ② K		F SL 86 X CH 87 0-1 ② L3	4 1	1 0	2 0	4 0	0 0	1 0	2 1
26 Anthony Recker, R (1, 2)		B KC 74 C FF 92 B FC 88 F FC 88 B FF 92 F FF 92 S FF 92 3-3 ② K	B SI 87 C FF 87 B CU 73 C SI 88 F SL 76 F SI 91 F FF 89 B CU 73 B CH 80 4-2 BB	B FF 93 S SL 87 1 SAFE B FF 94 C FF 93 S SL 88 2-3 ② K			B FF 92 F FF 93 B FF 94 C FF 92 F SL 82 S SL 83 2-3 ③ K		F SI 90 X FF 90 0-1 ③ G4-3	4	0	0	0	1	3	4
29 Scott Sizemore, R (1, 5) OBP: 0.345, SLG: 0.390		B FC 89 F FF 91 S FC 88 S FF 91 1-3 ③ K	F SI 89 B FF 88 C FF 90 F FF 91 S CU 74 1-3 ③ K	B SL 88 C SL 87 C SL 88 B FF 92 B FF 95 B SL 89 4-2 1-2 BB				X FF 88 0-0 HR		3	1	1	1	1	2	2
Inning Stats	R: 1 E: 0 K: 1 S: 17 H: 1 LOB: 0 BB: 0 P: 26	R: 1 E: 0 K: 3 S: 16 H: 2 LOB: 1 BB: 0 P: 28	R: 5 E: 0 K: 2 S: 25 H: 5 LOB: 1 BB: 1 P: 39	R: 0 E: 0 K: 0 S: 9 H: 1 LOB: 1 BB: 0 P: 15	R: 0 E: 0 K: 1 S: 13 H: 2 LOB: 3 BB: 1 P: 23	R: 0 E: 0 K: 1 S: 9 H: 1 LOB: 1 BB: 0 P: 16	R: 0 E: 0 K: 3 S: 11 H: 0 LOB: 0 BB: 0 P: 16	R: 1 E: 0 K: 2 S: 9 H: 1 LOB: 0 BB: 0 P: 12	R: 1 E: 0 K: 0 S: 12 H: 2 LOB: 1 BB: 0 P: 15	1B: 8 2B: 4 3B: 1 HR: 2 SF: 1 SAC: 1 DP: 0 HBP: 0						

	AB	40
	R	9
	H	15
	RBI	9
	BB	2
	SO	13
	LOB	21

WP: 0 PA: 44
PB: 0
SB: 2
CS: 0

PITCHER		IP	WLS	BF	H	R	ER	SO	BB	IBB	HBP	BLK	WP	HR	S	P	ERA	WHIP
65 Phil Hughes, R ERA: 6.46	(1, 1)	2.2		15	7	6	6	5	0	0	0	0	0	0	48	78	20.25	2.625
53 Cory Wade, R ERA: 2.36	(3, 1)	1.1		7	2	1	1	1	1	0	0	0	0	1	19	30	6.75	2.250
64 Hector Noesí, R ERA: 3.5	(5, 1)	1.2		9	3	0	0	1	1	0	0	0	0	0	18	33	0.00	2.400
48 Boone Logan, L ERA: 2.67	(6, 1)	1.1	W	4	0	0	0	4	0	0	0	0	0	0	15	22	0.00	0.000
38 Luis Ayala, R ERA: 1.67	(8, 1)	2.0		9	3	2	2	2	0	0	0	0	0	1	21	27	9.00	1.500

PITCHER	IP	WLS	BF	H	R	ER	SO	BB	IBB	HBP	BLK	WP	HR	S	P	ERA	WHIP

Batter	1	2	3	4	5	6	7	8	9	AB	R	H	RBI	BB	SO	LOB
2 Derek Jeter, R (1, 10) OBP: 0.359, SLG: 0.388	B CH 86 F CH 86 B FF 87 B FF 88 X FF 88 3-1 25 G4-1 3B	C FF 92 S FF 94 B FF 96 X SL 87 1-2 ③ G1-3			B FF 88 2-0 D CH 85 X FF 88 13 1B 14 BB 24 HR 1B X FF 92 0-0 ③ G4-3	B FF 92 C FF 93 B FF 93 F FF 91 X SL 85 2-2 ③ 1-2 2-H 1B	D SL 88 F FF 94 B SI 94 F FF 93 B FF 94 B FF 94 4-2 25 BB 14 1B 1-2 2-3 3-H BB	B FF 93 T FF 93 B FF 92 S FF 92 S FF 93 2-3 ② K		6	2	3	1	1	1	9
14 Curtis Granderson, L (1, 8) OBP: 0.378, SLG: 0.591	F FF 89 F SL 82 F FF 93 S SL 85 0-3 ① K	B FF 89 C SL 82 X FF 90 1-1 ① F8	B FF 90 S SL 82 D SL 83 B FF 90 F FF 90 B SL 83 4-2 13 1B 24 HR 1-2 BB	H FF 90 1-0 24 WP 13 BB 55 HR HBP	B FF 92 4-1 B SL 83 C FF 94 B FF 94 B FF 92 13 BB 25 BB 24 SF8 BB B FF 84 1-2 C CH 87 C SI 94 X FF 94 25 BB 1-2 2-3 3-H 1B	C FF 92 F FF 93 B FC 93 F SL 84 F FC 92 X FF 94 1-2 1-H 2-H 3-H HR		4	4	2	5	2	1	1
25 Mark Teixeira, S (1, 3) OBP: 0.345, SLG: 0.510 18 Andruw Jones, R (8, 9) OBP: 0.357, SLG: 0.504	F SL 84 D SL 84 X SL 83 1-1 ② G4-1 3-H	F FF 90 B FF 91 F FF 92 F FF 94 X FF 93 1-2 ② P2	C SL 83 S SL 84 B FF 94 D SL 84 S SL 84 2-3 ① K	B FF 90 C FF 91 1 SAFE B FF 92 B FF 92 X FF 90 3-1 ① L7	B FF 93 4-2 B CH 87 C FF 92 1 SAFE B SL 84 O CH 81 24 SF8 55 1B 13 BB 1-2 BB B FF 84 4-0 B CH 86 B FF 93 B FF 90 1-2 2-3 3-H BB	B SI 89 B SI 90 F SI 90 F SI 90 X SI 90 2-2 HR		4 1	1 1	0 1	2 1	2 0	1 0	3 0
13 Alex Rodriguez, R (1, 5) OBP: 0.366, SLG: 0.478 12 Eric Chavez, L (8, 5) OBP: 0.330, SLG: 0.354	C FF 90 B FF 91 F FF 91 B FF 93 B SL 85 S SL 85 3-3 ③ K	B FF 90 B SL 85 S SL 85 B FF 93 C FF 93 X SL 86 3-2 1B	F FF 92 X FF 93 0-1 1-2 2-3 24 HR 1B	1 SAFE B SL 82 B SI 95 B SI 97 C SI 95 B SI 95 4-1 24 WP 55 HR 1-2 BB	B FF 93 F FF 92 B FF 94 B FF 93 S FF 92 B FF 91 4-2 55 1B 33 BB 26 FC4-6 1-2 2-3 BB B FF 84 2-1 B SL 87 S FF 93 L5	B SI 90 X SI 91 1-0 ③ G2-3		4 1	3 0	2 0	0 0	2 0	1 0	3 0
24 Robinson Canó, L (1, 4) OBP: 0.349, SLG: 0.528 17 Francisco Cervelli, R (8, PH) OBP: 0.330, SLG: 0.337 (9, 2)	B FF 89 F FF 90 B FF 90 X SL 84 2-1 26 1B 55 1B 1B	F FF 90 X FF 92 0-1 ③ L5	S SL 85 X SL 86 0-1 1-H 2-H 3-H HR	B SL 80 S SI 95 F SI 96 S SL 84 1-3 1-2 2-3 K	C FF 92 F SL 83 B FF 95 X SL 83 1-2 ① 2-3 3-H SF8	X FF 92 0-0 55 2B 11 1B 1B		4 1	1 1	2 1	5 0	0 0	1 0	3 0
33 Nick Swisher, S (1, 9) OBP: 0.382, SLG: 0.448 (8, 3)	B FF 90 B SL 83 B SL 83 C FF 91 C FF 92 S SL 85 3-3 ① K	S SL 81 B SL 83 B FF 92 F SL 84 S FF 93 2-3 ① K	F FF 93 S FF 94 B FF 95 X FF 95 1-2 26 1B 2B	B SI 95 B SL 82 I IN 81 I IN 79 4-0 55 HR IBB	F FF 92 B FF 93 B SL 83 B FF 93 C FF 91 B SI 92 4-2 26 FC4-6 55 1B 2 BB 1-2 BB	B SI 93 D CH 86 F SI 92 C FF 93 B SL 85 S FF 93 3-3 ① K		4	2	1	0	2	3	2
55 Russell Martin, R (1, 2) OBP: 0.332, SLG: 0.429 20 Jorge Posada, S (9, 4) OBP: 0.323, SLG: 0.399	X FF 91 0-0 26 1B 1-2 1B	X FF 91 0-0 HR	B CH 76 B FF 89 B FF 90 B FF 88 4-0 26 1B BB	C SI 96 D SL 85 X SI 96 1-1 1-H 2-H 3-H HR	X SL 87 0-0 26 FC4-6 1-2 2-3 3-H 1B	X SL 86 0-0 11 1B 14 HR 1-3 2B		5 0	3 0	5 0	6 0	1 0	0 0	0 0
26 Eduardo Núñez, R (1, 6) OBP: 0.328, SLG: 0.402	B SL 83 B FF 93 F FF 92 F SL 84 X FF 93 2-2 1-2 2-3 1B	B FF 90 S SL 84 C FF 92 B SL 84 F SL 85 F FF 93 S FF 92 2-3 ② K	B FF 91 C SL 84 F FF 91 X SL 85 1-2 2-3 1B	F SI 95 S SL 83 X SL 84 0-2 11 BB 2 1B 1B	B SL 88 S FF 94 F FF 94 X SL 85 1-2 ② 1-2f 2-3 3-H FC4-6 2 BB 11 BB 14 1B	B FF 93 B FF 93 C SL 86 B FF 93 D SL 87 4-1 11 1B 14 HR BB		5 1	2 1	3 1	1 1	1 0	1 0	2 0
11 Brett Gardner, L (1, 7) OBP: 0.352, SLG: 0.386	B FF 93 F FF 91 D FF 93 X FF 92 2-1 ② F6	C SL 83 B FF 91 X FF 92 1-1 ③ F9	F FF 91 F FF 92 F FF 93 F SL 87 X FF 93 0-2 ② F6	1 SAFE 1 SAFE B FF 94 C FF 92 B FF 92 1 SAFE B SL 82 B FF 92 4-1 2 1B 1-2 BB	B FF 95 B SI 95 B FF 94 B FF 94 4-0 14 1B 2 BB 25 BB 1-2 BB	B FF 94 B FF 93 C SI 93 B SI 93 F FF 92 X FF 92 3-2 14 HR 1-2 2-3 3-H 1B		4 1	2 1	1 1	1 2	2 0	0 6	6 1
Inning Stats	R: 1 E: 0 K: 2 S: 11 H: 1 LOB: 0 BB: 0 P: 18	R: 0 E: 0 K: 1 S: 14 H: 3 LOB: 3 BB: 0 P: 24	R: 0 E: 0 K: 0 S: 11 H: 1 LOB: 1 BB: 0 P: 16	R: 1 E: 0 K: 2 S: 11 H: 1 LOB: 0 BB: 0 P: 16	R: 4 E: 0 K: 1 S: 22 H: 5 LOB: 3 BB: 2 P: 36	R: 4 E: 0 K: 1 S: 15 H: 3 LOB: 2 BB: 3 P: 35	R: 6 E: 0 K: 0 S: 22 H: 2 LOB: 3 BB: 7 P: 55	R: 6 E: 0 K: 2 S: 21 H: 5 LOB: 0 BB: 1 P: 37		1B: 13 2B: 2 3B: 1 HR: 5 SF: 1 SAC: 0 DP: 0 HBP: 1						

PITCHER		IP	WLS	BF	H	R	ER	SO	BB	IBB	HBP	BLK	WP	HR	S	P	ERA	WHIP
18 Rich Harden, R ERA: 4.55	(1, 1)	4.1		24	10	6	6	6	1	0	0	0	0	2	60	96	12.46	2.538
56 Craig Breslow, L ERA: 4.23	(5, 1)	1.0		6	1	1	1	0	1	0	1	0	0	0	11	20	9.00	2.000
60 Fautino De Los Santos, R ERA: 3.42	(6, 1)	0.1	L	5	2	3	3	1	1	1	0	0	1	1	9	19	81.00	9.000
59 Jordan Norberto, L ERA: 8.1	(6, 1)	0.2		7	1	4	4	0	5	0	0	0	0	0	15	38	54.00	9.000
61 Bruce Billings, R ERA: 10.29	(7, 1)	1.1		14	6	7	7	2	4	0	0	0	0	1	28	57	47.25	7.500

PITCHER		IP	WLS	BF	H	R	ER	SO	BB	IBB	HBP	BLK	WP	HR	S	P	ERA	WHIP
57 Brian Fuentes, L ERA: 4.14	(8, 1)	0.1		2	1	1	1	0	0	0	0	0	0	0	4	7	27.00	3.000

BOTTOM

Oakland Athletics @ New York Yankees

Yankee Stadium, Bronx, NY

Thu Aug 25 2011, 2:36 PM - 7:05 PM EDT

Att. 46,369 - Rain - 75 F

livebaseballscorecards.com

AB	43
R	22
H	21
RBI	22
BB	13
SO	9
LOB	29

WP: 1 PA: 58
PB: 0
SB: 0
CS: 0

Batter	1	2	3	4	5	6	7	8	9	AB	R	H	RBI	BB	SO	LOB
19 Jemile Weeks, S (1, 4) OBP: 0.327, SLG: 0.411	C KN 67 X KN 67 0-1 55 G4-3 2B	B KN 65 B KN 65 C FF 73 1 SAFE 1 SAFE X KN 66 2-1 1-2 1B		C KN 68 S KN 67 S KN 68 0-3 K 4 BB 55 2B	B FF 92 1 SAFE F FF 92 1 SAFE B FF 91 X FF 92 2-2 ③ F7			C SI 94 B SI 95 X SL 88 1-1 55 G5-3 14 2B 2B	B FC 84 B CH 83 C FC 84 B FC 86 D CH 84 4-1 55 G1-4-3 1-2 16 2B BB	5	3	3	0	1	1	1
4 Coco Crisp, S (1, 8) OBP: 0.327, SLG: 0.395 15 Ryan Sweeney, L (9, PH) OBP: 0.355, SLG: 0.353 (9, 8)	F KN 65 X KN 66 0-1 ① P2	S KN 66 C KN 66 B KN 66 F KN 67 X KN 68 1-2 ③ L6		P PO 72 D KN 65 B FF 74 C FF 72 B FF 74 4-1 55 2B 1-2 BB		C CU 78 F SL 86 X FF 92 0-2 ① F7		C SL 86 X SL 83 0-1 ① L4	C CH 80 B CH 83 X CH 82 1-1 ① F7	4 1	1 0	0 0	0 0	1 0	0 0	4 2
55 Hideki Matsui, L (1, 7) OBP: 0.325, SLG: 0.392	C KN 67 B KN 66 S KN 66 F KN 67 X KN 66 1-2 ② G4-3 2-3	B KN 65 B KN 65 B KN 65 C FF 72 X KN 66 3-1 ① F8	X KN 66 0-0 16 HR 1-H 2-H 2B	C FF 92 F FF 92 B FF 92 B SL 85 B FF 92 X FF 92 3-2 ② G6-3				S SI 95 F SI 96 X SI 97 1-2 ② G5-3 2-3	C CH 83 B FC 88 X FC 84 1-1 ② G1-4-3 1-2 2-3	6	1	1	2	0	0	4
16 Josh Willingham, R (1, 10) OBP: 0.333, SLG: 0.488	D KN 66 C KN 67 X KN 67 1-1 ③ G5-3	B KN 65 C KN 66 F KN 67 B KN 67 B KN 67 F FF 74 S KN 68 3-3 ② K	C KN 67 X KN 67 0-1 2-H HR	B FF 92 C SL 86 X SL 86 1-1 ③ G6-3				C SI 94 B SI 95 C SI 95 B SI 95 B SI 94 B SI 95 4-2 14 2B 12 2B BB	B FC 84 C FC 85 F FC 86 B FF 90 X FC 90 2-2 2-H 3-H 2B	5	2	2	4	1	1	1
14 Brandon Allen, L (1, 3) OBP: 0.371, SLG: 0.597		B KN 66 B KN 66 B KN 66 C FF 73 F FF 73 X KN 67 3-2 12 1B 2B	C KN 67 F KN 68 B KN 68 S KN 60 1-3 ③ K	X KN 66 0-0 E5			B FF 90 C FF 90 F CU 78 B FF 90 B CU 78 X FF 92 3-2 ① F7	C SI 96 C SI 96 B SI 96 F SI 96 X SI 94 1-2 1-3 3-H 12 2B 2B	C FF 86 B FF 89 X FC 87 1-1 ③ G3	6	2	2	1	0	1	1
12 David DeJesus, L (1, 9) OBP: 0.321, SLG: 0.380		B KN 67 C KN 66 X KN 67 1-1 8 G5-3 8 WP 2 1B 2-H 1B		C KN 66 0-1 ① X KN 66 G5-3 C KN 66 B KN 66 X KN 66 1-2 ③ G6-3			B CU 78 B FF 91 X FF 91 2-0 ② G3-1	C SI 94 B SI 94 X SI 95 1-1 8 1B 2-H 3-H 2B		5	2	2	3	0	0	1
8 Kurt Suzuki, R (1, 2) OBP: 0.296, SLG: 0.385	C KN 66 B KN 66 D KN 66 X KN 66 2-1 ① G5-3 1-3			B KN 67 B KN 66 F KN 66 F KN 67 F KN 67 B CU 62 F KN 66 B FF 75 4-2 29 HR BB	C FF 91 B SL 86 F SL 85 X FF 92 1-2 ① F8		C FF 91 B CU 79 F SL 85 X SL 84 1-2 2 WP 2 2B 1B	B SL 87 C SL 90 S SI 94 B SI 95 B SI 94 X SI 94 3-2 2-H 1B		4	2	2	1	1	0	1
2 Cliff Pennington, S (1, 6) OBP: 0.321, SLG: 0.364 28 Eric Sogard, L (9, 6) OBP: 0.250, SLG: 0.351	F KN 66 X KN 67 0-1 29 FC3-6 3-H 1B			C KN 66 S KN 66 F KN 67 F KN 67 F CU 60 1 SAFE B KN 67 B KN 67 F KN 66 2-2 F KN 67 X FF 74 P4	B FF 92 C SL 86 B SL 86 B FF 92 S FF 92 F FF 92 F SL 87 X FF 93 3-2 1B		B CU 78 C CU 79 F FF 92 B FF 92 F FF 92 F SL 86 X FF 92 2-2 1-H 2B	C SI 94 C SL 88 C SI 94 0-3 ③ K		5 0	0 0	3 0	2 0	0 0	1 0	2 0
29 Scott Sizemore, R (1, 5) OBP: 0.346, SLG: 0.399		1 SAFE X KN 66 0-0 ② FC3-6 19 1B 1-2f		X KN 66 0-0 1-H HR	B FF 92 C SL 86 S SL 86 F SL 87 B FF 92 B SL 86 1 SAFE X SL 86 3-2 ② P3		C SL 85 X CU 79 0-1 ③ G5-3		B FC 84 C CH 82 B FC 83 B CH 84 B FC 84 4-1 55 G1-4-3 19 BB 16 2B BB	4	2	1	2	1	0	3
Inning Stats	R: 0 E: 0 K: 0 S: 10 H: 1 LOB: 1 BB: 0 P: 12	R: 2 E: 0 K: 0 S: 16 H: 4 LOB: 2 BB: 0 P: 25	R: 0 E: 0 K: 2 S: 9 H: 0 LOB: 0 BB: 0 P: 16	R: 6 E: 1 K: 1 S: 27 H: 3 LOB: 1 BB: 2 P: 37	R: 0 E: 0 K: 0 S: 15 H: 1 LOB: 1 BB: 0 P: 24	R: 0 E: 0 K: 0 S: 8 H: 0 LOB: 0 BB: 0 P: 12	R: 1 E: 0 K: 0 S: 15 H: 2 LOB: 1 BB: 0 P: 23	R: 4 E: 0 K: 1 S: 21 H: 4 LOB: 1 BB: 1 P: 32	R: 2 E: 0 K: 0 S: 11 H: 1 LOB: 1 BB: 2 P: 24	1B: 6 2B: 8 3B: 0 HR: 2 SF: 0 SAC: 0 DP: 0 HBP: 0	WP: 2 PB: 1 SB: 0 CS: 0 PA: 50					

PITCHER		IP	WLS	BF	H	R	ER	SO	BB	IBB	HBP	BLK	WP	HR	S	P	ERA	WHIP
49 Tim Wakefield, R ERA: 5.1	(1, 1)	4.0	L	24	8	8	4	3	2	0	0	0	1	2	62	90	9.00	2.500
48 Scott Atchison, R ERA: 4.42	(5, 1)	3.0		12	3	1	1	0	0	0	0	0	1	0	38	59	3.00	1.000
32 Matt Albers, R ERA: 4.33	(8, 1)	1.0		8	4	4	4	1	1	0	0	0	0	0	21	32	36.00	5.000
54 Darnell McDonald, R ERA: 18.0	(9, 1)	1.0		6	1	2	2	0	2	0	0	0	0	0	11	24	18.00	3.000

PITCHER	IP	WLS	BF	H	R	ER	SO	BB	IBB	HBP	BLK	WP	HR	S	P	ERA	WHIP

TOP

Oakland Athletics @ Boston Red Sox

Fenway Park, Boston, MA

Fri Aug 26 2011, 7:11 PM - 10:47 PM EDT

Att. 38,239 - Partly Cloudy - 81 F

livebaseballscorecards.com

AB	45
R	15
H	16
RBI	15
BB	5
SO	4
LOB	20

Batter	1	2	3	4	5	6	7	8	9	AB	R	H	RBI	BB	SO	LOB
2 Jacoby Ellsbury, L (1, 8) OBP: 0.369, SLG: 0.521	C SI 92 C FF 94 B FF 92 B CU 82 F CU 82 F FF 95 B CU 82 X FF 95 3-2 10 S 28 1B 2B		C FF 92 B CU 80 X SI 93 1-1 ① F7		C CU 79 B FF 92 B CU 80 F FF 93 B CU 81 X FF 93 3-2 10 G6-3 3B	C SI 90 F SI 90 X SI 91 0-2 ③ P5		C FF 92 X CU 75 0-1 ③ F8		5	2	2	0	0	0	3
10 Marco Scutaro, R (1, 6) OBP: 0.335, SLG: 0.372	C SI 94 C FF 94 S CU 82 0-3 ① K 2-3		C CH 85 C CU 79 F FF 94 B CH 86 X FF 94 1-2 ② F9		X CH 85 0-0 ① G6-3 3-H		C SI 88 X SI 88 0-1 ① G6-3		B SI 90 X SI 89 1-0 15 1B 16 2B 1B	5	1	1	1	0	1	1
28 Adrián González, L (1, 3) OBP: 0.408, SLG: 0.562	B CU 81 B CU 82 F SI 94 X SI 94 2-1 34 1B 3-H 1B		B CU 82 X SI 93 1-0 ③ G3-1		X SI 94 0-0 ② G4-3		C SI 90 B SL 74 S SL 74 B SI 90 X SL 75 2-2 ② G3		F SI 89 B SL 81 F SL 79 S CU 72 1-3 ① K	5	0	1	1	0	1	1
15 Dustin Pedroia, R (1, 4) OBP: 0.397, SLG: 0.472	C SI 92 S CH 86 B FF 95 X SI 94 1-2 ② F9			B SI 91 B SI 92 X SI 93 2-0 HR	B CU 81 C CU 81 B SI 94 S CH 87 B FF 96 F CH 86 F FF 95 B CH 87 4-2 BB		C SI 88 B SI 89 F CH 72 B CH 73 B CH 73 F SI 89 B SI 90 4-2 34 2B BB		B SI 91 C SI 90 C CH 83 B SI 92 X SI 90 2-2 16 2B 1-2 1B	3	1	2	1	2	0	1
34 David Ortiz, L (1, 10) OBP: 0.392, SLG: 0.575 16 Josh Reddick, L (9, 9) OBP: 0.338, SLG: 0.486	C CU 81 F FF 94 B FF 94 X CU 82 1-2 1-2 1B			B FF 94 C CU 80 F SI 94 X FF 93 1-2 HR	C CU 80 S FF 94 S FF 95 0-3 ③ K		C SL 74 D SL 76 B SI 91 X SL 74 2-1 1-3 2B		B SL 82 F SI 90 B SI 91 X SI 89 2-1 1-3 2-H 2B	4 1	1 0	3 1	1 1	0 0	1 0	1 0
12 Jed Lowrie, S (1, 5) OBP: 0.307, SLG: 0.380	C SI 93 B CU 81 B CU 80 F CH 86 S FF 95 2-3 ③ K			B CH 85 X SI 92 1-0 ① G4-3	F CH 84 F FF 94 B FF 92 S SI 94 1-3 ① K	B FF 94 C FF 94 S CU 81 B FF 94 C FF 94 2-3 ③ K			B SI 89 F SI 90 B CH 83 F SI 89 F CH 83 S SI 91 2-3 ② K	5	0	0	0	0	4	6
3 Mike Aviles, R (1, 7) OBP: 0.271, SLG: 0.380		B SI 92 F CH 85 X SI 93 1-1 ① G4-3		B CH 86 X SI 94 1-0 39 FC5-4 1B	B CU 82 B CH 86 F SI 93 F CH 85 B CH 84 B CH 86 4-2 39 S BB			C FF 90 S FF 91 F FF 92 B CH 78 X FF 93 1-2 E3	B CH 82 C X CH 83 1-1 ③ F8	4	0	1	0	1	0	2
39 Jarrod Saltalamacchia, S (1, 2) OBP: 0.308, SLG: 0.468		C SI 94 S CU 81 B CU 81 X CU 81 1-2 ② G3-1		X CU 78 0-0 ② FC5-4 1-2f	B SI 92 1 SAFE B CU 80 B CH 85 B SI 94 4-0 1-2 BB			S FF 92 X FF 92 0-1 ① F9		3	0	0	0	1	0	2
54 Darnell McDonald, R (1, 9) OBP: 0.263, SLG: 0.367 (9, 1)		B CU 80 B SI 94 S SI 93 C CH 86 F CU 82 F FF 95 S CU 83 2-3 ③ K		C CU 79 B CU 78 1 SAFE X SI 92 1-1 ③ F9	B FF 93 2 SAFE B SI 91 F SI 94 B SI 93 X SI 94 3-1 ② F4			X FF 92 0-0 ② F9		4	0	0	0	0	1	4
Inning Stats	R: 1 E: 0 K: 2 S: 19 H: 3 LOB: 2 BB: 0 P: 28	R: 0 E: 0 K: 1 S: 10 H: 0 LOB: 0 BB: 0 P: 14	R: 0 E: 0 K: 0 S: 7 H: 0 LOB: 0 BB: 0 P: 10	R: 2 E: 0 K: 0 S: 9 H: 3 LOB: 1 BB: 0 P: 15	R: 1 E: 0 K: 1 S: 12 H: 1 LOB: 1 BB: 1 P: 19	R: 0 E: 0 K: 1 S: 10 H: 0 LOB: 2 BB: 2 P: 22	R: 0 E: 0 K: 1 S: 13 H: 1 LOB: 2 BB: 1 P: 23	R: 0 E: 1 K: 0 S: 9 H: 0 LOB: 1 BB: 0 P: 10	R: 1 E: 0 K: 2 S: 15 H: 3 LOB: 2 BB: 0 P: 24	1B: 5 2B: 3 3B: 1 HR: 2 SF: 0 SAC: 0 DP: 0 HBP: 0						

PITCHER		IP	WLS	BF	H	R	ER	SO	BB	IBB	HBP	BLK	WP	HR	S	P	ERA	WHIP
47 Gio González, L ERA: 3.35	(1, 1)	5.2	W	27	7	4	4	5	3	0	0	0	0	2	64	105	6.35	1.765
57 Brian Fuentes, L ERA: 4.06	(6, 1)	1.0	H	5	1	0	0	0	1	0	0	0	0	0	13	21	0.00	2.000
50 Grant Balfour, R ERA: 2.06	(7, 1)	0.1		1	0	0	0	1	0	0	0	0	0	0	3	5	0.00	0.000
56 Craig Breslow, L ERA: 4.14	(8, 1)	1.0		4	0	0	0	0	0	0	0	0	0	0	9	10	0.00	0.000
13 Jerry Blevins, L ERA: 4.19	(9, 1)	1.0		6	3	1	1	2	0	0	0	0	0	0	15	24	9.00	3.000

PITCHER	IP	WLS	BF	H	R	ER	SO	BB	IBB	HBP	BLK	WP	HR	S	P	ERA	WHIP

BOTTOM

Oakland Athletics @ Boston Red Sox

Fenway Park, Boston, MA

Fri Aug 26 2011, 7:11 PM - 10:47 PM EDT
Att. 38,239 - Partly Cloudy - 81 F

livebaseballscorecards.com

AB	39
R	5
H	11
RBI	5
BB	4
SO	8
LOB	21

Batter	1	2	3	4	5	6	7	8	9	AB	R	H	RBI	BB	SO	LOB
19 Jemile Weeks, S (1, 4) OBP: 0.328, SLG: 0.408	C FF 94 B CU 74 F FF 94 S CU 76 1-3 K ①		X FF 93 0-0 FC4-6 4 S 2 S 4 SF8 ① 1-2f		C SI 93 B CU 77 F FF 92 F CU 77 B FF 96 B FC 91 B FF 90 4-2 2 S BB		C SI 90 X FF 89 0-1 G4-3 ③		C FF 94 B FS 85 F FF 94 X FF 94 1-2 2 1B 1B 1-2 2-3	4	1	1	0	1	1	2
2 Cliff Pennington, S (1, 6) OBP: 0.324, SLG: 0.365	C FF 94 B FF 94 S CH 88 F FF 95 X FF 95 1-2 P4 ②		C FF 94 B SI 94 F CH 87 B CU 76 F FF 90 B FF 94 B FF 94 4-2 4 S BB 1-2		F CH 86 B FF 94 B FF 94 D CH 88 F FF 93 X FF 93 3-2 F8 ③ 1-2			F FF 92 X FS 85 0-1 16 FC5-4 1B	B FS 86 B FF 93 C FF 92 F FF 91 X SL 83 2-2 1-2 2-3 3-H 1B	4	0	2	1	1	0	1
4 Coco Crisp, S (1, 8) OBP: 0.326, SLG: 0.393	X FF 95 0-0 1B		B CU 76 C SI 89 X FF 95 1-1 SF8 ② 1-2 2-H			C SI 90 X CU 73 0-1 L7 ①		C FF 93 X FS 86 0-1 P5 ①	B FF 93 F FF 92 X FF 93 1-1 F9 ③	4	0	1	1	0	0	4
16 Josh Willingham, R (1, 10) OBP: 0.332, SLG: 0.486	B FF 93 1 SAFE F CH 86 B CH 87 1 SAFE D CH 86 X FF 94 3-1 P4 ③		X CH 88 0-0 L7 ③			C FF 91 X FF 91 0-1 1B		C FF 93 X SL 85 0-1 FC5-4 ② 1-2f		4	0	1	0	0	0	3
14 Brandon Allen, L (1, 3) OBP: 0.366, SLG: 0.617		C FF 92 B CU 73 X FC 89 1-1 HR		C FF 92 X CU 74 0-1 G3 ①		S FF 92 F FF 91 B FF 93 B CU 77 C FC 88 2-3 K ②		C FF 94 B FF 94 F FF 94 S FF 95 1-3 K ③		4	1	1	1	0	2	2
28 Conor Jackson, R (1, 7) OBP: 0.316, SLG: 0.345		B SI 94 F CU 74 B SI 94 X FC 90 2-1 G5-3 ①		B CU 74 B FF 93 X SI 92 2-0 G6-3 ②		B CU 75 X SI 93 1-0 F9 ③			B SI 94 F FF 93 F SL 84 F FF 95 B FC 90 X FC 90 2-2 P4 ①	4	0	0	0	0	0	1
8 Kurt Suzuki, R (1, 2) OBP: 0.296, SLG: 0.386		X SI 93 0-0 G3-1 ②		C FF 93 C CU 76 B FF 93 B FC 88 F FC 89 B FF 94 C SI 91 3-3 K ③			B SI 90 X FF 88 1-0 F7 ①		F FF 94 X FF 94 0-1 19 1B 2 1B 2B	4	1	1	0	0	1	0
15 Ryan Sweeney, L (1, 9) OBP: 0.349, SLG: 0.347		B FF 94 C FF 94 B SI 93 X SI 91 2-1 G4-3 ③			C FF 91 B CU 75 B FF 93 B FF 93 F FF 92 X FF 94 3-2 G5-3 ①		C SI 90 F CU 77 B SI 90 X FF 91 1-2 P6 ②		B FF 94 B FF 94 F FF 94 B FF 94 F FF 95 F SI 94 X FF 95 3-2 F8 ②	4	0	0	0	0	0	1
29 Scott Sizemore, R (1, 5) OBP: 0.348, SLG: 0.399			C FF 91 X FC 88 0-1 E6 19 FC4-6		C CU 72 B SI 92 C CH 86 S FF 94 1-3 K ②		B SI 90 S SI 90 F SI 90 X SI 92 1-2 1B		B FF 95 B FF 94 S FF 95 B FF 95 B FF 93 4-1 2 1B 19 1B BB	3	0	1	0	1	1	0
Inning Stats	R: 0 E: 0 K: 1 S: 10 H: 1 LOB: 1 BB: 0 P: 15	R: 1 E: 0 K: 0 S: 7 H: 1 LOB: 0 BB: 0 P: 12	R: 1 E: 1 K: 0 S: 9 H: 0 LOB: 1 BB: 1 P: 14	R: 0 E: 0 K: 1 S: 7 H: 0 LOB: 0 BB: 0 P: 12	R: 0 E: 0 K: 1 S: 12 H: 0 LOB: 1 BB: 1 P: 23	R: 0 E: 0 K: 1 S: 8 H: 1 LOB: 1 BB: 0 P: 11	R: 0 E: 0 K: 0 S: 9 H: 1 LOB: 1 BB: 0 P: 12	R: 0 E: 0 K: 1 S: 9 H: 1 LOB: 1 BB: 0 P: 10	R: 1 E: 0 K: 0 S: 19 H: 3 LOB: 3 BB: 1 P: 32	1B: 6 2B: 1 3B: 0 HR: 1 SF: 1 SAC: 0 DP: 0 HBP: 0						

PITCHER		IP	WLS	BF	H	R	ER	SO	BB	IBB	HBP	BLK	WP	HR	S	P	ERA	WHIP
31 Jon Lester, L ERA: 3.09	(1, 1)	6.0	W	24	3	2	1	4	2	0	0	0	0	1	53	87	1.50	0.833
35 Dan Wheeler, R ERA: 3.8	(7, 1)	1.0		4	1	0	0	0	0	0	0	0	0	0	9	12	0.00	1.000
64 Michael Bowden, R ERA: 2.0	(8, 1)	2.0		11	4	1	1	1	1	0	0	0	0	0	28	42	4.50	2.500

PITCHER	IP	WLS	BF	H	R	ER	SO	BB	IBB	HBP	BLK	WP	HR	S	P	ERA	WHIP

TOP

Oakland Athletics @ Boston Red Sox

Fenway Park, Boston, MA

Sat Aug 27 2011, 12:04 PM - 6:08 PM EDT

Att. 37,314 - Cloudy - 76 F

livebaseballscorecards.com

AB	35
R	3
H	8
RBI	3
BB	3
SO	5
LOB	14

WP: 0	PA: 39		
PB: 0			
SB: 4			
CS: 0			

Batter	1	2	3	4	5	6	7	8	9	AB	R	H	RBI	BB	SO	LOB
2 Jacoby Ellsbury, L (1, 8) OBP: 0.369, SLG: 0.521	C SI 90 S SI 90 B SI 90 X CU 79 1-2 G4-3 ①	1 SAFE C FF 91 P PO 77 B SI 90 B CU 80 C SI 91 X FF 91 3-2 1-H 2B ②		B FF 89 S FS 80 1 SAFE X FF 89 1-1 P6 ①	B FF 91 B FF 91 C FF 91 B SL 83 B FF 90 4-1 1-2 2-3 BB			X SI 96 0-0 G3-1 ②		4	0	1	1	1	0	1
10 Marco Scutaro, R (1, 6) OBP: 0.336, SLG: 0.376	B SI 91 B SI 91 C SI 90 F SI 90 B SI 93 F SI 93 F FF 92 X FF 92 3-2 28 G4-3 15 1B 2B	B SL 85 C SI 91 B CU 80 F SI 90 X SI 91 2-2 F8 ③		1 SAFE B SL 85 C SL 84 X FF 90 1-1 1-H 1B	B FF 89 B FF 89 C FF 88 C FF 88 X FF 90 2-2 F9 ③			C CH 89 B SL 84 F SI 95 B SL 85 X SL 83 2-2 G6-3 ③		5	1	2	1	0	0	4
28 Adrián González, L (1, 3) OBP: 0.409, SLG: 0.563	B CU 80 B FF 91 F SI 91 X CU 81 2-1 G4-3 ② 2-3	B FF 89 F FS 80 B CU 79 X FS 80 2-1 34 E 2B	X FF 90 0-0 F8 ②			B SL 83 F SI 90 B CU 71 X CH 84 2-1 34 G4-6-3 1B				4	1	2	0	0	0	2
15 Dustin Pedroia, R (1, 4) OBP: 0.398, SLG: 0.472	X CU 79 0-0 3-H 1B ③	C FF 91 B SL 84 B SI 91 B SI 90 B SL 83 4-1 34 E BB	B FF 91 C SL 84 F SL 84 X SI 90 1-2 F9 ③			B SI 88 B SI 88 B SI 88 C SI 88 F SI 89 X SI 89 3-2 P6 ①				3	1	1	1	1	0	2
34 David Ortiz, L (1, 10) OBP: 0.393, SLG: 0.579		B CU 78 B SI 90 F SI 90 X FF 91 2-1 G6-3 ①	F FF 90 F FF 90 F FF 92 B FS 82 F FF 92 X CU 79 1-2 E6 13 SF7 1-H 2-H 2B		B FF 91 B FF 92 C SL 84 X FF 92 2-1 16 F8 33 1B 2B	B SL 85 C SI 90 B CU 72 X SI 90 2-1 1-2f G4-6-3 ②③				4	2	2	2	0	0	1
13 Carl Crawford, L (1, 7) OBP: 0.287, SLG: 0.392		B FF 91 B SI 90 C SI 90 S SI 90 F SI 91 F FS 81 F FF 91 F FS 81 X FF 92 2-2 F7 ②	B SI 91 F FF 92 F SI 90 F FF 92 F SI 92 X FS 82 1-2 SF7 ① 3-H		B FF 91 F FF 92 X FF 93 1-1 G5-3 ①		C SI 87 C SI 88 F CU 72 F SI 90 F SI 89 T SL 84 0-2 K ①			3	0	0	1	0	1	1
16 Josh Reddick, L (1, 9) OBP: 0.337, SLG: 0.479		F CU 80 F SI 91 B SI 92 F FS 82 B FF 91 B FS 80 B SI 92 4-2 33 HR BB	B FS 81 S SI 90 X FS 82 1-1 F9 ②		S SL 86 B SL 86 X FF 93 1-1 F8 ② 2-3		X SL 83 0-0 G1-3 ②			3	1	0	0	1	0	1
33 Jason Varitek, S (1, 2) OBP: 0.310, SLG: 0.432		B SI 90 1 SAFE B SI 89 C CU 79 X SI 90 2-1 1-H HR	X CU 79 0-0 P5 ③		F FF 92 B SL 82 S FF 93 F FF 93 F FF 93 X SL 84 1-2 2 BB 3 1B 3-H 1B		B SI 89 B CH 81 F SI 87 F SI 87 X SI 86 2-2 G1-3 ③			4	1	2	3	0	0	0
3 Mike Aviles, R (1, 5) OBP: 0.278, SLG: 0.387		B FF 88 C FF 91 X FS 85 1-1 2 2B 1B		F SI 90 X SL 85 0-1 10 S 10 1B 1B	S FF 91 S FF 92 F FF 93 X CH 76 0-2 2 BB 1-2 1B			F SI 97 F SI 95 B SL 83 C SL 82 1-3 K ①		4	2	3	0	0	1	0
Inning Stats	R: 1 E: 0 K: 0 S: 11 H: 2 LOB: 1 BB: 0 P: 17	R: 3 E: 0 K: 0 S: 23 H: 3 LOB: 1 BB: 1 P: 38	R: 3 E: 1 K: 0 S: 16 H: 2 LOB: 0 BB: 1 P: 25	R: 1 E: 0 K: 0 S: 10 H: 2 LOB: 1 BB: 0 P: 13	R: 1 E: 0 K: 0 S: 19 H: 3 LOB: 3 BB: 1 P: 30	R: 0 E: 0 K: 0 S: 7 H: 1 LOB: 0 BB: 0 P: 14	R: 0 E: 0 K: 1 S: 10 H: 0 LOB: 0 BB: 0 P: 12	R: 0 E: 0 K: 1 S: 7 H: 0 LOB: 0 BB: 0 P: 10		1B: 7 2B: 5 3B: 0 HR: 1 SF: 1 SAC: 0 DP: 1 HBP: 0	WP: 0 PB: 0 SB: 1 CS: 0 PA: 38					

BOTTOM

Oakland Athletics @ Boston Red Sox

Fenway Park, Boston, MA

Sat Aug 27 2011, 12:04 PM - 6:08 PM EDT

Att. 37,314 - Cloudy - 76 F

livebaseballscorecards.com

AB	34
R	9
H	13
RBI	9
BB	3
SO	2
LOB	12

PITCHER		IP	WLS	BF	H	R	ER	SO	BB	IBB	HBP	BLK	WP	HR	S	P	ERA	WHIP
52 Guillermo Moscoso, R ERA: 3.8	(1, 1)	4.0	L	22	9	8	7	0	2	0	0	0	0	1	60	93	15.75	2.750
56 Craig Breslow, L ERA: 4.24	(5, 1)	1.0		7	3	1	1	0	1	0	0	0	0	0	19	30	9.00	4.000
13 Jerry Blevins, L ERA: 3.8	(6, 1)	2.0		6	1	0	0	1	0	0	0	0	0	0	17	26	0.00	0.500
60 Fautino De Los Santos, R ERA: 3.28	(8, 1)	1.0		3	0	0	0	1	0	0	0	0	0	0	7	10	0.00	0.000

PITCHER	IP	WLS	BF	H	R	ER	SO	BB	IBB	HBP	BLK	WP	HR	S	P	ERA	WHIP

Batter	1	2	3	4	5	6	7	8	9	AB	R	H	RBI	BB	SO	LOB
19 Jemile Weeks, S (1, 4) OBP: 0.330, SLG: 0.408	B FF 87 B SI 87 B FF 86 C FF 87 C FF 86 B CU 75 4-2 14 BB 16 BB BB	D CU 77 C FF 87 F CH 76 X SI 92 1-2 1-3 1B			B CU 75 C FF 91 C FC 89 B FF 90 F CU 75 F CU 77 F FF 91 F CU 76 1 SAFE 2-2 P6 ①		X FF 92 0-0 P6 ③			3	0	1	0	1	0	2
4 Coco Crisp, S (1, 8) OBP: 0.323, SLG: 0.390	C CU 74 X SI 89 0-1 F8 ①	C CU 76 C CU 78 S CU 77 0-3 K ③			1 SAFE M FF 94 F FF 94 D CH 87 S CH 87 1-3 K ②			X FF 98 0-0 G4-3 ①		4	0	0	0	0	2	4
55 Hideki Matsui, L (1, 10) OBP: 0.325, SLG: 0.390	B FF 87 F FF 87 F SI 90 B FF 88 S SI 90 2-3 K ②	C CU 75 B FF 87 F FF 90 X SI 89 1-2 F7 ①			F FF 94 S FF 93 X FF 93 0-2 G3 ③			X FF 96 0-0 1B		4	0	1	0	0	1	2
16 Josh Willingham, R (1, 7) OBP: 0.331, SLG: 0.482	B CU 75 F CH 76 B SI 90 B CU 75 B SI 90 4-1 14 BB 1-2 BB	B CU 77 C CU 76 B CH 77 C CU 76 F SI 91 X CU 77 2-2 G4-3 ②				B SI 92 S SI 93 B CU 81 C SI 89 C CU 80 2-3 K ①		C SL 84 S SL 85 B SL 85 B FF 98 X SL 83 2-2 P6 ②		3	0	0	0	1	1	1
14 Brandon Allen, L (1, 3) OBP: 0.361, SLG: 0.595	F SI 88 B CU 76 D CU 75 B FF 87 B FC 89 4-1 29 FC6-4 1-2 2-3 BB	B SI 90 C CU 76 F SI 88 S FF 90 1-3 K ③				F FF 95 C FF 92 S CH 86 0-3 K ②		B FF 98 X FF 97 1-0 P4 ③		3	0	0	0	1	2	1
29 Scott Sizemore, R (1, 5) OBP: 0.344, SLG: 0.393	F CU 75 X CU 77 0-1 FC6-4 ③ 1-2f			C FF 87 X CU 75 0-1 G5-3 ①		X FF 93 0-0 P3 ③			F FF 95 C SL 80 S FF 96 0-3 K ①	4	0	0	0	0	1	3
12 David DeJesus, L (1, 9) OBP: 0.322, SLG: 0.378		B FF 87 C FF 88 C CU 76 B FF 87 B CU 77 F SI 88 B FF 89 4-2 19 1B BB		C FF 90 S CH 75 S FF 91 0-3 K ②			B FF 92 F SI 94 B FF 91 B CU 81 B FF 94 4-1 BB		F FF 96 F FF 96 C FF 96 0-3 K ②	2	0	0	0	2	2	0
2 Cliff Pennington, S (1, 6) OBP: 0.321, SLG: 0.362		B SI 88 D CU 76 C SI 88 B CU 76 F SI 88 F SI 87 X FF 88 3-2 F9 ①		B FF 91 B CU 74 F FF 90 C CU 76 B FF 92 C FF 89 3-3 K ③			B FF 93 X FF 92 1-0 L9 ①		F FF 97 F FF 96 X FF 96 0-2 L8 ③	4	0	0	0	0	1	2
26 Anthony Recker, R (1, 2) OBP: 0.250, SLG: 0.143		X CU 75 0-0 F8 ②			C SI 88 F CH 76 B FF 91 F FF 92 F CU 78 X CU 76 1-2 1B		S SI 91 B CH 86 C SI 92 X SI 88 1-2 F8 ②			3	0	1	0	0	0	2
Inning Stats	R: 0 E: 0 K: 1 S: 11 H: 0 LOB: 3 BB: 3 P: 25	R: 0 E: 0 K: 1 S: 14 H: 1 LOB: 2 BB: 1 P: 22	R: 0 E: 0 K: 1 S: 10 H: 0 LOB: 0 BB: 0 P: 14	R: 0 E: 0 K: 2 S: 8 H: 0 LOB: 0 BB: 0 P: 11	R: 0 E: 0 K: 1 S: 20 H: 1 LOB: 1 BB: 0 P: 24	R: 0 E: 0 K: 2 S: 7 H: 0 LOB: 0 BB: 0 P: 9	R: 0 E: 0 K: 0 S: 6 H: 0 LOB: 1 BB: 1 P: 12	R: 0 E: 0 K: 0 S: 6 H: 1 LOB: 1 BB: 0 P: 9	R: 0 E: 0 K: 2 S: 9 H: 0 LOB: 0 BB: 0 P: 9	1B: 3 2B: 0 3B: 0 HR: 0 SF: 0 SAC: 0 DP: 0 HBP: 0						

PITCHER		IP	WLS	BF	H	R	ER	SO	BB	IBB	HBP	BLK	WP	HR	S	P	ERA	WHIP
23 Erik Bedard, L ERA: 3.45	(1, 1)	4.0		18	2	0	0	5	4	0	0	0	0	0	48	78	0.00	1.500
91 Alfredo Aceves, R ERA: 2.86	(5, 1)	3.0	W	10	0	0	0	3	1	0	0	0	0	0	28	39	0.00	0.333
51 Daniel Bard, R ERA: 2.07	(8, 1)	1.0		4	1	0	0	0	0	0	0	0	0	0	6	9	0.00	1.000
58 Jonathan Papelbon, R ERA: 2.85	(9, 1)	1.0		3	0	0	0	2	0	0	0	0	0	0	9	9	0.00	0.000

PITCHER	IP	WLS	BF	H	R	ER	SO	BB	IBB	HBP	BLK	WP	HR	S	P	ERA	WHIP

TOP

Oakland Athletics @ Boston Red Sox

Fenway Park, Boston, MA

Sat Aug 27 2011, 6:54 PM - 10:58 PM EDT

Att. 37,039 - Drizzle - 72 F

livebaseballscorecards.com

AB	30
R	0
H	3
RBI	0
BB	5
SO	10
LOB	17

PA: 35

WP: 0 PB: 0 SB: 0 CS: 0

Oakland Athletics @ Boston Red Sox

Fenway Park, Boston, MA

Sat Aug 27 2011, 6:54 PM - 10:58 PM EDT

Att. 37,039 - Drizzle - 72 F

BOTTOM

livebaseballscorecards.com

Batter	1	2	3	4	5	6	7	8	9	AB	R	H	RBI	BB	SO	LOB
2 Jacoby Ellsbury, L (1, 8) OBP: 0.369, SLG: 0.521	B FF 91 F FF 90 S FF 90 F FF 92 X FF 93 1-2 G3 ①		F FF 91 B FF 93 S CH 83 X FF 92 1-2 G1-3 ①		C FF 93 S SL 81 X SL 80 0-2 10 SH1-3 2B		F FF 90 B FF 92 F FF 92 S SL 78 1-3 K ①			4	0	1	0	0	1	0
10 Marco Scutaro, R (1, 6) OBP: 0.333, SLG: 0.372	B FF 90 C FF 89 F SL 81 X FF 93 1-2 G1-3 ②		B SL 79 F FF 92 X FF 92 1-1 F8 ②		B FF 92 X FF 92 1-0 SH1-3 ① 2-3		B CH 79 B FF 94 C CH 80 C FF 94 B SL 82 F FF 94 X FF 94 3-2 F7 ②			3	0	0	0	0	0	0
28 Adrián González, L (1, 3) OBP: 0.406, SLG: 0.559	B FF 91 C FF 92 B FF 92 X FF 91 2-1 G3 ③		F FF 91 F FF 93 F FF 93 B CU 77 B FF 93 F FF 92 X SL 84 2-2 G3 ③		S SL 79 D SL 82 S SL 80 B FF 95 F SL 81 F FF 94 S SL 82 2-3 K ②		B FF 95 B FF 94 S FF 95 C FF 95 B FF 94 S SL 81 3-3 K ③			4	0	0	0	0	2	1
15 Dustin Pedroia, R (1, 4) OBP: 0.398, SLG: 0.474		B FF 89 B FF 89 C FF 89 S FC 89 F FF 91 F FF 93 F FF 91 F FF 92 X FF 93 2-2 34 HR 2B		B SL 79 C FF 90 X FF 89 1-1 12 1B 34 1B 39 G3-1 1B	C CH 79 F FF 94 F SL 82 X CH 78 0-2 L1 ③			F FF 88 F FF 94 B SL 78 S SL 83 1-3 K ①		4	2	2	0	0	1	1
34 David Ortiz, L (1, 10) OBP: 0.396, SLG: 0.587 54 Darnell McDonald, R (8, PR) OBP: 0.263, SLG: 0.367 (9, 10)		C FF 93 X FF 93 0-1 2-H HR		F FF 92 B FF 93 X SI 90 1-1 39 G3-1 12 1B 1-2 1B	S FF 93 X SL 82 0-1 G4-3 ①			C SL 81 B SL 78 B SL 83 C SL 81 F FF 94 X SL 83 2-2 12 BB 1B		4 0	1 0	3 0	2 0	0 0	0 0	0 0
12 Jed Lowrie, S (1, 5) OBP: 0.310, SLG: 0.380		B FF 93 F FF 91 F FF 93 B CU 79 X FF 93 2-2 F7 ①		B FF 92 X FF 91 1-0 39 G3-1 1-2 2-3 1B	B FF 89 B SI 88 S CH 81 B FF 94 C FF 94 F FF 94 X FF 95 3-2 E5 13 F9 39 2B			B FF 93 B FF 89 F FF 93 B FF 94 B CH 80 4-1 1-2 BB		3	1	1	0	1	0	0
13 Carl Crawford, L (1, 7) OBP: 0.285, SLG: 0.388		C FF 93 F FF 93 S FF 93 0-3 K ②		B FC 93 F FF 91 S SL 82 X FC 93 1-2 F4 ①	X FF 94 0-0 F9 ② 2-3			D SL 82 C SL 81 B FF 93 F CH 81 T FF 94 2-2 K ②		4	0	0	0	0	2	6
39 Jarrod Saltalamacchia, S (1, 2) OBP: 0.311, SLG: 0.472		B FF 94 B CU 76 X SI 88 2-0 1B		F CU 77 F FF 93 F SL 82 B FF 93 F SL 82 X FF 93 1-2 G3-1 ② 1-2 2-3 3-H	B FF 94 F SL 77 F FF 94 D SL 82 X FF 94 2-2 16 WP 3-H 2B			F FF 93 B FF 94 B FF 94 F SL 82 S SL 79 2-3 K ③		4	0	2	2	0	1	4
16 Josh Reddick, L (1, 9) OBP: 0.332, SLG: 0.471		X FF 92 0-0 P2 ③		F FF 93 X SI 92 0-1 F8 ③		B SL 79 S SL 80 F FF 94 S SL 82 1-3 K ③ 2-3				3	0	0	0	0	1	4
Inning Stats	R: 0 E: 0 K: 0 S: 9 H: 0 LOB: 0 BB: 0 P: 13	R: 2 E: 0 K: 1 S: 17 H: 3 LOB: 1 BB: 0 P: 23	R: 0 E: 0 K: 0 S: 10 H: 0 LOB: 0 BB: 0 P: 14	R: 1 E: 0 K: 0 S: 15 H: 3 LOB: 2 BB: 0 P: 20	R: 0 E: 0 K: 1 S: 13 H: 1 LOB: 1 BB: 0 P: 16	R: 1 E: 1 K: 1 S: 13 H: 1 LOB: 1 BB: 0 P: 19	R: 0 E: 0 K: 2 S: 10 H: 0 LOB: 0 BB: 0 P: 17	R: 0 E: 0 K: 3 S: 14 H: 1 LOB: 2 BB: 1 P: 25		1B: 5 2B: 3 3B: 0 HR: 1 SF: 0 SAC: 1 DP: 0 HBP: 0				WP: 1 PB: 0 SB: 0 CS: 0 PA: 35		

PITCHER	IP	WLS	BF	H	R	ER	SO	BB	IBB	HBP	BLK	WP	HR	S	P	ERA	WHIP
65 Graham Godfrey, R (1, 1) ERA: 4.71	4.0	L	18	6	3	3	1	0	0	0	0	0	1	51	70	6.75	1.500
88 Josh Outman, L (5, 1) ERA: 3.2	4.0		17	3	1	0	7	1	0	0	0	1	0	50	77	0.00	1.000

PITCHER	IP	WLS	BF	H	R	ER	SO	BB	IBB	HBP	BLK	WP	HR	S	P	ERA	WHIP

AB	33
R	4
H	9
RBI	4
BB	1
SO	8
LOB	16

Oakland Athletics @ Cleveland Indians

Progressive Field, Cleveland, OH

Mon Aug 29 2011, 7:09 PM - 9:32 PM EDT

Att. 18,201 - Clear - 73 F

TOP

livebaseballscorecards.com

Batter	1	2	3	4	5	6	7	8	9	AB	R	H	RBI	BB	SO	LOB
19 Jemile Weeks, S (1, 4) OBP: 0.332, SLG: 0.416	B FF 92 C SI 90 C SI 91 B CU 78 F FF 92 F FF 92 B FF 92 F FF 92 X FF 92 3-2 ① F8		C CH 80 C FF 91 X FF 92 0-2 4 F8 2B			B FF 87 B FF 89 B FF 88 C FF 89 X FF 89 3-1 ① P6		C FF 91 C FF 91 F SL 82 F FF 92 D SL 81 B FF 91 F FF 92 X SL 82 2-2 55 F9 2-H 2B		4	0	2	1	0	0	0
4 Coco Crisp, S (1, 8) OBP: 0.323, SLG: 0.389	B FF 91 F FF 92 F FF 92 B FF 90 B FF 92 X FF 92 3-2 1B		X FF 90 0-0 ② F8 2-3			C CH 78 C FF 90 B CU 76 X CH 80 1-2 ② P5		B FF 92 B FF 90 X FF 90 2-0 ① B2-4		4	0	1	0	0	0	2
55 Hideki Matsui, L (1, 10) OBP: 0.324, SLG: 0.391	B FF 91 B FF 90 F FF 90 1 SAFE B FF 91 X FF 91 3-1 ② P2		C SL 80 X FF 91 0-1 ③ P6			C FF 89 B CU 75 X FF 90 1-1 2B		X FF 92 0-0 ② F9 2-3		4	0	1	0	0	0	3
16 Josh Willingham, R (1, 7) OBP: 0.330, SLG: 0.478	X SI 89 0-0 ③ G5-3			C FF 89 C CH 81 B FC 89 F FF 91 C CU 77 1-3 ① K		I IN 79 I IN 82 I IN 83 I IN 80 4-0 IBB		B SL 79 B SL 80 C FF 93 S FF 93 C FF 94 2-3 ③ K		3	0	0	0	1	2	2
14 Brandon Allen, L (1, 3) OBP: 0.347, SLG: 0.568		S FF 91 F FF 92 S FF 93 0-3 ① K		F FF 90 F FF 91 B SL 80 B SI 90 X FF 92 2-2 ② L6		C FF 90 B SI 89 B SL 80 X FF 91 2-1 ③ G3			C FF 94 F SL 82 B FF 94 F SL 82 B FF 94 T FF 94 2-2 ① K	4	0	0	0	0	2	2
28 Conor Jackson, R (1, 9) OBP: 0.315, SLG: 0.342		B FF 92 F FF 92 B CH 79 B FF 92 C FF 91 B FF 93 4-2 8 WP BB		C CH 82 B CU 78 F FF 91 X FF 91 1-2 ③ G1-3			B FF 89 F SI 88 C SL 80 S SI 90 1-3 ① K		C FF 94 B SL 81 F FF 93 B SL 83 C FF 93 2-3 ② K	3	0	0	0	1	2	0
8 Kurt Suzuki, R (1, 2) OBP: 0.293, SLG: 0.382		C FF 91 S CU 79 B CU 78 F FF 92 F CU 78 F FF 89 S FF 92 1-3 ② K 1-2	B CH 81 F FF 90 B FF 88 X CH 81 2-1 ① F7				B SL 81 C SL 81 B SI 90 X SI 89 2-1 ② G3		B SI 93 X FF 92 1-0 ③ P6	4	0	0	0	0	1	1
2 Cliff Pennington, S (1, 6) OBP: 0.319, SLG: 0.359		C CH 82 F CU 76 F FF 91 B SI 90 F FF 92 F FF 92 X CU 77 1-2 ③ L9			C FF 89 F FC 89 X FC 90 0-2 ② G5-3		B FF 90 C SL 81 B SI 90 C SL 81 C SL 82 2-3 ③ K			3	0	0	0	0	1	1
29 Scott Sizemore, R (1, 5) OBP: 0.344, SLG: 0.396			B FF 89 C CH 80 B FF 89 X SI 90 2-1 ① G6-3		S CH 80 C FF 90 F FC 88 S SI 89 0-3 ③ K			C SL 81 F SI 89 B FF 91 B SI 90 X SL 81 2-2 19 S 19 2B 2B		3	1	1	0	0	1	0

	AB	32
	R	1
	H	5
	RBI	1
	BB	2
	SO	9
	LOB	11

Inning Stats																																
	R: 0 E: 0 K: 0 S: 12		H: 1 LOB: 1 BB: 0 P: 21		R: 0 E: 0 K: 2 S: 17		H: 0 LOB: 1 BB: 1 P: 23		R: 0 E: 0 K: 0 S: 8		H: 1 LOB: 1 BB: 0 P: 10		R: 0 E: 0 K: 1 S: 10		H: 0 LOB: 0 BB: 0 P: 14		R: 0 E: 0 K: 1 S: 9		H: 0 LOB: 0 BB: 0 P: 11		R: 0 E: 0 K: 0 S: 9		H: 1 LOB: 2 BB: 1 P: 20		R: 0 E: 0 K: 2 S: 8		H: 0 LOB: 0 BB: 0 P: 13		R: 1 E: 0 K: 1 S: 14		H: 2 LOB: 1 BB: 0 P: 22		R: 0 E: 0 K: 2 S: 8		H: 0 LOB: 0 BB: 0 P: 13		1B: 1 2B: 4 3B: 0 HR: 0		SF: 0 SAC: 0 DP: 0 HBP: 0		WP: 1 PB: 0 SB: 1 CS: 0		PA: 34

PITCHER		IP	WLS	BF	H	R	ER	SO	BB	IBB	HBP	BLK	WP	HR	S	P	ERA	WHIP
31 David Huff, L ERA: 2.08	(1, 1)	6.0	W	23	3	0	0	4	1	1	0	0	1	0	65	99	0.00	0.667
38 Joe Smith, R ERA: 1.64	(7, 1)	1.0	H	4	1	1	1	2	0	0	0	0	0	0	11	18	9.00	1.000
49 Tony Sipp, L ERA: 2.67	(8, 1)	0.2	H	3	1	0	0	0	0	0	0	0	0	0	8	12	0.00	1.500
52 Vinnie Pestano, R ERA: 2.42	(8, 1)	0.1	H	1	0	0	0	1	0	0	0	0	0	0	3	5	0.00	0.000
54 Chris Perez, R ERA: 2.79	(9, 1)	1.0	S	3	0	0	0	2	0	0	0	0	0	0	8	13	0.00	0.000

PITCHER	IP	WLS	BF	H	R	ER	SO	BB	IBB	HBP	BLK	WP	HR	S	P	ERA	WHIP

BOTTOM

Oakland Athletics @ Cleveland Indians

Progressive Field, Cleveland, OH

Mon Aug 29 2011, 7:09 PM - 9:32 PM EDT

Att. 18,201 - Clear - 73 F

livebaseballscorecards.com

Batter	1	2	3	4	5	6	7	8	9	AB	R	H	RBI	BB	SO	LOB
12 Ezequiel Carrera, L (1, 8) OBP: 0.341, SLG: 0.325	B SI 89 B SI 89 C SI 89 B FC 90 C SI 90 B FC 90 4-2 1 CS BB		C SI 90 F FC 92 S FC 91 0-3 ③ K			B FS 86 X FC 90 1-0 1 2B 1B		C CU 80 X FS 86 0-1 ③ G4-3		3	1	1	0	1	1	0
1 Kosuke Fukudome, L (1, 9) OBP: 0.361, SLG: 0.379	C FC 90 P PO 87 C FC 90 F FC 90 X SI 91 1-2 ① 13 G3-1 1-2 1B			X SI 90 0-0 ① G4-1		1 SAFE B SI 89 C SI 91 1 SAFE X FC 91 1-1 1-H 2B				3	0	2	1	0	0	0
13 Asdrúbal Cabrera, S (1, 6) OBP: 0.340, SLG: 0.471	F FC 90 X FC 91 0-1 ② G3-1 1-2			C SI 91 F SI 87 S SI 92 0-3 ② K		S FC 91 C SI 91 S FC 91 0-3 ③ K				3	0	0	0	0	2	2
25 Jim Thome, L (1, 10) OBP: 0.343, SLG: 0.470	X FC 91 0-0 ③ G3			B CU 82 F FC 92 B FC 91 X CU 81 2-1 ③ G6-3			B FS 85 X CU 80 1-0 ① G6-3			3	0	0	0	0	0	1
41 Carlos Santana, S (1, 2) OBP: 0.350, SLG: 0.444		B SI 90 F FC 90 F FC 89 C FC 90 1-3 ① K			B CU 82 S SI 91 S SI 91 F SI 92 X SI 87 1-2 47 G6-4-3 1B		B FC 89 F SI 91 B FS 86 X SI 91 2-1 HR			3	1	2	1	0	1	0
47 Shelley Duncan, R (1, 7) OBP: 0.313, SLG: 0.420 32 Jerad Head, R (7, 7) OBP: 0.250, SLG: 0.250		B SI 90 X FC 90 1-0 ② F8			B SI 91 C SI 91 F FC 91 1 SAFE B FC 91 F FC 91 F SI 92 X FC 92 2-2 ①② G6-4-3 1-2f		C FC 90 F FC 92 B FC 91 B CU 82 B FC 91 S FC 92 3-3 ② K			2 1	0 0	0 0	0 0	0 0	0 1	1 0
8 Lonnie Chisenhall, L (1, 5) OBP: 0.276, SLG: 0.381 9 Jack Hannahan, L (8, 5) OBP: 0.328, SLG: 0.351		B CU 81 B SI 91 C FC 90 F FC 91 F FC 91 X CU 80 2-2 ③ G3			X FC 90 0-0 ③ F8		B FS 87 S SI 87 F CU 81 F FC 91 F FC 91 X CU 81 1-2 ③ G4-3			3 0	0 0	0 0	0 0	0 0	0 0	0 0
7 Matt LaPorta, R (1, 3) OBP: 0.289, SLG: 0.404			B SI 90 B FC 90 B SI 90 C SI 91 F FC 91 S FC 92 3-3 ① K			S SI 90 B SI 91 S FC 90 B FC 91 F FC 92 S FC 91 2-3 ① K		F FC 88 X FC 89 0-1 ① P6		3	0	0	0	0	2	0
46 Cord Phelps, S (1, 4) OBP: 0.258, SLG: 0.259			C SI 91 B FC 93 F SI 91 S FC 91 1-3 ② K			B SI 90 S FS 86 S FC 91 S FC 90 1-3 ② K		B FS 84 F FC 90 C FC 90 S FC 92 1-3 ② K		3	0	0	0	0	3	0
Inning Stats	R: 0 E: 0 K: 0 S: 10 H: 1 LOB: 1 BB: 1 P: 14	R: 0 E: 0 K: 1 S: 8 H: 0 LOB: 0 BB: 0 P: 12	R: 0 E: 0 K: 3 S: 9 H: 0 LOB: 0 BB: 0 P: 13	R: 0 E: 0 K: 1 S: 6 H: 0 LOB: 0 BB: 0 P: 8	R: 0 E: 0 K: 0 S: 10 H: 1 LOB: 0 BB: 0 P: 13	R: 1 E: 0 K: 3 S: 13 H: 2 LOB: 1 BB: 0 P: 18	R: 1 E: 0 K: 1 S: 11 H: 1 LOB: 0 BB: 0 P: 18	R: 0 E: 0 K: 1 S: 7 H: 0 LOB: 0 BB: 0 P: 8		1B: 3 2B: 1 3B: 0 HR: 1 SF: 0 SAC: 0 DP: 1 HBP: 0						

AB	27
R	2
H	5
RBI	2
BB	1
SO	10
LOB	4

WP: 0 PA: 28
PB: 0
SB: 0
CS: 1

PITCHER		IP	WLS	BF	H	R	ER	SO	BB	IBB	HBP	BLK	WP	HR	S	P	ERA	WHIP
32 Brandon McCarthy, R ERA: 3.64	(1, 1)	8.0	L	28	5	2	2	10	1	0	0	0	0	1	74	104	2.25	0.750

PITCHER	IP	WLS	BF	H	R	ER	SO	BB	IBB	HBP	BLK	WP	HR	S	P	ERA	WHIP

Oakland Athletics @ Cleveland Indians

Progressive Field, Cleveland, OH

Tue Aug 30 2011, 7:07 PM - 9:57 PM EDT

Att. 20,372 - Overcast - 74 F

TOP

livebaseballscorecards.com

Batter	1	2	3	4	5	6	7	8	9	AB	R	H	RBI	BB	SO	LOB
19 Jemile Weeks, S (1, 4) OBP: 0.333, SLG: 0.413	G4-3		4 CS 1B		FC3-6 4 1B		HBP		G6-3	4	1	1	0	0	0	2
4 Coco Crisp, S (1, 8) OBP: 0.324, SLG: 0.388	55 1B BB		1 SAFE B SI 88 C CH 80 1 SAFE C SL 82 B SL 85 F SL 84 X SI 91 G3 1-2		B CH 78 C CH 79 F SI 89 X SL 86 1-2 2-H 1B		C SI 90 B CH 81 F FC 88 X SI 91 G3-1			3	0	1	1	1	0	3
55 Hideki Matsui, L (1, 7) OBP: 0.326, SLG: 0.392	1-2 1B		S SL 82 B SI 92 B SL 85 X SI 89 1B		B CH 84 X SI 88 G4-3			C SL 86 B SL 87 S SL 85 F SL 86 F FF 90 X SL 86 G6-3		4	0	2	0	0	0	1
16 Josh Willingham, R (1, 10) OBP: 0.327, SLG: 0.474	K		B SL 84 S SI 90 B SI 90 S SI 90 B SI 90 X SL 82 G6-3			B SI 90 C SI 89 C SI 90 X SL 84 G1-3		C FF 89 B SL 86 C CH 82 B SL 86 B FF 88 X FF 86 G6-3		4	0	0	0	0	1	3
14 Brandon Allen, L (1, 3) OBP: 0.333, SLG: 0.543	G3-1			B SI 88 X SL 78 L9		C SI 91 X SI 90 G4-3		B SL 87 B SL 86 F FF 88 X FF 90 F8		4	0	0	0	0	0	2
12 David DeJesus, L (1, 9) OBP: 0.322, SLG: 0.375		C SI 89 B SI 91 B CH 83 X SI 90 G3		C SI 90 X SI 90 L7		B CH 79 X SI 89 F7			B FF 89 F FF 88 B SL 85 B FF 88 B FF 89 2 2B 8 SF8 BB	3	1	0	0	1	0	0
2 Cliff Pennington, S (1, 6) OBP: 0.321, SLG: 0.363		C SI 91 B SL 86 C SI 90 C SI 90 K		B FF 89 B SI 89 C SI 87 C SI 88 F FF 90 S SI 91 K			F SI 90 B FC 86 B CH 79 B SI 90 F FF 90 X FF 90 8 S 1B		C FF 88 X SL 85 1-3 2B	4	0	2	0	0	2	0
8 Kurt Suzuki, R (1, 2) OBP: 0.295, SLG: 0.387		B SI 91 C SI 89 B SL 84 X SI 89 2B			C SI 88 C CH 80 B SL 85 X SI 89 19 FC3-6 1B		S SI 91 B FC 88 B CH 79 B FC 88 F SI 90 F FC 89 X SI 91 P4 1-2		B FF 89 B FF 88 C FF 89 F SL 86 F SL 86 X SL 86 SF8 3-H	3	0	2	1	0	0	1
29 Scott Sizemore, R (1, 5) OBP: 0.340, SLG: 0.392 15 Ryan Sweeney, L (9, PH) OBP: 0.348, SLG: 0.345		X SL 84 F8			C SL 84 B SL 86 C SI 88 B CH 81 B FF 90 C SI 88 K		C FC 87 B CH 74 F SI 89 F FC 88 S SI 90 K		C SI 92 C SL 79 S FF 92 K	3 1	0 0	0 0	0 0	0 0	2 1	3 1
Inning Stats	R: 0 E: 0 K: 1 S: 10 H: 1 LOB: 2 BB: 1 P: 19	R: 0 E: 0 K: 1 S: 8 H: 1 LOB: 1 BB: 0 P: 13	R: 0 E: 0 K: 0 S: 12 H: 2 LOB: 1 BB: 0 P: 21	R: 0 E: 0 K: 1 S: 7 H: 0 LOB: 0 BB: 0 P: 10	R: 1 E: 1 K: 1 S: 11 H: 2 LOB: 1 BB: 0 P: 17	R: 0 E: 0 K: 0 S: 6 H: 0 LOB: 0 BB: 0 P: 8	R: 0 E: 0 K: 1 S: 15 H: 1 LOB: 2 BB: 0 P: 24	R: 0 E: 0 K: 0 S: 10 H: 0 LOB: 0 BB: 0 P: 16	R: 1 E: 0 K: 1 S: 12 H: 1 LOB: 1 BB: 1 P: 20	1B: 6 2B: 2 3B: 0 HR: 0	SF: 1 SAC: 0 DP: 0 HBP: 1	WP: 0 PB: 0 SB: 1 CS: 1	PA: 37			

PITCHER		IP	WLS	BF	H	R	ER	SO	BB	IBB	HBP	BLK	WP	HR	S	P	ERA	WHIP
58 Jeanmar Gómez, R ERA: 4.55	(1, 1)	6.0	W	24	6	1	0	4	1	0	0	0	0	0	54	88	0.00	1.167
37 Chad Durbin, R ERA: 5.24	(7, 1)	1.0		5	1	0	0	1	0	0	1	0	0	0	15	24	0.00	1.000
53 Rafael Perez, L ERA: 2.56	(8, 1)	1.1		6	1	1	1	0	1	0	0	0	0	0	17	29	6.75	1.500
52 Vinnie Pestano, R ERA: 2.39	(9, 1)	0.2		2	0	0	0	1	0	0	0	0	0	0	5	7	0.00	0.000

PITCHER	IP	WLS	BF	H	R	ER	SO	BB	IBB	HBP	BLK	WP	HR	S	P	ERA	WHIP

AB	33
R	2
H	8
RBI	2
BB	2
SO	6
LOB	16

Batter	1	2	3	4	5	6	7	8	9	AB	R	H	RBI	BB	SO	LOB
12 Ezequiel Carrera, L (1, 8) OBP: 0.338, SLG: 0.322	C SI 89 B CH 81 X SI 89 1-1 ① G4-3		1 SAFE X SI 89 0-0 1 2B 1-2 1B		C CH 80 X KC 81 0-1 ② G5-3	C SI 89 B SL 75 B SL 72 B SI 90 S SI 89 X SI 90 3-2 ③ F9				4	1	1	0	0	0	2
1 Kosuke Fukudome, L (1, 9) OBP: 0.360, SLG: 0.380	B SI 89 B SI 91 B SI 89 C FF 89 C SI 90 X SI 91 3-2 ② G6-3		C SI 87 C CH 80 B SI 89 D CH 80 D CH 81 F SI 90 F SI 88 X SI 90 3-2 25 WP 1-H 2-H 2B		C KC 79 C CH 76 B SI 90 B CH 83 B SL 82 C SI 90 3-3 ③ K		C SI 88 X SI 88 0-1 ① G6-3			4	0	1	2	0	1	0
13 Asdrúbal Cabrera, S (1, 6) OBP: 0.340, SLG: 0.469	B SI 90 X CH 80 1-0 25 CS 1B		X SI 90 0-0 ② F8			B KC 78 X SI 89 1-0 ① G1-3	B SI 88 S SI 89 B SL 74 X SI 89 2-1 ② F7			4	0	1	0	0	0	1
25 Jim Thome, L (1, 10) OBP: 0.349, SLG: 0.470	D SL 87 1 SAFE C SI 90 S SL 87 1 SAFE B SL 88 2-2 ③ CS 1-2	B SI 88 C CH 80 B SL 86 B SI 89 X SI 90 3-1 41 FC6-4 1B	B SL 88 C SI 91 B SI 91 B KC 82 S CH 81 F SI 90 B CH 81 4-2 BB 2-3			B SI 90 B CH 79 B CH 80 C SI 87 B SI 90 4-1 41 HR BB	C CH 73 X SI 89 0-1 ③ F7			2	1	1	0	2	0	0
41 Carlos Santana, S (1, 3) OBP: 0.349, SLG: 0.449		F SI 91 B SL 87 F SI 91 X SI 92 1-2 ① FC6-4 1-2f	C CH 81 B SL 86 X SI 90 1-1 ③ P5			F SI 88 X SI 88 0-1 1-H HR		C FF 96 B SL 84 B FF 96 B FC 94 C FF 95 S FC 96 3-3 ① K		4	1	1	2	0	1	3
47 Shelley Duncan, R (1, 7) OBP: 0.314, SLG: 0.414 32 Jerad Head, R (6, PR) OBP: 0.200, SLG: 0.200 (7, 7)	C SI 92 B SI 91 X SL 86 1-1 ② F8		F SI 88 X SI 89 0-1 ① G6-3			C CH 78 B SL 83 B SI 90 H CH 79 3-1 9 HR HBP		B FF 97 X FC 96 1-0 ② G5-3		2 1	0 1	0 1	0 0	0 0	0 0	1 0
9 Jack Hannahan, L (1, 5) OBP: 0.333, SLG: 0.367	B SI 89 C SI 89 B SL 87 B SI 89 X SI 87 3-1 ③ G4-3		B SI 88 B CH 78 B SI 88 C SI 87 C CH 83 F SI 88 X SI 89 3-2 16 G4-6-3 1B			B SI 96 1 SAFE C SI 95 F SI 95 X SL 85 1-2 1-H HR		C FF 97 C FF 97 X FF 97 0-2 1B		4	1	3	2	0	0	1
16 Jason Donald, R (1, 4) OBP: 0.333, SLG: 0.368			C SI 87 B SI 89 X CH 81 1-1 ① G5-3 1 SAFE S CH 80 F CH 78 B SI 90 X SI 90 1-2 ②③ G4-6-3 1-2f			B SI 96 X SI 95 1-0 6 G4-3 2B		C FF 95 S SL 86 F FC 98 X SL 86 0-2 ③ G4-3		4	0	1	0	0	0	2
6 Lou Marson, R (1, 2) OBP: 0.300, SLG: 0.304			C SI 88 B SI 89 B CH 83 X SI 90 2-1 12 1B 1 2B 1B		C SI 87 B CH 79 B CH 79 C SI 88 B SL 85 F SI 90 F SI 88 S SI 89 3-3 ① K	B SL 82 B SL 82 C SI 95 B SI 96 C SI 96 X SI 95 3-2 ② G4-3 2-3				3	1	1	0	0	1	2
Inning Stats	R: 0 H: 1 E: 0 LOB: 0 K: 0 BB: 0 S: 8 P: 15	R: 0 H: 1 E: 0 LOB: 1 K: 0 BB: 0 S: 9 P: 17	R: 2 H: 3 E: 0 LOB: 2 K: 0 BB: 1 S: 16 P: 27	R: 0 H: 1 E: 0 LOB: 0 K: 0 BB: 0 S: 9 P: 13	R: 0 H: 0 E: 0 LOB: 0 K: 2 BB: 0 S: 10 P: 16	R: 4 H: 3 E: 0 LOB: 2 K: 0 BB: 1 S: 15 P: 31	R: 0 H: 0 E: 0 LOB: 0 K: 0 BB: 0 S: 6 P: 8	R: 0 H: 1 E: 0 LOB: 1 K: 1 BB: 0 S: 11 P: 15		1B: 6 SF: 0 2B: 2 SAC: 0 3B: 0 DP: 1 HR: 2 HBP: 1					WP: 1 PA: 36 PB: 0 SB: 0 CS: 1	

PITCHER	IP	WLS	BF	H	R	ER	SO	BB	IBB	HBP	BLK	WP	HR	S	P	ERA	WHIP
53 Trevor Cahill, R (1, 1) ERA: 4.26	5.1	L	24	7	5	5	2	2	0	1	0	1	1	57	101	8.44	1.688
60 Fautino De Los Santos, R (6, 1) ERA: 3.6	0.1		3	2	1	1	0	0	0	0	0	0	1	7	12	27.00	6.000
57 Brian Fuentes, L (6, 1) ERA: 3.96	1.1		4	0	0	0	0	0	0	0	0	0	0	9	14	0.00	0.000
62 Neil Wagner, R (8, 1) ERA:	1.0		4	1	0	0	1	0	0	0	0	0	0	11	15	0.00	1.000

PITCHER	IP	WLS	BF	H	R	ER	SO	BB	IBB	HBP	BLK	WP	HR	S	P	ERA	WHIP

BOTTOM

Oakland Athletics @ Cleveland Indians

Progressive Field, Cleveland, OH

Tue Aug 30 2011, 7:07 PM - 9:57 PM EDT

Att. 20,372 - Overcast - 74 F

livebaseballscorecards.com

AB	32
R	6
H	10
RBI	6
BB	2
SO	3
LOB	12

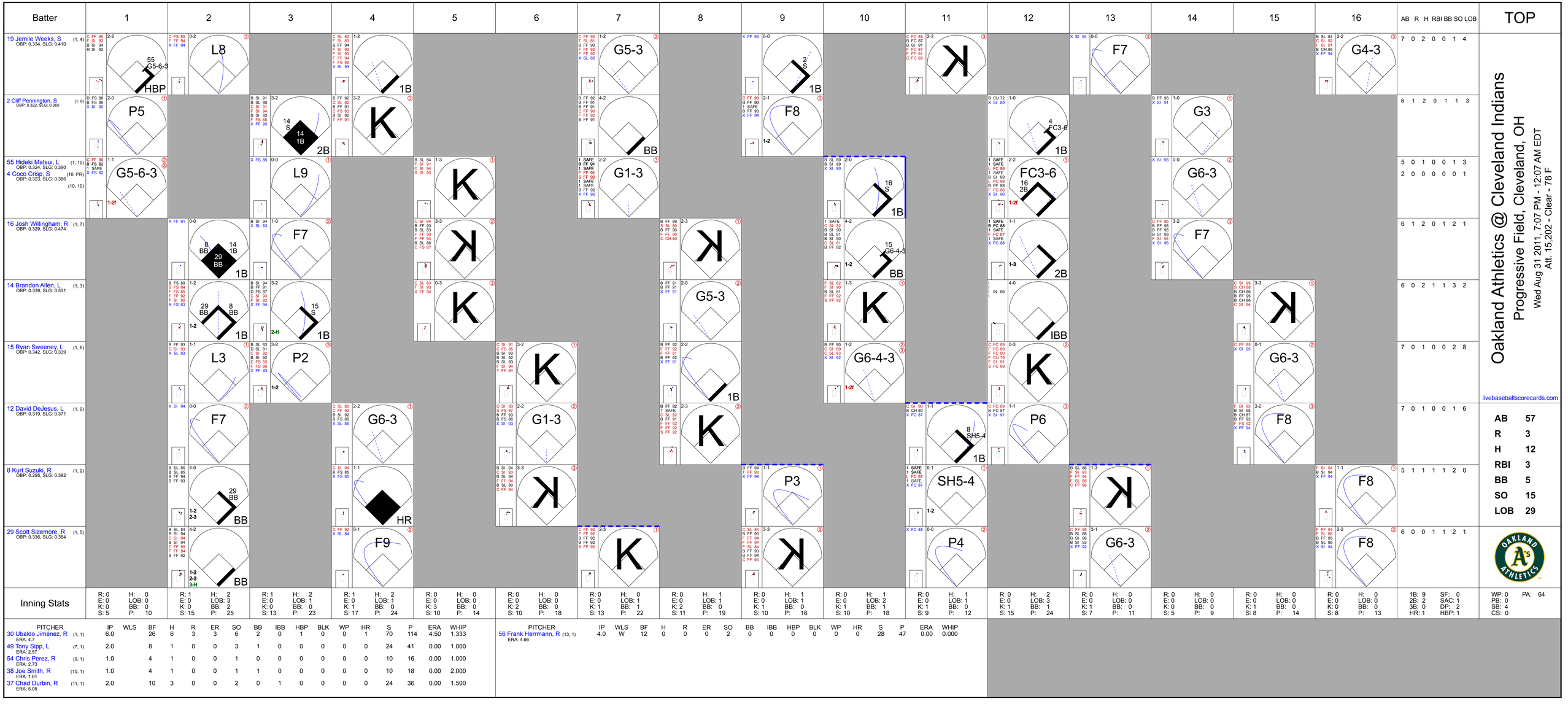
Batter
1
2
3
4
5
6
7
8
9
10
11
12
13
14
15
16
AB R H RBI BB SO LOB
TOP
19 Jemile Weeks, S (1, 4) OBP: 0.334, SLG: 0.410
2 Cliff Pennington, S (1, 6) OBP: 0.322, SLG: 0.365
55 Hideki Matsui, L (1, 10) OBP: 0.324, SLG: 0.390
4 Coco Crisp, S (10, PR) OBP: 0.323, SLG: 0.386 (10, 10)
16 Josh Willingham, R (1, 7) OBP: 0.329, SLG: 0.474
14 Brandon Allen, L (1, 3) OBP: 0.339, SLG: 0.531
15 Ryan Sweeney, L (1, 8) OBP: 0.342, SLG: 0.339
12 David DeJesus, L (1, 9) OBP: 0.319, SLG: 0.371
8 Kurt Suzuki, R (1, 2) OBP: 0.295, SLG: 0.392
29 Scott Sizemore, R (1, 5) OBP: 0.336, SLG: 0.384
Inning Stats
PITCHER IP WLS BF H R ER SO BB IBB HBP BLK WP HR S P ERA WHIP
30 Ubaldo Jiménez, R (1, 1) ERA: 4.7 6.0 26 6 3 3 6 2 0 1 0 0 1 70 114 4.50 1.333
49 Tony Sipp, L (7, 1) ERA: 2.57 2.0 8 1 0 0 3 1 0 0 0 0 0 24 41 0.00 1.000
54 Chris Perez, R (9, 1) ERA: 2.73 1.0 4 1 0 0 1 0 0 0 0 0 0 10 16 0.00 1.000
38 Joe Smith, R (10, 1) ERA: 1.61 1.0 4 1 0 0 1 1 0 0 0 0 0 10 18 0.00 2.000
37 Chad Durbin, R (11, 1) ERA: 5.05 2.0 10 3 0 0 2 0 1 0 0 0 0 24 36 0.00 1.500
PITCHER IP WLS BF H R ER SO BB IBB HBP BLK WP HR S P ERA WHIP
56 Frank Herrmann, R (13, 1) ERA: 4.66 4.0 W 12 0 0 0 2 0 0 0 0 0 0 28 47 0.00 0.000
Oakland Athletics @ Cleveland Indians
Progressive Field, Cleveland, OH
Wed Aug 31 2011, 7:07 PM - 12:07 AM EDT
Att. 15,202 - Clear - 78 F
livebaseballscorecards.com
AB 57
R 3
H 12
RBI 3
BB 5
SO 15
LOB 29
1B: 9 SF: 0
2B: 2 SAC: 1
3B: 0 DP: 2
HR: 1 HBP: 1
WP: 0 PA: 64
PB: 0
SB: 4
CS: 0

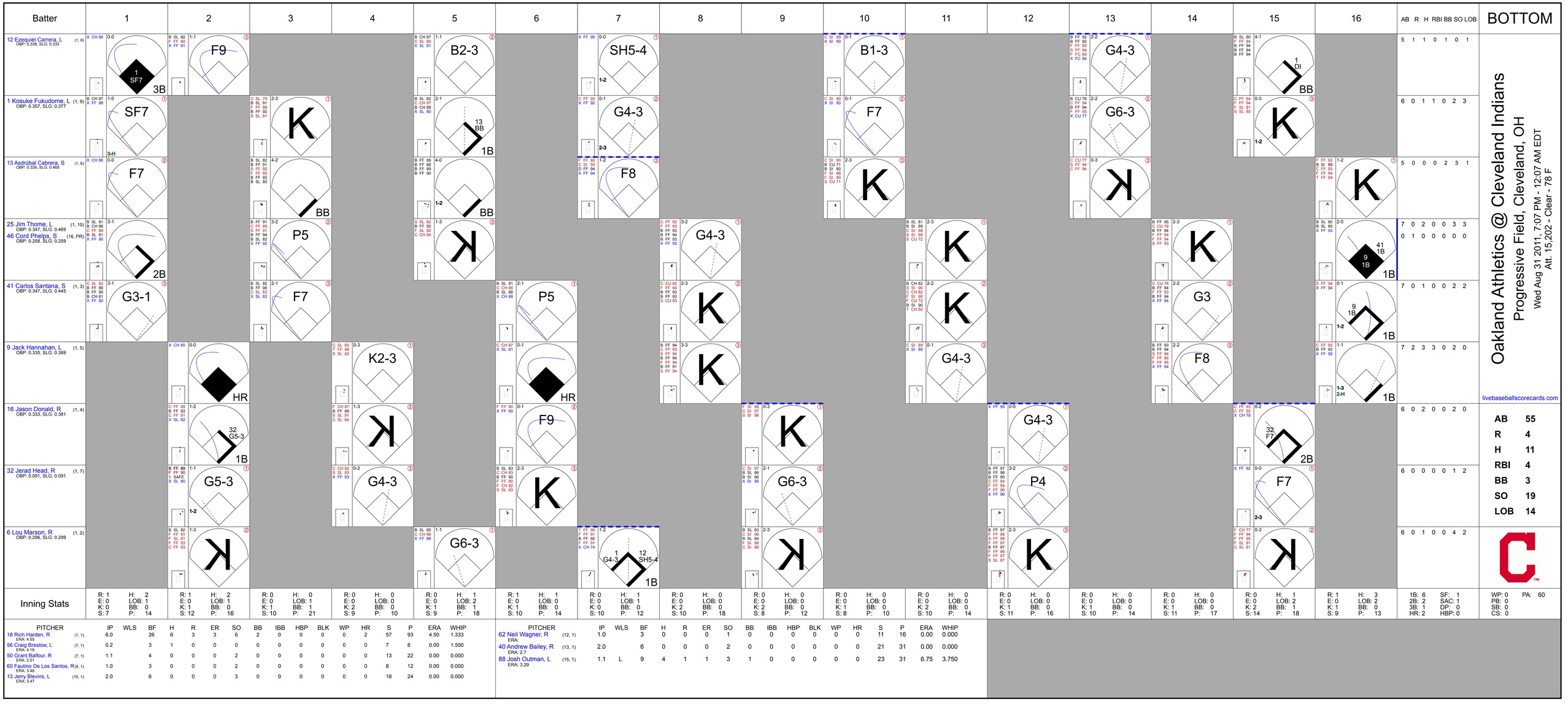
Batter
1
2
3
4
5
6
7
8
9
10
11
12
13
14
15
16
AB R H RBI BB SO LOB
BOTTOM
12 Ezequiel Carrera, L (1, 8) OBP: 0.338, SLG: 0.333
1 Kosuke Fukudome, L (1, 9) OBP: 0.357, SLG: 0.377
13 Asdrúbal Cabrera, S (1, 6) OBP: 0.339, SLG: 0.465
25 Jim Thome, L (1, 10) OBP: 0.347, SLG: 0.469
46 Cord Phelps, S (16, PR) OBP: 0.258, SLG: 0.259
41 Carlos Santana, S (1, 3) OBP: 0.347, SLG: 0.445
9 Jack Hannahan, L (1, 5) OBP: 0.335, SLG: 0.389
16 Jason Donald, R (1, 4) OBP: 0.333, SLG: 0.381
32 Jerad Head, R (1, 7) OBP: 0.091, SLG: 0.091
6 Lou Marson, R (1, 2) OBP: 0.296, SLG: 0.299
5 1 1 0 1 0 1
6 0 1 1 0 2 3
5 0 0 0 2 3 1
7 0 2 0 0 3 3
0 1 0 0 0 0 0
7 0 1 0 0 2 2
7 2 3 3 0 2 0
6 0 2 0 0 0 2 0
6 0 0 0 0 1 2
6 0 1 0 0 4 2
Oakland Athletics @ Cleveland Indians
Progressive Field, Cleveland, OH
Wed Aug 31 2011, 7:07 PM - 12:07 AM EDT
Att. 15,202 - Clear - 78 F
livebaseballscorecards.com
AB 55
R 4
H 11
RBI 4
BB 3
SO 19
LOB 14
Inning Stats
R: 1 E: 0 K: 0 S: 7 H: 2 LOB: 1 BB: 0 P: 14
R: 1 E: 0 K: 1 S: 12 H: 2 LOB: 1 BB: 0 P: 16
R: 0 E: 0 K: 1 S: 10 H: 0 LOB: 1 BB: 1 P: 21
R: 0 E: 0 K: 2 S: 9 H: 0 LOB: 0 BB: 0 P: 10
R: 0 E: 0 K: 1 S: 9 H: 1 LOB: 2 BB: 1 P: 18
R: 1 E: 0 K: 1 S: 10 H: 1 LOB: 0 BB: 0 P: 14
R: 0 E: 0 K: 0 S: 10 H: 1 LOB: 1 BB: 0 P: 12
R: 0 E: 0 K: 2 S: 10 H: 0 LOB: 0 BB: 0 P: 18
R: 0 E: 0 K: 2 S: 8 H: 0 LOB: 0 BB: 0 P: 12
R: 0 E: 0 K: 1 S: 8 H: 0 LOB: 0 BB: 0 P: 10
R: 0 E: 0 K: 2 S: 10 H: 0 LOB: 0 BB: 0 P: 14
R: 0 E: 0 K: 1 S: 11 H: 0 LOB: 0 BB: 0 P: 16
R: 0 E: 0 K: 1 S: 10 H: 0 LOB: 0 BB: 0 P: 14
R: 0 E: 0 K: 1 S: 11 H: 0 LOB: 0 BB: 0 P: 17
R: 0 E: 0 K: 2 S: 14 H: 1 LOB: 2 BB: 1 P: 18
R: 1 E: 0 K: 1 S: 9 H: 3 LOB: 2 BB: 0 P: 13
1B: 6 2B: 2 3B: 1 HR: 2
SF: 1 SAC: 1 DP: 0 HBP: 0
WP: 0 PB: 0 SB: 0 CS: 0
PA: 60
PITCHER IP WLS BF H R ER SO BB IBB HBP BLK WP HR S P ERA WHIP
18 Rich Harden, R (1, 1) ERA: 4.55 6.0 26 6 3 3 6 2 0 0 0 0 2 57 93 4.50 1.333
56 Craig Breslow, L (7, 1) ERA: 4.18 0.2 3 1 0 0 0 0 0 0 0 0 0 7 8 0.00 1.500
50 Grant Balfour, R (7, 1) ERA: 2.01 1.1 4 0 0 0 2 0 0 0 0 0 0 13 22 0.00 0.000
60 Fautino De Los Santos, R (9, 1) ERA: 3.46 1.0 3 0 0 0 2 0 0 0 0 0 0 8 12 0.00 0.000
13 Jerry Blevins, L (10, 1) ERA: 3.47 2.0 6 0 0 0 3 0 0 0 0 0 0 18 24 0.00 0.000
PITCHER IP WLS BF H R ER SO BB IBB HBP BLK WP WP HR S P ERA WHIP
62 Neil Wagner, R (12, 1) ERA: 1.0 3 0 0 0 1 0 0 0 0 0 0 0 11 16 0.00 0.000
40 Andrew Bailey, R (13, 1) ERA: 2.7 2.0 6 0 0 0 2 0 0 0 0 0 0 21 31 0.00 0.000
88 Josh Outman, L (15, 1) ERA: 3.29 1.1 L 9 4 1 1 3 1 0 0 0 0 0 23 31 6.75 3.750

Batter	1	2	3	4	5	6	7	8	9	AB	R	H	RBI	BB	SO	LOB
19 Jemile Weeks, S (1, 4) OBP: 0.335, SLG: 0.410	B SI 91 C SI 91 B CH 84 X SI 91 2-1 F9 ①		B CH 84 B SI 91 C SI 91 F SI 91 X SI 92 2-2 G6-3 ②		C SI 91 1 SAFE X SI 92 0-1 4 S 2 1B 4 1B 1-2 1B		X SI 92 0-0 SF 4 2 FC5-2 1B 55 SF7 1-2 3-H	B FF 93 B CH 86 B FF 93 C FF 92 B FF 92 4-1 2 1B 4 1B 1-2 2-3 BB		3	3	1	1	1	0	0
2 Cliff Pennington, S (1, 6) OBP: 0.327, SLG: 0.370	C SI 92 B SI 92 C SI 91 T SI 93 1-2 K ②		F SI 91 X SI 92 0-1 1B		B CH 85 C SI 92 X CH 85 1-1 4 1B 4 S 1-2 2-H 1B		T CH 84 B SI 93 F SI 93 F SI 93 F SI 92 B CH 84 X SI 93 2-2 4 FC5-2 1-2 2-3 1B	X SL 88 0-0 55 E 4 1B 1-2 2-H 3-H 1B		5	0	4	3	0	1	0
4 Coco Crisp, S (1, 8) OBP: 0.325, SLG: 0.389	B CH 84 X SI 92 1-0 1B		X CH 84 0-0 B2-3 ③		B SI 92 B SI 93 X SI 92 2-0 55 S 1-3 2-H 1B		B FF 94 B FF 94 C FF 93 F FF 94 B SL 81 X FF 95 3-2 FC5-2 ① 1-2 2-3 3-Hf	C SI 91 C CH 82 F FF 90 X SI 93 0-2 55 E 1-2 2-H 1B		5	0	3	2	0	0	4
55 Hideki Matsui, L (1, 10) OBP: 0.321, SLG: 0.387	C SI 91 P PO 88 X CH 85 1-1 G4-3 ③			B SI 92 X SI 91 1-0 F7 ① C SI 93 F CH 86 S CH 84 0-3 K ②	C SI 92 B SI 92 F CH 85 S SI 92 1-3 K ③ 1-2		X FF 95 0-0 SF7 ② 3-H	B SI 91 S SL 86 X SL 85 1-1 E4 1-2 2-3		4	0	0	1	0	1	5
14 Brandon Allen, L (1, 3) OBP: 0.325, SLG: 0.505		X SI 91 0-0 L8 ①		C SI 93 F CH 86 S CH 84 0-3 K ②		B CH 85 X SI 90 1-0 G3 ① B FF 94 C FF 94 F FF 94 F FF 94 B SL 83 F FF 95 F FF 95 B FF 96 S FF 95 3-3 K ③	C CU 81 D SL 84 F SL 86 C FF 93 1-3 K ③		5	0	0	0	0	3	5
12 David DeJesus, L (1, 9) OBP: 0.318, SLG: 0.367		B SI 92 B CH 85 C SI 92 B SI 92 B SI 92 4-1 15 G3 BB		C SI 93 B SI 93 X CH 84 1-1 G3 ③		L SI 91 B SI 92 B CH 84 F SI 91 S CH 86 2-3 K ②		C FF 92 B SL 82 B SL 82 B FF 93 X FF 94 3-1 P5 ① X CH 82 0-0 F9 ①		4	0	0	0	1	1	0
15 Ryan Sweeney, L (1, 7) OBP: 0.343, SLG: 0.338		C SI 91 B SI 92 B CH 85 X SI 92 2-1 G3 ② 1-2	B SI 91 C SI 91 C CH 84 X CH 84 1-2 G4-3 ①		C SI 93 B SI 93 B CH 84 F SI 92 S SI 93 2-3 K ③			T FF 94 X FC 93 0-1 19 WP 26 1B 2 1B 1B C FF 92 C SL 87 B FF 91 B CH 82 B SL 85 B SI 91 4-2 26 FC5-4 BB		4	1	1	0	1	1	1
26 Anthony Recker, R (1, 2) OBP: 0.385, SLG: 0.364		C SI 92 C SI 93 B SI 93 B CH 85 D SI 93 F SI 92 S SI 92 3-3 K ③		B SL 84 B SI 91 B FF 90 C SI 89 B SI 91 4-1 28 FC2-6 BB			S SI 91 X SI 92 0-1 28 1B 19 SF 2B D FF 94 X FF 94 1-0 19 WP 2 1B 1-2 1B	B CU 82 S FF 92 C SL 86 X SL 88 1-2 FC5-4 ② 1-2f		4	2	2	0	1	1	2
28 Eric Sogard, L (1, 5) OBP: 0.244, SLG: 0.333			C SI 90 C CH 84 X SI 92 0-2 L7 ①		F SI 91 X CH 85 0-1 FC2-6 ② 19 1B 2 1B 1-2f		X SI 91 0-0 2 1B 19 SF 4 FC5-2 2-3 1B	C FF 93 X SL 82 0-1 F3 ②	C SL 86 F SI 91 B FF 93 F SL 86 F FF 92 S SL 84 1-3 K ③	5	1	1	0	0	1	4
Inning Stats	R: 0 H: 1 E: 0 LOB: 1 K: 1 BB: 0 S: 9 P: 13	R: 0 H: 0 E: 0 LOB: 1 K: 1 BB: 1 S: 8 P: 17	R: 0 H: 1 E: 0 LOB: 1 K: 0 BB: 0 S: 9 P: 11	R: 0 H: 0 E: 0 LOB: 0 K: 1 BB: 0 S: 6 P: 8	R: 2 H: 3 E: 0 LOB: 2 K: 1 BB: 1 S: 14 P: 23	R: 0 H: 0 E: 0 LOB: 0 K: 2 BB: 0 S: 7 P: 12	R: 2 H: 3 E: 1 LOB: 2 K: 1 BB: 0 S: 19 P: 27	R: 3 H: 4 E: 1 LOB: 3 K: 1 BB: 1 S: 18 P: 28	R: 0 H: 0 E: 0 LOB: 1 K: 1 BB: 1 S: 11 P: 17	1B: 11 SF: 2 2B: 1 SAC: 0 3B: 0 DP: 0 HR: 0 HBP: 0						

TOP

Oakland Athletics @ Cleveland Indians

Progressive Field, Cleveland, OH

Thu Sep 01 2011, 12:08 PM - 3:13 PM EDT

Att. 14,192 - Partly Cloudy - 79 F

livebaseballscorecards.com

AB	39
R	7
H	12
RBI	7
BB	4
SO	9
LOB	21

WP: 1 PA: 45
PB: 0
SB: 3
CS: 0

PITCHER		IP	WLS	BF	H	R	ER	SO	BB	IBB	HBP	BLK	WP	HR	S	P	ERA	WHIP
55 Roberto Hernandez, R ERA: 4.84	(1, 1)	6.0	L	29	8	4	3	6	2	0	0	0	0	0	62	95	4.50	1.667
50 Nick Hagadone, L ERA: 16.2	(7, 1)	1.2		8	2	3	3	1	1	0	0	0	1	0	18	32	16.20	1.800
34 Corey Kluber, R ERA:	(8, 1)	1.1		8	2	0	0	2	1	0	0	0	0	0	21	29	0.00	2.250

PITCHER		IP	WLS	BF	H	R	ER	SO	BB	IBB	HBP	BLK	WP	HR	S	P	ERA	WHIP

BOTTOM

Oakland Athletics @ Cleveland Indians

Progressive Field, Cleveland, OH

Thu Sep 01 2011, 12:08 PM - 3:13 PM EDT

Att. 14,192 - Partly Cloudy - 79 F

livebaseballscorecards.com

Batter	1	2	3	4	5	6	7	8	9	AB	R	H	RBI	BB	SO	LOB
12 Ezequiel Carrera, L (1, 8) OBP: 0.326, SLG: 0.321	C SI 92 C SI 91 B FF 93 B CU 81 X SI 92 2-2 ① L6		X SI 93 0-0 ② FC5-4 1-2f		F SI 91 B SI 92 1 SAFE 1 SAFE C FF 93 B CU 79 S SI 93 2-3 ② K		B SI 92 B SI 92 B SI 91 C SI 91 C SI 91 F SI 90 S SI 92 3-3 ② K		B FF 92 B FF 92 C FF 91 F FF 91 D SL 86 X FF 92 3-2 ③ G1-3	5	0	0	0	0	2	4
1 Kosuke Fukudome, L (1, 9) OBP: 0.358, SLG: 0.377	S SI 92 C FF 93 B FF 92 B CU 80 F SI 94 F CU 79 T CU 80 2-2 ② K		C SI 89 C CU 78 B SI 91 X CU 78 1-2 ③ G3		C SI 94 B FF 94 F FF 94 F FF 94 B CU 80 B CU 80 B FF 94 4-2 1-2 BB		B CU 78 X FF 93 1-0 1-2 1B			3	0	1	0	1	1	1
13 Asdrúbal Cabrera, S (1, 6) OBP: 0.337, SLG: 0.461 46 Cord Phelps, S (9, 4) OBP: 0.258, SLG: 0.259	X SI 93 0-0 ③ G6-3			C SI 92 B SI 92 S CU 80 B SI 93 X SI 94 2-2 ① F9	B CH 84 F SI 94 X SI 94 1-1 ③ F9		F CU 78 B CU 80 F SI 93 F CU 81 X FF 94 1-2 ③ F9			4 0	0 0	0 0	0 0	0 0	0 0	4 0
41 Carlos Santana, S (1, 3) OBP: 0.348, SLG: 0.443		F SI 91 B FF 92 B CH 84 X CH 85 2-1 ① G6-3		B CU 80 B CH 86 F SI 93 B SI 94 B CH 86 4-1 47 E BB		B CU 79 B SI 92 B CH 86 C FF 92 B SI 92 4-1 BB		B FF 90 X FF 88 1-0 ① F9		2	0	0	0	2	0	0
47 Shelley Duncan, R (1, 10) OBP: 0.312, SLG: 0.410		B SI 92 X CH 84 1-0 1B		C SI 93 X CU 80 0-1 FC6 1-2		B SI 92 B CH 84 X SI 91 2-0 ① F9		C FF 90 X FF 91 0-1 ② P4		4	0	1	0	0	0	2
9 Jack Hannahan, L (1, 5) OBP: 0.331, SLG: 0.384		B SI 92 B SI 93 X SI 92 2-0 ② F8		B CU 79 X SI 92 1-0 ② F7		C CU 78 D FF 92 C CU 79 B FF 92 S CU 80 2-3 ② K		B FF 91 C FF 92 F FF 92 B CU 78 S SL 87 2-3 ③ K		4	0	0	0	0	2	4
16 Jason Donald, R (1, 4) OBP: 0.329, SLG: 0.373 (9, 6)		C SI 92 B CH 84 B FF 93 F SI 92 C CU 80 2-3 ③ K		S CU 79 C CU 80 B FF 92 S CU 80 1-3 ③ K		B SI 93 B CU 78 X SI 92 2-0 ③ L8			C FF 89 F FF 91 X FF 91 0-2 1B	4	0	1	0	0	2	4
32 Jerad Head, R (1, 7) OBP: 0.067, SLG: 0.067			B SI 90 B SI 91 F SI 92 X SI 92 2-1 ① G6-3		X SI 89 0-0 ① G6-3		B SI 90 C SI 91 C SI 91 S CU 80 1-3 ① K		C FF 91 D CH 79 B SI 92 F FF 92 S SL 85 2-3 ① K	4	0	0	0	0	2	1
6 Lou Marson, R (1, 2) OBP: 0.305, SLG: 0.305			C SI 92 X FF 93 0-1 12 FC5-4 1B		B SI 92 B SI 92 B SI 93 C FF 93 B SI 92 4-1 1 BB BB		B SI 93 F SI 92 X FF 92 1-1 1 1B 1B		C FF 91 F FF 93 C SL 85 0-3 ② K	3	0	2	0	1	1	1
Inning Stats	R: 0 E: 0 K: 1 S: 9 H: 0 LOB: 0 BB: 0 P: 13	R: 0 E: 0 K: 1 S: 7 H: 1 LOB: 1 BB: 0 P: 14	R: 0 E: 0 K: 0 S: 8 H: 1 LOB: 1 BB: 0 P: 11	R: 0 E: 1 K: 1 S: 10 H: 0 LOB: 2 BB: 1 P: 18	R: 0 E: 0 K: 1 S: 10 H: 0 LOB: 2 BB: 2 P: 21	R: 0 E: 0 K: 1 S: 6 H: 0 LOB: 1 BB: 1 P: 16	R: 0 E: 0 K: 2 S: 14 H: 2 LOB: 2 BB: 0 P: 21	R: 0 E: 0 K: 1 S: 6 H: 0 LOB: 0 BB: 0 P: 9	R: 0 E: 0 K: 2 S: 12 H: 1 LOB: 1 BB: 0 P: 17	1B: 5 2B: 0 3B: 0 HR: 0 SF: 0 SAC: 0 DP: 0 HBP: 0						

	AB	33
	R	0
	H	5
	RBI	0
	BB	4
	SO	10
	LOB	21

PITCHER		IP	WLS	BF	H	R	ER	SO	BB	IBB	HBP	BLK	WP	HR	S	P	ERA	WHIP
47 Gio González, L ERA: 3.21	(1, 1)	7.0	W	30	4	0	0	7	4	0	0	0	0	0	64	114	0.00	1.143
56 Craig Breslow, L ERA: 4.01	(8, 1)	2.0		7	1	0	0	3	0	0	0	0	0	0	18	26	0.00	0.500

PITCHER	IP	WLS	BF	H	R	ER	SO	BB	IBB	HBP	BLK	WP	HR	S	P	ERA	WHIP

Batter	1	2	3	4	5	6	7	8	9	AB	R	H	RBI	BB	SO	LOB
51 Ichiro Suzuki, L (1, 9) OBP: 0.312, SLG: 0.330	C SI 90 C SI 90 F SI 91 X SI 90 0-2 E9 21 G4-3 1B	F CU 79 1 SAFE B SI 90 F CU 80 X SI 91 1-2 ③ G4-3			C SI 90 B CU 78 F SI 90 X FF 91 1-2 ① G6-3			T SI 96 F SI 96 S SI 97 0-3 ① K		4	1	1	0	0	1	2
21 Franklin Gutierrez, R (1, 8) OBP: 0.262, SLG: 0.272	F SI 92 B SL 85 X FS 84 1-1 ① G4-3 3-H		C SI 90 C FS 84 B SI 91 F SI 90 B SL 85 X CU 79 2-2 ① P3		B FS 83 S FS 82 B SI 90 S FF 90 F SI 84 X CU 78 2-2 ② G5-3			C SI 97 B SL 85 F SI 96 B SL 85 F SI 96 S SL 84 2-3 ② K		4	0	0	1	0	1	0
13 Dustin Ackley, L (1, 4) OBP: 0.370, SLG: 0.459	B SI 91 C FF 91 F FF 92 B FS 81 T FF 92 2-2 ② K		B SI 91 F SI 91 X FS 81 1-1 17 1B 1B		C CU 79 B FS 81 B FF 90 X SI 91 2-1 ③ F7			B SI 96 C SI 96 C SI 97 C SL 83 1-3 ③ K		4	0	1	0	0	2	0
20 Mike Carp, L (1, 3) OBP: 0.355, SLG: 0.490	B FF 91 F CU 78 B SI 91 F SI 91 S FF 91 2-3 ③ K		B SI 90 1 SAFE C SI 91 F SI 91 X FS 80 1-2 ② P2			C SI 89 B SI 90 S SI 90 B FS 81 C SI 90 2-3 ① K			C FF 93 B FF 94 X CH 84 1-1 ① F7	4	0	0	0	0	2	1
17 Justin Smoak, S (1, 10) OBP: 0.319, SLG: 0.388		C FF 91 X FS 82 0-1 ① F8	1 SAFE F SI 90 B FF 91 C SI 89 X FS 81 1-2 1-3 1B			S SI 91 S FS 80 B SI 92 S SI 91 1-3 ② K			C B CH 84 F FF 93 B FF 93 B SL 78 X FF 93 3-2 1B	4	0	2	0	0	1	0
30 Miguel Olivo, R (1, 2) OBP: 0.257, SLG: 0.375		X FS 83 0-0 ② F8	F SI 91 S FF 91 F SI 92 S CU 79 0-3 ③ K			C CU 78 S SI 92 F SL 84 F FF 91 F FF 92 B SI 91 S FS 79 1-3 ③ K			F FF 91 B FF 93 X FF 93 1-1 ② F9	4	0	0	0	0	2	3
15 Kyle Seager, L (1, 5) OBP: 0.336, SLG: 0.402		B FF 90 B SI 90 B SI 90 B SI 91 4-0 33 2B 26 1B BB		B SI 89 F SI 90 T SI 91 B SI 91 X CU 78 2-2 ① F8			C SI 90 B FS 79 X FS 79 1-1 ① P6		B FF 93 B FF 94 F FF 92 X FF 92 2-1 ③ F7	3	1	0	0	1	0	1
33 Casper Wells, R (1, 7) OBP: 0.318, SLG: 0.448		C FS 84 C FF 91 X SI 91 0-2 26 1B 1-3 2B		C FF 90 B CU 78 F SI 92 B SI 91 B CU 79 X FF 91 3-2 ② P6			X SI 90 0-0 ② F8			3	0	1	0	0	0	0
26 Brendan Ryan, R (1, 6) OBP: 0.320, SLG: 0.328		X FS 84 0-0 2-3 3-H 1B		C SI 92 B FS 84 B SL 83 B FF 92 X SI 90 3-1 ③ F8			F SI 91 X FF 92 0-1 ③ F9			3	0	1	1	0	0	0
Inning Stats	R: 1 E: 1 K: 2 S: 12 H: 1 LOB: 0 BB: 0 P: 17	R: 1 E: 0 K: 0 S: 10 H: 2 LOB: 2 BB: 1 P: 15	R: 0 E: 0 K: 1 S: 16 H: 2 LOB: 2 BB: 0 P: 21	R: 0 E: 0 K: 0 S: 8 H: 0 LOB: 0 BB: 0 P: 16	R: 0 E: 0 K: 0 S: 10 H: 0 LOB: 0 BB: 0 P: 15	R: 0 E: 0 K: 3 S: 12 H: 0 LOB: 0 BB: 0 P: 16	R: 0 E: 0 K: 0 S: 5 H: 0 LOB: 0 BB: 0 P: 6	R: 0 E: 0 K: 3 S: 10 H: 0 LOB: 0 BB: 0 P: 13	R: 0 E: 0 K: 0 S: 9 H: 1 LOB: 1 BB: 0 P: 16	1B: 5 2B: 1 3B: 0 HR: 0 SF: 0 SAC: 0 DP: 0 HBP: 0						

PITCHER	IP	WLS	BF	H	R	ER	SO	BB	IBB	HBP	BLK	WP	HR	S	P	ERA	WHIP
52 Guillermo Moscoso, R (1, 1) ERA: 3.63	7.0	W	27	5	2	1	6	1	0	0	0	0	0	73	106	1.29	0.857
60 Fautino De Los Santos, R (8, 1) ERA: 3.33	1.0		3	0	0	0	3	0	0	0	0	0	0	10	13	0.00	0.000
38 Andrew Carignan, R (9, 1) ERA:	1.0		4	1	0	0	0	0	0	0	0	0	0	9	16	0.00	1.000

PITCHER	IP	WLS	BF	H	R	ER	SO	BB	IBB	HBP	BLK	WP	HR	S	P	ERA	WHIP

TOP

Seattle Mariners @ Oakland Athletics

Oakland Coliseum, Oakland, CA

Fri Sep 02 2011, 7:10 PM - 10:01 PM PDT

Att. 14,972 - Clear - 69 F

livebaseballscorecards.com

AB	33
R	2
H	6
RBI	2
BB	1
SO	9
LOB	7

WP: 0 PA: 34
PB: 0
SB: 0
CS: 0

Seattle Mariners @ Oakland Athletics

Oakland Coliseum, Oakland, CA

Fri Sep 02 2011, 7:10 PM - 10:01 PM PDT

Att. 14,972 - Clear - 69 F

BOTTOM

livebaseballscorecards.com

Batter	1	2	3	4	5	6	7	8	9	AB	R	H	RBI	BB	SO	LOB
19 Jemile Weeks, S (1, 4) OBP: 0.339, SLG: 0.409	B SI 84 B FF 85 B FF 86 C FF 86 C SI 86 B FC 85 4-2 55 CS BB		X CH 80 0-0 4 1B 55 2B 1-2 1B	C FF 86 B FF 87 F FF 87 X CH 78 1-2 ③ F7		B FF 90 B FF 90 B FF 91 B FF 89 4-0 BB	C SI 92 X SI 93 0-1 ③ P5			3	1	1	0	2	0	1
4 Coco Crisp, S (1, 8) OBP: 0.324, SLG: 0.387	C FF 87 X FF 87 0-1 ① F8		B FC 84 S CH 79 X CH 80 1-1 55 2B 1-2 2-3 1B		C KC 72 S CH 79 F FF 87 F FF 87 B FF 87 B CH 79 F CH 76 F KC 73 F CH 79 2-2 ① F KC 71 F FF 87 X FC 84 G6-3	1 SAFE C FF 90 B FF 91 F SL 81 1 SAFE F SL 83 F FF 91 B FF 93 F SL 83 2-2 ③ X FF 91 G4-3		B SI 93 B SI 92 X SI 94 2-0 ① G3		5	1	1	0	0	0	2
55 Hideki Matsui, L (1, 10) OBP: 0.324, SLG: 0.390	B SI 88 F FF 88 C CH 80 B SI 88 F SI 87 1 SAFE S SI 88 2-3 ② ③ K 1-2		X FC 84 0-0 14 E 14 1B 1-H 2-H 3-H 2B		B SI 87 B FC 83 C FF 86 T CH 79 B FC 83 B CH 80 4-2 16 HBP 29 1B BB		B FF 87 X FF 88 1-0 29 1B 16 BB 14 WP 1B	C CU 78 C CU 80 X SI 94 0-2 ② G3-1		4	3	2	3	1	1	1
16 Josh Willingham, R (1, 7) OBP: 0.332, SLG: 0.475		C FC 83 B CH 78 B SI 87 F CH 81 B CH 80 X CH 80 3-2 ① G6-3	B CH 78 C FF 88 F CH 78 B KC 72 S FF 87 2-3 ② K		C FF 86 C FC 83 H FF 87 1-2 29 1B 1-2 HBP		B CH 76 D FF 87 F FF 89 C CH 78 B FF 87 F FF 89 B FF 88 4-2 14 WP 29 1B 2 HR 1-2 BB	X FF 92 0-0 2B		3	1	1	0	1	1	1
29 Scott Sizemore, R (1, 5) OBP: 0.343, SLG: 0.386		B FC 84 B SI 86 B SI 87 C FF 87 X CH 79 3-1 ② F9	B CH 80 B CH 80 B SI 87 C FF 87 B CH 80 4-1 14 1B BB		B CH 80 C FC 83 B KC 73 B FF 87 X FC 83 3-1 1-3 2-H 1B		B FF 88 C FF 89 B CH 78 F FF 90 F FF 90 F CH 78 X CU 76 2-2 14 WP 2 HR 1-2 2-3 1B	C SL 89 B FF 93 D CU 78 B SI 93 B FF 92 4-1 BB		3	1	2	1	2	0	0
14 Brandon Allen, L (1, 3) OBP: 0.328, SLG: 0.495	C FC 84 B SI 87 B CH 81 F FC 83 F FC 84 B SI 88 B FC 84 4-2 BB		B SI 88 C FF 88 B FF 87 2 SAFE S FF 87 B FC 84 X SI 86 3-2 1-2 2-H 1B		S SI 88 B SI 87 C CH 79 F SI 86 1 SAFE S SI 86 1-3 ② K		B FF 88 C FF 89 C SL 80 F FF 89 B FF 91 B FF 88 S SL 81 3-3 ① K 1-2 2-3 3-H	B SI 93 S SI 93 S CU 79 B FF 93 D CU 79 F SI 94 X SI 93 3-2 ③ G3		4	0	1	1	1	2	6
2 Cliff Pennington, S (1, 6) OBP: 0.326, SLG: 0.375		B CH 79 B SI 86 C SI 87 X CH 81 2-1 ③ P4	B KC 72 X FF 87 1-0 ③ P2		C FC 83 X KC 73 0-1 ③ F9		X SI 92 0-0 2-H 3-H HR			4	1	1	3	0	0	5
8 Kurt Suzuki, R (1, 2) OBP: 0.295, SLG: 0.391			C FF 86 B FC 83 B FF 86 B FF 87 C CH 80 F FC 83 X SI 87 3-2 4 1B 19 1B 55 2B 1B	C KC 72 S CH 79 X FF 86 0-2 ① P5		B FF 89 B FF 91 X FF 90 2-0 ① F7	B SL 85 S FF 93 X CU 79 1-1 ② G5-3		4	1	1	0	0	0	0
23 Michael Taylor, R (1, 9)			C CH 79 C FF 86 X FF 87 0-2 ① F7	B SI 85 S CH 79 B CH 79 C FC 83 B CH 78 S CH 79 3-3 ② K		B SL 83 S SL 80 X SL 83 1-1 ② P6	C CU 78 B SI 94 F CU 78 B CH 87 F CU 78 F FF 94 B SL 86 B CU 78 4-2 BB			3	0	0	0	1	1	1
Inning Stats	R: 0 E: 0 K: 1 S: 8 H: 0 LOB: 1 BB: 1 P: 14	R: 0 E: 0 K: 0 S: 10 H: 0 LOB: 1 BB: 1 P: 22	R: 4 E: 1 K: 1 S: 19 H: 5 LOB: 2 BB: 1 P: 33	R: 0 E: 0 K: 1 S: 9 H: 0 LOB: 0 BB: 0 P: 13	R: 1 E: 0 K: 1 S: 22 H: 1 LOB: 2 BB: 1 P: 33	R: 0 E: 0 K: 0 S: 9 H: 0 LOB: 1 BB: 1 P: 18	R: 4 E: 0 K: 1 S: 22 H: 3 LOB: 1 BB: 2 P: 37	R: 0 E: 0 K: 0 S: 10 H: 1 LOB: 2 BB: 1 P: 19		1B: 7 2B: 3 3B: 0 HR: 1 SF: 0 SAC: 0 DP: 1 HBP: 1						

	AB	33
	R	9
	H	10
	RBI	8
	BB	8
	SO	5
	LOB	17

WP: 1 PA: 42
PB: 0
SB: 0
CS: 1

PITCHER		IP	WLS	BF	H	R	ER	SO	BB	IBB	HBP	BLK	WP	HR	S	P	ERA	WHIP
38 Jason Vargas, L ERA: 4.59	(1, 1)	5.0	L	25	6	5	4	4	4	0	1	0	0	0	68	115	7.20	2.000
23 Shawn Kelley, R ERA:	(6, 1)	1.0		4	0	0	0	0	1	0	0	0	0	0	9	18	0.00	1.000
37 Cesar Jimenez, L ERA: 81.0	(7, 1)	0.1		4	2	3	3	1	1	0	0	0	1	0	13	23	81.00	9.000
60 Jeff Gray, R ERA: 4.43	(7, 1)	1.2		9	2	1	1	0	2	0	0	0	0	1	19	33	5.40	2.400

PITCHER	IP	WLS	BF	H	R	ER	SO	BB	IBB	HBP	BLK	WP	HR	S	P	ERA	WHIP

Batter	1	2	3	4	5	6	7	8	9	AB	R	H	RBI	BB	SO	LOB
51 Ichiro Suzuki, L (1, 9) OBP: 0.312, SLG: 0.329	C SI 89 F SI 90 X FC 89 0-2 L8			B FC 88 X FC 89 1-0 G6-3		B CU 79 X SI 90 1-0 21 G6-3 1B		B SI 91 B FC 90 C FC 91 C CU 80 S FC 91 2-3 K		4	0	1	0	0	1	1
21 Franklin Gutierrez, R (1, 8) OBP: 0.259, SLG: 0.268	C SI 90 F SI 90 F FC 90 B FC 91 F FC 91 B SI 91 X FC 90 2-2 L8			B FC 90 B SI 90 T FC 90 F FC 91 B FC 90 X FC 90 3-2 F9		1 SAFE B SI 90 X SI 91 1-0 G6-3 1-2			C SI 90 B FC 90 B FC 91 T FC 91 F FC 91 X FC 90 2-2 F9	4	0	0	0	0	0	1
13 Dustin Ackley, L (1, 4) OBP: 0.368, SLG: 0.456	X SI 89 0-0 P6			C CU 79 X FC 90 0-1 20 S 1B		C FC 90 B SI 91 B FC 90 C CU 80 S FC 91 2-3 K			F SI 91 B SI 91 F FC 91 X CU 80 1-2 G4-6-3	4	0	1	0	0	1	1
20 Mike Carp, L (1, 10) OBP: 0.349, SLG: 0.480		X SI 90 0-0 G4-3		B SI 90 1 SAFE C FC 89 S FC 90 F FC 91 S FC 90 1-3 K 1-2			B CU 79 F FC 90 B SI 90 S FC 90 B FC 91 S FC 90 3-3 K		F SI 90 C SI 92 F FC 91 B FC 91 B FC 90 C FC 91 2-3 K	4	0	0	0	0	3	1
17 Justin Smoak, S (1, 3) OBP: 0.317, SLG: 0.385		C SI 90 B SI 90 C FC 90 S SI 92 1-3 K			F SI 90 B CU 79 B FC 90 C FC 91 B SI 91 S FC 90 3-3 K		X SI 91 0-0 G4-3			3	0	0	0	0	2	0
33 Casper Wells, R (1, 7) OBP: 0.314, SLG: 0.441		B SI 91 S FC 90 X SI 92 1-1 P4			C FC 90 F SI 91 S FC 92 0-3 K		C CU 81 S FC 90 B FC 92 S FC 91 1-3 K			3	0	0	0	0	2	0
15 Kyle Seager, L (1, 5) OBP: 0.328, SLG: 0.391			X SI 90 0-0 F9		B FS 86 B FC 91 C FC 90 X FC 91 2-1 E6			C CU 78 X FC 89 0-1 F8		3	0	0	0	0	0	0
3 Josh Bard, S (1, 2) OBP: 0.263, SLG: 0.352			S CU 79 F SI 90 S FC 91 0-3 K		F FC 90 1 SAFE F CU 80 B FC 90 F FC 90 D CU 81 1 SAFE X FC 90 2-2 G4-3			F CU 80 F SI 89 X FC 90 0-2 1B		3	0	1	0	0	1	1
26 Brendan Ryan, R (1, 6) OBP: 0.318, SLG: 0.326			B FC 90 C SI 90 X FC 90 1-1 F9			B FC 90 B SI 90 C FC 91 X FC 89 2-1 P2		B FC 90 C SI 90 B FC 90 X FC 90 2-1 F8		3	0	0	0	0	0	1
Inning Stats	R: 0 H: 0 E: 0 LOB: 0 K: 0 BB: 0 S: 9 P: 11	R: 0 H: 0 E: 0 LOB: 0 K: 1 BB: 0 S: 6 P: 8	R: 0 H: 0 E: 0 LOB: 0 K: 1 BB: 0 S: 6 P: 7	R: 0 H: 1 E: 0 LOB: 1 K: 1 BB: 0 S: 10 P: 15	R: 0 H: 0 E: 1 LOB: 1 K: 2 BB: 0 S: 12 P: 19	R: 0 H: 1 E: 0 LOB: 1 K: 1 BB: 0 S: 7 P: 13	R: 0 H: 0 E: 0 LOB: 0 K: 2 BB: 0 S: 7 P: 11	R: 0 H: 1 E: 0 LOB: 1 K: 1 BB: 0 S: 10 P: 14	R: 0 H: 0 E: 0 LOB: 0 K: 1 BB: 0 S: 11 P: 16	1B: 3 SF: 0 2B: 0 SAC: 0 3B: 0 DP: 0 HR: 0 HBP: 0						

TOP

Seattle Mariners @ Oakland Athletics

Oakland Coliseum, Oakland, CA

Sat Sep 03 2011, 1:08 PM - 3:30 PM PDT

Att. 19,732 - Sunny - 64 F

livebaseballscorecards.com

AB	31
R	0
H	3
RBI	0
BB	0
SO	10
LOB	6

WP: 0 PA: 31
PB: 0
SB: 1
CS: 0

PITCHER	IP	WLS	BF	H	R	ER	SO	BB	IBB	HBP	BLK	WP	HR	S	P	ERA	WHIP
32 Brandon McCarthy, R (1, 1) ERA: 3.41	9.0	W	31	3	0	0	10	0	0	0	0	0	0	78	114	0.00	0.333

PITCHER	IP	WLS	BF	H	R	ER	SO	BB	IBB	HBP	BLK	WP	HR	S	P	ERA	WHIP

Batter	1	2	3	4	5	6	7	8	9	AB	R	H	RBI	BB	SO	LOB
19 Jemile Weeks, S (1, 4) OBP: 0.338, SLG: 0.407	B FF 91 B FF 90 C FF 90 C FF 91 X SL 82 2-2 ① G3		B SL 82 B FF 92 C FF 91 1 SAFE S SL 79 F SL 82 F FF 93 F SL 82 X CH 86 2-2 1-2 1B		C FF 96 C SL 85 B SL 86 X SL 83 1-2 ① G4-3		B SL 80 C SI 90 C SI 91 F SL 81 B SL 80 X SL 79 2-2 ② F7			4	0	1	0	0	0	1
4 Coco Crisp, S (1, 8) OBP: 0.323, SLG: 0.385 15 Ryan Sweeney, L (5, PH) OBP: 0.345, SLG: 0.339 (6, 8)	F CH 85 B FF 94 B CH 87 F FF 93 X FF 93 2-2 ② G4-3		B CH 83 B FF 92 C FF 92 F FF 93 F SL 83 D SL 84 C SL 82 3-3 ③ K		B CH 87 B FF 92 B FF 93 C FF 93 X FF 92 3-1 ② G6-3		B SI 90 C FF 91 S FF 92 B SI 90 X SL 79 2-2 55 BB 1-3 1B			2 2	0 0	0 1	0 0	0 0	1 0	2 0
55 Hideki Matsui, L (1, 10) OBP: 0.325, SLG: 0.390	C FF 94 C SL 83 C FF 95 0-3 ③ K			S CH 85 F FF 94 F FF 95 X SL 84 0-2 12 1B 2 2B 1B	B FF 93 F FF 93 C SL 84 X SL 85 1-2 ③ G4-3		S SL 81 B FF 91 B FF 93 B SI 81 B SI 92 4-1 1-2 BB			3	1	1	0	1	1	0
16 Josh Willingham, R (1, 7) OBP: 0.329, SLG: 0.471		C SL 78 B FF 95 F FF 94 F FF 94 F FF 95 S SL 84 1-3 ① K		B FF 93 B FF 93 F FF 92 X FF 93 2-1 ① F8		B FF 92 C SL 81 X FF 94 1-1 ① P5	F FF 94 B SL 84 C SL 84 F FF 94 B SI 93 S SL 83 2-3 ③ K			4	0	0	0	0	2	4
12 David DeJesus, L (1, 9) OBP: 0.317, SLG: 0.366		B FF 95 B CH 87 C FF 94 C FF 93 C FF 95 2-3 ② K		X CH 86 0-0 2 2B 1-2 1B		C FF 93 C FF 94 B FF 93 X SL 85 1-2 ② F7		C FF 95 S CU 79 F FF 95 X FF 96 0-2 ① F8		4	1	1	0	0	1	0
14 Brandon Allen, L (1, 3) OBP: 0.325, SLG: 0.482		C FF 95 F SL 85 S SL 85 0-3 ③ K		X FF 93 0-0 ② F9		B FF 95 B SL 84 B FF 94 B FF 93 4-0 BB		F FF 96 B FF 95 F FF 95 B CU 79 T FF 96 2-2 ② K		3	0	0	0	1	2	2
2 Cliff Pennington, S (1, 6) OBP: 0.326, SLG: 0.376			B SL 80 C FF 94 X CH 87 1-1 ① G3-1	B SL 83 B FF 94 B FF 92 X FF 93 3-0 1-H 2-H 2B		F FF 93 F FF 94 S SL 84 0-3 ③ K		B CU 79 X FF 94 1-0 ③ L7		4	0	1	2	0	1	1
8 Kurt Suzuki, R (1, 2) OBP: 0.297, SLG: 0.390			B FF 95 B FF 94 F FF 92 S FF 93 B FF 96 F SL 83 B FF 95 4-2 19 1B BB	C SL 83 S FF 95 S SL 85 0-3 ③ K			B FF 92 F SI 92 B SI 91 B SL 82 B FF 92 4-1 15 1B BB			1	0	0	0	2	1	1
29 Scott Sizemore, R (1, 5) OBP: 0.343, SLG: 0.396			C SL 81 C FF 94 F FF 94 X SL 83 0-2 ② P3		B SL 80 C SL 81 C FF 94 B FF 96 X SL 84 2-2 HR		B FF 91 C SL 80 C SI 91 S SI 92 1-3 ① K			3	1	1	1	0	1	2
Inning Stats	R: 0 E: 0 K: 1 S: 9 H: 0 LOB: 0 BB: 0 P: 13	R: 0 E: 0 K: 3 S: 11 H: 0 LOB: 0 BB: 0 P: 14	R: 0 E: 0 K: 1 S: 19 H: 1 LOB: 2 BB: 1 P: 29	R: 2 E: 0 K: 1 S: 12 H: 3 LOB: 1 BB: 0 P: 17	R: 1 E: 0 K: 0 S: 11 H: 1 LOB: 0 BB: 0 P: 18	R: 0 E: 0 K: 1 S: 8 H: 0 LOB: 1 BB: 1 P: 14	R: 0 E: 0 K: 2 S: 16 H: 1 LOB: 3 BB: 2 P: 31	R: 0 E: 0 K: 1 S: 8 H: 0 LOB: 0 BB: 0 P: 11		1B: 4 2B: 1 3B: 0 HR: 1 SF: 0 SAC: 0 DP: 0 HBP: 0						

PITCHER	IP	WLS	BF	H	R	ER	SO	BB	IBB	HBP	BLK	WP	HR	S	P	ERA	WHIP
36 Michael Pineda, R (1, 1) ERA: 3.74	6.0	L	25	5	3	3	7	2	0	0	0	0	1	70	105	4.50	1.167
59 Chance Ruffin, R (7, 1) ERA: 4.09	1.0		6	1	0	0	2	2	0	0	0	0	0	16	31	0.00	3.000
54 Tom Wilhelmsen, R (8, 1) ERA: 3.91	1.0		3	0	0	0	1	0	0	0	0	0	0	8	11	0.00	0.000

PITCHER	IP	WLS	BF	H	R	ER	SO	BB	IBB	HBP	BLK	WP	HR	S	P	ERA	WHIP

BOTTOM

Seattle Mariners @ Oakland Athletics

Oakland Coliseum, Oakland, CA

Sat Sep 03 2011, 1:08 PM - 3:30 PM PDT

Att. 19,732 - Sunny - 64 F

livebaseballscorecards.com

AB	30
R	3
H	6
RBI	3
BB	4
SO	10
LOB	13

Seattle Mariners @ Oakland Athletics

Oakland Coliseum, Oakland, CA

Sun Sep 04 2011, 1:09 PM - 4:12 PM PDT

Att. 19,384 - Sunny - 62 F

livebaseballscorecards.com

Batter	1	2	3	4	5	6	7	8	9	AB	R	H	RBI	BB	SO	LOB
51 Ichiro Suzuki, L (1, 9) OBP: 0.312, SLG: 0.330	B SI 89 S CH 81 F FF 90 S SL 86 1-3 ① K	C CH 80 F SI 90 F SL 87 F FF 90 B SL 86 B SI 89 X CH 80 2-2 ③ G3			B SL 84 B SI 88 X KC 79 2-0 21 S 2-H 1B		B SI 96 B SI 96 X SI 97 2-0 ② G6-3	B FF 93 B FF 93 B FF 92 C FF 92 X FF 92 3-1 1-2 1B		5	0	2	1	0	1	3
21 Franklin Gutierrez, R (1, 8) OBP: 0.261, SLG: 0.273 4 Adam Kennedy, L (8, PH) OBP: 0.275, SLG: 0.359 5 Chris Gimenez, R (8, 7) OBP: 0.300, SLG: 0.195	X SI 90 0-0 2B		B SL 84 X SL 82 1-0 ① F7		B SL 82 B SI 89 B SL 83 C SI 86 F CH 78 X CH 80 3-2 ② G6-3 1-2		B SL 82 S SI 96 S SL 85 B SL 85 X SL 84 2-2 13 HR 1B	B SL 85 F FF 92 S SL 85 F FF 93 B FF 91 S CU 79 2-3 ③ K		4 1 0	1 0 0	2 0 0	0 0 0	0 1 0	0 2 0	1 2 0
13 Dustin Ackley, L (1, 4) OBP: 0.372, SLG: 0.468	C SI 90 C FF 91 B SI 87 C SI 90 1-3 ② K		X SI 88 0-0 20 G4-6-3 1B		B SI 88 B SI 87 D CH 79 B FF 87 4-0 BB		B SI 90 C SI 89 X CH 73 1-1 1-H HR		B FF 93 C FF 93 B FC 84 F FF 93 F FC 84 F FF 93 F FF 94 X FC 85 2-2 ① G3	4	1	2	2	1	1	1
20 Mike Carp, L (1, 10) OBP: 0.345, SLG: 0.478	S SL 83 B FF 92 F SI 91 B SI 92 B SI 90 C CH 81 3-3 ③ K		1 SAFE B SI 87 B SI 86 S KC 80 X SI 89 2-1 ② ③ G4-6-3 1-2f		X SI 88 0-0 ③ G1-3		C SI 89 X SI 89 0-1 ③ F7		B FF 93 C FF 93 B FF 94 X FF 93 2-1 2B	5	0	1	0	0	1	4
17 Justin Smoak, S (1, 3) OBP: 0.318, SLG: 0.385		B SI 86 B SI 88 C SI 87 X SI 86 2-1 33 HBP 15 1B 1B		C KC 78 B SI 88 X SI 86 1-1 ① G4-3		C FF 92 S SL 82 B FF 92 X CH 75 1-2 ① G4-3		B FF 92 B FF 92 F FF 93 X FF 93 2-1 12 2B 1 1B 1B	C CU 78 B FF 94 C FF 94 B FF 93 S CU 79 2-3 ② K	5	1	2	0	0	1	1
30 Miguel Olivo, R (1, 2) OBP: 0.254, SLG: 0.371		S SL 84 B SI 89 D SL 85 D SI 90 F SI 89 X SI 90 3-2 ① F9		C SI 88 B SI 88 X SL 84 1-1 ② G2-3		X SI 88 0-0 ② F7		F SL 86 F SL 84 S FF 91 0-3 ① K	F FC 84 B FF 94 S FF 93 F FF 93 S FF 93 1-3 ③ K	5	0	0	0	0	2	3
15 Kyle Seager, L (1, 5) OBP: 0.333, SLG: 0.395		B SI 88 B SI 85 C SI 88 1 SAFE B CH 81 X SI 86 3-1 33 HBP 1-2 1B		S KC 80 B SI 88 F SI 87 F CH 80 B SI 90 B CH 80 C SI 88 3-3 ③ K		B SL 80 B FF 92 F FF 92 S FF 93 X SL 81 2-2 12 FC6-4 1B		C CU 81 X FF 93 0-1 ② L8		4	0	2	0	0	1	1
33 Casper Wells, R (1, 7) OBP: 0.317, SLG: 0.441 12 Trayvon Robinson, S (2, 7) OBP: 0.313, SLG: 0.419 (8, 8)		B SI 89 S SL 84 H SI 89 2-1 1-2 2-3 HBP		B SI 86 B CH 76 B CH 84 B SI 85 4-0 1 G3 51 1B BB		X FF 92 0-0 ③ FC6-4 1-2f		B CU 80 B FF 92 B FF 92 C FF 92 X FF 92 3-1 1 1-3 1B 2B		0 2	0 2	0 1	0 0	0 1	0 0	0 1
1 Luis Antonio Rodriguez, S (1, 6) OBP: 0.283, SLG: 0.281		F SI 88 C SI 90 X SI 88 0-2 ② F8		1 SAFE C KC 79 1 SAFE X SI 88 0-1 ① G3 1-2			B SI 96 C SI 96 B SI 97 B SI 96 C SI 97 S SI 97 3-3 ① K	C FF 92 B FF 93 X FF 92 1-1 51 1B 2-H 3-H 1B		4	0	1	2	0	1	4
Inning Stats	R: 0 E: 0 K: 3 S: 10 H: 1 LOB: 1 BB: 0 P: 15	R: 0 E: 0 K: 0 S: 16 H: 2 LOB: 3 BB: 0 P: 28	R: 0 E: 0 K: 0 S: 4 H: 1 LOB: 0 BB: 0 P: 7	R: 0 E: 0 K: 1 S: 8 H: 0 LOB: 0 BB: 0 P: 13	R: 1 E: 0 K: 0 S: 7 H: 1 LOB: 2 BB: 2 P: 20	R: 0 E: 0 K: 0 S: 8 H: 1 LOB: 1 BB: 0 P: 11	R: 2 E: 0 K: 1 S: 11 H: 2 LOB: 0 BB: 0 P: 19	R: 2 E: 0 K: 2 S: 17 H: 4 LOB: 2 BB: 0 P: 28	R: 0 E: 0 K: 2 S: 15 H: 1 LOB: 1 BB: 0 P: 22	1B: 9 2B: 3 3B: 0 HR: 1 SF: 0 SAC: 0 DP: 1 HBP: 1						

	AB	39
	R	5
	H	13
	RBI	5
	BB	2
	SO	9
	LOB	21

WP: 0 PB: 0 SB: 1 CS: 0 PA: 42

PITCHER		IP	WLS	BF	H	R	ER	SO	BB	IBB	HBP	BLK	WP	HR	S	P	ERA	WHIP
53 Trevor Cahill, R ERA: 4.2	(1, 1)	5.0	W	22	5	1	1	4	2	0	1	0	0	0	45	83	1.80	1.400
88 Josh Outman, L ERA: 3.23	(6, 1)	1.0	H	4	1	0	0	0	0	0	0	0	0	0	8	11	0.00	1.000
60 Fautino De Los Santos, R ERA: 3.58	(7, 1)	0.2	H	3	1	1	1	1	0	0	0	0	0	0	7	14	13.50	1.500
40 Brian Fuentes, L ERA: 4.1	(7, 1)	0.1	H	2	1	1	1	0	0	0	0	0	0	1	4	5	27.00	3.000
50 Grant Balfour, R ERA: 2.3	(8, 1)	1.0		7	4	2	2	2	0	0	0	0	0	0	17	28	18.00	4.000

PITCHER		IP	WLS	BF	H	R	ER	SO	BB	IBB	HBP	BLK	WP	HR	S	P	ERA	WHIP
40 Andrew Bailey, R ERA: 2.62	(9, 1)	1.0	S	4	1	0	0	2	0	0	0	0	0	0	15	22	0.00	1.000

BOTTOM

Seattle Mariners @ Oakland Athletics

Oakland Coliseum, Oakland, CA

Sun Sep 04 2011, 1:09 PM - 4:12 PM PDT

Att. 19,384 - Sunny - 62 F

livebaseballscorecards.com

Batter	1	2	3	4	5	6	7	8	9	AB	R	H	RBI	BB	SO	LOB
19 Jemile Weeks, S (1, 4) OBP: 0.333, SLG: 0.401	C SI 90 F FF 90 F SI 91 F CU 74 F SI 92 B SL 77 F FF 91 B CH 83 X SI 91 2-2 ① F8	C SI 89 X FF 90 0-1 ② F7		B SL 78 B SI 90 C FF 89 F SI 88 X SI 90 2-2 ③ F7		B FF 93 C FF 92 S FS 80 B FF 93 X FS 80 2-2 ③ F7		F SI 96 X FS 84 0-1 ① G5-3 1-2		5	0	0	0	0	0	3
2 Cliff Pennington, S (1, 6) OBP: 0.327, SLG: 0.374	C SI 90 B SI 83 B SL 78 B SI 90 B FF 90 4-1 16 BB	X CH 82 0-0 ③ G3			B CH 81 C SI 89 F CH 80 X FF 90 1-2 ① P1		C FF 93 B FS 80 B FS 79 B FF 92 F FF 92 F FF 94 B SL 78 4-2 55 2B 16 SF7 BB	B SI 96 S SI 94 B FS 84 F SI 95 S FS 85 2-3 ② K		3	1	0	0	2	1	3
55 Hideki Matsui, L (1, 7) OBP: 0.328, SLG: 0.399	C SI 89 B FF 91 C FF 90 S FF 90 1-3 ② K		B FF 88 X FF 90 1-0 16 1B 12 SF8 2B		X SI 90 0-0 12 1B 2B		X FF 93 0-0 14 WP 15 3B 1-3 2B	B FS 85 F SI 96 S FS 86 X FS 87 1-2 ③ G3		5	3	3	0	0	1	2
16 Josh Willingham, R (1, 10) OBP: 0.331, SLG: 0.471	1 SAFE B FF 89 S FF 90 S FF 90 D CU 78 B FF 90 B FF 90 4-2 1-2 BB		X FF 90 0-0 2-3 1B		C SL 82 F SI 91 B SL 76 B FF 90 B SL 81 T SL 81 3-2 ② K		C SL 79 C FF 94 D FS 82 X FF 94 1-2 ① SF7 3-H			2	0	1	1	1	1	1
12 David DeJesus, L (1, 9) OBP: 0.319, SLG: 0.367	B SI 90 F SI 90 B CH 81 B SI 89 X SI 90 3-1 ③ F8		B CH 83 B FF 89 B SI 90 C FF 88 X SI 88 3-1 ① SF8 3-H		C FF 91 F FF 90 B CU 76 F FF 91 B SI 91 F SI 91 X SL 79 2-2 14 2B 2-H 1B		I IN 80 I IN 80 I IN 79 I IN 79 4-0 14 WP 15 3B IBB			2	2	1	2	1	0	2
14 Brandon Allen, L (1, 3) OBP: 0.331, SLG: 0.500		B SL 74 F FF 90 F CU 74 B SL 76 X FF 91 2-2 15 G3 8 1B 2B	X SI 90 0-0 ② P5		F SI 91 B FF 90 C SL 82 B SI 83 F SL 82 X SI 90 2-2 2-H 2B		S SL 79 B SL 77 S FS 80 S FS 79 1-3 ② K 1-2 2-3			4	1	2	1	0	1	3
15 Ryan Sweeney, L (1, 8) OBP: 0.343, SLG: 0.346		B SI 90 C CH 81 F FF 91 X SL 76 1-2 ① G3 2-3	C SI 90 C CH 82 D CU 77 X CU 76 1-2 ③ G4-3		C CU 75 B SI 90 B CH 81 B SI 90 F SI 91 F FF 89 S CH 82 3-3 ③ K		C SL 79 F FS 79 X FF 93 0-2 8 WP 2-H 3-H 3B			4	1	1	2	0	1	3
8 Kurt Suzuki, R (1, 2) OBP: 0.297, SLG: 0.388		B SI 90 F FF 90 X SI 90 1-1 29 BB 3-H 1B		X SL 78 0-0 ① F8		C FF 94 S SL 78 B FF 94 B SL 79 B FS 82 X FF 93 3-2 ① P6	C FF 95 B SL 80 B FF 93 F FF 94 X FF 93 2-2 ③ G5-3 3-H			4	0	1	1	0	0	0
29 Scott Sizemore, R (1, 5) OBP: 0.345, SLG: 0.395		B FF 90 B FF 90 B FF 92 B FF 89 4-0 1-2 BB		B SL 80 S FF 90 X SL 78 1-1 ② F8		C FF 92 X SL 78 0-1 ② G6-3		B SI 96 B SI 95 C SI 96 F SI 95 B FS 86 X SI 96 3-2 19 G5-3 1B		3	0	1	0	1	0	0
Inning Stats	R: 0 E: 0 K: 1 S: 15 H: 0 LOB: 2 BB: 2 P: 29	R: 1 E: 0 K: 0 S: 11 H: 2 LOB: 2 BB: 1 P: 19	R: 1 E: 0 K: 0 S: 8 H: 2 LOB: 1 BB: 0 P: 13	R: 0 E: 0 K: 0 S: 6 H: 0 LOB: 0 BB: 0 P: 9	R: 2 E: 0 K: 2 S: 20 H: 3 LOB: 1 BB: 0 P: 31	R: 0 E: 0 K: 0 S: 8 H: 0 LOB: 0 BB: 0 P: 13	R: 4 E: 0 K: 1 S: 16 H: 2 LOB: 0 BB: 2 P: 28	R: 0 E: 0 K: 1 S: 11 H: 1 LOB: 1 BB: 0 P: 17		1B: 4 2B: 5 3B: 1 HR: 0 SF: 2 SAC: 0 DP: 0 HBP: 0		WP: 2 PB: 0 SB: 0 CS: 0 PA: 39		

	AB	32
	R	8
	H	10
	RBI	7
	BB	5
	SO	5
	LOB	17

PITCHER		IP	WLS	BF	H	R	ER	SO	BB	IBB	HBP	BLK	WP	HR	S	P	ERA	WHIP
49 Blake Beavan, R ERA: 4.33	(1, 1)	5.0	L	25	7	4	4	3	3	0	0	0	0	0	60	101	7.20	2.000
31 Josh Lueke, R ERA: 7.92	(6, 1)	2.0		10	2	4	4	1	1	1	0	0	2	0	24	41	18.00	1.500
43 Brandon League, R ERA: 2.92	(8, 1)	1.0		4	1	0	0	1	0	0	0	0	0	0	11	17	0.00	1.000

PITCHER	IP	WLS	BF	H	R	ER	SO	BB	IBB	HBP	BLK	WP	HR	S	P	ERA	WHIP

Kansas City Royals @ Oakland Athletics

Oakland Coliseum, Oakland, CA

Mon Sep 05 2011, 1:09 PM - 4:13 PM PDT

Att. 14,577 - Sunny - 62 F

TOP

livebaseballscorecards.com

Batter	1	2	3	4	5	6	7	8	9	AB	R	H	RBI	BB	SO	LOB
4 Alex Gordon, L (1, 7) OBP: 0.376, SLG: 0.502	B FF 88 B FF 90 S FF 90 S SL 83 S FF 93 2-3 K ①	S SL 84 C FF 93 B FF 95 S FF 94 1-3 K ③		B FF 92 D SL 83 B SL 84 F FF 93 C FF 92 B SL 86 4-2 1-2 BB			C SL 83 S FF 91 B FF 91 1 SAFE D CU 76 X FF 92 2-2 P6 ①		X FF 93 0-0 53 1B 1-H 2B	4	1	1	1	1	2	1
53 Melky Cabrera, S (1, 8) OBP: 0.337, SLG: 0.470	B FF 90 X FF 90 1-0 16 1B 35 2B 1B		B FF 89 C SL 81 F FF 90 F FF 94 B SL 84 S SL 85 2-3 K ①	C FF 93 F FF 94 X FF 95 0-2 F7 ③			F FF 91 C FF 93 F FF 93 B FF 93 B FF 93 B SL 83 S FF 91 3-3 1-3 K ②		B FF 92 B FF 92 C FF 92 X FF 92 2-1 35 2B 2-H 1B	5	2	2	1	0	2	4
16 Billy Butler, R (1, 10) OBP: 0.375, SLG: 0.480	B FF 89 B FF 89 B FF 91 C FF 90 S SL 82 X FF 94 3-2 35 2B 21 1B 1-3 1B		B FF 92 S SL 83 S SL 84 B FF 95 X SL 84 2-2 HR		C FF 89 X SL 81 0-1 G6-3 ①		X FF 92 0-0 3-H HR		D SL 86 F FF 94 T FF 95 F FF 95 F FF 96 B SL 87 F FF 95 B FF 96 F FF 94 4-2 F FF 84 B SL 84 35 2B 8 1B BB	4	4	3	3	1	0	0
35 Eric Hosmer, L (1, 3) OBP: 0.337, SLG: 0.456	B FF 90 B FF 92 X FF 91 2-0 21 1B 1-3 3-H 2B		S FF 93 S SL 85 B SL 86 T FF 95 1-2 K ②		B SL 80 B FF 89 C SL 80 X FF 91 2-1 21 CS 1B		C SL 83 B SL 87 C FF 91 X CU 77 1-2 G4-3 ③		C FF 94 B CH 83 X CH 83 1-1 8 1B 1-3 2-H 2B	5	2	3	2	0	1	0
21 Jeff Francoeur, R (1, 9) OBP: 0.329, SLG: 0.464	X SL 84 0-0 2-H 3-H 1B		B FF 94 F SL 84 S FF 94 B FF 96 S FF 95 2-3 K ③		D SL 82 C FF 90 F FF 90 D SL 83 F FF 92 D FF 93 S SL 84 3-3 K ② ③ 1-2			B SI 87 X SI 87 1-0 F9 ①	S FF 95 S FF 95 S FF 96 0-3 K ②	5	0	1	2	0	3	4
8 Mike Moustakas, L (1, 5) OBP: 0.279, SLG: 0.283	B FF 94 C SL 82 1 SAFE S FF 91 S SL 82 1-3 K ②			C FF 90 B FF 91 C SL 84 B FF 94 X FF 93 2-2 13 1B 1B		C FF 88 B FF 89 S SL 84 X SL 84 1-2 P5 ①		C SI 87 B SI 88 B SL 73 F SI 88 C SI 89 2-3 K ②	C CH 83 X FF 96 0-1 2-H 3-H 1B ③	5	0	2	2	0	2	1
9 Johnny Giavotella, R (1, 4) OBP: 0.283, SLG: 0.377	C FF 91 S FF 92 B FF 94 D SL 83 F FF 93 S SL 85 2-3 K ③			C SL 82 B SL 84 X FF 91 1-1 F8 ①		C FF 90 B SL 85 C SL 84 S SL 85 1-3 K ②		X SI 87 0-0 P4 ③		4	0	0	0	0	2	2
13 Salvador Perez, R (1, 2) OBP: 0.321, SLG: 0.410 17 Chris Getz, L (9, PR) OBP: 0.313, SLG: 0.284 27 Brayan Peña, S (9, 2) OBP: 0.291, SLG: 0.344		B FF 90 X FF 91 1-0 P3 ①		F SL 83 F FF 92 D SL 85 F SL 83 X FF 94 1-2 4 BB 1-3 1B		C SL 84 X FF 91 0-1 G5-3 ③		X FF 92 0-0 4 2B 1B	4 0 0	0 1 0	2 0 0	0 0 0	0 0 0	0 0 0	0 0 0
2 Alcides Escobar, R (1, 6) OBP: 0.281, SLG: 0.328		C FF 91 S SL 83 B SL 84 S FF 95 1-3 K ②		B SL 84 D SL 82 S FF 93 1 SAFE B SL 83 F FF 91 S SL 84 3-3 K ②			B SL 84 S SL 83 X FF 90 1-1 53 S 16 HR 1B		1 SAFE B FC 83 L FF 91 L FF 92 F FC 86 1 SAFE 1 SAFE X FC 83 1-2 F9 ①	4	1	1	0	0	2	3

Inning Stats										
	R: 3 E: 0 K: 3 S: 16	H: 4 LOB: 1 BB: 0 P: 27	R: 0 E: 0 K: 2 S: 7	H: 0 LOB: 0 BB: 0 P: 10	R: 1 E: 0 K: 3 S: 13	H: 1 LOB: 0 BB: 0 P: 20	R: 0 E: 0 K: 1 S: 17	H: 2 LOB: 3 BB: 1 P: 28	R: 0 E: 0 K: 1 S: 8	H: 1 LOB: 1 BB: 0 P: 13
	R: 0 E: 0 K: 1 S: 8	H: 0 LOB: 0 BB: 0 P: 10	R: 2 E: 0 K: 1 S: 13	H: 2 LOB: 0 BB: 0 P: 20	R: 0 E: 0 K: 1 S: 5	H: 0 LOB: 0 BB: 0 P: 8	R: 5 E: 0 K: 1 S: 22	H: 5 LOB: 1 BB: 1 P: 30	1B: 10 2B: 4 3B: 0 HR: 2	SF: 0 SAC: 0 DP: 1 HBP: 0	WP: 0 PB: 0 SB: 2 CS: 1	PA: 42

PITCHER		IP	WLS	BF	H	R	ER	SO	BB	IBB	HBP	BLK	WP	HR	S	P	ERA	WHIP
18 Rich Harden, R ERA: 4.74	(1, 1)	5.0		23	8	4	4	10	1	0	0	0	0	1	61	98	7.20	1.800
48 Michael Wuertz, R ERA: 5.01	(6, 1)	1.0	H	4	1	1	1	1	0	0	0	0	0	0	10	13	9.00	1.000
56 Craig Breslow, L ERA: 4.11	(7, 1)	1.0	B	4	1	1	1	1	0	0	0	0	0	1	11	17	9.00	1.000
40 Brian Fuentes, L ERA: 4.02	(8, 1)	1.0		3	0	0	0	1	0	0	0	0	0	0	5	8	0.00	0.000
40 Andrew Bailey, R ERA: 3.38	(9, 1)	0.1	L	4	3	4	4	0	0	0	0	0	0	0	8	11	108.00	9.000

PITCHER		IP	WLS	BF	H	R	ER	SO	BB	IBB	HBP	BLK	WP	HR	S	P	ERA	WHIP
62 Neil Wagner, R ERA: 6.75	(9, 1)	0.2		4	2	1	1	1	1	0	0	0	0	0	14	19	13.50	4.500

AB	40
R	11
H	15
RBI	11
BB	2
SO	14
LOB	15

Batter	1	2	3	4	5	6	7	8	9	AB	R	H	RBI	BB	SO	LOB
19 Jemile Weeks, S (1, 4) OBP: 0.331, SLG: 0.401	C SI 93 F FF 94 F SI 95 B CH 86 F SI 96 X SL 88 1-2 ① G3	X SI 96 0-0 ③ L7			B CU 77 B SI 93 C SL 83 X SL 86 2-1 55 WP; 16 1B; 2B		C FF 89 B CU 78 B SL 84 X FF 90 2-1 ① L9		B FC 91 C FF 90 B FF 91 L FF 92 F FF 92 F FC 89 F CH 88 S FF 92 2-3 ② K	5	1	1	0	0	1	0
2 Cliff Pennington, S (1, 6) OBP: 0.325, SLG: 0.371	B FF 95 S FF 94 C CH 87 S SL 89 1-3 ② K		C CU 77 B CH 86 C SI 93 F SI 95 X CH 88 1-2 ① G4-3		B SI 94 F CH 88 B SL 88 B SI 95 B SL 88 4-1 16 1B; 55 WP; 12 SF7; BB		C FF 89 X SL 85 0-1 ② G5-3		C FF 91 F FF 94 S FF 93 0-3 ③ K	4	1	0	0	1	2	0
55 Hideki Matsui, L (1, 10) OBP: 0.327, SLG: 0.396	B SI 95 B SI 96 X SI 95 2-0 ③ F8		B CH 88 B SL 88 B SI 94 C SI 94 B SI 94 4-1 12 WP; BB		F CH 88 F SL 88 B FF 95 F SL 89 B CH 88 S SL 90 2-3 ① K 1-2 2-3		C SL 87 B FF 90 C CU 80 X SL 86 1-2 ③ G6-3			3	0	0	0	1	1	2
16 Josh Willingham, R (1, 7) OBP: 0.332, SLG: 0.470 23 Michael Taylor, R (8, PR) (9, 7)		C SI 96 B SI 96 F SL 87 X SI 96 1-2 ① L6	S SL 87 B SI 96 C SL 88 S SL 89 1-3 ② K		X SL 88 0-0 2-3 3-H 1B			B FF 93 B SL 86 C FF 94 B FF 94 B FF 94 4-1 12 SH3-4; BB		3 0	0 0	1 0	1 0	1 0	1 0	1 0
12 David DeJesus, L (1, 9) OBP: 0.316, SLG: 0.365		C FF 96 C CH 88 F SL 89 B SI 97 B SI 96 F SI 97 B SI 95 X SI 97 3-2 ② P5	B CH 88 C SI 94 B CU 82 S CH 87 F SI 95 B SI 95 T SL 88 3-2 ③ K 1-2		B SL 86 B SI 86 X FF 91 2-0 ② SF7 3-H			X FF 95 0-0 ① SH3-4 1-2		2	0	0	1	0	1	1
14 Brandon Allen, L (1, 3) OBP: 0.328, SLG: 0.487		T SI 96 B CH 88 B CH 88 F CH 86 B SL 90 B SI 96 4-2 15 BB; 8 1B; BB		C CU 77 B CH 86 T SI 94 X SL 87 1-2 ① G3-1	D CU 80 1 SAFE C FF 92 B SL 85 S SL 86 B FF 91 X FF 90 3-2 ③ L9			D SL 87 B FF 94 2 SAFE C FF 96 S SL 88 S SL 87 2-3 ② K2-3		3	1	0	0	1	1	3
15 Ryan Sweeney, L (1, 8) OBP: 0.349, SLG: 0.344		B CH 86 B SI 95 B SI 94 C FF 96 B FF 96 4-1 8 1B; 29 HR; 1-2; BB	B FF 94 B FF 94 B FF 94 B FF 92 4-0 8 BB; BB			B FF 89 C FF 88 X SL 84 1-1 ① F7		I IN 80 I IN 80 I IN 81 I IN 80 4-0 IBB		1	1	0	0	3	0	0
8 Kurt Suzuki, R (1, 2) OBP: 0.299, SLG: 0.388		C FF 96 C SI 96 F SL 89 B SL 89 D SL 91 X FF 97 2-2 29 HR; 1-3; 2-H; 1B	D FF 94 B FF 94 B SI 94 C SI 93 D FF 95 4-1 29 G4-6-3; 1-2; BB			C SL 85 B CU 80 X FF 90 1-1 ② F8		S SL 87 B SL 87 B FF 95 X SL 86 2-1 ③ G3-1		3	1	1	1	1	0	2
29 Scott Sizemore, R (1, 5) OBP: 0.344, SLG: 0.403		D SL 90 X SI 96 1-0 1-H; 3-H; HR	X SL 88 0-0 ② ③ G4-6-3 1-2f			C CH 82 B SL 84 B CH 81 B FF 89 C FF 88 F FF 89 X SL 86 3-2 ③ G5-3			B FC 90 B FC 90 C FC 89 F FF 90 S FF 93 2-3 ① K	4	1	1	3	0	1	2
Inning Stats	R: 0 E: 0 K: 1 S: 9 H: 0 LOB: 0 BB: 0 P: 13	R: 4 E: 0 K: 0 S: 17 H: 2 LOB: 0 BB: 2 P: 32	R: 0 E: 0 K: 2 S: 12 H: 0 LOB: 1 BB: 1 P: 21	R: 0 E: 0 K: 0 S: 5 H: 0 LOB: 1 BB: 2 P: 14	R: 2 E: 0 K: 1 S: 12 H: 2 LOB: 1 BB: 1 P: 25	R: 0 E: 0 K: 0 S: 8 H: 0 LOB: 0 BB: 0 P: 13	R: 0 E: 0 K: 0 S: 7 H: 0 LOB: 0 BB: 0 P: 10	R: 0 E: 0 K: 1 S: 7 H: 0 LOB: 2 BB: 2 P: 19	R: 0 E: 0 K: 3 S: 12 H: 0 LOB: 0 BB: 0 P: 16	1B: 2 2B: 1 3B: 0 HR: 1	SF: 1 SAC: 1 DP: 1 HBP: 0			WP: 2 PB: 0 SB: 0 CS: 0	PA: 38		

PITCHER		IP	WLS	BF	H	R	ER	SO	BB	IBB	HBP	BLK	WP	HR	S	P	ERA	WHIP
59 Felipe Paulino, R ERA: 4.6	(1, 1)	4.1		22	4	6	6	4	6	0	0	0	2	1	51	96	12.46	2.308
61 Everett Teaford, L ERA: 3.21	(5, 1)	2.2		8	0	0	0	0	0	0	0	0	0	0	19	32	0.00	0.000
56 Greg Holland, R ERA: 1.83	(8, 1)	1.0	W	5	0	0	0	1	1	1	0	0	0	0	7	19	0.00	1.000
48 Joakim Soria, R ERA: 4.24	(9, 1)	1.0		3	0	0	0	3	0	0	0	0	0	0	12	16	0.00	0.000

PITCHER	IP	WLS	BF	H	R	ER	SO	BB	IBB	HBP	BLK	WP	HR	S	P	ERA	WHIP

BOTTOM

Kansas City Royals @ Oakland Athletics

Oakland Coliseum, Oakland, CA

Mon Sep 05 2011, 1:09 PM - 4:13 PM PDT

Att. 14,577 - Sunny - 62 F

livebaseballscorecards.com

AB	28
R	6
H	4
RBI	6
BB	8
SO	8
LOB	11

Batter	1	2	3	4	5	6	7	8	9	AB	R	H	RBI	BB	SO	LOB
4 Alex Gordon, L (1, 7) OBP: 0.375, SLG: 0.498	C FF 91 X FF 93 0-1 F7	C CU 80 B FF 93 F CU 80 B FF 92 F CU 81 X CU 81 2-2 G3 1-2 2-3 3-H		B FF 92 C CU 76 S FF 92 B FF 93 B CU 81 F CU 78 T FF 94 3-2 K	B CU 78 C FF 93 B FF 92 B FF 93 B FF 93 4-1 1-2 2-3 3-H BB			C CU 72 B SI 91 C SI 90 B CU 72 B SI 90 F SI 90 X CU 72 3-2 P4		4	0	0	2	1	1	2
53 Melky Cabrera, S (1, 8) OBP: 0.334, SLG: 0.466	X SI 92 0-0 G5-3	C CU 79 X FF 93 0-1 P3		X SI 92 0-0 P3	D CH 82 F SI 92 X SI 92 1-1 F8			B SI 90 X CH 82 1-0 P2		5	0	0	0	0	0	5
16 Billy Butler, R (1, 10) OBP: 0.375, SLG: 0.478	C SI 92 F SI 93 T CU 80 0-2 K	B CU 81 C CU 79 B SI 93 B CH 83 S CH 83 B CU 81 4-2 BB			B CH 82 X SI 93 1-0 F8	B FF 94 B SL 78 C FF 93 B FF 94 X FF 94 3-1 1B		B CH 84 B CH 83 X SI 89 2-0 G6-3		4	0	1	0	1	1	0
35 Eric Hosmer, L (1, 3) OBP: 0.338, SLG: 0.463		B SI 91 F FF 94 B CU 81 S CU 80 B CU 82 X FF 95 3-2 HR C CU 81 X SI 93 0-1 G4-3			B CU 80 C FF 94 X SI 93 1-1 9 S 21 1B 9 G5-3 1B	B FF 94 X FF 95 1-0 P2			C SL 83 F SI 89 C SI 91 0-3 K	5	2	2	1	0	1	4
21 Jeff Francoeur, R (1, 9) OBP: 0.331, SLG: 0.471		F SI 93 X FF 94 0-1 HR F CH 83 B SI 92 X SI 93 1-1 F9			F SI 91 B CH 83 F SI 93 X CU 80 1-2 9 G5-3 13 2B 1B	C FF 94 B FF 95 B SL 80 F FF 93 S FF 94 2-3 K			C SI 90 B CH 83 B CH 82 T SI 89 F SI 90 F SI 90 X CH 82 2-2 9 S 1B	5	2	3	1	0	1	1
9 Johnny Giavotella, R (1, 4) OBP: 0.280, SLG: 0.370		B SI 92 B SI 93 F FF 93 B CH 85 F SI 94 X FF 94 3-2 24 1B 13 1B 2 1B 1B		F SI 92 B CH 84 C SI 94 S CU 82 1-3 K	C CU 79 X CH 83 0-1 G5-3 1-2 2-H	B FF 94 C FF 94 B FF 94 F FF 94 F FF 94 B FF 94 X FF 94 3-2 F9			B SI 89 B SI 89 F SI 88 X CH 82 2-1 L4 1-2	5	1	1	1	0	1	3
13 Salvador Perez, R (1, 2) OBP: 0.337, SLG: 0.434		B SI 92 X CH 83 1-0 2 1B 24 1B 4 G3 1-2 1B		C SI 94 X CH 85 0-1 1B	C CH 82 X CU 78 0-1 24 E 4 BB 2-H 2B		C FF 93 C FF 93 S SL 82 0-3 K		X CH 83 0-0 G6-3	5	2	3	1	0	1	1
24 Yamaico Navarro, R (1, 5) OBP: 0.321, SLG: 0.375		B CU 79 C SI 93 B CU 79 X SI 93 2-1 4 G3 2 1B 1-2 2-3 1B		B SI 93 C CU 77 S CH 83 S FF 93 1-3 K	X CH 84 0-0 E6 4 BB 2 BB 2-3		S FF 93 B SL 80 B FF 93 F FF 94 F FF 94 S FF 94 2-3 K			4	0	1	0	0	2	2
2 Alcides Escobar, R (1, 6) OBP: 0.283, SLG: 0.328		F SI 93 B CU 80 S CU 80 X CU 80 1-2 4 G3 1-2 2-3 3-H 1B		C SI 90 X CH 80 0-1 G5-3	B SI 93 C SI 93 B FF 92 F CH 84 F FF 93 B FF 94 B CU 80 4-2 4 BB 1-2 BB		T FF 94 B FF 94 B FF 92 S FF 92 F FF 94 F FF 92 B SL 81 X FF 92 3-2 P3			3	0	1	1	1	0	0
Inning Stats	R: 0 E: 0 K: 1 S: 6 H: 0 LOB: 0 BB: 0 P: 6	R: 4 E: 0 K: 0 S: 24 H: 6 LOB: 3 BB: 1 P: 40	R: 0 E: 0 K: 2 S: 10 H: 1 LOB: 1 BB: 0 P: 13	R: 0 E: 0 K: 1 S: 7 H: 0 LOB: 0 BB: 0 P: 10	R: 3 E: 1 K: 0 S: 17 H: 3 LOB: 3 BB: 2 P: 29	R: 0 E: 0 K: 1 S: 10 H: 1 LOB: 1 BB: 0 P: 19	R: 0 E: 0 K: 2 S: 12 H: 0 LOB: 0 BB: 0 P: 17	R: 0 E: 0 K: 0 S: 6 H: 0 LOB: 0 BB: 0 P: 12	R: 0 E: 0 K: 1 S: 11 H: 1 LOB: 1 BB: 0 P: 15	1B: 9 2B: 1 3B: 0 HR: 2 SF: 0 SAC: 0 DP: 0 HBP: 0	WP: 0 PB: 0 SB: 2 CS: 0 PA: 43					

PITCHER		IP	WLS	BF	H	R	ER	SO	BB	IBB	HBP	BLK	WP	HR	S	P	ERA	WHIP
47 Gio González, L ERA: 3.43	(1, 1)	5.0	L	29	10	7	6	4	3	0	0	0	0	2	64	98	10.80	2.600
38 Andrew Carignan, R ERA:	(6, 1)	2.0		7	1	0	0	3	0	0	0	0	0	0	22	36	0.00	0.500
13 Jerry Blevins, L ERA: 3.2	(8, 1)	2.0		7	1	0	0	1	0	0	0	0	0	0	17	27	0.00	0.500

PITCHER	IP	WLS	BF	H	R	ER	SO	BB	IBB	HBP	BLK	WP	HR	S	P	ERA	WHIP

TOP

Kansas City Royals @ Oakland Athletics

Oakland Coliseum, Oakland, CA

Tue Sep 06 2011, 7:07 PM - 10:14 PM PDT

Att. 12,064 - Clear - 70 F

livebaseballscorecards.com

AB	40
R	7
H	12
RBI	7
BB	3
SO	8
LOB	18

BOTTOM

Batter	1	2	3	4	5	6	7	8	9	AB	R	H	RBI	BB	SO	LOB
19 Jemile Weeks, S (1, 4) OBP: 0.335, SLG: 0.407	C FF 94 F SI 91 F FF 94 B FF 94 B CU 78 F FF 94 S FF 94 2-3 ① **K**		T FF 91 F SI 91 F FF 92 D CH 85 B FF 92 X FF 92 2-2 2 1B **2B** 1-3 2-H		B FF 92 F FF 90 B CU 72 X FF 90 2-1 ② **P4**		B FF 96 C FF 95 C FF 96 B SL 88 X SL 86 2-2 **1B** 1-2 3-H		C FF 92 C FF 93 D CU 73 B FF 92 X CH 87 2-2 2 BB **1B** 1-2 2-3	5	0	3	2	0	1	0
2 Cliff Pennington, S (1, 6) OBP: 0.326, SLG: 0.370	C SI 92 B CU 75 X SI 92 1-1 ② **B1**		B CU 76 C FF 92 F CU 75 D CH 85 D CU 76 X FF 92 3-2 **1B** 2-3 3-H		C CU 72 C CH 80 S FF 93 0-3 ③ **K**		X SI 96 0-0 ③ **G6-3**		B FF 92 F FF 93 B FC 90 B FC 90 B FC 90 4-1 **BB** 1-2 2-3 3-H	4	0	1	2	1	1	2
55 Hideki Matsui, L (1, 10) OBP: 0.326, SLG: 0.394	B FF 94 B FF 93 C FF 93 C FF 93 X CU 77 2-2 **1B**		F FF 92 X FF 92 0-1 ① **F7**			F FF 91 B FF 92 F FF 89 X FF 92 1-2 ① **G4-3**		F FF 95 X FF 95 0-1 ① **G6-3**	X FC 92 0-0 ③ **G4-3**	5	0	1	0	0	0	5
16 Josh Willingham, R (1, 7) OBP: 0.329, SLG: 0.465	X SI 91 0-0 ③ **P3**		F SI 93 C FF 93 C CU 77 0-3 ② **K**			B FF 92 B CH 88 F FF 90 B SI 91 F FF 92 F FF 92 X FF 91 3-2 ② **F8**		C FF 95 S SL 88 B SL 87 B SL 89 S SL 88 2-3 ② **K**		4	0	0	0	0	2	3
29 Scott Sizemore, R (1, 5) OBP: 0.340, SLG: 0.398		B FF 92 S FF 90 B FF 93 C FF 91 F FF 93 B FF 93 X FF 91 3-2 ① **G1-3**	B CU 76 X CU 75 1-0 ③ **G5-3**			C CH 89 F CU 74 B FF 93 B SL 81 F FF 92 X CU 75 2-2 ③ **G1-3**		C FF 96 C SL 87 B FF 96 B FF 96 X SL 87 2-2 ③ **P3**		4	0	0	0	0	0	2
14 Brandon Allen, L (1, 3) OBP: 0.326, SLG: 0.475		T FF 94 B SI 93 B CU 76 B FF 94 C FF 93 F FF 94 X FF 94 3-2 ② **P4**	C CU 75 C CU 76 B FF 92 X CU 76 1-2 ① **G4-3**				C CU 74 C FF 92 S FF 91 0-3 ① **K**		B FF 95 C FF 94 F SL 87 B SL 88 B SL 88 F FF 95 B FF 96 4-2 19 1B 23 1B 2 BB **BB**	3	1	0	0	1	1	0
23 Michael Taylor, R (1, 9) OBP: 0.375, SLG: 0.167		B SI 93 S SI 92 C FF 93 B FF 96 F FF 93 X FF 94 2-2 ③ **F9**	B CH 85 S FF 91 C FF 94 X CU 76 1-2 ② **P6**				F CU 73 B FF 91 S FF 89 B FF 92 F FF 90 B CH 86 B FF 92 4-2 15 1B 19 1B **BB**		F FF 95 X FF 94 0-1 2 BB 19 1B **1B** 1-2	3	1	1	0	1	0	0
15 Ryan Sweeney, L (1, 8) OBP: 0.351, SLG: 0.344			C FF 92 B CU 74 B CU 74 B FF 91 B FF 91 4-1 26 BB 19 2B **BB**	C FF 93 B CU 75 F FF 91 X CU 74 1-2 ③ **G6-3**			B FF 90 C FF 92 C FF 90 X CU 74 1-2 19 1B **1B** 1-3		C CH 83 B FF 91 F FF 91 F FF 92 F CU 71 F CH 86 B FF 93 S FF 92 2-3 ① **K**	3	1	1	0	1	1	2
26 Anthony Recker, R (1, 2) OBP: 0.353, SLG: 0.286			B SI 89 C FF 91 B SI 90 B FF 91 B FF 91 4-1 19 2B 2 1B **BB** 1-2		B FF 90 C FF 90 C FF 90 X FF 91 1-2 ① **F7**		C FF 96 C SL 88 T FF 96 0-2 ② **K**		C SL 80 B SL 80 S FF 91 B FF 92 D CU 70 S FF 93 3-3 ② **K**	3	1	0	0	1	2	4
Inning Stats	R: 0 E: 0 K: 1 S: 11 H: 1 LOB: 1 BB: 0 P: 16	R: 0 E: 0 K: 0 S: 12 H: 0 LOB: 0 BB: 0 P: 20	R: 2 E: 0 K: 1 S: 15 H: 2 LOB: 2 BB: 2 P: 29	R: 0 E: 0 K: 0 S: 9 H: 0 LOB: 0 BB: 0 P: 12	R: 0 E: 0 K: 1 S: 8 H: 0 LOB: 0 BB: 0 P: 11	R: 0 E: 0 K: 0 S: 11 H: 0 LOB: 0 BB: 0 P: 17	R: 1 E: 0 K: 2 S: 16 H: 2 LOB: 2 BB: 1 P: 23	R: 0 E: 0 K: 1 S: 8 H: 0 LOB: 0 BB: 0 P: 12	R: 1 E: 0 K: 2 S: 19 H: 2 LOB: 3 BB: 2 P: 34	1B: 6 2B: 1 3B: 0 HR: 0	SF: 0 SAC: 0 DP: 0 HBP: 0	WP: 0 PB: 0 SB: 0 CS: 0	PA: 39				

PITCHER	IP	WLS	BF	H	R	ER	SO	BB	IBB	HBP	BLK	WP	HR	S	P	ERA	WHIP
23 Danny Duffy, L (1, 1) ERA: 5.64	6.1	W	26	4	3	3	4	3	0	0	0	0	0	75	119	4.26	1.105
38 Blake Wood, R (7, 1) ERA: 3.88	1.2		8	2	1	1	2	1	0	0	0	0	0	20	30	5.40	1.800
48 Joakim Soria, R (9, 1) ERA: 4.17	1.0	S	5	1	0	0	2	1	0	0	0	0	0	14	25	0.00	2.000

PITCHER	IP	WLS	BF	H	R	ER	SO	BB	IBB	HBP	BLK	WP	HR	S	P	ERA	WHIP

Kansas City Royals @ Oakland Athletics

Oakland Coliseum, Oakland, CA

Tue Sep 06 2011, 7:07 PM - 10:14 PM PDT

Att. 12,064 - Clear - 70 F

livebaseballscorecards.com

AB	34
R	4
H	7
RBI	4
BB	5
SO	8
LOB	18

Batter	1	2	3	4	5	6	7	8	9	AB	R	H	RBI	BB	SO	LOB
4 Alex Gordon, L (1, 7) OBP: 0.374, SLG: 0.496	F SI 89 B SI 91 X FF 90 1-1 ① G6-3			T FF 91 F FS 81 F SI 91 B FF 90 B FS 82 X SI 91 2-2 ① F7		B FF 91 1 SAFE T FF 91 X SI 90 1-1 ③ F8			B CU 78 F FF 91 B SI 92 X SI 90 2-1 16 E 16 E 1B	4	0	1	0	0	0	1
9 Johnny Giavotella, R (1, 4) OBP: 0.271, SLG: 0.358	C FF 90 X SI 91 0-1 ② F9			B SL 83 X FF 92 1-0 ② F8			B SL 82 F FF 91 X FF 90 1-1 ① P3		F SI 91 B SI 90 C CU 78 X SI 91 1-2 ② F9	4	0	0	0	0	0	1
16 Billy Butler, R (1, 10) OBP: 0.373, SLG: 0.474	B FF 90 S SL 84 B SI 91 S FF 90 F SL 84 F SL 83 X SI 92 2-2 ③ L8			T SI 92 B SI 93 X CU 80 1-1 ③ G4-3			S FF 92 F SI 91 B SI 92 B SI 92 X CU 78 2-2 ② F8		C CU 78 F SI 91 F FF 91 F FF 92 B FF 92 F FF 92 F SI 92 X CU 80 1-2 E5 1-3	4	0	0	0	0	0	1
35 Eric Hosmer, L (1, 3) OBP: 0.335, SLG: 0.458		B FF 89 C FF 90 X SI 91 1-1 ① P5			C CU 78 B FF 91 B FF 92 F FS 81 X SI 92 2-2 ① F8		C SI 92 T FS 83 B SI 93 F FF 93 F FF 93 B FS 82 C CU 79 2-3 ③ K		X SI 95 0-0 ③ P5	4	0	0	0	0	1	2
21 Jeff Francoeur, R (1, 9) OBP: 0.329, SLG: 0.469		C SI 91 F FF 91 F SI 92 F CU 79 B FF 92 F CU 80 F SI 92 X CU 80 1-2 ② F8			S FF 92 F SI 91 S FF 91 0-3 ② K			F FF 91 X FF 91 0-1 ① L4		3	0	0	0	0	1	0
12 Mitch Maier, L (1, 8) OBP: 0.360, SLG: 0.369		C SI 91 B SI 90 B FF 92 X FF 91 2-1 ③ F8			B CU 78 S FF 92 B FF 92 F SI 91 S FS 81 2-3 ③ K			C CU 79 B FF 92 B FF 92 C CU 79 B FF 93 C SI 92 3-3 ② K		3	0	0	0	0	2	0
13 Salvador Perez, R (1, 2) OBP: 0.337, SLG: 0.430			F SI 91 B SI 91 B FF 90 X SI 91 2-1 ① F9			B SL 83 F FF 90 C CU 79 X SI 91 1-2 ① F8		S SL 85 F FF 93 B FF 93 B FF 92 X CU 81 2-2 1B		3	0	1	0	0	0	0
8 Mike Moustakas, L (1, 5) OBP: 0.276, SLG: 0.280			C FF 92 B FS 81 X FF 91 1-1 ② F8			X FS 81 0-0 ② F9		B FF 92 T FF 92 X FF 91 1-1 ③ F7		3	0	0	0	0	0	1
2 Alcides Escobar, R (1, 6) OBP: 0.283, SLG: 0.327			C SL 84 B SL 85 F SI 91 B SI 91 X CU 80 2-2 ③ G6-3			B CU 79 B SL 84 B SI 90 B SI 91 4-0 BB			C FF 91 B SL 80 F FF 90 B SL 84 F SL 84 F FF 92 X FF 91 2-2 ① F8	2	0	0	0	1	0	0
Inning Stats	R: 0 H: 0 E: 0 LOB: 0 K: 0 BB: 0 S: 9 P: 12	R: 0 H: 0 E: 0 LOB: 0 K: 0 BB: 0 S: 11 P: 15	R: 0 H: 0 E: 0 LOB: 0 K: 0 BB: 0 S: 7 P: 12	R: 0 H: 0 E: 0 LOB: 0 K: 0 BB: 0 S: 7 P: 11	R: 0 H: 0 E: 0 LOB: 0 K: 2 BB: 0 S: 9 P: 13	R: 0 H: 0 E: 0 LOB: 1 K: 0 BB: 1 S: 6 P: 12	R: 0 H: 0 E: 0 LOB: 0 K: 1 BB: 0 S: 10 P: 15	R: 0 H: 1 E: 0 LOB: 1 K: 1 BB: 0 S: 10 P: 16	R: 0 H: 1 E: 1 LOB: 2 K: 0 BB: 0 S: 18 P: 24	1B: 2 SF: 0 2B: 0 SAC: 0 3B: 0 DP: 0 HR: 0 HBP: 0						

PITCHER	IP	WLS	BF	H	R	ER	SO	BB	IBB	HBP	BLK	WP	HR	S	P	ERA	WHIP
52 Guillermo Moscoso, R (1, 1) ERA: 3.34	8.2	W	30	2	0	0	4	1	0	0	0	0	0	86	129	0.00	0.346
60 Fautino De Los Santos, R (9, 1) ERA: 3.54	0.1		1	0	0	0	0	0	0	0	0	0	0	1	1	0.00	0.000

PITCHER	IP	WLS	BF	H	R	ER	SO	BB	IBB	HBP	BLK	WP	HR	S	P	ERA	WHIP

TOP

Kansas City Royals @ Oakland Athletics

Oakland Coliseum, Oakland, CA

Wed Sep 07 2011, 12:38 PM - 3:19 PM PDT

Att. 13,132 - Sunny - 72 F

livebaseballscorecards.com

AB	30
R	0
H	2
RBI	0
BB	1
SO	4
LOB	6

PA: 31

WP: 0
PB: 0
SB: 0
CS: 0

Kansas City Royals @ Oakland Athletics

Oakland Coliseum, Oakland, CA

Wed Sep 07 2011, 12:38 PM - 3:19 PM PDT

Att. 13,132 - Sunny - 72 F

livebaseballscorecards.com

BOTTOM

Batter	1	2	3	4	5	6	7	8	9	AB	R	H	RBI	BB	SO	LOB
19 Jemile Weeks, S (1, 4) OBP: 0.342, SLG: 0.415	C SI 82 X SL 80 0-1 4 2B 1B	C SI 85 B SL 82 B CU 72 X SL 80 2-1 4 BB 1B	C SI 81 X CH 78 0-1 ① L5	C FF 91 B CH 83 B FF 91 X FF 92 2-1 55 1B 2-H 2B	C SI 94 B KC 77 C FF 94 X CH 87 1-2 4 1B 1B	5	1	4	1	0	0	0
4 Coco Crisp, S (1, 8) OBP: 0.326, SLG: 0.388	C CH 75 1 SAFE 1 SAFE X SI 82 0-1 ① 55 S 16 SF7 1-H 2B	B SL 81 1 SAFE 1 SAFE 1 SAFE B SL 81 B SI 81 B SI 82 4-0 1-2 BB	B CH 77 X SI 84 1-0 ② P3	B FF 92 X FF 92 1-0 ② F9	F FF 93 B SI 94 B SL 83 X SI 95 2-1 1-2 1B	4	1	2	0	1	0	1
55 Hideki Matsui, L (1, 10) OBP: 0.329, SLG: 0.393	B EP 67 B SL 81 B SL 81 B SI 83 4-0 2-3 BB	F SI 82 S SL 80 F SL 81 B SI 84 2 SAFE F SI 85 D CU 69 T FF 87 2-2 ② K	B SL 82 B CH 77 B SI 86 C SI 84 C SI 84 B FF 87 4-2 16 1B 29 2B BB	B FF 93 D FF 91 X FF 92 2-0 2-H 1B	D SL 84 B SI 94 B SI 93 C SI 94 F SI 94 S SI 94 3-3 ② K	3	1	1	1	2	2	4
16 Josh Willingham, R (1, 7) OBP: 0.328, SLG: 0.463	B SI 85 C SL 81 X CH 76 1-1 ② SF7 3-H	B SL 84 B SL 83 F SL 83 B SI 86 C SL 83 F FF 88 F SL 84 F SL 83 F FF 87 3-2 ③ X SI 85 F9	B SI 86 X SI 86 1-0 29 2B 1-3 1B	C CH 82 D CU 75 X FF 92 1-1 ③ G5-3	C SI 94 D SL 83 X SI 94 1-1 ③ G6-3	4	1	1	1	0	0	5
29 Scott Sizemore, R (1, 5) OBP: 0.339, SLG: 0.399	B SI 84 X CH 76 1-0 ③ F8	B SI 83 B SI 82 S SI 83 F SI 85 F SI 86 F SL 84 X SI 87 2-2 ① P3	B SI 85 S SL 84 F SL 84 F FF 87 F FF 89 X FF 88 1-2 1-H 3-H 2B	C FF 91 S CH 81 F CH 82 B FF 91 C FF 91 2-3 ① K	4	0	1	2	0	1	1
2 Cliff Pennington, S (1, 6) OBP: 0.325, SLG: 0.369	C SI 81 F SL 82 B SI 86 F SI 86 B FF 86 X SL 82 2-2 ① G3-1	C SI 84 B SI 84 X SL 83 1-1 ② P6	B SI 84 B CH 77 B SL 83 F SL 81 S FF 87 3-3 ③ K	C CH 82 B CH 82 X FF 91 1-1 1B	4	0	1	0	0	1	1
8 Kurt Suzuki, R (1, 2) OBP: 0.300, SLG: 0.389	C SI 84 X SL 83 0-1 ② F9	C SI 84 C SI 84 X SI 86 0-2 23 E 1B	C SI 82 F SL 82 X FF 87 0-2 23 1B 23 WP 7 SF8 1B	C FF 91 X CH 83 0-1 ② P5	4	2	2	0	0	0	1
23 Michael Taylor, R (1, 9) OBP: 0.333, SLG: 0.200	C SI 86 F SL 83 X FF 87 0-2 ③ L9-3	B SI 84 F SL 83 X CH 77 1-1 E7 1-H	B SI 84 B CU 73 X SI 85 2-0 7 SF8 19 2B 1-3 1B	B CH 82 F FF 92 C CU 74 B CU 76 S CH 82 2-3 ③ K	4	1	1	0	0	1	1
7 Adam Rosales, R (1, 3) OBP: 0.155, SLG: 0.196	B CU 70 B CH 76 C SI 84 B SL 82 S SL 80 X SL 83 3-2 ① F8	B SI 84 F SI 85 X SL 84 1-1 ③ G5-3	F SI 84 B SI 84 S CH 77 X SI 86 1-2 ① SF8 1-2 3-H	X SI 93 0-0 ① G6-3	3	0	0	1	0	0	1
Inning Stats	R: 1 H: 2 E: 0 LOB: 1 K: 0 BB: 1 S: 7 P: 13	R: 0 H: 0 E: 0 LOB: 0 K: 0 BB: 0 S: 9 P: 11	R: 0 H: 1 E: 0 LOB: 2 K: 1 BB: 1 S: 17 P: 31	R: 1 H: 1 E: 1 LOB: 1 K: 0 BB: 0 S: 14 P: 19	R: 2 H: 2 E: 0 LOB: 1 K: 1 BB: 1 S: 14 P: 24	R: 3 H: 4 E: 0 LOB: 1 K: 0 BB: 0 S: 13 P: 22	R: 0 H: 1 E: 0 LOB: 1 K: 2 BB: 0 S: 11 P: 16	R: 0 H: 2 E: 0 LOB: 2 K: 1 BB: 0 S: 11 P: 18		1B: 10 SF: 2 2B: 3 SAC: 0 3B: 0 DP: 0 HR: 0 HBP: 0				

AB	35
R	7
H	13
RBI	6
BB	3
SO	5
LOB	15

WP: 1 PA: 40
PB: 0
SB: 1
CS: 0

PITCHER		IP	WLS	BF	H	R	ER	SO	BB	IBB	HBP	BLK	WP	HR	S	P	ERA	WHIP
52 Bruce Chen, L ERA: 4.3	(1, 1)	5.1	L	27	8	6	5	2	3	0	0	0	1	0	68	108	8.44	2.062
55 Tim Collins, L ERA: 3.71	(6, 1)	1.2		8	3	1	1	2	0	0	0	0	0	0	17	28	5.40	1.800
43 Aaron Crow, R ERA: 2.88	(8, 1)	1.0		5	2	0	0	1	0	0	0	0	0	0	11	18	0.00	2.000

PITCHER	IP	WLS	BF	H	R	ER	SO	BB	IBB	HBP	BLK	WP	HR	S	P	ERA	WHIP

Oakland Athletics @ Texas Rangers

Rangers Ballpark in Arlington, Arlington, TX

Fri Sep 09 2011, 8:09 PM - 10:56 PM EDT

Att. 36,706 - Clear - 88 F

livebaseballscorecards.com

Batter	1	2	3	4	5	6	7	8	9	AB	R	H	RBI	BB	SO	LOB
19 Jemile Weeks, S (1, 4) OBP: 0.343, SLG: 0.416	C FF 89 C FF 90 X FF 90 0-2 ① F8		C FF 89 C CH 84 B FF 89 F SL 85 B FF 90 X FF 85 2-2 ① F7		F FF 91 F FF 90 B SL 89 X FF 91 1-2 1B			B CU 76 X FF 88 1-0 4 DI 55 HR 1B		4	1	2	0	0	0	0
4 Coco Crisp, S (1, 8) OBP: 0.323, SLG: 0.385 15 Ryan Sweeney, L (8, 8) OBP: 0.351, SLG: 0.344	C FF 88 X CU 77 0-1 ② G4-3		B CU 77 B CU 75 F CH 84 F FF 90 B SL 87 X CH 83 3-2 ② G4-3		X FF 89 0-0 ③ F8			B FF 92 C SL 88 C SL 88 X SL 89 1-2 ② P6 1-2		4 0	0 0	0 0	0 0	0 0	0 0	2 0
55 Hideki Matsui, L (1, 7) OBP: 0.332, SLG: 0.402	C CU 77 B FF 90 B FF 90 B FF 89 B FF 90 4-1 16 HR BB		X FF 90 0-0 1B			B CU 75 C FF 89 B CH 84 X FF 89 2-1 ① G6-3		B SL 88 C FF 92 F SL 87 X SL 88 1-2 2-H HR		3	2	2	2	1	0	0
16 Josh Willingham, R (1, 10) OBP: 0.327, SLG: 0.468	B FF 89 X FF 88 1-0 1-H HR		C FF 91 B FF 89 B FF 89 S SL 86 C FF 90 2-3 ③ K			X SL 85 0-0 ② F8		C SL 87 B FF 93 S SL 86 B CU 80 B SL 88 F SL 87 C SL 87 3-3 ③ K		4	1	1	2	0	2	1
14 Brandon Allen, L (1, 3) OBP: 0.317, SLG: 0.460	C FF 90 F FF 90 S SL 87 0-3 ③ K			C FF 89 C FF 90 B FF 90 B SL 85 S SL 86 2-3 ① K		C FF 90 F SL 86 X FF 90 0-2 ③ P4			C FF 99 C FF 100 F FF 100 S FF 91 0-3 ① K	4	0	0	0	0	3	0
2 Cliff Pennington, S (1, 6) OBP: 0.323, SLG: 0.365		C FF 88 F CU 76 F FF 90 S SL 85 0-3 ① K		C FF 90 B FF 90 B SL 85 B CH 84 C FF 91 X FF 91 3-2 ② G6-3			F FF 89 B FF 90 X CU 76 1-1 ① G3		B FF 99 S FF 99 F SL 82 B FF 100 F FF 99 B CH 91 S FF 100 3-3 ② K	4	0	0	0	0	2	0
12 David DeJesus, L (1, 9) OBP: 0.314, SLG: 0.361		C FF 89 B FF 91 B FF 85 C FF 90 B SL 84 F FF 89 X FF 91 3-2 ② F8		B CU 77 C FF 89 B CH 84 F CH 84 C FF 91 2-3 ③ K			X FF 89 0-0 ② F8		C FF 99 C SL 82 F FF 100 X FF 101 0-2 ③ F9	4	0	0	0	0	1	0
8 Kurt Suzuki, R (1, 2) OBP: 0.301, SLG: 0.388		B FF 91 C FF 91 X FF 92 1-1 1B			F FF 90 B SL 86 X FF 91 1-1 ① G1-3		C FF 90 F SL 86 B FF 90 F FF 89 S SL 86 1-3 ③ K			3	0	1	0	0	1	0
29 Scott Sizemore, R (1, 5) OBP: 0.336, SLG: 0.396		C FF 90 1 SAFE B SL 85 X SL 84 1-1 ③ F8			C FF 91 F SL 85 C FF 92 0-3 ② K			S FF 88 C FF 90 X SL 86 0-2 ① F8		3	0	0	0	0	1	1
Inning Stats	R: 2 E: 0 K: 1 S: 10 H: 1 LOB: 0 BB: 1 P: 15	R: 0 E: 0 K: 1 S: 12 H: 1 LOB: 1 BB: 0 P: 17	R: 0 E: 0 K: 1 S: 11 H: 1 LOB: 1 BB: 0 P: 18	R: 0 E: 0 K: 2 S: 9 H: 0 LOB: 0 BB: 0 P: 16	R: 0 E: 0 K: 1 S: 9 H: 1 LOB: 1 BB: 0 P: 11	R: 0 E: 0 K: 0 S: 6 H: 0 LOB: 0 BB: 0 P: 8	R: 0 E: 0 K: 1 S: 7 H: 0 LOB: 0 BB: 0 P: 9	R: 2 E: 0 K: 1 S: 14 H: 2 LOB: 0 BB: 0 P: 20	R: 0 E: 0 K: 2 S: 12 H: 0 LOB: 0 BB: 0 P: 15	1B: 4 2B: 0 3B: 0 HR: 2 SF: 0 SAC: 0 DP: 0 HBP: 0						

TOP

AB	33
R	4
H	6
RBI	4
BB	1
SO	10
LOB	4

WP: 0 PB: 0 SB: 0 CS: 0 PA: 34

PITCHER	IP	WLS	BF	H	R	ER	SO	BB	IBB	HBP	BLK	WP	HR	S	P	ERA	WHIP
48 Colby Lewis, R (1, 1) ERA: 4.29	7.1	W	28	5	3	3	7	1	0	0	0	0	1	68	99	3.68	0.818
37 Mike Adams, R (8, 1) ERA: 1.38	0.2		3	1	1	1	1	0	0	0	0	0	1	10	15	13.50	1.500
30 Neftalí Feliz, R (9, 1) ERA: 2.82	1.0		3	0	0	0	2	0	0	0	0	0	0	12	15	0.00	0.000

PITCHER	IP	WLS	BF	H	R	ER	SO	BB	IBB	HBP	BLK	WP	HR	S	P	ERA	WHIP

BOTTOM

Oakland Athletics @ Texas Rangers

Rangers Ballpark in Arlington, Arlington, TX

Fri Sep 09 2011, 8:09 PM - 10:56 PM EDT

Att. 36,706 - Clear - 88 F

livebaseballscorecards.com

Batter	1	2	3	4	5	6	7	8	9	AB	R	H	RBI	BB	SO	LOB
5 Ian Kinsler, R (1, 4) OBP: 0.348, SLG: 0.471 6 Esteban German, R (9, 4) OBP: 0.667, SLG: 2.000	B SI 91 B SI 90 C FC 90 B FC 91 B FC 91 4-1 10 1B 1 G5-3 29 2B BB	X FC 91 0-0 ② L6			C FC 91 B FC 92 X CU 82 1-1 1 2B 1B		B FF 88 F SL 85 1 SAFE P PO 87 X SL 85 2-1 1 1B 10 1B 1-3 1B	X FC 95 0-0 1 E 10 2B 1-2 1B		4 0	4 0	3 0	0 0	1 0	0 0	2 0
1 Elvis Andrus, R (1, 6) OBP: 0.344, SLG: 0.353	X SI 91 0-0 ① G5-3 1-2	B CU 82 1 SAFE B FC 92 B FC 92 C SI 92 X FC 91 3-1 ③ P4 1-2			1 SAFE B FC 89 C FC 90 1 SAFE F FC 92 X FC 92 1-2 29 E 2B 1-H		C SL 84 D SL 85 1 SAFE X SL 85 1-1 10 1B 29 1B 1-3 3-H 1B	X FC 95 0-0 E4 10 2B 1-2 2-3		5	3	2	2	0	0	5
10 Michael Young, R (1, 10) OBP: 0.378, SLG: 0.481	F FC 91 F FC 92 F FC 92 X FC 91 0-2 29 2B 7 SF8 2-3 1B		B SI 91 B CU 82 S FC 92 F FC 92 B FC 93 X FC 91 3-2 ① G3		C FC 92 F FC 92 B CU 83 F FC 92 X SI 93 1-2 ② L6		B SL 84 X SL 83 1-0 7 G4-6-3 29 1B 18 1B 1-3 3-H 1B	B SL 87 B SL 86 F FC 95 F FC 95 F SL 86 X FC 96 2-2 7 G3 25 HR 1-H 2-H 3-H 2B		5	3	3	4	0	0	1
29 Adrián Beltré, R (1, 5) OBP: 0.317, SLG: 0.492 3 Andrés Blanco, S (9, 5) OBP: 0.236, SLG: 0.333	B FC 91 C FC 91 X SI 92 1-1 1-3 3-H 2B		C FC 92 F FC 92 F FC 93 X FC 92 0-2 ② G1-3		C FC 92 F FC 91 X FC 92 0-2 E5 2-H		D FF 91 D SL 85 F SL 84 S FF 90 X FF 90 2-2 7 G4-6-3 1-2 3-H 1B	C FC 97 C SL 87 X FC 96 0-2 ① F8		5 0	0 0	2 0	2 0	0 0	0 0	1 0
7 David Murphy, L (1, 9) OBP: 0.324, SLG: 0.390 27 Leonys Martin, L (9, 8) OBP: 0.333, SLG: 0.333	C SI 92 B FC 91 F FC 92 F FC 92 B FC 93 F FC 92 F CU 82 X FC 92 2-2 ② SF8 3-H		C FC 92 F SI 92 X FC 93 0-2 ③ P5		C CU 81 B FC 91 B FC 92 B FC 92 F FC 92 X CU 80 3-2 ③ F8		X FF 90 0-0 ① ② G4-6-3 1-2f 2-3	S SL 84 B CH 84 C FC 95 X FC 96 1-2 ② G3 2-3		4 0	0 0	0 0	1 0	0 0	0 0	4 0
25 Mike Napoli, R (1, 2) OBP: 0.398, SLG: 0.602 15 Matt Treanor, R (9, 2) OBP: 0.348, SLG: 0.303	C FC 91 B FC 92 C FC 92 S FC 93 1-3 ③ K			S FC 91 F FC 91 B FC 91 B FC 92 S CU 82 2-3 ① K		B FC 89 F SI 91 F FC 91 S FC 91 1-3 ① K	B FF 91 B FF 92 F FF 92 B FF 92 B FF 91 4-1 18 1B BB	F SL 88 D SL 86 X FC 96 1-1 3-H HR		4 0	1 0	1 0	2 0	1 0	3 0	1 0
18 Mitch Moreland, L (1, 3) OBP: 0.328, SLG: 0.425		B FC 91 X FC 90 1-0 23 1B 2B		C FC 91 X FC 93 0-1 ② L8		B CU 81 B FC 92 B FC 90 C FC 92 X FC 91 3-1 ② G3	B SL 84 X FF 91 1-0 1-2 3-H 1B	B SL 82 S SL 84 F SL 83 S FC 96 1-3 ③ K		5	0	2	1	0	1	0
9 Endy Chavez, L (1, 7) OBP: 0.322, SLG: 0.438		B FC 92 X FC 93 1-0 ① B1		B FC 87 C FC 92 S FC 92 F FC 92 S FC 92 1-3 ③ K		B CU 82 F FC 92 X FC 90 1-1 ③ F8	B SL 84 B SL 84 C FF 92 X SI 93 2-1 ③ G2			4	0	0	0	0	1	3
23 Craig Gentry, R (1, 8) OBP: 0.331, SLG: 0.292 (9, 9)		X FC 90 0-0 1 S 2-3 1B			C SI 91 F FC 91 S FC 90 0-3 ① K		X FF 88 0-0 5 1B 5 S 1 1B 1B	F FC 93 F FC 96 B SL 83 F FC 96 B SL 85 F FC 96 H FC 96 3-2 1 E 5 1B 10 2B HBP		3	2	2	0	0	1	0
Inning Stats	R: 2 E: 0 K: 1 S: 17 H: 2 LOB: 1 BB: 1 P: 25	R: 0 E: 0 K: 0 S: 6 H: 2 LOB: 2 BB: 0 P: 11	R: 0 E: 0 K: 0 S: 10 H: 0 LOB: 0 BB: 0 P: 13	R: 0 E: 0 K: 2 S: 9 H: 0 LOB: 0 BB: 0 P: 12	R: 2 E: 1 K: 1 S: 18 H: 2 LOB: 1 BB: 0 P: 24	R: 0 E: 0 K: 1 S: 7 H: 0 LOB: 0 BB: 0 P: 12	R: 4 E: 0 K: 0 S: 15 H: 6 LOB: 2 BB: 1 P: 27	R: 5 E: 1 K: 1 S: 21 H: 3 LOB: 0 BB: 0 P: 29		1B: 10 2B: 4 3B: 0 HR: 1 SF: 1 SAC: 0 DP: 1 HBP: 1						

	AB	39
	R	13
	H	15
	RBI	12
	BB	2
	SO	6
	LOB	17

WP: 0 PB: 0 SB: 2 CS: 0 PA: 43

PITCHER		IP	WLS	BF	H	R	ER	SO	BB	IBB	HBP	BLK	WP	HR	S	P	ERA	WHIP
32 Brandon McCarthy, R ERA: 3.45	(1, 1)	6.0	L	26	6	4	3	5	1	0	0	0	0	0	67	97	4.50	1.167
48 Michael Wuertz, R ERA: 6.12	(7, 1)	0.0		5	5	4	4	0	0	0	0	0	0	0	10	15	∞	∞
56 Craig Breslow, L ERA: 4.03	(7, 1)	1.0		4	1	0	0	0	1	0	0	0	0	0	5	12	0.00	2.000
62 Neil Wagner, R ERA: 9.82	(8, 1)	1.0		8	3	5	2	1	0	0	1	0	0	1	21	29	18.00	3.000

PITCHER	IP	WLS	BF	H	R	ER	SO	BB	IBB	HBP	BLK	WP	HR	S	P	ERA	WHIP

Oakland Athletics @ Texas Rangers

Rangers Ballpark in Arlington, Arlington, TX

Sat Sep 10 2011, 4:13 PM - 7:40 PM EDT

Att. 46,151 - Sunny - 90 F

TOP

livebaseballscorecards.com

Batter	1	2	3	4	5	6	7	8	9	AB	R	H	RBI	BB	SO	LOB
19 Jemile Weeks, S (1, 4) OBP: 0.344, SLG: 0.416 7 Adam Rosales, R (8, 4) OBP: 0.155, SLG: 0.196	C FF 95 F FC 97 X FF 98 0-2 2 CS 1B	C SL 82 S FC 96 B FF 96 S SL 82 1-3 ① K	B FF 95 C FF 95 B CH 87 X FF 95 2-1 ① G6-3	B SI 86 C SI 85 X CH 76 1-1 2 2B 1B	B FF 93 B SL 89 C FF 92 B SL 88 F FF 92 C SL 87 3-3 ② K		5 1 2 0 0 2 0 0 0 0 0 0 0 0
2 Cliff Pennington, S (1, 6) OBP: 0.322, SLG: 0.366	B FF 97 C FF 97 B CH 89 X FC 97 2-1 ① ② F7 1-2	B FF 96 B CH 87 X FC 95 2-0 ② P6	B SL 81 C FC 95 B FC 96 X FF 96 2-1 ② G4-3	1 SAFE 1 SAFE B SI 84 S SI 84 1 SAFE S SI 85 1 SAFE X SI 85 1-2 1-H 2B	S FF 92 S FF 94 B FF 94 X SL 89 1-2 ③ G6-3			5 0 1 1 0 0 1
55 Hideki Matsui, L (1, 10) OBP: 0.331, SLG: 0.402	B FF 98 B FF 96 X FC 96 2-0 ③ F7	B FF 98 B SL 81 F FC 96 X FC 97 2-1 2B	C SL 83 C FC 98 B SL 84 F FF 97 X FC 98 1-2 ③ P5	B SI 90 X SI 90 1-0 ③ F9			B FF 94 B FF 95 F FF 96 X FF 95 2-1 ① P2	5 0 1 0 0 0 1
16 Josh Willingham, R (1, 7) OBP: 0.330, SLG: 0.469	X FF 95 0-0 12 SH 15 3B 1B	B FF 97 F SL 84 B SL 85 S SL 85 B SL 86 F SL 84 S SL 85 3-3 ③ K	B SL 82 F FC 94 F FC 96 X SL 84 3-1 15 FC1-5 12 1B HBP	B SL 77 B SL 77 X FF 89 2-0 12 FC4-6 1B	C FC 87 C SL 79 S SL 78 0-3 ② K		4 1 2 0 0 2 1
12 David DeJesus, L (1, 9) OBP: 0.315, SLG: 0.361	X FF 94 0-0 SH 15 3B 1-3	B SL 82 F FC 94 F FC 96 X SL 84 1-2 G6-3	X FF 95 0-0 8 BB 15 FC1-5 29 HR 1-2 1B	C FF 89 F FF 90 1 SAFE F SL 78 F FF 90 F SL 76 X SL 76 0-2 ① FC4-6 15 1B 1-2f	C FC 96 B SL 81 B SL 80 B FF 96 B FF 97 4-1 15 S BB		3 2 1 0 1 0 1
15 Ryan Sweeney, L (1, 8) OBP: 0.356, SLG: 0.355	C FF 97 S SL 83 F SL 85 B FC 97 B FF 98 X SL 85 2-2 8 SF8 1-H 3-H 3B	C FF 96 B FC 97 B FC 96 B FC 96 F FF 95 B FC 96 4-2 8 1B BB	B SI 92 X SI 90 1-0 ① FC1-5 8 BB 29 HR 1-2 2-3f	C FF 90 F FF 89 D SI 90 1 SAFE D SL 78 X FF 90 2-2 1-2 1B	B FF 95 C FF 96 1 SAFE F FF 96 1 SAFE F CH 87 1 SAFE B SL 79 F FF 96 3-2 B SL 81 X FF 98 L6 1-2		4 2 2 2 1 0 3
14 Brandon Allen, L (1, 3) OBP: 0.308, SLG: 0.445	S FC 98 F FF 98 D SL 85 C SL 86 1-3 ① K	X FF 95 0-0 ② F8	B FF 92 C SI 88 X FF 94 1-1 ② P5	B FF 88 F SI 90 C FF 90 S SL 76 1-3 ② K				4 0 0 0 0 2 6	
8 Kurt Suzuki, R (1, 2) OBP: 0.302, SLG: 0.389	B FF 97 B SL 84 X SL 84 2-0 ② SF8 3-H	B FC 96 1 SAFE B FF 95 X FF 95 2-0 1-2 1B	B FF 94 B FF 93 B FF 91 C SI 91 B FF 93 4-1 29 HR 1-2 2-3 BB	C SI 90 F SI 90 C FF 88 0-3 ③ K				2 1 1 1 1 1 2	
28 Eric Sogard, L (1, 5) OBP: 0.234, SLG: 0.318 29 Scott Sizemore, R (6, PH) OBP: 0.337, SLG: 0.406 (6, 5)	B SL 81 B SL 81 C FC 96 F FF 96 X SL 84 2-2 ③ L9	F FC 96 B FC 97 B CH 87 B FC 96 X FC 96 3-1 ③ G3-1	B CU 69 X SI 86 1-0 1-H 2-H 3-H HR		C FF 92 B FF 94 F SL 88 B FF 94 B SL 88 C SL 88 3-3 ① K			2 0 0 0 0 0 2 2 1 1 4 0 1 0	
Inning Stats	R: 0 H: 1 E: 0 LOB: 0 K: 0 BB: 0 S: 6 P: 10	R: 3 H: 2 E: 1 LOB: 0 K: 1 BB: 0 S: 13 P: 20	R: 0 H: 1 E: 0 LOB: 1 K: 2 BB: 0 S: 10 P: 18	R: 0 H: 1 E: 0 LOB: 2 K: 0 BB: 1 S: 9 P: 19	R: 0 H: 0 E: 0 LOB: 0 K: 0 BB: 0 S: 8 P: 13	R: 5 H: 4 E: 0 LOB: 1 K: 0 BB: 1 S: 13 P: 26	R: 0 H: 2 E: 0 LOB: 2 K: 2 BB: 0 S: 16 P: 21	R: 0 H: 0 E: 0 LOB: 0 K: 2 BB: 0 S: 9 P: 16	R: 0 H: 0 E: 0 LOB: 1 K: 1 BB: 1 S: 11 P: 20	1B: 7 SF: 1 2B: 2 SAC: 1 3B: 1 DP: 0 HR: 1 HBP: 1				WP: 0 PA: 42 PB: 0 SB: 1 CS: 1		

	AB	36
	R	8
	H	11
	RBI	8
	BB	3
	SO	8
	LOB	17

PITCHER		IP	WLS	BF	H	R	ER	SO	BB	IBB	HBP	BLK	WP	HR	S	P	ERA	WHIP
41 Alexi Ogando, R ERA: 3.71	(1, 1)	5.0	L	23	6	5	3	3	1	0	1	0	0	0	48	85	5.40	1.400
51 Michael Gonzalez, L ERA: 4.59	(6, 1)	0.2		3	0	0	0	0	1	0	0	0	0	0	4	10	0.00	1.500
22 Yoshinori Tateyama, R ERA: 4.71	(6, 1)	0.0		3	3	3	3	0	0	0	0	0	0	1	6	9	∞	∞
58 Mark Hamburger, R ERA: 6.23	(6, 1)	0.1		1	0	0	0	0	0	0	0	0	0	0	1	2	0.00	0.000
28 Darren Oliver, L ERA: 2.08	(7, 1)	1.0		5	2	0	0	2	0	0	0	0	0	0	16	21	0.00	2.000

PITCHER		IP	WLS	BF	H	R	ER	SO	BB	IBB	HBP	BLK	WP	HR	S	P	ERA	WHIP
37 Mike Adams, R ERA: 1.36	(8, 1)	1.0		3	0	0	0	2	0	0	0	0	0	0	9	16	0.00	0.000
30 Neftalí Feliz, R ERA: 2.77	(9, 1)	1.0		4	0	0	0	1	1	0	0	0	0	0	11	20	0.00	1.000

Oakland Athletics @ Texas Rangers

Rangers Ballpark in Arlington, Arlington, TX

Sat Sep 10 2011, 4:13 PM - 7:40 PM EDT

Att. 46,151 - Sunny - 90 F

livebaseballscorecards.com

BOTTOM

Batter	1	2	3	4	5	6	7	8	9	AB	R	H	RBI	BB	SO	LOB
5 Ian Kinsler, R (1, 4) OBP: 0.350, SLG: 0.473	G5-3		1B		BB		2B		P5	4	2	2	0	1	0	0
1 Elvis Andrus, R (1, 6) OBP: 0.344, SLG: 0.354	K		2B		G6-3		BB		K	4	1	1	0	1	2	1
32 Josh Hamilton, L (1, 7) OBP: 0.344, SLG: 0.518	F8		K		G1-3		K		BB	4	0	0	0	1	2	3
10 Michael Young, R (1, 10) OBP: 0.380, SLG: 0.483		K		F8		1B	1B		1B	5	1	3	2	0	1	0
29 Adrian Beltré, R (1, 5) OBP: 0.320, SLG: 0.500		FC3-6	1B	1B		HR	F8		L4	5	2	3	2	0	0	3
7 David Murphy, L (1, 9) OBP: 0.324, SLG: 0.388		FC3-6		F7		G6-3	G4-3			4	0	1	0	0	0	3
8 Yorvit Torrealba, R (1, 2) OBP: 0.306, SLG: 0.389 6 Esteban German, R (8, PR) OBP: 0.667, SLG: 2.000 27 Leonys Martin, L (9, 8) OBP: 0.333, SLG: 0.333		FC6-4		BB		F9		1B		3 0 0	1 0 0	1 0 0	0 0 0	1 0 0	0 0 0	2 0 0
18 Mitch Moreland, L (1, 3) OBP: 0.327, SLG: 0.426			G1-3	2B		G6-3		L3		4	0	1	2	0	0	2
9 Endy Chavez, L (1, 8) OBP: 0.320, SLG: 0.434 23 Craig Gentry, R (6, PH) OBP: 0.328, SLG: 0.290 (7, 8) 25 Mike Napoli, R (8, PH) OBP: 0.397, SLG: 0.600 (9, 2)			G4-3	F8		L7		G5-3		2 1 1	0 0 0	0 0 0	0 0 0	0 0 0	0 0 0	1 1 1
Inning Stats	R: 0 E: 0 K: 1 S: 10 H: 0 LOB: 0 BB: 0 P: 18	R: 0 E: 0 K: 1 S: 11 H: 1 LOB: 1 BB: 0 P: 17	R: 1 E: 0 K: 1 S: 13 H: 2 LOB: 1 BB: 0 P: 20	R: 2 E: 0 K: 0 S: 15 H: 2 LOB: 1 BB: 1 P: 23	R: 0 E: 0 K: 0 S: 5 H: 0 LOB: 0 BB: 1 P: 11	R: 2 E: 0 K: 0 S: 13 H: 3 LOB: 1 BB: 0 P: 18	R: 2 E: 0 K: 1 S: 12 H: 2 LOB: 1 BB: 1 P: 20	R: 0 E: 0 K: 0 S: 7 H: 1 LOB: 1 BB: 0 P: 11	R: 0 E: 0 K: 1 S: 15 H: 1 LOB: 2 BB: 1 P: 24							

	AB	37
	R	7
	H	12
	RBI	6
	BB	4
	SO	5
	LOB	17

1B: 8 SF: 0 WP: 3 PA: 41
2B: 4 SAC: 0 PB: 1
3B: 0 DP: 2 SB: 0
HR: 1 HBP: 0 CS: 0

PITCHER		IP	WLS	BF	H	R	ER	SO	BB	IBB	HBP	BLK	WP	HR	S	P	ERA	WHIP
53 Trevor Cahill, R ERA: 4.32	(1, 1)	5.0	W	23	7	5	5	3	2	0	0	0	1	1	58	95	9.00	1.800
40 Brian Fuentes, L ERA: 3.95	(6, 1)	1.0	H	4	1	0	0	0	0	0	0	0	0	0	9	12	0.00	1.000
60 Fautino De Los Santos, R ERA: 4.13	(7, 1)	0.1	H	4	2	2	2	1	1	0	0	0	2	0	7	15	54.00	9.000
50 Grant Balfour, R ERA: 2.24	(7, 1)	1.2	H	5	1	0	0	0	0	0	0	0	0	0	12	16	0.00	0.600
40 Andrew Bailey, R ERA: 3.28	(9, 1)	1.0	S	5	1	0	0	1	1	0	0	0	0	0	15	24	0.00	2.000

PITCHER	IP	WLS	BF	H	R	ER	SO	BB	IBB	HBP	BLK	WP	HR	S	P	ERA	WHIP

Oakland Athletics @ Texas Rangers

Rangers Ballpark in Arlington, Arlington, TX

Sun Sep 11 2011, 3:10 PM - 6:16 PM EDT

Att. 46,727 - Sunny - 94 F

TOP

livebaseballscorecards.com

Batter	1	2	3	4	5	6	7	8	9	AB	R	H	RBI	BB	SO	LOB
15 Ryan Sweeney, L (1, 8) OBP: 0.351, SLG: 0.349	C FF 92 C SI 93 F SI 92 S SL 84 0-3 ① K		C FF 92 B CU 79 S FF 92 S SI 91 1-3 ② K			B FF 91 C SI 92 F SL 84 B SI 92 X SL 85 2-2 ① F7		C SI 91 B CU 77 S FC 86 B SI 94 B SI 92 S SI 93 3-3 ② K		4	0	0	0	0	3	0
23 Michael Taylor, R (1, 7) OBP: 0.313, SLG: 0.214	C FF 93 F FC 89 S FF 93 0-3 ② K		C FF 92 B FF 90 S CU 80 F FF 94 X FF 94 1-2 ③ G6-3			X CU 78 0-0 2 1B 1B		C FF 92 B FF 90 C CU 78 B SI 95 B FC 90 S CU 80 3-3 ③ K		4	0	1	0	0	2	0
2 Cliff Pennington, S (1, 6) OBP: 0.324, SLG: 0.368 28 Eric Sogard, L (8, 6) OBP: 0.250, SLG: 0.400	B SI 94 S FF 89 B FF 92 S FC 88 F SI 93 F FF 89 X SL 84 2-2 ③ G2-3			C SI 92 B CU 78 T CU 80 B SI 93 X SL 84 2-2 16 G5-4-3 1B		C FC 87 B SI 90 X SI 91 1-1 1-2 1B			C FF 88 B FS 81 F FS 81 F SL 84 F FS 81 X FS 83 1-2 HR	3 1	0 1	2 1	0 1	0 0	0 0	0 0
16 Josh Willingham, R (1, 10) OBP: 0.330, SLG: 0.468 11 Landon Powell, S (9, PH) OBP: 0.254, SLG: 0.233		B SI 93 B CH 85 X FC 89 2-0 26 FC5-4 29 1B 1B		C SI 93 X CU 80 0-1 ① ② G5-4-3 1-2f		C SI 91 B FC 89 S SL 83 D CU 80 C FC 89 2-3 ② K			X FS 82 0-0 E6	3 1	0 0	1 0	0 0	0 0	1 0	3 0
29 Scott Sizemore, R (1, 5) OBP: 0.336, SLG: 0.404		B FC 87 B FC 89 X FF 91 2-0 26 FC5-4 1-2 1B		X CU 80 0-0 ③ G6-3		B CU 78 S SL 85 X FF 90 1-1 ③ G6-3			B FC 89 S FS 80 C FC 89 S FS 80 1-3 ① K	4	0	1	0	0	1	3
58 Jai Miller, R (1, 9)		B CU 78 F CH 86 F FC 89 S CU 78 1-3 ① K			C CU 78 X FF 89 0-1 ① F9		F CH 84 S FC 87 X CU 78 0-2 ① G6-3		C FS 80 D SL 84 S SL 82 S FF 89 1-3 ② K	4	0	0	0	0	2	3
26 Anthony Recker, R (1, 2) OBP: 0.333, SLG: 0.235		S CU 78 X CU 78 0-1 ② FC5-4 1-2f 2-3			B CU 77 F SI 92 B FF 90 S CU 80 B FF 94 B SL 82 4-2 BB		F SI 92 B CU 79 F FF 92 B FF 92 S FF 91 2-3 ② K		F FC 90 C FC 91 B SL 81 F SL 83 F FC 92 X FF 90 1-2 ③ F8	3	0	0	0	1	1	3
14 Brandon Allen, L (1, 3) OBP: 0.302, SLG: 0.435		B CU 78 S SL 83 S CU 79 F SI 93 B SL 84 S FF 93 2-3 ③ K			S SL 85 C SI 93 B FF 94 C SI 92 1-3 ② K		F SI 92 B SL 81 C SI 93 C SL 83 1-3 ③ K			3	0	0	0	0	3	3
7 Adam Rosales, R (1, 4) OBP: 0.148, SLG: 0.185			B FF 90 X CU 79 1-0 ① G5-3		B CU 80 F FF 90 B FC 89 B CU 78 C FF 91 X FF 91 3-2 ③ F9			X FF 91 0-0 ① F8		3	0	0	0	0	0	1
Inning Stats	R: 0 E: 0 K: 2 S: 12 H: 0 LOB: 0 BB: 0 P: 14	R: 0 E: 0 K: 2 S: 11 H: 2 LOB: 2 BB: 0 P: 18	R: 0 E: 0 K: 1 S: 8 H: 0 LOB: 0 BB: 0 P: 11	R: 0 E: 0 K: 0 S: 6 H: 1 LOB: 0 BB: 0 P: 8	R: 0 E: 0 K: 1 S: 10 H: 0 LOB: 1 BB: 1 P: 18	R: 0 E: 0 K: 1 S: 11 H: 2 LOB: 2 BB: 0 P: 17	R: 0 E: 0 K: 2 S: 9 H: 0 LOB: 0 BB: 0 P: 12	R: 0 E: 0 K: 2 S: 7 H: 0 LOB: 0 BB: 0 P: 13	R: 1 E: 1 K: 2 S: 17 H: 1 LOB: 1 BB: 0 P: 21	1B: 5 2B: 0 3B: 0 HR: 1 SF: 0 SAC: 0 DP: 1 HBP: 0						

	AB	33
	R	1
	H	6
	RBI	1
	BB	1
	SO	13
	LOB	16

WP: 0 PB: 0 SB: 0 CS: 0 PA: 34

PITCHER		IP	WLS	BF	H	R	ER	SO	BB	IBB	HBP	BLK	WP	HR	S	P	ERA	WHIP
36 C.J. Wilson, L ERA: 3.01	(1, 1)	8.0	W	29	5	0	0	11	1	0	0	0	0	0	74	111	0.00	0.750
19 Koji Uehara, R ERA: 2.52	(9, 1)	1.0		5	1	1	1	2	0	0	0	0	0	1	17	21	9.00	1.000

PITCHER	IP	WLS	BF	H	R	ER	SO	BB	IBB	HBP	BLK	WP	HR	S	P	ERA	WHIP

BOTTOM

Oakland Athletics @ Texas Rangers

Rangers Ballpark in Arlington, Arlington, TX

Sun Sep 11 2011, 3:10 PM - 6:16 PM EDT

Att. 46,727 - Sunny - 94 F

Batter	1	2	3	4	5	6	7	8	9	AB	R	H	RBI	BB	SO	LOB
5 Ian Kinsler, R (1, 4) OBP: 0.352, SLG: 0.474	B FF 90 F FF 90 C SI 88 B FF 92 X SL 75 2-2 1 G4-6-3 1B		1 SAFE B FF 93 C FF 89 1 SAFE F FF 89 1 SAFE P PO 82 C SL 80 2-3 ① K		D FF 91 C SL 83 X SI 90 1-1 1 G5-3 1 S 32 SF7 1B 3-H	C FF 95 C SL 80 X FF 95 0-2 ① G5-3	F FF 95 X SL 80 0-1 32 WP 1 1B 1-2 1B			5	1	3	1	0	1	1
1 Elvis Andrus, R (1, 6) OBP: 0.345, SLG: 0.354 3 Andrés Blanco, S (9, 6) OBP: 0.236, SLG: 0.333	C SI 88 B FF 91 X SI 88 1-1 ①② G4-6-3 1-2f		B FF 93 X SI 88 1-0 32 F8 1-2 1B		F FF 93 L FF 93 1 SAFE D CH 82 F CH 82 B FF 93 X SL 79 2-2 ① G5-3 1-3	B FF 95 C FF 95 C FF 94 X FF 95 1-2 E3	X FF 94 0-0 32 WP 1-2 2-H 1B			5 0	0 0	2 0	1 0	0 0	0 0	2 0
32 Josh Hamilton, L (1, 7) OBP: 0.342, SLG: 0.514	C FF 93 X SL 79 0-1 ③ P4		D CH 82 F SL 80 X SL 81 1-1 ② F8 1-2 2-3		S SL 83 S SL 82 X FF 93 0-2 ② SF7 3-H	B FF 95 1 SAFE C FF 95 F FF 95 1 SAFE F FF 96 C FF 95 1-3 ② K	B FF 95 B FF 94 B FF 95 B FF 94 1-2 2-3 4-0 BB			3	0	0	1	1	1	3
10 Michael Young, R (1, 5) OBP: 0.378, SLG: 0.480		B FF 88 F FF 92 X FF 93 1-1 ① F9	B FF 95 D SI 90 X SI 90 2-0 ③ G4-3		B FF 95 B CH 79 F FF 94 B FF 95 X SI 87 3-1 29 HR 1B	C SL 79 1 SAFE B FF 94 C FF 93 X SL 80 1-2 ③ G6-3	S FF 90 C FF 91 B SL 86 F FF 92 S FF 91 1-3 ③ K			5	1	1	0	0	1	6
29 Adrian Beltré, R (1, 10) OBP: 0.325, SLG: 0.520 6 Esteban German, R (8, PR) OBP: 0.667, SLG: 2.000 (9, 10)		C FF 90 B SI 91 S SI 91 X FF 90 1-2 2B		C SL 82 B F B FF 94 X 2-2 ① G5-3	C SI 87 F FF 92 D SL 83 D SL 84 X FF 94 2-2 1-H HR		B SL 78 B FF 94 F FF 93 X FF 95 2-1 HR	X FF 91 0-0 7 FC5-4 25 1B 15 SF9 1B		5 0	2 1	4 0	3 0	0 0	0 0	0 0
25 Mike Napoli, R (1, 3) OBP: 0.405, SLG: 0.606		B CH 81 B SI 90 B FF 93 C SI 89 B CH 80 4-1 BB		B FF 95 B CH 80 B CH 80 B FF 94 4-0 7 E 7 S BB	F SI 90 B FF 94 B CH 78 B FF 95 F SI 88 B FF 89 4-2 7 1B BB		C FF 94 B SL 82 X SL 80 1-1 7 G4-3 23 1B 2B	F FF 92 X CH 79 0-1 7 FC5-4 1-2 1B		2	1	2	0	3	0	0
7 David Murphy, L (1, 9) OBP: 0.322, SLG: 0.386		C SL 80 F FF 93 S SL 83 0-3 ② K		C FF 94 F SL 81 X SL 81 0-2 ② G4-3 1-3	X SI 88 0-0 15 S 1-3 1B		B FF 94 D CH 84 X FF 94 2-0 ① G4-3 2-3	B CH 78 C FF 91 F FF 92 F SL 87 X FF 92 1-2 ① FC5-4 1-2f 2-3		5	0	1	0	0	1	6
15 Matt Treanor, R (1, 2) OBP: 0.345, SLG: 0.298		B SI 91 B CH 78 C FF 93 C FF 94 X FF 94 2-2 ③ G1-3		X FF 93 0-0 ③ F8	B SL 84 C SL 83 B SL 85 C SL 86 B SL 86 B SL 85 4-2 1-2 BB		S SL 80 C FF 95 F SL 79 B FC 93 X SL 80 1-2 ② G1-3	S FF 91 B FF 91 X FF 91 1-1 ② SF9 3-H		3	0	0	1	1	0	4
23 Craig Gentry, R (1, 8) OBP: 0.339, SLG: 0.321			B FF 89 F FF 94 C FF 95 B SL 83 B FF 94 X FF 94 3-2 32 F8 1 1B 1B	B FF 92 F FF 94 X FF 95 1-2 5 1B 3B D FF 90 X SL 84 1-0 G6-3			B FF 94 F FF 95 B FF 94 B FC 95 F FC 94 X FF 95 3-2 5 1B 1 1B 1B 3-H	S SL 87 S FF 91 B FF 92 D SL 86 X FF 92 2-2 ③ F8		5	2	3	1	0	0	4
Inning Stats	R: 0 E: 0 K: 0 S: 7 H: 1 LOB: 0 BB: 0 P: 10	R: 0 E: 0 K: 1 S: 12 H: 1 LOB: 2 BB: 1 P: 20	R: 0 E: 0 K: 1 S: 11 H: 2 LOB: 2 BB: 0 P: 19	R: 0 E: 0 K: 0 S: 7 H: 0 LOB: 1 BB: 1 P: 13	R: 4 E: 0 K: 0 S: 23 H: 5 LOB: 3 BB: 2 P: 41	R: 0 E: 1 K: 1 S: 13 H: 0 LOB: 1 BB: 0 P: 16	R: 3 E: 0 K: 1 S: 19 H: 5 LOB: 3 BB: 1 P: 33	R: 1 E: 0 K: 0 S: 12 H: 2 LOB: 1 BB: 0 P: 16		1B: 11 2B: 2 3B: 1 HR: 2 SF: 2 SAC: 0 DP: 1 HBP: 0					WP: 1 PB: 0 SB: 3 CS: 0 PA: 45	

livebaseballscorecards.com

AB	38
R	8
H	16
RBI	8
BB	5
SO	4
LOB	26

PITCHER		IP	WLS	BF	H	R	ER	SO	BB	IBB	HBP	BLK	WP	HR	S	P	ERA	WHIP
88 Josh Outman, L ERA: 3.59	(1, 1)	4.2	L	24	8	4	4	2	3	0	0	0	0	1	56	94	7.71	2.357
13 Jerry Blevins, L ERA: 3.2	(5, 1)	0.0		1	1	0	0	0	0	0	0	0	0	0	1	1	∞	∞
48 Michael Wuertz, R ERA: 6.06	(5, 1)	0.1		2	0	0	0	0	1	0	0	0	0	0	3	8	0.00	3.000
38 Andrew Carignan, R ERA: 5.79	(6, 1)	1.2		12	5	3	3	1	1	0	0	0	1	1	28	44	16.20	3.600
56 Craig Breslow, L ERA: 4.1	(7, 1)	1.1		6	2	1	1	1	0	0	0	0	0	0	16	21	6.75	1.500

PITCHER	IP	WLS	BF	H	R	ER	SO	BB	IBB	HBP	BLK	WP	HR	S	P	ERA	WHIP

Batter	1	2	3	4	5	6	7	8	9	AB	R	H	RBI	BB	SO	LOB
13 Maicer Izturis, S (1, 5) OBP: 0.342, SLG: 0.398	B SI 91 C SI 92 B FF 93 F FF 94 F CU 80 F FF 94 X CU 80 2-2 ① G5-3		C CH 84 B SI 94 C FF 93 X FF 93 1-2 ② G6-3		F FF 92 B SI 93 X CU 79 1-1 ③ G6-3		F CH 81 B CU 77 1 SAFE 1 SAFE X CU 78 1-1 1-2 1B			4	0	1	0	0	0	0
46 Bobby Wilson, R (7, 2) OBP: 0.264, SLG: 0.302										0	0	0	0	0	0	0
25 Peter Bourjos, R (1, 8) OBP: 0.324, SLG: 0.441	C SI 93 B FF 94 B CH 85 X SI 94 2-1 ② G5-3		S CH 84 F SI 95 B FF 93 C CU 81 1-3 ③ K			L SI 92 X CU 78 0-1 ① G5-3	B SI 88 S SI 88 C SI 90 B SI 89 S CH 72 2-3 ③ K			4	0	0	0	0	2	2
47 Howie Kendrick, R (1, 4) OBP: 0.342, SLG: 0.463	B FF 93 X SI 93 1-0 ③ G3			C SI 91 S CH 83 B FF 93 F SI 93 B CU 81 B CH 84 X FF 94 3-2 48 2B 1B		C CH 82 B SI 92 B FF 93 B CH 85 C FF 92 F FF 94 C CU 80 3-3 ② K		C SI 89 B SI 88 F SI 88 F CH 73 F CH 73 X SI 90 1-2 ① L9		4	0	1	0	0	1	0
48 Torii Hunter, R (1, 9) OBP: 0.337, SLG: 0.422		B SI 92 C FF 93 B CH 82 X SI 93 2-1 10 3B 1B		B SI 92 C FF 92 B FF 93 1 SAFE B SI 91 S FF 92 X FF 93 3-2 1-3 2B		B SI 93 B SI 92 B FF 93 C FF 91 B FF 92 4-1 BB		L SI 88 X SI 88 0-1 ② F9		3	1	2	0	1	0	0
44 Mark Trumbo, R (1, 3) OBP: 0.293, SLG: 0.472		B SI 93 T SI 92 1 SAFE 1 SAFE F FF 92 B CU 80 C FF 93 2-3 ① K		F CU 80 B SI 93 C SI 94 S CU 80 1-3 ① K		B SI 90 1 SAFE X CU 78 1-0 ③ G5-3		S SI 89 F SI 89 F CH 73 B CH 75 S CH 72 1-3 ③ K		4	0	0	0	0	3	4
10 Vernon Wells, R (1, 10) OBP: 0.254, SLG: 0.404		X FF 92 0-0 1-H 3B		D CU 80 D CU 80 D CU 79 C FF 93 X FF 93 3-1 ② F9			B SI 90 X CU 78 1-0 ① G5-3		C FF 94 F FF 93 X FF 95 0-2 HR	4	1	2	2	0	0	2
27 Mike Trout, R (1, 7) OBP: 0.282, SLG: 0.420		D CU 79 B FF 93 F FF 93 F FF 94 T FF 93 2-2 ② K		B CU 80 C SI 94 X SI 93 1-1 ③ L8			C CU 78 B CU 79 F FF 92 C FF 94 1-3 ② K		B FF 94 C FF 93 B SL 88 S FF 94 S SL 87 2-3 ① K	4	0	0	0	0	3	3
2 Erick Aybar, S (1, 6) OBP: 0.309, SLG: 0.405		D CU 80 C SI 94 B SI 94 C CU 79 X SI 94 2-2 ③ G3			B SI 91 C SI 90 B CU 79 B SI 93 X FF 92 3-1 ① F9		C FF 93 B FF 94 B CU 81 X FF 92 2-1 HR		C FF 93 F FF 94 B FF 92 C SL 85 1-3 ② K	4	1	1	1	0	1	1
5 Jeff Mathis, R (1, 2) OBP: 0.233, SLG: 0.274 6 Alberto Callaspo, S (7, PH) OBP: 0.357, SLG: 0.366 (7, 5)			B SI 92 B SI 92 C FF 93 S CH 84 B FF 94 X FF 93 3-2 ① P3		C CH 82 B SI 92 F FF 93 B CU 81 B CU 80 X SI 91 3-2 ② P2		C SI 89 B SI 91 B CU 79 X SI 91 2-1 13 1B 1B		B FF 93 F FF 93 B CU 82 B FF 94 C FF 93 F FF 92 S FF 93 3-3 ③ K	2	0	0	0	0	0	0
										2	0	1	0	0	1	0
Inning Stats	R: 0 E: 0 K: 0 S: 8 H: 0 LOB: 0 BB: 0 P: 13	R: 1 E: 0 K: 2 S: 12 H: 2 LOB: 1 BB: 0 P: 20	R: 0 E: 0 K: 1 S: 9 H: 0 LOB: 0 BB: 0 P: 14	R: 0 E: 0 K: 1 S: 14 H: 2 LOB: 2 BB: 0 P: 25	R: 0 E: 0 K: 0 S: 7 H: 0 LOB: 0 BB: 0 P: 14	R: 0 E: 0 K: 1 S: 8 H: 0 LOB: 1 BB: 1 P: 16	R: 1 E: 0 K: 2 S: 13 H: 3 LOB: 2 BB: 0 P: 22	R: 0 E: 0 K: 1 S: 12 H: 0 LOB: 0 BB: 0 P: 14	R: 1 E: 0 K: 3 S: 13 H: 1 LOB: 0 BB: 0 P: 19	1B: 4 2B: 1 3B: 1 HR: 2 SF: 0 SAC: 0 DP: 0 HBP: 0						

PITCHER		IP	WLS	BF	H	R	ER	SO	BB	IBB	HBP	BLK	WP	HR	S	P	ERA	WHIP
47 Gio González, L ERA: 3.41	(1, 1)	6.2	W	28	7	2	2	6	1	0	0	0	0	1	68	119	2.70	1.200
40 Brian Fuentes, L ERA: 3.86	(7, 1)	1.1	H	4	0	0	0	2	0	0	0	0	0	0	15	19	0.00	0.000
50 Grant Balfour, R ERA: 2.35	(9, 1)	1.0		4	1	1	1	3	0	0	0	0	0	1	13	19	9.00	1.000

PITCHER	IP	WLS	BF	H	R	ER	SO	BB	IBB	HBP	BLK	WP	HR	S	P	ERA	WHIP

TOP

Los Angeles Angels @ Oakland Athletics

Oakland Coliseum, Oakland, CA

Mon Sep 12 2011, 7:10 PM - 10:02 PM PDT

Att. 12,858 - Clear - 63 F

livebaseballscorecards.com

AB	35
R	3
H	8
RBI	3
BB	1
SO	11
LOB	12

WP: 0 PB: 0 SB: 0 CS: 0 PA: 36

Batter	1	2	3	4	5	6	7	8	9	AB	R	H	RBI	BB	SO	LOB
19 Jemile Weeks, S (1, 4) OBP: 0.342, SLG: 0.411	B FF 88 B SI 88 B FF 88 B FF 86 4-0 55 BB 16 HR BB	C CU 76 S CH 82 S CU 78 0-3 ③ K		F FF 94 B SI 95 S SI 94 F SI 94 X CU 80 1-2 ② FC5-2 2 1B 1-2 3-H		B SI 93 X SI 93 1-0 ③ G4-3		D CH 84 B CH 83 C CH 82 X FF 95 2-1 ③ G4-3		4	1	0	0	1	1	6
2 Cliff Pennington, S (1, 6) OBP: 0.325, SLG: 0.369	**B SI 86** **D FF 87** **B FF 87** **C FF 87** **1 SAFE** 1 SAFE C FF 86 1 SAFE X SI 87 3-2 ① P6		B SI 88 C SI 87 X CU 77 1-1 ① F8	B SI 94 B SI 94 C SI 94 X SI 94 2-1 1-2 2-H 1B			B SI 92 B SI 92 F SI 94 X SI 92 2-1 55 G4-3 55 S 16 1B 1B			4	1	2	1	0	0	1
55 Hideki Matsui, L (1, 10) OBP: 0.330, SLG: 0.399	D CU 75 D SI 86 S SI 86 B SI 88 B SI 86 4-1 16 HR 1-2 BB		X SI 88 0-0 ② F7	C CU 78 C SI 95 B CU 78 D CU 79 F FF 94 X CU 79 2-2 ③ P6			B CU 79 X CU 78 1-0 ① G4-3 1-3			3	1	0	0	1	0	3
16 Josh Willingham, R (1, 7) OBP: 0.333, SLG: 0.477	C SL 85 B SI 88 X SI 88 1-1 1-H 2-H HR		C SI 87 B SL 84 B SL 85 B SL 84 C SI 87 F CH 81 F CU 76 X SL 84 3-2 1B		C FF 94 B FF 95 S SL 89 X FF 96 1-2 ① F9		B SL 89 C FF 93 X SL 88 1-1 12 G4-6-3 3-H 1B			4	1	3	4	0	0	0
12 David DeJesus, L (1, 9) OBP: 0.313, SLG: 0.358	B SI 88 C SI 88 B SI 88 X SI 87 2-1 ② G4-3		F CU 77 F SI 87 1 SAFE X CU 77 0-2 ③ G4-3		F SI 94 B FF 94 B CH 82 X SI 93 2-1 ② G1-3		B FF 90 B FF 90 F FF 90 X SI 91 2-1 ②③ G4-6-3 1-2f			4	0	0	0	0	0	2
15 Ryan Sweeney, L (1, 8) OBP: 0.349, SLG: 0.347	B FF 88 C FF 88 B CU 77 C SI 86 B CU 78 C SI 87 3-3 ③ K			B SI 86 B SI 86 C FF 86 F SI 86 X CH 80 2-2 8 2B 29 1B 1B	B SI 94 C SI 94 X SI 94 1-1 ③ G6-3			B FF 88 X FF 89 1-0 ① G1-3		4	1	1	0	0	1	0
8 Kurt Suzuki, R (1, 2) OBP: 0.306, SLG: 0.397		B SL 84 C SL 82 C SI 88 X SL 83 1-2 1B		B SI 87 1 SAFE 1 SAFE X SI 85 1-0 29 1B 19 FC5-2 1-3 2B		B FF 93 X FF 93 1-0 2B		C CH 80 F CH 82 X CH 81 0-2 ② F8		4	0	3	0	0	0	0
14 Brandon Allen, L (1, 3) OBP: 0.301, SLG: 0.425		B CU 74 F FF 86 F CU 76 F SL 83 S CH 81 1-3 ① K		C CU 78 C SI 95 B CU 78 B FF 94 S CU 77 S CU 78 2-3 ① K		B SI 93 F CU 79 B SI 94 X CU 79 2-2 ① L4		B CH 81 B SI 95 B CH 82 C SI 94 B CH 84 4-1 29 BB BB		3	0	0	0	1	2	4
29 Scott Sizemore, R (1, 5) OBP: 0.338, SLG: 0.403		C SI 87 F CH 81 B SL 83 C SL 83 1-3 ② K		X CU 79 0-0 19 FC5-2 2 1B 2-3 3-H 1B		B SL 88 S SL 87 C FF 94 B SL 88 X FF 88 2-2 ② G6-3		C SI 95 B SI 94 B CH 83 S SI 94 1 SAFE B SI 96 B SI 95 4-2 1-2 BB		3	1	1	1	1	1	2
Inning Stats	R: 3 E: 0 K: 1 S: 11 H: 1 LOB: 0 BB: 2 P: 28	R: 0 E: 0 K: 3 S: 13 H: 1 LOB: 1 BB: 0 P: 16	R: 0 E: 0 K: 0 S: 11 H: 1 LOB: 1 BB: 0 P: 15	R: 2 E: 0 K: 1 S: 18 H: 4 LOB: 2 BB: 0 P: 28	R: 0 E: 0 K: 0 S: 7 H: 0 LOB: 0 BB: 0 P: 11	R: 0 E: 0 K: 0 S: 8 H: 1 LOB: 1 BB: 0 P: 14	R: 1 E: 0 K: 0 S: 7 H: 2 LOB: 0 BB: 0 P: 13	R: 0 E: 0 K: 0 S: 9 H: 0 LOB: 2 BB: 2 P: 20		1B: 7 2B: 2 3B: 0 HR: 1	SF: 0 SAC: 0 DP: 1 HBP: 0			WP: 0 PB: 0 SB: 1 CS: 0	PA: 37	

PITCHER	IP	WLS	BF	H	R	ER	SO	BB	IBB	HBP	BLK	WP	HR	S	P	ERA	WHIP
35 Joel Pineiro, R (1, 1) ERA: 5.33	3.0	L	16	5	5	5	4	2	0	0	0	0	1	39	66	15.00	2.333
52 Tyler Chatwood, R (4, 1) ERA: 4.59	3.1		15	5	1	1	1	0	0	0	0	0	0	34	55	2.70	1.500
49 Horacio Ramirez, L (7, 1) ERA: 8.1	1.0		2	0	0	0	0	0	0	0	0	0	0	3	6	0.00	0.000
56 Fernando Rodney, R (8, 1) ERA: 4.5	0.2		4	0	0	0	0	2	0	0	0	0	0	8	18	0.00	3.000

PITCHER	IP	WLS	BF	H	R	ER	SO	BB	IBB	HBP	BLK	WP	HR	S	P	ERA	WHIP

BOTTOM

Los Angeles Angels @ Oakland Athletics

Oakland Coliseum, Oakland, CA

Mon Sep 12 2011, 7:10 PM - 10:02 PM PDT

Att. 12,858 - Clear - 63 F

livebaseballscorecards.com

AB	33
R	6
H	10
RBI	6
BB	4
SO	5
LOB	18

Batter	1	2	3	4	5	6	7	8	9	AB	R	H	RBI	BB	SO	LOB
13 Maicer Izturis, S (1, 4) OBP: 0.343, SLG: 0.400	B SI 90 C SI 90 X FF 90 1-1 ① F8		B CU 78 B CU 80 B FF 92 C FF 92 X SI 92 3-1 47 HR 1B		C FS 81 F CU 78 F FF 91 X FS 83 0-2 2B		B SI 95 F SI 96 S SL 85 B SL 84 D SL 84 X SI 95 3-2 FC6 47 FC5-2 1-3 3-H		F SL 84 B SL 85 C SL 83 S SL 85 1-3 ② K	5	1	2	1	0	1	2
47 Howie Kendrick, R (1, 3) OBP: 0.342, SLG: 0.475 19 Efren Navarro, L (9, 3)	C SI 92 C SI 91 F SL 84 B FF 92 B SL 83 X SL 83 2-2 ② F9		1 SAFE 1 SAFE F SI 92 1 SAFE B SL 84 X SI 91 1-1 1-H HR		F FF 91 D SL 84 X SI 91 1-1 ② G5-3		B SL 83 X SI 96 1-0 ② FC5-2 1-2 3-H		D FF 88 F SL 84 B SL 83 X SL 84 2-1 3-H HR	5 0	2 0	2 0	4 0	0 0	0 0	3 0
53 Bobby Abreu, L (1, 10) OBP: 0.357, SLG: 0.361	C FF 91 X FF 92 0-1 ③ F8		C SI 92 C FS 83 X FF 92 0-2 ③ F7		C SL 81 F SL 80 B CU 71 X SI 89 1-2 ③ G6-3		B SL 86 X FF 90 1-0 ③ L8		B FF 88 B SL 84 B FF 88 B FF 89 4-0 6 BB 48 S BB	4	0	0	0	1	0	3
48 Torii Hunter, R (1, 9) OBP: 0.336, SLG: 0.419		C FF 90 F FF 91 B SI 92 F FF 92 X CU 79 1-2 ① G5-3		C FF 90 C SI 92 B SL 82 F SI 91 B FF 92 F FF 92 F CU 80 F SI 91 B FF 91 3-2 ① L8 X FF 91		C SI 95 C SI 96 B SL 84 S SI 95 1-3 ① K		F FF 89 C SL 84 X FF 92 0-2 ① F9	C FF 90 1 SAFE S SL 85 P PO 85 D SL 85 B SL 87 B FF 87 4-2 6 BB 1-2 BB	4	0	0	0	1	1	0
6 Alberto Callaspo, S (1, 5) OBP: 0.360, SLG: 0.366		B FF 92 F FS 82 F FF 92 F FF 93 B FS 82 S FS 82 2-3 ② K		B FF 91 C FF 91 B CU 78 X FF 91 2-1 2 BB 1B		C CH 90 B SI 96 B CH 89 B SI 95 C SI 95 X SI 94 3-2 ② F7		B FF 90 B FF 91 B FF 90 C FF 88 B FF 89 4-1 2 FC6-4 BB	B FF 91 D CH 82 C FF 92 B FF 93 C FF 92 F FF 93 B FF 94 4-2 1-2 2-3 BB	3	0	1	0	2	1	0
10 Vernon Wells, R (1, 7) OBP: 0.251, SLG: 0.400		C CU 79 S FF 93 F FF 93 F CU 79 X FF 93 0-2 ③ G6-3		F SL 83 X SL 82 0-1 ② P6		S SL 82 B SL 84 X SI 96 1-1 ③ P3		1 SAFE B FF 89 1 SAFE F FF 89 B FF 89 X FF 88 2-1 ② F7	B FF 93 C FF 94 D CH 82 S FF 94 X CH 82 2-2 ③ P3	5	0	0	0	0	0	5
2 Erick Aybar, S (1, 6) OBP: 0.312, SLG: 0.409			B FF 91 X FF 91 1-0 25 E 2B	B FF 91 C CU 78 1 SAFE B FF 90 B CU 79 1 SAFE F SI 91 B CU 81 4-2 1-2 BB			X SI 96 0-0 16 1B 25 SH1-3 13 FC6 1B	B FF 91 C FF 90 1 SAFE X CH 76 1-1 ③ FC6-4 1-2f		3	2	2	0	1	0	1
25 Peter Bourjos, R (1, 8) OBP: 0.324, SLG: 0.441			L SI 90 B SI 89 B SI 90 S SI 91 B CU 79 F SI 92 X FF 92 3-2 ① P3 2-H	C SL 83 B FF 92 B SL 83 B SI 91 F SI 90 X FF 92 3-2 ③ F9			X SI 95 0-0 ① SH1-3 1-2		B FF 88 C FF 89 B SL 84 B SL 84 X FF 88 3-1 5 SH5-4 47 HR 5 S 1B	3	1	1	0	0	0	2
16 Hank Conger, L (1, 2) OBP: 0.284, SLG: 0.343 27 Mike Trout, R (7, PR) OBP: 0.282, SLG: 0.420 5 Jeff Mathis, R (7, 2) OBP: 0.233, SLG: 0.274			C FF 91 B FS 83 F FF 92 F SI 93 B FS 82 S FS 83 2-3 ② K		F SI 90 F FF 91 B FS 83 X FF 92 1-2 ① F9		D CH 88 B SI 95 X SI 95 2-0 13 FC6 13 S 47 FC5-2 2-3 1B		B SL 84 B FF 88 X FF 88 2-0 ① SH5-4 1-3	3 0 0	0 0 0	1 0 0	0 0 0	0 0 0	1 0 0	0 0 0
Inning Stats	R: 0 E: 0 K: 0 S: 8 H: 0 LOB: 0 BB: 0 P: 11	R: 0 E: 0 K: 1 S: 13 H: 0 LOB: 0 BB: 0 P: 16	R: 3 E: 1 K: 1 S: 16 H: 3 LOB: 0 BB: 0 P: 26	R: 0 E: 0 K: 0 S: 16 H: 1 LOB: 2 BB: 1 P: 28	R: 0 E: 0 K: 0 S: 12 H: 1 LOB: 1 BB: 0 P: 15	R: 0 E: 0 K: 1 S: 8 H: 0 LOB: 0 BB: 0 P: 13	R: 1 E: 0 K: 0 S: 8 H: 2 LOB: 2 BB: 0 P: 15	R: 0 E: 0 K: 0 S: 8 H: 0 LOB: 1 BB: 1 P: 15	R: 2 E: 0 K: 1 S: 17 H: 2 LOB: 3 BB: 3 P: 38	1B: 5 2B: 2 3B: 0 HR: 2 SF: 0 SAC: 2 DP: 0 HBP: 0						

PITCHER		IP	WLS	BF	H	R	ER	SO	BB	IBB	HBP	BLK	WP	HR	S	P	ERA	WHIP
52 Guillermo Moscoso, R ERA: 3.44	(1, 1)	4.2		20	5	3	3	2	1	0	0	0	0	1	62	92	5.79	1.286
13 Jerry Blevins, L ERA: 3.16	(5, 1)	0.1		1	0	0	0	0	0	0	0	0	0	0	3	4	0.00	0.000
60 Fautino De Los Santos, R ERA: 4.2	(6, 1)	1.2	L	8	2	1	1	1	0	0	0	0	0	0	15	26	5.40	1.200
56 Craig Breslow, L ERA: 4.0	(7, 1)	1.1		5	0	0	0	0	1	0	0	0	0	0	9	17	0.00	0.750
48 Michael Wuertz, R ERA: 6.48	(9, 1)	0.2		6	2	2	2	1	2	0	0	0	0	1	11	26	27.00	6.000

PITCHER		IP	WLS	BF	H	R	ER	SO	BB	IBB	HBP	BLK	WP	HR	S	P	ERA	WHIP
62 Neil Wagner, R ERA: 9.0	(9, 1)	0.1		2	0	0	0	0	1	0	0	0	0	0	6	12	0.00	3.000

TOP

Los Angeles Angels @ Oakland Athletics

Oakland Coliseum, Oakland, CA

Tue Sep 13 2011, 7:07 PM - 10:31 PM PDT

Att. 13,212 - Clear - 62 F

livebaseballscorecards.com

AB	35
R	6
H	9
RBI	5
BB	5
SO	4
LOB	16

WP: 0 PA: 42
PB: 0
SB: 3
CS: 0

Batter	1	2	3	4	5	6	7	8	9	AB	R	H	RBI	BB	SO	LOB
19 Jemile Weeks, S (1, 4) OBP: 0.340, SLG: 0.411	C SI 91 X SI 92 0-1 G5-3		C CH 81 1 SAFE F SI 90 X CU 78 0-2 2 1B 16 BB 1-H 2B	B SI 90 D CH 81 X SI 89 2-0 G4-6-3 1-2f		C CU 66 B FF 89 S CH 80 F CH 82 X CH 81 1-2 G6-3			B FF 96 C FF 98 C FF 97 X CH 88 1-2 G6-3	5	1	1	1	0	0	2
2 Cliff Pennington, S (1, 6) OBP: 0.326, SLG: 0.368	C SI 92 B CH 84 C SI 92 F FC 88 B SI 92 F FC 88 S FC 88 2-3 K		X SI 90 0-0 16 BB 55 BB 2-3 1B	B SI 89 C SI 89 B CH 83 S CH 82 F CH 82 B FC 87 F SI 90 B SI 92 4-2 55 BB 16 2B BB		C SI 89 B FF 90 B SI 89 B CH 81 S FF 90 C FF 90 3-3 K			B FF 98 B FF 96 C FF 96 X FF 96 2-1 G4-3	4	1	1	0	1	2	0
55 Hideki Matsui, L (1, 7) OBP: 0.335, SLG: 0.400	B SI 92 C CH 84 B SI 92 B SI 91 F CH 84 F SI 93 X CH 83 3-2 16 1B 1B		B FC 86 B SI 88 B FC 86 B SI 89 4-0 16 BB 1-2 BB	1 SAFE B SI 89 B SI 88 C SI 89 C FC 86 B SI 90 B FC 86 4-2 16 2B 1-2 BB			B FF 92 C FF 91 B FF 91 B SI 92 B SI 94 4-1 16 G5-4-3 BB			1	0	1	0	3	0	0
16 Josh Willingham, R (1, 10) OBP: 0.337, SLG: 0.481	C FC 87 B SI 91 B SI 90 X FC 87 2-1 1-2 1B		C FC 87 B FC 87 F SI 92 B FC 87 B FC 87 F FC 88 B SI 92 4-2 15 G4-6-3 1-2 2-3 3-H BB		F SI 91 B FC 87 X FC 87 1-1 1-3 2-H 2B		F SI 93 X FF 93 0-1 G5-4-3 1-2f			3	0	2	2	1	0	1
29 Scott Sizemore, R (1, 5) OBP: 0.334, SLG: 0.398	B FC 88 B FC 87 S CH 82 X FC 87 2-1 F8		B FC 88 F SI 91 B SI 90 F SI 90 D FC 88 S FC 87 3-3 K		C FC 86 S SI 90 F SI 90 B FC 86 C FC 86 1-3 K		B FF 93 B FF 93 C SI 93 F SI 93 B SL 88 C FF 92 3-3 K			4	0	0	0	0	3	7
15 Ryan Sweeney, L (1, 8) OBP: 0.346, SLG: 0.344 58 Jai Miller, R (8, PH) OBP: 0.200, SLG: 0.200 (9, 8)		C SI 90 X SI 91 0-1 G4-3	F CH 81 B SI 90 X SI 89 1-1 G4-6-3 1-2f		B SL 80 C FF 89 B FF 89 X SL 80 2-1 F7			C SI 88 X CU 74 0-1 8 G6-4-3 1B		3 1	0 0	0 1	0 0	0 0	0 0	5 0
8 Kurt Suzuki, R (1, 2) OBP: 0.306, SLG: 0.394		C SI 90 S FC 86 B SI 91 X SI 91 1-2 G5-3		B FC 86 C FC 85 F SI 90 S SI 89 1-3 K	I IN 54 I IN 55 I IN 55 I IN 53 4-0 IBB			X SI 88 0-0 G6-4-3 1-2f		3	0	0	0	1	1	1
14 Brandon Allen, L (1, 3) OBP: 0.299, SLG: 0.428		B SI 91 X CH 83 1-0 F7		C FF 91 C FC 88 B FF 92 F FC 86 F SI 91 F SI 91 X CU 77 1-2 23 1B 2B	C FF 90 X FF 89 0-1 G3-1			C CU 75 S SI 90 B CU 75 S SI 90 1-3 K		4	0	1	0	0	1	3
23 Michael Taylor, R (1, 9) OBP: 0.350, SLG: 0.235			B FC 87 B SI 90 B FC 86 B SI 90 4-0 19 E 19 2B BB	X SI 91 0-0 19 G4-6-3 2-3 1B		C SI 88 B SI 88 X CH 80 1-1 G1-3			C FF 97 F FF 97 B FF 95 S SL 84 1-3 K	3	1	1	0	1	1	0
Inning Stats	R: 0 E: 0 K: 1 S: 15 H: 2 LOB: 2 BB: 0 P: 24	R: 0 E: 0 K: 0 S: 6 H: 0 LOB: 0 BB: 0 P: 8	R: 2 E: 1 K: 1 S: 12 H: 2 LOB: 2 BB: 3 P: 28	R: 0 E: 0 K: 1 S: 11 H: 2 LOB: 1 BB: 0 P: 15	R: 1 E: 0 K: 1 S: 16 H: 1 LOB: 3 BB: 3 P: 32	R: 0 E: 0 K: 1 S: 9 H: 0 LOB: 0 BB: 0 P: 14	R: 0 E: 0 K: 1 S: 6 H: 0 LOB: 0 BB: 1 P: 13	R: 0 E: 0 K: 1 S: 6 H: 1 LOB: 0 BB: 0 P: 7	R: 0 E: 0 K: 1 S: 8 H: 0 LOB: 0 BB: 0 P: 12	1B: 5 2B: 3 3B: 0 HR: 0 SF: 0 SAC: 0 DP: 4 HBP: 0						

PITCHER		IP	WLS	BF	H	R	ER	SO	BB	IBB	HBP	BLK	WP	HR	S	P	ERA	WHIP
57 Jerome Williams, R ERA: 3.9	(1, 1)	4.1		23	7	3	3	4	5	0	0	0	0	0	56	97	6.23	2.769
21 Hisanori Takahashi, L ERA: 3.63	(5, 1)	1.2	W	6	0	0	0	1	0	1	0	0	0	0	13	24	0.00	0.000
38 Bobby Cassevah, R ERA: 2.65	(7, 1)	1.0	H	3	0	0	0	1	1	0	0	0	0	0	6	13	0.00	1.000
37 Scott Downs, L ERA: 1.31	(8, 1)	1.0	H	3	1	0	0	1	0	0	0	0	0	0	6	7	0.00	1.000
51 Jordan Walden, R ERA: 2.45	(9, 1)	1.0	S	3	0	0	0	1	0	0	0	0	0	0	8	12	0.00	0.000

PITCHER	IP	WLS	BF	H	R	ER	SO	BB	IBB	HBP	BLK	WP	HR	S	P	ERA	WHIP

BOTTOM

Los Angeles Angels @ Oakland Athletics

Oakland Coliseum, Oakland, CA

Tue Sep 13 2011, 7:07 PM - 10:31 PM PDT

Att. 13,212 - Clear - 62 F

livebaseballscorecards.com

AB	31
R	3
H	8
RBI	3
BB	7
SO	8
LOB	19

WP: 0 PA: 38
PB: 0
SB: 0
CS: 0

Batter	1	2	3	4	5	6	7	8	9	AB	R	H	RBI	BB	SO	LOB
2 Erick Aybar, S (1, 6) OBP: 0.311, SLG: 0.405	C FF 90 X FF 91 0-1 ① F8		C SL 82 B FF 93 B FF 92 C SL 84 B SL 86 X FF 94 3-2 ② L4		C SL 82 C FF 90 X FF 94 0-2 ③ L8		B FF 90 B FF 92 F FF 90 C FF 92 B SL 85 X FF 90 3-2 ③ G4-3		S SI 89 L SI 89 H CU 72 1-2 47 FC6-4 HBP	4	0	0	0	0	0	1
47 Howie Kendrick, R (1, 4) OBP: 0.343, SLG: 0.473	B FF 90 B FF 91 X FF 93 2-0 53 1B 1B		C FF 92 X SL 84 0-1 ③ G5-3			B FF 89 F SL 82 B FF 91 B FF 92 C SL 85 F FF 95 B FF 94 4-2 53 2B BB		B FF 93 B FF 93 X FF 92 2-0 ① G6-3	1 SAFE B SI 87 C SI 87 C SI 89 1 SAFE 1 SAFE B CH 80 F CU 70 X SI 89 2-2 ③ 1-2f FC6-4	4	1	1	0	1	0	1
53 Bobby Abreu, L (1, 10) OBP: 0.359, SLG: 0.365	B FF 90 C FF 91 X FF 92 1-1 48 G4-6-3 1-2 1B			B FF 90 B SL 82 C FF 91 X FF 93 2-1 ① G4-3		B FF 91 B FF 91 X FF 91 2-0 48 G6-3 44 HR 1-H 2B		B FF 94 B FF 93 C FF 93 B FF 93 B FF 94 4-1 44 1B 6 E BB		3	2	2	1	1	0	0
48 Torii Hunter, R (1, 9) OBP: 0.336, SLG: 0.418	C FF 93 B SL 83 X FF 94 1-1 ② G4-6-3 ③ 1-2f			B SL 82 B FF 92 C FF 91 X FF 93 2-1 44 G5-3 1B		F SL 85 D SL 85 C FF 94 X SL 85 1-2 ① G6-3 2-3		C FF 94 1 SAFE C SL 80 C FF 93 0-3 ② K		4	0	1	0	0	1	4
44 Mark Trumbo, R (1, 3) OBP: 0.295, SLG: 0.478		C FF 89 B FF 90 X SL 84 1-1 ① G6-3		B FF 92 X SL 82 1-0 ② G5-3 1-2		D SL 86 S FF 95 C FF 96 X SL 85 1-2 HR 3-H		C FF 93 C FF 94 X FF 94 0-2 6 E 6 S 1-3 1B		4	1	2	2	0	0	1
6 Alberto Callaspo, S (1, 5) OBP: 0.357, SLG: 0.362		C FF 90 F FF 90 F FF 93 X SL 84 0-2 ② G3		X SL 84 0-0 ③ L3		C SI 94 S SL 83 B SL 83 B SL 82 X SI 95 2-2 ② F8		C FF 93 B FF 93 B SL 80 F FF 93 B FF 94 F FF 93 F FF 94 F FF 95 X FF 93 3-2 E5 1-3 3-H		4	0	0	0	0	0	2
10 Vernon Wells, R (1, 7) OBP: 0.251, SLG: 0.399		B FF 91 F FF 91 C SL 83 B SL 84 F FF 94 X FF 95 2-2 1B			B SL 83 C FF 91 S FF 93 X SL 85 1-2 ① G5-3	B SL 82 B SI 95 X SI 94 2-0 ③ P5		X FF 93 0-0 ③ P6		4	0	1	0	0	0	2
25 Peter Bourjos, R (1, 8) OBP: 0.324, SLG: 0.438		T FF 92 C FF 93 B FF 95 F FF 95 X SL 83 1-2 ③ P6			S SL 84 C SL 84 F FF 96 B FF 95 B SL 86 B FF 95 H SL 86 4-2 5 1B HBP		C FF 89 B FF 91 B CH 76 B FF 88 X SL 86 3-1 ① P4		F SI 89 B CH 81 X SI 89 1-1 ① G6-3	3	0	0	0	0	0	1
5 Jeff Mathis, R (1, 2) OBP: 0.233, SLG: 0.274			C FF 88 S SL 81 S SL 83 0-3 ① K		1 SAFE D SI 93 1 SAFE B SL 81 B FF 90 C FF 90 X FF 92 3-1 ② 1-2 1B		F FF 90 F FF 91 B SL 83 S FF 91 1-3 ② K		B SI 89 B SI 89 S SI 87 B CH 81 X SI 86 3-1 ② F7	4	0	1	0	0	2	0
Inning Stats	R: 0 E: 0 K: 0 S: 7 H: 2 LOB: 1 BB: 0 P: 11	R: 0 E: 0 K: 0 S: 14 H: 1 LOB: 1 BB: 0 P: 18	R: 0 E: 0 K: 1 S: 8 H: 0 LOB: 0 BB: 0 P: 11	R: 0 E: 0 K: 0 S: 6 H: 1 LOB: 1 BB: 0 P: 11	R: 0 E: 0 K: 0 S: 11 H: 1 LOB: 1 BB: 0 P: 19	R: 3 E: 0 K: 0 S: 14 H: 2 LOB: 0 BB: 1 P: 26	R: 0 E: 0 K: 1 S: 8 H: 0 LOB: 0 BB: 0 P: 15	R: 1 E: 1 K: 1 S: 15 H: 1 LOB: 2 BB: 1 P: 24	R: 0 E: 0 K: 0 S: 10 H: 0 LOB: 1 BB: 0 P: 17	1B: 6 2B: 1 3B: 0 HR: 1 SF: 0 SAC: 0 DP: 1 HBP: 2						

TOP

Los Angeles Angels @ Oakland Athletics

Oakland Coliseum, Oakland, CA

Wed Sep 14 2011, 12:38 PM - 3:24 PM PDT

Att. 14,743 - Cloudy - 60 F

livebaseballscorecards.com

AB	34
R	4
H	8
RBI	3
BB	2
SO	3
LOB	12

WP: 0 PA: 38
PB: 0
SB: 1
CS: 0

PITCHER		IP	WLS	BF	H	R	ER	SO	BB	IBB	HBP	BLK	WP	HR	S	P	ERA	WHIP
18 Rich Harden, R ERA: 4.76	(1, 1)	5.1	L	23	7	3	3	1	1	0	1	0	0	1	56	88	5.06	1.500
60 Fautino De Los Santos, R ERA: 4.11	(6, 1)	0.2		2	0	0	0	0	0	0	0	0	0	0	4	8	0.00	0.000
56 Craig Breslow, L ERA: 3.93	(7, 1)	1.0		3	0	0	0	1	0	0	0	0	0	0	8	15	0.00	0.000
38 Andrew Carignan, R ERA: 4.76	(8, 1)	1.0		6	1	1	0	1	1	0	0	0	0	0	15	24	0.00	2.000
13 Jerry Blevins, L ERA: 3.04	(9, 1)	1.0		4	0	0	0	0	0	0	1	0	0	0	10	17	0.00	0.000

PITCHER	IP	WLS	BF	H	R	ER	SO	BB	IBB	HBP	BLK	WP	HR	S	P	ERA	WHIP

BOTTOM

Los Angeles Angels @ Oakland Athletics

Oakland Coliseum, Oakland, CA

Wed Sep 14 2011, 12:38 PM - 3:24 PM PDT

Att. 14,743 - Cloudy - 60 F

livebaseballscorecards.com

Batter	1	2	3	4	5	6	7	8	9	AB	R	H	RBI	BB	SO	LOB
2 Cliff Pennington, S (1, 6) OBP: 0.325, SLG: 0.366	X FF 87 0-0 12 BB, 8 SH5-3, 1B	B FF 89 C CH 79 B CH 77 X FF 87 2-1 ② P5		C CH 78 X CU 72 0-1 ② F8			B SI 85 F SI 86 B CH 76 X SI 86 2-1 ① L4		B FF 97 C FF 97 F FF 97 F FF 94 B CH 87 F FF 97 S FF 98 2-3 ③ K	5	0	1	0	0	1	3
8 Kurt Suzuki, R (1, 2) OBP: 0.304, SLG: 0.392	C FF 87 X FF 88 0-1 ① SH5-3 1-2	B SL 79 X CH 78 1-0 ③ P4		X FF 88 0-0 ③ P3			C SL 79 X CU 74 0-1 ② G5-3			3	0	0	0	0	0	2
55 Hideki Matsui, L (1, 10) OBP: 0.333, SLG: 0.397	D CU 72 B FF 87 C FF 86 F CU 71 D CH 78 X CU 70 3-2 ② P5		C SI 86 B FF 87 C SI 88 C SL 78 B FF 90 F SI 88 X CH 79 2-2 ① G3		C CH 76 B SI 86 F CU 71 B SL 79 F FF 88 B CH 78 X SI 86 3-2 ① F7		C CH 77 F FF 88 F SL 78 B SL 77 X SI 88 1-2 ③ F7			4	0	0	0	0	0	1
16 Josh Willingham, R (1, 7) OBP: 0.338, SLG: 0.486	B FC 89 F FF 88 C SI 86 H FF 85 2-2 12 BB, HBP		S FF 87 B SL 80 C SL 78 B SL 78 X FF 88 2-2 HR		B FF 88 C SL 80 X SL 80 1-1 ② F8			B SI 86 B SI 87 C SI 88 X SI 89 2-1 ① F8		3	1	1	1	0	0	0
12 David DeJesus, L (1, 9) OBP: 0.316, SLG: 0.360	C CU 71 B SI 87 B SI 88 D CH 80 B FF 88 4-1 1-2, 2-3 BB		B CU 72 X FF 88 1-0 15 BB, 1B		C CH 80 B FF 86 F CU 71 X CH 78 1-2 1B			C SI 88 C SI 89 B SI 87 X CU 75 1-2 ② G3		3	0	2	0	1	0	0
29 Scott Sizemore, R (1, 5) OBP: 0.331, SLG: 0.393	B SL 77 X SL 78 1-0 ③ F7		C FF 89 F FC 80 X SL 79 0-2 ② F9		C FC 88 B SL 80 F SL 77 B CH 77 X SL 79 2-2 ③ F9			C SI 88 B SI 88 B SI 89 B SI 88 X SI 89 3-1 ③ L3		4	0	0	0	0	0	5
15 Ryan Sweeney, L (1, 8) OBP: 0.346, SLG: 0.341 58 Jai Miller, R (7, 8) OBP: 0.167, SLG: 0.167		B FF 87 C FF 85 C SI 85 X SL 78 1-2 ① F9	B SI 86 C CU 70 B SI 87 F CH 80 B FF 90 F CH 80 F SI 88 F FF 89 F CU 72 4-2 1-2 BB				C SI 85 B FF 85 B SI 86 F CU 71 X FF 87 2-2 ① G4-3		B FF 96 B FF 97 C FF 96 S FF 96 F FF 97 F FF 97 X FF 96 2-2 ① F8	2 1	0 0	0 0	0 0	1 0	0 0	0 0
14 Brandon Allen, L (1, 3) OBP: 0.304, SLG: 0.437		B CU 69 C FF 86 X CU 68 1-1 28 1B, 1B	B CH 79 C CH 78 B SI 88 C CH 80 S CH 78 2-3 ③ K				B SI 87 F SI 88 B FF 87 F FF 87 F CH 78 B SI 88 X SI 87 3-2 ② F8		C FF 98 S CH 88 B FF 94 B SL 84 X FF 98 2-2 2B	4	0	2	0	0	1	2
28 Eric Sogard, L (1, 4) OBP: 0.255, SLG: 0.396 19 Jemile Weeks, S (9, PH) OBP: 0.339, SLG: 0.410		F SI 86 X SI 87 0-1 1-2 1B		C SI 86 X CH 78 0-1 ① F9			X SI 88 0-0 ③ F7		C FF 95 B FF 96 T CH 88 S FF 95 1-3 ② K	3 1	0 0	1 0	0 0	0 0	0 1	0 1
Inning Stats	R: 0 E: 0 K: 0 S: 10 H: 1 LOB: 3 BB: 1 P: 20	R: 0 E: 0 K: 0 S: 10 H: 2 LOB: 2 BB: 0 P: 15	R: 1 E: 0 K: 1 S: 21 H: 2 LOB: 2 BB: 1 P: 32	R: 0 E: 0 K: 0 S: 5 H: 0 LOB: 0 BB: 0 P: 5	R: 0 E: 0 K: 0 S: 12 H: 1 LOB: 1 BB: 0 P: 19		R: 0 E: 0 K: 0 S: 8 H: 0 LOB: 0 BB: 0 P: 11	R: 0 E: 0 K: 0 S: 7 H: 0 LOB: 0 BB: 0 P: 13	R: 0 E: 0 K: 2 S: 16 H: 1 LOB: 1 BB: 0 P: 23	1B: 5 2B: 1 3B: 0 HR: 1	SF: 0 SAC: 1 DP: 0 HBP: 1				WP: 0 PB: 0 SB: 0 CS: 0	PA: 37	

	AB	33
	R	1
	H	7
	RBI	1
	BB	2
	SO	3
	LOB	14

PITCHER		IP	WLS	BF	H	R	ER	SO	BB	IBB	HBP	BLK	WP	HR	S	P	ERA	WHIP
36 Jered Weaver, R ERA: 2.4	(1, 1)	7.0	W	30	6	1	1	1	2	0	1	0	0	0	74	115	1.29	1.143
37 Scott Downs, L ERA: 1.29	(8, 1)	1.0	H	3	0	0	0	0	0	0	0	0	0	0	7	13	0.00	0.000
51 Jordan Walden, R ERA: 2.41	(9, 1)	1.0	S	4	1	0	0	2	0	0	0	0	0	0	16	23	0.00	1.000

PITCHER	IP	WLS	BF	H	R	ER	SO	BB	IBB	HBP	BLK	WP	HR	S	P	ERA	WHIP

Batter	1	2	3	4	5	6	7	8	9	AB	R	H	RBI	BB	SO	LOB
14 Austin Jackson, R (1, 8) OBP: 0.317, SLG: 0.379	C SI 90 B SI 89 S FC 91 B FC 91 S FC 91 2-3 ① **K**	C CU 81 F FC 91 T FC 92 0-2 ③ **K**			C FC 89 B FC 90 F SI 90 F FC 90 S FC 90 1-3 ① **K**		B CU 80 X FC 90 1-0 ③ F9			4	0	0	0	0	3	2
30 Magglio Ordonez, R (1, 9) OBP: 0.296, SLG: 0.323	C SI 90 B FC 91 B SI 91 X FC 90 2-1 24 BB 1B		C FC 88 B SI 90 T FC 90 B FC 90 F FC 90 S SI 91 2-3 ① **K**		X CU 80 0-0 ② G1-3			B FF 94 C FF 93 B FF 94 B FF 93 F FF 93 S FF 93 3-3 ① **K**		4	0	1	0	0	2	0
21 Delmon Young, R (1, 7) OBP: 0.310, SLG: 0.392	C SI 91 B FC 90 B FC 89 F FC 91 X FC 90 2-2 ② F9		B CU 80 S FC 90 X FC 91 1-1 HR		C FC 90 B CU 80 B FC 91 X FC 91 2-1 ③ G6-3			X FF 93 0-0 ② F8		4	1	1	1	0	0	1
24 Miguel Cabrera, R (1, 3) OBP: 0.438, SLG: 0.563	B SI 91 T FC 90 F FC 90 B FC 91 B FC 91 F FC 91 F FC 90 F FC 90 F FC 91 4-2 B FC 80 **1-2** BB		F SI 91 B FC 91 B SI 91 F FC 92 B SI 91 B FC 90 4-2 41 G4-3 BB			F FC 88 B SI 89 B FC 90 F FC 91 X FC 90 2-2 2B		X FF 94 0-0 ③ G4-3		2	0	1	0	2	0	0
41 Victor Martinez, S (1, 10) OBP: 0.372, SLG: 0.458	C SI 91 C FC 91 S FC 91 0-3 ③ **K**		X SI 91 0-0 ② G4-3 **1-2**			X SI 89 0-0 ① F7			B FF 95 B FF 94 S FF 92 X FF 94 2-1 ① F8	4	0	0	0	0	1	4
13 Alex Avila, L (1, 2) OBP: 0.391, SLG: 0.524		C SI 90 T FC 89 X FC 91 0-2 39 G3 20 1B 1B	B CU 80 B FC 91 C FC 91 F CU 80 F SI 91 F FC 91 S FC 90 2-3 ③ **K**			S CU 79 X FC 89 0-1 ② F8			X FF 94 0-0 ② L6	4	0	1	0	0	1	2
27 Jhonny Peralta, R (1, 6) OBP: 0.351, SLG: 0.481		C SI 90 F FC 91 T FC 92 0-2 ① **K**		B CU 80 F FC 91 X SI 90 1-1 ① G6-3		C CU 80 S SI 90 F FC 90 X FC 90 0-2 ③ F7			X FC 89 0-0 ③ F7	4	0	0	0	0	1	2
20 Wilson Betemit, S (1, 5) OBP: 0.336, SLG: 0.427		F SI 91 S FC 90 B FC 91 F FC 91 F FC 92 X CU 81 1-2 39 G3 **1-2** 1B	C FC 90 B FS 86 F FC 91 B FC 91 C FC 91 2-3 ② **K**				X SI 88 0-0 ① G3-1			3	0	1	0	0	1	0
39 Ramon Santiago, S (1, 4) OBP: 0.319, SLG: 0.396		X SI 91 0-0 ② G3 **1-2** **2-3**	C CU 81 X FC 90 0-1 ③ G3				C SI 88 B CU 79 X FC 89 1-1 ② L4			3	0	0	0	0	0	2
Inning Stats	R: 0 H: 1 E: 0 LOB: 2 K: 2 BB: 1 S: 17 P: 27	R: 0 H: 2 E: 0 LOB: 2 K: 2 BB: 0 S: 15 P: 16	R: 1 H: 1 E: 0 LOB: 1 K: 2 BB: 1 S: 14 P: 23	R: 0 H: 0 E: 0 LOB: 0 K: 1 BB: 0 S: 7 P: 10	R: 0 H: 0 E: 0 LOB: 0 K: 1 BB: 0 S: 7 P: 10	R: 0 H: 1 E: 0 LOB: 1 K: 0 BB: 0 S: 10 P: 12	R: 0 H: 0 E: 0 LOB: 0 K: 0 BB: 0 S: 4 P: 6	R: 0 H: 0 E: 0 LOB: 0 K: 1 BB: 0 S: 5 P: 8	R: 0 H: 0 E: 0 LOB: 0 K: 0 BB: 0 S: 4 P: 6	1B: 3 SF: 0 2B: 1 SAC: 0 3B: 0 DP: 0 HR: 1 HBP: 0					WP: 0 PA: 34 PB: 0 SB: 0 CS: 0	

TOP

Detroit Tigers @ Oakland Athletics

Oakland Coliseum, Oakland, CA

Thu Sep 15 2011, 7:09 PM - 9:44 PM PDT

Att. 10,925 - Cloudy - 57 F

livebaseballscorecards.com

AB	32
R	1
H	5
RBI	1
BB	2
SO	9
LOB	13

PITCHER		IP	WLS	BF	H	R	ER	SO	BB	IBB	HBP	BLK	WP	HR	S	P	ERA	WHIP
32 Brandon McCarthy, R ERA: 3.35	(1, 1)	7.0	W	28	5	1	1	8	2	0	0	0	0	1	74	104	1.29	1.000
50 Grant Balfour, R ERA: 2.31	(8, 1)	1.0		3	0	0	0	1	0	0	0	0	0	0	5	8	0.00	0.000
40 Andrew Bailey, R ERA: 3.19	(9, 1)	1.0		3	0	0	0	0	0	0	0	0	0	0	4	6	0.00	0.000

PITCHER	IP	WLS	BF	H	R	ER	SO	BB	IBB	HBP	BLK	WP	HR	S	P	ERA	WHIP

Detroit Tigers @ Oakland Athletics

Oakland Coliseum, Oakland, CA

Thu Sep 15 2011, 7:09 PM - 9:44 PM PDT

Att. 10,925 - Cloudy - 57 F

livebaseballscorecards.com

BOTTOM

Batter	1	2	3	4	5	6	7	8	9	AB	R	H	RBI	BB	SO	LOB
4 Coco Crisp, S (1, 8) OBP: 0.326, SLG: 0.389	C SI 90 F SI 92 X CH 83 0-2 2 FC6 1B	C CH 83 B CH 84 C FF 93 F FF 93 D SL 85 F FF 94 X FF 93 2-2 2 S 1B 1-3		C CH 82 B CH 83 B CH 82 C FF 91 C FF 94 2-3 ③ K		X CH 83 0-0 ② G3 1-2 2-3		S CH 83 X FF 89 0-1 2B 3-H		5	0	3	1	0	1	2
2 Cliff Pennington, S (1, 6) OBP: 0.323, SLG: 0.370	C SI 91 ① 1 SAFE 1 SAFE X FF 92 0-1 FC6 16 BB 12 HR 1-2f	C FF 92 B CH 83 S CH 85 X FF 93 1-2 ① P6 1-2			C FF 91 X CH 83 0-1 HR	C FF 92 D CH 83 B CH 83 X FF 90 2-1 ③ F9		B SI 90 F SI 89 S SI 88 B CU 76 S CH 83 2-3 ③ K		5	2	1	1	0	1	6
55 Hideki Matsui, L (1, 10) OBP: 0.332, SLG: 0.395	C SI 93 X CH 84 0-1 ② P5	F CH 84 F FF 93 F FF 94 F CH 83 S CH 83 0-3 ② K			X FF 92 0-0 ① P5		B SL 76 B SL 75 B FF 90 B FF 89 4-0 BB			3	0	0	0	1	1	3
16 Josh Willingham, R (1, 7) OBP: 0.337, SLG: 0.483	B SI 93 B FF 94 F FF 94 C FF 93 B SL 87 B FF 93 4-2 12 HR 1-2 BB	X SL 85 0-0 ③ G5-3			S SL 82 T FF 93 B SL 84 S SL 87 1-3 ② K		C SI 88 S CH 82 D CU 77 F CH 83 B CU 76 C SI 89 2-3 ① K			3	1	0	0	1	2	3
12 David DeJesus, L (1, 9) OBP: 0.318, SLG: 0.367	C FF 93 B FF 94 F FF 93 F SI 96 B FF 96 X CH 84 2-2 1-H 2-H HR		B FF 90 F FF 91 B CH 84 C FF 92 T FF 92 2-2 ① K		C FF 92 F FF 93 B SL 84 H FF 92 2-2 HBP		X FF 89 0-0 ② F8			3	1	1	3	0	1	1
29 Scott Sizemore, R (1, 5) OBP: 0.330, SLG: 0.392	F FF 93 X SL 85 0-1 1B		C SL 83 C FF 93 B FF 92 B FF 92 B SL 86 S FF 93 3-3 ② K		S FF 91 C FF 93 S FF 94 0-3 ③ K		C FF 88 B CH 84 X CH 82 1-1 ③ F7			4	0	1	0	0	2	2
14 Brandon Allen, L (1, 3) OBP: 0.303, SLG: 0.432	C CH 83 S CH 84 B SI 96 S FF 95 1-3 ③ K		T CH 83 C FF 93 B FF 96 B CH 84 S CH 84 2-3 ③ K			X FF 93 0-0 4 G3 28 S 1B		C SI 87 F CU 75 F CH 82 X CH 82 0-2 E3 28 G4-6-3 8 BB 4 2B		4	1	1	0	0	2	1
8 Kurt Suzuki, R (1, 2) OBP: 0.308, SLG: 0.399		C FF 91 B FF 90 F SL 84 B FF 93 F CH 83 B FF 94 X FF 93 3-2 HR		C FF 90 H CH 83 1-1 28 G6-4-3 HBP		C FF 91 S CH 85 1 SAFE B CH 82 D FF 90 B FF 92 S FF 93 3-3 ① K		B SI 87 B CH 83 B SI 88 C SI 88 B FF 88 4-1 28 G4-6-3 1-2 BB		2	1	1	1	1	1	1
28 Eric Sogard, L (1, 4) OBP: 0.273, SLG: 0.392		C FF 92 X CH 83 0-1 4 1B 1B		C FF 91 B FF 92 X FF 91 1-1 ①② G6-4-3 1-2f		B FF 91 1 SAFE 1 SAFE B FF 91 F FF 91 B FF 91 B FF 92 4-1 4 G3 1-2 BB		B FF 90 C SI 89 X SL 80 1-1 ①② G4-6-3 1-2f 2-3		3	0	1	0	1	0	3
Inning Stats	R: 3 E: 0 K: 1 S: 18 H: 3 LOB: 1 BB: 1 P: 25	R: 1 E: 0 K: 1 S: 20 H: 3 LOB: 2 BB: 0 P: 26	R: 0 E: 0 K: 3 S: 9 H: 0 LOB: 0 BB: 0 P: 16	R: 0 E: 0 K: 1 S: 6 H: 0 LOB: 0 BB: 0 P: 10	R: 1 E: 0 K: 2 S: 11 H: 1 LOB: 1 BB: 0 P: 14	R: 0 E: 0 K: 1 S: 8 H: 1 LOB: 2 BB: 1 P: 17	R: 0 E: 0 K: 1 S: 7 H: 0 LOB: 1 BB: 1 P: 14	R: 1 E: 1 K: 1 S: 12 H: 1 LOB: 1 BB: 1 P: 19		1B: 5 2B: 1 3B: 0 HR: 3	SF: 0 SAC: 0 DP: 2 HBP: 2		WP: 0 PB: 0 SB: 2 CS: 0	PA: 38		

	AB	R	H	RBI	BB	SO	LOB
AB	32						
R		6					
H			9				
RBI				6			
BB					4		
SO						11	
LOB							22

PITCHER		IP	WLS	BF	H	R	ER	SO	BB	IBB	HBP	BLK	WP	HR	S	P	ERA	WHIP
37 Max Scherzer, R ERA: 4.39	(1, 1)	5.0	L	24	7	5	5	8	1	0	2	0	0	0	64	91	9.00	1.600
64 Duane Below, L ERA: 4.0	(6, 1)	1.0		6	1	0	0	1	2	0	0	0	0	0	8	21	0.00	3.000
34 David Pauley, R ERA: 2.82	(7, 1)	2.0		8	1	1	0	2	1	0	0	0	0	0	19	29	0.00	1.000

PITCHER	IP	WLS	BF	H	R	ER	SO	BB	IBB	HBP	BLK	WP	HR	S	P	ERA	WHIP

Batter	1	2	3	4	5	6	7	8	9	AB	R	H	RBI	BB	SO	LOB
14 Austin Jackson, R (1, 8) OBP: 0.316, SLG: 0.376	C SI 91 B SI 90 S CH 81 B SI 84 X SI 92 2-2 G4-3		F SL 86 S SI 89 D SI 90 S CH 82 1-3 K		1 SAFE H SI 89 1-0 24 WP 32 SH1-4 1-2 HBP		B CH 82 X SI 88 1-0 G4-3		F SI 94 B SL 83 B SI 92 F SI 94 X SL 84 2-2 L3	4	0	0	0	0	1	1
32 Don Kelly, L (1, 9) OBP: 0.278, SLG: 0.350	B SI 91 C SI 89 F CH 81 B SI 91 X CH 82 2-2 L3		X SI 90 0-0 21 G1-6-3 3-H 1B		B SL 87 X SI 88 1-0 SH1-4 1-2 2-3		B SI 87 B CH 77 X SI 87 2-0 HR		C CH 88 B SL 83 S SI 94 F SL 84 S SL 84 1-3 K	4	1	2	2	0	1	0
21 Delmon Young, R (1, 7) OBP: 0.306, SLG: 0.387	C SI 91 X SI 90 0-1 L3		X SI 91 0-0 G1-6-3 1-2f		S KC 81 B SI 89 X CH 81 1-1 FC5 24 WP 3-H		B CH 80 B SI 91 C SI 89 X KC 80 2-1 G5-6-3		F CH 89 B SL 82 F SI 93 B SL 84 S SL 83 2-3 K	5	0	0	0	0	1	3
24 Miguel Cabrera, R (1, 3) OBP: 0.442, SLG: 0.564		B SI 91 B SI 91 B SI 91 C SI 87 F CH 82 B SI 93 4-2 27 FC5-4 41 BB BB		B SL 85 B SL 86 X SI 90 2-0 41 2B 27 FC6-2 1B	B CH 81 B SL 81 S CH 79 B SI 91 I IN 78 4-1 1-2 2-3 IBB		B SI 90 B SI 88 B SI 89 B FF 89 4-0 41 1B BB			1	0	1	0	3	0	0
41 Victor Martinez, S (1, 10) OBP: 0.375, SLG: 0.461		B SI 87 B SI 90 B SI 85 B FF 88 4-0 27 FC5-4 1-2 BB		C SI 88 D CH 82 F SI 89 D CH 83 F SI 90 X SL 86 2-2 27 FC6-2 1-3 2B	C SI 90 C FF 90 X SI 90 0-2 G3		F SI 89 D CH 81 X FF 89 1-1 1-3 1B			3	0	2	0	1	0	3
13 Alex Avila, L (1, 2) OBP: 0.388, SLG: 0.520		F SI 90 C FF 91 B SI 90 S CH 81 1-3 K		C CH 82 F SI 90 F SI 91 S CH 83 0-3 K		B SL 83 X SI 90 1-0 F7	C FF 90 F FF 90 B CU 78 B FF 91 X FF 91 2-2 F7			4	0	0	0	0	2	6
27 Jhonny Peralta, R (1, 6) OBP: 0.351, SLG: 0.479		B SI 90 B SI 89 F SI 90 X CH 79 2-1 FC5-4 1-2f 2-3		B SL 84 B SI 88 B SL 84 C SI 89 X SI 89 3-1 FC6-2 2-3 3-H		B SL 84 B SI 89 X SI 86 2-0 20 3B 1B		F FF 89 B SL 85 B SL 84 B FF 91 F FF 90 F FF 91 X FF 91 3-2 F7		4	1	1	0	0	0	4
20 Wilson Betemit, S (1, 5) OBP: 0.336, SLG: 0.432 15 Brandon Inge, R (7, 5) OBP: 0.262, SLG: 0.288		B SI 88 X SI 90 1-0 G3		F SI 89 S CH 81 B SI 91 B CH 79 B CH 80 S SI 91 3-3 K		X CH 79 0-0 39 F7-2 1-H 3B		C FF 91 B FF 92 B CH 79 B FF 92 F FF 91 X FF 92 3-2 F7		3 1	0 0	1 0	1 0	0 0	1 0	4 0
39 Ramon Santiago, S (1, 4) OBP: 0.322, SLG: 0.406			C SI 87 F FF 88 X CH 83 0-2 32 1B 3B		B SI 89 B CH 80 C CH 83 X FF 90 2-1 32 SH1-4 14 HBP 21 FC5 1B	X SI 90 0-0 F7-2 3-H		F FF 92 C SL 84 F FF 93 B FF 92 B SL 84 S CH 76 2-3 K		4	1	2	0	0	1	1
Inning Stats	R: 0 E: 0 K: 0 S: 8 H: 0 LOB: 0 BB: 0 P: 12	R: 0 E: 0 K: 1 S: 8 H: 0 LOB: 2 BB: 2 P: 20	R: 1 E: 0 K: 1 S: 8 H: 2 LOB: 0 BB: 0 P: 9	R: 0 E: 0 K: 2 S: 14 H: 2 LOB: 2 BB: 0 P: 24	R: 0 E: 0 K: 0 S: 9 H: 1 LOB: 3 BB: 1 P: 18	R: 1 E: 0 K: 0 S: 4 H: 2 LOB: 0 BB: 0 P: 7	R: 1 E: 0 K: 0 S: 9 H: 2 LOB: 2 BB: 1 P: 21	R: 0 E: 0 K: 1 S: 11 H: 0 LOB: 0 BB: 0 P: 19	R: 0 E: 0 K: 2 S: 10 H: 0 LOB: 0 BB: 0 P: 15	1B: 5 2B: 2 3B: 2 HR: 1 SF: 0 SAC: 1 DP: 2 HBP: 1						

TOP

Detroit Tigers @ Oakland Athletics

Oakland Coliseum, Oakland, CA

Fri Sep 16 2011, 7:08 PM - 9:48 PM PDT

Att. 31,022 - Cloudy - 59 F

livebaseballscorecards.com

AB	33
R	3
H	9
RBI	3
BB	4
SO	7
LOB	22

PITCHER		IP	WLS	BF	H	R	ER	SO	BB	IBB	HBP	BLK	WP	HR	S	P	ERA	WHIP
53 Trevor Cahill, R ERA: 4.31	(1, 1)	6.2	L	32	9	3	3	4	3	1	1	0	1	1	57	106	4.05	1.800
56 Craig Breslow, L ERA: 3.83	(7, 1)	1.1		4	0	0	0	1	0	0	0	0	0	0	14	24	0.00	0.000
60 Fautino De Los Santos, R ERA: 3.98	(9, 1)	1.0		3	0	0	0	2	0	0	0	0	0	0	10	15	0.00	0.000

PITCHER	IP	WLS	BF	H	R	ER	SO	BB	IBB	HBP	BLK	WP	HR	S	P	ERA	WHIP

Batter	1	2	3	4	5	6	7	8	9	AB	R	H	RBI	BB	SO	LOB
4 Coco Crisp, S (1, 8) OBP: 0.325, SLG: 0.390	B SI 92 C SI 91 B CH 84 F SI 91 X CU 78 2-2 ① F8	B CH 85 C SI 92 F FF 91 X FF 92 1-2 ② F8	C CU 77 B CU 77 C CU 77 S FF 90 1-3 ② K	C FF 93 F FS 86 B FS 85 X FS 86 1-2 2B	4	0	1	0	0	1	0
19 Jemile Weeks, S (1, 4) OBP: 0.336, SLG: 0.406	B SI 92 C SI 91 B CU 78 B FF 92 C SI 91 X SI 92 3-2 ② G4-3	C SI 92 F SI 93 C FF 92 0-3 ③ K	C CH 85 C CU 77 B FF 91 X FF 90 1-2 ③ L9	B FF 95 C FS 93 S FF 94 F FF 93 C FF 94 1-3 ① K	4	0	0	0	0	2	1
55 Hideki Matsui, L (1, 7) OBP: 0.330, SLG: 0.391	C SI 92 C CU 78 X FC 90 0-2 ③ G3	B SI 91 C CH 83 X CH 82 1-1 ① G6-3	F SI 91 X FC 88 0-1 ① F8	F FF 95 B FF 95 B FF 94 S FF 93 B FF 94 X FF 94 3-2 ② P5	4	0	0	0	0	0	1
16 Josh Willingham, R (1, 10) OBP: 0.337, SLG: 0.488	C SI 91 B FF 92 X CU 77 1-1 HR	B SI 91 B SI 90 X FF 92 2-0 ② G5-3	C FC 89 X FC 89 0-1 ② L4	C FF 95 B FF 93 F FF 94 X FS 87 1-2 ③ G5-3	4	1	1	1	0	0	1
12 David DeJesus, L (1, 9) OBP: 0.320, SLG: 0.369	B SI 92 T FF 92 F SI 94 X FF 93 1-2 2 G6-3 1B	C SI 91 B CU 77 X FC 88 1-1 ③ G3-1	B CU 76 C FC 86 X SI 92 1-1 1B	3	0	2	0	0	0	0
2 Cliff Pennington, S (1, 6) OBP: 0.322, SLG: 0.368	B SI 90 1 SAFE C SI 91 B CH 84 1 SAFE B SI 90 X SI 90 3-1 ① G6-3 1-2	B CU 76 C CH 85 S SI 89 S FF 90 1-3 ① K	F SI 90 X FC 86 0-1 ③ P6	3	0	0	0	0	1	2
14 Brandon Allen, L (1, 3) OBP: 0.298, SLG: 0.423	B CU 76 X SI 92 1-0 ② L3	X CH 82 0-0 ② G3-1	B SI 91 B CH 82 C SI 89 C SI 90 X CH 82 2-2 ① F7	3	0	0	0	0	0	1
11 Landon Powell, S (1, 2) OBP: 0.248, SLG: 0.226	B SI 91 C SI 92 C CH 83 B FC 90 B FF 92 X SI 93 3-2 ③ G4-3	B SI 91 C CH 84 C FC 88 C FF 92 1-3 ③ K	C CU 75 X FC 88 0-1 ② G4-3	3	0	0	0	0	1	1
28 Eric Sogard, L (1, 5) OBP: 0.259, SLG: 0.370	C SI 91 F CU 76 B FF 89 C FF 90 1-3 ① K	B FF 89 X SI 90 1-0 ① L6	C CU 75 X FF 90 0-1 ③ F7	3	0	0	0	0	1	0
Inning Stats	R: 0 E: 0 K: 0 S: 9 H: 0 LOB: 0 BB: 0 P: 14	R: 1 E: 0 K: 0 S: 11 H: 2 LOB: 1 BB: 0 P: 20	R: 0 E: 0 K: 2 S: 9 H: 0 LOB: 0 BB: 0 P: 11	R: 0 E: 0 K: 0 S: 5 H: 0 LOB: 0 BB: 0 P: 9	R: 0 E: 0 K: 2 S: 7 H: 0 LOB: 0 BB: 0 P: 9	R: 0 E: 0 K: 1 S: 7 H: 0 LOB: 0 BB: 0 P: 10	R: 0 E: 0 K: 0 S: 8 H: 1 LOB: 1 BB: 0 P: 9	R: 0 E: 0 K: 0 S: 7 H: 0 LOB: 0 BB: 0 P: 9	R: 0 E: 0 K: 1 S: 13 H: 1 LOB: 1 BB: 0 P: 19	1B: 2 2B: 1 3B: 0 HR: 1 SF: 0 SAC: 0 DP: 0 HBP: 0						

PITCHER		IP	WLS	BF	H	R	ER	SO	BB	IBB	HBP	BLK	WP	HR	S	P	ERA	WHIP
58 Doug Fister, R ERA: 2.98	(1, 1)	8.0	W	27	3	1	1	5	0	0	0	0	0	1	63	91	1.12	0.375
46 Jose Valverde, R ERA: 2.44	(9, 1)	1.0	S	4	1	0	0	1	0	0	0	0	0	0	13	19	0.00	1.000

PITCHER	IP	WLS	BF	H	R	ER	SO	BB	IBB	HBP	BLK	WP	HR	S	P	ERA	WHIP

BOTTOM

Detroit Tigers @ Oakland Athletics

Oakland Coliseum, Oakland, CA

Fri Sep 16 2011, 7:08 PM - 9:48 PM PDT

Att. 31,022 - Cloudy - 59 F

livebaseballscorecards.com

AB	31
R	1
H	4
RBI	1
BB	0
SO	6
LOB	7

Batter	1	2	3	4	5	6	7	8	9	AB	R	H	RBI	BB	SO	LOB
14 Austin Jackson, R (1, 8) OBP: 0.315, SLG: 0.373	B SI 90 F SI 91 X SI 92 1-1 ① G3		B SI 90 B CH 81 B SI 90 B FF 92 4-0 30 1B BB		B CH 83 F SI 92 C CU 78 B FF 92 X CU 79 2-2 ②③ G6-4-3 1-2f		B CU 79 C FF 94 F FF 93 B FF 92 C CU 79 2-3 ③ K		S FC 87 B FF 93 B FC 88 S FF 94 B FF 94 S FF 93 3-3 ③ K	4	0	0	0	1	2	2
30 Magglio Ordonez, R (1, 9) OBP: 0.301, SLG: 0.328 12 Andy Dirks, L (8, 9) OBP: 0.299, SLG: 0.410	F SI 91 B SI 92 B FF 92 X SI 92 2-1 24 L9-6 25 1B 1B		C SI 88 X CU 77 0-1 1-2 1B			B CU 76 B SI 90 C SI 89 X FF 91 2-1 41 1B 25 1B 27 SF7 1B		B FF 92 F FF 92 F SL 85 B SI 93 F FF 94 X SL 85 2-2 ① G6-3		4 0	1 0	3 0	0 0	0 0	0 0	0 0
25 Ryan Raburn, R (1, 7) OBP: 0.284, SLG: 0.421	C SI 90 X SI 91 0-1 1-2 1B		B CU 78 X SI 90 1-0 ③ F9			X SI 90 0-0 41 1B 1-2 1B		S FF 94 S SL 87 B FF 94 B FF 94 S SL 88 2-3 ② K2-3		4	0	2	0	0	1	2
24 Miguel Cabrera, R (1, 3) OBP: 0.441, SLG: 0.561	B SI 92 S SI 91 B CU 80 B CU 80 C SI 91 2 SAFE F CU 80 X FF 93 3-2 ②③ L9-6 2-2			C SI 89 B FF 91 B CU 79 B FF 92 B SI 91 4-1 27 G5-3 41 1B BB		B FF 92 S CU 78 B FF 92 X SI 92 2-1 ① L9		B SL 87 B SL 86 S FF 93 X FF 94 2-1 ③ G4-3		3	0	0	0	1	0	4
41 Victor Martinez, S (1, 10) OBP: 0.375, SLG: 0.461		B SI 88 C CU 75 B CU 76 X SI 90 2-1 ① G6-3		B CU 77 X SI 89 1-0 27 G5-3 1-2 1B		B SI 90 F SI 92 X CU 78 1-1 1-2 2-3 1B			B FF 93 X FF 93 1-0 ① P5	4	0	2	0	0	0	0
27 Jhonny Peralta, R (1, 6) OBP: 0.350, SLG: 0.478		F SI 90 C CU 77 S FF 91 0-3 ② K		B CU 77 X FF 92 1-0 ①② G5-3 1-2 2-3f		C CU 79 C CU 80 B FF 91 X FF 91 1-2 ② SF7 3-H			F FF 94 X FC 89 0-1 9 1B 32 2B 1B	3	1	1	1	0	1	2
15 Brandon Inge, R (1, 5) OBP: 0.260, SLG: 0.285 9 Carlos Guillen, S (9, PH) OBP: 0.267, SLG: 0.372		B SI 90 F SI 90 X CU 77 1-1 ③ F9		B CU 78 B SI 93 X SI 93 2-0 ③ L9		S CU 80 C CU 79 B FF 92 X CU 80 1-2 ③ F8			B CU 77 C CU 77 B FF 93 F FF 92 B CU 78 X FF 94 3-2 32 2B 1-2 1B	3 1	0 1	0 1	0 1	0 0	0 0	3 0
29 Danny Worth, R (1, 4) OBP: 0.324, SLG: 0.343 32 Don Kelly, L (9, PH) OBP: 0.281, SLG: 0.357			B SI 88 C SI 90 X FF 90 1-1 ① F9		F SI 90 B FF 91 C CU 78 S FF 92 1-3 ① K		B SI 91 C CU 78 T FF 92 B CU 79 F CU 79 X FF 92 2-2 ① F9		B CH 85 B FF 94 C FF 93 C FF 93 F CU 78 B FF 93 X FF 93 3-2 1-H 2-H 2B	3 1	0 0	0 1	0 2	0 0	1 0	0 0
18 Omir Santos, R (1, 2) OBP: 0.176, SLG: 0.176 13 Alex Avila, L (9, PH) OBP: 0.387, SLG: 0.518			B CU 75 X SI 90 1-0 ② G5-3		B SI 92 T SI 92 B CU 79 S SI 93 B SI 93 X SI 93 3-2 14 G6-4-3 1B		B CU 77 S SI 91 F SI 92 S CU 78 1-3 ② K		C CU 77 C FF 93 F FC 87 C FF 92 0-3 ② K	3 1	0 0	1 0	0 0	0 0	1 1	0 1
Inning Stats	R: 0 E: 0 K: 0 S: 10 H: 2 LOB: 1 BB: 0 P: 16	R: 0 E: 0 K: 1 S: 7 H: 0 LOB: 0 BB: 0 P: 10	R: 0 E: 0 K: 0 S: 6 H: 1 LOB: 2 BB: 1 P: 13	R: 0 E: 0 K: 0 S: 4 H: 1 LOB: 1 BB: 1 P: 12	R: 0 E: 0 K: 1 S: 9 H: 1 LOB: 0 BB: 0 P: 15	R: 1 E: 0 K: 0 S: 13 H: 3 LOB: 2 BB: 0 P: 20	R: 0 E: 0 K: 2 S: 10 H: 0 LOB: 0 BB: 0 P: 15	R: 0 E: 0 K: 1 S: 9 H: 0 LOB: 0 BB: 0 P: 15	R: 2 E: 0 K: 2 S: 17 H: 3 LOB: 1 BB: 0 P: 27	1B: 10 2B: 2 3B: 0 HR: 0 SF: 1 SAC: 0 DP: 3 HBP: 0						

TOP

Detroit Tigers @ Oakland Athletics

Oakland Coliseum, Oakland, CA

Sat Sep 17 2011, 1:11 PM - 3:56 PM PDT

Att. 19,451 - Sunny - 63 F

livebaseballscorecards.com

AB	34
R	3
H	11
RBI	3
BB	2
SO	7
LOB	14

WP: 0 PA: 37
PB: 0
SB: 0
CS: 0

PITCHER		IP	WLS	BF	H	R	ER	SO	BB	IBB	HBP	BLK	WP	HR	S	P	ERA	WHIP
47 Gio González, L ERA: 3.33	(1, 1)	7.0	W	28	8	1	1	4	2	0	0	0	0	0	59	101	1.29	1.429
50 Grant Balfour, R ERA: 2.28	(8, 1)	1.0	H	3	0	0	0	1	0	0	0	0	0	0	9	15	0.00	0.000
40 Andrew Bailey, R ERA: 3.58	(9, 1)	1.0		6	3	2	2	2	0	0	0	0	0	0	17	27	18.00	3.000

PITCHER		IP	WLS	BF	H	R	ER	SO	BB	IBB	HBP	BLK	WP	HR	S	P	ERA	WHIP

Detroit Tigers @ Oakland Athletics

Oakland Coliseum, Oakland, CA

Sat Sep 17 2011, 1:11 PM - 3:56 PM PDT

Att. 19,451 - Sunny - 63 F

livebaseballscorecards.com

Batter	1	2	3	4	5	6	7	8	9	AB	R	H	RBI	BB	SO	LOB
19 Jemile Weeks, S (1, 4) OBP: 0.339, SLG: 0.408	B SI 91 B SI 90 C SI 90 C SI 91 X SI 90 2-2 F7 ①	F FF 92 T SI 92 C SI 92 0-3 K ②		X SI 88 0-0 55 G6-4-3 1B			C CU 76 B SL 85 X FF 87 1-1 16 1B 1B	C FF 96 F FF 95 B SI 96 X FF 96 1-2 4 1B 1B 1-3 2-H		5	0	3	1	0	1	2
4 Coco Crisp, S (1, 8) OBP: 0.326, SLG: 0.390	C SI 92 B CH 86 B FF 91 F FF 91 X CH 84 2-2 F7 ②	X CH 85 0-0 55 S 1B 1-3 3-H		F FF 88 1 SAFE B SI 90 F FF 91 C SI 91 1-3 K ①			C SI 89 1 SAFE X FF 91 0-1 P5 ①	C SL 81 B FF 95 F SL 82 B FF 96 F SI 94 B SL 82 X FF 93 3-2 ③ 2-H 3-H		5	0	2	2	0	1	2
55 Hideki Matsui, L (1, 10) OBP: 0.327, SLG: 0.388	C SI 91 B CU 77 S CU 78 F FF 93 X SL 83 1-2 E3 16 BB	B SI 91 B FF 92 F SI 85 C FF 93 B FF 93 X SL 85 3-2 F8 ③ 1-2		C SI 89 F FF 92 1 SAFE X SI 90 0-2 G6-4-3 ② ③ 1-2f			C SI 89 1 SAFE X FF 90 0-1 F9 ②			4	0	0	0	0	0	4
16 Josh Willingham, R (1, 7) OBP: 0.340, SLG: 0.489	B SL 84 S SI 91 B SI 91 B SI 91 B SI 90 4-1 ① 1-2 BB		C FF 90 B SI 90 X FF 90 1-1 2 1B 12 1B 8 SF8 1B		C SI 87 B SL 80 X SL 82 1-1 G3-1 ①		C SI 88 1 SAFE B SI 89 X SL 84 1-1 ① 1-2 1B			3	1	2	0	1	0	0
12 David DeJesus, L (1, 9) OBP: 0.322, SLG: 0.369	C SI 91 D CH 84 F FF 92 D SL 85 X SI 92 2-2 G3 ③		X SI 90 0-0 8 SF8 2 1B 1B 1-2		C SI 88 B SL 84 B FF 89 F CH 84 B SI 92 B SI 92 4-2 14 CS BB		B FF 90 F FF 87 X SI 91 1-1 F8 ③			3	0	1	0	1	0	4
2 Cliff Pennington, S (1, 6) OBP: 0.321, SLG: 0.367		B SI 90 F SI 89 C SI 91 F FF 92 X SI 92 1-2 F8 ①	B FF 90 X FF 90 1-0 29 FC6-4 1B 1-2 2-3		F SI 91 F FF 91 1 SAFE 1 SAFE S FF 90 0-3 K ②			X SI 92 0-0 P4 ①		4	0	1	0	0	1	1
14 Brandon Allen, L (1, 3) OBP: 0.297, SLG: 0.418		B SI 92 F SI 86 F CU 78 B FF 91 B FF 91 X SI 86 3-2 8 BB 29 1B 1B	F FF 91 F SL 86 B SI 91 D SL 85 X SI 92 2-2 F7 ①		B SI 91 1-0 CS ③ 1-2	C SI 87 S SL 86 F SI 89 S CU 76 0-3 K ①		C FF 93 F SL 80 B SI 93 F SI 93 F SL 82 B FF 93 F FF 94 B CH 81 F SI 93 3-3 K ②		4	1	1	0	0	2	3
8 Kurt Suzuki, R (1, 2) OBP: 0.309, SLG: 0.398	B SI 91 1 SAFE B SI 90 B SI 90 B SI 90 4-0 29 1B 4 1B 1-2 BB		F SI 91 X SL 84 0-1 SF8 ② 2-3 3-H			B FF 91 B SL 84 B SI 88 X FF 89 3-0 G5-3 ②		B SL 80 T FF 93 B SL 81 B FF 94 B FF 93 4-1 29 1B 19 1B BB		1	2	0	1	2	0	0
29 Scott Sizemore, R (1, 5) OBP: 0.332, SLG: 0.393	B SI 90 X SI 91 1-0 4 1B 1-3 2-H		X SI 91 0-0 FC6-4 ③ 1-2f			X SI 89 0-0 G3-1 ③		B SI 94 1 SAFE C FF 93 X FF 92 1-1 19 1B 4 1B 1-2		4	1	2	1	0	0	2
Inning Stats	R: 0 E: 1 K: 0 S: 14 H: 0 LOB: 2 BB: 1 P: 25	R: 2 E: 0 K: 1 S: 15 H: 3 LOB: 2 BB: 1 P: 27	R: 1 E: 0 K: 0 S: 10 H: 3 LOB: 2 BB: 0 P: 14	R: 0 E: 0 K: 1 S: 7 H: 1 LOB: 0 BB: 0 P: 8	R: 0 E: 0 K: 1 S: 8 H: 0 LOB: 0 BB: 1 P: 14	R: 0 E: 0 K: 1 S: 6 H: 0 LOB: 0 BB: 0 P: 9	R: 0 E: 0 K: 0 S: 10 H: 2 LOB: 2 BB: 0 P: 13	R: 2 E: 0 K: 1 S: 19 H: 3 LOB: 2 BB: 1 P: 31		1B: 12 2B: 0 3B: 0 HR: 0	SF: 1 SAC: 0 DP: 1 HBP: 0		WP: 0 PB: 0 SB: 1 CS: 1	PA: 39		

	AB	R	H	RBI	BB	SO	LOB
BOTTOM	**33**	**5**	**12**	**5**	**4**	**5**	**18**

PITCHER		IP	WLS	BF	H	R	ER	SO	BB	IBB	HBP	BLK	WP	HR	S	P	ERA	WHIP
21 Rick Porcello, R ERA: 4.79	(1, 1)	7.0	L	32	9	3	3	4	3	0	0	0	0	0	70	110	3.86	1.714
40 Phil Coke, L ERA: 4.4	(8, 1)	0.2		2	0	0	0	1	0	0	0	0	0	0	9	12	0.00	0.000
45 Ryan Perry, R ERA: 5.85	(8, 1)	0.1		4	3	2	2	0	1	0	0	0	0	0	10	19	54.00	12.000

PITCHER	IP	WLS	BF	H	R	ER	SO	BB	IBB	HBP	BLK	WP	HR	S	P	ERA	WHIP

Detroit Tigers @ Oakland Athletics

Oakland Coliseum, Oakland, CA

Sun Sep 18 2011, 1:09 PM - 4:03 PM PDT

Att. 18,405 - Sunny - 73 F

livebaseballscorecards.com

Batter	1	2	3	4	5	6	7	8	9	AB	R	H	RBI	BB	SO	LOB
14 Austin Jackson, R (1, 8) OBP: 0.316, SLG: 0.379	F FF 90 B FF 91 B FF 90 S FF 91 C FF 91 2-3 ① K		L FF 92 B FS 84 B FS 84 F FF 91 S FF 91 2-3 ③ K			C FS 81 X FF 90 0-1 HR		X FF 90 0-0 15 2B 1B	D SL 82 D FF 94 C FF 94 C FF 94 X FF 95 2-2 ③ L9	5	2	2	1	0	2	1
32 Don Kelly, L (1, 5) OBP: 0.278, SLG: 0.352 15 Brandon Inge, R (8, PH) OBP: 0.262, SLG: 0.291 (8, 5)	B FF 91 C FF 91 F FF 92 F FF 91 B FS 83 B CH 83 X FF 92 3-2 ② F9			B FF 91 B FS 80 S FF 90 C SI 91 S FF 91 2-3 ① K		B SL 77 B SL 77 F FF 90 S FF 91 S CH 81 2-3 ① K		1 SAFE B FF 90 X FF 91 1-0 1-H 2B		3 1	0 0	0 1	0 1	0 0	2 0	0 0
21 Delmon Young, R (1, 7) OBP: 0.304, SLG: 0.384	F FS 82 F FF 91 B FF 91 T FF 92 1-2 ③ K			C FF 90 X SL 78 0-1 ② G5-3		B FS 83 S FF 91 B FF 92 C FF 91 S SL 78 2-3 ② K		B CH 76 F FF 91 B CH 77 X FF 92 2-1 ② P3		4	0	0	0	0	2	1
24 Miguel Cabrera, R (1, 3) OBP: 0.440, SLG: 0.557		F FF 90 F FF 90 X FS 83 0-2 ① F7		S FS 82 F FF 92 X FF 92 0-2 ③ F9		B FF 92 F FS 83 B FF 91 F FF 92 F SL 79 F FF 91 B FF 91 X FS 83 3-2 ③ F9		I IN 54 I IN 54 I IN 55 I IN 51 4-0 IBB		3	0	0	0	1	0	0
41 Victor Martinez, S (1, 10) OBP: 0.375, SLG: 0.458		C FF 91 B CH 82 C CH 81 F FF 92 F FF 91 B CH 82 B FS 81 F FF 92 F FF 92 4-2 B FF 91 BB			B FF 90 C SL 77 F FF 89 X FS 83 1-2 E1 12 F9 25 BB		B SI 87 F SI 87 B SI 88 F SI 87 B CH 74 X SI 88 3-2 ① G3	D CH 78 C SL 84 X FF 93 1-1 ③ G3		3	0	0	0	1	0	2
13 Alex Avila, L (1, 2) OBP: 0.388, SLG: 0.517		C SL 78 S FF 91 F FF 92 F CH 81 C FF 92 0-3 ② K			F FF 90 D SL 77 F FF 89 B FS 82 S CH 80 2-3 ① K		B SL 72 B SI 88 C SI 88 B SI 88 B SI 88 4-1 BB		C FF 93 B SL 80 B SL 81 B FF 92 F FF 93 X FF 94 3-2 25 2B 39 SH1-3 1B	3	1	1	0	1	2	2
9 Carlos Guillen, S (1, 4) OBP: 0.265, SLG: 0.368 25 Ryan Raburn, R (4, 4) OBP: 0.286, SLG: 0.424 (8, 9)	B FF 92 1 SAFE B FF 91 C SL 78 B SL 78 F FF 90 X SL 78 3-2 ③ F8				D FS 81 S FF 91 B FS 81 B FF 90 B FF 91 4-1 1-2 BB		C SI 88 X CH 72 0-1 ② P3		B SI 87 B CH 79 S FF 92 X SI 85 2-1 39 SH1-3 1-3 2B	1 2	0 0	0 1	0 0	0 1	0 0	1 1
12 Andy Dirks, L (1, 9) OBP: 0.295, SLG: 0.404 29 Danny Worth, R (8, 4) OBP: 0.316, SLG: 0.333			B FF 90 F FF 91 B FF 91 X FF 91 2-1 ① F8		B FF 90 C SL 76 B FF 91 S FF 90 F CH 80 X FF 91 2-2 ② F9 2-3		S SL 72 D SL 75 X SI 87 1-1 ③ G4-3		S FF 93 B FF 93 X FF 92 1-1 ① F7	3 1	0 0	0 0	0 0	0 0	0 0	3 2
39 Ramon Santiago, S (1, 6) OBP: 0.318, SLG: 0.401			B FF 91 B FF 91 B SI 91 C FF 90 X SI 90 3-1 ② G4-3		C SL 78 B FF 91 B FF 90 C SL 78 1 SAFE F FF 91 X SL 79 2-2 ③ G3			B FF 89 F FF 89 X CH 77 1-1 ① G6-3	S CH 80 B FF 93 X CH 77 1-1 ② SH1-3 2-3 3-H	3	0	0	1	0	0	2
Inning Stats	R: 0 E: 0 K: 2 S: 10 H: 0 LOB: 0 BB: 0 P: 16	R: 0 E: 0 K: 1 S: 17 H: 0 LOB: 1 BB: 1 P: 24	R: 0 E: 0 K: 1 S: 7 H: 0 LOB: 0 BB: 0 P: 14	R: 0 E: 0 K: 1 S: 8 H: 0 LOB: 0 BB: 0 P: 10	R: 0 E: 1 K: 1 S: 15 H: 0 LOB: 2 BB: 1 P: 26	R: 1 E: 0 K: 2 S: 13 H: 1 LOB: 0 BB: 0 P: 20	R: 0 E: 0 K: 0 S: 8 H: 0 LOB: 1 BB: 1 P: 16	R: 1 E: 0 K: 0 S: 8 H: 2 LOB: 2 BB: 1 P: 17	R: 1 E: 0 K: 0 S: 12 H: 2 LOB: 1 BB: 0 P: 21	1B: 2 2B: 2 3B: 0 HR: 1 SF: 0 SAC: 1 DP: 0 HBP: 0						

TOP	
AB	32
R	3
H	5
RBI	3
BB	4
SO	8
LOB	15

WP: 0 PA: 37
PB: 0
SB: 0
CS: 0

PITCHER		IP	WLS	BF	H	R	ER	SO	BB	IBB	HBP	BLK	WP	HR	S	P	ERA	WHIP
52 Guillermo Moscoso, R ERA: 3.35	(1, 1)	6.0	L	22	1	1	1	8	2	0	0	0	0	1	70	110	1.50	0.500
40 Brian Fuentes, L ERA: 3.79	(7, 1)	1.0		4	0	0	0	0	1	0	0	0	0	0	8	16	0.00	1.000
56 Craig Breslow, L ERA: 3.92	(8, 1)	1.0		6	2	1	1	0	0	1	0	0	0	0	8	17	9.00	2.000
88 Josh Outman, L ERA: 3.7	(9, 1)	0.2		4	2	1	1	0	0	0	0	0	0	0	9	16	13.50	3.000
38 Andrew Carignan, R ERA: 4.5	(9, 1)	0.1		1	0	0	0	0	0	0	0	0	0	0	3	5	0.00	0.000

PITCHER	IP	WLS	BF	H	R	ER	SO	BB	IBB	HBP	BLK	WP	HR	S	P	ERA	WHIP

Detroit Tigers @ Oakland Athletics

Oakland Coliseum, Oakland, CA

Sun Sep 18 2011, 1:09 PM - 4:03 PM PDT

Att. 18,405 - Sunny - 73 F

livebaseballscorecards.com

BOTTOM

Batter	1	2	3	4	5	6	7	8	9	AB	R	H	RBI	BB	SO	LOB
19 Jemile Weeks, S (1, 4) OBP: 0.336, SLG: 0.404	B FF 92 C FF 92 F FF 94 B CU 78 X CU 78 2-2 ① F8			C FF 94 B CH 86 X CH 86 1-1 ① G1-3		S FF 92 F FF 96 B FF 96 F CU 79 B CU 79 B CU 78 F FF 98 X CH 88 3-2 ② G4-3		F FF 95 B CH 88 X CH 86 1-1 ③ F7		4	0	0	0	0	0	0
29 Scott Sizemore, R (1, 5) OBP: 0.333, SLG: 0.392	C FF 92 X FF 92 0-1 4 CS 1B			X FF 92 0-0 ② F8		B FF 94 F FF 97 B CU 78 C FF 96 B CU 82 B FF 99 4-2 BB			B FF 91 B FF 91 B FF 91 C FF 91 F FF 91 C FF 91 3-3 ① K	3	0	1	0	1	1	0
4 Coco Crisp, S (1, 8) OBP: 0.325, SLG: 0.389	1 SAFE B FF 93 1 SAFE B FF 92 C FF 92 M CH 86 F CU 79 B CH 87 S CH 86 3-3 ② ③ K 1-2			B FF 94 X FF 92 1-0 1B		X CH 88 0-0 ③ G5-3			B FF 92 C FF 91 B FF 92 F FF 90 X FS 84 2-2 ② G5-3	4	0	1	0	0	1	2
16 Josh Willingham, R (1, 7) OBP: 0.339, SLG: 0.486		C FF 91 B FF 92 B SL 81 C CU 82 B CU 79 B FF 95 4-2 12 F7-4-3 BB		1 SAFE B FF 93 B FF 94 B FF 94 X FF 94 3-0 ③ P4			X FF 95 0-0 ① F7		C FF 92 C FS 84 B FS 85 B FF 92 X FF 92 2-2 ③ P6	3	0	0	0	1	0	1
12 David DeJesus, L (1, 9) OBP: 0.322, SLG: 0.369		B FF 94 C FF 94 B FF 95 F FF 95 X FF 95 2-2 ① ② F7-4-3 1-1			C FF 90 F FF 92 B FF 94 B CU 78 B CU 79 F CH 87 X CH 86 3-2 ① F8		C FF 92 B FF 95 C CU 77 B FF 97 X FF 97 2-2 1B			3	0	1	0	0	0	1
22 Chris Carter, R (1, 10) OBP: 0.171, SLG: 0.121		S FF 94 B FF 95 B FF 96 C CU 82 C CU 79 2-3 ③ K			C FF 92 B CU 79 F CU 79 B SL 84 S FF 97 2-3 ② K		B FF 97 F FF 97 1 SAFE D SL 87 1 SAFE S SL 86 B SL 85 1 SAFE S FF 98 3-3 ② K			3	0	0	0	0	3	1
14 Brandon Allen, L (1, 3) OBP: 0.297, SLG: 0.413			C CH 84 B CH 84 S FF 94 S FF 94 1-3 ① K		B FF 92 B CH 87 S FF 96 B FF 96 B FF 92 4-1 BB		B CH 89 1 SAFE T CH 88 B FF 98 S CH 89 B CU 81 X FF 91 3-2 ③ L9			2	0	0	0	1	1	1
8 Kurt Suzuki, R (1, 2) OBP: 0.307, SLG: 0.395			C FF 92 C FF 92 B SL 84 F FF 95 F CH 87 X SL 86 1-2 ② G6-3		B FF 94 B FF 94 X FF 95 2-0 ③ F7			X FF 94 0-0 ① P4		3	0	0	0	0	0	1
28 Eric Sogard, L (1, 6) OBP: 0.246, SLG: 0.351			C FF 90 B FF 92 X FF 92 1-1 ③ P6			X FF 92 0-0 ① F8		C FF 92 C CU 76 B CU 78 B CU 78 S CH 89 2-3 ② K		3	0	0	0	0	1	0
Inning Stats	R: 0 H: 1 E: 0 LOB: 0 K: 1 BB: 0 S: 9 P: 14	R: 0 H: 0 E: 0 LOB: 0 K: 1 BB: 1 S: 8 P: 16	R: 0 H: 0 E: 0 LOB: 0 K: 1 BB: 0 S: 10 P: 13	R: 0 H: 1 E: 0 LOB: 1 K: 0 BB: 0 S: 5 P: 10	R: 0 H: 0 E: 0 LOB: 1 K: 1 BB: 1 S: 9 P: 20	R: 0 H: 0 E: 0 LOB: 1 K: 0 BB: 1 S: 9 P: 16	R: 0 H: 1 E: 0 LOB: 1 K: 1 BB: 0 S: 10 P: 18	R: 0 H: 0 E: 0 LOB: 0 K: 1 BB: 0 S: 6 P: 9	R: 0 H: 0 E: 0 LOB: 0 K: 1 BB: 0 S: 9 P: 16	1B: 3 SF: 0 2B: 1 SAC: 0 3B: 0 DP: 1 HR: 0 HBP: 0						

	AB	28
	R	0
	H	3
	RBI	0
	BB	3
	SO	7
	LOB	7

WP: 0 PA: 31
PB: 0
SB: 0
CS: 1

PITCHER		IP	WLS	BF	H	R	ER	SO	BB	IBB	HBP	BLK	WP	HR	S	P	ERA	WHIP
35 Justin Verlander, R ERA: 2.29	(1, 1)	8.0	W	28	3	0	0	6	3	0	0	0	0	0	66	116	0.00	0.750
46 Jose Valverde, R ERA: 2.41	(9, 1)	1.0	S	3	0	0	0	1	0	0	0	0	0	0	9	16	0.00	0.000

PITCHER	IP	WLS	BF	H	R	ER	SO	BB	IBB	HBP	BLK	WP	HR	S	P	ERA	WHIP

Texas Rangers @ Oakland Athletics

Oakland Coliseum, Oakland, CA

Tue Sep 20 2011, 7:09 PM - 9:44 PM PDT

Att. 13,635 - Clear - 74 F

livebaseballscorecards.com

Batter	1	2	3	4	5	6	7	8	9	AB	R	H	RBI	BB	SO	LOB
5 Ian Kinsler, R (1, 4) OBP: 0.347, SLG: 0.463	C FF 89 B FF 91 B FF 91 C FF 91 B SL 84 F FF 93 X FF 93 3-2 ① F9	S SL 83 B FF 92 C SL 84 X FF 93 1-2 ② G6-3		B FF 90 B FF 88 B FF 90 B FF 90 X FF 89 3-1 ① F7		1 SAFE C FF 90 B CH 82 F FF 91 B FC 91 B SL 81 F FC 90 1 SAFE B FC 89 4-2 1-2 BB		B FF 90 B SL 82 B SL 84 C FF 89 B FF 88 4-1 1 1B 10 1B BB		3	1	0	0	2	0	2
1 Elvis Andrus, R (1, 6) OBP: 0.345, SLG: 0.364	C FF 90 C FF 91 S CH 83 0-3 ② K	C FF 90 B FF 92 B FF 93 X SL 82 2-1 ③ L8 3-H		B FF 90 C SL 79 F FF 90 S SL 82 1-3 ② K		B CU 75 X FF 90 1-0 ① F9		1 SAFE 1 SAFE F FF 88 1 SAFE X SL 83 0-1 10 1B 1-3 1B		5	0	1	0	0	2	3
32 Josh Hamilton, L (1, 7) OBP: 0.350, SLG: 0.537	C FF 90 S SL 83 F FF 95 F FF 96 B SL 84 B FF 93 B SL 84 X FF 94 3-2 10 1B 29 HR 1B	X FF 88 0-0 10 E 2B		F FF 91 B FF 90 F FF 92 B SL 83 X FF 91 2-2 ③ F8		F FF 91 F FF 92 F FC 92 S FF 92 0-3 ② K		B SL 81 S SL 81 S SI 90 S CU 70 1-3 ② K		5	2	2	0	0	2	5
10 Michael Young, R (1, 3) OBP: 0.376, SLG: 0.474	S SL 82 C FF 91 X SL 82 0-2 1-2 29 HR 1B	X FF 90 0-0 E9 25 1B 2-H 1B	F FF 90 S FF 91 X FF 92 0-2 ① G3	X SL 82 0-0 ③ P4			B SI 90 X SI 88 1-0 1-2 3-H 1B	5	2	3	2	0	0	2
29 Adrián Beltré, R (1, 5) OBP: 0.327, SLG: 0.541	C FF 91 D SL 84 X FF 92 1-1 1-H 2-H HR	B SL 86 C SL 84 T FF 93 S SL 85 1-3 ① K	X FF 91 0-0 ② F9		C SL 80 B FF 91 X FF 90 1-1 17 FC4 1B	S SI 90 X SI 90 0-1 ③ P6		5	1	2	3	0	1	3
25 Mike Napoli, R (1, 2) OBP: 0.416, SLG: 0.617	B SL 82 B FF 96 C FF 95 S SL 84 F FF 96 F SL 84 B SL 84 F FF 96 F FF 95 4-2 BB	X FF 90 0-0 2-H 1B	C FF 92 B SL 84 S FF 92 X FF 92 1-2 7 2B 1B		S SL 81 C FF 92 S SL 84 0-3 ① K		B FF 94 C SL 81 F FF 95 B CH 84 B SL 83 B FF 95 4-2 7 G6-4-3 BB	3	0	2	1	2	1	1
7 David Murphy, L (1, 9) OBP: 0.328, SLG: 0.408	C FF 90 D FF 89 F SL 82 S FF 93 1-3 ③ K	F SL 83 B FF 90 B FF 93 F FF 92 F SL 83 X FF 92 2-2 ② P6	B FF 92 B FF 90 X FF 90 2-0 1-3 2B	B FF 91 B CH 81 C FF 91 X CH 82 2-1 ② F8			C FF 96 F FF 95 F CH 84 X FF 96 0-2 ①② G6-4-3 1-2f	5	0	1	0	0	1	4
17 Nelson Cruz, R (1, 10) OBP: 0.316, SLG: 0.520		B CH 86 B FF 90 C FF 89 B FF 92 X SI 92 3-1 9 G4-3 1 WP 2B S SL 84 X SL 84 0-1 ③ F8	C FF 92 F SL 82 F FF 93 X FF 93 0-2 ③ F9		F FC 91 F FF 92 X SL 83 0-2 ③ FC4 1-2f		S SL 81 F FF 95 F FF 96 X CH 83 0-2 ③ P3	5	1	1	0	0	0	4
9 Endy Chavez, L (1, 8) OBP: 0.328, SLG: 0.435		C FF 90 B FF 92 B FF 89 X FF 91 2-1 ① G4-3 2-3		C FF 88 B FF 88 X FF 89 1-1 1B	C FF 90 S FC 89 X FF 90 0-2 5 BB 1B		C FF 89 B SL 83 S SL 84 X SL 85 1-2 ① F7		4	0	2	0	0	0	1
Inning Stats	R: 3 E: 0 K: 2 S: 26 H: 3 LOB: 1 BB: 1 P: 38	R: 1 E: 0 K: 0 S: 9 H: 1 LOB: 0 BB: 0 P: 17	R: 2 E: 1 K: 1 S: 13 H: 3 LOB: 1 BB: 0 P: 16	R: 0 E: 0 K: 1 S: 10 H: 1 LOB: 1 BB: 0 P: 17	R: 0 E: 0 K: 0 S: 12 H: 2 LOB: 2 BB: 0 P: 15	R: 0 E: 0 K: 1 S: 12 H: 1 LOB: 2 BB: 1 P: 17	R: 0 E: 0 K: 1 S: 10 H: 1 LOB: 1 BB: 0 P: 13	R: 1 E: 0 K: 1 S: 12 H: 2 LOB: 2 BB: 1 P: 19	R: 0 E: 0 K: 0 S: 10 H: 0 LOB: 0 BB: 1 P: 14	1B: 10 2B: 3 3B: 0 HR: 1 SF: 0 SAC: 0 DP: 1 HBP: 0						

TOP

AB	40
R	7
H	14
RBI	6
BB	4
SO	7
LOB	25

PITCHER		IP	WLS	BF	H	R	ER	SO	BB	IBB	HBP	BLK	WP	HR	S	P	ERA	WHIP
18 Rich Harden, R ERA: 5.17	(1, 1)	3.0	L	17	7	6	5	3	1	0	0	0	1	1	48	71	15.00	2.667
45 Graham Godfrey, R ERA: 3.96	(4, 1)	4.0		18	5	0	0	3	1	0	0	0	0	0	44	62	0.00	1.500
48 Michael Wuertz, R ERA: 6.68	(8, 1)	0.1		3	1	1	1	0	1	0	0	0	0	0	6	11	27.00	6.000
13 Jerry Blevins, L ERA: 2.96	(8, 1)	0.2		3	1	0	0	1	0	0	0	0	0	0	6	8	0.00	1.500
62 Neil Wagner, R ERA: 7.2	(9, 1)	1.0		3	0	0	0	0	1	0	0	0	0	0	10	14	0.00	1.000

PITCHER	IP	WLS	BF	H	R	ER	SO	BB	IBB	HBP	BLK	WP	HR	S	P	ERA	WHIP

Batter	1	2	3	4	5	6	7	8	9	AB	R	H	RBI	BB	SO	LOB
19 Jemile Weeks, S (1, 4) OBP: 0.333, SLG: 0.399	C SI 94 T SI 95 B SI 94 X SL 84 1-2 ① L5		S SI 95 B SI 95 B KC 76 S SI 94 S SI 96 2-3 ② K		B SI 96 X SI 94 1-0 ③ G6-3			C FF 97 S SL 85 B FF 96 F FF 98 F FF 98 X SL 85 1-2 ③ F8		4	0	0	0	0	1	1
4 Coco Crisp, S (1, 8) OBP: 0.325, SLG: 0.394	B SI 96 X SI 95 1-0 ② G4-3		C KC 76 S SL 84 B SL 81 S SL 82 1-3 ③ K			X SI 92 0-0 ① G6-3			B SI 95 B SI 96 X SI 95 2-0 HR	4	1	1	1	0	1	1
55 Hideki Matsui, L (1, 7) OBP: 0.327, SLG: 0.387	C SI 96 B SI 96 X SI 95 1-1 1B			B SI 94 B SI 93 B SI 94 C SI 93 X SI 94 3-1 ① F7		B SI 93 C KC 76 B SI 94 S SI 94 F SL 84 X SI 95 2-2 ② G1-3			B SI 95 X SI 95 1-0 ① F9	4	0	1	0	0	0	0
16 Josh Willingham, R (1, 10) OBP: 0.338, SLG: 0.483	B SI 94 C KC 76 B SI 94 S SI 93 X SI 94 2-2 ③ G4-3			C KC 75 B SL 84 B SI 95 B SI 93 B SI 95 4-1 BB		S SI 95 X SI 94 0-1 ③ P5			B SI 95 F SI 95 B SL 82 X SI 96 2-1 ② L7	3	0	0	0	1	0	1
29 Scott Sizemore, R (1, 5) OBP: 0.332, SLG: 0.389		C SI 94 B KC 76 B SI 95 C SI 95 B SI 96 F SI 96 B SI 95 4-2 22 G6-4-3 BB		C KC 76 D KC 74 B SI 94 C SI 94 S SL 82 2-3 ② K			C SI 94 B SL 83 B SI 94 C SI 93 C SI 94 2-3 ① K		F SI 95 B SL 82 S SL 81 X SL 82 1-2 ③ F8	3	0	0	0	1	2	1
22 Chris Carter, R (1, 3) OBP: 0.158, SLG: 0.111	S SI 95 C SI 94 B SI 95 X SI 96 1-2 ①② G6-4-3 1-2f			S SI 94 F SI 95 X SI 95 0-2 ③ F9			B SI 94 S SI 94 B SL 83 B SI 94 S SI 94 F SI 94 S SI 95 3-3 ② K			3	0	0	0	0	1	2
8 Kurt Suzuki, R (1, 2) OBP: 0.305, SLG: 0.393	B SI 96 B KC 77 C SI 96 B SI 95 X SI 95 3-1 ③ P4				C SI 93 B SI 94 B SL 81 F SI 94 B SL 84 X SI 95 3-2 ① F9		C SI 95 C CH 86 S SI 96 0-3 ③ K			3	0	0	0	0	1	0
2 Cliff Pennington, S (1, 6) OBP: 0.319, SLG: 0.365			B SI 95 X SI 94 1-0 ① F7		B SI 94 C SI 93 C CH 87 S SL 83 1-3 ② K			C FF 97 F FF 97 B FF 97 X FF 96 1-2 ① F7		3	0	0	0	0	1	0
23 Michael Taylor, R (1, 9) OBP: 0.391, SLG: 0.421			B SI 96 F SI 95 B SL 84 F SI 95 B SI 95 B SI 96 4-2 BB		B KC 76 B SI 94 B SI 94 C SI 94 F SI 95 X SL 83 3-2 HR			B FF 98 C FF 98 C FF 97 X SI 98 1-2 ② G4-3		2	1	1	1	1	0	0
Inning Stats	R: 0 H: 1 E: 0 LOB: 1 K: 0 BB: 0 S: 9 P: 14	R: 0 H: 0 E: 0 LOB: 0 K: 0 BB: 1 S: 8 P: 16	R: 0 H: 0 E: 0 LOB: 1 K: 2 BB: 1 S: 9 P: 17	R: 0 H: 0 E: 0 LOB: 1 K: 1 BB: 1 S: 9 P: 18	R: 1 H: 1 E: 0 LOB: 0 K: 1 BB: 0 S: 10 P: 18	R: 0 H: 0 E: 0 LOB: 0 K: 0 BB: 0 S: 7 P: 9	R: 0 H: 0 E: 0 LOB: 0 K: 3 BB: 0 S: 10 P: 15	R: 0 H: 0 E: 0 LOB: 0 K: 0 BB: 0 S: 11 P: 14	R: 1 H: 1 E: 0 LOB: 0 K: 0 BB: 0 S: 7 P: 13	1B: 1 SF: 0 2B: 0 SAC: 0 3B: 0 DP: 1 HR: 2 HBP: 0						WP: 0 PA: 32 PB: 0 SB: 0 CS: 0

PITCHER		IP	WLS	BF	H	R	ER	SO	BB	IBB	HBP	BLK	WP	HR	S	P	ERA	WHIP
45 Derek Holland, L ERA: 3.92	(1, 1)	7.0	W	25	2	1	1	7	3	0	0	0	0	1	62	107	1.29	0.714
57 Mark Lowe, R ERA: 3.8	(8, 1)	1.0		3	0	0	0	0	0	0	0	0	0	0	11	14	0.00	0.000
44 Michael Kirkman, L ERA: 7.11	(9, 1)	1.0		4	1	1	1	0	0	0	0	0	0	1	7	13	9.00	1.000

PITCHER	IP	WLS	BF	H	R	ER	SO	BB	IBB	HBP	BLK	WP	HR	S	P	ERA	WHIP

BOTTOM

Texas Rangers @ Oakland Athletics

Oakland Coliseum, Oakland, CA

Tue Sep 20 2011, 7:09 PM - 9:44 PM PDT

Att. 13,635 - Clear - 74 F

livebaseballscorecards.com

AB	29
R	2
H	3
RBI	2
BB	3
SO	7
LOB	6

Texas Rangers @ Oakland Athletics

Oakland Coliseum, Oakland, CA

Wed Sep 21 2011, 7:11 PM - 10:10 PM PDT

Att. 19,589 - Clear - 66 F

livebaseballscorecards.com

Batter	1	2	3	4	5	6	7	8	9	AB	R	H	RBI	BB	SO	LOB
5 Ian Kinsler, R (1, 4) OBP: 0.348, SLG: 0.468	G5-3		P4			1B		HR		4	1	2	1	0	0	1
1 Elvis Andrus, R (1, 6) OBP: 0.343, SLG: 0.361	G6-3		K			P3		F9		4	0	0	0	0	1	2
32 Josh Hamilton, L (1, 7) OBP: 0.349, SLG: 0.541	G4-3			G3		F7		HR		4	1	1	1	0	0	1
10 Michael Young, R (1, 3) OBP: 0.377, SLG: 0.474		1B		G4-3		F8		1B		4	1	2	0	0	0	1
18 Mitch Moreland, L (9, 3) OBP: 0.324, SLG: 0.419										0	0	0	0	0	0	0
29 Adrián Beltré, R (1, 5) OBP: 0.328, SLG: 0.541		1B		G5-3			1B	G6-3		4	0	2	0	0	0	1
25 Mike Napoli, R (1, 2) OBP: 0.417, SLG: 0.616		G6-3			1B		F9		1B	4	0	2	0	0	0	2
7 David Murphy, L (1, 9) OBP: 0.328, SLG: 0.407		F7			FC6-4	1B	1B		K	4	0	1	0	0	1	2
17 Nelson Cruz, R (1, 10) OBP: 0.316, SLG: 0.518			E4		P3	P3			G4-6-3	4	0	1	0	0	0	3
9 Endy Chavez, L (1, 8) OBP: 0.323, SLG: 0.428			FC3-6		F7	F9			G4-6-3	4	0	0	0	0	0	6
Inning Stats	R: 0 E: 0 K: 0 S: 8 H: 0 LOB: 0 BB: 0 P: 10	R: 1 E: 0 K: 0 S: 7 H: 2 LOB: 0 BB: 0 P: 10	R: 0 E: 1 K: 1 S: 7 H: 0 LOB: 1 BB: 0 P: 9	R: 0 E: 0 K: 0 S: 6 H: 0 LOB: 0 BB: 0 P: 11	R: 0 E: 0 K: 0 S: 12 H: 1 LOB: 1 BB: 0 P: 16	R: 0 E: 0 K: 0 S: 13 H: 1 LOB: 1 BB: 0 P: 14	R: 0 E: 0 K: 0 S: 7 H: 2 LOB: 2 BB: 0 P: 9	R: 2 E: 0 K: 0 S: 14 H: 3 LOB: 0 BB: 0 P: 25	R: 0 E: 0 K: 1 S: 10 H: 2 LOB: 1 BB: 0 P: 17	1B: 9 2B: 0 3B: 0 HR: 2 SF: 0 SAC: 0 DP: 3 HBP: 0						

PITCHER		IP	WLS	BF	H	R	ER	SO	BB	IBB	HBP	BLK	WP	HR	S	P	ERA	WHIP
32 Brandon McCarthy, R ERA: 3.26	(1, 1)	7.0		27	6	1	1	1	0	0	0	0	0	0	60	79	1.29	0.857
50 Grant Balfour, R ERA: 2.54	(8, 1)	1.0	L	5	3	2	2	0	0	0	0	0	0	2	14	25	18.00	3.000
40 Brian Fuentes, L ERA: 3.77	(9, 1)	0.1		2	1	0	0	1	0	0	0	0	0	0	6	7	0.00	3.000
60 Fautino De Los Santos, R ERA: 3.9	(9, 1)	0.2		2	1	0	0	0	0	0	0	0	0	0	4	10	0.00	1.500

PITCHER	IP	WLS	BF	H	R	ER	SO	BB	IBB	HBP	BLK	WP	HR	S	P	ERA	WHIP

AB	36
R	3
H	11
RBI	2
BB	0
SO	2
LOB	19

WP: 0	PA: 36					
PB: 0						
SB: 2						
CS: 0						

Texas Rangers @ Oakland Athletics

Oakland Coliseum, Oakland, CA

Wed Sep 21 2011, 7:11 PM - 10:10 PM PDT

Att. 19,589 - Clear - 66 F

BOTTOM

livebaseballscorecards.com

Batter	1	2	3	4	5	6	7	8	9	AB	R	H	RBI	BB	SO	LOB
19 Jemile Weeks, S (1, 4) OBP: 0.334, SLG: 0.401	B FF 91 C FF 91 C FC 88 F SI 92 B SL 82 S SL 84 2-3 K ①			C CU 78 X SI 92 0-1 4 CS 1B	D CU 77 B CU 78 C FC 87 S CU 78 X SL 83 2-2 E7 1B 1-3 2-H			B SL 90 C FF 93 S SL 89 F SL 90 F CU 81 F SL 89 B SL 90 T SI 94 2-2 K ①		4	0	2	1	0	2	0
4 Coco Crisp, S (1, 8) OBP: 0.322, SLG: 0.391	C SI 92 B SI 92 S CU 79 F FF 90 S SL 85 1-3 K ②			1 SAFE F CU 77 S CU 78 1 SAFE F SL 82 B FC 89 B SL 84 B FC 89 S CU 79 3-3 K ①② 1-2	B CU 78 B SI 91 X SI 91 2-0 G4-3 ③			C SL 90 X CU 81 0-1 G3 ②		4	0	0	0	0	2	3
55 Hideki Matsui, L (1, 10) OBP: 0.326, SLG: 0.386	B FF 92 F FF 92 B SI 91 F FF 90 X SL 83 2-2 G4-1 ③			B SL 84 C FF 91 B SI 91 S FF 92 F SI 92 X FF 92 2-2 1B		B CU 79 B FF 90 B FC 89 C FF 90 C FC 90 F FF 90 X FF 91 3-2 F7 ①		B SI 94 C SI 93 B SL 91 B SI 93 C SL 88 F SL 89 X SL 88 3-2 G5-3 ③		4	0	1	0	0	0	0
16 Josh Willingham, R (1, 7) OBP: 0.338, SLG: 0.479 58 Jai Miller, R (9, PR) OBP: 0.167, SLG: 0.167		B CU 77 S SI 91 C FC 89 B SL 84 C CH 87 2-3 K ①		B FC 89 S CU 77 F SI 91 C FF 90 1-3 K ③		X SI 90 0-0 G6-3 ②			B FF 95 B FF 96 C FF 96 B FC 88 B FF 96 4-1 2 G1-3 BB	3 0	0 0	0 0	0 0	1 0	2 0	1 0
29 Scott Sizemore, R (1, 5) OBP: 0.334, SLG: 0.387		B SI 93 F FF 92 B FF 92 C FC 88 B SL 85 B FC 88 4-2 2 G6-3 BB			C SI 90 C CU 77 B SL 83 B SI 90 B FC 88 X CU 78 3-2 G6-3 ①	C SI 90 B FC 89 B CU 78 C FC 88 F FC 88 B SL 81 B FC 88 4-2 2 S BB			1 SAFE B FF 96 1 SAFE S FF 96 1 SAFE L FF 96 1 SAFE F FF 96 F FF 96 1-2 1 SAFE X SL 79 P2 ①	2	0	0	0	2	0	1
2 Cliff Pennington, S (1, 6) OBP: 0.319, SLG: 0.366		D SI 91 B FC 87 X SI 91 2-0 G6-3 ②③ 1-2f			C FC 88 X SI 92 0-1 14 S 14 1B 2B	1 SAFE B FC 87 X CU 76 1-0 L7 ③ 1-2			1 SAFE B FF 95 B FF 96 1 SAFE C FF 97 F FF 96 F FF 97 F FF 96 D SL 81 3-2 X FF 96 G1-3 ② 1-2	4	1	1	0	0	0	3
8 Kurt Suzuki, R (1, 2) OBP: 0.303, SLG: 0.389			C FF 90 F SI 91 F FF 91 F SL 84 C FC 89 0-3 K ①		F FF 91 S SL 83 S FC 89 0-3 K ②		B FF 89 B SI 90 B FF 88 C FF 89 X FF 88 3-1 G5-3 ①		X FF 96 0-0 F7 ③	4	0	0	0	0	2	3
14 Brandon Allen, L (1, 3) OBP: 0.298, SLG: 0.411			B FF 91 X FF 92 1-0 P5 ②		D SL 83 C CU 78 S SI 91 X SL 84 1-2 23 BB 19 1B 1B 2-H		B SI 90 C FF 88 S FS 82 F FF 90 C FF 88 1-3 K ②			3	1	1	1	0	1	0
23 Michael Taylor, R (1, 9) OBP: 0.385, SLG: 0.381			C SI 90 F FF 92 B FF 92 F FF 92 B FC 89 F FF 92 B SL 83 C FF 92 3-3 K ③		1 SAFE B FF 90 C FC 88 S FF 91 1 SAFE B SI 91 B FC 87 F FC 89 B SI 92 4-2 19 E 19 1B 1-2 BB		S FF 90 S FF 90 S FF 89 0-3 K ③			2	0	0	0	1	2	0

	AB	30
	R	2
	H	5
	RBI	2
	BB	4
	SO	11
	LOB	11

Inning Stats	1	2	3	4	5	6	7	8	9
	R: 0 E: 0 K: 2 S: 11 H: 0 LOB: 0 BB: 0 P: 16	R: 0 E: 0 K: 1 S: 6 H: 0 LOB: 0 BB: 1 P: 14	R: 0 E: 0 K: 2 S: 11 H: 0 LOB: 0 BB: 0 P: 15	R: 0 E: 0 K: 2 S: 13 H: 2 LOB: 1 BB: 0 P: 19	R: 2 E: 1 K: 1 S: 18 H: 3 LOB: 2 BB: 1 P: 30	R: 0 E: 0 K: 0 S: 9 H: 0 LOB: 1 BB: 1 P: 17	R: 0 E: 0 K: 2 S: 9 H: 0 LOB: 0 BB: 0 P: 13	R: 0 E: 0 K: 1 S: 12 H: 0 LOB: 0 BB: 0 P: 17	R: 0 E: 0 K: 0 S: 12 H: 0 LOB: 2 BB: 1 P: 20

	1B: 4	SF: 0	WP: 0	PA: 34
	2B: 2	SAC: 0	PB: 0	
	3B: 0	DP: 2	SB: 2	
	HR: 0	HBP: 0	CS: 1	

PITCHER		IP	WLS	BF	H	R	ER	SO	BB	IBB	HBP	BLK	WP	HR	S	P	ERA	WHIP
36 C.J. Wilson, L ERA: 2.97	(1, 1)	6.0		24	5	2	2	8	3	0	0	0	0	0	68	111	3.00	1.333
19 Koji Uehara, R ERA: 2.47	(7, 1)	1.0	W	3	0	0	0	2	0	0	0	0	0	0	9	13	0.00	0.000
37 Mike Adams, R ERA: 1.42	(8, 1)	1.0	H	3	0	0	0	1	0	0	0	0	0	0	12	17	0.00	0.000
30 Neftalí Feliz, R ERA: 2.88	(9, 1)	1.0	S	4	0	0	0	0	1	0	0	0	0	0	12	20	0.00	1.000

PITCHER	IP	WLS	BF	H	R	ER	SO	BB	IBB	HBP	BLK	WP	HR	S	P	ERA	WHIP

Texas Rangers @ Oakland Athletics

Oakland Coliseum, Oakland, CA

Thu Sep 22 2011, 12:38 PM - 3:08 PM PDT

Att. 14,090 - Sunny - 76 F

TOP

livebaseballscorecards.com

Batter	1	2	3	4	5	6	7	8	9	AB	R	H	RBI	BB	SO	LOB
5 Ian Kinsler, R (1, 4) OBP: 0.348, SLG: 0.467	C SI 90 C SI 92 X SL 84 0-2 F7 ①		B SI 90 B SI 85 C SI 88 B CH 79 X SI 88 3-1 P2 ①		B CH 76 B SI 90 X SI 86 2-0 G5-3 ②		B CH 78 X SI 90 1-0 1 S 1B			4	0	1	0	0	0	0
1 Elvis Andrus, R (1, 6) OBP: 0.344, SLG: 0.361	B SI 91 B SI 91 C SI 85 C SI 91 B SI 90 X SI 91 3-2 G5-3 ②		C SI 90 X SI 90 0-1 G6-3 ②		L CH 78 X SI 91 0-1 32 CS 1B		B SI 91 1 SAFE 1 SAFE B SI 89 C CH 80 F CH 82 B SI 90 B CH 82 4-2 1-2 BB			3	0	1	0	1	0	0
32 Josh Hamilton, L (1, 7) OBP: 0.350, SLG: 0.543	F SI 89 S CH 82 X SI 85 0-2 G4-3 ③		B CH 78 X CH 81 1-0 29 FC5 10 1B 1B		P PO 77 1-0 CS ③ 1-2	S CH 78 B FF 90 X FF 90 1-1 7 1B 2B	F SL 85 F SL 84 B SL 84 F SL 84 X FF 92 1-2 F9 ③			4	1	2	0	0	0	2
10 Michael Young, R (1, 3) OBP: 0.377, SLG: 0.474		C SI 89 X SL 85 0-1 29 2B 1B	B SI 90 D CH 81 1 SAFE X SI 90 2-0 29 FC5 1-2 1B			X CH 78 0-0 G6-3 ①		B SL 85 F FF 92 C FF 94 F SL 87 B SL 86 X FF 92 2-2 F9 ①		4	1	2	0	0	0	1
29 Adrián Beltré, R (1, 5) OBP: 0.327, SLG: 0.541		B SI 90 F SI 90 X SI 92 1-1 7 G3 17 SF8 1-H 2B	B CH 78 B SI 89 C CH 80 X SI 90 2-1 FC5 ③ 1-2 2-3f			D CH 78 C CH 81 S SI 89 X CH 83 1-2 G5-3 ②		C SL 87 F FF 94 X SI 94 0-2 G6-3 ②		4	1	1	1	0	0	3
7 David Murphy, L (1, 9) OBP: 0.327, SLG: 0.405		S CH 81 B FF 91 F SI 90 X CH 82 1-2 G3 ① 2-3		B SI 89 C CH 78 C SI 89 X SI 89 1-2 G4-3 ①		C KC 80 B FF 91 F CH 79 B FF 92 X CH 78 2-2 2-H 1B		C FF 93 X CU 82 0-1 F7 ③		4	0	1	1	0	0	1
17 Nelson Cruz, R (1, 10) OBP: 0.313, SLG: 0.514		B KC 80 B SI 90 B KC 80 F SI 90 X SI 91 3-1 SF8 ② 3-H		X SI 90 0-0 G5-3 ②		F SI 90 S CH 80 D CH 80 B SI 90 X CH 79 2-2 F8 ③			F FF 94 B FF 94 X FC 89 1-1 F7 ①	3	0	0	1	0	0	1
8 Yorvit Torrealba, R (1, 2) OBP: 0.308, SLG: 0.388 25 Mike Napoli, R (8, 2) OBP: 0.416, SLG: 0.614		C SI 90 X KC 82 0-1 23 FC6-4 1B	C SI 86 X SI 90 0-1 L9 ③				C SI 90 X CH 80 0-1 1B		B FF 94 X FC 89 1-0 G6-3 ②	3 1	0 0	2 0	0 0	0 0	0 0	0 0
23 Craig Gentry, R (1, 8) OBP: 0.338, SLG: 0.323 9 Endy Chavez, L (9, PH) OBP: 0.322, SLG: 0.426		F SI 90 X SI 90 0-1 FC6-4 ③ 1-2f			C FF 89 B CH 79 X SI 90 1-1 G5-3 ①		B SI 90 C SI 89 C CH 81 S KC 79 1-3 K ②		B CU 78 C FF 94 F FF 94 F FF 95 F FF 94 S FF 94 1-3 K ③	3 1	0 0	0 0	0 0	0 0	1 1	1 0
Inning Stats	R: 0 E: 0 K: 0 S: 9 H: 0 LOB: 0 BB: 0 P: 12	R: 2 E: 0 K: 0 S: 13 H: 3 LOB: 1 BB: 0 P: 18	R: 0 E: 0 K: 0 S: 8 H: 2 LOB: 2 BB: 0 P: 16	R: 0 E: 0 K: 0 S: 6 H: 0 LOB: 0 BB: 0 P: 7	R: 0 E: 0 K: 0 S: 6 H: 1 LOB: 0 BB: 0 P: 9	R: 1 E: 0 K: 0 S: 12 H: 2 LOB: 1 BB: 0 P: 18	R: 0 E: 0 K: 1 S: 12 H: 2 LOB: 2 BB: 1 P: 19	R: 0 E: 0 K: 0 S: 9 H: 0 LOB: 0 BB: 0 P: 11	R: 0 E: 0 K: 1 S: 8 H: 0 LOB: 0 BB: 0 P: 11	1B: 8 2B: 2 3B: 0 HR: 0 SF: 1 SAC: 0 DP: 0 HBP: 0	WP: 0 PB: 0 SB: 1 CS: 1 PA: 37					

	AB	34
	R	3
	H	10
	RBI	3
	BB	1
	SO	2
	LOB	9

PITCHER	IP	WLS	BF	H	R	ER	SO	BB	IBB	HBP	BLK	WP	HR	S	P	ERA	WHIP
53 Trevor Cahill, R (1, 1) ERA: 4.31	6.2		29	10	3	3	1	1	0	0	0	0	0	62	94	4.05	1.650
56 Craig Breslow, L (7, 1) ERA: 3.9	0.1		1	0	0	0	0	0	0	0	0	0	0	4	5	0.00	0.000
50 Grant Balfour, R (8, 1) ERA: 2.49	1.0	W	3	0	0	0	0	0	0	0	0	0	0	9	11	0.00	0.000
40 Andrew Bailey, R (9, 1) ERA: 3.49	1.0	S	3	0	0	0	1	0	0	0	0	0	0	8	11	0.00	0.000

PITCHER	IP	WLS	BF	H	R	ER	SO	BB	IBB	HBP	BLK	WP	HR	S	P	ERA	WHIP

Texas Rangers @ Oakland Athletics

Oakland Coliseum, Oakland, CA

Thu Sep 22 2011, 12:38 PM - 3:08 PM PDT

Att. 14,090 - Sunny - 76 F

livebaseballscorecards.com

BOTTOM

Batter	1	2	3	4	5	6	7	8	9	AB	R	H	RBI	BB	SO	LOB
19 Jemile Weeks, S (1, 4) OBP: 0.341, SLG: 0.416	B FF 88 B FF 87 C FF 88 C FF 89 X SL 85 2-2 16 2B 1B	B FF 88 B CH 83 B FF 88 B FF 87 4-0 4 G4-6-3 BB	C FF 88 B FF 90 B FF 89 X SL 82 2-1 HR	B FF 92 C SL 87 S FF 93 X SL 88 1-2 4 1B 2B	3	3	3	1	1	0	0
4 Coco Crisp, S (1, 8) OBP: 0.322, SLG: 0.390	X FF 87 0-0 ① F8	1 SAFE C SI 87 B CH 81 1 SAFE X CH 80 1-1 ② ③ G4-6-3 1-2f	B FF 88 C CU 76 X FF 89 1-1 ② F7	D SL 89 D SI 93 C SL 88 B SL 88 X SI 92 3-1 55 S 2-H 1B	4	0	1	1	0	0	2
55 Hideki Matsui, L (1, 10) OBP: 0.324, SLG: 0.383	1 SAFE C SI 88 B FF 88 1 SAFE C SI 88 S CU 75 1-3 ② K	C CU 75 B FF 90 F FF 89 B FF 91 S SL 87 2-3 ① K	B FF 89 X FF 89 1-0 ③ F7	B SI 93 C SL 88 C FF 94 F FF 93 S SL 88 1-3 ② K 2-3	4	0	0	0	0	3	2
16 Josh Willingham, R (1, 7) OBP: 0.337, SLG: 0.480	C FF 90 X FF 88 0-1 1-H 2B	B FF 91 S FF 86 B SL 86 C FF 91 B SL 87 F SL 86 C SL 84 3-3 ② K	B FF 89 F FF 88 F FF 90 X FF 90 1-2 ① P3	C SL 88 X SL 87 0-1 ③ F8	4	0	1	1	0	1	1
12 David DeJesus, L (1, 9) OBP: 0.322, SLG: 0.367	C CU 77 B FF 90 X CU 77 1-1 ③ G4-3	B FF 89 F FF 89 B FF 90 C CU 77 F FF 90 S SL 85 2-3 ③ K	B FF 88 B CH 82 C FF 90 F CU 75 B FF 90 F SL 84 B FF 90 4-2 2 2B 29 G4-3 BB	2	1	0	0	1	1	1
2 Cliff Pennington, S (1, 6) OBP: 0.319, SLG: 0.368	C FF 88 B FF 88 B CH 82 X CH 83 2-1 ① F9	C CH 84 B FF 89 C CU 76 B FF 89 S FF 90 2-3 ① K	F FF 89 X SI 89 0-1 29 G4-3 1-3 2B	3	0	1	0	0	1	0
14 Brandon Allen, L (1, 3) 29 Scott Sizemore, R (7, PH) OBP: 0.333, SLG: 0.386 7 Adam Rosales, R (8, 3) OBP: 0.148, SLG: 0.185	C FF 90 S FF 85 F SL 86 X FF 90 0-2 ② G5-3	B CU 76 B FF 89 F FF 90 B SL 86 C SL 83 S SL 87 3-3 ② K	C SL 76 B FF 88 X FF 88 1-1 ② G4-3 2-3 3-H	2	0	0	0	0	1	0
				1	0	0	1	0	0	1
				0	0	0	0	0	0	0
8 Kurt Suzuki, R (1, 2) OBP: 0.301, SLG: 0.387	B FF 90 B FF 90 C FF 90 S SL 84 B FF 90 F FF 91 F FF 90 X FF 90 3-2 ③ G5-3	B SL 86 F FF 91 F FF 91 B FF 90 F SL 87 X SL 86 2-2 ③ F9	B FF 87 C FF 88 S FF 89 F FF 89 X FS 82 1-2 ③ F9	3	0	0	0	0	0	1
28 Eric Sogard, L (1, 5) OBP: 0.234, SLG: 0.333	C CU 74 F FF 89 S CU 79 0-3 ① K	B FF 87 X CH 82 1-0 ① L3	C FF 92 F SL 88 B SI 93 B SL 87 X SL 87 2-2 ① G4-3	3	0	0	0	0	1	0

Inning Stats																					
	R: 1	H: 2	R: 0	H: 0	R: 0	H: 0	R: 0	H: 0	R: 0	H: 0	R: 1	H: 1	R: 1	H: 1	R: 1	H: 2	1B: 2	SF: 0	WP: 0	PA: 31
	E: 0	LOB: 1	E: 0	LOB: 0	E: 0	LOB: 0	E: 0	LOB: 0	E: 0	LOB: 0	E: 0	LOB: 1	E: 0	LOB: 0	E: 0	LOB: 1	2B: 3	SAC: 0	PB: 0	
	K: 1	BB: 0	K: 0	BB: 0	K: 1	BB: 1	K: 3	BB: 0	K: 2	BB: 0	K: 0	BB: 0	K: 0	BB: 1	K: 1	BB: 0	3B: 0	DP: 1	SB: 1	
	S: 11	P: 15	S: 11	P: 16	S: 5	P: 10	S: 11	P: 18	S: 10	P: 17	S: 6	P: 11	S: 14	P: 21	S: 14	P: 21	HR: 1	HBP: 0	CS: 0	

PITCHER		IP	WLS	BF	H	R	ER	SO	BB	IBB	HBP	BLK	WP	HR	S	P	ERA	WHIP
48 Colby Lewis, R ERA: 4.45	(1, 1)	6.1		24	4	3	3	7	2	0	0	0	0	1	62	100	4.26	0.947
28 Darren Oliver, L ERA: 2.15	(7, 1)	0.1	B	1	0	0	0	0	0	0	0	0	0	0	2	3	0.00	0.000
19 Koji Uehara, R ERA: 2.45	(7, 1)	0.1		1	0	0	0	0	0	0	0	0	0	0	4	5	0.00	0.000
37 Mike Adams, R ERA: 1.53	(8, 1)	1.0	L	5	2	1	1	1	0	0	0	0	0	0	14	21	9.00	2.000

PITCHER	IP	WLS	BF	H	R	ER	SO	BB	IBB	HBP	BLK	WP	HR	S	P	ERA	WHIP

AB	29
R	4
H	6
RBI	4
BB	2
SO	8
LOB	8

Oakland Athletics @ Los Angeles Angels

Angel Stadium of Anaheim, Anaheim, CA

Fri Sep 23 2011, 7:08 PM - 9:39 PM PDT

Att. 39,217 - Cloudy - 68 F

livebaseballscorecards.com

TOP

Batter	1	2	3	4	5	6	7	8	9	AB	R	H	RBI	BB	SO	LOB
19 Jemile Weeks, S (1, 4) OBP: 0.340, SLG: 0.422	B SI 88 C SI 87 X SI 88 1-1 HR		B FF 86 B FF 88 C SI 83 F FF 89 X FF 90 2-2 ① G5-3		C FF 88 B CU 70 T CH 79 B FF 88 F CH 80 F CU 70 C FC 92 2-3 ③ K			C CH 78 B CU 72 F SI 89 B SL 77 B FF 91 F CH 79 X FC 92 3-2 E5 4 FC6-4 2-H		4	1	1	1	0	1	0
4 Coco Crisp, S (1, 8) OBP: 0.320, SLG: 0.387	X FF 87 0-0 ① F7		X FF 83 0-0 ② L3			B CU 70 C CH 79 B CU 71 F FF 88 S CH 77 2-3 ① K		1 SAFE L CH 80 L FF 88 D SL 78 X CH 78 1-2 ② FC6-4 55 S 1-2f		4	0	0	0	0	1	1
55 Hideki Matsui, L (1, 10) OBP: 0.321, SLG: 0.380	C SI 87 X CU 71 0-1 ② G4-3		B FF 88 C CH 79 C FF 89 B CH 80 S CU 71 2-3 ③ K			X CH 81 0-0 ② F9		P B SI 87 C CH 79 B CH 78 F SI 87 X FF 88 3-2 ③ P6 1-2		4	0	0	0	0	1	1
16 Josh Willingham, R (1, 7) OBP: 0.338, SLG: 0.479	C FF 89 B FC 90 H SI 87 2-1 12 WP HBP			X FC 88 0-0 12 G3-6-3 1B		C FF 90 C CU 73 B FC 86 S FC 90 1-3 ③ K			B SL 77 C FC 87 F SL 77 S FC 86 1-3 ① K	3	0	1	0	0	2	0
12 David DeJesus, L (1, 9) OBP: 0.321, SLG: 0.373	F SI 88 S CU 73 B SL 78 B CH 80 S CH 80 2-3 ③ K 1-2			B FF 86 C CH 79 F SI 89 D SL 78 B CU 72 X CH 80 3-2 ①② G3-6-3 1-2f			X SI 88 0-0 ① F7		B FF 86 B FF 87 C FF 88 B CU 72 X SI 84 3-1 ① HR	4	1	1	1	0	1	2
2 Cliff Pennington, S (1, 6) OBP: 0.319, SLG: 0.369		B FF 85 B SI 88 C FF 86 F CU 70 F SI 91 F CH 78 S CH 78 2-3 ① K		B SI 89 X CH 80 1-0 2B			C FF 87 B SI 85 B FF 88 F CU 72 B FC 90 F SI 88 X SI 88 3-2 ② P2		C FC 87 B CH 82 B FC 88 F FF 88 X FF 89 2-2 ② F8	4	0	1	0	0	1	0
14 Brandon Allen, L (1, 3) OBP: 0.288, SLG: 0.396		X FF 87 0-0 ② L3		B SI 79 F FF 88 F FF 89 B FF 86 S SL 78 2-3 ③ K			S CH 79 X CH 80 0-1 ③ G3		C CU 74 F FC 86 X CU 75 0-2 ③ F9	4	0	0	0	0	1	1
8 Kurt Suzuki, R (1, 2) OBP: 0.303, SLG: 0.388		C FC 88 X FC 90 0-1 1B			X FF 88 0-0 ① F9			C FF 88 F CU 74 F SL 80 B FC 85 X CH 79 1-2 19 WP 19 E 29 SH3-4 1B		3	1	2	0	0	0	0
29 Scott Sizemore, R (1, 5) OBP: 0.332, SLG: 0.384		D SL 77 X SL 79 1-0 ③ F7			C FF 88 B FF 88 B CH 79 B FC 88 X FC 88 3-1 ② G6-3			X FF 87 0-0 ① SH3-4 1-2		2	0	0	0	0	0	1
Inning Stats	R: 1 E: 0 K: 1 S: 9 H: 1 LOB: 1 BB: 0 P: 14	R: 0 E: 0 K: 1 S: 9 H: 1 LOB: 1 BB: 0 P: 12	R: 0 E: 0 K: 1 S: 7 H: 0 LOB: 0 BB: 0 P: 11	R: 0 E: 0 K: 1 S: 8 H: 2 LOB: 1 BB: 0 P: 14	R: 0 E: 0 K: 1 S: 8 H: 0 LOB: 0 BB: 0 P: 13	R: 0 E: 0 K: 2 S: 7 H: 0 LOB: 0 BB: 0 P: 10	R: 0 E: 0 K: 0 S: 7 H: 0 LOB: 0 BB: 0 P: 10	R: 1 E: 1 K: 0 S: 16 H: 1 LOB: 1 BB: 0 P: 23	R: 1 E: 0 K: 1 S: 11 H: 1 LOB: 0 BB: 0 P: 17	1B: 3 2B: 1 3B: 0 HR: 2 SF: 0 SAC: 1 DP: 1 HBP: 1						

	AB	32
	R	3
	H	6
	RBI	2
	BB	0
	SO	8
	LOB	6

WP: 2 PB: 0 SB: 1 CS: 0 PA: 34

PITCHER		IP	WLS	BF	H	R	ER	SO	BB	IBB	HBP	BLK	WP	HR	S	P	ERA	WHIP
36 Jered Weaver, R ERA: 2.41	(1, 1)	8.1	L	32	6	3	2	8	0	0	1	0	2	2	76	116	2.16	0.720
63 Rich Thompson, R ERA: 3.06	(9, 1)	0.2		2	0	0	0	0	0	0	0	0	0	0	6	8	0.00	0.000

PITCHER		IP	WLS	BF	H	R	ER	SO	BB	IBB	HBP	BLK	WP	HR	S	P	ERA	WHIP

Oakland Athletics @ Los Angeles Angels

Angel Stadium of Anaheim, Anaheim, CA

Fri Sep 23 2011, 7:08 PM - 9:39 PM PDT

Att. 39,217 - Cloudy - 68 F

livebaseballscorecards.com

BOTTOM

Batter	1	2	3	4	5	6	7	8	9	AB	R	H	RBI	BB	SO	LOB
13 Maicer Izturis, S (1, 5) OBP: 0.337, SLG: 0.391	C SI 90 T FF 92 T FF 92 0-2 ① K		B CH 82 C SI 92 C CU 79 B FF 94 B CU 80 X FF 94 3-2 ③ F8			B FF 92 B CU 79 C FF 92 F FF 91 F CU 80 B FF 94 X CH 85 3-2 ② G4-3		X FF 92 0-0 ② G4-3 1-2 2-3		4	0	0	0	0	1	2
25 Peter Bourjos, R (1, 8) OBP: 0.325, SLG: 0.439	B SI 92 X SI 92 1-0 ② F8			C CH 84 F FF 92 B FF 91 X FF 92 1-2 ① F9		B CH 84 B SI 92 C SI 92 X SI 94 2-1 ③ F8		B SL 86 B FF 93 B SL 86 B FF 93 4-0 BB		3	0	0	0	1	0	0
47 Howie Kendrick, R (1, 4) OBP: 0.340, SLG: 0.468	B SI 93 B SI 93 S FF 93 X FF 93 2-1 ③ F9			B CH 84 F CH 84 B CU 80 C SI 92 B CU 80 X CH 85 3-2 ② F8			C SI 91 X CH 83 0-1 ① G5-3	F FF 93 B FF 93 B SL 86 B FF 92 C FF 92 X FF 94 3-2 ③ F9		4	0	0	0	0	0	3
48 Torii Hunter, R (1, 9) OBP: 0.334, SLG: 0.422		C SI 92 C FF 92 B FF 92 B FF 92 B CU 80 X SI 93 3-2 ① P4		B CU 80 B SI 92 B SI 93 X FF 92 3-0 ③ G5-3			X SI 92 0-0 HR		B FF 95 F FF 95 C FC 89 X FF 96 1-2 ① F9	4	1	1	1	0	0	0
44 Mark Trumbo, R (1, 3) OBP: 0.295, SLG: 0.482		S SI 93 X SI 93 0-1 ① 1B			C SI 90 X CU 79 0-1 ① G5-3		S CU 80 X CU 80 0-1 ① 10 G4-3 1B		B FF 96 X FF 95 1-0 ② P6	4	0	2	0	0	0	0
10 Vernon Wells, R (1, 10) OBP: 0.252, SLG: 0.416		C FF 92 1 SAFE B FF 91 F FF 93 B CU 79 S CU 79 2-3 ② K			C SI 92 B FF 92 X CU 80 1-1 ② E6		F SI 90 D CU 80 B SI 91 1 SAFE X SI 90 2-1 ②③ G4-3 1-2f		B FF 95 C FC 88 F FC 90 X FC 88 1-2 ③ F8	4	0	0	0	0	1	2
27 Mike Trout, R (1, 7) OBP: 0.260, SLG: 0.381		C SI 91 X SI 91 0-1 ③ F8			C FF 92 B FF 93 S FF 93 B FF 91 S FF 94 2-3 ② K			C CH 81 B CU 78 B SI 91 S CH 83 C CU 79 2-3 ① K		3	0	0	0	0	2	2
2 Erick Aybar, S (1, 6) OBP: 0.321, SLG: 0.426			X SI 91 0-0 ① F9		C CU 78 B FF 93 F SI 91 S CU 80 1-3 ③ K			B CU 79 B CU 79 C FF 91 B FF 92 C FF 92 B FF 94 4-2 13 G4-3 6 BB BB		2	0	0	0	1	1	1
5 Jeff Mathis, R (1, 2) OBP: 0.229, SLG: 0.264 6 Alberto Callaspo, S (8, PH) OBP: 0.364, SLG: 0.376 28 Jeremy Moore, L (8, PR) 46 Bobby Wilson, R (9, 2) OBP: 0.256, SLG: 0.286			B SI 91 C SI 92 X CH 84 1-1 ② G4-3			B CH 84 X SI 90 1-0 ① F8		B SI 91 1 SAFE B FF 89 B SI 91 C FF 91 1 SAFE F FF 91 B FF 92 4-2 13 G4-3 1-2 BB		2 0 0 0	0 0 0 0	0 0 0 0	0 0 0 0	0 1 0 0	0 0 0 0	0 0 0 0
Inning Stats	R: 0 E: 0 K: 1 S: 6 H: 0 LOB: 0 BB: 0 P: 9	R: 0 E: 0 K: 1 S: 10 H: 1 LOB: 1 BB: 0 P: 15	R: 0 E: 0 K: 0 S: 6 H: 0 LOB: 0 BB: 0 P: 10	R: 0 E: 0 K: 0 S: 7 H: 0 LOB: 0 BB: 0 P: 14	R: 0 E: 1 K: 2 S: 10 H: 0 LOB: 1 BB: 0 P: 14	R: 0 E: 0 K: 0 S: 7 H: 0 LOB: 0 BB: 0 P: 13	R: 1 E: 0 K: 0 S: 7 H: 2 LOB: 0 BB: 0 P: 9	R: 0 E: 0 K: 1 S: 11 H: 0 LOB: 3 BB: 3 P: 28	R: 0 E: 0 K: 0 S: 7 H: 0 LOB: 0 BB: 0 P: 10	1B: 2 2B: 0 3B: 0 HR: 1		SF: 0 SAC: 0 DP: 1 HBP: 0		WP: 0 PB: 0 SB: 0 CS: 0	PA: 33	

	AB	30
	R	1
	H	3
	RBI	1
	BB	3
	SO	5
	LOB	10

PITCHER		IP	WLS	BF	H	R	ER	SO	BB	IBB	HBP	BLK	WP	HR	S	P	ERA	WHIP
47 Gio González, L ERA: 3.25	(1, 1)	7.1	W	27	3	1	1	5	2	0	0	0	0	1	60	101	1.23	0.682
50 Grant Balfour, R ERA: 2.47	(8, 1)	0.2	H	3	0	0	0	0	1	0	0	0	0	0	4	11	0.00	1.500
40 Andrew Bailey, R ERA: 3.4	(9, 1)	1.0	S	3	0	0	0	0	0	0	0	0	0	0	7	10	0.00	0.000

PITCHER	IP	WLS	BF	H	R	ER	SO	BB	IBB	HBP	BLK	WP	HR	S	P	ERA	WHIP

Oakland Athletics @ Los Angeles Angels

Angel Stadium of Anaheim, Anaheim, CA

Sat Sep 24 2011, 6:08 PM - 8:54 PM PDT

Att. 41,113 - Cloudy - 69 F

TOP

livebaseballscorecards.com

Batter	1	2	3	4	5	6	7	8	9	AB	R	H	RBI	BB	SO	LOB
19 Jemile Weeks, S (1, 4) OBP: 0.343, SLG: 0.424	C SI 92 B FF 92 X SI 93 1-1 L7 ①	B SI 90 B CH 84 C SI 91 2 SAFE X SI 90 2-1 G4-3 ③			B SI 89 X SI 90 1-0 55 FC4-6 1-2 3-H 1B		C FF 89 B FF 88 B SI 88 X FF 90 2-1 4 S 1B		C FF 96 S FF 98 X FF 99 0-2 2-H 1B	5	0	3	2	0	0	2
4 Coco Crisp, S (1, 8) OBP: 0.319, SLG: 0.385	B SI 92 X SI 92 1-0 55 S 1B		B FC 89 B FF 92 X SI 91 2-0 G3 ①		C SI 89 X CH 83 0-1 F8 ①		1 SAFE 1 SAFE C SI 88 C CH 78 F CH 80 F FF 89 X CH 80 0-2 G4-3 ③ 1-2		F FF 98 B CH 85 X FF 97 1-1 G3 ③	5	0	1	0	0	0	4
55 Hideki Matsui, L (1, 7) OBP: 0.321, SLG: 0.377	P PO 83 C SI 91 B SI 91 B CH 84 B SI 90 4-1 1-2 BB		B CU 77 F CH 85 F SI 91 X SL 81 1-2 G3 ②		X CH 82 0-0 FC4-6 1-2f 2-3 ②			B CU 74 B CU 74 C SI 88 X SI 89 2-1 G5-3 ①		3	0	0	0	1	0	2
16 Josh Willingham, R (1, 10) OBP: 0.336, SLG: 0.475	2 SAFE F SI 91 X FC 88 0-1 F7 ②		X FC 88 0-0 G3 ③		C FC 87 C FC 88 B FF 89 B FC 89 F CH 82 X FC 90 2-2 F9 ③			C SI 88 B SI 89 B SI 89 F SI 88 S SI 90 2-3 K ②		4	0	0	0	0	1	4
12 David DeJesus, L (1, 9) OBP: 0.321, SLG: 0.374	F SI 91 B SI 91 B CH 84 X SI 91 2-1 F7 ③			C FC 87 B FC 88 F CH 83 F SL 80 F SL 80 B FF 91 X CH 84 2-2 F7 ①		B CH 82 B SI 91 F SI 90 X SI 92 2-1 G4-3 ①		B SI 90 B SI 89 C SI 89 X SI 90 2-1 2B	4	0	1	0	0	0	2
8 Kurt Suzuki, R (1, 2) OBP: 0.301, SLG: 0.385		C FC 88 B SI 91 B FC 88 X FC 88 2-1 G6-3 ①		B FC 88 B FC 89 F SI 91 F FC 88 F FF 92 F CH 84 B FC 88 F SI 92 X CU 63 3-2 G5-3 ②		B FC 88 X SI 92 1-0 L8 ②		D SI 89 B SI 88 C SI 90 B SI 89 X SI 88 3-1 F8 ③		4	0	0	0	0	0	1
14 Brandon Allen, L (1, 3) OBP: 0.282, SLG: 0.387		B SI 92 F SI 92 B FC 89 S SI 92 B SI 92 C FF 93 3-3 K ②		C CU 76 F CH 84 B FC 90 S SL 83 1-3 K ③		X CH 84 0-0 G3 ③			B FF 99 C FF 98 C FF 98 S FF 98 1-3 K ①	4	0	0	0	0	3	0
29 Scott Sizemore, R (1, 5) OBP: 0.336, SLG: 0.384		C FF 93 B FC 89 B FC 89 B SI 92 F FF 92 B FF 92 4-2 28 1B BB			C FC 86 B SI 92 B FC 87 B FC 87 F SI 91 X SI 92 3-2 28 1B 19 1B		B FC 88 C FF 91 C FC 89 B SL 81 B FF 92 X FF 92 3-2 F8 ①		C FF 96 B SL 88 B FF 98 B FF 98 B FF 96 4-1 28 WP 19 1B BB	2	2	1	0	2	0	0
28 Eric Sogard, L (1, 6) OBP: 0.250, SLG: 0.344		C SI 91 1 SAFE X SI 90 0-1 1-2 1B			X SI 90 0-0 55 FC4-6 19 1B 1-3 1B		B FF 90 C FF 89 X FF 88 1-1 P6 ②		C FF 98 F FF 97 B FF 94 B FF 98 S FF 100 2-3 K ② 1-2	4	0	2	0	0	1	1
Inning Stats	R: 0 E: 0 K: 0 S: 9 H: 1 LOB: 2 BB: 1 P: 16	R: 0 E: 0 K: 1 S: 11 H: 1 LOB: 2 BB: 1 P: 22	R: 0 E: 0 K: 0 S: 5 H: 0 LOB: 0 BB: 0 P: 8	R: 0 E: 0 K: 1 S: 14 H: 0 LOB: 0 BB: 0 P: 20	R: 1 E: 0 K: 0 S: 12 H: 3 LOB: 2 BB: 0 P: 18	R: 0 E: 0 K: 0 S: 4 H: 0 LOB: 0 BB: 0 P: 7	R: 0 E: 0 K: 0 S: 12 H: 1 LOB: 1 BB: 0 P: 18	R: 0 E: 0 K: 1 S: 9 H: 1 LOB: 1 BB: 0 P: 18	R: 1 E: 0 K: 2 S: 12 H: 1 LOB: 1 BB: 1 P: 20	1B: 7 2B: 1 3B: 0 HR: 0 SF: 0 SAC: 0 DP: 0 HBP: 0						

	AB	35
	R	2
	H	8
	RBI	2
	BB	3
	SO	5
	LOB	16

WP: 1 PB: 0 SB: 2 CS: 0 PA: 38

PITCHER		IP	WLS	BF	H	R	ER	SO	BB	IBB	HBP	BLK	WP	HR	S	P	ERA	WHIP
57 Jerome Williams, R ERA: 2.95	(1, 1)	6.1	W	26	5	1	1	2	2	0	0	0	0	0	58	97	1.42	1.105
21 Hisanori Takahashi, L ERA: 3.53	(7, 1)	0.2	H	3	1	0	0	0	0	0	0	0	0	0	9	12	0.00	1.500
37 Scott Downs, L ERA: 1.19	(8, 1)	1.0	H	4	1	0	0	1	0	0	0	0	0	0	9	18	0.00	1.000
51 Jordan Walden, R ERA: 2.45	(9, 1)	1.0	S	5	1	1	1	2	1	0	0	0	1	0	12	20	9.00	2.000

PITCHER	IP	WLS	BF	H	R	ER	SO	BB	IBB	HBP	BLK	WP	HR	S	P	ERA	WHIP

Batter	1	2	3	4	5	6	7	8	9	AB	R	H	RBI	BB	SO	LOB
2 Erick Aybar, S (1, 6) OBP: 0.322, SLG: 0.426	C FF 91 B FF 92 X SI 91 1-1 E7 53 F8 48 1B		F SI 92 B FF 91 B SI 91 F SI 92 X FS 80 2-2 ② G3-1			X CU 78 0-0 47 G1-3 53 1B 1B		F FF 90 H SL 84 1-1 47 CS HBP		3	2	1	0	0	0	0
47 Howie Kendrick, R (1, 4) OBP: 0.338, SLG: 0.465	C SI 91 F FF 90 T FF 92 0-2 ① K		B SL 83 F SI 91 X CU 78 1-1 ③ G5-3			1 SAFE S SL 84 S SI 92 X SI 90 0-2 ② G1-3 1-2		C FF 89 B FF 90 1 SAFE F CH 78 F FF 92 S CH 77 1-3 ①② K 1-2		4	0	0	0	0	2	3
53 Bobby Abreu, L (1, 10) OBP: 0.354, SLG: 0.361	C SI 90 B FF 90 X FS 80 1-1 ② F8 2-3			C FF 91 X FS 80 0-1 ① G4-3		S FS 82 F SI 92 B FS 81 F FF 91 B FS 82 X FS 83 2-2 48 HR 2-H 1B		B SL 84 B SL 86 C FF 91 S SL 84 X FF 92 2-2 1B		4	1	2	1	0	0	1
48 Torii Hunter, R (1, 9) OBP: 0.335, SLG: 0.428	B SL 82 S FF 91 B SI 92 X FF 91 2-1 44 FC6-4 3-H 1B			S SL 83 X FF 92 0-1 ② G4-3		1 SAFE D SL 83 X SI 91 1-0 1-H HR		F FF 94 B FF 94 B FF 93 X FF 94 2-1 ③ F7		4	1	2	3	0	0	1
44 Mark Trumbo, R (1, 3) OBP: 0.293, SLG: 0.479 19 Efren Navarro, L (7, 3)	B SI 91 F SI 91 1 SAFE F FF 92 X CU 79 1-2 ③ FC6-4 1-2f			S SL 84 F FF 92 S SI 91 0-3 ③ K		C SL 85 F CU 79 F FF 92 X SL 84 0-2 ③ P3				3 0	0 0	0 0	0 0	0 0	1 0	1 0
6 Alberto Callaspo, S (1, 5) OBP: 0.364, SLG: 0.376		C SI 91 B CU 77 X FF 91 1-1 ① G4-3			B SI 90 S FS 80 B SI 91 C SI 91 B CU 78 X FS 81 3-2 ① L7		C FF 90 F FS 80 X SI 92 0-2 1B			3	0	1	0	0	0	0
10 Vernon Wells, R (1, 7) OBP: 0.250, SLG: 0.413		X FF 92 0-0 ② G6-3			B SL 84 X FF 92 1-0 ② F8		1 SAFE C SL 82 X CU 78 0-1 ① F8			3	0	0	0	0	0	1
25 Peter Bourjos, R (1, 8) OBP: 0.325, SLG: 0.437		B SI 91 C SI 90 C SL 82 B FF 92 F FF 92 X SI 92 2-2 ③ G4-3			B SI 92 S SL 83 H FF 92 2-1 46 CS HBP		D FS 84 F SI 90 1 SAFE X CU 77 1-1 ② F9			2	0	0	0	0	0	1
46 Bobby Wilson, R (1, 2) OBP: 0.250, SLG: 0.278			F SI 91 B SI 93 X SL 82 1-1 ① G5-3		1 SAFE P PO 82 1-0 ③ CS 1-2	B SI 91 C FS 82 C FF 91 B CU 80 F FF 91 X CU 78 2-2 ① F7	1 SAFE B SL 81 S SI 91 F CU 78 F FF 92 F FF 91 B CU 78 F FF 91 F FF 92 3-2 F CU 79 F SI 91 1 SAFE B SI 92 X SI 92 L8		3	0	0	0	0	0	1
Inning Stats	R: 1 E: 1 K: 1 S: 12 H: 1 LOB: 1 BB: 0 P: 17	R: 0 E: 0 K: 0 S: 7 H: 0 LOB: 0 BB: 0 P: 10	R: 0 E: 0 K: 0 S: 7 H: 0 LOB: 0 BB: 0 P: 11	R: 0 E: 0 K: 1 S: 7 H: 0 LOB: 0 BB: 0 P: 7	R: 0 E: 0 K: 0 S: 6 H: 0 LOB: 0 BB: 0 P: 12	R: 3 E: 0 K: 0 S: 17 H: 3 LOB: 0 BB: 0 P: 22	R: 0 E: 0 K: 0 S: 16 H: 1 LOB: 1 BB: 0 P: 20	R: 0 E: 0 K: 1 S: 10 H: 1 LOB: 1 BB: 0 P: 16		1B: 5 2B: 0 3B: 0 HR: 1	SF: 0 SAC: 0 DP: 0 HBP: 2			WP: 0 PB: 0 SB: 0 CS: 2	PA: 32	

PITCHER		IP	WLS	BF	H	R	ER	SO	BB	IBB	HBP	BLK	WP	HR	S	P	ERA	WHIP
52 Guillermo Moscoso, R ERA: 3.38	(1, 1)	7.0	L	27	5	4	3	2	0	0	1	0	0	1	72	99	3.86	0.714
56 Craig Breslow, L ERA: 3.86	(8, 1)	0.2		3	1	0	0	1	0	0	1	0	0	0	8	12	0.00	1.500
38 Andrew Carignan, R ERA: 4.26	(8, 1)	0.1		1	0	0	0	0	0	0	0	0	0	0	2	4	0.00	0.000

PITCHER	IP	WLS	BF	H	R	ER	SO	BB	IBB	HBP	BLK	WP	HR	S	P	ERA	WHIP

BOTTOM

Oakland Athletics @ Los Angeles Angels

Angel Stadium of Anaheim, Anaheim, CA

Sat Sep 24 2011, 6:08 PM - 8:54 PM PDT

Att. 41,113 - Cloudy - 69 F

livebaseballscorecards.com

AB	29
R	4
H	6
RBI	4
BB	0
SO	3
LOB	9

Oakland Athletics @ Los Angeles Angels

Angel Stadium of Anaheim, Anaheim, CA

Sun Sep 25 2011, 12:37 PM - 3:36 PM PDT

Att. 40,794 - Overcast - 70 F

TOP

livebaseballscorecards.com

Batter	1	2	3	4	5	6	7	8	9	AB	R	H	RBI	BB	SO	LOB
19 Jemile Weeks, S (1, 4) OBP: 0.344, SLG: 0.422	C SI 87 X CU 79 0-1 ① F8			C SI 86 B CH 82 F CH 81 S CU 79 1-3 ① K			C CH 84 X SI 84 0-1 ① G1-3	X SI 89 0-0 1-2 2-3 3-H 1B	I IN 60 I IN 59 I IN 59 I IN 60 4-0 IBB	4	0	1	1	1	1	0
4 Coco Crisp, S (1, 8) OBP: 0.317, SLG: 0.385	C SI 88 S CH 83 B FF 88 B SI 88 F SI 88 C SI 88 2-3 ② K			C CU 75 B SI 88 X SI 87 1-1 ② G3			F SI 85 F CU 75 X SI 86 0-2 23 S 55 1B 1B	F CU 75 F CU 76 D SI 90 X CU 76 1-2 ② SF8 3-H	X SI 89 0-0 ② SF8 3-H	3	0	1	2	0	1	0
55 Hideki Matsui, L (1, 10) OBP: 0.320, SLG: 0.375	C SI 89 B SI 88 B CH 82 X SI 87 2-1 ③ F7			B SI 88 X SI 86 1-0 ③ F7			B SI 84 B CH 79 B SI 84 C CH 83 X CH 82 3-1 1-2 1B	X FF 97 0-0 ③ F7	B FF 88 X SL 79 1-0 ③ F9	5	0	1	0	0	0	4
16 Josh Willingham, R (1, 7) OBP: 0.335, SLG: 0.479		B SI 87 B SI 86 C SL 84 S SL 84 B SL 85 F SI 87 F SI 88 C SI 88 3-3 ① K			C SI 85 S SL 82 F SI 85 F SI 85 X SL 83 0-2 ① F7		S SL 86 B SL 88 B SL 88 B SI 92 F SI 93 X SL 88 3-2 ② P3		C FF 96 B SL 88 F FF 98 B FF 98 F FF 98 B FF 98 X FF 98 3-2 HR	4	1	1	1	0	1	2
12 David DeJesus, L (1, 9) OBP: 0.321, SLG: 0.374 23 Michael Taylor, R (7, PH) OBP: 0.357, SLG: 0.348 (7, 9)		B SI 88 C SI 88 C SI 88 X CU 78 1-2 ② G4-3			C CU 74 F SI 87 X CH 82 0-2 29 G4-3 1B		B SL 86 B SI 93 F SI 93 S SI 94 B SL 89 X SI 94 3-2 2-3 G6-3		C FF 98 F FF 98 S SL 85 0-3 ① K	2 2	0 0	1 0	0 0	0 0	0 1	0 2
29 Scott Sizemore, R (1, 5) OBP: 0.337, SLG: 0.385		C SI 88 B SI 88 B SL 84 C SI 86 X SL 84 2-2 ③ G5-3			X SL 83 0-0 ②③ G4-3 1-2f			B SI 92 C SI 93 C SI 93 X SL 87 1-2 8 BB 58 1B 19 1B 1B	X FF 98 0-0 7 FC1 22 1B 7 E 1B	4	2	2	0	0	0	1
14 Brandon Allen, L (1, 3) OBP: 0.279, SLG: 0.382 22 Chris Carter, R (8, PH) OBP: 0.175, SLG: 0.132 (8, 3)			C CU 74 X FF 85 0-1 ① F7			F SI 84 B CH 84 X CU 73 1-1 ① G3		C SI 87 S SI 87 B SI 88 X SI 88 1-2 ① F7	X FF 98 0-0 7 E 8 2B 1-2 1B	2 2	0 1	0 1	0 0	0 0	0 0	0 1
28 Eric Sogard, L (1, 6) OBP: 0.243, SLG: 0.333 58 Jai Miller, R (8, PH) OBP: 0.286, SLG: 0.286 7 Adam Rosales, R (8, 6) OBP: 0.145, SLG: 0.182			C CH 83 C SI 84 B CU 76 B CH 80 C SI 85 2-3 ② K			B SI 84 X SI 84 1-0 ② G6-3		F SI 88 B SI 88 S SI 89 B SI 88 X SI 89 2-2 19 1B 8 BB 4 SF8 1B 1-2	X FF 97 0-0 FC1 8 2B 4 SF8 1-3 2-H	2 1 1	0 1 1	0 1 0	0 0 0	0 0 0	1 0 0	0 0 1
11 Landon Powell, S (1, 2) OBP: 0.244, SLG: 0.222 8 Kurt Suzuki, R (8, PH) OBP: 0.304, SLG: 0.389 (8, 2)			C CU 75 C CU 75 X CH 81 0-2 ③ G6-3			B SI 84 F SI 84 B SI 84 F SI 84 X CU 76 2-2 ③ G1-6-3		B SI 88 B SI 88 B SI 89 B SI 89 4-0 19 1B 1-2 2-3 BB	C FF 97 S FF 97 B FF 98 X FF 99 1-2 1-3 3-H 2B	2 1	0 0	0 1	0 1	0 1	0 0	0 0
Inning Stats	R: 0 E: 0 K: 1 S: 8 H: 0 LOB: 0 BB: 0 P: 12	R: 0 E: 0 K: 1 S: 11 H: 0 LOB: 0 BB: 0 P: 17	R: 0 E: 0 K: 1 S: 8 H: 0 LOB: 0 BB: 0 P: 10	R: 0 E: 0 K: 1 S: 6 H: 0 LOB: 0 BB: 0 P: 9	R: 0 E: 0 K: 0 S: 9 H: 1 LOB: 0 BB: 0 P: 9	R: 0 E: 0 K: 0 S: 6 H: 0 LOB: 0 BB: 0 P: 10	R: 0 E: 0 K: 0 S: 13 H: 2 LOB: 2 BB: 0 P: 22	R: 2 E: 0 K: 0 S: 14 H: 3 LOB: 2 BB: 1 P: 23	R: 4 E: 1 K: 1 S: 15 H: 4 LOB: 2 BB: 1 P: 24	1B: 8 2B: 1 3B: 0 HR: 1 SF: 2 SAC: 0 DP: 1 HBP: 0						

PITCHER		IP	WLS	BF	H	R	ER	SO	BB	IBB	HBP	BLK	WP	HR	S	P	ERA	WHIP
35 Joel Pineiro, R ERA: 5.13	(1, 1)	6.1		21	3	0	0	4	0	0	0	0	0	0	55	77	0.00	0.474
38 Bobby Cassevah, R ERA: 2.87	(7, 1)	0.2	H	3	1	1	1	0	0	0	0	0	0	0	9	16	13.50	1.500
37 Scott Downs, L ERA: 1.34	(8, 1)	0.2	H	5	2	1	1	0	1	0	0	0	0	0	10	18	13.50	4.500
51 Jordan Walden, R ERA: 2.73	(8, 1)	0.2	L	8	4	4	2	1	0	1	0	0	0	1	14	22	27.00	6.000
21 Hisanori Takahashi, L ERA: 3.49	(9, 1)	0.2		2	0	0	0	0	0	0	0	0	0	0	2	3	0.00	0.000

PITCHER	IP	WLS	BF	H	R	ER	SO	BB	IBB	HBP	BLK	WP	HR	S	P	ERA	WHIP

AB	35
R	6
H	10
RBI	5
BB	2
SO	5
LOB	11

WP: 0 PA: 39
PB: 0
SB: 1
CS: 0

Batter	1	2	3	4	5	6	7	8	9	AB	R	H	RBI	BB	SO	LOB
2 Erick Aybar, S (1, 6) OBP: 0.320, SLG: 0.422	X FF 89 0-0 ① B1-3	B SL 84 B FF 92 B FF 93 C FF 90 F FF 93 X FF 94 3-2 ③ G4-3		S SL 83 M FF 92 B SL 85 B SL 84 F FF 94 F FF 93 B SL 84 X FF 93 3-2 ③ G4-3			B SI 88 F SI 89 B CH 70 B SI 87 F SI 88 S SI 89 3-3 ① K		C CU 78 S FF 94 B FF 94 X FF 94 1-2 ② G4-3	5	0	0	0	0	1	2
47 Howie Kendrick, R (1, 4) OBP: 0.339, SLG: 0.467	B FF 90 C FF 90 B SL 83 X CH 84 2-1 53 1B 3B		B FF 92 F FF 90 X FF 92 1-1 ① F9		S SL 82 B FF 90 X FF 92 1-1 ① F9		C SI 88 F CH 73 B SL 74 X SL 74 1-2 ② G5-3		B FC 88 C FC 86 F FF 94 B FC 89 F FC 88 F FF 95 B FF 95 F FC 87 B FF 96 4-2 BB	4	1	1	0	1	0	0
53 Bobby Abreu, L (1, 10) OBP: 0.355, SLG: 0.367	B FF 92 B FF 92 B FF 93 C FF 92 S FF 94 X FF 95 3-2 3-H 1B		B FF 91 S SL 83 B FF 92 F FF 92 B SL 84 F FF 95 X FF 95 3-2 HR		B FF 92 C FF 91 B FF 92 C FF 92 C SL 83 2-3 ② K		X SI 89 0-0 ③ G4-3		C CU 79 1 SAFE X FF 94 0-1 ③ P4	5	1	2	2	0	1	1
48 Torii Hunter, R (1, 9) OBP: 0.336, SLG: 0.429	B FF 91 B FF 91 B FF 93 X FF 91 3-0 ② P6		C SL 84 B FF 94 C SL 84 B FF 95 X FF 94 2-2 6 1B 2B		B FF 92 B SL 82 C FF 92 S CH 83 X FF 93 2-2 ③ F9			B SI 97 F SI 96 B SL 85 B SI 97 S SI 97 B SI 95 4-2 10 S 25 1B 19 SH5-3 BB		3	1	1	0	1	0	1
44 Mark Trumbo, R (1, 3) OBP: 0.291, SLG: 0.477 19 Efren Navarro, L (7, 3)	S FF 92 S FF 93 S FF 95 0-3 ③ K		T FF 95 S FF 94 F FF 96 S FF 95 0-3 ② K			C SL 83 B FF 93 B FF 92 F FF 93 S FF 95 2-3 ① K		X SI 97 0-0 ① SH5-3 1-2		3	0	0	0	0	3	2
6 Alberto Callaspo, S (1, 5) OBP: 0.367, SLG: 0.378		B FF 89 X FF 89 1-0 10 FC6-4 1B	C SL 85 S SL 85 X FF 95 0-2 2-3 1B			C SL 84 X SL 85 0-1 ② G3		C CH 89 B SL 84 B SI 97 C SI 96 B SL 85 B SI 97 4-2 10 S 25 1B BB		3	1	2	0	1	0	0
10 Vernon Wells, R (1, 7) OBP: 0.250, SLG: 0.418		B SL 83 X FF 92 1-0 ① FC6-4 25 S 1-2f	C FF 93 X FF 93 0-1 ③ F7			B SL 85 B FF 94 X FF 93 2-0 HR		C SI 97 F SI 96 S SL 86 0-3 ② K 1-2 2-3		4	1	1	1	0	1	5
25 Peter Bourjos, R (1, 8) OBP: 0.328, SLG: 0.439		B FF 92 1 SAFE C FF 92 1 SAFE F FF 92 F FF 93 F SL 84 B SL 84 F FF 94 4-2 1 SAFE D FF 93 B FF 93 1-2 BB		C SL 81 S SL 84 B FF 93 C FF 92 1-3 ① K		S SL 83 C SL 85 F FF 96 B SL 86 B SL 85 X FF 94 2-2 1B		B SL 84 B SI 96 C SI 97 X SI 96 2-1 5 CS 2-H 3-H 1B		3	0	2	2	1	1	0
5 Jeff Mathis, R (1, 2) OBP: 0.226, SLG: 0.261 13 Maicer Izturis, S (9, PH) OBP: 0.336, SLG: 0.391		B FF 91 X FF 93 1-0 ② P5		C SL 83 X FF 92 0-1 ② F7		B FF 92 1 SAFE B FF 91 X FF 89 2-0 ③ L7		P PO 93 1 SAFE B SI 96 2-0 ③ CS 1-2	C FF 93 F FF 93 B FF 94 X FF 94 1-2 ① P6	3 1	0 0	0 0	0 0	0 0	0 0	3 0
Inning Stats	R: 1 H: 2 E: 0 LOB: 1 K: 1 BB: 0 S: 10 P: 18	R: 0 H: 1 E: 0 LOB: 2 K: 0 BB: 1 S: 11 P: 21	R: 1 H: 3 E: 0 LOB: 2 K: 1 BB: 0 S: 18 P: 24	R: 0 H: 0 E: 0 LOB: 0 K: 1 BB: 0 S: 10 P: 14	R: 0 H: 0 E: 0 LOB: 0 K: 1 BB: 0 S: 8 P: 13	R: 1 H: 2 E: 0 LOB: 1 K: 1 BB: 0 S: 11 P: 19	R: 0 H: 0 E: 0 LOB: 0 K: 1 BB: 0 S: 7 P: 11	R: 2 H: 1 E: 0 LOB: 0 K: 1 BB: 2 S: 11 P: 22	R: 0 H: 0 E: 0 LOB: 1 K: 0 BB: 1 S: 13 P: 19	1B: 5 SF: 0 2B: 1 SAC: 1 3B: 1 DP: 0 HR: 2 HBP: 0						

PITCHER		IP	WLS	BF	H	R	ER	SO	BB	IBB	HBP	BLK	WP	HR	S	P	ERA	WHIP
18 Rich Harden, R ERA: 5.12	(1, 1)	6.0		27	8	3	3	5	1	0	0	0	0	2	68	109	4.50	1.500
40 Brian Fuentes, L ERA: 3.7	(7, 1)	1.0		3	0	0	0	1	0	0	0	0	0	0	7	11	0.00	0.000
60 Fautino De Los Santos, R ERA: 4.32	(8, 1)	1.0	W	5	1	2	2	1	2	0	0	0	0	0	11	22	18.00	3.000
40 Andrew Bailey, R ERA: 3.32	(9, 1)	1.0	S	4	0	0	0	0	1	0	0	0	0	0	13	19	0.00	1.000

PITCHER	IP	WLS	BF	H	R	ER	SO	BB	IBB	HBP	BLK	WP	HR	S	P	ERA	WHIP

BOTTOM

Oakland Athletics @ Los Angeles Angels

Angel Stadium of Anaheim, Anaheim, CA

Sun Sep 25 2011, 12:37 PM - 3:36 PM PDT

Att. 40,794 - Overcast - 70 F

livebaseballscorecards.com

AB	34
R	5
H	9
RBI	5
BB	4
SO	7
LOB	14

Oakland Athletics @ Seattle Mariners

Safeco Field, Seattle, WA

Mon Sep 26 2011, 7:11 PM - 9:23 PM PDT

Att. 17,067 - Roof Closed - 61 F

TOP

livebaseballscorecards.com

Batter	1	2	3	4	5	6	7	8	9	AB	R	H	RBI	BB	SO	LOB
19 Jemile Weeks, S (1, 4) OBP: 0.343, SLG: 0.423	C FF 87 F FF 88 B CH 82 B CH 81 X SI 85 / 2-2 4 G4-3 55 1B 2B		C KC 75 S FF 89 C SI 90 / 0-3 ② K			S FF 88 B FF 89 X CH 81 / 1-1 ① F8		B FF 89 X FF 89 / 1-0 ③ F9		4	1	1	0	0	1	1
4 Coco Crisp, S (1, 8) OBP: 0.317, SLG: 0.384	C SI 88 X CH 82 / 0-1 ① G4-3 2-3		X CH 82 / 0-0 ③ L5			B CH 81 C SI 90 X CH 82 / 1-1 ② L5			C SI 98 B FS 88 C FS 88 X SI 98 / 1-2 16 S 55 S 16 G5-3 1B	4	1	1	0	0	0	1
55 Hideki Matsui, L (1, 10) OBP: 0.321, SLG: 0.376	D FF 89 S FF 89 X FF 90 / 1-1 1B 3-H			B SI 88 X FC 84 / 1-0 1B		B CH 81 F CH 81 F FF 88 X FF 89 / 1-2 ③ L7			B SI 96 F SI 97 B FS 86 F SI 98 F FS 88 F FS 88 T SI 98 / 2-2 ① K 1-2	4	0	2	1	0	1	1
16 Josh Willingham, R (1, 7) OBP: 0.333, SLG: 0.475	C CH 82 B SI 90 S FF 89 C SI 90 / 1-3 ② K			S CH 81 B SI 89 B FF 88 S SI 90 S FF 89 / 2-3 ① K			C FF 87 X CH 81 / 0-1 ① G5-3		C SI 97 X SI 99 / 0-1 ② G5-3 2-H	4	0	0	1	0	2	2
29 Scott Sizemore, R (1, 5) OBP: 0.337, SLG: 0.387	B CH 82 C CH 82 B SI 90 C SI 90 S SI 90 / 2-3 ③ K			C CH 80 T FF 89 S FF 89 / 0-3 ② K			X CH 81 / 0-0 ② F9		C SI 99 F FS 88 F FS 88 X SI 97 / 0-2 2B	4	0	1	0	0	2	2
8 Kurt Suzuki, R (1, 2) OBP: 0.303, SLG: 0.387		C FF 88 B FF 88 B CH 81 F SI 89 F FF 89 X CH 81 / 2-2 ① 1B		C SI 89 F FF 90 F FF 90 X FF 90 / 0-2 ③ P3			C SI 88 C SI 88 F SI 89 F CH 82 B CH 81 S CH 79 / 1-3 ③ K		X SI 97 / 0-0 ③ G6-3	4	0	1	0	0	1	2
22 Chris Carter, R (1, 3) OBP: 0.163, SLG: 0.122		C FF 89 S FF 88 F FF 90 X KC 76 / 0-2 ② P2			S CH 81 S FF 89 B FF 89 F SI 88 F FF 89 S CH 83 / 1-3 ① K			B CH 80 X SI 88 / 1-0 ① F8		3	0	0	0	0	1	0
23 Michael Taylor, R (1, 9) OBP: 0.323, SLG: 0.308		C KC 75 B FF 88 X KC 75 / 1-1 ③ F9			C CH 81 S CH 82 C SI 89 / 0-3 ② K			C FF 88 F CH 80 S FF 89 / 0-3 ② K		3	0	0	0	0	2	0
7 Adam Rosales, R (1, 6) OBP: 0.154, SLG: 0.190			B KC 74 F CH 80 B SI 88 F FF 88 B FF 90 F SI 90 F KC 76 F FF 90 F FF 90 / 3-3 S CH 81 ① K			F FF 90 B KC 76 B KC 76 X CH 81 / 2-1 ③ G6-3		C CH 82 B CH 82 S FF 90 F FF 90 B SI 91 X SI 89 / 2-2 1B		3	0	1	0	0	1	0
Inning Stats	R: 1 E: 0 K: 2 S: 13 / H: 2 LOB: 1 BB: 0 P: 19	R: 0 E: 0 K: 0 S: 10 / H: 1 LOB: 0 BB: 0 P: 13	R: 0 E: 0 K: 2 S: 11 / H: 0 LOB: 0 BB: 0 P: 14	R: 0 E: 0 K: 2 S: 11 / H: 1 LOB: 1 BB: 0 P: 14	R: 0 E: 0 K: 2 S: 10 / H: 0 LOB: 0 BB: 0 P: 13	R: 0 E: 0 K: 0 S: 7 / H: 0 LOB: 0 BB: 0 P: 10	R: 0 E: 0 K: 1 S: 8 / H: 0 LOB: 0 BB: 0 P: 9	R: 0 E: 0 K: 1 S: 9 / H: 1 LOB: 1 BB: 0 P: 13	R: 1 E: 0 K: 1 S: 15 / H: 2 LOB: 1 BB: 0 P: 18	1B: 5 2B: 2 3B: 0 HR: 0 / SF: 0 SAC: 0 DP: 0 HBP: 0						

	AB	33
	R	2
	H	7
	RBI	2
	BB	0
	SO	11
	LOB	9

WP: 0 PB: 0 SB: 2 CS: 0 / PA: 33

PITCHER	IP	WLS	BF	H	R	ER	SO	BB	IBB	HBP	BLK	WP	HR	S	P	ERA	WHIP
38 Jason Vargas, L (1, 1) ERA: 4.25	8.0	W	28	5	1	1	10	0	0	0	0	0	0	79	105	1.12	0.625
43 Brandon League, R (9, 1) ERA: 2.79	1.0	S	5	2	1	1	1	0	0	0	0	0	0	15	18	9.00	2.000

PITCHER	IP	WLS	BF	H	R	ER	SO	BB	IBB	HBP	BLK	WP	HR	S	P	ERA	WHIP

Batter	1	2	3	4	5	6	7	8	9	AB	R	H	RBI	BB	SO	LOB
51 Ichiro Suzuki, L (1, 9) OBP: 0.310, SLG: 0.337	C SI 89 F SI 92 F FC 90 F FC 90 F SI 90 B FC 90 B SI 91 S CU 80 2-3 K2-3 ①		C SI 91 F SI 92 F FC 92 B FC 91 D SI 92 X FC 92 2-2 G6-3 ③			F SI 91 B SI 91 S FC 91 F FC 90 S CU 80 1-3 K ① B FS 84 C SI 91 F FC 90 X FC 91 1-2 1B				4	0	1	0	0	2	1
1 Luis Antonio Rodriguez, S (1, 6) OBP: 0.301, SLG: 0.336	X SI 91 0-0 F8 ②			C SI 90 F FC 89 F SI 92 X FC 91 0-2 L9 ①		B CU 81 B SI 91 X FC 88 2-0 P4 ② 1 SAFE C FC 91 P PO 86 X FC 92 1-1 G4-3 ③				4	0	0	0	0	0	1
13 Dustin Ackley, L (1, 4) OBP: 0.353, SLG: 0.426	C CU 80 B SI 91 B FC 91 F FC 89 X FC 92 2-2 F7 ③			C FC 91 B SI 90 C FC 91 C SI 93 1-3 K ②		F SI 92 B SI 92 F FC 92 F FC 92 B SI 91 F FC 92 B FC 91 X FC 90 3-2 20 1B 17 HR 1B		B CU 80 X FC 90 1-0 G4-3 ①		4	1	1	0	0	1	0
20 Mike Carp, L (1, 10) OBP: 0.334, SLG: 0.479		B SI 92 X FC 89 1-0 G4-3 ①		C SI 92 F SI 92 S FC 92 0-3 K ③		B FC 91 X SI 92 1-0 17 HR 1-3 1B		X CU 80 0-0 G3 ②		4	1	1	0	0	1	0
17 Justin Smoak, S (1, 3) OBP: 0.326, SLG: 0.400		F SI 90 B SI 89 B FC 92 B FC 91 X FC 90 3-1 G3 ②			C CU 81 X SI 91 0-1 G6-3 ①	B FC 91 X FC 91 1-0 1-H 3-H HR		C SI 90 B FS 85 X FC 90 1-1 L7 ③		4	1	1	3	0	0	0
30 Miguel Olivo, R (1, 2) OBP: 0.254, SLG: 0.390		F FC 91 B FC 91 F SI 88 B FC 90 X CU 80 2-2 P2 ③			B CU 80 X FC 91 1-0 HR	X FC 91 0-0 2B				3	1	2	1	0	0	0
12 Trayvon Robinson, S (1, 7) OBP: 0.257, SLG: 0.345			B SI 90 S SI 91 B SI 90 S FC 91 X FC 90 2-2 G4-3 ①		F SI 91 X CU 81 0-1 1B	S SI 91 F FC 91 S FC 92 0-3 K ③				3	0	1	0	0	1	1
16 Alex Liddi, R (1, 5) OBP: 0.289, SLG: 0.543			S FC 91 C FC 92 F FC 91 X FC 92 0-2 55 F8 2B		1 SAFE B SI 90 S FC 90 X FC 90 1-1 F8 ②		X SI 90 0-0 G4-3 ①			3	0	1	0	0	0	1
55 Michael Saunders, L (1, 8) OBP: 0.211, SLG: 0.222			C CU 81 S FC 92 B FC 90 F SI 91 X SI 92 1-2 F8 ② 2-3		B SI 90 1 SAFE B SI 92 C FC 90 F FC 91 X FC 90 2-2 G3 ③		B SI 91 T FC 90 S CU 82 F FC 92 C SI 90 1-3 K ②			3	0	0	0	0	1	2
Inning Stats	R: 0 E: 0 K: 1 S: 10 H: 0 LOB: 0 BB: 0 P: 14	R: 0 E: 0 K: 0 S: 6 H: 0 LOB: 0 BB: 0 P: 12	R: 0 E: 0 K: 0 S: 15 H: 1 LOB: 1 BB: 0 P: 20	R: 0 E: 0 K: 2 S: 10 H: 0 LOB: 0 BB: 0 P: 11	R: 1 E: 0 K: 0 S: 10 H: 2 LOB: 1 BB: 0 P: 14	R: 3 E: 0 K: 2 S: 16 H: 4 LOB: 1 BB: 0 P: 24	R: 0 E: 0 K: 1 S: 11 H: 1 LOB: 1 BB: 0 P: 13	R: 0 E: 0 K: 0 S: 4 H: 0 LOB: 0 BB: 0 P: 6		1B: 4 2B: 2 3B: 0 HR: 2 SF: 0 SAC: 0 DP: 0 HBP: 0						

PITCHER	IP	WLS	BF	H	R	ER	SO	BB	IBB	HBP	BLK	WP	HR	S	P	ERA	WHIP
32 Brandon McCarthy, R (1, 1) ERA: 3.32	8.0	L	32	8	4	4	6	0	0	0	0	0	2	82	114	4.50	1.000

PITCHER	IP	WLS	BF	H	R	ER	SO	BB	IBB	HBP	BLK	WP	HR	S	P	ERA	WHIP

BOTTOM

Oakland Athletics @ Seattle Mariners

Safeco Field, Seattle, WA

Mon Sep 26 2011, 7:11 PM - 9:23 PM PDT

Att. 17,067 - Roof Closed - 61 F

livebaseballscorecards.com

AB	32
R	4
H	8
RBI	4
BB	0
SO	6
LOB	6

PA: 32

WP: 0
PB: 0
SB: 0
CS: 0

Batter	1	2	3	4	5	6	7	8	9	AB	R	H	RBI	BB	SO	LOB
19 Jemile Weeks, S (1, 4) OBP: 0.341, SLG: 0.423	C FF 91 C FF 91 X SL 78 0-2 ① G6-3	C FF 89 X SL 75 0-1 2B		B FF 89 S FF 89 F FF 90 X FF 91 1-2 ② P5		C SI 92 B SI 92 X FC 89 1-1 ② G4-1 1-2		C FF 92 X FF 92 0-1 ③ F8		5	0	1	0	0	0	3
4 Coco Crisp, S (1, 8) OBP: 0.317, SLG: 0.381 58 Jai Miller, R (9, PH) OBP: 0.250, SLG: 0.250 (9, 8)	B SI 91 B SI 92 B SI 91 B SI 90 4-0 ③ 55 1B 55 S 16 HR BB	X FF 90 0-0 ③ G5-3		C SI 90 B SL 78 F FF 89 S FF 90 1-3 ③ K		C FC 90 X SI 91 0-1 ③ G5-3			C FF 96 S FF 96 S FF 97 0-3 ① K	3 1	1 0	0 0	0 0	1 0	1 0	2 0
55 Hideki Matsui, L (1, 7) OBP: 0.322, SLG: 0.377	1 SAFE C FF 90 X SL 76 0-1 16 HR 1-3 1B		B CU 74 X FF 89 1-0 ① G6-3		F SI 90 F FF 90 X FF 90 0-2 29 HR 1B		B SL 81 X FF 93 1-0 ① G6-3		C FF 97 B CU 79 C CU 79 F FF 97 F CU 79 B FF 98 F FF 97 S SI 96 2-3 ② K2-3	5	2	2	0	0	1	0
16 Josh Willingham, R (1, 10) OBP: 0.333, SLG: 0.479	F FF 90 B SL 76 X FF 91 1-1 1-H 3-H HR		F FF 89 B SI 90 B SL 76 B SL 76 B SL 75 4-1 12 1B 29 1B BB		C SL 76 B SI 90 B FF 89 C SL 75 S SL 76 2-3 ① K		C SL 82 S CH 81 B SL 82 B FF 92 S CH 81 2-3 ② K		B FF 98 F FF 95 X CU 79 1-1 ③ G6-3	4	2	1	3	1	2	1
12 David DeJesus, L (1, 9) OBP: 0.323, SLG: 0.376	B CU 70 X CH 81 1-0 29 WP 1B		L FF 89 F FF 88 X SI 90 0-2 29 1B 8 SF7 1-2 1B		C SI 89 S SL 76 S SL 76 0-3 ② K		S FF 93 B CH 81 S SL 82 F CH 81 C FF 92 1-3 ③ K			4	1	2	0	0	2	1
29 Scott Sizemore, R (1, 5) OBP: 0.340, SLG: 0.397	F SL 75 C SI 90 B SL 75 1 SAFE 1 SAFE B SL 75 X SL 75 2-2 ② G5-3 1-2		C SI 90 X SI 90 0-1 1-3 2-H 1B		B FF 89 C FF 89 F SL 75 X SL 76 1-2 1-H HR			B FF 88 B FF 90 C FF 90 B SL 80 B FF 89 4-1 28 1B BB		3	1	2	3	1	0	1
8 Kurt Suzuki, R (1, 2) OBP: 0.301, SLG: 0.385	C FF 89 X SI 89 0-1 ③ L8		B FF 90 B SI 91 B FF 88 C FF 88 F FF 89 1 SAFE X FF 89 3-2 ② SF7 3-H		B FF 88 F FF 88 F SL 74 B FF 88 F FF 89 B CH 81 X FF 90 3-2 ③ G6-3			C SL 80 B FF 90 X SL 81 1-1 ① F7		3	0	0	1	0	0	2
14 Brandon Allen, L (1, 3) OBP: 0.278, SLG: 0.379		S FF 88 B CU 74 F SL 74 X SI 91 1-2 ① F7	F CH 82 B FF 88 1 SAFE F SL 75 B SI 89 X SL 76 2-2 ③ L6			B SL 82 B SI 91 F FC 90 B SI 92 C SI 90 X FC 87 3-2 19 G4-1 1B		C FF 89 D SL 84 X FF 90 1-1 ② P5		4	0	1	0	0	0	2
28 Eric Sogard, L (1, 6) OBP: 0.243, SLG: 0.329		X FF 90 0-0 ② F9		C SI 88 M SL 75 B SL 78 T SL 76 1-2 ① K		B FC 88 X SI 91 1-0 ① F7		C FF 91 B FF 92 B FF 92 X FF 91 2-1 1-2 1B		4	0	1	0	0	1	1
Inning Stats	R: 3 H: 3 E: 0 LOB: 1 K: 0 BB: 1 S: 13 P: 21	R: 0 H: 1 E: 0 LOB: 1 K: 0 BB: 0 S: 7 P: 8	R: 2 H: 2 E: 0 LOB: 1 K: 0 BB: 1 S: 13 P: 23	R: 0 H: 0 E: 0 LOB: 0 K: 2 BB: 0 S: 9 P: 12	R: 2 H: 2 E: 0 LOB: 0 K: 2 BB: 0 S: 16 P: 22	R: 0 H: 1 E: 0 LOB: 1 K: 0 BB: 0 S: 8 P: 13	R: 0 H: 0 E: 0 LOB: 0 K: 2 BB: 0 S: 8 P: 12	R: 0 H: 1 E: 0 LOB: 2 K: 0 BB: 1 S: 9 P: 17	R: 0 H: 0 E: 0 LOB: 0 K: 2 BB: 0 S: 11 P: 14	1B: 7 SF: 1 2B: 1 SAC: 0 3B: 0 DP: 0 HR: 2 HBP: 0						

TOP

Oakland Athletics @ Seattle Mariners

Safeco Field, Seattle, WA

Tue Sep 27 2011, 7:11 PM - 9:39 PM PDT

Att. 18,409 - Clear - 64 F

livebaseballscorecards.com

AB	36
R	7
H	10
RBI	7
BB	3
SO	8
LOB	13

PITCHER		IP	WLS	BF	H	R	ER	SO	BB	IBB	HBP	BLK	WP	HR	S	P	ERA	WHIP	PITCHER		IP	WLS	BF	H	R	ER	SO	BB	IBB	HBP	BLK	WP	HR	S	P	ERA	WHIP
49 Blake Beavan, R ERA: 4.27	(1, 1)	5.0	L	25	8	7	7	4	2	0	0	0	1	2	58	86	12.60	2.000																			
50 Jamey Wright, R ERA: 3.16	(6, 1)	1.0		4	1	0	0	0	0	0	0	0	0	0	8	13	0.00	1.000																			
37 Cesar Jimenez, L ERA: 5.4	(7, 1)	1.0		3	0	0	0	2	0	0	0	0	0	0	8	12	0.00	0.000																			
23 Shawn Kelley, R ERA:	(8, 1)	1.0		5	1	0	0	0	1	0	0	0	0	0	9	17	0.00	2.000																			
54 Tom Wilhelmsen, R ERA: 3.41	(9, 1)	1.0		3	0	0	0	2	0	0	0	0	0	0	11	14	0.00	0.000																			

PITCHER		IP	WLS	BF	H	R	ER	SO	BB	IBB	HBP	BLK	WP	HR	S	P	ERA	WHIP	PITCHER		IP	WLS	BF	H	R	ER	SO	BB	IBB	HBP	BLK	WP	HR	S	P	ERA	WHIP

BOTTOM

Oakland Athletics @ Seattle Mariners

Safeco Field, Seattle, WA

Tue Sep 27 2011, 7:11 PM - 9:39 PM PDT

Att. 18,409 - Clear - 64 F

Batter	1	2	3	4	5	6	7	8	9	AB	R	H	RBI	BB	SO	LOB
51 Ichiro Suzuki, L (1, 9) OBP: 0.310, SLG: 0.337	C SI 88 B SI 89 B SI 91 X SI 86 2-1 1 1B 1B		B CH 83 C SI 90 C SI 91 B SL 90 X SI 90 2-2 ③ G4-3			X CH 82 0-0 ② G3		C SL 84 B FF 92 X SL 85 1-1 ③ G4-3		4	0	1	0	0	0	0
1 Luis Antonio Rodriguez, S (1, 6) OBP: 0.299, SLG: 0.333	C SI 89 X SI 91 0-1 20 G4-6-3 1-2 1B			C SI 88 F CH 80 X SI 90 0-2 ① F7		C SI 89 B CH 81 T KC 79 B SI 89 F KC 82 T CH 81 2-2 ③ K			C SI 88 X CH 81 0-1 ① P5	4	0	1	0	0	1	0
13 Dustin Ackley, L (1, 10) OBP: 0.352, SLG: 0.422	C KC 79 B SI 91 B SI 91 F SI 91 B SI 91 S SI 92 3-3 ① K			B SI 88 F SI 90 B SL 87 F SI 90 B SL 88 X SI 90 3-2 ② F9			B SI 85 F SI 85 F SI 86 B FF 90 B KC 79 B SI 90 4-2 17 1B BB		C SL 83 C SL 83 S CU 73 0-3 ② K	3	0	0	0	1	2	2
20 Mike Carp, L (1, 7) OBP: 0.330, SLG: 0.472	C KC 80 B FF 92 X SI 91 1-1 ②③ G4-6-3 1-2f			C CH 83 F SI 90 B SI 91 X SI 91 1-2 ③ P5			C SI 89 S SI 89 X SI 90 0-2 ① P6		B SL 84 C SI 90 B SI 91 X SL 83 2-1 ③ P5	4	0	0	0	0	0	3
17 Justin Smoak, S (1, 3) OBP: 0.326, SLG: 0.400		X SI 90 0-0 ① F9			C SI 88 B KC 80 F SI 86 S SI 89 1-3 ① K		C KC 81 C SI 88 X SI 91 0-2 1-2 1B			3	0	1	0	0	1	0
30 Miguel Olivo, R (1, 2) OBP: 0.253, SLG: 0.388		C SI 92 B SL 87 B SI 92 S SL 85 F SL 86 B SL 83 X SI 92 3-2 ② G4-3			C CH 80 B SI 91 X SI 89 1-1 ② G6-3		S CH 81 C SI 91 D CH 84 S SL 85 1-3 ② K			3	0	0	0	0	1	2
15 Kyle Seager, L (1, 4) OBP: 0.316, SLG: 0.385		B KC 82 C KC 80 X SI 91 1-1 ③ F7			S CH 81 C SI 90 B SI 90 B SI 90 F CH 84 B SI 91 F SI 89 X SI 89 3-2 2B		C KC 80 X SI 90 0-1 ③ L3			3	0	1	0	0	0	2
16 Alex Liddi, R (1, 5) OBP: 0.268, SLG: 0.500			C SI 87 B SI 91 B SI 91 C SI 86 S CH 83 2-3 ① K		B SI 91 S CH 82 C SI 91 D CH 84 X CH 83 2-2 ③ G6-3			C FF 90 F FF 91 B FF 92 X SL 85 1-2 ① L6		3	0	0	0	0	1	1
55 Michael Saunders, L (1, 8) OBP: 0.207, SLG: 0.217			S KC 81 C SI 90 S FF 90 0-3 ② K			S CH 82 S KC 80 B SI 86 B SI 90 S KC 81 2-3 ① K		C FF 91 B SL 87 X SL 86 1-1 ② G3		3	0	0	0	0	2	0
Inning Stats	R: 0 E: 0 K: 1 S: 9 H: 2 LOB: 1 BB: 0 P: 15	R: 0 E: 0 K: 0 S: 7 H: 0 LOB: 0 BB: 0 P: 11	R: 0 E: 0 K: 2 S: 9 H: 0 LOB: 0 BB: 0 P: 13	R: 0 E: 0 K: 0 S: 9 H: 0 LOB: 0 BB: 0 P: 13	R: 0 E: 0 K: 1 S: 13 H: 1 LOB: 1 BB: 0 P: 20	R: 0 E: 0 K: 2 S: 8 H: 0 LOB: 0 BB: 0 P: 12	R: 0 E: 0 K: 1 S: 13 H: 1 LOB: 2 BB: 1 P: 18	R: 0 E: 0 K: 0 S: 7 H: 0 LOB: 0 BB: 0 P: 10	R: 0 E: 0 K: 1 S: 7 H: 0 LOB: 0 BB: 0 P: 9	1B: 3 2B: 1 3B: 0 HR: 0 SF: 0 SAC: 0 DP: 1 HBP: 0						

PITCHER		IP	WLS	BF	H	R	ER	SO	BB	IBB	HBP	BLK	WP	HR	S	P	ERA	WHIP
53 Trevor Cahill, R ERA: 4.16	(1, 1)	7.0	W	25	4	0	0	7	1	0	0	0	0	0	68	102	0.00	0.714
56 Craig Breslow, L ERA: 3.79	(8, 1)	1.0		3	0	0	0	0	0	0	0	0	0	0	7	10	0.00	0.000
13 Jerry Blevins, L ERA: 2.86	(9, 1)	1.0		3	0	0	0	1	0	0	0	0	0	0	7	9	0.00	0.000

PITCHER	IP	WLS	BF	H	R	ER	SO	BB	IBB	HBP	BLK	WP	HR	S	P	ERA	WHIP

livebaseballscorecards.com

AB	30
R	0
H	4
RBI	0
BB	1
SO	8
LOB	10

WP: 0 PA: 31
PB: 0
SB: 0
CS: 0

Batter	1	2	3	4	5	6	7	8	9	AB	R	H	RBI	BB	SO	LOB
4 Coco Crisp, S (1, 8) OBP: 0.314, SLG: 0.379	X SI 83 0-0 ① G5-3	B CH 75 X CH 75 1-0 ③ L7			C FF 93 B CU 76 B CU 77 F FF 94 B FF 94 S FF 94 3-3 ① K		F FF 94 C FF 95 B SI 93 S CH 88 1-3 ③ K2-3			4	0	0	0	0	2	2
23 Michael Taylor, R (1, 7) OBP: 0.314, SLG: 0.300	B SI 84 B SI 83 C CH 78 X CH 73 2-1 19 FC5-4 1B		F FF 94 B FF 94 B SL 79 X FF 93 2-1 ① G4-3		B SL 81 B SL 82 B FF 94 C SI 91 S FF 92 C FF 94 3-3 ② K			C CU 77 S FF 95 F FF 96 F CU 80 X SI 97 0-2 ① G1-3		4	0	1	0	0	1	0
19 Jemile Weeks, S (1, 4) OBP: 0.340, SLG: 0.421	C SI 83 C SI 87 X SI 87 0-2 ② FC5-4 1-2f		B FF 94 B FS 81 B FF 93 C L FF 93 F FF 93 F FF 93 X FF 94 3-2 ② F8		C FF 94 F SL 82 S FF 94 0-3 ③ K			B SI 96 F FF 96 B CH 89 B FF 98 C SI 96 X FF 97 3-2 55 G1-6-3 1B		4	0	1	0	0	1	1
16 Josh Willingham, R (1, 10) OBP: 0.332, SLG: 0.477 55 Hideki Matsui, L (6, PH) OBP: 0.321, SLG: 0.375 (6, 10)	B SI 84 B SI 85 S CH 74 X CU 70 2-1 ③ F8		B SL 81 C SL 80 S FF 94 S FS 82 1-3 ③ K			B CU 76 X SI 94 1-0 ① F8		X SI 94 0-0 ②③ G1-6-3 1-2f		2 2	0 0	0 0	0 0	0 0	1 0	1 1
29 Scott Sizemore, R (1, 5) OBP: 0.342, SLG: 0.399		B SI 84 C SI 86 B SI 88 F SI 86 B CU 70 F CH 74 F SI 87 F SI 88 X SI 86 3-2 22 S 58 HR 2B	B SL 80 C SL 80 T FF 94 B FS 82 F FS 82 B FF 94 F FF 94 F FF 95 B FS 81 4-2 22 1B BB			T SI 94 B SL 82 B FF 93 T SI 94 B CU 78 X SI 94 3-2 ② G4-3			F SL 79 S SL 81 B FF 91 C FF 90 1-3 ① K	3	1	1	0	1	1	0
22 Chris Carter, R (1, 3) OBP: 0.174, SLG: 0.136 14 Brandon Allen, L (8, 3) OBP: 0.277, SLG: 0.377		C SI 85 B CH 74 F CH 76 B CH 74 B SI 88 S CH 75 3-3 ① K 2-3	F FF 93 1 SAFE S FF 94 X SI 95 0-2 ③ 1-2 1B			S FF 95 S FF 94 X SI 94 0-2 ③ P5			C SL 80 B FF 90 S FF 90 T SL 84 1-2 ② K	3 1	0 0	1 0	0 0	0 0	1 1	1 0
58 Jai Miller, R (1, 9) OBP: 0.250, SLG: 0.500		S CU 69 B SI 87 X CH 74 1-1 3-H HR	C FF 95 S SL 81 B FF 94 S SL 81 1-3 ① K				B SI 94 S FF 94 B SI 93 S FF 94 B FF 94 F FF 94 F SI 94 X SI 94 3-2 ① F9		C FF 90 B SL 83 F SL 82 T FF 92 1-2 ③ K	4	1	1	2	0	2	2
11 Landon Powell, S (1, 2) OBP: 0.246, SLG: 0.225		B SI 86 B SI 85 C SI 88 C SI 84 F SI 88 B SI 88 F SI 86 X CH 75 3-2 7 G6-3 1B	T FF 96 B FS 82 F FF 94 X FF 95 1-2 ② F7				B CH 86 C FF 94 S CH 86 S CH 88 1-3 ② K		3	0	1	0	0	1	2
7 Adam Rosales, R (1, 6) OBP: 0.162, SLG: 0.197		B SI 86 B SI 84 X SI 84 2-0 ② G6-3 1-2	F FF 94 S SL 81 B SL 82 F FF 95 C SL 80 1-3 ③ K				F SI 94 B CH 87 C CH 86 X FF 94 1-2 1B			3	0	1	0	0	1	3
Inning Stats	R: 0 E: 0 K: 0 S: 8 H: 1 LOB: 1 BB: 0 P: 12	R: 2 E: 0 K: 1 S: 18 H: 3 LOB: 1 BB: 0 P: 31	R: 0 E: 0 K: 1 S: 10 H: 0 LOB: 0 BB: 0 P: 16	R: 0 E: 0 K: 2 S: 18 H: 1 LOB: 2 BB: 1 P: 25	R: 0 E: 0 K: 3 S: 9 H: 0 LOB: 0 BB: 0 P: 15	R: 0 E: 0 K: 0 S: 7 H: 0 LOB: 0 BB: 0 P: 11	R: 0 E: 0 K: 2 S: 14 H: 1 LOB: 1 BB: 0 P: 20	R: 0 E: 0 K: 0 S: 9 H: 1 LOB: 0 BB: 0 P: 12	R: 0 E: 0 K: 3 S: 9 H: 0 LOB: 0 BB: 0 P: 12	1B: 5 2B: 1 3B: 0 HR: 1 SF: 0 SAC: 0 DP: 1 HBP: 0						WP: 0 PB: 0 SB: 1 CS: 0 PA: 34

PITCHER		IP	WLS	BF	H	R	ER	SO	BB	IBB	HBP	BLK	WP	HR	S	P	ERA	WHIP
59 Anthony Vasquez, L ERA: 8.9	(1, 1)	2.0	L	10	4	2	2	1	0	0	0	0	0	1	26	43	9.00	2.000
31 Josh Lueke, R ERA: 6.06	(3, 1)	2.0		8	1	0	0	3	1	0	0	0	0	0	28	41	0.00	1.000
59 Chance Ruffin, R ERA: 4.08	(5, 1)	2.0		6	0	0	0	3	0	0	0	0	0	0	16	26	0.00	0.000
35 Steve Delabar, R ERA: 2.57	(7, 1)	1.0		4	1	0	0	2	0	0	0	0	0	0	14	20	0.00	1.000
54 Tom Wilhelmsen, R ERA: 3.31	(8, 1)	1.0		3	1	0	0	0	0	0	0	0	0	0	9	12	0.00	1.000

PITCHER		IP	WLS	BF	H	R	ER	SO	BB	IBB	HBP	BLK	WP	HR	S	P	ERA	WHIP
23 Shawn Kelley, R ERA:	(9, 1)	1.0		3	0	0	0	3	0	0	0	0	0	0	9	12	0.00	0.000

TOP

Oakland Athletics @ Seattle Mariners

Safeco Field, Seattle, WA

Wed Sep 28 2011, 7:10 PM - 9:32 PM PDT

Att. 20,180 - Clear - 57 F

livebaseballscorecards.com

AB	33
R	2
H	7
RBI	2
BB	1
SO	12
LOB	13

Batter	1	2	3	4	5	6	7	8	9	AB	R	H	RBI	BB	SO	LOB
51 Ichiro Suzuki, L (1, 9) OBP: 0.310, SLG: 0.335	B SI 92 X FF 92 1-0 ① F8		B SI 89 B SI 92 B SI 92 C SI 92 B SI 92 4-1 13 FC1-6 1-2 BB		B FF 92 X SI 93 1-0 ③ F7			C CU 80 C SI 92 B SI 92 S CU 80 1-3 ② K		3	0	0	0	1	1	0
12 Trayvon Robinson, S (1, 8) OBP: 0.250, SLG: 0.336	F SI 91 B FF 93 S CH 84 S FF 94 1-3 ② K		X CH 81 0-0 ① B1			F CH 83 C CU 79 B SI 92 B SI 93 S CU 82 2-3 ① K		S CU 80 B SI 93 C SI 91 B CU 81 F CU 80 B FF 93 F SI 94 S CU 80 3-3 ③ K		4	0	0	0	0	3	2
13 Dustin Ackley, L (1, 4) OBP: 0.348, SLG: 0.417	C FF 94 B SI 93 F FF 94 F CU 80 F FF 94 F CU 79 S CU 80 1-3 ③ K		B SI 93 C SI 93 B CU 78 B SI 94 X SI 93 3-1 ② FC1-6 1-2f 2-3			B CU 80 S FF 94 B CU 80 S FF 92 C FF 93 2-3 ② K			C FF 95 X FF 94 0-1 ① P5	4	0	0	0	0	2	2
17 Justin Smoak, S (1, 3) OBP: 0.323, SLG: 0.396		C SI 91 B FF 92 B SI 93 S CH 84 F FF 94 F CU 80 X CH 84 2-2 ① P3	X SI 92 0-0 ③ F7			C CU 80 C CU 81 B FF 94 B SI 93 S CU 81 2-3 ③ K			C FF 94 B FF 95 B FF 95 S FC 88 F FF 95 X FF 95 2-2 ② F8	4	0	0	0	0	1	2
20 Mike Carp, L (1, 7) OBP: 0.326, SLG: 0.466		B FF 94 B FF 94 X FF 94 2-0 ② G4-3		C SI 91 B SI 90 X SI 92 1-1 ① G4-3			C SI 92 X CU 79 0-1 ① G4-3		C FC 86 S FF 95 B FF 95 F FF 94 S FC 89 1-3 ③ K	4	0	0	0	0	1	0
4 Adam Kennedy, L (1, 10) OBP: 0.277, SLG: 0.355		B FF 93 F FF 94 B CU 78 B FF 92 B FF 92 4-1 16 BB BB		B CU 77 C FF 92 C CU 78 S CU 79 1-3 ② K			C CU 78 C CU 79 B FF 91 S CU 80 1-3 ② K			2	0	0	0	1	2	0
16 Alex Liddi, R (1, 5) OBP: 0.295, SLG: 0.525		D SI 91 B SI 91 B SI 91 C SI 91 S SI 92 B FF 94 4-2 15 FC4-6 1-2 BB		S SI 92 C CU 80 B CU 80 B CU 80 F SI 94 S CU 80 2-3 ③ K			B CU 79 B SI 92 C SI 92 X CH 84 2-1 2B			2	0	1	0	1	1	0
15 Kyle Seager, L (1, 6) OBP: 0.312, SLG: 0.379		X SI 93 0-0 ③ FC4-6 1-2f			X SI 92 0-0 ① L1		X SI 91 0-0 ③ G4-3			3	0	0	0	0	0	3
5 Chris Gimenez, R (1, 2) OBP: 0.314, SLG: 0.271			X SI 90 0-0 13 FC1-6 51 BB 1B		C SI 92 C CU 81 B CU 81 S CU 82 1-3 ② K			T SI 91 B FF 93 X CH 84 1-1 ① G5-3		3	0	1	0	0	1	0
Inning Stats	R: 0 H: 0 E: 0 LOB: 0 K: 2 BB: 0 S: 10 P: 13	R: 0 H: 0 E: 0 LOB: 2 K: 0 BB: 2 S: 10 P: 22	R: 0 H: 1 E: 0 LOB: 2 K: 0 BB: 1 S: 6 P: 13	R: 0 H: 0 E: 0 LOB: 0 K: 2 BB: 0 S: 9 P: 13	R: 0 H: 0 E: 0 LOB: 0 K: 1 BB: 0 S: 5 P: 7	R: 0 H: 0 E: 0 LOB: 0 K: 3 BB: 0 S: 9 P: 15	R: 0 H: 1 E: 0 LOB: 1 K: 1 BB: 0 S: 8 P: 11	R: 0 H: 0 E: 0 LOB: 0 K: 2 BB: 0 S: 10 P: 15	R: 0 H: 0 E: 0 LOB: 0 K: 1 BB: 0 S: 10 P: 13	1B: 1 SF: 0 2B: 1 SAC: 0 3B: 0 DP: 0 HR: 0 HBP: 0					WP: 0 PA: 32 PB: 0 SB: 0 CS: 0	

BOTTOM

Oakland Athletics @ Seattle Mariners

Safeco Field, Seattle, WA

Wed Sep 28 2011, 7:10 PM - 9:32 PM PDT

Att. 20,180 - Clear - 57 F

livebaseballscorecards.com

AB	29
R	0
H	2
RBI	0
BB	3
SO	12
LOB	9

PITCHER		IP	WLS	BF	H	R	ER	SO	BB	IBB	HBP	BLK	WP	HR	S	P	ERA	WHIP
47 Gio González, L ERA: 3.12	(1, 1)	8.0	W	29	2	0	0	11	3	0	0	0	0	0	67	109	0.00	0.625
40 Andrew Bailey, R ERA: 3.24	(9, 1)	1.0	S	3	0	0	0	1	0	0	0	0	0	0	10	13	0.00	0.000

PITCHER	IP	WLS	BF	H	R	ER	SO	BB	IBB	HBP	BLK	WP	HR	S	P	ERA	WHIP