

Oakland Athletics - 2011


Batter	1	2	3	4	5	6	7	8	9	AB	R	H	RBI	BB	SO	LOB	TOP		
14 Mark Ellis, R (1,4) OBP: 0.333, SLG: 0.333 6 Adrian Cardenas, L (5,4) OBP: 0.500, SLG: 0.500	F7		1B				G6-3	1B		3	0	1	0	0	1	2	Oakland Athletics @ Los Angeles Angels Tempe Diablo Stadium, Tempe, AZ Mon Feb 28 2011, 3:07 PM - 6:33 PM EST Att: 2,822 - Sunny - 60 F		
8 Kurt Suzuki, R (1,2) OBP: 0.500, SLG: 0.250 19 Anthony Recker, R (5,2) OBP: 0.500, SLG: 0.750	1B		L6		BB		L5	1B		2	0	1	0	1	0	1			
55 Hideki Matsui, L (1,10) 29 Josh Donaldson, R (5, PR) OBP: 0.500, SLG: 0.500 (5,10)	F7				BB		F7	1B		2	0	0	1	1	1	1			
28 Conor Jackson, R (1,3) 21 Andy LaRoche, R (5,3) OBP: 0.200, SLG: 0.200	P3				BB		G1-3	1B		2	0	0	1	1	0	1			
5 Kevin Kouzmanoff, R (1,5) OBP: 0.667, SLG: 0.667 67 Wes Iimmons, R (5,5) OBP: 0.750, SLG: 0.500 59 Jamie Weeks, S (9, PR) OBP: 1.000, SLG: 1.000	1B				BB		1B	BB		3	0	2	0	0	1	3			
25 Matt Carson, R (1,8) OBP: 0.333, SLG: 0.667 71 Michael Choice, R (6,8) OBP: 0.600, SLG: 0.600	G6-4-3				BB		F9	BB		3	0	0	0	0	0	2			
22 Chris Carter, R (1,7) OBP: 0.333, SLG: 0.200 58 Jai Miller, R (6, PR) OBP: 0.750, SLG: 1.250 (6,7)	F8				BB		L8	BB		2	0	0	0	1	0	0			
23 Michael Taylor, R (1,9) OBP: 0.250, SLG: 0.625			F8		BB		K	1B		5	2	2	3	0	1	2			
30 Steve Tolleson, R (1,6) OBP: 0.400, SLG: 0.250 73 Josh Horton, L (5,6)	G3				BB		F8	BB		2	1	1	0	0	0	0			
Inning Stats	R: 0 E: 0 K: 0 S: 4	H: 1 LOB: 1 BB: 0 P: 4	R: 0 E: 0 K: 0 S: 3	H: 1 LOB: 0 BB: 0 P: 3	R: 0 E: 0 K: 1 S: 6	H: 1 LOB: 1 BB: 0 P: 6	R: 0 E: 0 K: 1 S: 5	H: 0 LOB: 0 BB: 1 P: 9	R: 0 E: 0 K: 0 S: 3	H: 0 LOB: 0 BB: 0 P: 3	R: 3 E: 0 K: 2 S: 12	H: 4 LOB: 2 BB: 1 P: 19	R: 2 E: 0 K: 0 S: 5	H: 3 LOB: 1 BB: 1 P: 9	1B: 12 2B: 0 3B: 0 HR: 1	SF: 0 SAC: 0 DP: 2 HBP: 0		WP: 0 PB: 0 SB: 0 CS: 0	PA: 44
PITCHER	IP WLS BF H R ER SO BB IBB HBP BLK WP HR S P ERA WHIP	IP WLS BF H R ER SO BB IBB HBP BLK WP HR S P ERA WHIP	IP WLS BF H R ER SO BB IBB HBP BLK WP HR S P ERA WHIP	IP WLS BF H R ER SO BB IBB HBP BLK WP HR S P ERA WHIP	IP WLS BF H R ER SO BB IBB HBP BLK WP HR S P ERA WHIP	IP WLS BF H R ER SO BB IBB HBP BLK WP HR S P ERA WHIP	IP WLS BF H R ER SO BB IBB HBP BLK WP HR S P ERA WHIP	IP WLS BF H R ER SO BB IBB HBP BLK WP HR S P ERA WHIP	IP WLS BF H R ER SO BB IBB HBP BLK WP HR S P ERA WHIP	IP WLS BF H R ER SO BB IBB HBP BLK WP HR S P ERA WHIP	IP WLS BF H R ER SO BB IBB HBP BLK WP HR S P ERA WHIP	IP WLS BF H R ER SO BB IBB HBP BLK WP HR S P ERA WHIP	IP WLS BF H R ER SO BB IBB HBP BLK WP HR S P ERA WHIP	IP WLS BF H R ER SO BB IBB HBP BLK WP HR S P ERA WHIP	IP WLS BF H R ER SO BB IBB HBP BLK WP HR S P ERA WHIP	IP WLS BF H R ER SO BB IBB HBP BLK WP HR S P ERA WHIP	IP WLS BF H R ER SO BB IBB HBP BLK WP HR S P ERA WHIP	IP WLS BF H R ER SO BB IBB HBP BLK WP HR S P ERA WHIP	IP WLS BF H R ER SO BB IBB HBP BLK WP HR S P ERA WHIP

AB	38
R	7
H	13
RBI	6
BB	6
SO	6
LOB	19



Batter	1	2	3	4	5	6	7	8	9	AB	R	H	RBI	BB	SO	LOB	BOTTOM			
13 Maicer Izturis, S (1,5) OBP: 0.200, SLG: 0.200 79 Jean Segura, R (6,6) OBP: 0.333, SLG: 0.333 18 Andrew Romine, S (6, PR) OBP: 0.750, SLG: 1.000 (7,6)	1B		K			G3				3	1	1	0	0	1	1	Oakland Athletics @ Los Angeles Angels Tempe Diablo Stadium, Tempe, AZ Mon Feb 28 2011, 3:07 PM - 6:33 PM EST Att: 2,822 - Sunny - 60 F			
53 Bobby Abreu, L (1,10) OBP: 0.667, SLG: 1.333 16 Hank Conger, L (6, PH) OBP: 0.167, SLG: 0.167 (7,10)	K		2B			K				3	0	2	1	0	1	1				
48 Torii Hunter, R (1,9) 70 Kevin Melillo, L (6,4) OBP: 0.333, SLG: 0.667	BB		BB			K				1	1	0	0	2	1	1				
10 Vernon Wells, R (1,7) OBP: 0.333, SLG: 0.333 28 Gil Velazquez, R (6,5)	E7		FC5			BB				3	0	1	0	0	0	4				
47 Howie Kendrick, R (1,4) OBP: 0.200, SLG: 0.200 92 Travis Witherspoon, R (6,7) OBP: 0.333, SLG: 0.333	1B					BB				2	0	0	0	0	1	1				
2 Enck Aybar, S (1,6) OBP: 0.200, SLG: 0.200 83 Angel Castillo, R (6,9) OBP: 0.667, SLG: 0.500	P4		G4-3			F8				3	0	0	0	0	0	3				
44 Mark Trumbo, R (1,3) OBP: 0.250, SLG: 0.571 86 Efrén Navarro, L (6,3) OBP: 0.500, SLG: 0.500	BB		G4-3			G6-3				2	0	0	0	1	0	1				
5 Jeff Mathis, R (1,2) OBP: 0.250, SLG: 0.250 99 Alberto Rosario, R (6,2)	F8					G6-3				2	0	0	0	0	0	3				
25 Peter Bourjos, R (1,8) OBP: 0.400, SLG: 0.600 49 Jeremy Moore, L (7,8)	G6-3					BB				1	0	0	0	0	0	1				
Inning Stats	R: 2 E: 2 K: 1 S: 8	H: 2 LOB: 3 BB: 2 P: 16	R: 0 E: 0 K: 1 S: 6	H: 1 LOB: 1 BB: 1 P: 10	R: 0 E: 0 K: 0 S: 3	H: 0 LOB: 0 BB: 0 P: 3	R: 1 E: 0 K: 1 S: 7	H: 2 LOB: 1 BB: 0 P: 7	R: 0 E: 0 K: 1 S: 6	H: 1 LOB: 1 BB: 0 P: 7	R: 3 E: 2 K: 2 S: 11	H: 3 LOB: 1 BB: 0 P: 11	R: 2 E: 0 K: 0 S: 6	H: 3 LOB: 1 BB: 0 P: 6	R: 0 E: 0 K: 1 S: 6	H: 1 LOB: 1 BB: 0 P: 6		1B: 7 2B: 5 3B: 0 HR: 0	SF: 1 SAC: 0 DP: 0 HBP: 0	WP: 0 PB: 1 SB: 1 CS: 0
PITCHER	IP WLS BF H R ER SO BB IBB HBP BLK WP HR S P ERA WHIP	IP WLS BF H R ER SO BB IBB HBP BLK WP HR S P ERA WHIP	IP WLS BF H R ER SO BB IBB HBP BLK WP HR S P ERA WHIP	IP WLS BF H R ER SO BB IBB HBP BLK WP HR S P ERA WHIP	IP WLS BF H R ER SO BB IBB HBP BLK WP HR S P ERA WHIP	IP WLS BF H R ER SO BB IBB HBP BLK WP HR S P ERA WHIP	IP WLS BF H R ER SO BB IBB HBP BLK WP HR S P ERA WHIP	IP WLS BF H R ER SO BB IBB HBP BLK WP HR S P ERA WHIP	IP WLS BF H R ER SO BB IBB HBP BLK WP HR S P ERA WHIP	IP WLS BF H R ER SO BB IBB HBP BLK WP HR S P ERA WHIP	IP WLS BF H R ER SO BB IBB HBP BLK WP HR S P ERA WHIP	IP WLS BF H R ER SO BB IBB HBP BLK WP HR S P ERA WHIP	IP WLS BF H R ER SO BB IBB HBP BLK WP HR S P ERA WHIP	IP WLS BF H R ER SO BB IBB HBP BLK WP HR S P ERA WHIP	IP WLS BF H R ER SO BB IBB HBP BLK WP HR S P ERA WHIP	IP WLS BF H R ER SO BB IBB HBP BLK WP HR S P ERA WHIP	IP WLS BF H R ER SO BB IBB HBP BLK WP HR S P ERA WHIP	IP WLS BF H R ER SO BB IBB HBP BLK WP HR S P ERA WHIP	IP WLS BF H R ER SO BB IBB HBP BLK WP HR S P ERA WHIP	

AB	38
R	8
H	12
RBI	6
BB	3
SO	7
LOB	23



Batter	1	2	3	4	5	6	7	8	9	AB	R	H	RBI	BB	SO	LOB	TOP					
23 Michael Brantley, L OBP: 0.250, SLG: 0.143 65 Ezequiel Carrera, L OBP: 0.333, SLG: 0.500	G4-3		G4-6-3	F8			L7		G1-3	3	0	0	0	0	0	4	Cleveland Indians @ Oakland Athletics Phoenix Municipal Stadium, Phoenix, AZ Wed Mar 02 2011, 3:08 PM - 5:47 PM EST Att: 2,325 - Partly Cloudy - 72 F					
12 Jayson Nix, R 72 Jason Kipnis, L OBP: 0.400, SLG: 1.000	G5-3				P4		F7		L4	2	0	0	0	1	0	0						
48 Travis Hafner, L 76 Lonnie Chisenhall, L OBP: 0.556, SLG: 0.667	G4-3				F8					3	0	0	0	0	2	0						
7 Matt LaPorta, R 88 Matt McBride, R					E6				F7	4	1	1	0	0	1	1						
28 Travis Buck, L 35 Jordan Brown, L OBP: 0.429, SLG: 0.667	G4-3				G4-3					3	1	1	1	0	0	1						
30 Chad Huffman, R 87 Jerad Head, R										2	0	1	0	2	0	0						
9 Jack Hannahan, L OBP: 0.556, SLG: 0.500										4	0	1	0	0	2	5						
2 Paul Phillips, R 74 Chun-Hsiu Chen, R										3	0	2	1	0	1	1						
8 Adam Everett, R 73 Cord Phelps, S										2	0	0	0	1	0	3						
Inning Stats	R: 0 E: 0 K: 0 S: 3	H: 0 LOB: 0 BB: 0 P: 4	R: 0 E: 0 K: 1 S: 6	H: 1 LOB: 1 BB: 0 P: 6	R: 0 E: 0 K: 0 S: 3	H: 1 LOB: 2 BB: 2 P: 11	R: 2 E: 0 K: 1 S: 8	H: 3 LOB: 2 BB: 1 P: 12	R: 0 E: 1 K: 0 S: 4	H: 0 LOB: 1 BB: 0 P: 4	R: 0 E: 0 K: 1 S: 6	H: 1 LOB: 1 BB: 0 P: 6	R: 0 E: 0 K: 1 S: 5	H: 0 LOB: 1 BB: 1 P: 9	R: 1 E: 0 K: 0 S: 4	H: 1 LOB: 1 BB: 1 P: 8		R: 0 E: 0 K: 0 S: 3	H: 0 LOB: 1 BB: 0 P: 4	1B: 5 2B: 2 3B: 0 HR: 0	SF: 1 SAC: 0 DP: 1 HBP: 1	WP: 1 PB: 0 SB: 0 CS: 0
PITCHER	IP	WLS	BF	H	R	ER	SO	BB	IBB	HBP	BLK	WP	HR	S	P	ERA	WHIP			ERA	WHIP	
26 Bobby Cramer, L ERA: 2.25	2.0		7	1	0	0	1	0	0	0	0	0	0	9	10	0.00	0.500			9.00	2.000	
86 Josh Outman, L ERA: 5.4	1.1	H	9	3	2	2	1	3	0	0	0	0	0	8	20	13.50	4.500			0.00	0.000	
72 Gabe DeHoyos, R ERA:	0.2	W	3	1	0	0	0	0	0	0	0	0	0	3	3	0.00	1.500					
66 Tyson Ross, R ERA:	2.0	H	8	1	0	0	1	0	0	0	0	0	0	10	10	0.00	0.500					
33 Joey Devine, R ERA:	1.0	H	4	0	0	0	1	1	0	0	0	0	0	5	9	0.00	1.000					
PITCHER	IP	WLS	BF	H	R	ER	SO	BB	IBB	HBP	BLK	WP	HR	S	P	ERA	WHIP			ERA	WHIP	
63 Danny Farquhar, R ERA: 13.5	1.0	H	5	1	1	1	0	1	0	0	0	0	0	4	8	9.00	2.000			0.00	0.000	
31 Brad Ziegler, R ERA:	1.0	S	4	0	0	0	0	0	0	1	0	0	0	3	4	0.00	0.000					

Batter	1	2	3	4	5	6	7	8	9	AB	R	H	RBI	BB	SO	LOB	BOTTOM				
14 Mark Ellis, R OBP: 0.500, SLG: 0.500 6 Adrian Cardenas, L OBP: 0.333, SLG: 0.333						F7				3	1	2	1	0	1	2	Cleveland Indians @ Oakland Athletics Phoenix Municipal Stadium, Phoenix, AZ Wed Mar 02 2011, 3:08 PM - 5:47 PM EST Att: 2,325 - Partly Cloudy - 72 F				
8 Kurt Suzuki, R OBP: 0.500, SLG: 0.286 61 Max Stassi, R										3	1	1	1	1	1	3					
12 David DeJesus, L 25 Matt Carson, R OBP: 0.222, SLG: 0.444										2	0	0	0	0	1	0					
55 Hideki Matsui, L 19 Anthony Recker, R OBP: 0.400, SLG: 0.600										2	0	0	0	1	1	2					
5 Kevin Kouzmanoff, R OBP: 0.667, SLG: 0.600 67 Wes Timmons, R OBP: 0.556, SLG: 0.429										2	0	1	1	1	0	1					
22 Chris Carter, R OBP: 0.287, SLG: 0.214 21 Andy LaRoche, R OBP: 0.500, SLG: 0.500										4	0	0	0	0	1	3					
23 Michael Taylor, R OBP: 0.250, SLG: 0.500										4	1	1	0	0	1	0					
58 Jai Miller, R OBP: 0.700, SLG: 1.000										2	1	1	0	2	1	0					
30 Steve Tolleson, R OBP: 0.364, SLG: 0.125										3	0	0	0	1	0	3					
Inning Stats	R: 2 E: 0 K: 0 S: 4	H: 2 LOB: 1 BB: 1 P: 9	R: 0 E: 0 K: 1 S: 5	H: 0 LOB: 2 BB: 2 P: 13	R: 0 E: 0 K: 0 S: 3	H: 0 LOB: 1 BB: 1 P: 7	R: 1 E: 0 K: 1 S: 7	H: 2 LOB: 1 BB: 0 P: 8	R: 0 E: 0 K: 2 S: 7	H: 0 LOB: 1 BB: 1 P: 11	R: 1 E: 0 K: 0 S: 5	H: 2 LOB: 2 BB: 1 P: 9	R: 0 E: 0 K: 1 S: 5	H: 0 LOB: 0 BB: 0 P: 5	R: 0 E: 0 K: 2 S: 7	H: 0 LOB: 0 BB: 0 P: 7		1B: 6 2B: 0 3B: 0 HR: 0	SF: 0 SAC: 0 DP: 1 HBP: 1	WP: 0 PB: 0 SB: 4 CS: 0	PA: 36
PITCHER	IP	WLS	BF	H	R	ER	SO	BB	IBB	HBP	BLK	WP	HR	S	P	ERA	WHIP			ERA	WHIP
63 Justin Masterson, R ERA: 9.0	2.0		11	2	2	2	1	3	0	1	0	0	0	9	22	9.00	2.500			0.00	0.000
40 Jess Todd, R ERA:	1.0		4	0	0	0	0	1	0	0	0	0	0	3	7	0.00	1.000				
45 Doug Mathis, R ERA: 4.5	1.0	L	5	2	1	1	1	0	0	0	0	0	0	7	8	9.00	2.000				
78 Drew Pomeranz, L ERA:	1.0		4	0	0	0	2	1	0	0	0	0	0	7	11	0.00	1.000				
33 Joe Martinez, R ERA: 9.0	1.0		6	2	1	1	0	1	0	0	0	0	0	5	9	9.00	3.000				
PITCHER	IP	WLS	BF	H	R	ER	SO	BB	IBB	HBP	BLK	WP	HR	S	P	ERA	WHIP			ERA	WHIP
38 Joe Smith, R ERA:	1.0		3	0	0	0	2	0	0	0	0	0	0	7	7	0.00	0.000			0.00	0.000
52 Vinnie Pestano, R ERA:	1.0		3	0	0	0	2	0	0	0	0	0	0	7	7	0.00	0.000				




Batter	1	2	3	4	5	6	7	8	9	AB	R	H	RBI	BB	SO	LOB	TOP					
23 Rickie Weeks Jr, R OBP: 0.533, SLG: 0.364 3 Scooter Gennett, L OBP: 0.571, SLG: 0.600	G5-3		K						K	3	0	1	0	0	1	1	Milwaukee Brewers @ Oakland Athletics Phoenix Municipal Stadium, Phoenix, AZ Sun Mar 06 2011, 3:08 PM - 5:58 PM EST Att: 2,963 - Sunny - 76 F					
30 Craig Counsell, L OBP: 0.133, SLG: 0.071 92 Cutter Dykstra, R	G5-3		F7						K	3	0	0	0	0	3	2						
8 Ryan Braun, R OBP: 0.633, SLG: 0.636 90 Erik Komatsu, L OBP: 0.667, SLG: 0.800	K			K						3	0	0	0	0	3	0						
25 Mark Kotsay, L OBP: 0.417, SLG: 0.300 9 Luis Alfonso Cruz, R OBP: 0.286, SLG: 0.462		BB		L6						2	0	0	0	1	0	0						
3 Yuniesky Betancourt, R OBP: 0.429, SLG: 0.538 91 Carlos George, R OBP: 0.697, SLG: 1.333		K			2B					3	0	1	0	0	2	1						
16 George Kottaras, L OBP: 0.214, SLG: 0.500 60 Martin Maldonado, R OBP: 0.333, SLG: 0.333		K			G6-3					3	0	0	0	0	1	2						
74 Erick Almonte, R OBP: 0.286, SLG: 0.450										4	1	3	1	0	1	1						
7 Chris Dickerson, L OBP: 0.250, SLG: 0.333										4	1	1	1	0	1	2						
77 Caleb Gindl, L OBP: 0.615, SLG: 0.700										3	0	2	0	1	0	1						
Inning Stats	R: 0 E: 0 K: 1 S: 5	H: 0 LOB: 0 BB: 0 P: 5	R: 0 E: 0 K: 3 S: 9	H: 0 LOB: 1 BB: 1 P: 13	R: 0 E: 0 K: 1 S: 5	H: 0 LOB: 1 BB: 1 P: 10	R: 0 E: 0 K: 1 S: 6	H: 1 LOB: 1 BB: 0 P: 6	R: 0 E: 0 K: 2 S: 7	H: 3 LOB: 2 BB: 0 P: 7	R: 0 E: 0 K: 0 S: 7	H: 0 LOB: 0 BB: 0 P: 7	R: 2 E: 0 K: 0 S: 6	H: 3 LOB: 1 BB: 0 P: 6	R: 2 E: 0 K: 0 S: 5	H: 2 LOB: 1 BB: 1 P: 9	R: 0 E: 0 K: 3 S: 11	H: 2 LOB: 2 BB: 0 P: 11	1B: 8 2B: 4 3B: 0 HR: 0	SF: 0 SAC: 1 DP: 1 HBP: 0	WP: 1 PB: 0 SB: 0 CS: 0	PA: 40
PITCHER	IP	WLS	BF	H	R	ER	SO	BB	IBB	HBP	BLK	WP	HR	S	P	ERA	WHIP					
47 Gio González, L ERA:	3.0		11	0	0	0	5	2	0	0	0	1	0	19	28	0.00	0.667					
66 Tyson Ross, R ERA:	3.0		12	4	0	0	4	0	0	0	0	0	0	20	20	0.00	1.333					
13 Jerry Blevins, L ERA: 12.0	1.0	B	6	3	2	2	0	0	0	0	0	0	0	6	6	18.00	3.000					
50 Grant Balfour, R ERA: 15.0	1.0	W	6	2	2	2	0	1	0	0	0	0	0	5	9	18.00	3.000					
57 Brian Fuentes, L ERA:	1.0	S	5	2	0	0	3	0	0	0	0	0	0	11	11	0.00	2.000					

Batter	1	2	3	4	5	6	7	8	9	AB	R	H	RBI	BB	SO	LOB	BOTTOM				
4 Coco Crisp, S OBP: 0.467, SLG: 0.867 71 Michael Choice, R OBP: 0.357, SLG: 0.357	F9									3	0	2	0	0	0	0	Milwaukee Brewers @ Oakland Athletics Phoenix Municipal Stadium, Phoenix, AZ Sun Mar 06 2011, 3:08 PM - 5:58 PM EST Att: 2,963 - Sunny - 76 F				
14 Mark Ellis, R OBP: 0.417, SLG: 0.417 59 Jemile Weeks, S OBP: 0.500, SLG: 0.556	L6									3	0	1	0	0	0	1					
55 Hideki Matsui, L OBP: 0.500, SLG: 0.500										3	0	0	0	0	2						
41 Rashun Dixon, R OBP: 0.500, SLG: 0.500										2	1	1	2	0	0	1					
28 Conor Jackson, R OBP: 0.500, SLG: 0.500										3	0	0	0	0	0	1					
22 Chris Carter, R OBP: 0.375, SLG: 0.333										2	0	1	1	2	0	2					
29 Josh Donaldson, R OBP: 0.385, SLG: 0.333 61 Max Stassi, R										2	0	1	0	1	0	1					
67 Wes Timmons, R OBP: 0.450, SLG: 0.313										3	1	2	0	1	0	1					
23 Michael Taylor, R OBP: 0.182, SLG: 0.286										3	0	0	0	1	1	6					
36 Eric Sogard, L OBP: 0.267, SLG: 0.286 73 Josh Horton, L OBP: 0.333, SLG: 0.200										3	0	0	0	0	0	3					
										1	0	0	0	0	0	2					
Inning Stats	R: 0 E: 0 K: 0 S: 3	H: 1 LOB: 2 BB: 2 P: 11	R: 0 E: 0 K: 0 S: 4	H: 2 LOB: 1 BB: 0 P: 4	R: 0 E: 0 K: 0 S: 4	H: 1 LOB: 1 BB: 0 P: 4	R: 0 E: 0 K: 1 S: 8	H: 1 LOB: 3 BB: 1 P: 12	R: 1 E: 0 K: 0 S: 7	H: 2 LOB: 2 BB: 1 P: 12	R: 3 E: 0 K: 0 S: 6	H: 3 LOB: 1 BB: 1 P: 10	1B: 9 2B: 1 3B: 1 HR: 0	SF: 0 SAC: 0 DP: 2 HBP: 0	WP: 1 PB: 0 SB: 0 CS: 0	PA: 40					
PITCHER	IP	WLS	BF	H	R	ER	SO	BB	IBB	HBP	BLK	WP	HR	S	P	ERA	WHIP				
38 Chris Narveson, L ERA:	2.0		8	1	0	0	0	2	0	0	0	0	0	4	14	0.00	1.500				
54 Sean Green, R ERA:	1.0		4	2	0	0	0	0	0	0	0	0	0	4	4	0.00	2.000				
58 Mike McClendon, R ERA: 9.0	2.0		8	2	0	0	0	0	0	0	0	0	0	8	8	0.00	1.000				
66 Roque Mercedes, R ERA: 9.0	0.1		5	1	1	0	0	1	0	0	0	0	0	4	8	0.00	6.000				
98 Donovan Hand, R ERA:	0.2		2	0	0	0	1	0	0	0	0	0	0	4	4	0.00	0.000				
PITCHER	IP	WLS	BF	H	R	ER	SO	BB	IBB	HBP	BLK	WP	HR	S	P	ERA	WHIP				
65 Dan Meriklinger, L ERA: 9.0	1.0		8	3	3	3	1	2	0	0	0	0	0	8	17	27.00	5.000				
95 Josh Butler, R ERA: 9.0	1.0	L	5	2	1	1	0	0	0	0	0	0	0	5	5	9.00	2.000				



Batter	1	2	3	4	5	6	7	8	9	AB	R	H	RBI	BB	SO	LOB	TOP															
25 Will Venable, L (1, 10) OBP: 0.428, SLG: 0.722 14 Oscar Salazar, R (8, PH) OBP: 0.308, SLG: 0.583	G4-1		G3			SH1-3 15 3 SF8 1-H 2B		P6		3	1	1	1	0	0	0	San Diego Padres @ Oakland Athletics Phoenix Municipal Stadium, Phoenix, AZ Tue Mar 08 2011, 3:09 PM - 5:24 PM EST Att: 2,557 - Sunny - 65 F															
15 Kevin Frandsen, R (1, 4) 77 Anthony Rizzo, L (6, 3)	G6-3		G6-3			SH1-3				2	0	0	0	0	0	0																
3 Jorge Cantu, R (1, 5) 62 Luis Martinez, R (6, 2)	F8				F8	SF8				2	0	0	1	0	0	0																
67 Jesus Guzman, R (1, 3) 22 James Darnell, R (6, 5)		G4-3		G4-3		FC8				3	0	0	0	0	0	0																
13 Chris Denorfia, R (1, 9) 60 Cedric Hunter, L (7, 9)		F8		L9			K			3	0	0	0	0	1	0																
24 Cameron Maybin, R (1, 8) 3 Luis Durango, S (7, 8)							K			3	0	2	0	0	1	0																
23 Mike Baxter, L (1, 7) 76 Andy Parrino, S (9, PH)							K			1	0	0	0	0	1	2																
32 Rob Johnson, R (1, 2) 12 Logan Forsythe, R (6, 4)							K			2	0	0	0	0	0	2																
2 Everth Cabrera, S (1, 6) 68 Kyle Phillips, L (8, PH) 64 Jedy Valdez, R (6, 6)								F9		2	1	1	0	0	0	0																
Inning Stats	R: 0 E: 0 K: 0 S: 3	H: 0 LOB: 0 BB: 0 P: 4	R: 0 E: 1 K: 0 S: 5	H: 1 LOB: 2 BB: 0 P: 5	R: 0 E: 0 K: 0 S: 3	H: 0 LOB: 0 BB: 0 P: 3	R: 0 E: 0 K: 0 S: 3	H: 0 LOB: 0 BB: 0 P: 3	R: 2 E: 0 K: 0 S: 5	H: 2 LOB: 0 BB: 0 P: 5	R: 0 E: 1 K: 3 S: 10	H: 0 LOB: 1 BB: 0 P: 10	R: 0 E: 0 K: 1 S: 6	H: 1 LOB: 1 BB: 0 P: 6	R: 0 E: 0 K: 1 S: 7	H: 2 LOB: 2 BB: 0 P: 7		1B: 5 2B: 2 3B: 0 HR: 0	SF: 1 SAC: 1 DP: 1 HBP: 0	WP: 0 PB: 1 SB: 0 CS: 0	PA: 35											
PITCHER	IP WLS BF H R ER SO BB IBB HBP BLK WP HR S P ERA WHIP																															
53 Trevor Cahill, R (1, 1) ERA: 8.1	4.0	14	1	0	0	0	0	0	0	0	0	0	14	15	0.00	0.250																
45 Willie Eyre, R (5, 1) ERA: 6.75	2.0	B 8	3	2	2	0	0	0	0	0	0	0	8	8	9.00	1.500																
31 Brad Ziegler, R (7, 1) ERA:	1.0	W 4	0	0	0	3	0	0	0	0	0	0	10	10	0.00	0.000																
75 Fernando Cabrera, R (8, 1) ERA:	1.0	H 4	1	0	0	1	0	0	0	0	0	0	6	6	0.00	1.000																
66 Joe Bateman, R (9, 1) ERA: 8.1	1.0	5	2	0	0	1	0	0	0	0	0	0	7	7	0.00	2.000																

Batter	1	2	3	4	5	6	7	8	9	AB	R	H	RBI	BB	SO	LOB	BOTTOM															
4 Coco Crisp, S (1, 8) OBP: 0.444, SLG: 0.765 71 Michael Choice, R (5, FR) OBP: 0.375, SLG: 0.375	F9		G4-3					FC9		2	0	0	0	1	0	0	San Diego Padres @ Oakland Athletics Phoenix Municipal Stadium, Phoenix, AZ Tue Mar 08 2011, 3:09 PM - 5:24 PM EST Att: 2,557 - Sunny - 65 F															
2 Cliff Pennington, S (1, 6) 52 Grant Green, R (7, 6) OBP: 0.545, SLG: 0.444			F7							3	0	0	0	0	1	2																
14 Mark Ellis, R (1, 4) 59 Jemile Weeks, S (7, 4) OBP: 0.500, SLG: 0.545										3	0	0	0	0	2	0																
16 Josh Willingham, R (1, 7) 58 Jai Miller, R (7, 7) OBP: 0.542, SLG: 0.467										3	0	0	0	0	1	0																
8 Kurt Suzuki, R (1, 2) 29 Josh Donaldson, R (7, 2) OBP: 0.375, SLG: 0.400										3	1	1	0	0	1	0																
28 Conor Jackson, R (1, 10) 19 Anthony Recker, R (8, PH) OBP: 0.384, SLG: 0.727										3	0	0	0	0	1	2																
21 Andy LaRoche, R (1, 3) OBP: 0.478, SLG: 0.889										3	2	2	2	0	0	0																
23 Michael Taylor, R (1, 9) OBP: 0.214, SLG: 0.407										4	1	2	2	0	0	1																
67 Wes Timmons, R (1, 5) OBP: 0.462, SLG: 0.300										3	1	1	0	1	1	2																
Inning Stats	R: 0 E: 0 K: 1 S: 5	H: 0 LOB: 0 BB: 0 P: 5	R: 2 E: 1 K: 2 S: 11	H: 2 LOB: 1 BB: 0 P: 12	R: 0 E: 0 K: 1 S: 5	H: 0 LOB: 0 BB: 0 P: 5	R: 0 E: 0 K: 1 S: 5	H: 0 LOB: 0 BB: 0 P: 5	R: 0 E: 0 K: 1 S: 6	H: 1 LOB: 1 BB: 0 P: 6	R: 1 E: 0 K: 0 S: 5	H: 2 LOB: 2 BB: 1 P: 9	R: 3 E: 0 K: 1 S: 12	H: 4 LOB: 1 BB: 0 P: 15	1B: 6 2B: 0 3B: 0 HR: 3	SF: 0 SAC: 0 DP: 0 HBP: 1		WP: 0 PB: 0 SB: 0 CS: 0	PA: 37													
PITCHER	IP WLS BF H R ER SO BB IBB HBP BLK WP HR S P ERA WHIP																															
46 Tim Stauffer, R (1, 1) ERA: 5.19	1.0	5	0	0	0	1	1	0	1	0	0	0	5	10	0.00	1.000																
45 Randy Flores, L (6, 1) ERA: 4.5	1.0	4	1	0	0	1	0	0	0	0	0	0	6	6	0.00	1.000																
44 Aaron Poreda, L (7, 1) ERA: 8.75	1.0	L 6	2	1	1	0	1	0	0	0	0	0	5	9	9.00	3.000																
56 George Kontos, R (8, 1) ERA: 8.22	1.0	7	4	3	3	1	0	0	0	0	0	2	12	15	27.00	4.000																



Batter	1	2	3	4	5	6	7	8	9	AB	R	H	RBI	BB	SO	LOB	TOP										
14 Mark Ellis, R OBP: 0.278, SLG: 0.278 59 Jemile Weeks, S OBP: 0.429, SLG: 0.462	P5		G5-4-3		F7		K		F7	3	0	0	0	0	0	1											
12 David DeJesus, L OBP: 0.400, SLG: 0.538 71 Michael Choice, R OBP: 0.412, SLG: 0.375	K			HR	1B				BB	3	1	2	1	0	1	0											
28 Conor Jackson, R OBP: 0.481, SLG: 0.300 67 Wes Timmons, R OBP: 0.481, SLG: 0.300	L4			P4	K				BB	3	0	0	0	0	1	1											
55 Hideki Matsui, L OBP: 0.345, SLG: 0.643 25 Matt Carson, R OBP: 0.250, SLG: 0.500	K			P2					F4	3	0	0	0	0	1	0											
5 Kevin Kouzmanoff, R OBP: 0.556, SLG: 0.800 73 Josh Horton, L OBP: 0.256, SLG: 0.167	F8			15B	2B				K	3	0	2	0	0	0	0											
15 Ryan Sweeney, L OBP: 0.375, SLG: 0.571 58 Jai Miller, R OBP: 0.520, SLG: 0.438	1B								K	3	0	2	0	0	0	1											
22 Chris Carter, R OBP: 0.280, SLG: 0.280 23 Michael Taylor, R OBP: 0.207, SLG: 0.393	K			F8					F9	3	0	0	0	0	1	4											
11 Landon Powell, S OBP: 0.375, SLG: 0.571 19 Anthony Recker, R OBP: 0.333, SLG: 0.667					HR				K2-3	3	1	2	1	0	0	0											
30 Steve Tolleson, R OBP: 0.423, SLG: 0.263 21 Andy LaRoche, R OBP: 0.480, SLG: 0.900	K			K	K				2B	2	0	0	0	0	2	1											
Inning Stats	R: 0 E: 0 K: 1 S: 10	H: 0 LOB: 0 BB: 0 P: 11	R: 0 E: 0 K: 2 S: 13	H: 1 LOB: 1 BB: 0 P: 15	R: 0 E: 0 K: 1 S: 7	H: 1 LOB: 0 BB: 0 P: 11	R: 1 E: 0 K: 0 S: 17	H: 3 LOB: 2 BB: 0 P: 25	R: 1 E: 0 K: 2 S: 10	H: 2 LOB: 1 BB: 0 P: 15	R: 0 E: 0 K: 0 S: 8	H: 1 LOB: 0 BB: 0 P: 14	R: 0 E: 0 K: 2 S: 11	H: 0 LOB: 0 BB: 0 P: 17	R: 0 E: 0 K: 2 S: 11	H: 0 LOB: 2 BB: 2 P: 22	R: 0 E: 0 K: 1 S: 8	H: 1 LOB: 0 BB: 0 P: 11	1B: 5 2B: 2 3B: 0 HR: 2	SF: 0 SAC: 0 DP: 1 HBP: 0	WP: 0 PB: 0 SB: 0 CS: 0	PA: 37					
PITCHER	IP	WLS	BF	H	R	ER	SO	BB	IBB	HBP	BLK	WP	HR	S	P	ERA	WHIP										
45 Derek Holland, L ERA: 1.8	3.0	W	10	2	0	0	4	0	0	0	0	0	0	30	37	0.00	0.667										
56 Darren O'Day, R ERA: 5.0	1.0		6	3	1	1	0	0	0	0	0	0	1	17	25	9.00	3.000										
53 Arthur Rhodes, L ERA: 3.0	1.0		5	2	1	1	2	0	0	0	0	0	1	10	15	9.00	2.000										
30 Neftali Feliz, R ERA:	3.0	H	12	1	0	0	4	2	0	0	0	0	0	30	53	0.00	1.000										
46 Pedro Strop, R ERA:	1.0		4	1	0	0	1	0	0	0	0	0	0	8	11	0.00	1.000										

Oakland Athletics @ Texas Rangers
 Surprise Stadium, Surprise, AZ
 Wed Mar 09 2011, 3:08 PM - 5:45 PM EST
 Att. 4,066 - Partly Cloudy - 73 F

AB 35
 R 2
 H 9
 RBI 2
 BB 2
 SO 11
 LOB 15



Batter	1	2	3	4	5	6	7	8	9	AB	R	H	RBI	BB	SO	LOB	BOTTOM										
5 Ian Kinsler, R OBP: 0.500, SLG: 1.000 6 Esteban German, R OBP: 0.278, SLG: 0.389	32 1B 17 FC6 1B	G6-3		FC5-4		G5-3		FC8		4	1	1	0	0	0	1											
1 Elvis Andrus, R OBP: 0.208, SLG: 0.174 99 Omar Quintanilla, L OBP: 0.250, SLG: 0.500	17 FC6 32 1B 17 E 1B			F8		G3		G3		4	1	2	0	0	0	1											
32 Josh Hamilton, L OBP: 0.227, SLG: 0.364 23 Craig Gentry, R	17 E 10 2B 1B									3	1	1	0	0	0	1											
17 Nelson Cruz, R OBP: 0.292, SLG: 0.238 65 Doug Deeds, L OBP: 0.353, SLG: 0.706	FC6 10 2B 1B									2	1	0	1	1	0	1											
10 Michael Young, R OBP: 0.545, SLG: 0.842 63 Chad Tracy, R OBP: 0.143, SLG: 0.308	G6-3 7 2B 8 2B 2B									3	2	2	2	0	1	1											
25 Mike Napoli, R OBP: 0.400, SLG: 0.778	G5-3									4	1	2	1	0	0	2											
7 David Murphy, L OBP: 0.333, SLG: 0.409 9 Endy Chavez, L OBP: 0.231, SLG: 0.308	G6-3									3	0	1	1	0	0	2											
8 Yorvit Torrealba, R OBP: 0.375, SLG: 0.625 71 Jose Herberio Felix, R OBP: 1.000, SLG: 1.200										1	1	1	0	0	0	0											
19 Chris Davis, L OBP: 0.429, SLG: 0.769 3 Andrés Blanco, S OBP: 0.350, SLG: 0.316										3	0	0	0	0	2	2											
Inning Stats	R: 5 E: 1 K: 1 S: 23	H: 5 LOB: 1 BB: 0 P: 33	R: 0 E: 0 K: 0 S: 4	H: 1 LOB: 0 BB: 0 P: 6	R: 0 E: 0 K: 1 S: 12	H: 0 LOB: 1 BB: 1 P: 21	R: 0 E: 0 K: 1 S: 7	H: 1 LOB: 0 BB: 0 P: 11	R: 1 E: 0 K: 0 S: 23	H: 3 LOB: 2 BB: 0 P: 32	R: 0 E: 0 K: 0 S: 7	H: 0 LOB: 0 BB: 0 P: 11	R: 0 E: 0 K: 1 S: 8	H: 0 LOB: 0 BB: 0 P: 14	R: 3 E: 0 K: 0 S: 15	H: 4 LOB: 2 BB: 1 P: 22	1B: 10 2B: 3 3B: 0 HR: 1	SF: 0 SAC: 0 DP: 1 HBP: 0	WP: 0 PB: 0 SB: 0 CS: 0	PA: 40							
PITCHER	IP	WLS	BF	H	R	ER	SO	BB	IBB	HBP	BLK	WP	HR	S	P	ERA	WHIP										
51 Dallas Braden, L ERA: 10.8	2.2	L	15	6	5	3	2	1	0	0	0	0	0	38	59	10.12	2.625										
72 Gabe DelHoyos, R ERA:	0.1		1	0	0	0	0	0	0	0	0	0	0	1	1	0.00	0.000										
32 Brandon McCarthy, R ERA: 3.36	3.0		13	4	1	1	1	0	0	0	0	0	0	37	54	3.00	1.333										
64 Trystan Magnuson, R ERA: 5.4	1.0		3	0	0	0	1	0	0	0	0	0	0	8	14	0.00	0.000										
13 Jerry Blevins, L ERA: 15.75	1.0		8	4	3	3	0	1	0	0	0	0	1	15	22	27.00	5.000										

Oakland Athletics @ Texas Rangers
 Surprise Stadium, Surprise, AZ
 Wed Mar 09 2011, 3:08 PM - 5:45 PM EST
 Att. 4,066 - Partly Cloudy - 73 F

AB 38
 R 9
 H 14
 RBI 8
 BB 2
 SO 4
 LOB 18



Batter	1	2	3	4	5	6	7	8	9	AB	R	H	RBI	BB	SO	LOB	TOP				
10 Tony Gwynn Jr., L OBP: 0.360, SLG: 0.409 68 Jerry Sands, R OBP: 0.550, SLG: 0.938	4-0 31 L4-3 BB		0-0 31 WP 1B		0-3 K			0-3 K		2	0	1	0	1	1	1	Los Angeles Dodgers @ Oakland Athletics Phoenix Municipal Stadium, Phoenix, AZ Fri Mar 11 2011, 3:06 PM - 6:05 PM EST Att.: 4,898 - Sunny - 82 F livebaseballscorecards.com				
31 Jay Gibbons, L OBP: 0.059, SLG: 0.059 63 Jamie Hoffmann, R OBP: 0.353, SLG: 0.375	0-0 L4-3 1-2		1-3 K		0-3 K			0-0 P4		3	0	0	0	0	2	2					
16 Andre Ethier, L OBP: 0.200, SLG: 0.400 49 Trent Oeltjen, L OBP: 0.300, SLG: 0.222	0-0 G6-3			0-0 P4		0-0 F7		0-0 1B		4	0	1	0	0	0	0					
27 Matt Kemp, R OBP: 0.375, SLG: 0.667 62 Trayvon Robinson, S OBP: 0.227, SLG: 0.381		0-0 9 1B 1B		0-0 P3		1-0 HR		0-0 P4		3	1	2	1	0	0	0					
9 Hector Gimenez, S OBP: 0.350, SLG: 0.294 75 Russell Mitchell, R OBP: 0.150, SLG: 0.111		0-0 13 G4-6-3 1B		0-3 K2-3		0-0 G5-3			0-0 P2	3	0	1	0	0	1	0					
6 Aaron Miles, S OBP: 0.394, SLG: 0.773 9 Eugenio Velez, S OBP: 0.235, SLG: 0.071		0-0 F3			3-1 HR			0-0 77 G3-1 87 S 1B	0-3 K	2	1	1	1	0	0	2					
13 Iván De Jesús, Jr., R OBP: 0.200, SLG: 0.200 87 Christian Lara, S		0-0 G4-6-3 1-2		0-0 G5-3		0-3 K			0-3 K	2	0	0	0	0	0	2					
17 A.J. Ellis, R OBP: 0.294, SLG: 0.200 77 JD Closser, S				0-3 K		0-0 G4-3			0-0 G3-1	2	0	0	0	0	1	0					
72 Justin Sellers, R OBP: 0.389, SLG: 0.286 70 Dee Strange-Gordon, L		0-0 G6-3		0-0 G6-3		0-0 1B			0-3 K2-3	2	0	1	0	0	0	0					
Inning Stats	R: 0 E: 0 K: 0 S: 2	H: 0 LOB: 0 BB: 1 P: 6	R: 0 E: 0 K: 0 S: 4	H: 2 LOB: 1 BB: 0 P: 4	R: 0 E: 0 K: 2 S: 8	H: 1 LOB: 1 BB: 0 P: 9	R: 0 E: 0 K: 1 S: 5	H: 0 LOB: 0 BB: 0 P: 5	R: 1 E: 0 K: 1 S: 6	H: 2 LOB: 1 BB: 0 P: 11	R: 0 E: 0 K: 2 S: 8	H: 1 LOB: 1 BB: 0 P: 8	R: 0 E: 0 K: 1 S: 6	H: 1 LOB: 1 BB: 0 P: 6	R: 0 E: 0 K: 2 S: 7	H: 0 LOB: 0 BB: 0 P: 7		1B: 6 2B: 1 3B: 0 HR: 2	SF: 0 SAC: 0 DP: 2 HBP: 0	WP: 1 PB: 0 SB: 1 CS: 0	PA: 34
PITCHER	IP WLS BF H R ER SO	IP WLS BF H R ER SO	IP WLS BF H R ER SO	IP WLS BF H R ER SO	IP WLS BF H R ER SO	IP WLS BF H R ER SO	IP WLS BF H R ER SO	IP WLS BF H R ER SO	IP WLS BF H R ER SO	IP WLS BF H R ER SO	IP WLS BF H R ER SO	IP WLS BF H R ER SO	IP WLS BF H R ER SO	IP WLS BF H R ER SO	IP WLS BF H R ER SO	IP WLS BF H R ER SO		ERA WHIP	ERA WHIP	ERA WHIP	
47 Gio González, L ERA: 0.96	4.1 W 16 4 1 1 3	5.1 L 17 4 4 4 2	5.1 L 17 4 4 4 2	5.1 L 17 4 4 4 2	5.1 L 17 4 4 4 2	5.1 L 17 4 4 4 2	5.1 L 17 4 4 4 2	5.1 L 17 4 4 4 2	5.1 L 17 4 4 4 2	5.1 L 17 4 4 4 2	5.1 L 17 4 4 4 2	5.1 L 17 4 4 4 2	5.1 L 17 4 4 4 2	5.1 L 17 4 4 4 2	5.1 L 17 4 4 4 2	5.1 L 17 4 4 4 2		2.08 1.154	2.08 1.154	2.08 1.154	
31 Brad Ziegler, R ERA: 14.4	0.2 H 3 1 0 0 1	1.0 H 4 1 1 1 1	2.0 H 8 2 0 0 3	2.0 H 8 2 0 0 3	2.0 H 8 2 0 0 3	2.0 H 8 2 0 0 3	2.0 H 8 2 0 0 3	2.0 H 8 2 0 0 3	2.0 H 8 2 0 0 3	2.0 H 8 2 0 0 3	2.0 H 8 2 0 0 3	2.0 H 8 2 0 0 3	2.0 H 8 2 0 0 3	2.0 H 8 2 0 0 3	2.0 H 8 2 0 0 3	2.0 H 8 2 0 0 3	0.00 1.500	0.00 1.500	0.00 1.500		
13 Jerry Blevins, L ERA: 5.4	1.0 3 0 0 0 2	1.0 3 0 0 0 2	1.0 3 0 0 0 2	1.0 3 0 0 0 2	1.0 3 0 0 0 2	1.0 3 0 0 0 2	1.0 3 0 0 0 2	1.0 3 0 0 0 2	1.0 3 0 0 0 2	1.0 3 0 0 0 2	1.0 3 0 0 0 2	1.0 3 0 0 0 2	1.0 3 0 0 0 2	1.0 3 0 0 0 2	1.0 3 0 0 0 2	1.0 3 0 0 0 2	0.00 0.000	0.00 0.000	0.00 0.000		

Batter	1	2	3	4	5	6	7	8	9	AB	R	H	RBI	BB	SO	LOB	BOTTOM				
4 Coco Crisp, S OBP: 0.520, SLG: 0.913 71 Michael Choice, R OBP: 0.474, SLG: 0.471	0-0 55 G4-6-3 14 BLK 16 1B		0-0 55 FC5 14 BB 1B		0-0 E6		1-2 HR	0-0 2B		4	2	3	1	0	0	0	Los Angeles Dodgers @ Oakland Athletics Phoenix Municipal Stadium, Phoenix, AZ Fri Mar 11 2011, 3:06 PM - 6:05 PM EST Att.: 4,898 - Sunny - 82 F livebaseballscorecards.com				
14 Mark Ellis, R OBP: 0.394, SLG: 0.263 Dusty Coleman, R OBP: 1.000, SLG: 2.000	4-0 55 G4-6-3 BB		4-0 16 BB 55 FC5 22 E BB		0-0 P6		4-0 22 BB 16 BB 21 E BB	0-0 2B		1	1	0	0	3	0	1					
55 Hideki Matsui, L OBP: 0.230, SLG: 0.048 Jonathan Johnston, L	0-0 G4-6-3 1-2 2-3		0-0 FC5 16 BB 22 E		0-0 P5		0-0 P5	0-3 K		4	1	0	0	0	0	5					
16 Josh Willingham, R OBP: 0.400, SLG: 0.450 39 Jermaine Mitchell, L	0-0 22 FC6-4 1B		4-0 22 E 21 1B BB		1-0 HBP		4-0 22 BB 21 E BB	0-0 G6-3		1	1	1	1	2	0	0					
22 Chris Carter, R OBP: 0.324, SLG: 0.241	0-0 FC6-4 1-2		0-0 E5 11 CS 21 1B		0-0 F9		4-0 21 E 58 1B BB	0-0 F8		4	1	0	1	1	0	4					
21 Andy LaRoche, R OBP: 0.500, SLG: 0.846		0-0 F8		0-0 F9		0-0 F9		0-0 E5 58 1B		4	0	1	2	0	0	2					
11 Landon Powell, S OBP: 0.300, SLG: 0.444 19 Anthony Recker, R OBP: 0.286, SLG: 0.571		0-0 L9		0-3 K		0-0 P5		0-0 F9		3	0	0	0	0	1	2					
58 Jai Miller, R OBP: 0.500, SLG: 0.400		4-0 BB		0-3 K		0-3 K		0-0 30 FC5-4 1B		3	0	1	1	1	2	0					
30 Steve Tolleson, R OBP: 0.355, SLG: 0.208		0-0 F9		0-0 G6-3		0-0 F9		1-2 2H 3H 1-2		4	0	0	0	0	0	3					
Inning Stats	R: 1 E: 0 K: 0 S: 4	H: 2 LOB: 1 BB: 1 P: 8	R: 0 E: 0 K: 0 S: 3	H: 0 LOB: 1 BB: 1 P: 7	R: 3 E: 1 K: 1 S: 7	H: 2 LOB: 2 BB: 2 P: 15	R: 0 E: 1 K: 1 S: 6	H: 0 LOB: 1 BB: 0 P: 6	R: 0 E: 0 K: 0 S: 3	H: 0 LOB: 1 BB: 0 P: 4	R: 0 E: 0 K: 1 S: 5	H: 0 LOB: 0 BB: 0 P: 5	R: 4 E: 1 K: 0 S: 8	H: 2 LOB: 2 BB: 3 P: 21	R: 1 E: 0 K: 1 S: 7	H: 2 LOB: 1 BB: 0 P: 7		1B: 5 2B: 3 3B: 0 HR: 1	SF: 0 SAC: 0 DP: 2 HBP: 1	WP: 0 PB: 0 SB: 0 CS: 1	PA: 41
PITCHER	IP WLS BF H R ER SO	IP WLS BF H R ER SO	IP WLS BF H R ER SO	IP WLS BF H R ER SO	IP WLS BF H R ER SO	IP WLS BF H R ER SO	IP WLS BF H R ER SO	IP WLS BF H R ER SO	IP WLS BF H R ER SO	IP WLS BF H R ER SO	IP WLS BF H R ER SO	IP WLS BF H R ER SO	IP WLS BF H R ER SO	IP WLS BF H R ER SO	IP WLS BF H R ER SO	IP WLS BF H R ER SO		ERA WHIP	ERA WHIP	ERA WHIP	
58 Chad Billingsley, R ERA: 4.5	3.1 L 17 4 4 4 2	1.2 7 0 0 0 0	1.0 3 0 0 0 1	1.0 3 0 0 0 1	1.0 3 0 0 0 1	1.0 3 0 0 0 1	1.0 3 0 0 0 1	1.0 3 0 0 0 1	1.0 3 0 0 0 1	1.0 3 0 0 0 1	1.0 3 0 0 0 1	1.0 3 0 0 0 1	1.0 3 0 0 0 1	1.0 3 0 0 0 1	1.0 3 0 0 0 1	1.0 3 0 0 0 1		0.00 0.000	0.00 0.000	0.00 0.000	
36 Blake Hawksworth, R ERA: 1.69	1.0 3 0 0 0 1	0.2 7 1 4 2 0	0.2 7 1 4 2 0	0.2 7 1 4 2 0	0.2 7 1 4 2 0	0.2 7 1 4 2 0	0.2 7 1 4 2 0	0.2 7 1 4 2 0	0.2 7 1 4 2 0	0.2 7 1 4 2 0	0.2 7 1 4 2 0	0.2 7 1 4 2 0	0.2 7 1 4 2 0	0.2 7 1 4 2 0	0.2 7 1 4 2 0	0.2 7 1 4 2 0	0.00 0.000	0.00 0.000	0.00 0.000		
74 Kenley Jansen, R ERA: 6.75	0.2 7 1 4 2 0	1.1 7 3 1 1 1	1.1 7 3 1 1 1	1.1 7 3 1 1 1	1.1 7 3 1 1 1	1.1 7 3 1 1 1	1.1 7 3 1 1 1	1.1 7 3 1 1 1	1.1 7 3 1 1 1	1.1 7 3 1 1 1	1.1 7 3 1 1 1	1.1 7 3 1 1 1	1.1 7 3 1 1 1	1.1 7 3 1 1 1	1.1 7 3 1 1 1	1.1 7 3 1 1 1	27.00 6.000	6.75 2.250	6.75 2.250		
91 Juan Rincon, R ERA: 3.88	1.1 7 3 1 1 1	1.1 7 3 1 1 1	1.1 7 3 1 1 1	1.1 7 3 1 1 1	1.1 7 3 1 1 1	1.1 7 3 1 1 1	1.1 7 3 1 1 1	1.1 7 3 1 1 1	1.1 7 3 1 1 1	1.1 7 3 1 1 1	1.1 7 3 1 1 1	1.1 7 3 1 1 1	1.1 7 3 1 1 1	1.1 7 3 1 1 1	1.1 7 3 1 1 1	1.1 7 3 1 1 1	6.75 2.250	6.75 2.250	6.75 2.250		

Batter	1	2	3	4	5	6	7	8	9	AB	R	H	RBI	BB	SO	LOB	TOP			
2 Cliff Pennington, S 52 Grant Green, R 71 Michael Choice, R	L7		L3		F7		G3-1		BB	2	0	0	0	0	0	0				
15 Ryan Sweeney, L 36 Eric Sogard, L 6 Adrian Cardenas, L		G6-3			1B		G5-3		K	4	0	2	1	0	0	0				
12 David DeJesus, L 25 Matt Carson, R	F8		F8		F7		G5-3			3	0	0	0	0	0	2				
28 Conor Jackson, R	F8		K		K		G4-3			4	0	0	0	0	2	1				
14 Mark Ellis, R 59 Jemile Weeks, S		BB			1B		G1-3			2	1	2	0	1	0	0				
5 Kevin Kouzmanoff, R 67 Wes Timmons, R		1B			P3		F7			3	0	2	0	0	0	1				
22 Chris Carter, R		1B			BB		K			3	0	1	1	1	2	3				
21 Andy LaRoche, R 73 Josh Horton, L		1B			K		G5-3		P5	3	0	0	0	0	1	7				
19 Anthony Recker, R 61 Max Stassi, R		G6-3			L4		BB		BB	0	0	0	0	1	0	0				
Inning Stats	R: 0 E: 0 K: 0 S: 7	H: 1 LOB: 1 BB: 0 P: 13	R: 1 E: 0 K: 0 S: 14	H: 2 LOB: 1 BB: 1 P: 21	R: 0 E: 0 K: 0 S: 6	H: 0 LOB: 0 BB: 0 P: 9	R: 0 E: 0 K: 2 S: 14	H: 1 LOB: 2 BB: 1 P: 22	R: 0 E: 0 K: 0 S: 9	H: 2 LOB: 3 BB: 0 P: 15	R: 1 E: 0 K: 0 S: 5	H: 1 LOB: 1 BB: 0 P: 10	R: 0 E: 0 K: 0 S: 5	H: 0 LOB: 0 BB: 0 P: 6	R: 0 E: 0 K: 2 S: 12	H: 0 LOB: 2 BB: 2 P: 25	1B: 6 2B: 2 3B: 0 HR: 0	SF: 0 SAC: 0 DP: 1 HBP: 0	WP: 1 PB: 0 SB: 0 CS: 0	PA: 38
PITCHER	IP WLS BF H R ER SO BB IBB HBP BLK WP HR S P ERA WHIP																			
76 Blake Beavan, R 25 Luke French, L 43 Brandon League, R 50 Jamey Wright, R 54 Tom Wilhelmson, R	3.0 W 12 3 1 1 0 1 0 0 0 0 0 0 27 43 3.00 1.333																			

Oakland Athletics @ Seattle Mariners
Peoria Stadium, Peoria, AZ
Sat Mar 12 2011, 3:07 PM - 6:00 PM EST
Att: 7,040 - Sunny - 77 F

AB 34
R 2
H 8
RBI 2
BB 4
SO 6
LOB 18



Batter	1	2	3	4	5	6	7	8	9	AB	R	H	RBI	BB	SO	LOB	BOTTOM			
51 Ichiro Suzuki, L 44 Mike Wilson, R	G4-3		G1-3		FC6-4		G5-3			2	1	1	0	0	0	0				
9 Chone Figgins, S 1 Luis Antonio Rodriguez, S	L8		BB		BB		G4-3			2	1	1	1	1	0	1				
15 Milton Bradley, S 12 Ryan Langerhans, L	1B		BB		BB		K			2	1	2	1	1	0	0				
29 Jack Cust, L 20 Mike Carp, L	G4-3		BB		BB		HR			4	1	1	1	0	0	4				
17 Justin Smoak, S 27 Matt Tuiasosopo, R	BB		BB		BB		G1-3			2	1	2	4	2	0	0				
21 Franklin Gutierrez, R 8 Gabe Gross, L	FC5		G4-3		G4-3		G4-3		F7	3	0	0	0	0	0	6				
4 Adam Kennedy, L 13 Dustin Ackley, L			G4-3		K		BB			2	1	0	0	1	1	0				
2 Jack Wilson, R 72 Sean Kazmar Jr., R			G6-3		G6-3		BB			3	0	1	0	0	0	0				
3 Josh Bard, S 10 Adam Moore, R			F8		BB		BB			2	1	1	1	1	0	0				
Inning Stats	R: 0 E: 0 K: 0 S: 8	H: 1 LOB: 3 BB: 1 P: 19	R: 4 E: 0 K: 0 S: 16	H: 5 LOB: 2 BB: 2 P: 31	R: 0 E: 0 K: 0 S: 10	H: 0 LOB: 0 BB: 0 P: 15	R: 2 E: 0 K: 0 S: 14	H: 2 LOB: 1 BB: 2 P: 26	R: 0 E: 0 K: 1 S: 11	H: 0 LOB: 1 BB: 1 P: 17	R: 2 E: 0 K: 1 S: 16	H: 2 LOB: 0 BB: 0 P: 26	R: 2 E: 0 K: 1 S: 16	H: 3 LOB: 1 BB: 0 P: 27	R: 0 E: 0 K: 0 S: 4	H: 0 LOB: 0 BB: 0 P: 7	1B: 6 2B: 5 3B: 1 HR: 1	SF: 0 SAC: 0 DP: 0 HBP: 1	WP: 0 PB: 0 SB: 0 CS: 2	PA: 42
PITCHER	IP WLS BF H R ER SO BB IBB HBP BLK WP HR S P ERA WHIP																			
74 Guillermo Moscoso, R 64 Trystan Magnuson, R 26 Bobby Cramer, L 60 Fautino De Los Santos, R 63 Danny Farquhar, R	3.0 L 18 6 2 2 2 0 3 0 0 0 0 0 14 26 18.00 4.000																			

Oakland Athletics @ Seattle Mariners
Peoria Stadium, Peoria, AZ
Sat Mar 12 2011, 3:07 PM - 6:00 PM EST
Att: 7,040 - Sunny - 77 F

AB 35
R 10
H 13
RBI 10
BB 6
SO 3
LOB 15





Batter	1	2	3	4	5	6	7	8	9	AB	R	H	RBI	BB	SO	LOB	TOP										
1 Eric Young Jr, S OBP: 0.250, SLG: 0.250 91 Nolan Arenado, R (6.5)			E3 3 CS 1B	G4-3			G1-3		F7	3	0	1	0	0	1	0	Colorado Rockies @ Oakland Athletics Phoenix Municipal Stadium, Phoenix, AZ Sun Mar 13 2011, 4:11 PM - 6:56 PM EDT Att: 6,122 - Sunny - 84 F										
3 Willy Taveras, R OBP: 0.304, SLG: 0.364 76 Warren Schaeffer, R (7.6)			B1-3			P3	G5-3			4	0	0	0	0	1	1											
5 Carlos González, L OBP: 0.367, SLG: 0.333 Cole Garner, R OBP: 0.407, SLG: 0.480	G3-1		1B			BB	G6-3			2	1	1	0	1	0	0											
23 Jason Giambi, L OBP: 0.500, SLG: 0.647 Willin Rosario, R (8, PH) (8, 10)		BB	BB			K	K			1	0	0	0	2	1	1											
19 Ryan Spilborghs, R OBP: 0.469, SLG: 0.423 71 Tim Wheeler, L OBP: 0.250, SLG: 0.235		BB	BB				G4-3			3	0	3	1	0	0	0											
35 Mike Jacobs, L OBP: 0.240, SLG: 0.292			G6-3			2B				4	0	1	0	0	2	4											
20 Chris Iannetta, R OBP: 0.364, SLG: 0.353 75 Tommy Field, R OBP: 0.273, SLG: 0.316				G4-3		G4-3				3	0	0	0	0	1	3											
76 Hernan Ibarren, L OBP: 0.333, SLG: 0.367 6 Jeff Salazar, L (7, 8)	P6									3	0	0	0	0	2	2											
18 Jonathan Herrera, S OBP: 0.457, SLG: 0.645 26 Jose Morales, S OBP: 0.467, SLG: 0.938			2B	3B			F7			2	2	2	0	0	0	0											
										2	0	1	0	0	0	0											
Inning Stats	R: 0 E: 0 K: 2 S: 7	H: 0 LOB: 0 BB: 0 P: 8	R: 0 E: 0 K: 2 S: 8	H: 1 LOB: 2 BB: 1 P: 12	R: 2 E: 1 K: 0 S: 6	H: 4 LOB: 2 BB: 1 P: 11	R: 1 E: 0 K: 1 S: 6	H: 1 LOB: 0 BB: 1 P: 7	R: 0 E: 0 K: 1 S: 5	H: 1 LOB: 2 BB: 1 P: 10	R: 0 E: 0 K: 1 S: 5	H: 1 LOB: 0 BB: 0 P: 6	R: 0 E: 0 K: 0 S: 3	H: 0 LOB: 0 BB: 0 P: 3	R: 0 E: 0 K: 1 S: 5	H: 0 LOB: 0 BB: 0 P: 5	R: 1 E: 0 K: 2 S: 9	H: 2 LOB: 1 BB: 0 P: 9	1B: 6 2B: 2 3B: 1 HR: 1	SF: 0 SAC: 0 DP: 0 HBP: 0	WP: 1 PB: 0 SB: 2 CS: 2	PA: 37					
PITCHER	IP	WLS	BF	H	R	ER	SO	BB	IBB	HBP	BLK	WP	HR	S	P	ERA	WHIP										
53 Trevor Cahill, R ERA: 7.59	4.0	W	19	6	3	3	5	2	0	0	0	1	0	27	38	6.75	2.000										
57 Brian Fuentes, L ERA:	1.0	H	4	1	0	0	1	1	0	0	0	0	0	5	10	0.00	2.000										
50 Grant Balfour, R ERA: 10.8	1.0		3	1	0	0	1	0	0	0	0	0	0	5	6	0.00	1.000										
70 Yadel Marti, R ERA:	2.0		6	0	0	0	1	0	0	0	0	0	0	8	8	0.00	0.000										
45 Willie Eyre, R ERA: 6.0	1.0		5	2	1	1	2	0	0	0	0	0	1	9	9	9.00	2.000										

Batter	1	2	3	4	5	6	7	8	9	AB	R	H	RBI	BB	SO	LOB	BOTTOM										
4 Coco Crisp, S OBP: 0.552, SLG: 0.926 25 Matt Carson, R OBP: 0.242, SLG: 0.455					L9			E5		4	2	3	0	0	0	0	Colorado Rockies @ Oakland Athletics Phoenix Municipal Stadium, Phoenix, AZ Sun Mar 13 2011, 4:11 PM - 6:56 PM EDT Att: 6,122 - Sunny - 84 F										
10 Darc Barton, L OBP: 0.388, SLG: 0.556 67 Wes Timmons, R OBP: 0.378, SLG: 0.207		L8					P4			4	2	2	3	0	1	1											
12 David DeJesus, L OBP: 0.289, SLG: 0.348 58 Jai Miller, R OBP: 0.484, SLG: 0.381		G4-3				L6	G1-3			4	1	1	0	0	1	1											
16 Josh Willingham, R OBP: 0.345, SLG: 0.375 23 Michael Taylor, R OBP: 0.235, SLG: 0.424										4	0	0	0	0	4	1											
55 Hideki Matsui, L OBP: 0.429, SLG: 0.261 22 Chris Carter, R OBP: 0.342, SLG: 0.250	BB	BB		HR		BB	BB			2	2	2	1	2	0	0											
8 Kurt Suzuki, R OBP: 0.440, SLG: 0.591 29 Josh Donaldson, R OBP: 0.350, SLG: 0.368					P4		F8			3	0	1	0	0	1	3											
14 Mark Ellis, R OBP: 0.143, SLG: 0.333 59 Jemile Weeks, S OBP: 0.381, SLG: 0.368			P4		F8		K			3	0	1	1	0	0	2											
5 Kevin Kouzmanoff, R OBP: 0.550, SLG: 0.727 73 Josh Horton, L OBP: 0.222, SLG: 0.125			F9		BB		FC4-6			2	1	0	0	1	1	3											
2 Cliff Pennington, S OBP: 0.143, SLG: 0.308 36 Eric Sogard, L OBP: 0.227, SLG: 0.296 52 Grant Green, R OBP: 0.316, SLG: 0.235				G4-3			HR			3	1	1	3	0	1	0											
										0	0	0	0	0	0	0											
Inning Stats	R: 3 E: 0 K: 3 S: 13	H: 4 LOB: 2 BB: 1 P: 18	R: 0 E: 0 K: 1 S: 6	H: 1 LOB: 0 BB: 0 P: 6	R: 1 E: 0 K: 1 S: 8	H: 2 LOB: 1 BB: 0 P: 10	R: 2 E: 0 K: 2 S: 9	H: 2 LOB: 0 BB: 0 P: 9	R: 3 E: 0 K: 0 S: 5	H: 2 LOB: 0 BB: 1 P: 9	R: 0 E: 0 K: 2 S: 7	H: 0 LOB: 0 BB: 0 P: 7	R: 0 E: 0 K: 1 S: 5	H: 0 LOB: 1 BB: 1 P: 9	R: 0 E: 1 K: 1 S: 6	H: 0 LOB: 1 BB: 0 P: 6	R: 0 E: 0 K: 1 S: 6	H: 0 LOB: 0 BB: 0 P: 6	1B: 7 2B: 1 3B: 0 HR: 3	SF: 0 SAC: 0 DP: 0 HBP: 0	WP: 1 PB: 0 SB: 0 CS: 0	PA: 39					
PITCHER	IP	WLS	BF	H	R	ER	SO	BB	IBB	HBP	BLK	WP	HR	S	P	ERA	WHIP										
62 Juan Nicasio, R ERA: 13.5	2.0	L	12	5	3	3	4	1	0	0	0	0	1	19	24	13.50	3.000										
16 Huston Street, R ERA: 5.4	1.0		5	2	1	1	1	0	0	0	0	0	1	8	10	9.00	2.000										
66 Cory Riordan, R ERA: 22.5	2.0		11	4	5	5	2	1	0	0	0	0	2	14	18	22.50	2.500										
34 Matt Belisle, R ERA: 3.6	1.0		3	0	0	0	2	0	0	0	0	0	0	7	7	0.00	0.000										
27 Matt Lindstrom, R ERA: 3.6	1.0		4	0	0	0	1	1	0	0	0	0	0	5	9	0.00	1.000										
PITCHER	IP	WLS	BF	H	R	ER	SO	BB	IBB	HBP	BLK	WP	HR	S	P	ERA	WHIP										
41 Jim Miller, R ERA:	1.0		4	0	0	0	1	0	0	0	0	0	0	6	6	0.00	0.000										

AB 34
R 4
H 10
RBI 2
BB 3
SO 10
LOB 12

AB 36
R 9
H 11
RBI 8
BB 3
SO 11
LOB 16

Batter	1	2	3	4	5	6	7	8	9	AB	R	H	RBI	BB	SO	LOB	TOP			
3 Fernando Perez, R OBP: 0.308, SLG: 0.182 96 Evan Crawford, R (7, 8)	G5-3		E5 13 CS			G5-3	FC3-6		F9	4	0	0	0	0	0	2	 <p>Chicago Cubs @ Oakland Athletics Phoenix Municipal Stadium, Phoenix, AZ Tue Mar 15 2011, 4:07 PM - 7:00 PM EDT Att: 4,655 - Partly Cloudy - 80 F</p>			
13 Starlin Castro, R OBP: 0.459, SLG: 0.778 81 Junior Lake, R OBP: 0.667, SLG: 0.667 (7, PH) (7, 6)	F9		CS	G6-3		E6 21 FC3-6 51 1B	P6		F9 82 BB 19 BB 53 2B	3	1	0	0	0	0	0				
28 Jeff Baker, R OBP: 0.471, SLG: 0.590 19 Bobby Scales, S OBP: 0.545, SLG: 0.647 (6, 4)				F8		FC3-6 21 BB		F8	82 BB 53 2B	2	0	1	0	1	0	0				
21 Tyler Colvin, L OBP: 0.268, SLG: 0.475 82 Matt Szczur, R OBP: 0.697, SLG: 0.500 (8, 9)	G4-3			K		FC3-6 51 1B		HR	53 2B 90 G3	4	1	1	1	0	1	3				
51 Max Ramirez, R OBP: 0.333, SLG: 0.333 53 Weington Castillo, R OBP: 0.733, SLG: 1.000 (7, 2)		K						HR	90 G3	3	0	1	1	0	2	0				
39 Luis Montanez, R OBP: 0.250, SLG: 0.333 90 Kyler Burke, L OBP: 0.250, SLG: 0.250 (6, 7)	F8					G4-3			G3	3	0	1	0	0	0	2				
6 Bryan LaHair, L OBP: 0.303, SLG: 0.367 (1, 3)	F7					FC3-6 73 FC5-4			G3	5	0	1	0	0	1	3				
73 Marquez Smith, R OBP: 0.370, SLG: 0.417 (1, 5)			K			FC5-4				3	0	0	0	1	1	2				
59 Brett Jackson, L OBP: 0.320, SLG: 0.455 87 Logan Watkins, L (9, PH) (9, 10)	G3								HBP 19 BB 82 BB 81 1B	3	1	1	1	0	1	2				
										1B: 6	SF: 0	WP: 0	PA: 44							
Inning Stats	R: 0 E: 0 K: 0 S: 4	H: 1 LOB: 1 BB: 0 P: 4	R: 0 E: 0 K: 1 S: 5	H: 0 LOB: 0 BB: 0 P: 5	R: 0 E: 0 K: 1 S: 5	H: 0 LOB: 0 BB: 0 P: 5	R: 0 E: 0 K: 1 S: 6	H: 1 LOB: 1 BB: 0 P: 6	R: 2 E: 1 K: 0 S: 8	H: 2 LOB: 2 BB: 1 P: 13	R: 0 E: 0 K: 1 S: 6	H: 1 LOB: 2 BB: 1 P: 10	R: 2 E: 0 K: 1 S: 11	H: 3 LOB: 1 BB: 0 P: 14	R: 4 E: 0 K: 0 S: 5	H: 2 LOB: 1 BB: 2 P: 14	1B: 6 2B: 1 3B: 0 HR: 3	SF: 0 SAC: 0 DP: 0 HBP: 1	WP: 0 PB: 0 SB: 0 CS: 1	
PITCHER	IP	WLS	BF	H	R	ER	SO	BB	IBB	HBP	BLK	WP	HR	S	P	ERA	WHIP			
49 Brett Anderson, L ERA: 4.5	5.2	L	22	3	2	1	4	1	0	0	0	0	1	31	36	1.59	0.706			
64 Trystan Magnuson, R ERA: 7.11	0.1		2	1	0	0	0	0	0	0	0	0	0	2	2	0.00	3.000			
48 Michael Wuerz, R ERA: 27.0	1.0		5	1	0	0	1	1	0	0	0	0	6	10	0.00	2.000				
Jon Hurton, R ERA: 27.0	0.2		5	3	2	2	1	0	0	0	0	0	2	10	13	27.00	4.500			
45 Willie Eyre, R ERA: 9.82	1.1		9	2	4	4	0	2	0	1	0	0	0	6	15	27.00	3.000			

Batter	1	2	3	4	5	6	7	8	9	AB	R	H	RBI	BB	SO	LOB	BOTTOM			
4 Coco Crisp, S OBP: 0.500, SLG: 0.882 39 Jermaine Mitchell, L (7, 7)	10 1B 2B		G4-3						L6	3	1	1	0	0	0	0	 <p>Chicago Cubs @ Oakland Athletics Phoenix Municipal Stadium, Phoenix, AZ Tue Mar 15 2011, 4:07 PM - 7:00 PM EDT Att: 4,655 - Partly Cloudy - 80 F</p>			
10 Daric Barton, L OBP: 0.409, SLG: 0.550 83 Anthony Aliotti, L OBP: 0.333, SLG: 0.333 (7, 3)	16 FC6 2H 1B			16 HBP BB		F9			K	2	0	1	1	1	0	0				
16 Josh Willingham, R OBP: 0.314, SLG: 0.310 58 Jai Miller, R OBP: 0.500, SLG: 0.364 (7, 8)	FC6 BB			55 C4-6-3 HBP					BB	1	0	0	0	0	0	1				
55 Hideki Matsui, L OBP: 0.270, SLG: 0.200 (1, 10)	K		G4-6-3			L7			F9	4	0	0	0	0	1	5				
8 Kurt Suzuki, R OBP: 0.429, SLG: 0.542 19 Anthony Recker, R OBP: 0.316, SLG: 0.500 (8, 2)				K		F8			L7	2	0	0	0	1	1	0				
15 Ryan Sweeney, L OBP: 0.500, SLG: 0.556 91 Matthew Sulentic, L (7, 9)	G1-3					G1-3			G4-3	2	0	0	0	1	0	2				
5 Kevin Kouzmanoff, R OBP: 0.485, SLG: 0.643 73 Josh Horton, L OBP: 0.200, SLG: 0.111 (7, 5)			G4-3			G6-3			K	3	0	0	0	0	1	1				
67 Wes Timmons, R OBP: 0.366, SLG: 0.212 (8, 6)			F8						K	4	0	1	0	0	2	0				
36 Eric Sogard, L OBP: 0.238, SLG: 0.300 1 Conner Crumbless, L (8, 4)			G6-3			G4-1			F8	3	0	0	0	0	0	2				
										1B: 2	SF: 0	WP: 0	PA: 35							
Inning Stats	R: 1 E: 1 K: 1 S: 7	H: 2 LOB: 2 BB: 1 P: 11	R: 0 E: 0 K: 0 S: 3	H: 0 LOB: 0 BB: 0 P: 3	R: 0 E: 0 K: 2 S: 8	H: 1 LOB: 2 BB: 1 P: 12	R: 0 E: 0 K: 0 S: 3	H: 0 LOB: 0 BB: 0 P: 3	R: 0 E: 0 K: 1 S: 5	H: 0 LOB: 1 BB: 1 P: 9	R: 0 E: 0 K: 2 S: 7	H: 0 LOB: 0 BB: 0 P: 7	1B: 2 2B: 1 3B: 0 HR: 0	SF: 0 SAC: 0 DP: 1 HBP: 2	WP: 0 PB: 0 SB: 0 CS: 0					
PITCHER	IP	WLS	BF	H	R	ER	SO	BB	IBB	HBP	BLK	WP	HR	S	P	ERA	WHIP			
48 Andrew Cashner, R ERA: 3.97	3.1		15	2	1	1	2	3	0	1	0	0	0	8	10	0.00	0.600			
71 Trey McNutt, R ERA: 10.8	1.2	W	7	1	0	0	1	0	0	1	0	0	0	8	10	0.00	0.600			
70 Scott Rice, L ERA: 1.8	2.0	H	6	0	0	0	1	0	0	0	0	0	0	8	8	0.00	0.000			
Robert Coello, R ERA: 6.23	1.0	H	4	0	0	0	1	1	0	0	0	0	0	5	9	0.00	1.000			
60 Chris Carpenter, R ERA: 2.45	1.0		3	0	0	0	2	0	0	0	0	0	0	7	7	0.00	0.000			

Batter	1	2	3	4	5	6	7	8	9	AB	R	H	RBI	BB	SO	LOB	TOP					
28 Jeff Baker, R (1,4) OBP: 0.459, SLG: 0.485	F9		G6-4-3				G6-4-3			3	0	1	0	0	0	1	Chicago Cubs @ Oakland Athletics Phoenix Municipal Stadium, Phoenix, AZ Thu Mar 17 2011, 4:07 PM - 6:36 PM EDT Att: 8,425 - Partly Cloudy - 87 F					
9 Blake DeWitt, L (6,4) OBP: 0.194, SLG: 0.229										1	0	0	0	0	0	1						
13 Starlin Castro, R (1,6) OBP: 0.425, SLG: 0.718	L8			P3						3	0	0	0	0	1	1						
15 Darwin Barney, R (6,6) OBP: 0.355, SLG: 0.433						K				0	1	0	0	1	0	0						
24 Marlon Byrd, R (1,8) OBP: 0.213, SLG: 0.687				G1-3						3	0	2	0	0	0	0						
5 Reed Johnson, R (6,8) OBP: 0.242, SLG: 0.300							1B			1	1	1	2	0	0	0						
16 Aramis Ramirez, R (1,5) OBP: 0.324, SLG: 0.353										3	0	0	0	0	2	3						
30 Scott Moore, L (6,5) OBP: 0.394, SLG: 0.677	K									1	0	0	0	0	0	0						
18 Geovany Soto, R (1,2) OBP: 0.343, SLG: 0.438			G6-3							3	1	1	1	0	0	0						
55 Koyie Hill, S (7,2) OBP: 0.080, SLG: 0.083										1	0	0	0	0	0	0						
22 Carlos Pena, L (1,3) OBP: 0.359, SLG: 0.424										2	1	1	0	1	0	0						
21 Tyler Colvin, L (7,9) OBP: 0.262, SLG: 0.463										1	0	0	0	0	0	0						
12 Alfonso Soriano, R (1,7) OBP: 0.243, SLG: 0.459										3	1	1	2	0	1	1						
3 Fernando Perez, R (7,7) OBP: 0.296, SLG: 0.174										1	0	0	0	0	0	0						
1 Kosuke Fukudome, L (1,9) OBP: 0.325, SLG: 0.212										2	0	0	0	1	0	1						
43 John Grabow, L (7,1) OBP: 0.316, SLG: 0.313										0	0	0	0	0	0	0						
34 Kerry Wood, R (8,1) OBP: 0.296, SLG: 0.174										0	0	0	0	0	0	0						
51 Max Ramirez, R (9,PH) OBP: 0.296, SLG: 0.174										1	0	0	0	0	0	0						
45 Sean Marshall, L (9,1) OBP: 0.296, SLG: 0.174										0	0	0	0	0	0	0						
46 Ryan Dempster, R (1,1) OBP: 0.296, SLG: 0.174										2	0	0	0	0	2	1						
19 Bobby Seales, S (7,PH) OBP: 0.542, SLG: 0.611										1	0	0	0	1	0	0						
Inning Stats	R: 0 E: 0 K: 1 S: 6	H: 1 LOB: 1 BB: 0 P: 6	R: 0 E: 0 K: 1 S: 5	H: 0 LOB: 0 BB: 0 P: 5	R: 0 E: 0 K: 1 S: 4	H: 0 LOB: 0 BB: 1 P: 8	R: 0 E: 0 K: 1 S: 5	H: 0 LOB: 0 BB: 0 P: 5	R: 0 E: 0 K: 0 S: 4	H: 1 LOB: 1 BB: 0 P: 4	R: 0 E: 0 K: 2 S: 9	H: 2 LOB: 2 BB: 0 P: 9	R: 3 E: 0 K: 0 S: 4	H: 2 LOB: 0 BB: 2 P: 12	R: 2 E: 0 K: 0 S: 4	H: 1 LOB: 0 BB: 1 P: 8	R: 0 E: 0 K: 0 S: 3	H: 0 LOB: 0 BB: 0 P: 3	1B: 4 2B: 0 3B: 0 HR: 3	SF: 0 SAC: 0 DP: 2 HBP: 0	WP: 0 PB: 0 SB: 0 CS: 0	PA: 36
PITCHER	IP WLS BF H R ER SO BB IBB HBP BLK WP HR S P ERA WHIP																					
47 Gio Gonzalez, L (1,1) ERA: 1.76	6.0		24	5	2	2	6	2	0	0	0	0	0	0	1	34	42	3.00	1.167			
31 Brad Ziegler, R (7,1) ERA: 1.35	1.0	B	4	1	1	1	0	1	0	0	0	0	0	1	3	7	9.00	2.000				
50 Grant Balfour, R (8,1) ERA: 12.0	1.0		5	1	2	2	0	1	0	0	0	0	1	4	8	18.00	2.000					
57 Brian Fuentes, L (9,1) ERA:	1.0	W	3	0	0	0	0	0	0	0	0	0	0	3	3	0.00	0.000					

Batter	1	2	3	4	5	6	7	8	9	AB	R	H	RBI	BB	SO	LOB	BOTTOM			
4 Coco Crisp, S (1,8) OBP: 0.462, SLG: 0.811	G4-3									3	0	0	0	0	0	0	Chicago Cubs @ Oakland Athletics Phoenix Municipal Stadium, Phoenix, AZ Thu Mar 17 2011, 4:07 PM - 6:36 PM EDT Att: 8,425 - Partly Cloudy - 87 F			
15 Ryan Sweeney, L (8,8) OBP: 0.583, SLG: 0.636										2	1	2	0	0	0	0				
10 Daric Barton, L (1,3) OBP: 0.400, SLG: 0.522										3	0	1	0	0	2	0				
21 Andy LaRoche, R (8,3) OBP: 0.419, SLG: 0.649										2	0	1	1	0	0	2				
12 David DeJesus, L (1,9) OBP: 0.250, SLG: 0.300										3	0	1	0	0	1	1				
28 Conor Jackson, R (8,9) OBP: 0.184, SLG: 0.171										2	0	1	1	0	0	2				
16 Josh Willingham, R (1,7) OBP: 0.289, SLG: 0.281										3	0	0	0	0	2	0				
25 Matt Carson, R (8,7) OBP: 0.297, SLG: 0.514										1	0	1	1	0	0	0				
55 Hideki Matsui, L (1,10) OBP: 0.300, SLG: 0.242										3	1	2	0	0	0	0				
58 Jai Miller, R (7,PR) OBP: 0.500, SLG: 0.364										0	0	0	0	0	0	0				
22 Chris Carter, R (8,PH) OBP: 0.417, SLG: 0.474										0	0	0	0	1	0	0				
8 Kurt Suzuki, R (1,2) OBP: 0.419, SLG: 0.630										3	1	1	2	0	0	1				
11 Landon Powell, S (8,2) OBP: 0.250, SLG: 0.346										1	0	0	0	0	3	0				
14 Mark Ellis, R (1,4) OBP: 0.243, SLG: 0.258										3	0	0	0	0	0	1				
36 Eric Sogard, L (8,4) OBP: 0.227, SLG: 0.286										1	1	0	0	0	0	0				
5 Kevin Kouzmanoff, R (1,5) OBP: 0.444, SLG: 0.581										3	0	0	0	0	0	1				
67 Wes Timmons, R (8,5) OBP: 0.381, SLG: 0.235										1	0	1	1	0	0	0				
59 Jermie Weeks, S (9,PR) OBP: 0.480, SLG: 0.500										0	1	0	0	0	0	0				
2 Cliff Pennington, S (1,6) OBP: 0.238, SLG: 0.350										3	0	1	0	0	0	0				
30 Steve Tolleson, R (8,PR) OBP: 0.364, SLG: 0.200										1	1	0	0	0	0	1				
Inning Stats	R: 0 E: 0 K: 0 S: 4	H: 1 LOB: 1 BB: 0 P: 4	R: 2 E: 0 K: 0 S: 5	H: 2 LOB: 0 BB: 0 P: 5	R: 0 E: 0 K: 1 S: 6	H: 1 LOB: 1 BB: 0 P: 6	R: 0 E: 0 K: 0 S: 3	H: 0 LOB: 0 BB: 0 P: 3	R: 0 E: 0 K: 2 S: 7	H: 0 LOB: 0 BB: 0 P: 7	R: 0 E: 0 K: 0 S: 4	H: 1 LOB: 1 BB: 0 P: 4	R: 1 E: 0 K: 0 S: 6	H: 3 LOB: 3 BB: 1 P: 10	R: 3 E: 1 K: 0 S: 6	H: 4 LOB: 3 BB: 0 P: 6	1B: 10 2B: 1 3B: 0 HR: 1	SF: 0 SAC: 0 DP: 0 HBP: 0	WP: 0 PB: 0 SB: 0 CS: 0	PA: 39
PITCHER	IP WLS BF H R ER SO BB IBB HBP BLK WP HR S P ERA WHIP																			
46 Ryan Dempster, R (1,1) ERA: 2.0	6.0		22	4	2	2	3	0	0	0	0	0	0	0	1	28	28	3.00	0.667	
43 John Grabow, L (7,1) ERA: 9.0	1.0	H	4	1	0	0	0	0	0	0	0	4	4	0.00	1.000					
34 Kerry Wood, R (8,1) ERA: 4.5	1.0	H	7	3	1	1	0	1	0	0	0	6	10	9.00	4.000					
45 Sean Marshall, L (9,1) ERA: 6.35	0.1	L	6	4	3	2	0	0	0	0	0	6	6	54.00	12.000					



livebaseballscorecards.com

livebaseballscorecards.com

Batter	1	2	3	4	5	6	7	8	9	AB	R	H	RBI	BB	SO	LOB	TOP			
4 Coco Crisp, S OBP: 0.438, SLG: 0.769	(1, 8) X G6-3		(1, 0) X F7		(1, 0) X F7			(1, 0) X G5-3		2	0	0	0	0	0	0	Oakland Athletics @ Chicago White Sox Camelback Ranch, Glendale, AZ Fri Mar 18 2011, 7:08 PM - 9:38 PM EDT Att: 6,081 - Sunny - 81 F			
28 Conor Jackson, R OBP: 0.175, SLG: 0.162	(3, 9)									2	0	0	0	0	0	0				
58 Jar Miller, R OBP: 0.500, SLG: 0.364	(8, 9)									0	0	0	0	0	0	0				
10 Darc Barton, L OBP: 0.444, SLG: 0.600	(1, 3) X									2	1	2	0	0	0	0				
21 Andy LaRoche, R OBP: 0.400, SLG: 0.615	(5, 3) X 16 1B									2	0	0	0	0	0	0				
12 David DeJesus, L OBP: 0.235, SLG: 0.281	(1, 9) C (3, 8) C K									2	0	0	0	0	1	2				
25 Matt Carson, R OBP: 0.282, SLG: 0.487	(5, 8)									2	0	0	0	0	1	0				
16 Josh Willingham, R OBP: 0.300, SLG: 0.294	(1, 7) X									2	0	1	1	0	1	1				
22 Chris Carter, R OBP: 0.420, SLG: 0.462	(5, 7)									1	0	0	0	1	1	0				
55 Hideki Matsui, L OBP: 0.286, SLG: 0.229	(1, 10) X									2	0	0	0	0	0	1				
23 Michael Taylor, R (7, PH) OBP: 0.216, SLG: 0.389	(7, 10)									2	0	0	0	0	0	1				
8 Kurt Suzuki, R OBP: 0.394, SLG: 0.586	(1, 2)									2	0	0	0	0	0	0				
29 Josh Donaldson, R OBP: 0.308, SLG: 0.320	(5, 2)									1	0	0	0	0	0	0				
14 Mark Ellis, R OBP: 0.273, SLG: 0.273	(1, 4)									2	0	1	0	0	0	0				
30 Steve Tolleson, R OBP: 0.353, SLG: 0.192	(5, 4)									1	0	0	0	0	0	0				
5 Kevin Kouzmanoff, R OBP: 0.421, SLG: 0.545	(1, 5)									2	0	0	0	0	1	1				
67 Wes Timmons, R OBP: 0.372, SLG: 0.229	(5, 5)									1	0	0	0	0	1	1				
2 Cliff Pennington, S OBP: 0.217, SLG: 0.318	(1, 6)									2	0	0	0	0	0	1				
36 Eric Sogard, L OBP: 0.217, SLG: 0.273	(5, 6)									1	0	0	0	0	0	0				
Inning Stats	R: 1 E: 0 K: 1 S: 7	H: 2 LOB: 1 BB: 0 P: 7	R: 0 E: 0 K: 1 S: 6	H: 1 LOB: 1 BB: 0 P: 6	R: 0 E: 0 K: 1 S: 6	H: 1 LOB: 1 BB: 0 P: 6	R: 0 E: 0 K: 0 S: 3	H: 0 LOB: 0 BB: 0 P: 3	R: 0 E: 0 K: 1 S: 5	H: 0 LOB: 0 BB: 0 P: 5	R: 0 E: 1 K: 1 S: 6	H: 0 LOB: 1 BB: 0 P: 6	R: 0 E: 0 K: 0 S: 3	H: 0 LOB: 0 BB: 1 P: 3	R: 0 E: 0 K: 1 S: 4	H: 0 LOB: 0 BB: 1 P: 8	1B: 3 2B: 1 3B: 0 HR: 0	SF: 0 SAC: 0 DP: 1 HBP: 0	WP: 0 PB: 0 SB: 0 CS: 0	PA: 32
PITCHER	IP WLS BF H R ER SO BB IBB HBP BLK WP HR S P ERA WHIP																			
50 John Danks, L ERA: 1.85	(1, 1)	6.0 W 22 4 1 1 4 0 0 0 0 0 0 30 30 1.50 0.667																		
41 Philip Humber, R ERA: 2.45	(7, 1)	3.0 S 10 0 0 0 2 1 0 0 0 0 0 0 13 17 0.00 0.333																		

AB	31
R	1
H	4
RBI	1
BB	1
SO	6
LOB	8



Batter	1	2	3	4	5	6	7	8	9	AB	R	H	RBI	BB	SO	LOB	BOTTOM			
5 Lastings Milledge, R OBP: 0.417, SLG: 0.625	(1, 9) X K									5	2	2	0	0	2	2	Oakland Athletics @ Chicago White Sox Camelback Ranch, Glendale, AZ Fri Mar 18 2011, 7:08 PM - 9:38 PM EDT Att: 6,081 - Sunny - 81 F			
15 Gordon Beckham, R OBP: 0.426, SLG: 0.595	(1, 4) X 14 1B									4	4	3	3	1	0	0				
51 Alex Rios, R OBP: 0.325, SLG: 0.649	(1, 8) X 14 1B									4	2	2	2	0	1	1				
67 Jordan Danks, L OBP: 0.360, SLG: 0.458	(7, 8)									1	0	0	0	0	1	0				
14 Paul Konerko, R OBP: 0.304, SLG: 0.523	(1, 3) X									3	2	2	3	0	1	2				
45 Dallas McPherson, L OBP: 0.281, SLG: 0.267	(6, 3)									1	0	0	0	0	0	0				
20 Carlos Quentin, R OBP: 0.286, SLG: 0.450	(1, 10) X									4	3	4	4	0	0	0				
55 Donny Lucy, R (8, PH) OBP: 0.154, SLG: 0.083	(9, 10)									1	0	0	0	0	0	0				
10 Alexei Ramirez, R OBP: 0.341, SLG: 0.700	(1, 6) X									4	2	3	2	1	0	1				
27 Ramon Castro, R OBP: 0.296, SLG: 0.318	(1, 2)									4	1	1	1	0	0	2				
17 Tyler Flowers, R OBP: 0.500, SLG: 0.882	(7, 2)									1	1	1	2	0	0	0				
22 Brent Morel, R OBP: 0.295, SLG: 0.317	(1, 5)									5	0	2	0	0	0	0				
30 Alejandro De Aza, L OBP: 0.310, SLG: 0.410	(1, 7)									5	1	1	1	0	1	1				
Inning Stats	R: 3 E: 0 K: 2 S: 9	H: 3 LOB: 1 BB: 1 P: 14	R: 3 E: 1 K: 0 S: 7	H: 3 LOB: 0 BB: 0 P: 10	R: 2 E: 0 K: 0 S: 6	H: 3 LOB: 0 BB: 0 P: 7	R: 6 E: 0 K: 3 S: 17	H: 8 LOB: 2 BB: 0 P: 17	R: 2 E: 0 K: 0 S: 6	H: 3 LOB: 1 BB: 0 P: 6	R: 0 E: 0 K: 1 S: 5	H: 0 LOB: 0 BB: 0 P: 5	R: 0 E: 0 K: 0 S: 4	H: 1 LOB: 0 BB: 1 P: 8	R: 2 E: 0 K: 0 S: 4	H: 1 LOB: 0 BB: 1 P: 8	1B: 12 2B: 4 3B: 1 HR: 4	SF: 1 SAC: 0 DP: 1 HBP: 0	WP: 0 PB: 0 SB: 2 CS: 1	PA: 46
PITCHER	IP WLS BF H R ER SO BB IBB HBP BLK WP HR S P ERA WHIP																			
26 Bobby Cramer, L ERA: 8.25	(1, 1)	3.0 L 17 8 8 8 2 0 0 0 0 0 0 0 12 12 81.00 9.000																		
70 Yadel Marti, R ERA: 7.04	(4, 1)	0.2 8 6 6 6 2 0 0 0 0 0 0 0 12 12 81.00 9.000																		
88 Josh Outman, L ERA: 9.82	(4, 1)	3.1 15 5 2 2 2 0 0 0 0 0 0 0 19 19 5.40 1.500																		
13 Jerry Blevins, L ERA: 11.25	(8, 1)	1.0 5 1 2 2 0 1 0 0 0 0 0 1 4 8 18.00 2.000																		

AB	42
R	18
H	21
RBI	18
BB	2
SO	6
LOB	9



Batter	1	2	3	4	5	6	7	8	9	AB	R	H	RBI	BB	SO	LOB	TOP										
24 Chris Young, R OBP: 0.291, SLG: 0.588 8 Chris Owings, R OBP: 0.182, SLG: 0.150	0-0 FC8		0-0 FC8		0-0 FC8		0-0 FC8		0-0 46 2B 2B	4	0	0	0	0	0	0	Arizona Diamondbacks @ Oakland Athletics Phoenix Municipal Stadium, Phoenix, AZ Sun Mar 20 2011, 4:09 PM - 7:01 PM EDT Att. 4,662 - Overcast - 73 F										
2 Kelly Johnson, L OBP: 0.320, SLG: 0.362 36 P.J. Pillittere, R	0-0 10 1B 1B		0-0 F7		0-0 G3		0-3 K		4-0 46 2B BB	4	0	1	0	0	1	0											
10 Justin Upton, R OBP: 0.321, SLG: 0.629 46 David Winfree, R OBP: 0.455, SLG: 0.600	0-0 1-2 1B		0-0 1B		0-0 G5-3		0-0 G1-4-3		0-0 16 3B 2B	3	0	2	0	0	0	0											
6 Stephen Drew, L OBP: 0.318, SLG: 0.462 16 David Nick, R OBP: 0.500, SLG: 1.250	0-3 K		0-0 F9		0-0 F9		0-0 16 2B 2B		0-0 F7	2	0	0	0	0	1	3											
22 Xavier Nady, R OBP: 0.213, SLG: 0.304 46 Ryan Wheeler, L OBP: 1.000, SLG: 2.500	0-0 F9		0-0 G6-3		0-0 P6		0-0 16 1B 1B		0-0 16 1B HBP	3	0	0	0	0	0	3											
4 Melvin Mora, R OBP: 0.300, SLG: 0.222 46 Juan Miranda, L OBP: 0.429, SLG: 0.564		0-0 16 FC3-6 1B		0-0 16 1B 1B		0-0 FC8		0-0 F9	0-0 P6	3	0	2	0	0	0	1											
16 Wily Mo Peña, R OBP: 0.357, SLG: 0.585		0-0 FC3-6 1-2 1B		0-0 1-2 1B		0-0 12 1B 2B		0-0 1B	0-0 G6-3	5	0	3	1	0	0	3											
12 Henry Blanco, R OBP: 0.267, SLG: 0.433 9 Collin Cowgill, R OBP: 0.167, SLG: 0.361		0-0 P4		0-0 F9		0-0 F9		0-0 F9		3	0	1	0	0	0	3											
31 AJ Pollock, R OBP: 0.353, SLG: 0.485		0-0 F9		0-0 K		0-0 F7		0-0 K		4	0	0	0	0	2	5											
Inning Stats	R: 0 E: 0 K: 1 S: 7	H: 2 LOB: 2 BB: 0 P: 7	R: 0 E: 0 K: 0 S: 4	H: 1 LOB: 1 BB: 0 P: 4	R: 0 E: 0 K: 1 S: 4	H: 2 LOB: 2 BB: 0 P: 7	R: 0 E: 0 K: 0 S: 3	H: 0 LOB: 0 BB: 0 P: 3	R: 1 E: 0 K: 0 S: 6	H: 3 LOB: 2 BB: 0 P: 6	R: 0 E: 0 K: 1 S: 5	H: 0 LOB: 0 BB: 0 P: 5	R: 0 E: 0 K: 0 S: 5	H: 2 LOB: 2 BB: 0 P: 5	R: 3 E: 0 K: 1 S: 8	H: 3 LOB: 2 BB: 1 P: 13		1B: 9 2B: 4 3B: 1 HR: 0	SF: 0 SAC: 0 DP: 0 HBP: 1	WP: 0 PB: 0 CS: 0	PA: 43						
PITCHER	IP	WLS	BF	H	R	ER	SO	BB	IBB	HBP	BLK	WP	HR	S	P	ERA	WHIP										
51 Dallas Braden, L ERA: 7.02	6.0		27	9	1	1	2	0	0	0	0	0	0	31	31	1.50	1.500										
13 Jerry Blevins, L ERA: 10.0	1.0	H	3	0	0	0	1	0	0	0	0	0	0	5	5	0.00	0.000										
50 Grant Balfour, R ERA: 10.29	1.0	H	5	2	0	0	0	0	0	0	0	0	0	5	5	0.00	2.000										
57 Brian Fuentes, L ERA: 4.5	0.1	L	6	3	3	3	1	1	0	1	0	0	0	6	11	81.00	12.000										
68 Joe Bateman, R ERA: 5.4	0.2		2	0	0	0	0	0	0	0	0	0	0	2	2	0.00	0.000										

AB 41
R 4
H 14
RBI 4
BB 1
SO 4
LOB 23



Batter	1	2	3	4	5	6	7	8	9	AB	R	H	RBI	BB	SO	LOB	BOTTOM										
36 Eric Sogard, L OBP: 0.250, SLG: 0.355	0-0 5 1B 1B		0-0 G4-3		0-0 8 1B 3B		0-0 G1-3		0-0 19 FC4-6 1B	5	2	3	0	0	0	0	Arizona Diamondbacks @ Oakland Athletics Phoenix Municipal Stadium, Phoenix, AZ Sun Mar 20 2011, 4:09 PM - 7:01 PM EDT Att. 4,662 - Overcast - 73 F										
8 Kurt Suzuki, R OBP: 0.405, SLG: 0.563 19 Anthony Recker, R OBP: 0.300, SLG: 0.474	0-0 L6		4-0 BB		0-0 3H 1B		0-3 K		0-0 FC4-6 1-2	3	0	1	1	1	1	1											
16 Josh Willingham, R OBP: 0.313, SLG: 0.317 54 Shane Peterson, L	4-0 5 1B BB		0-3 K		0-0 F9		0-3 K			3	0	0	0	1	2	2											
55 Hideki Matsui, L OBP: 0.280, SLG: 0.214	0-0 F6		0-0 L8		0-0 G4-3				0-0 F8	4	0	0	0	0	0	4											
5 Kevin Kouzmanoff, R OBP: 0.422, SLG: 0.550 Dusty Coleman, R OBP: 1.000, SLG: 2.000	0-0 1-2 2H 1B				0-0 E4		0-3 K		0-0 2B	4	0	2	1	0	1	0											
28 Conor Jackson, R OBP: 0.208, SLG: 0.200 83 Anthony Altiotti, L OBP: 0.333, SLG: 0.333	0-0 F8				0-0 P6		0-0 S 1B		0-0 G6-3	4	0	1	0	0	0	4											
Michael Taylor, R OBP: 0.195, SLG: 0.350		0-3 K		0-3 K		1-3 K		0-0 G6-3		4	0	0	0	0	3	3											
67 Wes Timmons, R OBP: 0.396, SLG: 0.216		1-0 71 FC4-3 HBP		0-0 P5		4-0 BB			0-3 K	2	0	0	0	1	1	1											
71 Michael Choice, R OBP: 0.414, SLG: 0.333		0-0 FC6-4-3		0-3 FC		0-3 FC			0-3 FC	4	0	0	0	0	3	3											
Inning Stats	R: 1 E: 0 K: 0 S: 5	H: 2 LOB: 2 BB: 1 P: 9	R: 0 E: 0 K: 1 S: 4	H: 0 LOB: 0 BB: 0 P: 5	R: 0 E: 0 K: 1 S: 5	H: 0 LOB: 1 BB: 1 P: 9	R: 0 E: 1 K: 1 S: 6	H: 0 LOB: 1 BB: 0 P: 6	R: 1 E: 0 K: 0 S: 7	H: 2 LOB: 1 BB: 0 P: 7	R: 0 E: 0 K: 2 S: 10	H: 1 LOB: 2 BB: 1 P: 15	R: 0 E: 0 K: 0 S: 7	H: 0 LOB: 0 BB: 0 P: 7	R: 0 E: 0 K: 0 S: 4	H: 1 LOB: 1 BB: 0 P: 4		R: 0 E: 0 K: 1 S: 8	H: 1 LOB: 1 BB: 0 P: 8	1B: 5 2B: 1 3B: 1 HR: 0	SF: 0 SAC: 0 DP: 1 HBP: 1	WP: 0 PB: 0 CS: 0	PA: 38				
PITCHER	IP	WLS	BF	H	R	ER	SO	BB	IBB	HBP	BLK	WP	HR	S	P	ERA	WHIP										
54 Barry Enright, R ERA: 2.65	5.0		22	4	2	2	4	2	0	1	0	0	0	27	36	3.60	1.200										
15 Micah Owings, R ERA: 7.36	1.0		5	1	0	0	3	1	0	0	0	0	0	10	15	0.00	2.000										
31 Tyler Skaggs, L ERA:	3.0	W	11	2	0	0	4	0	0	0	0	0	0	19	19	0.00	0.667										

AB 34
R 2
H 7
RBI 2
BB 3
SO 8
LOB 19



Batter	1	2	3	4	5	6	7	8	9	AB	R	H	RBI	BB	SO	LOB	TOP			
2 Cliff Pennington, S OBP: 0.222, SLG: 0.320 52 Grant Green, R OBP: 0.266, SLG: 0.211										3	0	1	1	0	2	1				
14 Mark Ellis, R OBP: 0.295, SLG: 0.225 59 Jemile Weeks, S OBP: 0.500, SLG: 0.565										4	0	0	0	0	1	4				
10 Daric Barton, L OBP: 0.371, SLG: 0.485 73 Josh Horton, L OBP: 0.182, SLG: 0.100										4	0	1	0	0	2	3				
12 David DeJesus, L OBP: 0.263, SLG: 0.286 58 Jai Miller, R OBP: 0.456, SLG: 0.348										3	1	1	0	1	0	0				
22 Chris Carter, R OBP: 0.426, SLG: 0.500										3	1	1	2	1	2	0				
15 Ryan Sweeney, L OBP: 0.526, SLG: 0.722 11 Landon Powell, S OBP: 0.313, SLG: 0.357										3	1	1	0	0	0	0				
21 Andy LaRoche, R OBP: 0.380, SLG: 0.581										4	1	1	1	0	0	3				
29 Josh Donaldson, R OBP: 0.323, SLG: 0.433										4	0	1	0	0	0	2				
25 Matt Carson, R OBP: 0.302, SLG: 0.488										4	0	2	0	0	0	3				
Inning Stats	R: 0 E: 0 K: 0 S: 3	H: 1 LOB: 0 BB: 3	R: 4 E: 1 K: 2 S: 11	H: 3 LOB: 2 BB: 2 P: 19	R: 0 E: 0 K: 1 S: 6	H: 1 LOB: 1 BB: 0 P: 6	R: 0 E: 0 K: 1 S: 5	H: 0 LOB: 0 BB: 0 P: 5	R: 0 E: 0 K: 1 S: 5	H: 0 LOB: 0 BB: 0 P: 5	R: 0 E: 0 K: 1 S: 6	H: 1 LOB: 1 BB: 0 P: 6	R: 2 E: 0 K: 0 S: 6	H: 3 LOB: 3 BB: 1 P: 10	R: 0 E: 0 K: 2 S: 8	H: 1 LOB: 1 BB: 0 P: 8	1B: 8 2B: 1 3B: 1 HR: 0	SF: 1 SAC: 0 DP: 1 HBP: 0	WP: 0 PB: 0 SB: 0 CS: 0	PA: 40
PITCHER	IP	WLS	BF	H	R	ER	SO	BB	IBB	HBP	BLK	WP	HR	S	P	ERA	WHIP			
40 Madison Bumgarner, L ERA: 4.76	2.0	L	12	4	4	3	2	2	0	0	0	0	0	14	22	13.50	3.000			
45 Dan Runzler, L ERA: 2.77	3.0		10	1	0	0	2	0	0	0	0	0	0	16	16	0.00	0.333			
59 Guillermo Mota, R ERA: 4.09	2.0		7	1	0	0	2	0	0	0	0	0	0	11	11	0.00	0.500			
49 Javier López, L ERA: 9.0	1.0		7	3	2	2	0	1	0	0	0	0	0	6	10	18.00	4.000			
54 Sergio Romo, R ERA: 1.17	0.1		2	1	0	0	1	0	0	0	0	0	0	4	4	0.00	3.000			
PITCHER	IP	WLS	BF	H	R	ER	SO	BB	IBB	HBP	BLK	WP	HR	S	P	ERA	WHIP			
41 Jeremy Affeldt, L ERA: 1.08	0.2		2	0	0	0	1	0	0	0	0	0	0	4	4	0.00	0.000			

Oakland Athletics @ San Francisco Giants
 Scottsdale Stadium, Scottsdale, AZ
 Sun Mar 20 2011, 4:07 PM - 6:31 PM EDT
 Att: 11,616 - Cloudy - 69 F

livebaseballscores.com


AB 36
 R 6
 H 10
 RBI 4
 BB 3
 SO 9
 LOB 18


Batter	1	2	3	4	5	6	7	8	9	AB	R	H	RBI	BB	SO	LOB	BOTTOM					
56 Andres Torres, S OBP: 0.354, SLG: 0.512 84 Charlie Culberson, R OBP: 0.200, SLG: 0.154										3	1	0	0	1	0	0						
21 Freddy Sanchez, R OBP: 0.289, SLG: 0.485 85 Tyler Graham, R										4	0	0	1	0	0	2						
17 Aubrey Huff, L OBP: 0.367, SLG: 0.745 54 Sergio Romo, R 41 Jeremy Affeldt, L										4	1	2	3	0	1	0						
28 Buster Posey, R OBP: 0.477, SLG: 0.730										4	0	1	0	0	0	0						
13 Cody Ross, R OBP: 0.375, SLG: 0.605										4	0	1	0	0	2	2						
10 Miguel Tejada, R OBP: 0.277, SLG: 0.273 53 Brandon Crawford, L OBP: 0.412, SLG: 0.167										3	0	0	0	0	0	3						
9 Brandon Belt, L OBP: 0.321, SLG: 0.481										4	1	1	0	0	0	1						
29 Ryan Rohlinger, R OBP: 0.360, SLG: 0.458										3	1	1	0	0	1	0						
40 Madison Bumgarner, R ERA: 3.08 45 Dan Runzler, L Roger Kieschnick, L 59 Guillermo Mota, R 49 Javier López, L 34 Darren Ford, R OBP: 0.201, SLG: 0.333										0	0	0	0	0	0	0						
Inning Stats	R: 0 E: 0 K: 1 S: 5	H: 0 LOB: 0 BB: 0 P: 5	R: 0 E: 0 K: 0 S: 4	H: 1 LOB: 1 BB: 0 P: 4	R: 0 E: 0 K: 1 S: 5	H: 0 LOB: 0 BB: 0 P: 5	R: 0 E: 0 K: 1 S: 7	H: 2 LOB: 2 BB: 0 P: 7	R: 0 E: 0 K: 1 S: 5	H: 0 LOB: 0 BB: 0 P: 5	R: 0 E: 0 K: 0 S: 3	H: 0 LOB: 0 BB: 0 P: 3	R: 0 E: 0 K: 1 S: 5	H: 0 LOB: 0 BB: 0 P: 5	R: 4 E: 0 K: 1 S: 10	H: 3 LOB: 0 BB: 1 P: 16	R: 0 E: 0 K: 0 S: 3	H: 0 LOB: 0 BB: 0 P: 3	1B: 5 2B: 0 3B: 0 HR: 1	SF: 0 SAC: 0 DP: 0 HBP: 0	WP: 0 PB: 0 SB: 0 CS: 0	PA: 34
PITCHER	IP	WLS	BF	H	R	ER	SO	BB	IBB	HBP	BLK	WP	HR	S	P	ERA	WHIP					
32 Brandon McCarthy, R ERA: 3.08 75 Fernando Cabrera, R ERA: 4.32 Trystan Magnuson, R ERA: 6.14	7.0	W	26	5	2	2	5	1	0	0	0	0	1	8	14	18.00	2.000					
	1.0	S	3	0	0	0	0	0	0	0	0	0	0	3	3	0.00	0.000					

Oakland Athletics @ San Francisco Giants
 Scottsdale Stadium, Scottsdale, AZ
 Sun Mar 20 2011, 4:07 PM - 6:31 PM EDT
 Att: 11,616 - Cloudy - 69 F

livebaseballscores.com

AB 33
 R 4
 H 6
 RBI 4
 BB 1
 SO 6
 LOB 10

Batter	1	2	3	4	5	6	7	8	9	AB R H RBI BB SO LOB	TOP																								
											<p>Oakland Athletics @ Los Angeles Dodgers Camelback Ranch, Glendale, AZ Mon Mar 21 2011, 4:05 PM EDT</p> <p>livebaseballscorecards.com</p> <p>AB 0 R 0 H 0 RBI 0 BB 0 SO 0 LOB 0</p> 																								
Inning Stats										1B: 0 SF: 0 2B: 0 SAC: 0 3B: 0 DP: 0 HR: 0 HBP: 0	WP: 0 PA: 0 FB: 0 SB: 0 CS: 0																								
PITCHER	IP	WLS	BF	H	R	ER	SO	BB	IBB	HBP	BLK	WP	HR	S	P	ERA	WHIP	PITCHER	IP	WLS	BF	H	R	ER	SO	BB	IBB	HBP	BLK	WP	HR	S	P	ERA	WHIP

Batter	1	2	3	4	5	6	7	8	9	AB R H RBI BB SO LOB	BOTTOM																								
											<p>Oakland Athletics @ Los Angeles Dodgers Camelback Ranch, Glendale, AZ Mon Mar 21 2011, 4:05 PM EDT</p> <p>livebaseballscorecards.com</p> <p>AB 0 R 0 H 0 RBI 0 BB 0 SO 0 LOB 0</p> 																								
Inning Stats										1B: 0 SF: 0 2B: 0 SAC: 0 3B: 0 DP: 0 HR: 0 HBP: 0	WP: 0 PA: 0 FB: 0 SB: 0 CS: 0																								
PITCHER	IP	WLS	BF	H	R	ER	SO	BB	IBB	HBP	BLK	WP	HR	S	P	ERA	WHIP	PITCHER	IP	WLS	BF	H	R	ER	SO	BB	IBB	HBP	BLK	WP	HR	S	P	ERA	WHIP

Batter	1	2	3	4	5	6	7	8	9	AB	R	H	RBI	BB	SO	LOB	TOP			
4 Coco Crisp, S OBP: 0.448, SLG: 0.783										4	1	1	0	0	1	0	<p>Oakland Athletics @ Chicago Cubs Hohokam Park, Mesa, AZ Wed Mar 23 2011, 4:08 PM - 6:17 PM EDT Att: 9,061 - Sunny - 67 F</p> <p>AB 30 R 1 H 4 RBI 1 BB 0 SO 4 LOB 5</p>			
15 Ryan Sweeney, L OBP: 0.461, SLG: 0.660										4	0	1	0	0	1	1				
16 Josh Willingham, R OBP: 0.321, SLG: 0.347										4	0	1	1	0	0	1				
55 Hideki Matsui, L OBP: 0.264, SLG: 0.200										3	0	0	0	0	0	1				
8 Kurt Suzuki, R OBP: 0.409, SLG: 0.541										3	0	0	0	0	1	1				
29 Josh Donaldson, R OBP: 0.344, SLG: 0.433										0	0	0	0	0	0	0				
14 Mark Ellis, R OBP: 0.294, SLG: 0.239										3	0	0	0	0	0	0				
67 Wes Timmons, R OBP: 0.388, SLG: 0.211										0	0	0	0	0	0	0				
28 Conor Jackson, R OBP: 0.189, SLG: 0.180										3	0	0	0	0	1	0				
83 Anthony Aliotti, L OBP: 0.333, SLG: 0.333										0	0	0	0	0	0	0				
2 Cliff Pennington, S OBP: 0.206, SLG: 0.281										3	0	1	0	0	0	0				
39 Jermaine Mitchell, L OBP: 0.392, SLG: 0.591										0	0	0	0	0	0	0				
21 Andy LaRoche, R OBP: 0.392, SLG: 0.591										0	0	0	0	0	0	0				
36 Eric Sogard, L OBP: 0.222, SLG: 0.314										3	0	0	0	0	0	1				
Inning Stats	R: 1 E: 0 K: 2 S: 9	H: 2 LOB: 1 BB: 0 P: 9	R: 0 E: 0 K: 0 S: 3	H: 0 LOB: 0 BB: 0 P: 3	R: 0 E: 0 K: 1 S: 6	H: 1 LOB: 1 BB: 0 P: 6	R: 0 E: 0 K: 0 S: 3	H: 0 LOB: 0 BB: 0 P: 3	R: 0 E: 0 K: 0 S: 3	H: 0 LOB: 0 BB: 0 P: 3	R: 0 E: 0 K: 0 S: 3	H: 0 LOB: 0 BB: 0 P: 3	R: 0 E: 0 K: 1 S: 6	H: 1 LOB: 1 BB: 0 P: 6	R: 0 E: 0 K: 0 S: 3	H: 0 LOB: 0 BB: 0 P: 3	1B: 3 2B: 1 3B: 0 HR: 0	SF: 0 SAC: 0 DP: 0 HBP: 0	WP: 0 PB: 0 SB: 0 CS: 1	PA: 31
PITCHER	IP WLS BF H R ER SO BB IBB HBP BLK WP HR S P ERA WHIP																			
52 Carlos Silva, R ERA: 10.9	6.0 W 21 3 1 1 3 0 0 0 0 0 0 0 27 27 1.50 0.500																			
27 Casey Coleman, R ERA: 5.63	1.0 H 3 0 0 0 0 0 0 0 0 0 0 0 3 3 0.00 0.000																			
62 Marcos Mateo, R ERA: 1.5	1.0 H 3 1 0 0 1 0 0 0 0 0 0 0 6 6 0.00 1.000																			
34 Kerry Wood, R ERA: 3.86	1.0 S 3 0 0 0 0 0 0 0 0 0 0 0 3 3 0.00 0.000																			

Batter	1	2	3	4	5	6	7	8	9	AB	R	H	RBI	BB	SO	LOB	BOTTOM			
5 Reed Johnson, R OBP: 0.286, SLG: 0.333										4	2	2	0	0	1	0	<p>Oakland Athletics @ Chicago Cubs Hohokam Park, Mesa, AZ Wed Mar 23 2011, 4:08 PM - 6:17 PM EDT Att: 9,061 - Sunny - 67 F</p> <p>AB 27 R 3 H 5 RBI 3 BB 5 SO 8 LOB 15</p>			
13 Starlin Castro, R OBP: 0.392, SLG: 0.673										2	1	0	0	1	1	0				
58 Matt Camp, L OBP: 0.273, SLG: 0.200										0	0	0	0	0	0	0				
28 Jeff Baker, R OBP: 0.408, SLG: 0.489										3	0	0	0	0	1	2				
27 Casey Coleman, L OBP: 0.392, SLG: 0.673										0	0	0	0	0	0	0				
62 Marcos Mateo, R OBP: 0.392, SLG: 0.673										0	0	0	0	0	0	0				
9 Blake DeWitt, L OBP: 0.180, SLG: 0.250										1	0	0	0	0	0	1				
Jose Valdez, S										0	0	0	0	0	0	0				
16 Aramis Ramirez, R OBP: 0.364, SLG: 0.375										2	0	1	0	1	0	2				
30 Scott Moore, L OBP: 0.405, SLG: 0.658										0	0	0	0	1	0	0				
18 Geovany Soto, R OBP: 0.347, SLG: 0.372										2	0	1	0	1	0	2				
53 Wellington Castillo, R OBP: 0.714, SLG: 0.889										0	0	0	0	1	0	0				
12 Alfonso Soriano, R OBP: 0.250, SLG: 0.426										3	0	1	1	0	0	2				
34 Kerry Wood, R										0	0	0	0	1	0	0				
21 Tyler Colvin, L OBP: 0.310, SLG: 0.444										3	0	1	2	0	2	1				
3 Fernando Perez, R OBP: 0.237, SLG: 0.147										0	0	0	0	0	0	0				
52 Carlos Silva, R										3	0	0	0	1	2	5				
19 Bobby Seales, S OBP: 0.500, SLG: 0.542										1	0	0	0	0	0	0				
Inning Stats	R: 2 E: 0 K: 2 S: 10	H: 3 LOB: 2 BB: 1 P: 15	R: 0 E: 0 K: 2 S: 7	H: 0 LOB: 0 BB: 0 P: 7	R: 0 E: 0 K: 1 S: 5	H: 0 LOB: 1 BB: 1 P: 9	R: 0 E: 0 K: 1 S: 5	H: 0 LOB: 0 BB: 0 P: 5	R: 0 E: 0 K: 1 S: 5	H: 1 LOB: 1 BB: 0 P: 5	R: 0 E: 0 K: 0 S: 3	H: 0 LOB: 0 BB: 0 P: 3	R: 1 E: 0 K: 1 S: 6	H: 1 LOB: 3 BB: 2 P: 15	R: 0 E: 0 K: 0 S: 6	H: 0 LOB: 0 BB: 0 P: 3	1B: 5 2B: 0 3B: 0 HR: 0	SF: 0 SAC: 1 DP: 1 HBP: 1	WP: 1 PB: 0 SB: 0 CS: 0	PA: 34
PITCHER	IP WLS BF H R ER SO BB IBB HBP BLK WP HR S P ERA WHIP																			
47 Gio Gonzalez, L ERA: 2.14	5.2 L 23 4 2 2 2 3 0 0 0 0 0 0 32 32 3.18 1.235																			
50 Grant Balfour, R ERA: 9.82	0.1 1 0 0 0 1 0 0 0 0 0 0 0 3 3 0.00 0.000																			
54 Vinnie Chulk, R ERA: 10.13	1.0 3 0 0 0 0 0 0 0 0 0 0 0 3 3 0.00 0.000																			
31 Brad Ziegler, R ERA: 2.08	1.0 7 1 1 1 1 1 1 1 0 0 0 0 6 15 9.00 2.000																			

Batter	1	2	3	4	5	6	7	8	9	AB	R	H	RBI	BB	SO	LOB	TOP										
14 Mark Ellis, R (1,4) OBP: 0.309, SLG: 0.245 36 Eric Sogard, L (6,4) OBP: 0.237, SLG: 0.351 (7,6)	L7		8 1B 12 1B BB		F9	8 2B 1B	11 G5-3 28 1B 2B		G6-3	3 2 1 1 1 0 0 2 1 1 0 0 0 0																	
8 Kurt Suzuki, R (1,2) OBP: 0.417, SLG: 0.561 11 Landon Powell, S (7,PH) OBP: 0.314, SLG: 0.452 (7,2)	G4-3		28 BB 12 1B 1B		L8	12 1B 2B	G5-3		HR	4 1 2 3 0 0 0 2 1 1 1 0 0 1																	
12 David DeJesus, L (1,9) OBP: 0.348, SLG: 0.341 81 Todd Johnson, L (6,9)	K		28 BB 1B		28 2B 1B	55 BB 5 1B 1B	K		P6	4 2 3 3 0 1 0 2 0 0 0 0 1 1																	
28 Conor Jackson, R (1,3) OBP: 0.241, SLG: 0.241 1 Adam Heather, R (7,3)	K		55 G6-4-3 BB		1B	5 1B 25 BB 1B	FC6-4 1B		K	4 1 3 2 1 1 0 1 0 0 0 0 1 0																	
55 Hideki Matsui, L (1,7) OBP: 0.263, SLG: 0.188 Chris Carter, R (6,PR) OBP: 0.411, SLG: 0.477 (6,7)	L9		G6-4-3		F7	25 BB 2 2B BB	FC6-4			3 0 0 0 1 0 4 1 1 0 0 0 0 1																	
50 Grant Balfour, R (8,1) 57 Brian Fuentes, L (9,1)			1-2			1-2 2-3 BB	1-2			0 0 0 0 0 0 0 0 0 0 0 0 0 0																	
5 Kevin Kouzmanoff, R (1,5) OBP: 0.434, SLG: 0.604 21 Andy LaRoche, R (6,5) OBP: 0.385, SLG: 0.578	G1-3				HR				F7	4 3 3 2 0 0 0 1 0 0 0 0 0 0																	
25 Matt Carson, R (1,8) OBP: 0.360, SLG: 0.467			14 BB 8 1B BB		2 BB G5-4-3				E6 67 1B	1 2 0 1 4 0 0																	
2 Cliff Pennington, S (1,6) OBP: 0.237, SLG: 0.333 67 Wes Timmons, R (7,4) OBP: 0.400, SLG: 0.231			8 1B 12 1B 1B		G5-4-3		K		62 G4-6-3 1B	4 1 2 2 0 1 3 1 0 1 0 0 0 0																	
66 Tyson Ross, R (1,1) 13 Jerry Blevins, L (6,1) 48 Michael Wurtz, R (7,1) 62 Jeremy Barfield, R (8,PH) (8,7)			K		K		K		G4-6-3	4 0 0 0 0 4 7 0 0 0 0 0 0 0 0 0 0 0 0 0 0 1 0 0 0 0 0 2																	
Inning Stats	R: 0 E: 0 K: 1 S: 5	H: 0 LOB: 0 BB: 0 P: 5	R: 0 E: 0 K: 1 S: 5	H: 0 LOB: 0 BB: 0 P: 5	R: 3 E: 0 K: 1 S: 7	H: 3 LOB: 2 BB: 3 P: 19	R: 1 E: 0 K: 1 S: 5	H: 1 LOB: 0 BB: 1 P: 9	R: 1 E: 0 K: 0 S: 5	H: 2 LOB: 1 BB: 0 P: 5	R: 8 E: 0 K: 3 S: 16	H: 7 LOB: 3 BB: 3 P: 28	R: 1 E: 0 K: 1 S: 7	H: 2 LOB: 1 BB: 0 P: 7	R: 0 E: 1 K: 0 S: 4	H: 1 LOB: 1 BB: 0 P: 4	R: 1 E: 0 K: 1 S: 6	H: 1 LOB: 0 BB: 0 P: 6	1B: 11 2B: 4 3B: 0 HR: 2	SF: 0 SAC: 0 DP: 3 HBP: 0	WP: 0 PB: 0 SB: 0 CS: 0	PA: 49					
PITCHER	IP	WLS	BF	H	R	ER	SO	BB	IBB	HBP	BLK	WP	HR	S	P	ERA	WHIP										
34 Joe Saunders, L (1,1) ERA: 12.51	5.0	L	23	6	5	5	4	4	0	0	0	0	1	27	43	9.00	2.000										
39 Jordan Norberto, L (6,1) ERA: 8.48	0.2		7	4	5	5	2	1	0	0	0	0	0	10	14	67.50	7.500										
47 Joe Paterson, L (6,1) ERA: 5.79	0.1		6	3	3	3	1	2	0	0	0	0	0	6	14	81.00	15.000										
45 Kam Mickolio, R (7,1) ERA: 5.23	2.0		9	3	1	1	1	0	0	0	0	0	0	11	11	4.50	1.500										
38 Sam Demel, R (9,1) ERA: 2.79	1.0		4	1	1	1	1	0	0	0	0	0	1	6	6	9.00	1.000										

Oakland Athletics @ Arizona Diamondbacks
Salt River Fields at Talking Stick, Scottsdale, AZ
Thu Mar 24 2011, 4:13 PM - 7:17 PM EDT
Att: 12,307 - Sunny - 67 F

livebaseballscorecards.com

AB 42
R 15
H 17
RBI 15
BB 7
SO 9
LOB 19



Batter	1	2	3	4	5	6	7	8	9	AB	R	H	RBI	BB	SO	LOB	BOTTOM										
18 Willie Bloomquist, R (1,6) OBP: 0.413, SLG: 0.458 46 David Wintfree, R (7,9) OBP: 0.471, SLG: 0.625	K		G3-1		F9		31 2B 1B		F8	3 0 0 0 0 1 1 2 1 1 2 0 0 1																	
2 Kelly Johnson, L (1,4) OBP: 0.395, SLG: 0.393 37 Zach Walters, S (7,6)	G1-3				24 2B 26 G4-3 1B		L3		G5-3	3 1 1 0 0 0 0 2 0 0 1 0 1 1																	
10 Justin Upton, R (1,9) OBP: 0.523, SLG: 0.474 31 AJ Pollock, R (7,8) OBP: 0.395, SLG: 0.568	G6-3				K		BB		2B	2 0 0 0 1 1 1 2 0 2 1 0 0 0																	
24 Chris Young, R (1,8) OBP: 0.328, SLG: 0.613 36 P.J. Pillittere, R (7,2)			26 CS 1B		26 G4-3 2B		F8		G4-3	3 0 2 0 0 0 1 2 0 0 0 0 0 2																	
26 Miguel Montero, L (1,2) OBP: 0.320, SLG: 0.340 45 Kam Mickolio, R (7,1) 8 Gerardo Parra, L (8,PH) OBP: 0.375, SLG: 0.491 38 Sam Demel, R (9,1)			SAFE		G4-3		G3		G6-3	3 0 1 1 0 0 2 0 0 0 0 0 0 0 1 0 0 0 0 0 0 0 0 0 0 0 0 0																	
22 Xavier Nady, R (1,7) OBP: 0.224, SLG: 0.298	K		G1-3		G1-3				F8	4 0 0 0 0 1 2																	
46 Juan Miranda, L (1,3) OBP: 0.439, SLG: 0.565	G3				G3-1		14 1B 46 E BB		K	3 1 0 0 1 1 1																	
4 Melvin Mora, R (1,5) OBP: 0.308, SLG: 0.206 14 Ryan Roberts, R (7,4) OBP: 0.621, SLG: 0.674					F8		46 E 46 2B 1B		46 2B 1B	2 0 0 0 0 0 0 2 2 2 0 0 0 0																	
34 Joe Saunders, L (1,1) 4 Ollie Linton, L (5,PH) 39 Jordan Norberto, L (6,1) 47 Joe Paterson, R (6,1) 46 Ryan Wheeler, L (7,5) OBP: 0.714, SLG: 1.400					G3-1		E7 46 2B		46 F8 37 G5-3 2B	1 0 0 0 0 0 0 0 0 0 0 1 0 0 0 0 0 0 0 0 0 0 0 0 0 0 0 0 2 2 1 1 0 0 1																	
Inning Stats	R: 0 E: 0 K: 1 S: 5	H: 2 LOB: 1 BB: 0 P: 6	R: 0 E: 0 K: 0 S: 3	H: 0 LOB: 0 BB: 0 P: 3	R: 1 E: 0 K: 1 S: 7	H: 2 LOB: 1 BB: 0 P: 7	R: 0 E: 0 K: 0 S: 3	H: 0 LOB: 1 BB: 1 P: 7	R: 0 E: 0 K: 0 S: 3	H: 0 LOB: 1 BB: 1 P: 7	R: 4 E: 1 K: 1 S: 9	H: 3 LOB: 1 BB: 1 P: 13	R: 0 E: 0 K: 1 S: 5	H: 0 LOB: 0 BB: 0 P: 5	R: 2 E: 0 K: 0 S: 6	H: 3 LOB: 1 BB: 0 P: 6	1B: 5 2B: 5 3B: 0 HR: 0	SF: 0 SAC: 0 DP: 0 HBP: 0	WP: 0 PB: 0 SB: 0 CS: 1	PA: 40							
PITCHER	IP	WLS	BF	H	R	ER	SO	BB	IBB	HBP	BLK	WP	HR	S	P	ERA	WHIP										
66 Tyson Ross, R (1,1) ERA: 0.59	5.2	W	22	4	1	1	3	2	0	0	0	0	0	26	34	1.59	1.059										
13 Jerry Blevins, L (6,1) ERA: 8.71	0.1		1	0	0	0	0	0	0	0	0	0	0	1	1	0.00	0.000										
48 Michael Wurtz, R (7,1) ERA: 9.0	1.0		8	3	4	2	1	1	0	0	0	0	0	9	13	18.00	4.000										
50 Grant Balfour, R (8,1) ERA: 8.64	1.0		3	0	0	0	1	0	0	0	0	0	0	5	5	0.00	0.000										
57 Brian Fuentes, L (9,1) ERA: 6.43	1.0		6	3	2	2	0	0	0	0	0	0	0	6	6	18.00	3.000										

Oakland Athletics @ Arizona Diamondbacks
Salt River Fields at Talking Stick, Scottsdale, AZ
Thu Mar 24 2011, 4:13 PM - 7:17 PM EDT
Att: 12,307 - Sunny - 67 F

livebaseballscorecards.com

AB 37
R 7
H 10
RBI 6
BB 3
SO 5
LOB 13



Batter	1	2	3	4	5	6	7	8	9	AB	R	H	RBI	BB	SO	LOB	TOP						
24 Dexter Fowler, S (1, 8) 3 Willy Taveras, R (6, 8) 7 Seth Smith, L (1, 9) 18 Jonathan Herrera, S (6, 4)	G4-3		1-2 1B		1-3 3-H F8		2-3 FC4-2		G4-3	3	0	1	0	0	0	2	Colorado Rockies @ Oakland Athletics Phoenix Municipal Stadium, Phoenix, AZ Sat Mar 26 2011, 10:09 PM - 12:43 AM EDT Att. 6,508 - Clear - 69 F livebaseballscorecards.com						
5 Carlos González, L (1, 7) 19 Ryan Spilborghs, R (6, 9)	K			G5-3		2-1 HR		K	3	1	1	1	0	1	0								
2 Troy Tulowitzki, R (1, 6) 99 Alfredo Amezaga, S (6, 6)		G1-3		G6-3		G6-3		35 S 26 E 1B	3	0	0	0	0	0	0								
17 Todd Helton, L (1, 3) 35 Mike Jacobs, L (6, 3)		G4-3		K		F7		K	3	0	0	0	0	1	0								
23 Jason Giambi, L (1, 10) 26 Jose Morales, S (7, PR) (7, 10)		K		P6				9 E 20 1B 2B	3	0	1	0	0	1	0								
21 Ty Wigginton, R (1, 4) (6, 7)			F8		E6 9 1B 20 E		K	21 CS	4	1	0	0	0	1	1								
9 Ian Stewart, L (1, 5) (6, 7)			L7		20 1B 24 CS 1B		E3 20 1B	15 G6-3 15 S HBP	3	0	1	0	0	0	1								
20 Chris Iannetta, R (1, 2) 15 Matt Pagnozzi, R (7, 2) (7, 2)					24 CS 1B		3 FC4-2 1-3 3-H 1B	15 G6-3	3	0	3	1	0	0	0								
Inning Stats	R: 0 E: 0 K: 1 S: 5	H: 0 LOB: 0 BB: 0 P: 5	R: 0 E: 0 K: 1 S: 5	H: 0 LOB: 0 BB: 0 P: 5	R: 0 E: 0 K: 1 S: 7	H: 2 LOB: 2 BB: 0 P: 7	R: 0 E: 0 K: 1 S: 5	H: 0 LOB: 0 BB: 0 P: 5	R: 1 E: 1 K: 0 S: 5	H: 2 LOB: 1 BB: 0 P: 6	R: 1 E: 0 K: 0 S: 5	H: 1 LOB: 0 BB: 0 P: 7	R: 1 E: 1 K: 1 S: 8	H: 2 LOB: 2 BB: 0 P: 8	R: 1 E: 0 K: 2 S: 8	H: 1 LOB: 0 BB: 0 P: 9		R: 0 E: 0 K: 0 S: 3	H: 0 LOB: 1 BB: 0 P: 5	1B: 6 2B: 1 3B: 0 HR: 1	SF: 0 SAC: 0 DP: 0 HBP: 1	WP: 0 PB: 0 SB: 2 CS: 3	PA: 38
PITCHER	IP WLS BF H R ER SO BB IBB HBP BLK WP HR S P ERA WHIP																						
53 Trevor Cahill, R (1, 1) ERA: 4.5	7.0 L 29 7 3 2 5 0 0 0 0 0 0 1 40 43 2.57 1.000																						
50 Grant Balfour, R (8, 1) ERA: 7.71	1.0 4 1 1 0 2 0 0 0 0 0 0 0 8 9 0.00 1.000																						
48 Michael Wuerz, R (9, 1) ERA: 7.2	1.0 4 0 0 0 0 0 0 0 1 0 0 0 3 5 0.00 0.000																						

Batter	1	2	3	4	5	6	7	8	9	AB	R	H	RBI	BB	SO	LOB	BOTTOM				
4 Coco Crisp, S (1, 8) 25 Matt Carson, R (8, 8) 10 Darc Barton, L (1, 3) 28 Conor Jackson, R (8, 3) (9, 9)	12 FC4-6 10 BB 1B	G3-1			G3-6 1-2			28 2B 1B		3	0	1	0	0	0	3	Colorado Rockies @ Oakland Athletics Phoenix Municipal Stadium, Phoenix, AZ Sat Mar 26 2011, 10:09 PM - 12:43 AM EDT Att. 6,508 - Clear - 69 F livebaseballscorecards.com				
12 David DeJesus, L (1, 9) 1 Conner Crumbliss, L (8, PR) (9, 4)	12 FC4-6 BB		F9			P5		1-H 2B	2	0	0	0	1	0	0						
16 Josh Willingham, R (1, 7) 58 Jai Miller, R (6, PR) (7, 7)	FC4-6 1-2 2-3		G3-1			K		BB	3	0	0	0	1	1	2						
55 Hideki Matsui, L (1, 10) 81 Mitchi LeVier, L (9, PR)						55 PO HBP		P3	2	0	0	0	0	2	2						
8 Kurt Suzuki, R (1, 2) 29 Josh Donaldson, R (8, 2) (8, 2)						1 SAFE 0-0 1-2		PO	4	0	1	0	0	0	2						
14 Mark Ellis, R (1, 4) 67 Wes Timmons, R (8, 4) (9, 5)								G6-3	0	0	0	0	0	0	0						
21 Andy LaRoche, R (1, 5) (9, 3)								G6-3	3	0	0	0	0	1	0						
2 Cliff Pennington, S (1, 6) 73 Josh Horton, L (9, 6) (9, 6)								K	3	0	0	0	0	1	0						
Inning Stats	R: 0 E: 0 K: 1 S: 6	H: 1 LOB: 2 BB: 1 P: 10	R: 0 E: 0 K: 0 S: 5	H: 2 LOB: 2 BB: 0 P: 5	R: 0 E: 0 K: 1 S: 5	H: 0 LOB: 0 BB: 0 P: 5	R: 0 E: 0 K: 1 S: 5	H: 0 LOB: 0 BB: 0 P: 5	R: 0 E: 0 K: 1 S: 4	H: 0 LOB: 1 BB: 0 P: 5	R: 0 E: 0 K: 1 S: 5	H: 0 LOB: 0 BB: 0 P: 5	R: 1 E: 0 K: 0 S: 5	H: 3 LOB: 2 BB: 1 P: 9	R: 0 E: 0 K: 0 S: 4	H: 1 LOB: 1 BB: 0 P: 4		1B: 6 2B: 2 3B: 0 HR: 0	SF: 0 SAC: 0 DP: 2 HBP: 1	WP: 0 PB: 0 SB: 0 CS: 0	PA: 36
PITCHER	IP WLS BF H R ER SO BB IBB HBP BLK WP HR S P ERA WHIP																				
46 Jason Hammel, R (1, 1) ERA: 2.6	5.1 W 20 4 0 0 3 1 0 0 1 0 0 0 4 5 0.00 0.938																				
56 Franklin Morales, L (6, 1) ERA: 3.0	1.0 H 3 0 0 0 1 0 0 0 1 0 0 0 4 5 0.00 0.000																				
27 Matt Lindstrom, R (7, 1) ERA: 4.15	0.2 H 2 0 0 0 1 0 0 0 0 0 0 0 4 4 0.00 0.000																				
51 Matt Reynolds, L (8, 1) ERA: 7.88	1.0 6 3 1 1 0 1 0 0 0 0 0 0 5 9 9.00 4.000																				
41 Jim Miller, R (9, 1) ERA:	1.0 S 4 1 0 0 0 0 0 0 0 0 0 0 4 4 0.00 1.000																				

Batter	1	2	3	4	5	6	7	8	9	AB	R	H	RBI	BB	SO	LOB	TOP																
15 Ryan Sweeney, L (1,8) OBP: 0.497, SLG: 0.563 Travis Banwart, R (8,1)										3	0	1	1	1	1	1	0																
10 Darc Barton, L (1,3) OBP: 0.386, SLG: 0.561 54 Shane Peterson, L (6, PR) OBP: 1.000, SLG: 1.000										3	0	1	0	0	0	1	0																
12 David DeJesus, L (1,9) OBP: 0.349, SLG: 0.319 45 Willie Eyre, R (6,1)										3	0	1	0	0	1	1	0																
21 Andy LaRoche, R (7,6) OBP: 0.393, SLG: 0.611										3	0	1	0	0	0	2	0																
5 Kevin Kouzmanoff, R (1,5) OBP: 0.467, SLG: 0.611 58 Jai Miller, R (7,7) OBP: 0.459, SLG: 0.320										3	0	2	0	0	0	0	0																
14 Mark Ellis, R (1,4) OBP: 0.279, SLG: 0.218 67 Wes Timmons, R (7,4) OBP: 0.385, SLG: 0.220										3	0	0	0	0	0	3	0																
28 Conor Jackson, R (1,7) OBP: 0.227, SLG: 0.242 72 Gabe DeHoyos, R (7,1)										3	0	0	0	0	0	3	0																
39 Jermaine Mitchell, L (8,9)										3	0	0	0	0	0	1	0																
11 Landon Powell, S (1,2) OBP: 0.308, SLG: 0.429 29 Josh Donaldson, R (6,2) OBP: 0.351, SLG: 0.394										2	0	0	0	0	0	1	0																
2 Cliff Pennington, S (1,6) OBP: 0.233, SLG: 0.341 25 Matt Carson, R (6,9) OBP: 0.365, SLG: 0.468										2	0	0	0	0	1	0	0																
26 Bobby Cramer, L (3, PH) Stephen Parker, L (3, PH) 56 Craig Breslow, L (3,1) 31 Brad Ziegler, R (4,1) Mike Spina, R (5, PH) 13 Jerry Blevins, L (5,1) 73 Josh Horton, L (5,1)										0	0	0	0	0	0	0	0																
										1	1	1	0	0	0	0	0																
Inning Stats	R: 0 E: 0 K: 1 S: 5	H: 0 LOB: 0 BB: 0 P: 5	R: 0 E: 0 K: 0 S: 4	H: 1 LOB: 1 BB: 0 P: 4	R: 0 E: 0 K: 0 S: 3	H: 0 LOB: 1 BB: 1 P: 7	R: 0 E: 0 K: 0 S: 4	H: 2 LOB: 0 BB: 0 P: 4	R: 0 E: 0 K: 1 S: 5	H: 0 LOB: 0 BB: 0 P: 5	R: 0 E: 0 K: 1 S: 5	H: 1 LOB: 1 BB: 0 P: 5	R: 0 E: 0 K: 0 S: 3	H: 0 LOB: 0 BB: 0 P: 3	R: 2 E: 0 K: 1 S: 8	H: 3 LOB: 2 BB: 1 P: 12	R: 0 E: 0 K: 1 S: 5	H: 0 LOB: 0 BB: 0 P: 5	1B: 7 2B: 1 3B: 0 HR: 0	SF: 0 SAC: 0 DP: 2 HBP: 0	WP: 0 PB: 0 SB: 0 CS: 1	PA: 34											
PITCHER	IP WLS BF H R ER SO BB IBB HBP BLK WP HR S P ERA WHIP																																
38 Ubaldo Jiménez, R (1,1) ERA: 3.28	6.0	21	4	0	0	3	1	0	0	0	0	0	0	26	30	0.00	0.833																
16 Huston Street, R (7,1) ERA: 3.0	1.0	H	3	0	0	0	0	0	0	0	0	0	0	3	3	0.00	0.000																
56 Franklin Morales, L (8,1) ERA: 4.5	1.0	W	7	3	2	2	1	1	0	0	0	0	0	8	12	18.00	4.000																
55 Felipe Paulino, R (9,1) ERA: 3.75	1.0	S	3	0	0	0	1	0	0	0	0	0	0	5	5	0.00	0.000																

Oakland Athletics @ Colorado Rockies
Salt River Fields at Talking Stick, Scottsdale, AZ
Sun Mar 27 2011, 4:11 PM - 6:34 PM EDT
Att: 12,179 - Sunny - 77 F

AB 32
R 2
H 7
RBI 2
BB 2
SO 5
LOB 14



Batter	1	2	3	4	5	6	7	8	9	AB	R	H	RBI	BB	SO	LOB	BOTTOM																
3 Willy Taveras, R (1,8) OBP: 0.351, SLG: 0.400										4	2	3	0	0	0	1	0																
99 Alfredo Amézaga, S (1,5) OBP: 0.363, SLG: 0.500 Erik Wetzel, R (8,4) 55 Felipe Paulino, R (9,1)										3	0	1	1	0	0	0	1																
19 Ryan Spilborghs, R (1,9) OBP: 0.429, SLG: 0.396 Mike Daniel, L (6,9)										3	0	0	0	0	0	2	0																
2 Troy Tulowitzki, R (1,6) OBP: 0.383, SLG: 0.524 Matt Macri, R (7, PR) OBP: 0.714, SLG: 0.857										3	0	1	0	0	0	0	0																
21 Ty Wigginton, R (1,7) OBP: 0.296, SLG: 0.500 6 Jeff Salazar, L (6,7) OBP: 0.429, SLG: 0.500										2	0	0	0	0	0	0	2																
22 Jose Lopez, R (1,4) OBP: 0.304, SLG: 0.308 76 Warren Schaeffer, R (8,6) OBP: 0.250, SLG: 0.750										3	0	1	0	0	0	1	0																
35 Mike Jacobs, L (1,3) OBP: 0.333, SLG: 0.342										3	0	0	0	1	1	1	0																
20 Chris Iannetta, R (1,2) OBP: 0.511, SLG: 0.631 16 Huston Street, R (7,1) Mark Tracy, R (7, PH) 56 Franklin Morales, L (8,1) Maikol Gonzalez, R (9,4)										1	0	0	0	1	1	0	0																
38 Ubaldo Jiménez, R (1,1) Eli ezer Alfonso, R (6, PH) (7,2)										0	0	0	0	0	0	0	2																
Inning Stats	R: 0 E: 1 K: 0 S: 3	H: 1 LOB: 1 BB: 0 P: 3	R: 0 E: 0 K: 0 S: 3	H: 0 LOB: 0 BB: 0 P: 3	R: 0 E: 0 K: 0 S: 3	H: 0 LOB: 1 BB: 1 P: 7	R: 0 E: 0 K: 0 S: 3	H: 0 LOB: 0 BB: 0 P: 3	R: 0 E: 0 K: 1 S: 5	H: 1 LOB: 0 BB: 0 P: 5	R: 1 E: 0 K: 1 S: 7	H: 2 LOB: 1 BB: 0 P: 8	R: 1 E: 0 K: 0 S: 5	H: 1 LOB: 2 BB: 2 P: 13	R: 3 E: 0 K: 0 S: 7	H: 4 LOB: 1 BB: 0 P: 7	1B: 6 2B: 2 3B: 1 HR: 0	SF: 0 SAC: 1 DP: 0 HBP: 0	WP: 2 PB: 0 SB: 1 CS: 0	PA: 34													
PITCHER	IP WLS BF H R ER SO BB IBB HBP BLK WP HR S P ERA WHIP																																
26 Bobby Cramer, L (1,1) ERA: 6.32	2.0	6	4	0	0	0	0	0	0	0	0	0	0	6	6	0.00	0.500																
56 Craig Breslow, L (3,1)	1.0	4	0	0	0	0	1	0	0	0	0	0	0	3	7	0.00	1.000																
31 Brad Ziegler, R (4,1) ERA: 1.8	1.0	3	0	0	0	0	0	0	0	0	0	0	0	3	3	0.00	0.000																
13 Jerry Blevins, L (5,1) ERA: 7.94	1.0	3	1	0	0	1	0	0	0	0	0	0	0	5	5	0.00	1.000																
45 Willie Eyre, R (6,1) ERA: 9.72	1.0	5	2	1	1	1	0	0	0	0	1	0	0	7	8	9.00	2.000																
PITCHER	IP WLS BF H R ER SO BB IBB HBP BLK WP HR S P ERA WHIP																																
72 Gabe DeHoyos, R (7,1) ERA: 1.59	1.0	L	7	4	3	3	0	0	0	0	0	0	0	7	7	27.00	4.000																
Travis Banwart, R (8,1) ERA: 27.0	1.0	L	7	4	3	3	0	0	0	0	0	0	0	7	7	27.00	4.000																

Oakland Athletics @ Colorado Rockies
Salt River Fields at Talking Stick, Scottsdale, AZ
Sun Mar 27 2011, 4:11 PM - 6:34 PM EDT
Att: 12,179 - Sunny - 77 F

AB 30
R 5
H 9
RBI 4
BB 3
SO 2
LOB 11



Batter	1	2	3	4	5	6	7	8	9	AB	R	H	RBI	BB	SO	LOB	TOP			
56 Andres Torres, S OBP: 0.329, SLG: 0.470	G4-3	P3			G4-3		BB			3	0	0	0	1	0	2	San Francisco Giants @ Oakland Athletics Oakland Coliseum, Oakland, CA Tue Mar 29 2011, 7:08 PM - 9:37 PM PDT Att: 18,204 - Partly Cloudy - 59 F			
21 Freddy Sanchez, R OBP: 0.274, SLG: 0.424 14 Mike Fontenot, L OBP: 0.339, SLG: 0.471			F9		G6-3		BB			3	0	0	0	0	1	0				
17 Aubrey Huff, L OBP: 0.391, SLG: 0.692 33 Aaron Rowand, R OBP: 0.236, SLG: 0.240			G1-3			F9		K		2	0	1	0	0	0	0				
28 Buster Posey, R OBP: 0.517, SLG: 0.667 35 Travis Ishikawa, L OBP: 0.273, SLG: 0.224	FC1-6-4		G6-3			P3		F9		3	0	0	0	0	0	1				
5 Pat Burrell, R OBP: 0.369, SLG: 0.455 12 Nate Schierholtz, L OBP: 0.303, SLG: 0.493		G5-3			K		K		HR	2	1	1	0	0	1	0				
10 Miguel Tejada, R OBP: 0.275, SLG: 0.313 83 Chris Stewart, R OBP: 0.367, SLG: 0.481		G4-3			FC6-4		G6-3		P5	2	0	0	0	1	0	1				
7 Mark DeRosa, R OBP: 0.340, SLG: 0.387 29 Ryan Rohlinger, R OBP: 0.278, SLG: 0.343		G5-3			FC6-4				P3	2	1	0	0	1	0	2				
9 Brandon Belt, L OBP: 0.338, SLG: 0.479					K				F8	3	0	1	0	1	1					
48 Pablo Sandoval, S OBP: 0.309, SLG: 0.493					G3-1		FC6-4		G3	4	1	1	1	0	0	1				
Inning Stats	R: 0 E: 0 K: 1 S: 8	H: 1 LOB: 1 BB: 0 P: 13	R: 1 E: 0 K: 0 S: 12	H: 2 LOB: 2 BB: 1 P: 20	R: 0 E: 0 K: 0 S: 6	H: 0 LOB: 0 BB: 0 P: 11	R: 0 E: 0 K: 2 S: 9	H: 0 LOB: 1 BB: 1 P: 19	R: 0 E: 0 K: 0 S: 6	H: 0 LOB: 0 BB: 0 P: 13	R: 2 E: 1 K: 0 S: 11	H: 2 LOB: 2 BB: 2 P: 24	R: 1 E: 0 K: 1 S: 8	H: 1 LOB: 0 BB: 0 P: 12	R: 0 E: 0 K: 0 S: 8	H: 0 LOB: 0 BB: 0 P: 11		1B: 4 2B: 1 3B: 0 HR: 1	SF: 0 SAC: 0 DP: 0 HBP: 0	WP: 0 PB: 0 SB: 0 CS: 0
PITCHER	IP WLS BF H R ER SO BB IBB HBP BLK WP HR S P ERA WHIP	IP WLS BF H R ER SO BB IBB HBP BLK WP HR S P ERA WHIP	IP WLS BF H R ER SO BB IBB HBP BLK WP HR S P ERA WHIP	IP WLS BF H R ER SO BB IBB HBP BLK WP HR S P ERA WHIP	IP WLS BF H R ER SO BB IBB HBP BLK WP HR S P ERA WHIP	IP WLS BF H R ER SO BB IBB HBP BLK WP HR S P ERA WHIP	IP WLS BF H R ER SO BB IBB HBP BLK WP HR S P ERA WHIP	IP WLS BF H R ER SO BB IBB HBP BLK WP HR S P ERA WHIP	IP WLS BF H R ER SO BB IBB HBP BLK WP HR S P ERA WHIP	IP WLS BF H R ER SO BB IBB HBP BLK WP HR S P ERA WHIP	IP WLS BF H R ER SO BB IBB HBP BLK WP HR S P ERA WHIP	IP WLS BF H R ER SO BB IBB HBP BLK WP HR S P ERA WHIP	IP WLS BF H R ER SO BB IBB HBP BLK WP HR S P ERA WHIP	IP WLS BF H R ER SO BB IBB HBP BLK WP HR S P ERA WHIP	IP WLS BF H R ER SO BB IBB HBP BLK WP HR S P ERA WHIP	IP WLS BF H R ER SO BB IBB HBP BLK WP HR S P ERA WHIP	IP WLS BF H R ER SO BB IBB HBP BLK WP HR S P ERA WHIP			

Batter	1	2	3	4	5	6	7	8	9	AB	R	H	RBI	BB	SO	LOB	BOTTOM			
4 Coco Crisp, S OBP: 0.444, SLG: 0.702 25 Matt Carson, R OBP: 0.352, SLG: 0.449			K		K		K		FC6-4	2	0	0	0	1	2	0	San Francisco Giants @ Oakland Athletics Oakland Coliseum, Oakland, CA Tue Mar 29 2011, 7:08 PM - 9:37 PM PDT Att: 18,204 - Partly Cloudy - 59 F			
10 Daric Barton, L OBP: 0.392, SLG: 0.522 36 Eric Sogard, L OBP: 0.209, SLG: 0.310	BB						G6-3			1	0	0	0	2	0	1				
12 David DeJesus, L OBP: 0.495, SLG: 0.553 15 Ryan Sweeney, L OBP: 0.421, SLG: 0.514	P3								L7	3	1	0	0	0	0	3				
16 Josh Willingham, R OBP: 0.309, SLG: 0.305 58 Jai Miller, R OBP: 0.447, SLG: 0.308							BB		K	3	0	0	0	0	1	2				
55 Hideki Matsui, L OBP: 0.271, SLG: 0.213									K	4	0	3	0	0	1	0				
8 Kurt Suzuki, R OBP: 0.386, SLG: 0.479 11 Landon Powell, S OBP: 0.317, SLG: 0.432										1	0	0	0	1	0	1				
5 Kevin Kousseroff, R OBP: 0.495, SLG: 0.553 67 Wes Timmons, R OBP: 0.377, SLG: 0.214										3	0	0	0	0	0	4				
21 Andy LaRoche, R OBP: 0.394, SLG: 0.593										4	0	2	0	0	1	1				
2 Cliff Pennington, S OBP: 0.229, SLG: 0.326 28 Conor Jackson, R OBP: 0.266, SLG: 0.250										2	0	0	0	0	0	1				
Inning Stats	R: 0 E: 0 K: 0 S: 8	H: 0 LOB: 1 BB: 1 P: 16	R: 0 E: 0 K: 1 S: 12	H: 1 LOB: 1 BB: 1 P: 19	R: 0 E: 0 K: 0 S: 7	H: 1 LOB: 1 BB: 0 P: 13	R: 0 E: 0 K: 1 S: 8	H: 1 LOB: 0 BB: 0 P: 12	R: 1 E: 0 K: 0 S: 11	H: 2 LOB: 2 BB: 1 P: 22	R: 0 E: 0 K: 1 S: 10	H: 1 LOB: 1 BB: 0 P: 13	R: 0 E: 0 K: 2 S: 11	H: 0 LOB: 0 BB: 0 P: 15	R: 0 E: 0 K: 0 S: 11	H: 1 LOB: 2 BB: 1 P: 20		1B: 7 2B: 0 3B: 0 HR: 0	SF: 0 SAC: 0 DP: 0 HBP: 0	WP: 0 PB: 0 SB: 0 CS: 1
PITCHER	IP WLS BF H R ER SO BB IBB HBP BLK WP HR S P ERA WHIP	IP WLS BF H R ER SO BB IBB HBP BLK WP HR S P ERA WHIP	IP WLS BF H R ER SO BB IBB HBP BLK WP HR S P ERA WHIP	IP WLS BF H R ER SO BB IBB HBP BLK WP HR S P ERA WHIP	IP WLS BF H R ER SO BB IBB HBP BLK WP HR S P ERA WHIP	IP WLS BF H R ER SO BB IBB HBP BLK WP HR S P ERA WHIP	IP WLS BF H R ER SO BB IBB HBP BLK WP HR S P ERA WHIP	IP WLS BF H R ER SO BB IBB HBP BLK WP HR S P ERA WHIP	IP WLS BF H R ER SO BB IBB HBP BLK WP HR S P ERA WHIP	IP WLS BF H R ER SO BB IBB HBP BLK WP HR S P ERA WHIP	IP WLS BF H R ER SO BB IBB HBP BLK WP HR S P ERA WHIP	IP WLS BF H R ER SO BB IBB HBP BLK WP HR S P ERA WHIP	IP WLS BF H R ER SO BB IBB HBP BLK WP HR S P ERA WHIP	IP WLS BF H R ER SO BB IBB HBP BLK WP HR S P ERA WHIP	IP WLS BF H R ER SO BB IBB HBP BLK WP HR S P ERA WHIP	IP WLS BF H R ER SO BB IBB HBP BLK WP HR S P ERA WHIP	IP WLS BF H R ER SO BB IBB HBP BLK WP HR S P ERA WHIP			



Batter	1	2	3	4	5	6	7	8	9	AB	R	H	RBI	BB	SO	LOB	TOP						
4 Coco Crisp, S OBP: 0.446, SLG: 0.690 25 Matt Carson, R OBP: 0.339, SLG: 0.431										1	0	0	0	1	1	0							
14 Mark Ellis, R OBP: 0.279, SLG: 0.230 21 Andy LaRoche, R OBP: 0.388, SLG: 0.583										2	0	1	1	0	0	0							
16 Josh Willingham, R OBP: 0.449, SLG: 0.300 58 Jai Miller, R OBP: 0.436, SLG: 0.296										1	0	0	0	2	0	1							
28 Conor Jackson, R OBP: 0.233, SLG: 0.235										4	0	0	0	0	1	3							
55 Hideki Matsui, L OBP: 0.270, SLG: 0.215										4	0	1	0	0	0	0							
8 Kurt Suzuki, R OBP: 0.397, SLG: 0.451 11 Landon Powell, S OBP: 0.310, SLG: 0.421										3	0	0	0	0	1	1							
5 Kevin Kouzmanoff, R Eric Sogard, L OBP: 0.205, SLG: 0.302										3	0	1	0	0	0	0							
15 Ryan Sweeney, L OBP: 0.439, SLG: 0.553 67 Wes Timmons, R OBP: 0.377, SLG: 0.214										3	1	2	0	0	1	2							
2 Cliff Pennington, S OBP: 0.235, SLG: 0.327 73 Josh Horton, L OBP: 0.250, SLG: 0.182										3	0	1	0	0	2	3							
Inning Stats	R: 0 E: 0 K: 2 S: 8	H: 0 LOB: 1 BB: 1 P: 16	R: 0 E: 0 K: 0 S: 5	H: 0 LOB: 0 BB: 0 P: 7	R: 1 E: 0 K: 1 S: 14	H: 1 LOB: 2 BB: 2 P: 28	R: 0 E: 0 K: 3 S: 12	H: 2 LOB: 2 BB: 0 P: 16	R: 0 E: 0 K: 0 S: 6	H: 0 LOB: 0 BB: 0 P: 10	R: 0 E: 0 K: 0 S: 4	H: 2 LOB: 1 BB: 0 P: 15	R: 0 E: 0 K: 1 S: 9	H: 0 LOB: 0 BB: 0 P: 15	R: 0 E: 0 K: 2 S: 8	H: 0 LOB: 0 BB: 0 P: 12	1B: 5 2B: 1 3B: 0 HR: 0	SF: 1 SAC: 0 DP: 1 HBP: 0	WP: 0 PB: 0 SB: 2 CS: 0	PA: 34			
PITCHER	IP ERA WHIP	WLS LOB	BF H R ER SO	H R ER SO	BB IBB HBP BLK	WP HR S P	ERA WHIP	IP ERA WHIP	WLS LOB	BF H R ER SO	H R ER SO	BB IBB HBP BLK	WP HR S P	ERA WHIP	IP ERA WHIP	WLS LOB	BF H R ER SO	H R ER SO	BB IBB HBP BLK	WP HR S P	ERA WHIP		
40 Madison Bumgarner, L ERA: 5.93	6.0	24	4	1	1	6	3	0	0	0	0	0	0	49	85	1.50	1.167						
49 Javier López, L ERA: 8.71	0.1	2	1	0	0	0	0	0	0	0	0	0	0	3	5	0.00	3.000						
32 Ryan Vogelsong, R ERA: 3.27	1.2	5	1	0	0	1	0	0	0	0	0	0	0	16	25	0.00	0.600						
47 Marc Kroon, R ERA: 1.69	1.0	W	3	0	0	0	0	0	0	0	0	0	0	8	12	0.00	0.000						

Oakland Athletics @ San Francisco Giants
AT&T Park, San Francisco, CA
Wed Mar 30 2011, 12:47 PM - 3:25 PM PDT
Att: 34,331 - Partly Cloudy - 64 F

livebaseballscorecards.com

AB 30
R 1
H 6
RBI 1
BB 3
SO 9
LOB 11

Batter	1	2	3	4	5	6	7	8	9	AB	R	H	RBI	BB	SO	LOB	BOTTOM						
14 Mike Fontenot, L OBP: 0.344, SLG: 0.464										5	1	2	0	0	1	0							
22 Eli Whiteside, R OBP: 0.375, SLG: 0.486										5	1	3	1	0	1	0							
7 Mark DeRosa, R OBP: 0.357, SLG: 0.373 49 Javier López, L ERA: 11.25 32 Ryan Vogelsong, R ERA: 3.27 47 Marc Kroon, R ERA: 1.69										2	0	1	0	1	0	1							
83 Chris Stewart, R OBP: 0.387, SLG: 0.500										1	0	1	1	0	0	0							
33 Aaron Rowand, R OBP: 0.254, SLG: 0.259										4	0	2	0	0	1	1							
12 Nate Schierholz, L OBP: 0.300, SLG: 0.418										4	0	1	0	0	1	3							
Ryan Rohlinger, R OBP: 0.300, SLG: 0.385										4	0	2	0	0	0	2							
35 Travis Ishikawa, L OBP: 0.271, SLG: 0.212										3	0	0	0	1	2	3							
85 Tyler Graham, R OBP: 0.250, SLG: 0.500										4	0	0	0	0	1	2							
40 Madison Bumgarner, R OBP: 0.200, SLG: 0.200 82 Sharon Schoop, R ERA: 7.16										2	0	0	0	0	0	0							
Inning Stats	R: 0 E: 0 K: 0 S: 9	H: 2 LOB: 2 BB: 0 P: 12	R: 0 E: 0 K: 0 S: 6	H: 0 LOB: 0 BB: 0 P: 7	R: 0 E: 0 K: 1 S: 10	H: 1 LOB: 1 BB: 0 P: 15	R: 0 E: 0 K: 2 S: 14	H: 1 LOB: 2 BB: 1 P: 25	R: 0 E: 0 K: 1 S: 9	H: 0 LOB: 0 BB: 0 P: 12	R: 0 E: 0 K: 2 S: 15	H: 1 LOB: 2 BB: 1 P: 24	R: 0 E: 0 K: 0 S: 10	H: 2 LOB: 0 BB: 0 P: 12	R: 0 E: 0 K: 1 S: 15	H: 2 LOB: 1 BB: 0 P: 18	R: 2 E: 1 K: 1 S: 12	H: 3 LOB: 1 BB: 0 P: 16	1B: 10 2B: 2 3B: 0 HR: 0	SF: 0 SAC: 0 DP: 1 HBP: 0	WP: 0 PB: 0 SB: 1 CS: 0	PA: 39	
PITCHER	IP ERA WHIP	WLS LOB	BF H R ER SO	H R ER SO	BB IBB HBP BLK	WP HR S P	ERA WHIP	IP ERA WHIP	WLS LOB	BF H R ER SO	H R ER SO	BB IBB HBP BLK	WP HR S P	ERA WHIP	IP ERA WHIP	WLS LOB	BF H R ER SO	H R ER SO	BB IBB HBP BLK	WP HR S P	ERA WHIP		
51 Dallas Braden, L ERA: 5.24	5.2	24	5	0	0	5	2	0	0	0	0	0	0	59	89	0.00	1.235						
56 Craig Breslow, L ERA: 11.25	0.1	H	1	0	0	0	0	0	0	0	0	0	0	4	6	0.00	0.000						
31 Brad Ziegler, R ERA: 1.64	1.0	H	5	2	0	0	0	0	0	0	0	0	0	10	12	0.00	2.000						
13 Jerry Blevins, L ERA: 7.3	1.0	H	4	2	0	0	0	0	0	0	0	0	0	15	18	0.00	2.000						
26 Bobby Cramer, L ERA: 7.16	0.2	L	5	3	2	2	1	0	0	0	0	0	0	12	16	27.00	4.500						

Oakland Athletics @ San Francisco Giants
AT&T Park, San Francisco, CA
Wed Mar 30 2011, 12:47 PM - 3:25 PM PDT
Att: 34,331 - Partly Cloudy - 64 F

livebaseballscorecards.com

AB 37
R 2
H 12
RBI 2
BB 2
SO 8
LOB 14

Batter	1	2	3	4	5	6	7	8	9	AB	R	H	RBI	BB	SO	LOB	TOP			
51 Ichiro Suzuki, L (1,9) OBP: 0.500, SLG: 0.417			G6-3				G1-3			3	0	1	0	1	0	2	Seattle Mariners @ Oakland Athletics Oakland Coliseum, Oakland, CA Sun Apr 03 2011, 1:09 PM - 3:52 PM PDT Att: 22,292 - Sunny - 62 F			
9 Chone Figgins, S (1,5) OBP: 0.214, SLG: 0.538	K		F9				G6-4-3			4	0	0	0	0	2	5				
15 Milton Bradley, S (1,7) OBP: 0.286, SLG: 0.308	F9									4	0	1	0	0	0	1				
29 Jack Cust, L (1,10) OBP: 0.385, SLG: 0.200			G4-3				L1			4	0	1	0	0	1	1				
17 Justin Smoak, S (1,3)	G1-3						P3			3	0	1	0	1	0	2				
30 Miguel Olivo, R (1,2)										3	0	0	0	1	2	2				
12 Ryan Langerhans, L (1,8) OBP: 0.222, SLG: 0.556										3	0	0	0	1	2	2				
26 Brendan Ryan, R (1,6) OBP: 0.333, SLG: 0.222										4	1	2	1	0	1	1				
1 Luis Antonio Rodriguez, (9,PH)										1	0	0	0	2	0	0				
2 Jack Wilson, R (1,4) OBP: 0.333, SLG: 0.333										1	0	0	0	0	0	0				
4 Adam Kennedy, L (9,PH)										1	0	0	0	0	1	0				
Inning Stats	R: 0 E: 0 K: 1 S: 10	H: 2 LOB: 2 BB: 0 P: 16	R: 1 E: 0 K: 1 S: 15	H: 1 LOB: 0 BB: 21 P: 21	R: 0 E: 0 K: 0 S: 7	H: 1 LOB: 1 BB: 0 P: 11	R: 0 E: 0 K: 0 S: 5	H: 0 LOB: 0 BB: 2 P: 11	R: 0 E: 0 K: 1 S: 11	H: 1 LOB: 1 BB: 0 P: 14	R: 0 E: 0 K: 1 S: 13	H: 1 LOB: 2 BB: 1 P: 25	R: 0 E: 0 K: 1 S: 6	H: 0 LOB: 1 BB: 0 P: 13	R: 0 E: 0 K: 2 S: 8	H: 0 LOB: 0 BB: 0 P: 12	1B: 3 2B: 3 3B: 0 HR: 1	SF: 0 SAC: 1 DP: 2 HBP: 0	WP: 0 PB: 0 SB: 1 CS: 0	PA: 36
PITCHER	IP WLS BF H R ER SO BB IBB HBP BLK WP HR S P ERA WHIP	7.0 W 29 6 1 1 4 4 0 0 0 0 1 67 116 1.29 1.429	2.0 7 0 0 0 3 1 0 0 0 0 0 14 25 0.00 0.500																	

AB	30
R	1
H	6
RBI	1
BB	5
SO	7
LOB	15



Batter	1	2	3	4	5	6	7	8	9	AB	R	H	RBI	BB	SO	LOB	BOTTOM			
4 Coco Crisp, S (1,8) OBP: 0.462, SLG: 0.667										5	1	3	1	0	0	0	Seattle Mariners @ Oakland Athletics Oakland Coliseum, Oakland, CA Sun Apr 03 2011, 1:09 PM - 3:52 PM PDT Att: 22,292 - Sunny - 62 F			
10 Danic Barton, L (1,3) OBP: 0.385, SLG: 0.455										3	1	0	0	1	1	2				
12 David DeJesus, L (1,9) OBP: 0.154, SLG: 0.083										4	1	0	0	1	1	3				
16 Josh Willingham, R (1,7) OBP: 0.273, SLG: 0.636										4	2	1	0	0	2	4				
55 Hideki Matsui, L (1,10) OBP: 0.182, SLG: 0.273										4	1	2	1	0	0	2				
8 Kurt Suzuki, R (1,2) OBP: 0.300, SLG: 0.333										3	0	1	1	0	0	2				
14 Mark Ellis, R (1,4) OBP: 0.364, SLG: 0.300										3	0	1	3	1	0	1				
5 Kevin Kouzmanoff, R (1,5) OBP: 0.182, SLG: 0.200										3	1	2	1	0	0	1				
2 Cliff Pennington, S (1,6) OBP: 0.143, SLG: 0.143										3	0	0	0	0	1	4				
Inning Stats	R: 0 E: 0 K: 2 S: 10	H: 1 LOB: 1 BB: 0 P: 15	R: 0 E: 0 K: 0 S: 6	H: 1 LOB: 0 BB: 0 P: 9	R: 1 E: 0 K: 0 S: 14	H: 2 LOB: 1 BB: 0 P: 21	R: 1 E: 0 K: 0 S: 15	H: 1 LOB: 1 BB: 0 P: 22	R: 0 E: 0 K: 1 S: 13	H: 3 LOB: 2 BB: 0 P: 17	R: 1 E: 0 K: 1 S: 16	H: 2 LOB: 2 BB: 3 P: 32	R: 0 E: 0 K: 1 S: 7	H: 0 LOB: 0 BB: 0 P: 12	1B: 5 2B: 5 3B: 1 HR: 0	SF: 1 SAC: 1 DP: 1 HBP: 2		WP: 0 PB: 0 SB: 0 CS: 0	PA: 39	
PITCHER	IP WLS BF H R ER SO BB IBB HBP BLK WP HR S P ERA WHIP	5.2 L 26 8 3 2 2 2 0 0 0 0 0 15 25 54.00 6.000	0.2 6 2 4 4 2 2 0 0 0 0 0 5 12 0.00 1.500	1.0 3 0 0 0 1 0 0 0 0 0 7 12 0.00 0.000																

AB	32
R	7
H	10
RBI	7
BB	3
SO	5
LOB	19



Batter	1	2	3	4	5	6	7	8	9	AB	R	H	RBI	BB	SO	LOB	TOP										
4 Coco Crisp, S OBP: 0.364, SLG: 0.619	G3-1		L5				G5-3			4	1	1	0	0	0	2	Oakland Athletics @ Toronto Blue Jays Rogers Centre, Toronto, ON Wed Apr 06 2011, 7:10 PM - 9:26 PM EDT Att: 11,684 - Roof Closed - 68 F										
10 Danic Barton, L OBP: 0.394, SLG: 0.333	F9		CS					P3		3	1	1	1	1	0	0											
12 David DeJesus, L OBP: 0.273, SLG: 0.250	G1-3							K		4	1	1	0	0	1	1											
16 Josh Willingham, R OBP: 0.250, SLG: 0.632		G6-3						K		4	0	0	0	0	2	2											
55 Hideki Matsui, L OBP: 0.200, SLG: 0.333		K						K		4	0	1	2	0	3	0											
8 Kurt Suzuki, R OBP: 0.316, SLG: 0.313								K		3	0	0	0	1	1	1											
14 Mark Ellis, R OBP: 0.250, SLG: 0.263								F9		4	0	0	0	0	1	2											
21 Andy LaRoche, R OBP: 0.500, SLG: 0.667								F9		3	0	1	0	0	1	0											
2 Cliff Pennington, S OBP: 0.182, SLG: 0.182										2	0	1	0	0	1	0											
5 Kevin Kouzmanoff, R OBP: 0.235, SLG: 0.315										1	0	0	0	0	0	1											
Inning Stats	R: 0 E: 0 K: 0 S: 7	H: 0 LOB: 0 BB: 0 P: 12	R: 0 E: 0 K: 2 S: 8	H: 0 LOB: 1 BB: 1 P: 15	R: 0 E: 0 K: 1 S: 8	H: 1 LOB: 0 BB: 0 P: 15	R: 2 E: 0 K: 0 S: 14	H: 2 LOB: 1 BB: 1 P: 23	R: 1 E: 0 K: 3 S: 11	H: 2 LOB: 1 BB: 0 P: 15	R: 0 E: 0 K: 3 S: 9	H: 0 LOB: 0 BB: 0 P: 12	R: 0 E: 0 K: 0 S: 12	H: 1 LOB: 1 BB: 0 P: 20	R: 0 E: 0 K: 2 S: 7	H: 0 LOB: 0 BB: 0 P: 10	R: 0 E: 0 K: 1 S: 9	H: 0 LOB: 0 BB: 0 P: 10	1B: 3 2B: 2 3B: 1 HR: 0	SF: 0 SAC: 0 DP: 0 HBP: 0	WP: 1 PB: 0 SB: 0 CS: 1	PA: 35					
PITCHER	IP	WLS	BF	H	R	ER	SO	BB	IBB	HBP	BLK	WP	HR	S	P	ERA	WHIP										
51 Jesse Litsch, R ERA: 4.26	6.1	W	26	6	3	3	7	2	0	0	0	0	0	61	100	4.26	1.263										
34 Marco Rzepczynski, L ERA:	2.0	H	6	0	0	0	3	0	0	0	0	1	0	18	27	0.00	0.000										
60 Jon Rauch, R ERA: 3.38	0.2	S	2	0	0	0	0	0	0	0	0	0	0	6	7	0.00	0.000										

AB	32
R	3
H	6
RBI	3
BB	2
SO	10
LOB	9



Batter	1	2	3	4	5	6	7	8	9	AB	R	H	RBI	BB	SO	LOB	BOTTOM										
11 Rajai Davis, R OBP: 0.286, SLG: 0.357			L8				P3			4	0	1	0	0	1	0	Oakland Athletics @ Toronto Blue Jays Rogers Centre, Toronto, ON Wed Apr 06 2011, 7:10 PM - 9:26 PM EDT Att: 11,684 - Roof Closed - 68 F										
5 Yunel Escobar, R OBP: 0.500, SLG: 0.842										3	1	3	0	0	0	0											
6 John McDonald, R OBP: 0.500, SLG: 1.000										1	1	1	0	0	0	0											
26 Adam Lind, L OBP: 0.391, SLG: 0.619										4	0	2	1	0	0	2											
2 Aaron Hill, R OBP: 0.190, SLG: 0.263										4	0	1	1	0	0	2											
20 Juan Rivera, R OBP: 0.316, SLG: 0.071										3	1	0	0	1	1	3											
10 Edwin Encarnación, R OBP: 0.150, SLG: 0.250										4	1	1	0	0	0	2											
45 Travis Snider, L OBP: 0.353, SLG: 0.533										3	1	1	3	0	1	0											
9 J.P. Arencibia, R OBP: 0.455, SLG: 1.200										3	0	1	0	0	0	0											
18 Mike McCoy, R OBP: 0.455, SLG: 0.500										3	0	0	0	0	1	0											
Inning Stats	R: 1 E: 0 K: 0 S: 9	H: 3 LOB: 1 BB: 0 P: 14	R: 0 E: 0 K: 0 S: 9	H: 1 LOB: 0 BB: 0 P: 11	R: 0 E: 0 K: 0 S: 6	H: 1 LOB: 1 BB: 0 P: 8	R: 3 E: 0 K: 1 S: 15	H: 2 LOB: 0 BB: 1 P: 25	R: 0 E: 0 K: 0 S: 9	H: 0 LOB: 0 BB: 0 P: 10	R: 0 E: 0 K: 1 S: 8	H: 0 LOB: 0 BB: 0 P: 9	R: 0 E: 0 K: 1 S: 7	H: 0 LOB: 0 BB: 0 P: 10	R: 1 E: 0 K: 1 S: 8	H: 3 LOB: 1 BB: 0 P: 11	R: 1 E: 0 K: 1 S: 8	H: 3 LOB: 1 BB: 0 P: 11	1B: 7 2B: 2 3B: 1 HR: 1	SF: 0 SAC: 0 DP: 1 HBP: 0	WP: 0 PB: 0 SB: 0 CS: 1	PA: 33					
PITCHER	IP	WLS	BF	H	R	ER	SO	BB	IBB	HBP	BLK	WP	HR	S	P	ERA	WHIP										
51 Dallas Braden, L ERA: 6.43	7.0	L	30	10	5	5	3	1	0	0	0	0	1	65	89	6.43	1.571										
31 Brad Ziegler, R ERA:	1.0		3	1	0	0	1	0	0	0	0	0	0	6	9	0.00	1.000										

AB	32
R	5
H	11
RBI	5
BB	1
SO	4
LOB	9



Batter	1	2	3	4	5	6	7	8	9	AB	R	H	RBI	BB	SO	LOB	TOP			
4 Coco Crisp, S (1, 8) OBP: 0.308, SLG: 0.520										4	1	0	0	0	3	1	Oakland Athletics @ Toronto Blue Jays Rogers Centre, Toronto, ON Thu Apr 07 2011, 12:39 PM - 3:11 PM EDT Att: 19,528 - Roof Closed - 68 F			
10 Danic Barton, L (1, 3) OBP: 0.385, SLG: 0.381										3	0	1	0	1	1	2				
28 Conor Jackson, R (1, 9) OBP: 0.400, SLG: 0.444										4	0	1	1	0	0	2				
16 Josh Willingham, R (1, 7) OBP: 0.250, SLG: 0.545										3	0	0	0	0	2	1				
5 Kevin Kouzmanoff, R (1, 5) OBP: 0.190, SLG: 0.250										4	0	0	0	0	1	2				
55 Hideki Matsui, L (1, 10) 15 Ryan Sweeney, L (9, PR) OBP: 0.283, SLG: 0.333										3	0	1	0	1	0	0				
8 Kurt Suzuki, R (1, 2) OBP: 0.304, SLG: 0.350										4	0	1	0	0	1	2				
21 Andy LaRoche, R (1, 4) 14 Mark Ellis, R (9, PR) OBP: 0.444, SLG: 0.667										3	1	1	0	0	0	1				
2 Cliff Pennington, S (1, 6) OBP: 0.214, SLG: 0.214										3	0	1	0	0	0	2				
Inning Stats	R: 0 E: 0 K: 1 S: 7	H: 0 LOB: 0 BB: 1 P: 11	R: 0 E: 0 K: 1 S: 7	H: 0 LOB: 1 BB: 1 P: 15	R: 0 E: 0 K: 0 S: 9	H: 1 LOB: 1 BB: 0 P: 11	R: 0 E: 0 K: 0 S: 5	H: 0 LOB: 0 BB: 0 P: 11	R: 0 E: 0 K: 2 S: 11	H: 1 LOB: 1 BB: 0 P: 17	R: 0 E: 0 K: 1 S: 10	H: 0 LOB: 0 BB: 0 P: 15	R: 2 E: 0 K: 2 S: 18	H: 2 LOB: 2 BB: 0 P: 27	R: 0 E: 0 K: 1 S: 10	H: 2 LOB: 1 BB: 0 P: 14		1B: 4 2B: 3 HR: 0	SF: 0 SAC: 1 HBP: 1	WP: 1 PB: 0 SB: 2 CS: 0
PITCHER	IP WLS BF H R ER SO BB IBB HBP BLK WP HR S P ERA WHIP																			
24 Ricky Romero, L (1, 1) ERA: 1.32	7.1		27	4	1	1	5	2	0	0	0	0	0	0	59	93	1.23	0.818		
54 Jason Frasor, R (8, 1) ERA: 5.4	0.1	L	4	1	1	1	2	0	0	1	0	1	0	12	20	27.00	3.000			
57 Shawn Camp, R (8, 1) ERA:	0.1		1	0	0	0	0	0	0	0	0	0	0	3	3	0.00	0.000			
25 David Purcey, L (9, 1) ERA:	0.1		2	1	0	0	1	0	0	0	0	0	0	7	9	0.00	3.000			
44 Casey Janssen, R (9, 1) ERA:	0.2		2	1	0	0	0	0	0	0	0	0	0	3	5	0.00	1.500			

AB	32
R	2
H	7
RBI	1
BB	2
SO	8
LOB	13



Batter	1	2	3	4	5	6	7	8	9	AB	R	H	RBI	BB	SO	LOB	BOTTOM	
11 Rajai Davis, R (1, 8) OBP: 0.222, SLG: 0.278										4	0	0	0	0	2	1	Oakland Athletics @ Toronto Blue Jays Rogers Centre, Toronto, ON Thu Apr 07 2011, 12:39 PM - 3:11 PM EDT Att: 19,528 - Roof Closed - 68 F	
28 Jason Nix, R (1, 5) OBP: 0.417, SLG: 0.600										4	0	1	1	0	1	0		
26 Adam Lind, L (1, 3) 18 Mike McCoy, R (9, PR) OBP: 0.370, SLG: 0.560										4	0	1	0	0	0	1		
2 Aaron Hill, R (1, 4) OBP: 0.200, SLG: 0.261										4	0	1	0	0	1	1		
20 Juan Rivera, R (1, 9) OBP: 0.273, SLG: 0.059										3	0	0	0	0	0	1		
10 Edwin Encarnación, R (1, 10) OBP: 0.167, SLG: 0.217										3	0	0	0	0	1	1		
45 Travis Snider, L (1, 7) OBP: 0.300, SLG: 0.444										3	0	0	0	0	1	1		
9 J.P. Arencibia, R (1, 2) OBP: 0.429, SLG: 1.077										3	1	1	0	0	0	0		
6 John McDonald, R (1, 6) OBP: 0.200, SLG: 0.250										3	0	0	0	0	2	1		
Inning Stats	R: 0 E: 0 K: 1 S: 6	H: 0 LOB: 0 BB: 0 P: 11	R: 0 E: 0 K: 1 S: 10	H: 1 LOB: 1 BB: 0 P: 14	R: 0 E: 0 K: 1 S: 6	H: 0 LOB: 0 BB: 0 P: 11	R: 0 E: 0 K: 0 S: 9	H: 0 LOB: 0 BB: 0 P: 11	R: 0 E: 0 K: 1 S: 6	H: 0 LOB: 0 BB: 0 P: 7	R: 0 E: 0 K: 0 S: 9	H: 0 LOB: 0 BB: 0 P: 16	R: 0 E: 0 K: 1 S: 7	H: 1 LOB: 1 BB: 0 P: 10	1B: 3 2B: 1 HR: 0	SF: 0 SAC: 0 HBP: 0		WP: 1 PB: 0 SB: 2 CS: 0
PITCHER	IP WLS BF H R ER SO BB IBB HBP BLK WP HR S P ERA WHIP																	
53 Trevor Cahill, R (1, 1) ERA: 1.42	1.0	S	4	1	0	0	1	0	0	0	0	0	0	7	10	0.00	1.000	
57 Brian Fuentes, L (9, 1) ERA: 9.0																		

AB	31
R	1
H	4
RBI	1
BB	0
SO	8
LOB	7



Batter	1	2	3	4	5	6	7	8	9	AB	R	H	RBI	BB	SO	LOB	TOP
4 Coco Crisp, S (1,8) OBP: 0.300, SLG: 0.483	F7		G4-3		G4-3			PO		4	0	1	0	0	0	2	Oakland Athletics @ Minnesota Twins Target Field, Minneapolis, MN Fri Apr 08 2011, 3:19 PM - 5:39 PM CDT Att: 40,714 - Sunny - 63 F
10 Danic Barton, L (1,3) OBP: 0.397, SLG: 0.333	BB		K		G4-3			PO	G4-3	3	1	0	0	1	1		
12 David DeJesus, L (1,9) OBP: 0.269, SLG: 0.261	SF8		G3-1		G1-3					3	0	1	1	0	0	1	
16 Josh Willingham, R (1,7) OBP: 0.250, SLG: 0.500	1B				F9					4	0	1	0	0	1	1	
55 Hideki Matsui, L (1,10) OBP: 0.217, SLG: 0.273	F8		G4-3		G4-3					4	0	0	0	0	0	2	
8 Kurt Suzuki, R (1,2) OBP: 0.269, SLG: 0.304	F8				F9					3	0	0	0	0	0	0	
14 Mark Ellis, R (1,4) OBP: 0.292, SLG: 0.348	L3									3	0	1	0	0	0	0	
5 Kevin Kouzmanoff, R (1,5) OBP: 0.167, SLG: 0.217	G6-3				F9					3	0	0	0	0	0	1	
2 Cliff Pennington, S (1,6) OBP: 0.235, SLG: 0.235					P4					3	0	1	0	0	0	1	
Inning Stats	R: 1 H: 1 E: 0 K: 0 S: 13	L: 1 LOB: 1 BB: 1 P: 24	R: 0 H: 0 E: 0 K: 0 S: 6	R: 0 H: 1 E: 0 K: 1 S: 11	R: 0 H: 0 E: 0 K: 0 S: 5	R: 0 H: 1 E: 0 K: 0 S: 8	R: 0 H: 0 E: 0 K: 0 S: 10	R: 0 H: 0 E: 0 K: 0 S: 7	R: 0 H: 1 E: 0 K: 0 S: 9	R: 0 H: 1 E: 0 K: 1 S: 15	1B: 4 SF: 1 2B: 1 3B: 0 HR: 0	SF: 1 SAC: 0 DP: 0 HBP: 0	WP: 1 PB: 0 SB: 2 CS: 0	PA: 33			
PITCHER	IP WLS BF H R ER SO BB IBB HBP BLK WP HR S P ERA WHIP	8.0 W 28 4 1 1 1 1 1 0 0 0 0 0 0 69 106 1.12 0.625	1.0 S 4 1 0 0 1 0 0 0 0 0 0 0 15 22 0.00 1.000														

AB	30
R	1
H	5
RBI	1
BB	1
SO	2
LOB	9



Batter	1	2	3	4	5	6	7	8	9	AB	R	H	RBI	BB	SO	LOB	BOTTOM
2 Denard Span, L (1,8) OBP: 0.400, SLG: 0.481	K		G4-3							4	0	2	1	0	1	0	Oakland Athletics @ Minnesota Twins Target Field, Minneapolis, MN Fri Apr 08 2011, 3:19 PM - 5:39 PM CDT Att: 40,714 - Sunny - 63 F
7 Joe Mauer, L (1,2) OBP: 0.391, SLG: 0.227	G4-3		G4-3							4	0	1	1	0	0	1	
33 Justin Morneau, L (1,3) OBP: 0.280, SLG: 0.304	1B									4	0	1	0	0	0	2	
21 Delmon Young, R (1,7) OBP: 0.200, SLG: 0.240	1B									3	0	2	0	0	0	0	
5 Michael Cuddyer, R (1,9) OBP: 0.130, SLG: 0.091	FC5-4									3	0	0	0	0	1	3	
25 Jim Thome, L (1,10) OBP: 0.297, SLG: 0.308	F7									3	0	0	0	0	2	0	
22 Danny Valencia, R (1,5) OBP: 0.231, SLG: 0.261	G1-3									3	1	1	0	0	0	0	
38 Luke Hughes, R (1,4)	G6-3									3	0	0	0	0	0	1	
12 Alexi Casilla, S (1,6) OBP: 0.200, SLG: 0.286										2	0	0	0	0	1	0	
16 Jason Kubel, L (8,PH) OBP: 0.391, SLG: 0.409										1	0	1	0	0	0	0	
20 Matt Tolbert, S (6,PR) OBP: 0.200, SLG: 0.200										0	1	0	0	0	0	0	
Inning Stats	R: 0 H: 2 E: 0 K: 1 S: 10	L: 2 LOB: 2 BB: 0 P: 16	R: 0 H: 0 E: 0 K: 0 S: 7	R: 0 H: 0 E: 0 K: 1 S: 8	R: 0 H: 0 E: 0 K: 1 S: 9	R: 0 H: 0 E: 0 K: 1 S: 13	R: 0 H: 1 E: 0 K: 0 S: 7	R: 0 H: 1 E: 0 K: 0 S: 10	R: 0 H: 1 E: 0 K: 1 S: 16	R: 2 H: 4 E: 0 K: 1 S: 16	1B: 8 SF: 0 2B: 0 3B: 0 HR: 0	SF: 0 SAC: 0 DP: 2 HBP: 0	WP: 0 PB: 0 SB: 0 CS: 0	PA: 30			
PITCHER	IP WLS BF H R ER SO BB IBB HBP BLK WP HR S P ERA WHIP	8.0 L 30 8 2 2 5 0 0 0 0 0 0 75 109 2.25 1.000															

AB	30
R	2
H	8
RBI	2
BB	0
SO	5
LOB	7



Batter	1	2	3	4	5	6	7	8	9	10	AB	R	H	RBI	BB	SO	LOB	TOP							
4 Coco Crisp, S OBP: 0.250, SLG: 0.372 16 Josh Willingham, R OBP: 0.226, SLG: 0.500											5	1	1	0	0	2	2	5							
10 Darc Barton, L OBP: 0.408, SLG: 0.400											5	1	4	0	0	1	0	5							
12 David DeJesus, L OBP: 0.225, SLG: 0.243										5	0	0	0	0	0	2	6	5							
55 Hideki Matsui, L OBP: 0.275, SLG: 0.395										5	0	3	2	0	0	3	5								
8 Kurt Suzuki, R OBP: 0.225, SLG: 0.361										5	0	0	0	0	0	2	7	5							
15 Ryan Sweeney, L OBP: 0.500, SLG: 0.400 28 Conor Jackson, R OBP: 0.235, SLG: 0.250										0	1	0	0	2	0	0	3	0							
14 Mark Ellis, R OBP: 0.293, SLG: 0.368										5	1	2	1	0	0	1	1	AB 43							
5 Kevin Kouzmanoff, R OBP: 0.195, SLG: 0.316										5	1	1	2	0	1	2	1	R 5							
21 Andy LaRoche, R OBP: 0.412, SLG: 0.563										4	0	1	0	1	1	2	2	H 12							
Inning Stats	R: 0 E: 0 K: 2 S: 17	H: 2 LOB: 2 BB: 0 P: 26	R: 1 E: 0 K: 0 S: 15	H: 1 LOB: 1 BB: 1 P: 20	R: 1 E: 0 K: 1 S: 9	H: 1 LOB: 0 BB: 0 P: 14	R: 0 E: 0 K: 1 S: 8	H: 0 LOB: 1 BB: 1 P: 15	R: 1 E: 1 K: 0 S: 15	H: 3 LOB: 2 BB: 0 P: 24	R: 2 E: 1 K: 1 S: 18	H: 4 LOB: 3 BB: 0 P: 31	R: 0 E: 0 K: 2 S: 7	H: 0 LOB: 0 BB: 0 P: 12	R: 0 E: 0 K: 1 S: 9	H: 1 LOB: 1 BB: 1 P: 15	R: 0 E: 0 K: 1 S: 9	H: 0 LOB: 1 BB: 1 P: 19	1B: 8 2B: 3 3B: 0 HR: 1	SF: 0 SAC: 0 DP: 1 HBP: 0	WP: 0 PB: 1 SB: 0 CS: 0	PA: 46			
PITCHER	IP 4.2	WLS 23	BF 7	H 3	R 3	ER 3	SO 4	BB 2	IBB 0	HBP 0	BLK 0	WP 0	HR 0	S 61	P 100	ERA 5.79	WHIP 1.929								
33 Edwin Jackson, R ERA: 2.89	0.1	1	0	0	0	0	0	0	0	0	0	0	0	3	3	0.00	0.000								
77 Will Ohman, L ERA: 11.57	1.0	B	8	4	2	2	1	0	0	0	0	0	1	18	31	18.00	4.000								
57 Ramon Pena, R ERA: 13.5	2.0	B	6	0	0	0	3	0	0	0	0	0	0	15	24	0.00	0.000								
46 Sergio Santos, R ERA:	2.0	W	8	1	0	0	2	1	0	0	0	0	0	18	34	0.00	1.000								
49 Chris Sale, L ERA: 3.68																									

Oakland Athletics @ Chicago White Sox
U.S. Cellular Field, Chicago, IL
Tue Apr 12 2011, 8:12 PM - 11:42 PM EDT
Att: 18,020 - Partly Cloudy - 51 F

livebaseballscorecards.com

AB 43
R 5
H 12
RBI 5
BB 3
SO 10
LOB 27

Batter	1	2	3	4	5	6	7	8	9	10	AB	R	H	RBI	BB	SO	LOB	BOTTOM							
1 Juan Pierre, L OBP: 0.288, SLG: 0.327											4	1	1	1	1	0	1	4							
11 Omar Vizquel, S OBP: 0.455, SLG: 0.455											5	0	3	0	0	0	1	5							
44 Adam Dunn, L OBP: 0.458, SLG: 0.500											4	0	1	0	1	2	3	4							
14 Paul Konerko, R OBP: 0.450, SLG: 0.619											4	0	0	1	1	1	5	4							
20 Carlos Quentin, R OBP: 0.356, SLG: 0.619											5	0	0	0	0	1	5	5							
51 Alex Rios, R OBP: 0.289, SLG: 0.271											5	1	1	0	0	1	1	5							
12 A.J. Pierzynski, L OBP: 0.293, SLG: 0.308											5	1	1	0	0	0	2	5							
10 Alexei Ramirez, R OBP: 0.356, SLG: 0.575											4	3	2	4	1	1	0	4							
23 Mark Teahen, L OBP: 0.474, SLG: 0.625 15 Gordon Beckham, R OBP: 0.360, SLG: 0.500											2	0	0	0	1	0	1	2							
Inning Stats	R: 0 E: 0 K: 1 S: 13	H: 1 LOB: 2 BB: 1 P: 23	R: 4 E: 0 K: 0 S: 13	H: 4 LOB: 2 BB: 2 P: 33	R: 0 E: 0 K: 1 S: 7	H: 0 LOB: 0 BB: 0 P: 9	R: 0 E: 0 K: 0 S: 10	H: 0 LOB: 0 BB: 0 P: 14	R: 0 E: 1 K: 1 S: 15	H: 1 LOB: 2 BB: 1 P: 24	R: 1 E: 0 K: 0 S: 15	H: 2 LOB: 2 BB: 1 P: 25	R: 0 E: 0 K: 1 S: 6	H: 0 LOB: 0 BB: 0 P: 10	R: 0 E: 0 K: 0 S: 9	H: 0 LOB: 1 BB: 1 P: 13	R: 0 E: 0 K: 1 S: 10	H: 0 LOB: 0 BB: 0 P: 13	R: 1 E: 0 K: 1 S: 9	H: 1 LOB: 0 BB: 0 P: 18	1B: 7 2B: 0 3B: 0 HR: 2	SF: 0 SAC: 0 DP: 0 HBP: 0	WP: 2 PB: 0 SB: 0 CS: 0	PA: 44	
PITCHER	IP 4.2	WLS 24	BF 6	H 2	R 1	ER 1	SO 3	BB 3	IBB 0	HBP 0	BLK 0	WP 2	HR 1	S 55	P 97	ERA 7.71	WHIP 1.929								
53 Trevor Cahill, R ERA: 3.12	1.0	6	2	1	1	0	1	0	0	0	0	0	0	15	25	9.00	3.000								
56 Craig Breslow, L ERA: 16.0	1.0	3	0	0	0	1	0	0	0	0	0	0	0	7	12	0.00	0.000								
31 Brad Ziegler, R ERA:	2.1	8	0	0	0	1	1	0	0	0	0	0	0	21	30	0.00	0.429								
13 Jerry Blevins, L ERA: 2.84	0.2	L	3	1	1	1	1	0	0	0	0	0	0	9	18	13.50	1.500								
26 Bobby Cramer, L ERA: 3.80																									

Oakland Athletics @ Chicago White Sox
U.S. Cellular Field, Chicago, IL
Tue Apr 12 2011, 8:12 PM - 11:42 PM EDT
Att: 18,020 - Partly Cloudy - 51 F


livebaseballscorecards.com

AB 39
R 6
H 9
RBI 6
BB 5
SO 6
LOB 19

Batter	1	2	3	4	5	6	7	8	9	AB	R	H	RBI	BB	SO	LOB	TOP					
14 Austin Jackson, R OBP: 0.259, SLG: 0.306	G6-3		F7		K		SH2-3	K		4	0	0	0	0	2	2						
57 Casper Wells, R OBP: 0.455, SLG: 0.444	1B		K		K		F9	BB		3	0	1	0	2	1	1						
25 Ryan Raburn, R OBP: 0.333, SLG: 0.514	F9		G6-3		K		2B	F8		5	0	1	1	0	1	5						
24 Miguel Cabrera, R OBP: 0.439, SLG: 0.652	BB		K		G6-3		G6-3	G6-3		3	0	0	0	2	1	0						
41 Victor Martinez, S OBP: 0.255, SLG: 0.380	G4-3		G6-3		G6-3		G4-3	G6-3		5	0	0	0	0	0	4						
27 Jhonny Peralta, R OBP: 0.354, SLG: 0.425	K		BB		BB		15 WP 26 BB	BB		2	1	0	0	3	1	0						
26 Brennan Boesch, L OBP: 0.356, SLG: 0.436	P6		K		BB		15 WP	BB		2	1	0	0	2	1	1						
15 Brandon Inge, R OBP: 0.289, SLG: 0.390	BB		BB		F9		P4	BB		2	0	0	0	2	0	2						
39 Ramon Santiago, S OBP: 0.278, SLG: 0.353	G5-3		BB		F9		25 WP 57 BB	1B		3	1	2	1	0	0	1						
Inning Stats	R: 0 E: 0 K: 0 S: 6	H: 1 LOB: 2 BB: 1 P: 15	R: 0 E: 0 K: 1 S: 10	H: 0 LOB: 1 BB: 1 P: 19	R: 0 E: 0 K: 1 S: 7	H: 0 LOB: 0 BB: 0 P: 9	R: 0 E: 0 K: 2 S: 10	H: 0 LOB: 1 BB: 1 P: 20	R: 0 E: 0 K: 2 S: 10	H: 1 LOB: 2 BB: 1 P: 18	R: 0 E: 0 K: 0 S: 10	H: 0 LOB: 0 BB: 2 P: 22	R: 1 E: 0 K: 0 S: 13	H: 2 LOB: 2 BB: 1 P: 22	R: 2 E: 1 K: 1 S: 12	H: 0 LOB: 2 BB: 4 P: 33	R: 0 E: 0 K: 0 S: 5	H: 0 LOB: 0 BB: 0 P: 7	1B: 3 2B: 1 3B: 0 HR: 0	SF: 1 SAC: 1 DP: 0 HBP: 0	WP: 2 PB: 0 SB: 0 CS: 0	PA: 42
PITCHER	IP	WLS	BF	H	R	ER	SO	BB	IBB	HBP	BLK	WP	HR	S	P	ERA	WHIP					
47 Gio González, L ERA: 0.47	6.0		26	2	0	0	6	6	0	0	0	2	0	53	103	0.00	1.333					
66 Tyson Ross, R ERA: 4.5	1.0	L	8	2	3	2	0	2	1	0	0	0	0	16	33	18.00	4.000					
13 Jerry Blevins, L ERA: 2.57	0.2		4	0	0	0	1	2	0	0	0	0	0	8	20	0.00	3.000					
26 Bobby Cramer, L ERA: 2.45	1.1		4	0	0	0	0	0	0	0	0	0	0	6	9	0.00	0.000					

Detroit Tigers @ Oakland Athletics
Oakland Coliseum, Oakland, CA
Thu Apr 14 2011, 7:09 PM - 9:56 PM PDT
Att: 11,129 - Partly Cloudy - 55 F


AB 29
R 3
H 4
RBI 2
BB 11
SO 7
LOB 16



Batter	1	2	3	4	5	6	7	8	9	AB	R	H	RBI	BB	SO	LOB	BOTTOM					
4 Coco Crisp, S OBP: 0.245, SLG: 0.354	K		G4-3		P4		G5-3			4	0	0	0	0	1	0						
10 Danic Barton, L OBP: 0.436, SLG: 0.395	BB		BB		F7		K			2	0	0	0	2	1	0						
28 Conor Jackson, R OBP: 0.346, SLG: 0.375	1B		F7		1B		K			4	0	2	0	0	1	1						
16 Josh Willingham, R OBP: 0.294, SLG: 0.444	P3		K		F8		G5-3			4	0	0	0	0	1	3						
55 Hideki Matsui, L OBP: 0.277, SLG: 0.444	G4-3		G4-3		F7		F7			3	0	0	0	0	0	2						
14 Mark Ellis, R OBP: 0.285, SLG: 0.326	F8		P4		F9		F9			3	0	0	0	0	0	0						
8 Kurt Suzuki, R OBP: 0.255, SLG: 0.326	BB		G6-4-3		F7		G5-3			3	0	1	0	0	0	0						
21 Andy LaRoche, R OBP: 0.364, SLG: 0.476	G6-4-3		G6-3		G6-3		F7			2	0	0	0	0	0	1						
12 David DeJesus, L OBP: 0.239, SLG: 0.214	G6-4-3		G6-3		G6-3		F7			1	0	0	0	0	0	0						
5 Kevin Kouzmanoff, R OBP: 0.162, SLG: 0.253	G6-4-3		G6-3		G6-3		F7			0	0	0	0	0	0	0						
2 Cliff Pennington, S OBP: 0.212, SLG: 0.194	L5		L3		L3		K			3	0	0	0	0	1	0						
Inning Stats	R: 0 E: 0 K: 1 S: 11	H: 1 LOB: 2 BB: 1 P: 17	R: 0 E: 0 K: 0 S: 5	H: 1 LOB: 0 BB: 0 P: 9	R: 0 E: 0 K: 0 S: 6	H: 0 LOB: 0 BB: 1 P: 11	R: 0 E: 0 K: 1 S: 7	H: 0 LOB: 0 BB: 0 P: 12	R: 0 E: 0 K: 0 S: 9	H: 0 LOB: 0 BB: 0 P: 11	R: 0 E: 0 K: 0 S: 12	H: 1 LOB: 1 BB: 0 P: 19	R: 0 E: 0 K: 0 S: 8	H: 0 LOB: 0 BB: 0 P: 15	R: 0 E: 0 K: 1 S: 12	H: 0 LOB: 0 BB: 0 P: 17	R: 0 E: 0 K: 2 S: 7	H: 0 LOB: 0 BB: 0 P: 11	1B: 3 2B: 0 3B: 0 HR: 0	SF: 0 SAC: 0 DP: 1 HBP: 0	WP: 0 PB: 0 SB: 0 CS: 0	PA: 31
PITCHER	IP	WLS	BF	H	R	ER	SO	BB	IBB	HBP	BLK	WP	HR	S	P	ERA	WHIP					
40 Phil Coke, L ERA: 2.25	7.0		25	3	0	0	2	2	0	0	0	0	0	58	94	0.00	0.714					
53 Joaquin Benoit, R ERA: 1.5	1.0	H	3	0	0	0	1	0	0	0	0	0	0	12	17	0.00	0.000					
46 Jose Valverde, R ERA:	1.0	S	3	0	0	0	2	0	0	0	0	0	0	7	11	0.00	0.000					

Detroit Tigers @ Oakland Athletics
Oakland Coliseum, Oakland, CA
Thu Apr 14 2011, 7:09 PM - 9:56 PM PDT
Att: 11,129 - Partly Cloudy - 55 F

AB 29
R 0
H 3
RBI 0
BB 2
SO 5
LOB 7



Batter	1	2	3	4	5	6	7	8	9	10	AB	R	H	RBI	BB	SO	LOB	TOP	
28 Will Rhymes, L OBP: 0.289, SLG: 0.220	G4-3		K					G6-3		IBB	4	0	1	0	0	1	0	DETROIT TIGERS @ OAKLAND ATHLETICS Oakland Coliseum, Oakland, CA Fri Apr 15 2011, 7:08 PM - 10:35 PM PDT Att: 21,853 - Partly Cloudy - 61 F	
27 Jonny Peratta, R OBP: 0.357, SLG: 0.425										IBB	0	1	0	0	1	0			
25 Ryan Raburn, R OBP: 0.318, SLG: 0.462	K		P6					K		BB	4	1	0	0	1	3	1		
26 Brennan Boesch, L OBP: 0.380, SLG: 0.477										BB	5	1	3	2	0	0	0		
14 Austin Jackson, R OBP: 0.259, SLG: 0.306								F8		2B	0	0	0	0	0	0	0		
24 Miguel Cabrera, R OBP: 0.435, SLG: 0.680	L4									IBB	4	2	1	1	1	1	2		
41 Victor Martinez, S OBP: 0.227, SLG: 0.286										IBB	5	1	2	1	0	1	0		
32 Don Kelly, L OBP: 0.267, SLG: 0.429										1B	3	0	1	0	0	0	0		
57 Casper Wells, R OBP: 0.385, SLG: 0.364										FC5	2	1	0	0	0	1	1		
15 Brandon Inge, R OBP: 0.280, SLG: 0.356										G5-3	4	0	0	1	1	1	3		
13 Alex Avila, L OBP: 0.350, SLG: 0.556										G3	5	1	2	1	0	0	1		
39 Ramon Santiago, S OBP: 0.227, SLG: 0.286										G3	4	0	0	0	0	1	2		
Inning Stats	R: 0 E: 0 K: 1 S: 13	H: 1 LOB: 1 BB: 0 P: 19	R: 0 E: 0 K: 0 S: 8	H: 0 LOB: 0 BB: 1 P: 17	R: 0 E: 0 K: 1 S: 10	H: 2 LOB: 2 BB: 0 P: 19	R: 0 E: 0 K: 1 S: 11	H: 1 LOB: 1 BB: 0 P: 17	R: 0 E: 0 K: 1 S: 10	H: 1 LOB: 1 BB: 0 P: 16	R: 0 E: 0 K: 1 S: 8	H: 0 LOB: 0 BB: 0 P: 13	R: 1 E: 0 K: 1 S: 9	H: 1 LOB: 0 BB: 0 P: 14	R: 7 E: 3 K: 0 S: 18	H: 3 LOB: 1 BB: 3 P: 41	1B: 7 2B: 2 3B: 0 HR: 1	SF: 0 SAC: 1 DP: 1 HBP: 0	WP: 0 PA: 45
PITCHER	IP WLS BF H R ER SO BB IBB HBP BLK WP HR S P ERA WHIP	IP WLS BF H R ER SO BB IBB HBP BLK WP HR S P ERA WHIP	IP WLS BF H R ER SO BB IBB HBP BLK WP HR S P ERA WHIP	IP WLS BF H R ER SO BB IBB HBP BLK WP HR S P ERA WHIP	IP WLS BF H R ER SO BB IBB HBP BLK WP HR S P ERA WHIP	IP WLS BF H R ER SO BB IBB HBP BLK WP HR S P ERA WHIP	IP WLS BF H R ER SO BB IBB HBP BLK WP HR S P ERA WHIP	IP WLS BF H R ER SO BB IBB HBP BLK WP HR S P ERA WHIP	IP WLS BF H R ER SO BB IBB HBP BLK WP HR S P ERA WHIP	IP WLS BF H R ER SO BB IBB HBP BLK WP HR S P ERA WHIP	IP WLS BF H R ER SO BB IBB HBP BLK WP HR S P ERA WHIP	IP WLS BF H R ER SO BB IBB HBP BLK WP HR S P ERA WHIP	IP WLS BF H R ER SO BB IBB HBP BLK WP HR S P ERA WHIP	IP WLS BF H R ER SO BB IBB HBP BLK WP HR S P ERA WHIP	IP WLS BF H R ER SO BB IBB HBP BLK WP HR S P ERA WHIP	IP WLS BF H R ER SO BB IBB HBP BLK WP HR S P ERA WHIP	IP WLS BF H R ER SO BB IBB HBP BLK WP HR S P ERA WHIP	IP WLS BF H R ER SO BB IBB HBP BLK WP HR S P ERA WHIP	
32 Brandon McCarthy, R ERA: 2.45	6.2	0.1	1.0	1.1	0.2	0.1	0.2	0.1	0.1	0.1	6.2	0.1	1.0	1.1	0.2	0.1	0.2		
56 Craig Breslow, L ERA: 3.92	0.1	1.0	1.1	0.2	0.1	0.1	0.2	0.1	0.1	0.1	0.1	0.1	0.1	0.1	0.1	0.1	0.1		
50 Grant Balfour, R ERA: 3.38	1.0	1.1	0.2	0.1	0.1	0.1	0.1	0.1	0.1	0.1	1.0	1.0	1.1	0.2	0.1	0.2	0.1		
57 Brian Fuentes, L ERA: 5.63	1.1	0.2	0.1	0.1	0.1	0.1	0.1	0.1	0.1	0.1	1.1	0.2	0.1	0.1	0.1	0.2	0.1		
31 Brad Ziegler, R ERA:	0.2	0.1	0.1	0.1	0.1	0.1	0.1	0.1	0.1	0.1	0.2	0.1	0.1	0.1	0.1	0.2	0.1		

Batter	1	2	3	4	5	6	7	8	9	10	AB	R	H	RBI	BB	SO	LOB	BOTTOM					
4 Coco Crisp, S OBP: 0.241, SLG: 0.340	G4-3		12 1B		G4-3			F8		FC3-6	5	2	1	1	0	0	3	DETROIT TIGERS @ OAKLAND ATHLETICS Oakland Coliseum, Oakland, CA Fri Apr 15 2011, 7:08 PM - 10:35 PM PDT Att: 21,853 - Partly Cloudy - 61 F					
10 Daric Barton, L OBP: 0.433, SLG: 0.417	16 BB									P3	5	0	2	0	0	2	3						
12 David DeJesus, L OBP: 0.275, SLG: 0.255										1B	5	0	3	3	0	0	1						
16 Josh Willingham, R OBP: 0.304, SLG: 0.417										FC5-4	3	0	0	0	2	1	3						
55 Hideki Matsui, L OBP: 0.255, SLG: 0.408										1B	4	0	0	0	0	1	5						
14 Mark Ellis, R OBP: 0.245, SLG: 0.300										BB	4	0	0	0	0	2	1						
8 Kurt Suzuki, R OBP: 0.294, SLG: 0.362										L6	4	0	0	0	0	2	1						
21 Andy LaRoche, R OBP: 0.320, SLG: 0.417										L6	4	1	3	0	0	0	0						
15 Ryan Sweeney, L OBP: 0.455, SLG: 0.375										1B	4	1	3	0	0	0	0						
2 Cliff Pennington, S OBP: 0.243, SLG: 0.229										1B	4	0	2	0	0	0	1						
Inning Stats	R: 0 E: 0 K: 0 S: 12	H: 2 LOB: 2 BB: 1 P: 22	R: 0 E: 0 K: 1 S: 10	H: 1 LOB: 0 BB: 0 P: 15	R: 1 E: 0 K: 1 S: 14	H: 2 LOB: 1 BB: 0 P: 21	R: 0 E: 0 K: 0 S: 8	H: 0 LOB: 0 BB: 0 P: 12	R: 0 E: 0 K: 0 S: 12	H: 1 LOB: 0 BB: 0 P: 16	R: 0 E: 0 K: 2 S: 11	H: 1 LOB: 1 BB: 0 P: 17	R: 0 E: 0 K: 2 S: 8	H: 1 LOB: 1 BB: 0 P: 8	R: 0 E: 0 K: 1 S: 10	H: 0 LOB: 0 BB: 0 P: 14	R: 0 E: 0 K: 0 S: 10	H: 0 LOB: 0 BB: 0 P: 17	R: 3 E: 0 K: 0 S: 12	H: 4 LOB: 1 BB: 0 P: 17	1B: 11 2B: 2 3B: 0 HR: 0	SF: 0 SAC: 0 DP: 3 HBP: 0	WP: 0 PA: 40
PITCHER	IP WLS BF H R ER SO BB IBB HBP BLK WP HR S P ERA WHIP	IP WLS BF H R ER SO BB IBB HBP BLK WP HR S P ERA WHIP	IP WLS BF H R ER SO BB IBB HBP BLK WP HR S P ERA WHIP	IP WLS BF H R ER SO BB IBB HBP BLK WP HR S P ERA WHIP	IP WLS BF H R ER SO BB IBB HBP BLK WP HR S P ERA WHIP	IP WLS BF H R ER SO BB IBB HBP BLK WP HR S P ERA WHIP	IP WLS BF H R ER SO BB IBB HBP BLK WP HR S P ERA WHIP	IP WLS BF H R ER SO BB IBB HBP BLK WP HR S P ERA WHIP	IP WLS BF H R ER SO BB IBB HBP BLK WP HR S P ERA WHIP	IP WLS BF H R ER SO BB IBB HBP BLK WP HR S P ERA WHIP	IP WLS BF H R ER SO BB IBB HBP BLK WP HR S P ERA WHIP	IP WLS BF H R ER SO BB IBB HBP BLK WP HR S P ERA WHIP	IP WLS BF H R ER SO BB IBB HBP BLK WP HR S P ERA WHIP	IP WLS BF H R ER SO BB IBB HBP BLK WP HR S P ERA WHIP	IP WLS BF H R ER SO BB IBB HBP BLK WP HR S P ERA WHIP	IP WLS BF H R ER SO BB IBB HBP BLK WP HR S P ERA WHIP	IP WLS BF H R ER SO BB IBB HBP BLK WP HR S P ERA WHIP	IP WLS BF H R ER SO BB IBB HBP BLK WP HR S P ERA WHIP					
21 Rick Porcello, R ERA: 6.19	6.0	2.0	0.1	0.1	0.1	0.1	0.1	0.1	0.1	0.1	6.0	2.0	0.1	0.1	0.1	0.1	0.1						
62 Albuquerque, R ERA:	0.1	1.0	0.2	0.1	0.1	0.1	0.1	0.1	0.1	0.1	0.1	0.1	0.1	0.1	0.1	0.1	0.1						
55 Daniel Schlereth, L ERA: 2.08	0.1	1.0	0.2	0.1	0.1	0.1	0.1	0.1	0.1	0.1	0.1	0.1	0.1	0.1	0.1	0.1	0.1						
60 Bryan Villarreal, R ERA: 6.14	0.2	1.0	0.1	0.1	0.1	0.1	0.1	0.1	0.1	0.1	0.2	1.0	0.1	0.1	0.1	0.1	0.1						
53 Joaquin Benoit, R ERA: 1.29	1.0	0.1	0.1	0.1	0.1	0.1	0.1	0.1	0.1	0.1	1.0	0.1	0.1	0.1	0.1	0.1	0.1						

AB	40
R	8
H	10
RBI	6
BB	4
SO	9
LOB	10



AB	38
R	4
H	12
RBI	4
BB	2
SO	7
LOB	19



Batter	1	2	3	4	5	6	7	8	9	AB	R	H	RBI	BB	SO	LOB	TOP										
14 Austin Jackson, R OBP: 0.254, SLG: 0.283	L3		K					F8	FC3-6	4	0	0	1	1	1	2											
25 Ryan Raburn, R OBP: 0.306, SLG: 0.432	K		K					1B	F8	5	0	1	0	0	2	3											
30 Magglio Ordonez, R(1, 10) OBP: 0.267, SLG: 0.250	G6-3							G5-3		4	0	1	0	0	0	1											
24 Miguel Cabrera, R OBP: 0.455, SLG: 0.692		BB						G5-3		2	1	1	0	2	0	0											
41 Victor Martinez, S OBP: 0.281, SLG: 0.407	2B		G5-3					G3-1		4	0	2	0	0	0	4											
27 Jhonny Peralta, R OBP: 0.358, SLG: 0.409	K		K					G5-3		4	1	1	0	0	2	5											
26 Brennan Boesch, L OBP: 0.389, SLG: 0.457	FC3		P5					BB	BB	2	0	0	0	2	0	3											
15 Brandon Inge, R OBP: 0.259, SLG: 0.327	G6-4-3		F7					F9	P3	4	0	0	0	0	0	5											
39 Ramon Santiago, S OBP: 0.231, SLG: 0.250	F8		G5-3					P2	BB	3	0	0	0	1	0	1											
Inning Stats	R: 0 E: 0 K: 1 S: 8	H: 0 LOB: 0 BB: 0 P: 8	R: 1 E: 1 K: 1 S: 11	H: 1 LOB: 1 BB: 1 P: 20	R: 0 E: 0 K: 2 S: 7	H: 0 LOB: 0 BB: 0 P: 10	R: 0 E: 0 K: 1 S: 7	H: 2 LOB: 2 BB: 0 P: 10	R: 0 E: 0 K: 0 S: 12	H: 1 LOB: 1 BB: 1 P: 10	R: 0 E: 0 K: 0 S: 10	H: 0 LOB: 0 BB: 1 P: 17	R: 0 E: 0 K: 0 S: 13	H: 1 LOB: 2 BB: 1 P: 22	R: 1 E: 0 K: 0 S: 15	H: 1 LOB: 2 BB: 2 P: 31	1B: 4 2B: 2 3B: 0 HR: 0	SF: 0 SAC: 0 DP: 1 HBP: 0	WP: 0 PB: 0 SB: 0 CS: 1	PA: 38							
PITCHER	IP	WLS	BF	H	R	ER	SO	BB	IBB	HBP	BLK	WP	HR	S	P	ERA	WHIP										
51 Dallas Braden, L ERA: 3.0	5.0	W	20	3	1	0	5	2	0	0	0	0	0	45	67	0.00	1.000										
31 Brad Ziegler, R ERA:	1.0	H	4	1	0	0	0	0	0	0	0	0	0	7	10	0.00	1.000										
56 Craig Breslow, L ERA: 7.71	1.0	H	3	0	0	0	0	1	0	0	0	0	0	10	17	0.00	1.000										
50 Grant Balfour, R ERA: 4.26	1.0	H	7	2	1	1	0	2	0	0	0	0	0	16	31	9.00	4.000										
57 Brian Fuentes, L ERA: 5.0	1.0		4	0	0	0	0	1	0	0	0	0	0	12	22	0.00	1.000										

Detroit Tigers @ Oakland Athletics
 Oakland Coliseum, Oakland, CA
 Sat Apr 16 2011, 6:09 PM - 9:10 PM PDT
 Att: 16,265 - Partly Cloudy - G3 F

AB	32
R	2
H	6
RBI	1
BB	6
SO	5
LOB	24



Batter	1	2	3	4	5	6	7	8	9	AB	R	H	RBI	BB	SO	LOB	BOTTOM										
4 Coco Crisp, S OBP: 0.237, SLG: 0.345	F7		F8		F7			G4-3		5	0	1	1	0	0	2											
10 Danic Barton, L OBP: 0.242, SLG: 0.392	K		K		BB			F7		3	0	0	0	1	2	1											
12 David DeJesus, L OBP: 0.309, SLG: 0.300	1B				BB			F8		3	1	2	0	1	0	0											
16 Josh Willingham, R OBP: 0.300, SLG: 0.423	FC5-4				BB			F9		4	1	1	1	0	1	3											
55 Hideki Matsui, L OBP: 0.273, SLG: 0.434	1B				BB			F8		4	1	2	1	0	0	2											
8 Kurt Suzuki, R OBP: 0.309, SLG: 0.360	K				BB			F9		3	1	1	0	1	1	3											
21 Andy LaRoche, R ERA: 3.41	P5				BB			BB		3	0	0	0	0	0	2											
15 Ryan Sweeney, L OBP: 0.500, SLG: 0.667	P5				BB			BB		1	1	1	1	0	0	0											
14 Mark Ellis, R OBP: 0.245, SLG: 0.300	K				BB			SF8		0	0	0	0	0	0	0											
5 Kevin Kouzmanoff, R OBP: 0.188, SLG: 0.318	K				BB			SF8		3	1	1	1	0	1	2											
2 Cliff Pennington, S OBP: 0.244, SLG: 0.211	K				BB			G5-3		3	0	0	0	1	1	1											
Inning Stats	R: 0 E: 0 K: 1 S: 10	H: 1 LOB: 1 BB: 0 P: 13	R: 0 E: 0 K: 2 S: 13	H: 1 LOB: 1 BB: 0 P: 19	R: 0 E: 0 K: 2 S: 9	H: 0 LOB: 0 BB: 0 P: 13	R: 3 E: 1 K: 0 S: 20	H: 4 LOB: 2 BB: 1 P: 32	R: 0 E: 0 K: 1 S: 15	H: 2 LOB: 1 BB: 2 P: 24	R: 1 E: 0 K: 0 S: 10	H: 2 LOB: 1 BB: 0 P: 15	R: 0 E: 0 K: 0 S: 7	H: 0 LOB: 0 BB: 0 P: 9	R: 2 E: 0 K: 0 S: 18	H: 1 LOB: 0 BB: 1 P: 27	1B: 3 2B: 5 3B: 1 HR: 0	SF: 1 SAC: 0 DP: 0 HBP: 0	WP: 0 PB: 0 SB: 0 CS: 0	PA: 37							
PITCHER	IP	WLS	BF	H	R	ER	SO	BB	IBB	HBP	BLK	WP	HR	S	P	ERA	WHIP										
35 Justin Verlander, R ERA: 3.41	6.0	L	29	4	3	0	1	3	0	0	0	0	0	77	116	4.50	1.833										
36 Brad Thomas, L ERA: 8.1	1.0		3	0	0	0	0	0	0	0	0	0	0	7	9	0.00	0.000										
21 Enrique Gonzalez, R ERA: 17.16	1.0		5	1	2	2	0	1	0	0	0	0	0	18	27	18.00	2.000										

Detroit Tigers @ Oakland Athletics
 Oakland Coliseum, Oakland, CA
 Sat Apr 16 2011, 6:09 PM - 9:10 PM PDT
 Att: 16,265 - Partly Cloudy - G3 F


AB	32
R	6
H	9
RBI	5
BB	4
SO	6
LOB	16



Batter	1	2	3	4	5	6	7	8	9	AB	R	H	RBI	BB	SO	LOB	TOP								
28 Will Rhymes, L OBP: 0.286, SLG: 0.222										4	0	1	0	0	1	1									
14 Austin Jackson, R OBP: 0.254, SLG: 0.281										4	0	1	0	0	2	1									
26 Brennan Boesch, L OBP: 0.362, SLG: 0.420										4	0	0	0	0	2	1									
24 Miguel Cabrera, R OBP: 0.429, SLG: 0.643										4	0	0	0	0	2	1									
25 Ryan Raburn, R OBP: 0.283, SLG: 0.396										4	0	0	0	0	3	1									
32 Don Kelly, L OBP: 0.276, SLG: 0.412										3	0	1	0	0	0	0									
27 Jhonny Peralta, R OBP: 0.339, SLG: 0.383										3	0	0	0	0	0	2									
13 Alex Avila, L OBP: 0.349, SLG: 0.538										3	0	1	0	0	0	0									
57 Casper Wells, R OBP: 0.375, SLG: 0.571										3	1	1	1	0	1	1									
Inning Stats	R: 0 E: 0 K: 1 S: 8	H: 0 LOB: 0 BB: 0 P: 10	R: 0 E: 0 K: 1 S: 12	H: 1 LOB: 1 BB: 0 P: 18	R: 0 E: 0 K: 2 S: 12	H: 1 LOB: 1 BB: 0 P: 15	R: 0 E: 0 K: 3 S: 9	H: 0 LOB: 0 BB: 0 P: 10	R: 0 E: 0 K: 0 S: 10	H: 0 LOB: 0 BB: 0 P: 15	R: 1 E: 0 K: 1 S: 13	H: 1 LOB: 0 BB: 0 P: 17	R: 0 E: 1 K: 1 S: 9	H: 0 LOB: 1 BB: 0 P: 16	R: 0 E: 0 K: 0 S: 7	H: 1 LOB: 0 BB: 0 P: 11	R: 0 E: 0 K: 2 S: 15	H: 1 LOB: 1 BB: 0 P: 20	1B: 4 2B: 0 3B: 0 HR: 1	SF: 0 SAC: 0 DP: 1 HBP: 0	WP: 0 PB: 0 SB: 0 CS: 0	PA: 32			
PITCHER	IP	WLS	BF	H	R	ER	SO	BB	IBB	HBP	BLK	WP	HR	S	P	ERA	WHIP								
53 Trevor Cahill, R ERA: 2.49	8.0	W	28	4	1	1	9	0	0	0	0	0	1	80	112	1.12	0.500								
66 Tyson Ross, R ERA: 3.6	1.0		4	1	0	0	2	0	0	0	0	0	0	15	20	0.00	1.000								

Detroit Tigers @ Oakland Athletics
 Oakland Coliseum, Oakland, CA
 Sun Apr 17 2011, 1:08 PM - 3:46 PM PDT
 Att: 16,460 - Cloudy - 60 F


AB	32
R	1
H	5
RBI	1
BB	0
SO	11
LOB	8



Batter	1	2	3	4	5	6	7	8	9	AB	R	H	RBI	BB	SO	LOB	BOTTOM								
12 David DeJesus, L OBP: 0.322, SLG: 0.288										2	1	0	0	1	0	1									
10 Danic Barton, L OBP: 0.426, SLG: 0.377										2	2	0	0	2	1	1									
28 Conor Jackson, R OBP: 0.367, SLG: 0.370										3	0	1	1	1	0	1									
16 Josh Willingham, R OBP: 0.297, SLG: 0.411										4	0	1	2	0	2	3									
55 Hideki Matsui, L OBP: 0.254, SLG: 0.404										4	0	0	1	0	2	3									
14 Mark Ellis, R OBP: 0.283, SLG: 0.352										4	1	2	0	0	0	1									
11 Landon Powell, S OBP: 0.556, SLG: 0.750										4	1	1	0	0	0	2									
21 Andy LaRoche, R OBP: 0.313, SLG: 0.345										2	0	0	0	2	1	1									
2 Cliff Pennington, S OBP: 0.222, SLG: 0.195										3	0	0	1	0	1	3									
Inning Stats	R: 0 E: 0 K: 1 S: 9	H: 0 LOB: 1 BB: 1 P: 18	R: 0 E: 0 K: 1 S: 6	H: 0 LOB: 0 BB: 0 P: 7	R: 0 E: 0 K: 2 S: 8	H: 0 LOB: 0 BB: 0 P: 11	R: 1 E: 0 K: 1 S: 11	H: 1 LOB: 1 BB: 1 P: 22	R: 3 E: 0 K: 0 S: 17	H: 2 LOB: 2 BB: 2 P: 33	R: 1 E: 0 K: 0 S: 6	H: 1 LOB: 1 BB: 1 P: 13	R: 0 E: 0 K: 1 S: 8	H: 0 LOB: 0 BB: 0 P: 10	R: 0 E: 0 K: 1 S: 12	H: 1 LOB: 2 BB: 1 P: 20	R: 0 E: 0 K: 1 S: 12	H: 1 LOB: 2 BB: 1 P: 20	1B: 2 2B: 3 3B: 0 HR: 0	SF: 1 SAC: 0 DP: 0 HBP: 1	WP: 0 PB: 0 SB: 0 CS: 0	PA: 36			
PITCHER	IP	WLS	BF	H	R	ER	SO	BB	IBB	HBP	BLK	WP	HR	S	P	ERA	WHIP								
31 Brad Penny, R ERA: 6.44	5.0	L	24	4	5	5	5	4	0	1	0	0	0	7	13	0.00	0.750								
36 Brad Thomas, L ERA: 5.79	1.1		5	0	0	0	0	1	0	0	0	0	0	7	13	0.00	0.750								
62 Al Alburquerque, R ERA:	0.2		2	0	0	0	1	0	0	0	0	0	0	5	7	0.00	0.000								
55 Daniel Schereth, L ERA: 1.69	1.0		5	1	0	0	1	0	1	0	0	0	0	12	20	0.00	1.000								

Detroit Tigers @ Oakland Athletics
 Oakland Coliseum, Oakland, CA
 Sun Apr 17 2011, 1:08 PM - 3:46 PM PDT
 Att: 16,460 - Cloudy - 60 F

AB	28
R	5
H	5
RBI	5
BB	6
SO	7
LOB	16



Batter	1	2	3	4	5	6	7	8	9	AB	R	H	RBI	BB	SO	LOB	TOP										
12 Jed Lowrie, S OBP: 0.486, SLG: 0.686										4	0	0	0	0	2	0											
15 Dustin Pedroia, R OBP: 0.414, SLG: 0.475										2	0	0	0	2	0	0											
28 Adrián González, L OBP: 0.371, SLG: 0.426										4	0	2	0	0	1	1											
20 Kevin Youkilis, R OBP: 0.397, SLG: 0.412										4	0	0	0	0	2	4											
34 David Ortiz, L OBP: 0.391, SLG: 0.462										3	0	1	0	0	0	0											
2 Jacoby Ellsbury, L OBP: 0.281, SLG: 0.451										1	0	0	0	0	0	2											
23 Mike Cameron, R OBP: 0.211, SLG: 0.167										3	0	0	0	0	1	1											
13 Carl Crawford, L OBP: 0.182, SLG: 0.175										3	0	1	0	0	0	0											
39 Jarrod Saltalamacchia, R OBP: 0.256, SLG: 0.222										3	0	0	0	0	0	0											
54 Darnell McDonald, R OBP: 0.200, SLG: 0.357										3	0	0	0	0	2	2											
Inning Stats	R: 0 E: 0 K: 2 S: 10	H: 1 LOB: 1 BB: 0 P: 14	R: 0 E: 0 K: 0 S: 6	H: 0 LOB: 0 BB: 0 P: 11	R: 0 E: 0 K: 1 S: 5	H: 0 LOB: 0 BB: 0 P: 7	R: 0 E: 0 K: 2 S: 10	H: 0 LOB: 0 BB: 1 P: 17	R: 0 E: 0 K: 0 S: 7	H: 0 LOB: 0 BB: 0 P: 11	R: 0 E: 0 K: 1 S: 7	H: 0 LOB: 0 BB: 0 P: 13	R: 0 E: 1 K: 0 S: 6	H: 3 LOB: 2 BB: 0 P: 9	R: 0 E: 0 K: 2 S: 18	H: 1 LOB: 2 BB: 1 P: 19	1B: 5 2B: 1 3B: 0 HR: 0	SF: 0 SAC: 0 DP: 2 HBP: 0	WP: 0 PB: 0 SB: 0 CS: 2	PA: 32							
PITCHER	IP	WLS	BF	H	R	ER	SO	BB	IBB	HBP	BLK	WP	HR	S	P	ERA	WHIP										
49 Brett Anderson, L ERA: 1.63	8.0	W	27	4	0	0	8	1	0	0	0	0	0	69	109	0.00	0.625										
56 Craig Breslow, L ERA: 7.2	0.1		3	1	0	0	0	1	0	0	0	0	0	7	14	0.00	6.000										
57 Brian Fuentes, L ERA: 4.66	0.2		2	0	0	0	0	0	0	0	0	0	0	4	5	0.00	0.000										

Boston Red Sox @ Oakland Athletics
Oakland Coliseum, Oakland, CA
Tue Apr 19 2011, 7:08 PM - 9:56 PM PDT
Att: 25,230 - Partly Cloudy - 58 F

AB 30
R 0
H 5
RBI 0
BB 2
SO 8
LOB 10



Batter	1	2	3	4	5	6	7	8	9	AB	R	H	RBI	BB	SO	LOB	BOTTOM										
4 Coco Crisp, S OBP: 0.238, SLG: 0.339										4	1	1	0	0	0	3											
10 Danic Barton, L OBP: 0.417, SLG: 0.368										4	1	1	1	0	0	1											
12 David DeJesus, L OBP: 0.317, SLG: 0.286										4	0	1	1	0	1	1											
16 Josh Willingham, R OBP: 0.294, SLG: 0.390										3	1	0	0	1	1	1											
55 Hideki Matsui, L OBP: 0.254, SLG: 0.410										4	0	1	2	0	1	1											
15 Ryan Sweeney, L OBP: 0.500, SLG: 0.667										0	1	0	0	0	0	0											
8 Kurt Suzuki, R OBP: 0.305, SLG: 0.352										4	0	1	1	0	0	0											
14 Mark Ellis, R OBP: 0.279, SLG: 0.368										3	0	1	0	1	1	2											
5 Kevin Kouzmanoff, R OBP: 0.192, SLG: 0.313										4	0	1	0	0	2	3											
2 Cliff Pennington, S OBP: 0.229, SLG: 0.227										3	1	1	0	0	0	2											
Inning Stats	R: 1 E: 0 K: 0 S: 11	H: 1 LOB: 0 BB: 0 P: 18	R: 0 E: 0 K: 1 S: 14	H: 1 LOB: 0 BB: 0 P: 21	R: 0 E: 0 K: 0 S: 8	H: 0 LOB: 0 BB: 0 P: 12	R: 0 E: 0 K: 2 S: 7	H: 0 LOB: 0 BB: 0 P: 10	R: 0 E: 0 K: 0 S: 13	H: 1 LOB: 2 BB: 1 P: 21	R: 0 E: 0 K: 0 S: 6	H: 1 LOB: 1 BB: 0 P: 11	R: 0 E: 0 K: 2 S: 10	H: 0 LOB: 0 BB: 0 P: 14	R: 4 E: 1 K: 1 S: 34	H: 4 LOB: 2 BB: 1 P: 51	1B: 5 2B: 3 3B: 0 HR: 0	SF: 0 SAC: 0 DP: 0 HBP: 0	WP: 0 PB: 1 SB: 2 CS: 0	PA: 35							
PITCHER	IP	WLS	BF	H	R	ER	SO	BB	IBB	HBP	BLK	WP	HR	S	P	ERA	WHIP										
41 John Lackey, R ERA: 9.82	6.0	L	23	4	1	1	3	0	0	0	0	0	0	59	93	1.50	0.833										
35 Dan Wheeler, R ERA: 11.37	1.0		4	1	1	1	2	0	0	0	0	0	0	17	23	9.00	1.000										
37 Hideki Okajima, L ERA: 40.5	0.2		5	2	2	2	1	1	0	0	0	0	0	17	31	27.00	4.500										
91 Alfredo Aceves, R ERA: 2.25	0.1		3	1	1	1	0	0	0	0	0	0	0	10	11	27.00	3.000										

Boston Red Sox @ Oakland Athletics
Oakland Coliseum, Oakland, CA
Tue Apr 19 2011, 7:08 PM - 9:56 PM PDT
Att: 25,230 - Partly Cloudy - 58 F

AB 33
R 5
H 8
RBI 5
BB 2
SO 6
LOB 14



Batter	1	2	3	4	5	6	7	8	9	AB	R	H	RBI	BB	SO	LOB	TOP					
7 J.D. Drew, L OBP: 0.367, SLG: 0.419										4	1	1	1	0	2	0						
15 Dustin Pedroia, R OBP: 0.419, SLG: 0.468										3	0	1	0	1	1	0						
28 Adrián González, L OBP: 0.365, SLG: 0.415										4	1	1	0	0	2	2						
20 Kevin Youkilis, R OBP: 0.403, SLG: 0.473										4	2	2	1	0	1	1						
12 Jed Lowrie, S OBP: 0.488, SLG: 0.744										4	1	2	2	0	0	1						
10 Marco Scutaro, R OBP: 0.317, SLG: 0.278										4	0	2	0	0	0	1						
13 Carl Crawford, L OBP: 0.186, SLG: 0.179										4	0	1	1	0	1	3						
33 Jason Varitek, S OBP: 0.136, SLG: 0.050										4	0	0	0	0	2	5						
2 Jacoby Ellsbury, L OBP: 0.262, SLG: 0.418										4	0	0	0	0	3	0						
Inning Stats	R: 0 E: 0 K: 2 S: 9	H: 0 LOB: 0 BB: 0 P: 16	R: 1 E: 0 K: 1 S: 10	H: 3 LOB: 2 BB: 0 P: 15	R: 0 E: 0 K: 3 S: 11	H: 0 LOB: 1 BB: 1 P: 18	R: 1 E: 1 K: 0 S: 13	H: 2 LOB: 1 BB: 0 P: 21	R: 0 E: 0 K: 2 S: 10	H: 0 LOB: 0 BB: 0 P: 16	R: 2 E: 0 K: 1 S: 12	H: 3 LOB: 1 BB: 0 P: 18	R: 1 E: 0 K: 1 S: 11	H: 2 LOB: 0 BB: 0 P: 15	R: 0 E: 0 K: 0 S: 6	H: 0 LOB: 0 BB: 0 P: 9	R: 0 E: 0 K: 2 S: 9	H: 0 LOB: 0 BB: 0 P: 11	1B: 7 2B: 1 3B: 0 HR: 3	SF: 0 SAC: 0 DP: 3 HBP: 0	WP: 0 PB: 0 SB: 0 CS: 1	PA: 36
PITCHER	IP WLS BF H R ER SO BB IBB HBP BLK WP HR S P ERA WHIP																					
47 Gio González, L ERA: 1.8	(1, 1) 6.0 L 26 8 4 4 9 1 0 0 0 0 0 2 65 104 6.00 1.500																					
13 Jerry Blevins, L ERA: 3.38	(7, 1) 1.0 4 2 1 1 1 0 0 0 0 0 0 1 11 15 9.00 2.000																					
29 David Purcey, L ERA: 6.23	(8, 1) 2.0 6 0 0 0 2 0 0 0 0 0 0 0 15 20 0.00 0.000																					

Boston Red Sox @ Oakland Athletics
Oakland Coliseum, Oakland, CA
Wed Apr 20 2011, 12:38 PM - 3:47 PM PDT
Att. 29,045 - Rain - 62 F

AB 35
R 5
H 10
RBI 5
BB 1
SO 12
LOB 13



Batter	1	2	3	4	5	6	7	8	9	AB	R	H	RBI	BB	SO	LOB	BOTTOM					
4 Coco Crisp, S OBP: 0.250, SLG: 0.388										5	1	2	2	0	0	5						
10 Danie Barton, L OBP: 0.403, SLG: 0.344										4	0	0	0	1	1	3						
12 David DeJesus, L OBP: 0.309, SLG: 0.279										5	0	1	0	0	1	3						
55 Hideki Matsui, L OBP: 0.279, SLG: 0.415										4	1	2	0	1	1	2						
15 Ryan Sweeney, L OBP: 0.412, SLG: 0.571										5	0	1	0	0	0	3						
14 Mark Ellis, R OBP: 0.303, SLG: 0.393										4	0	2	0	0	1	1						
11 Landon Powell, S ERA: 5.31	(1, 1) 5.1																					
8 Kurt Suzuki, R OBP: 0.305, SLG: 0.352	(9, PR) 0.2																					
5 Kevin Kouzmanoff, R OBP: 0.204, SLG: 0.320	(1, 5) 0.4																					
28 Conor Jackson, R OBP: 0.387, SLG: 0.370	(6, PH) 0.4																					
21 Andy LaRoche, R ERA: 4.44	(7, 5) 0.4																					
16 Josh Willingham, R OBP: 0.290, SLG: 0.383	(9, PH) 0.4																					
2 Cliff Pennington, S OBP: 0.228, SLG: 0.224	(1, 6) 0.4																					
Inning Stats	R: 1 E: 0 K: 0 S: 6	H: 1 LOB: 1 BB: 1 P: 13	R: 0 E: 0 K: 1 S: 12	H: 2 LOB: 2 BB: 0 P: 18	R: 0 E: 0 K: 1 S: 9	H: 0 LOB: 0 BB: 0 P: 14	R: 0 E: 0 K: 0 S: 10	H: 1 LOB: 1 BB: 0 P: 13	R: 0 E: 0 K: 0 S: 13	H: 1 LOB: 2 BB: 1 P: 24	R: 0 E: 0 K: 1 S: 14	H: 1 LOB: 3 BB: 2 P: 26	R: 0 E: 0 K: 0 S: 10	H: 1 LOB: 1 BB: 0 P: 14	R: 1 E: 0 K: 3 S: 20	H: 3 LOB: 3 BB: 1 P: 29	R: 0 E: 0 K: 0 S: 14	H: 2 LOB: 2 BB: 0 P: 20	1B: 9 2B: 2 3B: 0 HR: 1	SF: 0 SAC: 0 DP: 0 HBP: 1	WP: 0 PB: 0 SB: 0 CS: 0	PA: 45
PITCHER	IP WLS BF H R ER SO BB IBB HBP BLK WP HR S P ERA WHIP																					
11 Clay Buchholz, R ERA: 5.31	(1, 1) 5.1																					
51 Daniel Bard, R ERA: 5.4	(6, 1) 1.2																					
52 Bobby Jenks, R ERA: 4.44	(8, 1) 0.2																					
58 Jonathan Papelbon, R ERA: 2.84	(8, 1) 1.1																					

Boston Red Sox @ Oakland Athletics
Oakland Coliseum, Oakland, CA
Wed Apr 20 2011, 12:38 PM - 3:47 PM PDT
Att. 29,045 - Rain - 62 F

AB 39
R 3
H 12
RBI 3
BB 5
SO 6
LOB 29



Batter	1	2	3	4	5	6	7	8	9	AB	R	H	RBI	BB	SO	LOB	TOP								
4 Coco Crisp, S (1, 8) OBP: 0.236, SLG: 0.366	L7		G3			G4-3		K		4	0	0	0	0	1	2									
12 David DeJesus, L (1, 9) OBP: 0.319, SLG: 0.281	G6-3			F7			1B	FC4-6 BB		3	0	1	0	1	0	0									
28 Conor Jackson, R (1, 3) OBP: 0.343, SLG: 0.323	K			K		G3		FC4-6		4	0	0	0	0	2	3									
16 Josh Willingham, R (1, 10) OBP: 0.315, SLG: 0.397		K			BB					3	0	2	0	1	1	0									
15 Ryan Sweeney, L (1, 7) OBP: 0.333, SLG: 0.444	G4-3			K						4	0	0	0	0	1	3									
8 Kurt Suzuki, R (1, 2) OBP: 0.302, SLG: 0.333	F8					G5-3				3	0	0	0	1	0	1									
14 Mark Ellis, R (1, 4) OBP: 0.333, SLG: 0.369			F9			F9				4	0	0	0	0	0	2									
5 Kevin Kouzmanoff, R (1, 5) OBP: 0.196, SLG: 0.308										2	0	0	0	0	2	0									
10 Dario Barton, L (8, PH) OBP: 0.397, SLG: 0.339										1	0	0	0	0	1	0									
21 Andy LaRoche, R (8, 5) OBP: 0.333, SLG: 0.367								K		0	0	0	0	0	0	0									
2 Cliff Pennington, S (1, 6) OBP: 0.250, SLG: 0.250						G3-1				3	0	2	0	0	0	0									
Inning Stats	R: 0 E: 0 K: 1 S: 7	H: 0 LOB: 0 BB: 0 P: 9	R: 0 E: 0 K: 1 S: 7	H: 0 LOB: 0 BB: 0 P: 14	R: 0 E: 1 K: 1 S: 11	H: 1 LOB: 1 BB: 0 P: 19	R: 0 E: 0 K: 2 S: 13	H: 0 LOB: 0 BB: 1 P: 23	R: 0 E: 0 K: 1 S: 8	H: 0 LOB: 0 BB: 0 P: 10	R: 0 E: 0 K: 0 S: 8	H: 1 LOB: 1 BB: 0 P: 15	R: 0 E: 0 K: 0 S: 8	H: 1 LOB: 1 BB: 1 P: 15	R: 0 E: 0 K: 2 S: 12	H: 1 LOB: 2 BB: 1 P: 22	R: 0 E: 0 K: 0 S: 8	H: 1 LOB: 1 BB: 0 P: 13	1B: 5 2B: 1 3B: 0 HR: 0	SF: 0 SAC: 0 DP: 1 HBP: 0	WP: 0 PB: 0 SB: 1 CS: 0	PA: 34			
PITCHER	IP	WLS	BF	H	R	ER	SO	BB	IBB	HBP	BLK	WP	HR	S	P	ERA	WHIP								
34 Félix Hernández, R (1, 1) ERA: 3.38	7.2	W	29	4	0	0	8	3	0	0	0	0	0	73	126	0.00	0.913								
50 Jamey Wright, R (8, 1) ERA:	0.1	H	1	0	0	0	0	0	0	0	0	0	0	1	1	0.00	0.000								
43 Brandon League, R (9, 1) ERA: 4.05	1.0	S	4	1	0	0	0	0	0	0	0	0	0	8	13	0.00	1.000								

Oakland Athletics @ Seattle Mariners
Safeco Field, Seattle, WA
Thu Apr 21 2011, 7:11 PM - 9:27 PM PDT
Att: 12,764 - Roof Closed - 51 F


AB 31
R 0
H 5
RBI 0
BB 3
SO 8
LOB 11



Batter	1	2	3	4	5	6	7	8	9	AB	R	H	RBI	BB	SO	LOB	BOTTOM								
51 Ichiro Suzuki, L (1, 9) OBP: 0.330, SLG: 0.321	G5-3		G4-3			FC6-4				3	0	0	0	0	0	2									
9 Chone Figgins, S (1, 5) OBP: 0.211, SLG: 0.268	G4-3			F8		K				3	0	0	0	0	1	1									
4 Adam Kennedy, L (1, 3) OBP: 0.341, SLG: 0.553	G3			HR		F9				3	1	1	1	0	0	1									
29 Jack Cust, L (1, 10) OBP: 0.321, SLG: 0.200		G5-3		L8						3	0	0	0	0	1	0									
55 Michael Saunders, L (1, 8) OBP: 0.250, SLG: 0.356		K			P5					3	0	0	0	0	2	0									
30 Miguel Olivo, R (1, 2) OBP: 0.220, SLG: 0.200						P3				3	0	0	0	0	1	0									
8 Carlos Peguero, L (1, 7) OBP: 0.143, SLG: 0.143						P6				3	0	1	0	0	1	0									
26 Brendan Ryan, R (1, 6) OBP: 0.339, SLG: 0.288						G4-3				3	0	1	0	0	0	1									
2 Jack Wilson, R (1, 4) OBP: 0.279, SLG: 0.231								G6-4-3		2	0	1	0	1	0	1									
Inning Stats	R: 0 E: 0 K: 0 S: 6	H: 0 LOB: 0 BB: 0 P: 12	R: 0 E: 0 K: 1 S: 8	H: 0 LOB: 0 BB: 0 P: 14	R: 0 E: 0 K: 0 S: 8	H: 1 LOB: 1 BB: 1 P: 17	R: 1 E: 0 K: 0 S: 14	H: 1 LOB: 0 BB: 0 P: 21	R: 0 E: 0 K: 0 S: 5	H: 0 LOB: 0 BB: 0 P: 8	R: 0 E: 0 K: 1 S: 8	H: 1 LOB: 1 BB: 0 P: 8	R: 0 E: 0 K: 3 S: 9	H: 0 LOB: 0 BB: 0 P: 12	R: 0 E: 0 K: 1 S: 7	H: 1 LOB: 0 BB: 0 P: 7	1B: 3 2B: 0 3B: 0 HR: 1	SF: 0 SAC: 0 DP: 1 HBP: 0	WP: 0 PB: 0 SB: 0 CS: 1	PA: 27					
PITCHER	IP	WLS	BF	H	R	ER	SO	BB	IBB	HBP	BLK	WP	HR	S	P	ERA	WHIP								
32 Brandon McCarthy, R (1, 1) ERA: 2.1	8.0	L	27	4	1	1	6	1	0	0	0	0	1	65	99	1.12	0.625								

Oakland Athletics @ Seattle Mariners
Safeco Field, Seattle, WA
Thu Apr 21 2011, 7:11 PM - 9:27 PM PDT
Att: 12,764 - Roof Closed - 51 F

AB 26
R 1
H 4
RBI 1
BB 1
SO 6
LOB 6



Batter	1	2	3	4	5	6	7	8	9	AB	R	H	RBI	BB	SO	LOB	TOP				
4 Coco Crisp, S OBP: 0.224, SLG: 0.347	F7		G4-3		FC3-2		G4-6-3			4	0	0	0	0	0	2					
10 Darc Barton, L OBP: 0.378, SLG: 0.318	K		P4		G4-3			F9		4	0	0	0	0	1	1					
12 David DeJesus, L OBP: 0.316, SLG: 0.279			G3				F7	L5		4	0	1	0	0	0	0					
16 Josh Willingham, R OBP: 0.312, SLG: 0.388	K				K		55 1B	G6-3		4	0	1	0	0	2	1					
55 Hideki Matsui, L OBP: 0.292, SLG: 0.412			P5				14 FC4-6	K		3	0	1	0	1	1	0					
8 Kurt Suzuki, R OBP: 0.328, SLG: 0.350							F7	15 BB	14 1B	3	0	2	0	1	0	2					
14 Mark Ellis, R OBP: 0.284, SLG: 0.362					F8		FC4-6	15 BB		4	0	1	0	0	1	5					
5 Kevin Kouzmanoff, R OBP: 0.203, SLG: 0.309			K				F8			3	0	1	0	0	1	2					
15 Ryan Sweeney, L OBP: 0.364, SLG: 0.444					G6-3		2 G6-3	2 WP	28 G5-4-3	0	0	0	0	1	0	0					
2 Cliff Pennington, S OBP: 0.254, SLG: 0.241			G3				G6-3			2	0	0	0	1	0	3					
28 Conor Jackson, R OBP: 0.333, SLG: 0.313										1	0	0	0	0	0	3					
Inning Stats	R: 0 H: 1 E: 0 K: 2 S: 11	H: 1 LOB: 1 P: 15	R: 0 H: 0 E: 0 K: 2 S: 18	H: 0 LOB: 2 P: 30	R: 0 H: 0 E: 0 K: 0 S: 9	H: 0 LOB: 0 P: 12	R: 0 H: 1 E: 0 K: 1 S: 9	H: 1 LOB: 1 P: 12	R: 0 H: 2 E: 0 K: 0 S: 10	H: 2 LOB: 2 P: 15	R: 0 H: 0 E: 0 K: 0 S: 3	H: 0 LOB: 0 P: 9	R: 0 H: 0 E: 0 K: 0 S: 7	H: 0 LOB: 0 P: 11	R: 0 H: 2 E: 0 K: 1 S: 10	H: 2 LOB: 2 P: 18	1B: 7 2B: 0 3B: 0 HR: 0	SF: 0 SAC: 0 DP: 2 HBP: 0	WP: 1 PB: 0 SB: 0 CS: 0	PA: 36	
PITCHER	IP WLS BF H R ER SO	IP WLS BF H R ER SO	IP WLS BF H R ER SO	IP WLS BF H R ER SO	IP WLS BF H R ER SO	IP WLS BF H R ER SO	IP WLS BF H R ER SO	IP WLS BF H R ER SO	IP WLS BF H R ER SO	IP WLS BF H R ER SO	IP WLS BF H R ER SO	IP WLS BF H R ER SO	IP WLS BF H R ER SO	IP WLS BF H R ER SO	IP WLS BF H R ER SO	IP WLS BF H R ER SO	BB IBB HBP BLK	WP HR S P	ERA WHIP	ERA WHIP	
36 Michael Pineda, R ERA: 1.78	6.0	W	25	5	0	0	5	2	0	0	0	0	1	0	66	97	0.00	1.167			
39 David Pauley, R ERA: 1.46	0.1		2	0	0	0	0	1	0	0	0	0	0	0	2	6	0.00	3.000			
32 Aaron Laffey, L ERA: 0.84	1.2		4	0	0	0	0	0	0	0	0	0	0	8	14	0.00	0.000				
50 Jamey Wright, R ERA: 3.68	0.1	S	4	2	0	0	1	1	0	0	0	0	0	8	14	0.00	9.000				
43 Brandon League, R ERA: 3.68	0.2	S	1	0	0	0	0	0	0	0	0	0	0	2	4	0.00	0.000				

Oakland Athletics @ Seattle Mariners
Safeco Field, Seattle, WA
Fri Apr 22 2011, 7:11 PM - 10:14 PM PDT
Att: 17,799 - Partly Cloudy - 54 F

AB 32
R 0
H 7
RBI 0
BB 4
SO 6
LOB 19



Batter	1	2	3	4	5	6	7	8	9	AB	R	H	RBI	BB	SO	LOB	BOTTOM				
51 Ichiro Suzuki, L OBP: 0.337, SLG: 0.330	15 S	G3			G4-3					4	0	2	0	0	0	3					
9 Chone Figgins, S OBP: 0.213, SLG: 0.257	G3		B1-3				L4			3	1	0	0	1	0	2					
15 Milton Bradley, S OBP: 0.351, SLG: 0.438					G4-3					0	0	0	0	1	0	0					
55 Michael Saunders, L OBP: 0.255, SLG: 0.340										2	1	0	0	1	1	0					
29 Jack Cust, L OBP: 0.329, SLG: 0.194					G6-3					2	0	0	1	2	0	2					
4 Adam Kennedy, L OBP: 0.356, SLG: 0.548					G3					4	1	2	2	0	0	1					
30 Miguel Olivo, R OBP: 0.206, SLG: 0.186					F8					4	0	0	0	0	1	4					
12 Ryan Langerhans, L OBP: 0.364, SLG: 0.424										2	0	1	0	2	1	2					
26 Brendan Ryan, R OBP: 0.318, SLG: 0.268					P3					4	0	0	0	0	1	4					
2 Jack Wilson, R OBP: 0.298, SLG: 0.256										4	1	2	1	0	0	0					
Inning Stats	R: 0 H: 1 E: 0 K: 0 S: 6	H: 2 LOB: 1 P: 15	R: 1 H: 0 E: 0 K: 0 S: 10	H: 2 LOB: 1 P: 23	R: 0 H: 0 E: 0 K: 0 S: 6	H: 0 LOB: 0 P: 10	R: 0 H: 0 E: 0 K: 0 S: 5	H: 0 LOB: 1 P: 16	R: 3 H: 2 E: 0 K: 2 S: 14	H: 2 LOB: 2 P: 33	R: 0 H: 1 E: 0 K: 0 S: 11	H: 1 LOB: 1 P: 18	R: 0 H: 0 E: 0 K: 1 S: 9	H: 0 LOB: 1 P: 17	R: 0 H: 1 E: 0 K: 1 S: 10	H: 1 LOB: 0 P: 15	1B: 7 2B: 0 3B: 0 HR: 0	SF: 0 SAC: 0 DP: 1 HBP: 0	WP: 0 PB: 1 SB: 1 CS: 1	PA: 36	
PITCHER	IP WLS BF H R ER SO	IP WLS BF H R ER SO	IP WLS BF H R ER SO	IP WLS BF H R ER SO	IP WLS BF H R ER SO	IP WLS BF H R ER SO	IP WLS BF H R ER SO	IP WLS BF H R ER SO	IP WLS BF H R ER SO	IP WLS BF H R ER SO	IP WLS BF H R ER SO	IP WLS BF H R ER SO	IP WLS BF H R ER SO	IP WLS BF H R ER SO	IP WLS BF H R ER SO	IP WLS BF H R ER SO	BB IBB HBP BLK	WP HR S P	ERA WHIP	ERA WHIP	
66 Tyson Ross, R ERA: 4.82	4.1	L	20	4	3	3	0	4	0	0	0	0	0	0	31	76	6.23	1.846			
13 Jerry Bleivins, L ERA: 4.5	0.0		3	1	1	1	0	2	0	0	0	0	0	4	13						
31 Brad Ziegler, R ERA: 4.76	1.1		5	1	0	0	2	0	0	0	0	0	0	14	21	0.00	0.750				
29 David Purcey, L ERA: 4.76	1.1		5	0	0	0	1	1	0	0	0	0	0	12	22	0.00	0.750				
56 Craig Breslow, L ERA: 6.0	1.0		3	1	0	0	1	0	0	0	0	0	0	10	15	0.00	1.000				

Oakland Athletics @ Seattle Mariners
Safeco Field, Seattle, WA
Fri Apr 22 2011, 7:11 PM - 10:14 PM PDT
Att: 17,799 - Partly Cloudy - 54 F

AB 29
R 4
H 7
RBI 4
BB 7
SO 4
LOB 18




Batter	1	2	3	4	5	6	7	8	9	AB	R	H	RBI	BB	SO	LOB	TOP										
4 Coco Crisp, S (1.8) OBP: 0.247, SLG: 0.388	G1-3		28 1B 1-H	K		28 1B 1-H		10 G6-4-3 1B		5	1	3	2	0	1	0											
10 Daric Barton, L (1.3) OBP: 0.279, SLG: 0.304	K		28 1B BB			28 1B BB		10 G6-4-3 1B		3	0	0	0	2	1	2											
28 Conor Jackson, R (1.9) OBP: 0.341, SLG: 0.324	G5-3		1-2 2-3 1B			1-2 2-H 1B		F9		5	0	2	1	0	0	1											
16 Josh Willingham, R (1.7) OBP: 0.305, SLG: 0.375		F8	F8			F8		14 FC6-4 1B		5	0	1	0	0	1	5											
55 Hideki Matsui, L (1.10) OBP: 0.286, SLG: 0.389	G4-3		K			K		K		4	1	0	0	1	3	3											
8 Kurt Suzuki, R (1.2) OBP: 0.333, SLG: 0.344	P4		5 1B BB			5 1B BB		G6-3		4	2	1	0	1	0	1											
14 Mark Ellis, R (1.4) OBP: 0.282, SLG: 0.356			4 2B 1B			SH1-3 1B		P5		4	1	1	0	0	0	2											
5 Kevin Kouzmanoff, R (1.5) OBP: 0.222, SLG: 0.373			F8			2 HR 1B		K		4	2	2	4	0	1	1											
2 Cliff Pennington, S (1.6) OBP: 0.286, SLG: 0.316			P6			4 2B 1B		10 G6-4-3 4 1B BB		3	2	2	2	1	0	1											
Inning Stats	R: 0 E: 0 K: 1 S: 8	H: 0 LOB: 0 BB: 0 P: 10	R: 0 E: 0 K: 0 S: 8	H: 0 LOB: 0 BB: 0 P: 11	R: 1 E: 0 K: 0 S: 20	H: 3 LOB: 3 BB: 1 P: 31	R: 3 E: 0 K: 2 S: 13	H: 2 LOB: 0 BB: 1 P: 23	R: 0 E: 0 K: 0 S: 8	H: 0 LOB: 0 BB: 0 P: 13	R: 5 E: 0 K: 2 S: 22	H: 5 LOB: 2 BB: 2 P: 37	R: 0 E: 0 K: 1 S: 8	H: 0 LOB: 0 BB: 0 P: 11	R: 0 E: 0 K: 0 S: 6	H: 1 LOB: 1 BB: 1 P: 12	R: 0 E: 0 K: 1 S: 9	H: 1 LOB: 1 BB: 0 P: 14	1B: 8 2B: 2 3B: 0 HR: 2	SF: 0 SAC: 1 DP: 1 HBP: 0	WP: 0 PB: 0 SB: 3 CS: 0	PA: 43					
PITCHER	IP	WLS	BF	H	R	ER	SO	BB	IBB	HBP	BLK	WP	HR	S	P	ERA	WHIP										
38 Jason Vargas, L (1.1) ERA: 5.53	5.0	L	24	6	6	6	3	3	0	0	0	0	1	64	100	10.80	1.800										
31 Josh Lueke, R (6.1) ERA: 17.05	1.0		8	4	3	3	2	1	0	0	0	0	1	15	25	27.00	5.000										
54 Tom Wilhelmson, R (7.1) ERA: 5.87	2.0		7	1	0	0	1	1	0	0	0	0	0	14	23	0.00	1.000										
46 Chris Ray, R (9.1) ERA: 14.21	1.0		4	1	0	0	1	0	0	0	0	0	0	9	14	0.00	1.000										

Oakland Athletics @ Seattle Mariners
Safeco Field, Seattle, WA
Sat-Apr 23 2011, 6:11 PM - 9:18 PM PDT
Att: 25,356 - Clear - 65 F

livebaseballscorecards.com

AB 37
R 9
H 12
RBI 9
BB 5
SO 7
LOB 16




Batter	1	2	3	4	5	6	7	8	9	AB	R	H	RBI	BB	SO	LOB	BOTTOM										
51 Ichiro Suzuki, L (1.9) OBP: 0.354, SLG: 0.359	G1-3		1-2 1B			2B		1B		4	0	3	0	0	0	0											
9 Chone Figgins, S (1.5) OBP: 0.214, SLG: 0.256	2B		F9			F8		P4		4	0	1	0	0	0	4											
4 Adam Kennedy, L (1.3) OBP: 0.347, SLG: 0.543	55 WP 1-H 2B		F7			F7		F7		4	0	1	0	0	0	2											
29 Jack Cust, L (1.10) OBP: 0.326, SLG: 0.186	55 WP BB		K			G6-3		K		3	0	0	0	1	2	1											
55 Michael Saunders, L (1.8) OBP: 0.255, SLG: 0.353	G3		1 CS 2B			F8		K		4	0	1	0	0	1	2											
1 Luis Antonio Rodriguez, S (1.6) OBP: 0.333, SLG: 0.310	1-2 2-3		F9			CS		G4-3		4	0	1	0	0	0	0											
5 Chris Gimenez, R (1.2) OBP: 0.391, SLG: 0.263	1-2 2-3		8 G1-3 2 1B 1B			K		K		3	1	1	0	1	2	0											
8 Carlos Peguero, L (1.7) OBP: 0.182, SLG: 0.182	G1-3		G1-3			G4-3		K		4	0	1	0	0	1	3											
2 Jack Wilson, R (1.4) OBP: 0.294, SLG: 0.255	51 1B 2-H 1B		F8			F8		G4-3		4	0	1	1	0	0	3											
Inning Stats	R: 0 E: 0 K: 0 S: 9	H: 2 LOB: 2 BB: 1 P: 20	R: 1 E: 0 K: 0 S: 15	H: 3 LOB: 2 BB: 0 P: 22	R: 0 E: 0 K: 1 S: 11	H: 1 LOB: 0 BB: 0 P: 20	R: 0 E: 0 K: 1 S: 9	H: 0 LOB: 0 BB: 0 P: 15	R: 0 E: 0 K: 0 S: 6	H: 1 LOB: 1 BB: 0 P: 13	R: 0 E: 0 K: 0 S: 6	H: 0 LOB: 0 BB: 0 P: 10	R: 0 E: 0 K: 1 S: 9	H: 1 LOB: 0 BB: 0 P: 15	R: 0 E: 0 K: 1 S: 12	H: 1 LOB: 1 BB: 0 P: 17	R: 0 E: 0 K: 2 S: 14	H: 1 LOB: 2 BB: 1 P: 20	1B: 7 2B: 3 3B: 0 HR: 0	SF: 0 SAC: 0 DP: 1 HBP: 0	WP: 1 PB: 0 SB: 0 CS: 1	PA: 37					
PITCHER	IP	WLS	BF	H	R	ER	SO	BB	IBB	HBP	BLK	WP	HR	S	P	ERA	WHIP										
53 Trevor Cahill, R (1.1) ERA: 2.3	6.0	W	24	7	1	1	2	1	0	0	0	0	0	56	100	1.50	1.333										
31 Brad Ziegler, R (7.1) ERA: 5.14	1.0		3	1	0	0	1	0	0	0	0	0	0	9	15	0.00	1.000										
56 Craig Breslow, L (8.1) ERA: 5.14	1.0		4	1	0	0	1	0	0	0	0	0	0	12	17	0.00	1.000										
50 Grant Balfour, R (9.1) ERA: 3.88	1.0		5	1	0	0	2	1	0	0	0	0	0	14	20	0.00	2.000										

Oakland Athletics @ Seattle Mariners
Safeco Field, Seattle, WA
Sat-Apr 23 2011, 6:11 PM - 9:18 PM PDT
Att: 25,356 - Clear - 65 F

livebaseballscorecards.com

AB 34
R 1
H 10
RBI 1
BB 2
SO 6
LOB 15



Batter	1	2	3	4	5	6	7	8	9	AB	R	H	RBI	BB	SO	LOB	TOP					
4 Coco Crisp, S (1, 8) OBP: 0.267, SLG: 0.424										5	3	3	0	0	0	2	Oakland Athletics @ Seattle Mariners Safeco Field, Seattle, WA Sun Apr 24 2011, 1:11 PM - 4:16 PM PDT Att: 16,533 - Roof Closed - 54 F					
10 Danic Barton, L (1, 3) OBP: 0.370, SLG: 0.297										5	1	1	0	0	0	3						
12 David DeJesus, L (1, 9) OBP: 0.304, SLG: 0.268										3	0	0	0	0	0	2						
28 Conor Jackson, R (7, PH) OBP: 0.349, SLG: 0.333 (7, 9)										2	1	1	1	0	0	1						
16 Josh Willingham, R (1, 7) OBP: 0.333, SLG: 0.400										3	0	2	3	0	0	1						
55 Hideki Matsui, L (1, 10) OBP: 0.305, SLG: 0.387										3	0	1	1	2	1	2						
14 Mark Ellis, R (1, 4) OBP: 0.285, SLG: 0.333										5	0	0	0	0	3	6						
11 Landon Powell, S (1, 2)										5	0	0	0	0	2	4						
5 Kevin Kouzmanoff, R (1, 5) OBP: 0.239, SLG: 0.371										3	0	1	0	1	0	1						
2 Cliff Pennington, S (1, 6) OBP: 0.284, SLG: 0.311										4	0	1	0	0	0	2						
Inning Stats	R: 1 H: 2 E: 0 K: 1 S: 15	H: 2 LOB: 2 BB: 0 P: 23	R: 0 H: 1 E: 0 K: 1 S: 14	H: 1 LOB: 1 BB: 0 P: 19	R: 0 H: 0 E: 0 K: 1 S: 7	H: 0 LOB: 1 BB: 0 P: 13	R: 0 H: 0 E: 0 K: 1 S: 8	H: 1 LOB: 1 BB: 0 P: 17	R: 0 H: 0 E: 0 K: 1 S: 15	H: 0 LOB: 1 BB: 1 P: 23	R: 2 H: 3 E: 0 K: 0 S: 14	H: 3 LOB: 0 BB: 0 P: 18	R: 0 H: 0 E: 0 K: 1 S: 8	H: 0 LOB: 0 BB: 0 P: 10	R: 2 H: 3 E: 1 K: 0 S: 16	H: 3 LOB: 3 BB: 1 P: 28	1B: 8 2B: 1 3B: 1 HR: 0	SF: 0 SAC: 0 DP: 0 HBP: 2	WP: 2 PB: 0 SB: 2 CS: 0	PA: 43		
PITCHER	IP WLS BF H R ER SO BB IBB HBP BLK WP HR S P ERA WHIP	IP WLS BF H R ER SO BB IBB HBP BLK WP HR S P ERA WHIP	IP WLS BF H R ER SO BB IBB HBP BLK WP HR S P ERA WHIP	IP WLS BF H R ER SO BB IBB HBP BLK WP HR S P ERA WHIP	IP WLS BF H R ER SO BB IBB HBP BLK WP HR S P ERA WHIP	IP WLS BF H R ER SO BB IBB HBP BLK WP HR S P ERA WHIP	IP WLS BF H R ER SO BB IBB HBP BLK WP HR S P ERA WHIP	IP WLS BF H R ER SO BB IBB HBP BLK WP HR S P ERA WHIP	IP WLS BF H R ER SO BB IBB HBP BLK WP HR S P ERA WHIP	IP WLS BF H R ER SO BB IBB HBP BLK WP HR S P ERA WHIP	IP WLS BF H R ER SO BB IBB HBP BLK WP HR S P ERA WHIP	IP WLS BF H R ER SO BB IBB HBP BLK WP HR S P ERA WHIP	IP WLS BF H R ER SO BB IBB HBP BLK WP HR S P ERA WHIP	IP WLS BF H R ER SO BB IBB HBP BLK WP HR S P ERA WHIP	IP WLS BF H R ER SO BB IBB HBP BLK WP HR S P ERA WHIP	IP WLS BF H R ER SO BB IBB HBP BLK WP HR S P ERA WHIP	IP WLS BF H R ER SO BB IBB HBP BLK WP HR S P ERA WHIP	IP WLS BF H R ER SO BB IBB HBP BLK WP HR S P ERA WHIP	IP WLS BF H R ER SO BB IBB HBP BLK WP HR S P ERA WHIP	IP WLS BF H R ER SO BB IBB HBP BLK WP HR S P ERA WHIP	IP WLS BF H R ER SO BB IBB HBP BLK WP HR S P ERA WHIP	
58 Doug Fister, R (1, 1) ERA: 3.19	6.0	26	4	1	5	2	0	2	0	1	0	67	110	1.50	1.000							
32 Aaron Laffey, L (7, 1) ERA: 2.31	1.0	6	3	2	2	0	0	0	0	0	0	14	18	18.00	3.000							
50 Jamey Wright, R (8, 1) ERA: 0.96	1.1	6	2	2	1	1	0	0	0	0	0	15	20	6.75	1.500							
43 Brandon League, R (9, 1) ERA: 3.38	0.2	5	1	0	0	0	1	0	0	1	0	9	18	0.00	1.500							
Batter	1	2	3	4	5	6	7	8	9	AB	R	H	RBI	BB	SO	LOB	BOTTOM					
51 Ichiro Suzuki, L (1, 10) OBP: 0.356, SLG: 0.361										5	1	2	0	0	0	2	Oakland Athletics @ Seattle Mariners Safeco Field, Seattle, WA Sun Apr 24 2011, 1:11 PM - 4:16 PM PDT Att: 16,533 - Roof Closed - 54 F					
9 Chone Figgins, S (1, 5) OBP: 0.207, SLG: 0.247										3	0	0	0	0	1	4						
15 Milton Bradley, S (1, 7) OBP: 0.333, SLG: 0.412										4	0	0	1	0	0	3						
30 Miguel Olivo, R (1, 2) OBP: 0.224, SLG: 0.180										2	0	0	0	2	1	0						
4 Adam Kennedy, L (1, 3) OBP: 0.321, SLG: 0.500										4	0	0	0	0	2	2						
26 Brendan Ryan, R (1, 6) OBP: 0.329, SLG: 0.271										3	0	1	0	0	1	0						
55 Michael Saunders, L (1, 8) OBP: 0.324, SLG: 0.300										3	1	1	0	0	0	1						
1 Luis Antonio Rodriguez, PH (8, PH) OBP: 0.324, SLG: 0.300										1	0	0	0	0	1	2						
8 Carlos Peguero, L (9, 9) OBP: 0.182, SLG: 0.182										0	0	0	0	0	0	0						
2 Jack Wilson, R (1, 4) OBP: 0.273, SLG: 0.235										4	0	0	0	0	2	1						
12 Ryan Langerhans, L (1, 9) OBP: 0.375, SLG: 0.432 (9, 8)										4	0	2	1	0	1	1						
Inning Stats	R: 1 H: 1 E: 0 K: 1 S: 12	H: 1 LOB: 1 BB: 1 P: 21	R: 0 H: 0 E: 0 K: 2 S: 8	H: 0 LOB: 0 BB: 0 P: 12	R: 0 H: 1 E: 0 K: 0 S: 8	H: 1 LOB: 1 BB: 0 P: 13	R: 0 H: 0 E: 0 K: 1 S: 7	H: 0 LOB: 1 BB: 0 P: 11	R: 0 H: 0 E: 0 K: 1 S: 11	H: 2 LOB: 2 BB: 0 P: 16	R: 0 H: 0 E: 0 K: 1 S: 8	H: 0 LOB: 0 BB: 0 P: 12	R: 1 H: 1 E: 1 K: 1 S: 15	H: 1 LOB: 1 BB: 0 P: 21	R: 0 H: 1 E: 0 K: 1 S: 12	H: 1 LOB: 2 BB: 1 P: 22	R: 0 H: 0 E: 0 K: 2 S: 10	H: 0 LOB: 0 BB: 0 P: 13	1B: 6 2B: 0 3B: 0 HR: 0	SF: 0 SAC: 1 DP: 0 HBP: 1	WP: 0 PB: 0 SB: 1 CS: 0	PA: 37
PITCHER	IP WLS BF H R ER SO BB IBB HBP BLK WP HR S P ERA WHIP	IP WLS BF H R ER SO BB IBB HBP BLK WP HR S P ERA WHIP	IP WLS BF H R ER SO BB IBB HBP BLK WP HR S P ERA WHIP	IP WLS BF H R ER SO BB IBB HBP BLK WP HR S P ERA WHIP	IP WLS BF H R ER SO BB IBB HBP BLK WP HR S P ERA WHIP	IP WLS BF H R ER SO BB IBB HBP BLK WP HR S P ERA WHIP	IP WLS BF H R ER SO BB IBB HBP BLK WP HR S P ERA WHIP	IP WLS BF H R ER SO BB IBB HBP BLK WP HR S P ERA WHIP	IP WLS BF H R ER SO BB IBB HBP BLK WP HR S P ERA WHIP	IP WLS BF H R ER SO BB IBB HBP BLK WP HR S P ERA WHIP	IP WLS BF H R ER SO BB IBB HBP BLK WP HR S P ERA WHIP	IP WLS BF H R ER SO BB IBB HBP BLK WP HR S P ERA WHIP	IP WLS BF H R ER SO BB IBB HBP BLK WP HR S P ERA WHIP	IP WLS BF H R ER SO BB IBB HBP BLK WP HR S P ERA WHIP	IP WLS BF H R ER SO BB IBB HBP BLK WP HR S P ERA WHIP	IP WLS BF H R ER SO BB IBB HBP BLK WP HR S P ERA WHIP	IP WLS BF H R ER SO BB IBB HBP BLK WP HR S P ERA WHIP	IP WLS BF H R ER SO BB IBB HBP BLK WP HR S P ERA WHIP	IP WLS BF H R ER SO BB IBB HBP BLK WP HR S P ERA WHIP	IP WLS BF H R ER SO BB IBB HBP BLK WP HR S P ERA WHIP	IP WLS BF H R ER SO BB IBB HBP BLK WP HR S P ERA WHIP	
49 Brett Anderson, L (1, 1) ERA: 1.56	7.0	29	5	2	1	0	6	10	1.29	0.857												
50 Grant Balfour, R (8, 1) ERA: 3.39	0.2	4	1	0	0	0	1	9	17	0.00	3.000											
57 Brian Fuentes, L (8, 1) ERA: 4.09	1.1	4	0	0	0	3	0	13	18	0.00	0.000											
Batter	1	2	3	4	5	6	7	8	9	AB	R	H	RBI	BB	SO	LOB	BOTTOM					
51 Ichiro Suzuki, L (1, 10) OBP: 0.356, SLG: 0.361										5	1	2	0	0	0	2	Oakland Athletics @ Seattle Mariners Safeco Field, Seattle, WA Sun Apr 24 2011, 1:11 PM - 4:16 PM PDT Att: 16,533 - Roof Closed - 54 F					
9 Chone Figgins, S (1, 5) OBP: 0.207, SLG: 0.247										3	0	0	0	0	1	4						
15 Milton Bradley, S (1, 7) OBP: 0.333, SLG: 0.412										4	0	0	1	0	0	3						
30 Miguel Olivo, R (1, 2) OBP: 0.224, SLG: 0.180										2	0	0	0	2	1	0						
4 Adam Kennedy, L (1, 3) OBP: 0.321, SLG: 0.500										4	0	0	0	0	2	2						
26 Brendan Ryan, R (1, 6) OBP: 0.329, SLG: 0.271										3	0	1	0	0	1	0						
55 Michael Saunders, L (1, 8) OBP: 0.324, SLG: 0.300										3	1	1	0	0	0	1						
1 Luis Antonio Rodriguez, PH (8, PH) OBP: 0.324, SLG: 0.300										1	0	0	0	0	1	2						
8 Carlos Peguero, L (9, 9) OBP: 0.182, SLG: 0.182										0	0	0	0	0	0	0						
2 Jack Wilson, R (1, 4) OBP: 0.273, SLG: 0.235										4	0	0	0	0	2	1						
12 Ryan Langerhans, L (1, 9) OBP: 0.375, SLG: 0.432 (9, 8)										4	0	2	1	0	1	1						
Inning Stats	R: 1 H: 1 E: 0 K: 1 S: 12	H: 1 LOB: 1 BB: 1 P: 21	R: 0 H: 0 E: 0 K: 2 S: 8	H: 0 LOB: 0 BB: 0 P: 12	R: 0 H: 1 E: 0 K: 0 S: 8	H: 1 LOB: 1 BB: 0 P: 13	R: 0 H: 0 E: 0 K: 1 S: 7	H: 0 LOB: 1 BB: 0 P: 11	R: 0 H: 0 E: 0 K: 1 S: 11	H: 2 LOB: 2 BB: 0 P: 16	R: 0 H: 0 E: 0 K: 1 S: 8	H: 0 LOB: 0 BB: 0 P: 12	R: 1 H: 1 E: 1 K: 1 S: 15	H: 1 LOB: 1 BB: 0 P: 21	R: 0 H: 1 E: 0							


Batter	1	2	3	4	5	6	7	8	9	AB	R	H	RBI	BB	SO	LOB	TOP					
4 Coco Crisp, S OBP: 0.289, SLG: 0.438										4	0	3	0	0	0	0	Oakland Athletics @ Los Angeles Angels Angel Stadium of Anaheim, Anaheim, CA Mon Apr 25 2011, 7:08 PM - 9:28 PM PDT Att: 37,115 - Clear - 68 F					
10 Danic Barton, L OBP: 0.354, SLG: 0.282										4	0	0	0	0	1	2						
12 David DeJesus, L OBP: 0.301, SLG: 0.267										4	0	1	0	0	2	0						
16 Josh Willingham, R OBP: 0.326, SLG: 0.390										2	0	0	0	0	2	0						
15 Ryan Sweeney, L OBP: 0.375, SLG: 0.450										2	0	1	0	0	0	1						
55 Hideki Matsui, L OBP: 0.314, SLG: 0.405										4	0	2	0	0	1	1						
8 Kurt Suzuki, R OBP: 0.328, SLG: 0.328										3	0	0	0	1	0	3						
14 Mark Ellis, R OBP: 0.253, SLG: 0.317										4	0	0	0	0	2	5						
5 Kevin Kouzmanoff, R OBP: 0.229, SLG: 0.354										3	0	0	0	0	1	0						
2 Cliff Pennington, S OBP: 0.271, SLG: 0.297										3	0	0	0	0	1	0						
Inning Stats	R: 0 E: 0 K: 1 S: 6	H: 0 LOB: 0 BB: 0 P: 7	R: 0 E: 0 K: 2 S: 10	H: 1 LOB: 1 BB: 0 P: 12	R: 0 E: 0 K: 0 S: 7	H: 1 LOB: 0 BB: 0 P: 10	R: 0 E: 0 K: 2 S: 9	H: 0 LOB: 0 BB: 0 P: 12	R: 0 E: 0 K: 2 S: 8	H: 0 LOB: 0 BB: 0 P: 11	R: 0 E: 0 K: 2 S: 11	H: 1 LOB: 1 BB: 0 P: 16	R: 0 E: 0 K: 0 S: 10	H: 1 LOB: 2 BB: 1 P: 20	R: 0 E: 0 K: 0 S: 7	H: 1 LOB: 1 BB: 0 P: 10	R: 0 E: 0 K: 1 S: 10	H: 2 LOB: 2 BB: 0 P: 16	1B: 6 2B: 1 3B: 0 HR: 0	SF: 0 SAC: 0 DP: 0 HBP: 0	WP: 0 PB: 0 SB: 0 CS: 1	PA: 35
PITCHER 36 Jered Weaver, R ERA: 0.99	IP: 9.0 WLS: W BF: 34	H: 7 R: 0 ER: 0 SO: 10	BB: 1 IBB: 0 HBP: 0 BLK: 0	WP: 0 HR: 0 S: 78 P: 114	ERA: 0.00 WHIP: 0.889	PITCHER										IP: 9.0 WLS: W BF: 34	H: 7 R: 0 ER: 0 SO: 10	BB: 1 IBB: 0 HBP: 0 BLK: 0	WP: 0 HR: 0 S: 78 P: 114	ERA: 0.00 WHIP: 0.889		

AB	33
R	0
H	7
RBI	0
BB	1
SO	10
LOB	12



Batter	1	2	3	4	5	6	7	8	9	AB	R	H	RBI	BB	SO	LOB	BOTTOM			
25 Peter Bourjos, R OBP: 0.337, SLG: 0.494										4	1	1	0	0	1	0	Oakland Athletics @ Los Angeles Angels Angel Stadium of Anaheim, Anaheim, CA Mon Apr 25 2011, 7:08 PM - 9:28 PM PDT Att: 37,115 - Clear - 68 F			
53 Bobby Abreu, L OBP: 0.385, SLG: 0.329										4	0	1	1	0	1	1				
48 Toni Hunter, R OBP: 0.265, SLG: 0.326										2	0	0	0	2	1	1				
10 Vernon Wells, R OBP: 0.224, SLG: 0.261										3	1	1	0	1	1	2				
6 Alberto Callaspo, S OBP: 0.386, SLG: 0.416										4	1	1	0	0	1	4				
47 Howie Kendrick, R OBP: 0.356, SLG: 0.533										4	1	2	2	0	0	2				
2 Erick Aybar, S OBP: 0.343, SLG: 0.457										3	1	1	0	0	0	1				
44 Mark Trumbo, R OBP: 0.256, SLG: 0.398										3	0	1	0	0	1	1				
5 Jeff Mathis, R OBP: 0.213, SLG: 0.356										3	0	0	0	0	1	2				
Inning Stats	R: 0 E: 1 K: 1 S: 6	H: 3 LOB: 1 BB: 0 P: 11	R: 2 E: 0 K: 1 S: 16	H: 3 LOB: 1 BB: 0 P: 20	R: 1 E: 0 K: 3 S: 15	H: 2 LOB: 1 BB: 0 P: 26	R: 2 E: 0 K: 0 S: 10	H: 3 LOB: 0 BB: 0 P: 18	R: 0 E: 0 K: 0 S: 11	H: 0 LOB: 0 BB: 1 P: 20	R: 0 E: 0 K: 0 S: 6	H: 0 LOB: 0 BB: 0 P: 11	R: 0 E: 0 K: 2 S: 9	H: 0 LOB: 0 BB: 0 P: 14	R: 0 E: 0 K: 0 S: 6	H: 0 LOB: 1 BB: 2 P: 15		1B: 6 2B: 2 3B: 0 HR: 0	SF: 0 SAC: 0 DP: 2 HBP: 0	WP: 0 PB: 0 SB: 0 CS: 1
PITCHER 47 Gio Gonzalez, L ERA: 2.7	IP: 5.0 WLS: L BF: 23	H: 5 R: 5 ER: 4 SO: 4	BB: 1 IBB: 0 HBP: 0 BLK: 0	WP: 0 HR: 0 S: 58 P: 95	ERA: 2.7 WHIP: 1.800	PITCHER										IP: 5.0 WLS: L BF: 23	H: 5 R: 5 ER: 4 SO: 4	BB: 1 IBB: 0 HBP: 0 BLK: 0	WP: 0 HR: 0 S: 58 P: 95	ERA: 2.7 WHIP: 1.800
29 David Purcey, L ERA: 4.05	IP: 1.0 WLS: 0 BF: 3	H: 0 R: 0 ER: 0 SO: 0	BB: 0 IBB: 0 HBP: 0 BLK: 0	WP: 0 HR: 0 S: 6 P: 11	ERA: 0.00 WHIP: 0.000	PITCHER										IP: 1.0 WLS: 0 BF: 3	H: 0 R: 0 ER: 0 SO: 0	BB: 0 IBB: 0 HBP: 0 BLK: 0	WP: 0 HR: 0 S: 6 P: 11	ERA: 0.00 WHIP: 0.000
48 Michael Wurtz, R ERA: 4.0	IP: 1.0 WLS: 0 BF: 3	H: 0 R: 0 ER: 0 SO: 2	BB: 0 IBB: 0 HBP: 0 BLK: 0	WP: 0 HR: 0 S: 9 P: 14	ERA: 0.00 WHIP: 0.000	PITCHER										IP: 1.0 WLS: 0 BF: 3	H: 0 R: 0 ER: 0 SO: 2	BB: 0 IBB: 0 HBP: 0 BLK: 0	WP: 0 HR: 0 S: 9 P: 14	ERA: 0.00 WHIP: 0.000
13 Jerry Blevins, L ERA: 4.0	IP: 1.0 WLS: 0 BF: 4	H: 0 R: 0 ER: 0 SO: 0	BB: 2 IBB: 0 HBP: 0 BLK: 0	WP: 0 HR: 0 S: 6 P: 15	ERA: 0.00 WHIP: 2.000	PITCHER										IP: 1.0 WLS: 0 BF: 4	H: 0 R: 0 ER: 0 SO: 0	BB: 2 IBB: 0 HBP: 0 BLK: 0	WP: 0 HR: 0 S: 6 P: 15	ERA: 0.00 WHIP: 2.000

AB	30
R	5
H	8
RBI	3
BB	3
SO	7
LOB	14



Batter	1	2	3	4	5	6	7	8	9	AB	R	H	RBI	BB	SO	LOB	TOP										
5 Ian Kinsler, R OBP: 0.347, SLG: 0.466	G5-3	K				P3			F9	6	0	2	1	0	1	4											
1 Elvis Andrus, R OBP: 0.314, SLG: 0.333	BB				G1-2-3	G6-3			K	4	2	1	0	1	1	4											
10 Michael Young, R OBP: 0.331, SLG: 0.495	G4-3					L9			G6-3	5	2	2	2	0	0	1											
29 Adrián Beltré, R OBP: 0.306, SLG: 0.529					G6-3				E6	5	2	2	1	0	0	0											
17 Nelson Cruz, R OBP: 0.336, SLG: 0.495	F9				G4-3				K	5	1	1	3	0	1	2											
25 Mike Napoli, R OBP: 0.431, SLG: 0.733										2	2	1	1	3	0	0											
7 David Murphy, L OBP: 0.325, SLG: 0.394	K				G6-3	G3				5	2	2	0	0	1	1											
8 Yorvit Torrealba, R OBP: 0.308, SLG: 0.474						L1-3				4	0	2	2	1	0	1											
18 Mitch Moreland, L OBP: 0.372, SLG: 0.533										3	0	0	0	0	1	3											
20 Julio Borbon, L OBP: 0.290, SLG: 0.304	K					G4-3				1	0	1	1	0	0	0											
Inning Stats	R: 1 H: 1 E: 0 K: 0 S: 9	H: 1 LOB: 1 BB: 1 P: 16	R: 0 H: 0 E: 0 K: 3 S: 13	H: 0 LOB: 2 BB: 2 P: 26	R: 2 H: 2 E: 0 K: 0 S: 9	H: 2 LOB: 1 BB: 1 P: 15	R: 0 H: 2 E: 0 K: 0 S: 9	H: 2 LOB: 2 BB: 0 P: 15	R: 4 H: 4 E: 0 K: 0 S: 13	H: 4 LOB: 0 BB: 0 P: 18	R: 0 H: 0 E: 0 K: 0 S: 8	H: 0 LOB: 0 BB: 0 P: 13	R: 0 H: 0 E: 0 K: 0 S: 6	H: 0 LOB: 0 BB: 0 P: 7	R: 1 H: 2 E: 0 K: 1 S: 12	H: 2 LOB: 1 BB: 0 P: 16	R: 3 H: 3 E: 1 K: 1 S: 17	H: 3 LOB: 2 BB: 1 P: 23	1B: 8 2B: 3 3B: 0 HR: 3	SF: 0 SAC: 0 DP: 1 HBP: 1	WP: 0 PB: 0 SB: 1 CS: 1	PA: 47					
PITCHER	IP	WLS	BF	H	R	ER	SO	BB	IBB	HBP	BLK	WP	HR	S	P	ERA	WHIP										
49 Brett Anderson, L ERA: 2.95	5.0	L	27	9	7	7	3	4	0	1	0	0	3	53	90	12.60	2.600										
56 Craig Breslow, L ERA: 4.0	1.0		3	0	0	0	0	0	0	0	0	0	0	8	13	0.00	0.000										
48 Michael Wertz, R ERA: 4.7	1.0		3	0	0	0	0	0	0	0	0	0	0	6	7	0.00	0.000										
29 David Purcey, L ERA: 4.9	1.0		5	2	1	1	1	0	0	0	0	0	0	12	16	9.00	2.000										
13 Jerry Blevins, L	1.0		8	3	3	0	1	1	0	0	0	0	0	17	23	0.00	4.000										

Texas Rangers @ Oakland Athletics
Oakland Coliseum, Oakland, CA
Sat Apr 30 2011, 1:07 PM - 3:41 PM PDT
Att: 27,285 - Sunny - 74 F

AB 40
R 11
H 14
RBI 11
BB 5
SO 5
LOB 16



Batter	1	2	3	4	5	6	7	8	9	AB	R	H	RBI	BB	SO	LOB	BOTTOM										
12 David DeJesus, L OBP: 0.297, SLG: 0.256	F7								P6	4	0	1	0	1	0	3											
10 Danic Barton, L OBP: 0.342, SLG: 0.297	G1-3									4	0	0	0	0	0	2											
28 Conor Jackson, R OBP: 0.350, SLG: 0.407	BB									4	0	1	0	0	1	1											
16 Josh Willingham, R OBP: 0.330, SLG: 0.435	F9									4	1	1	1	0	1	2											
55 Hideki Matsui, L OBP: 0.303, SLG: 0.374										4	0	1	0	0	1	0											
8 Kurt Suzuki, R OBP: 0.330, SLG: 0.359										4	1	1	1	0	0	1											
5 Kevin Kouzmanoff, R OBP: 0.297, SLG: 0.335										3	0	0	0	0	3	0											
15 Ryan Sweeney, L OBP: 0.364, SLG: 0.370										0	0	0	0	1	0	0											
21 Andy LaRoche, R OBP: 0.351, SLG: 0.412										4	0	2	0	0	0	0											
2 Cliff Pennington, S OBP: 0.267, SLG: 0.304										3	0	0	0	1	1	1											
Inning Stats	R: 0 H: 1 E: 0 K: 0 S: 12	H: 2 LOB: 1 BB: 0 P: 18	R: 1 H: 2 E: 0 K: 1 S: 13	H: 2 LOB: 0 BB: 0 P: 21	R: 0 H: 0 E: 0 K: 0 S: 8	H: 0 LOB: 0 BB: 0 P: 13	R: 1 H: 1 E: 0 K: 1 S: 6	H: 1 LOB: 0 BB: 0 P: 11	R: 0 H: 1 E: 0 K: 0 S: 9	H: 1 LOB: 1 BB: 0 P: 12	R: 0 H: 0 E: 0 K: 2 S: 8	H: 0 LOB: 0 BB: 0 P: 9	R: 0 H: 0 E: 0 K: 2 S: 9	H: 0 LOB: 1 BB: 1 P: 16	R: 0 H: 1 E: 0 K: 1 S: 12	H: 1 LOB: 2 BB: 2 P: 21	1B: 3 2B: 2 3B: 0 HR: 2	SF: 0 SAC: 0 DP: 0 HBP: 0	WP: 0 PB: 0 SB: 1 CS: 0	PA: 37							
PITCHER	IP	WLS	BF	H	R	ER	SO	BB	IBB	HBP	BLK	WP	HR	S	P	ERA	WHIP										
48 Colby Lewis, R ERA: 5.7	8.0	W	31	6	2	2	6	1	0	0	0	0	0	10	109	2.25	0.875										
21 Brett Tomko, R ERA: 7.04	1.0		6	1	0	0	1	2	0	0	0	0	0	12	21	0.00	3.000										

Texas Rangers @ Oakland Athletics
Oakland Coliseum, Oakland, CA
Sat Apr 30 2011, 1:07 PM - 3:41 PM PDT
Att: 27,285 - Sunny - 74 F

AB 34
R 2
H 7
RBI 2
BB 3
SO 7
LOB 10



Batter	1	2	3	4	5	6	7	8	9	AB	R	H	RBI	BB	SO	LOB	TOP										
5 Ian Kinsler, R OBP: 0.341, SLG: 0.463										5	0	1	1	0	0	5	Texas Rangers @ Oakland Athletics Oakland Coliseum, Oakland, CA Sun May 01 2011, 1:08 PM - 4:09 PM PDT Att: 15,178 - Sunny - 73 F										
1 Elvis Andrus, R OBP: 0.318, SLG: 0.347										5	1	2	0	0	1	4											
10 Michael Young, R OBP: 0.358, SLG: 0.491										3	0	1	1	1	1												
29 Adrian Beltré, R OBP: 0.296, SLG: 0.509										4	0	0	0	0	0	3											
17 Nelson Cruz, R OBP: 0.324, SLG: 0.474										4	0	0	0	0	2	3											
25 Mike Napoli, R OBP: 0.403, SLG: 0.673										4	0	0	0	0	2	1											
7 David Murphy, L OBP: 0.346, SLG: 0.405										3	0	2	0	1	1	0											
8 Yorvit Torrealba, R OBP: 0.317, SLG: 0.468										3	1	1	0	1	1	2											
18 Mitch Moreland, L OBP: 0.378, SLG: 0.526										3	0	1	0	0	1	3											
Inning Stats	R: 0 E: 0 K: 1 S: 7	H: 0 LOB: 0 BB: 0 P: 12	R: 0 E: 0 K: 2 S: 11	H: 0 LOB: 0 BB: 0 P: 16	R: 0 E: 0 K: 1 S: 9	H: 0 LOB: 1 BB: 1 P: 18	R: 0 E: 0 K: 0 S: 9	H: 1 LOB: 1 BB: 0 P: 13	R: 0 E: 0 K: 1 S: 13	H: 2 LOB: 2 BB: 0 P: 17	R: 1 E: 0 K: 0 S: 7	H: 2 LOB: 0 BB: 0 P: 13	R: 1 E: 0 K: 2 S: 11	H: 1 LOB: 2 BB: 1 P: 20	R: 0 E: 0 K: 1 S: 9	H: 0 LOB: 1 BB: 0 P: 18		R: 0 E: 0 K: 1 S: 15	H: 2 LOB: 2 BB: 0 P: 22	1B: 6 2B: 2 3B: 0 HR: 0	SF: 0 SAC: 0 DP: 1 HBP: 1	WP: 1 PB: 0 SB: 0 CS: 0	PA: 38				
PITCHER	IP	WLS	BF	H	R	ER	SO	BB	IBB	HBP	BLK	WP	HR	S	P	ERA	WHIP										
47 Gio González, L ERA: 2.7	6.2	W	27	5	2	2	7	2	0	1	0	1	0	64	105	2.70	1.050										
31 Brad Ziegler, R ERA:	0.1		2	1	0	0	0	0	0	0	0	0	0	3	4	0.00	3.000										
50 Grant Balfour, R ERA: 2.45	1.0		4	0	0	0	1	1	0	0	0	0	0	9	18	0.00	1.000										
56 Craig Breslow, L ERA: 4.0	0.0		2	2	0	0	0	0	0	0	0	0	0	6	8	∞	∞										
57 Brian Fuentes, L ERA: 3.88	1.0		3	0	0	0	1	0	0	0	0	0	0	9	14	0.00	0.000										

AB	34
R	2
H	8
RBI	2
BB	3
SO	9
LOB	22



Batter	1	2	3	4	5	6	7	8	9	AB	R	H	RBI	BB	SO	LOB	BOTTOM										
4 Coco Crisp, S OBP: 0.299, SLG: 0.448										5	1	2	1	0	0	4	Texas Rangers @ Oakland Athletics Oakland Coliseum, Oakland, CA Sun May 01 2011, 1:08 PM - 4:09 PM PDT Att: 15,178 - Sunny - 73 F										
10 Danic Barton, L OBP: 0.345, SLG: 0.305										4	1	1	0	1	1	1											
28 Conor Jackson, R OBP: 0.375, SLG: 0.439										3	1	2	2	1	0	1											
16 Josh Willingham, R OBP: 0.317, SLG: 0.416										4	1	0	0	0	1	6											
8 Kurt Suzuki, R OBP: 0.337, SLG: 0.366										4	1	2	2	0	0	0											
55 Hideki Matsui, L OBP: 0.311, SLG: 0.383										3	1	1	1	1	2	1											
14 Mark Ellis, R OBP: 0.223, SLG: 0.276										4	0	0	0	0	0	3											
21 Andy LaRoche, R OBP: 0.390, SLG: 0.459										3	1	2	0	0	1	0											
2 Cliff Pennington, S OBP: 0.267, SLG: 0.301										4	0	1	1	0	0	2											
Inning Stats	R: 3 E: 0 K: 1 S: 18	H: 3 LOB: 1 BB: 1 P: 32	R: 1 E: 0 K: 1 S: 15	H: 3 LOB: 3 BB: 1 P: 23	R: 2 E: 1 K: 0 S: 11	H: 2 LOB: 1 BB: 0 P: 18	R: 0 E: 0 K: 1 S: 8	H: 1 LOB: 0 BB: 0 P: 12	R: 0 E: 0 K: 1 S: 9	H: 0 LOB: 0 BB: 0 P: 13	R: 0 E: 1 K: 1 S: 10	H: 0 LOB: 0 BB: 0 P: 15	R: 1 E: 1 K: 0 S: 13	H: 1 LOB: 2 BB: 1 P: 25	R: 0 E: 0 K: 0 S: 13	H: 1 LOB: 1 BB: 0 P: 17		1B: 6 2B: 5 3B: 0 HR: 0	SF: 0 SAC: 0 DP: 2 HBP: 1	WP: 1 PB: 0 SB: 1 CS: 2	PA: 38						
PITCHER	IP	WLS	BF	H	R	ER	SO	BB	IBB	HBP	BLK	WP	HR	S	P	ERA	WHIP										
54 Matt Harrison, L ERA: 4.59	1.2	L	12	6	4	4	1	2	0	0	0	0	0	29	49	21.60	4.800										
47 Dave Bush, R ERA: 1.45	4.1		16	3	2	1	4	0	0	1	0	0	0	42	64	2.08	0.692										
59 Ryan Tucker, R ERA:	1.0		6	1	1	0	0	1	0	0	0	1	0	13	25	0.00	2.000										
46 Pedro Strop, R ERA: 1.04	1.0		4	1	0	0	0	0	0	0	0	0	0	13	17	0.00	1.000										


AB	34
R	7
H	11
RBI	7
BB	3
SO	5
LOB	18



Batter	1	2	3	4	5	6	7	8	9	10	AB	R	H	RBI	BB	SO	LOB	TOP	
1 Elvis Andrus, R OBP: 0.316, SLG: 0.343			FC1-5 18 FC3-6		FC9 10 SF9 1B		SH1-3		F9		4	1	1	0	0	1	2		
18 Mitch Moreland, L OBP: 0.368, SLG: 0.506			FC3-6 10 2B		FC1 29 SF9 10 SF9		G4-3		F7		5	1	1	0	0	0	5		
10 Michael Young, R OBP: 0.392, SLG: 0.496			L4-3		SF9				K		3	0	1	3	1	1	1		
29 Adrián Beltré, R OBP: 0.292, SLG: 0.495		G4-3			SF9		FC6-4				3	0	0	1	1	1	3		
17 Nelson Cruz, R OBP: 0.310, SLG: 0.451			G1-3		F8		K		F9		5	0	0	0	0	2	2		
7 David Murphy, L OBP: 0.360, SLG: 0.403			G4-3		G6-3 19 BB		G5-3				3	0	1	0	2	0	0		
19 Chris Davis, L OBP: 0.350, SLG: 0.353			G6-3		G6-3						4	0	2	0	1	0	2		
2 Taylor Teagarden, R OBP: 0.315, SLG: 0.463			G1-3		K		F7		K		3	0	0	0	1	1	2		
20 Julio Borbon, L OBP: 0.313, SLG: 0.345			SH 18 FC3-6 10 2B FC1-5		SH 18 E 10 SF9 1B		SH1-3		G6-3		2	2	2	0	0	0	0		
25 Mike Napoli, R OBP: 0.397, SLG: 0.660											1	0	0	0	0	0	0		
Inning Stats	R: 0 E: 0 K: 1 S: 10	H: 1 LOB: 0 BB: 0 P: 14	R: 0 E: 0 K: 1 S: 9	H: 1 LOB: 1 BB: 0 P: 14	R: 2 E: 1 K: 1 S: 11	H: 1 LOB: 1 BB: 1 P: 20	R: 0 E: 0 K: 0 S: 14	H: 1 LOB: 0 BB: 0 P: 19	R: 2 E: 1 K: 0 S: 13	H: 2 LOB: 1 BB: 0 P: 17	R: 0 E: 0 K: 0 S: 11	H: 1 LOB: 2 BB: 1 P: 19	R: 0 E: 0 K: 0 S: 9	H: 0 LOB: 0 BB: 0 P: 18	R: 0 E: 0 K: 0 S: 9	H: 0 LOB: 3 BB: 3 P: 30	1B: 6 2B: 3 3B: 0 HR: 0	SF: 2 SAC: 2 DP: 2 HBP: 0	WP: 0 PA: 44 PB: 0 SB: 0 CS: 0
PITCHER	IP 6.0	WLS 26	BF 6	H 4	R 4	ER 0	SO 4	BB 2	IBB 0	HBP 0	BLK 0	WP 0	HR 0	S 68	P 101	ERA 0.00	WHIP 1.333		
32 Brandon McCarthy, R ERA: 3.05																			
56 Craig Breslow, L ERA: 3.72																			
31 Brad Ziegler, R ERA:																			
48 Michael Wuerzt, R ERA:																			
57 Brian Fuentes, L ERA: 3.6																			

Texas Rangers @ Oakland Athletics
Oakland Coliseum, Oakland, CA
Mon May 02 2011, 12:37 PM - 3:45 PM PDT
Att. 9,193 - Partly Cloudy - 67 F

AB 34
R 4
H 8
RBI 4
BB 6
SO 7
LOB 20



Batter	1	2	3	4	5	6	7	8	9	10	AB	R	H	RBI	BB	SO	LOB	BOTTOM	
14 Mark Ellis, R OBP: 0.224, SLG: 0.284			F9		G5-4-3		CS		L4		4	0	1	0	0	0	4		
10 Daric Barton, L OBP: 0.339, SLG: 0.293			G1-4-3		E6 16 2B 55 G5-3		K				4	1	0	0	1	1	3		
28 Conor Jackson, R OBP: 0.348, SLG: 0.403			L6		K				L8		5	0	0	0	0	1	4		
16 Josh Willingham, R OBP: 0.330, SLG: 0.462									K		4	1	2	1	1	2	2		
55 Hideki Matsui, L OBP: 0.305, SLG: 0.404			G1-3		G5-3		G4-3				5	1	1	2	0	0	3		
8 Kurt Suzuki, R OBP: 0.344, SLG: 0.407			G4-3				G5-3				4	1	2	1	0	0	1		
12 David DeJesus, L OBP: 0.305, SLG: 0.258			FC1-5 2 1B		G6-3		F7				3	1	1	0	1	0	1		
21 Andy LaRoche, R OBP: 0.400, SLG: 0.483			K		K		F9				4	0	2	0	0	1	1		
2 Cliff Pennington, S OBP: 0.287, SLG: 0.314			FC1-5 14 G5-4-3		G6-3		CS				3	0	2	1	1	0	2		
Inning Stats	R: 0 E: 0 K: 0 S: 10	H: 1 LOB: 2 BB: 1 P: 15	R: 1 E: 0 K: 0 S: 12	H: 2 LOB: 2 BB: 1 P: 19	R: 0 E: 0 K: 1 S: 10	H: 0 LOB: 0 BB: 0 P: 11	R: 1 E: 0 K: 0 S: 13	H: 3 LOB: 1 BB: 0 P: 19	R: 1 E: 0 K: 1 S: 11	H: 1 LOB: 1 BB: 0 P: 14	R: 0 E: 0 K: 1 S: 7	H: 0 LOB: 0 BB: 0 P: 14	R: 1 E: 0 K: 0 S: 9	H: 2 LOB: 1 BB: 0 P: 17	R: 0 E: 0 K: 1 S: 14	H: 0 LOB: 2 BB: 2 P: 25	1B: 6 2B: 2 3B: 0 HR: 3	SF: 0 SAC: 1 DP: 1 HBP: 0	WP: 0 PA: 42 PB: 0 SB: 0 CS: 1
PITCHER	IP 7.0	WLS 30	BF 8	H 3	R 3	ER 2	SO 4	BB 2	IBB 0	HBP 0	BLK 0	WP 0	HR 1	S 71	P 103	ERA 2.57	WHIP 1.429		
45 Derek Holland, L ERA: 4.66																			
53 Arthur Rhodes, L ERA: 3.24																			
50 Cody Eppley, R ERA: 1.59																			
28 Darren Oliver, L ERA: 3.18																			

Texas Rangers @ Oakland Athletics
Oakland Coliseum, Oakland, CA
Mon May 02 2011, 12:37 PM - 3:45 PM PDT
Att. 9,193 - Partly Cloudy - 67 F

AB 36
R 5
H 11
RBI 5
BB 4
SO 5
LOB 21



Batter	1	2	3	4	5	6	7	8	9	AB	R	H	RBI	BB	SO	LOB	TOP								
24 Grady Sizemore, L OBP: 0.373, SLG: 0.685										4	0	0	0	0	1	4									
13 Asdrúbal Cabrera, S OBP: 0.341, SLG: 0.466										5	0	3	2	0	1	0									
17 Shin-Soo Choo, L OBP: 0.317, SLG: 0.380										4	0	0	0	1	0	5									
41 Carlos Santana, S OBP: 0.327, SLG: 0.383										5	1	2	0	0	1	4									
47 Shelley Duncan, R OBP: 0.333, SLG: 0.500										4	0	0	0	0	1	3									
23 Michael Brantley, L OBP: 0.388, SLG: 0.592										3	0	1	0	1	0	0									
7 Matt LaPorta, R OBP: 0.351, SLG: 0.512										4	1	2	1	0	0	0									
9 Jack Hannahan, L OBP: 0.356, SLG: 0.481										4	1	2	0	0	1	2									
8 Adam Everett, R OBP: 0.458, SLG: 0.350										2	0	1	0	0	0	1									
48 Travis Hafner, L OBP: 0.400, SLG: 0.596										0	0	0	0	1	0	0									
20 Orlando Cabrera, R OBP: 0.330, SLG: 0.388										1	1	1	1	0	0	0									
Inning Stats	R: 0 E: 0 K: 1 S: 9	H: 1 LOB: 1 BB: 0 P: 14	R: 0 E: 0 K: 0 S: 6	H: 0 LOB: 0 BB: 0 P: 13	R: 0 E: 0 K: 0 S: 13	H: 2 LOB: 2 BB: 0 P: 19	R: 0 E: 0 K: 0 S: 4	H: 1 LOB: 1 BB: 0 P: 9	R: 0 E: 0 K: 1 S: 7	H: 0 LOB: 0 BB: 0 P: 12	R: 0 E: 0 K: 1 S: 7	H: 0 LOB: 0 BB: 0 P: 12	R: 1 E: 0 K: 1 S: 15	H: 3 LOB: 3 BB: 1 P: 30	R: 0 E: 0 K: 1 S: 12	H: 0 LOB: 1 BB: 1 P: 17	R: 3 E: 0 K: 0 S: 18	H: 4 LOB: 2 BB: 1 P: 30	1B: 12 2B: 0 3B: 0 HR: 0	SF: 0 SAC: 0 DP: 1 HBP: 1	WP: 0 PB: 0 SB: 0 CS: 1	PA: 40			
PITCHER	IP	WLS	BF	H	R	ER	SO	BB	IBB	HBP	BLK	WP	HR	S	P	ERA	WHIP								
66 Tyson Ross, R ERA: 2.38	(1, 1)	6.1	26	8	1	1	3	0	0	0	0	0	0	56	97	1.42	1.263								
56 Craig Breslow, L ERA: 3.5	(7, 1)	0.1	1	0	0	0	0	0	0	0	0	0	0	3	4	0.00	0.000								
48 Michael Wuerz, R ERA:	(7, 1)	1.1	6	0	0	0	2	2	0	0	0	0	0	16	25	0.00	1.500								
57 Brian Fuentes, L ERA: 5.28	(9, 1)	0.1	L 6	4	3	3	0	1	0	1	0	0	0	13	22	81.00	15.000								
29 David Purzey, L ERA: 4.32	(9, 1)	0.2	2	0	0	0	0	0	0	0	0	0	0	5	8	0.00	0.000								

Cleveland Indians @ Oakland Athletics
Oakland Coliseum, Oakland, CA
Tue May 03 2011, 7:11 PM - 10:03 PM PDT
Att. 10,135 - Clear - 66 F

AB 36
R 4
H 12
RBI 4
BB 3
SO 5
LOB 19



Batter	1	2	3	4	5	6	7	8	9	AB	R	H	RBI	BB	SO	LOB	BOTTOM								
4 Coco Crisp, S OBP: 0.287, SLG: 0.430										4	0	0	0	0	1	0									
10 Danic Barton, L OBP: 0.336, SLG: 0.291										4	1	1	0	0	1	0									
12 David DeJesus, L OBP: 0.303, SLG: 0.258										4	0	1	0	0	1	0									
55 Hideki Matsui, L OBP: 0.313, SLG: 0.408										4	0	2	0	0	0	2									
8 Kurt Suzuki, R OBP: 0.330, SLG: 0.389										4	0	0	1	0	0	3									
15 Ryan Sweeney, L OBP: 0.389, SLG: 0.379										2	0	1	0	1	0	1									
14 Mark Ellis, R OBP: 0.218, SLG: 0.276										3	0	0	0	0	1	4									
21 Andy LaRoche, R OBP: 0.375, SLG: 0.432										3	0	0	0	0	2	1									
2 Cliff Pennington, S OBP: 0.278, SLG: 0.303										3	0	0	0	0	0	0									
Inning Stats	R: 0 E: 0 K: 1 S: 5	H: 0 LOB: 0 BB: 0 P: 6	R: 0 E: 0 K: 0 S: 10	H: 1 LOB: 1 BB: 0 P: 16	R: 0 E: 0 K: 1 S: 7	H: 0 LOB: 0 BB: 0 P: 8	R: 1 E: 0 K: 1 S: 11	H: 2 LOB: 1 BB: 0 P: 22	R: 0 E: 0 K: 0 S: 9	H: 0 LOB: 0 BB: 0 P: 14	R: 0 E: 0 K: 1 S: 8	H: 1 LOB: 1 BB: 0 P: 10	R: 0 E: 0 K: 1 S: 9	H: 1 LOB: 0 BB: 0 P: 13	R: 0 E: 0 K: 0 S: 5	H: 0 LOB: 0 BB: 0 P: 7	R: 0 E: 0 K: 1 S: 9	H: 0 LOB: 0 BB: 0 P: 12	1B: 5 2B: 1 3B: 0 HR: 0	SF: 0 SAC: 0 DP: 1 HBP: 0	WP: 0 PB: 0 SB: 0 CS: 1	PA: 32			
PITCHER	IP	WLS	BF	H	R	ER	SO	BB	IBB	HBP	BLK	WP	HR	S	P	ERA	WHIP								
55 Roberto Hernandez, R ERA: 4.43	(1, 1)	8.0	W 29	5	1	1	5	1	0	0	0	0	0	64	96	1.12	0.750								
54 Chris Perez, R ERA: 2.77	(9, 1)	1.0	S 3	0	0	0	1	0	0	0	0	0	0	9	12	0.00	0.000								

Cleveland Indians @ Oakland Athletics
Oakland Coliseum, Oakland, CA
Tue May 03 2011, 7:11 PM - 10:03 PM PDT
Att. 10,135 - Clear - 66 F

AB 31
R 1
H 5
RBI 1
BB 1
SO 6
LOB 11



Batter	1	2	3	4	5	6	7	8	9	AB	R	H	RBI	BB	SO	LOB	TOP										
24 Grady Sizemore, L OBP: 0.359, SLG: 0.661	G3		48 1B 2B		G3		K		K	5	1	1	0	0	2	1	Cleveland Indians @ Oakland Athletics Oakland Coliseum, Oakland, CA Wed May 04 2011, 7:08 PM - 9:30 PM PDT Att: 13,872 - Clear - 76 F										
13 Asdrúbal Cabrera, S OBP: 0.326, SLG: 0.446	G4-3		F7		F8		G4-3		F8	5	0	0	0	0	0	2											
17 Shin-Soo Choo, L OBP: 0.323, SLG: 0.373			K		41 WP BB		G4-3		G4-3	2	0	0	0	2	1												
41 Carlos Santana, S OBP: 0.325, SLG: 0.371	G4-3		48 1B BB		G5-3		G5-3		G5-3	3	0	0	0	1	0	2											
48 Travis Hafner, L OBP: 0.404, SLG: 0.563 8 Adam Everett, R OBP: 0.458, SLG: 0.350	G4-3		20 FC6-4 1B		K		K		20 1B 1B	4	0	2	1	0	1	0											
20 Orlando Cabrera, R OBP: 0.327, SLG: 0.383	G6-3		FC6-4		G1-3		G1-3		1B	4	0	1	0	0	0	2											
23 Michael Brantley, L OBP: 0.492, SLG: 0.596	7 1B 1B				K		7 WP 1B		G3	4	0	2	0	0	1	2											
7 Matt LaPorta, R OBP: 0.347, SLG: 0.500	G3				G3		K		K	4	0	1	0	0	2	1											
9 Jack Hannahan, L OBP: 0.351, SLG: 0.464	L7				G3		G1-3		BB	3	0	0	0	1	0	2											
Inning Stats	R: 0 E: 0 K: 0 S: 8	H: 0 LOB: 1 BB: 1 P: 15	R: 0 E: 0 K: 0 S: 12	H: 2 LOB: 2 BB: 0 P: 22	R: 1 E: 0 K: 1 S: 16	H: 2 LOB: 2 BB: 1 P: 24	R: 0 E: 0 K: 1 S: 8	H: 0 LOB: 0 BB: 1 P: 13	R: 0 E: 0 K: 2 S: 9	H: 1 LOB: 1 BB: 0 P: 16	R: 0 E: 0 K: 1 S: 6	H: 0 LOB: 0 BB: 0 P: 11	R: 0 E: 0 K: 0 S: 16	H: 2 LOB: 2 BB: 0 P: 24	R: 0 E: 0 K: 2 S: 10	H: 0 LOB: 1 BB: 1 P: 18		1B: 6 2B: 1 3B: 0 HR: 0	SF: 0 SAC: 0 DP: 0 HBP: 0	WP: 2 PB: 0 SB: 0 CS: 0	PA: 38						
PITCHER	IP	WLS	BF	H	R	ER	SO	BB	IBB	HBP	BLK	WP	HR	S	P	ERA	WHIP										
53 Trevor Cahill, R ERA: 1.79	7.0	W	29	5	1	1	5	3	0	0	0	2	0	67	116	1.29	1.143										
29 David Purcey, L ERA: 4.0	0.2	H	3	1	0	0	0	0	0	0	0	0	0	12	17	0.00	1.500										
31 Brad Ziegler, R ERA: 4.0	0.1	H	2	1	0	0	0	0	0	0	0	0	0	4	7	0.00	3.000										
50 Grant Balfour, R ERA: 2.08	1.0	S	4	0	0	0	2	1	0	0	0	0	0	10	18	0.00	1.000										

Batter	1	2	3	4	5	6	7	8	9	AB	R	H	RBI	BB	SO	LOB	BOTTOM										
4 Coco Crisp, S OBP: 0.286, SLG: 0.423	F8		G4-3			G4-3				4	0	1	1	0	0	0	Cleveland Indians @ Oakland Athletics Oakland Coliseum, Oakland, CA Wed May 04 2011, 7:08 PM - 9:30 PM PDT Att: 13,872 - Clear - 76 F										
12 David DeJesus, L OBP: 0.313, SLG: 0.330						K			CS	3	2	2	2	0	1	0											
28 Conor Jackson, R OBP: 0.333, SLG: 0.385	G6-3				G6-3		K			3	0	0	0	0	1	0											
16 Josh Willingham, R OBP: 0.321, SLG: 0.448	G5-3				K		F9			3	0	0	0	0	1	0											
55 Hideki Matsui, L OBP: 0.304, SLG: 0.396	G5-3				F8		G5-3			3	0	0	0	0	0	0											
11 Landon Powell, S OBP: 0.367, SLG: 0.320	K					P4			L9	3	0	0	0	0	1	0											
14 Mark Ellis, R OBP: 0.212, SLG: 0.269	F9					F9			E5 2 1B 4 1B	3	1	0	0	0	0	0											
21 Andy LaRoche, R OBP: 0.353, SLG: 0.404	G6-3				F8				K	3	0	0	0	0	1	1											
2 Cliff Pennington, S OBP: 0.280, SLG: 0.304	F7					G4-3			12 CS 4 1B 1B	3	0	1	0	0	0	0											
Inning Stats	R: 1 E: 0 K: 0 S: 12	H: 1 LOB: 0 BB: 0 P: 15	R: 0 E: 0 K: 1 S: 8	H: 0 LOB: 0 BB: 0 P: 10	R: 0 E: 0 K: 0 S: 8	H: 0 LOB: 0 BB: 0 P: 11	R: 1 E: 0 K: 1 S: 9	H: 1 LOB: 0 BB: 0 P: 16	R: 0 E: 0 K: 0 S: 6	H: 0 LOB: 0 BB: 0 P: 7	R: 0 E: 0 K: 1 S: 6	H: 0 LOB: 0 BB: 0 P: 8	R: 0 E: 0 K: 1 S: 8	H: 0 LOB: 0 BB: 0 P: 11	R: 1 E: 1 K: 1 S: 17	H: 2 LOB: 1 BB: 0 P: 25		1B: 2 2B: 0 3B: 0 HR: 2	SF: 0 SAC: 0 DP: 0 HBP: 0	WP: 0 PB: 0 SB: 0 CS: 1	PA: 29						
PITCHER	IP	WLS	BF	H	R	ER	SO	BB	IBB	HBP	BLK	WP	HR	S	P	ERA	WHIP										
43 Josh Tomlin, R ERA: 2.43	7.2	L	27	3	3	2	5	0	0	0	0	0	0	72	99	2.35	0.391										
49 Tony Sipp, L ERA: 2.03	0.1		1	1	0	0	0	0	0	0	0	0	0	2	4	0.00	3.000										



Batter	1	2	3	4	5	6	7	8	9	10	11	12	AB	R	H	RBI	BB	SO	LOB	TOP						
23 Michael Brantley, L OBP: 0.300, SLG: 0.363	G5-3			G4-3		13 1B		G6-3			F8	K	6	1	1	0	0	1	2							
13 Asdrubal Cabrera, S OBP: 0.331, SLG: 0.444	G6-3			K		17 48 1B		K			1B		5	0	2	2	0	2	1							
17 Shin-Soo Choo, L OBP: 0.311, SLG: 0.357	G4-3			G6-3		K		G4-3			F9		5	0	0	0	0	1	3							
47 Shelley Duncan, R OBP: 0.368, SLG: 0.459				F9		L8		F8		G6-3			3	0	0	0	0	0	1							
7 Matt LaPorta, R OBP: 0.340, SLG: 0.489											F9		2	0	0	0	0	0	1							
48 Travis Hafner, L OBP: 0.404, SLG: 0.553	G4-3			G4-3		26 1B		G4-3			1B		5	0	2	0	0	1	0							
20 Orlando Cabrera, R OBP: 0.322, SLG: 0.375	K			K				F9					5	1	1	0	0	2	1							
26 Austin Kearns, R OBP: 0.261, SLG: 0.200				F8				G5-3		L8			4	0	1	0	1	0	0							
9 Jack Hannahan, L OBP: 0.343, SLG: 0.449	G4-3			G4-3		1B		P2		F8			5	1	1	1	0	0	2							
6 Lou Marson, R OBP: 0.384, SLG: 0.483	G4-3			G4-3		23 13 1B		G6-3		G6-3			5	1	3	1	0	0	0							
Inning Stats	R: 0 E: 0 K: 8	H: 0 LOB: 0 BB: 10	R: 0 E: 0 K: 11	H: 0 LOB: 0 BB: 15	R: 0 E: 0 K: 8	H: 0 LOB: 0 BB: 11	R: 0 E: 0 K: 14	H: 0 LOB: 2 BB: 8	R: 0 E: 0 K: 10	H: 0 LOB: 0 BB: 10	R: 0 E: 0 K: 11	H: 1 LOB: 1 BB: 14	R: 0 E: 0 K: 16	H: 0 LOB: 0 BB: 12	R: 0 E: 0 K: 11	H: 1 LOB: 1 BB: 11	R: 2 E: 0 K: 16	H: 3 LOB: 1 BB: 29	1B: 10 2B: 0 3B: 1 HR: 0	SF: 0 SAC: 0 DP: 0 HBP: 0	WP: 0 PB: 0 SB: 0 CS: 2	PA: 46				
PITCHER	IP WLS BF H R ER SO BB IBB HBP BLK WP HR S P ERA WHIP													IP WLS BF H R ER SO BB IBB HBP BLK WP HR S P ERA WHIP												
49 Brett Anderson, L ERA: 2.77	1.0	3	0	0	0	0	0	0	0	6	8	0.00	0.000													
48 Michael Wuerzt, R ERA: 1.35	1.0	4	1	0	0	0	0	0	0	6	11	0.00	1.000													
57 Brian Fuentes, L ERA: 4.96	0.2	L	5	3	2	2	1	1	0	0	13	26	27.00	6.000												
56 Craig Breslow, L ERA: 5.08	0.1		0	0	0	0	1	0	0	0	3	3	0.00	0.000												
13 Jerry Blevins, L ERA: 3.57																										

Cleveland Indians @ Oakland Athletics
Oakland Coliseum, Oakland, CA
Thu May 05 2011, 12:37 PM - 4:19 PM PDT
Att. 14,353 - Sunny - 77 F

AB 45
R 4
H 11
RBI 4
BB 1
SO 7
LOB 11



Batter	1	2	3	4	5	6	7	8	9	10	11	12	AB	R	H	RBI	BB	SO	LOB	BOTTOM						
12 David DeJesus, L OBP: 0.314, SLG: 0.317	G1-6-3 BB		G5-3		10 1B		F7		P6			G3	4	0	0	0	2	0	0							
10 Daric Barton, L OBP: 0.336, SLG: 0.287	G1-6-3		G4-3		1B		F8		G4-3			2B 1B	5	1	1	1	1	0	1							
28 Conor Jackson, R OBP: 0.359, SLG: 0.414	1B		F8		G6-3		16 2B		15 1B		15 1B	1B	5	1	3	0	1	0	2							
16 Josh Willingham, R OBP: 0.322, SLG: 0.436	1B		L9		F7		15 2B		P5		F4		5	0	1	0	1	0	3							
15 Ryan Sweeney, L OBP: 0.452, SLG: 0.486	F9		F9		1B		E6		1B		8 DI 1B		6	0	5	2	0	0	2							
8 Kurt Suzuki, R OBP: 0.314, SLG: 0.368			L8		P6		P3		F7		F7		5	0	0	0	0	0	6							
55 Hideki Matsui, L OBP: 0.302, SLG: 0.393							P3		P3		P3		1	0	0	0	0	0	2							
14 Mark Ellis, R ERA: 4.91			G6-3		10 S 21 L1-4-3 1B		P1		F8		K		3	1	1	0	0	0	1							
4 Coco Crisp, S OBP: 0.283, SLG: 0.419													1	0	0	0	0	2								
5 Kevin Kousseroff, R OBP: 0.244, SLG: 0.333													1	0	0	0	0	1	0							
21 Andy LaRoche, R OBP: 0.321, SLG: 0.365	G5-3				L1-4-3		K		P4		G4-3		5	0	0	0	0	1	1							
2 Cliff Pennington, S OBP: 0.267, SLG: 0.289	K				F7		G6-3		G5-3		L3		5	0	0	0	0	1	1							
Inning Stats	R: 0 E: 0 K: 10	H: 2 LOB: 2 BB: 1	R: 0 E: 0 K: 9	H: 0 LOB: 0 BB: 14	R: 0 E: 0 K: 11	H: 0 LOB: 0 BB: 14	R: 0 E: 0 K: 17	H: 1 LOB: 1 BB: 11	R: 1 E: 0 K: 10	H: 2 LOB: 2 BB: 1	R: 0 E: 0 K: 10	H: 1 LOB: 1 BB: 11	R: 0 E: 0 K: 16	H: 0 LOB: 0 BB: 10	R: 0 E: 0 K: 12	H: 2 LOB: 2 BB: 19	R: 0 E: 0 K: 13	H: 0 LOB: 0 BB: 12	R: 1 E: 0 K: 13	H: 2 LOB: 2 BB: 27	1B: 9 2B: 2 3B: 0 HR: 0	SF: 0 SAC: 0 DP: 1 HBP: 0	WP: 0 PB: 0 SB: 1 CS: 0	PA: 51		
PITCHER	IP WLS BF H R ER SO BB IBB HBP BLK WP HR S P ERA WHIP													IP WLS BF H R ER SO BB IBB HBP BLK WP HR S P ERA WHIP												
58 Jeanmar Gómez, R ERA: 1.35	5.1	6	1	1	1	2	0	0	0	6	10	0.00	0.000													
38 Joe Smith, R ERA: 1.35	1.0	H	3	0	0	0	0	0	0	4	7	0.00	0.000													
53 Rafael Perez, L ERA: 1.54	0.2	H	2	0	0	0	0	0	0	4	10	0.00	0.000													
52 Vinnie Pestano, R ERA: 1.54	0.2	B	5	1	1	1	0	2	0	11	20	13.50	4.500													
49 Tony Sipp, L ERA: 1.84	1.1		4	0	0	0	0	0	0	8	11	0.00	0.000													
37 Chad Durbin, R ERA: 6.75	2.0	W	8	2	0	0	0	0	0	20	31	0.00	1.000													
54 Chris Perez, R ERA: 3.21	1.0	S	6	2	1	1	0	1	0	0	13	27	9.00	3.000												

Cleveland Indians @ Oakland Athletics
Oakland Coliseum, Oakland, CA
Thu May 05 2011, 12:37 PM - 4:19 PM PDT
Att. 14,353 - Sunny - 77 F

AB 46
R 3
H 11
RBI 3
BB 5
SO 3
LOB 21



Batter	1	2	3	4	5	6	7	8	9	AB	R	H	RBI	BB	SO	LOB	TOP					
4 Coco Crisp, S OBP: 0.282, SLG: 0.407										3	0	0	1	1	0	1						
12 David DeJesus, L OBP: 0.311, SLG: 0.315										4	0	1	0	0	0	0						
28 Conor Jackson, R OBP: 0.341, SLG: 0.392										4	0	0	0	0	0	2						
55 Hideki Matsui, L OBP: 0.292, SLG: 0.378										4	0	0	0	0	0	2						
8 Kurt Suzuki, R OBP: 0.315, SLG: 0.367										3	1	1	0	0	0	0						
15 Ryan Sweeney, L OBP: 0.444, SLG: 0.474										3	1	1	0	0	0	0						
21 Andy LaRoche, R OBP: 0.322, SLG: 0.364										3	1	1	1	0	0	0						
14 Mark Ellis, R OBP: 0.218, SLG: 0.272										3	0	1	0	0	0	0						
5 Kevin Kouzmanoff, R OBP: 0.239, SLG: 0.325										2	0	0	1	0	0	2						
16 Josh Willingham, R OBP: 0.319, SLG: 0.431										1	0	0	0	0	0	0						
2 Cliff Pennington, S OBP: 0.267, SLG: 0.289										0	0	0	0	0	0	0						
Inning Stats	R: 0 E: 0 K: 0 S: 9	H: 1 LOB: 1 BB: 1 P: 15	R: 0 E: 0 K: 0 S: 7	H: 0 LOB: 0 BB: 0 P: 13	R: 0 E: 0 K: 0 S: 9	H: 0 LOB: 0 BB: 0 P: 12	R: 0 E: 0 K: 0 S: 7	H: 0 LOB: 0 BB: 0 P: 10	R: 3 E: 0 K: 0 S: 12	H: 4 LOB: 0 BB: 0 P: 15	R: 0 E: 0 K: 0 S: 5	H: 0 LOB: 0 BB: 0 P: 7	R: 0 E: 0 K: 0 S: 6	H: 0 LOB: 0 BB: 0 P: 7	R: 0 E: 0 K: 0 S: 6	H: 0 LOB: 0 BB: 0 P: 10	R: 0 E: 0 K: 0 S: 7	H: 0 LOB: 0 BB: 0 P: 9	1B: 5 2B: 0 3B: 0 HR: 0	SF: 0 SAC: 0 DP: 1 HBP: 0	WP: 0 PB: 0 SB: 0 CS: 1	PA: 32
PITCHER	IP WLS BF H R ER SO BB IBB HBP BLK WP HR S P ERA WHIP																					
37 Sean O'Sullivan, R ERA: 3.41	8.0 L 28 5 3 3 0 1 0 0 0 0 0 0 61 89 3.38 0.750																					
55 Tim Collins, L ERA: 3.93	1.0 3 0 0 0 0 0 0 0 0 0 0 0 7 9 0.00 0.000																					

Oakland Athletics @ Kansas City Royals
Kauffman Stadium, Kansas City, MO
Fri May 06 2011, 7:12 PM - 9:32 PM CDT
Att: 30,691 - Partly Cloudy - 71 F

AB	30
R	3
H	5
RBI	3
BB	1
SO	0
LOB	7



Batter	1	2	3	4	5	6	7	8	9	AB	R	H	RBI	BB	SO	LOB	BOTTOM			
13 Mike Aviles, R OBP: 0.316, SLG: 0.567										3	0	1	1	1	2	1				
53 Melky Cabrera, S OBP: 0.308, SLG: 0.453										4	0	0	0	0	1	2				
4 Alex Gordon, L OBP: 0.373, SLG: 0.519										4	1	1	1	0	1	1				
16 Billy Butler, R OBP: 0.406, SLG: 0.448										4	0	0	0	0	0	0				
21 Jeff Francoeur, R OBP: 0.343, SLG: 0.598										4	0	1	0	0	0	0				
35 Eric Hosmer, L OBP: 0.333, SLG: 0.305										2	0	0	0	2	2	1				
24 Wilson Betemit, S OBP: 0.369, SLG: 0.473										4	0	1	0	0	1	2				
1 Jarrod Dyson, L OBP: 0.316, SLG: 0.188										0	0	0	0	0	0	0				
15 Matt Treanor, R OBP: 0.333, SLG: 0.305										3	1	0	0	1	1	1				
2 Alcides Escobar, R OBP: 0.260, SLG: 0.281										3	0	1	0	0	0	1				
Inning Stats	R: 1 E: 0 K: 1 S: 9	H: 1 LOB: 0 BB: 0 P: 12	R: 0 E: 0 K: 0 S: 7	H: 0 LOB: 0 BB: 1 P: 16	R: 1 E: 0 K: 0 S: 9	H: 1 LOB: 1 BB: 1 P: 14	R: 0 E: 0 K: 1 S: 10	H: 0 LOB: 1 BB: 1 P: 17	R: 0 E: 0 K: 0 S: 9	H: 0 LOB: 1 BB: 1 P: 15	R: 0 E: 0 K: 2 S: 11	H: 1 LOB: 0 BB: 0 P: 18	R: 0 E: 0 K: 1 S: 11	H: 0 LOB: 0 BB: 0 P: 18	R: 0 E: 0 K: 1 S: 13	H: 1 LOB: 2 BB: 0 P: 19	1B: 2 2B: 1 3B: 1 HR: 1	SF: 0 SAC: 0 DP: 1 HBP: 0	WP: 0 PB: 0 SB: 3 CS: 0	PA: 35
PITCHER	IP WLS BF H R ER SO BB IBB HBP BLK WP HR S P ERA WHIP																			
47 Gio Gonzalez, L ERA: 2.88	7.0 W 28 4 2 2 6 4 0 0 0 0 0 0 11 18 2.57 1.143																			
50 Grant Balfour, R ERA: 1.93	1.0 H 3 0 0 0 1 0 0 0 0 0 0 0 11 18 0.00 0.000																			
57 Brian Fuentes, L ERA: 4.67	1.0 S 4 1 0 0 1 0 0 0 0 0 0 0 13 19 0.00 1.000																			

Oakland Athletics @ Kansas City Royals
Kauffman Stadium, Kansas City, MO
Fri May 06 2011, 7:12 PM - 9:32 PM CDT
Att: 30,691 - Partly Cloudy - 71 F

AB	31
R	2
H	5
RBI	2
BB	4
SO	8
LOB	9



Batter	1	2	3	4	5	6	7	8	9	AB	R	H	RBI	BB	SO	LOB	TOP										
4 Coco Crisp, S OBP: 0.281, SLG: 0.411	G3			G4-3		P6		F8		4	0	1	0	0	0	0	Oakland Athletics @ Kansas City Royals Kauffman Stadium, Kansas City, MO Sat May 07 2011, 6:12 PM - 8:27 PM CDT Att: 25,828 - Clear - 81 F livebaseballscorecards.com										
10 Danic Barton, L OBP: 0.326, SLG: 0.277	K			F8		F7		G1-3		4	0	0	0	0	1	1											
12 David DeJesus, L OBP: 0.310, SLG: 0.330	F7							F8		4	0	1	0	0	0	1											
16 Josh Willingham, R OBP: 0.308, SLG: 0.415		F8								4	0	0	0	0	1	2											
14 Mark Ellis, R OBP: 0.216, SLG: 0.272				G5-3				K		0	0	0	0	0	0	0											
55 Hideki Matsui, L OBP: 0.298, SLG: 0.400	F7							F8		4	0	2	0	0	0	0											
8 Kurt Suzuki, R OBP: 0.313, SLG: 0.363	G6-3									4	0	1	0	0	0	2											
21 Andy LaRoche, R OBP: 0.317, SLG: 0.356				K						4	1	1	0	0	2	2											
5 Kevin Kouzmanoff, R OBP: 0.233, SLG: 0.317				G5-3						2	0	0	0	0	0	1											
15 Ryan Sweeney, L OBP: 0.447, SLG: 0.475				FC6-4						2	1	1	0	0	1	1											
2 Cliff Pennington, S OBP: 0.269, SLG: 0.320	G6-3									3	1	1	3	0	1	0											
Inning Stats	R: 0 E: 0 K: 1 S: 11	H: 0 LOB: 0 BB: 0 P: 15	R: 0 E: 0 K: 0 S: 6	H: 0 LOB: 0 BB: 0 P: 7	R: 0 E: 0 K: 1 S: 6	H: 0 LOB: 0 BB: 0 P: 8	R: 0 E: 0 K: 0 S: 6	H: 1 LOB: 1 BB: 0 P: 12	R: 0 E: 0 K: 0 S: 8	H: 0 LOB: 1 BB: 0 P: 13	R: 0 E: 0 K: 1 S: 11	H: 0 LOB: 0 BB: 0 P: 18	R: 0 E: 0 K: 0 S: 7	H: 1 LOB: 1 BB: 0 P: 15	R: 3 E: 0 K: 1 S: 16	H: 4 LOB: 1 BB: 0 P: 24	R: 0 E: 0 K: 2 S: 9	H: 1 LOB: 1 BB: 0 P: 15	1B: 3 2B: 3 3B: 1 HR: 1	SF: 0 SAC: 0 DP: 0 HBP: 0	WP: 0 PB: 0 SB: 0 CS: 0	PA: 35					
PITCHER	IP	WLS	BF	H	R	ER	SO	BB	IBB	HBP	BLK	WP	HR	S	P	ERA	WHIP										
44 Luke Hochevar, R ERA: 4.91	7.0		25	4	1	1	3	0	0	0	0	0	0	58	94	1.29	0.571										
43 Aaron Crow, R ERA: 1.1	1.0	B	6	3	2	2	1	0	0	0	0	0	1	13	18	18.00	3.000										
48 Joakim Soria, R ERA: 3.95	1.0	W	4	1	0	0	2	0	0	0	0	0	0	9	15	0.00	1.000										

Batter	1	2	3	4	5	6	7	8	9	AB	R	H	RBI	BB	SO	LOB	BOTTOM										
17 Chris Getz, L OBP: 0.319, SLG: 0.296	L4			G6-3		SH1-3		F9		3	0	0	0	0	0	0	Oakland Athletics @ Kansas City Royals Kauffman Stadium, Kansas City, MO Sat May 07 2011, 6:12 PM - 8:27 PM CDT Att: 25,828 - Clear - 81 F livebaseballscorecards.com										
53 Melky Cabrera, S OBP: 0.306, SLG: 0.447	G6-3			G1-3		4B 16 SF9		K		4	1	1	1	0	1	0											
4 Alex Gordon, L OBP: 0.370, SLG: 0.511	G4-3			G3		2B 6B 1B		F7		4	0	1	1	0	0	0											
16 Billy Butler, R OBP: 0.401, SLG: 0.445		P4								3	0	1	1	0	0	0											
1 Jarrod Dyson, L OBP: 0.316, SLG: 0.188				G5-3		SF9				0	1	0	0	0	0	0											
21 Jeff Francoeur, R OBP: 0.341, SLG: 0.587	K			L3		G5-3				4	0	1	0	0	1	1											
35 Eric Hosmer, L OBP: 0.500, SLG: 0.200	F7									3	0	1	0	1	0	0											
13 Mike Aviles, R OBP: 0.304, SLG: 0.548										3	0	0	1	0	1	1											
15 Matt Treanor, R OBP: 0.347, SLG: 0.311				F8						2	1	1	0	1	0	0											
2 Alcides Escobar, R OBP: 0.262, SLG: 0.282	G6-3									3	1	1	0	0	0	1											
Inning Stats	R: 0 E: 0 K: 0 S: 5	H: 0 LOB: 0 BB: 0 P: 6	R: 0 E: 0 K: 1 S: 11	H: 0 LOB: 0 BB: 0 P: 16	R: 0 E: 0 K: 1 S: 8	H: 0 LOB: 0 BB: 0 P: 11	R: 0 E: 0 K: 0 S: 6	H: 0 LOB: 0 BB: 0 P: 7	R: 0 E: 0 K: 0 S: 8	H: 1 LOB: 1 BB: 0 P: 13	R: 3 E: 0 K: 0 S: 12	H: 4 LOB: 1 BB: 0 P: 17	R: 0 E: 0 K: 0 S: 8	H: 0 LOB: 1 BB: 1 P: 14	R: 0 E: 0 K: 1 S: 9	H: 0 LOB: 0 BB: 0 P: 11	R: 1 E: 0 K: 0 S: 7	H: 2 LOB: 2 BB: 1 P: 12	1B: 7 2B: 0 3B: 0 HR: 0	SF: 2 SAC: 1 DP: 0 HBP: 0	WP: 0 PB: 0 SB: 1 CS: 0	PA: 34					
PITCHER	IP	WLS	BF	H	R	ER	SO	BB	IBB	HBP	BLK	WP	HR	S	P	ERA	WHIP										
32 Brandon McCarthy, R ERA: 3.26	8.1	L	34	7	4	4	3	1	1	0	0	0	0	74	107	4.32	0.960										

Batter	1	2	3	4	5	6	7	8	9	AB	R	H	RBI	BB	SO	LOB	TOP							
4 Coco Crisp, S OBP: 0.277, SLG: 0.402	E5 10 2B 28 1B	G1-3		L4		G1-3	G1-3	1-2 2-H 1B		5	1	1	1	0	0	2	Oakland Athletics @ Kansas City Royals Kauffman Stadium, Kansas City, MO Sun May 08 2011, 1:12 PM - 4:10 PM CDT Att: 22,435 - Sunny - 81 F livebaseballscorecards.com							
10 Danie Barton, L OBP: 0.329, SLG: 0.291	28 1B 16 FC3-6 2B		F8		G1-3	G1-3	16 1B 1B	K		5	1	2	0	0	1	2								
28 Conor Jackson, R OBP: 0.356, SLG: 0.405	16 FC3-6 1B				16 FC5-4 1B		K			5	0	3	1	0	2	1								
16 Josh Willingham, R (1, 10) OBP: 0.304, SLG: 0.405	FC3-6 8 BB 1B		F9		FC5-4 1B		1B			5	0	1	1	0	1	3								
8 Kurt Suzuki, R OBP: 0.316, SLG: 0.387	BB		G1-3		F9		G5-3			4	1	1	1	1	0	4								
12 David DeJesus, L OBP: 0.298, SLG: 0.316	F9									5	0	0	0	0	2	2								
14 Mark Ellis, R OBP: 0.228, SLG: 0.280	G5-3									4	1	2	0	0	1	2								
5 Kevin Kouzmanoff, R OBP: 0.245, SLG: 0.360			G6-3							4	1	2	1	0	1	1								
2 Cliff Pennington, S OBP: 0.288, SLG: 0.311			B2							3	0	0	0	1	0	2								
Inning Stats	R: 2 E: 1 K: 0 S: 15	H: 2 LOB: 2 BB: 1 P: 25	R: 0 E: 0 K: 0 S: 5	H: 0 LOB: 0 BB: 0 P: 7	R: 0 E: 0 K: 0 S: 9	H: 1 LOB: 1 BB: 0 P: 12	R: 0 E: 0 K: 1 S: 9	H: 2 LOB: 2 BB: 0 P: 16	R: 0 E: 0 K: 1 S: 11	H: 1 LOB: 1 BB: 0 P: 20	R: 1 E: 0 K: 1 S: 12	H: 1 LOB: 2 BB: 0 P: 16	R: 0 E: 0 K: 1 S: 18	H: 2 LOB: 0 BB: 0 P: 24	R: 1 E: 0 K: 2 S: 15	H: 2 LOB: 2 BB: 1 P: 26		R: 1 E: 0 K: 3 S: 13	H: 1 LOB: 0 BB: 0 P: 20	1B: 9 2B: 1 3B: 0 HR: 2	SF: 0 SAC: 0 DP: 0 HBP: 0	WP: 0 PB: 0 SB: 0 CS: 1	PA: 42	
PITCHER	IP WLS BF H R ER SO BB IBB HBP BLK WP HR S P ERA WHIP	6.1 L 29 8 3 2 2 1 0 0 0 0 1 69 106 2.84 1.421	7.1 2 1 1 1 2 1 0 0 0 0 0 0 20 32 6.75 2.250	0.1 2 1 0 0 1 0 0 0 0 0 0 5 8 0.00 3.000	1.0 4 1 1 1 3 0 0 0 0 0 1 13 20 9.00 1.000																			

Batter	1	2	3	4	5	6	7	8	9	AB	R	H	RBI	BB	SO	LOB	BOTTOM						
17 Chris Getz, L OBP: 0.308, SLG: 0.284	F7		F9		K		F8			4	0	0	0	0	1	3	Oakland Athletics @ Kansas City Royals Kauffman Stadium, Kansas City, MO Sun May 08 2011, 1:12 PM - 4:10 PM CDT Att: 22,435 - Sunny - 81 F livebaseballscorecards.com						
53 Melky Cabrera, S OBP: 0.305, SLG: 0.441	G6-3		G6-3							4	1	1	0	0	1	2							
4 Alex Gordon, L OBP: 0.367, SLG: 0.500	G3									3	0	0	0	1	0	1							
21 Jeff Francoeur, R OBP: 0.345, SLG: 0.581										3	0	1	0	1	1	2							
35 Eric Hosmer, L OBP: 0.500, SLG: 0.444										4	1	2	1	0	0	2							
24 Wilson Betemit, S OBP: 0.364, SLG: 0.457										3	0	0	0	1	1	2							
12 Mitch Maier, L OBP: 0.571, SLG: 0.700										2	0	1	1	1	0	1							
13 Mike Aviles, R OBP: 0.301, SLG: 0.543										1	0	0	0	0	1	0							
3 Brayan Peña, S OBP: 0.305, SLG: 0.340										3	0	0	0	1	0	1							
2 Alcides Escobar, R OBP: 0.265, SLG: 0.286										2	0	1	0	0	1	1							
Inning Stats	R: 0 E: 0 K: 0 S: 6	H: 0 LOB: 0 BB: 0 P: 9	R: 0 E: 0 K: 0 S: 7	H: 2 LOB: 1 BB: 0 P: 9	R: 0 E: 0 K: 0 S: 7	H: 1 LOB: 1 BB: 0 P: 9	R: 0 E: 0 K: 1 S: 6	H: 0 LOB: 1 BB: 1 P: 13	R: 0 E: 0 K: 2 S: 15	H: 0 LOB: 1 BB: 1 P: 24	R: 2 E: 1 K: 1 S: 13	H: 3 LOB: 2 BB: 1 P: 25	R: 0 E: 0 K: 1 S: 7	H: 0 LOB: 1 BB: 1 P: 11	R: 0 E: 0 K: 1 S: 9	H: 0 LOB: 0 BB: 0 P: 12	R: 0 E: 0 K: 1 S: 9	H: 0 LOB: 0 BB: 0 P: 12	1B: 5 2B: 1 3B: 0 HR: 0	SF: 0 SAC: 1 DP: 1 HBP: 0	WP: 0 PB: 0 SB: 0 CS: 0	PA: 35	
PITCHER	IP WLS BF H R ER SO BB IBB HBP BLK WP HR S P ERA WHIP	6.0 W 25 6 2 2 4 3 0 0 0 0 0 11 19 0.00 1.000	1.0 H 4 0 0 0 1 1 0 0 0 0 0 7 11 0.00 1.000	1.0 S 3 0 0 0 1 0 0 0 0 0 0 9 12 0.00 0.000																			

AB	40
R	5
H	12
RBI	5
BB	2
SO	8
LOB	19



AB	29
R	2
H	6
RBI	2
BB	5
SO	6
LOB	15



Batter	1	2	3	4	5	6	7	8	9	AB	R	H	RBI	BB	SO	LOB	TOP										
1 Juan Pierre, L OBP: 0.316, SLG: 0.268	G3		G3			G6-3		F8		4	0	0	0	0	0	2	Chicago White Sox @ Oakland Athletics Oakland Coliseum, Oakland, CA Sat May 14 2011, 1:10 PM - 3:56 PM PDT Att: 17,291 - Cloudy - 58 F										
10 Alexei Ramirez, R OBP: 0.323, SLG: 0.376	P2				44 2B 14 L3-5 BB			G5-4-3		3	1	1	0	1	0	1											
44 Adam Dunn, L OBP: 0.343, SLG: 0.397	K									4	0	2	0	0	2	1											
14 Paul Konerko, R OBP: 0.391, SLG: 0.555		P3								4	1	1	2	0	0	3											
20 Carlos Quentin, R OBP: 0.344, SLG: 0.528		K								4	0	0	0	0	2	2											
51 Alex Rios, R OBP: 0.284, SLG: 0.297			K							4	0	1	0	0	1	1											
27 Ramon Castro, R OBP: 0.243, SLG: 0.314										3	0	0	0	0	1	1											
15 Gordon Beckham, R (1.4) OBP: 0.264, SLG: 0.338										3	0	1	0	0	2	1											
22 Brent Morel, R OBP: 0.234, SLG: 0.280										3	0	1	0	0	0	2											
Inning Stats	R: 0 E: 0 K: 1 S: 8	H: 0 LOB: 0 BB: 0 P: 11	R: 0 E: 0 K: 2 S: 7	H: 0 LOB: 0 BB: 0 P: 11	R: 0 E: 0 K: 0 S: 6	H: 1 LOB: 1 BB: 0 P: 8	R: 0 E: 0 K: 1 S: 12	H: 1 LOB: 1 BB: 1 P: 20	R: 0 E: 0 K: 2 S: 11	H: 1 LOB: 1 BB: 0 P: 17	R: 2 E: 0 K: 1 S: 10	H: 2 LOB: 0 BB: 0 P: 14	R: 0 E: 0 K: 1 S: 7	H: 1 LOB: 0 BB: 0 P: 10	R: 0 E: 0 K: 0 S: 10	H: 1 LOB: 1 BB: 0 P: 16	1B: 4 2B: 3 3B: 0 HR: 1	SF: 0 SAC: 0 DP: 2 HBP: 0	WP: 1 PB: 0 SB: 0 CS: 0	PA: 33							
PITCHER	IP	WLS	BF	H	R	ER	SO	BB	IBB	HBP	BLK	WP	HR	S	P	ERA	WHIP										
66 Tyson Ross, R ERA: 2.5	7.1	W	28	6	2	2	8	1	0	0	0	1	1	66	102	2.46	0.955										
50 Grant Balfour, R ERA: 1.53	1.2		5	1	0	0	0	0	0	0	0	0	0	12	18	0.00	0.600										

Batter	1	2	3	4	5	6	7	8	9	AB	R	H	RBI	BB	SO	LOB	BOTTOM										
4 Coco Crisp, S OBP: 0.278, SLG: 0.380	15 FC4-6 1B							F9		5	0	2	0	0	1	3	Chicago White Sox @ Oakland Athletics Oakland Coliseum, Oakland, CA Sat May 14 2011, 1:10 PM - 3:56 PM PDT Att: 17,291 - Cloudy - 58 F										
10 Danic Barton, L OBP: 0.329, SLG: 0.282	F7	SF8								3	1	1	1	1	0	1											
15 Ryan Sweeney, L OBP: 0.407, SLG: 0.423	16 FC4-6 1B									5	0	0	0	0	2	4											
16 Josh Willingham, R (1.10) OBP: 0.319, SLG: 0.426	12 BB 1B									4	1	2	0	1	0	0											
12 David DeJesus, L (1.9) OBP: 0.315, SLG: 0.349										3	2	1	2	2	1	2											
8 Kurt Suzuki, R OBP: 0.323, SLG: 0.383	G6-3									3	0	2	1	1	0	3											
14 Mark Ellis, R OBP: 0.206, SLG: 0.254										3	0	0	0	0	0	2											
5 Kevin Kouzmanoff, R OBP: 0.248, SLG: 0.363										3	1	1	0	1	0	1											
2 Cliff Pennington, S OBP: 0.294, SLG: 0.351										3	1	1	1	1	2	1											
Inning Stats	R: 0 E: 0 K: 0 S: 12	H: 2 LOB: 3 BB: 1 P: 23	R: 2 E: 0 K: 1 S: 19	H: 3 LOB: 1 BB: 0 P: 28	R: 0 E: 0 K: 1 S: 8	H: 0 LOB: 1 BB: 1 P: 12	R: 0 E: 0 K: 2 S: 10	H: 0 LOB: 0 BB: 0 P: 17	R: 3 E: 0 K: 0 S: 16	H: 4 LOB: 3 BB: 2 P: 30	R: 0 E: 0 K: 0 S: 8	H: 0 LOB: 0 BB: 0 P: 15	R: 1 E: 1 K: 1 S: 10	H: 1 LOB: 1 BB: 1 P: 16	R: 0 E: 0 K: 1 S: 15	H: 0 LOB: 2 BB: 2 P: 24	1B: 8 2B: 1 3B: 1 HR: 0	SF: 1 SAC: 1 DP: 0 HBP: 0	WP: 1 PB: 0 SB: 0 CS: 0	PA: 41							
PITCHER	IP	WLS	BF	H	R	ER	SO	BB	IBB	HBP	BLK	WP	HR	S	P	ERA	WHIP										
34 Gavin Floyd, R ERA: 4.22	4.1	L	24	9	5	5	4	2	0	0	0	0	0	60	96	10.38	2.538										
57 Ramon Pena, R ERA: 6.92	2.2		12	1	1	0	1	3	0	0	0	0	0	23	45	0.00	1.500										
49 Chris Sale, L ERA: 6.08	1.0		5	0	0	0	1	2	0	0	0	0	0	15	24	0.00	2.000										



Batter	1	2	3	4	5	6	7	8	9	AB	R	H	RBI	BB	SO	LOB	TOP			
2 Erick Aybar, S OBP: 0.352, SLG: 0.459	G4-3			G3		K2-3			FC6-4	4	0	0	0	0	1	1	Los Angeles Angels @ Oakland Athletics Oakland Coliseum, Oakland, CA Tue May 17 2011, 7:47 PM - 10:31 PM PDT Att: 12,190 - Overcast - 53 F			
53 Bobby Abreu, L OBP: 0.373, SLG: 0.323 16 Hank Conger, L OBP: 0.329, SLG: 0.438	G5-3			K			G3-1		K	2	0	0	0	0	1	0				
13 Maicer Izturis, S OBP: 0.362, SLG: 0.471 46 Bobby Wilson, R OBP: 0.313, SLG: 0.400	G4-3				BB		P3			1	0	0	0	1	0	0				
48 Torii Hunter, R OBP: 0.312, SLG: 0.337 77 Reggie Willits, S	L3			G6-3			K			2	0	0	0	0	0	1				
47 Howie Kendrick, R OBP: 0.378, SLG: 0.500 28 Alexi Amarista, L OBP: 0.222, SLG: 0.375	G4-3							F8		2	0	1	0	0	0	0				
6 Alberto Callespo, S OBP: 0.384, SLG: 0.409	G4-3							G6-3		3	0	0	0	0	0	1				
44 Mark Trumbo, R OBP: 0.289, SLG: 0.435				K				G5-3		3	0	0	0	0	2	0				
5 Jeff Mathis, R OBP: 0.217, SLG: 0.288				G6-3				F9		3	0	1	0	0	0	0				
25 Peter Bourjos, R OBP: 0.311, SLG: 0.405				K				FC1-6		3	0	0	0	0	2	1				
Inning Stats	R: 0 E: 0 K: 0 S: 8	H: 0 LOB: 0 BB: 0 P: 11	R: 0 E: 0 K: 0 S: 8	H: 0 LOB: 0 BB: 0 P: 10	R: 0 E: 0 K: 2 S: 10	H: 0 LOB: 0 BB: 0 P: 13	R: 0 E: 0 K: 1 S: 13	H: 0 LOB: 1 BB: 1 P: 22	R: 0 E: 0 K: 2 S: 7	H: 0 LOB: 0 BB: 0 P: 10	R: 0 E: 0 K: 1 S: 8	H: 0 LOB: 0 BB: 0 P: 15	R: 0 E: 0 K: 0 S: 10	H: 0 LOB: 0 BB: 0 P: 15	R: 0 E: 0 K: 1 S: 9	H: 1 LOB: 1 BB: 0 P: 12		1B: 2 2B: 1 3B: 0 HR: 0	SF: 0 SAC: 0 DP: 1 HBP: 0	WP: 0 PB: 0 SB: 0 CS: 0
PITCHER	IP WLS BF H R ER SO BB IBB HBP BLK WP HR S P ERA WHIP	IP WLS BF H R ER SO BB IBB HBP BLK WP HR S P ERA WHIP	IP WLS BF H R ER SO BB IBB HBP BLK WP HR S P ERA WHIP	IP WLS BF H R ER SO BB IBB HBP BLK WP HR S P ERA WHIP	IP WLS BF H R ER SO BB IBB HBP BLK WP HR S P ERA WHIP	IP WLS BF H R ER SO BB IBB HBP BLK WP HR S P ERA WHIP	IP WLS BF H R ER SO BB IBB HBP BLK WP HR S P ERA WHIP	IP WLS BF H R ER SO BB IBB HBP BLK WP HR S P ERA WHIP	IP WLS BF H R ER SO BB IBB HBP BLK WP HR S P ERA WHIP	IP WLS BF H R ER SO BB IBB HBP BLK WP HR S P ERA WHIP	IP WLS BF H R ER SO BB IBB HBP BLK WP HR S P ERA WHIP	IP WLS BF H R ER SO BB IBB HBP BLK WP HR S P ERA WHIP	IP WLS BF H R ER SO BB IBB HBP BLK WP HR S P ERA WHIP	IP WLS BF H R ER SO BB IBB HBP BLK WP HR S P ERA WHIP	IP WLS BF H R ER SO BB IBB HBP BLK WP HR S P ERA WHIP	IP WLS BF H R ER SO BB IBB HBP BLK WP HR S P ERA WHIP	IP WLS BF H R ER SO BB IBB HBP BLK WP HR S P ERA WHIP			
47 Gio González, L ERA: 2.91	7.0	W	22	1	0	0	7	1	0	0	0	0	0	0	0	0	0.00	0.286		
56 Craig Breslow, L ERA: 3.95	1.0		3	0	0	0	0	0	0	0	0	0	0	0	0	0	0.00	0.000		
64 Trystan Magnuson, R ERA:	1.0		4	1	0	0	1	0	0	0	0	0	0	0	0	0	0.00	1.000		

Batter	1	2	3	4	5	6	7	8	9	AB	R	H	RBI	BB	SO	LOB	BOTTOM			
4 Coco Crisp, S OBP: 0.308, SLG: 0.429 15 Ryan Sweeney, L OBP: 0.403, SLG: 0.407	F7							P5		4	0	3	2	0	0	0	Los Angeles Angels @ Oakland Athletics Oakland Coliseum, Oakland, CA Tue May 17 2011, 7:47 PM - 10:31 PM PDT Att: 12,190 - Overcast - 53 F			
10 Danic Barton, L OBP: 0.335, SLG: 0.285	G4-3									4	0	0	1	1	0	5				
16 Josh Willingham, R OBP: 0.314, SLG: 0.407	K									4	2	2	2	0	1	0				
55 Hideki Matsui, L OBP: 0.287, SLG: 0.376	G4-3									5	1	1	0	0	0	4				
8 Kurt Suzuki, R OBP: 0.340, SLG: 0.389	G4-3									4	2	2	1	1	0	0				
12 David DeJesus, L OBP: 0.329, SLG: 0.361										4	3	2	1	1	0	1				
14 Mark Ellis, R OBP: 0.235, SLG: 0.287 21 Andy LaRoche, R OBP: 0.307, SLG: 0.309										4	3	3	4	0	0	1				
5 Kevin Koussanoff, R OBP: 0.248, SLG: 0.364										1	0	0	0	0	1	0				
5 Kevin Koussanoff, R OBP: 0.248, SLG: 0.364										5	2	2	1	0	0	1				
2 Cliff Pennington, S OBP: 0.295, SLG: 0.336										4	0	0	0	1	1	5				
Inning Stats	R: 0 E: 0 K: 1 S: 7	H: 0 LOB: 0 BB: 0 P: 9	R: 3 E: 0 K: 0 S: 13	H: 3 LOB: 2 BB: 2 P: 25	R: 4 E: 1 K: 0 S: 15	H: 5 LOB: 2 BB: 0 P: 25	R: 1 E: 0 K: 0 S: 9	H: 2 LOB: 1 BB: 0 P: 16	R: 0 E: 0 K: 1 S: 10	H: 1 LOB: 1 BB: 0 P: 17	R: 6 E: 0 K: 1 S: 20	H: 4 LOB: 2 BB: 3 P: 37	R: 0 E: 0 K: 1 S: 7	H: 0 LOB: 0 BB: 0 P: 10	R: 0 E: 0 K: 0 S: 9	H: 0 LOB: 0 BB: 0 P: 10	1B: 10 2B: 5 3B: 0 HR: 0	SF: 0 SAC: 0 DP: 0 HBP: 1	WP: 1 PB: 0 SB: 0 CS: 0	PA: 46
PITCHER	IP WLS BF H R ER SO BB IBB HBP BLK WP HR S P ERA WHIP	IP WLS BF H R ER SO BB IBB HBP BLK WP HR S P ERA WHIP	IP WLS BF H R ER SO BB IBB HBP BLK WP HR S P ERA WHIP	IP WLS BF H R ER SO BB IBB HBP BLK WP HR S P ERA WHIP	IP WLS BF H R ER SO BB IBB HBP BLK WP HR S P ERA WHIP	IP WLS BF H R ER SO BB IBB HBP BLK WP HR S P ERA WHIP	IP WLS BF H R ER SO BB IBB HBP BLK WP HR S P ERA WHIP	IP WLS BF H R ER SO BB IBB HBP BLK WP HR S P ERA WHIP	IP WLS BF H R ER SO BB IBB HBP BLK WP HR S P ERA WHIP	IP WLS BF H R ER SO BB IBB HBP BLK WP HR S P ERA WHIP	IP WLS BF H R ER SO BB IBB HBP BLK WP HR S P ERA WHIP	IP WLS BF H R ER SO BB IBB HBP BLK WP HR S P ERA WHIP	IP WLS BF H R ER SO BB IBB HBP BLK WP HR S P ERA WHIP	IP WLS BF H R ER SO BB IBB HBP BLK WP HR S P ERA WHIP	IP WLS BF H R ER SO BB IBB HBP BLK WP HR S P ERA WHIP	IP WLS BF H R ER SO BB IBB HBP BLK WP HR S P ERA WHIP	IP WLS BF H R ER SO BB IBB HBP BLK WP HR S P ERA WHIP			
52 Tyler Chatwood, R ERA: 4.5	2.1	L	17	7	7	5	1	2	0	0	0	0	0	0	0	0	19.29	3.857		
22 Trevor Bell, R ERA: 3.6	2.0		9	3	1	1	0	0	0	0	0	0	0	0	0	0	4.50	1.500		
40 Kevin Jepsen, R ERA: 12.27	1.0		9	4	5	5	0	1	0	1	0	15	26	45.00	5.000					
63 Rich Thompson, R ERA: 2.57	1.2		8	1	1	1	2	2	0	0	0	18	31	5.40	1.800					
21 Hisanori Takahashi, L ERA: 5.4	1.0		3	0	0	0	0	0	0	0	0	9	10	0.00	0.000					

Batter	1	2	3	4	5	6	7	8	9	10	AB	R	H	RBI	BB	SO	LOB	TOP		
2 Denard Span, L OBP: 0.352, SLG: 0.341	L1-5		2B		1B		G1-3			G3	5	1	2	0	0	0	2			
24 Trevor Plouffe, R OBP: 0.405, SLG: 0.467	F7		1B		1B			K		SF9	4	0	2	3	0	1	0			
16 Jason Kubel, L OBP: 0.375, SLG: 0.470	2B		F8		G4-6-3			L8		P6	5	1	1	0	0	0	4			
33 Justin Morneau, L OBP: 0.299, SLG: 0.328	1B		G3-6		1B			K			4	0	2	1	0	1	1			
5 Michael Cuddyer, R OBP: 0.319, SLG: 0.363	G5-3		K		F7			P3			4	0	0	0	0	1	2			
22 Danny Valencia, R OBP: 0.290, SLG: 0.315	G4-3		F7		L8			G6-3			4	0	0	0	0	0	1			
11 Ben Revere, L OBP: 0.179, SLG: 0.179	G1-3		1B		G4-3			F8			4	0	1	0	0	0	1			
41 Drew Butera, R OBP: 0.138, SLG: 0.130	G1-3		F7					G3			3	0	0	0	0	0	1			
21 Delmon Young, R (10, PH) OBP: 0.247, SLG: 0.243	G1-3		F7					G3		12 24 SF9 1B	1	1	1	0	0	0	0			
32 René Rivera, R OBP: 0.176, SLG: 0.067										FC3	0	0	0	0	0	0	0			
12 Alexi Casilla, S OBP: 0.248, SLG: 0.258			1B		G4-3			G4-3			4	1	1	0	0	0	1			
Inning Stats	R: 1 E: 0 K: 0 S: 13	H: 2 LOB: 1 P: 18	R: 0 E: 0 K: 0 S: 8	H: 0 LOB: 0 BB: 14	R: 2 E: 0 K: 0 S: 12	H: 3 LOB: 0 BB: 0	R: 0 E: 0 K: 1 S: 7	H: 1 LOB: 1 BB: 0 P: 8	R: 0 E: 0 K: 0 S: 9	H: 0 LOB: 0 BB: 0 P: 12	R: 0 E: 0 K: 2 S: 9	H: 0 LOB: 0 BB: 0 P: 12	R: 0 E: 0 K: 0 S: 8	H: 0 LOB: 0 BB: 0 P: 12	R: 1 E: 1 K: 0 S: 9	H: 1 LOB: 1 BB: 0 P: 12	1B: 8 2B: 2 3B: 0 HR: 0	SF: 1 SAC: 0 DP: 2 HBP: 0	WP: 0 PB: 0 SB: 0 CS: 0	PA: 39
PITCHER	IP WLS BF H R ER SO BB IBB HBP BLK WP HR S P ERA WHIP	IP WLS BF H R ER SO BB IBB HBP BLK WP HR S P ERA WHIP	IP WLS BF H R ER SO BB IBB HBP BLK WP HR S P ERA WHIP	IP WLS BF H R ER SO BB IBB HBP BLK WP HR S P ERA WHIP	IP WLS BF H R ER SO BB IBB HBP BLK WP HR S P ERA WHIP	IP WLS BF H R ER SO BB IBB HBP BLK WP HR S P ERA WHIP	IP WLS BF H R ER SO BB IBB HBP BLK WP HR S P ERA WHIP	IP WLS BF H R ER SO BB IBB HBP BLK WP HR S P ERA WHIP	IP WLS BF H R ER SO BB IBB HBP BLK WP HR S P ERA WHIP	IP WLS BF H R ER SO BB IBB HBP BLK WP HR S P ERA WHIP	IP WLS BF H R ER SO BB IBB HBP BLK WP HR S P ERA WHIP	IP WLS BF H R ER SO BB IBB HBP BLK WP HR S P ERA WHIP	IP WLS BF H R ER SO BB IBB HBP BLK WP HR S P ERA WHIP	IP WLS BF H R ER SO BB IBB HBP BLK WP HR S P ERA WHIP	IP WLS BF H R ER SO BB IBB HBP BLK WP HR S P ERA WHIP	IP WLS BF H R ER SO BB IBB HBP BLK WP HR S P ERA WHIP	IP WLS BF H R ER SO BB IBB HBP BLK WP HR S P ERA WHIP	IP WLS BF H R ER SO BB IBB HBP BLK WP HR S P ERA WHIP	IP WLS BF H R ER SO BB IBB HBP BLK WP HR S P ERA WHIP	

Minnesota Twins @ Oakland Athletics
Oakland Coliseum, Oakland, CA
Wed May 18 2011, 7:09 PM - 9:46 PM PDT
Att: 15,355 - Partly Cloudy - 59 F

AB	38
R	4
H	10
RBI	4
BB	0
SO	3
LOB	13



Batter	1	2	3	4	5	6	7	8	9	10	AB	R	H	RBI	BB	SO	LOB	BOTTOM		
12 David DeJesus, L OBP: 0.318, SLG: 0.348	F7		G6-3		F8			FC1-6		L8	5	0	0	0	0	0	1			
10 Daric Barton, L OBP: 0.331, SLG: 0.289	G4-3		G6-3				16 F9 55 1B 2B	K		L9	5	1	1	0	0	1	1			
16 Josh Willingham, R OBP: 0.306, SLG: 0.396	K		G5-3		F9			K			4	0	0	0	0	2	2			
55 Hideki Matsui, L OBP: 0.293, SLG: 0.380	L8				14 FC6 1B			L8			4	0	2	1	0	0	0			
8 Kurt Suzuki, R OBP: 0.338, SLG: 0.393	L4				F9			G5-4-3			4	0	1	0	0	0	2			
15 Ryan Sweeney, L OBP: 0.424, SLG: 0.421	1B		F7					14 L9-3 1B		28 FC4 IBB	3	1	2	0	1	0	1			
14 Mark Ellis, R OBP: 0.229, SLG: 0.279	E6		FC6					L9-3			4	1	0	0	0	1	5			
5 Kevin Kouzmanoff, R OBP: 0.250, SLG: 0.363	1B							K		FC4	3	0	1	2	0	1	0			
28 Conor Jackson, R OBP: 0.360, SLG: 0.379											1	0	0	0	0	0	2			
21 Andy LaRoche, R OBP: 0.307, SLG: 0.309	1B										0	0	0	0	0	0	0			
2 Cliff Pennington, S OBP: 0.294, SLG: 0.333	G1-3				F7					P6	4	0	1	0	0	0	1			
Inning Stats	R: 0 E: 0 K: 1 S: 11	H: 0 LOB: 0 BB: 0 P: 17	R: 2 E: 1 K: 0 S: 16	H: 2 LOB: 1 BB: 0 P: 26	R: 0 E: 0 K: 0 S: 6	H: 0 LOB: 0 BB: 0 P: 11	R: 0 E: 0 K: 0 S: 7	H: 1 LOB: 1 BB: 0 P: 11	R: 1 E: 0 K: 1 S: 6	H: 2 LOB: 0 BB: 0 P: 9	R: 0 E: 0 K: 2 S: 10	H: 1 LOB: 1 BB: 0 P: 13	R: 0 E: 0 K: 1 S: 10	H: 1 LOB: 2 BB: 0 P: 21	R: 0 E: 0 K: 0 S: 10	H: 0 LOB: 0 BB: 0 P: 14	1B: 6 2B: 3 3B: 0 HR: 0	SF: 0 SAC: 0 DP: 2 HBP: 0	WP: 0 PB: 0 SB: 0 CS: 0	PA: 38
PITCHER	IP WLS BF H R ER SO BB IBB HBP BLK WP HR S P ERA WHIP	IP WLS BF H R ER SO BB IBB HBP BLK WP HR S P ERA WHIP	IP WLS BF H R ER SO BB IBB HBP BLK WP HR S P ERA WHIP	IP WLS BF H R ER SO BB IBB HBP BLK WP HR S P ERA WHIP	IP WLS BF H R ER SO BB IBB HBP BLK WP HR S P ERA WHIP	IP WLS BF H R ER SO BB IBB HBP BLK WP HR S P ERA WHIP	IP WLS BF H R ER SO BB IBB HBP BLK WP HR S P ERA WHIP	IP WLS BF H R ER SO BB IBB HBP BLK WP HR S P ERA WHIP	IP WLS BF H R ER SO BB IBB HBP BLK WP HR S P ERA WHIP	IP WLS BF H R ER SO BB IBB HBP BLK WP HR S P ERA WHIP	IP WLS BF H R ER SO BB IBB HBP BLK WP HR S P ERA WHIP	IP WLS BF H R ER SO BB IBB HBP BLK WP HR S P ERA WHIP	IP WLS BF H R ER SO BB IBB HBP BLK WP HR S P ERA WHIP	IP WLS BF H R ER SO BB IBB HBP BLK WP HR S P ERA WHIP	IP WLS BF H R ER SO BB IBB HBP BLK WP HR S P ERA WHIP	IP WLS BF H R ER SO BB IBB HBP BLK WP HR S P ERA WHIP	IP WLS BF H R ER SO BB IBB HBP BLK WP HR S P ERA WHIP	IP WLS BF H R ER SO BB IBB HBP BLK WP HR S P ERA WHIP	IP WLS BF H R ER SO BB IBB HBP BLK WP HR S P ERA WHIP	

Minnesota Twins @ Oakland Athletics
Oakland Coliseum, Oakland, CA
Wed May 18 2011, 7:09 PM - 9:46 PM PDT
Att: 15,355 - Partly Cloudy - 59 F

AB	37
R	3
H	8
RBI	3
BB	1
SO	5
LOB	15



Batter	1	2	3	4	5	6	7	8	9	AB	R	H	RBI	BB	SO	LOB	TOP						
2 Denard Span, L (1,8) OBP: 0.358, SLG: 0.345										4	2	2	0	1	1	2							
24 Trevor Plouffe, R (1,6) OBP: 0.381, SLG: 0.514										5	1	1	3	0	1	2							
16 Jason Kubel, L (1,9) OBP: 0.376, SLG: 0.468										5	1	2	1	0	2	0							
33 Justin Morneau, L (1,10) OBP: 0.309, SLG: 0.367										5	2	3	2	0	0	1							
11 Ben Revere, L (9,10) OBP: 0.179, SLG: 0.179										0	0	0	0	0	0	0							
5 Michael Cuddyer, R (1,3) OBP: 0.329, SLG: 0.373										4	1	3	1	0	0	0							
38 Luke Hughes, R (9,3) OBP: 0.257, SLG: 0.300										1	1	0	0	0	0	1							
22 Danny Valencia, R (1,5) OBP: 0.293, SLG: 0.325										5	1	2	1	0	0	3							
21 Delmon Young, R (1,7) OBP: 0.244, SLG: 0.241										5	0	1	1	0	0	1							
32 René Rivera, R (1,2) OBP: 0.273, SLG: 0.316										4	1	2	1	1	1	2							
12 Alexi Casilla, S (1,4) OBP: 0.245, SLG: 0.247										4	1	0	1	1	1	3							
Inning Stats	R: 1 E: 0 K: 0 S: 18	H: 3 LOB: 2 BB: 0 P: 24	R: 1 E: 0 K: 1 S: 9	H: 2 LOB: 1 BB: 0 P: 15	R: 0 E: 0 K: 1 S: 7	H: 0 LOB: 0 BB: 0 P: 10	R: 0 E: 0 K: 1 S: 17	H: 0 LOB: 2 BB: 2 P: 28	R: 2 E: 0 K: 0 S: 13	H: 3 LOB: 0 BB: 0 P: 20	R: 0 E: 0 K: 0 S: 6	H: 0 LOB: 0 BB: 0 P: 8	R: 0 E: 0 K: 2 S: 12	H: 0 LOB: 0 BB: 0 P: 19	R: 6 E: 0 K: 0 S: 16	H: 5 LOB: 0 BB: 1 P: 31	R: 1 E: 0 K: 1 S: 13	H: 3 LOB: 2 BB: 0 P: 13	1B: 11 HR: 3	SF: 0 2B: 2 3B: 0 HBP: 0	WP: 1 PB: 1 SB: 0 CS: 0	PA: 45	
PITCHER	IP WLS BF H R ER SO BB IBB HBP BLK WP HR S P ERA WHIP	IP WLS BF H R ER SO BB IBB HBP BLK WP HR S P ERA WHIP	IP WLS BF H R ER SO BB IBB HBP BLK WP HR S P ERA WHIP	IP WLS BF H R ER SO BB IBB HBP BLK WP HR S P ERA WHIP	IP WLS BF H R ER SO BB IBB HBP BLK WP HR S P ERA WHIP	IP WLS BF H R ER SO BB IBB HBP BLK WP HR S P ERA WHIP	IP WLS BF H R ER SO BB IBB HBP BLK WP HR S P ERA WHIP	IP WLS BF H R ER SO BB IBB HBP BLK WP HR S P ERA WHIP	IP WLS BF H R ER SO BB IBB HBP BLK WP HR S P ERA WHIP	IP WLS BF H R ER SO BB IBB HBP BLK WP HR S P ERA WHIP	IP WLS BF H R ER SO BB IBB HBP BLK WP HR S P ERA WHIP	IP WLS BF H R ER SO BB IBB HBP BLK WP HR S P ERA WHIP	IP WLS BF H R ER SO BB IBB HBP BLK WP HR S P ERA WHIP	IP WLS BF H R ER SO BB IBB HBP BLK WP HR S P ERA WHIP	IP WLS BF H R ER SO BB IBB HBP BLK WP HR S P ERA WHIP	IP WLS BF H R ER SO BB IBB HBP BLK WP HR S P ERA WHIP	IP WLS BF H R ER SO BB IBB HBP BLK WP HR S P ERA WHIP	IP WLS BF H R ER SO BB IBB HBP BLK WP HR S P ERA WHIP	IP WLS BF H R ER SO BB IBB HBP BLK WP HR S P ERA WHIP	IP WLS BF H R ER SO BB IBB HBP BLK WP HR S P ERA WHIP	IP WLS BF H R ER SO BB IBB HBP BLK WP HR S P ERA WHIP	IP WLS BF H R ER SO BB IBB HBP BLK WP HR S P ERA WHIP	IP WLS BF H R ER SO BB IBB HBP BLK WP HR S P ERA WHIP

Minnesota Twins @ Oakland Athletics
Oakland Coliseum, Oakland, CA
Thu May 19 2011, 12:38 PM - 3:18 PM PDT
Att: 22,320 - Sunny - 65 F

AB 42
R 11
H 16
RBI 11
BB 3
SO 6
LOB 15



Batter	1	2	3	4	5	6	7	8	9	AB	R	H	RBI	BB	SO	LOB	BOTTOM							
4 Coco Crisp, S (1,8) OBP: 0.307, SLG: 0.424										4	0	1	0	0	0	1								
10 Daric Barton, L (1,3) OBP: 0.331, SLG: 0.289										3	0	1	0	0	0	1								
28 Conor Jackson, R (8,PH) OBP: 0.356, SLG: 0.375										1	0	0	0	0	0	1								
15 Ryan Sweeney, L (1,7) OBP: 0.414, SLG: 0.490										3	0	0	0	1	0	2								
55 Hideki Matsui, L (1,10) OBP: 0.291, SLG: 0.371										3	1	0	0	1	0	1								
8 Kurt Suzuki, R (1,2) OBP: 0.331, SLG: 0.384										3	0	0	0	0	1	1								
11 Landon Powell, S (9,2) OBP: 0.333, SLG: 0.324										1	0	1	0	0	0	0								
12 David DeJesus, L (1,9) OBP: 0.317, SLG: 0.345										4	0	1	0	0	0	1								
14 Mark Ellis, R (1,4) OBP: 0.229, SLG: 0.278										4	0	1	1	0	0	2								
5 Kevin Kouzmanoff, R (1,5) OBP: 0.243, SLG: 0.352										3	0	0	0	0	0	2								
2 Cliff Pennington, S (1,6) OBP: 0.295, SLG: 0.333										3	0	1	0	0	0	0								
21 Andy LaRoche, R (9,6) OBP: 0.307, SLG: 0.369										0	0	0	0	0	0	0								
Inning Stats	R: 0 E: 0 K: 0 S: 6	H: 1 LOB: 0 BB: 0 P: 8	R: 0 E: 0 K: 0 S: 7	H: 0 LOB: 0 BB: 0 P: 11	R: 0 E: 1 K: 0 S: 11	H: 1 LOB: 1 BB: 0 P: 16	R: 0 E: 0 K: 0 S: 8	H: 0 LOB: 0 BB: 1 P: 15	R: 0 E: 1 K: 0 S: 11	H: 1 LOB: 1 BB: 0 P: 18	R: 0 E: 0 K: 0 S: 9	H: 1 LOB: 1 BB: 0 P: 13	R: 1 E: 0 K: 1 S: 8	H: 1 LOB: 1 BB: 1 P: 15	R: 0 E: 1 K: 0 S: 7	H: 0 LOB: 0 BB: 0 P: 10	R: 0 E: 0 K: 0 S: 10	H: 1 LOB: 1 BB: 0 P: 14	1B: 5 HR: 0	SF: 0 2B: 1 3B: 0 HBP: 0	WP: 0 PB: 0 SB: 0 CS: 1	PA: 34		
PITCHER	IP WLS BF H R ER SO BB IBB HBP BLK WP HR S P ERA WHIP	IP WLS BF H R ER SO BB IBB HBP BLK WP HR S P ERA WHIP	IP WLS BF H R ER SO BB IBB HBP BLK WP HR S P ERA WHIP	IP WLS BF H R ER SO BB IBB HBP BLK WP HR S P ERA WHIP	IP WLS BF H R ER SO BB IBB HBP BLK WP HR S P ERA WHIP	IP WLS BF H R ER SO BB IBB HBP BLK WP HR S P ERA WHIP	IP WLS BF H R ER SO BB IBB HBP BLK WP HR S P ERA WHIP	IP WLS BF H R ER SO BB IBB HBP BLK WP HR S P ERA WHIP	IP WLS BF H R ER SO BB IBB HBP BLK WP HR S P ERA WHIP	IP WLS BF H R ER SO BB IBB HBP BLK WP HR S P ERA WHIP	IP WLS BF H R ER SO BB IBB HBP BLK WP HR S P ERA WHIP	IP WLS BF H R ER SO BB IBB HBP BLK WP HR S P ERA WHIP	IP WLS BF H R ER SO BB IBB HBP BLK WP HR S P ERA WHIP	IP WLS BF H R ER SO BB IBB HBP BLK WP HR S P ERA WHIP	IP WLS BF H R ER SO BB IBB HBP BLK WP HR S P ERA WHIP	IP WLS BF H R ER SO BB IBB HBP BLK WP HR S P ERA WHIP	IP WLS BF H R ER SO BB IBB HBP BLK WP HR S P ERA WHIP	IP WLS BF H R ER SO BB IBB HBP BLK WP HR S P ERA WHIP	IP WLS BF H R ER SO BB IBB HBP BLK WP HR S P ERA WHIP	IP WLS BF H R ER SO BB IBB HBP BLK WP HR S P ERA WHIP	IP WLS BF H R ER SO BB IBB HBP BLK WP HR S P ERA WHIP	IP WLS BF H R ER SO BB IBB HBP BLK WP HR S P ERA WHIP	IP WLS BF H R ER SO BB IBB HBP BLK WP HR S P ERA WHIP	IP WLS BF H R ER SO BB IBB HBP BLK WP HR S P ERA WHIP

Minnesota Twins @ Oakland Athletics
Oakland Coliseum, Oakland, CA
Thu May 19 2011, 12:38 PM - 3:18 PM PDT
Att: 22,320 - Sunny - 65 F

AB 32
R 1
H 6
RBI 1
BB 2
SO 1
LOB 12



Batter	1	2	3	4	5	6	7	8	9	10	AB	R	H	RBI	BB	SO	LOB	TOP				
4 Coco Crisp, S OBP: 0.303, SLG: 0.416 57 Brian Fuentes, L (10, 1)	G3		F7		G4-3					F7	5	0	1	0	0	0	1					
10 Daric Barton, L OBP: 0.335, SLG: 0.290	K			1B							3	0	1	0	1	2	1					
12 David DeJesus, L OBP: 0.309, SLG: 0.336	F8			P3							4	0	0	0	0	0	3					
16 Josh Willingham, R OBP: 0.304, SLG: 0.392	14 1B			K							4	0	1	0	0	2	3					
8 Kurt Suzuki, R OBP: 0.323, SLG: 0.373	K			K							4	0	0	0	0	2	3					
14 Mark Ellis, R OBP: 0.242, SLG: 0.292											3	1	2	0	1	0	0					
5 Kevin Kouzmanoff, R OBP: 0.244, SLG: 0.343 31 Brad Ziegler, R (9, 1)	FC6-4										3	0	0	0	1	1	2					
15 Ryan Sweeney, L OBP: 0.414, SLG: 0.400											0	0	0	0	0	0	0					
2 Cliff Pennington, S OBP: 0.287, SLG: 0.324				K							4	0	0	0	0	1	3					
53 Trevor Cahill, R (1, 1)											2	0	0	0	0	0	2					
28 Conor Jackson, R OBP: 0.353, SLG: 0.371 50 Grant Balfour, R (7, 1)	G4-3										1	0	0	0	0	0	1					
48 Michael Wuerzt, R (8, 1)											0	0	0	0	0	0	0					
21 Andy LaRoche, R OBP: 0.303, SLG: 0.304											1	0	0	0	0	0	0					
Inning Stats	R: 0 E: 0 K: 1 S: 7	H: 0 LOB: 0 BB: 2 P: 12	R: 0 E: 0 K: 1 S: 14	H: 2 LOB: 1 BB: 0 P: 21	R: 0 E: 0 K: 1 S: 7	H: 0 LOB: 0 BB: 0 P: 11	R: 0 E: 0 K: 2 S: 9	H: 1 LOB: 1 BB: 0 P: 12	R: 1 E: 1 K: 0 S: 12	H: 1 LOB: 1 BB: 1 P: 23	R: 0 E: 0 K: 1 S: 11	H: 0 LOB: 1 BB: 1 P: 18	R: 0 E: 0 K: 1 S: 15	H: 0 LOB: 1 BB: 1 P: 26	R: 0 E: 0 K: 2 S: 8	H: 1 LOB: 1 BB: 0 P: 14	R: 0 E: 0 K: 0 S: 6	H: 0 LOB: 0 BB: 0 P: 14	1B: 4 2B: 1 3B: 0 HR: 0	SF: 0 SAC: 0 DP: 1 HBP: 0	WP: 0 PB: 1 SB: 1 CS: 0	PA: 37
PITCHER	IP WLS BF H R ER SO BB IBB HBP BLK WP HR S P ERA WHIP	32 Ryan Vogelsong, R ERA: 1.93	52 Ramon E Ramirez, R ERA: 1.02	41 Jeremy Affeldt, L ERA: 4.96	54 Sergio Romo, R ERA: 1.69	38 Brian Wilson, R ERA: 4.05	PITCHER	IP WLS BF H R ER SO BB IBB HBP BLK WP HR S P ERA WHIP	49 Javier López, L ERA: 1.06													

Oakland Athletics @ San Francisco Giants
AT&T Park, San Francisco, CA
Fri May 20 2011, 7:17 PM - 10:44 PM PDT
Att. 42,224 - Partly Cloudy - 57 F


AB	34
R	1
H	5
RBI	0
BB	3
SO	8
LOB	19



Batter	1	2	3	4	5	6	7	8	9	10	AB	R	H	RBI	BB	SO	LOB	BOTTOM						
56 Andres Torres, S OBP: 0.373, SLG: 0.467	21 1B		B3		K					SH1-4	3	1	1	0	1	1	0							
21 Freddy Sanchez, R OBP: 0.320, SLG: 0.371	G4-3										3	0	0	1	1	1	1							
17 Aubrey Huff, L OBP: 0.284, SLG: 0.361	F8										4	0	1	1	1	0	1							
28 Buster Posey, R OBP: 0.367, SLG: 0.389											3	0	1	0	1	1	2							
12 Nate Schierholtz, L OBP: 0.310, SLG: 0.446	F7										4	0	0	0	0	2	2							
13 Cody Ross, R OBP: 0.337, SLG: 0.392											4	0	1	0	0	1	1							
14 Mike Fontenot, L OBP: 0.330, SLG: 0.418 49 Javier López, L (10, 1)	G3										3	0	0	0	1	0	2							
10 Miguel Tejada, R OBP: 0.242, SLG: 0.281	K										4	0	0	0	0	2	2							
32 Ryan Vogelsong, R ERA: 1.79 52 Ramon E Ramirez, R (7, 1)											2	0	0	0	0	1	0							
41 Jeremy Affeldt, L (7, 1)											0	0	0	0	0	0	0							
54 Sergio Romo, R (8, 1)											0	0	0	0	0	0	0							
5 Pat Burrell, R OBP: 0.345, SLG: 0.422 38 Brian Wilson, R (9, 1)											1	0	0	0	0	0	0							
2 Emmanuel Burtes, S OBP: 0.313, SLG: 0.373											1	1	1	0	0	0	0							
Inning Stats	R: 1 E: 0 K: 0 S: 9	H: 0 LOB: 1 BB: 2 P: 19	R: 0 E: 0 K: 1 S: 8	H: 0 LOB: 0 BB: 0 P: 14	R: 0 E: 0 K: 1 S: 6	H: 0 LOB: 1 BB: 0 P: 10	R: 0 E: 0 K: 1 S: 6	H: 1 LOB: 1 BB: 0 P: 10	R: 0 E: 0 K: 1 S: 11	H: 0 LOB: 0 BB: 0 P: 17	R: 0 E: 0 K: 2 S: 8	H: 0 LOB: 0 BB: 0 P: 13	R: 0 E: 0 K: 1 S: 9	H: 1 LOB: 1 BB: 0 P: 18	R: 0 E: 0 K: 0 S: 10	H: 1 LOB: 2 BB: 1 P: 20	R: 0 E: 0 K: 2 S: 13	H: 0 LOB: 1 BB: 1 P: 23	R: 1 E: 0 K: 0 S: 9	H: 2 LOB: 2 BB: 1 P: 17	1B: 4 2B: 1 3B: 0 HR: 0	SF: 0 SAC: 1 DP: 0 HBP: 1	WP: 0 PB: 0 SB: 1 CS: 0	PA: 39
PITCHER	IP WLS BF H R ER SO BB IBB HBP BLK WP HR S P ERA WHIP	53 Trevor Cahill, R ERA: 1.79	50 Grant Balfour, R (7, 1)	48 Michael Wuerzt, R ERA: 0.77	31 Brad Ziegler, R ERA: 0.61	57 Brian Fuentes, L ERA: 4.35	PITCHER	IP WLS BF H R ER SO BB IBB HBP BLK WP HR S P ERA WHIP																

Oakland Athletics @ San Francisco Giants
AT&T Park, San Francisco, CA
Fri May 20 2011, 7:17 PM - 10:44 PM PDT
Att. 42,224 - Partly Cloudy - 57 F

AB	32
R	2
H	5
RBI	2
BB	5
SO	9
LOB	11



Batter	1	2	3	4	5	6	7	8	9	AB	R	H	RBI	BB	SO	LOB	TOP			
4 Coco Crisp, S OBP: 0.296, SLG: 0.405	G4-3		G3-1			K			FC5-4 15 DI	4	0	0	0	0	1	1				
10 Daric Barton, L OBP: 0.328, SLG: 0.283	G1-3			F8			G4-3		K	4	0	0	0	0	1	1				
15 Ryan Sweeney, L OBP: 0.405, SLG: 0.391				G6-3			F7		K	4	0	1	0	0	1	1				
28 Conor Jackson, R OBP: 0.343, SLG: 0.359	F9			P3			P2			3	0	0	0	0	0	1				
14 Mark Ellis, R OBP: 0.238, SLG: 0.287		G6-3			P3			P4		3	0	0	0	0	0	0				
5 Kevin Kouzmanoff, R OBP: 0.238, SLG: 0.333		G6-3			G5-3			G6-3		3	0	0	0	0	0	0				
21 Andy LaRoche, R OBP: 0.303, SLG: 0.304										0	0	0	0	0	0	0				
11 Landon Powell, S OBP: 0.333, SLG: 0.324										3	0	1	0	0	1	0				
8 Kurt Suzuki, R OBP: 0.323, SLG: 0.373										0	0	0	0	0	0	0				
2 Cliff Pennington, S OBP: 0.281, SLG: 0.317					F7			K		3	0	0	0	0	2	1				
49 Brett Anderson, L																				
55 Hideki Matsui, L																				
33 Joey Devine, R																				
56 Craig Breslow, L																				
31 Brad Ziegler, R																				
13 Jerry Bleivins, L																				
12 David DeJesus, L																				
Inning Stats	R: 0 E: 0 K: 0 S: 15	H: 1 LOB: 1 BB: 0 P: 24	R: 0 E: 0 K: 1 S: 10	H: 0 LOB: 0 BB: 0 P: 15	R: 0 E: 0 K: 0 S: 6	H: 0 LOB: 0 BB: 0 P: 12	R: 0 E: 0 K: 0 S: 6	H: 0 LOB: 0 BB: 0 P: 11	R: 0 E: 0 K: 2 S: 7	H: 0 LOB: 0 BB: 0 P: 10	R: 0 E: 0 K: 2 S: 7	H: 0 LOB: 0 BB: 0 P: 12	R: 0 E: 0 K: 1 S: 10	H: 1 LOB: 1 BB: 0 P: 13	R: 0 E: 0 K: 2 S: 17	H: 1 LOB: 1 BB: 0 P: 25	1B: 3 2B: 0 3B: 0 HR: 0	SF: 0 SAC: 0 DP: 0 HBP: 0	WP: 0 PB: 0 SB: 0 CS: 0	PA: 30
PITCHER 55 Tim Lincecum, R ERA: 2.06	IP: 9.0 WLS: W BF: 30 H: 3 R: 0 ER: 0 SO: 6 BB: 0 IBB: 0 HBP: 0 BLK: 0 WP: 0 HR: 0 S: 84 P: 133 ERA: 0.00 WHIP: 0.333															PITCHER	IP: 9.0 WLS: W BF: 30 H: 3 R: 0 ER: 0 SO: 6 BB: 0 IBB: 0 HBP: 0 BLK: 0 WP: 0 HR: 0 S: 84 P: 133 ERA: 0.00 WHIP: 0.333			

Oakland Athletics @ San Francisco Giants
AT&T Park, San Francisco, CA
Sat May 21 2011, 4:17 PM - 6:49 PM PDT
Att: 42,152 - Sunny - 62 F

AB 30
R 0
H 3
RBI 0
BB 0
SO 6
LOB 5



Batter	1	2	3	4	5	6	7	8	9	AB	R	H	RBI	BB	SO	LOB	BOTTOM	
56 Andres Torres, S OBP: 0.366, SLG: 0.444	21 BB 28 G4-3	G1-3								3	1	0	0	1	2	1		
21 Freddy Sanchez, R OBP: 0.324, SLG: 0.380	28 G4-3		G6-3							4	0	2	0	0	1	0		
28 Buster Posey, R OBP: 0.371, SLG: 0.399	2B	G4-3			L7					4	1	2	1	0	0	2		
5 Pat Burrell, R OBP: 0.336, SLG: 0.407	2-3 3-H																	
12 Nate Schierholz, L OBP: 0.310, SLG: 0.449																		
13 Cody Ross, R OBP: 0.344, SLG: 0.390																		
17 Aubrey Huff, L OBP: 0.288, SLG: 0.364																		
10 Miguel Tejada, R OBP: 0.242, SLG: 0.282																		
14 Mike Fontenot, L OBP: 0.337, SLG: 0.427																		
55 Tim Lincecum, L OBP: 0.045, SLG: 0.045																		
Inning Stats	R: 1 E: 0 K: 1 S: 12	H: 1 LOB: 2 BB: 1 P: 22	R: 0 E: 0 K: 0 S: 10	H: 1 LOB: 1 BB: 0 P: 17	R: 0 E: 0 K: 1 S: 11	H: 1 LOB: 1 BB: 0 P: 20	R: 0 E: 0 K: 1 S: 10	H: 1 LOB: 1 BB: 0 P: 15	R: 0 E: 1 K: 0 S: 9	H: 1 LOB: 2 BB: 0 P: 14	R: 0 E: 0 K: 2 S: 8	H: 0 LOB: 0 BB: 0 P: 10	R: 2 E: 0 K: 0 S: 14	H: 3 LOB: 2 BB: 1 P: 22	1B: 6 2B: 3 3B: 0 HR: 0	SF: 1 SAC: 1 DP: 0 HBP: 1	WP: 0 PB: 0 SB: 0 CS: 0	PA: 36
PITCHER 49 Brett Anderson, L ERA: 3.18	IP: 5.0 WLS: L BF: 22 H: 5 R: 1 ER: 1 SO: 5 BB: 1 IBB: 0 HBP: 0 BLK: 0 WP: 0 HR: 0 S: 55 P: 91 ERA: 1.80 WHIP: 1.200															PITCHER	IP: 5.0 WLS: L BF: 22 H: 5 R: 1 ER: 1 SO: 5 BB: 1 IBB: 0 HBP: 0 BLK: 0 WP: 0 HR: 0 S: 55 P: 91 ERA: 1.80 WHIP: 1.200	
33 Joey Devine, R ERA	1.0 4 1 0 0 0																	
56 Craig Breslow, L ERA: 4.24	1.0 3 0 0 0 2																	
31 Brad Ziegler, R ERA: 1.8	0.1 3 2 2 2 0																	
13 Jerry Bleivins, L ERA: 4.4	0.2 4 1 0 0 0																	

Oakland Athletics @ San Francisco Giants
AT&T Park, San Francisco, CA
Sat May 21 2011, 4:17 PM - 6:49 PM PDT
Att: 42,152 - Sunny - 62 F

AB 31
R 3
H 9
RBI 3
BB 2
SO 7
LOB 17



Batter	1	2	3	4	5	6	7	8	9	10	11	AB	R	H	RBI	BB	SO	LOB	TOP								
4 Coco Crisp, S OBP: 0.297, SLG: 0.409			G6-3								FC5-4	6	1	2	1	0	2	2									
10 Darric Barton, L OBP: 0.329, SLG: 0.285			G4-3		G4-6-3						P3	6	0	2	1	0	0	3									
28 Conor Jackson, R OBP: 0.333, SLG: 0.347			F8				L5				G5-4-3	6	0	1	0	0	2	3									
57 Brian Fuentes, L (11.1)												0	0	0	0	0	0	0									
16 Josh Willingham, R OBP: 0.319, SLG: 0.414												2	1	1	1	3	1	0									
8 Kurt Suzuki, R OBP: 0.319, SLG: 0.374							G2-3				FC4	5	0	1	0	0	0	5									
14 Mark Ellis, R OBP: 0.243, SLG: 0.281											G4-3	3	1	0	0	2	1	1									
21 Andy LaRoche, R OBP: 0.288, SLG: 0.288											SH3-4	4	0	0	0	0	2	2									
2 Cliff Pennington, S OBP: 0.291, SLG: 0.326			G6-3									5	1	3	0	0	1	0									
47 Gio Gonzalez, R (7.1)												2	0	0	0	0	0	1									
48 Michael Wuerztz, L OBP: 0.288, SLG: 0.389												0	0	0	0	0	0	0									
50 Grant Balfour, R OBP: 0.288, SLG: 0.288												0	0	0	0	0	0	0									
33 Joey Devine, R ERA: 6.75												0	0	0	0	0	0	0									
56 Craig Breslow, L OBP: 0.413, SLG: 0.500												1	0	1	0	0	0	0									
Inning Stats	R: 0 E: 0 K: 1 S: 11	H: 1 LOB: 2 BB: 1 P: 17	R: 0 E: 0 K: 2 S: 12	H: 1 LOB: 1 BB: 0 P: 19	R: 0 E: 0 K: 0 S: 6	H: 0 LOB: 0 BB: 0 P: 9	R: 0 E: 0 K: 1 S: 10	H: 1 LOB: 1 BB: 0 P: 15	R: 0 E: 1 K: 0 S: 15	H: 1 LOB: 1 BB: 0 P: 21	R: 1 E: 0 K: 1 S: 11	H: 1 LOB: 1 BB: 1 P: 19	R: 2 E: 0 K: 1 S: 13	H: 3 LOB: 2 BB: 1 P: 20	R: 1 E: 0 K: 1 S: 11	H: 1 LOB: 1 BB: 1 P: 18	R: 0 E: 0 K: 0 S: 8	H: 1 LOB: 1 BB: 1 P: 18	R: 0 E: 0 K: 2 S: 10	H: 0 LOB: 0 BB: 0 P: 13	R: 0 E: 0 K: 1 S: 14	H: 1 LOB: 1 BB: 0 P: 19	1B: 8 2B: 2 3B: 0 HR: 1	SF: 1 SAC: 2 DP: 2 HBP: 0	WP: 0 PB: 0 SB: 3 CS: 0	PA: 48	
PITCHER	IP: 6.0 ERA: 3.47	WLS: 1 BF: 25	H: 5 R: 2 ER: 1 SO: 5	BB: 2 IBB: 0 HBP: 0 BLK: 0	WP: 0 HR: 0 S: 65 P: 100	ERA: 1.50 WHIP: 1.167		PITCHER	IP: 2.0 ERA: 1.42	WLS: 1 BF: 7	H: 1 R: 0 ER: 0 SO: 3	BB: 0 IBB: 0 HBP: 0 BLK: 0	WP: 0 HR: 0 S: 24 P: 32	ERA: 0.00 WHIP: 0.500													
57 Jonathan Sánchez, L ERA: 3.47																											
41 Jeremy Affeldt, L ERA: 5.94																											
52 Ramon E Ramirez, R ERA: 1.45																											
45 Dan Runzler, L ERA: 6.75																											
38 Brian Wilson, R ERA: 3.86																											

Oakland Athletics @ San Francisco Giants
 AT&T Park, San Francisco, CA
 Sun May 22 2011, 1:06 PM - 4:59 PM PDT
 Att. 42,288 - Party Cloudy - 60 F

livebaseballscores.com

AB 40
 R 4
 H 11
 RBI 4
 BB 5
 SO 10
 LOB 17

Batter	1	2	3	4	5	6	7	8	9	10	11	AB	R	H	RBI	BB	SO	LOB	BOTTOM								
56 Andres Torres, S OBP: 0.351, SLG: 0.412												5	1	0	0	0	1	2									
21 Freddy Sanchez, R OBP: 0.331, SLG: 0.389												4	0	2	1	0	1	0									
38 Brian Wilson, R (9.1)												0	0	0	0	0	0	0									
54 Sergio Romo, R OBP: 0.417, SLG: 0.300												1	1	1	0	0	0	0									
28 Buster Posey, R OBP: 0.389, SLG: 0.392												5	1	1	0	1	0	5									
5 Pat Burrell, R OBP: 0.341, SLG: 0.414												3	0	1	0	1	1	1									
2 Emmanuel Burriss, S OBP: 0.333, SLG: 0.333												2	0	1	1	0	0	0									
13 Cody Ross, R OBP: 0.347, SLG: 0.395												4	0	1	0	1	1	2									
17 Aubrey Huff, L OBP: 0.286, SLG: 0.359												5	0	1	0	0	2	5									
10 Miguel Tejada, R OBP: 0.247, SLG: 0.286												5	1	2	0	0	0	2									
14 Mike Fontenot, L OBP: 0.330, SLG: 0.414												5	0	1	0	0	2	3									
57 Jonathan Sánchez, L ERA: 2.2												2	0	1	0	0	0	1									
48 Michael Wuerztz, R ERA: 0.75												1	0	0	0	0	0	0									
50 Grant Balfour, R ERA: 2.08												0	0	0	0	0	0	0									
33 Joey Devine, R ERA: 6.75												0	0	0	0	0	0	0									
56 Craig Breslow, L ERA: 4.0												2	1	1	2	0	0	1									
Inning Stats	R: 1 E: 0 K: 2 S: 13	H: 1 LOB: 1 BB: 0 P: 19	R: 0 E: 0 K: 1 S: 10	H: 1 LOB: 1 BB: 0 P: 15	R: 1 E: 1 K: 2 S: 13	H: 2 LOB: 2 BB: 0 P: 23	R: 0 E: 0 K: 0 S: 11	H: 2 LOB: 3 BB: 0 P: 17	R: 0 E: 0 K: 1 S: 9	H: 1 LOB: 2 BB: 0 P: 13	R: 0 E: 0 K: 2 S: 7	H: 0 LOB: 0 BB: 0 P: 9	R: 0 E: 0 K: 0 S: 10	H: 1 LOB: 2 BB: 2 P: 22	R: 2 E: 0 K: 1 S: 14	H: 2 LOB: 0 BB: 0 P: 19	R: 0 E: 0 K: 0 S: 8	H: 0 LOB: 0 BB: 0 P: 12	R: 0 E: 0 K: 0 S: 11	H: 1 LOB: 1 BB: 0 P: 14	R: 1 E: 0 K: 0 S: 9	H: 2 LOB: 2 BB: 1 P: 14	1B: 9 2B: 4 3B: 0 HR: 1	SF: 0 SAC: 0 DP: 1 HBP: 2	WP: 0 PB: 0 SB: 1 CS: 0	PA: 49	
PITCHER	IP: 6.2 ERA: 2.2	WLS: 1 BF: 32	H: 0 R: 2 ER: 1 SO: 8	BB: 2 IBB: 0 HBP: 2 BLK: 0	WP: 0 HR: 0 S: 70 P: 113	ERA: 1.35 WHIP: 1.500		PITCHER	IP: 0.1 ERA: 4.71	WLS: 1 BF: 4	H: 2 R: 1 ER: 1 SO: 0	BB: 0 IBB: 1 HBP: 0 BLK: 0	WP: 0 HR: 0 S: 9 P: 14	ERA: 27.00 WHIP: 6.000													
47 Gio Gonzalez, L ERA: 2.2																											
48 Michael Wuerztz, R ERA: 0.75																											
50 Grant Balfour, R ERA: 2.08																											
33 Joey Devine, R ERA: 6.75																											
56 Craig Breslow, L ERA: 4.0																											

Oakland Athletics @ San Francisco Giants
 AT&T Park, San Francisco, CA
 Sun May 22 2011, 1:06 PM - 4:59 PM PDT
 Att. 42,288 - Party Cloudy - 60 F

livebaseballscores.com

AB 44
 R 5
 H 13
 RBI 4
 BB 3
 SO 9
 LOB 22

Batter	1	2	3	4	5	6	7	8	9	AB	R	H	RBI	BB	SO	LOB	TOP					
4 Coco Crisp, S OBP: 0.308, SLG: 0.420										3	1	2	0	1	1	0	Oakland Athletics @ Los Angeles Angels Angel Stadium of Anaheim, Anaheim, CA Mon May 23 2011, 7:10 PM - 9:53 PM PDT Att: 36,215 - Partly Cloudy - 63 F					
10 Danic Barton, L OBP: 0.327, SLG: 0.280										3	0	0	0	1	1	1						
15 Ryan Sweeney, L OBP: 0.410, SLG: 0.388										2	0	0	0	1	1	1						
16 Josh Willingham, R OBP: 0.317, SLG: 0.411										1	0	0	0	0	0	0						
55 Hideki Matsui, L OBP: 0.287, SLG: 0.368										3	0	1	1	0	0	1						
28 Conor Jackson, R OBP: 0.330, SLG: 0.343										4	0	1	0	0	0	2						
12 David DeJesus, L OBP: 0.312, SLG: 0.344										4	0	1	0	0	1	2						
8 Kurt Suzuki, R OBP: 0.317, SLG: 0.371										4	0	1	0	0	1	1						
21 Andy LaRoche, R OBP: 0.286, SLG: 0.286										4	0	1	0	0	0	2						
2 Cliff Pennington, S OBP: 0.290, SLG: 0.324										4	0	1	0	0	1	0						
Inning Stats	R: 0 H: 0 E: 0 K: 2 S: 10	H: 0 LOB: 1 BB: 1 P: 19	R: 0 H: 1 E: 0 K: 1 S: 12	H: 1 LOB: 1 BB: 0 P: 20	R: 1 H: 1 E: 0 K: 0 S: 12	H: 1 LOB: 2 BB: 2 P: 24	R: 0 H: 1 E: 0 K: 1 S: 6	H: 1 LOB: 0 BB: 0 P: 10	R: 0 H: 0 E: 0 K: 0 S: 7	H: 0 LOB: 0 BB: 0 P: 10	R: 0 H: 3 E: 0 K: 0 S: 12	H: 2 LOB: 2 BB: 0 P: 16	R: 0 H: 2 E: 0 K: 0 S: 10	H: 0 LOB: 0 BB: 0 P: 10	R: 0 H: 0 E: 0 K: 1 S: 8	H: 0 LOB: 0 BB: 0 P: 10	1B: 6 2B: 2 3B: 0 HR: 0	SF: 1 SAC: 0 DP: 1 HBP: 0	WP: 0 PB: 1 SB: 0 CS: 0	PA: 36		
PITCHER	IP WLS BF H R ER SO BB IBB HBP BLK WP HR S P ERA WHIP	IP WLS BF H R ER SO BB IBB HBP BLK WP HR S P ERA WHIP	IP WLS BF H R ER SO BB IBB HBP BLK WP HR S P ERA WHIP	IP WLS BF H R ER SO BB IBB HBP BLK WP HR S P ERA WHIP	IP WLS BF H R ER SO BB IBB HBP BLK WP HR S P ERA WHIP	IP WLS BF H R ER SO BB IBB HBP BLK WP HR S P ERA WHIP	IP WLS BF H R ER SO BB IBB HBP BLK WP HR S P ERA WHIP	IP WLS BF H R ER SO BB IBB HBP BLK WP HR S P ERA WHIP	IP WLS BF H R ER SO BB IBB HBP BLK WP HR S P ERA WHIP	IP WLS BF H R ER SO BB IBB HBP BLK WP HR S P ERA WHIP	IP WLS BF H R ER SO BB IBB HBP BLK WP HR S P ERA WHIP	IP WLS BF H R ER SO BB IBB HBP BLK WP HR S P ERA WHIP	IP WLS BF H R ER SO BB IBB HBP BLK WP HR S P ERA WHIP	IP WLS BF H R ER SO BB IBB HBP BLK WP HR S P ERA WHIP	IP WLS BF H R ER SO BB IBB HBP BLK WP HR S P ERA WHIP	IP WLS BF H R ER SO BB IBB HBP BLK WP HR S P ERA WHIP	IP WLS BF H R ER SO BB IBB HBP BLK WP HR S P ERA WHIP	IP WLS BF H R ER SO BB IBB HBP BLK WP HR S P ERA WHIP	IP WLS BF H R ER SO BB IBB HBP BLK WP HR S P ERA WHIP	IP WLS BF H R ER SO BB IBB HBP BLK WP HR S P ERA WHIP	IP WLS BF H R ER SO BB IBB HBP BLK WP HR S P ERA WHIP	IP WLS BF H R ER SO BB IBB HBP BLK WP HR S P ERA WHIP



Batter	1	2	3	4	5	6	7	8	9	AB	R	H	RBI	BB	SO	LOB	BOTTOM					
13 Maicer Izturis, S OBP: 0.365, SLG: 0.438										3	1	0	0	1	0	2	Oakland Athletics @ Los Angeles Angels Angel Stadium of Anaheim, Anaheim, CA Mon May 23 2011, 7:10 PM - 9:53 PM PDT Att: 36,215 - Partly Cloudy - 63 F					
2 Erick Aybar, S OBP: 0.348, SLG: 0.418										2	0	0	0	1	0	0						
53 Bobby Abreu, L OBP: 0.393, SLG: 0.360										4	1	1	1	0	1	1						
48 Torii Hunter, R OBP: 0.322, SLG: 0.368										3	1	2	1	1	1	0						
6 Alberto Callaspo, S OBP: 0.364, SLG: 0.385										3	0	1	0	1	0	3						
44 Mark Trumbo, R OBP: 0.307, SLG: 0.450										4	1	0	0	0	0	6						
5 Jeff Mathis, R OBP: 0.234, SLG: 0.281										4	0	2	2	0	0	0						
25 Peter Bourjos, R OBP: 0.304, SLG: 0.382										3	0	1	0	1	1	2						
77 Reggie Willis, S OBP: 0.234, SLG: 0.281										2	0	0	0	0	0	1						
Inning Stats	R: 1 H: 1 E: 0 K: 0 S: 10	H: 1 LOB: 2 BB: 2 P: 20	R: 0 H: 1 E: 0 K: 0 S: 12	H: 1 LOB: 1 BB: 0 P: 17	R: 0 H: 0 E: 0 K: 2 S: 10	H: 0 LOB: 0 BB: 0 P: 14	R: 0 H: 2 E: 0 K: 0 S: 14	H: 2 LOB: 1 BB: 0 P: 15	R: 0 H: 0 E: 0 K: 0 S: 6	H: 0 LOB: 0 BB: 0 P: 8	R: 0 H: 1 E: 0 K: 0 S: 9	H: 1 LOB: 0 BB: 0 P: 13	R: 0 H: 0 E: 0 K: 0 S: 8	H: 0 LOB: 1 BB: 1 P: 15	R: 3 H: 2 E: 0 K: 1 S: 16	H: 2 LOB: 1 BB: 2 P: 29		1B: 5 2B: 2 3B: 0 HR: 0	SF: 0 SAC: 2 DP: 1 HBP: 0	WP: 0 PB: 0 SB: 2 CS: 0	PA: 35	
PITCHER	IP WLS BF H R ER SO BB IBB HBP BLK WP HR S P ERA WHIP	IP WLS BF H R ER SO BB IBB HBP BLK WP HR S P ERA WHIP	IP WLS BF H R ER SO BB IBB HBP BLK WP HR S P ERA WHIP	IP WLS BF H R ER SO BB IBB HBP BLK WP HR S P ERA WHIP	IP WLS BF H R ER SO BB IBB HBP BLK WP HR S P ERA WHIP	IP WLS BF H R ER SO BB IBB HBP BLK WP HR S P ERA WHIP	IP WLS BF H R ER SO BB IBB HBP BLK WP HR S P ERA WHIP	IP WLS BF H R ER SO BB IBB HBP BLK WP HR S P ERA WHIP	IP WLS BF H R ER SO BB IBB HBP BLK WP HR S P ERA WHIP	IP WLS BF H R ER SO BB IBB HBP BLK WP HR S P ERA WHIP	IP WLS BF H R ER SO BB IBB HBP BLK WP HR S P ERA WHIP	IP WLS BF H R ER SO BB IBB HBP BLK WP HR S P ERA WHIP	IP WLS BF H R ER SO BB IBB HBP BLK WP HR S P ERA WHIP	IP WLS BF H R ER SO BB IBB HBP BLK WP HR S P ERA WHIP	IP WLS BF H R ER SO BB IBB HBP BLK WP HR S P ERA WHIP	IP WLS BF H R ER SO BB IBB HBP BLK WP HR S P ERA WHIP	IP WLS BF H R ER SO BB IBB HBP BLK WP HR S P ERA WHIP	IP WLS BF H R ER SO BB IBB HBP BLK WP HR S P ERA WHIP	IP WLS BF H R ER SO BB IBB HBP BLK WP HR S P ERA WHIP	IP WLS BF H R ER SO BB IBB HBP BLK WP HR S P ERA WHIP	IP WLS BF H R ER SO BB IBB HBP BLK WP HR S P ERA WHIP	IP WLS BF H R ER SO BB IBB HBP BLK WP HR S P ERA WHIP



Batter	1	2	3	4	5	6	7	8	9	AB	R	H	RBI	BB	SO	LOB	TOP					
4 Coco Crisp, S OBP: 0.301, SLG: 0.410	G6-3		SH1-3	F9			G4-3		G3	4	0	0	0	0	0	3						
10 Darc Barton, L OBP: 0.325, SLG: 0.275	K		HBP		K			G4-3		3	1	0	0	0	2	0						
16 Josh Willingham, R OBP: 0.316, SLG: 0.413	F7		2B		G6-3			P3		4	0	1	2	0	0	0						
55 Hideki Matsui, L OBP: 0.280, SLG: 0.358		K	G3-1					G4-3		4	0	0	0	0	2	0						
8 Kurt Suzuki, R OBP: 0.322, SLG: 0.381	G4-3			12 HR			F7			4	2	2	0	0	0	0						
12 David DeJesus, L OBP: 0.322, SLG: 0.400		HR		HR			F9			4	2	3	4	0	0	0						
14 Mark Ellis, R OBP: 0.243, SLG: 0.280				K			P6			4	0	1	0	0	1	1						
21 Andy LaRoche, R OBP: 0.295, SLG: 0.288		FC5-4					K			3	0	1	0	1	1	1						
2 Cliff Pennington, S OBP: 0.295, SLG: 0.325			SH1-3				G4-3			3	1	1	0	1	0	2						
Inning Stats	R: 0 E: 0 K: 1 S: 6	H: 0 LOB: 0 BB: 0 P: 10	R: 1 E: 0 K: 1 S: 14	H: 2 LOB: 1 BB: 22 P: 22	R: 2 E: 0 K: 0 S: 7	H: 1 LOB: 0 BB: 1 P: 17	R: 2 E: 0 K: 1 S: 11	H: 4 LOB: 1 BB: 0 P: 15	R: 0 E: 0 K: 2 S: 8	H: 0 LOB: 0 BB: 0 P: 13	R: 0 E: 0 K: 0 S: 9	H: 0 LOB: 0 BB: 0 P: 14	R: 0 E: 0 K: 1 S: 13	H: 0 LOB: 0 BB: 0 P: 16	R: 0 E: 0 K: 0 S: 5	H: 0 LOB: 0 BB: 0 P: 10	R: 1 E: 0 K: 0 S: 10	H: 2 LOB: 2 BB: 1 P: 18	1B: 4 2B: 3 3B: 0 HR: 2	SF: 0 SAC: 1 DP: 0 HBP: 1	WP: 0 PB: 0 SB: 1 CS: 0	PA: 37
PITCHER	IP	WLS	BF	H	R	ER	SO	BB	IBB	HBP	BLK	WP	HR	S	P	ERA	WHIP					
24 Dan Haren, R ERA: 2.13	7.0	L	28	7	5	5	6	1	0	1	0	0	2	68	107	6.43	1.143					
22 Trevor Bell, R ERA: 3.46	2.0		9	2	1	1	0	1	0	0	0	0	0	15	28	4.50	1.500					

Oakland Athletics @ Los Angeles Angels
Angel Stadium of Anaheim, Anaheim, CA
Tue May 24 2011, 7:08 PM - 9:41 PM PDT
Att: 39,117 - Clear - 66 F

AB 33
R 6
H 9
RBI 6
BB 2
SO 6
LOB 7



Batter	1	2	3	4	5	6	7	8	9	AB	R	H	RBI	BB	SO	LOB	BOTTOM					
13 Maicer Izturis, S OBP: 0.368, SLG: 0.442	BB		2B		F8					3	0	1	0	1	0	2						
2 Erick Aybar, S OBP: 0.346, SLG: 0.421	F8		F8			L5				4	1	1	0	0	0	2						
53 Bobby Abreu, L OBP: 0.395, SLG: 0.360	F8						1B			3	0	1	0	1	0	2						
48 Torii Hunter, R OBP: 0.321, SLG: 0.365	P2						F8			4	0	1	1	0	1	3						
6 Alberto Callaspo, S OBP: 0.361, SLG: 0.382		F8			F7					4	0	1	0	0	0	2						
44 Mark Trumbo, R OBP: 0.300, SLG: 0.439		K			K					4	0	0	0	0	3	3						
16 Hank Conger, L OBP: 0.299, SLG: 0.382		P6								3	0	0	0	1	1	0						
28 Alexi Amarista, L OBP: 0.132, SLG: 0.222			G3-1				F7			4	0	0	0	0	0	1						
25 Peter Bourjos, R OBP: 0.304, SLG: 0.381			G3-1				P3			3	0	1	0	0	0	1						
Inning Stats	R: 0 E: 0 K: 0 S: 10	H: 0 LOB: 0 BB: 1 P: 21	R: 0 E: 0 K: 1 S: 9	H: 0 LOB: 0 BB: 0 P: 10	R: 0 E: 0 K: 0 S: 11	H: 1 LOB: 1 BB: 0 P: 16	R: 0 E: 0 K: 2 S: 12	H: 0 LOB: 1 BB: 1 P: 21	R: 0 E: 0 K: 0 S: 9	H: 0 LOB: 0 BB: 1 P: 19	R: 0 E: 0 K: 0 S: 10	H: 2 LOB: 2 BB: 0 P: 14	R: 0 E: 0 K: 1 S: 10	H: 1 LOB: 0 BB: 0 P: 14	R: 1 E: 0 K: 0 S: 12	H: 2 LOB: 0 BB: 0 P: 14	R: 0 E: 0 K: 1 S: 8	H: 0 LOB: 0 BB: 0 P: 13	1B: 4 2B: 2 3B: 0 HR: 0	SF: 0 SAC: 0 DP: 1 HBP: 0	WP: 0 PB: 0 SB: 2 CS: 0	PA: 35
PITCHER	IP	WLS	BF	H	R	ER	SO	BB	IBB	HBP	BLK	WP	HR	S	P	ERA	WHIP					
52 Guillermo Moscoso, R ERA: 1.69	6.0	W	24	3	0	0	3	3	0	0	0	0	0	61	100	0.00	1.000					
33 Joey Devine, R ERA: 1.69	1.0		4	1	0	0	1	0	0	0	0	0	0	10	14	0.00	1.000					
56 Craig Breslow, L ERA: 4.26	1.0		4	2	1	1	0	0	0	0	0	0	0	12	14	9.00	2.000					
31 Brad Ziegler, R ERA: 1.69	1.0		3	0	0	0	1	0	0	0	0	0	0	8	13	0.00	0.000					

Oakland Athletics @ Los Angeles Angels
Angel Stadium of Anaheim, Anaheim, CA
Tue May 24 2011, 7:08 PM - 9:41 PM PDT
Att: 39,117 - Clear - 66 F

AB 32
R 1
H 6
RBI 1
BB 3
SO 5
LOB 16



Batter	1	2	3	4	5	6	7	8	9	AB	R	H	RBI	BB	SO	LOB	TOP										
4 Coco Crisp, S OBP: 0.299, SLG: 0.412	F9		F8		2B		K			4	0	1	1	0	1	1	Oakland Athletics @ Los Angeles Angels Angel Stadium of Anaheim, Anaheim, CA Wed May 25 2011, 7:07 PM - 9:43 PM PDT Att: 40,253 - Clear - 67 F										
10 Daric Barton, L OBP: 0.319, SLG: 0.269	K		K		F8			F9		4	0	0	0	0	2	2											
12 David DeJesus, L OBP: 0.326, SLG: 0.403	G1-3			P6		1B		1B		4	0	2	0	0	0	0											
16 Josh Willingham, R (1, 10) OBP: 0.314, SLG: 0.405		BB		K		K		L5		3	0	0	0	1	2	2											
15 Ryan Sweeney, L OBP: 0.415, SLG: 0.400	P6			BB		2B		G4-3		3	0	1	0	1	0	2											
11 Landon Powell, S OBP: 0.304, SLG: 0.293	F7			BB		K				4	0	0	0	0	1	4											
14 Mark Ellis, R OBP: 0.304, SLG: 0.274	G5-3					K		G6-3		4	0	0	0	0	1	3											
21 Andy LaRoche, R OBP: 0.300, SLG: 0.293			G6-3		1B					2	1	1	0	0	0	0											
28 Conor Jackson, R (7, PH) OBP: 0.342, SLG: 0.350					1B		HBP			1	0	1	0	0	0	0											
2 Cliff Pennington, S OBP: 0.300, SLG: 0.329					1B		G4-6-3			4	0	2	0	0	1	2											
Inning Stats	R: 0 E: 0 K: 1 S: 12	H: 0 LOB: 0 BB: 0 P: 18	R: 0 E: 0 K: 0 S: 15	H: 0 LOB: 1 BB: 1 P: 24	R: 0 E: 0 K: 1 S: 10	H: 1 LOB: 1 BB: 0 P: 16	R: 0 E: 0 K: 1 S: 10	H: 0 LOB: 1 BB: 1 P: 15	R: 1 E: 0 K: 0 S: 15	H: 3 LOB: 1 BB: 0 P: 20	R: 0 E: 0 K: 3 S: 15	H: 2 LOB: 2 BB: 0 P: 24	R: 0 E: 0 K: 1 S: 9	H: 0 LOB: 0 BB: 0 P: 14	R: 0 E: 0 K: 0 S: 6	H: 1 LOB: 1 BB: 0 P: 10	R: 0 E: 0 K: 1 S: 8	H: 1 LOB: 1 BB: 0 P: 10	1B: 6 2B: 2 3B: 0 HR: 0	SF: 0 SAC: 0 DP: 1 HBP: 1	WP: 0 PB: 0 SB: 2 CS: 0	PA: 36					
PITCHER	IP	WLS	BF	H	R	ER	SO	BB	IBB	HBP	BLK	WP	HR	S	P	ERA	WHIP										
54 Ervin Santana, R (1, 1) ERA: 3.95	6.0	W	25	6	1	1	6	2	0	0	0	0	0	77	117	1.50	1.333										
56 Fernando Rodney, R (7, 1) ERA: 4.34	1.0	H	3	0	0	0	1	0	0	1	0	0	0	9	14	0.00	0.000										
37 Scott Downs, L (8, 1) ERA: 0.61	1.0	H	4	1	0	0	0	0	0	0	0	0	0	6	10	0.00	1.000										
51 Jordan Walden, R (9, 1) ERA: 2.7	1.0	S	4	1	0	0	1	0	0	0	0	0	0	8	10	0.00	1.000										

AB	33
R	1
H	8
RBI	1
BB	2
SO	8
LOB	16



Batter	1	2	3	4	5	6	7	8	9	AB	R	H	RBI	BB	SO	LOB	BOTTOM										
25 Peter Bourjos, R (1, 8) OBP: 0.302, SLG: 0.376	G6-3			K		K		G6-3		5	0	1	1	0	2	4	Oakland Athletics @ Los Angeles Angels Angel Stadium of Anaheim, Anaheim, CA Wed May 25 2011, 7:07 PM - 9:43 PM PDT Att: 40,253 - Clear - 67 F										
2 Erick Aybar, S (1, 6) OBP: 0.350, SLG: 0.419	G3	G4-3		G1-3		1B				3	0	1	0	1	0	4											
53 Bobby Abreu, L (1, 10) OBP: 0.393, SLG: 0.354	G3		G4-3		L5	G4-3				3	0	0	0	1	0	2											
48 Torii Hunter, R (1, 9) OBP: 0.324, SLG: 0.380	BB		G4-3		HR	K				3	1	1	1	1	1	1											
6 Alberto Callaspo, S (1, 5) OBP: 0.364, SLG: 0.398	G3				HR			F9		3	1	1	1	1	0	2											
44 Mark Trumbo, R (1, 3) OBP: 0.299, SLG: 0.434	G1-3	G4-3		G4-3		1B		P4		4	1	1	0	0	0	1											
16 Hank Conger, L (1, 2) OBP: 0.307, SLG: 0.387		1B		G4-3		K		F8		4	1	2	0	0	1	1											
28 Alexi Amarista, L (1, 4) OBP: 0.190, SLG: 0.256		1B		G4-3		BB		G4-3		3	0	2	0	1	0	0											
77 Reggie Willits, S (1, 7) OBP: 0.176, SLG: 0.133	G3		SH2-3		2B			K		3	0	1	1	0	1	2											
Inning Stats	R: 0 E: 0 K: 0 S: 7	H: 3 LOB: 2 BB: 2 P: 18	R: 1 E: 0 K: 0 S: 12	H: 3 LOB: 2 BB: 0 P: 15	R: 0 E: 0 K: 0 S: 7	H: 0 LOB: 1 BB: 2 P: 17	R: 0 E: 0 K: 1 S: 13	H: 2 LOB: 2 BB: 0 P: 20	R: 3 E: 0 K: 2 S: 16	H: 4 LOB: 2 BB: 1 P: 29	R: 0 E: 0 K: 1 S: 6	H: 1 LOB: 0 BB: 0 P: 8	R: 0 E: 0 K: 0 S: 4	H: 0 LOB: 0 BB: 0 P: 7	R: 0 E: 0 K: 1 S: 10	H: 0 LOB: 0 BB: 0 P: 14		1B: 7 2B: 1 3B: 0 HR: 2	SF: 0 SAC: 1 DP: 1 HBP: 0	WP: 0 PB: 0 SB: 0 CS: 2	PA: 37						
PITCHER	IP	WLS	BF	H	R	ER	SO	BB	IBB	HBP	BLK	WP	HR	S	P	ERA	WHIP										
53 Trevor Cahill, R (1, 1) ERA: 2.02	6.0	L	31	10	4	3	4	5	0	0	0	0	0	61	107	4.50	2.500										
29 David Purcey, L (7, 1) ERA: 3.6	2.0		6	0	0	0	1	0	0	0	0	0	0	14	21	0.00	0.000										



Batter	1	2	3	4	5	6	7	8	9	AB	R	H	RBI	BB	SO	LOB	TOP			
4 Coco Crisp, S OBP: 0.297, SLG: 0.406	K2-3		G3-3	G4-3			F7		F9	5	0	1	0	0	1	2				
12 David DeJesus, L OBP: 0.330, SLG: 0.405	1B		G3-6-3		F8		1B			4	0	2	0	0	0	1				
28 Conor Jackson, R OBP: 0.339, SLG: 0.346	K		G5-3				1B			4	0	1	0	0	2	3				
16 Josh Willingham, R OBP: 0.313, SLG: 0.401	G1-3				1B		1B			4	1	1	0	0	2	4				
55 Hideki Matsui, L OBP: 0.279, SLG: 0.355		SH5-3			F9		F7		L4	4	1	1	0	0	0	2				
8 Kurt Suzuki, R OBP: 0.320, SLG: 0.377	1B	SH5-3			F9		F7		F8	4	0	1	0	0	0	1				
14 Mark Ellis, R OBP: 0.239, SLG: 0.275		SH5-3			F9		F9		F7	3	1	1	0	0	0	0				
21 Andy LaRoche, R OBP: 0.298, SLG: 0.302		G5-3			1B		G6-3		G5-3	4	1	1	3	0	0	1				
2 Cliff Pennington, S OBP: 0.305, SLG: 0.333		G5-3			1B		1B		G1-3	4	0	2	1	0	0	1				
Inning Stats	R: 0 H: 1 E: 0 K: 2 S: 13	H: 1 LOB: 1 BB: 0 P: 19	R: 1 H: 2 E: 0 K: 0 S: 11	H: 2 LOB: 1 BB: 0 P: 16	R: 0 H: 1 E: 0 K: 0 S: 7	H: 1 LOB: 0 BB: 0 P: 11	R: 3 H: 4 E: 0 K: 0 S: 14	H: 4 LOB: 1 BB: 0 P: 18	R: 0 H: 1 E: 0 K: 1 S: 11	H: 0 LOB: 0 BB: 0 P: 9	R: 0 H: 2 E: 0 K: 2 S: 10	H: 2 LOB: 2 BB: 0 P: 17	R: 0 H: 0 E: 0 K: 0 S: 14	H: 0 LOB: 0 BB: 0 P: 20	R: 0 H: 0 E: 0 K: 0 S: 5	H: 0 LOB: 0 BB: 0 P: 10	1B: 10 2B: 1 3B: 0 HR: 0	SF: 0 DP: 1 HBP: 0	WP: 0 PB: 0 SB: 0 CS: 0	PA: 37
PITCHER	IP WLS BF H R ER SO BB IBB HBP BLK WP HR S P ERA WHIP	IP WLS BF H R ER SO BB IBB HBP BLK WP HR S P ERA WHIP	IP WLS BF H R ER SO BB IBB HBP BLK WP HR S P ERA WHIP	IP WLS BF H R ER SO BB IBB HBP BLK WP HR S P ERA WHIP	IP WLS BF H R ER SO BB IBB HBP BLK WP HR S P ERA WHIP	IP WLS BF H R ER SO BB IBB HBP BLK WP HR S P ERA WHIP	IP WLS BF H R ER SO BB IBB HBP BLK WP HR S P ERA WHIP	IP WLS BF H R ER SO BB IBB HBP BLK WP HR S P ERA WHIP	IP WLS BF H R ER SO BB IBB HBP BLK WP HR S P ERA WHIP	IP WLS BF H R ER SO BB IBB HBP BLK WP HR S P ERA WHIP	IP WLS BF H R ER SO BB IBB HBP BLK WP HR S P ERA WHIP	IP WLS BF H R ER SO BB IBB HBP BLK WP HR S P ERA WHIP	IP WLS BF H R ER SO BB IBB HBP BLK WP HR S P ERA WHIP	IP WLS BF H R ER SO BB IBB HBP BLK WP HR S P ERA WHIP	IP WLS BF H R ER SO BB IBB HBP BLK WP HR S P ERA WHIP	IP WLS BF H R ER SO BB IBB HBP BLK WP HR S P ERA WHIP	IP WLS BF H R ER SO BB IBB HBP BLK WP HR S P ERA WHIP			

Oakland Athletics @ Los Angeles Angels
Angel Stadium of Anaheim, Anaheim, CA
Thu May 26 2011, 12:38 PM - 3:17 PM PDT
Att: 33,412 - Partly Cloudy - 69 F

AB 36
R 4
H 11
RBI 4
BB 0
SO 5
LOB 15



Batter	1	2	3	4	5	6	7	8	9	AB	R	H	RBI	BB	SO	LOB	BOTTOM			
13 Maicer Izturis, S OBP: 0.366, SLG: 0.444	P3		G1-3				G6-3			4	0	1	0	0	0	0				
2 Erick Aybar, S OBP: 0.354, SLG: 0.421	F7					F7			44 HR	4	1	2	0	0	0	2				
53 Bobby Abreu, L OBP: 0.386, SLG: 0.346	G1-3					G5-3			K	4	0	0	0	0	2	4				
48 Torii Hunter, R OBP: 0.323, SLG: 0.374		P4			F9		BB		K	3	0	0	0	1	1	2				
6 Alberto Callaspo, S OBP: 0.372, SLG: 0.399		K			BB		BB		BB	2	1	1	0	2	1	0				
44 Mark Trumbo, R OBP: 0.298, SLG: 0.448	P3				FC6-4		G5-4-3		HR	4	1	1	3	0	0	3				
25 Peter Bourjos, R OBP: 0.297, SLG: 0.389					G4-6-3				F8	3	0	0	0	0	1	2				
39 Russell Branyan, L (9, PH) OBP: 0.286, SLG: 0.333										1	0	0	0	0	0	0				
5 Jeff Mathis, R OBP: 0.227, SLG: 0.272		F9				G6-3			K	3	0	0	0	0	1	0				
77 Reggie Willits, S OBP: 0.200, SLG: 0.118		G4-3				BB			G5-3	2	0	0	0	1	0	0				
Inning Stats	R: 0 H: 0 E: 0 K: 0 S: 10	H: 0 LOB: 0 BB: 0 P: 12	R: 0 H: 0 E: 0 K: 1 S: 9	H: 0 LOB: 0 BB: 0 P: 11	R: 0 H: 0 E: 0 K: 0 S: 8	H: 0 LOB: 0 BB: 0 P: 12	R: 0 H: 1 E: 0 K: 1 S: 10	H: 1 LOB: 1 BB: 0 P: 13	R: 0 H: 0 E: 0 K: 0 S: 7	H: 0 LOB: 2 BB: 1 P: 13	R: 0 H: 1 E: 0 K: 1 S: 7	H: 1 LOB: 1 BB: 1 P: 13	R: 0 H: 0 E: 0 K: 1 S: 9	H: 0 LOB: 0 BB: 0 P: 11	R: 3 H: 2 E: 0 K: 2 S: 14	H: 2 LOB: 0 BB: 1 P: 23	1B: 3 2B: 1 3B: 0 HR: 1	SF: 0 DP: 2 HBP: 0	WP: 0 PB: 0 SB: 0 CS: 0	PA: 34
PITCHER	IP WLS BF H R ER SO BB IBB HBP BLK WP HR S P ERA WHIP	IP WLS BF H R ER SO BB IBB HBP BLK WP HR S P ERA WHIP	IP WLS BF H R ER SO BB IBB HBP BLK WP HR S P ERA WHIP	IP WLS BF H R ER SO BB IBB HBP BLK WP HR S P ERA WHIP	IP WLS BF H R ER SO BB IBB HBP BLK WP HR S P ERA WHIP	IP WLS BF H R ER SO BB IBB HBP BLK WP HR S P ERA WHIP	IP WLS BF H R ER SO BB IBB HBP BLK WP HR S P ERA WHIP	IP WLS BF H R ER SO BB IBB HBP BLK WP HR S P ERA WHIP	IP WLS BF H R ER SO BB IBB HBP BLK WP HR S P ERA WHIP	IP WLS BF H R ER SO BB IBB HBP BLK WP HR S P ERA WHIP	IP WLS BF H R ER SO BB IBB HBP BLK WP HR S P ERA WHIP	IP WLS BF H R ER SO BB IBB HBP BLK WP HR S P ERA WHIP	IP WLS BF H R ER SO BB IBB HBP BLK WP HR S P ERA WHIP	IP WLS BF H R ER SO BB IBB HBP BLK WP HR S P ERA WHIP	IP WLS BF H R ER SO BB IBB HBP BLK WP HR S P ERA WHIP	IP WLS BF H R ER SO BB IBB HBP BLK WP HR S P ERA WHIP	IP WLS BF H R ER SO BB IBB HBP BLK WP HR S P ERA WHIP			

Oakland Athletics @ Los Angeles Angels
Angel Stadium of Anaheim, Anaheim, CA
Thu May 26 2011, 12:38 PM - 3:17 PM PDT
Att: 33,412 - Partly Cloudy - 69 F

AB 30
R 3
H 5
RBI 3
BB 4
SO 6
LOB 13



Batter	1	2	3	4	5	6	7	8	9	AB	R	H	RBI	BB	SO	LOB	TOP					
11 Robert Andino, R OBP: 0.362, SLG: 0.327										4	0	1	0	0	3	1	<p>Baltimore Orioles @ Oakland Athletics Oakland Coliseum, Oakland, CA Fri May 27 2011, 7:11 PM - 10:19 PM PDT Att. 12,110 - Cloudy - 59 F</p>					
10 Adam Jones, R OBP: 0.330, SLG: 0.449										4	0	0	0	0	2	2						
21 Nick Markakis, L OBP: 0.327, SLG: 0.340										3	0	1	0	1	1	0						
27 Vladimir Guerrero, R OBP: 0.328, SLG: 0.426										3	1	1	0	0	0	2						
32 Matt Wieters, S OBP: 0.339, SLG: 0.404										4	0	2	0	0	1	2						
14 Nolan Reimold, R OBP: 0.500, SLG: 1.143										3	0	0	0	1	1	1						
12 Mark Reynolds, R OBP: 0.309, SLG: 0.377										2	0	0	1	2	0	1						
2 J.J. Hardy, R OBP: 0.326, SLG: 0.385										4	0	1	0	0	1	4						
9 Jake Fox, R OBP: 0.250, SLG: 0.396										2	1	0	0	1	0	4						
Inning Stats	R: 0 H: 0 E: 0 K: 3 S: 10	H: 0 LOB: 0 BB: 0 P: 14	R: 1 H: 2 E: 0 K: 1 S: 15	H: 2 LOB: 2 BB: 2 P: 29	R: 0 H: 1 E: 0 K: 3 S: 13	H: 0 LOB: 0 BB: 0 P: 21	R: 0 H: 0 E: 0 K: 0 S: 6	H: 0 LOB: 0 BB: 0 P: 14	R: 1 H: 1 E: 1 K: 0 S: 7	H: 1 LOB: 1 BB: 2 P: 16	R: 0 H: 1 E: 0 K: 0 S: 7	H: 1 LOB: 0 BB: 0 P: 11	R: 0 H: 1 E: 0 K: 1 S: 10	H: 0 LOB: 0 BB: 0 P: 13	R: 0 H: 0 E: 0 K: 1 S: 8	H: 0 LOB: 0 BB: 0 P: 12		1B: 6 2B: 0 3B: 0 HR: 0	SF: 0 2B: 0 3B: 0 HBP: 1	WP: 0 PA: 35 ERA: 0 WHIP: 0		
PITCHER	IP WLS BF H R ER SO BB IBB HBP BLK WP HR S P ERA WHIP	IP WLS BF H R ER SO BB IBB HBP BLK WP HR S P ERA WHIP	IP WLS BF H R ER SO BB IBB HBP BLK WP HR S P ERA WHIP	IP WLS BF H R ER SO BB IBB HBP BLK WP HR S P ERA WHIP	IP WLS BF H R ER SO BB IBB HBP BLK WP HR S P ERA WHIP	IP WLS BF H R ER SO BB IBB HBP BLK WP HR S P ERA WHIP	IP WLS BF H R ER SO BB IBB HBP BLK WP HR S P ERA WHIP	IP WLS BF H R ER SO BB IBB HBP BLK WP HR S P ERA WHIP	IP WLS BF H R ER SO BB IBB HBP BLK WP HR S P ERA WHIP	IP WLS BF H R ER SO BB IBB HBP BLK WP HR S P ERA WHIP	IP WLS BF H R ER SO BB IBB HBP BLK WP HR S P ERA WHIP	IP WLS BF H R ER SO BB IBB HBP BLK WP HR S P ERA WHIP	IP WLS BF H R ER SO BB IBB HBP BLK WP HR S P ERA WHIP	IP WLS BF H R ER SO BB IBB HBP BLK WP HR S P ERA WHIP	IP WLS BF H R ER SO BB IBB HBP BLK WP HR S P ERA WHIP	IP WLS BF H R ER SO BB IBB HBP BLK WP HR S P ERA WHIP	IP WLS BF H R ER SO BB IBB HBP BLK WP HR S P ERA WHIP	IP WLS BF H R ER SO BB IBB HBP BLK WP HR S P ERA WHIP	IP WLS BF H R ER SO BB IBB HBP BLK WP HR S P ERA WHIP			
47 Gio González, L ERA: 2.17	5.0	23	5	2	1	7	5	0	1	0	0	0	0	0	0	0	0	0	15	19	0.00	0.500
31 Brad Ziegler, R ERA: 1.5	2.0	6	1	0	0	1	0	0	0	0	0	0	0	0	0	0	0	0	6	10	0.00	0.000
33 Joey Devine, R ERA: 1.98	1.0	3	0	0	0	1	0	0	0	0	0	0	0	0	0	0	0	0	8	12	0.00	0.000
48 Michael Wuerz, R ERA: 1.98	1.0	3	0	0	0	1	0	0	0	0	0	0	0	0	0	0	0	0	8	12	0.00	0.000

AB	29
R	2
H	6
RBI	1
BB	5
SO	9
LOB	17



Batter	1	2	3	4	5	6	7	8	9	AB	R	H	RBI	BB	SO	LOB	BOTTOM					
12 David DeJesus, L OBP: 0.337, SLG: 0.404										3	1	1	1	2	0	1	<p>Baltimore Orioles @ Oakland Athletics Oakland Coliseum, Oakland, CA Fri May 27 2011, 7:11 PM - 10:19 PM PDT Att. 12,110 - Cloudy - 59 F</p>					
10 Daric Barton, L OBP: 0.316, SLG: 0.267										5	0	1	0	0	1	5						
15 Ryan Sweeney, L OBP: 0.414, SLG: 0.413										5	2	2	1	0	1	3						
16 Josh Willingham, R OBP: 0.326, SLG: 0.431										3	1	2	2	2	0	1						
55 Hideki Matsui, L OBP: 0.288, SLG: 0.355										3	0	1	1	2	1	1						
8 Kurt Suzuki, R OBP: 0.322, SLG: 0.384										5	0	2	1	0	1	6						
14 Mark Ellis, R OBP: 0.243, SLG: 0.274										4	1	1	0	0	1	7						
21 Andy LaRoche, R OBP: 0.303, SLG: 0.300										4	1	1	0	0	1	2						
2 Cliff Pennington, S OBP: 0.307, SLG: 0.331										4	0	1	0	1	1	4						
Inning Stats	R: 1 H: 2 E: 1 K: 0 S: 16	H: 2 LOB: 2 BB: 0 P: 25	R: 1 H: 2 E: 0 K: 1 S: 15	H: 2 LOB: 1 BB: 0 P: 24	R: 0 H: 0 E: 0 K: 0 S: 10	H: 0 LOB: 1 BB: 1 P: 20	R: 0 H: 1 E: 0 K: 0 S: 8	H: 1 LOB: 0 BB: 0 P: 13	R: 0 H: 1 E: 0 K: 3 S: 19	H: 1 LOB: 3 BB: 2 P: 31	R: 3 H: 4 E: 1 K: 1 S: 19	H: 4 LOB: 2 BB: 2 P: 38	R: 0 H: 0 E: 0 K: 1 S: 11	H: 0 LOB: 2 BB: 0 P: 24	R: 1 H: 2 E: 0 K: 0 S: 15	H: 2 LOB: 2 BB: 0 P: 23		1B: 8 2B: 3 3B: 0 HR: 1	SF: 0 2B: 3 3B: 0 HBP: 2	WP: 1 PA: 45 ERA: 0 WHIP: 0		
PITCHER	IP WLS BF H R ER SO BB IBB HBP BLK WP HR S P ERA WHIP	IP WLS BF H R ER SO BB IBB HBP BLK WP HR S P ERA WHIP	IP WLS BF H R ER SO BB IBB HBP BLK WP HR S P ERA WHIP	IP WLS BF H R ER SO BB IBB HBP BLK WP HR S P ERA WHIP	IP WLS BF H R ER SO BB IBB HBP BLK WP HR S P ERA WHIP	IP WLS BF H R ER SO BB IBB HBP BLK WP HR S P ERA WHIP	IP WLS BF H R ER SO BB IBB HBP BLK WP HR S P ERA WHIP	IP WLS BF H R ER SO BB IBB HBP BLK WP HR S P ERA WHIP	IP WLS BF H R ER SO BB IBB HBP BLK WP HR S P ERA WHIP	IP WLS BF H R ER SO BB IBB HBP BLK WP HR S P ERA WHIP	IP WLS BF H R ER SO BB IBB HBP BLK WP HR S P ERA WHIP	IP WLS BF H R ER SO BB IBB HBP BLK WP HR S P ERA WHIP	IP WLS BF H R ER SO BB IBB HBP BLK WP HR S P ERA WHIP	IP WLS BF H R ER SO BB IBB HBP BLK WP HR S P ERA WHIP	IP WLS BF H R ER SO BB IBB HBP BLK WP HR S P ERA WHIP	IP WLS BF H R ER SO BB IBB HBP BLK WP HR S P ERA WHIP	IP WLS BF H R ER SO BB IBB HBP BLK WP HR S P ERA WHIP	IP WLS BF H R ER SO BB IBB HBP BLK WP HR S P ERA WHIP	IP WLS BF H R ER SO BB IBB HBP BLK WP HR S P ERA WHIP			
24 Chris Tillman, R ERA: 4.69	4.1	23	6	2	1	2	3	0	1	0	0	0	0	0	0	0	0	0	31	55	13.50	2.500
55 Alfredo Simon, R ERA: 9.0	2.0	12	4	3	3	4	1	1	0	0	0	0	0	0	0	0	0	0	22	41	5.40	2.400
51 Michael Gonzalez, L ERA: 7.75	1.2	10	2	1	1	1	2	0	1	0	1	1	2	2	0	0	0	0	22	41	5.40	2.400

AB	36
R	6
H	12
RBI	6
BB	7
SO	7
LOB	30



Batter	1	2	3	4	5	6	7	8	9	AB	R	H	RBI	BB	SO	LOB	TOP		
18 Felix Pie, L OBP: 0.250, SLG: 0.333 (1, 7)	F8		FC4-6				G4-3		P3	4	1	1	1	0	0	1	<p>Baltimore Orioles @ Oakland Athletics Oakland Coliseum, Oakland, CA Sun May 29 2011, 1:08 PM - 3:48 PM PDT Att: 15,373 - Partly Cloudy - 62 F</p> <p>livebaseballscores.com</p>		
6 Ryan Adams, R OBP: 0.250, SLG: 0.182 (9, PH)										1	0	0	0	0	0	1			
10 Adam Jones, R OBP: 0.329, SLG: 0.440 (1, 8)	F9		L7				G5-3			2	0	0	0	0	0	1			
14 Nolan Reimold, R OBP: 0.455, SLG: 0.895 (4, 7)										1	0	0	1	1	0	0			
21 Nick Markakis, L OBP: 0.319, SLG: 0.327 (1, 9)	L5		F8				G3			4	0	0	1	0	0	3			
27 Vladimir Guerrero, R OBP: 0.325, SLG: 0.419 (1, 10)		P3								4	0	1	1	0	0	1			
32 Matt Wieters, S OBP: 0.337, SLG: 0.400 (1, 2)										4	0	1	0	0	1	2			
30 Luke Scott, L OBP: 0.316, SLG: 0.413 (1, 3)										4	0	0	0	0	1	1			
2 J.J. Hardy, R OBP: 0.330, SLG: 0.388 (1, 6)										4	1	2	0	0	0	0			
12 Mark Reynolds, R OBP: 0.312, SLG: 0.369 (1, 5)										3	1	1	0	1	0	2			
11 Robert Andino, R OBP: 0.379, SLG: 0.330 (1, 4)										2	1	1	0	1	0	1			
Inning Stats	R: 0 E: 0 K: 0 S: 5	H: 0 LOB: 0 BB: 0 P: 6	R: 0 E: 0 K: 0 S: 10	H: 2 LOB: 2 BB: 0 P: 15	R: 0 E: 0 K: 0 S: 7	H: 0 LOB: 1 BB: 1 P: 12	R: 0 E: 0 K: 0 S: 5	H: 0 LOB: 0 BB: 0 P: 7	R: 4 E: 0 K: 1 S: 22	H: 3 LOB: 1 BB: 1 P: 31	R: 0 E: 0 K: 1 S: 10	H: 0 LOB: 0 BB: 0 P: 19	R: 0 E: 0 K: 0 S: 9	H: 1 LOB: 0 BB: 0 P: 9	R: 0 E: 0 K: 0 S: 11	H: 1 LOB: 1 BB: 0 P: 15	1B: 6 2B: 1 3B: 0 HR: 0	SF: 0 SAC: 1 DP: 1 HBP: 0	WP: 0 PA: 37 PB: 0 SB: 1 CS: 0
PITCHER	IP WLS BF H R ER SO	IP WLS BF H R ER SO	IP WLS BF H R ER SO	IP WLS BF H R ER SO	IP WLS BF H R ER SO	IP WLS BF H R ER SO	IP WLS BF H R ER SO	IP WLS BF H R ER SO	IP WLS BF H R ER SO	IP WLS BF H R ER SO	IP WLS BF H R ER SO	IP WLS BF H R ER SO	IP WLS BF H R ER SO	IP WLS BF H R ER SO	IP WLS BF H R ER SO	IP WLS BF H R ER SO	ERA WHIP	ERA WHIP	
52 Guillermo Moscoso, R ERA: 3.27 (6, 1)	5.0	W	23	5	4	4	1	2	0	0	0	0	0	0	0	0	0	7.20	1.400
56 Craig Breslow, L ERA: 4.05 (7, 1)	1.0	H	4	0	0	0	1	1	0	0	0	0	0	0	0	0	0	0.00	1.000
40 Andrew Bailey, R ERA: 2.92 (8, 1)	1.0	H	3	1	0	0	0	0	0	0	0	0	0	0	0	0	0.00	1.000	
50 Grant Balfour, R ERA: 4.63 (9, 1)	1.0	S	4	1	0	0	0	0	0	0	0	0	0	0	0	0	0.00	1.000	

Batter	1	2	3	4	5	6	7	8	9	AB	R	H	RBI	BB	SO	LOB	BOTTOM		
4 Coco Crisp, S OBP: 0.307, SLG: 0.404 (1, 8)	F8		G5-3							3	1	1	0	2	0	0	<p>Baltimore Orioles @ Oakland Athletics Oakland Coliseum, Oakland, CA Sun May 29 2011, 1:08 PM - 3:48 PM PDT Att: 15,373 - Partly Cloudy - 62 F</p> <p>livebaseballscores.com</p>		
10 Daric Barton, L OBP: 0.326, SLG: 0.270 (1, 3)										3	1	1	1	1	2	2			
28 Conor Jackson, R OBP: 0.349, SLG: 0.345 (1, 7)										3	1	1	1	2	0	5			
16 Josh Willingham, R OBP: 0.328, SLG: 0.446 (1, 10)										4	1	2	4	0	0	1			
8 Kurt Suzuki, R OBP: 0.314, SLG: 0.372 (1, 2)										4	0	1	0	0	0	2			
12 David DeJesus, L OBP: 0.323, SLG: 0.385 (1, 9)										4	0	0	0	0	1	3			
14 Mark Ellis, R OBP: 0.249, SLG: 0.295 (1, 4)										4	1	1	0	0	0	0			
5 Kevin Kouzmanoff, R OBP: 0.262, SLG: 0.347 (1, 5)										3	0	2	0	1	0	0			
2 Cliff Pennington, S OBP: 0.312, SLG: 0.341 (1, 6)										3	1	1	0	0	0	2			
Inning Stats	R: 1 E: 0 K: 0 S: 10	H: 2 LOB: 2 BB: 1 P: 19	R: 0 E: 0 K: 0 S: 8	H: 1 LOB: 0 BB: 0 P: 10	R: 0 E: 0 K: 1 S: 10	H: 0 LOB: 1 BB: 1 P: 18	R: 0 E: 0 K: 1 S: 6	H: 0 LOB: 0 BB: 0 P: 9	R: 4 E: 0 K: 1 S: 19	H: 5 LOB: 1 BB: 0 P: 31	R: 1 E: 0 K: 0 S: 6	H: 2 LOB: 2 BB: 1 P: 13	R: 0 E: 0 K: 0 S: 6	H: 0 LOB: 0 BB: 0 P: 8	R: 0 E: 0 K: 0 S: 12	H: 0 LOB: 3 BB: 3 P: 25		1B: 9 2B: 0 3B: 0 HR: 1	SF: 1 SAC: 1 DP: 1 HBP: 0
PITCHER	IP WLS BF H R ER SO	IP WLS BF H R ER SO	IP WLS BF H R ER SO	IP WLS BF H R ER SO	IP WLS BF H R ER SO	IP WLS BF H R ER SO	IP WLS BF H R ER SO	IP WLS BF H R ER SO	IP WLS BF H R ER SO	IP WLS BF H R ER SO	IP WLS BF H R ER SO	IP WLS BF H R ER SO	IP WLS BF H R ER SO	IP WLS BF H R ER SO	IP WLS BF H R ER SO	IP WLS BF H R ER SO	ERA WHIP	ERA WHIP	
53 Zack Britton, L ERA: 2.93 (6, 1)	1.1	L	4	0	0	0	0	0	0	0	0	8	11	0.00	0.000				
37 Jeremy Accardo, R ERA: 3.56 (8, 1)	1.0		6	0	0	0	0	3	0	0	0	12	25	0.00	3.000				

AB 33
R 4
H 7
RBI 4
BB 3
SO 2
LOB 13

AB 31
R 6
H 10
RBI 6
BB 6
SO 3
LOB 15



Batter	1	2	3	4	5	6	7	8	9	AB	R	H	RBI	BB	SO	LOB	TOP					
2 Derek Jeter, R OBP: 0.321, SLG: 0.325										3	1	1	1	1	0	3						
14 Curtis Granderson, L OBP: 0.350, SLG: 0.613										4	0	0	0	0	1	3						
25 Mark Teixeira, S OBP: 0.368, SLG: 0.546										4	1	1	2	0	1	1						
13 Alex Rodriguez, R OBP: 0.351, SLG: 0.473										3	1	0	0	1	1	0						
24 Robinson Canó, L OBP: 0.319, SLG: 0.507										4	0	2	1	0	0	0						
20 Jorge Posada, S OBP: 0.285, SLG: 0.338										4	0	0	0	0	2	1						
33 Nick Swisher, S OBP: 0.333, SLG: 0.315										3	0	1	0	1	0	0						
27 Chris Dickerson, L OBP: 0.400, SLG: 0.385										3	1	1	0	1	0	1						
11 Brett Gardner, L OBP: 0.333, SLG: 0.389										2	0	1	1	1	0	0						
17 Francisco Cervelli, R OBP: 0.276, SLG: 0.360										2	0	1	1	1	0	0						
Inning Stats	R: 3 E: 0 K: 0 S: 10	H: 3 LOB: 0 BB: 1 P: 21	R: 0 E: 0 K: 0 S: 10	H: 1 LOB: 1 BB: 0 P: 16	R: 0 E: 0 K: 0 S: 7	H: 0 LOB: 0 BB: 0 P: 11	R: 0 E: 0 K: 1 S: 7	H: 0 LOB: 1 BB: 1 P: 14	R: 0 E: 0 K: 0 S: 8	H: 0 LOB: 0 BB: 0 P: 15	R: 0 E: 0 K: 0 S: 8	H: 0 LOB: 1 BB: 2 P: 14	R: 1 E: 0 K: 0 S: 8	H: 0 LOB: 1 BB: 2 P: 21	R: 0 E: 0 K: 3 S: 12	H: 1 LOB: 1 BB: 0 P: 20	R: 0 E: 0 K: 0 S: 9	H: 2 LOB: 1 BB: 0 P: 15	1B: 3 2B: 3 3B: 1 HR: 1	SF: 2 SAC: 0 DP: 1 HBP: 0	WP: 0 PA: 37 PB: 0 SB: 4 CS: 0	
PITCHER	IP WLS BF ERA WHIP	IP WLS BF ERA WHIP	IP WLS BF ERA WHIP	IP WLS BF ERA WHIP	IP WLS BF ERA WHIP	IP WLS BF ERA WHIP	IP WLS BF ERA WHIP	IP WLS BF ERA WHIP	IP WLS BF ERA WHIP	IP WLS BF ERA WHIP	IP WLS BF ERA WHIP	IP WLS BF ERA WHIP	IP WLS BF ERA WHIP	IP WLS BF ERA WHIP	IP WLS BF ERA WHIP	IP WLS BF ERA WHIP	IP WLS BF ERA WHIP	IP WLS BF ERA WHIP	IP WLS BF ERA WHIP	IP WLS BF ERA WHIP	IP WLS BF ERA WHIP	
53 Trevor Cahill, R ERA: 2.31	6.2 L 28	4 4 4 2	5 0 0 0	0 0 0 0	0 0 0 0	0 0 0 0	0 0 0 0	0 0 0 0	0 0 0 0	0 0 0 0	0 0 0 0	0 0 0 0	0 0 0 0	0 0 0 0	0 0 0 0	0 0 0 0	0 0 0 0	0 0 0 0	0 0 0 0	0 0 0 0	0 0 0 0	0 0 0 0
56 Craig Breslow, L ERA: 3.9	1.1 5 1 0 0 3	0 0 0 0	0 0 0 0	0 0 0 0	0 0 0 0	0 0 0 0	0 0 0 0	0 0 0 0	0 0 0 0	0 0 0 0	0 0 0 0	0 0 0 0	0 0 0 0	0 0 0 0	0 0 0 0	0 0 0 0	0 0 0 0	0 0 0 0	0 0 0 0	0 0 0 0	0 0 0 0	0 0 0 0
31 Brad Ziegler, R ERA: 1.89	1.0 4 2 1 1 0	0 0 0 0	0 0 0 0	0 0 0 0	0 0 0 0	0 0 0 0	0 0 0 0	0 0 0 0	0 0 0 0	0 0 0 0	0 0 0 0	0 0 0 0	0 0 0 0	0 0 0 0	0 0 0 0	0 0 0 0	0 0 0 0	0 0 0 0	0 0 0 0	0 0 0 0	0 0 0 0	0 0 0 0

New York Yankees @ Oakland Athletics
Oakland Coliseum, Oakland, CA
Mon May 30 2011, 1:09 PM - 3:37 PM PDT
Att: 35,067 - Overcast - 58 F

AB 30
R 5
H 7
RBI 5
BB 5
SO 5
LOB 9



Batter	1	2	3	4	5	6	7	8	9	AB	R	H	RBI	BB	SO	LOB	BOTTOM					
4 Coco Crisp, S OBP: 0.301, SLG: 0.396										4	0	0	0	0	1	2						
10 Danic Barton, L OBP: 0.320, SLG: 0.265										4	0	0	0	0	1	2						
12 David DeJesus, L OBP: 0.317, SLG: 0.376										4	0	0	0	0	1	1						
16 Josh Willingham, R OBP: 0.328, SLG: 0.450										3	0	1	0	0	0	0						
55 Hideki Matsui, L OBP: 0.277, SLG: 0.340										3	0	0	0	0	0	1						
8 Kurt Suzuki, R OBP: 0.314, SLG: 0.371										3	0	1	0	0	2	1						
14 Mark Ellis, R OBP: 0.245, SLG: 0.290										3	0	0	0	0	0	2						
5 Kevin Kouzmanoff, R OBP: 0.263, SLG: 0.347										3	0	1	0	0	1	0						
2 Cliff Pennington, S OBP: 0.312, SLG: 0.347										3	0	1	0	0	0	1						
Inning Stats	R: 0 E: 0 K: 1 S: 9	H: 0 LOB: 0 BB: 0 P: 13	R: 0 E: 0 K: 1 S: 9	H: 1 LOB: 0 BB: 0 P: 11	R: 0 E: 0 K: 1 S: 7	H: 0 LOB: 0 BB: 0 P: 8	R: 0 E: 0 K: 1 S: 7	H: 0 LOB: 0 BB: 0 P: 14	R: 0 E: 0 K: 1 S: 7	H: 0 LOB: 0 BB: 0 P: 10	R: 0 E: 0 K: 0 S: 10	H: 1 LOB: 1 BB: 0 P: 17	R: 0 E: 0 K: 0 S: 8	H: 0 LOB: 0 BB: 0 P: 13	R: 0 E: 0 K: 1 S: 7	H: 1 LOB: 1 BB: 0 P: 10	R: 0 E: 0 K: 0 S: 7	H: 1 LOB: 1 BB: 0 P: 7	1B: 2 2B: 2 3B: 0 HR: 0	SF: 0 SAC: 0 DP: 1 HBP: 0	WP: 0 PA: 30 PB: 0 SB: 0 CS: 0	
PITCHER	IP WLS BF ERA WHIP	IP WLS BF ERA WHIP	IP WLS BF ERA WHIP	IP WLS BF ERA WHIP	IP WLS BF ERA WHIP	IP WLS BF ERA WHIP	IP WLS BF ERA WHIP	IP WLS BF ERA WHIP	IP WLS BF ERA WHIP	IP WLS BF ERA WHIP	IP WLS BF ERA WHIP	IP WLS BF ERA WHIP	IP WLS BF ERA WHIP	IP WLS BF ERA WHIP	IP WLS BF ERA WHIP	IP WLS BF ERA WHIP	IP WLS BF ERA WHIP	IP WLS BF ERA WHIP	IP WLS BF ERA WHIP	IP WLS BF ERA WHIP	IP WLS BF ERA WHIP	
40 Bartolo Colon, R ERA: 3.26	9.0 W 30	4 0 0 0	6 0 0 0	6 0 0 0	7 0 0 0	7 0 0 0	7 0 0 0	7 0 0 0	7 0 0 0	7 0 0 0	7 0 0 0	7 0 0 0	7 0 0 0	7 0 0 0	7 0 0 0	7 0 0 0	7 0 0 0	7 0 0 0	7 0 0 0	7 0 0 0	7 0 0 0	7 0 0 0

New York Yankees @ Oakland Athletics
Oakland Coliseum, Oakland, CA
Mon May 30 2011, 1:09 PM - 3:37 PM PDT
Att: 35,067 - Overcast - 58 F

AB 30
R 0
H 4
RBI 0
BB 0
SO 6
LOB 10



Batter	1	2	3	4	5	6	7	8	9	AB	R	H	RBI	BB	SO	LOB	TOP
2 Derek Jeter, R OBP: 0.326, SLG: 0.329										4	3	2	0	1	0	1	
14 Curtis Granderson, L OBP: 0.355, SLG: 0.627										5	2	3	4	0	1	1	
27 Chris Dickerson, L OBP: 0.400, SLG: 0.385										0	0	0	0	0	0	0	
25 Mark Teixeira, S OBP: 0.369, SLG: 0.540										4	1	1	0	1	0	3	
13 Alex Rodriguez, R OBP: 0.358, SLG: 0.479										4	1	3	3	0	0	1	
26 Eduardo Núñez, R OBP: 0.277, SLG: 0.490										1	0	0	0	0	1	0	
24 Robinson Canó, L OBP: 0.321, SLG: 0.517										4	1	1	2	0	1	3	
55 Russell Martin, R OBP: 0.354, SLG: 0.467										4	0	0	0	0	2	2	
17 Francisco Cervelli, R OBP: 0.287, SLG: 0.346										1	0	0	0	0	0	1	
33 Nick Swisher, S OBP: 0.335, SLG: 0.314										4	0	1	0	1	0	1	
18 Andruw Jones, R OBP: 0.297, SLG: 0.475										4	1	1	0	1	2	2	
11 Brett Gardner, L OBP: 0.331, SLG: 0.382										3	1	0	0	0	0	2	
Inning Stats	R: 2 H: 3 E: 0 K: 0 S: 17	H: 3 LOB: 1 BB: 0 P: 23	R: 0 H: 0 E: 0 K: 0 S: 3	H: 0 LOB: 0 BB: 1 P: 9	R: 1 H: 1 E: 1 K: 1 S: 11	H: 1 LOB: 1 BB: 0 P: 13	R: 2 H: 4 E: 0 K: 0 S: 15	H: 2 LOB: 2 BB: 0 P: 20	R: 3 H: 2 E: 0 K: 2 S: 13	H: 2 LOB: 1 BB: 2 P: 28	R: 0 H: 0 E: 0 K: 1 S: 7	H: 0 LOB: 0 BB: 0 P: 10	R: 0 H: 0 E: 0 K: 1 S: 15	H: 0 LOB: 1 BB: 0 P: 19	1B: 10 2B: 1 3B: 0 HR: 2	SF: 0 SAC: 0 DP: 1 HBP: 2	WP: 0 PA: 44
PITCHER	IP WLS BF H R ER SO BB IBB HBP BLK WP HR S P ERA WHIP																
49 Brett Anderson, L ERA: 3.88	5.1 L 30 11 10 9 3 2 1 1 0 0 0 2 65 103 15.19 2.438																
31 Brad Ziegler, R ERA: 1.53	0.2 3 1 0 0 2 0 0 0 0 0 0 0 8 13 0.00 1.500																
48 Michael Wuerz, R ERA: 1.84	1.0 4 0 0 0 0 1 0 0 0 0 0 0 11 21 0.00 1.000																
56 Craig Breslow, L ERA: 3.63	1.0 3 0 0 0 1 0 0 0 0 0 0 0 7 10 0.00 0.000																
33 Joey Devine, R ERA:	1.0 4 0 0 0 1 0 0 1 0 0 0 0 15 19 0.00 0.000																

New York Yankees @ Oakland Athletics
Oakland Coliseum, Oakland, CA
Tue May 31 2011, 7:07 PM - 9:54 PM PDT
Att: 22,581 - Cloudy - 57 F

AB 38
R 10
H 12
RBI 9
BB 4
SO 7
LOB 17



Batter	1	2	3	4	5	6	7	8	9	AB	R	H	RBI	BB	SO	LOB	BOTTOM		
4 Coco Crisp, S OBP: 0.299, SLG: 0.401										5	1	1	0	0	1	3			
12 David DeJesus, L OBP: 0.325, SLG: 0.398										3	1	2	3	1	1	1			
28 Conor Jackson, R OBP: 0.338, SLG: 0.333										4	0	0	0	0	0	3			
16 Josh Willingham, R OBP: 0.322, SLG: 0.440										4	0	0	0	0	2	0			
15 Ryan Sweeney, L OBP: 0.407, SLG: 0.405										4	0	1	0	0	1	0			
8 Kurt Suzuki, R OBP: 0.305, SLG: 0.365										3	0	0	0	0	1	1			
11 Landon Powell, S OBP: 0.298, SLG: 0.286										1	0	0	0	0	0	0			
14 Mark Ellis, R OBP: 0.250, SLG: 0.300										4	0	2	0	0	0	1			
5 Kevin Kouzmanoff, R OBP: 0.270, SLG: 0.347										3	0	1	0	1	0	1			
21 Andy LaRoche, R OBP: 0.320, SLG: 0.333										3	1	2	0	1	0	3			
Inning Stats	R: 0 H: 0 E: 0 K: 0 S: 3	H: 0 LOB: 1 BB: 0 P: 7	R: 0 H: 0 E: 1 K: 0 S: 9	H: 0 LOB: 0 BB: 0 P: 15	R: 1 H: 3 E: 0 K: 1 S: 13	H: 3 LOB: 1 BB: 0 P: 18	R: 0 H: 2 E: 0 K: 2 S: 15	H: 2 LOB: 3 BB: 1 P: 27	R: 2 H: 2 E: 0 K: 1 S: 10	H: 2 LOB: 0 BB: 0 P: 15	R: 0 H: 1 E: 0 K: 0 S: 6	H: 1 LOB: 0 BB: 0 P: 7	R: 0 H: 1 E: 0 K: 1 S: 8	H: 0 LOB: 0 BB: 0 P: 10	R: 0 H: 0 E: 0 K: 1 S: 9	H: 0 LOB: 1 BB: 1 P: 16	1B: 5 2B: 2 3B: 2 HR: 1	SF: 0 SAC: 0 DP: 2 HBP: 0	WP: 0 PA: 37
PITCHER	IP WLS BF H R ER SO BB IBB HBP BLK WP HR S P ERA WHIP																		
36 Freddy Garcia, R ERA: 3.34	7.0 W 30 9 3 3 3 2 0 0 0 0 0 0 8 63 3.86 1.571																		
38 Luis Ayala, R ERA: 1.69	1.0 3 0 0 0 1 0 0 0 0 0 0 0 8 10 0.00 0.000																		
39 Lance Pendleton, R ERA:	1.0 4 0 0 0 0 1 0 0 0 0 0 0 9 16 0.00 1.000																		

New York Yankees @ Oakland Athletics
Oakland Coliseum, Oakland, CA
Tue May 31 2011, 7:07 PM - 9:54 PM PDT
Att: 22,581 - Cloudy - 57 F

AB 34
R 3
H 9
RBI 3
BB 3
SO 6
LOB 13



Batter	1	2	3	4	5	6	7	8	9	10	11	12	13	14	AB	R	H	RBI	BB	SO	LOB	TOP		
12 David DeJesus, L OBP: 0.329, SLG: 0.396 21 Andy LaRoche, R OBP: 0.320, SLG: 0.333 28 Conor Jackson, R OBP: 0.343, SLG: 0.342	F8		G4-6-3			HBP	G6-4-3		1B		2B		G5-3		3	1	0	0	0	0	3			
15 Ryan Sweeney, R OBP: 0.388, SLG: 0.382	P3		F9			BB	BB		1B		SF7		P1		5	1	2	1	1	0	0			
16 Josh Willingham, R OBP: 0.330, SLG: 0.460	BB					1B	1B		1B		FC6-2		BB		5	0	1	2	2	3	4			
55 Hideki Matsui, L OBP: 0.265, SLG: 0.322 8 Kurt Suzuki, R OBP: 0.307, SLG: 0.357	G4-3					1B	K		K		1B		FC3-6		7	0	1	0	0	2	6			
14 Mark Ellis, R OBP: 0.252, SLG: 0.296	K					P2			1B		F9		P6		7	1	2	0	0	1	4			
10 Daric Barton, L OBP: 0.331, SLG: 0.273	1B					F8			BB		FC1-6		F8		5	2	2	0	2	0	1			
11 Landon Powell, S OBP: 0.278, SLG: 0.265	K					L8			1B		K		K		7	0	1	0	0	4	6			
5 Kevin Koussamanoff, R OBP: 0.304, SLG: 0.407 4 Coco Crisp, S OBP: 0.307, SLG: 0.407	G3					P4			1B		P6		K		2	0	0	0	0	1	2			
2 Cliff Pennington, S OBP: 0.317, SLG: 0.350						F9			SF8		BB		P6		4	2	2	1	0	0				
Inning Stats	R: 0 E: 0 K: 0 S: 8	H: 0 LOB: 1 BB: 1 P: 14	R: 0 E: 0 K: 2 S: 14	H: 1 LOB: 1 BB: 0 P: 21	R: 0 E: 0 K: 1 S: 9	H: 0 LOB: 0 BB: 0 P: 9	R: 0 E: 0 K: 1 S: 6	H: 0 LOB: 0 BB: 0 P: 8	R: 2 E: 0 K: 1 S: 11	H: 1 LOB: 1 BB: 1 P: 23	R: 1 E: 0 K: 3 S: 27	H: 4 LOB: 2 BB: 1 P: 38	R: 0 E: 0 K: 1 S: 13	H: 1 LOB: 2 BB: 1 P: 22	R: 0 E: 0 K: 2 S: 11	H: 0 LOB: 0 BB: 0 P: 15	R: 0 E: 0 K: 0 S: 9	H: 0 LOB: 0 BB: 0 P: 15	R: 0 E: 0 K: 0 S: 10	H: 1 LOB: 2 BB: 1 P: 20	1B: 12 2B: 2 3B: 0 HR: 0	SF: 2 SAC: 0 DP: 3 HBP: 1	WP: 1 PB: 0 SB: 3 CS: 0	PA: 61
PITCHER	IP WLS BF H R ER SO BB IBB HBP BLK WP HR S P ERA WHIP	19 Josh Beckett, R ERA: 2.01 32 Matt Albers, R ERA: 3.96 68 Tommy Hottovy, L ERA: 51 Daniel Bard, R ERA: 3.07 58 Jonathan Papelbon, R ERA: 4.32	6.0 25 4 3 3 4 3 0 0 0 0 0 0 58 102 4.50 1.167	0.1 1 2 0 0 0 0 0 0 0 0 0 2 5 0.00 3.000	0.2 H 1 0 0 0 0 0 0 0 0 0 2 2 0.00 0.000	1.0 H 3 1 0 0 1 0 0 0 0 0 7 12 0.00 1.000	0.1 H 3 4 3 1 1 0 0 0 0 0 0 18 28 81.00 12.000	52 Bobby Jenks, R ERA: 6.57 91 Alfredo Aceves, R ERA: 3.30	1.2 WLS BF H R ER SO BB IBB HBP BLK WP HR S P ERA WHIP	4.0 17 3 1 1 2 2 0 0 0 0 0 0 43 71 2.25 1.250														
Batter	1	2	3	4	5	6	7	8	9	10	11	12	13	14	AB	R	H	RBI	BB	SO	LOB	BOTTOM		
2 Jacoby Ellsbury, L OBP: 0.362, SLG: 0.457	K		G4-3			1B	L3		1B		2B		1B		7	1	4	1	0	1	0			
15 Dustin Pedroia, R OBP: 0.349, SLG: 0.324	L1		K2-3			1B	1B		G3-1		G6-3		1B		5	1	1	1	2	1	1			
28 Adrián González, L OBP: 0.385, SLG: 0.560 44 Drew Sutton, S OBP: 0.250, SLG: 0.429	HR					K	K		1B		1B		L4		5	2	3	1	0	2	1			
20 Kevin Youkilis, R OBP: 0.392, SLG: 0.492	2B					BB	BB		1B		1B		BB		2	0	0	0	0	1	4			
34 David Ortiz, L OBP: 0.386, SLG: 0.587 16 Josh Reddick, L OBP: 0.400, SLG: 0.462 23 Mike Cameron, R OBP: 0.239, SLG: 0.333	K		G6-3			2B	G6-3		2B		G3		K		4	0	1	0	0	1	3			
13 Carl Crawford, L OBP: 0.278, SLG: 0.375	F8					1B	1B		2B		F7		K		7	2	4	3	0	1	3			
12 Jed Lowrie, S OBP: 0.342, SLG: 0.431	G6-3					L9	G3		K		K		P5		6	0	0	0	1	2	4			
7 J.D. Drew, L OBP: 0.335, SLG: 0.331	G4-3					1B			K		K		1B		7	0	2	2	0	4	0			
33 Jason Varitek, S OBP: 0.297, SLG: 0.405 39 Jarrod Saltalamacchia, 9p OBP: 0.277, SLG: 0.405	F9					1B	1B		K		P6		F8		3	0	0	0	0	2	1			
Inning Stats	R: 1 E: 0 K: 2 S: 13	H: 2 LOB: 1 BB: 0 P: 17	R: 0 E: 0 K: 1 S: 6	H: 0 LOB: 0 BB: 0 P: 10	R: 0 E: 0 K: 1 S: 9	H: 0 LOB: 0 BB: 0 P: 9	R: 1 E: 0 K: 1 S: 8	H: 2 LOB: 0 BB: 0 P: 14	R: 3 E: 0 K: 1 S: 15	H: 4 LOB: 1 BB: 0 P: 28	R: 0 E: 0 K: 2 S: 23	H: 3 LOB: 1 BB: 0 P: 32	R: 0 E: 0 K: 1 S: 11	H: 1 LOB: 2 BB: 1 P: 24	R: 0 E: 0 K: 2 S: 16	H: 0 LOB: 1 BB: 1 P: 25	R: 0 E: 0 K: 1 S: 10	H: 1 LOB: 2 BB: 1 P: 22	R: 1 E: 0 K: 0 S: 10	H: 2 LOB: 2 BB: 1 P: 19	1B: 10 2B: 7 3B: 0 HR: 1	SF: 0 SAC: 0 DP: 1 HBP: 0	WP: 0 PB: 0 SB: 3 CS: 1	PA: 62
PITCHER	IP WLS BF H R ER SO BB IBB HBP BLK WP HR S P ERA WHIP	53 Trevor Cahill, R ERA: 2.05 31 Brad Ziegler, R ERA: 2.21 56 Craig Breslow, L ERA: 3.96 60 Faustino De Los Santos, 9p ERA: 57 Brian Fuentes, L ERA: 4.05	7.0 26 8 5 5 6 1 0 0 0 0 0 13 17 6.43 1.286	0.2 3 1 1 1 0 0 0 0 0 0 0 7 10 13.50 1.500	0.0 2 2 1 1 0 0 0 0 0 0 0 3 10 0.00 0.000	0.1 1 0 0 0 1 0 0 0 0 0 0 3 5 0.00 0.000	2.0 2 0 0 0 1 0 0 0 0 0 0 22 33 0.00 1.000	4.0 B 2 1 1 3 0 1 1 3 0 1 0 0 14 24 9.00 2.000	1.0 B 4 0 0 0 2 1 0 0 0 0 0 16 25 0.00 1.000	1.0 5 1 0 0 1 0 1 0 0 0 0 10 22 0.00 1.000	0.2 L 5 2 1 1 0 0 1 0 0 0 10 19 13.50 3.000													

Oakland Athletics @ Boston Red Sox
Fenway Park, Boston, MA
Sat Jun 04 2011, 1:12 PM - 6:27 PM EDT
Att: 37,485 - Sunny - 60 F

AB: 52
R: 8
H: 14
RBI: 7
BB: 6
SO: 11
LOB: 27



Oakland Athletics @ Boston Red Sox
Fenway Park, Boston, MA
Sat Jun 04 2011, 1:12 PM - 6:27 PM EDT
Att: 37,485 - Sunny - 60 F

AB: 57
R: 9
H: 18
RBI: 9
BB: 5
SO: 17
LOB: 21



Batter	1	2	3	4	5	6	7	8	9	AB	R	H	RBI	BB	SO	LOB	TOP					
4 Coco Crisp, S OBP: 0.303, SLG: 0.401										3	0	0	0	1	0	1						
15 Ryan Sweeney, L OBP: 0.393, SLG: 0.360										3	0	1	0	1	0	1						
12 David DeJesus, L OBP: 0.327, SLG: 0.390										3	0	0	0	0	1	2						
28 Conor Jackson, R OBP: 0.340, SLG: 0.333										3	1	0	0	0	0	2						
8 Kurt Suzuki, R OBP: 0.306, SLG: 0.351										3	1	0	0	0	1	1						
10 Darrin Barton, L OBP: 0.338, SLG: 0.284										3	0	2	2	1	0	0						
14 Mark Ellis, R OBP: 0.248, SLG: 0.290										4	0	0	0	0	1	3						
5 Kevin Kouzmanoff, R OBP: 0.262, SLG: 0.353										4	1	1	1	0	1	0						
2 Cliff Pennington, S OBP: 0.316, SLG: 0.348										4	0	1	0	0	0	0						
Inning Stats	R: 0 E: 0 K: 0 S: 8	H: 1 LOB: 1 BB: 0 P: 14	R: 0 E: 0 K: 0 S: 10	H: 0 LOB: 1 BB: 1 P: 17	R: 1 E: 0 K: 0 S: 7	H: 1 LOB: 0 BB: 0 P: 13	R: 1 E: 0 K: 1 S: 15	H: 1 LOB: 1 BB: 0 P: 25	R: 0 E: 0 K: 0 S: 7	H: 0 LOB: 1 BB: 1 P: 13	R: 1 E: 0 K: 1 S: 11	H: 1 LOB: 2 BB: 1 P: 20	R: 0 E: 0 K: 1 S: 11	H: 1 LOB: 2 BB: 1 P: 20	R: 0 E: 0 K: 0 S: 5	H: 0 LOB: 0 BB: 7 P: 7	R: 0 E: 0 K: 1 S: 7	H: 0 LOB: 0 BB: 8 P: 8	1B: 3 2B: 1 3B: 0 HR: 1	SF: 0 SAC: 0 DP: 2 HBP: 3	WP: 0 PB: 0 SB: 2 CS: 0	PA: 36
PITCHER	IP WLS BF H R ER SO BB IBB HBP BLK WP HR S P ERA WHIP																	PITCHER	IP WLS BF H R ER SO BB IBB HBP BLK WP HR S P ERA WHIP			
41 John Lackey, R ERA: 7.6	5.2 W 23 3 3 3 2 2 0 3 0 0 1 54 93 4.76 0.882																					
32 Matt Albers, R ERA: 3.69	1.0 H 5 2 0 0 1 0 0 0 0 0 0 13 21 0.00 2.000																					
68 Tommy Hottoy, L ERA:	0.1 H 2 0 0 0 0 1 0 0 0 0 0 0 2 8 0.00 3.000																					
35 Dan Wheeler, R ERA: 7.31	1.0 H 3 0 0 0 0 0 0 0 0 0 0 5 7 0.00 0.000																					
51 Daniel Bard, R ERA: 2.97	1.0 S 3 0 0 0 1 0 0 0 0 0 0 0 7 8 0.00 0.000																					

Oakland Athletics @ Boston Red Sox
Fenway Park, Boston, MA
Sun Jun 05 2011, 1:39 PM - 4:28 PM EDT
Att: 37,796 - Sunny - 64 F

AB 30
R 3
H 5
RBI 3
BB 3
SO 4
LOB 10



Batter	1	2	3	4	5	6	7	8	9	AB	R	H	RBI	BB	SO	LOB	BOTTOM			
2 Jacoby Ellsbury, L OBP: 0.360, SLG: 0.453										4	1	1	0	0	0	2				
15 Dustin Pedroia, R OBP: 0.355, SLG: 0.333										3	0	2	1	1	0	1				
28 Adrián González, L OBP: 0.383, SLG: 0.567										4	1	1	2	0	1	4				
20 Kevin Youkilis, R OBP: 0.386, SLG: 0.482										4	0	0	0	0	1	2				
34 David Ortiz, L OBP: 0.392, SLG: 0.594										4	1	3	0	0	0	0				
12 Jed Lowie, S OBP: 0.340, SLG: 0.427										4	1	1	0	0	1	2				
13 Carl Crawford, L OBP: 0.286, SLG: 0.389										2	1	1	3	1	1	0				
23 Mike Cameron, R OBP: 0.230, SLG: 0.318										3	0	0	0	0	1	3				
7 J.D. Drew, L OBP: 0.333, SLG: 0.329										1	0	0	0	0	0	0				
39 Jarrod Saltalamacchia, S OBP: 0.291, SLG: 0.432										4	1	3	0	0	1	0				
Inning Stats	R: 0 E: 0 K: 1 S: 13	H: 0 LOB: 1 BB: 1 P: 21	R: 3 E: 0 K: 0 S: 20	H: 5 LOB: 2 BB: 0 P: 32	R: 0 E: 0 K: 0 S: 12	H: 1 LOB: 2 BB: 0 P: 16	R: 2 E: 0 K: 0 S: 10	H: 2 LOB: 0 BB: 0 P: 14	R: 0 E: 0 K: 1 S: 11	H: 1 LOB: 1 BB: 1 P: 20	R: 1 E: 0 K: 2 S: 14	H: 2 LOB: 1 BB: 0 P: 21	R: 0 E: 0 K: 2 S: 9	H: 0 LOB: 0 BB: 0 P: 11	R: 0 E: 0 K: 0 S: 11	H: 1 LOB: 0 BB: 0 P: 17	1B: 7 2B: 2 3B: 1 HR: 2	SF: 0 SAC: 1 DP: 1 HBP: 1	WP: 2 PB: 0 SB: 1 CS: 1	PA: 38
PITCHER	IP WLS BF H R ER SO BB IBB HBP BLK WP HR S P ERA WHIP																	PITCHER	IP WLS BF H R ER SO BB IBB HBP BLK WP HR S P ERA WHIP	
49 Brett Anderson, L ERA: 4.0	5.0 L 26 9 5 5 2 2 0 1 0 0 1 0 23 32 4.50 1.000																			
60 Fautino De Los Santos, R ERA: 3.86	2.0 8 2 1 1 4 0 0 0 0 0 0 0 11 17 0.00 1.000																			
31 Brad Ziegler, R ERA: 2.11	1.0 3 1 0 0 0 0 0 0 0 0 0 0 11 17 0.00 1.000																			

Oakland Athletics @ Boston Red Sox
Fenway Park, Boston, MA
Sun Jun 05 2011, 1:39 PM - 4:28 PM EDT
Att: 37,796 - Sunny - 64 F

AB 33
R 6
H 12
RBI 6
BB 2
SO 6
LOB 14



Batter	1	2	3	4	5	6	7	8	9	AB	R	H	RBI	BB	SO	LOB	TOP								
19 Jemile Weeks, S (1,4) B FF 89 C FC 90 S CU 76 X FF 92 C FF 90 C FF 92	2-3 		0-2 		0-0 			0-0 		4	0	0	0	0	1	1									
10 Darc Barton, L (1,3) C FC 91 B FF 90 S CU 76 X FF 92 C FF 90 C FF 92	2-2 			4-2 		2-2 		0-2 		3	0	0	0	1	0	0									
12 David DeJesus, L (1,9) C FC 91 B FF 90 S CU 76 X FF 92 C FF 90 C FF 92	0-2 			2-3 		2-2 		1-3 		4	0	0	0	0	2	1									
16 Josh Willingham, R (1,7) C FC 91 B FF 90 S CU 76 X FF 92 C FF 90 C FF 92		3-2 		2-3 		1-0 			1-3 		4	0	1	0	0	2	1								
15 Ryan Sweeney, L (1,8) C FC 91 B FF 90 S CU 76 X FF 92 C FF 90 C FF 92		2-3 		2-1 		1-0 			1-1 		4	0	1	0	0	1	1								
8 Kurt Suzuki, R (1,2) B FF 91 C FC 90 S CU 76 X FF 92 C FF 90 C FF 92		3-1 		0-0 			2-1 		0-1 		4	0	1	0	0	0	2								
55 Hideki Matsui, L (1,10) C FC 91 B FF 90 S CU 76 X FF 92 C FF 90 C FF 92			1-2 		1-3 			2-1 		3	0	0	0	0	1	1									
29 Scott Sizemore, R (1,5) C FC 91 B FF 90 S CU 76 X FF 92 C FF 90 C FF 92				0-1 		3-2 		2-2 		3	0	1	0	0	0	0									
2 Cliff Pennington, S (1,6) C FC 91 B FF 90 S CU 76 X FF 92 C FF 90 C FF 92				0-1 		2-2 		1-2 		3	0	1	0	0	0	1									
Inning Stats	R: 0 E: 0 K: 1 S: 10	H: 0 LOB: 0 BB: 0 P: 14	R: 0 E: 0 K: 1 S: 13	H: 1 LOB: 1 BB: 0 P: 22	R: 0 E: 0 K: 0 S: 7	H: 0 LOB: 0 BB: 0 P: 7	R: 0 E: 0 K: 2 S: 11	H: 1 LOB: 2 BB: 1 P: 21	R: 0 E: 0 K: 1 S: 10	H: 1 LOB: 1 BB: 0 P: 16	R: 0 E: 0 K: 0 S: 9	H: 1 LOB: 1 BB: 0 P: 15	R: 0 E: 0 K: 0 S: 11	H: 1 LOB: 1 BB: 0 P: 18	R: 0 E: 0 K: 1 S: 7	H: 0 LOB: 0 BB: 0 P: 8	R: 0 E: 0 K: 1 S: 7	H: 0 LOB: 0 BB: 0 P: 9	1B: 4 2B: 1 3B: 0 HR: 0	SF: 0 SAC: 0 DP: 0 HBP: 0	WP: 0 PB: 0 SB: 0 CS: 0	PA: 33			
PITCHER	IP	WLS	BF	H	R	ER	SO	BB	IBB	HBP	BLK	WP	HR	S	P	ERA	WHIP								
36 Chris Jakubauskas, R (1,1) ERA: 4.88	5.0	W	19	3	0	0	5	1	0	0	0	0	0	51	80	0.00	0.800								
57 Clay Rapada, L (6,1) ERA: 7.71	0.2	H	2	0	0	0	0	0	0	0	0	0	0	7	11	0.00	0.000								
37 Jeremy Accardo, R (6,1) ERA: 3.68	2.1	H	9	2	0	0	1	0	0	0	0	0	0	20	30	0.00	0.857								
19 Koji Uehara, R (9,1) ERA: 2.36	1.0		3	0	0	0	1	0	0	0	0	0	0	7	9	0.00	0.000								

Oakland Athletics @ Baltimore Orioles
 Oriole Park at Camden Yards, Baltimore, MD
 Tue Jun 07 2011, 7:07 PM - 9:31 PM EDT
 Att: 13,652 - Clear - 90 F

AB 32
 R 0
 H 5
 RBI 0
 BB 1
 SO 7
 LOB 8



Batter	1	2	3	4	5	6	7	8	9	AB	R	H	RBI	BB	SO	LOB	BOTTOM									
2 J.J. Hardy, R (1,6) C FC 91 B FF 90 S CU 76 X FF 92 C FF 90 C FF 92	0-1 		3-2 		0-1 			0-3 		4	1	1	1	0	1	1										
21 Nick Markakis, L (1,9) B FF 91 C FC 90 S CU 76 X FF 92 C FF 90 C FF 92	2-1 		2-2 			1-1 		0-0 		4	0	0	0	0	0	0										
10 Adam Jones, R (1,8) C FC 91 B FF 90 S CU 76 X FF 92 C FF 90 C FF 92		0-2 		2-2 		1-1 		1-1 		4	1	3	1	0	1	0										
27 Vladimir Guerrero, R (1,10) B FF 91 C FC 90 S CU 76 X FF 92 C FF 90 C FF 92			1-2 		1-1 		0-1 		2-0 		4	0	1	0	0	0	1									
25 Derrek Lee, R (1,3) S FF 91 X SL 80		0-1 		1-0 		0-0 		2-3 		4	0	0	0	0	1	3										
32 Matt Wieters, S (1,2) C FC 91 B FF 90 S CU 76 X FF 92 C FF 90 C FF 92		0-0 		3-2 			1-3 			3	0	1	0	0	1	1										
30 Luke Scott, L (1,7) B FF 91 C FC 90 S CU 76 X FF 92 C FF 90 C FF 92		3-1 			1-2 		1-1 			3	1	2	1	0	0	1										
18 Felix Pie, L (7,PR) C FC 91 B FF 90 S CU 76 X FF 92 C FF 90 C FF 92										0	1	0	0	0	0	0										
12 Mark Reynolds, R (1,5) C FC 91 B FF 90 S CU 76 X FF 92 C FF 90 C FF 92		2-3 		4-2 		1-1 		1-1 		2	0	1	1	1	1	1										
6 Ryan Adams, R (1,4) B FF 91 C FC 90 S CU 76 X FF 92 C FF 90 C FF 92			1-2 		2-2 		0-3 			3	0	0	0	0	1	2										
Inning Stats	R: 1 E: 0 K: 1 S: 10	H: 1 LOB: 0 BB: 0 P: 13	R: 0 E: 0 K: 1 S: 8	H: 1 LOB: 1 BB: 0 P: 13	R: 0 E: 0 K: 0 S: 10	H: 0 LOB: 0 BB: 0 P: 16	R: 0 E: 0 K: 0 S: 10	H: 2 LOB: 1 BB: 0 P: 17	R: 1 E: 0 K: 0 S: 12	H: 1 LOB: 0 BB: 1 P: 19	R: 1 E: 0 K: 0 S: 7	H: 1 LOB: 0 BB: 0 P: 9	R: 1 E: 0 K: 3 S: 13	H: 2 LOB: 1 BB: 0 P: 16	R: 0 E: 0 K: 1 S: 7	H: 1 LOB: 1 BB: 0 P: 12	1B: 4 2B: 2 3B: 0 HR: 3	SF: 0 SAC: 0 DP: 2 HBP: 0	WP: 0 PB: 0 SB: 0 CS: 0	PA: 32						
PITCHER	IP	WLS	BF	H	R	ER	SO	BB	IBB	HBP	BLK	WP	HR	S	P	ERA	WHIP									
52 Guillermo Moscoso, R (1,1) ERA: 3.32	5.0	L	19	5	2	2	2	1	0	0	0	0	0	2	50	78	3.60	1.200								
48 Michael Wertz, R (6,1) ERA: 2.55	1.0		4	1	1	1	0	0	0	0	0	0	1	7	9	9.00	1.000									
56 Craig Breslow, L (7,1) ERA: 4.07	1.0		5	2	1	1	3	0	0	0	0	0	0	13	16	9.00	2.000									
26 Bobby Cramer, L (8,1) ERA: 1.93	1.0		4	1	0	0	1	0	0	0	0	0	0	7	12	0.00	1.000									

Oakland Athletics @ Baltimore Orioles
 Oriole Park at Camden Yards, Baltimore, MD
 Tue Jun 07 2011, 7:07 PM - 9:31 PM EDT
 Att: 13,652 - Clear - 90 F

AB 31
 R 4
 H 9
 RBI 4
 BB 1
 SO 6
 LOB 10



Batter	1	2	3	4	5	6	7	8	9	AB	R	H	RBI	BB	SO	LOB	TOP			
4 Coco Crisp, S OBP: 0.296, SLG: 0.393	G6-3		K					SF8		3	0	1	1	0	1	1	Oakland Athletics @ Baltimore Orioles Oriole Park at Camden Yards, Baltimore, MD Wed Jun 08 2011, 7:08 PM - 9:22 PM EDT Att: 11,760 - Clear - 96 F			
10 Daric Barton, L OBP: 0.329, SLG: 0.274	K		K			G4-6-3		F7		4	0	0	0	0	2	2				
28 Conor Jackson, R OBP: 0.356, SLG: 0.346	1B				G5-3			1B		3	0	2	0	1	0	0				
16 Josh Willingham, R (1, 10)	P3				K			K		4	0	0	0	0	2	3				
8 Kurt Suzuki, R OBP: 0.312, SLG: 0.350		K			G2-3			G4-3		3	0	0	0	1	1	0				
12 David DeJesus, L OBP: 0.316, SLG: 0.374	K				F7			G4-3		4	0	0	0	0	1	1				
7 Adam Rosales, R 15 Ryan Sweeney, L (8, PH) OBP: 0.374, SLG: 0.360	L4				G5-3			G1-3		3	0	0	0	0	0	1				
2 Cliff Pennington, S OBP: 0.312, SLG: 0.342					G4-3			G4-3		3	0	0	0	0	0	1				
19 Jemile Weeks, S OBP: 0.429, SLG: 0.857					F9			G4-3		3	2	3	0	0	0	0				
	2B							3B												
Inning Stats	R: 0 E: 0 K: 1 S: 8	H: 1 LOB: 1 BB: 0 P: 12	R: 0 E: 0 K: 2 S: 8	H: 0 LOB: 0 BB: 0 P: 11	R: 0 E: 0 K: 2 S: 10	H: 1 LOB: 1 BB: 0 P: 14	R: 0 E: 0 K: 1 S: 8	H: 0 LOB: 0 BB: 0 P: 12	R: 0 E: 0 K: 0 S: 7	H: 0 LOB: 1 BB: 1 P: 13	R: 0 E: 0 K: 0 S: 8	H: 0 LOB: 1 BB: 1 P: 16	R: 1 E: 0 K: 1 S: 12	H: 2 LOB: 1 BB: 0 P: 15	R: 0 E: 0 K: 0 S: 13	H: 0 LOB: 0 BB: 0 P: 18	1B: 4 2B: 1 3B: 1 HR: 0	SF: 1 SAC: 0 DP: 1 HBP: 0	WP: 0 PB: 0 SB: 0 CS: 0	PA: 34
PITCHER	IP WLS BF H R ER SO BB IBB HBP BLK WP HR S P ERA WHIP	IP WLS BF H R ER SO BB IBB HBP BLK WP HR S P ERA WHIP	IP WLS BF H R ER SO BB IBB HBP BLK WP HR S P ERA WHIP	IP WLS BF H R ER SO BB IBB HBP BLK WP HR S P ERA WHIP	IP WLS BF H R ER SO BB IBB HBP BLK WP HR S P ERA WHIP	IP WLS BF H R ER SO BB IBB HBP BLK WP HR S P ERA WHIP	IP WLS BF H R ER SO BB IBB HBP BLK WP HR S P ERA WHIP	IP WLS BF H R ER SO BB IBB HBP BLK WP HR S P ERA WHIP	IP WLS BF H R ER SO BB IBB HBP BLK WP HR S P ERA WHIP	IP WLS BF H R ER SO BB IBB HBP BLK WP HR S P ERA WHIP	IP WLS BF H R ER SO BB IBB HBP BLK WP HR S P ERA WHIP	IP WLS BF H R ER SO BB IBB HBP BLK WP HR S P ERA WHIP	IP WLS BF H R ER SO BB IBB HBP BLK WP HR S P ERA WHIP	IP WLS BF H R ER SO BB IBB HBP BLK WP HR S P ERA WHIP	IP WLS BF H R ER SO BB IBB HBP BLK WP HR S P ERA WHIP	IP WLS BF H R ER SO BB IBB HBP BLK WP HR S P ERA WHIP	IP WLS BF H R ER SO BB IBB HBP BLK WP HR S P ERA WHIP			

AB	31
R	2
H	6
RBI	1
BB	2
SO	7
LOB	9



Batter	1	2	3	4	5	6	7	8	9	AB	R	H	RBI	BB	SO	LOB	BOTTOM			
11 Robert Andino, R OBP: 0.350, SLG: 0.312	F9		K			P3		F9		4	0	0	0	0	1	1	Oakland Athletics @ Baltimore Orioles Oriole Park at Camden Yards, Baltimore, MD Wed Jun 08 2011, 7:08 PM - 9:22 PM EDT Att: 11,760 - Clear - 96 F			
21 Nick Markakis, L OBP: 0.298, SLG: 0.304	L6		G1-3			G4-3				3	0	1	0	0	0	0				
10 Adam Jones, R OBP: 0.339, SLG: 0.459	F8		K			G4-3				3	0	0	0	0	1	1				
27 Vladimir Guerrero, R OBP: 0.317, SLG: 0.397	F8					2 WP 1B		G6-3		3	1	1	0	0	0	0				
25 Derrek Lee, R OBP: 0.301, SLG: 0.331	1B		K			K		K		3	0	1	0	0	2	1				
32 Matt Wieters, S OBP: 0.330, SLG: 0.400	G5-4-3		K			K		F8		3	0	0	0	0	1	2				
2 J.J. Hardy, R OBP: 0.346, SLG: 0.457	G6-3		G6-3			12 HR 1B		K		3	1	1	1	0	1	0				
12 Mark Reynolds, R OBP: 0.315, SLG: 0.413	F8		F8			18 S 1B				3	1	2	2	0	0	0				
14 Nolan Reimold, R 18 Felix Pie, L (8, PH) OBP: 0.253, SLG: 0.322	G6-3		G6-3			P3		K		2	0	0	0	0	0	0				
										1	0	0	0	0	1	1				
Inning Stats	R: 0 E: 0 K: 0 S: 7	H: 0 LOB: 0 BB: 0 P: 13	R: 0 E: 0 K: 0 S: 4	H: 1 LOB: 0 BB: 0 P: 5	R: 0 E: 0 K: 0 S: 5	H: 0 LOB: 0 BB: 0 P: 8	R: 0 E: 0 K: 2 S: 9	H: 0 LOB: 0 BB: 0 P: 13	R: 3 E: 0 K: 2 S: 15	H: 3 LOB: 0 BB: 0 P: 24	R: 0 E: 0 K: 0 S: 9	H: 1 LOB: 0 BB: 0 P: 15	R: 0 E: 0 K: 1 S: 10	H: 0 LOB: 0 BB: 0 P: 12	R: 0 E: 0 K: 2 S: 14	H: 1 LOB: 1 BB: 0 P: 19	1B: 5 2B: 0 3B: 0 HR: 1	SF: 0 SAC: 0 DP: 2 HBP: 0	WP: 1 PB: 0 SB: 1 CS: 0	PA: 28
PITCHER	IP WLS BF H R ER SO BB IBB HBP BLK WP HR S P ERA WHIP	IP WLS BF H R ER SO BB IBB HBP BLK WP HR S P ERA WHIP	IP WLS BF H R ER SO BB IBB HBP BLK WP HR S P ERA WHIP	IP WLS BF H R ER SO BB IBB HBP BLK WP HR S P ERA WHIP	IP WLS BF H R ER SO BB IBB HBP BLK WP HR S P ERA WHIP	IP WLS BF H R ER SO BB IBB HBP BLK WP HR S P ERA WHIP	IP WLS BF H R ER SO BB IBB HBP BLK WP HR S P ERA WHIP	IP WLS BF H R ER SO BB IBB HBP BLK WP HR S P ERA WHIP	IP WLS BF H R ER SO BB IBB HBP BLK WP HR S P ERA WHIP	IP WLS BF H R ER SO BB IBB HBP BLK WP HR S P ERA WHIP	IP WLS BF H R ER SO BB IBB HBP BLK WP HR S P ERA WHIP	IP WLS BF H R ER SO BB IBB HBP BLK WP HR S P ERA WHIP	IP WLS BF H R ER SO BB IBB HBP BLK WP HR S P ERA WHIP	IP WLS BF H R ER SO BB IBB HBP BLK WP HR S P ERA WHIP	IP WLS BF H R ER SO BB IBB HBP BLK WP HR S P ERA WHIP	IP WLS BF H R ER SO BB IBB HBP BLK WP HR S P ERA WHIP				

AB	28
R	3
H	6
RBI	3
BB	0
SO	7
LOB	6




Batter	1	2	3	4	5	6	7	8	9	AB	R	H	RBI	BB	SO	LOB	TOP																						
4 Coco Crisp, S OBP: 0.294, SLG: 0.385	G6-3		BB		K		G2-3		K	4	0	0	0	1	2	2																							
2 Cliff Pennington, S OBP: 0.315, SLG: 0.342	G6-3		1B			F7		BB		3	0	1	0	1	0	0																							
28 Conor Jackson, R OBP: 0.346, SLG: 0.336	G1-3		L8			F8		F8		4	0	0	0	0	0	2																							
16 Josh Willingham, R OBP: 0.312, SLG: 0.429		F8	FC6-4			F8		K		4	0	0	0	0	1	2																							
8 Kurt Suzuki, R OBP: 0.315, SLG: 0.353	1B		G5-3			1B		G5-3		4	2	2	0	0	0	1																							
55 Hideki Matsui, L OBP: 0.315, SLG: 0.337	1B		K			HR		K		4	1	2	2	0	2	0																							
7 Adam Rosales, R OBP: 0.182, SLG: 0.455	1B		K			G1-3		F8		4	0	1	1	0	1	0																							
12 David DeJesus, L OBP: 0.319, SLG: 0.377	F8		K			1B		19 WP		4	1	2	0	0	1	2																							
19 Jemile Weeks, S OBP: 0.364, SLG: 0.636	G1-3		G1-3			F9		4 DI		4	0	1	1	0	0	3																							
Inning Stats	R: 0 E: 0 K: 0 S: 7	H: 0 LOB: 0 BB: 0 P: 9	R: 1 E: 0 K: 0 S: 9	H: 3 LOB: 2 BB: 1 P: 14	R: 0 E: 0 K: 0 S: 12	H: 1 LOB: 1 BB: 1 P: 21	R: 0 E: 0 K: 2 S: 11	H: 0 LOB: 0 BB: 0 P: 19	R: 0 E: 0 K: 2 S: 12	H: 0 LOB: 0 BB: 0 P: 17	R: 0 E: 0 K: 0 S: 5	H: 0 LOB: 0 BB: 0 P: 7	R: 2 E: 0 K: 0 S: 10	H: 3 LOB: 1 BB: 0 P: 16	R: 0 E: 0 K: 1 S: 10	H: 0 LOB: 1 BB: 1 P: 17	R: 1 E: 0 K: 2 S: 15	H: 2 LOB: 1 BB: 0 P: 23	1B: 8 2B: 0 3B: 0 HR: 1	SF: 0 SAC: 0 DP: 0 HBP: 0	WP: 1 PB: 0 CS: 1	PA: 37																	
PITCHER	IP	WLS	BF	H	R	ER	SO	BB	IBB	HBP	BLK	WP	HR	S	P	ERA	WHIP	PITCHER					IP	WLS	BF	H	R	ER	SO	BB	IBB	HBP	BLK	WP	HR	S	P	ERA	WHIP
56 Mark Buehrle, L ERA: 3.95	7.0	W	28	7	3	3	4	1	0	0	0	0	1	66	103	3.86	1.143																						
26 Jesse Crain, R ERA: 3.25	1.0	H	4	0	0	0	1	1	0	0	0	0	0	10	17	0.00	1.000																						
77 Will Ohman, L ERA: 5.82	1.0		5	2	1	1	2	0	0	0	0	1	0	15	23	9.00	2.000																						

Oakland Athletics @ Chicago White Sox
U.S. Cellular Field, Chicago, IL
Thu Jun 09 2011, 8:11 PM - 11:00 PM EDT
Att: 22,170 - Cloudy - 52 F

livebaseballscorecards.com

AB 35
R 4
H 9
RBI 4
BB 2
SO 7
LOB 12



Batter	1	2	3	4	5	6	7	8	9	AB	R	H	RBI	BB	SO	LOB	BOTTOM																							
1 Juan Pierre, L OBP: 0.327, SLG: 0.307	P6		10 BB			L8		10 BB		4	1	2	1	1	0	0																								
10 Alexei Ramirez, R OBP: 0.297, SLG: 0.440	L6		BB			P3		14 HR		4	1	2	2	1	0	0																								
20 Carlos Quentin, R OBP: 0.369, SLG: 0.590	P2		F8			14 BB		SF8		4	0	1	1	0	1	6																								
18 Brent Lillibridge, R OBP: 0.374, SLG: 0.588		K				1B				0	0	0	0	0	0	0																								
14 Paul Konerko, R OBP: 0.389, SLG: 0.558	G4-3		G6-3			G6-3		HR		5	1	2	2	0	0	0																								
12 A.J. Pierzynski, L OBP: 0.304, SLG: 0.346	44 HBP		51 BB			G4-3		F7		4	2	1	0	1	1	2																								
51 Alex Rios, R OBP: 0.296, SLG: 0.302	15 BB		F8			K		15 CS		5	1	2	0	0	2	1																								
44 Adam Dunn, L OBP: 0.318, SLG: 0.325	1 BB		HR			K		F9		3	2	1	2	0	1	1																								
11 Omar Vizquel, S OBP: 0.318, SLG: 0.378	SF9		1 BB			K		1B		3	1	2	1	0	1	0																								
15 Gordon Beckham, R OBP: 0.309, SLG: 0.368	10 BB		1 BB			G6-3		G6-3		4	0	2	0	0	0	2																								
Inning Stats	R: 0 E: 0 K: 0 S: 7	H: 0 LOB: 0 BB: 0 P: 11	R: 3 E: 0 K: 1 S: 21	H: 3 LOB: 3 BB: 2 P: 34	R: 3 E: 0 K: 0 S: 18	H: 5 LOB: 3 BB: 1 P: 33	R: 0 E: 0 K: 1 S: 8	H: 0 LOB: 0 BB: 0 P: 11	R: 0 E: 0 K: 2 S: 9	H: 0 LOB: 0 BB: 0 P: 13	R: 0 E: 0 K: 0 S: 14	H: 2 LOB: 2 BB: 0 P: 22	R: 0 E: 0 K: 0 S: 8	H: 2 LOB: 1 BB: 0 P: 14	R: 3 E: 0 K: 2 S: 17	H: 3 LOB: 0 BB: 0 P: 23	1B: 13 2B: 0 3B: 0 HR: 2	SF: 2 SAC: 0 DP: 0 HBP: 1	WP: 0 PB: 0 SB: 0 CS: 1	PA: 42																				
PITCHER	IP	WLS	BF	H	R	ER	SO	BB	IBB	HBP	BLK	WP	HR	S	P	ERA	WHIP	PITCHER					IP	WLS	BF	H	R	ER	SO	BB	IBB	HBP	BLK	WP	HR	S	P	ERA	WHIP	
53 Trevor Cahill, R ERA: 3.18	2.2	L	20	4	0	6	1	3	0	0	0	0	1	44	74	20.25	4.125																							
26 Bobby Cramer, L ERA: 1.09	3.2		15	4	0	0	3	0	0	0	0	0	0	39	59	0.00	1.091																							
31 Brad Ziegler, R ERA: 2.05	0.2		1	0	0	0	0	0	0	0	0	0	0	2	5	0.00	0.000																							
57 Brian Fuentes, L ERA: 4.88	1.0		6	3	3	3	2	0	0	0	0	0	1	17	23	27.00	3.000																							

Oakland Athletics @ Chicago White Sox
U.S. Cellular Field, Chicago, IL
Thu Jun 09 2011, 8:11 PM - 11:00 PM EDT
Att: 22,170 - Cloudy - 52 F

livebaseballscorecards.com

AB 36
R 9
H 15
RBI 9
BB 3
SO 6
LOB 12



Batter	1	2	3	4	5	6	7	8	9	AB	R	H	RBI	BB	SO	LOB	TOP					
4 Coco Crisp, S OBP: 0.291, SLG: 0.379	F7		P6	L8			F7	F7	K	6	1	1	0	0	1	8						
2 Cliff Pennington, S OBP: 0.321, SLG: 0.358	2B		1B		G6-3		2B		K2-3	5	1	3	1	0	1	0						
15 Ryan Sweeney, L OBP: 0.364, SLG: 0.350	G3		G4-3		G5-3		G4-3		F8	3	0	0	0	0	0	2						
28 Conor Jackson, R OBP: 0.342, SLG: 0.331			G6-3		G5-3		F9		BB	2	0	0	1	0	0	1						
16 Josh Willingham, R OBP: 0.314, SLG: 0.426	1B								BB	4	1	1	1	1	0	2						
55 Hideki Matsui, L OBP: 0.274, SLG: 0.341	G4-3								BB	4	0	2	1	1	1	2						
12 David DeJesus, L OBP: 0.319, SLG: 0.377									1B	0	1	0	0	0	0	0						
10 Daric Barton, L OBP: 0.331, SLG: 0.273		P5			F8		FC5-4		BB	4	1	1	0	1	0	2						
8 Kurt Suzuki, R OBP: 0.313, SLG: 0.346		K			L5		F9		BB	4	1	0	0	0	2	3						
29 Scott Sizemore, R OBP: 0.361, SLG: 0.292		L8							HBP	4	0	3	3	1	0	0						
19 Jemile Weeks, S OBP: 0.438, SLG: 0.733							F7		BB	4	1	2	0	1	0	4						
Inning Stats	R: 1 E: 0 K: 0 S: 13	H: 2 LOB: 1 BB: 0 P: 19	R: 0 E: 0 K: 1 S: 7	H: 0 LOB: 0 BB: 0 P: 11	R: 1 E: 0 K: 0 S: 12	H: 2 LOB: 1 BB: 0 P: 20	R: 0 E: 0 K: 0 S: 13	H: 2 LOB: 3 BB: 1 P: 20	R: 0 E: 0 K: 0 S: 8	H: 2 LOB: 0 BB: 0 P: 15	R: 1 E: 0 K: 1 S: 9	H: 2 LOB: 1 BB: 0 P: 13	R: 0 E: 0 K: 1 S: 9	H: 1 LOB: 2 BB: 1 P: 16	R: 4 E: 0 K: 2 S: 22	H: 2 LOB: 3 BB: 3 P: 43	1B: 9 2B: 3 3B: 1 HR: 0	SF: 0 SAC: 0 DP: 0 HBP: 1	WP: 1 PB: 0 SB: 1 CS: 0	PA: 46		
PITCHER	IP WLS BF H R ER SO BB IBB HBP BLK WP HR S P ERA WHIP	IP WLS BF H R ER SO BB IBB HBP BLK WP HR S P ERA WHIP	IP WLS BF H R ER SO BB IBB HBP BLK WP HR S P ERA WHIP	IP WLS BF H R ER SO BB IBB HBP BLK WP HR S P ERA WHIP	IP WLS BF H R ER SO BB IBB HBP BLK WP HR S P ERA WHIP	IP WLS BF H R ER SO BB IBB HBP BLK WP HR S P ERA WHIP	IP WLS BF H R ER SO BB IBB HBP BLK WP HR S P ERA WHIP	IP WLS BF H R ER SO BB IBB HBP BLK WP HR S P ERA WHIP	IP WLS BF H R ER SO BB IBB HBP BLK WP HR S P ERA WHIP	IP WLS BF H R ER SO BB IBB HBP BLK WP HR S P ERA WHIP	IP WLS BF H R ER SO BB IBB HBP BLK WP HR S P ERA WHIP	IP WLS BF H R ER SO BB IBB HBP BLK WP HR S P ERA WHIP	IP WLS BF H R ER SO BB IBB HBP BLK WP HR S P ERA WHIP	IP WLS BF H R ER SO BB IBB HBP BLK WP HR S P ERA WHIP	IP WLS BF H R ER SO BB IBB HBP BLK WP HR S P ERA WHIP	IP WLS BF H R ER SO BB IBB HBP BLK WP HR S P ERA WHIP	IP WLS BF H R ER SO BB IBB HBP BLK WP HR S P ERA WHIP	IP WLS BF H R ER SO BB IBB HBP BLK WP HR S P ERA WHIP	IP WLS BF H R ER SO BB IBB HBP BLK WP HR S P ERA WHIP	IP WLS BF H R ER SO BB IBB HBP BLK WP HR S P ERA WHIP	IP WLS BF H R ER SO BB IBB HBP BLK WP HR S P ERA WHIP	IP WLS BF H R ER SO BB IBB HBP BLK WP HR S P ERA WHIP

Oakland Athletics @ Chicago White Sox
U.S. Cellular Field, Chicago, IL
Fri Jun 10 2011, 8:10 PM - 11:20 PM EDT
Att: 20,166 - Overcast - 57 F

AB 40
R 7
H 13
RBI 7
BB 5
SO 5
LOB 24

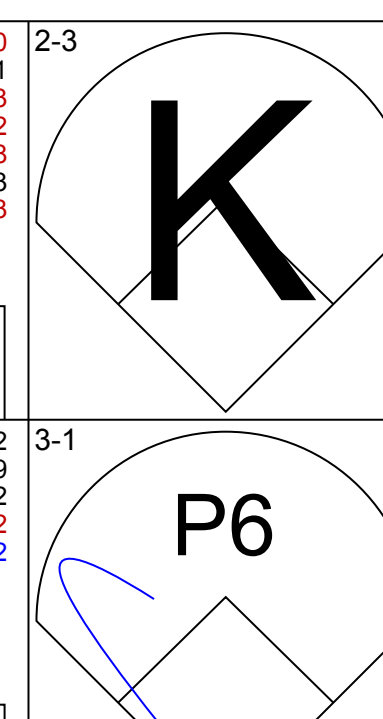
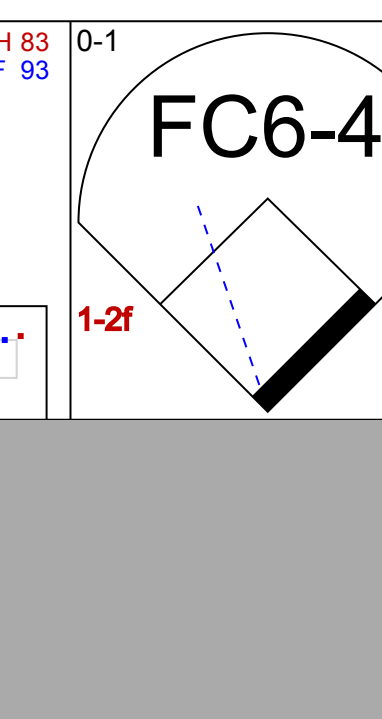
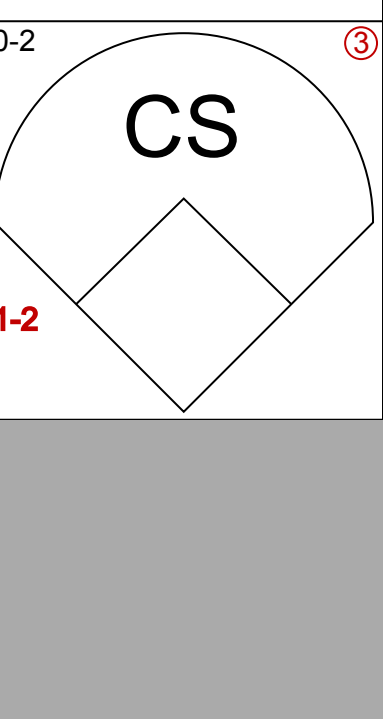
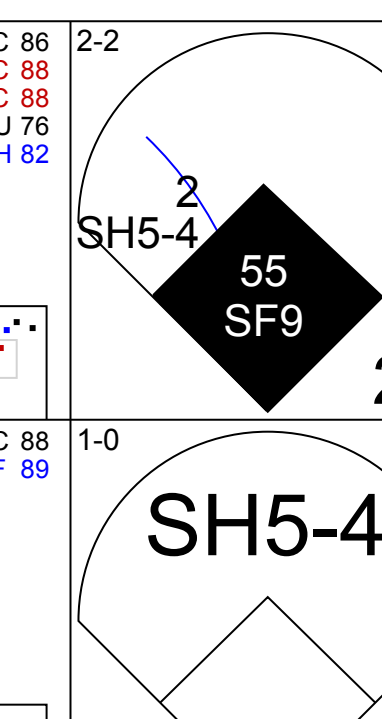
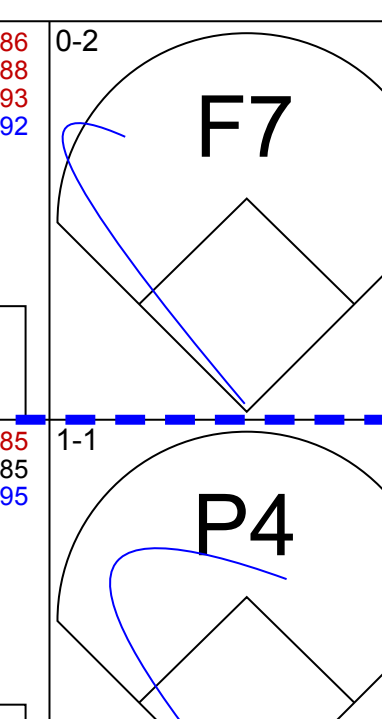
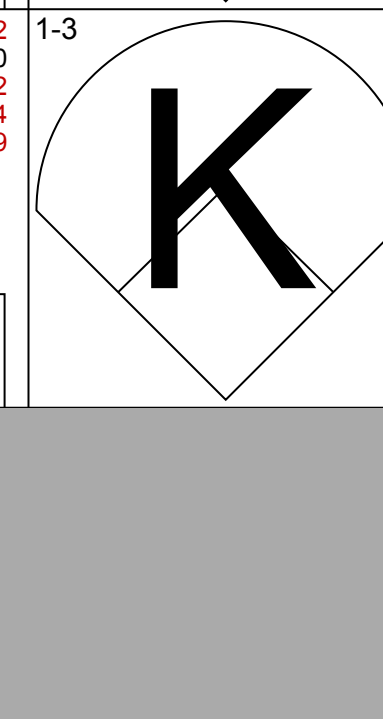
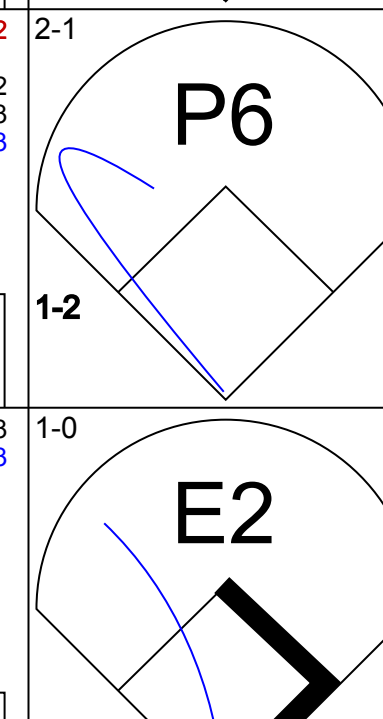
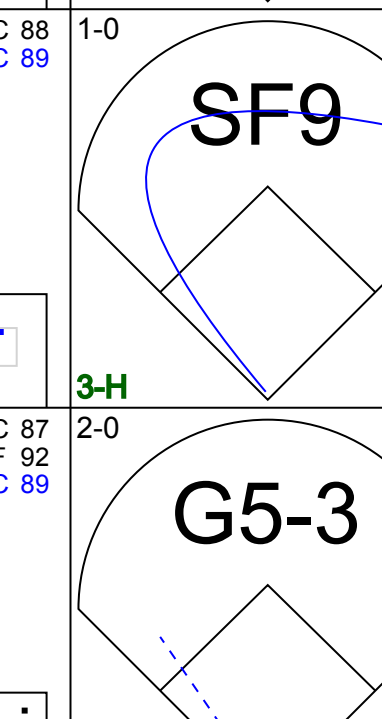

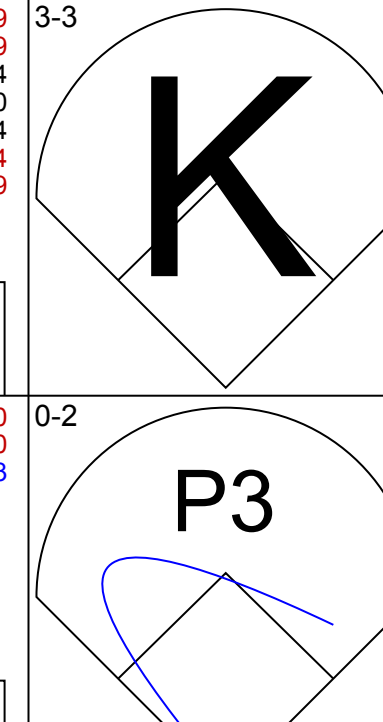

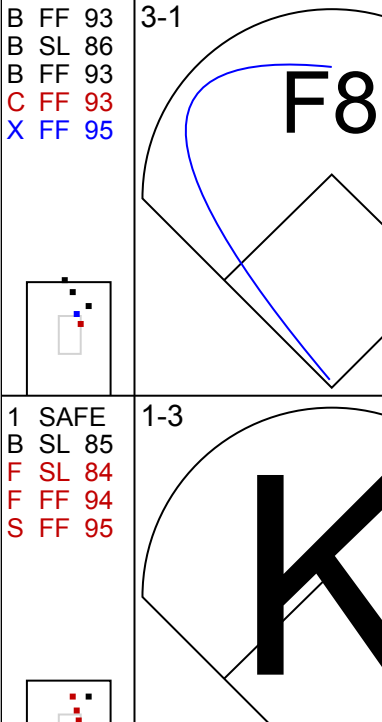






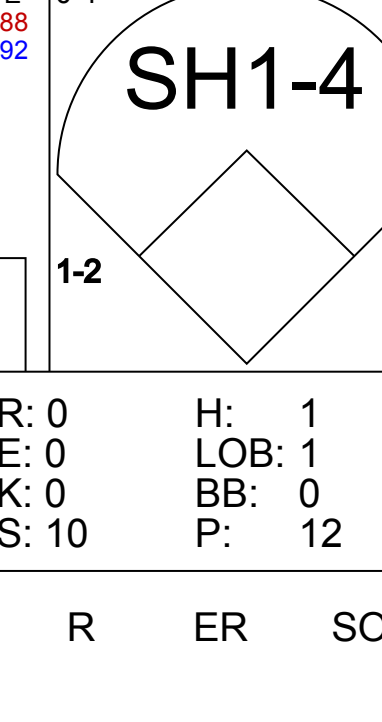
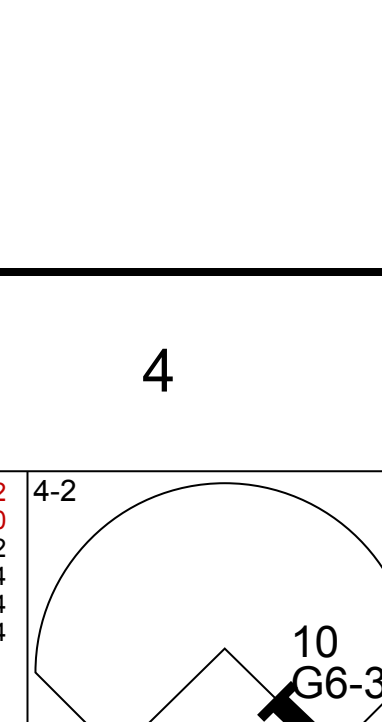
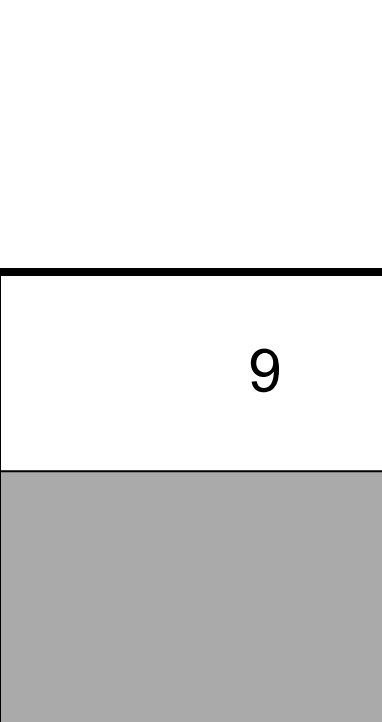
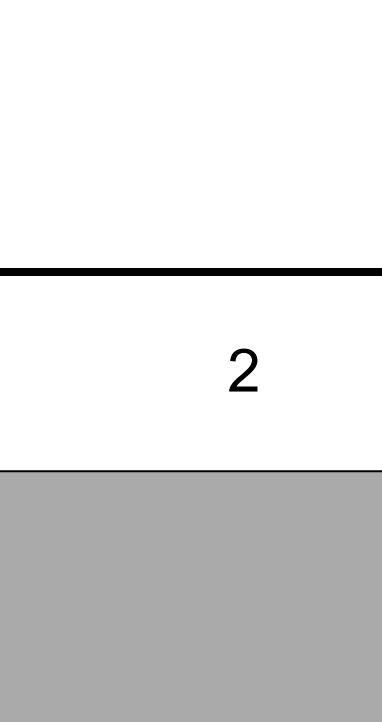
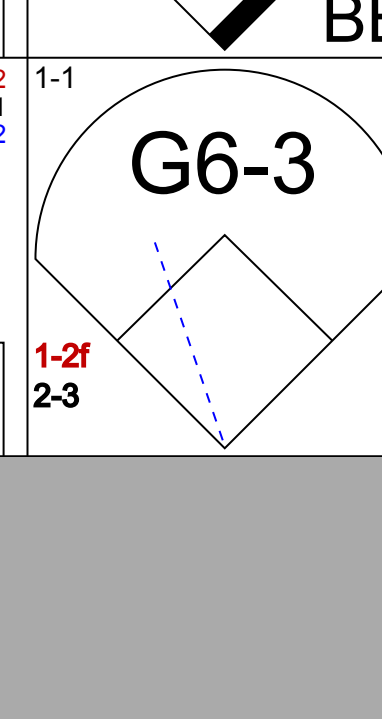
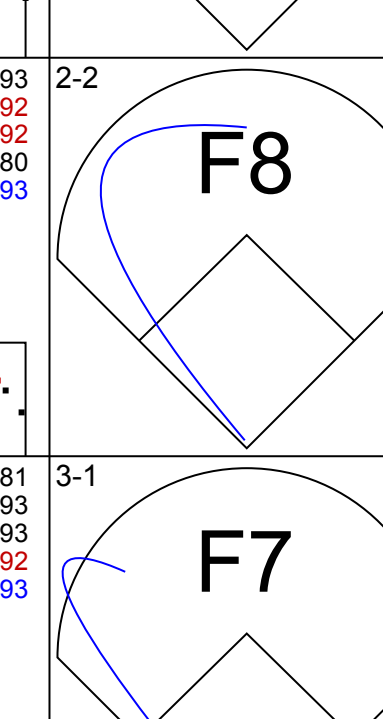

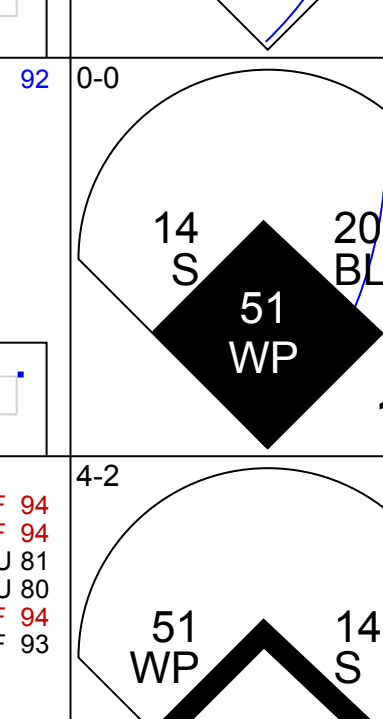
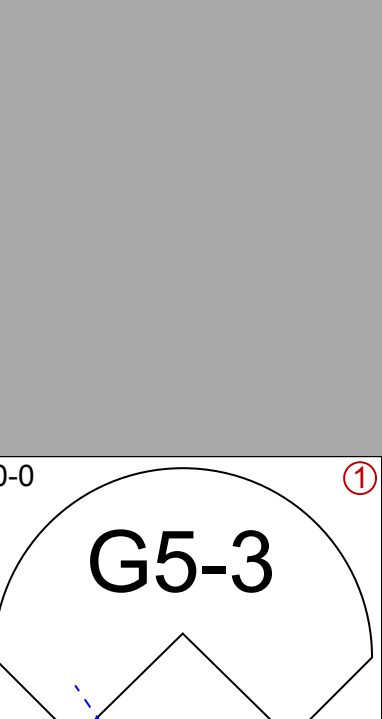
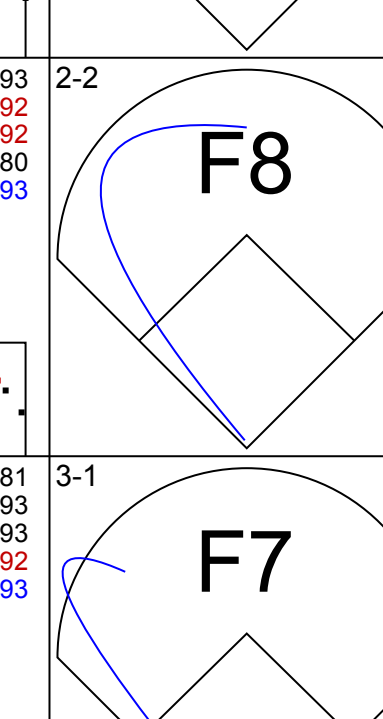
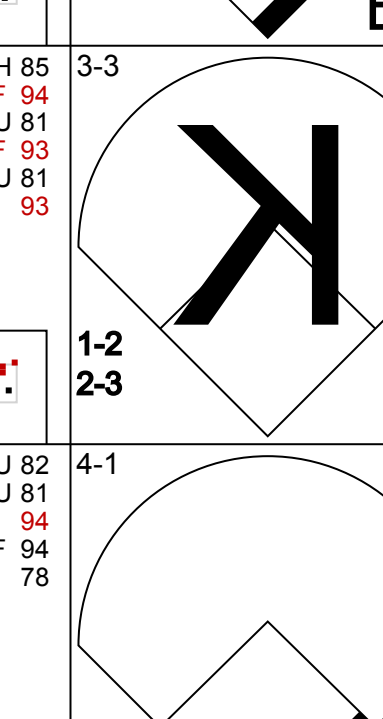
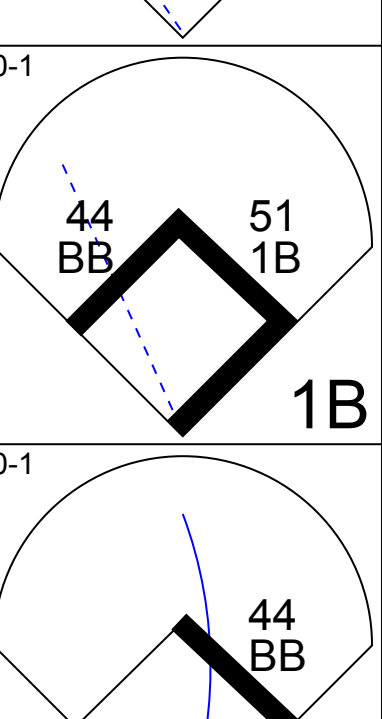

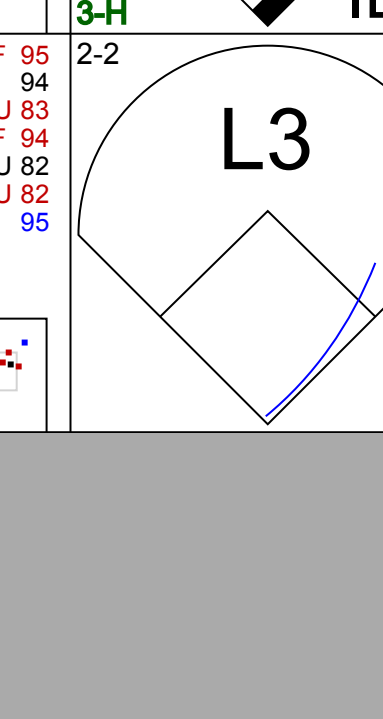
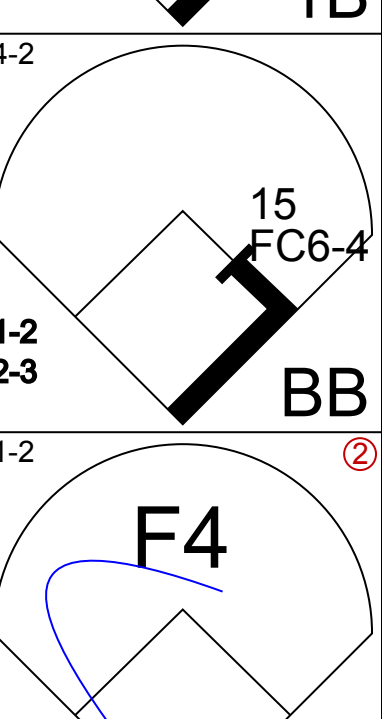



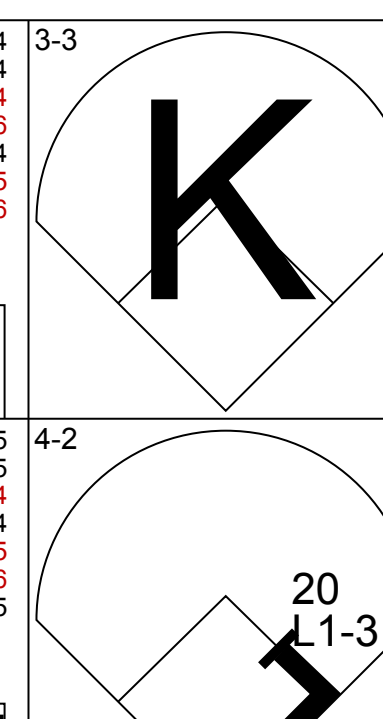
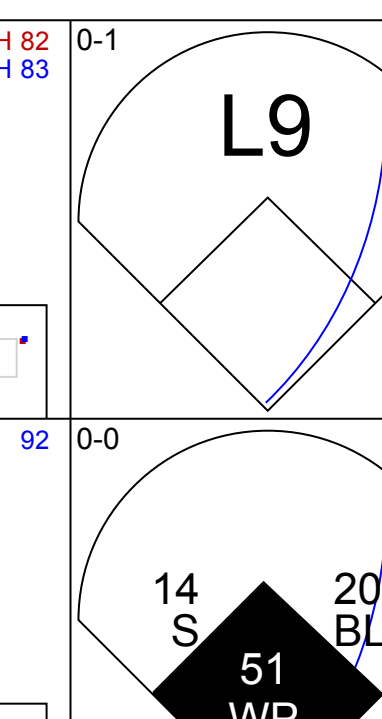

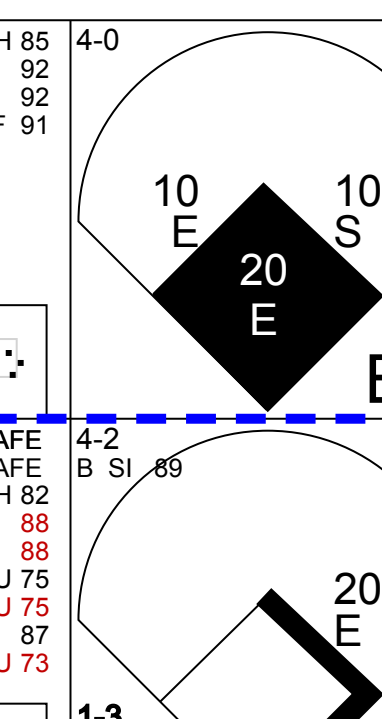
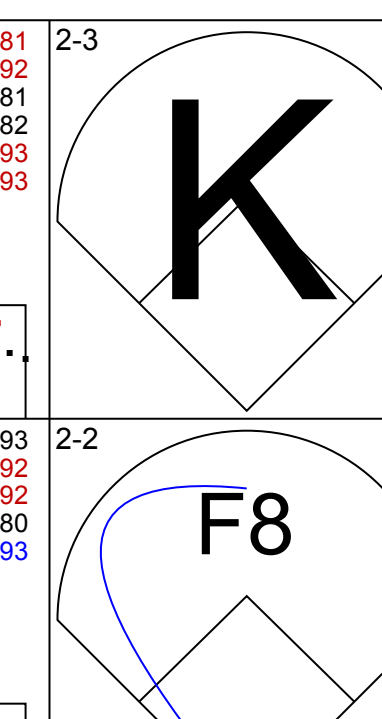
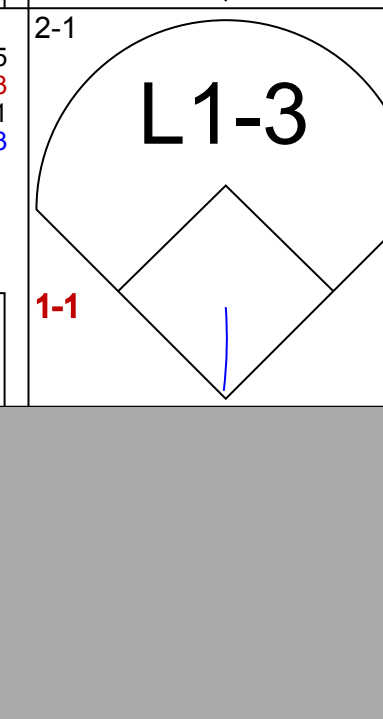
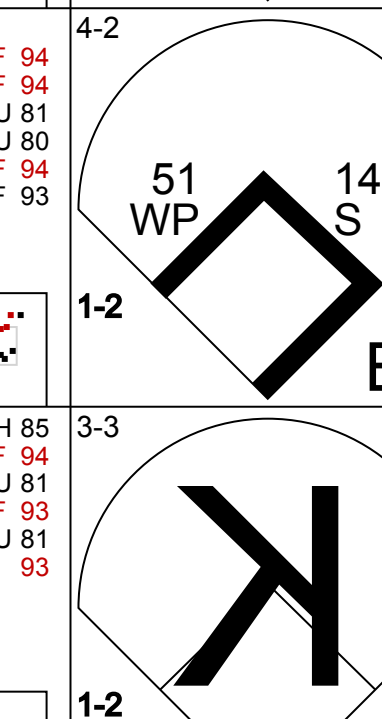
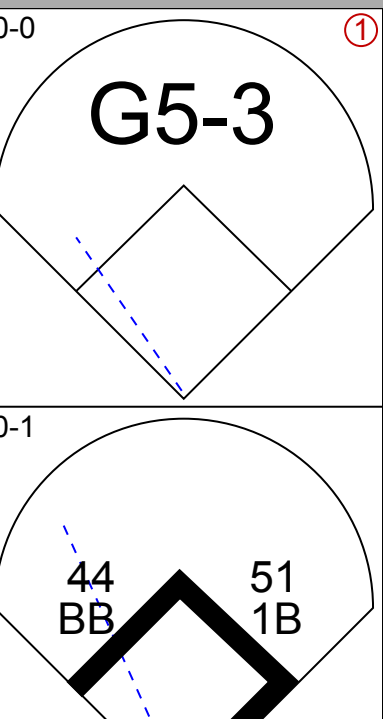
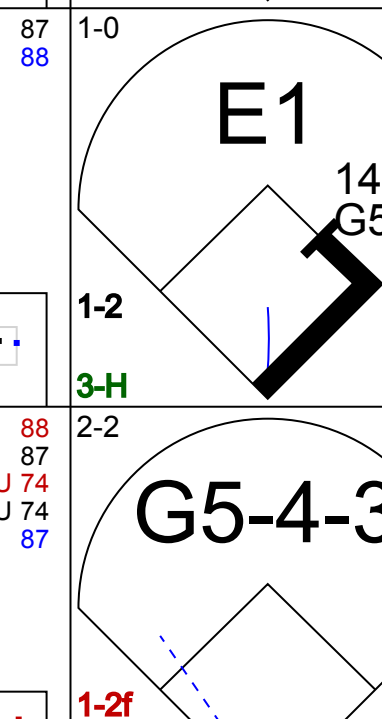
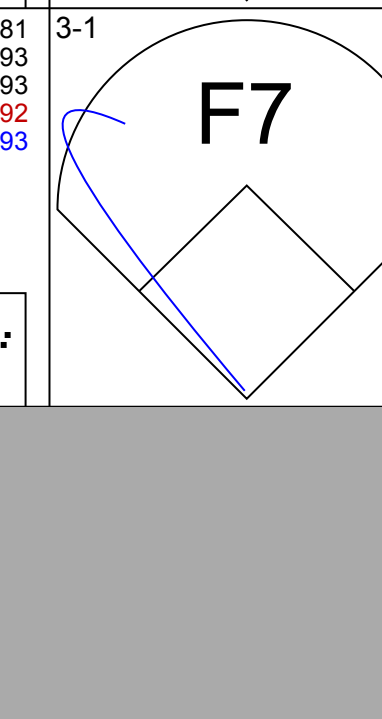

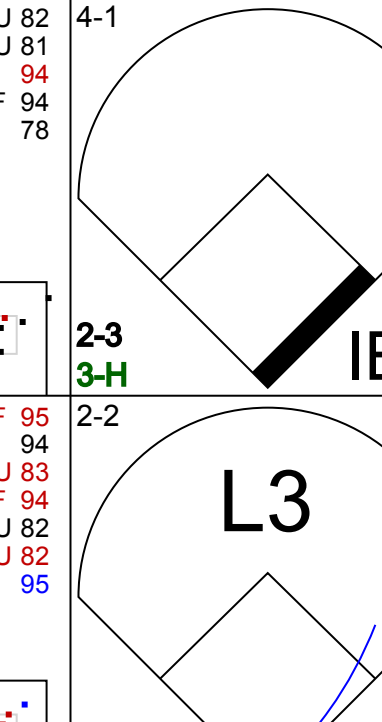
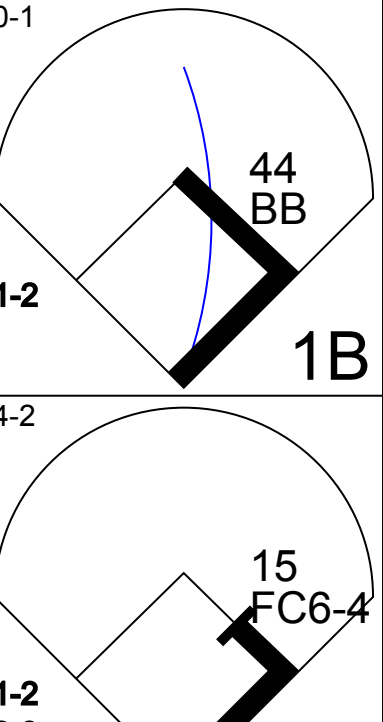


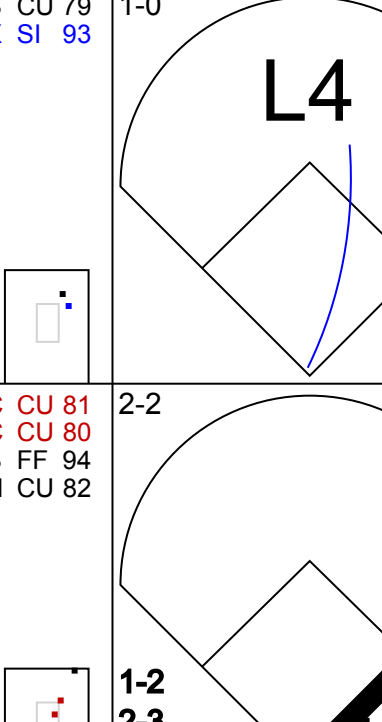
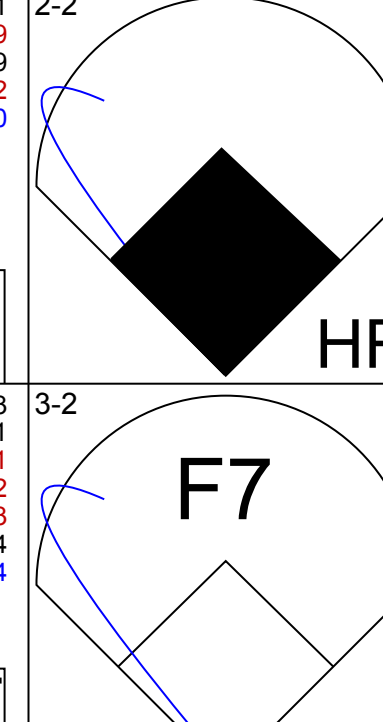
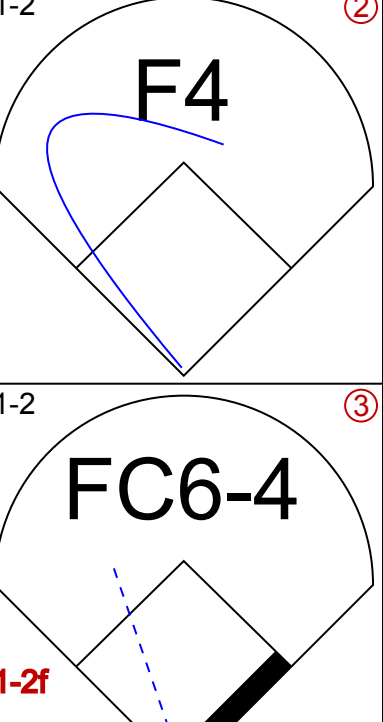

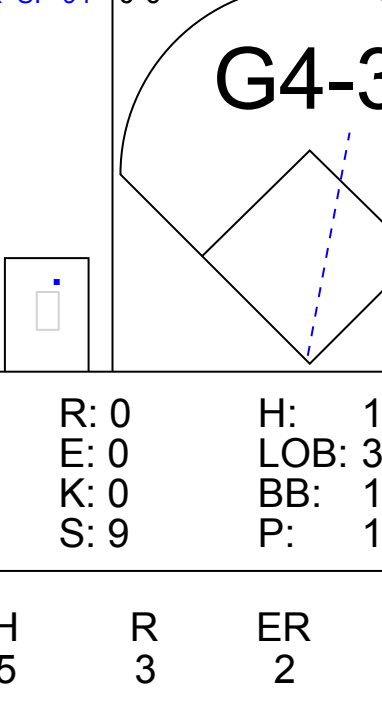
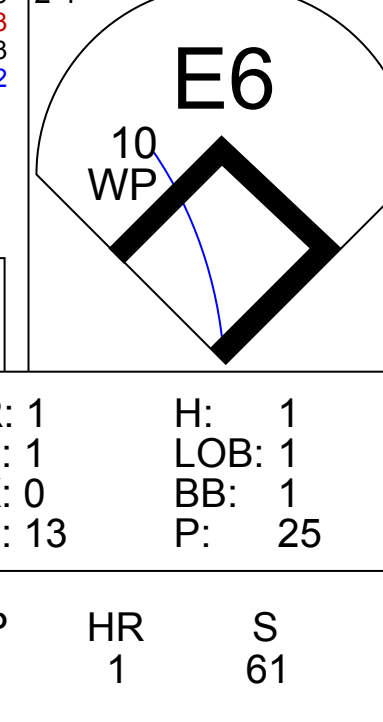
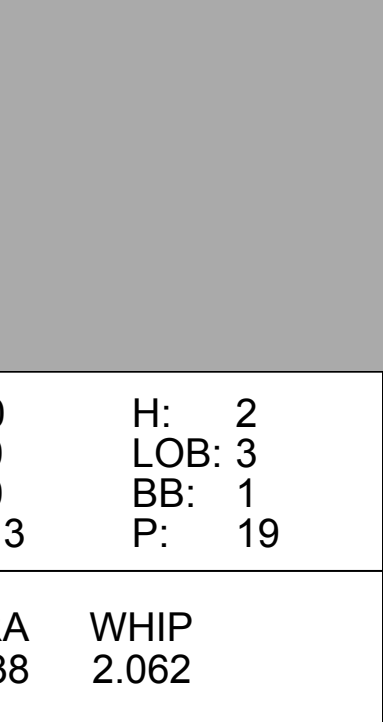



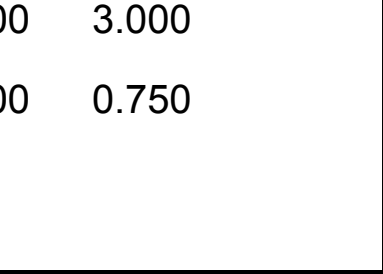

Batter	1	2	3	4	5	6	7	8	9	AB	R	H	RBI	BB	SO	LOB	BOTTOM						
1 Juan Pierre, L OBP: 0.322, SLG: 0.301	B1-3	G4-3		G5-3		P4			G3	5	0	0	0	0	0	1							
10 Alexei Ramirez, R OBP: 0.374, SLG: 0.439	F8	P4				F7			F7	5	1	1	0	0	0	1							
20 Carlos Quentin, R OBP: 0.374, SLG: 0.588	BB	G1-4-3			E5				F9	4	2	2	0	1	0	1							
14 Paul Konerko, R OBP: 0.391, SLG: 0.570	HR				F7				G5-4-3	4	1	2	2	0	0	2							
12 A.J. Pierzynski, L OBP: 0.312, SLG: 0.359	1B				G6-4-3					4	1	3	0	0	0	1							
51 Alex Rios, R OBP: 0.280, SLG: 0.310	1B				G6-3				K	4	0	2	1	0	1	2							
44 Adam Dunn, L OBP: 0.321, SLG: 0.325									P4	3	0	1	1	1	1	1							
15 Gordon Beckham, R OBP: 0.304, SLG: 0.361	K				F9				P3	4	0	0	0	0	2	4							
22 Brent Morel, R OBP: 0.273, SLG: 0.327	2B				F8				K	4	0	1	0	0	1	0							
Inning Stats	R: 2 E: 0 K: 1 S: 20	H: 3 LOB: 3 BB: 2 P: 36	R: 0 E: 0 K: 0 S: 11	H: 1 LOB: 1 BB: 0 P: 18	R: 0 E: 0 K: 1 S: 10	H: 2 LOB: 1 BB: 0 P: 13	R: 0 E: 0 K: 0 S: 8	H: 0 LOB: 0 BB: 0 P: 11	R: 3 E: 0 K: 1 S: 14	H: 4 LOB: 1 BB: 0 P: 23	R: 0 E: 0 K: 0 S: 6	H: 0 LOB: 0 BB: 0 P: 9	R: 0 E: 0 K: 1 S: 9	H: 2 LOB: 1 BB: 0 P: 14	R: 0 E: 0 K: 1 S: 8	H: 0 LOB: 0 BB: 0 P: 12	R: 0 E: 0 K: 0 S: 6	H: 0 LOB: 0 BB: 0 P: 12	1B: 7 2B: 4 3B: 0 HR: 1	SF: 0 SAC: 0 DP: 2 HBP: 0	WP: 0 PB: 0 SB: 0 CS: 0	PA: 39	
PITCHER	IP WLS BF H R ER SO BB IBB HBP BLK WP HR S P ERA WHIP	IP WLS BF H R ER SO BB IBB HBP BLK WP HR S P ERA WHIP	IP WLS BF H R ER SO BB IBB HBP BLK WP HR S P ERA WHIP	IP WLS BF H R ER SO BB IBB HBP BLK WP HR S P ERA WHIP	IP WLS BF H R ER SO BB IBB HBP BLK WP HR S P ERA WHIP	IP WLS BF H R ER SO BB IBB HBP BLK WP HR S P ERA WHIP	IP WLS BF H R ER SO BB IBB HBP BLK WP HR S P ERA WHIP	IP WLS BF H R ER SO BB IBB HBP BLK WP HR S P ERA WHIP	IP WLS BF H R ER SO BB IBB HBP BLK WP HR S P ERA WHIP	IP WLS BF H R ER SO BB IBB HBP BLK WP HR S P ERA WHIP	IP WLS BF H R ER SO BB IBB HBP BLK WP HR S P ERA WHIP	IP WLS BF H R ER SO BB IBB HBP BLK WP HR S P ERA WHIP	IP WLS BF H R ER SO BB IBB HBP BLK WP HR S P ERA WHIP	IP WLS BF H R ER SO BB IBB HBP BLK WP HR S P ERA WHIP	IP WLS BF H R ER SO BB IBB HBP BLK WP HR S P ERA WHIP	IP WLS BF H R ER SO BB IBB HBP BLK WP HR S P ERA WHIP	IP WLS BF H R ER SO BB IBB HBP BLK WP HR S P ERA WHIP	IP WLS BF H R ER SO BB IBB HBP BLK WP HR S P ERA WHIP	IP WLS BF H R ER SO BB IBB HBP BLK WP HR S P ERA WHIP	IP WLS BF H R ER SO BB IBB HBP BLK WP HR S P ERA WHIP	IP WLS BF H R ER SO BB IBB HBP BLK WP HR S P ERA WHIP	IP WLS BF H R ER SO BB IBB HBP BLK WP HR S P ERA WHIP	IP WLS BF H R ER SO BB IBB HBP BLK WP HR S P ERA WHIP

Oakland Athletics @ Chicago White Sox
U.S. Cellular Field, Chicago, IL
Fri Jun 10 2011, 8:10 PM - 11:20 PM EDT
Att: 20,166 - Overcast - 57 F

AB 37
R 5
H 12
RBI 4
BB 2
SO 5
LOB 13



Batter	1	2	3	4	5	6	7	8	9	AB	R	H	RBI	BB	SO	LOB	TOP
4 Coco Crisp, S OBP: 0.290, SLG: 0.382										4	1	1	0	0	1	2	<p>Oakland Athletics @ Chicago White Sox U.S. Cellular Field, Chicago, IL Sat Jun 11 2011, 7:12 PM - 10:12 PM EDT Att: 24,391 - Cloudy - 58 F</p> <p>livebaseballscorecards.com</p>
2 Cliff Pennington, S OBP: 0.322, SLG: 0.357									3	1	1	0	0	0	1		
55 Hideki Matsui, L OBP: 0.273, SLG: 0.337									2	0	0	1	1	1	1		
12 David DeJesus, L OBP: 0.319, SLG: 0.377									3	0	1	1	1	0	1		
16 Josh Willingham, R OBP: 0.317, SLG: 0.425									4	0	0	0	0	1	3		
28 Conor Jackson, R OBP: 0.333, SLG: 0.321									4	0	0	0	0	1	3		
29 Scott Sizemore, R OBP: 0.345, SLG: 0.276									4	0	0	0	0	2	3		
8 Kurt Suzuki, R OBP: 0.309, SLG: 0.341									3	0	0	0	0	0	0		
10 Daric Barton, L OBP: 0.335, SLG: 0.275									2	0	1	0	1	0	0		
19 Jemile Weeks, S OBP: 0.389, SLG: 0.647									2	0	0	0	0	0	1		
Inning Stats	R: 0 H: 0 E: 0 K: 2 S: 11	H: 0 LOB: 0 BB: 0 P: 17	R: 0 H: 0 E: 0 K: 0 S: 5	H: 0 LOB: 0 BB: 1 P: 10	R: 0 H: 0 E: 0 K: 0 S: 12	H: 0 LOB: 1 BB: 1 P: 19	R: 1 H: 2 E: 1 K: 1 S: 12	H: 1 LOB: 0 BB: 0 P: 12	R: 0 H: 0 E: 0 K: 1 S: 10	H: 0 LOB: 0 BB: 0 P: 15	R: 0 H: 1 E: 0 K: 1 S: 10	H: 1 LOB: 1 BB: 0 P: 12	R: 0 H: 0 E: 0 K: 1 S: 7	H: 0 LOB: 1 BB: 1 P: 16	1B: 3 2B: 1 3B: 0 HR: 0	SF: 1 SAC: 2 DP: 1 HBP: 0	WP: 0 PA: 34
PITCHER	IP WLS BF H R ER SO BB IBB HBP BLK WP HR S P ERA WHIP																
50 John Danks, L ERA: 4.54	(1, 1)	7.2 W 28 4 2 2 4	2 0 0 0 0	2 0 0 0 0	2 0 0 0 0	0 0 0 0 0	0 0 9 19 0.00 0.750										
26 Jesse Crain, R ERA: 3.1	(8, 1)	1.1 S 5 0 0 0 1	1 0 0 0 0	0 0 0 0 0	0 0 0 0 0	0 0 9 19 0.00 0.750											


Batter	1	2	3	4	5	6	7	8	9	AB	R	H	RBI	BB	SO	LOB	BOTTOM
18 Brent Lillibridge, R OBP: 0.375, SLG: 0.568										3	1	0	0	2	2	0	<p>Oakland Athletics @ Chicago White Sox U.S. Cellular Field, Chicago, IL Sat Jun 11 2011, 7:12 PM - 10:12 PM EDT Att: 24,391 - Cloudy - 58 F</p> <p>livebaseballscorecards.com</p>
10 Alexei Ramirez, R OBP: 0.358, SLG: 0.438										3	1	1	0	2	0	2	
20 Carlos Quentin, R OBP: 0.370, SLG: 0.578										4	0	0	1	1	0	2	
14 Paul Konerko, R OBP: 0.388, SLG: 0.564										4	0	1	0	0	1	4	
51 Alex Rios, R OBP: 0.268, SLG: 0.315										3	0	2	0	1	0	0	
44 Adam Dunn, L OBP: 0.324, SLG: 0.321										2	0	0	0	2	1	2	
27 Ramon Castro, R OBP: 0.276, SLG: 0.426										3	1	1	1	1	0	5	
15 Gordon Beckham, R OBP: 0.307, SLG: 0.361										3	0	1	0	0	0	3	
22 Brent Morel, R OBP: 0.266, SLG: 0.318										4	0	0	0	0	0	5	
Inning Stats	R: 0 H: 0 E: 0 K: 1 S: 9	H: 1 LOB: 3 BB: 1 P: 18	R: 1 H: 1 E: 0 K: 1 S: 15	H: 1 LOB: 2 BB: 2 P: 28	R: 1 H: 1 E: 1 K: 0 S: 13	H: 1 LOB: 1 BB: 1 P: 25	R: 0 H: 2 E: 0 K: 0 S: 13	H: 2 LOB: 3 BB: 1 P: 19	R: 1 H: 0 E: 1 K: 0 S: 10	H: 0 LOB: 1 BB: 2 P: 22	R: 0 H: 1 E: 0 K: 1 S: 12	H: 1 LOB: 2 BB: 1 P: 23	R: 0 H: 0 E: 0 K: 1 S: 9	H: 0 LOB: 0 BB: 0 P: 16	1B: 5 2B: 1 3B: 0 HR: 1	SF: 0 SAC: 0 DP: 3 HBP: 1	
PITCHER	IP WLS BF H R ER SO BB IBB HBP BLK WP HR S P ERA WHIP																
47 Gio González, L ERA: 2.67	(1, 1)	5.1 L 28 4 0 0 0 0	6 1 0 0 0	1 0 0 0 0	0 0 10 19 0.00 1.000												
31 Brad Ziegler, R ERA: 1.95	(6, 1)	1.0 4 0 0 0 0 1	0 0 0 0 0	0 0 5 12 0.00 3.000													
56 Craig Breslow, L ERA: 4.01	(7, 1)	0.1 2 0 0 0 0 1	1 0 0 0 0	0 0 14 23 0.00 0.750													
33 Joey Devine, R ERA: 1.54	(7, 1)	1.1 5 1 0 0 1 0	0 0 0 0 0	0 0 14 23 0.00 0.750													

Batter	1	2	3	4	5	6	7	8	9	AB	R	H	RBI	BB	SO	LOB	TOP										
4 Alex Gordon, L OBP: 0.350, SLG: 0.457	G4-3		F8	F8		53 CS 1B		F9	L3	6	0	1	0	0	0	5	Kansas City Royals @ Oakland Athletics Oakland Coliseum, Oakland, CA Tue Jun 14 2011, 7:09 PM - 10:33 PM PDT Att: 11,439 - Clear - 67 F										
53 Melky Cabrera, S OBP: 0.317, SLG: 0.444	F7		35 E BB		L9	K		FC6 35 1B 21 SF8	F7	5	1	0	0	1	1	4											
35 Eric Hosmer, L OBP: 0.343, SLG: 0.447	G3		FC3		21 WP 16 2B					4	1	2	1	1	0	2											
21 Jeff Francoeur, R OBP: 0.318, SLG: 0.458		8 SH5-3 15 S G6-3 BB	F4		16 S 16 2B		P3	SF8		2	2	0	1	2	0	4											
16 Billy Butler, R OBP: 0.407, SLG: 0.446		8 SH5-3 BB	F9		15 1B 2B		G4-3	G5-3		4	0	1	2	1	0	4											
8 Mike Moustakas, L OBP: 0.529, SLG: 0.615	SH5-3		17 SH1-4 2 G5-3 1B		15 1B BB		G3-1		15 SH3-4 2 2B 1B	3	2	2	0	1	0	0											
15 Matt Treanor, R OBP: 0.371, SLG: 0.303	G6-3		2 G5-3 17 SH1-4 BB		2 FC6-4 1B				SH3-4	2	0	1	1	2	0	1											
17 Chris Getz, L OBP: 0.317, SLG: 0.292	L8		SH1-4		K		F8		2 2B BB	3	0	0	0	1	1	5											
2 Alcides Escobar, R OBP: 0.267, SLG: 0.282		35 E 4 S 1B	G5-3		FC6-4			53 FC6 35 1B 4 F9 1B	1-3 2H 2B	5	1	3	2	0	0	4											
Inning Stats	R: 0 E: 0 K: 0 S: 5	H: 0 LOB: 0 BB: 0 P: 8	R: 1 E: 0 K: 0 S: 9	H: 0 LOB: 1 BB: 2 P: 19	R: 0 E: 1 K: 0 S: 11	H: 1 LOB: 3 BB: 1 P: 24	R: 0 E: 0 K: 0 S: 7	H: 1 LOB: 1 BB: 1 P: 12	R: 2 E: 0 K: 1 S: 23	H: 2 LOB: 3 BB: 3 P: 43	R: 0 E: 0 K: 1 S: 17	H: 2 LOB: 1 BB: 0 P: 24	R: 0 E: 0 K: 0 S: 9	H: 0 LOB: 1 BB: 1 P: 15	R: 2 E: 0 K: 0 S: 12	H: 2 LOB: 1 BB: 0 P: 19	R: 1 E: 0 K: 0 S: 13	H: 2 LOB: 2 BB: 1 P: 26	1B: 8 2B: 3 3B: 0 HR: 0	SF: 1 SAC: 3 DP: 1 HBP: 0	WP: 2 PA: 47 PB: 0 CS: 3						
PITCHER	IP	WLS	BF	H	R	ER	SO	BB	IBB	HBP	BLK	WP	HR	S	P	ERA	WHIP										
53 Trevor Cahill, R ERA: 3.42	4.1	L	25	4	4	4	0	7	0	0	0	1	0	47	96	8.31	2.538										
56 Craig Breslow, L ERA: 3.75	1.2		6	2	0	0	2	0	0	0	0	0	0	25	34	0.00	1.200										
48 Michael Wertz, R ERA: 2.21	1.0		4	0	0	0	2	0	0	0	0	0	0	9	15	0.00	1.000										
33 Joey Devine, R ERA: 2.84	1.0		6	2	2	2	0	0	0	0	0	0	0	12	19	18.00	2.000										
50 Grant Balfour, R ERA: 2.69	1.0		6	2	1	1	0	1	0	0	0	0	0	13	26	9.00	3.000										

Batter	1	2	3	4	5	6	7	8	9	AB	R	H	RBI	BB	SO	LOB	BOTTOM										
4 Coco Crisp, S OBP: 0.291, SLG: 0.382	F8		L9		55 FC3-6 2 BB 1B		G4-3		K	5	0	1	1	0	1	0	Kansas City Royals @ Oakland Athletics Oakland Coliseum, Oakland, CA Tue Jun 14 2011, 7:09 PM - 10:33 PM PDT Att: 11,439 - Clear - 67 F										
2 Cliff Pennington, S OBP: 0.352, SLG: 0.350	K		G5-3		55 FC3-6 BB		K			3	0	0	0	2	2	0											
55 Hideki Matsui, L OBP: 0.271, SLG: 0.349	G6-3		HR		FC3-6 16 FC5-4			28 G4-6-3 16 1B 29 1B	P2	5	2	2	1	0	0	3											
16 Josh Willingham, R OBP: 0.313, SLG: 0.417	F9		K		FC5-4			28 G4-6-3 1B	K	5	0	1	0	0	2	3											
28 Conor Jackson, R OBP: 0.335, SLG: 0.319	E5 29 1B 8 F9-2		8 FC5 29 BB BB		F7			G4-6-3		3	0	0	0	1	0	2											
29 Scott Sizemore, R OBP: 0.368, SLG: 0.329					F9			8 WP 1B		3	1	2	1	1	0	0											
8 Kurt Suzuki, R OBP: 0.308, SLG: 0.336	F9-2		FC5		BB			E6		3	0	0	0	1	0	4											
10 Daric Barton, L OBP: 0.328, SLG: 0.267			P3		F7			BB		3	0	0	0	1	0	1											
19 Jemile Weeks, S OBP: 0.346, SLG: 0.600			P4		4 1B 3B		G4-3	F9		4	1	1	0	0	0	2											
Inning Stats	R: 0 E: 0 K: 1 S: 11	H: 0 LOB: 0 BB: 0 P: 16	R: 0 E: 1 K: 0 S: 7	H: 1 LOB: 1 BB: 0 P: 12	R: 0 E: 0 K: 0 S: 8	H: 0 LOB: 0 BB: 0 P: 11	R: 1 E: 0 K: 0 S: 14	H: 1 LOB: 2 BB: 2 P: 27	R: 1 E: 0 K: 0 S: 15	H: 2 LOB: 2 BB: 1 P: 22	R: 0 E: 0 K: 0 S: 8	H: 0 LOB: 1 BB: 1 P: 16	R: 0 E: 0 K: 1 S: 7	H: 0 LOB: 0 BB: 0 P: 12	R: 2 E: 1 K: 0 S: 14	H: 3 LOB: 2 BB: 1 P: 26	R: 0 E: 0 K: 2 S: 11	H: 0 LOB: 1 BB: 1 P: 20	1B: 5 2B: 1 3B: 1 HR: 1	SF: 0 SAC: 0 DP: 2 HBP: 0	WP: 1 PA: 40 PB: 0 SB: 0 CS: 0						
PITCHER	IP	WLS	BF	H	R	ER	SO	BB	IBB	HBP	BLK	WP	HR	S	P	ERA	WHIP										
23 Danny Duffy, L ERA: 5.04	6.0	W	26	4	2	2	2	4	0	0	0	1	0	19	31	5.40	1.800										
56 Greg Holland, R ERA: 0.53	1.2	H	8	3	2	1	1	0	0	0	0	0	0	2	7	0.00	3.000										
43 Aaron Crow, R ERA: 1.42	0.1	H	2	0	0	0	0	1	0	0	0	0	0	2	7	0.00	3.000										
48 Joakim Soria, R ERA: 4.8	1.0	S	4	0	0	0	2	1	0	0	0	0	0	11	20	0.00	1.000										


livebaseballscores.com

AB 34
R 7
H 10
RBI 7
BB 9
SO 2
LOB 29



livebaseballscores.com

AB 34
R 4
H 7
RBI 3
BB 6
SO 5
LOB 15



Batter	1	2	3	4	5	6	7	8	9	AB	R	H	RBI	BB	SO	LOB	TOP		
4 Alex Gordon, L (1,7) OBP: 0.349, SLG: 0.454	G4-3		G3			G3-6-3		53 1B		4	0	1	1	0	0	2			
53 Melky Cabrera, S (1,8) OBP: 0.319, SLG: 0.445	1B			G4-3			P4	1B		4	0	2	0	0	0	0			
35 Eric Hosmer, L (1,3) OBP: 0.313, SLG: 0.442	K			G6-3			16 1B	P5		4	0	1	0	0	1	3			
21 Jeff Francoeur, R (1,9) OBP: 0.313, SLG: 0.451		F8			F8				K	4	0	0	0	0	1	1			
16 Billy Butler, R (1,10) OBP: 0.405, SLG: 0.441	L3					G5-3			G1-3	3	0	0	0	1	0	0			
8 Mike Moustakas, L (1,5) OBP: 0.429, SLG: 0.471	K					F9			F7	4	0	0	0	0	1	2			
15 Matt Treanor, R (1,2) OBP: 0.370, SLG: 0.298						F7				2	0	0	0	1	0	0			
17 Chris Getz, L (1,4) OBP: 0.313, SLG: 0.287				G6-3						3	0	0	0	0	0	1			
2 Alcides Escobar, R (1,6) OBP: 0.276, SLG: 0.295										3	1	3	0	0	0	0			
Inning Stats	R: 0 H: 1 E: 0 K: 1 S: 11	H: 0 R: 0 ER: 0 SO: 10	H: 1 R: 0 ER: 0 SO: 12	H: 0 R: 0 ER: 0 SO: 4	H: 0 R: 0 ER: 0 SO: 6	H: 1 R: 0 ER: 0 SO: 6	H: 1 R: 0 ER: 0 SO: 8	H: 3 R: 1 ER: 0 SO: 13	H: 0 R: 0 ER: 0 SO: 10	H: 0 R: 0 ER: 0 SO: 14	1B: 6 2B: 1 3B: 0 HR: 0	SF: 0 2B: 1 3B: 0 HR: 0	SAC: 0 DP: 2 HBP: 0	WP: 0 PB: 0 SB: 1 CS: 1	PA: 33				
PITCHER	IP: 7.0 WLS: W BF: 24 ERA: 3.14	IP: 1.0 WLS: H BF: 6 ERA: 4.85	IP: 1.0 WLS: S BF: 3 ERA: 1.5	IP: 0.0 WLS: 0 BF: 0 ERA: 0.00	IP: 0.0 WLS: 0 BF: 0 ERA: 0.00	IP: 0.0 WLS: 0 BF: 0 ERA: 0.00	IP: 0.0 WLS: 0 BF: 0 ERA: 0.00	IP: 0.0 WLS: 0 BF: 0 ERA: 0.00	IP: 0.0 WLS: 0 BF: 0 ERA: 0.00	IP: 0.0 WLS: 0 BF: 0 ERA: 0.00	IP: 0.0 WLS: 0 BF: 0 ERA: 0.00	IP: 0.0 WLS: 0 BF: 0 ERA: 0.00	IP: 0.0 WLS: 0 BF: 0 ERA: 0.00	IP: 0.0 WLS: 0 BF: 0 ERA: 0.00	IP: 0.0 WLS: 0 BF: 0 ERA: 0.00	IP: 0.0 WLS: 0 BF: 0 ERA: 0.00	IP: 0.0 WLS: 0 BF: 0 ERA: 0.00	IP: 0.0 WLS: 0 BF: 0 ERA: 0.00	IP: 0.0 WLS: 0 BF: 0 ERA: 0.00

Kansas City Royals @ Oakland Athletics
 Oakland Coliseum, Oakland, CA
 Wed Jun 15 2011, 7:10 PM - 9:23 PM PDT
 Att: 16,392 - Clear - 63 F

AB	31
R	1
H	7
RBI	1
BB	2
SO	3
LOB	9



Batter	1	2	3	4	5	6	7	8	9	AB	R	H	RBI	BB	SO	LOB	BOTTOM	
12 David DeJesus, L (1,9) OBP: 0.314, SLG: 0.366	L1-4-3		G6-3			FC1-5		F7		4	0	0	0	0	0	2		
2 Cliff Pennington, S (1,6) OBP: 0.321, SLG: 0.349	G4-3			G4-3				L6		4	0	1	1	0	0	0		
55 Hideki Matsui, L (1,10) OBP: 0.276, SLG: 0.347					16 G6-3					1	0	0	0	2	0	2		
16 Josh Willingham, R (1,7) OBP: 0.309, SLG: 0.412	F7			G6-3						3	0	0	0	0	0	4		
15 Ryan Sweeney, L (1,8) OBP: 0.360, SLG: 0.339		G4-3				G4-3		29 SH1-3		3	1	1	0	0	0	0		
29 Scott Sizemore, R (1,5) OBP: 0.361, SLG: 0.321		G4-3				G5-3		SH1-3		2	0	0	0	0	0	0		
10 Daric Barton, L (1,3) OBP: 0.328, SLG: 0.268						F8				3	0	1	1	0	0	0		
11 Landon Powell, S (1,2) OBP: 0.283, SLG: 0.259										3	0	1	0	0	0	1		
19 Jemile Weeks, S (1,4) OBP: 0.345, SLG: 0.571										3	1	1	0	0	0	0		
Inning Stats	R: 0 H: 0 E: 0 K: 0 S: 9	H: 0 R: 0 ER: 0 SO: 7	H: 0 R: 0 ER: 0 SO: 7	H: 0 R: 0 ER: 0 SO: 6	H: 0 R: 0 ER: 0 SO: 7	H: 0 R: 0 ER: 0 SO: 7	H: 3 R: 1 ER: 0 SO: 12	H: 2 R: 1 ER: 0 SO: 7	H: 0 R: 0 ER: 0 SO: 9	H: 0 R: 0 ER: 0 SO: 13	1B: 5 2B: 0 3B: 0 HR: 0	SF: 0 2B: 0 3B: 0 HR: 0	SAC: 1 DP: 2 HBP: 0	WP: 0 PB: 0 SB: 1 CS: 0	PA: 29			
PITCHER	IP: 7.0 WLS: L BF: 26 ERA: 4.87	IP: 1.0 WLS: 0 BF: 3 ERA: 3.53	IP: 0.0 WLS: 0 BF: 0 ERA: 0.00	IP: 0.0 WLS: 0 BF: 0 ERA: 0.00	IP: 0.0 WLS: 0 BF: 0 ERA: 0.00	IP: 0.0 WLS: 0 BF: 0 ERA: 0.00	IP: 0.0 WLS: 0 BF: 0 ERA: 0.00	IP: 0.0 WLS: 0 BF: 0 ERA: 0.00	IP: 0.0 WLS: 0 BF: 0 ERA: 0.00	IP: 0.0 WLS: 0 BF: 0 ERA: 0.00	IP: 0.0 WLS: 0 BF: 0 ERA: 0.00	IP: 0.0 WLS: 0 BF: 0 ERA: 0.00	IP: 0.0 WLS: 0 BF: 0 ERA: 0.00	IP: 0.0 WLS: 0 BF: 0 ERA: 0.00	IP: 0.0 WLS: 0 BF: 0 ERA: 0.00	IP: 0.0 WLS: 0 BF: 0 ERA: 0.00	IP: 0.0 WLS: 0 BF: 0 ERA: 0.00	IP: 0.0 WLS: 0 BF: 0 ERA: 0.00

Kansas City Royals @ Oakland Athletics
 Oakland Coliseum, Oakland, CA
 Wed Jun 15 2011, 7:10 PM - 9:23 PM PDT
 Att: 16,392 - Clear - 63 F

AB	26
R	2
H	5
RBI	2
BB	2
SO	0
LOB	9



Batter	1	2	3	4	5	6	7	8	9	AB R H RBI BB SO LOB	TOP											
12 Mitch Maier, L (1, 7) OBP: 0.455, SLG: 0.457										4 0 1 0 1 3 4	<p>Kansas City Royals @ Oakland Athletics Oakland Coliseum, Oakland, CA Thu Jun 16 2011, 12:38 PM - 3:37 PM PDT Att: 11,775 - Sunny - 66 F</p> <p>livebaseballscorecards.com</p> <p>AB 37 R 4 H 9 RBI 4 BB 3 SO 16 LOB 23</p>											
53 Melky Cabrera, S (1, 8) OBP: 0.320, SLG: 0.444										5 0 2 1 0 2 4												
21 Jeff Francoeur, R (1, 9) OBP: 0.311, SLG: 0.450										5 0 1 1 0 4 5												
16 Billy Butler, R (1, 10) OBP: 0.405, SLG: 0.442										4 1 1 0 1 1 3												
24 Wilson Betemit, S (1, 3) OBP: 0.346, SLG: 0.413										4 1 1 1 0 2 2												
8 Mike Moustakas, L (1, 5) OBP: 0.360, SLG: 0.381										4 0 0 0 0 1 1												
3 Brayan Peña, S (1, 2) OBP: 0.310, SLG: 0.400										4 1 2 1 0 2 0												
17 Chris Getz, L (1, 4) OBP: 0.312, SLG: 0.286										4 0 1 0 0 0 1												
2 Alcides Escobar, R (1, 6) OBP: 0.390, SLG: 0.291										3 1 0 0 1 1 3												
Inning Stats	R: 0 E: 0 K: 3 S: 10	H: 1 LOB: 2 BB: 1 P: 15	R: 0 E: 0 K: 1 S: 13	H: 0 LOB: 0 BB: 0 P: 17	R: 0 E: 0 K: 1 S: 9	H: 0 LOB: 1 BB: 1 P: 17	R: 0 E: 0 K: 1 S: 8	H: 0 LOB: 0 BB: 0 P: 11	R: 2 E: 0 K: 2 S: 21	H: 4 LOB: 2 BB: 0 P: 35	R: 0 E: 1 K: 2 S: 9	H: 0 LOB: 2 BB: 0 P: 14	R: 0 E: 1 K: 3 S: 14	H: 0 LOB: 2 BB: 1 P: 25	R: 2 E: 0 K: 1 S: 16	H: 3 LOB: 1 BB: 0 P: 28	R: 0 E: 0 K: 2 S: 12	H: 1 LOB: 1 BB: 0 P: 14	1B: 4 2B: 5 3B: 0 HR: 0	SF: 0 SAC: 0 DP: 0 HBP: 0	WP: 0 PB: 0 SB: 3 CS: 0	PA: 40
PITCHER	IP WLS BF H R ER SO BB IBB HBP BLK WP HR S P ERA WHIP											IP WLS BF H R ER SO BB IBB HBP BLK WP HR S P ERA WHIP										
47 Gio González, L (1, 1) ERA: 2.69	6.0 W 25 5 2 2 10 2 0 0 0 0 0 0 70 109 3.00 1.167																					
33 Joey Devine, R (7, 1) ERA: 2.53	1.0 5 0 0 0 3 1 0 0 0 0 0 0 14 25 0.00 1.000																					
48 Michael Wertz, R (8, 1) ERA: 2.95	1.0 6 3 2 2 1 0 0 0 0 0 0 0 16 28 18.00 3.000																					
50 Grant Balfour, R (9, 1) ERA: 2.76	1.0 4 1 0 0 2 0 0 0 0 0 0 0 12 14 0.00 1.000																					

Batter	1	2	3	4	5	6	7	8	9	AB R H RBI BB SO LOB	BOTTOM									
4 Coco Crisp, S (1, 8) OBP: 0.293, SLG: 0.383										5 0 2 1 0 0 3	<p>Kansas City Royals @ Oakland Athletics Oakland Coliseum, Oakland, CA Thu Jun 16 2011, 12:38 PM - 3:37 PM PDT Att: 11,775 - Sunny - 66 F</p> <p>livebaseballscorecards.com</p> <p>AB 35 R 8 H 12 RBI 8 BB 4 SO 5 LOB 22</p>									
2 Cliff Pennington, S (1, 6) OBP: 0.318, SLG: 0.345										5 0 1 0 0 0 2										
55 Hideki Matsui, L (1, 10) OBP: 0.279, SLG: 0.360										4 1 1 1 1 1 1										
16 Josh Willingham, R (1, 7) OBP: 0.307, SLG: 0.407										5 1 1 0 0 2 2										
28 Conor Jackson, R (1, 9) OBP: 0.339, SLG: 0.320										3 1 1 0 1 1 2										
29 Scott Sizemore, R (1, 5) OBP: 0.376, SLG: 0.333										3 3 2 0 1 0 2										
8 Kurt Suzuki, R (1, 2) OBP: 0.315, SLG: 0.346										3 0 2 1 0 0 1										
10 Daric Barton, L (1, 3) OBP: 0.327, SLG: 0.264										3 1 0 2 1 1 5										
19 Jemile Weeks, S (1, 4) OBP: 0.364, SLG: 0.594										4 1 2 3 0 0 4										
Inning Stats	R: 0 E: 0 K: 0 S: 10	H: 1 LOB: 0 BB: 0 P: 14	R: 4 E: 0 K: 0 S: 18	H: 4 LOB: 1 BB: 1 P: 31	R: 2 E: 0 K: 0 S: 13	H: 3 LOB: 2 BB: 0 P: 22	R: 0 E: 0 K: 2 S: 13	H: 1 LOB: 2 BB: 1 P: 22	R: 1 E: 0 K: 1 S: 13	H: 1 LOB: 1 BB: 1 P: 21	R: 0 E: 0 K: 0 S: 10	H: 0 LOB: 0 BB: 0 P: 16	R: 1 E: 0 K: 0 S: 11	H: 2 LOB: 2 BB: 1 P: 21	R: 0 E: 0 K: 2 S: 9	H: 0 LOB: 0 BB: 0 P: 11	1B: 9 2B: 2 3B: 0 HR: 1	SF: 0 SAC: 0 DP: 0 HBP: 1	WP: 0 PB: 1 SB: 1 CS: 1	PA: 41
PITCHER	IP WLS BF H R ER SO BB IBB HBP BLK WP HR S P ERA WHIP											IP WLS BF H R ER SO BB IBB HBP BLK WP HR S P ERA WHIP								
26 Jeff Francis, L (1, 1) ERA: 4.83	3.1 L 21 3 2 1 3 2 0 1 0 0 0 0 38 60 3.00 1.333																			
47 Nate Adcock, R (4, 1) ERA: 4.41	3.0 13 3 2 1 3 1 0 0 1 0 0 0 38 60 3.00 1.333																			
61 Everett Teaford, L (7, 1) ERA: 1.64	1.2 6 0 0 0 2 1 0 0 0 0 0 0 13 20 0.00 0.600																			

Batter	1	2	3	4	5	6	7	8	9	AB	R	H	RBI	BB	SO	LOB	TOP										
56 Andres Torres, S OBP: 0.348, SLG: 0.386	G3-1		F7			K			G4-3	4	1	0	0	1	1	2	San Francisco Giants @ Oakland Athletics Oakland Coliseum, Oakland, CA Sat Jun 18 2011, 7:10 PM - 10:13 PM PDT Att: 36,067 - Partly Cloudy - 59 F										
2 Emmanuel Burriss, S OBP: 0.275, SLG: 0.254	G3		F8			FC1			G4-3	4	0	1	0	1	0	1											
48 Pablo Sandoval, S OBP: 0.345, SLG: 0.462	F9		F9			K			G4-6-3	5	0	0	0	0	2	4											
17 Aubrey Huff, L OBP: 0.295, SLG: 0.389										3	0	1	1	0	1	1											
13 Cody Ross, R OBP: 0.358, SLG: 0.453										3	0	0	0	1	2	3											
12 Nate Schierholtz, L OBP: 0.259, SLG: 0.409										4	0	2	0	0	0	1											
33 Aaron Rowand, R OBP: 0.291, SLG: 0.357										4	0	1	0	0	0	4											
35 Brandon Crawford, L OBP: 0.280, SLG: 0.309										3	0	1	0	1	0	3											
37 Chris Stewart, R OBP: 0.240, SLG: 0.217										2	1	1	0	0	0	3											
5 Pat Burrell, R OBP: 0.341, SLG: 0.406										1	0	0	0	0	1	2											
22 Eli Whiteside, R OBP: 0.287, SLG: 0.303										1	0	0	0	0	1	1											
Inning Stats	R: 0 E: 0 K: 0 S: 11	H: 0 LOB: 0 BB: 0 P: 17	R: 0 E: 1 K: 0 S: 13	H: 1 LOB: 3 BB: 1 P: 21	R: 0 E: 0 K: 0 S: 7	H: 0 LOB: 0 BB: 0 P: 10	R: 0 E: 0 K: 0 S: 11	H: 1 LOB: 2 BB: 1 P: 21	R: 2 E: 0 K: 2 S: 17	H: 1 LOB: 1 BB: 1 P: 26	R: 0 E: 0 K: 2 S: 11	H: 2 LOB: 2 BB: 0 P: 16	R: 0 E: 0 K: 3 S: 10	H: 0 LOB: 1 BB: 1 P: 18	R: 0 E: 0 K: 1 S: 14	H: 1 LOB: 1 BB: 0 P: 20	R: 0 E: 0 K: 0 S: 7	H: 1 LOB: 0 BB: 0 P: 12	1B: 6 2B: 1 3B: 0 HR: 0	SF: 1 SAC: 0 DP: 1 HBP: 0	WP: 0 PB: 0 SB: 0 CS: 0	PA: 39					
PITCHER	IP WLS BF H R ER SO BB IBB HBP BLK WP HR S P ERA WHIP																										
52 Guillermo Moscoso, R ERA: 3.3	4.2	22	3	2	0	1	3	0	0	0	0	0	0	55	89	0.00	1.286										
31 Brad Ziegler, R ERA: 1.93	0.1	W	1	0	0	1	0	0	0	0	0	0	0	4	6	0.00	0.000										
33 Joey Devine, R ERA: 2.45	1.0	H	5	2	0	2	0	0	0	0	0	0	0	11	16	0.00	2.000										
57 Brian Fuentes, L ERA: 4.7	1.0	H	4	0	0	3	1	0	0	0	0	0	0	10	18	0.00	1.000										
50 Grant Balfour, R ERA: 2.59	1.0	H	4	1	0	1	0	0	0	0	0	0	0	14	20	0.00	1.000										

Batter	1	2	3	4	5	6	7	8	9	AB	R	H	RBI	BB	SO	LOB	BOTTOM										
19 Jemile Weeks, S OBP: 0.341, SLG: 0.550	F8		K			F7			G3	4	0	0	0	0	1	1	San Francisco Giants @ Oakland Athletics Oakland Coliseum, Oakland, CA Sat Jun 18 2011, 7:10 PM - 10:13 PM PDT Att: 36,067 - Partly Cloudy - 59 F										
2 Cliff Pennington, S OBP: 0.313, SLG: 0.343	G5-3		L9			K2-3				4	1	1	1	0	1	0											
4 Coco Crisp, S OBP: 0.299, SLG: 0.386	F9					K				3	1	1	0	1	1	0											
55 Hideki Matsui, L OBP: 0.291, SLG: 0.361										4	0	2	2	0	0	1											
28 Conor Jackson, R OBP: 0.352, SLG: 0.331										3	0	1	0	1	0	2											
8 Kurt Suzuki, R OBP: 0.305, SLG: 0.333										4	0	0	0	0	2	4											
29 Scott Sizemore, R OBP: 0.376, SLG: 0.340										3	1	1	0	1	1	1											
7 Adam Rosales, R OBP: 0.154, SLG: 0.385										2	0	0	0	0	1	3											
15 Ryan Sweeney, L OBP: 0.305, SLG: 0.339										0	0	0	0	1	0	0											
10 Daric Barton, L OBP: 0.326, SLG: 0.268										3	1	1	1	0	1	1											
Inning Stats	R: 0 E: 0 K: 0 S: 9	H: 0 LOB: 0 BB: 0 P: 16	R: 0 E: 0 K: 1 S: 8	H: 1 LOB: 2 BB: 1 P: 19	R: 0 E: 0 K: 1 S: 7	H: 0 LOB: 0 BB: 0 P: 9	R: 0 E: 0 K: 1 S: 13	H: 1 LOB: 1 BB: 1 P: 26	R: 4 E: 0 K: 0 S: 16	H: 4 LOB: 1 BB: 1 P: 25	R: 0 E: 0 K: 2 S: 9	H: 0 LOB: 0 BB: 1 P: 19	R: 0 E: 0 K: 2 S: 8	H: 0 LOB: 0 BB: 0 P: 12	R: 0 E: 0 K: 1 S: 7	H: 1 LOB: 1 BB: 0 P: 9	R: 0 E: 0 K: 1 S: 7	H: 0 LOB: 0 BB: 0 P: 12	1B: 4 2B: 3 3B: 0 HR: 0	SF: 0 SAC: 0 DP: 0 HBP: 0	WP: 2 PB: 0 SB: 1 CS: 1	PA: 34					
PITCHER	IP WLS BF H R ER SO BB IBB HBP BLK WP HR S P ERA WHIP																										
57 Jonathan Sanchez, L ERA: 3.71	4.2	L	22	6	4	4	3	0	0	0	0	0	0	51	91	7.71	1.929										
52 Ramon E Ramirez, R ERA: 1.5	2.1		8	0	0	4	1	0	0	0	0	0	0	19	35	0.00	0.429										
54 Sergio Romo, R ERA: 2.08	1.0		4	1	0	1	0	0	0	0	0	0	0	7	9	0.00	1.000										

AB	34
R	2
H	7
RBI	1
BB	4
SO	8
LOB	25



AB	30
R	4
H	7
RBI	4
BB	4
SO	8
LOB	13



Batter	1	2	3	4	5	6	7	8	9	AB	R	H	RBI	BB	SO	LOB	TOP					
56 Andres Torres, S OBP: 0.341, SLG: 0.376										4	0	0	0	0	1	0	San Francisco Giants @ Oakland Athletics Oakland Coliseum, Oakland, CA Sun Jun 19 2011, 1:09 PM - 3:24 PM PDT Att: 36,067 - Sunny - 72 F					
2 Emmanuel Burriss, S OBP: 0.274, SLG: 0.254										4	0	1	0	0	1	0						
48 Pablo Sandoval, S OBP: 0.342, SLG: 0.454										4	0	1	0	0	1	0						
17 Aubrey Huff, L OBP: 0.295, SLG: 0.387										4	0	1	0	0	0	2						
13 Cody Ross, R OBP: 0.355, SLG: 0.448										4	0	1	0	0	2	1						
12 Nate Schierholtz, L OBP: 0.259, SLG: 0.404										2	1	0	0	1	1	1						
33 Aaron Rowand, R OBP: 0.292, SLG: 0.362										3	0	1	1	0	1	1						
35 Brandon Crawford, L OBP: 0.269, SLG: 0.296										3	0	0	0	0	1	2						
22 Eli Whiteside, R OBP: 0.278, SLG: 0.291										3	0	0	0	0	0	0						
Inning Stats	R: 0 E: 0 K: 2 S: 8	H: 0 LOB: 0 BB: 0 P: 12	R: 1 E: 0 K: 1 S: 15	H: 2 LOB: 1 BB: 1 P: 25	R: 0 E: 0 K: 0 S: 8	H: 2 LOB: 2 BB: 0 P: 11	R: 0 E: 0 K: 3 S: 9	H: 0 LOB: 0 BB: 0 P: 14	R: 0 E: 0 K: 0 S: 6	H: 0 LOB: 0 BB: 0 P: 13	R: 0 E: 0 K: 0 S: 8	H: 0 LOB: 1 BB: 0 P: 11	R: 0 E: 0 K: 0 S: 10	H: 1 LOB: 1 BB: 0 P: 14	R: 0 E: 0 K: 1 S: 10	H: 0 LOB: 0 BB: 0 P: 18	R: 0 E: 0 K: 1 S: 7	H: 0 LOB: 0 BB: 0 P: 10	1B: 4 2B: 1 3B: 0 HR: 0	SF: 0 SAC: 0 DP: 0 HBP: 0	WP: 0 PB: 0 SB: 0 CS: 0	PA: 32
PITCHER	IP	WLS	BF	H	R	ER	SO	BB	IBB	HBP	BLK	WP	HR	S	P	ERA	WHIP					
53 Trevor Cahill, R ERA: 3.24	8.0	W	29	5	1	1	7	1	0	0	0	0	0	74	118	1.12	0.750					
57 Brian Fuentes, L ERA: 4.55	1.0	S	3	0	0	0	1	0	0	0	0	0	0	7	10	0.00	0.000					

Batter	1	2	3	4	5	6	7	8	9	AB	R	H	RBI	BB	SO	LOB	BOTTOM				
19 Jemile Weeks, S OBP: 0.378, SLG: 0.591										4	1	3	0	0	1	0	San Francisco Giants @ Oakland Athletics Oakland Coliseum, Oakland, CA Sun Jun 19 2011, 1:09 PM - 3:24 PM PDT Att: 36,067 - Sunny - 72 F				
2 Cliff Pennington, S OBP: 0.309, SLG: 0.338										4	0	0	0	0	1	3					
4 Coco Crisp, S OBP: 0.300, SLG: 0.385										3	0	1	1	0	0	1					
55 Hideki Matsui, L OBP: 0.289, SLG: 0.357										2	0	0	0	0	0	1					
28 Conor Jackson, R OBP: 0.346, SLG: 0.325										3	0	0	0	0	0	2					
15 Ryan Sweeney, L OBP: 0.357, SLG: 0.330										3	0	0	0	0	1	0					
12 David DeJesus, L OBP: 0.313, SLG: 0.358										3	0	0	0	0	1	0					
7 Adam Rosales, R OBP: 0.125, SLG: 0.313										3	0	0	0	0	1	0					
11 Landon Powell, S OBP: 0.286, SLG: 0.316										3	1	1	1	0	0	0					
Inning Stats	R: 0 E: 1 K: 0 S: 11	H: 1 LOB: 2 BB: 0 P: 18	R: 0 E: 0 K: 1 S: 10	H: 0 LOB: 0 BB: 0 P: 17	R: 0 E: 0 K: 2 S: 9	H: 0 LOB: 0 BB: 0 P: 13	R: 0 E: 0 K: 0 S: 6	H: 0 LOB: 0 BB: 0 P: 9	R: 0 E: 0 K: 1 S: 11	H: 0 LOB: 0 BB: 0 P: 16	R: 1 E: 0 K: 0 S: 13	H: 2 LOB: 1 BB: 0 P: 20	R: 0 E: 0 K: 1 S: 9	H: 0 LOB: 0 BB: 0 P: 13	R: 1 E: 0 K: 0 S: 9	H: 2 LOB: 0 BB: 0 P: 15	1B: 3 2B: 2 3B: 0 HR: 1	SF: 0 SAC: 0 DP: 1 HBP: 0	WP: 0 PB: 0 SB: 1 CS: 0	PA: 29	
PITCHER	IP	WLS	BF	H	R	ER	SO	BB	IBB	HBP	BLK	WP	HR	S	P	ERA	WHIP				
18 Matt Cain, R ERA: 3.44	7.0	L	25	3	1	1	5	0	0	0	0	0	0	69	106	1.29	0.429				
41 Jeremy Affeldt, L ERA: 3.99	1.0	L	4	2	1	1	0	0	0	0	0	0	1	9	15	9.00	2.000				

livebaseballscores.com

AB 31
R 1
H 5
RBI 1
BB 1
SO 8
LOB 7



livebaseballscores.com

AB 28
R 2
H 5
RBI 2
BB 0
SO 5
LOB 7



Batter	1	2	3	4	5	6	7	8	9	AB	R	H	RBI	BB	SO	LOB	TOP				
19 Jemile Weeks, S OBP: 0.367, SLG: 0.500										3	1	1	0	1	1	0	Oakland Athletics @ New York Mets Citi Field, Flushing, NY Thu Jun 23 2011, 3:27 PM - 6:02 PM EDT Att: 30,168 - Cloudy - 70 F				
2 Cliff Pennington, S OBP: 0.306, SLG: 0.332										4	0	0	0	0	2	2					
4 Coco Crisp, S OBP: 0.294, SLG: 0.380										3	0	0	1	0	0	0					
28 Conor Jackson, R OBP: 0.352, SLG: 0.325										4	0	1	0	0	1	0					
29 Scott Sizemore, R OBP: 0.364, SLG: 0.340										3	0	2	0	0	0	0					
14 Mark Ellis, R OBP: 0.246, SLG: 0.286										3	0	1	0	0	0	2					
56 Craig Breslow, L (6, 1)										0	0	0	0	0	0	0					
48 Michael Wuertz, R (7, 1)										0	0	0	0	0	0	0					
15 Ryan Sweeney, L OBP: 0.364, SLG: 0.341										1	0	0	0	0	0	0					
12 David DeJesus, L OBP: 0.315, SLG: 0.356										3	0	0	0	0	0	1					
11 Landon Powell, S OBP: 0.273, SLG: 0.300										3	0	0	0	0	2	3					
65 Graham Godfrey, R (1, 1)										2	0	0	0	0	1	0					
22 Chris Carter, R (6, 3)										1	0	0	0	0	0	0					
Inning Stats	R: 0 E: 0 K: 2 S: 10	H: 0 LOB: 0 BB: 0 P: 14	R: 0 E: 0 K: 0 S: 8	H: 1 LOB: 1 BB: 0 P: 11	R: 0 E: 0 K: 1 S: 12	H: 1 LOB: 1 BB: 0 P: 18	R: 0 E: 0 K: 2 S: 17	H: 2 LOB: 3 BB: 0 P: 23	R: 0 E: 0 K: 0 S: 9	H: 1 LOB: 1 BB: 0 P: 14	R: 0 E: 0 K: 0 S: 7	H: 0 LOB: 0 BB: 0 P: 10	R: 1 E: 0 K: 0 S: 9	H: 0 LOB: 0 BB: 1 P: 18	R: 0 E: 0 K: 0 S: 5	H: 0 LOB: 0 BB: 0 P: 7	1B: 4 2B: 1 3B: 0 HR: 0	SF: 1 DP: 0 HBP: 1	WP: 0 PB: 0 SB: 2 CS: 0	PA: 34	
PITCHER	IP WLS BF H R ER SO BB IBB HBP BLK WP HR S P ERA WHIP	IP WLS BF H R ER SO BB IBB HBP BLK WP HR S P ERA WHIP	IP WLS BF H R ER SO BB IBB HBP BLK WP HR S P ERA WHIP	IP WLS BF H R ER SO BB IBB HBP BLK WP HR S P ERA WHIP	IP WLS BF H R ER SO BB IBB HBP BLK WP HR S P ERA WHIP	IP WLS BF H R ER SO BB IBB HBP BLK WP HR S P ERA WHIP	IP WLS BF H R ER SO BB IBB HBP BLK WP HR S P ERA WHIP	IP WLS BF H R ER SO BB IBB HBP BLK WP HR S P ERA WHIP	IP WLS BF H R ER SO BB IBB HBP BLK WP HR S P ERA WHIP	IP WLS BF H R ER SO BB IBB HBP BLK WP HR S P ERA WHIP	IP WLS BF H R ER SO BB IBB HBP BLK WP HR S P ERA WHIP	IP WLS BF H R ER SO BB IBB HBP BLK WP HR S P ERA WHIP	IP WLS BF H R ER SO BB IBB HBP BLK WP HR S P ERA WHIP	IP WLS BF H R ER SO BB IBB HBP BLK WP HR S P ERA WHIP	IP WLS BF H R ER SO BB IBB HBP BLK WP HR S P ERA WHIP	IP WLS BF H R ER SO BB IBB HBP BLK WP HR S P ERA WHIP	IP WLS BF H R ER SO BB IBB HBP BLK WP HR S P ERA WHIP	IP WLS BF H R ER SO BB IBB HBP BLK WP HR S P ERA WHIP	IP WLS BF H R ER SO BB IBB HBP BLK WP HR S P ERA WHIP	IP WLS BF H R ER SO BB IBB HBP BLK WP HR S P ERA WHIP	IP WLS BF H R ER SO BB IBB HBP BLK WP HR S P ERA WHIP

AB	30
R	1
H	5
RBI	1
BB	1
SO	7
LOB	8



Batter	1	2	3	4	5	6	7	8	9	AB	R	H	RBI	BB	SO	LOB	BOTTOM				
7 José Reyes, S OBP: 0.382, SLG: 0.511										4	1	2	2	0	0	0	Oakland Athletics @ New York Mets Citi Field, Flushing, NY Thu Jun 23 2011, 3:27 PM - 6:02 PM EDT Att: 30,168 - Cloudy - 70 F				
2 Justin Turner, R OBP: 0.341, SLG: 0.375										2	0	0	0	0	1	3					
15 Carlos Beltrán, S OBP: 0.370, SLG: 0.479										3	0	0	0	1	0	2					
28 Daniel Murphy, L OBP: 0.341, SLG: 0.403										4	0	3	1	0	0	1					
16 Ángel Pagán, S OBP: 0.326, SLG: 0.345										4	0	0	0	0	2	5					
44 Jason Bay, R OBP: 0.311, SLG: 0.311										4	1	1	0	0	0	1					
21 Lucas Duda, L OBP: 0.254, SLG: 0.216										4	1	1	0	0	1	0					
75 Francisco Rodríguez, R (9, 1)										0	0	0	0	0	0	0					
30 Josh Thole, L OBP: 0.333, SLG: 0.285										2	1	1	0	2	0	0					
38 Chris Capuano, L OBP: 0.083, SLG: 0.167										2	0	0	0	0	1	2					
22 Willie Harris, L OBP: 0.333, SLG: 0.309										1	0	1	0	0	0	0					
27 Pedro Beato, R (7, 1)										0	0	0	0	0	0	0					
12 Scott Hairston, R OBP: 0.319, SLG: 0.455										1	0	0	0	0	1	1					
11 Rubén Tejada, R OBP: 0.353, SLG: 0.301										0	0	0	0	0	1	1					
Inning Stats	R: 0 E: 0 K: 1 S: 10	H: 1 LOB: 2 BB: 0 P: 15	R: 2 E: 0 K: 1 S: 25	H: 4 LOB: 1 BB: 0 P: 35	R: 0 E: 0 K: 0 S: 9	H: 0 LOB: 1 BB: 1 P: 18	R: 0 E: 0 K: 1 S: 11	H: 0 LOB: 0 BB: 0 P: 16	R: 1 E: 1 K: 0 S: 11	H: 1 LOB: 1 BB: 0 P: 17	R: 1 E: 0 K: 1 S: 14	H: 2 LOB: 2 BB: 1 P: 24	R: 0 E: 0 K: 1 S: 9	H: 1 LOB: 0 BB: 0 P: 10	R: 0 E: 0 K: 1 S: 12	H: 0 LOB: 1 BB: 1 P: 20	1B: 9 2B: 0 3B: 0 HR: 0	SF: 0 DP: 1 HBP: 1	WP: 0 PB: 0 SB: 0 CS: 1	PA: 37	
PITCHER	IP WLS BF H R ER SO BB IBB HBP BLK WP HR S P ERA WHIP	IP WLS BF H R ER SO BB IBB HBP BLK WP HR S P ERA WHIP	IP WLS BF H R ER SO BB IBB HBP BLK WP HR S P ERA WHIP	IP WLS BF H R ER SO BB IBB HBP BLK WP HR S P ERA WHIP	IP WLS BF H R ER SO BB IBB HBP BLK WP HR S P ERA WHIP	IP WLS BF H R ER SO BB IBB HBP BLK WP HR S P ERA WHIP	IP WLS BF H R ER SO BB IBB HBP BLK WP HR S P ERA WHIP	IP WLS BF H R ER SO BB IBB HBP BLK WP HR S P ERA WHIP	IP WLS BF H R ER SO BB IBB HBP BLK WP HR S P ERA WHIP	IP WLS BF H R ER SO BB IBB HBP BLK WP HR S P ERA WHIP	IP WLS BF H R ER SO BB IBB HBP BLK WP HR S P ERA WHIP	IP WLS BF H R ER SO BB IBB HBP BLK WP HR S P ERA WHIP	IP WLS BF H R ER SO BB IBB HBP BLK WP HR S P ERA WHIP	IP WLS BF H R ER SO BB IBB HBP BLK WP HR S P ERA WHIP	IP WLS BF H R ER SO BB IBB HBP BLK WP HR S P ERA WHIP	IP WLS BF H R ER SO BB IBB HBP BLK WP HR S P ERA WHIP	IP WLS BF H R ER SO BB IBB HBP BLK WP HR S P ERA WHIP	IP WLS BF H R ER SO BB IBB HBP BLK WP HR S P ERA WHIP	IP WLS BF H R ER SO BB IBB HBP BLK WP HR S P ERA WHIP	IP WLS BF H R ER SO BB IBB HBP BLK WP HR S P ERA WHIP	IP WLS BF H R ER SO BB IBB HBP BLK WP HR S P ERA WHIP

AB	31
R	4
H	9
RBI	3
BB	3
SO	6
LOB	15



Batter	1	2	3	4	5	6	7	8	9	AB	R	H	RBI	BB	SO	LOB	TOP					
19 Jemile Weeks, S OBP: 0.356, SLG: 0.471	P2		G3		G3			F7		4	0	0	0	0	0	0						
2 Cliff Pennington, S OBP: 0.300, SLG: 0.322	G4-3		K			G4-3		K		4	0	0	0	0	2	0						
4 Coco Crisp, S OBP: 0.299, SLG: 0.385					2B			G3		4	1	2	0	0	0	0						
55 Hideki Matsui, L OBP: 0.297, SLG: 0.351	K				G4-3			G4-3		4	0	0	0	0	1	2						
28 Conor Jackson, R OBP: 0.346, SLG: 0.326					P3					4	0	3	0	0	0	1						
15 Ryan Sweeney, L OBP: 0.372, SLG: 0.341										4	0	2	1	0	0	2						
29 Scott Sizemore, R OBP: 0.359, SLG: 0.339										3	0	1	0	0	0	3						
11 Landon Powell, S OBP: 0.261, SLG: 0.286										3	0	0	0	0	0	3						
8B Josh Outman, L 12 David DeJesus, L 31 Brad Ziegler, R										2	0	0	0	0	0	0						
										1	0	0	0	0	1	2						
										0	0	0	0	0	0	0						
Inning Stats	R: 0 E: 0 K: 1 S: 10	H: 1 LOB: 1 BB: 0 P: 15	R: 0 E: 0 K: 0 S: 8	H: 2 LOB: 1 BB: 0 P: 10	R: 0 E: 0 K: 1 S: 6	H: 0 LOB: 0 BB: 0 P: 8	R: 1 E: 0 K: 0 S: 10	H: 2 LOB: 1 BB: 0 P: 13	R: 0 E: 0 K: 0 S: 9	H: 0 LOB: 0 BB: 0 P: 15	R: 0 E: 0 K: 0 S: 4	H: 0 LOB: 0 BB: 0 P: 5	R: 0 E: 0 K: 1 S: 12	H: 2 LOB: 2 BB: 0 P: 19	R: 0 E: 0 K: 1 S: 10	H: 0 LOB: 0 BB: 0 P: 15	R: 0 E: 0 K: 0 S: 8	H: 1 LOB: 0 BB: 0 P: 13	1B: 5 2B: 3 HR: 0	SF: 0 SAC: 0 DP: 2 HBP: 0	WP: 0 PB: 0 SB: 0 CS: 0	PA: 33
PITCHER 34 Roy Halladay, R ERA: 2.4	IP: 9.0 WLS: W BF: 33 H: 8 R: 1 ER: 1 SO: 4 BB: 0 IBB: 0 HBP: 0 BLK: 0 WP: 0 HR: 0 S: 77 P: 113 ERA: 1.00 WHIP: 0.889											PITCHER	IP: 9.0 WLS: W BF: 33 H: 8 R: 1 ER: 1 SO: 4 BB: 0 IBB: 0 HBP: 0 BLK: 0 WP: 0 HR: 0 S: 77 P: 113 ERA: 1.00 WHIP: 0.889									

Oakland Athletics @ Philadelphia Phillies
Citizens Bank Park, Philadelphia, PA
Sun Jun 26 2011, 1:39 PM - 3:51 PM EDT
Att: 45,863 - Partly Cloudy - 80 F

livebaseballscores.com

AB 33
R 1
H 8
RBI 1
BB 0
SO 4
LOB 13



Batter	1	2	3	4	5	6	7	8	9	AB	R	H	RBI	BB	SO	LOB	BOTTOM			
11 Jimmy Rollins, S OBP: 0.332, SLG: 0.378	2B									4	2	4	0	0	0	0				
27 Placido Polanco, R OBP: 0.343, SLG: 0.367	1B									4	1	2	0	0	0	3				
8 Shane Victorino, S OBP: 0.359, SLG: 0.498	1B									4	0	1	1	0	0	3				
6 Ryan Howard, L OBP: 0.352, SLG: 0.484	1B									2	0	0	0	2	0	1				
10 Ben Francisco, R OBP: 0.342, SLG: 0.358	BB									3	0	1	1	1	1	2				
51 Carlos Ruiz, R OBP: 0.380, SLG: 0.346	F8									4	0	0	0	0	0	4				
29 Raul Ibanez, L OBP: 0.284, SLG: 0.382	K									4	0	1	0	0	1	0				
21 Wilson Valdez, R OBP: 0.283, SLG: 0.306	G4-3									4	0	0	0	0	2	1				
34 Roy Halladay, R OBP: 0.095, SLG: 0.073	1B									4	0	1	0	0	1	1				
Inning Stats	R: 2 E: 0 K: 0 S: 10	H: 3 LOB: 1 BB: 1 P: 18	R: 0 E: 0 K: 1 S: 10	H: 2 LOB: 2 BB: 0 P: 15	R: 0 E: 0 K: 0 S: 8	H: 0 LOB: 0 BB: 0 P: 12	R: 0 E: 0 K: 1 S: 9	H: 0 LOB: 0 BB: 0 P: 15	R: 1 E: 0 K: 1 S: 14	H: 3 LOB: 3 BB: 1 P: 24	R: 0 E: 0 K: 1 S: 9	H: 0 LOB: 0 BB: 0 P: 12	R: 0 E: 0 K: 1 S: 13	H: 1 LOB: 2 BB: 1 P: 25	R: 0 E: 0 K: 0 S: 9	H: 1 LOB: 1 BB: 0 P: 15	1B: 8 2B: 2 3B: 0 HR: 0	SF: 0 SAC: 0 DP: 1 HBP: 0	WP: 0 PB: 1 SB: 1 CS: 0	PA: 36
PITCHER 88 Josh Outman, L ERA: 3.1 31 Brad Ziegler, R ERA: 2.0	IP: 6.0 WLS: L BF: 27 H: 8 R: 3 ER: 3 SO: 4 BB: 2 IBB: 0 HBP: 0 BLK: 0 WP: 0 HR: 0 S: 60 P: 96 ERA: 4.50 WHIP: 1.667											PITCHER	IP: 6.0 WLS: L BF: 27 H: 8 R: 3 ER: 3 SO: 4 BB: 2 IBB: 0 HBP: 0 BLK: 0 WP: 0 HR: 0 S: 60 P: 96 ERA: 4.50 WHIP: 1.667							

Oakland Athletics @ Philadelphia Phillies
Citizens Bank Park, Philadelphia, PA
Sun Jun 26 2011, 1:39 PM - 3:51 PM EDT
Att: 45,863 - Partly Cloudy - 80 F

livebaseballscores.com

AB 33
R 3
H 10
RBI 2
BB 3
SO 5
LOB 15



Batter	1	2	3	4	5	6	7	8	9	AB R H RBI BB SO LOB	TOP									
1 Emilio Bonifacio, S (1,7) OBP: 0.327, SLG: 0.360										4 0 1 0 0 2 0	Florida Marlins @ Oakland Athletics Oakland Coliseum, Oakland, CA Tue Jun 28 2011, 8:19 PM - 10:42 PM PDT Att: 12,124 - Overcast - 56 F									
13 Omar Infante, R (1,4) OBP: 0.302, SLG: 0.317										3 0 0 0 1 1 2										
15 Gaby Sanchez, R (1,3) OBP: 0.372, SLG: 0.488										3 0 0 0 0 1 2										
29 Greg Dobbs, L (7,3) OBP: 0.349, SLG: 0.393										1 0 0 0 0 1 1										
2 Hanley Ramirez, R (1,6) OBP: 0.304, SLG: 0.304										4 0 0 0 0 3 2										
27 Giancarlo Stanton, R (1,9) OBP: 0.329, SLG: 0.527										3 0 0 0 0 1 1										
11 Jose Lopez, R (1,5) OBP: 0.226, SLG: 0.272										2 0 0 0 1 0 0										
20 Logan Morrison, L (1,10) OBP: 0.348, SLG: 0.453										2 0 0 0 1 1 1										
14 John Buck, R (1,2) OBP: 0.293, SLG: 0.366										3 0 0 0 0 0 1										
10 Dewayne Wise, L (1,8) OBP: 0.276, SLG: 0.259										3 0 0 0 0 2 1										
Inning Stats	R: 0 E: 0 K: 0 S: 6	H: 1 LOB: 0 BB: 9 P: 9	R: 0 E: 0 K: 1 S: 8	H: 0 LOB: 0 BB: 0 P: 15	R: 0 E: 0 K: 1 S: 10	H: 0 LOB: 0 BB: 0 P: 15	R: 0 E: 0 K: 1 S: 9	H: 0 LOB: 0 BB: 0 P: 17	R: 0 E: 0 K: 1 S: 7	H: 0 LOB: 1 BB: 1 P: 10	R: 0 E: 0 K: 3 S: 9	H: 0 LOB: 1 BB: 1 P: 13	R: 0 E: 0 K: 1 S: 7	H: 0 LOB: 1 BB: 0 P: 14	R: 0 E: 1 K: 3 S: 15	H: 0 LOB: 1 BB: 0 P: 20	1B: 1 2B: 0 3B: 0 HR: 0	SF: 0 SAC: 0 DP: 1 HBP: 0	WP: 0 PB: 0 SB: 0 CS: 0	PA: 31
PITCHER	IP WLS BF H R ER SO BB IBB HBP BLK WP HR S P ERA WHIP	8.0 W 27 1 0 0 9 3 0 0 0 0 0 0 62 106 0.00 0.500	1.0 S 4 0 0 0 3 0 0 0 0 0 0 0 15 20 0.00 0.000																	

Batter	1	2	3	4	5	6	7	8	9	AB R H RBI BB SO LOB	BOTTOM										
19 Jemile Weeks, S (1,4) OBP: 0.351, SLG: 0.458										4 0 1 0 0 0 0	Florida Marlins @ Oakland Athletics Oakland Coliseum, Oakland, CA Tue Jun 28 2011, 8:19 PM - 10:42 PM PDT Att: 12,124 - Overcast - 56 F										
2 Cliff Pennington, S (1,6) OBP: 0.296, SLG: 0.317									4 0 0 0 0 1 1												
4 Coco Crisp, S (1,8) OBP: 0.305, SLG: 0.388									3 0 2 0 1 0 0												
55 Hideki Matsui, L (1,10) OBP: 0.296, SLG: 0.354									4 1 1 0 0 2 4												
28 Conor Jackson, R (1,3) OBP: 0.341, SLG: 0.321									3 0 0 0 0 0 3												
15 Ryan Sweeney, L (1,7) OBP: 0.364, SLG: 0.333									3 0 0 0 0 1 4												
8 Kurt Suzuki, R (1,2) OBP: 0.292, SLG: 0.328									2 0 0 1 0 0 2												
12 David DeJesus, L (1,9) OBP: 0.305, SLG: 0.343									3 0 0 0 0 1 1												
29 Scott Sizemore, R (1,5) OBP: 0.351, SLG: 0.331									3 0 0 0 0 2 0												
Inning Stats	R: 0 E: 0 K: 0 S: 16	H: 0 LOB: 0 BB: 0 P: 20	R: 1 E: 1 K: 1 S: 12	H: 1 LOB: 1 BB: 0 P: 17	R: 0 E: 0 K: 1 S: 10	H: 0 LOB: 0 BB: 0 P: 16	R: 0 E: 0 K: 1 S: 14	H: 1 LOB: 2 BB: 0 P: 18	R: 0 E: 0 K: 1 S: 7	H: 0 LOB: 0 BB: 0 P: 9		R: 0 E: 0 K: 0 S: 15	H: 1 LOB: 0 BB: 0 P: 22	R: 0 E: 0 K: 1 S: 6	H: 0 LOB: 0 BB: 0 P: 7	R: 0 E: 0 K: 2 S: 12	H: 1 LOB: 2 BB: 1 P: 21	1B: 3 2B: 1 3B: 0 HR: 0	SF: 1 SAC: 0 DP: 0 HBP: 0	WP: 0 PB: 0 SB: 0 CS: 0	PA: 31
PITCHER	IP WLS BF H R ER SO BB IBB HBP BLK WP HR S P ERA WHIP	7.0 L 26 3 1 0 5 0 1 0 0 0 0 0 8 109 0.00 0.429	0.2 4 1 0 0 1 0 1 0 0 0 0 8 14 0.00 1.500	0.1 1 0 0 0 1 0 0 0 0 0 0 4 7 0.00 0.000																	

AB	28
R	0
H	1
RBI	0
BB	3
SO	12
LOB	11



AB	29
R	1
H	4
RBI	1
BB	1
SO	7
LOB	15



Batter	1	2	3	4	5	6	7	8	9	AB	R	H	RBI	BB	SO	LOB	TOP			
1 Emilio Bonifacio, S OBP: 0.329, SLG: 0.366										4	1	2	0	0	0	0	Florida Marlins @ Oakland Athletics Oakland Coliseum, Oakland, CA Wed Jun 29 2011, 7:08 PM - 9:34 PM PDT Att: 17,006 - Partly Cloudy - 63 F			
13 Omar Infante, R OBP: 0.301, SLG: 0.314										3	0	0	0	1	1	2				
15 Gaby Sanchez, R OBP: 0.372, SLG: 0.487										3	0	1	0	0	1	2				
2 Hanley Ramirez, R OBP: 0.307, SLG: 0.317										3	1	1	2	1	0	1				
20 Logan Morrison, L OBP: 0.347, SLG: 0.463										4	1	1	1	0	3	4				
27 Giancarlo Stanton, R OBP: 0.324, SLG: 0.519										4	0	0	0	0	4	3				
29 Greg Dobbs, L OBP: 0.345, SLG: 0.389										2	0	0	0	0	1	0				
11 Jose Lopez, R OBP: 0.226, SLG: 0.268										2	0	0	0	0	0	0				
14 John Buck, R OBP: 0.292, SLG: 0.361										3	0	0	0	1	0	0				
10 Dewayne Wise, L OBP: 0.242, SLG: 0.226										4	0	0	0	0	3	1				
Inning Stats	R: 2 E: 1 K: 2 S: 18	H: 1 LOB: 0 BB: 0 P: 25	R: 0 E: 0 K: 1 S: 8	H: 0 LOB: 0 BB: 0 P: 12	R: 0 E: 0 K: 0 S: 12	H: 1 LOB: 1 BB: 0 P: 16	R: 1 E: 0 K: 2 S: 11	H: 1 LOB: 0 BB: 0 P: 16	R: 0 E: 0 K: 1 S: 14	H: 1 LOB: 1 BB: 0 P: 17	R: 0 E: 0 K: 2 S: 10	H: 0 LOB: 1 BB: 1 P: 17	R: 0 E: 0 K: 2 S: 11	H: 1 LOB: 3 BB: 2 P: 25	R: 0 E: 0 K: 1 S: 6	H: 0 LOB: 0 BB: 0 P: 7	1B: 2 2B: 1 3B: 0 HR: 2	SF: 0 SAC: 1 DP: 0 HBP: 0	WP: 0 PB: 0 SB: 2 CS: 0	PA: 36
PITCHER	IP WLS BF H R ER SO BB IBB HBP BLK WP HR S P ERA WHIP																			
52 Guillermo Moscoso, R ERA: 2.91	6.0 L 23 4 3 1 8 0 0 0 0 0 2 71 96 1.50 0.667																			
56 Craig Breslow, L ERA: 3.34	1.0 4 0 0 0 2 1 0 0 0 0 0 10 17 0.00 1.000																			
48 Michael Wuertz, R ERA: 2.49	1.0 6 1 0 0 2 2 0 0 0 0 0 11 25 0.00 3.000																			
31 Brad Ziegler, R ERA: 1.93	1.0 3 0 0 0 1 0 0 0 0 0 0 6 7 0.00 0.000																			

Batter	1	2	3	4	5	6	7	8	9	AB	R	H	RBI	BB	SO	LOB	BOTTOM					
19 Jemile Weeks, S OBP: 0.346, SLG: 0.461										4	0	1	0	0	1	1	Florida Marlins @ Oakland Athletics Oakland Coliseum, Oakland, CA Wed Jun 29 2011, 7:08 PM - 9:34 PM PDT Att: 17,006 - Partly Cloudy - 63 F					
2 Cliff Pennington, S OBP: 0.266, SLG: 0.316										4	0	1	0	0	0	1						
4 Coco Crisp, S OBP: 0.304, SLG: 0.386										4	0	1	0	0	0	0						
55 Hideki Matsui, L OBP: 0.292, SLG: 0.348										4	0	0	0	0	0	2						
28 Conor Jackson, R OBP: 0.344, SLG: 0.321										3	0	1	0	1	0	0						
15 Ryan Sweeney, L OBP: 0.361, SLG: 0.331										4	0	1	0	0	1	4						
8 Kurt Suzuki, R OBP: 0.289, SLG: 0.324										3	0	0	0	0	0	1						
12 David DeJesus, L OBP: 0.305, SLG: 0.341										2	0	0	0	1	0	0						
29 Scott Sizemore, R OBP: 0.343, SLG: 0.322										3	0	0	0	0	1	1						
Inning Stats	R: 0 E: 0 K: 1 S: 15	H: 2 LOB: 3 BB: 1 P: 25	R: 0 E: 0 K: 0 S: 8	H: 0 LOB: 1 BB: 1 P: 15	R: 0 E: 0 K: 0 S: 8	H: 0 LOB: 0 BB: 0 P: 11	R: 0 E: 0 K: 1 S: 7	H: 0 LOB: 0 BB: 0 P: 11	R: 0 E: 0 K: 1 S: 5	H: 0 LOB: 0 BB: 0 P: 7	R: 0 E: 0 K: 0 S: 7	H: 0 LOB: 0 BB: 0 P: 13	R: 0 E: 0 K: 0 S: 4	H: 1 LOB: 0 BB: 0 P: 6	R: 0 E: 0 K: 0 S: 8	H: 1 LOB: 1 BB: 0 P: 10		R: 0 E: 0 K: 0 S: 11	H: 1 LOB: 1 BB: 0 P: 14	1B: 4 2B: 1 3B: 0 HR: 0	SF: 0 SAC: 0 DP: 1 HBP: 0	WP: 0 PB: 0 SB: 1 CS: 0
PITCHER	IP WLS BF H R ER SO BB IBB HBP BLK WP HR S P ERA WHIP																					
47 Ricky Nolasco, R ERA: 4.08	9.0 W 33 5 0 0 3 2 0 0 0 0 0 73 112 0.00 0.778																					



Batter	1	2	3	4	5	6	7	8	9	AB	R	H	RBI	BB	SO	LOB	TOP										
1 Emilio Bonifacio, S OBP: 0.331, SLG: 0.364	G4-3		13 BB 15 BB BB		13 SH1-3 2 1B 1B	K			L1	4	1	1	0	1	1	0											
13 Omar Infante, R OBP: 0.303, SLG: 0.316	G6-3		15 BB 1B		SH1-3	15 WP 1B			L5	4	0	2	0	0	0	0											
15 Gaby Sanchez, R OBP: 0.370, SLG: 0.480	G4-3		2 FC5-4 BB		L4	G3-1			K	4	0	0	0	1	1	2											
2 Hanley Ramirez, R OBP: 0.310, SLG: 0.325		20 2B 2B	FC5-4		20 WP 1B				F9	4	2	2	1	0	0	2											
20 Logan Morrison, L OBP: 0.349, SLG: 0.468	E9 2B		G4-3		27 1B 14 2B 1B				P6	4	1	2	1	0	0	0											
27 Giancarlo Stanton, R OBP: 0.327, SLG: 0.517	11 G6-4-3 BB		K		14 2B 1B				K	3	1	1	0	1	2	0											
14 John Buck, R OBP: 0.295, SLG: 0.368	K		11 E 1B		14 2B 1B				G6-3	4	0	2	2	0	1	2											
11 Jose Lopez, R OBP: 0.220, SLG: 0.261	G6-4-3		E5		P3				F9	4	0	0	0	0	0	4											
10 Dewayne Wise, L OBP: 0.216, SLG: 0.200	F8		K		F7				F7	4	0	0	0	0	1	2											
Inning Stats	R: 0 E: 0 K: 0 S: 7	H: 0 LOB: 0 BB: 0 P: 13	R: 1 E: 1 K: 1 S: 10	H: 2 LOB: 1 BB: 1 P: 20	R: 0 E: 0 K: 0 S: 8	H: 1 LOB: 2 BB: 2 P: 17	R: 0 E: 1 K: 2 S: 15	H: 1 LOB: 2 BB: 0 P: 24	R: 4 E: 0 K: 0 S: 12	H: 5 LOB: 1 BB: 0 P: 21	R: 0 E: 0 K: 1 S: 9	H: 1 LOB: 0 BB: 0 P: 15	R: 0 E: 0 K: 1 S: 10	H: 0 LOB: 0 BB: 0 P: 15	R: 0 E: 0 K: 0 S: 11	H: 0 LOB: 0 BB: 0 P: 15	R: 0 E: 0 K: 1 S: 9	H: 0 LOB: 0 BB: 0 P: 12	1B: 7 2B: 3 3B: 0 HR: 0	SF: 0 SAC: 1 DP: 1 HBP: 0	WP: 3 PB: 0 SB: 1 CS: 0	PA: 39					
PITCHER	IP	WLS	BF	H	R	ER	SO	BB	IBB	HBP	BLK	WP	HR	S	P	ERA	WHIP										
53 Trevor Cahill, R ERA: 3.28	4.2	L	25	9	5	4	3	3	0	0	0	1	0	51	93	7.71	2.571										
64 Trystan Magnuson, R ERA: 8.53	3.1		11	1	0	0	2	0	0	0	0	1	0	31	47	0.00	0.300										
57 Brian Fuentes, L ERA: 4.63	1.0		3	0	0	0	1	0	0	0	0	0	0	9	12	0.00	0.000										

Florida Marlins @ Oakland Athletics
Oakland Coliseum, Oakland, CA
Thu Jun 30 2011, 12:40 PM - 3:12 PM PDT
Att: 18,395 - Sunny - 64 F

AB 35
R 5
H 10
RBI 4
BB 3
SO 6
LOB 12



Batter	1	2	3	4	5	6	7	8	9	AB	R	H	RBI	BB	SO	LOB	BOTTOM										
19 Jemile Weeks, S OBP: 0.349, SLG: 0.469	L9		2B			2 G4-6-3 1B	G4-3		K2-3	5	0	2	0	0	1	2											
2 Cliff Pennington, S OBP: 0.296, SLG: 0.315	4 G1-6-3 1B		G1-3			G4-6-3			L3	4	0	1	0	0	0	2											
4 Coco Crisp, S OBP: 0.307, SLG: 0.396	G1-6-3		G4-3		G4-3	BB	G3		G6-3	3	1	1	1	1	0	1											
55 Hideki Matsui, L OBP: 0.287, SLG: 0.342	G4-3		G4-3		G4-3				G6-3	4	0	0	0	0	0	1											
22 Chris Carter, R OBP: 0.200, SLG: 0.200	1B		L8						K	4	0	1	0	0	1	0											
28 Conor Jackson, R OBP: 0.338, SLG: 0.314	F8		F8		L4				F7	4	0	0	0	0	0	1											
12 David DeJesus, L OBP: 0.312, SLG: 0.345	G6-3		8 FC6-4 1B		8 E 7 1B BB				8 HR 1B	3	2	2	0	1	0	1											
8 Kurt Suzuki, R OBP: 0.292, SLG: 0.339	7 G6-4-3 1B		7 FC6-4 FC5-4 1B		7 1B 7B				HR	4	1	2	2	0	0	2											
7 Adam Rosales, R OBP: 0.200, SLG: 0.417	G6-4-3		G6-4-3		FC5-4				K	4	0	1	1	0	1	2											
Inning Stats	R: 0 E: 0 K: 0 S: 8	H: 1 LOB: 0 BB: 0 P: 14	R: 0 E: 0 K: 0 S: 7	H: 1 LOB: 1 BB: 0 P: 12	R: 0 E: 0 K: 0 S: 6	H: 2 LOB: 1 BB: 0 P: 11	R: 0 E: 0 K: 0 S: 7	H: 0 LOB: 0 BB: 0 P: 13	R: 0 E: 0 K: 0 S: 10	H: 1 LOB: 1 BB: 0 P: 15	R: 0 E: 0 K: 0 S: 4	H: 1 LOB: 2 BB: 1 P: 9	R: 1 E: 0 K: 1 S: 11	H: 1 LOB: 0 BB: 0 P: 15	R: 2 E: 0 K: 2 S: 12	H: 2 LOB: 0 BB: 0 P: 19	1B: 7 2B: 1 3B: 0 HR: 2	SF: 0 SAC: 0 DP: 3 HBP: 0	WP: 0 PB: 0 SB: 0 CS: 0	PA: 37							
PITCHER	IP	WLS	BF	H	R	ER	SO	BB	IBB	HBP	BLK	WP	HR	S	P	ERA	WHIP										
41 Chris Volstad, R ERA: 5.01	7.0	W	28	7	1	0	0	2	0	0	0	0	1	11	15	9.00	1.000										
34 Edward Mujica, R ERA: 3.26	1.0		4	1	1	1	1	0	0	0	0	0	1	11	15	9.00	1.000										
46 Juan Carlos Oviedo, R ERA: 3.72	1.0	S	5	2	2	2	2	0	0	0	0	0	1	12	19	18.00	2.000										

Florida Marlins @ Oakland Athletics
Oakland Coliseum, Oakland, CA
Thu Jun 30 2011, 12:40 PM - 3:12 PM PDT
Att: 18,395 - Sunny - 64 F

AB 35
R 4
H 10
RBI 4
BB 2
SO 3
LOB 12



Batter	1	2	3	4	5	6	7	8	9	AB R H RBI BB SO LOB	TOP											
18 Willie Bloomquist, R OBP: 0.301, SLG: 0.343										5 1 2 0 0 0 1	Arizona Diamondbacks @ Oakland Athletics Oakland Coliseum, Oakland, CA Sat Jul 02 2011, 6:08 PM - 8:52 PM PDT Att: 30,338 - Clear - 68 F livebaseballscorecards.com											
2 Kelly Johnson, L OBP: 0.234, SLG: 0.428										3 1 1 0 1 1 0												
10 Justin Upton, R OBP: 0.380, SLG: 0.506										3 1 0 0 1 1 3												
24 Chris Young, R OBP: 0.326, SLG: 0.491										4 1 3 4 0 1 0												
16 Wily Mo Peña, R OBP: 0.206, SLG: 0.559										4 0 0 0 0 2 3												
26 Miguel Montero, L OBP: 0.344, SLG: 0.457										3 0 0 0 1 0 3												
22 Xavier Nady, R OBP: 0.293, SLG: 0.363										4 0 1 0 0 2 1												
14 Ryan Roberts, R OBP: 0.345, SLG: 0.430										4 0 1 0 0 0 1												
8 Gerardo Parra, L OBP: 0.345, SLG: 0.412										3 0 0 0 1 0 2												
Inning Stats	R: 1 H: 3 E: 0 K: 1 S: 18	H: 3 LOB: 2 BB: 0 P: 22	R: 0 H: 0 E: 0 K: 0 S: 8	H: 0 LOB: 1 BB: 1 P: 16	R: 1 H: 1 E: 0 K: 1 S: 13	H: 1 LOB: 0 BB: 0 P: 22	R: 0 H: 1 E: 0 K: 0 S: 5	H: 1 LOB: 0 BB: 0 P: 10	R: 2 H: 1 E: 0 K: 1 S: 11	H: 1 LOB: 0 BB: 1 P: 19		R: 0 H: 1 E: 0 K: 1 S: 9	H: 1 LOB: 1 BB: 0 P: 14	R: 0 H: 0 E: 0 K: 1 S: 6	H: 0 LOB: 0 BB: 0 P: 8	R: 0 H: 0 E: 0 K: 3 S: 11	H: 0 LOB: 1 BB: 1 P: 17	R: 0 H: 1 E: 0 K: 0 S: 8	H: 1 LOB: 0 BB: 0 P: 12	1B: 6 2B: 1 3B: 0 HR: 1	SF: 0 SAC: 0 DP: 1 HBP: 0	WP: 0 PB: 0 SB: 0 CS: 1
PITCHER	IP WLS BF H R ER SO BB IBB HBP BLK WP HR S P ERA WHIP											IP WLS BF H R ER SO BB IBB HBP BLK WP HR S P ERA WHIP										
88 Josh Outman, L ERA: 3.47	6.0 L 27 7 4 4 3 3 0 0 0 0 0 1 64 103 6.00 1.667																					
60 Fautino De Los Santos, R ERA: 2.08	2.0 7 0 0 0 4 1 0 0 0 0 0 0 17 25 0.00 0.500																					
56 Craig Breslow, L ERA: 3.23	1.0 3 1 0 0 0 0 0 0 0 0 0 0 8 12 0.00 1.000																					

Batter	1	2	3	4	5	6	7	8	9	AB R H RBI BB SO LOB	BOTTOM											
19 Jemile Weeks, S OBP: 0.347, SLG: 0.456										4 1 2 0 0 0 0	Arizona Diamondbacks @ Oakland Athletics Oakland Coliseum, Oakland, CA Sat Jul 02 2011, 6:08 PM - 8:52 PM PDT Att: 30,338 - Clear - 68 F livebaseballscorecards.com											
29 Scott Sizemore, R OBP: 0.352, SLG: 0.333										4 0 2 1 0 0 1												
4 Coco Crisp, S OBP: 0.305, SLG: 0.395										4 0 1 0 0 1 4												
55 Hideki Matsui, L OBP: 0.293, SLG: 0.346										4 0 1 1 0 0 2												
22 Chris Carter, R OBP: 0.250, SLG: 0.250										4 0 2 0 0 1 1												
15 Ryan Sweeney, L OBP: 0.365, SLG: 0.336										0 0 0 0 0 0 0												
28 Conor Jackson, R OBP: 0.338, SLG: 0.321										4 0 2 0 0 1 3												
8 Kurt Suzuki, R OBP: 0.284, SLG: 0.328										4 0 0 0 0 0 2												
12 David DeJesus, L OBP: 0.318, SLG: 0.349										4 0 0 0 0 2 0												
7 Adam Rosales, R OBP: 0.207, SLG: 0.370										3 1 0 0 1 1 0												
Inning Stats	R: 0 H: 1 E: 0 K: 0 S: 13	H: 1 LOB: 0 BB: 0 P: 18	R: 0 H: 1 E: 0 K: 0 S: 5	H: 1 LOB: 0 BB: 0 P: 9	R: 0 H: 2 E: 0 K: 0 S: 12	H: 2 LOB: 0 BB: 0 P: 17	R: 0 H: 1 E: 0 K: 0 S: 9	H: 1 LOB: 1 BB: 0 P: 13	R: 0 H: 1 E: 0 K: 1 S: 6	H: 1 LOB: 0 BB: 0 P: 10	R: 2 H: 3 E: 0 K: 2 S: 21	H: 3 LOB: 2 BB: 1 P: 34	R: 0 H: 0 E: 0 K: 1 S: 10	H: 0 LOB: 0 BB: 0 P: 14	R: 0 H: 0 E: 0 K: 1 S: 10	H: 0 LOB: 0 BB: 0 P: 14	1B: 8 2B: 2 3B: 0 HR: 0	SF: 0 SAC: 0 DP: 2 HBP: 0	WP: 0 PB: 0 SB: 0 CS: 0	PA: 36		
PITCHER	IP WLS BF H R ER SO BB IBB HBP BLK WP HR S P ERA WHIP											IP WLS BF H R ER SO BB IBB HBP BLK WP HR S P ERA WHIP										
34 Joe Saunders, L ERA: 4.04	7.0 W 28 8 2 2 3 1 0 0 0 0 0 0 68 105 2.57 1.286																					
56 Yhency Brazoban, R ERA: 4.5	1.0 H 5 2 0 0 2 0 0 0 1 0 0 16 23 0.00 2.000																					
30 David Hernandez, R ERA: 3.55	1.0 S 3 0 0 0 1 0 0 0 0 0 0 10 14 0.00 0.000																					

Batter	1	2	3	4	5	6	7	8	9	10	AB	R	H	RBI	BB	SO	LOB	TOP		
51 Ichiro Suzuki, L OBP: 0.324, SLG: 0.333	(1, 10) G6-3		(1, 0) 1B			(2, 2) 1B		(2) G4-3		(4, 1) IBB	4	0	2	0	1	0	0	Seattle Mariners @ Oakland Athletics Oakland Coliseum, Oakland, CA Tue Jul 05 2011, 7:08 PM - 9:55 PM PDT Att: 11,153 - Clear - 67 F		
26 Brendan Ryan, R OBP: 0.317, SLG: 0.309	(1, 6) G3-1		(2) G6-3			(2) G1-3		(3) G4-3		(2) FC4-6	5	1	1	0	0	0	3			
4 Adam Kennedy, L OBP: 0.313, SLG: 0.410	(1, 5) G3-1									(2) 2B	4	0	1	1	1	2	1			
17 Justin Smoak, S OBP: 0.346, SLG: 0.444	(1, 3) K									(3) K	5	0	1	0	0	3	4			
13 Dustin Ackley, L OBP: 0.366, SLG: 0.580										(3) 1B	3	2	2	1	1	0	0			
30 Miguel Olivo, R OBP: 0.263, SLG: 0.393										(2) K	4	0	0	0	0	2	3			
8 Carlos Peguero, L OBP: 0.254, SLG: 0.389										(3) K2-3	3	0	0	1	0	2	2			
21 Franklin Gutierrez, R OBP: 0.218, SLG: 0.228										(3) G4-3	4	1	1	0	0	0	0			
56 Greg Halman, R OBP: 0.314, SLG: 0.408										(1) K	4	0	0	0	0	1	1			
Inning Stats	R: 0 E: 0 K: 1 S: 8	H: 1 LOB: 1 BB: 0 P: 15	R: 1 E: 1 K: 13 S: 13	H: 1 LOB: 0 BB: 0 P: 20	R: 0 E: 0 K: 0 S: 5	H: 1 LOB: 0 BB: 0 P: 7	R: 0 E: 0 K: 1 S: 7	H: 0 LOB: 0 BB: 0 P: 11	R: 0 E: 0 K: 1 S: 8	H: 0 LOB: 0 BB: 0 P: 12	R: 0 E: 0 K: 3 S: 15	H: 1 LOB: 2 BB: 1 P: 24	R: 0 E: 0 K: 3 S: 15	H: 1 LOB: 2 BB: 1 P: 24	R: 2 E: 1 K: 2 S: 20	H: 2 LOB: 1 BB: 1 P: 27	1B: 5 2B: 2 3B: 0 HR: 1		SF: 1 SAC: 0 DP: 1 HBP: 0	WP: 0 PB: 0 SB: 3 CS: 0
PITCHER	IP WLS BF H R ER SO BB IBB HBP BLK WP HR S P ERA WHIP	53 Trevor Cahill, R ERA: 3.17	31 Brad Ziegler, R ERA: 1.76	56 Craig Breslow, L ERA: 3.09	33 Joey Devine, R ERA: 2.37	40 Andrew Bailey, R ERA: 1.35	PITCHER	IP WLS BF H R ER SO BB IBB HBP BLK WP HR S P ERA WHIP	53 Trevor Cahill, R ERA: 3.17	31 Brad Ziegler, R ERA: 1.76	56 Craig Breslow, L ERA: 3.09	33 Joey Devine, R ERA: 2.37	40 Andrew Bailey, R ERA: 1.35	PITCHER	IP WLS BF H R ER SO BB IBB HBP BLK WP HR S P ERA WHIP	53 Trevor Cahill, R ERA: 3.17	31 Brad Ziegler, R ERA: 1.76	56 Craig Breslow, L ERA: 3.09	33 Joey Devine, R ERA: 2.37	40 Andrew Bailey, R ERA: 1.35

Batter	1	2	3	4	5	6	7	8	9	10	AB	R	H	RBI	BB	SO	LOB	BOTTOM						
19 Jemile Weeks, S OBP: 0.336, SLG: 0.446	(1, 4) 1B										4	1	2	0	0	1	0	Seattle Mariners @ Oakland Athletics Oakland Coliseum, Oakland, CA Tue Jul 05 2011, 7:08 PM - 9:55 PM PDT Att: 11,153 - Clear - 67 F						
29 Scott Sizemore, R OBP: 0.353, SLG: 0.360	(1, 5) K									(1) SH2-4	3	0	0	0	0	2	1							
4 Coco Crisp, S OBP: 0.307, SLG: 0.389	(1, 8) G3									(3) 1B	4	0	1	1	0	0	0							
55 Hideki Matsui, L OBP: 0.292, SLG: 0.339	(1, 10) G4-3									(2) BB	3	0	0	0	1	0	0							
28 Conor Jackson, R OBP: 0.328, SLG: 0.324	(1, 3) K									(3) L7	4	0	0	0	0	2	1							
12 David DeJesus, L OBP: 0.316, SLG: 0.344	(1, 9) K									(1) B5-3	3	0	0	0	0	1	0							
8 Kurt Suzuki, R OBP: 0.291, SLG: 0.346	(1, 2) 1B									(2) G6-3	4	1	2	1	0	1	1							
15 Ryan Sweeney, L OBP: 0.362, SLG: 0.333	(1, 7) K									(3) K	4	0	1	0	0	3	1							
2 Cliff Pennington, S OBP: 0.291, SLG: 0.313	(1, 6) K									(3) FC6-4	3	0	0	0	0	1	1							
Inning Stats	R: 0 E: 0 K: 1 S: 7	H: 1 LOB: 0 BB: 0 P: 11	R: 0 E: 0 K: 2 S: 9	H: 0 LOB: 0 BB: 0 P: 13	R: 0 E: 0 K: 2 S: 10	H: 1 LOB: 0 BB: 0 P: 13	R: 0 E: 0 K: 1 S: 6	H: 0 LOB: 0 BB: 0 P: 9	R: 0 E: 0 K: 1 S: 15	H: 0 LOB: 1 BB: 0 P: 23	R: 0 E: 0 K: 1 S: 11	H: 0 LOB: 0 BB: 0 P: 16	R: 0 E: 0 K: 1 S: 12	H: 0 LOB: 0 BB: 0 P: 16	R: 1 E: 0 K: 0 S: 7	H: 2 LOB: 1 BB: 0 P: 21	R: 1 E: 0 K: 0 S: 7		H: 2 LOB: 1 BB: 0 P: 12	R: 0 E: 0 K: 1 S: 9	H: 0 LOB: 0 BB: 0 P: 10	1B: 4 2B: 2 3B: 0 HR: 1	SF: 0 SAC: 1 DP: 1 HBP: 1	WP: 0 PB: 0 SB: 1 CS: 3
PITCHER	IP WLS BF H R ER SO BB IBB HBP BLK WP HR S P ERA WHIP	34 Félix Hernández, R ERA: 3.22	43 Brandon League, R ERA: 3.44	50 Jamey Wright, R ERA: 3.09	PITCHER	IP WLS BF H R ER SO BB IBB HBP BLK WP HR S P ERA WHIP	34 Félix Hernández, R ERA: 3.22	43 Brandon League, R ERA: 3.44	50 Jamey Wright, R ERA: 3.09	PITCHER	IP WLS BF H R ER SO BB IBB HBP BLK WP HR S P ERA WHIP	34 Félix Hernández, R ERA: 3.22	43 Brandon League, R ERA: 3.44	50 Jamey Wright, R ERA: 3.09	PITCHER	IP WLS BF H R ER SO BB IBB HBP BLK WP HR S P ERA WHIP	34 Félix Hernández, R ERA: 3.22	43 Brandon League, R ERA: 3.44	50 Jamey Wright, R ERA: 3.09					

AB	36
R	4
H	8
RBI	3
BB	3
SO	10
LOB	14



AB	32
R	2
H	6
RBI	2
BB	1
SO	11
LOB	5



Batter	1	2	3	4	5	6	7	8	9	AB	R	H	RBI	BB	SO	LOB	TOP										
51 Ichiro Suzuki, L (1, 9) OBP: 0.320, SLG: 0.330	F7		P4			P2			F7	4	0	0	0	0	0	1											
26 Brendan Ryan, R (1, 6) OBP: 0.313, SLG: 0.305	F8		G6-3			G1-3			G6-3	4	0	0	0	0	0	1											
4 Adam Kennedy, L (1, 10) OBP: 0.312, SLG: 0.407	F8		P6						P5	4	0	1	0	0	0	0											
17 Justin Smoak, S (1, 3) OBP: 0.342, SLG: 0.440		K				F7			F8	3	0	0	0	0	1	1											
13 Dustin Ackley, L (1, 4) OBP: 0.367, SLG: 0.566						K			P2	3	0	1	0	0	1	1											
8 Carlos Peguero, L (1, 7) OBP: 0.248, SLG: 0.381										3	0	0	0	0	3	2											
21 Franklin Gutierrez, R (1, 8) OBP: 0.214, SLG: 0.223										3	0	0	0	0	0	1											
3 Josh Bard, S (1, 2) OBP: 0.200, SLG: 0.400										3	0	0	0	0	0	0											
9 Chone Figgins, S (1, 5) OBP: 0.231, SLG: 0.244										2	0	0	0	1	0	0											
Inning Stats	R: 0 H: 0 E: 0 K: 0 S: 10	H: 0 LOB: 0 BB: 0 P: 16	R: 0 H: 1 E: 0 K: 2 S: 15	LOB: 1 BB: 0 P: 18	R: 0 H: 0 E: 0 K: 0 S: 10	LOB: 0 BB: 0 P: 15	R: 0 H: 0 E: 0 K: 0 S: 7	LOB: 0 BB: 0 P: 13	R: 0 H: 0 E: 0 K: 2 S: 11	LOB: 0 BB: 0 P: 15	R: 0 H: 0 E: 0 K: 1 S: 9	LOB: 1 BB: 0 P: 14	R: 0 H: 0 E: 0 K: 0 S: 5	LOB: 0 BB: 0 P: 6	R: 0 H: 0 E: 0 K: 0 S: 4	LOB: 0 BB: 0 P: 8	1B: 2 2B: 0 3B: 0 HR: 0	SF: 0 SAC: 0 DP: 0 HBP: 0	WP: 0 PB: 0 SB: 0 CS: 0	PA: 30							
PITCHER	IP	WLS	BF	H	R	ER	SO	BB	IBB	HBP	BLK	WP	HR	S	P	ERA	WHIP										
52 Guillermo Moscoso, R (1, 1) ERA: 2.16	7.0	W	24	2	0	0	5	1	0	0	0	0	0	73	109	0.00	0.429										
33 Joey Devine, R (8, 1) ERA: 2.25	1.0	H	3	0	0	0	0	0	0	0	0	0	0	5	6	0.00	0.000										
40 Andrew Bailey, R (9, 1) ERA: 1.26	1.0	S	3	0	0	0	0	0	0	0	0	0	0	4	8	0.00	0.000										

Seattle Mariners @ Oakland Athletics
Oakland Coliseum, Oakland, CA
Wed Jul 06 2011, 12:38 PM - 2:49 PM PDT
Att: 19,491 - Sunny - 72 F

livebaseballscorecards.com

AB 29
R 0
H 2
RBI 0
BB 1
SO 5
LOB 7



Batter	1	2	3	4	5	6	7	8	9	AB	R	H	RBI	BB	SO	LOB	BOTTOM										
19 Jemile Weeks, S (1, 4) OBP: 0.333, SLG: 0.438	P4					G6-3			F9	4	0	1	0	0	0	1											
29 Scott Sizemore, R (1, 5) OBP: 0.356, SLG: 0.385										4	1	2	2	0	2	1											
4 Coco Crisp, S (1, 8) OBP: 0.306, SLG: 0.387										4	0	1	0	0	0	2											
55 Hideki Matsui, L (1, 10) OBP: 0.291, SLG: 0.335										3	0	0	0	1	1	3											
22 Chris Carter, R (1, 3) OBP: 0.217, SLG: 0.182										3	0	0	0	0	2	2											
15 Ryan Sweeney, L (8, 7) OBP: 0.362, SLG: 0.333										0	0	0	0	0	0	0											
28 Conor Jackson, R (1, 7) OBP: 0.323, SLG: 0.319										3	0	0	0	0	0	2											
12 David DeJesus, L (1, 9) OBP: 0.313, SLG: 0.340										3	0	0	0	0	1	0											
8 Kurt Suzuki, R (1, 2) OBP: 0.288, SLG: 0.342										3	0	0	0	0	0	0											
2 Cliff Pennington, S (1, 6) OBP: 0.291, SLG: 0.313										3	1	1	0	0	0	0											
Inning Stats	R: 1 H: 2 E: 0 K: 1 S: 10	H: 2 LOB: 2 BB: 1 P: 16	R: 0 H: 0 E: 0 K: 0 S: 8	LOB: 0 BB: 0 P: 10	R: 0 H: 1 E: 0 K: 1 S: 8	LOB: 1 BB: 0 P: 10	R: 0 H: 0 E: 0 K: 1 S: 10	LOB: 0 BB: 0 P: 14	R: 0 H: 0 E: 0 K: 1 S: 14	LOB: 2 BB: 0 P: 21	R: 0 H: 0 E: 0 K: 1 S: 8	LOB: 0 BB: 0 P: 13	R: 0 H: 0 E: 0 K: 0 S: 8	LOB: 0 BB: 0 P: 11	R: 0 H: 0 E: 0 K: 1 S: 8	LOB: 0 BB: 0 P: 11	1B: 4 2B: 0 3B: 0 HR: 1	SF: 0 SAC: 0 DP: 0 HBP: 0	WP: 0 PB: 0 SB: 1 CS: 1	PA: 32							
PITCHER	IP	WLS	BF	H	R	ER	SO	BB	IBB	HBP	BLK	WP	HR	S	P	ERA	WHIP										
38 Jason Vargas, L (1, 1) ERA: 3.49	8.0	L	31	5	2	2	6	1	0	0	0	0	1	74	106	2.25	0.750										

Seattle Mariners @ Oakland Athletics
Oakland Coliseum, Oakland, CA
Wed Jul 06 2011, 12:38 PM - 2:49 PM PDT
Att: 19,491 - Sunny - 72 F

livebaseballscorecards.com


AB 30
R 2
H 5
RBI 2
BB 1
SO 6
LOB 11



Batter	1	2	3	4	5	6	7	8	9	AB	R	H	RBI	BB	SO	LOB	TOP			
19 Jemile Weeks, S OBP: 0.330, SLG: 0.431										4	0	1	0	0	2	1				
4 Coco Crisp, S OBP: 0.305, SLG: 0.383										3	0	0	0	1	0	2				
55 Hideki Matsui, L OBP: 0.287, SLG: 0.330										4	0	0	0	0	1	2				
16 Josh Willingham, R OBP: 0.307, SLG: 0.408										4	0	1	0	0	1	1				
7 Adam Rosales, R OBP: 0.207, SLG: 0.370										0	0	0	0	0	0	0				
29 Scott Sizemore, R OBP: 0.354, SLG: 0.377										3	0	0	0	1	1	0				
28 Conor Jackson, R OBP: 0.318, SLG: 0.313										4	0	0	0	0	1	3				
22 Chris Carter, R OBP: 0.192, SLG: 0.160										3	0	0	0	0	1	0				
8 Kurt Suzuki, R OBP: 0.292, SLG: 0.346										3	0	2	0	0	0	0				
2 Cliff Pennington, S OBP: 0.288, SLG: 0.310										3	0	0	0	0	0	2				
Inning Stats	R: 0 H: 0 K: 3 S: 10	H: 0 LOB: 1 BB: 1 P: 19	R: 0 H: 0 K: 1 S: 10	H: 0 LOB: 0 BB: 13	R: 0 H: 1 K: 1 S: 14	H: 1 LOB: 0 BB: 0 P: 16	R: 0 H: 0 K: 1 S: 6	H: 0 LOB: 0 BB: 0 P: 7	R: 0 H: 1 K: 0 S: 10	H: 1 LOB: 1 BB: 0 P: 15	R: 0 H: 0 K: 0 S: 5	H: 0 LOB: 0 BB: 0 P: 7	R: 0 H: 0 K: 0 S: 9	H: 0 LOB: 0 BB: 0 P: 15	R: 0 H: 2 K: 0 S: 9	H: 2 LOB: 3 BB: 1 P: 15	1B: 4 2B: 0 3B: 0 HR: 0	SF: 0 SAC: 0 DP: 0 HBP: 0	WP: 1 PB: 0 SB: 0 CS: 0	PA: 33
PITCHER 45 Derek Holland, L ERA: 4.68	IP: 9.0 WLS: W BF: 33 H: 4 R: 0 ER: 0 SO: 7 BB: 2 IBB: 0 HBP: 0 BLK: 0 WP: 1 HR: 0 S: 81 P: 119 ERA: 0.00 WHIP: 0.667															PITCHER	IP: 9.0 WLS: W BF: 33 H: 4 R: 0 ER: 0 SO: 7 BB: 2 IBB: 0 HBP: 0 BLK: 0 WP: 1 HR: 0 S: 81 P: 119 ERA: 0.00 WHIP: 0.667			

Oakland Athletics @ Texas Rangers
Rangers Ballpark in Arlington, Arlington, TX
Thu Jul 07 2011, 8:11 PM - 10:40 PM EDT
Att: 35,041 - Clear - 100 F


AB	31
R	0
H	4
RBI	0
BB	2
SO	7
LOB	11





Batter	1	2	3	4	5	6	7	8	9	AB	R	H	RBI	BB	SO	LOB	BOTTOM			
5 Ian Kinsler, R OBP: 0.365, SLG: 0.441									4	1	2	0	1	0	1					
1 Elvis Andrus, R OBP: 0.330, SLG: 0.347									3	1	1	0	0	0	4					
32 Josh Hamilton, L OBP: 0.352, SLG: 0.527									2	0	1	4	0	0	0					
29 Adrian Beltré, R OBP: 0.316, SLG: 0.480									4	0	0	0	0	1	4					
10 Michael Young, R OBP: 0.363, SLG: 0.491										3	1	1	1	1	0	0				
17 Nelson Cruz, R OBP: 0.298, SLG: 0.533										4	0	0	0	0	1	2				
18 Mitch Moreland, L OBP: 0.343, SLG: 0.461									4	1	2	0	0	0	0					
25 Mike Napoli, R OBP: 0.341, SLG: 0.500									3	0	1	1	1	1	0					
9 Endy Chavez, L OBP: 0.374, SLG: 0.545									4	2	2	0	0	0	3					
Inning Stats	R: 1 H: 1 K: 0 S: 13	H: 1 LOB: 0 BB: 0 P: 18	R: 0 H: 1 K: 0 S: 12	H: 1 LOB: 1 BB: 1 P: 19	R: 1 H: 2 K: 1 S: 15	H: 2 LOB: 1 BB: 1 P: 25	R: 2 H: 3 K: 0 S: 13	H: 3 LOB: 2 BB: 0 P: 21	R: 1 H: 1 K: 1 S: 8	H: 1 LOB: 0 BB: 0 P: 15	R: 1 H: 1 K: 0 S: 16	H: 1 LOB: 1 BB: 1 P: 29	R: 0 H: 0 K: 0 S: 6	H: 0 LOB: 0 BB: 0 P: 8	R: 0 H: 1 K: 1 S: 8	H: 1 LOB: 0 BB: 0 P: 10	1B: 7 2B: 2 3B: 0 HR: 1	SF: 2 SAC: 1 DP: 1 HBP: 0	WP: 2 PB: 0 SB: 1 CS: 0	PA: 37
PITCHER 18 Rich Harden, R ERA: 5.73	IP: 5.0 WLS: L BF: 26 H: 5 R: 1 ER: 5 SO: 2 BB: 2 IBB: 0 HBP: 0 BLK: 0 WP: 1 HR: 1 S: 61 P: 98 ERA: 9.00 WHIP: 2.000	PITCHER 60 Fautino De Los Santos, R ERA: 3.18	IP: 1.0 WLS: 1 BF: 5 H: 1 R: 1 ER: 1 SO: 0 BB: 1 IBB: 0 HBP: 0 BLK: 0 WP: 0 HR: 0 S: 16 P: 29 ERA: 9.00 WHIP: 2.000	PITCHER 48 Michael Wuertz, R ERA: 2.73	IP: 1.0 WLS: 0 BF: 3 H: 0 R: 0 ER: 0 SO: 0 BB: 0 IBB: 0 HBP: 0 BLK: 0 WP: 0 HR: 0 S: 6 P: 8 ERA: 0.00 WHIP: 0.000	PITCHER 57 Brian Fuentes, L ERA: 4.86	IP: 1.0 WLS: 0 BF: 3 H: 1 R: 0 ER: 0 SO: 1 BB: 0 IBB: 0 HBP: 0 BLK: 0 WP: 0 HR: 0 S: 8 P: 10 ERA: 0.00 WHIP: 1.000	PITCHER	IP: 1.0 WLS: 0 BF: 3 H: 1 R: 0 ER: 0 SO: 1 BB: 0 IBB: 0 HBP: 0 BLK: 0 WP: 0 HR: 0 S: 8 P: 10 ERA: 0.00 WHIP: 1.000											

Oakland Athletics @ Texas Rangers
Rangers Ballpark in Arlington, Arlington, TX
Thu Jul 07 2011, 8:11 PM - 10:40 PM EDT
Att: 35,041 - Clear - 100 F

AB	31
R	6
H	10
RBI	6
BB	3
SO	3
LOB	14



Batter	1	2	3	4	5	6	7	8	9	AB	R	H	RBI	BB	SO	LOB	TOP										
19 Jemile Weeks, S OBP: 0.315, SLG: 0.407	G4-3	55 CI 4 BB 1-2 3-H 1B		F8			G4-3		G3	5	0	1	1	0	0	0	<p>Oakland Athletics @ Texas Rangers Rangers Ballpark in Arlington, Arlington, TX Sat Jul 09 2011, 8:10 PM - 10:52 PM EDT Att: 34,066 - Cloudy - 97 F</p> <p>livebaseballscorecards.com</p> <p>AB 33 R 6 H 7 RBI 6 BB 4 SO 10 LOB 8</p> 										
4 Coco Crisp, S OBP: 0.312, SLG: 0.392	F8	55 CI BB 1-2 2-3			K		HR		L7	4	1	1	1	1	1	0											
55 Hideki Matsui, L OBP: 0.291, SLG: 0.328										1	1	0	1	2	1	0											
15 Ryan Sweeney, L OBP: 0.359, SLG: 0.331	K	CI								0	0	0	0	0	0	0											
16 Josh Willingham, R (1, 10) OBP: 0.312, SLG: 0.427										4	1	2	1	0	0	4											
29 Scott Sizemore, R OBP: 0.349, SLG: 0.386										4	0	0	1	0	1	1											
12 David DeJesus, L OBP: 0.311, SLG: 0.335										3	1	0	0	1	1	1											
22 Chris Carter, R OBP: 0.320, SLG: 0.317										3	0	0	0	0	2	1											
28 Conor Jackson, R OBP: 0.320, SLG: 0.317										1	0	1	0	0	0	0											
11 Landon Powell, S OBP: 0.247, SLG: 0.268										4	1	1	0	0	2	1											
2 Cliff Pennington, S OBP: 0.288, SLG: 0.309										4	1	1	1	0	2	0											
Inning Stats	R: 0 E: 0 K: 1 S: 10	H: 0 LOB: 0 BB: 0 P: 13	R: 4 E: 1 K: 0 S: 21	H: 4 LOB: 3 BB: 2 P: 38	R: 0 E: 0 K: 2 S: 9	H: 0 LOB: 0 BB: 0 P: 12	R: 0 E: 0 K: 2 S: 8	H: 0 LOB: 0 BB: 0 P: 11	R: 1 E: 0 K: 2 S: 12	H: 1 LOB: 1 BB: 1 P: 18	R: 0 E: 0 K: 2 S: 10	H: 0 LOB: 0 BB: 0 P: 13	R: 1 E: 0 K: 0 S: 6	H: 1 LOB: 0 BB: 1 P: 15	R: 0 E: 0 K: 0 S: 12	H: 1 LOB: 1 BB: 0 P: 19	R: 0 E: 0 K: 1 S: 10	H: 0 LOB: 0 BB: 0 P: 15	1B: 4 2B: 1 3B: 0 HR: 2	SF: 0 SAC: 0 DP: 0 HBP: 0	WP: 0 PB: 0 SB: 0 CS: 1	PA: 39					
PITCHER	IP	WLS	BF	H	R	ER	SO	BB	IBB	HBP	BLK	WP	HR	S	P	ERA	WHIP										
48 Colby Lewis, R ERA: 4.38	6.0		27	5	5	4	9	3	0	0	0	0	1	70	105	6.00	1.333										
35 Tommy Hunter, R ERA: 2.25	1.1	W	5	1	1	1	0	1	0	0	0	0	1	10	22	6.75	1.500										
28 Darren Oliver, L ERA: 2.45	1.2		6	1	0	0	1	0	0	0	0	0	0	18	27	0.00	0.600										

Batter	1	2	3	4	5	6	7	8	9	AB	R	H	RBI	BB	SO	LOB	BOTTOM										
5 Ian Kinsler, R OBP: 0.365, SLG: 0.449	L8		F8		SF9 32 G4-3 2B		F8		F8	5	1	1	1	0	0	0	<p>Oakland Athletics @ Texas Rangers Rangers Ballpark in Arlington, Arlington, TX Sat Jul 09 2011, 8:10 PM - 10:52 PM EDT Att: 34,066 - Cloudy - 97 F</p> <p>livebaseballscorecards.com</p> <p>AB 38 R 7 H 12 RBI 7 BB 0 SO 5 LOB 8</p> 										
1 Elvis Andrus, R OBP: 0.332, SLG: 0.350	K		G4-3		SF9		32 1B		32 HR	4	1	2	1	0	1	0											
32 Josh Hamilton, L OBP: 0.359, SLG: 0.549							10 FC6-4 1B			5	1	4	3	0	0	0											
29 Adrián Beltré, R OBP: 0.314, SLG: 0.492	G4-3		P6		HR		P4			4	1	1	1	0	0	4											
10 Michael Young, R OBP: 0.360, SLG: 0.486			K		G2-3		FC6-4 1B			4	0	1	0	0	1	2											
17 Nelson Cruz, R OBP: 0.293, SLG: 0.520	F8		F8		L8		G3		K	4	0	0	0	0	1	1											
18 Mitch Moreland, L OBP: 0.338, SLG: 0.454			E4 8 2B		L4				P5	4	1	0	0	0	1	0											
8 Yorvit Torrealba, R OBP: 0.299, SLG: 0.376									G4-3	4	1	2	1	0	1	0											
9 Endy Chavez, L OBP: 0.366, SLG: 0.528			G1-3		E4 5 2B 1 SF9 1B		L8		G5-3	4	1	1	0	0	0	1											
Inning Stats	R: 0 E: 0 K: 1 S: 12	H: 1 LOB: 1 BB: 0 P: 17	R: 1 E: 1 K: 1 S: 11	H: 1 LOB: 1 BB: 0 P: 15	R: 0 E: 0 K: 0 S: 6	H: 1 LOB: 0 BB: 0 P: 6	R: 0 E: 0 K: 0 S: 10	H: 0 LOB: 0 BB: 0 P: 13	R: 4 E: 1 K: 0 S: 13	H: 5 LOB: 1 BB: 0 P: 21	R: 0 E: 0 K: 2 S: 9	H: 0 LOB: 0 BB: 0 P: 15	R: 0 E: 0 K: 0 S: 6	H: 2 LOB: 2 BB: 0 P: 10	R: 0 E: 0 K: 1 S: 9	H: 0 LOB: 0 BB: 0 P: 13		R: 2 E: 0 K: 0 S: 8	H: 2 LOB: 0 BB: 0 P: 11	1B: 6 2B: 4 3B: 0 HR: 2	SF: 1 SAC: 0 DP: 0 HBP: 0	WP: 0 PB: 0 SB: 0 CS: 0	PA: 39				
PITCHER	IP	WLS	BF	H	R	ER	SO	BB	IBB	HBP	BLK	WP	HR	S	P	ERA	WHIP										
32 Brandon McCarthy, R ERA: 3.54	6.0		27	8	5	4	4	0	0	0	0	0	0	61	87	6.00	1.333										
33 Joey Devine, R ERA: 2.14	1.0	H	5	2	0	0	0	0	0	0	0	0	0	6	10	0.00	2.000										
50 Grant Balfour, R ERA: 2.34	1.0	H	3	0	0	0	1	0	0	0	0	0	0	9	13	0.00	0.000										
40 Andrew Bailey, R ERA: 2.4	0.2	L	4	2	2	2	0	0	0	0	0	0	1	8	11	27.00	3.000										

Batter	1	2	3	4	5	6	7	8	9	AB	R	H	RBI	BB	SO	LOB	TOP										
19 Jemile Weeks, S OBP: 0.313, SLG: 0.402										4	0	1	0	0	1	0											
12 David DeJesus, L OBP: 0.310, SLG: 0.333										4	0	1	0	0	1	1											
4 Coco Crisp, S OBP: 0.314, SLG: 0.393										4	0	2	0	0	1	0											
16 Josh Willingham, R OBP: 0.311, SLG: 0.424										4	0	1	0	0	2	2											
29 Scott Sizemore, R OBP: 0.341, SLG: 0.376										4	0	0	0	0	2	3											
22 Chris Carter, R OBP: 0.188, SLG: 0.133										2	0	0	0	1	1												
55 Hideki Matsui, L OBP: 0.290, SLG: 0.327										1	0	0	0	0	0												
8 Kurt Suzuki, R OBP: 0.291, SLG: 0.342										3	0	1	0	0	0	0											
7 Adam Rosales, R OBP: 0.194, SLG: 0.303										3	0	0	0	0	0	2											
2 Cliff Pennington, S OBP: 0.285, SLG: 0.306										3	0	0	0	0	0	1											
Inning Stats	R: 0 E: 0 K: 1 S: 9	H: 0 LOB: 0 BB: 0 P: 17	R: 0 E: 0 K: 2 S: 13	H: 1 LOB: 2 BB: 1 P: 23	R: 0 E: 0 K: 1 S: 7	H: 0 LOB: 1 BB: 0 P: 10	R: 0 E: 0 K: 0 S: 8	H: 1 LOB: 0 BB: 0 P: 14	R: 0 E: 0 K: 0 S: 5	H: 0 LOB: 0 BB: 0 P: 9	R: 0 E: 0 K: 2 S: 13	H: 2 LOB: 2 BB: 0 P: 17	R: 0 E: 1 K: 1 S: 12	H: 0 LOB: 1 BB: 0 P: 17	R: 0 E: 0 K: 0 S: 5	H: 2 LOB: 0 BB: 0 P: 8	R: 0 E: 0 K: 1 S: 10	H: 0 LOB: 0 BB: 0 P: 17	1B: 6 2B: 0 3B: 0 HR: 0	SF: 0 SAC: 0 DP: 1 HBP: 0	WP: 0 PB: 0 SB: 0 CS: 1	PA: 34					
PITCHER	IP	WLS	BF	H	R	ER	SO	BB	IBB	HBP	BLK	WP	HR	S	P	ERA	WHIP										
54 Matt Harrison, L ERA: 3.04	7.2	W	30	6	0	0	7	1	0	0	0	0	0	71	112	0.00	0.913										
57 Mark Lowe, R ERA: 4.39	0.1	H	0	0	0	0	0	0	0	0	0	0	0	1	3	0.00	0.000										
30 Neftali Feliz, R ERA: 3.18	1.0	S	3	0	0	0	1	0	0	0	0	0	0	10	17	0.00	0.000										

Oakland Athletics @ Texas Rangers
Rangers Ballpark in Arlington, Arlington, TX
Sun Jul 10 2011, 3:10 PM - 5:30 PM EDT
Att: 33,834 - Sunny - 98 F

AB 32
R 0
H 6
RBI 0
BB 1
SO 8
LOB 10



Batter	1	2	3	4	5	6	7	8	9	AB	R	H	RBI	BB	SO	LOB	BOTTOM										
5 Ian Kinsler, R OBP: 0.367, SLG: 0.448										3	0	1	0	1	0	1											
1 Elvis Andrus, R OBP: 0.332, SLG: 0.352										3	0	1	0	0	0	1											
32 Josh Hamilton, L OBP: 0.357, SLG: 0.542										3	1	0	0	1	2	3											
29 Adrián Beltré, R OBP: 0.314, SLG: 0.499										3	1	1	2	0	0	1											
10 Michael Young, R OBP: 0.358, SLG: 0.482										3	0	0	0	0	0	0											
17 Nelson Cruz, R OBP: 0.294, SLG: 0.518										3	0	1	0	0	1	0											
18 Mitch Moreland, L OBP: 0.334, SLG: 0.449										3	0	0	0	0	1	1											
25 Mike Napoli, R OBP: 0.344, SLG: 0.529										3	0	0	0	0	0	1											
7 David Murphy, L OBP: 0.317, SLG: 0.338										3	0	1	0	0	0	0											
Inning Stats	R: 0 E: 0 K: 0 S: 9	H: 1 LOB: 1 BB: 0 P: 12	R: 0 E: 0 K: 0 S: 6	H: 1 LOB: 0 BB: 0 P: 12	R: 0 E: 0 K: 1 S: 12	H: 2 LOB: 1 BB: 0 P: 18	R: 0 E: 0 K: 0 S: 8	H: 0 LOB: 0 BB: 0 P: 12	R: 0 E: 0 K: 1 S: 8	H: 0 LOB: 0 BB: 0 P: 12	R: 2 E: 0 K: 0 S: 7	H: 1 LOB: 1 BB: 1 P: 15	R: 0 E: 0 K: 1 S: 11	H: 0 LOB: 0 BB: 0 P: 14	R: 0 E: 0 K: 1 S: 10	H: 0 LOB: 1 BB: 1 P: 18	1B: 3 2B: 1 3B: 0 HR: 1	SF: 0 SAC: 1 DP: 1 HBP: 0	WP: 0 PB: 0 SB: 0 CS: 0	PA: 30							
PITCHER	IP	WLS	BF	H	R	ER	SO	BB	IBB	HBP	BLK	WP	HR	S	P	ERA	WHIP										
53 Trevor Cahill, R ERA: 3.12	7.2	L	29	5	2	2	3	2	0	0	0	0	0	68	109	0.00	0.913										
57 Brian Fuentes, L ERA: 4.82	0.1		1	0	0	0	1	0	0	0	0	0	0	3	4	0.00	0.000										

Oakland Athletics @ Texas Rangers
Rangers Ballpark in Arlington, Arlington, TX
Sun Jul 10 2011, 3:10 PM - 5:30 PM EDT
Att: 33,834 - Sunny - 98 F

AB 27
R 2
H 5
RBI 2
BB 2
SO 4
LOB 8



Batter	1	2	3	4	5	6	7	8	9	10	AB	R	H	RBI	BB	SO	LOB	TOP	
13 Maicer Izturis, S OBP: 0.335, SLG: 0.381	F7		F7		G3-1			K		G6-3	5	0	0	0	0	1	2		
48 Tori Hunter, R OBP: 0.312, SLG: 0.382	G6-3		K			F7		K			4	0	0	0	0	2	1		
53 Bobby Abreu, L OBP: 0.368, SLG: 0.361	G4-3		K			F7		P4			4	0	0	0	0	1	1		
10 Vernon Wells, R OBP: 0.224, SLG: 0.417		P6		K						F8	4	1	1	1	0	1	0		
6 Alberto Callaspo, S OBP: 0.359, SLG: 0.357		44 HR		L7				HR		K	4	1	1	0	0	2	0		
2 Erick Aybar, S OBP: 0.320, SLG: 0.439		P6								G4-3	3	0	1	0	1	0	1		
44 Mark Trumbo, R OBP: 0.303, SLG: 0.482		HR		K							4	1	1	2	0	2	2		
16 Hank Conger, L OBP: 0.297, SLG: 0.357		F7									4	0	0	0	0	1	1		
27 Mike Trout, R OBP: 0.227, SLG: 0.200											3	0	1	0	1	2	1		
Inning Stats	R: 0 E: 0 K: 0 S: 8	H: 0 LOB: 0 BB: 0 P: 12	R: 2 E: 0 K: 0 S: 15	H: 2 LOB: 0 BB: 0 P: 20	R: 0 E: 0 K: 2 S: 10	H: 0 LOB: 1 BB: 1 P: 17	R: 0 E: 0 K: 1 S: 10	H: 1 LOB: 0 BB: 0 P: 14	R: 0 E: 0 K: 1 S: 11	H: 0 LOB: 0 BB: 0 P: 19	R: 0 E: 0 K: 3 S: 12	H: 0 LOB: 0 BB: 0 P: 15	R: 0 E: 0 K: 1 S: 12	H: 0 LOB: 0 BB: 0 P: 17	R: 0 E: 0 K: 0 S: 6	H: 1 LOB: 1 BB: 0 P: 11	1B: 2 2B: 1 3B: 0 HR: 2	SF: 0 SAC: 0 DP: 0 HBP: 0	WP: 0 PA: 37
PITCHER	IP WLS BF H R ER SO BB IBB HBP BLK WP HR S P ERA WHIP	IP WLS BF H R ER SO BB IBB HBP BLK WP HR S P ERA WHIP	IP WLS BF H R ER SO BB IBB HBP BLK WP HR S P ERA WHIP	IP WLS BF H R ER SO BB IBB HBP BLK WP HR S P ERA WHIP	IP WLS BF H R ER SO BB IBB HBP BLK WP HR S P ERA WHIP	IP WLS BF H R ER SO BB IBB HBP BLK WP HR S P ERA WHIP	IP WLS BF H R ER SO BB IBB HBP BLK WP HR S P ERA WHIP	IP WLS BF H R ER SO BB IBB HBP BLK WP HR S P ERA WHIP	IP WLS BF H R ER SO BB IBB HBP BLK WP HR S P ERA WHIP	IP WLS BF H R ER SO BB IBB HBP BLK WP HR S P ERA WHIP	IP WLS BF H R ER SO BB IBB HBP BLK WP HR S P ERA WHIP	IP WLS BF H R ER SO BB IBB HBP BLK WP HR S P ERA WHIP	IP WLS BF H R ER SO BB IBB HBP BLK WP HR S P ERA WHIP	IP WLS BF H R ER SO BB IBB HBP BLK WP HR S P ERA WHIP	IP WLS BF H R ER SO BB IBB HBP BLK WP HR S P ERA WHIP	IP WLS BF H R ER SO BB IBB HBP BLK WP HR S P ERA WHIP	IP WLS BF H R ER SO BB IBB HBP BLK WP HR S P ERA WHIP	IP WLS BF H R ER SO BB IBB HBP BLK WP HR S P ERA WHIP	IP WLS BF H R ER SO BB IBB HBP BLK WP HR S P ERA WHIP
18 Rich Harden, R ERA: 5.0	7.0	3	0	0	0	2	0	0	0	0	12	15	0.00	0.000					
50 Grant Balfour, R ERA: 2.21	1.0	3	0	0	0	1	0	0	0	0	12	17	0.00	0.000					
40 Andrew Bailey, R ERA: 2.12	1.0	W	4	1	0	0	0	0	0	0	6	11	0.00	1.000					
31 Brad Ziegler, R ERA: 1.82	1.0	W	4	1	0	0	0	0	0	0	6	11	0.00	1.000					

Los Angeles Angels @ Oakland Athletics
Oakland Coliseum, Oakland, CA
Sat Jul 16 2011, 5:03 PM - 8:11 PM PDT
Att. 27,379 - Partly Cloudy - 62 F


AB 35
R 3
H 5
RBI 3
BB 2
SO 12
LOB 9



Batter	1	2	3	4	5	6	7	8	9	10	AB	R	H	RBI	BB	SO	LOB	BOTTOM			
19 Jemile Weeks, S OBP: 0.338, SLG: 0.415	K		K		E1				F8		5	0	2	0	0	2	1				
4 Coco Crisp, S OBP: 0.308, SLG: 0.382	G4-3			G4-3	G4-3			SH3-4			3	0	0	1	1	0	1				
15 Ryan Sweeney, L OBP: 0.360, SLG: 0.340				16 1B	12 1B			K			5	1	2	0	0	2	4				
16 Josh Willingham, R OBP: 0.322, SLG: 0.439		F9		28 E	12 1B			G5-3			3	1	1	0	2	0	1				
2 Cliff Pennington, S OBP: 0.286, SLG: 0.307				11 1B							0	1	0	0	0	0	0				
12 David DeJesus, L OBP: 0.315, SLG: 0.343		G4-3		11 1B				F8			4	0	1	1	0	1	3				
28 Conor Jackson, R OBP: 0.316, SLG: 0.313				11 1B				K			5	0	1	0	0	2	4				
11 Landon Powell, S OBP: 0.268, SLG: 0.270				G4-3							3	0	1	1	2	1	0				
29 Scott Sizemore, R OBP: 0.328, SLG: 0.359				11 1B				G4-3			5	0	2	1	0	2	4				
28 Eric Sogard, L OBP: 0.500, SLG: 0.667				19 E	4 G4-3						3	1	1	0	1	0	1				
Inning Stats	R: 0 E: 0 K: 1 S: 8	H: 1 LOB: 1 BB: 0 P: 12	R: 0 E: 0 K: 1 S: 7	H: 0 LOB: 0 BB: 0 P: 12	R: 0 E: 0 K: 1 S: 9	H: 1 LOB: 1 BB: 0 P: 15	R: 2 E: 1 K: 2 S: 14	H: 4 LOB: 2 BB: 0 P: 24	R: 1 E: 1 K: 1 S: 12	H: 1 LOB: 1 BB: 1 P: 22	R: 0 E: 0 K: 0 S: 5	H: 1 LOB: 3 BB: 0 P: 20	R: 0 E: 0 K: 2 S: 9	H: 0 LOB: 0 BB: 0 P: 13	R: 0 E: 0 K: 0 S: 10	H: 0 LOB: 1 BB: 0 P: 15	R: 1 E: 0 K: 0 S: 14	H: 1 LOB: 2 BB: 2 P: 27	1B: 9 2B: 2 3B: 0 HR: 0	SF: 0 SAC: 2 DP: 1 HBP: 0	WP: 1 PA: 44
PITCHER	IP WLS BF H R ER SO BB IBB HBP BLK WP HR S P ERA WHIP	IP WLS BF H R ER SO BB IBB HBP BLK WP HR S P ERA WHIP	IP WLS BF H R ER SO BB IBB HBP BLK WP HR S P ERA WHIP	IP WLS BF H R ER SO BB IBB HBP BLK WP HR S P ERA WHIP	IP WLS BF H R ER SO BB IBB HBP BLK WP HR S P ERA WHIP	IP WLS BF H R ER SO BB IBB HBP BLK WP HR S P ERA WHIP	IP WLS BF H R ER SO BB IBB HBP BLK WP HR S P ERA WHIP	IP WLS BF H R ER SO BB IBB HBP BLK WP HR S P ERA WHIP	IP WLS BF H R ER SO BB IBB HBP BLK WP HR S P ERA WHIP	IP WLS BF H R ER SO BB IBB HBP BLK WP HR S P ERA WHIP	IP WLS BF H R ER SO BB IBB HBP BLK WP HR S P ERA WHIP	IP WLS BF H R ER SO BB IBB HBP BLK WP HR S P ERA WHIP	IP WLS BF H R ER SO BB IBB HBP BLK WP HR S P ERA WHIP	IP WLS BF H R ER SO BB IBB HBP BLK WP HR S P ERA WHIP	IP WLS BF H R ER SO BB IBB HBP BLK WP HR S P ERA WHIP	IP WLS BF H R ER SO BB IBB HBP BLK WP HR S P ERA WHIP	IP WLS BF H R ER SO BB IBB HBP BLK WP HR S P ERA WHIP	IP WLS BF H R ER SO BB IBB HBP BLK WP HR S P ERA WHIP	IP WLS BF H R ER SO BB IBB HBP BLK WP HR S P ERA WHIP		
54 Ervin Santana, R ERA: 3.84	29	10	3	2	6	2	0	0	0	1	60	107	2.84	1.895							
21 Hisanori Takahashi, L ERA: 3.29	2.2	0	0	0	4	1	1	0	0	0	25	40	0.00	0.375							
63 Rich Thompson, R ERA: 3.18	0.2	L	5	1	1	1	0	0	0	0	14	27	13.50	4.500							

Los Angeles Angels @ Oakland Athletics
Oakland Coliseum, Oakland, CA
Sat Jul 16 2011, 5:03 PM - 8:11 PM PDT
Att. 27,379 - Partly Cloudy - 62 F


AB 36
R 4
H 11
RBI 4
BB 6
SO 10
LOB 19



Batter	1	2	3	4	5	6	7	8	9	AB	R	H	RBI	BB	SO	LOB	TOP			
13 Maicer Izturis, S OBP: 0.334, SLG: 0.379										4	0	1	0	0	0	1				
2 Erick Aybar, S OBP: 0.320, SLG: 0.437										2	0	0	0	1	1	2				
39 Russell Branyan, L OBP: 0.288, SLG: 0.303										0	0	0	0	1	0	0				
48 Toni Hunter, R OBP: 0.310, SLG: 0.379										3	0	0	0	0	1	2				
5 Jeff Mathis, R OBP: 0.243, SLG: 0.281										1	0	0	0	0	0	1				
10 Vernon Wells, R OBP: 0.252, SLG: 0.412										3	0	0	0	0	1	2				
28 Alexi Amarista, L OBP: 0.176, SLG: 0.229										1	1	0	0	0	0	0				
47 Howie Kendrick, R OBP: 0.352, SLG: 0.450										4	0	0	0	0	2	3				
6 Alberto Callaspo, S OBP: 0.384, SLG: 0.383										4	0	3	0	0	0	0				
44 Mark Trumbo, R OBP: 0.302, SLG: 0.477										3	0	0	0	1	2	4				
46 Bobby Wilson, R OBP: 0.308, SLG: 0.324										4	0	2	1	0	1	2				
27 Mike Trout, R OBP: 0.192, SLG: 0.167										4	0	0	0	0	2	5				
Inning Stats	R: 0 E: 1 K: 3 S: 15	H: 1 LOB: 2 BB: 0 P: 22	R: 0 E: 0 K: 3 S: 12	H: 1 LOB: 1 BB: 0 P: 15	R: 0 E: 0 K: 0 S: 7	H: 0 LOB: 0 BB: 1 P: 15	R: 0 E: 0 K: 0 S: 8	H: 1 LOB: 1 BB: 0 P: 9	R: 0 E: 0 K: 1 S: 9	H: 0 LOB: 0 BB: 1 P: 13	R: 0 E: 0 K: 0 S: 12	H: 0 LOB: 1 BB: 1 P: 19	R: 0 E: 0 K: 0 S: 9	H: 0 LOB: 0 BB: 1 P: 14	R: 1 E: 1 K: 2 S: 15	H: 2 LOB: 2 BB: 0 P: 18	1B: 5 2B: 1 3B: 0 HR: 0	SF: 0 SAC: 0 DP: 2 HBP: 0	WP: 0 PB: 0 SB: 0 CS: 0	PA: 36
PITCHER	IP: 7.0 WLS: W BF: 27 ERA: 2.33	H: 4 R: 0 ER: 0 SO: 8	BB: 2 IBB: 0 HBP: 0 BLK: 0	WP: 0 HR: 0 S: 72 P: 105	ERA: 0.00 WHIP: 0.857	IP: 2.0 WLS: 9 BF: 2 ERA: 3.86	H: 2 R: 1 ER: 0 SO: 2	BB: 1 IBB: 0 HBP: 0 BLK: 0	WP: 0 HR: 0 S: 24 P: 32	ERA: 0.00 WHIP: 1.500	PITCHER	IP: 7.0 WLS: W BF: 27 ERA: 2.33	H: 4 R: 0 ER: 0 SO: 8	BB: 2 IBB: 0 HBP: 0 BLK: 0	WP: 0 HR: 0 S: 72 P: 105	ERA: 0.00 WHIP: 0.857				

Los Angeles Angels @ Oakland Athletics
Oakland Coliseum, Oakland, CA
Sun Jul 17 2011, 1:10 PM - 3:44 PM PDT
Att: 26,115 - Overcast - 62 F


AB 33
R 1
H 6
RBI 1
BB 3
SO 10
LOB 22



Batter	1	2	3	4	5	6	7	8	9	AB	R	H	RBI	BB	SO	LOB	BOTTOM								
19 Jemile Weeks, S OBP: 0.354, SLG: 0.420										3	2	2	1	2	0	2									
4 Coco Crisp, S OBP: 0.312, SLG: 0.383										4	1	2	0	1	0	1									
16 Josh Willingham, R OBP: 0.321, SLG: 0.434										3	1	0	0	1	0	4									
15 Ryan Sweeney, L OBP: 0.358, SLG: 0.338										1	0	0	0	0	1	0									
55 Hideki Matsui, L OBP: 0.294, SLG: 0.328										3	1	1	3	2	1	1									
29 Scott Sizemore, R OBP: 0.326, SLG: 0.353										3	1	0	0	1	1	5									
12 David DeJesus, L OBP: 0.314, SLG: 0.339										3	1	0	0	1	2	2									
28 Conor Jackson, R OBP: 0.323, SLG: 0.330										3	1	2	4	1	0	0									
8 Kurt Suzuki, R OBP: 0.291, SLG: 0.347										4	0	0	0	0	1	3									
2 Cliff Pennington, S OBP: 0.286, SLG: 0.309										4	1	1	0	0	0	3									
Inning Stats	R: 8 E: 1 K: 0 S: 24	H: 5 LOB: 3 BB: 5 P: 47	R: 0 E: 0 K: 1 S: 10	H: 1 LOB: 1 BB: 0 P: 16	R: 1 E: 0 K: 1 S: 15	H: 2 LOB: 1 BB: 0 P: 24	R: 0 E: 0 K: 1 S: 8	H: 0 LOB: 0 BB: 1 P: 10	R: 0 E: 0 K: 0 S: 6	H: 0 LOB: 0 BB: 1 P: 14	R: 0 E: 0 K: 1 S: 13	H: 0 LOB: 2 BB: 2 P: 25	R: 0 E: 0 K: 2 S: 9	H: 0 LOB: 0 BB: 0 P: 14	R: 0 E: 1 K: 2 S: 15	H: 0 LOB: 0 BB: 0 P: 18	1B: 6 2B: 1 3B: 0 HR: 1	SF: 0 SAC: 0 DP: 2 HBP: 0	WP: 0 PB: 0 SB: 0 CS: 0	PA: 40					
PITCHER	IP: 0.1 WLS: L BF: 10 ERA: 4.58	H: 4 R: 8 ER: 7 SO: 0	BB: 4 IBB: 0 HBP: 0 BLK: 0	WP: 0 HR: 1 S: 18 P: 37	ERA: 189.00 WHIP: 24.000	IP: 2.2 WLS: 13 BF: 4 ERA: 3.24	H: 1 R: 1 ER: 1 SO: 2	BB: 1 IBB: 0 HBP: 0 BLK: 0	WP: 0 HR: 0 S: 31 P: 50	ERA: 3.38 WHIP: 1.875	IP: 4.1 WLS: 9 BF: 9 ERA: 3.18	H: 0 R: 0 ER: 0 SO: 1	BB: 2 IBB: 0 HBP: 0 BLK: 0	WP: 0 HR: 0 S: 21 P: 37	ERA: 0.00 WHIP: 0.667	IP: 7.1 WLS: 5 BF: 0 ERA: 4.91	H: 0 R: 0 ER: 0 SO: 1	BB: 2 IBB: 0 HBP: 0 BLK: 0	WP: 0 HR: 0 S: 13 P: 25	ERA: 0.00 WHIP: 2.000	IP: 8.1 WLS: 3 BF: 0 ERA: 3.09	H: 0 R: 0 ER: 0 SO: 2	BB: 0 IBB: 0 HBP: 0 BLK: 0	WP: 0 HR: 9 S: 14 P: 37	ERA: 0.00 WHIP: 0.000

Los Angeles Angels @ Oakland Athletics
Oakland Coliseum, Oakland, CA
Sun Jul 17 2011, 1:10 PM - 3:44 PM PDT
Att: 26,115 - Overcast - 62 F

AB 31
R 9
H 8
RBI 8
BB 9
SO 6
LOB 21



Batter	1	2	3	4	5	6	7	8	9	AB	R	H	RBI	BB	SO	LOB	TOP										
4 Coco Crisp, S OBP: 0.315, SLG: 0.385	G5-6-3					F9			G6-3	4	1	1	0	1	0	0	Oakland Athletics @ Detroit Tigers Comerica Park, Detroit, MI Wed Jul 20 2011, 7:07 PM - 10:22 PM EDT Att: 31,975 - Clear - 95 F AB 34 R 7 H 9 RBI 7 BB 4 SO 6 LOB 12										
2 Cliff Pennington, S OBP: 0.296, SLG: 0.317	G6-3					G5-3			G6-3	4	1	2	1	1	0	0											
16 Josh Willingham, R OBP: 0.315, SLG: 0.427	G4-3					K			F8	4	0	0	1	0	2	4											
55 Hideki Matsui, L OBP: 0.302, SLG: 0.348		F8								4	1	3	3	0	0	0											
28 Conor Jackson, R OBP: 0.317, SLG: 0.324		F8		P3						4	0	1	1	0	1	3											
8 Kurt Suzuki, R OBP: 0.287, SLG: 0.345					P4					4	0	0	0	0	0	2											
12 David DeJesus, L OBP: 0.319, SLG: 0.342										4	1	1	0	0	1	0											
11 Landon Powell, S OBP: 0.279, SLG: 0.273										3	2	1	0	1	1	1											
29 Scott Sizemore, R OBP: 0.287, SLG: 0.351										0	0	0	0	0	0	0											
28 Eric Sogard, L OBP: 0.300, SLG: 0.250										3	1	0	1	1	1	2											
Inning Stats	R: 0 E: 0 K: 0 S: 9	H: 0 LOB: 0 BB: 0 P: 12	R: 0 E: 0 K: 0 S: 7	H: 0 LOB: 0 BB: 0 P: 9	R: 2 E: 1 K: 1 S: 18	H: 3 LOB: 3 BB: 1 P: 31	R: 0 E: 0 K: 0 S: 9	H: 1 LOB: 1 BB: 0 P: 14	R: 0 E: 0 K: 1 S: 7	H: 0 LOB: 0 BB: 0 P: 9	R: 1 E: 0 K: 2 S: 11	H: 1 LOB: 0 BB: 0 P: 17	R: 4 E: 0 K: 0 S: 15	H: 3 LOB: 3 BB: 3 P: 32	R: 0 E: 0 K: 2 S: 13	H: 0 LOB: 0 BB: 0 P: 19	R: 0 E: 0 K: 0 S: 6	H: 1 LOB: 0 BB: 0 P: 11	1B: 8 2B: 0 3B: 0 HR: 1	SF: 1 SAC: 0 DP: 1 HBP: 0	WP: 1 PB: 0 SB: 0 CS: 1	PA: 39					
PITCHER	IP	WLS	BF	H	R	ER	SO	BB	IBB	HBP	BLK	WP	HR	S	P	ERA	WHIP										
64 Duane Below, L ERA: 1.8	5.0		22	5	3	1	2	1	0	0	0	1	1	51	77	1.80	1.200										
44 Lester Oliveros, R ERA: 4.51	1.0		3	0	0	0	2	0	0	0	0	0	0	10	15	0.00	0.000										
38 David Purcey, L ERA: 5.06	0.0	L	3	0	3	3	0	3	0	0	0	0	0	4	16	∞	∞										
53 Joaquin Benoit, R ERA: 4.25	1.0	B	5	3	1	1	0	0	0	0	0	0	0	11	16	9.00	3.000										
49 Charlie Furbush, L ERA: 3.77	2.0		6	1	0	0	2	0	0	0	0	0	0	19	30	0.00	0.500										

Batter	1	2	3	4	5	6	7	8	9	AB	R	H	RBI	BB	SO	LOB	BOTTOM										
14 Austin Jackson, R OBP: 0.318, SLG: 0.359	K					G5-3			K	5	1	1	0	0	2	3	Oakland Athletics @ Detroit Tigers Comerica Park, Detroit, MI Wed Jul 20 2011, 7:07 PM - 10:22 PM EDT Att: 31,975 - Clear - 95 F AB 36 R 5 H 11 RBI 5 SO 6 LOB 17										
26 Brennan Boesch, L OBP: 0.351, SLG: 0.485	K					F7			G4-3	4	0	0	0	1	1	2											
30 Magglio Ordonez, R OBP: 0.300, SLG: 0.315	G1-3								G1-3	5	1	3	1	0	0	1											
24 Miguel Cabrera, R OBP: 0.428, SLG: 0.557		G5-3				G6-3				5	1	2	0	0	1	2											
41 Victor Martinez, S OBP: 0.365, SLG: 0.457						G3-1				3	1	1	2	1	0	2											
9 Carlos Guillen, S OBP: 0.467, SLG: 0.643										4	0	2	0	0	0	1											
13 Alex Avila, L OBP: 0.367, SLG: 0.490										3	0	0	0	1	1	2											
32 Don Kelly, L OBP: 0.288, SLG: 0.354										3	1	1	1	0	1	1											
39 Ramon Santiago, S ERA: 3.74										3	0	1	1	0	0	2											
27 Jhonny Peralta, R OBP: 0.360, SLG: 0.518										1	0	0	0	0	0	1											
Inning Stats	R: 0 E: 0 K: 2 S: 10	H: 0 LOB: 0 BB: 0 P: 14	R: 0 E: 0 K: 0 S: 9	H: 0 LOB: 1 BB: 1 P: 15	R: 2 E: 0 K: 0 S: 19	H: 3 LOB: 1 BB: 0 P: 26	R: 0 E: 0 K: 1 S: 6	H: 0 LOB: 0 BB: 0 P: 12	R: 0 E: 0 K: 1 S: 9	H: 1 LOB: 1 BB: 0 P: 13	R: 3 E: 0 K: 0 S: 16	H: 4 LOB: 2 BB: 1 P: 24	R: 0 E: 0 K: 0 S: 4	H: 2 LOB: 1 BB: 0 P: 8	R: 0 E: 0 K: 0 S: 14	H: 1 LOB: 1 BB: 0 P: 20	R: 0 E: 0 K: 2 S: 12	H: 0 LOB: 1 BB: 1 P: 18	1B: 9 2B: 1 3B: 1 HR: 0	SF: 1 SAC: 0 DP: 1 HBP: 0	WP: 0 PB: 0 SB: 1 CS: 0	PA: 40					
PITCHER	IP	WLS	BF	H	R	ER	SO	BB	IBB	HBP	BLK	WP	HR	S	P	ERA	WHIP										
32 Brandon McCarthy, R ERA: 3.74	5.0		22	6	4	4	4	1	0	0	0	0	0	12	19	9.00	3.000										
33 Joey Devine, R ERA: 2.45	1.0	W	6	2	1	1	0	1	0	0	0	0	0	3	5	0.00	6.000										
31 Brad Ziegler, R ERA: 1.8	0.1	H	3	2	0	0	0	0	0	0	0	0	0	1	3	0.00	0.000										
56 Craig Breslow, L ERA: 3.18	0.2	H	1	0	0	0	0	0	0	0	0	0	0	1	3	0.00	0.000										
50 Grant Balfour, R ERA: 2.15	1.0	H	4	1	0	0	0	0	0	0	0	0	0	14	20	0.00	1.000										
PITCHER	IP	WLS	BF	H	R	ER	SO	BB	IBB	HBP	BLK	WP	HR	S	P	ERA	WHIP										
40 Andrew Bailey, R ERA: 2.0	1.0	S	4	0	0	0	2	1	0	0	0	0	0	12	18	0.00	1.000										

Oakland Athletics @ Detroit Tigers
Comerica Park, Detroit, MI
Wed Jul 20 2011, 7:07 PM - 10:22 PM EDT
Att: 31,975 - Clear - 95 F




Oakland Athletics @ Detroit Tigers
Comerica Park, Detroit, MI
Wed Jul 20 2011, 7:07 PM - 10:22 PM EDT
Att: 31,975 - Clear - 95 F



Batter	1	2	3	4	5	6	7	8	9	AB	R	H	RBI	BB	SO	LOB	TOP				
19 Jemile Weeks, S (1,4) OBP: 0.348, SLG: 0.416	F7	F7		E7			G4-3		F7	6	1	3	2	0	0	0					
4 Coco Crisp, S (1,8) OBP: 0.316, SLG: 0.386	F7	F7								4	1	2	1	1	1	4					
16 Josh Willingham, R (1,10) OBP: 0.313, SLG: 0.421	F8									4	0	0	0	1	1	5					
55 Hideki Matsui, L (1,7) OBP: 0.302, SLG: 0.344										3	0	0	0	1	0	4					
15 Ryan Sweeney, L (8,PH) OBP: 0.352, SLG: 0.531		G4-3								1	0	0	0	0	0	0					
29 Scott Sizemore, R (1,5) OBP: 0.325, SLG: 0.352										5	0	1	1	0	3	2					
12 David DeJesus, L (1,9) OBP: 0.323, SLG: 0.349										5	1	3	0	0	1	2					
28 Conor Jackson, R (1,3) OBP: 0.319, SLG: 0.329										5	1	2	0	0	0	3					
8 Kurt Suzuki, R (1,2) OBP: 0.286, SLG: 0.341										3	2	0	0	0	0	4					
2 Cliff Pennington, S (1,6) OBP: 0.300, SLG: 0.329										4	1	2	3	1	0	0					
Inning Stats	R: 1 E: 0 K: 1 S: 14	H: 1 LOB: 2 BB: 2 P: 25	R: 1 E: 0 K: 0 S: 15	H: 3 LOB: 3 BB: 1 P: 22	R: 0 E: 0 K: 0 S: 6	LOB: 0 BB: 0 P: 7	R: 3 E: 1 K: 2 S: 21	H: 3 LOB: 1 BB: 1 P: 27	R: 2 E: 0 K: 1 S: 19	H: 3 LOB: 2 BB: 1 P: 32	R: 0 E: 1 K: 1 S: 12	H: 1 LOB: 1 BB: 0 P: 14	R: 0 E: 0 K: 1 S: 9	H: 1 LOB: 1 BB: 0 P: 10	R: 0 E: 0 K: 0 S: 8	H: 0 LOB: 0 BB: 0 P: 11	1B: 8 2B: 4 HR: 1	SF: 0 SAC: 1 DP: 0 HBP: 1	WP: 0 PB: 0 SB: 0 CS: 0	PA: 46	
PITCHER	IP WLS BF H R ER SO BB IBB HBP BLK WP HR S P ERA WHIP	IP WLS BF H R ER SO BB IBB HBP BLK WP HR S P ERA WHIP	IP WLS BF H R ER SO BB IBB HBP BLK WP HR S P ERA WHIP	IP WLS BF H R ER SO BB IBB HBP BLK WP HR S P ERA WHIP	IP WLS BF H R ER SO BB IBB HBP BLK WP HR S P ERA WHIP	IP WLS BF H R ER SO BB IBB HBP BLK WP HR S P ERA WHIP	IP WLS BF H R ER SO BB IBB HBP BLK WP HR S P ERA WHIP	IP WLS BF H R ER SO BB IBB HBP BLK WP HR S P ERA WHIP	IP WLS BF H R ER SO BB IBB HBP BLK WP HR S P ERA WHIP	IP WLS BF H R ER SO BB IBB HBP BLK WP HR S P ERA WHIP	IP WLS BF H R ER SO BB IBB HBP BLK WP HR S P ERA WHIP	IP WLS BF H R ER SO BB IBB HBP BLK WP HR S P ERA WHIP	IP WLS BF H R ER SO BB IBB HBP BLK WP HR S P ERA WHIP	IP WLS BF H R ER SO BB IBB HBP BLK WP HR S P ERA WHIP	IP WLS BF H R ER SO BB IBB HBP BLK WP HR S P ERA WHIP	IP WLS BF H R ER SO BB IBB HBP BLK WP HR S P ERA WHIP	IP WLS BF H R ER SO BB IBB HBP BLK WP HR S P ERA WHIP	IP WLS BF H R ER SO BB IBB HBP BLK WP HR S P ERA WHIP	IP WLS BF H R ER SO BB IBB HBP BLK WP HR S P ERA WHIP	IP WLS BF H R ER SO BB IBB HBP BLK WP HR S P ERA WHIP	IP WLS BF H R ER SO BB IBB HBP BLK WP HR S P ERA WHIP

Oakland Athletics @ New York Yankees
 Yankee Stadium, Bronx, NY
 Fri Jul 22 2011, 7:09 PM - 10:49 PM EDT
 Att: 46,921 - Clear - 100 F

livebaseballscorecards.com




AB	40
R	7
H	13
RBI	7
BB	4
SO	6
LOB	24

Batter	1	2	3	4	5	6	7	8	9	AB	R	H	RBI	BB	SO	LOB	BOTTOM				
11 Brett Gardner, L (1,7) OBP: 0.368, SLG: 0.413										5	1	1	1	0	3	5					
27 Chris Dickerson, L (8,7) OBP: 0.346, SLG: 0.375										1	0	1	0	0	0	0					
2 Derek Jeter, R (1,6) OBP: 0.329, SLG: 0.346										3	1	2	3	1	0	0					
60 Brandon Laird, R (7,PH) OBP: 1.000, SLG: 1.000										1	1	1	1	1	0	0					
14 Curtis Granderson, L (1,8) OBP: 0.367, SLG: 0.566										2	2	0	2	2	2	4					
25 Mark Teixeira, S (1,10) OBP: 0.344, SLG: 0.499										4	2	1	4	2	1	3					
24 Robinson Canó, L (1,4) OBP: 0.340, SLG: 0.511										5	2	2	0	0	1	3					
33 Nick Swisher, S (1,9) OBP: 0.371, SLG: 0.421										4	2	3	5	1	1	0					
18 Andruw Jones, R (8,9) OBP: 0.284, SLG: 0.408										0	0	0	0	0	0	0					
20 Jorge Posada, S (1,3) OBP: 0.307, SLG: 0.376										5	1	1	0	0	1	5					
26 Eduardo Núñez, R (1,5) OBP: 0.305, SLG: 0.387										5	2	2	1	0	1	0					
17 Francisco Cervelli, R (1,2) OBP: 0.306, SLG: 0.303										3	3	3	0	2	0	0					
Inning Stats	R: 0 E: 0 K: 2 S: 9	H: 0 LOB: 1 BB: 0 P: 15	R: 5 E: 1 K: 0 S: 16	H: 5 LOB: 0 BB: 1 P: 30	R: 9 E: 0 K: 2 S: 25	H: 7 LOB: 1 BB: 3 P: 50	R: 0 E: 0 K: 2 S: 10	H: 1 LOB: 2 BB: 1 P: 28	R: 0 E: 0 K: 2 S: 6	H: 1 LOB: 0 BB: 0 P: 8	R: 2 E: 0 K: 0 S: 11	H: 1 LOB: 1 BB: 3 P: 26	R: 1 E: 0 K: 2 S: 15	H: 2 LOB: 2 BB: 1 P: 27	1B: 14 2B: 2 3B: 0 HR: 2	SF: 1 SAC: 0 DP: 2 HBP: 1	WP: 0 PB: 0 SB: 2 CS: 0	PA: 49			
PITCHER	IP WLS BF H R ER SO BB IBB HBP BLK WP HR S P ERA WHIP	IP WLS BF H R ER SO BB IBB HBP BLK WP HR S P ERA WHIP	IP WLS BF H R ER SO BB IBB HBP BLK WP HR S P ERA WHIP	IP WLS BF H R ER SO BB IBB HBP BLK WP HR S P ERA WHIP	IP WLS BF H R ER SO BB IBB HBP BLK WP HR S P ERA WHIP	IP WLS BF H R ER SO BB IBB HBP BLK WP HR S P ERA WHIP	IP WLS BF H R ER SO BB IBB HBP BLK WP HR S P ERA WHIP	IP WLS BF H R ER SO BB IBB HBP BLK WP HR S P ERA WHIP	IP WLS BF H R ER SO BB IBB HBP BLK WP HR S P ERA WHIP	IP WLS BF H R ER SO BB IBB HBP BLK WP HR S P ERA WHIP	IP WLS BF H R ER SO BB IBB HBP BLK WP HR S P ERA WHIP	IP WLS BF H R ER SO BB IBB HBP BLK WP HR S P ERA WHIP	IP WLS BF H R ER SO BB IBB HBP BLK WP HR S P ERA WHIP	IP WLS BF H R ER SO BB IBB HBP BLK WP HR S P ERA WHIP	IP WLS BF H R ER SO BB IBB HBP BLK WP HR S P ERA WHIP	IP WLS BF H R ER SO BB IBB HBP BLK WP HR S P ERA WHIP	IP WLS BF H R ER SO BB IBB HBP BLK WP HR S P ERA WHIP	IP WLS BF H R ER SO BB IBB HBP BLK WP HR S P ERA WHIP	IP WLS BF H R ER SO BB IBB HBP BLK WP HR S P ERA WHIP	IP WLS BF H R ER SO BB IBB HBP BLK WP HR S P ERA WHIP	IP WLS BF H R ER SO BB IBB HBP BLK WP HR S P ERA WHIP

Oakland Athletics @ New York Yankees
 Yankee Stadium, Bronx, NY
 Fri Jul 22 2011, 7:09 PM - 10:49 PM EDT
 Att: 46,921 - Clear - 100 F

livebaseballscorecards.com




AB	38
R	17
H	17
RBI	17
BB	9
SO	10
LOB	20

Batter	1	2	3	4	5	6	7	8	9	AB	R	H	RBI	BB	SO	LOB	TOP	
19 Jemile Weeks, S OBP: 0.351, SLG: 0.418										5	1	1	0	0	1	2		
4 Coco Crisp, S OBP: 0.319, SLG: 0.389										5	1	2	0	0	1	1		
55 Hideki Matsui, L OBP: 0.313, SLG: 0.373										5	1	5	1	0	0	0		
16 Josh Willingham, R OBP: 0.319, SLG: 0.431										4	0	1	1	1	1	2		
15 Ryan Sweeney, L OBP: 0.346, SLG: 0.527										0	0	0	0	0	0	0		
12 David DeJesus, L OBP: 0.317, SLG: 0.339										5	0	0	0	0	1	5		
28 Coner Jackson, R OBP: 0.324, SLG: 0.336										4	0	1	0	0	0	3		
8 Kurt Suzuki, R OBP: 0.289, SLG: 0.350										4	1	2	1	0	1	2		
2 Cliff Pennington, S OBP: 0.301, SLG: 0.332										4	1	2	1	0	0	3		
28 Eric Sogard, L OBP: 0.357, SLG: 0.364										3	0	1	1	1	0	1		
Inning Stats	R: 0 H: 1 E: 0 K: 2 S: 9	H: 3 R: 2 ER: 0 LOB: 1 BB: 0 P: 14	R: 2 H: 3 E: 0 K: 0 S: 16	H: 1 R: 0 ER: 0 LOB: 0 BB: 0 P: 12	R: 0 H: 1 E: 0 K: 0 S: 6	H: 1 R: 0 ER: 0 LOB: 1 BB: 1 P: 7	R: 0 H: 0 E: 0 K: 2 S: 10	H: 0 R: 0 ER: 0 LOB: 0 BB: 0 P: 12	R: 0 H: 1 E: 0 K: 0 S: 11	H: 3 R: 2 ER: 0 LOB: 2 BB: 0 P: 32	R: 1 H: 4 E: 0 K: 0 S: 14	H: 0 R: 0 ER: 0 LOB: 3 BB: 0 P: 21	1B: 9 2B: 7 3B: 0 HR: 0	SF: 0 SAC: 0 DP: 2 HBP: 0	WP: 0 PB: 0 SB: 0 CS: 1	PA: 41		
PITCHER	IP: 7.0 WLS: W BF: 28 ERA: 3.29	IP: 0.2 WLS: S BF: 6 ERA: 1.58	IP: 1.1 WLS: S BF: 7 ERA: 1.88	IP: 0.0 WLS: S BF: 3 ERA: 0.00	IP: 0.0 WLS: S BF: 4 ERA: 0.00	IP: 0.0 WLS: S BF: 4 ERA: 0.00	IP: 0.0 WLS: S BF: 4 ERA: 0.00	IP: 0.0 WLS: S BF: 4 ERA: 0.00	IP: 0.0 WLS: S BF: 4 ERA: 0.00	IP: 0.0 WLS: S BF: 4 ERA: 0.00	IP: 0.0 WLS: S BF: 4 ERA: 0.00	IP: 0.0 WLS: S BF: 4 ERA: 0.00	IP: 0.0 WLS: S BF: 4 ERA: 0.00	IP: 0.0 WLS: S BF: 4 ERA: 0.00	IP: 0.0 WLS: S BF: 4 ERA: 0.00	IP: 0.0 WLS: S BF: 4 ERA: 0.00	IP: 0.0 WLS: S BF: 4 ERA: 0.00	IP: 0.0 WLS: S BF: 4 ERA: 0.00

Oakland Athletics @ New York Yankees
Yankee Stadium, Bronx, NY
Sun Jul 24 2011, 1:09 PM - 4:26 PM EDT
Att: 45,586 - Cloudy - 85 F


AB 39
R 5
H 15
RBI 5
BB 2
SO 5
LOB 19



Batter	1	2	3	4	5	6	7	8	9	AB	R	H	RBI	BB	SO	LOB	BOTTOM	
2 Derek Jeter, R OBP: 0.336, SLG: 0.351										3	1	0	1	2	2	1		
14 Curtis Granderson, L OBP: 0.363, SLG: 0.563										5	1	1	2	0	3	3		
25 Mark Teixeira, S OBP: 0.341, SLG: 0.493										4	1	1	0	0	1	3		
24 Robinson Canó, L OBP: 0.340, SLG: 0.509										4	0	1	0	0	1	1		
33 Nick Swisher, S OBP: 0.372, SLG: 0.425										4	0	0	0	0	1	2		
11 Brett Gardner, L OBP: 0.365, SLG: 0.407										0	0	0	0	0	0	0		
55 Russell Martin, R OBP: 0.330, SLG: 0.375										3	2	2	0	0	1	1		
18 Andruw Jones, R OBP: 0.301, SLG: 0.416										3	1	2	2	1	0	1		
27 Chris Dickerson, L OBP: 0.346, SLG: 0.375										0	0	0	0	0	0	0		
26 Eduardo Núñez, R OBP: 0.314, SLG: 0.391										4	1	2	2	0	0	3		
60 Brandon Laird, R OBP: 0.375, SLG: 0.167										2	0	0	0	1	1	1		
Inning Stats	R: 0 H: 0 E: 0 K: 2 S: 12	H: 2 R: 1 ER: 0 LOB: 1 BB: 0 P: 17	R: 0 H: 0 E: 1 K: 0 S: 13	H: 0 R: 2 ER: 0 LOB: 1 BB: 1 P: 19	H: 1 R: 0 ER: 0 LOB: 1 BB: 1 P: 23	H: 4 R: 3 ER: 0 LOB: 2 BB: 1 P: 38	H: 0 R: 0 ER: 0 LOB: 1 BB: 1 P: 20	H: 1 R: 0 ER: 0 LOB: 1 BB: 0 P: 16	H: 1 R: 1 ER: 0 LOB: 0 BB: 0 P: 15	1B: 7 2B: 1 3B: 0 HR: 1	SF: 0 SAC: 1 DP: 1 HBP: 1	WP: 0 PB: 0 SB: 2 CS: 0	PA: 38					
PITCHER	IP: 4.2 WLS: L BF: 25 ERA: 2.87	IP: 1.1 WLS: S BF: 5 ERA: 1.54	IP: 1.0 WLS: S BF: 4 ERA: 4.29	IP: 1.0 WLS: S BF: 4 ERA: 3.52	IP: 0.0 WLS: S BF: 3 ERA: 0.00	IP: 0.0 WLS: S BF: 4 ERA: 0.00	IP: 0.0 WLS: S BF: 4 ERA: 0.00	IP: 0.0 WLS: S BF: 4 ERA: 0.00	IP: 0.0 WLS: S BF: 4 ERA: 0.00	IP: 0.0 WLS: S BF: 4 ERA: 0.00	IP: 0.0 WLS: S BF: 4 ERA: 0.00	IP: 0.0 WLS: S BF: 4 ERA: 0.00	IP: 0.0 WLS: S BF: 4 ERA: 0.00	IP: 0.0 WLS: S BF: 4 ERA: 0.00	IP: 0.0 WLS: S BF: 4 ERA: 0.00	IP: 0.0 WLS: S BF: 4 ERA: 0.00	IP: 0.0 WLS: S BF: 4 ERA: 0.00	IP: 0.0 WLS: S BF: 4 ERA: 0.00

Oakland Athletics @ New York Yankees
Yankee Stadium, Bronx, NY
Sun Jul 24 2011, 1:09 PM - 4:26 PM EDT
Att: 45,586 - Cloudy - 85 F

AB 32
R 7
H 9
RBI 7
BB 4
SO 10
LOB 16



Batter	1	2	3	4	5	6	7	8	9	AB	R	H	RBI	BB	SO	LOB	TOP					
8 Desmond Jennings, R (1.7) OBP: 0.667, SLG: 1.000	1-2 P3		1-0 22 G5-3 1-H 2B	1-2 F8		2-0 22 K 22 S 1B			0-3 K	5	0	2	1	0	1	1						
22 Johnny Damon, L (1.10) OBP: 0.323, SLG: 0.417	1-1 P6		1-0 G5-3		1-2 18 F9 20 FC6-4 2B				1-1 G6-3	5	1	1	0	0	1	2						
18 Ben Zobrist, S (1.4) OBP: 0.369, SLG: 0.491	2-1 HR		4-0 3 BB BB		1-0 F9				2-1 0-3 BB	4	1	3	1	1	0	1						
3 Evan Longoria, R (1.5) OBP: 0.344, SLG: 0.460	4-1 BB		4-2 2 FC4-6 BB		4-2 20 FC6-4 BB				4-2 BB	1	0	0	0	4	1	1						
20 Matt Joyce, L (1.9) OBP: 0.336, SLG: 0.503	0-1 G4-3		1-0 F9		0-1 FC6-4 2 3B				2-3 K	5	1	0	1	0	2	8						
2 B.J. Upton, R (1.8) OBP: 0.310, SLG: 0.399		0-1 G5-6-3	2-2 FC4-6		1-2 3-H 1-2 3B				2-1 G6-3	4	0	1	1	0	0	4						
11 Casey Kotchman, L (1.3) OBP: 0.368, SLG: 0.450		0-1 10 G1-6-3 1B		3-1 G3-1		1-2 L8			3-2 F7	4	0	1	0	0	0	1						
10 Kelly Shoppach, R (1.2) OBP: 0.287, SLG: 0.329		2-2 G1-6-3		0-0 E5		1-1 HR			1-1 F7	3	1	2	1	0	0	1						
5 Sam Fulj, L (8. PH) OBP: 0.300, SLG: 0.367		1-2								1	0	0	0	0	0	0						
38 Robinson Chirinos, R (8.2) OBP: 0.286, SLG: 0.222										0	0	0	0	0	0	0						
1 Sean Rodriguez, R (1.6) OBP: 0.295, SLG: 0.362				1-2 F7		1-1 G5-3			2-3 K	3	1	1	0	0	0	1						
9 Elliot Johnson, S (8. PH) OBP: 0.262, SLG: 0.344			8 2B 1B							1	0	0	0	0	1	0						
Inning Stats	R: 1 E: 0 K: 0 S: 10	H: 1 LOB: 1 BB: 1 P: 18	R: 0 E: 0 K: 0 S: 8	H: 1 LOB: 0 BB: 0 P: 10	R: 1 E: 0 K: 0 S: 11	H: 2 LOB: 3 BB: 2 P: 25	R: 0 E: 1 K: 0 S: 12	H: 1 LOB: 1 BB: 0 P: 19	R: 2 E: 0 K: 0 S: 17	H: 2 LOB: 1 BB: 1 P: 25	R: 1 E: 0 K: 1 S: 9	H: 2 LOB: 1 BB: 0 P: 15	R: 0 E: 0 K: 2 S: 14	H: 1 LOB: 0 BB: 0 P: 20	R: 0 E: 0 K: 1 S: 10	H: 0 LOB: 0 BB: 0 P: 16	R: 0 E: 0 K: 2 S: 15	H: 1 LOB: 2 BB: 1 P: 24	1B: 4 2B: 4 3B: 1 HR: 2	SF: 0 SAC: 0 DP: 1 HBP: 0	WP: 0 PB: 0 SB: 2 CS: 0	PA: 41
PITCHER	IP WLS BF H R ER SO BB IBB HBP BLK WP HR S P ERA WHIP																					
52 Guillermo Moscoso, R (1.1) ERA: 3.47	5.0 26 8 5 5 0 4 0 0 0 0 2 60 100 9.00 2.400																					
48 Michael Wuerz, R (8.1) ERA: 3.94	1.1 2 0 0 0 2 0 0 0 0 0 0 12 18 0.00 1.500																					
57 Brian Fuentes, L (7.1) ERA: 4.32	0.2 W 2 0 0 0 1 0 0 0 0 0 0 9 14 0.00 0.000																					
50 Grant Balfour, R (8.1) ERA: 2.03	1.0 H 3 0 0 0 1 0 0 0 0 0 0 10 16 0.00 0.000																					
40 Andrew Bailey, R (9.1) ERA: 2.25	1.0 S 5 1 0 0 2 1 0 0 0 0 0 0 15 24 0.00 2.000																					

Tampa Bay Rays @ Oakland Athletics
Oakland Coliseum, Oakland, CA
Mon Jul 25 2011, 7:09 PM - 10:43 PM PDT
Att: 11,053 - Clear - 63 F

livebaseballscores.com

AB 36
R 5
H 11
RBI 5
BB 5
SO 6
LOB 20




Batter	1	2	3	4	5	6	7	8	9	AB	R	H	RBI	BB	SO	LOB	BOTTOM			
19 Jemile Weeks, S (1.4) OBP: 0.341, SLG: 0.405	3-2 F7		2-0 P5		1-2 FC4-6 55 G6-3 4 BB 1-2	1-2 FC5-4			1 SAFE 1-1 P6	5	0	0	0	0	0	4				
4 Coco Crisp, S (1.8) OBP: 0.320, SLG: 0.390	1-2 F8		2-1 F7		4-1 55 G6-3 BB				2-0 G5-3	4	0	1	1	1	0	0				
55 Hideki Matsui, L (1.7) OBP: 0.315, SLG: 0.371	4-2 BB		3-2 F9		0-0 G6-3				0-2 G3	4	1	1	0	1	0	3				
15 Ryan Sweeney, L (9.7) OBP: 0.348, SLG: 0.327	16 BB BB		2-2 F9		1-2 2-3 G5-3				2-3 12 BB 1B	0	0	0	0	0	0	0				
16 Josh Willingham, R (1.10) OBP: 0.327, SLG: 0.431	4-1 BB		2-2 1B		1-1 G5-3				4-1 12 BB 28 BB 1B	2	1	1	0	3	0	2				
12 David DeJesus, L (1.9) OBP: 0.318, SLG: 0.343	1-2 F9		3-2 F7			2-2 28 G3 29 SF7 2B			1-0 28 BB 2B 1B	5	2	2	1	0	0	5				
28 Conor Jackson, R (1.3) OBP: 0.326, SLG: 0.342		2-2 2 HR 1B		2-0 F9		1-0 G3			1-2 29 P3 2B	4	1	2	2	0	0	1				
29 Scott Sizemore, R (1.5) OBP: 0.321, SLG: 0.341		1-3 K		2-1 P3		1-0 SF7			1-0 P3	3	0	0	1	0	1	2				
8 Kurt Suzuki, R (1.2) OBP: 0.288, SLG: 0.349		1-3 K		1-2 F7		0-1 2 BB 1B			3-2 F8	4	0	1	0	0	1	2				
2 Cliff Pennington, S (1.6) OBP: 0.309, SLG: 0.346		0-1 HR			4-2 19 FC4-6 BB	1-1 19 FC5-4 1B			4-0 4 BB 2B	2	2	2	2	2	0	0				
Inning Stats	R: 0 E: 0 K: 0 S: 14	H: 0 LOB: 2 BB: 2 P: 27	R: 2 E: 0 K: 2 S: 13	H: 2 LOB: 0 BB: 0 P: 19	R: 0 E: 0 K: 0 S: 14	H: 1 LOB: 1 BB: 0 P: 24	R: 0 E: 0 K: 0 S: 6	H: 0 LOB: 0 BB: 0 P: 11	R: 0 E: 0 K: 0 S: 10	H: 0 LOB: 2 BB: 2 P: 20	R: 1 E: 0 K: 0 S: 13	H: 3 LOB: 2 BB: 0 P: 19	R: 3 E: 0 K: 0 S: 15	H: 3 LOB: 1 BB: 1 P: 27	R: 1 E: 0 K: 0 S: 7	H: 1 LOB: 2 BB: 2 P: 19	1B: 6 2B: 3 3B: 0 HR: 1	SF: 1 SAC: 0 DP: 0 HBP: 0	WP: 0 PB: 0 SB: 0 CS: 0	PA: 41
PITCHER	IP WLS BF H R ER SO BB IBB HBP BLK WP HR S P ERA WHIP																			
58 Jeremy Hellickson, R (1.1) ERA: 3.27	5.0 23 4 3 3 3 4 0 0 0 0 0 60 106 5.40 1.600																			
47 Brandon Gomes, R (8.1) ERA: 3.63	0.2 H 4 2 0 0 0 0 0 0 0 0 0 6 9 0.00 3.000																			
39 J.P. Howell, L (6.1) ERA: 9.13	0.2 L 5 2 3 3 0 1 0 0 0 0 0 0 10 18 40.50 4.500																			
62 Joel Peralta, R (7.1) ERA: 3.72	0.2 B 3 1 0 0 0 0 0 0 0 0 0 9 14 0.00 1.500																			
27 Cesar Ramos, L (8.1) ERA: 4.22	1.0 6 1 1 1 0 1 1 0 0 0 0 7 19 9.00 2.000																			

Tampa Bay Rays @ Oakland Athletics
Oakland Coliseum, Oakland, CA
Mon Jul 25 2011, 7:09 PM - 10:43 PM PDT
Att: 11,053 - Clear - 63 F

livebaseballscores.com

AB 33
R 7
H 10
RBI 7
BB 7
SO 2
LOB 19



Batter	1	2	3	4	5	6	7	8	9	AB	R	H	RBI	BB	SO	LOB	TOP				
8 Desmond Jennings, R OBP: 0.556, SLG: 0.786										3	0	0	0	0	0	0	Tampa Bay Rays @ Oakland Athletics Oakland Coliseum, Oakland, CA Tue Jul 26 2011, 7:08 PM - 9:40 PM PDT Att: 12,166 - Clear - 60 F				
22 Johnny Damon, L OBP: 0.323, SLG: 0.418										4	0	1	0	0	0	1					
18 Ben Zobrist, S OBP: 0.373, SLG: 0.499										2	1	1	1	2	0	1					
3 Evan Longoria, R OBP: 0.340, SLG: 0.453										4	0	0	0	0	1	3					
11 Casey Kotchman, L OBP: 0.389, SLG: 0.451										4	0	2	0	0	0	0					
2 B.J. Upton, R OBP: 0.307, SLG: 0.395										4	0	0	0	0	2	3					
20 Matt Joyce, L OBP: 0.336, SLG: 0.507										4	0	2	0	0	0	2					
38 Robinson Chirinos, R OBP: 0.240, SLG: 0.162										4	0	0	0	0	1	3					
1 Sean Rodriguez, R OBP: 0.294, SLG: 0.360										4	0	1	0	0	0	1					
Inning Stats	R: 0 E: 0 K: 1 S: 8	H: 0 LOB: 1 BB: 1 P: 16	R: 0 E: 0 K: 2 S: 10	H: 1 LOB: 1 BB: 0 P: 14	R: 0 E: 0 K: 0 S: 10	H: 1 LOB: 2 BB: 1 P: 18	R: 0 E: 0 K: 0 S: 8	H: 2 LOB: 1 BB: 0 P: 13	R: 0 E: 0 K: 0 S: 10	H: 1 LOB: 1 BB: 0 P: 16	R: 0 E: 0 K: 0 S: 6	H: 0 LOB: 1 BB: 0 P: 9	R: 0 E: 0 K: 0 S: 7	H: 0 LOB: 0 BB: 0 P: 11	R: 1 E: 0 K: 0 S: 11	H: 1 LOB: 0 BB: 0 P: 16		S: 11	1B: 4 2B: 2 3B: 0 HR: 1	SF: 0 SAC: 1 DP: 1 HBP: 0	WP: 0 PB: 0 SB: 2 CS: 0
PITCHER	IP WLS BF H R ER SO BB IBB HBP BLK WP HR S P ERA WHIP																				
32 Brandon McCarthy, R ERA: 3.92	8.0 W 32 6 1 1 3 2 0 0 0 0 0 1 70 113 1.12 1.000																				
50 Grant Balfour, R ERA: 1.98	1.0 4 1 0 0 1 0 0 0 0 0 0 0 11 18 0.00 1.000																				

Batter	1	2	3	4	5	6	7	8	9	AB	R	H	RBI	BB	SO	LOB	BOTTOM				
19 Jemile Weeks, S OBP: 0.333, SLG: 0.398										3	0	0	1	0	0	3	Tampa Bay Rays @ Oakland Athletics Oakland Coliseum, Oakland, CA Tue Jul 26 2011, 7:08 PM - 9:40 PM PDT Att: 12,166 - Clear - 60 F				
4 Coco Crisp, S OBP: 0.316, SLG: 0.385										5	0	0	0	0	2	4					
55 Hideki Matsui, L OBP: 0.314, SLG: 0.373										4	0	1	1	0	0	0					
15 Ryan Sweeney, L OBP: 0.348, SLG: 0.327										0	0	0	0	0	0	0					
16 Josh Willingham, R OBP: 0.329, SLG: 0.428										2	1	0	0	2	2	0					
28 Conor Jackson, R OBP: 0.332, SLG: 0.349										4	1	3	0	0	0	2					
12 David DeJesus, L OBP: 0.314, SLG: 0.340										3	0	0	1	0	0	2					
29 Scott Sizemore, R OBP: 0.333, SLG: 0.344										1	3	1	0	3	0	0					
8 Kurt Suzuki, R OBP: 0.288, SLG: 0.351										4	0	1	2	0	1	4					
2 Cliff Pennington, S OBP: 0.317, SLG: 0.355										3	1	3	1	1	0	0					
Inning Stats	R: 0 E: 0 K: 0 S: 5	H: 0 LOB: 0 BB: 0 P: 10	R: 0 E: 0 K: 1 S: 8	H: 1 LOB: 0 BB: 0 P: 13	R: 1 E: 0 K: 1 S: 10	H: 1 LOB: 1 BB: 1 P: 17	R: 1 E: 0 K: 1 S: 16	H: 1 LOB: 2 BB: 2 P: 26	R: 1 E: 0 K: 0 S: 13	H: 2 LOB: 1 BB: 1 P: 20	R: 1 E: 0 K: 0 S: 10	H: 2 LOB: 0 BB: 0 P: 15	R: 0 E: 0 K: 1 S: 10	H: 0 LOB: 0 BB: 0 P: 15	R: 2 E: 0 K: 0 S: 8	H: 2 LOB: 2 BB: 2 P: 20	S: 8	1B: 6 2B: 3 3B: 0 HR: 0	SF: 2 SAC: 1 DP: 1 HBP: 0	WP: 0 PB: 0 SB: 0 CS: 0	PA: 38
PITCHER	IP WLS BF H R ER SO BB IBB HBP BLK WP HR S P ERA WHIP																				
14 David Price, L ERA: 3.76	6.0 L 28 7 4 4 4 4 0 0 0 0 0 0 65 105 6.00 1.833																				
51 Jay Buente, R ERA: 9.0	2.0 10 2 2 2 1 2 0 0 0 0 0 0 18 35 9.00 2.000																				

Batter	1	2	3	4	5	6	7	8	9	AB	R	H	RBI	BB	SO	LOB	TOP	
8 Desmond Jennings, R OBP: 0.565, SLG: 0.722	G5-3		1B		K			BB	1B	4	1	2	1	1	1	0		
22 Johnny Damon, L OBP: 0.324, SLG: 0.416	K		BB		F8			F6	1B	4	0	1	1	1	1	2		
18 Ben Zobrist, S OBP: 0.371, SLG: 0.495	FC6-4		P5		K			K	K	5	0	1	0	0	3	5		
3 Evan Longoria, R OBP: 0.341, SLG: 0.451	FC6-4							K		1	0	0	0	1	0	1		
9 Elliot Johnson, S OBP: 0.259, SLG: 0.338								K		2	0	0	0	0	2	2		
11 Casey Kotchman, L OBP: 0.287, SLG: 0.329	G6-3									2	0	0	0	0	0	1		
38 Robinson Chirinos, R OBP: 0.296, SLG: 0.299										2	1	2	0	0	0	0		
20 Matt Joyce, L OBP: 0.337, SLG: 0.513	G4-3							G5-4-3	1B	4	1	1	2	0	0	2		
10 Kelly Shoppach, R OBP: 0.277, SLG: 0.433	K								HR	3	0	1	0	0	1	1		
16 Justin Ruggiano, R OBP: 0.277, SLG: 0.433										1	1	0	0	0	0	0		
5 Sam Fuld, L OBP: 0.296, SLG: 0.362										4	0	0	0	0	0	2		
1 Sean Rodriguez, R OBP: 0.294, SLG: 0.356										3	0	0	0	1	1	1		
Inning Stats	R: 0 H: 1 E: 0 K: 1 S: 13	H: 1 LOB: 1 BB: 0 P: 18	R: 0 H: 0 E: 0 K: 1 S: 8	H: 0 LOB: 0 BB: 0 P: 11	R: 0 H: 1 E: 0 K: 1 S: 10	H: 1 LOB: 2 BB: 1 P: 21	R: 0 H: 0 E: 0 K: 0 S: 5	H: 0 LOB: 1 BB: 1 P: 11	R: 0 H: 0 E: 0 K: 2 S: 7	H: 2 LOB: 1 BB: 0 P: 10	R: 0 H: 0 E: 0 K: 2 S: 19	H: 0 LOB: 2 BB: 2 P: 31	R: 4 H: 4 E: 1 K: 1 S: 27	H: 4 LOB: 1 BB: 0 P: 40	1B: 7 2B: 0 3B: 0 HR: 1	SF: 0 SAC: 0 DP: 1 HBP: 0	WP: 2 PB: 0 SB: 0 CS: 0	PA: 39
PITCHER	IP WLS BF H R ER SO BB IBB HBP BLK WP HR S P ERA WHIP	IP WLS BF H R ER SO BB IBB HBP BLK WP HR S P ERA WHIP	IP WLS BF H R ER SO BB IBB HBP BLK WP HR S P ERA WHIP	IP WLS BF H R ER SO BB IBB HBP BLK WP HR S P ERA WHIP	IP WLS BF H R ER SO BB IBB HBP BLK WP HR S P ERA WHIP	IP WLS BF H R ER SO BB IBB HBP BLK WP HR S P ERA WHIP	IP WLS BF H R ER SO BB IBB HBP BLK WP HR S P ERA WHIP	IP WLS BF H R ER SO BB IBB HBP BLK WP HR S P ERA WHIP	IP WLS BF H R ER SO BB IBB HBP BLK WP HR S P ERA WHIP	IP WLS BF H R ER SO BB IBB HBP BLK WP HR S P ERA WHIP	IP WLS BF H R ER SO BB IBB HBP BLK WP HR S P ERA WHIP	IP WLS BF H R ER SO BB IBB HBP BLK WP HR S P ERA WHIP	IP WLS BF H R ER SO BB IBB HBP BLK WP HR S P ERA WHIP	IP WLS BF H R ER SO BB IBB HBP BLK WP HR S P ERA WHIP	IP WLS BF H R ER SO BB IBB HBP BLK WP HR S P ERA WHIP	IP WLS BF H R ER SO BB IBB HBP BLK WP HR S P ERA WHIP	IP WLS BF H R ER SO BB IBB HBP BLK WP HR S P ERA WHIP	IP WLS BF H R ER SO BB IBB HBP BLK WP HR S P ERA WHIP
53 Trevor Cahill, R ERA: 3.58	7.1	W	29	4	0	0	6	4	0	0	0	0	0	0	67	114	0.00	1.091
56 Craig Breslow, L ERA: 3.22	0.2		2	0	0	2	0	0	0	0	0	0	0	8	10	0.00	0.000	
60 Fautino De Los Santos, R ERA: 2.92	0.2		6	3	4	2	0	0	0	0	0	0	1	1	22	32	27.00	4.500
31 Brad Ziegler, R ERA: 1.7	0.1		2	1	0	0	1	0	0	0	0	0	1	0	5	8	0.00	3.000

Tampa Bay Rays @ Oakland Athletics
Oakland Coliseum, Oakland, CA
Wed Jul 27 2011, 7:08 PM - 9:58 PM PDT
Att: 18,640 - Clear - 65 F

AB 35
R 4
H 8
RBI 4
BB 4
SO 9
LOB 17



Batter	1	2	3	4	5	6	7	8	9	AB	R	H	RBI	BB	SO	LOB	BOTTOM	
19 Jemile Weeks, S OBP: 0.341, SLG: 0.418	K		1B		HR					4	3	3	3	0	1	0		
4 Coco Crisp, S OBP: 0.317, SLG: 0.384	1B		L8		F7			G3-1		4	0	1	0	1	0	3		
55 Hideki Matsui, L OBP: 0.318, SLG: 0.390	L7		2B		HR			F7		5	1	3	5	0	0	1		
16 Josh Willingham, R OBP: 0.327, SLG: 0.428	F8		P3		HR			P5		5	1	1	0	0	0	4		
28 Conor Jackson, R OBP: 0.333, SLG: 0.347	G6-3							G3		4	2	1	1	1	1	2		
15 Ryan Sweeney, L OBP: 0.360, SLG: 0.361	2B							L4		4	3	3	2	1	0	0		
2 Cliff Pennington, S OBP: 0.317, SLG: 0.354	L8							1B		3	0	1	0	0	1	1		
28 Eric Sogard, L OBP: 0.400, SLG: 0.417								1B		1	0	1	0	0	0	0		
29 Scott Sizemore, R OBP: 0.339, SLG: 0.358	1B							K		4	1	2	2	1	1	1		
11 Landon Powell, S OBP: 0.287, SLG: 0.265	G6-3							F4		3	2	1	0	1	0	3		
Inning Stats	R: 0 H: 1 E: 0 K: 1 S: 9	H: 2 LOB: 2 BB: 0 P: 14	R: 1 H: 2 E: 0 K: 0 S: 8	H: 2 LOB: 0 BB: 0 P: 12	R: 9 H: 7 E: 1 K: 1 S: 24	H: 7 LOB: 0 BB: 2 P: 41	R: 2 H: 3 E: 0 K: 1 S: 24	H: 3 LOB: 2 BB: 1 P: 39	R: 1 H: 1 E: 0 K: 0 S: 12	H: 1 LOB: 1 BB: 2 P: 22	R: 0 H: 0 E: 0 K: 0 S: 4	H: 0 LOB: 0 BB: 0 P: 6	R: 0 H: 1 E: 0 K: 1 S: 10	H: 1 LOB: 1 BB: 0 P: 15	1B: 10 2B: 4 3B: 2 HR: 2	SF: 1 SAC: 1 DP: 1 HBP: 0	WP: 0 PB: 0 SB: 0 CS: 0	PA: 44
PITCHER	IP WLS BF H R ER SO BB IBB HBP BLK WP HR S P ERA WHIP	IP WLS BF H R ER SO BB IBB HBP BLK WP HR S P ERA WHIP	IP WLS BF H R ER SO BB IBB HBP BLK WP HR S P ERA WHIP	IP WLS BF H R ER SO BB IBB HBP BLK WP HR S P ERA WHIP	IP WLS BF H R ER SO BB IBB HBP BLK WP HR S P ERA WHIP	IP WLS BF H R ER SO BB IBB HBP BLK WP HR S P ERA WHIP	IP WLS BF H R ER SO BB IBB HBP BLK WP HR S P ERA WHIP	IP WLS BF H R ER SO BB IBB HBP BLK WP HR S P ERA WHIP	IP WLS BF H R ER SO BB IBB HBP BLK WP HR S P ERA WHIP	IP WLS BF H R ER SO BB IBB HBP BLK WP HR S P ERA WHIP	IP WLS BF H R ER SO BB IBB HBP BLK WP HR S P ERA WHIP	IP WLS BF H R ER SO BB IBB HBP BLK WP HR S P ERA WHIP	IP WLS BF H R ER SO BB IBB HBP BLK WP HR S P ERA WHIP	IP WLS BF H R ER SO BB IBB HBP BLK WP HR S P ERA WHIP	IP WLS BF H R ER SO BB IBB HBP BLK WP HR S P ERA WHIP	IP WLS BF H R ER SO BB IBB HBP BLK WP HR S P ERA WHIP	IP WLS BF H R ER SO BB IBB HBP BLK WP HR S P ERA WHIP	IP WLS BF H R ER SO BB IBB HBP BLK WP HR S P ERA WHIP
33 James Shields, R ERA: 3.03	4.0	L	25	12	10	2	0	0	0	0	0	0	0	0	40	67	9.00	2.333
55 Rob Delaney, R ERA: 10.9	3.0		15	4	3	3	1	3	0	0	0	0	0	10	15	0.00	1.000	
47 Brandon Gomes, R ERA: 3.44	1.0		4	1	0	0	1	0	0	0	0	0	0	0	10	15	0.00	1.000

Tampa Bay Rays @ Oakland Athletics
Oakland Coliseum, Oakland, CA
Wed Jul 27 2011, 7:08 PM - 9:58 PM PDT
Att: 18,640 - Clear - 65 F


AB 37
R 13
H 17
RBI 13
BB 5
SO 4
LOB 15




Batter	1	2	3	4	5	6	7	8	9	AB R H RBI BB SO LOB	TOP																
8 Desmond Jennings, R OBP: 0.607, SLG: 0.884	L9			BB		HR	1B		1B	4 2 3 4 1 0 0	Tampa Bay Rays @ Oakland Athletics Oakland Coliseum, Oakland, CA Thu Jul 28 2011, 12:41 PM - 3:38 PM PDT Att: 16,466 - Sunny - 66 F																
22 Johnny Damon, L OBP: 0.322, SLG: 0.413	K			K		F8	1B		L5-6-4	5 0 1 1 0 2 2																	
3 Evan Longoria, R OBP: 0.339, SLG: 0.458	F9			K		F8	HR		G5-3	5 1 1 1 0 1 0																	
18 Ben Zobrist, S OBP: 0.372, SLG: 0.493		G3								3 1 1 0 1 0 0																	
11 Casey Kotchman, L OBP: 0.385, SLG: 0.445		F7								4 1 1 0 0 1 1																	
2 B.J. Upton, R OBP: 0.309, SLG: 0.403		F8								3 1 1 1 1 0 2																	
20 Matt Joyce, L OBP: 0.339, SLG: 0.511			F9							3 1 1 1 1 1 1																	
38 Robinson Chirinos, R OBP: 0.276, SLG: 0.231										2 0 0 0 0 1 0																	
5 Sam Fulid, L OBP: 0.298, SLG: 0.362										1 0 0 0 0 1 1																	
10 Kelly Shoppach, R OBP: 0.286, SLG: 0.327										1 0 0 0 0 1 1																	
1 Sean Rodriguez, R OBP: 0.297, SLG: 0.355										3 2 1 1 1 1 1																	
Inning Stats	R: 0 H: 0 E: 0 K: 1 S: 11	H: 0 LOB: 0 BB: 0 P: 18	R: 0 H: 0 E: 0 K: 0 S: 7	H: 0 LOB: 0 BB: 0 P: 12	R: 0 H: 0 E: 0 K: 1 S: 6	H: 0 LOB: 0 BB: 0 P: 11	R: 0 H: 0 E: 0 K: 2 S: 11	H: 1 LOB: 1 BB: 1 P: 24	R: 2 H: 2 E: 0 K: 1 S: 13	H: 2 LOB: 0 BB: 3 P: 21	R: 7 H: 5 E: 0 K: 0 S: 16	H: 5 LOB: 0 BB: 3 P: 36	R: 1 H: 1 E: 0 K: 1 S: 11	H: 1 LOB: 1 BB: 1 P: 17	R: 0 H: 1 E: 0 K: 0 S: 9	H: 1 LOB: 0 BB: 0 P: 14	1B: 7 2B: 2 3B: 0 HR: 3	SF: 0 SAC: 0 DP: 2 HBP: 0	WP: 1 PB: 1 CS: 2	PA: 39							
PITCHER	IP WLS BF H R ER SO BB IBB HBP BLK WP HR S P ERA WHIP											PITCHER	IP WLS BF H R ER SO BB IBB HBP BLK WP HR S P ERA WHIP														
18 Rich Harden, R ERA: 4.3	6.0	21	3	2	2	7	2	0	0	0	0	0	1	62	105	3.00	0.833										
56 Craig Breslow, L ERA: 3.93	0.1	H	4	2	3	3	0	0	0	0	0	0	0	6	12	81.00	9.000										
31 Brad Ziegler, R ERA: 2.43	0.0	L	3	1	1	0	2	0	0	0	0	0	0	4	12	∞	∞										
57 Brian Fuentes, L ERA: 4.46	0.2		3	2	3	3	0	0	0	0	0	1	1	6	12	40.50	3.000										
64 Trystan Magnuson, R ERA: 9.59	1.0		5	1	1	1	1	0	0	0	0	0	1	11	17	9.00	2.000										

Batter	1	2	3	4	5	6	7	8	9	AB R H RBI BB SO LOB	BOTTOM																
19 Jemile Weeks, S OBP: 0.332, SLG: 0.406	G6-3									5 0 0 0 0 1 1	Tampa Bay Rays @ Oakland Athletics Oakland Coliseum, Oakland, CA Thu Jul 28 2011, 12:41 PM - 3:38 PM PDT Att: 16,466 - Sunny - 66 F																
2 Cliff Pennington, S OBP: 0.315, SLG: 0.352										5 1 1 0 0 3 1																	
55 Hideki Matsui, L OBP: 0.320, SLG: 0.389										3 2 1 0 1 0 0																	
16 Josh Willingham, R OBP: 0.329, SLG: 0.432										4 1 2 1 0 0 0																	
12 David DeJesus, L OBP: 0.313, SLG: 0.345										4 1 1 3 0 2 1																	
28 Conor Jackson, R OBP: 0.332, SLG: 0.357										4 1 1 2 0 0 1																	
15 Ryan Sweeney, L OBP: 0.363, SLG: 0.370										4 1 2 0 0 0 0																	
8 Kurt Suzuki, R OBP: 0.287, SLG: 0.359										4 1 1 1 0 1 2																	
29 Scott Sizemore, R OBP: 0.338, SLG: 0.356										4 0 1 1 0 2 1																	
Inning Stats	R: 5 H: 6 E: 0 K: 2 S: 33	H: 6 LOB: 1 BB: 0 P: 47	R: 0 H: 0 E: 0 K: 2 S: 8	H: 0 LOB: 0 BB: 0 P: 13	R: 0 H: 0 E: 0 K: 1 S: 6	H: 0 LOB: 0 BB: 0 P: 8	R: 0 H: 0 E: 0 K: 0 S: 5	H: 0 LOB: 0 BB: 0 P: 9	R: 0 H: 0 E: 0 K: 0 S: 6	H: 0 LOB: 0 BB: 0 P: 10		R: 0 H: 0 E: 0 K: 1 S: 8	H: 0 LOB: 0 BB: 0 P: 13	R: 1 H: 1 E: 0 K: 1 S: 8	H: 1 LOB: 0 BB: 0 P: 13	R: 1 H: 1 E: 0 K: 0 S: 15	H: 1 LOB: 1 BB: 1 P: 26	R: 1 H: 2 E: 0 K: 1 S: 15	H: 2 LOB: 1 BB: 0 P: 21	1B: 5 2B: 2 3B: 1 HR: 2	SF: 0 SAC: 0 DP: 0 HBP: 0	WP: 1 PB: 0 SB: 0 CS: 0	PA: 38				
PITCHER	IP WLS BF H R ER SO BB IBB HBP BLK WP HR S P ERA WHIP											PITCHER	IP WLS BF H R ER SO BB IBB HBP BLK WP HR S P ERA WHIP														
40 Wade Davis, R ERA: 4.62	6.0	W	24	6	5	5	6	0	0	0	0	0	1	66	100	7.50	1.000										
62 Joel Peralta, R ERA: 3.63	1.0		4	1	1	1	1	0	0	0	0	0	1	8	13	9.00	1.000										
57 Jake McGee, L ERA: 3.75	1.0	S	5	1	1	1	1	1	0	0	0	0	0	15	26	9.00	2.000										
43 Kyle Farnsworth, R ERA: 2.16	1.0	S	5	2	1	1	1	0	0	0	0	0	0	15	21	9.00	2.000										

AB 33
R 10
H 10
RBI 9
BB 6
SO 8
LOB 8



AB 37
R 8
H 10
RBI 8
SO 9
LOB 7



Batter	1	2	3	4	5	6	7	8	9	AB	R	H	RBI	BB	SO	LOB	TOP				
11 Ben Revere, L OBP: 0.298, SLG: 0.285										5	1	2	1	1	1	2	Minnesota Twins @ Oakland Athletics Oakland Coliseum, Oakland, CA Fri Jul 29 2011, 7:09 PM - 10:14 PM PDT Att: 25,656 - Clear - 64 F				
24 Trevor Plouffe, R OBP: 0.306, SLG: 0.415										6	3	2	2	0	1	4					
7 Joe Mauer, L OBP: 0.366, SLG: 0.353										4	2	2	0	1	0	4					
5 Michael Cuddyer, R OBP: 0.373, SLG: 0.483										5	1	1	3	0	2	5					
16 Jason Kubel, L OBP: 0.360, SLG: 0.463										4	0	1	2	1	2	2					
21 Delmon Young, R OBP: 0.293, SLG: 0.346										3	1	1	0	2	0	1					
38 Luke Hughes, R OBP: 0.296, SLG: 0.317										3	0	0	0	1	2	2					
20 Matt Tolbert, S OBP: 0.250, SLG: 0.281										5	0	2	0	0	0	4					
41 Drew Butera, R OBP: 0.213, SLG: 0.276										4	1	1	0	1	1	2					
Inning Stats	R: 2 H: 3 E: 0 K: 1 S: 14	H: 3 LOB: 1 BB: 0 P: 22	R: 0 H: 0 E: 0 K: 1 S: 6	H: 0 LOB: 1 BB: 1 P: 14	R: 1 H: 0 E: 2 K: 1 S: 12	H: 0 LOB: 0 BB: 0 P: 21	R: 0 H: 1 E: 0 K: 0 S: 8	H: 1 LOB: 1 BB: 0 P: 14	R: 1 H: 3 E: 0 K: 1 S: 14	H: 3 LOB: 3 BB: 2 P: 33	R: 0 H: 0 E: 0 K: 2 S: 14	H: 0 LOB: 1 BB: 1 P: 22	R: 4 H: 3 E: 0 K: 1 S: 16	H: 3 LOB: 3 BB: 3 P: 40	R: 0 H: 0 E: 0 K: 1 S: 9	H: 0 LOB: 0 BB: 0 P: 12		1B: 9 2B: 3 3B: 0 HR: 1	SF: 0 SAC: 0 DP: 2 HBP: 1	WP: 0 PB: 0 SB: 2 CS: 0	PA: 47
PITCHER	IP WLS BF H R ER SO BB IBB HBP BLK WP HR S P ERA WHIP	IP WLS BF H R ER SO BB IBB HBP BLK WP HR S P ERA WHIP	IP WLS BF H R ER SO BB IBB HBP BLK WP HR S P ERA WHIP	IP WLS BF H R ER SO BB IBB HBP BLK WP HR S P ERA WHIP	IP WLS BF H R ER SO BB IBB HBP BLK WP HR S P ERA WHIP	IP WLS BF H R ER SO BB IBB HBP BLK WP HR S P ERA WHIP	IP WLS BF H R ER SO BB IBB HBP BLK WP HR S P ERA WHIP	IP WLS BF H R ER SO BB IBB HBP BLK WP HR S P ERA WHIP	IP WLS BF H R ER SO BB IBB HBP BLK WP HR S P ERA WHIP	IP WLS BF H R ER SO BB IBB HBP BLK WP HR S P ERA WHIP	IP WLS BF H R ER SO BB IBB HBP BLK WP HR S P ERA WHIP	IP WLS BF H R ER SO BB IBB HBP BLK WP HR S P ERA WHIP	IP WLS BF H R ER SO BB IBB HBP BLK WP HR S P ERA WHIP	IP WLS BF H R ER SO BB IBB HBP BLK WP HR S P ERA WHIP	IP WLS BF H R ER SO BB IBB HBP BLK WP HR S P ERA WHIP	IP WLS BF H R ER SO BB IBB HBP BLK WP HR S P ERA WHIP	IP WLS BF H R ER SO BB IBB HBP BLK WP HR S P ERA WHIP	IP WLS BF H R ER SO BB IBB HBP BLK WP HR S P ERA WHIP	IP WLS BF H R ER SO BB IBB HBP BLK WP HR S P ERA WHIP	IP WLS BF H R ER SO BB IBB HBP BLK WP HR S P ERA WHIP	IP WLS BF H R ER SO BB IBB HBP BLK WP HR S P ERA WHIP

AB	39
R	9
H	12
RBI	8
BB	7
SO	9
LOB	26



Batter	1	2	3	4	5	6	7	8	9	AB	R	H	RBI	BB	SO	LOB	BOTTOM					
19 Jemile Weeks, S OBP: 0.328, SLG: 0.400										5	0	1	0	0	1	1	Minnesota Twins @ Oakland Athletics Oakland Coliseum, Oakland, CA Fri Jul 29 2011, 7:09 PM - 10:14 PM PDT Att: 25,656 - Clear - 64 F					
4 Coco Crisp, S OBP: 0.318, SLG: 0.383										3	2	1	0	1	1	2						
55 Hideki Matsui, L OBP: 0.325, SLG: 0.397										4	1	3	0	0	0	1						
16 Josh Willingham, R OBP: 0.334, SLG: 0.455										3	2	2	5	1	0	1						
28 Conor Jackson, R OBP: 0.331, SLG: 0.353										3	0	0	0	1	0	2						
12 David DeJesus, L OBP: 0.310, SLG: 0.341										4	0	0	0	0	1	4						
29 Scott Sizemore, R OBP: 0.336, SLG: 0.350										3	0	0	0	1	1	0						
8 Kurt Suzuki, R OBP: 0.284, SLG: 0.354										4	0	0	0	0	3	1						
2 Cliff Pennington, S OBP: 0.315, SLG: 0.351										4	0	1	0	0	1	1						
Inning Stats	R: 2 H: 2 E: 0 K: 0 S: 9	H: 2 LOB: 0 BB: 0 P: 15	R: 0 H: 0 E: 0 K: 1 S: 7	H: 0 LOB: 0 BB: 0 P: 12	R: 0 H: 0 E: 0 K: 1 S: 7	H: 0 LOB: 0 BB: 0 P: 13	R: 0 H: 1 E: 0 K: 0 S: 5	H: 1 LOB: 1 BB: 1 P: 13	R: 0 H: 2 E: 0 K: 1 S: 9	H: 2 LOB: 2 BB: 0 P: 14	R: 0 H: 1 E: 0 K: 0 S: 7	H: 1 LOB: 1 BB: 1 P: 18	R: 0 H: 0 E: 0 K: 1 S: 12	H: 0 LOB: 0 BB: 0 P: 17	R: 3 H: 2 E: 0 K: 1 S: 13	H: 2 LOB: 0 BB: 1 P: 23		R: 0 H: 0 E: 0 K: 3 S: 13	H: 0 LOB: 1 BB: 1 P: 22	1B: 5 2B: 1 3B: 0 HR: 2	SF: 0 SAC: 0 DP: 2 HBP: 0	WP: 0 PB: 0 SB: 0 CS: 0
PITCHER	IP WLS BF H R ER SO BB IBB HBP BLK WP HR S P ERA WHIP	IP WLS BF H R ER SO BB IBB HBP BLK WP HR S P ERA WHIP	IP WLS BF H R ER SO BB IBB HBP BLK WP HR S P ERA WHIP	IP WLS BF H R ER SO BB IBB HBP BLK WP HR S P ERA WHIP	IP WLS BF H R ER SO BB IBB HBP BLK WP HR S P ERA WHIP	IP WLS BF H R ER SO BB IBB HBP BLK WP HR S P ERA WHIP	IP WLS BF H R ER SO BB IBB HBP BLK WP HR S P ERA WHIP	IP WLS BF H R ER SO BB IBB HBP BLK WP HR S P ERA WHIP	IP WLS BF H R ER SO BB IBB HBP BLK WP HR S P ERA WHIP	IP WLS BF H R ER SO BB IBB HBP BLK WP HR S P ERA WHIP	IP WLS BF H R ER SO BB IBB HBP BLK WP HR S P ERA WHIP	IP WLS BF H R ER SO BB IBB HBP BLK WP HR S P ERA WHIP	IP WLS BF H R ER SO BB IBB HBP BLK WP HR S P ERA WHIP	IP WLS BF H R ER SO BB IBB HBP BLK WP HR S P ERA WHIP	IP WLS BF H R ER SO BB IBB HBP BLK WP HR S P ERA WHIP	IP WLS BF H R ER SO BB IBB HBP BLK WP HR S P ERA WHIP	IP WLS BF H R ER SO BB IBB HBP BLK WP HR S P ERA WHIP	IP WLS BF H R ER SO BB IBB HBP BLK WP HR S P ERA WHIP	IP WLS BF H R ER SO BB IBB HBP BLK WP HR S P ERA WHIP	IP WLS BF H R ER SO BB IBB HBP BLK WP HR S P ERA WHIP	IP WLS BF H R ER SO BB IBB HBP BLK WP HR S P ERA WHIP	

AB	33
R	5
H	8
RBI	5
BB	4
SO	8
LOB	13



Batter	1	2	3	4	5	6	7	8	9	AB	R	H	RBI	BB	SO	LOB	TOP					
11 Ben Revere, L OBP: 0.298, SLG: 0.285											4	1	1	0	0	0	3					
24 Trevor Plouffe, R OBP: 0.295, SLG: 0.398											4	0	0	0	0	1	1					
7 Joe Mauer, L OBP: 0.359, SLG: 0.345											4	0	0	0	0	0	1					
5 Michael Cuddyer, R OBP: 0.371, SLG: 0.480											4	1	1	1	0	0	0					
16 Jason Kubel, L OBP: 0.298, SLG: 0.460											4	0	1	0	0	1	1					
25 Jim Thome, L OBP: 0.354, SLG: 0.442											4	1	2	1	0	0	1					
20 Matt Tolbert, S OBP: 0.250, SLG: 0.281											0	0	0	0	0	0	0					
22 Danny Valencia, R OBP: 0.288, SLG: 0.388											4	0	1	0	0	1	2					
21 Delmon Young, R OBP: 0.296, SLG: 0.346											3	0	1	1	1	1	3					
1 Tsuyoshi Nishioka, S OBP: 0.265, SLG: 0.238											3	0	1	0	0	0	3					
Inning Stats	R: 1 E: 0 K: 0 S: 12	H: 2 LOB: 1 BB: 0 P: 17	R: 1 E: 0 K: 0 S: 13	H: 3 LOB: 2 BB: 0 P: 20	R: 0 E: 0 K: 1 S: 9	H: 0 LOB: 0 BB: 0 P: 14	R: 0 E: 0 K: 1 S: 7	H: 0 LOB: 0 BB: 0 P: 13	R: 0 E: 0 K: 0 S: 6	H: 0 LOB: 0 BB: 1 P: 11	R: 0 E: 0 K: 0 S: 9	H: 0 LOB: 0 BB: 0 P: 15	R: 0 E: 0 K: 1 S: 12	H: 2 LOB: 2 BB: 0 P: 19	R: 0 E: 0 K: 0 S: 8	H: 0 LOB: 0 BB: 0 P: 13	R: 1 E: 1 K: 1 S: 13	H: 1 LOB: 1 BB: 0 P: 19	1B: 7 2B: 1 3B: 0 HR: 0	SF: 0 SAC: 0 DP: 1 HBP: 0	WP: 0 PB: 0 SB: 1 CS: 0	PA: 35
PITCHER	IP WLS BF H R ER SO BB IBB HBP BLK WP HR S P ERA WHIP	6.1 W 25 7 2 2 2 1 0 0 0 0 0 62 100 2.84 1.263	7.1 0.2 2 0 0 0 1 0 0 0 0 0 6 9 0.00 0.000	8.1 1.0 3 0 0 0 0 0 0 0 0 0 8 13 0.00 0.000	9.1 1.0 5 1 1 0 1 0 0 0 0 0 0 13 19 0.00 1.000																	

Minnesota Twins @ Oakland Athletics
Oakland Coliseum, Oakland, CA
Sat Jul 30 2011, 6:09 PM - 9:05 PM PDT
Att: 19,605 - Clear - 65 F

livebaseballscores.com

AB 34
R 3
H 8
RBI 3
BB 1
SO 4
LOB 15

Batter	1	2	3	4	5	6	7	8	9	AB	R	H	RBI	BB	SO	LOB	BOTTOM			
19 Jemile Weeks, S OBP: 0.325, SLG: 0.405											5	0	1	1	0	1	1			
4 Coco Crisp, S OBP: 0.325, SLG: 0.385										3	2	2	0	2	0	0				
55 Hideki Matsui, L OBP: 0.331, SLG: 0.399										3	1	2	0	2	0	1				
16 Josh Willingham, R OBP: 0.332, SLG: 0.456										4	1	1	1	0	1	6				
12 David DeJesus, L OBP: 0.309, SLG: 0.340										1	0	0	0	0	1	1				
15 Ryan Sweeney, L OBP: 0.360, SLG: 0.367										4	1	1	1	0	1	3				
28 Conor Jackson, R OBP: 0.337, SLG: 0.362										4	1	3	0	0	0	2				
2 Cliff Pennington, S OBP: 0.316, SLG: 0.354										3	2	1	0	1	1	3				
29 Scott Sizemore, R OBP: 0.339, SLG: 0.355										3	0	1	3	1	1	1				
11 Landon Powell, S OBP: 0.276, SLG: 0.253										4	0	0	0	0	0	3				
Inning Stats	R: 1 E: 0 K: 1 S: 9	H: 1 LOB: 1 BB: 1 P: 15	R: 2 E: 0 K: 0 S: 13	H: 3 LOB: 3 BB: 3 P: 29	R: 0 E: 0 K: 1 S: 15	H: 1 LOB: 1 BB: 0 P: 23	R: 0 E: 0 K: 0 S: 7	H: 1 LOB: 0 BB: 0 P: 9	R: 4 E: 0 K: 1 S: 15	H: 4 LOB: 1 BB: 1 P: 26	R: 1 E: 0 K: 2 S: 18	H: 1 LOB: 2 BB: 1 P: 31	R: 0 E: 0 K: 1 S: 7	H: 0 LOB: 0 BB: 0 P: 11	R: 0 E: 0 K: 0 S: 9	H: 1 LOB: 1 BB: 0 P: 12	1B: 7 2B: 4 3B: 1 HR: 0	SF: 1 SAC: 0 DP: 1 HBP: 0	WP: 0 PB: 1 SB: 2 CS: 0	PA: 42
PITCHER	IP WLS BF H R ER SO BB IBB HBP BLK WP HR S P ERA WHIP	4.1 L 26 10																		


Batter	1	2	3	4	5	6	7	8	9	AB	R	H	RBI	BB	SO	LOB	TOP			
11 Ben Revere, L OBP: 0.300, SLG: 0.292										4	1	1	0	1	1	0	Minnesota Twins @ Oakland Athletics Oakland Coliseum, Oakland, CA Sun Jul 31 2011, 1:08 PM - 3:57 PM PDT Att: 22,452 - Overcast - 62 F			
7 Joe Mauer, L OBP: 0.355, SLG: 0.352										5	0	3	1	0	0	0				
5 Michael Cuddyer, R OBP: 0.370, SLG: 0.477										5	1	1	0	0	3	4				
16 Jason Kubel, L OBP: 0.356, SLG: 0.454										3	0	0	0	1	2	2				
25 Jim Thome, L OBP: 0.363, SLG: 0.470										4	1	3	1	0	1	3				
22 Danny Valencia, R OBP: 0.296, SLG: 0.389										4	0	2	1	0	2	1				
21 Delmon Young, R OBP: 0.290, SLG: 0.344										4	0	1	0	0	1	2				
1 Tsuyoshi Nishioka, S OBP: 0.259, SLG: 0.232										4	0	0	0	0	2	4				
41 Drew Butera, R OBP: 0.210, SLG: 0.270										3	0	0	0	0	1	0				
24 Trevor Plouffe, R OBP: 0.292, SLG: 0.394										1	0	0	0	0	1	0				
Inning Stats	R: 2 H: 5 E: 0 K: 1 S: 26	H: 5 LOB: 3 BB: 0 P: 34	R: 0 H: 0 E: 0 K: 0 S: 7	H: 0 LOB: 0 BB: 0 P: 8	R: 1 H: 1 E: 0 K: 2 S: 8	H: 1 LOB: 0 BB: 0 P: 11	R: 0 H: 0 E: 0 K: 2 S: 18	H: 0 LOB: 1 BB: 0 P: 23	R: 0 H: 1 E: 0 K: 2 S: 14	H: 1 LOB: 3 BB: 2 P: 19	R: 0 H: 1 E: 0 K: 1 S: 16	H: 1 LOB: 0 BB: 0 P: 31	R: 0 H: 1 E: 0 K: 1 S: 10	H: 1 LOB: 1 BB: 0 P: 14	R: 0 H: 1 E: 0 K: 2 S: 11	H: 1 LOB: 1 BB: 0 P: 17	1B: 9 2B: 0 3B: 1 HR: 1	SF: 0 SAC: 0 DP: 1 HBP: 0	WP: 1 PB: 0 SB: 0 CS: 0	PA: 39
PITCHER	IP WLS BF H R ER SO BB IBB HBP BLK WP HR S P ERA WHIP	IP WLS BF H R ER SO BB IBB HBP BLK WP HR S P ERA WHIP	IP WLS BF H R ER SO BB IBB HBP BLK WP HR S P ERA WHIP	IP WLS BF H R ER SO BB IBB HBP BLK WP HR S P ERA WHIP	IP WLS BF H R ER SO BB IBB HBP BLK WP HR S P ERA WHIP	IP WLS BF H R ER SO BB IBB HBP BLK WP HR S P ERA WHIP	IP WLS BF H R ER SO BB IBB HBP BLK WP HR S P ERA WHIP	IP WLS BF H R ER SO BB IBB HBP BLK WP HR S P ERA WHIP	IP WLS BF H R ER SO BB IBB HBP BLK WP HR S P ERA WHIP	IP WLS BF H R ER SO BB IBB HBP BLK WP HR S P ERA WHIP	IP WLS BF H R ER SO BB IBB HBP BLK WP HR S P ERA WHIP	IP WLS BF H R ER SO BB IBB HBP BLK WP HR S P ERA WHIP	IP WLS BF H R ER SO BB IBB HBP BLK WP HR S P ERA WHIP	IP WLS BF H R ER SO BB IBB HBP BLK WP HR S P ERA WHIP	IP WLS BF H R ER SO BB IBB HBP BLK WP HR S P ERA WHIP	IP WLS BF H R ER SO BB IBB HBP BLK WP HR S P ERA WHIP	IP WLS BF H R ER SO BB IBB HBP BLK WP HR S P ERA WHIP	IP WLS BF H R ER SO BB IBB HBP BLK WP HR S P ERA WHIP	IP WLS BF H R ER SO BB IBB HBP BLK WP HR S P ERA WHIP	IP WLS BF H R ER SO BB IBB HBP BLK WP HR S P ERA WHIP
32 Brandon McCarthy, R ERA: 3.98	6.0	W	26	8	3	3	9	0	0	0	0	0	0	0	1	85	109	4.50	1.333	
56 Craig Brestlow, L ERA: 3.82	7.1	1.0	6	1	0	0	2	2	0	0	0	1	0	16	31	0.00	3.000			
50 Grant Balfour, R ERA: 1.88	8.1	1.0	3	1	0	0	1	0	0	0	0	0	10	14	0.00	1.000				
40 Andrew Bailey, R ERA: 2.05	9.1	1.0	4	1	0	0	2	0	0	0	0	0	11	17	0.00	1.000				

AB	37
R	3
H	11
RBI	3
BB	2
SO	14
LOB	16



Batter	1	2	3	4	5	6	7	8	9	AB	R	H	RBI	BB	SO	LOB	BOTTOM			
19 Jemile Weeks, S OBP: 0.328, SLG: 0.413										4	1	2	0	0	1	1	Minnesota Twins @ Oakland Athletics Oakland Coliseum, Oakland, CA Sun Jul 31 2011, 1:08 PM - 3:57 PM PDT Att: 22,452 - Overcast - 62 F			
4 Coco Crisp, S OBP: 0.325, SLG: 0.390										3	1	2	1	1	0	2				
55 Hideki Matsui, L OBP: 0.331, SLG: 0.399										3	1	1	1	0	0	3				
16 Josh Willingham, R OBP: 0.337, SLG: 0.458										3	1	2	1	1	0	1				
28 Conor Jackson, R OBP: 0.335, SLG: 0.361										4	1	1	1	0	0	3				
15 Ryan Sweeney, L OBP: 0.358, SLG: 0.370										4	1	1	2	0	1	0				
12 David DeJesus, L OBP: 0.309, SLG: 0.340										0	0	0	0	0	0	0				
2 Cliff Pennington, S OBP: 0.316, SLG: 0.352										4	0	1	1	0	0	0				
8 Kurt Suzuki, R OBP: 0.284, SLG: 0.353										4	0	1	0	0	0	1				
29 Scott Sizemore, R OBP: 0.338, SLG: 0.350										3	1	0	0	1	2	1				
Inning Stats	R: 0 H: 1 E: 0 K: 1 S: 13	H: 0 LOB: 1 BB: 0 P: 21	R: 0 H: 0 E: 0 K: 0 S: 7	H: 0 LOB: 0 BB: 0 P: 11	R: 6 H: 7 E: 0 K: 0 S: 28	H: 7 LOB: 0 BB: 0 P: 40	R: 1 H: 1 E: 0 K: 0 S: 13	H: 1 LOB: 1 BB: 1 P: 17	R: 0 H: 0 E: 0 K: 0 S: 8	H: 0 LOB: 0 BB: 0 P: 14	R: 0 H: 1 E: 0 K: 1 S: 11	H: 1 LOB: 2 BB: 1 P: 20	R: 0 H: 1 E: 0 K: 1 S: 9	H: 1 LOB: 0 BB: 0 P: 13	R: 0 H: 0 E: 0 K: 1 S: 5	H: 0 LOB: 0 BB: 0 P: 11	1B: 8 2B: 4 3B: 0 HR: 0	SF: 1 SAC: 0 DP: 2 HBP: 0	WP: 0 PB: 0 SB: 4 CS: 0	PA: 36
PITCHER	IP WLS BF H R ER SO BB IBB HBP BLK WP HR S P ERA WHIP	IP WLS BF H R ER SO BB IBB HBP BLK WP HR S P ERA WHIP	IP WLS BF H R ER SO BB IBB HBP BLK WP HR S P ERA WHIP	IP WLS BF H R ER SO BB IBB HBP BLK WP HR S P ERA WHIP	IP WLS BF H R ER SO BB IBB HBP BLK WP HR S P ERA WHIP	IP WLS BF H R ER SO BB IBB HBP BLK WP HR S P ERA WHIP	IP WLS BF H R ER SO BB IBB HBP BLK WP HR S P ERA WHIP	IP WLS BF H R ER SO BB IBB HBP BLK WP HR S P ERA WHIP	IP WLS BF H R ER SO BB IBB HBP BLK WP HR S P ERA WHIP	IP WLS BF H R ER SO BB IBB HBP BLK WP HR S P ERA WHIP	IP WLS BF H R ER SO BB IBB HBP BLK WP HR S P ERA WHIP	IP WLS BF H R ER SO BB IBB HBP BLK WP HR S P ERA WHIP	IP WLS BF H R ER SO BB IBB HBP BLK WP HR S P ERA WHIP	IP WLS BF H R ER SO BB IBB HBP BLK WP HR S P ERA WHIP	IP WLS BF H R ER SO BB IBB HBP BLK WP HR S P ERA WHIP	IP WLS BF H R ER SO BB IBB HBP BLK WP HR S P ERA WHIP	IP WLS BF H R ER SO BB IBB HBP BLK WP HR S P ERA WHIP	IP WLS BF H R ER SO BB IBB HBP BLK WP HR S P ERA WHIP	IP WLS BF H R ER SO BB IBB HBP BLK WP HR S P ERA WHIP	IP WLS BF H R ER SO BB IBB HBP BLK WP HR S P ERA WHIP
48 Carl Pavano, R ERA: 4.9	4.0	L	22	7	7	1	2	0	0	0	0	0	0	0	19	34	0.00	1.000		
54 Phil Dumatra, L ERA: 4.1	5.1	8	1	0	0	1	1	0	0	0	0	0	9	13	0.00	1.000				
55 Matt Capps, R ERA: 4.34	7.1	1.0	3	1	0	0	1	0	0	0	0	0	5	11	0.00	0.000				
36 Joe Nathan, R ERA: 4.71	8.1	1.0	3	0	0	0	1	0	0	0	0	0	5	11	0.00	0.000				

AB	32
R	7
H	11
RBI	7
BB	3
SO	4
LOB	12



Batter	1	2	3	4	5	6	7	8	9	AB	R	H	RBI	BB	SO	LOB	TOP					
19 Jemile Weeks, S OBP: 0.325, SLG: 0.407										5	0	1	0	0	0	1						
4 Coco Crisp, S OBP: 0.335, SLG: 0.394										4	1	3	0	1	0	0						
55 Hideki Matsui, L OBP: 0.332, SLG: 0.400										4	0	2	1	0	0	1						
16 Josh Willingham, R OBP: 0.335, SLG: 0.457										5	0	1	0	0	0	2	5					
15 Ryan Sweeney, L OBP: 0.356, SLG: 0.373										4	0	1	0	0	1	4						
28 Conor Jackson, R OBP: 0.331, SLG: 0.356										4	0	0	0	0	0	4						
2 Cliff Pennington, S OBP: 0.314, SLG: 0.350										2	0	0	0	0	0	0						
28 Eric Sogard, L OBP: 0.412, SLG: 0.500										2	1	1	0	0	0	1						
8 Kurt Suzuki, R OBP: 0.289, SLG: 0.368										3	2	2	2	1	0	0						
29 Scott Sizemore, R OBP: 0.332, SLG: 0.343										4	0	0	0	0	2	2						
Inning Stats	R: 0 E: 0 K: 2 S: 19	H: 3 LOB: 3 BB: 0 P: 28	R: 0 E: 0 K: 0 S: 7	H: 0 LOB: 0 BB: 0 P: 10	R: 1 E: 0 K: 0 S: 11	H: 1 LOB: 1 BB: 1 P: 20	R: 0 E: 0 K: 0 S: 6	H: 0 LOB: 0 BB: 1 P: 12	R: 0 E: 0 K: 0 S: 5	H: 0 LOB: 0 BB: 0 P: 10	R: 0 E: 0 K: 0 S: 9	H: 0 LOB: 0 BB: 0 P: 13	R: 2 E: 0 K: 1 S: 14	H: 3 LOB: 1 BB: 0 P: 23	R: 0 E: 0 K: 1 S: 17	H: 1 LOB: 1 BB: 0 P: 25	R: 1 E: 0 K: 1 S: 10	H: 3 LOB: 2 BB: 0 P: 15	1B: 6 2B: 4 3B: 0 HR: 1	SF: 1 SAC: 0 DP: 0 HBP: 0	WP: 1 PB: 0 SB: 1 CS: 0	PA: 40
PITCHER	IP WLS BF H R ER SO BB IBB HBP BLK WP HR S P ERA WHIP																					
49 Blake Beavan, R ERA: 3.24	6.2 W 29 7 3 3 3 2 0 0 0 0 0 0 70 113 4.05 1.350																					
50 Jamey Wright, R ERA: 3.89	1.1 5 1 0 0 1 0 0 0 0 1 0 18 28 0.00 0.750																					
43 Brandon League, R ERA: 3.24	1.0 6 3 1 1 1 0 0 0 0 0 1 10 15 9.00 3.000																					

Oakland Athletics @ Seattle Mariners
Safeco Field, Seattle, WA
Mon Aug 01 2011, 7:11 PM - 10:14 PM PDT
Att: 23,348 - Clear - 74 F

AB	37
R	4
H	11
RBI	3
BB	2
SO	5
LOB	18



Batter	1	2	3	4	5	6	7	8	9	AB	R	H	RBI	BB	SO	LOB	BOTTOM			
51 Ichiro Suzuki, L OBP: 0.310, SLG: 0.315										5	1	1	1	0	0	5				
26 Brendan Ryan, R OBP: 0.317, SLG: 0.336										5	1	3	1	0	0	1				
13 Dustin Ackley, L OBP: 0.373, SLG: 0.556										4	1	2	3	1	0	2				
20 Mike Carp, L OBP: 0.359, SLG: 0.427										4	0	1	0	1	1	3				
4 Adam Kennedy, L OBP: 0.288, SLG: 0.372										5	0	0	0	0	2	5				
30 Miguel Olivo, R OBP: 0.256, SLG: 0.382										5	0	3	1	0	0	0				
33 Casper Wells, R OBP: 0.331, SLG: 0.446										4	1	2	0	0	1	1				
9 Chone Figgins, S OBP: 0.241, SLG: 0.243										1	1	1	0	0	0	0				
17 Justin Smoak, S OBP: 0.318, SLG: 0.390										3	2	2	0	1	0	2				
21 Franklin Gutierrez, R OBP: 0.236, SLG: 0.239										4	1	1	1	0	1	4				
Inning Stats	R: 0 E: 0 K: 0 S: 8	H: 1 LOB: 2 BB: 1 P: 14	R: 5 E: 0 K: 0 S: 20	H: 5 LOB: 1 BB: 0 P: 28	R: 0 E: 0 K: 1 S: 9	H: 1 LOB: 2 BB: 1 P: 17	R: 1 E: 0 K: 1 S: 9	H: 4 LOB: 2 BB: 0 P: 11	R: 1 E: 0 K: 0 S: 14	H: 2 LOB: 2 BB: 1 P: 26	R: 0 E: 0 K: 2 S: 9	H: 0 LOB: 0 BB: 0 P: 13	R: 1 E: 0 K: 0 S: 9	H: 2 LOB: 1 BB: 0 P: 13	R: 0 E: 0 K: 1 S: 15	H: 1 LOB: 2 BB: 0 P: 21	1B: 11 2B: 4 3B: 1 HR: 0	SF: 0 SAC: 0 DP: 0 HBP: 1	WP: 1 PB: 0 SB: 0 CS: 0	PA: 44
PITCHER	IP WLS BF H R ER SO BB IBB HBP BLK WP HR S P ERA WHIP																			
53 Trevor Cahill, R ERA: 3.91	4.0 L 26 12 7 7 2 2 0 0 0 0 1 0 49 73 15.75 3.500																			
59 Jordan Norberto, L ERA:	1.0 5 1 0 0 0 1 0 0 0 0 1 0 11 23 0.00 2.000																			
13 Jerry Blevins, L ERA: 3.93	2.0 8 2 1 1 2 0 0 0 0 0 0 0 18 26 4.50 1.000																			
57 Brian Fuentes, L ERA: 4.33	1.0 5 1 0 0 1 0 0 1 0 0 0 0 15 21 0.00 1.000																			

Oakland Athletics @ Seattle Mariners
Safeco Field, Seattle, WA
Mon Aug 01 2011, 7:11 PM - 10:14 PM PDT
Att: 23,348 - Clear - 74 F

AB	40
R	8
H	16
RBI	7
BB	3
SO	5
LOB	23



Batter	1	2	3	4	5	6	7	8	9	AB	R	H	RBI	BB	SO	LOB	TOP					
19 Jemile Weeks, S OBP: 0.318, SLG: 0.397										5	0	0	0	0	1	0						
4 Coco Crisp, S OBP: 0.331, SLG: 0.389										5	0	0	0	0	1	0						
55 Hideki Matsui, L OBP: 0.336, SLG: 0.407										4	0	3	0	0	0	0						
16 Josh Willingham, R (1, 10) OBP: 0.331, SLG: 0.451										4	0	0	0	0	3	3						
15 Ryan Sweeney, L OBP: 0.364, SLG: 0.378										3	0	2	0	1	1	0						
28 Conor Jackson, R OBP: 0.330, SLG: 0.352										3	0	0	0	1	1	4						
8 Kurt Suzuki, R OBP: 0.289, SLG: 0.365										3	0	0	0	1	2	5						
28 Eric Sogard, L OBP: 0.381, SLG: 0.444										4	1	1	0	0	1	4						
29 Scott Sizemore, R (1, 5) OBP: 0.331, SLG: 0.355										4	1	1	2	0	2	0						
Inning Stats	R: 0 H: 1 E: 0 K: 1 S: 10	H: 1 LOB: 1 BB: 0 P: 17	R: 0 H: 0 E: 0 K: 2 S: 10	H: 0 LOB: 1 BB: 1 P: 17	R: 0 H: 0 E: 0 K: 2 S: 8	H: 0 LOB: 0 BB: 0 P: 12	R: 0 H: 1 E: 0 K: 2 S: 15	H: 1 LOB: 2 BB: 1 P: 25	R: 0 H: 0 E: 0 K: 1 S: 9	H: 0 LOB: 0 BB: 0 P: 11	R: 0 H: 1 E: 0 K: 1 S: 9	H: 1 LOB: 2 BB: 1 P: 19	R: 2 H: 2 E: 0 K: 0 S: 11	H: 2 LOB: 0 BB: 0 P: 17	R: 0 H: 2 E: 1 K: 2 S: 14	H: 2 LOB: 3 BB: 0 P: 20	R: 0 H: 0 E: 0 K: 1 S: 10	H: 0 LOB: 0 BB: 0 P: 15	1B: 5 2B: 1 3B: 0 HR: 1	SF: 0 SAC: 0 DP: 0 HBP: 0	WP: 1 PB: 0 SB: 0 CS: 0	PA: 38
PITCHER	IP WLS BF H R ER SO BB IBB HBP BLK WP HR S P ERA WHIP																					
34 Félix Hernández, R ERA: 3.36	6.1 W 27 5 2 2 9 3 0 0 0 0 1 1 68 113 2.84 1.263																					
60 Jeff Gray, R ERA: 2.59	1.2 H 8 2 0 0 2 0 0 0 0 0 0 0 18 25 0.00 1.200																					
43 Brandon League, R ERA: 3.16	1.0 S 3 0 0 0 1 0 0 0 0 0 0 0 10 15 0.00 0.000																					

Oakland Athletics @ Seattle Mariners
Safeco Field, Seattle, WA
Tue Aug 02 2011, 7:11 PM - 10:02 PM PDT
Att: 22,589 - Clear - 74 F

AB 35
R 2
H 7
RBI 2
BB 3
SO 12
LOB 16



Batter	1	2	3	4	5	6	7	8	9	AB	R	H	RBI	BB	SO	LOB	BOTTOM					
51 Ichiro Suzuki, L (1, 9) OBP: 0.307, SLG: 0.313										4	0	0	0	0	0	2						
26 Brendan Ryan, R OBP: 0.316, SLG: 0.335										4	1	1	0	0	1	1						
13 Dustin Ackley, L OBP: 0.377, SLG: 0.565										3	1	1	0	1	1	2						
20 Mike Carp, L (1, 10) OBP: 0.354, SLG: 0.430										4	0	1	2	0	2	3						
4 Adam Kennedy, L (1, 5) OBP: 0.288, SLG: 0.369										3	1	0	0	1	1	1						
30 Miguel Olivo, R (1, 2) OBP: 0.253, SLG: 0.377										4	0	0	0	0	3	2						
17 Justin Smoak, S ERA: 4.63										2	0	0	0	1	0	1						
15 Kyle Seager, L (6, PH) OBP: 0.231, SLG: 0.130										1	0	0	0	0	1	0						
33 Casper Wells, R OBP: 0.331, SLG: 0.468										3	1	1	2	0	1	1						
21 Franklin Gutierrez, R OBP: 0.242, SLG: 0.245										3	0	2	0	0	0	0						
Inning Stats	R: 2 H: 2 E: 0 K: 1 S: 13	H: 2 LOB: 1 BB: 1 P: 22	R: 0 H: 0 E: 0 K: 1 S: 9	H: 0 LOB: 0 BB: 0 P: 15	R: 0 H: 1 E: 0 K: 2 S: 11	H: 1 LOB: 1 BB: 0 P: 16	R: 0 H: 0 E: 0 K: 2 S: 11	H: 0 LOB: 1 BB: 1 P: 18	R: 0 H: 1 E: 1 K: 0 S: 13	H: 1 LOB: 2 BB: 0 P: 17	R: 2 H: 2 E: 0 K: 1 S: 18	H: 2 LOB: 1 BB: 1 P: 32	R: 0 H: 0 E: 0 K: 2 S: 14	H: 0 LOB: 0 BB: 0 P: 20	R: 0 H: 0 E: 0 K: 1 S: 7	H: 0 LOB: 0 BB: 0 P: 10	R: 0 H: 0 E: 0 K: 1 S: 10	H: 0 LOB: 0 BB: 0 P: 10	1B: 3 2B: 1 3B: 1 HR: 1	SF: 0 SAC: 0 DP: 0 HBP: 0	WP: 0 PB: 0 SB: 1 CS: 0	PA: 34
PITCHER	IP WLS BF H R ER SO BB IBB HBP BLK WP HR S P ERA WHIP																					
18 Rich Harden, R (1, 1) ERA: 4.63	5.2 L 26 5 4 4 7 3 0 0 0 0 0 0 72 114 6.35 1.412																					
60 Fautino De Los Santos, R (6, 1) ERA: 2.35	1.1 5 1 0 0 2 0 0 0 0 0 0 0 17 26 0.00 0.750																					
57 Brian Fuentes, L (8, 1) ERA: 4.23	1.0 3 0 0 0 1 0 0 0 0 0 0 0 7 10 0.00 0.000																					

Oakland Athletics @ Seattle Mariners
Safeco Field, Seattle, WA
Tue Aug 02 2011, 7:11 PM - 10:02 PM PDT
Att: 22,589 - Clear - 74 F

AB 31
R 4
H 6
RBI 4
BB 3
SO 10
LOB 13



Batter	1	2	3	4	5	6	7	8	9	AB	R	H	RBI	BB	SO	LOB	TOP								
19 Jemile Weeks, S OBP: 0.312, SLG: 0.389										4	0	0	0	0	2	1									
4 Coco Crisp, S OBP: 0.330, SLG: 0.388										4	1	1	0	0	0	1									
55 Hideki Matsui, L OBP: 0.338, SLG: 0.407										3	1	1	0	1	0	0									
16 Josh Willingham, R OBP: 0.331, SLG: 0.458										4	1	1	3	0	0	1									
28 Conor Jackson, R OBP: 0.332, SLG: 0.357										4	1	2	0	0	1	0									
29 Scott Sizemore, R OBP: 0.337, SLG: 0.362										2	0	1	1	2	0	0									
7 Adam Rosales, R OBP: 0.175, SLG: 0.270										4	0	0	0	0	0	5									
15 Ryan Sweeney, L OBP: 0.357, SLG: 0.370										4	0	0	0	0	1	1									
11 Landon Powell, S OBP: 0.277, SLG: 0.256										3	0	1	0	0	1	0									
Inning Stats	R: 0 E: 0 K: 0 S: 8	H: 0 LOB: 0 BB: 0 P: 12	R: 0 E: 0 K: 1 S: 9	H: 0 LOB: 0 BB: 0 P: 13	R: 0 E: 0 K: 1 S: 7	H: 0 LOB: 0 BB: 0 P: 8	R: 0 E: 0 K: 1 S: 8	H: 0 LOB: 0 BB: 0 P: 11	R: 1 E: 0 K: 0 S: 12	H: 2 LOB: 0 BB: 0 P: 18	R: 0 E: 0 K: 1 S: 13	H: 1 LOB: 1 BB: 0 P: 22	R: 0 E: 0 K: 0 S: 12	H: 1 LOB: 2 BB: 2 P: 25	R: 0 E: 0 K: 1 S: 10	H: 0 LOB: 0 BB: 0 P: 14	R: 3 E: 0 K: 0 S: 14	H: 3 LOB: 1 BB: 1 P: 28	1B: 4 2B: 3 3B: 0 HR: 1	SF: 0 SAC: 0 DP: 2 HBP: 0	WP: 0 PB: 0 SB: 0 CS: 0	PA: 35			
PITCHER	IP	WLS	BF	H	R	ER	SO	BB	IBB	HBP	BLK	WP	HR	S	P	ERA	WHIP								
41 Charlie Furbush, L ERA: 3.52	5.0	W	16	2	1	1	3	0	0	0	0	0	0	44	62	1.80	0.400								
31 Josh Lueke, R ERA: 10.03	6.1	H	7	2	0	0	1	1	0	0	0	0	0	21	39	0.00	2.250								
50 Jamey Wright, R ERA: 3.75	7.1	H	5	0	0	0	1	1	0	0	0	0	0	14	22	0.00	0.600								
60 Jeff Gray, R ERA: 3.41	9.1	0.0	3	3	3	3	0	0	0	0	0	0	1	6	12	∞	∞								
57 Dan Cortes, R ERA: 3.0	9.1	H	2	0	0	0	0	1	0	0	0	0	0	3	7	0.00	3.000								
43 Brandon League, R ERA: 3.12	0.2	S	2	0	0	0	0	0	0	0	0	0	0	5	9	0.00	0.000								

Oakland Athletics @ Seattle Mariners
Safeco Field, Seattle, WA
Wed Aug 03 2011, 12:42 PM - 3:39 PM PDT
Att: 29,770 - Partly Cloudy - 66 F

AB 32
R 4
H 7
RBI 4
BB 3
SO 5
LOB 9



Batter	1	2	3	4	5	6	7	8	9	AB	R	H	RBI	BB	SO	LOB	BOTTOM								
51 Ichiro Suzuki, L OBP: 0.310, SLG: 0.316										5	2	3	0	0	1	1									
26 Brendan Ryan, R OBP: 0.322, SLG: 0.338										3	1	2	0	2	0	1									
13 Dustin Ackley, L OBP: 0.377, SLG: 0.559										5	1	2	0	0	1	5									
20 Mike Carp, L OBP: 0.366, SLG: 0.440										5	2	3	2	0	0	3									
33 Casper Wells, R OBP: 0.340, SLG: 0.469										4	1	2	2	1	2	2									
21 Franklin Gutierrez, R OBP: 0.239, SLG: 0.242										3	0	0	1	0	1	2									
3 Josh Bard, S OBP: 0.271, SLG: 0.391										3	0	1	2	1	1	2									
2 Jack Wilson, R OBP: 0.260, SLG: 0.248										4	0	1	0	0	2	4									
56 Greg Halman, R OBP: 0.256, SLG: 0.345										4	0	0	0	0	3	3									
Inning Stats	R: 0 E: 0 K: 0 S: 7	H: 2 LOB: 1 BB: 0 P: 13	R: 0 E: 0 K: 2 S: 7	H: 0 LOB: 0 BB: 0 P: 12	R: 0 E: 0 K: 2 S: 12	H: 2 LOB: 2 BB: 1 P: 21	R: 2 E: 0 K: 2 S: 14	H: 2 LOB: 1 BB: 1 P: 23	R: 2 E: 0 K: 1 S: 13	H: 3 LOB: 1 BB: 0 P: 18	R: 0 E: 0 K: 2 S: 10	H: 0 LOB: 1 BB: 1 P: 16	R: 2 E: 1 K: 1 S: 21	H: 2 LOB: 2 BB: 1 P: 32	R: 1 E: 0 K: 1 S: 12	H: 3 LOB: 2 BB: 0 P: 16	1B: 14 2B: 0 3B: 0 HR: 0	SF: 0 SAC: 1 DP: 1 HBP: 0	WP: 0 PB: 0 SB: 1 CS: 1	PA: 41					
PITCHER	IP	WLS	BF	H	R	ER	SO	BB	IBB	HBP	BLK	WP	HR	S	P	ERA	WHIP								
47 Gio González, L ERA: 3.1	6.1	L	31	10	6	6	9	4	0	0	0	0	0	73	118	8.53	2.211								
64 Trystan Magnuson, R ERA: 7.0	0.2	4	1	0	0	1	0	0	0	0	0	0	0	11	17	0.00	1.500								
59 Jordan Norberto, L ERA: 4.5	8.1	6	3	1	1	1	1	0	0	0	0	0	0	12	16	9.00	3.000								

Oakland Athletics @ Seattle Mariners
Safeco Field, Seattle, WA
Wed Aug 03 2011, 12:42 PM - 3:39 PM PDT
Att: 29,770 - Partly Cloudy - 66 F

AB 36
R 7
H 14
RBI 7
BB 4
SO 11
LOB 23



Batter	1	2	3	4	5	6	7	8	9	AB	R	H	RBI	BB	SO	LOB	TOP								
19 Jemile Weeks, S OBP: 0.315, SLG: 0.388										3	1	1	0	1	1	1	<p>Oakland Athletics @ Tampa Bay Rays</p> <p>Tropicana Field, St. Petersburg, FL</p> <p>Fri Aug 05 2011, 7:12 PM - 10:18 PM EDT</p> <p>Att: 15,168 - Dome - 72 F</p>								
4 Coco Crisp, S OBP: 0.325, SLG: 0.394										4	1	1	2	0	0	1									
55 Hideki Matsui, L OBP: 0.339, SLG: 0.417										4	1	2	1	0	1	0									
16 Josh Willingham, R OBP: 0.327, SLG: 0.452										4	0	0	0	0	1	1									
12 David DeJesus, L OBP: 0.308, SLG: 0.342										4	1	1	0	0	1	1									
28 Conor Jackson, R OBP: 0.285, SLG: 0.356										4	0	1	0	0	1	1									
2 Cliff Pennington, S OBP: 0.313, SLG: 0.355										4	0	1	1	0	2	1									
8 Kurt Suzuki, R OBP: 0.285, SLG: 0.361										4	0	0	0	0	0	2									
29 Scott Sizemore, R OBP: 0.337, SLG: 0.358										2	0	0	0	0	1	1									
Inning Stats	R: 0 E: 0 K: 0 S: 5	H: 0 LOB: 0 BB: 1 P: 13	R: 0 E: 0 K: 1 S: 8	H: 0 LOB: 0 BB: 0 P: 12	R: 0 E: 0 K: 1 S: 10	H: 0 LOB: 1 BB: 0 P: 16	R: 0 E: 0 K: 1 S: 11	H: 1 LOB: 1 BB: 0 P: 15	R: 0 E: 0 K: 2 S: 9	H: 1 LOB: 0 BB: 0 P: 12	R: 2 E: 0 K: 1 S: 11	H: 2 LOB: 0 BB: 0 P: 17	R: 0 E: 0 K: 0 S: 7	H: 0 LOB: 0 BB: 0 P: 10	R: 0 E: 0 K: 1 S: 6	H: 0 LOB: 0 BB: 0 P: 7	R: 2 E: 0 K: 1 S: 15	H: 3 LOB: 1 BB: 0 P: 23	1B: 3 2B: 1 3B: 1 HR: 2	SF: 0 SAC: 0 DP: 0 HBP: 1	WP: 0 PB: 0 SB: 1 CS: 1	PA: 35			
PITCHER	IP	WLS	BF	H	R	ER	SO	BB	IBB	HBP	BLK	WP	HR	S	P	ERA	WHIP								
34 Jeff Niemann, R ERA: 3.58	8.2	W	34	7	4	4	8	1	0	1	0	0	2	78	119	4.15	0.923								
43 Kyle Farnsworth, R ERA: 2.09	0.1		1	0	0	0	0	0	0	0	0	0	0	4	6	0.00	0.000								

AB 33
R 4
H 7
RBI 4
BB 1
SO 8
LOB 9



Batter	1	2	3	4	5	6	7	8	9	AB	R	H	RBI	BB	SO	LOB	BOTTOM								
8 Desmond Jennings, R OBP: 0.443, SLG: 0.673										4	1	1	0	1	1	0	<p>Oakland Athletics @ Tampa Bay Rays</p> <p>Tropicana Field, St. Petersburg, FL</p> <p>Fri Aug 05 2011, 7:12 PM - 10:18 PM EDT</p> <p>Att: 15,168 - Dome - 72 F</p>								
22 Johnny Damon, L OBP: 0.316, SLG: 0.399										5	2	2	0	0	0	2									
3 Evan Longoria, R OBP: 0.331, SLG: 0.438										5	1	1	1	0	2	3									
18 Ben Zobrist, S OBP: 0.373, SLG: 0.500										4	3	2	2	1	0	2									
11 Casey Kotchman, L OBP: 0.394, SLG: 0.457										5	1	2	1	0	1	2									
2 B.J. Upton, R OBP: 0.316, SLG: 0.408										3	0	3	2	2	0	0									
20 Matt Joyce, L OBP: 0.344, SLG: 0.502										4	0	2	1	1	0	3									
38 Robinson Chirinos, R OBP: 0.357, SLG: 0.378										4	0	1	1	0	0	6									
1 Sean Rodriguez, R OBP: 0.301, SLG: 0.363										4	0	0	0	0	1	5									
Inning Stats	R: 0 E: 0 K: 0 S: 8	H: 1 LOB: 1 BB: 0 P: 13	R: 0 E: 0 K: 1 S: 12	H: 1 LOB: 2 BB: 1 P: 22	R: 0 E: 0 K: 1 S: 8	H: 0 LOB: 0 BB: 0 P: 14	R: 1 E: 0 K: 0 S: 13	H: 1 LOB: 2 BB: 2 P: 24	R: 3 E: 0 K: 1 S: 18	H: 4 LOB: 2 BB: 1 P: 30	R: 3 E: 1 K: 1 S: 21	H: 4 LOB: 0 BB: 0 P: 32	R: 0 E: 0 K: 0 S: 9	H: 1 LOB: 1 BB: 1 P: 18	R: 1 E: 0 K: 1 S: 13	H: 2 LOB: 1 BB: 0 P: 21	1B: 10 2B: 3 3B: 1 HR: 0	SF: 0 SAC: 0 DP: 1 HBP: 0	WP: 2 PB: 0 SB: 2 CS: 0	PA: 43					
PITCHER	IP	WLS	BF	H	R	ER	SO	BB	IBB	HBP	BLK	WP	HR	S	P	ERA	WHIP								
52 Guillermo Moscoso, R ERA: 3.69	4.2	L	23	6	4	4	3	3	0	0	1	0	0	0	10	7.71	1.929								
60 Fautino De Los Santos, R ERA: 2.3	0.1		3	1	0	0	0	1	0	0	0	1	0	6	10	0.00	6.000								
56 Craig Breslow, L ERA: 3.72	1.0		8	4	3	0	1	0	0	0	0	1	0	21	32	0.00	4.000								
57 Brian Fuentes, L ERA: 4.14	1.0		4	1	0	0	0	1	0	0	0	0	0	9	18	0.00	2.000								
50 Grant Balfour, R ERA: 2.06	0.2		3	1	1	1	1	0	0	0	0	0	0	9	15	13.50	1.500								

AB 38
R 8
H 14
RBI 8
BB 5
SO 5
LOB 23



Batter	1	2	3	4	5	6	7	8	9	AB	R	H	RBI	BB	SO	LOB	TOP			
19 Jemile Weeks, S OBP: 0.317, SLG: 0.393	G4-3	K				F8											5 0 2 2 0 1 1			
4 Coco Crisp, S OBP: 0.333, SLG: 0.396																	5 2 3 0 0 0 1			
15 Ryan Sweeney, L OBP: 0.357, SLG: 0.370	1B																0 0 0 0 0 0 0			
55 Hideki Matsui, L OBP: 0.340, SLG: 0.415	F8																4 0 1 0 1 0 2			
16 Josh Willingham, R OBP: 0.328, SLG: 0.451																	3 0 1 1 1 1 1			
12 David DeJesus, L OBP: 0.310, SLG: 0.361																	5 2 2 2 0 1 4			
2 Cliff Pennington, S OBP: 0.312, SLG: 0.352																	3 1 0 1 1 3 0			
29 Scott Sizemore, R OBP: 0.340, SLG: 0.358																	3 2 1 0 1 2 3			
8 Kurt Suzuki, R OBP: 0.288, SLG: 0.363																	3 1 1 0 1 1 1			
7 Adam Rosales, R OBP: 0.182, SLG: 0.256																	2 0 0 2 1 1 1			
Inning Stats	R: 0 H: 2 E: 0 K: 0 S: 9	H: 2 LOB: 0 BB: 0 P: 12	R: 2 H: 3 E: 0 K: 2 S: 15	H: 3 LOB: 1 BB: 0 P: 26	R: 1 H: 1 E: 0 K: 0 S: 5	H: 1 LOB: 0 BB: 0 P: 8	R: 1 H: 1 E: 0 K: 2 S: 14	H: 1 LOB: 2 BB: 2 P: 28	R: 1 H: 1 E: 0 K: 1 S: 13	H: 0 LOB: 0 BB: 0 P: 7	R: 0 H: 1 E: 0 K: 1 S: 10	H: 1 LOB: 1 BB: 0 P: 15	R: 2 H: 1 E: 0 K: 1 S: 21	H: 1 LOB: 1 BB: 2 P: 36	R: 1 H: 1 E: 0 K: 2 S: 12	H: 1 LOB: 0 BB: 0 P: 15	1B: 7 2B: 2 3B: 0 HR: 2	SF: 3 SAC: 0 DP: 0 HBP: 0	WP: 0 PB: 0 SB: 7 CS: 0	PA: 42
PITCHER	IP WLS BF H R ER SO BB IBB HBP BLK WP HR S P ERA WHIP																			
53 Alex Cobb, R ERA: 3.42	4.1 L 23 8 5 5 4 3 1 0 0 0 1 51 93 10.38 2.538																			
47 Brandon Gomes, R ERA: 2.55	1.2 5 0 0 0 2 0 0 0 0 0 0 11 15 0.00 0.000																			
37 Juan Cruz, R ERA: 4.06	2.0 10 2 2 2 2 2 0 0 0 0 0 31 51 9.00 2.000																			
57 Jake McGee, L ERA: 3.52	1.0 4 1 1 1 2 0 0 0 0 0 1 12 15 9.00 1.000																			

Oakland Athletics @ Tampa Bay Rays
Tropicana Field, St. Petersburg, FL
Sat Aug 06 2011, 7:11 PM - 10:07 PM EDT
Att: 24,939 - Dome - 72 F

livebaseballscorecards.com

AB 33
R 8
H 11
RBI 8
BB 6
SO 10
LOB 14



Batter	1	2	3	4	5	6	7	8	9	AB	R	H	RBI	BB	SO	LOB	BOTTOM	
8 Desmond Jennings, R OBP: 0.415, SLG: 0.625	L3																4 0 0 0 0 1 3	
22 Johnny Damon, L OBP: 0.317, SLG: 0.395	L3																4 0 0 0 0 0 3	
3 Evan Longoria, R OBP: 0.331, SLG: 0.437																	3 0 1 0 0 0 2	
9 Elliott Johnson, S OBP: 0.252, SLG: 0.328																	1 0 0 0 0 0 0	
18 Ben Zobrist, S OBP: 0.370, SLG: 0.496																	3 0 0 0 0 1 1	
5 Sam Fuld, L OBP: 0.296, SLG: 0.357																	0 0 0 0 1 0 0	
11 Casey Kotchman, L OBP: 0.393, SLG: 0.456																	3 0 1 0 0 0 0	
16 Justin Ruggiano, R OBP: 0.283, SLG: 0.426																	0 0 0 0 1 0 0	
2 B.J. Upton, R OBP: 0.313, SLG: 0.404																	4 0 0 0 0 0 3	
20 Matt Joyce, L OBP: 0.341, SLG: 0.497																	3 0 0 0 0 1 1	
38 Robinson Chirinos, R OBP: 0.378, SLG: 0.425																	3 0 2 0 0 1 0	
1 Sean Rodriguez, R OBP: 0.301, SLG: 0.363																	3 0 1 0 0 1 1	
Inning Stats	R: 0 H: 1 E: 0 K: 0 S: 10	H: 0 LOB: 0 BB: 0 P: 5	R: 0 H: 0 E: 0 K: 2 S: 9	H: 0 LOB: 0 BB: 0 P: 15	R: 0 H: 0 E: 0 K: 0 S: 8	H: 0 LOB: 0 BB: 0 P: 14	R: 0 H: 2 E: 0 K: 1 S: 16	H: 0 LOB: 2 BB: 0 P: 23	R: 0 H: 1 E: 0 K: 1 S: 11	H: 1 LOB: 1 BB: 0 P: 16	R: 0 H: 1 E: 0 K: 1 S: 8	H: 1 LOB: 1 BB: 2 P: 12	R: 0 H: 0 E: 0 K: 0 S: 6	H: 0 LOB: 1 BB: 2 P: 16	1B: 4 2B: 1 3B: 0 HR: 0	SF: 0 SAC: 0 DP: 1 HBP: 0	WP: 0 PB: 0 SB: 0 CS: 0	PA: 33
PITCHER	IP WLS BF H R ER SO BB IBB HBP BLK WP HR S P ERA WHIP																	
32 Brandon McCarthy, R ERA: 3.91	8.0 W 29 5 0 0 5 2 0 0 0 0 0 0 6 109 0.00 0.625																	
60 Fabiano De Los Santos, R ERA: 2.16	1.0 4 0 0 0 0 2 0 0 0 0 0 0 6 16 0.00 2.000																	

Oakland Athletics @ Tampa Bay Rays
Tropicana Field, St. Petersburg, FL
Sat Aug 06 2011, 7:11 PM - 10:07 PM EDT
Att: 24,939 - Dome - 72 F

livebaseballscorecards.com

AB 31
R 0
H 5
RBI 0
BB 2
SO 5
LOB 14



Batter	1	2	3	4	5	6	7	8	9	10	AB	R	H	RBI	BB	SO	LOB	TOP									
19 Jeremie Weeks, S OBP: 0.323, SLG: 0.495											4	1	2	0	1	0	0										
28 Eric Sogard, L OBP: 0.308, SLG: 0.348											5	0	0	0	0	2	3										
55 Hideki Matsui, L OBP: 0.338, SLG: 0.420											5	1	1	2	0	0	2										
16 Josh Willingham, R OBP: 0.329, SLG: 0.460											5	1	2	1	0	1	2										
12 David DeJesus, L OBP: 0.314, SLG: 0.368											5	2	3	0	0	0	1										
29 Scott Sizemore, R OBP: 0.345, SLG: 0.355											2	0	0	0	3	2	1										
15 Ryan Sweeney, L OBP: 0.364, SLG: 0.371											2	0	1	1	2	0	1										
11 Landon Powell, S OBP: 0.276, SLG: 0.255											4	0	1	0	0	3	5										
7 Adam Rosales, R OBP: 0.167, SLG: 0.233											4	0	0	0	0	1	5										
Inning Stats	R: 0 E: 0 K: 1 S: 8	H: 0 LOB: 1 BB: 1 P: 15	R: 0 E: 0 K: 2 S: 14	H: 1 LOB: 2 BB: 1 P: 22	R: 0 E: 0 K: 1 S: 13	H: 1 LOB: 1 BB: 0 P: 20	R: 1 E: 0 K: 2 S: 14	H: 2 LOB: 1 BB: 0 P: 25	R: 3 E: 0 K: 2 S: 26	H: 3 LOB: 2 BB: 2 P: 45	R: 0 E: 0 K: 0 S: 6	H: 1 LOB: 0 BB: 0 P: 8	R: 0 E: 0 K: 1 S: 7	H: 1 LOB: 1 BB: 1 P: 15	R: 0 E: 0 K: 0 S: 6	H: 0 LOB: 0 BB: 0 P: 10	R: 1 E: 0 K: 0 S: 12	H: 1 LOB: 0 BB: 1 P: 23	1B: 6 2B: 1 3B: 1 HR: 2	SF: 0 SAC: 1 DP: 3 HBP: 0	WP: 1 PB: 0 SB: 0 CS: 0	PA: 43					
PITCHER	IP	WLS	BF	H	R	ER	SO	BB	IBB	HBP	BLK	WP	HR	S	P	ERA	WHIP										
14 David Price, L ERA: 3.89	4.2		24	7	4	4	7	3	0	0	0	0	1	65	110	7.71	2.143										
39 J.P. Howell, L ERA: 7.71	1.1		5	0	0	0	1	1	0	0	0	1	0	14	24	0.00	0.750										
62 Joel Peralta, R ERA: 3.73	2.0		7	2	0	0	1	1	0	0	0	0	0	13	23	0.00	1.500										
43 Kyle Farnsworth, R ERA: 2.05	1.0		3	0	0	0	0	0	0	0	0	0	0	6	10	0.00	0.000										
57 Jake McGee, L ERA: 3.99	1.0	L	4	1	1	1	0	1	0	0	0	0	1	12	23	9.00	2.000										

Oakland Athletics @ Tampa Bay Rays
Tropicana Field, St. Petersburg, FL
Sun Aug 07 2011, 1:41 PM - 5:19 PM EDT
Att. 21,425 - Dome - 72 F

AB	36
R	5
H	10
RBI	4
BB	6
SO	9
LOB	20



Batter	1	2	3	4	5	6	7	8	9	10	AB	R	H	RBI	BB	SO	LOB	BOTTOM									
8 Desmond Jennings, R OBP: 0.429, SLG: 0.623											5	0	3	1	0	0	0										
22 Johnny Damon, L OBP: 0.316, SLG: 0.391											4	0	0	1	1	0	2										
3 Evan Longoria, R OBP: 0.330, SLG: 0.443											5	1	1	1	0	0	4										
18 Ben Zobrist, S OBP: 0.369, SLG: 0.493											5	0	1	0	0	1	1										
11 Casey Kotchman, L ERA: 4.05											5	1	3	1	0	0	0										
9 Elliot Johnson, S OBP: 0.252, SLG: 0.328											0	0	0	0	0	0	0										
2 B.J. Upton, R OBP: 0.309, SLG: 0.399											5	0	0	0	0	2	3										
20 Matt Joyce, L OBP: 0.342, SLG: 0.494											4	1	1	0	1	1	2										
10 Kelly Shoppach, R OBP: 0.273, SLG: 0.303											2	0	0	0	0	2	3										
36 Robinson Chirinos, R OBP: 0.362, SLG: 0.469											2	0	0	0	0	1	0										
1 Sean Rodriguez, R OBP: 0.304, SLG: 0.362											3	1	1	0	0	0	0										
Inning Stats	R: 0 E: 0 K: 0 S: 6	H: 0 LOB: 0 BB: 0 P: 12	R: 0 E: 0 K: 1 S: 12	H: 1 LOB: 2 BB: 1 P: 22	R: 1 E: 0 K: 1 S: 10	H: 1 LOB: 1 BB: 0 P: 14	R: 2 E: 0 K: 2 S: 22	H: 4 LOB: 3 BB: 1 P: 37	R: 0 E: 0 K: 0 S: 6	H: 0 LOB: 0 BB: 0 P: 11	R: 0 E: 0 K: 1 S: 10	H: 0 LOB: 0 BB: 0 P: 16	R: 1 E: 0 K: 0 S: 12	H: 1 LOB: 0 BB: 0 P: 17	R: 0 E: 0 K: 1 S: 13	H: 0 LOB: 0 BB: 0 P: 18	R: 0 E: 0 K: 1 S: 14	H: 1 LOB: 1 BB: 0 P: 22	R: 0 E: 0 K: 0 S: 13	H: 2 LOB: 2 BB: 0 P: 16	1B: 8 2B: 0 3B: 0 HR: 2	SF: 0 SAC: 0 DP: 0 HBP: 1	WP: 0 PB: 0 SB: 2 CS: 0	PA: 43			
PITCHER	IP	WLS	BF	H	R	ER	SO	BB	IBB	HBP	BLK	WP	HR	S	P	ERA	WHIP										
53 Trevor Cahill, R ERA: 3.93	6.0		27	6	3	3	5	2	0	1	0	0	0	66	112	4.50	1.333										
57 Brian Fuentes, L ERA: 4.05	0.2	H	2	0	0	0	0	0	0	0	0	0	0	5	6	0.00	0.000										
50 Grant Balfour, R ERA: 2.2	1.1	B	5	1	1	1	1	0	0	0	0	0	1	20	29	6.75	0.750										
60 Fausto De Los Santos, R ERA: 2.04	1.0	W	4	1	0	0	1	0	0	0	0	0	0	14	22	0.00	1.000										
40 Andrew Bailey, R ERA: 1.93	1.0	S	5	2	0	0	0	0	0	0	0	0	0	13	16	0.00	2.000										

Oakland Athletics @ Tampa Bay Rays
Tropicana Field, St. Petersburg, FL
Sun Aug 07 2011, 1:41 PM - 5:19 PM EDT
Att. 21,425 - Dome - 72 F

AB	40
R	4
H	10
RBI	4
BB	2
SO	7
LOB	15



Batter	1	2	3	4	5	6	7	8	9	AB	R	H	RBI	BB	SO	LOB	TOP										
19 Jemile Weeks, S OBP: 0.321, SLG: 0.400										5	0	1	0	0	0	3											
2 Cliff Pennington, S OBP: 0.311, SLG: 0.351										4	1	1	0	0	1	2											
55 Hideki Matsui, L OBP: 0.335, SLG: 0.415										4	0	0	0	0	1	1											
16 Josh Willingham, R OBP: 0.331, SLG: 0.468										3	1	1	2	0	1	0											
28 Conor Jackson, R OBP: 0.327, SLG: 0.351										4	0	0	0	0	0	1											
12 David DeJesus, L OBP: 0.313, SLG: 0.364										3	1	0	0	0	1	1											
8 Kurt Suzuki, R OBP: 0.290, SLG: 0.374										4	1	2	1	0	0	0											
15 Ryan Sweeney, L OBP: 0.367, SLG: 0.371										3	0	1	1	1	0	0											
29 Scott Sizemore, R OBP: 0.344, SLG: 0.350										3	0	0	0	1	1	3											
Inning Stats	R: 0 H: 0 E: 0 K: 0 S: 9	H: 0 LOB: 0 BB: 0 P: 12	R: 0 H: 0 E: 0 K: 1 S: 9	H: 0 LOB: 0 BB: 0 P: 13	R: 0 H: 1 E: 0 K: 1 S: 13	H: 1 LOB: 2 BB: 1 P: 18	R: 0 H: 0 E: 0 K: 0 S: 10	H: 0 LOB: 1 BB: 0 P: 16	R: 0 H: 0 E: 0 K: 2 S: 15	H: 0 LOB: 1 BB: 0 P: 19	R: 1 H: 1 E: 0 K: 1 S: 12	H: 1 LOB: 0 BB: 0 P: 18	R: 0 H: 0 E: 0 K: 0 S: 6	H: 0 LOB: 0 BB: 0 P: 12	R: 1 H: 2 E: 0 K: 0 S: 10	H: 2 LOB: 2 BB: 0 P: 14	1B: 4 2B: 0 3B: 0 HR: 2	SF: 0 SAC: 0 DP: 0 HBP: 2	WP: 0 PB: 0 SB: 0 CS: 0	PA: 37							
PITCHER	IP	WLS	BF	H	R	ER	SO	BB	IBB	HBP	BLK	WP	HR	S	P	ERA	WHIP										
27 Brett Cecil, L ERA: 4.31	7.0	L	28	4	3	3	5	2	0	1	0	0	2	76	108	3.86	0.857										
47 Luis Perez, L ERA: 3.55	1.1		5	0	1	1	0	0	0	1	0	0	0	9	18	6.75	0.000										
57 Shawn Camp, R ERA: 5.03	0.2		4	2	0	0	0	0	0	0	0	0	0	7	8	0.00	3.000										

Oakland Athletics @ Toronto Blue Jays
Rogers Centre, Toronto, ON
Tue Aug 09 2011, 7:10 PM - 9:39 PM EDT
Att: 20,521 - Partly Cloudy - 75 F

AB 33
R 4
H 6
RBI 4
BB 2
SO 5
LOB 11

Batter	1	2	3	4	5	6	7	8	9	AB	R	H	RBI	BB	SO	LOB	BOTTOM										
5 Yuliel Escobar, R OBP: 0.382, SLG: 0.440										4	0	2	0	0	0	0											
14 Eric Thames, L OBP: 0.305, SLG: 0.446										4	0	1	0	0	1	2											
19 José Bautista, R OBP: 0.446, SLG: 0.639										4	0	0	0	0	1	3											
26 Adam Lind, L OBP: 0.318, SLG: 0.459										4	0	0	0	0	2	2											
10 Edwin Encarnación, R OBP: 0.333, SLG: 0.459										2	1	2	1	2	0	0											
20 Mark Teahen, L OBP: 0.273, SLG: 0.300										0	0	0	0	0	0	0											
28 Colby Rasmus, L OBP: 0.325, SLG: 0.418										4	0	1	0	0	0	2											
2 Aaron Hill, R OBP: 0.277, SLG: 0.313										4	0	0	0	0	0	4											
9 J.P. Arencibia, R OBP: 0.280, SLG: 0.447										3	0	0	0	1	2	3											
13 Brett Lawrie, R OBP: 0.357, SLG: 0.571										3	0	0	0	0	2	3											
Inning Stats	R: 0 H: 1 E: 0 K: 1 S: 9	H: 1 LOB: 1 BB: 0 P: 13	R: 1 H: 1 E: 0 K: 1 S: 11	H: 1 LOB: 1 BB: 1 P: 18	R: 0 H: 1 E: 0 K: 0 S: 7	H: 1 LOB: 0 BB: 0 P: 9	R: 0 H: 1 E: 0 K: 0 S: 13	H: 1 LOB: 1 BB: 0 P: 17	R: 0 H: 0 E: 0 K: 3 S: 10	H: 0 LOB: 0 BB: 0 P: 15	R: 0 H: 0 E: 0 K: 2 S: 13	H: 1 LOB: 2 BB: 1 P: 17	R: 0 H: 1 E: 0 K: 0 S: 10	H: 1 LOB: 1 BB: 0 P: 15	R: 0 H: 0 E: 0 K: 0 S: 10	H: 0 LOB: 2 BB: 1 P: 18	1B: 4 2B: 1 3B: 0 HR: 1	SF: 0 SAC: 0 DP: 1 HBP: 0	WP: 0 PB: 0 SB: 0 CS: 0	PA: 35							
PITCHER	IP	WLS	BF	H	R	ER	SO	BB	IBB	HBP	BLK	WP	HR	S	P	ERA	WHIP										
18 Rich Harden, R ERA: 4.07	7.0	W	27	5	1	1	8	2	0	0	0	0	1	71	107	1.29	1.000										
50 Grant Balfour, R ERA: 2.15	1.0	H	4	1	0	0	0	0	0	0	0	0	0	10	15	0.00	1.000										
40 Andrew Bailey, R ERA: 1.85	1.0	S	4	0	0	0	0	1	0	0	0	0	0	10	18	0.00	1.000										


Oakland Athletics @ Toronto Blue Jays
Rogers Centre, Toronto, ON
Tue Aug 09 2011, 7:10 PM - 9:39 PM EDT
Att: 20,521 - Partly Cloudy - 75 F

AB 32
R 1
H 6
RBI 1
BB 3
SO 8
LOB 19

Batter	1	2	3	4	5	6	7	8	9	AB	R	H	RBI	BB	SO	LOB	TOP				
19 Jemile Weeks, S OBP: 0.318, SLG: 0.396	G6-3		K	F8		1B		G4-6-3		5	0	1	0	0	1	2					
2 Cliff Pennington, S OBP: 0.308, SLG: 0.346	E4		K		L9	K		F8		5	0	0	0	0	2	3					
55 Hideki Matsui, L OBP: 0.336, SLG: 0.412	L8		F8						K	3	0	0	0	1	1						
16 Josh Willingham, R OBP: 0.332, SLG: 0.476	1B			K	F8				HR	5	1	2	1	0	1	2					
12 David DeJesus, L OBP: 0.314, SLG: 0.374	G4-3				G1-3				G3	5	1	2	1	0	0	3					
28 Conor Jackson, R OBP: 0.328, SLG: 0.353		G6-4-3				G5-3			K	4	1	2	0	0	1	2					
15 Ryan Sweeney, L OBP: 0.369, SLG: 0.375								G4-3	G1-3	3	1	1	1	1	0	2					
8 Kurt Suzuki, R OBP: 0.292, SLG: 0.375		G6-4-3			K					4	0	2	0	0	1	3					
29 Scott Sizemore, R OBP: 0.346, SLG: 0.352	P4								L7	4	0	2	1	0	0	2					
Inning Stats	R: 0 H: 1 E: 1 K: 0 S: 9	H: 1 LOB: 2 BB: 0 P: 15	R: 0 H: 1 E: 0 K: 0 S: 7	H: 1 LOB: 1 BB: 1 P: 15	R: 0 H: 0 E: 0 K: 2 S: 9	H: 0 LOB: 0 BB: 0 P: 13	R: 3 H: 4 E: 0 K: 2 S: 17	H: 4 LOB: 1 BB: 0 P: 29	R: 0 H: 3 E: 0 K: 1 S: 22	H: 3 LOB: 3 BB: 1 P: 29	R: 0 H: 1 E: 0 K: 1 S: 11	H: 1 LOB: 2 BB: 1 P: 19	R: 0 H: 1 E: 0 K: 0 S: 5	H: 1 LOB: 0 BB: 0 P: 6	R: 1 H: 1 E: 0 K: 1 S: 11	H: 1 LOB: 0 BB: 0 P: 16	1B: 9 2B: 1 3B: 0 HR: 2	SF: 0 SAC: 0 DP: 2 HBP: 1	WP: 0 PB: 1 SB: 0 CS: 0	PA: 41	
PITCHER	IP	WLS	BF	H	R	ER	SO	BB	IBB	HBP	BLK	WP	HR	S	P	ERA	WHIP				
37 Henderson Alvarez III, R ERA: 4.78	5.2		27	8	3	3	4	1	0	1	0	0	1	64	104	4.76	1.588				
44 Casey Janssen, R ERA: 2.57	0.1	W	2	1	0	0	1	0	0	0	0	0	0	5	7	0.00	3.000				
43 Trevor Miller, L ERA: 4.24	0.1	H	3	1	0	0	0	1	0	0	0	0	0	6	13	0.00	6.000				
51 Jesse Litsch, R ERA: 4.33	2.2	S	9	2	1	1	2	0	0	0	0	0	1	21	28	3.38	0.750				

Oakland Athletics @ Toronto Blue Jays
Rogers Centre, Toronto, ON
Wed Aug 10 2011, 7:09 PM - 10:09 PM EDT
Att: 19,541 - Partly Cloudy - 73 F

AB 38
R 4
H 12
RBI 4
BB 2
SO 7
LOB 20



Batter	1	2	3	4	5	6	7	8	9	AB	R	H	RBI	BB	SO	LOB	BOTTOM				
11 Rajai Davis, R OBP: 0.274, SLG: 0.349	F9				G6-3	F9				4	0	1	1	1	0	0					
5 Yunel Escobar, R OBP: 0.382, SLG: 0.438	1B				F8	G1-3				4	1	1	0	0	0	1					
19 José Bautista, R OBP: 0.447, SLG: 0.637	BB				F9	P5				3	1	1	0	2	0	0					
26 Adam Lind, L OBP: 0.319, SLG: 0.461	1B				K					5	1	2	1	0	2	4					
10 Edwin Encarnación, R OBP: 0.337, SLG: 0.461					F8					3	1	1	1	2	0	3					
28 Colby Rasmus, L OBP: 0.326, SLG: 0.417	F9									3	1	1	0	1	0	4					
2 Aaron Hill, R OBP: 0.277, SLG: 0.312	K				P4					4	1	1	1	0	2	5					
9 J.P. Arencibia, R OBP: 0.277, SLG: 0.442					P4					4	0	0	0	0	2	4					
13 Brett Lawrie, R OBP: 0.389, SLG: 0.778					F9					4	2	2	4	0	1	1					
Inning Stats	R: 1 H: 2 E: 0 K: 1 S: 19	H: 2 LOB: 3 BB: 2 P: 36	R: 0 H: 0 E: 0 K: 2 S: 12	H: 0 LOB: 1 BB: 1 P: 24	R: 0 H: 0 E: 0 K: 1 S: 7	H: 0 LOB: 0 BB: 0 P: 11	R: 0 H: 1 E: 0 K: 0 S: 4	H: 1 LOB: 1 BB: 0 P: 9	R: 0 H: 0 E: 0 K: 0 S: 7	H: 0 LOB: 0 BB: 0 P: 14	R: 5 H: 3 E: 1 K: 1 S: 15	H: 3 LOB: 3 BB: 2 P: 33	R: 1 H: 2 E: 0 K: 1 S: 13	H: 2 LOB: 1 BB: 0 P: 21	R: 1 H: 2 E: 0 K: 1 S: 10	H: 2 LOB: 3 BB: 1 P: 24	1B: 6 2B: 3 3B: 0 HR: 1	SF: 0 SAC: 0 DP: 0 HBP: 1	WP: 0 PB: 0 SB: 0 CS: 0	PA: 41	
PITCHER	IP	WLS	BF	H	R	ER	SO	BB	IBB	HBP	BLK	WP	HR	S	P	ERA	WHIP				
47 Gio González, L ERA: 3.25	5.0	L	24	4	4	4	4	5	0	0	0	0	1	9	19	18.00	2.000				
56 Craig Breslow, L ERA: 4.08	1.0	B	5	2	2	2	1	0	0	0	0	0	0	13	21	9.00	2.000				
64 Trystan Magnuson, R ERA: 7.2	1.0		5	2	1	1	1	0	0	0	0	0	0	10	24	9.00	3.000				
59 Jordan Norberto, L ERA: 6.0	1.0		7	2	1	1	1	1	0	1	0	0	0	10	24	9.00	3.000				

Oakland Athletics @ Toronto Blue Jays
Rogers Centre, Toronto, ON
Wed Aug 10 2011, 7:09 PM - 10:09 PM EDT
Att: 19,541 - Partly Cloudy - 73 F

AB 34
R 8
H 10
RBI 8
BB 6
SO 7
LOB 22



Batter	1	2	3	4	5	6	7	8	9	AB	R	H	RBI	BB	SO	LOB	TOP								
29 Scott Sizemore, R OBP: 0.346, SLG: 0.361	F9		G5-3			E5	F9		55 1B	6	2	2	0	0	0	0									
2 Cliff Pennington, S OBP: 0.313, SLG: 0.349	BB		55 1B			55 1B	F9		K	3	2	1	2	3	1	1									
55 Hideki Matsui, L OBP: 0.341, SLG: 0.416	L4		16 HBP			8 BB			16 BB	6	2	4	2	0	0	2									
16 Josh Willingham, R OBP: 0.334, SLG: 0.471	K		28 3B			15 E	P4		BB	3	2	0	0	2	2	2									
28 Conor Jackson, R OBP: 0.326, SLG: 0.357	K		12 WP			G5-3	SF7		F9	5	1	1	3	0	2	3									
12 David DeJesus, L OBP: 0.318, SLG: 0.376	2B		K			8 2B	K		BB	3	0	1	0	1	2	2									
8 Kurt Suzuki, R OBP: 0.294, SLG: 0.377	K		P2			15 E	F9		F9	4	0	1	0	1	1	2									
15 Ryan Sweeney, L OBP: 0.370, SLG: 0.373	K		F8			7 FC5-4	E1		F8	4	0	1	1	1	1	2									
7 Adam Rosales, R OBP: 0.170, SLG: 0.213			29 2B			G1-4-3	FC5-4		F8	4	1	0	0	1	0	5									
Inning Stats	R: 0 H: 0 E: 0 K: 1 S: 14	H: 0 LOB: 1 BB: 1 P: 20	R: 0 H: 1 E: 0 K: 3 S: 12	LOB: 1 BB: 0 P: 20	R: 6 H: 4 E: 0 K: 1 S: 27	H: 4 LOB: 0 BB: 1 P: 44	R: 0 H: 0 E: 0 K: 0 S: 10	H: 0 LOB: 1 BB: 1 P: 17	R: 0 H: 1 E: 0 K: 1 S: 10	H: 1 LOB: 3 BB: 1 P: 19	R: 4 H: 2 E: 2 K: 1 S: 21	H: 2 LOB: 2 BB: 3 P: 35	R: 0 H: 1 E: 0 K: 1 S: 12	H: 0 LOB: 1 BB: 1 P: 20	R: 0 H: 2 E: 0 K: 1 S: 14	H: 2 LOB: 3 BB: 1 P: 25	1B: 5 2B: 5 3B: 1 HR: 0	SF: 1 SAC: 0 DP: 0 HBP: 2	WP: 1 PB: 0 SB: 0 CS: 0	PA: 50					
PITCHER	IP WLS BF H R ER SO BB IBB HBP BLK WP HR S P ERA WHIP	IP WLS BF H R ER SO BB IBB HBP BLK WP HR S P ERA WHIP	IP WLS BF H R ER SO BB IBB HBP BLK WP HR S P ERA WHIP	IP WLS BF H R ER SO BB IBB HBP BLK WP HR S P ERA WHIP	IP WLS BF H R ER SO BB IBB HBP BLK WP HR S P ERA WHIP	IP WLS BF H R ER SO BB IBB HBP BLK WP HR S P ERA WHIP	IP WLS BF H R ER SO BB IBB HBP BLK WP HR S P ERA WHIP	IP WLS BF H R ER SO BB IBB HBP BLK WP HR S P ERA WHIP	IP WLS BF H R ER SO BB IBB HBP BLK WP HR S P ERA WHIP	59 Brad Mills, L ERA: 6.46	57 Shawn Camp, R ERA: 4.53	47 Luis Perez, L ERA: 3.72	43 Trever Miller, L ERA: 4.0	60 Jon Rauch, R ERA: 4.44	50 Frank Francisco, R ERA: 4.29										
Batter	1	2	3	4	5	6	7	8	9	AB	R	H	RBI	BB	SO	LOB	BOTTOM								
5 Yunel Escobar, R OBP: 0.391, SLG: 0.434	G6-3		26 FC6			F9			F9	3	1	0	0	1	0	1									
6 John McDonald, R OBP: 0.274, SLG: 0.327			19 BB							0	0	0	0	0	0	0									
14 Eric Thames, L OBP: 0.304, SLG: 0.442	G3		K			26 2B	F7		F7	4	0	1	0	0	1	2									
19 José Bautista, R OBP: 0.446, SLG: 0.632			26 E			F8			K	3	1	0	0	1	2	1									
11 Rajai Davis, R OBP: 0.274, SLG: 0.349	K		10 1B							0	0	0	0	0	0	0									
26 Adam Lind, L OBP: 0.318, SLG: 0.461	F8		FC6						G1-3	4	0	1	0	0	0	1									
10 Edwin Encarnación, R OBP: 0.337, SLG: 0.459	F9		10 1B							3	0	1	1	0	0	2									
20 Mark Teahen, L OBP: 0.271, SLG: 0.298									K	1	0	0	0	0	1	0									
28 Colby Rasmus, L OBP: 0.323, SLG: 0.413	F8								F8	4	0	0	0	0	1	4									
2 Aaron Hill, R OBP: 0.277, SLG: 0.314	F9		K							4	0	1	0	0	2	2									
9 J.P. Arencibia, R OBP: 0.276, SLG: 0.449	G5-3								F8	4	1	1	1	0	1	1									
13 Brett Lawrie, R OBP: 0.364, SLG: 0.667	K		K						P3	3	0	0	0	1	1	1									
Inning Stats	R: 0 H: 0 E: 0 K: 1 S: 10	H: 0 LOB: 0 BB: 0 P: 15	R: 0 H: 0 E: 0 K: 0 S: 8	LOB: 0 BB: 0 P: 10	R: 0 H: 0 E: 0 K: 1 S: 7	H: 0 LOB: 0 BB: 0 P: 10	R: 2 H: 1 E: 1 K: 2 S: 13	H: 1 LOB: 2 BB: 2 P: 23	R: 0 H: 0 E: 0 K: 1 S: 7	H: 0 LOB: 0 BB: 0 P: 12	R: 0 H: 2 E: 0 K: 1 S: 17	H: 2 LOB: 2 BB: 0 P: 27	R: 1 H: 1 E: 0 K: 1 S: 11	H: 1 LOB: 1 BB: 1 P: 20	R: 0 H: 0 E: 0 K: 2 S: 7	H: 0 LOB: 0 BB: 0 P: 12	R: 0 H: 1 E: 0 K: 0 S: 8	H: 1 LOB: 1 BB: 0 P: 9	1B: 2 2B: 2 3B: 0 HR: 1	SF: 0 SAC: 0 DP: 0 HBP: 0	WP: 0 PB: 0 SB: 0 CS: 0	PA: 36			
PITCHER	IP WLS BF H R ER SO BB IBB HBP BLK WP HR S P ERA WHIP	IP WLS BF H R ER SO BB IBB HBP BLK WP HR S P ERA WHIP	IP WLS BF H R ER SO BB IBB HBP BLK WP HR S P ERA WHIP	IP WLS BF H R ER SO BB IBB HBP BLK WP HR S P ERA WHIP	IP WLS BF H R ER SO BB IBB HBP BLK WP HR S P ERA WHIP	IP WLS BF H R ER SO BB IBB HBP BLK WP HR S P ERA WHIP	IP WLS BF H R ER SO BB IBB HBP BLK WP HR S P ERA WHIP	IP WLS BF H R ER SO BB IBB HBP BLK WP HR S P ERA WHIP	IP WLS BF H R ER SO BB IBB HBP BLK WP HR S P ERA WHIP	IP WLS BF H R ER SO BB IBB HBP BLK WP HR S P ERA WHIP	52 Guillermo Moscoso, R ERA: 3.52	60 Fautino De Los Santos, R ERA: 2.41	57 Brian Fuentes, L ERA: 3.99	56 Craig Breslow, L ERA: 3.98											

Oakland Athletics @ Toronto Blue Jays
Rogers Centre, Toronto, ON
Thu Aug 11 2011, 12:38 PM - 3:59 PM EDT
Att: 27,918 - Partly Cloudy - 73 F

AB	38
R	10
H	11
RBI	8
BB	9
SO	9
LOB	19



Oakland Athletics @ Toronto Blue Jays
Rogers Centre, Toronto, ON
Thu Aug 11 2011, 12:38 PM - 3:59 PM EDT
Att: 27,918 - Partly Cloudy - 73 F


AB	33
R	3
H	5
RBI	2
BB	3
SO	9
LOB	15



Batter	1	2	3	4	5	6	7	8	9	AB R H RBI BB SO LOB	TOP											
5 Ian Kinsler, R OBP: 0.350, SLG: 0.437										5 0 2 3 0 2 1	Texas Rangers @ Oakland Athletics Oakland Coliseum, Oakland, CA Sat Aug 13 2011, 1:12 PM - 4:03 PM PDT Att: 25,160 - Sunny - 66 F											
1 Elvis Andrus, R OBP: 0.331, SLG: 0.341										5 1 1 1 0 0 2												
32 Josh Hamilton, L OBP: 0.349, SLG: 0.521										4 2 2 0 0 0 1												
10 Michael Young, R OBP: 0.369, SLG: 0.495										4 0 1 1 0 1 1												
17 Nelson Cruz, R OBP: 0.319, SLG: 0.529										4 0 1 0 0 0 1												
25 Mike Napoli, R OBP: 0.385, SLG: 0.585										4 0 1 1 0 1 0												
18 Mitch Moreland, L OBP: 0.336, SLG: 0.428										4 1 1 0 0 0 2												
8 Yorvit Torrealba, R OBP: 0.311, SLG: 0.408										4 0 1 0 0 1 3												
9 Endy Chavez, L OBP: 0.348, SLG: 0.488										3 3 1 0 1 0 1												
Inning Stats	R: 0 K: 1 S: 7	H: 0 LOB: 0 BB: 0 P: 9	R: 0 K: 0 S: 7	H: 0 LOB: 0 BB: 0 P: 13	R: 0 K: 0 S: 6	H: 0 LOB: 0 BB: 0 P: 8	R: 0 K: 0 S: 5	H: 0 LOB: 1 BB: 0 P: 8	R: 0 K: 0 S: 6	H: 0 LOB: 0 BB: 0 P: 10		R: 1 K: 0 S: 10	H: 2 LOB: 1 BB: 0 P: 18	R: 1 K: 2 S: 13	H: 3 LOB: 2 BB: 0 P: 19	R: 3 K: 1 S: 17	H: 4 LOB: 0 BB: 0 P: 23	R: 2 K: 1 S: 10	H: 2 LOB: 1 BB: 1 P: 18	1B: 7 2B: 4 3B: 0 HR: 0	SF: 0 SAC: 0 DP: 1 HBP: 0	WP: 2 PB: 0 SB: 0 CS: 1
PITCHER	IP WLS BF H R ER SO BB IBB HBP BLK WP HR S P ERA WHIP											IP WLS BF H R ER SO BB IBB HBP BLK WP HR S P ERA WHIP										
53 Trevor Cahill, R ERA: 3.92	7.1 L 29 7 4 3 4 0 0 0 0 0 1 0 63 97 3.68 0.955																					
57 Brian Fuentes, L ERA: 4.18	0.0 1 1 0 0 0 0 0 0 0 0 0 0 2 2 ∞ ∞																					
60 Fautino De Los Santos, R ERA: 2.33	0.2 2 1 1 1 0 0 0 0 0 0 1 0 6 9 13.50 1.500																					
56 Craig Breslow, L ERA: 4.32	1.0 6 2 2 2 1 1 0 0 0 0 0 0 10 18 18.00 3.000																					

Batter	1	2	3	4	5	6	7	8	9	AB R H RBI BB SO LOB	BOTTOM											
19 Jemile Weeks, S OBP: 0.320, SLG: 0.408										4 0 3 0 0 1 0	Texas Rangers @ Oakland Athletics Oakland Coliseum, Oakland, CA Sat Aug 13 2011, 1:12 PM - 4:03 PM PDT Att: 25,160 - Sunny - 66 F											
29 Scott Sizemore, R OBP: 0.336, SLG: 0.349										4 0 0 0 0 3 3												
55 Hideki Matsui, L OBP: 0.340, SLG: 0.410										3 0 0 0 1 1 1												
16 Josh Willingham, R OBP: 0.335, SLG: 0.474										4 1 1 0 0 1 2												
12 David DeJesus, L OBP: 0.316, SLG: 0.375										4 0 1 1 0 1 1												
14 Brandon Allen, L OBP: 0.333, SLG: 0.452										2 0 0 0 0 2 0												
28 Conor Jackson, R OBP: 0.327, SLG: 0.363										2 0 0 0 0 1 2												
15 Ryan Sweeney, L OBP: 0.367, SLG: 0.367										3 0 0 0 0 0 1												
11 Landon Powell, S OBP: 0.266, SLG: 0.245										3 0 0 0 0 0 0												
28 Eric Sogard, L OBP: 0.267, SLG: 0.296										3 0 0 0 0 2 0												
Inning Stats	R: 0 K: 0 S: 14	H: 1 LOB: 1 BB: 0 P: 21	R: 0 K: 1 S: 10	H: 0 LOB: 0 BB: 0 P: 14	R: 0 K: 2 S: 12	H: 0 LOB: 0 BB: 0 P: 19	R: 0 K: 3 S: 10	H: 0 LOB: 0 BB: 0 P: 15	R: 0 K: 1 S: 9	H: 0 LOB: 0 BB: 0 P: 13	R: 0 K: 1 S: 12	H: 1 LOB: 1 BB: 0 P: 13	R: 1 K: 0 S: 12	H: 2 LOB: 1 BB: 0 P: 18	R: 0 K: 2 S: 11	H: 1 LOB: 0 BB: 0 P: 21	R: 0 K: 1 S: 12	H: 0 LOB: 1 BB: 1 P: 20	1B: 1 2B: 3 3B: 1 HR: 0	SF: 0 SAC: 0 DP: 0 HBP: 0	WP: 0 PB: 0 SB: 1 CS: 0	PA: 33
PITCHER	IP WLS BF H R ER SO BB IBB HBP BLK WP HR S P ERA WHIP											IP WLS BF H R ER SO BB IBB HBP BLK WP HR S P ERA WHIP										
48 Colby Lewis, R ERA: 4.01	6.1 W 22 3 1 1 8 0 0 0 0 0 0 0 3 3 ∞ ∞																					
28 Darren Oliver, L ERA: 2.04	0.0 H 2 0 0 0 0 0 0 0 0 0 0 0 5 9 0.00 0.000																					
19 Koji Uehara, R ERA: 1.9	1.0 4 1 0 0 2 0 0 0 0 0 0 0 11 21 0.00 1.000																					
37 Mike Adams, R ERA: 1.14	1.0 4 0 0 0 1 1 0 0 0 0 0 0 12 20 0.00 1.000																					
30 Neftali Feliz, R ERA: 3.4																						

AB	37
R	7
H	11
RBI	6
BB	1
SO	5
LOB	12



AB	32
R	1
H	5
RBI	1
BB	1
SO	12
LOB	10

Batter	1	2	3	4	5	6	7	8	9	AB	R	H	RBI	BB	SO	LOB	TOP				
14 Nolan Reimold, R OBP: 0.306, SLG: 0.411	G4-3		K			F8	K		F9	5	0	0	0	0	2	3					
2 J.J. Hardy, R OBP: 0.311, SLG: 0.514	G6-3			L5		K	F8			4	0	0	0	0	1	2					
21 Nick Markakis, L OBP: 0.335, SLG: 0.398	G6-3				L4			G3		4	0	1	0	0	0	1					
10 Adam Jones, R OBP: 0.332, SLG: 0.489		G4-3		G1-3				G1-3		4	1	1	0	0	0	1					
27 Vladimir Guerrero, R OBP: 0.310, SLG: 0.390	F9					K		P3		4	1	1	0	0	1	0					
32 Matt Wieters, S OBP: 0.316, SLG: 0.398						F9			F7	3	2	1	1	1	0	0					
12 Mark Reynolds, R OBP: 0.317, SLG: 0.464										3	1	1	1	1	2	3					
11 Robert Andino, R OBP: 0.326, SLG: 0.326										4	1	1	2	0	0	1					
50 Josh Bell, S OBP: 0.242, SLG: 0.167										2	0	1	2	2	0	0					
Inning Stats	R: 0 H: 0 E: 0 K: 0 S: 11	H: 0 LOB: 0 BB: 0 P: 18	R: 1 H: 1 E: 0 K: 1 S: 10	H: 1 LOB: 0 BB: 0 P: 16	R: 0 H: 0 E: 0 K: 1 S: 7	H: 0 LOB: 0 BB: 0 P: 11	R: 0 H: 1 E: 0 K: 0 S: 8	H: 1 LOB: 1 BB: 1 P: 9	R: 0 H: 0 E: 0 K: 1 S: 9	H: 0 LOB: 1 BB: 1 P: 17	R: 4 H: 4 E: 0 K: 2 S: 20	H: 4 LOB: 1 BB: 1 P: 31	R: 0 H: 0 E: 0 K: 0 S: 8	H: 0 LOB: 0 BB: 0 P: 15	R: 1 H: 1 E: 0 K: 0 S: 13	H: 1 LOB: 1 BB: 1 P: 19	1B: 4 2B: 1 3B: 0 HR: 2	SF: 0 SAC: 0 DP: 0 HBP: 0	WP: 0 PB: 0 SB: 0 CS: 1	PA: 37	
PITCHER	IP	WLS	BF	H	R	ER	SO	BB	IBB	HBP	BLK	WP	HR	S	P	ERA	WHIP				
47 Gio González, L ERA: 3.36	6.0	L	24	4	4	4	4	3	0	0	0	0	1	62	105	6.00	1.167				
60 Fautino De Los Santos, R ERA: 2.66	1.0	B	5	2	1	1	2	0	0	0	0	0	0	14	20	9.00	2.000				
56 Craig Breslow, L ERA: 4.22	1.0		3	0	0	0	0	0	0	0	0	0	0	8	15	0.00	0.000				
64 Trystan Magnuson, R ERA: 6.14	1.0		5	1	1	1	0	1	0	0	0	0	1	13	19	9.00	2.000				

Baltimore Orioles @ Oakland Athletics
Oakland Coliseum, Oakland, CA
Mon Aug 15 2011, 7:09 PM - 10:02 PM PDT
Att. 10,112 - Clear - 63 F

AB 33
R 6
H 7
RBI 6
BB 4
SO 6
LOB 11



Batter	1	2	3	4	5	6	7	8	9	AB	R	H	RBI	BB	SO	LOB	BOTTOM				
19 Jemile Weeks, S OBP: 0.319, SLG: 0.403			G4-3		F7		K		F8	5	0	1	0	0	1	2					
4 Coco Crisp, S OBP: 0.330, SLG: 0.391	L5			F9						3	0	1	0	1	0	1					
55 Hideki Matsui, L OBP: 0.337, SLG: 0.406	G6-3									4	0	1	0	0	0	4					
16 Josh Willingham, R OBP: 0.330, SLG: 0.464										4	1	1	0	0	3	1					
12 David DeJesus, L OBP: 0.315, SLG: 0.373				F7		G6-3				4	1	1	1	0	1	0					
14 Brandon Allen, L OBP: 0.404, SLG: 0.538										4	0	3	0	0	1	0					
2 Cliff Pennington, S OBP: 0.317, SLG: 0.346					P5		L7			4	0	2	1	0	0	2					
8 Kurt Suzuki, R OBP: 0.288, SLG: 0.368										4	0	0	0	0	0	4					
2B Eric Sogard, L OBP: 0.265, SLG: 0.290										4	0	1	0	0	0	2					
Inning Stats	R: 0 H: 1 E: 0 K: 0 S: 9	H: 4 LOB: 1 BB: 0 P: 12	R: 2 H: 4 E: 0 K: 0 S: 19	H: 4 LOB: 1 BB: 0 P: 31	R: 0 H: 1 E: 0 K: 1 S: 8	H: 1 LOB: 1 BB: 0 P: 13	R: 0 H: 1 E: 0 K: 0 S: 10	H: 1 LOB: 1 BB: 0 P: 12	R: 0 H: 1 E: 0 K: 1 S: 9	H: 1 LOB: 2 BB: 1 P: 13	R: 0 H: 1 E: 0 K: 3 S: 10	H: 0 LOB: 0 BB: 0 P: 12	R: 0 H: 1 E: 0 K: 0 S: 19	H: 1 LOB: 1 BB: 0 P: 29	1B: 10 2B: 1 3B: 0 HR: 0	SF: 0 SAC: 0 DP: 1 HBP: 0	WP: 0 PB: 0 SB: 0 CS: 1	PA: 37			
PITCHER	IP	WLS	BF	H	R	ER	SO	BB	IBB	HBP	BLK	WP	HR	S	P	ERA	WHIP				
29 Tommy Hunter, R ERA: 4.28	6.2	W	29	10	2	2	3	1	0	0	0	0	0	74	113	2.70	1.650				
51 Michael Gonzalez, L ERA: 4.79	1.1	H	4	0	0	0	3	0	0	0	0	0	0	11	13	0.00	0.000				
63 Kevin Gregg, R ERA: 4.11	1.0		4	1	0	0	0	0	0	0	0	0	0	19	29	0.00	1.000				

Baltimore Orioles @ Oakland Athletics
Oakland Coliseum, Oakland, CA
Mon Aug 15 2011, 7:09 PM - 10:02 PM PDT
Att. 10,112 - Clear - 63 F

AB 36
R 2
H 11
RBI 2
BB 1
SO 6
LOB 16



Batter	1	2	3	4	5	6	7	8	9	AB	R	H	RBI	BB	SO	LOB	TOP								
5 Yuliel Escobar, R OBP: 0.371, SLG: 0.419										5	0	0	0	0	3	1	Toronto Blue Jays @ Oakland Athletics Oakland Coliseum, Oakland, CA Thu Aug 18 2011, 7:09 PM - 9:29 PM PDT Att. 12,220 - Clear - 59 F								
14 Eric Thames, L OBP: 0.319, SLG: 0.475										4	1	1	0	1	1	1									
19 José Bautista, R OBP: 0.453, SLG: 0.638										4	1	1	0	1	0	2									
26 Adam Lind, L OBP: 0.309, SLG: 0.464										4	0	1	1	0	0	2									
20 Mark Teahen, L OBP: 0.266, SLG: 0.315										1	0	0	0	0	0	1									
10 Edwin Encarnación, R OBP: 0.347, SLG: 0.471										4	1	1	1	0	1	2									
28 Colby Rasmus, L OBP: 0.322, SLG: 0.429										4	3	3	2	0	1	0									
18 Mike McCoy, R OBP: 0.341, SLG: 0.333										0	0	0	0	0	0	0									
13 Brett Lawrie, R OBP: 0.440, SLG: 0.711										3	1	2	1	1	0	0									
2 Aaron Hill, R OBP: 0.273, SLG: 0.317										4	0	1	0	0	0	4									
9 J.P. Arencibia, R OBP: 0.273, SLG: 0.433										4	0	1	2	0	1	2									
Inning Stats	R: 0 E: 0 K: 1 S: 7	H: 0 LOB: 0 BB: 0 P: 11	R: 1 E: 0 K: 0 S: 11	H: 2 LOB: 1 BB: 0 P: 19	R: 0 E: 0 K: 0 S: 8	H: 0 LOB: 0 BB: 0 P: 15	R: 3 E: 0 K: 0 S: 12	H: 3 LOB: 1 BB: 1 P: 22	R: 1 E: 1 K: 1 S: 9	H: 1 LOB: 1 BB: 1 P: 16	R: 2 E: 0 K: 2 S: 15	H: 3 LOB: 1 BB: 0 P: 20	R: 0 E: 0 K: 1 S: 6	H: 0 LOB: 0 BB: 1 P: 11	R: 0 E: 0 K: 2 S: 10	H: 1 LOB: 1 BB: 0 P: 16	R: 0 E: 0 K: 0 S: 10	H: 1 LOB: 1 BB: 0 P: 14	1B: 7 2B: 3 3B: 0 HR: 1	SF: 0 SAC: 0 DP: 2 HBP: 0	WP: 0 PB: 0 SB: 0 CS: 0	PA: 40			
PITCHER	IP WLS BF H R ER SO BB IBB HBP BLK WP HR S P ERA WHIP	IP WLS BF H R ER SO BB IBB HBP BLK WP HR S P ERA WHIP	IP WLS BF H R ER SO BB IBB HBP BLK WP HR S P ERA WHIP	IP WLS BF H R ER SO BB IBB HBP BLK WP HR S P ERA WHIP	IP WLS BF H R ER SO BB IBB HBP BLK WP HR S P ERA WHIP	IP WLS BF H R ER SO BB IBB HBP BLK WP HR S P ERA WHIP	IP WLS BF H R ER SO BB IBB HBP BLK WP HR S P ERA WHIP	IP WLS BF H R ER SO BB IBB HBP BLK WP HR S P ERA WHIP	IP WLS BF H R ER SO BB IBB HBP BLK WP HR S P ERA WHIP	IP WLS BF H R ER SO BB IBB HBP BLK WP HR S P ERA WHIP	IP WLS BF H R ER SO BB IBB HBP BLK WP HR S P ERA WHIP	IP WLS BF H R ER SO BB IBB HBP BLK WP HR S P ERA WHIP	IP WLS BF H R ER SO BB IBB HBP BLK WP HR S P ERA WHIP	IP WLS BF H R ER SO BB IBB HBP BLK WP HR S P ERA WHIP	IP WLS BF H R ER SO BB IBB HBP BLK WP HR S P ERA WHIP	IP WLS BF H R ER SO BB IBB HBP BLK WP HR S P ERA WHIP	IP WLS BF H R ER SO BB IBB HBP BLK WP HR S P ERA WHIP	IP WLS BF H R ER SO BB IBB HBP BLK WP HR S P ERA WHIP	IP WLS BF H R ER SO BB IBB HBP BLK WP HR S P ERA WHIP	IP WLS BF H R ER SO BB IBB HBP BLK WP HR S P ERA WHIP	IP WLS BF H R ER SO BB IBB HBP BLK WP HR S P ERA WHIP	IP WLS BF H R ER SO BB IBB HBP BLK WP HR S P ERA WHIP	IP WLS BF H R ER SO BB IBB HBP BLK WP HR S P ERA WHIP	IP WLS BF H R ER SO BB IBB HBP BLK WP HR S P ERA WHIP	IP WLS BF H R ER SO BB IBB HBP BLK WP HR S P ERA WHIP

Toronto Blue Jays @ Oakland Athletics
Oakland Coliseum, Oakland, CA
Thu Aug 18 2011, 7:09 PM - 9:29 PM PDT
Att. 12,220 - Clear - 59 F

AB	37
R	7
H	11
RBI	7
BB	3
SO	7
LOB	15





Batter	1	2	3	4	5	6	7	8	9	AB	R	H	RBI	BB	SO	LOB	BOTTOM								
19 Jemile Weeks, S OBP: 0.322, SLG: 0.412										4	0	0	0	0	1	2	Toronto Blue Jays @ Oakland Athletics Oakland Coliseum, Oakland, CA Thu Aug 18 2011, 7:09 PM - 9:29 PM PDT Att. 12,220 - Clear - 59 F								
2 Cliff Pennington, S OBP: 0.317, SLG: 0.350										4	0	1	0	0	0	1									
4 Coco Crisp, S OBP: 0.326, SLG: 0.386										4	0	0	0	0	1	3									
15 Ryan Sweeney, L OBP: 0.361, SLG: 0.360										0	0	0	0	0	0	0									
16 Josh Willingham, R OBP: 0.333, SLG: 0.471										2	0	0	0	2	1	0									
14 Brandon Allen, L OBP: 0.407, SLG: 0.583										4	0	1	0	0	0	3									
28 Conor Jackson, R OBP: 0.323, SLG: 0.358										4	0	0	0	0	1	2									
8 Kurt Suzuki, R OBP: 0.290, SLG: 0.382										3	0	0	0	0	1	2									
12 David DeJesus, L OBP: 0.314, SLG: 0.369										3	0	0	0	0	1	2									
29 Scott Sizemore, R OBP: 0.336, SLG: 0.363										3	0	1	0	0	0	0									
Inning Stats	R: 0 E: 0 K: 1 S: 8	H: 1 LOB: 2 BB: 1 P: 18	R: 0 E: 0 K: 1 S: 11	H: 1 LOB: 1 BB: 1 P: 18	R: 0 E: 1 K: 0 S: 8	H: 1 LOB: 3 BB: 1 P: 15	R: 0 E: 0 K: 0 S: 5	H: 0 LOB: 0 BB: 0 P: 10	R: 0 E: 0 K: 1 S: 9	H: 1 LOB: 1 BB: 0 P: 14	R: 0 E: 0 K: 0 S: 4	H: 0 LOB: 0 BB: 0 P: 6	R: 0 E: 0 K: 2 S: 7	H: 0 LOB: 0 BB: 0 P: 12	R: 0 E: 0 K: 0 S: 7	H: 0 LOB: 0 BB: 0 P: 14	R: 0 E: 0 K: 1 S: 7	H: 0 LOB: 0 BB: 0 P: 11	1B: 2 2B: 1 3B: 0 HR: 0	SF: 0 SAC: 0 DP: 0 HBP: 0	WP: 0 PB: 0 SB: 0 CS: 0	PA: 33			
PITCHER	IP WLS BF H R ER SO BB IBB HBP BLK WP HR S P ERA WHIP	IP WLS BF H R ER SO BB IBB HBP BLK WP HR S P ERA WHIP	IP WLS BF H R ER SO BB IBB HBP BLK WP HR S P ERA WHIP	IP WLS BF H R ER SO BB IBB HBP BLK WP HR S P ERA WHIP	IP WLS BF H R ER SO BB IBB HBP BLK WP HR S P ERA WHIP	IP WLS BF H R ER SO BB IBB HBP BLK WP HR S P ERA WHIP	IP WLS BF H R ER SO BB IBB HBP BLK WP HR S P ERA WHIP	IP WLS BF H R ER SO BB IBB HBP BLK WP HR S P ERA WHIP	IP WLS BF H R ER SO BB IBB HBP BLK WP HR S P ERA WHIP	IP WLS BF H R ER SO BB IBB HBP BLK WP HR S P ERA WHIP	IP WLS BF H R ER SO BB IBB HBP BLK WP HR S P ERA WHIP	IP WLS BF H R ER SO BB IBB HBP BLK WP HR S P ERA WHIP	IP WLS BF H R ER SO BB IBB HBP BLK WP HR S P ERA WHIP	IP WLS BF H R ER SO BB IBB HBP BLK WP HR S P ERA WHIP	IP WLS BF H R ER SO BB IBB HBP BLK WP HR S P ERA WHIP	IP WLS BF H R ER SO BB IBB HBP BLK WP HR S P ERA WHIP	IP WLS BF H R ER SO BB IBB HBP BLK WP HR S P ERA WHIP	IP WLS BF H R ER SO BB IBB HBP BLK WP HR S P ERA WHIP	IP WLS BF H R ER SO BB IBB HBP BLK WP HR S P ERA WHIP	IP WLS BF H R ER SO BB IBB HBP BLK WP HR S P ERA WHIP	IP WLS BF H R ER SO BB IBB HBP BLK WP HR S P ERA WHIP	IP WLS BF H R ER SO BB IBB HBP BLK WP HR S P ERA WHIP	IP WLS BF H R ER SO BB IBB HBP BLK WP HR S P ERA WHIP	IP WLS BF H R ER SO BB IBB HBP BLK WP HR S P ERA WHIP	IP WLS BF H R ER SO BB IBB HBP BLK WP HR S P ERA WHIP

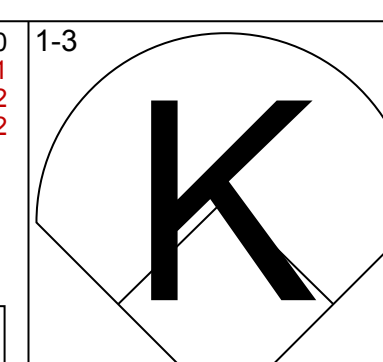
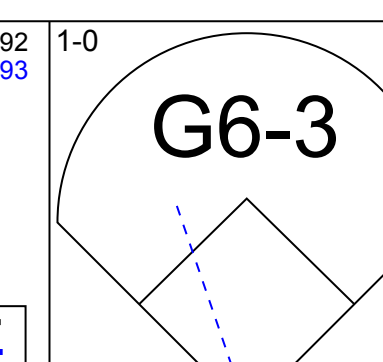
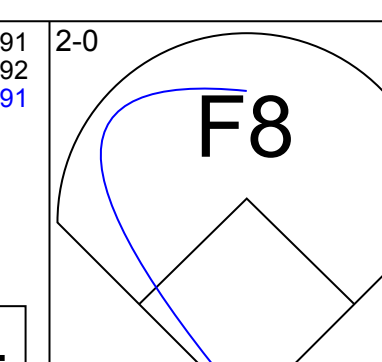
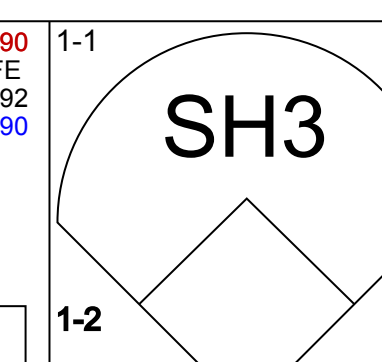
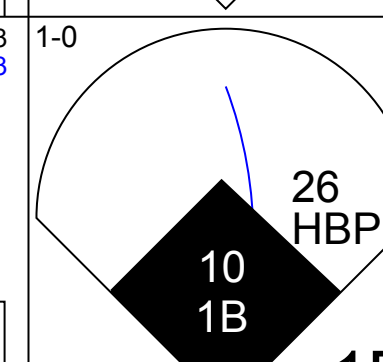
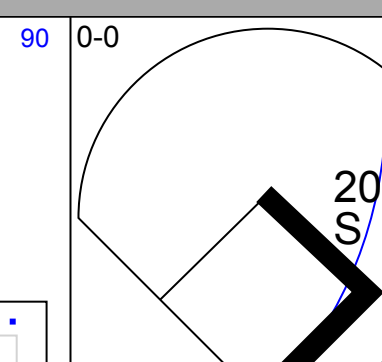
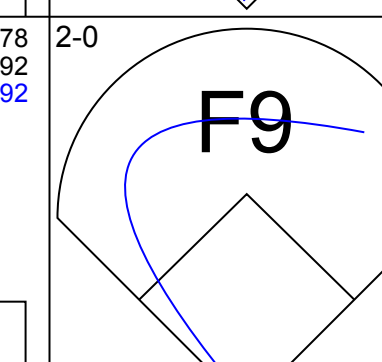
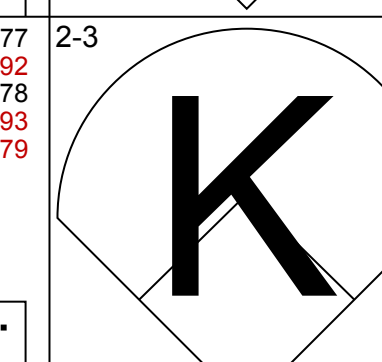
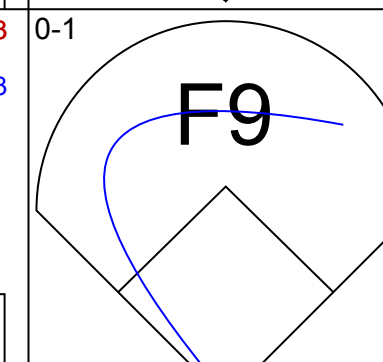
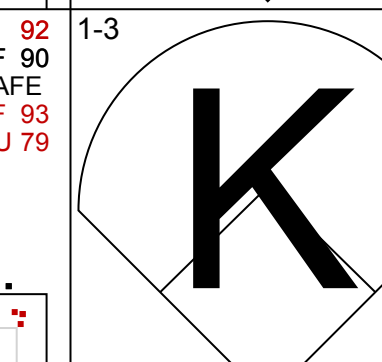

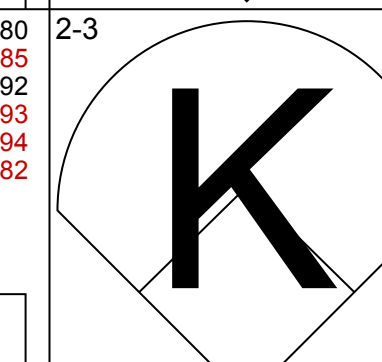
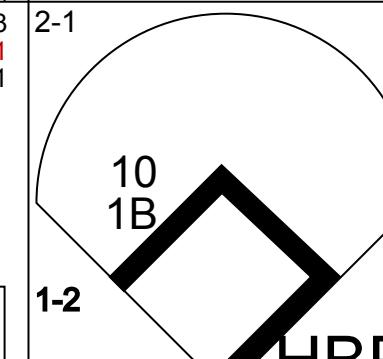
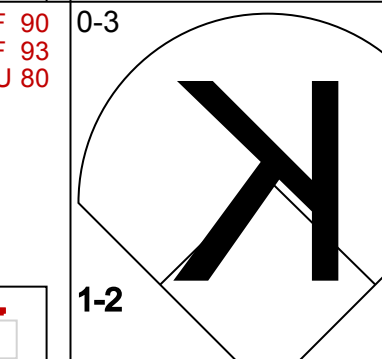


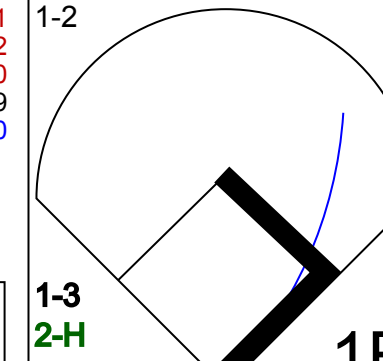
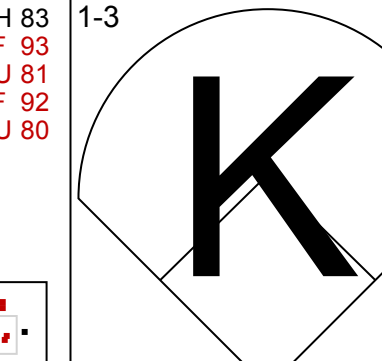


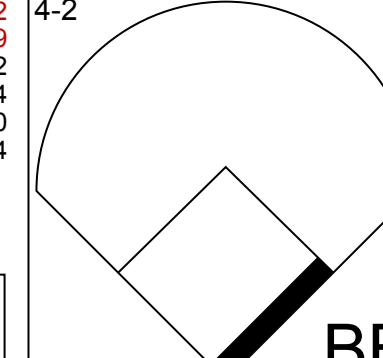



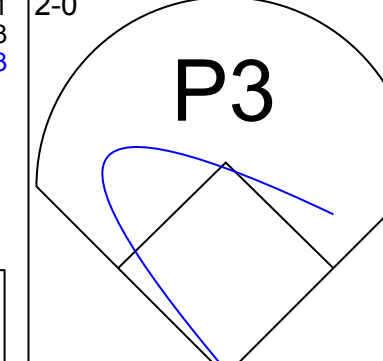







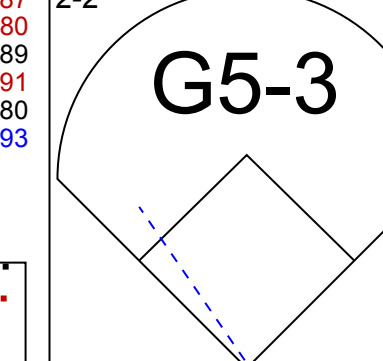
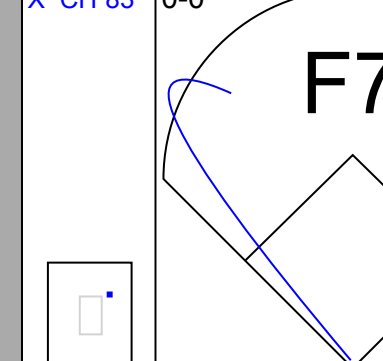
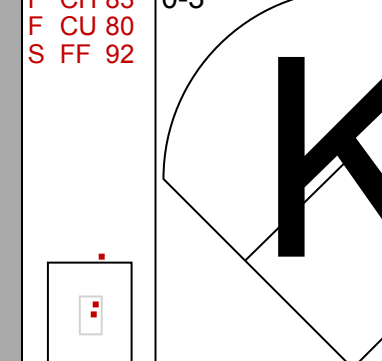
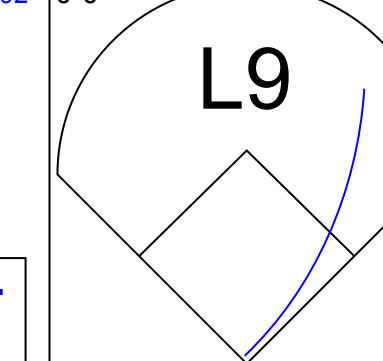


Toronto Blue Jays @ Oakland Athletics
Oakland Coliseum, Oakland, CA
Thu Aug 18 2011, 7:09 PM - 9:29 PM PDT
Att. 12,220 - Clear - 59 F

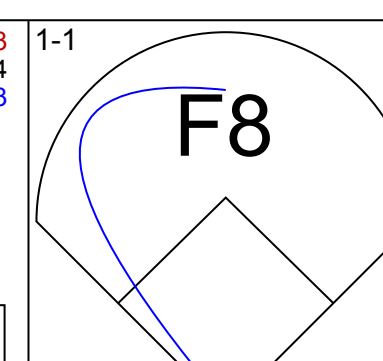
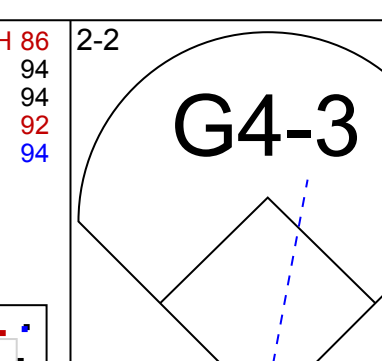
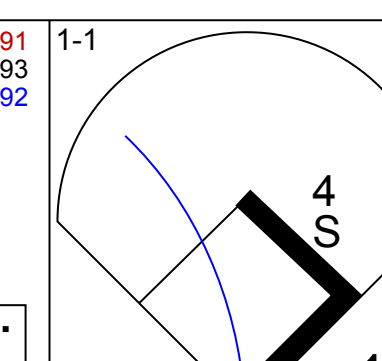
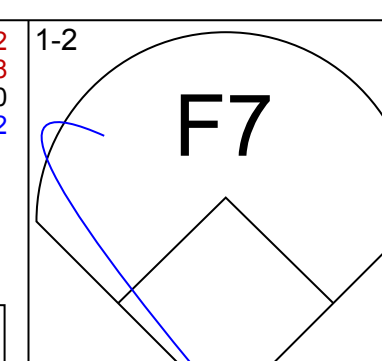
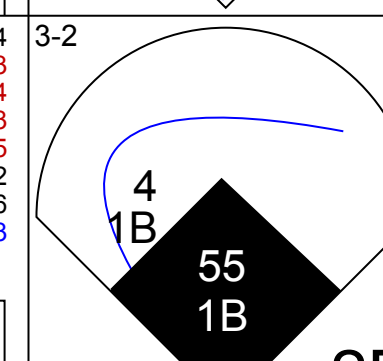
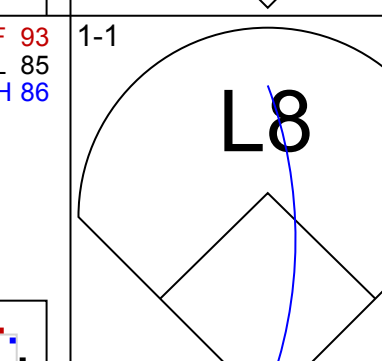
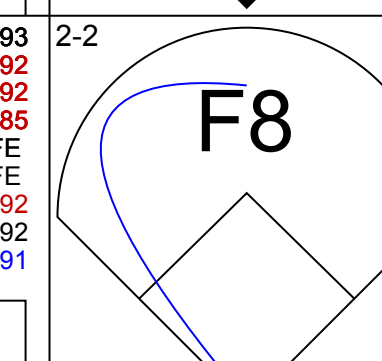
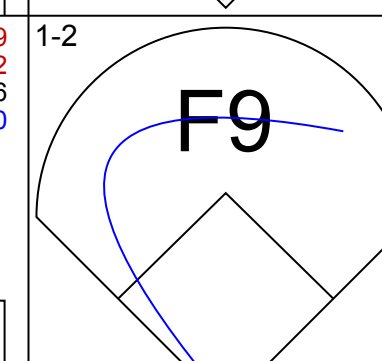
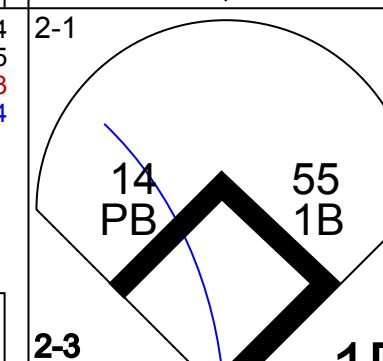
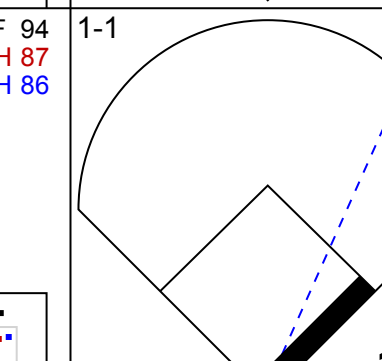
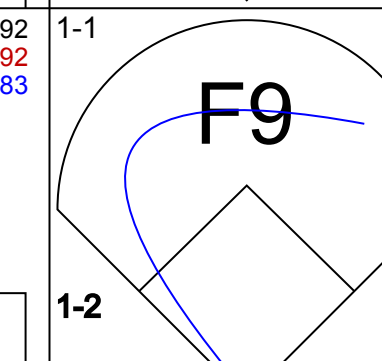
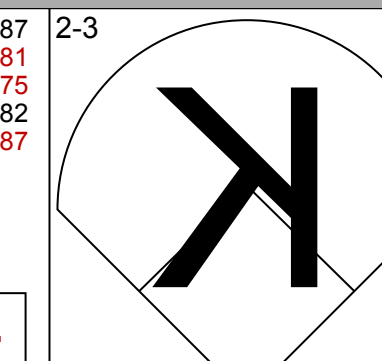
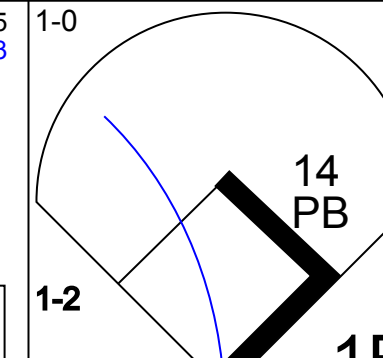
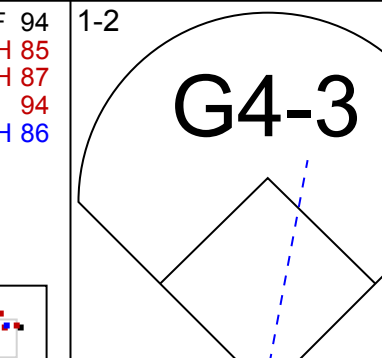

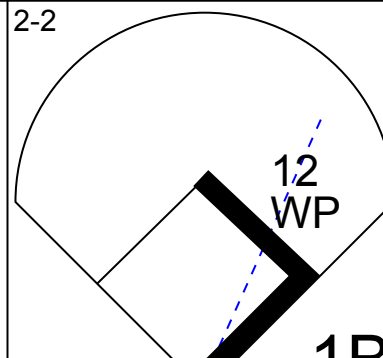
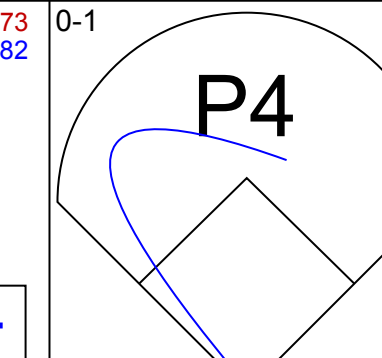
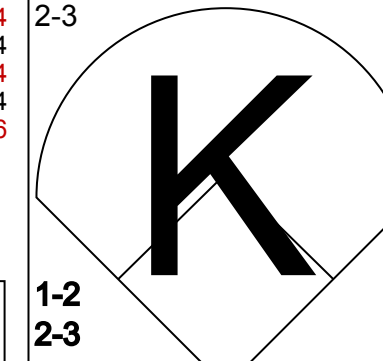

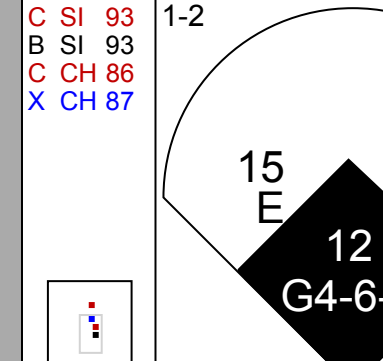

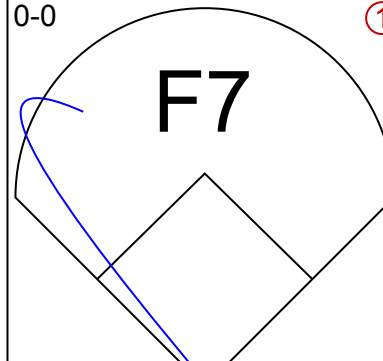
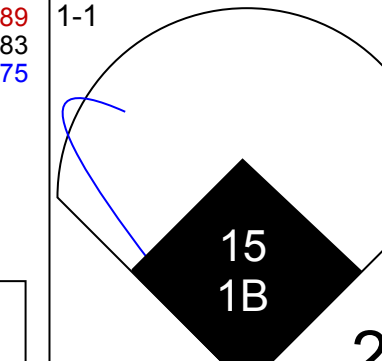
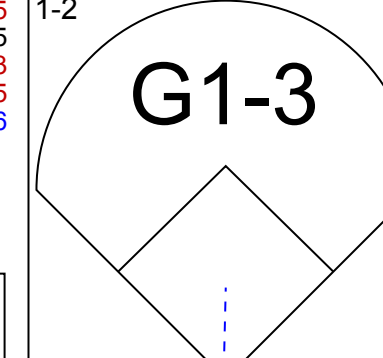

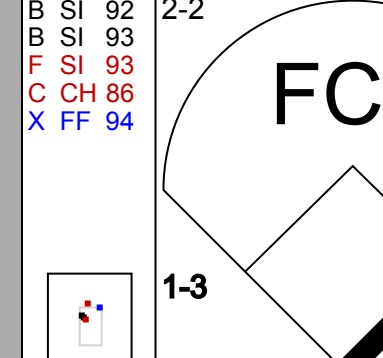

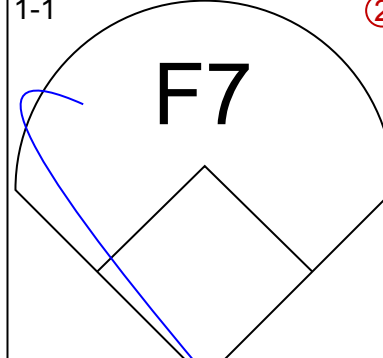
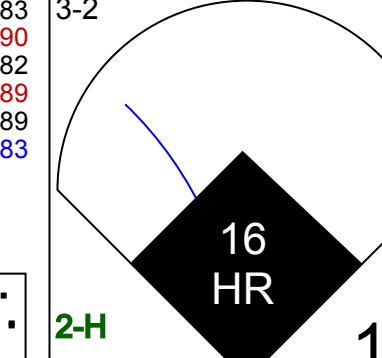
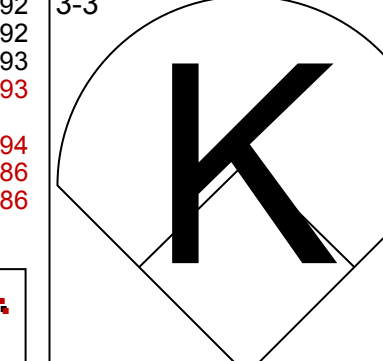
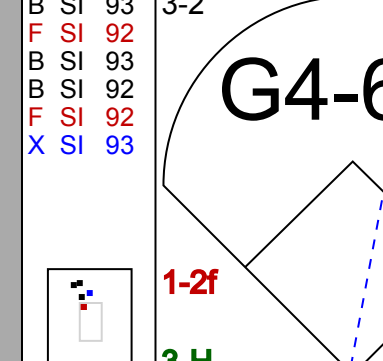

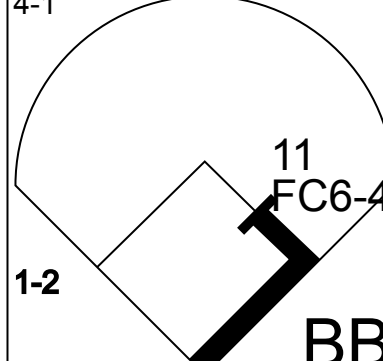
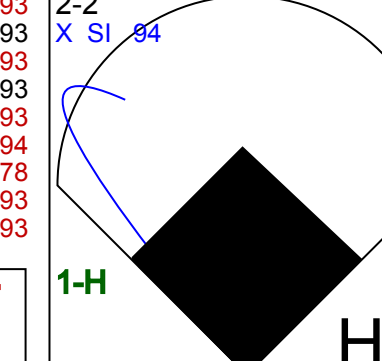
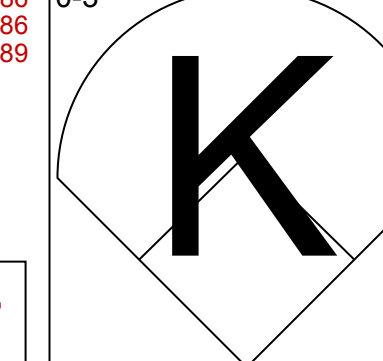
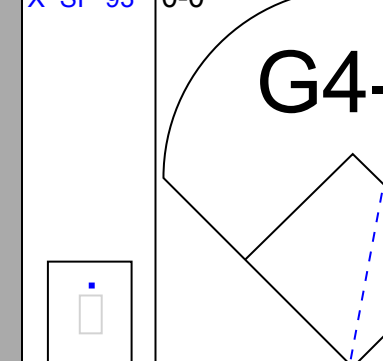

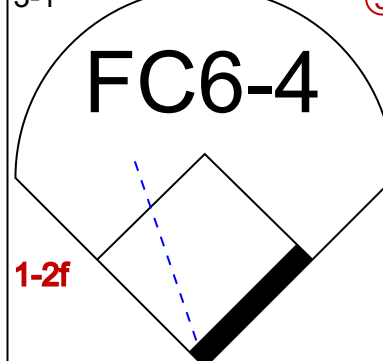
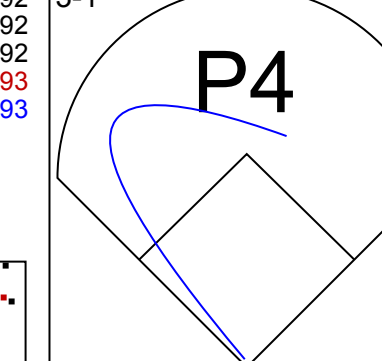
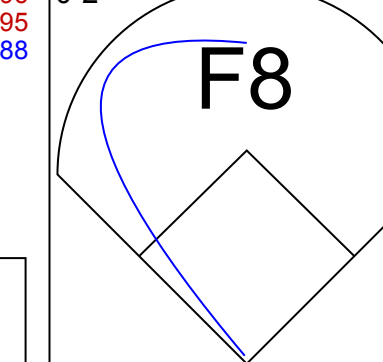

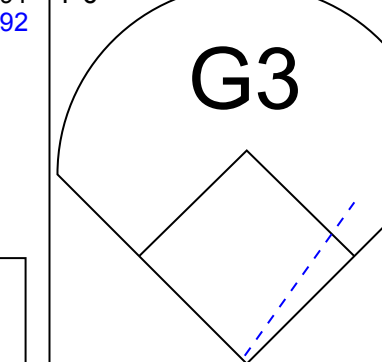


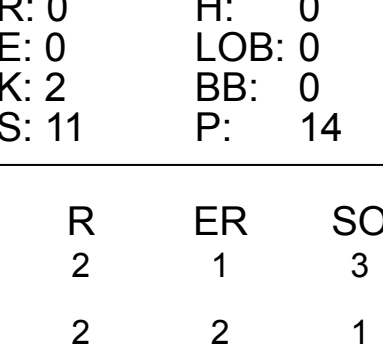
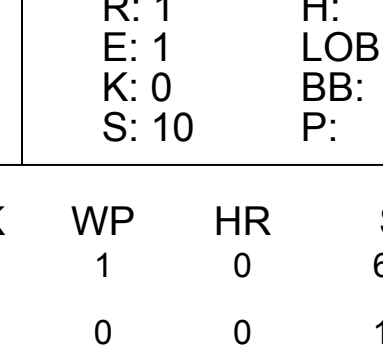
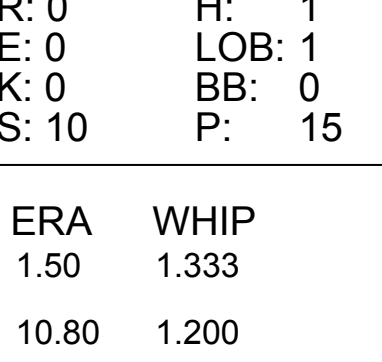
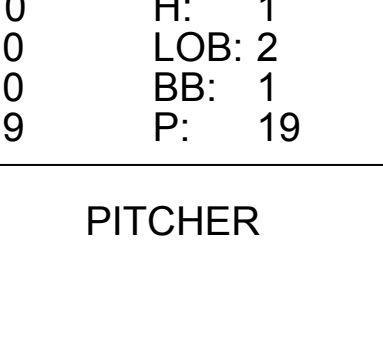
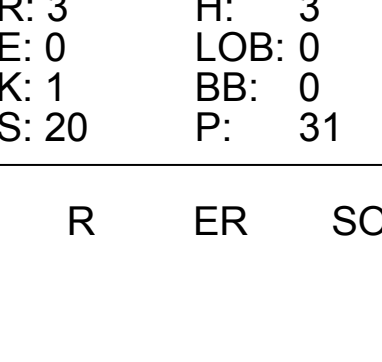





AB	31
R	0
H	3
RBI	0
BB	2
SO	6
LOB	15



Batter	1	2	3	4	5	6	7	8	9	AB	R	H	RBI	BB	SO	LOB	TOP										
5 Yuliel Escobar, R OBP: 0.368, SLG: 0.415	E1 19 BB 14 BB		K		K		K			4	0	0	0	0	3	2	<p>Toronto Blue Jays @ Oakland Athletics Oakland Coliseum, Oakland, CA Fri Aug 19 2011, 7:08 PM - 9:31 PM PDT Att: 13,174 - Overcast - 55 F</p> <p>livebaseballscores.com</p> <p>AB 30 R 0 H 3 RBI 0 BB 5 SO 13 LOB 19</p> 										
14 Eric Thames, L OBP: 0.318, SLG: 0.468			L7		K		K		K	3	0	0	0	1	2	1											
19 José Bautista, R OBP: 0.457, SLG: 0.639										1	0	1	0	3	0	0											
26 Adam Lind, L OBP: 0.306, SLG: 0.460										4	0	0	0	0	1	6											
10 Edwin Encarnación, R OBP: 0.343, SLG: 0.465										4	0	0	0	0	2	5											
28 Colby Rasmus, L OBP: 0.318, SLG: 0.424										4	0	0	0	0	3	4											
13 Brett Lawrie, R OBP: 0.426, SLG: 0.673										4	0	1	0	0	2	0											
2 Aaron Hill, R OBP: 0.271, SLG: 0.314										4	0	0	0	0	0	1											
9 J.P. Arencibia, R OBP: 0.277, SLG: 0.433										2	0	1	0	1	0	0											
Inning Stats	R: 0 E: 1 K: 3 S: 15	H: 0 LOB: 3 BB: 2 P: 23	R: 0 E: 0 K: 1 S: 7	H: 0 LOB: 0 BB: 0 P: 11	R: 0 E: 0 K: 1 S: 10	H: 0 LOB: 1 BB: 1 P: 19	R: 0 E: 0 K: 2 S: 13	H: 1 LOB: 1 BB: 0 P: 20	R: 0 E: 0 K: 1 S: 10	H: 1 LOB: 1 BB: 0 P: 13	R: 0 E: 0 K: 1 S: 10	H: 0 LOB: 1 BB: 1 P: 19	R: 0 E: 0 K: 1 S: 8	H: 0 LOB: 1 BB: 0 P: 12	R: 0 E: 0 K: 1 S: 8	H: 1 LOB: 0 BB: 0 P: 10	1B: 3 2B: 0 3B: 0 HR: 0	SF: 0 SAC: 0 DP: 1 HBP: 0	WP: 0 PB: 0 SB: 1 CS: 0	PA: 35							
PITCHER	IP	WLS	BF	H	R	ER	SO	BB	IBB	HBP	BLK	WP	HR	S	P	ERA	WHIP										
18 Rich Harden, R ERA: 3.91	7.0	W	28	2	0	0	11	4	0	0	0	0	0	72	115	0.00	0.857										
50 Grant Balfour, R ERA: 1.95	1.0	H	4	0	0	0	1	1	0	0	0	0	0	8	12	0.00	1.000										
40 Andrew Bailey, R ERA: 2.54	1.0	S	3	1	0	0	1	0	0	0	0	0	0	8	10	0.00	1.000										

Batter	1	2	3	4	5	6	7	8	9	AB	R	H	RBI	BB	SO	LOB	BOTTOM										
19 Jemile Weeks, S OBP: 0.321, SLG: 0.407										3	1	0	0	1	0	2	<p>Toronto Blue Jays @ Oakland Athletics Oakland Coliseum, Oakland, CA Fri Aug 19 2011, 7:08 PM - 9:31 PM PDT Att: 13,174 - Overcast - 55 F</p> <p>livebaseballscores.com</p> <p>AB 27 R 2 H 4 RBI 2 BB 5 SO 4 LOB 12</p> 										
4 Coco Crisp, S OBP: 0.325, SLG: 0.383										4	0	0	0	0	0	1											
55 Hideki Matsui, L OBP: 0.335, SLG: 0.401										4	0	1	0	0	1	1											
16 Josh Willingham, R OBP: 0.334, SLG: 0.478										3	1	1	2	1	0	0											
15 Ryan Sweeney, L OBP: 0.361, SLG: 0.360										0	0	0	0	0	0	0											
14 Brandon Allen, L OBP: 0.381, SLG: 0.538										4	0	0	0	0	0	2											
28 Conor Jackson, R OBP: 0.326, SLG: 0.357										1	0	0	0	2	0	0											
8 Kurt Suzuki, R OBP: 0.293, SLG: 0.384										3	0	2	0	0	0	1											
29 Scott Sizemore, R OBP: 0.332, SLG: 0.359										3	0	0	0	0	2	3											
2 Cliff Pennington, S OBP: 0.317, SLG: 0.349										2	0	0	0	1	1	2											
Inning Stats	R: 2 E: 0 K: 0 S: 11	H: 1 LOB: 0 BB: 1 P: 22	R: 0 E: 0 K: 0 S: 10	H: 1 LOB: 2 BB: 1 P: 17	R: 0 E: 0 K: 1 S: 8	H: 0 LOB: 0 BB: 0 P: 10	R: 0 E: 0 K: 1 S: 14	H: 1 LOB: 2 BB: 1 P: 20	R: 0 E: 0 K: 0 S: 8	H: 0 LOB: 0 BB: 1 P: 17	R: 0 E: 0 K: 1 S: 10	H: 0 LOB: 0 BB: 1 P: 15	R: 0 E: 0 K: 1 S: 6	H: 0 LOB: 0 BB: 0 P: 10	R: 0 E: 0 K: 0 S: 8	H: 0 LOB: 0 BB: 0 P: 14	1B: 3 2B: 0 3B: 0 HR: 1	SF: 0 SAC: 0 DP: 1 HBP: 0	WP: 0 PB: 0 SB: 0 CS: 0	PA: 32							
PITCHER	IP	WLS	BF	H	R	ER	SO	BB	IBB	HBP	BLK	WP	HR	S	P	ERA	WHIP										
27 Brett Cecil, L ERA: 4.24	7.0	L	29	4	2	2	4	5	0	0	0	0	0	67	111	2.57	1.286										
57 Shawn Camp, R ERA: 4.56	1.0		3	0	0	0	0	0	0	0	0	0	0	8	14	0.00	0.000										

Batter	1	2	3	4	5	6	7	8	9	AB	R	H	RBI	BB	SO	LOB	TOP					
18 Mike McCoy, R OBP: 0.330, SLG: 0.321										3	0	0	0	0	1	0	Toronto Blue Jays @ Oakland Athletics Oakland Coliseum, Oakland, CA Sat Aug 20 2011, 6:08 PM - 8:40 PM PDT Att: 28,434 - Partly Cloudy - 59 F					
14 Eric Thames, L OBP: 0.321, SLG: 0.469										4	1	2	0	0	1	1						
5 Yonel Escobar, R OBP: 0.365, SLG: 0.411										4	0	0	0	0	2	3						
26 Adam Lind, L OBP: 0.308, SLG: 0.460										0	0	0	0	0	0	0						
20 Mark Teahen, L OBP: 0.291, SLG: 0.308										4	0	1	1	0	1	1						
10 Edwin Encarnación, R OBP: 0.343, SLG: 0.463										3	0	0	0	1	1	0						
28 Colby Rasmus, L OBP: 0.318, SLG: 0.421										3	0	0	0	0	1	3						
13 Brett Lawrie, R OBP: 0.404, SLG: 0.635										3	0	0	0	0	1	3						
8 José Molina, R OBP: 0.371, SLG: 0.442										3	0	0	0	0	1	0						
6 John McDonald, R OBP: 0.290, SLG: 0.352										3	0	1	0	0	0	0						
Inning Stats	R: 1 E: 0 K: 1 S: 14	H: 2 LOB: 3 BB: 1 P: 25	R: 0 E: 0 K: 0 S: 6	H: 0 LOB: 0 BB: 0 P: 9	R: 0 E: 0 K: 3 S: 11	H: 1 LOB: 1 BB: 0 P: 13	R: 0 E: 0 K: 0 S: 6	H: 0 LOB: 0 BB: 0 P: 7	R: 0 E: 0 K: 0 S: 5	H: 0 LOB: 0 BB: 0 P: 10	R: 0 E: 0 K: 0 S: 4	H: 0 LOB: 0 BB: 0 P: 10	R: 0 E: 0 K: 3 S: 9	H: 0 LOB: 0 BB: 0 P: 11	R: 0 E: 0 K: 2 S: 10	H: 1 LOB: 1 BB: 0 P: 15	R: 0 E: 0 K: 0 S: 6	H: 0 LOB: 0 BB: 0 P: 10	1B: 4 2B: 0 3B: 0 HR: 0	SF: 0 SAC: 1 DP: 0 HBP: 1	WP: 0 PB: 0 SB: 1 CS: 0	PA: 33
PITCHER	IP WLS BF H R ER SO BB IBB HBP BLK WP HR S P ERA WHIP																					
47 Gio González, L ERA: 3.24	(1, 1) 8.0 W 30 4 1 1 9 1 0 1 0 0 0 65 100 1.12 0.625																					
40 Andrew Bailey, R ERA: 2.45	(9, 1) 1.0 3 0 0 0 0 0 0 0 0 0 0 6 10 0.00 0.000																					

Batter	1	2	3	4	5	6	7	8	9	AB	R	H	RBI	BB	SO	LOB	BOTTOM			
19 Jemile Weeks, S OBP: 0.320, SLG: 0.405										4	0	1	0	0	0	0	Toronto Blue Jays @ Oakland Athletics Oakland Coliseum, Oakland, CA Sat Aug 20 2011, 6:08 PM - 8:40 PM PDT Att: 28,434 - Partly Cloudy - 59 F			
2 Cliff Pennington, S OBP: 0.317, SLG: 0.330										4	1	1	0	0	0	1				
4 Coco Crisp, S OBP: 0.327, SLG: 0.384										4	0	2	0	0	1	1				
55 Hideki Matsui, L OBP: 0.336, SLG: 0.402											4	0	2	1	0	0				
14 Brandon Allen, L OBP: 0.388, SLG: 0.554											4	2	2	0	0	1				
15 Ryan Sweeney, L OBP: 0.359, SLG: 0.358											4	1	1	1	0	0				
12 David DeJesus, L ERA: 4.32											2	0	0	0	1	1				
16 Josh Willingham, R OBP: 0.336, SLG: 0.488											1	1	1	2	0	0				
28 Conor Jackson, R OBP: 0.326, SLG: 0.357											0	0	0	0	0	0				
11 Landon Powell, S OBP: 0.257, SLG: 0.235											4	0	0	0	0	1				
28 Eric Sogard, L OBP: 0.243, SLG: 0.265											3	0	0	0	0	0				
Inning Stats	R: 1 E: 0 K: 1 S: 17	H: 3 LOB: 2 BB: 0 P: 27	R: 0 E: 0 K: 2 S: 11	H: 0 LOB: 0 BB: 0 P: 14	R: 0 E: 0 K: 0 S: 11	H: 1 LOB: 1 BB: 0 P: 16	R: 1 E: 1 K: 0 S: 10	H: 1 LOB: 0 BB: 0 P: 16	R: 0 E: 0 K: 0 S: 10	H: 1 LOB: 2 BB: 1 P: 19	R: 0 E: 0 K: 0 S: 9	H: 0 LOB: 0 BB: 0 P: 12	R: 3 E: 0 K: 1 S: 20	H: 3 LOB: 0 BB: 0 P: 31	R: 0 E: 0 K: 1 S: 20	H: 0 LOB: 0 BB: 0 P: 12	1B: 7 2B: 2 3B: 0 HR: 1	SF: 0 SAC: 0 DP: 1 HBP: 0	WP: 1 PB: 1 SB: 1 CS: 0	PA: 35
PITCHER	IP WLS BF H R ER SO BB IBB HBP BLK WP HR S P ERA WHIP																			
37 Henderson Alvarez III, R ERA: 4.32	(1, 1) 6.0 L 26 7 2 1 3 1 0 0 0 0 0 0 68 107 1.50 1.333																			
51 Jesse Litsch, R ERA: 4.22	(7, 1) 1.2 7 2 2 2 1 0 0 0 0 0 0 19 28 10.80 1.200																			
35 Rommie Lewis, L ERA: 27.0	(8, 1) 0.1 2 1 1 1 0 0 0 0 0 0 1 10 15 27.00 3.000																			

AB	30
R	1
H	4
RBI	1
BB	1
SO	9
LOB	9



AB	34
R	5
H	10
RBI	4
BB	1
SO	4
LOB	13



Batter	1	2	3	4	5	6	7	8	9	AB	R	H	RBI	BB	SO	LOB	TOP																					
2 Aaron Hill, R OBP: 0.270, SLG: 0.313										4	0	1	0	0	0	1	Toronto Blue Jays @ Oakland Athletics Oakland Coliseum, Oakland, CA Sun Aug 21 2011, 1:10 PM - 3:39 PM PDT Att: 16,811 - Overcast - 62 F																					
14 Eric Thames, L OBP: 0.316, SLG: 0.461										4	0	0	0	0	0	2																						
19 José Bautista, R OBP: 0.459, SLG: 0.652										3	1	2	1	1	0	0																						
10 Edwin Encarnación, R OBP: 0.339, SLG: 0.458										4	0	0	0	0	1	2																						
28 Colby Rasmus, L OBP: 0.316, SLG: 0.418										3	0	0	0	0	2	0																						
13 Brett Lawrie, R OBP: 0.383, SLG: 0.600										3	0	0	0	0	0	0																						
20 Mark Teahen, L OBP: 0.255, SLG: 0.301										3	0	0	0	0	2	0																						
9 J.P. Arencibia, R OBP: 0.277, SLG: 0.435										3	0	1	0	0	1	0																						
6 John McDonald, R OBP: 0.285, SLG: 0.345										3	0	0	0	0	1	1																						
Inning Stats	R: 0 E: 0 K: 1 S: 13	H: 1 LOB: 1 BB: 1 P: 20	R: 0 E: 0 K: 2 S: 9	H: 0 LOB: 0 BB: 0 P: 12	R: 0 E: 0 K: 1 S: 9	H: 0 LOB: 0 BB: 0 P: 12	R: 0 E: 0 K: 0 S: 7	H: 0 LOB: 0 BB: 0 P: 13	R: 0 E: 0 K: 2 S: 9	H: 1 LOB: 1 BB: 0 P: 13	R: 1 E: 0 K: 0 S: 14	H: 1 LOB: 0 BB: 0 P: 18	R: 0 E: 0 K: 1 S: 7	H: 0 LOB: 0 BB: 0 P: 9	R: 0 E: 0 K: 0 S: 11	H: 1 LOB: 1 BB: 0 P: 13	1B: 1 2B: 1 3B: 1 HR: 1	SF: 0 SAC: 0 DP: 0 HBP: 0	WP: 0 PB: 0 SB: 0 CS: 1	PA: 31																		
PITCHER	IP	WLS	BF	H	R	ER	SO	BB	IBB	HBP	BLK	WP	HR	S	P	ERA	WHIP	PITCHER				IP	WLS	BF	H	R	ER	SO	BB	IBB	HBP	BLK	WP	HR	S	P	ERA	WHIP
52 Guillermo Moscoso, R ERA: 3.28	8.0	L	27	3	1	1	7	1	0	0	0	0	1	77	109	1.12	0.500																					
60 Fautino De Los Santos, R ERA: 2.42	1.0		4	1	0	0	0	0	0	0	0	0	0	11	13	0.00	1.000																					

AB	30
R	1
H	4
RBI	1
BB	1
SO	7
LOB	6



Batter	1	2	3	4	5	6	7	8	9	AB	R	H	RBI	BB	SO	LOB	BOTTOM																					
19 Jemile Weeks, S OBP: 0.319, SLG: 0.402										4	0	1	0	0	2	0	Toronto Blue Jays @ Oakland Athletics Oakland Coliseum, Oakland, CA Sun Aug 21 2011, 1:10 PM - 3:39 PM PDT Att: 16,811 - Overcast - 62 F																					
4 Coco Crisp, S OBP: 0.324, SLG: 0.380										4	0	0	0	0	3																							
55 Hideki Matsui, L OBP: 0.333, SLG: 0.398										4	0	0	0	0	2	0																						
16 Josh Willingham, R OBP: 0.333, SLG: 0.484										3	0	0	0	0	0	0																						
14 Brandon Allen, L OBP: 0.386, SLG: 0.534										2	0	0	0	1	0	0																						
28 Conor Jackson, R OBP: 0.323, SLG: 0.354										3	0	0	0	0	2	1																						
2 Cliff Pennington, S OBP: 0.317, SLG: 0.346										2	0	0	0	1	1	0																						
8 Kurt Suzuki, R OBP: 0.291, SLG: 0.381										3	0	0	0	0	1	1																						
29 Scott Sizemore, R OBP: 0.333, SLG: 0.358										1	0	0	0	1	1	0																						
15 Ryan Sweeney, L OBP: 0.358, SLG: 0.356										1	0	0	0	0	0	0																						
28 Eric Sogard, L OBP: 0.243, SLG: 0.265										0	0	0	0	0	0	0																						
Inning Stats	R: 0 E: 0 K: 1 S: 7	H: 0 LOB: 0 BB: 0 P: 12	R: 0 E: 0 K: 0 S: 5	H: 0 LOB: 0 BB: 0 P: 7	R: 0 E: 0 K: 1 S: 11	H: 0 LOB: 0 BB: 0 P: 14	R: 0 E: 0 K: 1 S: 9	H: 0 LOB: 0 BB: 0 P: 15	R: 0 E: 0 K: 1 S: 8	H: 0 LOB: 0 BB: 0 P: 13	R: 0 E: 0 K: 0 S: 10	H: 1 LOB: 2 BB: 2 P: 19	R: 0 E: 0 K: 2 S: 10	H: 0 LOB: 1 BB: 1 P: 19	R: 0 E: 0 K: 2 S: 9	H: 0 LOB: 0 BB: 0 P: 16	R: 0 E: 0 K: 1 S: 9	H: 0 LOB: 0 BB: 0 P: 14	1B: 1 2B: 0 3B: 0 HR: 0	SF: 0 SAC: 0 DP: 1 HBP: 0	WP: 0 PB: 0 SB: 0 CS: 0	PA: 30																
PITCHER	IP	WLS	BF	H	R	ER	SO	BB	IBB	HBP	BLK	WP	HR	S	P	ERA	WHIP	PITCHER				IP	WLS	BF	H	R	ER	SO	BB	IBB	HBP	BLK	WP	HR	S	P	ERA	WHIP
47 Luis Perez, L ERA: 3.26	6.0	W	20	1	0	0	4	2	0	0	0	0	0	50	80	0.00	0.500																					
44 Casey Janssen, R ERA: 2.2	3.0	S	10	0	0	0	5	1	0	0	0	0	0	28	49	0.00	0.333																					

AB	27
R	0
H	1
RBI	0
BB	3
SO	9
LOB	5



Batter	1	2	3	4	5	6	7	8	9	AB	R	H	RBI	BB	SO	LOB	TOP				
19 Jemile Weeks, S OBP: 0.314, SLG: 0.395	F7		P6				G6-3		G4-3	5	0	0	0	0	0	2					
4 Coco Crisp, S OBP: 0.323, SLG: 0.381	F8		K				G1-3			4	1	1	0	0	1	1					
55 Hideki Matsui, L OBP: 0.330, SLG: 0.394	G6-3		L7				F9		K	4	0	0	0	0	1	1					
16 Josh Willingham, R OBP: 0.333, SLG: 0.482		G6-3					SF7		K	3	0	1	1	0	1	0					
15 Ryan Sweeney, L OBP: 0.356, SLG: 0.356							K		K	0	0	0	0	0	0	0					
14 Brandon Allen, L OBP: 0.392, SLG: 0.629		HR					K		HR	4	2	2	2	0	2	1					
12 David DeJesus, L OBP: 0.316, SLG: 0.369		1B					L3		K	4	0	2	0	0	1	1					
2 Cliff Pennington, S OBP: 0.316, SLG: 0.347		K					F9		K	4	1	1	0	0	2	2					
8 Kurt Suzuki, R OBP: 0.293, SLG: 0.385		F9					1B		G5-3	4	1	2	0	0	0	1					
28 Eric Sogard, L OBP: 0.256, SLG: 0.361							F8		K	2	1	1	1	0	0	1					
29 Scott Sizemore, R OBP: 0.334, SLG: 0.363		HR					F8		K	2	0	1	2	0	1	0					
Inning Stats	R: 0 H: 0 E: 0 K: 0 S: 9	H: 0 LOB: 0 BB: 0 P: 12	R: 1 H: 2 E: 0 K: 1 S: 14	H: 2 LOB: 1 BB: 0 P: 23	R: 1 H: 1 E: 0 K: 1 S: 11	H: 1 LOB: 0 BB: 0 P: 16	R: 0 H: 1 E: 0 K: 1 S: 11	H: 1 LOB: 1 BB: 0 P: 18	R: 1 H: 1 E: 0 K: 1 S: 7	H: 1 LOB: 0 BB: 0 P: 7	R: 2 H: 3 E: 0 K: 3 S: 15	H: 3 LOB: 1 BB: 0 P: 23	R: 1 H: 2 E: 0 K: 3 S: 12	H: 2 LOB: 1 BB: 0 P: 16	R: 0 H: 0 E: 0 K: 1 S: 6	H: 0 LOB: 0 BB: 0 P: 11	1B: 5 2B: 4 3B: 0 HR: 3	SF: 1 SAC: 0 DP: 1 HBP: 0	WP: 0 PB: 0 SB: 0 CS: 0	PA: 37	
PITCHER	IP	WLS	BF	H	R	ER	SO	BB	IBB	HBP	BLK	WP	HR	S	P	ERA	WHIP				
40 Bartolo Colon, R ERA: 3.71	6.1	L	26	8	5	5	5	0	0	0	0	0	2	72	106	7.11	1.263				
48 Boone Logan, L ERA: 2.79	0.2		3	1	0	0	0	0	0	0	0	0	0	6	9	0.00	1.500				
64 Hector Noesi, R ERA: 3.63	2.0		8	2	1	1	4	0	0	0	0	0	1	18	27	4.50	1.000				

Oakland Athletics @ New York Yankees
 Yankee Stadium, Bronx, NY
 Tue Aug 23 2011, 7:09 PM - 10:03 PM EDT
 Att: 47,343 - Partly Cloudy - 74 F

AB	36
R	6
H	11
RBI	6
BB	0
SO	9
LOB	10



Batter	1	2	3	4	5	6	7	8	9	AB	R	H	RBI	BB	SO	LOB	BOTTOM				
11 Brett Gardner, L OBP: 0.352, SLG: 0.390	K		F9		P6		G6-3		E5	5	0	0	0	0	1	4					
2 Derek Jeter, R OBP: 0.356, SLG: 0.381	1B		1B		BB				SH1-4	3	1	3	0	1	0	0					
14 Curtis Granderson, L OBP: 0.375, SLG: 0.590	F7		K		K				SH1-4	3	1	0	0	2	2	5					
25 Mark Teixeira, S OBP: 0.346, SLG: 0.512	P5		G3		K				P5	5	0	0	0	0	1	8					
24 Robinson Canó, L OBP: 0.350, SLG: 0.523	G4-3		G3		G3				L6	4	0	1	1	1	0	2					
33 Nick Swisher, S OBP: 0.377, SLG: 0.431	K		G3-6-1		F7				F8	5	1	1	3	0	1	4					
12 Eric Chavez, L OBP: 0.336, SLG: 0.361	1B		G4-3		G4-3				G4-3	4	0	2	0	0	0	0					
20 Jorge Posada, S OBP: 0.323, SLG: 0.401	G4-3		2B		K				HR	4	1	2	1	0	0	2					
55 Russell Martin, R OBP: 0.322, SLG: 0.400	2B		BB		K				SH1-4	3	1	1	0	1	1	2					
Inning Stats	R: 0 H: 1 E: 0 K: 1 S: 10	H: 1 LOB: 1 BB: 0 P: 13	R: 0 H: 1 E: 0 K: 1 S: 9	H: 1 LOB: 2 BB: 1 P: 14	R: 0 H: 1 E: 0 K: 0 S: 6	H: 1 LOB: 0 BB: 0 P: 8	R: 0 H: 1 E: 0 K: 2 S: 14	H: 1 LOB: 2 BB: 1 P: 21	R: 0 H: 0 E: 0 K: 1 S: 8	H: 0 LOB: 0 BB: 0 P: 10	R: 0 H: 1 E: 0 K: 0 S: 7	H: 1 LOB: 1 BB: 0 P: 9	R: 3 H: 2 E: 0 K: 0 S: 17	H: 2 LOB: 0 BB: 1 P: 25	R: 2 H: 2 E: 1 K: 0 S: 19	H: 2 LOB: 3 BB: 2 P: 31	1B: 6 2B: 2 3B: 0 HR: 2	SF: 0 SAC: 1 DP: 1 HBP: 0	WP: 0 PB: 0 SB: 0 CS: 0	PA: 42	
PITCHER	IP	WLS	BF	H	R	ER	SO	BB	IBB	HBP	BLK	WP	HR	S	P	ERA	WHIP				
32 Brandon McCarthy, R ERA: 3.72	7.2	W	33	8	3	3	6	3	0	0	0	0	1	78	108	3.52	1.435				
50 Grant Balfour, R ERA: 1.94	0.1	H	1	0	0	0	0	0	0	0	0	0	0	2	4	0.00	0.000				
40 Andrew Bailey, R ERA: 2.67	1.0	S	8	2	2	1	0	2	0	0	0	0	1	19	31	9.00	4.000				

Oakland Athletics @ New York Yankees
 Yankee Stadium, Bronx, NY
 Tue Aug 23 2011, 7:09 PM - 10:03 PM EDT
 Att: 47,343 - Partly Cloudy - 74 F

AB	36
R	5
H	10
RBI	5
BB	5
SO	6
LOB	27



Batter	1	2	3	4	5	6	7	8	9	AB	R	H	RBI	BB	SO	LOB	TOP							
19 Jemile Weeks, S OBP: 0.330, SLG: 0.408										3	0	1	0	1	0	2								
4 Coco Crisp, S OBP: 0.323, SLG: 0.390										4	0	0	0	0	2	4								
55 Hideki Matsui, L OBP: 0.344, SLG: 0.390										4	0	1	0	0	1	2								
16 Josh Willingham, R OBP: 0.331, SLG: 0.482										3	0	0	0	1	1	1								
14 Brandon Allen, L OBP: 0.361, SLG: 0.595										3	0	0	0	1	2	1								
29 Scott Sizemore, R OBP: 0.344, SLG: 0.393										4	0	0	0	0	1	3								
12 David DeJesus, L OBP: 0.322, SLG: 0.378										2	0	0	0	2	2	0								
2 Cliff Pennington, S OBP: 0.321, SLG: 0.362										4	0	0	0	0	1	2								
26 Anthony Recker, R OBP: 0.250, SLG: 0.143										3	0	1	0	0	0	2								
Inning Stats	R: 0 E: 0 K: 1 S: 11	H: 0 LOB: 3 BB: 3 P: 25	R: 0 E: 0 K: 1 S: 14	H: 1 LOB: 2 BB: 1 P: 22	R: 0 E: 0 K: 1 S: 10	H: 0 LOB: 0 BB: 0 P: 14	R: 0 E: 0 K: 2 S: 8	H: 0 LOB: 0 BB: 0 P: 11	R: 0 E: 0 K: 1 S: 20	H: 1 LOB: 1 BB: 0 P: 24	R: 0 E: 0 K: 2 S: 7	H: 0 LOB: 0 BB: 0 P: 9	R: 0 E: 0 K: 0 S: 6	H: 0 LOB: 1 BB: 1 P: 12	R: 0 E: 0 K: 0 S: 6	H: 1 LOB: 1 BB: 0 P: 9	R: 0 E: 0 K: 2 S: 9	H: 0 LOB: 0 BB: 0 P: 9	1B: 3 2B: 0 3B: 0 HR: 0	SF: 0 SAC: 0 DP: 0 HBP: 0	WP: 0 PB: 0 SB: 0 CS: 0	PA: 35		
PITCHER	IP WLS BF H R ER SO BB IBB HBP BLK WP HR S P ERA WHIP	IP WLS BF H R ER SO BB IBB HBP BLK WP HR S P ERA WHIP	IP WLS BF H R ER SO BB IBB HBP BLK WP HR S P ERA WHIP	IP WLS BF H R ER SO BB IBB HBP BLK WP HR S P ERA WHIP	IP WLS BF H R ER SO BB IBB HBP BLK WP HR S P ERA WHIP	IP WLS BF H R ER SO BB IBB HBP BLK WP HR S P ERA WHIP	IP WLS BF H R ER SO BB IBB HBP BLK WP HR S P ERA WHIP	IP WLS BF H R ER SO BB IBB HBP BLK WP HR S P ERA WHIP	IP WLS BF H R ER SO BB IBB HBP BLK WP HR S P ERA WHIP	IP WLS BF H R ER SO BB IBB HBP BLK WP HR S P ERA WHIP	IP WLS BF H R ER SO BB IBB HBP BLK WP HR S P ERA WHIP	IP WLS BF H R ER SO BB IBB HBP BLK WP HR S P ERA WHIP	IP WLS BF H R ER SO BB IBB HBP BLK WP HR S P ERA WHIP	IP WLS BF H R ER SO BB IBB HBP BLK WP HR S P ERA WHIP	IP WLS BF H R ER SO BB IBB HBP BLK WP HR S P ERA WHIP	IP WLS BF H R ER SO BB IBB HBP BLK WP HR S P ERA WHIP	IP WLS BF H R ER SO BB IBB HBP BLK WP HR S P ERA WHIP	IP WLS BF H R ER SO BB IBB HBP BLK WP HR S P ERA WHIP	IP WLS BF H R ER SO BB IBB HBP BLK WP HR S P ERA WHIP	IP WLS BF H R ER SO BB IBB HBP BLK WP HR S P ERA WHIP	IP WLS BF H R ER SO BB IBB HBP BLK WP HR S P ERA WHIP	IP WLS BF H R ER SO BB IBB HBP BLK WP HR S P ERA WHIP	IP WLS BF H R ER SO BB IBB HBP BLK WP HR S P ERA WHIP	IP WLS BF H R ER SO BB IBB HBP BLK WP HR S P ERA WHIP

Oakland Athletics @ Boston Red Sox
Fenway Park, Boston, MA
Sat Aug 27 2011, 6:54 PM - 10:58 PM EDT
Att: 37,039 - Drizzle - 72 F

AB 30
R 0
H 3
RBI 0
BB 5
SO 10
LOB 17



Batter	1	2	3	4	5	6	7	8	9	AB	R	H	RBI	BB	SO	LOB	BOTTOM							
2 Jacoby Ellsbury, L OBP: 0.369, SLG: 0.521										4	0	1	0	0	1	0								
10 Marco Scutaro, R OBP: 0.333, SLG: 0.372										3	0	0	0	0	0	0								
28 Adrián González, L OBP: 0.406, SLG: 0.559										4	0	0	0	0	2	1								
15 Dustin Pedroia, R OBP: 0.398, SLG: 0.474										4	2	2	0	0	1	1								
34 David Ortiz, L OBP: 0.396, SLG: 0.587										4	1	3	2	0	0	0								
54 Darrell McDonald, R OBP: 0.253, SLG: 0.367										0	0	0	0	0	0	0								
12 Jed Lowrie, S OBP: 0.310, SLG: 0.380										3	1	1	0	1	0	0								
13 Carl Crawford, L OBP: 0.285, SLG: 0.388										4	0	0	0	0	2	6								
39 Jarrod Saltalamacchia, R OBP: 0.311, SLG: 0.472										4	0	2	2	0	1	4								
16 Josh Reddick, L OBP: 0.332, SLG: 0.471										3	0	0	0	0	1	4								
Inning Stats	R: 0 E: 0 K: 0 S: 9	H: 0 LOB: 0 BB: 0 P: 13	R: 2 E: 0 K: 1 S: 17	H: 3 LOB: 1 BB: 0 P: 23	R: 0 E: 0 K: 0 S: 10	H: 0 LOB: 0 BB: 0 P: 14	R: 1 E: 0 K: 0 S: 15	H: 3 LOB: 2 BB: 0 P: 20	R: 0 E: 0 K: 1 S: 13	H: 1 LOB: 1 BB: 0 P: 16	R: 1 E: 1 K: 1 S: 13	H: 1 LOB: 1 BB: 0 P: 19	R: 0 E: 0 K: 2 S: 10	H: 0 LOB: 0 BB: 0 P: 17	R: 0 E: 0 K: 3 S: 14	H: 1 LOB: 2 BB: 1 P: 25	R: 0 E: 0 K: 2 S: 9	H: 0 LOB: 0 BB: 0 P: 9	1B: 5 2B: 3 3B: 0 HR: 1	SF: 0 SAC: 1 DP: 0 HBP: 0	WP: 1 PB: 0 SB: 0 CS: 0	PA: 35		
PITCHER	IP WLS BF H R ER SO BB IBB HBP BLK WP HR S P ERA WHIP	IP WLS BF H R ER SO BB IBB HBP BLK WP HR S P ERA WHIP	IP WLS BF H R ER SO BB IBB HBP BLK WP HR S P ERA WHIP	IP WLS BF H R ER SO BB IBB HBP BLK WP HR S P ERA WHIP	IP WLS BF H R ER SO BB IBB HBP BLK WP HR S P ERA WHIP	IP WLS BF H R ER SO BB IBB HBP BLK WP HR S P ERA WHIP	IP WLS BF H R ER SO BB IBB HBP BLK WP HR S P ERA WHIP	IP WLS BF H R ER SO BB IBB HBP BLK WP HR S P ERA WHIP	IP WLS BF H R ER SO BB IBB HBP BLK WP HR S P ERA WHIP	IP WLS BF H R ER SO BB IBB HBP BLK WP HR S P ERA WHIP	IP WLS BF H R ER SO BB IBB HBP BLK WP HR S P ERA WHIP	IP WLS BF H R ER SO BB IBB HBP BLK WP HR S P ERA WHIP	IP WLS BF H R ER SO BB IBB HBP BLK WP HR S P ERA WHIP	IP WLS BF H R ER SO BB IBB HBP BLK WP HR S P ERA WHIP	IP WLS BF H R ER SO BB IBB HBP BLK WP HR S P ERA WHIP	IP WLS BF H R ER SO BB IBB HBP BLK WP HR S P ERA WHIP	IP WLS BF H R ER SO BB IBB HBP BLK WP HR S P ERA WHIP	IP WLS BF H R ER SO BB IBB HBP BLK WP HR S P ERA WHIP	IP WLS BF H R ER SO BB IBB HBP BLK WP HR S P ERA WHIP	IP WLS BF H R ER SO BB IBB HBP BLK WP HR S P ERA WHIP	IP WLS BF H R ER SO BB IBB HBP BLK WP HR S P ERA WHIP	IP WLS BF H R ER SO BB IBB HBP BLK WP HR S P ERA WHIP	IP WLS BF H R ER SO BB IBB HBP BLK WP HR S P ERA WHIP	IP WLS BF H R ER SO BB IBB HBP BLK WP HR S P ERA WHIP



Oakland Athletics @ Boston Red Sox
Fenway Park, Boston, MA
Sat Aug 27 2011, 6:54 PM - 10:58 PM EDT
Att: 37,039 - Drizzle - 72 F

AB 33
R 4
H 9
RBI 4
BB 1
SO 8
LOB 16



Batter	1	2	3	4	5	6	7	8	9	AB	R	H	RBI	BB	SO	LOB	TOP				
19 Jemile Weeks, S OBP: 0.332, SLG: 0.416	F8		F8			P6		F9		4	0	2	1	0	0	0	Oakland Athletics @ Cleveland Indians Progressive Field, Cleveland, OH Mon Aug 29 2011, 7:09 PM - 9:32 PM EDT Att: 18,201 - Clear - 73 F				
4 Coco Crisp, S OBP: 0.323, SLG: 0.389	1B		F8			P5		B2-4		4	0	1	0	0	0	2					
55 Hideki Matsui, L OBP: 0.330, SLG: 0.391	P2		P6			2B		F9		4	0	1	0	0	0	3					
16 Josh Willingham, R OBP: 0.330, SLG: 0.478	G5-3					2B		K		3	0	0	0	1	2	2					
14 Brandon Allen, L OBP: 0.347, SLG: 0.568	K		L6			G3		K		4	0	0	0	0	2	2					
28 Conor Jackson, R OBP: 0.315, SLG: 0.342	8 WP BB		G1-3			K		K		3	0	0	0	1	2	0					
8 Kurt Suzuki, R OBP: 0.293, SLG: 0.382	K		F7			G3		P6		4	0	0	0	0	1	1					
2 Cliff Pennington, S OBP: 0.319, SLG: 0.359	L9		G5-3			K				3	0	0	0	0	1	1					
29 Scott Sizemore, R OBP: 0.344, SLG: 0.396	G6-3		G6-3			K		19 S 2B		3	1	1	0	0	1	0					
Inning Stats	R: 0 E: 0 K: 0 S: 12	H: 1 LOB: 1 BB: 0 P: 21	R: 0 E: 0 K: 2 S: 17	H: 0 LOB: 1 BB: 1 P: 23	R: 0 E: 0 K: 0 S: 8	H: 1 LOB: 1 BB: 0 P: 10	R: 0 E: 0 K: 1 S: 10	H: 0 LOB: 0 BB: 0 P: 14	R: 0 E: 0 K: 1 S: 9	H: 1 LOB: 2 BB: 1 P: 20	R: 0 E: 0 K: 2 S: 8	H: 0 LOB: 0 BB: 0 P: 13	R: 1 E: 0 K: 1 S: 14	H: 2 LOB: 1 BB: 0 P: 22	R: 0 E: 0 K: 2 S: 8	H: 0 LOB: 0 BB: 0 P: 13		1B: 1 2B: 4 3B: 0 HR: 0	SF: 0 SAC: 0 DP: 0 HBP: 0	WP: 1 PB: 0 SB: 1 CS: 0	PA: 34
PITCHER	IP WLS BF H R ER SO BB IBB HBP BLK WP HR S P ERA WHIP	IP WLS BF H R ER SO BB IBB HBP BLK WP HR S P ERA WHIP	IP WLS BF H R ER SO BB IBB HBP BLK WP HR S P ERA WHIP	IP WLS BF H R ER SO BB IBB HBP BLK WP HR S P ERA WHIP	IP WLS BF H R ER SO BB IBB HBP BLK WP HR S P ERA WHIP	IP WLS BF H R ER SO BB IBB HBP BLK WP HR S P ERA WHIP	IP WLS BF H R ER SO BB IBB HBP BLK WP HR S P ERA WHIP	IP WLS BF H R ER SO BB IBB HBP BLK WP HR S P ERA WHIP	IP WLS BF H R ER SO BB IBB HBP BLK WP HR S P ERA WHIP	IP WLS BF H R ER SO BB IBB HBP BLK WP HR S P ERA WHIP	IP WLS BF H R ER SO BB IBB HBP BLK WP HR S P ERA WHIP	IP WLS BF H R ER SO BB IBB HBP BLK WP HR S P ERA WHIP	IP WLS BF H R ER SO BB IBB HBP BLK WP HR S P ERA WHIP	IP WLS BF H R ER SO BB IBB HBP BLK WP HR S P ERA WHIP	IP WLS BF H R ER SO BB IBB HBP BLK WP HR S P ERA WHIP	IP WLS BF H R ER SO BB IBB HBP BLK WP HR S P ERA WHIP	IP WLS BF H R ER SO BB IBB HBP BLK WP HR S P ERA WHIP	IP WLS BF H R ER SO BB IBB HBP BLK WP HR S P ERA WHIP	IP WLS BF H R ER SO BB IBB HBP BLK WP HR S P ERA WHIP	IP WLS BF H R ER SO BB IBB HBP BLK WP HR S P ERA WHIP	IP WLS BF H R ER SO BB IBB HBP BLK WP HR S P ERA WHIP
31 David Huff, L ERA: 2.08	6.0	W	23	3	0	0	4	1	1	0	0	0	0	0	0	0	0.00	0.667			
36 Joe Smith, R ERA: 1.54	1.0	H	4	1	1	1	2	0	0	0	0	0	0	0	0	0	11	18	9.00	1.000	
49 Tony Sipp, L ERA: 2.67	0.2	H	3	1	0	0	0	0	0	0	0	0	0	0	0	0	8	12	0.00	1.500	
52 Vinnie Pestano, R ERA: 2.42	0.1	H	1	0	0	0	1	0	0	0	0	0	0	0	0	0	3	5	0.00	0.000	
54 Chris Perez, R ERA: 2.79	1.0	S	3	0	0	0	2	0	0	0	0	0	0	0	0	0	8	13	0.00	0.000	
Batter	1	2	3	4	5	6	7	8	9	AB	R	H	RBI	BB	SO	LOB	BOTTOM				
12 Ezequiel Carrera, L OBP: 0.341, SLG: 0.325	1 CS BB		K			1B		G4-3		3	1	1	0	1	1	0	Oakland Athletics @ Cleveland Indians Progressive Field, Cleveland, OH Mon Aug 29 2011, 7:09 PM - 9:32 PM EDT Att: 18,201 - Clear - 73 F				
1 Kosuke Fukudome, L OBP: 0.361, SLG: 0.379	13 G3-1 1B		G4-1			2B				3	0	2	1	0	0	0					
13 Asdrubal Cabrera, S OBP: 0.340, SLG: 0.471	G3-1		K			K				3	0	0	0	0	2	2					
25 Jim Thome, L OBP: 0.343, SLG: 0.470	G3		G6-3			G6-3				3	0	0	0	0	0	1					
41 Carlos Santana, S OBP: 0.350, SLG: 0.444	K		G6-4-3 1B			HR				3	1	2	1	0	1	0					
47 Shelley Duncan, R OBP: 0.313, SLG: 0.420	F8		G6-4-3			K				2	0	0	0	0	0	1					
32 Jerad Head, R OBP: 0.250, SLG: 0.250			F8							1	0	0	0	0	1	0					
8 Lonnie Chisenhall, L OBP: 0.276, SLG: 0.351	G3		F8			G4-3				3	0	0	0	0	0	0					
9 Jack Hannahan, L OBP: 0.328, SLG: 0.351										0	0	0	0	0	0	0					
7 Matt LaPorta, R OBP: 0.289, SLG: 0.404	K		K			K		P6		3	0	0	0	0	2	0					
46 Cord Phelps, S OBP: 0.258, SLG: 0.259	K		K			K		K		3	0	0	0	0	3	0					
Inning Stats	R: 0 E: 0 K: 0 S: 10	H: 1 LOB: 1 BB: 1 P: 14	R: 0 E: 0 K: 1 S: 8	H: 0 LOB: 0 BB: 0 P: 12	R: 0 E: 0 K: 3 S: 9	H: 0 LOB: 0 BB: 0 P: 13	R: 0 E: 0 K: 1 S: 6	H: 0 LOB: 0 BB: 0 P: 8	R: 0 E: 0 K: 1 S: 10	H: 1 LOB: 0 BB: 0 P: 13	R: 1 E: 0 K: 3 S: 13	H: 2 LOB: 1 BB: 0 P: 18	R: 1 E: 0 K: 1 S: 11	H: 1 LOB: 0 BB: 0 P: 18	R: 0 E: 0 K: 1 S: 7	H: 0 LOB: 0 BB: 0 P: 8	1B: 3 2B: 1 3B: 0 HR: 1	SF: 0 SAC: 0 DP: 1 HBP: 0	WP: 0 PB: 0 SB: 0 CS: 1	PA: 28	
PITCHER	IP WLS BF H R ER SO BB IBB HBP BLK WP HR S P ERA WHIP	IP WLS BF H R ER SO BB IBB HBP BLK WP HR S P ERA WHIP	IP WLS BF H R ER SO BB IBB HBP BLK WP HR S P ERA WHIP	IP WLS BF H R ER SO BB IBB HBP BLK WP HR S P ERA WHIP	IP WLS BF H R ER SO BB IBB HBP BLK WP HR S P ERA WHIP	IP WLS BF H R ER SO BB IBB HBP BLK WP HR S P ERA WHIP	IP WLS BF H R ER SO BB IBB HBP BLK WP HR S P ERA WHIP	IP WLS BF H R ER SO BB IBB HBP BLK WP HR S P ERA WHIP	IP WLS BF H R ER SO BB IBB HBP BLK WP HR S P ERA WHIP	IP WLS BF H R ER SO BB IBB HBP BLK WP HR S P ERA WHIP	IP WLS BF H R ER SO BB IBB HBP BLK WP HR S P ERA WHIP	IP WLS BF H R ER SO BB IBB HBP BLK WP HR S P ERA WHIP	IP WLS BF H R ER SO BB IBB HBP BLK WP HR S P ERA WHIP	IP WLS BF H R ER SO BB IBB HBP BLK WP HR S P ERA WHIP	IP WLS BF H R ER SO BB IBB HBP BLK WP HR S P ERA WHIP	IP WLS BF H R ER SO BB IBB HBP BLK WP HR S P ERA WHIP	IP WLS BF H R ER SO BB IBB HBP BLK WP HR S P ERA WHIP	IP WLS BF H R ER SO BB IBB HBP BLK WP HR S P ERA WHIP	IP WLS BF H R ER SO BB IBB HBP BLK WP HR S P ERA WHIP	IP WLS BF H R ER SO BB IBB HBP BLK WP HR S P ERA WHIP	IP WLS BF H R ER SO BB IBB HBP BLK WP HR S P ERA WHIP
32 Brandon McCarthy, R ERA: 3.64	8.0	L	28	5	2	2	10	1	0	0	0	0	0	0	0	0	2.25	0.750			

livebaseballscorecards.com

Batter	1	2	3	4	5	6	7	8	9	AB	R	H	RBI	BB	SO	LOB	TOP										
19 Jemile Weeks, S OBP: 0.333, SLG: 0.413	G4-3		1B		FC3-6 4 1B		HBP		G6-3	4	1	1	0	0	0	2											
4 Coco Crisp, S OBP: 0.324, SLG: 0.388	5B 1B BB		G3		1B		G3-1			3	0	1	1	1	0	3											
55 Hideki Matsui, L OBP: 0.326, SLG: 0.392	1B		1B		G4-3			G6-3		4	0	2	0	0	0	1											
16 Josh Willingham, R OBP: 0.327, SLG: 0.474	K		G6-3			G1-3		G6-3		4	0	0	0	0	1	3											
14 Brandon Allen, L OBP: 0.333, SLG: 0.543	G3-1			L9		G4-3		F8		4	0	0	0	0	0	2											
12 David DeJesus, L OBP: 0.322, SLG: 0.375	G3		L7			F7		2B 8 SF8 BB		3	1	0	0	1	0	0											
2 Cliff Pennington, S OBP: 0.321, SLG: 0.363	K		K				1B			4	0	2	0	0	2	0											
8 Kurt Suzuki, R OBP: 0.295, SLG: 0.387	2B		19 FC3-6 1B				P4		SF8	3	0	2	1	0	0	1											
29 Scott Sizemore, R OBP: 0.340, SLG: 0.392	F8						K		K	3	0	0	0	0	2	3											
15 Ryan Sweeney, L OBP: 0.348, SLG: 0.345										1	0	0	0	0	1	1											
Inning Stats	R: 0 H: 1 E: 0 K: 1 S: 10	H: 1 LOB: 2 BB: 1 P: 19	R: 0 H: 1 E: 0 K: 1 S: 8	H: 1 LOB: 1 BB: 0 P: 13	R: 0 H: 2 E: 0 K: 0 S: 12	H: 2 LOB: 1 BB: 0 P: 21	R: 0 H: 0 E: 0 K: 1 S: 7	H: 0 LOB: 0 BB: 0 P: 10	R: 1 H: 2 E: 1 K: 1 S: 11	H: 2 LOB: 1 BB: 0 P: 17	R: 0 H: 0 E: 0 K: 0 S: 6	H: 0 LOB: 0 BB: 0 P: 8	R: 0 H: 1 E: 0 K: 1 S: 15	H: 1 LOB: 2 BB: 0 P: 24	R: 0 H: 0 E: 0 K: 0 S: 10	H: 0 LOB: 0 BB: 0 P: 16	R: 1 H: 1 E: 0 K: 1 S: 12	H: 1 LOB: 1 BB: 1 P: 20	1B: 6 2B: 2 3B: 0 HR: 0	SF: 1 SAC: 0 DP: 0 HBP: 1	WP: 0 PB: 0 SB: 1 CS: 1	PA: 37					
PITCHER	IP	WLS	BF	H	R	ER	SO	BB	IBB	HBP	BLK	WP	HR	S	P	ERA	WHIP										
58 Jeanmar Gómez, R ERA: 4.55	6.0	W	24	6	1	0	4	1	0	0	0	0	0	54	88	0.00	1.167										
37 Chad Durbin, R ERA: 5.24	1.0		5	1	0	0	1	0	0	1	0	0	0	15	24	0.00	1.000										
53 Rafael Perez, L ERA: 2.56	1.1		6	1	1	1	0	1	0	0	0	0	0	17	29	6.75	1.500										
52 Vinnie Pestano, R ERA: 2.39	0.2		2	0	0	0	1	0	0	0	0	0	0	5	7	0.00	0.000										

Oakland Athletics @ Cleveland Indians
Progressive Field, Cleveland, OH
Tue Aug 30 2011, 7:07 PM - 9:57 PM EDT
Att: 20,372 - Overcast - 74 F

AB 33
R 2
H 8
RBI 2
BB 2
SO 6
LOB 16



Batter	1	2	3	4	5	6	7	8	9	AB	R	H	RBI	BB	SO	LOB	BOTTOM										
12 Ezequiel Carrera, L OBP: 0.338, SLG: 0.322	G4-3		1B		G5-3		F9			4	1	1	0	0	0	2											
1 Kosuke Fukudome, L OBP: 0.360, SLG: 0.350	G6-3		25 WP 2B		K		G6-3			4	0	1	2	0	1	0											
13 Asdrúbal Cabrera, S OBP: 0.340, SLG: 0.469	25 CS 1B		F8			G1-3	F7			4	0	1	0	0	0	1											
25 Jim Thome, L OBP: 0.349, SLG: 0.470	CS	41 FC6-4 1B		2-3 BB		41 HR BB	F7			2	1	1	0	2	0	0											
41 Carlos Santana, S OBP: 0.349, SLG: 0.449	FC6-4		P5			HR		K		4	1	1	2	0	1	3											
47 Shelley Duncan, R OBP: 0.314, SLG: 0.414	F8				G6-3		9 HR HBP		G5-3	2	0	0	0	0	0	1											
32 Jerad Head, R OBP: 0.200, SLG: 0.200										1	1	0	0	0	0	0											
9 Jack Hannahan, L OBP: 0.333, SLG: 0.367	G4-3		16 G4-6-3 1B			HR		1B		4	1	3	2	0	0	1											
16 Jason Donald, R OBP: 0.333, SLG: 0.368	G5-3		G4-6-3		G4-3	G4-3		G4-3		4	0	1	0	0	0	2											
6 Lou Marson, R OBP: 0.300, SLG: 0.304			12 1B 2B		K	G4-3				3	1	1	0	0	1	2											
Inning Stats	R: 0 H: 1 E: 0 K: 0 S: 8	H: 1 LOB: 0 BB: 0 P: 15	R: 0 H: 1 E: 0 K: 0 S: 9	H: 1 LOB: 1 BB: 0 P: 17	R: 2 H: 3 E: 0 K: 0 S: 16	H: 3 LOB: 2 BB: 1 P: 27	R: 0 H: 1 E: 0 K: 0 S: 9	H: 1 LOB: 0 BB: 0 P: 13	R: 0 H: 0 E: 0 K: 2 S: 10	H: 0 LOB: 0 BB: 0 P: 16	R: 4 H: 3 E: 0 K: 0 S: 15	H: 3 LOB: 2 BB: 1 P: 31	R: 0 H: 0 E: 0 K: 0 S: 6	H: 0 LOB: 0 BB: 0 P: 8	R: 0 H: 1 E: 0 K: 1 S: 11	H: 1 LOB: 1 BB: 0 P: 15	1B: 6 2B: 2 3B: 0 HR: 2	SF: 0 SAC: 0 DP: 1 HBP: 1	WP: 1 PB: 0 SB: 0 CS: 1	PA: 36							
PITCHER	IP	WLS	BF	H	R	ER	SO	BB	IBB	HBP	BLK	WP	HR	S	P	ERA	WHIP										
53 Trevor Cahill, R ERA: 4.26	5.1	L	24	7	5	5	2	2	0	1	0	0	1	7	12	27.00	6.000										
60 Fautino De Los Santos, R ERA: 3.6	0.1		3	2	1	1	0	0	0	0	0	0	0	9	14	0.00	0.000										
57 Brian Fuentes, L ERA: 3.96	1.1		4	0	0	0	0	0	0	0	0	0	0	11	15	0.00	1.000										
62 Neil Wagner, R ERA:	1.0		4	1	0	0	1	0	0	0	0	0	0	0	0	0.00	1.000										

Oakland Athletics @ Cleveland Indians
Progressive Field, Cleveland, OH
Tue Aug 30 2011, 7:07 PM - 9:57 PM EDT
Att: 20,372 - Overcast - 74 F

AB 32
R 6
H 10
RBI 6
BB 2
SO 3
LOB 12



Table of baseball game statistics for the top half, including batter performance (e.g., 19. Jennie Weeks, S), pitcher performance (e.g., 30. Ubaldo Jimenez, R), and inning stats.

Inning Stats table for the top half, showing R, H, E, K, S, LOB, BB, P, and other metrics for each of the 16 innings.

Pitcher performance table for the top half, listing pitcher names (e.g., 30. Ubaldo Jimenez, R), ERA, WHIP, and other statistics.

Table of baseball game statistics for the bottom half, including batter performance (e.g., 12. Ezequiel Carrera, L), pitcher performance (e.g., 62. Neil Wagner, R), and inning stats.

Inning Stats table for the bottom half, showing R, H, E, K, S, LOB, BB, P, and other metrics for each of the 16 innings.

Pitcher performance table for the bottom half, listing pitcher names (e.g., 18. Rich Harden, R), ERA, WHIP, and other statistics.

Oakland Athletics @ Cleveland Indians Progressive Field, Cleveland, OH Wed Aug 31 2011, 7:07 PM - 12:07 AM EDT Att. 15,202 - Clear - 78 F

Summary statistics for the top half: AB 57, R 13, RBI 3, BB 5, SO 15, LOB 29.



Oakland Athletics @ Cleveland Indians Progressive Field, Cleveland, OH Wed Aug 31 2011, 7:07 PM - 12:07 AM EDT Att. 15,202 - Clear - 78 F

Summary statistics for the bottom half: AB 55, R 11, RBI 4, BB 3, SO 19, LOB 14.



Batter	1	2	3	4	5	6	7	8	9	AB	R	H	RBI	BB	SO	LOB	TOP			
51 Ichiro Suzuki, L (1,9) OBP: 0.312, SLG: 0.330	E9 21 G4-3 1B	G4-3	G4-3	G4-3	G6-3	G6-3	G6-3	K	K	4	1	1	0	0	1	2	Seattle Mariners @ Oakland Athletics Oakland Coliseum, Oakland, CA Fri Sep 02 2011, 7:10 PM - 10:01 PM PDT Att: 14,972 - Clear - 69 F livebaseballscorecards.com			
21 Franklin Gutierrez, R (1,8) OBP: 0.262, SLG: 0.272	G4-3	G4-3	P3	P3	G5-3	G5-3	G5-3	K	K	4	0	0	1	0	1	0				
13 Dustin Ackley, L (1,4) OBP: 0.370, SLG: 0.459	K	K	F7	F7	F7	F7	F7	K	K	4	0	1	0	0	2	0				
20 Mike Carp, L (1,3) OBP: 0.355, SLG: 0.490	K	K	P2	P2	P2	P2	P2	F7	F7	4	0	0	0	0	2	1				
17 Justin Smoak, S (1,10) OBP: 0.319, SLG: 0.388	F8	F8	F8	F8	K	K	K	K	K	4	0	2	0	0	1	0				
30 Miguel Olivo, R (1,2) OBP: 0.257, SLG: 0.375	F8	F8	K	K	K	K	K	F9	F9	4	0	0	0	0	2	3				
15 Kyle Seager, L (1,5) OBP: 0.336, SLG: 0.402	F8	F8	F8	F8	P6	P6	P6	F7	F7	3	1	0	0	1	0	1				
33 Casper Wells, R (1,7) OBP: 0.318, SLG: 0.448	P6	P6	P6	P6	F8	F8	F8	F8	F8	3	0	1	0	0	0	0				
26 Brendan Ryan, R (1,6) OBP: 0.320, SLG: 0.328	F8	F8	F8	F8	F9	F9	F9	F9	F9	3	0	1	1	0	0	0				
Inning Stats	R: 1 E: 1 K: 2 S: 12	H: 1 LOB: 0 BB: 0 P: 17	R: 1 E: 0 K: 0 S: 10	H: 2 LOB: 2 BB: 1 P: 15	R: 0 E: 0 K: 1 S: 16	H: 2 LOB: 2 BB: 0 P: 21	R: 0 E: 0 K: 0 S: 8	H: 0 LOB: 0 BB: 0 P: 16	R: 0 E: 0 K: 3 S: 10	H: 0 LOB: 0 BB: 0 P: 15	R: 0 E: 0 K: 0 S: 5	H: 0 LOB: 0 BB: 0 P: 6	R: 0 E: 0 K: 3 S: 10	H: 0 LOB: 0 BB: 0 P: 13	R: 0 E: 0 K: 0 S: 9	H: 1 LOB: 1 BB: 0 P: 16	1B: 5 2B: 1 3B: 0 HR: 0	SF: 0 SAC: 0 DP: 0 HBP: 0	WP: 0 PB: 0 SB: 0 CS: 0	PA: 34
PITCHER	IP WLS BF H R ER SO BB IBB HBP BLK WP HR S P ERA WHIP	IP WLS BF H R ER SO BB IBB HBP BLK WP HR S P ERA WHIP	IP WLS BF H R ER SO BB IBB HBP BLK WP HR S P ERA WHIP	IP WLS BF H R ER SO BB IBB HBP BLK WP HR S P ERA WHIP	IP WLS BF H R ER SO BB IBB HBP BLK WP HR S P ERA WHIP	IP WLS BF H R ER SO BB IBB HBP BLK WP HR S P ERA WHIP	IP WLS BF H R ER SO BB IBB HBP BLK WP HR S P ERA WHIP	IP WLS BF H R ER SO BB IBB HBP BLK WP HR S P ERA WHIP	IP WLS BF H R ER SO BB IBB HBP BLK WP HR S P ERA WHIP	IP WLS BF H R ER SO BB IBB HBP BLK WP HR S P ERA WHIP	IP WLS BF H R ER SO BB IBB HBP BLK WP HR S P ERA WHIP	IP WLS BF H R ER SO BB IBB HBP BLK WP HR S P ERA WHIP	IP WLS BF H R ER SO BB IBB HBP BLK WP HR S P ERA WHIP	IP WLS BF H R ER SO BB IBB HBP BLK WP HR S P ERA WHIP	IP WLS BF H R ER SO BB IBB HBP BLK WP HR S P ERA WHIP	IP WLS BF H R ER SO BB IBB HBP BLK WP HR S P ERA WHIP	IP WLS BF H R ER SO BB IBB HBP BLK WP HR S P ERA WHIP			
52 Guillermo Moscoso, R (1,1) ERA: 3.63	7.0 W 27 5 2 1 6 1 0 0 0 0 0 0 73 106 1.29 0.857	60 Fautino De Los Santos, R (6,1) ERA: 3.33	1.0 3 0 0 0 3 0 0 0 0 0 0 0 10 13 0.00 0.000	38 Andrew Carignan, R (9,1) ERA:	1.0 4 1 0 0 0 0 0 0 0 0 0 0 9 16 0.00 1.000															

Batter	1	2	3	4	5	6	7	8	9	AB	R	H	RBI	BB	SO	LOB	BOTTOM				
19 Jemile Weeks, S (1,4) OBP: 0.339, SLG: 0.409	F7	F7	F7	F7	P5	P5	P5	P5	P5	3	1	1	0	2	0	1	Seattle Mariners @ Oakland Athletics Oakland Coliseum, Oakland, CA Fri Sep 02 2011, 7:10 PM - 10:01 PM PDT Att: 14,972 - Clear - 69 F livebaseballscorecards.com				
4 Coco Crisp, S (1,8) OBP: 0.324, SLG: 0.387	F8	F8	G6-3	G6-3	G4-3	G4-3	G4-3	G3	G3	5	1	1	0	0	0	2					
55 Hideki Matsui, L (1,10) OBP: 0.324, SLG: 0.390	K	K	F7	F7	G3-1	G3-1	G3-1	G3-1	G3-1	4	3	2	3	1	1	1					
16 Josh Willingham, R (1,7) OBP: 0.332, SLG: 0.475	G6-3	G6-3	K	K	HBP	HBP	HBP	HBP	HBP	3	1	1	0	1	1	1					
29 Scott Sizemore, R (1,5) OBP: 0.343, SLG: 0.386	F9	F9	BB	BB	BB	BB	BB	BB	BB	3	1	2	1	2	0	0					
14 Brandon Allen, L (1,3) OBP: 0.328, SLG: 0.495	BB	BB	BB	BB	K	K	K	K	K	4	0	1	1	1	2	6					
2 Cliff Pennington, S (1,6) OBP: 0.326, SLG: 0.375	P4	P4	P2	P2	F9	F9	F9	F9	F9	4	1	1	3	0	0	5					
8 Kurt Suzuki, R (1,2) OBP: 0.295, SLG: 0.391	P5	P5	P5	P5	F7	F7	F7	G5-3	G5-3	4	1	1	0	0	0	0					
23 Michael Taylor, R (1,9) OBP: 0.326, SLG: 0.375	F7	F7	F7	F7	P6	P6	P6	P6	P6	3	0	0	0	1	1	1					
Inning Stats	R: 0 E: 0 K: 1 S: 8	H: 0 LOB: 1 BB: 1 P: 14	R: 0 E: 0 K: 0 S: 10	H: 0 LOB: 1 BB: 1 P: 22	R: 4 E: 1 K: 1 S: 19	H: 5 LOB: 2 BB: 1 P: 33	R: 0 E: 0 K: 1 S: 9	H: 0 LOB: 0 BB: 0 P: 13	R: 1 E: 0 K: 1 S: 22	H: 1 LOB: 2 BB: 1 P: 33	R: 0 E: 0 K: 0 S: 9	H: 0 LOB: 1 BB: 1 P: 18	R: 4 E: 0 K: 1 S: 22	H: 3 LOB: 1 BB: 2 P: 37	R: 0 E: 0 K: 0 S: 10	H: 1 LOB: 2 BB: 1 P: 19	1B: 7 2B: 3 3B: 0 HR: 1	SF: 0 SAC: 0 DP: 1 HBP: 1	WP: 1 PB: 0 SB: 0 CS: 1	PA: 42	
PITCHER	IP WLS BF H R ER SO BB IBB HBP BLK WP HR S P ERA WHIP	IP WLS BF H R ER SO BB IBB HBP BLK WP HR S P ERA WHIP	IP WLS BF H R ER SO BB IBB HBP BLK WP HR S P ERA WHIP	IP WLS BF H R ER SO BB IBB HBP BLK WP HR S P ERA WHIP	IP WLS BF H R ER SO BB IBB HBP BLK WP HR S P ERA WHIP	IP WLS BF H R ER SO BB IBB HBP BLK WP HR S P ERA WHIP	IP WLS BF H R ER SO BB IBB HBP BLK WP HR S P ERA WHIP	IP WLS BF H R ER SO BB IBB HBP BLK WP HR S P ERA WHIP	IP WLS BF H R ER SO BB IBB HBP BLK WP HR S P ERA WHIP	IP WLS BF H R ER SO BB IBB HBP BLK WP HR S P ERA WHIP	IP WLS BF H R ER SO BB IBB HBP BLK WP HR S P ERA WHIP	IP WLS BF H R ER SO BB IBB HBP BLK WP HR S P ERA WHIP	IP WLS BF H R ER SO BB IBB HBP BLK WP HR S P ERA WHIP	IP WLS BF H R ER SO BB IBB HBP BLK WP HR S P ERA WHIP	IP WLS BF H R ER SO BB IBB HBP BLK WP HR S P ERA WHIP	IP WLS BF H R ER SO BB IBB HBP BLK WP HR S P ERA WHIP	IP WLS BF H R ER SO BB IBB HBP BLK WP HR S P ERA WHIP				
38 Jason Vargas, L (1,1) ERA: 4.59	5.0 L 25 4 0 0 0 4 0 0 0 0 0 9 18 0.00 1.000	23 Shawn Kelley, R (6,1) ERA:	1.0 4 0 0 0 0 1 0 0 0 0 0 0 9 18 0.00 1.000	37 Cesar Jimenez, L (7,1) ERA: 81.0	0.1 4 2 3 3 1 1 0 0 0 1 0 13 23 81.00 9.000	60 Jeff Gray, R (7,1) ERA: 4.43	1.2 9 2 1 1 0 2 0 0 0 0 1 19 33 5.40 2.400														

Seattle Mariners

Oakland Athletics


Batter	1	2	3	4	5	6	7	8	9	AB	R	H	RBI	BB	SO	LOB	TOP										
51 Ichiro Suzuki, L (1, 9) OBP: 0.312, SLG: 0.329	L8			G6-3		G6-3		K		4	0	1	0	0	1	1											
21 Franklin Gutierrez, R (1, 8) OBP: 0.259, SLG: 0.269	L8			F9		G6-3		F9		4	0	0	0	0	0	1											
13 Dustin Ackley, L (1, 4) OBP: 0.368, SLG: 0.456	P6			K		K		G4-6-3		4	0	1	0	0	1	1											
20 Mike Carp, L (1, 10) OBP: 0.349, SLG: 0.480		G4-3		K		K		K		4	0	0	0	0	3	1											
17 Justin Smoak, S (1, 3) OBP: 0.317, SLG: 0.385		K		K		G4-3				3	0	0	0	0	2	0											
33 Casper Wells, R (1, 7) OBP: 0.314, SLG: 0.441		P4		K		K				3	0	0	0	0	2	0											
15 Kyle Seager, L (1, 5) OBP: 0.328, SLG: 0.391			F9		E6			F8		3	0	0	0	0	0	0											
3 Josh Bard, S (1, 2) OBP: 0.263, SLG: 0.352			K		G4-3					3	0	1	0	0	1	1											
26 Brendan Ryan, R (1, 6) OBP: 0.318, SLG: 0.326			F9			P2		F8		3	0	0	0	0	0	1											
Inning Stats	R: 0 E: 0 K: 0 S: 9	H: 0 LOB: 0 BB: 0 P: 11	R: 0 E: 0 K: 1 S: 6	H: 0 LOB: 0 BB: 0 P: 8	R: 0 E: 0 K: 1 S: 6	H: 0 LOB: 0 BB: 0 P: 7	R: 0 E: 0 K: 1 S: 10	H: 1 LOB: 1 BB: 0 P: 15	R: 0 E: 0 K: 2 S: 12	H: 0 LOB: 0 BB: 0 P: 19	R: 0 E: 0 K: 1 S: 7	H: 1 LOB: 1 BB: 0 P: 13	R: 0 E: 0 K: 2 S: 7	H: 0 LOB: 0 BB: 0 P: 11	R: 0 E: 0 K: 1 S: 10	H: 1 LOB: 1 BB: 0 P: 14	R: 0 E: 0 K: 1 S: 11	H: 0 LOB: 0 BB: 0 P: 16	1B: 3 2B: 0 3B: 0 HR: 0	SF: 0 SAC: 0 DP: 0 HBP: 0	WP: 0 PB: 0 SB: 1 CS: 0	PA: 31					
PITCHER	IP	WLS	BF	H	R	ER	SO	BB	IBB	HBP	BLK	WP	HR	S	P	ERA	WHIP										
32 Brandon McCarthy, R (1, 1) ERA: 3.41	9.0	W	31	3	0	0	10	0	0	0	0	0	0	78	114	0.00	0.333										

Seattle Mariners @ Oakland Athletics
Oakland Coliseum, Oakland, CA
Sat Sep 03 2011, 1:08 PM - 3:30 PM PDT
Att. 19,732 - Sunny - 64 F

AB 31
R 0
H 3
RBI 0
BB 0
SO 10
LOB 6

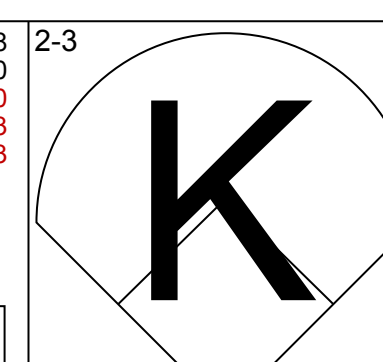
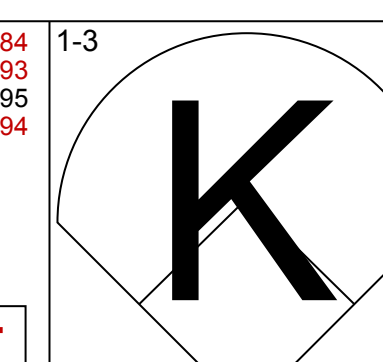
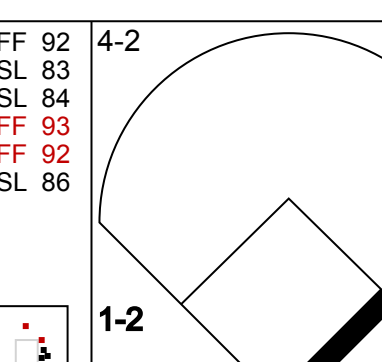
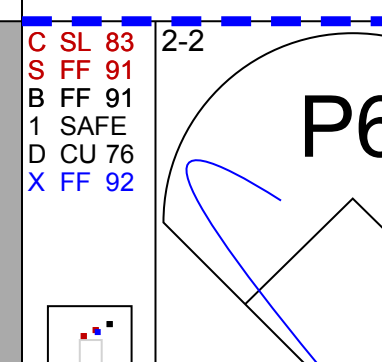
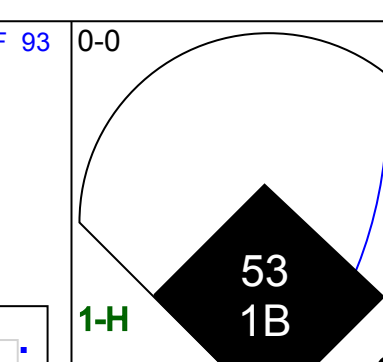
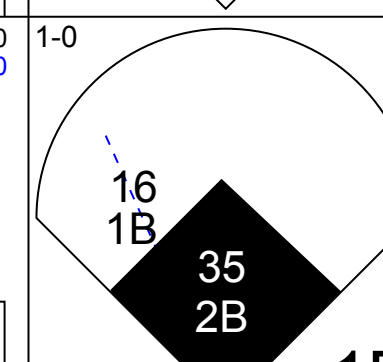
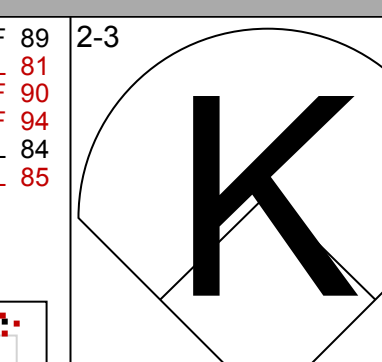
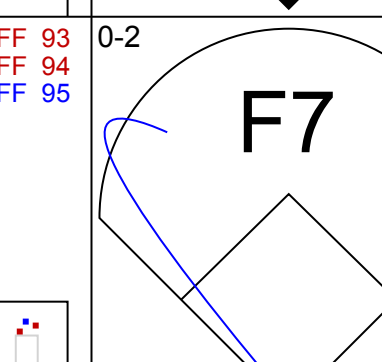
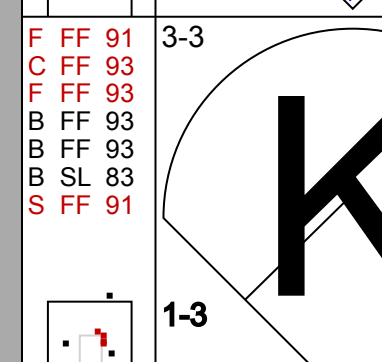
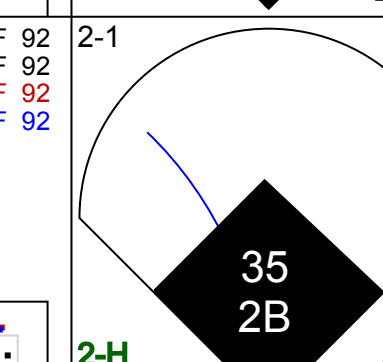
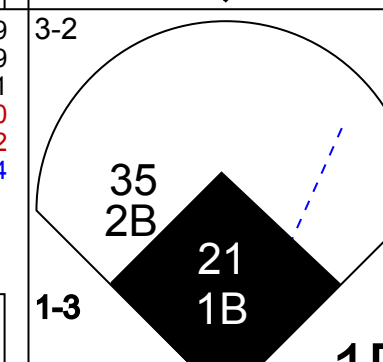
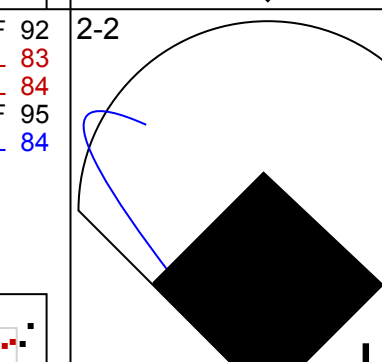
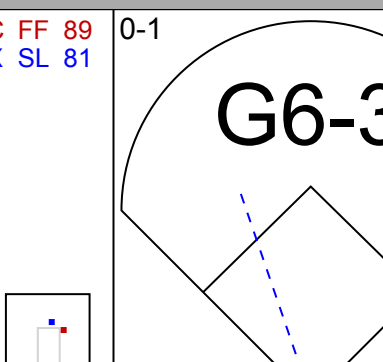
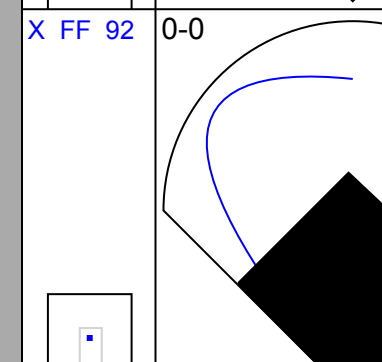
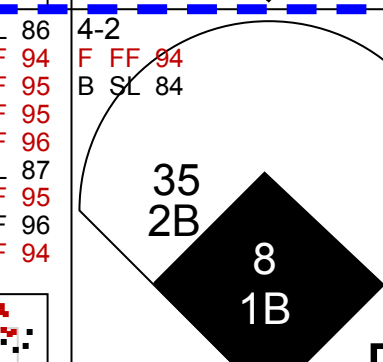
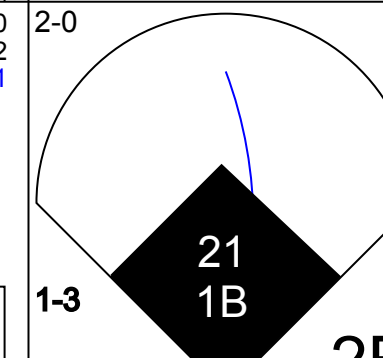
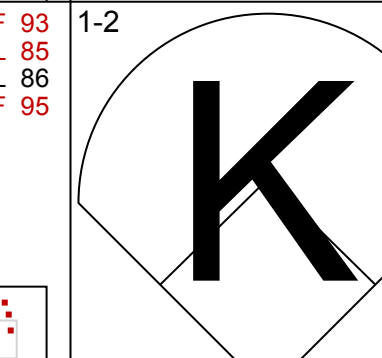
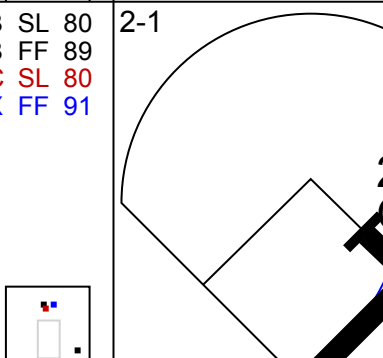
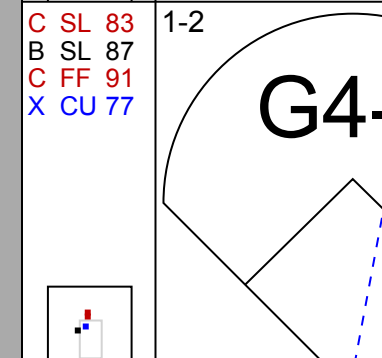
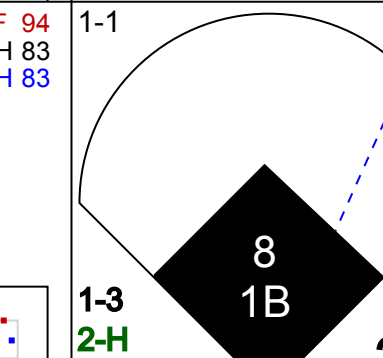
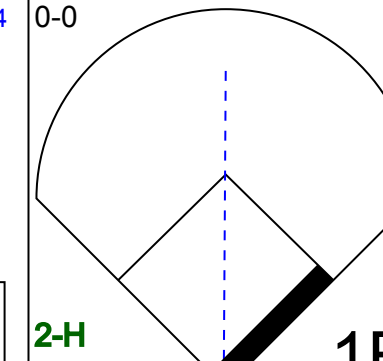
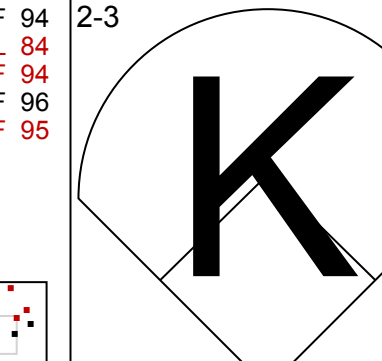
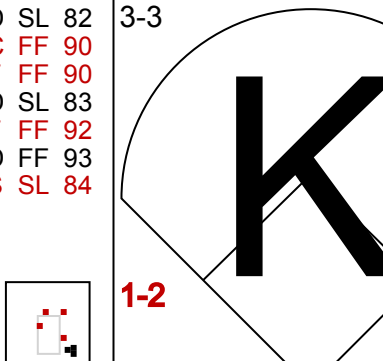
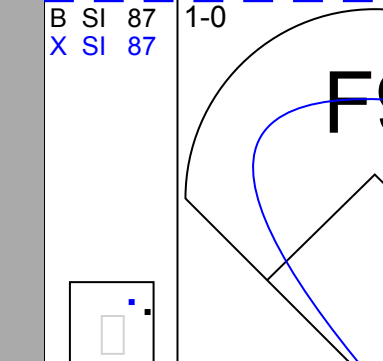
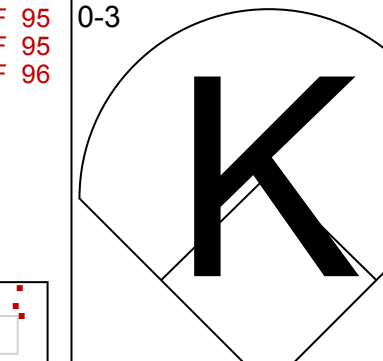
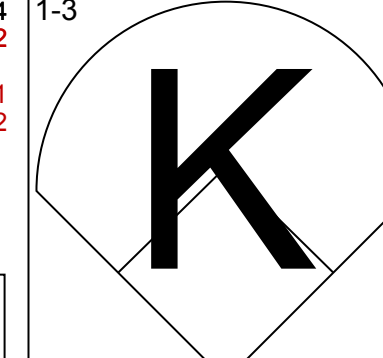
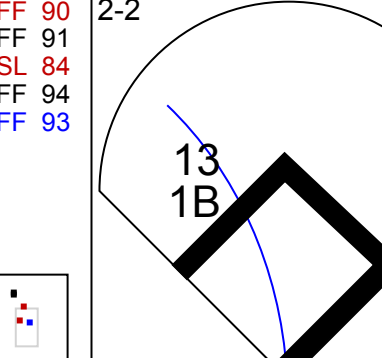
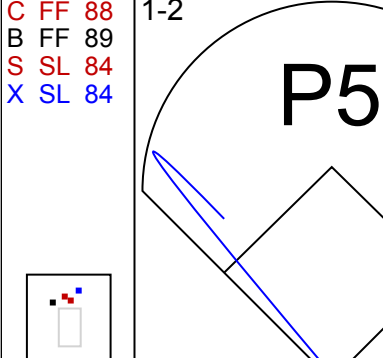
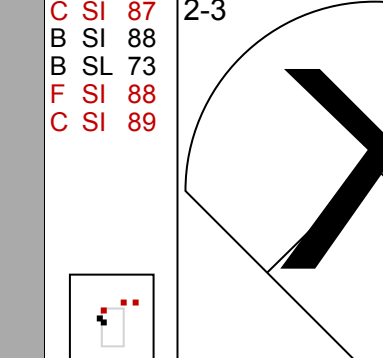
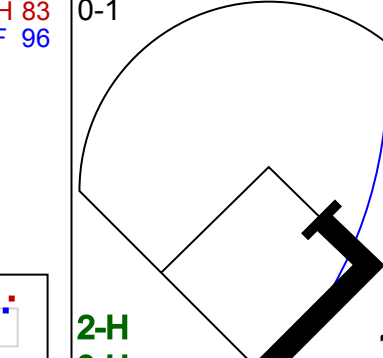
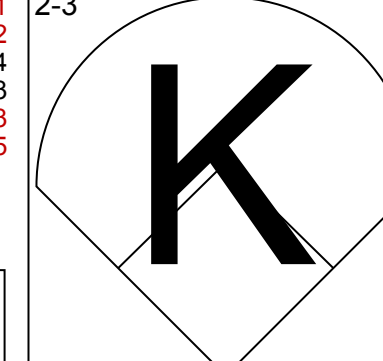
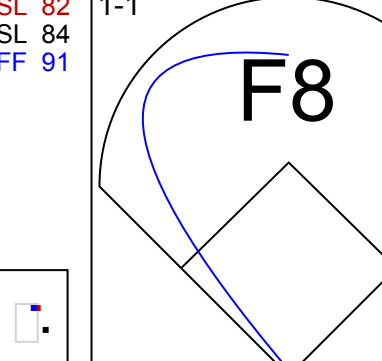
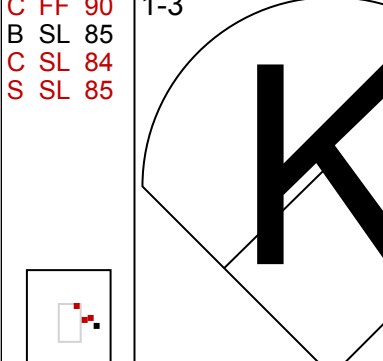
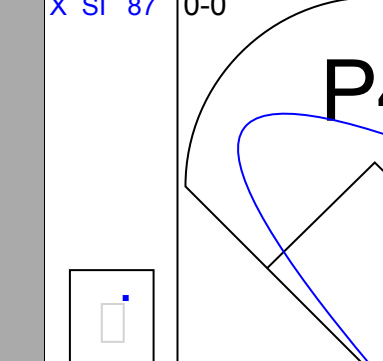
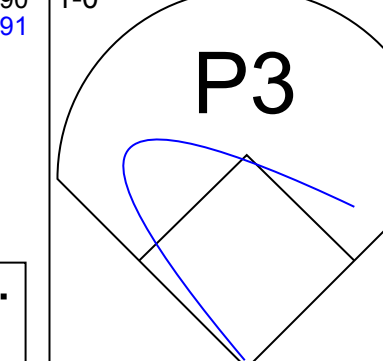
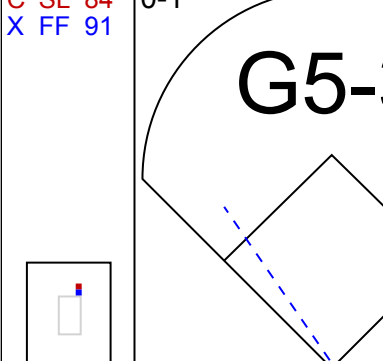
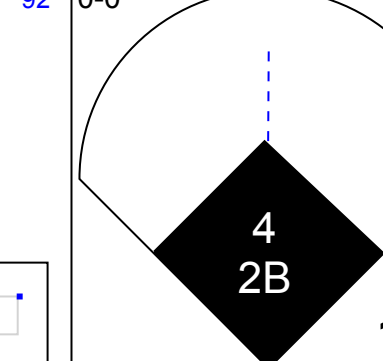
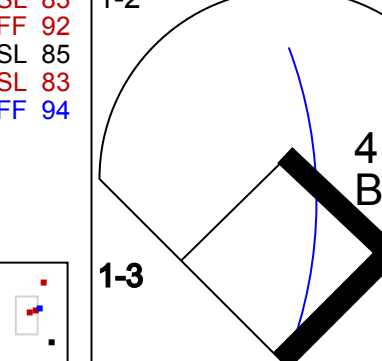
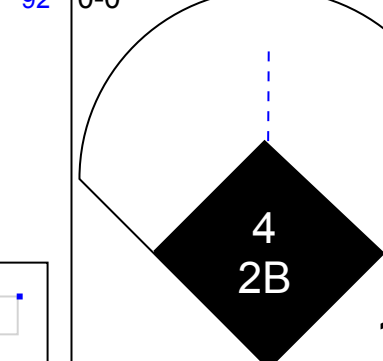
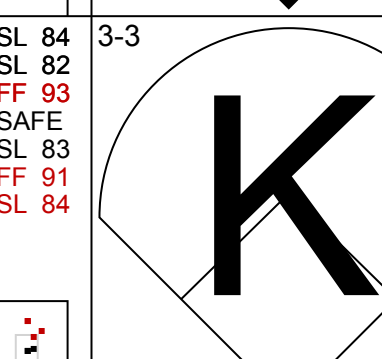
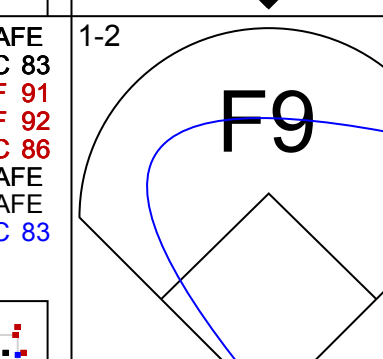
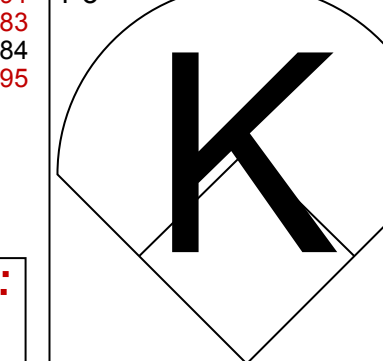
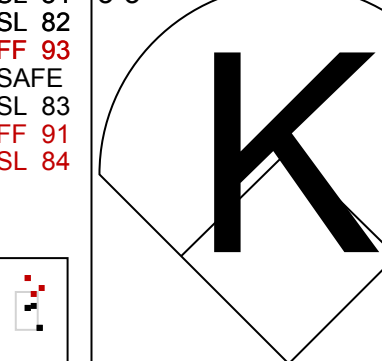
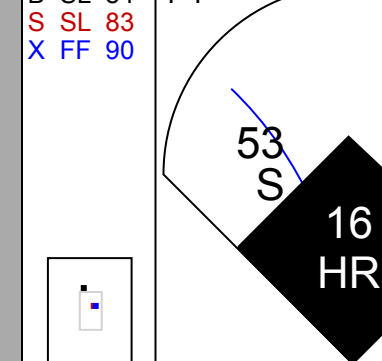
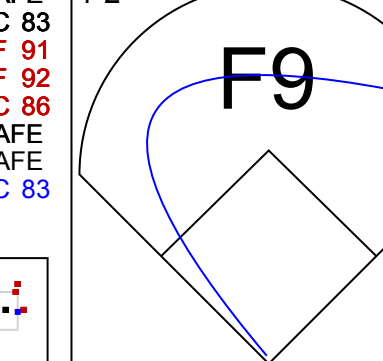


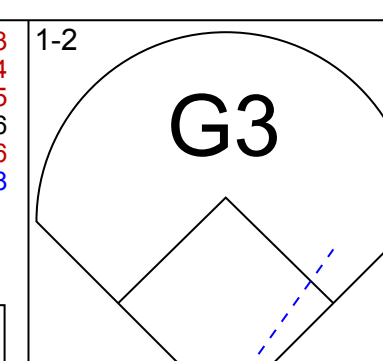
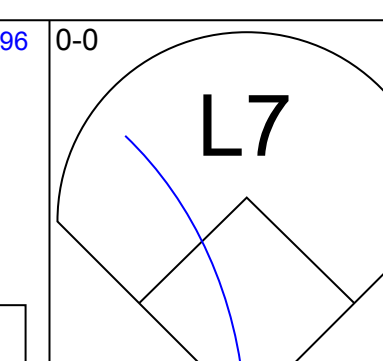
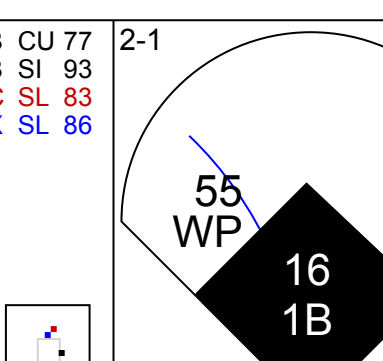
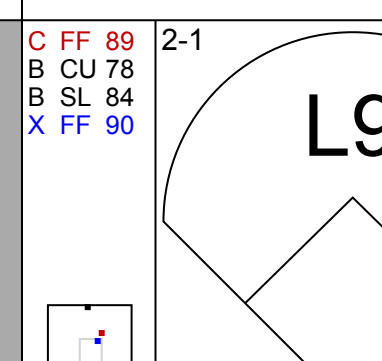
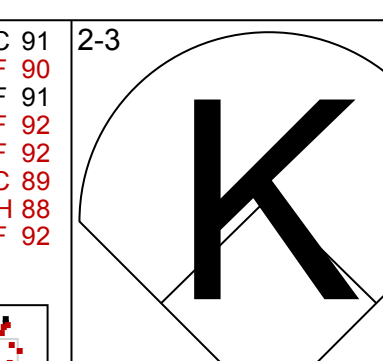
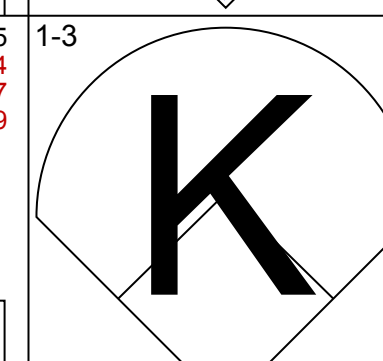
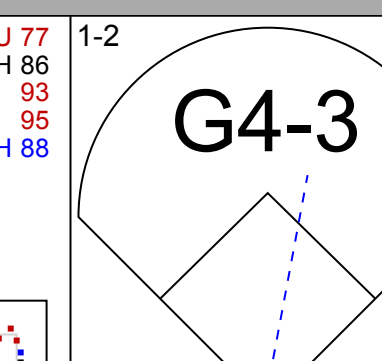
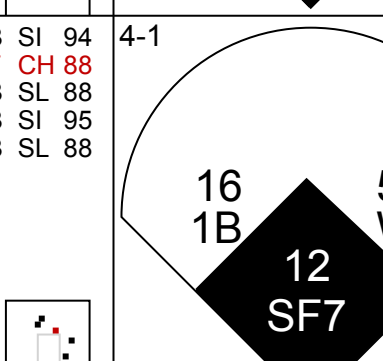
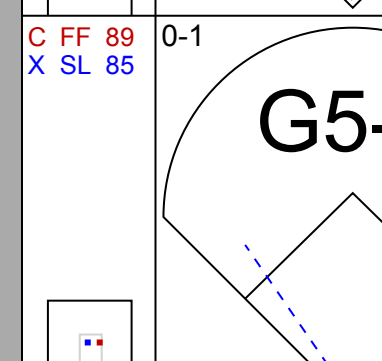
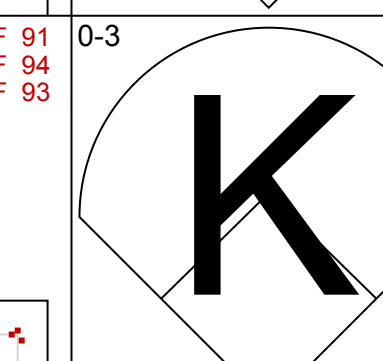
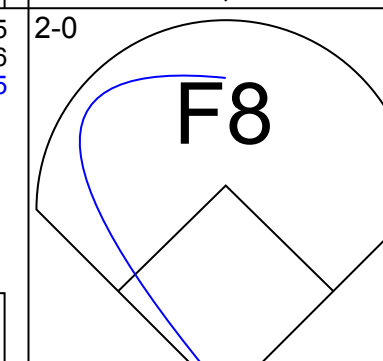
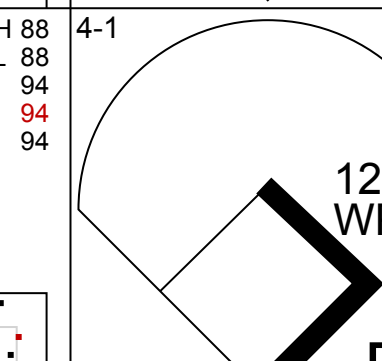
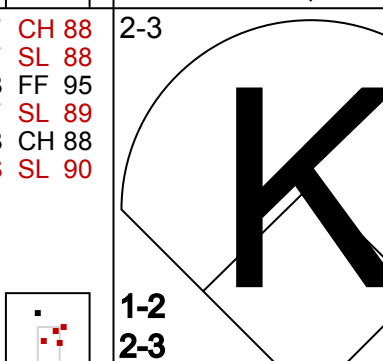
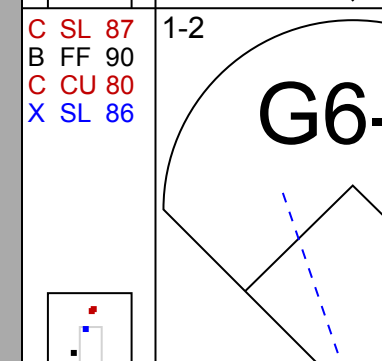
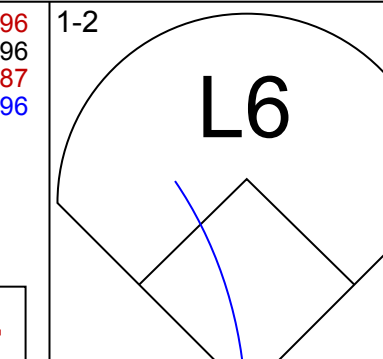
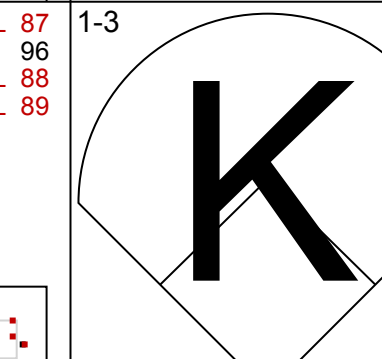
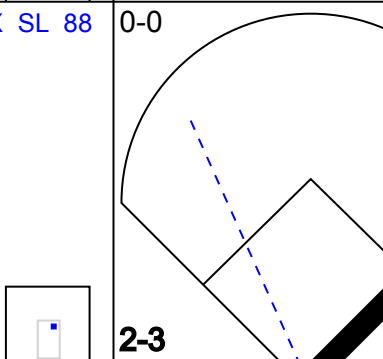
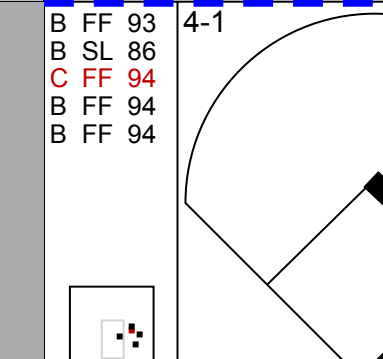

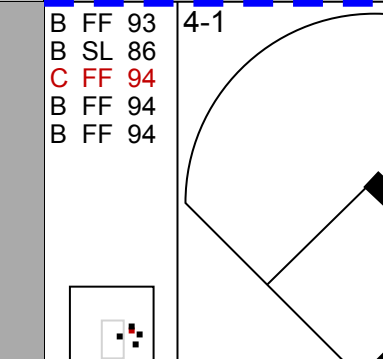

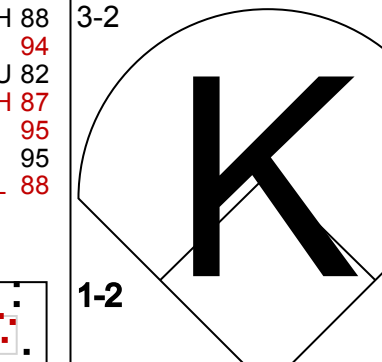
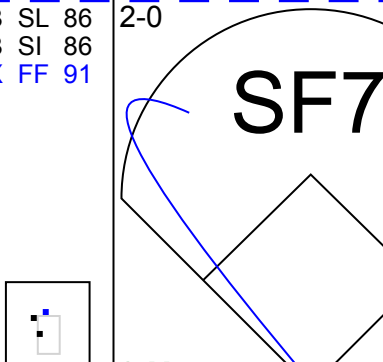
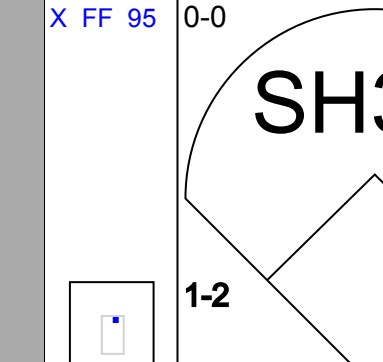
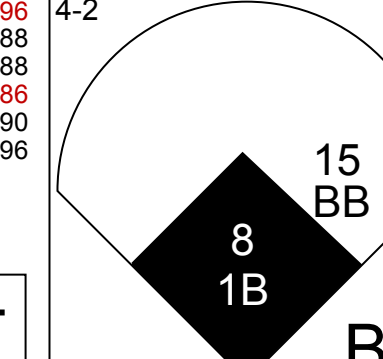
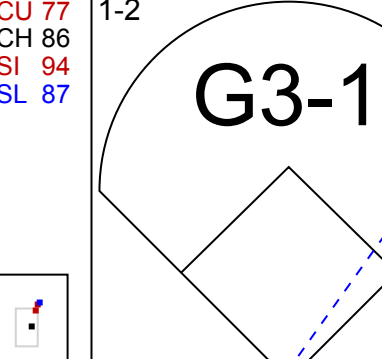
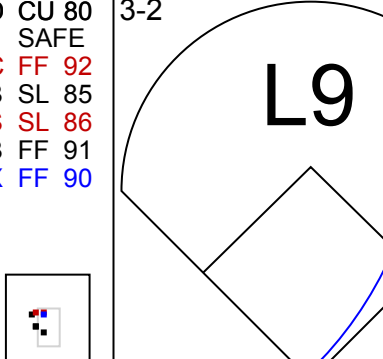
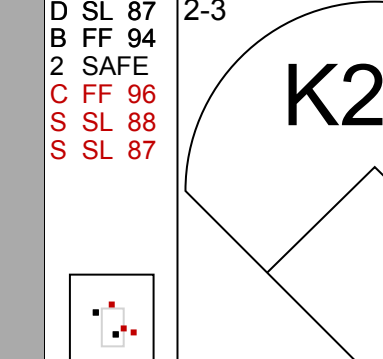
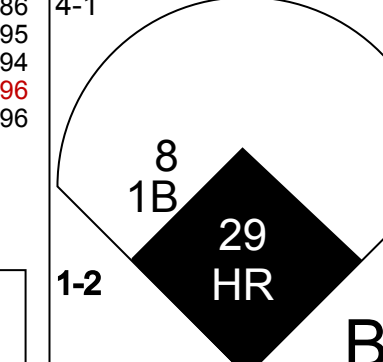
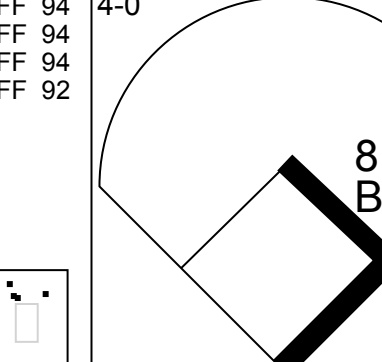
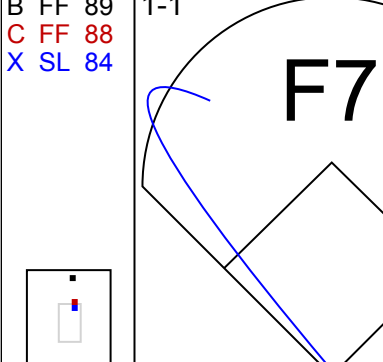
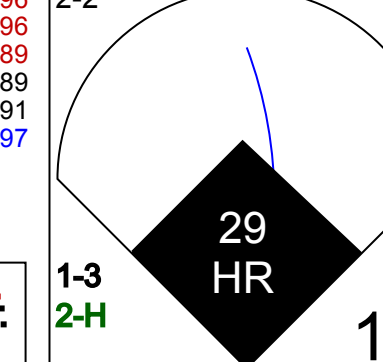
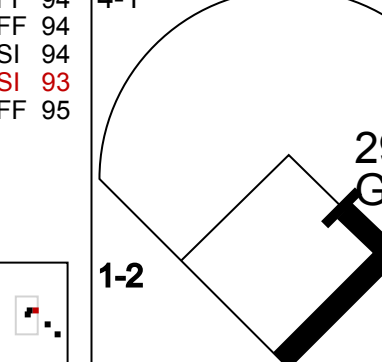
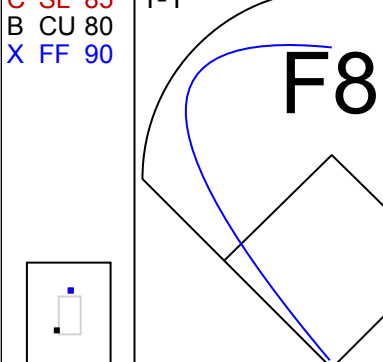
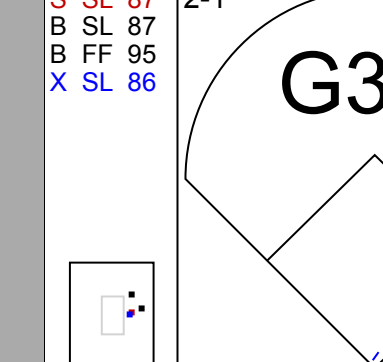
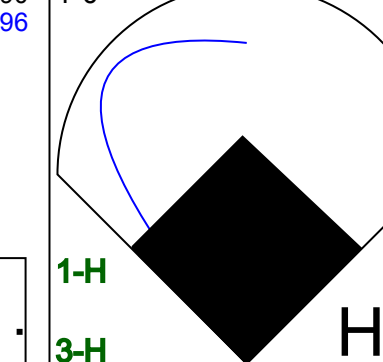
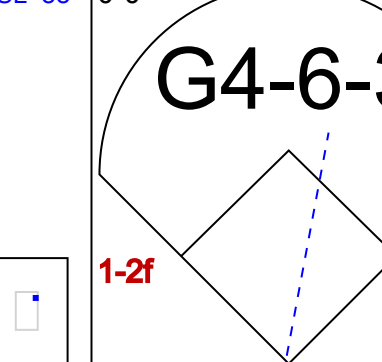

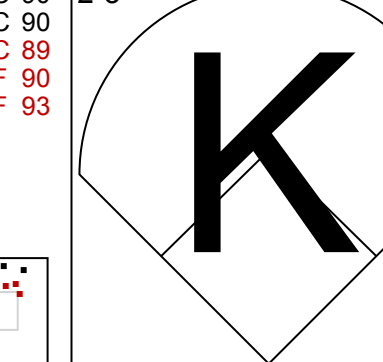
Batter	1	2	3	4	5	6	7	8	9	AB	R	H	RBI	BB	SO	LOB	BOTTOM										
19 Jemile Weeks, S (1, 4) OBP: 0.338, SLG: 0.407	G3				G4-3		F7			4	0	1	0	0	0	1											
4 Coco Crisp, S (1, 8) OBP: 0.323, SLG: 0.385	G4-3				G6-3					2	0	0	0	0	1	2											
15 Ryan Sweeney, L (5, FH) OBP: 0.345, SLG: 0.339										2	0	1	0	0	0	0											
55 Hideki Matsui, L (1, 10) OBP: 0.325, SLG: 0.390										3	1	1	0	1	1	0											
16 Josh Willingham, R (1, 7) OBP: 0.329, SLG: 0.471										4	0	0	0	0	2	4											
12 David DeJesus, L (1, 9) OBP: 0.317, SLG: 0.366										4	1	1	0	0	1	0											
14 Brandon Allen, L (1, 3) OBP: 0.325, SLG: 0.482										3	0	0	0	1	2	2											
2 Cliff Pennington, S (1, 6) OBP: 0.326, SLG: 0.376										4	0	1	2	0	1	1											
8 Kurt Suzuki, R (1, 2) OBP: 0.297, SLG: 0.390										1	0	0	0	2	1	1											
29 Scott Sizemore, R (1, 5) OBP: 0.343, SLG: 0.396										3	1	1	1	0	1	2											
Inning Stats	R: 0 E: 0 K: 1 S: 9	H: 0 LOB: 0 BB: 0 P: 13	R: 0 E: 0 K: 3 S: 11	H: 0 LOB: 0 BB: 0 P: 14	R: 0 E: 0 K: 1 S: 19	H: 1 LOB: 2 BB: 1 P: 29	R: 2 E: 0 K: 1 S: 12	H: 3 LOB: 1 BB: 0 P: 17	R: 1 E: 0 K: 0 S: 11	H: 1 LOB: 0 BB: 0 P: 18	R: 0 E: 0 K: 1 S: 8	H: 0 LOB: 1 BB: 1 P: 14	R: 0 E: 0 K: 2 S: 16	H: 1 LOB: 3 BB: 2 P: 31	R: 0 E: 0 K: 1 S: 8	H: 0 LOB: 0 BB: 0 P: 11	1B: 4 2B: 1 3B: 0 HR: 1	SF: 0 SAC: 0 DP: 0 HBP: 0	WP: 0 PB: 0 SB: 0 CS: 0	PA: 34							
PITCHER	IP	WLS	BF	H	R	ER	SO	BB	IBB	HBP	BLK	WP	HR	S	P	ERA	WHIP										
36 Michael Pineda, R (1, 1) ERA: 3.74	1.0	L	25	5	3	3	7	2	0	0	0	0	0	70	105	4.50	1.167										
59 Chance Ruffin, R (7, 1) ERA: 4.09	1.0		6	1	0	0	2	2	0	0	0	0	0	16	31	0.00	3.000										
54 Tom Wilhelmson, R (8, 1) ERA: 3.91	1.0		3	0	0	0	1	0	0	0	0	0	0	8	11	0.00	0.000										

Seattle Mariners @ Oakland Athletics
Oakland Coliseum, Oakland, CA
Sat Sep 03 2011, 1:08 PM - 3:30 PM PDT
Att. 19,732 - Sunny - 64 F

AB 30
R 3
H 6
RBI 3
BB 4
SO 10
LOB 13



Batter	1	2	3	4	5	6	7	8	9	AB	R	H	RBI	BB	SO	LOB	TOP			
4 Alex Gordon, L OBP: 0.376, SLG: 0.502										4	1	1	1	1	2	1	Kansas City Royals @ Oakland Athletics Oakland Coliseum, Oakland, CA Mon Sep 05 2011, 1:09 PM - 4:13 PM PDT Att: 14,577 - Sunny - 62 F			
53 Melky Cabrera, S OBP: 0.377, SLG: 0.470										5	2	2	1	0	2	4				
16 Billy Butler, R OBP: 0.375, SLG: 0.480										4	4	3	3	1	0	0				
35 Eric Hosmer, L OBP: 0.337, SLG: 0.456										5	2	3	2	0	1	0				
21 Jeff Francoeur, R OBP: 0.329, SLG: 0.464										5	0	1	2	0	3	4				
8 Mike Moustakas, L OBP: 0.279, SLG: 0.283										5	0	2	2	0	2	1				
9 Johnny Giavotella, R OBP: 0.283, SLG: 0.377										4	0	0	0	0	2	2				
13 Salvador Perez, R OBP: 0.321, SLG: 0.410										4	0	2	0	0	0	0				
17 Chris Getz, L OBP: 0.213, SLG: 0.284										0	1	0	0	0	0	0				
27 Brayan Peña, S OBP: 0.291, SLG: 0.344										0	0	0	0	0	0	0				
2 Alcides Escobar, R OBP: 0.281, SLG: 0.328										4	1	1	0	0	2	3				
Inning Stats	R: 3 E: 0 K: 3 S: 16	H: 4 LOB: 1 BB: 0 P: 27	R: 0 E: 0 K: 2 S: 7	H: 0 LOB: 0 BB: 0 P: 10	R: 1 E: 0 K: 3 S: 13	H: 1 LOB: 0 BB: 0 P: 20	R: 0 E: 0 K: 1 S: 17	H: 2 LOB: 3 BB: 1 P: 28	R: 0 E: 0 K: 1 S: 8	H: 0 LOB: 0 BB: 0 P: 10	R: 2 E: 0 K: 1 S: 13	H: 2 LOB: 0 BB: 0 P: 20	R: 0 E: 0 K: 1 S: 5	H: 0 LOB: 0 BB: 0 P: 8	R: 5 E: 0 K: 1 S: 22	H: 5 LOB: 1 BB: 1 P: 30	1B: 10 2B: 4 3B: 0 HR: 2	SF: 0 SAC: 0 DP: 1 HBP: 0	WP: 0 PB: 0 SB: 2 CS: 1	PA: 42
PITCHER	IP WLS BF H R ER SO BB IBB HBP BLK WP HR S P ERA WHIP	IP WLS BF H R ER SO BB IBB HBP BLK WP HR S P ERA WHIP	IP WLS BF H R ER SO BB IBB HBP BLK WP HR S P ERA WHIP	IP WLS BF H R ER SO BB IBB HBP BLK WP HR S P ERA WHIP	IP WLS BF H R ER SO BB IBB HBP BLK WP HR S P ERA WHIP	IP WLS BF H R ER SO BB IBB HBP BLK WP HR S P ERA WHIP	IP WLS BF H R ER SO BB IBB HBP BLK WP HR S P ERA WHIP	IP WLS BF H R ER SO BB IBB HBP BLK WP HR S P ERA WHIP	IP WLS BF H R ER SO BB IBB HBP BLK WP HR S P ERA WHIP	18 Rich Harden, R ERA: 4.74	48 Michael Wuertz, R ERA: 5.01	56 Craig Breslow, L ERA: 4.11	40 Brian Fuentes, L ERA: 4.02	40 Andrew Bailey, R ERA: 3.39	62 Neil Wagner, R ERA: 6.75	13.50 4.500				

Batter	1	2	3	4	5	6	7	8	9	AB	R	H	RBI	BB	SO	LOB	BOTTOM			
19 Jemile Weeks, S OBP: 0.331, SLG: 0.401										5	1	1	0	0	1	0	Kansas City Royals @ Oakland Athletics Oakland Coliseum, Oakland, CA Mon Sep 05 2011, 1:09 PM - 4:13 PM PDT Att: 14,577 - Sunny - 62 F			
2 Cliff Pennington, S OBP: 0.325, SLG: 0.371										4	1	0	0	1	2	0				
55 Hideki Matsui, L OBP: 0.327, SLG: 0.396										3	0	0	0	1	1	2				
16 Josh Willingham, R OBP: 0.332, SLG: 0.470										3	0	1	1	1	1	1				
23 Michael Taylor, R OBP: 0.332, SLG: 0.470										0	0	0	0	0	0	0				
12 David DeJesus, L OBP: 0.316, SLG: 0.365										2	0	0	1	0	1	1				
14 Brandon Allen, L OBP: 0.328, SLG: 0.487										3	1	0	0	1	1	3				
15 Ryan Sweeney, L OBP: 0.349, SLG: 0.344										1	1	0	0	3	0	0				
8 Kurt Suzuki, R OBP: 0.299, SLG: 0.388										3	1	1	1	1	0	2				
29 Scott Sizemore, R OBP: 0.344, SLG: 0.403										4	1	1	3	0	1	2				
Inning Stats	R: 0 E: 0 K: 1 S: 9	H: 0 LOB: 0 BB: 0 P: 13	R: 4 E: 0 K: 0 S: 17	H: 2 LOB: 0 BB: 2 P: 32	R: 0 E: 0 K: 2 S: 12	H: 0 LOB: 1 BB: 1 P: 21	R: 0 E: 0 K: 0 S: 5	H: 0 LOB: 2 BB: 2 P: 14	R: 2 E: 0 K: 1 S: 12	H: 2 LOB: 1 BB: 1 P: 25	R: 0 E: 0 K: 0 S: 8	H: 0 LOB: 0 BB: 0 P: 13	R: 0 E: 0 K: 0 S: 7	H: 0 LOB: 2 BB: 2 P: 19	R: 0 E: 0 K: 3 S: 12	H: 0 LOB: 0 BB: 0 P: 16	1B: 2 2B: 1 3B: 0 HR: 1	SF: 1 SAC: 1 DP: 1 HBP: 0	WP: 2 PB: 0 SB: 0 CS: 0	PA: 38
PITCHER	IP WLS BF H R ER SO BB IBB HBP BLK WP HR S P ERA WHIP	IP WLS BF H R ER SO BB IBB HBP BLK WP HR S P ERA WHIP	IP WLS BF H R ER SO BB IBB HBP BLK WP HR S P ERA WHIP	IP WLS BF H R ER SO BB IBB HBP BLK WP HR S P ERA WHIP	IP WLS BF H R ER SO BB IBB HBP BLK WP HR S P ERA WHIP	IP WLS BF H R ER SO BB IBB HBP BLK WP HR S P ERA WHIP	IP WLS BF H R ER SO BB IBB HBP BLK WP HR S P ERA WHIP	IP WLS BF H R ER SO BB IBB HBP BLK WP HR S P ERA WHIP	IP WLS BF H R ER SO BB IBB HBP BLK WP HR S P ERA WHIP	59 Felipe Paulino, R ERA: 4.6	61 Everett Teaford, L ERA: 3.21	56 Greg Holland, R ERA: 1.83	48 Joaquin Soria, R ERA: 4.24			12.46 2.308				

AB	40
R	11
H	15
RBI	11
BB	2
SO	14
LOB	15



AB	28
R	6
H	4
RBI	6
BB	8
SO	8
LOB	11



Batter	1	2	3	4	5	6	7	8	9	AB	R	H	RBI	BB	SO	LOB	TOP					
4 Alex Gordon, L OBP: 0.375, SLG: 0.498	F7	G3		K				P4		4	0	0	2	1	1	2	Kansas City Royals @ Oakland Athletics Oakland Coliseum, Oakland, CA Tue Sep 06 2011, 7:07 PM - 10:14 PM PDT Att: 12,064 - Clear - 70 F					
53 Melky Cabrera, S OBP: 0.334, SLG: 0.466	G5-3	P3		P3				P2		5	0	0	0	0	0	5						
16 Billy Butler, R OBP: 0.375, SLG: 0.478	K							G6-3		4	0	1	0	1	1	0						
35 Eric Hosmer, L OBP: 0.338, SLG: 0.463										5	2	2	1	0	1	4						
21 Jeff Francoeur, R OBP: 0.331, SLG: 0.471										5	2	3	1	0	1	1						
9 Johnny Cueto, R OBP: 0.289, SLG: 0.370										5	1	1	1	0	1	3						
13 Salvador Perez, R OBP: 0.337, SLG: 0.434										5	2	3	1	0	1	1						
24 Yamaico Navarro, R OBP: 0.321, SLG: 0.375										4	0	1	0	0	2	2						
2 Alcides Escobar, R OBP: 0.283, SLG: 0.328										3	0	1	1	1	0	0						
Inning Stats	R: 0 E: 0 K: 1 S: 6	H: 0 LOB: 0 BB: 0 P: 6	R: 4 E: 0 K: 0 S: 24	H: 6 LOB: 3 BB: 1 P: 40	R: 0 E: 0 K: 2 S: 10	H: 1 LOB: 1 BB: 0 P: 13	R: 0 E: 0 K: 1 S: 7	H: 0 LOB: 0 BB: 0 P: 10	R: 3 E: 1 K: 0 S: 17	H: 3 LOB: 2 BB: 2 P: 29	R: 0 E: 0 K: 1 S: 10	H: 1 LOB: 1 BB: 0 P: 19	R: 0 E: 0 K: 2 S: 12	H: 0 LOB: 0 BB: 0 P: 17	R: 0 E: 0 K: 0 S: 6	H: 0 LOB: 0 BB: 0 P: 12	R: 0 E: 0 K: 1 S: 11	H: 1 LOB: 1 BB: 0 P: 15	1B: 9 2B: 1 3B: 0 HR: 2	SF: 0 SAC: 0 DP: 0 HBP: 0	WP: 0 PB: 0 CS: 2	PA: 43
PITCHER	IP WLS BF H R ER SO BB IBB HBP BLK WP HR S P ERA WHIP																					
47 Gio González, L ERA: 3.43	5.0 L 29 10 7 6 4 3 0 0 0 0 0 2 64 98 10.80 2.600																					
38 Andrew Carignan, R ERA:	2.0 7 1 0 0 3 0 0 0 0 0 0 0 22 36 0.00 0.500																					
13 Jerry Blevins, L ERA: 3.2	2.0 7 1 0 0 1 0 0 0 0 0 0 0 17 27 0.00 0.500																					

Batter	1	2	3	4	5	6	7	8	9	AB	R	H	RBI	BB	SO	LOB	BOTTOM			
19 Jemile Weeks, S OBP: 0.335, SLG: 0.407	K									5	0	3	2	0	1	0	Kansas City Royals @ Oakland Athletics Oakland Coliseum, Oakland, CA Tue Sep 06 2011, 7:07 PM - 10:14 PM PDT Att: 12,064 - Clear - 70 F			
2 Cliff Pennington, S OBP: 0.326, SLG: 0.370	B1									4	0	1	2	1	1	2				
55 Hideki Matsui, L OBP: 0.326, SLG: 0.394										5	0	1	0	0	0	5				
16 Josh Willingham, R OBP: 0.329, SLG: 0.465										4	0	0	0	0	2	3				
29 Scott Sizemore, R OBP: 0.340, SLG: 0.398										4	0	0	0	0	0	2				
14 Brandon Allen, L OBP: 0.326, SLG: 0.475										3	1	0	0	1	1	0				
23 Michael Taylor, R OBP: 0.375, SLG: 0.167										3	1	1	0	1	0	0				
15 Ryan Sweeney, L OBP: 0.351, SLG: 0.344										3	1	1	0	1	1	2				
26 Anthony Recker, R OBP: 0.353, SLG: 0.286										3	1	0	0	1	2	4				
Inning Stats	R: 0 E: 0 K: 1 S: 11	H: 1 LOB: 1 BB: 0 P: 16	R: 0 E: 0 K: 0 S: 12	H: 0 LOB: 0 BB: 0 P: 20	R: 2 E: 0 K: 1 S: 15	H: 2 LOB: 2 BB: 2 P: 29	R: 0 E: 0 K: 0 S: 9	H: 0 LOB: 0 BB: 0 P: 12	R: 0 E: 0 K: 0 S: 11	H: 0 LOB: 0 BB: 0 P: 17	R: 1 E: 0 K: 2 S: 16	H: 2 LOB: 2 BB: 1 P: 23	R: 0 E: 0 K: 1 S: 8	H: 0 LOB: 0 BB: 0 P: 12	R: 1 E: 0 K: 2 S: 19	H: 2 LOB: 3 BB: 2 P: 34	1B: 6 2B: 1 3B: 0 HR: 0	SF: 0 SAC: 0 DP: 0 HBP: 0	WP: 0 PB: 0 CS: 0	PA: 39
PITCHER	IP WLS BF H R ER SO BB IBB HBP BLK WP HR S P ERA WHIP																			
23 Danny Duffy, L ERA: 5.64	6.1 W 26 4 3 3 4 3 0 0 0 0 0 0 75 119 4.26 1.105																			
38 Blake Wood, R ERA: 3.99	1.2 8 2 1 1 2 1 0 0 0 0 0 0 20 30 5.40 1.800																			
4B Joakim Soria, R ERA: 4.17	1.0 S 5 1 0 0 2 1 0 0 0 0 0 0 14 25 0.00 2.000																			

AB 40
R 7
H 12
RBI 7
BB 3
SO 8
LOB 18



AB 34
R 4
H 7
RBI 4
BB 5
SO 8
LOB 18



Batter	1	2	3	4	5	6	7	8	9	AB	R	H	RBI	BB	SO	LOB	TOP																					
4 Alex Gordon, L OBP: 0.374, SLG: 0.496	G6-3			F7		F8			1B	4	0	1	0	0	0	1																						
9 Johnny Giavotella, R OBP: 0.271, SLG: 0.358	F9			F8			P3		F9	4	0	0	0	0	0	1																						
16 Billy Butler, R OBP: 0.373, SLG: 0.474	L8			G4-3			F8		E5	4	0	0	0	0	0	1																						
35 Eric Hosmer, L OBP: 0.335, SLG: 0.458		P5			F8		K		P5	4	0	0	0	0	1	2																						
21 Jeff Francoeur, R OBP: 0.329, SLG: 0.469		F8			K			L4		3	0	0	0	0	1	0																						
12 Mitch Maier, L OBP: 0.360, SLG: 0.369		F8			K			K		3	0	0	0	0	2	0																						
13 Salvador Perez, R OBP: 0.337, SLG: 0.430			F9			F8				3	0	1	0	0	0	0																						
8 Mike Moustakas, L OBP: 0.276, SLG: 0.280			F8			F9			1B	3	0	0	0	0	0	1																						
2 Alcides Escobar, R OBP: 0.327, SLG: 0.327			G6-3						F8	2	0	0	0	1	0	0																						
Inning Stats	R: 0 H: 0 E: 0 K: 0 S: 9	H: 0 LOB: 0 BB: 0 P: 12	R: 0 H: 0 E: 0 K: 0 S: 11	H: 0 LOB: 0 BB: 0 P: 15	R: 0 H: 0 E: 0 K: 0 S: 7	H: 0 LOB: 0 BB: 0 P: 12	R: 0 H: 0 E: 0 K: 0 S: 7	H: 0 LOB: 0 BB: 0 P: 11	R: 0 H: 0 E: 0 K: 2 S: 9	H: 0 LOB: 0 BB: 0 P: 13	R: 0 H: 0 E: 0 K: 1 S: 6	H: 0 LOB: 1 BB: 1 P: 12	R: 0 H: 0 E: 0 K: 1 S: 10	H: 1 LOB: 1 BB: 0 P: 16	R: 0 H: 1 E: 1 K: 0 S: 18	H: 1 LOB: 2 BB: 0 P: 24	1B: 2 2B: 0 3B: 0 HR: 0	SF: 0 SAC: 0 DP: 0 HBP: 0	WP: 0 PB: 0 SB: 0 CS: 0	PA: 31																		
PITCHER	IP	WLS	BF	H	R	ER	SO	BB	IBB	HBP	BLK	WP	HR	S	P	ERA	WHIP	PITCHER				IP	WLS	BF	H	R	ER	SO	BB	IBB	HBP	BLK	WP	HR	S	P	ERA	WHIP
52 Guillermo Moscoso, R ERA: 3.34	8.2	W	30	2	0	0	4	1	0	0	0	0	0	86	129	0.00	0.346					8.2	W	30	2	0	0	0	1	0	0	0	0	0	0	0	0.00	0.000
60 Fautino De Los Santos, R ERA: 3.54	0.1		1	0	0	0	0	0	0	0	0	0	0	1	1	0.00	0.000					0.1		1	0	0	0	0	0	0	0	0	0	0	0	0.00	0.000	

Kansas City Royals @ Oakland Athletics
Oakland Coliseum, Oakland, CA
Wed Sep 07 2011, 12:38 PM - 3:19 PM PDT
Att: 13,132 - Sunny - 72 F

AB	30
R	0
H	2
RBI	0
BB	1
SO	4
LOB	6



Batter	1	2	3	4	5	6	7	8	9	AB	R	H	RBI	BB	SO	LOB	BOTTOM																					
19 Jemile Weeks, S OBP: 0.342, SLG: 0.415	1B				L5					5	1	4	1	0	0	0																						
4 Coco Crisp, S OBP: 0.326, SLG: 0.388	1B				P3		F9			4	1	2	0	1	0	1																						
55 Hideki Matsui, L OBP: 0.329, SLG: 0.393	2B									3	1	1	1	2	2	4																						
16 Josh Willingham, R OBP: 0.328, SLG: 0.463	2B									4	1	1	1	0	0	5																						
29 Scott Sizemore, R OBP: 0.339, SLG: 0.399		F8								4	0	1	2	0	1	1																						
2 Cliff Pennington, S OBP: 0.325, SLG: 0.369		G3-1								4	0	1	0	0	1	1																						
8 Kurt Suzuki, R OBP: 0.300, SLG: 0.389		F9								4	2	2	0	0	0	1																						
23 Michael Taylor, R OBP: 0.333, SLG: 0.200		L9-3								4	1	1	0	0	1	1																						
7 Adam Rosales, R OBP: 0.155, SLG: 0.196			F8							3	0	0	1	0	0	1																						
Inning Stats	R: 1 H: 2 E: 0 K: 0 S: 7	H: 2 LOB: 1 BB: 1 P: 13	R: 0 H: 0 E: 0 K: 0 S: 9	H: 0 LOB: 0 BB: 0 P: 11	R: 0 H: 1 E: 0 K: 1 S: 17	H: 1 LOB: 2 BB: 1 P: 31	R: 1 H: 1 E: 1 K: 0 S: 14	H: 1 LOB: 1 BB: 0 P: 19	R: 2 H: 2 E: 0 K: 1 S: 14	H: 2 LOB: 1 BB: 1 P: 24	R: 3 H: 4 E: 0 K: 0 S: 13	H: 4 LOB: 1 BB: 0 P: 22	R: 0 H: 1 E: 0 K: 2 S: 11	H: 1 LOB: 1 BB: 0 P: 16	R: 0 H: 2 E: 0 K: 1 S: 11	H: 2 LOB: 2 BB: 0 P: 18	1B: 10 2B: 3 3B: 0 HR: 0	SF: 2 SAC: 0 DP: 0 HBP: 0	WP: 1 PB: 0 SB: 1 CS: 0	PA: 40																		
PITCHER	IP	WLS	BF	H	R	ER	SO	BB	IBB	HBP	BLK	WP	HR	S	P	ERA	WHIP	PITCHER				IP	WLS	BF	H	R	ER	SO	BB	IBB	HBP	BLK	WP	HR	S	P	ERA	WHIP
52 Bruce Chen, L ERA: 4.3	5.1	L	27	8	6	5	2	3	0	0	0	0	0	68	108	8.44	2.062					5.1	L	27	8	6	5	2	3	0	0	0	0	0	0	0	8.44	2.062
55 Tim Collins, L ERA: 3.71	1.2		8	3	1	1	2	0	0	0	0	0	0	17	28	5.40	1.800					1.2		8	3	1	1	2	0	0	0	0	0	0	0	5.40	1.800	
43 Aaron Crow, R ERA: 2.88	1.0		5	2	0	0	1	0	0	0	0	0	0	11	18	0.00	2.000					1.0		5	2	0	0	1	0	0	0	0	0	0	0	0.00	2.000	

Kansas City Royals @ Oakland Athletics
Oakland Coliseum, Oakland, CA
Wed Sep 07 2011, 12:38 PM - 3:19 PM PDT
Att: 13,132 - Sunny - 72 F

AB	35
R	7
H	13
RBI	6
BB	3
SO	5
LOB	15



Batter	1	2	3	4	5	6	7	8	9	AB	R	H	RBI	BB	SO	LOB	TOP					
19 Jemile Weeks, S OBP: 0.343, SLG: 0.416										4	1	2	0	0	0	0						
4 Coco Crisp, S OBP: 0.323, SLG: 0.385										4	0	0	0	0	0	2						
15 Ryan Sweeney, L OBP: 0.351, SLG: 0.344										0	0	0	0	0	0	0						
55 Hideki Matsui, L OBP: 0.332, SLG: 0.402										3	2	2	2	1	0	0						
16 Josh Willingham, R OBP: 0.327, SLG: 0.468										4	1	1	2	0	2	1						
14 Brandon Allen, L OBP: 0.317, SLG: 0.460										4	0	0	0	0	3	0						
2 Cliff Pennington, S OBP: 0.323, SLG: 0.365										4	0	0	0	0	2	0						
12 David DeJesus, L OBP: 0.314, SLG: 0.361										4	0	0	0	0	1	0						
8 Kurt Suzuki, R OBP: 0.301, SLG: 0.388										3	0	1	0	0	1	0						
29 Scott Sizemore, R OBP: 0.336, SLG: 0.396										3	0	0	0	0	1	1						
Inning Stats	R: 2 H: 1 E: 0 K: 1 S: 10	H: 1 LOB: 0 BB: 1 P: 15	R: 0 H: 1 E: 0 K: 1 S: 12	H: 1 LOB: 1 BB: 0 P: 17	R: 0 H: 1 E: 0 K: 1 S: 11	H: 1 LOB: 1 BB: 0 P: 18	R: 0 H: 0 E: 0 K: 2 S: 9	H: 0 LOB: 0 BB: 0 P: 16	R: 0 H: 1 E: 0 K: 1 S: 9	H: 1 LOB: 0 BB: 0 P: 11	R: 0 H: 0 E: 0 K: 0 S: 6	H: 0 LOB: 0 BB: 0 P: 8	R: 0 H: 0 E: 0 K: 1 S: 7	H: 0 LOB: 0 BB: 0 P: 9	R: 2 H: 2 E: 0 K: 1 S: 14	H: 2 LOB: 0 BB: 0 P: 20	R: 0 H: 0 E: 0 K: 2 S: 12	H: 0 LOB: 0 BB: 0 P: 15	1B: 4 2B: 0 3B: 0 HR: 2	SF: 0 SAC: 0 DP: 0 HBP: 0	WP: 0 PB: 0 SB: 0 CS: 0	PA: 34
PITCHER	IP	WLS	BF	H	R	ER	SO	BB	IBB	HBP	BLK	WP	HR	S	P	ERA	WHIP					
48 Colby Lewis, R ERA: 4.29	7.1	W	28	5	3	3	7	1	0	0	0	0	1	68	99	3.68	0.818					
37 Mike Adams, R ERA: 1.38	0.2		3	1	1	1	1	0	0	0	0	0	1	10	15	13.50	1.500					
30 Neftali Feliz, R ERA: 2.82	1.0		3	0	0	0	2	0	0	0	0	0	0	12	15	0.00	0.000					

Oakland Athletics @ Texas Rangers
Rangers Ballpark in Arlington, Arlington, TX
Fri Sep 09 2011, 8:09 PM - 10:56 PM EDT
Att: 36,706 - Clear - 88 F

AB 33
R 4
H 6
RBI 4
BB 1
SO 10
LOB 4



Batter	1	2	3	4	5	6	7	8	9	AB	R	H	RBI	BB	SO	LOB	BOTTOM					
5 Ian Kinsler, R OBP: 0.348, SLG: 0.471										4	4	3	0	1	0	2						
6 Esteban German, R OBP: 0.667, SLG: 2.000										5	3	2	2	0	0	5						
1 Elvis Andrus, R OBP: 0.344, SLG: 0.353										5	3	2	2	0	0	5						
10 Michael Young, R OBP: 0.378, SLG: 0.481										5	3	3	4	0	0	1						
29 Adrián Beltré, R OBP: 0.317, SLG: 0.492										5	0	2	2	0	0	1						
3 Andrés Blanco, S OBP: 0.236, SLG: 0.333										0	0	0	0	0	0	0						
7 David Murphy, L OBP: 0.324, SLG: 0.390										4	0	0	1	0	0	4						
27 Leony Martin, L OBP: 0.333, SLG: 0.333										0	0	0	0	0	0	0						
25 Mike Napoli, R OBP: 0.398, SLG: 0.602										4	1	1	2	1	3	1						
15 Matt Treanor, R OBP: 0.348, SLG: 0.303										0	0	0	0	0	0	0						
18 Mitch Moreland, L OBP: 0.328, SLG: 0.425										5	0	2	1	0	1	0						
9 Endy Chavez, L OBP: 0.322, SLG: 0.438										4	0	0	0	0	1	3						
23 Craig Gentry, R OBP: 0.331, SLG: 0.292										3	2	2	0	0	1	0						
Inning Stats	R: 2 H: 2 E: 0 K: 1 S: 17	H: 2 LOB: 2 BB: 0 P: 25	R: 0 H: 0 E: 0 K: 0 S: 6	H: 0 LOB: 0 BB: 0 P: 11	R: 0 H: 0 E: 0 K: 0 S: 10	H: 0 LOB: 0 BB: 0 P: 13	R: 0 H: 0 E: 0 K: 2 S: 9	H: 0 LOB: 0 BB: 0 P: 12	R: 2 H: 2 E: 1 K: 1 S: 18	H: 2 LOB: 1 BB: 0 P: 24	R: 0 H: 0 E: 0 K: 1 S: 7	H: 0 LOB: 0 BB: 0 P: 12	R: 4 H: 6 E: 0 K: 0 S: 15	H: 6 LOB: 2 BB: 1 P: 27	R: 5 H: 3 E: 1 K: 1 S: 21	H: 3 LOB: 0 BB: 0 P: 29	1B: 10 2B: 4 3B: 0 HR: 1	SF: 1 SAC: 0 DP: 1 HBP: 1	WP: 0 PB: 0 SB: 2 CS: 0	PA: 43		
PITCHER	IP	WLS	BF	H	R	ER	SO	BB	IBB	HBP	BLK	WP	HR	S	P	ERA	WHIP					
32 Brandon McCarthy, R ERA: 3.45	6.0	L	26	6	4	3	5	1	0	0	0	0	0	10	15	-	-					
48 Michael Wuerz, R ERA: 6.12	0.0		5	5	4	4	0	0	0	0	0	0	0	5	12	0.00	2.000					
56 Craig Breslow, L ERA: 4.03	1.0		4	1	0	0	0	1	0	0	0	0	1	21	29	18.00	3.000					
62 Neil Wagner, R ERA: 9.82	1.0		8	3	5	2	1	0	0	1	0	0	1	21	29	18.00	3.000					

Oakland Athletics @ Texas Rangers
Rangers Ballpark in Arlington, Arlington, TX
Fri Sep 09 2011, 8:09 PM - 10:56 PM EDT
Att: 36,706 - Clear - 88 F

AB 39
R 13
H 15
RBI 12
BB 2
SO 6
LOB 17



Batter	1	2	3	4	5	6	7	8	9	AB	R	H	RBI	BB	SO	LOB	TOP					
2 Erick Aybar, S OBP: 0.311, SLG: 0.405	F8		L4		L8		G4-3		HBP	4	0	0	0	0	0	1						
47 Howie Kendrick, R OBP: 0.345, SLG: 0.473	1B		G5-3			BB		G6-3	FC6-4	4	1	1	0	1	0	1						
53 Bobby Abreu, L OBP: 0.359, SLG: 0.365	1B			G4-3		2B		BB		3	2	2	1	1	0	0						
48 Tori Hunter, R OBP: 0.336, SLG: 0.418	G4-6-3			G4-3		2B				4	0	1	0	0	1	4						
44 Mark Trumbo, R OBP: 0.295, SLG: 0.478		G6-3		G5-3		HR		1B		4	1	2	2	0	0	1						
6 Alberto Callaspo, S OBP: 0.357, SLG: 0.362		G3		L3		F8		E5		4	0	0	0	0	0	2						
10 Vernon Wells, R OBP: 0.251, SLG: 0.399					G5-3	P5		P6		4	0	1	0	0	0	2						
25 Peter Bourjos, R OBP: 0.324, SLG: 0.438							P4		G6-3	3	0	0	0	0	0	1						
5 Jeff Mathis, R OBP: 0.233, SLG: 0.274							K		F7	4	0	1	0	0	2	0						
Inning Stats	R: 0 H: 2 E: 0 K: 0 S: 7	H: 2 LOB: 1 BB: 0 P: 11	R: 0 H: 1 E: 0 K: 0 S: 14	H: 1 LOB: 1 BB: 0 P: 18	R: 0 H: 0 E: 0 K: 1 S: 8	H: 0 LOB: 0 BB: 0 P: 11	R: 0 H: 1 E: 0 K: 0 S: 6	H: 1 LOB: 1 BB: 0 P: 10	R: 0 H: 1 E: 0 K: 0 S: 11	H: 1 LOB: 1 BB: 0 P: 19	R: 3 H: 2 E: 0 K: 0 S: 14	H: 2 LOB: 0 BB: 1 P: 26	R: 0 H: 0 E: 0 K: 1 S: 8	H: 0 LOB: 0 BB: 0 P: 15	R: 1 H: 1 E: 1 K: 1 S: 15	H: 1 LOB: 2 BB: 1 P: 24	R: 0 H: 0 E: 0 K: 0 S: 10	H: 0 LOB: 1 BB: 0 P: 17	1B: 6 2B: 1 HR: 1	SF: 0 SAC: 0 DP: 1 HBP: 2	WP: 0 PB: 0 SB: 1 CS: 0	PA: 38
PITCHER	IP	WLS	BF	H	R	ER	SO	BB	IBB	HBP	BLK	WP	HR	S	P	ERA	WHIP					
18 Rich Harden, R ERA: 4.76	5.1	L	23	7	3	3	1	1	0	1	0	0	1	56	88	5.06	1.500					
60 Fautino De Los Santos, R ERA: 4.11	0.2		0	0	0	0	0	0	0	0	0	0	0	4	8	0.00	0.000					
56 Craig Breslow, L ERA: 3.93	1.0		3	0	0	0	1	0	0	0	0	0	0	8	15	0.00	0.000					
38 Andrew Carignan, R ERA: 4.76	1.0		6	1	1	0	1	1	0	0	0	0	0	15	24	0.00	2.000					
13 Jerry Blevins, L ERA: 3.94	1.0		4	0	0	0	0	0	0	1	0	0	0	10	17	0.00	0.000					

Los Angeles Angels @ Oakland Athletics
Oakland Coliseum, Oakland, CA
Wed Sep 14 2011, 12:38 PM - 3:24 PM PDT
Att: 14,743 - Cloudy - 60 F

AB 34
R 4
H 8
RBI 3
BB 2
SO 3
LOB 12

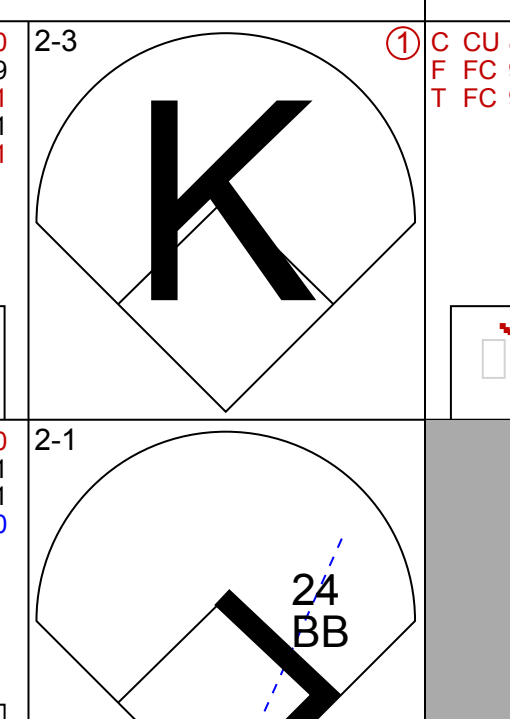
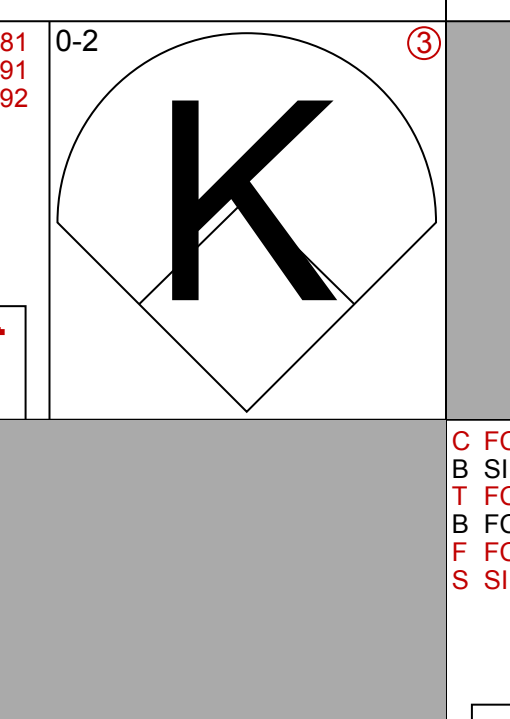
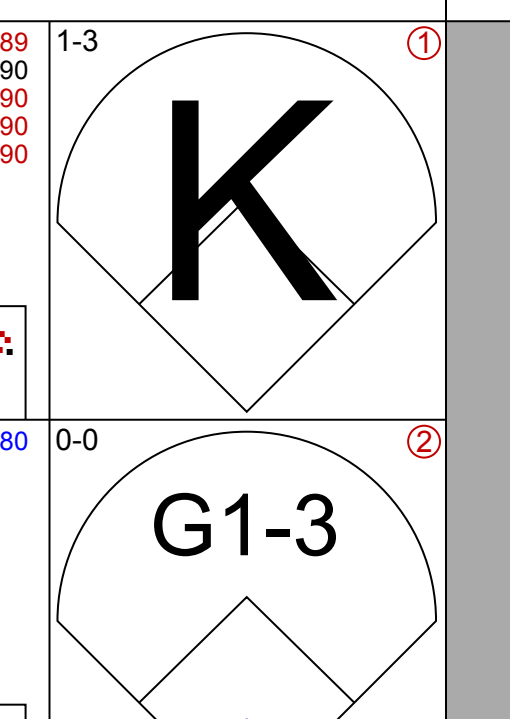
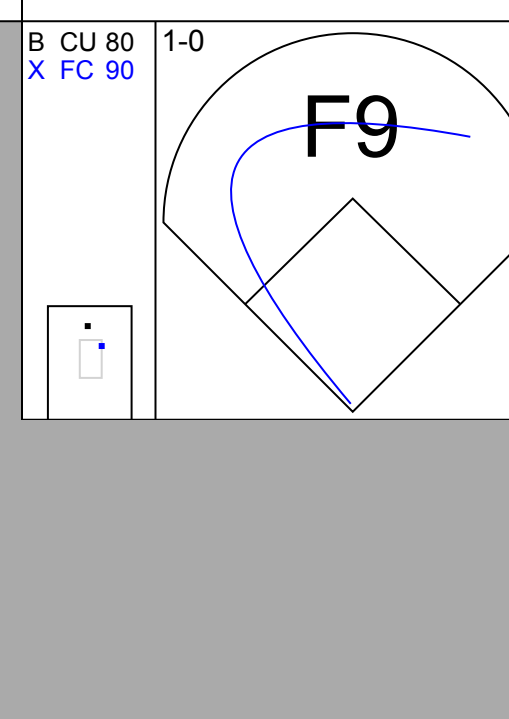
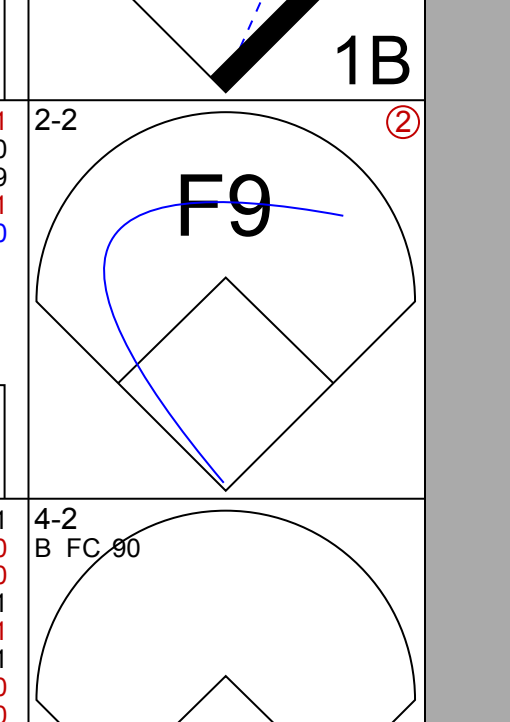
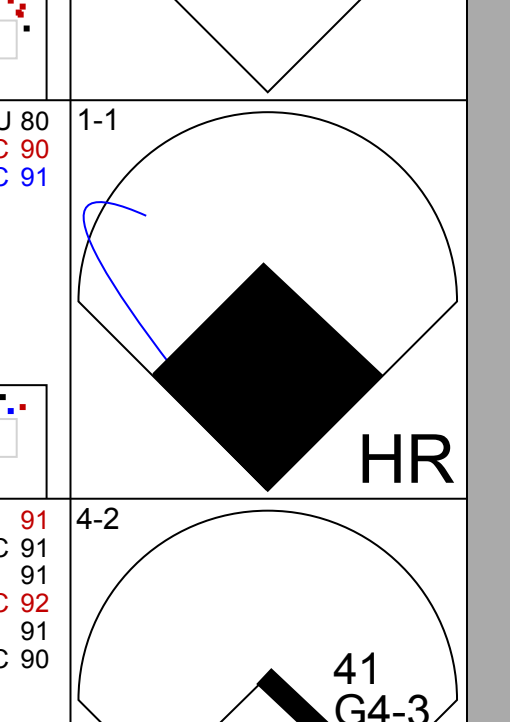
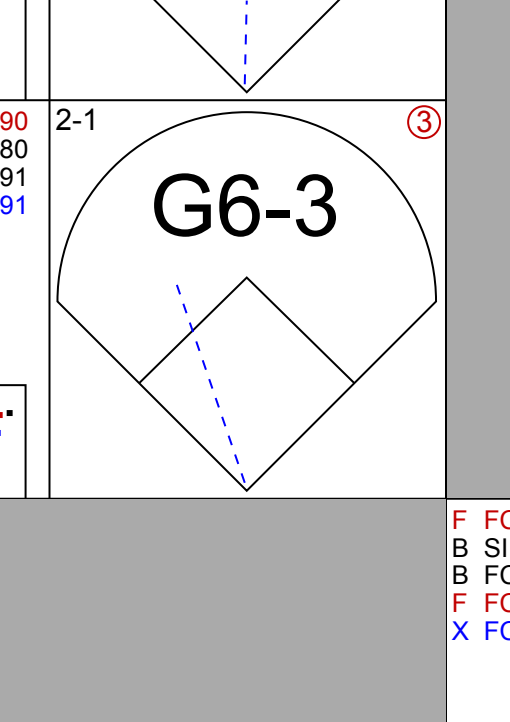
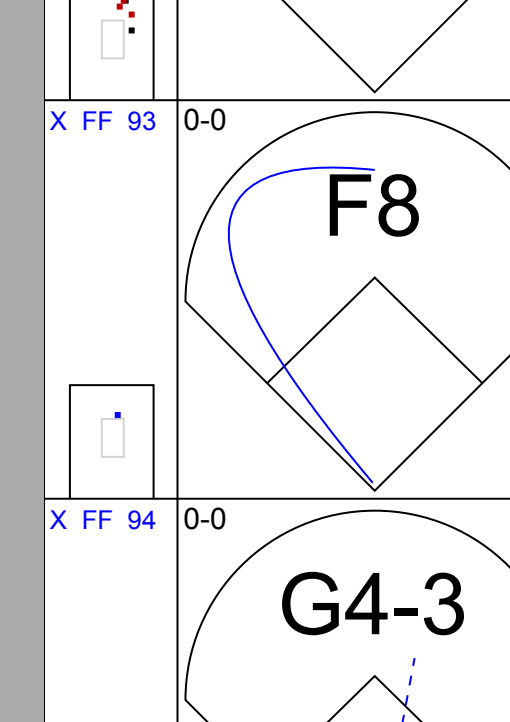
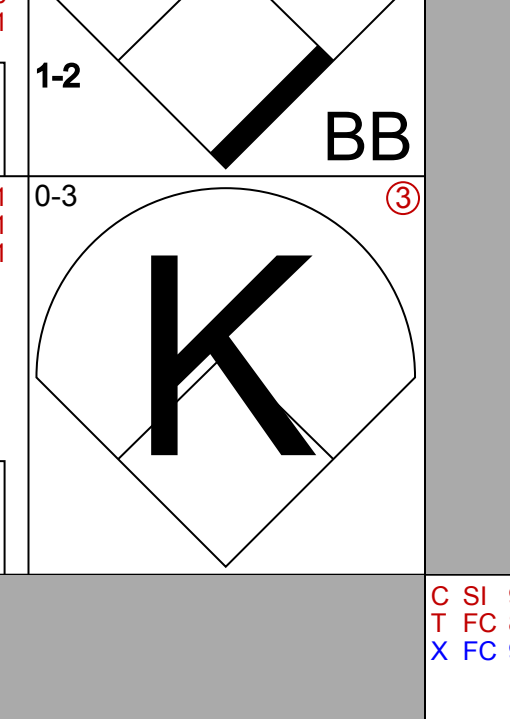
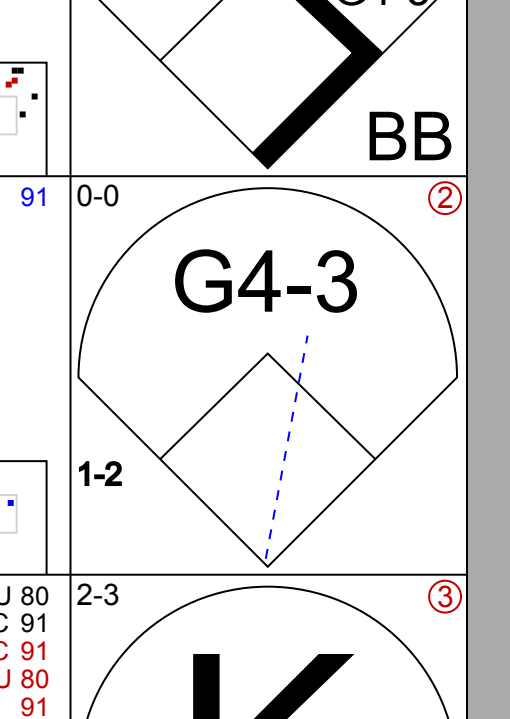
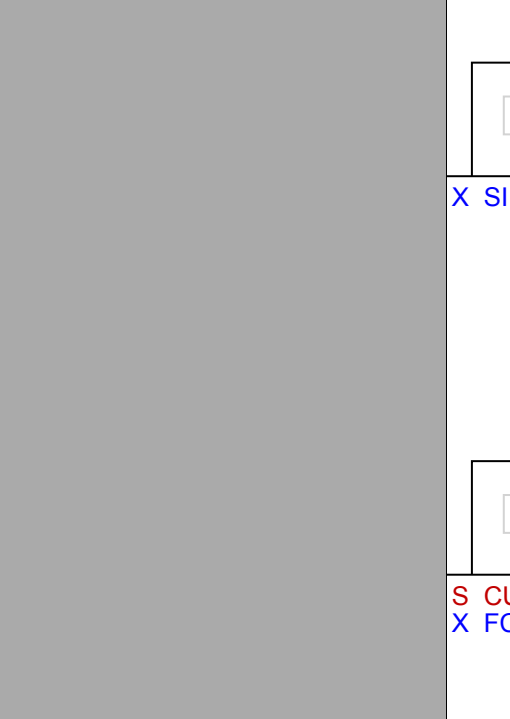
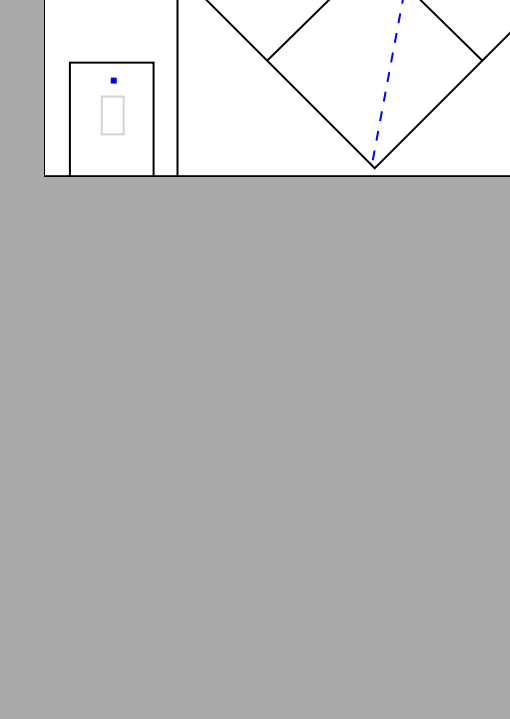
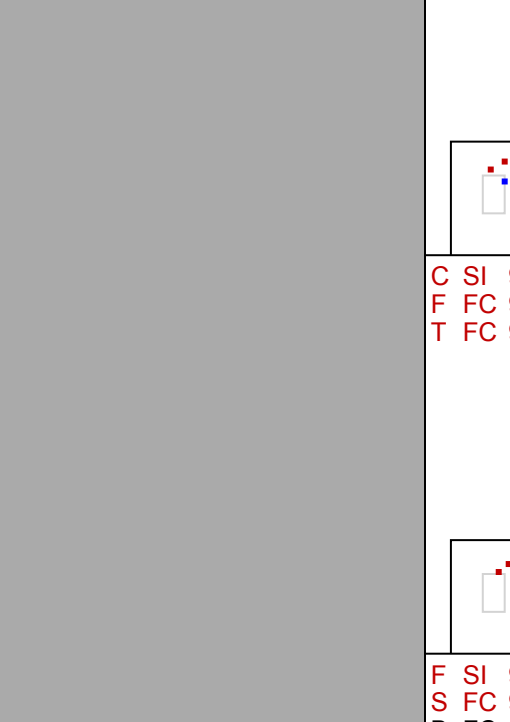
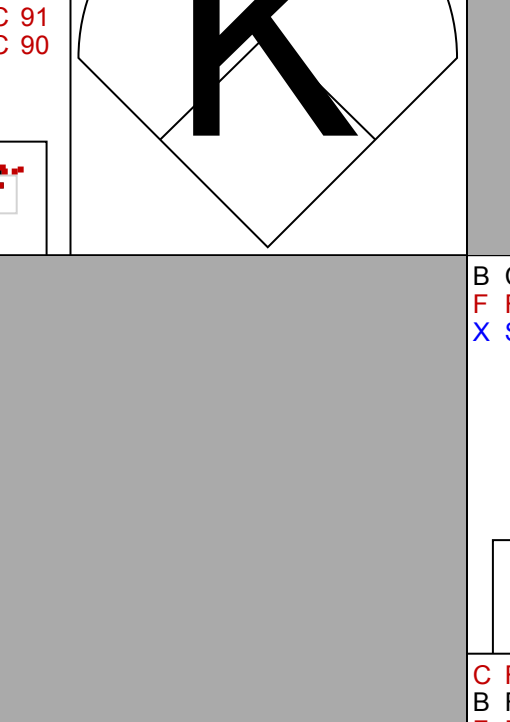


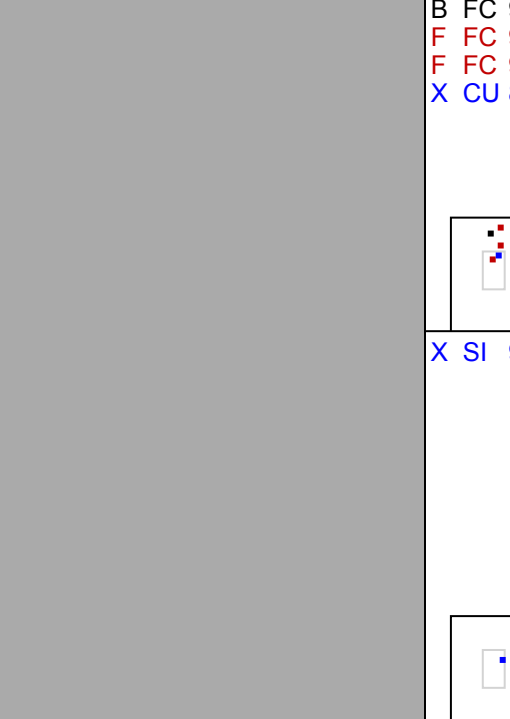
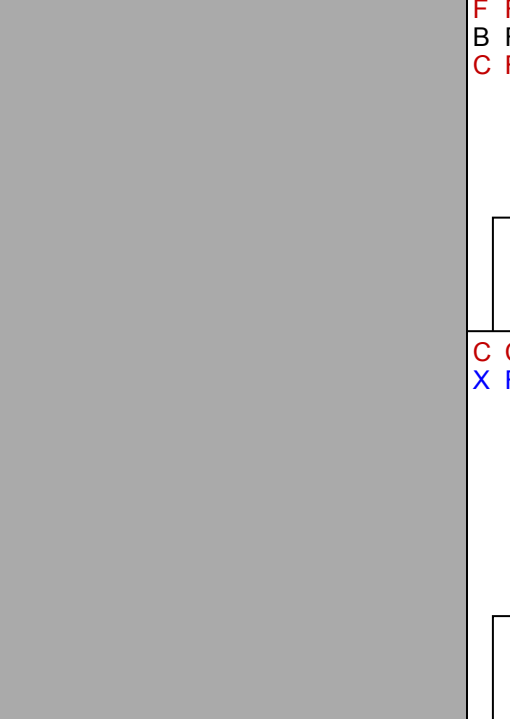

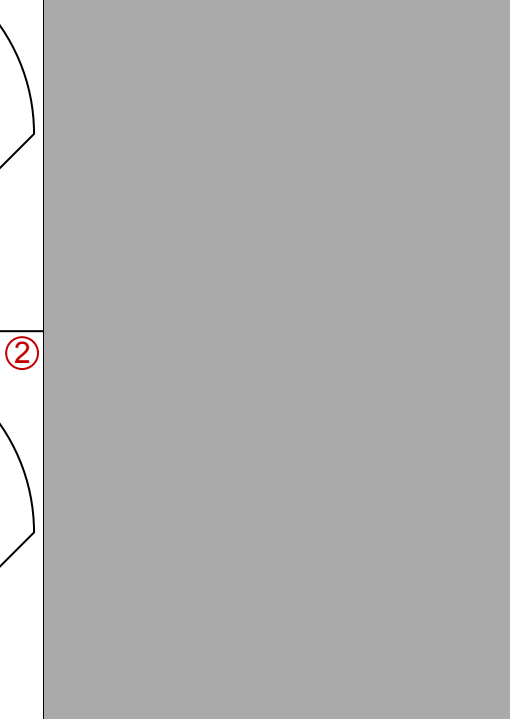
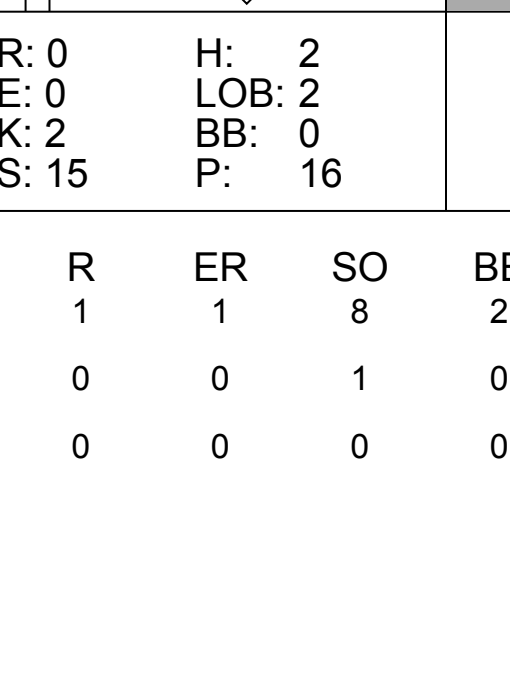
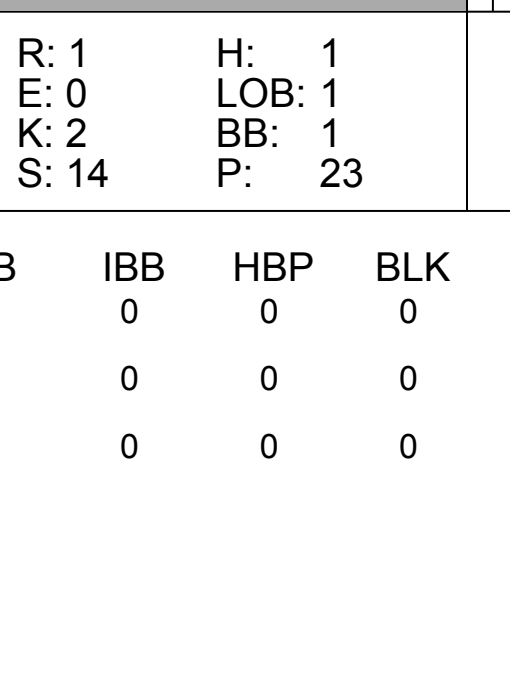
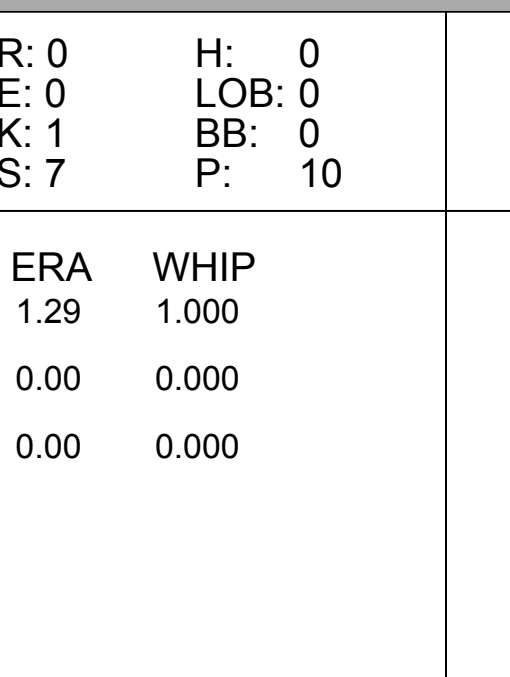
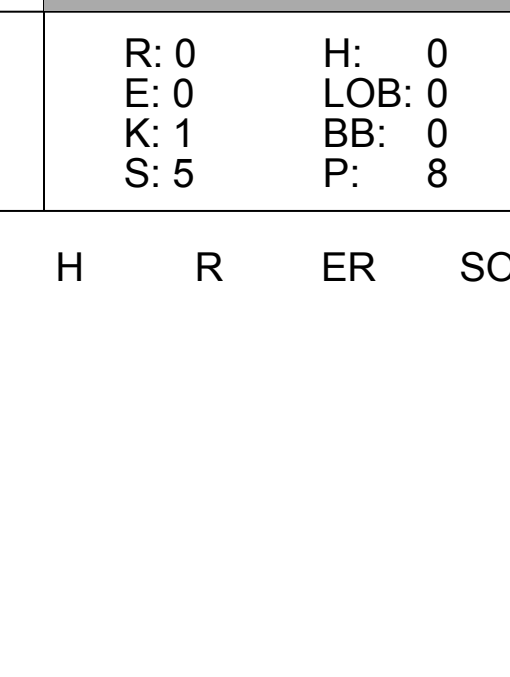
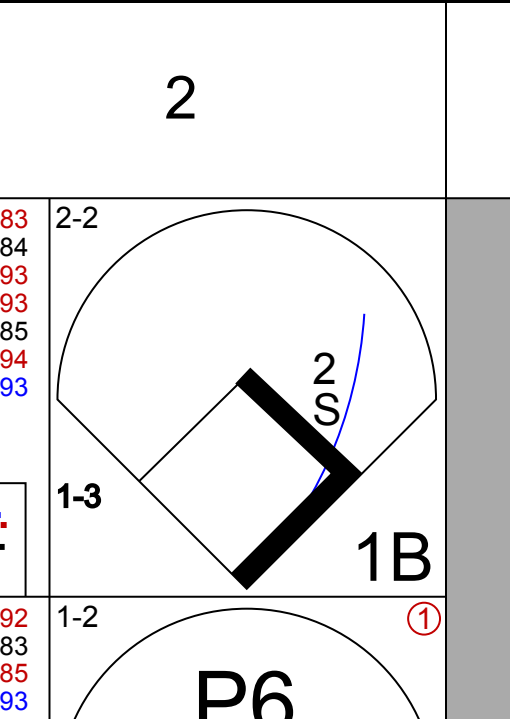
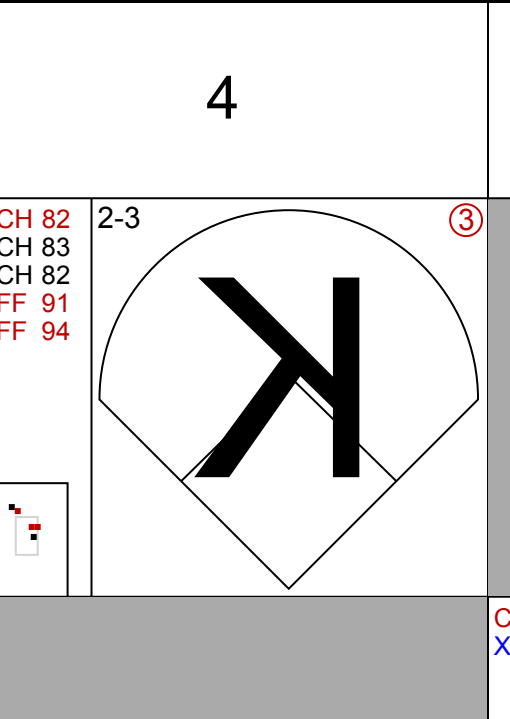
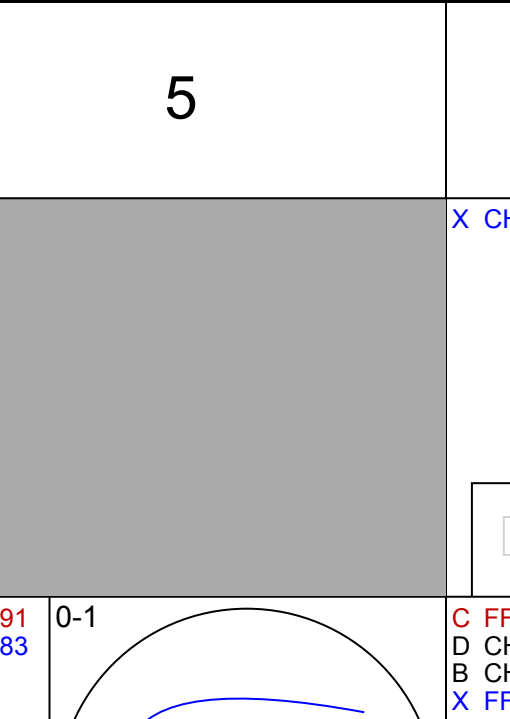
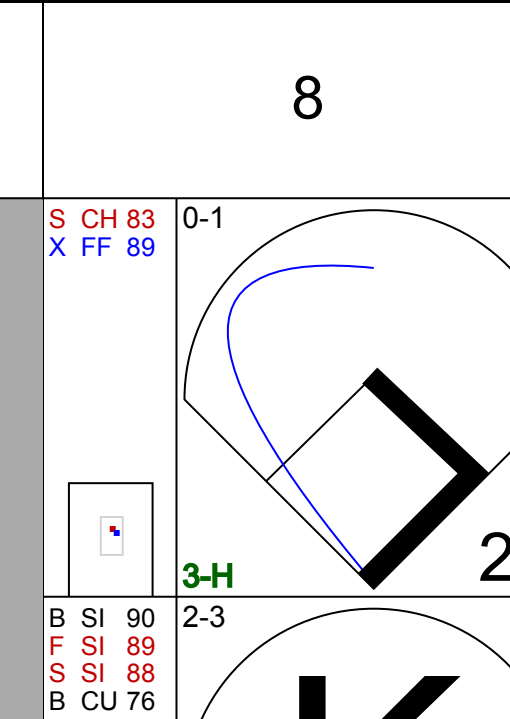
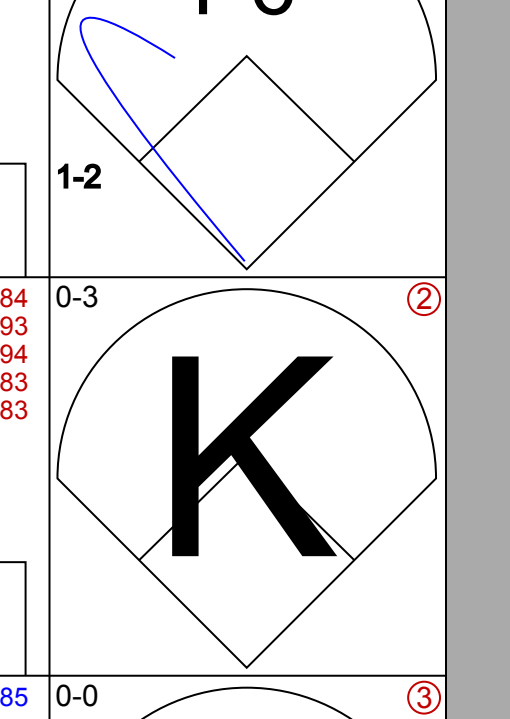

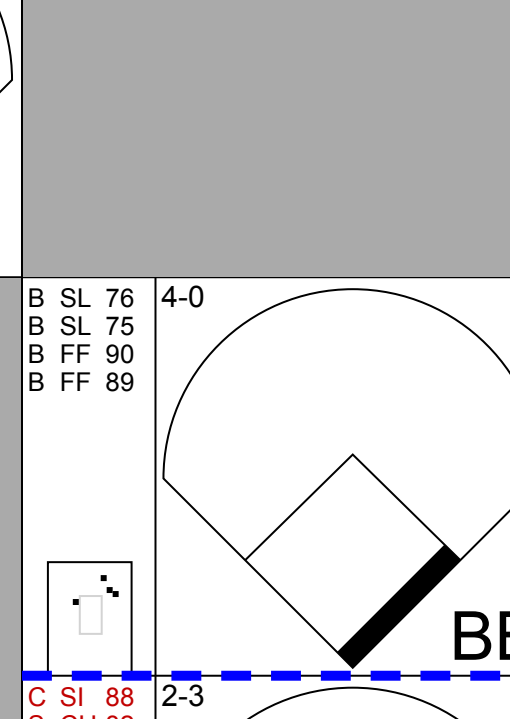
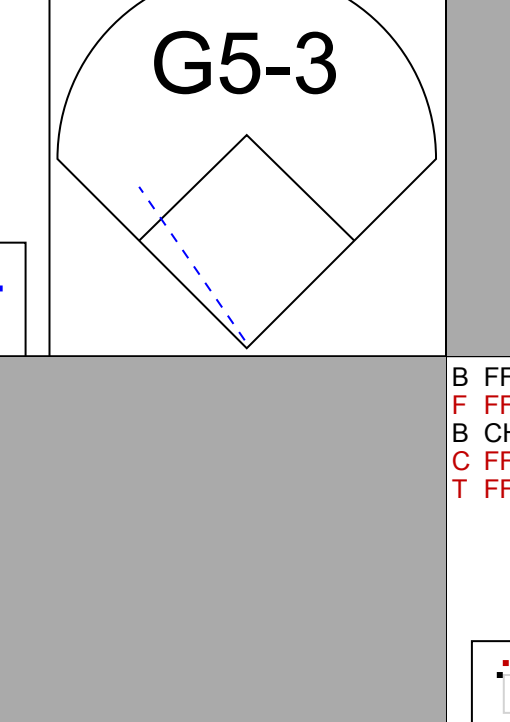

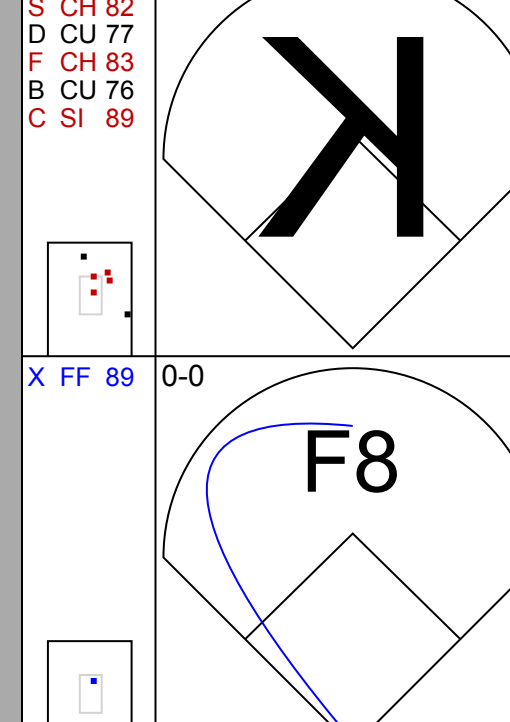


Batter	1	2	3	4	5	6	7	8	9	AB	R	H	RBI	BB	SO	LOB	BOTTOM					
2 Cliff Pennington, S OBP: 0.325, SLG: 0.366	1B			F8			L4		K	5	0	1	0	0	1	3						
8 Kurt Suzuki, R OBP: 0.304, SLG: 0.392	SH5-3			P3			G5-3			3	0	0	0	0	0	2						
55 Hideki Matsui, L OBP: 0.333, SLG: 0.397	P5		G3			F7		F7		4	0	0	0	0	0	1						
16 Josh Willingham, R OBP: 0.338, SLG: 0.486	HBP		HR		F8			F8		3	1	1	1	0	0	0						
12 David DeJesus, L OBP: 0.316, SLG: 0.360	BB		1B					G3		3	0	2	0	1	0	0						
29 Scott Sizemore, R OBP: 0.331, SLG: 0.393	F7		F9			F9		L3		4	0	0	0	0	0	5						
15 Ryan Sweeney, L OBP: 0.346, SLG: 0.341	F9		BB			G4-3			F8	2	0	0	0	1	0	0						
58 Jai Miller, R OBP: 0.167, SLG: 0.167										1	0	0	0	0	0	0						
14 Brandon Allen, L OBP: 0.304, SLG: 0.437	1B		K			F8				4	0	2	0	0	1	2						
28 Eric Sogard, L OBP: 0.255, SLG: 0.396	1B					F7				3	0	1	0	0	0	0						
19 Jemile Weeks, S OBP: 0.339, SLG: 0.410	1B				F9				K	1	0	0	0	0	1	1						
Inning Stats	R: 0 H: 1 E: 0 K: 0 S: 10	H: 1 LOB: 3 BB: 1 P: 20	R: 0 H: 2 E: 0 K: 0 S: 10	H: 2 LOB: 2 BB: 0 P: 15	R: 1 H: 2 E: 0 K: 1 S: 21	H: 2 LOB: 2 BB: 1 P: 32	R: 0 H: 0 E: 0 K: 0 S: 5	H: 0 LOB: 0 BB: 0 P: 5	R: 0 H: 1 E: 0 K: 0 S: 12	H: 1 LOB: 1 BB: 0 P: 19	R: 0 H: 0 E: 0 K: 0 S: 8	H: 0 LOB: 0 BB: 0 P: 13	R: 0 H: 0 E: 0 K: 0 S: 8	H: 0 LOB: 0 BB: 0 P: 11	R: 0 H: 0 E: 0 K: 2 S: 7	H: 0 LOB: 0 BB: 0 P: 13	R: 0 H: 1 E: 0 K: 2 S: 16	H: 1 LOB: 1 BB: 0 P: 23	1B: 5 2B: 1 HR: 1	SF: 0 SAC: 1 DP: 0 HBP: 1	WP: 0 PB: 0 SB: 0 CS: 0	PA: 37
PITCHER	IP	WLS	BF	H	R	ER	SO	BB	IBB	HBP	BLK	WP	HR	S	P	ERA	WHIP					
36 Jared Weaver, R ERA: 2.4	7.0		30	6	1	1	1	2	0	1	0	0	1	74	115	1.29	1.143					
37 Scott Downs, L ERA: 1.29	1.0	H	3	0	0	0	0	0	0	0	0	0	0	7	13	0.00	0.000					
51 Jordan Walden, R ERA: 2.41	1.0	S	4	1	0	0	2	0	0	0	0	0	0	16	23	0.00	1.000					

Los Angeles Angels @ Oakland Athletics
Oakland Coliseum, Oakland, CA
Wed Sep 14 2011, 12:38 PM - 3:24 PM PDT
Att: 14,743 - Cloudy - 60 F

AB 33
R 1
H 7
RBI 1
BB 2
SO 3
LOB 14

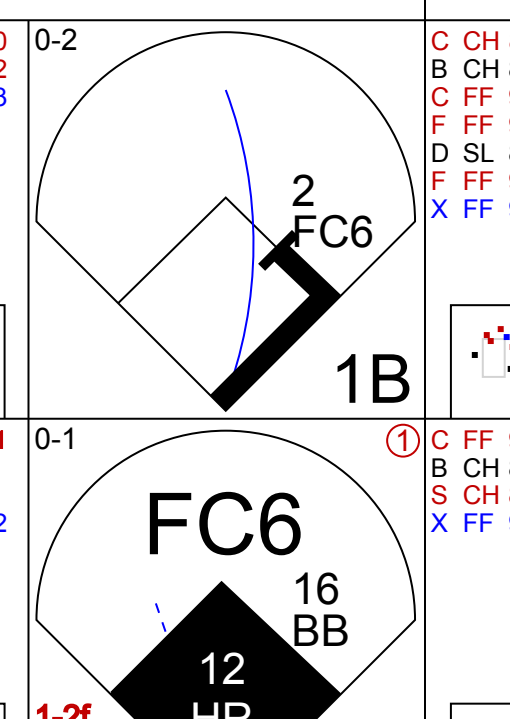
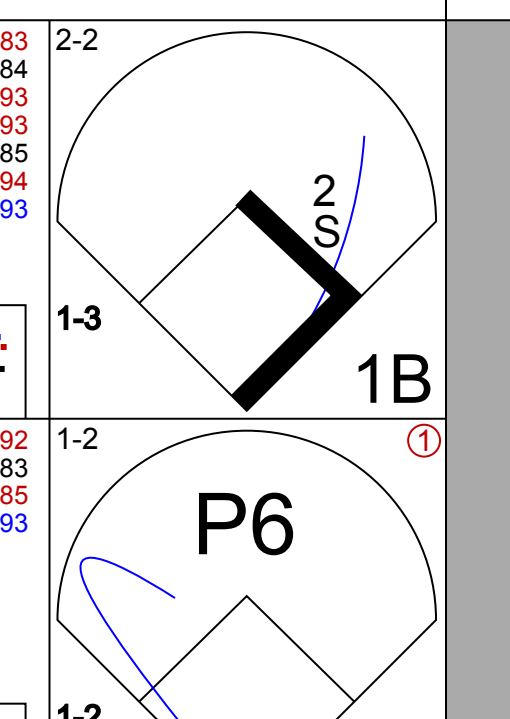
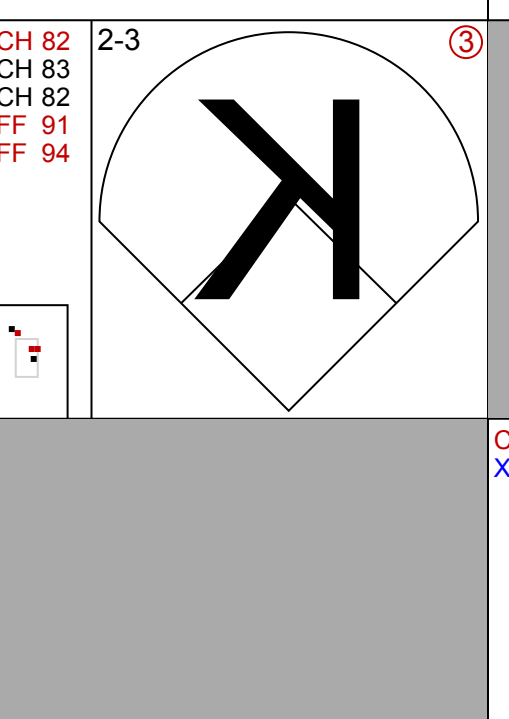
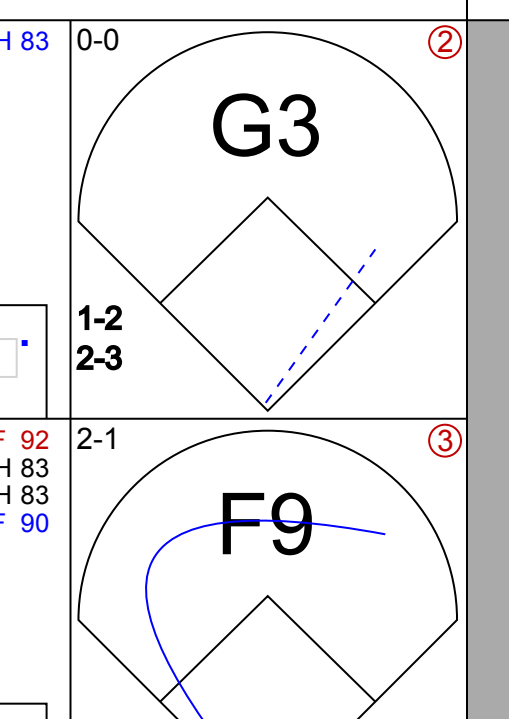
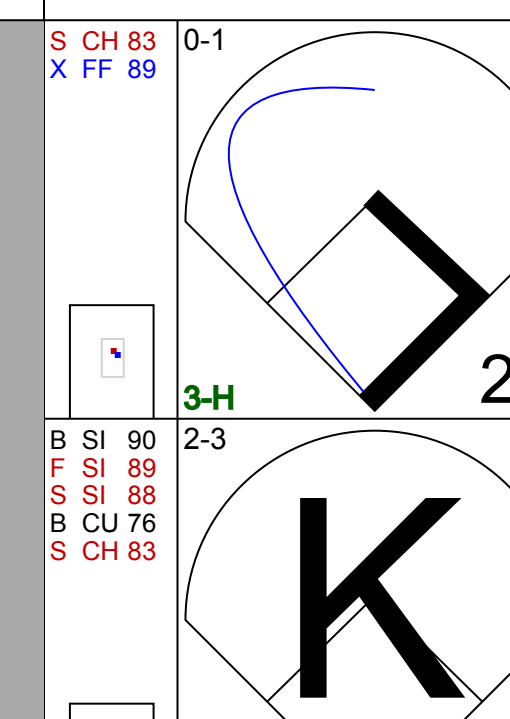
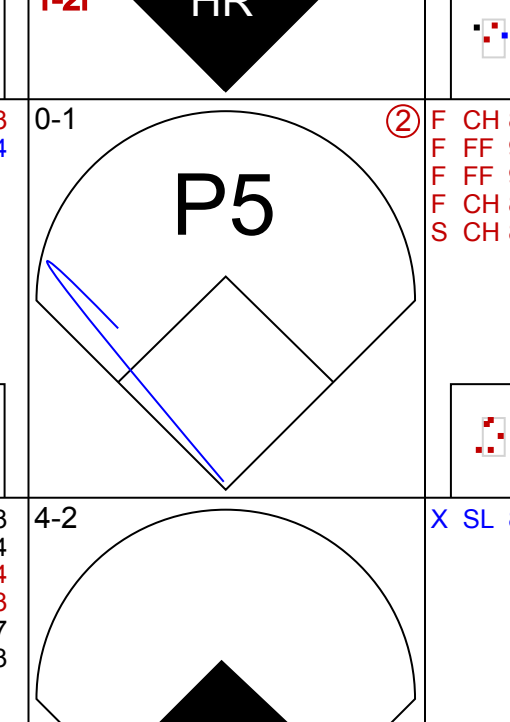
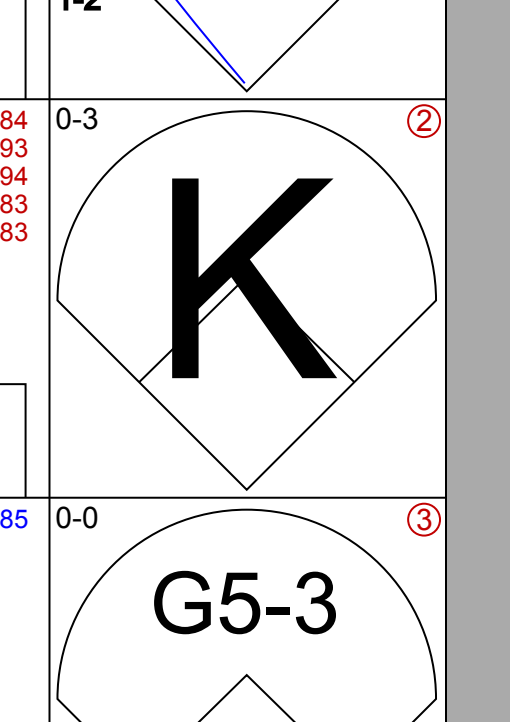
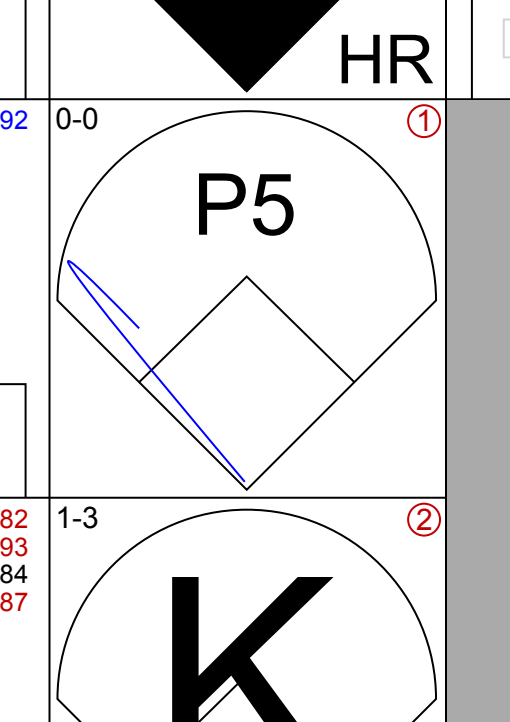
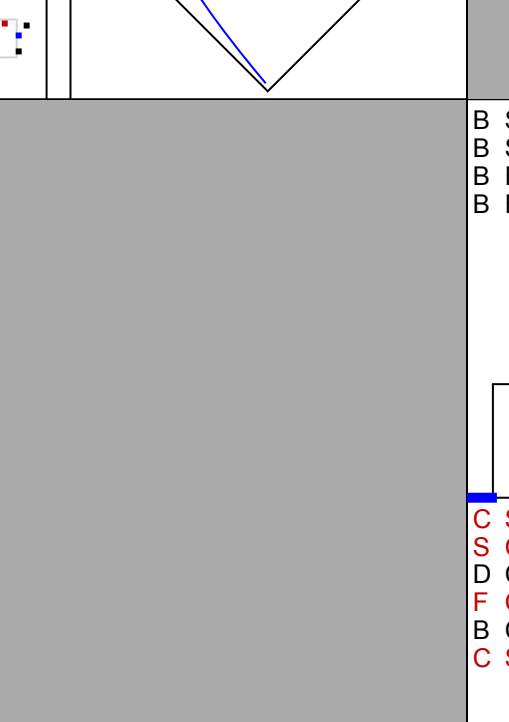
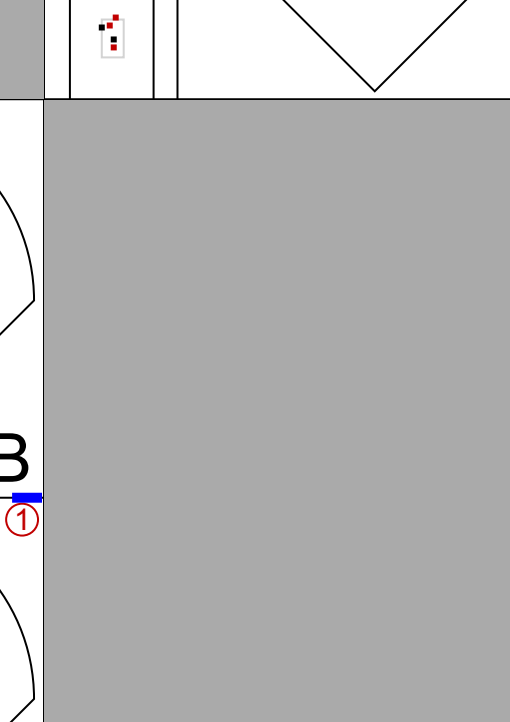
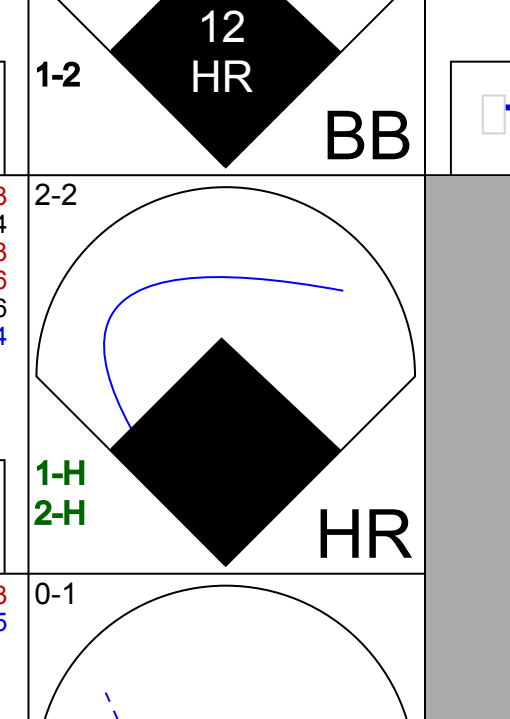
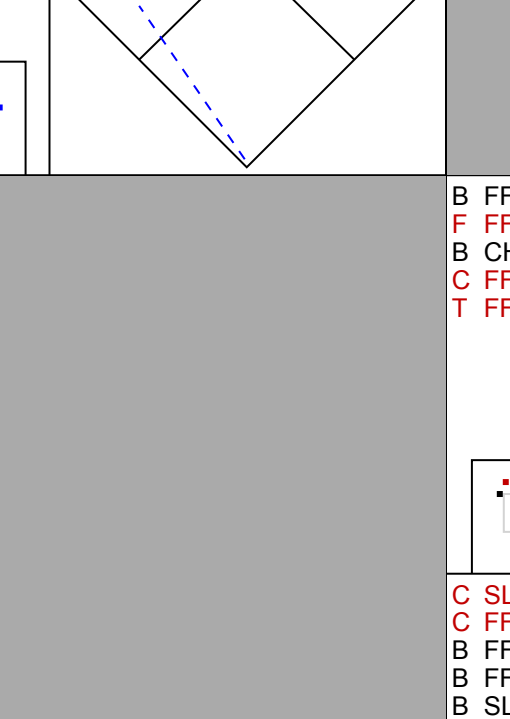
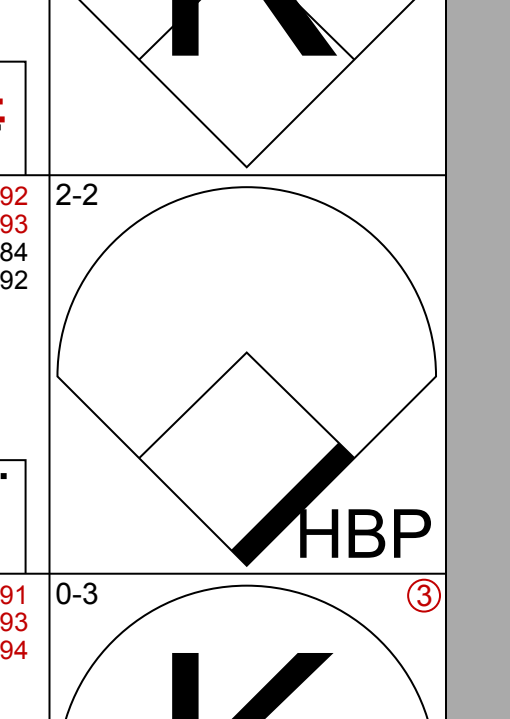
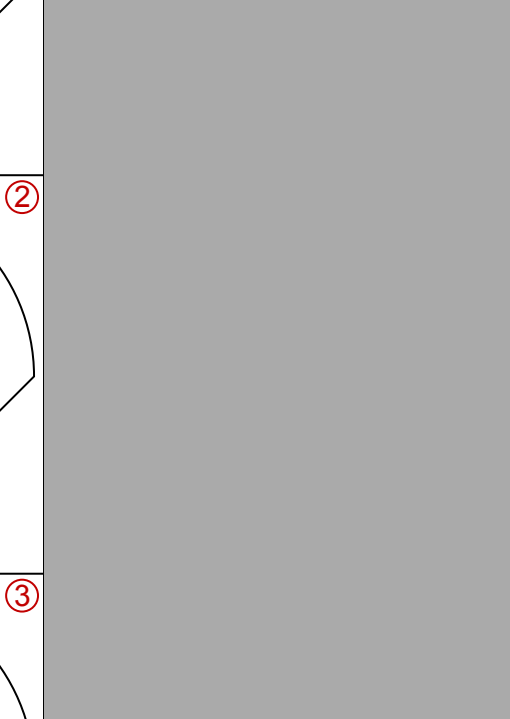
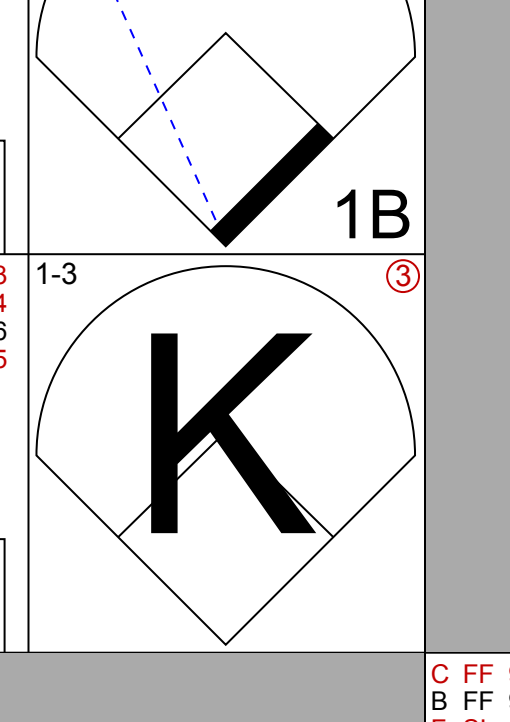

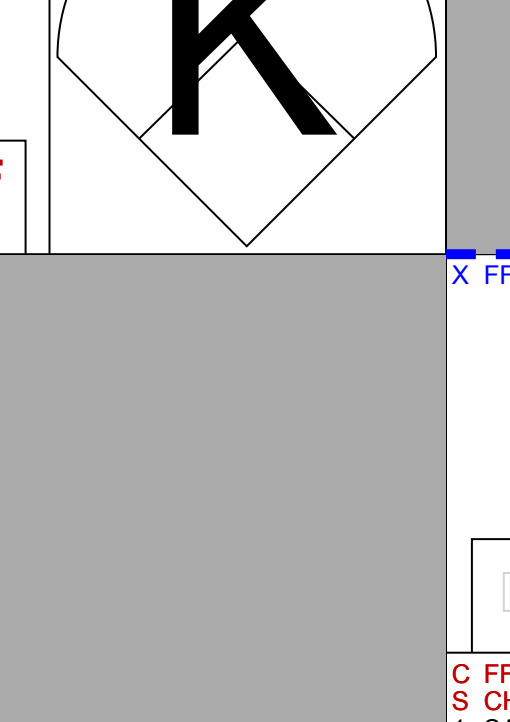
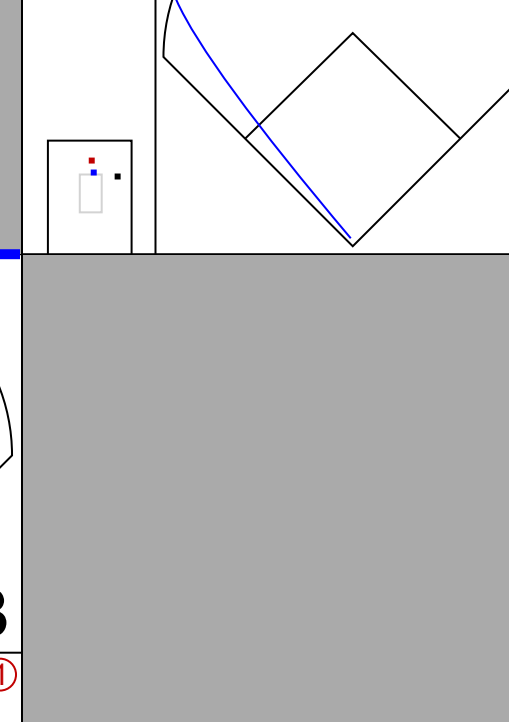

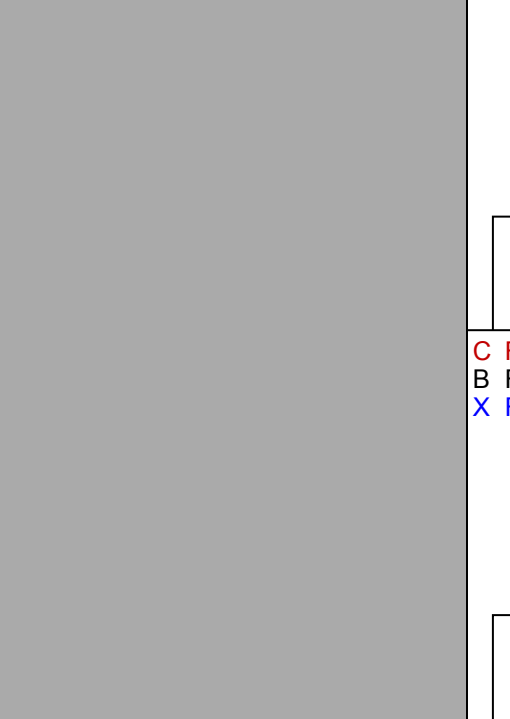


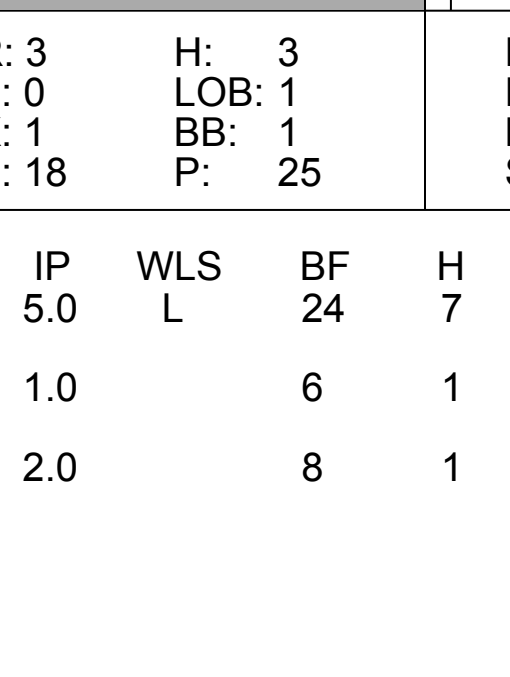
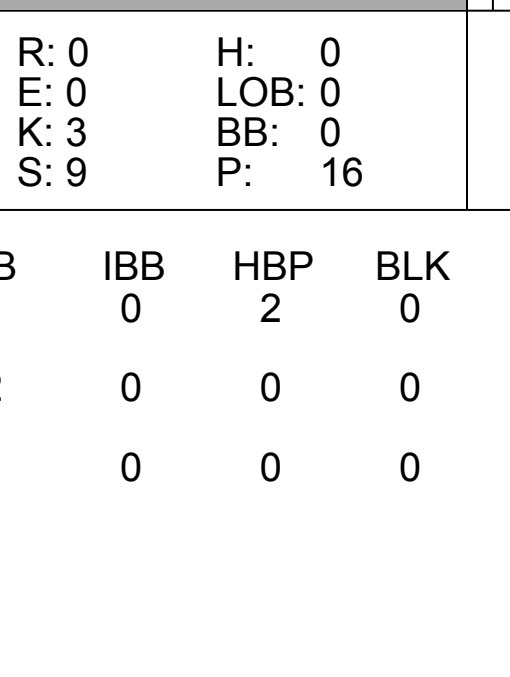
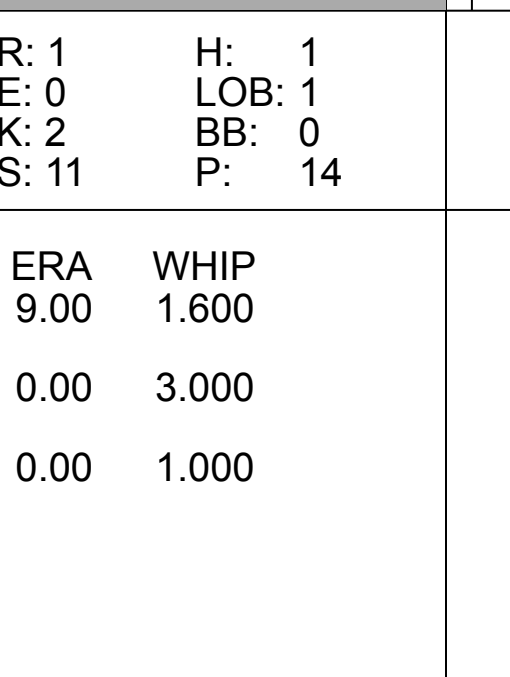
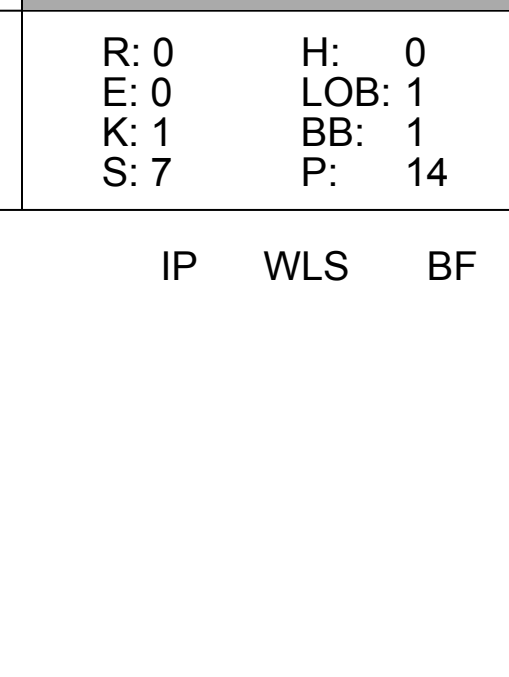


Batter	1	2	3	4	5	6	7	8	9	AB	R	H	RBI	BB	SO	LOB	TOP			
14 Austin Jackson, R OBP: 0.317, SLG: 0.379										4	0	0	0	0	3	2				
30 Magglio Ordonez, R OBP: 0.296, SLG: 0.323										4	0	1	0	0	2	0				
21 Delmon Young, R OBP: 0.310, SLG: 0.392										4	1	1	1	0	0	1				
24 Miguel Cabrera, R OBP: 0.438, SLG: 0.563										2	0	1	0	2	0	0				
41 Victor Martinez, S OBP: 0.372, SLG: 0.458										4	0	0	0	0	1	4				
13 Alex Avila, L OBP: 0.391, SLG: 0.524										4	0	1	0	0	1	2				
27 Jhonny Peralta, R OBP: 0.351, SLG: 0.481										4	0	0	0	0	1	2				
20 Wilson Betemit, S OBP: 0.336, SLG: 0.427										3	0	1	0	0	1	0				
39 Ramon Santiago, S OBP: 0.319, SLG: 0.396										3	0	0	0	0	0	2				
Inning Stats	R: 0 E: 0 K: 2 S: 17	H: 1 LOB: 2 BB: 1 P: 27	R: 0 E: 0 K: 2 S: 15	H: 2 LOB: 2 BB: 0 P: 16	R: 1 E: 0 K: 2 S: 14	H: 1 LOB: 1 BB: 1 P: 23	R: 0 E: 0 K: 1 S: 7	H: 0 LOB: 0 BB: 0 P: 10	R: 0 E: 0 K: 0 S: 10	H: 1 LOB: 1 BB: 0 P: 12	R: 0 E: 0 K: 0 S: 4	H: 0 LOB: 0 BB: 0 P: 6	R: 0 E: 0 K: 1 S: 5	H: 0 LOB: 0 BB: 0 P: 8	R: 0 E: 0 K: 0 S: 4	H: 0 LOB: 0 BB: 0 P: 6	1B: 3 2B: 1 3B: 0 HR: 1	SF: 0 SAC: 0 DP: 0 HBP: 0	WP: 0 PB: 0 SB: 0 CS: 0	PA: 34
PITCHER	IP WLS BF H R ER SO	IP WLS BF H R ER SO	IP WLS BF H R ER SO	IP WLS BF H R ER SO	IP WLS BF H R ER SO	IP WLS BF H R ER SO	IP WLS BF H R ER SO	IP WLS BF H R ER SO	IP WLS BF H R ER SO	IP WLS BF H R ER SO	IP WLS BF H R ER SO	IP WLS BF H R ER SO	IP WLS BF H R ER SO	IP WLS BF H R ER SO	IP WLS BF H R ER SO	IP WLS BF H R ER SO	ERA WHIP	ERA WHIP		
32 Brandon McCarthy, R ERA: 3.35	7.0	W	28	5	1	1	8	2	0	0	0	0	0	0	0	0	1.29	1.000		
50 Grant Balfour, R ERA: 2.31	1.0		3	0	0	0	1	0	0	0	0	0	0	0	0	0	0.00	0.000		
40 Andrew Bailey, R ERA: 3.19	1.0		3	0	0	0	0	0	0	0	0	0	0	0	0	0	0.00	0.000		

Detroit Tigers @ Oakland Athletics
Oakland Coliseum, Oakland, CA
Thu Sep 15 2011, 7:09 PM - 9:44 PM PDT
Att: 10,925 - Cloudy - 57 F

AB 32
R 1
H 5
RBI 1
BB 2
SO 9
LOB 13



Batter	1	2	3	4	5	6	7	8	9	AB	R	H	RBI	BB	SO	LOB	BOTTOM				
4 Coco Crisp, S OBP: 0.326, SLG: 0.389										5	0	3	1	0	1	2					
2 Cliff Pennington, S OBP: 0.303, SLG: 0.370										5	2	1	1	0	1	6					
55 Hideki Matsui, L OBP: 0.332, SLG: 0.395										3	0	0	0	1	1	3					
16 Josh Willingham, R OBP: 0.337, SLG: 0.483										3	1	0	0	1	2	3					
12 David DeJesus, L OBP: 0.318, SLG: 0.367										3	1	1	3	0	1	1					
29 Scott Sizemore, R OBP: 0.330, SLG: 0.392										4	0	1	0	0	2	2					
14 Brandon Allen, L OBP: 0.303, SLG: 0.432										4	1	1	0	0	2	1					
8 Kurt Suzuki, R OBP: 0.308, SLG: 0.399										2	1	1	1	1	1	1					
28 Eric Sogard, L OBP: 0.273, SLG: 0.392										3	0	1	0	1	0	3					
Inning Stats	R: 3 E: 0 K: 1 S: 18	H: 3 LOB: 1 BB: 1 P: 25	R: 1 E: 0 K: 1 S: 20	H: 3 LOB: 0 BB: 0 P: 26	R: 0 E: 0 K: 3 S: 9	H: 0 LOB: 0 BB: 0 P: 16	R: 0 E: 0 K: 1 S: 6	H: 0 LOB: 0 BB: 0 P: 10	R: 1 E: 0 K: 2 S: 11	H: 1 LOB: 1 BB: 0 P: 14	R: 0 E: 0 K: 1 S: 7	H: 0 LOB: 1 BB: 1 P: 14	R: 1 E: 1 K: 1 S: 12	H: 1 LOB: 1 BB: 1 P: 19	R: 0 E: 0 K: 1 S: 7	H: 0 LOB: 1 BB: 1 P: 14	1B: 5 2B: 1 3B: 0 HR: 3	SF: 0 SAC: 0 DP: 2 HBP: 2	WP: 0 PB: 0 SB: 2 CS: 0	PA: 38	
PITCHER	IP WLS BF H R ER SO	IP WLS BF H R ER SO	IP WLS BF H R ER SO	IP WLS BF H R ER SO	IP WLS BF H R ER SO	IP WLS BF H R ER SO	IP WLS BF H R ER SO	IP WLS BF H R ER SO	IP WLS BF H R ER SO	IP WLS BF H R ER SO	IP WLS BF H R ER SO	IP WLS BF H R ER SO	IP WLS BF H R ER SO	IP WLS BF H R ER SO	IP WLS BF H R ER SO	IP WLS BF H R ER SO	ERA WHIP	ERA WHIP			
37 Max Scherzer, R ERA: 4.39	5.0	L	24	7	5	5	8	1	0	2	0	0	0	0	0	0	9.00	1.600			
64 Duane Below, L ERA: 4.0	1.0		6	1	0	0	1	2	0	0	0	0	0	0	0	8	21	0.00	3.000		
34 David Pauley, R ERA: 2.82	2.0		8	1	1	0	2	1	0	0	0	0	0	0	19	29	0.00	1.000			

Detroit Tigers @ Oakland Athletics
Oakland Coliseum, Oakland, CA
Thu Sep 15 2011, 7:09 PM - 9:44 PM PDT
Att: 10,925 - Cloudy - 57 F


AB 32
R 6
H 9
RBI 6
BB 4
SO 11
LOB 22



Batter	1	2	3	4	5	6	7	8	9	AB	R	H	RBI	BB	SO	LOB	TOP						
14 Austin Jackson, R OBP: 0.315, SLG: 0.373	G3		BB		G6-4-3		K		K	4	0	0	0	1	2	2							
30 Magglio Ordonez, R OBP: 0.301, SLG: 0.325								G6-3		4	1	3	0	0	0	0							
12 Andy Dirks, L OBP: 0.299, SLG: 0.410	1B		1B							0	0	0	0	0	0	0							
25 Ryan Raburn, R OBP: 0.284, SLG: 0.421	1B				F9			K2-3		4	0	2	0	0	1	2							
24 Miguel Cabrera, R OBP: 0.441, SLG: 0.561	L9-6									3	0	0	0	1	0	4							
41 Victor Martinez, S OBP: 0.375, SLG: 0.461	G6-3									4	0	2	0	0	0	0							
27 Jhonny Peralta, R OBP: 0.291, SLG: 0.478	K									3	1	1	1	0	1	2							
15 Brandon Inge, R OBP: 0.260, SLG: 0.285	F9									3	0	0	0	0	0	3							
9 Carlos Guillen, S OBP: 0.267, SLG: 0.372					L9					1	1	1	0	0	0	0							
29 Danny Worth, R OBP: 0.324, SLG: 0.343										3	0	0	0	0	1	0							
32 Don Kelly, L OBP: 0.291, SLG: 0.357										1	0	1	2	0	0	0							
18 Omar Santos, R OBP: 0.176, SLG: 0.176										3	0	1	0	0	1	0							
13 Alex Avila, L OBP: 0.387, SLG: 0.518	G5-3									1	0	0	0	0	1	1							
Inning Stats	R: 0 H: 2 E: 0 K: 0 S: 10	H: 2 LOB: 1 BB: 0 P: 16	R: 0 H: 0 E: 0 K: 1 S: 7	H: 0 LOB: 2 BB: 1 P: 10	R: 0 H: 1 E: 0 K: 0 S: 6	H: 1 LOB: 2 BB: 1 P: 13	R: 0 H: 1 E: 0 K: 0 S: 4	H: 1 LOB: 0 BB: 1 P: 12	R: 0 H: 1 E: 0 K: 1 S: 9	H: 1 LOB: 0 BB: 0 P: 15	R: 1 H: 3 E: 0 K: 0 S: 13	H: 3 LOB: 2 BB: 0 P: 20	R: 0 H: 0 E: 0 K: 2 S: 10	H: 0 LOB: 0 BB: 0 P: 15	R: 0 H: 0 E: 0 K: 1 S: 9	H: 0 LOB: 1 BB: 0 P: 15	R: 2 H: 3 E: 0 K: 2 S: 17	H: 3 LOB: 0 BB: 0 P: 27	1B: 10 2B: 2 3B: 0 HR: 0	SF: 1 SAC: 0 DP: 3 HBP: 0	WP: 0 PB: 0 SB: 0 CS: 0	PA: 37	
PITCHER	IP WLS BF ERA WHIP	IP WLS BF ERA WHIP	IP WLS BF ERA WHIP	IP WLS BF ERA WHIP	IP WLS BF ERA WHIP	IP WLS BF ERA WHIP	IP WLS BF ERA WHIP	IP WLS BF ERA WHIP	IP WLS BF ERA WHIP	IP WLS BF ERA WHIP	IP WLS BF ERA WHIP	IP WLS BF ERA WHIP	IP WLS BF ERA WHIP	IP WLS BF ERA WHIP	IP WLS BF ERA WHIP	IP WLS BF ERA WHIP	IP WLS BF ERA WHIP	IP WLS BF ERA WHIP	IP WLS BF ERA WHIP	IP WLS BF ERA WHIP	IP WLS BF ERA WHIP	IP WLS BF ERA WHIP	IP WLS BF ERA WHIP
47 Gio González, L ERA: 3.33	7.0	W	28	8	1	1	4	2	0	0	0	0	0	0	0	0	0	0	59	101	1.29	1.429	
50 Grant Balfour, R ERA: 2.29	1.0	H	3	0	0	0	1	0	0	0	0	0	0	0	0	0	0	0	9	15	0.00	0.000	
40 Andrew Bailey, R ERA: 3.58	1.0		6	3	2	2	2	0	0	0	0	0	0	0	0	0	0	0	17	27	18.00	3.000	

Detroit Tigers @ Oakland Athletics
Oakland Coliseum, Oakland, CA
Sat Sep 17 2011, 1:11 PM - 3:56 PM PDT
Att: 19,451 - Sunny - 63 F


AB 34
R 3
H 11
RBI 3
BB 2
SO 7
LOB 14



Batter	1	2	3	4	5	6	7	8	9	AB	R	H	RBI	BB	SO	LOB	BOTTOM						
19 Jemile Weeks, S OBP: 0.339, SLG: 0.408	F7									5	0	3	1	0	1	2							
4 Coco Crisp, S OBP: 0.326, SLG: 0.390	F7									5	0	2	2	0	1	2							
55 Hideki Matsui, L OBP: 0.327, SLG: 0.388	E3									4	0	0	0	0	0	4							
16 Josh Willingham, R OBP: 0.340, SLG: 0.489	BB									3	1	2	0	1	0	0							
12 David DeJesus, L OBP: 0.322, SLG: 0.369	G3									3	0	1	0	1	0	4							
2 Cliff Pennington, S OBP: 0.321, SLG: 0.367	F8									4	0	1	0	0	1	1							
14 Brandon Allen, L OBP: 0.297, SLG: 0.418										4	1	1	0	0	2	3							
8 Kurt Suzuki, R OBP: 0.309, SLG: 0.398										1	2	0	1	2	0	0							
29 Scott Sizemore, R OBP: 0.332, SLG: 0.393										4	1	2	1	0	0	2							
Inning Stats	R: 0 H: 0 E: 1 K: 0 S: 14	H: 3 LOB: 2 BB: 1 P: 25	R: 2 H: 3 E: 0 K: 1 S: 15	H: 3 LOB: 2 BB: 1 P: 27	R: 1 H: 3 E: 0 K: 0 S: 10	H: 3 LOB: 0 BB: 0 P: 14	R: 0 H: 1 E: 0 K: 1 S: 7	H: 1 LOB: 0 BB: 0 P: 8	R: 0 H: 0 E: 0 K: 1 S: 8	H: 0 LOB: 0 BB: 1 P: 14	R: 0 H: 0 E: 0 K: 1 S: 6	H: 0 LOB: 0 BB: 0 P: 9	R: 0 H: 2 E: 0 K: 0 S: 10	H: 2 LOB: 2 BB: 0 P: 13	R: 2 H: 3 E: 0 K: 1 S: 19	H: 3 LOB: 2 BB: 1 P: 31	1B: 12 2B: 0 3B: 0 HR: 0	SF: 1 SAC: 0 DP: 1 HBP: 0	WP: 0 PB: 0 SB: 1 CS: 1	PA: 39			
PITCHER	IP WLS BF ERA WHIP	IP WLS BF ERA WHIP	IP WLS BF ERA WHIP	IP WLS BF ERA WHIP	IP WLS BF ERA WHIP	IP WLS BF ERA WHIP	IP WLS BF ERA WHIP	IP WLS BF ERA WHIP	IP WLS BF ERA WHIP	IP WLS BF ERA WHIP	IP WLS BF ERA WHIP	IP WLS BF ERA WHIP	IP WLS BF ERA WHIP	IP WLS BF ERA WHIP	IP WLS BF ERA WHIP	IP WLS BF ERA WHIP	IP WLS BF ERA WHIP	IP WLS BF ERA WHIP	IP WLS BF ERA WHIP	IP WLS BF ERA WHIP	IP WLS BF ERA WHIP	IP WLS BF ERA WHIP	IP WLS BF ERA WHIP
21 Rick Porcello, R ERA: 4.79	7.0	L	32	9	3	3	4	3	0	0	0	0	0	0	0	0	0	0	70	110	3.86	1.714	
40 Phil Coke, L ERA: 4.4	0.2		2	0	0	0	1	0	0	0	0	0	0	0	0	0	0	0	9	12	0.00	0.000	
45 Ryan Perry, R ERA: 5.85	0.1		4	3	2	2	0	1	0	0	0	0	0	0	0	0	0	0	10	19	54.00	12.000	

Detroit Tigers @ Oakland Athletics
Oakland Coliseum, Oakland, CA
Sat Sep 17 2011, 1:11 PM - 3:56 PM PDT
Att: 19,451 - Sunny - 63 F

AB 33
R 5
H 12
RBI 5
BB 4
SO 5
LOB 18



Batter	1	2	3	4	5	6	7	8	9	AB	R	H	RBI	BB	SO	LOB	TOP										
14 Austin Jackson, R OBP: 0.316, SLG: 0.379										5	2	2	1	0	2	1											
32 Don Kelly, L OBP: 0.278, SLG: 0.352										3	0	0	0	0	2	0											
15 Brandon Inge, R OBP: 0.262, SLG: 0.291										1	0	1	1	0	0	0											
21 Delmon Young, R OBP: 0.304, SLG: 0.384										4	0	0	0	0	2	1											
24 Miguel Cabrera, R OBP: 0.440, SLG: 0.557										3	0	0	0	1	0	0											
41 Victor Martinez, S OBP: 0.375, SLG: 0.458										3	0	0	0	1	0	2											
13 Alex Avila, L OBP: 0.388, SLG: 0.517										3	1	1	0	1	2	2											
9 Carlos Guillen, S OBP: 0.265, SLG: 0.388										1	0	0	0	0	0	1											
25 Ryan Raburn, R OBP: 0.286, SLG: 0.424										2	0	1	0	1	0	1											
12 Andy Dirks, L OBP: 0.295, SLG: 0.404										3	0	0	0	0	0	3											
29 Danny Worth, R OBP: 0.316, SLG: 0.333										1	0	0	0	0	0	2											
39 Ramon Santiago, S OBP: 0.318, SLG: 0.401										3	0	0	1	0	0	2											
Inning Stats	R: 0 H: 0 E: 0 K: 2 S: 10	H: 0 LOB: 0 BB: 0 P: 16	R: 0 H: 0 E: 0 K: 1 S: 17	H: 0 LOB: 1 BB: 1 P: 24	R: 0 H: 0 E: 0 K: 1 S: 7	H: 0 LOB: 0 BB: 0 P: 14	R: 0 H: 0 E: 0 K: 1 S: 8	H: 0 LOB: 0 BB: 0 P: 10	R: 0 H: 0 E: 0 K: 1 S: 15	H: 0 LOB: 2 BB: 1 P: 26	R: 1 H: 1 E: 0 K: 2 S: 13	H: 1 LOB: 1 BB: 1 P: 20	R: 0 H: 0 E: 0 K: 0 S: 8	H: 0 LOB: 1 BB: 1 P: 16	R: 1 H: 2 E: 0 K: 0 S: 8	H: 2 LOB: 2 BB: 1 P: 17	R: 1 H: 2 E: 0 K: 0 S: 12	H: 2 LOB: 1 BB: 0 P: 21	1B: 2 2B: 2 3B: 0 HR: 1	SF: 0 SAC: 1 DP: 0 HBP: 0	WP: 0 PB: 0 SB: 0 CS: 0	PA: 37					
PITCHER	IP	WLS	BF	H	R	ER	SO	BB	IBB	HBP	BLK	WP	HR	S	P	ERA	WHIP										
52 Guillermo Moscoso, R ERA: 3.35	6.0	L	22	1	1	1	8	2	0	0	0	0	1	70	110	1.50	0.500										
40 Brian Fuentes, L ERA: 3.79	1.0		4	0	0	0	0	1	0	0	0	0	0	8	16	0.00	1.000										
56 Craig Breslow, L ERA: 3.92	1.0		6	2	1	1	0	0	1	0	0	0	0	8	17	9.00	2.000										
88 Josh Outman, L ERA: 3.7	0.2		4	2	1	1	0	0	0	0	0	0	0	9	16	13.50	3.000										
38 Andrew Carignan, R ERA: 4.5	0.1		1	0	0	0	0	0	0	0	0	0	0	3	5	0.00	0.000										
Batter	1	2	3	4	5	6	7	8	9	AB	R	H	RBI	BB	SO	LOB	BOTTOM										
19 Jemile Weeks, S OBP: 0.336, SLG: 0.404										4	0	0	0	0	0	0											
29 Scott Sizemore, R OBP: 0.333, SLG: 0.392										3	0	1	0	1	1	0											
4 Coco Crisp, S OBP: 0.325, SLG: 0.389										4	0	1	0	0	1	2											
16 Josh Willingham, R OBP: 0.339, SLG: 0.486										3	0	0	0	1	0	1											
12 David DeJesus, L OBP: 0.322, SLG: 0.369										3	0	1	0	0	0	1											
22 Chris Carter, R OBP: 0.171, SLG: 0.121										3	0	0	0	0	3	1											
14 Brandon Allen, L OBP: 0.297, SLG: 0.413										2	0	0	0	1	1	1											
8 Kurt Suzuki, R OBP: 0.307, SLG: 0.395										3	0	0	0	0	0	1											
28 Eric Sogard, L OBP: 0.246, SLG: 0.351										3	0	0	0	0	1	0											
Inning Stats	R: 0 H: 1 E: 0 K: 1 S: 9	H: 0 LOB: 0 BB: 0 P: 14	R: 0 H: 0 E: 0 K: 1 S: 8	H: 0 LOB: 0 BB: 1 P: 16	R: 0 H: 0 E: 0 K: 1 S: 10	H: 0 LOB: 0 BB: 0 P: 13	R: 0 H: 1 E: 0 K: 0 S: 5	H: 1 LOB: 1 BB: 0 P: 10	R: 0 H: 0 E: 0 K: 1 S: 9	H: 0 LOB: 1 BB: 1 P: 20	R: 0 H: 0 E: 0 K: 0 S: 9	H: 0 LOB: 1 BB: 1 P: 16	R: 0 H: 1 E: 0 K: 1 S: 10	H: 1 LOB: 0 BB: 0 P: 18	R: 0 H: 0 E: 0 K: 1 S: 6	H: 0 LOB: 0 BB: 0 P: 9	R: 0 H: 0 E: 0 K: 1 S: 9	H: 0 LOB: 0 BB: 0 P: 16	1B: 3 2B: 1 3B: 0 HR: 0	SF: 0 SAC: 0 DP: 1 HBP: 0	WP: 0 PB: 0 SB: 0 CS: 1	PA: 31					
PITCHER	IP	WLS	BF	H	R	ER	SO	BB	IBB	HBP	BLK	WP	HR	S	P	ERA	WHIP										
35 Justin Verlander, R ERA: 2.29	8.0	W	28	3	0	0	6	3	0	0	0	0	0	9	16	0.00	0.750										
46 Jose Valverde, R ERA: 2.41	1.0	S	3	0	0	0	1	0	0	0	0	0	0	9	16	0.00	0.000										

Detroit Tigers @ Oakland Athletics
Oakland Coliseum, Oakland, CA
Sun Sep 18 2011, 1:09 PM - 4:03 PM PDT
Att: 18,405 - Sunny - 73 F

livebaseballscores.com

AB 32
R 3
H 5
RBI 3
BB 4
SO 8
LOB 15



Detroit Tigers @ Oakland Athletics
Oakland Coliseum, Oakland, CA
Sun Sep 18 2011, 1:09 PM - 4:03 PM PDT
Att: 18,405 - Sunny - 73 F

livebaseballscores.com

AB 28
R 0
H 3
RBI 0
BB 3
SO 7
LOB 7



Batter	1	2	3	4	5	6	7	8	9	AB	R	H	RBI	BB	SO	LOB	TOP																	
5 Ian Kinsler, R OBP: 0.348, SLG: 0.468										4	1	2	1	0	0	1	Texas Rangers @ Oakland Athletics Oakland Coliseum, Oakland, CA Wed Sep 21 2011, 7:11 PM - 10:10 PM PDT Att: 19,589 - Clear - 66 F																	
1 Elvis Andrus, R OBP: 0.343, SLG: 0.361										4	0	0	0	0	1	2																		
32 Josh Hamilton, L OBP: 0.349, SLG: 0.541										4	1	1	1	0	0	1																		
10 Michael Young, R OBP: 0.377, SLG: 0.474										4	1	2	0	0	0	1																		
18 Mitch Moreland, L OBP: 0.324, SLG: 0.419										0	0	0	0	0	0	0																		
29 Adrián Beltré, R OBP: 0.328, SLG: 0.541										4	0	2	0	0	0	1																		
25 Mike Napoli, R OBP: 0.417, SLG: 0.616										4	0	2	0	0	0	2																		
7 David Murphy, L OBP: 0.328, SLG: 0.407										4	0	1	0	0	1	2																		
17 Nelson Cruz, R OBP: 0.316, SLG: 0.518										4	0	1	0	0	0	3																		
9 Endy Chavez, L OBP: 0.323, SLG: 0.428										4	0	0	0	0	0	6																		
Inning Stats	R: 0 E: 0 K: 0 S: 8	H: 0 LOB: 0 BB: 0 P: 10	R: 1 E: 0 K: 0 S: 7	H: 2 LOB: 0 BB: 0 P: 10	R: 0 E: 1 K: 1 S: 7	H: 0 LOB: 1 BB: 0 P: 9	R: 0 E: 0 K: 0 S: 6	H: 0 LOB: 0 BB: 0 P: 11	R: 0 E: 0 K: 0 S: 12	H: 1 LOB: 1 BB: 0 P: 16	R: 0 E: 0 K: 0 S: 13	H: 1 LOB: 0 BB: 0 P: 14	R: 0 E: 0 K: 0 S: 7	H: 2 LOB: 2 BB: 0 P: 9	R: 2 E: 0 K: 0 S: 14	H: 3 LOB: 0 BB: 0 P: 25	R: 0 E: 0 K: 1 S: 10	H: 2 LOB: 1 BB: 0 P: 17	1B: 9 2B: 0 3B: 0 HR: 2	SF: 0 SAC: 0 DP: 3 HBP: 0	WP: 0 PB: 0 SB: 2 CS: 0	PA: 36												
PITCHER	IP WLS BF H R ER SO BB IBB HBP BLK WP HR S P ERA WHIP																																	
32 Brandon McCarthy, R ERA: 3.28	7.0	27	6	1	1	1	0	0	0	0	0	0	0	0	60	79	1.29	0.857																
50 Grant Balfour, R ERA: 2.54	1.0	L	5	3	2	2	0	0	0	0	0	0	0	2	14	25	18.00	3.000																
40 Brian Fuentes, L ERA: 3.77	0.1		2	1	0	0	1	0	0	0	0	0	0	0	6	7	0.00	3.000																
60 Fautino De Los Santos, R ERA: 3.9	0.2		2	1	0	0	0	0	0	0	0	0	0	0	4	10	0.00	1.500																

Batter	1	2	3	4	5	6	7	8	9	AB	R	H	RBI	BB	SO	LOB	BOTTOM																	
19 Jemile Weeks, S OBP: 0.334, SLG: 0.401										4	0	2	1	0	2	0	Texas Rangers @ Oakland Athletics Oakland Coliseum, Oakland, CA Wed Sep 21 2011, 7:11 PM - 10:10 PM PDT Att: 19,589 - Clear - 66 F																	
4 Coco Crisp, S OBP: 0.322, SLG: 0.391										4	0	0	0	0	2	3																		
55 Hideki Matsui, L OBP: 0.326, SLG: 0.386										4	0	1	0	0	0	0																		
16 Josh Willingham, R OBP: 0.338, SLG: 0.479										3	0	0	0	1	2	1																		
58 Jai Miller, R OBP: 0.167, SLG: 0.167										0	0	0	0	0	0	0																		
29 Scott Sizemore, R OBP: 0.334, SLG: 0.387										2	0	0	0	2	0	1																		
2 Cliff Pennington, S OBP: 0.319, SLG: 0.366										4	1	1	0	0	0	3																		
8 Kurt Suzuki, R OBP: 0.303, SLG: 0.389										4	0	0	0	0	2	3																		
14 Brandon Allen, L OBP: 0.298, SLG: 0.411										3	1	1	1	0	1	0																		
23 Michael Taylor, R OBP: 0.385, SLG: 0.381										2	0	0	0	1	2	0																		
Inning Stats	R: 0 E: 0 K: 2 S: 11	H: 0 LOB: 0 BB: 0 P: 16	R: 0 E: 0 K: 1 S: 6	H: 0 LOB: 0 BB: 1 P: 14	R: 0 E: 0 K: 2 S: 11	H: 0 LOB: 0 BB: 0 P: 15	R: 0 E: 0 K: 2 S: 13	H: 2 LOB: 1 BB: 0 P: 19	R: 2 E: 1 K: 1 S: 18	H: 3 LOB: 2 BB: 1 P: 30	R: 0 E: 0 K: 0 S: 9	H: 0 LOB: 1 BB: 1 P: 17	R: 0 E: 0 K: 2 S: 9	H: 0 LOB: 0 BB: 0 P: 13	R: 0 E: 0 K: 1 S: 12	H: 0 LOB: 0 BB: 0 P: 17	R: 0 E: 0 K: 0 S: 12	H: 0 LOB: 2 BB: 1 P: 20	1B: 4 2B: 2 3B: 0 HR: 0	SF: 0 SAC: 0 DP: 2 HBP: 0	WP: 0 PB: 0 SB: 2 CS: 1	PA: 34												
PITCHER	IP WLS BF H R ER SO BB IBB HBP BLK WP HR S P ERA WHIP																																	
36 C.J. Wilson, L ERA: 2.97	6.0		24	5	2	2	8	3	0	0	0	0	0	0	68	11	3.00	1.333																
19 Koji Uehara, R ERA: 2.47	1.0	W	3	0	0	0	2	0	0	0	0	0	0	9	13	0.00	0.000																	
37 Mike Adams, R ERA: 1.42	1.0	H	3	0	0	0	1	0	0	0	0	0	0	12	17	0.00	0.000																	
30 Neftali Feliz, R ERA: 2.88	1.0	S	4	0	0	0	0	1	0	0	0	0	0	12	20	0.00	1.000																	

AB	36
R	3
H	11
RBI	2
BB	0
SO	2
LOB	19



AB	30
R	2
H	5
RBI	2
BB	4
SO	11
LOB	11



Batter	1	2	3	4	5	6	7	8	9	AB	R	H	RBI	BB	SO	LOB	TOP					
5 Ian Kinsler, R (1,4) OBP: 0.348, SLG: 0.467	F7		P2		G5-3		1B			4	0	1	0	0	0	0	Texas Rangers @ Oakland Athletics Oakland Coliseum, Oakland, CA Thu Sep 22 2011, 12:38 PM - 3:08 PM PDT Att: 14,090 - Sunny - 76 F					
1 Elvis Andrus, R (1,6) OBP: 0.344, SLG: 0.361	G5-3		G6-3		1B		BB			3	0	1	0	1	0	0						
32 Josh Hamilton, L (1,7) OBP: 0.350, SLG: 0.543	G4-3		1B		CS		F9			4	1	2	0	0	0	2						
10 Michael Young, R (1,3) OBP: 0.377, SLG: 0.474		1B	1B		G6-3		F9			4	1	2	0	0	0	1						
29 Adrián Beltré, R (1,5) OBP: 0.327, SLG: 0.541		2B	1B		G5-3		G6-3			4	1	1	1	0	0	3						
7 David Murphy, L (1,9) OBP: 0.327, SLG: 0.405	G3		G4-3		1B		F7			4	0	1	1	0	0	1						
17 Nelson Cruz, R (1,10) OBP: 0.313, SLG: 0.514	SF8		G5-3		F8		F7			3	0	0	1	0	0	1						
8 Yorvit Torrealba, R (1,2) OBP: 0.308, SLG: 0.388			L9				G6-3			3	0	2	0	0	0	0						
25 Mike Napoli, R (8,2) OBP: 0.416, SLG: 0.614			1B				1B			1	0	0	0	0	0	0						
23 Craig Gentry, R (1,8) OBP: 0.338, SLG: 0.323			FC6-4		G5-3		K			3	0	0	0	0	1	1						
9 Endy Chavez, L (9,PH) OBP: 0.322, SLG: 0.426							K			1	0	0	0	0	1	0						
Inning Stats	R: 0 E: 0 K: 0 S: 9	H: 0 LOB: 0 BB: 0 P: 12	R: 2 E: 0 K: 0 S: 13	H: 3 LOB: 1 BB: 0 P: 18	R: 0 E: 0 K: 0 S: 8	H: 2 LOB: 2 BB: 0 P: 16	R: 0 E: 0 K: 0 S: 6	H: 0 LOB: 0 BB: 0 P: 7	R: 0 E: 0 K: 0 S: 6	H: 1 LOB: 0 BB: 0 P: 9	R: 1 E: 0 K: 0 S: 12	H: 2 LOB: 1 BB: 0 P: 18	R: 0 E: 0 K: 1 S: 12	H: 2 LOB: 2 BB: 1 P: 19	R: 0 E: 0 K: 0 S: 9	H: 0 LOB: 0 BB: 0 P: 11	R: 0 E: 0 K: 1 S: 8	H: 0 LOB: 0 BB: 0 P: 11	1B: 8 2B: 2 HR: 0	SF: 1 SAC: 0 DP: 0 HBP: 0	WP: 0 PB: 0 SB: 1 CS: 1	PA: 37
PITCHER	IP WLS BF H R ER SO BB IBB HBP BLK WP HR S P ERA WHIP	IP WLS BF H R ER SO BB IBB HBP BLK WP HR S P ERA WHIP	IP WLS BF H R ER SO BB IBB HBP BLK WP HR S P ERA WHIP	IP WLS BF H R ER SO BB IBB HBP BLK WP HR S P ERA WHIP	IP WLS BF H R ER SO BB IBB HBP BLK WP HR S P ERA WHIP	IP WLS BF H R ER SO BB IBB HBP BLK WP HR S P ERA WHIP	IP WLS BF H R ER SO BB IBB HBP BLK WP HR S P ERA WHIP	IP WLS BF H R ER SO BB IBB HBP BLK WP HR S P ERA WHIP	IP WLS BF H R ER SO BB IBB HBP BLK WP HR S P ERA WHIP	IP WLS BF H R ER SO BB IBB HBP BLK WP HR S P ERA WHIP	IP WLS BF H R ER SO BB IBB HBP BLK WP HR S P ERA WHIP	IP WLS BF H R ER SO BB IBB HBP BLK WP HR S P ERA WHIP	IP WLS BF H R ER SO BB IBB HBP BLK WP HR S P ERA WHIP	IP WLS BF H R ER SO BB IBB HBP BLK WP HR S P ERA WHIP	IP WLS BF H R ER SO BB IBB HBP BLK WP HR S P ERA WHIP	IP WLS BF H R ER SO BB IBB HBP BLK WP HR S P ERA WHIP	IP WLS BF H R ER SO BB IBB HBP BLK WP HR S P ERA WHIP					
53 Trevor Cahill, R (1,1) ERA: 4.31	6.2	29	10	3	3	1	1	0	0	0	0	0	0	0	0	0	4.05	1.650				
56 Craig Breslow, L (7,1) ERA: 3.9	0.1	1	0	0	0	0	0	0	0	0	0	0	0	0	0	0	0.00	0.000				
50 Grant Balfour, R (8,1) ERA: 2.49	1.0	W	3	0	0	0	0	0	0	0	0	0	0	0	0	0	0.00	0.000				
40 Andrew Bailey, R (9,1) ERA: 3.49	1.0	S	3	0	0	0	0	0	0	0	0	0	0	0	0	0	0.00	0.000				

AB	34
R	3
H	10
RBI	3
BB	1
SO	2
LOB	9



Batter	1	2	3	4	5	6	7	8	9	AB	R	H	RBI	BB	SO	LOB	BOTTOM			
19 Jemile Weeks, S (1,4) OBP: 0.341, SLG: 0.416	1B		BB		HR		1B			3	3	3	1	1	0	0	Texas Rangers @ Oakland Athletics Oakland Coliseum, Oakland, CA Thu Sep 22 2011, 12:38 PM - 3:08 PM PDT Att: 14,090 - Sunny - 76 F			
4 Coco Crisp, S (1,8) OBP: 0.322, SLG: 0.390	F8		G4-6-3		F7		55 S			4	0	1	1	0	0	2				
55 Hideki Matsui, L (1,10) OBP: 0.324, SLG: 0.383	K		K		F7		K			4	0	0	0	0	3	2				
16 Josh Willingham, R (1,7) OBP: 0.337, SLG: 0.480	2B		K		K		P3			4	0	1	1	0	1	1				
12 David DeJesus, L (1,9) OBP: 0.322, SLG: 0.367	G4-3		K		K		2B			2	1	0	0	1	1	1				
2 Cliff Pennington, S (1,6) OBP: 0.319, SLG: 0.368	F9		K		K		2B			3	0	1	0	0	1	0				
14 Brandon Allen, L (1,3) ERA: 4.45			K		K		G4-3			2	0	0	0	0	1	0				
28 Darren Oliver, L (7,PH) ERA: 2.15	G5-3		K		K		G4-3			1	0	0	1	0	0	1				
7 Adam Rosales, R (8,3) OBP: 0.148, SLG: 0.185			K		K		F9			0	0	0	0	0	0	0				
8 Kurt Suzuki, R (1,2) OBP: 0.301, SLG: 0.387	G5-3		K		K		F9			3	0	0	0	0	0	1				
28 Eric Sogard, L (1,5) OBP: 0.234, SLG: 0.333			K		L3		G4-3			3	0	0	0	0	1	0				
Inning Stats	R: 1 E: 0 K: 1 S: 11	H: 2 LOB: 1 BB: 0 P: 15	R: 0 E: 0 K: 0 S: 11	H: 0 LOB: 0 BB: 0 P: 16	R: 0 E: 0 K: 1 S: 5	H: 0 LOB: 0 BB: 1 P: 10	R: 0 E: 0 K: 3 S: 11	H: 0 LOB: 0 BB: 0 P: 18	R: 0 E: 0 K: 2 S: 10	H: 0 LOB: 0 BB: 0 P: 17	R: 1 E: 0 K: 0 S: 6	H: 1 LOB: 0 BB: 0 P: 11	R: 1 E: 0 K: 0 S: 14	H: 1 LOB: 1 BB: 1 P: 21	R: 1 E: 0 K: 1 S: 14	H: 2 LOB: 1 BB: 0 P: 21	1B: 2 2B: 3 3B: 0 HR: 1	SF: 0 SAC: 0 DP: 1 HBP: 0	WP: 0 PB: 0 SB: 1 CS: 0	PA: 31
PITCHER	IP WLS BF H R ER SO BB IBB HBP BLK WP HR S P ERA WHIP	IP WLS BF H R ER SO BB IBB HBP BLK WP HR S P ERA WHIP	IP WLS BF H R ER SO BB IBB HBP BLK WP HR S P ERA WHIP	IP WLS BF H R ER SO BB IBB HBP BLK WP HR S P ERA WHIP	IP WLS BF H R ER SO BB IBB HBP BLK WP HR S P ERA WHIP	IP WLS BF H R ER SO BB IBB HBP BLK WP HR S P ERA WHIP	IP WLS BF H R ER SO BB IBB HBP BLK WP HR S P ERA WHIP	IP WLS BF H R ER SO BB IBB HBP BLK WP HR S P ERA WHIP	IP WLS BF H R ER SO BB IBB HBP BLK WP HR S P ERA WHIP	IP WLS BF H R ER SO BB IBB HBP BLK WP HR S P ERA WHIP	IP WLS BF H R ER SO BB IBB HBP BLK WP HR S P ERA WHIP	IP WLS BF H R ER SO BB IBB HBP BLK WP HR S P ERA WHIP	IP WLS BF H R ER SO BB IBB HBP BLK WP HR S P ERA WHIP	IP WLS BF H R ER SO BB IBB HBP BLK WP HR S P ERA WHIP	IP WLS BF H R ER SO BB IBB HBP BLK WP HR S P ERA WHIP	IP WLS BF H R ER SO BB IBB HBP BLK WP HR S P ERA WHIP				
48 Colby Lewis, R (1,1) ERA: 4.45	6.1	24	4	3	3	7	2	0	0	0	0	0	0	0	0	0	4.26	0.947		
28 Darren Oliver, L (7,1) ERA: 2.15	0.1	B	1	0	0	0	0	0	0	0	0	0	0	0	0	0	0.00	0.000		
19 Koji Uehara, R (7,1) ERA: 2.45	0.1	1	0	0	0	0	0	0	0	0	0	0	0	0	0	0	0.00	0.000		
37 Mike Adams, R (8,1) ERA: 1.53	1.0	L	5	2	1	1	0	0	0	0	0	0	0	0	0	0	9.00	2.000		

AB	29
R	4
H	6
RBI	4
BB	2
SO	8
LOB	8



Batter	1	2	3	4	5	6	7	8	9	AB	R	H	RBI	BB	SO	LOB	TOP					
19 Jemile Weeks, S OBP: 0.340, SLG: 0.422			G5-3					E5		4	1	1	1	0	1	0	Oakland Athletics @ Los Angeles Angels Angel Stadium of Anaheim, Anaheim, CA Fri Sep 23 2011, 7:08 PM - 9:39 PM PDT Att: 39,217 - Cloudy - 68 F					
4 Coco Crisp, S OBP: 0.320, SLG: 0.387	F7		L3					FC6-4		4	0	0	0	0	1	1						
55 Hideki Matsui, L OBP: 0.321, SLG: 0.380	G4-3									4	0	0	0	0	1	1						
16 Josh Willingham, R OBP: 0.338, SLG: 0.479										3	0	1	0	0	2	0						
12 David DeJesus, L OBP: 0.321, SLG: 0.373	K									4	1	1	1	0	1	2						
2 Cliff Pennington, S OBP: 0.319, SLG: 0.369	K									4	0	1	0	0	1	0						
14 Brandon Allen, L OBP: 0.288, SLG: 0.396	L3									4	0	0	0	0	1	1						
8 Kurt Suzuki, R OBP: 0.303, SLG: 0.388										3	1	2	0	0	0	0						
29 Scott Sizemore, R OBP: 0.332, SLG: 0.384	F7									2	0	0	0	0	0	1						
Inning Stats	R: 1 H: 1 E: 0 K: 1 S: 9	H: 1 LOB: 1 BB: 0 P: 14	R: 0 H: 0 E: 0 K: 1 S: 9	H: 1 LOB: 1 BB: 0 P: 12	R: 0 H: 0 E: 0 K: 1 S: 7	H: 0 LOB: 0 BB: 0 P: 11	R: 0 H: 2 E: 0 K: 1 S: 8	H: 1 LOB: 1 BB: 0 P: 14	R: 0 H: 0 E: 0 K: 2 S: 7	H: 0 LOB: 0 BB: 0 P: 10	R: 0 H: 0 E: 0 K: 0 S: 7	H: 0 LOB: 0 BB: 0 P: 10	R: 1 H: 1 E: 0 K: 0 S: 16	H: 1 LOB: 1 BB: 0 P: 23	R: 1 H: 1 E: 0 K: 1 S: 11	H: 1 LOB: 0 BB: 0 P: 17	1B: 3 2B: 1 3B: 0 HR: 2	SF: 0 SAC: 1 DP: 1 HBP: 1	WP: 2 PA: 34 PB: 0 SB: 1 CS: 0			
PITCHER	IP WLS BF H R ER SO BB IBB HBP BLK WP HR S P ERA WHIP	IP WLS BF H R ER SO BB IBB HBP BLK WP HR S P ERA WHIP	IP WLS BF H R ER SO BB IBB HBP BLK WP HR S P ERA WHIP	IP WLS BF H R ER SO BB IBB HBP BLK WP HR S P ERA WHIP	IP WLS BF H R ER SO BB IBB HBP BLK WP HR S P ERA WHIP	IP WLS BF H R ER SO BB IBB HBP BLK WP HR S P ERA WHIP	IP WLS BF H R ER SO BB IBB HBP BLK WP HR S P ERA WHIP	IP WLS BF H R ER SO BB IBB HBP BLK WP HR S P ERA WHIP	IP WLS BF H R ER SO BB IBB HBP BLK WP HR S P ERA WHIP	IP WLS BF H R ER SO BB IBB HBP BLK WP HR S P ERA WHIP	IP WLS BF H R ER SO BB IBB HBP BLK WP HR S P ERA WHIP	IP WLS BF H R ER SO BB IBB HBP BLK WP HR S P ERA WHIP	IP WLS BF H R ER SO BB IBB HBP BLK WP HR S P ERA WHIP	IP WLS BF H R ER SO BB IBB HBP BLK WP HR S P ERA WHIP	IP WLS BF H R ER SO BB IBB HBP BLK WP HR S P ERA WHIP	IP WLS BF H R ER SO BB IBB HBP BLK WP HR S P ERA WHIP	IP WLS BF H R ER SO BB IBB HBP BLK WP HR S P ERA WHIP	IP WLS BF H R ER SO BB IBB HBP BLK WP HR S P ERA WHIP				
36 Jered Weaver, R ERA: 2.41	8.1	L	32	6	3	2	8	0	0	0	1	0	0	0	0	0	2	2	76	116	2.16	0.720
63 Rich Thompson, R ERA: 3.06	0.2		2	0	0	0	0	0	0	0	0	0	0	0	0	0	0	0	6	8	0.00	0.000

Oakland Athletics @ Los Angeles Angels
Angel Stadium of Anaheim, Anaheim, CA
Fri Sep 23 2011, 7:08 PM - 9:39 PM PDT
Att: 39,217 - Cloudy - 68 F

AB 32
R 3
H 6
RBI 2
BB 0
SO 8
LOB 6



Batter	1	2	3	4	5	6	7	8	9	AB	R	H	RBI	BB	SO	LOB	BOTTOM					
13 Maicer Izturis, S OBP: 0.337, SLG: 0.391	K		F8					G4-3		4	0	0	0	0	1	2	Oakland Athletics @ Los Angeles Angels Angel Stadium of Anaheim, Anaheim, CA Fri Sep 23 2011, 7:08 PM - 9:39 PM PDT Att: 39,217 - Cloudy - 68 F					
25 Peter Bourjos, R OBP: 0.325, SLG: 0.439	F8									3	0	0	0	1	0	0						
47 Howie Kendrick, R OBP: 0.340, SLG: 0.468	F9									4	0	0	0	0	0	3						
48 Torii Hunter, R OBP: 0.334, SLG: 0.422										4	1	1	1	0	0	0						
44 Mark Trumbo, R OBP: 0.295, SLG: 0.482										4	0	2	0	0	0	0						
10 Vernon Wells, R OBP: 0.252, SLG: 0.416										4	0	0	0	0	1	2						
27 Mike Trout, R OBP: 0.260, SLG: 0.381	F8									3	0	0	0	0	2	2						
2 Erick Aybar, S OBP: 0.321, SLG: 0.426										2	0	0	0	1	1	1						
5 Jeff Mathis, R OBP: 0.229, SLG: 0.264										2	0	0	0	0	0	0						
6 Alberto Callaspo, S OBP: 0.364, SLG: 0.376										0	0	0	0	1	0	0						
28 Jeremy Moore, L OBP: 0.266, SLG: 0.286										0	0	0	0	0	0	0						
46 Bobby Wilson, R OBP: 0.256, SLG: 0.286										0	0	0	0	0	0	0						
Inning Stats	R: 0 H: 0 E: 0 K: 1 S: 6	H: 1 LOB: 0 BB: 0 P: 9	R: 0 H: 0 E: 0 K: 1 S: 10	H: 1 LOB: 0 BB: 0 P: 15	R: 0 H: 0 E: 0 K: 0 S: 6	H: 0 LOB: 0 BB: 0 P: 10	R: 0 H: 0 E: 0 K: 0 S: 7	H: 0 LOB: 0 BB: 0 P: 14	R: 0 H: 0 E: 0 K: 2 S: 10	H: 0 LOB: 1 BB: 0 P: 14	R: 0 H: 0 E: 0 K: 0 S: 7	H: 0 LOB: 0 BB: 0 P: 13	R: 1 H: 2 E: 0 K: 0 S: 7	H: 2 LOB: 0 BB: 0 P: 9	R: 0 H: 0 E: 0 K: 1 S: 11	H: 0 LOB: 3 BB: 3 P: 28	R: 0 H: 0 E: 0 K: 0 S: 7	H: 0 LOB: 0 BB: 0 P: 10	1B: 2 2B: 0 3B: 0 HR: 1	SF: 0 SAC: 0 DP: 1 HBP: 0	WP: 0 PA: 33 PB: 0 SB: 0 CS: 0	
PITCHER	IP WLS BF H R ER SO BB IBB HBP BLK WP HR S P ERA WHIP	IP WLS BF H R ER SO BB IBB HBP BLK WP HR S P ERA WHIP	IP WLS BF H R ER SO BB IBB HBP BLK WP HR S P ERA WHIP	IP WLS BF H R ER SO BB IBB HBP BLK WP HR S P ERA WHIP	IP WLS BF H R ER SO BB IBB HBP BLK WP HR S P ERA WHIP	IP WLS BF H R ER SO BB IBB HBP BLK WP HR S P ERA WHIP	IP WLS BF H R ER SO BB IBB HBP BLK WP HR S P ERA WHIP	IP WLS BF H R ER SO BB IBB HBP BLK WP HR S P ERA WHIP	IP WLS BF H R ER SO BB IBB HBP BLK WP HR S P ERA WHIP	IP WLS BF H R ER SO BB IBB HBP BLK WP HR S P ERA WHIP	IP WLS BF H R ER SO BB IBB HBP BLK WP HR S P ERA WHIP	IP WLS BF H R ER SO BB IBB HBP BLK WP HR S P ERA WHIP	IP WLS BF H R ER SO BB IBB HBP BLK WP HR S P ERA WHIP	IP WLS BF H R ER SO BB IBB HBP BLK WP HR S P ERA WHIP	IP WLS BF H R ER SO BB IBB HBP BLK WP HR S P ERA WHIP	IP WLS BF H R ER SO BB IBB HBP BLK WP HR S P ERA WHIP	IP WLS BF H R ER SO BB IBB HBP BLK WP HR S P ERA WHIP	IP WLS BF H R ER SO BB IBB HBP BLK WP HR S P ERA WHIP				
47 Gio Gonzalez, L ERA: 3.25	7.1	W	27	3	1	1	5	2	0	0	0	0	0	0	0	0	2	1	60	101	1.23	0.682
50 Grant Balfour, R ERA: 2.47	0.2	H	3	0	0	0	0	1	0	0	0	0	0	0	0	0	0	0	4	11	0.00	1.500
40 Andrew Bailey, R ERA: 3.4	1.0	S	3	0	0	0	0	0	0	0	0	0	0	0	0	0	0	0	7	10	0.00	0.000

Oakland Athletics @ Los Angeles Angels
Angel Stadium of Anaheim, Anaheim, CA
Fri Sep 23 2011, 7:08 PM - 9:39 PM PDT
Att: 39,217 - Cloudy - 68 F

AB 30
R 1
H 3
RBI 1
BB 3
SO 5
LOB 10



Batter	1	2	3	4	5	6	7	8	9	AB	R	H	RBI	BB	SO	LOB	TOP											
19 Jemile Weeks, S OBP: 0.343, SLG: 0.424	L7	G4-3																										
4 Coco Crisp, S OBP: 0.316, SLG: 0.385	1B		G3		F8		G4-3		G3																			
55 Hideki Matsui, L OBP: 0.321, SLG: 0.377	1B	BB	G3		FC4-6			G5-3																				
16 Josh Willingham, R OBP: 0.336, SLG: 0.475	F7		G3		F9			K																				
12 David DeJesus, L OBP: 0.321, SLG: 0.374	F7																											
8 Kurt Suzuki, R OBP: 0.301, SLG: 0.385		G6-3																										
14 Brandon Allen, L OBP: 0.282, SLG: 0.387																												
29 Scott Sizemore, R OBP: 0.336, SLG: 0.384																												
28 Eric Sogard, L OBP: 0.250, SLG: 0.344																												
Inning Stats	R: 0 H: 1 E: 0 K: 0 S: 9	H: 1 LOB: 2 BB: 1 P: 16	R: 0 H: 1 E: 0 K: 1 S: 11	H: 1 LOB: 2 BB: 1 P: 22	R: 0 H: 0 E: 0 K: 0 S: 5	H: 0 LOB: 0 BB: 0 P: 8	R: 0 H: 0 E: 0 K: 1 S: 14	H: 0 LOB: 0 BB: 0 P: 20	R: 1 H: 3 E: 0 K: 0 S: 12	H: 3 LOB: 2 BB: 0 P: 18	R: 0 H: 0 E: 0 K: 0 S: 4	H: 0 LOB: 0 BB: 0 P: 7	R: 0 H: 1 E: 0 K: 0 S: 12	H: 1 LOB: 1 BB: 0 P: 18	R: 0 H: 1 E: 0 K: 1 S: 9	H: 1 LOB: 1 BB: 0 P: 18	R: 1 H: 1 E: 0 K: 2 S: 12	H: 1 LOB: 1 BB: 1 P: 20	1B: 7 2B: 1 3B: 0 HR: 0	SF: 0 SAC: 0 DP: 0 HBP: 0	WP: 1 PB: 0 SB: 2 CS: 0	PA: 38						
PITCHER	IP	WLS	BF	H	R	ER	SO	BB	IBB	HBP	BLK	WP	HR	S	P	ERA	WHIP											
57 Jerome Williams, R ERA: 2.95	(1, 1)	6.1	W	26	5	1	1	2	2	0	0	0	0	0	58	97	1.42	1.105										
21 Hisanori Takahashi, L ERA: 3.53	(7, 1)	0.2	H	3	1	0	0	0	0	0	0	0	0	9	12	0.00	1.500											
37 Scott Downs, L ERA: 1.19	(8, 1)	1.0	H	4	1	0	0	1	0	0	0	0	0	9	18	0.00	1.000											
51 Jordan Walden, R ERA: 2.45	(9, 1)	1.0	S	5	1	1	1	2	1	0	0	0	1	0	12	20	9.00	2.000										

Oakland Athletics @ Los Angeles Angels
Angel Stadium of Anaheim, Anaheim, CA
Sat Sep 24 2011, 6:08 PM - 8:54 PM PDT
Att. 41,113 - Cloudy - 69 F


AB	35
R	2
H	8
RBI	2
BB	3
SO	5
LOB	16



Batter	1	2	3	4	5	6	7	8	9	AB	R	H	RBI	BB	SO	LOB	BOTTOM										
2 Erick Aybar, S OBP: 0.322, SLG: 0.426	E7		G3-1																								
47 Howie Kendrick, R OBP: 0.338, SLG: 0.465	K		G5-3																								
53 Bobby Abreu, L OBP: 0.354, SLG: 0.361	F8																										
48 Torii Hunter, R OBP: 0.335, SLG: 0.428	1B																										
44 Mark Trumbo, R OBP: 0.293, SLG: 0.479	FC6-4																										
19 Efrén Navarro, L	FC6-4																										
6 Alberto Callaspo, S OBP: 0.364, SLG: 0.376	G4-3																										
10 Vernon Wells, R OBP: 0.250, SLG: 0.413	G6-3																										
25 Peter Bourjos, R OBP: 0.325, SLG: 0.437	G4-3																										
46 Bobby Wilson, R OBP: 0.250, SLG: 0.278	G5-3																										
Inning Stats	R: 1 H: 1 E: 1 K: 1 S: 12	H: 1 LOB: 1 BB: 0 P: 17	R: 0 H: 0 E: 0 K: 0 S: 7	H: 0 LOB: 0 BB: 0 P: 10	R: 0 H: 0 E: 0 K: 0 S: 7	H: 0 LOB: 0 BB: 0 P: 11	R: 0 H: 0 E: 0 K: 1 S: 7	H: 0 LOB: 0 BB: 0 P: 7	R: 0 H: 0 E: 0 K: 0 S: 6	H: 0 LOB: 0 BB: 0 P: 12	R: 3 H: 3 E: 0 K: 0 S: 17	H: 3 LOB: 0 BB: 0 P: 22	R: 0 H: 1 E: 0 K: 0 S: 16	H: 1 LOB: 1 BB: 0 P: 20	R: 0 H: 1 E: 0 K: 1 S: 10	H: 1 LOB: 1 BB: 0 P: 16	1B: 5 2B: 0 3B: 0 HR: 1	SF: 0 SAC: 0 DP: 0 HBP: 2	WP: 0 PB: 0 SB: 0 CS: 2	PA: 32							
PITCHER	IP	WLS	BF	H	R	ER	SO	BB	IBB	HBP	BLK	WP	HR	S	P	ERA	WHIP										
52 Guillermo Moscoso, R ERA: 3.38	(1, 1)	7.0	L	27	5	4	3	2	0	0	1	0	0	72	99	3.86	0.714										
56 Craig Brestow, L ERA: 3.86	(8, 1)	0.2		3	1	0	0	1	0	0	1	0	0	8	12	0.00	1.500										
38 Andrew Canigan, R ERA: 4.26	(8, 1)	0.1		1	0	0	0	0	0	0	0	0	0	2	4	0.00	0.000										

Oakland Athletics @ Los Angeles Angels
Angel Stadium of Anaheim, Anaheim, CA
Sat Sep 24 2011, 6:08 PM - 8:54 PM PDT
Att. 41,113 - Cloudy - 69 F

AB	29
R	4
H	6
RBI	4
BB	0
SO	3
LOB	9



Batter	1	2	3	4	5	6	7	8	9	AB	R	H	RBI	BB	SO	LOB	TOP										
19 Jemile Weeks, S OBP: 0.344, SLG: 0.422										4	0	1	1	1	1	0	Oakland Athletics @ Los Angeles Angels Angel Stadium of Anaheim, Anaheim, CA Sun Sep 25 2011, 12:37 PM - 3:36 PM PDT Att: 40,794 - Overcast - 70 F										
4 Coco Crisp, S OBP: 0.317, SLG: 0.385										3	0	1	2	0	1	0											
55 Hideki Matsui, L OBP: 0.320, SLG: 0.375										5	0	1	0	0	0	4											
16 Josh Willingham, R OBP: 0.335, SLG: 0.479										4	1	1	1	0	1	2											
12 David DeJesus, L OBP: 0.321, SLG: 0.374										2	0	1	0	0	0	0											
23 Michael Taylor, R OBP: 0.357, SLG: 0.348										2	0	0	0	0	1	2											
29 Scott Sizemore, R OBP: 0.337, SLG: 0.385										4	2	2	0	0	0	1											
14 Brandon Allen, L OBP: 0.279, SLG: 0.382										2	0	0	0	0	0	0											
22 Chris Carter, R OBP: 0.175, SLG: 0.132										2	1	1	0	0	0	1											
28 Eric Sogard, L OBP: 0.243, SLG: 0.333										2	0	0	0	0	1	0											
56 Jai Miller, R OBP: 0.295, SLG: 0.286										1	1	1	0	0	0	0											
7 Adam Rosales, R OBP: 0.145, SLG: 0.182										1	1	0	0	0	0	1											
11 Landon Powell, S OBP: 0.244, SLG: 0.222										2	0	0	0	0	0	0											
8 Kurt Suzuki, R OBP: 0.304, SLG: 0.389										1	0	1	1	1	0	0											
Inning Stats	R: 0 E: 0 K: 1 S: 8	H: 0 LOB: 0 BB: 0 P: 12	R: 0 E: 0 K: 1 S: 11	H: 0 LOB: 0 BB: 0 P: 17	R: 0 E: 0 K: 1 S: 8	H: 0 LOB: 0 BB: 0 P: 10	R: 0 E: 0 K: 1 S: 6	H: 0 LOB: 0 BB: 0 P: 9	R: 0 E: 0 K: 0 S: 9	H: 1 LOB: 0 BB: 0 P: 9	R: 0 E: 0 K: 0 S: 6	H: 0 LOB: 0 BB: 0 P: 10	R: 0 E: 0 K: 0 S: 13	H: 2 LOB: 2 BB: 0 P: 22	R: 2 E: 0 K: 0 S: 14	H: 3 LOB: 2 BB: 1 P: 23	R: 4 E: 1 K: 1 S: 15	H: 4 LOB: 2 BB: 1 P: 24	1B: 8 2B: 1 3B: 0 HR: 1	SF: 2 SAC: 0 DP: 1 HBP: 0	WP: 0 PB: 0 SB: 1 CS: 0	PA: 39					
PITCHER	IP	WLS	BF	H	R	ER	SO	BB	IBB	HBP	BLK	WP	HR	S	P	ERA	WHIP										
35 Joel Pineiro, R ERA: 5.13	6.1		21	3	0	0	4	0	0	0	0	0	0	55	77	0.00	0.474										
38 Bobby Cassevah, R ERA: 2.87	0.2	H	3	1	1	0	0	0	0	0	0	0	0	16	13.50	1.500											
37 Scott Downs, L ERA: 1.34	0.2	H	5	2	1	1	0	1	0	0	0	0	0	10	18	13.50	4.500										
51 Jordan Walden, R ERA: 2.73	0.2	L	8	4	4	2	1	0	1	0	0	0	1	14	22	27.00	6.000										
21 Hisanori Takahashi, L ERA: 3.49	0.2		2	0	0	0	0	0	0	0	0	0	0	2	3	0.00	0.000										

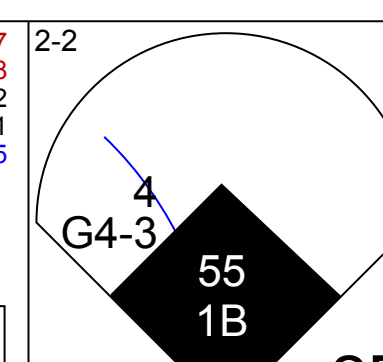
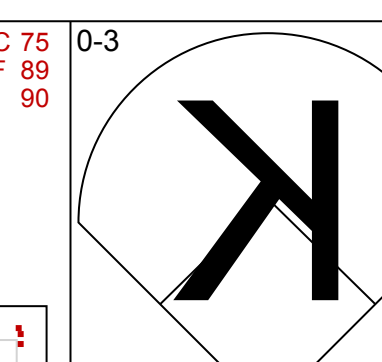
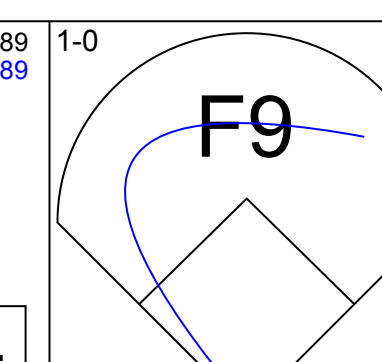
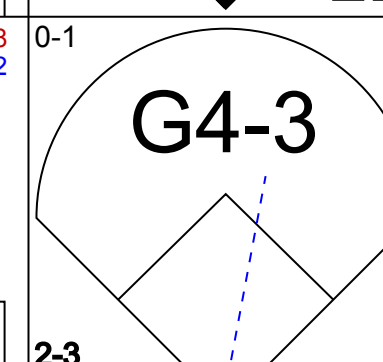
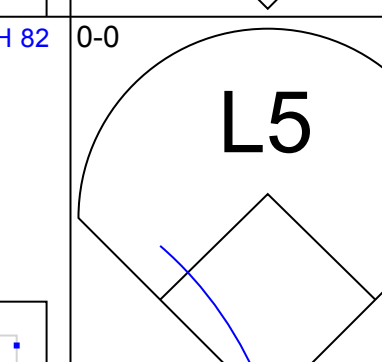

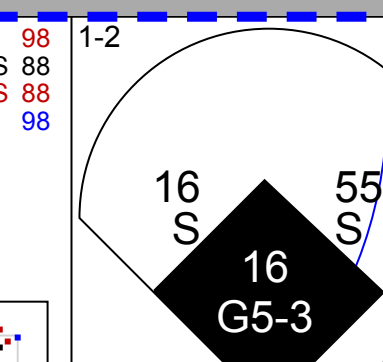
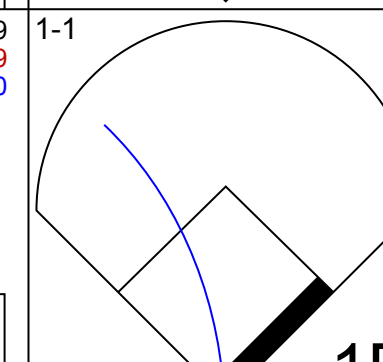
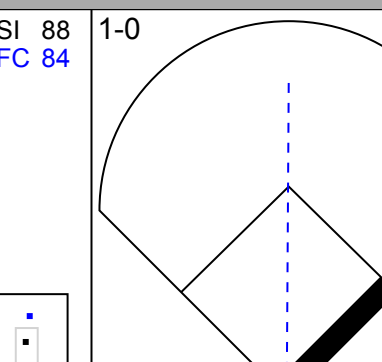

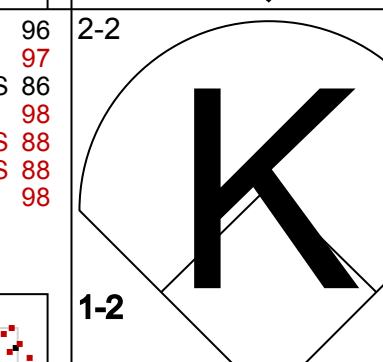
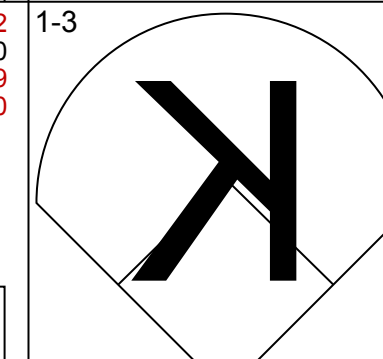
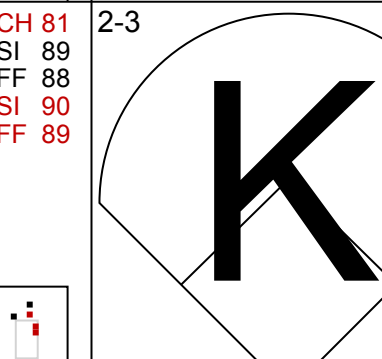

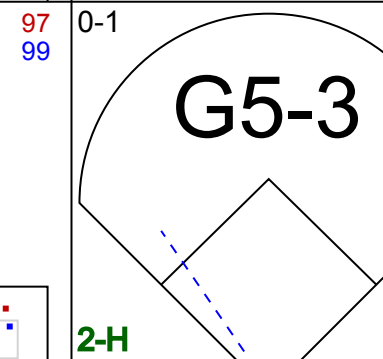
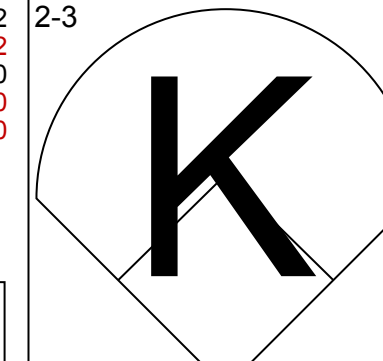
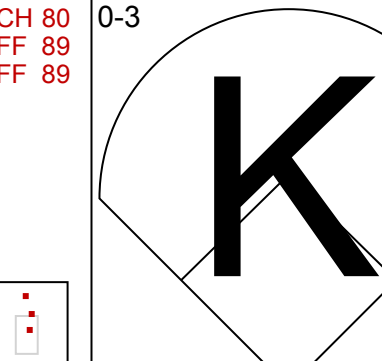

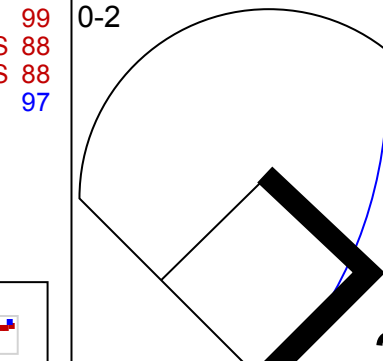
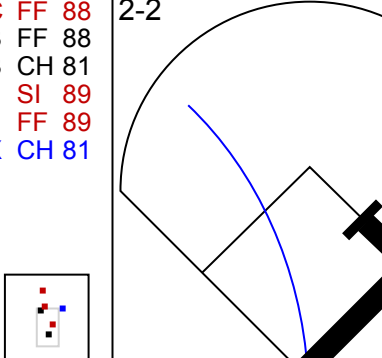
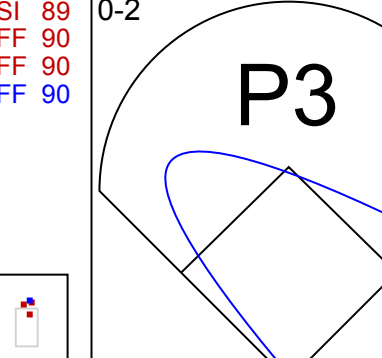

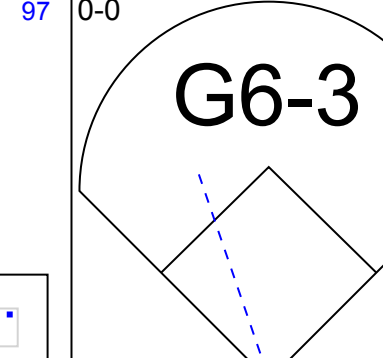
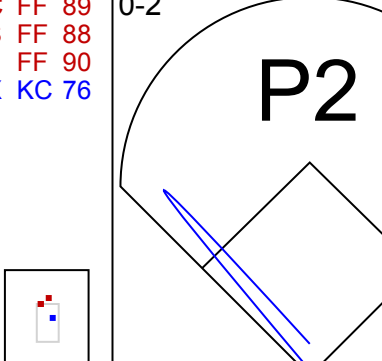
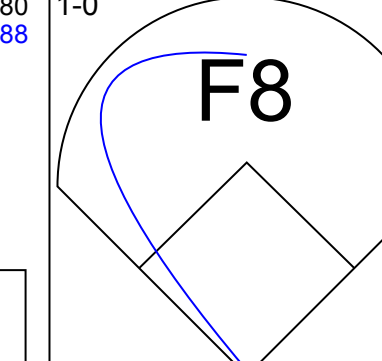
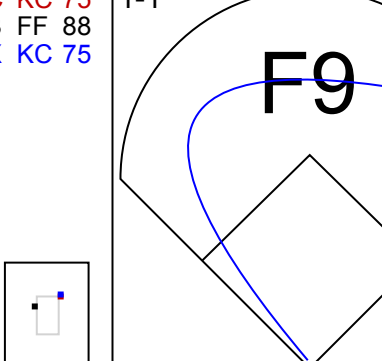
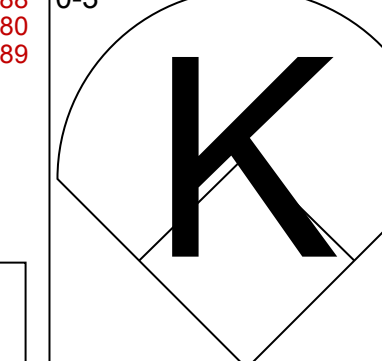
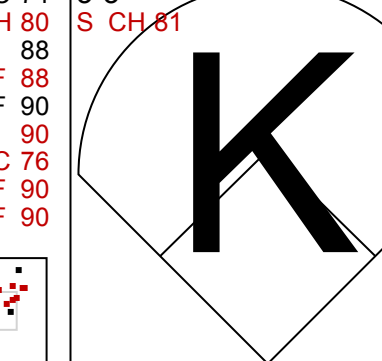
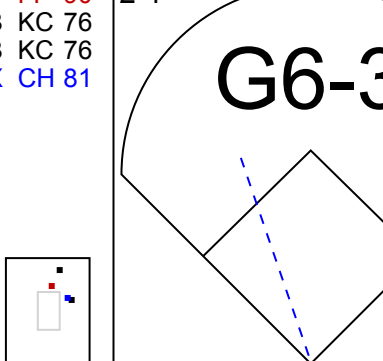
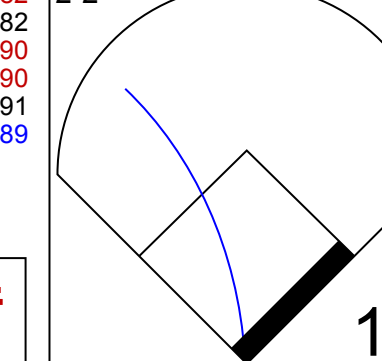
AB 35
R 6
H 10
RBI 5
BB 2
SO 5
LOB 11



Batter	1	2	3	4	5	6	7	8	9	AB	R	H	RBI	BB	SO	LOB	BOTTOM										
2 Erick Aybar, S OBP: 0.320, SLG: 0.422										5	0	0	0	0	1	2	Oakland Athletics @ Los Angeles Angels Angel Stadium of Anaheim, Anaheim, CA Sun Sep 25 2011, 12:37 PM - 3:36 PM PDT Att: 40,794 - Overcast - 70 F										
47 Howie Kendrick, R OBP: 0.335, SLG: 0.467										4	1	1	0	1	0	0											
53 Bobby Abreu, L OBP: 0.355, SLG: 0.387										5	1	2	2	0	1	1											
48 Tori Hunter, R OBP: 0.336, SLG: 0.429										3	1	1	0	1	0	1											
44 Mark Trumbo, R OBP: 0.291, SLG: 0.477										3	0	0	0	0	3	2											
19 Efren Navarro, L										0	0	0	0	0	0	0											
6 Alberto Callaspo, S OBP: 0.387, SLG: 0.378										3	1	2	0	1	0	0											
10 Vernon Wells, R OBP: 0.250, SLG: 0.418										4	1	1	1	0	1	5											
25 Peter Bourjos, R OBP: 0.328, SLG: 0.439										3	0	2	2	1	1	0											
5 Jeff Mathis, R OBP: 0.226, SLG: 0.261										3	0	0	0	0	0	3											
13 Maicer Izturis, S OBP: 0.336, SLG: 0.391										1	0	0	0	0	0	0											
Inning Stats	R: 1 E: 0 K: 1 S: 10	H: 2 LOB: 1 BB: 0 P: 18	R: 0 E: 0 K: 0 S: 11	H: 1 LOB: 2 BB: 1 P: 21	R: 1 E: 0 K: 1 S: 18	H: 3 LOB: 2 BB: 0 P: 24	R: 0 E: 0 K: 1 S: 10	H: 0 LOB: 0 BB: 0 P: 14	R: 0 E: 0 K: 1 S: 8	H: 0 LOB: 0 BB: 0 P: 13	R: 1 E: 0 K: 1 S: 11	H: 2 LOB: 1 BB: 0 P: 19	R: 0 E: 0 K: 1 S: 7	H: 0 LOB: 0 BB: 0 P: 11	R: 2 E: 0 K: 1 S: 11	H: 1 LOB: 2 BB: 0 P: 22	R: 0 E: 0 K: 0 S: 13	H: 0 LOB: 1 BB: 1 P: 19	1B: 5 2B: 1 3B: 1 HR: 2	SF: 0 SAC: 1 DP: 0 HBP: 0	WP: 0 PB: 0 SB: 3 CS: 1	PA: 40					
PITCHER	IP	WLS	BF	H	R	ER	SO	BB	IBB	HBP	BLK	WP	HR	S	P	ERA	WHIP										
18 Rich Harden, R ERA: 5.12	6.0		27	8	3	3	5	1	0	0	0	0	0	68	109	4.50	1.500										
40 Brian Fuentes, L ERA: 3.7	1.0		3	0	0	0	1	0	0	0	0	0	0	7	11	0.00	0.000										
60 Fautino De Los Santos, R ERA: 4.32	1.0	W	5	1	2	2	1	2	0	0	0	0	0	11	22	18.00	3.000										
40 Andrew Bailey, R ERA: 3.32	1.0	S	4	0	0	0	0	1	0	0	0	0	0	13	19	0.00	1.000										


AB 34
R 5
H 9
RBI 5
BB 4
SO 7
LOB 14



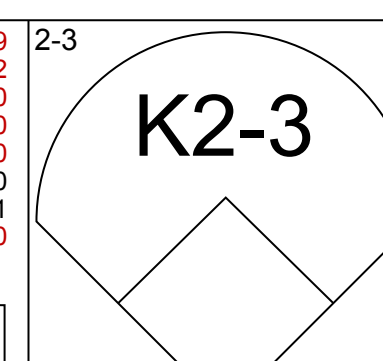
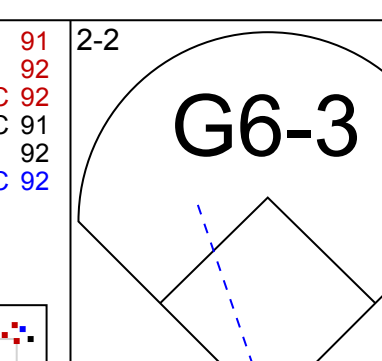
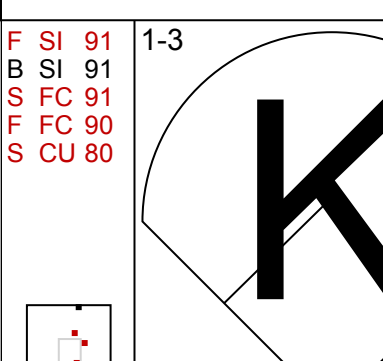
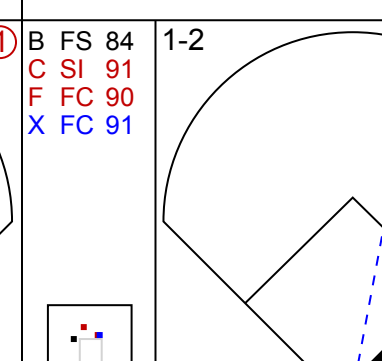
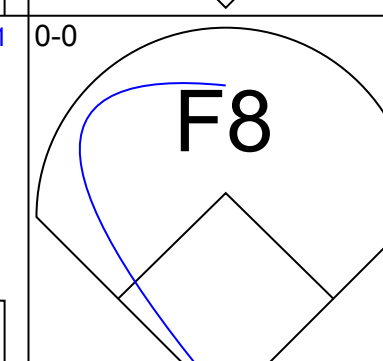
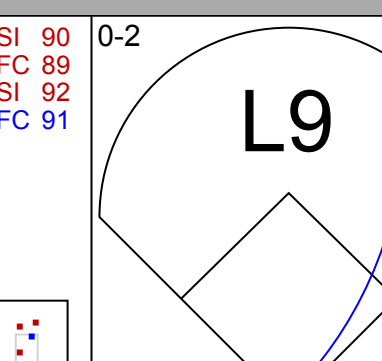
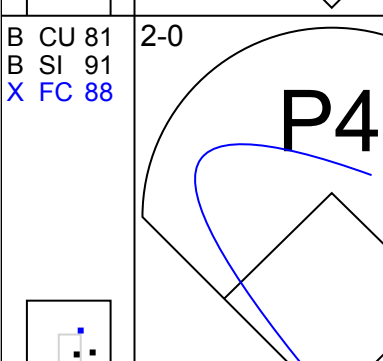
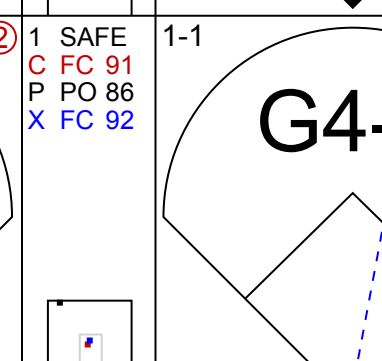
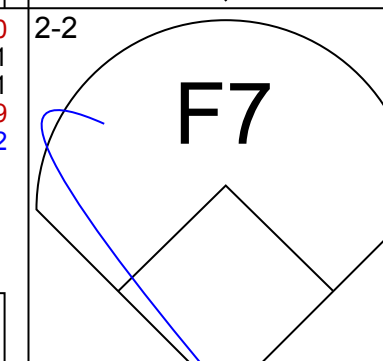
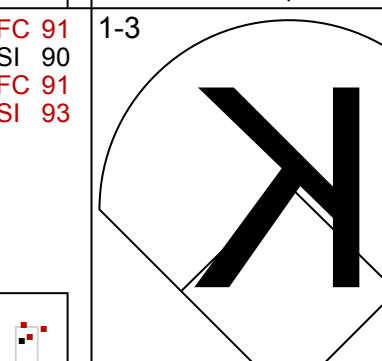
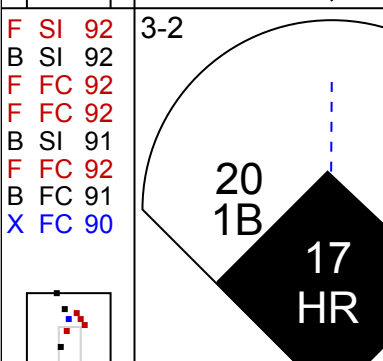

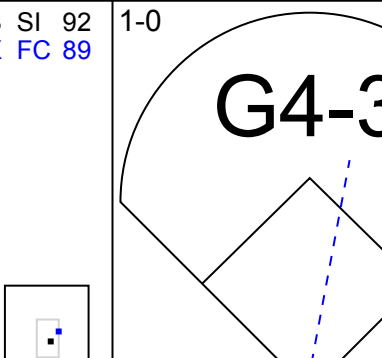
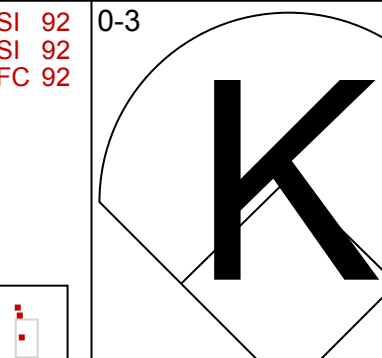
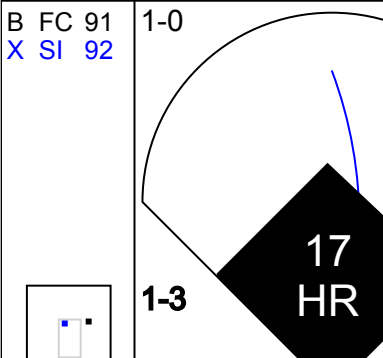

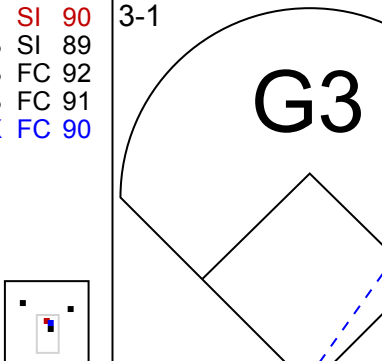
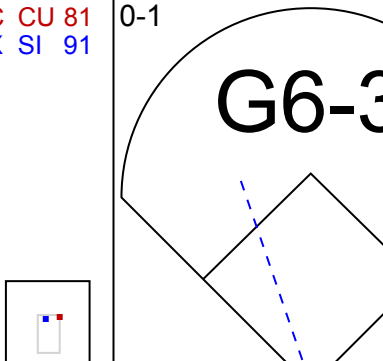
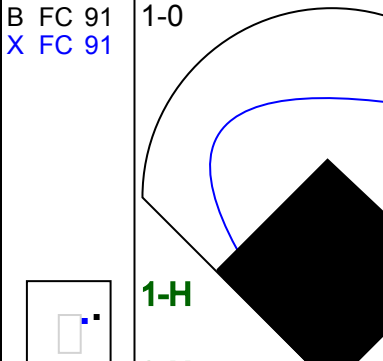

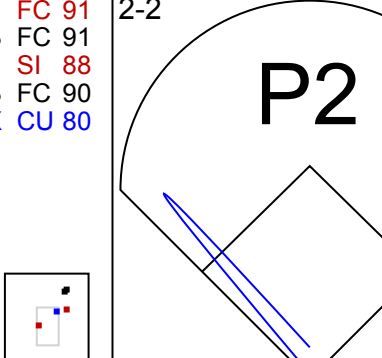
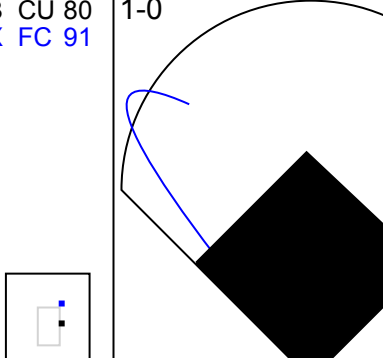
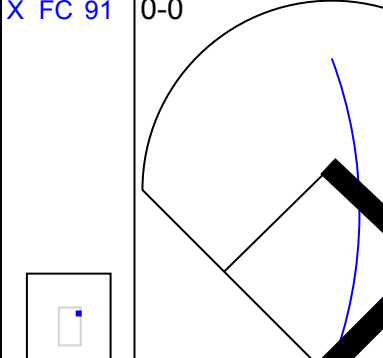

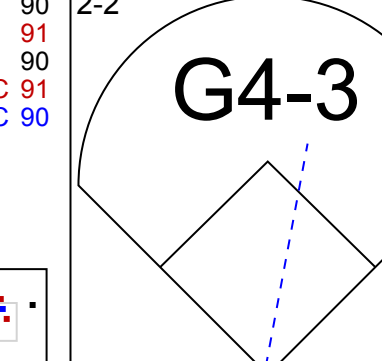
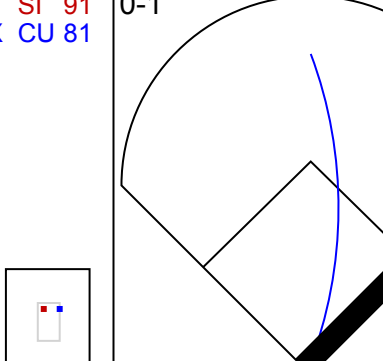
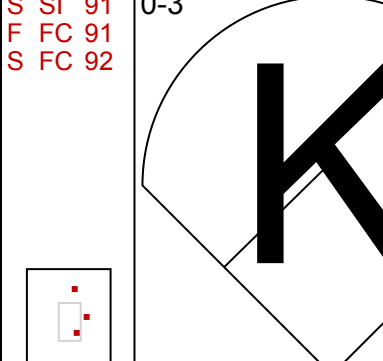
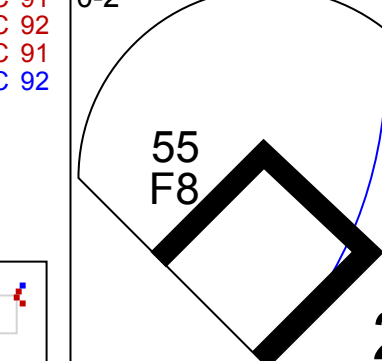
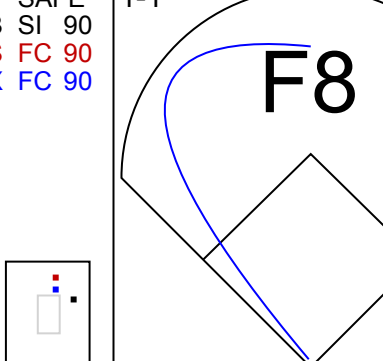

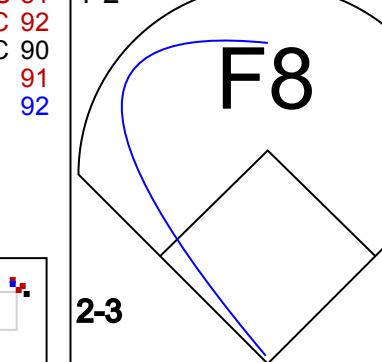
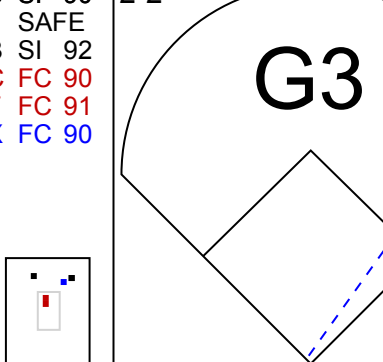

Batter	1	2	3	4	5	6	7	8	9	AB	R	H	RBI	BB	SO	LOB	TOP																			
19 Jemile Weeks, S OBP: 0.343, SLG: 0.423										4	1	1	0	0	1	1																				
4 Coco Crisp, S OBP: 0.317, SLG: 0.384										4	1	1	0	0	0	1																				
55 Hideki Matsui, L OBP: 0.321, SLG: 0.376										4	0	2	1	0	1	1																				
16 Josh Willingham, R OBP: 0.333, SLG: 0.475										4	0	0	1	0	2	2																				
29 Scott Sizemore, R OBP: 0.337, SLG: 0.387										4	0	1	0	0	2	2																				
8 Kurt Suzuki, R OBP: 0.303, SLG: 0.387										4	0	1	0	0	1	2																				
22 Chris Carter, R OBP: 0.163, SLG: 0.122										3	0	0	0	0	1	0																				
23 Michael Taylor, R OBP: 0.323, SLG: 0.308										3	0	0	0	0	2	0																				
7 Adam Rosales, R OBP: 0.154, SLG: 0.190										3	0	1	0	0	1	0																				
Inning Stats	R: 1 H: 2 E: 0 K: 2 S: 13	H: 2 LOB: 1 BB: 0 P: 19	R: 0 H: 1 E: 0 K: 0 S: 10	H: 1 LOB: 0 BB: 0 P: 13	R: 0 H: 0 E: 0 K: 2 S: 11	H: 0 LOB: 0 BB: 0 P: 14	R: 0 H: 1 E: 0 K: 2 S: 11	H: 1 LOB: 1 BB: 0 P: 14	R: 0 H: 0 E: 0 K: 1 S: 7	H: 0 LOB: 0 BB: 0 P: 10	R: 0 H: 0 E: 0 K: 1 S: 8	H: 0 LOB: 0 BB: 0 P: 9	R: 0 H: 1 E: 0 K: 1 S: 9	H: 1 LOB: 1 BB: 0 P: 13	R: 1 H: 2 E: 0 K: 1 S: 15	H: 2 LOB: 1 BB: 0 P: 18	1B: 5 2B: 2 3B: 0 HR: 0	SF: 0 SAC: 0 DP: 0 HBP: 0	WP: 0 PA: 33 PB: 0 SB: 2 CS: 0																	
PITCHER	IP	WLS	BF	H	R	ER	SO	BB	IBB	HBP	BLK	WP	HR	S	P	ERA	WHIP	PITCHER		IP	WLS	BF	H	R	ER	SO	BB	IBB	HBP	BLK	WP	HR	S	P	ERA	WHIP
38 Jason Vargas, L ERA: 4.25	8.0	W	28	5	1	1	10	0	0	0	0	0	0	79	105	1.12	0.625			1.0	S	5	2	1	1	1	0	0	0	0	0	0	15	18	9.00	2.000
43 Brandon League, R ERA: 2.79	1.0	S	5	2	1	1	1	0	0	0	0	0	0	15	18	9.00	2.000																			

Oakland Athletics @ Seattle Mariners
 Safeco Field, Seattle, WA
 Mon Sep 26 2011, 7:11 PM - 9:23 PM PDT
 Att: 17,067 - Roof Closed - 61 F

livebaseballscores.com




AB	33
R	2
H	7
RBI	2
BB	0
SO	11
LOB	9

Batter	1	2	3	4	5	6	7	8	9	AB	R	H	RBI	BB	SO	LOB	BOTTOM																			
51 Ichiro Suzuki, L OBP: 0.310, SLG: 0.337										4	0	1	0	0	2	1																				
1 Luis Antonio Rodriguez, S OBP: 0.301, SLG: 0.330										4	0	0	0	0	0	1																				
13 Dustin Ackley, L OBP: 0.353, SLG: 0.426										4	1	1	0	0	1	0																				
20 Mike Carp, L OBP: 0.334, SLG: 0.479										4	1	1	0	0	1	0																				
17 Justin Smoak, S OBP: 0.326, SLG: 0.400										4	1	1	3	0	0	0																				
30 Miguel Olivo, R OBP: 0.254, SLG: 0.390										3	1	2	1	0	0	0																				
12 Trayvon Robinson, S OBP: 0.297, SLG: 0.345										3	0	1	0	0	1	1																				
16 Alex Liddi, R OBP: 0.289, SLG: 0.543										3	0	1	0	0	0	1																				
55 Michael Saunders, L OBP: 0.211, SLG: 0.222										3	0	0	0	0	1	2																				
Inning Stats	R: 0 H: 0 E: 0 K: 1 S: 10	H: 0 LOB: 0 BB: 0 P: 14	R: 0 H: 0 E: 0 K: 0 S: 6	H: 0 LOB: 0 BB: 0 P: 12	R: 0 H: 1 E: 0 K: 0 S: 15	H: 1 LOB: 1 BB: 0 P: 20	R: 0 H: 0 E: 0 K: 2 S: 10	H: 0 LOB: 0 BB: 0 P: 11	R: 1 H: 2 E: 0 K: 0 S: 10	H: 2 LOB: 1 BB: 0 P: 14	R: 3 H: 4 E: 0 K: 2 S: 16	H: 4 LOB: 1 BB: 0 P: 24	R: 0 H: 1 E: 0 K: 1 S: 11	H: 1 LOB: 1 BB: 0 P: 13	R: 0 H: 0 E: 0 K: 0 S: 4	H: 0 LOB: 0 BB: 0 P: 6	1B: 4 2B: 2 3B: 0 HR: 2	SF: 0 SAC: 0 DP: 0 HBP: 0	WP: 0 PA: 32 PB: 0 SB: 0 CS: 0																	
PITCHER	IP	WLS	BF	H	R	ER	SO	BB	IBB	HBP	BLK	WP	HR	S	P	ERA	WHIP	PITCHER		IP	WLS	BF	H	R	ER	SO	BB	IBB	HBP	BLK	WP	HR	S	P	ERA	WHIP
32 Brandon McCarthy, R ERA: 3.32	8.0	L	32	8	4	4	6	0	0	0	0	0	2	82	114	4.50	1.000																			

Oakland Athletics @ Seattle Mariners
 Safeco Field, Seattle, WA
 Mon Sep 26 2011, 7:11 PM - 9:23 PM PDT
 Att: 17,067 - Roof Closed - 61 F

livebaseballscores.com



AB	32
R	4
H	8
RBI	4
BB	0
SO	6
LOB	6

Batter	1	2	3	4	5	6	7	8	9	AB	R	H	RBI	BB	SO	LOB	TOP										
19 Jemile Weeks, S OBP: 0.341, SLG: 0.423	G6-3			P5		G4-1		F8		5	0	1	0	0	0	3											
4 Coco Crisp, S OBP: 0.317, SLG: 0.381										3	1	0	0	1	1	2											
58 Jai Miller, R OBP: 0.250, SLG: 0.250	55 1B 16 HR	G5-3		K		G5-3			K	1	0	0	0	0	1	0											
55 Hideki Matsui, L OBP: 0.322, SLG: 0.377	16 HR								K2-3	5	2	2	0	0	1	0											
16 Josh Willingham, R OBP: 0.333, SLG: 0.479	1B								G6-3	4	2	1	3	1	2	1											
12 David DeJesus, L OBP: 0.323, SLG: 0.376	1B									4	1	2	0	0	2	1											
29 Scott Sizemore, R OBP: 0.340, SLG: 0.397	G5-3									3	1	2	3	1	0	1											
8 Kurt Suzuki, R OBP: 0.301, SLG: 0.385	L8									3	0	0	1	0	0	2											
14 Brandon Allen, L OBP: 0.278, SLG: 0.379										4	0	1	0	0	0	2											
28 Eric Sogard, L OBP: 0.243, SLG: 0.329										4	0	1	0	0	1	1											
Inning Stats	R: 3 E: 0 K: 0 S: 13	H: 3 LOB: 1 BB: 1 P: 21	R: 0 E: 0 K: 0 S: 7	H: 1 LOB: 1 BB: 0 P: 8	R: 2 E: 0 K: 0 S: 13	H: 2 LOB: 1 BB: 1 P: 23	R: 0 E: 0 K: 2 S: 9	H: 0 LOB: 0 BB: 0 P: 12	R: 2 E: 0 K: 2 S: 16	H: 2 LOB: 0 BB: 0 P: 22	R: 0 E: 0 K: 0 S: 8	H: 1 LOB: 1 BB: 0 P: 13	R: 0 E: 0 K: 2 S: 8	H: 0 LOB: 0 BB: 0 P: 12	R: 0 E: 0 K: 0 S: 9	H: 1 LOB: 2 BB: 1 P: 17	R: 0 E: 0 K: 2 S: 11	H: 0 LOB: 0 BB: 0 P: 14	1B: 7 2B: 1 3B: 0 HR: 2	SF: 1 SAC: 0 DP: 0 HBP: 0	WP: 1 PB: 0 SB: 1 CS: 0	PA: 40					
PITCHER	IP	WLS	BF	H	R	ER	SO	BB	IBB	HBP	BLK	WP	HR	S	P	ERA	WHIP										
49 Blake Beavan, R ERA: 4.27	5.0	L	25	8	7	7	4	2	0	0	0	1	2	58	86	12.60	2.000										
50 Jamey Wright, R ERA: 3.16	1.0		4	1	0	0	0	0	0	0	0	0	0	8	13	0.00	1.000										
37 Cesar Jimenez, L ERA: 5.4	1.0		3	0	0	0	2	0	0	0	0	0	0	8	12	0.00	0.000										
23 Shawn Kelley, R ERA:	1.0		5	1	0	0	0	1	0	0	0	0	0	9	17	0.00	2.000										
54 Tom Wilhelmson, R ERA: 3.41	1.0		3	0	0	0	2	0	0	0	0	0	0	11	14	0.00	0.000										
Batter	1	2	3	4	5	6	7	8	9	AB	R	H	RBI	BB	SO	LOB	BOTTOM										
51 Ichiro Suzuki, L OBP: 0.310, SLG: 0.337	1B		G4-3			G3		G4-3		4	0	1	0	0	0	0											
1 Luis Antonio Rodriguez, S OBP: 0.299, SLG: 0.333										4	0	1	0	0	1	0											
13 Dustin Ackley, L OBP: 0.352, SLG: 0.422	K									3	0	0	0	1	2	2											
20 Mike Carp, L OBP: 0.330, SLG: 0.472	G4-6-3									4	0	0	0	0	0	3											
17 Justin Smoak, S OBP: 0.326, SLG: 0.400										3	0	1	0	0	1	0											
30 Miguel Olivo, R OBP: 0.253, SLG: 0.388										3	0	0	0	0	1	2											
15 Kyle Seager, L OBP: 0.316, SLG: 0.385										3	0	1	0	0	0	2											
16 Alex Liddi, R OBP: 0.268, SLG: 0.500										3	0	0	0	0	1	1											
55 Michael Saunders, L OBP: 0.297, SLG: 0.217										3	0	0	0	0	2	0											
Inning Stats	R: 0 E: 0 K: 1 S: 9	H: 2 LOB: 1 BB: 0 P: 15	R: 0 E: 0 K: 0 S: 7	H: 0 LOB: 0 BB: 0 P: 11	R: 0 E: 0 K: 2 S: 9	H: 0 LOB: 0 BB: 0 P: 13	R: 0 E: 0 K: 0 S: 9	H: 0 LOB: 0 BB: 0 P: 13	R: 0 E: 0 K: 1 S: 13	H: 1 LOB: 1 BB: 0 P: 20	R: 0 E: 0 K: 2 S: 8	H: 0 LOB: 0 BB: 0 P: 12	R: 0 E: 0 K: 1 S: 13	H: 1 LOB: 2 BB: 1 P: 18	R: 0 E: 0 K: 0 S: 7	H: 0 LOB: 0 BB: 0 P: 10	R: 0 E: 0 K: 1 S: 7	H: 0 LOB: 0 BB: 0 P: 9	1B: 3 2B: 1 3B: 0 HR: 0	SF: 0 SAC: 0 DP: 1 HBP: 0	WP: 0 PB: 0 SB: 0 CS: 0	PA: 31					
PITCHER	IP	WLS	BF	H	R	ER	SO	BB	IBB	HBP	BLK	WP	HR	S	P	ERA	WHIP										
53 Trevor Cahill, R ERA: 4.16	7.0	W	25	4	0	0	7	1	0	0	0	0	0	7	102	0.00	0.714										
56 Craig Breslow, L ERA: 3.79	1.0		3	0	0	0	0	0	0	0	0	0	0	7	10	0.00	0.000										
13 Jerry Bleivins, L ERA: 2.86	1.0		3	0	0	0	1	0	0	0	0	0	0	7	9	0.00	0.000										

Oakland Athletics @ Seattle Mariners
Safeco Field, Seattle, WA
Tue Sep 27 2011, 7:11 PM - 9:39 PM PDT
Att: 18,409 - Clear - 64 F

AB	36
R	7
H	10
RBI	7
BB	3
SO	8
LOB	13



Oakland Athletics @ Seattle Mariners
Safeco Field, Seattle, WA
Tue Sep 27 2011, 7:11 PM - 9:39 PM PDT
Att: 18,409 - Clear - 64 F

AB	30
R	0
H	4
RBI	0
BB	1
SO	8
LOB	10



