

Oakland Athletics - 2012

Batter	1	2	3	4	5	6	7	8	9	AB	R	H	RBI	BB	SO	LOB	TOP																				
19 Jemile Weeks, S OBP: 0.500, SLG: 1.167 17 Wes Timmons, R OBP: 0.600, SLG: 0.800	F8		15 1B		HR	CS	12 1B	37 BB	G5-4-3	3	2	2	2	0	0	0																					
12 Collin Cowgill, R OBP: 0.167, SLG: 0.167 18 Cedric Hunter, L	G4-3		K		P4		31 BB	37 BB		4	0	1	1	0	1	1																					
15 Seth Smith, L OBP: 0.400, SLG: 0.250 37 Brandon Moss, L OBP: 1.000, SLG: 1.000	31 BB		31 HR		K		31 BB			2	1	1	1	1	1	0																					
31 Jonny Gomes, R OBP: 0.667, SLG: 1.250 36 Grant Green, R	FC6-4		HR		25 1B		20 G5-4-3			3	1	2	2	1	0	1																					
25 Kila Ka'aihue, L OBP: 0.333, SLG: 0.500	K		F7		1B		K			5	1	2	0	0	2	3																					
20 Josh Donaldson, R 83 Tyler Ladendorf, R OBP: 1.000, SLG: 1.000	K		F9		F8		G5-4-3			4	0	0	0	0	1	5																					
23 Michael Taylor, R OBP: 0.250, SLG: 0.143	BB		K		17 CS		F7			4	0	1	0	1	2	2																					
26 Anthony Recker, R 72 Derek Norris, R OBP: 0.333, SLG: 0.333	F8		K		F9		K			2	0	0	0	0	1	1																					
28 Eric Sogard, L OBP: 0.429, SLG: 1.000 76 Josh Horton, L	G6-3		G6-3		E4 19 HR		K			5	2	2	1	0	1	1																					
Inning Stats	R: 0 H: 0 E: 0 K: 0 S: 6	H: 0 LOB: 1 BB: 1 P: 13	R: 0 H: 0 E: 0 K: 2 S: 13	H: 0 LOB: 1 BB: 0 P: 23	R: 3 H: 3 E: 0 K: 1 S: 18	H: 3 LOB: 0 BB: 0 P: 26	R: 0 H: 0 E: 0 K: 2 S: 8	H: 0 LOB: 0 BB: 0 P: 13	R: 2 H: 3 E: 1 K: 1 S: 15	H: 3 LOB: 2 BB: 0 P: 28	R: 0 H: 1 E: 0 K: 1 S: 9	H: 1 LOB: 3 BB: 1 P: 11	R: 1 H: 3 E: 0 K: 1 S: 12	H: 3 LOB: 3 BB: 1 P: 18	R: 1 H: 2 E: 0 K: 2 S: 12	H: 2 LOB: 3 BB: 1 P: 24	R: 2 H: 4 E: 0 K: 1 S: 14	H: 4 LOB: 1 BB: 0 P: 24	1B: 11 2B: 3 HR: 2	SF: 0 SAC: 0 DP: 2 HBP: 1	WP: 0 PB: 0 SB: 1 CS: 1	PA: 47															
PITCHER	IP	WLS	BF	H	R	ER	SO	BB	IBB	HBP	BLK	WP	HR	S	P	ERA	WHIP	PITCHER	IP	WLS	BF	H	R	ER	SO	BB	IBB	HBP	BLK	WP	HR	S	P	ERA	WHIP		
45 Hector Nolasco, R ERA: 9.0	2.0		8	0	0	2	2	0	0	0	0	0	0	19	36	0.00	1.000	44 Lucas Luetge, L ERA: 9.0	1.0		7	2	1	1	2	1	0	1	0	0	0	12	24	9.00	3.000		
25 Kevin Millwood, R ERA: 13.5	2.0	L	9	3	3	3	0	0	0	0	0	0	1	26	39	13.50	1.500	53 Josh Kinney, R ERA: 18.0	1.0		6	4	2	2	1	0	0	0	0	0	14	24	18.00	4.000			
32 Hung-Chih Kuo, L ERA: 9.0	1.0		7	3	2	1	1	0	0	0	0	0	1	15	28	9.00	3.000																				
57 Shawn Camp, R ERA: 9.0	1.0		3	1	0	0	1	0	0	0	0	0	0	9	11	0.00	1.000																				
46 Aaron Heilman, R ERA: 9.0	1.0		6	3	1	1	1	1	0	0	0	0	0	12	18	9.00	4.000																				

Batter	1	2	3	4	5	6	7	8	9	AB	R	H	RBI	BB	SO	LOB	BOTTOM																				
9 Chone Figgins, S 72 Vinnie Catricala, R OBP: 0.250, SLG: 0.250	G4-3		K		G6-3					3	0	0	0	0	1	1																					
13 Dustin Ackley, L 71 Nick Franklin, S	17 BB		G3		P6			F7		2	1	0	0	1	0	0																					
51 Ichiro Suzuki, L 94 Mike Wilson, R	K		K		27 G6-4-3 BB			K		2	0	0	0	1	2	1																					
17 Justin Smoak, S OBP: 0.500, SLG: 0.500 27 John Jaso, L	20 BB		K		G6-4-3			G4-3		2	0	1	1	0	1	0																					
20 Mike Carp, L 5 Chih-Hsien Chiang, L	30 FC4-6 BB		K		K			F7		1	0	0	0	1	1	0																					
30 Miguel Olivo, R 10 Adam Moore, R OBP: 0.500, SLG: 0.500	FC4-6		G3		G6-3			F7		2	0	0	0	0	0	2																					
4 Carlos Peguero, L OBP: 0.400, SLG: 1.000 73 Ralph Henriquez, S (7, PH)	E3 0.00		HR		K			F9		2	1	1	1	0	0	0																					
55 Michael Saunders, L OBP: 0.200, SLG: 0.800 33 Casper Wells, R OBP: 0.400, SLG: 0.250	F7		K		K			G5-3		2	0	0	0	0	1	1																					
26 Brendan Ryan, R 64 Carlos Trunfel, R	K		G6-3		G6-3			K		2	0	0	0	0	1	1																					
Inning Stats	R: 1 H: 1 E: 0 K: 1 S: 16	H: 1 LOB: 2 BB: 2 P: 33	R: 0 H: 0 E: 0 K: 2 S: 8	H: 0 LOB: 1 BB: 0 P: 16	R: 0 H: 0 E: 0 K: 2 S: 9	H: 0 LOB: 0 BB: 0 P: 9	R: 1 H: 1 E: 0 K: 2 S: 9	H: 1 LOB: 0 BB: 0 P: 15	R: 0 H: 0 E: 0 K: 0 S: 8	H: 0 LOB: 0 BB: 1 P: 14	R: 0 H: 1 E: 0 K: 2 S: 10	H: 1 LOB: 1 BB: 0 P: 15	R: 0 H: 1 E: 0 K: 1 S: 10	H: 1 LOB: 1 BB: 0 P: 15	R: 0 H: 1 E: 0 K: 0 S: 8	H: 1 LOB: 1 BB: 0 P: 15	1B: 4 2B: 0 3B: 0 HR: 1	SF: 0 SAC: 0 DP: 1 HBP: 0	WP: 0 PB: 0 SB: 2 CS: 0	PA: 35																	
PITCHER	IP	WLS	BF	H	R	ER	SO	BB	IBB	HBP	BLK	WP	HR	S	P	ERA	WHIP	PITCHER	IP	WLS	BF	H	R	ER	SO	BB	IBB	HBP	BLK	WP	HR	S	P	ERA	WHIP		
66 Tyson Ross, R ERA: 9.0	1.0		6	1	1	1	1	2	0	0	0	0	0	16	33	9.00	3.000	58 Evan Scribner, R ERA: 9.0	7.1		1.0	4	1	0	0	1	0	0	10	15	0.00	1.000					
74 Jarrod Parker, R	2.0	W	7	0	0	0	4	0	0	0	0	0	0	16	25	0.00	0.000	53 Jim Miller, R ERA: 9.0	8.1		1.0	4	1	0	0	1	0	0	8	15	0.00	1.000					
13 Jerry Blevins, L ERA: 9.0	1.0	H	4	1	1	1	2	0	0	0	0	0	1	9	15	9.00	1.000	Brett Hunter, R ERA: 9.0	9.1		1.0	4	1	0	0	0	0	0	8	15	0.00	1.000					
48 Ryan Cook, R ERA: 9.0	1.0	H	3	0	0	0	0	0	0	0	0	0	0	8	11	0.00	0.000																				
70 Erick Threets, L ERA: 9.0	1.0	H	3	0	0	0	1	1	0	0	0	0	0	8	14	0.00	1.000																				

Oakland Athletics @ Seattle Mariners
Peoria Stadium, Peoria, AZ
Sat Mar 03 2012, 3:05 PM - 6:05 PM EST
Att: 8,675 - Sunny - 65 F

AB	41
R	9
H	16
RBI	9
BB	4
SO	11
LOB	20



Oakland Athletics @ Seattle Mariners
Peoria Stadium, Peoria, AZ
Sat Mar 03 2012, 3:05 PM - 6:05 PM EST
Att: 8,675 - Sunny - 65 F


AB	32
R	2
H	5
RBI	2
BB	3
SO	11
LOB	13



Batter	1	2	3	4	5	6	7	8	9	AB	R	H	RBI	BB	SO	LOB	TOP					
2 Erick Aybar, S OBP: 0.750, SLG: 0.500 77 Kole Calhoun, L (5, 9)										2	2	1	0	2	0	2						
47 Howie Kendrick, R OBP: 1.000, SLG: 2.500 19 Alexi Amarista, L (5, PH) (5, 4)										2	2	2	2	1	0	0						
5 Albert Pujols, R OBP: 0.667, SLG: 1.000 3 Jorge Cantu, R (5, PH) (5, 5)										3	1	2	1	0	0	3						
48 Torii Hunter, R OBP: 0.250, SLG: 0.250 31 Eren Navarro, L (5, 3)										4	1	1	0	0	2	4						
10 Vernon Wells, R OBP: 0.500, SLG: 0.333 55 Doug Deeds, L (5, 7)										3	1	1	2	1	0	1						
6 Alberto Callaspo, S OBP: 0.667, SLG: 0.667 18 Andrew Romine, S (5, 6)										3	1	2	0	0	0	1						
17 Chris Iannetta, R OBP: 0.000, SLG: 2.000 96 Jett Bandy, R (6, PH) (6, 2)										2	1	1	3	1	0	1						
25 Peter Bourjos, R OBP: 0.333, SLG: 0.500 39 Ryan Langerhans, L (5, 8)										2	0	1	1	0	0	0						
16 Hank Conger, L (1, 10)										4	0	0	0	1	1	5						
Inning Stats	R: 3 E: 0 K: 1 S: 9	H: 4 LOB: 1 BB: 0 P: 10	R: 2 E: 0 K: 0 S: 7	H: 2 LOB: 1 BB: 1 P: 12	R: 2 E: 0 K: 0 S: 5	H: 3 LOB: 3 BB: 3 P: 17	R: 2 E: 0 K: 1 S: 7	H: 2 LOB: 2 BB: 2 P: 15	R: 0 E: 1 K: 1 S: 6	H: 0 LOB: 1 BB: 0 P: 6	R: 0 E: 0 K: 1 S: 5	H: 0 LOB: 0 BB: 0 P: 5	R: 0 E: 0 K: 0 S: 3	H: 0 LOB: 0 BB: 0 P: 3	R: 0 E: 0 K: 0 S: 2	H: 0 LOB: 0 BB: 1 P: 6	1B: 8 2B: 1 3B: 0 HR: 2	SF: 1 SAC: 0 DP: 1 HBP: 1	WP: 0 PB: 0 SB: 1 CS: 1	PA: 46		
PITCHER	IP WLS BF H R ER SO BB IBB HBP BLK WP HR S P ERA WHIP	47 Brad Peacock, R ERA: 21.6	98 Carlos Hernandez, L ERA: 27.0	50 Grant Balfour, R ERA: 27.0	60 Fautino De Los Santos, R ERA: 6.75	63 Sonny Gray, R ERA: 18.0	90 Blake Treinen, R ERA: 18.0	65 Pedro Figueroa, L ERA: 27.00	58 Evan Scribner, R ERA: 27.00	91 Josh Bowman, R ERA: 18.00	90 Blake Treinen, R ERA: 18.00	65 Pedro Figueroa, L ERA: 27.00	58 Evan Scribner, R ERA: 27.00	91 Josh Bowman, R ERA: 18.00	90 Blake Treinen, R ERA: 18.00	65 Pedro Figueroa, L ERA: 27.00	58 Evan Scribner, R ERA: 27.00	91 Josh Bowman, R ERA: 18.00	90 Blake Treinen, R ERA: 18.00	65 Pedro Figueroa, L ERA: 27.00	58 Evan Scribner, R ERA: 27.00	91 Josh Bowman, R ERA: 18.00

Los Angeles Angels @ Oakland Athletics
Phoenix Municipal Stadium, Phoenix, AZ
Mon Mar 05 2012, 3:06 PM - 6:25 PM EST
Att: 3,511 - Cloudy - 81 F

AB 36
R 9
H 11
RBI 9
BB 8
SO 5
LOB 22



Batter	1	2	3	4	5	6	7	8	9	AB	R	H	RBI	BB	SO	LOB	BOTTOM				
19 Jemile Weeks, S OBP: 0.333, SLG: 0.875 83 Tyler Ladendorf, R OBP: 0.500, SLG: 0.500 (6, 4)										2	0	0	1	0	1	0					
2 Cliff Pennington, S OBP: 0.455, SLG: 0.444 7 Adam Rosales, R (8, 6)										4	0	2	0	0	0	1					
4 Coco Crisp, S OBP: 0.333, SLG: 0.250 18 Cedric Hunter, L (6, 8)										3	0	1	0	0	0	2					
1 Manny Ramirez, R (8, PH) (9, 10)										3	0	0	0	0	1	1					
20 Josh Donaldson, R OBP: 0.250, SLG: 0.100 89 Stephen Parker, L (8, PH) (9, 5)										2	0	0	0	1	0	0					
8 Kurt Suzuki, R OBP: 0.375, SLG: 0.286 72 Derek Norris, R OBP: 0.250, SLG: 0.250 (7, 2)										2	0	1	0	1	0	1					
25 Kila Ka'aihue, L OBP: 0.200, SLG: 0.300 (1, 3)										4	0	0	0	0	0	3					
23 Michael Taylor, R OBP: 0.333, SLG: 0.273 (1, 9)										4	1	2	0	0	0	1					
39 Jason Pridie, L OBP: 0.375, SLG: 0.333 (1, 7)										4	0	0	0	0	1	2					
Inning Stats	R: 0 E: 0 K: 0 S: 4	H: 1 LOB: 1 BB: 0 P: 4	R: 0 E: 0 K: 0 S: 3	H: 0 LOB: 1 BB: 1 P: 7	R: 0 E: 0 K: 2 S: 8	H: 1 LOB: 1 BB: 0 P: 8	R: 0 E: 0 K: 1 S: 5	H: 0 LOB: 1 BB: 1 P: 9	R: 1 E: 0 K: 0 S: 5	H: 2 LOB: 1 BB: 0 P: 6	R: 0 E: 0 K: 0 S: 4	H: 1 LOB: 1 BB: 0 P: 4	R: 0 E: 0 K: 1 S: 6	H: 0 LOB: 1 BB: 0 P: 6	R: 0 E: 1 K: 0 S: 3	H: 0 LOB: 0 BB: 0 P: 3	1B: 6 2B: 0 3B: 0 HR: 0	SF: 1 SAC: 0 DP: 0 HBP: 0	WP: 0 PB: 1 SB: 0 CS: 0	PA: 36	
PITCHER	IP WLS BF H R ER SO BB IBB HBP BLK WP HR S P ERA WHIP	33 C.J. Wilson, L ERA: 0.00	59 Brad Mills, L ERA: 0.00	63 Rich Thompson, R ERA: 0.00	81 Daniel Tillman, R ERA: 0.00	87 Matt Meyer, L ERA: 0.00	91 Ryan Brasier, R ERA: 0.00	90 Kevin Johnson, R ERA: 0.00	91 Ryan Brasier, R ERA: 0.00	90 Kevin Johnson, R ERA: 0.00	91 Ryan Brasier, R ERA: 0.00	90 Kevin Johnson, R ERA: 0.00	91 Ryan Brasier, R ERA: 0.00	90 Kevin Johnson, R ERA: 0.00	91 Ryan Brasier, R ERA: 0.00	90 Kevin Johnson, R ERA: 0.00	91 Ryan Brasier, R ERA: 0.00	90 Kevin Johnson, R ERA: 0.00	91 Ryan Brasier, R ERA: 0.00	90 Kevin Johnson, R ERA: 0.00	91 Ryan Brasier, R ERA: 0.00

Los Angeles Angels @ Oakland Athletics
Phoenix Municipal Stadium, Phoenix, AZ
Mon Mar 05 2012, 3:06 PM - 6:25 PM EST
Att: 3,511 - Cloudy - 81 F

AB 33
R 1
H 6
RBI 1
BB 2
SO 4
LOB 15



Batter	1	2	3	4	5	6	7	8	9	AB	R	H	RBI	BB	SO	LOB	TOP																		
19 Jemile Weeks, S (1.4) OBP: 0.385, SLG: 0.750 18 Cedric Hunter, L (6.7)	G4-3		12 CS 2H 1B		12 E 1B	P6		G4-3		4	0	2	1	0	0	2																			
12 Collin Cowgill, R (1.8) OBP: 0.176, SLG: 0.125 17 Wes Timmons, R (6.4)	K		F8		G1-3		35 68 E 1B	68 2B 35 1B		3	0	0	0	0	1	2																			
15 Seth Smith, L (1.9) OBP: 0.545, SLG: 0.690 68 Jeff Fiorentino, L (6.9)	K				37 20 E 1B	37 2B 20 E 1B	E4 35 FC5-4	35 1B 36 G6-3 2B		3	1	2	0	0	1	0																			
31 Jonny Gomes, R (1.7) OBP: 0.286, SLG: 0.417 35 Michael Choice, R (6.8)		G3		L4		F9	FC6-4-3	22 F9 36 G6-3 1B		3	0	0	0	0	0	2																			
37 Brandon Moss, L (1.10) OBP: 0.444, SLG: 0.625 36 Grant Green, R (9. PH) (9.10)	K2-3			G3-1			G4-3	20 E 2B		4	1	1	0	0	1	2																			
22 Chris Carter, R (1.3) OBP: 0.500, SLG: 0.600										4	0	2	0	1	1	3																			
20 Josh Donaldson, R (1.5) OBP: 0.235, SLG: 0.133										4	0	2	0	1	1	3																			
28 Eric Sogard, L (1.6) OBP: 0.353, SLG: 0.824 76 Josh Horton, L (6.6) OBP: 0.167, SLG: 0.167										5	1	1	0	0	3	4																			
26 Anthony Recker, R (1.2) OBP: 0.167, SLG: 0.167 72 Derek Norris, R (7.2) OBP: 0.200, SLG: 0.200										3	0	1	1	0	1	1																			
Inning Stats	R: 0 E: 0 K: 2 S: 7	H: 0 LOB: 0 BB: 0 P: 7	R: 0 E: 0 K: 2 S: 8	H: 1 LOB: 1 BB: 0 P: 8	R: 1 E: 1 K: 1 S: 7	H: 1 LOB: 0 BB: 0 P: 9	R: 0 E: 0 K: 1 S: 6	H: 1 LOB: 2 BB: 1 P: 10	R: 0 E: 0 K: 0 S: 4	H: 1 LOB: 1 BB: 0 P: 5	R: 3 E: 1 K: 0 S: 10	H: 4 LOB: 2 BB: 0 P: 10	R: 0 E: 1 K: 0 S: 4	H: 1 LOB: 1 BB: 0 P: 4	R: 0 E: 0 K: 0 S: 5	H: 2 LOB: 2 BB: 0 P: 5	R: 2 E: 0 K: 1 S: 8	H: 3 LOB: 1 BB: 0 P: 8	1B: 10 2B: 4 3B: 0 HR: 0	SF: 0 SAC: 0 DP: 1 HBP: 0	WP: 0 PB: 1 CS: 1	PA: 43													
PITCHER	IP	WLS	BF	H	R	ER	SO	BB	IBB	HBP	BLK	WP	HR	S	P	ERA	WHIP	PITCHER	IP	WLS	BF	H	R	ER	SO	BB	IBB	HBP	BLK	WP	HR	S	P	ERA	WHIP
49 Yovani Gallardo, R (1.1) ERA: 3.0	2.0		7	1	0	0	4	0	0	0	0	0	0	15	15	0.00	0.500	58 Mike McClendon, R (6.1) ERA: 13.5	1.1		7	3	0	0	0	0	0	0	0	0	7	7	0.00	2.250	
57 Francisco Rodriguez, R (4.1) ERA: 4.5	1.0	L	4	1	1	0	1	0	0	0	0	0	0	7	9	0.00	1.000	79 Daniel Meadows, L (8.1) ERA: 13.5	1.1		9	5	2	2	0	0	0	0	0	9	9	13.50	3.750		
26 Manny Parra, L (4.1) ERA: 4.5	1.0		5	1	0	0	1	1	0	0	0	0	0	6	10	0.00	2.000	76 Vinnie Chulk, R (9.1) ERA: 4.5	0.2		2	0	0	0	1	0	0	0	4	4	0.00	0.000			
47 Amaury Rivas, R (5.1) ERA: 4.5	1.0		4	1	0	0	0	0	0	0	0	0	0	4	5	0.00	1.000																		
70 Tyler Thornburg, R (6.1) ERA: 4.5	0.2		5	2	3	0	1	0	0	0	0	0	0	7	7	0.00	3.000																		

Oakland Athletics @ Milwaukee Brewers
Maryvale Baseball Park, Phoenix, AZ
Tue Mar 06 2012, 3:07 PM - 5:42 PM EST
Att: 2,835 - Sunny - 77 F

AB	42
R	6
H	14
RBI	4
BB	1
SO	8
LOB	26



Batter	1	2	3	4	5	6	7	8	9	AB	R	H	RBI	BB	SO	LOB	BOTTOM																			
23 Rickie Weeks Jr., R (1.10) OBP: 0.333, SLG: 0.400 65 Jeff Bianchi, R (9. PH) OBP: 0.333, SLG: 0.333	27 CS BB					FC8			K	2	0	0	0	1	1	1																				
27 Carlos Gómez, R (1.8) OBP: 0.250, SLG: 0.250 22 Logan Schafer, L (7.8) OBP: 0.500, SLG: 1.000	F8					G5-3				3	0	0	0	0	1	2																				
8 Ryan Braun, R (1.7) OBP: 0.500, SLG: 1.000 54 Caleb Gindl, L (5.7)	K					P3				2	0	0	0	0	1	0																				
16 Aramis Ramirez, R (1.5) OBP: 0.250, SLG: 1.000 51 Zelous Wheeler, R (6.5) OBP: 0.250, SLG: 1.000	F8					G6-3				2	0	0	0	0	0	0																				
24 Mat Gamel, L (1.3) OBP: 0.250, SLG: 1.000 45 Travis Ishikawa, L (7.3) OBP: 0.250, SLG: 1.000	K					K				2	0	0	0	0	2	0																				
20 Jonathan Lucroy, R (1.2) OBP: 0.750, SLG: 1.250 12 Martin Maldonado, R (6.2) OBP: 0.500, SLG: 1.000 25 Mike Rivera, R (9.2)						L1				2	0	1	0	0	0	0																				
14 Brooks Conrad, S (1.4) OBP: 0.333, SLG: 0.333 33 Eric Farris, R (7.4) OBP: 0.333, SLG: 0.333	P3					G3				1	0	0	0	0	0	0																				
7 Norichika Aoki, L (1.9) OBP: 0.143, SLG: 0.143 66 Brock Kjøeldgaard, R (7.9)						G3				2	0	0	0	0	0	0																				
3 Cesar Izturis, S (1.6) OBP: 0.286, SLG: 0.167 29 Edwin Maysonet, R (7.6) OBP: 0.333, SLG: 0.667						G6-3				1	0	0	0	1	0	0																				
Inning Stats	R: 0 E: 0 K: 1 S: 4	H: 0 LOB: 1 BB: 1 P: 8	R: 0 E: 0 K: 1 S: 6	H: 1 LOB: 0 BB: 0 P: 6	R: 0 E: 0 K: 1 S: 5	H: 0 LOB: 0 BB: 0 P: 5	R: 0 E: 0 K: 1 S: 5	H: 0 LOB: 0 BB: 0 P: 5	R: 0 E: 0 K: 0 S: 3	H: 0 LOB: 1 BB: 1 P: 7	R: 0 E: 0 K: 0 S: 3	H: 0 LOB: 0 BB: 0 P: 3	R: 0 E: 0 K: 1 S: 5	H: 0 LOB: 0 BB: 0 P: 5	R: 0 E: 0 K: 2 S: 8	H: 1 LOB: 1 BB: 0 P: 8	1B: 0 2B: 1 3B: 1 HR: 0	SF: 0 SAC: 0 DP: 0 HBP: 0	WP: 0 PB: 0 CS: 1	PA: 30																
PITCHER	IP	WLS	BF	H	R	ER	SO	BB	IBB	HBP	BLK	WP	HR	S	P	ERA	WHIP	PITCHER	IP	WLS	BF	H	R	ER	SO	BB	IBB	HBP	BLK	WP	HR	S	P	ERA	WHIP	
57 Tommy Milone, L (1.1) ERA: 1.8	3.0		10	1	0	0	3	1	0	0	0	0	0	15	19	0.00	0.667																			
48 Ryan Cook, R (4.1) ERA: 4.5	2.0	H	6	0	0	0	2	0	0	0	0	0	0	12	12	0.00	0.000																			
45 Graham Godfrey, R (6.1) ERA: 4.5	2.0		7	0	0	0	0	1	0	0	0	0	0	6	10	0.00	0.500																			
38 Andrew Carignan, R (8.1) ERA: 4.5	1.0		3	0	0	0	1	0	0	0	0	0	0	5	5	0.00	0.000																			
13 Jerry Blevins, L (9.1) ERA: 4.5	1.0		4	1	0	0	2	0	0	0	0	0	0	8	8	0.00	1.000																			

Oakland Athletics @ Milwaukee Brewers
Maryvale Baseball Park, Phoenix, AZ
Tue Mar 06 2012, 3:07 PM - 5:42 PM EST
Att: 2,835 - Sunny - 77 F


AB	28
R	0
H	2
RBI	0
BB	2
SO	8
LOB	5



Batter	1	2	3	4	5	6	7	8	9	AB	R	H	RBI	BB	SO	LOB	TOP																		
6 Jerry Hairston, R OBP: 0.400, SLG: 0.250 65 Luis Alfonso Cruz, R (5, 6)	G6-3		G5-4-3				F7		P4	2	0	0	0	1	0	2																			
10 Tony Gwynn Jr., L OBP: 0.600, SLG: 0.333 63 Matt Angle, L (1, 8) (5, 8)	K						F7			1	1	0	0	2	1	0																			
23 Jerry Sands, R 77 Scott Van Slyke, R OBP: 0.200, SLG: 0.800 (1, 9) (5, 9)	K						G6-3			2	1	0	0	1	1	2																			
7 James Loney, L OBP: 0.600, SLG: 0.333 81 Matt Wallach, L (1, 3) (6, 3)									F7	1	0	0	0	2	0	0																			
46 Russell Mitchell, R 67 Jeff Baisley, R OBP: 0.200, SLG: 0.200 (1, 5) (6, 5)	G6-4-3						FC6-4		G6-3	3	0	0	1	0	0	4																			
3 Adam Kennedy, L 76 Alex Castellanos, R OBP: 0.333, SLG: 0.333 (1, 4) (6, 4)	G4-3						F8		F9	3	0	0	1	0	0	2																			
17 A.J. Ellis, R 82 Griff Erickson, S (1, 2) (6, 2)									P5	2	0	0	0	1	1	1																			
13 Iván De Jesús Jr., R 40 Trent Oeltgen, L OBP: 0.250, SLG: 0.250 (1, 10) (9, PH) (9, 10)									K	2	1	1	0	1	0	2																			
48 Cory Sullivan, L OBP: 0.500, SLG: 0.800 (1, 7)										4	0	3	1	0	1	0																			
Inning Stats	R: 0 E: 0 K: 2 S: 8	H: 0 LOB: 0 BB: 0 P: 8	R: 0 E: 1 K: 0 S: 3	H: 0 LOB: 0 BB: 0 P: 3	R: 0 E: 0 K: 0 S: 3	H: 1 LOB: 1 BB: 1 P: 7	R: 2 E: 0 K: 0 S: 3	H: 0 LOB: 2 BB: 4 P: 19	R: 0 E: 0 K: 1 S: 4	H: 0 LOB: 1 BB: 2 P: 10	R: 1 E: 0 K: 0 S: 5	H: 2 LOB: 1 BB: 0 P: 5	R: 0 E: 0 K: 0 S: 3	H: 0 LOB: 0 BB: 0 P: 3	R: 0 E: 0 K: 1 S: 6	H: 1 LOB: 1 BB: 0 P: 6	1B: 3 2B: 1 3B: 0 HR: 0	SF: 0 SAC: 0 DP: 3 HBP: 0	WP: 1 PA: 37 CS: 1																
PITCHER	IP	WLS	BF	H	R	ER	SO	BB	IBB	HBP	BLK	WP	HR	S	P	ERA	WHIP	PITCHER	IP	WLS	BF	H	R	ER	SO	BB	IBB	HBP	BLK	WP	HR	S	P	ERA	WHIP
66 Tyson Ross, R ERA: 2.25	3.0		10	1	0	0	2	1	0	0	0	0	0	14	18	0.00	0.667	54 Edgar Gonzalez, R ERA: 15.0	2.0		7	1	0	0	1	0	0	0	0	0	9	9	0.00	0.500	
53 Jim Miller, R ERA: 9.0	1.0	B	7	0	2	2	0	4	0	0	0	0	0	3	19	18.00	4.000																		
40 Brian Fuentes, L ERA: 4.5	1.0	H	4	0	0	0	1	2	0	0	0	0	0	4	12	0.00	2.000																		
60 Fautino De Los Santos, R ERA: 3.86	1.0	H	4	0	0	0	1	1	0	0	0	1	0	5	10	0.00	1.000																		
62 Neil Wagner, R ERA: 9.0	1.0	B	5	2	1	1	0	0	0	0	0	0	0	5	5	9.00	2.000																		

Los Angeles Dodgers @ Oakland Athletics
Phoenix Municipal Stadium, Phoenix, AZ
Wed Mar 07 2012, 3:06 PM - 6:08 PM EST
Att: 3,583 - Partly Cloudy - 60 F


AB 29
R 3
H 4
RBI 3
BB 8
SO 5
LOB 17



Batter	1	2	3	4	5	6	7	8	9	AB	R	H	RBI	BB	SO	LOB	BOTTOM																		
4 Coco Crisp, S OBP: 0.333, SLG: 0.273 18 Cedric Hunter, L OBP: 0.400, SLG: 0.250 (1, 8) (6, 8)	G4-3									3	0	1	1	0	0	0																			
28 Eric Sogard, L OBP: 0.354, SLG: 0.700 (1, 5)	F7									3	0	0	0	2	0	3																			
8 Kurt Suzuki, R OBP: 0.364, SLG: 0.490 72 Derek Norris, R OBP: 0.286, SLG: 0.286 (1, 2) (7, 2)										3	1	1	0	0	0	1																			
22 Chris Carter, R OBP: 0.471, SLG: 0.500 (1, 10)										4	1	1	0	1	2	3																			
16 Josh Reddick, L OBP: 0.500, SLG: 0.750 39 Jason Pridle, L OBP: 0.333, SLG: 0.286 (1, 9) (8, 9)										4	0	1	2	0	1	3																			
2 Cliff Pennington, S OBP: 0.429, SLG: 0.417 76 Josh Horton, L OBP: 0.280, SLG: 0.167 (1, 6) (7, 6)										3	0	1	0	0	0	0																			
14 Brandon Allen, L OBP: 0.385, SLG: 0.818 25 Kila Ka'aihue, L OBP: 0.182, SLG: 0.273 (1, 3) (8, 3)										3	0	0	0	0	1	2																			
23 Michael Taylor, R OBP: 0.313, SLG: 0.214 (1, 7)										3	1	0	0	1	1	2																			
17 Wes Timmons, R OBP: 0.368, SLG: 0.412 (1, 4)										3	0	1	0	0	0	1																			
Inning Stats	R: 2 E: 0 K: 0 S: 7	H: 4 LOB: 2 BB: 0 P: 7	R: 0 E: 0 K: 0 S: 3	H: 0 LOB: 0 BB: 0 P: 3	R: 0 E: 0 K: 0 S: 3	H: 0 LOB: 1 BB: 1 P: 8	R: 1 E: 0 K: 1 S: 7	H: 1 LOB: 2 BB: 0 P: 8	R: 0 E: 0 K: 1 S: 5	H: 0 LOB: 0 BB: 0 P: 5	R: 0 E: 0 K: 1 S: 6	H: 1 LOB: 2 BB: 1 P: 10	R: 0 E: 0 K: 1 S: 4	H: 0 LOB: 2 BB: 2 P: 12	R: 0 E: 0 K: 1 S: 5	H: 0 LOB: 1 BB: 0 P: 6	R: 0 E: 0 K: 1 S: 7	H: 2 LOB: 2 BB: 0 P: 7	1B: 6 2B: 3 3B: 0 HR: 0	SF: 0 SAC: 0 DP: 1 HBP: 2	WP: 2 PA: 41 CS: 1														
PITCHER	IP	WLS	BF	H	R	ER	SO	BB	IBB	HBP	BLK	WP	HR	S	P	ERA	WHIP	PITCHER	IP	WLS	BF	H	R	ER	SO	BB	IBB	HBP	BLK	WP	HR	S	P	ERA	WHIP
44 Aaron Harang, R ERA: 9.0	2.0		10	4	2	2	0	0	0	0	0	0	0	10	10	9.00	2.000	61 Alberto Castillo, L ERA: 1.0	1.0		4	0	0	0	0	0	0	0	0	0	5	6	0.00	0.000	
68 Chris Withrow, R ERA: 9.0	2.0		10	1	1	1	1	1	0	1	0	2	0	10	16	4.50	1.000	70 Will Savage, R ERA: 1.0	1.0		5	2	0	0	1	0	0	0	0	0	7	7	0.00	2.000	
74 Kenley Jansen, R ERA: 9.0	1.0		3	0	0	0	1	0	0	0	0	0	0	5	5	0.00	0.000																		
57 Scott Elbert, L ERA: 9.0	1.0		5	1	0	0	1	1	0	0	0	0	0	6	10	0.00	2.000																		
54 Javy Guerra, R ERA: 9.0	1.0		4	0	0	0	1	2	0	0	0	0	0	4	12	0.00	2.000																		

Los Angeles Dodgers @ Oakland Athletics
Phoenix Municipal Stadium, Phoenix, AZ
Wed Mar 07 2012, 3:06 PM - 6:08 PM EST
Att: 3,583 - Partly Cloudy - 60 F

AB 35
R 3
H 8
RBI 3
BB 4
SO 6
LOB 21



Batter	1	2	3	4	5	6	7	8	9	AB	R	H	RBI	BB	SO	LOB	TOP										
19 Jemile Weeks, S OBP: 0.316, SLG: 0.556 17 Wes Timmons, R OBP: 0.409, SLG: 0.421	G6-3		F9		B2				G1-3	3	0	1	0	0	0	1	Oakland Athletics @ Colorado Rockies Salt River Fields at Talking Stick, Scottsdale, AZ Fri Mar 09 2012, 3:10 PM - 5:51 PM EST Att: 9,569 - Sunny - 69 F										
28 Eric Sogard, L OBP: 0.292, SLG: 0.680	G4-3		F9		K			F7	5	2	3	0	0	1	1												
4 Coco Crisp, S OBP: 0.333, SLG: 0.429 12 Collin Cowgill, R OBP: 0.238, SLG: 0.250	G4-3		F9					K	3	1	1	0	0	0	3												
16 Josh Reddick, L OBP: 0.467, SLG: 0.667 25 Kila Ka'aihue, L OBP: 0.154, SLG: 0.250	G4-3		L6-3							3	0	1	1	0	0												
8 Kurt Suzuki, R OBP: 0.333, SLG: 0.357 38 Andrew Carignan, R 55 Fabio Castro, L 58 Evan Scribner, R	F7				G6-3			F8	4	0	1	1	0	0	2												
14 Brandon Allen, L OBP: 0.313, SLG: 0.643 7 Adam Rosales, R OBP: 0.500, SLG: 1.000		G4-3			F7			G6-3	3	1	0	0	0	0	1												
20 Josh Donaldson, R OBP: 0.292, SLG: 0.238 68 Jeff Fiorentino, L OBP: 0.400, SLG: 0.600					K			K	3	0	2	1	0	1	0												
37 Brandon Moss, L OBP: 0.417, SLG: 0.545 36 Grant Green, R OBP: 0.167, SLG: 0.800								K	3	0	1	0	0	2	2												
32 Brandon McCarthy, R 13 Jerry Blevins, L 50 Grant Balfour, R 31 Jonny Gomes, R 72 Derek Norris, R OBP: 0.250, SLG: 0.250								G6-3	2	0	0	0	0	2	2												
Inning Stats	R: 1 E: 0 K: 0 S: 5	H: 2 LOB: 1 BB: 0 P: 6	R: 0 E: 0 K: 2 S: 8	H: 1 LOB: 1 BB: 0 P: 8	R: 0 E: 0 K: 0 S: 4	H: 2 LOB: 1 BB: 0 P: 4	R: 0 E: 0 K: 1 S: 5	H: 0 LOB: 0 BB: 0 P: 5	R: 0 E: 0 K: 2 S: 8	H: 3 LOB: 1 BB: 0 P: 8	R: 2 E: 0 K: 1 S: 5	H: 2 LOB: 1 BB: 1 P: 9	R: 1 E: 0 K: 1 S: 8	H: 1 LOB: 0 BB: 0 P: 10	R: 0 E: 0 K: 1 S: 5	H: 0 LOB: 0 BB: 0 P: 5		1B: 8 2B: 3 3B: 1 HR: 1	SF: 1 SAC: 0 DP: 1 HBP: 0	WP: 0 PB: 2 SB: 0 CS: 0	PA: 39						
PITCHER	IP	WLS	BF	H	R	ER	SO	BB	IBB	HBP	BLK	WP	HR	S	P	ERA	WHIP										
44 Juan Nicasio, R 32 Tyler Chatwood, R 74 Edwar Cabrera, L 63 Rafael Betancourt, R	(1.1)	3.0	L	13	5	1	0	2	0	0	0	0	0	17	18	0.00	1.667										
	(4.1)	3.0		13	4	2	2	4	0	0	0	0	0	21	22	6.00	1.333										
	(7.1)	2.0		10	3	3	3	1	0	0	0	0	1	13	19	13.50	2.000										
	(9.1)	1.0		3	0	0	0	1	0	0	0	0	0	5	5	0.00	0.000										

Batter	1	2	3	4	5	6	7	8	9	AB	R	H	RBI	BB	SO	LOB	BOTTOM										
8 Charlie Blackmon, L OBP: 0.417, SLG: 0.636 21 Tyler Colvin, L OBP: 0.364, SLG: 0.500	G1-3		F9		G4-3				K	3	0	0	0	0	0	1	Oakland Athletics @ Colorado Rockies Salt River Fields at Talking Stick, Scottsdale, AZ Fri Mar 09 2012, 3:10 PM - 5:51 PM EST Att: 9,569 - Sunny - 69 F										
19 Marco Scutaro, R OBP: 0.182, SLG: 0.100 9 DJ LeMahieu, R (6, FR)	F9				G5-3				G1-3	3	0	1	0	0	0												
5 Carlos González, L OBP: 0.200, SLG: 0.200 12 Andrew Brown, R OBP: 0.250, SLG: 0.250	G4-3				G3-1					3	0	0	0	0	1												
2 Troy Tulowitzki, R OBP: 0.571, SLG: 0.857 16 Brandon Wood, R OBP: 0.200, SLG: 0.300		G4-3								2	2	2	0	0	0												
17 Todd Helton, L OBP: 0.400, SLG: 0.600 66 Ben Paulsen, L OBP: 0.444, SLG: 0.750										2	1	1	0	0	0												
3 Michael Cuddyer, R OBP: 0.400, SLG: 0.625 70 Kent Matthes, R OBP: 0.200, SLG: 0.200										2	0	1	1	0	1												
7 Casey Blake, R 28 Nolan Arenado, R OBP: 0.300, SLG: 0.444										2	0	0	0	0	2												
20 Wilin Rosario, R OBP: 0.200, SLG: 0.200 58 Jordan Pacheco, R OBP: 0.600, SLG: 0.625										2	0	1	0	0	0												
44 Juan Nicasio, R 18 Jonathan Herrera, S 32 Tyler Chatwood, R 74 Edwar Cabrera, L 39 Jamie Hoffmann, R 63 Rafael Betancourt, R 27 Tim Wheeler, L OBP: 0.444, SLG: 0.286										0	0	0	0	0	0												
Inning Stats	R: 0 E: 0 K: 0 S: 3	H: 0 LOB: 0 BB: 0 P: 3	R: 1 E: 0 K: 1 S: 6	H: 1 LOB: 0 BB: 0 P: 6	R: 0 E: 0 K: 0 S: 3	H: 0 LOB: 0 BB: 0 P: 3	R: 1 E: 0 K: 0 S: 5	H: 2 LOB: 1 BB: 0 P: 5	R: 0 E: 0 K: 2 S: 8	H: 1 LOB: 1 BB: 0 P: 8	R: 0 E: 0 K: 1 S: 5	H: 1 LOB: 0 BB: 0 P: 6	R: 0 E: 0 K: 1 S: 6	H: 1 LOB: 1 BB: 0 P: 6	R: 2 E: 0 K: 0 S: 6	H: 3 LOB: 2 BB: 0 P: 7		1B: 5 2B: 4 3B: 0 HR: 0	SF: 1 SAC: 0 DP: 0 HBP: 1	WP: 0 PB: 0 SB: 0 CS: 1	PA: 36						
PITCHER	IP	WLS	BF	H	R	ER	SO	BB	IBB	HBP	BLK	WP	HR	S	P	ERA	WHIP										
32 Brandon McCarthy, R 13 Jerry Blevins, L 50 Grant Balfour, R 38 Andrew Carignan, R 55 Fabio Castro, L	(1.1)	4.2		18	4	2	2	3	0	0	0	0	0	24	24	3.86	0.857										
	(5.1)	0.1	W	1	0	0	0	0	0	0	0	0	0	1	1	0.00	0.000										
	(6.1)	1.0	H	3	1	0	0	1	0	0	0	0	0	5	6	0.00	1.000										
	(7.1)	1.0	H	3	0	0	0	1	0	0	0	0	0	5	5	0.00	0.000										
	(8.1)	1.0		4	1	0	0	1	0	0	0	0	0	6	6	0.00	1.000										

AB	37
R	6
H	12
RBI	6
BB	1
SO	8
LOB	15



Batter	1	2	3	4	5	6	7	8	9	AB	R	H	RBI	BB	SO	LOB	TOP								
4 Brandon Phillips, R OBP: 0.231, SLG: 0.308 3 Chris Valaika, R OBP: 0.250, SLG: 0.286	(1,4) X 0-0 G4-3		(2) X 0-0 F8		(2) X 0-0 E6		(2) X 0-0 SF7			3	0	0	0	0	0	1	Cincinnati Reds @ Oakland Athletics Phoenix Municipal Stadium, Phoenix, AZ Sat Mar 10 2012, 3:09 PM - 5:49 PM EST Att: 6,644 - Sunny - 67 F								
15 Wilson Valdez, R OBP: 0.357, SLG: 0.333 68 Didi Gregorius, L OBP: 0.333, SLG: 0.667	(1,6) X 0-0 G6-3		(3) X 0-0 G5-3		(3) X 0-0 F9-6		(3) X 0-3 K			3	0	0	0	0	2	1									
28 Chris Heisey, R OBP: 0.316, SLG: 0.375 73 Donald Lutz, L OBP: 0.364, SLG: 1.000	(1,9) S 0-3 K			(1) X 0-0 F7		(1) X 0-0 69 WP 1B		(1) C 0-2 K		3	0	1	0	0	1	1									
48 Ryan Ludwick, R OBP: 0.286, SLG: 0.308 9 Willie Harris, L OBP: 0.297, SLG: 0.154	(1,7) X 0-0 K			(1) X 0-0 25 2B 21 G1-6-3 1B		(1) X 0-0 F9		(2) X 0-0 G3		2	1	1	0	0	1	0									
25 Juan Francisco, L OBP: 0.333, SLG: 0.600 67 Kristopher Negron, R OBP: 0.214, SLG: 0.053	(1,5) X 0-0 70 S 21 E 1B			(2) X 0-0 21 G1-6-3 2B		(2) X 0-0 F9		(3) X 0-0 F9		2	0	2	0	0	0	0									
21 Todd Frazier, R OBP: 0.333, SLG: 0.750 69 Neftali Soto, R OBP: 0.231, SLG: 0.417	(1,3) X 0-0 E5 70 S 1-2			(2) X 0-0 G1-6-3		(3) X 0-0 G5-3		(1) S 0-2 K		2	0	0	1	0	0	2									
70 Daryl Jones, L OBP: 0.273, SLG: 0.273 23 Denis Phipps, R OBP: 0.500, SLG: 0.786	(1,8) X 0-3 K			(3) X 0-0 F8				(2) X 0-0 2 E 2B		2	0	0	0	0	1	3									
2 Zack Cozart, R OBP: 0.385, SLG: 0.417 74 Henry Alejandro Rodriguez, R OBP: 0.500, SLG: 0.400	(1,10) X 0-0 F7				(1) X 0-0 L5			(2) X 0-0 77 G6-3 3 SF7 1B		3	1	1	0	0	0	2									
29 Ryan Hanigan, R OBP: 0.250, SLG: 0.250 77 Brian Esposito, R OBP: 0.250, SLG: 0.250 78 Tucker Barnhart, L	(1,2) X 0-0 K							(1) X 0-0 G6-3		2	0	1	0	0	1	0									
										1	0	0	0	0	0	1									
										0	0	0	0	0	0	0									
Inning Stats	R: 0 E: 0 K: 1 S: 5	H: 0 LOB: 0 BB: 0 P: 5	R: 0 E: 1 K: 2 S: 9	H: 1 LOB: 2 BB: 0 P: 9	R: 0 E: 0 K: 1 S: 5	H: 0 LOB: 0 BB: 0 P: 5	R: 1 E: 0 K: 0 S: 5	H: 2 LOB: 1 BB: 0 P: 5	R: 0 E: 1 K: 0 S: 4	H: 1 LOB: 1 BB: 0 P: 4	R: 0 E: 0 K: 0 S: 4	H: 1 LOB: 1 BB: 0 P: 4	R: 2 E: 1 K: 1 S: 7	H: 2 LOB: 0 BB: 0 P: 7	R: 0 E: 0 K: 1 S: 5	H: 0 LOB: 0 BB: 0 P: 5	R: 0 E: 0 K: 1 S: 5	H: 1 LOB: 0 BB: 0 P: 5	1B: 6 2B: 3 3B: 0 HR: 0	SF: 1 SAC: 0 DP: 2 HBP: 0	WP: 1 PB: 0 SB: 2 CS: 0	PA: 35			
PITCHER	IP WLS BF H R ER SO BB IBB HBP BLK WP HR S P ERA WHIP	IP WLS BF H R ER SO BB IBB HBP BLK WP HR S P ERA WHIP	IP WLS BF H R ER SO BB IBB HBP BLK WP HR S P ERA WHIP	IP WLS BF H R ER SO BB IBB HBP BLK WP HR S P ERA WHIP	IP WLS BF H R ER SO BB IBB HBP BLK WP HR S P ERA WHIP	IP WLS BF H R ER SO BB IBB HBP BLK WP HR S P ERA WHIP	IP WLS BF H R ER SO BB IBB HBP BLK WP HR S P ERA WHIP	IP WLS BF H R ER SO BB IBB HBP BLK WP HR S P ERA WHIP	IP WLS BF H R ER SO BB IBB HBP BLK WP HR S P ERA WHIP	IP WLS BF H R ER SO BB IBB HBP BLK WP HR S P ERA WHIP	IP WLS BF H R ER SO BB IBB HBP BLK WP HR S P ERA WHIP	IP WLS BF H R ER SO BB IBB HBP BLK WP HR S P ERA WHIP	IP WLS BF H R ER SO BB IBB HBP BLK WP HR S P ERA WHIP	IP WLS BF H R ER SO BB IBB HBP BLK WP HR S P ERA WHIP	IP WLS BF H R ER SO BB IBB HBP BLK WP HR S P ERA WHIP	IP WLS BF H R ER SO BB IBB HBP BLK WP HR S P ERA WHIP	IP WLS BF H R ER SO BB IBB HBP BLK WP HR S P ERA WHIP	IP WLS BF H R ER SO BB IBB HBP BLK WP HR S P ERA WHIP	IP WLS BF H R ER SO BB IBB HBP BLK WP HR S P ERA WHIP	IP WLS BF H R ER SO BB IBB HBP BLK WP HR S P ERA WHIP	IP WLS BF H R ER SO BB IBB HBP BLK WP HR S P ERA WHIP	IP WLS BF H R ER SO BB IBB HBP BLK WP HR S P ERA WHIP	IP WLS BF H R ER SO BB IBB HBP BLK WP HR S P ERA WHIP	IP WLS BF H R ER SO BB IBB HBP BLK WP HR S P ERA WHIP	IP WLS BF H R ER SO BB IBB HBP BLK WP HR S P ERA WHIP

AB	34
R	3
H	8
RBI	2
BB	0
SO	7
LOB	15



Batter	1	2	3	4	5	6	7	8	9	AB	R	H	RBI	BB	SO	LOB	BOTTOM							
2 Cliff Pennington, S OBP: 0.429, SLG: 0.421 28 Eric Sogard, L OBP: 0.429, SLG: 0.680	(1,6) X 0-0 15 G6-3 52 BB 1 E 1B		(3) X 0-0 F8		(3) X 0-0 FC6-4			(4) B 0-0 31 S 12 1B BB		4	1	2	1	0	0	3	Cincinnati Reds @ Oakland Athletics Phoenix Municipal Stadium, Phoenix, AZ Sat Mar 10 2012, 3:09 PM - 5:49 PM EST Att: 6,644 - Sunny - 67 F							
52 Yoenis Cespedes, R OBP: 1.000, SLG: 2.500 12 Collin Cowgill, R OBP: 0.304, SLG: 0.318	(1,8) B 4-2 15 G6-3 BB									2	1	2	2	1	0	0								
15 Seth Smith, L OBP: 0.333, SLG: 0.353 23 Michael Taylor, R OBP: 0.278, SLG: 0.200	(1,7) X 0-0 G6-3									4	0	0	0	0	0	5								
1 Manny Ramirez, R OBP: 0.385, SLG: 0.417 31 Jonny Gomes, R OBP: 0.296, SLG: 0.389	(1,10) X 0-0 E5 16 1B									3	0	0	0	0	2	2								
16 Josh Reddick, L OBP: 0.474, SLG: 0.611 35 Michael Choice, R OBP: 0.286, SLG: 0.286	(1,9) X 0-0 1B									3	1	1	0	1	0	2								
8 Kurt Suzuki, R OBP: 0.333, SLG: 0.313 72 Derek Norris, R OBP: 0.222, SLG: 0.222	(1,2) X 0-0 G6-3									2	1	0	0	1	0	2								
14 Brandon Allen, L OBP: 0.300, SLG: 0.529										3	1	0	0	0	2									
20 Josh Donaldson, R OBP: 0.357, SLG: 0.292 17 Wes Timmons, R OBP: 0.409, SLG: 0.421										3	1	2	1	1	0	0								
7 Adam Rosales, R OBP: 0.400, SLG: 0.750										2	0	1	1	0	1	1								
										1	0	0	0	0	1	0								
Inning Stats	R: 1 E: 1 K: 0 S: 7	H: 2 LOB: 2 BB: 1 P: 11	R: 2 E: 0 K: 0 S: 6	H: 3 LOB: 2 BB: 0 P: 7	R: 2 E: 0 K: 0 S: 4	H: 1 LOB: 1 BB: 2 P: 12	R: 1 E: 1 K: 0 S: 9	H: 1 LOB: 1 BB: 0 P: 10	R: 0 E: 0 K: 1 S: 5	H: 1 LOB: 1 BB: 0 P: 6	R: 0 E: 0 K: 2 S: 6	H: 0 LOB: 1 BB: 1 P: 10	R: 0 E: 0 K: 2 S: 7	H: 1 LOB: 2 BB: 1 P: 11	1B: 9 2B: 0 3B: 0 HR: 1	SF: 1 SAC: 1 DP: 2 HBP: 1	WP: 0 PB: 0 SB: 5 CS: 0	PA: 41						
PITCHER	IP WLS BF H R ER SO BB IBB HBP BLK WP HR S P ERA WHIP	IP WLS BF H R ER SO BB IBB HBP BLK WP HR S P ERA WHIP	IP WLS BF H R ER SO BB IBB HBP BLK WP HR S P ERA WHIP	IP WLS BF H R ER SO BB IBB HBP BLK WP HR S P ERA WHIP	IP WLS BF H R ER SO BB IBB HBP BLK WP HR S P ERA WHIP	IP WLS BF H R ER SO BB IBB HBP BLK WP HR S P ERA WHIP	IP WLS BF H R ER SO BB IBB HBP BLK WP HR S P ERA WHIP	IP WLS BF H R ER SO BB IBB HBP BLK WP HR S P ERA WHIP	IP WLS BF H R ER SO BB IBB HBP BLK WP HR S P ERA WHIP	IP WLS BF H R ER SO BB IBB HBP BLK WP HR S P ERA WHIP	IP WLS BF H R ER SO BB IBB HBP BLK WP HR S P ERA WHIP	IP WLS BF H R ER SO BB IBB HBP BLK WP HR S P ERA WHIP	IP WLS BF H R ER SO BB IBB HBP BLK WP HR S P ERA WHIP	IP WLS BF H R ER SO BB IBB HBP BLK WP HR S P ERA WHIP	IP WLS BF H R ER SO BB IBB HBP BLK WP HR S P ERA WHIP	IP WLS BF H R ER SO BB IBB HBP BLK WP HR S P ERA WHIP	IP WLS BF H R ER SO BB IBB HBP BLK WP HR S P ERA WHIP	IP WLS BF H R ER SO BB IBB HBP BLK WP HR S P ERA WHIP	IP WLS BF H R ER SO BB IBB HBP BLK WP HR S P ERA WHIP	IP WLS BF H R ER SO BB IBB HBP BLK WP HR S P ERA WHIP	IP WLS BF H R ER SO BB IBB HBP BLK WP HR S P ERA WHIP	IP WLS BF H R ER SO BB IBB HBP BLK WP HR S P ERA WHIP	IP WLS BF H R ER SO BB IBB HBP BLK WP HR S P ERA WHIP	IP WLS BF H R ER SO BB IBB HBP BLK WP HR S P ERA WHIP



Batter	1	2	3	4	5	6	7	8	9	AB	R	H	RBI	BB	SO	LOB	TOP			
19 Jemile Weeks, S OBP: 0.357, SLG: 0.593 23 Michael Taylor, R OBP: 0.250, SLG: 0.176										5	1	2	1	0	1	5				
10 Danic Barton, L										3	0	0	0	2	0	0				
4 Coco Crisp, S OBP: 0.391, SLG: 0.429 17 Wes Timmons, R OBP: 0.435, SLG: 0.421										3	1	2	1	1	0	2				
16 Josh Reddick, L OBP: 0.435, SLG: 0.545 25 Kila Ka'aihue, L OBP: 0.276, SLG: 0.467										4	1	1	0	0	0	3				
8 Kurt Suzuki, R OBP: 0.409, SLG: 0.450 72 Derek Norris, R OBP: 0.200, SLG: 0.200										4	1	3	0	0	1	1				
14 Brandon Allen, L OBP: 0.292, SLG: 0.476 68 Jeff Fiorentino, L OBP: 0.571, SLG: 0.667										4	1	1	2	0	1	3				
28 Eric Sogard, L OBP: 0.294, SLG: 0.690 20 Josh Donaldson, R OBP: 0.371, SLG: 0.323										2	1	1	0	1	0	0				
12 Collin Cowgill, R OBP: 0.407, SLG: 0.480										3	1	3	3	1	0	0				
37 Brandon Moss, L OBP: 0.429, SLG: 0.538										1	0	0	0	0	1	0				
7 Adam Rosales, R OBP: 0.300, SLG: 0.375 76 Josh Horton, L OBP: 0.250, SLG: 0.143										3	0	0	0	1	2	4				
Inning Stats	R: 1 E: 0 K: 1 S: 6	H: 2 LOB: 1 BB: 1 P: 10	R: 0 E: 0 K: 0 S: 5	H: 2 LOB: 2 BB: 0 P: 5	R: 5 E: 0 K: 0 S: 7	H: 5 LOB: 1 BB: 2 P: 16	R: 0 E: 0 K: 0 S: 4	H: 1 LOB: 2 BB: 1 P: 8	R: 1 E: 0 K: 1 S: 7	H: 2 LOB: 2 BB: 0 P: 11	R: 0 E: 0 K: 1 S: 6	H: 0 LOB: 0 BB: 1 P: 11	R: 2 E: 1 K: 1 S: 6	H: 1 LOB: 1 BB: 2 P: 14	R: 0 E: 0 K: 1 S: 5	H: 0 LOB: 0 BB: 0 P: 5	1B: 11 2B: 4 3B: 0 HR: 0	SF: 0 SAC: 0 DP: 1 HBP: 0	WP: 0 PB: 0 CS: 3	PA: 46
PITCHER	IP	WLS	BF	H	R	ER	SO	BB	IBB	HBP	BLK	WP	HR	S	P	ERA	WHIP			
44 Jake Peavy, R ERA: 18.69	2.1	L	16	8	6	6	0	2	0	0	0	0	0	16	24	23.14	4.286			
80 Layson Septimo, L ERA: 6.0	1.2		8	2	0	0	2	0	0	0	0	0	0	6	15	0.00	2.400			
26 Jesse Crain, R ERA: 6.0	1.0		6	2	1	1	1	0	0	0	0	0	0	7	11	9.00	3.000			
77 Will Ohman, L ERA: 6.0	1.0		4	2	0	0	1	0	0	0	0	0	0	6	6	0.00	2.000			
53 Héctor Santiago, L ERA: 6.0	1.0		3	0	0	0	2	1	0	0	0	0	0	6	11	0.00	1.000			
60 Deunte Heath, R ERA: 3.0	1.0		6	1	2	1	1	2	0	0	0	0	0	6	14	9.00	3.000			
65 Nate Jones, R ERA: 4.5	1.0		3	0	0	0	1	0	0	0	0	0	0	5	5	0.00	0.000			

Oakland Athletics @ Chicago White Sox
Camelback Ranch, Glendale, AZ
Mon Mar 12 2012, 4:07 PM - 7:24 PM EDT
Att: 4,468 - Sunny - 75 F

AB 38
R 9
H 15
RBI 8
BB 8
SO 7
LOB 21



Batter	1	2	3	4	5	6	7	8	9	AB	R	H	RBI	BB	SO	LOB	BOTTOM			
30 Alejandro De Aza, L OBP: 0.368, SLG: 0.313 83 Trayce Thompson, R OBP: 0.633, SLG: 1.000										3	1	2	0	0	0	0				
22 Brent Morel, R OBP: 0.500, SLG: 0.556 86 Tyler Saladino, R										3	1	1	0	0	0	1				
51 Alex Rios, R OBP: 0.234, SLG: 0.214 29 Dan Johnson, L OBP: 0.267, SLG: 0.429										2	1	2	1	1	0	0				
14 Paul Konerko, R OBP: 0.214, SLG: 0.083 87 Andy Wilkins, L OBP: 0.500, SLG: 0.750										2	0	0	0	1	0	3				
1 Kosuke Fukudome, L OBP: 0.353, SLG: 0.286 75 Jim Gallagher, L OBP: 0.333, SLG: 0.111										2	0	1	2	1	0	0				
10 Alexei Ramirez, R OBP: 0.400, SLG: 0.400 66 Ray Olmedo, S OBP: 0.444, SLG: 0.556										3	0	2	1	0	0	0				
24 Dayan Viciedo, R OBP: 0.236, SLG: 0.250 82 Jared Mitchell, L OBP: 0.267, SLG: 0.533										3	0	0	0	0	2	4				
17 Tyler Flowers, R OBP: 0.143, SLG: 0.357 78 Josh Phegley, R OBP: 0.750, SLG: 0.500										1	0	0	0	0	0	0				
15 Gordon Beckham, R OBP: 0.353, SLG: 0.529 28 Osvaldo Martinez, R										3	0	0	0	0	1	0				
Inning Stats	R: 0 E: 0 K: 0 S: 4	H: 1 LOB: 0 BB: 0 P: 4	R: 0 E: 0 K: 1 S: 5	H: 1 LOB: 1 BB: 1 P: 9	R: 0 E: 0 K: 1 S: 6	H: 1 LOB: 2 BB: 1 P: 10	R: 0 E: 0 K: 1 S: 5	H: 0 LOB: 0 BB: 0 P: 5	R: 4 E: 0 K: 1 S: 10	H: 5 LOB: 2 BB: 1 P: 14	R: 0 E: 0 K: 1 S: 6	H: 1 LOB: 1 BB: 0 P: 6	R: 0 E: 0 K: 1 S: 6	H: 1 LOB: 1 BB: 0 P: 7	R: 0 E: 0 K: 1 S: 5	H: 0 LOB: 0 BB: 0 P: 5	1B: 10 2B: 2 3B: 0 HR: 0	SF: 0 SAC: 0 DP: 2 HBP: 0	WP: 1 PB: 0 SB: 1 CS: 0	PA: 39
PITCHER	IP	WLS	BF	H	R	ER	SO	BB	IBB	HBP	BLK	WP	HR	S	P	ERA	WHIP			
66 Tyson Ross, R ERA: 1.29	3.0	W	13	3	0	0	2	2	0	0	0	0	0	15	23	0.00	1.667			
50 Grant Balfour, R ERA: 12.27	1.0		3	0	0	0	1	0	0	0	0	0	0	5	5	0.00	0.000			
62 Neil Wagner, R ERA: 16.88	0.2		8	5	4	4	1	1	0	0	0	0	0	9	13	54.00	9.000			
13 Jerry Blevins, L ERA: 3.38	0.1	H	1	0	0	0	0	0	0	0	0	0	0	1	1	0.00	0.000			
70 Erick Threets, L ERA: 3.38	1.2	H	7	2	0	0	2	0	0	0	0	1	0	11	12	0.00	1.200			
39 Travis Schlichting, R ERA: 2.84	2.1	S	7	1	0	0	2	0	0	0	0	0	0	11	11	0.00	0.429			

Oakland Athletics @ Chicago White Sox
Camelback Ranch, Glendale, AZ
Mon Mar 12 2012, 4:07 PM - 7:24 PM EDT
Att: 4,468 - Sunny - 75 F

AB 36
R 4
H 11
RBI 4
BB 3
SO 8
LOB 15



Batter	1	2	3	4	5	6	7	8	9	AB	R	H	RBI	BB	SO	LOB	TOP			
9 Chone Figgins, S OBP: 0.348, SLG: 0.286										3	1	0	0	1	2	0	Seattle Mariners @ Oakland Athletics Phoenix Municipal Stadium, Phoenix, AZ Fri Mar 16 2012, 10:06 PM - 12:39 AM EDT Att: 9,038 - Partly Cloudy - 85 F			
1 Luis Antonio Rodriguez, S OBP: 0.161, SLG: 0.279										4	0	1	0	0	1	0				
51 Ichiro Suzuki, L OBP: 0.462, SLG: 0.500										4	0	3	1	0	0	0				
20 Mike Carp, L OBP: 0.303, SLG: 0.400										4	0	0	0	0	3	4				
33 Casper Wells, R OBP: 0.275, SLG: 0.182										4	0	0	0	0	1	3				
15 Kyle Seager, L OBP: 0.281, SLG: 0.469										4	0	1	0	0	0	3				
27 John Jaso, L OBP: 0.188, SLG: 0.071										3	0	0	0	0	1	1				
40 Jesus Sucre, R OBP: 0.182, SLG: 0.200										3	0	0	0	0	0	1				
3 Guillermo Quiroz, R OBP: 0.143, SLG: 0.571										0	0	0	0	0	0	0				
96 Gabriel Noriega, R OBP: 0.143, SLG: 0.571										3	0	0	0	0	0	0				
Inning Stats	R: 1 E: 0 K: 1 S: 7	H: 2 LOB: 2 BB: 1 P: 11	R: 0 E: 0 K: 1 S: 5	H: 0 LOB: 0 BB: 0 P: 5	R: 0 E: 0 K: 2 S: 7	H: 0 LOB: 0 BB: 0 P: 7	R: 0 E: 0 K: 1 S: 5	H: 0 LOB: 0 BB: 0 P: 5	R: 0 E: 0 K: 0 S: 3	H: 1 LOB: 1 BB: 0 P: 6	R: 0 E: 0 K: 0 S: 4	H: 1 LOB: 1 BB: 0 P: 4	R: 0 E: 0 K: 1 S: 5	H: 0 LOB: 0 BB: 0 P: 5	R: 0 E: 0 K: 1 S: 6	H: 1 LOB: 1 BB: 0 P: 6	1B: 4 2B: 1 3B: 0 HR: 0	SF: 0 SAC: 0 DP: 0 HBP: 0	WP: 0 PB: 0 SB: 0 CS: 0	PA: 33
PITCHER	IP WLS BF H R ER SO BB IBB HBP BLK WP HR S P ERA WHIP																			
45 Graham Godfrey, R ERA: 6.52	3.2 W 14 2 1 1 5 1 0 0 0 0 0 0 23 27 2.46 0.818																			
13 Jerry Blevins, L ERA: 2.25	4.1 H 4 0 0 0 0 0 0 0 0 0 0 0 4 4 0.00 0.000																			
40 Brian Fuentes, L ERA: 9.0	1.0 4 1 0 0 1 0 0 0 0 0 0 0 6 6 0.00 1.000																			
50 Grant Balfour, R ERA: 9.64	1.0 4 1 0 0 0 0 0 0 0 0 0 0 4 4 0.00 1.000																			
77 Jordan Norberto, L ERA: 2.84	2.0 7 1 0 0 2 0 0 0 0 0 0 0 11 11 0.00 0.500																			

Batter	1	2	3	4	5	6	7	8	9	AB	R	H	RBI	BB	SO	LOB	BOTTOM			
4 Coco Crisp, S OBP: 0.385, SLG: 0.417										3	1	1	0	0	0	1	Seattle Mariners @ Oakland Athletics Phoenix Municipal Stadium, Phoenix, AZ Fri Mar 16 2012, 10:06 PM - 12:39 AM EDT Att: 9,038 - Partly Cloudy - 85 F			
68 Jeff Fiorentino, L OBP: 0.444, SLG: 0.500										3	1	1	0	0	0	2				
28 Eric Sogard, L OBP: 0.447, SLG: 0.647										1	0	1	0	0	0	0				
17 Wes Timmons, R OBP: 0.448, SLG: 0.417										3	1	1	1	0	1	0				
16 Josh Reddick, L OBP: 0.414, SLG: 0.643										3	1	1	2	0	1	0				
23 Michael Taylor, R OBP: 0.304, SLG: 0.211										1	0	0	0	0	1	1				
1 Manny Ramirez, R OBP: 0.214, SLG: 0.462										3	1	1	1	0	1	0				
10 Daric Barton, L OBP: 0.360, SLG: 0.350										1	0	0	0	0	1	0				
14 Brandon Allen, L OBP: 0.345, SLG: 0.520										3	0	2	0	0	0	1				
22 Chris Carter, R OBP: 0.360, SLG: 0.350										1	1	1	0	0	0	0				
8 Kurt Suzuki, R OBP: 0.370, SLG: 0.375										3	0	0	0	0	2	3				
71 Ryan Ortiz, R OBP: 1.000, SLG: 2.000										1	1	1	0	0	0	0				
12 Collin Cowgill, R OBP: 0.465, SLG: 0.552										2	1	1	1	1	0	0				
36 Grant Green, R OBP: 0.125, SLG: 0.571										1	0	0	0	0	0	1				
20 Josh Donaldson, R OBP: 0.298, SLG: 0.262										3	0	1	0	0	0	1				
76 Josh Horton, L OBP: 0.333, SLG: 0.375										1	0	1	1	0	0	0				
7 Adam Rosales, R OBP: 0.214, SLG: 0.273										2	0	0	1	0	1	0				
83 Tyler Ladendorf, R OBP: 0.333, SLG: 0.333										1	0	0	0	0	0	1				
Inning Stats	R: 4 E: 1 K: 1 S: 10	H: 4 LOB: 1 BB: 0 P: 10	R: 0 E: 0 K: 0 S: 3	H: 1 LOB: 0 BB: 0 P: 3	R: 0 E: 0 K: 2 S: 8	H: 1 LOB: 1 BB: 0 P: 8	R: 0 E: 0 K: 0 S: 5	H: 1 LOB: 1 BB: 1 P: 9	R: 0 E: 0 K: 1 S: 6	H: 0 LOB: 0 BB: 0 P: 6	R: 0 E: 0 K: 1 S: 5	H: 0 LOB: 0 BB: 0 P: 5	R: 0 E: 0 K: 2 S: 8	H: 1 LOB: 1 BB: 0 P: 9	R: 1 E: 0 K: 1 S: 7	H: 2 LOB: 1 BB: 0 P: 7	1B: 6 2B: 5 3B: 0 HR: 0	SF: 1 SAC: 0 DP: 1 HBP: 0	WP: 1 PB: 0 SB: 1 CS: 0	PA: 36
PITCHER	IP WLS BF H R ER SO BB IBB HBP BLK WP HR S P ERA WHIP																			
18 Hisashi Iwakuma, R ERA: 5.0	4.0 L 20 7 5 3 3 1 0 0 0 0 0 0 11 11 6.75 2.000																			
23 Shawn Kelley, R ERA: 2.08	2.0 7 1 0 0 2 0 0 0 0 0 0 0 11 11 0.00 0.500																			
35 Steve Delabar, R ERA: 1.8	1.0 4 1 0 0 2 0 0 0 0 0 1 0 8 9 0.00 1.000																			
59 Chance Ruffin, R ERA: 6.75	1.0 5 2 1 1 1 0 0 0 0 0 0 0 7 7 9.00 2.000																			

AB	32
R	1
H	5
RBI	1
BB	1
SO	8
LOB	12



AB	34
R	6
H	11
RBI	6
BB	1
SO	8
LOB	12



Batter	1	2	3	4	5	6	7	8	9	AB	R	H	RBI	BB	SO	LOB	TOP					
9 David DeJesus, L (1, 9) 1 Tony Campana, L (5, 9)	0-0 13 G6-3 3B	0-1 CS	0-0 F7		0-0 L9			0-0 E1 24 1B		3	1	1	0	0	0	0						
24 Marlon Byrd, R (1, 10) 90 Oliver Zapata, S (8, FR) (8, 10)	K		0-0 F8			4-0 18 2B BB		0-0 99 BB 1B		3	0	1	1	1	1	1						
13 Starlin Castro, R (1, 6) 99 Alfredo Amezaga, S (6, 6)	0-0 G6-3		0-0 G4-3			0-0 P3		4-0 3-H BB		3	0	0	1	0	0	1						
18 Geovany Soto, R (1, 2) 38 Micah Gibbs, S (6, 2)	4-0 3 E BB			0-0 HR		0-0 2B		0-3 BB		2	1	2	1	1	0	0						
3 Jeff Baker, R (1, 4) 79 Rubi Silva, L (7, 4)	0-0 E5			0-0 G5-3		0-0 L9		0-3 BB		3	0	0	0	0	0	2						
59 Brett Jackson, L (1, 8)	0-0 F7			0-3 K				0-0 P6		3	0	0	0	1	1	2						
44 Anthony Rizzo, L (1, 3)				0-3 K				4-0 G6-4-3 BB		3	0	1	0	1	1	1						
Josh Vitters, R (1, 5) OBP: 0.211, SLG: 0.294				0-0 FC6-4 9 CS 1B				4-0 G6-4-3 BB		4	0	0	0	0	0	3						
Matt Szczur, R (1, 7) OBP: 0.235, SLG: 0.188				0-0 F8				0-0 P3		3	0	0	0	0	0	1						
Inning Stats	R: 1 E: 1 K: 1 S: 7	H: 1 LOB: 2 BB: 1 P: 11	R: 0 E: 0 K: 0 S: 4	H: 1 LOB: 0 BB: 0 P: 4	R: 0 E: 0 K: 0 S: 3	H: 0 LOB: 0 BB: 0 P: 3	R: 1 E: 0 K: 2 S: 8	H: 1 LOB: 0 BB: 0 P: 8	R: 0 E: 0 K: 0 S: 3	H: 0 LOB: 0 BB: 0 P: 3	R: 0 E: 0 K: 0 S: 3	H: 1 LOB: 1 BB: 1 P: 7	R: 0 E: 0 K: 0 S: 2	H: 0 LOB: 0 BB: 1 P: 6	R: 1 E: 1 K: 2 S: 9	H: 1 LOB: 2 BB: 1 P: 13	R: 0 E: 0 K: 0 S: 2	H: 0 LOB: 0 BB: 1 P: 6	1B: 2 2B: 1 3B: 1 HR: 1	SF: 0 SAC: 0 DP: 2 HBP: 0	WP: 0 PB: 0 SB: 0 CS: 1	PA: 36
PITCHER	IP WLS BF H R ER SO BB IBB HBP BLK WP HR S P ERA WHIP	3.0 W 12 2 1 1 1 1 0 0 0 0 0 0 14 18 3.00 1.000	1.0 H 3 0 0 0 0 0 0 0 0 0 0 0 3 3 0.00 0.000	2.1 H 9 1 1 0 0 2 0 0 0 0 0 0 7 15 0.00 1.286	0.2 H 4 1 0 0 2 1 0 0 0 0 0 0 7 11 0.00 3.000	1.0 S 3 0 0 0 0 0 0 0 0 0 0 1 8 8 9.00 1.000	9.1 S 3 0 0 0 0 0 0 0 0 0 0 1 14 18 3.00 1.000	7.0 S 3 0 0 0 0 0 0 0 0 0 0 0 3 3 0.00 0.000	1.35	IP WLS BF H R ER SO BB IBB HBP BLK WP HR S P ERA WHIP	3.0 L 14 2 0 0 0 2 0 0 0 0 0 0 7 11 0.00 1.500	2.0 L 8 2 0 0 0 0 0 0 0 0 0 0 12 12 4.50 1.000	1.0 L 3 0 0 0 0 0 0 0 0 0 0 0 9 9 0.00 0.000	1.0 S 3 0 0 0 0 0 0 0 0 0 0 0 7 11 0.00 3.000	9.1 S 3 0 0 0 0 0 0 0 0 0 0 0 1 14 18 3.00 1.000	7.0 S 3 0 0 0 0 0 0 0 0 0 0 0 3 3 0.00 0.000	1.35	1B: 2 2B: 1 3B: 1 HR: 1	SF: 0 SAC: 0 DP: 2 HBP: 0	WP: 0 PB: 0 SB: 0 CS: 1	PA: 36	

Chicago Cubs @ Oakland Athletics
Phoenix Municipal Stadium, Phoenix, AZ
Sat Mar 17 2012, 4:06 PM - 6:44 PM EDT
Att. 8,799 - Overcast - 75 F

AB 30
R 3
H 5
RBI 3
BB 5
SO 5
LOB 15



Batter	1	2	3	4	5	6	7	8	9	AB	R	H	RBI	BB	SO	LOB	BOTTOM			
19 Jemile Weeks, S (1, 4) 76 Josh Horton, L (7, 4) OBP: 0.389, SLG: 0.735	0-0 F7			0-0 F8				0-0 F7		3	0	0	0	0	0	2				
2 Cliff Pennington, S (1, 6) 83 Tyler Ladendorf, R (7, 6) OBP: 0.250, SLG: 0.250	0-0 52 S 1 E 1B			0-0 F8				0-3 1 G4-6-3 1B		3	1	2	0	0	0	0				
52 Yoenis Cespedes, R (1, 8) 36 Grant Green, R (9, 8) OBP: 0.125, SLG: 0.571	0-3 K			0-0 G5-3				0-3 K		4	0	0	0	0	2	2				
1 Manny Ramirez, R (1, 10) 22 Chris Carter, R (8, PH) OBP: 0.346, SLG: 0.333	0-0 E5 31 BB 2B			4-0 BB				0-3 K		2	1	0	0	1	0	1				
31 Jonny Gomes, R (1, 7) 37 Brandon Moss, L (8, 7) OBP: 0.471, SLG: 0.625	4-0 15 2B BB			0-0 L7				0-3 K		2	2	1	0	1	0	1				
15 Seth Smith, L (1, 9) 23 Michael Taylor, R (8, 9) OBP: 0.292, SLG: 0.200	0-0 K			0-0 7 FC5-4 14 BB 1B				0-3 K		3	0	3	2	0	0	0				
26 Anthony Recker, R (1, 2) 71 Ryan Ortiz, R (8, 2) OBP: 1.000, SLG: 2.000	0-3 K			0-0 F7				0-3 K		3	0	0	0	0	1	4				
14 Brandon Allen, L (1, 3) OBP: 0.344, SLG: 0.500				4-0 7 FC5-4 BB				0-3 K		1	0	0	1	1	1	0				
7 Adam Rosales, R (1, 5) OBP: 0.176, SLG: 0.214				0-0 FC5-4				0-3 F8		3	0	0	0	0	0	3				
Inning Stats	R: 3 E: 1 K: 2 S: 10	H: 2 LOB: 1 BB: 1 P: 14	R: 0 E: 0 K: 1 S: 5	H: 0 LOB: 0 BB: 0 P: 5	R: 0 E: 0 K: 0 S: 3	H: 1 LOB: 2 BB: 1 P: 8	R: 0 E: 0 K: 0 S: 3	H: 1 LOB: 0 BB: 0 P: 3	R: 1 E: 0 K: 0 S: 5	H: 2 LOB: 1 BB: 0 P: 5	R: 0 E: 0 K: 2 S: 7	H: 0 LOB: 0 BB: 0 P: 7	R: 0 E: 0 K: 3 S: 9	H: 0 LOB: 0 BB: 0 P: 9	R: 0 E: 0 K: 0 S: 2	H: 0 LOB: 0 BB: 1 P: 6	1B: 4 2B: 2 3B: 0 HR: 0	SF: 1 SAC: 0 DP: 1 HBP: 0	WP: 0 PB: 0 SB: 1 CS: 0	PA: 33
PITCHER	IP WLS BF H R ER SO BB IBB HBP BLK WP HR S P ERA WHIP	3.0 L 14 2 0 0 0 2 0 0 0 0 0 0 7 11 0.00 1.500	2.0 L 8 2 0 0 0 0 0 0 0 0 0 0 12 12 4.50 1.000	1.0 L 3 0 0 0 0 0 0 0 0 0 0 0 9 9 0.00 0.000	1.0 S 3 0 0 0 0 0 0 0 0 0 0 1 8 8 9.00 1.000	9.1 S 3 0 0 0 0 0 0 0 0 0 0 1 14 18 3.00 1.000	7.0 S 3 0 0 0 0 0 0 0 0 0 0 0 3 3 0.00 0.000	1.35	IP WLS BF H R ER SO BB IBB HBP BLK WP HR S P ERA WHIP	3.0 L 14 2 0 0 0 2 0 0 0 0 0 0 7 11 0.00 1.500	2.0 L 8 2 0 0 0 0 0 0 0 0 0 0 12 12 4.50 1.000	1.0 L 3 0 0 0 0 0 0 0 0 0 0 0 9 9 0.00 0.000	1.0 S 3 0 0 0 0 0 0 0 0 0 0 0 7 11 0.00 3.000	9.1 S 3 0 0 0 0 0 0 0 0 0 0 0 1 14 18 3.00 1.000	7.0 S 3 0 0 0 0 0 0 0 0 0 0 0 3 3 0.00 0.000	1.35	1B: 4 2B: 2 3B: 0 HR: 0	SF: 1 SAC: 0 DP: 1 HBP: 0	WP: 0 PB: 0 SB: 1 CS: 0	PA: 33

Chicago Cubs @ Oakland Athletics
Phoenix Municipal Stadium, Phoenix, AZ
Sat Mar 17 2012, 4:06 PM - 6:44 PM EDT
Att. 8,799 - Overcast - 75 F

AB 29
R 4
H 6
RBI 3
BB 3
SO 8
LOB 13



Batter	1	2	3	4	5	6	7	8	9	AB	R	H	RBI	BB	SO	LOB	TOP					
12 Collin Cowgill, R OBP: 0.496, SLG: 0.606			G6-3							4	0	2	1	0	1	0	Oakland Athletics @ San Francisco Giants Scottsdale Stadium, Scottsdale, AZ Sat Mar 17 2012, 4:10 PM - 6:42 PM EDT Att: 12,022 - Cloudy - 61 F					
98 Conner Crumbliss, L OBP: 1.000, SLG: 1.000										1	0	1	0	0	0	0						
28 Eric Sogard, L OBP: 0.429, SLG: 0.464			G5-3							3	0	0	0	1	0	1						
36 Dusty Coleman, R (7, 6)										1	0	0	0	0	1	1						
4 Coco Crisp, S OBP: 0.367, SLG: 0.464										4	0	1	0	0	1	3						
68 Jeff Fiorentino, L OBP: 0.444, SLG: 0.500										0	0	0	0	0	0	0						
16 Josh Reddick, L OBP: 0.364, SLG: 0.563										4	0	0	0	0	2	1						
89 Jeremy Barfield, R (8, 9)										0	0	0	0	0	0	0						
25 Kila Ka'aihue, L OBP: 0.269, SLG: 0.435		G4-1								4	0	1	0	0	1	0						
20 Josh Donaldson, R OBP: 0.294, SLG: 0.283		P3								4	0	1	0	0	1	1						
10 Deric Barton, L OBP: 0.300, SLG: 0.300										2	2	2	0	1	0	0						
85 Mike Spina, R (7, 3)										1	0	0	0	0	0	1						
72 Derek Norris, R OBP: 0.250, SLG: 0.500										4	0	1	1	0	0	1						
17 Wes Timmons, R OBP: 0.394, SLG: 0.357										4	0	0	0	0	1	3						
Inning Stats	R: 0 E: 0 K: 2 S: 8	H: 1 LOB: 1 BB: 0 P: 8	R: 1 E: 0 K: 0 S: 5	H: 2 LOB: 1 BB: 0 P: 5	R: 0 E: 0 K: 1 S: 5	H: 0 LOB: 0 BB: 0 P: 5	R: 0 E: 0 K: 0 S: 4	H: 2 LOB: 2 BB: 0 P: 5	R: 0 E: 0 K: 1 S: 5	H: 1 LOB: 1 BB: 0 P: 4	R: 0 E: 0 K: 1 S: 5	H: 0 LOB: 0 BB: 0 P: 5	R: 1 E: 1 K: 2 S: 9	H: 1 LOB: 3 BB: 2 P: 17	R: 0 E: 0 K: 1 S: 6	H: 1 LOB: 1 BB: 0 P: 6	R: 0 E: 0 K: 1 S: 6	H: 1 LOB: 1 BB: 0 P: 6	1B: 3 2B: 4 3B: 2 HR: 0	SF: 0 SAC: 0 DP: 0 HBP: 0	WP: 0 PB: 0 SB: 0 CS: 1	PA: 38
PITCHER	IP WLS BF H R ER SO BB IBB HBP BLK WP HR S P ERA WHIP																					
55 Tim Lincecum, R ERA: 4.5	6.0 W 23 6 1 1 4 0 0 0 0 0 0 0 31 32 1.50 1.000																					
38 Brian Wilson, R ERA: 4.5	0.2 6 1 1 0 2 2 0 0 0 0 0 0 8 16 0.00 4.500																					
98 Scott Munter, R ERA: 4.5	0.1 H 1 0 0 0 0 0 0 0 0 0 0 1 1 0.00 0.000																					
49 Javier López, L ERA: 4.5	1.0 4 1 0 0 1 0 0 0 0 0 0 0 6 6 0.00 1.000																					
46 Santiago Casilla, R ERA: 4.5	1.0 4 1 0 0 1 0 0 0 0 0 0 0 6 6 0.00 1.000																					

Batter	1	2	3	4	5	6	7	8	9	AB	R	H	RBI	BB	SO	LOB	BOTTOM			
16 Angel Pagán, S OBP: 0.323, SLG: 0.500			G3							4	1	2	1	0	1	0	Oakland Athletics @ San Francisco Giants Scottsdale Stadium, Scottsdale, AZ Sat Mar 17 2012, 4:10 PM - 6:42 PM EDT Att: 12,022 - Cloudy - 61 F			
56 Tyler Graham, R OBP: 0.143, SLG: 0.077										0	0	0	0	0	0	0				
21 Freddy Sanchez, R OBP: 0.316, SLG: 0.278										4	1	1	0	0	1	1				
53 Melky Cabrera, S OBP: 0.417, SLG: 0.890										3	1	1	0	0	2	1				
88 Juan Carlos Pérez, R OBP: 0.556, SLG: 1.125										1	0	1	0	0	0	0				
48 Pablo Sandoval, S OBP: 0.250, SLG: 0.485										3	1	1	2	0	0	2				
12 Nate Schierholtz, L OBP: 0.281, SLG: 0.323		G3								4	1	1	1	0	0	0				
5 Ryan Theriot, R OBP: 0.250, SLG: 0.333		G6-3								4	1	1	2	0	0	0				
85 Chris Dominguez, R OBP: 0.214, SLG: 0.286		G6-3								4	1	1	0	0	1	0				
14 Mike Fontenot, L OBP: 0.429, SLG: 0.500										3	0	1	0	0	0	0				
22 Eli Whiteside, R OBP: 0.300, SLG: 0.316										2	0	0	0	0	0	0				
37 Chris Stewart, R OBP: 0.278, SLG: 0.444										1	0	0	0	0	0	1				
Inning Stats	R: 0 E: 0 K: 1 S: 6	H: 1 LOB: 1 BB: 0 P: 6	R: 0 E: 0 K: 0 S: 3	H: 0 LOB: 0 BB: 0 P: 3	R: 0 E: 0 K: 0 S: 3	H: 0 LOB: 0 BB: 0 P: 3	R: 4 E: 0 K: 1 S: 11	H: 4 LOB: 0 BB: 0 P: 14	R: 1 E: 0 K: 2 S: 9	H: 1 LOB: 1 BB: 0 P: 10	R: 2 E: 0 K: 0 S: 8	H: 3 LOB: 1 BB: 0 P: 10	R: 0 E: 0 K: 1 S: 6	H: 1 LOB: 1 BB: 0 P: 7	R: 0 E: 0 K: 0 S: 3	H: 0 LOB: 0 BB: 0 P: 3	1B: 5 2B: 2 3B: 0 HR: 3	SF: 1 SAC: 0 DP: 0 HBP: 0	WP: 2 PB: 1 SB: 1 CS: 0	PA: 34
PITCHER	IP WLS BF H R ER SO BB IBB HBP BLK WP HR S P ERA WHIP																			
57 Tommy Milone, L ERA: 4.97	4.0 L 17 5 4 4 2 0 0 0 0 0 0 2 15 16 10.80 1.800																			
38 Andrew Carignan, R ERA: 2.84	1.2 8 3 3 2 2 0 0 0 0 0 0 2 15 16 0.00 3.000																			
98 Justin Souza, R ERA: 1.69	0.1 2 1 0 0 0 0 0 0 0 0 1 0 2 4 0.00 3.000																			
60 Faustino De Los Santos, R ERA: 1.69	1.0 4 1 0 0 1 0 0 0 0 0 1 0 6 7 0.00 1.000																			
97 T.J. Waijz, R ERA: 1.69	1.0 3 0 0 0 0 0 0 0 0 0 0 0 3 3 0.00 0.000																			



Batter	1	2	3	4	5	6	7	8	9	AB	R	H	RBI	BB	SO	LOB	TOP							
19 Jemile Weeks, S (1,4) OBP: 0.395, SLG: 0.722 76 Josh Horton, L (4,4) OBP: 0.385, SLG: 0.500	0-3 K		0-0 1B		1-3 K		0-0 7 BB 1B	0-0 37 1B 12 SF9 2B		2	0	1	0	0	1	0	Oakland Athletics @ Arizona Diamondbacks Salt River Fields at Talking Stick, Scottsdale, AZ Sun Mar 18 2012, 4:12 PM - 7:49 PM EDT Att: 12,505 - Overcast - 54 F							
2 Cliff Pennington, S (1,6) OBP: 0.614, SLG: 0.576 7 Adam Rosales, R (4,6) OBP: 0.200, SLG: 0.188	0-3 K 52 FC5-4 15 BB		0-0 F8		0-0 F9		4-0 12 1B 37 1B 17 BB BB	0-0 G6-3		2	0	0	0	0	1	1								
15 Seth Smith, L (1,9) OBP: 0.412, SLG: 0.484 37 Brandon Moss, L (4,7) OBP: 0.550, SLG: 0.842	4-0 52 FC5-4 1-2 BB		0-0 G4-6-3		0-0 HR		0-0 17 BB 12 1B	0-0 1B		1	0	0	0	1	0	1								
52 Yoenis Cespedes, R (1,8) OBP: 0.263, SLG: 0.353 12 Collin Cowgill, R (4,PH) OBP: 0.453, SLG: 0.583	0-0 FC5-4 25 PO 1-2 2-3				0-0 L4		0-0 G1-3	0-0 17 BB 1B	0-0 SF9	1	0	0	0	0	2	2								
25 Kila Ka'aihue, L (1,3) OBP: 0.258, SLG: 0.500	0-1 PO 1-2		0-0 G4-3		1-0 HR		0-0 G4-3	0-0 F6	0-3 K	5	1	1	1	0	1	4								
31 Jonny Gomes, R (1,7) OBP: 0.412, SLG: 0.440 17 Wes Timmons, R (4,PH) OBP: 0.405, SLG: 0.355		4-0 8 HR BB		0-0 F8		0-0 10 G4-6-3 1B	4-0 1-2 2-3 3-H BB		0-0 F7	0	1	0	0	1	0	0								
10 Danic Barton, L (1,10) OBP: 0.321, SLG: 0.250 Chris Carter, R (7,PH) OBP: 0.321, SLG: 0.304		0-0 F8		4-0 BB		0-0 G4-6-3	0-0 G1-3		0-3 K	2	0	0	0	1	0	2								
8 Kurt Suzuki, R (1,2) OBP: 0.393, SLG: 0.520 26 Anthony Recker, R (4,PH) OBP: 0.333, SLG: 0.455		3-1 1-H HR		0-0 L9			0-0 P4	0-0 68 BB 76 2B 1B	0-3 K	1	1	1	2	0	0	0								
28 Eric Sogard, L (1,5) OBP: 0.419, SLG: 0.579 68 Jeff Fiorentino, L (4,9) OBP: 0.593, SLG: 0.500		0-0 G3-1			4-0 76 WP 37 HR BB		4-0 76 1B 37 1B BB	4-0 1-2 BB		1	0	0	0	0	0	0								
Inning Stats	R: 0 E: 0 K: 2 S: 8	H: 0 LOB: 1 BB: 1 P: 12	R: 2 E: 0 K: 0 S: 5	H: 1 LOB: 0 BB: 1 P: 12	R: 0 E: 0 K: 0 S: 3	H: 1 LOB: 1 BB: 1 P: 9	R: 1 E: 0 K: 0 S: 4	H: 1 LOB: 1 BB: 1 P: 9	R: 2 E: 0 K: 1 S: 6	H: 1 LOB: 0 BB: 0 P: 11	R: 0 E: 0 K: 0 S: 3	H: 1 LOB: 0 BB: 0 P: 3	R: 3 E: 0 K: 0 S: 6	H: 3 LOB: 3 BB: 3 P: 18	R: 3 E: 0 K: 1 S: 8	H: 3 LOB: 1 BB: 1 P: 12		R: 0 E: 0 K: 2 S: 7	H: 0 LOB: 0 BB: 0 P: 7	1B: 7 2B: 1 3B: 0 HR: 3	SF: 1 SAC: 0 DP: 2 HBP: 0	WP: 2 PB: 0 SB: 0 CS: 0	PA: 45	
PITCHER	IP WLS BF H R ER SO BB IBB HBP BLK WP HR S P ERA WHIP	3.0 L 12 2 2 2 2 2 0 0 0 0 1 1 16 27 6.00 1.333	1.0 5 1 1 1 0 1 0 0 0 0 1 1 4 9 9.00 2.000	2.0 8 2 2 2 1 1 0 0 0 0 1 1 9 14 9.00 1.500	0.2 7 3 3 3 0 2 0 0 0 0 0 0 5 13 40.50 7.500	1.1 9 3 3 3 1 2 0 0 0 0 0 0 9 17 20.25 3.750	1.0 3 0 0 0 2 0 0 0 0 0 0 0 7 7 0.00 0.000																	

Batter	1	2	3	4	5	6	7	8	9	AB	R	H	RBI	BB	SO	LOB	BOTTOM						
60 AJ Pollock, R (1,8) OBP: 0.448, SLG: 0.375 5 Ender Inciarte, L (8,7)	0-0 G6-3-5 2 S 1B		0-0 2 G5-3 1B		0-0 G6-4-3 1-2		0-0 G5-3		0-3 K	4	0	2	0	0	0	1	Oakland Athletics @ Arizona Diamondbacks Salt River Fields at Talking Stick, Scottsdale, AZ Sun Mar 18 2012, 4:12 PM - 7:49 PM EDT Att: 12,505 - Overcast - 54 F						
2 Aaron Hill, R (1,4) OBP: 0.219, SLG: 0.387 11 Jake Elmore, R (4,4) OBP: 0.600, SLG: 0.500	0-1 G6-3-5 1-3F		0-0 G5-3		0-0 2 HBP 1B		4-0 28 BLK 2 1B BB			2	0	0	0	0	3	3							
10 Justin Upton, R (1,9) OBP: 0.455, SLG: 0.400 2 Alfredo Marte, R (4,9) OBP: 0.750, SLG: 1.667	0-3 K		0-0 G5-3		1-0 HBP		0-0 28 BLK 1B			2	0	0	0	0	1	1							
26 Miguel Montero, L (1,2) OBP: 0.261, SLG: 0.190 28 Craig Tatum, R (7,2) OBP: 0.100, SLG: 0.200		0-0 G6-3		0-0 G5-3		0-3 K		0-0 F9		3	0	0	0	0	1	2							
44 Paul Goldschmidt, R (1,3) OBP: 0.359, SLG: 0.438 47 Yazy Arbedo, L (7,3) OBP: 0.333, SLG: 0.333		0-0 G6-3		4-0 70 HR BB		0-0 L9		0-3 K		2	1	0	0	1	0	0							
27 Geoff Blum, S (1,5) OBP: 0.286, SLG: 0.263 70 Matt Davidson, R (4,5) OBP: 0.364, SLG: 0.500		0-0 8 1B		2-0 HR		0-0 1B		0-0 P6		1	0	1	0	0	0	0							
8 Gerardo Parra, L (1,7) OBP: 0.366, SLG: 0.482 32 Keon Broxton, R (5,8)		0-0 1B		0-0 HR		0-3 K		0-0 F9		2	0	2	0	0	0	0							
16 John McDonald, R (1,6) OBP: 0.261, SLG: 0.273 28 Tommy Manzella, R (4,6)		0-0 G6-3		0-3 K		0-0 G4-3			0-0 L9	1	0	0	0	0	2	2							
66 Marc Krauss, L (1,10) OBP: 0.273, SLG: 0.300			4-0 2 G5-3 60 1B BB		4-0 60 G6-4-3 BB		0-0 G4-3		0-0 P6	2	0	0	0	2	0	0							
Inning Stats	R: 0 E: 0 K: 1 S: 6	H: 1 LOB: 0 BB: 0 P: 6	R: 0 E: 0 K: 0 S: 5	H: 2 LOB: 2 BB: 0 P: 5	R: 0 E: 0 K: 0 S: 3	H: 1 LOB: 1 BB: 1 P: 7	R: 2 E: 0 K: 1 S: 6	H: 2 LOB: 0 BB: 1 P: 12	R: 0 E: 0 K: 1 S: 5	H: 1 LOB: 2 BB: 1 P: 10	R: 0 E: 0 K: 1 S: 6	H: 1 LOB: 1 BB: 0 P: 6	R: 0 E: 0 K: 0 S: 4	H: 1 LOB: 2 BB: 1 P: 8	R: 0 E: 0 K: 1 S: 5	H: 0 LOB: 0 BB: 0 P: 5		R: 0 E: 0 K: 1 S: 5	H: 0 LOB: 0 BB: 0 P: 5	1B: 8 2B: 1 3B: 0 HR: 1	SF: 0 SAC: 0 DP: 3 HBP: 1	WP: 0 PB: 0 SB: 1 CS: 1	PA: 37
PITCHER	IP WLS BF H R ER SO BB IBB HBP BLK WP HR S P ERA WHIP	3.0 W 12 4 4 0 0 1 1 0 0 0 0 1 6 12 18.00 3.000	1.0 H 5 2 2 2 1 0 0 0 0 0 0 1 6 12 0.00 1.500	2.0 H 9 2 0 0 2 1 0 1 0 0 0 0 11 16 0.00 1.500	1.0 5 1 0 0 0 1 0 0 1 0 0 0 4 8 0.00 2.000	1.0 3 0 0 0 1 0 0 0 0 0 0 5 5 0.00 0.000	1.0 3 0 0 0 2 0 0 0 0 0 0 5 5 0.00 0.000																

AB	35
R	11
H	11
RBI	11
BB	8
SO	6
LOB	17



AB	32
R	2
H	9
RBI	2
BB	4
SO	6
LOB	14



Batter	1	2	3	4	5	6	7	8	9	AB	R	H	RBI	BB	SO	LOB	TOP					
18 Willie Bloomquist, R (1.6) 16 John McDonald, R (6.6)	L9		G6-3		F8		G6-4-3		G6-3	3	0	0	0	0	0	1						
8 Gerardo Parra, L (1.7) 70 Matt Davidson, R (6.5)	G4-3		G6-4-3		G3					3	0	1	1	0	0	0						
10 Justin Upton, R (1.9) 60 AJ Pollock, R (7.8)			G6-4-3		K					2	0	0	0	1	1	1						
26 Miguel Montero, L (1.2) 1 Cody Ransom, R (6.4)	F8									2	1	0	0	1	0	1						
24 Chris Young, R (1.8) 12 Evan Frey, L (7.7)			G6-3							2	0	0	0	1	1	0						
27 Geoff Blum, S (1.5) 65 Ryan Budde, R (6.2)					G4-3					2	0	0	0	1	1	2						
14 Ryan Roberts, R (1.10) 1 Niko Gallego, R (9. PH)					G5-3					2	0	0	1	1	1	1						
37 Lyle Overbay, L (1.3) 44 Paul Goldschmidt, R (7. PH)										1	0	0	0	1	0	2						
2 Aaron Hill, R (1.4) 73 Adam Eaton, L (6.7)					F9					1	1	0	0	1	0	2						
Inning Stats	R: 0 E: 0 K: 0 S: 3	H: 0 LOB: 1 BB: 1 P: 7	R: 0 E: 0 K: 0 S: 2	H: 0 LOB: 1 BB: 2 P: 10	R: 1 E: 0 K: 0 S: 3	H: 1 LOB: 0 BB: 1 P: 8	R: 1 E: 0 K: 0 S: 3	H: 0 LOB: 2 BB: 3 P: 15	R: 0 E: 0 K: 1 S: 5	H: 0 LOB: 0 BB: 0 P: 5	R: 0 E: 0 K: 2 S: 7	H: 0 LOB: 0 BB: 0 P: 7	R: 0 E: 0 K: 1 S: 5	H: 1 LOB: 1 BB: 1 P: 9	R: 2 E: 0 K: 0 S: 4	H: 1 LOB: 0 BB: 1 P: 10	R: 1 E: 0 K: 0 S: 6	H: 2 LOB: 0 BB: 0 P: 8	1B: 3 2B: 0 3B: 0 HR: 2	SF: 0 SAC: 0 DP: 3 HBP: 0	WP: 1 PB: 0 SB: 0 CS: 0	PA: 37
PITCHER	IP	WLS	BF	H	R	ER	SO	BB	IBB	HBP	BLK	WP	HR	S	P	ERA	WHIP					
Jarrod Parker, R (1.1) ERA: 3.27	3.2	W	17	1	2	2	0	7	0	0	0	1	0	10	39	4.91	2.182					
77 Jordan Norberto, L (4.1) ERA: 2.35	1.1	H	4	0	0	0	1	0	0	0	0	0	0	6	6	0.00	0.000					
40 Brian Fuentes, L (6.1) ERA: 7.5	1.0		3	0	0	0	2	0	0	0	0	0	0	7	7	0.00	0.000					
50 Grant Balfour, R (7.1) ERA: 7.94	1.0		4	1	0	0	1	1	0	0	0	0	0	5	9	0.00	2.000					
13 Jerry Blevins, L (8.1) ERA: 5.4	1.0		5	1	2	2	0	1	0	0	0	0	1	4	10	18.00	2.000					

Arizona Diamondbacks @ Oakland Athletics
Phoenix Municipal Stadium, Phoenix, AZ
Mon Mar 19 2012, 4:05 PM - 6:42 PM EDT
Att: 5,515 - Cloudy - 54 F

AB	28
R	5
H	5
RBI	5
BB	9
SO	4
LOB	14



Batter	1	2	3	4	5	6	7	8	9	AB	R	H	RBI	BB	SO	LOB	BOTTOM				
12 Collin Cowgill, R (1.7) OBP: 0.489, SLG: 0.641				F9						3	2	2	0	0	0	0					
28 Eric Sogard, L (1.6) OBP: 0.426, SLG: 0.585										3	1	2	1	0	1	0					
52 Yoenis Cespedes, R (1.8) OBP: 0.261, SLG: 0.300										3	0	0	0	1	0	4					
1 Manny Ramirez, R (1.10) OBP: 0.250, SLG: 0.556										3	1	1	1	0	0	3					
25 Kila Ka'aihue, L (7. PH) OBP: 0.250, SLG: 0.483										1	0	0	0	0	1	0					
16 Josh Reddick, L (1.9) OBP: 0.378, SLG: 0.639										4	1	2	3	0	1	1					
8 Kurt Suzuki, R (1.2) OBP: 0.395, SLG: 0.464										3	0	0	0	0	0	1					
26 Anthony Recker, R (8.2) OBP: 0.360, SLG: 0.522										1	0	1	0	0	0	0					
14 Brandon Allen, L (1.3) OBP: 0.333, SLG: 0.567										4	1	1	1	0	0	1					
20 Josh Donaldson, R (1.5) OBP: 0.296, SLG: 0.271										2	0	0	0	1	0	0					
17 Wes Timmons, R (1.4) OBP: 0.375, SLG: 0.324										3	0	0	0	0	0	1					
Inning Stats	R: 3 E: 0 K: 0 S: 8	H: 3 LOB: 0 BB: 0 P: 10	R: 0 E: 0 K: 0 S: 3	H: 0 LOB: 0 BB: 0 P: 3	R: 2 E: 0 K: 0 S: 6	H: 3 LOB: 1 BB: 0 P: 7	R: 1 E: 0 K: 0 S: 3	H: 1 LOB: 0 BB: 1 P: 8	R: 0 E: 0 K: 1 S: 5	H: 0 LOB: 1 BB: 1 P: 9	R: 0 E: 0 K: 0 S: 3	H: 0 LOB: 0 BB: 0 P: 3	R: 0 E: 0 K: 2 S: 8	H: 1 LOB: 1 BB: 0 P: 8	R: 0 E: 0 K: 2 S: 8	H: 1 LOB: 1 BB: 0 P: 8	1B: 4 2B: 1 3B: 1 HR: 3	SF: 1 SAC: 0 DP: 1 HBP: 1	WP: 0 PB: 0 SB: 0 CS: 1	PA: 35	
PITCHER	IP	WLS	BF	H	R	ER	SO	BB	IBB	HBP	BLK	WP	HR	S	P	ERA	WHIP				
55 Josh Collmenter, R (1.1) ERA: 14.14	3.0	L	15	6	5	5	0	0	0	0	0	0	2	17	20	15.00	2.000				
36 Wade Miley, L (4.1) ERA: 3.6	3.0		11	1	1	1	1	2	0	0	0	0	1	11	20	3.00	1.000				
29 Brad Ziegler, R (7.1) ERA: 7.5	1.0		4	1	0	0	0	0	0	1	0	0	0	3	5	0.00	1.000				
49 Mike Zagurski, L (8.1) ERA: 1.5	1.0		4	1	0	0	2	0	0	0	0	0	0	8	8	0.00	1.000				

Arizona Diamondbacks @ Oakland Athletics
Phoenix Municipal Stadium, Phoenix, AZ
Mon Mar 19 2012, 4:05 PM - 6:42 PM EDT
Att: 5,515 - Cloudy - 54 F

AB	30
R	6
H	9
RBI	6
BB	2
SO	3
LOB	11



Batter	1	2	3	4	5	6	7	8	9	10	AB	R	H	RBI	BB	SO	LOB	TOP								
1 Tony Campana, L OBP: 0.269, SLG: 0.280 (1, 7)		SH1-3									5	1	4	0	0	0	1									
15 Darwin Barney, R OBP: 0.435, SLG: 0.696 55 Edgar Gonzalez, R (4, PH) OBP: 0.364, SLG: 0.550 (4, 4)	G4-3	G4-3		G3		G1-3		G5-3		K	2	0	0	0	0	0	2									
2 Ian Stewart, L OBP: 0.400, SLG: 0.412 Josh Vitters, R OBP: 0.308, SLG: 0.391 (5, 5)			G4-3	G6-3			P5				2	1	0	0	1	0	2									
16 Joe Mather, R OBP: 0.421, SLG: 0.657 63 James Adduci, L OBP: 0.353, SLG: 0.267 (7, 10)			F9		L6		L5		K		3	0	1	1	0	0	0									
6 Bryan LaHair, L OBP: 0.194, SLG: 0.216 (1, 3)			G5-3		K		K		K		5	0	1	0	0	3	1									
51 Steve Clevenger, L OBP: 0.345, SLG: 0.640 78 Michael Brenly, S OBP: 0.286, SLG: 0.714 (6, 2)	SF7		E4	E4					E6		2	0	0	1	0	0	0									
17 Dave Sappelt, R OBP: 0.286, SLG: 0.292 (1, 9)	K		FC5-4	F9			P6		F8		5	1	0	0	0	1	6									
59 Brett Jackson, L OBP: 0.382, SLG: 0.464 (1, 8)		G4-3				K		F7		F7	4	1	0	0	1	1	1									
99 Alfredo Amezaga, S OBP: 0.481, SLG: 0.500 (1, 6)										K	3	0	2	1	2	1	0									
Inning Stats	R: 2 E: 0 K: 1 S: 8	H: 3 LOB: 2 BB: 1 P: 12	R: 0 E: 0 K: 0 S: 3	H: 0 LOB: 1 BB: 1 P: 7	R: 0 E: 0 K: 1 S: 3	H: 0 LOB: 0 BB: 0 P: 3	R: 2 E: 1 K: 1 S: 6	H: 2 LOB: 2 BB: 1 P: 10	R: 0 E: 1 K: 1 S: 6	H: 0 LOB: 1 BB: 0 P: 6	R: 0 E: 0 K: 1 S: 6	H: 1 LOB: 1 BB: 0 P: 6	R: 0 E: 0 K: 1 S: 5	H: 0 LOB: 0 BB: 0 P: 5	R: 0 E: 0 K: 0 S: 5	H: 2 LOB: 3 BB: 1 P: 9	R: 1 E: 1 K: 2 S: 8	H: 1 LOB: 1 BB: 0 P: 10	1B: 9 2B: 1 3B: 0 HR: 0	SF: 1 SAC: 1 DP: 0 HBP: 0	WP: 1 PB: 0 SB: 1 CS: 0	PA: 47				
PITCHER	IP WLS BF H R ER SO ERA WHIP	32 Brandon McCarthy, R ERA: 4.63	60 Fausto De Los Santos, R ERA: 1.42	65 Pedro Figueroa, L ERA: 1.42	48 Ryan Cook, R ERA: 3.86	Zack Thornton, R ERA: 1.42	53 Jim Miller, R ERA: 4.91	38 Andrew Carignan, R ERA: 2.45	IP WLS BF H R ER SO ERA WHIP	53 Jim Miller, R ERA: 4.91	38 Andrew Carignan, R ERA: 2.45	IP WLS BF H R ER SO ERA WHIP	53 Jim Miller, R ERA: 4.91	38 Andrew Carignan, R ERA: 2.45	IP WLS BF H R ER SO ERA WHIP	53 Jim Miller, R ERA: 4.91	38 Andrew Carignan, R ERA: 2.45	IP WLS BF H R ER SO ERA WHIP	53 Jim Miller, R ERA: 4.91	38 Andrew Carignan, R ERA: 2.45	IP WLS BF H R ER SO ERA WHIP	53 Jim Miller, R ERA: 4.91	38 Andrew Carignan, R ERA: 2.45	IP WLS BF H R ER SO ERA WHIP	53 Jim Miller, R ERA: 4.91	38 Andrew Carignan, R ERA: 2.45

Chicago Cubs @ Oakland Athletics
Phoenix Municipal Stadium, Phoenix, AZ
Tue Mar 20 2012, 4:08 PM - 7:17 PM EDT
Att: 5,021 - Partly Cloudy - 60 F

AB 41
R 5
H 10
RBI 4
BB 4
SO 8
LOB 21



Batter	1	2	3	4	5	6	7	8	9	10	AB	R	H	RBI	BB	SO	LOB	BOTTOM								
19 Jemile Weeks, S OBP: 0.357, SLG: 0.650 12 Collin Cowgill, R OBP: 0.478, SLG: 0.625 (10, 7)	G3		G3		G4-3			F9		P3	4	0	0	0	0	0	0									
4 Coco Crisp, S OBP: 0.324, SLG: 0.406 17 Wes Timmons, R OBP: 0.390, SLG: 0.324 (10, 10)	L5		K			K		G4-3			4	0	0	0	0	2	0									
15 Seth Smith, L OBP: 0.351, SLG: 0.455 31 Jonny Gomes, R (9, PH) OBP: 0.444, SLG: 0.577 (10, 10)			G4-3			P5					2	0	0	0	1	0	0									
52 Yoenis Cespedes, R (1, 8) OBP: 0.296, SLG: 0.360	F9					K		K			5	1	2	0	0	1	3									
16 Josh Reddick, L OBP: 0.350, SLG: 0.590 18 Cedric Hunter, L OBP: 0.500, SLG: 0.400 (8, 9)		F9		K			F8				3	0	0	0	0	1	1									
8 Kurt Suzuki, R OBP: 0.364, SLG: 0.467 26 Anthony Recker, R OBP: 0.333, SLG: 0.480 (6, 2)					F8		F9		G4-6-3		2	1	1	0	0	0	1									
10 Daric Barton, L OBP: 0.368, SLG: 0.214 7 Adam Rosales, R OBP: 0.227, SLG: 0.176 (7, 5)			P3		K		G5-3				2	0	0	0	0	1	2									
20 Josh Donaldson, R OBP: 0.304, SLG: 0.300 25 Kila Ka'aihue, L OBP: 0.294, SLG: 0.645 28 Eric Sogard, L OBP: 0.426, SLG: 0.585 (10, 6)					G5-3						2	0	1	1	0	0	0									
2 Cliff Pennington, S OBP: 0.463, SLG: 0.614 14 Brandon Allen, L OBP: 0.333, SLG: 0.567 (10, 3)			K		G4-3		F8		L7		4	0	0	0	0	1	2									
Inning Stats	R: 0 E: 0 K: 0 S: 4	H: 0 LOB: 1 BB: 1 P: 8	R: 1 E: 0 K: 1 S: 7	H: 2 LOB: 1 BB: 0 P: 7	R: 0 E: 0 K: 1 S: 5	H: 0 LOB: 0 BB: 0 P: 5	R: 0 E: 0 K: 2 S: 8	H: 1 LOB: 1 BB: 0 P: 8	R: 0 E: 0 K: 0 S: 3	H: 0 LOB: 0 BB: 0 P: 3	R: 1 E: 0 K: 0 S: 4	H: 1 LOB: 0 BB: 0 P: 4	R: 0 E: 0 K: 0 S: 6	H: 4 LOB: 2 BB: 2 P: 11	R: 0 E: 0 K: 0 S: 2	H: 0 LOB: 1 BB: 2 P: 10	1B: 3 2B: 3 3B: 0 HR: 2	SF: 0 SAC: 0 DP: 2 HBP: 0	WP: 1 PB: 0 SB: 1 CS: 0	PA: 40						
PITCHER	IP WLS BF H R ER SO ERA WHIP	19 Rodrigo Lopez, R ERA: 2.25	60 Manny Corpas, R ERA: 4.5	57 Scott Maine, L ERA: 1.99	50 Esmerlin Cardad, R ERA: 4.5	67 Blake Parker, R ERA: 5.4	90 Matt Loosen, R ERA: 10.1	IP WLS BF H R ER SO ERA WHIP	90 Matt Loosen, R ERA: 10.1	IP WLS BF H R ER SO ERA WHIP	90 Matt Loosen, R ERA: 10.1	IP WLS BF H R ER SO ERA WHIP	90 Matt Loosen, R ERA: 10.1	IP WLS BF H R ER SO ERA WHIP	90 Matt Loosen, R ERA: 10.1	IP WLS BF H R ER SO ERA WHIP	90 Matt Loosen, R ERA: 10.1	IP WLS BF H R ER SO ERA WHIP	90 Matt Loosen, R ERA: 10.1	IP WLS BF H R ER SO ERA WHIP	90 Matt Loosen, R ERA: 10.1	IP WLS BF H R ER SO ERA WHIP	90 Matt Loosen, R ERA: 10.1	IP WLS BF H R ER SO ERA WHIP	90 Matt Loosen, R ERA: 10.1	IP WLS BF H R ER SO ERA WHIP

Chicago Cubs @ Oakland Athletics
Phoenix Municipal Stadium, Phoenix, AZ
Tue Mar 20 2012, 4:08 PM - 7:17 PM EDT
Att: 5,021 - Partly Cloudy - 60 F

AB 36
R 5
H 8
RBI 5
BB 4
SO 6
LOB 10



Batter	1	2	3	4	5	6	7	8	9	AB	R	H	RBI	BB	SO	LOB	TOP								
19 Jemile Weeks, S (1.4) OBP: 0.286, SLG: 0.286 17 Wes Timmons, R (4.4) OBP: 0.333, SLG: 0.333	1-3 K		1-3 K		1-2 P4		0-1 P6		0-1 1B	2	0	0	0	0	2	0									
2 Cliff Pennington, S (1.6) OBP: 0.286, SLG: 0.714 7 Adam Rosales, R (4.6) (7.7)	2-2 F7			0-0 HR	3-2 G5-3		3-3 K		3-2 P4	2	1	1	1	0	0	0									
4 Coco Crisp, S (1.7) OBP: 0.571, SLG: 0.800 15 Seth Smith, L (4.7) (7.9)	4-2 BB			1-1 16 FC5 2B	0-0 L9			2-2 G5-3		1	0	1	0	1	0	0									
31 Jonny Gomes, R (1.10)	2-3 K			4-2 16 FC5 8 HR BB		0-0 L6		3-3 K		2	3	1	0	0	1	2									
16 Josh Reddick, L (1.9) OBP: 0.429, SLG: 0.571 20 Josh Donaldson, R (7.5) OBP: 0.400, SLG: 0.250		0-1 P4		0-2 FC5 8 HR BB		1-1 25 1B 2B		4-2 BB		3	2	1	0	0	0	2									
8 Kurt Suzuki, R (1.2) OBP: 0.687, SLG: 2.000 26 Anthony Recker, R (5.2)		3-2 P3		3-2 HR		0-3 K		2-3 K		2	1	1	3	0	0	0									
25 Kila Ka'aihue, L (1.3) OBP: 0.250, SLG: 0.250		1-3 K		0-1 P6		2-1 12 FC6-4 1B		2-2 G6-3		1	4	0	1	1	0	1									
12 Collin Cowgill, R (1.8) OBP: 0.500, SLG: 0.500			0-1 L3	2-2 1B		2-1 FC6-4		2-2 28 WP 17 1B 1B		1	4	1	2	0	0	0									
2B Eric Sogard, L (1.5) (7.6)			1-0 G6-3	1-0 F7		1-3 K		3-1 F7		2	4	0	0	0	0	1									
Inning Stats	R: 0 E: 0 K: 2 S: 12	H: 0 LOB: 1 BB: 1 P: 21	R: 0 E: 0 K: 1 S: 9	H: 0 LOB: 0 BB: 0 P: 13	R: 0 E: 0 K: 1 S: 9	H: 0 LOB: 0 BB: 0 P: 11	R: 4 E: 0 K: 0 S: 18	H: 4 LOB: 1 BB: 1 P: 29	R: 0 E: 0 K: 0 S: 8	H: 0 LOB: 0 BB: 0 P: 12	R: 1 E: 0 K: 1 S: 10	H: 2 LOB: 1 BB: 0 P: 15	R: 0 E: 0 K: 2 S: 9	H: 0 LOB: 0 BB: 0 P: 13	R: 0 E: 0 K: 2 S: 12	H: 0 LOB: 1 BB: 1 P: 23	R: 1 E: 0 K: 0 S: 14	H: 2 LOB: 1 BB: 0 P: 24	1B: 4 2B: 2 3B: 0 HR: 2	SF: 0 SAC: 0 DP: 0 HBP: 0	WP: 1 PB: 0 SB: 0 CS: 0	PA: 38			
PITCHER	IP	WLS	BF	H	R	ER	SO	BB	IBB	HBP	BLK	WP	HR	S	P	ERA	WHIP								
54 Randy Messenger, R (1.1) ERA: 7.2	5.0	W	21	4	4	4	4	2	0	0	0	0	2	56	86	7.20	1.200								
Naoto Tsuru, R (6.1) ERA: 9.0	1.0		5	2	1	1	1	0	0	0	0	0	0	10	15	9.00	2.000								
28 Shinobu Fukuhara, R (7.1) ERA: 9.0	1.0	H	3	0	0	0	2	0	0	0	0	0	0	9	13	0.00	0.000								
13 Daki Enokida, L (8.1) ERA: 9.0	1.0		4	0	0	0	2	1	0	0	0	0	0	12	23	0.00	1.000								
12 Ryo Watanabe, R (9.1) ERA: 5.4	1.0		5	2	1	1	0	0	0	0	0	1	0	14	24	9.00	2.000								

Oakland Athletics @ Hanshin Tigers
Tokyo Dome, Tokyo
Sun Mar 25 2012, 11:06 PM - 2:03 AM EDT
Att: 10,681 - Dome - 72 F

AB	35
R	6
H	8
RBI	6
BB	3
SO	9
LOB	9



Batter	1	2	3	4	5	6	7	8	9	AB	R	H	RBI	BB	SO	LOB	BOTTOM								
5 Keiichi Hirano, L (1.4) OBP: 0.250, SLG: 0.143 Yamato Maeda, R (6. PR) (7.4) (9.5)	0-1 G3	3-1 G3		3-1 G1-3		3-1 E3 L3-6		4-2 0 1B 32 1B BB		4	0	0	0	0	0	0									
0 Kohji Shibata, L (1.8) OBP: 0.222, SLG: 0.333	0-2 G6-3		1-0 G4-3	0-2 G5-3		0-2 L3-6		0-2 38 BB 32 1B 1B		5	1	1	1	0	0	1									
1 Takashi Toritani, L (1.6) OBP: 0.167, SLG: 0.429 38 Haruki Kurose, R (8.6) (9.6)	1-0 E3 25 HR		4-0 25 2B 67 1B BB	3-0 25 1B 1B		1-0 3 WP 3 G4-3 1B		4-2 32 1B BB		3	4	2	0	1	0	0									
25 Takahiro Arai, R (1.5) OBP: 0.500, SLG: 1.000	1-0 SAFE		1-2 67 1B 6 2B 2B	1-0 1B		2-0 G3		2-0 1B		4	2	3	3	0	0	1									
32 Ryota Arai, R (8.3) OBP: 1.000, SLG: 1.000	1-H HR		1-3 6 2B 2B	1-H 1B		1-2 G3		1-2 1B		1	0	1	2	0	0	0									
67 Craig Brazell, L (1.3) OBP: 0.714, SLG: 1.000 3 Kentaro Sekimoto, R (6.5) (8. PR) (9.4)	0-1 1B		0-2 6 2B 2B	0-1 F8		2-0 G4-3		4-2 1B		3	1	2	1	0	0	1									
6 Tomoki Kanemoto, L (1.7) OBP: 0.400, SLG: 1.200 48 Shunsuke Ishikawa, R (6.7) (9.7)	3-2 K		2-3 3-H 1B	0-0 2B		3-2 G6-3		2-2 G3-1		3	1	1	1	0	1	1									
2 Kenji Jojima, R (1.10) OBP: 0.167, SLG: 0.167 24 Shinjiro Hiyama, L (8. PH) (9.10)		1-2 50 SH1 1B	3-H F8		1-1 G5-3		2-0 G1-3		1-1 G1-3	3	1	1	0	0	0	0									
50 Akihito Fujii, R (1.2) OBP: 0.333, SLG: 0.333		0-0 SH1	1-2 1B		1-1 P4		0-1 P4		0-1 P4	3	0	1	0	0	0	0									
51 Hayata Ito, L (1.9) OBP: 0.571, SLG: 0.500		0-0 2H 1B	1-0 G3		3-2 L7		3-2 WP 0 1B 1B		3-2 WP 0 1B 1B	4	1	2	1	0	0	1									
Inning Stats	R: 2 E: 1 K: 1 S: 13	H: 2 LOB: 1 BB: 0 P: 18	R: 1 E: 0 K: 0 S: 7	H: 2 LOB: 0 BB: 0 P: 11	R: 4 E: 1 K: 0 S: 13	H: 4 LOB: 1 BB: 1 P: 22	R: 1 E: 0 K: 0 S: 9	H: 2 LOB: 1 BB: 0 P: 16	R: 0 E: 0 K: 0 S: 6	H: 0 LOB: 0 BB: 0 P: 9	R: 0 E: 1 K: 0 S: 8	H: 0 LOB: 1 BB: 0 P: 14	R: 1 E: 0 K: 0 S: 7	H: 1 LOB: 0 BB: 0 P: 15	R: 3 E: 0 K: 0 S: 22	H: 3 LOB: 3 BB: 3 P: 43	1B: 11 2B: 3 3B: 0 HR: 1	SF: 0 SAC: 1 DP: 1 HBP: 0	WP: 2 PB: 0 SB: 2 CS: 0	PA: 42					
PITCHER	IP	WLS	BF	H	R	ER	SO	BB	IBB	HBP	BLK	WP	HR	S	P	ERA	WHIP								
66 Tyson Ross, R (1.1) ERA: 13.5	4.0	L	23	10	8	6	1	1	0	0	0	0	1	42	67	13.50	2.750								
58 Evan Scribner, R (5.1) ERA: 9.0	2.0		6	0	0	0	0	0	0	0	0	0	0	14	23	0.00	0.000								
60 Fautino De Los Santos, R (7.1) ERA: 9.0	1.0		4	1	1	1	0	0	0	0	0	1	0	7	15	9.00	1.000								
38 Andrew Carignan, R (8.1) ERA: 40.5	0.2		7	3	3	3	0	2	0	0	0	1	0	17	32	40.50	7.500								
39 Travis Schlichting, R (8.1) ERA: 9.0	0.1		2	0	0	0	0	1	0	0	0	0	0	5	11	0.00	3.000								

Oakland Athletics @ Hanshin Tigers
Tokyo Dome, Tokyo
Sun Mar 25 2012, 11:06 PM - 2:03 AM EDT
Att: 10,681 - Dome - 72 F

AB	37
R	12
H	14
RBI	10
BB	4
SO	1
LOB	8



Batter	1	2	3	4	5	6	7	8	9	AB	R	H	RBI	BB	SO	LOB	TOP					
19 Jemile Weeks, S OBP: 0.400, SLG: 0.400										5	0	2	2	2	0	2	1					
2 Cliff Pennington, S OBP: 0.200, SLG: 0.200										5	0	1	1	0	0	3	2					
4 Coco Crisp, S OBP: 0.400, SLG: 0.500										4	0	1	1	1	0	0						
15 Seth Smith, L 31 Jonny Gomes, R										3	0	0	0	1	2	3						
52 Yoenis Cespedes, R 12 Collin Cowgill, R										4	0	0	0	0	2	5						
16 Josh Reddick, L										4	2	2	0	0	0	3						
8 Kurt Suzuki, R										2	1	1	2	2	1	0						
14 Brandon Allen, L										3	1	0	0	1	2	3						
20 Josh Donaldson, R										4	1	1	0	0	1	3						
Inning Stats	R: 0 H: 1 E: 0 K: 3 S: 12	H: 1 LOB: 2 BB: 1 P: 21	R: 1 H: 2 E: 0 K: 2 S: 16	H: 2 LOB: 2 BB: 1 P: 28	R: 0 H: 0 E: 0 K: 1 S: 9	H: 0 LOB: 0 BB: 0 P: 12	R: 0 H: 0 E: 0 K: 2 S: 12	H: 0 LOB: 0 BB: 0 P: 17	R: 0 H: 0 E: 0 K: 1 S: 8	H: 0 LOB: 0 BB: 0 P: 12	R: 0 H: 0 E: 0 K: 0 S: 10	H: 0 LOB: 0 BB: 0 P: 16	R: 4 H: 5 E: 0 K: 2 S: 26	H: 5 LOB: 3 BB: 2 P: 47	R: 0 H: 0 E: 0 K: 1 S: 11	H: 0 LOB: 1 BB: 1 P: 19	R: 0 H: 0 E: 0 K: 1 S: 7	H: 0 LOB: 0 BB: 0 P: 9	1B: 6 2B: 1 3B: 0 HR: 1	SF: 0 SAC: 0 DP: 0 HBP: 0	WP: 0 PB: 0 SB: 0 CS: 0	PA: 40
PITCHER	IP: 5.0 WLS: L BF: 20 H: 3 R: 0 ER: 0 SO: 0 BB: 0 IBB: 0 HBP: 0 BLK: 0 WP: 0 HR: 0 S: 17 P: 90 ERA: 1.80 WHIP: 1.000	IP: 1.0 WLS: L BF: 3 H: 4 R: 4 ER: 4 SO: 0 BB: 0 IBB: 0 HBP: 0 BLK: 0 WP: 1 HR: 11 S: 21 P: 16 ERA: 0.00 WHIP: 0.000	IP: 1.0 WLS: L BF: 5 H: 4 R: 4 ER: 4 SO: 0 BB: 1 IBB: 0 HBP: 0 BLK: 0 WP: 0 HR: 11 S: 21 P: 16 ERA: 0.00 WHIP: 0.000	IP: 1.0 WLS: L BF: 4 H: 0 R: 0 ER: 0 SO: 1 BB: 0 IBB: 0 HBP: 0 BLK: 0 WP: 0 HR: 11 S: 19 P: 16 ERA: 0.00 WHIP: 1.000	IP: 1.0 WLS: L BF: 3 H: 0 R: 0 ER: 0 SO: 1 BB: 0 IBB: 0 HBP: 0 BLK: 0 WP: 0 HR: 7 S: 9 P: 9 ERA: 0.00 WHIP: 0.000																	

Oakland Athletics @ Tokyo Yomiuri Giants
Tokyo Dome, Tokyo
Sun Mar 25 2012, 6:06 AM - 8:53 AM EDT
Att: 26,252 - Dome - 72 F


AB	35
R	5
H	8
RBI	5
BB	5
SO	13
LOB	20



Batter	1	2	3	4	5	6	7	8	9	AB	R	H	RBI	BB	SO	LOB	BOTTOM					
6 Hayato Sakamoto, R										4	0	0	0	0	1	1						
36 John Bowker, L										4	0	0	0	0	2	1						
7 Hisayoshi Chono, R										3	0	0	0	0	2	0						
10 Shinnosuke Abe, L										3	0	0	0	0	1	0						
25 Shuichi Murata, R										3	0	1	0	0	1	0						
24 Yoshinobu Takahashi, L										3	0	0	0	0	2	1						
48 Kenji Yano, R										3	0	0	0	0	0	1						
8 Yoshitomo Tani, R 55 Taishi Ohta, R										2	0	0	0	0	0	0						
0 Takayuki Terauchi, R 2 Michihiro Ogasawara, L										2	0	1	0	0	0	0						
Inning Stats	R: 0 H: 0 E: 0 K: 3 S: 11	H: 0 LOB: 0 BB: 0 P: 15	R: 0 H: 1 E: 0 K: 1 S: 11	H: 1 LOB: 0 BB: 0 P: 17	R: 0 H: 1 E: 0 K: 1 S: 12	H: 1 LOB: 1 BB: 0 P: 17	R: 0 H: 0 E: 0 K: 2 S: 7	H: 0 LOB: 0 BB: 0 P: 10	R: 0 H: 0 E: 0 K: 0 S: 7	H: 0 LOB: 0 BB: 0 P: 12	R: 0 H: 0 E: 0 K: 1 S: 7	H: 0 LOB: 0 BB: 0 P: 11	R: 0 H: 0 E: 0 K: 2 S: 8	H: 0 LOB: 0 BB: 0 P: 11	R: 0 H: 0 E: 0 K: 0 S: 7	H: 0 LOB: 0 BB: 0 P: 12	R: 0 H: 0 E: 0 K: 1 S: 7	H: 0 LOB: 0 BB: 0 P: 12	1B: 2 2B: 0 3B: 0 HR: 0	SF: 0 SAC: 0 DP: 0 HBP: 0	WP: 0 PB: 0 SB: 1 CS: 0	PA: 29
PITCHER	IP: 5.0 WLS: W BF: 17 H: 2 R: 0 ER: 0 SO: 7 BB: 0 IBB: 0 HBP: 0 BLK: 0 WP: 0 HR: 7 S: 48 P: 71 ERA: 0.00 WHIP: 0.400	IP: 1.0 WLS: H BF: 3 H: 0 R: 0 ER: 0 SO: 0 BB: 0 IBB: 0 HBP: 0 BLK: 0 WP: 0 HR: 7 S: 12 P: 11 ERA: 0.00 WHIP: 0.000	IP: 1.0 WLS: L BF: 3 H: 0 R: 0 ER: 0 SO: 1 BB: 0 IBB: 0 HBP: 0 BLK: 0 WP: 0 HR: 8 S: 11 P: 11 ERA: 0.00 WHIP: 0.000	IP: 1.0 WLS: L BF: 3 H: 0 R: 0 ER: 0 SO: 2 BB: 0 IBB: 0 HBP: 0 BLK: 0 WP: 0 HR: 8 S: 11 P: 11 ERA: 0.00 WHIP: 0.000	IP: 1.0 WLS: L BF: 3 H: 0 R: 0 ER: 0 SO: 0 BB: 0 IBB: 0 HBP: 0 BLK: 0 WP: 0 HR: 7 S: 12 P: 12 ERA: 0.00 WHIP: 0.000																	

Oakland Athletics @ Tokyo Yomiuri Giants
Tokyo Dome, Tokyo
Sun Mar 25 2012, 6:06 AM - 8:53 AM EDT
Att: 26,252 - Dome - 72 F

AB	29
R	0
H	2
RBI	0
BB	0
SO	10
LOB	4



Batter	1	2	3	4	5	6	7	8	9	AB	R	H	RBI	BB	SO	LOB	TOP					
9 Chone Figgins, S OBP: 0.125, SLG: 0.125	F8			G5-3		K		P6		4	0	0	0	0	1	0						
13 Dustin Ackley, L OBP: 0.222, SLG: 0.556	K			P5		P5			K	4	0	0	0	0	2	0						
51 Ichiro Suzuki, L OBP: 0.444, SLG: 0.444	G4-3			K		F8			G3-1	4	0	0	0	0	1	0						
17 Justin Smoak, S OBP: 0.111, SLG: 0.444		L8			G4-3				G4-3	4	1	1	1	0	0	0						
63 Jesus Montero, R OBP: 0.143, SLG: 0.143		K			55 BB 30 1B				P6	3	0	1	0	0	1	0						
15 Kyle Seager, L (1, 5)		G3			F8				K	3	0	0	0	0	1	1						
30 Miguel Olivo, R OBP: 0.143, SLG: 0.143				P4		55 BB 1B			G6-3	3	0	1	0	0	0	0						
55 Michael Saunders, L OBP: 0.286, SLG: 0.167				G4-3		26 FC6-4 BB			K	2	0	0	0	1	1	0						
26 Brendan Ryan, R OBP: 0.143, SLG: 0.286				P2		FC6-4			G4-3	3	0	0	0	0	0	3						
Inning Stats	R: 0 E: 0 K: 1 S: 8	H: 0 LOB: 0 BB: 0 P: 10	R: 0 E: 0 K: 1 S: 6	H: 0 LOB: 0 BB: 0 P: 7	R: 0 E: 0 K: 0 S: 9	H: 0 LOB: 0 BB: 0 P: 11	R: 0 E: 0 K: 1 S: 6	H: 0 LOB: 0 BB: 0 P: 7	R: 0 E: 0 K: 0 S: 12	H: 2 LOB: 3 BB: 1 P: 20	R: 0 E: 0 K: 1 S: 7	H: 0 LOB: 0 BB: 0 P: 10	R: 1 E: 0 K: 1 S: 8	H: 1 LOB: 0 BB: 0 P: 12	R: 0 E: 0 K: 1 S: 7	H: 0 LOB: 0 BB: 0 P: 9	R: 0 E: 0 K: 1 S: 6	H: 0 LOB: 0 BB: 0 P: 13	1B: 2 2B: 0 3B: 0 HR: 1	SF: 0 SAC: 0 DP: 0 HBP: 0	WP: 0 PB: 0 SB: 0 CS: 0	PA: 31
PITCHER	IP	WLS	BF	H	R	ER	SO	BB	IBB	HBP	BLK	WP	HR	S	P	ERA	WHIP					
21 Bartolo Colon, R ERA: 1.13	8.0	W	28	3	1	1	6	1	0	0	0	0	1	63	86	1.12	0.500					
50 Grant Balfour, R ERA:	1.0	S	3	0	0	0	1	0	0	0	0	0	0	6	13	0.00	0.000					

Seattle Mariners @ Oakland Athletics
Tokyo Dome, Tokyo
Thu Mar 29 2012, 5:06 AM - 7:28 AM EDT
Att: 43,391 - Dome - 72 F

AB 30
R 1
H 3
RBI 1
BB 1
SO 7
LOB 4



Batter	1	2	3	4	5	6	7	8	9	AB	R	H	RBI	BB	SO	LOB	BOTTOM					
19 Jemile Weeks, S OBP: 0.222, SLG: 0.125	F8		G6-3			2 CS BB				3	0	0	0	1	1	2						
2 Cliff Pennington, S OBP: 0.333, SLG: 0.444				F8		P5			F7	4	0	1	0	0	0	1						
4 Coco Crisp, S (1, 7)				F8					G3	3	0	0	0	1	0	1						
31 Jonny Gomes, R OBP: 0.250, SLG: 1.000				K					HR	4	1	1	1	0	2	2						
8 Kurt Suzuki, R OBP: 0.111, SLG: 0.222				G6-3					K	4	1	0	0	0	1	1						
52 Yoenis Cespedes, R OBP: 0.429, SLG: 1.000				G6-3					HR	3	1	1	2	0	1	0						
16 Josh Reddick, L OBP: 0.286, SLG: 0.857				L3					HR	3	1	2	1	0	0	0						
20 Josh Donaldson, R OBP: 0.333, SLG: 0.333					G5-3				HR	3	0	1	0	0	0	1						
25 Kila Ka'aihue, L OBP: 0.333, SLG: 0.333									HR	3	0	1	0	0	0	0						
14 Brandon Allen, L (7, PR)					P5				HR	0	0	0	0	0	0	0						
Inning Stats	R: 0 E: 0 K: 1 S: 13	H: 1 LOB: 1 BB: 0 P: 15	R: 0 E: 0 K: 0 S: 7	H: 0 LOB: 0 BB: 0 P: 9	R: 0 E: 0 K: 0 S: 6	H: 0 LOB: 0 BB: 0 P: 13	R: 0 E: 0 K: 1 S: 9	H: 0 LOB: 0 BB: 0 P: 12	R: 0 E: 0 K: 0 S: 12	H: 1 LOB: 1 BB: 0 P: 19	R: 0 E: 0 K: 0 S: 4	H: 0 LOB: 0 BB: 1 P: 9	R: 3 E: 0 K: 1 S: 17	H: 4 LOB: 2 BB: 1 P: 31	R: 1 E: 0 K: 1 S: 13	H: 1 LOB: 0 BB: 0 P: 17	1B: 3 2B: 1 3B: 0 HR: 3	SF: 0 SAC: 0 DP: 0 HBP: 0	WP: 0 PB: 0 SB: 0 CS: 1	PA: 32		
PITCHER	IP	WLS	BF	H	R	ER	SO	BB	IBB	HBP	BLK	WP	HR	S	P	ERA	WHIP					
38 Jason Vargas, L ERA: 1.42	6.1	L	22	2	1	1	3	2	0	0	0	0	1	54	85	1.42	0.632					
23 Shawn Kelley, R ERA: 27.0	0.1	L	2	1	1	1	0	0	0	0	0	0	1	5	8	27.00	3.000					
52 George Sherrill, L ERA:	0.0		3	3	1	1	0	0	0	0	0	0	1	6	10	∞	∞					
35 Steve Delabar, R ERA: 6.75	1.1		5	1	1	1	2	0	0	0	0	0	1	16	22	6.75	0.750					

Seattle Mariners @ Oakland Athletics
Tokyo Dome, Tokyo
Thu Mar 29 2012, 5:06 AM - 7:28 AM EDT
Att: 43,391 - Dome - 72 F

AB 30
R 4
H 7
RBI 4
BB 2
SO 5
LOB 8



Batter	1	2	3	4	5	6	7	8	9	AB	R	H	RBI	BB	SO	LOB	TOP		
19 Jemile Weeks, S (1,4) OBP: 0.500, SLG: 0.375 28 Eric Sogard, L (3,FR) (3,4) (7,6)	4-0 G3 16 E BB	0-0 4 HR 1B	4-0 2 1B BB		0-3 K					1	2	1	0	2	0	0	Oakland Athletics @ Sacramento River Cats Raley Field, Sacramento, CA Sat Mar 31 2012, 9:15 PM - 11:37 PM EDT Att. 10,112 - Cloudy - 57 F		
2 Cliff Pennington, S (1,6) OBP: 0.400, SLG: 0.667 7 Adam Rosales, R (3,FR) (3,6) (7,7)	4-0 G3 16 E BB	F7	0-0 1-3 2-H 1B		0-3 K					2	1	1	1	1	0	2			
4 Coco Crisp, S (1,10) OBP: 0.556, SLG: 1.143 31 Jonny Gomes, R (3,PH) (3,10)	G3	1-0 1-H 2-H HR	0-3 K		0-0 G6-3					2	1	1	3	0	0	2			
15 Seth Smith, L (1,7) (7,9)	0-3 K	4-0 BB		0-0 G3						3	0	0	0	1	2	2			
8 Kurt Suzuki, R (1,2) OBP: 0.714, SLG: 2.000 26 Anthony Recker, R (1,2)	1-0 16 E HBP	F8		0-3 K						0	1	0	0	0	0	0			
16 Josh Reddick, L (1,9) OBP: 0.300, SLG: 0.400 12 Collin Cowgill, R (4,9) OBP: 0.600, SLG: 0.600 (7,8)	0-0 E8 1-H 2-H 3-H		0-3 K		0-0 F7					3	0	0	0	0	1	0			
52 Yoenis Cespedes, R (1,8) 17 Wes Timmons, R (7,4) OBP: 0.333, SLG: 0.333	G4-3		0-0 E4 20 1B		0-3 K					4	1	0	0	0	1	2			
14 Brandon Allen, L (1,3) 25 Kila Ka'aihue, L (4,3) OBP: 0.167, SLG: 0.167			0-3 K		0-3 K					2	0	0	0	0	2	1			
20 Josh Donaldson, R (1,5) OBP: 0.625, SLG: 1.000		4-0 19 1B 4 HR BB	0-0 2 1B 1B		0-0 HR					2	0	0	0	0	0	1			
Inning Stats	R: 3 E: 1 K: 1 S: 6	H: 0 LOB: 1 BB: 2 P: 15	R: 3 E: 0 K: 1 S: 7	H: 2 LOB: 1 BB: 2 P: 16	R: 2 E: 1 K: 3 S: 12	H: 2 LOB: 2 BB: 1 P: 16	R: 0 E: 0 K: 1 S: 5	H: 0 LOB: 0 BB: 0 P: 5	R: 1 E: 0 K: 2 S: 8	H: 1 LOB: 0 BB: 0 P: 8	R: 0 E: 0 K: 2 S: 7	H: 0 LOB: 0 BB: 0 P: 7	R: 0 E: 0 K: 0 S: 4	H: 1 LOB: 1 BB: 0 P: 4					
PITCHER	IP	WLS	BF	H	R	ER	SO	BB	IBB	HBP	BLK	WP	HR	S	P	ERA	WHIP		
11 Jarrod Parker, R (1,1) ERA: 13.5	2.0	L	14	2	6	3	2	4	0	1	0	0	1	13	31	13.50	3.000		
22 Justin Souza, R (3,1) ERA:	0.0		0	0	0	0	0	0	0	0	0	0	0	0	0	∞	∞		
32 Pedro Figueroa, L (5,1) ERA: 9.0	1.0		4	1	1	2	0	0	0	0	0	0	1	8	8	9.00	1.000		
45 Jim Miller, R (6,1) ERA:	0.0		0	0	0	0	0	0	0	0	0	0	0	0	0	∞	∞		
44 Erick Threets, L (7,1) ERA:	0.0		0	0	0	0	0	0	0	0	0	0	0	0	0	∞	∞		

AB 29
R 9
H 6
RBI 6
BB 5
SO 10
LOB 13



WP: 0 PA: 35
SB: 0
CS: 0
1B: 4 SF: 0
2B: 0 SAC: 0
3B: 0 DP: 0
HR: 2 HBP: 1

Batter	1	2	3	4	5	6	7	8	9	AB	R	H	RBI	BB	SO	LOB	BOTTOM		
2 Jeff Fiorentino, L (1,7)	0-0 F7			0-0 G3			0-3 K			3	0	0	0	0	1	0	Oakland Athletics @ Sacramento River Cats Raley Field, Sacramento, CA Sat Mar 31 2012, 9:15 PM - 11:37 PM EDT Att. 10,112 - Cloudy - 57 F		
8 Grant Green, R (1,8)	0-0 G6-3			0-3 K			4-0 BB			2	0	0	0	1	1	0			
33 Chris Carter, R (1,3)	0-3 K			0-3 K			0-0 G1			3	0	0	0	0	2	1			
4 Brandon Moss, L (1,10)		0-0 P5		0-0 G4-3			4-0 BB			2	0	0	0	1	0	0			
52 Michael Taylor, R (1,9)		0-3 K		0-0 G4-3			0-0 G5-3			3	0	0	0	0	1	2			
23 Derek Norris, R (1,2)		0-0 P6		0-0 F7						2	0	0	0	0	0	0			
5 Stephen Parker, L (1,5)			0-0 F8		0-0 F9					2	0	0	0	0	0	0			
9 Brandon Hicks, R (1,6)			0-3 K		0-3 K					2	0	0	0	0	2	0			
Christopher Bostick, R (1,4)			0-0 G1-3		0-0 P4					2	0	0	0	0	0	0			
Inning Stats	R: 0 E: 0 K: 1 S: 5	H: 0 LOB: 0 BB: 0 P: 5	R: 0 E: 0 K: 1 S: 5	H: 0 LOB: 0 BB: 0 P: 5	R: 0 E: 0 K: 2 S: 7	H: 0 LOB: 0 BB: 0 P: 7	R: 0 E: 0 K: 0 S: 3	H: 0 LOB: 0 BB: 0 P: 3	R: 0 E: 0 K: 1 S: 5	H: 0 LOB: 2 BB: 2 P: 13	R: 0 E: 0 K: 1 S: 5	H: 0 LOB: 2 BB: 2 P: 13	R: 0 E: 0 K: 0 S: 5	H: 0 LOB: 0 BB: 0 P: 13					
PITCHER	IP	WLS	BF	H	R	ER	SO	BB	IBB	HBP	BLK	WP	HR	S	P	ERA	WHIP		
57 Tommy Milone, L (1,1) ERA:	6.0	W	18	0	0	0	6	0	0	0	0	0	0	30	30	0.00	0.000		
38 Andrew Carignan, R (7,1) ERA: 16.2	1.0		5	0	0	0	1	2	0	0	0	0	0	5	13	0.00	2.000		

AB 21
R 0
H 0
RBI 0
BB 2
SO 7
LOB 3



WP: 0 PA: 23
SB: 0
CS: 0
1B: 0 SF: 0
2B: 0 SAC: 0
3B: 0 DP: 0
HR: 0 HBP: 0

Batter	1	2	3	4	5	6	7	8	9	AB	R	H	RBI	BB	SO	LOB	TOP			
19 Jemile Weeks, S OBP: 0.360, SLG: 0.604 17 Wes Timmons, R OBP: 0.372, SLG: 0.306										4	1	1	0	0	1	0	Oakland Athletics @ San Francisco Giants AT&T Park, San Francisco, CA Mon Apr 02 2012, 7:38 PM - 10:06 PM PDT Att: 41,823 - Partly Cloudy - 53 F			
2 Cliff Pennington, S OBP: 0.467, SLG: 0.487 28 Eric Sogard, L OBP: 0.396, SLG: 0.596										1	0	0	0	0	0	0				
4 Coco Crisp, S OBP: 0.324, SLG: 0.382 12 Collin Cowgill, R OBP: 0.460, SLG: 0.591										2	0	0	0	1	1	0				
52 Yoenis Cespedes, R OBP: 0.323, SLG: 0.407 26 Anthony Recker, R OBP: 0.344, SLG: 0.487										1	0	0	0	0	1	0				
8 Kurt Suzuki, R OBP: 0.361, SLG: 0.438 31 Jonny Gomes, R OBP: 0.425, SLG: 0.517										2	0	0	0	1	0	2				
16 Josh Reddick, L OBP: 0.324, SLG: 0.548 77 Jordan Norberto, L OBP: 0.372, SLG: 0.306										3	0	0	0	0	2	2				
60 Fautino De Los Santos, R OBP: 0.372, SLG: 0.306 13 Jerry Blevins, L OBP: 0.372, SLG: 0.306										0	0	0	0	0	0	0				
37 Brandon Moss, L OBP: 0.524, SLG: 0.890										1	0	0	0	0	1	0				
20 Josh Donaldson, R OBP: 0.295, SLG: 0.291										3	0	1	0	0	1	0				
25 Kila Ka'aihue, L OBP: 0.256, SLG: 0.556										3	0	0	0	0	0	1				
45 Graham Godfrey, R OBP: 0.350, SLG: 0.417										2	0	0	0	0	2	0				
15 Seth Smith, L OBP: 0.350, SLG: 0.417										1	0	0	0	0	0	0				
Inning Stats	R: 0 H: 0 E: 0 K: 1 S: 14	H: 0 LOB: 2 BB: 2 P: 24	R: 0 H: 0 E: 0 K: 2 S: 9	H: 0 LOB: 0 BB: 0 P: 15	R: 2 H: 3 E: 0 K: 3 S: 20	H: 3 LOB: 2 BB: 1 P: 31	R: 0 H: 1 E: 0 K: 1 S: 9	H: 1 LOB: 0 BB: 0 P: 9	R: 0 H: 0 E: 0 K: 0 S: 6	H: 0 LOB: 0 BB: 0 P: 9	R: 0 H: 0 E: 0 K: 1 S: 7	H: 0 LOB: 0 BB: 0 P: 8	R: 0 H: 0 E: 0 K: 0 S: 11	H: 0 LOB: 0 BB: 0 P: 17	R: 0 H: 0 E: 0 K: 0 S: 10	H: 0 LOB: 0 BB: 0 P: 15	1B: 2 2B: 1 3B: 0 HR: 1	SF: 0 SAC: 0 DP: 1 HBP: 0	WP: 0 PA: 33 PB: 0 SB: 0 CS: 0	
PITCHER	IP WLS BF H R ER SO	IP WLS BF H R ER SO	IP WLS BF H R ER SO	IP WLS BF H R ER SO	IP WLS BF H R ER SO	IP WLS BF H R ER SO	IP WLS BF H R ER SO	IP WLS BF H R ER SO	IP WLS BF H R ER SO	IP WLS BF H R ER SO	IP WLS BF H R ER SO	IP WLS BF H R ER SO	IP WLS BF H R ER SO	IP WLS BF H R ER SO	IP WLS BF H R ER SO	IP WLS BF H R ER SO	ERA WHIP	ERA WHIP	ERA WHIP	
40 Madison Bumgarner, L ERA: 2.98	4.0	18	4	2	2	7	3	0	0	0	0	0	0	0	0	0	4.50	1.750		
84 Matt Yourkin, L ERA: 1.5	2.0	6	0	0	0	1	0	0	0	0	0	0	0	0	0	0	0.00	0.000		
46 Santiago Casilla, R ERA: 3.91	1.0	W	3	0	0	0	0	0	0	0	0	0	0	0	0	0	0.00	0.000		
49 Javier López, L ERA: 3.86	1.0	H	3	0	0	0	0	0	0	0	0	0	0	0	0	0	0.00	0.000		
38 Brian Wilson, R ERA:	1.0	S	3	0	0	0	0	0	0	0	0	0	0	0	0	0	0.00	0.000		

Batter	1	2	3	4	5	6	7	8	9	AB	R	H	RBI	BB	SO	LOB	BOTTOM			
16 Ángel Pagán, S OBP: 0.208, SLG: 0.319										4	1	0	1	0	0	1	Oakland Athletics @ San Francisco Giants AT&T Park, San Francisco, CA Mon Apr 02 2012, 7:38 PM - 10:06 PM PDT Att: 41,823 - Partly Cloudy - 53 F			
53 Melky Cabrera, S OBP: 0.388, SLG: 0.672										4	1	3	2	0	0	0				
49 Javier López, L OBP: 0.388, SLG: 0.672										0	0	0	0	0	0	0				
38 Brian Wilson, R OBP: 0.388, SLG: 0.672										0	0	0	0	0	0	0				
48 Pablo Sandoval, S OBP: 0.273, SLG: 0.486										4	0	1	0	0	2	2				
28 Buster Posey, R OBP: 0.391, SLG: 0.447 37 Chris Stewart, R OBP: 0.250, SLG: 0.314										2	0	0	0	2	0	1				
17 Aubrey Huff, L OBP: 0.355, SLG: 0.483 84 Matt Yourkin, R ERA: 1.5										0	0	0	0	0	0	0				
6 Brett Pill, R OBP: 0.284, SLG: 0.516										2	0	0	0	0	0	0				
9 Brandon Belt, L OBP: 0.434, SLG: 0.638 46 Santiago Casilla, R ERA: 3.91 7 Grégor Blanco, L OBP: 0.400, SLG: 0.438										2	0	0	0	0	0	0				
5 Ryan Theriot, R OBP: 0.228, SLG: 0.283										3	0	2	0	0	1	2				
35 Brandon Crawford, L OBP: 0.410, SLG: 0.556 12 Nate Schierholz, L OBP: 0.262, SLG: 0.295										1	0	0	0	0	0	1				
40 Madison Bumgarner, R ERA: 2.98 2 Emmanuel Burriss, S OBP: 0.373, SLG: 0.644										2	1	0	0	0	2	0				
Inning Stats	R: 0 H: 1 E: 0 K: 1 S: 9	H: 1 LOB: 1 BB: 0 P: 12	R: 0 H: 1 E: 0 K: 0 S: 8	H: 1 LOB: 1 BB: 0 P: 9	R: 0 H: 0 E: 0 K: 0 S: 6	H: 0 LOB: 0 BB: 0 P: 11	R: 0 H: 2 E: 0 K: 1 S: 10	H: 2 LOB: 2 BB: 0 P: 17	R: 0 H: 0 E: 0 K: 1 S: 7	H: 0 LOB: 0 BB: 0 P: 8	R: 1 H: 2 E: 0 K: 2 S: 13	H: 2 LOB: 2 BB: 1 P: 22	R: 3 H: 1 E: 1 K: 0 S: 11	H: 1 LOB: 2 BB: 2 P: 23	R: 0 H: 1 E: 0 K: 1 S: 8	H: 1 LOB: 0 BB: 0 P: 9	1B: 5 2B: 2 3B: 0 HR: 1	SF: 0 SAC: 1 DP: 1 HBP: 1	WP: 0 PA: 35 PB: 1 SB: 1 CS: 0	
PITCHER	IP WLS BF H R ER SO	IP WLS BF H R ER SO	IP WLS BF H R ER SO	IP WLS BF H R ER SO	IP WLS BF H R ER SO	IP WLS BF H R ER SO	IP WLS BF H R ER SO	IP WLS BF H R ER SO	IP WLS BF H R ER SO	IP WLS BF H R ER SO	IP WLS BF H R ER SO	IP WLS BF H R ER SO	IP WLS BF H R ER SO	IP WLS BF H R ER SO	IP WLS BF H R ER SO	IP WLS BF H R ER SO	ERA WHIP	ERA WHIP	ERA WHIP	
45 Graham Godfrey, R ERA: 5.08	5.0	18	4	0	0	3	0	0	0	0	0	0	0	0	0	0	9.00	3.000		
77 Jordan Norberto, L ERA: 3.72	1.0	H	6	2	1	1	1	0	0	0	0	0	0	0	0	0	0.00	0.000		
60 Fautino De Los Santos, R ERA: 4.91	1.0	L	8	1	3	3	0	2	0	1	0	0	0	0	0	0	27.00	3.000		
13 Jerry Blevins, L ERA: 4.5	1.0	3	1	0	0	1	0	0	0	0	0	0	0	0	0	0	0.00	1.000		



Batter	1	2	3	4	5	6	7	8	9	AB	R	H	RBI	BB	SO	LOB	TOP			
7 Grégor Blanco, L OBP: 0.400, SLG: 0.429										4	1	1	0	1	1	0	San Francisco Giants @ Oakland Athletics Oakland Coliseum, Oakland, CA Tue Apr 03 2012, 7:40 PM - 10:23 PM PDT Att: 14,634 - Cloudy - 56 F			
53 Melky Cabrera, S OBP: 0.389, SLG: 0.657										3	1	1	0	0	0	1				
12 Nate Schierholz, L OBP: 0.294, SLG: 0.286										2	0	0	0	0	1	1				
48 Pablo Sandoval, S OBP: 0.430, SLG: 0.490										3	0	1	1	0	0	1				
13 Joaquin Arias, R OBP: 0.346, SLG: 0.447										4	1	1	1	0	0	3				
17 Aubrey Huff, L OBP: 0.348, SLG: 0.484										4	1	1	1	0	0	3				
9 Brandon Belt, L OBP: 0.430, SLG: 0.625										3	0	1	1	0	0	2				
6 Brett Pill, R OBP: 0.279, SLG: 0.508										1	0	0	0	0	0	0				
16 Ángel Pagán, S OBP: 0.215, SLG: 0.319										3	0	1	0	0	0	1				
51 Justin Christian, R OBP: 0.233, SLG: 0.333										1	0	0	0	0	1	0				
5 Ryan Theriot, R OBP: 0.273, SLG: 0.273										2	0	0	0	1	1	1				
Charlie Culberson, R										0	0	0	0	1	0	0				
2 Emmanuel Burriss, S OBP: 0.371, SLG: 0.413										4	0	1	0	0	1	4				
22 Eli Whiteside, R OBP: 0.289, SLG: 0.286										2	0	0	0	0	1	3				
29 Héctor Sánchez, S OBP: 0.370, SLG: 0.721										2	0	0	0	0	1	1				
Inning Stats	R: 1 H: 2 E: 0 K: 0 S: 13	H: 2 LOB: 1 BB: 0 P: 24	R: 0 H: 1 E: 0 K: 1 S: 12	H: 1 LOB: 0 BB: 0 P: 18	R: 0 H: 0 E: 0 K: 1 S: 8	H: 0 LOB: 0 BB: 0 P: 14	R: 1 H: 2 E: 1 K: 2 S: 13	H: 2 LOB: 3 BB: 1 P: 23	R: 1 H: 1 E: 0 K: 0 S: 7	H: 1 LOB: 1 BB: 0 P: 14	R: 0 H: 1 E: 0 K: 0 S: 10	H: 1 LOB: 1 BB: 0 P: 17	R: 0 H: 0 E: 0 K: 1 S: 7	H: 0 LOB: 1 BB: 1 P: 13	R: 0 H: 0 E: 0 K: 2 S: 8	H: 0 LOB: 0 BB: 0 P: 11	1B: 6 2B: 1 3B: 0 HR: 0	SF: 0 SAC: 0 DP: 0 HBP: 0	WP: 0 PB: 0 CS: 2	PA: 38
PITCHER	IP WLS BF H R ER SO BB IBB HBP BLK WP HR S P ERA WHIP																			
66 Tyson Ross, R ERA: 1.8	5.0 L 23 6 3 2 4 1 0 0 0 0 0 0 53 93 3.60 1.400																			
38 Andrew Carignan, R ERA: 2.16	1.0 4 1 0 0 0 0 0 0 0 0 0 0 10 17 0.00 1.000																			
48 Ryan Cook, R ERA: 3.38	1.0 4 0 0 0 0 1 0 0 0 0 0 0 8 14 0.00 1.000																			
40 Brian Fuentes, L ERA: 6.43	1.0 4 0 0 0 1 1 0 0 0 0 0 0 7 13 0.00 1.000																			
50 Grant Balfour, R ERA: 6.75	1.0 3 0 0 0 2 0 0 0 0 0 0 0 8 11 0.00 0.000																			

Batter	1	2	3	4	5	6	7	8	9	AB	R	H	RBI	BB	SO	LOB	BOTTOM					
19 Jemile Weeks, S OBP: 0.333, SLG: 0.558										4	0	0	0	0	2	0	San Francisco Giants @ Oakland Athletics Oakland Coliseum, Oakland, CA Tue Apr 03 2012, 7:40 PM - 10:23 PM PDT Att: 14,634 - Cloudy - 56 F					
4 Coco Crisp, S OBP: 0.341, SLG: 0.378										3	0	1	0	1	0	0						
16 Josh Reddick, L OBP: 0.319, SLG: 0.587										4	1	1	1	0	2	2						
8 Kurt Suzuki, R OBP: 0.350, SLG: 0.400										3	1	0	0	1	0	0						
15 Seth Smith, L OBP: 0.341, SLG: 0.385										3	0	0	0	1	1	1						
12 Collin Cowgill, R OBP: 0.460, SLG: 0.591										0	0	0	0	0	0	0						
52 Yoenis Cespedes, R OBP: 0.343, SLG: 0.484										4	0	2	0	0	2	1						
14 Brandon Allen, L OBP: 0.366, SLG: 0.571										2	0	1	1	0	0	1						
31 Jonny Gomes, R OBP: 0.439, SLG: 0.517										0	0	0	0	1	0	0						
25 Kila Ka'aihue, L OBP: 0.250, SLG: 0.541										1	0	0	0	0	0	1						
20 Josh Donaldson, R OBP: 0.281, SLG: 0.276										3	0	0	0	0	1	3						
28 Eric Sogard, L OBP: 0.375, SLG: 0.560										3	0	0	0	0	1	0						
Inning Stats	R: 1 H: 1 E: 0 K: 1 S: 15	H: 1 LOB: 0 BB: 0 P: 19	R: 0 H: 2 E: 0 K: 2 S: 12	H: 2 LOB: 1 BB: 0 P: 17	R: 0 H: 1 E: 0 K: 2 S: 9	H: 1 LOB: 1 BB: 0 P: 12	R: 1 H: 1 E: 0 K: 0 S: 12	H: 1 LOB: 1 BB: 1 P: 19	R: 0 H: 0 E: 0 K: 1 S: 6	H: 0 LOB: 0 BB: 0 P: 11	R: 0 H: 0 E: 0 K: 0 S: 7	H: 0 LOB: 0 BB: 0 P: 12	R: 0 H: 0 E: 0 K: 1 S: 8	H: 0 LOB: 1 BB: 1 P: 12	R: 0 H: 0 E: 0 K: 1 S: 13	H: 0 LOB: 1 BB: 1 P: 22	R: 0 H: 0 E: 0 K: 1 S: 9	H: 0 LOB: 1 BB: 1 P: 14	1B: 2 2B: 2 3B: 0 HR: 1	SF: 0 SAC: 0 DP: 1 HBP: 0	WP: 0 PB: 0 CS: 0	PA: 34
PITCHER	IP WLS BF H R ER SO BB IBB HBP BLK WP HR S P ERA WHIP																					
18 Matt Cain, R ERA: 2.1	5.0 W 20 5 2 2 6 1 0 0 0 0 0 0 7 12 0.00 0.000																					
34 Clay Hensley, R ERA: 2.61	1.0 H 3 0 0 0 0 0 0 0 0 0 0 0 8 12 0.00 1.000																					
41 Jeremy Affeldt, L ERA: 3.75	1.0 H 3 0 0 0 1 1 0 0 0 0 0 0 7 13 0.00 1.000																					
59 Guillermo Mota, R ERA: 2.53	1.0 H 4 0 0 0 1 1 0 0 0 0 0 0 9 14 0.00 1.000																					
54 Sergio Romo, R ERA: 6.57	1.0 S 4 0 0 0 1 1 0 0 0 0 0 0 9 14 0.00 1.000																					


livebaseballscorecards.com

AB 35
R 3
H 7
RBI 3
BB 3
SO 7
LOB 19



livebaseballscorecards.com

AB 30
R 2
H 5
RBI 2
BB 4
SO 9
LOB 9



Batter	1	2	3	4	5	6	7	8	9	AB	R	H	RBI	BB	SO	LOB	TOP	
19 Jemile Weeks, S OBP: 0.345, SLG: 0.554 37 Brandon Moss, L OBP: 0.522, SLG: 0.773	G3	1B		F8	31 WP 12 BB		31 BB		G3-1	4	0	2	1	0	0	0	Oakland Athletics @ San Francisco Giants AT&T Park, San Francisco, CA Wed Apr 04 2012, 12:46 PM - 3:47 PM PDT Att: 39,780 - Partly Cloudy - 55 F	
4 Coco Crisp, S OBP: 0.333, SLG: 0.368 12 Collin Cowgill, R OBP: 0.455, SLG: 0.563	E4 16 BB	G6-3		31 BB	31 WP		K		G5-3	1	0	0	0	0	0	livebaseballscores.com		
16 Josh Reddick, L OBP: 0.349, SLG: 0.587 31 Jonny Gomes, R OBP: 0.467, SLG: 0.625										0	0	0	0	1	0	livebaseballscores.com		
8 Kurt Suzuki, R OBP: 0.378 15 Seth Smith, L OBP: 0.326, SLG: 0.366	P2			F3		G6-3	K			2	0	0	0	1	0	livebaseballscores.com		
52 Yoenis Cespedes, R OBP: 0.308, SLG: 0.429 17 Wes Timmons, R OBP: 0.364, SLG: 0.297	F8		FC5-4 25 2B 20 HR	K		K	G3			4	1	0	0	0	2	livebaseballscores.com		
25 Kila Ka'aihue, L OBP: 0.311, SLG: 0.575		20 HR	20 HR		28 SH5-3 26 SF8 20 BB	28 BB 20 BB	G3			3	3	2	0	2	0	livebaseballscores.com		
20 Josh Donaldson, R OBP: 0.319, SLG: 0.413		HR	HR		19 WP 19 BB	28 BB	G4-3			5	3	4	5	0	0	livebaseballscores.com		
28 Eric Sogard, L OBP: 0.367, SLG: 0.528	G1-3		G5-3		SH5-3		K			3	0	0	0	1	1	livebaseballscores.com		
26 Anthony Recker, R OBP: 0.297, SLG: 0.412	K		K		SF8	L1		K		4	0	0	1	0	3	livebaseballscores.com		
Inning Stats	R: 0 H: 0 E: 1 K: 0 S: 15	H: 0 LOB: 2 BB: 1 P: 23	R: 2 H: 3 E: 0 K: 1 S: 14	H: 3 LOB: 1 BB: 0 P: 23	R: 4 H: 3 E: 0 K: 1 S: 14	H: 3 LOB: 0 BB: 1 P: 24	R: 0 H: 2 E: 0 K: 1 S: 14	H: 2 LOB: 2 BB: 0 P: 23	R: 2 H: 2 E: 0 K: 1 S: 14	H: 2 LOB: 3 BB: 2 P: 25	R: 0 H: 1 E: 0 K: 2 S: 12	H: 1 LOB: 2 BB: 1 P: 22	R: 0 H: 0 E: 0 K: 1 S: 10	H: 0 LOB: 0 BB: 0 P: 16	R: 0 H: 0 E: 0 K: 1 S: 7	H: 0 LOB: 0 BB: 0 P: 9		1B: 8 2B: 1 3B: 0 HR: 3 SF: 1 SAC: 1 DP: 0 HBP: 0
PITCHER	IP WLS BF H R ER SO BB IBB HBP BLK WP HR S P ERA WHIP	IP WLS BF H R ER SO BB IBB HBP BLK WP HR S P ERA WHIP	IP WLS BF H R ER SO BB IBB HBP BLK WP HR S P ERA WHIP	IP WLS BF H R ER SO BB IBB HBP BLK WP HR S P ERA WHIP	IP WLS BF H R ER SO BB IBB HBP BLK WP HR S P ERA WHIP	IP WLS BF H R ER SO BB IBB HBP BLK WP HR S P ERA WHIP	IP WLS BF H R ER SO BB IBB HBP BLK WP HR S P ERA WHIP	IP WLS BF H R ER SO BB IBB HBP BLK WP HR S P ERA WHIP	IP WLS BF H R ER SO BB IBB HBP BLK WP HR S P ERA WHIP	IP WLS BF H R ER SO BB IBB HBP BLK WP HR S P ERA WHIP	IP WLS BF H R ER SO BB IBB HBP BLK WP HR S P ERA WHIP	IP WLS BF H R ER SO BB IBB HBP BLK WP HR S P ERA WHIP	IP WLS BF H R ER SO BB IBB HBP BLK WP HR S P ERA WHIP	IP WLS BF H R ER SO BB IBB HBP BLK WP HR S P ERA WHIP	IP WLS BF H R ER SO BB IBB HBP BLK WP HR S P ERA WHIP	IP WLS BF H R ER SO BB IBB HBP BLK WP HR S P ERA WHIP	92 Yusmeiro Petit, R ERA: 4.78 37 Dan Otero, R ERA: 2.19 37 Dan Otero, R ERA: 2.19 Steve Edliefsen, R ERA: 1.5 46 Santiago Casilla, R ERA: 3.86	38 Brian Wilson, R ERA: 3.75 49 Javier López, L ERA: 3.75 79 Jean Machi, R ERA: 1.89 81 Wilmin Rodriguez, L ERA: 1.35
16 Ángel Pagán, S OBP: 0.203, SLG: 0.303 Tyler Graham, R OBP: 0.188, SLG: 0.133	K2-3		G3		F9		F8			4	0	0	0	0	1	Oakland Athletics @ San Francisco Giants AT&T Park, San Francisco, CA Wed Apr 04 2012, 12:46 PM - 3:47 PM PDT Att: 39,780 - Partly Cloudy - 55 F		
53 Melky Cabrera, S OBP: 0.370, SLG: 0.629 7 Grégor Blanco, L OBP: 0.395, SLG: 0.423	G5-3		G3-1		P6		F9			3	0	0	0	0	2	livebaseballscores.com		
48 Pablo Sandoval, S OBP: 0.364, SLG: 0.545 46 Santiago Casilla, R ERA: 3.86 38 Brian Wilson, R ERA: 3.75 49 Javier López, L ERA: 3.75 79 Jean Machi, R ERA: 1.89 81 Wilmin Rodriguez, L ERA: 1.35	28 BB				F7		P6		K	3	1	1	0	0	0	livebaseballscores.com		
28 Buster Posey, R OBP: 0.417, SLG: 0.500 37 Dan Otero, R OBP: 1.000, SLG: 1.000 Steve Edliefsen, R					17 G4-3		F8		F8	2	0	2	1	0	0	livebaseballscores.com		
9 Brandon Belt, L OBP: 0.420, SLG: 0.608					G4-3		F8			0	0	0	0	0	0	livebaseballscores.com		
17 Aubrey Huff, L OBP: 0.338, SLG: 0.469 12 Nate Schierholz, L OBP: 0.246, SLG: 0.277	K				G4-3		G1-3		K	2	0	0	0	0	1	livebaseballscores.com		
6 Brett Pill, R OBP: 0.284, SLG: 0.478	F8				F8		F7		F8	4	0	0	0	0	1	livebaseballscores.com		
29 Héctor Sánchez, S OBP: 0.380, SLG: 0.702	K						F8		F8	4	0	2	0	0	1	livebaseballscores.com		
5 Ryan Theriot, R OBP: 0.254, SLG: 0.310 13 Joaquín Arias, R OBP: 0.346, SLG: 0.447	L9								F8	3	0	2	0	0	0	livebaseballscores.com		
2 Emmanuel Burriss, S OBP: 0.356, SLG: 0.394							F9			3	0	0	0	0	4	livebaseballscores.com		
Inning Stats	R: 1 H: 2 E: 0 K: 2 S: 13	H: 2 LOB: 1 BB: 0 P: 20	R: 0 H: 0 E: 0 K: 1 S: 16	H: 0 LOB: 0 BB: 0 P: 20	R: 0 H: 0 E: 0 K: 0 S: 5	H: 0 LOB: 0 BB: 0 P: 7	R: 0 H: 1 E: 0 K: 0 S: 8	H: 1 LOB: 1 BB: 0 P: 14	R: 0 H: 2 E: 0 K: 0 S: 7	H: 2 LOB: 2 BB: 0 P: 15	R: 0 H: 0 E: 0 K: 0 S: 5	H: 0 LOB: 0 BB: 0 P: 8	R: 0 H: 2 E: 0 K: 1 S: 6	H: 0 LOB: 0 BB: 0 P: 10	R: 0 H: 0 E: 0 K: 1 S: 8	H: 0 LOB: 0 BB: 0 P: 12	1B: 4 2B: 3 3B: 0 HR: 0 SF: 0 SAC: 0 DP: 0 HBP: 0	WP: 0 PA: 34 PB: 0 SB: 0 CS: 0
PITCHER	IP WLS BF H R ER SO BB IBB HBP BLK WP HR S P ERA WHIP	IP WLS BF H R ER SO BB IBB HBP BLK WP HR S P ERA WHIP	IP WLS BF H R ER SO BB IBB HBP BLK WP HR S P ERA WHIP	IP WLS BF H R ER SO BB IBB HBP BLK WP HR S P ERA WHIP	IP WLS BF H R ER SO BB IBB HBP BLK WP HR S P ERA WHIP	IP WLS BF H R ER SO BB IBB HBP BLK WP HR S P ERA WHIP	IP WLS BF H R ER SO BB IBB HBP BLK WP HR S P ERA WHIP	IP WLS BF H R ER SO BB IBB HBP BLK WP HR S P ERA WHIP	IP WLS BF H R ER SO BB IBB HBP BLK WP HR S P ERA WHIP	IP WLS BF H R ER SO BB IBB HBP BLK WP HR S P ERA WHIP	IP WLS BF H R ER SO BB IBB HBP BLK WP HR S P ERA WHIP	IP WLS BF H R ER SO BB IBB HBP BLK WP HR S P ERA WHIP	IP WLS BF H R ER SO BB IBB HBP BLK WP HR S P ERA WHIP	IP WLS BF H R ER SO BB IBB HBP BLK WP HR S P ERA WHIP	IP WLS BF H R ER SO BB IBB HBP BLK WP HR S P ERA WHIP	IP WLS BF H R ER SO BB IBB HBP BLK WP HR S P ERA WHIP	57 Tommy Milone, L ERA: 4.91 60 Fausto De Los Santos, R ERA: 4.32 77 Jordan Norberto, L ERA: 3.38 39 Travis Schlichting, R ERA: 5.4 56 Evan Scribner, R ERA: 1.38	13 Jerry Blevins, L ERA: 3.86

Batter	1	2	3	4	5	6	7	8	9	AB	R	H	RBI	BB	SO	LOB	TOP										
9 Chone Figgins, S OBP: 0.333, SLG: 0.333										4	1	3	2	0	1	0	Seattle Mariners @ Oakland Athletics Oakland Coliseum, Oakland, CA Fri Apr 06 2012, 7:11 PM - 10:15 PM PDT Att: 35,067 - Clear - 55 F										
13 Dustin Ackley, L OBP: 0.357, SLG: 0.571										5	1	3	0	0	0	3											
51 Ichiro Suzuki, L OBP: 0.357, SLG: 0.333										3	1	0	1	1	1	4											
17 Justin Smoak, S OBP: 0.143, SLG: 0.308										4	0	0	0	1	1	6											
63 Jesus Montero, R OBP: 0.167, SLG: 0.182										4	0	1	1	0	1	1											
15 Kyle Seager, L OBP: 0.375, SLG: 0.286										4	0	2	2	1	0	1											
30 Miguel Olivo, R OBP: 0.083, SLG: 0.083										5	0	0	0	0	2	4											
55 Michael Saunders, L OBP: 0.364, SLG: 0.400										4	2	2	0	0	0	2											
26 Brendan Ryan, R OBP: 0.364, SLG: 0.500										3	2	2	0	1	0	1											
Inning Stats	R: 0 H: 1 E: 0 K: 2 S: 11	H: 1 LOB: 1 BB: 0 P: 16	R: 0 H: 1 E: 0 K: 1 S: 13	H: 1 LOB: 1 BB: 0 P: 17	R: 4 H: 3 E: 1 K: 0 S: 15	H: 3 LOB: 1 BB: 1 P: 26	R: 1 H: 2 E: 0 K: 0 S: 13	H: 2 LOB: 1 BB: 0 P: 24	R: 0 H: 0 E: 0 K: 0 S: 6	H: 0 LOB: 0 BB: 1 P: 12	R: 2 H: 4 E: 0 K: 0 S: 14	H: 4 LOB: 2 BB: 0 P: 25	R: 0 H: 0 E: 0 K: 2 S: 8	H: 0 LOB: 1 BB: 1 P: 16	R: 0 H: 1 E: 0 K: 0 S: 9	H: 1 LOB: 1 BB: 0 P: 14		R: 0 H: 1 E: 0 K: 1 S: 8	H: 1 LOB: 1 BB: 0 P: 9	1B: 11 2B: 2 3B: 0 HR: 0	SF: 2 SAC: 1 DP: 2 HBP: 0	WP: 0 PB: 1 SB: 2 CS: 0	PA: 43				
PITCHER	IP	WLS	BF	H	R	ER	SO	BB	IBB	HBP	BLK	WP	HR	S	P	ERA	WHIP										
32 Brandon McCarthy, R ERA: 2.25	5.0	L	24	7	5	2	3	2	0	0	0	0	0	58	95	3.60	1.800										
77 Jordan Norberto, L ERA: 18.0	1.0		7	4	2	2	0	0	0	0	0	0	0	14	25	18.00	4.000										
38 Andrew Carignan, R ERA: 7.73	2.0		8	1	0	0	2	2	0	0	0	0	0	17	30	0.00	1.500										
60 Fautino De Los Santos, R ERA:	1.0		4	1	0	0	1	0	0	0	0	0	0	8	9	0.00	1.000										

AB	36
R	7
H	13
RBI	6
BB	4
SO	6
LOB	22



Batter	1	2	3	4	5	6	7	8	9	AB	R	H	RBI	BB	SO	LOB	BOTTOM										
19 Jemile Weeks, S OBP: 0.286, SLG: 0.231										5	1	2	0	0	1	2	Seattle Mariners @ Oakland Athletics Oakland Coliseum, Oakland, CA Fri Apr 06 2012, 7:11 PM - 10:15 PM PDT Att: 35,067 - Clear - 55 F										
4 Coco Crisp, S OBP: 0.231, SLG: 0.167										4	0	2	0	0	0	1											
16 Josh Reddick, L OBP: 0.273, SLG: 0.636										4	0	1	0	0	0	3											
31 Jonny Gomes, R OBP: 0.286, SLG: 0.667										2	1	0	0	1	1	3											
15 Seth Smith, L OBP: 0.500, SLG: 0.400										1	0	1	1	0	0	0											
52 Yoenis Cespedes, R OBP: 0.364, SLG: 1.000										4	1	1	2	0	2	4											
8 Kurt Suzuki, R OBP: 0.077, SLG: 0.154										4	0	0	0	0	1	4											
20 Josh Donaldson, R OBP: 0.143, SLG: 0.143										4	0	0	0	0	1	0											
25 Kila Ka'aihue, L OBP: 0.429, SLG: 0.429										4	0	2	0	0	0	0											
2 Cliff Pennington, S OBP: 0.231, SLG: 0.308										4	0	0	0	0	1	2											
Inning Stats	R: 0 H: 2 E: 0 K: 1 S: 11	H: 0 LOB: 0 BB: 0 P: 10	R: 0 H: 0 E: 0 K: 1 S: 10	H: 0 LOB: 0 BB: 0 P: 13	R: 2 H: 1 E: 0 K: 0 S: 10	H: 1 LOB: 0 BB: 1 P: 18	R: 0 H: 1 E: 0 K: 1 S: 11	H: 1 LOB: 2 BB: 0 P: 20	R: 0 H: 1 E: 0 K: 1 S: 15	H: 1 LOB: 2 BB: 0 P: 21	R: 0 H: 0 E: 0 K: 1 S: 8	H: 0 LOB: 0 BB: 0 P: 12	R: 1 H: 3 E: 0 K: 2 S: 17	H: 3 LOB: 2 BB: 0 P: 22	R: 0 H: 1 E: 0 K: 0 S: 10	H: 1 LOB: 1 BB: 0 P: 14	R: 0 H: 1 E: 0 K: 0 S: 10	H: 1 LOB: 1 BB: 0 P: 14	1B: 8 2B: 0 3B: 0 HR: 1	SF: 0 SAC: 0 DP: 1 HBP: 0	WP: 0 PB: 1 SB: 0 CS: 0	PA: 37					
PITCHER	IP	WLS	BF	H	R	ER	SO	BB	IBB	HBP	BLK	WP	HR	S	P	ERA	WHIP										
38 Jason Vargas, L ERA: 2.31	5.1	W	22	5	2	2	3	1	0	0	0	0	0	58	91	3.38	1.125										
35 Steve Delabar, R ERA: 3.0	1.2		5	0	0	0	2	0	0	0	0	0	0	14	19	0.00	0.000										
54 Tom Wilhelmson, R ERA: 3.0	1.0		6	3	1	1	2	0	0	0	0	0	0	17	22	9.00	3.000										
43 Brandon League, R ERA:	1.0		4	1	0	0	0	0	0	0	0	0	0	10	14	0.00	1.000										

AB	36
R	3
H	9
RBI	3
BB	1
SO	7
LOB	19



Batter	1	2	3	4	5	6	7	8	9	AB	R	H	RBI	BB	SO	LOB	TOP					
9 Chone Figgins, S OBP: 0.412, SLG: 0.588										5	1	3	2	0	1	0						
13 Dustin Ackley, L OBP: 0.316, SLG: 0.474										5	1	1	1	0	0	2						
51 Ichiro Suzuki, L OBP: 0.368, SLG: 0.471										5	1	2	1	0	0	1						
17 Justin Smoak, S OBP: 0.167, SLG: 0.294										4	1	1	1	0	2	1						
63 Jesus Montero, R OBP: 0.188, SLG: 0.200										4	0	1	0	0	0	1						
15 Kyle Seager, L OBP: 0.417, SLG: 0.364										4	1	2	0	0	0	2						
30 Miguel Olivo, R OBP: 0.125, SLG: 0.125										4	1	1	1	0	0	1						
55 Michael Saunders, L OBP: 0.400, SLG: 0.615										3	1	1	1	1	0	2						
61 Munenori Kawasaki, L OBP: 0.250, SLG: 0.250										4	1	1	1	0	2	2						
Inning Stats	R: 1 E: 0 K: 1 S: 14	H: 1 LOB: 0 BB: 0 P: 18	R: 0 E: 0 K: 0 S: 4	H: 0 LOB: 0 BB: 0 P: 8	R: 0 E: 0 K: 1 S: 10	H: 0 LOB: 0 BB: 0 P: 14	R: 6 E: 1 K: 0 S: 16	H: 7 LOB: 1 BB: 0 P: 25	R: 0 E: 0 K: 1 S: 13	H: 2 LOB: 0 BB: 0 P: 22	R: 1 E: 0 K: 1 S: 12	H: 1 LOB: 0 BB: 0 P: 20	R: 0 E: 0 K: 0 S: 5	H: 0 LOB: 0 BB: 0 P: 9	R: 0 E: 0 K: 1 S: 13	H: 1 LOB: 2 BB: 1 P: 23	R: 0 E: 0 K: 0 S: 10	H: 1 LOB: 0 BB: 0 P: 16	1B: 9 2B: 1 3B: 2 HR: 1	SF: 0 SAC: 0 DP: 0 HBP: 0	WP: 0 PB: 0 SB: 1 CS: 3	PA: 39
PITCHER	IP WLS BF H R ER SO BB IBB HBP BLK WP HR S P ERA WHIP																					
21 Bartolo Colon, R ERA: 5.84	4.1 L 23 10 7 7 3 0 0 0 0 0 0 0 52 79 14.54 2.308																					
13 Jerry Blevins, L ERA: 3.96	1.2 5 1 1 1 1 0 0 0 0 0 0 1 17 28 5.40 0.600																					
48 Ryan Cook, R ERA:	1.0 3 0 0 0 0 0 0 0 0 0 0 0 5 9 0.00 0.000																					
40 Brian Fuentes, L ERA:	1.0 5 1 0 0 1 1 0 0 0 0 0 0 13 23 0.00 2.000																					
50 Grant Balfour, R ERA:	1.0 3 1 0 0 0 0 0 0 0 0 0 0 10 16 0.00 1.000																					

Seattle Mariners @ Oakland Athletics
Oakland Coliseum, Oakland, CA
Sat Apr 07 2012, 6:10 PM - 9:05 PM PDT
Att: 16,612 - Partly Cloudy - 59 F

AB 38
R 8
H 13
RBI 8
BB 1
SO 5
LOB 12



Batter	1	2	3	4	5	6	7	8	9	AB	R	H	RBI	BB	SO	LOB	BOTTOM					
19 Jemile Weeks, S OBP: 0.263, SLG: 0.389										5	1	1	1	0	0	1						
4 Coco Crisp, S OBP: 0.276, SLG: 0.235											5	2	2	0	0	1	0					
16 Josh Reddick, L OBP: 0.333, SLG: 0.600											4	1	2	0	0	2	2					
52 Yoenis Cespedes, R OBP: 0.400, SLG: 1.077											3	1	1	3	0	2	1					
15 Seth Smith, L OBP: 0.500, SLG: 0.429											2	1	1	1	1	0	0					
8 Kurt Suzuki, R OBP: 0.116, SLG: 0.235											4	0	1	2	0	0	3					
2 Cliff Pennington, S OBP: 0.176, SLG: 0.235											4	0	0	0	0	0	4					
14 Brandon Allen, L OBP: 0.375, SLG: 0.375											3	0	0	0	0	3	1					
25 Kila Ka'aihue, L OBP: 0.375, SLG: 0.375											1	0	0	0	0	1	0					
28 Eric Sogard, L OBP: 0.125, SLG: 0.125											4	1	1	0	0	0	0					
Inning Stats	R: 0 E: 0 K: 2 S: 10	H: 0 LOB: 0 BB: 0 P: 15	R: 0 E: 0 K: 1 S: 11	H: 1 LOB: 1 BB: 0 P: 19	R: 0 E: 0 K: 1 S: 7	H: 0 LOB: 0 BB: 0 P: 12	R: 1 E: 0 K: 0 S: 9	H: 2 LOB: 0 BB: 0 P: 15	R: 1 E: 0 K: 1 S: 9	H: 1 LOB: 0 BB: 0 P: 14	R: 2 E: 0 K: 2 S: 12	H: 2 LOB: 1 BB: 1 P: 19	R: 3 E: 0 K: 1 S: 11	H: 3 LOB: 0 BB: 0 P: 15	R: 0 E: 0 K: 1 S: 9	H: 0 LOB: 0 BB: 0 P: 12	R: 0 E: 0 K: 0 S: 12	H: 0 LOB: 0 BB: 0 P: 17	1B: 6 2B: 1 3B: 0 HR: 2	SF: 1 SAC: 0 DP: 0 HBP: 1	WP: 2 PB: 0 SB: 0 CS: 0	PA: 38
PITCHER	IP WLS BF H R ER SO BB IBB HBP BLK WP HR S P ERA WHIP																					
34 Félix Hernández, R ERA: 4.4	6.1 W 29 8 6 6 7 1 0 0 0 0 0 0 3 64 8.53 1.421																					
44 Lucas Luetge, L ERA:	0.1 H 1 0 0 0 1 0 0 0 0 0 0 0 3 3 0.00 0.000																					
35 Steve Delabar, R ERA: 5.4	0.1 H 2 1 1 1 0 0 0 0 0 0 1 1 2 4 27.00 3.000																					
54 Tom Wilhelmson, R ERA: 2.25	1.0 H 3 0 0 0 1 0 0 0 0 0 0 0 9 12 0.00 0.000																					
43 Brandon League, R ERA:	1.0 S 3 0 0 0 0 0 0 0 0 0 0 0 12 17 0.00 0.000																					

Seattle Mariners @ Oakland Athletics
Oakland Coliseum, Oakland, CA
Sat Apr 07 2012, 6:10 PM - 9:05 PM PDT
Att: 16,612 - Partly Cloudy - 59 F

AB 35
R 7
H 9
RBI 7
BB 1
SO 9
LOB 12




Batter	1	2	3	4	5	6	7	8	9	AB	R	H	RBI	BB	SO	LOB	TOP			
30 Jason Bourgeois, R OBP: 0.333, SLG: 0.667 4 Alex Gordon, L (9, PH)										3	0	1	0	0	0	1				
6 Lorenzo Cain, R OBP: 0.125, SLG: 0.071 12 Mitch Maier, L (9, PH)										3	0	0	0	0	0	2				
35 Eric Hosmer, L OBP: 0.333, SLG: 0.625									2	0	0	0	2	0	1					
16 Billy Butler, R OBP: 0.250, SLG: 0.467									4	0	0	0	0	0	3					
21 Jeff Francoeur, R OBP: 0.357, SLG: 0.385									2	0	0	0	1	0	1					
11 Yuniesky Betancourt, R OBP: 0.333, SLG: 0.444									3	0	1	0	0	0	1					
27 Brayan Peña, S OBP: 0.167, SLG: 0.167									3	0	0	0	0	0	1					
2 Alcides Escobar, R OBP: 0.357, SLG: 0.385									3	0	1	0	0	0	0					
17 Chris Getz, L OBP: 0.375, SLG: 0.500									3	0	0	0	0	0	1					
Inning Stats	R: 0 E: 0 K: 0 S: 7	H: 1 LOB: 0 BB: 0 P: 11	R: 0 E: 0 K: 0 S: 8	H: 1 LOB: 1 BB: 0 P: 10	R: 0 E: 0 K: 0 S: 8	H: 1 LOB: 1 BB: 0 P: 13	R: 0 E: 0 K: 0 S: 2	H: 0 LOB: 0 BB: 2 P: 10	R: 0 E: 0 K: 0 S: 6	H: 0 LOB: 0 BB: 0 P: 14	R: 0 E: 0 K: 0 S: 7	H: 0 LOB: 0 BB: 1 P: 15	R: 0 E: 0 K: 0 S: 7	H: 0 LOB: 0 BB: 0 P: 9	R: 0 E: 0 K: 1 S: 10	H: 0 LOB: 1 BB: 1 P: 18	1B: 0 2B: 4 3B: 0 HR: 0	SF: 0 SAC: 0 DP: 1 HBP: 0	WP: 0 PB: 0 SB: 0 CS: 2	PA: 32
PITCHER	IP WLS BF H R ER SO BB IBB HBP BLK WP HR S P ERA WHIP																			
57 Tommy Milone, L ERA:	8.0 W 27 3 0 0 0 3 0 0 0 0 0 52 93 0.00 0.750																			
50 Grant Balfour, R ERA:	1.0 S 4 0 0 0 1 1 0 0 0 0 0 10 18 0.00 1.000																			

Kansas City Royals @ Oakland Athletics
Oakland Coliseum, Oakland, CA
Mon Apr 09 2012, 7:09 PM - 9:42 PM PDT
Att: 10,054 - Cloudy - 55 F

livebaseballscorecards.com

AB	27
R	0
H	3
RBI	0
BB	4
SO	1
LOB	11




Batter	1	2	3	4	5	6	7	8	9	AB	R	H	RBI	BB	SO	LOB	BOTTOM			
19 Jemile Weeks, S OBP: 0.261, SLG: 0.364										4	0	1	0	0	0	3				
4 Coco Crisp, S OBP: 0.273, SLG: 0.238										4	0	1	0	0	0	1				
16 Josh Reddick, L OBP: 0.283, SLG: 0.474										4	0	0	0	0	0	1				
52 Yoanis Céspedes, R OBP: 0.368, SLG: 0.875									3	0	0	0	1	2	0					
15 Seth Smith, L OBP: 0.538, SLG: 0.444 31 Jonny Gomes, R OBP: 0.250, SLG: 0.571 (8, PH) (9, PH)									2	1	1	0	1	0	1					
8 Kurt Suzuki, R OBP: 0.286, SLG: 0.350									3	0	3	0	1	0	0					
10 Daric Barton, L (1, 3)									3	0	0	0	1	0	4					
20 Josh Donaldson, R OBP: 0.200, SLG: 0.200									3	0	1	1	0	1	3					
2 Cliff Pennington, S OBP: 0.200, SLG: 0.211									2	0	0	0	1	0	0					
Inning Stats	R: 0 E: 0 K: 0 S: 8	H: 0 LOB: 0 BB: 0 P: 12	R: 1 E: 0 K: 1 S: 14	H: 2 LOB: 3 BB: 2 P: 28	R: 0 E: 0 K: 0 S: 11	H: 0 LOB: 1 BB: 1 P: 20	R: 0 E: 0 K: 0 S: 8	H: 1 LOB: 0 BB: 0 P: 12	R: 0 E: 0 K: 0 S: 8	H: 1 LOB: 1 BB: 0 P: 11	R: 0 E: 0 K: 2 S: 16	H: 1 LOB: 3 BB: 2 P: 27	R: 0 E: 0 K: 0 S: 9	H: 1 LOB: 1 BB: 0 P: 15	R: 0 E: 0 K: 1 S: 9	H: 1 LOB: 0 BB: 0 P: 15	1B: 7 2B: 0 3B: 0 HR: 0	SF: 0 SAC: 0 DP: 1 HBP: 0	WP: 1 PB: 0 SB: 1 CS: 0	PA: 34
PITCHER	IP WLS BF H R ER SO BB IBB HBP BLK WP HR S P ERA WHIP																			
39 Luis Mendoza, R ERA: 1.59	5.2 L 24 5 1 0 0 1 4 0 0 0 0 0 57 97 1.59 1.588																			
55 Tim Collins, L ERA:	1.1 6 1 0 0 1 1 0 0 0 0 0 17 28 0.00 1.500																			
50 Jose Mijares, L ERA:	1.0 4 1 0 0 1 0 0 0 0 0 0 9 15 0.00 1.000																			

Kansas City Royals @ Oakland Athletics
Oakland Coliseum, Oakland, CA
Mon Apr 09 2012, 7:09 PM - 9:42 PM PDT
Att: 10,054 - Cloudy - 55 F

livebaseballscorecards.com

AB	29
R	1
H	7
RBI	1
BB	5
SO	4
LOB	13



Batter	1	2	3	4	5	6	7	8	9	AB	R	H	RBI	BB	SO	LOB	TOP
4 Alex Gordon, L (1,7)										3	0	0	0	1	1	1	
2 Alcides Escobar, R (1,6)										4	0	0	0	0	0	1	
35 Eric Hosmer, L (1,3)										4	0	0	0	0	1	1	
16 Billy Butler, R (1,10)										3	1	2	0	0	0	1	
21 Jeff Francoeur, R (1,9)										3	1	2	0	0	1	1	
8 Mike Moustakas, L (1,5)										3	0	1	1	0	0	1	
6 Lorenzo Cain, R (1,8)										1	0	1	0	0	0	0	
12 Mitch Maier, L (4,PH)										1	0	0	1	1	0	2	
33 Humberto Quintero, R (1,2)										3	0	0	0	0	0	4	
17 Chris Getz, L (1,4)										3	0	0	0	0	0	4	
Inning Stats	R: 0 E: 0 K: 0 S: 6	H: 0 LOB: 1 BB: 1 P: 11	R: 0 E: 0 K: 0 S: 13	H: 2 LOB: 2 BB: 0 P: 24	R: 0 E: 0 K: 0 S: 3	H: 0 LOB: 0 BB: 0 P: 6	R: 2 E: 0 K: 0 S: 14	H: 3 LOB: 1 BB: 0 P: 17	R: 0 E: 0 K: 1 S: 10	H: 1 LOB: 0 BB: 0 P: 12	R: 1 E: 0 K: 1 S: 8	H: 1 LOB: 0 BB: 1 P: 20	R: 0 E: 0 K: 1 S: 5	H: 0 LOB: 0 BB: 0 P: 5			
PITCHER	IP WLS BF H R ER SO BB IBB HBP BLK WP HR S P ERA WHIP																
45 Graham Godfrey, R (1,1)	6.0 L 24 6 2 2 1 1 0 0 0 0 0 54 85 3.00 1.167																
13 Jerry Blevins, L (7,1)	1.0 4 1 1 1 1 1 0 0 0 0 1 8 20 9.00 2.000																
38 Andrew Carignan, R (8,1)	0.2 2 0 0 0 1 0 0 0 0 0 0 5 5 0.00 0.000																

Kansas City Royals @ Oakland Athletics
 Oakland Coliseum, Oakland, CA
 Tue Apr 10 2012, 7:49 PM - 10:01 PM PDT
 Att: 10,670 - Rain - 55 F
livebaseballscorecards.com

AB	27
R	3
H	7
RBI	3
BB	2
SO	3
LOB	14
WP	0
PA	31



Batter	1	2	3	4	5	6	7	8	9	AB	R	H	RBI	BB	SO	LOB	BOTTOM
19 Jemile Weeks, S (1,4)										3	0	0	0	0	0	1	
4 Coco Crisp, S (1,7)										3	0	0	0	0	2	0	
52 Yoenis Cespedes, R (1,8)										2	0	0	0	1	1	0	
31 Jonny Gomes, R (1,10)										2	0	0	0	0	2	1	
15 Seth Smith, L (7,PH)										1	0	0	0	0	1	0	
20 Josh Donaldson, R (1,5)										3	0	0	0	0	2	0	
12 Collin Cowgill, R (1,9)										1	0	0	0	2	0	0	
10 Daric Barton, L (1,3)										2	0	0	0	0	0	2	
26 Anthony Recker, R (1,2)										1	0	0	0	1	1	0	
2 Cliff Pennington, S (1,6)										2	0	1	0	0	1	2	
Inning Stats	R: 0 E: 0 K: 2 S: 13	H: 0 LOB: 1 BB: 1 P: 22	R: 0 E: 0 K: 0 S: 8	H: 0 LOB: 0 BB: 1 P: 16	R: 0 E: 0 K: 1 S: 10	H: 1 LOB: 0 BB: 0 P: 10	R: 0 E: 0 K: 1 S: 9	H: 0 LOB: 2 BB: 0 P: 14	R: 0 E: 0 K: 2 S: 13	H: 0 LOB: 0 BB: 2 P: 19	R: 0 E: 0 K: 2 S: 7	H: 0 LOB: 0 BB: 0 P: 11	R: 0 E: 0 K: 2 S: 5	H: 0 LOB: 0 BB: 0 P: 5			
PITCHER	IP WLS BF H R ER SO BB IBB HBP BLK WP HR S P ERA WHIP																
23 Danny Duffy, L (1,1)	6.0 W 21 4 0 0 8 4 0 0 0 0 0 62 103 0.00 0.833																
43 Aaron Crow, R (7,1)	1.0 S 3 0 0 0 2 0 0 0 0 0 0 7 11 0.00 0.000																

Kansas City Royals @ Oakland Athletics
 Oakland Coliseum, Oakland, CA
 Tue Apr 10 2012, 7:49 PM - 10:01 PM PDT
 Att: 10,670 - Rain - 55 F
livebaseballscorecards.com

AB	20
R	0
H	1
RBI	0
BB	4
SO	10
LOB	6
WP	0
PA	24




Batter	1	2	3	4	5	6	7	8	9	10	11	12	AB	R	H	RBI	BB	SO	LOB	TOP										
4 Alex Gordon, L OBP: 0.200, SLG: 0.227	G1-3									G3		G4-3	5	1	2	2	1	0	0											
2 Alcides Escobar, R OBP: 0.250, SLG: 0.261	F7		K		F7			E4				G4-3	6	0	1	0	0	1	3											
35 Eric Hoerner, L OBP: 0.286, SLG: 0.440	G4-3				G3							F8	5	1	1	0	1	1	2											
16 Billy Butler, R OBP: 0.320, SLG: 0.667		K2-3																												
21 Jeff Francoeur, R OBP: 0.391, SLG: 0.429																														
8 Mike Moustakas, L OBP: 0.156, SLG: 0.368																														
12 Mitch Maier, L OBP: 0.286, SLG: 0.667																														
30 Jason Bourgeois, R OBP: 0.250, SLG: 0.500																														
27 Brayan Peña, S OBP: 0.182, SLG: 0.273																														
17 Chris Getz, L OBP: 0.200, SLG: 0.333																														
11 Yuniesky Betancourt, R OBP: 0.300, SLG: 0.400																														
Inning Stats	R: 0 E: 0 K: 7	H: 0 LOB: 0 BB: 9	R: 0 E: 0 K: 2	H: 0 LOB: 0 BB: 11	R: 1 E: 0 K: 2	H: 2 LOB: 1 BB: 27	R: 1 E: 0 K: 10	H: 2 LOB: 0 BB: 15	R: 0 E: 0 K: 11	H: 1 LOB: 1 BB: 15	R: 1 E: 1 K: 14	H: 1 LOB: 1 BB: 20	R: 0 E: 0 K: 7	H: 0 LOB: 0 BB: 8	R: 0 E: 0 K: 8	H: 0 LOB: 0 BB: 13	R: 0 E: 0 K: 11	H: 1 LOB: 2 BB: 18	R: 0 E: 0 K: 11	H: 0 LOB: 0 BB: 15	R: 1 E: 0 K: 8	H: 2 LOB: 1 BB: 14	1B: 5 2B: 3 3B: 0 HR: 2	SF: 0 SAC: 0 DP: 0 HBP: 0	WP: 0 PB: 0 SB: 0 CS: 0	PA: 50				
PITCHER	IP WLS BF H R ER SO BB IBB HBP BLK WP HR S P ERA WHIP	32 Brandon McCarthy, R ERA: 2.5	40 Brian Fuentes, L ERA: 3.38	48 Ryan Cook, R ERA:	50 Grant Balfour, R ERA:	77 Jordan Norberto, L ERA: 10.13	PITCHER	IP WLS BF H R ER SO BB IBB HBP BLK WP HR S P ERA WHIP	38 Andrew Carignan, R ERA: 5.4																					

Kansas City Royals @ Oakland Athletics
Oakland Coliseum, Oakland, CA
Wed Apr 11 2012, 12:39 PM - 4:49 PM PDT
Alt. 12.390 - Cloudy - 59 F

livebaseballscorecards.com

AB 47
R 4
H 10
RBI 4
BB 3
SO 8
LOB 18



Batter	1	2	3	4	5	6	7	8	9	10	11	12	AB	R	H	RBI	BB	SO	LOB	BOTTOM									
19 Jemile Weeks, S OBP: 0.250, SLG: 0.333	G4-3		L7																										
2 Cliff Pennington, S OBP: 0.200, SLG: 0.250	F7																												
28 Eric Sogard, L OBP: 0.182, SLG: 0.100																													
16 Josh Reddick, L OBP: 0.261, SLG: 0.409																													
4 Coco Crisp, S OBP: 0.222, SLG: 0.192	P5																												
52 Yoenis Cespedes, R OBP: 0.429, SLG: 0.773																													
31 Jonny Gomes, R OBP: 0.313, SLG: 0.615																													
8 Kurt Suzuki, R OBP: 0.231, SLG: 0.280																													
20 Josh Donaldson, R OBP: 0.111, SLG: 0.111																													
10 Daric Barton, L OBP: 0.273, SLG: 0.300																													
12 Collin Cowgill, R OBP: 0.467, SLG: 0.364																													
15 Seth Smith, L OBP: 0.467, SLG: 0.364																													
Inning Stats	R: 0 E: 0 K: 12	H: 0 LOB: 0 BB: 16	R: 1 E: 0 K: 13	H: 1 LOB: 0 BB: 16	R: 0 E: 0 K: 16	H: 1 LOB: 2 BB: 26	R: 2 E: 0 K: 13	H: 1 LOB: 0 BB: 22	R: 0 E: 0 K: 8	H: 0 LOB: 1 BB: 13	R: 0 E: 0 K: 14	H: 1 LOB: 1 BB: 21	R: 0 E: 0 K: 7	H: 0 LOB: 0 BB: 11	R: 0 E: 0 K: 8	H: 0 LOB: 0 BB: 10	R: 0 E: 0 K: 12	H: 0 LOB: 0 BB: 12	R: 0 E: 0 K: 10	H: 1 LOB: 1 BB: 14	R: 2 E: 1 K: 10	H: 0 LOB: 3 BB: 24	1B: 2 2B: 3 3B: 0 HR: 1	SF: 0 SAC: 0 DP: 0 HBP: 3	WP: 0 PB: 0 SB: 2 CS: 0	PA: 50			
PITCHER	IP WLS BF H R ER SO BB IBB HBP BLK WP HR S P ERA WHIP	52 Bruce Chen, L ERA: 1.64	40 Kelvin Herrera, R ERA: 3.86	50 Jose Mijares, L ERA: 4.91	56 Greg Holland, R ERA: 4.91	55 Tim Collins, L ERA:	PITCHER	IP WLS BF H R ER SO BB IBB HBP BLK WP HR S P ERA WHIP	51 Jonathan Broxton, R ERA: 3.38																				

Kansas City Royals @ Oakland Athletics
Oakland Coliseum, Oakland, CA
Wed Apr 11 2012, 12:39 PM - 4:49 PM PDT
Alt. 12.390 - Cloudy - 59 F

livebaseballscorecards.com

AB 42
R 5
H 6
RBI 4
BB 5
SO 12
LOB 22



Batter	1	2	3	4	5	6	7	8	9	AB	R	H	RBI	BB	SO	LOB	TOP										
19 Jemile Weeks, S OBP: 0.270, SLG: 0.412										4	1	1	1	1	1	4											
4 Coco Crisp, S OBP: 0.250, SLG: 0.200										4	0	1	1	1	1	0											
16 Josh Reddick, L OBP: 0.259, SLG: 0.385										4	1	1	0	0	1	3											
52 Yoenis Cespedes, R (1, 8) OBP: 0.375, SLG: 0.654										4	0	0	0	0	2	4											
15 Seth Smith, L (1, 10) OBP: 0.474, SLG: 0.357										3	0	1	0	1	0	1											
8 Kurt Suzuki, R (1, 2) OBP: 0.233, SLG: 0.321										3	0	1	1	0	0	1											
10 Daric Barton, L (1, 3) OBP: 0.333, SLG: 0.308										3	1	1	0	1	0	1											
20 Josh Donaldson, R (1, 5) OBP: 0.136, SLG: 0.136										4	0	1	0	0	1	1											
2 Cliff Pennington, S (1, 6) OBP: 0.241, SLG: 0.321										4	1	2	1	0	1	3											
Inning Stats	R: 0 H: 0 E: 0 K: 2 S: 9	H: 0 LOB: 0 BB: 0 P: 9	R: 0 H: 1 E: 0 K: 1 S: 10	H: 1 LOB: 0 BB: 0 P: 16	R: 2 H: 3 E: 0 K: 1 S: 16	H: 3 LOB: 2 BB: 1 P: 24	R: 0 H: 2 E: 0 K: 1 S: 12	H: 2 LOB: 3 BB: 1 P: 21	R: 0 H: 0 E: 0 K: 1 S: 7	H: 0 LOB: 1 BB: 0 P: 13	R: 0 H: 1 E: 0 K: 0 S: 7	H: 1 LOB: 0 BB: 0 P: 10	R: 1 H: 1 E: 0 K: 1 S: 13	H: 1 LOB: 1 BB: 1 P: 23	R: 1 H: 1 E: 0 K: 0 S: 15	H: 1 LOB: 0 BB: 0 P: 21	1B: 6 2B: 2 HR: 1	SF: 1 SAC: 0 DP: 2 HBP: 0	WP: 0 PB: 1 SB: 1 CS: 0	PA: 38							
PITCHER	IP	WLS	BF	H	R	ER	SO	BB	IBB	HBP	BLK	WP	HR	S	P	ERA	WHIP										
34 Félix Hernández, R (1, 1) ERA: 3.8	7.0	L	29	7	2	2	6	3	0	0	0	0	0	69	107	2.57	1.429										
44 Lucas Luetge, L (8, 1) ERA:	0.0	1	1	1	0	0	0	0	0	0	0	0	0	2	2	∞	∞										
54 Tom Wilhelmson, R (8, 1) ERA: 1.35	1.0	4	0	0	0	1	0	0	1	0	0	0	0	11	21	0.00	0.000										
41 Charlie Furbush, L (9, 1) ERA: 9.0	1.0	4	1	1	1	0	0	0	0	0	0	0	1	15	21	9.00	1.000										

Oakland Athletics @ Seattle Mariners
Safeco Field, Seattle, WA
Fri Apr 13 2012, 7:11 PM - 10:12 PM PDT
Att: 46,026 - Clear - 57 F


AB 33
R 4
H 9
RBI 4
BB 4
SO 7
LOB 18



Batter	1	2	3	4	5	6	7	8	9	AB	R	H	RBI	BB	SO	LOB	BOTTOM										
9 Chone Figgins, S (1, 7) OBP: 0.308, SLG: 0.378										4	0	0	0	0	2	2											
13 Dustin Ackley, L (1, 4) OBP: 0.276, SLG: 0.371										4	0	1	0	0	0	1											
51 Ichiro Suzuki, L (1, 9) OBP: 0.325, SLG: 0.378										4	0	1	0	0	0	1											
17 Justin Smoak, S (1, 3) OBP: 0.237, SLG: 0.306										3	0	0	0	1	0	1											
15 Kyle Seager, L (1, 5) OBP: 0.303, SLG: 0.438										4	0	0	0	0	1	3											
63 Jesus Montero, R (1, 10) OBP: 0.267, SLG: 0.286										3	0	1	0	0	0	0											
55 Michael Saunders, L (1, 8) OBP: 0.300, SLG: 0.444										3	0	0	0	0	3	2											
30 Miguel Olivo, R (1, 2) OBP: 0.161, SLG: 0.167										2	0	0	0	1	0	0											
26 Brendan Ryan, R (1, 6) OBP: 0.280, SLG: 0.318										2	0	0	0	1	0	0											
Inning Stats	R: 0 H: 1 E: 0 K: 0 S: 11	H: 0 LOB: 2 BB: 1 P: 20	R: 0 H: 0 E: 0 K: 1 S: 10	H: 0 LOB: 0 BB: 0 P: 13	R: 0 H: 0 E: 0 K: 1 S: 10	H: 0 LOB: 0 BB: 0 P: 13	R: 0 H: 2 E: 0 K: 1 S: 16	H: 2 LOB: 2 BB: 0 P: 23	R: 0 H: 0 E: 0 K: 1 S: 11	H: 0 LOB: 0 BB: 0 P: 15	R: 0 H: 0 E: 0 K: 0 S: 6	H: 0 LOB: 0 BB: 0 P: 11	R: 0 H: 0 E: 0 K: 1 S: 8	H: 0 LOB: 0 BB: 0 P: 11	R: 0 H: 0 E: 0 K: 0 S: 14	H: 0 LOB: 2 BB: 2 P: 23	R: 0 H: 0 E: 0 K: 1 S: 7	H: 0 LOB: 0 BB: 0 P: 10	1B: 3 2B: 0 3B: 0 HR: 0	SF: 0 SAC: 0 DP: 1 HBP: 0	WP: 0 PB: 0 SB: 0 CS: 0	PA: 32					
PITCHER	IP	WLS	BF	H	R	ER	SO	BB	IBB	HBP	BLK	WP	HR	S	P	ERA	WHIP										
21 Bartolo Colon, R (1, 1) ERA: 3.72	7.0	W	25	3	0	0	5	1	0	0	0	0	0	72	106	0.00	0.571										
48 Ryan Cook, R (8, 1) ERA:	1.0	H	4	0	0	0	0	2	0	0	0	0	0	14	23	0.00	2.000										
50 Grant Balfour, R (9, 1) ERA:	1.0	3	0	0	0	1	0	0	0	0	0	0	0	7	10	0.00	0.000										

Oakland Athletics @ Seattle Mariners
Safeco Field, Seattle, WA
Fri Apr 13 2012, 7:11 PM - 10:12 PM PDT
Att: 46,026 - Clear - 57 F

AB 29
R 0
H 3
RBI 0
BB 3
SO 6
LOB 10



Batter	1	2	3	4	5	6	7	8	9	AB	R	H	RBI	BB	SO	LOB	TOP								
19 Jemile Weeks, S OBP: 0.288, SLG: 0.421	F8		P4			P4		2B		4	0	1	0	0	0	2									
4 Coco Crisp, S OBP: 0.222, SLG: 0.176	K			F9		P5		P6		4	0	0	0	0	1	3									
16 Josh Reddick, L OBP: 0.295, SLG: 0.367	K			G5-4-3			P6		K	4	0	1	0	0	2	0									
52 Yoenis Cespedes, R OBP: 0.361, SLG: 0.586		P4		G5-4-3				G6-3		3	0	0	0	1	0	1									
15 Seth Smith, L OBP: 0.435, SLG: 0.294	F7				P5					3	0	0	0	1	1	1									
8 Kurt Suzuki, R OBP: 0.265, SLG: 0.281	P4				F7					4	0	0	0	0	1	2									
10 Daric Barton, L OBP: 0.333, SLG: 0.313					P5					3	0	1	0	0	1	0									
20 Josh Donaldson, R OBP: 0.120, SLG: 0.120				FC6-4		K		G6-3		3	0	0	0	0	1	1									
2 Cliff Pennington, S OBP: 0.281, SLG: 0.355	F8									3	0	2	0	0	0	1									
Inning Stats	R: 0 E: 0 K: 2 S: 9	H: 0 LOB: 0 BB: 0 P: 12	R: 0 E: 0 K: 0 S: 7	H: 0 LOB: 0 BB: 0 P: 11	R: 0 E: 0 K: 0 S: 7	H: 1 LOB: 1 BB: 0 P: 11	R: 0 E: 0 K: 0 S: 9	H: 1 LOB: 0 BB: 0 P: 13	R: 0 E: 0 K: 1 S: 4	H: 0 LOB: 0 BB: 0 P: 6	R: 0 E: 0 K: 1 S: 11	H: 1 LOB: 1 BB: 0 P: 17	R: 0 E: 0 K: 2 S: 10	H: 0 LOB: 1 BB: 1 P: 18	R: 0 E: 0 K: 1 S: 11	H: 2 LOB: 2 BB: 0 P: 17	R: 0 E: 0 K: 1 S: 8	H: 0 LOB: 1 BB: 1 P: 17	1B: 4 2B: 1 3B: 0 HR: 0	SF: 0 SAC: 0 DP: 1 HBP: 0	WP: 0 PB: 0 SB: 1 CS: 0	PA: 33			
PITCHER	IP	WLS	BF	H	R	ER	SO	BB	IBB	HBP	BLK	WP	HR	S	P	ERA	WHIP								
45 Hector Noesi, R ERA: 5.73	8.0	W	29	5	0	0	6	1	0	0	0	0	0	68	105	0.00	0.750								
43 Brandon League, R ERA:	1.0		4	0	0	0	1	1	0	0	0	0	0	8	17	0.00	1.000								

Oakland Athletics @ Seattle Mariners
Safeco Field, Seattle, WA
Sat Apr 14 2012, 6:11 PM - 8:39 PM PDT
Att: 21,071 - Clear - 60 F

AB	31
R	0
H	5
RBI	0
BB	2
SO	7
LOB	11



Batter	1	2	3	4	5	6	7	8	9	AB	R	H	RBI	BB	SO	LOB	BOTTOM								
9 Chone Figgins, S OBP: 0.302, SLG: 0.366	K		G6-3			1B		F7		4	1	1	0	0	1	0									
13 Dustin Ackley, L OBP: 0.300, SLG: 0.395	G3-1			K		BB				3	1	1	0	1	1	0									
51 Ichiro Suzuki, L OBP: 0.295, SLG: 0.341	P5			G3-1		F6		L8		4	0	0	0	0	0	4									
17 Justin Smoak, S OBP: 0.238, SLG: 0.282		F8		K		BB		K		3	0	0	1	1	2	1									
63 Jesus Montero, R OBP: 0.303, SLG: 0.452		HR			G4-3					3	1	2	3	0	0	0									
16 Alex Liddi, R OBP: 0.250, SLG: 0.250	G5-3				F8			K		3	0	0	0	0	1	0									
30 Miguel Olivo, R OBP: 0.147, SLG: 0.152	G5-3				K			F7		3	0	0	0	0	1	0									
33 Casper Wells, R OBP: 0.143, SLG: 0.143			K			G5-3				3	0	1	0	0	1	0									
26 Brendan Ryan, R OBP: 0.286, SLG: 0.320			P6			1B		L8		3	1	1	0	0	0	1									
Inning Stats	R: 0 E: 0 K: 1 S: 5	H: 0 LOB: 0 BB: 0 P: 9	R: 1 E: 0 K: 0 S: 9	H: 1 LOB: 0 BB: 0 P: 15	R: 0 E: 0 K: 1 S: 7	H: 0 LOB: 0 BB: 0 P: 11	R: 0 E: 0 K: 2 S: 9	H: 0 LOB: 0 BB: 0 P: 16	R: 0 E: 0 K: 1 S: 6	H: 0 LOB: 0 BB: 0 P: 10	R: 3 E: 0 K: 0 S: 16	H: 3 LOB: 3 BB: 2 P: 29	R: 0 E: 0 K: 1 S: 12	H: 1 LOB: 1 BB: 0 P: 19	R: 0 E: 0 K: 1 S: 11	H: 1 LOB: 1 BB: 0 P: 18	1B: 3 2B: 2 3B: 0 HR: 1	SF: 0 SAC: 0 DP: 0 HBP: 0	WP: 0 PB: 0 SB: 0 CS: 0	PA: 31					
PITCHER	IP	WLS	BF	H	R	ER	SO	BB	IBB	HBP	BLK	WP	HR	S	P	ERA	WHIP								
57 Tommy Milone, L ERA: 2.97	6.0	L	23	4	4	4	5	2	0	0	0	0	0	12	19	0.00	1.000								
60 Fautino De Los Santos, R ERA:	1.0		4	1	0	0	1	0	0	0	0	0	0	11	18	0.00	1.000								
13 Jerry Blevins, L ERA: 4.15	1.0		4	1	0	0	1	0	0	0	0	0	0	11	18	0.00	1.000								

Oakland Athletics @ Seattle Mariners
Safeco Field, Seattle, WA
Sat Apr 14 2012, 6:11 PM - 8:39 PM PDT
Att: 21,071 - Clear - 60 F

AB	29
R	4
H	6
RBI	4
BB	2
SO	7
LOB	6



Batter	1	2	3	4	5	6	7	8	9	AB	R	H	RBI	BB	SO	LOB	TOP										
19 Jemile Weeks, S (1, 4) OBP: 0.267, SLG: 0.405	G3-1																4 0 1 0 0 2 1										
4 Coco Crisp, S (1, 7) OBP: 0.225, SLG: 0.162	F8																3 0 0 0 1 0 2										
15 Seth Smith, L (1, 10) OBP: 0.370, SLG: 0.238	P5																4 0 0 0 0 0 1										
52 Yoenis Cespedes, R (1, 8) OBP: 0.350, SLG: 0.545																	4 0 1 0 0 2 1										
16 Josh Reddick, L (1, 9) OBP: 0.229, SLG: 0.324	G4-3																4 0 0 0 0 0 2										
2 Cliff Pennington, S (1, 6) OBP: 0.250, SLG: 0.314	G4-3																4 0 0 0 0 1 1										
25 Kila Ka'aihue, L (1, 3) OBP: 0.500, SLG: 0.500																	4 1 3 0 0 0 0										
26 Anthony Recker, R (1, 2) OBP: 0.267, SLG: 0.294																	4 0 0 0 0 0 1										
10 Darc Barton, L (9, PH)																	1 0 0 0 0 0 1										
28 Eric Sogard, L (1, 5) OBP: 0.267, SLG: 0.429																	4 1 2 3 0 0 2										
Inning Stats	R: 0 E: 0 K: 0 S: 8	H: 0 LOB: 0 BB: 0 P: 12	R: 0 E: 0 K: 1 S: 6	H: 0 LOB: 0 BB: 0 P: 11	R: 0 E: 0 K: 0 S: 12	H: 2 LOB: 2 BB: 0 P: 16	R: 0 E: 0 K: 1 S: 14	H: 1 LOB: 1 BB: 0 P: 17	R: 3 E: 0 K: 1 S: 11	H: 2 LOB: 1 BB: 0 P: 18	R: 0 E: 0 K: 0 S: 6	H: 0 LOB: 0 BB: 0 P: 9	R: 0 E: 0 K: 1 S: 10	H: 1 LOB: 1 BB: 0 P: 15	R: 0 E: 0 K: 1 S: 8	H: 0 LOB: 1 BB: 0 P: 14	R: 0 E: 0 K: 0 S: 9	H: 1 LOB: 1 BB: 0 P: 14	1B: 6 2B: 0 3B: 0 HR: 1	SF: 0 SAC: 0 DP: 0 HBP: 1	WP: 0 PB: 0 SB: 0 CS: 0	PA: 36					
PITCHER	IP	WLS	BF	H	R	ER	SO	BB	IBB	HBP	BLK	WP	HR	S	P	ERA	WHIP										
49 Blake Beavan, R (1, 1) ERA: 2.7	7.0	W	28	6	3	3	4	0	0	1	0	0	1	67	98	3.86	0.857										
54 Tom Wilhelmson, R (8, 1) ERA: 1.17	1.0	H	4	0	0	0	1	1	0	0	0	0	0	8	14	0.00	1.000										
43 Brandon League, R (9, 1) ERA:	1.0	S	4	1	0	0	0	0	0	0	0	0	0	9	14	0.00	1.000										

Oakland Athletics @ Seattle Mariners
Safeco Field, Seattle, WA
Sun Apr 15 2012, 1:13 PM - 3:46 PM PDT
Att: 19,650 - Partly Cloudy - 52 F

AB 34
R 3
H 7
RBI 3
BB 1
SO 5
LOB 12



Batter	1	2	3	4	5	6	7	8	9	AB	R	H	RBI	BB	SO	LOB	BOTTOM										
9 Chone Figgins, S (1, 7) OBP: 0.298, SLG: 0.341	F7																3 1 0 0 1 0 0										
13 Dustin Ackley, L (1, 4) OBP: 0.295, SLG: 0.381																	4 1 1 0 0 0 1										
51 Ichiro Suzuki, L (1, 9) OBP: 0.313, SLG: 0.378																	4 0 2 1 0 0 0										
17 Justin Smoak, S (1, 3) OBP: 0.239, SLG: 0.349																	4 1 1 2 0 1 3										
63 Jesus Montero, R (1, 10) OBP: 0.270, SLG: 0.400																	4 0 0 0 0 2 3										
15 Kyle Seager, L (1, 5) OBP: 0.306, SLG: 0.457																	3 1 1 0 0 0 0										
55 Michael Saunders, L (1, 8) OBP: 0.273, SLG: 0.400																	3 0 0 0 0 1 1										
30 Miguel Olivo, R (1, 2) OBP: 0.135, SLG: 0.139																	3 0 0 0 0 1 1										
26 Brendan Ryan, R (1, 6) OBP: 0.290, SLG: 0.429																	3 1 1 2 0 0 0										
Inning Stats	R: 0 E: 0 K: 1 S: 14	H: 2 LOB: 2 BB: 0 P: 19	R: 2 E: 0 K: 1 S: 19	H: 2 LOB: 0 BB: 0 P: 26	R: 1 E: 0 K: 0 S: 11	H: 1 LOB: 0 BB: 0 P: 21	R: 0 E: 0 K: 0 S: 6	H: 0 LOB: 0 BB: 0 P: 8	R: 2 E: 0 K: 1 S: 11	H: 1 LOB: 1 BB: 1 P: 21	R: 0 E: 0 K: 1 S: 6	H: 0 LOB: 0 BB: 0 P: 11	R: 0 E: 0 K: 0 S: 6	H: 0 LOB: 0 BB: 0 P: 10	R: 0 E: 0 K: 1 S: 6	H: 0 LOB: 0 BB: 0 P: 9	1B: 2 2B: 2 3B: 0 HR: 2	SF: 0 SAC: 0 DP: 0 HBP: 0	WP: 0 PB: 0 SB: 0 CS: 0	PA: 32							
PITCHER	IP	WLS	BF	H	R	ER	SO	BB	IBB	HBP	BLK	WP	HR	S	P	ERA	WHIP										
45 Graham Godfrey, R (1, 1) ERA: 4.09	5.0	L	23	5	3	3	3	1	0	0	0	0	2	61	95	5.40	1.400										
77 Jordan Norberto, L (6, 1) ERA: 5.79	2.0		6	0	0	0	1	0	0	0	0	0	0	12	21	0.00	0.000										
40 Brian Fuentes, L (8, 1) ERA: 2.45	1.0		3	0	0	0	1	0	0	0	0	0	0	6	9	0.00	0.000										

Oakland Athletics @ Seattle Mariners
Safeco Field, Seattle, WA
Sun Apr 15 2012, 1:13 PM - 3:46 PM PDT
Att: 19,650 - Partly Cloudy - 52 F

AB 31
R 5
H 6
RBI 5
BB 1
SO 5
LOB 9



Batter	1	2	3	4	5	6	7	8	9	AB	R	H	RBI	BB	SO	LOB	TOP										
19 Jemile Weeks, S OBP: 0.259, SLG: 0.347	G4-3		G4-3			G6-3		BB		3	1	0	0	1	0	0	Oakland Athletics @ Los Angeles Angels Angel Stadium of Anaheim, Anaheim, CA Tue Apr 17 2012, 7:08 PM - 9:54 PM PDT Att: 41,016 - Partly Cloudy - 72 F										
4 Coco Crisp, S OBP: 0.206, SLG: 0.156	G1-3			G4-3		G4-3		1B		4	1	1	1	0	0												
16 Josh Reddick, L OBP: 0.302, SLG: 0.452	2B			1B			P6	2B		4	1	3	1	0	0												
52 Yoenis Cespedes, R OBP: 0.364, SLG: 0.541	K			G6-4-3				1B		4	0	2	2	0	1												
15 Seth Smith, L OBP: 0.324, SLG: 0.214	F7					G3		G3-1		4	0	0	0	0	2												
8 Kurt Suzuki, R OBP: 0.214, SLG: 0.275	F8					G4-3		P4		4	0	1	0	0	1												
10 Daric Barton, L OBP: 0.259, SLG: 0.360	G4-3					HR				4	1	1	1	0	1												
20 Josh Donaldson, R OBP: 0.103, SLG: 0.103			G5-3			F8		K	K	4	0	0	0	0	2												
2 Cliff Pennington, S OBP: 0.250, SLG: 0.286			K			F8		BB	G4-3	3	1	0	0	1	1												
Inning Stats	R: 0 H: 1 E: 0 K: 1 S: 12	H: 1 LOB: 1 BB: 0 P: 17	R: 0 H: 0 E: 0 K: 0 S: 7	H: 0 LOB: 0 BB: 0 P: 11	R: 0 H: 0 E: 0 K: 1 S: 11	H: 0 LOB: 0 BB: 0 P: 14	R: 0 H: 1 E: 0 K: 0 S: 7	H: 1 LOB: 0 BB: 0 P: 8	R: 1 H: 1 E: 0 K: 0 S: 10	H: 1 LOB: 0 BB: 0 P: 12	R: 0 H: 0 E: 0 K: 0 S: 7	H: 0 LOB: 0 BB: 0 P: 10	R: 0 H: 2 E: 0 K: 1 S: 12	H: 2 LOB: 2 BB: 0 P: 17	R: 4 H: 3 E: 0 K: 1 S: 18	H: 3 LOB: 1 BB: 2 P: 35		R: 0 H: 0 E: 0 K: 1 S: 9	H: 0 LOB: 0 BB: 0 P: 12	1B: 5 2B: 2 3B: 0 HR: 1	SF: 0 SAC: 0 DP: 1 HBP: 0	WP: 0 PB: 0 SB: 1 CS: 0	PA: 36				
PITCHER	IP	WLS	BF	H	R	ER	SO	BB	IBB	HBP	BLK	WP	HR	S	P	ERA	WHIP										
24 Dan Haren, R ERA: 4.76	6.2		24	5	1	1	2	0	0	0	0	0	1	63	85	1.35	0.750										
37 Scott Downs, L ERA:	0.1	H	1	0	0	0	1	0	0	0	0	0	0	3	4	0.00	0.000										
40 Kevin Jepsen, R ERA: 14.54	0.1	L	5	2	4	4	1	2	0	0	0	0	0	11	22	108.00	12.000										
52 David Carpenter, R ERA: 3.86	1.2		6	1	0	0	1	0	0	0	0	0	0	16	25	0.00	0.600										

Batter	1	2	3	4	5	6	7	8	9	AB	R	H	RBI	BB	SO	LOB	BOTTOM										
2 Erick Aybar, S OBP: 0.209, SLG: 0.220	G1-3		K2-3			K		L6		4	0	0	0	0	2	2	Oakland Athletics @ Los Angeles Angels Angel Stadium of Anaheim, Anaheim, CA Tue Apr 17 2012, 7:08 PM - 9:54 PM PDT Att: 41,016 - Partly Cloudy - 72 F										
47 Howie Kendrick, R OBP: 0.318, SLG: 0.476	G5-3			F9		G4-3		E5		4	0	0	0	0	0												
5 Albert Pujols, R OBP: 0.313, SLG: 0.356	G5-3			1B		G5-3		P6		4	0	1	0	0	1												
8 Kendrys Morales, S OBP: 0.289, SLG: 0.421	G4-3			1B		1B		G1-4-6-3		4	1	2	0	0	1												
48 Tori Hunter, R OBP: 0.349, SLG: 0.375	1B			K		1B		G5-3		4	0	2	1	0	1												
10 Vernon Wells, R OBP: 0.279, SLG: 0.500	FC5-4			1B		F8		HR		4	2	2	1	0	2												
6 Alberto Callaspo, S OBP: 0.269, SLG: 0.114	G5-3			1B		1B		F9		4	0	2	0	0	1												
17 Chris Iannetta, R OBP: 0.353, SLG: 0.567			G6-3			G5-3		K		4	0	0	0	1	3												
25 Peter Bourjos, R OBP: 0.258, SLG: 0.367			G4-3			G6-3		K		3	0	0	1	0	2												
Inning Stats	R: 0 H: 0 E: 0 K: 0 S: 11	H: 1 LOB: 1 BB: 0 P: 17	R: 0 H: 0 E: 0 K: 0 S: 10	H: 1 LOB: 0 BB: 0 P: 18	R: 0 H: 0 E: 0 K: 1 S: 6	H: 0 LOB: 0 BB: 0 P: 9	R: 0 H: 2 E: 0 K: 1 S: 11	H: 2 LOB: 1 BB: 0 P: 13	R: 1 H: 2 E: 0 K: 0 S: 10	H: 2 LOB: 1 BB: 0 P: 17	R: 0 H: 1 E: 0 K: 2 S: 11	H: 1 LOB: 0 BB: 0 P: 14	R: 0 H: 0 E: 0 K: 0 S: 7	H: 0 LOB: 0 BB: 0 P: 12	R: 1 H: 1 E: 0 K: 0 S: 12	H: 1 LOB: 0 BB: 0 P: 16		1B: 8 2B: 0 3B: 0 HR: 1	SF: 0 SAC: 0 DP: 1 HBP: 0	WP: 1 PB: 0 SB: 0 CS: 0	PA: 35						
PITCHER	IP	WLS	BF	H	R	ER	SO	BB	IBB	HBP	BLK	WP	HR	S	P	ERA	WHIP										
66 Tyson Ross, R ERA: 3.0	6.0		24	7	2	2	3	0	0	0	0	1	0	61	91	3.00	1.167										
40 Brian Fuentes, L ERA: 1.93	1.0	W	4	1	0	0	2	0	0	0	0	0	0	11	14	0.00	1.000										
48 Ryan Cook, R ERA:	1.0	H	3	0	0	0	0	0	0	0	0	0	0	7	12	0.00	0.000										
50 Grant Balfour, R ERA: 1.13	1.0	S	4	1	1	1	0	0	0	0	0	0	1	12	16	9.00	1.000										

Batter	1	2	3	4	5	6	7	8	9	AB	R	H	RBI	BB	SO	LOB	TOP				
19 Jemile Weeks, S OBP: 0.271, SLG: 0.370	L6			G4-3			G4-3		2B	5	1	2	1	0	0	0					
2 Cliff Pennington, S OBP: 0.296, SLG: 0.304	16B	K					K		1B	4	1	2	0	1	2	1					
16 Josh Reddick, L OBP: 0.313, SLG: 0.447	52 HR			31 FC6-4		F8			K	5	1	2	0	0	1	3					
52 Yoenis Cespedes, R OBP: 0.347, SLG: 0.571	1B			F7		F8		G5-3	K	5	1	1	3	0	1	4					
15 Seth Smith, L OBP: 0.385, SLG: 0.233	10 FC3-6	HR				F7			BB	2	0	1	0	3	0	1					
31 Jonny Gomes, R OBP: 0.318, SLG: 0.667	F9			FC6-4			HR		BB	4	1	1	2	1	1	4					
10 Daric Barton, L OBP: 0.250, SLG: 0.310	FC3-6			K			K		BB	4	0	0	0	1	2	6					
8 Kurt Suzuki, R OBP: 0.196, SLG: 0.250		P6				F8		FC6-4		4	0	0	0	0	2						
28 Eric Sogard, L OBP: 0.261, SLG: 0.381		K		G1-3			G3		2B	4	1	1	0	0	1	0					
Inning Stats	R: 3 H: 3 E: 0 K: 0 S: 17	H: 3 LOB: 1 BB: 1 P: 26	R: 0 H: 1 E: 0 K: 2 S: 10	H: 1 LOB: 1 BB: 0 P: 13	R: 0 H: 2 E: 0 K: 1 S: 11	H: 2 LOB: 2 BB: 0 P: 15	R: 0 H: 0 E: 0 K: 0 S: 8	H: 0 LOB: 0 BB: 0 P: 13	R: 0 H: 0 E: 0 K: 0 S: 8	H: 0 LOB: 1 BB: 1 P: 14	R: 1 H: 1 E: 0 K: 1 S: 7	H: 1 LOB: 0 BB: 0 P: 14	R: 0 H: 0 E: 0 K: 1 S: 11	H: 0 LOB: 2 BB: 2 P: 20	R: 0 H: 0 E: 0 K: 2 S: 19	H: 3 LOB: 3 BB: 2 P: 38	1B: 6 2B: 2 3B: 0 HR: 2	SF: 0 SAC: 0 DP: 0 HBP: 0	WP: 0 PB: 0 SB: 2 CS: 0	PA: 43	
PITCHER	IP	WLS	BF	H	R	ER	SO	BB	IBB	HBP	BLK	WP	HR	S	P	ERA	WHIP				
54 Ervin Santana, R ERA: 6.75	7.0	L	30	7	4	4	5	2	0	0	0	0	2	68	104	5.14	1.286				
55 Jason Istringhausen, R ERA: 1.59	1.0		5	0	0	0	1	2	0	0	0	0	0	11	20	0.00	2.000				
51 Jordan Walden, R ERA: 6.75	0.2		7	3	2	2	2	2	0	0	0	0	0	15	31	27.00	7.500				
21 Hisanori Takahashi, L ERA: 9.64	0.1		1	0	0	0	0	0	0	0	0	0	0	4	7	0.00	0.000				

Oakland Athletics @ Los Angeles Angels
Angel Stadium of Anaheim, Anaheim, CA
Wed Apr 18 2012, 7:07 PM - 9:50 PM PDT
Att: 27,217 - Clear - 68 F

AB	37
R	6
H	10
RBI	6
BB	6
SO	8
LOB	21



Batter	1	2	3	4	5	6	7	8	9	AB	R	H	RBI	BB	SO	LOB	BOTTOM					
53 Bobby Abreu, L OBP: 0.250, SLG: 0.294	F9							G4-3		4	0	0	0	0	2							
47 Howie Kendrick, R OBP: 0.292, SLG: 0.435	G3						G6-3			4	0	0	0	0	1							
17 Chris Iannetta, R OBP: 0.353, SLG: 0.567				E6				K		0	0	0	0	0	0							
5 Albert Pujols, R OBP: 0.308, SLG: 0.347	1B			G5-3			F8		F8	4	0	1	0	0	0	1						
8 Kendrys Morales, S OBP: 0.262, SLG: 0.381	F8				G3		K		K	4	0	0	0	0	2	1						
48 Torii Hunter, R OBP: 0.340, SLG: 0.349		F8		K			G6-3		10 DI	3	0	0	0	1	1	0						
10 Vernon Wells, R OBP: 0.255, SLG: 0.457		G4-3			G5-3			F7	G6-3	4	0	0	0	0	1							
13 Maicer Izturis, S OBP: 0.550, SLG: 0.500								P5		3	0	1	0	0	0	0						
6 Alberto Callaspo, S OBP: 0.185, SLG: 0.154								G4-3		3	0	0	0	0	2	1						
46 Bobby Wilson, R OBP: 0.714, SLG: 0.600										2	0	1	0	0	0	0						
2 Erick Aybar, S OBP: 0.227, SLG: 0.262					G4-3			G4-3		1	0	1	0	0	0	0						
Inning Stats	R: 0 H: 1 E: 0 K: 0 S: 8	H: 1 LOB: 1 BB: 0 P: 16	R: 0 H: 1 E: 0 K: 1 S: 12	H: 1 LOB: 1 BB: 0 P: 18	R: 0 H: 0 E: 1 K: 0 S: 10	H: 0 LOB: 1 BB: 0 P: 12	R: 0 H: 0 E: 0 K: 1 S: 9	H: 0 LOB: 0 BB: 0 P: 12	R: 0 H: 1 E: 0 K: 1 S: 14	H: 1 LOB: 1 BB: 0 P: 15	R: 0 H: 0 E: 0 K: 1 S: 10	H: 0 LOB: 0 BB: 0 P: 10	R: 0 H: 0 E: 0 K: 0 S: 7	H: 0 LOB: 0 BB: 0 P: 7	R: 0 H: 1 E: 0 K: 1 S: 12	H: 1 LOB: 1 BB: 0 P: 18	R: 0 H: 0 E: 0 K: 1 S: 8	H: 0 LOB: 1 BB: 1 P: 14	1B: 3 2B: 1 3B: 0 HR: 0	SF: 0 SAC: 0 DP: 0 HBP: 0	WP: 0 PB: 0 SB: 0 CS: 0	PA: 33
PITCHER	IP	WLS	BF	H	R	ER	SO	BB	IBB	HBP	BLK	WP	HR	S	P	ERA	WHIP					
21 Bartolo Colon, R ERA: 2.63	8.0	W	29	4	0	0	5	0	0	0	0	0	0	82	108	0.00	0.500					
60 Fautino De Los Santos, R ERA:	1.0		4	0	0	0	1	1	0	0	0	0	0	8	14	0.00	1.000					

Oakland Athletics @ Los Angeles Angels
Angel Stadium of Anaheim, Anaheim, CA
Wed Apr 18 2012, 7:07 PM - 9:50 PM PDT
Att: 27,217 - Clear - 68 F

AB	32
R	0
H	4
RBI	0
BB	1
SO	6
LOB	7



Batter	1	2	3	4	5	6	7	8	9	AB	R	H	RBI	BB	SO	LOB	TOP					
19 Jemile Weeks, S OBP: 0.254, SLG: 0.345										4	0	0	0	0	2	2						
2 Cliff Pennington, S OBP: 0.264, SLG: 0.290										4	0	0	0	0	1	2						
16 Josh Reddick, L OBP: 0.288, SLG: 0.412										4	0	0	0	0	2	2						
52 Yoenis Cespedes, R OBP: 0.340, SLG: 0.533										3	1	0	0	1	0	1						
31 Jonny Gomes, R OBP: 0.346, SLG: 0.619										3	1	1	0	1	1	0						
15 Seth Smith, L OBP: 0.372, SLG: 0.212										3	2	0	0	1	0	0						
8 Kurt Suzuki, R OBP: 0.200, SLG: 0.271										4	0	1	1	0	1	1						
25 Kila Ka'aihue, L OBP: 0.450, SLG: 0.474										3	0	1	1	0	0	1						
10 Danic Barton, L OBP: 0.250, SLG: 0.310										0	0	0	0	0	0	0						
20 Josh Donaldson, R OBP: 0.094, SLG: 0.094										3	0	0	0	0	2	2						
Inning Stats	R: 0 E: 0 K: 2 S: 8	H: 0 LOB: 0 BB: 0 P: 12	R: 1 E: 0 K: 1 S: 13	H: 1 LOB: 1 BB: 1 P: 25	R: 0 E: 1 K: 1 S: 12	H: 0 LOB: 1 BB: 0 P: 18	R: 3 E: 1 K: 3 S: 19	H: 1 LOB: 1 BB: 2 P: 31	R: 0 E: 0 K: 0 S: 11	H: 0 LOB: 0 BB: 0 P: 15	R: 0 E: 0 K: 0 S: 8	H: 0 LOB: 1 BB: 0 P: 16	R: 0 E: 0 K: 0 S: 8	H: 1 LOB: 0 BB: 0 P: 11	R: 0 E: 0 K: 0 S: 8	H: 0 LOB: 0 BB: 0 P: 11	1B: 2 2B: 1 3B: 0 HR: 0	SF: 0 SAC: 0 DP: 0 HBP: 0	WP: 0 PB: 0 SB: 0 CS: 1	PA: 37		
PITCHER	IP WLS BF H R ER SO BB IBB HBP BLK WP HR S P ERA WHIP	IP WLS BF H R ER SO BB IBB HBP BLK WP HR S P ERA WHIP	IP WLS BF H R ER SO BB IBB HBP BLK WP HR S P ERA WHIP	IP WLS BF H R ER SO BB IBB HBP BLK WP HR S P ERA WHIP	IP WLS BF H R ER SO BB IBB HBP BLK WP HR S P ERA WHIP	IP WLS BF H R ER SO BB IBB HBP BLK WP HR S P ERA WHIP	IP WLS BF H R ER SO BB IBB HBP BLK WP HR S P ERA WHIP	IP WLS BF H R ER SO BB IBB HBP BLK WP HR S P ERA WHIP	IP WLS BF H R ER SO BB IBB HBP BLK WP HR S P ERA WHIP	IP WLS BF H R ER SO BB IBB HBP BLK WP HR S P ERA WHIP	IP WLS BF H R ER SO BB IBB HBP BLK WP HR S P ERA WHIP	IP WLS BF H R ER SO BB IBB HBP BLK WP HR S P ERA WHIP	IP WLS BF H R ER SO BB IBB HBP BLK WP HR S P ERA WHIP	IP WLS BF H R ER SO BB IBB HBP BLK WP HR S P ERA WHIP	IP WLS BF H R ER SO BB IBB HBP BLK WP HR S P ERA WHIP	IP WLS BF H R ER SO BB IBB HBP BLK WP HR S P ERA WHIP	IP WLS BF H R ER SO BB IBB HBP BLK WP HR S P ERA WHIP	IP WLS BF H R ER SO BB IBB HBP BLK WP HR S P ERA WHIP	IP WLS BF H R ER SO BB IBB HBP BLK WP HR S P ERA WHIP	IP WLS BF H R ER SO BB IBB HBP BLK WP HR S P ERA WHIP	IP WLS BF H R ER SO BB IBB HBP BLK WP HR S P ERA WHIP	IP WLS BF H R ER SO BB IBB HBP BLK WP HR S P ERA WHIP

Oakland Athletics @ Los Angeles Angels
Angel Stadium of Anaheim, Anaheim, CA
Thu Apr 19 2012, 7:10 PM - 10:19 PM PDT
Att: 27,864 - Partly Cloudy - 67 F

AB	31
R	4
H	3
RBI	2
BB	3
SO	9
LOB	11



Batter	1	2	3	4	5	6	7	8	9	AB	R	H	RBI	BB	SO	LOB	BOTTOM					
13 Maicer Izturis, S OBP: 0.440, SLG: 0.381										5	0	0	0	0	3	3						
47 Howie Kendrick, R OBP: 0.283, SLG: 0.412										5	0	1	0	0	1	0						
5 Albert Pujols, R OBP: 0.333, SLG: 0.426										5	1	3	0	0	0	1						
48 Tori Hunter, R OBP: 0.365, SLG: 0.348										3	0	1	0	2	2							
10 Vernon Wells, R OBP: 0.255, SLG: 0.460										4	1	1	1	0	0	6						
44 Mark Trumbo, R OBP: 0.476, SLG: 0.684										3	0	1	1	1	1	2						
17 Chris Iannetta, R OBP: 0.342, SLG: 0.529										4	0	1	0	0	0	1						
2 Erick Aybar, S OBP: 0.250, SLG: 0.283										4	0	2	0	0	0	2						
25 Peter Bourjos, R OBP: 0.229, SLG: 0.324										4	0	0	0	0	2	5						
Inning Stats	R: 0 E: 0 K: 1 S: 14	H: 2 LOB: 2 BB: 0 P: 19	R: 0 E: 0 K: 0 S: 9	H: 0 LOB: 0 BB: 0 P: 13	R: 0 E: 0 K: 1 S: 7	H: 0 LOB: 0 BB: 0 P: 9	R: 2 E: 0 K: 0 S: 21	H: 4 LOB: 2 BB: 0 P: 29	R: 0 E: 0 K: 1 S: 16	H: 1 LOB: 2 BB: 1 P: 24	R: 0 E: 0 K: 1 S: 11	H: 1 LOB: 2 BB: 1 P: 20	R: 0 E: 0 K: 1 S: 8	H: 1 LOB: 2 BB: 1 P: 18	R: 0 E: 0 K: 2 S: 12	H: 1 LOB: 0 BB: 0 P: 17	R: 0 E: 1 K: 0 S: 7	H: 0 LOB: 0 BB: 0 P: 9	1B: 6 2B: 4 3B: 0 HR: 0	SF: 0 SAC: 0 DP: 1 HBP: 0	WP: 0 PB: 0 SB: 0 CS: 0	PA: 40
PITCHER	IP WLS BF H R ER SO BB IBB HBP BLK WP HR S P ERA WHIP	IP WLS BF H R ER SO BB IBB HBP BLK WP HR S P ERA WHIP	IP WLS BF H R ER SO BB IBB HBP BLK WP HR S P ERA WHIP	IP WLS BF H R ER SO BB IBB HBP BLK WP HR S P ERA WHIP	IP WLS BF H R ER SO BB IBB HBP BLK WP HR S P ERA WHIP	IP WLS BF H R ER SO BB IBB HBP BLK WP HR S P ERA WHIP	IP WLS BF H R ER SO BB IBB HBP BLK WP HR S P ERA WHIP	IP WLS BF H R ER SO BB IBB HBP BLK WP HR S P ERA WHIP	IP WLS BF H R ER SO BB IBB HBP BLK WP HR S P ERA WHIP	IP WLS BF H R ER SO BB IBB HBP BLK WP HR S P ERA WHIP	IP WLS BF H R ER SO BB IBB HBP BLK WP HR S P ERA WHIP	IP WLS BF H R ER SO BB IBB HBP BLK WP HR S P ERA WHIP	IP WLS BF H R ER SO BB IBB HBP BLK WP HR S P ERA WHIP	IP WLS BF H R ER SO BB IBB HBP BLK WP HR S P ERA WHIP	IP WLS BF H R ER SO BB IBB HBP BLK WP HR S P ERA WHIP	IP WLS BF H R ER SO BB IBB HBP BLK WP HR S P ERA WHIP	IP WLS BF H R ER SO BB IBB HBP BLK WP HR S P ERA WHIP	IP WLS BF H R ER SO BB IBB HBP BLK WP HR S P ERA WHIP	IP WLS BF H R ER SO BB IBB HBP BLK WP HR S P ERA WHIP	IP WLS BF H R ER SO BB IBB HBP BLK WP HR S P ERA WHIP	IP WLS BF H R ER SO BB IBB HBP BLK WP HR S P ERA WHIP	IP WLS BF H R ER SO BB IBB HBP BLK WP HR S P ERA WHIP

Oakland Athletics @ Los Angeles Angels
Angel Stadium of Anaheim, Anaheim, CA
Thu Apr 19 2012, 7:10 PM - 10:19 PM PDT
Att: 27,864 - Partly Cloudy - 67 F

AB	37
R	2
H	10
RBI	2
BB	3
SO	7
LOB	22



Batter	1	2	3	4	5	6	7	8	9	AB	R	H	RBI	BB	SO	LOB	TOP						
23 Michael Brantley, L OBP: 0.293, SLG: 0.527	F7	FC1-6-4	G6-3	P4				22 3B		5	1	1	0	0	0	4	Cleveland Indians @ Oakland Athletics Oakland Coliseum, Oakland, CA Sat Apr 21 2012, 6:11 PM - 9:09 PM PDT Att: 25,258 - Clear - 75 F						
22 Jason Kipnis, L OBP: 0.276, SLG: 0.472	41 BB 48 G1 17 1B	G4-3		17 FC4-6 17 CS				17 WP		5	2	4	3	0	0	2							
17 Shin-Soo Choo, L OBP: 0.391, SLG: 0.327	48 G1 41 BB		F7	FC4-6	CS	G6-3				5	0	2	0	0	0	1							
41 Carlos Santana, S OBP: 0.407, SLG: 0.478	48 G1		G3					F7		4	0	0	0	1	2	2							
48 Travis Hafner, L OBP: 0.490, SLG: 0.550	G1			47 1B						4	0	2	1	1	0	2							
47 Shelley Duncan, R OBP: 0.434, SLG: 0.439				IBB						4	0	1	0	0	1	4							
2 Aaron Cunningham, R OBP: 0.313, SLG: 0.286	K		F9							0	0	0	0	1	0	0							
35 Casey Kotchman, L OBP: 0.232, SLG: 0.294										4	0	0	0	1	0	4							
9 Jack Hannahan, L OBP: 0.422, SLG: 0.500										4	0	2	0	0	2	0							
16 Jason Donald, R OBP: 0.250, SLG: 0.241										4	2	2	0	0	0	3							
Inning Stats	R: 1 H: 2 E: 0 K: 1 S: 15	H: 2 LOB: 2 BB: 1 P: 25	R: 0 H: 1 E: 0 K: 0 S: 8	H: 1 LOB: 2 BB: 1 P: 13	R: 0 H: 1 E: 0 K: 0 S: 9	H: 1 LOB: 1 BB: 0 P: 16	R: 0 H: 1 E: 0 K: 0 S: 6	H: 1 LOB: 3 BB: 1 P: 12	R: 0 H: 2 E: 0 K: 1 S: 9	H: 2 LOB: 0 BB: 0 P: 17	R: 0 H: 1 E: 0 K: 1 S: 10	H: 1 LOB: 1 BB: 0 P: 17	R: 3 H: 4 E: 0 K: 1 S: 14	H: 4 LOB: 1 BB: 0 P: 23	R: 0 H: 0 E: 0 K: 0 S: 7	H: 0 LOB: 0 BB: 1 P: 11	1B: 11 2B: 2 3B: 1 HR: 0	SF: 0 SAC: 0 DP: 1 HBP: 0	WP: 1 PB: 0 SB: 2 CS: 1	PA: 44			
PITCHER	IP WLS BF H R ER SO	IP WLS BF H R ER SO	IP WLS BF H R ER SO	IP WLS BF H R ER SO	IP WLS BF H R ER SO	IP WLS BF H R ER SO	IP WLS BF H R ER SO	IP WLS BF H R ER SO	IP WLS BF H R ER SO	IP WLS BF H R ER SO	IP WLS BF H R ER SO	IP WLS BF H R ER SO	IP WLS BF H R ER SO	IP WLS BF H R ER SO	IP WLS BF H R ER SO	IP WLS BF H R ER SO	ERA WHIP	ERA WHIP					
32 Brandon McCarthy, R ERA: 3.38	7.0	L	33	10	2	2	4	2	1	0	0	0	0	0	0	0	0	0	0	66	113	2.57	1.714
40 Brian Fuentes, L ERA: 5.4	1.0		7	4	3	3	1	0	0	0	0	1	0	14	23	27.00	4.000						
65 Pedro Figueroa, L ERA:	1.0		3	0	0	0	0	1	0	0	0	0	0	7	11	0.00	1.000						

AB	39
R	5
H	14
RBI	4
BB	4
SO	5
LOB	22



Batter	1	2	3	4	5	6	7	8	9	AB	R	H	RBI	BB	SO	LOB	BOTTOM						
19 Jemile Weeks, S OBP: 0.264, SLG: 0.388	15 S 16 S	G4-3						F8		4	0	1	0	0	0	2	Cleveland Indians @ Oakland Athletics Oakland Coliseum, Oakland, CA Sat Apr 21 2012, 6:11 PM - 9:09 PM PDT Att: 25,258 - Clear - 75 F						
2 Cliff Pennington, S OBP: 0.256, SLG: 0.276	F8		L9					G4-3		4	1	1	0	0	0	1							
16 Josh Reddick, L OBP: 0.295, SLG: 0.467	P6		G3					F8		4	0	1	0	0	0	2							
52 Yoenis Cespedes, R OBP: 0.371, SLG: 0.529	15 S		G5-3					SF8		2	0	0	1	1	1	1							
15 Seth Smith, L OBP: 0.346, SLG: 0.195	P5									4	0	1	0	0	1	2							
31 Jonny Gomes, R OBP: 0.412, SLG: 0.593										4	0	2	0	0	1	1							
10 Daric Barton, L OBP: 0.243, SLG: 0.324										4	0	1	0	0	0	1							
8 Kurt Suzuki, R OBP: 0.204, SLG: 0.269										4	0	1	0	0	2	2							
28 Eric Sogard, L OBP: 0.233, SLG: 0.296										3	0	0	0	0	1	2							
25 Jairo Asencio, L OBP: 0.360, SLG: 0.375										1	0	0	0	0	0	2							
Inning Stats	R: 0 H: 1 E: 0 K: 0 S: 13	H: 1 LOB: 2 BB: 1 P: 25	R: 0 H: 2 E: 0 K: 0 S: 12	H: 2 LOB: 0 BB: 0 P: 18	R: 0 H: 0 E: 0 K: 0 S: 9	H: 0 LOB: 0 BB: 0 P: 14	R: 0 H: 0 E: 0 K: 2 S: 8	H: 0 LOB: 0 BB: 0 P: 15	R: 0 H: 0 E: 0 K: 1 S: 7	H: 0 LOB: 0 BB: 0 P: 10	R: 1 H: 2 E: 0 K: 0 S: 15	H: 2 LOB: 1 BB: 0 P: 25	R: 0 H: 0 E: 0 K: 1 S: 10	H: 0 LOB: 0 BB: 0 P: 11	R: 0 H: 1 E: 0 K: 1 S: 10	H: 1 LOB: 1 BB: 0 P: 11	R: 0 H: 2 E: 0 K: 1 S: 17	H: 2 LOB: 2 BB: 0 P: 20	1B: 6 2B: 2 3B: 0 HR: 0	SF: 1 SAC: 0 DP: 0 HBP: 0	WP: 0 PB: 0 SB: 3 CS: 0	PA: 36	
PITCHER	IP WLS BF H R ER SO	IP WLS BF H R ER SO	IP WLS BF H R ER SO	IP WLS BF H R ER SO	IP WLS BF H R ER SO	IP WLS BF H R ER SO	IP WLS BF H R ER SO	IP WLS BF H R ER SO	IP WLS BF H R ER SO	IP WLS BF H R ER SO	IP WLS BF H R ER SO	IP WLS BF H R ER SO	IP WLS BF H R ER SO	IP WLS BF H R ER SO	IP WLS BF H R ER SO	IP WLS BF H R ER SO	ERA WHIP	ERA WHIP					
58 Jeanmar Gómez, R ERA: 1.93	5.1	W	21	4	1	1	3	1	0	0	0	0	0	0	0	0	0	0	0	53	88	1.69	0.938
44 Dan Wheeler, R ERA: 5.4	0.2	H	3	1	0	0	0	0	0	0	0	11	19	0.00	1.500								
49 Tony Sipp, L ERA: 11.57	1.0	H	3	0	0	0	1	0	0	0	0	7	11	0.00	0.000								
52 Vinnie Pestano, R ERA: 2.35	1.0		4	1	0	0	1	0	0	0	0	10	11	0.00	1.000								
32 Jairo Asencio, R ERA: 4.35	0.2		4	2	0	0	1	0	0	0	0	16	17	0.00	3.000								



Batter	1	2	3	4	5	6	7	8	9	AB R H RBI BB SO LOB	TOP									
30 Alejandro De Aza, L (1, 8) OBP: 0.366, SLG: 0.550										4 0 2 0 1 1 0	Chicago White Sox @ Oakland Athletics Oakland Coliseum, Oakland, CA Mon Apr 23 2012, 7:10 PM - 9:33 PM PDT Att: 10,574 - Partly Cloudy - 60 F									
10 Alexei Ramirez, R (1, 6) OBP: 0.250, SLG: 0.290										5 0 0 0 0 0 4										
44 Adam Dunn, L (1, 3) OBP: 0.366, SLG: 0.550										3 1 1 1 2 2 3										
14 Paul Konerko, R (1, 10) OBP: 0.406, SLG: 0.587										5 1 1 1 0 1 5										
12 A.J. Pierzynski, L (1, 2) OBP: 0.298, SLG: 0.362										4 0 1 1 1 0 1										
51 Alex Rios, R (1, 9) OBP: 0.414, SLG: 0.520										5 0 3 0 0 0 4										
24 Davan Vicedo, R (1, 7) 18 Brent Lillibridge, R (8, 7) OBP: 0.313, SLG: 0.214										4 0 1 0 0 0 3 0 0 0 0 0 0 0										
22 Brent Morel, R (1, 5) OBP: 0.207, SLG: 0.200										4 1 2 0 0 0 2										
15 Gordon Beckham, R (1, 4) OBP: 0.250, SLG: 0.234										4 1 1 1 0 0 4										
Inning Stats	R: 0 E: 0 K: 1 S: 13	H: 0 LOB: 1 BB: 1 P: 21	R: 0 E: 0 K: 0 S: 6	H: 0 LOB: 0 BB: 1 P: 11	R: 0 E: 1 K: 0 S: 7	H: 0 LOB: 1 BB: 1 P: 11	R: 2 E: 0 K: 0 S: 16	H: 4 LOB: 2 BB: 0 P: 16	R: 0 E: 0 K: 0 S: 5	H: 1 LOB: 1 BB: 0 P: 9		R: 0 E: 0 K: 0 S: 9	H: 2 LOB: 1 BB: 0 P: 15	R: 0 E: 0 K: 1 S: 12	H: 1 LOB: 2 BB: 1 P: 20	R: 2 E: 1 K: 1 S: 15	H: 4 LOB: 3 BB: 0 P: 26	1B: 8 2B: 2 3B: 0 HR: 2	SF: 0 SAC: 0 DP: 3 HBP: 0	WP: 1 PB: 0 CS: 0
PITCHER	IP WLS BF H R ER SO BB IBB HBP BLK WP HR S P ERA WHIP											IP WLS BF H R ER SO BB IBB HBP BLK WP HR S P ERA WHIP								
21 Bartolo Colon, R (1, 1) ERA: 2.62	7.0 L 29 7 2 2 2 3 0 0 0 0 0 2 63 89 2.57 1.429																			
65 Pedro Figueroa, L (8, 1) ERA: 3.0	1.0 5 1 0 0 1 1 0 0 0 0 1 0 7 12 ∞ ∞																			
60 Fautino De Los Santos, R (9, 1) ERA: 3.0	0.0 4 3 2 1 0 0 0 0 0 0 1 0 7 12 ∞ ∞																			
13 Jerry Blevins, L (9, 1) ERA: 2.7	0.1 1 0 0 0 1 0 0 0 0 0 0 0 3 6 0.00 0.000																			
54 Rich Thompson, R (9, 1) ERA: 12.0	0.2 3 1 0 0 0 0 0 0 0 0 0 0 5 8 0.00 1.500																			

AB 38
R 4
H 12
RBI 4
BB 4
SO 4
LOB 26



Batter	1	2	3	4	5	6	7	8	9	AB R H RBI BB SO LOB	BOTTOM											
19 Jemile Weeks, S (1, 4) OBP: 0.259, SLG: 0.360										4 0 1 0 0 1 0	Chicago White Sox @ Oakland Athletics Oakland Coliseum, Oakland, CA Mon Apr 23 2012, 7:10 PM - 9:33 PM PDT Att: 10,574 - Partly Cloudy - 60 F											
4 Coco Crisp, S (1, 7) OBP: 0.231, SLG: 0.167										3 0 1 0 1 0 0												
16 Josh Reddick, L (1, 9) OBP: 0.271, SLG: 0.412										4 0 0 0 0 0 3												
52 Yoenis Cespedes, R (1, 8) OBP: 0.357, SLG: 0.508										4 0 1 0 0 1 2												
25 Kila Ka'aihue, L (1, 3) OBP: 0.375, SLG: 0.400										3 0 0 0 0 2 1												
15 Seth Smith, L (1, 10) OBP: 0.356, SLG: 0.261										2 0 0 0 1 0 1												
8 Kurt Suzuki, R (1, 2) OBP: 0.197, SLG: 0.254										3 0 0 0 0 0 1												
35 Luke Hughes, R (1, 5) OBP: 0.143, SLG: 0.154										3 0 0 0 0 1 1												
2 Cliff Pennington, S (1, 6) OBP: 0.257, SLG: 0.288										3 0 0 0 0 0 0												
Inning Stats	R: 0 E: 0 K: 1 S: 7	H: 0 LOB: 0 BB: 0 P: 10	R: 0 E: 0 K: 2 S: 7	H: 0 LOB: 0 BB: 0 P: 11	R: 0 E: 0 K: 1 S: 13	H: 0 LOB: 0 BB: 0 P: 16	R: 0 E: 0 K: 0 S: 7	H: 1 LOB: 1 BB: 1 P: 11	R: 0 E: 0 K: 1 S: 7	H: 0 LOB: 0 BB: 1 P: 16		R: 0 E: 0 K: 0 S: 9	H: 0 LOB: 0 BB: 0 P: 14	R: 0 E: 0 K: 0 S: 8	H: 1 LOB: 1 BB: 0 P: 11	R: 0 E: 0 K: 0 S: 5	H: 0 LOB: 0 BB: 0 P: 7	R: 0 E: 0 K: 0 S: 8	H: 1 LOB: 1 BB: 0 P: 11	1B: 2 2B: 1 3B: 0 HR: 0	SF: 0 SAC: 0 DP: 1 HBP: 0	WP: 0 PB: 0 CS: 0
PITCHER	IP WLS BF H R ER SO BB IBB HBP BLK WP HR S P ERA WHIP											IP WLS BF H R ER SO BB IBB HBP BLK WP HR S P ERA WHIP										
44 Jake Peavy, R (1, 1) ERA: 1.88	9.0 W 31 3 0 0 5 2 0 0 0 0 0 0 71 107 0.00 0.556																					

AB 29
R 0
H 3
RBI 0
BB 2
SO 5
LOB 9



Batter	1	2	3	4	5	6	7	8	9	AB	R	H	RBI	BB	SO	LOB	TOP			
30 Alejandro De Aza, L (1, 8) OBP: 0.333, SLG: 0.516	F8		F7			L7		G6-3		4	0	0	0	0	0	1	Chicago White Sox @ Oakland Athletics Oakland Coliseum, Oakland, CA Tue Apr 24 2012, 7:10 PM - 9:35 PM PDT Att: 11,184 - Cloudy - 62°F			
18 Brent Lillibridge, R (1, 3) OBP: 0.263, SLG: 0.176 1 Kosuke Fukudome, L (9, PH) OBP: 0.300, SLG: 0.235	G6-3			F9		FC5-4		44 DI 1B		3	0	0	0	0	0	1				
51 Alex Rios, R (1, 9) OBP: 0.393, SLG: 0.491 44 Adam Dunn, L (9, PH) OBP: 0.361, SLG: 0.541	E5			K			F7		K	3	0	0	0	0	1	0				
14 Paul Konerko, R (1, 10) OBP: 0.403, SLG: 0.569	K			G6-3			10 G1-6-3 HBP		K	2	0	0	0	0	1	1				
10 Alexei Ramirez, R (1, 6) OBP: 0.254, SLG: 0.292	F7								K	3	0	1	0	0	0	1				
24 Davan Vicedo, R (1, 7) OBP: 0.196, SLG: 0.340	F7									3	0	0	0	0	0	1				
17 Tyler Flowers, R (1, 2) OBP: 0.214, SLG: 0.333	K									3	0	0	0	0	2	0				
22 Brent Morel, R (1, 5) OBP: 0.213, SLG: 0.207										3	0	1	0	0	0	0				
15 Gordon Beckham, R (1, 4) OBP: 0.255, SLG: 0.240										3	0	1	0	0	1	0				
Inning Stats	R: 0 H: 0 E: 0 K: 1 S: 12	H: 0 LOB: 1 BB: 0 P: 18	R: 0 H: 0 E: 0 K: 1 S: 7	H: 0 LOB: 0 BB: 0 P: 9	R: 0 H: 0 E: 0 K: 1 S: 6	H: 0 LOB: 0 BB: 0 P: 11	R: 0 H: 0 E: 0 K: 0 S: 10	H: 1 LOB: 0 BB: 0 P: 15	R: 0 H: 1 E: 0 K: 0 S: 9	H: 0 LOB: 0 BB: 0 P: 13	R: 0 H: 0 E: 0 K: 0 S: 5	H: 0 LOB: 0 BB: 0 P: 7	R: 0 H: 1 E: 0 K: 1 S: 10	H: 1 LOB: 1 BB: 0 P: 14	R: 0 H: 1 E: 0 K: 1 S: 12	H: 1 LOB: 1 BB: 0 P: 19	1B: 4 2B: 0 3B: 0 HR: 0	SF: 0 SAC: 0 DP: 2 HBP: 1	WP: 0 PB: 0 SB: 0 CS: 1	PA: 31
PITCHER	IP WLS BF H R ER SO BB IBB HBP BLK WP HR S P ERA WHIP	IP WLS BF H R ER SO BB IBB HBP BLK WP HR S P ERA WHIP																		
57 Tommy Milone, L (1, 1) ERA: 2.0	8.0	W	26	3	0	0	5	0	0	0	0	0	0	0	0	0	0	0.00	0.375	
50 Grant Balfour, R (9, 1) ERA: 0.82	1.0	S	4	1	0	0	1	0	0	0	0	0	0	0	0	0	0	0.00	1.000	

Batter	1	2	3	4	5	6	7	8	9	AB	R	H	RBI	BB	SO	LOB	BOTTOM	
19 Jemile Weeks, S (1, 4) OBP: 0.259, SLG: 0.354	F9			28 SH1-3 1B		F8		G4-3		4	0	1	0	0	0	1	Chicago White Sox @ Oakland Athletics Oakland Coliseum, Oakland, CA Tue Apr 24 2012, 7:10 PM - 9:35 PM PDT Att: 11,184 - Cloudy - 62°F	
28 Eric Sogard, L (1, 6) OBP: 0.270, SLG: 0.303	G6-3			SH1-3		L5				3	0	1	1	0	0	0		
16 Josh Reddick, L (1, 9) OBP: 0.257, SLG: 0.389	F8			G1-3						4	0	0	0	0	0	2		
52 Yoenis Cespedes, R (1, 8) OBP: 0.342, SLG: 0.484	E5			P5						3	0	0	0	0	1	1		
15 Seth Smith, L (1, 10) OBP: 0.355, SLG: 0.250	K			P5						2	0	0	0	1	1	1		
31 Jonny Gomes, R (1, 7) OBP: 0.378, SLG: 0.533	P2			G6-3						3	0	0	0	0	1	1		
10 Daric Barton, L (1, 3) OBP: 0.295, SLG: 0.359	F8									2	1	1	0	1	0	0		
35 Luke Hughes, R (1, 5) OBP: 0.118, SLG: 0.125	P3			L7						3	0	0	0	0	1	2		
26 Anthony Recker, R (1, 2) OBP: 0.400, SLG: 0.143 25 Kila Ka'aihue, L (8, PH) OBP: 0.375, SLG: 0.400 8 Kurt Suzuki, R (9, 2) OBP: 0.210, SLG: 0.283	K									2	0	0	0	0	2	0		
										0	0	0	0	0	0	0		
										1	1	1	1	0	0	0		
Inning Stats	R: 0 H: 0 E: 0 K: 0 S: 10	H: 0 LOB: 0 BB: 0 P: 16	R: 0 H: 0 E: 1 K: 1 S: 9	H: 0 LOB: 0 BB: 0 P: 16	R: 0 H: 0 E: 0 K: 1 S: 9	H: 0 LOB: 0 BB: 0 P: 13	R: 0 H: 1 E: 0 K: 0 S: 11	H: 1 LOB: 1 BB: 0 P: 16	R: 0 H: 1 E: 0 K: 1 S: 6	H: 0 LOB: 0 BB: 0 P: 10	R: 0 H: 0 E: 0 K: 2 S: 11	H: 0 LOB: 1 BB: 1 P: 19	R: 2 H: 2 E: 0 K: 1 S: 12	H: 2 LOB: 1 BB: 1 P: 22	1B: 2 2B: 3 3B: 0 HR: 0	SF: 0 SAC: 1 DP: 1 HBP: 0	WP: 0 PB: 0 SB: 0 CS: 1	PA: 30
PITCHER	IP WLS BF H R ER SO BB IBB HBP BLK WP HR S P ERA WHIP	IP WLS BF H R ER SO BB IBB HBP BLK WP HR S P ERA WHIP																
34 Gavin Floyd, R (1, 1) ERA: 3.6	7.1	L	26	2	1	1	0	0	0	0	0	0	0	0	0	0	1.23	0.545
37 Matt Thornton, L (8, 1) ERA: 1.04	0.2		4	2	1	1	0	0	0	0	0	8	13	13.50	3.000			

Batter	1	2	3	4	5	6	7	8	9	AB	R	H	RBI	BB	SO	LOB	TOP										
19 Jemile Weeks, S OBP: 0.253, SLG: 0.330										3	0	0	0	1	0	0											
4 Coco Crisp, S OBP: 0.250, SLG: 0.196										3	1	1	0	1	1	0											
16 Josh Reddick, L OBP: 0.274, SLG: 0.439										4	1	2	2	0	1	1											
52 Yoenis Cespedes, R OBP: 0.349, SLG: 0.507										4	0	0	0	0	0	2											
25 Kila Ka'aihue, L OBP: 0.366, SLG: 0.368										2	1	0	0	1	0	0											
10 Daric Barton, L OBP: 0.260, SLG: 0.311										1	0	0	0	0	1	0											
15 Seth Smith, L OBP: 0.338, SLG: 0.241										4	0	0	0	0	3	1											
8 Kurt Suzuki, R OBP: 0.236, SLG: 0.314										4	1	1	1	0	0	0											
28 Eric Sogard, L OBP: 0.239, SLG: 0.333										3	1	1	2	0	0	0											
2 Cliff Pennington, S OBP: 0.231, SLG: 0.257										3	0	0	0	0	0	0											
Inning Stats	R: 0 E: 0 K: 1 S: 10	H: 0 LOB: 0 BB: 0 P: 17	R: 3 E: 0 K: 1 S: 17	H: 2 LOB: 0 BB: 1 P: 32	R: 0 E: 0 K: 1 S: 14	H: 1 LOB: 1 BB: 1 P: 21	R: 0 E: 0 K: 0 S: 8	H: 0 LOB: 0 BB: 0 P: 15	R: 0 E: 0 K: 0 S: 6	H: 0 LOB: 0 BB: 0 P: 9	R: 1 E: 0 K: 0 S: 9	H: 1 LOB: 0 BB: 0 P: 16	R: 0 E: 0 K: 1 S: 7	H: 0 LOB: 0 BB: 0 P: 12	R: 1 E: 0 K: 0 S: 12	H: 1 LOB: 1 BB: 1 P: 17	R: 0 E: 0 K: 2 S: 7	H: 0 LOB: 0 BB: 0 P: 10	1B: 1 2B: 2 3B: 0 HR: 2	SF: 0 SAC: 0 DP: 0 HBP: 0	WP: 0 PB: 0 SB: 1 CS: 1	PA: 34					
PITCHER	IP	WLS	BF	H	R	ER	SO	BB	IBB	HBP	BLK	WP	HR	S	P	ERA	WHIP										
34 Jake Arrieta, R ERA: 4.45	5.2	L	22	4	4	4	3	2	0	0	0	0	2	62	105	6.35	1.059										
40 Troy Patton, L ERA: 4.5	2.0		7	0	1	1	1	1	0	0	0	0	0	16	29	4.50	0.500										
27 Matt Lindstrom, R ERA:	0.1		2	1	0	0	0	0	0	0	0	0	0	5	10	0.00	3.000										
63 Kevin Gregg, R ERA: 7.94	1.0		3	0	0	0	2	0	0	0	0	0	0	7	10	0.00	0.000										

Oakland Athletics @ Baltimore Orioles
Oriole Park at Camden Yards, Baltimore, MD
Fri Apr 27 2012, 7:10 PM - 9:53 PM EDT
Att: 18,297 - Clear - 60 F

AB 31
R 5
H 5
RBI 5
BB 3
SO 6
LOB 4



Batter	1	2	3	4	5	6	7	8	9	AB	R	H	RBI	BB	SO	LOB	BOTTOM										
14 Nolan Reimold, R OBP: 0.397, SLG: 0.709										4	1	1	0	0	0	1											
2 J.J. Hardy, R OBP: 0.247, SLG: 0.338										4	1	1	0	0	1	1											
21 Nick Markakis, L OBP: 0.333, SLG: 0.392										3	0	0	1	0	2	1											
10 Adam Jones, R OBP: 0.345, SLG: 0.625										4	0	1	1	0	1	0											
32 Matt Wieters, S OBP: 0.357, SLG: 0.581										3	0	0	0	1	1	1											
19 Chris Davis, L OBP: 0.328, SLG: 0.524										3	0	1	0	1	1	2											
12 Mark Reynolds, R OBP: 0.284, SLG: 0.228										2	0	0	0	2	2	2											
3 Ryan Flaherty, L OBP: 0.235, SLG: 0.200										4	0	1	0	0	1	3											
11 Robert Andino, R OBP: 0.313, SLG: 0.406										4	0	0	0	0	1	4											
Inning Stats	R: 1 E: 0 K: 0 S: 10	H: 1 LOB: 0 BB: 0 P: 13	R: 0 E: 0 K: 1 S: 8	H: 0 LOB: 1 BB: 1 P: 15	R: 0 E: 0 K: 1 S: 9	H: 0 LOB: 0 BB: 0 P: 12	R: 0 E: 0 K: 0 S: 6	H: 0 LOB: 0 BB: 0 P: 10	R: 0 E: 0 K: 1 S: 10	H: 2 LOB: 1 BB: 0 P: 12	R: 1 E: 0 K: 1 S: 13	H: 2 LOB: 2 BB: 1 P: 18	R: 0 E: 0 K: 0 S: 10	H: 0 LOB: 1 BB: 1 P: 17	R: 0 E: 0 K: 4 S: 18	H: 0 LOB: 1 BB: 0 P: 21	R: 0 E: 0 K: 2 S: 12	H: 0 LOB: 1 BB: 1 P: 19	1B: 2 2B: 3 3B: 0 HR: 0	SF: 1 SAC: 0 DP: 1 HBP: 0	WP: 1 PB: 0 SB: 0 CS: 0	PA: 36					
PITCHER	IP	WLS	BF	H	R	ER	SO	BB	IBB	HBP	BLK	WP	HR	S	P	ERA	WHIP										
32 Brandon McCarthy, R ERA: 3.23	7.0	W	28	5	2	2	4	3	0	0	0	0	0	66	97	2.57	1.143										
48 Ryan Cook, R ERA:	1.0	H	4	0	0	0	4	0	0	0	0	1	0	18	21	0.00	0.000										
50 Grant Balfour, R ERA: 1.38	1.0	S	4	0	0	0	2	1	0	0	0	0	0	12	19	0.00	1.000										

Oakland Athletics @ Baltimore Orioles
Oriole Park at Camden Yards, Baltimore, MD
Fri Apr 27 2012, 7:10 PM - 9:53 PM EDT
Att: 18,297 - Clear - 60 F

AB 31
R 2
H 5
RBI 2
BB 4
SO 10
LOB 15



Batter	1	2	3	4	5	6	7	8	9	AB	R	H	RBI	BB	SO	LOB	TOP										
4 Coco Crisp, S OBP: 0.286, SLG: 0.207	F9		2B BB			F7		K		3	0	0	0	1	1	0											
2 Cliff Pennington, S OBP: 0.221, SLG: 0.244	G1-3		1B			F8		F8		4	0	1	0	0	0	0											
16 Josh Reddick, L OBP: 0.283, SLG: 0.444	1B		G1-3			52 2B 1B		P5		4	1	2	0	0	0	2											
52 Yoenis Cespedes, R OBP: 0.341, SLG: 0.494	P5					1B		P4		4	0	2	1	0	0	1											
25 Kila Ka'aihue, L OBP: 0.333, SLG: 0.333		G3								3	0	0	0	0	0	2											
10 Daric Barton, L OBP: 0.275, SLG: 0.348			G3-6-3							1	0	1	0	0	0	0											
15 Seth Smith, L OBP: 0.381, SLG: 0.316		G6-3								3	1	2	1	1	0	0											
8 Kurt Suzuki, R OBP: 0.228, SLG: 0.299		P2								4	0	0	0	0	0	2											
28 Eric Sogard, L OBP: 0.220, SLG: 0.304			G3			L8		G4-3		4	0	0	0	0	0	2											
35 Luke Hughes, R OBP: 0.125, SLG: 0.130			B1-3			K		K		3	0	0	0	0	2	0											
Inning Stats	R: 0 E: 0 K: 0 S: 11	H: 1 LOB: 1 BB: 0 P: 17	R: 0 E: 0 K: 0 S: 6	H: 0 LOB: 0 BB: 0 P: 7	R: 0 E: 0 K: 0 S: 12	H: 1 LOB: 2 BB: 1 P: 19	R: 0 E: 0 K: 0 S: 6	H: 2 LOB: 1 BB: 0 P: 10	R: 0 E: 0 K: 1 S: 9	H: 0 LOB: 0 BB: 0 P: 15	R: 1 E: 0 K: 0 S: 13	H: 2 LOB: 1 BB: 0 P: 23	R: 1 E: 0 K: 1 S: 8	H: 1 LOB: 0 BB: 0 P: 12	R: 0 E: 0 K: 1 S: 12	H: 0 LOB: 0 BB: 0 P: 17	R: 0 E: 0 K: 0 S: 15	H: 1 LOB: 2 BB: 1 P: 23	1B: 5 2B: 2 3B: 0 HR: 1	SF: 0 SAC: 0 DP: 1 HBP: 0	WP: 0 PB: 0 SB: 0 CS: 0	PA: 35					
PITCHER	IP	WLS	BF	H	R	ER	SO	BB	IBB	HBP	BLK	WP	HR	S	P	ERA	WHIP										
29 Tommy Hunter, R ERA: 4.26	7.0		27	7	2	2	2	1	0	0	0	0	1	65	103	2.57	1.143										
56 Darren O'Day, R ERA: 9.82	1.0		3	0	0	0	1	0	0	0	0	0	0	12	17	0.00	0.000										
47 Pedro Strop, R ERA: 2.08	1.0	W	5	1	0	0	0	1	0	0	0	0	0	15	23	0.00	2.000										

Oakland Athletics @ Baltimore Orioles
 Oriole Park at Camden Yards, Baltimore, MD
 Sun Apr 29 2012, 1:36 PM - 4:07 PM EDT
 Att: 31,793 - Sunny - 64 F

AB	33
R	2
H	8
RBI	2
BB	2
SO	3
LOB	9



Batter	1	2	3	4	5	6	7	8	9	AB	R	H	RBI	BB	SO	LOB	BOTTOM										
14 Nolan Reimold, R OBP: 0.354, SLG: 0.667	L3-6 2B		L4			P5		G6-4-3		4	0	1	0	0	0	2											
2 J.J. Hardy, R OBP: 0.247, SLG: 0.325	L3-6		P3			F8				4	1	1	0	0	0	2											
21 Nick Markakis, L OBP: 0.326, SLG: 0.390	F8		G4-3							4	0	1	0	0	1	1											
10 Adam Jones, R OBP: 0.359, SLG: 0.614		P6				G6-3		K		4	1	1	0	0	1	1											
32 Matt Wieters, S OBP: 0.351, SLG: 0.576		K				F9				4	0	1	2	0	1	1											
9 Endy Chavez, L OBP: 0.205, SLG: 0.167		K						F8		0	1	0	0	0	0	0											
19 Chris Davis, L OBP: 0.373, SLG: 0.580		1B				L9				2	1	1	0	2	0	0											
24 Wilson Betemit, S OBP: 0.264, SLG: 0.490		K				F7		P6		4	1	1	3	0	1	3											
12 Mark Reynolds, R OBP: 0.271, SLG: 0.217			G4-3					G4-3		3	0	0	0	0	1	0											
11 Robert Andino, R OBP: 0.351, SLG: 0.437						G3-1				3	0	2	0	0	0	0											
Inning Stats	R: 0 E: 0 K: 0 S: 5	H: 1 LOB: 0 BB: 0 P: 7	R: 0 E: 0 K: 2 S: 11	H: 1 LOB: 0 BB: 0 P: 19	R: 0 E: 0 K: 0 S: 8	H: 1 LOB: 1 BB: 0 P: 10	R: 0 E: 0 K: 0 S: 7	H: 0 LOB: 0 BB: 0 P: 12	R: 0 E: 0 K: 1 S: 9	H: 0 LOB: 0 BB: 0 P: 11	R: 0 E: 0 K: 0 S: 7	H: 0 LOB: 0 BB: 0 P: 8	R: 0 E: 0 K: 1 S: 10	H: 1 LOB: 2 BB: 1 P: 17	R: 0 E: 0 K: 0 S: 7	H: 1 LOB: 0 BB: 0 P: 11	R: 5 E: 1 K: 1 S: 13	H: 4 LOB: 1 BB: 1 P: 24	1B: 5 2B: 4 3B: 0 HR: 1	SF: 0 SAC: 0 DP: 2 HBP: 0	WP: 0 PB: 0 SB: 0 CS: 0	PA: 34					
PITCHER	IP	WLS	BF	H	R	ER	SO	BB	IBB	HBP	BLK	WP	HR	S	P	ERA	WHIP										
21 Bartolo Colon, R ERA: 2.53	8.1		31	7	2	2	5	1	0	0	0	0	1	66	106	2.16	0.960										
50 Grant Balfour, R ERA: 3.46	0.0	L	3	2	3	3	0	0	1	0	0	0	1	5	13	∞	∞										

Oakland Athletics @ Baltimore Orioles
 Oriole Park at Camden Yards, Baltimore, MD
 Sun Apr 29 2012, 1:36 PM - 4:07 PM EDT
 Att: 31,793 - Sunny - 64 F

AB	32
R	5
H	9
RBI	5
BB	2
SO	5
LOB	10



Batter	1	2	3	4	5	6	7	8	9	AB	R	H	RBI	BB	SO	LOB	TOP										
4 Coco Crisp, S OBP: 0.260, SLG: 0.209 31 Jonny Gomes, R OBP: 0.320, SLG: 0.476	G4-3		F7		K	G1-3			K	4	0	0	0	0	1	3	Oakland Athletics @ Boston Red Sox Fenway Park, Boston, MA Wed May 02 2012, 7:11 PM - 10:32 PM EDT Att: 37,434 - Cloudy - 47 F										
2 Cliff Pennington, S OBP: 0.263, SLG: 0.287	G1-6-3 1B		G3		G3-1				K	5	0	2	0	0	1	1											
16 Josh Reddick, L OBP: 0.302, SLG: 0.471	G1-6-3 1-2			P6					K	4	1	1	0	0	1	2											
52 Yoenis Cespedes, R (1, 8) OBP: 0.327, SLG: 0.467		G5-3								4	1	1	0	0	1	2											
15 Seth Smith, L (1, 10) OBP: 0.358, SLG: 0.323		F8								4	1	2	2	0	0	1											
25 Kila Ka'aihue, L (1, 3) OBP: 0.375, SLG: 0.392										3	1	1	1	1	0	1											
8 Kurt Suzuki, R (1, 2) OBP: 0.247, SLG: 0.302										3	0	1	0	0	1	1											
7 Brandon Inge, R (1, 5) OBP: 0.182, SLG: 0.290										3	0	1	1	1	1	2											
28 Eric Sogard, L (1, 4) OBP: 0.204, SLG: 0.280										4	0	0	0	0	1	3											
Inning Stats	R: 0 E: 0 K: 0 S: 5	H: 1 LOB: 0 BB: 0 P: 8	R: 0 E: 0 K: 0 S: 9	H: 0 LOB: 1 BB: 1 P: 13	R: 0 E: 0 K: 0 S: 8	H: 0 LOB: 1 BB: 1 P: 19	R: 1 E: 0 K: 1 S: 15	H: 3 LOB: 2 BB: 0 P: 24	R: 0 E: 0 K: 1 S: 8	H: 0 LOB: 0 BB: 0 P: 14	R: 3 E: 0 K: 1 S: 20	H: 4 LOB: 2 BB: 0 P: 31	R: 0 E: 0 K: 2 S: 11	H: 1 LOB: 0 BB: 0 P: 14	R: 0 E: 0 K: 2 S: 12	H: 0 LOB: 0 BB: 0 P: 18	R: 0 E: 0 K: 2 S: 11	H: 0 LOB: 0 BB: 0 P: 15	1B: 5 2B: 4 3B: 0 HR: 0	SF: 0 SAC: 0 DP: 1 HBP: 1	WP: 1 PB: 0 SB: 0 CS: 0	PA: 38					
PITCHER	IP	WLS	BF	H	R	ER	SO	BB	IBB	HBP	BLK	WP	HR	S	P	ERA	WHIP										
51 Daniel Bard, R (1, 1) ERA: 4.38	5.1	L	26	8	4	4	1	2	0	1	0	0	0	60	101	6.75	1.875										
32 Matt Albers, R (6, 1) ERA: 1.8	0.2		2	0	0	0	1	0	0	0	0	0	0	5	8	0.00	0.000										
59 Clayton Mortensen, R (7, 1) ERA:	3.0		10	1	0	0	6	0	0	0	0	1	0	34	47	0.00	0.333										

AB	35
R	4
H	9
RBI	4
BB	2
SO	8
LOB	16



Batter	1	2	3	4	5	6	7	8	9	AB	R	H	RBI	BB	SO	LOB	BOTTOM										
3 Mike Aviles, R (1, 6) OBP: 0.317, SLG: 0.500	F9		P4		G4-3					5	1	1	0	0	0	3	Oakland Athletics @ Boston Red Sox Fenway Park, Boston, MA Wed May 02 2012, 7:11 PM - 10:32 PM EDT Att: 37,434 - Cloudy - 47 F										
12 Ryan Sweeney, L (1, 9) OBP: 0.397, SLG: 0.556 54 Darnell McDonald, R (9, PH) OBP: 0.298, SLG: 0.450			G6-3		F8					3	0	1	0	1	0	2											
15 Dustin Pedroia, R (1, 4) OBP: 0.339, SLG: 0.471			G5-3							4	0	1	1	1	1	1											
28 Adrián González, L (1, 3) OBP: 0.327, SLG: 0.370					K					4	0	0	0	1	2	4											
34 David Ortiz, L (1, 10) OBP: 0.441, SLG: 0.707			G6-3		G4-3					4	0	2	0	0	0	2											
7 Cody Ross, R (1, 7) OBP: 0.322, SLG: 0.512			G6-3		G6-3					4	0	0	0	0	1	2											
39 Jarrod Saltalamacchia, R (1, 2) OBP: 0.267, SLG: 0.500										4	1	1	0	0	1	1											
64 Will Middlebrooks, R (1, 5) OBP: 0.750, SLG: 1.000										3	0	2	0	1	1	1											
23 Marlon Byrd, R (1, 8) OBP: 0.221, SLG: 0.188										3	0	0	1	0	1	3											
Inning Stats	R: 0 E: 0 K: 0 S: 9	H: 1 LOB: 2 BB: 1 P: 17	R: 0 E: 0 K: 2 S: 9	H: 0 LOB: 1 BB: 1 P: 17	R: 0 E: 0 K: 0 S: 6	H: 0 LOB: 0 BB: 0 P: 8	R: 0 E: 0 K: 1 S: 10	H: 0 LOB: 0 BB: 0 P: 13	R: 0 E: 1 K: 0 S: 13	H: 1 LOB: 2 BB: 0 P: 17	R: 0 E: 0 K: 1 S: 14	H: 1 LOB: 1 BB: 0 P: 23	R: 0 E: 0 K: 1 S: 15	H: 2 LOB: 3 BB: 2 P: 29	R: 0 E: 0 K: 2 S: 10	H: 1 LOB: 1 BB: 0 P: 14	R: 1 E: 0 K: 0 S: 11	H: 2 LOB: 1 BB: 0 P: 18	1B: 3 2B: 5 3B: 0 HR: 0	SF: 1 SAC: 0 DP: 0 HBP: 0	WP: 0 PB: 0 SB: 1 CS: 0	PA: 40					
PITCHER	IP	WLS	BF	H	R	ER	SO	BB	IBB	HBP	BLK	WP	HR	S	P	ERA	WHIP										
32 Brandon McCarthy, R (1, 1) ERA: 2.96	6.2	W	29	5	1	1	4	3	0	0	0	0	0	70	113	1.35	1.200										
48 Ryan Cook, R (7, 1) ERA:	1.1	H	6	1	0	0	3	1	0	0	0	0	0	16	25	0.00	1.500										
40 Brian Fuentes, L (9, 1) ERA: 4.5	1.0	S	5	2	1	1	0	0	0	0	0	0	0	11	18	9.00	2.000										

AB	35
R	2
H	8
RBI	2
BB	4
SO	7
LOB	20



Batter	1	2	3	4	5	6	7	8	9	AB	R	H	RBI	BB	SO	LOB	TOP								
19 Jemile Weeks, S OBP: 0.257, SLG: 0.301 (1, 4)											4	0	0	0	0	2	0								
2 Cliff Pennington, S OBP: 0.262, SLG: 0.316 (1, 6)											4	1	1	1	0	1	0								
16 Josh Reddick, L OBP: 0.291, SLG: 0.453 (1, 9)												4	0	0	0	0	1	0							
52 Yoenis Cespedes, R OBP: 0.324, SLG: 0.458 (1, 8)												4	0	1	0	0	2	0							
31 Jonny Gomes, R OBP: 0.352, SLG: 0.511 (1, 10)												3	1	2	0	0	1	0							
7 Brandon Inge, R OBP: 0.257, SLG: 0.257 (1, 5)											4	0	0	0	0	2	4								
8 Kurt Suzuki, R OBP: 0.250, SLG: 0.315 (9, PH)											3	0	1	1	0	1	1								
15 Seth Smith, L OBP: 0.366, SLG: 0.323 (9, PH)											0	0	0	0	1	0	0								
25 Kila Ka'aihue, L OBP: 0.367, SLG: 0.370 (1, 3)											3	0	0	0	1	2	4								
23 Michael Taylor, R (1, 7)											3	0	0	0	0	1	1								
Inning Stats	R: 0 E: 0 K: 2 S: 10	H: 0 LOB: 0 BB: 0 P: 12	R: 1 E: 0 K: 2 S: 14	H: 2 LOB: 1 BB: 0 P: 21	R: 0 E: 0 K: 1 S: 7	H: 0 LOB: 0 BB: 0 P: 10	R: 0 E: 0 K: 2 S: 8	H: 0 LOB: 0 BB: 0 P: 12	R: 0 E: 0 K: 0 S: 10	H: 0 LOB: 1 BB: 1 P: 18	R: 0 E: 0 K: 1 S: 7	H: 0 LOB: 0 BB: 0 P: 7	R: 0 E: 0 K: 2 S: 12	H: 1 LOB: 1 BB: 0 P: 16	R: 0 E: 0 K: 2 S: 7	H: 0 LOB: 0 BB: 1 P: 10	R: 1 E: 0 K: 1 S: 17	H: 2 LOB: 3 BB: 1 P: 27	1B: 2 2B: 2 3B: 0 HR: 1	SF: 0 SAC: 0 DP: 0 HBP: 1	WP: 1 PB: 0 SB: 0 CS: 0	PA: 35			
PITCHER	IP WLS BF H R ER SO BB IBB HBP BLK WP HR S P ERA WHIP	IP WLS BF H R ER SO BB IBB HBP BLK WP HR S P ERA WHIP	IP WLS BF H R ER SO BB IBB HBP BLK WP HR S P ERA WHIP	IP WLS BF H R ER SO BB IBB HBP BLK WP HR S P ERA WHIP	IP WLS BF H R ER SO BB IBB HBP BLK WP HR S P ERA WHIP	IP WLS BF H R ER SO BB IBB HBP BLK WP HR S P ERA WHIP	IP WLS BF H R ER SO BB IBB HBP BLK WP HR S P ERA WHIP	IP WLS BF H R ER SO BB IBB HBP BLK WP HR S P ERA WHIP	IP WLS BF H R ER SO BB IBB HBP BLK WP HR S P ERA WHIP	IP WLS BF H R ER SO BB IBB HBP BLK WP HR S P ERA WHIP	IP WLS BF H R ER SO BB IBB HBP BLK WP HR S P ERA WHIP	IP WLS BF H R ER SO BB IBB HBP BLK WP HR S P ERA WHIP	IP WLS BF H R ER SO BB IBB HBP BLK WP HR S P ERA WHIP	IP WLS BF H R ER SO BB IBB HBP BLK WP HR S P ERA WHIP	IP WLS BF H R ER SO BB IBB HBP BLK WP HR S P ERA WHIP	IP WLS BF H R ER SO BB IBB HBP BLK WP HR S P ERA WHIP	IP WLS BF H R ER SO BB IBB HBP BLK WP HR S P ERA WHIP	IP WLS BF H R ER SO BB IBB HBP BLK WP HR S P ERA WHIP	IP WLS BF H R ER SO BB IBB HBP BLK WP HR S P ERA WHIP	IP WLS BF H R ER SO BB IBB HBP BLK WP HR S P ERA WHIP	IP WLS BF H R ER SO BB IBB HBP BLK WP HR S P ERA WHIP	IP WLS BF H R ER SO BB IBB HBP BLK WP HR S P ERA WHIP	IP WLS BF H R ER SO BB IBB HBP BLK WP HR S P ERA WHIP	IP WLS BF H R ER SO BB IBB HBP BLK WP HR S P ERA WHIP	IP WLS BF H R ER SO BB IBB HBP BLK WP HR S P ERA WHIP

Oakland Athletics @ Tampa Bay Rays
Tropicana Field, St. Petersburg, FL
Fri May 04 2012, 7:12 PM - 10:01 PM EDT
Att: 18,799 - Dome - 72 F

AB 32
R 2
H 5
RBI 2
BB 2
SO 13
LOB 10



Batter	1	2	3	4	5	6	7	8	9	AB	R	H	RBI	BB	SO	LOB	BOTTOM								
8 Desmond Jennings, R OBP: 0.336, SLG: 0.413 (1, 7)											3	1	2	0	1	0	1								
2 B.J. Upton, R OBP: 0.356, SLG: 0.525 (1, 8)											4	2	2	2	0	0	2								
23 Carlos Pena, L OBP: 0.393, SLG: 0.432 (1, 3)											3	0	0	0	1	2	3								
20 Matt Joyce, L OBP: 0.380, SLG: 0.625 (1, 9)											2	1	1	1	1	1	0								
30 Luke Scott, L OBP: 0.321, SLG: 0.584 (1, 10)											4	0	1	2	0	1	4								
18 Ben Zobrist, S OBP: 0.339, SLG: 0.378 (1, 4)											4	0	0	0	0	0	1								
10 Will Rhymes, L OBP: 0.364, SLG: 0.364 (1, 5)											3	1	1	0	0	1	0								
9 Elliot Johnson, S OBP: 0.285, SLG: 0.172 (8, 6)											1	0	0	0	0	0	0								
28 José Molina, R OBP: 0.273, SLG: 0.353 (1, 2)											4	1	1	2	0	0	0								
1 Sean Rodriguez, R OBP: 0.267, SLG: 0.289 (8, 5)											4	1	1	0	0	1	0								
Inning Stats	R: 0 E: 0 K: 0 S: 9	H: 1 LOB: 2 BB: 0 P: 15	R: 0 E: 0 K: 0 S: 11	H: 0 LOB: 0 BB: 0 P: 16	R: 3 E: 0 K: 1 S: 13	H: 3 LOB: 1 BB: 1 P: 22	R: 4 E: 0 K: 1 S: 21	H: 5 LOB: 1 BB: 1 P: 34	R: 0 E: 0 K: 1 S: 7	H: 0 LOB: 0 BB: 0 P: 11	R: 0 E: 0 K: 1 S: 10	H: 0 LOB: 1 BB: 1 P: 20	R: 0 E: 0 K: 2 S: 10	H: 0 LOB: 0 BB: 0 P: 16	R: 0 E: 0 K: 0 S: 5	H: 0 LOB: 0 BB: 0 P: 10	R: 0 E: 0 K: 0 S: 5	H: 0 LOB: 0 BB: 0 P: 10	1B: 5 2B: 4 3B: 0 HR: 1	SF: 0 SAC: 0 DP: 1 HBP: 1	WP: 1 PB: 1 SB: 0 CS: 0	PA: 36			
PITCHER	IP WLS BF H R ER SO BB IBB HBP BLK WP HR S P ERA WHIP	IP WLS BF H R ER SO BB IBB HBP BLK WP HR S P ERA WHIP	IP WLS BF H R ER SO BB IBB HBP BLK WP HR S P ERA WHIP	IP WLS BF H R ER SO BB IBB HBP BLK WP HR S P ERA WHIP	IP WLS BF H R ER SO BB IBB HBP BLK WP HR S P ERA WHIP	IP WLS BF H R ER SO BB IBB HBP BLK WP HR S P ERA WHIP	IP WLS BF H R ER SO BB IBB HBP BLK WP HR S P ERA WHIP	IP WLS BF H R ER SO BB IBB HBP BLK WP HR S P ERA WHIP	IP WLS BF H R ER SO BB IBB HBP BLK WP HR S P ERA WHIP	IP WLS BF H R ER SO BB IBB HBP BLK WP HR S P ERA WHIP	IP WLS BF H R ER SO BB IBB HBP BLK WP HR S P ERA WHIP	IP WLS BF H R ER SO BB IBB HBP BLK WP HR S P ERA WHIP	IP WLS BF H R ER SO BB IBB HBP BLK WP HR S P ERA WHIP	IP WLS BF H R ER SO BB IBB HBP BLK WP HR S P ERA WHIP	IP WLS BF H R ER SO BB IBB HBP BLK WP HR S P ERA WHIP	IP WLS BF H R ER SO BB IBB HBP BLK WP HR S P ERA WHIP	IP WLS BF H R ER SO BB IBB HBP BLK WP HR S P ERA WHIP	IP WLS BF H R ER SO BB IBB HBP BLK WP HR S P ERA WHIP	IP WLS BF H R ER SO BB IBB HBP BLK WP HR S P ERA WHIP	IP WLS BF H R ER SO BB IBB HBP BLK WP HR S P ERA WHIP	IP WLS BF H R ER SO BB IBB HBP BLK WP HR S P ERA WHIP	IP WLS BF H R ER SO BB IBB HBP BLK WP HR S P ERA WHIP	IP WLS BF H R ER SO BB IBB HBP BLK WP HR S P ERA WHIP	IP WLS BF H R ER SO BB IBB HBP BLK WP HR S P ERA WHIP	IP WLS BF H R ER SO BB IBB HBP BLK WP HR S P ERA WHIP

Oakland Athletics @ Tampa Bay Rays
Tropicana Field, St. Petersburg, FL
Fri May 04 2012, 7:12 PM - 10:01 PM EDT
Att: 18,799 - Dome - 72 F

AB 32
R 7
H 9
RBI 7
BB 3
SO 6
LOB 11



Batter	1	2	3	4	5	6	7	8	9	10	11	12	AB	R	H	RBI	BB	SO	LOB	TOP						
19 Jeremie Weeks, S OBP: 0.244, SLG: 0.284	F8	F9		P5		F9		G5-3		G3			6	0	0	0	0	0	7							
2 Cliff Pennington, S OBP: 0.257, SLG: 0.301	G4-3		E4 16 F9 25 1B	BB			K		G6-3		G6-3		5	1	0	0	1	1	0							
16 Josh Reddick, L OBP: 0.293, SLG: 0.473	HR		F9			E5 52 F9		G4-3		G4-3			6	1	2	2	0	0	1							
52 Yoenis Cespedes, R OBP: 0.316, SLG: 0.436	BB		K			F9		G3-1		G6-3			5	0	0	0	1	1	4							
15 Seth Smith, L OBP: 0.365, SLG: 0.313	K				L3								2	0	0	0	1	1	1							
31 Jonny Gomes, R OBP: 0.386, SLG: 0.567			BB			FC4-6 25		IBB		BB		HR	1	1	1	1	2	0	0							
25 Kla Kaitiue, L OBP: 0.349, SLG: 0.350		F9		FC5-4 8						B1			6	0	1	1	0	2	3							
8 Kurt Suzuki, R OBP: 0.255, SLG: 0.309	F8		FC5-4 1B			G5-3		F8					5	0	1	0	0	0	2							
10 Daric Barton, L OBP: 0.323, SLG: 0.352	1B			BB		G6-3		FC5-4 7					5	1	3	0	1	1	1							
7 Brandon Inge, R OBP: 0.163, SLG: 0.244	1B			F8		P6		FC5-4		K			6	0	1	0	0	2	6							
Inning Stats	R: 1 E: 0 K: 1 S: 15	H: 1 LOB: 1 BB: 1 P: 28	R: 0 E: 0 K: 0 S: 15	H: 2 LOB: 2 BB: 0 P: 24	R: 1 E: 1 K: 1 S: 17	H: 1 LOB: 2 BB: 1 P: 28	R: 0 E: 0 K: 0 S: 15	H: 2 LOB: 2 BB: 1 P: 26	R: 0 E: 0 K: 0 S: 10	H: 0 LOB: 0 BB: 0 P: 15	R: 0 E: 1 K: 1 S: 9	H: 1 LOB: 2 BB: 1 P: 19	R: 0 E: 0 K: 0 S: 6	H: 0 LOB: 0 BB: 0 P: 10	R: 0 E: 0 K: 1 S: 10	H: 0 LOB: 3 BB: 2 P: 25	R: 0 E: 0 K: 0 S: 11	H: 0 LOB: 0 BB: 0 P: 17	R: 1 E: 0 K: 3 S: 14	H: 2 LOB: 1 BB: 0 P: 19	1B: 7 2B: 0 3B: 0 HR: 2	SF: 0 SAC: 0 DP: 0 HBP: 1	WP: 0 PB: 0 SB: 0 CS: 0	PA: 54		
PITCHER	IP WLS BF H R ER SO BB IBB HBP BLK WP HR S P ERA WHIP	58 Jeremy Hellickson, R ERA: 2.75	39 J.P. Howell, L ERA: 1.64	57 Jake McCree, L ERA: 2.08	31 Burke Badenhop, R ERA: 5.68	56 Fernando Rodney, R ERA: 0.66	47 Brandon Gomes, R ERA: 7.71	62 Joel Peralta, R ERA: 5.68	IP WLS BF H R ER SO BB IBB HBP BLK WP HR S P ERA WHIP	2.0 L 5 2 1 1 3 0 0 0 0 0 0 1 14 19 9.00 2.000	IP WLS BF H R ER SO BB IBB HBP BLK WP HR S P ERA WHIP	2.0 L 5 2 1 1 3 0 0 0 0 0 0 1 14 19 9.00 2.000	IP WLS BF H R ER SO BB IBB HBP BLK WP HR S P ERA WHIP	2.0 L 5 2 1 1 3 0 0 0 0 0 0 1 14 19 9.00 2.000	IP WLS BF H R ER SO BB IBB HBP BLK WP HR S P ERA WHIP	2.0 L 5 2 1 1 3 0 0 0 0 0 0 1 14 19 9.00 2.000	IP WLS BF H R ER SO BB IBB HBP BLK WP HR S P ERA WHIP	2.0 L 5 2 1 1 3 0 0 0 0 0 0 1 14 19 9.00 2.000	IP WLS BF H R ER SO BB IBB HBP BLK WP HR S P ERA WHIP	2.0 L 5 2 1 1 3 0 0 0 0 0 0 1 14 19 9.00 2.000	IP WLS BF H R ER SO BB IBB HBP BLK WP HR S P ERA WHIP	2.0 L 5 2 1 1 3 0 0 0 0 0 0 1 14 19 9.00 2.000	IP WLS BF H R ER SO BB IBB HBP BLK WP HR S P ERA WHIP	2.0 L 5 2 1 1 3 0 0 0 0 0 0 1 14 19 9.00 2.000	IP WLS BF H R ER SO BB IBB HBP BLK WP HR S P ERA WHIP	2.0 L 5 2 1 1 3 0 0 0 0 0 0 1 14 19 9.00 2.000

Oakland Athletics @ Tampa Bay Rays
Tropicana Field, St. Petersburg, FL
Sat May 05 2012, 7:11 PM - 11:24 PM EDT
Att. 23,890 - Dome - 72 F

AB 47
R 4
H 9
RBI 4
BB 6
SO 8
LOB 25



Batter	1	2	3	4	5	6	7	8	9	10	11	12	AB	R	H	RBI	BB	SO	LOB	BOTTOM								
8 Desmond Jennings, R OBP: 0.336, SLG: 0.493	K		G4-3 20 BB 23	1B		F9			F9		F8		6	0	2	0	0	1	2									
2 B.J. Upton, R OBP: 0.333, SLG: 0.478	G5-3		P4	L4			K		F9				6	0	1	0	0	1	4									
23 Carlos Pena, L OBP: 0.388, SLG: 0.480	1B		G4-3 20	BB			L9			F7			5	1	2	1	1	0	1									
20 Matt Joyce, L OBP: 0.367, SLG: 0.588	P5		G4-3				F9				HBP FC4-6 30		5	0	0	0	0	1	4									
30 Luke Scott, L OBP: 0.303, SLG: 0.549	F8		F7		G1-3			F8		FC4-6			5	0	0	0	0	0	3									
18 Ben Zobrist, S OBP: 0.342, SLG: 0.404	F7		HR		BB		G4-3			G2			4	1	1	1	1	0	1									
10 Will Rhymes, L OBP: 0.397, SLG: 0.367			G4-3		G3			K					3	0	1	0	0	0	1									
1 Sean Rodriguez, R OBP: 0.273, SLG: 0.308	1B										SH5-3 16		2	0	1	0	0	1	0									
28 José Molina, R OBP: 0.259, SLG: 0.333	G5-3		G6-3				K				SH5-3 8 F9 9 SH1-4		3	0	0	0	0	1	1									
7 Jeff Keppinger, R ERA: 2.93, SLG: 0.466													1	0	1	0	0	0	0									
16 Chris Gimenez, R OBP: 0.281, SLG: 0.290													0	0	0	0	0	0	0									
9 Elliot Johnson, S OBP: 0.289, SLG: 0.303	HR												4	1	2	1	0	1	1									
Inning Stats	R: 0 E: 0 K: 1 S: 10	H: 1 LOB: 1 BB: 0 P: 15	R: 0 E: 0 K: 0 S: 11	H: 1 LOB: 1 BB: 0 P: 13	R: 1 E: 0 K: 0 S: 14	H: 2 LOB: 2 BB: 1 P: 22	R: 1 E: 0 K: 0 S: 14	H: 3 LOB: 2 BB: 1 P: 17	R: 1 E: 0 K: 1 S: 8	H: 1 LOB: 1 BB: 0 P: 16	R: 0 E: 0 K: 1 S: 6	H: 0 LOB: 0 BB: 0 P: 7	R: 0 E: 0 K: 0 S: 6	H: 0 LOB: 0 BB: 0 P: 15	R: 0 E: 0 K: 0 S: 8	H: 0 LOB: 0 BB: 0 P: 12	R: 0 E: 0 K: 0 S: 7	H: 1 LOB: 1 BB: 0 P: 13	R: 0 E: 0 K: 0 S: 12	H: 0 LOB: 1 BB: 0 P: 11	R: 0 E: 0 K: 1 S: 12	H: 1 LOB: 1 BB: 0 P: 18	R: 0 E: 0 K: 0 S: 8	H: 1 LOB: 0 BB: 0 P: 14	1B: 7 2B: 1 3B: 0 HR: 3	SF: 0 SAC: 2 DP: 1 HBP: 1	WP: 0 PB: 0 SB: 0 CS: 0	PA: 49
PITCHER	IP WLS BF H R ER SO BB IBB HBP BLK WP HR S P ERA WHIP	21 Bartolo Colon, R ERA: 2.83	77 Jordan Norberto, L ERA: 4.15	48 Ryan Cook, R ERA: 3.75	40 Brian Fuentes, L ERA: 4.4	50 Grant Balfour, R ERA: 4.4	IP WLS BF H R ER SO BB IBB HBP BLK WP HR S P ERA WHIP	5.0 6 25 8 3 3 2 2 0 0 0 0 3 57 83 5.40 2.000	IP WLS BF H R ER SO BB IBB HBP BLK WP HR S P ERA WHIP	2.0 0 6 0 0 0 2 0 0 0 0 0 14 22 0.00 0.000	2.0 0 7 1 0 0 1 0 0 0 0 0 18 25 0.00 0.500	2.0 W 8 1 0 0 1 0 0 1 0 0 19 29 0.00 0.500	1.0 S 3 1 0 0 0 0 0 0 0 0 8 14 0.00 1.000	IP WLS BF H R ER SO BB IBB HBP BLK WP HR S P ERA WHIP	2.0 L 5 2 1 1 3 0 0 0 0 0 0 1 14 19 9.00 2.000	IP WLS BF H R ER SO BB IBB HBP BLK WP HR S P ERA WHIP	2.0 L 5 2 1 1 3 0 0 0 0 0 0 1 14 19 9.00 2.000	IP WLS BF H R ER SO BB IBB HBP BLK WP HR S P ERA WHIP	2.0 L 5 2 1 1 3 0 0 0 0 0 0 1 14 19 9.00 2.000	IP WLS BF H R ER SO BB IBB HBP BLK WP HR S P ERA WHIP	2.0 L 5 2 1 1 3 0 0 0 0 0 0 1 14 19 9.00 2.000	IP WLS BF H R ER SO BB IBB HBP BLK WP HR S P ERA WHIP	2.0 L 5 2 1 1 3 0 0 0 0 0 0 1 14 19 9.00 2.000	IP WLS BF H R ER SO BB IBB HBP BLK WP HR S P ERA WHIP	2.0 L 5 2 1 1 3 0 0 0 0 0 0 1 14 19 9.00 2.000	IP WLS BF H R ER SO BB IBB HBP BLK WP HR S P ERA WHIP	2.0 L 5 2 1 1 3 0 0 0 0 0 0 1 14 19 9.00 2.000	

Oakland Athletics @ Tampa Bay Rays
Tropicana Field, St. Petersburg, FL
Sat May 05 2012, 7:11 PM - 11:24 PM EDT
Att. 23,890 - Dome - 72 F

AB 44
R 3
H 11
RBI 3
BB 2
SO 6
LOB 18



Batter	1	2	3	4	5	6	7	8	9	AB	R	H	RBI	BB	SO	LOB	TOP					
2 Cliff Pennington, S OBP: 0.254, SLG: 0.296										5	1	1	0	0	1	1						
23 Michael Taylor, R OBP: 0.250, SLG: 0.250										5	1	2	0	0	1	1						
16 Josh Reddick, L OBP: 0.300, SLG: 0.465										2	2	0	0	2	1	2						
52 Yoenis Cespedes, R (1, 8) OBP: 0.319, SLG: 0.434										5	1	2	1	0	0	3						
31 Jonny Gomes, R (1, 7) OBP: 0.387, SLG: 0.588										5	2	2	2	0	2	2						
7 Brandon Inge, R OBP: 0.208, SLG: 0.326										2	2	1	4	2	0	0						
10 Daric Barton, L (1, 3) OBP: 0.343, SLG: 0.368										3	0	1	2	1	0	0						
26 Anthony Recker, R (1, 2) OBP: 0.318, SLG: 0.263										4	0	0	0	0	1	5						
28 Eric Sogard, L (1, 4) OBP: 0.207, SLG: 0.278										4	0	1	0	0	0	0						
Inning Stats	R: 0 E: 0 K: 2 S: 7	H: 0 LOB: 0 BB: 0 P: 10	R: 0 E: 0 K: 2 S: 17	H: 0 LOB: 2 BB: 1 P: 27	R: 5 E: 0 K: 0 S: 17	H: 4 LOB: 0 BB: 1 P: 33	R: 0 E: 0 K: 0 S: 8	H: 0 LOB: 0 BB: 0 P: 10	R: 3 E: 0 K: 0 S: 16	H: 3 LOB: 1 BB: 1 P: 29	R: 0 E: 0 K: 0 S: 7	H: 0 LOB: 0 BB: 0 P: 11	R: 1 E: 0 K: 1 S: 20	H: 1 LOB: 2 BB: 2 P: 34	R: 0 E: 0 K: 1 S: 13	H: 2 LOB: 2 BB: 0 P: 19	R: 0 E: 0 K: 0 S: 6	H: 0 LOB: 0 BB: 0 P: 8	1B: 7 2B: 2 3B: 0 HR: 1	SF: 1 SAC: 1 DP: 0 HBP: 1	WP: 3 PB: 0 SB: 1 CS: 0	PA: 43
PITCHER	IP WLS BF H R ER SO BB IBB HBP BLK WP HR S P ERA WHIP																					
55 Matt Moore, L (1, 1) ERA: 5.71	4.2 L 25 7 8 8 4 2 1 1 0 1 1 62 105 15.43 1.929																					
31 Burke Badenhop, R (5, 1) ERA: 5.14	1.1 4 0 0 0 0 0 0 0 0 0 1 0 10 15 0.00 0.000																					
40 Wade Davis, R (7, 1) ERA: 2.57	2.0 11 3 1 1 2 2 0 0 0 0 1 0 33 53 4.50 2.500																					
27 Cesar Ramos, L (9, 1) ERA:	1.0 3 0 0 0 0 0 0 0 0 0 0 0 6 8 0.00 0.000																					

Oakland Athletics @ Tampa Bay Rays
Tropicana Field, St. Petersburg, FL
Sun May 06 2012, 1:43 PM - 5:12 PM EDT
Att: 23,873 - Dome - 72 F

AB	35
R	9
H	10
RBI	9
BB	5
SO	6
LOB	14



Batter	1	2	3	4	5	6	7	8	9	AB	R	H	RBI	BB	SO	LOB	BOTTOM					
8 Desmond Jennings, R OBP: 0.339, SLG: 0.405										1	1	0	0	1	0	0						
10 Will Rhymes, L OBP: 0.234, SLG: 0.234										3	0	0	0	0	2	0						
2 B.J. Upton, R OBP: 0.375, SLG: 0.542										2	2	1	1	3	0	0						
23 Carlos Pena, L OBP: 0.398, SLG: 0.447										3	1	0	0	2	1	1						
7 Jeff Keppinger, R OBP: 0.328, SLG: 0.459										3	0	1	1	0	0	2						
30 Luke Scott, L OBP: 0.301, SLG: 0.529										3	1	0	0	0	0	1						
1 Sean Rodriguez, R OBP: 0.283, SLG: 0.309										3	0	1	1	1	0	0						
20 Matt Joyce, L OBP: 0.382, SLG: 0.596										4	0	3	2	0	0	0						
16 Chris Gimenez, R (1, 2) OBP: 0.250, SLG: 0.257										4	0	0	0	0	2	5						
9 Elliot Johnson, S OBP: 0.262, SLG: 0.270										4	0	0	0	0	1	3						
Inning Stats	R: 4 E: 0 K: 0 S: 22	H: 2 LOB: 1 BB: 3 P: 41	R: 0 E: 0 K: 0 S: 9	H: 0 LOB: 1 BB: 1 P: 16	R: 0 E: 0 K: 0 S: 8	H: 0 LOB: 0 BB: 0 P: 12	R: 0 E: 0 K: 0 S: 8	H: 1 LOB: 0 BB: 0 P: 10	R: 1 E: 0 K: 1 S: 10	H: 2 LOB: 1 BB: 1 P: 15	R: 0 E: 0 K: 1 S: 6	H: 0 LOB: 0 BB: 0 P: 8	R: 0 E: 0 K: 1 S: 14	H: 0 LOB: 2 BB: 2 P: 24	R: 0 E: 0 K: 2 S: 9	H: 1 LOB: 2 BB: 1 P: 20	R: 0 E: 0 K: 1 S: 9	H: 0 LOB: 0 BB: 0 P: 14	1B: 5 2B: 0 3B: 0 HR: 1	SF: 1 SAC: 0 DP: 2 HBP: 1	WP: 0 PB: 1 SB: 2 CS: 0	PA: 39
PITCHER	IP WLS BF H R ER SO BB IBB HBP BLK WP HR S P ERA WHIP																					
57 Tommy Milone, L (1, 1) ERA: 4.42	5.0 W 23 4 5 5 1 4 0 1 0 0 0 19 30 0.00 1.200																					
13 Jerry Blevins, L (6, 1) ERA: 1.42	1.2 H 7 0 0 0 2 2 0 0 0 0 0 0 19 30 0.00 1.200																					
48 Ryan Cook, R (7, 1) ERA:	0.1 H 1 0 0 0 0 0 0 0 0 0 0 1 2 0.00 0.000																					
40 Brian Fuentes, L (8, 1) ERA: 3.46	1.0 5 1 0 0 2 1 0 0 0 0 0 0 9 20 0.00 2.000																					
77 Jordan Norberto, L (9, 1) ERA: 3.86	1.0 3 0 0 0 1 0 0 0 0 0 0 0 9 14 0.00 0.000																					

Oakland Athletics @ Tampa Bay Rays
Tropicana Field, St. Petersburg, FL
Sun May 06 2012, 1:43 PM - 5:12 PM EDT
Att: 23,873 - Dome - 72 F


AB	30
R	5
H	6
RBI	5
BB	7
SO	6
LOB	12



Batter	1	2	3	4	5	6	7	8	9	AB R H RBI BB SO LOB	TOP											
2 Kelly Johnson, L OBP: 0.383, SLG: 0.472	F7		2-H HR		F8		5 BB		FC6-4 1B	4 1 2 3 1 0 0	Toronto Blue Jays @ Oakland Athletics Oakland Coliseum, Oakland, CA Tue May 08 2012, 7:08 PM - 10:07 PM PDT Att: 10,784 - Clear - 65 F											
5 Yunel Escobar, R OBP: 0.296, SLG: 0.328	BB		BB		L9		F9		FC6-4	3 0 0 0 2 0 4												
19 José Bautista, R OBP: 0.318, SLG: 0.355	BB		F7		FC4-6 1B		F7			3 0 1 0 1 0 1												
26 Adam Lind, L OBP: 0.275, SLG: 0.309	G3		F9		FC4-6		K			4 0 0 0 0 1 3												
10 Edwin Encarnación, R OBP: 0.326, SLG: 0.574	G6-3		P5		F8		G5-3			4 0 0 0 0 0 0												
14 Eric Thames, L OBP: 0.320, SLG: 0.404	G4-3		K		K		K		FC6-4 2B	4 0 1 0 0 2 0												
11 Rajai Davis, R OBP: 0.278, SLG: 0.313	G4-3		K		K		K		3B	0 1 0 0 0 0 0												
13 Brett Lawrie, R OBP: 0.325, SLG: 0.397	G4-3		2B		P4		P4		G4-3	4 0 1 0 0 0 1												
28 Colby Rasmus, L OBP: 0.274, SLG: 0.363	L4-3		BB		K		K		2B IBB	2 0 0 0 2 1 0												
9 J.P. Arencibia, R OBP: 0.279, SLG: 0.375	HR		F8		P4		B5			3 1 1 0 0 0 2												
17 Omar Vizquel, S OBP: 0.176, SLG: 0.125										1 0 0 0 0 0 2												
6 Jeff Mathis, R OBP: 0.400, SLG: 0.650										0 0 0 0 0 0 0												
Inning Stats	R: 0 H: 0 E: 0 K: 0 S: 8	H: 0 LOB: 1 BB: 2 P: 18	R: 0 H: 0 E: 0 K: 0 S: 7	H: 0 LOB: 0 BB: 13	R: 2 H: 2 E: 0 K: 0 S: 9	H: 2 LOB: 1 BB: 1 P: 20	R: 0 H: 1 E: 0 K: 1 S: 10	H: 1 LOB: 2 BB: 1 P: 16	R: 0 H: 0 E: 0 K: 1 S: 9	H: 0 LOB: 0 BB: 0 P: 12	R: 0 H: 0 E: 0 K: 1 S: 8	H: 0 LOB: 1 BB: 1 P: 16	R: 0 H: 0 E: 0 K: 1 S: 7	H: 0 LOB: 0 BB: 0 P: 13	R: 1 H: 2 E: 0 K: 0 S: 14	H: 2 LOB: 3 BB: 1 P: 27	1B: 2 2B: 2 3B: 1 HR: 1	SF: 0 SAC: 0 DP: 0 HBP: 0	WP: 0 PB: 0 SB: 1 CS: 0	PA: 38		
PITCHER	IP WLS BF H R ER SO BB IBB HBP BLK WP HR S P ERA WHIP	7.0 29 4 2 2 3 5 0 0 0 0 1 56 105 2.57 1.286	1.0 3 0 0 0 1 0 0 0 0 0 0 7 13 0.00 0.000	1.0 W 6 2 1 1 0 0 1 0 0 0 0 0 14 27 9.00 2.000																		

livebaseballscores.com


AB 32
R 3
H 6
RBI 3
BB 6
SO 4
LOB 13



Batter	1	2	3	4	5	6	7	8	9	AB R H RBI BB SO LOB	BOTTOM										
19 Jemile Weeks, S OBP: 0.260, SLG: 0.304	16 E 2 SH1-3 1B		F8		16 HR 2 S BB		2B		SH5-4	3 1 2 0 1 0 0	Toronto Blue Jays @ Oakland Athletics Oakland Coliseum, Oakland, CA Tue May 08 2012, 7:08 PM - 10:07 PM PDT Att: 10,784 - Clear - 65 F										
2 Cliff Pennington, S OBP: 0.294, SLG: 0.295	SH1-3		L7		K		G3-1		31 PB 7 HR S	4 1 1 1 0 1 3											
16 Josh Reddick, L OBP: 0.312, SLG: 0.487	K		E3 1B		HR		G5-4-3 BB		7 HR IBB	3 2 1 2 2 1 1											
31 Jonny Gomes, R OBP: 0.418, SLG: 0.585	BB		1B		BB		F9		7 HR IBB	2 1 1 0 3 0 1											
7 Brandon Inge, R OBP: 0.208, SLG: 0.375	G6-3		K		K		G5-4-3		HR	5 1 1 4 0 2 6											
15 Seth Smith, L OBP: 0.360, SLG: 0.310	G4-3		G4-3		F7		F8			4 0 1 0 0 0 1											
8 Kurt Suzuki, R OBP: 0.295, SLG: 0.299	FC4-6 BB		F9		F9		G6-3			3 0 0 0 1 0 1											
10 Daric Barton, L OBP: 0.338, SLG: 0.350	FC4-6		FC4-6		FC4-6		K			3 0 0 0 1 1 2											
23 Michael Taylor, R OBP: 0.250, SLG: 0.333	K		K		K		K		19 SH5-4 2 1B 2B	4 1 1 0 0 3 3											
Inning Stats	R: 0 H: 1 E: 1 K: 1 S: 9	H: 0 LOB: 2 BB: 1 P: 18	R: 0 H: 0 E: 0 K: 1 S: 8	H: 0 LOB: 1 BB: 1	R: 0 H: 1 E: 1 K: 1 S: 12	H: 1 LOB: 0 BB: 0 P: 18	R: 0 H: 1 E: 0 K: 2 S: 12	H: 1 LOB: 1 BB: 1 P: 28	R: 0 H: 1 E: 0 K: 1 S: 12	H: 1 LOB: 2 BB: 1 P: 19		R: 0 H: 0 E: 0 K: 1 S: 7	H: 0 LOB: 0 BB: 1 P: 13	R: 0 H: 0 E: 0 K: 1 S: 8	H: 0 LOB: 0 BB: 0 P: 8	R: 5 H: 3 E: 0 K: 0 S: 8	H: 3 LOB: 0 BB: 2 P: 21	1B: 4 2B: 2 3B: 0 HR: 2	SF: 0 SAC: 2 DP: 1 HBP: 0	WP: 0 PB: 1 SB: 2 CS: 0	PA: 41
PITCHER	IP WLS BF H R ER SO BB IBB HBP BLK WP HR S P ERA WHIP	6.0 29 5 2 2 7 5 0 0 0 0 0 7 13 3.00 1.667	1.0 3 0 0 0 1 0 0 0 0 0 0 8 8 0.00 0.000	0.1 L 6 3 5 5 0 0 2 0 0 0 0 1 8 21 135.00 9.000																	

livebaseballscores.com

AB 31
R 7
H 8
RBI 7
BB 8
SO 8
LOB 18



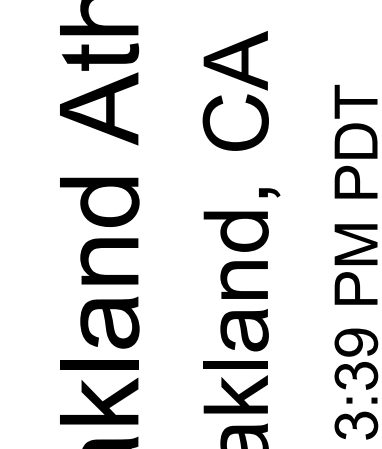
Batter	1	2	3	4	5	6	7	8	9	AB R H RBI BB SO LOB	TOP											
2 Kelly Johnson, L OBP: 0.383, SLG: 0.459										3 0 0 0 2 1 0	<p>Toronto Blue Jays @ Oakland Athletics Oakland Coliseum, Oakland, CA Wed May 09 2012, 12:40 PM - 3:39 PM PDT Att. 14,815 - Sunny - 63 F</p> <p>livebaseballscorecards.com</p>											
5 Yunel Escobar, R OBP: 0.295, SLG: 0.320										3 0 0 0 1 0 2												
19 José Bautista, R OBP: 0.316, SLG: 0.345										3 0 0 0 1 0 2												
10 Edwin Encarnación, R OBP: 0.323, SLG: 0.588										4 1 1 1 0 1 3												
14 Eric Thames, L OBP: 0.317, SLG: 0.398										4 1 1 0 0 1 2												
11 Rajai Davis, R OBP: 0.278, SLG: 0.313										0 0 0 0 0 0 0												
13 Brett Lawrie, R OBP: 0.323, SLG: 0.400										4 1 1 0 0 0 1												
28 Colby Rasmus, L OBP: 0.274, SLG: 0.358										4 0 1 1 0 2 1												
26 Adam Lind, L OBP: 0.283, SLG: 0.347										4 1 2 2 0 0 1												
9 J.P. Arencibia, R OBP: 0.278, SLG: 0.405										4 1 1 1 0 1 1												
Inning Stats	R: 0 E: 0 K: 2 S: 14	H: 0 LOB: 2 BB: 2 P: 26	R: 0 E: 0 K: 0 S: 10	H: 1 LOB: 1 BB: 0 P: 16	R: 0 E: 0 K: 0 S: 6	H: 0 LOB: 1 BB: 1 P: 10	R: 2 E: 0 K: 1 S: 10	H: 2 LOB: 0 BB: 0 P: 16	R: 0 E: 0 K: 0 S: 5	H: 0 LOB: 0 BB: 0 P: 7	R: 1 E: 0 K: 0 S: 11	H: 2 LOB: 1 BB: 0 P: 15	R: 1 E: 0 K: 1 S: 11	H: 1 LOB: 0 BB: 1 P: 18	R: 1 E: 0 K: 1 S: 9	H: 1 LOB: 0 BB: 0 P: 16	R: 0 E: 0 K: 1 S: 6	H: 0 LOB: 0 BB: 0 P: 11	1B: 3 2B: 1 3B: 0 HR: 3	SF: 0 SAC: 0 DP: 1 HBP: 0	WP: 0 PB: 0 SB: 1 CS: 0	PA: 37
PITCHER	IP WLS BF H R ER SO BB IBB HBP BLK WP HR S P ERA WHIP											IP WLS BF H R ER SO BB IBB HBP BLK WP HR S P ERA WHIP										
66 Tyson Ross, R ERA: 7.71	(1, 1) 5.2 L 25 5 3 3 3 3 0 0 0 0 0 1 55 88 4.76 1.412																					
65 Pedro Figueroa, L ERA: 1.5	(6, 1) 1.1 5 1 1 1 1 1 0 0 0 0 0 1 12 20 6.75 1.500																					
13 Jerry Blevins, L ERA: 1.93	(8, 1) 1.1 5 1 1 1 1 0 0 0 0 0 1 10 19 6.75 0.750																					
53 Jim Miller, R ERA: 1.42	(9, 1) 0.2 2 0 0 0 1 0 0 0 0 0 0 0 5 8 0.00 0.000																					

Batter	1	2	3	4	5	6	7	8	9	AB R H RBI BB SO LOB	BOTTOM											
19 Jemile Weeks, S OBP: 0.266, SLG: 0.308										5 0 2 0 0 1 1	<p>Toronto Blue Jays @ Oakland Athletics Oakland Coliseum, Oakland, CA Wed May 09 2012, 12:40 PM - 3:39 PM PDT Att. 14,815 - Sunny - 63 F</p> <p>livebaseballscorecards.com</p>											
2 Cliff Pennington, S OBP: 0.268, SLG: 0.296										3 1 1 0 2 2 1												
16 Josh Reddick, L OBP: 0.315, SLG: 0.479										4 0 1 1 1 1 3												
31 Jonny Gomes, R OBP: 0.408, SLG: 0.561										4 0 1 1 0 1 5												
15 Seth Smith, L OBP: 0.355, SLG: 0.297										3 0 0 0 1 1 4												
25 Kila Ka'aihue, L OBP: 0.329, SLG: 0.328										4 0 0 0 0 1 3												
7 Brandon Inge, R OBP: 0.228, SLG: 0.404										4 0 2 0 0 2 0												
10 Daric Barton, L OBP: 0.320, SLG: 0.328										4 0 0 0 0 3 2												
26 Anthony Recker, R OBP: 0.308, SLG: 0.227										3 1 0 0 1 2 1												
Inning Stats	R: 0 E: 0 K: 1 S: 12	H: 1 LOB: 3 BB: 2 P: 24	R: 0 E: 0 K: 2 S: 11	H: 0 LOB: 0 BB: 0 P: 13	R: 0 E: 0 K: 1 S: 11	H: 1 LOB: 1 BB: 0 P: 17	R: 0 E: 0 K: 2 S: 11	H: 1 LOB: 1 BB: 0 P: 18	R: 1 E: 0 K: 2 S: 17	H: 1 LOB: 2 BB: 2 P: 32	R: 0 E: 0 K: 2 S: 7	H: 0 LOB: 0 BB: 0 P: 10	R: 1 E: 0 K: 1 S: 16	H: 2 LOB: 1 BB: 1 P: 29	R: 0 E: 0 K: 2 S: 10	H: 1 LOB: 0 BB: 0 P: 16	R: 0 E: 0 K: 1 S: 10	H: 0 LOB: 0 BB: 0 P: 15	1B: 6 2B: 1 3B: 0 HR: 0	SF: 0 SAC: 0 DP: 0 HBP: 0	WP: 0 PB: 0 SB: 2 CS: 0	PA: 39
PITCHER	IP WLS BF H R ER SO BB IBB HBP BLK WP HR S P ERA WHIP											IP WLS BF H R ER SO BB IBB HBP BLK WP HR S P ERA WHIP										
23 Brandon Morrow, R ERA: 2.27	(1, 1) 6.0 W 26 4 1 1 10 4 0 0 0 0 0 0 12 23 27.00 9.000																					
47 Luis Perez, L ERA: 2.81	(7, 1) 0.1 H 4 2 1 1 0 1 0 0 0 0 0 0 0 14 22 0.00 0.600																					
33 Carlos Villanueva, R ERA: 3.65	(7, 1) 1.2 H 6 1 0 0 3 0 0 0 0 0 0 0 0 10 15 0.00 0.000																					
44 Casey Janssen, R ERA: 4.76	(9, 1) 1.0 S 3 0 0 0 1 0 0 0 0 0 0 0 0 10 15 0.00 0.000																					

AB 33
R 5
H 7
RBI 5
BB 4
SO 6
LOB 13



AB 34
R 2
H 7
RBI 2
BB 5
SO 14
LOB 20



Batter	1	2	3	4	5	6	7	8	9	AB	R	H	RBI	BB	SO	LOB	TOP			
14 Austin Jackson, R OBP: 0.391, SLG: 0.508										4	2	1	0	1	0	3				
12 Andy Dirks, L OBP: 0.418, SLG: 0.667										3	1	1	0	1	0	2				
24 Miguel Cabrera, R OBP: 0.345, SLG: 0.496										4	0	2	2	0	1	1				
28 Prince Fielder, L OBP: 0.363, SLG: 0.437										4	0	0	0	0	2	4				
21 Delmon Young, R OBP: 0.301, SLG: 0.312										4	0	1	1	0	1	0				
25 Ryan Raburn, R OBP: 0.191, SLG: 0.174										4	0	0	0	0	1	1				
27 Jhonny Peralta, R OBP: 0.313, SLG: 0.369										3	0	1	0	1	1	0				
9 Gerald Laird, R OBP: 0.344, SLG: 0.467										4	1	1	0	0	0	1				
29 Danny Worth, R OBP: 0.353, SLG: 0.214										3	0	1	0	1	1	2				
Inning Stats	R: 1 E: 0 K: 1 S: 8	H: 2 LOB: 0 BB: 0 P: 13	R: 0 E: 0 K: 0 S: 4	H: 0 LOB: 0 BB: 0 P: 5	R: 1 E: 1 K: 0 S: 10	H: 2 LOB: 2 BB: 0 P: 17	R: 0 E: 0 K: 0 S: 19	H: 1 LOB: 2 BB: 1 P: 25	R: 0 E: 0 K: 2 S: 9	H: 0 LOB: 0 BB: 0 P: 7	R: 0 E: 0 K: 2 S: 10	H: 0 LOB: 0 BB: 0 P: 16	R: 2 E: 0 K: 1 S: 13	H: 2 LOB: 1 BB: 2 P: 31	R: 0 E: 0 K: 0 S: 6	H: 1 LOB: 1 BB: 1 P: 13	1B: 7 2B: 1 3B: 0 HR: 0	SF: 0 SAC: 0 DP: 3 HBP: 0	WP: 0 PB: 0 SB: 0 CS: 0	PA: 37
PITCHER	IP WLS BF H R ER SO BB IBB HBP BLK WP HR S P ERA WHIP																			
57 Tommy Milone, L ERA: 3.92	7.0 W 27 5 2 1 6 1 0 0 0 0 0 0 67 98 1.29 0.857																			
38 Andrew Carignan, R ERA: 8.44	1.0 6 2 2 2 1 2 0 0 0 0 0 0 13 31 18.00 4.000																			
13 Jerry Blevins, L ERA: 1.69	1.0 4 1 0 0 0 1 0 0 0 0 0 0 6 13 0.00 2.000																			

Detroit Tigers @ Oakland Athletics
 Oakland Coliseum, Oakland, CA
 Fri May 11 2012, 7:08 PM - 9:56 PM PDT
 Att: 26,721 - Clear - 65 F

AB	33
R	4
H	8
RBI	3
BB	4
SO	7
LOB	14



Batter	1	2	3	4	5	6	7	8	9	AB	R	H	RBI	BB	SO	LOB	BOTTOM	
19 Jemile Weeks, S OBP: 0.268, SLG: 0.296										3	2	0	0	2	0	1		
2 Cliff Pennington, S OBP: 0.297, SLG: 0.287										4	1	1	0	1	2	2		
16 Josh Reddick, L OBP: 0.343, SLG: 0.554										4	4	4	5	1	0	0		
25 Kila Ka'aihue, L OBP: 0.354, SLG: 0.431										5	2	2	1	0	2	3		
15 Seth Smith, L OBP: 0.402, SLG: 0.350										4	1	3	1	1	0	0		
7 Brandon Inge, R OBP: 0.242, SLG: 0.492										5	1	2	4	0	0	2		
10 Daric Barton, L OBP: 0.300, SLG: 0.304										5	0	0	0	0	2	4		
8 Kurt Suzuki, R OBP: 0.250, SLG: 0.284										3	0	0	0	1	0	1		
12 Collin Cowgill, R OBP: 0.364, SLG: 0.125										4	0	1	0	0	2	2		
Inning Stats	R: 2 E: 0 K: 0 S: 12	H: 3 LOB: 2 BB: 1 P: 20	R: 0 E: 0 K: 1 S: 10	H: 1 LOB: 1 BB: 0 P: 11	R: 2 E: 0 K: 1 S: 18	H: 3 LOB: 1 BB: 0 P: 25	R: 0 E: 0 K: 1 S: 11	H: 1 LOB: 2 BB: 1 P: 23	R: 0 E: 0 K: 2 S: 15	H: 3 LOB: 0 BB: 1 P: 24	R: 3 E: 0 K: 2 S: 11	H: 1 LOB: 2 BB: 2 P: 22	R: 0 E: 0 K: 0 S: 5	H: 0 LOB: 0 BB: 0 P: 10	1B: 7 2B: 3 3B: 0 HR: 3	SF: 0 SAC: 0 DP: 0 HBP: 0	WP: 0 PB: 1 SB: 3 CS: 0	PA: 43
PITCHER	IP WLS BF H R ER SO BB IBB HBP BLK WP HR S P ERA WHIP																	
21 Rick Porcello, R ERA: 5.18	5.0 L 27 9 4 4 4 2 1 0 0 0 0 0 1 15 24 36.00 4.000																	
64 Duane Below, L ERA: 2.4	1.0 7 3 4 4 2 1 0 0 0 0 0 1 22 27.00 3.000																	
31 Collin Balester, R ERA: 6.32	1.0 6 1 3 3 2 2 0 0 0 0 0 1 11 22 27.00 3.000																	
36 Luke Putkonen, R ERA: 6.75	1.0 3 0 0 0 0 0 0 0 0 0 0 0 5 10 0.00 0.000																	

Detroit Tigers @ Oakland Athletics
 Oakland Coliseum, Oakland, CA
 Fri May 11 2012, 7:08 PM - 9:56 PM PDT
 Att: 26,721 - Clear - 65 F


AB	37
R	11
H	13
RBI	11
BB	6
SO	8
LOB	15



Batter	1	2	3	4	5	6	7	8	9	AB	R	H	RBI	BB	SO	LOB	TOP				
32 Don Kelly, L OBP: 0.317, SLG: 0.243 (1, 8)										4	0	1	0	0	1	2					
12 Andy Dirks, L OBP: 0.423, SLG: 0.652 (1, 7)										3	0	1	0	1	0	3					
24 Miguel Cabrera, R OBP: 0.336, SLG: 0.481 (1, 5)										4	0	0	0	0	2	3					
28 Prince Fielder, L OBP: 0.353, SLG: 0.423 (1, 3)										4	0	0	0	0	2	1					
21 Delmon Young, R OBP: 0.299, SLG: 0.320 (1, 10)										4	1	1	0	0	3	0					
13 Alex Avila, L OBP: 0.323, SLG: 0.455 (1, 2)										3	0	0	1	0	0	0					
26 Brennan Boesch, L OBP: 0.246, SLG: 0.338 (1, 9)										4	0	2	0	0	0	0					
39 Ramon Santiago, S OBP: 0.214, SLG: 0.216 (1, 6)										2	0	0	0	0	2	1					
29 Danny Worth, R OBP: 0.316, SLG: 0.188 (1, 4)										2	0	0	0	0	1	2					
14 Austin Jackson, R OBP: 0.388, SLG: 0.504 (8, PH)										1	0	0	0	0	1	0					
Inning Stats	R: 0 E: 0 K: 0 S: 7	H: 1 LOB: 0 BB: 0 P: 12	R: 0 E: 0 K: 2 S: 9	H: 1 LOB: 1 BB: 0 P: 12	R: 0 E: 0 K: 2 S: 12	H: 1 LOB: 1 BB: 0 P: 18	R: 0 E: 0 K: 1 S: 7	H: 0 LOB: 0 BB: 0 P: 11	R: 0 E: 0 K: 3 S: 10	H: 0 LOB: 0 BB: 0 P: 12	R: 0 E: 0 K: 1 S: 7	H: 0 LOB: 0 BB: 0 P: 10	R: 0 E: 0 K: 1 S: 10	H: 0 LOB: 1 BB: 1 P: 20	R: 1 E: 0 K: 1 S: 11	H: 1 LOB: 0 BB: 0 P: 15	1B: 4 2B: 1 3B: 0 HR: 0	SF: 1 SAC: 0 DP: 0 HBP: 1	WP: 1 PB: 0 SB: 1 CS: 0	PA: 34	
PITCHER	IP WLS BF H R ER SO BB IBB HBP BLK WP HR S P ERA WHIP	IP WLS BF H R ER SO BB IBB HBP BLK WP HR S P ERA WHIP	IP WLS BF H R ER SO BB IBB HBP BLK WP HR S P ERA WHIP	IP WLS BF H R ER SO BB IBB HBP BLK WP HR S P ERA WHIP	IP WLS BF H R ER SO BB IBB HBP BLK WP HR S P ERA WHIP	IP WLS BF H R ER SO BB IBB HBP BLK WP HR S P ERA WHIP	IP WLS BF H R ER SO BB IBB HBP BLK WP HR S P ERA WHIP	IP WLS BF H R ER SO BB IBB HBP BLK WP HR S P ERA WHIP	IP WLS BF H R ER SO BB IBB HBP BLK WP HR S P ERA WHIP	IP WLS BF H R ER SO BB IBB HBP BLK WP HR S P ERA WHIP	IP WLS BF H R ER SO BB IBB HBP BLK WP HR S P ERA WHIP	IP WLS BF H R ER SO BB IBB HBP BLK WP HR S P ERA WHIP	IP WLS BF H R ER SO BB IBB HBP BLK WP HR S P ERA WHIP	IP WLS BF H R ER SO BB IBB HBP BLK WP HR S P ERA WHIP	IP WLS BF H R ER SO BB IBB HBP BLK WP HR S P ERA WHIP	IP WLS BF H R ER SO BB IBB HBP BLK WP HR S P ERA WHIP	IP WLS BF H R ER SO BB IBB HBP BLK WP HR S P ERA WHIP	IP WLS BF H R ER SO BB IBB HBP BLK WP HR S P ERA WHIP	IP WLS BF H R ER SO BB IBB HBP BLK WP HR S P ERA WHIP	IP WLS BF H R ER SO BB IBB HBP BLK WP HR S P ERA WHIP	IP WLS BF H R ER SO BB IBB HBP BLK WP HR S P ERA WHIP

Detroit Tigers @ Oakland Athletics
Oakland Coliseum, Oakland, CA
Sat May 12 2012, 5:07 PM - 7:42 PM PDT
Att: 20,077 - Clear - 66 F


AB 31
R 1
H 5
RBI 1
BB 1
SO 12
LOB 12



Batter	1	2	3	4	5	6	7	8	9	AB	R	H	RBI	BB	SO	LOB	BOTTOM				
19 Jemile Weeks, S OBP: 0.279, SLG: 0.307 (1, 4)										2	1	2	0	0	0	0					
2 Cliff Pennington, S OBP: 0.271, SLG: 0.306 (4, PH)										2	1	1	1	0	1	1					
10 Daric Barton, L OBP: 0.288, SLG: 0.301 (1, 3)										4	0	1	1	0	1	3					
16 Josh Reddick, L OBP: 0.340, SLG: 0.545 (1, 9)										4	0	1	0	0	2	3					
31 Jonny Gomes, R OBP: 0.392, SLG: 0.523 (1, 10)										4	0	1	1	0	2	1					
15 Seth Smith, L OBP: 0.387, SLG: 0.333 (1, 7)										4	0	0	0	0	1	2					
7 Brandon Inge, R OBP: 0.243, SLG: 0.469 (1, 5)										3	0	0	0	1	1	1					
8 Kurt Suzuki, R OBP: 0.250, SLG: 0.283 (1, 2)										4	0	1	0	0	2	3					
28 Eric Sogard, L OBP: 0.206, SLG: 0.271 (1, 6)										3	0	1	0	0	1	1					
12 Collin Cowgill, R OBP: 0.357, SLG: 0.100 (1, 8)										2	1	0	0	1	0	2					
Inning Stats	R: 1 E: 0 K: 0 S: 14	H: 3 LOB: 3 BB: 1 P: 27	R: 0 E: 0 K: 2 S: 15	H: 1 LOB: 2 BB: 1 P: 23	R: 0 E: 0 K: 1 S: 10	H: 0 LOB: 0 BB: 0 P: 15	R: 0 E: 0 K: 2 S: 11	H: 1 LOB: 0 BB: 0 P: 18	R: 0 E: 0 K: 1 S: 10	H: 0 LOB: 0 BB: 0 P: 11	R: 2 E: 1 K: 1 S: 14	H: 3 LOB: 1 BB: 0 P: 25	R: 0 E: 0 K: 2 S: 7	H: 0 LOB: 0 BB: 0 P: 10	1B: 7 2B: 0 3B: 1 HR: 0	SF: 0 SAC: 0 DP: 1 HBP: 0	WP: 0 PB: 0 SB: 0 CS: 0	PA: 34			
PITCHER	IP WLS BF H R ER SO BB IBB HBP BLK WP HR S P ERA WHIP	IP WLS BF H R ER SO BB IBB HBP BLK WP HR S P ERA WHIP	IP WLS BF H R ER SO BB IBB HBP BLK WP HR S P ERA WHIP	IP WLS BF H R ER SO BB IBB HBP BLK WP HR S P ERA WHIP	IP WLS BF H R ER SO BB IBB HBP BLK WP HR S P ERA WHIP	IP WLS BF H R ER SO BB IBB HBP BLK WP HR S P ERA WHIP	IP WLS BF H R ER SO BB IBB HBP BLK WP HR S P ERA WHIP	IP WLS BF H R ER SO BB IBB HBP BLK WP HR S P ERA WHIP	IP WLS BF H R ER SO BB IBB HBP BLK WP HR S P ERA WHIP	IP WLS BF H R ER SO BB IBB HBP BLK WP HR S P ERA WHIP	IP WLS BF H R ER SO BB IBB HBP BLK WP HR S P ERA WHIP	IP WLS BF H R ER SO BB IBB HBP BLK WP HR S P ERA WHIP	IP WLS BF H R ER SO BB IBB HBP BLK WP HR S P ERA WHIP	IP WLS BF H R ER SO BB IBB HBP BLK WP HR S P ERA WHIP	IP WLS BF H R ER SO BB IBB HBP BLK WP HR S P ERA WHIP	IP WLS BF H R ER SO BB IBB HBP BLK WP HR S P ERA WHIP	IP WLS BF H R ER SO BB IBB HBP BLK WP HR S P ERA WHIP	IP WLS BF H R ER SO BB IBB HBP BLK WP HR S P ERA WHIP	IP WLS BF H R ER SO BB IBB HBP BLK WP HR S P ERA WHIP	IP WLS BF H R ER SO BB IBB HBP BLK WP HR S P ERA WHIP	IP WLS BF H R ER SO BB IBB HBP BLK WP HR S P ERA WHIP

Detroit Tigers @ Oakland Athletics
Oakland Coliseum, Oakland, CA
Sat May 12 2012, 5:07 PM - 7:42 PM PDT
Att: 20,077 - Clear - 66 F

AB 32
R 3
H 8
RBI 3
BB 2
SO 11
LOB 17



Batter	1	2	3	4	5	6	7	8	9	AB	R	H	RBI	BB	SO	LOB	TOP							
14 Austin Jackson, R OBP: 0.403, SLG: 0.504	G5-3					12 WP 24 1B 12 S			29 FC5-6 24 1B	2	2	1	1	3	0	0	Detroit Tigers @ Oakland Athletics Oakland Coliseum, Oakland, CA Sun May 13 2012, 1:08 PM - 4:16 PM PDT Att: 17,147 - Cloudy - 64 F							
12 Andy Dirks, L OBP: 0.413, SLG: 0.629		P6			K	K			FC5-6 24 1B	4	0	1	0	0	2	7								
29 Danny Worth, R OBP: 0.300, SLG: 0.176									1-2 2-3F	1	0	0	0	0	0	2								
24 Miguel Cabrera, R OBP: 0.345, SLG: 0.485					G1-3				28 C6-4-3 1B	5	0	3	2	0	1	0								
28 Prince Fielder, L OBP: 0.340, SLG: 0.406					F7	G4-3			G6-4-3	5	0	0	0	0	1	5								
21 Delmon Young, R OBP: 0.288, SLG: 0.307					G6-3	P3				4	0	0	0	0	0	2								
13 Alex Avila, L OBP: 0.311, SLG: 0.435						L4			G4-3	4	0	0	0	0	1	0								
26 Brennan Boesch, L OBP: 0.317, SLG: 0.243						F9			F7	4	1	2	0	0	0	0								
27 Jhonny Peralta, R OBP: 0.319, SLG: 0.362						G5-3			K	2	0	0	0	2	1	0								
25 Ryan Raburn, R OBP: 0.204, SLG: 0.191										3	0	1	0	1	2	2								
Inning Stats	R: 0 H: 2 E: 0 K: 1 S: 10	WLS: 2 BF: 15	R: 0 H: 1 E: 0 K: 2 S: 16	LOB: 3 BB: 2 P: 32	R: 0 H: 0 E: 0 K: 0 S: 6	LOB: 0 BB: 0 P: 9	R: 0 H: 0 E: 0 K: 0 S: 5	LOB: 0 BB: 0 P: 8	R: 1 H: 2 E: 0 K: 2 S: 18	LOB: 1 BB: 0 P: 27	R: 1 H: 1 E: 0 K: 1 S: 15	LOB: 0 BB: 3 P: 35	R: 0 H: 0 E: 0 K: 1 S: 7	LOB: 0 BB: 0 P: 14	R: 0 H: 0 E: 0 K: 1 S: 6	LOB: 0 BB: 0 P: 12	R: 1 H: 2 E: 0 K: 0 S: 12	LOB: 1 BB: 1 P: 19	1B: 6 2B: 2 HR: 0	SF: 0 SAC: 0 HBP: 0	WP: 1 PB: 0 SB: 3 CS: 0	PA: 40		
PITCHER	IP: 5.2 WLS: L BF: 27 ERA: 2.1	WLS: 3 BF: 0 ERA: 4.24	H: 6 R: 2 ER: 2 SO: 5	BB: 4 IBB: 0 HBP: 0 BLK: 0	WP: 1 HR: 0 S: 62 P: 112	ERA: 3.18 WHIP: 1.765	IP: 6.1 WLS: 0.2 BF: 3 ERA: 2.47	WLS: 0 BF: 0 ERA: 3.07	H: 3 R: 0 ER: 0 SO: 2	BB: 1 IBB: 0 HBP: 0 BLK: 0	WP: 0 HR: 0 S: 11 P: 20	ERA: 0.00 WHIP: 1.500	IP: 7.1 WLS: 1.2 BF: 5 ERA: 3.63	WLS: 0 BF: 0 ERA: 2.57	H: 5 R: 0 ER: 1 SO: 1	BB: 0 IBB: 0 HBP: 0 BLK: 0	WP: 0 HR: 0 S: 10 P: 20	ERA: 0.00 WHIP: 0.000	IP: 9.1 WLS: 1.0 BF: 5 ERA: 2.57	WLS: 2 BF: 2 ERA: 9.00	H: 2 R: 1 ER: 1 SO: 0	BB: 1 IBB: 0 HBP: 0 BLK: 0	WP: 0 HR: 0 S: 12 P: 19	ERA: 9.00 WHIP: 3.000

Batter	1	2	3	4	5	6	7	8	9	AB	R	H	RBI	BB	SO	LOB	BOTTOM					
2 Cliff Pennington, S OBP: 0.263, SLG: 0.297				G4-3		K				4	0	0	0	0	3	1	Detroit Tigers @ Oakland Athletics Oakland Coliseum, Oakland, CA Sun May 13 2012, 1:08 PM - 4:16 PM PDT Att: 17,147 - Cloudy - 64 F					
12 Collin Cowgill, R OBP: 0.278, SLG: 0.071		G5-3			P3	G5-3			K	4	0	0	0	0	1	0						
16 Josh Reddick, L OBP: 0.338, SLG: 0.536									G3-1	4	0	1	0	0	1	0						
31 Jonny Gomes, R OBP: 0.373, SLG: 0.493									P6	4	0	0	0	0	1	1						
15 Seth Smith, L OBP: 0.394, SLG: 0.372										2	1	1	1	1	1	0						
20 Josh Donaldson, R OBP: 0.086, SLG: 0.086										3	0	0	0	0	0	1						
10 Daric Barton, L OBP: 0.299, SLG: 0.293										2	0	0	0	1	1	0						
26 Anthony Recker, R OBP: 0.300, SLG: 0.200										2	0	0	0	0	2	0						
28 Eric Sogard, L OBP: 0.197, SLG: 0.258										3	0	0	0	0	1	1						
Inning Stats	R: 0 H: 0 E: 0 K: 2 S: 12	WLS: 0 BF: 0 P: 16	R: 0 H: 0 E: 0 K: 1 S: 8	LOB: 0 BB: 0 P: 12	R: 0 H: 0 E: 0 K: 1 S: 9	LOB: 0 BB: 0 P: 14	R: 0 H: 1 E: 1 K: 1 S: 11	LOB: 1 BB: 0 P: 17	R: 1 H: 1 E: 0 K: 2 S: 8	LOB: 0 BB: 0 P: 13	R: 0 H: 0 E: 0 K: 1 S: 7	LOB: 0 BB: 0 P: 9	R: 0 H: 0 E: 0 K: 0 S: 13	LOB: 0 BB: 1 P: 23	R: 0 H: 0 E: 0 K: 2 S: 10	LOB: 1 BB: 1 P: 15		R: 0 H: 0 E: 0 K: 1 S: 9	LOB: 0 BB: 0 P: 11	1B: 1 2B: 0 HR: 1	SF: 0 SAC: 1 HBP: 0	WP: 0 PB: 0 SB: 0 CS: 0
PITCHER	IP: 7.0 WLS: W BF: 24 ERA: 2.47	IP: 1.0 WLS: H BF: 4 ERA: 3.07	H: 2 R: 1 ER: 0 SO: 0	BB: 1 IBB: 0 HBP: 0 BLK: 0	WP: 0 HR: 0 S: 10 P: 15	ERA: 1.29 WHIP: 0.429	IP: 1.0 WLS: S BF: 3 ERA: 4.6	WLS: 0 BF: 0 ERA: 4.6	H: 4 R: 0 ER: 0 SO: 1	BB: 0 IBB: 0 HBP: 0 BLK: 0	WP: 0 HR: 0 S: 9 P: 11	ERA: 0.00 WHIP: 1.000	IP: 1.0 WLS: S BF: 3 ERA: 4.6	WLS: 0 BF: 0 ERA: 4.6	H: 3 R: 0 ER: 0 SO: 1	BB: 0 IBB: 0 HBP: 0 BLK: 0	WP: 0 HR: 0 S: 11 P: 15	ERA: 0.00 WHIP: 0.000				




Batter	1	2	3	4	5	6	7	8	9	AB	R	H	RBI	BB	SO	LOB	TOP																					
19 Jemile Weeks, S OBP: 0.276, SLG: 0.298	G6-3		K			P4		L7		4	0	0	0	0	1	2																						
2 Cliff Pennington, S OBP: 0.268, SLG: 0.295	G3		BB			L7		G6-3		4	1	1	0	1	0	0																						
16 Josh Reddick, L OBP: 0.340, SLG: 0.549	HR		G1-6-3			F9		P6		4	2	1	1	1	0	2																						
31 Jonny Gomes, R OBP: 0.375, SLG: 0.472	L7					FC5-2		BB		3	0	0	0	2	1	3																						
15 Seth Smith, L OBP: 0.395, SLG: 0.396	G3-1					K		P6		5	1	2	2	0	1	2																						
20 Josh Donaldson, R OBP: 0.103, SLG: 0.132	F8					SF9		G4-3		3	1	1	1	0	0	2																						
10 Darc Barton, L OBP: 0.308, SLG: 0.286	BB					K		G4-3		2	0	0	0	2	1	3																						
8 Kurt Suzuki, R OBP: 0.259, SLG: 0.291	K					G5-3		BB		4	0	2	1	0	1	1																						
12 Collin Cowgill, R OBP: 0.273, SLG: 0.111						K		F9		4	0	1	0	0	1	3																						
Inning Stats	R: 1 H: 1 E: 0 K: 0 S: 11	H: 1 LOB: 0 BB: 0 P: 15	R: 0 H: 0 E: 0 K: 1 S: 8	H: 0 LOB: 1 BB: 1 P: 14	R: 0 H: 1 E: 0 K: 1 S: 7	H: 1 LOB: 1 BB: 1 P: 13	R: 1 H: 2 E: 0 K: 1 S: 16	H: 2 LOB: 2 BB: 1 P: 25	R: 2 H: 0 E: 0 K: 1 S: 15	H: 0 LOB: 0 BB: 0 P: 10	R: 0 H: 0 E: 0 K: 1 S: 10	H: 0 LOB: 1 BB: 1 P: 16	R: 1 H: 2 E: 0 K: 0 S: 9	H: 2 LOB: 1 BB: 0 P: 16	R: 0 H: 0 E: 0 K: 0 S: 8	H: 0 LOB: 1 BB: 1 P: 19	1B: 4 2B: 3 3B: 0 HR: 1	SF: 1 SAC: 0 DP: 1 HBP: 1	WP: 1 PB: 0 SB: 2 CS: 0	PA: 41																		
PITCHER	IP	WLS	BF	H	R	ER	SO	BB	IBB	HBP	BLK	WP	HR	S	P	ERA	WHIP	PITCHER				IP	WLS	BF	H	R	ER	SO	BB	IBB	HBP	BLK	WP	HR	S	P	ERA	WHIP
24 Dan Haren, R ERA: 4.41	6.0	L	28	6	4	4	5	3	1	1	0	1	1	64	106	6.00	1.500																					
21 Hisanori Takahashi, L ERA: 7.27	1.0		4	0	0	0	1	1	0	0	0	0	0	10	16	0.00	1.000																					
55 Jason Istringhausen, R ERA: 2.84	1.0		5	2	1	1	0	0	0	0	0	0	0	9	16	9.00	2.000																					
51 Jordan Walden, R ERA: 4.0	1.0		4	0	0	0	0	1	0	0	0	0	0	8	19	0.00	1.000																					

Oakland Athletics @ Los Angeles Angels
Angel Stadium of Anaheim, Anaheim, CA
Mon May 14 2012, 7:08 PM - 10:05 PM PDT
Att: 32,851 - Clear - 70 F

livebaseballscorecards.com

AB 33
R 5
H 8
RBI 5
BB 6
SO 6
LOB 18




Batter	1	2	3	4	5	6	7	8	9	AB	R	H	RBI	BB	SO	LOB	BOTTOM																						
27 Mike Trout, R OBP: 0.344, SLG: 0.491	G6-3		P3			G6-3		K		4	0	0	0	0	1	0																							
13 Maicer Izturis, S OBP: 0.377, SLG: 0.338						G3		BB		4	0	3	0	0	0	0																							
41 John Hester, R OBP: 0.500, SLG: 0.500	BB					L6		K		0	0	0	0	0	0	0																							
5 Albert Pujols, R OBP: 0.235, SLG: 0.275	G5-3					K		BB		4	0	1	0	0	1	2																							
8 Kendrys Morales, S OBP: 0.340, SLG: 0.434	G3					K		G4-3		3	0	0	0	1	1	3																							
44 Mark Trumbo, R OBP: 0.398, SLG: 0.614						G4-3		P3		4	0	2	0	0	0	2																							
6 Alberto Callaspo, S OBP: 0.271, SLG: 0.275	F8					BB		K		4	0	1	0	0	1	2																							
10 Vernon Wells, R OBP: 0.258, SLG: 0.498	G6-4-3					BB		G6-3		4	0	1	0	0	1	2																							
2 Erick Aybar, S OBP: 0.220, SLG: 0.235	G1-3					FC3-6		F8		4	0	0	0	0	0	3																							
46 Bobby Wilson, R OBP: 0.325, SLG: 0.250						P2		G5-3		2	0	0	0	0	0	2																							
25 Peter Bourjos, R OBP: 0.294, SLG: 0.281										1	0	0	0	0	0	0																							
47 Howie Kendrick, R OBP: 0.308, SLG: 0.464										0	0	0	0	0	0	0																							
Inning Stats	R: 0 H: 1 E: 0 K: 0 S: 20	H: 1 LOB: 1 BB: 0 P: 31	R: 0 H: 1 E: 0 K: 0 S: 6	H: 1 LOB: 0 BB: 0 P: 8	R: 0 H: 0 E: 0 K: 0 S: 8	H: 0 LOB: 0 BB: 0 P: 10	R: 0 H: 2 E: 0 K: 1 S: 7	H: 2 LOB: 2 BB: 0 P: 11	R: 0 H: 1 E: 0 K: 1 S: 10	H: 0 LOB: 2 BB: 1 P: 20	R: 0 H: 0 E: 0 K: 1 S: 9	H: 0 LOB: 0 BB: 0 P: 12	R: 0 H: 2 E: 0 K: 1 S: 14	H: 2 LOB: 2 BB: 0 P: 22	R: 0 H: 1 E: 0 K: 1 S: 10	H: 1 LOB: 1 BB: 0 P: 15	1B: 8 2B: 0 3B: 0 HR: 0	SF: 0 SAC: 0 DP: 1 HBP: 0	WP: 1 PB: 0 SB: 2 CS: 0	PA: 35																			
PITCHER	IP	WLS	BF	H	R	ER	SO	BB	IBB	HBP	BLK	WP	HR	S	P	ERA	WHIP	PITCHER				IP	WLS	BF	H	R	ER	SO	BB	IBB	HBP	BLK	WP	HR	S	P	ERA	WHIP	
66 Tyson Ross, R ERA: 6.25	6.0	W	23	5	0	0	2	1	0	0	0	0	0	59	94	0.00	1.000																						
50 Grant Balfour, R ERA: 4.0	1.0		3	0	0	0	1	0	0	0	0	0	0	9	12	0.00	0.000																						
77 Jordan Norberto, L ERA: 3.44	1.0		5	2	0	0	1	0	0	0	0	0	0	14	22	0.00	2.000																						
48 Ryan Cook, R ERA:	1.0		4	1	0	0	1	0	0	0	0	1	0	10	15	0.00	1.000																						

Oakland Athletics @ Los Angeles Angels
Angel Stadium of Anaheim, Anaheim, CA
Mon May 14 2012, 7:08 PM - 10:05 PM PDT
Att: 32,851 - Clear - 70 F

livebaseballscorecards.com

AB 34
R 0
H 8
RBI 0
BB 1
SO 5
LOB 16



Batter	1	2	3	4	5	6	7	8	9	AB	R	H	RBI	BB	SO	LOB	TOP										
19 Jemile Weeks, S OBP: 0.275, SLG: 0.296	G4-3		K2-3					F7		4	0	1	0	0	1	1	Oakland Athletics @ Los Angeles Angels Angel Stadium of Anaheim, Anaheim, CA Tue May 15 2012, 4:07 PM - 6:34 PM PDT Att: 31,762 - Sunny - 74 F										
2 Cliff Pennington, S OBP: 0.274, SLG: 0.304	2B		G4-3			16 BB		G3		3	0	1	0	1	0	1											
16 Josh Reddick, L OBP: 0.344, SLG: 0.542	F9		K							2	0	0	0	2	1	1											
15 Seth Smith, L OBP: 0.385, SLG: 0.383	G3-1		K							3	0	0	0	0	2	4											
31 Jonny Gomes, R OBP: 0.371, SLG: 0.466			K							1	0	0	0	0	0	2											
25 Kila Ka'aihue, L OBP: 0.349, SLG: 0.434	F8									4	0	1	0	0	2	0											
20 Josh Donaldson, R OBP: 0.293, SLG: 0.119	F8									4	0	0	0	0	1	1											
10 Daric Barton, L OBP: 0.305, SLG: 0.284	G3-1									4	0	1	0	0	1	1											
8 Kurt Suzuki, R OBP: 0.250, SLG: 0.281	F8									4	0	0	0	0	2	2											
12 Collin Cowgill, R OBP: 0.280, SLG: 0.143	G6-3									3	0	1	0	0	1	0											
Inning Stats	R: 0 H: 1 E: 0 K: 0 S: 11	H: 1 LOB: 1 BB: 0 P: 15	R: 0 H: 0 E: 0 K: 0 S: 6	H: 0 LOB: 0 BB: 0 P: 10	R: 0 H: 0 E: 0 K: 1 S: 7	H: 0 LOB: 0 BB: 0 P: 11	R: 0 H: 0 E: 0 K: 2 S: 10	H: 0 LOB: 0 BB: 0 P: 16	R: 0 H: 0 E: 0 K: 2 S: 7	H: 0 LOB: 3 BB: 2 P: 12	R: 0 H: 1 E: 0 K: 2 S: 14	H: 1 LOB: 1 BB: 0 P: 10	R: 0 H: 1 E: 0 K: 0 S: 11	H: 1 LOB: 2 BB: 1 P: 18	R: 0 H: 1 E: 0 K: 2 S: 14	H: 1 LOB: 1 BB: 0 P: 21	1B: 3 2B: 2 3B: 0 HR: 0	SF: 0 SAC: 0 DP: 0 HBP: 0	WP: 0 PB: 0 SB: 2 CS: 0	PA: 35							
PITCHER	IP	WLS	BF	H	R	ER	SO	BB	IBB	HBP	BLK	WP	HR	S	P	ERA	WHIP										
54 Ervin Santana, R ERA: 4.36	7.2	W	30	4	0	0	9	3	0	0	0	0	0	72	113	0.00	0.913										
37 Scott Downs, L ERA:	1.0	H	4	1	0	0	1	0	0	0	0	0	0	14	22	0.00	1.000										
49 Ernesto Frieri, R ERA: 1.65	0.1		1	0	0	0	1	0	0	0	0	0	0	3	4	0.00	0.000										

AB	32
R	0
H	5
RBI	0
BB	3
SO	11
LOB	13



Batter	1	2	3	4	5	6	7	8	9	AB	R	H	RBI	BB	SO	LOB	BOTTOM										
27 Mike Trout, R OBP: 0.369, SLG: 0.561	K		6 2B							4	3	3	1	0	1	0	Oakland Athletics @ Los Angeles Angels Angel Stadium of Anaheim, Anaheim, CA Tue May 15 2012, 4:07 PM - 6:34 PM PDT Att: 31,762 - Sunny - 74 F										
6 Alberto Callaspo, S OBP: 0.281, SLG: 0.298	1B		5 1B							4	1	2	1	0	1	1											
5 Albert Pujols, R OBP: 0.248, SLG: 0.288	1B		2B							4	0	3	2	0	0	0											
8 Kendrys Morales, S OBP: 0.336, SLG: 0.427	K		F7							4	0	1	0	0	1	2											
44 Mark Trumbo, R OBP: 0.392, SLG: 0.598	F8									4	0	1	0	0	0	0											
25 Peter Bourjos, R OBP: 0.254, SLG: 0.281	G6-3		G1-3							0	0	0	0	0	0	0											
47 Howie Kendrick, R OBP: 0.306, SLG: 0.453	G6-3		G6-3							3	0	0	0	1	0	3											
10 Vernon Wells, R OBP: 0.266, SLG: 0.411	F8									4	0	2	0	0	0	1											
2 Erick Aybar, S OBP: 0.213, SLG: 0.228	F7		F7							4	0	0	0	0	0	3											
46 Bobby Wilson, R OBP: 0.302, SLG: 0.231	F7		F7							3	0	0	0	0	0	1											
Inning Stats	R: 0 H: 2 E: 0 K: 2 S: 11	H: 0 LOB: 1 BB: 0 P: 13	R: 0 H: 0 E: 0 K: 0 S: 7	H: 0 LOB: 0 BB: 0 P: 7	R: 2 H: 3 E: 0 K: 0 S: 10	H: 3 LOB: 1 BB: 0 P: 18	R: 0 H: 1 E: 0 K: 0 S: 7	H: 1 LOB: 1 BB: 0 P: 11	R: 1 H: 4 E: 1 K: 1 S: 13	H: 4 LOB: 3 BB: 0 P: 20	R: 0 H: 1 E: 0 K: 0 S: 6	H: 1 LOB: 0 BB: 0 P: 7	R: 1 H: 1 E: 0 K: 0 S: 9	H: 1 LOB: 0 BB: 0 P: 16	R: 0 H: 0 E: 0 K: 0 S: 9	H: 0 LOB: 1 BB: 1 P: 16	1B: 10 2B: 1 3B: 0 HR: 1	SF: 0 SAC: 0 DP: 1 HBP: 0	WP: 0 PB: 0 SB: 1 CS: 0	PA: 35							
PITCHER	IP	WLS	BF	H	R	ER	SO	BB	IBB	HBP	BLK	WP	HR	S	P	ERA	WHIP										
21 Bartolo Colon, R ERA: 4.13	6.2	L	30	12	4	4	3	0	0	0	0	0	0	61	89	5.40	1.800										
13 Jerry Blevins, L ERA: 1.65	0.1		1	0	0	0	0	0	0	0	0	0	0	2	3	0.00	0.000										
38 Andrew Carignan, R ERA: 7.11	1.0		4	0	0	0	0	0	0	0	0	0	0	9	16	0.00	1.000										

AB	34
R	4
H	12
RBI	4
BB	1
SO	3
LOB	11



Batter	1	2	3	4	5	6	7	8	9	10	AB	R	H	RBI	BB	SO	LOB	TOP		
19 Jeremie Weeks, S OBP: 0.291, SLG: 0.305											3	0	0	0	2	0	2			
2 Cliff Pennington, S OBP: 0.278, SLG: 0.314											5	1	2	0	0	1	1			
16 Josh Reddick, L OBP: 0.337, SLG: 0.546											5	2	2	1	0	0	2			
31 Jonny Gomes, R OBP: 0.379, SLG: 0.481											5	2	3	1	0	1	0			
8 Kurt Suzuki, R OBP: 0.285, SLG: 0.294											5	0	2	2	0	0	2			
20 Josh Donaldson, R OBP: 0.080, SLG: 0.102											4	0	0	0	0	0	3			
10 Daric Barton, L OBP: 0.323, SLG: 0.298										4	0	1	0	0	0	0				
25 Kila Ka'aihue, L OBP: 0.326, SLG: 0.400										5	0	1	1	0	3	2				
17 Adam Rosales, R OBP: 1.000, SLG: 1.000										1	0	1	0	3	0	0				
15 Seth Smith, L OBP: 0.369, SLG: 0.364										1	0	0	0	0	0	0				
28 Eric Sogard, L OBP: 0.188, SLG: 0.246										1	0	0	0	0	0	0				
12 Collin Cowgill, R OBP: 0.250, SLG: 0.143										4	0	0	0	0	1	4				
Inning Stats	R: 3 E: 0 K: 1 S: 18	H: 4 LOB: 1 BB: 1 P: 31	R: 0 E: 0 K: 0 S: 10	H: 1 LOB: 2 BB: 2 P: 19	R: 0 E: 0 K: 1 S: 10	H: 1 LOB: 1 BB: 0 P: 13	R: 0 E: 0 K: 1 S: 11	H: 0 LOB: 1 BB: 1 P: 16	R: 1 E: 0 K: 0 S: 9	H: 1 LOB: 0 BB: 0 P: 12	R: 0 E: 0 K: 2 S: 9	H: 0 LOB: 1 BB: 1 P: 18	R: 0 E: 0 K: 1 S: 7	H: 0 LOB: 0 BB: 0 P: 8	R: 1 E: 0 K: 0 S: 7	H: 3 LOB: 1 BB: 0 P: 9	1B: 8 2B: 4 3B: 0 HR: 1	SF: 0 SAC: 0 DP: 2 HBP: 0	WP: 0 PB: 0 SB: 0 CS: 1	PA: 44
PITCHER	IP 5.1	WLS 5	BF 25	H 8	R 3	ER 3	SO 3	BB 3	IBB 0	HBP 0	BLK 0	WP 0	HR 0	S 65	P 104	ERA 5.06	WHIP 2.062			
54 Matt Harrison, L ERA: 5.21																				
57 Mark Lowe, R ERA: 2.77																				
41 Alex Ogando, R ERA: 0.82																				
36 Joe Nathan, R ERA: 2.7																				
37 Mike Adams, R ERA: 2.51																				

Oakland Athletics @ Texas Rangers
Rangers Ballpark in Arlington, Arlington, TX
Thu May 17 2012, 2:09 PM - 5:38 PM EDT
Att. 47,182 - Sunny - 86 F

AB 39
R 5
H 12
RBI 5
BB 5
SO 6
LOB 18



Batter	1	2	3	4	5	6	7	8	9	10	AB	R	H	RBI	BB	SO	LOB	BOTTOM		
5 Ian Kinsler, R OBP: 0.356, SLG: 0.465											6	0	2	0	0	0	2			
1 Elvis Andrus, R OBP: 0.394, SLG: 0.413											4	0	0	1	1	2	1			
10 Michael Young, R OBP: 0.294, SLG: 0.372											6	0	0	0	0	1	4			
29 Adrian Beltré, R OBP: 0.333, SLG: 0.523											4	0	2	0	1	0	3			
7 David Murphy, L OBP: 0.330, SLG: 0.430										4	0	1	0	1	0	4				
17 Nelson Cruz, R OBP: 0.323, SLG: 0.411											5	0	0	0	0	2	5			
25 Mike Napoli, R OBP: 0.338, SLG: 0.475											4	1	1	0	1	2	1			
18 Mitch Moreland, L OBP: 0.343, SLG: 0.522											2	2	2	3	1	0	0			
21 Brandon Snyder, R OBP: 0.351, SLG: 0.600										3	1	2	0	0	0	0				
23 Craig Gentry, R OBP: 0.379, SLG: 0.443											2	0	0	0	0	0				
32 Josh Hamilton, L OBP: 0.452, SLG: 0.626																				
Inning Stats	R: 0 E: 0 K: 1 S: 8	H: 0 LOB: 2 BB: 2 P: 17	R: 0 E: 0 K: 1 S: 12	H: 1 LOB: 1 BB: 1 P: 19	R: 0 E: 0 K: 0 S: 9	H: 1 LOB: 1 BB: 0 P: 15	R: 2 E: 0 K: 1 S: 17	H: 3 LOB: 2 BB: 0 P: 23	R: 0 E: 0 K: 1 S: 11	H: 1 LOB: 1 BB: 0 P: 22	R: 0 E: 0 K: 0 S: 8	H: 0 LOB: 0 BB: 0 P: 13	R: 0 E: 1 K: 1 S: 7	H: 0 LOB: 3 BB: 0 P: 17	R: 0 E: 0 K: 1 S: 6	H: 1 LOB: 1 BB: 0 P: 7	1B: 7 2B: 1 3B: 0 HR: 2	SF: 0 SAC: 1 DP: 0 HBP: 0	WP: 0 PB: 2 SB: 2 CS: 0	PA: 48
PITCHER	IP 5.1	WLS 5	BF 29	H 8	R 4	ER 4	SO 4	BB 3	IBB 0	HBP 0	BLK 0	WP 0	HR 2	S 57	P 91	ERA 6.75	WHIP 2.062			
32 Brandon McCarthy, R ERA: 2.95																				
50 Grant Balfour, R ERA: 3.72																				
77 Jordan Norberto, L ERA: 3.38																				
48 Ryan Cook, R ERA: 3.38																				
40 Brian Fuentes, L ERA: 3.38																				

Oakland Athletics @ Texas Rangers
Rangers Ballpark in Arlington, Arlington, TX
Thu May 17 2012, 2:09 PM - 5:38 PM EDT
Att. 47,182 - Sunny - 86 F

AB 42
R 4
H 10
RBI 4
BB 5
SO 7
LOB 24



Batter	1	2	3	4	5	6	7	8	9	AB	R	H	RBI	BB	SO	LOB	TOP					
19 Jemile Weeks, S OBP: 0.281, SLG: 0.307										4	0	0	0	0	0	1	Oakland Athletics @ San Francisco Giants AT&T Park, San Francisco, CA Sat May 19 2012, 1:07 PM - 3:56 PM PDT Att: 41,411 - Sunny - 65 F					
2 Cliff Pennington, S OBP: 0.272, SLG: 0.306										3	0	0	0	0	1	0						
16 Josh Reddick, L OBP: 0.324, SLG: 0.522										3	0	0	0	0	0	0						
31 Jonny Gomes, R OBP: 0.363, SLG: 0.447										3	0	0	0	0	2	0						
54 Travis Blackley, L (7, 1)										0	0	0	0	0	0	0						
15 Seth Smith, L OBP: 0.370, SLG: 0.365										3	0	1	0	0	1	0						
20 Josh Donaldson, R OBP: 0.123, SLG: 0.232										3	0	0	0	0	1	1						
10 Daric Barton, L OBP: 0.330, SLG: 0.300										2	0	0	0	1	0	0						
8 Kurt Suzuki, R OBP: 0.258, SLG: 0.288										2	0	0	0	1	1	1						
66 Tyson Ross, R (1, 1)										2	0	0	0	0	1	1						
50 Grant Balfour, R (7, 1)										0	0	0	0	0	0	0						
12 Collin Cowgill, R OBP: 0.229, SLG: 0.129										0	0	0	0	0	0	0						
25 Kila Ka'aihue, L (9, PH)										1	0	0	0	0	0	1						
Inning Stats	R: 0 H: 0 E: 0 K: 1 S: 8	H: 0 R: 0 ER: 0 LOB: 0 BB: 0 P: 13	R: 0 H: 0 E: 0 K: 1 S: 7	H: 0 R: 0 ER: 0 LOB: 0 BB: 0 P: 11	R: 0 H: 0 E: 0 K: 1 S: 11	H: 0 R: 0 ER: 0 LOB: 0 BB: 0 P: 16	R: 0 H: 0 E: 0 K: 0 S: 8	H: 0 R: 0 ER: 0 LOB: 0 BB: 0 P: 13	R: 0 H: 1 E: 0 K: 1 S: 10	H: 0 R: 0 ER: 0 LOB: 1 BB: 1 P: 12	R: 0 H: 0 E: 0 K: 1 S: 11	H: 0 R: 0 ER: 0 LOB: 1 BB: 1 P: 21	R: 0 H: 0 E: 0 K: 0 S: 7	H: 0 R: 0 ER: 0 LOB: 0 BB: 0 P: 11	R: 0 H: 0 E: 0 K: 2 S: 7	H: 0 R: 0 ER: 0 LOB: 0 BB: 0 P: 9	R: 0 H: 0 E: 0 K: 0 S: 9	H: 0 R: 0 ER: 0 LOB: 0 BB: 1 P: 14	1B: 1 2B: 0 3B: 0 HR: 0	SF: 0 SAC: 0 DP: 2 HBP: 0	WP: 0 PB: 0 SB: 0 CS: 0	PA: 28
PITCHER	IP: 7.0 WLS: W BF: 22	H: 1 R: 0 ER: 0 SO: 5	BB: 1 IBB: 0 HBP: 0 BLK: 0	WP: 0 HR: 0 S: 62 P: 97	ERA: 0.00 WHIP: 0.286											ERA: 0.00 WHIP: 0.000						
49 Javier López, L ERA: 1.04	IP: 1.0 WLS: 0 BF: 3	H: 0 R: 0 ER: 0 SO: 2	BB: 0 IBB: 0 HBP: 0 BLK: 0	WP: 0 HR: 0 S: 7 P: 9	ERA: 0.00 WHIP: 0.000											ERA: 0.00 WHIP: 1.000						
34 Clay Hensley, R ERA: 2.35	IP: 1.0 WLS: 0 BF: 3	H: 0 R: 0 ER: 0 SO: 0	BB: 1 IBB: 0 HBP: 0 BLK: 0	WP: 0 HR: 0 S: 9 P: 14	ERA: 0.00 WHIP: 1.000											ERA: 0.00 WHIP: 1.000						



Batter	1	2	3	4	5	6	7	8	9	AB	R	H	RBI	BB	SO	LOB	BOTTOM			
7 Grégor Blanco, L OBP: 0.416, SLG: 0.380										2	1	1	0	2	1	0	Oakland Athletics @ San Francisco Giants AT&T Park, San Francisco, CA Sat May 19 2012, 1:07 PM - 3:56 PM PDT Att: 41,411 - Sunny - 65 F			
35 Brandon Crawford, L OBP: 0.276, SLG: 0.342										4	0	2	0	0	2	5				
53 Melky Cabrera, S OBP: 0.382, SLG: 0.479										3	0	2	1	0	0	2				
28 Buster Posey, R OBP: 0.362, SLG: 0.450										3	1	1	1	1	0	1				
16 Ángel Pagán, S OBP: 0.353, SLG: 0.462										4	0	2	2	0	0	3				
9 Brandon Belt, L OBP: 0.370, SLG: 0.373										3	0	0	0	1	2	4				
13 Joaquín Arias, R OBP: 0.290, SLG: 0.302										4	0	1	0	0	0	2				
2 Emmanuel Burriss, S OBP: 0.278, SLG: 0.210										4	1	1	0	0	0	1				
32 Ryan Vogelsong, R (1, 1)										1	1	0	0	1	1	0				
49 Javier López, L (8, 1)										0	0	0	0	0	0	0				
6 Brett Pill, R OBP: 0.295, SLG: 0.446										1	0	0	0	0	0	0				
34 Clay Hensley, R (9, 1)										0	0	0	0	0	0	0				
Inning Stats	R: 0 H: 2 E: 0 K: 2 S: 18	H: 1 R: 2 ER: 2 LOB: 3 BB: 1 P: 31	R: 0 H: 1 E: 0 K: 1 S: 13	H: 1 R: 2 ER: 2 LOB: 2 BB: 1 P: 24	R: 0 H: 1 E: 0 K: 0 S: 5	H: 1 R: 0 ER: 0 LOB: 0 BB: 0 P: 10	R: 0 H: 0 E: 0 K: 0 S: 7	H: 0 R: 0 ER: 0 LOB: 0 BB: 0 P: 8	R: 0 H: 1 E: 0 K: 1 S: 8	H: 1 R: 0 ER: 0 LOB: 1 BB: 1 P: 13	R: 0 H: 1 E: 0 K: 0 S: 10	H: 1 R: 0 ER: 0 LOB: 1 BB: 1 P: 17	R: 4 H: 3 E: 0 K: 2 S: 13	H: 3 R: 1 ER: 1 LOB: 1 BB: 1 P: 27	R: 0 H: 1 E: 0 K: 0 S: 4	H: 1 R: 0 ER: 0 LOB: 0 BB: 0 P: 8	1B: 9 2B: 1 3B: 0 HR: 0	SF: 1 SAC: 0 DP: 4 HBP: 1	WP: 0 PB: 0 SB: 0 CS: 0	PA: 36
PITCHER	IP: 6.0 WLS: L BF: 27	H: 2 R: 2 ER: 2 SO: 4	BB: 4 IBB: 0 HBP: 0 BLK: 0	WP: 0 HR: 0 S: 63 P: 108	ERA: 3.00 WHIP: 1.833											ERA: 27.00 WHIP: 4.500				
50 Grant Balfour, R ERA: 4.5	IP: 0.2 WLS: 0 BF: 5	H: 2 R: 2 ER: 2 SO: 1	BB: 1 IBB: 0 HBP: 0 BLK: 0	WP: 0 HR: 0 S: 8 P: 17	ERA: 27.00 WHIP: 4.500											ERA: 0.00 WHIP: 0.750				
54 Travis Blackley, L ERA: 6.14	IP: 1.1 WLS: 0 BF: 4	H: 1 R: 0 ER: 0 SO: 1	BB: 0 IBB: 0 HBP: 0 BLK: 0	WP: 0 HR: 0 S: 7 P: 13	ERA: 0.00 WHIP: 0.750											ERA: 0.00 WHIP: 0.750				



Batter	1	2	3	4	5	6	7	8	9	AB	R	H	RBI	BB	SO	LOB	TOP					
27 Mike Trout, R OBP: 0.413, SLG: 0.600	F8		P3		2B			L9		4	0	1	1	0	0	1						
6 Alberto Callaspo, S OBP: 0.274, SLG: 0.287	G6-3			1B	P3			F7		4	0	1	0	0	0	2						
5 Albert Pujols, R OBP: 0.296, SLG: 0.318	G6-3		P4			G6-3		P3		4	0	1	0	0	0	1						
44 Mark Trumbo, R OBP: 0.403, SLG: 0.586		F9		K		K		G4-3		4	0	0	0	0	2	2						
8 Kendrys Morales, S OBP: 0.314, SLG: 0.395		G5-3		G5-3		G6-3		G6-3		4	0	0	0	0	0	2						
47 Howie Kendrick, R OBP: 0.292, SLG: 0.408		L3			46 BB	G6-3		G6-3		4	1	1	0	0	0	1						
2 Erick Aybar, S OBP: 0.248, SLG: 0.297			L6			G1-3				3	0	1	0	0	0	1						
25 Peter Bourjos, R OBP: 0.276, SLG: 0.269			P4		F9			F7		3	0	0	0	0	0	2						
46 Bobby Wilson, R OBP: 0.250, SLG: 0.182			K		27 BB	G6-3		G6-3		2	0	0	0	1	1							
Inning Stats	R: 0 E: 0 K: 0 S: 7	H: 0 LOB: 0 BB: 0 P: 10	R: 0 E: 0 K: 0 S: 8	H: 0 LOB: 0 BB: 0 P: 12	R: 0 E: 0 K: 1 S: 13	H: 1 LOB: 1 BB: 0 P: 18	R: 0 E: 0 K: 1 S: 10	H: 1 LOB: 1 BB: 0 P: 15	R: 1 E: 0 K: 0 S: 18	H: 2 LOB: 2 BB: 1 P: 30	R: 0 E: 0 K: 1 S: 10	H: 0 LOB: 0 BB: 0 P: 12	R: 0 E: 0 K: 0 S: 7	H: 0 LOB: 0 BB: 0 P: 11	R: 0 E: 0 K: 0 S: 6	H: 0 LOB: 0 BB: 0 P: 10	R: 0 E: 0 K: 0 S: 8	H: 0 LOB: 0 BB: 0 P: 11	1B: 3 2B: 2 3B: 0 HR: 0	SF: 0 SAC: 0 DP: 0 HBP: 0	WP: 0 PB: 0 SB: 0 CS: 0	PA: 33
PITCHER	IP	WLS	BF	H	R	ER	SO	BB	IBB	HBP	BLK	WP	HR	S	P	ERA	WHIP					
57 Tommy Milone, L ERA: 3.75	7.0	W	27	5	1	1	3	1	0	0	0	0	0	73	108	1.29	0.857					
48 Ryan Cook, R ERA:	1.0	H	3	0	0	0	0	0	0	0	0	0	0	6	10	0.00	0.000					
40 Brian Fuentes, L ERA: 3.18	1.0	S	3	0	0	0	0	0	0	0	0	0	0	8	11	0.00	0.000					

Los Angeles Angels @ Oakland Athletics
Oakland Coliseum, Oakland, CA
Mon May 21, 2012, 7:09 PM - 9:54 PM PDT
Att: 11,292 - Partly Cloudy - 59 F

AB 32
R 1
H 5
RBI 1
BB 1
SO 3
LOB 13



Batter	1	2	3	4	5	6	7	8	9	AB	R	H	RBI	BB	SO	LOB	BOTTOM					
19 Jemile Weeks, S OBP: 0.290, SLG: 0.314	G4-3		FC6-4		G4-3		F8			3	0	0	0	0	0	2						
4 Coco Crisp, S OBP: 0.280, SLG: 0.211	G3-1		FC6-4		G4-3		CS		F7	4	1	1	0	0	0	1						
16 Josh Reddick, L OBP: 0.335, SLG: 0.536	BB		15 BB		K			25 CS		3	0	2	0	1	1	1						
25 Kila Ka'aihue, L OBP: 0.313, SLG: 0.380	G4-3		20 BB		G4-6-3			K		4	0	1	1	0	1	3						
15 Seth Smith, L OBP: 0.375, SLG: 0.360		20 BB				F8				2	1	1	0	2	0	0						
12 Collin Cowgill, R OBP: 0.231, SLG: 0.143										0	0	0	0	0	0	0						
20 Josh Donaldson, R OBP: 0.138, SLG: 0.250					L6-4		F7		FC6-4	4	0	1	0	0	0	5						
10 Daric Barton, L OBP: 0.336, SLG: 0.287							P5			1	0	0	0	2	0	0						
8 Kurt Suzuki, R OBP: 0.259, SLG: 0.288		G6-4-3			K			F8		3	0	0	0	0	1	3						
2 Cliff Pennington, S OBP: 0.277, SLG: 0.305		G3			G4-3					2	0	0	0	1	0	2						
Inning Stats	R: 0 E: 0 K: 0 S: 7	H: 0 LOB: 1 BB: 1 P: 12	R: 1 E: 0 K: 0 S: 11	H: 2 LOB: 1 BB: 1 P: 21	R: 1 E: 0 K: 0 S: 13	H: 2 LOB: 2 BB: 1 P: 23	R: 0 E: 0 K: 1 S: 9	H: 0 LOB: 1 BB: 1 P: 20	R: 0 E: 0 K: 1 S: 7	H: 1 LOB: 0 BB: 0 P: 10	R: 0 E: 0 K: 0 S: 9	H: 0 LOB: 0 BB: 0 P: 12	R: 0 E: 0 K: 0 S: 9	H: 0 LOB: 0 BB: 1 P: 16	R: 0 E: 0 K: 1 S: 9	H: 1 LOB: 2 BB: 1 P: 18	1B: 5 2B: 2 3B: 0 HR: 0	SF: 0 SAC: 0 DP: 3 HBP: 1	WP: 0 PB: 0 SB: 2 CS: 1	PA: 34		
PITCHER	IP	WLS	BF	H	R	ER	SO	BB	IBB	HBP	BLK	WP	HR	S	P	ERA	WHIP					
57 Jerome Williams, R ERA: 3.74	6.1	L	27	5	2	2	2	5	0	1	0	0	0	63	110	2.84	1.579					
21 Hisanori Takahashi, L ERA: 5.56	0.2		1	0	0	0	0	0	0	0	0	0	0	2	4	0.00	0.000					
55 Jason Istringhausen, R ERA: 2.3	1.0		5	1	0	0	1	0	1	0	0	0	0	9	18	0.00	1.000					

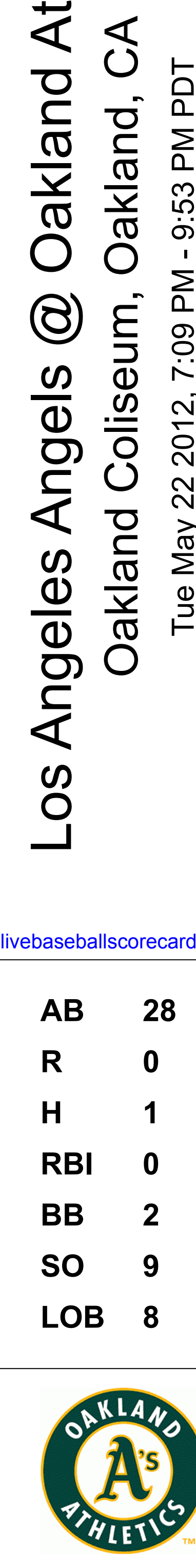
Los Angeles Angels @ Oakland Athletics
Oakland Coliseum, Oakland, CA
Mon May 21, 2012, 7:09 PM - 9:54 PM PDT
Att: 11,292 - Partly Cloudy - 59 F

AB 26
R 2
H 6
RBI 1
BB 6
SO 3
LOB 17



Batter	1	2	3	4	5	6	7	8	9	AB	R	H	RBI	BB	SO	LOB	TOP								
27 Mike Trout, R OBP: 0.402, SLG: 0.571										4	1	0	0	1	3	4	Los Angeles Angels @ Oakland Athletics Oakland Coliseum, Oakland, CA Tue May 22 2012, 7:09 PM - 9:53 PM PDT Att: 12,894 - Clear - 63 F livebaseballscorecards.com								
13 Maicer Izturis, S OBP: 0.327, SLG: 0.276										5	1	1	0	0	1	0									
5 Albert Pujols, R OBP: 0.254, SLG: 0.333										4	1	1	2	0	1	0									
8 Kendrys Morales, S OBP: 0.325, SLG: 0.398										4	2	2	0	1	1	0									
44 Mark Trumbo, R OBP: 0.403, SLG: 0.579										5	0	2	1	0	0	2									
56 Kole Calhoun, L										0	0	0	0	0	0	0									
47 Howie Kendrick, R OBP: 0.297, SLG: 0.406										3	0	1	1	1	0	1									
2 Erick Aybar, S OBP: 0.297, SLG: 0.297										3	0	1	1	0	1	1									
6 Alberto Callaspo, S OBP: 0.274, SLG: 0.287										0	0	0	0	0	0	0									
25 Peter Bourjos, R OBP: 0.275, SLG: 0.268										4	0	1	0	0	1	3									
41 John Hester, R OBP: 0.385, SLG: 0.273										3	0	1	0	1	0	2									
Inning Stats	R: 3 E: 0 K: 0 S: 10	H: 4 LOB: 2 BB: 2 P: 25	R: 0 E: 0 K: 1 S: 5	H: 0 LOB: 1 BB: 1 P: 14	R: 1 E: 0 K: 1 S: 10	H: 2 LOB: 1 BB: 0 P: 14	R: 0 E: 0 K: 1 S: 10	H: 1 LOB: 1 BB: 0 P: 15	R: 0 E: 0 K: 1 S: 12	H: 1 LOB: 1 BB: 0 P: 15	R: 0 E: 1 K: 1 S: 12	H: 2 LOB: 3 BB: 1 P: 18	R: 1 E: 1 K: 1 S: 14	H: 1 LOB: 3 BB: 1 P: 25	R: 0 E: 0 K: 1 S: 8	H: 0 LOB: 0 BB: 0 P: 12	R: 0 E: 0 K: 1 S: 8	H: 0 LOB: 0 BB: 0 P: 11	1B: 9 2B: 1 3B: 0 HR: 1	SF: 1 SAC: 0 DP: 1 HBP: 1	WP: 0 PB: 0 SB: 0 CS: 2	PA: 41			
PITCHER	IP WLS BF H R ER SO BB IBB HBP BLK WP HR S P ERA WHIP	IP WLS BF H R ER SO BB IBB HBP BLK WP HR S P ERA WHIP	IP WLS BF H R ER SO BB IBB HBP BLK WP HR S P ERA WHIP	IP WLS BF H R ER SO BB IBB HBP BLK WP HR S P ERA WHIP	IP WLS BF H R ER SO BB IBB HBP BLK WP HR S P ERA WHIP	IP WLS BF H R ER SO BB IBB HBP BLK WP HR S P ERA WHIP	IP WLS BF H R ER SO BB IBB HBP BLK WP HR S P ERA WHIP	IP WLS BF H R ER SO BB IBB HBP BLK WP HR S P ERA WHIP	IP WLS BF H R ER SO BB IBB HBP BLK WP HR S P ERA WHIP	IP WLS BF H R ER SO BB IBB HBP BLK WP HR S P ERA WHIP	IP WLS BF H R ER SO BB IBB HBP BLK WP HR S P ERA WHIP	IP WLS BF H R ER SO BB IBB HBP BLK WP HR S P ERA WHIP	IP WLS BF H R ER SO BB IBB HBP BLK WP HR S P ERA WHIP	IP WLS BF H R ER SO BB IBB HBP BLK WP HR S P ERA WHIP	IP WLS BF H R ER SO BB IBB HBP BLK WP HR S P ERA WHIP	IP WLS BF H R ER SO BB IBB HBP BLK WP HR S P ERA WHIP	IP WLS BF H R ER SO BB IBB HBP BLK WP HR S P ERA WHIP	IP WLS BF H R ER SO BB IBB HBP BLK WP HR S P ERA WHIP	IP WLS BF H R ER SO BB IBB HBP BLK WP HR S P ERA WHIP	IP WLS BF H R ER SO BB IBB HBP BLK WP HR S P ERA WHIP	IP WLS BF H R ER SO BB IBB HBP BLK WP HR S P ERA WHIP	IP WLS BF H R ER SO BB IBB HBP BLK WP HR S P ERA WHIP	IP WLS BF H R ER SO BB IBB HBP BLK WP HR S P ERA WHIP	IP WLS BF H R ER SO BB IBB HBP BLK WP HR S P ERA WHIP	
45 Graham Godfrey, R ERA: 6.16	3.0 L 15 6 4 4 2 3 0 0 0 0 0 1 25 53 12.00 3.000	3.0 L 15 6 4 4 2 3 0 0 0 0 0 0 39 56 0.00 0.818	1.1 7 1 0 0 2 1 0 0 0 0 0 0 17 29 0.00 1.500	1.0 3 0 0 0 1 0 0 0 0 0 0 0 8 11 0.00 0.000																					
54 Travis Blackley, L ERA: 4.09																									
53 Jim Miller, R ERA: 1.69																									
13 Jerry Blevins, L ERA: 2.33																									

Batter	1	2	3	4	5	6	7	8	9	AB	R	H	RBI	BB	SO	LOB	BOTTOM								
4 Coco Crisp, S OBP: 0.247, SLG: 0.200										4	0	0	0	0	1	2	Los Angeles Angels @ Oakland Athletics Oakland Coliseum, Oakland, CA Tue May 22 2012, 7:09 PM - 9:53 PM PDT Att: 12,894 - Clear - 63 F livebaseballscorecards.com								
12 Collin Cowgill, R OBP: 0.209, SLG: 0.128										4	0	0	0	0	2	1									
15 Seth Smith, L OBP: 0.364, SLG: 0.348										4	0	0	0	0	1	0									
31 Jonny Gomes, R OBP: 0.352, SLG: 0.432										3	0	0	0	0	1	0									
20 Josh Donaldson, R OBP: 0.132, SLG: 0.239										3	0	0	0	0	0	0									
2 Cliff Pennington, S OBP: 0.278, SLG: 0.306										3	0	1	0	0	1	0									
17 Adam Rosales, R OBP: 0.625, SLG: 0.250										2	0	0	0	1	0	1									
10 Daric Barton, L OBP: 0.336, SLG: 0.281										2	0	0	0	1	2	1									
26 Anthony Recker, R OBP: 0.250, SLG: 0.161										3	0	0	0	0	1	3									
Inning Stats	R: 0 E: 0 K: 1 S: 8	H: 0 LOB: 0 BB: 0 P: 14	R: 0 E: 0 K: 1 S: 10	H: 0 LOB: 0 BB: 0 P: 14	R: 0 E: 0 K: 0 S: 11	H: 0 LOB: 0 BB: 1 P: 19	R: 0 E: 0 K: 0 S: 9	H: 0 LOB: 0 BB: 0 P: 14	R: 0 E: 0 K: 0 S: 6	H: 1 LOB: 0 BB: 0 P: 11	R: 0 E: 0 K: 3 S: 13	H: 0 LOB: 1 BB: 0 P: 20	R: 0 E: 0 K: 1 S: 7	H: 0 LOB: 0 BB: 0 P: 12	R: 0 E: 0 K: 1 S: 11	H: 0 LOB: 1 BB: 1 P: 21		R: 0 E: 0 K: 2 S: 8	H: 0 LOB: 0 BB: 0 P: 15	1B: 1 2B: 0 3B: 0 HR: 0	SF: 0 SAC: 0 DP: 1 HBP: 0	WP: 0 PB: 1 SB: 0 CS: 0	PA: 30		
PITCHER	IP WLS BF H R ER SO BB IBB HBP BLK WP HR S P ERA WHIP	IP WLS BF H R ER SO BB IBB HBP BLK WP HR S P ERA WHIP	IP WLS BF H R ER SO BB IBB HBP BLK WP HR S P ERA WHIP	IP WLS BF H R ER SO BB IBB HBP BLK WP HR S P ERA WHIP	IP WLS BF H R ER SO BB IBB HBP BLK WP HR S P ERA WHIP	IP WLS BF H R ER SO BB IBB HBP BLK WP HR S P ERA WHIP	IP WLS BF H R ER SO BB IBB HBP BLK WP HR S P ERA WHIP	IP WLS BF H R ER SO BB IBB HBP BLK WP HR S P ERA WHIP	IP WLS BF H R ER SO BB IBB HBP BLK WP HR S P ERA WHIP	IP WLS BF H R ER SO BB IBB HBP BLK WP HR S P ERA WHIP	IP WLS BF H R ER SO BB IBB HBP BLK WP HR S P ERA WHIP	IP WLS BF H R ER SO BB IBB HBP BLK WP HR S P ERA WHIP	IP WLS BF H R ER SO BB IBB HBP BLK WP HR S P ERA WHIP	IP WLS BF H R ER SO BB IBB HBP BLK WP HR S P ERA WHIP	IP WLS BF H R ER SO BB IBB HBP BLK WP HR S P ERA WHIP	IP WLS BF H R ER SO BB IBB HBP BLK WP HR S P ERA WHIP	IP WLS BF H R ER SO BB IBB HBP BLK WP HR S P ERA WHIP	IP WLS BF H R ER SO BB IBB HBP BLK WP HR S P ERA WHIP	IP WLS BF H R ER SO BB IBB HBP BLK WP HR S P ERA WHIP	IP WLS BF H R ER SO BB IBB HBP BLK WP HR S P ERA WHIP	IP WLS BF H R ER SO BB IBB HBP BLK WP HR S P ERA WHIP	IP WLS BF H R ER SO BB IBB HBP BLK WP HR S P ERA WHIP	IP WLS BF H R ER SO BB IBB HBP BLK WP HR S P ERA WHIP	IP WLS BF H R ER SO BB IBB HBP BLK WP HR S P ERA WHIP	
33 C.J. Wilson, L ERA: 2.9																									
49 Ernesto Frieri, R ERA: 1.4																									




Batter	1	2	3	4	5	6	7	8	9	10	11	AB	R	H	RBI	BB	SO	LOB	TOP			
27 Mike Trout, R OBP: 0.382, SLG: 0.539	G5-3		F8		K2-3			L9		G6-3		5	0	0	0	0	1	3				
13 Maicer Izturis, S OBP: 0.330, SLG: 0.275	F8									G3		4	0	1	1	1	1	0				
5 Albert Pujols, R OBP: 0.298, SLG: 0.331	K		G5-3								F8	4	0	1	0	1	1	2				
8 Kendrys Morales, S OBP: 0.328, SLG: 0.393	G5-3											4	0	1	0	1	0	2				
25 Peter Bourjos, R OBP: 0.275, SLG: 0.268											47 1B 6 2B BB	0	1	0	0	0	0	0				
44 Mark Trumbo, R OBP: 0.388, SLG: 0.556	K										F8	5	0	0	0	0	2	2				
47 Howie Kendrick, R OBP: 0.294, SLG: 0.400	G5-3											5	1	1	0	0	1	0				
6 Alberto Callaspo, S OBP: 0.288, SLG: 0.288												3	1	1	2	2	1	0				
56 Kole Calhoun, L OBP: 0.200, SLG: 0.400												5	0	1	0	0	2	4				
46 Bobby Wilson, R OBP: 0.254, SLG: 0.190												3	0	1	0	0	1	1				
2 Erick Aybar, S OBP: 0.253, SLG: 0.295												1	0	0	0	0	0	0				
41 John Hester, R OBP: 0.385, SLG: 0.273												0	0	0	0	0	0	0				
Inning Stats	R: 0 E: 0 K: 1 S: 9	H: 0 LOB: 0 BB: 0 P: 12	R: 0 E: 0 K: 1 S: 8	H: 0 LOB: 0 BB: 0 P: 11	R: 1 E: 0 K: 1 S: 14	H: 2 LOB: 2 BB: 1 P: 26	R: 0 E: 0 K: 0 S: 5	H: 0 LOB: 0 BB: 0 P: 6	R: 0 E: 0 K: 2 S: 11	H: 2 LOB: 1 BB: 0 P: 16	R: 0 E: 0 K: 1 S: 10	H: 0 LOB: 2 BB: 1 P: 24	R: 0 E: 0 K: 0 S: 5	H: 0 LOB: 1 BB: 1 P: 11	R: 0 E: 0 K: 0 S: 13	H: 0 LOB: 0 BB: 0 P: 18	R: 2 E: 0 K: 1 S: 19	H: 2 LOB: 2 BB: 1 P: 27	1B: 5 2B: 2 3B: 0 HR: 0	SF: 0 SAC: 0 DP: 0 HBP: 0	WP: 0 PB: 0 SB: 1 CS: 0	PA: 44
PITCHER	IP ERA WHIP	WLS BF H R ER SO	BF H R ER SO	IP WLS BF H R ER SO	IP WLS BF H R ER SO	IP WLS BF H R ER SO	IP WLS BF H R ER SO	IP WLS BF H R ER SO	IP WLS BF H R ER SO	IP WLS BF H R ER SO	IP WLS BF H R ER SO	IP WLS BF H R ER SO	IP WLS BF H R ER SO	IP WLS BF H R ER SO	IP WLS BF H R ER SO	IP WLS BF H R ER SO	IP WLS BF H R ER SO	ERA WHIP	ERA WHIP			
11 Jarrod Parker, R ERA: 3.36	7.0	5	0	0	0	1	1	1	0	0	0	0	0	10	24	0.00	1.000					
48 Ryan Cook, R ERA:	1.0	4	0	0	0	0	0	0	0	0	0	0	0	5	11	0.00	1.000					
40 Brian Fuentes, L ERA: 3.0	1.0	3	0	0	0	0	0	0	0	0	0	0	0	13	18	0.00	0.000					
50 Grant Balfour, R ERA: 4.09	1.0	L	6	2	2	2	1	1	0	0	0	0	0	19	27	18.00	3.000					
77 Jordan Norberto, L ERA: 9.57																						

Los Angeles Angels @ Oakland Athletics
Oakland Coliseum, Oakland, CA
Wed May 23 2012, 12:39 PM - 3:48 PM PDT
Att: 23,617 - Sunny - 65 F

livebaseballscores.com

AB 39
R 3
H 7
RBI 3
BB 5
SO 10
LOB 14



Batter	1	2	3	4	5	6	7	8	9	10	11	AB	R	H	RBI	BB	SO	LOB	BOTTOM					
19 Jemile Weeks, S OBP: 0.287, SLG: 0.311	K				P3			F7				5	0	1	0	0	2	0						
4 Coco Crisp, S OBP: 0.233, SLG: 0.188	G6-3											5	0	0	0	0	1	1						
16 Josh Reddick, L OBP: 0.337, SLG: 0.527												3	0	0	0	2	0	1						
15 Seth Smith, L OBP: 0.359, SLG: 0.367	F8											5	1	1	1	0	2	2						
31 Jonny Gomes, R OBP: 0.267, SLG: 0.433												2	0	1	0	2	0	0						
25 Kila Ka'aihue, L OBP: 0.301, SLG: 0.365												4	0	0	0	0	0	3						
8 Kurt Suzuki, R OBP: 0.252, SLG: 0.279												4	0	0	0	0	1	2						
20 Josh Donaldson, R OBP: 0.125, SLG: 0.225												4	0	0	0	0	0	1						
2 Cliff Pennington, S OBP: 0.272, SLG: 0.288												4	0	0	0	0	1	0						
Inning Stats	R: 0 E: 0 K: 1 S: 9	H: 0 LOB: 1 BB: 1 P: 16	R: 0 E: 0 K: 1 S: 10	H: 1 LOB: 1 BB: 0 P: 15	R: 0 E: 0 K: 1 S: 10	H: 1 LOB: 1 BB: 0 P: 16	R: 0 E: 0 K: 0 S: 13	H: 0 LOB: 1 BB: 1 P: 23	R: 0 E: 0 K: 0 S: 8	H: 0 LOB: 0 BB: 0 P: 14	R: 1 E: 0 K: 0 S: 9	H: 1 LOB: 0 BB: 0 P: 15	R: 0 E: 0 K: 0 S: 6	H: 0 LOB: 0 BB: 0 P: 8	R: 0 E: 0 K: 0 S: 10	H: 0 LOB: 1 BB: 1 P: 17	R: 0 E: 0 K: 0 S: 8	H: 0 LOB: 0 BB: 0 P: 10	R: 0 E: 0 K: 3 S: 12	H: 0 LOB: 1 BB: 1 P: 20	1B: 2 2B: 0 3B: 0 HR: 1	SF: 0 SAC: 0 DP: 0 HBP: 0	WP: 0 PB: 0 SB: 0 CS: 0	PA: 40
PITCHER	IP ERA WHIP	WLS BF H R ER SO	BF H R ER SO	IP WLS BF H R ER SO	IP WLS BF H R ER SO	IP WLS BF H R ER SO	IP WLS BF H R ER SO	IP WLS BF H R ER SO	IP WLS BF H R ER SO	IP WLS BF H R ER SO	IP WLS BF H R ER SO	IP WLS BF H R ER SO	IP WLS BF H R ER SO	IP WLS BF H R ER SO	IP WLS BF H R ER SO	IP WLS BF H R ER SO	IP WLS BF H R ER SO	ERA WHIP	ERA WHIP					
36 Jared Weaver, R ERA: 2.61	8.0	4	0	0	0	4	1	0	0	0	0	0	0	10	17	0.00	1.000							
37 Scott Downs, L ERA:	1.0	W	3	0	0	0	0	0	0	0	0	0	0	8	10	0.00	0.000							
51 Jordan Walden, R ERA: 2.77	1.0	S	4	0	0	0	3	1	0	0	0	0	0	12	20	0.00	1.000							
49 Ernesto Frieri, R ERA: 1.33																								

Los Angeles Angels @ Oakland Athletics
Oakland Coliseum, Oakland, CA
Wed May 23 2012, 12:39 PM - 3:48 PM PDT
Att: 23,617 - Sunny - 65 F

livebaseballscores.com

AB 36
R 1
H 3
RBI 1
BB 4
SO 7
LOB 10



Batter	1	2	3	4	5	6	7	8	9	AB	R	H	RBI	BB	SO	LOB	TOP					
2 Derek Jeter, R OBP: 0.380, SLG: 0.465										5	0	1	0	0	0	1						
14 Curtis Granderson, L OBP: 0.364, SLG: 0.531										3	1	1	0	1	0	1						
25 Mark Teixeira, S OBP: 0.312, SLG: 0.467										4	0	2	1	0	1	2						
13 Alex Rodriguez, R OBP: 0.365, SLG: 0.430										4	0	1	0	0	0	2						
24 Robinson Canó, L OBP: 0.316, SLG: 0.514										3	0	0	0	1	0	3						
33 Nick Swisher, S OBP: 0.310, SLG: 0.484										4	0	1	0	0	1	5						
22 Andrew Jones, R OBP: 0.316, SLG: 0.470										4	1	1	1	0	1	3						
17 Jayson Nix, R OBP: 0.286, SLG: 0.500										4	0	1	0	0	0	1						
45 Dewayne Wise, L OBP: 0.187, SLG: 0.174										0	0	0	0	0	0	0						
19 Chris Stewart, R OBP: 0.244, SLG: 0.250										4	0	0	0	0	2	1						
Inning Stats	R: 0 H: 2 E: 0 K: 0 S: 16	H: 2 BB: 1 P: 27	R: 1 H: 2 E: 0 K: 0 S: 11	H: 2 BB: 0 P: 15	R: 0 H: 1 E: 0 K: 1 S: 9	H: 1 BB: 1 P: 18	R: 0 H: 0 E: 0 K: 1 S: 7	H: 0 BB: 0 P: 9	R: 0 H: 0 E: 0 K: 1 S: 9	H: 0 BB: 0 P: 13	R: 0 H: 1 E: 0 K: 0 S: 7	H: 1 BB: 0 P: 8	R: 1 H: 2 E: 0 K: 0 S: 14	H: 2 BB: 0 P: 21	R: 0 H: 0 E: 0 K: 1 S: 10	H: 0 BB: 0 P: 15	R: 0 H: 0 E: 0 K: 1 S: 7	H: 0 BB: 0 P: 11	1B: 4 2B: 3 HR: 1	SF: 0 SAC: 0 DP: 0	WP: 0 PB: 0 SB: 0 CS: 0	PA: 37
PITCHER	IP WLS BF H R ER SO BB IBB HBP BLK WP HR S P ERA WHIP																					
57 Tommy Milone, L ERA: 3.84	6.2	L	30	8	2	2	3	2	0	0	0	0	0	0	1	71	108	2.70	1.500			
48 Ryan Cook, R ERA:	0.1		1	0	0	0	0	0	0	0	0	0	0	0	2	3	0.00	0.000				
50 Grant Balfour, R ERA: 3.91	1.0		3	0	0	0	1	0	0	0	0	0	0	0	10	15	0.00	0.000				
40 Brian Fuentes, L ERA: 2.84	1.0		3	0	0	0	1	0	0	0	0	0	0	0	7	11	0.00	0.000				

New York Yankees @ Oakland Athletics
Oakland Coliseum, Oakland, CA
Sun May 27 2012, 1:10 PM - 4:00 PM PDT
Att: 25,078 - Overcast - 56 F

livebaseballscorecards.com

AB 35
R 2
H 8
RBI 2
BB 2
SO 5
LOB 19

Batter	1	2	3	4	5	6	7	8	9	AB	R	H	RBI	BB	SO	LOB	BOTTOM					
19 Jemile Weeks, S OBP: 0.289, SLG: 0.310										4	0	1	0	0	1	0						
4 Coco Crisp, S OBP: 0.216, SLG: 0.176										4	0	1	0	0	0	1						
16 Josh Reddick, L OBP: 0.332, SLG: 0.541										4	0	1	0	0	1	2						
15 Seth Smith, L OBP: 0.353, SLG: 0.354										3	0	1	0	1	1	1						
25 Kila Ka'aihue, L OBP: 0.291, SLG: 0.379										3	0	0	0	0	1	3						
20 Josh Donaldson, R OBP: 0.145, SLG: 0.244										3	0	1	0	0	1	2						
10 Daric Barton, L OBP: 0.333, SLG: 0.291										3	0	0	0	0	0	1						
8 Kurt Suzuki, R OBP: 0.248, SLG: 0.266										3	0	0	0	0	0	0						
2 Cliff Pennington, S OBP: 0.262, SLG: 0.282										3	0	0	0	0	0	0						
Inning Stats	R: 0 H: 1 E: 0 K: 1 S: 9	H: 0 BB: 0 P: 14	R: 0 H: 0 E: 0 K: 1 S: 6	H: 0 BB: 0 P: 12	R: 0 H: 0 E: 0 K: 0 S: 7	H: 0 BB: 0 P: 12	R: 0 H: 0 E: 0 K: 0 S: 9	H: 0 BB: 0 P: 13	R: 0 H: 2 E: 0 K: 0 S: 14	H: 1 BB: 0 P: 20	R: 0 H: 0 E: 0 K: 0 S: 6	H: 0 BB: 0 P: 8	R: 0 H: 1 E: 0 K: 1 S: 10	H: 1 BB: 1 P: 18	R: 0 H: 0 E: 0 K: 0 S: 6	H: 0 BB: 0 P: 7	R: 0 H: 1 E: 0 K: 2 S: 12	H: 1 BB: 0 P: 20	1B: 5 2B: 0 3B: 0 HR: 0	SF: 0 SAC: 0 DP: 1	WP: 0 PB: 0 SB: 2 CS: 1	PA: 32
PITCHER	IP WLS BF H R ER SO BB IBB HBP BLK WP HR S P ERA WHIP																					
18 Hiroki Kuroda, R ERA: 3.96	8.0	W	27	4	0	0	3	1	0	0	0	0	0	0	67	104	0.00	0.625				
29 Rafael Soriano, R ERA: 2.08	1.0	S	4	1	0	0	2	0	0	0	0	0	0	0	12	20	0.00	1.000				

New York Yankees @ Oakland Athletics
Oakland Coliseum, Oakland, CA
Sun May 27 2012, 1:10 PM - 4:00 PM PDT
Att: 25,078 - Overcast - 56 F

livebaseballscorecards.com

AB 30
R 0
H 5
RBI 0
BB 1
SO 5
LOB 10


Batter	1	2	3	4	5	6	7	8	9	AB	R	H	RBI	BB	SO	LOB	TOP	
19 Jemile Weeks, S OBP: 0.296, SLG: 0.315										4	0	2	0	1	0	4	Oakland Athletics @ Minnesota Twins Target Field, Minneapolis, MN Mon May 28 2012, 1:14 PM - 4:34 PM CDT Att: 34,709 - Partly Cloudy - 74 F AB 34 R 4 H 10 RBI 3 BB 5 SO 5 LOB 21 	
4 Coco Crisp, S OBP: 0.206, SLG: 0.167										5	0	0	0	0	0	8		
16 Josh Reddick, L OBP: 0.338, SLG: 0.568										4	2	2	1	1	0	0		
31 Jonny Gomes, R OBP: 0.364, SLG: 0.412										3	1	0	0	2	2	3		
7 Brandon Inge, R OBP: 0.257, SLG: 0.455										2	0	0	0	1	0	1		
8 Kurt Suzuki, R OBP: 0.248, SLG: 0.265										4	0	1	1	0	1	1		
25 Kila Ka'aihue, L OBP: 0.289, SLG: 0.402										4	1	1	1	0	1	2		
12 Collin Cowgill, R OBP: 0.294, SLG: 0.234										4	0	3	0	0	0	0		
17 Adam Rosales, R OBP: 0.467, SLG: 0.200										3	0	1	0	0	1	1		
15 Seth Smith, L OBP: 0.351, SLG: 0.352										1	0	0	0	0	0	1		
Inning Stats	R: 1 H: 2 E: 0 K: 0 S: 10	H: 2 LOB: 0 BB: 0 P: 19	R: 0 H: 1 E: 0 K: 1 S: 8	H: 1 LOB: 0 BB: 0 P: 10	R: 0 H: 0 E: 0 K: 1 S: 8	H: 0 LOB: 1 BB: 0 P: 14	R: 0 H: 1 E: 1 K: 0 S: 12	H: 1 LOB: 2 BB: 0 P: 13	R: 0 H: 2 E: 0 K: 1 S: 14	H: 1 LOB: 1 BB: 2 P: 20	R: 1 H: 1 E: 0 K: 0 S: 13	H: 1 LOB: 1 BB: 2 P: 26	R: 0 H: 0 E: 1 K: 1 S: 10	H: 0 LOB: 3 BB: 2 P: 21	1B: 7 2B: 0 3B: 1 HR: 2	SF: 0 SAC: 0 DP: 4 HBP: 1	WP: 1 PB: 0 SB: 0 CS: 1	PA: 41
PITCHER	IP WLS BF H R ER SO BB IBB HBP BLK WP HR S P ERA WHIP	IP WLS BF H R ER SO BB IBB HBP BLK WP HR S P ERA WHIP	IP WLS BF H R ER SO BB IBB HBP BLK WP HR S P ERA WHIP	IP WLS BF H R ER SO BB IBB HBP BLK WP HR S P ERA WHIP	IP WLS BF H R ER SO BB IBB HBP BLK WP HR S P ERA WHIP	IP WLS BF H R ER SO BB IBB HBP BLK WP HR S P ERA WHIP	IP WLS BF H R ER SO BB IBB HBP BLK WP HR S P ERA WHIP	IP WLS BF H R ER SO BB IBB HBP BLK WP HR S P ERA WHIP	IP WLS BF H R ER SO BB IBB HBP BLK WP HR S P ERA WHIP	IP WLS BF H R ER SO BB IBB HBP BLK WP HR S P ERA WHIP	IP WLS BF H R ER SO BB IBB HBP BLK WP HR S P ERA WHIP	IP WLS BF H R ER SO BB IBB HBP BLK WP HR S P ERA WHIP	IP WLS BF H R ER SO BB IBB HBP BLK WP HR S P ERA WHIP	IP WLS BF H R ER SO BB IBB HBP BLK WP HR S P ERA WHIP	IP WLS BF H R ER SO BB IBB HBP BLK WP HR S P ERA WHIP	IP WLS BF H R ER SO BB IBB HBP BLK WP HR S P ERA WHIP	IP WLS BF H R ER SO BB IBB HBP BLK WP HR S P ERA WHIP	
2 Denard Span, L OBP: 0.362, SLG: 0.404										4	0	1	0	0	0	1	Oakland Athletics @ Minnesota Twins Target Field, Minneapolis, MN Mon May 28 2012, 1:14 PM - 4:34 PM CDT Att: 34,709 - Partly Cloudy - 74 F AB 27 R 5 H 6 RBI 5 BB 6 SO 3 LOB 10 	
19 Darin Mastroianni, R OBP: 0.241, SLG: 0.120										3	1	0	0	1	1	1		
7 Joe Mauer, L OBP: 0.412, SLG: 0.422										3	2	2	0	1	0	1		
16 Josh Willingham, R OBP: 0.399, SLG: 0.535										3	1	1	1	1	0	1		
33 Justin Morneau, L OBP: 0.304, SLG: 0.529										3	0	1	2	0	1	1		
18 Ryan Doumit, S OBP: 0.331, SLG: 0.439										2	0	0	1	1	0	1		
20 Brian Dozier, R OBP: 0.258, SLG: 0.357										3	0	0	0	1	0	2		
24 Trevor Plouffe, R OBP: 0.262, SLG: 0.351										4	1	1	1	0	1	2		
8 Jamey Carroll, R OBP: 0.324, SLG: 0.273										0	0	0	0	0	0	0		
12 Alexi Casilla, S OBP: 0.293, SLG: 0.317										2	0	0	0	1	0	0		
Inning Stats	R: 0 H: 1 E: 0 K: 0 S: 6	H: 1 LOB: 0 BB: 0 P: 10	R: 0 H: 0 E: 0 K: 1 S: 7	H: 0 LOB: 0 BB: 0 P: 11	R: 0 H: 1 E: 0 K: 1 S: 10	H: 1 LOB: 1 BB: 0 P: 17	R: 1 H: 1 E: 0 K: 0 S: 7	H: 1 LOB: 1 BB: 2 P: 14	R: 2 H: 1 E: 0 K: 0 S: 13	H: 1 LOB: 2 BB: 2 P: 27	R: 0 H: 0 E: 0 K: 0 S: 6	H: 0 LOB: 1 BB: 1 P: 14	R: 2 H: 2 E: 0 K: 0 S: 13	H: 2 LOB: 2 BB: 2 P: 27	1B: 3 2B: 2 3B: 0 HR: 1	SF: 2 SAC: 0 DP: 2 HBP: 0	WP: 0 PB: 0 SB: 2 CS: 0	PA: 35
PITCHER	IP WLS BF H R ER SO BB IBB HBP BLK WP HR S P ERA WHIP	IP WLS BF H R ER SO BB IBB HBP BLK WP HR S P ERA WHIP	IP WLS BF H R ER SO BB IBB HBP BLK WP HR S P ERA WHIP	IP WLS BF H R ER SO BB IBB HBP BLK WP HR S P ERA WHIP	IP WLS BF H R ER SO BB IBB HBP BLK WP HR S P ERA WHIP	IP WLS BF H R ER SO BB IBB HBP BLK WP HR S P ERA WHIP	IP WLS BF H R ER SO BB IBB HBP BLK WP HR S P ERA WHIP	IP WLS BF H R ER SO BB IBB HBP BLK WP HR S P ERA WHIP	IP WLS BF H R ER SO BB IBB HBP BLK WP HR S P ERA WHIP	IP WLS BF H R ER SO BB IBB HBP BLK WP HR S P ERA WHIP	IP WLS BF H R ER SO BB IBB HBP BLK WP HR S P ERA WHIP	IP WLS BF H R ER SO BB IBB HBP BLK WP HR S P ERA WHIP	IP WLS BF H R ER SO BB IBB HBP BLK WP HR S P ERA WHIP	IP WLS BF H R ER SO BB IBB HBP BLK WP HR S P ERA WHIP	IP WLS BF H R ER SO BB IBB HBP BLK WP HR S P ERA WHIP	IP WLS BF H R ER SO BB IBB HBP BLK WP HR S P ERA WHIP	IP WLS BF H R ER SO BB IBB HBP BLK WP HR S P ERA WHIP	
54 Travis Blackley, L ERA: 3.38	5.0	18	3	1	1	1	3	1	0	0	0	0	0	0	0	0	1.80	0.800
77 Jordan Norberto, L ERA: 4.07	0.2	5	1	2	2	0	0	0	0	0	0	11	24	27.00	4.500			
50 Grant Balfour, R ERA: 3.7	1.1	5	0	0	0	0	0	0	0	0	0	8	17	0.00	0.750			
48 Ryan Cook, R ERA: 0.75	1.0	7	2	2	2	0	2	0	0	0	0	13	27	18.00	4.000			

Batter	1	2	3	4	5	6	7	8	9	AB	R	H	RBI	BB	SO	LOB	TOP										
19 Jemile Weeks, S OBP: 0.299, SLG: 0.313	4-1 C FF 89 B CU 72 D CU 70 B FF 90 B FF 90		2-1 C CU 73 D CU 70 X FF 88			2-1 C FF 89 B SL 84 X FF 88		0-1 C SL 82 X SL 94		1-3 B FF 95 B FF 95 B FF 95 B FF 95	4	0	1	0	1	1	1										
12 Collin Cowgill, R OBP: 0.321, SLG: 0.240	2-2 B CU 73 C SAFE 69 C SAFE 69 D SAFE 64 D SAFE 64 F FF 89 F FF 89 X CU 73		4-2 B SL 85 S SL 84 D CU 73 D CU 73 F FF 90 F FF 90 B SL 83			2-0 B FF 89 B SL 84 X FF 89		2-2 B SL 93 D CU 76 C SL 91 F SL 85 X SL 86		4-2 B SL 84 F FF 95 B SL 84 B SL 84 B SL 84	3	0	1	1	2	0	1										
16 Josh Reddick, L OBP: 0.340, SLG: 0.559	3-3 B FF 91 B CH 82 C CH 82 B CU 74 C FF 88		4-2 C CH 80 B FF 90 B CH 81 F CU 74 B FF 89 B CH 81			1-2 F CH 82 B SL 82 X CU 73		0-0 X SL 82		4-2 C FF 95 B SL 84 B SL 84 B SL 84 B SL 84	3	0	0	0	2	1	2										
15 Seth Smith, L OBP: 0.354, SLG: 0.351		2-2 B SL 88 S CH 82 M CU 75		3-2 B CU 74 F FF 89 B CH 82 B CH 81 X CH 81			2-0 B SL 91 B SL 90 X FF 91		1-2 F SL 92 B SL 84 B SL 84 X SL 93		4-2 B FF 95 B SL 84 B SL 84 B SL 84 B SL 84	3	1	1	0	0	0	3									
31 Jonny Gomes, R OBP: 0.370, SLG: 0.412																											
7 Brandon Inge, R OBP: 0.253, SLG: 0.437	1-2 C FF 90 B SL 82 C FF 90 X SL 86					0-0 X SL 83																					
25 Kila Ka'aihue, L OBP: 0.297, SLG: 0.394	4-2 C FF 90 C CH 82 B CH 81 B FF 91 B FF 90 B FF 90					0-1 C FF 87 X CH 81																					
8 Kurt Suzuki, R OBP: 0.248, SLG: 0.265	2-0 B SL 85 B SL 85 X FF 89					1-1 C FF 88 B FF 88 X CH 80																					
4 Coco Crisp, S OBP: 0.229, SLG: 0.194																											
2 Cliff Pennington, S OBP: 0.258, SLG: 0.277																											
Inning Stats	R: 0 E: 0 K: 1 S: 7	H: 0 LOB: 0 BB: 1 P: 16	R: 0 E: 0 K: 0 S: 9	H: 0 LOB: 1 BB: 1 P: 18	R: 0 E: 0 K: 0 S: 19	H: 0 LOB: 3 BB: 3 P: 36	R: 0 E: 0 K: 0 S: 10	H: 2 LOB: 2 BB: 0 P: 11	R: 0 E: 0 K: 0 S: 6	H: 0 LOB: 0 BB: 0 P: 11	R: 1 E: 0 K: 0 S: 12	H: 3 LOB: 2 BB: 0 P: 19	R: 1 E: 0 K: 1 S: 15	H: 2 LOB: 2 BB: 1 P: 26	R: 0 E: 0 K: 2 S: 12	H: 0 LOB: 2 BB: 3 P: 25	1B: 6 2B: 1 3B: 0 HR: 0	SF: 0 SAC: 2 DP: 2 HBP: 1	WP: 1 PB: 0 SB: 1 CS: 2	PA: 41							
PITCHER	IP	WLS	BF	H	R	ER	SO	BB	IBB	HBP	BLK	WP	HR	S	P	ERA	WHIP										
38 Cole De Vries, R ERA: 2.7	5.0		21	2	0	0	1	5	0	1	0	0	0	51	19	0.00	1.400										
49 Jeff Manship, R ERA: 6.75	1.1		5	1	1	1	0	0	0	0	0	0	0	9	19	6.75	0.750										
52 Brian Duensing, L ERA: 3.2	0.2		5	3	1	1	0	0	0	0	0	0	0	11	16	13.50	4.500										
61 Jared Burton, R ERA: 4.12	1.0		5	1	0	0	1	1	0	0	0	0	0	12	22	0.00	2.000										
15 Glen Perkins, L ERA: 3.43	1.0	W	5	0	0	0	2	3	0	0	0	1	0	12	25	0.00	3.000										

Oakland Athletics @ Minnesota Twins
Target Field, Minneapolis, MN
Tue May 29 2012, 7:12 PM - 10:35 PM CDT
Att: 31,781 - Overcast - 62 F

livebaseballscorecards.com

AB 29
R 2
H 7
RBI 2
BB 9
SO 4
LOB 21




Batter	1	2	3	4	5	6	7	8	9	AB	R	H	RBI	BB	SO	LOB	BOTTOM										
2 Denard Span, L OBP: 0.368, SLG: 0.400	1-2 C FF 91 B FF 95 X CH 83		4-1 B CH 81 B FF 94 B FF 92 D FF 93						4-2 C SL 90 C SAFE 91 B SL 91 B SL 91 B SL 91 B SL 91	2	0	0	0	3	0	0											
11 Ben Revere, L OBP: 0.344, SLG: 0.417	0-1 C SL 96 X FF 96		1-2 1 SAFE 92 B FF 92 S CH 82 F FF 95 X CH 84						0-1 C SL 90 X SL 90																		
7 Joe Mauer, L OBP: 0.402, SLG: 0.410	0-2 C FF 95 S CH 81 X CH 82 X FF 84								2-2 C SL 90 B CH 74 B SL 95 X SL 91																		
16 Josh Willingham, R OBP: 0.399, SLG: 0.547	2-2 B SL 82 F FF 95 X SL 96								1-0 B CH 73 X SL 91																		
33 Justin Morneau, L OBP: 0.317, SLG: 0.548																											
18 Ryan Doumit, S OBP: 0.336, SLG: 0.432																											
20 Brian Dozier, R OBP: 0.247, SLG: 0.341																											
24 Trevor Plouffe, R OBP: 0.261, SLG: 0.347																											
8 Jamey Carroll, R OBP: 0.325, SLG: 0.274																											
Inning Stats	R: 0 E: 0 K: 0 S: 12	H: 1 LOB: 1 BB: 0 P: 15	R: 0 E: 0 K: 2 S: 10	H: 0 LOB: 0 BB: 0 P: 16	R: 0 E: 0 K: 0 S: 10	H: 0 LOB: 1 BB: 1 P: 16	R: 0 E: 0 K: 1 S: 9	H: 1 LOB: 2 BB: 1 P: 19	R: 0 E: 0 K: 0 S: 4	H: 1 LOB: 3 BB: 1 P: 10	R: 0 E: 0 K: 1 S: 15	H: 1 LOB: 1 BB: 1 P: 29	R: 0 E: 0 K: 2 S: 11	H: 1 LOB: 2 BB: 0 P: 14	R: 0 E: 0 K: 1 S: 11	H: 0 LOB: 2 BB: 2 P: 20	R: 3 E: 0 K: 0 S: 10	H: 2 LOB: 0 BB: 1 P: 19	1B: 3 2B: 3 3B: 0 HR: 1	SF: 0 SAC: 1 DP: 1 HBP: 0	WP: 0 PB: 0 SB: 0 CS: 0	PA: 40					
PITCHER	IP	WLS	BF	H	R	ER	SO	BB	IBB	HBP	BLK	WP	HR	S	P	ERA	WHIP										
11 Jarrod Parker, R ERA: 2.88	6.0		26	4	0	0	4	3	1	0	0	0	0	60	105	0.00	1.167										
13 Jerry Blevins, L ERA: 1.96	1.0	H	4	1	0	0	2	0	0	0	0	0	0	11	14	0.00	1.000										
50 Grant Balfour, R ERA: 3.55	1.0	H	5	0	0	0	1	2	0	0	0	0	0	11	20	0.00	2.000										
40 Brian Fuentes, L ERA: 4.12	0.2	L	5	2	3	3	0	1	0	0	0	0	1	10	19	40.50	4.500										

Oakland Athletics @ Minnesota Twins
Target Field, Minneapolis, MN
Tue May 29 2012, 7:12 PM - 10:35 PM CDT
Att: 31,781 - Overcast - 62 F

livebaseballscorecards.com

AB 32
R 3
H 7
RBI 3
BB 7
SO 7
LOB 23



Batter	1	2	3	4	5	6	7	8	9	AB	R	H	RBI	BB	SO	LOB	TOP		
19 Jemile Weeks, S OBP: 0.298, SLG: 0.312										4	0	1	0	0	1	1			
12 Collin Cowgill, R OBP: 0.333, SLG: 0.284										3	0	1	0	1	1	0			
16 Josh Reddick, L OBP: 0.333, SLG: 0.547										4	0	0	0	0	1	3			
31 Jonny Gomes, R OBP: 0.366, SLG: 0.400										3	0	0	0	1	2	1			
20 Josh Donaldson, R OBP: 0.140, SLG: 0.235										3	0	0	0	0	0	2			
8 Kurt Suzuki, R OBP: 0.244, SLG: 0.260										3	0	0	0	0	1	0			
10 Daric Barton, L OBP: 0.325, SLG: 0.283										3	0	0	0	0	2	0			
4 Coco Crisp, S OBP: 0.231, SLG: 0.198										3	0	1	0	0	1	0			
2 Cliff Pennington, S OBP: 0.259, SLG: 0.274										2	0	0	0	1	1	1			
Inning Stats	R: 0 H: 1 E: 0 K: 1 S: 12	H: 1 R: 0 ER: 0 LOB: 1 BB: 1 P: 21	R: 0 H: 1 E: 0 K: 3 S: 12	H: 1 R: 0 ER: 0 LOB: 1 BB: 1 P: 17	R: 0 H: 1 E: 0 K: 1 S: 7	H: 0 R: 0 ER: 0 LOB: 0 BB: 0 P: 11	R: 0 H: 0 E: 0 K: 2 S: 9	H: 0 R: 0 ER: 0 LOB: 0 BB: 0 P: 14	R: 0 H: 0 E: 0 K: 0 S: 8	H: 0 R: 0 ER: 0 LOB: 0 BB: 1 P: 12	R: 0 H: 0 E: 0 K: 0 S: 7	H: 0 R: 0 ER: 0 LOB: 0 BB: 1 P: 11	R: 0 H: 0 E: 0 K: 1 S: 6	H: 0 R: 0 ER: 0 LOB: 0 BB: 0 P: 7	1B: 2 2B: 3 HR: 0	SF: 0 SAC: 0 DP: 2 HBP: 0	WP: 0 PB: 0 SB: 0 CS: 0	PA: 31	
PITCHER	IP: 6.0 WLS: 7 BF: 22 ERA: 7.2	H: 3 R: 0 ER: 0 LOB: 2 BB: 1 P: 21	H: 3 R: 0 ER: 0 LOB: 1 BB: 0 P: 17	H: 3 R: 0 ER: 0 LOB: 1 BB: 0 P: 17	H: 3 R: 0 ER: 0 LOB: 0 BB: 0 P: 11	H: 3 R: 0 ER: 0 LOB: 0 BB: 0 P: 11	H: 3 R: 0 ER: 0 LOB: 0 BB: 0 P: 14	H: 3 R: 0 ER: 0 LOB: 0 BB: 0 P: 12	H: 3 R: 0 ER: 0 LOB: 0 BB: 1 P: 12	H: 3 R: 0 ER: 0 LOB: 0 BB: 1 P: 12	H: 3 R: 0 ER: 0 LOB: 0 BB: 1 P: 11	H: 3 R: 0 ER: 0 LOB: 0 BB: 1 P: 11	H: 3 R: 0 ER: 0 LOB: 0 BB: 0 P: 7	H: 3 R: 0 ER: 0 LOB: 0 BB: 0 P: 7	IP: 6.0 WLS: 7 BF: 22 ERA: 7.2	IP: 6.0 WLS: 7 BF: 22 ERA: 7.2	IP: 6.0 WLS: 7 BF: 22 ERA: 7.2	IP: 6.0 WLS: 7 BF: 22 ERA: 7.2	IP: 6.0 WLS: 7 BF: 22 ERA: 7.2
47 Francisco Liriano, L ERA: 7.2	(1, 1)	6.0	W	22	3	0	0	9	2	0	0	0	0	0	0	0	0.00	0.833	
31 Alex Burnett, R ERA: 2.63	(7, 1)	2.0		6	0	0	0	0	1	0	0	0	0	0	0	0	0.00	0.500	
60 Jeff Gray, R ERA: 4.15	(9, 1)	1.0		3	0	0	0	1	0	0	0	0	0	0	0	0	0.00	0.000	

Oakland Athletics @ Minnesota Twins
Target Field, Minneapolis, MN
Wed May 30 2012, 12:11 PM - 2:26 PM CDT
Att: 35,103 - Partly Cloudy - 58 F

AB 28
R 0
H 3
RBI 0
BB 3
SO 10
LOB 8



Batter	1	2	3	4	5	6	7	8	9	AB	R	H	RBI	BB	SO	LOB	BOTTOM			
2 Denard Span, L OBP: 0.365, SLG: 0.402										4	1	1	0	0	0	0				
11 Ben Revere, L OBP: 0.343, SLG: 0.413										3	0	1	0	0	0	0				
7 Joe Mauer, L OBP: 0.408, SLG: 0.408										1	2	0	0	3	0	0				
16 Josh Willingham, R OBP: 0.401, SLG: 0.564										4	1	2	3	0	2	2				
33 Justin Morneau, L OBP: 0.315, SLG: 0.535										3	0	0	0	0	1	3				
20 Brian Dozier, R OBP: 0.247, SLG: 0.337										4	0	1	1	0	0	1				
12 Alexi Casilla, S OBP: 0.294, SLG: 0.325										3	0	1	0	0	1	2				
41 Drew Butera, R OBP: 0.368, SLG: 0.364										3	0	0	0	0	0	1				
8 Jamey Carroll, R OBP: 0.320, SLG: 0.269										3	0	0	0	0	1	1				
Inning Stats	R: 2 H: 3 E: 0 K: 0 S: 10	H: 3 R: 0 ER: 0 LOB: 0 BB: 1 P: 18	R: 0 H: 0 E: 0 K: 0 S: 5	H: 0 R: 0 ER: 0 LOB: 0 BB: 0 P: 7	R: 0 H: 1 E: 0 K: 1 S: 10	H: 1 R: 0 ER: 0 LOB: 1 BB: 1 P: 23	R: 0 H: 1 E: 0 K: 0 S: 8	H: 1 R: 0 ER: 0 LOB: 1 BB: 0 P: 11	R: 2 H: 1 E: 0 K: 0 S: 10	H: 1 R: 0 ER: 0 LOB: 1 BB: 1 P: 20	R: 0 H: 0 E: 0 K: 2 S: 7	H: 0 R: 0 ER: 0 LOB: 0 BB: 0 P: 11	R: 0 H: 0 E: 0 K: 0 S: 13	H: 0 R: 0 ER: 0 LOB: 0 BB: 0 P: 18	R: 0 H: 0 E: 0 K: 2 S: 7	H: 0 R: 0 ER: 0 LOB: 0 BB: 0 P: 12	1B: 3 2B: 3 3B: 0 HR: 1	SF: 0 SAC: 1 DP: 1 HBP: 1	WP: 0 PB: 0 SB: 1 CS: 2	PA: 33
PITCHER	IP: 5.0 WLS: 5 BF: 24 ERA: 6.51	H: 3 R: 0 ER: 0 LOB: 0 BB: 1 P: 18	H: 3 R: 0 ER: 0 LOB: 0 BB: 0 P: 7	H: 3 R: 0 ER: 0 LOB: 0 BB: 0 P: 7	H: 3 R: 0 ER: 0 LOB: 1 BB: 1 P: 23	H: 3 R: 0 ER: 0 LOB: 1 BB: 1 P: 23	H: 3 R: 0 ER: 0 LOB: 0 BB: 0 P: 11	H: 3 R: 0 ER: 0 LOB: 1 BB: 0 P: 11	H: 3 R: 0 ER: 0 LOB: 0 BB: 0 P: 11	H: 3 R: 0 ER: 0 LOB: 1 BB: 1 P: 20	H: 3 R: 0 ER: 0 LOB: 0 BB: 0 P: 11	H: 3 R: 0 ER: 0 LOB: 0 BB: 0 P: 11	H: 3 R: 0 ER: 0 LOB: 0 BB: 0 P: 18	H: 3 R: 0 ER: 0 LOB: 0 BB: 0 P: 18	H: 3 R: 0 ER: 0 LOB: 0 BB: 0 P: 12	H: 3 R: 0 ER: 0 LOB: 0 BB: 0 P: 12	IP: 5.0 WLS: 5 BF: 24 ERA: 6.51	IP: 5.0 WLS: 5 BF: 24 ERA: 6.51	IP: 5.0 WLS: 5 BF: 24 ERA: 6.51	IP: 5.0 WLS: 5 BF: 24 ERA: 6.51
66 Tyson Ross, R ERA: 6.51	(1, 1)	5.0	L	24	4	0	4	2	3	0	0	0	0	0	0	0	0.00	1.800		
38 Andrew Carignan, R ERA: 6.14	(6, 1)	1.0		3	0	0	0	2	0	0	0	0	0	0	0	0	0.00	0.000		
77 Jordan Norberto, L ERA: 3.91	(7, 1)	1.0		3	0	0	0	0	0	0	0	0	0	0	0	0	0.00	0.000		
53 Jim Miller, R ERA: 1.32	(8, 1)	1.0		3	0	0	0	2	0	0	0	0	0	0	0	0	0.00	0.000		

Oakland Athletics @ Minnesota Twins
Target Field, Minneapolis, MN
Wed May 30 2012, 12:11 PM - 2:26 PM CDT
Att: 35,103 - Partly Cloudy - 58 F

AB 28
R 4
H 6
RBI 4
BB 3
SO 5
LOB 10



Batter	1	2	3	4	5	6	7	8	9	AB	R	H	RBI	BB	SO	LOB	TOP				
19 Jemile Weeks, S OBP: 0.302, SLG: 0.321										4	0	2	0	0	1	1	Oakland Athletics @ Kansas City Royals Kauffman Stadium, Kansas City, MO Fri Jun 01 2012, 7:11 PM - 9:34 PM CDT Att: 29,527 - Clear - 63 F				
15 Seth Smith, L OBP: 0.352, SLG: 0.343										3	0	0	0	1	2						
16 Josh Reddick, L OBP: 0.332, SLG: 0.541										4	0	1	0	0	2						
52 Yoenis Cespedes, R OBP: 0.309, SLG: 0.418										4	0	0	0	0	2						
25 Kila Ka'aihue, L OBP: 0.295, SLG: 0.384										3	0	0	0	1	0						
7 Brandon Inge, R OBP: 0.256, SLG: 0.425										2	0	0	0	1	1						
4 Coco Crisp, S OBP: 0.225, SLG: 0.192										3	0	0	0	0	2						
8 Kurt Suzuki, R OBP: 0.246, SLG: 0.256										2	0	0	0	1	0						
2 Cliff Pennington, S OBP: 0.255, SLG: 0.270										3	0	0	0	0	2						
Inning Stats	R: 0 E: 0 K: 2 S: 10	H: 1 LOB: 1 BB: 0 P: 17	R: 0 E: 0 K: 0 S: 7	H: 0 LOB: 0 BB: 0 P: 13	R: 0 E: 0 K: 0 S: 14	H: 1 LOB: 1 BB: 1 P: 25	R: 0 E: 0 K: 0 S: 7	H: 1 LOB: 2 BB: 2 P: 17	R: 0 E: 0 K: 1 S: 9	H: 0 LOB: 0 BB: 0 P: 11	R: 0 E: 0 K: 1 S: 8	H: 0 LOB: 0 BB: 0 P: 12	R: 0 E: 0 K: 1 S: 8	H: 0 LOB: 1 BB: 1 P: 14	R: 0 E: 0 K: 2 S: 10	H: 0 LOB: 0 BB: 0 P: 15		1B: 2 2B: 1 3B: 0 HR: 0	SF: 0 SAC: 0 DP: 0 HBP: 0	WP: 0 PB: 0 SB: 0 CS: 1	PA: 33
PITCHER	IP	WLS	BF	H	R	ER	SO	BB	IBB	HBP	BLK	WP	HR	S	P	ERA	WHIP				
59 Felipe Paulino, R ERA: 1.7	(1, 1)	6.0	W	22	3	0	0	5	3	0	0	0	0	55	94	0.00	1.000				
40 Kelvin Herrera, R ERA: 3.21	(7, 1)	1.0	H	3	0	0	0	1	0	0	0	0	0	8	12	0.00	0.000				
56 Greg Holland, R ERA: 5.79	(8, 1)	1.0	H	4	0	0	0	1	1	0	0	0	0	8	14	0.00	1.000				
51 Jonathan Broxton, R ERA: 1.74	(9, 1)	1.0	S	3	0	0	0	2	0	0	0	0	0	10	15	0.00	0.000				

AB	28
R	0
H	3
RBI	0
BB	4
SO	9
LOB	9



Batter	1	2	3	4	5	6	7	8	9	AB	R	H	RBI	BB	SO	LOB	BOTTOM				
4 Alex Gordon, L OBP: 0.333, SLG: 0.371										3	1	1	0	1	1	1	Oakland Athletics @ Kansas City Royals Kauffman Stadium, Kansas City, MO Fri Jun 01 2012, 7:11 PM - 9:34 PM CDT Att: 29,527 - Clear - 63 F				
11 Yuniesky Betancourt, R OBP: 0.326, SLG: 0.426										4	1	1	1	0	1						
16 Billy Butler, R OBP: 0.350, SLG: 0.515										4	0	1	0	0	1						
8 Mike Moustakas, L OBP: 0.344, SLG: 0.485										2	0	1	1	2	0						
21 Jeff Francoeur, R OBP: 0.325, SLG: 0.446										4	0	1	0	0	1						
35 Eric Hosmer, L OBP: 0.297, SLG: 0.347										4	0	1	0	0	4						
2 Alcides Escobar, R OBP: 0.344, SLG: 0.493										3	0	1	0	0	5						
1 Jarrod Dyson, L OBP: 0.315, SLG: 0.298										3	0	0	0	0	1						
33 Humberto Quintero, R OBP: 0.278, SLG: 0.382										3	0	1	0	0	0						
Inning Stats	R: 2 E: 0 K: 0 S: 13	H: 3 LOB: 2 BB: 1 P: 21	R: 0 E: 0 K: 0 S: 12	H: 1 LOB: 1 BB: 0 P: 15	R: 0 E: 0 K: 0 S: 11	H: 2 LOB: 2 BB: 1 P: 20	R: 0 E: 0 K: 1 S: 8	H: 0 LOB: 0 BB: 0 P: 9	R: 0 E: 0 K: 1 S: 9	H: 1 LOB: 1 BB: 0 P: 14	R: 0 E: 0 K: 1 S: 5	H: 1 LOB: 0 BB: 0 P: 9	R: 0 E: 0 K: 1 S: 10	H: 0 LOB: 1 BB: 1 P: 17	R: 0 E: 0 K: 2 S: 10	H: 0 LOB: 0 BB: 0 P: 15		1B: 6 2B: 2 3B: 0 HR: 0	SF: 0 SAC: 0 DP: 2 HBP: 0	WP: 0 PB: 0 SB: 0 CS: 0	PA: 33
PITCHER	IP	WLS	BF	H	R	ER	SO	BB	IBB	HBP	BLK	WP	HR	S	P	ERA	WHIP				
21 Bartolo Colon, R ERA: 4.34	(1, 1)	7.0	L	29	8	2	2	3	2	0	0	0	0	67	101	2.57	1.429				
38 Andrew Carignan, R ERA: 5.63	(8, 1)	0.2		3	0	0	0	1	1	0	0	0	0	7	13	0.00	1.500				
13 Jerry Blevins, L ERA: 1.93	(8, 1)	0.1		1	0	0	0	0	0	0	0	0	0	3	4	0.00	0.000				

AB	30
R	2
H	8
RBI	2
BB	3
SO	4
LOB	15



Batter	1	2	3	4	5	6	7	8	9	AB	R	H	RBI	BB	SO	LOB	TOP							
12 Collin Cowgill, R OBP: 0.348, SLG: 0.279										4	0	2	0	0	0	2	Oakland Athletics @ Kansas City Royals Kauffman Stadium, Kansas City, MO Sun Jun 03 2012, 1:12 PM - 3:48 PM CDT Att: 21,111 - Overcast - 69 F							
2 Cliff Pennington, S OBP: 0.246, SLG: 0.239										3	0	0	0	0	1									
16 Josh Reddick, L OBP: 0.341, SLG: 0.547										3	0	2	0	1	0	2								
52 Yoenis Cespedes, R (1, 8)										4	0	0	0	0	5									
25 Kila Ka'aihue, L (1, 3)										3	0	0	0	1	1	3								
7 Brandon Inge, R (1, 5)										4	0	1	0	0	1	3								
15 Seth Smith, L (1, 10)										4	0	0	0	0	1									
20 Josh Donaldson, R (1, 2)										3	0	1	0	0	1	0								
4 Coco Crisp, S (9, PH)										1	0	0	0	0	1									
17 Adam Rosales, R (1, 4)										2	0	1	0	1	0	1								
19 Jemile Weeks, S (9, PH)										1	0	0	0	0	1									
Inning Stats	R: 0 H: 2 E: 0 K: 0 S: 11	H: 2 LOB: 3 BB: 1 P: 23	R: 0 H: 1 E: 0 K: 0 S: 10	H: 1 LOB: 1 BB: 0 P: 14	R: 0 H: 0 E: 0 K: 1 S: 17	H: 0 LOB: 0 BB: 1 P: 25	R: 0 H: 0 E: 0 K: 2 S: 9	H: 0 LOB: 0 BB: 0 P: 14	R: 0 H: 1 E: 0 K: 0 S: 6	H: 1 LOB: 1 BB: 1 P: 12	R: 0 H: 0 E: 0 K: 0 S: 5	H: 0 LOB: 0 BB: 0 P: 9	R: 0 H: 1 E: 0 K: 0 S: 10	H: 1 LOB: 1 BB: 0 P: 15	R: 0 H: 1 E: 0 K: 0 S: 10	H: 1 LOB: 1 BB: 0 P: 14	R: 0 H: 1 E: 0 K: 0 S: 11	H: 1 LOB: 1 BB: 0 P: 14	1B: 7 2B: 1 3B: 0 HR: 0	SF: 0 SAC: 1 DP: 2 HBP: 0	WP: 0 PB: 0 SB: 1 CS: 0	PA: 36		
PITCHER	IP WLS BF H R ER SO BB IBB HBP BLK WP HR S P ERA WHIP	IP WLS BF H R ER SO BB IBB HBP BLK WP HR S P ERA WHIP	IP WLS BF H R ER SO BB IBB HBP BLK WP HR S P ERA WHIP	IP WLS BF H R ER SO BB IBB HBP BLK WP HR S P ERA WHIP	IP WLS BF H R ER SO BB IBB HBP BLK WP HR S P ERA WHIP	IP WLS BF H R ER SO BB IBB HBP BLK WP HR S P ERA WHIP	IP WLS BF H R ER SO BB IBB HBP BLK WP HR S P ERA WHIP	IP WLS BF H R ER SO BB IBB HBP BLK WP HR S P ERA WHIP	IP WLS BF H R ER SO BB IBB HBP BLK WP HR S P ERA WHIP	IP WLS BF H R ER SO BB IBB HBP BLK WP HR S P ERA WHIP	IP WLS BF H R ER SO BB IBB HBP BLK WP HR S P ERA WHIP	IP WLS BF H R ER SO BB IBB HBP BLK WP HR S P ERA WHIP	IP WLS BF H R ER SO BB IBB HBP BLK WP HR S P ERA WHIP	IP WLS BF H R ER SO BB IBB HBP BLK WP HR S P ERA WHIP	IP WLS BF H R ER SO BB IBB HBP BLK WP HR S P ERA WHIP	IP WLS BF H R ER SO BB IBB HBP BLK WP HR S P ERA WHIP	IP WLS BF H R ER SO BB IBB HBP BLK WP HR S P ERA WHIP	IP WLS BF H R ER SO BB IBB HBP BLK WP HR S P ERA WHIP	IP WLS BF H R ER SO BB IBB HBP BLK WP HR S P ERA WHIP	IP WLS BF H R ER SO BB IBB HBP BLK WP HR S P ERA WHIP	IP WLS BF H R ER SO BB IBB HBP BLK WP HR S P ERA WHIP	IP WLS BF H R ER SO BB IBB HBP BLK WP HR S P ERA WHIP	IP WLS BF H R ER SO BB IBB HBP BLK WP HR S P ERA WHIP	IP WLS BF H R ER SO BB IBB HBP BLK WP HR S P ERA WHIP

AB	32
R	0
H	7
RBI	0
BB	3
SO	3
LOB	20



Batter	1	2	3	4	5	6	7	8	9	AB	R	H	RBI	BB	SO	LOB	BOTTOM						
4 Alex Gordon, L (1, 7)										3	0	1	0	1	0	1	Oakland Athletics @ Kansas City Royals Kauffman Stadium, Kansas City, MO Sun Jun 03 2012, 1:12 PM - 3:48 PM CDT Att: 21,111 - Overcast - 69 F						
9 Johnny Giavotella, R (1, 4)										3	0	1	1	0	0	2							
8 Mike Moustakas, L (8, 5)										1	0	1	0	0	0	0							
16 Billy Butler, R (1, 10)										4	0	3	0	0	1	1							
12 Mitch Maier, L (6, PR)										0	0	0	0	0	0	0							
21 Jeff Francoeur, R (1, 9)										4	0	0	0	0	0	7							
11 Yuniesky Betancourt, R (1, 5)										4	0	1	0	0	0	4							
35 Eric Hosmer, L (1, 3)										3	1	2	1	0	0	1							
27 Brayan Peña, S (1, 2)										3	0	0	0	0	2	2							
2 Alcides Escobar, R (1, 6)										3	0	0	0	0	2	1							
1 Jarrod Dyson, L (1, 8)										3	1	1	0	0	1	0							
Inning Stats	R: 0 H: 1 E: 0 K: 0 S: 14	H: 1 LOB: 2 BB: 1 P: 26	R: 1 H: 1 E: 0 K: 3 S: 12	H: 1 LOB: 0 BB: 0 P: 17	R: 0 H: 1 E: 0 K: 1 S: 11	H: 1 LOB: 1 BB: 0 P: 15	R: 0 H: 1 E: 0 K: 1 S: 9	H: 1 LOB: 1 BB: 0 P: 12	R: 0 H: 0 E: 0 K: 0 S: 8	H: 0 LOB: 0 BB: 0 P: 12	R: 0 H: 0 E: 0 K: 1 S: 8	H: 0 LOB: 0 BB: 0 P: 9	R: 0 H: 2 E: 0 K: 0 S: 6	H: 2 LOB: 2 BB: 0 P: 12	R: 0 H: 1 E: 0 K: 0 S: 6	H: 1 LOB: 0 BB: 0 P: 12	1B: 8 2B: 1 3B: 0 HR: 1	SF: 0 SAC: 0 DP: 3 HBP: 0	WP: 0 PB: 0 SB: 2 CS: 1	PA: 32			
PITCHER	IP WLS BF H R ER SO BB IBB HBP BLK WP HR S P ERA WHIP	IP WLS BF H R ER SO BB IBB HBP BLK WP HR S P ERA WHIP	IP WLS BF H R ER SO BB IBB HBP BLK WP HR S P ERA WHIP	IP WLS BF H R ER SO BB IBB HBP BLK WP HR S P ERA WHIP	IP WLS BF H R ER SO BB IBB HBP BLK WP HR S P ERA WHIP	IP WLS BF H R ER SO BB IBB HBP BLK WP HR S P ERA WHIP	IP WLS BF H R ER SO BB IBB HBP BLK WP HR S P ERA WHIP	IP WLS BF H R ER SO BB IBB HBP BLK WP HR S P ERA WHIP	IP WLS BF H R ER SO BB IBB HBP BLK WP HR S P ERA WHIP	IP WLS BF H R ER SO BB IBB HBP BLK WP HR S P ERA WHIP	IP WLS BF H R ER SO BB IBB HBP BLK WP HR S P ERA WHIP	IP WLS BF H R ER SO BB IBB HBP BLK WP HR S P ERA WHIP	IP WLS BF H R ER SO BB IBB HBP BLK WP HR S P ERA WHIP	IP WLS BF H R ER SO BB IBB HBP BLK WP HR S P ERA WHIP	IP WLS BF H R ER SO BB IBB HBP BLK WP HR S P ERA WHIP	IP WLS BF H R ER SO BB IBB HBP BLK WP HR S P ERA WHIP	IP WLS BF H R ER SO BB IBB HBP BLK WP HR S P ERA WHIP	IP WLS BF H R ER SO BB IBB HBP BLK WP HR S P ERA WHIP	IP WLS BF H R ER SO BB IBB HBP BLK WP HR S P ERA WHIP	IP WLS BF H R ER SO BB IBB HBP BLK WP HR S P ERA WHIP	IP WLS BF H R ER SO BB IBB HBP BLK WP HR S P ERA WHIP	IP WLS BF H R ER SO BB IBB HBP BLK WP HR S P ERA WHIP	IP WLS BF H R ER SO BB IBB HBP BLK WP HR S P ERA WHIP

AB	31
R	2
H	10
RBI	2
BB	1
SO	6
LOB	19



Batter	1	2	3	4	5	6	7	8	9	AB	R	H	RBI	BB	SO	LOB	TOP				
5 Ian Kinsler, R OBP: 0.345, SLG: 0.452	F9			F8			F8		P2	4	0	0	0	0	0	1	Texas Rangers @ Oakland Athletics Oakland Coliseum, Oakland, CA Mon Jun 04 2012, 7:09 PM - 9:44 PM PDT Att: 10,120 - Partly Cloudy - 58 F				
1 Elvis Andrus, R OBP: 0.393, SLG: 0.421	K			G6-3			BB		1B	3	0	1	0	1	1	0					
32 Josh Hamilton, L OBP: 0.407, SLG: 0.717	CS			K			K		F7	3	0	0	0	1	2	3					
29 Adrian Beltré, R OBP: 0.332, SLG: 0.518	CS			K			G5-3		K	4	0	0	0	0	2	3					
10 Michael Young, R OBP: 0.315, SLG: 0.374	F9			F9			G4-3		1B	3	0	1	0	0	0	0					
17 Nelson Cruz, R OBP: 0.314, SLG: 0.439	G4-3			K			P4			3	0	0	0	0	1	1					
7 David Murphy, L OBP: 0.341, SLG: 0.430				G4-6-3			G4-3			2	0	0	0	1	0	1					
25 Mike Napoli, R OBP: 0.355, SLG: 0.487				P3			G5-3		HR	3	1	1	1	0	0	1					
18 Mitch Moreland, L OBP: 0.333, SLG: 0.500				G4-6-3			K		1B	2	0	0	0	1	1	1					
Inning Stats	R: 0 E: 0 K: 1 S: 11	H: 0 LOB: 0 BB: 1 P: 19	R: 0 E: 0 K: 1 S: 7	H: 0 LOB: 0 BB: 1 P: 13	R: 0 E: 0 K: 0 S: 10	H: 0 LOB: 0 BB: 1 P: 18	R: 0 E: 0 K: 1 S: 8	H: 0 LOB: 0 BB: 0 P: 12	R: 0 E: 0 K: 1 S: 7	H: 0 LOB: 0 BB: 0 P: 10	R: 0 E: 0 K: 1 S: 11	H: 0 LOB: 1 BB: 1 P: 16	R: 0 E: 0 K: 0 S: 4	H: 1 LOB: 2 BB: 0 P: 4	R: 1 E: 0 K: 1 S: 17	H: 2 LOB: 2 BB: 1 P: 28	1B: 2 2B: 0 3B: 0 HR: 1	SF: 0 SAC: 0 DP: 2 HBP: 0	WP: 0 PB: 0 SB: 0 CS: 1	PA: 32	
PITCHER	IP WLS BF H R ER SO BB IBB HBP BLK WP HR S P ERA WHIP	IP WLS BF H R ER SO BB IBB HBP BLK WP HR S P ERA WHIP	IP WLS BF H R ER SO BB IBB HBP BLK WP HR S P ERA WHIP	IP WLS BF H R ER SO BB IBB HBP BLK WP HR S P ERA WHIP	IP WLS BF H R ER SO BB IBB HBP BLK WP HR S P ERA WHIP	IP WLS BF H R ER SO BB IBB HBP BLK WP HR S P ERA WHIP	IP WLS BF H R ER SO BB IBB HBP BLK WP HR S P ERA WHIP	IP WLS BF H R ER SO BB IBB HBP BLK WP HR S P ERA WHIP	IP WLS BF H R ER SO BB IBB HBP BLK WP HR S P ERA WHIP	IP WLS BF H R ER SO BB IBB HBP BLK WP HR S P ERA WHIP	IP WLS BF H R ER SO BB IBB HBP BLK WP HR S P ERA WHIP	IP WLS BF H R ER SO BB IBB HBP BLK WP HR S P ERA WHIP	IP WLS BF H R ER SO BB IBB HBP BLK WP HR S P ERA WHIP	IP WLS BF H R ER SO BB IBB HBP BLK WP HR S P ERA WHIP	IP WLS BF H R ER SO BB IBB HBP BLK WP HR S P ERA WHIP	IP WLS BF H R ER SO BB IBB HBP BLK WP HR S P ERA WHIP	IP WLS BF H R ER SO BB IBB HBP BLK WP HR S P ERA WHIP	IP WLS BF H R ER SO BB IBB HBP BLK WP HR S P ERA WHIP	IP WLS BF H R ER SO BB IBB HBP BLK WP HR S P ERA WHIP	IP WLS BF H R ER SO BB IBB HBP BLK WP HR S P ERA WHIP	IP WLS BF H R ER SO BB IBB HBP BLK WP HR S P ERA WHIP
11 Jarrod Parker, R ERA: 2.4	8.0	W	25	1	0	0	6	3	0	0	0	0	0	0	0	0	0.00	0.500			
53 Jim Miller, R ERA: 1.94	1.0		6	2	1	1	1	1	0	0	0	0	0	0	0	0	9.00	3.000			

Texas Rangers @ Oakland Athletics
 Oakland Coliseum, Oakland, CA
 Mon Jun 04 2012, 7:09 PM - 9:44 PM PDT
 Att: 10,120 - Partly Cloudy - 58 F

AB 27
 R 1
 H 3
 RBI 1
 BB 4
 SO 7
 LOB 11

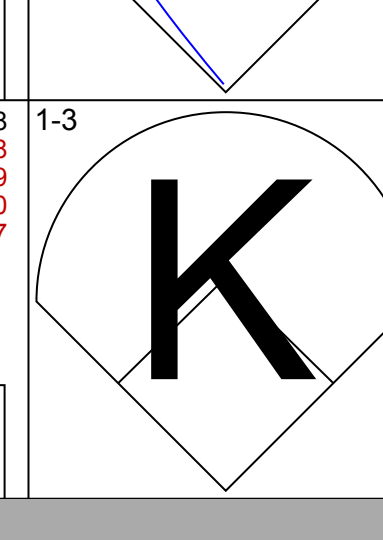
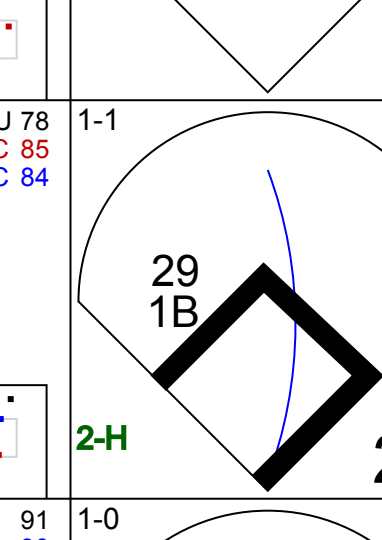

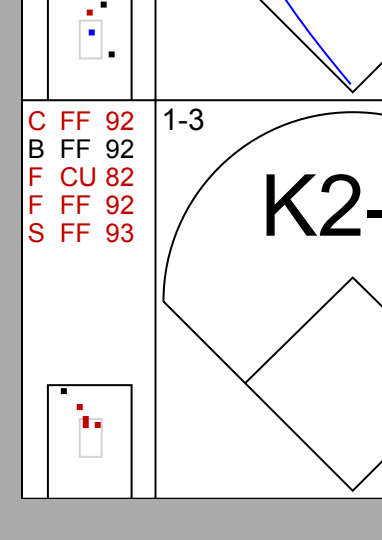
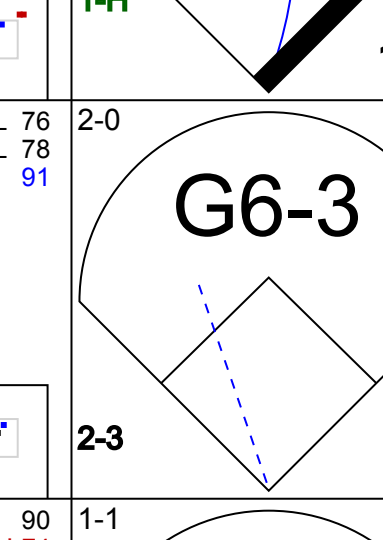

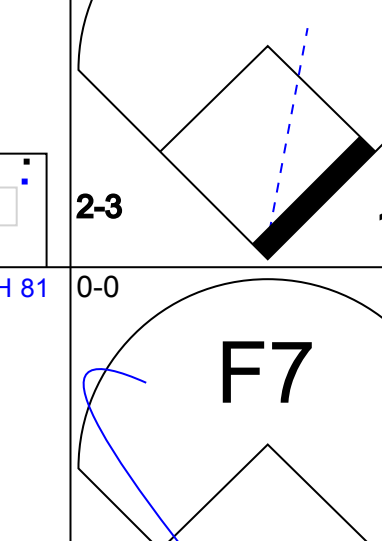
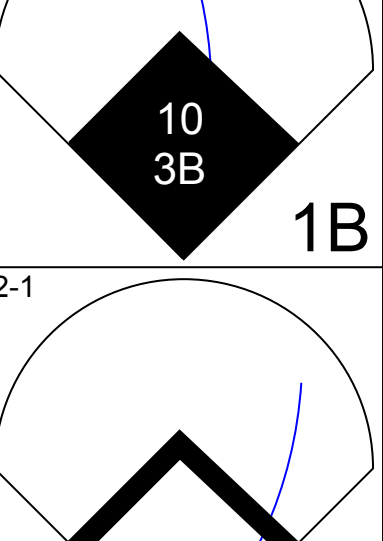

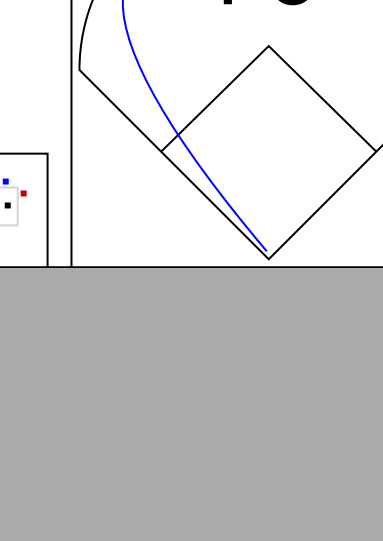


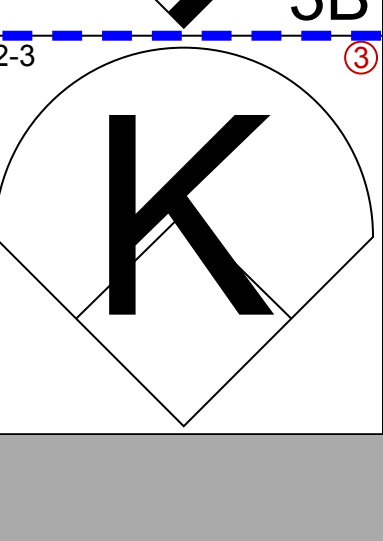


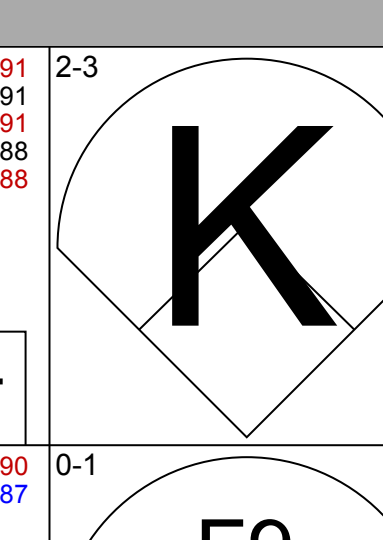
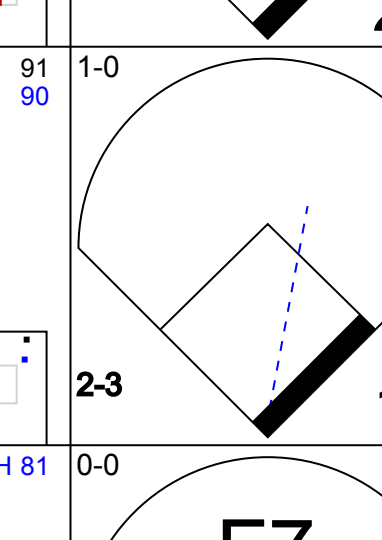
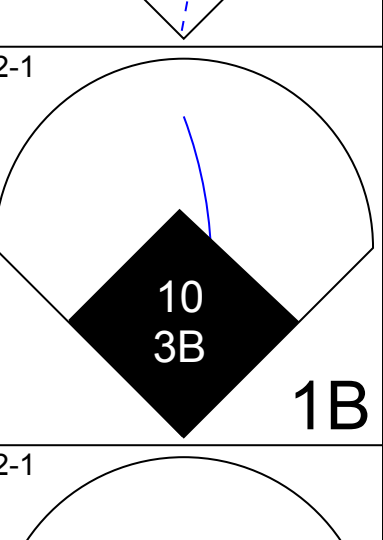
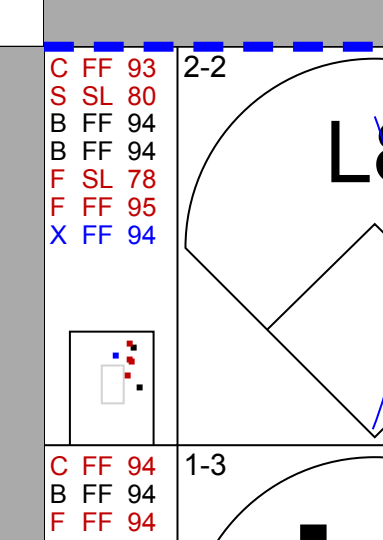
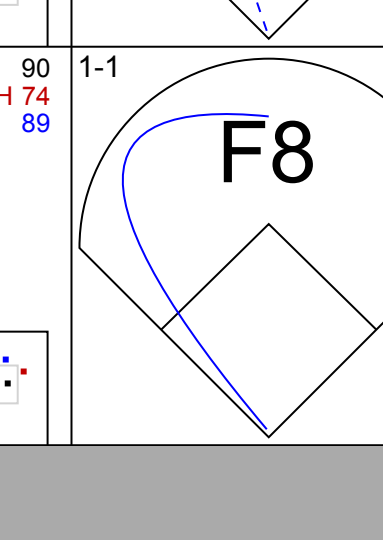
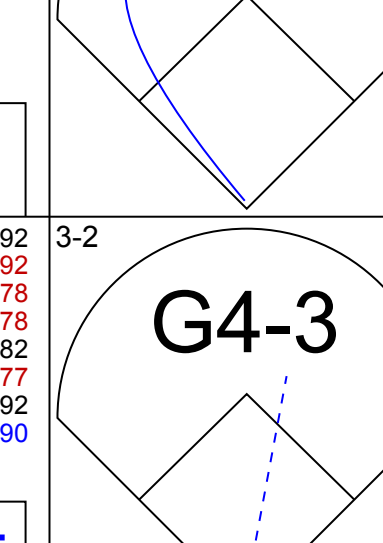
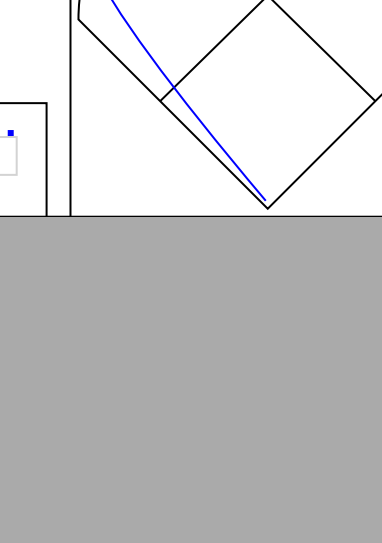
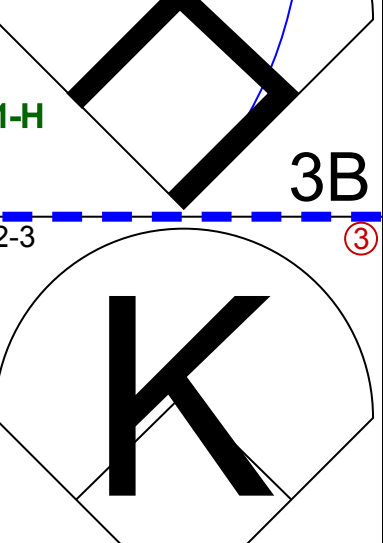
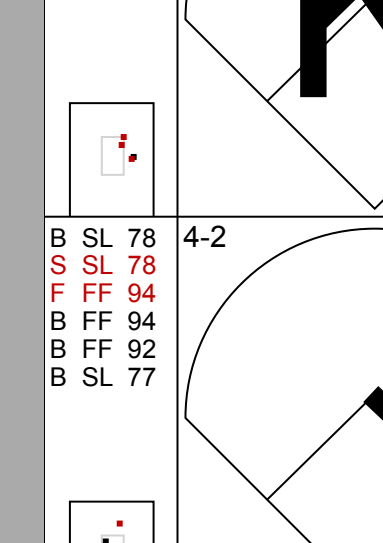

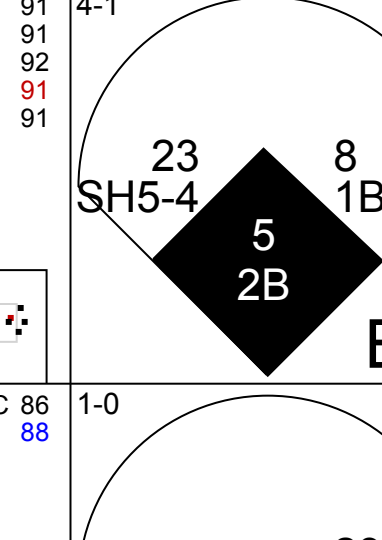

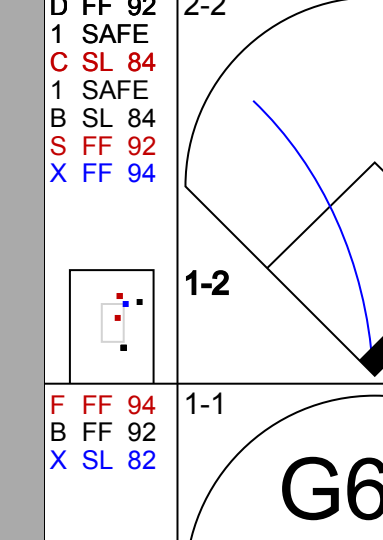
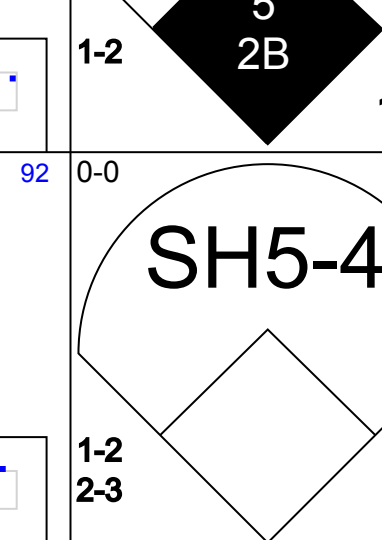
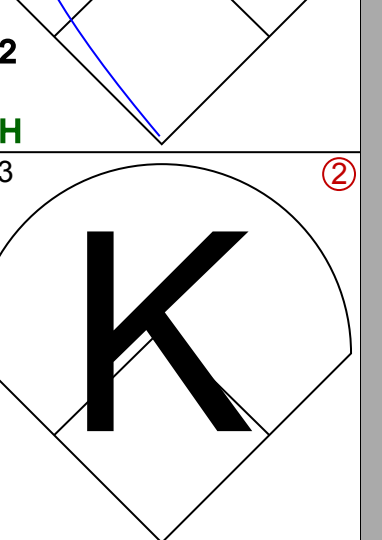
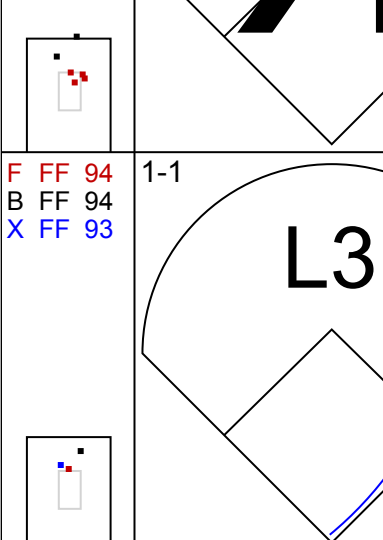
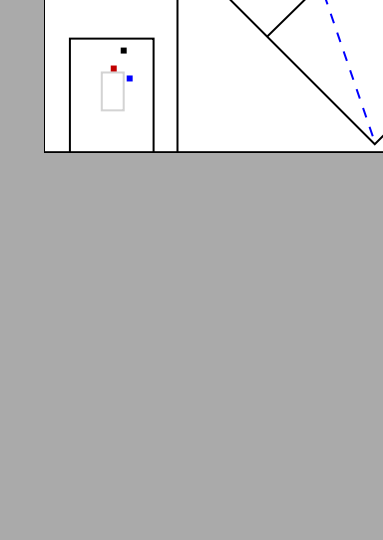
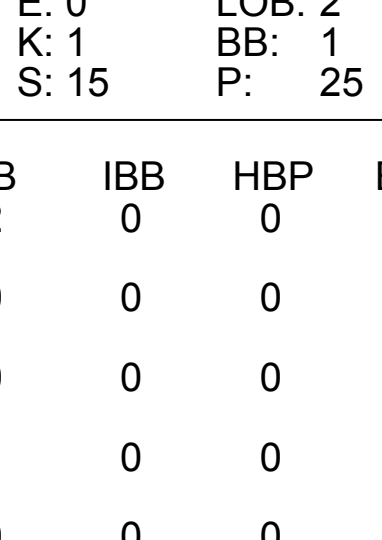
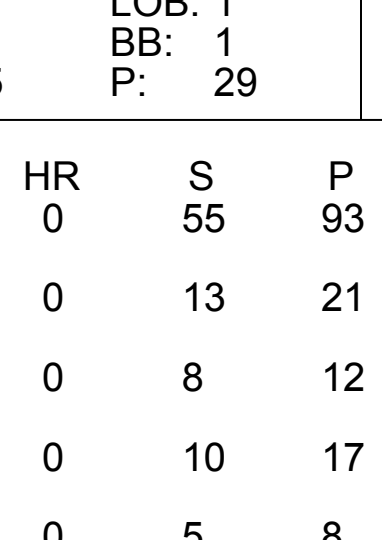
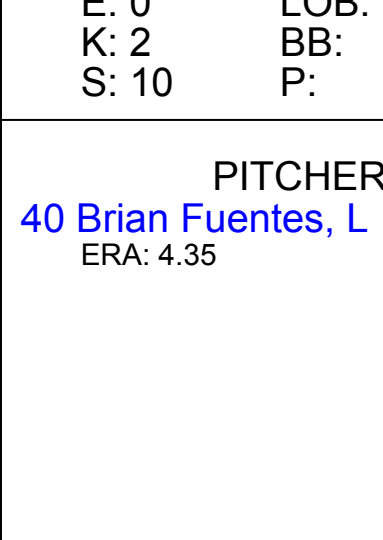
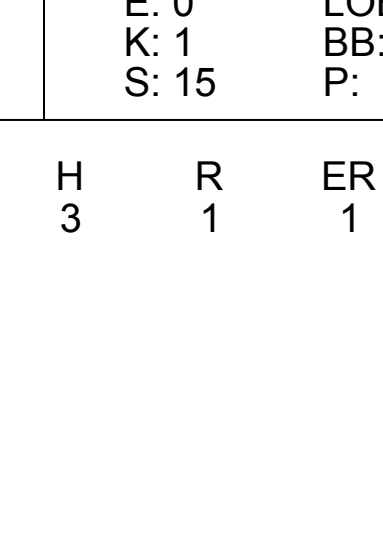
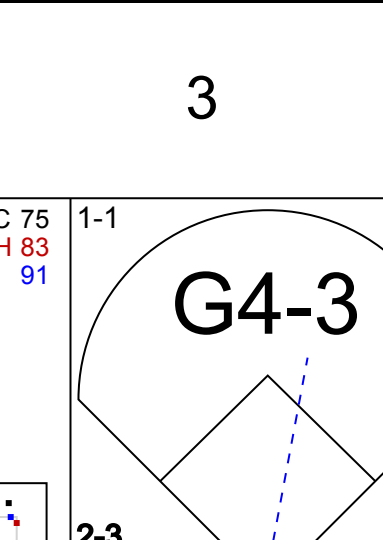
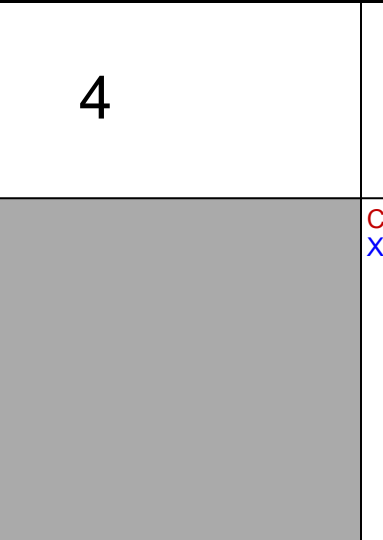

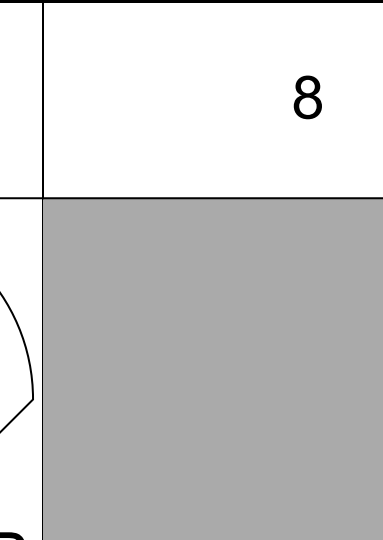


Batter	1	2	3	4	5	6	7	8	9	AB	R	H	RBI	BB	SO	LOB	BOTTOM				
19 Jemile Weeks, S OBP: 0.311, SLG: 0.333	F8			K			G3		L8	5	1	1	2	0	1	1	Texas Rangers @ Oakland Athletics Oakland Coliseum, Oakland, CA Mon Jun 04 2012, 7:09 PM - 9:44 PM PDT Att: 10,120 - Partly Cloudy - 58 F				
12 Collin Cowgill, R OBP: 0.338, SLG: 0.273	K			G5-3			K		16 BB	5	1	1	0	0	2	1					
16 Josh Reddick, L OBP: 0.342, SLG: 0.541	K			FC1			K		1B	4	1	1	0	1	2	1					
52 Yoanis Cespedes, R OBP: 0.314, SLG: 0.423				G6-4-3			G5-3		2B	4	1	1	2	1	1	3					
31 Jonny Gomes, R OBP: 0.366, SLG: 0.400				K			G6-3		2B	0	0	0	0	0	0	0					
15 Seth Smith, L OBP: 0.357, SLG: 0.371				HR			G6-3		F8	5	2	4	1	0	0	2					
7 Brandon Inge, R OBP: 0.253, SLG: 0.430				G6-3			G6-3			4	1	2	4	0	0	2					
25 Kila Ka'aihue, L OBP: 0.296, SLG: 0.403				HR			K			4	2	2	2	0	1	3					
8 Kurt Suzuki, R OBP: 0.250, SLG: 0.256				K			F9		L6	4	1	1	0	0	1	0					
2 Cliff Pennington, S OBP: 0.251, SLG: 0.270				P3			F8		1B	4	2	2	1	0	0	0					
Inning Stats	R: 0 E: 0 K: 2 S: 8	H: 8 LOB: 2 BB: 1 P: 50	R: 8 E: 0 K: 1 S: 29	H: 8 LOB: 2 BB: 1 P: 50	R: 0 E: 0 K: 2 S: 10	H: 0 LOB: 0 BB: 0 P: 14	R: 0 E: 0 K: 0 S: 8	H: 1 LOB: 0 BB: 0 P: 12	R: 2 E: 0 K: 0 S: 7	H: 2 LOB: 0 BB: 0 P: 13	R: 0 E: 0 K: 2 S: 8	H: 0 LOB: 0 BB: 0 P: 11	R: 0 E: 0 K: 1 S: 17	H: 1 LOB: 1 BB: 0 P: 23	R: 2 E: 0 K: 0 S: 10	H: 3 LOB: 2 BB: 1 P: 20	1B: 9 2B: 3 3B: 1 HR: 2	SF: 0 SAC: 0 DP: 1 HBP: 0	WP: 0 PB: 0 SB: 0 CS: 0	PA: 41	
PITCHER	IP WLS BF H R ER SO BB IBB HBP BLK WP HR S P ERA WHIP	IP WLS BF H R ER SO BB IBB HBP BLK WP HR S P ERA WHIP	IP WLS BF H R ER SO BB IBB HBP BLK WP HR S P ERA WHIP	IP WLS BF H R ER SO BB IBB HBP BLK WP HR S P ERA WHIP	IP WLS BF H R ER SO BB IBB HBP BLK WP HR S P ERA WHIP	IP WLS BF H R ER SO BB IBB HBP BLK WP HR S P ERA WHIP	IP WLS BF H R ER SO BB IBB HBP BLK WP HR S P ERA WHIP	IP WLS BF H R ER SO BB IBB HBP BLK WP HR S P ERA WHIP	IP WLS BF H R ER SO BB IBB HBP BLK WP HR S P ERA WHIP	IP WLS BF H R ER SO BB IBB HBP BLK WP HR S P ERA WHIP	IP WLS BF H R ER SO BB IBB HBP BLK WP HR S P ERA WHIP	IP WLS BF H R ER SO BB IBB HBP BLK WP HR S P ERA WHIP	IP WLS BF H R ER SO BB IBB HBP BLK WP HR S P ERA WHIP	IP WLS BF H R ER SO BB IBB HBP BLK WP HR S P ERA WHIP	IP WLS BF H R ER SO BB IBB HBP BLK WP HR S P ERA WHIP	IP WLS BF H R ER SO BB IBB HBP BLK WP HR S P ERA WHIP	IP WLS BF H R ER SO BB IBB HBP BLK WP HR S P ERA WHIP	IP WLS BF H R ER SO BB IBB HBP BLK WP HR S P ERA WHIP	IP WLS BF H R ER SO BB IBB HBP BLK WP HR S P ERA WHIP	IP WLS BF H R ER SO BB IBB HBP BLK WP HR S P ERA WHIP	IP WLS BF H R ER SO BB IBB HBP BLK WP HR S P ERA WHIP
39 Scott Feldman, R ERA: 7.01	1.2	L	14	7	8	3	3	1	0	0	0	0	0	0	0	0	43.20	4.800			
28 Robbie Ross Jr., L ERA: 1.5	2.1		8	2	0	0	2	0	0	0	0	0	0	0	0	0	0.00	0.857			
57 Mark Lowe, R ERA: 3.22	1.0		5	2	2	2	0	0	0	0	0	1	7	13	18.00	2.000					
22 Yoshinori Tateyama, R ERA: 11.05	2.0		7	1	0	0	3	0	0	0	0	0	25	34	0.00	0.500					
23 Craig Gentry, R ERA: 18.0	1.0		7	3	2	2	0	1	0	0	0	0	10	20	18.00	4.000					

Texas Rangers @ Oakland Athletics
 Oakland Coliseum, Oakland, CA
 Mon Jun 04 2012, 7:09 PM - 9:44 PM PDT
 Att: 10,120 - Partly Cloudy - 58 F

AB 39
 R 12
 H 15
 RBI 12
 BB 2
 SO 8
 LOB 13




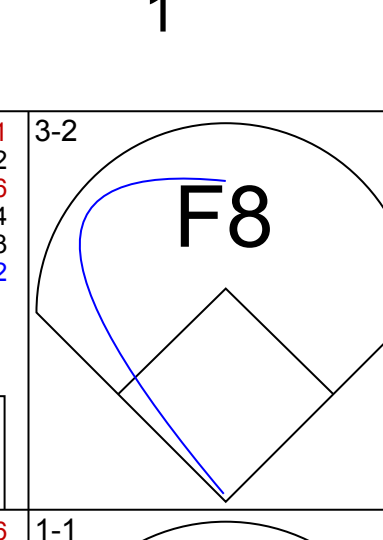
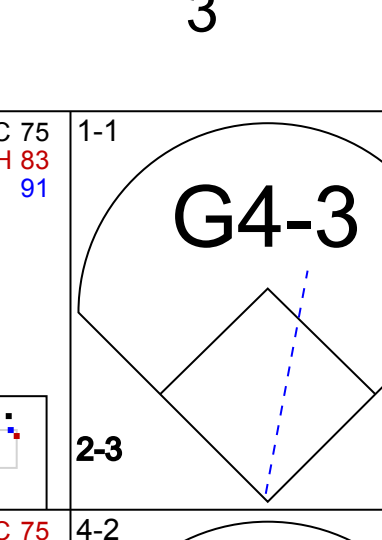
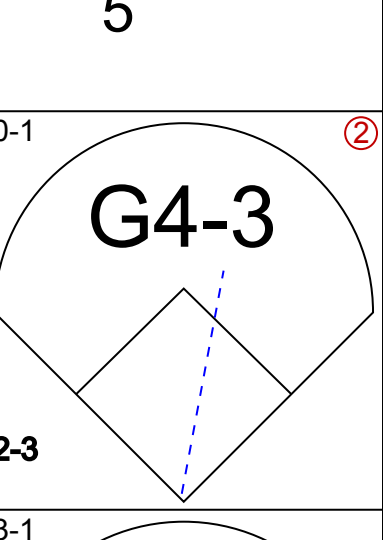
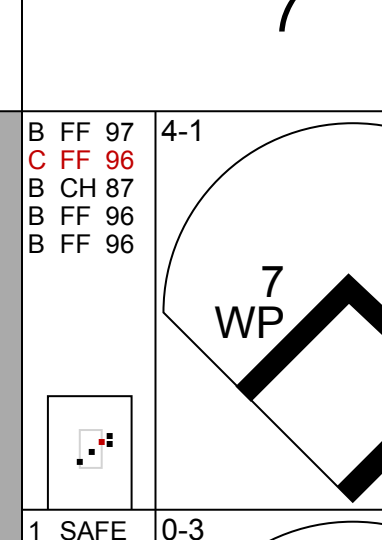
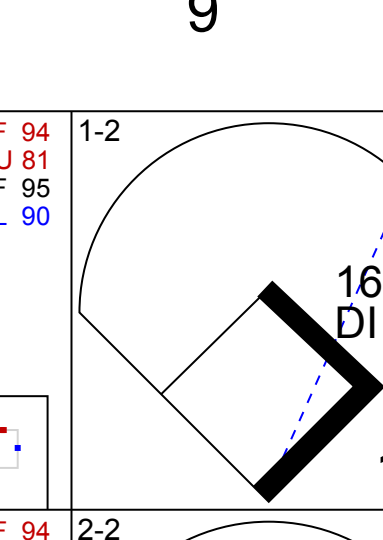
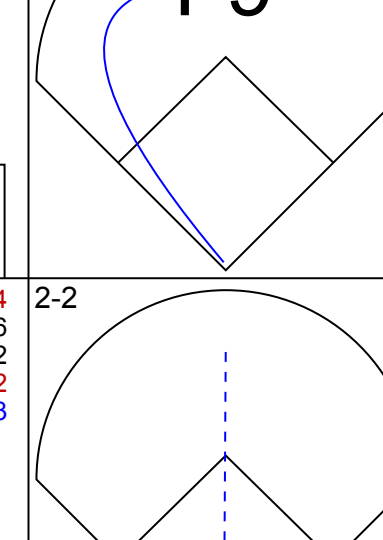
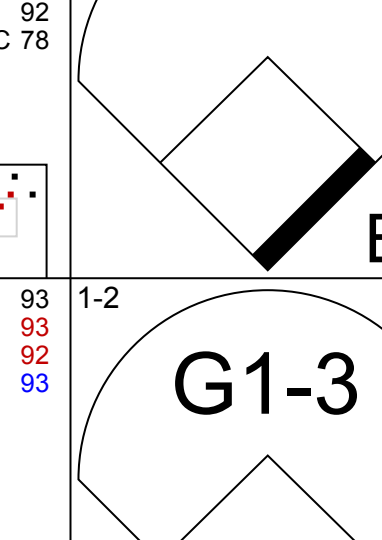
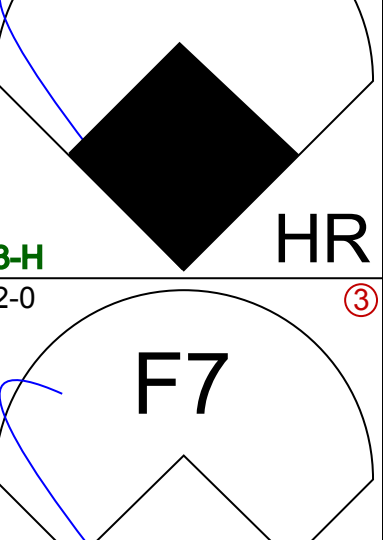
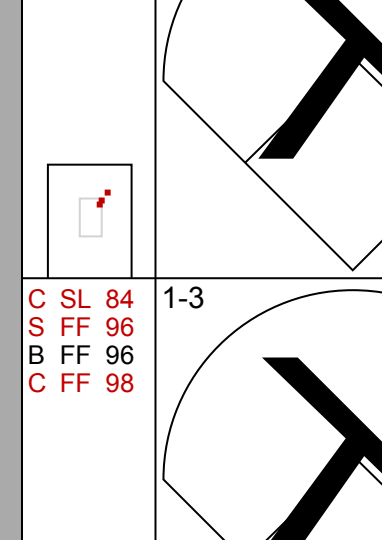
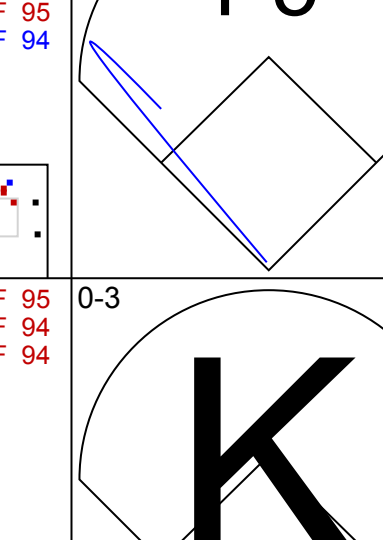
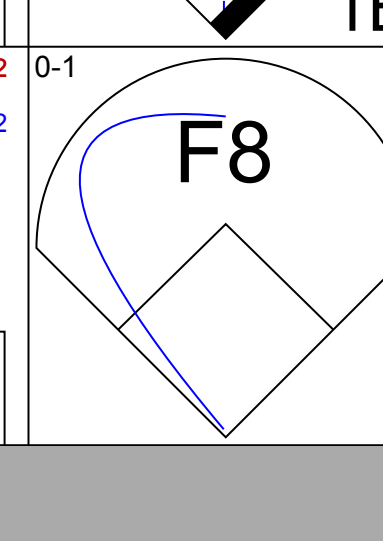


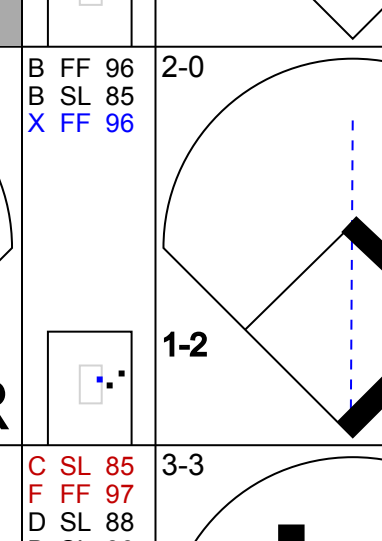




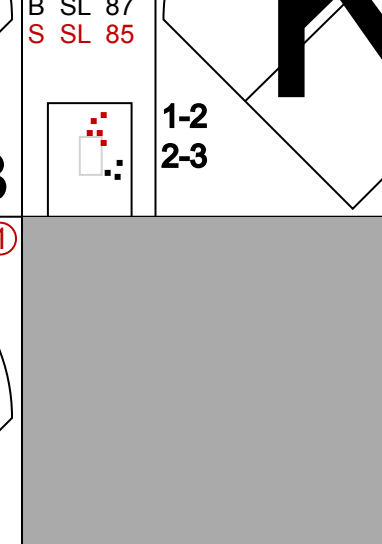
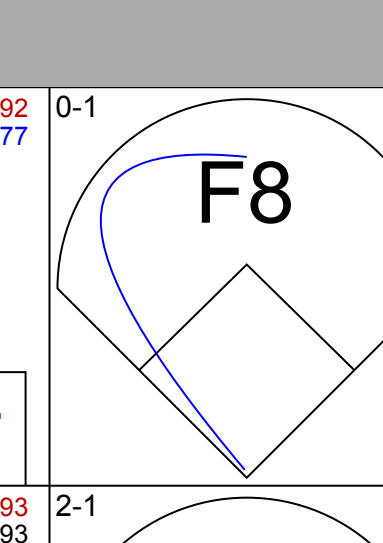


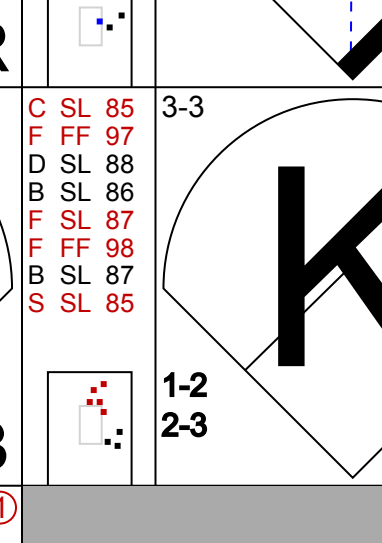
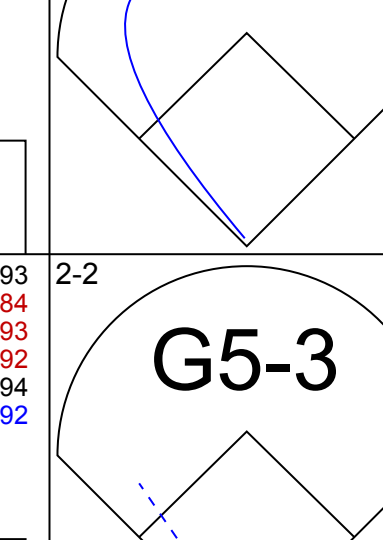




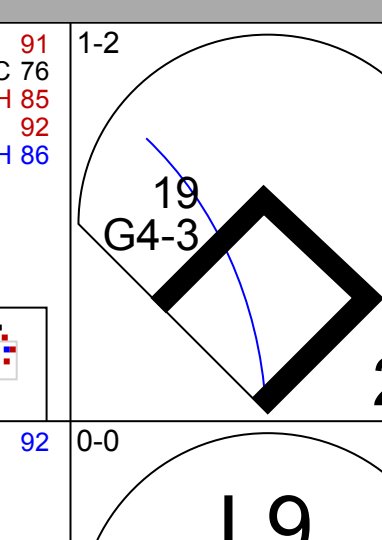
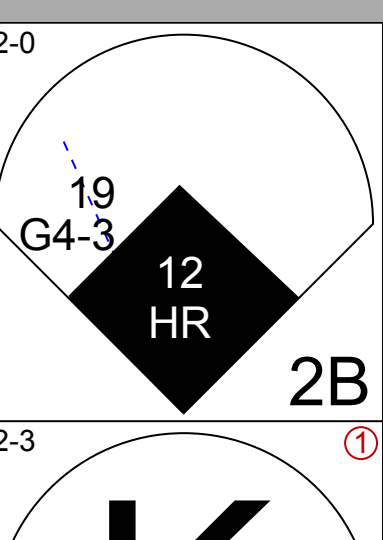

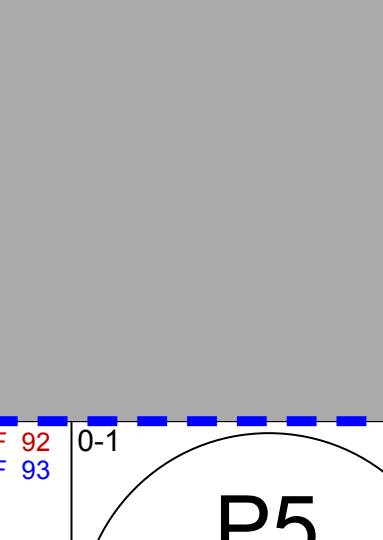
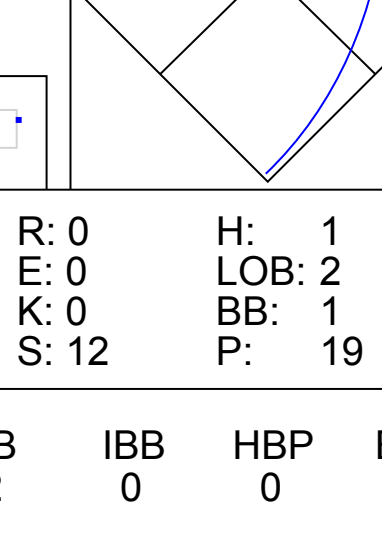
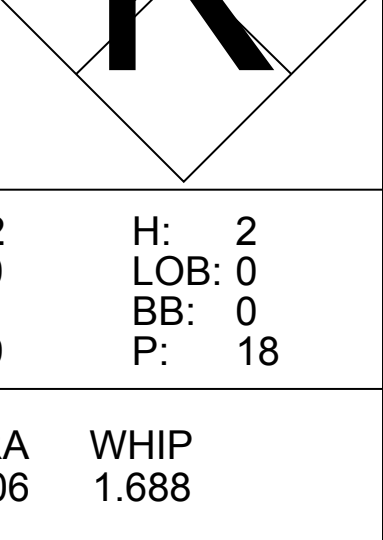
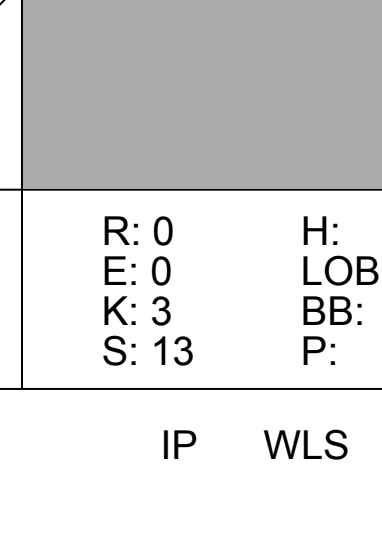
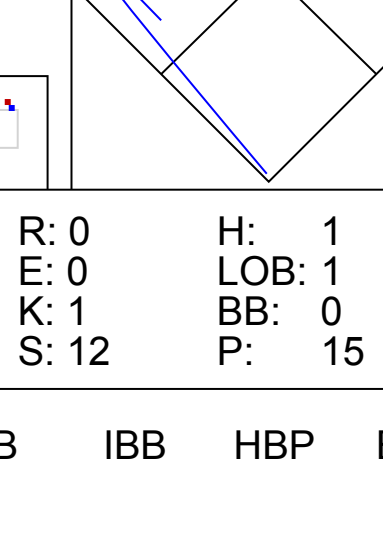

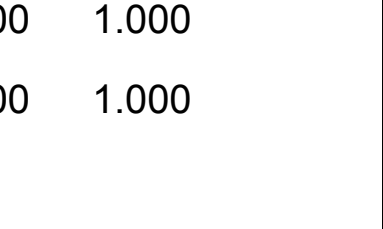


Batter	1	2	3	4	5	6	7	8	9	AB	R	H	RBI	BB	SO	LOB	TOP					
5 Ian Kinsler, R OBP: 0.346, SLG: 0.455										5	2	2	2	0	1	1						
1 Elvis Andrus, R OBP: 0.389, SLG: 0.416										5	0	1	1	0	1	1						
32 Josh Hamilton, L OBP: 0.403, SLG: 0.709										5	0	1	1	0	2	1						
29 Adrian Beltré, R OBP: 0.333, SLG: 0.515										5	1	2	0	0	1	1						
10 Michael Young, R OBP: 0.314, SLG: 0.381										4	0	1	1	0	1	2						
17 Nelson Cruz, R OBP: 0.318, SLG: 0.442										3	1	1	0	1	1	1						
25 Mike Napoli, R OBP: 0.363, SLG: 0.488										2	1	1	0	2	1	0						
8 Yorvit Torrealba, R OBP: 0.296, SLG: 0.356										3	1	1	1	0	1	2						
23 Craig Gentry, R OBP: 0.370, SLG: 0.398										3	0	1	0	0	1	1						
Inning Stats	R: 0 E: 0 K: 2 S: 9	H: 0 LOB: 0 BB: 0 P: 14	R: 0 E: 0 K: 1 S: 10	H: 0 LOB: 0 BB: 0 P: 15	R: 3 E: 0 K: 1 S: 15	H: 4 LOB: 2 BB: 1 P: 25	R: 1 E: 0 K: 1 S: 15	H: 1 LOB: 1 BB: 1 P: 29	R: 1 E: 0 K: 1 S: 9	H: 2 LOB: 0 BB: 0 P: 15	R: 0 E: 0 K: 2 S: 10	H: 0 LOB: 0 BB: 0 P: 16	R: 0 E: 0 K: 1 S: 8	H: 0 LOB: 0 BB: 0 P: 12	R: 0 E: 0 K: 1 S: 15	H: 1 LOB: 2 BB: 0 P: 25	R: 1 E: 0 K: 0 S: 10	H: 3 LOB: 1 BB: 0 P: 17	1B: 6 2B: 4 3B: 1 HR: 0	SF: 1 SAC: 1 DP: 0 HBP: 0	WP: 0 PB: 0 SB: 1 CS: 1	PA: 40
PITCHER	IP WLS BF H R ER SO BB IBB HBP BLK WP HR S P ERA WHIP	IP WLS BF H R ER SO BB IBB HBP BLK WP HR S P ERA WHIP																				
54 Travis Blackley, L ERA: 4.79	4.2 L 23 7 5 5 5 2 0 0 0 0 0 0 55 93 9.64 1.929	40 Brian Fuentes, L ERA: 4.35	1.0 5 3 1 1 0 0 0 0 0 0 0 8 12 0.00 0.000																			
62 Sean Doolittle, L ERA: 3.62	5.1 1.1 4 0 0 0 3 0 0 0 0 0 0 13 21 0.00 0.000	50 Grant Balfour, R ERA: 4.66	7.1 1.0 3 0 0 0 1 0 0 0 0 0 0 8 12 0.00 1.500																			
38 Andrew Carignan, R ERA: 1.6	8.1 0.2 3 1 0 0 0 0 0 0 0 0 0 10 17 0.00 3.000	53 Jim Miller, R ERA: 1.6	8.1 0.1 2 1 0 0 0 0 0 0 0 0 0 5 8 0.00 3.000																			

Texas Rangers @ Oakland Athletics
Oakland Coliseum, Oakland, CA
Tue Jun 05 2012, 7:09 PM - 10:31 PM PDT
Att: 11,861 - Partly Cloudy - 62 F

livebaseballscorecards.com

AB 35
R 6
H 11
RBI 6
BB 3
SO 10
LOB 10




Batter	1	2	3	4	5	6	7	8	9	AB	R	H	RBI	BB	SO	LOB	BOTTOM					
19 Jemile Weeks, S OBP: 0.313, SLG: 0.332										4	0	1	0	1	0	2						
12 Collin Cowgill, R OBP: 0.342, SLG: 0.314										4	1	1	2	1	1	2						
16 Josh Reddick, L OBP: 0.339, SLG: 0.533										5	0	1	0	0	2	4						
52 Yoanis Cespedes, R OBP: 0.319, SLG: 0.449										4	1	2	1	0	0	1						
7 Brandon Inge, R OBP: 0.263, SLG: 0.427										3	0	1	0	1	1	2						
31 Jonny Gomes, R OBP: 0.362, SLG: 0.388										3	0	0	0	1	0	2						
25 Kila Ka'aihue, L OBP: 0.295, SLG: 0.398										4	0	1	0	0	1	2						
8 Kurt Suzuki, R OBP: 0.256, SLG: 0.274										4	1	2	0	0	2	2						
17 Adam Rosales, R OBP: 0.455, SLG: 0.250										3	0	0	0	0	1	4						
4 Coco Crisp, S OBP: 0.220, SLG: 0.182										1	0	0	0	0	0	0						
Inning Stats	R: 0 E: 0 K: 0 S: 10	H: 1 LOB: 1 BB: 0 P: 16	R: 0 E: 0 K: 0 S: 8	H: 0 LOB: 0 BB: 0 P: 12	R: 0 E: 0 K: 0 S: 12	H: 1 LOB: 2 BB: 1 P: 19	R: 0 E: 0 K: 1 S: 9	H: 1 LOB: 1 BB: 0 P: 13	R: 2 E: 0 K: 1 S: 9	H: 2 LOB: 0 BB: 0 P: 18	R: 1 E: 0 K: 1 S: 13	H: 2 LOB: 2 BB: 1 P: 21	R: 0 E: 0 K: 3 S: 13	H: 1 LOB: 2 BB: 1 P: 23	R: 0 E: 0 K: 1 S: 9	H: 0 LOB: 0 BB: 1 P: 17	R: 0 E: 0 K: 1 S: 12	H: 1 LOB: 1 BB: 0 P: 15	1B: 5 2B: 2 3B: 0 HR: 2	SF: 0 SAC: 0 DP: 0 HBP: 0	WP: 1 PB: 0 SB: 0 CS: 1	PA: 39
PITCHER	IP WLS BF H R ER SO BB IBB HBP BLK WP HR S P ERA WHIP	IP WLS BF H R ER SO BB IBB HBP BLK WP HR S P ERA WHIP																				
45 Derek Holland, L ERA: 5.1	5.1 W 25 7 3 3 2 2 0 0 0 0 0 2 57 92 5.06 1.688	41 Alexi Ogando, R ERA: 2.27	6.1 1.2 H 7 1 0 0 4 1 0 0 0 1 0 17 30 0.00 1.200																			
37 Mike Adams, R ERA: 3.6	8.1 1.0 H 3 0 0 0 1 1 0 0 0 0 0 9 17 0.00 1.000	36 Joe Nathan, R ERA: 1.9	9.1 1.0 S 4 1 0 0 1 0 0 0 0 0 0 12 15 0.00 1.000																			

Texas Rangers @ Oakland Athletics
Oakland Coliseum, Oakland, CA
Tue Jun 05 2012, 7:09 PM - 10:31 PM PDT
Att: 11,861 - Partly Cloudy - 62 F

livebaseballscorecards.com

AB 35
R 3
H 9
RBI 3
BB 4
SO 8
LOB 21



Batter	1	2	3	4	5	6	7	8	9	AB	R	H	RBI	BB	SO	LOB	TOP					
5 Ian Kinsler, R OBP: 0.345, SLG: 0.452										4	0	1	0	0	1	1						
1 Elvis Andrus, R OBP: 0.383, SLG: 0.408										4	0	0	0	0	0	1						
32 Josh Hamilton, L OBP: 0.400, SLG: 0.700										4	0	1	0	0	1	0						
29 Adrian Beltré, R OBP: 0.327, SLG: 0.505											4	0	0	0	1	1						
10 Michael Young, R OBP: 0.314, SLG: 0.380										3	0	1	0	0	0	0						
17 Nelson Cruz, R OBP: 0.314, SLG: 0.436										3	0	0	0	0	2	1						
7 David Murphy, L OBP: 0.341, SLG: 0.424										2	0	0	0	1	0	0						
25 Mike Napoli, R OBP: 0.368, SLG: 0.491										3	0	2	0	0	0	0						
18 Mitch Moreland, L OBP: 0.327, SLG: 0.489										3	0	0	0	0	1	4						
Inning Stats	R: 0 E: 0 K: 2 S: 13	H: 1 LOB: 1 BB: 0 P: 18	R: 0 E: 0 K: 0 S: 15	H: 2 LOB: 2 BB: 1 P: 22	R: 0 E: 0 K: 0 S: 4	H: 1 LOB: 0 BB: 0 P: 4	R: 0 E: 0 K: 1 S: 12	H: 0 LOB: 0 BB: 0 P: 14	R: 0 E: 0 K: 0 S: 10	H: 1 LOB: 1 BB: 0 P: 12	R: 0 E: 0 K: 0 S: 9	H: 0 LOB: 0 BB: 0 P: 11	R: 0 E: 0 K: 1 S: 7	H: 0 LOB: 0 BB: 0 P: 9	R: 0 E: 0 K: 1 S: 7	H: 0 LOB: 0 BB: 0 P: 10	R: 0 E: 0 K: 1 S: 9	H: 0 LOB: 0 BB: 0 P: 12	1B: 5 2B: 0 3B: 0 HR: 0	SF: 0 SAC: 0 DP: 2 HBP: 0	WP: 0 PB: 0 SB: 0 CS: 0	PA: 31
PITCHER	IP WLS BF H R ER SO BB IBB HBP BLK WP HR S P ERA WHIP																					
21 Bartolo Colon, R ERA: 3.92	(1, 1) 8.0 W 28 5 0 0 5 1 0 0 0 0 0 0 77 100 0.00 0.750																					
40 Brian Fuentes, L ERA: 4.15	(9, 1) 1.0 S 3 0 0 0 1 0 0 0 0 0 0 0 9 12 0.00 0.000																					

Texas Rangers @ Oakland Athletics
Oakland Coliseum, Oakland, CA
Wed Jun 06 2012, 7:09 PM - 9:11 PM PDT
Att: 15,044 - Clear - 61 F

AB	30
R	0
H	5
RBI	0
BB	1
SO	6
LOB	8



Batter	1	2	3	4	5	6	7	8	9	AB	R	H	RBI	BB	SO	LOB	BOTTOM					
19 Jemile Weeks, S OBP: 0.307, SLG: 0.325										4	0	0	0	0	0	1						
4 Coco Crisp, S OBP: 0.213, SLG: 0.175										4	0	0	0	0	1	0						
16 Josh Reddick, L OBP: 0.339, SLG: 0.535										3	1	1	0	0	0	0						
52 Yoenis Cespedes, R OBP: 0.333, SLG: 0.485										3	1	3	1	0	0	0						
15 Seth Smith, L OBP: 0.351, SLG: 0.363										3	0	0	0	0	0	3						
7 Brandon Inge, R OBP: 0.285, SLG: 0.424										3	0	1	1	0	1	0						
37 Brandon Moss, L OBP: 0.455, SLG: 0.250										3	0	0	0	0	0	1						
17 Adam Rosales, R OBP: 0.455, SLG: 0.250										0	0	0	0	0	0	0						
8 Kurt Suzuki, R OBP: 0.251, SLG: 0.269										3	0	1	0	0	0	0						
2 Cliff Pennington, S OBP: 0.252, SLG: 0.271										3	0	1	0	0	0	0						
Inning Stats	R: 0 E: 0 K: 1 S: 7	H: 0 LOB: 0 BB: 0 P: 8	R: 1 E: 0 K: 0 S: 12	H: 2 LOB: 1 BB: 0 P: 16	R: 0 E: 0 K: 0 S: 10	H: 0 LOB: 0 BB: 0 P: 14	R: 1 E: 0 K: 0 S: 9	H: 2 LOB: 0 BB: 0 P: 9	R: 0 E: 0 K: 0 S: 11	H: 1 LOB: 1 BB: 0 P: 14	R: 0 E: 0 K: 0 S: 15	H: 1 LOB: 0 BB: 0 P: 20	R: 0 E: 0 K: 2 S: 9	H: 0 LOB: 0 BB: 0 P: 12	R: 0 E: 0 K: 0 S: 6	H: 0 LOB: 0 BB: 0 P: 8	R: 0 E: 0 K: 0 S: 6	H: 0 LOB: 0 BB: 0 P: 8	1B: 3 2B: 2 3B: 1 HR: 0	SF: 0 SAC: 0 DP: 1 HBP: 0	WP: 0 PB: 0 SB: 0 CS: 0	PA: 29
PITCHER	IP WLS BF H R ER SO BB IBB HBP BLK WP HR S P ERA WHIP																					
48 Colby Lewis, R ERA: 3.38	(1, 1) 8.0 L 29 6 2 2 3 0 0 0 0 0 0 0 79 101 2.25 0.750																					

Texas Rangers @ Oakland Athletics
Oakland Coliseum, Oakland, CA
Wed Jun 06 2012, 7:09 PM - 9:11 PM PDT
Att: 15,044 - Clear - 61 F

AB	29
R	2
H	6
RBI	2
BB	0
SO	3
LOB	6



Batter	1	2	3	4	5	6	7	8	9	AB	R	H	RBI	BB	SO	LOB	TOP										
19 Jeremie Weeks, S OBP: 0.313, SLG: 0.329										4	1	2	0	0	1	0	Oakland Athletics @ Colorado Rockies Coors Field, Denver, CO Tue Jun 12 2012, 6:41 PM - 9:49 PM MDT Att: 33,635 - Cloudy - 81 F										
4 Coco Crisp, S OBP: 0.224, SLG: 0.226										4	0	0	0	0	0	2											
16 Josh Reddick, L OBP: 0.336, SLG: 0.513										4	1	0	0	1	2	2											
15 Seth Smith, L OBP: 0.375, SLG: 0.420										4	1	2	2	0	1	0											
7 Brandon Inge, R OBP: 0.309, SLG: 0.477										3	2	2	2	1	1	0											
37 Brandon Moss, L OBP: 0.316, SLG: 0.765										4	2	2	3	0	2	3											
8 Kurt Suzuki, R OBP: 0.260, SLG: 0.278										4	0	1	0	0	1	0											
2 Cliff Pennington, S OBP: 0.260, SLG: 0.303										4	1	1	1	0	0	1											
21 Bartolo Colon, R OBP: 0.322, SLG: 0.295										2	0	0	0	0	2	0											
12 Colin Cowgill, R OBP: 0.322, SLG: 0.295										1	0	0	0	0	0	0											
62 Sean Doolittle, L OBP: 0.316, SLG: 0.295										0	0	0	0	0	0	0											
50 Grant Balfour, R OBP: 0.316, SLG: 0.295										1	0	0	0	0	1	0											
48 Ryan Cook, R OBP: 0.316, SLG: 0.295										0	0	0	0	0	0	0											
Inning Stats	R: 0 E: 0 K: 2 S: 17	H: 2 LOB: 3 BB: 1 P: 29	R: 0 E: 0 K: 1 S: 9	H: 0 LOB: 0 BB: 0 P: 13	R: 6 E: 0 K: 1 S: 20	H: 4 LOB: 0 BB: 1 P: 31	R: 0 E: 0 K: 0 S: 8	H: 0 LOB: 0 BB: 0 P: 12	R: 1 E: 0 K: 1 S: 12	H: 2 LOB: 1 BB: 0 P: 17	R: 0 E: 0 K: 1 S: 9	H: 0 LOB: 0 BB: 0 P: 11	R: 1 E: 0 K: 3 S: 12	H: 1 LOB: 0 BB: 0 P: 18	R: 0 E: 0 K: 2 S: 9	H: 0 LOB: 0 BB: 0 P: 12	R: 0 E: 0 K: 0 S: 6	H: 1 LOB: 0 BB: 0 P: 9	1B: 3 2B: 3 3B: 0 HR: 4	SF: 0 SAC: 1 DP: 1 HBP: 1	WP: 1 PB: 0 SB: 0 CS: 0	PA: 39					
PITCHER	IP	WLS	BF	H	R	ER	SO	BB	IBB	HBP	BLK	WP	HR	S	P	ERA	WHIP										
15 Jeremy Guthrie, R ERA: 6.91	5.0	L	26	8	7	7	5	2	0	1	0	1	3	66	102	12.60	2.000										
51 Matt Reynolds, L ERA: 3.91	1.0		3	0	0	0	1	0	0	0	0	0	0	9	11	0.00	0.000										
49 Rex Brothers, L ERA: 4.64	1.0		4	1	1	1	3	0	0	0	0	0	1	12	18	9.00	1.000										
37 Adam Ottavino, R ERA: 1.69	1.0		3	0	0	0	2	0	0	0	0	0	0	9	12	0.00	0.000										
30 Josh Roenicke, R ERA: 1.91	1.0		3	1	0	0	0	0	0	0	0	0	0	6	9	0.00	1.000										

AB	35
R	8
H	10
RBI	8
BB	2
SO	11
LOB	8



Batter	1	2	3	4	5	6	7	8	9	AB	R	H	RBI	BB	SO	LOB	BOTTOM										
21 Tyler Colvin, L OBP: 0.336, SLG: 0.589										2	1	1	1	2	0	0	Oakland Athletics @ Colorado Rockies Coors Field, Denver, CO Tue Jun 12 2012, 6:41 PM - 9:49 PM MDT Att: 33,635 - Cloudy - 81 F										
19 Marco Scutaro, R OBP: 0.319, SLG: 0.377										5	1	2	0	0	3												
5 Carlos González, L OBP: 0.384, SLG: 0.616										5	0	1	0	0	3	5											
3 Michael Cuddyer, R OBP: 0.330, SLG: 0.483										5	1	1	1	0	1	4											
17 Todd Helton, L OBP: 0.332, SLG: 0.421										4	2	1	1	1	1	2											
22 Jordan Pacheco, R OBP: 0.305, SLG: 0.432										4	0	2	0	0	0	2											
10 Chris Nelson, R OBP: 0.320, SLG: 0.352										4	0	1	1	0	2	2											
41 Wil Nieves, R OBP: 0.364, SLG: 0.381										3	0	2	1	1	0	0											
15 Jeremy Guthrie, R ERA: 6.91										2	0	0	0	0	1	4											
51 Matt Reynolds, L ERA: 4.21										0	0	0	0	0	0	0											
1 Eric Young Jr., S ERA: 3.6										0	0	0	0	0	0	0											
49 Rex Brothers, L ERA: 4.64										0	0	0	0	0	0	0											
37 Adam Ottavino, S ERA: 1.69										0	0	0	0	0	0	0											
Dexter Fowler, S OBP: 0.305, SLG: 0.560										1	0	0	0	0	1	0											
30 Josh Roenicke, R ERA: 1.91										0	0	0	0	0	0	0											
Inning Stats	R: 4 E: 0 K: 2 S: 27	H: 5 LOB: 2 BB: 1 P: 41	R: 0 E: 0 K: 0 S: 10	H: 1 LOB: 1 BB: 1 P: 17	R: 0 E: 0 K: 1 S: 9	H: 1 LOB: 2 BB: 1 P: 16	R: 0 E: 0 K: 1 S: 8	H: 0 LOB: 0 BB: 0 P: 15	R: 1 E: 0 K: 0 S: 10	H: 2 LOB: 0 BB: 0 P: 18	R: 0 E: 0 K: 1 S: 10	H: 1 LOB: 2 BB: 1 P: 17	R: 0 E: 0 K: 1 S: 7	H: 0 LOB: 0 BB: 0 P: 10	R: 0 E: 0 K: 2 S: 9	H: 0 LOB: 0 BB: 0 P: 15	R: 0 E: 0 K: 2 S: 13	H: 1 LOB: 2 BB: 1 P: 21	1B: 7 2B: 1 3B: 1 HR: 2	SF: 0 SAC: 1 DP: 2 HBP: 0	WP: 0 PB: 0 SB: 0 CS: 0	PA: 41					
PITCHER	IP	WLS	BF	H	R	ER	SO	BB	IBB	HBP	BLK	WP	HR	S	P	ERA	WHIP										
21 Bartolo Colon, R ERA: 4.21	5.0	W	25	9	5	5	4	2	1	0	0	0	2	64	107	9.00	2.200										
62 Sean Doolittle, L ERA: 3.6	1.0	H	5	1	0	0	1	1	0	0	0	0	0	10	17	0.00	2.000										
50 Grant Balfour, R ERA: 3.13	2.0	H	6	0	0	0	3	0	0	0	0	0	0	16	25	0.00	0.000										
48 Ryan Cook, R ERA: 0.67	1.0	S	5	1	0	0	2	1	0	0	0	0	0	13	21	0.00	2.000										

AB	35
R	5
H	11
RBI	5
BB	5
SO	10
LOB	22



Batter	1	2	3	4	5	6	7	8	9	AB	R	H	RBI	BB	SO	LOB	TOP										
25 Will Venable, L (1, 7) OBP: 0.335, SLG: 0.458	L7		F7			K	2B			4	0	1	2	0	1	1	San Diego Padres @ Oakland Athletics Oakland Coliseum, Oakland, CA Sat Jun 16 2012, 1:10 PM - 4:17 PM PDT Att: 17,135 - Sunny - 85 F										
2 Everth Cabrera, S (1, 6) OBP: 0.333, SLG: 0.419	K		BB			K	G4-3			3	0	0	0	1	2	1											
7 Chase Headley, S (1, 5) OBP: 0.374, SLG: 0.421	K		K			18 HR BB		G3		3	1	0	0	1	2	2											
18 Carlos Quentin, R (1, 10) OBP: 0.541, SLG: 0.896		23 G4-1 23 WP HBP		G4-3		14 1B BB				2	1	1	2	1	0	0											
14 Mark Kotsay, L (1, 9) OBP: 0.356, SLG: 0.396	F7		23 CS BB			F7				3	0	1	0	1	0	1											
23 Yonder Alonso, L (1, 3) OBP: 0.333, SLG: 0.359	G4-1		K			25 2B BB		L3		4	1	1	0	0	1	4											
24 Cameron Maybin, R (1, 8) OBP: 0.290, SLG: 0.315	G5-3					F8		G1-3		4	0	0	0	0	1	2											
21 John Baker, L (1, 2) OBP: 0.310, SLG: 0.295	F7		F7			F7		K		3	1	0	0	1	1	0											
5 Alexi Amarista, L (1, 4) OBP: 0.241, SLG: 0.309						F8				1	0	0	0	1	0	0											
15 Jesus Guzman, R (7, PH) OBP: 0.305, SLG: 0.357			2 BB BB					K		2	0	0	0	0	2	2											
Inning Stats	R: 0 E: 0 K: 2 S: 10	H: 0 LOB: 0 BB: 0 P: 15	R: 0 E: 0 K: 0 S: 4	H: 0 LOB: 1 BB: 0 P: 11	R: 0 E: 0 K: 1 S: 8	H: 0 LOB: 2 BB: 2 P: 18	R: 0 E: 0 K: 1 S: 8	H: 0 LOB: 1 BB: 1 P: 17	R: 0 E: 0 K: 0 S: 8	H: 0 LOB: 0 BB: 0 P: 13	R: 2 E: 0 K: 2 S: 12	H: 1 LOB: 0 BB: 0 P: 21	R: 2 E: 0 K: 2 S: 14	H: 2 LOB: 1 BB: 1 P: 22	R: 0 E: 0 K: 0 S: 10	H: 1 LOB: 1 BB: 1 P: 18	R: 0 E: 0 K: 2 S: 9	H: 0 LOB: 0 BB: 0 P: 13	1B: 1 2B: 4 3B: 0 HR: 1	SF: 0 SAC: 0 DP: 2 HBP: 1	WP: 1 PB: 0 SB: 0 CS: 1	PA: 36					
PITCHER	IP	WLS	BF	H	R	ER	SO	BB	IBB	HBP	BLK	WP	HR	S	P	ERA	WHIP										
Tyson Ross, R (1, 1) ERA: 6.11	6.0		23	1	2	2	6	4	0	1	0	1	1	50	95	3.00	0.833										
62 Sean Doolittle, L (7, 1) ERA: 5.0	1.0	W	6	2	2	2	2	1	0	0	0	0	0	14	22	18.00	3.000										
50 Grant Balfour, R (8, 1) ERA: 2.94	1.0	H	4	1	0	0	2	1	0	0	0	0	0	18	0.00	2.000											
48 Ryan Cook, R (9, 1) ERA: 0.62	1.0	S	3	0	0	0	2	0	0	0	0	0	0	9	13	0.00	0.000										

AB	29
R	4
H	4
RBI	4
BB	6
SO	10
LOB	13



Batter	1	2	3	4	5	6	7	8	9	AB	R	H	RBI	BB	SO	LOB	BOTTOM										
4 Coco Crisp, S (1, 8) OBP: 0.258, SLG: 0.247	B2-3		BB			SH5-3		L6		2	0	0	0	1	0	1	San Diego Padres @ Oakland Athletics Oakland Coliseum, Oakland, CA Sat Jun 16 2012, 1:10 PM - 4:17 PM PDT Att: 17,135 - Sunny - 85 F										
19 Jemile Weeks, S (1, 4) OBP: 0.312, SLG: 0.328	F7		F7			16 F8 2B		16 FC3-6 1B		4	0	2	1	0	0	2											
16 Josh Reddick, L (1, 10) OBP: 0.338, SLG: 0.524	K					P5		FC3-6 31 WP HR		4	1	0	0	0	1	3											
15 Seth Smith, L (1, 7) OBP: 0.383, SLG: 0.451										2	1	1	1	0	0	0											
31 Jonny Gomes, R (7, PH) OBP: 0.365, SLG: 0.464						HR		HR		1	1	1	2	0	0	0											
7 Brandon Inge, R (1, 5) OBP: 0.291, SLG: 0.441	F9					P4		K		4	0	0	0	0	2	2											
37 Brandon Moss, L (1, 3) OBP: 0.333, SLG: 0.912	K					12 1B 2B		K		4	1	1	0	0	3	0											
12 Collin Cowgill, R (1, 9) OBP: 0.360, SLG: 0.330						G5-3		P6		4	0	2	1	0	0	0											
8 Kurt Suzuki, R (1, 2) OBP: 0.263, SLG: 0.280										4	0	0	0	0	2	2											
2 Cliff Pennington, S (1, 6) OBP: 0.282, SLG: 0.316										2	2	1	0	2	0	1											
Inning Stats	R: 0 E: 0 K: 1 S: 7	H: 0 LOB: 0 BB: 0 P: 13	R: 0 E: 0 K: 1 S: 6	H: 0 LOB: 0 BB: 0 P: 10	R: 0 E: 0 K: 0 S: 17	H: 0 LOB: 2 BB: 2 P: 33	R: 2 E: 0 K: 1 S: 13	H: 3 LOB: 1 BB: 0 P: 18	R: 1 E: 0 K: 1 S: 13	H: 2 LOB: 2 BB: 0 P: 20	R: 0 E: 0 K: 2 S: 11	H: 0 LOB: 0 BB: 0 P: 15	R: 3 E: 0 K: 1 S: 10	H: 2 LOB: 1 BB: 1 P: 18	R: 0 E: 0 K: 1 S: 13	H: 1 LOB: 1 BB: 0 P: 21	1B: 4 2B: 2 3B: 0 HR: 2	SF: 0 SAC: 1 DP: 0 HBP: 1	WP: 1 PB: 0 SB: 2 CS: 0	PA: 36							
PITCHER	IP	WLS	BF	H	R	ER	SO	BB	IBB	HBP	BLK	WP	HR	S	P	ERA	WHIP										
59 Ross Ohlendorf, R (1, 1) ERA: 4.5	4.2		21	5	3	3	3	2	0	1	0	0	0	15	28	6.75	0.750										
41 Alex Hinshaw, L (5, 1) ERA: 4.61	1.1		6	0	1	1	3	1	0	1	0	0	0	5	6	0.00	1.500										
54 Joe Thatcher, L (7, 1) ERA: 3.32	0.2	L	3	1	0	0	0	0	0	0	0	0	0	5	8	54.00	3.000										
57 Luke Gregerson, R (7, 1) ERA: 4.13	0.1	B	2	1	2	2	1	0	0	0	0	1	1	5	8	54.00	3.000										
55 Dale Thayer, R (8, 1) ERA: 5.82	1.0		4	1	0	0	1	0	0	0	0	0	0	13	21	0.00	1.000										

AB	31
R	6
H	8
RBI	5
BB	3
SO	8
LOB	11



Batter	1	2	3	4	5	6	7	8	9	AB	R	H	RBI	BB	SO	LOB	TOP			
25 Will Venable, L (1,9) OBP: 0.333, SLG: 0.454	P5		FC6-5-4-1 13 1B		K			FC6-4 13 1B		4	0	1	1	0	1	1	San Diego Padres @ Oakland Athletics Oakland Coliseum, Oakland, CA Sun Jun 17 2012, 1:11 PM - 3:59 PM PDT Att: 21,631 - Sunny - 68 F			
13 Chris Denorfia, R (1,7) OBP: 0.348, SLG: 0.436	E3							FC6-4 7 FC6-4		3	0	1	0	1	0	1				
7 Chase Headley, S (1,5) OBP: 0.372, SLG: 0.416	K		P3					FC6-4		3	0	0	0	1	1	4				
18 Carlos Quentin, R (1,10) 11 Logan Forsythe, R (9, PR) OBP: 0.399, SLG: 0.546	F9		P6						SH1-3 23 4 WP	4	0	1	0	0	1	5				
23 Yonder Alonso, L (1,3) OBP: 0.330, SLG: 0.355	F7								SH1-3	3	0	0	0	0	2					
24 Cameron Maybin, R (1,8) OBP: 0.290, SLG: 0.313	G4-3		G6-3						K	4	0	1	0	0	1	2				
4 Nick Hundley, R (1,2) OBP: 0.223, SLG: 0.263	K		F8						K	4	0	0	0	0	3	2				
2 Everth Cabrera, S (1,6) OBP: 0.333, SLG: 0.417			SH 25 FC5-4-1		K				B5-3	3	1	1	0	0	1	0				
5 Alexi Amarista, L (1,4) OBP: 0.233, SLG: 0.298			SH 25		F7				G1-3	2	0	0	0	0	0	0				
Inning Stats	R: 0 E: 1 K: 1 S: 12	H: 0 LOB: 1 BB: 0 P: 16	R: 0 E: 0 K: 1 S: 7	H: 0 LOB: 0 BB: 0 P: 10	R: 1 E: 1 K: 0 S: 12	H: 2 LOB: 2 BB: 0 P: 15	R: 0 E: 0 K: 0 S: 5	H: 0 LOB: 0 BB: 0 P: 10	R: 0 E: 0 K: 2 S: 9	H: 0 LOB: 1 BB: 2 P: 14	R: 0 E: 0 K: 1 S: 10	H: 1 LOB: 0 BB: 0 P: 11	R: 0 E: 0 K: 0 S: 11	H: 1 LOB: 1 BB: 0 P: 18	R: 1 E: 0 K: 2 S: 10	H: 1 LOB: 1 BB: 0 P: 14		1B: 4 2B: 2 3B: 0 HR: 0	SF: 0 SAC: 2 DP: 2 HBP: 0	WP: 1 PB: 0 SB: 1 CS: 0
PITCHER	IP WLS BF H R ER SO	IP WLS BF H R ER SO	IP WLS BF H R ER SO	IP WLS BF H R ER SO	IP WLS BF H R ER SO	IP WLS BF H R ER SO	IP WLS BF H R ER SO	IP WLS BF H R ER SO	IP WLS BF H R ER SO	IP WLS BF H R ER SO	IP WLS BF H R ER SO	IP WLS BF H R ER SO	IP WLS BF H R ER SO	IP WLS BF H R ER SO	IP WLS BF H R ER SO	IP WLS BF H R ER SO	ERA WHIP	ERA WHIP		
21 Bartolo Colon, R (1,1) ERA: 4.22	2.0 L 9 1 1 1 2																4.50 0.500			
65 Pedro Figueroa, L (3,1) ERA: 1.5	3.0 10 1 0 0 2																0.00 0.333			
53 Jim Miller, R (6,1) ERA: 1.29	2.0 7 1 0 0 2																0.00 1.500			
13 Jerry Blevins, L (8,1) ERA: 2.43	1.1 6 2 1 1 0																6.75 1.500			
48 Ryan Cook, R (9,1) ERA: 0.61	0.2 2 0 0 0 2																0.00 0.000			

Batter	1	2	3	4	5	6	7	8	9	AB	R	H	RBI	BB	SO	LOB	BOTTOM			
4 Coco Crisp, S (1,8) OBP: 0.262, SLG: 0.252	L9		G6-3							5	0	2	1	0	0	0	San Diego Padres @ Oakland Athletics Oakland Coliseum, Oakland, CA Sun Jun 17 2012, 1:11 PM - 3:59 PM PDT Att: 21,631 - Sunny - 68 F			
19 Jemile Weeks, S (1,4) OBP: 0.307, SLG: 0.321	G6-3		F8						K	5	0	0	0	0	1	3				
16 Josh Reddick, L (1,9) OBP: 0.337, SLG: 0.518	G6-3									3	0	0	0	0	1	0				
31 Jonny Gomes, R (1,10) OBP: 0.376, SLG: 0.474										4	0	3	0	0	1	0				
7 Brandon Inge, R (1,5) OBP: 0.290, SLG: 0.431										3	0	0	0	1	1	4				
12 Collin Cowgill, R (1,7) OBP: 0.356, SLG: 0.326	K									4	0	1	0	0	1	3				
37 Brandon Moss, L (1,3) OBP: 0.350, SLG: 0.861										2	0	0	0	2	0	4				
8 Kurt Suzuki, R (1,2) OBP: 0.259, SLG: 0.276										3	0	0	0	0	1	2				
15 Seth Smith, L (9, PH) OBP: 0.391, SLG: 0.449	G4-3									1	1	0	0	0	0	1				
2 Cliff Pennington, S (1,6) OBP: 0.281, SLG: 0.311										3	0	0	0	1	2	0				
Inning Stats	R: 0 E: 0 K: 0 S: 6	H: 0 LOB: 0 BB: 0 P: 9	R: 0 E: 0 K: 1 S: 12	H: 1 LOB: 1 BB: 1 P: 20	R: 0 E: 0 K: 1 S: 10	H: 0 LOB: 0 BB: 0 P: 16	R: 0 E: 0 K: 0 S: 12	H: 1 LOB: 2 BB: 0 P: 17	R: 0 E: 0 K: 1 S: 10	H: 1 LOB: 1 BB: 0 P: 14	R: 0 E: 0 K: 1 S: 15	H: 0 LOB: 0 BB: 0 P: 11	R: 0 E: 0 K: 2 S: 9	H: 1 LOB: 1 BB: 0 P: 12	R: 1 E: 0 K: 1 S: 13	H: 1 LOB: 2 BB: 2 P: 26	1B: 6 2B: 0 3B: 0 HR: 0	SF: 0 SAC: 0 DP: 0 HBP: 1	WP: 0 PB: 0 SB: 0 CS: 0	PA: 38
PITCHER	IP WLS BF H R ER SO	IP WLS BF H R ER SO	IP WLS BF H R ER SO	IP WLS BF H R ER SO	IP WLS BF H R ER SO	IP WLS BF H R ER SO	IP WLS BF H R ER SO	IP WLS BF H R ER SO	IP WLS BF H R ER SO	IP WLS BF H R ER SO	IP WLS BF H R ER SO	IP WLS BF H R ER SO	IP WLS BF H R ER SO	IP WLS BF H R ER SO	IP WLS BF H R ER SO	IP WLS BF H R ER SO	ERA WHIP	ERA WHIP		
33 Clayton Richard, L (1,1) ERA: 3.94	7.2 W 31 5 1 1 2																0.00 0.913			
16 Huston Street, R (8,1) ERA: 1.84	1.1 S 7 1 1 1 2																6.75 2.250			



Batter	1	2	3	4	5	6	7	8	9	AB	R	H	RBI	BB	SO	LOB	TOP				
9 Dee Strange-Gordon, L (1.6) OBP: 0.282, SLG: 0.280	B2-3		F8			K		L7		4	0	0	0	0	1	2					
37 Eilan Herrera, S (1.7) OBP: 0.394, SLG: 0.376	G1-3			G6-3		G6-3			K	4	0	0	0	0	1	0					
16 Andre Ethier, L (1.9) OBP: 0.354, SLG: 0.498	P6			G4-3		G3		E8		4	0	1	0	0	0	0					
23 Bobby Abreu, L (1.10) OBP: 0.397, SLG: 0.409		G3		G4-3		K			E8	3	0	0	0	1	1	1					
7 James Loney, L (1.3) OBP: 0.324, SLG: 0.351	G6-3			G4-3		L8		G6-3		4	0	0	0	0	0	3					
17 A.J. Ellis, R (1.2) OBP: 0.428, SLG: 0.451	K					F9				3	0	0	0	0	2	0					
3 Adam Kennedy, L (1.4) OBP: 0.330, SLG: 0.287			F9							1	0	0	0	2	0	0					
5 Juan Uribe, R (1.5) OBP: 0.287, SLG: 0.327			K			FC6-4		K		3	0	0	0	0	2	2					
10 Tony Gwynn Jr., L (1.8) OBP: 0.301, SLG: 0.335				L7				FC4-6		3	0	1	0	0	0	2					
Inning Stats	R: 0 E: 0 K: 0 S: 6	H: 0 LOB: 0 BB: 0 P: 9	R: 0 E: 0 K: 1 S: 7	H: 0 LOB: 0 BB: 0 P: 10	R: 0 E: 0 K: 1 S: 7	H: 1 LOB: 1 BB: 0 P: 12	R: 0 E: 0 K: 0 S: 6	H: 1 LOB: 1 BB: 0 P: 8	R: 0 E: 0 K: 1 S: 8	H: 0 LOB: 1 BB: 1 P: 13	R: 0 E: 0 K: 1 S: 9	H: 0 LOB: 0 BB: 0 P: 15	R: 0 E: 0 K: 1 S: 9	H: 0 LOB: 1 BB: 1 P: 18	R: 0 E: 1 K: 1 S: 10	H: 0 LOB: 1 BB: 1 P: 18	1B: 2 2B: 0 3B: 0 HR: 0	SF: 0 SAC: 0 DP: 1 HBP: 0	WP: 0 PB: 0 SB: 0 CS: 0	PA: 32	
PITCHER	IP	WLS	BF	H	R	ER	SO	BB	IBB	HBP	BLK	WP	HR	S	P	ERA	WHIP				
32 Brandon McCarthy, R (1.1) ERA: 2.94	7.0	W	24	2	0	0	5	1	0	0	0	0	0	56	81	0.00	0.429				
50 Grant Balfour, R (8.1) ERA: 2.86	1.0	H	4	0	0	0	1	1	0	0	0	0	0	9	18	0.00	1.000				
48 Ryan Cook, R (9.1) ERA: 0.59	1.0	S	4	0	0	0	1	1	0	0	0	0	0	10	18	0.00	1.000				

Los Angeles Dodgers @ Oakland Athletics
Oakland Coliseum, Oakland, CA
Tue Jun 19 2012, 7:10 PM - 10:06 PM PDT
Att: 20,244 - Clear - 67 F

livebaseballscorecards.com

AB 29
R 0
H 2
RBI 0
BB 3
SO 7
LOB 10



Batter	1	2	3	4	5	6	7	8	9	AB	R	H	RBI	BB	SO	LOB	BOTTOM				
4 Coco Crisp, S (1.8) OBP: 0.278, SLG: 0.266	15 BB	16 BB		7 S, 15 S		19 S		F7		3	1	2	0	2	0	1					
19 Jamie Weeks, S (1.4) OBP: 0.312, SLG: 0.318	15 BB	K		F7						2	1	0	0	3	1	2					
16 Josh Reddick, L (1.9) OBP: 0.334, SLG: 0.510	K			K		K		K		4	0	0	0	1	4	6					
15 Seth Smith, L (1.7) OBP: 0.383, SLG: 0.447	E8	F8				G3				3	1	1	1	1	0	4					
7 Brandon Inge, R (1.5) OBP: 0.282, SLG: 0.418	K		G5-3	G5-3		K				4	0	0	0	0	2	3					
37 Brandon Moss, L (1.3) OBP: 0.364, SLG: 0.821	31 BB		G4-3		L6			31 FC5-4		3	0	1	0	1	0	0					
31 Jonny Gomes, R (1.10) OBP: 0.379, SLG: 0.471	1B				K			FC5-4		3	0	1	1	1	1	1					
8 Kurt Suzuki, R (1.2) OBP: 0.259, SLG: 0.272	K				G5-3			G6-3		3	0	0	0	1	1	3					
2 Cliff Pennington, S (1.6) OBP: 0.277, SLG: 0.306	F7		K			G4-3		E3		4	0	0	0	0	1	2					
Inning Stats	R: 3 E: 1 K: 3 S: 26	H: 3 LOB: 2 BB: 2 P: 40	R: 0 E: 0 K: 1 S: 13	H: 0 LOB: 2 BB: 2 P: 24	R: 0 E: 0 K: 1 S: 10	H: 0 LOB: 2 BB: 2 P: 21	R: 0 E: 0 K: 1 S: 15	H: 0 LOB: 2 BB: 2 P: 27	R: 0 E: 0 K: 1 S: 10	H: 1 LOB: 2 BB: 1 P: 12	R: 0 E: 0 K: 1 S: 11	H: 1 LOB: 1 BB: 0 P: 20	R: 0 E: 1 K: 1 S: 9	H: 0 LOB: 1 BB: 1 P: 13	R: 0 E: 1 K: 1 S: 8	H: 0 LOB: 1 BB: 1 P: 15	1B: 4 2B: 1 3B: 0 HR: 0	SF: 0 SAC: 0 DP: 0 HBP: 0	WP: 0 PB: 0 SB: 3 CS: 0	PA: 39	
PITCHER	IP	WLS	BF	H	R	ER	SO	BB	IBB	HBP	BLK	WP	HR	S	P	ERA	WHIP				
44 Aaron Harang, R (1.1) ERA: 3.43	3.2	L	22	3	3	3	6	8	0	0	0	0	0	60	105	7.36	3.000				
26 Jamey Wright, R (4.1) ERA: 3.94	1.2		7	1	0	0	1	1	0	0	0	0	0	18	29	0.00	1.200				
57 Scott Elbert, L (6.1) ERA: 3.26	0.2		2	0	0	0	1	0	0	0	0	0	0	7	10	0.00	0.000				
60 Todd Coffey, R (7.1) ERA: 5.14	1.0		4	1	0	0	1	0	0	0	0	0	0	9	13	0.00	1.000				
38 Shawn Tolleson, R (8.1) ERA: 4.5	1.0		4	0	0	0	1	1	0	0	0	0	0	8	15	0.00	1.000				

Los Angeles Dodgers @ Oakland Athletics
Oakland Coliseum, Oakland, CA
Tue Jun 19 2012, 7:10 PM - 10:06 PM PDT
Att: 20,244 - Clear - 67 F

livebaseballscorecards.com

AB 29
R 3
H 5
RBI 2
BB 10
SO 10
LOB 22



Batter	1	2	3	4	5	6	7	8	9	AB	R	H	RBI	BB	SO	LOB	TOP			
9 Dee Strange-Gordon, L (1, 6) OBP: 0.278, SLG: 0.276										4	0	0	0	0	0	0				
37 Elian Herrera, S (1, 9) OBP: 0.382, SLG: 0.363										4	0	0	0	0	0	1				
16 Andre Ethier, L (1, 10) OBP: 0.349, SLG: 0.490										4	0	0	0	0	1	0				
21 Juan Rivera, R (1, 3) OBP: 0.267, SLG: 0.339										4	1	1	0	0	0	0				
6 Jerry Hairston, R (1, 4) OBP: 0.399, SLG: 0.443										4	0	1	0	0	0	1				
23 Bobby Abreu, L (1, 7) OBP: 0.390, SLG: 0.400										3	0	0	0	0	0	2				
5 Juan Uribe, R (1, 5) OBP: 0.288, SLG: 0.337										3	0	1	1	0	0	1				
10 Tony Gwynn Jr., L (1, 8) OBP: 0.301, SLG: 0.331										2	0	0	0	1	0	0				
17 A.J. Ellis, R (1, 2) OBP: 0.422, SLG: 0.444										3	0	0	0	0	1	2				
Inning Stats	R: 0 E: 0 K: 0 S: 8	H: 0 LOB: 0 BB: 0 P: 14	R: 1 E: 0 K: 0 S: 12	H: 2 LOB: 2 BB: 1 P: 22	R: 0 E: 0 K: 1 S: 8	H: 0 LOB: 0 BB: 0 P: 13	R: 0 E: 0 K: 0 S: 6	H: 0 LOB: 0 BB: 0 P: 10	R: 0 E: 0 K: 1 S: 5	H: 0 LOB: 0 BB: 0 P: 10	R: 0 E: 0 K: 0 S: 8	H: 1 LOB: 1 BB: 0 P: 9	R: 0 E: 1 K: 0 S: 10	H: 0 LOB: 1 BB: 0 P: 15	R: 0 E: 0 K: 0 S: 8	H: 0 LOB: 0 BB: 0 P: 10	1B: 2 2B: 1 3B: 0 HR: 0	SF: 0 SAC: 0 DP: 0 HBP: 0	WP: 0 PB: 0 SB: 0 CS: 0	PA: 32
PITCHER 57 Tommy Milone, L (1, 1) ERA: 4.13	IP: 9.0 WLS: W BF: 32 H: 3 R: 1 ER: 1 SO: 2 BB: 1 IBB: 0 HBP: 0 BLK: 0 WP: 0 HR: 0 S: 73 P: 112 ERA: 1.00 WHIP: 0.444															PITCHER IP: 9.0 WLS: W BF: 32 H: 3 R: 1 ER: 1 SO: 2 BB: 1 IBB: 0 HBP: 0 BLK: 0 WP: 0 HR: 0 S: 73 P: 112 ERA: 1.00 WHIP: 0.444				

Los Angeles Dodgers @ Oakland Athletics
Oakland Coliseum, Oakland, CA
Wed Jun 20 2012, 7:10 PM - 9:30 PM PDT
Att: 25,383 - Clear - 65 F

livebaseballscorecards.com

AB 31
R 1
H 3
RBI 1
BB 1
SO 2
LOB 7

Batter	1	2	3	4	5	6	7	8	9	AB	R	H	RBI	BB	SO	LOB	BOTTOM			
4 Coco Crisp, S (1, 8) OBP: 0.283, SLG: 0.263										2	1	0	0	2	0	0				
19 Jamie Weeks, S (1, 4) OBP: 0.311, SLG: 0.317										4	0	1	0	0	0	1				
16 Josh Reddick, L (1, 9) OBP: 0.330, SLG: 0.502										4	0	0	0	0	1	3				
52 Yoenis Cespedes, R (1, 10) OBP: 0.340, SLG: 0.493										4	1	2	1	0	0	1				
15 Seth Smith, L (1, 7) OBP: 0.385, SLG: 0.451										3	0	1	1	1	0	1				
37 Brandon Moss, L (1, 3) OBP: 0.354, SLG: 0.837										4	1	1	1	0	1	2				
2 Cliff Pennington, S (1, 6) OBP: 0.280, SLG: 0.309										4	0	2	0	0	1	1				
8 Kurt Suzuki, R (1, 2) OBP: 0.256, SLG: 0.268										3	0	0	0	0	0	4				
2B Eric Sogard, L (1, 5) OBP: 0.192, SLG: 0.246										3	1	1	0	0	0	3				
Inning Stats	R: 0 E: 0 K: 0 S: 10	H: 0 LOB: 1 BB: 1 P: 17	R: 0 E: 0 K: 0 S: 15	H: 1 LOB: 2 BB: 1 P: 25	R: 0 E: 0 K: 1 S: 7	H: 0 LOB: 0 BB: 0 P: 10	R: 1 E: 0 K: 1 S: 13	H: 2 LOB: 1 BB: 0 P: 19	R: 2 E: 0 K: 0 S: 8	H: 3 LOB: 1 BB: 1 P: 14	R: 0 E: 0 K: 0 S: 9	H: 1 LOB: 0 BB: 0 P: 15	R: 0 E: 0 K: 0 S: 5	H: 0 LOB: 0 BB: 0 P: 7	R: 1 E: 0 K: 1 S: 10	H: 1 LOB: 0 BB: 0 P: 13	1B: 5 2B: 2 3B: 0 HR: 1	SF: 0 SAC: 0 DP: 1 HBP: 0	WP: 1 PB: 0 SB: 0 CS: 0	PA: 34
PITCHER 50 Nathan Eovaldi, R (1, 1) ERA: 2.35 57 Scott Elbert, L (7, 1) ERA: 3.35	IP: 6.0 WLS: L BF: 27 H: 7 R: 3 ER: 3 SO: 2 BB: 3 IBB: 0 HBP: 0 BLK: 0 WP: 0 HR: 0 S: 62 P: 100 ERA: 4.50 WHIP: 1.667															PITCHER IP: 7.0 WLS: L BF: 27 H: 7 R: 3 ER: 3 SO: 2 BB: 3 IBB: 0 HBP: 0 BLK: 0 WP: 0 HR: 0 S: 62 P: 100 ERA: 4.50 WHIP: 1.667				

Los Angeles Dodgers @ Oakland Athletics
Oakland Coliseum, Oakland, CA
Wed Jun 20 2012, 7:10 PM - 9:30 PM PDT
Att: 25,383 - Clear - 65 F

livebaseballscorecards.com

AB 31
R 4
H 8
RBI 3
BB 3
SO 3
LOB 16

Batter	1	2	3	4	5	6	7	8	9	AB	R	H	RBI	BB	SO	LOB	TOP			
9 Dee Strange-Gordon, L (1.6) OBP: 0.274, SLG: 0.272	G4-3			P6		G6-3			FC5-6 37 CS	4	0	0	0	0	0	1				
37 Elian Herrera, S (1.7) OBP: 0.378, SLG: 0.368	K			21 1B		G6-3			K	4	1	1	0	0	2	1				
16 Andre Ethier, L (1.9) OBP: 0.345, SLG: 0.484	K			G6-3		G3-1				3	0	0	0	0	1	1				
21 Juan Rivera, R (1.3) OBP: 0.276, SLG: 0.355		G5-3								3	0	2	1	0	0	0				
6 Jerry Hairston, R (1.4) OBP: 0.390, SLG: 0.432	G5-3			PO	L8					3	0	0	0	0	0	1				
13 Iván De Jesús Jr., R (1.10) OBP: 0.314, SLG: 0.375	G5-3					G3				3	0	0	0	0	1	0				
5 Juan Uribe, R (1.5) OBP: 0.281, SLG: 0.327						G5-3				3	0	0	0	0	2	0				
10 Tony Gwynn Jr., L (1.8) OBP: 0.296, SLG: 0.326	G4-3									3	0	0	0	0	0	0				
18 Matt Treanor, R (1.2) OBP: 0.352, SLG: 0.500	L4									2	0	0	0	1	1	0				
Inning Stats	R: 0 H: 0 E: 0 K: 2 S: 10	H: 0 LOB: 0 BB: 0 P: 14	R: 0 H: 0 E: 0 K: 0 S: 5	H: 0 LOB: 0 BB: 0 P: 5	R: 0 H: 0 E: 0 K: 1 S: 10	H: 0 LOB: 0 BB: 0 P: 15	R: 1 H: 2 E: 0 K: 0 S: 13	H: 2 LOB: 0 BB: 0 P: 15	R: 0 H: 0 E: 0 K: 1 S: 6	H: 0 LOB: 0 BB: 0 P: 8	R: 0 H: 1 E: 0 K: 0 S: 9	H: 1 LOB: 1 BB: 0 P: 12	R: 0 H: 0 E: 0 K: 2 S: 9	H: 0 LOB: 0 BB: 0 P: 12	R: 0 H: 0 E: 0 K: 1 S: 8	H: 0 LOB: 0 BB: 1 P: 15	1B: 1 2B: 2 3B: 0 HR: 0	SF: 0 SAC: 0 DP: 0 HBP: 0	WP: 0 PB: 0 SB: 0 CS: 1	PA: 30
PITCHER	IP	WLS	BF	H	R	ER	SO	BB	IBB	HBP	BLK	WP	HR	S	P	ERA	WHIP			
54 Travis Blackley, L (1.1) ERA: 3.89	8.0		26	3	1	1	6	0	0	0	0	0	0	67	87	1.12	0.375			
48 Ryan Cook, R (9.1) ERA: 0.57	1.0	W	3	0	0	0	1	1	0	0	0	0	0	8	15	0.00	1.000			

Los Angeles Dodgers @ Oakland Athletics
Oakland Coliseum, Oakland, CA
Thu Jun 21 2012, 12:39 PM - 3:03 PM PDT
Att: 23,337 - Overcast - 55 F

livebaseballscorecards.com

AB 28
R 1
H 3
RBI 1
BB 1
SO 7
LOB 4



Batter	1	2	3	4	5	6	7	8	9	AB	R	H	RBI	BB	SO	LOB	BOTTOM					
4 Coco Crisp, S (1.8) OBP: 0.288, SLG: 0.264	52 CS					K				3	1	1	0	1	2	0						
19 Jemile Weeks, S (1.4) OBP: 0.314, SLG: 0.317	B3									3	1	1	0	1	1	1						
52 Yoenis Cespedes, R (1.10) OBP: 0.338, SLG: 0.507	P2									4	1	1	3	0	0	2						
31 Jonny Gomes, R (1.7) OBP: 0.378, SLG: 0.475										3	1	1	0	0	2	1						
7 Brandon Inge, R (1.5) OBP: 0.283, SLG: 0.415	SF7									1	0	0	1	1	0	0						
37 Brandon Moss, L (1.3) OBP: 0.353, SLG: 0.804										3	0	1	0	0	1	2						
36 Derek Norris, R (1.2) OBP: 0.346, SLG: 0.316	G4-6-3									3	0	0	0	0	1	0						
12 Collin Cowgill, R (1.9) OBP: 0.346, SLG: 0.316										3	0	0	0	0	1	0						
2 Cliff Pennington, S (1.6) OBP: 0.277, SLG: 0.305										3	0	0	0	0	0	0						
Inning Stats	R: 0 H: 1 E: 0 K: 0 S: 8	H: 2 LOB: 0 BB: 0 P: 13	R: 1 H: 2 E: 0 K: 0 S: 10	H: 2 LOB: 0 BB: 0 P: 16	R: 0 H: 0 E: 0 K: 2 S: 7	H: 0 LOB: 0 BB: 0 P: 10	R: 0 H: 0 E: 0 K: 2 S: 12	H: 0 LOB: 2 BB: 2 P: 25	R: 0 H: 0 E: 0 K: 0 S: 7	H: 0 LOB: 0 BB: 0 P: 9	R: 0 H: 0 E: 0 K: 2 S: 9	H: 0 LOB: 0 BB: 0 P: 12	R: 0 H: 0 E: 0 K: 1 S: 8	H: 0 LOB: 0 BB: 0 P: 11	R: 0 H: 0 E: 0 K: 0 S: 10	H: 0 LOB: 0 BB: 0 P: 15	R: 3 H: 2 E: 0 K: 0 S: 7	H: 2 LOB: 0 BB: 1 P: 13	1B: 3 2B: 1 3B: 0 HR: 1	SF: 1 SAC: 0 DP: 1 HBP: 0	WP: 2 PB: 0 SB: 0 CS: 1	PA: 30
PITCHER	IP	WLS	BF	H	R	ER	SO	BB	IBB	HBP	BLK	WP	HR	S	P	ERA	WHIP					
22 Clayton Kershaw, L (1.1) ERA: 2.73	8.0		27	3	1	1	7	2	0	0	0	1	0	71	111	1.12	0.625					
52 Josh Lindblom, R (9.1) ERA: 2.91	0.0	L	3	2	3	3	0	1	0	0	0	1	1	7	13	∞	∞					

Los Angeles Dodgers @ Oakland Athletics
Oakland Coliseum, Oakland, CA
Thu Jun 21 2012, 12:39 PM - 3:03 PM PDT
Att: 23,337 - Overcast - 55 F

livebaseballscorecards.com

AB 26
R 4
H 5
RBI 4
BB 3
SO 7
LOB 7



Batter	1	2	3	4	5	6	7	8	9	AB	R	H	RBI	BB	SO	LOB	TOP								
7 Grégor Blanco, L OBP: 0.348, SLG: 0.396										4	0	0	0	0	2	4									
5 Ryan Theriot, R OBP: 0.304, SLG: 0.308										5	0	1	0	0	1	1									
53 Melky Cabrera, S OBP: 0.393, SLG: 0.519										4	1	0	0	1	0	1									
28 Buster Posey, R OBP: 0.356, SLG: 0.468										3	3	2	2	2	0	1									
16 Ángel Pagán, S OBP: 0.344, SLG: 0.430										3	2	1	0	2	1	1									
48 Pablo Sandoval, S OBP: 0.369, SLG: 0.462										5	2	2	0	0	0	2									
9 Brandon Belt, L OBP: 0.395, SLG: 0.453										3	1	2	3	2	0	0									
12 Nate Schierholtz, L OBP: 0.314, SLG: 0.402										3	0	0	1	2	0	1									
35 Brandon Crawford, L OBP: 0.279, SLG: 0.315										5	0	0	0	0	2	6									
Inning Stats	R: 0 E: 0 K: 2 S: 9	H: 0 LOB: 0 BB: 0 P: 13	R: 2 E: 1 K: 1 S: 17	H: 2 LOB: 1 BB: 0 P: 20	R: 0 E: 0 K: 0 S: 5	H: 1 LOB: 1 BB: 0 P: 6	R: 0 E: 0 K: 0 S: 10	H: 0 LOB: 0 BB: 0 P: 18	R: 0 E: 0 K: 0 S: 12	H: 0 LOB: 0 BB: 0 P: 15	R: 4 E: 2 K: 1 S: 13	H: 2 LOB: 1 BB: 1 P: 21	R: 3 E: 0 K: 2 S: 23	H: 2 LOB: 3 BB: 4 P: 45	R: 0 E: 0 K: 0 S: 12	H: 1 LOB: 2 BB: 1 P: 24	R: 0 E: 0 K: 0 S: 17	H: 0 LOB: 0 BB: 0 P: 20	1B: 6 2B: 0 3B: 0 HR: 2	SF: 0 SAC: 0 DP: 2 HBP: 1	WP: 0 PB: 0 SB: 0 CS: 0	PA: 45			
PITCHER	IP	WLS	BF	H	R	ER	SO	BB	IBB	HBP	BLK	WP	HR	S	P	ERA	WHIP								
66 Tyson Ross, R ERA: 6.02	5.1	L	24	4	5	4	3	4	0	1	0	0	0	59	95	6.75	1.500								
13 Jerry Blevins, L ERA: 2.51	0.2		4	1	1	0	1	0	0	0	0	0	1	7	8	0.00	1.500								
40 Brian Fuentes, L ERA: 6.85	0.1		6	2	3	3	0	3	0	0	0	0	1	12	24	81.00	15.000								
77 Jordan Norberto, L ERA: 3.71	1.1		7	1	0	0	2	2	0	0	0	0	0	21	41	0.00	2.250								
53 Jim Miller, R ERA: 1.21	1.1		4	0	0	0	0	0	0	0	0	0	0	19	24	0.00	0.000								

San Francisco Giants @ Oakland Athletics
Oakland Coliseum, Oakland, CA
Sat Jun 23 2012, 4:16 PM - 8:30 PM PDT
Att: 36,067 - Sunny - 63 F

livebaseballscorecards.com

AB 35
R 9
H 8
RBI 6
BB 9
SO 6
LOB 17

Batter	1	2	3	4	5	6	7	8	9	AB	R	H	RBI	BB	SO	LOB	BOTTOM								
4 Coco Crisp, S OBP: 0.290, SLG: 0.268										4	1	2	0	0	1	0									
15 Seth Smith, L OBP: 0.381, SLG: 0.441										6	1	2	0	0	0	4									
19 Jamie Weeks, S OBP: 0.312, SLG: 0.319										6	1	2	0	0	0	4									
16 Josh Reddick, L OBP: 0.346, SLG: 0.530										4	2	3	3	1	0	1									
52 Yoenis Cespedes, R OBP: 0.329, SLG: 0.483										5	0	1	0	0	2	5									
31 Jonny Gomes, R OBP: 0.377, SLG: 0.488										4	2	1	1	1	2	2									
7 Brandon Inge, R OBP: 0.304, SLG: 0.426										4	1	3	1	1	0	0									
36 Derek Norris, R OBP: 0.250, SLG: 0.250										5	1	2	1	0	2	5									
37 Brandon Moss, L OBP: 0.333, SLG: 0.698										4	0	0	0	1	2	2									
18 Brandon Hicks, R OBP: 0.200, SLG: 0.400										5	0	1	2	0	1	1									
Inning Stats	R: 2 E: 0 K: 2 S: 15	H: 4 LOB: 2 BB: 0 P: 17	R: 1 E: 0 K: 1 S: 18	H: 3 LOB: 2 BB: 0 P: 24	R: 1 E: 0 K: 1 S: 12	H: 2 LOB: 1 BB: 0 P: 21	R: 0 E: 0 K: 0 S: 8	H: 1 LOB: 1 BB: 0 P: 13	R: 0 E: 0 K: 0 S: 9	H: 1 LOB: 0 BB: 0 P: 11	R: 0 E: 0 K: 2 S: 8	H: 0 LOB: 0 BB: 0 P: 13	R: 0 E: 0 K: 3 S: 14	H: 0 LOB: 2 BB: 2 P: 27	R: 0 E: 0 K: 1 S: 7	H: 0 LOB: 0 BB: 0 P: 11	R: 4 E: 0 K: 1 S: 32	H: 4 LOB: 3 BB: 3 P: 56	1B: 10 2B: 3 3B: 0 HR: 2	SF: 0 SAC: 0 DP: 0 HBP: 0	WP: 0 PB: 0 SB: 1 CS: 0	PA: 47			
PITCHER	IP	WLS	BF	H	R	ER	SO	BB	IBB	HBP	BLK	WP	HR	S	P	ERA	WHIP								
40 Madison Bumgarner, L ERA: 3.1	6.0	W	30	11	4	4	6	1	0	0	0	0	0	11	20	0.00	1.000								
54 Sergio Romo, R ERA: 0.89	1.0		4	0	0	0	3	1	0	0	0	0	0	7	11	0.00	0.000								
41 Jeremy Affeldt, L ERA: 2.61	1.0		3	0	0	0	1	0	0	0	0	0	0	19	29	40.50	4.500								
61 Shane Loux, R ERA: 4.8	0.2		5	2	3	3	1	1	0	0	0	0	0	19	29	40.50	4.500								
46 Santiago Casilla, R ERA: 1.91	0.0		3	2	1	1	0	1	0	0	0	0	0	6	14	-	-								
PITCHER	IP	WLS	BF	H	R	ER	SO	BB	IBB	HBP	BLK	WP	HR	S	P	ERA	WHIP								
49 Javier López, L ERA: 2.93	0.0		1	0	0	0	0	0	0	0	0	0	0	3	5	0.00	0.000								
34 Clay Hensley, R ERA: 3.59	0.1	S	1	0	0	0	0	0	0	0	0	0	0	3	5	0.00	0.000								

San Francisco Giants @ Oakland Athletics
Oakland Coliseum, Oakland, CA
Sat Jun 23 2012, 4:16 PM - 8:30 PM PDT
Att: 36,067 - Sunny - 63 F

livebaseballscorecards.com

AB 42
R 8
H 15
RBI 8
BB 5
SO 11
LOB 20

Batter	1	2	3	4	5	6	7	8	9	AB	R	H	RBI	BB	SO	LOB	TOP										
4 Coco Crisp, S OBP: 0.285, SLG: 0.269										4	0	0	0	0	1	0											
19 Jamile Weeks, S OBP: 0.314, SLG: 0.316										4	0	0	0	0	3	0											
16 Josh Reddick, L OBP: 0.344, SLG: 0.522										2	0	0	0	1	2	0											
52 Yoenis Cespedes, R(1, 10) OBP: 0.327, SLG: 0.471										3	0	0	0	0	1	1											
15 Seth Smith, L OBP: 0.378, SLG: 0.448										3	1	1	1	0	1	0											
7 Brandon Inge, R OBP: 0.304, SLG: 0.419										3	0	1	0	0	0	0											
37 Brandon Moss, L OBP: 0.313, SLG: 0.633										3	0	1	0	0	1	1											
8 Kurt Suzuki, R OBP: 0.252, SLG: 0.264										3	0	0	0	0	0	1											
2 Cliff Pennington, S OBP: 0.271, SLG: 0.296										3	0	0	0	0	2	0											
Inning Stats	R: 0 E: 0 K: 3 S: 10	H: 0 LOB: 0 BB: 0 P: 15	R: 1 E: 0 K: 1 S: 10	H: 1 LOB: 0 BB: 0 P: 13	R: 0 E: 0 K: 1 S: 6	H: 0 LOB: 0 BB: 0 P: 7	R: 0 E: 0 K: 0 S: 6	H: 0 LOB: 0 BB: 1 P: 12	R: 0 E: 0 K: 2 S: 12	H: 0 LOB: 0 BB: 0 P: 11	R: 0 E: 0 K: 3 S: 10	H: 0 LOB: 0 BB: 0 P: 15	R: 0 E: 0 K: 0 S: 10	H: 1 LOB: 0 BB: 0 P: 13	R: 0 E: 0 K: 1 S: 8	H: 0 LOB: 0 BB: 0 P: 14	1B: 2 2B: 0 3B: 0 HR: 1	SF: 0 SAC: 0 DP: 2 HBP: 0	WP: 0 PB: 0 SB: 0 CS: 0	PA: 29							
PITCHER	IP	WLS	BF	H	R	ER	SO	BB	IBB	HBP	BLK	WP	HR	S	P	ERA	WHIP										
50 Erasmo Ramirez, R ERA: 4.18	8.0	L	26	3	1	1	10	1	0	0	0	0	1	72	103	1.12	0.500										
54 Tom Wilhelmson, R ERA: 2.84	1.0		3	0	0	0	1	0	0	0	0	0	0	8	14	0.00	0.000										

Oakland Athletics @ Seattle Mariners
Safeco Field, Seattle, WA
Mon Jun 25 2012, 7:11 PM - 9:28 PM PDT
Att: 17,101 - Cloudy - 62 F

AB	28
R	1
H	3
RBI	1
BB	1
SO	11
LOB	3



Batter	1	2	3	4	5	6	7	8	9	AB	R	H	RBI	BB	SO	LOB	BOTTOM										
51 Ichiro Suzuki, L OBP: 0.300, SLG: 0.378										4	0	1	0	0	0	0											
21 Franklin Gutierrez, R OBP: 0.342, SLG: 0.446										4	0	1	0	0	0	1											
15 Kyle Seager, L OBP: 0.315, SLG: 0.457										4	0	0	0	0	2	1											
63 Jesus Montero, R OBP: 0.301, SLG: 0.406										4	0	2	0	0	2	0											
17 Justin Smoak, S OBP: 0.275, SLG: 0.350										3	0	0	0	1	0	3											
9 Chone Figgins, S OBP: 0.252, SLG: 0.290										0	0	0	0	0	0	0											
55 Michael Saunders, L OBP: 0.330, SLG: 0.442										4	0	1	0	0	1	1											
30 Miguel Olivo, R OBP: 0.228, SLG: 0.380										3	0	1	0	0	1	2											
13 Dustin Ackley, L OBP: 0.319, SLG: 0.338										3	0	1	0	0	0	1											
26 Brendan Ryan, R OBP: 0.282, SLG: 0.277										2	0	0	0	0	1	1											
27 John Jaso, L OBP: 0.355, SLG: 0.419										1	0	0	0	0	1	0											
61 Munenori Kawasaki, L OBP: 0.248, SLG: 0.198										0	0	0	0	0	0	0											
Inning Stats	R: 0 E: 0 K: 1 S: 12	H: 2 LOB: 2 BB: 0 P: 16	R: 0 E: 0 K: 1 S: 13	H: 1 LOB: 0 BB: 0 P: 18	R: 0 E: 0 K: 0 S: 10	H: 1 LOB: 0 BB: 0 P: 14	R: 0 E: 0 K: 0 S: 7	H: 2 LOB: 1 BB: 0 P: 8	R: 0 E: 0 K: 1 S: 12	H: 0 LOB: 0 BB: 0 P: 20	R: 0 E: 0 K: 1 S: 12	H: 1 LOB: 0 BB: 0 P: 18	R: 0 E: 0 K: 1 S: 7	H: 0 LOB: 0 BB: 0 P: 8	R: 0 E: 0 K: 2 S: 9	H: 0 LOB: 1 BB: 1 P: 15	1B: 7 2B: 0 3B: 0 HR: 0	SF: 0 SAC: 0 DP: 2 HBP: 0	WP: 0 PB: 0 SB: 0 CS: 0	PA: 33							
PITCHER	IP	WLS	BF	H	R	ER	SO	BB	IBB	HBP	BLK	WP	HR	S	P	ERA	WHIP										
57 Tommy Milone, L ERA: 3.83	7.0	W	26	7	0	0	5	0	0	0	0	0	0	78	110	0.00	1.000										
50 Grant Balfour, R ERA: 2.68	1.0	H	3	0	0	0	1	0	0	0	0	0	0	7	8	0.00	0.000										
48 Ryan Cook, R ERA: 1.65	1.0	S	4	0	0	0	2	1	0	0	0	0	0	9	15	0.00	1.000										

Oakland Athletics @ Seattle Mariners
Safeco Field, Seattle, WA
Mon Jun 25 2012, 7:11 PM - 9:28 PM PDT
Att: 17,101 - Cloudy - 62 F

AB	32
R	0
H	7
RBI	0
BB	1
SO	8
LOB	10



Batter	1	2	3	4	5	6	7	8	9	AB	R	H	RBI	BB	SO	LOB	TOP						
19 Jemile Weeks, S (1,4) OBP: 0.316, SLG: 0.314	F8			G6-3													2	0	0	0	2	0	0
18 Brandon Hicks, R (1,3) OBP: 0.300, SLG: 0.500	K			G4-6-3 1B													4	0	1	0	0	3	2
16 Josh Reddick, L (1,9) OBP: 0.340, SLG: 0.514	K			G4-6-3 1-2													4	0	0	0	0	2	2
52 Yoenis Cespedes, R (1,8) OBP: 0.331, SLG: 0.487		K															3	1	1	1	1	2	0
7 Brandon Inge, R (1,5) OBP: 0.297, SLG: 0.408		K															4	0	0	0	0	3	2
15 Seth Smith, L (1,7) OBP: 0.380, SLG: 0.451		K															3	1	1	0	1	1	0
31 Jonny Gomes, R (1,10) OBP: 0.380, SLG: 0.485																	3	0	1	1	0	1	1
36 Derek Norris, R (1,2) OBP: 0.250, SLG: 0.438																	4	0	1	0	0	1	1
2 Cliff Pennington, S (1,6) OBP: 0.288, SLG: 0.292																	3	0	0	0	0	1	2
Inning Stats	R: 0 E: 0 K: 2 S: 9	H: 0 LOB: 0 BB: 0 P: 10	R: 0 E: 0 K: 3 S: 10	H: 0 LOB: 0 BB: 0 P: 14	R: 0 E: 0 K: 0 S: 7	H: 0 LOB: 0 BB: 0 P: 10	R: 0 E: 0 K: 0 S: 7	H: 1 LOB: 0 BB: 0 P: 11	R: 0 E: 0 K: 3 S: 10	H: 0 LOB: 1 BB: 1 P: 18	R: 0 E: 0 K: 2 S: 14	H: 0 LOB: 1 BB: 1 P: 24	R: 2 E: 0 K: 0 S: 16	H: 4 LOB: 0 BB: 0 P: 29	R: 0 E: 0 K: 3 S: 13	H: 0 LOB: 2 BB: 2 P: 26	R: 0 E: 0 K: 1 S: 8	H: 0 LOB: 0 BB: 0 P: 12	1B: 3 2B: 1 HR: 1	SF: 0 SAC: 0 DP: 2	WP: 0 PB: 0 SB: 1 CS: 0	PA: 35	
PITCHER	IP ERA WLS BF H R ER SO BB IBB HBP BLK WP HR S P ERA WHIP	IP ERA WLS BF H R ER SO BB IBB HBP BLK WP HR S P ERA WHIP	IP ERA WLS BF H R ER SO BB IBB HBP BLK WP HR S P ERA WHIP	IP ERA WLS BF H R ER SO BB IBB HBP BLK WP HR S P ERA WHIP	IP ERA WLS BF H R ER SO BB IBB HBP BLK WP HR S P ERA WHIP	IP ERA WLS BF H R ER SO BB IBB HBP BLK WP HR S P ERA WHIP	IP ERA WLS BF H R ER SO BB IBB HBP BLK WP HR S P ERA WHIP	IP ERA WLS BF H R ER SO BB IBB HBP BLK WP HR S P ERA WHIP	IP ERA WLS BF H R ER SO BB IBB HBP BLK WP HR S P ERA WHIP	IP ERA WLS BF H R ER SO BB IBB HBP BLK WP HR S P ERA WHIP	IP ERA WLS BF H R ER SO BB IBB HBP BLK WP HR S P ERA WHIP	IP ERA WLS BF H R ER SO BB IBB HBP BLK WP HR S P ERA WHIP	IP ERA WLS BF H R ER SO BB IBB HBP BLK WP HR S P ERA WHIP	IP ERA WLS BF H R ER SO BB IBB HBP BLK WP HR S P ERA WHIP	IP ERA WLS BF H R ER SO BB IBB HBP BLK WP HR S P ERA WHIP	IP ERA WLS BF H R ER SO BB IBB HBP BLK WP HR S P ERA WHIP	IP ERA WLS BF H R ER SO BB IBB HBP BLK WP HR S P ERA WHIP	IP ERA WLS BF H R ER SO BB IBB HBP BLK WP HR S P ERA WHIP	IP ERA WLS BF H R ER SO BB IBB HBP BLK WP HR S P ERA WHIP	IP ERA WLS BF H R ER SO BB IBB HBP BLK WP HR S P ERA WHIP	IP ERA WLS BF H R ER SO BB IBB HBP BLK WP HR S P ERA WHIP	IP ERA WLS BF H R ER SO BB IBB HBP BLK WP HR S P ERA WHIP	IP ERA WLS BF H R ER SO BB IBB HBP BLK WP HR S P ERA WHIP

Oakland Athletics @ Seattle Mariners
Safeco Field, Seattle, WA
Tue Jun 26 2012, 7:11 PM - 9:55 PM PDT
Att: 12,411 - Cloudy - 60 F

AB 30
R 2
H 5
RBI 2
BB 4
SO 14
LOB 10



Batter	1	2	3	4	5	6	7	8	9	AB	R	H	RBI	BB	SO	LOB	BOTTOM						
51 Ichiro Suzuki, L (1,10) OBP: 0.306, SLG: 0.381	F8																3	1	2	0	1	0	0
21 Franklin Gutierrez, R (1,8) OBP: 0.333, SLG: 0.467	F9																4	0	1	1	0	0	3
15 Kyle Seager, L (1,5) OBP: 0.311, SLG: 0.452	F9																3	0	0	1	0	0	2
63 Jesus Montero, R (1,2) OBP: 0.301, SLG: 0.406																	3	0	1	0	0	1	0
17 Justin Smoak, S (1,3) OBP: 0.272, SLG: 0.346																	3	0	0	0	0	0	1
55 Michael Saunders, L (1,7) OBP: 0.328, SLG: 0.437																	3	0	0	0	0	1	1
33 Casper Wells, R (1,9) OBP: 0.365, SLG: 0.434																	2	1	1	0	1	1	1
13 Dustin Ackley, L (1,4) OBP: 0.319, SLG: 0.338																	3	1	1	0	0	1	2
26 Brendan Ryan, R (1,6) OBP: 0.283, SLG: 0.278																	3	0	1	1	0	0	1
Inning Stats	R: 0 E: 0 K: 0 S: 5	H: 0 LOB: 0 BB: 0 P: 10	R: 0 E: 0 K: 2 S: 11	H: 1 LOB: 1 BB: 0 P: 17	R: 2 E: 0 K: 0 S: 8	H: 3 LOB: 0 BB: 0 P: 15	R: 0 E: 0 K: 1 S: 10	H: 0 LOB: 0 BB: 0 P: 13	R: 0 E: 0 K: 0 S: 7	H: 0 LOB: 1 BB: 1 P: 14	R: 0 E: 0 K: 0 S: 6	H: 1 LOB: 0 BB: 0 P: 12	R: 0 E: 0 K: 0 S: 5	H: 0 LOB: 0 BB: 0 P: 7	R: 1 E: 0 K: 1 S: 16	H: 2 LOB: 2 BB: 1 P: 29	1B: 6 2B: 2 HR: 0	SF: 1 SAC: 0 DP: 2	WP: 0 PB: 0 SB: 2 CS: 0	PA: 30			
PITCHER	IP ERA WLS BF H R ER SO BB IBB HBP BLK WP HR S P ERA WHIP	IP ERA WLS BF H R ER SO BB IBB HBP BLK WP HR S P ERA WHIP	IP ERA WLS BF H R ER SO BB IBB HBP BLK WP HR S P ERA WHIP	IP ERA WLS BF H R ER SO BB IBB HBP BLK WP HR S P ERA WHIP	IP ERA WLS BF H R ER SO BB IBB HBP BLK WP HR S P ERA WHIP	IP ERA WLS BF H R ER SO BB IBB HBP BLK WP HR S P ERA WHIP	IP ERA WLS BF H R ER SO BB IBB HBP BLK WP HR S P ERA WHIP	IP ERA WLS BF H R ER SO BB IBB HBP BLK WP HR S P ERA WHIP	IP ERA WLS BF H R ER SO BB IBB HBP BLK WP HR S P ERA WHIP	IP ERA WLS BF H R ER SO BB IBB HBP BLK WP HR S P ERA WHIP	IP ERA WLS BF H R ER SO BB IBB HBP BLK WP HR S P ERA WHIP	IP ERA WLS BF H R ER SO BB IBB HBP BLK WP HR S P ERA WHIP	IP ERA WLS BF H R ER SO BB IBB HBP BLK WP HR S P ERA WHIP	IP ERA WLS BF H R ER SO BB IBB HBP BLK WP HR S P ERA WHIP	IP ERA WLS BF H R ER SO BB IBB HBP BLK WP HR S P ERA WHIP	IP ERA WLS BF H R ER SO BB IBB HBP BLK WP HR S P ERA WHIP	IP ERA WLS BF H R ER SO BB IBB HBP BLK WP HR S P ERA WHIP	IP ERA WLS BF H R ER SO BB IBB HBP BLK WP HR S P ERA WHIP	IP ERA WLS BF H R ER SO BB IBB HBP BLK WP HR S P ERA WHIP	IP ERA WLS BF H R ER SO BB IBB HBP BLK WP HR S P ERA WHIP	IP ERA WLS BF H R ER SO BB IBB HBP BLK WP HR S P ERA WHIP	IP ERA WLS BF H R ER SO BB IBB HBP BLK WP HR S P ERA WHIP	IP ERA WLS BF H R ER SO BB IBB HBP BLK WP HR S P ERA WHIP

Oakland Athletics @ Seattle Mariners
Safeco Field, Seattle, WA
Tue Jun 26 2012, 7:11 PM - 9:55 PM PDT
Att: 12,411 - Cloudy - 60 F

AB 27
R 3
H 7
RBI 3
BB 2
SO 4
LOB 11



Batter	1	2	3	4	5	6	7	8	9	AB R H RBI BB SO LOB	TOP									
4 Coco Crisp, S OBP: 0.284, SLG: 0.285										4 1 1 1 0 0 0	Oakland Athletics @ Seattle Mariners Safeco Field, Seattle, WA Wed Jun 27 2012, 12:40 PM - 3:15 PM PDT Att: 18,158 - Sunny - 61 F									
2 Cliff Pennington, S OBP: 0.266, SLG: 0.289										3 0 0 0 1 0 0										
16 Josh Reddick, L OBP: 0.335, SLG: 0.507										4 0 0 0 0 1 1										
52 Yoenis Cespedes, R OBP: 0.331, SLG: 0.503										3 1 1 1 0 0 0										
15 Seth Smith, L OBP: 0.380, SLG: 0.447										2 0 0 0 1 1 0										
7 Brandon Inge, R OBP: 0.291, SLG: 0.400										3 0 0 0 0 2 1										
37 Brandon Moss, L OBP: 0.300, SLG: 0.603										3 0 0 0 0 2 1										
18 Brandon Hicks, R OBP: 0.231, SLG: 0.385										3 0 0 0 0 1 1										
8 Kurt Suzuki, R OBP: 0.249, SLG: 0.260										3 0 0 0 0 0 0										
Inning Stats	R: 1 H: 1 E: 0 K: 1 S: 8	H: 1 LOB: 0 BB: 0 P: 13	R: 0 H: 0 E: 0 K: 2 S: 12	H: 0 LOB: 0 BB: 0 P: 18	R: 0 H: 0 E: 0 K: 0 S: 8	H: 0 LOB: 0 BB: 0 P: 14	R: 0 H: 0 E: 0 K: 3 S: 15	H: 0 LOB: 1 BB: 1 P: 20	R: 0 H: 0 E: 0 K: 0 S: 6	H: 0 LOB: 0 BB: 0 P: 8		R: 1 H: 1 E: 0 K: 1 S: 11	H: 1 LOB: 0 BB: 0 P: 15	R: 0 H: 0 E: 0 K: 0 S: 7	H: 0 LOB: 0 BB: 0 P: 11	R: 0 H: 0 E: 0 K: 0 S: 5	H: 0 LOB: 0 BB: 0 P: 8	1B: 0 2B: 0 3B: 0 HR: 2	SF: 0 SAC: 0 DP: 1 HBP: 0	WP: 0 PB: 0 SB: 0 CS: 0
PITCHER	IP WLS BF H R ER SO BB IBB HBP BLK WP HR S P ERA WHIP											IP WLS BF H R ER SO BB IBB HBP BLK WP HR S P ERA WHIP								
25 Kevin Millwood, R ERA: 4.0	2.2 9 1 1 1 3 0 0 0 0 0 1 24 39 3.38 0.375																			
18 Hisashi Iwakuma, R ERA: 4.75	3.2 L 13 1 1 1 3 2 0 0 0 0 0 1 33 49 2.46 0.818																			
44 Lucas Luetge, L ERA: 1.4	1.0 3 0 0 0 1 0 0 0 0 0 0 10 13 0.00 0.000																			
43 Brandon League, R ERA: 3.48	1.2 5 0 0 0 0 0 0 0 0 0 0 9 15 0.00 0.000																			

Batter	1	2	3	4	5	6	7	8	9	AB R H RBI BB SO LOB	BOTTOM											
51 Ichiro Suzuki, L OBP: 0.304, SLG: 0.378										5 0 1 0 0 3 4	Oakland Athletics @ Seattle Mariners Safeco Field, Seattle, WA Wed Jun 27 2012, 12:40 PM - 3:15 PM PDT Att: 18,158 - Sunny - 61 F											
21 Franklin Gutierrez, R OBP: 0.304, SLG: 0.442										4 0 0 0 0 1 1												
15 Kyle Seager, L OBP: 0.314, SLG: 0.454										3 0 1 0 1 2 1												
63 Jesus Montero, R OBP: 0.297, SLG: 0.399										4 0 0 0 0 2 2												
55 Michael Saunders, L OBP: 0.322, SLG: 0.430										4 0 0 0 0 1 1												
27 John Jaso, L OBP: 0.377, SLG: 0.454										3 1 2 1 1 0 0												
17 Justin Smoak, S OBP: 0.269, SLG: 0.341										4 0 0 0 0 1 2												
61 Munenori Kawasaki, L OBP: 0.246, SLG: 0.196										0 0 0 0 0 0 0												
13 Dustin Ackley, L OBP: 0.318, SLG: 0.335										3 0 0 0 1 0 2												
26 Brendan Ryan, R OBP: 0.286, SLG: 0.275										2 0 0 0 1 0 0												
Inning Stats	R: 0 H: 0 E: 0 K: 2 S: 11	H: 0 LOB: 1 BB: 1 P: 19	R: 1 H: 1 E: 0 K: 3 S: 15	H: 1 LOB: 2 BB: 2 P: 27	R: 0 H: 0 E: 0 K: 2 S: 8	H: 0 LOB: 0 BB: 0 P: 11	R: 0 H: 1 E: 0 K: 0 S: 7	H: 1 LOB: 1 BB: 0 P: 9	R: 0 H: 1 E: 0 K: 1 S: 9	H: 1 LOB: 1 BB: 0 P: 14	R: 0 H: 0 E: 0 K: 0 S: 7	H: 0 LOB: 0 BB: 1 P: 11	R: 0 H: 0 E: 0 K: 1 S: 8	H: 0 LOB: 0 BB: 0 P: 13	R: 0 H: 1 E: 0 K: 0 S: 7	H: 1 LOB: 1 BB: 0 P: 12	R: 0 H: 0 E: 0 K: 1 S: 11	H: 0 LOB: 2 BB: 0 P: 17	1B: 2 2B: 1 3B: 0 HR: 1	SF: 0 SAC: 0 DP: 0 HBP: 1	WP: 1 PB: 0 SB: 1 CS: 0	PA: 37
PITCHER	IP WLS BF H R ER SO BB IBB HBP BLK WP HR S P ERA WHIP											IP WLS BF H R ER SO BB IBB HBP BLK WP HR S P ERA WHIP										
11 Jarrod Parker, R ERA: 2.57	7.0 W 28 3 1 1 9 4 0 0 0 0 0 65 104 1.29 1.000																					
50 Grant Balfour, R ERA: 2.61	1.0 H 4 1 0 0 0 0 0 0 0 0 0 7 12 0.00 1.000																					
48 Ryan Cook, R ERA: 1.6	1.0 S 5 0 0 0 1 0 0 0 1 0 0 0 11 17 0.00 0.000																					

Batter	1	2	3	4	5	6	7	8	9	AB	R	H	RBI	BB	SO	LOB	TOP			
4 Coco Crisp, S OBP: 0.292, SLG: 0.293	P5		52 1B		52 BB		52 1B	K		5	2	3	0	0	1	1				
19 Jamil Weeks, S OBP: 0.311, SLG: 0.308	G6-3		G1-3		F8		F7		G4-3	5	0	0	0	0	0	3				
16 Josh Reddick, L OBP: 0.340, SLG: 0.516	HR		P2		F8		52 1B	15 SF7	52 1B	3	2	1	1	2	0	2				
52 Yoenis Cespedes, R(1, 10) OBP: 0.344, SLG: 0.509	F8		2H		BB		7 FC5-4		BB	4	0	3	2	1	0	0				
15 Seth Smith, L OBP: 0.372, SLG: 0.438	K		G4-3		K		SF7		K	4	0	0	1	0	3	5				
7 Brandon Inge, R OBP: 0.241, SLG: 0.394	F9		G6-3		G6-3		FC5-4		G6-3	5	0	1	0	0	0	3				
37 Brandon Moss, L OBP: 0.297, SLG: 0.582	G1-3		F8		F8		36 37 G4-6-3		K	4	0	1	0	0	1	0				
36 Derek Norris, R OBP: 0.350, SLG: 0.632			HR		1B		G4-6-3		BB	3	1	2	1	1	0	2				
2 Cliff Pennington, S OBP: 0.288, SLG: 0.300	HR		HR		K		F8		F9	4	1	1	1	0	1	3				
Inning Stats	R: 1 E: 0 K: 0 S: 7	H: 1 LOB: 0 BB: 0 P: 13	R: 0 E: 0 K: 1 S: 8	H: 0 LOB: 0 BB: 0 P: 14	R: 3 E: 0 K: 0 S: 18	H: 4 LOB: 1 BB: 0 P: 27	R: 0 E: 0 K: 1 S: 12	H: 1 LOB: 1 BB: 0 P: 19	R: 0 E: 0 K: 1 S: 12	H: 2 LOB: 2 BB: 1 P: 23	R: 2 E: 0 K: 0 S: 13	H: 2 LOB: 1 BB: 1 P: 25	R: 0 E: 0 K: 2 S: 13	H: 0 LOB: 1 BB: 1 P: 23	R: 0 E: 0 K: 1 S: 11	H: 1 LOB: 2 BB: 1 P: 21	1B: 9 2B: 0 3B: 0 HR: 3	SF: 1 SAC: 0 DP: 1 HBP: 0	WP: 1 PB: 0 SB: 1 CS: 0	PA: 42
PITCHER	IP WLS BF H R ER SO	IP WLS BF H R ER SO	IP WLS BF H R ER SO	IP WLS BF H R ER SO	IP WLS BF H R ER SO	IP WLS BF H R ER SO	IP WLS BF H R ER SO	IP WLS BF H R ER SO	IP WLS BF H R ER SO	IP WLS BF H R ER SO	IP WLS BF H R ER SO	IP WLS BF H R ER SO	IP WLS BF H R ER SO	IP WLS BF H R ER SO	IP WLS BF H R ER SO	IP WLS BF H R ER SO	BB IBB HBP BLK	WP HR S P	ERA WHIP	ERA WHIP
39 Scott Feldman, R ERA: 6.13	5.0 W 25 9 4 4 3	1.1 H 6 2 2 2 0	0.2 H 2 0 0 0 0	1.0 H 4 0 0 0 2	1.0 S 5 1 0 0 1	1.0 S 5 1 0 0 1	1.0 S 5 1 0 0 1	1.0 S 5 1 0 0 1	1.0 S 5 1 0 0 1	1.0 S 5 1 0 0 1	1.0 S 5 1 0 0 1	1.0 S 5 1 0 0 1	1.0 S 5 1 0 0 1	1.0 S 5 1 0 0 1	1.0 S 5 1 0 0 1	1.0 S 5 1 0 0 1	1 0 0 0 0 0	0 3 60 99	7.20 2.000	7.20 2.000
52 Tanner Scheppers, R ERA: 9.35	6.1 H 6 2 2 2 0	0.2 H 2 0 0 0 0	0.2 H 2 0 0 0 0	0.2 H 2 0 0 0 0	0.2 H 2 0 0 0 0	0.2 H 2 0 0 0 0	0.2 H 2 0 0 0 0	0.2 H 2 0 0 0 0	0.2 H 2 0 0 0 0	0.2 H 2 0 0 0 0	0.2 H 2 0 0 0 0	0.2 H 2 0 0 0 0	0.2 H 2 0 0 0 0	0.2 H 2 0 0 0 0	0.2 H 2 0 0 0 0	0.2 H 2 0 0 0 0	0 0 0 0 0 0	0 14 24	13.50 2.250	13.50 2.250
28 Robbie Ross Jr., L ERA: 1.08	7.1 H 2 0 0 0 0	0.2 H 2 0 0 0 0	0.2 H 2 0 0 0 0	0.2 H 2 0 0 0 0	0.2 H 2 0 0 0 0	0.2 H 2 0 0 0 0	0.2 H 2 0 0 0 0	0.2 H 2 0 0 0 0	0.2 H 2 0 0 0 0	0.2 H 2 0 0 0 0	0.2 H 2 0 0 0 0	0.2 H 2 0 0 0 0	0.2 H 2 0 0 0 0	0.2 H 2 0 0 0 0	0.2 H 2 0 0 0 0	0.2 H 2 0 0 0 0	0 0 0 0 0 0	0 4 8	0.00 0.000	0.00 0.000
37 Mike Adams, R ERA: 2.96	8.1 H 4 0 0 0 2	1.0 H 4 0 0 0 2	1.0 H 4 0 0 0 2	1.0 H 4 0 0 0 2	1.0 H 4 0 0 0 2	1.0 H 4 0 0 0 2	1.0 H 4 0 0 0 2	1.0 H 4 0 0 0 2	1.0 H 4 0 0 0 2	1.0 H 4 0 0 0 2	1.0 H 4 0 0 0 2	1.0 H 4 0 0 0 2	1.0 H 4 0 0 0 2	1.0 H 4 0 0 0 2	1.0 H 4 0 0 0 2	1.0 H 4 0 0 0 2	1 0 0 0 0 0	0 13 23	0.00 1.000	0.00 1.000
36 Joe Nathan, R ERA: 1.87	9.1 S 5 1 0 0 1	1.0 S 5 1 0 0 1	1.0 S 5 1 0 0 1	1.0 S 5 1 0 0 1	1.0 S 5 1 0 0 1	1.0 S 5 1 0 0 1	1.0 S 5 1 0 0 1	1.0 S 5 1 0 0 1	1.0 S 5 1 0 0 1	1.0 S 5 1 0 0 1	1.0 S 5 1 0 0 1	1.0 S 5 1 0 0 1	1.0 S 5 1 0 0 1	1.0 S 5 1 0 0 1	1.0 S 5 1 0 0 1	1.0 S 5 1 0 0 1	1 0 0 0 0 0	0 11 21	0.00 2.000	0.00 2.000

Oakland Athletics @ Texas Rangers
Rangers Ballpark in Arlington, Arlington, TX
Thu Jun 28 2012, 8:08 PM - 12:03 AM EDT
Att: 33,927 - Clear - 97 F

AB 37
R 6
H 12
RBI 6
BB 4
SO 6
LOB 19



Batter	1	2	3	4	5	6	7	8	9	AB	R	H	RBI	BB	SO	LOB	BOTTOM			
5 Ian Kinsler, R OBP: 0.314, SLG: 0.458	F9		32 1B		29 BB		G6-3		32 1B	5	3	4	0	0	0	0				
1 Elvis Andrus, R OBP: 0.381, SLG: 0.408	F9		K		29 BB		32 SF9		P4	4	2	1	1	1	1	3				
32 Josh Hamilton, L OBP: 0.382, SLG: 0.647	G4-3		2H		7 BB		10 CS		1B	3	1	2	2	2	0	0				
29 Adrian Beltré, R OBP: 0.363, SLG: 0.532	G3-1		F9		8 BB		SF9		K	3	0	0	2	1	1	3				
10 Michael Young, R OBP: 0.304, SLG: 0.363	G1-3		1B		P3		CS		17 1B	4	0	2	0	0	0	3				
17 Nelson Cruz, R OBP: 0.316, SLG: 0.435	7 1B		K		K		8 F8-4		23 1B	4	0	2	0	0	2	4				
7 David Murphy, L OBP: 0.378, SLG: 0.500	1B		K		8 BB		1B		1B	3	0	2	2	0	1	1				
23 Craig Gentry, R OBP: 0.420, SLG: 0.436	1B		K		1B		1B		1B	1	0	1	0	0	0	0				
8 Yorvit Torrealba, R OBP: 0.299, SLG: 0.322	L3		F9		F9		F8-4		1B	3	0	0	0	1	0	5				
27 Leonys Martin, L OBP: 0.360, SLG: 0.591	G4-3		K		K		G3		G3	3	1	0	0	1	1	3				
Inning Stats	R: 1 E: 0 K: 0 S: 10	H: 1 LOB: 0 BB: 0 P: 15	R: 0 E: 0 K: 0 S: 12	H: 2 LOB: 1 BB: 0 P: 17	R: 1 E: 0 K: 1 S: 13	H: 2 LOB: 1 BB: 0 P: 16	R: 0 E: 0 K: 2 S: 9	H: 1 LOB: 0 BB: 0 P: 12	R: 4 E: 0 K: 2 S: 20	H: 3 LOB: 3 BB: 4 P: 44	R: 1 E: 0 K: 0 S: 9	H: 0 LOB: 0 BB: 2 P: 19	R: 0 E: 0 K: 0 S: 13	H: 3 LOB: 1 BB: 0 P: 18	R: 0 E: 0 K: 1 S: 22	H: 2 LOB: 2 BB: 0 P: 29	1B: 12 2B: 4 3B: 0 HR: 0	SF: 1 SAC: 0 DP: 2 HBP: 0	WP: 0 PB: 0 SB: 4 CS: 1	PA: 41
PITCHER	IP WLS BF H R ER SO	IP WLS BF H R ER SO	IP WLS BF H R ER SO	IP WLS BF H R ER SO	IP WLS BF H R ER SO	IP WLS BF H R ER SO	IP WLS BF H R ER SO	IP WLS BF H R ER SO	IP WLS BF H R ER SO	IP WLS BF H R ER SO	IP WLS BF H R ER SO	IP WLS BF H R ER SO	IP WLS BF H R ER SO	IP WLS BF H R ER SO	IP WLS BF H R ER SO	IP WLS BF H R ER SO	BB IBB HBP BLK	WP HR S P	ERA WHIP	ERA WHIP
66 Tyson Ross, R ERA: 6.35	4.0 L 20 8 5 5 3	0.2 H 6 1 1 1 1	0.2 H 6 1 1 1 1	0.2 H 6 1 1 1 1	0.2 H 6 1 1 1 1	0.2 H 6 1 1 1 1	0.2 H 6 1 1 1 1	0.2 H 6 1 1 1 1	0.2 H 6 1 1 1 1	0.2 H 6 1 1 1 1	0.2 H 6 1 1 1 1	0.2 H 6 1 1 1 1	0.2 H 6 1 1 1 1	0.2 H 6 1 1 1 1	0.2 H 6 1 1 1 1	0.2 H 6 1 1 1 1	1 0 0 0 0 0	0 9 23	13.50 6.000	13.50 6.000
53 Jim Miller, R ERA: 1.5	1.1 H 5 0 1 0 1	0.2 H 2 0 0 0 0	0.2 H 2 0 0 0 0	0.2 H 2 0 0 0 0	0.2 H 2 0 0 0 0	0.2 H 2 0 0 0 0	0.2 H 2 0 0 0 0	0.2 H 2 0 0 0 0	0.2 H 2 0 0 0 0	0.2 H 2 0 0 0 0	0.2 H 2 0 0 0 0	0.2 H 2 0 0 0 0	0.2 H 2 0 0 0 0	0.2 H 2 0 0 0 0	0.2 H 2 0 0 0 0	0.2 H 2 0 0 0 0	0 0 0 0 0 0	0 7 9	0.00 6.000	0.00 6.000
77 Jordan Norberto, L ERA: 3.54	5.1 H 5 0 1 0 1	0.2 H 2 0 0 0 0	0.2 H 2 0 0 0 0	0.2 H 2 0 0 0 0	0.2 H 2 0 0 0 0	0.2 H 2 0 0 0 0	0.2 H 2 0 0 0 0	0.2 H 2 0 0 0 0	0.2 H 2 0 0 0 0	0.2 H 2 0 0 0 0	0.2 H 2 0 0 0 0	0.2 H 2 0 0 0 0	0.2 H 2 0 0 0 0	0.2 H 2 0 0 0 0	0.2 H 2 0 0 0 0	0.2 H 2 0 0 0 0	0 0 0 0 0 0	0 7 9	0.00 6.000	0.00 6.000
58 Evan Scribner, R ERA: 1.5	7.1 H 2 0 0 0 0	0.2 H 2 0 0 0 0	0.2 H 2 0 0 0 0	0.2 H 2 0 0 0 0	0.2 H 2 0 0 0 0	0.2 H 2 0 0 0 0	0.2 H 2 0 0 0 0	0.2 H 2 0 0 0 0	0.2 H 2 0 0 0 0	0.2 H 2 0 0 0 0	0.2 H 2 0 0 0 0	0.2 H 2 0 0 0 0	0.2 H 2 0 0 0 0	0.2 H 2 0 0 0 0	0.2 H 2 0 0 0 0	0.2 H 2 0 0 0 0	0 0 0 0 0 0	0 28 38	0.00 1.800	0.00 1.800

Oakland Athletics @ Texas Rangers
Rangers Ballpark in Arlington, Arlington, TX
Thu Jun 28 2012, 8:08 PM - 12:03 AM EDT
Att: 33,927 - Clear - 97 F

AB 33
R 7
H 14
RBI 7
BB 6
SO 6
LOB 22



Batter	1	2	3	4	5	6	7	8	9	AB	R	H	RBI	BB	SO	LOB	TOP
4 Coco Crisp, S OBP: 0.286, SLG: 0.286										4	0	0	0	0	2	0	<p>Oakland Athletics @ Texas Rangers Rangers Ballpark in Arlington, Arlington, TX Sat Jun 30 2012, 7:16 PM - 10:22 PM EDT Att: 46,711 - Clear - 96 F</p> <p>livebaseballscorecards.com</p>
19 Jamile Weeks, S OBP: 0.313, SLG: 0.317										4	0	1	0	0	0	0	
16 Josh Reddick, L OBP: 0.342, SLG: 0.517										3	0	1	0	1	1	1	
52 Yoenis Cespedes, R(1, 10) OBP: 0.346, SLG: 0.509										4	0	1	0	0	0	3	
31 Jonny Gomes, R OBP: 0.361, SLG: 0.457										4	0	0	0	0	2	3	
22 Chris Carter, R OBP: 0.500, SLG: 1.429										4	2	2	1	0	1	3	
7 Brandon Inge, R OBP: 0.282, SLG: 0.381										4	0	1	1	0	2	1	
18 Brandon Hicks, R OBP: 0.200, SLG: 0.263										3	0	0	0	1	0	0	
8 Kurt Suzuki, R OBP: 0.246, SLG: 0.257										4	0	0	0	0	0	2	
Inning Stats	R: 0 H: 1 E: 0 K: 1 S: 13	H: 1 LOB: 1 BB: 0 P: 19	R: 1 H: 1 E: 0 K: 1 S: 11	H: 1 LOB: 0 BB: 0 P: 20	R: 0 H: 1 E: 0 K: 1 S: 11	H: 1 LOB: 1 BB: 0 P: 17	R: 1 H: 2 E: 0 K: 1 S: 14	H: 2 LOB: 2 BB: 1 P: 29	R: 0 H: 0 E: 0 K: 2 S: 9	H: 1 LOB: 1 BB: 0 P: 16	R: 0 H: 0 E: 1 K: 0 S: 11	H: 0 LOB: 2 BB: 1 P: 18	R: 0 H: 0 E: 0 K: 1 S: 11	H: 0 LOB: 0 BB: 0 P: 18	1B: 2 2B: 3 3B: 0 HR: 1	SF: 0 SAC: 0 DP: 0 HBP: 0	WP: 1 PA: 36 PB: 0 SB: 0 CS: 0
PITCHER	IP WLS BF H R ER SO BB IBB HBP BLK WP HR S P ERA WHIP	5.1 W 23 6 2 2 5 1 0 0 0 1 1 59 103 3.38 1.312	6.1 L 22 4 0 0 2 0 0 0 0 0 0 12 18 0.00 0.000	7.1 L 21 9 0 0 1 1 0 0 0 0 0 23 37 0.00 0.429													

Batter	1	2	3	4	5	6	7	8	9	AB	R	H	RBI	BB	SO	LOB	BOTTOM		
5 Ian Kinsler, R OBP: 0.336, SLG: 0.450										4	1	1	2	0	2	1	<p>Oakland Athletics @ Texas Rangers Rangers Ballpark in Arlington, Arlington, TX Sat Jun 30 2012, 7:16 PM - 10:22 PM EDT Att: 46,711 - Clear - 96 F</p> <p>livebaseballscorecards.com</p>		
1 Elvis Andrus, R OBP: 0.381, SLG: 0.411										4	1	2	0	0	1	1			
32 Josh Hamilton, L OBP: 0.385, SLG: 0.652										4	1	2	4	0	1	1			
29 Adrián Beltré, R OBP: 0.360, SLG: 0.534										4	1	2	1	0	1	2			
10 Michael Young, R OBP: 0.306, SLG: 0.357										3	0	0	0	1	1	3			
17 Nelson Cruz, R OBP: 0.314, SLG: 0.428										4	0	0	0	0	0	1			
25 Mike Napoli, R OBP: 0.338, SLG: 0.444										4	1	1	0	0	1	1			
8 Yorvit Torrealba, R OBP: 0.298, SLG: 0.328										4	1	1	0	0	0	3			
23 Craig Gentry, R OBP: 0.423, SLG: 0.451										4	1	1	0	0	1	3			
Inning Stats	R: 0 H: 0 E: 0 K: 3 S: 10	H: 0 LOB: 0 BB: 0 P: 15	R: 1 H: 1 E: 0 K: 1 S: 15	H: 1 LOB: 0 BB: 0 P: 23	R: 0 H: 0 E: 0 K: 1 S: 10	H: 0 LOB: 0 BB: 0 P: 16	R: 0 H: 2 E: 0 K: 0 S: 11	H: 2 LOB: 1 BB: 0 P: 16	R: 5 H: 3 E: 1 K: 1 S: 17	H: 3 LOB: 0 BB: 0 P: 26	R: 0 H: 0 E: 1 K: 1 S: 9	H: 0 LOB: 1 BB: 1 P: 18	R: 1 H: 3 E: 0 K: 0 S: 15	H: 3 LOB: 2 BB: 0 P: 23	R: 0 H: 1 E: 0 K: 1 S: 10	H: 1 LOB: 1 BB: 0 P: 16	1B: 6 2B: 2 3B: 0 HR: 2	SF: 0 SAC: 0 DP: 0 HBP: 0	WP: 0 PA: 36 PB: 0 SB: 0 CS: 1
PITCHER	IP WLS BF H R ER SO BB IBB HBP BLK WP HR S P ERA WHIP	5.0 L 22 4 2 1 1 1 1 0 0 0 0 16 31 6.75 2.250	6.1 L 21 7 2 1 1 1 1 0 0 0 0 18 26 0.00 1.200																

AB	34
R	2
H	6
RBI	2
BB	2
SO	8
LOB	13



AB	35
R	7
H	10
RBI	7
BB	1
SO	8
LOB	16



Batter	1	2	3	4	5	6	7	8	9	AB	R	H	RBI	BB	SO	LOB	TOP					
66 Daniel Nava, S (1.7) OBP: 0.410, SLG: 0.460										3	0	1	0	1	1	1						
15 Dustin Pedroia, R (1.4) OBP: 0.326, SLG: 0.400										3	0	0	0	1	0	2						
34 David Ortiz, L (1.10) OBP: 0.389, SLG: 0.599										3	1	1	0	1	0	0						
7 Cody Ross, R (1.9) OBP: 0.355, SLG: 0.559										4	0	0	0	0	3	3						
28 Adrián González, L (1.3) OBP: 0.324, SLG: 0.406										4	0	2	0	0	0	2						
39 Jarrod Saltalamacchia, R (1.2) OBP: 0.330, SLG: 0.539										4	1	1	1	0	1	4						
55 Ryan Kalish, L (1.8) OBP: 0.280, SLG: 0.292										4	0	1	0	0	0	2						
3 Mike Aviles, R (1.6) OBP: 0.285, SLG: 0.415										3	0	1	0	1	0	0						
5 Nick Punto, S (1.5) OBP: 0.294, SLG: 0.253										4	0	0	0	0	1	3						
Inning Stats	R: 0 H: 0 K: 0 S: 6	H: 0 LOB: 0 BB: 1 P: 11	R: 1 H: 1 K: 1 S: 8	H: 1 LOB: 0 BB: 0 P: 12	R: 0 H: 0 K: 1 S: 8	H: 0 LOB: 0 BB: 0 P: 13	R: 1 H: 2 K: 1 S: 15	H: 2 LOB: 2 BB: 0 P: 25	R: 0 H: 1 K: 0 S: 10	H: 1 LOB: 1 BB: 0 P: 13	R: 0 H: 1 K: 1 S: 12	H: 1 LOB: 1 BB: 0 P: 21	R: 0 H: 0 K: 2 S: 15	H: 0 LOB: 2 BB: 2 P: 27	R: 0 H: 1 K: 0 S: 6	H: 1 LOB: 1 BB: 1 P: 12	1B: 6 2B: 1 3B: 0 HR: 1	SF: 0 SAC: 0 DP: 2 HBP: 0	WP: 0 PA: 37 PB: 0 SB: 1 CS: 1			
PITCHER	IP WLS BF ERA WHIP	WLS BF ERA WHIP	H R ER SO BB IBB HBP BLK WP HR S P ERA WHIP	H R ER SO BB IBB HBP BLK WP HR S P ERA WHIP	H R ER SO BB IBB HBP BLK WP HR S P ERA WHIP	H R ER SO BB IBB HBP BLK WP HR S P ERA WHIP	H R ER SO BB IBB HBP BLK WP HR S P ERA WHIP	H R ER SO BB IBB HBP BLK WP HR S P ERA WHIP	H R ER SO BB IBB HBP BLK WP HR S P ERA WHIP	H R ER SO BB IBB HBP BLK WP HR S P ERA WHIP	H R ER SO BB IBB HBP BLK WP HR S P ERA WHIP	H R ER SO BB IBB HBP BLK WP HR S P ERA WHIP	H R ER SO BB IBB HBP BLK WP HR S P ERA WHIP	H R ER SO BB IBB HBP BLK WP HR S P ERA WHIP	H R ER SO BB IBB HBP BLK WP HR S P ERA WHIP	H R ER SO BB IBB HBP BLK WP HR S P ERA WHIP	H R ER SO BB IBB HBP BLK WP HR S P ERA WHIP	H R ER SO BB IBB HBP BLK WP HR S P ERA WHIP	H R ER SO BB IBB HBP BLK WP HR S P ERA WHIP			
21 Bartolo Colon, R (1.1) ERA: 4.05	6.0	24	5	2	1	3	1	0	0	0	0	0	0	0	0	0	0	1	55	87	1.50	1.000
77 Jordan Norberto, L (7.1) ERA: 3.23	1.0	4	1	0	0	1	0	0	0	1	0	0	0	0	0	0	0	0	12	21	0.00	1.000
53 Jim Miller, R (8.1) ERA: 1.78	0.1	3	0	0	0	1	2	0	0	0	0	0	0	0	0	0	0	0	10	19	0.00	6.000
13 Jerry Blevins, L (8.1) ERA: 2.36	1.2	W	5	1	0	0	1	0	0	0	0	0	0	0	0	0	0	0	11	20	0.00	1.200

Boston Red Sox @ Oakland Athletics
Oakland Coliseum, Oakland, CA
Tue Jul 03 2012, 7:08 PM - 10:17 PM PDT
Att: 35,067 - Clear - 65 F

AB 32
R 2
H 7
RBI 1
BB 4
SO 6
LOB 17

Batter	1	2	3	4	5	6	7	8	9	AB	R	H	RBI	BB	SO	LOB	BOTTOM					
4 Coco Crisp, S (1.8) OBP: 0.291, SLG: 0.302										4	1	2	2	0	1	1						
19 Jemile Weeks, S (1.4) OBP: 0.305, SLG: 0.306										2	0	0	0	1	1	0						
16 Josh Reddick, L (1.9) OBP: 0.338, SLG: 0.520										3	0	0	0	1	1	1						
52 Yoenis Cespedes, R (1.7) OBP: 0.330, SLG: 0.486										4	0	0	0	0	3	4						
31 Jonny Gomes, R (1.10) OBP: 0.359, SLG: 0.451										4	0	1	0	0	2	3						
22 Chris Carter, R (1.3) OBP: 0.500, SLG: 1.091										4	1	2	0	0	1	2						
7 Brandon Inge, R (1.5) OBP: 0.276, SLG: 0.367										4	0	0	0	0	2	2						
18 Brandon Hicks, R (1.6) OBP: 0.182, SLG: 0.238										2	0	0	0	0	0	0						
15 Seth Smith, L (7.7PH) OBP: 0.389, SLG: 0.438										1	0	0	0	0	1	1						
2 Cliff Pennington, S (8.6) OBP: 0.272, SLG: 0.298										1	1	1	0	0	0	0						
8 Kurt Suzuki, R (1.2) OBP: 0.251, SLG: 0.262										3	0	2	0	0	0	0						
37 Brandon Moss, L (8.7PH) OBP: 0.329, SLG: 0.662										1	0	1	1	0	0	0						
Inning Stats	R: 1 H: 2 K: 2 S: 20	H: 0 LOB: 2 BB: 1 P: 31	R: 0 H: 0 K: 1 S: 8	H: 0 LOB: 0 BB: 0 P: 14	R: 0 H: 0 K: 2 S: 9	H: 0 LOB: 0 BB: 0 P: 13	R: 0 H: 0 K: 2 S: 10	H: 0 LOB: 0 BB: 0 P: 15	R: 0 H: 1 K: 0 S: 8	H: 1 LOB: 1 BB: 0 P: 11	R: 0 H: 0 K: 1 S: 8	H: 0 LOB: 0 BB: 0 P: 10	R: 0 H: 1 K: 2 S: 11	H: 1 LOB: 1 BB: 0 P: 17	R: 0 H: 2 K: 2 S: 13	H: 2 LOB: 3 BB: 1 P: 23	R: 2 H: 3 K: 0 S: 16	H: 3 LOB: 1 BB: 0 P: 19	1B: 8 2B: 0 3B: 0 HR: 1	SF: 1 SAC: 1 DP: 0 HBP: 0	WP: 0 PA: 37 PB: 0 SB: 0 CS: 0	
PITCHER	IP WLS BF ERA WHIP	WLS BF ERA WHIP	H R ER SO BB IBB HBP BLK WP HR S P ERA WHIP	H R ER SO BB IBB HBP BLK WP HR S P ERA WHIP	H R ER SO BB IBB HBP BLK WP HR S P ERA WHIP	H R ER SO BB IBB HBP BLK WP HR S P ERA WHIP	H R ER SO BB IBB HBP BLK WP HR S P ERA WHIP	H R ER SO BB IBB HBP BLK WP HR S P ERA WHIP	H R ER SO BB IBB HBP BLK WP HR S P ERA WHIP	H R ER SO BB IBB HBP BLK WP HR S P ERA WHIP	H R ER SO BB IBB HBP BLK WP HR S P ERA WHIP	H R ER SO BB IBB HBP BLK WP HR S P ERA WHIP	H R ER SO BB IBB HBP BLK WP HR S P ERA WHIP	H R ER SO BB IBB HBP BLK WP HR S P ERA WHIP	H R ER SO BB IBB HBP BLK WP HR S P ERA WHIP	H R ER SO BB IBB HBP BLK WP HR S P ERA WHIP	H R ER SO BB IBB HBP BLK WP HR S P ERA WHIP	H R ER SO BB IBB HBP BLK WP HR S P ERA WHIP	H R ER SO BB IBB HBP BLK WP HR S P ERA WHIP			
31 Jon Lester, L (1.1) ERA: 4.33	6.2	25	4	1	1	0	1	0	0	0	0	0	0	0	0	0	0	0	71	107	1.35	0.750
44 Vicente Padilla, R (7.1) ERA: 3.48	1.1	H	7	2	0	0	3	0	1	0	0	0	0	0	0	0	0	0	16	27	0.00	1.500
91 Alfredo Aceves, R (9.1) ERA: 4.32	0.2	L	5	3	2	1	0	0	0	0	0	0	0	0	0	0	0	0	16	19	13.50	4.500

Boston Red Sox @ Oakland Athletics
Oakland Coliseum, Oakland, CA
Tue Jul 03 2012, 7:08 PM - 10:17 PM PDT
Att: 35,067 - Clear - 65 F

AB 33
R 3
H 9
RBI 3
BB 2
SO 12
LOB 14

Batter	1	2	3	4	5	6	7	8	9	AB	R	H	RBI	BB	SO	LOB	TOP					
66 Daniel Nava, S OBP: 0.401, SLG: 0.448	G1-3		P6			F7		F7		4	0	0	0	0	0	1	Boston Red Sox @ Oakland Athletics Oakland Coliseum, Oakland, CA Wed Jul 04 2012, 1:11 PM - 3:43 PM PDT Att: 28,240 - Sunny - 66 F					
55 Ryan Kalish, L OBP: 0.269, SLG: 0.269	G6-3		F8			F8		P5		4	0	0	0	0	0	1						
34 David Ortiz, L OBP: 0.391, SLG: 0.607	K				HR			K		3	2	1	1	1	2	0						
39 Jarrod Saltalamacchia, R OBP: 0.299, SLG: 0.532		P5		G4-3				F7		4	0	1	0	0	0	0						
28 Adrián González, L OBP: 0.323, SLG: 0.404		G4-3		F8		1B		G6-3		4	0	1	1	0	0	0						
50 Mauro Gomez, R OBP: 0.167, SLG: 0.333				F7		FC6-4		F9		4	0	1	0	0	0	2						
7 Cody Ross, R OBP: 0.350, SLG: 0.550				F8						3	0	0	0	0	1	1						
3 Mike Aviles, R OBP: 0.283, SLG: 0.411			P3			K		G5-3		3	0	0	0	0	1	0						
5 Nick Punto, S OBP: 0.295, SLG: 0.247						F8		L3		2	0	0	0	1	0	0						
Inning Stats	R: 0 E: 0 K: 1 S: 13	H: 0 LOB: 0 BB: 0 P: 18	R: 0 E: 0 K: 0 S: 10	H: 1 LOB: 1 BB: 0 P: 18	R: 0 E: 0 K: 0 S: 8	H: 0 LOB: 1 BB: 1 P: 14	R: 1 E: 0 K: 0 S: 11	H: 1 LOB: 0 BB: 0 P: 13	R: 0 E: 0 K: 2 S: 12	H: 0 LOB: 0 BB: 0 P: 17	R: 1 E: 0 K: 0 S: 17	H: 2 LOB: 2 BB: 1 P: 28	R: 0 E: 0 K: 0 S: 7	H: 0 LOB: 0 BB: 0 P: 10	R: 0 E: 0 K: 1 S: 10	H: 0 LOB: 0 BB: 0 P: 16	R: 0 E: 0 K: 0 S: 5	H: 0 LOB: 0 BB: 0 P: 7	1B: 2 2B: 1 3B: 0 HR: 1	SF: 0 SAC: 0 DP: 0 HBP: 0	WP: 0 PB: 0 SB: 0 CS: 0	PA: 33
PITCHER	IP WLS BF H R ER SO BB IBB HBP BLK WP HR S P ERA WHIP																					
64 A.J. Griffin, R ERA: 2.0	(1, 1) 6.0 2 24 4 2 2 3 2 0 0 0 0 0 0 1 71 108 3.00 1.000																					
50 Grant Balfour, R ERA: 3.29	(7, 1) 1.2 W 5 0 0 0 0 0 0 0 0 0 0 0 0 14 23 0.00 0.000																					
13 Jerry Blevins, L ERA: 2.34	(8, 1) 0.1 H 1 0 0 0 1 0 0 0 0 0 0 0 0 3 3 0.00 0.000																					
48 Ryan Cook, R ERA: 1.5	(9, 1) 1.0 S 3 0 0 0 0 0 0 0 0 0 0 0 0 5 7 0.00 0.000																					

Batter	1	2	3	4	5	6	7	8	9	AB	R	H	RBI	BB	SO	LOB	BOTTOM			
4 Coco Crisp, S OBP: 0.295, SLG: 0.316	G3-1		FC6-4		F7					4	1	2	0	0	0	2	Boston Red Sox @ Oakland Athletics Oakland Coliseum, Oakland, CA Wed Jul 04 2012, 1:11 PM - 3:43 PM PDT Att: 28,240 - Sunny - 66 F			
19 Jemile Weeks, S OBP: 0.305, SLG: 0.305	G4-3		FC6-4		G4-3					4	0	1	1	0	0	1				
16 Josh Reddick, L OBP: 0.340, SLG: 0.518					F7			P2		3	0	1	0	1	0	1				
52 Yoanis Cespedes, R OBP: 0.329, SLG: 0.481			G6-3		G6-3			F9		4	0	1	0	0	0	3				
15 Seth Smith, L OBP: 0.363, SLG: 0.430	FC4-6		G3-1		G4-1			K		4	0	0	0	0	1	5				
37 Brandon Moss, L OBP: 0.348, SLG: 0.718								F7		4	2	3	1	0	0	0				
36 Derek Norris, R OBP: 0.333, SLG: 0.471					FC6-4			K		4	0	0	0	0	1	2				
7 Brandon Inge, R OBP: 0.281, SLG: 0.376					F8			F9		4	0	2	1	0	0	0				
2 Cliff Pennington, S OBP: 0.289, SLG: 0.294					G4-3			F7		3	0	0	0	0	0	3				
Inning Stats	R: 0 E: 0 K: 0 S: 13	H: 2 LOB: 2 BB: 0 P: 15	R: 1 E: 0 K: 0 S: 9	H: 1 LOB: 0 BB: 0 P: 14	R: 0 E: 0 K: 0 S: 11	H: 1 LOB: 2 BB: 1 P: 20	R: 0 E: 0 K: 0 S: 7	H: 2 LOB: 2 BB: 0 P: 10	R: 0 E: 0 K: 0 S: 7	H: 0 LOB: 0 BB: 0 P: 7	R: 1 E: 0 K: 0 S: 6	H: 2 LOB: 1 BB: 0 P: 11	R: 1 E: 0 K: 1 S: 12	H: 2 LOB: 1 BB: 0 P: 16	R: 0 E: 0 K: 1 S: 10	H: 0 LOB: 0 BB: 0 P: 16	1B: 6 2B: 2 3B: 1 HR: 1	SF: 0 SAC: 0 DP: 0 HBP: 0	WP: 0 PB: 0 SB: 0 CS: 0	PA: 35
PITCHER	IP WLS BF H R ER SO BB IBB HBP BLK WP HR S P ERA WHIP																			
35 Aaron Cook, R ERA: 4.37	(1, 1) 6.0 L 28 9 3 3 0 0 1 0 0 0 0 0 0 0 56 80 4.50 1.667																			
30 Andrew Miller, L ERA: 1.86	(7, 1) 0.1 2 1 0 0 0 0 0 0 0 0 0 0 0 5 8 0.00 3.000																			
32 Matt Albers, R ERA: 2.51	(7, 1) 0.1 1 0 0 0 0 0 0 0 0 0 0 0 0 1 2 0.00 0.000																			
46 Franklin Morales, L ERA: 2.51	(7, 1) 1.1 4 0 0 0 2 0 0 0 0 0 0 0 0 13 19 0.00 0.000																			



Batter	1	2	3	4	5	6	7	8	9	10	11	AB	R	H	RBI	BB	SO	LOB	TOP	
51 Ichiro Suzuki, L (1,10) OBP: 0.286, SLG: 0.351	F8	K			F9			F7		G3-1		5	0	0	0	0	1	2		
33 Casper Wells, R (1,7) OBP: 0.259, SLG: 0.402	30 15 1B		P5		CS			F9		K		5	1	1	0	0	2	0		
55 Michael Saunders, L (1,8) OBP: 0.319, SLG: 0.423	F7		G4-3					30 15 1B				4	0	1	0	1	1	1		
30 Miguel Olivo, R (1,2) OBP: 0.225, SLG: 0.367	15 1B		P4					BB				5	0	1	0	0	1	2		
15 Kyle Seager, L (1,5) OBP: 0.308, SLG: 0.423					K					P5		5	0	2	1	0	2	0		
17 Justin Smoak, S (1,3) OBP: 0.299, SLG: 0.329					K			F7				4	0	0	0	0	3	4		
4 Carlos Peguero, L (1,9) OBP: 0.250, SLG: 0.750					G4-3			K				4	0	1	0	0	2	0		
13 Dustin Ackley, L (1,4) OBP: 0.315, SLG: 0.330										G6-3		4	0	0	0	0	1	1		
26 Brendan Ryan, R (1,6) OBP: 0.290, SLG: 0.273												2	0	1	0	1	1	0		
27 John Jaso, L (10,PH) OBP: 0.378, SLG: 0.460												1	0	0	0	0	0	0		
61 Munenori Kawasaki, L (10,6) OBP: 0.254, SLG: 0.200												0	0	0	0	0	0	0		
Inning Stats	R: 1 E: 0 K: 1 S: 16	H: 3 LOB: 2 BB: 0 P: 24	R: 0 E: 0 K: 2 S: 16	H: 1 LOB: 1 BB: 0 P: 23	R: 0 E: 0 K: 2 S: 5	H: 0 LOB: 0 BB: 0 P: 6	R: 0 E: 0 K: 2 S: 8	H: 0 LOB: 0 BB: 0 P: 13	R: 0 E: 0 K: 3 S: 10	H: 0 LOB: 0 BB: 0 P: 14	R: 0 E: 0 K: 0 S: 7	H: 0 LOB: 1 BB: 1 P: 12	R: 0 E: 0 K: 1 S: 10	H: 1 LOB: 1 BB: 0 P: 13	R: 0 E: 0 K: 3 S: 11	H: 0 LOB: 0 BB: 0 P: 17	1B: 6 2B: 0 3B: 1 HR: 0	SF: 0 SAC: 0 DP: 0 HBP: 0	WP: 0 PB: 0 SB: 1 CS: 1	PA: 42
PITCHER	IP ERA WLS BF H R ER SO BB IBB HBP BLK WP HR S P ERA WHIP	57 Tommy Milone, L (1,1) ERA: 3.57	62 Sean Doolittle, L (8,1) ERA: 2.63	48 Ryan Cook, R (9,1) ERA: 1.46	50 Grant Balfour, R (10,1) ERA: 3.21	77 Jordan Norberto, L (11,1) ERA: 3.13	PITCHER	IP ERA WLS BF H R ER SO BB IBB HBP BLK WP HR S P ERA WHIP	57 Tommy Milone, L (1,1) ERA: 3.57	62 Sean Doolittle, L (8,1) ERA: 2.63	48 Ryan Cook, R (9,1) ERA: 1.46	50 Grant Balfour, R (10,1) ERA: 3.21	77 Jordan Norberto, L (11,1) ERA: 3.13							

Seattle Mariners @ Oakland Athletics
Oakland Coliseum, Oakland, CA
Fri Jul 06 2012, 7:09 PM - 10:24 PM PDT
Att: 10,819 - Clear - 66 F

livebaseballscores.com

AB 39
R 1
H 7
RBI 1
BB 2
SO 14
LOB 10




Batter	1	2	3	4	5	6	7	8	9	10	11	AB	R	H	RBI	BB	SO	LOB	BOTTOM			
4 Coco Crisp, S (1,8) OBP: 0.290, SLG: 0.310	F9		F7			G1-3		F9		SH2-3		4	0	0	0	0	0	1				
19 Jemile Weeks, S (1,4) OBP: 0.308, SLG: 0.307	F8		F7							L6		5	0	2	1	0	0	1				
16 Josh Reddick, L (1,9) OBP: 0.344, SLG: 0.518						15 BB		F8				4	1	2	0	1	0	2				
52 Yoenis Cespedes, R (1,7) OBP: 0.325, SLG: 0.472												4	0	0	0	1	0	4				
15 Seth Smith, L (1,10) OBP: 0.368, SLG: 0.431												4	1	2	0	1	1	1				
37 Brandon Moss, L (1,3) OBP: 0.333, SLG: 0.683												4	0	0	0	0	2	4				
22 Chris Carter, R (11,PH) OBP: 0.538, SLG: 1.333												1	1	1	3	0	0	0				
36 Derek Norris, R (1,2) OBP: 0.325, SLG: 0.432												3	0	0	0	1	1	1				
7 Brandon Inge, R (1,5) OBP: 0.275, SLG: 0.368												4	0	0	0	0	1	2				
2 Cliff Pennington, S (1,6) OBP: 0.291, SLG: 0.292												2	0	0	0	0	2	0				
18 Brandon Hicks, R (8,PH) OBP: 0.250, SLG: 0.318												1	1	1	0	1	0	0				
Inning Stats	R: 0 E: 0 K: 0 S: 8	H: 1 LOB: 1 BB: 0 P: 11	R: 0 E: 0 K: 1 S: 6	H: 1 LOB: 1 BB: 0 P: 9	R: 0 E: 0 K: 2 S: 8	H: 0 LOB: 0 BB: 0 P: 16	R: 0 E: 0 K: 1 S: 11	H: 0 LOB: 2 BB: 2 P: 23	R: 0 E: 0 K: 1 S: 7	H: 0 LOB: 1 BB: 0 P: 16	R: 0 E: 0 K: 0 S: 13	H: 2 LOB: 1 BB: 0 P: 27	R: 0 E: 0 K: 0 S: 11	H: 0 LOB: 2 BB: 2 P: 21	R: 0 E: 0 K: 0 S: 4	H: 0 LOB: 0 BB: 0 P: 9	R: 3 E: 0 K: 0 S: 9	H: 3 LOB: 0 BB: 0 P: 13	1B: 6 2B: 3 3B: 0 HR: 1	SF: 0 SAC: 1 DP: 2 HBP: 0	WP: 0 PB: 0 SB: 1 CS: 1	PA: 42
PITCHER	IP ERA WLS BF H R ER SO BB IBB HBP BLK WP HR S P ERA WHIP	25 Kevin Millwood, R (1,1) ERA: 3.69	23 Shawn Kelley, R (8,1) ERA: 3.33	41 Charlie Furbush, L (8,1) ERA: 2.25	54 Tom Wilhelmsen, R (8,1) ERA: 2.44	43 Brandon League, R (10,1) ERA: 3.41	PITCHER	IP ERA WLS BF H R ER SO BB IBB HBP BLK WP HR S P ERA WHIP	36 Oliver Pérez, L (11,1) ERA: 3.0	35 Steve Delabar, R (11,1) ERA: 4.45	25 Kevin Millwood, R (1,1) ERA: 3.69	23 Shawn Kelley, R (8,1) ERA: 3.33	41 Charlie Furbush, L (8,1) ERA: 2.25	54 Tom Wilhelmsen, R (8,1) ERA: 2.44	43 Brandon League, R (10,1) ERA: 3.41							

Seattle Mariners @ Oakland Athletics
Oakland Coliseum, Oakland, CA
Fri Jul 06 2012, 7:09 PM - 10:24 PM PDT
Att: 10,819 - Clear - 66 F

livebaseballscores.com

AB 36
R 4
H 8
RBI 4
BB 5
SO 7
LOB 16




Batter	1	2	3	4	5	6	7	8	9	AB	R	H	RBI	BB	SO	LOB	TOP							
13 Dustin Ackley, L (1,4) OBP: 0.310, SLG: 0.325	F9	K2-3			L4		G4-3		F9	5	0	0	0	0	1	2								
51 Ichiro Suzuki, L (1,9) OBP: 0.297, SLG: 0.351	K		F9		27 BB 15 S 2B		1B		G3	5	1	2	0	0	1	1								
55 Michael Saunders, L (1,8) OBP: 0.321, SLG: 0.420	27 BB 3B		K		15 BB 2B		F7			2	2	0	0	2	1	1								
27 John Jaso, L (1,2) OBP: 0.379, SLG: 0.473	1-H 3B		K		15 BB 2B		K			3	1	1	1	1	2	1								
15 Kyle Seager, L (1,5) OBP: 0.308, SLG: 0.424	F9			F9	1-H 2B			G4-3		4	0	1	3	0	0	1								
33 Casper Wells, R (1,7) OBP: 0.333, SLG: 0.432		17 BB 26 BB 1B		HR			K		K	4	2	2	1	0	2	1								
17 Justin Smoak, S (1,3) OBP: 0.266, SLG: 0.331		26 BB 2B		P4			K		G1-3	4	1	1	0	0	1	0								
4 Carlos Peguero, L (1,10) OBP: 0.125, SLG: 0.375		K		K			P6		K	4	0	0	0	0	3	2								
26 Brendan Ryan, R (1,6) OBP: 0.293, SLG: 0.282	13 CS 2B				L5		G3			4	0	2	2	0	0	0								
Inning Stats	R: 1 H: 1 E: 0 K: 1 S: 14	H: 1 LOB: 1 BB: 1 P: 26	R: 2 H: 3 E: 0 K: 2 S: 13	H: 3 LOB: 0 BB: 0 P: 18	R: 0 H: 0 E: 0 K: 2 S: 8	H: 0 LOB: 0 BB: 0 P: 12	R: 1 H: 1 E: 0 K: 1 S: 11	H: 1 LOB: 0 BB: 0 P: 20	R: 3 H: 2 E: 0 K: 1 S: 15	H: 2 LOB: 1 BB: 2 P: 31	R: 0 H: 0 E: 0 K: 1 S: 7	H: 0 LOB: 0 BB: 0 P: 8	R: 0 H: 1 E: 0 K: 1 S: 14	H: 1 LOB: 1 BB: 0 P: 20	R: 0 H: 0 E: 0 K: 1 S: 9	H: 0 LOB: 0 BB: 0 P: 13	R: 0 H: 1 E: 0 K: 1 S: 10	H: 1 LOB: 1 BB: 0 P: 10	1B: 4 2B: 3 3B: 1 HR: 1	SF: 0 SAC: 0 DP: 0 HBP: 0	WP: 0 PB: 0 SB: 1 CS: 1	PA: 38		
PITCHER	IP WLS BF H R ER SO BB IBB HBP BLK WP HR S P ERA WHIP	IP WLS BF H R ER SO BB IBB HBP BLK WP HR S P ERA WHIP	IP WLS BF H R ER SO BB IBB HBP BLK WP HR S P ERA WHIP	IP WLS BF H R ER SO BB IBB HBP BLK WP HR S P ERA WHIP	IP WLS BF H R ER SO BB IBB HBP BLK WP HR S P ERA WHIP	IP WLS BF H R ER SO BB IBB HBP BLK WP HR S P ERA WHIP	IP WLS BF H R ER SO BB IBB HBP BLK WP HR S P ERA WHIP	IP WLS BF H R ER SO BB IBB HBP BLK WP HR S P ERA WHIP	IP WLS BF H R ER SO BB IBB HBP BLK WP HR S P ERA WHIP	IP WLS BF H R ER SO BB IBB HBP BLK WP HR S P ERA WHIP	IP WLS BF H R ER SO BB IBB HBP BLK WP HR S P ERA WHIP	IP WLS BF H R ER SO BB IBB HBP BLK WP HR S P ERA WHIP	IP WLS BF H R ER SO BB IBB HBP BLK WP HR S P ERA WHIP	IP WLS BF H R ER SO BB IBB HBP BLK WP HR S P ERA WHIP	IP WLS BF H R ER SO BB IBB HBP BLK WP HR S P ERA WHIP	IP WLS BF H R ER SO BB IBB HBP BLK WP HR S P ERA WHIP	IP WLS BF H R ER SO BB IBB HBP BLK WP HR S P ERA WHIP	IP WLS BF H R ER SO BB IBB HBP BLK WP HR S P ERA WHIP	IP WLS BF H R ER SO BB IBB HBP BLK WP HR S P ERA WHIP	IP WLS BF H R ER SO BB IBB HBP BLK WP HR S P ERA WHIP	IP WLS BF H R ER SO BB IBB HBP BLK WP HR S P ERA WHIP	IP WLS BF H R ER SO BB IBB HBP BLK WP HR S P ERA WHIP	IP WLS BF H R ER SO BB IBB HBP BLK WP HR S P ERA WHIP	IP WLS BF H R ER SO BB IBB HBP BLK WP HR S P ERA WHIP
11 Jarrod Parker, R (1,1) ERA: 2.96	4.2 L	21 6	6 6	6 6	2 0	0 0	0 0	0 0	0 0	0 0	1 53	94	11.57	1.714										
13 Jerry Blevins, L (5,1) ERA: 2.57	0.1 3	1 1	1 1	1 1	1 0	0 0	0 0	0 0	0 0	0 8	13	27.00	6.000											
54 Travis Blackley, L (6,1) ERA: 3.2	3.0 10	1 0	0 3	0 3	0 0	0 0	0 0	0 0	0 30	41	0.00	0.333												
58 Evan Scribner, R (9,1) ERA:	1.0 4	1 0	0 1	0 1	0 0	0 0	0 0	0 0	0 10	10	0.00	1.000												

Seattle Mariners @ Oakland Athletics
Oakland Coliseum, Oakland, CA
Sat Jul 07 2012, 7:10 PM - 9:37 PM PDT
Att: 16,136 - Clear - 66 F

livebaseballscores.com

AB 35
R 7
H 9
RBI 7
BB 3
SO 11
LOB 9




Batter	1	2	3	4	5	6	7	8	9	AB	R	H	RBI	BB	SO	LOB	BOTTOM							
4 Coco Crisp, S (1,8) OBP: 0.298, SLG: 0.318	19 G6-3 1B		19 BB 1B			G5-3			19 G6-4-3 1B	4	0	3	0	0	0	0								
19 Jemile Weeks, S (1,4) OBP: 0.305, SLG: 0.306	G6-3		16 G4-6-3 1B			G3			G6-4-3	4	0	1	0	0	0	2								
16 Josh Reddick, L (1,9) OBP: 0.346, SLG: 0.528	HR		G4-6-3			F7			52 BB 1B	4	1	2	1	0	0	2								
52 Yoenis Cespedes, R (1,7) OBP: 0.324, SLG: 0.464	BB			F7			F7		K	3	0	0	0	1	1	1								
22 Chris Carter, R (1,3) OBP: 0.438, SLG: 1.067	G5-3			F9			K			3	0	0	0	0	1	1								
31 Jonny Gomes, R (1,10) OBP: 0.353, SLG: 0.441		G6-3		K			K			3	0	0	0	0	2	0								
7 Brandon Inge, R (1,5) OBP: 0.276, SLG: 0.367	F8				G5-3				18 G4-6-3 1B	3	0	1	0	0	0	0								
18 Brandon Hicks, R (1,6) OBP: 0.222, SLG: 0.280	K				G5-3				G4-6-3	3	0	0	0	0	1	1								
8 Kurt Suzuki, R (1,2) OBP: 0.248, SLG: 0.259	F8				K				F7	3	0	0	0	0	1	0								
Inning Stats	R: 1 H: 2 E: 0 K: 0 S: 10	H: 2 LOB: 1 BB: 1 P: 19	R: 0 H: 0 E: 0 K: 1 S: 7	H: 0 LOB: 0 BB: 0 P: 13	R: 0 H: 2 E: 0 K: 0 S: 5	H: 2 LOB: 1 BB: 0 P: 8	R: 0 H: 0 E: 0 K: 1 S: 7	H: 0 LOB: 0 BB: 0 P: 11	R: 0 H: 0 E: 0 K: 0 S: 6	H: 0 LOB: 0 BB: 0 P: 9	R: 0 H: 0 E: 0 K: 2 S: 9	H: 0 LOB: 0 BB: 0 P: 14	R: 0 H: 1 E: 0 K: 0 S: 7	H: 1 LOB: 0 BB: 0 P: 11	R: 0 H: 2 E: 0 K: 1 S: 8	H: 2 LOB: 1 BB: 0 P: 13	1B: 6 2B: 0 3B: 0 HR: 1	SF: 0 SAC: 0 DP: 4 HBP: 0	WP: 0 PB: 0 SB: 0 CS: 0	PA: 31				
PITCHER	IP WLS BF H R ER SO BB IBB HBP BLK WP HR S P ERA WHIP	IP WLS BF H R ER SO BB IBB HBP BLK WP HR S P ERA WHIP	IP WLS BF H R ER SO BB IBB HBP BLK WP HR S P ERA WHIP	IP WLS BF H R ER SO BB IBB HBP BLK WP HR S P ERA WHIP	IP WLS BF H R ER SO BB IBB HBP BLK WP HR S P ERA WHIP	IP WLS BF H R ER SO BB IBB HBP BLK WP HR S P ERA WHIP	IP WLS BF H R ER SO BB IBB HBP BLK WP HR S P ERA WHIP	IP WLS BF H R ER SO BB IBB HBP BLK WP HR S P ERA WHIP	IP WLS BF H R ER SO BB IBB HBP BLK WP HR S P ERA WHIP	IP WLS BF H R ER SO BB IBB HBP BLK WP HR S P ERA WHIP	IP WLS BF H R ER SO BB IBB HBP BLK WP HR S P ERA WHIP	IP WLS BF H R ER SO BB IBB HBP BLK WP HR S P ERA WHIP	IP WLS BF H R ER SO BB IBB HBP BLK WP HR S P ERA WHIP	IP WLS BF H R ER SO BB IBB HBP BLK WP HR S P ERA WHIP	IP WLS BF H R ER SO BB IBB HBP BLK WP HR S P ERA WHIP	IP WLS BF H R ER SO BB IBB HBP BLK WP HR S P ERA WHIP	IP WLS BF H R ER SO BB IBB HBP BLK WP HR S P ERA WHIP	IP WLS BF H R ER SO BB IBB HBP BLK WP HR S P ERA WHIP	IP WLS BF H R ER SO BB IBB HBP BLK WP HR S P ERA WHIP	IP WLS BF H R ER SO BB IBB HBP BLK WP HR S P ERA WHIP	IP WLS BF H R ER SO BB IBB HBP BLK WP HR S P ERA WHIP	IP WLS BF H R ER SO BB IBB HBP BLK WP HR S P ERA WHIP	IP WLS BF H R ER SO BB IBB HBP BLK WP HR S P ERA WHIP	IP WLS BF H R ER SO BB IBB HBP BLK WP HR S P ERA WHIP
38 Jason Vargas, L (1,1) ERA: 4.07	9.0 W	31 7	1 1	1 1	6 6	1 0	0 0	0 0	0 1	66	1	66	1.00	0.889										

Seattle Mariners @ Oakland Athletics
Oakland Coliseum, Oakland, CA
Sat Jul 07 2012, 7:10 PM - 9:37 PM PDT
Att: 16,136 - Clear - 66 F

livebaseballscores.com

AB 30
R 1
H 7
RBI 1
BB 1
SO 6
LOB 7



Batter	1	2	3	4	5	6	7	8	9	10	11	12	13	AB	R	H	RBI	BB	SO	LOB	TOP	
13 Dustin Ackley, L OBP: 0.311, SLG: 0.325														6	1	2	0	0	1	0		
51 Ichiro Suzuki, L OBP: 0.285, SLG: 0.351														6	0	2	0	0	0	1		
55 Michael Saunders, L OBP: 0.321, SLG: 0.421														6	0	2	1	0	2	2		
27 John Jaso, L OBP: 0.365, SLG: 0.452														6	0	0	0	0	2	4		
15 Kyle Seager, L OBP: 0.306, SLG: 0.420														5	0	1	0	0	1	0		
33 Casper Wells, R OBP: 0.331, SLG: 0.426														4	0	1	0	0	0	1		
17 Justin Smoak, S OBP: 0.265, SLG: 0.332														5	0	1	0	0	2	2		
30 Miguel Olivo, R OBP: 0.219, SLG: 0.356														5	0	0	0	0	1	4		
26 Brendan Ryan, R OBP: 0.287, SLG: 0.276														5	0	0	0	0	1	1		
Inning Stats	R: 0 E: 0 K: 1 S: 12	H: 1 LOB: 1 BB: 0 P: 16	R: 0 E: 0 K: 0 S: 8	H: 0 LOB: 0 BB: 0 P: 11	R: 0 E: 0 K: 2 S: 9	H: 0 LOB: 0 BB: 0 P: 10	R: 0 E: 0 K: 1 S: 6	H: 0 LOB: 0 BB: 0 P: 6	R: 0 E: 1 K: 0 S: 5	H: 0 LOB: 1 BB: 0 P: 6	R: 0 E: 0 K: 1 S: 12	H: 2 LOB: 2 BB: 0 P: 14	R: 0 E: 0 K: 3 S: 14	H: 0 LOB: 0 BB: 0 P: 19	R: 0 E: 0 K: 0 S: 13	H: 1 LOB: 1 BB: 0 P: 18	R: 0 E: 0 K: 0 S: 11	H: 1 LOB: 1 BB: 0 P: 15	1B: 7 2B: 2 3B: 0 HR: 0	SF: 0 SAC: 1 DP: 0 HBP: 0	W/P: 0 PB: 0 SB: 0 CS: 0	PA: 49
PITCHER	IP 8.2	WLS 34	BF 7	H 1	R 1	ER 1	SO 5	BB 0	IBB 0	HBP 0	BLK 0	WP 0	HR 0	S 79	P 93	ERA 1.04	WHIP 0.808					
21 Bartolo Colon, R ERA: 3.8	1.1	4	0	0	0	1	0	0	0	0	0	0	0	9	12	0.00	0.000					
48 Ryan Cook, R ERA: 1.41	1.0	3	0	0	0	3	0	0	0	0	0	0	0	14	19	0.00	0.000					
62 Sean Doolittle, L ERA: 2.48	1.0	4	1	0	0	1	0	0	0	0	0	0	0	13	18	0.00	1.000					
50 Grant Balfour, R ERA: 3.14	1.0	W	4	1	0	0	0	0	0	0	0	0	0	11	15	0.00	1.000					
77 Jordan Norberto, L ERA: 3.03																						

Seattle Mariners @ Oakland Athletics
Oakland Coliseum, Oakland, CA
Sun Jul 08 2012, 1:08 PM - 5:02 PM PDT
Att. 20,075 - Partly Cloudy - 61 F

AB 48
R 1
H 9
RBI 1
BB 0
SO 10
LOB 15



Batter	1	2	3	4	5	6	7	8	9	10	11	12	13	AB	R	H	RBI	BB	SO	LOB	BOTTOM			
4 Coco Crisp, S OBP: 0.299, SLG: 0.318														6	1	2	0	0	0	2				
19 Jermie Weeks, S OBP: 0.312, SLG: 0.399														4	1	2	0	2	1	2				
16 Josh Reddick, L OBP: 0.348, SLG: 0.532														5	0	2	1	1	0	4				
52 Yoenis Cespedes, R OBP: 0.320, SLG: 0.465														2	0	1	1	0	0	1				
31 Jonny Gomes, R OBP: 0.352, SLG: 0.435														3	0	0	0	0	2	3				
15 Seth Smith, L OBP: 0.364, SLG: 0.425														2	0	0	0	0	2	2				
22 Chris Carter, R OBP: 0.389, SLG: 0.941														5	0	0	0	0	1	2				
37 Brandon Moss, L OBP: 0.316, SLG: 0.644														5	0	0	0	0	1	2				
36 Derek Norris, R OBP: 0.311, SLG: 0.390														4	0	0	0	1	1	0				
7 Brandon Inge, R OBP: 0.270, SLG: 0.358														5	0	0	0	0	3	1				
2 Cliff Pennington, S OBP: 0.269, SLG: 0.294														5	0	2	0	0	1	1				
Inning Stats	R: 1 E: 0 K: 1 S: 9	H: 3 LOB: 2 BB: 0 P: 13	R: 0 E: 0 K: 1 S: 8	H: 0 LOB: 1 BB: 1 P: 14	R: 0 E: 0 K: 0 S: 7	H: 1 LOB: 1 BB: 0 P: 12	R: 0 E: 0 K: 1 S: 6	H: 0 LOB: 0 BB: 0 P: 12	R: 0 E: 0 K: 1 S: 10	H: 0 LOB: 1 BB: 0 P: 17	R: 0 E: 0 K: 1 S: 12	H: 0 LOB: 2 BB: 2 P: 23	R: 0 E: 0 K: 1 S: 7	H: 0 LOB: 0 BB: 0 P: 8	R: 0 E: 0 K: 1 S: 11	H: 1 LOB: 2 BB: 2 P: 22	R: 0 E: 0 K: 1 S: 7	H: 0 LOB: 0 BB: 0 P: 11	R: 0 E: 0 K: 2 S: 8	H: 0 LOB: 0 BB: 0 P: 14	1B: 7 2B: 2 3B: 0 HR: 0	SF: 0 SAC: 0 DP: 0 HBP: 0	W/P: 1 PB: 0 SB: 3 CS: 3	PA: 48
PITCHER	IP 7.2	WLS 31	BF 6	H 1	R 1	ER 1	SO 6	BB 3	IBB 0	HBP 0	BLK 0	WP 0	HR 0	S 67	P 114	ERA 1.17	WHIP 1.174							
34 Felix Hernández, R ERA: 3.13	0.2	2	0	0	0	2	0	0	0	0	0	0	0	6	7	0.00	0.000							
44 Lucas Luetge, L ERA: 1.61	0.2	3	1	0	0	0	0	0	0	0	0	0	0	6	8	0.00	1.500							
43 Brandon League, R ERA: 3.39	0.2	3	0	0	0	0	1	1	0	0	1	0	0	3	11	0.00	1.500							
41 Charlie Furbush, L ERA: 2.21	1.2	5	0	0	0	3	0	0	0	0	0	0	0	16	25	0.00	0.000							
23 Shawn Kelley, R ERA: 3.12																								
36 Oliver Pérez, L ERA: 3.72																								

Seattle Mariners @ Oakland Athletics
Oakland Coliseum, Oakland, CA
Sun Jul 08 2012, 1:08 PM - 5:02 PM PDT
Att. 20,075 - Partly Cloudy - 61 F

AB 43
R 2
H 9
RBI 2
BB 5
SO 12
LOB 20



Batter	1	2	3	4	5	6	7	8	9	AB	R	H	RBI	BB	SO	LOB	TOP				
19 Jemile Weeks, S OBP: 0.309, SLG: 0.309	F8	K			F8	G6-3			G6-3	5	0	0	0	0	1	3					
15 Seth Smith, L OBP: 0.364, SLG: 0.447	F7		F7		HR		K		3B	5	1	2	2	0	1	0					
16 Josh Reddick, L OBP: 0.348, SLG: 0.526	52 2B	1B	52 HR	1B	K		52 WP	1B	G6-3	5	2	3	0	0	1	1					
52 Yoenis Cespedes, R(1, 10) OBP: 0.385, SLG: 0.483	22 HR	2B	1-H	HR		G6-3		K	G4-3	5	2	2	3	0	1	2					
37 Brandon Moss, L OBP: 0.323, SLG: 0.667	22 HR	HBP		K			HR		K	3	2	1	1	0	2	1					
22 Chris Carter, R OBP: 0.385, SLG: 0.875	1-H	HR		G5-3			K		G5-3	4	1	1	3	0	1	0					
7 Brandon Inge, R OBP: 0.269, SLG: 0.353	F8				F9		8 1B	1B	K	4	0	1	0	0	1	0					
2 Cliff Pennington, S OBP: 0.266, SLG: 0.290		F8		G4-3			K		F8	4	0	0	0	0	1	1					
8 Kurt Suzuki, R OBP: 0.252, SLG: 0.267	F8			F7				1B	E8	4	1	2	0	0	0	0					
									15 3B	2B											
Inning Stats	R: 4 E: 0 K: 0 S: 18	H: 3 LOB: 0 BB: 0 P: 25	R: 0 E: 0 K: 1 S: 8	H: 0 LOB: 0 BB: 0 P: 14	R: 2 E: 0 K: 1 S: 13	H: 2 LOB: 0 BB: 0 P: 15	R: 0 E: 0 K: 0 S: 13	H: 0 LOB: 0 BB: 0 P: 19	R: 1 E: 0 K: 2 S: 15	H: 3 LOB: 2 BB: 0 P: 23	R: 0 E: 0 K: 3 S: 12	H: 1 LOB: 1 BB: 0 P: 19	R: 0 E: 0 K: 1 S: 7	H: 0 LOB: 0 BB: 0 P: 11	R: 1 E: 1 K: 0 S: 15	H: 2 LOB: 1 BB: 0 P: 23	1B: 5 2B: 2 3B: 1 HR: 4	SF: 0 SAC: 0 DP: 0 HBP: 1	WP: 1 PB: 0 SB: 0 CS: 0	PA: 40	
PITCHER	IP	WLS	BF	H	R	ER	SO	BB	IBB	HBP	BLK	WP	HR	S	P	ERA	WHIP				
38 Cole De Vries, R ERA: 4.37	5.0	L	22	6	7	7	3	0	0	1	0	0	3	61	85	12.60	1.200				
51 Anthony Swarzak, R ERA: 4.35	1.0		6	3	1	1	2	0	0	0	0	0	1	15	23	9.00	3.000				
64 Tyler Robertson, L ERA: 6.0	1.0		4	1	0	0	3	0	0	0	0	1	0	12	19	0.00	1.000				
55 Matt Capps, R ERA: 3.29	1.0		3	0	0	0	1	0	0	0	0	0	7	11	0.00	0.000					
60 Jeff Gray, R ERA: 4.09	1.0		5	2	1	1	0	0	0	0	0	0	0	15	23	9.00	2.000				

Oakland Athletics @ Minnesota Twins
Target Field, Minneapolis, MN
Sat Jul 14 2012, 6:23 PM - 9:20 PM CDT
Att: 39,084 - Partly Cloudy - 90 F

livebaseballscorecards.com

AB 39
R 9
H 12
RBI 9
BB 0
SO 9
LOB 8



Batter	1	2	3	4	5	6	7	8	9	AB	R	H	RBI	BB	SO	LOB	BOTTOM					
2 Denard Span, L OBP: 0.340, SLG: 0.380	K		1B		1B		1B		G3	5	0	3	0	0	1	0						
11 Ben Revere, L OBP: 0.345, SLG: 0.367	G1-3		7 FC4-6	1B		G3			G4-3	5	0	2	0	0	0	2						
7 Joe Mauer, L OBP: 0.416, SLG: 0.447	1B		FC4-6	1B		FC5-3			K	4	1	1	0	1	1	3						
16 Josh Willingham, R OBP: 0.382, SLG: 0.567	F7			K		24 1B	33 1B	BB	HR	4	1	2	1	0	1	1						
33 Justin Morneau, L OBP: 0.310, SLG: 0.438		G6-3		P6		18 FC1-2	24 1B		G4-3	4	0	1	1	0	0	0						
24 Trevor Plouffe, R OBP: 0.323, SLG: 0.536		G5-3		K		18 FC1-2			F8	4	0	1	0	0	1	0						
18 Ryan Doumit, S OBP: 0.344, SLG: 0.456			1B		F8		FC1-2			4	0	2	0	0	0	3						
20 Brian Dozier, R OBP: 0.272, SLG: 0.343			HR		G6-3		G6-4-3			3	1	1	1	1	0	3						
8 Jamey Carroll, R OBP: 0.313, SLG: 0.274			K						G5-3	4	0	1	0	0	1	2						
									L3													
Inning Stats	R: 0 E: 0 K: 1 S: 11	H: 1 LOB: 1 BB: 0 P: 15	R: 0 E: 0 K: 0 S: 12	H: 1 LOB: 1 BB: 0 P: 16	R: 1 E: 0 K: 1 S: 9	H: 3 LOB: 1 BB: 0 P: 15	R: 0 E: 0 K: 2 S: 8	H: 0 LOB: 0 BB: 0 P: 11	R: 0 E: 0 K: 0 S: 10	H: 2 LOB: 2 BB: 1 P: 14	R: 1 E: 0 K: 0 S: 13	H: 3 LOB: 1 BB: 1 P: 23	R: 0 E: 0 K: 0 S: 10	H: 2 LOB: 1 BB: 0 P: 16	R: 1 E: 0 K: 0 S: 12	H: 2 LOB: 2 BB: 1 P: 21	R: 0 E: 0 K: 1 S: 9	H: 0 LOB: 0 BB: 0 P: 14	1B: 10 2B: 3 3B: 0 HR: 2	SF: 0 SAC: 0 DP: 2 HBP: 0	WP: 0 PB: 0 SB: 0 CS: 0	PA: 39
PITCHER	IP	WLS	BF	H	R	ER	SO	BB	IBB	HBP	BLK	WP	HR	S	P	ERA	WHIP					
57 Tommy Milone, L ERA: 3.54	6.0	W	26	10	2	2	4	1	0	0	0	0	1	63	94	3.00	1.833					
77 Jordan Norberto, L ERA: 3.18	1.1		6	3	1	1	0	0	0	0	0	0	1	15	23	6.75	2.250					
58 Evan Scribner, R ERA:	0.2		4	1	0	0	0	1	0	0	0	0	0	7	14	0.00	3.000					
13 Jerry Blevins, L ERA: 2.5	1.0		3	0	0	0	1	0	0	0	0	0	0	9	14	0.00	0.000					

Oakland Athletics @ Minnesota Twins
Target Field, Minneapolis, MN
Sat Jul 14 2012, 6:23 PM - 9:20 PM CDT
Att: 39,084 - Partly Cloudy - 90 F

livebaseballscorecards.com

AB 37
R 3
H 14
RBI 3
BB 2
SO 5
LOB 14



Batter	1	2	3	4	5	6	7	8	9	AB	R	H	RBI	BB	SO	LOB	TOP										
5 Ian Kinsler, R OBP: 0.339, SLG: 0.437 (1,4)										5	0	1	0	0	1	3	Texas Rangers @ Oakland Athletics Oakland Coliseum, Oakland, CA Wed Jul 18 2012, 12:40 PM - 3:41 PM PDT Att: 20,249 - Sunny - 63 F										
1 Elvis Andrus, R OBP: 0.394, SLG: 0.387 (1,6)										4	1	1	0	0	0	1											
32 Josh Hamilton, L OBP: 0.370, SLG: 0.618 (1,7)										4	0	1	0	0	0	1											
29 Adrian Beltré, R OBP: 0.352, SLG: 0.525 (1,5)										4	1	0	0	0	2	2											
10 Michael Young, R OBP: 0.303, SLG: 0.351 (1,10)										4	0	1	1	0	0	1											
17 Nelson Cruz, R OBP: 0.325, SLG: 0.440 (1,9)										3	0	2	1	1	1	0											
25 Mike Napoli, R OBP: 0.337, SLG: 0.406 (9,3)										4	0	0	0	0	2	4											
21 Brandon Snyder, R OBP: 0.333, SLG: 0.474 (1,3)										3	1	1	0	0	1	2											
7 David Murphy, L OBP: 0.374, SLG: 0.461 (9,PH)										0	0	0	0	1	0	0											
15 Luis Martinez, R (9,2)										0	0	0	0	0	0	0											
23 Craig Gentry, R OBP: 0.401, SLG: 0.432 (1,8)										4	0	1	1	0	0	2											
Inning Stats	R: 0 E: 0 K: 0 S: 7	H: 0 LOB: 0 BB: 0 P: 12	R: 0 E: 0 K: 1 S: 10	H: 0 LOB: 1 BB: 1 P: 16	R: 0 E: 0 K: 1 S: 9	H: 1 LOB: 1 BB: 0 P: 13	R: 0 E: 0 K: 1 S: 13	H: 1 LOB: 0 BB: 0 P: 16	R: 1 E: 0 K: 2 S: 12	H: 2 LOB: 1 BB: 0 P: 18	R: 2 E: 0 K: 2 S: 21	H: 3 LOB: 2 BB: 0 P: 32	R: 0 E: 0 K: 0 S: 6	H: 0 LOB: 0 BB: 0 P: 10	R: 0 E: 0 K: 0 S: 7	H: 0 LOB: 0 BB: 0 P: 10		R: 0 E: 0 K: 1 S: 13	H: 1 LOB: 2 BB: 1 P: 20	1B: 6 2B: 2 HR: 0	SF: 0 SAC: 0 DP: 1 HBP: 0	WP: 0 PB: 0 SB: 0 CS: 0	PA: 37				
PITCHER	IP	WLS	BF	H	R	ER	SO	BB	IBB	HBP	BLK	WP	HR	S	P	ERA	WHIP										
54 Travis Blackley, L ERA: 3.36 (1,1)	5.1		23	6	3	3	4	1	0	0	1	0	0	60	89	5.06	1.312										
50 Grant Balfour, R ERA: 3.07 (6,1)	0.2		3	1	0	0	2	0	0	0	0	0	0	12	18	0.00	1.500										
58 Evan Scribner, R ERA: (7,1)	1.0		3	0	0	0	0	0	0	0	0	0	0	6	10	0.00	0.000										
62 Sean Doolittle, L ERA: 2.08 (8,1)	1.0		3	0	0	0	0	0	0	0	0	0	0	7	10	0.00	0.000										
48 Ryan Cook, R ERA: 1.34 (9,1)	1.0	W	5	1	0	0	1	0	1	0	0	0	0	13	20	0.00	1.000										

Batter	1	2	3	4	5	6	7	8	9	AB	R	H	RBI	BB	SO	LOB	BOTTOM										
4 Coco Crisp, S OBP: 0.297, SLG: 0.313 (1,8)										3	0	1	0	1	0	2	Texas Rangers @ Oakland Athletics Oakland Coliseum, Oakland, CA Wed Jul 18 2012, 12:40 PM - 3:41 PM PDT Att: 20,249 - Sunny - 63 F										
19 Jemile Weeks, S OBP: 0.309, SLG: 0.305 (1,4)										3	0	0	0	0	0	3											
16 Josh Reddick, L OBP: 0.349, SLG: 0.531 (1,9)										4	0	2	2	0	1	2											
52 Yoenis Cespedes, R OBP: 0.346, SLG: 0.507 (1,7)										3	0	1	0	0	0	3											
15 Seth Smith, L OBP: 0.356, SLG: 0.445 (8,PH)										3	0	0	0	0	1	3											
31 Jonny Gomes, R OBP: 0.366, SLG: 0.481 (9,10)										1	0	0	0	0	0	0											
37 Brandon Moss, L OBP: 0.327, SLG: 0.635 (1,3)										3	0	0	0	1	0	1											
36 Derek Norris, R OBP: 0.259, SLG: 0.302 (1,2)										4	0	0	0	0	1	4											
7 Brandon Inge, R OBP: 0.263, SLG: 0.360 (1,5)										4	2	2	1	0	0	1											
2 Cliff Pennington, S OBP: 0.261, SLG: 0.285 (7,PH)										2	0	0	0	0	0	0											
22 Chris Carter, R OBP: 0.444, SLG: 0.862 (7,PH)										0	0	0	0	1	0	0											
18 Brandon Hicks, R OBP: 0.216, SLG: 0.343 (8,6)										1	2	1	1	0	0	0											
Inning Stats	R: 0 E: 0 K: 0 S: 6	H: 1 LOB: 1 BB: 0 P: 11	R: 0 E: 0 K: 2 S: 10	H: 0 LOB: 0 BB: 0 P: 15	R: 0 E: 0 K: 0 S: 5	H: 0 LOB: 0 BB: 0 P: 5	R: 0 E: 0 K: 0 S: 13	H: 1 LOB: 3 BB: 1 P: 23	R: 1 E: 0 K: 1 S: 10	H: 1 LOB: 1 BB: 1 P: 21	R: 0 E: 0 K: 0 S: 7	H: 1 LOB: 1 BB: 0 P: 11	R: 2 E: 0 K: 0 S: 10	H: 2 LOB: 2 BB: 1 P: 21	R: 0 E: 1 K: 0 S: 8	H: 0 LOB: 1 BB: 0 P: 14	R: 1 E: 0 K: 0 S: 2	H: 1 LOB: 0 BB: 0 P: 3	1B: 3 2B: 2 HR: 2	SF: 0 SAC: 1 DP: 0 HBP: 1	WP: 0 PB: 0 SB: 2 CS: 0	PA: 36					
PITCHER	IP	WLS	BF	H	R	ER	SO	BB	IBB	HBP	BLK	WP	HR	S	P	ERA	WHIP										
48 Colby Lewis, R ERA: 3.43 (1,1)	5.0		21	3	1	1	3	2	0	0	0	0	0	9	13	9.00	2.000										
28 Robbie Ross Jr., L ERA: 1.12 (6,1)	1.0	H	5	2	1	1	0	0	0	0	0	0	0	8	19	9.00	2.000										
41 Alexi Ogando, R ERA: 2.23 (7,1)	1.0	B	5	1	1	1	0	1	0	0	0	0	0	10	17	9.00	1.000										
50 Michael Kirkman, L ERA: 3.88 (8,1)	1.0	L	5	1	1	1	0	0	0	0	0	0	1	10	17	9.00	1.000										

AB	35
R	3
H	8
RBI	3
BB	2
SO	7
LOB	16



AB	31
R	4
H	7
RBI	4
BB	3
SO	3
LOB	19



Batter	1	2	3	4	5	6	7	8	9	AB	R	H	RBI	BB	SO	LOB	TOP								
2 Derek Jeter, R OBP: 0.358, SLG: 0.416										4	1	2	0	0	0	0									
14 Curtis Granderson, L OBP: 0.350, SLG: 0.509										4	0	0	0	0	2	2									
13 Alex Rodriguez, R OBP: 0.352, SLG: 0.438										4	1	2	0	0	0	0									
24 Robinson Cano, L OBP: 0.379, SLG: 0.580										4	0	1	0	0	0	2									
25 Mark Teixeira, S OBP: 0.338, SLG: 0.502										3	0	0	1	0	0	2									
33 Nick Swisher, S OBP: 0.345, SLG: 0.475										4	1	2	2	0	1	0									
27 Raul Ibanez, L OBP: 0.302, SLG: 0.460										4	0	1	0	0	2	2									
12 Eric Chavez, L OBP: 0.333, SLG: 0.503										2	0	0	0	0	1	1									
55 Russell Martin, R OBP: 0.316, SLG: 0.529										2	0	0	0	0	0	0									
17 Jayson Nix, R OBP: 0.310, SLG: 0.449										2	0	0	0	0	0	1									
19 Chris Stewart, R OBP: 0.271, SLG: 0.297										1	0	0	0	0	0	0									
22 Andrew Jones, R OBP: 0.316, SLG: 0.529										0	0	0	0	0	0	0									
Inning Stats	R: 0 H: 2 E: 0 K: 0 S: 14	H: 2 LOB: 2 BB: 0 P: 25	R: 0 H: 1 E: 0 K: 1 S: 13	LOB: 1 BB: 0 P: 19	R: 0 H: 0 E: 0 K: 1 S: 8	LOB: 0 BB: 0 P: 12	R: 0 H: 0 E: 0 K: 1 S: 5	LOB: 0 BB: 0 P: 7	R: 0 H: 0 E: 0 K: 0 S: 6	LOB: 0 BB: 0 P: 7	R: 2 H: 4 E: 0 K: 2 S: 14	LOB: 2 BB: 0 P: 20	R: 0 H: 0 E: 0 K: 0 S: 6	LOB: 0 BB: 0 P: 10	R: 0 H: 0 E: 0 K: 1 S: 6	LOB: 0 BB: 0 P: 7	R: 1 H: 1 E: 0 K: 1 S: 10	LOB: 0 BB: 0 P: 15	1B: 7 2B: 0 3B: 0 HR: 1	SF: 1 SAC: 0 DP: 0 HBP: 0	WP: 0 PB: 0 SB: 0 CS: 0	PA: 35			
PITCHER	IP	WLS	BF	H	R	ER	SO	BB	IBB	HBP	BLK	WP	HR	S	P	ERA	WHIP								
64 A.J. Griffin, R ERA: 2.7	6.0	W	25	7	2	2	4	0	0	0	0	0	0	60	90	3.00	1.167								
62 Sean Doolittle, L ERA: 1.95	1.0	H	3	0	0	0	0	0	0	0	0	0	0	6	10	0.00	0.000								
50 Grant Balfour, R ERA: 3.0	1.0	H	3	0	0	0	1	0	0	0	0	0	0	6	7	0.00	0.000								
48 Ryan Cook, R ERA: 1.52	1.0	S	4	1	1	1	1	0	0	0	0	0	1	10	15	9.00	1.000								

New York Yankees @ Oakland Athletics
Oakland Coliseum, Oakland, CA
Thu Jul 19 2012, 7:09 PM - 9:38 PM PDT
Att: 23,382 - Clear - 65 F

AB	34
R	3
H	8
RBI	3
BB	0
SO	6
LOB	10

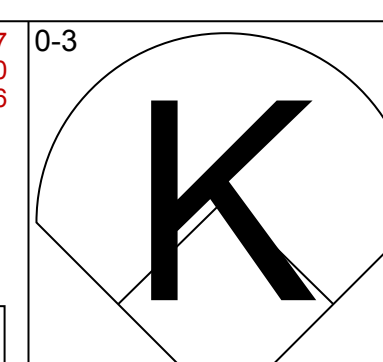
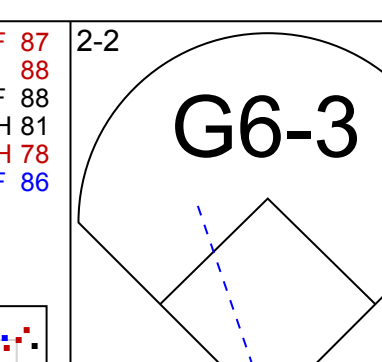
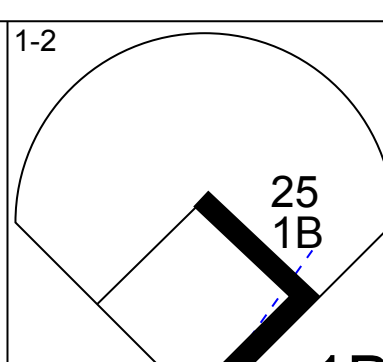
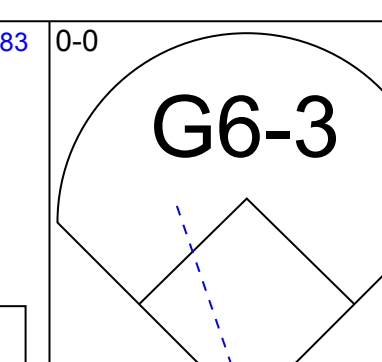
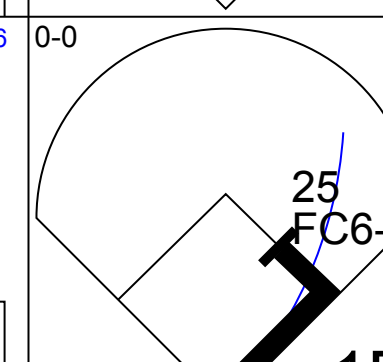
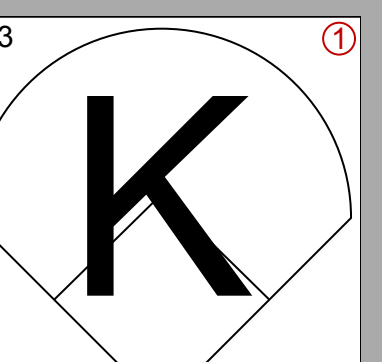
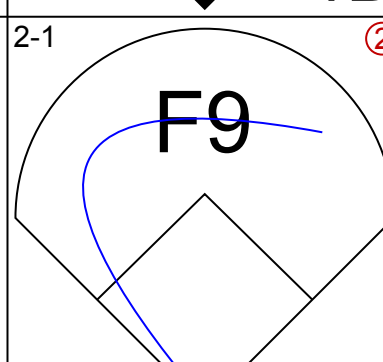
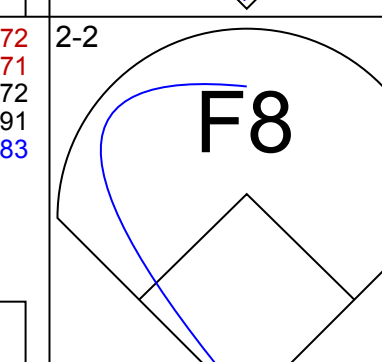
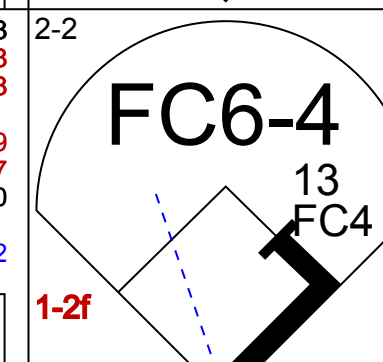
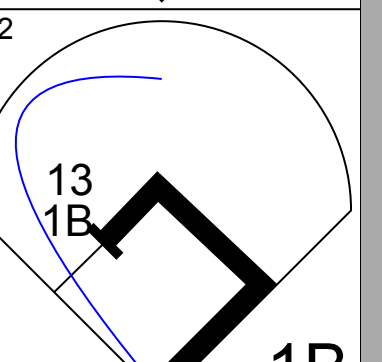
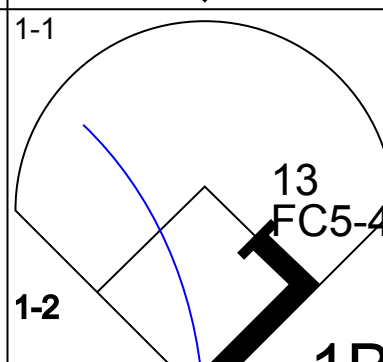
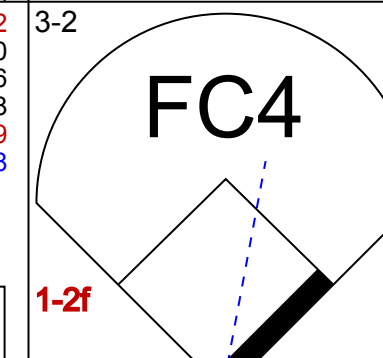
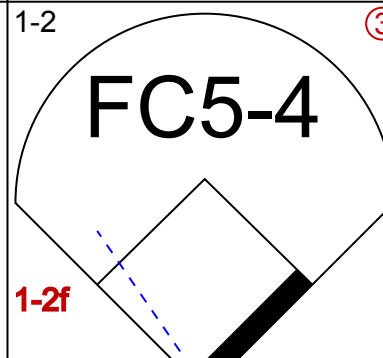
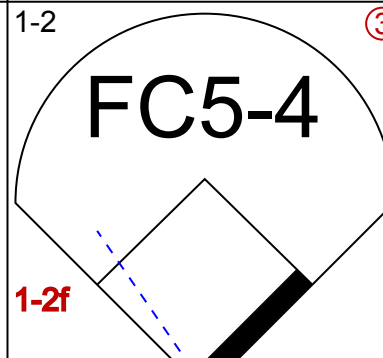
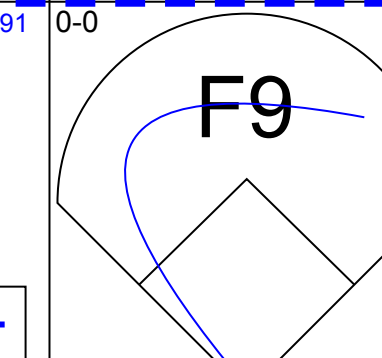
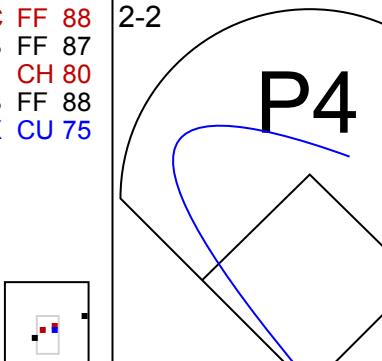
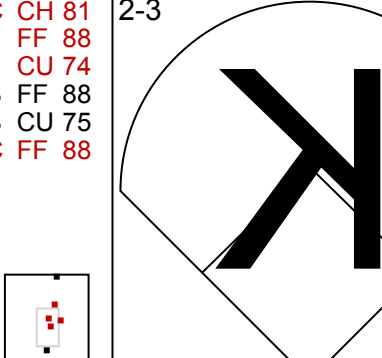

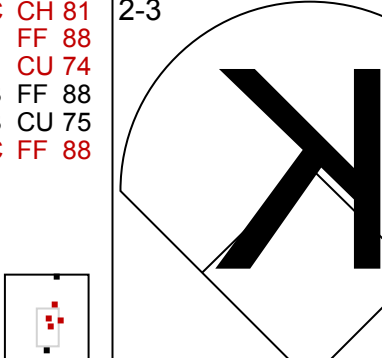
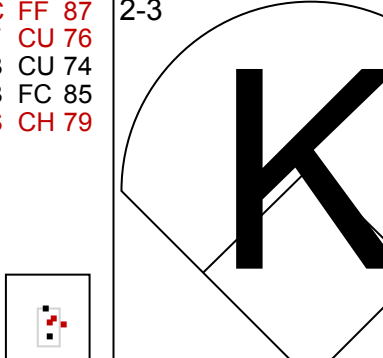
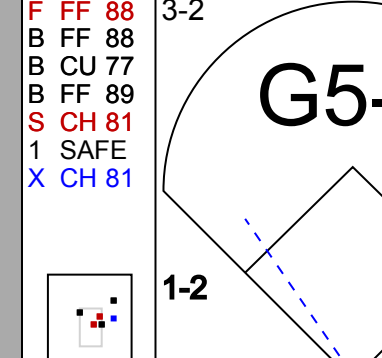
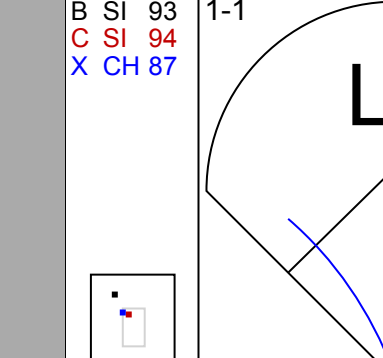
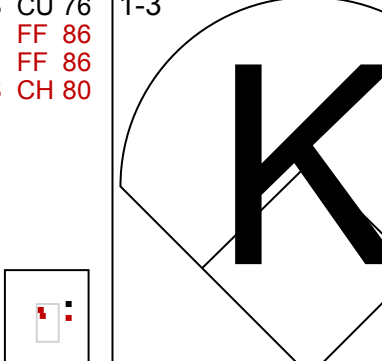
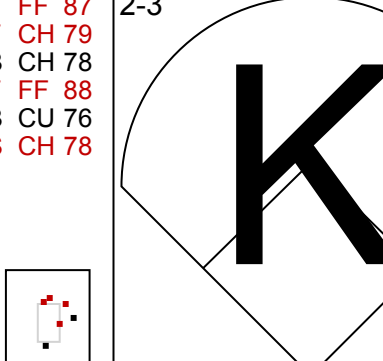
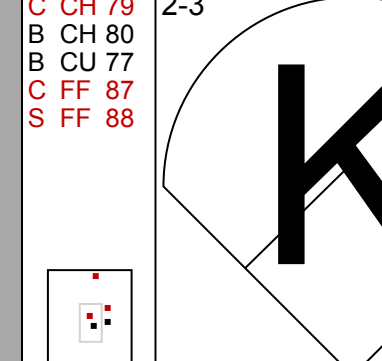
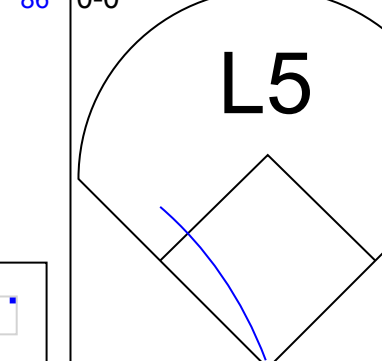
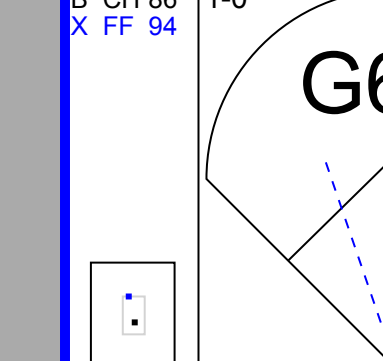
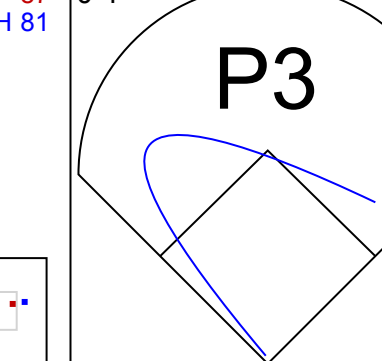
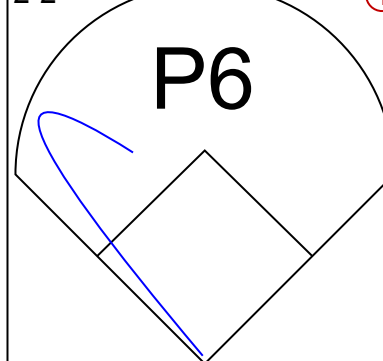



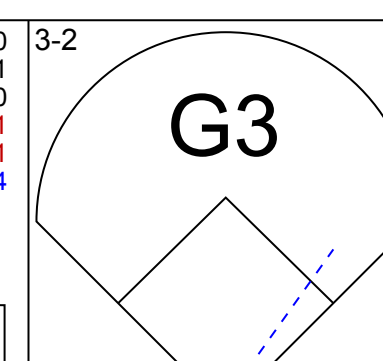
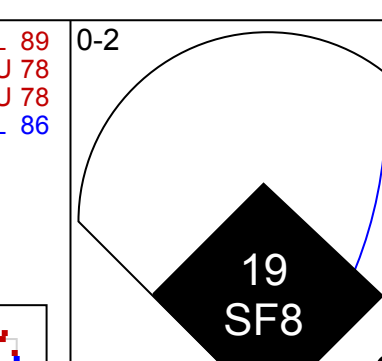
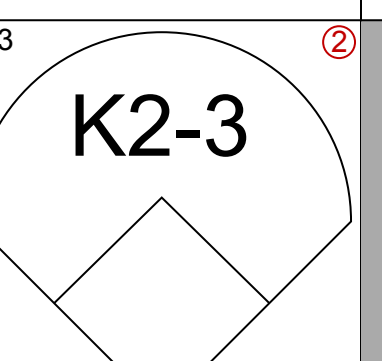
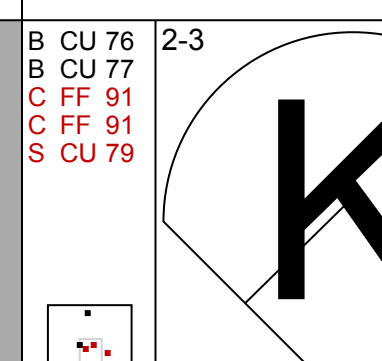
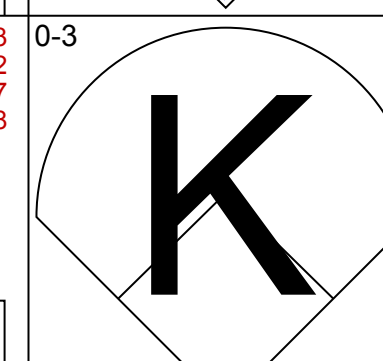
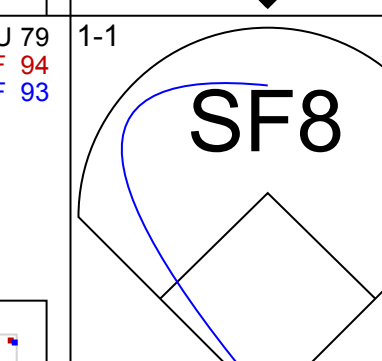
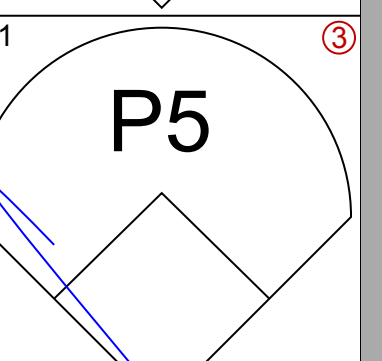
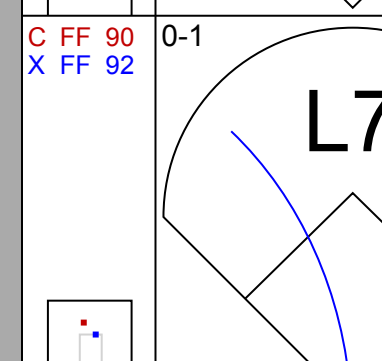
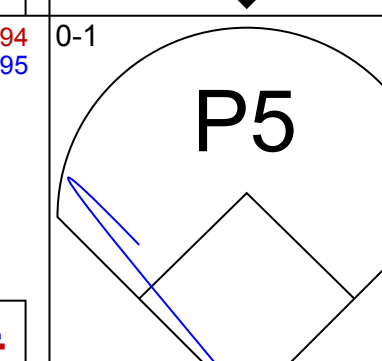
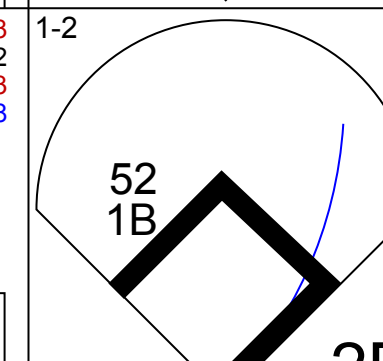
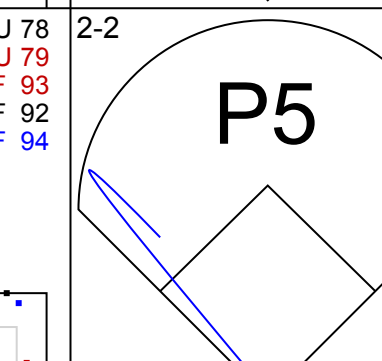
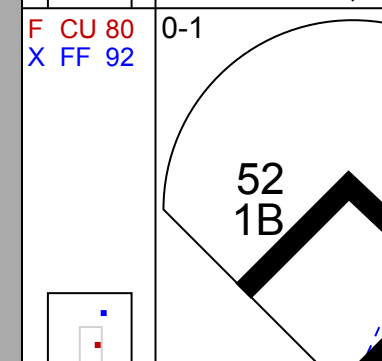
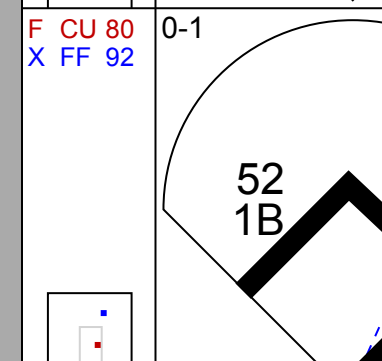
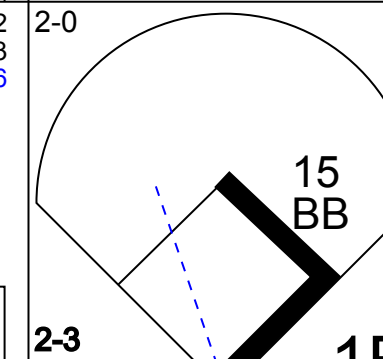
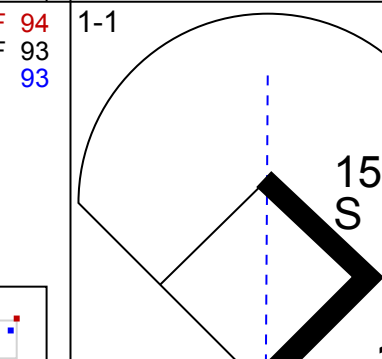
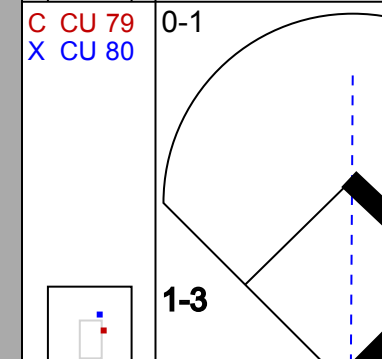
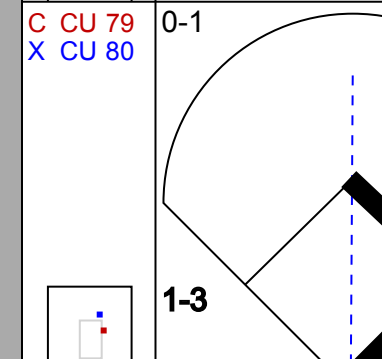
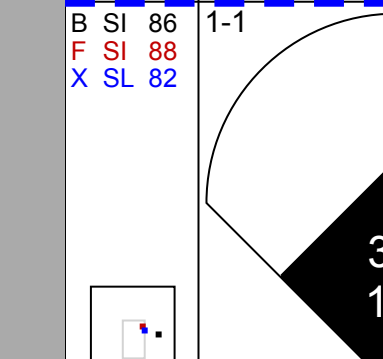
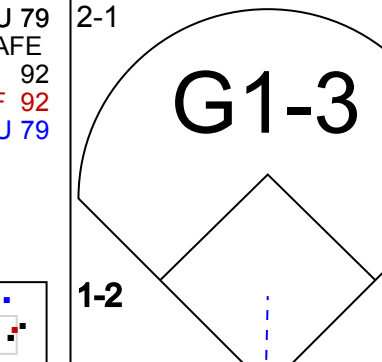
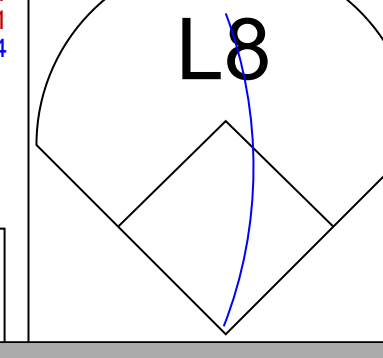
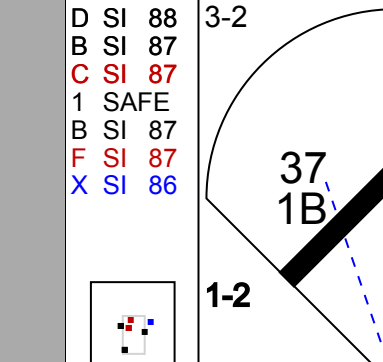
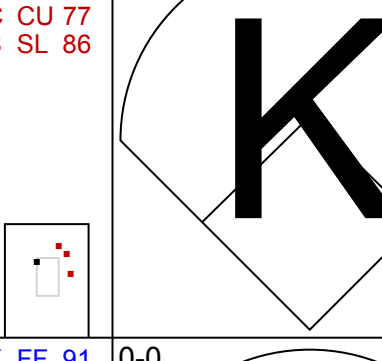
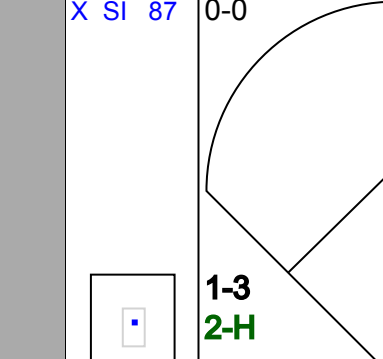
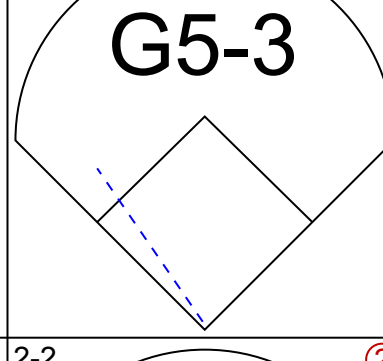
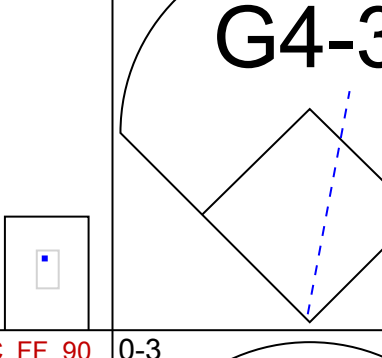
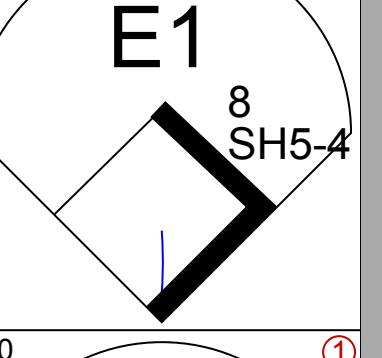
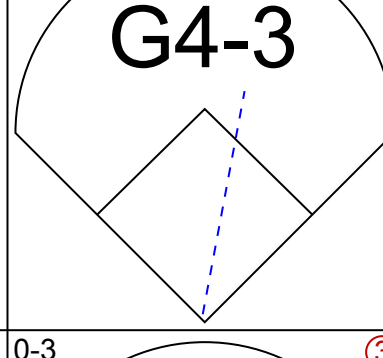
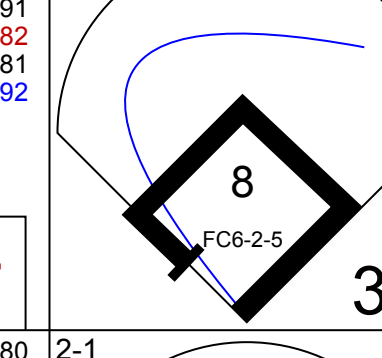
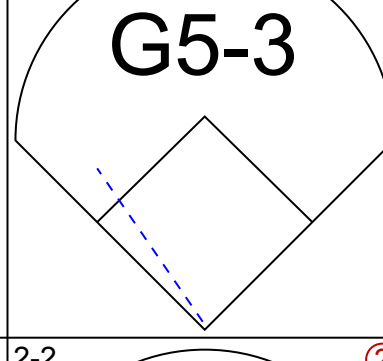
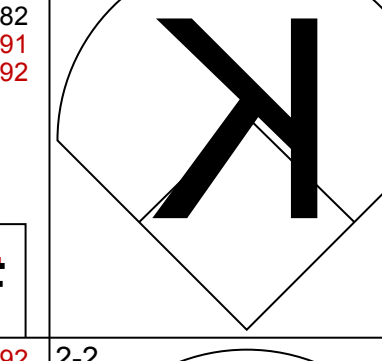
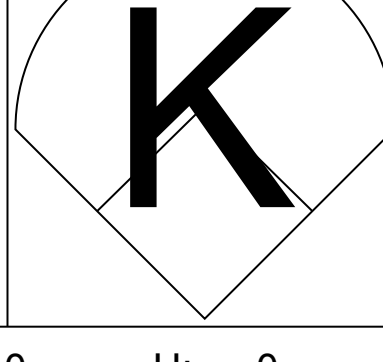
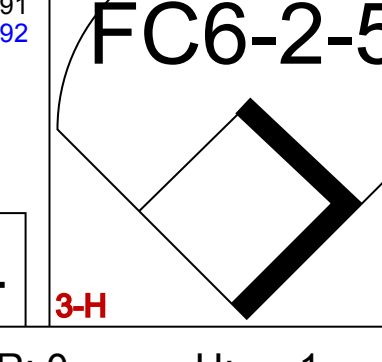
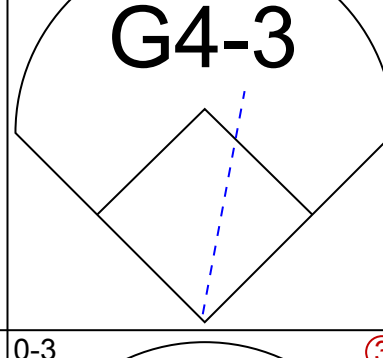
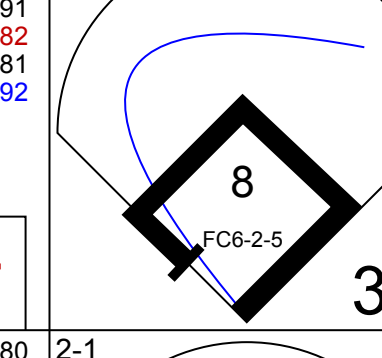
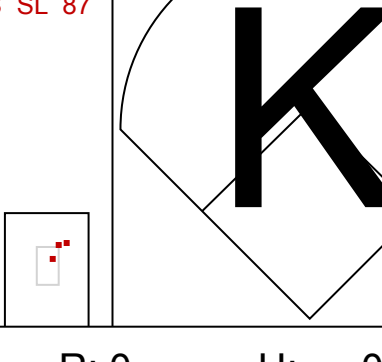
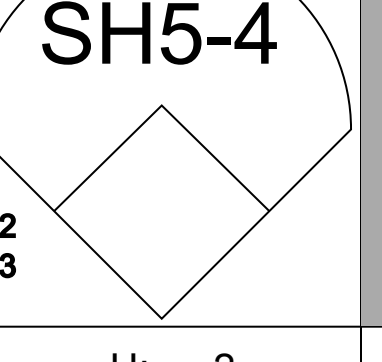
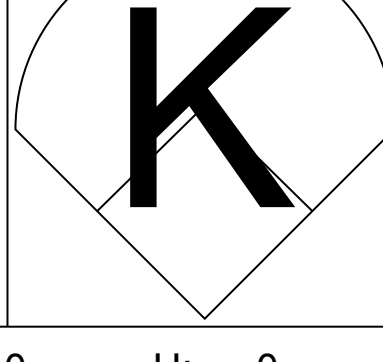
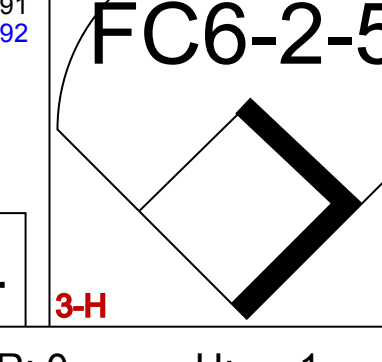
Batter	1	2	3	4	5	6	7	8	9	AB	R	H	RBI	BB	SO	LOB	BOTTOM								
4 Coco Crisp, S OBP: 0.304, SLG: 0.320										4	1	3	0	0	0	0									
19 Jemile Weeks, S OBP: 0.311, SLG: 0.307										4	2	2	0	0	1	2									
16 Josh Reddick, L OBP: 0.348, SLG: 0.527										3	0	0	0	1	1	3									
52 Yoenis Cespedes, R OBP: 0.352, SLG: 0.523										3	1	2	2	1	0	0									
15 Seth Smith, L OBP: 0.354, SLG: 0.442										4	0	1	2	0	3	2									
37 Brandon Moss, L OBP: 0.324, SLG: 0.630										4	0	1	0	0	1	4									
7 Brandon Inge, R OBP: 0.258, SLG: 0.353										4	0	0	0	0	1	5									
36 Derek Norris, R OBP: 0.242, SLG: 0.281										4	0	0	0	0	2	1									
2 Cliff Pennington, S OBP: 0.299, SLG: 0.282										3	0	0	0	0	1	1									
Inning Stats	R: 2 H: 2 E: 0 K: 1 S: 15	H: 2 LOB: 0 BB: 0 P: 20	R: 0 H: 1 E: 0 K: 2 S: 11	LOB: 1 BB: 0 P: 16	R: 2 H: 3 E: 0 K: 1 S: 16	LOB: 2 BB: 1 P: 28	R: 0 H: 1 E: 0 K: 1 S: 7	LOB: 1 BB: 0 P: 9	R: 0 H: 1 E: 0 K: 1 S: 12	LOB: 2 BB: 1 P: 20	R: 0 H: 1 E: 0 K: 1 S: 10	LOB: 1 BB: 0 P: 16	R: 0 H: 0 E: 0 K: 1 S: 7	LOB: 0 BB: 0 P: 8	R: 0 H: 0 E: 0 K: 2 S: 9	LOB: 0 BB: 0 P: 15	1B: 7 2B: 1 3B: 0 HR: 1	SF: 0 SAC: 0 DP: 0 HBP: 0	WP: 1 PB: 0 SB: 1 CS: 0	PA: 35					
PITCHER	IP	WLS	BF	H	R	ER	SO	BB	IBB	HBP	BLK	WP	HR	S	P	ERA	WHIP								
36 Freddy Garcia, R ERA: 5.37	5.2	L	28	9	4	4	6	2	0	0	0	0	0	68	105	6.35	1.941								
41 David Phelps, R ERA: 2.89	2.1		7	0	0	0	4	0	0	0	0	0	0	19	27	0.00	0.000								

New York Yankees @ Oakland Athletics
Oakland Coliseum, Oakland, CA
Thu Jul 19 2012, 7:09 PM - 9:38 PM PDT
Att: 23,382 - Clear - 65 F

AB	33
R	4
H	9
RBI	4
BB	2
SO	10
LOB	18



Batter	1	2	3	4	5	6	7	8	9	AB	R	H	RBI	BB	SO	LOB	TOP					
2 Derek Jeter, R OBP: 0.357, SLG: 0.414										4	0	1	0	0	1	0	New York Yankees @ Oakland Athletics Oakland Coliseum, Oakland, CA Fri Jul 20 2012, 7:08 PM - 10:11 PM PDT Att: 24,148 - Clear - 70 F					
14 Curtis Granderson, L OBP: 0.349, SLG: 0.509										4	0	1	0	0	1	1						
25 Mark Teixeira, S OBP: 0.342, SLG: 0.503										3	0	2	0	0	0	1						
13 Alex Rodriguez, R OBP: 0.351, SLG: 0.436										4	0	1	0	0	0	4						
24 Robinson Canó, L OBP: 0.380, SLG: 0.587										4	1	2	1	0	1	1						
33 Nick Swisher, S OBP: 0.342, SLG: 0.470										3	0	0	0	0	2	1						
27 Raul Ibanez, L OBP: 0.301, SLG: 0.458										1	0	0	0	0	0	0						
22 Andrew Jones, R OBP: 0.308, SLG: 0.514										4	0	0	0	0	4	1						
17 Jayson Nix, R OBP: 0.299, SLG: 0.432										3	0	0	0	0	2	1						
12 Eric Chavez, L OBP: 0.331, SLG: 0.500										1	0	0	0	0	0	0						
39 Clay Rapada, R										0	0	0	0	0	0	0						
38 Cody Eppley, R										0	0	0	0	0	0	0						
55 Russell Martin, R OBP: 0.300, SLG: 0.364										3	1	1	1	0	0	0						
Inning Stats	R: 0 E: 0 K: 1 S: 12	H: 1 LOB: 1 BB: 0 P: 17	R: 0 E: 0 K: 2 S: 10	H: 0 LOB: 0 BB: 0 P: 15	R: 0 E: 0 K: 0 S: 7	H: 0 LOB: 0 BB: 0 P: 9	R: 0 E: 0 K: 2 S: 12	H: 2 LOB: 1 BB: 0 P: 14	R: 0 E: 0 K: 3 S: 10	H: 0 LOB: 0 BB: 0 P: 14	R: 0 E: 0 K: 0 S: 15	H: 2 LOB: 2 BB: 0 P: 22	R: 0 E: 0 K: 2 S: 12	H: 1 LOB: 1 BB: 0 P: 19	R: 1 E: 0 K: 0 S: 7	H: 1 LOB: 0 BB: 0 P: 11		R: 1 E: 0 K: 1 S: 7	H: 1 LOB: 0 BB: 0 P: 11	1B: 6 2B: 0 3B: 0 HR: 2	SF: 0 SAC: 0 DP: 0 HBP: 1	WP: 0 PB: 0 SB: 0 CS: 0
PITCHER	IP WLS BF H R ER SO BB IBB HBP BLK WP HR S P ERA WHIP																					
57 Tommy Milone, L ERA: 3.34	(1, 1) 7.0 26 6 0 0 10 0 0 0 0 0 0 0 0 0 0 0 0.00 0.857																					
13 Jerry Blevins, L ERA: 2.59	(8, 1) 0.2 4 1 1 1 0 0 0 0 1 0 0 0 0 0 0 0 13.50 1.500																					
58 Evan Scribner, R ERA: 1.7	(8, 1) 0.1 1 0 0 0 0 0 0 0 0 0 0 0 0 0 0 0 0.00 0.000																					
48 Ryan Cook, R ERA: 1.7	(9, 1) 1.0 4 1 1 1 1 0 0 0 0 0 0 0 0 0 0 0 9.00 1.000																					

Batter	1	2	3	4	5	6	7	8	9	AB	R	H	RBI	BB	SO	LOB	BOTTOM					
4 Coco Crisp, S OBP: 0.306, SLG: 0.328										4	1	1	0	1	2	2	New York Yankees @ Oakland Athletics Oakland Coliseum, Oakland, CA Fri Jul 20 2012, 7:08 PM - 10:11 PM PDT Att: 24,148 - Clear - 70 F					
19 Jemile Weeks, S OBP: 0.307, SLG: 0.304										4	0	0	1	0	1	4						
16 Josh Reddick, L OBP: 0.351, SLG: 0.534										5	0	3	0	0	1	0						
52 Yoenis Cespedes, R OBP: 0.361, SLG: 0.529										5	1	4	0	0	0	1						
15 Seth Smith, L OBP: 0.354, SLG: 0.439										2	0	0	0	1	0	2						
31 Jonny Gomes, R OBP: 0.372, SLG: 0.484										1	0	1	0	1	0	0						
37 Brandon Moss, L OBP: 0.328, SLG: 0.629										5	1	2	1	0	1	7						
7 Brandon Inge, R OBP: 0.258, SLG: 0.356										4	0	1	1	0	2	0						
28 Eric Sogard, L OBP: 0.195, SLG: 0.274										4	0	1	0	0	0	1						
8 Kurt Suzuki, R OBP: 0.245, SLG: 0.259										3	0	0	0	0	2	1						
Inning Stats	R: 0 E: 0 K: 1 S: 16	H: 2 LOB: 3 BB: 1 P: 26	R: 0 E: 0 K: 2 S: 7	H: 0 LOB: 0 BB: 0 P: 8	R: 1 E: 0 K: 0 S: 13	H: 2 LOB: 1 BB: 0 P: 19	R: 1 E: 1 K: 1 S: 13	H: 2 LOB: 2 BB: 0 P: 16	R: 0 E: 0 K: 0 S: 10	H: 0 LOB: 0 BB: 0 P: 13	R: 0 E: 0 K: 1 S: 10	H: 0 LOB: 3 BB: 0 P: 14	R: 0 E: 0 K: 2 S: 17	H: 2 LOB: 1 BB: 1 P: 23	R: 0 E: 0 K: 1 S: 15	H: 1 LOB: 2 BB: 1 P: 25	R: 1 E: 0 K: 1 S: 9	H: 3 LOB: 2 BB: 0 P: 15	1B: 7 2B: 4 3B: 2 HR: 0	SF: 1 SAC: 1 DP: 0 HBP: 0	WP: 0 PB: 0 SB: 1 CS: 0	PA: 42
PITCHER	IP WLS BF H R ER SO BB IBB HBP BLK WP HR S P ERA WHIP																					
47 Ivan Nova, R ERA: 4.1	(1, 1) 6.2 31 9 2 2 6 1 0 0 0 0 0 0 0 0 0 0 2.70 1.500																					
48 Boone Logan, L ERA: 3.58	(7, 1) 0.1 2 0 0 0 0 1 1 0 0 0 0 0 0 0 0 0 0.00 3.000																					
30 David Robertson, R ERA: 2.28	(8, 1) 1.0 5 1 0 0 0 1 1 0 0 0 0 0 0 0 0 0 0.00 2.000																					
39 Clay Rapada, L ERA: 2.52	(9, 1) 0.1 1 0 0 0 0 1 0 0 0 0 0 0 0 0 0 0 0.00 0.000																					
38 Cody Eppley, R ERA: 2.77	(9, 1) 0.0 3 3 1 1 0 0 0 0 0 0 0 0 0 0 0 0 0.00 0.000																					



Batter	1	2	3	4	5	6	7	8	9	10	11	12	AB	R	H	RBI	BB	SO	LOB	TOP		
14 Curtis Granderson, L OBP: 0.350, SLG: 0.558	F7		2B	HR			G3		BB		K		5	2	2	1	1	1	0			
25 Mark Teixeira, S OBP: 0.341, SLG: 0.497	G6-3		1B	F8			1B		K		E9		6	0	2	1	0	1	1			
24 Robinson Cano, L OBP: 0.376, SLG: 0.577	G6-3		L6				1B				F8		6	0	2	0	0	0	4			
13 Alex Rodriguez, R OBP: 0.352, SLG: 0.436	K		2B	K			L7				1BB		5	0	1	2	1	3	3			
27 Raul Ibanez, L OBP: 0.289, SLG: 0.449	1B		K	F8			G5-3				L8		6	0	1	0	0	1	5			
12 Eric Chavez, L OBP: 0.331, SLG: 0.487	F7		1BB				L8		K		P5		5	0	1	0	1	1	3			
17 Jayson Nix, R OBP: 0.286, SLG: 0.412	G5-3		F9				K		G3				4	0	0	0	0	1	4			
2 Derek Jeter, R OBP: 0.355, SLG: 0.412													1	0	0	0	0	1	2			
45 Dewayne Wise, L OBP: 0.286, SLG: 0.492													4	1	1	0	0	1	0			
22 Andrew Jones, R OBP: 0.304, SLG: 0.507			1B	B1-3			F8		K				1	0	0	0	0	1	0			
19 Chris Stewart, R OBP: 0.267, SLG: 0.292			1B				G6-3		P2		F7		5	1	1	0	0	1	0			
Inning Stats	R: 0 E: 0 K: 0 S: 6	H: 0 LOB: 0 BB: 0 P: 10	R: 0 E: 0 K: 1 S: 11	H: 1 LOB: 1 BB: 0 P: 16	R: 3 E: 0 K: 1 S: 14	H: 5 LOB: 3 BB: 1 P: 23	R: 1 E: 0 K: 1 S: 9	H: 1 LOB: 0 BB: 0 P: 10	R: 0 E: 0 K: 1 S: 7	H: 0 LOB: 0 BB: 0 P: 9	R: 0 E: 0 K: 1 S: 9	H: 0 LOB: 0 BB: 0 P: 10	R: 0 E: 0 K: 2 S: 11	H: 2 LOB: 1 BB: 1 P: 20	R: 0 E: 0 K: 2 S: 10	H: 0 LOB: 0 BB: 0 P: 14	R: 0 E: 1 K: 0 S: 9	H: 0 LOB: 2 BB: 1 P: 19	1B: 9 2B: 1 3B: 0 HR: 1	SF: 0 SAC: 0 DP: 0 HBP: 0	WP: 0 PB: 0 SB: 0 CS: 0	PA: 51
PITCHER	IP WLS BF H R ER SO BB IBB HBP BLK WP HR S P ERA WHIP	21 Bartolo Colon, R ERA: 3.97	6.2 2.1 9 1 0 0 3 1 0 0 0 0 0 24 41 0.00 0.857	77 Jordan Norberto, L ERA: 3.13	2.1 9 1 0 0 3 1 0 0 0 0 0 24 41 0.00 0.857	50 Grant Balfour, R ERA: 2.93	1.0 5 2 0 0 2 0 0 0 0 0 0 11 16 0.00 2.000	13 Jerry Blevins, L ERA: 2.45	2.0 W 8 0 0 0 2 0 1 0 0 0 0 19 33 0.00 0.000	PITCHER	IP WLS BF H R ER SO BB IBB HBP BLK WP HR S P ERA WHIP	38 Cody Eppley, R ERA: 3.08	0.1 L 3 2 1 1 0 0 0 0 0 0 6 9 27.00 6.000									

New York Yankees @ Oakland Athletics
Oakland Coliseum, Oakland, CA
Sun Jul 22 2012, 1:11 PM - 4:54 PM PDT
Att. 30,470 - Sunny - 70 F

AB 48
R 4
H 11
RBI 4
BB 3
SO 12
LOB 22



Batter	1	2	3	4	5	6	7	8	9	10	11	12	AB	R	H	RBI	BB	SO	LOB	BOTTOM						
19 Jemile Weeks, S OBP: 0.301, SLG: 0.297	F8		F9		E6		G3		K		SH1-4		5	0	0	0	0	1	2							
31 Jonny Gomes, R OBP: 0.372, SLG: 0.481	F8		1B		K		1B		G4-3		1B		3	0	1	0	0	1	1							
4 Coco Crisp, S OBP: 0.309, SLG: 0.331			1B						P6		1B		3	0	2	1	0	0	0							
16 Josh Reddick, L OBP: 0.349, SLG: 0.529	2B						BB		K				4	0	1	0	1	2	2							
52 Yoenis Cespedes, R OBP: 0.356, SLG: 0.530	P3		FC5-4		FC5-4		FC5-4		K		K		5	1	0	0	0	2	4							
22 Chris Carter, R OBP: 0.409, SLG: 0.730	G5-3		F7				1B		G5-3		K		5	0	1	0	0	1	2							
7 Brandon Inge, R OBP: 0.258, SLG: 0.378	G5-3		HR		FC6-4		FC6-4		P6		K		5	1	1	2	0	1	1							
15 Seth Smith, L OBP: 0.355, SLG: 0.450	F7		F8		CS		1B		HR		G4-3		5	1	2	1	0	0	0							
18 Brandon Hicks, R OBP: 0.200, SLG: 0.316													3	0	0	0	0	3	1							
28 Eric Sogard, L OBP: 0.195, SLG: 0.269					K								2	0	1	0	0	1	0							
8 Kurt Suzuki, R OBP: 0.246, SLG: 0.272													3	1	1	1	0	1	1							
37 Brandon Moss, L OBP: 0.317, SLG: 0.606													1	0	0	0	0	1	1							
36 Derek Norris, R OBP: 0.258, SLG: 0.283													1	1	1	0	0	0	0							
Inning Stats	R: 0 E: 0 K: 0 S: 8	H: 1 LOB: 1 BB: 0 P: 11	R: 0 E: 0 K: 0 S: 5	H: 0 LOB: 0 BB: 0 P: 7	R: 0 E: 0 K: 1 S: 11	H: 0 LOB: 0 BB: 0 P: 10	R: 0 E: 0 K: 1 S: 11	H: 1 LOB: 1 BB: 0 P: 17	R: 2 E: 1 K: 2 S: 15	H: 2 LOB: 1 BB: 0 P: 19	R: 1 E: 0 K: 0 S: 12	H: 1 LOB: 0 BB: 0 P: 20	R: 0 E: 0 K: 2 S: 10	H: 1 LOB: 1 BB: 0 P: 18	R: 1 E: 0 K: 1 S: 15	H: 2 LOB: 1 BB: 0 P: 23	R: 0 E: 0 K: 1 S: 6	H: 0 LOB: 0 BB: 0 P: 9	R: 0 E: 0 K: 2 S: 8	H: 0 LOB: 0 BB: 0 P: 12	R: 1 E: 0 K: 1 S: 9	H: 2 LOB: 1 BB: 0 P: 12	1B: 7 2B: 1 3B: 0 HR: 3	SF: 0 SAC: 1 DP: 0 HBP: 0	WP: 0 PB: 0 SB: 1 CS: 1	PA: 48
PITCHER	IP WLS BF H R ER SO BB IBB HBP BLK WP HR S P ERA WHIP	52 CC Sabathia, L ERA: 2.2	7.0 1.0 H 4 1 0 0 2 1 0 0 0 0 14 18 0.00 1.000	30 David Robertson, R ERA: 2.2	1.0 B 5 2 1 1 2 0 0 0 0 0 1 15 23 9.00 2.000	29 Rafael Soriano, R ERA: 1.66	1.2 5 0 0 0 3 0 0 0 0 0 0 12 19 0.00 0.000	41 David Phelps, R ERA: 2.78	0.2 2 0 0 0 1 0 0 0 0 0 0 5 5 0.00 0.000	PITCHER	IP WLS BF H R ER SO BB IBB HBP BLK WP HR S P ERA WHIP	38 Cody Eppley, R ERA: 3.08	0.1 L 3 2 1 1 0 0 0 0 0 0 6 9 27.00 6.000													

New York Yankees @ Oakland Athletics
Oakland Coliseum, Oakland, CA
Sun Jul 22 2012, 1:11 PM - 4:54 PM PDT
Att. 30,470 - Sunny - 70 F

AB 45
R 5
H 11
RBI 5
BB 1
SO 14
LOB 15



Batter	1	2	3	4	5	6	7	8	9	AB R H RBI BB SO LOB	TOP							
4 Coco Crisp, S OBP: 0.307, SLG: 0.332	F FF 89 S CU 82 B CH 83 X FF 88		C SL 83 T CH 84 B CH 80 B SI 89 F CU 79 S SL 85		1 SAFE S SL 82 1 SAFE S SL 83		X CH 83		C SI 89 B FF 90 F FF 91 B SL 84 C CH 83	5 1 1 1 0 2 1	Oakland Athletics @ Toronto Blue Jays Rogers Centre, Toronto, ON Tue Jul 24 2012, 7:11 PM - 10:09 PM EDT Att: 25,686 - Clear - 79 F							
31 Jonny Gomes, R OBP: 0.372, SLG: 0.476	C SI 88 B SL 84 S CH 84		C FF 89 S CU 78 B FF 89 X CU 79		B SL 85 B CU 78 B SI 88 C SI 88		B FF 90 B SL 83 S CH 83 X SL 85		B SI 91 B SL 84 X FF 91	4 1 1 0 1 2 0								
16 Josh Reddick, L OBP: 0.351, SLG: 0.527	S SL 85 S CU 80 B SL 85 B CU 81 X FF 86		C SL 83 B SL 83 X SL 89		S SL 84 B FF 87 B CH 84 S CH 81		B FF 89 S SL 80 X SL 82		C SL 83 B SL 84 B FF 90 X SL 85	3 1 1 0 1 0 1								
52 Yoenis Cespedes, R (1, 7) OBP: 0.356, SLG: 0.525		S CH 87 S CH 80		S SL 84 B FF 87 B CH 84 S CH 81		B SL 82 1 SAFE S SL 84 B CH 82 1 SAFE F CH 79 S CH 81		C CH 83 B SL 84 B SL 82 S CH 84 X CH 83		4 0 1 3 0 3 1								
22 Chris Carter, R (1, 3) OBP: 0.396, SLG: 0.675		S CH 79 B CH 84 X CH 84		B FF 87 B CH 81 B SL 86		1 SAFE F SL 83 S CH 81 S CH 81		B SI 91 X FF 91		3 0 0 0 1 1 2								
7 Brandon Inge, R (1, 5) OBP: 0.286, SLG: 0.376		B CU 78 C SL 84 X CU 79		B SL 84 C SL 83 X SL 83		C FF 94 B SL 84 S SL 85 S FF 94		C FF 90 F FF 90 X SL 84		4 1 1 0 0 1 1								
36 Derek Norris, R (1, 2) OBP: 0.257, SLG: 0.328		X SI 87		B CH 82 X CH 82		B SL 84 B SL 85 B SL 84 C SL 84 F FF 94 X SL 86		B FF 89 B SL 89 C CU 91 X FF 92		4 1 1 2 0 0 1								
18 Brandon Hicks, R (1, 6) OBP: 0.227, SLG: 0.341		B SI 88 B CH 81 C FF 88 B SL 84 F FF 88 B CH 84		B FF 87 C SL 82 T CU 79		T FF 94 B SL 84 C SL 84 X SL 86		C FF 88 F FF 91 T CH 82		3 1 1 0 1 2 0								
19 Jemile Weeks, S (1, 4) OBP: 0.303, SLG: 0.305		B SL 85 C CU 78 F FF 88 F CU 77 X FF 88		B FF 88 X FF 88		B SI 92 X FF 92		B SI 92 X FF 92		4 1 2 1 0 0 1								
Inning Stats	R: 0 E: 0 K: 1 S: 9	H: 0 LOB: 0 BB: 0 P: 15	R: 2 E: 0 K: 1 S: 14	H: 2 LOB: 1 BB: 1 P: 21	R: 0 E: 0 K: 1 S: 10	H: 0 LOB: 1 BB: 1 P: 15	R: 0 E: 0 K: 3 S: 11	H: 1 LOB: 1 BB: 0 P: 20	R: 5 E: 0 K: 1 S: 20	H: 4 LOB: 1 BB: 2 P: 38		R: 0 E: 0 K: 1 S: 10	H: 0 LOB: 0 BB: 0 P: 13	R: 0 E: 0 K: 1 S: 8	H: 0 LOB: 0 BB: 0 P: 15	1B: 5 2B: 2 HR: 1	SF: 0 SAC: 0 DP: 2 HBP: 0	WP: 0 PB: 0 SB: 2 CS: 0
PITCHER	IP WLS BF H R ER SO BB IBB HBP BLK WP HR S P ERA WHIP											IP WLS BF H R ER SO BB IBB HBP BLK WP HR S P ERA WHIP						
27 Brett Cecil, L (1, 1) ERA: 5.82	6.0 L 23 5 2 2 8 2 0 0 0 0 1 57 94 3.00 1.167																	
58 Chad Beck, R (7, 1) ERA: 5.14	0.2 4 2 2 2 1 0 0 0 0 0 0 11 17 27.00 3.000																	
48 J.A. Happ, L (7, 1) ERA: 4.95	2.1 11 2 3 3 2 2 0 0 0 0 0 27 49 11.57 1.714																	

AB	34
R	7
H	9
RBI	7
BB	4
SO	11
LOB	8



Batter	1	2	3	4	5	6	7	8	9	AB R H RBI BB SO LOB	BOTTOM									
13 Brett Lawrie, R (1, 5) OBP: 0.330, SLG: 0.421	X SI 89		C CH 82 X CH 81		B SI 91 X CH 81			C CU 73 F FF 91 X CU 73		4 0 3 0 0 0 0	Oakland Athletics @ Toronto Blue Jays Rogers Centre, Toronto, ON Tue Jul 24 2012, 7:11 PM - 10:09 PM EDT Att: 25,686 - Clear - 79 F									
28 Colby Rasmus, L (1, 8) OBP: 0.313, SLG: 0.461	1 SAFE B FC 85 B FC 86 T SI 89 X FC 86		F SI 92 C CH 81 B CU 76 F FC 81 H SI 92		1 SAFE B SI 92 B SI 81 X CU 71		C FF 92 C CU 72 C FF 91		C FF 92 C CU 72 C FF 91	3 0 0 0 0 1 3										
10 Edwin Encarnación, R (1, 3) OBP: 0.389, SLG: 0.591	C SI 91 F FC 86 C CU 78		C SI 91 B CU 76 1 SAFE B SI 88 B SL 88 B SI 89		F CH 80 B SI 90 S SI 91 F FC 87		X CU 73		X CU 73	3 0 0 0 1 2 1										
26 Adam Lind, L (1, 10) OBP: 0.304, SLG: 0.402		B SI 89 B SI 90 C SI 90 X SI 89		B SI 90 X CU 74		C FC 86 B SI 90 C CU 74		B FF 92 F FF 92 X CU 73		4 0 0 0 0 1 2										
9 J.P. Arencibia, R (1, 2) OBP: 0.279, SLG: 0.466		B SI 90 B FC 86 P SI 89 B FC 86 X SI 87		C SI 90 S SI 89 C CU 76		F SI 90 S SI 89 S CU 74		B SL 83 B FF 92 B FF 91 B CU 72 F FF 92 F FF 92 F FF 92 F FF 92		4 1 2 1 0 2 0										
2 Kelly Johnson, L (1, 4) OBP: 0.328, SLG: 0.374		C CU 74 B FC 85 B SI 90 S CU 75		B SI 90 C SI 91 X SI 91		B SI 90 C SI 91 X SI 91		C FC 88 F SI 89 F FC 84 C CU 75		4 0 1 0 0 2 1										
5 Yunel Escobar, R (1, 6) OBP: 0.299, SLG: 0.342		C SI 91 X CH 80		B SI 90 1 SAFE B CH 86 1 SAFE B CH 81 X SI 89		B SI 90 1 SAFE B CH 86 1 SAFE B CH 81 X SI 89		X SI 88		4 0 1 0 0 0 2										
45 Travis Snider, L (1, 7) OBP: 0.353, SLG: 0.800			F SI 90 F CU 77 X FC 84		B SI 90 F SI 88 X CU 76		B SI 89 C FC 84 F CU 75 S SI 91		C FF 92 B FF 93 S FF 93 S FF 93			4 1 1 1 0 2 1								
11 Rajai Davis, R (1, 9) OBP: 0.311, SLG: 0.409			X CU 75		B CH 80 X SI 89		B CH 80 X SI 89		B CH 80 F FF 89 F CU 73 F FF 91 C FF 91			3 0 0 0 0 1 0								
Inning Stats	R: 0 E: 0 K: 1 S: 6	H: 1 LOB: 0 BB: 0 P: 8	R: 0 E: 0 K: 1 S: 9	H: 1 LOB: 0 BB: 0 P: 17	R: 1 E: 0 K: 0 S: 13	H: 1 LOB: 2 BB: 1 P: 20	R: 0 E: 0 K: 1 S: 8	H: 1 LOB: 0 BB: 0 P: 13	R: 0 E: 0 K: 3 S: 11	H: 0 LOB: 0 BB: 0 P: 14		R: 0 E: 0 K: 2 S: 10	H: 0 LOB: 0 BB: 0 P: 12	R: 0 E: 0 K: 2 S: 13	H: 1 LOB: 1 BB: 0 P: 15	R: 1 E: 0 K: 1 S: 17	H: 2 LOB: 1 BB: 0 P: 24	1B: 4 2B: 3 HR: 2	SF: 0 SAC: 0 DP: 2 HBP: 1	WP: 2 PB: 0 SB: 0 CS: 0
PITCHER	IP WLS BF H R ER SO BB IBB HBP BLK WP HR S P ERA WHIP											IP WLS BF H R ER SO BB IBB HBP BLK WP HR S P ERA WHIP								
54 Travis Blackley, L (1, 1) ERA: 3.15	7.0 W 26 5 1 1 8 1 0 0 0 0 0 65 97 1.29 0.857																			
58 Evan Scribner, R (8, 1) ERA	1.0 4 1 0 0 2 0 0 0 0 0 0 13 15 0.00 1.000																			
53 Jim Miller, R (9, 1) ERA: 2.3	1.0 5 2 1 1 1 0 0 0 0 0 0 1 17 24 9.00 2.000																			

AB	33
R	2
H	8
RBI	2
BB	1
SO	11
LOB	10



Batter	1	2	3	4	5	6	7	8	9	AB	R	H	RBI	BB	SO	LOB	TOP			
4 Coco Crisp, S (1, 8) OBP: 0.314, SLG: 0.363	G1-3		BB		2B		K			3	0	1	0	1	1	0	Oakland Athletics @ Toronto Blue Jays Rogers Centre, Toronto, ON Thu Jul 26 2012, 12:40 PM - 3:17 PM EDT Att: 39,003 - Roof Closed - 68 F			
31 Jonny Gomes, R (1, 9) OBP: 0.360, SLG: 0.471	G6-3		F9		BB		K			3	0	0	0	1	1					
16 Josh Reddick, L (1, 10) OBP: 0.349, SLG: 0.532	HR			L7	FC4-6			F9		4	1	1	2	0	0	2				
52 Yoenis Cespedes, R (1, 7) OBP: 0.359, SLG: 0.528	G5-3			1B	FC5-4			F8		4	1	1	0	0	0	2				
22 Chris Carter, R (1, 3) OBP: 0.386, SLG: 0.660	K			K		G5-3		K		4	0	0	0	0	3	1				
7 Brandon Inge, R (1, 5) OBP: 0.257, SLG: 0.387	F8			HR		K			K	4	1	1	2	0	2	0				
8 Kurt Suzuki, R (1, 2) OBP: 0.247, SLG: 0.273	F9			G5-3				F8		3	0	1	0	0	0	0				
15 Seth Smith, L (9, PH) OBP: 0.351, SLG: 0.444									F8	1	0	0	0	0	0	0				
18 Brandon Hicks, R (1, 6) OBP: 0.212, SLG: 0.327			K		G1-3				F8	3	0	0	0	0	2	1				
37 Brandon Moss, L (9, PH) OBP: 0.320, SLG: 0.694										1	0	0	0	0	0	0				
19 Jemile Weeks, S (1, 4) OBP: 0.302, SLG: 0.300	G3-1				BB			G6-3		2	1	0	0	1	0	0				
Inning Stats	R: 1 H: 1 E: 0 K: 0 S: 9	H: 1 LOB: 0 BB: 0 P: 15	R: 0 H: 0 E: 0 K: 1 S: 10	H: 0 LOB: 0 BB: 0 P: 15	R: 0 H: 0 E: 0 K: 1 S: 15	H: 0 LOB: 1 BB: 1 P: 25	R: 2 H: 2 E: 0 K: 1 S: 13	H: 2 LOB: 0 BB: 0 P: 20	R: 1 H: 1 E: 0 K: 0 S: 11	H: 1 LOB: 2 BB: 2 P: 22	R: 0 H: 1 E: 0 K: 2 S: 10	H: 1 LOB: 1 BB: 0 P: 14	R: 0 H: 0 E: 0 K: 1 S: 8	H: 0 LOB: 0 BB: 0 P: 11	R: 0 H: 0 E: 0 K: 1 S: 14	H: 0 LOB: 0 BB: 0 P: 21	1B: 2 2B: 1 3B: 0 HR: 2	SF: 0 SAC: 0 DP: 0 HBP: 0	WP: 0 PB: 0 SB: 0 CS: 0	PA: 35
PITCHER	IP WLS BF H R ER SO BB IBB HBP BLK WP HR S P ERA WHIP																			
32 Aaron Laffey, L (1, 1) ERA: 3.22	5.2		25	5	4	4	4	3	0	0	0	0	0	0	0	2	65	107	6.35	1.412
31 Brandon Lyon, R (6, 1) ERA: 3.05	1.1	W	4	0	0	0	3	0	0	0	0	0	0	0	0	13	17	0.00	0.000	
38 Darren Oliver, L (8, 1) ERA: 1.19	1.0	H	3	0	0	0	1	0	0	0	0	0	0	0	8	11	0.00	0.000		
44 Casey Janssen, R (9, 1) ERA: 2.33	1.0		3	0	0	0	1	0	0	0	0	0	0	0	14	21	0.00	0.000		

AB	32
R	4
H	5
RBI	4
BB	3
SO	9
LOB	7



Batter	1	2	3	4	5	6	7	8	9	AB	R	H	RBI	BB	SO	LOB	BOTTOM			
11 Rajai Davis, R (1, 9) OBP: 0.313, SLG: 0.406	G6-3			1B	F9			K		4	1	1	0	0	1	1	Oakland Athletics @ Toronto Blue Jays Rogers Centre, Toronto, ON Thu Jul 26 2012, 12:40 PM - 3:17 PM EDT Att: 39,003 - Roof Closed - 68 F			
28 Colby Rasmus, L (1, 8) OBP: 0.310, SLG: 0.455	K			L8		1B		F7		4	1	1	0	0	1	1				
13 Brett Lawrie, R (1, 5) OBP: 0.333, SLG: 0.421	F9			1B		1B		BB		3	3	2	0	1	0	0				
10 Edwin Encarnación, R (1, 10) OBP: 0.383, SLG: 0.591	F9			HR		K		1B		4	2	2	3	0	1	2				
45 Travis Snider, L (1, 7) OBP: 0.320, SLG: 0.652	K2-3			K		E1		2B		4	1	2	2	0	2	0				
68 Yan Gomes, R (1, 3) OBP: 0.245, SLG: 0.435	G5-3			F7		1B		SF8		3	0	0	1	0	0	0				
2 Kelly Johnson, L (1, 4) OBP: 0.326, SLG: 0.383	K				B1-3			2B		4	2	2	2	0	1	0				
6 Jeff Mathis, R (1, 2) OBP: 0.312, SLG: 0.517	F8							2B		4	0	2	1	0	0	0				
17 Omar Vizquel, S (1, 6) OBP: 0.247, SLG: 0.205	K				G2			F7		4	0	0	0	0	1	2				
Inning Stats	R: 0 H: 0 E: 0 K: 1 S: 8	H: 0 LOB: 0 BB: 0 P: 13	R: 0 H: 0 E: 0 K: 1 S: 8	H: 0 LOB: 0 BB: 0 P: 10	R: 0 H: 0 E: 0 K: 2 S: 7	H: 0 LOB: 0 BB: 0 P: 8	R: 3 H: 3 E: 0 K: 1 S: 12	H: 3 LOB: 0 BB: 0 P: 20	R: 0 H: 1 E: 0 K: 0 S: 4	H: 1 LOB: 1 BB: 0 P: 6	R: 2 H: 3 E: 1 K: 1 S: 10	H: 3 LOB: 0 BB: 0 P: 14	R: 1 H: 1 E: 0 K: 1 S: 12	H: 1 LOB: 0 BB: 0 P: 15	R: 4 H: 4 E: 0 K: 0 S: 12	H: 4 LOB: 1 BB: 1 P: 22		1B: 7 2B: 3 3B: 0 HR: 2	SF: 1 SAC: 0 DP: 0 HBP: 0	WP: 1 PB: 0 SB: 0 CS: 0
PITCHER	IP WLS BF H R ER SO BB IBB HBP BLK WP HR S P ERA WHIP																			
57 Tommy Milone, L (1, 1) ERA: 3.51	7.0	L	28	8	6	5	7	0	0	0	0	0	0	0	0	2	61	86	6.43	1.143
62 Sean Doolittle, L (8, 1) ERA: 3.6	0.2		6	3	4	4	0	1	0	0	0	0	0	0	9	17	54.00	6.000		
58 Evan Scribner, R (8, 1) ERA:	0.1		2	1	0	0	0	0	0	0	0	0	0	3	5	0.00	3.000			

AB	34
R	10
H	12
RBI	9
BB	1
SO	7
LOB	6



Batter	1	2	3	4	5	6	7	8	9	AB	R	H	RBI	BB	SO	LOB	TOP										
4 Coco Crisp, S OBP: 0.314, SLG: 0.362 31 Jonny Gomes, R OBP: 0.383, SLG: 0.468	G3-1		L4		K		G4-3		K	4	0	0	0	0	1	1											
19 Jamile Weeks, S OBP: 0.307, SLG: 0.303	G4-6-3 15 1B				G4-3 15 52 HR 1B		G4-3		K	5	2	3	0	0	1	3											
15 Seth Smith, L OBP: 0.353, SLG: 0.452	G4-6-3 1-2				G1-3				F7 52 FC6-4 1B	4	0	1	0	0	0	3											
52 Yoenis Cespedes, R OBP: 0.361, SLG: 0.541	K				K				K	4	2	2	3	0	1	1											
22 Chris Carter, R OBP: 0.379, SLG: 0.714	K				G5-3				K	4	1	1	2	0	2	1											
37 Brandon Moss, L OBP: 0.323, SLG: 0.588					K				K	3	0	0	0	1	2	1											
7 Brandon Inge, R OBP: 0.259, SLG: 0.385									K	4	0	1	0	0	3	1											
8 Kurt Suzuki, R OBP: 0.247, SLG: 0.277			P4						K	4	1	1	0	0	0	1											
28 Eric Sogard, L OBP: 0.209, SLG: 0.280			K						K	4	0	2	1	0	1	0											
Inning Stats	R: 0 E: 0 K: 0 S: 10	H: 1 LOB: 0 BB: 0 P: 13	R: 0 E: 0 K: 3 S: 10	H: 0 LOB: 1 BB: 1 P: 19	R: 0 E: 0 K: 1 S: 7	H: 0 LOB: 0 BB: 0 P: 11	R: 2 E: 0 K: 1 S: 14	H: 2 LOB: 0 BB: 0 P: 21	R: 1 E: 0 K: 2 S: 16	H: 2 LOB: 1 BB: 0 P: 24	R: 2 E: 0 K: 1 S: 11	H: 2 LOB: 0 BB: 0 P: 15	R: 0 E: 0 K: 0 S: 4	H: 0 LOB: 0 BB: 0 P: 5	R: 1 E: 0 K: 2 S: 14	H: 2 LOB: 1 BB: 0 P: 21	R: 0 E: 0 K: 2 S: 14	H: 2 LOB: 0 BB: 0 P: 21	1B: 7 2B: 1 3B: 1 HR: 2	SF: 0 SAC: 0 DP: 1 HBP: 0	WP: 0 PB: 0 SB: 1 CS: 0	PA: 38					
PITCHER	IP	WLS	BF	H	R	ER	SO	BB	IBB	HBP	BLK	WP	HR	S	P	ERA	WHIP										
29 Tommy Hunter, R ERA: 5.72	5.1	L	23	7	5	5	7	1	0	0	0	0	2	63	96	8.44	1.500										
58 Miguel Socolovich, R ERA: 9.0	2.2		10	2	1	1	3	0	0	0	0	0	0	23	33	3.38	0.750										
63 Kevin Gregg, R ERA: 3.34	1.0		5	2	0	0	2	0	0	0	0	0	0	14	21	0.00	2.000										

Oakland Athletics @ Baltimore Orioles
 Oriole Park at Camden Yards, Baltimore, MD
 Sat Jul 28 2012, 7:07 PM - 10:08 PM EDT
 Att: 21,143 - Partly Cloudy - 88 F

AB 37
 R 6
 H 11
 RBI 6
 BB 1
 SO 12
 LOB 14



Batter	1	2	3	4	5	6	7	8	9	AB	R	H	RBI	BB	SO	LOB	BOTTOM										
21 Nick Markakis, L OBP: 0.353, SLG: 0.459	19 BB 1B		P5		F7		FC4-6 10 WP 19 1B		HR	5	1	2	1	0	0	1											
2 J.J. Hardy, R OBP: 0.289, SLG: 0.375	F7		G1-3		L8		K		G6-3	5	0	0	0	0	1	2											
19 Chris Davis, L OBP: 0.312, SLG: 0.469					K				K	4	0	2	0	1	2	0											
10 Adam Jones, R OBP: 0.335, SLG: 0.539	F9		K				F8		G6-3	4	0	0	0	0	1	5											
24 Wilson Betemit, S OBP: 0.315, SLG: 0.410	F7				G3		12 1B		F9	4	0	1	0	0	0	2											
9 Endy Chavez, L OBP: 0.221, SLG: 0.274	F8						F7		1B	4	0	2	0	0	0	1											
12 Mark Reynolds, R OBP: 0.323, SLG: 0.363	K				K				F9	4	0	1	0	0	2	2											
35 Omar Quintanilla, L OBP: 0.353, SLG: 0.391							K		F8	4	0	2	0	0	1	3											
31 Taylor Teagarden, R OBP: 0.125, SLG: 0.217			G5-3		K				E5 21 FC4-6	4	0	0	0	0	2	3											
Inning Stats	R: 0 E: 0 K: 0 S: 17	H: 1 LOB: 2 BB: 1 P: 28	R: 0 E: 0 K: 1 S: 10	H: 1 LOB: 0 BB: 0 P: 13	R: 0 E: 0 K: 1 S: 12	H: 1 LOB: 1 BB: 0 P: 18	R: 0 E: 0 K: 2 S: 11	H: 2 LOB: 2 BB: 0 P: 16	R: 0 E: 0 K: 1 S: 10	H: 0 LOB: 0 BB: 0 P: 16	R: 0 E: 0 K: 1 S: 13	H: 2 LOB: 2 BB: 0 P: 16	R: 0 E: 0 K: 1 S: 10	H: 1 LOB: 2 BB: 0 P: 12	R: 0 E: 0 K: 0 S: 10	H: 1 LOB: 0 BB: 0 P: 15	R: 1 E: 0 K: 2 S: 12	H: 1 LOB: 0 BB: 0 P: 19	1B: 8 2B: 1 3B: 0 HR: 1	SF: 0 SAC: 0 DP: 0 HBP: 0	WP: 1 PB: 0 SB: 0 CS: 0	PA: 39					
PITCHER	IP	WLS	BF	H	R	ER	SO	BB	IBB	HBP	BLK	WP	HR	S	P	ERA	WHIP										
21 Bartolo Colon, R ERA: 3.78	5.2	W	25	7	0	0	5	1	0	0	0	0	0	69	101	0.00	1.412										
77 Jordan Norberto, L ERA: 2.53	1.2		8	2	0	0	2	0	0	0	0	1	0	17	22	0.00	1.200										
58 Evan Scribner, R ERA: 0.75	1.2		6	1	1	1	2	0	0	0	0	0	1	19	30	5.40	0.600										

Oakland Athletics @ Baltimore Orioles
 Oriole Park at Camden Yards, Baltimore, MD
 Sat Jul 28 2012, 7:07 PM - 10:08 PM EDT
 Att: 21,143 - Partly Cloudy - 88 F

AB 38
 R 1
 H 10
 RBI 1
 BB 1
 SO 9
 LOB 19



Batter	1	2	3	4	5	6	7	8	9	10	11	12	13	14	15	AB	R	H	RBI	BB	SO	LOB	TOP						
8 Desmond Jennings, R OBP: 0.303, SLG: 0.350 9 Elijah Johnson, S OBP: 0.219, SLG: 0.355	E5		P2		F7			F9		K			F9			5	0	0	0	0	1	1							
2 B.J. Upton, R OBP: 0.303, SLG: 0.372	L9		F8		K			F8			G1-3		K		BB	7	0	0	0	0	2	4							
16 Ben Zobrist, S OBP: 0.372, SLG: 0.449	K							F9								6	0	2	0	1	1	3							
7 Jeff Keppinger, R OBP: 0.362, SLG: 0.432	P6			1B	FC5-4			F8								6	1	1	0	0	0	3							
20 Matt Joyce, L OBP: 0.373, SLG: 0.482 36 Brooks Conrad, S (14, PH) OBP: 0.181, SLG: 0.366		P5														4	2	1	1	1	1	1							
19 Ryan Roberts, R OBP: 0.306, SLG: 0.347		G6-3														5	0	0	0	1	1	4							
23 Carlos Pena, L OBP: 0.323, SLG: 0.354	K															6	0	2	2	0	3	3							
28 José Molina, R OBP: 0.250, SLG: 0.302 5 Sam Fuld, L OBP: 0.350, SLG: 0.421			K		G6-3											3	0	1	0	0	1	1							
1 Sean Rodríguez, R OBP: 0.268, SLG: 0.326 59 Jose Lobaton, S OBP: 0.351, SLG: 0.316																2	0	0	0	1	1	1							
Inning Stats	R: 0 E: 1 K: 1 S: 10	H: 0 LOB: 1 BB: 0 P: 12	R: 0 E: 0 K: 1 S: 8	H: 0 LOB: 0 BB: 0 P: 13	R: 0 E: 0 K: 1 S: 8	H: 2 LOB: 1 BB: 1 P: 19	R: 2 E: 0 K: 1 S: 12	H: 2 LOB: 1 BB: 1 P: 23	R: 0 E: 0 K: 0 S: 11	H: 0 LOB: 0 BB: 0 P: 16	R: 1 E: 0 K: 0 S: 6	H: 1 LOB: 0 BB: 0 P: 9	R: 0 E: 0 K: 0 S: 7	H: 2 LOB: 0 BB: 0 P: 12	R: 0 E: 0 K: 1 S: 12	H: 0 LOB: 0 BB: 0 P: 19	R: 0 E: 0 K: 1 S: 8	H: 0 LOB: 0 BB: 0 P: 12	R: 0 E: 0 K: 1 S: 9	H: 2 LOB: 2 BB: 0 P: 17	R: 0 E: 0 K: 0 S: 7	H: 1 LOB: 2 BB: 1 P: 14	1B: 6 2B: 1 3B: 0 HR: 1	SF: 0 SAC: 0 DP: 0 HBP: 0	WP: 0 PB: 0 CS: 1	PA: 57			
PITCHER	IP: 7.0 WLS: 5 BF: 27 ERA: 2.51	WLS: 3 BF: 0 ERA: 0.00	R: 3 ER: 3 SO: 6	BB: 2 IBB: 0 HBP: 0 BLK: 0	WP: 0 HR: 1 S: 64 P: 104	ERA: 3.86 WHIP: 1.000	PITCHER	IP: 1.0 WLS: 5 BF: 5 ERA: 2.85	WLS: 1 BF: 5 ERA: 0.00	R: 0 ER: 0 SO: 0	BB: 0 IBB: 0 HBP: 0 BLK: 0	WP: 0 HR: 0 S: 7 P: 14	ERA: 0.00 WHIP: 2.000																
64 A.J. Griffin, R ERA: 2.51	62 Sean Doolittle, L ERA: 4.50	48 Ryan Cook, R ERA: 1.81	50 Grant Balfour, R ERA: 2.81	13 Jerry Blevins, L ERA: 2.2	77 Jordan Norberto, L (15, 1) ERA: 2.85																								

Tampa Bay Rays @ Oakland Athletics
Oakland Coliseum, Oakland, CA
Mon Jul 30 2012, 7:09 PM - 12:17 AM PDT
Att. 12,564 - Clear - 72 F

livebaseballscorecards.com

AB 52
R 3
H 8
RBI 3
BB 5
SO 12
LOB 23



Batter	1	2	3	4	5	6	7	8	9	10	11	12	13	14	15	AB	R	H	RBI	BB	SO	LOB	BOTTOM						
19 Jermie Weeks, S OBP: 0.302, SLG: 0.300	K		F8		G4-3			G3								7	0	0	1	0	2	4							
31 Jonny Gomes, R OBP: 0.379, SLG: 0.453	K2-3		G6-3					F8								6	0	1	0	1	2	0							
16 Josh Reddick, L OBP: 0.340, SLG: 0.521	F8		P5													7	0	0	0	0	4	3							
52 Yoenis Cespedes, R (1, 8) OBP: 0.354, SLG: 0.538																7	1	3	0	0	1	1							
22 Chris Carter, R OBP: 0.403, SLG: 0.683																4	1	1	1	3	2	1							
7 Brandon Inge, R OBP: 0.263, SLG: 0.382																6	1	2	0	1	4	4							
8 Kurt Suzuki, R OBP: 0.249, SLG: 0.282																6	0	2	1	0	3	5							
15 Seth Smith, L OBP: 0.350, SLG: 0.438																4	0	0	0	3	1	1							
18 Brandon Hicks, R OBP: 0.258, SLG: 0.439 37 Brandon Moss, L OBP: 0.331, SLG: 0.596 28 Eric Sogard, L OBP: 0.222, SLG: 0.294																3	1	1	1	0	2	1							
Inning Stats	R: 0 E: 0 K: 2 S: 10	H: 3 LOB: 1 BB: 0 P: 20	R: 0 E: 0 K: 2 S: 15	H: 3 LOB: 0 BB: 0 P: 14	R: 0 E: 0 K: 2 S: 11	H: 0 LOB: 0 BB: 0 P: 16	R: 0 E: 0 K: 2 S: 14	H: 1 LOB: 2 BB: 1 P: 23	R: 1 E: 0 K: 1 S: 9	H: 1 LOB: 0 BB: 0 P: 13	R: 0 E: 0 K: 1 S: 16	H: 1 LOB: 3 BB: 2 P: 30	R: 0 E: 0 K: 1 S: 9	H: 1 LOB: 1 BB: 0 P: 13	R: 0 E: 0 K: 1 S: 8	H: 0 LOB: 0 BB: 0 P: 12	R: 0 E: 0 K: 1 S: 11	H: 1 LOB: 1 BB: 1 P: 20	R: 1 E: 0 K: 0 S: 7	H: 1 LOB: 2 BB: 2 P: 16	1B: 7 2B: 2 3B: 0 HR: 1	SF: 1 SAC: 1 DP: 0 HBP: 0	WP: 1 PB: 0 CS: 0	PA: 64					
PITCHER	IP: 7.0 WLS: 4 BF: 28 ERA: 2.64	WLS: 3 BF: 0 ERA: 0.00	R: 3 ER: 3 SO: 11	BB: 2 IBB: 0 HBP: 0 BLK: 0	WP: 0 HR: 1 S: 83 P: 121	ERA: 3.86 WHIP: 1.000	PITCHER	IP: 2.0 WLS: 7 BF: 7 ERA: 3.35	WLS: 2 BF: 7 ERA: 0.00	R: 0 ER: 0 SO: 0	BB: 0 IBB: 0 HBP: 0 BLK: 0	WP: 0 HR: 0 S: 17 P: 25	ERA: 0.00 WHIP: 0.500																
14 David Price, L ERA: 2.64	62 Joel Peralta, R ERA: 3.86	40 Wade Davis, R ERA: 2.64	57 Jake McGee, L ERA: 2.62	39 J.P. Howell, L ERA: 3.16	31 Burke Badenhop, R (12, 1) ERA: 3.35		56 Fernando Rodney, R (14, 1) ERA: 3.76	43 Kyle Farnsworth, R (15, 1) ERA: 5.59																					

Tampa Bay Rays @ Oakland Athletics
Oakland Coliseum, Oakland, CA
Mon Jul 30 2012, 7:09 PM - 12:17 AM PDT
Att. 12,564 - Clear - 72 F

livebaseballscorecards.com

AB 52
R 4
H 10
RBI 4
BB 10
SO 21
LOB 21



Batter	1	2	3	4	5	6	7	8	9	AB R H RBI BB SO LOB	TOP											
8 Desmond Jennings, R OBP: 0.301, SLG: 0.358										5 2 1 1 0 0 3	Tampa Bay Rays @ Oakland Athletics Oakland Coliseum, Oakland, CA Tue Jul 31 2012, 7:10 PM - 9:45 PM PDT Att: 15,836 - Partly Cloudy - 65 F											
2 B.J. Upton, R OBP: 0.395, SLG: 0.372										5 1 2 2 0 0 2												
18 Ben Zobrist, S OBP: 0.370, SLG: 0.445										5 1 1 1 0 1 4												
7 Jeff Keppinger, R OBP: 0.381, SLG: 0.430										3 1 1 1 0 0 1 2 0 0 0 0 0 2												
9 Elliot Johnson, S OBP: 0.316, SLG: 0.352																						
23 Carlos Pena, L OBP: 0.320, SLG: 0.351										3 0 0 1 0 2 0												
1 Sean Rodriguez, R OBP: 0.271, SLG: 0.326										3 0 1 1 1 1 0												
20 Matt Joyce, L OBP: 0.371, SLG: 0.482										4 1 1 0 0 1 2												
59 Jose Lobaton, S OBP: 0.355, SLG: 0.325										3 1 1 0 1 1 0												
5 Sam Fuld, L OBP: 0.417, SLG: 0.478										4 1 3 0 0 1 0												
Inning Stats	R: 0 E: 0 K: 1 S: 7	H: 0 LOB: 0 BB: 0 P: 13	R: 0 E: 0 K: 1 S: 12	H: 0 LOB: 1 BB: 1 P: 20	R: 2 E: 0 K: 0 S: 16	H: 3 LOB: 1 BB: 0 P: 24	R: 0 E: 0 K: 1 S: 6	H: 0 LOB: 0 BB: 0 P: 10	R: 0 E: 0 K: 1 S: 5	H: 0 LOB: 0 BB: 0 P: 6	R: 3 E: 0 K: 0 S: 12	H: 4 LOB: 0 BB: 0 P: 22	R: 1 E: 1 K: 1 S: 17	H: 1 LOB: 1 BB: 0 P: 25	R: 0 E: 0 K: 2 S: 9	H: 0 LOB: 0 BB: 0 P: 10	R: 2 E: 0 K: 0 S: 21	H: 3 LOB: 2 BB: 1 P: 35	1B: 9 2B: 2 3B: 0 HR: 0	SF: 1 SAC: 0 DP: 1 HBP: 0	WP: 1 PB: 0 SB: 2 CS: 0	PA: 40
PITCHER	IP WLS BF H R ER SO BB IBB HBP BLK WP HR S P ERA WHIP											IP WLS BF H R ER SO BB IBB HBP BLK WP HR S P ERA WHIP										
57 Tommy Milone, L ERA: 3.88	(1, 1) 6.0 L 25 7 5 5 4 1 0 0 0 0 1 0 58 95 7.50 1.333																					
58 Evan Scribner, R ERA: 1.93	(7, 1) 2.0 12 4 3 2 3 1 0 0 0 0 0 0 37 52 9.00 2.500																					
53 Jim Miller, R ERA: 2.16	(9, 1) 1.0 3 0 0 0 0 0 0 0 0 0 0 0 10 18 0.00 0.000																					

livebaseballscorecards.com

AB	37
R	8
H	11
RBI	7
BB	2
SO	7
LOB	14



Batter	1	2	3	4	5	6	7	8	9	AB R H RBI BB SO LOB	BOTTOM											
19 Jemile Weeks, S OBP: 0.302, SLG: 0.299										4 0 1 0 0 1 0	Tampa Bay Rays @ Oakland Athletics Oakland Coliseum, Oakland, CA Tue Jul 31 2012, 7:10 PM - 9:45 PM PDT Att: 15,836 - Partly Cloudy - 65 F											
15 Seth Smith, L OBP: 0.346, SLG: 0.432										4 0 0 0 0 1 1												
16 Josh Reddick, L OBP: 0.337, SLG: 0.517										3 0 0 0 0 1 1												
52 Yoenis Cespedes, R OBP: 0.361, SLG: 0.532										3 0 0 0 0 3 1												
22 Chris Carter, R OBP: 0.400, SLG: 0.667										3 0 1 0 0 1 0												
37 Brandon Moss, L OBP: 0.323, SLG: 0.571										3 0 0 0 0 0 1												
14 George Kottaras, L OBP: 0.407, SLG: 0.360										3 0 1 0 0 1 0												
18 Brandon Hicks, R OBP: 0.246, SLG: 0.417										3 0 0 0 0 3 1												
28 Eric Sogard, L OBP: 0.215, SLG: 0.284										3 0 0 0 0 0 0												
Inning Stats	R: 0 E: 0 K: 0 S: 8	H: 0 LOB: 0 BB: 0 P: 11	R: 0 E: 0 K: 1 S: 5	H: 1 LOB: 0 BB: 0 P: 8	R: 0 E: 0 K: 1 S: 8	H: 0 LOB: 0 BB: 0 P: 10	R: 0 E: 0 K: 1 S: 7	H: 1 LOB: 0 BB: 0 P: 13	R: 0 E: 0 K: 1 S: 5	H: 0 LOB: 0 BB: 0 P: 9		R: 0 E: 0 K: 1 S: 6	H: 0 LOB: 0 BB: 0 P: 8	R: 0 E: 0 K: 3 S: 11	H: 0 LOB: 0 BB: 0 P: 15	R: 0 E: 0 K: 2 S: 9	H: 1 LOB: 1 BB: 0 P: 13	R: 0 E: 0 K: 1 S: 7	H: 0 LOB: 0 BB: 0 P: 11	1B: 3 2B: 0 3B: 0 HR: 0	SF: 0 SAC: 0 DP: 1 HBP: 0	WP: 0 PB: 0 SB: 0 CS: 0
PITCHER	IP WLS BF H R ER SO BB IBB HBP BLK WP HR S P ERA WHIP											IP WLS BF H R ER SO BB IBB HBP BLK WP HR S P ERA WHIP										
33 James Shields, R ERA: 4.24	(1, 1) 9.0 W 29 3 0 0 11 0 0 0 0 0 0 0 66 98 0.00 0.333																					

livebaseballscorecards.com

AB	29
R	0
H	3
RBI	0
BB	0
SO	11
LOB	5



Batter	1	2	3	4	5	6	7	8	9	AB	R	H	RBI	BB	SO	LOB	TOP							
8 Desmond Jennings, R OBP: 0.309, SLG: 0.384										3	1	2	0	2	0	3								
2 B.J. Upton, R OBP: 0.321, SLG: 0.369										3	0	0	0	0	1	2								
18 Ben Zobrist, S OBP: 0.306, SLG: 0.439										5	0	0	0	0	1	5								
20 Matt Joyce, L OBP: 0.369, SLG: 0.478										4	0	1	1	0	1	2								
7 Jeff Keppinger, R OBP: 0.384, SLG: 0.437										4	2	2	0	0	1	1								
23 Carlos Pena, L OBP: 0.321, SLG: 0.364										4	1	2	2	0	1	1								
19 Ryan Roberts, R OBP: 0.308, SLG: 0.349										4	0	2	1	0	0	0								
28 José Molina, R OBP: 0.244, SLG: 0.294										4	0	0	0	0	0	3								
9 Elliot Johnson, S OBP: 0.319, SLG: 0.352										3	0	1	0	1	0	2								
Inning Stats	R: 1 E: 0 K: 0 S: 8	H: 2 LOB: 1 BB: 0 P: 11	R: 0 E: 0 K: 1 S: 8	H: 0 LOB: 0 BB: 0 P: 15	R: 0 E: 0 K: 1 S: 10	H: 1 LOB: 1 BB: 1 P: 15	R: 1 E: 0 K: 1 S: 9	H: 2 LOB: 1 BB: 0 P: 14	R: 0 E: 0 K: 0 S: 13	H: 0 LOB: 2 BB: 2 P: 24	R: 1 E: 1 K: 0 S: 16	H: 3 LOB: 2 BB: 0 P: 25	R: 0 E: 0 K: 0 S: 6	H: 0 LOB: 0 BB: 0 P: 10	R: 1 E: 0 K: 1 S: 9	H: 1 LOB: 0 BB: 0 P: 11	R: 0 E: 0 K: 2 S: 12	H: 1 LOB: 1 BB: 0 P: 16	1B: 6 2B: 3 3B: 0 HR: 1	SF: 0 SAC: 2 DP: 1 HBP: 0	WP: 0 PB: 0 SB: 1 CS: 1	PA: 39		
PITCHER	IP: 6.0 WLS: L BF: 28	H: 8 R: 3 ER: 3 SO: 2	BB: 3 IBB: 0 HBP: 0 BLK: 0	WP: 0 HR: 0 S: 64 P: 104	ERA: 4.50 WHIP: 1.833	IP: 2.0 WLS: 7 BF: 11	H: 1 R: 1 ER: 1 SO: 1	BB: 0 IBB: 0 HBP: 0 BLK: 0	WP: 0 HR: 1 S: 15 P: 21	ERA: 4.50 WHIP: 0.500	IP: 1.0 WLS: 4 BF: 1	H: 1 R: 0 ER: 0 SO: 2	BB: 0 IBB: 0 HBP: 0 BLK: 0	WP: 0 HR: 0 S: 12 P: 16	ERA: 0.00 WHIP: 1.000									

Tampa Bay Rays @ Oakland Athletics
Oakland Coliseum, Oakland, CA
Wed Aug 01 2012, 12:38 PM - 3:27 PM PDT
Att: 18,161 - Sunny - 65 F

AB 34
R 4
H 10
RBI 4
BB 3
SO 5
LOB 19



Batter	1	2	3	4	5	6	7	8	9	AB	R	H	RBI	BB	SO	LOB	BOTTOM							
19 Jemile Weeks, S OBP: 0.301, SLG: 0.297										3	0	0	0	0	2	1								
15 Seth Smith, L OBP: 0.342, SLG: 0.425										4	0	0	0	0	0	2								
16 Josh Reddick, L OBP: 0.334, SLG: 0.512										4	0	0	0	0	1	1								
52 Yoenis Cespedes, R OBP: 0.362, SLG: 0.531										4	0	2	0	0	0	0								
22 Chris Carter, R OBP: 0.405, SLG: 0.652										3	0	1	0	1	1	1								
37 Brandon Moss, L OBP: 0.314, SLG: 0.553										4	0	0	0	0	3	5								
7 Brandon Inge, R OBP: 0.283, SLG: 0.391										4	1	1	1	0	0	1								
8 Kurt Suzuki, R OBP: 0.250, SLG: 0.286										3	0	1	0	0	0	0								
28 Eric Sogard, L OBP: 0.208, SLG: 0.275										3	0	0	0	0	0	1								
Inning Stats	R: 0 E: 0 K: 1 S: 18	H: 2 LOB: 3 BB: 0 P: 25	R: 0 E: 0 K: 0 S: 6	H: 0 LOB: 0 BB: 0 P: 7	R: 0 E: 0 K: 1 S: 6	H: 0 LOB: 0 BB: 0 P: 10	R: 0 E: 0 K: 1 S: 6	H: 0 LOB: 0 BB: 0 P: 6	R: 1 E: 0 K: 1 S: 15	H: 2 LOB: 1 BB: 0 P: 22	R: 0 E: 0 K: 2 S: 11	H: 0 LOB: 1 BB: 1 P: 16	R: 0 E: 0 K: 0 S: 6	H: 0 LOB: 0 BB: 0 P: 9	R: 0 E: 0 K: 0 S: 9	H: 0 LOB: 0 BB: 0 P: 14	R: 0 E: 0 K: 1 S: 9	H: 1 LOB: 1 BB: 0 P: 13	1B: 3 2B: 1 3B: 0 HR: 1	SF: 0 SAC: 0 DP: 0 HBP: 1	WP: 0 PB: 0 SB: 0 CS: 0	PA: 34		
PITCHER	IP: 7.0 WLS: W BF: 27	H: 4 R: 1 ER: 1 SO: 6	BB: 1 IBB: 0 HBP: 0 BLK: 0	WP: 0 HR: 1 S: 68 P: 95	ERA: 1.29 WHIP: 0.714	IP: 1.0 WLS: H BF: 3	H: 0 R: 0 ER: 0 SO: 0	BB: 0 IBB: 0 HBP: 0 BLK: 0	WP: 0 HR: 0 S: 9 P: 14	ERA: 0.00 WHIP: 0.000	IP: 1.0 WLS: S BF: 4	H: 1 R: 0 ER: 0 SO: 1	BB: 0 IBB: 0 HBP: 0 BLK: 0	WP: 0 HR: 0 S: 9 P: 13	ERA: 0.00 WHIP: 1.000									

Tampa Bay Rays @ Oakland Athletics
Oakland Coliseum, Oakland, CA
Wed Aug 01 2012, 12:38 PM - 3:27 PM PDT
Att: 18,161 - Sunny - 65 F

AB 32
R 1
H 5
RBI 1
BB 1
SO 7
LOB 12



Batter	1	2	3	4	5	6	7	8	9	AB	R	H	RBI	BB	SO	LOB	TOP										
13 Brett Lawrie, R OBP: 0.327, SLG: 0.417										5	0	1	0	0	0	1											
28 Colby Rasmus, L OBP: 0.308, SLG: 0.458										5	0	2	0	0	0	2											
10 Edwin Encarnación, R OBP: 0.386, SLG: 0.573										4	0	2	0	0	0	2											
2 Kelly Johnson, L OBP: 0.321, SLG: 0.379										4	0	0	0	0	1	4											
5 Yunel Escobar, R OBP: 0.301, SLG: 0.346										4	0	2	0	0	0	1											
30 David Cooper, L OBP: 0.321, SLG: 0.421										3	1	1	0	1	1	2											
11 Rajai Davis, R OBP: 0.315, SLG: 0.419										4	0	1	0	0	0	3											
68 Yan Gomes, R OBP: 0.246, SLG: 0.404										4	0	0	0	0	2	2											
43 Anthony Gose, L OBP: 0.270, SLG: 0.235										3	0	1	0	0	0	0											
14 Moisés Sierra, R (9, PH) OBP: 0.250, SLG: 0.250										1	0	0	1	0	0	1											
Inning Stats	R: 0 H: 1 E: 0 K: 0 S: 9	H: 1 LOB: 1 BB: 0 P: 11	R: 0 H: 0 E: 0 K: 1 S: 7	H: 0 LOB: 0 BB: 0 P: 7	R: 0 H: 0 E: 0 K: 0 S: 10	H: 0 LOB: 0 BB: 0 P: 15	R: 0 H: 2 E: 0 K: 0 S: 7	H: 2 LOB: 2 BB: 0 P: 11	R: 0 H: 1 E: 0 K: 1 S: 8	H: 1 LOB: 1 BB: 0 P: 10	R: 0 H: 2 E: 0 K: 0 S: 14	H: 2 LOB: 3 BB: 1 P: 23	R: 0 H: 0 E: 0 K: 0 S: 5	H: 0 LOB: 0 BB: 0 P: 7	R: 0 H: 1 E: 0 K: 1 S: 8	H: 1 LOB: 1 BB: 0 P: 12	R: 1 H: 3 E: 0 K: 1 S: 18	H: 3 LOB: 2 BB: 0 P: 25	1B: 9 2B: 1 3B: 0 HR: 0	SF: 0 SAC: 0 DP: 0 HBP: 0	WP: 0 PB: 0 SB: 0 CS: 0	PA: 38					
PITCHER	IP	WLS	BF	H	R	ER	SO	BB	IBB	HBP	BLK	WP	HR	S	P	ERA	WHIP										
21 Bartolo Colon, R ERA: 3.55	8.0	W	32	7	0	0	3	1	0	0	0	0	0	68	96	0.00	1.000										
62 Sean Doolittle, L ERA: 4.43	0.1		3	2	1	1	1	0	0	0	0	0	0	11	14	27.00	6.000										
48 Ryan Cook, R ERA: 1.79	0.2	S	3	1	0	0	0	0	0	0	0	0	0	7	11	0.00	1.500										

Toronto Blue Jays @ Oakland Athletics
Oakland Coliseum, Oakland, CA
Thu Aug 02 2012, 7:08 PM - 9:55 PM PDT
Att: 10,823 - Partly Cloudy - 63 F

livebaseballscores.com

AB 37
R 1
H 10
RBI 1
BB 1
SO 4
LOB 18

Batter	1	2	3	4	5	6	7	8	9	AB	R	H	RBI	BB	SO	LOB	BOTTOM										
4 Coco Crisp, S OBP: 0.312, SLG: 0.367										5	0	1	0	0	0	4											
15 Seth Smith, L OBP: 0.342, SLG: 0.424										3	1	1	1	0	0	1											
22 Chris Carter, R (7, PH) OBP: 0.407, SLG: 0.643										1	1	0	0	1	1	1											
16 Josh Reddick, L OBP: 0.337, SLG: 0.519										4	1	2	2	1	2	2											
52 Yoenis Cespedes, R (1, 7) OBP: 0.368, SLG: 0.529										1	0	0	0	3	0	1											
37 Brandon Moss, L OBP: 0.312, SLG: 0.543										4	0	1	0	0	0	4											
7 Brandon Inge, R OBP: 0.266, SLG: 0.390										3	0	1	1	1	0	1											
14 George Kottaras, L OBP: 0.402, SLG: 0.348										3	0	0	0	1	2	4											
17 Adam Rosales, R OBP: 0.378, SLG: 0.148										3	0	0	0	1	1	4											
28 Eric Sogard, L OBP: 0.220, SLG: 0.295										4	1	2	0	0	0	2											
Inning Stats	R: 0 H: 1 E: 0 K: 0 S: 9	H: 1 LOB: 1 BB: 0 P: 12	R: 0 H: 0 E: 0 K: 1 S: 11	H: 0 LOB: 1 BB: 1 P: 18	R: 3 H: 3 E: 0 K: 0 S: 16	H: 3 LOB: 1 BB: 1 P: 30	R: 0 H: 0 E: 0 K: 0 S: 5	H: 0 LOB: 0 BB: 0 P: 9	R: 0 H: 1 E: 0 K: 0 S: 8	H: 1 LOB: 2 BB: 2 P: 21	R: 0 H: 0 E: 0 K: 1 S: 13	H: 0 LOB: 2 BB: 2 P: 27	R: 1 H: 2 E: 0 K: 0 S: 20	H: 2 LOB: 3 BB: 2 P: 33	R: 0 H: 1 E: 0 K: 2 S: 14	H: 1 LOB: 1 BB: 0 P: 18	1B: 5 2B: 1 3B: 1 HR: 1	SF: 0 SAC: 0 DP: 1 HBP: 0	WP: 2 PB: 0 SB: 0 CS: 0	PA: 39							
PITCHER	IP	WLS	BF	H	R	ER	SO	BB	IBB	HBP	BLK	WP	HR	S	P	ERA	WHIP										
37 Henderson Alvarez III, R (1, 1) ERA: 4.47	5.0	L	24	5	3	3	1	4	1	0	0	0	1	49	94	5.40	1.800										
50 Steve Delabar, R ERA: 3.96	1.0		4	0	0	0	1	1	0	0	0	1	0	13	23	0.00	1.000										
48 J.A. Happ, L ERA: 4.86	2.0		11	3	1	1	4	2	0	0	0	0	0	34	51	4.50	2.500										

Toronto Blue Jays @ Oakland Athletics
Oakland Coliseum, Oakland, CA
Thu Aug 02 2012, 7:08 PM - 9:55 PM PDT
Att: 10,823 - Partly Cloudy - 63 F

livebaseballscores.com

AB 31
R 4
H 8
RBI 4
BB 8
SO 6
LOB 24

Batter	1	2	3	4	5	6	7	8	9	10	11	12	13	14	15	AB	R	H	RBI	BB	SO	LOB	TOP									
13 Brett Lawrie, R OBP: 0.326, SLG: 0.416 17 Omar Vizquel, S OBP: 0.262, SLG: 0.255																1	0	0	0	1	0	6	0	2	0	0	1	0				
28 Colby Rasmus, L OBP: 0.311, SLG: 0.460 49 Brad Lincoln, L OBP: 0.200, SLG: 0.200 62 Aaron Loup, L OBP: 0.235, SLG: 0.383																5	0	2	0	0	2	1	0	0	0	0	0	0	0			
10 Edwin Encarnación, R OBP: 0.306, SLG: 0.567																4	0	0	0	3	1	2	4	0	0	0	0	3	1	2		
2 Kelly Johnson, L OBP: 0.321, SLG: 0.375																6	1	1	0	1	2	5	6	1	1	0	1	2	5			
5 Yunel Escobar, R OBP: 0.304, SLG: 0.349																6	0	2	0	1	1	5	4	0	2	0	0	1	1	5		
30 David Cooper, L OBP: 0.295, SLG: 0.438 14 Moisés Sierra, P OBP: 0.250, SLG: 0.250 68 Yan Gomes, R OBP: 0.235, SLG: 0.383																4	0	2	0	0	0	1	0	1	0	0	0	0	0	1		
11 Rajai Davis, R OBP: 0.312, SLG: 0.415																5	1	1	1	0	1	1	6	1	1	3	0	3	1			
6 Jeff Mathis, R OBP: 0.276, SLG: 0.477																6	1	1	3	0	3	1	6	1	1	3	0	3	1			
43 Anthony Gose, L OBP: 0.233, SLG: 0.200																6	0	0	0	0	3	1	6	0	0	0	0	3	1			
Inning Stats	R: 0 E: 0 K: 1 S: 19	H: 1 LOB: 2 BB: 1 P: 29	R: 0 E: 0 K: 1 S: 7	H: 0 LOB: 0 BB: 0 P: 9	R: 0 E: 0 K: 1 S: 7	H: 1 LOB: 1 BB: 0 P: 11	R: 1 E: 0 K: 1 S: 19	H: 2 LOB: 1 BB: 0 P: 24	R: 0 E: 0 K: 2 S: 9	H: 0 LOB: 0 BB: 0 P: 14	R: 0 E: 0 K: 1 S: 10	H: 1 LOB: 1 BB: 0 P: 15	R: 0 E: 0 K: 1 S: 7	H: 0 LOB: 0 BB: 0 P: 8	R: 0 E: 0 K: 1 S: 7	H: 0 LOB: 0 BB: 0 P: 15	R: 0 E: 0 K: 1 S: 10	H: 0 LOB: 0 BB: 0 P: 14	R: 0 E: 0 K: 1 S: 10	H: 0 LOB: 0 BB: 0 P: 14	R: 0 E: 0 K: 1 S: 10	H: 0 LOB: 0 BB: 0 P: 16	R: 0 E: 0 K: 1 S: 7	H: 0 LOB: 0 BB: 0 P: 11	R: 0 E: 0 K: 1 S: 10	H: 0 LOB: 2 BB: 2 P: 20	R: 0 E: 0 K: 1 S: 10	H: 0 LOB: 0 BB: 0 P: 11	1B: 7 2B: 3 3B: 0 HR: 1	SF: 1 SAC: 0 DP: 0 HBP: 1	WP: 0 PB: 0 SB: 1 CS: 0	PA: 61
PITCHER	IP: 6.0 WLS: 0 BF: 24 H: 5 R: 1 ER: 1 SO: 5 BB: 0 IBB: 0 HBP: 0 BLK: 0 WP: 0 HR: 0 S: 7 P: 102 ERA: 1.50 WHIP: 1.000	IP: 1.0 WLS: 0 BF: 5 H: 2 R: 0 ER: 0 SO: 2 BB: 0 IBB: 0 HBP: 0 BLK: 0 WP: 0 HR: 0 S: 9 P: 12 ERA: 4.24 WHIP: 2.000	IP: 3.0 WLS: 1 BF: 11 H: 1 R: 0 ER: 0 SO: 2 BB: 1 IBB: 0 HBP: 0 BLK: 0 WP: 0 HR: 0 S: 9 P: 12 ERA: 3.4 WHIP: 0.667	PITCHER	IP: 1.0 WLS: 0 BF: 2 H: 0 R: 0 ER: 0 SO: 0 BB: 0 IBB: 0 HBP: 0 BLK: 0 WP: 0 HR: 0 S: 7 P: 15 ERA: 4.24 WHIP: 2.000	IP: 1.0 WLS: 0 BF: 5 H: 2 R: 0 ER: 0 SO: 2 BB: 0 IBB: 0 HBP: 0 BLK: 0 WP: 0 HR: 0 S: 9 P: 12 ERA: 3.4 WHIP: 0.667																										

Toronto Blue Jays @ Oakland Athletics
Oakland Coliseum, Oakland, CA
Fri Aug 03 2012, 7:11 PM - 11:56 PM PDT
Att. 30,169 - Partly Cloudy - 61 F

AB 53
R 4
H 11
RBI 4
BB 5
SO 16
LOB 20



Batter	1	2	3	4	5	6	7	8	9	10	11	12	13	14	15	AB	R	H	RBI	BB	SO	LOB	BOTTOM									
4 Coco Crisp, S OBP: 0.315, SLG: 0.367																5	1	2	1	1	0	1	5	1	2	1	1	0	1			
31 Jonny Gomes, R OBP: 0.382, SLG: 0.468																5	1	2	1	1	1	2	5	1	2	1	1	1	2			
16 Josh Reddick, L OBP: 0.337, SLG: 0.518																5	0	2	1	0	1	4	5	0	2	1	0	1	4			
52 Yoenis Cespedes, R OBP: 0.370, SLG: 0.531 23 Michael Taylor, R OBP: 0.176, SLG: 0.235																3	1	2	0	0	0	1	3	1	2	0	0	0	1			
37 Brandon Moss, L OBP: 0.308, SLG: 0.535																5	1	1	1	1	2	2	5	1	1	1	1	2	2			
22 Chris Carter, R OBP: 0.402, SLG: 0.683																6	0	1	1	0	2	1	6	0	1	1	0	2	1			
7 Brandon Inge, R OBP: 0.284, SLG: 0.385																6	0	1	0	0	2	2	6	0	1	0	0	2	2			
36 Derek Norris, R OBP: 0.259, SLG: 0.313																3	0	0	0	0	3	3	0	0	0	0	0	3				
17 Adam Rosales, R OBP: 0.350, SLG: 0.133 28 Eric Sogard, L OBP: 0.214, SLG: 0.286																3	0	0	0	0	3	3	0	0	0	0	0	3				
19 Jemile Weeks, S OBP: 0.384, SLG: 0.305																6	1	3	0	0	0	0	6	1	3	0	0	0	0			
Inning Stats	R: 0 E: 0 K: 0 S: 5	H: 1 LOB: 0 BB: 0 P: 7	R: 1 E: 0 K: 0 S: 10	H: 2 LOB: 1 BB: 1 P: 17	R: 1 E: 0 K: 0 S: 9	H: 2 LOB: 0 BB: 0 P: 15	R: 1 E: 0 K: 1 S: 9	H: 2 LOB: 0 BB: 0 P: 13	R: 0 E: 0 K: 1 S: 9	H: 1 LOB: 0 BB: 0 P: 11	R: 0 E: 0 K: 1 S: 7	H: 0 LOB: 0 BB: 0 P: 10	R: 0 E: 0 K: 1 S: 15	H: 0 LOB: 0 BB: 0 P: 21	R: 0 E: 0 K: 1 S: 7	H: 0 LOB: 0 BB: 0 P: 10	R: 0 E: 0 K: 1 S: 7	H: 0 LOB: 0 BB: 0 P: 10	R: 0 E: 0 K: 1 S: 15	H: 1 LOB: 1 BB: 0 P: 21	R: 0 E: 0 K: 1 S: 7	H: 0 LOB: 0 BB: 0 P: 10	R: 0 E: 0 K: 1 S: 7	H: 0 LOB: 0 BB: 0 P: 10	R: 0 E: 0 K: 1 S: 7	H: 0 LOB: 0 BB: 0 P: 10	R: 0 E: 0 K: 1 S: 7	H: 0 LOB: 0 BB: 0 P: 10	1B: 11 2B: 1 3B: 1 HR: 2	SF: 2 SAC: 0 DP: 3 HBP: 0	WP: 1 PB: 0 SB: 1 CS: 2	PA: 55
PITCHER	IP: 5.0 WLS: 0 BF: 21 H: 9 R: 4 ER: 4 SO: 10 BB: 1 IBB: 0 HBP: 0 BLK: 0 WP: 0 HR: 0 S: 40 P: 66 ERA: 7.20 WHIP: 2.000	IP: 2.0 WLS: 1 BF: 8 H: 2 R: 1 ER: 1 SO: 3 BB: 0 IBB: 0 HBP: 0 BLK: 0 WP: 0 HR: 0 S: 13 P: 28 ERA: 0.00 WHIP: 0.900	IP: 2.0 WLS: 0 BF: 8 H: 2 R: 1 ER: 1 SO: 3 BB: 0 IBB: 0 HBP: 0 BLK: 0 WP: 0 HR: 0 S: 13 P: 28 ERA: 4.50 WHIP: 1.000	PITCHER	IP: 12.1 WLS: 0 BF: 50 H: 1 R: 0 ER: 0 SO: 3 BB: 2 IBB: 0 HBP: 0 BLK: 0 WP: 0 HR: 0 S: 42 P: 42 ERA: 0.00 WHIP: 0.900	IP: 13.1 WLS: 0 BF: 54 H: 2 R: 1 ER: 1 SO: 3 BB: 0 IBB: 0 HBP: 0 BLK: 0 WP: 0 HR: 0 S: 28 P: 42 ERA: 4.50 WHIP: 1.000																										

Toronto Blue Jays @ Oakland Athletics
Oakland Coliseum, Oakland, CA
Fri Aug 03 2012, 7:11 PM - 11:56 PM PDT
Att. 30,169 - Partly Cloudy - 61 F

AB 50
R 5
H 14
RBI 5
BB 3
SO 12
LOB 21



Batter	1	2	3	4	5	6	7	8	9	AB	R	H	RBI	BB	SO	LOB	TOP
11 Rajai Davis, R OBP: 0.315, SLG: 0.416	3-1 SH2-3 2B		0-3 K2-3		0-0 P3	1-1 P3		0-1 P3		5	2	2	0	0	1	3	
43 Anthony Gose, L OBP: 0.275, SLG: 0.292	0-0 SH2-3 2H		3-2 10 HR	1-0 5 1B	1-0 5 1B		0-0 G3		3-3 K	4	2	2	1	0	1	0	
10 Edwin Encarnación, R OBP: 0.389, SLG: 0.574	3-1 G1-3		1-2 HR	4-0 5 1B	1-2 2 1B		1-2 2B		1-0 G5-3	4	2	2	2	1	0	0	
5 Yunel Escobar, R OBP: 0.301, SLG: 0.345	1-1 G6-3		2-0 F9	1-2 2 1B	1-2 2 1B		1-0 P6		2-2 F8	5	0	1	2	0	0	1	
2 Kelly Johnson, L OBP: 0.321, SLG: 0.373	2-2 HBP		0-0 1B	1-2 1B	1-2 1B		0-3 K			3	0	2	1	0	1	1	
6 Jeff Mathis, R OBP: 0.282, SLG: 0.452	2-2 P3		0-1 P3	2-2 K	0-2 K		2-1 G6-3			4	0	0	0	0	1	4	
68 Yan Gomes, R OBP: 0.227, SLG: 0.348	1-3 K		2-3 K		1-1 G6-3		0-0 P6			4	0	0	0	0	2	1	
14 Moisés Sierra, R OBP: 0.462, SLG: 0.538			0-0 F7		0-0 G5-3		0-1 30 1B			4	0	2	0	0	0	0	
3 Adeiny Hechavarria, R OBP: 0.283, SLG: 0.455			2-2 F7		1-2 F9		1-2 FC5-4			3	0	0	0	0	0	1	
30 David Cooper, L OBP: 0.330, SLG: 0.465					1-2 F9		1-2 FC5-4			1	0	1	0	0	0	0	
Inning Stats	R: 1 H: 1 E: 0 K: 0 S: 7	L: 0 H: 0 E: 0 K: 1 S: 12	R: 0 H: 0 E: 0 K: 1 S: 9	R: 2 H: 3 E: 0 K: 1 S: 18	R: 3 H: 4 E: 0 K: 1 S: 16	R: 0 H: 1 E: 0 K: 0 S: 11	R: 0 H: 1 E: 0 K: 1 S: 8	R: 0 H: 2 E: 0 K: 0 S: 11	R: 0 H: 0 E: 0 K: 1 S: 7	1B: 8 2B: 3 3B: 0 HR: 1	SF: 0 SAC: 1 DP: 0 HBP: 1	WP: 0 PB: 0 SB: 0 CS: 1	PA: 40				
PITCHER	IP WLS BF H R ER SO BB IBB HBP BLK WP HR S P ERA WHIP	IP WLS BF H R ER SO BB IBB HBP BLK WP HR S P ERA WHIP	IP WLS BF H R ER SO BB IBB HBP BLK WP HR S P ERA WHIP	IP WLS BF H R ER SO BB IBB HBP BLK WP HR S P ERA WHIP	IP WLS BF H R ER SO BB IBB HBP BLK WP HR S P ERA WHIP	IP WLS BF H R ER SO BB IBB HBP BLK WP HR S P ERA WHIP	IP WLS BF H R ER SO BB IBB HBP BLK WP HR S P ERA WHIP	IP WLS BF H R ER SO BB IBB HBP BLK WP HR S P ERA WHIP	IP WLS BF H R ER SO BB IBB HBP BLK WP HR S P ERA WHIP								
57 Tommy Milone, L ERA: 3.91	6.0 L 28 9 6 6 4 0 0 1 1 0 0 1 73 107 9.00 1.500																
58 Evan Scribner, R ERA: 1.99	2.0 9 3 0 0 1 0 0 0 0 0 0 19 23 0.00 1.500																
65 Pedro Figueroa, L ERA: 1.38	1.0 3 0 0 0 1 0 0 0 0 0 0 7 13 0.00 0.000																

Toronto Blue Jays @ Oakland Athletics
Oakland Coliseum, Oakland, CA
Sun Aug 05 2012, 1:10 PM - 4:05 PM PDT
Att: 18,308 - Overcast - 63 F

AB 37
R 6
H 12
RBI 6
BB 1
SO 6
LOB 11



Batter	1	2	3	4	5	6	7	8	9	AB	R	H	RBI	BB	SO	LOB	BOTTOM
4 Coco Crisp, S OBP: 0.316, SLG: 0.369	3-3 K		0-1 F8		2-2 F9		0-1 2B			4	0	1	1	0	1	1	
31 Jonny Gomes, R OBP: 0.376, SLG: 0.462	0-2 P6		0-0 16 HR	1-3 1B	0-0 2B		3-3 K			4	1	2	0	0	1	1	
16 Josh Reddick, L OBP: 0.333, SLG: 0.516	1-3 K		0-2 HR	0-2 HR	0-2 K		1-1 G4-3			4	1	1	3	0	2	1	
52 Yoanis Cespedes, R OBP: 0.366, SLG: 0.523		1-1 L8	0-2 G6-3		3-2 F8		0-0 F8			4	0	0	0	0	0	0	
22 Chris Carter, R OBP: 0.400, SLG: 0.613		3-1 F9	0-2 F8		1-0 F7		4-1 BB			3	0	0	0	1	0	0	
7 Brandon Inge, R OBP: 0.263, SLG: 0.380		2-2 36 2B	3-2 36 G5-4		1-2 G6-3		2-3 K			4	1	2	0	0	1	1	
36 Derek Norris, R OBP: 0.265, SLG: 0.333		2-2 1H	0-0 G5-4-3		0-3 K		1-3 K			4	0	1	1	0	2	1	
17 Adam Rosales, R OBP: 0.370, SLG: 0.200		1-3 K			0-1 F8		1-1 4 2B			3	1	1	0	0	1	1	
37 Brandon Moss, L OBP: 0.310, SLG: 0.531										0	0	0	0	1	0	0	
28 Eric Sogard, L OBP: 0.212, SLG: 0.283										0	0	0	0	0	0	0	
19 Jemile Weeks, S OBP: 0.304, SLG: 0.302			4-0 31 1B		1-2 G4-3		1-3 K			3	1	0	0	1	1	2	
Inning Stats	R: 0 H: 0 E: 0 K: 2 S: 11	R: 1 H: 2 E: 0 K: 1 S: 13	R: 3 H: 2 E: 0 K: 0 S: 14	R: 0 H: 1 E: 0 K: 0 S: 7	R: 0 H: 1 E: 0 K: 1 S: 11	R: 0 H: 0 E: 0 K: 0 S: 11	R: 1 H: 2 E: 0 K: 3 S: 14	R: 0 H: 0 E: 0 K: 1 S: 7	R: 0 H: 0 E: 0 K: 1 S: 9	1B: 3 2B: 5 3B: 0 HR: 1	SF: 0 SAC: 0 DP: 2 HBP: 0	WP: 0 PB: 0 SB: 0 CS: 0	PA: 36				
PITCHER	IP WLS BF H R ER SO BB IBB HBP BLK WP HR S P ERA WHIP	IP WLS BF H R ER SO BB IBB HBP BLK WP HR S P ERA WHIP	IP WLS BF H R ER SO BB IBB HBP BLK WP HR S P ERA WHIP	IP WLS BF H R ER SO BB IBB HBP BLK WP HR S P ERA WHIP	IP WLS BF H R ER SO BB IBB HBP BLK WP HR S P ERA WHIP	IP WLS BF H R ER SO BB IBB HBP BLK WP HR S P ERA WHIP	IP WLS BF H R ER SO BB IBB HBP BLK WP HR S P ERA WHIP	IP WLS BF H R ER SO BB IBB HBP BLK WP HR S P ERA WHIP	IP WLS BF H R ER SO BB IBB HBP BLK WP HR S P ERA WHIP								
32 Aaron Laffey, L ERA: 4.39	6.0 W 24 6 4 4 4 1 0 0 0 0 0 14 19 9.00 2.000																
31 Brandon Lyon, R ERA: 2.91	1.0 H 5 2 1 1 3 0 0 0 0 0 0 4 9 0.00 1.500																
62 Aaron Loup, L ERA: 3.46	0.2 H 3 0 0 0 0 1 0 0 0 0 0 3 5 0.00 0.000																
50 Steve Delabar, R ERA: 3.79	0.1 H 1 0 0 0 1 0 0 0 0 0 0 3 5 0.00 0.000																
44 Casey Janssen, R ERA: 2.11	1.0 S 3 0 0 0 1 1 0 0 0 0 0 9 15 0.00 1.000																

Toronto Blue Jays @ Oakland Athletics
Oakland Coliseum, Oakland, CA
Sun Aug 05 2012, 1:10 PM - 4:05 PM PDT
Att: 18,308 - Overcast - 63 F


AB 33
R 5
H 8
RBI 5
BB 3
SO 9
LOB 8



Batter	1	2	3	4	5	6	7	8	9	AB	R	H	RBI	BB	SO	LOB	TOP				
27 Mike Trout, R OBP: 0.411, SLG: 0.598										3	0	2	1	1	0	2					
48 Toni Hunter, R OBP: 0.348, SLG: 0.443										5	0	1	2	0	3	4					
5 Albert Pujols, R OBP: 0.352, SLG: 0.531										3	0	0	0	1	0	1					
44 Mark Trumbo, R OBP: 0.346, SLG: 0.572										4	0	0	0	0	3	3					
25 Peter Bourjos, R OBP: 0.299, SLG: 0.327										1	0	0	0	0	1	2					
8 Kendrys Morales, S OBP: 0.325, SLG: 0.432										4	1	1	0	0	1	0					
6 Alberto Callaspo, S OBP: 0.330, SLG: 0.370										3	0	1	0	1	0	1					
47 Howie Kendrick, R OBP: 0.322, SLG: 0.375										4	0	0	0	0	1	3					
2 Erick Aybar, S OBP: 0.301, SLG: 0.375										4	2	3	1	0	0	1					
17 Chris Iannetta, R OBP: 0.340, SLG: 0.395										4	1	2	0	0	0	1					
Inning Stats	R: 0 H: 0 E: 0 K: 0 S: 9	H: 0 R: 0 ER: 0 BB: 0 P: 17	R: 2 H: 4 E: 0 K: 2 S: 15	H: 4 R: 0 ER: 0 BB: 0 P: 27	R: 0 H: 0 E: 0 K: 1 S: 6	H: 0 R: 0 ER: 0 BB: 0 P: 8	R: 0 H: 1 E: 0 K: 0 S: 8	H: 1 R: 0 ER: 0 BB: 0 P: 17	R: 0 H: 1 E: 0 K: 1 S: 7	H: 0 R: 0 ER: 0 BB: 0 P: 7	R: 2 H: 3 E: 0 K: 1 S: 12	H: 3 R: 0 ER: 0 BB: 0 P: 18	R: 0 H: 1 E: 0 K: 2 S: 14	H: 1 R: 0 ER: 0 BB: 0 P: 7	R: 0 H: 0 E: 0 K: 2 S: 11	H: 0 R: 0 ER: 0 BB: 2 P: 23	1B: 9 2B: 1 3B: 0 HR: 0	SF: 0 SAC: 0 DP: 1 HBP: 2	WP: 1 PB: 0 SB: 4 CS: 0	PA: 40	
PITCHER	IP WLS BF H R ER SO BB IBB HBP BLK WP HR S P ERA WHIP	IP WLS BF H R ER SO BB IBB HBP BLK WP HR S P ERA WHIP	IP WLS BF H R ER SO BB IBB HBP BLK WP HR S P ERA WHIP	IP WLS BF H R ER SO BB IBB HBP BLK WP HR S P ERA WHIP	IP WLS BF H R ER SO BB IBB HBP BLK WP HR S P ERA WHIP	IP WLS BF H R ER SO BB IBB HBP BLK WP HR S P ERA WHIP	IP WLS BF H R ER SO BB IBB HBP BLK WP HR S P ERA WHIP	IP WLS BF H R ER SO BB IBB HBP BLK WP HR S P ERA WHIP	IP WLS BF H R ER SO BB IBB HBP BLK WP HR S P ERA WHIP	IP WLS BF H R ER SO BB IBB HBP BLK WP HR S P ERA WHIP	IP WLS BF H R ER SO BB IBB HBP BLK WP HR S P ERA WHIP	IP WLS BF H R ER SO BB IBB HBP BLK WP HR S P ERA WHIP	IP WLS BF H R ER SO BB IBB HBP BLK WP HR S P ERA WHIP	IP WLS BF H R ER SO BB IBB HBP BLK WP HR S P ERA WHIP	IP WLS BF H R ER SO BB IBB HBP BLK WP HR S P ERA WHIP	IP WLS BF H R ER SO BB IBB HBP BLK WP HR S P ERA WHIP	IP WLS BF H R ER SO BB IBB HBP BLK WP HR S P ERA WHIP	IP WLS BF H R ER SO BB IBB HBP BLK WP HR S P ERA WHIP	IP WLS BF H R ER SO BB IBB HBP BLK WP HR S P ERA WHIP	IP WLS BF H R ER SO BB IBB HBP BLK WP HR S P ERA WHIP	IP WLS BF H R ER SO BB IBB HBP BLK WP HR S P ERA WHIP

Los Angeles Angels @ Oakland Athletics
Oakland Coliseum, Oakland, CA
Mon Aug 06 2012, 7:08 PM - 9:40 PM PDT
Att: 13,341 - Clear - 67 F

AB 35
R 4
H 10
RBI 4
BB 3
SO 9
LOB 18



Batter	1	2	3	4	5	6	7	8	9	AB	R	H	RBI	BB	SO	LOB	BOTTOM					
4 Coco Crisp, S OBP: 0.312, SLG: 0.364										4	0	0	0	0	0	1						
19 Jemile Weeks, S OBP: 0.302, SLG: 0.299										4	0	0	0	0	0	1						
16 Josh Reddick, L OBP: 0.330, SLG: 0.511										4	0	0	0	0	1	0						
22 Chris Carter, R OBP: 0.388, SLG: 0.590										3	0	0	0	0	2	0						
37 Brandon Moss, L OBP: 0.311, SLG: 0.526										3	0	1	0	0	1	0						
31 Jonny Gomes, R OBP: 0.371, SLG: 0.455										3	0	0	0	0	2	1						
7 Brandon Inge, R OBP: 0.267, SLG: 0.387										3	0	2	0	0	1	1						
36 Derek Norris, R OBP: 0.267, SLG: 0.333										3	0	1	0	0	2	2						
28 Eric Sogard, L OBP: 0.206, SLG: 0.275										3	0	0	0	0	0	3						
Inning Stats	R: 0 H: 0 E: 0 K: 0 S: 6	H: 0 R: 0 ER: 0 BB: 0 P: 10	R: 0 H: 0 E: 0 K: 1 S: 7	H: 0 R: 0 ER: 0 BB: 0 P: 12	R: 0 H: 1 E: 0 K: 1 S: 6	H: 0 R: 0 ER: 0 BB: 0 P: 8	R: 0 H: 0 E: 0 K: 3 S: 14	H: 0 R: 0 ER: 0 BB: 0 P: 18	R: 0 H: 1 E: 0 K: 3 S: 11	H: 1 R: 0 ER: 0 BB: 0 P: 15	R: 0 H: 1 E: 0 K: 0 S: 8	H: 1 R: 0 ER: 0 BB: 0 P: 14	R: 0 H: 0 E: 0 K: 1 S: 9	H: 0 R: 0 ER: 0 BB: 0 P: 13	R: 0 H: 1 E: 0 K: 2 S: 14	H: 1 R: 0 ER: 0 BB: 0 P: 18	R: 0 H: 0 E: 0 K: 0 S: 5	H: 0 R: 0 ER: 0 BB: 0 P: 9	1B: 3 2B: 1 3B: 0 HR: 0	SF: 0 SAC: 0 DP: 1 HBP: 0	WP: 0 PB: 0 SB: 0 CS: 0	PA: 30
PITCHER	IP WLS BF H R ER SO BB IBB HBP BLK WP HR S P ERA WHIP	IP WLS BF H R ER SO BB IBB HBP BLK WP HR S P ERA WHIP	IP WLS BF H R ER SO BB IBB HBP BLK WP HR S P ERA WHIP	IP WLS BF H R ER SO BB IBB HBP BLK WP HR S P ERA WHIP	IP WLS BF H R ER SO BB IBB HBP BLK WP HR S P ERA WHIP	IP WLS BF H R ER SO BB IBB HBP BLK WP HR S P ERA WHIP	IP WLS BF H R ER SO BB IBB HBP BLK WP HR S P ERA WHIP	IP WLS BF H R ER SO BB IBB HBP BLK WP HR S P ERA WHIP	IP WLS BF H R ER SO BB IBB HBP BLK WP HR S P ERA WHIP	IP WLS BF H R ER SO BB IBB HBP BLK WP HR S P ERA WHIP	IP WLS BF H R ER SO BB IBB HBP BLK WP HR S P ERA WHIP	IP WLS BF H R ER SO BB IBB HBP BLK WP HR S P ERA WHIP	IP WLS BF H R ER SO BB IBB HBP BLK WP HR S P ERA WHIP	IP WLS BF H R ER SO BB IBB HBP BLK WP HR S P ERA WHIP	IP WLS BF H R ER SO BB IBB HBP BLK WP HR S P ERA WHIP	IP WLS BF H R ER SO BB IBB HBP BLK WP HR S P ERA WHIP	IP WLS BF H R ER SO BB IBB HBP BLK WP HR S P ERA WHIP	IP WLS BF H R ER SO BB IBB HBP BLK WP HR S P ERA WHIP	IP WLS BF H R ER SO BB IBB HBP BLK WP HR S P ERA WHIP	IP WLS BF H R ER SO BB IBB HBP BLK WP HR S P ERA WHIP	IP WLS BF H R ER SO BB IBB HBP BLK WP HR S P ERA WHIP	IP WLS BF H R ER SO BB IBB HBP BLK WP HR S P ERA WHIP

Los Angeles Angels @ Oakland Athletics
Oakland Coliseum, Oakland, CA
Mon Aug 06 2012, 7:08 PM - 9:40 PM PDT
Att: 13,341 - Clear - 67 F

AB 30
R 0
H 4
RBI 0
BB 0
SO 9
LOB 9



Batter	1	2	3	4	5	6	7	8	9	AB	R	H	RBI	BB	SO	LOB	TOP					
27 Mike Trout, R OBP: 0.409, SLG: 0.601										5	1	1	1	0	3	1						
48 Tori Hunter, R OBP: 0.348, SLG: 0.442										3	0	1	0	0	0	0						
10 Vernon Wells, R OBP: 0.253, SLG: 0.377										1	0	0	0	0	0	0						
5 Albert Pujols, R OBP: 0.350, SLG: 0.527										3	0	0	0	0	1	1						
25 Peter Bourjos, R OBP: 0.287, SLG: 0.325										1	0	0	0	0	1	0						
44 Mark Trumbo, R OBP: 0.345, SLG: 0.568										4	0	1	0	0	0	0						
8 Kendrys Morales, S OBP: 0.321, SLG: 0.427																						
6 Alberto Callaspo, S OBP: 0.293, SLG: 0.366										3	1	0	0	1	0	1						
2 Erick Aybar, S OBP: 0.303, SLG: 0.385										4	1	2	2	0	1	0						
13 Maicer Izturis, S OBP: 0.317, SLG: 0.326										4	0	1	1	0	0	1						
46 Bobby Wilson, R OBP: 0.293, SLG: 0.302										4	0	1	0	0	1	3						
Inning Stats	R: 0 E: 0 K: 2 S: 14	H: 2 LOB: 2 BB: 0 P: 18	R: 0 E: 0 K: 1 S: 12	H: 0 LOB: 0 BB: 0 P: 16	R: 0 E: 0 K: 1 S: 9	H: 0 LOB: 0 BB: 0 P: 12	R: 0 E: 0 K: 0 S: 6	H: 0 LOB: 0 BB: 0 P: 8	R: 0 E: 1 K: 0 S: 9	H: 0 LOB: 1 BB: 0 P: 11	R: 0 E: 0 K: 0 S: 6	H: 0 LOB: 0 BB: 0 P: 8	R: 1 E: 0 K: 1 S: 16	H: 2 LOB: 2 BB: 0 P: 20	R: 1 E: 0 K: 1 S: 9	H: 1 LOB: 0 BB: 1 P: 13	R: 2 E: 0 K: 1 S: 10	H: 2 LOB: 1 BB: 1 P: 14	1B: 5 2B: 0 3B: 0 HR: 2	SF: 0 SAC: 0 DP: 0 HBP: 0	WP: 0 PB: 0 SB: 0 CS: 0	PA: 37
PITCHER	IP WLS BF H R ER SO BB IBB HBP BLK WP HR S P ERA WHIP	7.0 W 27 4 1 0 5 0 0 0 0 0 0 72 93 0.00 0.571	2.0 10 3 3 3 2 1 0 0 0 0 2 19 27 13.50 2.000																			

Los Angeles Angels @ Oakland Athletics
 Oakland Coliseum, Oakland, CA
 Tue Aug 07 2012, 7:08 PM - 10:05 PM PDT
 Att: 15,458 - Clear - 67 F

AB 36
R 4
H 7
RBI 4
BB 1
SO 7
LOB 9

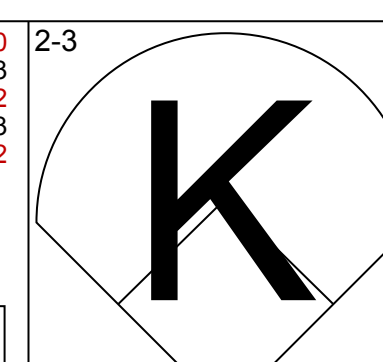
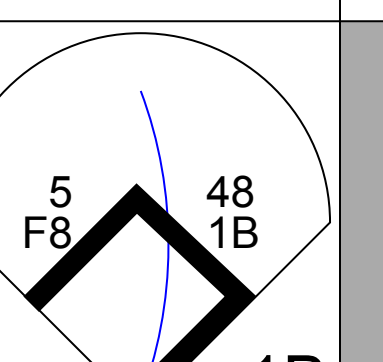
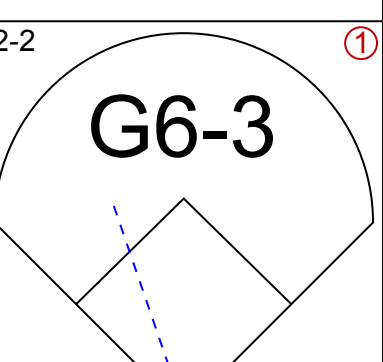
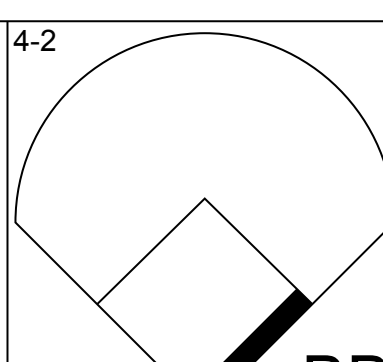
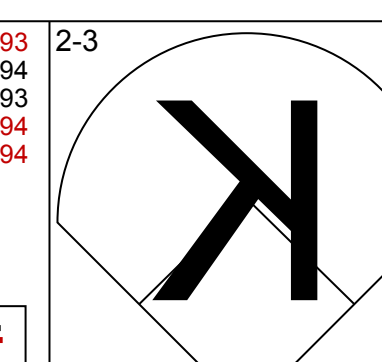
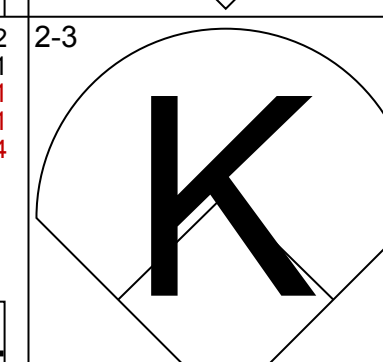
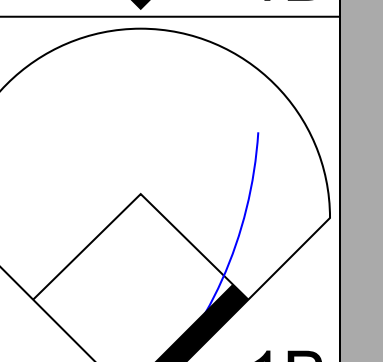
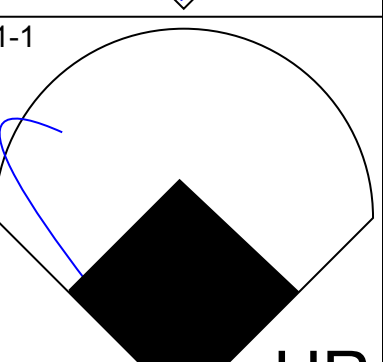
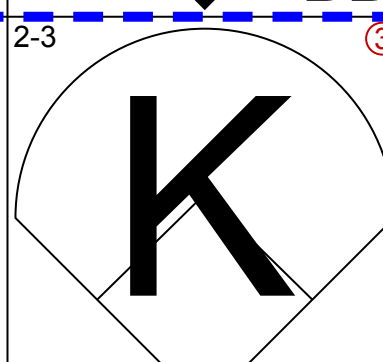
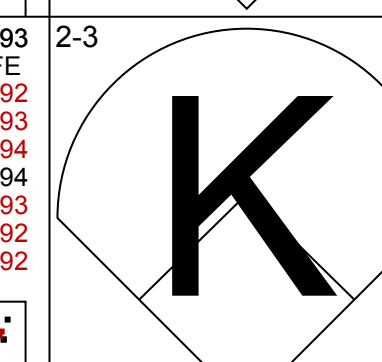
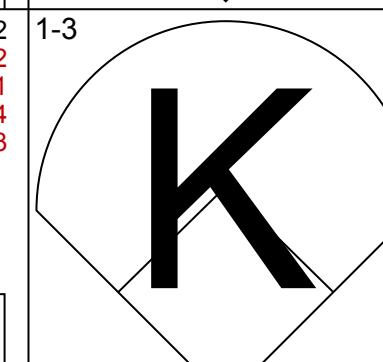
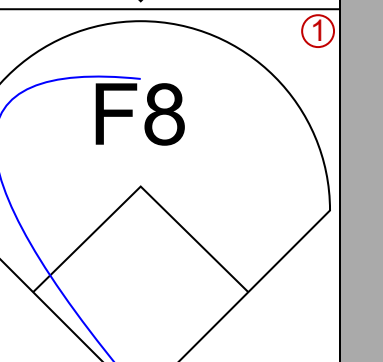
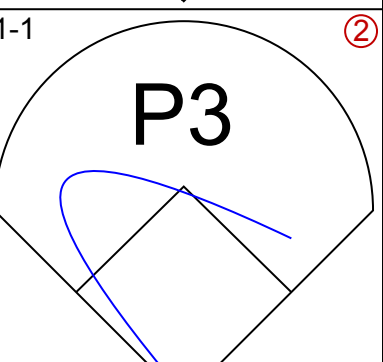

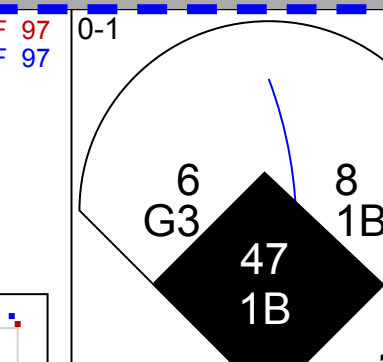
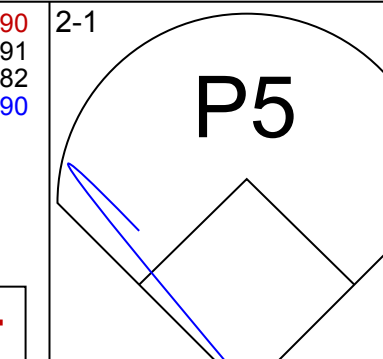
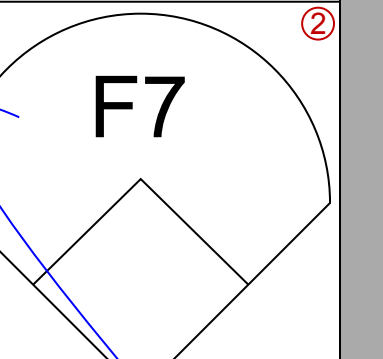
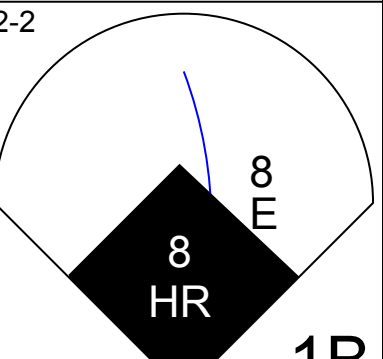

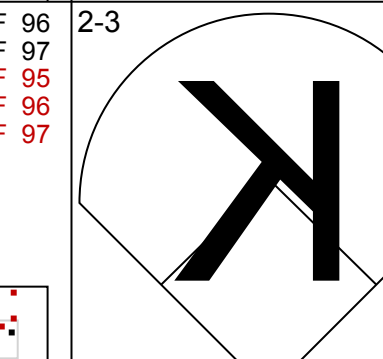
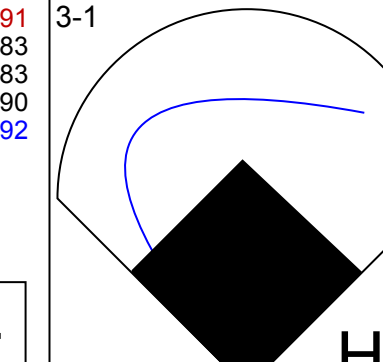
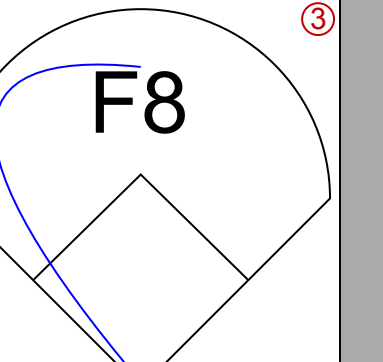
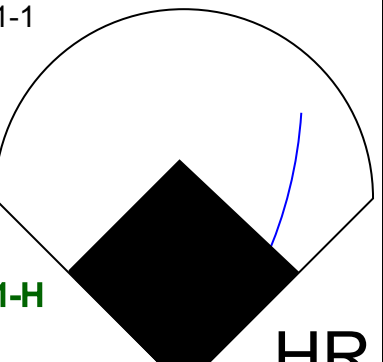

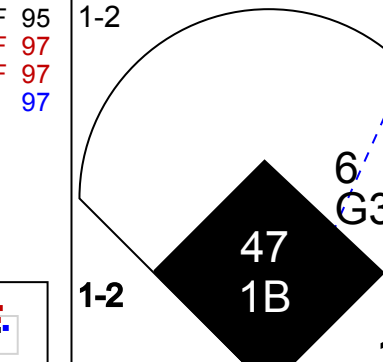
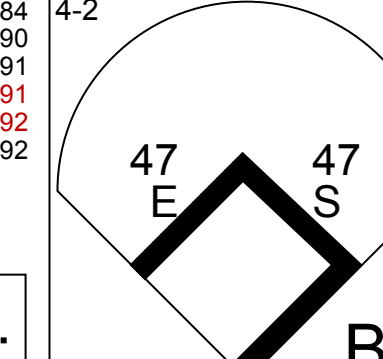

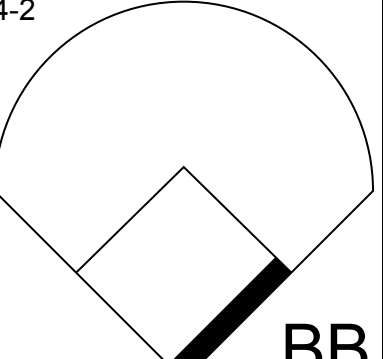

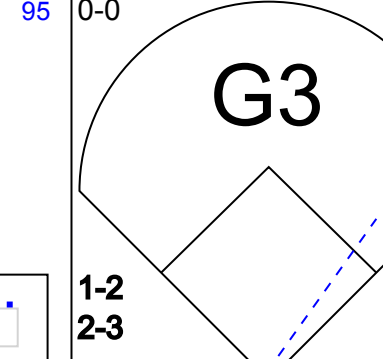
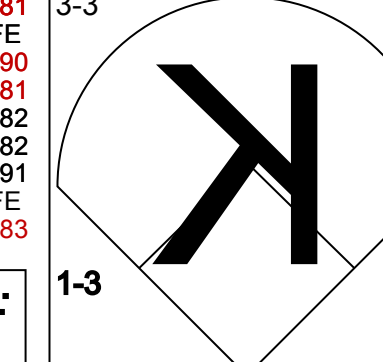
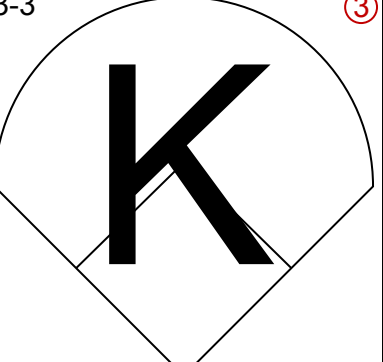
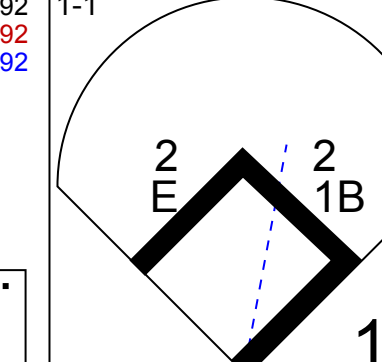
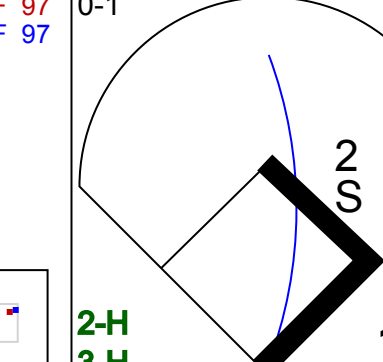
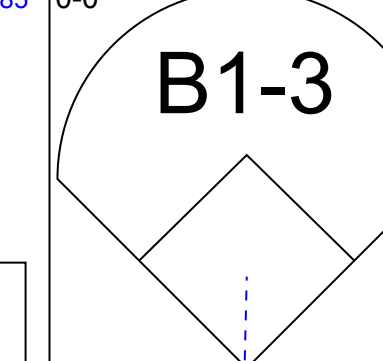

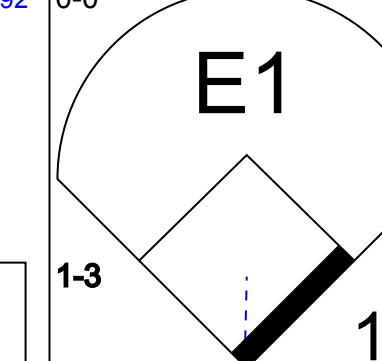
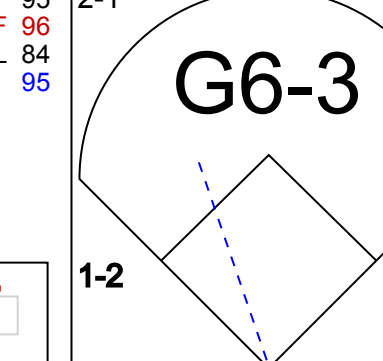


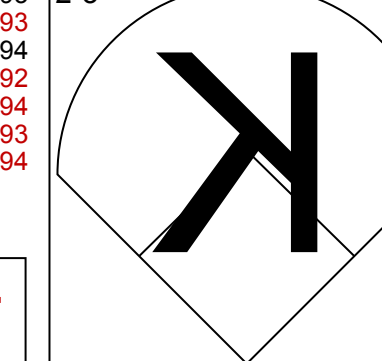

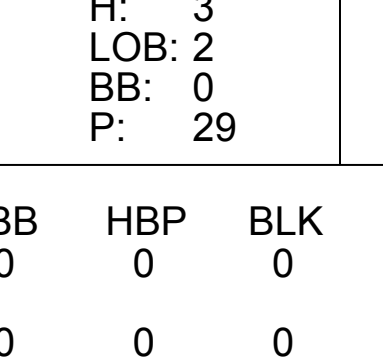
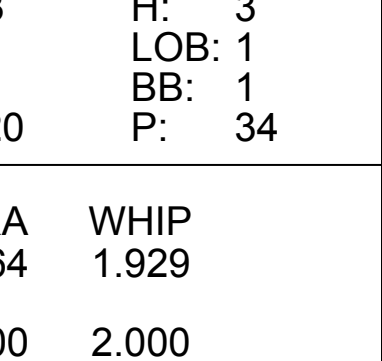
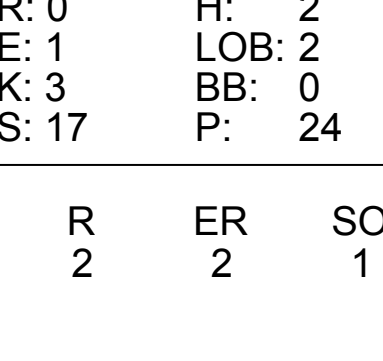


Batter	1	2	3	4	5	6	7	8	9	AB	R	H	RBI	BB	SO	LOB	BOTTOM			
4 Coco Crisp, S OBP: 0.313, SLG: 0.366										4	1	1	0	1	0	1				
31 Jonny Gomes, R OBP: 0.372, SLG: 0.468										5	1	2	2	0	1	1				
16 Josh Reddick, L OBP: 0.333, SLG: 0.518										4	1	2	1	1	0	1				
52 Yoenis Cespedes, R OBP: 0.366, SLG: 0.521										5	1	2	0	0	1	1				
22 Chris Carter, R OBP: 0.398, SLG: 0.598										4	1	2	0	1	0	0				
7 Brandon Inge, R OBP: 0.272, SLG: 0.386										3	2	1	0	2	0	3				
36 Derek Norris, R OBP: 0.284, SLG: 0.357										5	2	1	3	0	1	7				
17 Adam Rosales, R OBP: 0.360, SLG: 0.289										3	1	1	2	0	2	0				
19 Jemile Weeks, S OBP: 0.301, SLG: 0.304										4	0	1	1	0	0	0				
Inning Stats	R: 1 E: 0 K: 1 S: 15	H: 3 LOB: 3 BB: 1 P: 24	R: 0 E: 0 K: 2 S: 9	H: 0 LOB: 1 BB: 1 P: 19	R: 4 E: 1 K: 0 S: 19	H: 3 LOB: 1 BB: 1 P: 31	R: 0 E: 0 K: 0 S: 10	H: 1 LOB: 3 BB: 2 P: 19	R: 1 E: 0 K: 1 S: 13	H: 2 LOB: 1 BB: 0 P: 21	R: 3 E: 0 K: 0 S: 15	H: 3 LOB: 0 BB: 0 P: 25	R: 1 E: 0 K: 1 S: 10	H: 1 LOB: 0 BB: 0 P: 16	R: 0 E: 0 K: 0 S: 9	H: 0 LOB: 0 BB: 0 P: 14	1B: 6 2B: 2 3B: 1 HR: 4	SF: 1 SAC: 0 DP: 0 HBP: 0	WP: 0 PB: 0 SB: 2 CS: 0	PA: 43
PITCHER	IP WLS BF H R ER SO BB IBB HBP BLK WP HR S P ERA WHIP	5.0 L 30 6 3 3 0 5 0 0 0 0 0 2 15 25 5.40 2.800	1.0 6 3 3 3 0 0 0 0 0 0 0 10 16 9.00 1.000	1.0 3 0 0 0 0 0 0 0 0 0 0 9 14 0.00 0.000																

Los Angeles Angels @ Oakland Athletics
 Oakland Coliseum, Oakland, CA
 Tue Aug 07 2012, 7:08 PM - 10:05 PM PDT
 Att: 15,458 - Clear - 67 F

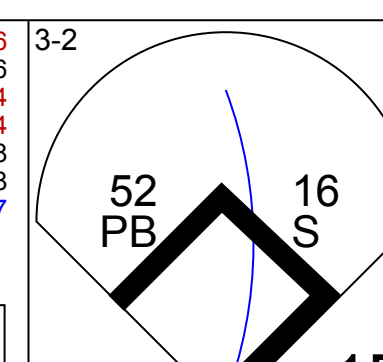
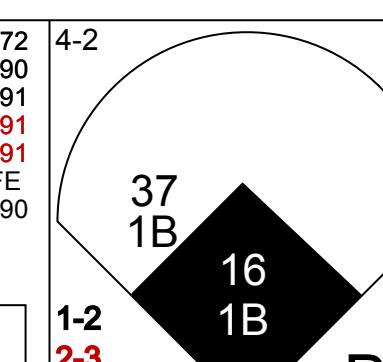
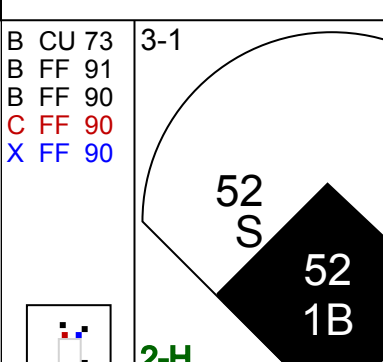
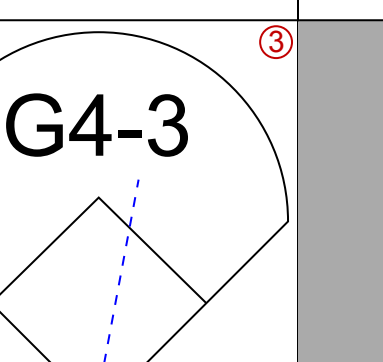
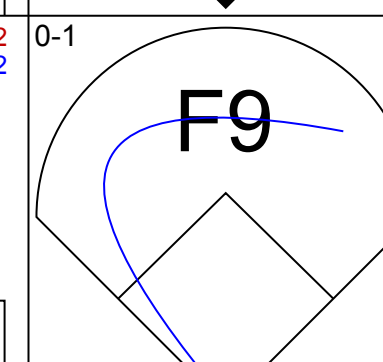
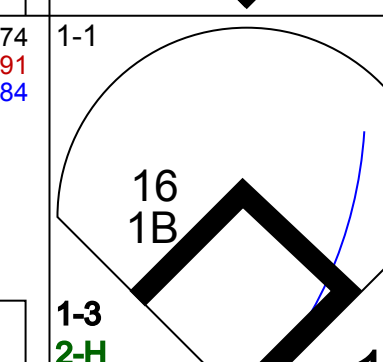
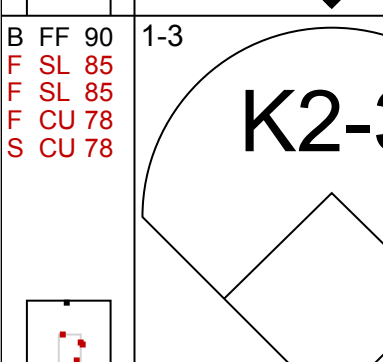
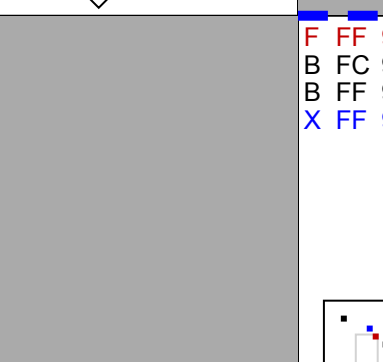
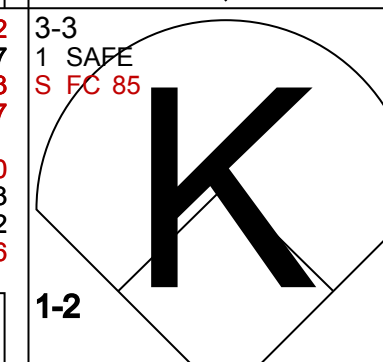
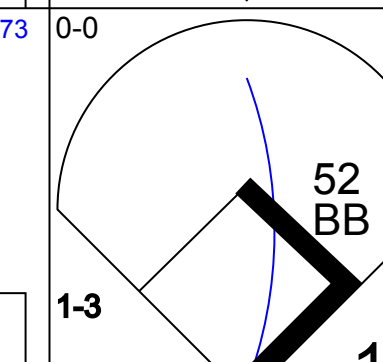
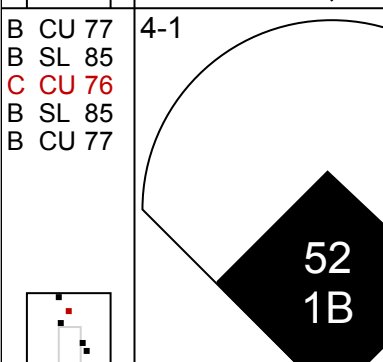

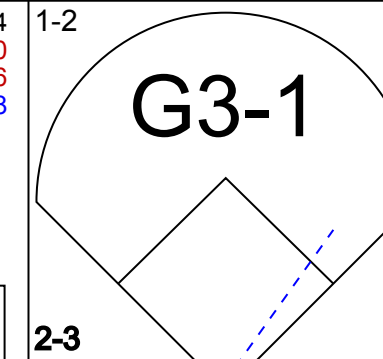
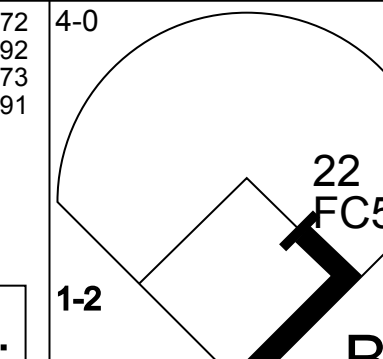
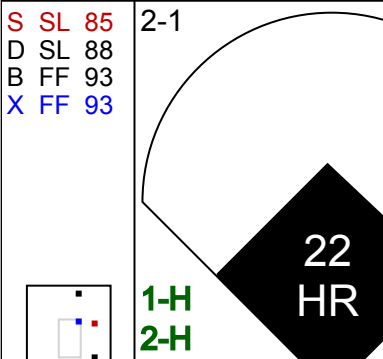


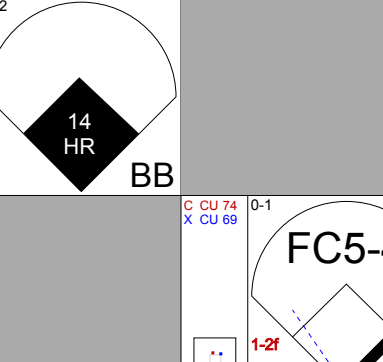
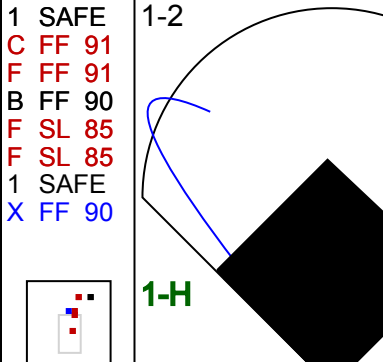


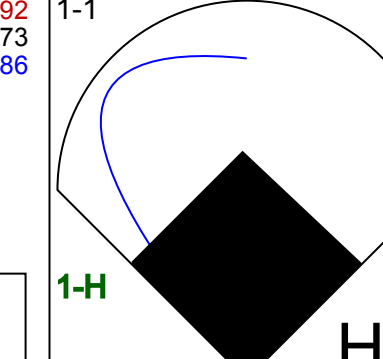
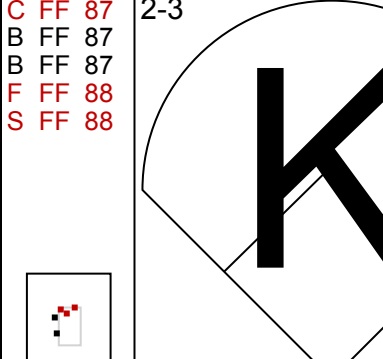


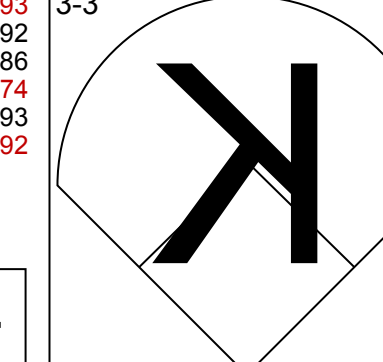

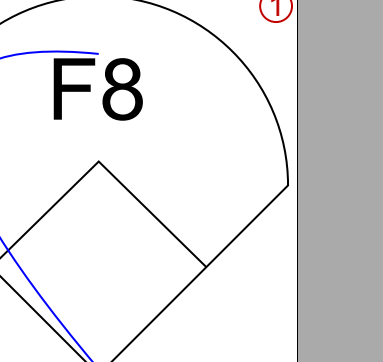

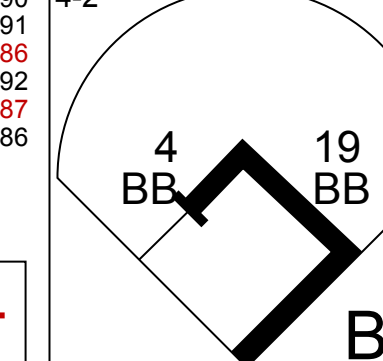
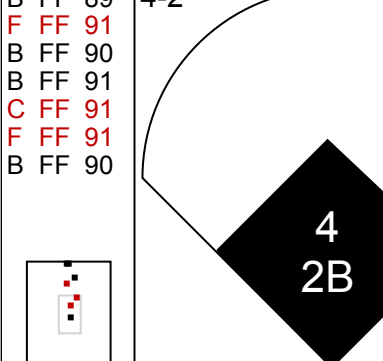
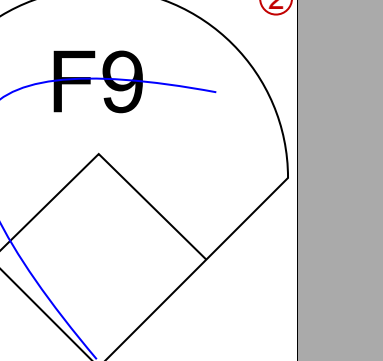

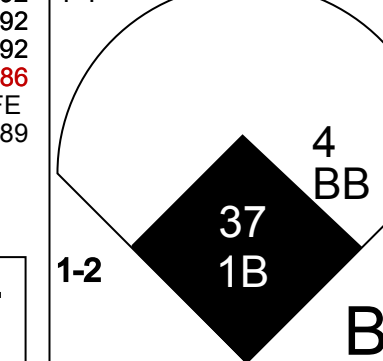
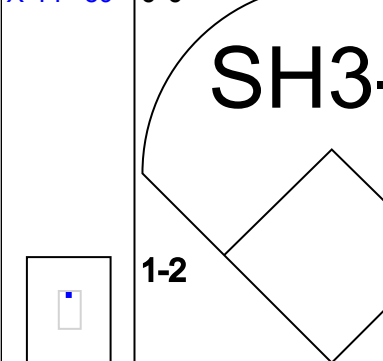
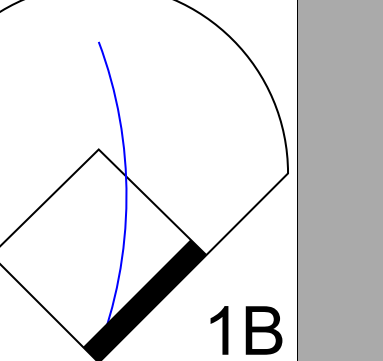
AB 37
R 10
H 13
RBI 9
BB 5
SO 5
LOB 14



Batter	1	2	3	4	5	6	7	8	9	AB	R	H	RBI	BB	SO	LOB	TOP						
27 Mike Trout, R OBP: 0.409, SLG: 0.597										4	0	1	0	1	2	2	Los Angeles Angels @ Oakland Athletics Oakland Coliseum, Oakland, CA Wed Aug 08 2012, 12:38 PM - 4:18 PM PDT Att: 21,150 - Sunny - 70 F						
48 Toni Hunter, R OBP: 0.349, SLG: 0.450										5	1	2	1	0	3	3							
5 Albert Pujols, R OBP: 0.349, SLG: 0.523										5	1	1	0	0	2	2							
44 Mark Trumbo, R OBP: 0.346, SLG: 0.574										5	2	2	1	0	1	3							
8 Kendrys Morales, S OBP: 0.325, SLG: 0.448										5	2	3	3	0	1	2							
10 Vernon Wells, R OBP: 0.253, SLG: 0.377										0	1	0	0	0	0	0							
6 Alberto Callaspo, S OBP: 0.330, SLG: 0.383										3	0	0	0	2	0	2							
47 Howie Kendrick, R OBP: 0.323, SLG: 0.375										5	0	2	2	0	3	2							
2 Erick Aybar, S OBP: 0.305, SLG: 0.385										5	0	2	0	0	0	2							
17 Chris Iannetta, R OBP: 0.336, SLG: 0.422										4	1	1	1	0	2	3							
Inning Stats	R: 0 E: 0 K: 3 S: 10	H: 0 LOB: 0 BB: 0 P: 15	R: 1 E: 0 K: 1 S: 11	H: 1 LOB: 1 BB: 1 P: 23	R: 1 E: 0 K: 0 S: 17	H: 3 LOB: 2 BB: 0 P: 29	R: 0 E: 0 K: 1 S: 13	H: 1 LOB: 1 BB: 0 P: 16	R: 3 E: 1 K: 1 S: 20	H: 3 LOB: 1 BB: 1 P: 34	R: 0 E: 0 K: 2 S: 13	H: 0 LOB: 0 BB: 0 P: 21	R: 1 E: 1 K: 2 S: 13	H: 1 LOB: 0 BB: 0 P: 18	R: 0 E: 1 K: 3 S: 17	H: 2 LOB: 2 BB: 0 P: 24	R: 2 E: 0 K: 1 S: 13	H: 3 LOB: 2 BB: 0 P: 18	1B: 9 2B: 0 3B: 0 HR: 5	SF: 0 SAC: 0 DP: 0 HBP: 0	WP: 0 PB: 0 SB: 2 CS: 0	PA: 44	
PITCHER	IP WLS BF H R ER SO BB IBB HBP BLK WP HR S P ERA WHIP	IP WLS BF H R ER SO BB IBB HBP BLK WP HR S P ERA WHIP	IP WLS BF H R ER SO BB IBB HBP BLK WP HR S P ERA WHIP	IP WLS BF H R ER SO BB IBB HBP BLK WP HR S P ERA WHIP	IP WLS BF H R ER SO BB IBB HBP BLK WP HR S P ERA WHIP	IP WLS BF H R ER SO BB IBB HBP BLK WP HR S P ERA WHIP	IP WLS BF H R ER SO BB IBB HBP BLK WP HR S P ERA WHIP	IP WLS BF H R ER SO BB IBB HBP BLK WP HR S P ERA WHIP	IP WLS BF H R ER SO BB IBB HBP BLK WP HR S P ERA WHIP	IP WLS BF H R ER SO BB IBB HBP BLK WP HR S P ERA WHIP	IP WLS BF H R ER SO BB IBB HBP BLK WP HR S P ERA WHIP	IP WLS BF H R ER SO BB IBB HBP BLK WP HR S P ERA WHIP	IP WLS BF H R ER SO BB IBB HBP BLK WP HR S P ERA WHIP	IP WLS BF H R ER SO BB IBB HBP BLK WP HR S P ERA WHIP	IP WLS BF H R ER SO BB IBB HBP BLK WP HR S P ERA WHIP	IP WLS BF H R ER SO BB IBB HBP BLK WP HR S P ERA WHIP	IP WLS BF H R ER SO BB IBB HBP BLK WP HR S P ERA WHIP	IP WLS BF H R ER SO BB IBB HBP BLK WP HR S P ERA WHIP	IP WLS BF H R ER SO BB IBB HBP BLK WP HR S P ERA WHIP	IP WLS BF H R ER SO BB IBB HBP BLK WP HR S P ERA WHIP	IP WLS BF H R ER SO BB IBB HBP BLK WP HR S P ERA WHIP	IP WLS BF H R ER SO BB IBB HBP BLK WP HR S P ERA WHIP	IP WLS BF H R ER SO BB IBB HBP BLK WP HR S P ERA WHIP

AB	41
R	8
H	14
RBI	8
BB	3
SO	14
LOB	21



Batter	1	2	3	4	5	6	7	8	9	AB	R	H	RBI	BB	SO	LOB	BOTTOM						
4 Coco Crisp, S OBP: 0.318, SLG: 0.371										4	2	2	1	1	0	1	Los Angeles Angels @ Oakland Athletics Oakland Coliseum, Oakland, CA Wed Aug 08 2012, 12:38 PM - 4:18 PM PDT Att: 21,150 - Sunny - 70 F						
37 Brandon Moss, L OBP: 0.307, SLG: 0.514										5	0	1	1	0	1	2							
16 Josh Reddick, L OBP: 0.333, SLG: 0.516										4	1	1	1	1	2	2							
52 Yoenis Cespedes, R OBP: 0.367, SLG: 0.517										4	1	1	2	1	2	2							
22 Chris Carter, R OBP: 0.411, SLG: 0.633										3	2	2	2	1	0	3							
14 George Kottaras, L OBP: 0.400, SLG: 0.374										4	1	1	2	0	1	1							
7 Brandon Inge, R OBP: 0.272, SLG: 0.384										4	0	1	0	0	1	0							
2 Cliff Pennington, S OBP: 0.262, SLG: 0.280										2	1	0	0	2	0	1							
19 Jemile Weeks, S OBP: 0.304, SLG: 0.305										2	1	1	0	1	0	1							
Inning Stats	R: 0 E: 0 K: 1 S: 15	H: 1 LOB: 1 BB: 0 P: 22	R: 4 E: 0 K: 1 S: 17	H: 3 LOB: 5 BB: 5 P: 42	R: 0 E: 0 K: 0 S: 11	H: 1 LOB: 1 BB: 0 P: 18	R: 0 E: 1 K: 1 S: 8	H: 0 LOB: 0 BB: 0 P: 9	R: 0 E: 0 K: 0 S: 8	H: 1 LOB: 0 BB: 0 P: 12	R: 5 E: 0 K: 2 S: 21	H: 3 LOB: 2 BB: 2 P: 38	R: 0 E: 0 K: 0 S: 14	H: 1 LOB: 0 BB: 0 P: 20	R: 0 E: 0 K: 2 S: 10	H: 0 LOB: 0 BB: 0 P: 12		R: 0 E: 0 K: 2 S: 10	H: 0 LOB: 0 BB: 0 P: 12	1B: 7 2B: 1 3B: 0 HR: 2	SF: 0 SAC: 1 DP: 1 HBP: 0	WP: 0 PB: 1 SB: 3 CS: 0	PA: 40
PITCHER	IP WLS BF H R ER SO BB IBB HBP BLK WP HR S P ERA WHIP	IP WLS BF H R ER SO BB IBB HBP BLK WP HR S P ERA WHIP	IP WLS BF H R ER SO BB IBB HBP BLK WP HR S P ERA WHIP	IP WLS BF H R ER SO BB IBB HBP BLK WP HR S P ERA WHIP	IP WLS BF H R ER SO BB IBB HBP BLK WP HR S P ERA WHIP	IP WLS BF H R ER SO BB IBB HBP BLK WP HR S P ERA WHIP	IP WLS BF H R ER SO BB IBB HBP BLK WP HR S P ERA WHIP	IP WLS BF H R ER SO BB IBB HBP BLK WP HR S P ERA WHIP	IP WLS BF H R ER SO BB IBB HBP BLK WP HR S P ERA WHIP	IP WLS BF H R ER SO BB IBB HBP BLK WP HR S P ERA WHIP	IP WLS BF H R ER SO BB IBB HBP BLK WP HR S P ERA WHIP	IP WLS BF H R ER SO BB IBB HBP BLK WP HR S P ERA WHIP	IP WLS BF H R ER SO BB IBB HBP BLK WP HR S P ERA WHIP	IP WLS BF H R ER SO BB IBB HBP BLK WP HR S P ERA WHIP	IP WLS BF H R ER SO BB IBB HBP BLK WP HR S P ERA WHIP	IP WLS BF H R ER SO BB IBB HBP BLK WP HR S P ERA WHIP	IP WLS BF H R ER SO BB IBB HBP BLK WP HR S P ERA WHIP	IP WLS BF H R ER SO BB IBB HBP BLK WP HR S P ERA WHIP	IP WLS BF H R ER SO BB IBB HBP BLK WP HR S P ERA WHIP	IP WLS BF H R ER SO BB IBB HBP BLK WP HR S P ERA WHIP	IP WLS BF H R ER SO BB IBB HBP BLK WP HR S P ERA WHIP	IP WLS BF H R ER SO BB IBB HBP BLK WP HR S P ERA WHIP	IP WLS BF H R ER SO BB IBB HBP BLK WP HR S P ERA WHIP



Batter	1	2	3	4	5	6	7	8	9	AB	R	H	RBI	BB	SO	LOB	TOP										
4 Coco Crisp, S OBP: 0.319, SLG: 0.367	4-1 S CU 80 X CH 88 16 S 19 SH1-3 G4-3 BB								0-2 1 SAFE F SI 91 F SI 91 1 SAFE X CU 78 F9	3	1	0	0	2	0	3											
19 Jamile Weeks, S OBP: 0.305, SLG: 0.307	0-0 X SI 89 SH1-3 1-2		0-1 C FF 91 X CH 88 37 BB 52 1B 1B						1-0 X SI 91 G6-3 1-2	4	0	2	0	0	0	2											
16 Josh Reddick, L OBP: 0.312, SLG: 0.510	1-2 C FF 93 F CU 82 F CU 81 X FC 90 2-H G4-3		1-3 1 SAFE B CH 86 C FC 85 F SI 91 1 SAFE X FC 85 K						0-0 X CU 78 G3-1	5	0	0	1	0	2	3											
52 Yoenis Cespedes, R OBP: 0.368, SLG: 0.515	1-3 C FF 90 F CU 82 F CU 81 S FF 93 K		2-2 F SI 91 B SI 90 B FC 85 X FC 85 37 BB 1B							3	0	1	0	0	2	1											
22 Chris Carter, R OBP: 0.405, SLG: 0.628		1-1 S FC 86 F CU 87 X FC 86 37 HR 2B	2-2 C FF 90 B FC 87 B FC 87 T CU 78 K							4	1	1	0	0	2	4											
37 Brandon Moss, L OBP: 0.312, SLG: 0.532	2-2 C SI 91 B FF 92 B FF 92 X CU 89 2-H HR		4-2 B CU 81 F FC 86 F FC 86 B FF 93 1-2 2-3 BB							3	1	1	2	1	1	1											
7 Brandon Inge, R OBP: 0.269, SLG: 0.379	2-1 B FF 92 B CH 88 C FC 87 X FC 87 G6-3		0-3 C FC 88 C CU 79 S CU 89 K							4	0	0	0	0	1	3											
36 Derek Norris, R OBP: 0.264, SLG: 0.363	3-2 B CU 81 S FC 87 S FC 87 X FC 87 G4-3 2B									4	0	1	0	0	2	0											
2 Cliff Pennington, S OBP: 0.265, SLG: 0.287	0-0 X SI 92 G4-3 2-3		2-1 C FF 92 B FC 82 X FC 87 F9							3	0	1	0	1	0	1											
Inning Stats	R: 1 E: 0 K: 1 S: 9	H: 0 LOB: 0 BB: 1 P: 15	R: 2 E: 0 K: 0 S: 13	H: 3 LOB: 1 BB: 0 P: 21	R: 0 E: 0 K: 3 S: 17	H: 2 LOB: 3 BB: 1 P: 26	R: 0 E: 0 K: 0 S: 5	H: 0 LOB: 1 BB: 1 P: 12	R: 0 E: 0 K: 1 S: 7	H: 1 LOB: 1 BB: 0 P: 11	R: 0 E: 0 K: 3 S: 12	H: 1 LOB: 0 BB: 0 P: 18	R: 0 E: 0 K: 2 S: 9	H: 0 LOB: 0 BB: 0 P: 13	R: 0 E: 0 K: 0 S: 7	H: 0 LOB: 1 BB: 1 P: 12	1B: 3 2B: 2 3B: 1 HR: 1	SF: 0 SAC: 1 DP: 0 HBP: 1	WP: 0 PB: 0 SB: 1 CS: 0	PA: 39							
PITCHER	IP	WLS	BF	H	R	ER	SO	BB	IBB	HBP	BLK	WP	HR	S	P	ERA	WHIP										
34 Gavin Floyd, R ERA: 4.43	6.0		29	7	3	3	5	3	0	1	0	0	1	61	99	4.50	1.667										
52 Leyson Septimo, L ERA: 5.0	0.1		1	0	0	0	1	0	0	0	0	0	0	3	4	0.00	0.000										
26 Jesse Crain, R ERA: 2.12	0.2		2	0	0	0	2	0	0	0	0	0	0	7	11	0.00	0.000										
37 Matt Thornton, L ERA: 3.56	1.0		3	0	0	0	2	0	0	0	0	0	0	9	13	0.00	0.000										
39 Brett Myers, R ERA: 2.75	1.0	W	4	0	0	0	0	1	0	0	0	0	0	7	12	0.00	1.000										

Oakland Athletics @ Chicago White Sox
U.S. Cellular Field, Chicago, IL
Fri Aug 10 2012, 8:11 PM - 11:03 PM EDT
Att: 25,041 - Partly Cloudy - 68 F

AB 33
R 3
H 7
RBI 3
BB 4
SO 10
LOB 18



Batter	1	2	3	4	5	6	7	8	9	AB	R	H	RBI	BB	SO	LOB	BOTTOM										
30 Alejandro De Aza, L OBP: 0.351, SLG: 0.414	0-2 C SI 91 X FC 92 L4		0-1 X SI 91 44 PB 2B							4	0	1	0	0	0	2											
20 Kevin Youkilis, R OBP: 0.339, SLG: 0.427	2-3 C SI 92 B SI 93 F SI 91 S SI 93 K		0-1 X SI 92 P1							4	0	0	0	0	2	3											
44 Adam Dunn, L OBP: 0.340, SLG: 0.480	1-1 B CU 80 C SI 92 X SI 92 1B		3-3 C CU 79 B SI 91 B FC 92 B SI 93 S FC 93 K							4	0	1	0	0	1	1											
51 Alex Rios, R OBP: 0.346, SLG: 0.538	0-1 C CU 78 X SI 92 L5-3		1-1 C FC 89 X SI 92 F8							4	0	0	0	0	1	1											
12 A.J. Pierzynski, L OBP: 0.347, SLG: 0.554		0-0 X SI 91 HR	2-2 C CU 79 B FC 91 B FC 92 B SI 89 X SI 91 F8							3	1	1	1	0	0	0											
10 Alexei Ramirez, R OBP: 0.286, SLG: 0.356		0-1 C FC 90 X FC 89 24 G5-4-3 1B	0-0 X CU 80 HR							4	1	2	1	0	1	1											
24 Dayan Viciedo, R OBP: 0.284, SLG: 0.422	1-2 B CU 78 S SI 91 1 SAFE X SI 92 G5-4-3 1-2		0-3 C SI 91 F FC 92 S FC 89 X FC 82 K							4	1	1	1	0	1	1											
7 Jordan Danks, L OBP: 0.275, SLG: 0.347	0-0 X SI 91 F8		0-0 X FC 89 B1-3							4	1	1	1	0	1	0											
15 Gordon Beckham, R OBP: 0.283, SLG: 0.365			2-3 B FC 88 B SI 91 C FC 90 S FC 89 K							2	0	1	0	1	1	0											
Inning Stats	R: 0 E: 0 K: 1 S: 10	H: 1 LOB: 1 BB: 0 P: 13	R: 1 E: 0 K: 0 S: 7	H: 2 LOB: 0 BB: 0 P: 8	R: 0 E: 0 K: 2 S: 10	H: 1 LOB: 1 BB: 0 P: 15	R: 1 E: 0 K: 1 S: 13	H: 1 LOB: 0 BB: 0 P: 16	R: 0 E: 0 K: 0 S: 5	H: 0 LOB: 1 BB: 1 P: 11	R: 0 E: 0 K: 0 S: 12	H: 0 LOB: 1 BB: 0 P: 18	R: 1 E: 0 K: 2 S: 14	H: 2 LOB: 1 BB: 0 P: 22	R: 0 E: 0 K: 1 S: 11	H: 0 LOB: 0 BB: 0 P: 14	R: 1 E: 0 K: 1 S: 8	H: 1 LOB: 0 BB: 0 P: 11	1B: 3 2B: 1 3B: 0 HR: 4	SF: 0 SAC: 0 DP: 1 HBP: 1	WP: 0 PB: 1 SB: 1 CS: 0	PA: 35					
PITCHER	IP	WLS	BF	H	R	ER	SO	BB	IBB	HBP	BLK	WP	HR	S	P	ERA	WHIP										
32 Brandon McCarthy, R ERA: 2.68	6.0		25	6	3	3	4	1	0	1	0	0	1	60	85	4.50	1.167										
62 Sean Doolittle, L ERA: 3.76	2.0		7	1	0	0	3	0	0	0	0	0	0	22	32	0.00	0.500										
40 Pat Neshek, R ERA: 2.08	0.2	L	3	1	1	1	1	0	0	0	0	0	1	8	11	13.50	1.500										

Oakland Athletics @ Chicago White Sox
U.S. Cellular Field, Chicago, IL
Fri Aug 10 2012, 8:11 PM - 11:03 PM EDT
Att: 25,041 - Partly Cloudy - 68 F

AB 33
R 4
H 8
RBI 4
BB 1
SO 8
LOB 9



Batter	1	2	3	4	5	6	7	8	9	AB	R	H	RBI	BB	SO	LOB	TOP										
4 Coco Crisp, S OBP: 0.322, SLG: 0.377										6	3	3	0	0	1	2											
31 Jonny Gomes, R OBP: 0.375, SLG: 0.481										5	1	2	2	1	2	1											
16 Josh Reddick, L OBP: 0.274, SLG: 0.505										6	1	1	1	1	0	2	3										
52 Yoenis Cespedes, R (1, 7) OBP: 0.366, SLG: 0.508										4	2	0	0	0	1	1											
22 Chris Carter, R OBP: 0.413, SLG: 0.636										5	1	3	2	0	2	1											
7 Brandon Inge, R OBP: 0.274, SLG: 0.379										3	1	1	1	2	2	1											
36 Derek Norris, R OBP: 0.278, SLG: 0.371										3	0	1	2	2	1	3											
17 Adam Rosales, R OBP: 0.358, SLG: 0.293										3	0	1	1	0	0	3											
2 Cliff Pennington, S OBP: 0.266, SLG: 0.292										2	0	1	0	0	0	0											
19 Jemile Weeks, S OBP: 0.304, SLG: 0.304										4	0	0	0	1	1	4											
Inning Stats	R: 0 E: 0 K: 3 S: 9	H: 0 LOB: 0 BB: 0 P: 11	R: 0 E: 0 K: 2 S: 10	H: 1 LOB: 2 BB: 1 P: 20	R: 5 E: 0 K: 0 S: 21	H: 4 LOB: 2 BB: 2 P: 38	R: 1 E: 0 K: 1 S: 10	H: 2 LOB: 1 BB: 0 P: 15	R: 0 E: 0 K: 1 S: 13	H: 0 LOB: 0 BB: 2 P: 25	R: 0 E: 0 K: 2 S: 10	H: 0 LOB: 0 BB: 0 P: 13	R: 0 E: 0 K: 3 S: 15	H: 1 LOB: 2 BB: 1 P: 25	R: 2 E: 1 K: 0 S: 11	H: 3 LOB: 2 BB: 0 P: 16	R: 1 E: 0 K: 0 S: 10	H: 2 LOB: 1 BB: 0 P: 11	1B: 7 2B: 5 3B: 0 HR: 1	SF: 0 SAC: 0 DP: 0 HBP: 1	WP: 2 PB: 0 SB: 2 CS: 0	PA: 48					
PITCHER	IP	WLS	BF	H	R	ER	SO	BB	IBB	HBP	BLK	WP	HR	S	P	ERA	WHIP										
58 Francisco Liriano, L ERA: 5.35	3.1		21	7	6	6	5	3	0	1	0	1	0	45	76	16.20	3.000										
41 Philip Humber, R ERA: 5.87	3.0		12	0	0	0	5	3	0	0	0	1	0	33	56	0.00	1.000										
26 Jesse Crain, R ERA: 2.08	0.2		3	1	0	0	2	0	0	0	0	0	0	10	15	0.00	1.500										
37 Matt Thornton, L ERA: 3.7	0.2	L	5	2	2	1	0	0	0	0	0	0	1	9	14	13.50	3.000										
39 Brett Myers, R ERA: 2.86	1.1		7	3	1	1	0	0	0	0	0	0	0	12	13	6.75	2.250										

Oakland Athletics @ Chicago White Sox
U.S. Cellular Field, Chicago, IL
Sat Aug 11 2012, 7:10 PM - 10:46 PM EDT
Att: 26,686 - Clear - 70 F

livebaseballscorecards.com

AB 41
R 9
H 13
RBI 9
BB 6
SO 12
LOB 19

Batter	1	2	3	4	5	6	7	8	9	AB	R	H	RBI	BB	SO	LOB	BOTTOM										
30 Alejandro De Aza, L OBP: 0.350, SLG: 0.410										4	1	0	0	0	1	3											
20 Kevin Youkilis, R OBP: 0.343, SLG: 0.439										4	2	2	2	0	2	0											
44 Adam Dunn, L OBP: 0.339, SLG: 0.475										4	0	0	0	1	2	2											
51 Alex Rios, R OBP: 0.345, SLG: 0.534										5	0	1	0	0	2	2											
12 A.J. Pierzynski, L OBP: 0.348, SLG: 0.552										5	1	2	1	0	1	1											
10 Alexei Ramirez, R OBP: 0.286, SLG: 0.357										4	1	1	0	0	1	2											
24 Dayan Viciedo, R OBP: 0.284, SLG: 0.423										4	1	1	1	0	2	1											
17 Tyler Flowers, R OBP: 0.286, SLG: 0.365										3	1	3	3	0	0	0											
15 Gordon Beckham, R (1, 4) OBP: 0.283, SLG: 0.362										3	0	0	0	1	0	3											
Inning Stats	R: 0 E: 0 K: 2 S: 9	H: 3 LOB: 1 BB: 0 P: 17	R: 2 E: 0 K: 0 S: 12	H: 3 LOB: 0 BB: 0 P: 20	R: 0 E: 0 K: 2 S: 9	H: 0 LOB: 0 BB: 0 P: 14	R: 1 E: 0 K: 1 S: 12	H: 2 LOB: 1 BB: 0 P: 17	R: 2 E: 0 K: 1 S: 8	H: 1 LOB: 0 BB: 0 P: 15	R: 1 E: 0 K: 2 S: 11	H: 1 LOB: 1 BB: 1 P: 20	R: 1 E: 0 K: 1 S: 13	H: 3 LOB: 0 BB: 0 P: 19	R: 0 E: 0 K: 1 S: 8	H: 0 LOB: 1 BB: 0 P: 10	R: 0 E: 0 K: 1 S: 10	H: 0 LOB: 1 BB: 0 P: 18	1B: 5 2B: 3 3B: 0 HR: 2	SF: 0 SAC: 0 DP: 1 HBP: 3	WP: 1 PB: 0 SB: 0 CS: 0	PA: 41					
PITCHER	IP	WLS	BF	H	R	ER	SO	BB	IBB	HBP	BLK	WP	HR	S	P	ERA	WHIP										
54 Travis Blackley, L ERA: 3.98	5.0		23	6	5	5	6	1	0	0	0	0	1	50	83	9.00	1.400										
77 Jordan Norberto, L ERA: 2.54	1.1	B	7	2	2	2	3	1	0	0	0	0	1	18	32	13.50	2.250										
48 Ryan Cook, R ERA: 2.72	1.1	W	6	2	0	0	1	0	0	1	0	0	0	13	16	0.00	1.500										
13 Jerry Blevins, L ERA: 2.44	0.1	H	1	0	0	0	0	0	0	0	0	0	0	1	1	0.00	0.000										
50 Grant Balfour, R ERA: 2.67	1.0	S	4	0	0	0	1	0	0	0	0	0	0	10	18	0.00	0.000										

Oakland Athletics @ Chicago White Sox
U.S. Cellular Field, Chicago, IL
Sat Aug 11 2012, 7:10 PM - 10:46 PM EDT
Att: 26,686 - Clear - 70 F

livebaseballscorecards.com

AB 36
R 7
H 10
RBI 7
BB 2
SO 11
LOB 14

Batter	1	2	3	4	5	6	7	8	9	AB	R	H	RBI	BB	SO	LOB	TOP					
4 Coco Crisp, S OBP: 0.318, SLG: 0.372	G5-3		K			G5-3	F8			4	0	0	0	0	1	1						
31 Jonny Gomes, R OBP: 0.373, SLG: 0.491	F7			K		HR		G1-3		4	1	1	1	0	1	0						
16 Josh Reddick, L OBP: 0.325, SLG: 0.500	K			P5		G4-3		F7		4	0	0	0	0	1	0						
52 Yoenis Cespedes, R OBP: 0.364, SLG: 0.505	K			K				L9		4	0	1	0	0	2	1						
22 Chris Carter, R OBP: 0.400, SLG: 0.612	F8					P5		K		4	0	0	0	0	2	1						
36 Derek Norris, R OBP: 0.277, SLG: 0.394	K			K				HR		4	1	1	1	0	2	0						
17 Adam Rosales, R OBP: 0.368, SLG: 0.378	K							G1-3		4	1	2	1	0	1	0						
2 Cliff Pennington, S OBP: 0.269, SLG: 0.295								G6-3		4	0	2	0	0	1	0						
19 Jemile Weeks, S OBP: 0.304, SLG: 0.304								K		3	0	1	0	0	2	3						
Inning Stats	R: 0 H: 0 E: 0 K: 2 S: 15	H: 0 LOB: 1 BB: 0 P: 19	R: 0 H: 0 E: 0 K: 2 S: 10	H: 0 LOB: 0 BB: 0 P: 18	R: 0 H: 1 E: 0 K: 2 S: 13	H: 1 LOB: 0 BB: 0 P: 18	R: 0 H: 0 E: 0 K: 2 S: 10	H: 0 LOB: 0 BB: 0 P: 13	R: 0 H: 2 E: 0 K: 2 S: 12	H: 2 LOB: 2 BB: 0 P: 15	R: 1 H: 2 E: 0 K: 1 S: 13	H: 2 LOB: 1 BB: 0 P: 22	R: 1 H: 2 E: 0 K: 0 S: 13	H: 2 LOB: 1 BB: 0 P: 19	R: 0 H: 0 E: 0 K: 0 S: 11	H: 0 LOB: 0 BB: 0 P: 16	R: 1 H: 1 E: 0 K: 2 S: 12	H: 1 LOB: 0 BB: 0 P: 15	1B: 5 2B: 0 3B: 0 HR: 3	SF: 0 SAC: 0 DP: 0 HBP: 0	WP: 1 PB: 0 SB: 0 CS: 1	PA: 35
PITCHER	IP	WLS	BF	H	R	ER	SO	BB	IBB	HBP	BLK	WP	HR	S	P	ERA	WHIP					
49 Chris Sale, L ERA: 2.6	6.2	W	26	6	2	2	11	0	0	0	0	1	2	79	114	2.70	0.900					
65 Nate Jones, R ERA: 3.35	1.1		5	1	0	0	0	0	0	0	0	0	0	18	26	0.00	0.750					
43 Addison Reed, R ERA: 3.95	1.0		4	1	1	1	2	0	0	0	0	0	1	12	15	9.00	1.000					

Oakland Athletics @ Chicago White Sox
U.S. Cellular Field, Chicago, IL
Sun Aug 12 2012, 2:12 PM - 5:02 PM EDT
Att: 25,106 - Cloudy - 75 F

livebaseballscores.com

AB 35
R 3
H 8
RBI 3
BB 0
SO 13
LOB 6



Batter	1	2	3	4	5	6	7	8	9	AB	R	H	RBI	BB	SO	LOB	BOTTOM				
30 Alejandro De Aza, L OBP: 0.350, SLG: 0.407	K					L8		F8		3	1	0	0	2	1	0					
15 Gordon Beckham, R OBP: 0.282, SLG: 0.350	E6		FC6			F8		G5-3		5	0	1	2	0	0	1					
44 Adam Dunn, L OBP: 0.337, SLG: 0.471	FC4-6		SF7					K		3	0	0	1	1	1	1					
51 Alex Rios, R OBP: 0.348, SLG: 0.539										4	1	3	0	0	0	3					
12 A.J. Pierzynski, L OBP: 0.350, SLG: 0.560	F9					L3				4	2	2	2	0	0	2					
10 Alexei Ramirez, R OBP: 0.283, SLG: 0.354						G6-3		G6-3		4	0	0	0	0	0	0					
24 Dayan Viciedo, R OBP: 0.286, SLG: 0.426								G5-3		4	1	2	0	0	1	0					
28 Dewayne Wise, L OBP: 0.299, SLG: 0.492						G4-3				4	1	2	1	0	0	1					
66 Ray Olmedo, S OBP: 0.286, SLG: 0.286						G4-3		G1-3		4	1	1	0	0	0	1					
Inning Stats	R: 0 H: 1 E: 1 K: 1 S: 8	H: 0 LOB: 2 BB: 0 P: 13	R: 0 H: 0 E: 0 K: 1 S: 8	H: 0 LOB: 0 BB: 0 P: 11	R: 1 H: 1 E: 1 K: 0 S: 13	H: 1 LOB: 2 BB: 1 P: 20	R: 0 H: 1 E: 0 K: 0 S: 5	H: 1 LOB: 1 BB: 0 P: 8	R: 0 H: 0 E: 0 K: 0 S: 7	H: 0 LOB: 0 BB: 0 P: 11	R: 5 H: 6 E: 1 K: 0 S: 21	H: 6 LOB: 3 BB: 2 P: 37	R: 1 H: 2 E: 0 K: 0 S: 14	H: 2 LOB: 1 BB: 0 P: 22	R: 0 H: 0 E: 0 K: 1 S: 7	H: 0 LOB: 0 BB: 0 P: 10	1B: 8 2B: 2 3B: 0 HR: 1	SF: 1 SAC: 0 DP: 0 HBP: 0	WP: 0 PB: 0 SB: 0 CS: 0	PA: 39	
PITCHER	IP	WLS	BF	H	R	ER	SO	BB	IBB	HBP	BLK	WP	HR	S	P	ERA	WHIP				
21 Bartolo Colon, R ERA: 3.55	5.2	L	29	9	6	5	2	1	1	0	0	0	0	59	93	7.94	1.765				
13 Jerry Blevins, L ERA: 2.61	0.1		3	1	1	1	0	1	0	0	0	0	0	5	10	27.00	6.000				
58 Evan Scribner, R ERA: 1.5	2.0		7	1	0	0	1	0	0	0	0	0	0	19	29	0.00	0.500				

Oakland Athletics @ Chicago White Sox
U.S. Cellular Field, Chicago, IL
Sun Aug 12 2012, 2:12 PM - 5:02 PM EDT
Att: 25,106 - Cloudy - 75 F

livebaseballscores.com

AB 35
R 7
H 11
RBI 6
BB 3
SO 3
LOB 9



Batter	1	2	3	4	5	6	7	8	9	AB	R	H	RBI	BB	SO	LOB	TOP					
4 Coco Crisp, S OBP: 0.318, SLG: 0.370	G4-3		1B			F8		K		4	0	1	0	0	1	0						
19 Jamile Weeks, S OBP: 0.304, SLG: 0.303	G4-3		G3			1B			G6-3	4	0	1	0	0	0	1						
16 Josh Reddick, L OBP: 0.322, SLG: 0.495	K			G3-1		K			K	4	0	0	0	0	3	1						
52 Yoenis Cespedes, R OBP: 0.360, SLG: 0.498		P5		G6-3		F8			F9	4	0	0	0	0	0	1						
22 Chris Carter, R OBP: 0.398, SLG: 0.600				K				K		2	0	0	0	1	2	0						
37 Brandon Moss, L OBP: 0.306, SLG: 0.521				K		K		K		3	0	0	0	0	3	1						
14 George Kottaras, L OBP: 0.391, SLG: 0.363				F8		K		F9		3	0	0	0	0	1	1						
20 Josh Donaldson, R OBP: 0.175, SLG: 0.240								K		2	0	1	0	1	1	0						
2 Cliff Pennington, S OBP: 0.267, SLG: 0.292				F7		F7		K		3	0	0	0	0	1	2						
Inning Stats	R: 0 H: 0 E: 0 K: 1 S: 9	H: 0 LOB: 0 BB: 0 P: 17	R: 0 H: 0 E: 0 K: 1 S: 8	H: 0 LOB: 1 BB: 1 P: 15	R: 0 H: 2 E: 0 K: 0 S: 11	H: 0 LOB: 1 BB: 0 P: 16	R: 0 H: 0 E: 0 K: 1 S: 8	H: 0 LOB: 0 BB: 0 P: 12	R: 0 H: 0 E: 0 K: 2 S: 7	H: 0 LOB: 1 BB: 1 P: 14	R: 0 H: 1 E: 0 K: 1 S: 12	H: 0 LOB: 1 BB: 0 P: 15	R: 0 H: 0 E: 0 K: 2 S: 8	H: 0 LOB: 0 BB: 0 P: 13	R: 0 H: 0 E: 0 K: 3 S: 10	H: 0 LOB: 0 BB: 0 P: 11	R: 0 H: 0 E: 0 K: 1 S: 12	H: 0 LOB: 0 BB: 0 P: 16	1B: 3 2B: 0 3B: 0 HR: 0	SF: 0 SAC: 0 DP: 0 HBP: 0	WP: 0 PB: 0 SB: 0 CS: 0	PA: 31
PITCHER	IP	WLS	BF	H	R	ER	SO	BB	IBB	HBP	BLK	WP	HR	S	P	ERA	WHIP					
33 Jeremy Guthrie, R ERA: 5.75	7.0	W	25	3	0	0	8	2	0	0	0	0	0	63	102	0.00	0.714					
55 Tim Collins, L ERA: 2.95	1.0		3	0	0	0	3	0	0	0	0	0	0	10	11	0.00	0.000					
56 Greg Holland, R ERA: 3.28	1.0		3	0	0	0	1	0	0	0	0	0	0	12	16	0.00	0.000					

Oakland Athletics @ Kansas City Royals
Kauffman Stadium, Kansas City, MO
Tue Aug 14 2012, 7:12 PM - 9:34 PM CDT
Att: 16,107 - Clear - 72 F

AB 29
R 0
H 3
RBI 0
BB 2
SO 12
LOB 7



Batter	1	2	3	4	5	6	7	8	9	AB	R	H	RBI	BB	SO	LOB	BOTTOM					
4 Alex Gordon, L OBP: 0.370, SLG: 0.447	F7		G4-3			FC4		F8		4	1	1	1	0	0	1						
2 Alcides Escobar, R OBP: 0.338, SLG: 0.407		2B		FC4		FC6-4				4	0	2	1	0	0	2						
16 Billy Butler, R OBP: 0.367, SLG: 0.514		FC5-4-6		G6-4-3		SF8		K		3	0	0	1	0	1	2						
8 Mike Moustakas, L OBP: 0.303, SLG: 0.447		F9		K		K		K		4	0	0	0	0	3	2						
13 Salvador Perez, R OBP: 0.336, SLG: 0.533		K				G4-3		G6-3		3	1	0	0	1	1	0						
21 Jeff Francoeur, R OBP: 0.285, SLG: 0.384		F9				K		K		3	1	1	0	0	1	0						
35 Eric Hosmer, L OBP: 0.300, SLG: 0.353		G4-3				G4-3				3	1	1	1	0	0	0						
6 Lorenzo Cain, R OBP: 0.311, SLG: 0.383				K				F9		2	1	0	0	1	1	0						
17 Chris Getz, L OBP: 0.321, SLG: 0.367			G3			SF9		FC6-4		2	0	1	1	0	0	0						
Inning Stats	R: 0 H: 1 E: 0 K: 0 S: 12	H: 0 LOB: 1 BB: 0 P: 18	R: 0 H: 0 E: 0 K: 1 S: 7	H: 0 LOB: 0 BB: 0 P: 10	R: 0 H: 0 E: 0 K: 1 S: 8	H: 0 LOB: 0 BB: 0 P: 10	R: 0 H: 1 E: 0 K: 1 S: 7	H: 0 LOB: 0 BB: 0 P: 10	R: 5 H: 3 E: 1 K: 1 S: 22	H: 3 LOB: 1 BB: 2 P: 40	R: 0 H: 0 E: 0 K: 1 S: 6	H: 0 LOB: 0 BB: 0 P: 7	R: 0 H: 1 E: 0 K: 0 S: 9	H: 1 LOB: 1 BB: 0 P: 17	R: 0 H: 0 E: 0 K: 2 S: 8	H: 0 LOB: 0 BB: 0 P: 12	1B: 4 2B: 2 3B: 0 HR: 0	SF: 2 SAC: 0 DP: 1 HBP: 0	WP: 0 PB: 0 SB: 0 CS: 0	PA: 32		
PITCHER	IP	WLS	BF	H	R	ER	SO	BB	IBB	HBP	BLK	WP	HR	S	P	ERA	WHIP					
11 Jarrod Parker, R ERA: 3.71	4.2	L	21	5	5	4	3	2	0	0	0	0	0	51	80	7.71	1.500					
77 Jordan Norberto, L ERA: 2.86	1.1		4	0	0	0	2	0	0	0	0	0	0	11	15	0.00	0.000					
13 Jerry Blevins, L ERA: 2.55	1.0		4	1	0	0	0	0	0	0	0	0	0	9	17	0.00	1.000					
58 Evan Scribner, R ERA: 1.42	1.0		3	0	0	0	2	0	0	0	0	0	0	8	12	0.00	0.000					

Oakland Athletics @ Kansas City Royals
Kauffman Stadium, Kansas City, MO
Tue Aug 14 2012, 7:12 PM - 9:34 PM CDT
Att: 16,107 - Clear - 72 F

AB 28
R 5
H 6
RBI 5
BB 2
SO 7
LOB 7



Batter	1	2	3	4	5	6	7	8	9	AB	R	H	RBI	BB	SO	LOB	TOP										
4 Coco Crisp, S (1, 8) OBP: 0.314, SLG: 0.365	L7		P6		K			G6-3		4	0	0	0	0	1	0	Oakland Athletics @ Kansas City Royals Kauffman Stadium, Kansas City, MO Wed Aug 15 2012, 7:12 PM - 9:47 PM CDT Att: 15,591 - Clear - 93 F livebaseballscorecards.com										
31 Jonny Gomes, R (1, 9) OBP: 0.371, SLG: 0.484	K		G6-3			BB		K		3	0	0	0	1	2	0											
52 Yoanis Cespedes, R (1, 7) OBP: 0.359, SLG: 0.495	G6-3		P3			1B		K		4	0	1	0	0	1	0											
22 Chris Carter, R (1, 10) OBP: 0.402, SLG: 0.606		2B			G6-3			1B		4	1	2	0	0	0	2											
19 Jamie Weeks, S (9, PR) OBP: 0.304, SLG: 0.393					L5			K		4	0	0	0	0	2	4											
36 Derek Norris, R (1, 2) OBP: 0.268, SLG: 0.381	G6-3					K				4	0	0	0	0	2	4											
20 Josh Donaldson, R (1, 5) OBP: 0.387, SLG: 0.279			1B		HR			P4		4	1	2	1	0	0	3											
37 Brandon Moss, L (1, 3) OBP: 0.305, SLG: 0.514			1B		K			G6-3		4	0	1	1	0	2	1											
17 Adam Rosales, R (1, 4) OBP: 0.350, SLG: 0.354	G5-3				K			G6-3		3	0	0	0	0	1	2											
2 Cliff Pennington, S (1, 6) OBP: 0.264, SLG: 0.289	G5-3				G6-3			F8		3	0	0	0	0	0	2											
Inning Stats	R: 0 E: 0 K: 1 S: 7	H: 0 LOB: 0 BB: 15 P: 15	R: 1 E: 0 K: 0 S: 16	H: 3 LOB: 2 BB: 23 P: 23	R: 0 E: 0 K: 0 S: 4	H: 0 LOB: 0 BB: 8 P: 8	R: 1 E: 0 K: 1 S: 9	H: 1 LOB: 0 BB: 12 P: 12	R: 0 E: 0 K: 2 S: 9	H: 0 LOB: 0 BB: 12 P: 12	R: 0 E: 0 K: 1 S: 12	H: 1 LOB: 2 BB: 1 P: 18	R: 0 E: 0 K: 0 S: 5	H: 0 LOB: 0 BB: 9 P: 9	R: 0 E: 0 K: 2 S: 10	H: 0 LOB: 0 BB: 14 P: 14	R: 0 E: 0 K: 2 S: 13	H: 1 LOB: 1 BB: 0 P: 18	1B: 4 2B: 1 3B: 0 HR: 1	SF: 0 SAC: 0 DP: 0 HBP: 0	WP: 0 PB: 0 SB: 0 CS: 0	PA: 34					
PITCHER	IP	WLS	BF	H	R	ER	SO	BB	IBB	HBP	BLK	WP	HR	S	P	ERA	WHIP										
53 Will Smith, L (1, 1) ERA: 5.09	7.0	W	27	5	2	2	5	1	0	0	0	0	1	62	97	2.57	0.857										
43 Aaron Crow, R (8, 1) ERA: 3.54	1.0	H	3	0	0	0	2	0	0	0	0	0	0	10	14	0.00	0.000										
56 Greg Holland, R (9, 1) ERA: 3.21	1.0	S	4	1	0	0	2	0	0	0	0	0	0	13	18	0.00	1.000										

Batter	1	2	3	4	5	6	7	8	9	AB	R	H	RBI	BB	SO	LOB	BOTTOM										
4 Alex Gordon, L (1, 7) OBP: 0.369, SLG: 0.445	1B		F7			F8		P3		4	0	1	0	0	0	1	Oakland Athletics @ Kansas City Royals Kauffman Stadium, Kansas City, MO Wed Aug 15 2012, 7:12 PM - 9:47 PM CDT Att: 15,591 - Clear - 93 F livebaseballscorecards.com										
2 Alcides Escobar, R (1, 6) OBP: 0.340, SLG: 0.411	FC4-6		P3			1B		2B		4	1	2	0	0	0	1											
16 Billy Butler, R (1, 10) OBP: 0.369, SLG: 0.514	FC5				1B			G6-3		4	0	2	1	0	0	1											
8 Mike Moustakas, L (1, 5) OBP: 0.302, SLG: 0.444	F9				F8					3	0	0	0	1	1	4											
13 Salvador Perez, R (1, 2) OBP: 0.327, SLG: 0.518	FC6-4				G4-6-3			F9		4	0	0	0	0	0	4											
21 Jeff Francoeur, R (1, 9) OBP: 0.285, SLG: 0.382		F9				G5-3		F9		4	0	1	0	0	0	2											
35 Eric Hosmer, L (1, 3) OBP: 0.300, SLG: 0.355		K				K		2B		3	1	1	0	0	2	1											
6 Lorenzo Cain, R (1, 8) OBP: 0.312, SLG: 0.390	G5-3					K		2B		3	1	1	1	0	1	1											
17 Chris Getz, L (1, 4) OBP: 0.321, SLG: 0.372					B1			2B		3	0	1	1	0	0	0											
Inning Stats	R: 1 E: 0 K: 0 S: 13	H: 1 LOB: 1 BB: 0 P: 20	R: 0 E: 0 K: 1 S: 8	H: 0 LOB: 0 BB: 0 P: 11	R: 0 E: 0 K: 0 S: 6	H: 0 LOB: 0 BB: 8 P: 8	R: 0 E: 0 K: 0 S: 8	H: 1 LOB: 0 BB: 12 P: 12	R: 0 E: 0 K: 2 S: 8	H: 1 LOB: 0 BB: 12 P: 12	R: 0 E: 0 K: 1 S: 12	H: 2 LOB: 2 BB: 1 P: 19	R: 2 E: 0 K: 0 S: 19	H: 3 LOB: 1 BB: 0 P: 28	R: 0 E: 0 K: 0 S: 14	H: 1 LOB: 2 BB: 1 P: 21		1B: 5 2B: 4 3B: 0 HR: 0	SF: 0 SAC: 0 DP: 1 HBP: 0	WP: 0 PB: 0 SB: 2 CS: 1	PA: 33						
PITCHER	IP	WLS	BF	H	R	ER	SO	BB	IBB	HBP	BLK	WP	HR	S	P	ERA	WHIP										
32 Brandon McCarthy, R (1, 1) ERA: 2.68	6.2	L	26	7	3	2	4	0	0	0	0	0	0	64	94	2.70	1.050										
62 Sean Doolittle, L (7, 1) ERA: 3.71	0.1		2	1	0	0	0	0	0	0	0	0	0	10	16	0.00	3.000										
40 Pat Neshek, R (8, 1) ERA: 1.68	1.0		5	1	0	0	0	0	1	0	0	0	0	14	21	0.00	1.000										

Batter	1	2	3	4	5	6	7	8	9	AB	R	H	RBI	BB	SO	LOB	TOP										
4 Coco Crisp, S OBP: 0.313, SLG: 0.373	G3		F9			HR		K		4	1	1	1	0	1	1	Oakland Athletics @ Kansas City Royals Kauffman Stadium, Kansas City, MO Thu Aug 16 2012, 7:11 PM - 10:08 PM CDT Att: 14,345 - Cloudy - 73 F										
19 Jamile Weeks, S OBP: 0.306, SLG: 0.304	52 FC6-4 BB			K		K2-3				3	0	1	1	1	2	0											
16 Josh Reddick, L OBP: 0.322, SLG: 0.493	F7		52 G6-4-3 1B					K		4	0	1	0	0	2	2											
52 Yoanis Cespedes, R OBP: 0.360, SLG: 0.503	1-2 FC6-4		1-1 G6-4-3							3	1	1	1	1	0	2											
22 Chris Carter, R OBP: 0.397, SLG: 0.589	20 G6-4-3 BB					P4		K		3	0	0	0	1	2	1											
37 Brandon Moss, L OBP: 0.304, SLG: 0.513	F7					F8				4	0	1	0	0	1	2											
20 Josh Donaldson, R OBP: 0.180, SLG: 0.269	G6-4-3					K		G6-3		4	0	0	0	0	2	3											
36 Derek Norris, R OBP: 0.270, SLG: 0.374			P5			F8		4 S 19 1B BB		2	1	0	0	1	0	0											
2 Cliff Pennington, S OBP: 0.262, SLG: 0.286			G5-3			G4-3				3	0	0	0	0	1	1											
Inning Stats	R: 0 E: 0 K: 0 S: 11	H: 0 LOB: 1 BB: 1 P: 19	R: 0 E: 0 K: 0 S: 6	H: 0 LOB: 0 BB: 1 P: 12	R: 0 E: 0 K: 0 S: 8	H: 0 LOB: 0 BB: 0 P: 13	R: 0 E: 0 K: 1 S: 7	H: 1 LOB: 0 BB: 0 P: 9	R: 0 E: 0 K: 1 S: 10	H: 0 LOB: 0 BB: 0 P: 15	R: 1 E: 0 K: 1 S: 9	H: 1 LOB: 0 BB: 0 P: 14	R: 1 E: 0 K: 2 S: 12	H: 2 LOB: 1 BB: 0 P: 16	R: 1 E: 0 K: 3 S: 12	H: 1 LOB: 1 BB: 1 P: 24		R: 0 E: 0 K: 3 S: 11	H: 0 LOB: 1 BB: 1 P: 22	1B: 2 2B: 1 3B: 0 HR: 2	SF: 0 SAC: 0 DP: 2 HBP: 0	WP: 1 PB: 0 CS: 1	PA: 34				
PITCHER	IP	WLS	BF	H	R	ER	SO	BB	IBB	HBP	BLK	WP	HR	S	P	ERA	WHIP										
44 Luke Hochevar, R ERA: 5.24	7.0	L	26	4	3	3	5	3	0	0	0	0	2	64	103	3.86	1.000										
55 Tim Collins, L ERA: 2.9	1.0		4	1	0	0	3	0	0	0	0	0	0	11	19	0.00	1.000										
41 Jeremy Jeffress, R ERA:	1.0		4	0	0	0	3	1	0	0	0	1	0	11	22	0.00	1.000										

AB	30
R	3
H	5
RBI	3
BB	4
SO	11
LOB	12



Batter	1	2	3	4	5	6	7	8	9	AB	R	H	RBI	BB	SO	LOB	BOTTOM										
1 Jarrod Dyson, L OBP: 0.330, SLG: 0.344	F7		F8		CS	P5		K		4	0	0	0	0	1	0	Oakland Athletics @ Kansas City Royals Kauffman Stadium, Kansas City, MO Thu Aug 16 2012, 7:11 PM - 10:08 PM CDT Att: 14,345 - Cloudy - 73 F										
2 Alcides Escobar, R OBP: 0.338, SLG: 0.409	G6-3		P3			F8		4 G3 1B		4	0	1	0	0	0	0											
4 Alex Gordon, L OBP: 0.366, SLG: 0.442	F8		G4-3			K		G3		4	0	0	0	0	1	1											
16 Billy Butler, R OBP: 0.368, SLG: 0.511	F8			G6-3				G1-3		4	0	1	0	0	0	1											
13 Salvador Perez, R OBP: 0.325, SLG: 0.510			35 BB 8 BB 1B	G5-3				F9		4	0	1	0	0	0	1											
8 Mike Moustakas, L OBP: 0.304, SLG: 0.443				F7						3	0	1	0	1	0	0											
21 Jeff Francoeur, R OBP: 0.282, SLG: 0.379						K		K		4	0	0	0	0	2	4											
35 Eric Hosmer, L OBP: 0.304, SLG: 0.358										2	0	2	0	1	0	0											
17 Chris Getz, L OBP: 0.317, SLG: 0.366						FC4-6 1 CS		F8		3	0	0	0	0	0	7											
Inning Stats	R: 0 E: 0 K: 0 S: 8	H: 0 LOB: 0 BB: 0 P: 10	R: 0 E: 0 K: 0 S: 17	H: 1 LOB: 3 BB: 2 P: 29	R: 0 E: 0 K: 0 S: 12	H: 0 LOB: 0 BB: 0 P: 15	R: 0 E: 0 K: 1 S: 8	H: 0 LOB: 0 BB: 0 P: 10	R: 0 E: 0 K: 1 S: 12	H: 1 LOB: 0 BB: 0 P: 18	R: 0 E: 0 K: 1 S: 7	H: 0 LOB: 0 BB: 0 P: 11	R: 0 E: 0 K: 1 S: 15	H: 3 LOB: 3 BB: 0 P: 21	R: 0 E: 0 K: 1 S: 10	H: 1 LOB: 1 BB: 0 P: 17		R: 0 E: 0 K: 0 S: 11	H: 0 LOB: 0 BB: 0 P: 16	1B: 6 2B: 0 3B: 0 HR: 0	SF: 0 SAC: 0 DP: 0 HBP: 0	WP: 0 PB: 0 SB: 0 CS: 1	PA: 35				
PITCHER	IP	WLS	BF	H	R	ER	SO	BB	IBB	HBP	BLK	WP	HR	S	P	ERA	WHIP										
67 Dan Straily, R ERA: 3.18	6.1	W	23	3	2	0	1	0	0	0	0	0	0	11	14	0.00	6.000										
62 Sean Doolittle, L ERA: 3.67	0.1	H	3	2	0	0	1	0	0	0	0	0	0	4	6	0.00	0.000										
13 Jerry Blevins, L ERA: 2.52	0.2	H	2	0	0	0	1	0	0	0	0	0	0	7	12	0.00	1.500										
48 Ryan Cook, R ERA: 2.88	0.2	H	3	1	0	0	0	0	0	0	0	0	0	11	16	0.00	0.000										
50 Grant Balfour, R ERA: 2.62	1.0	S	3	0	0	0	0	0	0	0	0	0	0	11	16	0.00	0.000										

AB	32
R	0
H	6
RBI	0
BB	2
SO	4
LOB	14



Batter	1	2	3	4	5	6	7	8	9	AB	R	H	RBI	BB	SO	LOB	TOP			
22 Jason Kipnis, L (1,4) OBP: 0.331, SLG: 0.380	G4-3		L9	K			K			4	0	0	0	0	2	0	Cleveland Indians @ Oakland Athletics Oakland Coliseum, Oakland, CA Fri Aug 17 2012, 7:08 PM - 10:08 PM PDT Att: 13,967 - Partly Cloudy - 63 F			
13 Asdrúbal Cabrera, S (1,6) OBP: 0.346, SLG: 0.440	2B		1B		G5-3		F9			4	0	2	0	0	0	0				
17 Shin-Soo Choo, L (1,9) OBP: 0.367, SLG: 0.467	F7		K		G4-3			HBP		3	0	0	0	0	1	2				
41 Carlos Santana, S (1,3) OBP: 0.363, SLG: 0.398	G6-3			BB	1B			F8		3	1	1	0	1	0	2				
23 Michael Brantley, L (1,8) OBP: 0.342, SLG: 0.422	1B			1B	K			K		4	1	2	0	0	2	2				
16 Jason Donald, R (1,7) OBP: 0.259, SLG: 0.290	K			1B				L3		4	1	1	0	0	2	2				
12 Ezequiel Carrera, L (8,7) OBP: 0.395, SLG: 0.611	K			1B						0	0	0	0	0	0	0				
47 Shelley Duncan, R (1,10) OBP: 0.301, SLG: 0.411	FC5-4			HR				K		4	1	1	4	0	2	1				
1 Brent Lillibridge, R (1,5) OBP: 0.223, SLG: 0.266	P3							P5		3	0	0	0	0	1	1				
35 Casey Kotchman, L (9,PH) OBP: 0.296, SLG: 0.351										1	0	0	0	0	0	0				
6 Lou Marson, R (1,2) OBP: 0.341, SLG: 0.319					P6			G6-3		3	0	0	0	0	1	0				
9 Jack Hannahan, L (9,PH) OBP: 0.298, SLG: 0.333								G6-3		1	0	0	0	0	0	0				
Inning Stats	R: 0 E: 0 K: 0 S: 10	H: 1 LOB: 1 BB: 0 P: 17	R: 0 E: 0 K: 1 S: 11	H: 1 LOB: 1 BB: 0 P: 17	R: 0 E: 0 K: 2 S: 11	H: 1 LOB: 1 BB: 0 P: 15	R: 4 E: 0 K: 2 S: 19	H: 3 LOB: 0 BB: 1 P: 31	R: 0 E: 0 K: 1 S: 10	H: 0 LOB: 0 BB: 0 P: 13	R: 0 E: 0 K: 1 S: 9	H: 0 LOB: 1 BB: 0 P: 14	R: 0 E: 0 K: 1 S: 11	H: 0 LOB: 0 BB: 0 P: 17	R: 0 E: 0 K: 1 S: 9	H: 0 LOB: 0 BB: 0 P: 14	1B: 5 2B: 1 3B: 0 HR: 1	SF: 0 SAC: 0 DP: 0 HBP: 1	WP: 0 PB: 0 SB: 0 CS: 0	PA: 36
PITCHER	IP WLS BF H R ER SO BB IBB HBP BLK WP HR S P ERA WHIP	5.0 23 7 4 4 6 1 0 0 0 0 1 61 95 7.20 1.600	6.1 4 0 0 0 2 0 0 0 0 0 0 12 16 0.00 0.000	7.1 6 0 0 0 2 0 0 1 0 0 0 18 28 0.00 0.000	9.1 3 0 0 0 1 0 0 0 0 0 0 9 14 0.00 0.000	PITCHER										IP WLS BF H R ER SO BB IBB HBP BLK WP HR S P ERA WHIP				

AB	34
R	4
H	7
RBI	4
BB	1
SO	11
LOB	10



Batter	1	2	3	4	5	6	7	8	9	AB	R	H	RBI	BB	SO	LOB	BOTTOM			
4 Coco Crisp, S (1,8) OBP: 0.308, SLG: 0.368	G4-3		G6-3	K			K	L9		5	0	0	0	0	2	3	Cleveland Indians @ Oakland Athletics Oakland Coliseum, Oakland, CA Fri Aug 17 2012, 7:08 PM - 10:08 PM PDT Att: 13,967 - Partly Cloudy - 63 F			
19 Jemile Weeks, S (1,4) OBP: 0.303, SLG: 0.301	G3		G4-3		F7		L4			4	0	0	0	0	0	0				
52 Yoanis Céspedes, R (1,7) OBP: 0.362, SLG: 0.506	1B		G6-3		2B		K			4	1	2	0	0	1	0				
22 Chris Carter, R (1,3) OBP: 0.400, SLG: 0.588	F9			BB	SF8			BB		2	1	1	1	1	0	1				
17 Adam Rosales, R (8,PR) OBP: 0.350, SLG: 0.354				1B	2H			1B		0	1	0	0	0	0	0				
37 Brandon Moss, L (1,9) OBP: 0.308, SLG: 0.510	G4-3			BB	K			1B		3	2	1	0	1	1	0				
31 Jonny Gomes, R (1,10) OBP: 0.397, SLG: 0.477	K							1B		3	0	0	0	0	2	2				
16 Josh Reddick, L (8,PH) OBP: 0.323, SLG: 0.494	K							1B		1	0	1	0	0	0	0				
20 Josh Donaldson, R (1,5) OBP: 0.209, SLG: 0.304	1B			2B				1B		4	1	4	2	0	0	0				
36 Derek Norris, R (1,2) OBP: 0.269, SLG: 0.370	1B			G5-3				K		4	0	1	1	0	2	5				
2 Cliff Pennington, S (1,6) OBP: 0.262, SLG: 0.287	K				1B			SF9		3	0	1	2	0	1	3				
Inning Stats	R: 0 E: 0 K: 0 S: 6	H: 2 LOB: 2 BB: 0 P: 10	R: 0 E: 0 K: 2 S: 12	H: 2 LOB: 0 BB: 0 P: 15	R: 0 E: 0 K: 0 S: 5	H: 0 LOB: 0 BB: 0 P: 6	R: 3 E: 0 K: 2 S: 20	H: 3 LOB: 1 BB: 1 P: 32	R: 1 E: 0 K: 1 S: 10	H: 1 LOB: 0 BB: 0 P: 17	R: 0 E: 0 K: 1 S: 10	H: 1 LOB: 1 BB: 0 P: 11	R: 0 E: 0 K: 2 S: 9	H: 0 LOB: 0 BB: 0 P: 12	R: 2 E: 0 K: 1 S: 22	H: 3 LOB: 2 BB: 1 P: 39	1B: 9 2B: 2 3B: 0 HR: 0	SF: 2 SAC: 0 DP: 0 HBP: 0	WP: 0 PB: 0 SB: 0 CS: 0	PA: 37
PITCHER	IP WLS BF H R ER SO BB IBB HBP BLK WP HR S P ERA WHIP	6.0 27 8 4 4 6 1 0 0 0 0 0 6 7 0.00 0.000	7.1 2 0 0 0 1 0 0 0 0 0 0 10 18 54.00 6.000	8.1 3 1 2 2 1 1 0 0 0 0 0 15 26 0.00 2.000	PITCHER										IP WLS BF H R ER SO BB IBB HBP BLK WP HR S P ERA WHIP					

AB	33
R	6
H	11
RBI	6
BB	2
SO	9
LOB	14



Batter	1	2	3	4	5	6	7	8	9	AB	R	H	RBI	BB	SO	LOB	TOP				
22 Jason Kipnis, L (1,4) OBP: 0.328, SLG: 0.376	F7			G3-1		G3		K		4	0	0	0	0	1	1					
13 Asdrúbal Cabrera, S (1,6) OBP: 0.347, SLG: 0.442	F9			17 1B		G6-3			17 HR	4	1	2	0	0	0	0					
17 Shin-Soo Choo, L (1,9) OBP: 0.369, SLG: 0.474	L8			41 G4-6-3		L3			1-H	4	1	2	2	0	0	0					
41 Carlos Santana, S (1,2)		P3		G4-6-3		HR			L8	4	1	1	1	0	0	2					
23 Michael Brantley, L (1,8) OBP: 0.343, SLG: 0.423	L8			G4-3		1B			1 HR	4	1	2	0	0	0	0					
47 Shelley Duncan, R (1,10) OBP: 0.296, SLG: 0.404	F7			G5-3		P3			K	4	0	0	0	0	1	2					
35 Casey Kotchman, L (1,3) OBP: 0.290, SLG: 0.351 1 Brent Lillibridge, R (9,PH) OBP: 0.229, SLG: 0.296	F8			F8				12 FC5-4	1-H	3	0	1	0	0	0	0					
9 Jack Hannahan, L (1,5) OBP: 0.294, SLG: 0.329 16 Jason Donald, R (9,PH) OBP: 0.296, SLG: 0.289	G6-3			K		K		F7	1B	3	0	0	0	0	1	1					
12 Ezequiel Carrera, L (1,7) OBP: 0.357, SLG: 0.550	G4-3			K		FC5-4		K	1-H	4	0	0	0	0	2	2					
Inning Stats	R: 0 E: 0 K: 0 S: 11	H: 0 LOB: 0 BB: 0 P: 19	R: 0 E: 0 K: 0 S: 5	H: 0 LOB: 0 BB: 0 P: 9	R: 0 E: 0 K: 0 S: 7	H: 2 LOB: 1 BB: 0 P: 16	R: 0 E: 0 K: 0 S: 13	H: 0 LOB: 0 BB: 0 P: 8	R: 0 E: 0 K: 2 S: 10	H: 0 LOB: 0 BB: 0 P: 13	R: 1 E: 0 K: 0 S: 11	H: 2 LOB: 0 BB: 0 P: 12	R: 0 E: 0 K: 1 S: 10	H: 1 LOB: 1 BB: 0 P: 17	R: 4 E: 0 K: 2 S: 25	H: 5 LOB: 1 BB: 0 P: 37	1B: 6 2B: 1 3B: 0 HR: 3	SF: 0 SAC: 0 DP: 1 HBP: 0	WP: 0 PB: 0 SB: 0 CS: 0	PA: 36	
PITCHER	IP	WLS	BF	H	R	ER	SO	BB	IBB	HBP	BLK	WP	HR	S	P	ERA	WHIP				
21 Bartolo Colon, R (1,1) ERA: 3.43	8.0	W	28	5	1	1	3	0	0	0	0	0	1	74	103	1.12	0.625				
58 Evan Scribner, R (9,1) ERA: 2.75	0.2		5	3	3	3	1	0	0	0	0	0	1	13	22	40.50	4.500				
13 Jerry Blevins, L (9,1) ERA: 2.7	0.0	S	2	2	1	1	0	0	0	0	0	0	1	6	9						
50 Grant Balfour, R (9,1) ERA: 2.56	0.1	S	1	0	0	0	1	0	0	0	0	0	0	6	6	0.00	0.000				

Cleveland Indians @ Oakland Athletics
Oakland Coliseum, Oakland, CA
Sat Aug 18 2012, 6:10 PM - 9:18 PM PDT
Att: 30,132 - Partly Cloudy - 65 F

AB 36
R 5
H 10
RBI 5
BB 0
SO 5
LOB 8



Batter	1	2	3	4	5	6	7	8	9	AB	R	H	RBI	BB	SO	LOB	BOTTOM				
4 Coco Crisp, S (1,8) OBP: 0.310, SLG: 0.372	F8		20 G6-3		G1-3		F9			4	1	1	2	1	0	1					
20 Josh Donaldson, R (1,5) OBP: 0.217, SLG: 0.308	1B		G6-3		P2		52 1B		L8	5	0	2	1	0	0	2					
16 Josh Reddick, L (1,9) OBP: 0.323, SLG: 0.494	F8		52 HR		G4-3		P6			4	1	1	1	0	0	3					
52 Yoenis Cespedes, R (1,7) OBP: 0.364, SLG: 0.516	K		3-H				F9			4	1	2	3	0	1	1					
22 Chris Carter, R (1,10) OBP: 0.403, SLG: 0.590			37 G3-6-1		K				F8	3	1	1	0	1	1	2					
37 Brandon Moss, L (1,3) OBP: 0.307, SLG: 0.503	G3-6-1				2 CS		K		G6-3	4	0	1	0	0	1	2					
14 George Kottaras, L (1,2) OBP: 0.394, SLG: 0.362	G4-3				F9					3	1	1	1	1	0	1					
2 Cliff Pennington, S (1,6) OBP: 0.262, SLG: 0.284			E6				F7			3	1	0	0	1	1	2					
19 Jemile Weeks, S (1,4) OBP: 0.305, SLG: 0.300	SH1-3		20 S		F7					1	2	0	0	2	0	1					
Inning Stats	R: 0 E: 0 K: 1 S: 11	H: 1 LOB: 1 BB: 0 P: 19	R: 0 E: 0 K: 0 S: 7	H: 0 LOB: 1 BB: 1 P: 14	R: 4 E: 1 K: 1 S: 22	H: 2 LOB: 0 BB: 1 P: 36	R: 0 E: 0 K: 0 S: 8	H: 1 LOB: 1 BB: 1 P: 16	R: 0 E: 0 K: 0 S: 8	H: 0 LOB: 0 BB: 0 P: 10	R: 1 E: 0 K: 1 S: 14	H: 2 LOB: 1 BB: 0 P: 22	R: 1 E: 0 K: 0 S: 16	H: 2 LOB: 2 BB: 1 P: 28	R: 2 E: 0 K: 1 S: 15	H: 1 LOB: 1 BB: 2 P: 29	1B: 5 2B: 2 3B: 1 HR: 1	SF: 0 SAC: 1 DP: 1 HBP: 0	WP: 0 PB: 0 SB: 2 CS: 1	PA: 38	
PITCHER	IP	WLS	BF	H	R	ER	SO	BB	IBB	HBP	BLK	WP	HR	S	P	ERA	WHIP				
28 Corey Kluber, R (1,1) ERA: 6.27	5.0	L	21	4	4	0	2	3	0	0	0	0	0	17	30	13.50	2.250				
56 Frank Herrmann, R (6,1) ERA: 4.75	1.1		7	2	2	2	1	1	0	0	0	0	0	13	20	0.00	3.000				
37 Cody Allen, R (7,1) ERA:	0.2		4	2	0	0	0	0	0	0	0	0	0	15	29	18.00	3.000				
44 Chris Seddon, L (8,1) ERA: 5.79	1.0		6	1	2	2	1	2	0	0	0	0	0	15	29	18.00	3.000				

Cleveland Indians @ Oakland Athletics
Oakland Coliseum, Oakland, CA
Sat Aug 18 2012, 6:10 PM - 9:18 PM PDT
Att: 30,132 - Partly Cloudy - 65 F

AB 31
R 8
H 9
RBI 8
BB 6
SO 4
LOB 15



Batter	1	2	3	4	5	6	7	8	9	AB	R	H	RBI	BB	SO	LOB	TOP			
12 Ezequiel Carrera, L OBP: 0.349, SLG: 0.523	1-1 G4-3 13 S 1B		1-0 G4-3		0-2 F8		0-1 G3			4	0	1	0	0	0	0	Cleveland Indians @ Oakland Athletics Oakland Coliseum, Oakland, CA Sun Aug 19 2012, 1:08 PM - 3:32 PM PDT Att: 20,130 - Sunny - 63 F			
13 Asdrúbal Cabrera, S OBP: 0.344, SLG: 0.435	1-2 G4-3		1-1 G3		0-0 G1-3			1-0 G3		4	0	0	0	0	0	1				
17 Shin-Soo Choo, L OBP: 0.370, SLG: 0.474	1-3 K		1-0 41 1B		0-2 35 1B			1-0 G4-3		4	0	2	0	0	1	1				
41 Carlos Santana, S OBP: 0.361, SLG: 0.403	2-0 F7		1-0 1B		1-1 F7			1-0 P6		4	0	1	0	0	0	2				
23 Michael Brantley, L OBP: 0.342, SLG: 0.422		0-0 1B 1B	2-2 G4-3		0-0 P6			0-1 G6-3		4	0	1	0	0	0	3				
35 Casey Kotchman, L OBP: 0.289, SLG: 0.353	1-1 F9			0-1 G4-3		0-0 1B FC6-4		2-1 1B		4	0	2	0	0	0	1				
1 Brent Lillibridge, R OBP: 0.230, SLG: 0.299	4-1 BB		1-3 K		1-1 FC6-4			3-3 K		3	0	0	0	1	2	2				
9 Jack Hannahan, L OBP: 0.290, SLG: 0.324	0-2 F6		0-2 F7				1-2 F8			3	0	0	0	0	0	2				
6 Lou Marson, R OBP: 0.335, SLG: 0.313	2-2 G6-3			1-2 G5-3			0-0 G6-3			3	0	0	0	0	0	2				
Inning Stats	R: 0 E: 0 K: 1 S: 9	H: 1 LOB: 1 BB: 0 P: 14	R: 0 E: 0 K: 0 S: 10	H: 1 LOB: 2 BB: 1 P: 17	R: 0 E: 0 K: 0 S: 8	H: 2 LOB: 0 BB: 0 P: 14	R: 0 E: 0 K: 1 S: 8	H: 0 LOB: 0 BB: 0 P: 9	R: 0 E: 0 K: 0 S: 10	H: 2 LOB: 0 BB: 0 P: 15	R: 0 E: 0 K: 0 S: 10	H: 0 LOB: 0 BB: 0 P: 9	R: 0 E: 0 K: 0 S: 3	H: 0 LOB: 0 BB: 0 P: 6	R: 0 E: 0 K: 1 S: 7	H: 1 LOB: 0 BB: 0 P: 12		1B: 7 2B: 0 3B: 0 HR: 0	SF: 0 SAC: 0 DP: 0 HBP: 0	WP: 0 PA: 34 PB: 0 SB: 1 CS: 0
PITCHER	IP WLS BF H R ER SO BB IBB HBP BLK WP HR S P ERA WHIP	8.0 W 31 6 0 0 2 1 0 0 0 0 0 0 64 93 0.00 0.875	1.0 3 1 0 0 1 0 0 0 0 0 0 0 7 12 0.00 1.000																	

Batter	1	2	3	4	5	6	7	8	9	AB	R	H	RBI	BB	SO	LOB	BOTTOM			
4 Coco Crisp, S OBP: 0.314, SLG: 0.385	2-2 G3		2-2 1B		0-0 1H 2H HR	0-1 20 2B 1B		1-2 F8		5	1	3	5	0	0	0	Cleveland Indians @ Oakland Athletics Oakland Coliseum, Oakland, CA Sun Aug 19 2012, 1:08 PM - 3:32 PM PDT Att: 20,130 - Sunny - 63 F			
20 Josh Donaldson, R OBP: 0.216, SLG: 0.311	3-2 G6-3		0-0 F8		1-2 G4-3	2-1 1B		3-2 L8		5	0	1	0	0	0	1				
16 Josh Reddick, L OBP: 0.320, SLG: 0.490	3-2 G3		2-2 F8		2-3 K	0-0 G3				4	0	0	0	0	1	3				
52 Yoenis Cespedes, R OBP: 0.365, SLG: 0.517		4-0 22 1B BB		2-2 G4-3	2-0 2B		2-2 P4		3	0	1	0	1	0	0	0				
22 Chris Carter, R OBP: 0.405, SLG: 0.595	1-1 36 G6-4-3 1B		0-3 K		1-3 K		3-2 2B		4	0	2	0	0	2	1	1				
37 Brandon Moss, L OBP: 0.311, SLG: 0.521	1-1 F8		2-2 HR		2-2 2B		1-3 K		4	1	2	1	0	1	3	3				
36 Derek Norris, R OBP: 0.269, SLG: 0.361	0-1 G6-4-3		0-3 K		0-3 K		3-3 BB		3	0	0	0	1	2	3	3				
2 Cliff Pennington, S OBP: 0.265, SLG: 0.284			3-2 19 SH3-4 4 1B HBP		0-0 4 HR 1B	1-1 19 1B 2B		2-2 G3		3	3	1	0	0	0	3				
19 Jemile Weeks, S OBP: 0.308, SLG: 0.305			0-0 SH3-4		0-0 4 HR 1B	1-0 4 1B 2B		1-3 K		3	2	2	1	0	1	0				
Inning Stats	R: 0 E: 0 K: 0 S: 10	H: 0 LOB: 0 BB: 0 P: 18	R: 0 E: 0 K: 0 S: 6	H: 1 LOB: 1 BB: 1 P: 12	R: 1 E: 0 K: 0 S: 12	H: 1 LOB: 0 BB: 0 P: 18	R: 1 E: 0 K: 2 S: 12	H: 1 LOB: 0 BB: 0 P: 16	R: 3 E: 0 K: 2 S: 13	H: 4 LOB: 1 BB: 0 P: 19	R: 2 E: 0 K: 1 S: 16	H: 4 LOB: 2 BB: 0 P: 25	R: 0 E: 0 K: 1 S: 17	H: 1 LOB: 2 BB: 1 P: 29	R: 0 E: 0 K: 1 S: 9	H: 0 LOB: 0 BB: 0 P: 14		1B: 6 2B: 4 3B: 0 HR: 2	SF: 0 SAC: 1 DP: 1 HBP: 1	WP: 0 PA: 38 PB: 0 SB: 0 CS: 0
PITCHER	IP WLS BF H R ER SO BB IBB HBP BLK WP HR S P ERA WHIP	5.2 L 27 8 3 0 1 1 0 0 0 0 0 22 36 0.00 3.000	1.1 8 3 0 0 1 0 0 0 0 0 0 9 14 0.00 0.000																	



Batter	1	2	3	4	5	6	7	8	9	AB	R	H	RBI	BB	SO	LOB	TOP			
11 Ben Revere, L (1, 8) OBP: 0.346, SLG: 0.372										4	1	1	0	0	1	0	Minnesota Twins @ Oakland Athletics Oakland Coliseum, Oakland, CA Tue Aug 21 2012, 7:07 PM - 9:39 PM PDT Att: 13,116 - Partly Cloudy - 62 F			
19 Darin Mastroianni, R (1, 9) OBP: 0.338, SLG: 0.463										3	0	0	0	0	2	1				
7 Joe Mauer, L (1, 10) OBP: 0.411, SLG: 0.437										3	0	0	0	0	0	1				
16 Josh Willingham, R (1, 7) OBP: 0.371, SLG: 0.545										3	0	1	0	0	1	0				
33 Justin Morneau, L (1, 3) OBP: 0.336, SLG: 0.470										3	0	1	0	0	1	0				
18 Ryan Doumit, S (1, 2) OBP: 0.337, SLG: 0.478										3	0	1	0	0	0	0				
24 Trevor Plouffe, R (1, 5) OBP: 0.309, SLG: 0.479										3	0	0	0	0	1	2				
8 Jamey Carroll, R (1, 4) OBP: 0.324, SLG: 0.280										3	0	0	0	0	1	0				
25 Pedro Florimón, S (1, 6) OBP: 0.471, SLG: 0.600										3	0	0	0	0	2	0				
Inning Stats	R: 1 E: 0 K: 1 S: 15	H: 2 LOB: 0 BB: 0 P: 21	R: 0 E: 0 K: 0 S: 9	H: 0 LOB: 0 BB: 0 P: 11	R: 0 E: 0 K: 1 S: 8	H: 0 LOB: 0 BB: 0 P: 11	R: 0 E: 0 K: 1 S: 6	H: 0 LOB: 0 BB: 0 P: 10	R: 0 E: 0 K: 2 S: 11	H: 0 LOB: 0 BB: 0 P: 14	R: 0 E: 0 K: 1 S: 7	H: 0 LOB: 0 BB: 0 P: 10	R: 0 E: 0 K: 2 S: 7	H: 0 LOB: 0 BB: 0 P: 9	R: 0 E: 0 K: 1 S: 8	H: 0 LOB: 0 BB: 0 P: 11		1B: 4 2B: 3 3B: 1 HR: 0	SF: 0 SAC: 0 DP: 0 HBP: 0	WP: 1 PB: 0 SB: 1 CS: 1
PITCHER	IP WLS BF H R ER SO BB IBB HBP BLK WP HR S P ERA WHIP	IP WLS BF H R ER SO BB IBB HBP BLK WP HR S P ERA WHIP	PITCHER IP WLS BF H R ER SO BB IBB HBP BLK WP HR S P ERA WHIP																	
49 Brett Anderson, L (1, 1) ERA: 1.29	7.0 W 22 4 1 1 6 0 0 0 0 1 0 62 86 1.29 0.571	1.0 H 3 0 0 0 2 0 0 0 0 0 0 7 9 0.00 0.000	1.0 S 3 0 0 0 1 0 0 0 0 0 0 8 11 0.00 0.000																	

Batter	1	2	3	4	5	6	7	8	9	AB	R	H	RBI	BB	SO	LOB	BOTTOM			
4 Coco Crisp, S (1, 8) OBP: 0.312, SLG: 0.383										5	1	2	0	0	0	1	Minnesota Twins @ Oakland Athletics Oakland Coliseum, Oakland, CA Tue Aug 21 2012, 7:07 PM - 9:39 PM PDT Att: 13,116 - Partly Cloudy - 62 F			
5 Stephen Drew, L (1, 6) OBP: 0.283, SLG: 0.302										4	0	0	0	0	1	2				
16 Josh Reddick, L (1, 9) OBP: 0.319, SLG: 0.485										3	1	1	1	1	0	1				
52 Yoenis Cespedes, R (1, 7) OBP: 0.365, SLG: 0.512										3	0	1	0	1	0	1				
22 Chris Carter, R (1, 3) OBP: 0.391, SLG: 0.574										4	0	1	1	0	1	3				
15 Seth Smith, L (1, 10) OBP: 0.350, SLG: 0.429										2	2	2	0	2	0	0				
20 Josh Donaldson, R (1, 5) OBP: 0.233, SLG: 0.333										4	0	2	1	0	1	4				
36 Derek Norris, R (1, 2) OBP: 0.282, SLG: 0.364										4	0	1	1	0	0	2				
17 Adam Rosales, R (1, 4) OBP: 0.338, SLG: 0.339										4	0	0	0	0	0	4				
Inning Stats	R: 0 E: 0 K: 0 S: 11	H: 1 LOB: 2 BB: 1 P: 20	R: 1 E: 0 K: 0 S: 12	H: 1 LOB: 1 BB: 1 P: 23	R: 0 E: 0 K: 0 S: 13	H: 0 LOB: 1 BB: 1 P: 25	R: 0 E: 0 K: 1 S: 10	H: 1 LOB: 0 BB: 0 P: 14	R: 0 E: 0 K: 1 S: 9	H: 0 LOB: 0 BB: 0 P: 11	R: 1 E: 0 K: 1 S: 17	H: 3 LOB: 2 BB: 0 P: 24	R: 2 E: 0 K: 0 S: 9	H: 4 LOB: 2 BB: 1 P: 19	R: 0 E: 0 K: 0 S: 6	H: 0 LOB: 0 BB: 0 P: 9		1B: 7 2B: 3 3B: 0 HR: 0	SF: 0 SAC: 0 DP: 1 HBP: 0	WP: 0 PB: 0 SB: 0 CS: 0
PITCHER	IP WLS BF H R ER SO BB IBB HBP BLK WP HR S P ERA WHIP	IP WLS BF H R ER SO BB IBB HBP BLK WP HR S P ERA WHIP	PITCHER IP WLS BF H R ER SO BB IBB HBP BLK WP HR S P ERA WHIP																	
38 Cole De Vries, R (1, 1) ERA: 4.89	5.2 L 26 6 2 2 3 3 0 0 0 0 0 12 22 27.00 6.000	0.2 7 4 2 2 0 0 1 0 0 0 0 0 5 9 0.00 0.000	1.1 3 0 0 0 0 0 0 0 0 0 0 0 2 2 0.00 0.000	0.1 1 0 0 0 0 0 0 0 0 0 0 0 2 2 0.00 0.000																

AB 28
R 1
H 4
RBI 0
BB 0
SO 9
LOB 4



AB 33
R 4
H 10
RBI 4
BB 4
SO 3
LOB 18



Batter	1	2	3	4	5	6	7	8	9	AB	R	H	RBI	BB	SO	LOB	TOP										
11 Ben Revere, L OBP: 0.342, SLG: 0.367	G3		F8		G4-3			F8		4	0	0	0	0	0	0											
12 Alexi Casilla, S OBP: 0.251, SLG: 0.287	E6		K		P4			F7		4	0	0	0	0	1	0											
7 Joe Mauer, L OBP: 0.410, SLG: 0.434	F8						G4-3			3	0	0	0	1	1	1											
16 Josh Willingham, R OBP: 0.368, SLG: 0.540	G5-3		P4				K			4	0	0	0	0	2	2											
18 Ryan Doumit, S OBP: 0.338, SLG: 0.477		2B 41 G6-3 1B			24 E 22 E HBP			F9		3	1	1	0	0	1	0											
22 Matt Carson, R OBP: 0.338, SLG: 0.500		FC5 41 G6-4-3 2B						E9		4	0	2	0	0	0	1											
24 Trevor Plouffe, R OBP: 0.306, SLG: 0.473	L7		L8					F8		4	0	0	0	0	1	6											
41 Drew Butera, R OBP: 0.264, SLG: 0.306	G6-3		G6-4-3					K		3	0	0	1	0	1	4											
25 Pedro Florimón, S OBP: 0.400, SLG: 0.500	G6-3							G5-3		3	0	0	0	0	1	2											
Inning Stats	R: 0 H: 0 E: 0 K: 0 S: 12	H: 0 LOB: 1 BB: 0 P: 18	R: 1 H: 2 E: 0 K: 0 S: 10	H: 2 LOB: 1 BB: 0 P: 15	R: 0 H: 0 E: 0 K: 1 S: 11	H: 0 LOB: 1 BB: 1 P: 18	R: 0 H: 0 E: 2 K: 0 S: 7	H: 0 LOB: 0 BB: 0 P: 10	R: 0 H: 0 E: 0 K: 1 S: 7	H: 0 LOB: 0 BB: 0 P: 11	R: 0 H: 0 E: 0 K: 1 S: 9	H: 0 LOB: 0 BB: 0 P: 12	R: 0 H: 0 E: 0 K: 1 S: 6	H: 0 LOB: 0 BB: 0 P: 9	R: 0 H: 1 E: 0 K: 3 S: 12	H: 1 LOB: 1 BB: 0 P: 19	1B: 2 2B: 1 3B: 0 HR: 0	SF: 0 SAC: 0 DP: 1 HBP: 1	WP: 0 PB: 0 SB: 0 CS: 0	PA: 34							
PITCHER	IP	WLS	BF	H	R	ER	SO	BB	IBB	HBP	BLK	WP	HR	S	P	ERA	WHIP										
57 Tommy Milone, L ERA: 3.87	8.0	W	30	2	1	1	5	1	0	1	0	0	0	69	102	1.12	0.375										
48 Ryan Cook, R ERA: 2.99	1.0		4	1	0	0	3	0	0	0	0	0	0	12	19	0.00	1.000										

Minnesota Twins @ Oakland Athletics
Oakland Coliseum, Oakland, CA
Wed Aug 22 2012, 12:39 PM - 3:12 PM PDT
Att: 16,657 - Partly Cloudy - 63 F

AB 32
R 1
H 3
RBI 1
BB 1
SO 8
LOB 16



Batter	1	2	3	4	5	6	7	8	9	AB	R	H	RBI	BB	SO	LOB	BOTTOM										
4 Coco Crisp, S OBP: 0.319, SLG: 0.401	5 F8 5 WP 16 1B BB		52 1B							3	3	3	2	1	0	0											
5 Stephen Drew, L OBP: 0.288, SLG: 0.298	F8		52 1B BB		P5					2	0	0	0	2	0	2											
16 Josh Reddick, L OBP: 0.320, SLG: 0.484			P6							3	0	1	1	1	0	4											
52 Yoenis Cespedes, R OBP: 0.367, SLG: 0.511	F8									3	0	1	2	1	1	2											
22 Chris Carter, R OBP: 0.381, SLG: 0.556	G5-3									4	0	0	0	0	1	6											
15 Seth Smith, L OBP: 0.345, SLG: 0.423		P5	L8							4	0	0	0	0	0	2											
20 Josh Donaldson, R OBP: 0.241, SLG: 0.346	G1-3									4	1	2	0	0	0	0											
14 George Kottaras, L OBP: 0.383, SLG: 0.349	G6-3									4	0	0	0	0	0	2											
2 Cliff Pennington, S OBP: 0.285, SLG: 0.288			4 1B 52 1B 2B							3	1	1	0	0	2	1											
Inning Stats	R: 1 H: 1 E: 0 K: 0 S: 10	H: 1 LOB: 1 BB: 1 P: 21	R: 0 H: 0 E: 0 K: 0 S: 9	H: 0 LOB: 0 BB: 0 P: 13	R: 2 H: 3 E: 0 K: 0 S: 13	H: 3 LOB: 2 BB: 1 P: 25	R: 1 H: 2 E: 0 K: 1 S: 14	H: 2 LOB: 1 BB: 0 P: 18	R: 0 H: 0 E: 0 K: 1 S: 12	H: 0 LOB: 0 BB: 0 P: 20	R: 0 H: 0 E: 0 K: 0 S: 11	H: 0 LOB: 0 BB: 0 P: 16	R: 1 H: 1 E: 1 K: 2 S: 12	H: 1 LOB: 2 BB: 2 P: 25	R: 0 H: 1 E: 0 K: 0 S: 10	H: 1 LOB: 0 BB: 0 P: 13	1B: 4 2B: 3 3B: 0 HR: 1	SF: 0 SAC: 0 DP: 1 HBP: 0	WP: 1 PB: 0 SB: 1 CS: 1	PA: 35							
PITCHER	IP	WLS	BF	H	R	ER	SO	BB	IBB	HBP	BLK	WP	HR	S	P	ERA	WHIP										
62 Liam Hendriks, R ERA: 7.06	5.0	L	23	6	4	4	4	3	0	0	0	0	0	11	16	0.00	0.000										
31 Alex Burnett, R ERA: 3.05	1.0		3	0	0	0	0	0	0	0	0	0	0	11	16	0.00	0.000										
64 Tyler Robertson, L ERA: 7.04	0.2		5	1	1	1	1	1	1	0	0	0	1	7	17	13.50	3.000										
50 Casey Fien, R ERA: 1.31	0.1		1	0	0	0	1	0	0	0	0	0	0	5	8	0.00	0.000										
15 Glen Perkins, L ERA: 2.87	1.0		3	1	0	0	0	0	0	0	0	0	0	10	13	0.00	1.000										

Minnesota Twins @ Oakland Athletics
Oakland Coliseum, Oakland, CA
Wed Aug 22 2012, 12:39 PM - 3:12 PM PDT
Att: 16,657 - Partly Cloudy - 63 F

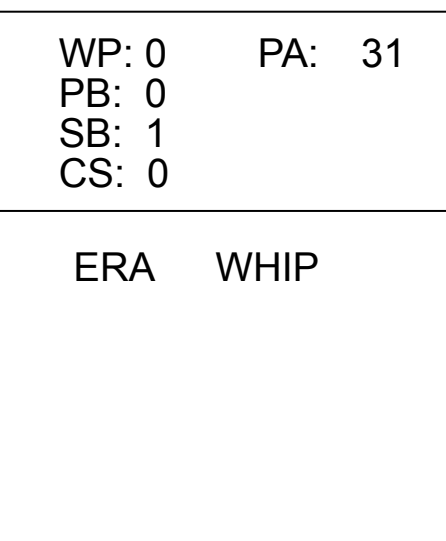
AB 30
R 5
H 8
RBI 5
BB 5
SO 4
LOB 19



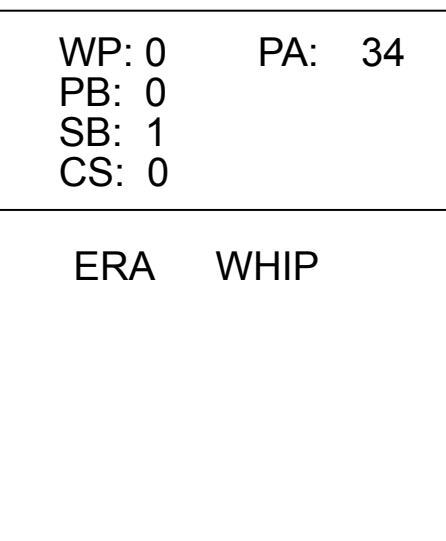
Batter	1	2	3	4	5	6	7	8	9	AB	R	H	RBI	BB	SO	LOB	TOP					
4 Coco Crisp, S OBP: 0.316, SLG: 0.396	F8		K			F8		P4		4	0	0	0	0	1	2	Oakland Athletics @ Tampa Bay Rays Tropicana Field, St. Petersburg, FL Thu Aug 23 2012, 7:14 PM - 9:46 PM EDT Att: 11,613 - Dome - 72 F livebaseballscorecards.com					
5 Stephen Drew, L OBP: 0.299, SLG: 0.313	K				1B			BB		3	0	2	0	1	1	0						
16 Josh Reddick, L OBP: 0.318, SLG: 0.479	K				F8			G3-6-1		4	0	0	0	0	1	3						
52 Yoenis Cespedes, R OBP: 0.363, SLG: 0.504		F9			G4-3			K		4	0	0	0	0	1	1						
22 Chris Carter, R OBP: 0.374, SLG: 0.544	G1-3				L6			G6-3		3	0	0	0	0	0	0						
15 Seth Smith, L OBP: 0.345, SLG: 0.422	K							G6-3		3	0	1	0	0	1	0						
20 Josh Donaldson, R OBP: 0.243, SLG: 0.341								F9		2	0	0	0	1	1	1						
36 Derek Norris, R OBP: 0.276, SLG: 0.356								K		3	0	0	0	0	1	2						
2 Cliff Pennington, S OBP: 0.266, SLG: 0.288								1B		3	0	1	0	0	1	1						
Inning Stats	R: 0 E: 0 K: 2 S: 13	H: 0 LOB: 0 BB: 0 P: 15	R: 0 E: 0 K: 1 S: 8	H: 0 LOB: 0 BB: 0 P: 10	R: 0 E: 0 K: 1 S: 10	H: 0 LOB: 1 BB: 1 P: 17	R: 0 E: 0 K: 0 S: 6	H: 1 LOB: 0 BB: 0 P: 10	R: 0 E: 0 K: 1 S: 11	H: 1 LOB: 1 BB: 0 P: 16	R: 0 E: 0 K: 1 S: 7	H: 1 LOB: 0 BB: 0 P: 11	R: 0 E: 0 K: 0 S: 6	H: 0 LOB: 0 BB: 0 P: 7	R: 0 E: 0 K: 1 S: 11	H: 1 LOB: 1 BB: 0 P: 15		R: 0 E: 0 K: 1 S: 7	H: 0 LOB: 0 BB: 1 P: 12	1B: 3 2B: 1 3B: 0 HR: 0	SF: 0 SAC: 0 DP: 2 HBP: 0	WP: 0 PB: 0 SB: 1 CS: 0
PITCHER 53 Alex Cobb, R ERA: 4.32	IP: 9.0 WLS: W BF: 31 H: 4 R: 0 ER: 0 SO: 8 BB: 2 IBB: 0 HBP: 0 BLK: 0 WP: 0 HR: 0 S: 79 P: 113 ERA: 0.00 WHIP: 0.667																					

Batter	1	2	3	4	5	6	7	8	9	AB	R	H	RBI	BB	SO	LOB	BOTTOM			
5 Sam Fuld, L OBP: 0.351, SLG: 0.407	G6-3		G3					F8		4	1	1	1	0	0	2	Oakland Athletics @ Tampa Bay Rays Tropicana Field, St. Petersburg, FL Thu Aug 23 2012, 7:14 PM - 9:46 PM EDT Att: 11,613 - Dome - 72 F livebaseballscorecards.com			
2 B.J. Upton, R OBP: 0.300, SLG: 0.408	F8							K		4	0	0	0	0	3	3				
20 Matt Joyce, L OBP: 0.362, SLG: 0.463	G1-3							K		4	1	1	2	0	1	1				
3 Evan Longoria, R OBP: 0.384, SLG: 0.489								F8		4	0	2	1	0	1	0				
23 Carlos Pena, L OBP: 0.322, SLG: 0.348								K		0	0	0	0	0	0	0				
18 Ben Zobrist, S OBP: 0.371, SLG: 0.455								K		4	0	1	0	0	1	2				
7 Jeff Keppinger, R OBP: 0.375, SLG: 0.450								K		3	1	2	0	1	0	1				
30 Luke Scott, L OBP: 0.278, SLG: 0.440								F8		4	1	1	0	0	1	2				
19 Ryan Roberts, R OBP: 0.309, SLG: 0.355								BB		2	0	1	1	0	1	0				
2B José Molina, R OBP: 0.276, SLG: 0.313								F8		1	1	0	0	2	1	1				
Inning Stats	R: 0 E: 0 K: 0 S: 7	H: 0 LOB: 0 BB: 0 P: 10	R: 0 E: 0 K: 1 S: 8	H: 1 LOB: 0 BB: 0 P: 12	R: 0 E: 0 K: 2 S: 8	H: 1 LOB: 1 BB: 0 P: 14	R: 0 E: 0 K: 1 S: 8	H: 1 LOB: 0 BB: 0 P: 13	R: 5 E: 0 K: 1 S: 18	H: 5 LOB: 1 BB: 1 P: 30	R: 0 E: 0 K: 1 S: 5	H: 1 LOB: 0 BB: 0 P: 10	R: 0 E: 0 K: 2 S: 10	H: 0 LOB: 1 BB: 1 P: 20	R: 0 E: 0 K: 1 S: 11	H: 0 LOB: 1 BB: 1 P: 18	1B: 7 2B: 2 3B: 0 HR: 0	SF: 1 SAC: 0 DP: 2 HBP: 0	WP: 0 PB: 0 SB: 1 CS: 0	PA: 34
PITCHER 66 Tyson Ross, R ERA: 6.45 13 Jerry Blevins, L ERA: 2.65 40 Pat Neshek, R ERA: 1.17	IP: 6.0 WLS: L BF: 27 H: 9 R: 5 ER: 5 SO: 6 BB: 2 IBB: 0 HBP: 0 BLK: 0 WP: 0 HR: 0 S: 55 P: 94 ERA: 7.50 WHIP: 1.833																			

Oakland Athletics @ Tampa Bay Rays
 Tropicana Field, St. Petersburg, FL
 Thu Aug 23 2012, 7:14 PM - 9:46 PM EDT
 Att: 11,613 - Dome - 72 F



Oakland Athletics @ Tampa Bay Rays
 Tropicana Field, St. Petersburg, FL
 Thu Aug 23 2012, 7:14 PM - 9:46 PM EDT
 Att: 11,613 - Dome - 72 F



Batter	1	2	3	4	5	6	7	8	9	AB	R	H	RBI	BB	SO	LOB	TOP						
4 Coco Crisp, S OBP: 0.313, SLG: 0.391	F9		P4		G5-4-3		K			4	0	0	0	0	1	2							
5 Stephen Drew, L OBP: 0.298, SLG: 0.311	1B		F8		G1-3			F9		4	0	1	0	0	0	0							
52 Yoenis Cespedes, R OBP: 0.362, SLG: 0.507	F9		20 1B		K			F8		4	1	1	0	0	1	1							
22 Chris Carter, R OBP: 0.377, SLG: 0.540	K		36 HBP 20 1B		K			31 HR		3	2	1	0	1	2	1							
31 Jonny Gomes, R OBP: 0.360, SLG: 0.478	P3		K		F8			1B		4	1	1	2	0	1	2							
20 Josh Donaldson, R OBP: 0.298, SLG: 0.353	K		37 1B 17 CS 36 HBP		F9			HR		4	1	2	1	0	1	0							
36 Derek Norris, R OBP: 0.282, SLG: 0.363	K		37 1B HBP		F7					3	0	1	1	0	2	0							
37 Brandon Moss, L OBP: 0.310, SLG: 0.515	G4-3		1B		F7			K		4	0	1	1	0	1	1							
17 Adam Rosales, R OBP: 0.333, SLG: 0.333	K		CS		K			G5-3		4	0	1	0	0	2	1							
Inning Stats	R: 0 H: 1 E: 0 K: 1 S: 9	WLS: 1 BF: 14 P: 14	R: 0 H: 0 E: 0 K: 2 S: 8	WLS: 0 BF: 11 P: 11	R: 0 H: 0 E: 0 K: 1 S: 9	WLS: 0 BF: 12 P: 12	R: 2 H: 3 E: 0 K: 1 S: 19	WLS: 3 BF: 28 P: 28	R: 0 H: 1 E: 0 K: 0 S: 7	WLS: 0 BF: 13 P: 13	R: 0 H: 0 E: 0 K: 2 S: 8	WLS: 0 BF: 14 P: 14	R: 1 H: 2 E: 0 K: 2 S: 11	WLS: 2 BF: 17 P: 17	R: 2 H: 2 E: 0 K: 0 S: 9	WLS: 2 BF: 12 P: 12	R: 0 H: 0 E: 0 K: 2 S: 7	WLS: 0 BF: 12 P: 12	1B: 5 2B: 2 HR: 1	SF: 0 SAC: 0 DP: 1	WP: 1 PB: 0 SB: 0 CS: 1	PA: 37	
PITCHER	IP WLS BF H R ER SO BB IBB HBP BLK WP HR S P ERA WHIP	IP WLS BF H R ER SO BB IBB HBP BLK WP HR S P ERA WHIP	IP WLS BF H R ER SO BB IBB HBP BLK WP HR S P ERA WHIP	IP WLS BF H R ER SO BB IBB HBP BLK WP HR S P ERA WHIP	IP WLS BF H R ER SO BB IBB HBP BLK WP HR S P ERA WHIP	IP WLS BF H R ER SO BB IBB HBP BLK WP HR S P ERA WHIP	IP WLS BF H R ER SO BB IBB HBP BLK WP HR S P ERA WHIP	IP WLS BF H R ER SO BB IBB HBP BLK WP HR S P ERA WHIP	IP WLS BF H R ER SO BB IBB HBP BLK WP HR S P ERA WHIP	IP WLS BF H R ER SO BB IBB HBP BLK WP HR S P ERA WHIP	IP WLS BF H R ER SO BB IBB HBP BLK WP HR S P ERA WHIP	IP WLS BF H R ER SO BB IBB HBP BLK WP HR S P ERA WHIP	IP WLS BF H R ER SO BB IBB HBP BLK WP HR S P ERA WHIP	IP WLS BF H R ER SO BB IBB HBP BLK WP HR S P ERA WHIP	IP WLS BF H R ER SO BB IBB HBP BLK WP HR S P ERA WHIP	IP WLS BF H R ER SO BB IBB HBP BLK WP HR S P ERA WHIP	IP WLS BF H R ER SO BB IBB HBP BLK WP HR S P ERA WHIP	IP WLS BF H R ER SO BB IBB HBP BLK WP HR S P ERA WHIP	IP WLS BF H R ER SO BB IBB HBP BLK WP HR S P ERA WHIP	IP WLS BF H R ER SO BB IBB HBP BLK WP HR S P ERA WHIP	IP WLS BF H R ER SO BB IBB HBP BLK WP HR S P ERA WHIP	IP WLS BF H R ER SO BB IBB HBP BLK WP HR S P ERA WHIP	IP WLS BF H R ER SO BB IBB HBP BLK WP HR S P ERA WHIP

Oakland Athletics @ Tampa Bay Rays
Tropicana Field, St. Petersburg, FL
Fri Aug 24 2012, 7:11 PM - 10:11 PM EDT
Att: 18,913 - Dome - 72 F

AB	34
R	5
H	9
RBI	5
BB	1
SO	11
LOB	8



Batter	1	2	3	4	5	6	7	8	9	AB	R	H	RBI	BB	SO	LOB	BOTTOM						
8 Desmond Jennings, R OBP: 0.312, SLG: 0.381	P6		BB		K		K		G1-3	4	0	0	0	1	2	2							
2 B.J. Upton, R OBP: 0.301, SLG: 0.410	1B		P4		2B		K		G5-3	5	0	2	1	0	1	2							
20 Matt Joyce, L OBP: 0.357, SLG: 0.455	F9		P5		L4		G4-3		G6-3	5	0	0	0	0	0	4							
3 Evan Longoria, R OBP: 0.380, SLG: 0.482	F9		K		19 1B 23 BB		K		K	4	0	1	0	0	2	1							
18 Ben Zobrist, S OBP: 0.374, SLG: 0.469	HR		7 SF8		F8				BB	3	2	2	1	1	0	1							
7 Jeff Keppinger, R OBP: 0.370, SLG: 0.445	G5-3		SF8		K		K		K	3	0	0	1	0	2	2							
23 Carlos Pena, L OBP: 0.322, SLG: 0.346	K		K		19 1B		K		K	3	0	0	0	1	3	1							
19 Ryan Roberts, R OBP: 0.311, SLG: 0.355	F7		G5-3		1B				30 2B	3	1	1	0	1	0	0							
2B José Molina, R OBP: 0.277, SLG: 0.318	K		K		2B					3	1	1	0	0	2	3							
30 Luke Scott, L OBP: 0.280, SLG: 0.446										1	0	1	1	0	0	0							
5 Sam Fuld, L OBP: 0.351, SLG: 0.407										0	0	0	0	0	0	0							
Inning Stats	R: 0 H: 1 E: 0 K: 0 S: 9	WLS: 1 BF: 15 P: 15	R: 1 H: 1 E: 0 K: 1 S: 9	WLS: 1 BF: 13 P: 13	R: 0 H: 0 E: 0 K: 1 S: 7	WLS: 0 BF: 15 P: 15	R: 1 H: 1 E: 0 K: 2 S: 10	WLS: 1 BF: 16 P: 16	R: 1 H: 2 E: 0 K: 1 S: 13	WLS: 2 BF: 21 P: 21	R: 0 H: 2 E: 0 K: 2 S: 11	WLS: 2 BF: 23 P: 23	R: 0 H: 0 E: 0 K: 3 S: 12	WLS: 0 BF: 12 P: 12	R: 0 H: 0 E: 0 K: 3 S: 12	WLS: 0 BF: 20 P: 20	R: 1 H: 1 E: 0 K: 0 S: 14	WLS: 1 BF: 22 P: 22	1B: 3 2B: 3 HR: 1	SF: 1 SAC: 0 DP: 0	WP: 0 PB: 0 SB: 0 CS: 0	PA: 39	
PITCHER	IP WLS BF H R ER SO BB IBB HBP BLK WP HR S P ERA WHIP	IP WLS BF H R ER SO BB IBB HBP BLK WP HR S P ERA WHIP	IP WLS BF H R ER SO BB IBB HBP BLK WP HR S P ERA WHIP	IP WLS BF H R ER SO BB IBB HBP BLK WP HR S P ERA WHIP	IP WLS BF H R ER SO BB IBB HBP BLK WP HR S P ERA WHIP	IP WLS BF H R ER SO BB IBB HBP BLK WP HR S P ERA WHIP	IP WLS BF H R ER SO BB IBB HBP BLK WP HR S P ERA WHIP	IP WLS BF H R ER SO BB IBB HBP BLK WP HR S P ERA WHIP	IP WLS BF H R ER SO BB IBB HBP BLK WP HR S P ERA WHIP	IP WLS BF H R ER SO BB IBB HBP BLK WP HR S P ERA WHIP	IP WLS BF H R ER SO BB IBB HBP BLK WP HR S P ERA WHIP	IP WLS BF H R ER SO BB IBB HBP BLK WP HR S P ERA WHIP	IP WLS BF H R ER SO BB IBB HBP BLK WP HR S P ERA WHIP	IP WLS BF H R ER SO BB IBB HBP BLK WP HR S P ERA WHIP	IP WLS BF H R ER SO BB IBB HBP BLK WP HR S P ERA WHIP	IP WLS BF H R ER SO BB IBB HBP BLK WP HR S P ERA WHIP	IP WLS BF H R ER SO BB IBB HBP BLK WP HR S P ERA WHIP	IP WLS BF H R ER SO BB IBB HBP BLK WP HR S P ERA WHIP	IP WLS BF H R ER SO BB IBB HBP BLK WP HR S P ERA WHIP	IP WLS BF H R ER SO BB IBB HBP BLK WP HR S P ERA WHIP	IP WLS BF H R ER SO BB IBB HBP BLK WP HR S P ERA WHIP	IP WLS BF H R ER SO BB IBB HBP BLK WP HR S P ERA WHIP	IP WLS BF H R ER SO BB IBB HBP BLK WP HR S P ERA WHIP

Oakland Athletics @ Tampa Bay Rays
Tropicana Field, St. Petersburg, FL
Fri Aug 24 2012, 7:11 PM - 10:11 PM EDT
Att: 18,913 - Dome - 72 F

AB	34
R	4
H	8
RBI	4
BB	4
SO	12
LOB	16



Batter	1	2	3	4	5	6	7	8	9	AB	R	H	RBI	BB	SO	LOB	TOP											
4 Coco Crisp, S OBP: 0.317, SLG: 0.401	3-2 5 1B 15 E 2B	1-2		F9			2-1 5 CS 2B			4	1	3	0	0	0	0												
5 Stephen Drew, L OBP: 0.297, SLG: 0.309	2-2 15 S 22 HR 1B	3-1 L9			3-2 P5		0-2 CS	1-3 K		4	1	1	0	0	1	1												
52 Yoenis Cespedes, R OBP: 0.358, SLG: 0.501	2-2 P3	0-0 G5-3			2-2 G6-3			0-1 F8		4	0	0	0	0	0	3												
15 Seth Smith, L OBP: 0.344, SLG: 0.430	3-3 K				1-0 HR			0-2 G4-3		4	1	1	1	0	2	1												
22 Chris Carter, R OBP: 0.374, SLG: 0.552	3-0 HR				2-3 K		0-0 P5	2-2 E5 16 2B		4	1	1	2	0	1	0												
16 Josh Reddick, L OBP: 0.321, SLG: 0.484	2-2 20 HBP 1B				3-1 F8		1-1 20 G6-4-3 1B	2-1 2B		4	0	3	0	0	0	0												
20 Josh Donaldson, R OBP: 0.250, SLG: 0.345	1-0 HBP				2-3 K		2-2 G6-4-3	2-3 K		3	0	0	0	0	2	3												
14 George Kottaras, L OBP: 0.375, SLG: 0.339	2-3 K				2-2 G6-3		3-2 F7	1-3 K		3	0	0	0	0	1	2												
36 Derek Norris, R OBP: 0.260, SLG: 0.360								1-3 K		1	0	0	0	0	1	2												
2 Cliff Pennington, S OBP: 0.263, SLG: 0.285		1-2 F7			1-1 G2-3		3-3 K	3-3 K		4	0	0	0	0	2	2												
Inning Stats	R: 3 H: 4 E: 2 K: 2 S: 26	H: 4 R: 0 ER: 0 LOB: 2 BB: 0 P: 41	R: 0 H: 1 E: 0 K: 0 S: 9	H: 1 R: 0 ER: 0 LOB: 1 BB: 0 P: 14	R: 1 H: 1 E: 0 K: 2 S: 9	H: 1 R: 0 ER: 0 LOB: 0 BB: 0 P: 17	R: 0 H: 0 E: 0 K: 0 S: 6	H: 0 R: 0 ER: 0 LOB: 0 BB: 0 P: 9	R: 0 H: 1 E: 0 K: 1 S: 10	H: 1 R: 0 ER: 0 LOB: 0 BB: 0 P: 16	R: 0 H: 1 E: 0 K: 1 S: 10	H: 1 R: 0 ER: 0 LOB: 0 BB: 0 P: 18	R: 0 H: 0 E: 0 K: 1 S: 9	H: 0 R: 0 ER: 0 LOB: 0 BB: 0 P: 10	R: 0 H: 1 E: 1 K: 3 S: 17	H: 2 R: 0 ER: 0 LOB: 2 BB: 0 P: 27	1B: 4 2B: 3 3B: 0 HR: 2	SF: 0 SAC: 0 DP: 1 HBP: 1	WP: 0 PB: 0 SB: 2 CS: 1	PA: 37								
PITCHER	IP	WLS	BF	H	R	ER	SO	BB	IBB	HBP	BLK	WP	HR	S	P	ERA	WHIP											
58 Jeremy Hellickson, R ERA: 3.42	(1, 1)	5.0	L	22	6	4	4	5	0	0	1	0	0	2	60	97	7.20	1.200										
31 Burke Badenhop, R ERA: 3.17	(6, 1)	1.0		3	1	0	0	0	0	0	0	0	0	0	6	9	0.00	1.000										
39 J.P. Howell, L ERA: 2.95	(7, 1)	1.0		3	1	0	0	1	0	0	0	0	0	10	18	0.00	1.000											
43 Kyle Farnsworth, R ERA: 3.18	(8, 1)	1.0		3	0	0	0	1	0	0	0	0	0	9	10	0.00	0.000											
57 Jake McGee, L ERA: 2.27	(9, 1)	1.0		5	1	0	0	3	0	0	0	0	0	17	27	0.00	1.000											

Oakland Athletics @ Tampa Bay Rays
Tropicana Field, St. Petersburg, FL
Sat Aug 25 2012, 1:14 PM - 4:05 PM EDT
Att: 18,187 - Dome - 72 F

AB 35
R 4
H 9
RBI 3
BB 0
SO 10
LOB 14

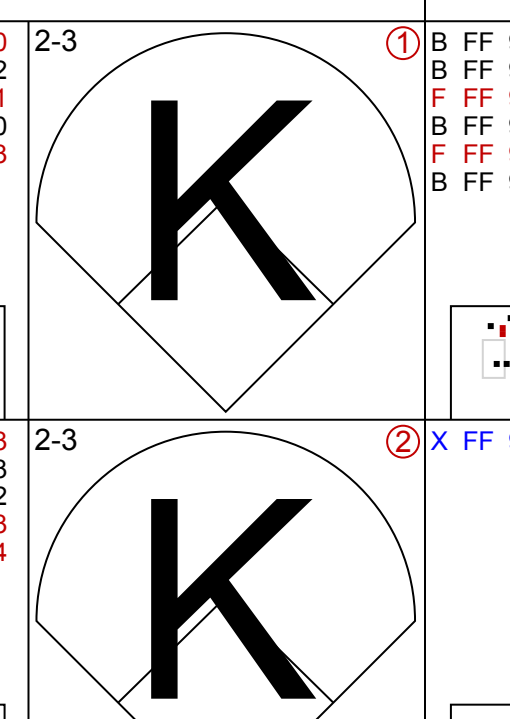
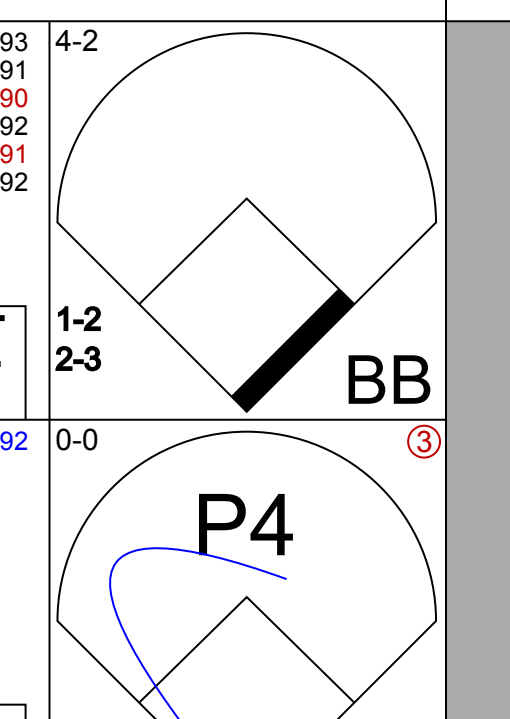

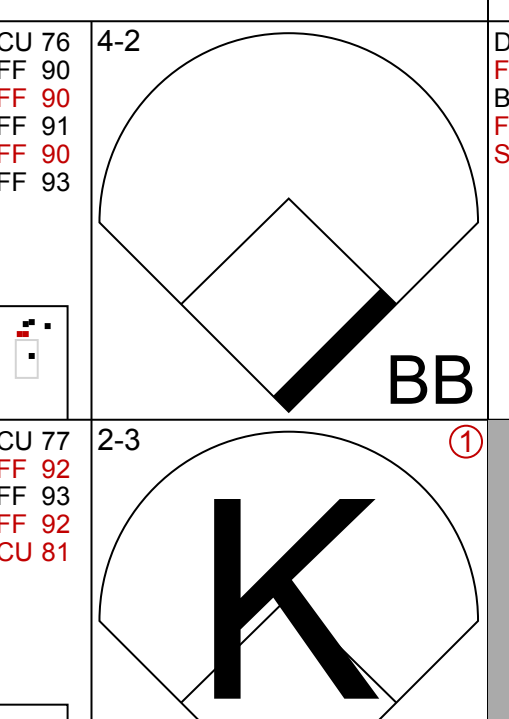
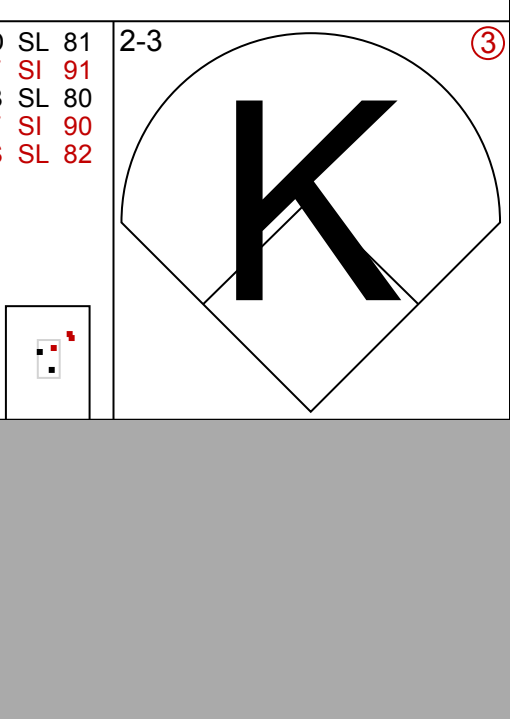
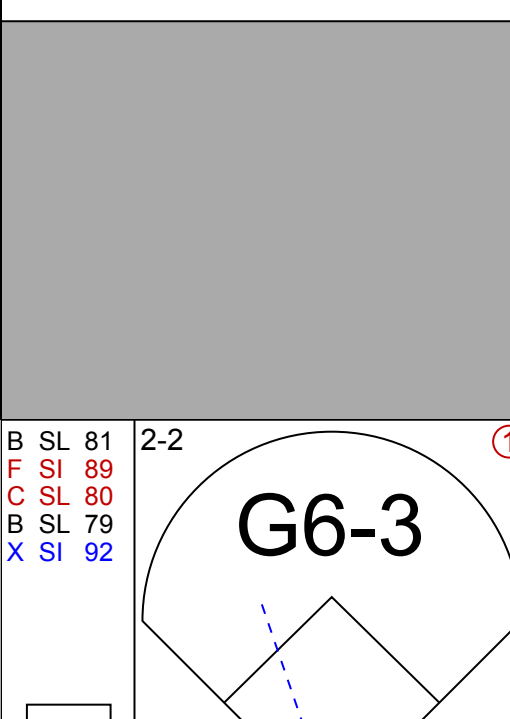

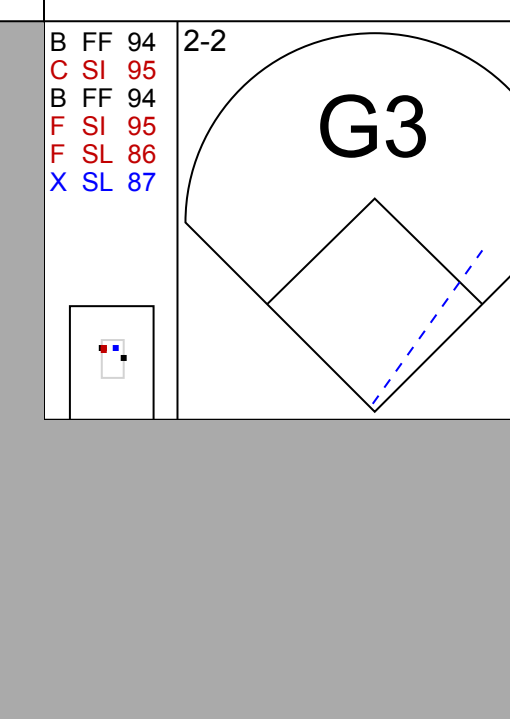
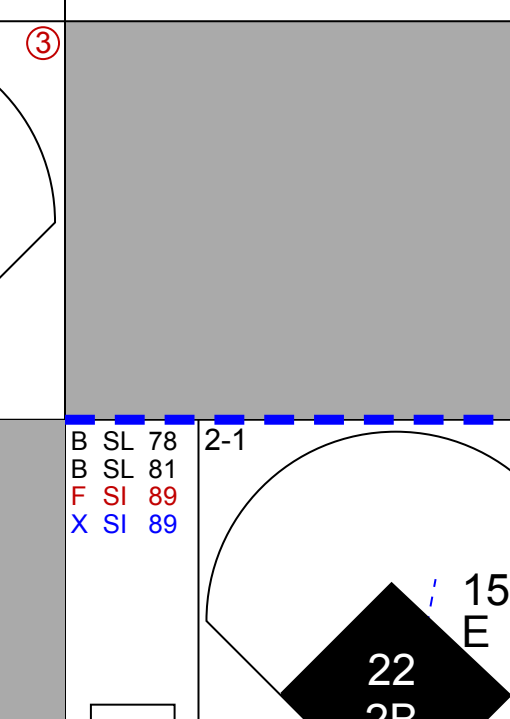
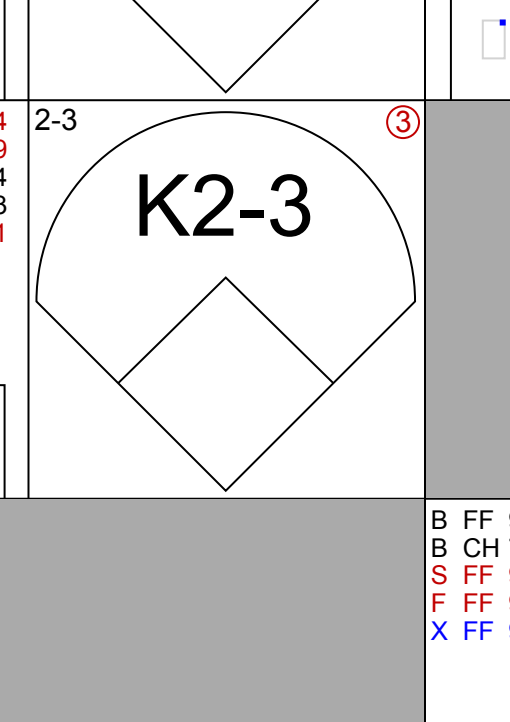
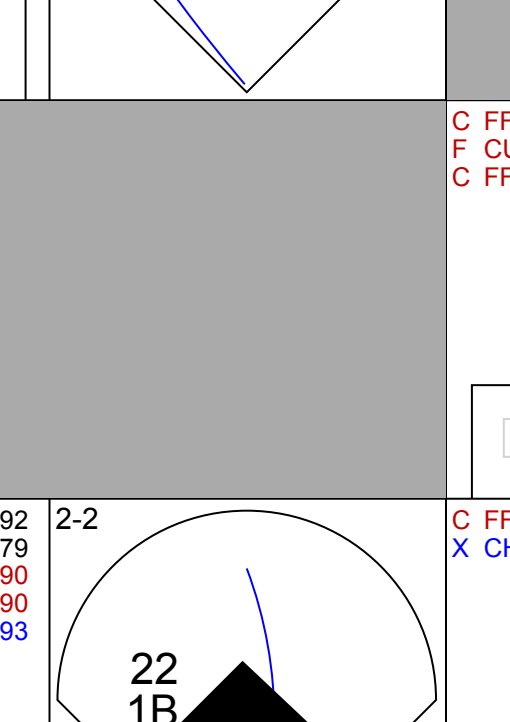
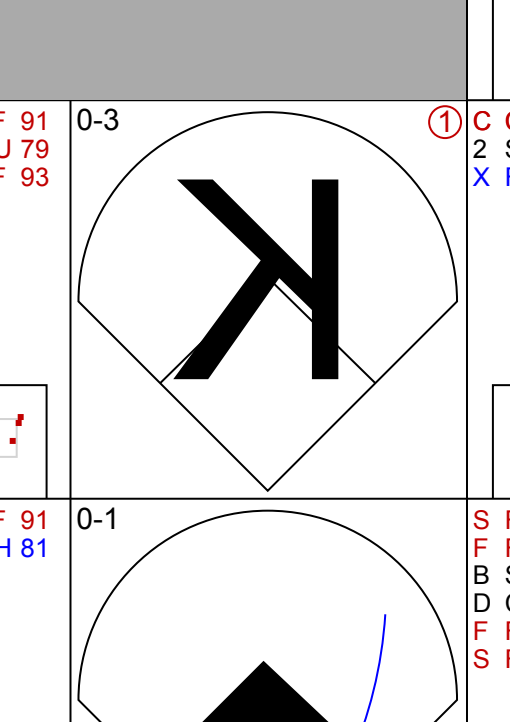


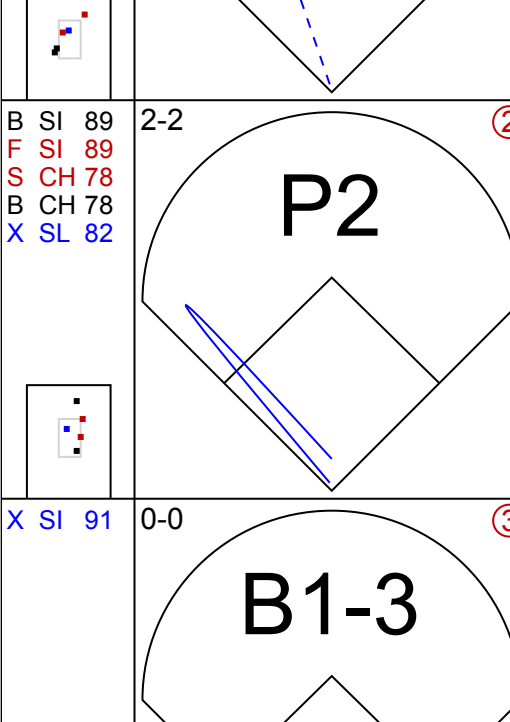


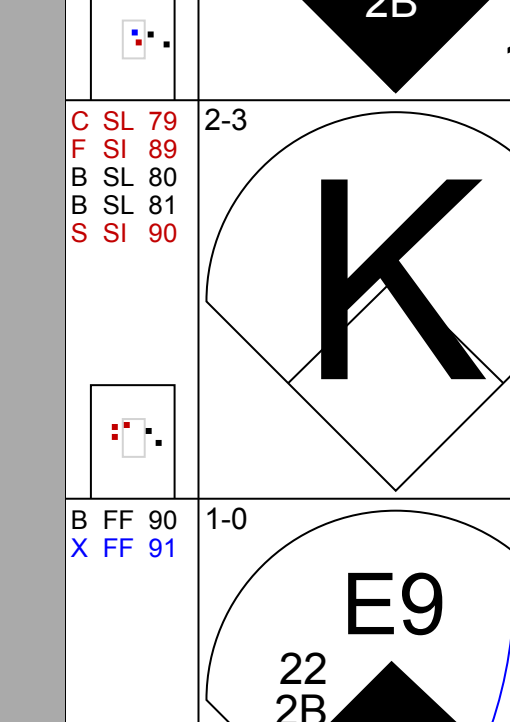
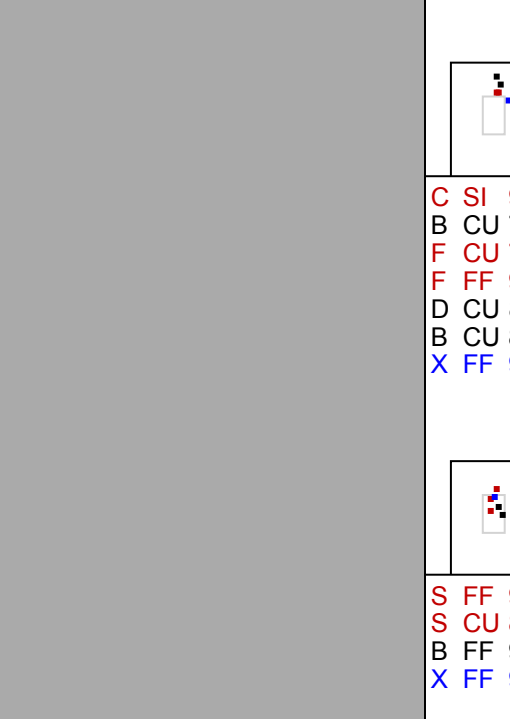
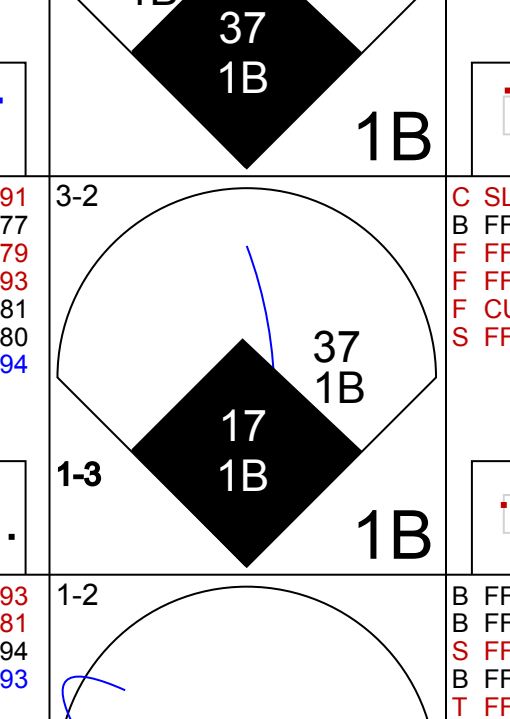
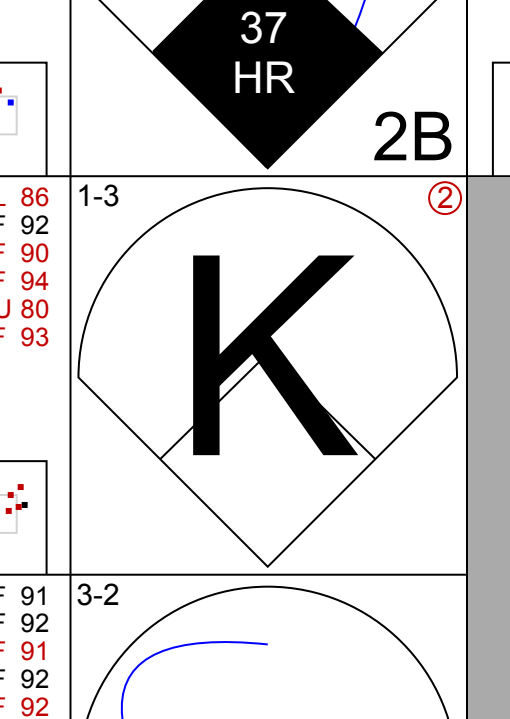
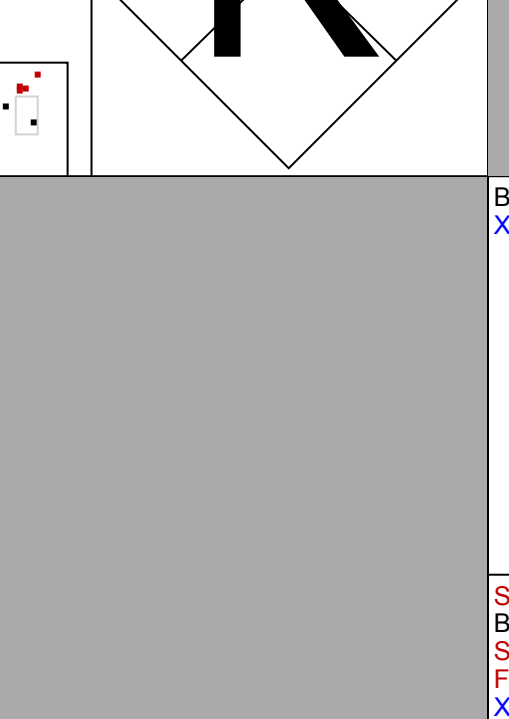
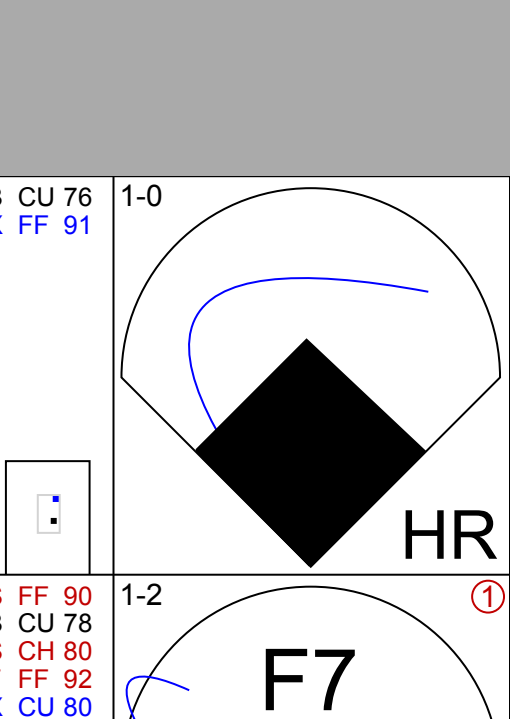
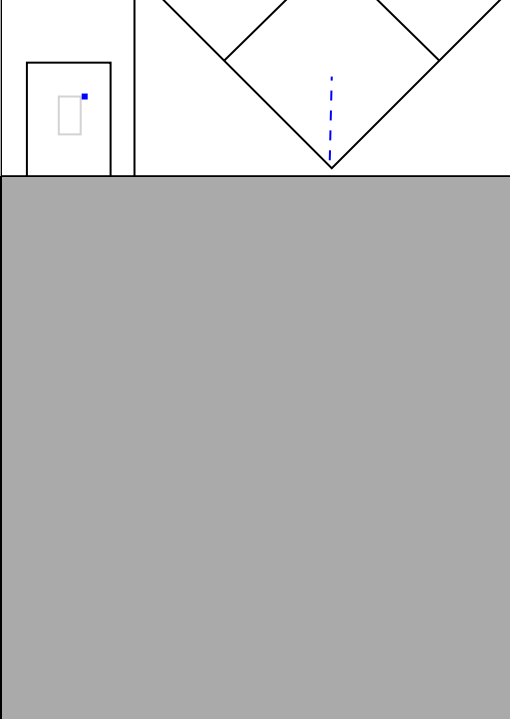
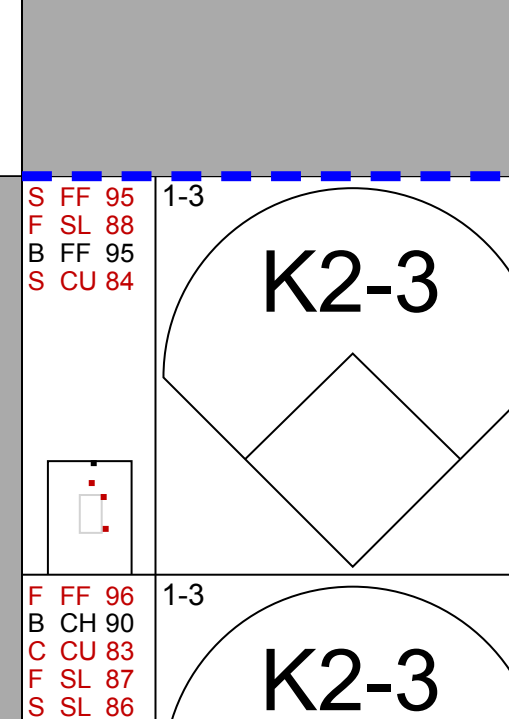
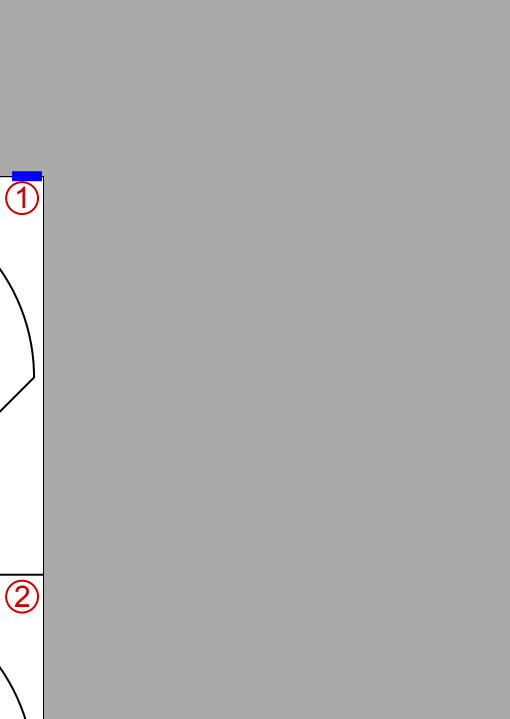
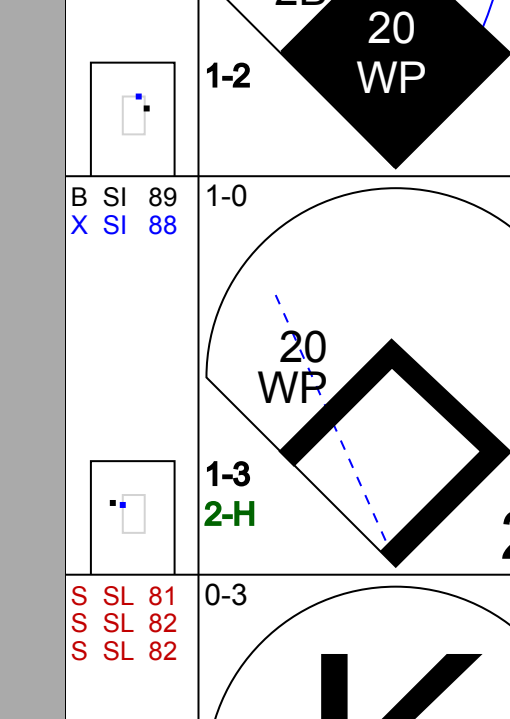
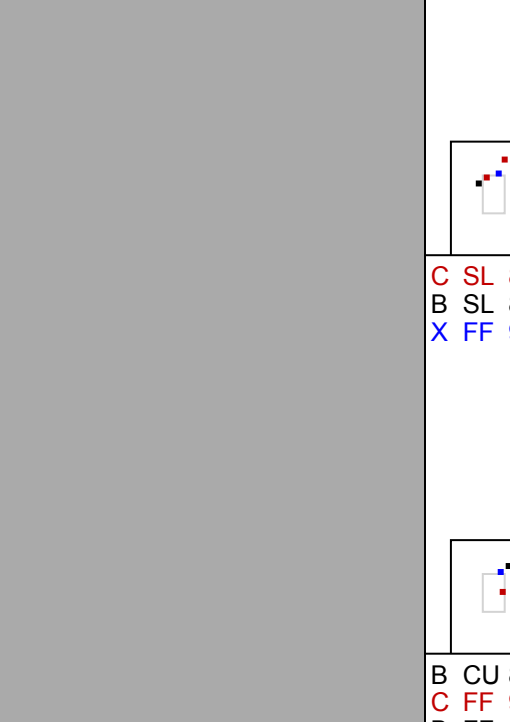
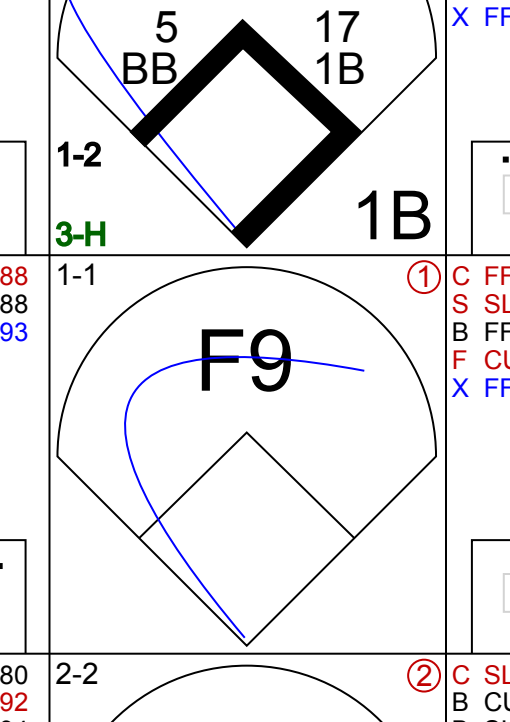
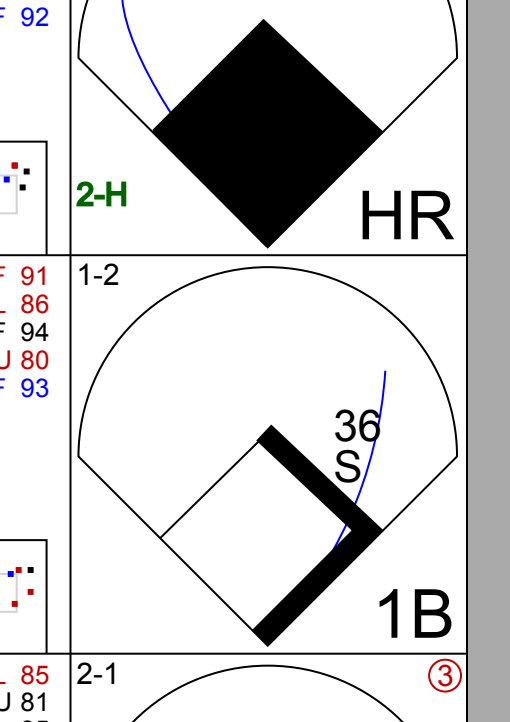

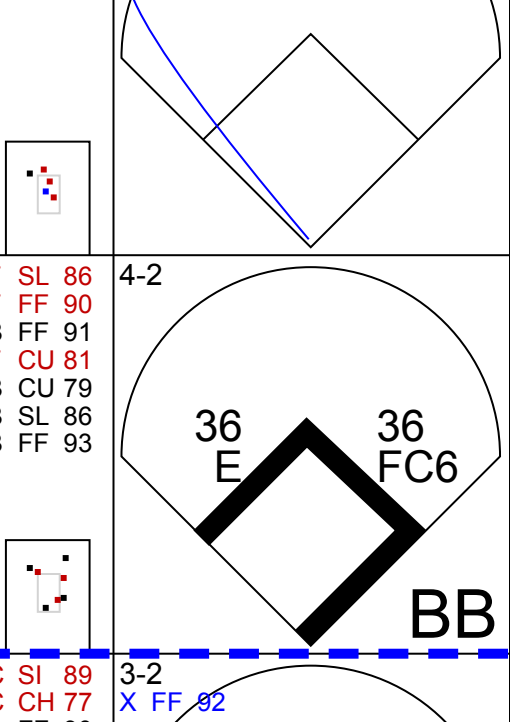

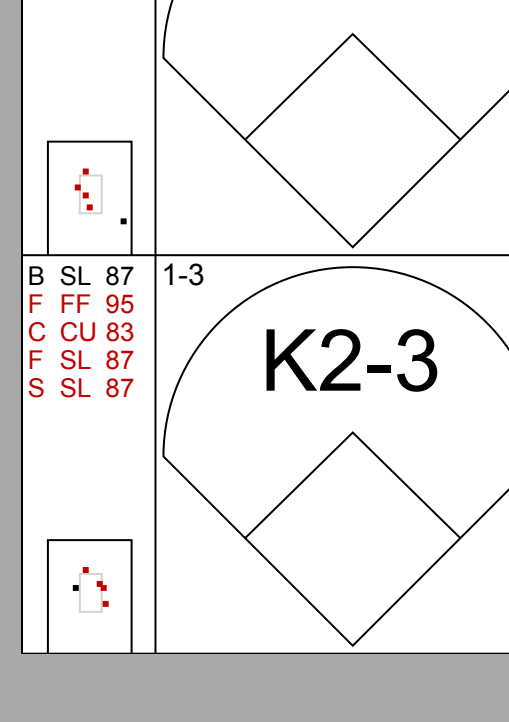
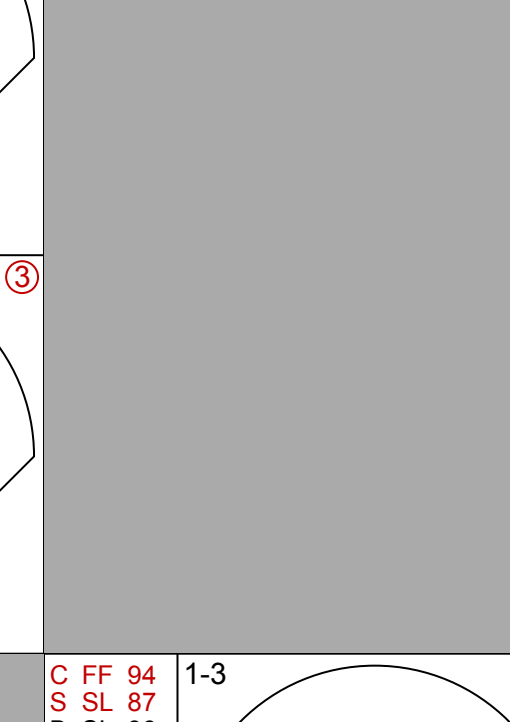
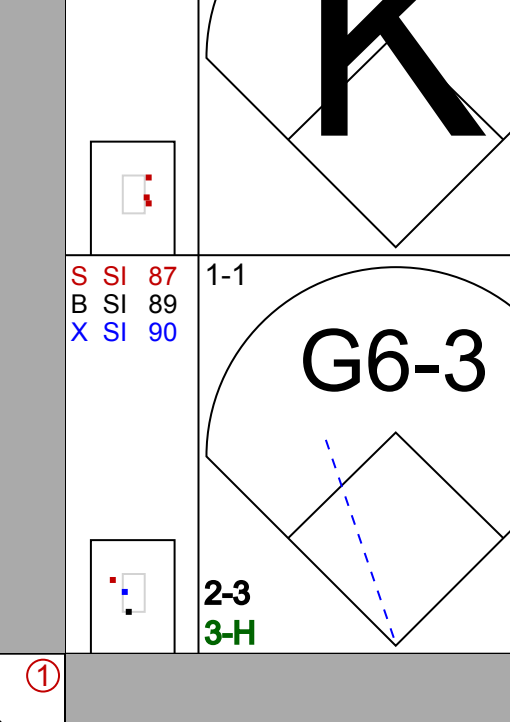
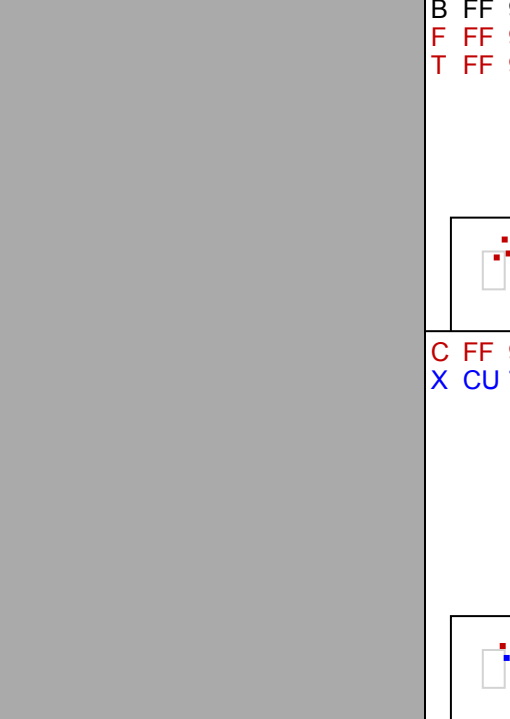
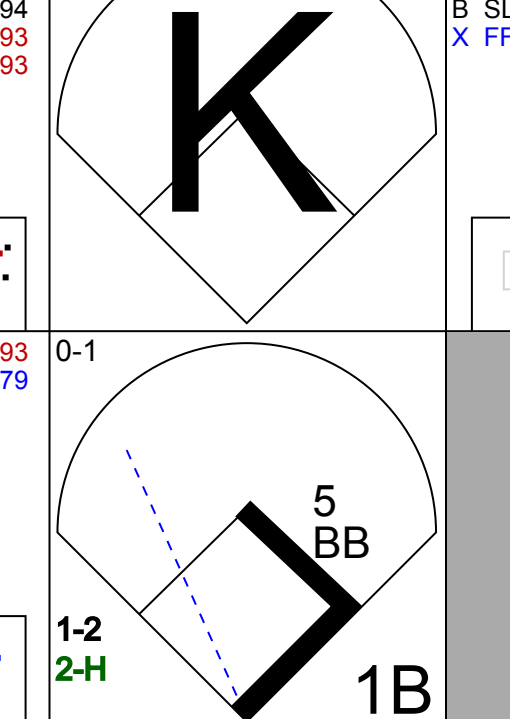
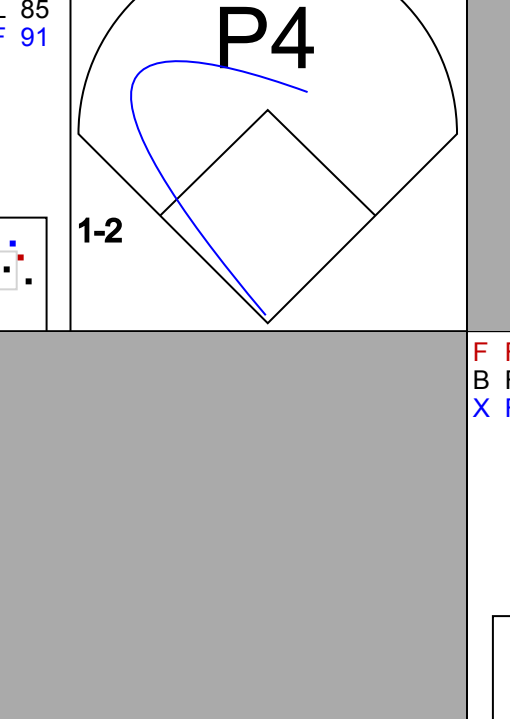
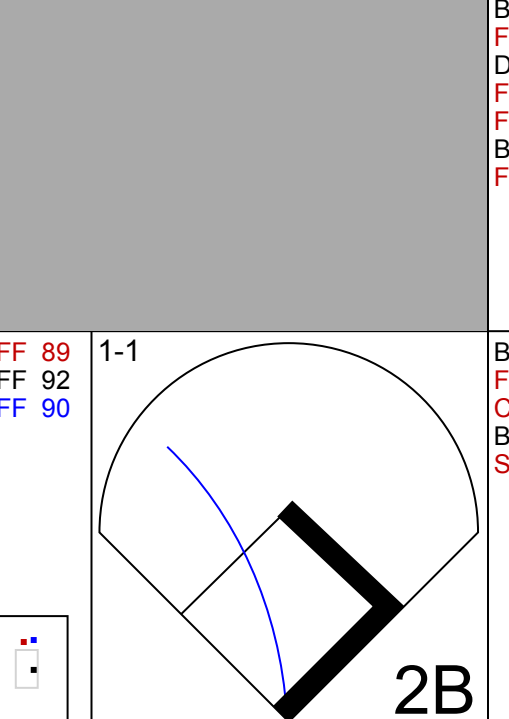
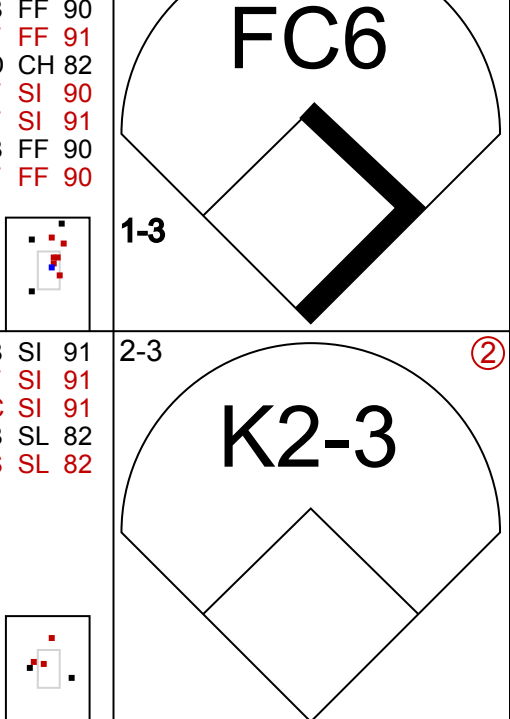


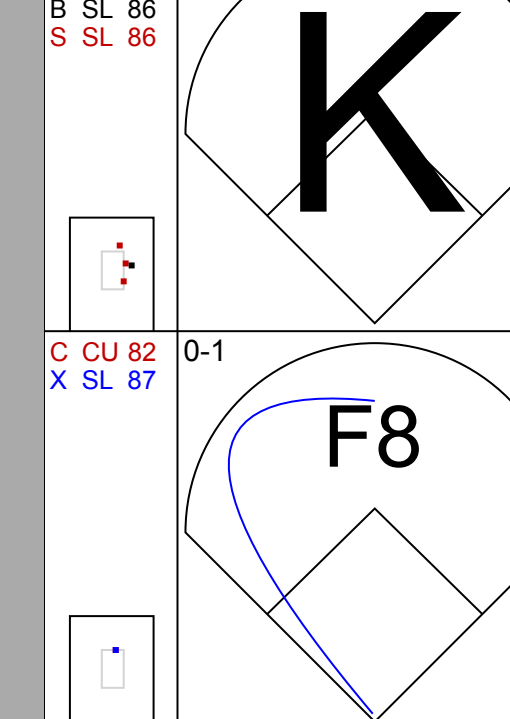
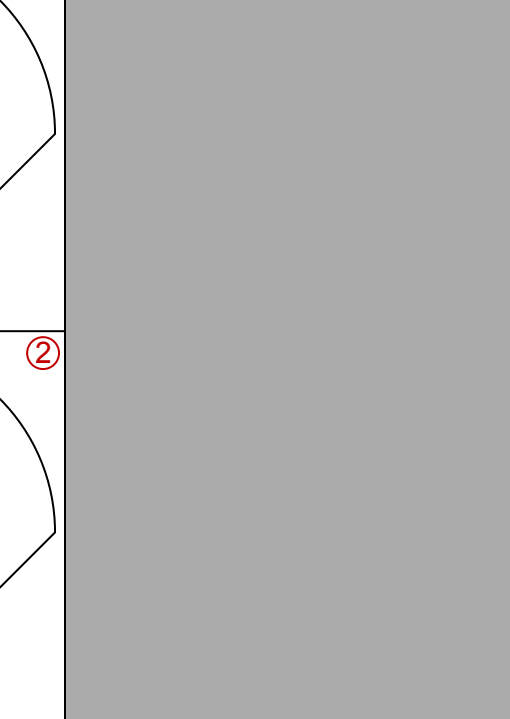
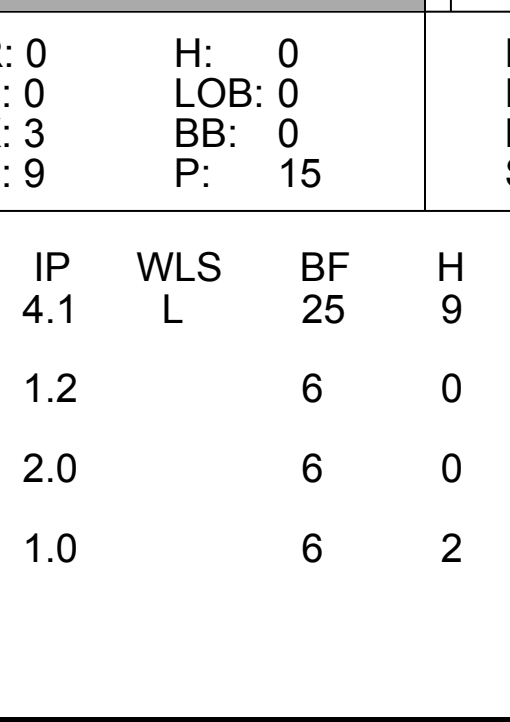
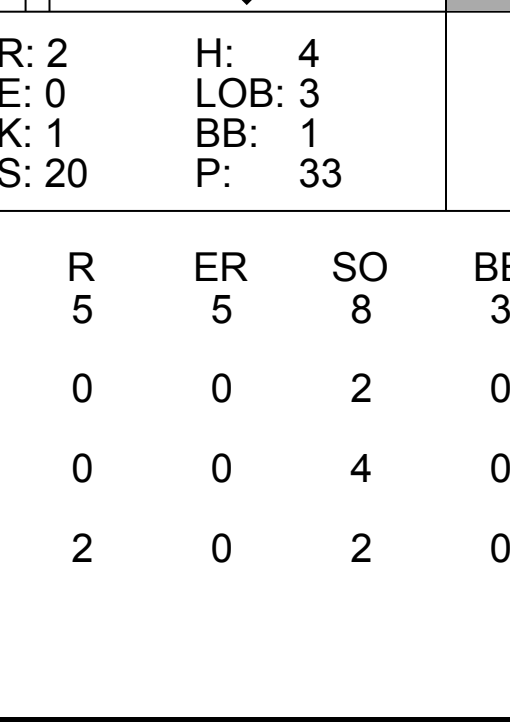
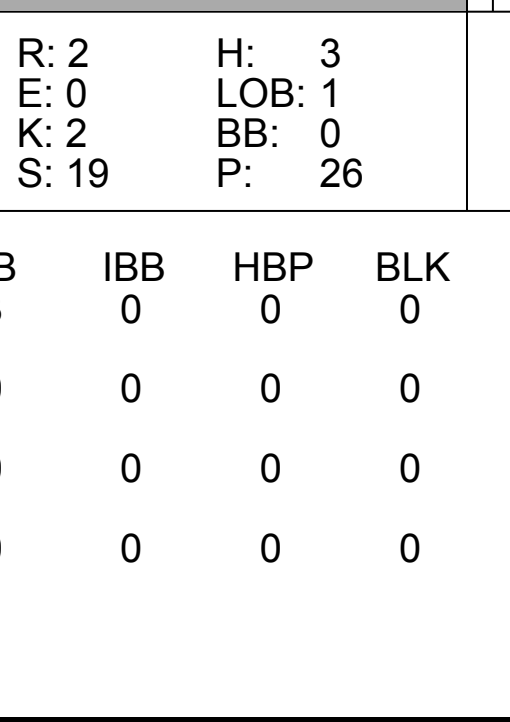
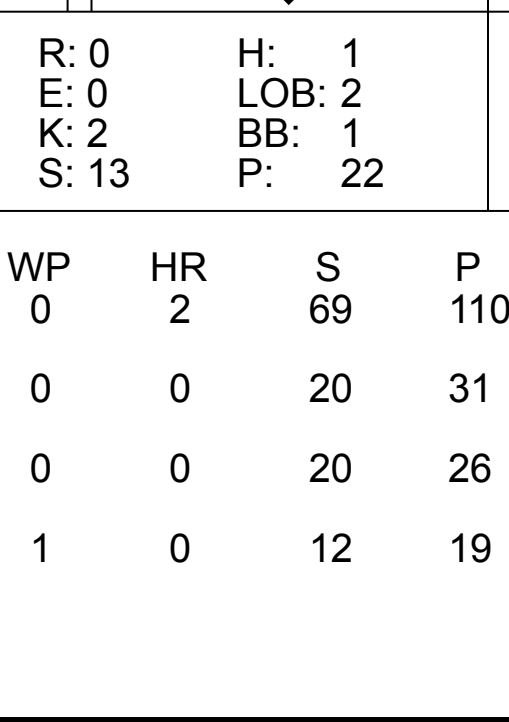
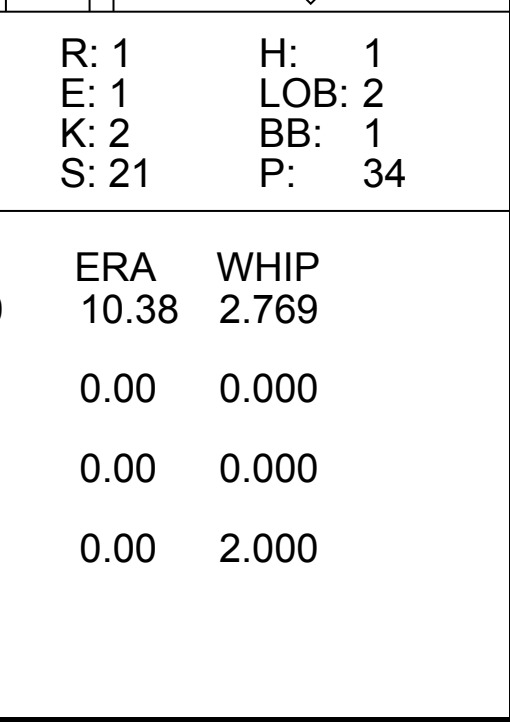
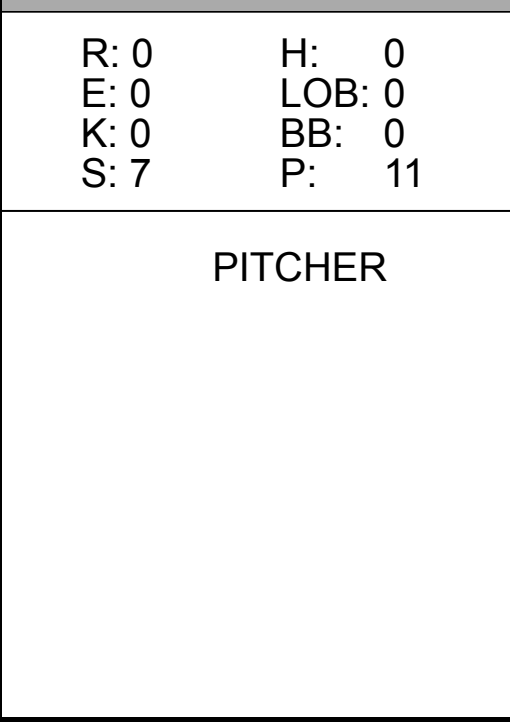
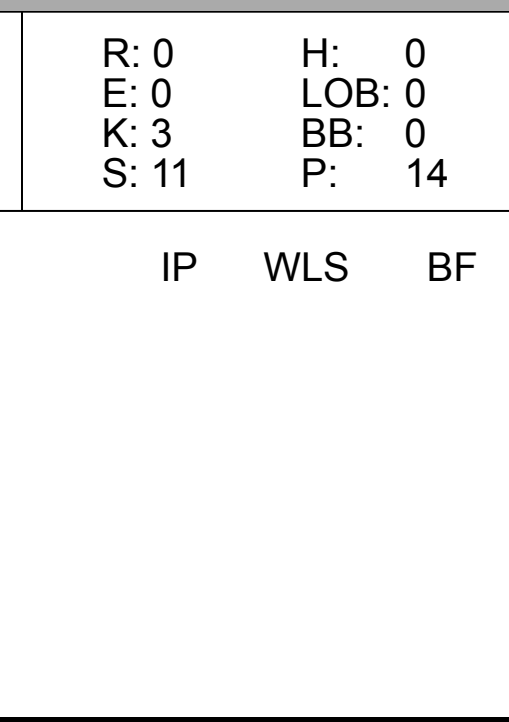
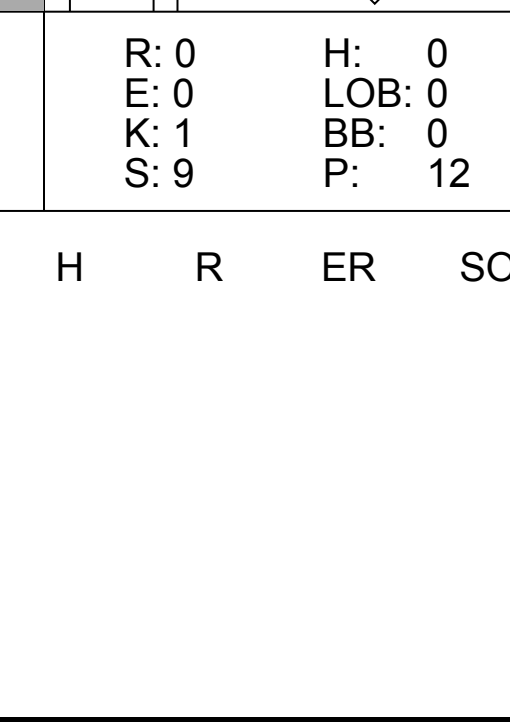
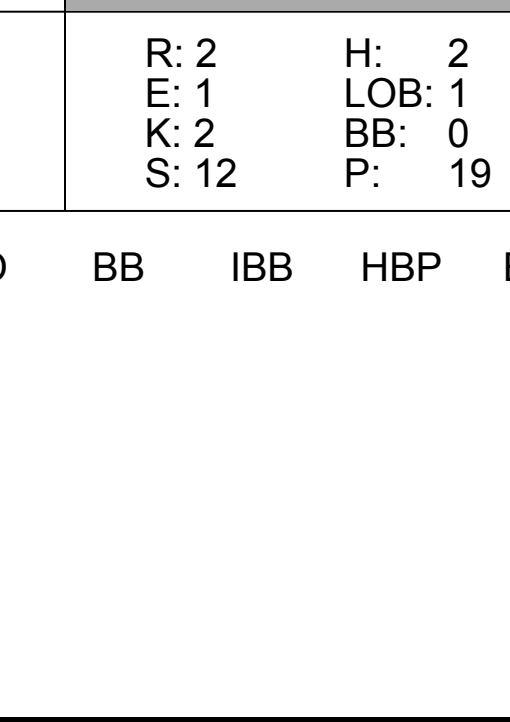
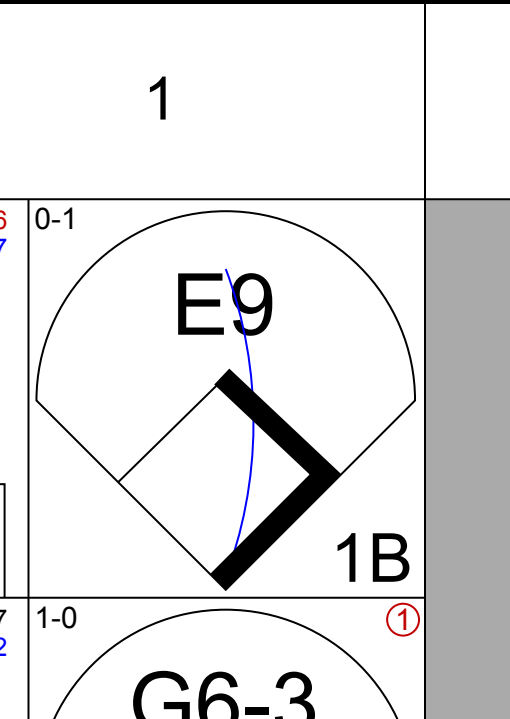
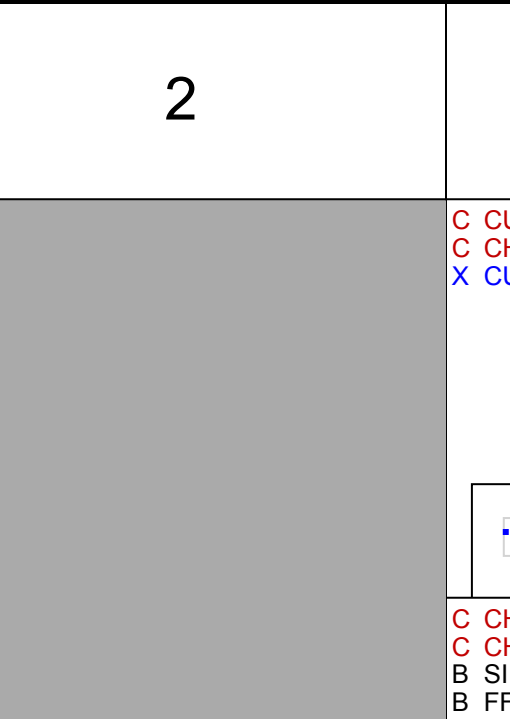
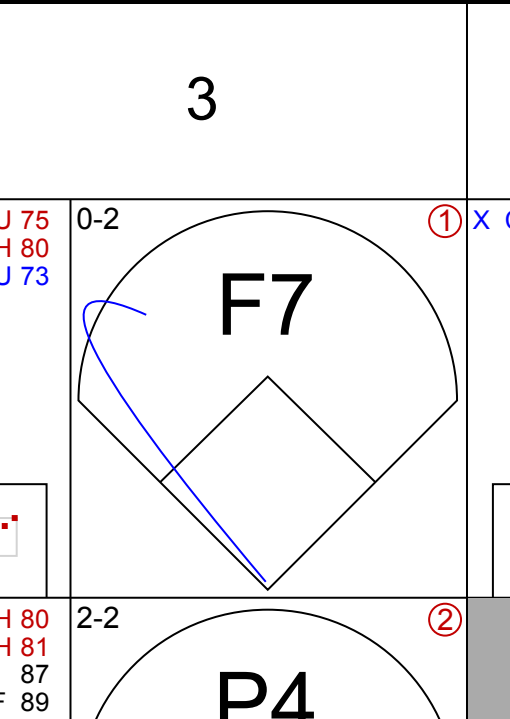
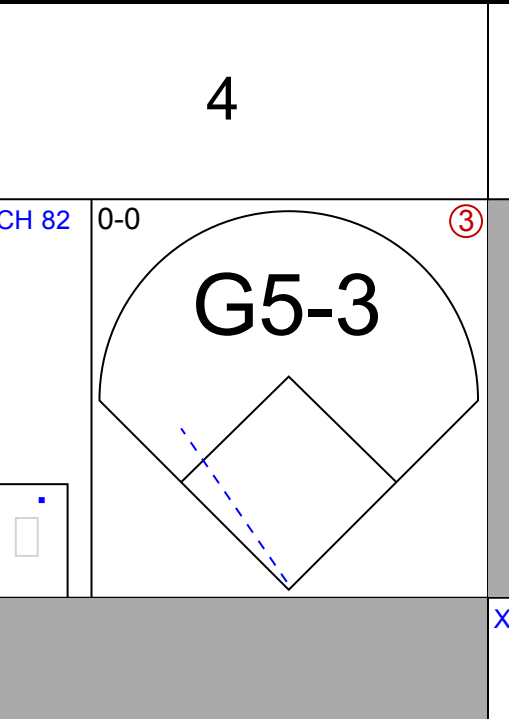


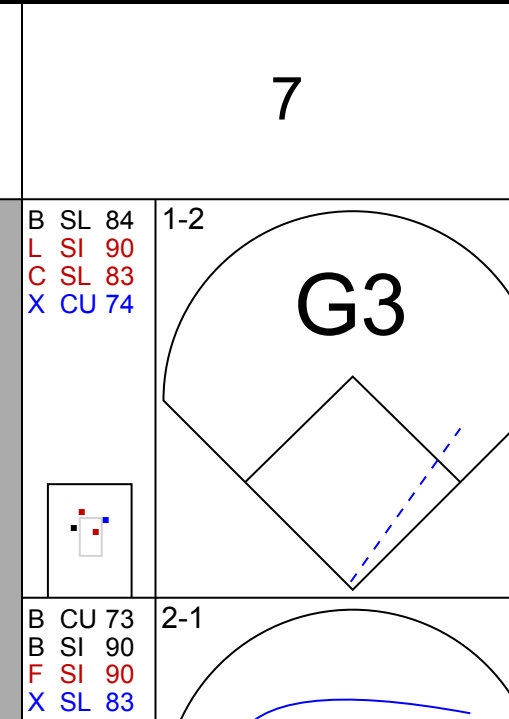
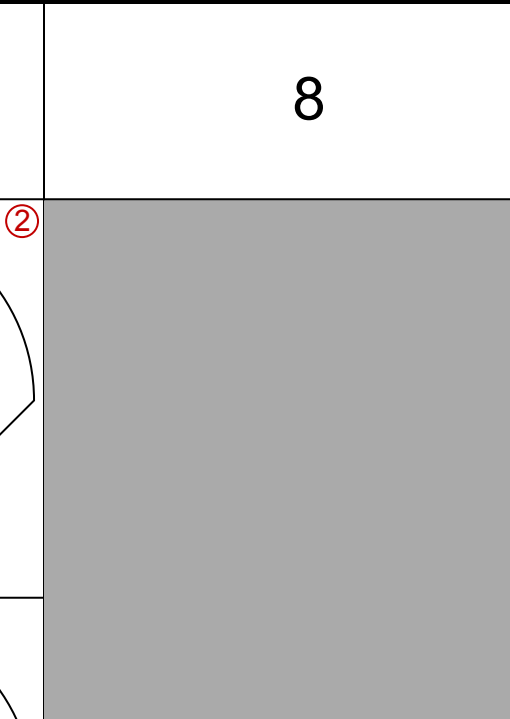

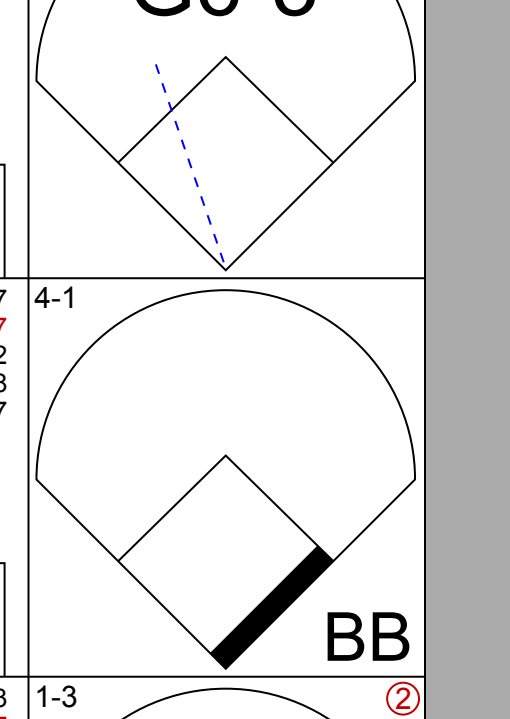
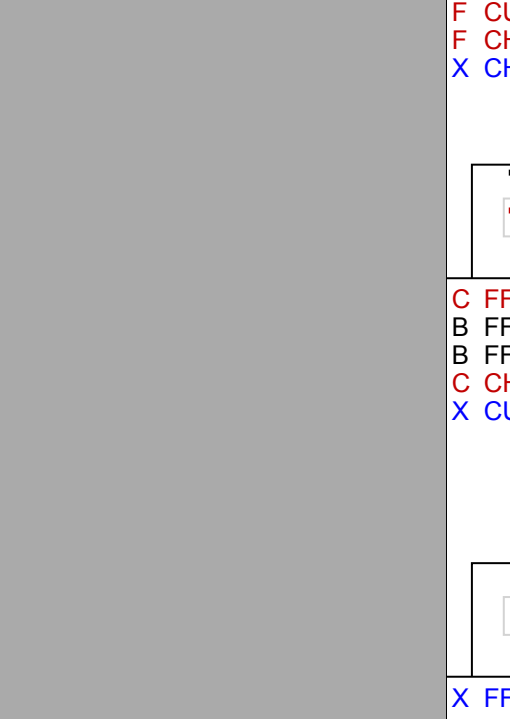
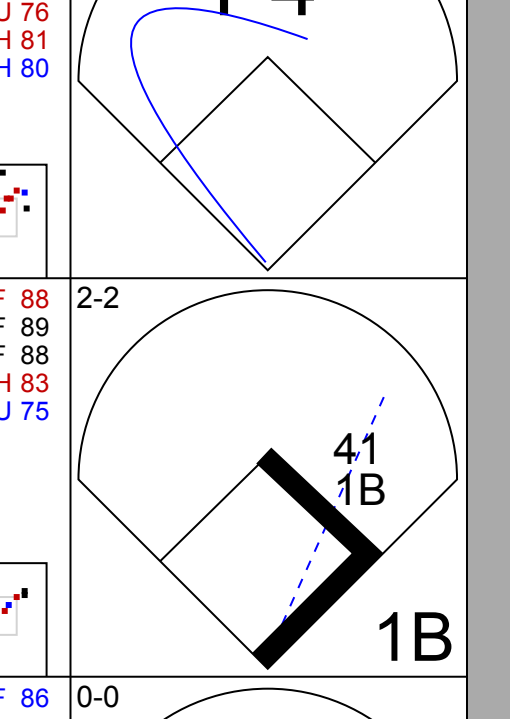

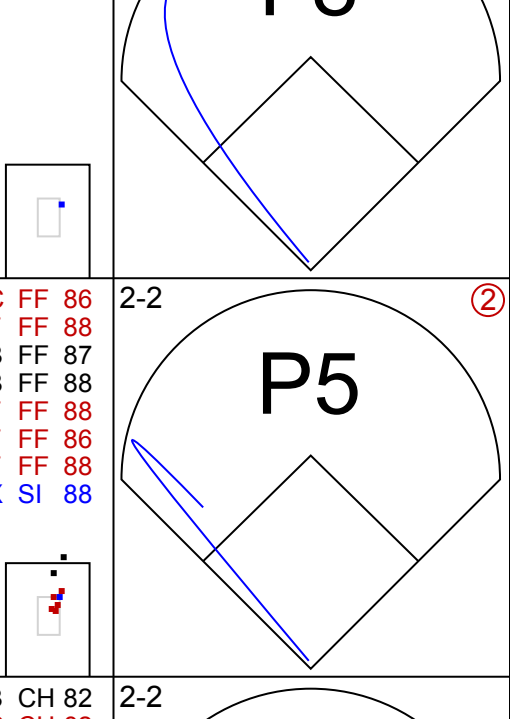

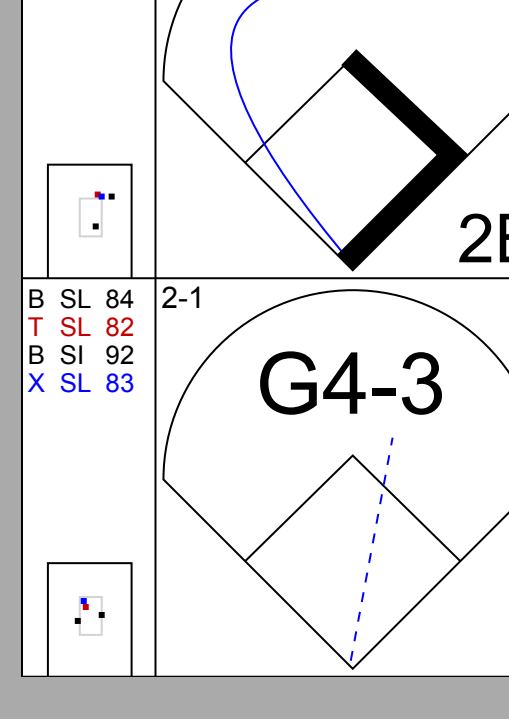
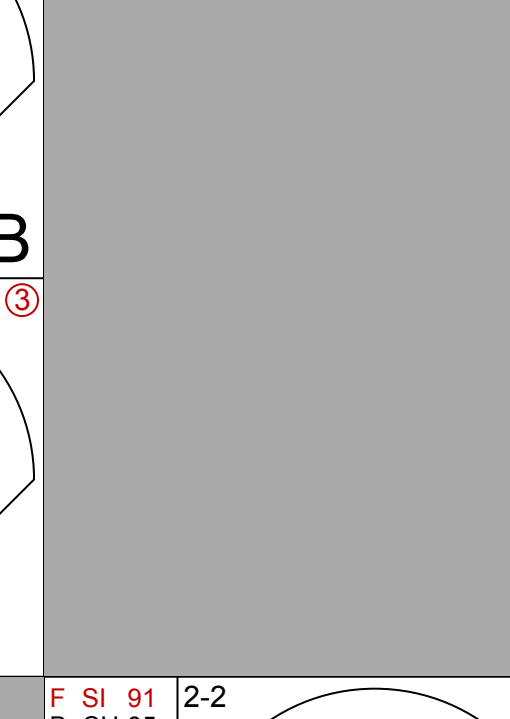

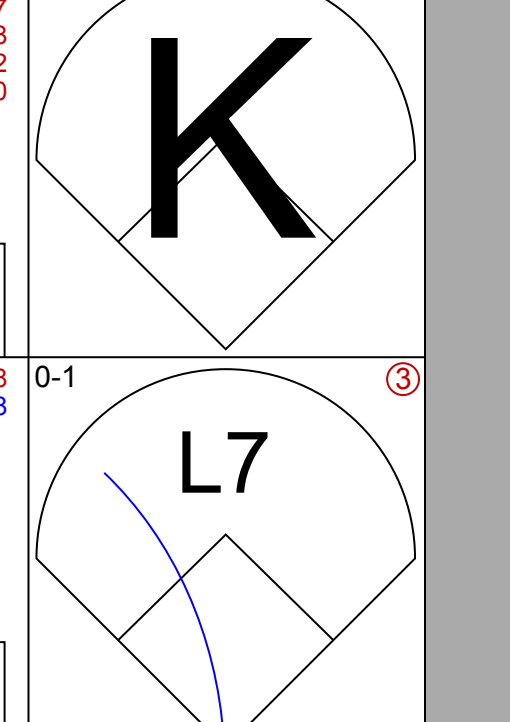

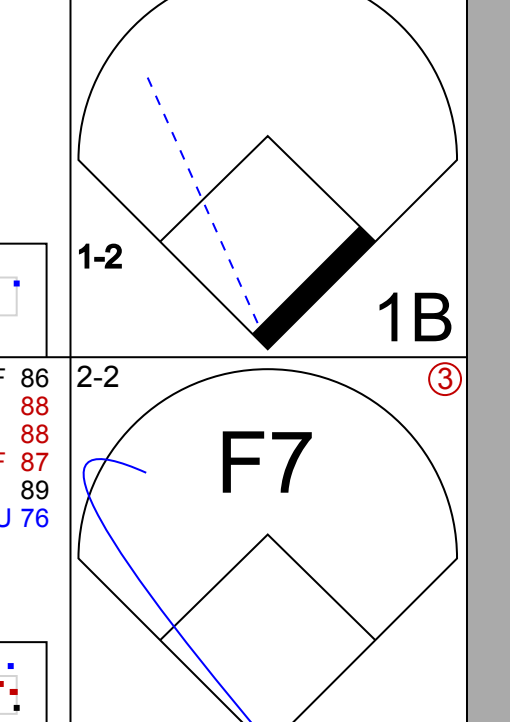

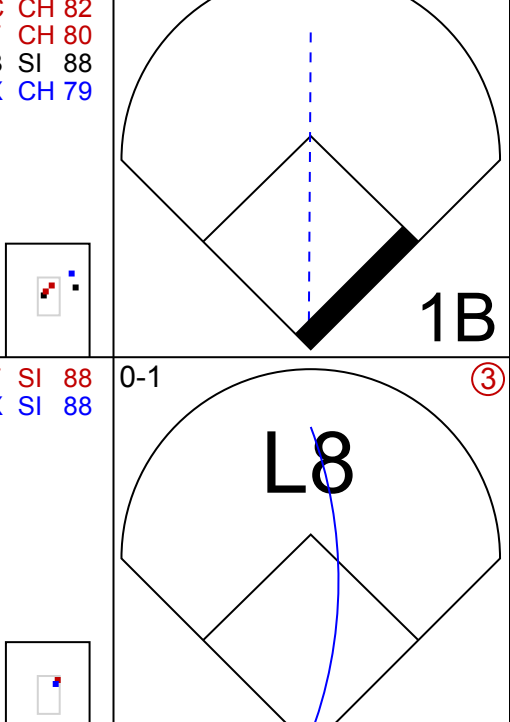


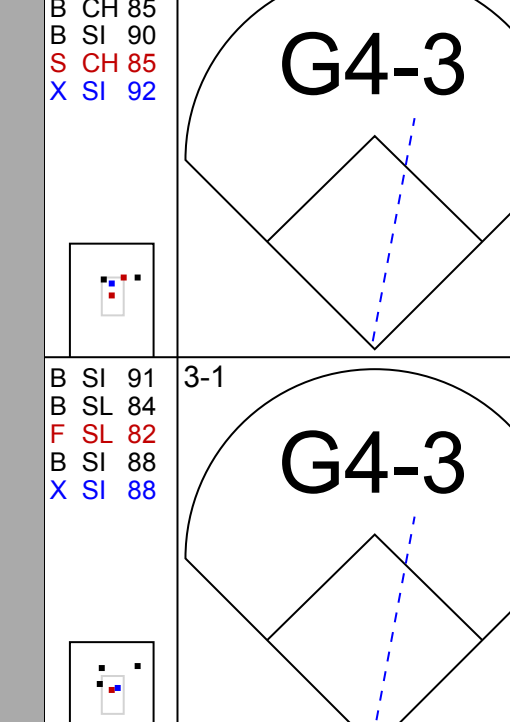
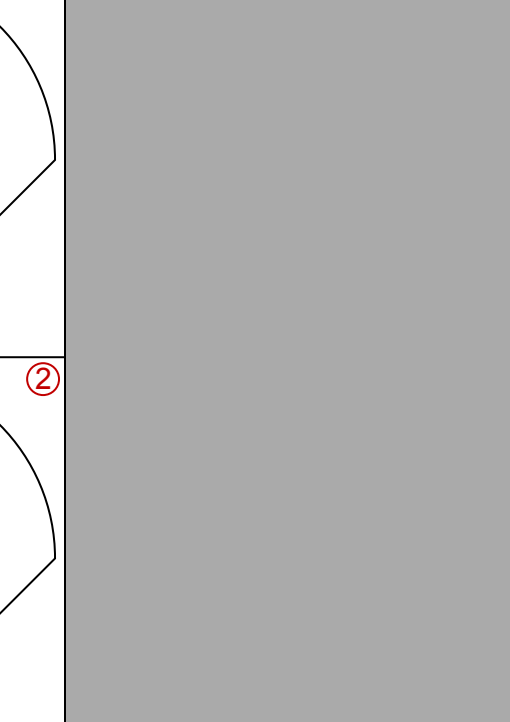


Batter	1	2	3	4	5	6	7	8	9	AB	R	H	RBI	BB	SO	LOB	BOTTOM											
8 Desmond Jennings, R OBP: 0.311, SLG: 0.387	1-2 L1	1-0 F8			1-1 HR		3-3 K			4	1	1	1	0	1	2												
5 Sam Fuld, L OBP: 0.344, SLG: 0.386	4-2 20 S BB	2-2 K			0-0 B1-3		1-2 F9			3	0	0	0	1	1	2												
20 Matt Joyce, L OBP: 0.354, SLG: 0.451	1-3 K				2-2 G3		0-3 K			3	0	0	0	0	2	1												
2 B.J. Upton, R OBP: 0.301, SLG: 0.409	1-2 K						2-3 K			1	0	0	0	0	1	0												
3 Evan Longoria, R OBP: 0.377, SLG: 0.472	4-2 BB					0-0 G5-3		2-3 K		3	0	0	0	1	2	0												
18 Ben Zobrist, S OBP: 0.373, SLG: 0.469	3-3 K				1-2 P2		1-1 2B	1-0 G6-3		4	0	1	0	0	1	2												
30 Luke Scott, L OBP: 0.280, SLG: 0.443					1-2 G3		1-2 F7	0-3 K		4	1	1	0	0	1	1												
23 Carlos Pena, L OBP: 0.321, SLG: 0.343		1-2 19 1B HBP			1-2 K		1-0 P5	0-1 F8		3	0	0	0	0	1	1												
19 Ryan Roberts, R OBP: 0.311, SLG: 0.355		2-2 1B			0-0 G5-3		1-1 G5-3			3	0	1	0	0	0	0												
59 Jose Lobaton, S OBP: 0.333, SLG: 0.329		0-0 SF7					3-2 L6	0-0 G3-1		2	0	0	1	0	0	0												
Inning Stats	R: 0 H: 0 E: 0 K: 2 S: 15	H: 2 R: 0 ER: 0 LOB: 2 BB: 0 P: 17	R: 0 H: 0 E: 0 K: 2 S: 10	H: 0 R: 0 ER: 0 LOB: 0 BB: 0 P: 15	R: 0 H: 0 E: 0 K: 1 S: 7	H: 1 R: 0 ER: 0 LOB: 0 BB: 0 P: 17	R: 0 H: 1 E: 0 K: 0 S: 7	H: 1 R: 0 ER: 0 LOB: 1 BB: 0 P: 10	R: 0 H: 0 E: 0 K: 1 S: 7	H: 0 R: 0 ER: 0 LOB: 0 BB: 0 P: 11	R: 0 H: 0 E: 0 K: 2 S: 9	H: 0 R: 0 ER: 0 LOB: 0 BB: 0 P: 12	R: 0 H: 0 E: 0 K: 1 S: 6	H: 0 R: 0 ER: 0 LOB: 0 BB: 0 P: 7	1B: 2 2B: 1 3B: 0 HR: 1	SF: 1 SAC: 0 DP: 0 HBP: 1	WP: 0 PB: 0 SB: 1 CS: 0	PA: 34										
PITCHER	IP	WLS	BF	H	R	ER	SO	BB	IBB	HBP	BLK	WP	HR	S	P	ERA	WHIP											
32 Brandon McCarthy, R ERA: 3.12	(1, 1)	7.0	W	28	4	2	2	7	2	0	1	0	0	1	68	107	2.57	0.857										
62 Sean Doolittle, L ERA: 3.38	(8, 1)	1.0	H	3	0	0	0	2	0	0	0	0	0	9	12	0.00	0.000											
50 Grant Balfour, R ERA: 2.98	(9, 1)	1.0	S	3	0	0	0	1	0	0	0	0	0	6	7	0.00	0.000											

Oakland Athletics @ Tampa Bay Rays
Tropicana Field, St. Petersburg, FL
Sat Aug 25 2012, 1:14 PM - 4:05 PM EDT
Att: 18,187 - Dome - 72 F

AB 30
R 2
H 4
RBI 2
BB 2
SO 10
LOB 9



Batter	1	2	3	4	5	6	7	8	9	AB	R	H	RBI	BB	SO	LOB	TOP									
5 Stephen Drew, L (1, 6) OBP: 0.304, SLG: 0.304										3	0	0	0	2	2	2										
16 Josh Reddick, L (1, 9) OBP: 0.321, SLG: 0.487										5	1	1	0	0	2	5										
52 Yoenis Cespedes, R (1, 8) OBP: 0.355, SLG: 0.500										5	0	0	0	0	3	3										
15 Seth Smith, L (1, 10) OBP: 0.344, SLG: 0.431										5	3	2	0	0	1	3										
22 Chris Carter, R (1, 3) OBP: 0.378, SLG: 0.572										5	2	3	2	0	2	1										
37 Brandon Moss, L (1, 7) OBP: 0.312, SLG: 0.529										5	1	2	3	0	2	2										
20 Josh Donaldson, R (1, 5) OBP: 0.248, SLG: 0.333										4	0	1	0	1	1	3										
36 Derek Norris, R (1, 2) OBP: 0.272, SLG: 0.343										4	0	0	0	0	2	4										
17 Adam Rosales, R (1, 4) OBP: 0.342, SLG: 0.359										4	0	2	1	0	1	2										
Inning Stats	R: 0 E: 0 K: 3 S: 9	H: 0 LOB: 0 BB: 0 P: 15	R: 2 E: 0 K: 1 S: 20	H: 4 LOB: 3 BB: 1 P: 33	R: 2 E: 0 K: 2 S: 19	H: 3 LOB: 1 BB: 0 P: 26	R: 0 E: 0 K: 2 S: 13	H: 1 LOB: 2 BB: 1 P: 22	R: 1 E: 0 K: 2 S: 21	H: 1 LOB: 2 BB: 1 P: 34	R: 0 E: 0 K: 0 S: 7	H: 0 LOB: 0 BB: 0 P: 11	R: 0 E: 0 K: 3 S: 11	H: 0 LOB: 0 BB: 0 P: 14	R: 0 E: 0 K: 1 S: 9	H: 0 LOB: 0 BB: 0 P: 12	R: 2 E: 1 K: 2 S: 12	H: 2 LOB: 1 BB: 0 P: 19	1B: 6 2B: 3 HR: 2	SF: 0 SAC: 0 DP: 0 HBP: 0	WP: 1 PB: 0 SB: 1 CS: 0	PA: 43				
PITCHER	IP WLS BF H R ER SO BB IBB HBP BLK WP HR S P ERA WHIP	IP WLS BF H R ER SO BB IBB HBP BLK WP HR S P ERA WHIP	IP WLS BF H R ER SO BB IBB HBP BLK WP HR S P ERA WHIP	IP WLS BF H R ER SO BB IBB HBP BLK WP HR S P ERA WHIP	IP WLS BF H R ER SO BB IBB HBP BLK WP HR S P ERA WHIP	IP WLS BF H R ER SO BB IBB HBP BLK WP HR S P ERA WHIP	IP WLS BF H R ER SO BB IBB HBP BLK WP HR S P ERA WHIP	IP WLS BF H R ER SO BB IBB HBP BLK WP HR S P ERA WHIP	IP WLS BF H R ER SO BB IBB HBP BLK WP HR S P ERA WHIP	IP WLS BF H R ER SO BB IBB HBP BLK WP HR S P ERA WHIP	IP WLS BF H R ER SO BB IBB HBP BLK WP HR S P ERA WHIP	IP WLS BF H R ER SO BB IBB HBP BLK WP HR S P ERA WHIP	IP WLS BF H R ER SO BB IBB HBP BLK WP HR S P ERA WHIP	IP WLS BF H R ER SO BB IBB HBP BLK WP HR S P ERA WHIP	IP WLS BF H R ER SO BB IBB HBP BLK WP HR S P ERA WHIP	IP WLS BF H R ER SO BB IBB HBP BLK WP HR S P ERA WHIP	IP WLS BF H R ER SO BB IBB HBP BLK WP HR S P ERA WHIP	IP WLS BF H R ER SO BB IBB HBP BLK WP HR S P ERA WHIP	IP WLS BF H R ER SO BB IBB HBP BLK WP HR S P ERA WHIP	IP WLS BF H R ER SO BB IBB HBP BLK WP HR S P ERA WHIP	IP WLS BF H R ER SO BB IBB HBP BLK WP HR S P ERA WHIP	IP WLS BF H R ER SO BB IBB HBP BLK WP HR S P ERA WHIP	IP WLS BF H R ER SO BB IBB HBP BLK WP HR S P ERA WHIP			
34 Zach McAllister, R (1, 1) ERA: 3.82	4.1 L 25 9 5 5 8 3 0 0 0 0 2 69 110 10.38 2.769	4.1 L 25 9 5 5 8 3 0 0 0 0 2 69 110 10.38 2.769	4.1 L 25 9 5 5 8 3 0 0 0 0 2 69 110 10.38 2.769	4.1 L 25 9 5 5 8 3 0 0 0 0 2 69 110 10.38 2.769	4.1 L 25 9 5 5 8 3 0 0 0 0 2 69 110 10.38 2.769	4.1 L 25 9 5 5 8 3 0 0 0 0 2 69 110 10.38 2.769	4.1 L 25 9 5 5 8 3 0 0 0 0 2 69 110 10.38 2.769	4.1 L 25 9 5 5 8 3 0 0 0 0 2 69 110 10.38 2.769	4.1 L 25 9 5 5 8 3 0 0 0 0 2 69 110 10.38 2.769	4.1 L 25 9 5 5 8 3 0 0 0 0 2 69 110 10.38 2.769	4.1 L 25 9 5 5 8 3 0 0 0 0 2 69 110 10.38 2.769	4.1 L 25 9 5 5 8 3 0 0 0 0 2 69 110 10.38 2.769	4.1 L 25 9 5 5 8 3 0 0 0 0 2 69 110 10.38 2.769	4.1 L 25 9 5 5 8 3 0 0 0 0 2 69 110 10.38 2.769	4.1 L 25 9 5 5 8 3 0 0 0 0 2 69 110 10.38 2.769	4.1 L 25 9 5 5 8 3 0 0 0 0 2 69 110 10.38 2.769	4.1 L 25 9 5 5 8 3 0 0 0 0 2 69 110 10.38 2.769	4.1 L 25 9 5 5 8 3 0 0 0 0 2 69 110 10.38 2.769	4.1 L 25 9 5 5 8 3 0 0 0 0 2 69 110 10.38 2.769	4.1 L 25 9 5 5 8 3 0 0 0 0 2 69 110 10.38 2.769	4.1 L 25 9 5 5 8 3 0 0 0 0 2 69 110 10.38 2.769	4.1 L 25 9 5 5 8 3 0 0 0 0 2 69 110 10.38 2.769	4.1 L 25 9 5 5 8 3 0 0 0 0 2 69 110 10.38 2.769	4.1 L 25 9 5 5 8 3 0 0 0 0 2 69 110 10.38 2.769		
49 Tony Sipp, L (5, 1) ERA: 4.57	1.2 6 0 0 0 2 0 0 0 0 0 0 20 31 0.00 0.000	1.2 6 0 0 0 2 0 0 0 0 0 0 20 31 0.00 0.000	1.2 6 0 0 0 2 0 0 0 0 0 0 20 31 0.00 0.000	1.2 6 0 0 0 2 0 0 0 0 0 0 20 31 0.00 0.000	1.2 6 0 0 0 2 0 0 0 0 0 0 20 31 0.00 0.000	1.2 6 0 0 0 2 0 0 0 0 0 0 20 31 0.00 0.000	1.2 6 0 0 0 2 0 0 0 0 0 0 20 31 0.00 0.000	1.2 6 0 0 0 2 0 0 0 0 0 0 20 31 0.00 0.000	1.2 6 0 0 0 2 0 0 0 0 0 0 20 31 0.00 0.000	1.2 6 0 0 0 2 0 0 0 0 0 0 20 31 0.00 0.000	1.2 6 0 0 0 2 0 0 0 0 0 0 20 31 0.00 0.000	1.2 6 0 0 0 2 0 0 0 0 0 0 20 31 0.00 0.000	1.2 6 0 0 0 2 0 0 0 0 0 0 20 31 0.00 0.000	1.2 6 0 0 0 2 0 0 0 0 0 0 20 31 0.00 0.000	1.2 6 0 0 0 2 0 0 0 0 0 0 20 31 0.00 0.000	1.2 6 0 0 0 2 0 0 0 0 0 0 20 31 0.00 0.000	1.2 6 0 0 0 2 0 0 0 0 0 0 20 31 0.00 0.000	1.2 6 0 0 0 2 0 0 0 0 0 0 20 31 0.00 0.000	1.2 6 0 0 0 2 0 0 0 0 0 0 20 31 0.00 0.000	1.2 6 0 0 0 2 0 0 0 0 0 0 20 31 0.00 0.000	1.2 6 0 0 0 2 0 0 0 0 0 0 20 31 0.00 0.000	1.2 6 0 0 0 2 0 0 0 0 0 0 20 31 0.00 0.000	1.2 6 0 0 0 2 0 0 0 0 0 0 20 31 0.00 0.000	1.2 6 0 0 0 2 0 0 0 0 0 0 20 31 0.00 0.000	1.2 6 0 0 0 2 0 0 0 0 0 0 20 31 0.00 0.000	
32 Esmil Rogers, R (7, 1) ERA: 4.57	2.0 6 0 0 0 4 0 0 0 0 0 0 20 26 0.00 0.000	2.0 6 0 0 0 4 0 0 0 0 0 0 20 26 0.00 0.000	2.0 6 0 0 0 4 0 0 0 0 0 0 20 26 0.00 0.000	2.0 6 0 0 0 4 0 0 0 0 0 0 20 26 0.00 0.000	2.0 6 0 0 0 4 0 0 0 0 0 0 20 26 0.00 0.000	2.0 6 0 0 0 4 0 0 0 0 0 0 20 26 0.00 0.000	2.0 6 0 0 0 4 0 0 0 0 0 0 20 26 0.00 0.000	2.0 6 0 0 0 4 0 0 0 0 0 0 20 26 0.00 0.000	2.0 6 0 0 0 4 0 0 0 0 0 0 20 26 0.00 0.000	2.0 6 0 0 0 4 0 0 0 0 0 0 20 26 0.00 0.000	2.0 6 0 0 0 4 0 0 0 0 0 0 20 26 0.00 0.000	2.0 6 0 0 0 4 0 0 0 0 0 0 20 26 0.00 0.000	2.0 6 0 0 0 4 0 0 0 0 0 0 20 26 0.00 0.000	2.0 6 0 0 0 4 0 0 0 0 0 0 20 26 0.00 0.000	2.0 6 0 0 0 4 0 0 0 0 0 0 20 26 0.00 0.000	2.0 6 0 0 0 4 0 0 0 0 0 0 20 26 0.00 0.000	2.0 6 0 0 0 4 0 0 0 0 0 0 20 26 0.00 0.000	2.0 6 0 0 0 4 0 0 0 0 0 0 20 26 0.00 0.000	2.0 6 0 0 0 4 0 0 0 0 0 0 20 26 0.00 0.000	2.0 6 0 0 0 4 0 0 0 0 0 0 20 26 0.00 0.000	2.0 6 0 0 0 4 0 0 0 0 0 0 20 26 0.00 0.000	2.0 6 0 0 0 4 0 0 0 0 0 0 20 26 0.00 0.000	2.0 6 0 0 0 4 0 0 0 0 0 0 20 26 0.00 0.000	2.0 6 0 0 0 4 0 0 0 0 0 0 20 26 0.00 0.000	2.0 6 0 0 0 4 0 0 0 0 0 0 20 26 0.00 0.000	
38 Joe Smith, R (9, 1) ERA: 3.29	1.0 6 2 2 0 2 0 0 0 0 0 1 0 12 19 0.00 2.000	1.0 6 2 2 0 2 0 0 0 0 0 1 0 12 19 0.00 2.000	1.0 6 2 2 0 2 0 0 0 0 0 1 0 12 19 0.00 2.000	1.0 6 2 2 0 2 0 0 0 0 0 1 0 12 19 0.00 2.000	1.0 6 2 2 0 2 0 0 0 0 0 1 0 12 19 0.00 2.000	1.0 6 2 2 0 2 0 0 0 0 0 1 0 12 19 0.00 2.000	1.0 6 2 2 0 2 0 0 0 0 0 1 0 12 19 0.00 2.000	1.0 6 2 2 0 2 0 0 0 0 0 1 0 12 19 0.00 2.000	1.0 6 2 2 0 2 0 0 0 0 0 1 0 12 19 0.00 2.000	1.0 6 2 2 0 2 0 0 0 0 0 1 0 12 19 0.00 2.000	1.0 6 2 2 0 2 0 0 0 0 0 1 0 12 19 0.00 2.000	1.0 6 2 2 0 2 0 0 0 0 0 1 0 12 19 0.00 2.000	1.0 6 2 2 0 2 0 0 0 0 0 1 0 12 19 0.00 2.000	1.0 6 2 2 0 2 0 0 0 0 0 1 0 12 19 0.00 2.000	1.0 6 2 2 0 2 0 0 0 0 0 1 0 12 19 0.00 2.000	1.0 6 2 2 0 2 0 0 0 0 0 1 0 12 19 0.00 2.000	1.0 6 2 2 0 2 0 0 0 0 0 1 0 12 19 0.00 2.000	1.0 6 2 2 0 2 0 0 0 0 0 1 0 12 19 0.00 2.000	1.0 6 2 2 0 2 0 0 0 0 0 1 0 12 19 0.00 2.000	1.0 6 2 2 0 2 0 0 0 0 0 1 0 12 19 0.00 2.000	1.0 6 2 2 0 2 0 0 0 0 0 1 0 12 19 0.00 2.000	1.0 6 2 2 0 2 0 0 0 0 0 1 0 12 19 0.00 2.000	1.0 6 2 2 0 2 0 0 0 0 0 1 0 12 19 0.00 2.000	1.0 6 2 2 0 2 0 0 0 0 0 1 0 12 19 0.00 2.000	1.0 6 2 2 0 2 0 0 0 0 0 1 0 12 19 0.00 2.000	1.0 6 2 2 0 2 0 0 0 0 0 1 0 12 19 0.00 2.000
Batter	1	2	3	4	5	6	7	8	9	AB	R	H														

Batter	1	2	3	4	5	6	7	8	9	AB	R	H	RBI	BB	SO	LOB	TOP					
26 Scott Podsednik, L (1, 7) OBP: 0.373, SLG: 0.417 50 Mauro Gomez, R (7, PH) OBP: 0.379, SLG: 0.453										3	0	1	0	0	0	0	0					
15 Dustin Pedroia, R (1, 4) OBP: 0.340, SLG: 0.440										4	0	2	0	0	0	0	1					
2 Jacoby Ellsbury, L (1, 8) OBP: 0.310, SLG: 0.373										4	0	1	0	0	0	3						
7 Cody Ross, R (1, 9) OBP: 0.342, SLG: 0.512										3	0	1	0	1	0	1						
22 James Loney, L (1, 3) OBP: 0.308, SLG: 0.355										4	0	1	0	0	1	4						
39 Jarrod Saltalamacchia, R (1, 2) OBP: 0.285, SLG: 0.471										4	1	1	1	0	0	4						
3 Mike Aviles, R (1, 10) OBP: 0.288, SLG: 0.403										4	0	1	0	0	0	0						
23 Pedro Ciriaco, R (1, 5) OBP: 0.346, SLG: 0.455										4	1	1	0	0	0	2						
10 Jose Iglesias, R (1, 6) OBP: 0.346, SLG: 0.455										3	0	0	0	0	0	2						
Inning Stats	R: 0 E: 0 K: 0 S: 10	H: 2 LOB: 1 BB: 0 P: 13	R: 0 E: 0 K: 0 S: 15	H: 2 LOB: 2 BB: 0 P: 20	R: 0 E: 0 K: 0 S: 10	H: 0 LOB: 0 BB: 0 P: 13	R: 1 E: 0 K: 0 S: 10	H: 1 LOB: 0 BB: 0 P: 14	R: 0 E: 0 K: 1 S: 12	H: 2 LOB: 2 BB: 0 P: 19	R: 1 E: 0 K: 0 S: 10	H: 1 LOB: 1 BB: 0 P: 16	R: 0 E: 0 K: 0 S: 12	H: 1 LOB: 1 BB: 1 P: 21	R: 0 E: 0 K: 0 S: 10	H: 0 LOB: 0 BB: 0 P: 10	1B: 8 2B: 0 3B: 0 HR: 1	SF: 0 SAC: 0 DP: 2 HBP: 1	WP: 1 PB: 0 SB: 0 CS: 0	PA: 36		
PITCHER	IP WLS BF H R ER SO BB IBB HBP BLK WP HR S P ERA WHIP	IP WLS BF H R ER SO BB IBB HBP BLK WP HR S P ERA WHIP	IP WLS BF H R ER SO BB IBB HBP BLK WP HR S P ERA WHIP	IP WLS BF H R ER SO BB IBB HBP BLK WP HR S P ERA WHIP	IP WLS BF H R ER SO BB IBB HBP BLK WP HR S P ERA WHIP	IP WLS BF H R ER SO BB IBB HBP BLK WP HR S P ERA WHIP	IP WLS BF H R ER SO BB IBB HBP BLK WP HR S P ERA WHIP	IP WLS BF H R ER SO BB IBB HBP BLK WP HR S P ERA WHIP	IP WLS BF H R ER SO BB IBB HBP BLK WP HR S P ERA WHIP	IP WLS BF H R ER SO BB IBB HBP BLK WP HR S P ERA WHIP	IP WLS BF H R ER SO BB IBB HBP BLK WP HR S P ERA WHIP	IP WLS BF H R ER SO BB IBB HBP BLK WP HR S P ERA WHIP	IP WLS BF H R ER SO BB IBB HBP BLK WP HR S P ERA WHIP	IP WLS BF H R ER SO BB IBB HBP BLK WP HR S P ERA WHIP	IP WLS BF H R ER SO BB IBB HBP BLK WP HR S P ERA WHIP	IP WLS BF H R ER SO BB IBB HBP BLK WP HR S P ERA WHIP	IP WLS BF H R ER SO BB IBB HBP BLK WP HR S P ERA WHIP	IP WLS BF H R ER SO BB IBB HBP BLK WP HR S P ERA WHIP	IP WLS BF H R ER SO BB IBB HBP BLK WP HR S P ERA WHIP	IP WLS BF H R ER SO BB IBB HBP BLK WP HR S P ERA WHIP	IP WLS BF H R ER SO BB IBB HBP BLK WP HR S P ERA WHIP	IP WLS BF H R ER SO BB IBB HBP BLK WP HR S P ERA WHIP

Boston Red Sox @ Oakland Athletics
Oakland Coliseum, Oakland, CA
Fri Aug 31 2012, 7:08 PM - 10:08 PM PDT
Att: 20,121 - Overcast - 59 F

AB 34
R 2
H 9
RBI 2
BB 1
SO 1
LOB 18





Batter	1	2	3	4	5	6	7	8	9	AB	R	H	RBI	BB	SO	LOB	BOTTOM					
4 Coco Crisp, S (1, 8) OBP: 0.315, SLG: 0.405										5	1	0	0	1	0	2						
5 Stephen Drew, L (1, 6) OBP: 0.295, SLG: 0.301										6	1	1	1	0	0	2						
16 Josh Reddick, L (1, 9) OBP: 0.327, SLG: 0.505										5	2	2	4	0	0	0						
52 Yoanis Cespedes, R (1, 7) OBP: 0.361, SLG: 0.503										4	3	2	0	0	0	2						
37 Brandon Moss, L (1, 3) OBP: 0.322, SLG: 0.552										5	4	4	4	0	1	1						
31 Jonny Gomes, R (1, 10) OBP: 0.364, SLG: 0.478										4	2	2	2	1	1	0						
20 Josh Donaldson, R (1, 5) OBP: 0.283, SLG: 0.389										4	1	1	3	0	0	3						
17 Adam Rosales, R (7, PR) OBP: 0.346, SLG: 0.379										1	2	1	0	0	0	0						
14 George Kottaras, L (1, 2) OBP: 0.383, SLG: 0.405										5	3	3	5	0	1	0						
2 Cliff Pennington, S (1, 4) OBP: 0.296, SLG: 0.299										5	1	3	1	0	1	0						
Inning Stats	R: 0 E: 0 K: 0 S: 9	H: 4 LOB: 0 BB: 0 P: 15	R: 4 E: 0 K: 0 S: 12	H: 4 LOB: 0 BB: 0 P: 15	R: 2 E: 0 K: 0 S: 9	H: 3 LOB: 1 BB: 0 P: 13	R: 0 E: 0 K: 2 S: 7	H: 0 LOB: 0 BB: 0 P: 8	R: 2 E: 0 K: 1 S: 12	H: 1 LOB: 0 BB: 0 P: 23	R: 1 E: 0 K: 0 S: 10	H: 2 LOB: 1 BB: 0 P: 18	R: 9 E: 1 K: 1 S: 28	H: 6 LOB: 1 BB: 2 P: 52	R: 2 E: 0 K: 0 S: 10	H: 3 LOB: 1 BB: 0 P: 17	1B: 9 2B: 5 3B: 0 HR: 5	SF: 0 SAC: 0 DP: 0 HBP: 1	WP: 0 PB: 0 SB: 0 CS: 0	PA: 47		
PITCHER	IP WLS BF H R ER SO BB IBB HBP BLK WP HR S P ERA WHIP	IP WLS BF H R ER SO BB IBB HBP BLK WP HR S P ERA WHIP	IP WLS BF H R ER SO BB IBB HBP BLK WP HR S P ERA WHIP	IP WLS BF H R ER SO BB IBB HBP BLK WP HR S P ERA WHIP	IP WLS BF H R ER SO BB IBB HBP BLK WP HR S P ERA WHIP	IP WLS BF H R ER SO BB IBB HBP BLK WP HR S P ERA WHIP	IP WLS BF H R ER SO BB IBB HBP BLK WP HR S P ERA WHIP	IP WLS BF H R ER SO BB IBB HBP BLK WP HR S P ERA WHIP	IP WLS BF H R ER SO BB IBB HBP BLK WP HR S P ERA WHIP	IP WLS BF H R ER SO BB IBB HBP BLK WP HR S P ERA WHIP	IP WLS BF H R ER SO BB IBB HBP BLK WP HR S P ERA WHIP	IP WLS BF H R ER SO BB IBB HBP BLK WP HR S P ERA WHIP	IP WLS BF H R ER SO BB IBB HBP BLK WP HR S P ERA WHIP	IP WLS BF H R ER SO BB IBB HBP BLK WP HR S P ERA WHIP	IP WLS BF H R ER SO BB IBB HBP BLK WP HR S P ERA WHIP	IP WLS BF H R ER SO BB IBB HBP BLK WP HR S P ERA WHIP	IP WLS BF H R ER SO BB IBB HBP BLK WP HR S P ERA WHIP	IP WLS BF H R ER SO BB IBB HBP BLK WP HR S P ERA WHIP	IP WLS BF H R ER SO BB IBB HBP BLK WP HR S P ERA WHIP	IP WLS BF H R ER SO BB IBB HBP BLK WP HR S P ERA WHIP	IP WLS BF H R ER SO BB IBB HBP BLK WP HR S P ERA WHIP	IP WLS BF H R ER SO BB IBB HBP BLK WP HR S P ERA WHIP

Boston Red Sox @ Oakland Athletics
Oakland Coliseum, Oakland, CA
Fri Aug 31 2012, 7:08 PM - 10:08 PM PDT
Att: 20,121 - Overcast - 59 F

AB 44
R 20
H 19
RBI 20
BB 2
SO 4
LOB 10



Batter	1	2	3	4	5	6	7	8	9	AB	R	H	RBI	BB	SO	LOB	TOP										
23 Pedro Ciriaco, R OBP: 0.337, SLG: 0.442	G4-3		FC4-6 1B			FC6-4 15 1B 7 1B		F8		4	1	1	0	0	0	1	Boston Red Sox @ Oakland Athletics Oakland Coliseum, Oakland, CA Sun Sep 02 2012, 1:08 PM - 3:58 PM PDT Att: 25,314 - Sunny - 71 F livebaseballscorecards.com										
26 Scott Podsednik, L OBP: 0.359, SLG: 0.400	G6-3		FC4-6 1B			15 1B 7 1B		G3		4	0	1	0	0	0	1											
15 Dustin Pedroia, R OBP: 0.343, SLG: 0.443					G6-3					4	1	3	0	0	0	0											
7 Cody Ross, R OBP: 0.338, SLG: 0.504	P4									4	0	1	1	0	1	2											
50 Mauro Gomez, R OBP: 0.355, SLG: 0.429	F8									3	0	0	1	0	1	2											
20 Ryan Lavarnway, R OBP: 0.247, SLG: 0.227	G4-3									4	0	0	0	0	2	0											
3 Mike Aviles, R OBP: 0.285, SLG: 0.398										3	0	0	0	0	1	0											
22 James Loney, L OBP: 0.303, SLG: 0.349										3	0	0	0	0	1	0											
10 Jose Iglesias, R										2	0	0	0	1	1	0											
																											
Inning Stats	R: 0 H: 1 E: 0 K: 0 S: 8	H: 1 LOB: 1 BB: 0 P: 11	R: 0 H: 0 E: 0 K: 1 S: 6	H: 0 LOB: 0 BB: 0 P: 10	R: 0 H: 1 E: 0 K: 0 S: 10	H: 1 LOB: 1 BB: 0 P: 14	R: 0 H: 0 E: 0 K: 1 S: 9	H: 0 LOB: 0 BB: 0 P: 13	R: 0 H: 0 E: 0 K: 1 S: 11	H: 0 LOB: 0 BB: 0 P: 15	R: 1 H: 3 E: 0 K: 1 S: 16	H: 3 LOB: 2 BB: 1 P: 27	R: 0 H: 0 E: 0 K: 1 S: 8	H: 0 LOB: 0 BB: 0 P: 13	R: 0 H: 0 E: 0 K: 1 S: 11	H: 0 LOB: 0 BB: 0 P: 14	R: 1 H: 1 E: 0 K: 1 S: 16	H: 1 LOB: 0 BB: 0 P: 23	1B: 5 2B: 1 3B: 0 HR: 0	SF: 1 SAC: 0 DP: 0 HBP: 0	WP: 0 PB: 0 SB: 0 CS: 0	PA: 33					
PITCHER	IP	WLS	BF	H	R	ER	SO	BB	IBB	HBP	BLK	WP	HR	S	P	ERA	WHIP										
49 Brett Anderson, L ERA: 0.9	6.0	W	23	5	1	1	4	1	0	0	0	0	0	60	90	1.50	1.000										
48 Ryan Cook, R ERA: 2.35	1.0		3	0	0	0	1	0	0	0	0	0	0	8	13	0.00	0.000										
62 Sean Doolittle, L ERA: 3.13	1.0		3	0	0	0	1	0	0	0	0	0	0	11	14	0.00	0.000										
50 Grant Balfour, R ERA: 2.84	1.0		4	1	1	1	1	0	0	0	0	0	0	16	23	9.00	1.000										

Batter	1	2	3	4	5	6	7	8	9	AB	R	H	RBI	BB	SO	LOB	BOTTOM										
4 Coco Crisp, S OBP: 0.322, SLG: 0.416	15 HR BB		15 1B 16 SF8 BB			P5		G1-3		3	2	0	0	2	0	2	Boston Red Sox @ Oakland Athletics Oakland Coliseum, Oakland, CA Sun Sep 02 2012, 1:08 PM - 3:58 PM PDT Att: 25,314 - Sunny - 71 F livebaseballscorecards.com										
15 Seth Smith, L OBP: 0.348, SLG: 0.442	HR		37 1B 5 1B 1B			K				3	2	2	2	1	1	0											
16 Josh Reddick, L OBP: 0.325, SLG: 0.500	K2-3		SF8			K				3	0	1	1	0	2	0											
52 Yoenis Cespedes, R OBP: 0.356, SLG: 0.493	F9		F9			K				4	0	0	1	0	1	3											
37 Brandon Moss, L OBP: 0.323, SLG: 0.552	K		5 1B 20 BB 1B			K				2	0	1	0	0	1	0											
22 Chris Carter, R OBP: 0.375, SLG: 0.580						K				2	0	0	0	0	2	2											
20 Josh Donaldson, R OBP: 0.283, SLG: 0.382										3	0	0	0	1	0	0											
5 Stephen Drew, L OBP: 0.304, SLG: 0.333										4	1	3	2	0	0	0											
36 Derek Norris, R OBP: 0.276, SLG: 0.344	L1									3	0	0	0	1	1	4											
2 Cliff Pennington, S OBP: 0.289, SLG: 0.302	K									4	1	1	0	0	2	2											
																											
Inning Stats	R: 2 H: 1 E: 0 K: 2 S: 14	H: 1 LOB: 0 BB: 1 P: 22	R: 1 H: 1 E: 0 K: 1 S: 11	H: 1 LOB: 0 BB: 0 P: 16	R: 2 H: 3 E: 0 K: 1 S: 20	H: 3 LOB: 3 BB: 2 P: 40	R: 1 H: 2 E: 0 K: 1 S: 15	H: 2 LOB: 1 BB: 1 P: 26	R: 0 H: 0 E: 0 K: 1 S: 12	H: 0 LOB: 0 BB: 1 P: 20	R: 0 H: 0 E: 0 K: 2 S: 10	H: 0 LOB: 0 BB: 0 P: 15	R: 0 H: 0 E: 0 K: 2 S: 8	H: 0 LOB: 0 BB: 0 P: 10	R: 0 H: 1 E: 0 K: 0 S: 7	H: 1 LOB: 1 BB: 0 P: 12	R: 0 H: 0 E: 0 K: 0 S: 7	H: 0 LOB: 0 BB: 0 P: 12	1B: 5 2B: 1 3B: 0 HR: 2	SF: 1 SAC: 0 DP: 0 HBP: 0	WP: 0 PB: 0 SB: 2 CS: 0	PA: 37					
PITCHER	IP	WLS	BF	H	R	ER	SO	BB	IBB	HBP	BLK	WP	HR	S	P	ERA	WHIP										
18 Daisuke Matsuzaka, R ERA: 6.15	3.2	L	22	7	6	6	4	4	0	0	0	0	0	16	27	0.00	0.750										
30 Andrew Miller, L ERA: 3.53	1.1		5	0	0	0	2	1	0	0	0	0	0	10	15	0.00	0.000										
32 Craig Breslow, L ERA: 3.09	1.0		3	0	0	0	2	0	0	0	0	0	0	8	10	0.00	0.000										
36 Junichi Tazawa, R ERA: 1.67	1.0		3	0	0	0	2	0	0	0	0	0	0	8	10	0.00	0.000										
37 Mark Melancon, R ERA: 7.5	1.0		4	1	0	0	0	0	0	0	0	0	0	7	12	0.00	1.000										

Batter	1	2	3	4	5	6	7	8	9	AB	R	H	RBI	BB	SO	LOB	TOP					
27 Mike Trout, R OBP: 0.396, SLG: 0.570										4	1	1	0	1	2	3	Los Angeles Angels @ Oakland Athletics Oakland Coliseum, Oakland, CA Mon Sep 03 2012, 1:09 PM - 4:32 PM PDT Att: 20,180 - Sunny - 73 F					
48 Toni Hunter, R OBP: 0.358, SLG: 0.446										4	1	2	2	0	0	2						
5 Albert Pujols, R OBP: 0.346, SLG: 0.536										5	0	1	0	0	1	3						
44 Mark Trumbo, R OBP: 0.326, SLG: 0.510											5	0	0	0	0	2						
47 Howie Kendrick, R OBP: 0.333, SLG: 0.404											5	1	2	0	0	0						
2 Erick Aybar, S OBP: 0.316, SLG: 0.407											5	1	2	1	0	0						
6 Alberto Callaspo, S OBP: 0.337, SLG: 0.352											4	1	1	0	0	1						
10 Vernon Wells, R OBP: 0.283, SLG: 0.432										2	2	2	2	2	0	0						
17 Chris Iannetta, R OBP: 0.356, SLG: 0.474											4	1	3	3	0	0						
Inning Stats	R: 0 E: 0 K: 0 S: 9	H: 2 LOB: 1 BB: 0 P: 14	R: 2 E: 0 K: 0 S: 20	H: 4 LOB: 1 BB: 0 P: 31	R: 2 E: 0 K: 1 S: 14	H: 3 LOB: 1 BB: 0 P: 19	R: 1 E: 0 K: 1 S: 13	H: 2 LOB: 0 BB: 0 P: 17	R: 0 E: 0 K: 0 S: 8	H: 0 LOB: 0 BB: 0 P: 12	R: 3 E: 0 K: 1 S: 12	H: 1 LOB: 0 BB: 2 P: 25	R: 0 E: 0 K: 1 S: 15	H: 1 LOB: 1 BB: 0 P: 19	R: 0 E: 0 K: 1 S: 10	H: 0 LOB: 1 BB: 1 P: 20	R: 0 E: 0 K: 1 S: 10	H: 1 LOB: 1 BB: 0 P: 12	1B: 9 2B: 2 3B: 0 HR: 3	SF: 1 SAC: 0 DP: 1 HBP: 0	WP: 0 PB: 0 SB: 2 CS: 0	PA: 42
PITCHER	IP WLS BF H R ER SO BB IBB HBP BLK WP HR S P ERA WHIP																					
57 Tommy Milone, L ERA: 3.94	3.0 L 17 10 5 5 1 0 0 0 0 0 0 2 45 67 15.00 3.333																					
40 Pat Neshek, R ERA: 0.75	1.2 6 1 0 0 1 0 0 0 0 0 0 1 5 17 24 0.00 0.600																					
65 Pedro Figueroa, L ERA: 2.08	0.2 5 1 3 2 0 2 0 0 0 0 0 1 5 15 27.00 4.500																					
66 Tyson Ross, R ERA: 6.21	2.2 10 1 0 0 3 1 0 0 0 0 0 0 34 51 0.00 0.750																					
58 Evan Scribner, R ERA: 2.7	1.0 4 1 0 0 1 0 0 0 0 0 0 0 10 12 0.00 1.000																					

Batter	1	2	3	4	5	6	7	8	9	AB	R	H	RBI	BB	SO	LOB	BOTTOM					
4 Coco Crisp, S OBP: 0.323, SLG: 0.413											3	0	0	0	2	0	Los Angeles Angels @ Oakland Athletics Oakland Coliseum, Oakland, CA Mon Sep 03 2012, 1:09 PM - 4:32 PM PDT Att: 20,180 - Sunny - 73 F					
31 Jonny Gomes, R OBP: 0.369, SLG: 0.487											3	1	2	0	1	0						
16 Josh Reddick, L OBP: 0.325, SLG: 0.498											4	0	1	1	0	5						
52 Yoenis Cespedes, R OBP: 0.353, SLG: 0.488										4	0	0	0	0	1	1						
22 Chris Carter, R OBP: 0.378, SLG: 0.596										4	1	2	1	0	1	1						
20 Josh Donaldson, R OBP: 0.288, SLG: 0.408										4	1	2	1	0	0	1						
36 Derek Norris, R OBP: 0.270, SLG: 0.335										4	0	0	0	0	2	1						
5 Stephen Drew, L OBP: 0.303, SLG: 0.331										4	0	1	0	0	1	0						
17 Adam Rosales, R OBP: 0.318, SLG: 0.342										3	0	0	0	0	2	1						
37 Brandon Moss, L OBP: 0.322, SLG: 0.549										1	0	0	0	0	1	0						
Inning Stats	R: 0 E: 0 K: 0 S: 7	H: 0 LOB: 0 BB: 0 P: 11	R: 0 E: 0 K: 0 S: 10	H: 1 LOB: 0 BB: 0 P: 16	R: 0 E: 0 K: 1 S: 5	H: 0 LOB: 0 BB: 0 P: 9	R: 1 E: 1 K: 0 S: 12	H: 2 LOB: 1 BB: 0 P: 18	R: 1 E: 0 K: 2 S: 22	H: 2 LOB: 3 BB: 2 P: 35	R: 0 E: 0 K: 3 S: 16	H: 1 LOB: 1 BB: 0 P: 19	R: 0 E: 0 K: 1 S: 8	H: 1 LOB: 2 BB: 1 P: 14	R: 1 E: 0 K: 0 S: 7	H: 1 LOB: 0 BB: 0 P: 13	R: 0 E: 0 K: 1 S: 11	H: 0 LOB: 0 BB: 0 P: 18	1B: 4 2B: 2 3B: 0 HR: 2	SF: 0 SAC: 0 DP: 1 HBP: 0	WP: 0 PB: 0 SB: 0 CS: 0	PA: 37
PITCHER	IP WLS BF H R ER SO BB IBB HBP BLK WP HR S P ERA WHIP																					
33 C.J. Wilson, L ERA: 3.85	5.0 W 21 5 2 2 3 2 0 0 0 0 0 0 16 19 3.60 1.400																					
Garrett Richards, R ERA: 4.68	1.0 4 1 0 0 3 0 0 0 0 0 0 0 16 19 0.00 1.000																					
37 Scott Downs, L ERA: 3.0	1.0 5 1 0 0 1 1 0 0 0 0 0 0 8 14 0.00 2.000																					
32 LaTroy Hawkins, R ERA: 3.69	1.0 4 1 1 1 0 0 0 0 0 0 0 1 7 13 9.00 1.000																					
51 Jordan Walden, R ERA: 3.86	1.0 3 0 0 0 1 0 0 0 0 0 0 0 11 18 0.00 0.000																					

AB	38
R	8
H	14
RBI	8
BB	3
SO	6
LOB	16



AB	34
R	3
H	8
RBI	3
BB	3
SO	8
LOB	10



Batter	1	2	3	4	5	6	7	8	9	AB	R	H	RBI	BB	SO	LOB	TOP										
27 Mike Trout, R OBP: 0.396, SLG: 0.568										5	0	2	1	0	1	1											
48 Toni Hunter, R OBP: 0.356, SLG: 0.442										4	1	0	0	1	3	3											
5 Albert Pujols, R OBP: 0.347, SLG: 0.536										5	0	2	0	0	0	4											
8 Kendrys Morales, S OBP: 0.320, SLG: 0.455										5	1	3	1	0	1	2											
47 Howie Kendrick, R OBP: 0.331, SLG: 0.402										5	1	1	0	0	1	3											
2 Enck Aybar, S OBP: 0.316, SLG: 0.409										3	1	1	1	0	0	1											
6 Alberto Callaspo, S OBP: 0.339, SLG: 0.395										3	1	2	2	0	0	0											
10 Vernon Wells, R OBP: 0.278, SLG: 0.423										4	0	0	0	0	0	3											
17 Chris Iannetta, R OBP: 0.359, SLG: 0.471										3	1	1	0	1	0	0											
Inning Stats	R: 0 E: 0 K: 1 S: 10	H: 1 LOB: 1 BB: 0 P: 15	R: 0 E: 0 K: 0 S: 5	H: 0 LOB: 0 BB: 0 P: 11	R: 0 E: 0 K: 1 S: 13	H: 1 LOB: 1 BB: 0 P: 19	R: 0 E: 0 K: 1 S: 9	H: 1 LOB: 1 BB: 0 P: 14	R: 1 E: 0 K: 0 S: 10	H: 3 LOB: 2 BB: 0 P: 12	R: 0 E: 0 K: 1 S: 8	H: 0 LOB: 0 BB: 0 P: 14	R: 2 E: 0 K: 1 S: 21	H: 3 LOB: 1 BB: 2 P: 28	R: 2 E: 1 K: 0 S: 17	H: 1 LOB: 1 BB: 2 P: 28	1B: 9 2B: 3 3B: 0 HR: 0	SF: 1 SAC: 1 DP: 0 HBP: 0	WP: 0 PA: 41 PB: 0 SB: 2 CS: 0								
PITCHER	IP	WLS	BF	H	R	ER	SO	BB	IBB	HBP	BLK	WP	HR	S	P	ERA	WHIP										
11 Jarrod Parker, R ERA: 3.67	7.0	L	29	8	2	2	5	0	0	0	0	0	0	69	104	2.57	1.143										
62 Sean Doolittle, L ERA: 3.62	0.2		5	3	2	2	1	0	0	0	0	0	0	16	20	27.00	4.500										
58 Evan Scribner, R ERA: 2.66	0.1		1	0	0	0	0	0	0	0	0	0	0	5	8	0.00	0.000										
53 Jim Miller, R ERA: 2.23	0.2		4	0	2	1	0	2	0	0	0	0	0	10	18	13.50	3.000										
13 Jerry Blevins, L ERA: 2.65	0.1		2	1	0	0	0	0	0	0	0	0	0	7	10	0.00	3.000										

Los Angeles Angels @ Oakland Athletics
Oakland Coliseum, Oakland, CA
Tue Sep 04 2012, 7:09 PM - 9:59 PM PDT
Att. 11,688 - Clear - 61 F

AB	37
R	6
H	12
RBI	5
BB	2
SO	6
LOB	17



Batter	1	2	3	4	5	6	7	8	9	AB	R	H	RBI	BB	SO	LOB	BOTTOM										
4 Coco Crisp, S OBP: 0.320, SLG: 0.408										4	0	0	0	0	0	0											
15 Seth Smith, L OBP: 0.348, SLG: 0.444										3	0	1	0	0	0	0											
31 Jonny Gomes, R OBP: 0.368, SLG: 0.485										1	0	0	0	0	1	0											
16 Josh Reddick, L OBP: 0.324, SLG: 0.495										3	0	0	0	1	0	1											
52 Yoenis Cespedes, R OBP: 0.352, SLG: 0.486										4	0	1	0	0	0	0											
37 Brandon Moss, L OBP: 0.320, SLG: 0.559										4	1	1	1	0	2	2											
20 Josh Donaldson, R OBP: 0.288, SLG: 0.405										4	0	1	0	0	0	0											
5 Stephen Drew, L OBP: 0.303, SLG: 0.328										2	0	0	0	1	0	1											
14 George Kottaras, L OBP: 0.376, SLG: 0.395										3	0	0	0	0	1	1											
2 Cliff Pennington, S OBP: 0.267, SLG: 0.300										3	0	0	0	0	1	1											
Inning Stats	R: 0 E: 0 K: 1 S: 12	H: 1 LOB: 2 BB: 1 P: 21	R: 0 E: 0 K: 1 S: 9	H: 0 LOB: 0 BB: 0 P: 14	R: 0 E: 0 K: 1 S: 12	H: 1 LOB: 1 BB: 0 P: 17	R: 0 E: 0 K: 0 S: 8	H: 1 LOB: 0 BB: 0 P: 12	R: 0 E: 0 K: 0 S: 6	H: 0 LOB: 0 BB: 0 P: 10	R: 1 E: 0 K: 0 S: 12	H: 1 LOB: 1 BB: 1 P: 21	R: 0 E: 0 K: 1 S: 6	H: 0 LOB: 0 BB: 0 P: 7	R: 0 E: 0 K: 0 S: 7	H: 0 LOB: 0 BB: 0 P: 10	1B: 2 2B: 1 3B: 0 HR: 1	SF: 0 SAC: 0 DP: 0 HBP: 0	WP: 0 PA: 33 PB: 0 SB: 0 CS: 0								
PITCHER	IP	WLS	BF	H	R	ER	SO	BB	IBB	HBP	BLK	WP	HR	S	P	ERA	WHIP										
23 Zack Greinke, R ERA: 3.72	7.0	W	27	4	1	1	4	2	0	0	0	0	0	64	105	1.29	0.857										
37 Scott Downs, L ERA: 2.93	1.0	H	3	0	0	0	1	0	0	0	0	0	0	6	7	0.00	0.000										
55 Jason Istringhausen, R ERA: 3.92	1.0		3	0	0	0	0	0	0	0	0	0	0	7	10	0.00	0.000										

Los Angeles Angels @ Oakland Athletics
Oakland Coliseum, Oakland, CA
Tue Sep 04 2012, 7:09 PM - 9:59 PM PDT
Att. 11,688 - Clear - 61 F

AB	31
R	1
H	4
RBI	1
BB	2
SO	5
LOB	6



Batter	1	2	3	4	5	6	7	8	9	AB	R	H	RBI	BB	SO	LOB	TOP					
4 Coco Crisp, S OBP: 0.316, SLG: 0.402										5	0	0	0	0	1	5						
15 Seth Smith, L OBP: 0.347, SLG: 0.441										5	1	2	0	0	0	4						
16 Josh Reddick, L OBP: 0.319, SLG: 0.486										5	0	0	0	0	1	4						
52 Yoenis Cespedes, R OBP: 0.349, SLG: 0.480										5	0	2	0	0	0	2						
37 Brandon Moss, L OBP: 0.319, SLG: 0.549										5	1	1	0	0	3	1						
20 Josh Donaldson, R OBP: 0.272, SLG: 0.402										2	2	1	1	1	0	0						
5 Stephen Drew, L OBP: 0.301, SLG: 0.325										4	1	2	1	0	1	1						
14 George Kottaras, L OBP: 0.379, SLG: 0.417										3	1	1	3	1	1	1						
2 Cliff Pennington, S OBP: 0.276, SLG: 0.310										4	0	4	0	0	0	0						
Inning Stats	R: 1 H: 2 E: 1 K: 1 S: 11	H: 2 LOB: 1 BB: 0 P: 16	R: 0 H: 0 E: 0 K: 1 S: 7	H: 0 LOB: 0 BB: 12 P: 12	R: 0 H: 2 E: 0 K: 2 S: 16	H: 2 LOB: 2 BB: 21 P: 21	R: 3 H: 3 E: 0 K: 0 S: 15	H: 3 LOB: 1 BB: 1 P: 26	R: 2 H: 4 E: 0 K: 0 S: 14	H: 4 LOB: 1 BB: 0 P: 22	R: 0 H: 1 E: 0 K: 0 S: 11	H: 1 LOB: 1 BB: 13 P: 13	R: 0 H: 0 E: 0 K: 2 S: 7	H: 0 LOB: 0 BB: 0 P: 10	R: 0 H: 1 E: 0 K: 0 S: 8	H: 1 LOB: 1 BB: 14 P: 14	R: 0 H: 0 E: 0 K: 1 S: 10	H: 0 LOB: 0 BB: 14 P: 14	1B: 10 2B: 3 HR: 1	SF: 0 SAC: 0 DP: 1 HBP: 1	WP: 0 PB: 0 SB: 1 CS: 0	PA: 41
PITCHER	IP WLS BF H R ER SO BB IBB HBP BLK WP HR S P ERA WHIP																					
34 Félix Hernández, R ERA: 2.67	4.2 L 25 11 6 5 4 1 0 0 0 0 0 1 62 96 9.64 2.571																					
36 Oliver Pérez, L ERA: 1.57	1.1 5 1 0 0 0 0 0 0 0 0 0 0 12 14 0.00 0.750																					
50 Erasmo Ramírez, R ERA: 3.69	1.0 4 0 0 0 2 0 0 0 1 0 0 0 7 10 0.00 0.000																					
45 Hector Noesi, R ERA: 5.66	2.0 7 1 0 0 1 1 0 0 0 0 0 0 18 28 0.00 1.000																					

Oakland Athletics @ Seattle Mariners
Safeco Field, Seattle, WA
Fri Sep 07 2012, 7:10 PM - 10:09 PM PDT
Att: 17,128 - Clear - 75 F

AB	38
R	6
H	13
RBI	5
BB	2
SO	7
LOB	18



Batter	1	2	3	4	5	6	7	8	9	AB	R	H	RBI	BB	SO	LOB	BOTTOM					
13 Dustin Ackley, L OBP: 0.298, SLG: 0.330										4	0	0	0	0	1	3						
16 Alex Liddi, R OBP: 0.287, SLG: 0.362										1	0	0	0	0	1	0						
21 Franklin Gutierrez, R OBP: 0.325, SLG: 0.434										4	0	0	0	0	2	1						
15 Kyle Seager, L OBP: 0.315, SLG: 0.405										4	0	1	0	0	0	0						
27 John Jaso, L OBP: 0.393, SLG: 0.448										4	0	2	0	0	1	1						
55 Michael Saunders, L OBP: 0.299, SLG: 0.411										4	1	1	0	0	2	2						
17 Justin Smoak, S OBP: 0.280, SLG: 0.315										3	0	0	0	1	0	2						
10 Eric Thames, L OBP: 0.285, SLG: 0.398										4	0	1	0	0	0	4						
39 Luis Jimenez, L OBP: 0.400, SLG: 0.250										3	0	1	0	1	1	0						
26 Brendan Ryan, R OBP: 0.283, SLG: 0.278										2	0	1	1	1	1	2						
1 Carlos Truñfel, R (9,PH)										1	0	0	0	0	1	0						
Inning Stats	R: 0 H: 1 E: 0 K: 0 S: 11	H: 1 LOB: 1 BB: 0 P: 18	R: 1 H: 2 E: 0 K: 0 S: 14	H: 2 LOB: 2 BB: 1 P: 22	R: 0 H: 0 E: 0 K: 2 S: 9	H: 0 LOB: 0 BB: 0 P: 17	R: 0 H: 2 E: 0 K: 2 S: 14	H: 2 LOB: 2 BB: 0 P: 24	R: 0 H: 0 E: 0 K: 2 S: 10	H: 0 LOB: 0 BB: 0 P: 17	R: 0 H: 1 E: 0 K: 1 S: 13	H: 1 LOB: 1 BB: 0 P: 21	R: 0 H: 0 E: 0 K: 1 S: 11	H: 0 LOB: 1 BB: 1 P: 20	R: 0 H: 1 E: 0 K: 0 S: 16	H: 1 LOB: 2 BB: 1 P: 25	R: 0 H: 0 E: 0 K: 2 S: 8	H: 0 LOB: 0 BB: 0 P: 8	1B: 7 2B: 0 HR: 0	SF: 0 SAC: 0 DP: 0 HBP: 0	WP: 0 PB: 0 SB: 0 CS: 0	PA: 37
PITCHER	IP WLS BF H R ER SO BB IBB HBP BLK WP HR S P ERA WHIP																					
64 A.J. Griffin, R ERA: 2.21	5.1 W 23 6 1 1 1 1 0 0 0 0 0 0 18 31 0.00 0.600																					
13 Jerry Blevins, L ERA: 2.57	1.2 6 0 0 0 1 1 0 0 0 0 0 0 16 25 0.00 2.000																					
48 Ryan Cook, R ERA: 2.58	1.0 5 1 0 0 0 1 0 0 0 0 0 0 8 8 0.00 0.000																					
62 Sean Doolittle, L ERA: 3.51	1.0 3 0 0 0 2 0 0 0 0 0 0 0 8 8 0.00 0.000																					

Oakland Athletics @ Seattle Mariners
Safeco Field, Seattle, WA
Fri Sep 07 2012, 7:10 PM - 10:09 PM PDT
Att: 17,128 - Clear - 75 F

AB	34
R	1
H	7
RBI	1
BB	3
SO	10
LOB	15



Batter	1	2	3	4	5	6	7	8	9	AB	R	H	RBI	BB	SO	LOB	TOP										
4 Coco Crisp, S OBP: 0.320, SLG: 0.408										4	1	1	0	0	1	0											
15 Seth Smith, L OBP: 0.347, SLG: 0.440										4	0	0	1	0	0	0											
12 Collin Cowgill, R OBP: 0.343, SLG: 0.313										4	0	0	0	0	1	0											
16 Josh Reddick, L OBP: 0.316, SLG: 0.477										4	0	0	0	0	1	0											
52 Yoenis Cespedes, R OBP: 0.341, SLG: 0.470										4	0	0	0	0	1	0											
37 Brandon Moss, L OBP: 0.323, SLG: 0.563										4	1	2	1	0	2	0											
14 George Kottaras, L OBP: 0.373, SLG: 0.425										3	0	0	0	1	1	1											
20 Josh Donaldson, R OBP: 0.281, SLG: 0.416										3	0	2	0	1	0	0											
5 Stephen Drew, L OBP: 0.299, SLG: 0.317										4	0	0	0	0	2	6											
2 Cliff Pennington, S OBP: 0.276, SLG: 0.318										3	1	1	1	0	0	3											
Inning Stats	R: 1 E: 0 K: 0 S: 5	H: 1 LOB: 0 BB: 0 P: 6	R: 0 E: 0 K: 2 S: 7	H: 0 LOB: 0 BB: 0 P: 10	R: 0 E: 0 K: 1 S: 8	H: 0 LOB: 0 BB: 0 P: 11	R: 0 E: 0 K: 1 S: 8	H: 0 LOB: 0 BB: 0 P: 12	R: 1 E: 0 K: 0 S: 11	H: 2 LOB: 0 BB: 0 P: 17	R: 1 E: 0 K: 0 S: 11	H: 1 LOB: 0 BB: 0 P: 16	R: 0 E: 0 K: 1 S: 14	H: 1 LOB: 3 BB: 2 P: 24	R: 0 E: 0 K: 1 S: 10	H: 0 LOB: 0 BB: 0 P: 13	R: 0 E: 0 K: 2 S: 11	H: 1 LOB: 2 BB: 0 P: 15	1B: 3 2B: 0 3B: 1 HR: 2	SF: 0 SAC: 0 DP: 1 HBP: 0	WP: 1 PB: 0 SB: 0 CS: 0	PA: 35					
PITCHER	IP	WLS	BF	H	R	ER	SO	BB	IBB	HBP	BLK	WP	HR	S	P	ERA	WHIP										
24 Dan Haren, R ERA: 4.45	(1, 1)	6.1	L	22	4	3	3	4	0	0	0	0	2	53	76	4.26	0.632										
63 Nick Maronde, L ERA: 3.88	(7, 1)	0.0		2	1	0	0	0	1	0	0	0	0	6	10	∞	∞										
55 Jason Istringhausen, R ERA: 3.88	(7, 1)	0.2		3	0	0	0	1	0	0	0	0	0	5	10	0.00	1.500										
32 LaTroy Hawkins, R ERA: 3.6	(8, 1)	1.0		3	0	0	0	1	0	0	0	0	0	10	13	0.00	0.000										
51 Jordan Walden, R ERA: 3.74	(9, 1)	1.0		5	1	0	0	2	0	0	0	1	0	11	15	0.00	1.000										

Oakland Athletics @ Los Angeles Angels
Angel Stadium of Anaheim, Anaheim, CA
Mon Sep 10 2012, 7:08 PM - 9:32 PM PDT
Att: 36,064 - Partly Cloudy - 78 F

AB	33
R	3
H	6
RBI	3
BB	2
SO	8
LOB	10



Batter	1	2	3	4	5	6	7	8	9	AB	R	H	RBI	BB	SO	LOB	BOTTOM										
27 Mike Trout, R OBP: 0.393, SLG: 0.570										3	1	1	0	1	0	0											
48 Tori Hunter, R OBP: 0.355, SLG: 0.440										4	0	1	1	0	0	1											
5 Albert Pujols, R OBP: 0.345, SLG: 0.531										4	0	0	0	0	0	2											
8 Kendrys Morales, S OBP: 0.328, SLG: 0.464										4	0	1	0	0	1	0											
47 Howie Kendrick, R OBP: 0.326, SLG: 0.398										4	0	0	0	0	1	1											
2 Enck Aybar, S OBP: 0.318, SLG: 0.409										4	0	2	0	0	1	0											
44 Mark Trumbo, R OBP: 0.322, SLG: 0.500										2	0	0	0	1	1	3											
6 Alberto Callaspo, S OBP: 0.337, SLG: 0.361										3	0	0	0	0	0	1											
17 Chris Iannetta, R OBP: 0.337, SLG: 0.438										3	0	0	0	0	0	0											
Inning Stats	R: 0 E: 0 K: 0 S: 5	H: 0 LOB: 0 BB: 0 P: 8	R: 0 E: 0 K: 2 S: 11	H: 1 LOB: 1 BB: 0 P: 18	R: 1 E: 1 K: 0 S: 12	H: 1 LOB: 1 BB: 1 P: 22	R: 0 E: 0 K: 0 S: 8	H: 2 LOB: 0 BB: 0 P: 12	R: 0 E: 0 K: 0 S: 6	H: 0 LOB: 0 BB: 0 P: 7	R: 0 E: 0 K: 0 S: 10	H: 0 LOB: 1 BB: 1 P: 16	R: 0 E: 0 K: 0 S: 7	H: 0 LOB: 1 BB: 0 P: 15	R: 0 E: 0 K: 0 S: 8	H: 1 LOB: 0 BB: 0 P: 13	R: 0 E: 0 K: 2 S: 10	H: 0 LOB: 0 BB: 0 P: 14	1B: 4 2B: 1 3B: 0 HR: 0	SF: 0 SAC: 0 DP: 1 HBP: 0	WP: 0 PB: 0 SB: 1 CS: 0	PA: 33					
PITCHER	IP	WLS	BF	H	R	ER	SO	BB	IBB	HBP	BLK	WP	HR	S	P	ERA	WHIP										
11 Jarrod Parker, R ERA: 3.56	(1, 1)	7.0	W	26	4	1	1	2	2	0	0	0	0	59	98	1.29	0.857										
48 Ryan Cook, R ERA: 2.49	(8, 1)	1.0	H	4	1	0	0	0	0	0	0	0	0	8	13	0.00	1.000										
50 Grant Balfour, R ERA: 2.69	(9, 1)	1.0	S	3	0	0	0	2	0	0	0	0	0	10	14	0.00	0.000										

Oakland Athletics @ Los Angeles Angels
Angel Stadium of Anaheim, Anaheim, CA
Mon Sep 10 2012, 7:08 PM - 9:32 PM PDT
Att: 36,064 - Partly Cloudy - 78 F

AB	31
R	1
H	5
RBI	1
BB	2
SO	4
LOB	8



Batter	1	2	3	4	5	6	7	8	9	AB R H RBI BB SO LOB	TOP												
4 Coco Crisp, S OBP: 0.319, SLG: 0.410	G1-3		K2-3		G1-3		L6		E9	5 1 1 1 0 1 0	Oakland Athletics @ Los Angeles Angels Angel Stadium of Anaheim, Anaheim, CA Tue Sep 11 2012, 7:07 PM - 10:21 PM PDT Att: 37,794 - Overcast - 73 F livebaseballscorecards.com												
15 Seth Smith, L OBP: 0.345, SLG: 0.435	G4-3		K				G1-3		K	4 0 0 0 1 2 0													
12 Collin Cowgill, R OBP: 0.343, SLG: 0.313	G4-3		K				G1-3		K	0 0 0 0 0 0 0													
16 Josh Reddick, L OBP: 0.313, SLG: 0.473	G3			F7	P4		K			4 0 0 0 0 1 1													
52 Yoenis Cespedes, R(1, 10) OBP: 0.342, SLG: 0.478		HR		37 HR	1B		L8		K	4 2 2 1 0 1 1													
37 Brandon Moss, L OBP: 0.326, SLG: 0.574		BB		1B	HR		G4-3		K	3 1 1 2 1 1 0													
20 Josh Donaldson, R OBP: 0.285, SLG: 0.418		BB		14 1B	5 SF7		FC3-6		K	4 1 2 0 0 2 1													
14 George Kottaras, L OBP: 0.376, SLG: 0.423		BB		1B	1B		FC3-6		K	3 0 1 0 1 1 1													
5 Stephen Drew, L OBP: 0.294, SLG: 0.312		L4		SF7			FC3-6		G3-1	3 0 0 1 0 0 3													
2 Cliff Pennington, S OBP: 0.276, SLG: 0.317			F8		F8		K		4 E	4 1 1 0 0 1 3													
Inning Stats	R: 0 E: 0 K: 0 S: 7	H: 0 LOB: 0 BB: 0 P: 12	R: 1 E: 0 K: 2 S: 14	H: 1 LOB: 1 BB: 1 P: 24	R: 0 E: 0 K: 2 S: 10	H: 0 LOB: 0 BB: 0 P: 16	R: 3 E: 0 K: 0 S: 12	H: 4 LOB: 1 BB: 1 P: 16	R: 0 E: 0 K: 1 S: 13	H: 1 LOB: 2 BB: 1 P: 19	R: 0 E: 0 K: 3 S: 8	H: 0 LOB: 0 BB: 0 P: 9	R: 0 E: 0 K: 3 S: 12	H: 0 LOB: 0 BB: 0 P: 20	R: 2 E: 1 K: 1 S: 10	H: 2 LOB: 0 BB: 0 P: 17	1B: 5 2B: 0 3B: 1 HR: 2	SF: 1 SAC: 0 DP: 0 HBP: 0	WP: 0 PB: 0 SB: 0 CS: 0	PA: 38			
PITCHER	IP WLS BF H R ER SO BB IBB HBP BLK WP HR S P ERA WHIP											IP WLS BF H R ER SO BB IBB HBP BLK WP HR S P ERA WHIP											
57 Jerome Williams, R ERA: 4.75	(1, 1) 3.1 L 16 5 4 4 4 1 0 0 0 0 0 2 41 66 10.80 1.800											40 Kevin Jepsen, R ERA: 3.18	(9, 1) 1.0 5 2 2 1 1 0 0 0 0 0 0 6 11 0.00 0.750										
63 Nick Maronde, L ERA: 4.43	(4, 1) 1.1 5 0 0 0 0 1 0 0 0 0 0 0 6 11 0.00 1.500																						
Garrett Richards, R ERA: 2.85	(5, 1) 1.1 6 1 0 0 1 1 0 0 0 0 0 0 15 21 0.00 1.500																						
37 Scott Downs, L ERA: 2.85	(7, 1) 1.0 3 0 0 0 1 0 0 0 0 0 0 0 8 9 0.00 0.000																						
51 Jordan Walden, R ERA: 3.63	(8, 1) 1.0 3 0 0 0 3 0 0 0 0 0 0 0 12 20 0.00 0.000																						

Batter	1	2	3	4	5	6	7	8	9	AB R H RBI BB SO LOB	BOTTOM											
27 Mike Trout, R OBP: 0.397, SLG: 0.571	48 1B	1B		1B			F9		48 1B	4 1 3 0 1 0 0	Oakland Athletics @ Los Angeles Angels Angel Stadium of Anaheim, Anaheim, CA Tue Sep 11 2012, 7:07 PM - 10:21 PM PDT Att: 37,794 - Overcast - 73 F livebaseballscorecards.com											
48 Torii Hunter, R OBP: 0.358, SLG: 0.448	1B	K		K			HR		5 1B	5 1 3 2 0 2 3												
5 Albert Pujols, R OBP: 0.344, SLG: 0.528	F9	F9		P4			E6		47 1B	5 0 1 1 0 0 4												
25 Peter Bourjos, R OBP: 0.291, SLG: 0.325	F9	F9		P4			E6		G5-4-3	0 0 0 0 0 0 0												
8 Kendrys Morales, S OBP: 0.326, SLG: 0.459	K		FC4-6		K		G1-3		K	4 0 0 0 1 3 5												
47 Howie Kendrick, R OBP: 0.323, SLG: 0.394	K		L5		F8		F8		E5	5 0 0 0 0 1 5												
2 Enck Aybar, S OBP: 0.317, SLG: 0.408	10 HR	FC4-6		10 S		F8		B2		4 1 1 0 0 0 2												
10 Vernon Wells, R OBP: 0.276, SLG: 0.436	1B	HR		K		G5-3		P4		4 1 1 2 0 1 2												
6 Alberto Callaspo, S OBP: 0.334, SLG: 0.358	G6-3					F8		FC6-4		4 0 0 0 0 1 1												
17 Chris Iannetta, R OBP: 0.340, SLG: 0.433	27 1B	HBP		F7			K		27 BB	2 1 0 0 1 1 0												
Inning Stats	R: 0 E: 0 K: 2 S: 15	H: 2 LOB: 2 BB: 0 P: 21	R: 2 E: 0 K: 1 S: 17	H: 3 LOB: 0 BB: 0 P: 26	R: 0 E: 0 K: 1 S: 12	H: 0 LOB: 1 BB: 1 P: 19	R: 0 E: 0 K: 2 S: 10	H: 1 LOB: 0 BB: 0 P: 15	R: 0 E: 0 K: 0 S: 4	H: 0 LOB: 0 BB: 0 P: 6	R: 1 E: 1 K: 1 S: 10	H: 1 LOB: 1 BB: 0 P: 16	R: 0 E: 1 K: 0 S: 7	H: 0 LOB: 1 BB: 0 P: 8	R: 2 E: 0 K: 1 S: 17	H: 2 LOB: 2 BB: 2 P: 30	1B: 7 2B: 0 3B: 0 HR: 2	SF: 0 SAC: 0 DP: 1 HBP: 1	WP: 0 PB: 0 SB: 1 CS: 0	PA: 41		
PITCHER	IP WLS BF H R ER SO BB IBB HBP BLK WP HR S P ERA WHIP											IP WLS BF H R ER SO BB IBB HBP BLK WP HR S P ERA WHIP										
67 Dan Straily, R ERA: 3.42	(1, 1) 6.2 W 29 7 3 3 3 1 0 0 0 0 0 0 1 2 4.05 1.200																					
40 Pat Neshek, R ERA: 0.66	(7, 1) 0.0 1 0 0 0 0 0 0 0 0 0 0 0 1 2 0.00 0.000																					
62 Sean Doolittle, L ERA: 3.25	(7, 1) 1.1 H 5 0 0 0 0 0 0 0 0 0 0 0 9 11 0.00 0.000																					
50 Grant Balfour, R ERA: 2.97	(9, 1) 0.0 4 2 2 2 0 2 0 0 0 0 0 0 11 22 0.00 0.000																					
13 Jerry Blevins, L ERA: 2.51	(9, 1) 1.0 S 2 0 0 0 1 0 0 0 0 0 0 0 6 8 0.00 0.000																					

AB	34
R	6
H	8
RBI	5
BB	3
SO	10
LOB	10




AB	37
R	5
H	9
RBI	5
BB	3
SO	9
LOB	22



Batter	1	2	3	4	5	6	7	8	9	AB	R	H	RBI	BB	SO	LOB	TOP			
4 Coco Crisp, S OBP: 0.320, SLG: 0.410										5	0	2	1	0	0	0	Oakland Athletics @ Los Angeles Angels Angel Stadium of Anaheim, Anaheim, CA Wed Sep 12 2012, 7:09 PM - 9:59 PM PDT Att: 38,097 - Clear - 76 F livebaseballscorecards.com			
15 Seth Smith, L OBP: 0.348, SLG: 0.435 31 Jonny Gomes, R OBP: 0.371, SLG: 0.496										2	0	1	0	1	0	0				
16 Josh Reddick, L OBP: 0.312, SLG: 0.473										5	1	1	0	0	1	4				
52 Yoenis Cespedes, R(1, 10) OBP: 0.343, SLG: 0.483										4	1	1	1	1	0	1				
37 Brandon Moss, L OBP: 0.327, SLG: 0.568										4	0	1	0	1	1	3				
20 Josh Donaldson, R OBP: 0.284, SLG: 0.419										4	1	1	0	0	1	3				
5 Stephen Drew, L OBP: 0.293, SLG: 0.308										3	0	0	0	1	1	2				
36 Derek Norris, R OBP: 0.280, SLG: 0.335										4	1	1	1	0	1	2				
2 Cliff Pennington, S OBP: 0.273, SLG: 0.313										4	0	0	0	0	1	1				
Inning Stats	R: 1 H: 1 E: 1 K: 1 S: 20	H: 1 LOB: 2 BB: 1 P: 31	R: 0 H: 0 E: 0 K: 1 S: 7	H: 0 LOB: 0 BB: 0 P: 12	R: 0 H: 0 E: 0 K: 0 S: 8	H: 0 LOB: 1 BB: 1 P: 16	R: 0 H: 1 E: 0 K: 1 S: 10	H: 1 LOB: 1 BB: 0 P: 18	R: 1 H: 1 E: 0 K: 1 S: 9	H: 1 LOB: 3 BB: 1 P: 14	R: 0 H: 2 E: 0 K: 0 S: 10	H: 2 LOB: 3 BB: 1 P: 16	R: 2 H: 3 E: 0 K: 0 S: 16	H: 3 LOB: 1 BB: 0 P: 23	R: 0 H: 0 E: 0 K: 0 S: 6	H: 0 LOB: 0 BB: 0 P: 11	1B: 5 2B: 3 3B: 0 HR: 1	SF: 0 SAC: 0 DP: 0 HBP: 0	WP: 0 PB: 0 SB: 2 CS: 0	PA: 41
PITCHER	IP WLS BF H R ER SO BB IBB HBP BLK WP HR S P ERA WHIP	IP WLS BF H R ER SO BB IBB HBP BLK WP HR S P ERA WHIP	IP WLS BF H R ER SO BB IBB HBP BLK WP HR S P ERA WHIP	IP WLS BF H R ER SO BB IBB HBP BLK WP HR S P ERA WHIP	IP WLS BF H R ER SO BB IBB HBP BLK WP HR S P ERA WHIP	IP WLS BF H R ER SO BB IBB HBP BLK WP HR S P ERA WHIP	IP WLS BF H R ER SO BB IBB HBP BLK WP HR S P ERA WHIP	IP WLS BF H R ER SO BB IBB HBP BLK WP HR S P ERA WHIP	IP WLS BF H R ER SO BB IBB HBP BLK WP HR S P ERA WHIP	IP WLS BF H R ER SO BB IBB HBP BLK WP HR S P ERA WHIP	IP WLS BF H R ER SO BB IBB HBP BLK WP HR S P ERA WHIP	IP WLS BF H R ER SO BB IBB HBP BLK WP HR S P ERA WHIP	IP WLS BF H R ER SO BB IBB HBP BLK WP HR S P ERA WHIP	IP WLS BF H R ER SO BB IBB HBP BLK WP HR S P ERA WHIP	IP WLS BF H R ER SO BB IBB HBP BLK WP HR S P ERA WHIP	IP WLS BF H R ER SO BB IBB HBP BLK WP HR S P ERA WHIP	IP WLS BF H R ER SO BB IBB HBP BLK WP HR S P ERA WHIP			
54 Ervin Santana, R ERA: 5.08	(1, 1) 6.0 L 26 4 2 1 6 3 0 0 0 0 0 1 66 103 1.50 1.167	(7, 1) 0.2 4 2 0 0 0 0 0 0 0 0 0 7 8 0.00 3.000	(7, 1) 0.1 2 0 0 0 0 1 0 0 0 0 0 3 8 0.00 3.000	(8, 1) 0.1 3 2 2 2 0 0 0 0 0 0 0 9 13 54.00 6.000	(8, 1) 1.2 6 1 0 0 0 0 0 0 0 0 0 13 21 0.00 0.600															

Batter	1	2	3	4	5	6	7	8	9	AB	R	H	RBI	BB	SO	LOB	BOTTOM			
27 Mike Trout, R OBP: 0.396, SLG: 0.569										4	0	1	0	0	2	0	Oakland Athletics @ Los Angeles Angels Angel Stadium of Anaheim, Anaheim, CA Wed Sep 12 2012, 7:09 PM - 9:59 PM PDT Att: 38,097 - Clear - 76 F livebaseballscorecards.com			
48 Tori Hunter, R OBP: 0.355, SLG: 0.444										4	0	0	0	0	2	1				
5 Albert Pujols, R OBP: 0.345, SLG: 0.534										4	1	2	1	0	0	0				
8 Kendrys Morales, S OBP: 0.325, SLG: 0.457										4	0	1	0	0	0	1				
47 Howie Kendrick, R OBP: 0.323, SLG: 0.393										4	0	1	0	0	0	0				
2 Enck Aybar, S OBP: 0.318, SLG: 0.411										4	0	2	0	0	0	2				
10 Vernon Wells, R OBP: 0.271, SLG: 0.427										4	0	0	0	0	0	4				
6 Alberto Callaspo, S OBP: 0.332, SLG: 0.355										3	0	0	0	0	1	1				
17 Chris Iannetta, R OBP: 0.340, SLG: 0.431										3	0	1	0	0	1	0				
Inning Stats	R: 0 H: 1 E: 0 K: 2 S: 11	H: 1 LOB: 0 BB: 0 P: 14	R: 0 H: 0 E: 0 K: 0 S: 6	H: 0 LOB: 0 BB: 0 P: 10	R: 0 H: 2 E: 0 K: 0 S: 8	H: 2 LOB: 0 BB: 0 P: 16	R: 0 H: 2 E: 0 K: 0 S: 14	H: 2 LOB: 2 BB: 0 P: 18	R: 0 H: 0 E: 0 K: 1 S: 7	H: 0 LOB: 0 BB: 0 P: 12	R: 0 H: 1 E: 0 K: 0 S: 9	H: 1 LOB: 1 BB: 0 P: 12	R: 0 H: 0 E: 0 K: 1 S: 8	H: 0 LOB: 0 BB: 0 P: 10	R: 1 H: 2 E: 0 K: 0 S: 12	H: 2 LOB: 1 BB: 0 P: 21	1B: 6 2B: 1 3B: 0 HR: 1	SF: 0 SAC: 0 DP: 0 HBP: 0	WP: 0 PB: 0 SB: 0 CS: 0	PA: 34
PITCHER	IP WLS BF H R ER SO BB IBB HBP BLK WP HR S P ERA WHIP	IP WLS BF H R ER SO BB IBB HBP BLK WP HR S P ERA WHIP	IP WLS BF H R ER SO BB IBB HBP BLK WP HR S P ERA WHIP	IP WLS BF H R ER SO BB IBB HBP BLK WP HR S P ERA WHIP	IP WLS BF H R ER SO BB IBB HBP BLK WP HR S P ERA WHIP	IP WLS BF H R ER SO BB IBB HBP BLK WP HR S P ERA WHIP	IP WLS BF H R ER SO BB IBB HBP BLK WP HR S P ERA WHIP	IP WLS BF H R ER SO BB IBB HBP BLK WP HR S P ERA WHIP	IP WLS BF H R ER SO BB IBB HBP BLK WP HR S P ERA WHIP	IP WLS BF H R ER SO BB IBB HBP BLK WP HR S P ERA WHIP	IP WLS BF H R ER SO BB IBB HBP BLK WP HR S P ERA WHIP	IP WLS BF H R ER SO BB IBB HBP BLK WP HR S P ERA WHIP	IP WLS BF H R ER SO BB IBB HBP BLK WP HR S P ERA WHIP	IP WLS BF H R ER SO BB IBB HBP BLK WP HR S P ERA WHIP	IP WLS BF H R ER SO BB IBB HBP BLK WP HR S P ERA WHIP	IP WLS BF H R ER SO BB IBB HBP BLK WP HR S P ERA WHIP	IP WLS BF H R ER SO BB IBB HBP BLK WP HR S P ERA WHIP			
64 A.J. Griffin, R ERA: 1.94	(1, 1) 8.0 W 29 4 2 1 1 0 0 0 0 0 0 1 10 16 13.50 3.000	(9, 1) 0.2 4 2 1 1 0 0 0 0 0 0 0 1 10 16 13.50 3.000	(9, 1) 0.1 S 1 0 0 0 0 0 0 0 0 0 0 0 2 5 0.00 0.000																	

AB 37
R 4
H 9
RBI 3
BB 4
SO 6
LOB 17



AB 34
R 1
H 8
RBI 1
BB 0
SO 6
LOB 9



Batter	1	2	3	4	5	6	7	8	9	AB	R	H	RBI	BB	SO	LOB	TOP										
4 Coco Crisp, S OBP: 0.318, SLG: 0.409 12 Collin Cowgill, R OBP: 0.343, SLG: 0.313										4	0	1	0	0	1	1	Oakland Athletics @ Los Angeles Angels Angel Stadium of Anaheim, Anaheim, CA Thu Sep 13 2012, 12:40 PM - 3:09 PM PDT Att: 38,029 - Sunny - 85 F livebaseballscorecards.com										
15 Seth Smith, L OBP: 0.344, SLG: 0.430										4	0	0	0	0	2	3											
16 Josh Reddick, L OBP: 0.313, SLG: 0.472 18 Brandon Hicks, R OBP: 0.243, SLG: 0.391										3	0	1	0	0	1	0											
52 Yoenis Cespedes, R OBP: 0.344, SLG: 0.482 22 Chris Carter, R OBP: 0.365, SLG: 0.559										1	0	0	0	1	1	1											
37 Brandon Moss, L OBP: 0.323, SLG: 0.560 31 Jonny Gomes, R OBP: 0.369, SLG: 0.494										3	0	0	0	0	1	1											
20 Josh Donaldson, R OBP: 0.285, SLG: 0.415										2	0	0	0	0	0	0											
14 George Kottaras, L OBP: 0.369, SLG: 0.414										3	0	0	0	0	1	1											
2 Cliff Pennington, S OBP: 0.271, SLG: 0.311 17 Adam Rosales, R OBP: 0.315, SLG: 0.338										3	0	0	0	0	2	1											
19 Jemile Weeks, S OBP: 0.307, SLG: 0.307										3	0	2	0	0	0	1											
Inning Stats	R: 0 E: 0 K: 3 S: 14	H: 1 LOB: 1 BB: 0 P: 20	R: 0 E: 0 K: 2 S: 10	H: 0 LOB: 0 BB: 0 P: 17	R: 0 E: 0 K: 1 S: 10	H: 1 LOB: 1 BB: 0 P: 12	R: 0 E: 0 K: 0 S: 7	H: 0 LOB: 0 BB: 1 P: 13	R: 0 E: 0 K: 1 S: 8	H: 0 LOB: 1 BB: 0 P: 11	R: 0 E: 0 K: 1 S: 8	H: 0 LOB: 0 BB: 0 P: 12	R: 0 E: 0 K: 1 S: 7	H: 0 LOB: 0 BB: 0 P: 9	R: 0 E: 0 K: 1 S: 14	H: 2 LOB: 2 BB: 0 P: 24		R: 0 E: 0 K: 2 S: 8	H: 0 LOB: 0 BB: 0 P: 10	1B: 3 2B: 1 3B: 0 HR: 0	SF: 0 SAC: 0 DP: 1 HBP: 1	WP: 0 PB: 0 SB: 2 CS: 0	PA: 32				
PITCHER	IP	WLS	BF	H	R	ER	SO	BB	IBB	HBP	BLK	WP	HR	S	P	ERA	WHIP										
36 Jered Weaver, R ERA: 2.74	7.0	W	24	2	0	0	9	1	0	1	0	0	0	64	94	0.00	0.429										
40 Kevin Jepsen, R ERA: 3.09	1.0		5	2	0	0	1	0	0	0	0	0	0	14	24	0.00	2.000										
63 Nick Maronde, L ERA:	1.0		3	0	0	0	2	0	0	0	0	0	0	8	10	0.00	0.000										

Batter	1	2	3	4	5	6	7	8	9	AB	R	H	RBI	BB	SO	LOB	BOTTOM										
27 Mike Trout, R OBP: 0.397, SLG: 0.569										3	1	1	0	1	0	1	Oakland Athletics @ Los Angeles Angels Angel Stadium of Anaheim, Anaheim, CA Thu Sep 13 2012, 12:40 PM - 3:09 PM PDT Att: 38,029 - Sunny - 85 F livebaseballscorecards.com										
6 Alberto Callaspo, S OBP: 0.333, SLG: 0.356										4	1	2	2	0	0	1											
5 Albert Pujols, R OBP: 0.344, SLG: 0.531										3	0	0	0	1	1	2											
48 Torii Hunter, R OBP: 0.358, SLG: 0.453 56 Kole Calhoun, L OBP: 0.293, SLG: 0.235										4	1	3	2	0	1	0											
47 Howie Kendrick, R OBP: 0.322, SLG: 0.394										4	0	1	0	0	0	3											
2 Erick Aybar, S OBP: 0.318, SLG: 0.412										4	1	1	0	0	0	2											
44 Mark Trumbo, R OBP: 0.321, SLG: 0.498										4	1	1	1	0	2	2											
10 Vernon Wells, R OBP: 0.271, SLG: 0.424										4	1	1	0	0	0	1											
17 Chris Iannetta, R OBP: 0.340, SLG: 0.429										3	0	1	0	0	2	2											
Inning Stats	R: 0 E: 0 K: 0 S: 4	H: 1 LOB: 0 BB: 0 P: 6	R: 0 E: 0 K: 0 S: 10	H: 1 LOB: 1 BB: 0 P: 14	R: 0 E: 0 K: 0 S: 5	H: 1 LOB: 0 BB: 0 P: 7	R: 0 E: 0 K: 2 S: 7	H: 0 LOB: 0 BB: 0 P: 13	R: 0 E: 0 K: 1 S: 11	H: 1 LOB: 1 BB: 0 P: 15	R: 0 E: 0 K: 1 S: 14	H: 1 LOB: 0 BB: 0 P: 21	R: 6 E: 0 K: 1 S: 22	H: 6 LOB: 2 BB: 2 P: 41	R: 0 E: 0 K: 1 S: 6	H: 0 LOB: 0 BB: 0 P: 9		1B: 7 2B: 3 3B: 0 HR: 1	SF: 0 SAC: 0 DP: 2 HBP: 0	WP: 0 PB: 1 SB: 0 CS: 0	PA: 35						
PITCHER	IP	WLS	BF	H	R	ER	SO	BB	IBB	HBP	BLK	WP	HR	S	P	ERA	WHIP										
49 Brett Anderson, L ERA: 1.93	6.2	L	28	9	5	5	5	1	0	0	0	0	0	63	100	6.75	1.500										
60 Jesse Chavez, R ERA: 8.72	0.1		4	2	1	1	0	1	0	0	0	0	0	10	17	27.00	9.000										
66 Tyson Ross, R ERA: 6.13	1.0		3	0	0	0	1	0	0	0	0	0	0	6	9	0.00	0.000										

AB 30
R 0
H 4
RBI 0
BB 1
SO 12
LOB 9

AB 33
R 6
H 11
RBI 5
BB 2
SO 6
LOB 14

Batter	1	2	3	4	5	6	7	8	9	AB	R	H	RBI	BB	SO	LOB	TOP			
4 Coco Crisp, S OBP: 0.318, SLG: 0.402 22 Chris Carter, R OBP: 0.361, SLG: 0.534										2	0	0	0	1	1	1				
15 Seth Smith, L OBP: 0.341, SLG: 0.424 19 Jemile Weeks, S OBP: 0.306, SLG: 0.305										4	0	0	0	0	0	0				
16 Josh Reddick, L OBP: 0.317, SLG: 0.480 10 Danic Barton, L OBP: 0.323, SLG: 0.280										3	2	2	0	1	0	0				
52 Yoenis Cespedes, R OBP: 0.355, SLG: 0.491										2	0	1	1	2	0	1				
37 Brandon Moss, L OBP: 0.333, SLG: 0.568										4	0	3	1	0	1	1				
5 Stephen Drew, L OBP: 0.287, SLG: 0.327										4	0	0	0	0	2	6				
20 Josh Donaldson, R OBP: 0.284, SLG: 0.399										3	0	0	0	0	2	0				
14 George Kottaras, L OBP: 0.364, SLG: 0.412										4	0	2	0	0	1	0				
2 Cliff Pennington, S OBP: 0.270, SLG: 0.307										3	0	0	0	1	0	3				
Inning Stats	R: 1 H: 2 E: 0 K: 2 S: 13	H: 2 LOB: 2 BB: 1 P: 23	R: 0 H: 0 E: 0 K: 2 S: 12	H: 0 LOB: 1 BB: 1 P: 21	R: 0 H: 1 E: 0 K: 1 S: 12	H: 1 LOB: 2 BB: 1 P: 20	R: 0 H: 1 E: 0 K: 0 S: 9	H: 0 LOB: 2 BB: 1 P: 18	R: 0 H: 0 E: 0 K: 1 S: 6	H: 0 LOB: 1 BB: 0 P: 7	R: 1 H: 2 E: 0 K: 2 S: 14	H: 2 LOB: 1 BB: 0 P: 21	R: 0 H: 1 E: 0 K: 0 S: 9	H: 1 LOB: 0 BB: 0 P: 15	R: 0 H: 0 E: 0 K: 1 S: 8	H: 0 LOB: 0 BB: 0 P: 9	1B: 5 2B: 3 3B: 0 HR: 0	SF: 0 SAC: 0 DP: 1 HBP: 1	WP: 0 PA: 39	
PITCHER	IP: 2.0 WLS: 0 BF: 10 ERA: 4.50	W: 1 L: 1 H: 2 S: 11	H: 2 R: 0 ER: 0 SO: 4	R: 1 LOB: 1 BB: 1 P: 21	BB: 2 IBB: 0 HBP: 0 BLK: 0	WP: 0 HR: 0 S: 25 P: 44	HR: 0 S: 23 P: 41	ERA: 4.50 WHIP: 2.000	PITCHER	IP: 1.0 WLS: 0 BF: 3 ERA: 0.00	W: 0 L: 0 H: 0 S: 9	H: 0 LOB: 0 BB: 0 P: 9	R: 0 ER: 0 SO: 1	BB: 0 IBB: 0 HBP: 0 BLK: 0	WP: 0 HR: 0 S: 8 P: 9	ERA: 0.00 WHIP: 0.000				
37 Max Scherzer, R ERA: 3.78	(1, 1)																			
38 Darin Downs, L ERA: 1.93	(3, 1)																			
60 Brayan Villarreal, R ERA: 2.29	(5, 1)																			
40 Phil Coke, L ERA: 3.61	(6, 1)																			
53 Joaquin Benoit, R ERA: 3.34	(8, 1)																			

Oakland Athletics @ Detroit Tigers
Comerica Park, Detroit, MI
Tue Sep 18 2012, 7:06 PM - 10:10 PM EDT
Att: 31,243 - Cloudy - 56 F

AB 34
R 2
H 8
RBI 2
BB 4
SO 9
LOB 14



Batter	1	2	3	4	5	6	7	8	9	AB	R	H	RBI	BB	SO	LOB	BOTTOM			
14 Austin Jackson, R OBP: 0.386, SLG: 0.487										5	3	3	1	0	0	3				
52 Quintin Berry, L OBP: 0.345, SLG: 0.374 34 Avisail Garcia, R OBP: 0.391, SLG: 0.333										4	0	2	2	0	0	0				
24 Miguel Cabrera, R OBP: 0.366, SLG: 0.612 29 Danny Worth, R OBP: 0.321, SLG: 0.254										4	3	3	6	0	0	1				
28 Prince Fielder, L OBP: 0.406, SLG: 0.518 32 Don Kelly, L OBP: 0.265, SLG: 0.245										3	1	1	2	1	0	1				
21 Delmon Young, R OBP: 0.302, SLG: 0.419										5	0	0	0	0	1	4				
12 Andy Dirks, L OBP: 0.363, SLG: 0.462										5	0	0	0	0	2	1				
27 Jhonny Peralta, R OBP: 0.314, SLG: 0.490										3	1	1	1	1	1	0				
4 Omar Infante, R OBP: 0.300, SLG: 0.416										3	1	0	0	1	0	1				
9 Gerald Laird, R OBP: 0.343, SLG: 0.380										3	2	3	0	1	0	0				
Inning Stats	R: 1 H: 2 E: 0 K: 0 S: 10	H: 2 LOB: 1 BB: 0 P: 13	R: 1 H: 2 E: 0 K: 1 S: 15	H: 2 LOB: 0 BB: 0 P: 26	R: 1 H: 1 E: 0 K: 1 S: 15	H: 1 LOB: 0 BB: 0 P: 21	R: 0 H: 1 E: 0 K: 1 S: 14	H: 1 LOB: 2 BB: 1 P: 23	R: 2 H: 2 E: 0 K: 1 S: 16	H: 2 LOB: 0 BB: 0 P: 22	R: 3 H: 2 E: 0 K: 0 S: 19	H: 2 LOB: 3 BB: 3 P: 34	R: 0 H: 0 E: 0 K: 0 S: 4	H: 0 LOB: 0 BB: 0 P: 6	R: 4 H: 4 E: 0 K: 0 S: 13	H: 4 LOB: 1 BB: 0 P: 18	1B: 7 2B: 3 3B: 0 HR: 4	SF: 1 SAC: 0 DP: 1 HBP: 1	WP: 0 PA: 42	
PITCHER	IP: 4.2 WLS: 1 BF: 23 ERA: 9.64	L: 1 W: 0 H: 5 S: 11	H: 5 R: 5 ER: 5 SO: 3	R: 5 LOB: 1 BB: 0 P: 26	BB: 1 IBB: 0 HBP: 0 BLK: 0	WP: 0 HR: 3 S: 66 P: 100	HR: 3 S: 66 P: 100	ERA: 9.64 WHIP: 1.929	PITCHER	IP: 1.0 WLS: 0 BF: 3 ERA: 0.00	W: 0 L: 0 H: 0 S: 9	H: 0 LOB: 0 BB: 0 P: 9	R: 0 ER: 0 SO: 1	BB: 0 IBB: 0 HBP: 0 BLK: 0	WP: 0 HR: 0 S: 8 P: 9	ERA: 0.00 WHIP: 0.000				
64 A.J. Griffin, R ERA: 2.45	(1, 1)																			
65 Pedro Figueroa, L ERA: 2.0	(5, 1)																			
58 Evan Scribner, R ERA: 3.51	(6, 1)																			
60 Jesse Chavez, R ERA: 10.27	(7, 1)																			
13 Jerry Blewins, L ERA: 2.47	(8, 1)																			

Oakland Athletics @ Detroit Tigers
Comerica Park, Detroit, MI
Tue Sep 18 2012, 7:06 PM - 10:10 PM EDT
Att: 31,243 - Cloudy - 56 F

AB 36
R 12
H 14
RBI 12
BB 4
SO 4
LOB 11



Batter	1	2	3	4	5	6	7	8	9	AB	R	H	RBI	BB	SO	LOB	TOP										
5 Stephen Drew, L (1, 6) OBP: 0.290, SLG: 0.329										5	0	2	1	0	2	0	Oakland Athletics @ Detroit Tigers Comerica Park, Detroit, MI Wed Sep 19 2012, 7:11 PM - 10:24 PM EDT Att: 29,734 - Partly Cloudy - 64 F										
15 Seth Smith, L (1, 10) OBP: 0.341, SLG: 0.425										4	0	1	0	1	1	2											
16 Josh Reddick, L (1, 9) OBP: 0.315, SLG: 0.477										4	0	0	0	0	1	4											
52 Yoenis Cespedes, R (1, 8) OBP: 0.356, SLG: 0.491										4	0	2	0	0	0	1											
37 Brandon Moss, L (1, 7) OBP: 0.328, SLG: 0.558										4	0	0	0	0	2	3											
20 Josh Donaldson, R (1, 5) OBP: 0.288, SLG: 0.398										3	0	1	0	1	0	0											
10 Daric Barton, L (1, 3) OBP: 0.274, SLG: 0.322										3	0	1	0	1	1	1											
36 Derek Norris, R (1, 2) OBP: 0.274, SLG: 0.322										3	1	0	0	1	2	3											
2 Cliff Pennington, S (1, 4) OBP: 0.270, SLG: 0.307										4	1	1	1	0	2	3											
Inning Stats	R: 0 E: 0 K: 1 S: 9	H: 1 LOB: 2 BB: 1 P: 15	R: 0 E: 0 K: 2 S: 17	H: 2 LOB: 2 BB: 0 P: 27	R: 0 E: 0 K: 1 S: 15	H: 2 LOB: 0 BB: 0 P: 24	R: 0 E: 0 K: 0 S: 11	H: 0 LOB: 1 BB: 1 P: 19	R: 0 E: 1 K: 1 S: 19	H: 0 LOB: 0 BB: 0 P: 24	R: 0 E: 0 K: 0 S: 7	H: 0 LOB: 0 BB: 1 P: 13	R: 0 E: 0 K: 2 S: 12	H: 0 LOB: 0 BB: 1 P: 14	R: 0 E: 0 K: 2 S: 12	H: 1 LOB: 1 BB: 0 P: 18		R: 2 E: 0 K: 2 S: 14	H: 2 LOB: 1 BB: 1 P: 27	1B: 7 2B: 1 3B: 0 HR: 0	SF: 0 SAC: 0 DP: 1 HBP: 0	WP: 0 PB: 0 SB: 0 CS: 0	PA: 38				
PITCHER	IP	WLS	BF	H	R	ER	SO	BB	IBB	HBP	BLK	WP	HR	S	P	ERA	WHIP										
35 Justin Verlander, R (1, 1) ERA: 2.74	6.0	W	25	5	0	0	5	3	0	0	0	0	0	78	122	0.00	1.333										
20 Octavio Dotel, R (7, 1) ERA: 3.15	1.0		3	0	0	0	2	0	0	0	0	0	0	12	14	0.00	0.000										
53 Joaquin Benoit, R (8, 1) ERA: 3.25	1.0		4	1	0	0	2	0	0	0	0	0	0	12	18	0.00	1.000										
46 Jose Valverde, R (9, 1) ERA: 4.0	1.0		6	2	2	2	2	1	0	0	0	0	0	14	27	18.00	3.000										

Batter	1	2	3	4	5	6	7	8	9	AB	R	H	RBI	BB	SO	LOB	BOTTOM										
14 Austin Jackson, R (1, 8) OBP: 0.398, SLG: 0.484										3	0	0	0	2	1	4	Oakland Athletics @ Detroit Tigers Comerica Park, Detroit, MI Wed Sep 19 2012, 7:11 PM - 10:24 PM EDT Att: 29,734 - Partly Cloudy - 64 F										
4 Omar Infante, R (1, 4) OBP: 0.299, SLG: 0.415										5	1	1	3	0	1	5											
24 Miguel Cabrera, R (1, 5) OBP: 0.398, SLG: 0.616										3	1	1	1	2	1	2											
28 Prince Fielder, L (1, 3) OBP: 0.405, SLG: 0.515										3	0	0	0	1	0	1											
21 Delmon Young, R (1, 10) OBP: 0.302, SLG: 0.420										3	1	1	1	0	1	0											
27 Jhonny Peralta, R (1, 6) OBP: 0.313, SLG: 0.399										4	0	1	1	0	0	2											
34 Avisail Garcia, R (1, 9) OBP: 0.370, SLG: 0.520										4	1	1	0	0	1	1											
12 Andy Dirks, L (1, 7) OBP: 0.368, SLG: 0.467										4	1	3	0	0	0	0											
9 Gerald Laird, R (1, 2) OBP: 0.347, SLG: 0.383										4	1	2	0	0	1	2											
Inning Stats	R: 0 E: 0 K: 1 S: 8	H: 0 LOB: 0 BB: 1 P: 17	R: 0 E: 0 K: 0 S: 8	H: 0 LOB: 0 BB: 0 P: 9	R: 3 E: 0 K: 0 S: 19	H: 3 LOB: 2 BB: 2 P: 32	R: 0 E: 0 K: 2 S: 13	H: 2 LOB: 0 BB: 0 P: 19	R: 1 E: 0 K: 0 S: 9	H: 2 LOB: 1 BB: 0 P: 12	R: 0 E: 0 K: 1 S: 7	H: 0 LOB: 1 BB: 1 P: 12	R: 1 E: 0 K: 1 S: 10	H: 1 LOB: 0 BB: 0 P: 11	R: 1 E: 0 K: 1 S: 16	H: 2 LOB: 2 BB: 1 P: 25		1B: 7 2B: 2 3B: 0 HR: 1	SF: 1 SAC: 0 DP: 0 HBP: 0	WP: 1 PB: 0 SB: 0 CS: 0	PA: 39						
PITCHER	IP	WLS	BF	H	R	ER	SO	BB	IBB	HBP	BLK	WP	HR	S	P	ERA	WHIP										
49 Brett Anderson, L (1, 1) ERA: 2.57	2.1	L	13	3	3	3	1	0	0	0	0	0	0	24	43	11.57	2.143										
40 Pat Neshek, R (3, 1) ERA: 0.56	1.2		7	2	0	0	2	0	0	0	0	0	0	24	34	0.00	1.200										
53 Jim Miller, R (5, 1) ERA: 2.36	3.0		13	3	2	2	2	1	0	0	0	1	1	26	35	6.00	1.333										
65 Pedro Figueroa, L (8, 1) ERA: 2.37	1.0		6	2	1	1	1	1	0	0	0	0	0	16	25	9.00	3.000										

AB	34
R	2
H	8
RBI	2
BB	4
SO	11
LOB	17



AB	33
R	6
H	10
RBI	6
BB	5
SO	6
LOB	17



Batter	1	2	3	4	5	6	7	8	9	AB	R	H	RBI	BB	SO	LOB	TOP							
5 Stephen Drew, L (1,6) OBP: 0.284, SLG: 0.322										5	0	0	0	0	2	4								
16 Josh Reddick, L (1,8) OBP: 0.314, SLG: 0.473										4	1	0	0	1	0	1								
52 Yoenis Cespedes, R (1,10) OBP: 0.354, SLG: 0.488										4	1	1	1	0	1	0								
37 Brandon Moss, L (1,9) OBP: 0.329, SLG: 0.557										4	2	1	1	1	3	0								
22 Chris Carter, R (1,3) OBP: 0.355, SLG: 0.523										4	0	0	0	0	3	1								
10 Daric Barton, L (8,3) OBP: 0.333, SLG: 0.282										0	1	0	1	1	0	0								
15 Seth Smith, L (1,7) OBP: 0.347, SLG: 0.440										4	3	3	4	1	0	0								
20 Josh Donaldson, R (1,5) OBP: 0.294, SLG: 0.407										5	2	3	2	0	1	1								
14 George Kottaras, L (1,2) OBP: 0.365, SLG: 0.425										5	1	2	2	0	1	2								
2 Cliff Pennington, S (1,4) OBP: 0.275, SLG: 0.310										3	1	2	0	1	1	1								
Inning Stats	R: 0 E: 0 K: 1 S: 7	H: 0 LOB: 0 BB: 0 P: 10	R: 0 E: 0 K: 2 S: 12	H: 0 LOB: 0 BB: 0 P: 15	R: 1 E: 1 K: 1 S: 15	H: 2 LOB: 1 BB: 0 P: 21	R: 0 E: 0 K: 1 S: 10	H: 0 LOB: 0 BB: 0 P: 17	R: 1 E: 0 K: 2 S: 15	H: 1 LOB: 1 BB: 1 P: 23	R: 4 E: 0 K: 2 S: 16	H: 4 LOB: 1 BB: 1 P: 29	R: 0 E: 0 K: 1 S: 9	H: 0 LOB: 0 BB: 0 P: 15	R: 0 E: 0 K: 2 S: 10	H: 1 LOB: 1 BB: 0 P: 16	R: 6 E: 0 K: 0 S: 14	H: 4 LOB: 1 BB: 3 P: 35	1B: 7 2B: 3 3B: 1 HR: 1	SF: 1 SAC: 0 DP: 0 HBP: 0	WP: 0 PB: 0 SB: 1 CS: 0	PA: 44		
PITCHER	IP: 5.2 ERA: 4.14	WLS: L BF: 25	H: 6 R: 6 ER: 5 SO: 8	BB: 1 IBB: 1 HBP: 0 BLK: 0	WP: 0 HR: 1 S: 70 P: 106	ERA: 7.94 WHIP: 1.235																		
19 Anibal Sanchez, R (1,1) ERA: 4.14																								
40 Phil Coke, L (6,1) ERA: 3.51																								
62 Al Alburquerque, R (6,1) ERA: 3.76																								
20 Octavio Dotel, R (9,1) ERA: 3.76																								
33 Drew Smyly, L (9,1) ERA: 4.45																								

Oakland Athletics @ Detroit Tigers
Comerica Park, Detroit, MI
Thu Sep 20 2012, 1:07 PM - 4:20 PM EDT
Att: 34,635 - Cloudy - 54 F

AB 38
R 12
H 12
RBI 11
BB 5
SO 12
LOB 10



Batter	1	2	3	4	5	6	7	8	9	AB	R	H	RBI	BB	SO	LOB	BOTTOM						
14 Austin Jackson, R (1,8) OBP: 0.382, SLG: 0.480										4	0	0	1	0	1	1							
4 Omar Infante, R (1,4) OBP: 0.302, SLG: 0.420										4	0	2	0	1	0	0							
24 Miguel Cabrera, R (1,5) OBP: 0.398, SLG: 0.613										4	1	1	0	1	1	3							
28 Prince Fielder, L (1,3) OBP: 0.406, SLG: 0.516										3	0	1	1	1	0	0							
21 Delmon Young, R (1,10) OBP: 0.302, SLG: 0.419										4	0	1	0	0	1	3							
27 Jhonny Peralta, R (1,6) OBP: 0.313, SLG: 0.398										4	1	1	0	0	0	2							
34 Avisail Garcia, R (1,9) OBP: 0.387, SLG: 0.345										4	1	2	0	0	1	2							
12 Andy Dirks, L (1,7) OBP: 0.371, SLG: 0.480										3	1	2	1	0	1	0							
9 Gerald Laird, R (1,2) OBP: 0.345, SLG: 0.380										4	0	1	1	0	1	1							
Inning Stats	R: 0 E: 0 K: 1 S: 11	H: 1 LOB: 2 BB: 2 P: 24	R: 2 E: 0 K: 0 S: 12	H: 3 LOB: 2 BB: 1 P: 20	R: 0 E: 0 K: 0 S: 8	H: 0 LOB: 0 BB: 0 P: 14	R: 0 E: 0 K: 0 S: 7	H: 2 LOB: 1 BB: 0 P: 10	R: 1 E: 0 K: 0 S: 17	H: 3 LOB: 2 BB: 0 P: 28	R: 1 E: 0 K: 0 S: 14	H: 1 LOB: 0 BB: 0 P: 22	R: 0 E: 0 K: 2 S: 10	H: 0 LOB: 0 BB: 0 P: 12	R: 0 E: 0 K: 2 S: 10	H: 0 LOB: 0 BB: 0 P: 14	R: 0 E: 0 K: 1 S: 11	H: 1 LOB: 1 BB: 0 P: 16	1B: 7 2B: 3 3B: 0 HR: 1	SF: 1 SAC: 1 DP: 1 HBP: 0	WP: 0 PB: 0 SB: 0 CS: 1	PA: 39	
PITCHER	IP: 4.2 ERA: 3.86	WLS: W BF: 24	H: 9 R: 3 ER: 3 SO: 3	BB: 3 IBB: 0 HBP: 0 BLK: 0	WP: 0 HR: 0 S: 54 P: 94	ERA: 5.79 WHIP: 2.571																	
57 Tommy Milone, L (1,1) ERA: 3.86																							
40 Pat Neshek, R (5,1) ERA: 0.55																							
13 Jerry Blevins, L (6,1) ERA: 2.61																							
48 Ryan Cook, R (6,1) ERA: 2.38																							
62 Sean Doolittle, L (8,1) ERA: 3.25																							

Oakland Athletics @ Detroit Tigers
Comerica Park, Detroit, MI
Thu Sep 20 2012, 1:07 PM - 4:20 PM EDT
Att: 34,635 - Cloudy - 54 F

AB 34
R 4
H 11
RBI 4
BB 3
SO 6
LOB 12



Batter	1	2	3	4	5	6	7	8	9	10	11	12	13	14	AB	R	H	RBI	BB	SO	LOB	TOP						
5 Stephen Drew, L OBP: 0.287, SLG: 0.348 (1, 6)															8	3	4	1	0	1	4							
15 Seth Smith, L OBP: 0.345, SLG: 0.439 (1, 7)															4	1	1	1	0	2	2							
31 Jonny Gomes, R OBP: 0.375, SLG: 0.494 (8, PH)															1	1	1	2	0	0	0							
12 Collin Cowgill, R OBP: 0.336, SLG: 0.317 (13, 7)															0	0	0	0	0	0	0							
52 Yoenis Cespedes, R OBP: 0.354, SLG: 0.492 (1, 8)															5	2	2	2	2	0	6							
37 Brandon Moss, L OBP: 0.339, SLG: 0.570 (1, 3)															6	0	3	0	1	1	1							
22 Chris Carter, R OBP: 0.357, SLG: 0.527 (1, 10)															4	1	1	2	2	2	2							
16 Josh Reddick, L OBP: 0.305, SLG: 0.463 (1, 9)															7	0	0	0	0	1	9							
20 Josh Donaldson, R OBP: 0.289, SLG: 0.398 (1, 5)															6	1	1	0	0	1	1							
14 George Kottaras, L OBP: 0.365, SLG: 0.423 (1, 2)															3	0	1	0	0	1								
36 Derek Norris, R OBP: 0.268, SLG: 0.310 (8, 2)															4	0	0	0	0	2	0							
2 Cliff Pennington, S OBP: 0.274, SLG: 0.337 (1, 4)															6	0	1	1	1	0	0							
Inning Stats	R: 2 E: 0 K: 1 S: 14	H: 3 LOB: 1 BB: 0 P: 21	R: 0 E: 0 K: 0 S: 7	H: 0 LOB: 0 BB: 0 P: 12	R: 1 E: 0 K: 1 S: 15	H: 2 LOB: 2 BB: 2 P: 29	R: 1 E: 0 K: 1 S: 7	H: 2 LOB: 1 BB: 0 P: 16	R: 0 E: 0 K: 1 S: 7	H: 0 LOB: 0 BB: 0 P: 9	R: 1 E: 0 K: 1 S: 15	H: 1 LOB: 1 BB: 1 P: 26	R: 0 E: 0 K: 2 S: 16	H: 0 LOB: 0 BB: 0 P: 12	R: 0 E: 0 K: 1 S: 8	H: 0 LOB: 0 BB: 0 P: 10	R: 0 E: 0 K: 1 S: 10	H: 1 LOB: 3 BB: 2 P: 22	R: 0 E: 0 K: 1 S: 4	H: 0 LOB: 0 BB: 0 P: 6	R: 4 E: 0 K: 1 S: 13	H: 4 LOB: 0 BB: 0 P: 23	R: 0 E: 0 K: 0 S: 8	H: 0 LOB: 0 BB: 0 P: 11	1B: 7 2B: 4 3B: 0 HR: 4	SF: 1 SAC: 1 DP: 1 HBP: 2	WP: 0 PB: 0 SB: 0 CS: 0	PA: 64
PITCHER	IP WLS BF H R ER SO BB IBB HBP BLK WP HR S P ERA WHIP	47 Ivan Nova, R ERA: 4.94	39 Clay Rapada, L ERA: 3.92	34 Derek Lowe, R ERA: 5.29	48 Boone Logan, L ERA: 3.78	38 Cody Eppley, R ERA: 3.56	62 Joaquin Benoit, R ERA: 5.19	36 Freddy Garcia, R ERA: 5.3	63 Justin Thomas, L ERA: 6.43	53 Cory Wade, R ERA: 6.34	IP WLS BF H R ER SO BB IBB HBP BLK WP HR S P ERA WHIP	47 Ivan Nova, R ERA: 4.94	39 Clay Rapada, L ERA: 3.92	34 Derek Lowe, R ERA: 5.29	48 Boone Logan, L ERA: 3.78	38 Cody Eppley, R ERA: 3.56	62 Joaquin Benoit, R ERA: 5.19	36 Freddy Garcia, R ERA: 5.3	63 Justin Thomas, L ERA: 6.43	53 Cory Wade, R ERA: 6.34	IP WLS BF H R ER SO BB IBB HBP BLK WP HR S P ERA WHIP							

Oakland Athletics @ New York Yankees
Yankee Stadium, Bronx, NY
Sat Sep 22 2012, 1:09 PM - 6:51 PM EDT
Att. 44,026 - Cloudy - 75 F

AB	54
R	9
H	15
RBI	9
BB	6
SO	11
LOB	26



Batter	1	2	3	4	5	6	7	8	9	10	11	12	13	14	AB	R	H	RBI	BB	SO	LOB	BOTTOM				
2 Derek Jeter, R OBP: 0.364, SLG: 0.439 (1, 6)															7	0	1	0	0	1	3					
31 Ichiro Suzuki, L OBP: 0.310, SLG: 0.394 (4, 7)															5	3	3	1	2	1	0					
13 Alex Rodriguez, R OBP: 0.356, SLG: 0.448 (1, 10)															6	3	3	0	2	1	1					
24 Robinson Cano, L OBP: 0.364, SLG: 0.524 (1, 4)															8	2	2	1	0	0	7					
33 Nick Swisher, S OBP: 0.340, SLG: 0.450 (1, 8)															4	0	2	0	1	0	1					
60 Chris Dickerson, L OBP: 0.317, SLG: 0.400 (8, PH)															0	0	0	0	0	0	0					
26 Eduardo Nunez, R OBP: 0.326, SLG: 0.382 (13, 5)															2	0	0	1	0	1	2					
45 Casey McGehee, R OBP: 0.284, SLG: 0.358 (5, PH)															2	0	0	0	0	1	2					
27 Raul Ibanez, L OBP: 0.300, SLG: 0.439 (6, 9)															4	2	3	3	0	1	1					
17 Jayson Nix, R OBP: 0.317, SLG: 0.400 (1, 5)															3	0	2	0	0	0	0					
55 Russell Martin, R OBP: 0.308, SLG: 0.385 (8, 2)															3	0	0	0	0	0	3					
22 Andrew Jones, R OBP: 0.284, SLG: 0.324 (3, PH)															0	0	0	1	1	0	0					
14 Curtis Granderson, L OBP: 0.320, SLG: 0.484 (4, 8)															4	0	0	0	2	1	3					
19 Chris Stewart, R OBP: 0.286, SLG: 0.471 (8, 5)															3	0	0	0	0	0	5					
12 Eric Chavez, L OBP: 0.336, SLG: 0.471 (13, 3)															3	0	1	0	1	1	2					
67 Melky Mesa, R (14, PR)															0	0	0	0	0	0	0					
Inning Stats	R: 3 E: 0 K: 1 S: 17	H: 3 LOB: 3 BB: 3 P: 40	R: 1 E: 1 K: 0 S: 13	H: 2 LOB: 1 BB: 0 P: 19	R: 0 E: 0 K: 0 S: 10	H: 0 LOB: 1 BB: 1 P: 16	R: 0 E: 0 K: 0 S: 7	H: 1 LOB: 1 BB: 1 P: 11	R: 1 E: 0 K: 1 S: 14	H: 2 LOB: 2 BB: 0 P: 20	R: 0 E: 0 K: 1 S: 6	H: 1 LOB: 1 BB: 0 P: 14	R: 0 E: 0 K: 1 S: 10	H: 0 LOB: 0 BB: 0 P: 12	R: 0 E: 0 K: 1 S: 8	H: 0 LOB: 0 BB: 0 P: 11	R: 0 E: 0 K: 1 S: 16	H: 1 LOB: 2 BB: 2 P: 31	R: 4 E: 0 K: 0 S: 23	H: 4 LOB: 0 BB: 0 P: 35	R: 1 E: 1 K: 0 S: 12	H: 2 LOB: 3 BB: 1 P: 20	1B: 13 2B: 4 3B: 0 HR: 3	SF: 1 SAC: 3 DP: 1 HBP: 1	WP: 3 PB: 1 SB: 1 CS: 0	PA: 68
PITCHER	IP WLS BF H R ER SO BB IBB HBP BLK WP HR S P ERA WHIP	54 Travis Blackley, L ERA: 3.84	53 Jim Miller, R ERA: 2.79	13 Jerry Blevins, L ERA: 2.86	48 Ryan Cook, R ERA: 2.31	50 Grant Balfour, R ERA: 2.79	58 Evan Scribner, R ERA: 3.14	65 Pedro Figueroa, L ERA: 3.79	40 Pat Neshek, R ERA: 1.04	66 Tyson Ross, R ERA: 6.41	IP WLS BF H R ER SO BB IBB HBP BLK WP HR S P ERA WHIP	54 Travis Blackley, L ERA: 3.84	53 Jim Miller, R ERA: 2.79	13 Jerry Blevins, L ERA: 2.86	48 Ryan Cook, R ERA: 2.31	50 Grant Balfour, R ERA: 2.79	58 Evan Scribner, R ERA: 3.14	65 Pedro Figueroa, L ERA: 3.79	40 Pat Neshek, R ERA: 1.04	66 Tyson Ross, R ERA: 6.41	IP WLS BF H R ER SO BB IBB HBP BLK WP HR S P ERA WHIP					

Oakland Athletics @ New York Yankees
Yankee Stadium, Bronx, NY
Sat Sep 22 2012, 1:09 PM - 6:51 PM EDT
Att. 44,026 - Cloudy - 75 F

AB	54
R	10
H	17
RBI	7
BB	9
SO	8
LOB	30



Batter	1	2	3	4	5	6	7	8	9	AB	R	H	RBI	BB	SO	LOB	TOP			
5 Stephen Drew, L (1,6) OBP: 0.310, SLG: 0.355	 FC6-4 BB		 P5		 G3		 1B		 G4-3	4	0	1	0	1	0	1	<p>Oakland Athletics @ Texas Rangers Rangers Ballpark in Arlington, Arlington, TX Thu Sep 27 2012, 2:09 PM - 5:03 PM EDT Att: 43,796 - Cloudy - 86 F</p> <p>livebaseballscorecards.com</p> <p>AB 37 R 7 H 11 RBI 7 BB 1 SO 7 LOB 11</p>			
31 Jonny Gomes, R (1,7) OBP: 0.376, SLG: 0.489	 FC6-4 1B		 2B		 1B		 F7		 K	5	0	3	1	0	1	1				
52 Yoenis Cespedes, R (1,10) OBP: 0.348, SLG: 0.498	 FC6-4 2B		 L5		 FC5-4			 HR		4	1	1	1	0	0	4				
22 Chris Carter, R (1,3) OBP: 0.349, SLG: 0.516	 G4-6-3		 P2		 P3			 K		4	0	0	0	0	1	4				
37 Brandon Moss, L (1,9) OBP: 0.352, SLG: 0.585	 P5			 F8		 G3-1		 HR		4	1	1	1	0	0	0				
20 Josh Donaldson, R (1,5) OBP: 0.293, SLG: 0.402	 F9			 36 HR		 G6-3		 K		4	1	1	0	0	1	0				
16 Josh Reddick, L (1,8) OBP: 0.309, SLG: 0.468	 HR			 K		 P4		 HR		4	2	2	2	0	1	1				
36 Derek Norris, R (1,2) OBP: 0.272, SLG: 0.338	 F7			 HR				 K		3	1	1	2	0	0	0				
14 George Kottaras, L (8,PH) OBP: 0.356, SLG: 0.430	 F7			 HR			 G5-3		 K	1	0	0	0	0	1	0				
17 Adam Rosales, R (1,4) OBP: 0.305, SLG: 0.333			 31 2B		 K		 L7		 K	3	1	1	0	0	1	0				
15 Seth Smith, L (9,PH) OBP: 0.336, SLG: 0.426									 K	1	0	0	0	0	1	0				
Inning Stats	R: 0 H: 1 E: 0 K: 0 S: 10	H: 1 LOB: 1 BB: 1 P: 19	R: 1 H: 1 E: 0 K: 0 S: 13	H: 1 LOB: 0 BB: 0 P: 18	R: 1 H: 2 E: 0 K: 0 S: 10	H: 2 LOB: 1 BB: 0 P: 17	R: 2 H: 2 E: 0 K: 2 S: 10	H: 2 LOB: 0 BB: 0 P: 16	R: 0 H: 1 E: 0 K: 0 S: 9	H: 0 LOB: 1 BB: 0 P: 13	R: 0 H: 1 E: 0 K: 0 S: 14	H: 1 LOB: 1 BB: 0 P: 17	R: 3 H: 3 E: 0 K: 3 S: 16	H: 3 LOB: 0 BB: 0 P: 25	R: 0 H: 0 E: 0 K: 2 S: 9	H: 0 LOB: 0 BB: 0 P: 14	1B: 5 2B: 1 3B: 0 HR: 5	SF: 0 SAC: 0 DP: 1 HBP: 0	WP: 0 PB: 0 SB: 0 CS: 0	PA: 38
PITCHER	IP WLS BF H R ER SO BB IBB HBP BLK WP HR S P ERA WHIP																			
54 Matt Harrison, L (1,1) ERA: 3.26	6.0 W 25 7 4 4 2 1 0 0 0 0 0 2 62 99 6.00 1.333																			
41 Alexi Ogando, R (7,1) ERA: 3.13	1.0 4 1 0 0 0 0 0 0 0 0 0 0 14 17 0.00 1.000																			
37 Mike Adams, R (8,1) ERA: 3.27	0.2 5 3 3 3 2 0 0 0 0 0 0 3 13 20 40.50 4.500																			
19 Koji Uehara, R (8,1) ERA: 1.99	0.1 H 1 0 0 0 1 0 0 0 0 0 0 0 3 5 0.00 0.000																			
36 Joe Nathan, R (9,1) ERA: 2.6	1.0 S 3 0 0 0 2 0 0 0 0 0 0 0 9 14 0.00 0.000																			

Batter	1	2	3	4	5	6	7	8	9	AB	R	H	RBI	BB	SO	LOB	BOTTOM			
5 Ian Kinsler, R (1,4) OBP: 0.332, SLG: 0.436	 HR	 G5-3		 1B	 G5-3			 G6-3		5	2	2	1	0	0	1	<p>Oakland Athletics @ Texas Rangers Rangers Ballpark in Arlington, Arlington, TX Thu Sep 27 2012, 2:09 PM - 5:03 PM EDT Att: 43,796 - Cloudy - 86 F</p> <p>livebaseballscorecards.com</p> <p>AB 38 R 9 H 14 RBI 9 BB 0 SO 6 LOB 9</p>			
1 Elvis Andrus, R (1,6) OBP: 0.347, SLG: 0.384	 F8	 32 2B		 29 1B 17 SF8		 L8		 E5		5	2	2	1	0	0	0				
32 Josh Hamilton, L (1,7) OBP: 0.357, SLG: 0.586	 G6-3	 2B		 K		 K		 FC5-6		5	0	1	1	0	2	2				
29 Adrian Beltré, R (1,5) OBP: 0.355, SLG: 0.558	 10 WP 10 E		 K		 1B		 K		 K	4	1	3	0	0	1	1				
17 Nelson Cruz, R (1,9) OBP: 0.319, SLG: 0.450	 10 WP 10 E		 10 WP 25 1B		 SF8		 P4		 1B	3	2	2	1	0	0	1				
10 Michael Young, R (1,3) OBP: 0.311, SLG: 0.367	 E7		 G1-4-3		 F8			 F7		4	1	1	2	0	0	2				
18 Mitch Moreland, L (8,3) OBP: 0.323, SLG: 0.475	 25 HR		 G1-4-3		 F8			 K		0	0	0	0	0	0	0				
25 Mike Napoli, R (1,10) OBP: 0.345, SLG: 0.452	 HR		 L1-3		 F9			 K		4	1	2	3	0	1	0				
8 Geovany Soto, R (1,2) OBP: 0.276, SLG: 0.351	 P4		 L1-3		 F8			 K		4	0	0	0	0	1	1				
23 Craig Gentry, R (1,8) OBP: 0.372, SLG: 0.397	 F8		 K		 2B			 G1-3		4	0	1	0	0	1	1				
Inning Stats	R: 5 H: 5 E: 1 K: 0 S: 13	H: 5 LOB: 0 BB: 0 P: 26	R: 1 H: 2 E: 0 K: 1 S: 11	H: 2 LOB: 1 BB: 0 P: 15	R: 1 H: 2 E: 0 K: 1 S: 14	H: 2 LOB: 0 BB: 0 P: 20	R: 2 H: 3 E: 0 K: 1 S: 14	H: 3 LOB: 1 BB: 0 P: 21	R: 0 H: 1 E: 0 K: 0 S: 11	H: 1 LOB: 1 BB: 0 P: 17	R: 0 H: 1 E: 0 K: 1 S: 8	H: 0 LOB: 0 BB: 0 P: 11	R: 0 H: 0 E: 1 K: 0 S: 12	H: 0 LOB: 1 BB: 0 P: 17	R: 0 H: 0 E: 0 K: 2 S: 11	H: 0 LOB: 0 BB: 0 P: 16	1B: 7 2B: 5 3B: 0 HR: 2	SF: 1 SAC: 0 DP: 0 HBP: 0	WP: 1 PB: 0 SB: 1 CS: 0	PA: 39
PITCHER	IP WLS BF H R ER SO BB IBB HBP BLK WP HR S P ERA WHIP																			
54 Travis Blackley, L (1,1) ERA: 4.25	1.0 L 8 5 5 5 0 0 0 0 0 0 0 0 25 26 45.00 5.000																			
53 Jim Miller, R (2,1) ERA: 2.64	2.0 10 4 2 2 2 0 0 0 0 0 0 0 25 35 9.00 2.000																			
39 Jeremy Accardo, R (4,1) ERA: 4.82	2.0 10 4 2 2 1 0 0 0 0 0 0 0 25 38 9.00 2.000																			
65 Pedro Figueroa, L (6,1) ERA: 3.6	1.0 4 1 0 0 1 0 0 0 0 0 0 0 8 11 0.00 1.000																			
60 Jesse Chavez, R (7,1) ERA: 9.85	1.0 3 0 0 0 2 0 0 0 0 0 0 0 0 11 16 0.00 0.000																			

Batter	1	2	3	4	5	6	7	8	9	AB	R	H	RBI	BB	SO	LOB	TOP										
13 Dustin Ackley, L (1,4) OBP: 0.297, SLG: 0.334										5	0	1	0	0	1	2											
33 Casper Wells, R (1,9) OBP: 0.297, SLG: 0.370										2	0	0	0	2	0	0											
15 Kyle Seager, L (1,5) OBP: 0.316, SLG: 0.414										4	0	1	0	0	1	3											
63 Jesus Montero, R (1,10) OBP: 0.296, SLG: 0.388										3	0	0	0	1	0	3											
27 John Jaso, L (1,2) OBP: 0.393, SLG: 0.459										3	0	1	0	0	0	3											
17 Justin Smoak, S (1,3) OBP: 0.283, SLG: 0.361										4	0	1	0	0	0	4											
55 Michael Saunders, L (1,8) OBP: 0.309, SLG: 0.433										3	1	1	1	1	0	0											
12 Trayvon Robinson, S (1,7) OBP: 0.290, SLG: 0.328										4	1	1	1	0	2	2											
26 Brendan Ryan, R (1,6) OBP: 0.276, SLG: 0.276										4	0	0	0	0	1	2											
Inning Stats	R: 0 E: 0 K: 1 S: 15	H: 1 LOB: 2 BB: 1 P: 25	R: 1 E: 0 K: 0 S: 12	H: 1 LOB: 0 BB: 0 P: 20	R: 0 E: 0 K: 0 S: 8	H: 0 LOB: 0 BB: 0 P: 10	R: 0 E: 0 K: 0 S: 4	H: 1 LOB: 0 BB: 0 P: 7	R: 0 E: 0 K: 2 S: 10	H: 0 LOB: 0 BB: 0 P: 15	R: 0 E: 0 K: 1 S: 15	H: 1 LOB: 3 BB: 1 P: 23	R: 1 E: 0 K: 0 S: 10	H: 1 LOB: 0 BB: 0 P: 15	R: 0 E: 0 K: 0 S: 7	H: 0 LOB: 1 BB: 1 P: 12	R: 0 E: 0 K: 1 S: 10	H: 1 LOB: 2 BB: 1 P: 21	1B: 4 2B: 0 3B: 0 HR: 2	SF: 0 SAC: 0 DP: 1 HBP: 1	WP: 0 PA: 37 PB: 1 SB: 0 CS: 0						
PITCHER	IP	WLS	BF	H	R	ER	SO	BB	IBB	HBP	BLK	WP	HR	S	P	ERA	WHIP										
64 A.J. Griffin, R (1,1) ERA: 2.71	5.2	W	23	4	1	1	4	2	0	1	0	0	1	60	96	1.59	1.059										
62 Sean Doolittle, L (6,1) ERA: 3.32	1.1	H	5	1	1	1	0	0	0	0	0	0	1	14	19	6.75	0.750										
13 Jerry Blevins, L (8,1) ERA: 2.54	1.0		4	0	0	0	0	1	0	0	0	0	0	7	12	0.00	1.000										
53 Jim Miller, R (9,1) ERA: 2.99	1.0		5	1	0	0	1	1	0	0	0	0	0	10	21	0.00	2.000										

Seattle Mariners @ Oakland Athletics
Oakland Coliseum, Oakland, CA
Fri Sep 28 2012, 7:08 PM - 10:07 PM PDT
Att: 16,376 - Clear - 61 F

AB	32
R	2
H	6
RBI	2
BB	4
SO	5
LOB	19



Batter	1	2	3	4	5	6	7	8	9	AB	R	H	RBI	BB	SO	LOB	BOTTOM										
4 Coco Crisp, S (1,8) OBP: 0.321, SLG: 0.414										5	3	3	1	0	0	1											
5 Stephen Drew, L (1,6) OBP: 0.315, SLG: 0.366										3	2	1	2	2	1	0											
52 Yoanis Cespedes, R (1,7) OBP: 0.349, SLG: 0.497										3	1	1	1	1	0	0											
37 Brandon Moss, L (1,3) OBP: 0.350, SLG: 0.578										3	0	0	0	1	0	5											
16 Josh Reddick, L (1,9) OBP: 0.308, SLG: 0.466										4	0	1	0	0	0	3											
20 Josh Donaldson, R (1,5) OBP: 0.292, SLG: 0.400										4	0	1	2	0	1	1											
15 Seth Smith, L (1,10) ERA: 1.54										2	0	0	0	0	1	0											
31 Jonny Gomes, R (6,PH) OBP: 0.376, SLG: 0.485										2	0	0	0	0	2	3											
14 George Kottaras, L (1,2) OBP: 0.351, SLG: 0.420										4	0	0	0	0	2	3											
2 Cliff Pennington, S (1,4) OBP: 0.279, SLG: 0.316										3	2	1	0	1	0	0											
Inning Stats	R: 1 E: 0 K: 0 S: 12	H: 1 LOB: 1 BB: 1 P: 23	R: 0 E: 0 K: 0 S: 7	H: 0 LOB: 0 BB: 0 P: 11	R: 2 E: 0 K: 0 S: 12	H: 2 LOB: 0 BB: 0 P: 15	R: 0 E: 0 K: 2 S: 13	H: 0 LOB: 0 BB: 0 P: 17	R: 1 E: 0 K: 0 S: 14	H: 2 LOB: 2 BB: 1 P: 22	R: 0 E: 0 K: 2 S: 10	H: 1 LOB: 1 BB: 0 P: 17	R: 4 E: 1 K: 2 S: 20	H: 2 LOB: 2 BB: 3 P: 37	R: 0 E: 0 K: 1 S: 8	H: 0 LOB: 0 BB: 0 P: 10	1B: 5 2B: 1 3B: 0 HR: 2	SF: 0 SAC: 0 DP: 0 HBP: 0	WP: 1 PA: 38 PB: 1 SB: 0 CS: 0								
PITCHER	IP	WLS	BF	H	R	ER	SO	BB	IBB	HBP	BLK	WP	HR	S	P	ERA	WHIP										
49 Blake Beavan, R (1,1) ERA: 4.68	4.2	L	21	5	4	3	2	2	0	0	0	0	0	5	10	0.00	1.500										
36 Oliver Pérez, L (5,1) ERA: 1.54	0.2		3	1	0	0	0	0	0	0	0	0	0	5	10	0.00	1.500										
23 Shawn Kelley, R (6,1) ERA: 3.05	0.2		2	0	0	0	2	0	0	0	0	0	0	6	9	0.00	0.000										
41 Charlie Furbush, L (7,1) ERA: 2.78	0.0		3	1	3	3	0	2	0	0	0	1	0	5	14	∞	∞										
46 Stephen Pryor, R (7,1) ERA: 3.27	0.1		4	1	1	0	0	1	0	0	0	0	0	8	15	0.00	6.000										

Seattle Mariners @ Oakland Athletics
Oakland Coliseum, Oakland, CA
Fri Sep 28 2012, 7:08 PM - 10:07 PM PDT
Att: 16,376 - Clear - 61 F

AB	33
R	8
H	8
RBI	6
BB	5
SO	7
LOB	16



Batter	1	2	3	4	5	6	7	8	9	10	AB	R	H	RBI	BB	SO	LOB	TOP			
13 Dustin Ackley, L OBP: 0.296, SLG: 0.332	F7		L7				L4			K	4	0	0	0	1	1	0				
21 Franklin Gutierrez, R OBP: 0.300, SLG: 0.399	P5		P5						G5-3	P3	5	0	0	0	0	0	2				
15 Kyle Seager, L OBP: 0.315, SLG: 0.418	K								F7	F9	5	1	1	1	0	2	2				
27 John Jaso, L OBP: 0.294, SLG: 0.458											3	1	1	0	1	2	2				
17 Justin Smoak, S OBP: 0.295, SLG: 0.359											3	1	0	0	1	0	1				
55 Michael Saunders, L OBP: 0.311, SLG: 0.438											3	1	1	2	1	0	0				
30 Miguel Olivo, R OBP: 0.236, SLG: 0.378											4	0	1	0	0	2	1				
33 Casper Wells, R OBP: 0.293, SLG: 0.364											4	0	0	0	0	1	2				
1 Carlos Triunfel, R OBP: 0.267, SLG: 0.357											3	0	1	0	0	0	0				
63 Jesus Montero, R OBP: 0.295, SLG: 0.387											1	0	0	0	0	0	1				
26 Brendan Ryan, R OBP: 0.276, SLG: 0.276											0	0	0	0	0	0	0				
Inning Stats	R: 0 E: 0 K: 1 S: 7	H: 0 LOB: 0 BB: 0 P: 10	R: 1 E: 1 K: 1 S: 7	H: 0 LOB: 2 BB: 2 P: 18	R: 0 E: 0 K: 0 S: 8	H: 0 LOB: 0 BB: 0 P: 12	R: 3 E: 0 K: 1 S: 12	H: 2 LOB: 1 BB: 1 P: 23	R: 0 E: 0 K: 2 S: 8	H: 0 LOB: 0 BB: 0 P: 12	R: 0 E: 0 K: 0 S: 10	H: 0 LOB: 0 BB: 0 P: 17	R: 0 E: 0 K: 1 S: 12	H: 1 LOB: 1 BB: 0 P: 18	R: 0 E: 0 K: 1 S: 6	H: 1 LOB: 0 BB: 0 P: 9	1B: 2 2B: 1 3B: 0 HR: 2	SF: 0 SAC: 0 DP: 0 HBP: 0	WP: 0 PB: 0 SB: 2 CS: 0	PA: 39	
PITCHER	IP 4.1	WLS 20	H 3	R 4	ER 3	SO 3	BB 4	IBB 0	HBP 0	BLK 0	WP 0	HR 2	S 39	P 74	ERA 6.23	WHIP 1.615					
67 Dan Straily, R ERA: 3.89	1.1	4.1	20	3	4	3	3	4	0	0	0	2	39	74	6.23	1.615					
65 Pedro Figueroa, L ERA: 3.32	5.1	1.2	5	0	0	0	3	0	0	0	0	0	14	22	0.00	0.000					
40 Pat Neshek, R ERA: 1.37	7.1	1.0	3	0	0	0	0	0	0	0	0	0	10	17	0.00	0.000					
58 Evan Scribner, R ERA: 2.78	8.1	1.1	6	2	0	0	0	0	0	0	0	0	17	26	0.00	1.500					
48 Ryan Cook, R ERA: 2.21	9.1	0.2	2	0	0	0	1	0	0	0	0	0	7	7	0.00	0.000					

Seattle Mariners @ Oakland Athletics
Oakland Coliseum, Oakland, CA
Sat Sep 29 2012, 1:08 PM - 4:16 PM PDT
Att. :517 - Sunny - 65 F

livebaseballscorecards.com

AB 35
R 4
H 5
RBI 3
BB 4
SO 8
LOB 11



WP: 0 PA: 39
PB: 0
SB: 2
CS: 0

Batter	1	2	3	4	5	6	7	8	9	10	AB	R	H	RBI	BB	SO	LOB	BOTTOM				
4 Coco Crisp, S OBP: 0.326, SLG: 0.420	K										5	2	4	0	0	1	0					
5 Stephen Drew, L OBP: 0.313, SLG: 0.360	F9										4	0	0	0	1	2	3					
52 Yoenis Cespedes, R OBP: 0.352, SLG: 0.499											4	2	2	0	1	0	2					
37 Brandon Moss, L OBP: 0.355, SLG: 0.594											5	1	3	5	0	0	1					
31 Jonny Gomes, R OBP: 0.312, SLG: 0.460											3	0	0	0	0	3	1					
15 Seth Smith, L OBP: 0.334, SLG: 0.423											1	0	0	0	0	1	0					
16 Josh Reddick, L OBP: 0.308, SLG: 0.464											3	1	0	0	1	0	1					
20 Josh Donaldson, R OBP: 0.291, SLG: 0.409											4	1	1	2	0	0	1					
36 Derek Norris, R OBP: 0.267, SLG: 0.332											4	0	0	0	0	2	0					
17 Adam Rosales, R OBP: 0.299, SLG: 0.326											2	0	0	0	0	0	0					
2 Cliff Pennington, S OBP: 0.277, SLG: 0.315											2	0	0	0	0	2	0					
Inning Stats	R: 0 E: 0 K: 1 S: 12	H: 1 LOB: 1 BB: 0 P: 16	R: 0 E: 0 K: 1 S: 8	H: 0 LOB: 0 BB: 0 P: 14	R: 0 E: 0 K: 1 S: 12	H: 1 LOB: 1 BB: 0 P: 16	R: 1 E: 0 K: 1 S: 13	H: 2 LOB: 1 BB: 0 P: 18	R: 0 E: 0 K: 2 S: 8	H: 0 LOB: 0 BB: 0 P: 12	R: 0 E: 0 K: 0 S: 7	H: 0 LOB: 0 BB: 0 P: 15	R: 1 E: 0 K: 1 S: 11	H: 2 LOB: 2 BB: 1 P: 19	R: 2 E: 0 K: 3 S: 11	H: 1 LOB: 0 BB: 1 P: 16	R: 3 E: 0 K: 0 S: 4	H: 2 LOB: 0 BB: 1 P: 9	1B: 5 2B: 3 3B: 0 HR: 2	SF: 0 SAC: 0 DP: 0 HBP: 0	WP: 0 PB: 0 SB: 1 CS: 0	PA: 40
PITCHER	IP 7.0	WLS 26	H 5	R 1	ER 1	SO 7	BB 0	IBB 0	HBP 0	BLK 0	WP 0	HR 0	S 68	P 103	ERA 1.29	WHIP 0.714						
38 Jason Vargas, L ERA: 3.85	1.1	7.0	26	5	1	1	7	0	0	0	0	0	68	103	1.29	0.714						
58 Carter Capps, R ERA: 4.5	8.1	0.1	3	1	1	1	1	0	0	0	0	0	9	15	27.00	6.000						
54 Tom Wilhelmson, R ERA: 2.41	8.1	1.2	7	2	2	2	3	1	0	0	0	0	13	20	10.80	1.800						
36 Oliver Pérez, L ERA: 2.12	10.1	0.1	2	1	1	1	0	0	0	0	0	0	3	4	27.00	3.000						
46 Stephen Pryor, R ERA: 4.09	10.1	0.0	2	1	2	2	0	1	0	0	0	1	1	5	∞	∞						

Seattle Mariners @ Oakland Athletics
Oakland Coliseum, Oakland, CA
Sat Sep 29 2012, 1:08 PM - 4:16 PM PDT
Att. :517 - Sunny - 65 F

livebaseballscorecards.com

AB 37
R 7
H 10
RBI 7
BB 3
SO 11
LOB 9



WP: 0 PA: 40
PB: 0
SB: 1
CS: 0

Batter	1	2	3	4	5	6	7	8	9	AB	R	H	RBI	BB	SO	LOB	TOP			
21 Franklin Gutierrez, R (1, 8) OBP: 0.309, SLG: 0.420 12 Trayvon Robinson, S (3, 7)										2	1	2	0	0	0	0				
33 Casper Wells, R (1, 9) OBP: 0.296, SLG: 0.374										4	1	2	0	0	1	3				
15 Kyle Seager, L (1, 5) OBP: 0.315, SLG: 0.417										4	0	1	1	0	3	4				
63 Jesus Montero, R (1, 2)										3	0	0	0	1	1	5				
17 Justin Smoak, S (1, 3) OBP: 0.284, SLG: 0.360										4	0	2	1	0	0	2				
55 Michael Saunders, L (1, 7) (3, 8) OBP: 0.309, SLG: 0.435										4	0	0	0	0	1	2				
30 Miguel Olivo, R (1, 10) OBP: 0.236, SLG: 0.376										4	0	1	0	0	1	0				
1 Carlos Triunfel, R (1, 4) OBP: 0.278, SLG: 0.353 13 Dustin Ackley, L (9, PH) OBP: 0.296, SLG: 0.332										3	0	1	0	0	0	0				
26 Brendan Ryan, R (1, 6) OBP: 0.277, SLG: 0.279 27 John Jaso, L (9, PH) OBP: 0.393, SLG: 0.456										3	0	1	0	0	0	2				
Inning Stats	R: 0 E: 0 K: 1 S: 10	H: 1 LOB: 1 BB: 0 P: 16	R: 0 E: 0 K: 1 S: 14	H: 3 LOB: 2 BB: 0 P: 24	R: 2 E: 0 K: 0 S: 16	H: 4 LOB: 1 BB: 0 P: 27	R: 0 E: 0 K: 0 S: 4	H: 0 LOB: 0 BB: 0 P: 6	R: 0 E: 0 K: 1 S: 10	H: 1 LOB: 2 BB: 0 P: 21	R: 0 E: 0 K: 3 S: 17	H: 2 LOB: 2 BB: 0 P: 27	R: 0 E: 0 K: 1 S: 7	H: 0 LOB: 0 BB: 0 P: 9	R: 0 E: 0 K: 1 S: 10	H: 0 LOB: 0 BB: 0 P: 16	1B: 7 2B: 3 3B: 1 HR: 0	SF: 0 SAC: 0 DP: 1 HBP: 0	WP: 0 PB: 0 SB: 0 CS: 0	PA: 37
PITCHER	IP: 4.2 ERA: 3.74	WLS: 21 BF: 9	H: 9 R: 2 ER: 2 SO: 3	BB: 0 IBB: 0 HBP: 0 BLK: 0	WP: 0 HR: 0 S: 51 P: 85	ERA: 3.86 WHIP: 1.929	PITCHER	IP: 1.0 ERA: 2.64	WLS: 3 BF: 0	H: 0 R: 0 ER: 0 SO: 1	BB: 0 IBB: 0 HBP: 0 BLK: 0	WP: 0 HR: 0 S: 10 P: 16	ERA: 0.00 WHIP: 0.000							

Seattle Mariners @ Oakland Athletics
Oakland Coliseum, Oakland, CA
Sun Sep 30 2012, 1:09 PM - 4:26 PM PDT
Att: 21,057 - Sunny - 73 F

livebaseballscorecards.com

AB 36
R 2
H 11
RBI 2
BB 1
SO 8
LOB 18

Batter	1	2	3	4	5	6	7	8	9	AB	R	H	RBI	BB	SO	LOB	BOTTOM			
4 Coco Crisp, S (1, 8) OBP: 0.325, SLG: 0.418										3	0	0	0	1	0	4				
5 Stephen Drew, L (1, 6) OBP: 0.312, SLG: 0.356										3	1	0	0	1	2	2				
52 Yoenis Cespedes, R (1, 7) OBP: 0.355, SLG: 0.512										4	2	3	2	0	1	0				
37 Brandon Moss, L (1, 3) OBP: 0.353, SLG: 0.591										3	1	1	1	0	1	2				
16 Josh Reddick, L (1, 9) OBP: 0.308, SLG: 0.467										4	1	1	2	0	1	0				
20 Josh Donaldson, R (1, 5) OBP: 0.287, SLG: 0.403										4	0	0	0	0	1	0				
15 Seth Smith, L (1, 10) ERA: 2.72 19 Jemile Weeks, S (7, PR) (8, 10) OBP: 0.305, SLG: 0.304										3	0	1	0	0	0	0				
14 George Kottaras, L (1, 2) OBP: 0.353, SLG: 0.418 36 Derek Norris, R (7, PH) (8, 2) OBP: 0.296, SLG: 0.330										1	0	0	0	1	0	0				
2 Cliff Pennington, S (1, 4) OBP: 0.280, SLG: 0.314										1	0	0	0	2	0	0				
Inning Stats	R: 2 E: 0 K: 1 S: 9	H: 1 LOB: 0 BB: 1 P: 17	R: 0 E: 0 K: 0 S: 8	H: 0 LOB: 0 BB: 0 P: 12	R: 0 E: 0 K: 2 S: 11	H: 1 LOB: 1 BB: 1 P: 20	R: 0 E: 0 K: 1 S: 10	H: 0 LOB: 0 BB: 0 P: 14	R: 0 E: 0 K: 1 S: 8	H: 0 LOB: 1 BB: 2 P: 16	R: 0 E: 0 K: 1 S: 8	H: 0 LOB: 0 BB: 0 P: 12	R: 0 E: 0 K: 1 S: 13	H: 1 LOB: 2 BB: 1 P: 22	R: 3 E: 0 K: 0 S: 17	H: 3 LOB: 0 BB: 0 P: 27	1B: 3 2B: 0 3B: 1 HR: 2	SF: 1 SAC: 0 DP: 1 HBP: 0	WP: 0 PB: 0 SB: 2 CS: 0	PA: 34
PITCHER	IP: 6.1 ERA: 3.36	WLS: 4 BF: 25	H: 3 R: 2 ER: 2 SO: 6	BB: 4 IBB: 0 HBP: 0 BLK: 0	WP: 0 HR: 0 S: 60 P: 100	ERA: 2.84 WHIP: 1.105	PITCHER	IP: 1.0	WLS: 1 BF: 4	H: 1 R: 0 ER: 0 SO: 1	BB: 1 IBB: 0 HBP: 0 BLK: 0	WP: 0 HR: 0 S: 4 P: 5	ERA: 0.00 WHIP: 1.000							

Seattle Mariners @ Oakland Athletics
Oakland Coliseum, Oakland, CA
Sun Sep 30 2012, 1:09 PM - 4:26 PM PDT
Att: 21,057 - Sunny - 73 F

livebaseballscorecards.com

AB 28
R 5
H 6
RBI 5
BB 5
SO 7
LOB 9

Batter	1	2	3	4	5	6	7	8	9	AB	R	H	RBI	BB	SO	LOB	TOP			
5 Ian Kinsler, R OBP: 0.327, SLG: 0.427	F9		K		K		F8			4	0	0	0	0	2	2	Texas Rangers @ Oakland Athletics Oakland Coliseum, Oakland, CA Mon Oct 01 2012, 7:08 PM - 10:10 PM PDT Att: 21,162 - Clear - 82 F			
1 Elvis Andrus, R OBP: 0.349, SLG: 0.382	L8		1B		BB		G6-3			3	0	1	1	1	0	0				
32 Josh Hamilton, L OBP: 0.356, SLG: 0.580	K		K		F9			F7		4	0	0	0	0	2	3				
29 Adrián Beltré, R OBP: 0.357, SLG: 0.560	K		G4-3		7 WP 17 F9 1B			P4		4	0	1	0	0	1	2				
17 Nelson Cruz, R OBP: 0.321, SLG: 0.460	F8				F9			K		4	0	0	0	0	2	1				
10 Michael Young, R OBP: 0.311, SLG: 0.368	1B				P4			K		4	1	2	1	0	1	1				
7 David Murphy, L OBP: 0.379, SLG: 0.480	F7				HR			K		4	0	0	0	0	1	2				
25 Mike Napoli, R OBP: 0.349, SLG: 0.478			18 1B 18 WP 1 1B BB		L9			K		3	2	1	1	1	1	0				
18 Mitch Moreland, L OBP: 0.319, SLG: 0.466	1B		1 1B 1-3 1B		G3			K		3	0	1	0	0	1	0				
Inning Stats	R: 0 E: 0 K: 1 S: 7	H: 0 LOB: 0 BB: 0 P: 8	R: 0 E: 0 K: 1 S: 9	H: 1 LOB: 1 BB: 0 P: 13	R: 1 E: 0 K: 2 S: 16	H: 2 LOB: 2 BB: 1 P: 25	R: 1 E: 0 K: 1 S: 7	H: 1 LOB: 0 BB: 0 P: 11	R: 0 E: 0 K: 0 S: 12	H: 1 LOB: 1 BB: 0 P: 19	R: 1 E: 0 K: 1 S: 15	H: 1 LOB: 0 BB: 0 P: 21	R: 0 E: 0 K: 1 S: 9	H: 0 LOB: 0 BB: 0 P: 12	R: 0 E: 0 K: 3 S: 9	H: 0 LOB: 0 BB: 0 P: 12		1B: 4 2B: 0 3B: 0 HR: 2	SF: 0 SAC: 0 DP: 0 HBP: 0	WP: 2 PB: 0 SB: 0 CS: 0
PITCHER	IP WLS BF H R ER SO	IP WLS BF H R ER SO	IP WLS BF H R ER SO	IP WLS BF H R ER SO	IP WLS BF H R ER SO	IP WLS BF H R ER SO	IP WLS BF H R ER SO	IP WLS BF H R ER SO	IP WLS BF H R ER SO	IP WLS BF H R ER SO	IP WLS BF H R ER SO	IP WLS BF H R ER SO	IP WLS BF H R ER SO	IP WLS BF H R ER SO	IP WLS BF H R ER SO	IP WLS BF H R ER SO	ERA WHIP	ERA WHIP		
11 Jarrod Parker, R ERA: 3.47	6.0	W	26	6	3	3	6	2	0	0	0	0	0	0	0	0	0	4.50	1.333	
62 Sean Doolittle, L ERA: 3.18	1.0	H	3	0	0	0	1	0	0	0	0	0	0	0	0	0	12	0.00	0.000	
48 Ryan Cook, R ERA: 2.14	1.0	S	3	0	0	0	1	0	0	0	0	0	0	0	0	0	9	0.00	0.000	
50 Grant Balfour, R ERA: 2.6	1.0	S	3	0	0	0	3	0	0	0	0	0	0	0	0	0	9	0.00	0.000	

Batter	1	2	3	4	5	6	7	8	9	AB	R	H	RBI	BB	SO	LOB	BOTTOM			
4 Coco Crisp, S OBP: 0.327, SLG: 0.421	G4-3 52 16 1B 31 1B 1B	G5-3			31 SF8 37 2B	P4				4	2	2	1	0	0	2	Texas Rangers @ Oakland Athletics Oakland Coliseum, Oakland, CA Mon Oct 01 2012, 7:08 PM - 10:10 PM PDT Att: 21,162 - Clear - 82 F			
31 Jonny Gomes, R OBP: 0.374, SLG: 0.480	G4-3 52 1B		G5-3 52 1B		K		P3		4	0	2	0	0	1	1					
52 Yoenis Cespedes, R OBP: 0.354, SLG: 0.508	G4-3		G5-3		BB		P3		3	0	0	0	1	0	3					
22 Chris Carter, R OBP: 0.350, SLG: 0.514	16 1B 5 BLK BB		K		SF8		1B		1	1	0	0	1	1	1					
37 Brandon Moss, L OBP: 0.354, SLG: 0.593	5 BLK 20 BB 1B		F9		K		P5		4	0	1	1	0	1	3					
16 Josh Reddick, L OBP: 0.307, SLG: 0.466	5 BLK 20 BB 1B		G5-3		G5-3		F9		3	0	0	0	1	0	0					
20 Josh Donaldson, R OBP: 0.287, SLG: 0.398	5 BLK BB		G4-3		F9		K		4	0	0	0	0	2	2					
5 Stephen Drew, L OBP: 0.308, SLG: 0.351	F9		G4-3		K		K		4	0	0	0	0	2	2					
36 Derek Norris, R OBP: 0.270, SLG: 0.330	K		F9		2 1B BB		2 FC6-4 1B		3	0	1	0	1	1	0					
17 Adam Rosales, R OBP: 0.303, SLG: 0.340	K		K		4 2B 2B		FC6-4		2	1	1	0	0	1	0					
2 Cliff Pennington, S OBP: 0.291, SLG: 0.315	K		K		2B		1B		2	0	1	0	0	0	1					
Inning Stats	R: 2 E: 0 K: 0 S: 12	H: 3 LOB: 2 BB: 2 P: 31	R: 0 E: 0 K: 2 S: 9	H: 0 LOB: 0 BB: 0 P: 14	R: 0 E: 0 K: 1 S: 9	H: 1 LOB: 1 BB: 0 P: 13	R: 0 E: 0 K: 0 S: 4	H: 0 LOB: 0 BB: 0 P: 5	R: 2 E: 0 K: 2 S: 11	H: 2 LOB: 1 BB: 1 P: 21	R: 0 E: 0 K: 1 S: 16	H: 1 LOB: 2 BB: 1 P: 29	R: 0 E: 0 K: 0 S: 9	H: 1 LOB: 1 BB: 0 P: 14	R: 0 E: 0 K: 1 S: 10	H: 1 LOB: 1 BB: 0 P: 13	1B: 7 2B: 2 3B: 0 HR: 0	SF: 1 SAC: 0 DP: 1 HBP: 0	WP: 0 PB: 0 SB: 1 CS: 0	PA: 36
PITCHER	IP WLS BF H R ER SO	IP WLS BF H R ER SO	IP WLS BF H R ER SO	IP WLS BF H R ER SO	IP WLS BF H R ER SO	IP WLS BF H R ER SO	IP WLS BF H R ER SO	IP WLS BF H R ER SO	IP WLS BF H R ER SO	IP WLS BF H R ER SO	IP WLS BF H R ER SO	IP WLS BF H R ER SO	IP WLS BF H R ER SO	IP WLS BF H R ER SO	IP WLS BF H R ER SO	IP WLS BF H R ER SO	ERA WHIP	ERA WHIP		
33 Martin Pérez, L ERA: 5.45	4.0	L	19	6	4	4	3	2	0	0	0	1	0	0	0	0	9.00	2.000		
39 Scott Feldman, R ERA: 5.09	1.2		8	1	0	0	3	2	0	0	0	0	0	0	0	0	20	0.00	1.800	
50 Michael Kirkman, L ERA: 3.89	0.1		1	0	0	0	0	0	0	0	0	0	0	0	0	0	4	0.00	0.000	
19 Koji Uehara, R ERA: 1.82	1.0		4	1	0	0	0	0	0	0	0	0	0	0	0	0	9	0.00	1.000	
44 Roy Oswalt, R ERA: 5.63	1.0		4	1	0	0	1	0	0	0	0	0	0	0	0	0	10	0.00	1.000	

AB	33
R	3
H	6
RBI	3
BB	2
SO	11
LOB	11



Batter	1	2	3	4	5	6	7	8	9	AB	R	H	RBI	BB	SO	LOB	TOP
4 Coco Crisp, S OBP: 0.250, SLG: 1.000										4	1	1	1	0	0	2	Oakland Athletics @ Detroit Tigers Comerica Park, Detroit, MI Sat Oct 06 2012, 6:09 PM - 9:03 PM EDT Att: 43,323 - Cloudy - 49 F
5 Stephen Drew, L OBP: 0.250, SLG: 0.500										4	0	1	0	0	1	1	
52 Yoenis Cespedes, R OBP: 0.500, SLG: 0.333										3	0	1	0	1	0	2	
37 Brandon Moss, L										4	0	0	0	0	3	3	
16 Josh Reddick, L										3	0	0	0	1	3	2	
20 Josh Donaldson, R										4	0	0	0	0	3	1	
15 Seth Smith, L										3	0	0	0	1	2	1	
36 Derek Norris, R										3	0	0	0	0	1	2	
14 George Kottaras, L (9, PH)										1	0	0	0	0	0	0	
2 Cliff Pennington, S OBP: 0.667, SLG: 0.500										2	0	1	0	1	1	1	
Inning Stats	R: 1 E: 0 K: 2 S: 16	H: 1 LOB: 1 BB: 1 P: 26	R: 0 E: 0 K: 1 S: 10	H: 0 LOB: 1 BB: 1 P: 17	R: 0 E: 0 K: 1 S: 12	H: 1 LOB: 1 BB: 0 P: 18	R: 0 E: 0 K: 1 S: 9	H: 0 LOB: 1 BB: 1 P: 17	R: 0 E: 0 K: 3 S: 12	H: 0 LOB: 0 BB: 0 P: 14	R: 0 E: 0 K: 2 S: 10	H: 1 LOB: 1 BB: 0 P: 16	R: 0 E: 0 K: 1 S: 10	H: 0 LOB: 0 BB: 0 P: 11	1B: 2 2B: 1 3B: 0 HR: 1	SF: 0 SAC: 0 DP: 0 HBP: 0	WP: 0 PA: 35
PITCHER	IP: 7.0 WLS: W BF: 28 ERA: 1.29	H: 3 R: 1 ER: 1 SO: 11	BB: 4 IBB: 0 HBP: 0 BLK: 0	WP: 0 HR: 1 S: 79 P: 121	ERA: 1.29 WHIP: 1.000	IP: 1.0 WLS: H BF: 4 ERA: 0.00	H: 1 R: 0 ER: 0 SO: 0	BB: 0 IBB: 0 HBP: 0 BLK: 0	WP: 0 HR: 0 S: 10 P: 14	ERA: 0.00 WHIP: 0.000	IP: 1.0 WLS: S BF: 3 ERA: 0.00	H: 0 R: 0 ER: 0 SO: 2	BB: 0 IBB: 0 HBP: 0 BLK: 0	WP: 0 HR: 0 S: 8 P: 11	1B: 0 2B: 0 3B: 0 HR: 0	SF: 0 SAC: 0 DP: 0 HBP: 0	WP: 0 PA: 35
35 Justin Verlander, R ERA: 1.29																	
53 Joaquin Benoit, R ERA: 0.00																	
46 Jose Valverde, R ERA: 0.00																	

AB	31
R	1
H	4
RBI	1
BB	4
SO	14
LOB	15



Batter	1	2	3	4	5	6	7	8	9	AB	R	H	RBI	BB	SO	LOB	BOTTOM		
14 Austin Jackson, R OBP: 0.250, SLG: 0.500										4	1	1	0	0	1	3	Oakland Athletics @ Detroit Tigers Comerica Park, Detroit, MI Sat Oct 06 2012, 6:09 PM - 9:03 PM EDT Att: 43,323 - Cloudy - 49 F		
52 Quintin Berry, L OBP: 0.667, SLG: 0.667										3	0	2	0	0	1	0			
34 Avisail Garcia, R										3	0	0	0	1	0	1			
24 Miguel Cabrera, R										3	0	0	0	1	0	1			
28 Prince Fielder, L										4	0	0	0	0	2	2			
21 Delmon Young, R										2	0	0	0	0	1	0			
12 Andy Dirks, L OBP: 0.333, SLG: 0.333										3	0	1	0	0	0	1			
27 Jhonny Peralta, R										3	0	0	0	0	2	2			
13 Alex Avila, L OBP: 0.667, SLG: 1.667										3	1	2	1	0	1	0			
4 Omar Infante, R OBP: 0.333, SLG: 0.667										3	1	1	0	0	0	2			
Inning Stats	R: 1 E: 0 K: 0 S: 11	H: 2 LOB: 0 BB: 0 P: 17	R: 0 E: 0 K: 0 S: 4	H: 0 LOB: 0 BB: 0 P: 7	R: 1 E: 1 K: 1 S: 13	H: 2 LOB: 2 BB: 1 P: 25	R: 0 E: 0 K: 1 S: 6	H: 0 LOB: 1 BB: 0 P: 11	R: 1 E: 0 K: 1 S: 7	H: 1 LOB: 0 BB: 0 P: 12	R: 0 E: 0 K: 1 S: 6	H: 0 LOB: 0 BB: 0 P: 10	R: 0 E: 0 K: 2 S: 17	H: 2 LOB: 2 BB: 0 P: 22	R: 0 E: 0 K: 0 S: 8	H: 0 LOB: 0 BB: 0 P: 10	1B: 4 2B: 3 3B: 0 HR: 1	SF: 0 SAC: 0 DP: 2 HBP: 1	WP: 0 PA: 31
PITCHER	IP: 6.1 WLS: L BF: 26 ERA: 2.84	H: 7 R: 3 ER: 2 SO: 5	BB: 1 IBB: 0 HBP: 0 BLK: 0	WP: 0 HR: 1 S: 58 P: 96	ERA: 2.84 WHIP: 1.263	IP: 0.2 WLS: 0 BF: 2 ERA: 0.00	H: 0 R: 0 ER: 0 SO: 1	BB: 0 IBB: 0 HBP: 0 BLK: 0	WP: 0 HR: 0 S: 6 P: 8	ERA: 0.00 WHIP: 0.000	IP: 1.0 WLS: 0 BF: 3 ERA: 0.00	H: 0 R: 0 ER: 0 SO: 0	BB: 0 IBB: 0 HBP: 0 BLK: 0	WP: 0 HR: 0 S: 8 P: 10	1B: 0 2B: 0 3B: 0 HR: 0	SF: 0 SAC: 0 DP: 0 HBP: 0	WP: 0 PA: 31		
11 Jarrod Parker, R ERA: 2.84																			
40 Pat Neshek, R ERA: 0.00																			
13 Jerry Blevins, L ERA: 0.00																			

AB	29
R	3
H	7
RBI	1
BB	1
SO	6
LOB	11



Batter	1	2	3	4	5	6	7	8	9	AB	R	H	RBI	BB	SO	LOB	TOP			
4 Coco Crisp, S OBP: 0.222, SLG: 0.556										5	0	1	0	0	1	2				
5 Stephen Drew, L OBP: 0.222, SLG: 0.333										5	0	1	0	0	1	3				
52 Yoenis Cespedes, R OBP: 0.444, SLG: 0.375										5	1	2	1	0	0	2				
37 Brandon Moss, L OBP: 0.250, SLG: 0.143										3	0	1	0	0	1	1				
16 Josh Reddick, L OBP: 0.250, SLG: 0.571										4	1	1	1	0	0	3				
20 Josh Donaldson, R OBP: 0.250, SLG: 0.143										3	0	1	0	1	0	1				
15 Seth Smith, L (1, 10)										2	1	0	0	1	0	1				
14 George Kottaras, L (1, 2)										2	0	0	0	0	2	3				
36 Derek Norris, R (9, PH) (9, 2)										1	0	0	0	0	1	0				
2 Cliff Pennington, S OBP: 0.714, SLG: 0.600										3	1	2	1	1	0	1				
Inning Stats	R: 0 E: 0 K: 1 S: 8	H: 0 LOB: 0 BB: 0 P: 11	R: 0 E: 0 K: 3 S: 13	H: 1 LOB: 2 BB: 0 P: 19	R: 1 E: 0 K: 2 S: 13	H: 4 LOB: 2 BB: 0 P: 22	R: 0 E: 0 K: 1 S: 10	H: 0 LOB: 1 BB: 0 P: 18	R: 0 E: 0 K: 1 S: 7	H: 0 LOB: 0 BB: 0 P: 9	R: 1 E: 0 K: 0 S: 8	H: 1 LOB: 1 BB: 1 P: 15	R: 2 E: 0 K: 0 S: 16	H: 2 LOB: 0 BB: 0 P: 24	R: 0 E: 0 K: 1 S: 13	H: 1 LOB: 2 BB: 1 P: 23	1B: 8 2B: 0 3B: 0 HR: 1	SF: 0 SAC: 1 DP: 1 HBP: 2	WP: 1 PA: 39 PB: 0 SB: 2 CS: 0	
PITCHER	IP	WLS	BF	H	R	ER	SO	BB	IBB	HBP	BLK	WP	HR	S	P	ERA	WHIP			
58 Doug Fister, R ERA: 2.57	7.0		29	6	2	2	8	2	0	2	0	0	0	68	107	2.57	1.143			
53 Joaquin Benoit, R ERA: 9.0	1.0	B	5	2	2	2	0	0	0	0	0	1	1	16	24	18.00	2.000			
40 Phil Coke, L ERA:	0.2	A	4	1	0	0	1	1	0	0	0	0	0	11	20	0.00	3.000			
62 AJ Alburquerque, R ERA:	0.1	W	1	0	0	0	0	0	0	0	0	0	0	2	3	0.00	0.000			

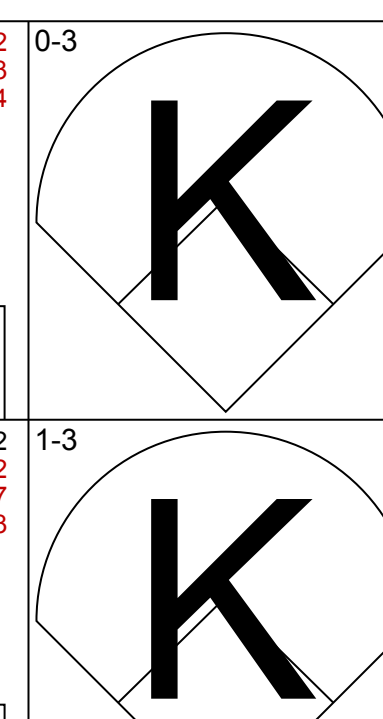
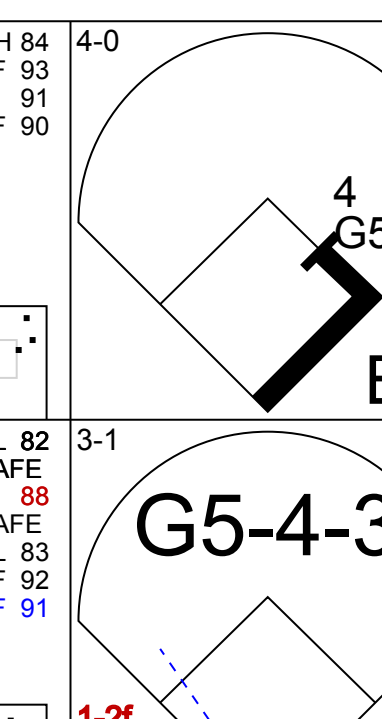
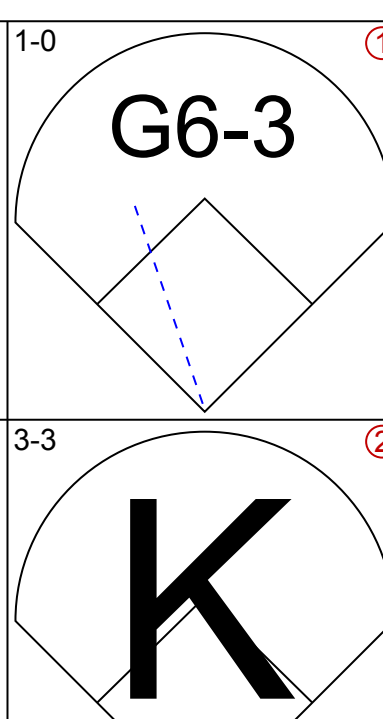
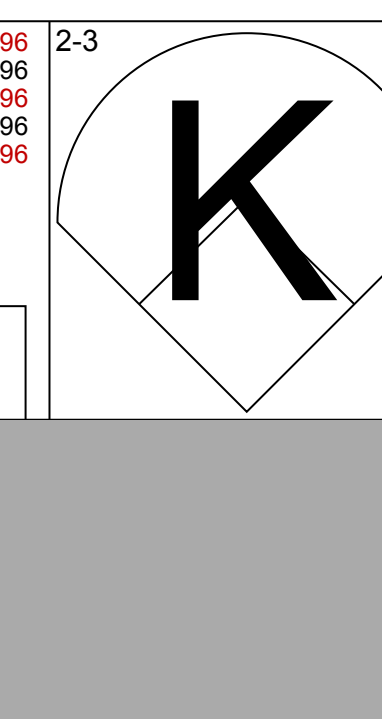
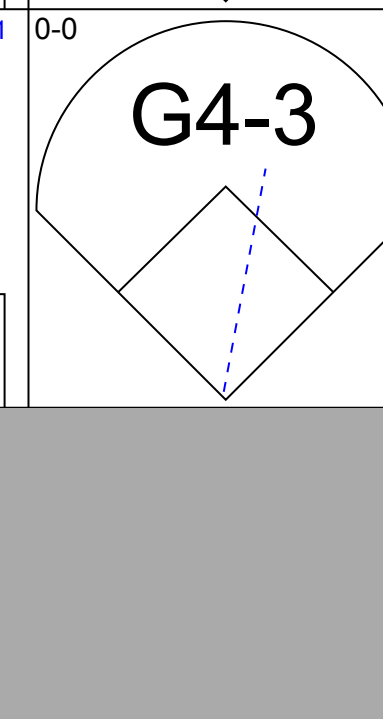



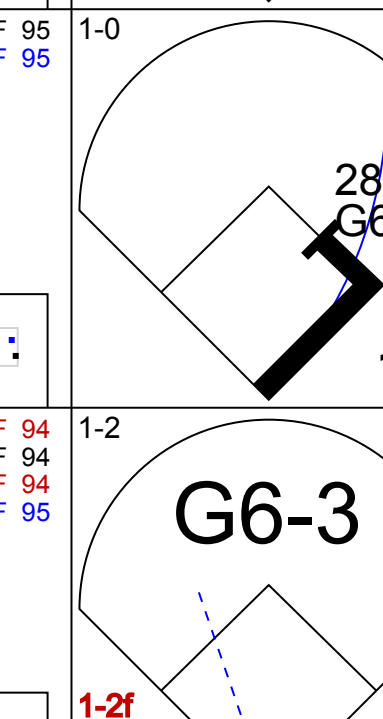

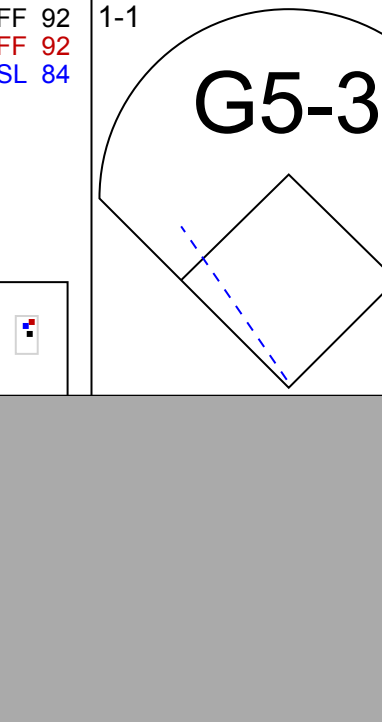



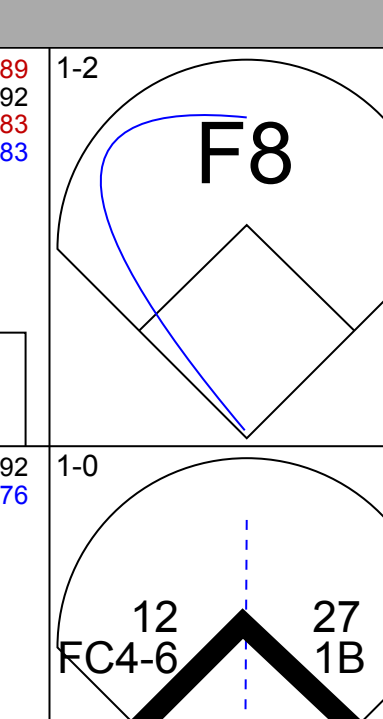
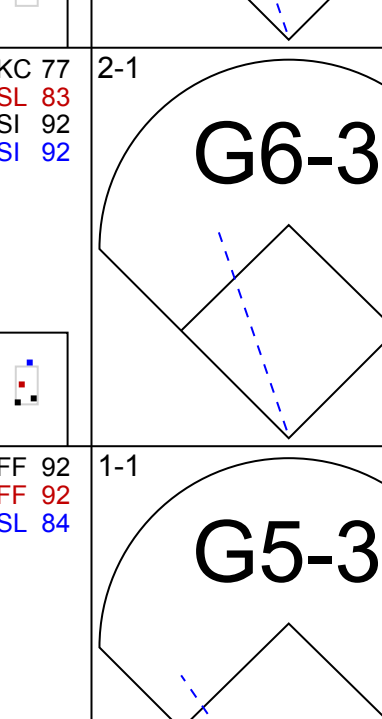

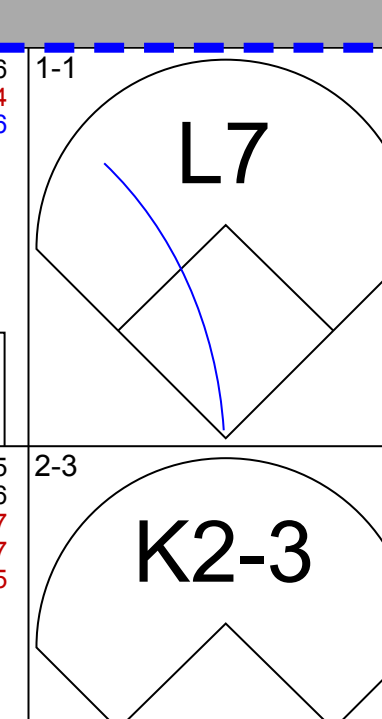
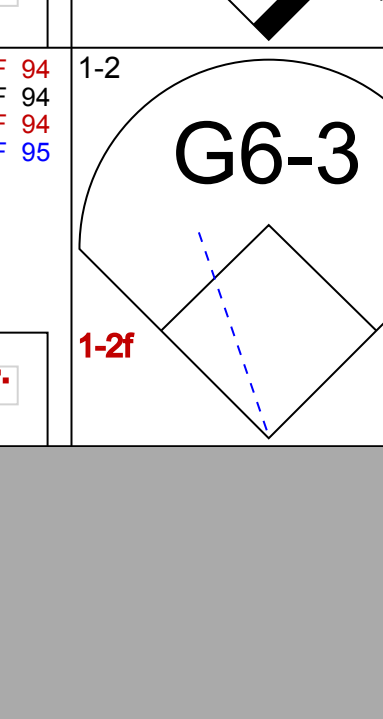
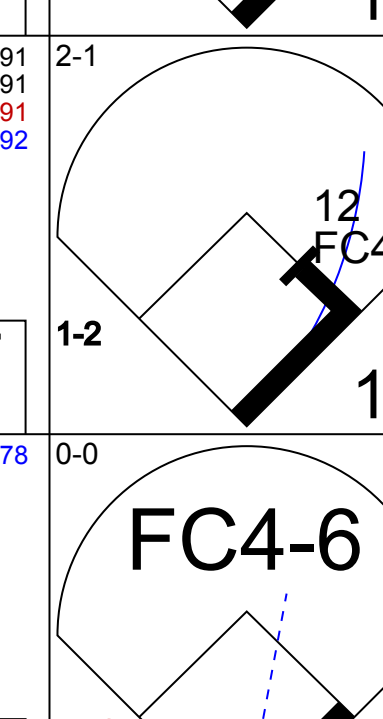

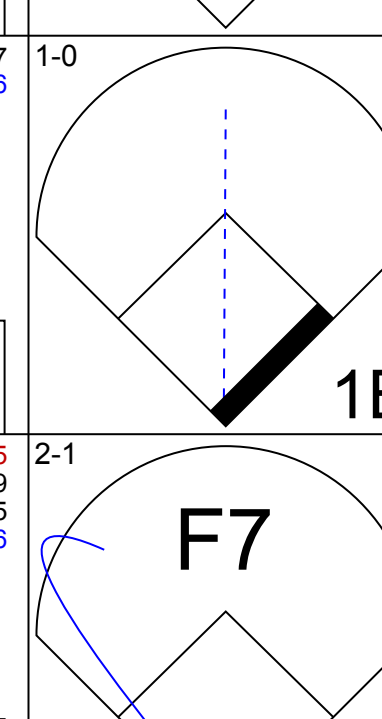
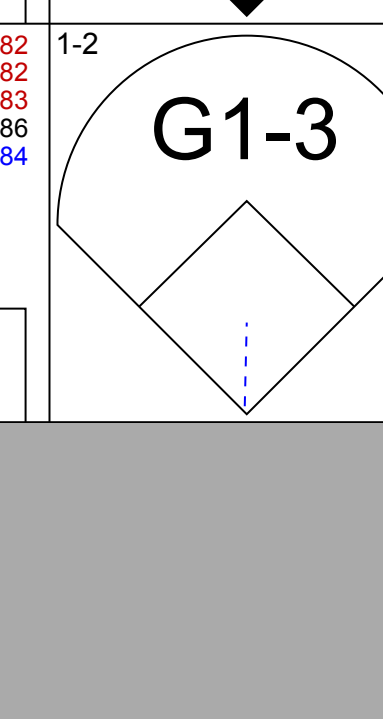
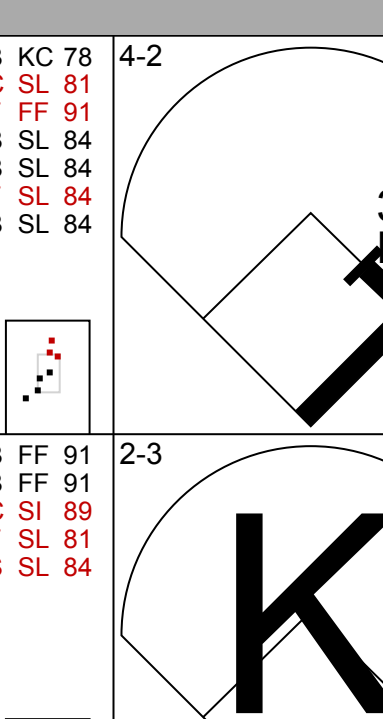


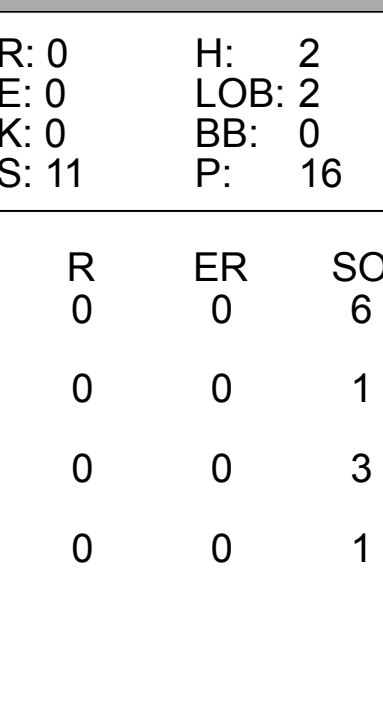
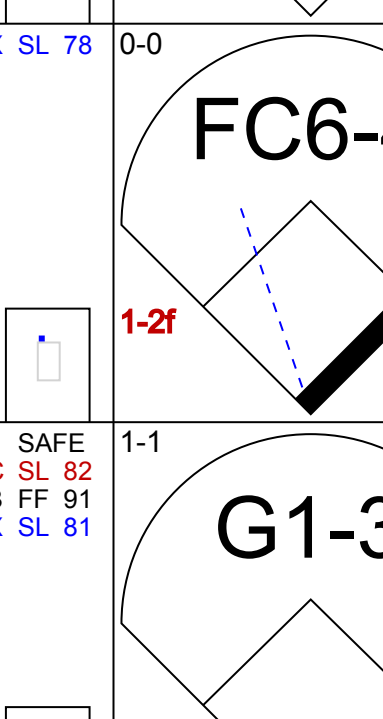
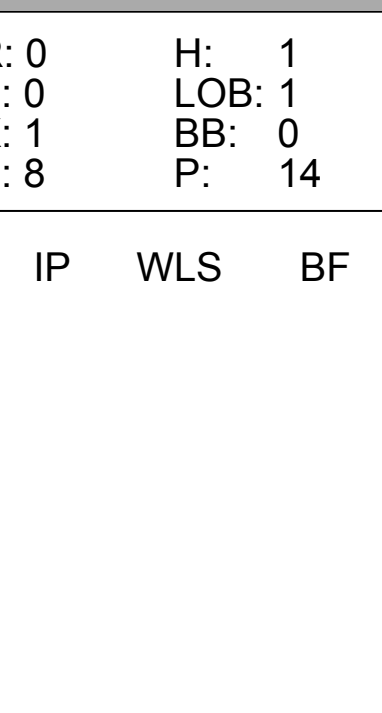

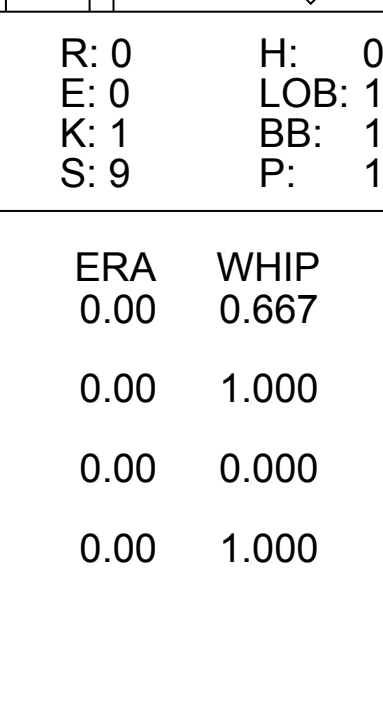


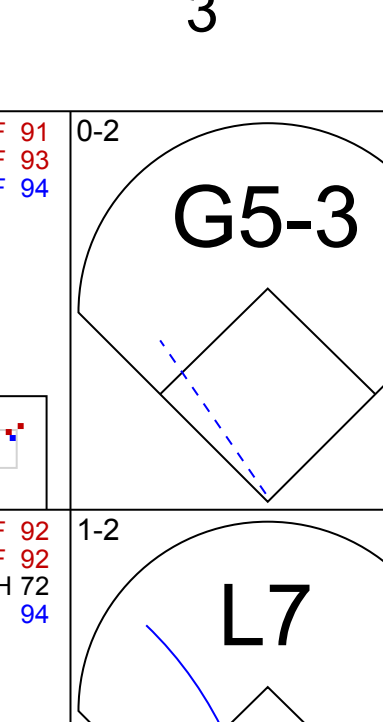
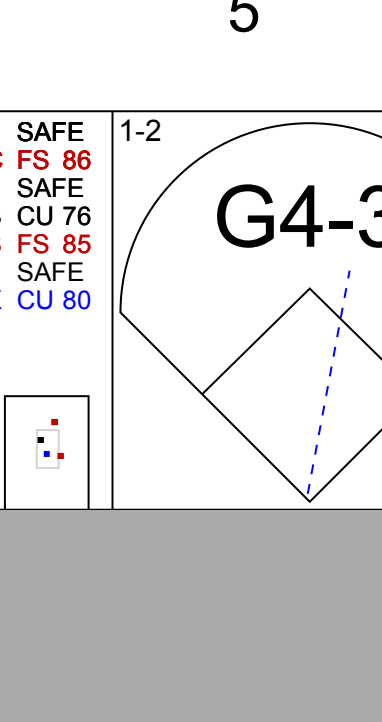

Oakland Athletics @ Detroit Tigers
Comerica Park, Detroit, MI
Sun Oct 07 2012, 12:10 PM - 3:35 PM EDT
Att: 40,684 - Partly Cloudy - 48 F

AB 33
R 4
H 9
RBI 3
BB 3
SO 9
LOB 17

Batter	1	2	3	4	5	6	7	8	9	AB	R	H	RBI	BB	SO	LOB	BOTTOM			
14 Austin Jackson, R OBP: 0.222, SLG: 0.333										5	1	1	0	0	2	3				
4 Omar Infante, R OBP: 0.375, SLG: 0.500										5	2	2	0	0	1	0				
24 Miguel Cabrera, R OBP: 0.444, SLG: 0.625										5	1	3	0	0	0	0				
28 Prince Fielder, L OBP: 0.222, SLG: 0.125										4	0	1	0	1	1	2				
21 Delmon Young, R OBP: 0.286, SLG: 0.167										4	0	1	1	0	0	1				
32 Don Kelly, L (8, PR) (9, 10)										0	1	0	1	0	0	0				
27 Jhonny Peralta, R OBP: 0.286, SLG: 0.266										4	0	2	0	0	1	1				
29 Danny Worth, R (8, PR) (9, 6)										0	0	0	0	0	0	0				
12 Andy Dirks, L OBP: 0.333, SLG: 0.333										3	0	1	0	0	2	1				
34 Avisail Garcia, R (1, 9)										2	0	0	0	1	1	0				
52 Quintin Berry, L OBP: 0.500, SLG: 0.500										1	0	0	0	0	1	3				
9 Gerald Laird, R (1, 2)										2	0	0	0	0	1	0				
13 Alex Avila, L OBP: 0.500, SLG: 1.250										1	0	0	0	0	1	2				
Inning Stats	R: 0 E: 0 K: 1 S: 10	H: 1 LOB: 1 BB: 0 P: 17	R: 0 E: 0 K: 0 S: 9	H: 1 LOB: 3 BB: 1 P: 17	R: 1 E: 0 K: 2 S: 13	H: 2 LOB: 1 BB: 0 P: 22	R: 0 E: 0 K: 2 S: 11	H: 0 LOB: 0 BB: 0 P: 17	R: 0 E: 0 K: 1 S: 6	H: 1 LOB: 1 BB: 0 P: 18	R: 2 E: 1 K: 2 S: 19	H: 2 LOB: 1 BB: 0 P: 24	R: 1 E: 0 K: 0 S: 15	H: 2 LOB: 2 BB: 0 P: 23	R: 1 E: 0 K: 1 S: 10	H: 2 LOB: 2 BB: 1 P: 18	1B: 9 2B: 2 3B: 0 HR: 0	SF: 1 SAC: 1 DP: 0 HBP: 1	WP: 2 PA: 41 PB: 0 SB: 0 CS: 0	
PITCHER	IP	WLS	BF	H	R	ER	SO	BB	IBB	HBP	BLK	WP	HR	S	P	ERA	WHIP			
57 Tommy Milone, L ERA: 1.5	6.0		25	5	1	1	6	1	0	1	0	0	0	62	100	1.50	1.000			
62 Sean Doolittle, L ERA:	1.0	B	6	2	2	0	2	0	0	0	0	0	0	19	24	0.00	2.000			
48 Ryan Cook, R ERA: 9.0	1.0	B	5	2	1	1	2	0	0	0	0	1	0	15	23	9.00	2.000			
50 Grant Balfour, R ERA: 13.5	0.2	L	5	2	1	1	1	0	1	0	0	0	0	10	18	13.50	3.000			


Oakland Athletics @ Detroit Tigers
Comerica Park, Detroit, MI
Sun Oct 07 2012, 12:10 PM - 3:35 PM EDT
Att: 40,684 - Partly Cloudy - 48 F

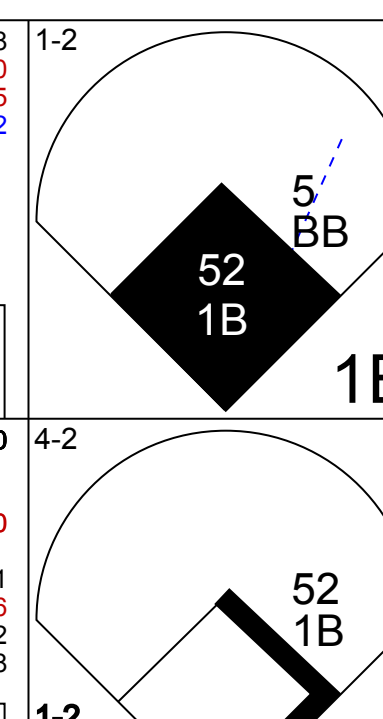
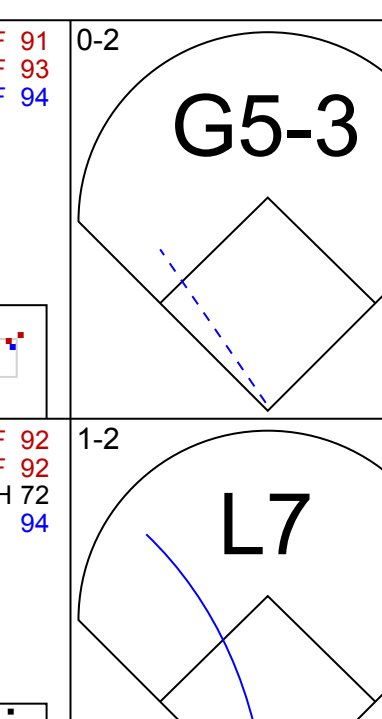
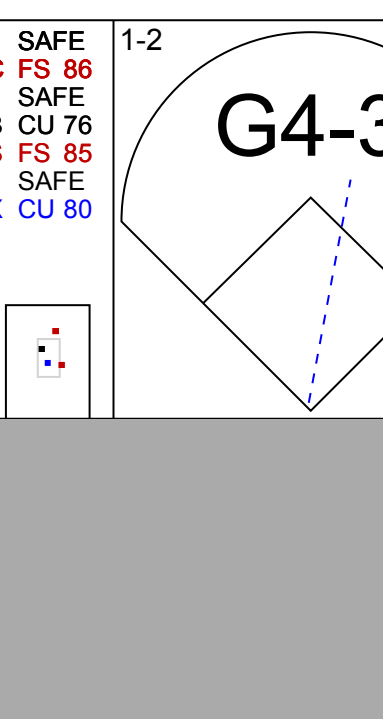
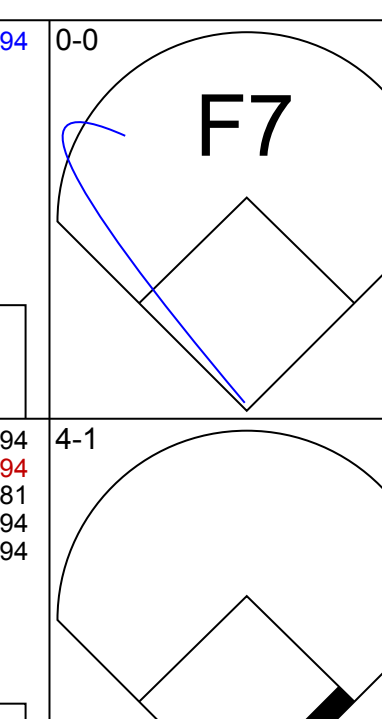
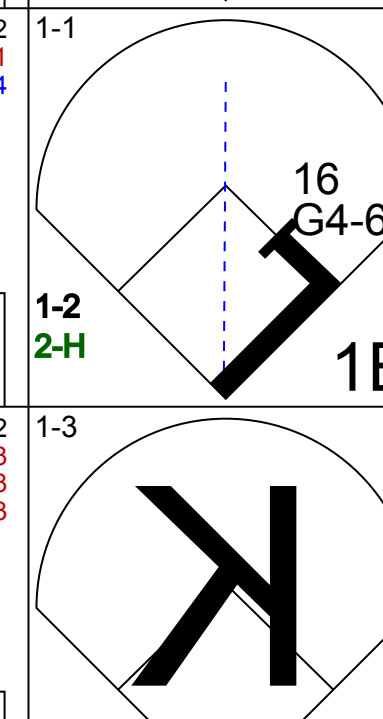

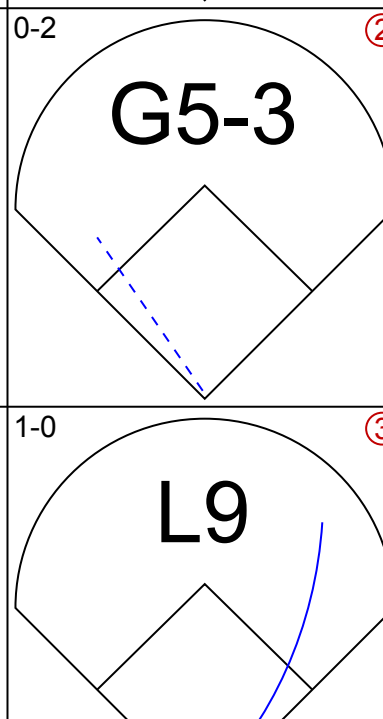
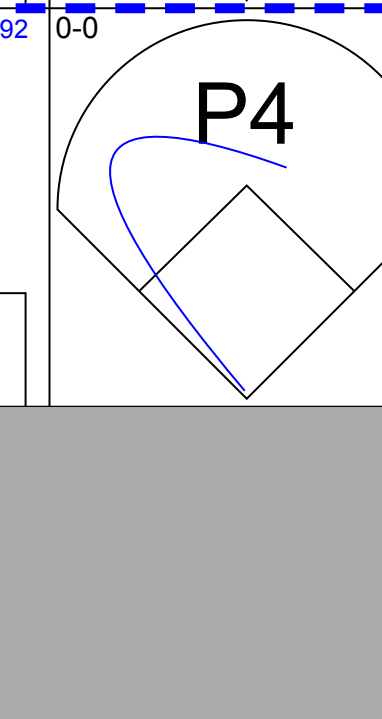

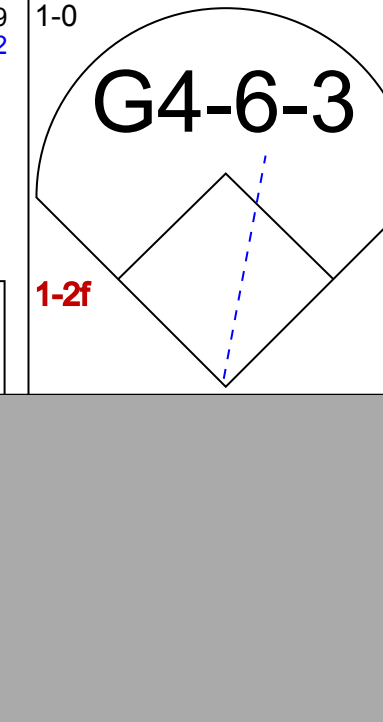

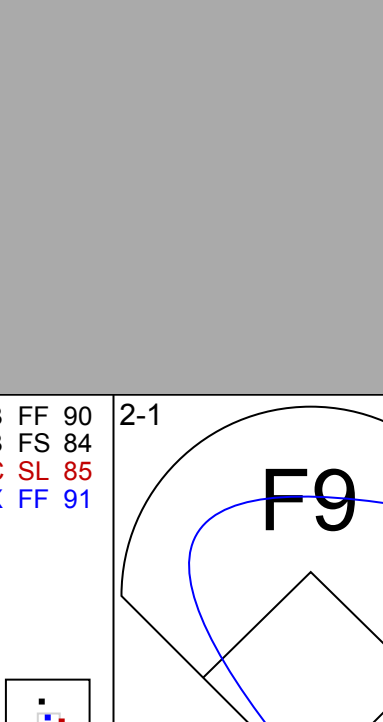





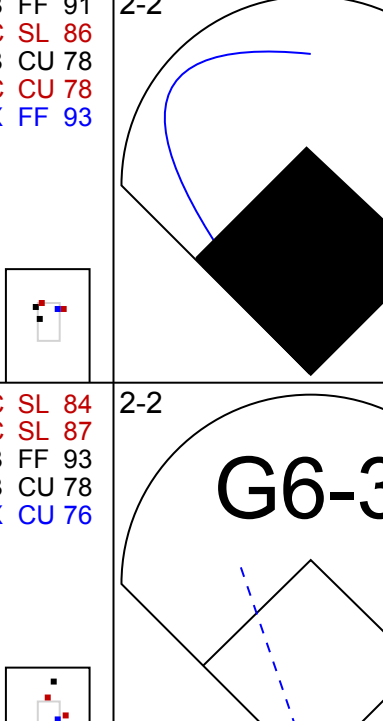




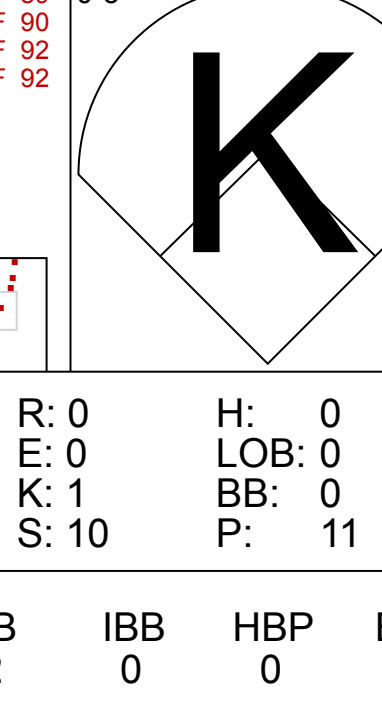
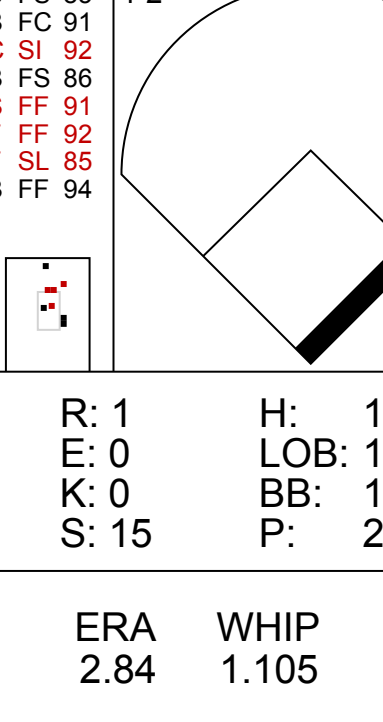

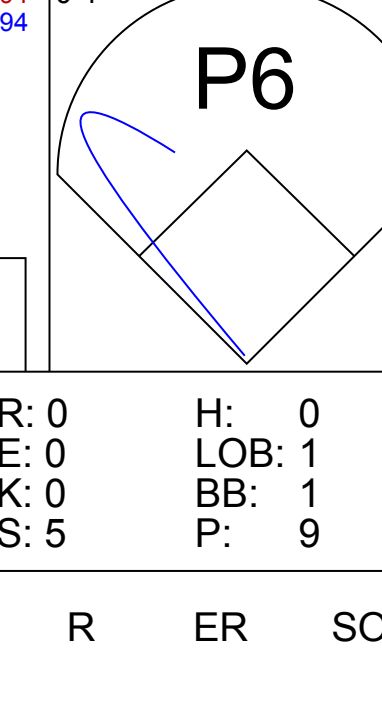

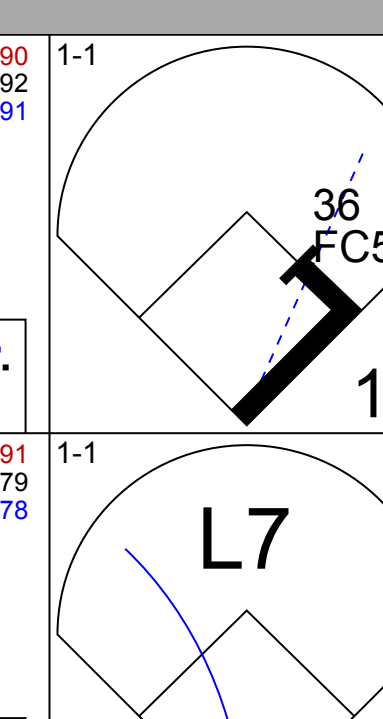
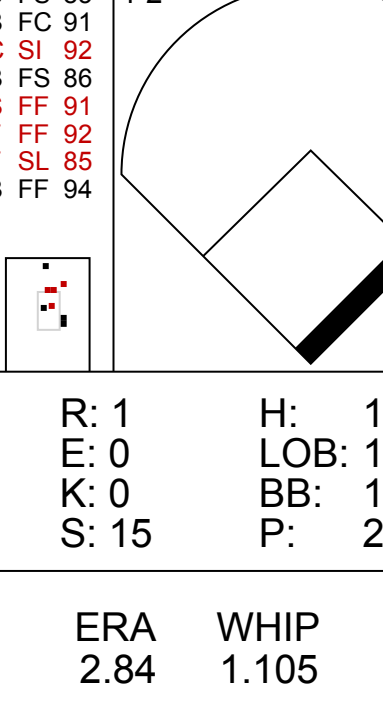

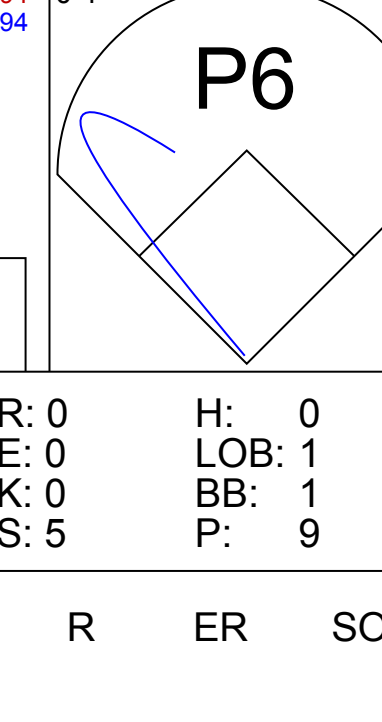

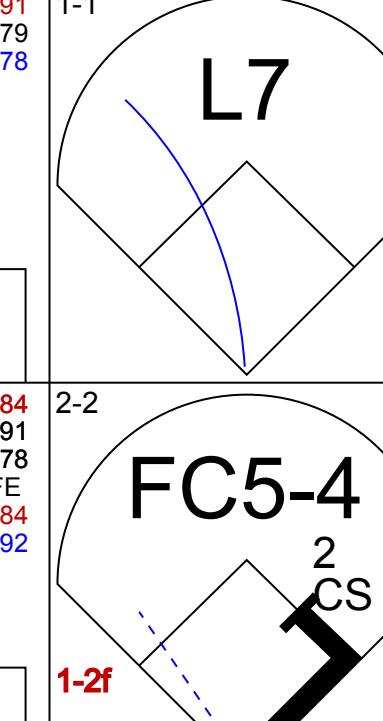
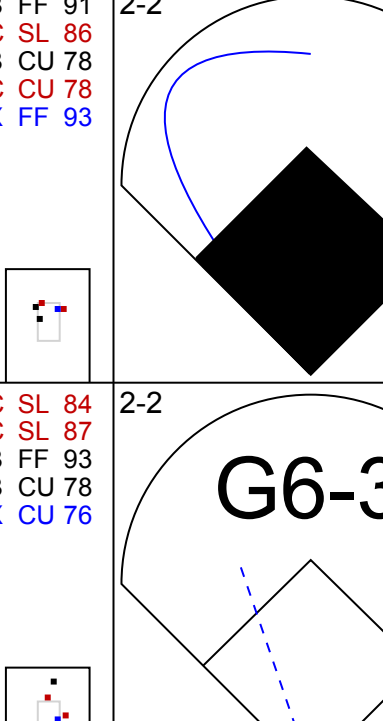



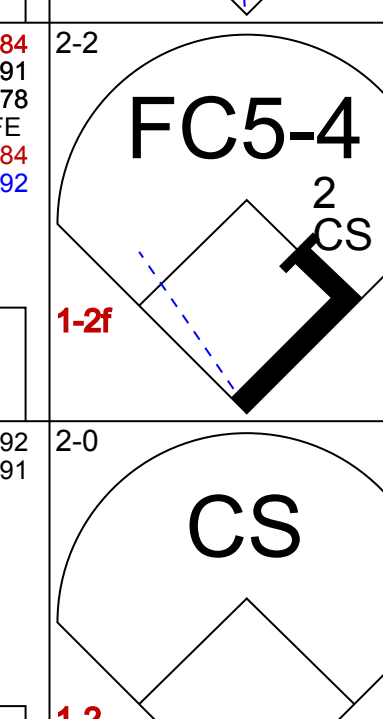
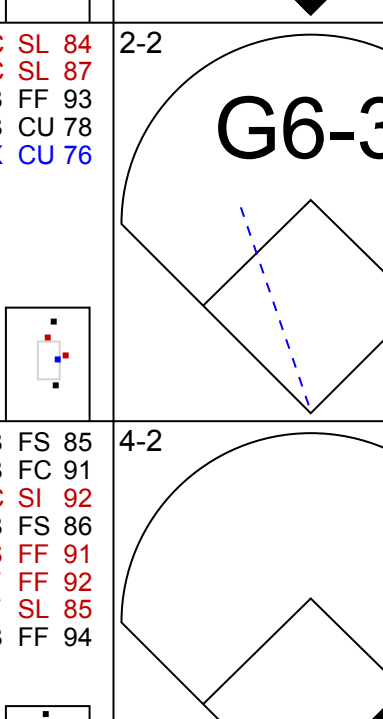

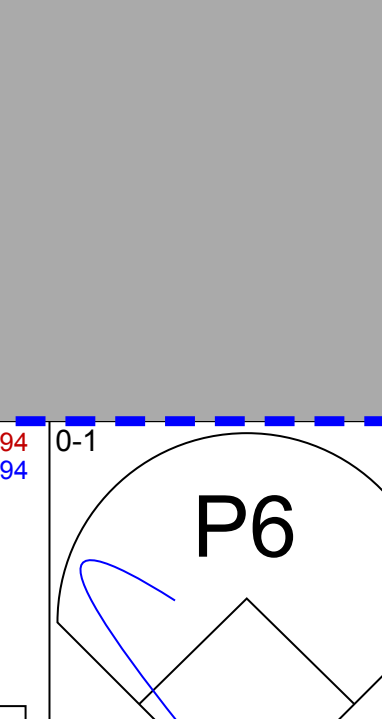

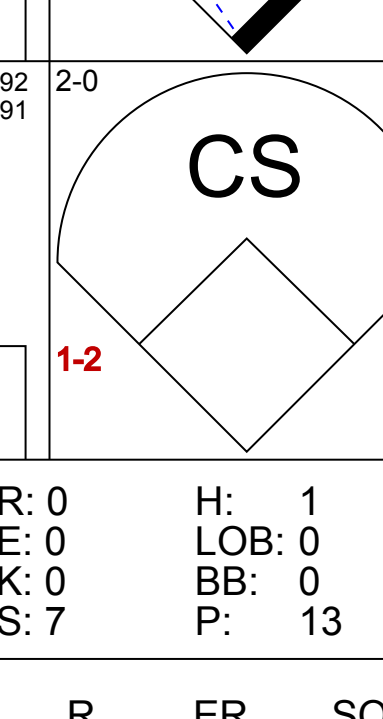
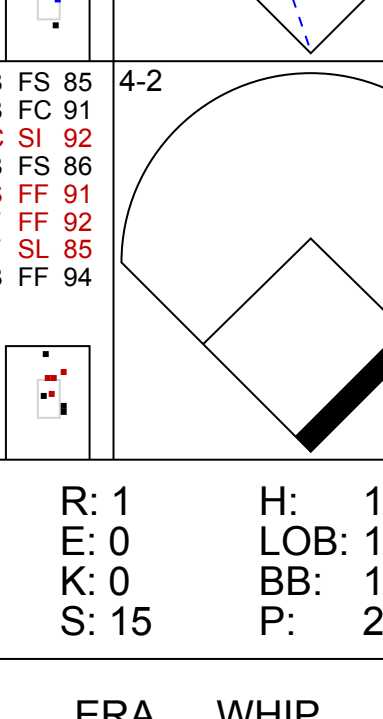
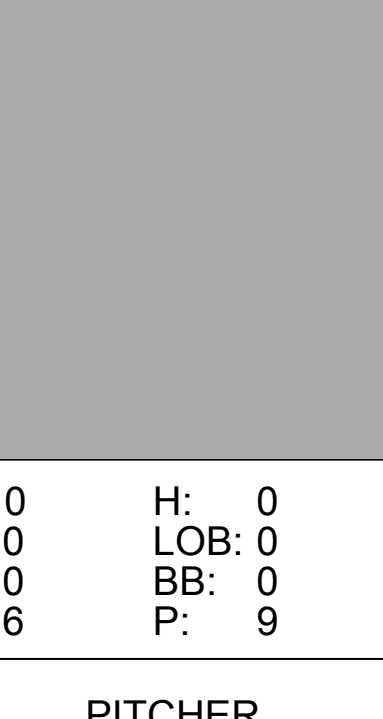
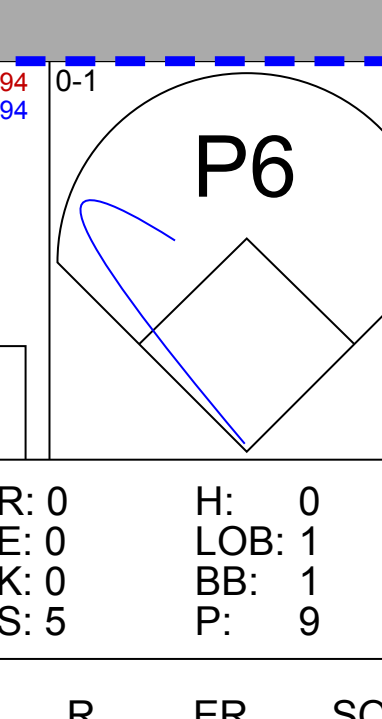
AB 36
R 5
H 11
RBI 2
BB 2
SO 11
LOB 13

Batter	1	2	3	4	5	6	7	8	9	AB	R	H	RBI	BB	SO	LOB	TOP					
14 Austin Jackson, R OBP: 0.231, SLG: 0.250										3	0	0	0	1	2	0						
4 Omar Infante, R OBP: 0.250, SLG: 0.333										4	0	0	0	0	3	1						
24 Miguel Cabrera, R OBP: 0.385, SLG: 0.500										4	0	1	0	0	1	0						
28 Prince Fielder, L OBP: 0.154, SLG: 0.083										4	0	0	0	0	0	1						
21 Delmon Young, R OBP: 0.300, SLG: 0.222										3	0	1	0	0	1	0						
27 Johnny Peralta, R OBP: 0.500, SLG: 0.444										2	0	2	0	1	0	0						
12 Andy Dirks, L OBP: 0.222, SLG: 0.222										3	0	0	0	0	1	4						
34 Avisail Garcia, R OBP: 0.222, SLG: 0.222										3	0	0	0	0	1	3						
9 Gerald Laird, R OBP: 0.222, SLG: 0.222										3	0	0	0	0	2	1						
Inning Stats	R: 0 E: 0 K: 2 S: 7	H: 0 LOB: 0 BB: 0 P: 8	R: 0 E: 0 K: 0 S: 11	H: 2 LOB: 2 BB: 0 P: 16	R: 0 E: 0 K: 1 S: 5	H: 0 LOB: 0 BB: 1 P: 15	R: 0 E: 0 K: 0 S: 6	H: 0 LOB: 0 BB: 0 P: 12	R: 0 E: 0 K: 1 S: 9	H: 0 LOB: 1 BB: 1 P: 16	R: 0 E: 0 K: 2 S: 7	H: 0 LOB: 0 BB: 0 P: 13	R: 0 E: 0 K: 1 S: 8	H: 1 LOB: 1 BB: 0 P: 14	R: 0 E: 0 K: 3 S: 10	H: 0 LOB: 0 BB: 0 P: 12	R: 0 E: 0 K: 1 S: 7	H: 1 LOB: 0 BB: 0 P: 11	1B: 4 2B: 0 3B: 0 HR: 0	SF: 0 SAC: 0 DP: 2 HBP: 0	WP: 0 PB: 0 CS: 0	PA: 31
PITCHER	IP	WLS	BF	H	R	ER	SO	BB	IBB	HBP	BLK	WP	HR	S	P	ERA	WHIP					
49 Brett Anderson, L ERA: 4.5	(1, 1)	6.0	W	21	2	0	0	6	2	0	0	0	0	45	80	0.00	0.667					
48 Ryan Cook, R ERA: 4.5	(7, 1)	1.0	H	4	1	0	0	1	0	0	0	0	0	8	14	0.00	1.000					
62 Sean Doolittle, L ERA: 5.4	(8, 1)	1.0	H	3	0	0	0	3	0	0	0	0	0	10	12	0.00	0.000					
50 Grant Balfour, R ERA: 5.4	(9, 1)	1.0	S	3	1	0	0	1	0	0	0	0	0	7	11	0.00	1.000					

Detroit Tigers @ Oakland Athletics
Oakland Coliseum, Oakland, CA
Tue Oct 09 2012, 6:08 PM - 8:42 PM PDT
Att: 37,090 - Partly Cloudy - 65 F


AB 29
R 0
H 4
RBI 0
BB 2
SO 11
LOB 10



Batter	1	2	3	4	5	6	7	8	9	AB	R	H	RBI	BB	SO	LOB	BOTTOM					
4 Coco Crisp, S OBP: 0.231, SLG: 0.462										4	1	1	0	0	0	1						
5 Stephen Drew, L OBP: 0.308, SLG: 0.273										2	0	0	0	2	0	0						
52 Yoenis Cespedes, R OBP: 0.385, SLG: 0.333										4	0	1	1	0	1	1						
37 Brandon Moss, L OBP: 0.182, SLG: 0.100										3	0	0	0	0	1	2						
16 Josh Reddick, L OBP: 0.182, SLG: 0.400										3	0	0	0	0	0	2						
20 Josh Donaldson, R OBP: 0.384, SLG: 0.300										3	1	1	1	0	0	2						
15 Seth Smith, L OBP: 0.384, SLG: 0.500										3	0	0	0	0	1	2						
36 Derek Norris, R OBP: 0.222, SLG: 0.222										3	0	0	0	0	1	2						
2 Cliff Pennington, S OBP: 0.600, SLG: 0.429										2	0	0	0	1	1	0						
Inning Stats	R: 1 E: 0 K: 1 S: 11	H: 2 LOB: 1 BB: 1 P: 19	R: 0 E: 0 K: 0 S: 7	H: 1 LOB: 0 BB: 0 P: 13	R: 0 E: 0 K: 1 S: 10	H: 0 LOB: 0 BB: 0 P: 11	R: 0 E: 0 K: 1 S: 8	H: 0 LOB: 0 BB: 0 P: 14	R: 1 E: 0 K: 0 S: 15	H: 1 LOB: 1 BB: 1 P: 26	R: 0 E: 0 K: 0 S: 6	H: 0 LOB: 0 BB: 0 P: 9	R: 0 E: 0 K: 1 S: 10	H: 1 LOB: 1 BB: 0 P: 16	R: 0 E: 0 K: 0 S: 5	H: 0 LOB: 1 BB: 1 P: 9	R: 0 E: 0 K: 0 S: 11	H: 0 LOB: 0 BB: 0 P: 11	1B: 4 2B: 0 3B: 0 HR: 1	SF: 0 SAC: 0 DP: 1 HBP: 0	WP: 0 PB: 0 CS: 1	PA: 31
PITCHER	IP	WLS	BF	H	R	ER	SO	BB	IBB	HBP	BLK	WP	HR	S	P	ERA	WHIP					
19 Anibal Sanchez, R ERA: 2.84	(1, 1)	6.1	L	24	5	2	2	3	2	0	0	0	0	5	7	0.00	1.105					
20 Octavio Dotel, R ERA: 2.84	(7, 1)	0.2		2	0	0	0	1	0	0	0	0	0	5	7	0.00	0.000					
40 Phil Coke, L ERA: 2.84	(8, 1)	0.2		3	0	0	0	0	1	0	0	0	0	4	8	0.00	1.500					
21 Rick Porcello, R ERA: 2.84	(8, 1)	0.1		1	0	0	0	0	0	0	0	0	0	1	1	0.00	0.000					

Detroit Tigers @ Oakland Athletics
Oakland Coliseum, Oakland, CA
Tue Oct 09 2012, 6:08 PM - 8:42 PM PDT
Att: 37,090 - Partly Cloudy - 65 F

AB 27
R 2
H 5
RBI 2
BB 3
SO 4
LOB 10



Batter	1	2	3	4	5	6	7	8	9	AB	R	H	RBI	BB	SO	LOB	TOP					
14 Austin Jackson, R OBP: 0.250, SLG: 0.267	F8		1B		L7			SH3-4		3	0	1	1	0	0	0						
52 Quintin Berry, L OBP: 0.286, SLG: 0.286	G6-3		F8		P1			28 1B		3	0	0	0	0	0	1						
34 Avisail Garcia, R OBP: 0.250, SLG: 0.143								2H		1	0	1	1	0	0	0						
24 Miguel Cabrera, R OBP: 0.353, SLG: 0.438	F7		G4-3					P5		4	0	1	0	0	0	2						
28 Prince Fielder, L OBP: 0.235, SLG: 0.375		F7						G6-3		4	1	2	1	0	0	1						
21 Delmon Young, R OBP: 0.286, SLG: 0.231		P3						G6-3		4	0	1	0	0	0	2						
12 Andy Dirks, L OBP: 0.308, SLG: 0.385																						
27 Jhonny Peralta, R OBP: 0.357, SLG: 0.308																						
13 Alex Avila, L OBP: 0.375, SLG: 0.875																						
4 Omar Infante, R OBP: 0.286, SLG: 0.357																						
Inning Stats	R: 0 E: 0 K: 0 S: 10	H: 0 LOB: 0 BB: 0 P: 15	R: 0 E: 0 K: 0 S: 10	H: 1 LOB: 1 BB: 0 P: 17	R: 1 E: 0 K: 0 S: 12	H: 2 LOB: 1 BB: 0 P: 19	R: 1 E: 0 K: 0 S: 13	H: 3 LOB: 0 BB: 0 P: 20	R: 0 E: 0 K: 1 S: 10	H: 1 LOB: 0 BB: 0 P: 12	R: 0 E: 0 K: 0 S: 6	H: 0 LOB: 0 BB: 0 P: 7	R: 0 E: 0 K: 0 S: 3	H: 0 LOB: 0 BB: 0 P: 6	R: 1 E: 0 K: 0 S: 14	H: 3 LOB: 2 BB: 0 P: 16	R: 0 E: 0 K: 1 S: 10	H: 0 LOB: 0 BB: 0 P: 14	1B: 7 2B: 2 3B: 0 HR: 1	SF: 0 SAC: 2 DP: 2 HBP: 0	WP: 0 PB: 0 CS: 0	PA: 35
PITCHER	IP	WLS	BF	H	R	ER	SO	BB	IBB	HBP	BLK	WP	HR	S	P	ERA	WHIP					
64 A.J. Griffin, R ERA: 3.6	5.0		21	7	2	2	1	0	0	0	0	0	0	1	57	85	3.60	1.400				
13 Jerry Blevins, L ERA:	2.0		5	0	0	0	0	0	0	0	0	0	0	7	11	0.00	0.000					
62 Sean Doolittle, L ERA: 3.38	0.2		5	3	1	1	0	0	0	0	0	0	0	12	14	13.50	4.500					
48 Ryan Cook, R ERA: 2.7	1.1	W	4	0	0	0	1	0	0	0	0	0	0	12	16	0.00	0.000					

Detroit Tigers @ Oakland Athletics
Oakland Coliseum, Oakland, CA
Wed Oct 10 2012, 6:39 PM - 10:00 PM PDT
Att: 36,385 - Partly Cloudy - 58 F

AB 33
R 3
H 10
RBI 3
BB 0
SO 2
LOB 10

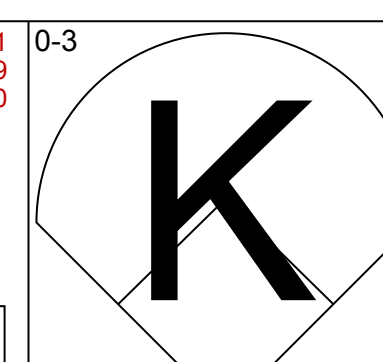
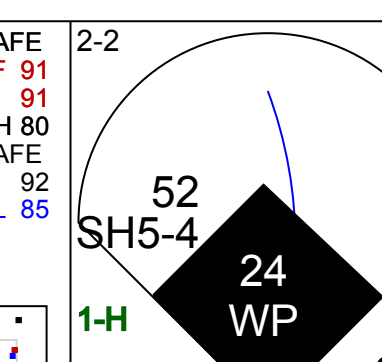
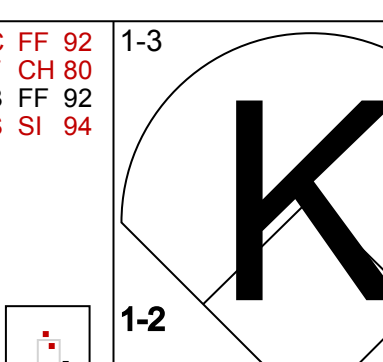
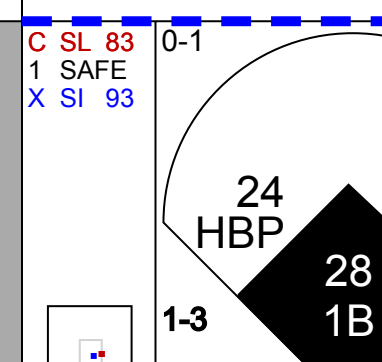
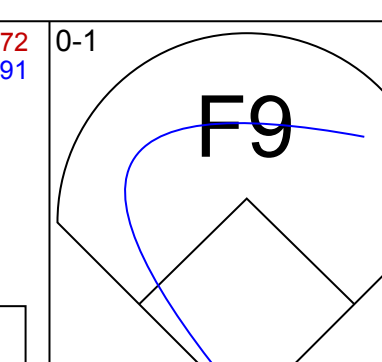
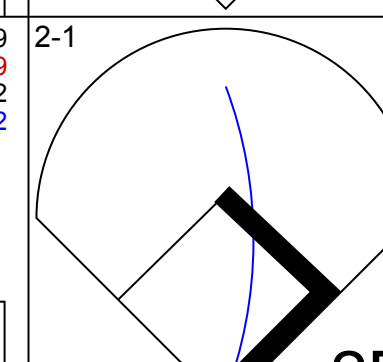
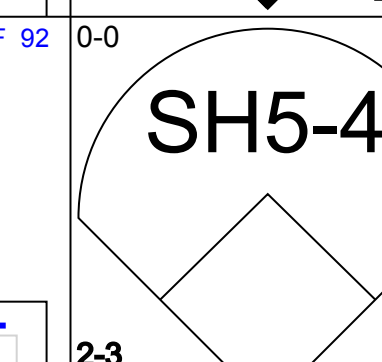
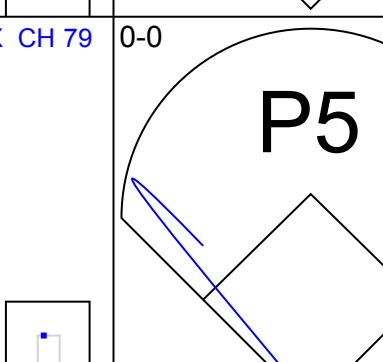
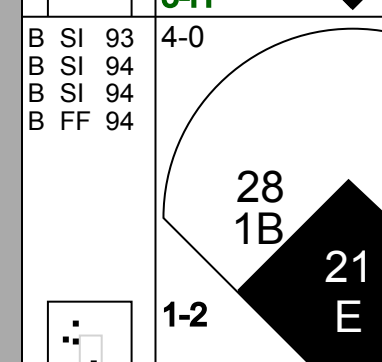

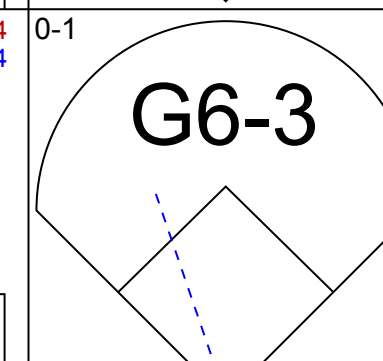
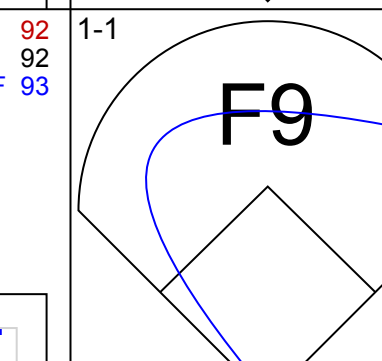

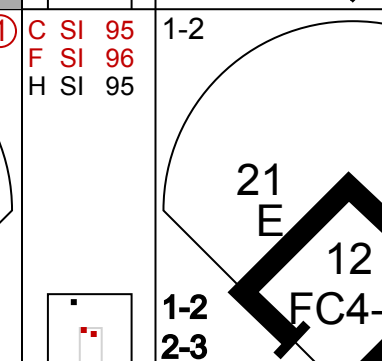

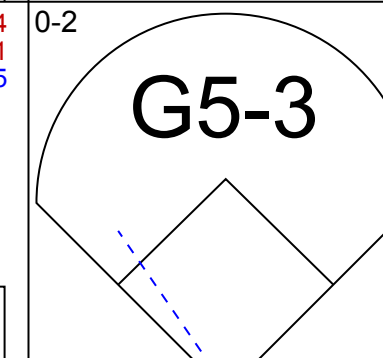
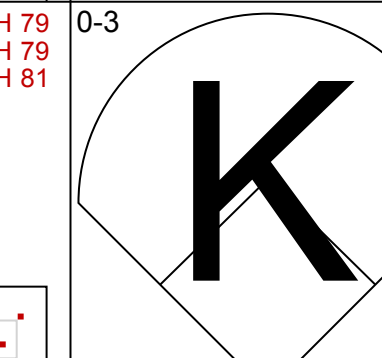

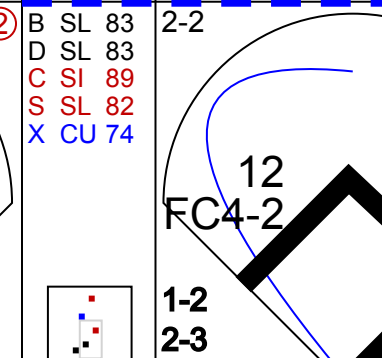




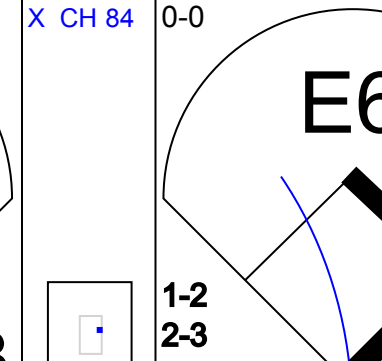

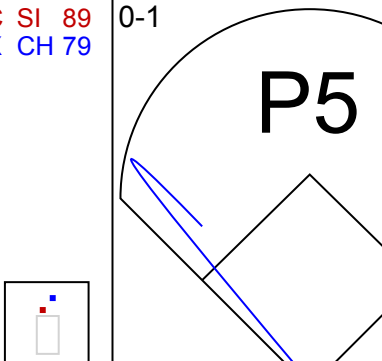
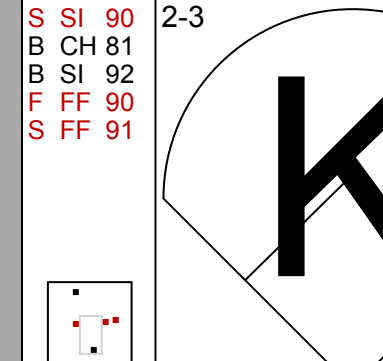
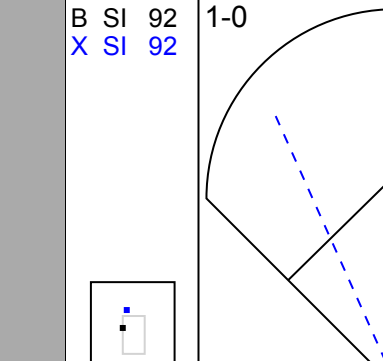
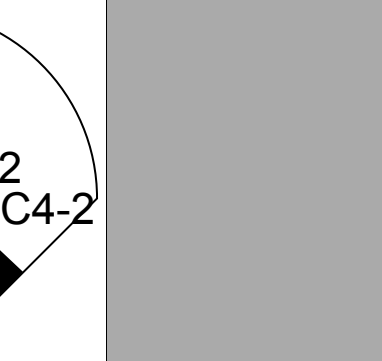

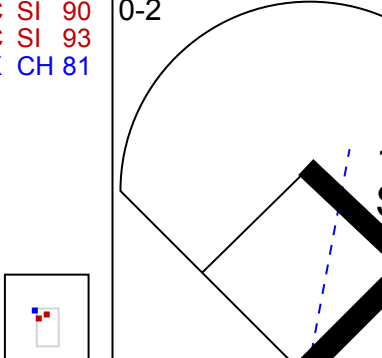
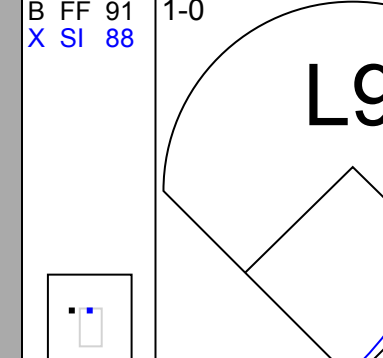
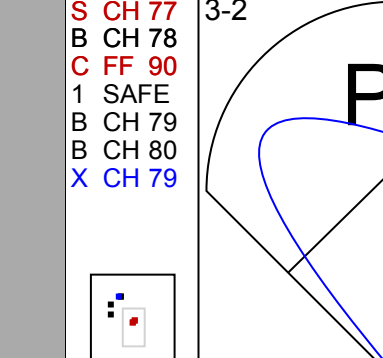


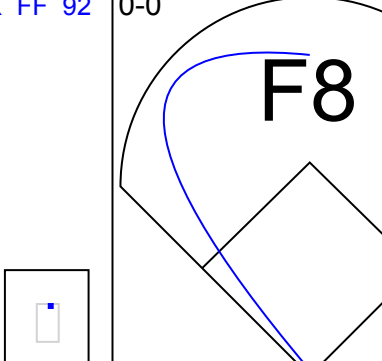
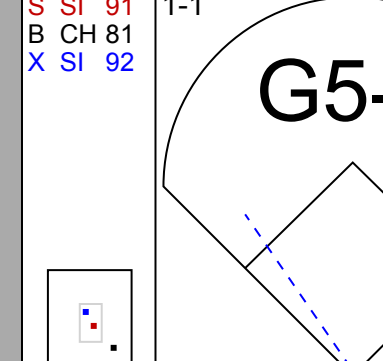





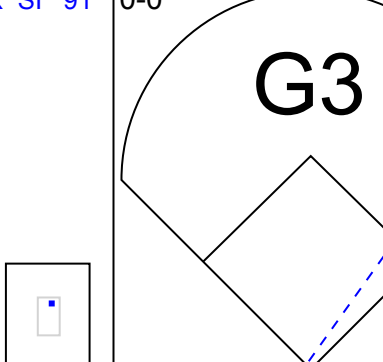
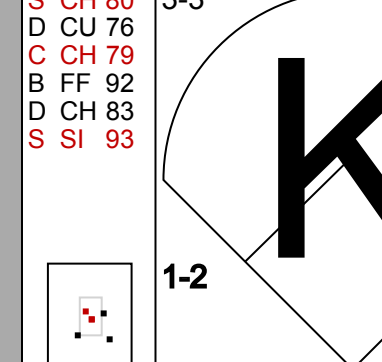
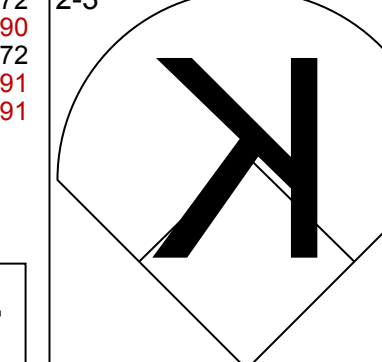

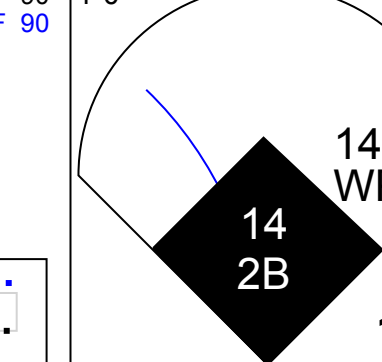
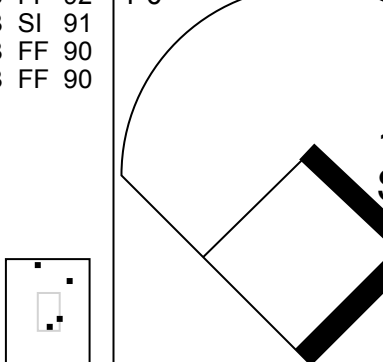
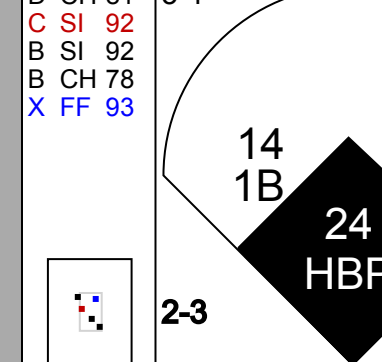
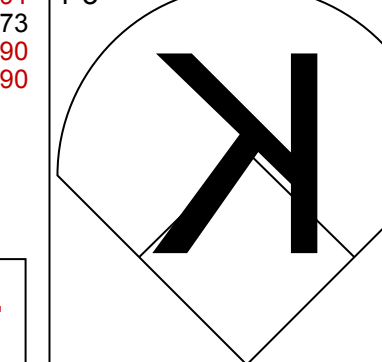



Batter	1	2	3	4	5	6	7	8	9	AB	R	H	RBI	BB	SO	LOB	BOTTOM				
4 Coco Crisp, S OBP: 0.222, SLG: 0.389	L3		P3			E3		F8		5	1	1	1	0	0	0					
5 Stephen Drew, L OBP: 0.333, SLG: 0.400	K									4	0	2	1	0	1	0					
52 Yoenis Cespedes, R OBP: 0.412, SLG: 0.333										3	0	1	0	1	1	0					
37 Brandon Moss, L OBP: 0.200, SLG: 0.077										3	0	0	0	1	2	3					
16 Josh Reddick, L OBP: 0.200, SLG: 0.357										4	1	1	0	0	2	1					
20 Josh Donaldson, R OBP: 0.333, SLG: 0.357										4	1	1	0	0	1	0					
15 Seth Smith, L OBP: 0.400, SLG: 0.545										3	1	1	2	1	2	0					
36 Derek Norris, R OBP: 0.100, SLG: 0.100										3	0	1	0	0	1	0					
14 George Kottaras, L (PH)										1	0	0	0	0	0	1					
2 Cliff Pennington, S OBP: 0.429, SLG: 0.273										4	0	0	0	0	2	3					
Inning Stats	R: 0 E: 0 K: 2 S: 9	H: 1 LOB: 1 BB: 0 P: 12	R: 0 E: 0 K: 2 S: 13	H: 0 LOB: 0 BB: 0 P: 19	R: 0 E: 0 K: 1 S: 7	H: 0 LOB: 0 BB: 0 P: 10	R: 0 E: 0 K: 3 S: 18	H: 1 LOB: 0 BB: 1 P: 29	R: 1 E: 1 K: 1 S: 17	H: 1 LOB: 1 BB: 1 P: 29	R: 0 E: 0 K: 1 S: 9	H: 0 LOB: 0 BB: 0 P: 16	R: 0 E: 0 K: 1 S: 14	H: 1 LOB: 2 BB: 1 P: 21	R: 3 E: 0 K: 1 S: 11	H: 4 LOB: 1 BB: 0 P: 14	1B: 5 2B: 3 3B: 0 HR: 0	SF: 0 SAC: 0 DP: 0 HBP: 0	WP: 1 PB: 0 CS: 0	PA: 37	
PITCHER	IP	WLS	BF	H	R	ER	SO	BB	IBB	HBP	BLK	WP	HR	S	P	ERA	WHIP				
37 Max Scherzer, R ERA:	0.1	H	2	0	0	0	1	1	0	0	0	0	0	5	11	0.00	3.000				
20 Octavio Dotel, R ERA:	0.1	H	1	0	0	0	0	0	0	0	0	0	0	1	2	0.00	0.000				
40 Phil Coke, L ERA:	1.0	H	3	0	0	0	1	0	0	0	0	0	0	9	16	0.00	0.000				
62 AJ Alburquerque, R ERA:	1.0	H	5	1	0	0	1	1	0	0	0	0	0	14	21	0.00	2.000				
53 Joaquin Benoit, R ERA: 6.0																					

Detroit Tigers @ Oakland Athletics
Oakland Coliseum, Oakland, CA
Wed Oct 10 2012, 6:39 PM - 10:00 PM PDT
Att: 36,385 - Partly Cloudy - 58 F


AB 34
R 4
H 8
RBI 4
BB 3
SO 12
LOB 8

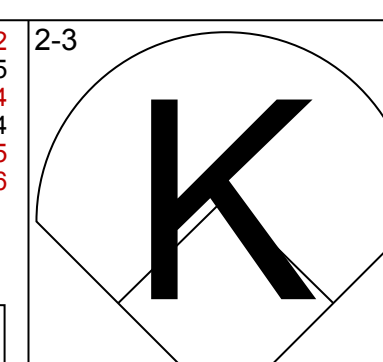
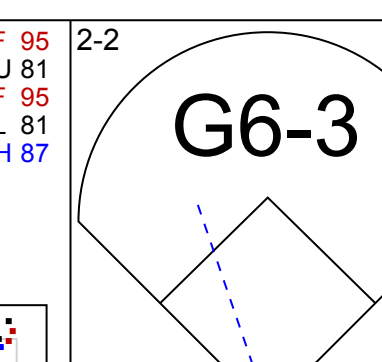
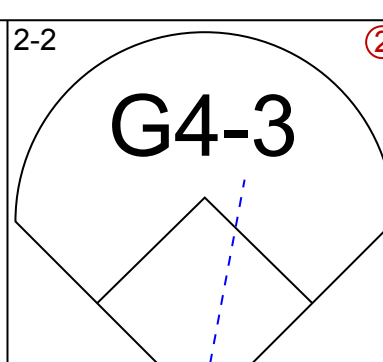
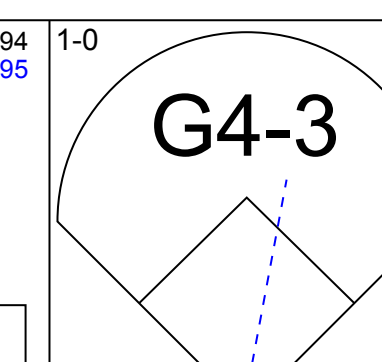
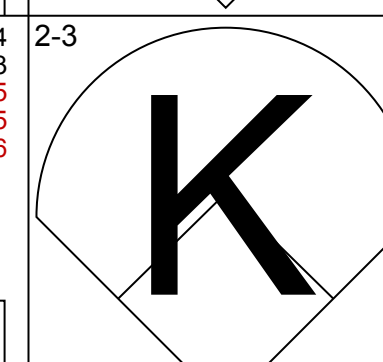

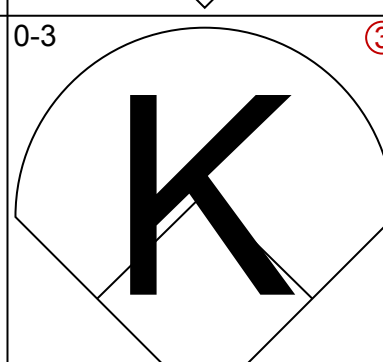
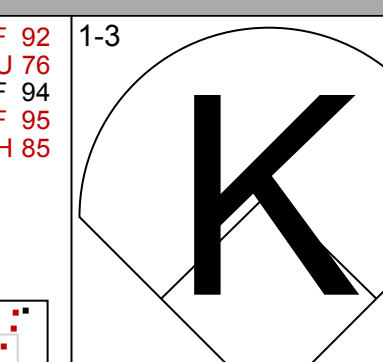
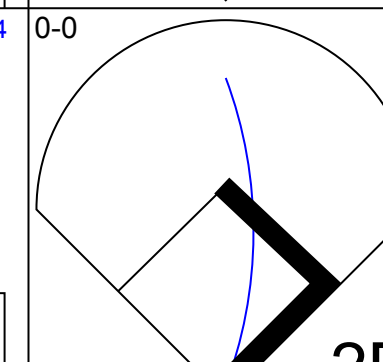
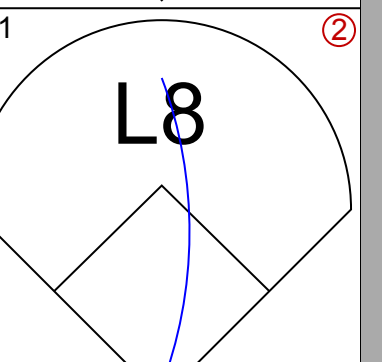

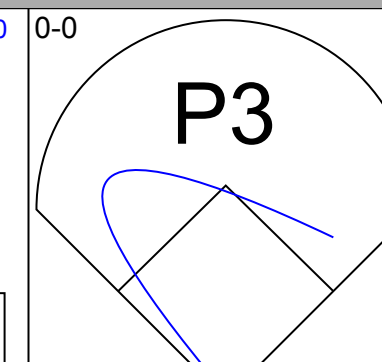
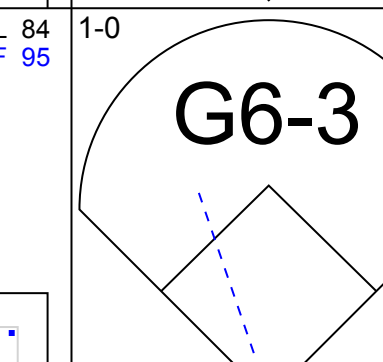
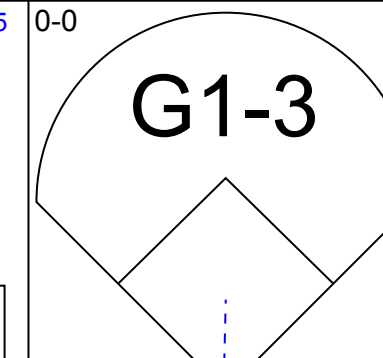
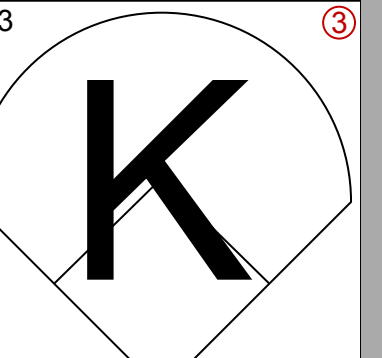

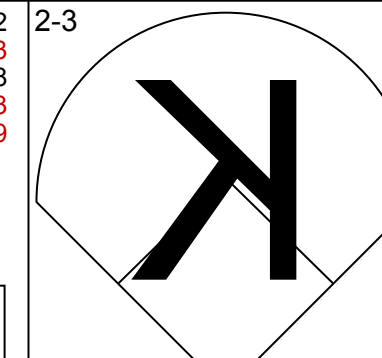
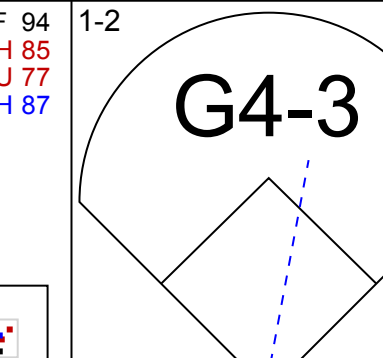
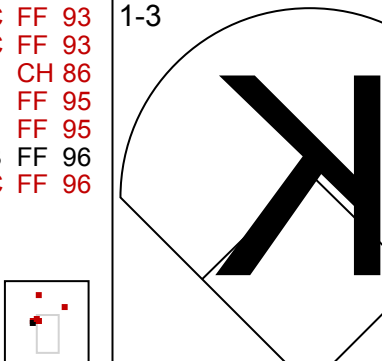
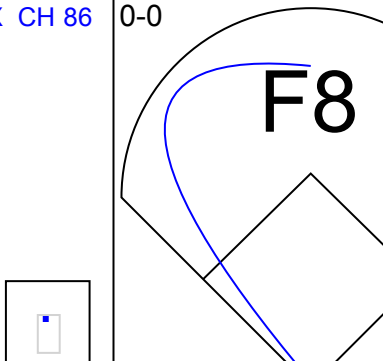
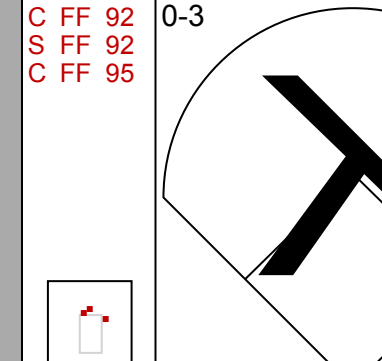

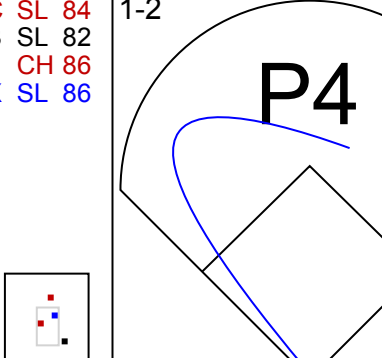
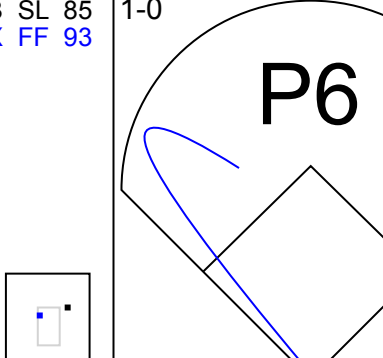

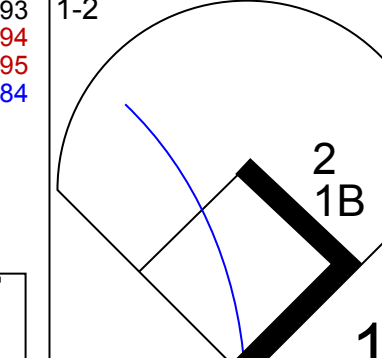
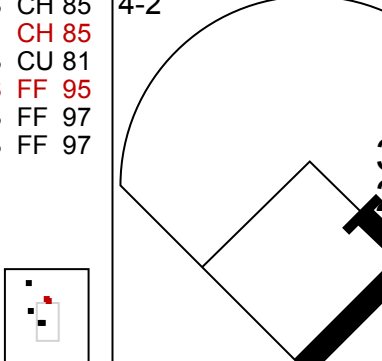
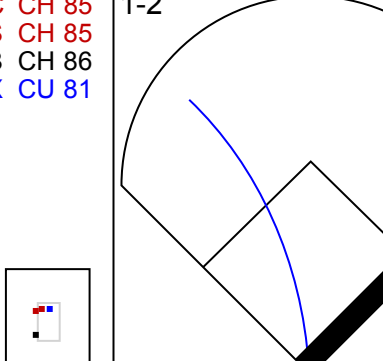

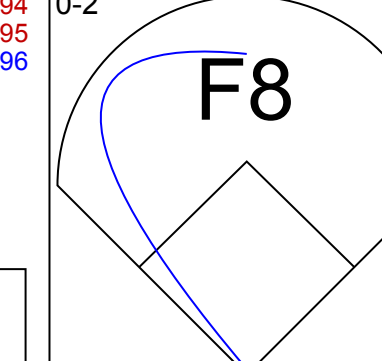
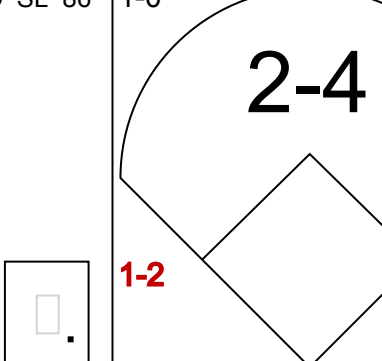
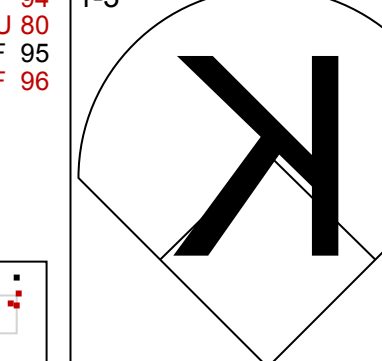
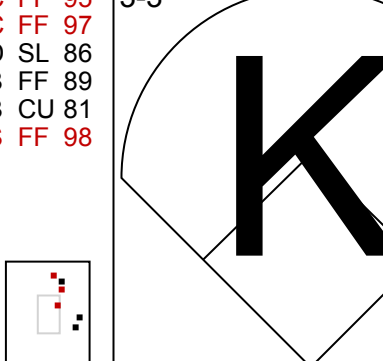
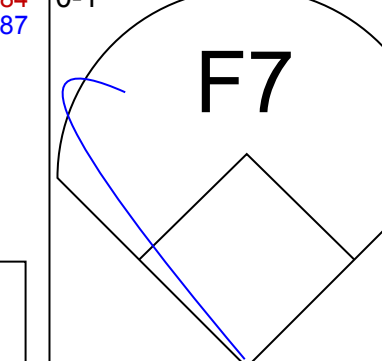
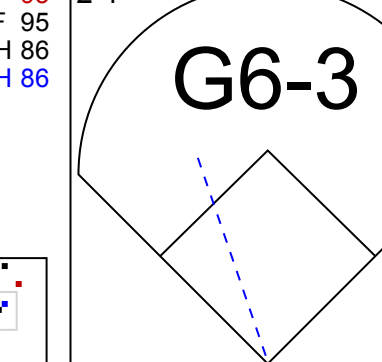
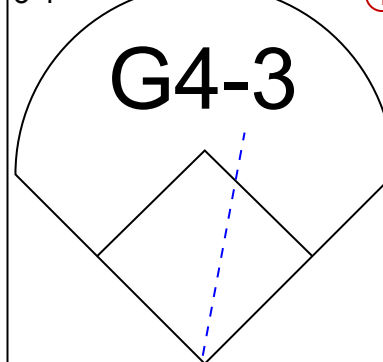

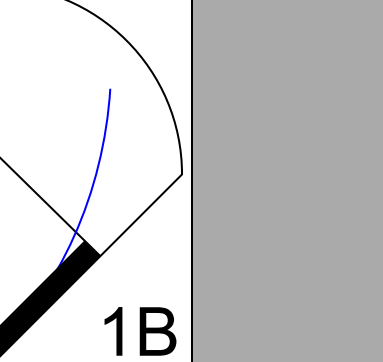


Batter	1	2	3	4	5	6	7	8	9	AB	R	H	RBI	BB	SO	LOB	TOP							
14 Austin Jackson, R OBP: 0.286, SLG: 0.350			 52 WP 2B		 1-2		 1-3 24 HBP 52 BB 1B	 0-1		5	2	2	2	0	2	1								
52 Quintin Berry, L OBP: 0.364, SLG: 0.400			 0-0		 0-0		 4-0 28 BB 1B	 0-3		3	1	1	0	1	1	1								
34 Avisail Garcia, R OBP: 0.250, SLG: 0.143			 2-3		 0-0		 1-2 28 BB 21 E BB	 1-2		4	0	0	1	0	0	1								
24 Miguel Cabrera, R OBP: 0.318, SLG: 0.350			 1-1		 0-0		 0-0	 1-2 21 E 12 FC4-2 HBP		5	0	1	1	0	1	1								
28 Prince Fielder, L OBP: 0.227, SLG: 0.333			 0-3		 2-3		 1-0	 1-2 21 E 12 FC4-2 1B		4	0	1	1	0	1	2								
21 Delmon Young, R OBP: 0.278, SLG: 0.235		 0-1		 1-0		 1-0		 3-2 1B	 0-0	4	0	1	0	0	0	4								
12 Andy Dirks, L OBP: 0.294, SLG: 0.353		 0-2		 1-1		 3-2		 1-2 2-3 3-H	 0-0	4	1	1	0	0	0	4								
27 Jhonny Peralta, R OBP: 0.333, SLG: 0.294		 0-0		 1-1		 0-0		 1-2	 2-3	4	1	1	0	0	0	4								
13 Alex Avila, L OBP: 0.250, SLG: 0.583	 2-3		 1-2		 0-0		 1-2	 2-3	 2-3	4	0	0	0	0	3	2								
4 Omar Infante, R OBP: 0.389, SLG: 0.412			 1-0		 4-0		 2-3	 1-3	 1-3	3	2	2	0	1	1	0								
Inning Stats	R: 0 H: 1 E: 0 K: 1 S: 10	H: 1 LOB: 1 BB: 0 P: 12	R: 0 H: 0 E: 0 K: 1 S: 10	H: 1 LOB: 1 BB: 0 P: 12	R: 2 H: 2 E: 0 K: 1 S: 10	H: 2 LOB: 0 BB: 0 P: 14	R: 0 H: 0 E: 0 K: 1 S: 6	H: 0 LOB: 0 BB: 0 P: 10	R: 0 H: 0 E: 0 K: 1 S: 5	H: 0 LOB: 1 BB: 1 P: 10	R: 0 H: 1 E: 0 K: 0 S: 7	H: 1 LOB: 3 BB: 1 P: 12	R: 4 H: 4 E: 1 K: 1 S: 18	H: 4 LOB: 3 BB: 1 P: 35	R: 0 H: 0 E: 0 K: 2 S: 8	H: 0 LOB: 0 BB: 0 P: 11	R: 0 H: 0 E: 0 K: 1 S: 8	H: 0 LOB: 0 BB: 0 P: 10	1B: 7 2B: 2 HR: 0	SF: 0 SAC: 1 DP: 0 HBP: 1	WP: 2 PB: 0 SB: 3 CS: 0	PA: 40		
PITCHER	IP WLS BF H R ER SO BB IBB HBP BLK WP HR S P ERA WHIP	11 Jarrod Parker, R ERA: 4.26	48 Ryan Cook, R ERA: 8.1	13 Jerry Blewins, L ERA:	58 Evan Scribner, R ERA:																			

Detroit Tigers @ Oakland Athletics
Oakland Coliseum, Oakland, CA
Thu Oct 11 2012, 6:39 PM - 9:34 PM PDT
Att: 36,393 - Overcast - 56 F

AB 36
R 6
H 9
RBI 5
BB 2
SO 9
LOB 16



Batter	1	2	3	4	5	6	7	8	9	AB	R	H	RBI	BB	SO	LOB	BOTTOM						
4 Coco Crisp, S OBP: 0.182, SLG: 0.318			 2-2			 2-2		 1-0		4	0	0	0	0	1	2							
5 Stephen Drew, L OBP: 0.286, SLG: 0.316				 1-2		 0-3			 1-3	4	0	0	0	0	4	0							
52 Yoenis Cespedes, R OBP: 0.361, SLG: 0.368			 2-1		 2-1		 0-0		 1-0	4	0	1	0	0	0	0							
15 Seth Smith, L OBP: 0.316, SLG: 0.400			 3-3		 3-3		 2-3		 1-2	4	0	0	0	0	2	1							
16 Josh Reddick, L OBP: 0.167, SLG: 0.294		 1-3		 0-0		 0-0		 0-3		3	0	0	0	0	2	0							
20 Josh Donaldson, R OBP: 0.333, SLG: 0.353		 1-2		 1-0		 1-0		 1-2		3	0	1	0	0	0	0							
37 Brandon Moss, L OBP: 0.278, SLG: 0.133		 4-2		 2-4		 1-2		 0-2		2	0	1	0	1	0	1							
36 Derek Norris, R OBP: 0.083, SLG: 0.083		 1-0		 1-3		 3-3		 0-1		2	0	0	0	0	2	1							
31 Jonny Gomes, R (8, PH)										1	0	0	0	0	0	1							
14 George Kottaras, L (9, 2)										0	0	0	0	0	0	0							
2 Cliff Pennington, S OBP: 0.412, SLG: 0.286		 2-1		 3-1		 0-2		 1-2		3	0	1	0	0	0	0							
Inning Stats	R: 0 H: 1 E: 0 K: 2 S: 9	H: 0 LOB: 1 BB: 0 P: 13	R: 0 H: 0 E: 0 K: 1 S: 11	H: 0 LOB: 1 BB: 1 P: 18	R: 0 H: 0 E: 0 K: 1 S: 8	H: 0 LOB: 0 BB: 0 P: 13	R: 0 H: 0 E: 0 K: 2 S: 9	H: 0 LOB: 0 BB: 0 P: 15	R: 0 H: 1 E: 0 K: 1 S: 8	H: 1 LOB: 1 BB: 0 P: 13	R: 0 H: 0 E: 0 K: 1 S: 11	H: 0 LOB: 0 BB: 0 P: 16	R: 0 H: 0 E: 0 K: 2 S: 7	H: 0 LOB: 0 BB: 0 P: 9	R: 0 H: 2 E: 0 K: 0 S: 12	H: 2 LOB: 2 BB: 0 P: 14	R: 0 H: 0 E: 0 K: 1 S: 8	H: 0 LOB: 0 BB: 0 P: 11	1B: 3 2B: 1 HR: 0	SF: 0 SAC: 0 DP: 0 HBP: 0	WP: 0 PB: 0 SB: 0 CS: 0	PA: 31	
PITCHER	IP WLS BF H R ER SO BB IBB HBP BLK WP HR S P ERA WHIP	35 Justin Verlander, R ERA: 0.56																					

Detroit Tigers @ Oakland Athletics
Oakland Coliseum, Oakland, CA
Thu Oct 11 2012, 6:39 PM - 9:34 PM PDT
Att: 36,393 - Overcast - 56 F

AB 30
R 0
H 4
RBI 0
BB 1
SO 11
LOB 6

