

Oakland Athletics - 2014

Batter	1	2	3	4	5	6	7	8	9	AB	R	H	RBI	BB	SO	LOB	TOP					
29 Sam Fuld, L (1, 8) 19 Billy Burns, S (5, 8)		G4-3			K				G4-3	3	2	2	0	0	0	0						
1 Nick Punto, S (1, 6) 17 Addison Russell, R (5, 6)									P3	2	2	2	0	1	0	0						
16 Josh Reddick, L (1, 9) 32 Shane Peterson, L (5, 9)		G1-6-3		G4-3	L7					3	0	1	1	0	0	3						
52 Yoenis Cespedes, R (1, 10) 22 Luke Montz, R (5, 10)									F8	3	2	1	2	0	0	1						
37 Brandon Moss, L (1, 3) 7 Nate Freiman, R (4, 3)	G4-3				L9				F8	3	1	2	2	0	0	1						
18 Alberto Callaspo, S (1, 5) 12 Andy Parrino, S (5, 5)				L4						3	2	2	1	0	0	1						
5 John Jaso, L (1, 2) 21 Stephen Vogt, L (3, 2) 35 Chris Gimenez, R (8, 2)										1	0	1	1	0	0	0						
23 Michael Taylor, R (1, 7) Jake Goebbert, L (7, 7)	G6-3				G6-3				K	3	0	1	1	1	0	1						
28 Eric Sogard, L (1, 4) 38 Jose Martinez, R (5, 4)		G4-3	G6-3	G3-6-1					F8	3	0	0	0	0	0	4						
Inning Stats	R: 4 E: 1 K: 0 S: 8	H: 5 LOB: 1 BB: 0 P: 8	R: 0 E: 0 K: 0 S: 3	H: 0 LOB: 1 BB: 1 P: 7	R: 0 E: 0 K: 0 S: 4	H: 1 LOB: 3 BB: 1 P: 10	R: 6 E: 0 K: 0 S: 9	H: 7 LOB: 7 BB: 0 P: 10	R: 0 E: 0 K: 1 S: 7	H: 2 LOB: 2 BB: 0 P: 7	R: 0 E: 0 K: 0 S: 3	H: 0 LOB: 1 BB: 1 P: 10	R: 0 E: 0 K: 1 S: 6	H: 1 LOB: 2 BB: 0 P: 10	R: 0 E: 0 K: 0 S: 3	H: 0 LOB: 0 BB: 0 P: 3	1B: 15 2B: 0 3B: 1 HR: 0	SF: 0 2B: 0 3B: 1 HBP: 1	WP: 2 PB: 0 SB: 1 CS: 0	PA: 47		
PITCHER	IP: 1.0 WLS: L BF: 8 H: 5 R: 4 ER: 4 SO: 3 BB: 0 IBB: 0 HBP: 0 BLK: 0 WP: 0 HR: 0 S: 8 P: 16 ERA: 27.00 WHIP: 5.000	IP: 1.2 WLS: 9 BF: 1 H: 0 R: 0 ER: 0 SO: 0 BB: 2 IBB: 0 HBP: 1 BLK: 0 WP: 1 HR: 0 S: 6 P: 18 ERA: 0.00 WHIP: 1.800	IP: 0.1 WLS: 1 BF: 0 H: 0 R: 0 ER: 0 SO: 0 BB: 0 IBB: 0 HBP: 0 BLK: 0 WP: 0 HR: 0 S: 1 P: 1 ERA: 0.00 WHIP: 0.000	IP: 1.0 WLS: 9 BF: 7 H: 6 R: 6 ER: 6 SO: 0 BB: 0 IBB: 0 HBP: 0 BLK: 0 WP: 1 HR: 9 S: 10 P: 10 ERA: 54.00 WHIP: 7.000	IP: 2.0 WLS: 8 BF: 2 H: 0 R: 0 ER: 0 SO: 1 BB: 0 IBB: 0 HBP: 0 BLK: 0 WP: 0 HR: 10 S: 10 P: 10 ERA: 0.00 WHIP: 1.000	IP: 7.1 WLS: 4 BF: 0 H: 0 R: 0 ER: 0 SO: 1 BB: 1 IBB: 0 HBP: 0 BLK: 0 WP: 0 HR: 5 S: 10 P: 10 ERA: 0.00 WHIP: 1.800	IP: 8.1 WLS: 5 BF: 1 H: 0 R: 0 ER: 0 SO: 1 BB: 1 IBB: 0 HBP: 0 BLK: 0 WP: 0 HR: 6 S: 10 P: 10 ERA: 0.00 WHIP: 2.000	IP: 9.1 WLS: 3 BF: 0 H: 0 R: 0 ER: 0 SO: 0 BB: 0 IBB: 0 HBP: 0 BLK: 0 WP: 0 HR: 3 S: 3 P: 3 ERA: 0.00 WHIP: 0.000	PITCHER	IP: 1.0 WLS: L BF: 8 H: 5 R: 4 ER: 4 SO: 3 BB: 0 IBB: 0 HBP: 0 BLK: 0 WP: 0 HR: 0 S: 8 P: 16 ERA: 27.00 WHIP: 5.000	IP: 1.2 WLS: 9 BF: 1 H: 0 R: 0 ER: 0 SO: 0 BB: 2 IBB: 0 HBP: 1 BLK: 0 WP: 1 HR: 0 S: 6 P: 18 ERA: 0.00 WHIP: 1.800	IP: 0.1 WLS: 1 BF: 0 H: 0 R: 0 ER: 0 SO: 0 BB: 0 IBB: 0 HBP: 0 BLK: 0 WP: 0 HR: 0 S: 1 P: 1 ERA: 0.00 WHIP: 0.000	IP: 1.0 WLS: 9 BF: 7 H: 6 R: 6 ER: 6 SO: 0 BB: 0 IBB: 0 HBP: 0 BLK: 0 WP: 1 HR: 9 S: 10 P: 10 ERA: 54.00 WHIP: 7.000	IP: 2.0 WLS: 8 BF: 2 H: 0 R: 0 ER: 0 SO: 1 BB: 0 IBB: 0 HBP: 0 BLK: 0 WP: 0 HR: 10 S: 10 P: 10 ERA: 0.00 WHIP: 1.000	IP: 7.1 WLS: 4 BF: 0 H: 0 R: 0 ER: 0 SO: 1 BB: 1 IBB: 0 HBP: 0 BLK: 0 WP: 0 HR: 5 S: 10 P: 10 ERA: 0.00 WHIP: 1.800	IP: 8.1 WLS: 5 BF: 1 H: 0 R: 0 ER: 0 SO: 1 BB: 1 IBB: 0 HBP: 0 BLK: 0 WP: 0 HR: 6 S: 10 P: 10 ERA: 0.00 WHIP: 2.000	IP: 9.1 WLS: 3 BF: 0 H: 0 R: 0 ER: 0 SO: 0 BB: 0 IBB: 0 HBP: 0 BLK: 0 WP: 0 HR: 3 S: 3 P: 3 ERA: 0.00 WHIP: 0.000					
7 Gregor Blanco, L (1, 8) 56 Gary Brown, R (5, 8)	K									1	1	0	0	1	1	0						
9 Brandon Belt, L (1, 3) 74 Angel Villalona, R (5, 3)					K				G6-3	2	0	2	0	0	0	0						
48 Pablo Sandoval, S (1, 5) 81 Adam Duvall, R (5, 5)	G4-6-3			SF9						1	0	0	1	0	0	1						
8 Hunter Pence, R (1, 9) 22 Roger Kieschnick, L (5, 9)		G6-3							HR	1	0	0	0	1	0	0						
38 Michael Morse, R (1, 7) 2 Juan Carlos Perez, R (5, 7)		F9								1	1	1	0	1	0	0						
29 Héctor Sánchez, S (1, 2) 67 Andrew Susac, R (5, 2)		F8								2	0	0	0	0	0	2						
10 Tony Abreu, S (1, 4) 21 Nick Noonan, L (6, 4)				G4-1					F9	2	0	0	0	0	0	4						
35 Brandon Crawford, L (1, 6) 6 Ehire Adrianza, S (6, 6)										2	0	0	0	0	0	0						
88 Tyler Colvin, L (1, 10) 14 Brandon Hicks, R (8, 10)										2	0	0	0	0	1	4						
Inning Stats	R: 0 E: 0 K: 1 S: 5	H: 1 LOB: 0 BB: 0 P: 5	R: 0 E: 0 K: 0 S: 3	H: 0 LOB: 0 BB: 0 P: 3	R: 0 E: 0 K: 0 S: 3	H: 0 LOB: 0 BB: 0 P: 3	R: 1 E: 0 K: 0 S: 4	H: 1 LOB: 2 BB: 2 P: 13	R: 0 E: 0 K: 1 S: 5	H: 0 LOB: 0 BB: 0 P: 5	R: 0 E: 0 K: 1 S: 5	H: 0 LOB: 0 BB: 0 P: 5	R: 0 E: 0 K: 1 S: 6	H: 1 LOB: 2 BB: 1 P: 10	R: 0 E: 0 K: 1 S: 4	H: 0 LOB: 0 BB: 1 P: 8	R: 4 E: 0 K: 1 S: 11	H: 3 LOB: 0 BB: 1 P: 19	1B: 3 2B: 1 3B: 0 HR: 2	SF: 1 2B: 1 3B: 0 HBP: 0	WP: 1 PB: 0 SB: 0 CS: 0	PA: 36
PITCHER	IP: 2.0 WLS: W BF: 6 H: 1 R: 0 ER: 0 SO: 1 BB: 2 IBB: 0 HBP: 0 BLK: 0 WP: 1 HR: 7 S: 16 P: 16 ERA: 4.50 WHIP: 1.500	IP: 1.0 WLS: 3 BF: 0 H: 0 R: 0 ER: 0 SO: 1 BB: 0 IBB: 0 HBP: 0 BLK: 0 WP: 0 HR: 5 S: 5 P: 5 ERA: 0.00 WHIP: 0.000	IP: 1.0 WLS: 3 BF: 0 H: 0 R: 0 ER: 0 SO: 1 BB: 0 IBB: 0 HBP: 0 BLK: 0 WP: 0 HR: 5 S: 5 P: 5 ERA: 0.00 WHIP: 0.000	IP: 1.0 WLS: 3 BF: 0 H: 0 R: 0 ER: 0 SO: 1 BB: 0 IBB: 0 HBP: 0 BLK: 0 WP: 0 HR: 5 S: 5 P: 5 ERA: 0.00 WHIP: 0.000	IP: 1.0 WLS: 5 BF: 1 H: 0 R: 0 ER: 0 SO: 1 BB: 1 IBB: 0 HBP: 0 BLK: 0 WP: 1 HR: 6 S: 10 P: 10 ERA: 0.00 WHIP: 2.000	IP: 8.1 WLS: 4 BF: 0 H: 0 R: 0 ER: 0 SO: 1 BB: 1 IBB: 0 HBP: 0 BLK: 0 WP: 0 HR: 5 S: 10 P: 10 ERA: 0.00 WHIP: 1.800	IP: 9.1 WLS: 3 BF: 0 H: 0 R: 0 ER: 0 SO: 1 BB: 1 IBB: 0 HBP: 0 BLK: 0 WP: 0 HR: 4 S: 19 P: 19 ERA: 36.00 WHIP: 4.000															

Oakland Athletics @ San Francisco Giants
 Scottsdale Stadium, Scottsdale, AZ
 Wed Feb 26 2014, 3:08 PM - 6:16 PM EST
 Att: 6,498 - Partly Cloudy - 75 F

AB 42
 R 10
 H 16
 RBI 10
 BB 4
 SO 3
 LOB 18




livebaseballscores.com


Oakland Athletics @ San Francisco Giants
 Scottsdale Stadium, Scottsdale, AZ
 Wed Feb 26 2014, 3:08 PM - 6:16 PM EST
 Att: 6,498 - Partly Cloudy - 75 F

AB 30
 R 5
 H 6
 RBI 5
 SO 6
 LOB 16



livebaseballscores.com

Batter	1	2	3	4	5	6	7	8	9	AB R H RBI BB SO LOB	TOP												
13 Jurickson Profar, S OBP: 0.333, SLG: 0.375	4-0 FC6-4 43 1B BB	1-3 K			0-3 K		0-0 90 2B 1-H 2B		0-0 E6	4 1 1 1 1 2 2	<p>Texas Rangers @ Oakland Athletics Phoenix Municipal Stadium, Phoenix, AZ</p> <p>Sat Mar 01 2014, 3:39 PM - 6:33 PM EST Att: 4,232 - Cloudy - 64 F</p> <p>livebaseballscores.com</p> <p>AB 35 R 2 H 10 RBI 2 BB 2 SO 13 LOB 22</p> 												
43 Engel Beltré, L OBP: 0.500, SLG: 0.500 90 Jared Hoyer, L OBP: 0.500, SLG: 1.000	0-0 FC6-4 1B		0-0 E4 CS		0-0 18 1B 1B		0-0 64 1B 2-H 2B		0-3 K	3 0 2 0 0 0 0 2 0 1 1 0 1 1													
Alex Rios, R OBP: 0.167, SLG: 0.167 64 Brad Snyder, L OBP: 0.500, SLG: 0.600	0-0 FC6-4 18 S 1-2 2-3		1-3 K		0-2 K		0-0 2-H 1B			3 0 0 0 0 2 4 1 0 1 0 0 0 0													
18 Mitch Moreland, L OBP: 0.429, SLG: 0.333 35 James Adduci, L OBP: 0.250, SLG: 0.250	1-0 L6 1-2		0-3 K		0-0 1B		0-0 F9			3 0 1 0 0 1 2 1 0 0 0 0 0 1													
6 Kevin Kouzmanoff, R OBP: 0.400, SLG: 0.250 21 Alex Castellanos, R OBP: 0.400, SLG: 0.500	0-3 K			1-0 15 FC1-4 HBP		0-0 G6-3		0-0 63 G4-3 74 CS 2B		1 0 0 0 0 1 2 2 0 1 0 0 0 0													
15 Michael Choice, R OBP: 0.500, SLG: 0.667 63 Bryan Petersen, L		0-0 13 WP 2B		0-0 FC1-4 73 1B 1-2		0-3 K		0-0 G4-3		2 0 1 0 0 0 1 2 0 0 0 0 1 1													
61 Robinson Chirinos, R 74 Jose Heberto Felix, R		0-0 G6-3		0-3 K		0-0 G4-3		0-3 K		2 0 0 0 0 1 2 2 0 0 0 0 1 1													
73 Rougned Odor, L 12 Josh Wilson, R		4-0 13 WP BB		0-0 1B			0-0 13 2B 1B		0-3 K	1 0 1 0 1 0 0 2 1 1 0 0 1 0													
3 Luis Sardinas, S 9 Adam Rosales, R		1-0 F8		0-3 K			0-3 K		0-0 G6-3	2 0 0 0 0 1 4 2 0 0 0 0 1 1													
Inning Stats	R: 0 E: 0 K: 1 S: 6	H: 1 LOB: 2 BB: 1 P: 11	R: 0 E: 0 K: 1 S: 6	H: 1 LOB: 2 BB: 1 P: 12	R: 0 E: 1 K: 2 S: 7	H: 0 LOB: 0 BB: 0 P: 8	R: 0 E: 0 K: 2 S: 8	H: 1 LOB: 2 BB: 0 P: 9	R: 0 E: 0 K: 1 S: 5	H: 2 LOB: 2 BB: 0 P: 8		R: 0 E: 0 K: 1 S: 5	H: 0 LOB: 0 BB: 0 P: 5	R: 2 E: 0 K: 1 S: 8	H: 4 LOB: 1 BB: 0 P: 8	R: 0 E: 0 K: 1 S: 5	H: 1 LOB: 1 BB: 0 P: 5	R: 0 E: 1 K: 2 S: 8	H: 0 LOB: 1 BB: 0 P: 8	1B: 6 2B: 4 3B: 0 HR: 0	SF: 0 SAC: 0 DP: 0 HBP: 1	WP: 1 PB: 0 SB: 1 CS: 2	PA: 38
PITCHER	IP WLS BF H R ER SO BB IBB HBP BLK WP HR S P ERA WHIP											PITCHER	IP WLS BF H R ER SO BB IBB HBP BLK WP HR S P ERA WHIP										
54 Sonny Gray, R ERA: 0.00	2.0 10 2 0 0 2 2 0 0 0 0 1 0 12 23 0.00 2.000											49 Fernando Nieve, R ERA: 9.0	1.0 6 4 2 2 1 0 0 0 0 0 0 0 8 8 18.00 4.000										
58 Evan Scribner, R ERA: 0.00	3.1 3 0 0 0 2 0 0 0 0 0 0 0 7 8 0.00 0.000											71 Denyk Hooker, R ERA: 18.0	8.1 3 1 0 0 1 0 0 0 0 0 0 0 5 5 0.00 1.000										
13 Drew Pomeranz, L ERA: 0.00	4.1 5 1 0 0 2 0 0 1 0 0 0 0 8 9 0.00 1.000											31 Andrew Werner, L ERA: 0.00	9.1 4 0 0 0 2 0 0 0 0 0 0 0 8 8 0.00 0.000										
44 Luke Gregerson, R ERA: 0.00	5.1 4 2 0 0 2 0 0 0 0 0 0 0 8 8 0.00 2.000																						
56 Fernando Abad, L ERA: 0.00	6.1 3 0 0 0 1 0 0 0 0 0 0 0 5 5 0.00 0.000																						

Batter	1	2	3	4	5	6	7	8	9	AB R H RBI BB SO LOB	BOTTOM												
19 Billy Burns, S OBP: 0.417, SLG: 0.364	0-0 16 S 52 SF8 1B		0-0 G4-3		0-0 E2 1 WP 1B			0-0 E4 22 E 35 S		4 2 2 0 0 0 0	<p>Texas Rangers @ Oakland Athletics Phoenix Municipal Stadium, Phoenix, AZ</p> <p>Sat Mar 01 2014, 3:39 PM - 6:33 PM EST Att: 4,232 - Cloudy - 64 F</p> <p>livebaseballscores.com</p> <p>AB 32 R 2 H 5 RBI 1 BB 2 SO 11 LOB 12</p> 												
1 Nick Punto, S OBP: 0.625, SLG: 0.400 35 Chris Gimenez, R OBP: 0.400, SLG: 0.250	4-0 16 S BB		0-0 G3-1		1-0 L9			1-3 K		2 0 0 0 1 0 1 1 0 0 0 0 1 1													
16 Josh Reddick, L OBP: 0.429, SLG: 0.571 17 Addison Russell, R OBP: 0.111, SLG: 0.111	1-3 K			0-0 P4		0-0 F8		0-3 K		2 0 0 0 0 1 2 2 0 0 0 0 1 1													
52 Yoenis Cespedes, R OBP: 0.500, SLG: 0.500 5 John Jaso, L OBP: 0.000, SLG: 0.000 22 Luke Montz, R OBP: 0.000, SLG: 0.000 Daniel Robertson, R	0-0 SF8			0-3 K2-3		0-3 K		0-0 E3		1 0 0 1 0 1 0 1 0 0 0 0 1 0 0 0 0 0 0 0 0													
18 Alberto Callaspo, S OBP: 0.375, SLG: 0.375 15 Jake Elmore, R OBP: 0.250, SLG: 0.250	0-0 F9			0-0 36 2B 1B		0-0 F9		0-3 K		2 0 1 0 0 0 1 2 0 0 0 0 1 1													
36 Derek Norris, R OBP: 0.400, SLG: 1.200 38 Jose Martinez, R OBP: 0.375, SLG: 0.375		0-0 G6-3		0-0 1B			0-0 G5-3		0-3 K	2 0 1 0 0 0 0 2 0 0 0 0 1 0													
7 Nate Freiman, R OBP: 0.200, SLG: 0.222		4-0 23 G4-6-3 BB		0-3 K			0-0 2B		0-3 K	3 0 1 0 1 2 2													
23 Michael Taylor, R OBP: 0.300, SLG: 0.222 Jake Goebbert, L		0-0 G4-6-3			0-0 F9			0-0 F8		2 0 0 0 0 0 1 2 0 0 0 0 1 1													
2B Eric Sogard, L 32 Shane Peterson, L OBP: 0.143, SLG: 0.143			0-0 G4-3		0-0 F8			0-3 K		2 0 0 0 0 0 0 1 0 0 0 0 1 1													
Inning Stats	R: 1 E: 0 K: 1 S: 6	H: 1 LOB: 1 BB: 1 P: 11	R: 0 E: 0 K: 0 S: 2	H: 0 LOB: 0 BB: 1 P: 6	R: 0 E: 0 K: 0 S: 3	H: 0 LOB: 0 BB: 0 P: 3	R: 0 E: 0 K: 2 S: 9	H: 2 LOB: 2 BB: 0 P: 9	R: 0 E: 1 K: 0 S: 4	H: 1 LOB: 1 BB: 0 P: 5		R: 0 E: 0 K: 1 S: 5	H: 0 LOB: 0 BB: 0 P: 5	R: 0 E: 0 K: 1 S: 6	H: 1 LOB: 1 BB: 0 P: 6	R: 1 E: 2 K: 3 S: 11	H: 0 LOB: 1 BB: 0 P: 12	R: 0 E: 0 K: 3 S: 9	H: 0 LOB: 0 BB: 0 P: 9	1B: 3 2B: 2 3B: 0 HR: 0	SF: 1 SAC: 0 DP: 1 HBP: 0	WP: 1 PB: 0 SB: 3 CS: 0	PA: 35
PITCHER	IP WLS BF H R ER SO BB IBB HBP BLK WP HR S P ERA WHIP											PITCHER	IP WLS BF H R ER SO BB IBB HBP BLK WP HR S P ERA WHIP										
33 Martin Pérez, L ERA: 4.5	2.0 8 2 0 0 2 0 0 0 0 0 0 0 12 12 0.00 1.000											49 Aaron Poreda, L ERA: 0.00	8.1 5 0 1 0 3 0 0 0 0 0 0 0 9 9 0.00 0.000										
50 Michael Kirkman, L ERA: 0.00	3.1 8 2 0 0 2 0 0 0 0 0 0 0 12 12 0.00 1.000											59 Lisalberto Bonilla, R ERA: 0.00	9.1 3 0 0 0 3 0 0 0 0 0 0 0 9 9 0.00 0.000										
53 Wilmer Font, R ERA: 0.00	5.1 4 1 0 0 0 0 0 0 0 0 1 0 4 5 0.00 1.000																						
56 Neal Cotts, L ERA: 0.00	6.1 3 0 0 0 1 0 0 0 0 0 0 0 5 5 0.00 0.000																						
44 Jason Frasor, R ERA: 0.00	7.1 4 1 0 0 1 0 0 0 0 0 0 0 6 6 0.00 1.000																						

Batter	1	2	3	4	5	6	7	8	9	AB	R	H	RBI	BB	SO	LOB	TOP								
4 Coco Crisp, S (1, 8)	P3	K		K					G5-3	3	0	0	0	1	2	3	Oakland Athletics @ Los Angeles Angels Tempe Diablo Stadium, Tempe, AZ Sun Mar 02 2014, 3:10 PM - 6:30 PM EST Att: 4,777 - Partly Cloudy - 64 F livebaseballscorecards.com								
15 Jake Elmore, R OBP: 0.200, SLG: 0.200 (6, 4)						BB				1	0	0	0	0	0	0									
8 Jed Lowrie, S OBP: 0.375, SLG: 0.500 Alden Carrithers, L OBP: 0.333, SLG: 0.333 (1, 6) (6, 5)			F8						G4-3	3	2	1	0	1	0	1									
20 Josh Donaldson, R (1, 5)										1	0	0	0	0	0	0									
19 Billy Burns, S OBP: 0.357, SLG: 0.308 (6, 8)										3	1	1	0	0	2	1									
52 Yoenis Cespedes, R (1, 10)										2	0	0	0	0	2	0									
5 John Jaso, L OBP: 0.500, SLG: 0.333 (7, PH) (7, 10)			F8							3	0	1	2	0	0	1									
37 Brandon Moss, L OBP: 0.667, SLG: 0.500 10 Darc Barton, L OBP: 0.400, SLG: 0.600 (1, 3) (5, 3)										1	0	0	0	2	0	1									
23 Michael Taylor, R OBP: 0.214, SLG: 0.154 (1, 9)										1	0	1	0	0	0	0									
29 Sam Fuld, L (1, 7)										4	0	0	1	0	2	5									
32 Shane Peterson, L OBP: 0.250, SLG: 0.143 (6, 7)										2	0	0	0	1	1	4									
21 Stephen Vogt, L OBP: 0.571, SLG: 0.857 35 Chris Gimenez, R OBP: 0.333, SLG: 0.200 (1, 2) (7, 2)										0	0	0	0	1	0	0									
28 Eric Sogard, L (1, 4)										3	0	1	0	0	1	2									
17 Addison Russell, R OBP: 0.100, SLG: 0.100 (6, 6)										1	0	0	0	0	0	0									
Inning Stats	R: 1 E: 1 K: 1 S: 7	H: 0 LOB: 3 BB: 2 P: 15	R: 0 E: 0 K: 1 S: 5	H: 1 LOB: 0 BB: 0 P: 5	R: 0 E: 0 K: 1 S: 5	H: 0 LOB: 0 BB: 0 P: 5	R: 0 E: 0 K: 3 S: 9	H: 0 LOB: 3 BB: 3 P: 21	R: 2 E: 0 K: 1 S: 8	H: 3 LOB: 1 BB: 0 P: 8	R: 0 E: 0 K: 0 S: 3	H: 0 LOB: 1 BB: 1 P: 7	R: 0 E: 0 K: 2 S: 8	H: 1 LOB: 1 BB: 0 P: 8	R: 0 E: 0 K: 0 S: 2	H: 0 LOB: 0 BB: 1 P: 6		R: 0 E: 0 K: 1 S: 5	H: 0 LOB: 0 BB: 0 P: 5	1B: 4 2B: 1 3B: 0 HR: 0	SF: 0 SAC: 0 DP: 2 HBP: 0	WP: 0 PB: 0 SB: 0 CS: 0	PA: 39		
PITCHER	IP	WLS	BF	H	R	ER	SO	BB	IBB	HBP	BLK	WP	HR	S	P	ERA	WHIP								
53 Héctor Santiago, L ERA: (1, 1)	2.2	L	12	1	1	0	3	2	0	0	0	0	0	16	24	0.00	1.125								
35 Kevin Johnson, R ERA: (3, 1)	0.1		1	0	0	0	0	0	0	0	0	0	0	1	1	0.00	0.000								
65 Dane De La Rosa, R ERA: (4, 1)	1.0		6	0	0	0	3	3	0	0	0	0	0	9	21	0.00	3.000								
55 Joe Blanton, R ERA: 7.71 (5, 1)	2.1		11	3	2	2	2	1	0	0	0	0	0	14	18	7.71	1.714								
58 Cam Bedrosian, R ERA: (7, 1)	0.2		3	1	0	0	1	0	0	0	0	0	0	5	5	0.00	1.500								
PITCHER	IP	WLS	BF	H	R	ER	SO	BB	IBB	HBP	BLK	WP	HR	S	P	ERA	WHIP								
54 Buddy Boshers, L ERA: (8, 1)	1.0		3	0	0	0	0	1	0	0	0	0	0	2	6	0.00	1.000								
99 Brandon Lyon, R ERA: (9, 1)	1.0		3	0	0	0	1	0	0	0	0	0	0	5	5	0.00	0.000								

Batter	1	2	3	4	5	6	7	8	9	AB	R	H	RBI	BB	SO	LOB	BOTTOM									
2 Erick Aybar, S OBP: 0.833, SLG: 0.667 12 Tommy Field, R OBP: 1.000, SLG: 1.500 87 Matt Long, L OBP: 0.500, SLG: 0.667 (1, 6) (6, 6) (9, PH)										2	0	1	0	1	0	1	Oakland Athletics @ Los Angeles Angels Tempe Diablo Stadium, Tempe, AZ Sun Mar 02 2014, 3:10 PM - 6:30 PM EST Att: 4,777 - Partly Cloudy - 64 F livebaseballscorecards.com									
27 Mike Trout, R OBP: 0.500, SLG: 1.000 71 Kaleb Cowart, S (1, 8) (6, 5)										1	0	1	0	0	0	0										
5 Albert Pujols, R (1, 3)										2	0	0	0	1	1	2										
86 Zach Borenstein, L (6, 7)										2	0	0	0	0	1	2										
28 Raul Ibanez, L (1, 7)										3	0	0	0	0	1	5										
0 Collin Cowgill, R OBP: 0.125, SLG: 0.250 (6, 8)										0	1	0	0	1	0	0										
6 David Freese, R 19 Efrén Navarro, L (1, 5) (6, 3)										2	0	0	0	0	1	0										
47 Howie Kendrick, R OBP: 0.400, SLG: 0.250 10 Grant Green, R OBP: 0.750, SLG: 1.250 (1, 4) (6, 4)										2	0	0	1	0	0	0										
77 Carlos Pena, L (1, 10)										1	0	0	0	1	0	0										
44 Ian Stewart, L OBP: 0.167, SLG: 0.167 (6, PH) (9, 10)										3	0	0	0	0	2	1										
17 Chris Iannetta, R OBP: 0.600, SLG: 1.500 8 Yovani Torresalba, R OBP: 0.333, SLG: 0.333 (1, 2) (6, 2)										1	0	0	0	0	1	1										
0 Brennan Boesch, L OBP: 0.571, SLG: 0.714 (1, 9)										2	0	0	0	0	1	1										
Inning Stats	R: 0 E: 0 K: 0 S: 3	H: 0 LOB: 1 BB: 1 P: 7	R: 0 E: 1 K: 1 S: 6	H: 0 LOB: 1 BB: 0 P: 6	R: 0 E: 0 K: 2 S: 8	H: 1 LOB: 1 BB: 0 P: 9	R: 0 E: 0 K: 2 S: 7	H: 0 LOB: 1 BB: 1 P: 11	R: 0 E: 0 K: 0 S: 4	H: 2 LOB: 2 BB: 1 P: 8	R: 0 E: 0 K: 0 S: 3	H: 0 LOB: 0 BB: 0 P: 3	R: 0 E: 0 K: 2 S: 9	H: 2 LOB: 2 BB: 0 P: 9	R: 2 E: 0 K: 1 S: 7	H: 2 LOB: 1 BB: 1 P: 11		R: 0 E: 0 K: 1 S: 5	H: 0 LOB: 0 BB: 0 P: 5	1B: 5 2B: 2 3B: 0 HR: 0	SF: 0 SAC: 0 DP: 1 HBP: 0	WP: 1 PB: 0 SB: 0 CS: 0	PA: 38			
PITCHER	IP	WLS	BF	H	R	ER	SO	BB	IBB	HBP	BLK	WP	HR	S	P	ERA		WHIP								
60 Jesse Chavez, R ERA: (1, 1)	2.2	W	11	1	0	0	2	1	0	0	0	1	0	7	12	0.00		1.000								
47 Philip Humber, R ERA: (3, 1)	1.0	H	4	0	0	0	2	1	0	0	0	0	0	7	11	0.00	2.250									
50 Joe Savery, L ERA: (4, 1)	1.1	H	6	2	0	0	1	1	0	0	0	0	0	11	11	0.00	1.200									
61 Dan Otero, R ERA: 6.75 Jeff Urra, L ERA: (6, 1) (7, 1)	1.2	H	7	2	0	0	2	0	0	0	0	0	0	11	11	0.00	0.000									
0.1	H	1	0	0	0	0	0	0	0	0	0	0	0	1	1	0.00	0.000									
PITCHER	IP	WLS	BF	H	R	ER	SO	BB	IBB	HBP	BLK	WP	HR	S	P	ERA	WHIP									
55 Matt Buschmann, R ERA: 10.8 (8, 1)	1.0	H	6	2	2	2	1	1	0	0	0	0	0	5	11	10.80	3.000									
72 Jose Flores, R ERA: 13.5 (9, 1)	1.0	S	3	0	0	0	1	0	0	0	0	0	0	5	5	0.00	0.000									

Batter	1	2	3	4	5	6	7	8	9	AB	R	H	RBI	BB	SO	LOB	TOP							
18 Chone Figgins, S OBP: 0.308, SLG: 0.182 35 Brendan Harris, R OBP: 0.333, SLG: 0.286										3	0	0	0	0	1	2	Los Angeles Dodgers @ Oakland Athletics Phoenix Municipal Stadium, Phoenix, AZ Mon Mar 03 2014, 3:08 PM - 6:07 PM EST Att: 3,862 - Sunny - 70 F							
16 Andre Ethier, L OBP: 0.455, SLG: 0.455 65 Joc Pederson, L OBP: 0.364, SLG: 0.556										3	0	2	1	0	1	0								
13 Hanley Ramirez, R OBP: 0.300, SLG: 0.100 72 Miguel Rojas, R OBP: 0.333, SLG: 0.333										3	0	0	0	0	1	2								
23 Adrián González, L OBP: 0.333, SLG: 0.556 73 Clint Robinson, L OBP: 0.500, SLG: 0.750										3	0	1	0	0	1	1								
33 Scott Van Slyke, R OBP: 0.300, SLG: 0.125 37 Mike Baxter, L OBP: 0.273, SLG: 0.300										2	0	0	0	0	0	0								
17 A.J. Ellis, R OBP: 0.286, SLG: 0.167 31 Drew Butera, R OBP: 0.200, SLG: 0.400										3	1	1	0	0	1	1								
41 Nick Buss, L 89 Jeremy Hazelbaker, L OBP: 1.000, SLG: 1.000										3	0	0	0	0	1	2								
30 Miguel Olivo, R OBP: 0.375, SLG: 0.286 45 J.C. Boscan, R										3	2	2	0	0	1	0								
9 Dee Strange-Gordon, L OBP: 0.333, SLG: 0.636 7 Alex Guerrero, R OBP: 0.257, SLG: 0.257										2	0	1	2	0	0	1								
Inning Stats	R: 0 E: 0 K: 2 S: 8	H: 1 LOB: 1 BB: 0 P: 8	R: 2 E: 0 K: 0 S: 6	H: 3 LOB: 1 BB: 0 P: 6	R: 0 E: 0 K: 2 S: 7	H: 0 LOB: 0 BB: 0 P: 7	R: 0 E: 0 K: 1 S: 5	H: 0 LOB: 0 BB: 0 P: 5	R: 1 E: 0 K: 0 S: 5	H: 2 LOB: 1 BB: 0 P: 5	R: 0 E: 0 K: 1 S: 6	H: 1 LOB: 1 BB: 0 P: 6	R: 0 E: 0 K: 2 S: 7	H: 0 LOB: 0 BB: 0 P: 7	R: 0 E: 0 K: 2 S: 8	H: 1 LOB: 1 BB: 0 P: 8		R: 0 E: 0 K: 0 S: 4	H: 1 LOB: 1 BB: 0 P: 4	1B: 8 2B: 0 3B: 1 HR: 0	SF: 0 SAC: 0 DP: 0 HBP: 0	WP: 0 PB: 0 SB: 0 CS: 0	PA: 36	
PITCHER	IP WLS BF H R ER SO BB IBB HBP BLK WP HR S P ERA WHIP	IP WLS BF H R ER SO BB IBB HBP BLK WP HR S P ERA WHIP																						
64 A.J. Griffin, R ERA: 9.0	2.0		10	4	2	2	2	0	0	0	0	0	0	0	0	0		0	0	0	14	14	9.00	2.000
62 Sean Doolittle, L ERA:	3.1	W	3	0	0	0	2	0	0	0	0	0	0	0	0	0		0	0	0	7	7	0.00	0.000
45 Jim Johnson, R ERA: 4.5	1.0		3	0	0	0	1	0	0	0	0	0	0	0	0	0		0	0	0	5	5	0.00	0.000
25 Josh Lindblom, R ERA: 3.6	3.0	H	12	3	1	1	3	0	0	0	0	0	0	0	18	18		3.00	1.000					
56 Fernando Abad, L ERA:	1.0		4	1	0	0	2	0	0	0	0	0	0	0	8	8	0.00	1.000						

Batter	1	2	3	4	5	6	7	8	9	AB	R	H	RBI	BB	SO	LOB	BOTTOM		
19 Billy Burns, S OBP: 0.389, SLG: 0.313 Jake Goebbert, L										3	1	1	0	1	0	2	Los Angeles Dodgers @ Oakland Athletics Phoenix Municipal Stadium, Phoenix, AZ Mon Mar 03 2014, 3:08 PM - 6:07 PM EST Att: 3,862 - Sunny - 70 F		
1 Nick Punto, S OBP: 0.545, SLG: 0.375 15 Jake Elmore, R OBP: 0.143, SLG: 0.143										3	1	1	2	0	0	1			
8 Jed Lowrie, S OBP: 0.390, SLG: 0.375 17 Addison Russell, R OBP: 0.167, SLG: 0.167 Daniel Robertson, R										2	0	0	0	0	1	2			
20 Josh Donaldson, R OBP: 0.300, SLG: 0.125 5 John Jaso, L OBP: 0.400, SLG: 0.250										2	1	0	0	1	2	2			
22 Luke Montz, R OBP: 0.600, SLG: 0.500										1	0	0	0	0	1	1			
16 Josh Reddick, L OBP: 0.400, SLG: 0.600 23 Michael Taylor, R OBP: 0.188, SLG: 0.133										0	0	0	0	1	0	0			
18 Alberto Callaspo, S OBP: 0.273, SLG: 0.273 35 Chris Gimenez, R OBP: 0.500, SLG: 0.333										3	0	0	0	0	0	2			
10 Deric Barton, L OBP: 0.625, SLG: 0.600 7 Nate Freiman, R OBP: 0.250, SLG: 0.200										0	1	0	0	2	0	0			
36 Derek Norris, R OBP: 0.500, SLG: 1.000 38 Jose Martinez, R OBP: 0.300, SLG: 0.300										1	0	0	0	1	0	1			
29 Sam Fuld, L OBP: 0.417, SLG: 0.545 32 Shane Peterson, L OBP: 0.400, SLG: 0.250										2	1	1	2	1	0	1			
Inning Stats	R: 0 E: 0 K: 1 S: 5	H: 0 LOB: 0 BB: 0 P: 5	R: 7 E: 0 K: 0 S: 7	H: 4 LOB: 5 BB: 27	R: 0 E: 1 K: 1 S: 7	H: 1 LOB: 2 BB: 0 P: 8	R: 0 E: 0 K: 0 S: 4	H: 1 LOB: 2 BB: 0 P: 5	R: 0 E: 1 K: 2 S: 8	H: 1 LOB: 1 BB: 0 P: 10	R: 0 E: 2 K: 0 S: 4	H: 0 LOB: 3 BB: 2 P: 12	R: 0 E: 0 K: 1 S: 6	H: 1 LOB: 3 BB: 2 P: 14	1B: 7 2B: 1 3B: 0 HR: 0	SF: 0 SAC: 0 DP: 0 HBP: 1		WP: 0 PB: 0 SB: 2 CS: 1	PA: 44
PITCHER	IP WLS BF H R ER SO BB IBB HBP BLK WP HR S P ERA WHIP	IP WLS BF H R ER SO BB IBB HBP BLK WP HR S P ERA WHIP																	
22 Clayton Kershaw, L ERA: 18.0	2.0	L	11	2	5	5	2	3	0	0	0	0	0	0	12	24		22.50	2.500
43 Brandon League, R ERA: 18.0	1.0		7	2	2	2	0	2	0	0	0	0	0	0	5	13		18.00	4.000
71 Seth Rosin, R ERA:	3.0		14	3	0	0	3	0	0	1	0	0	0	0	19	23		0.00	1.000
62 Pedro Báez, R ERA:	1.0		6	0	0	0	0	2	0	0	0	0	0	0	4	12	0.00	2.000	
76 Jarret Martin, L ERA:	1.0		6	1	0	0	1	2	0	0	0	0	0	0	6	14	0.00	3.000	



Batter	1	2	3	4	5	6	7	8	9	AB	R	H	RBI	BB	SO	LOB	TOP					
Rickie Weeks Jr., R OBP: 0.615, SLG: 0.778 61 Jason Rogers, R OBP: 0.400, SLG: 0.250	F7		20 1B 18 SF8 9 1B			G5-3				2	1	0	0	2	0	1						
9 Jean Segura, R OBP: 0.500, SLG: 0.500 14 Jeff Bianchi, R OBP: 0.300, SLG: 0.500	F8		18 SF8 20 1B			E6		P2		3	0	1	0	0	0	2						
20 Jonathan Lucroy, R OBP: 0.385, SLG: 0.333 25 Hunter Morris, L	G3					G6-3				4	0	2	0	0	0	1						
18 Khris Davis, R OBP: 0.231, SLG: 0.500 5 Taylor Green, L	F8		SF8			FC4-6 24 1B		K		3	0	0	1	0	1	1						
24 Lyle Overbay, L OBP: 0.500, SLG: 0.400 68 Matt Paganzzi, R OBP: 0.200, SLG: 0.200			K					F7		3	1	1	0	1	1	2						
1 Logan Schafer, L OBP: 0.417, SLG: 0.545 76 Kevin Mattison, L OBP: 0.125, SLG: 0.375			G4-3			K				4	1	2	0	0	1	4						
12 Martin Maldonado, R	SF7					F8		P5		3	0	0	1	0	0	3						
15 Caleb Gindl, L OBP: 0.200, SLG: 0.400 67 Eugenio Velez, S			G6-3					E4		3	1	2	1	0	0	0						
65 Irving Falu, S	K					SH1-3		F9		3	0	1	0	0	1	2						
Inning Stats	R: 0 E: 0 K: 0 S: 3	H: 0 LOB: 0 BB: 0 P: 3	R: 2 E: 0 K: 1 S: 9	H: 2 LOB: 1 BB: 1 P: 14	R: 1 E: 0 K: 1 S: 7	H: 2 LOB: 2 BB: 1 P: 11	R: 0 E: 0 K: 0 S: 4	H: 1 LOB: 2 BB: 1 P: 8	R: 0 E: 0 K: 1 S: 7	H: 2 LOB: 2 BB: 0 P: 7	R: 1 E: 1 K: 0 S: 6	H: 2 LOB: 1 BB: 0 P: 8	R: 0 E: 0 K: 1 S: 6	H: 1 LOB: 1 BB: 0 P: 8	R: 0 E: 1 K: 0 S: 3	H: 0 LOB: 1 BB: 1 P: 7	R: 0 E: 0 K: 0 S: 3	H: 0 LOB: 0 BB: 0 P: 3	1B: 9 2B: 1 3B: 0 HR: 0	SF: 2 SAC: 1 DP: 0 HBP: 0	WP: 0 PB: 0 SB: 3 CS: 1	PA: 41
PITCHER	IP	WLS	BF	H	R	ER	SO	BB	IBB	HBP	BLK	WP	HR	S	P	ERA	WHIP					
67 Dan Straily, R ERA: 13.5	2.0		12	4	3	3	1	2	0	0	0	0	0	14	23	13.50	3.000					
58 Evan Scribner, R ERA:	2.0		8	1	0	0	1	1	0	0	0	0	0	9	13	0.00	1.000					
44 Luke Gregerson, R ERA:	1.0		5	2	0	0	1	0	0	0	0	0	0	7	7	0.00	2.000					
70 Raul Alcantara, R ERA:	2.0		9	3	1	0	1	0	0	0	0	0	0	12	16	0.00	1.500					
71 Deryk Hooker, R ERA: 12.0	1.0		4	0	0	0	0	1	0	0	0	0	0	3	7	0.00	1.000					

Milwaukee Brewers @ Oakland Athletics
Phoenix Municipal Stadium, Phoenix, AZ
Tue Mar 04 2014, 3:07 PM - 6:07 PM EST
Att: 2,209 - Cloudy - 73 F

AB 34
R 4
H 10
RBI 3
BB 4
SO 4
LOB 17



Batter	1	2	3	4	5	6	7	8	9	AB	R	H	RBI	BB	SO	LOB	BOTTOM					
4 Coco Crisp, S OBP: 0.286, SLG: 0.333	G3-1					K				2	0	0	0	1	1	0						
5 John Jaso, L OBP: 0.375, SLG: 0.714 35 Chris Gimenez, R OBP: 0.444, SLG: 0.286	K							K		3	1	1	1	0	2	2						
8 Jed Lowrie, S OBP: 0.250, SLG: 0.300 17 Addison Russell, R OBP: 0.214, SLG: 0.214	G3					F9		F9		2	0	0	0	0	0	0						
52 Yoenis Cespedes, R OBP: 0.143, SLG: 0.231 Alden Carrithers, L OBP: 0.250, SLG: 0.250			G6-3			K		F8		3	0	0	0	0	1	0						
18 Alberto Callaspo, S OBP: 0.231, SLG: 0.231 73 Bruce Maxwell, L OBP: 0.333, SLG: 0.667 97 Matt Olson, L			F9			F8				2	0	0	0	0	0	0						
7 Nate Freiman, R OBP: 0.200, SLG: 0.154 Max Muncy, L OBP: 1.000, SLG: 1.000			F8					K		2	0	0	0	0	0	0						
22 Luke Montz, R OBP: 0.444, SLG: 0.750						K		G5-3		1	1	1	1	0	0	0						
23 Michael Taylor, R OBP: 0.316, SLG: 0.333						P3		G6-3		4	1	1	2	0	1	0						
15 Jake Elmore, R OBP: 0.100, SLG: 0.100										3	1	3	0	0	0	0						
			FC6-5 4 BB							3	0	0	0	0	2	3						
Inning Stats	R: 0 E: 0 K: 1 S: 5	H: 0 LOB: 0 BB: 0 P: 5	R: 0 E: 0 K: 0 S: 3	H: 0 LOB: 0 BB: 0 P: 3	R: 0 E: 0 K: 2 S: 8	H: 1 LOB: 2 BB: 1 P: 12	R: 0 E: 0 K: 1 S: 5	H: 0 LOB: 0 BB: 0 P: 5	R: 0 E: 0 K: 1 S: 6	H: 1 LOB: 1 BB: 0 P: 6	R: 1 E: 0 K: 1 S: 6	H: 1 LOB: 0 BB: 0 P: 6	R: 0 E: 0 K: 1 S: 5	H: 0 LOB: 0 BB: 0 P: 5	R: 2 E: 0 K: 2 S: 10	H: 3 LOB: 1 BB: 0 P: 10	R: 3 E: 0 K: 0 S: 3	H: 3 LOB: 1 BB: 0 P: 5	1B: 4 2B: 3 3B: 0 HR: 2	SF: 0 SAC: 0 DP: 0 HBP: 0	WP: 1 PB: 0 SB: 0 CS: 0	PA: 34
PITCHER	IP	WLS	BF	H	R	ER	SO	BB	IBB	HBP	BLK	WP	HR	S	P	ERA	WHIP					
38 Wily Peralta, R ERA:	3.0		11	2	1	1	3	0	0	0	0	0	1	17	17	3.00	0.667					
30 Tyler Thornburg, R ERA: 5.4		H	9	3	2	2	3	0	0	0	0	1	0	15	15	9.00	1.500					
52 Jimmy Nelson, R ERA: 9.0	2.0		3	3	3	3	0	0	0	0	0	0	1	3	5	∞	∞					
40 Johnny Hellweg, R ERA:	0.0	L	3	3	3	3	0	0	0	0	0	0	1	3	5	∞	∞					

Milwaukee Brewers @ Oakland Athletics
Phoenix Municipal Stadium, Phoenix, AZ
Tue Mar 04 2014, 3:07 PM - 6:07 PM EST
Att: 2,209 - Cloudy - 73 F

AB 33
R 6
H 9
RBI 5
BB 1
SO 9
LOB 7



Batter	1	2	3	4	5	6	7	8	9	AB	R	H	RBI	BB	SO	LOB	TOP																				
19 Billy Burns, S OBP: 0.423, SLG: 0.318 Jake Goebbert, L OBP: 0.333, SLG: 0.286	0-0 1B		0-3 K	0-0 FC5-4		4-0 BB			0-3 K	3	0	1	0	0	1	3	Oakland Athletics @ Milwaukee Brewers Maryvale Baseball Park, Phoenix, AZ Wed Mar 05 2014, 3:07 PM - 6:20 PM EST Att: 2,408 - Partly Cloudy - 75 F																				
28 Eric Sogard, L OBP: 0.178, SLG: 0.063 38 Jose Martinez, R OBP: 0.250, SLG: 0.250	0-0 F7		0-3 K		0-0 L7		0-0 FC5-6			3	0	0	0	0	1	0																					
10 Darc Barton, L OBP: 0.036, SLG: 0.714 7 Nate Freiman, R OBP: 0.188, SLG: 0.143	4-0 BB		0-0 2B		0-0 F8		0-3 K			2	0	1	0	1	0	0																					
5 John Jaso, L OBP: 0.273, SLG: 0.500 22 Luke Montz, R OBP: 0.400, SLG: 0.667	0-3 K		0-0 G1-3		0-0 F9		0-3 K			3	0	0	0	0	1	2																					
23 Michael Taylor, R OBP: 0.364, SLG: 0.571 Alden Carrthers, L OBP: 0.200, SLG: 0.200		0-1 HR		0-0 F9		0-0 2B		0-0 G4-3		1	3	2	1	0	0	0																					
21 Stephen Vogt, L OBP: 0.571, SLG: 0.769 Daniel Robertson, R OBP: 0.333, SLG: 0.333		0-0 2B		0-0 FC5-4		0-0 1B		0-0 F7		3	0	3	1	0	0	0																					
17 Addison Russell, R OBP: 0.176, SLG: 0.176 79 Billy McKinney, L		0-0 L7		0-0 FC5-4		0-3 K		0-3 K		3	0	0	0	0	1	3																					
32 Shane Peterson, L OBP: 0.357, SLG: 0.182 88 Anthony Aliotti, L (9, PH)		0-3 K		4-0 BB		0-3 K		0-3 K		2	0	0	0	1	2	2																					
15 Jake Elmore, R OBP: 0.154, SLG: 0.154 35 Chris Gimenez, R OBP: 0.400, SLG: 0.250		0-0 F9		0-0 FC5-4		0-3 K		0-3 K		3	0	1	0	0	1	2																					
Inning Stats	R: 0 E: 0 K: 1 S: 5	H: 1 LOB: 1 BB: 1 P: 9	R: 1 E: 0 K: 1 S: 8	H: 2 LOB: 1 BB: 0 P: 8	R: 0 E: 0 K: 2 S: 8	H: 1 LOB: 3 BB: 1 P: 8	R: 0 E: 0 K: 0 S: 3	H: 0 LOB: 0 BB: 0 P: 3	R: 1 E: 0 K: 3 S: 11	H: 2 LOB: 1 BB: 0 P: 11	R: 0 E: 0 K: 2 S: 7	H: 0 LOB: 1 BB: 1 P: 11	R: 0 E: 0 K: 1 S: 5	H: 0 LOB: 0 BB: 0 P: 5	R: 0 E: 0 K: 3 S: 9	H: 0 LOB: 0 BB: 0 P: 9		1B: 4 2B: 3 3B: 0 HR: 1	SF: 0 SAC: 0 DP: 0 HBP: 0	WP: 0 PB: 0 SB: 0 CS: 0	PA: 37																
PITCHER	IP	WLS	BF	H	R	ER	SO	BB	IBB	HBP	BLK	WP	HR	S	P	ERA		WHIP	PITCHER		IP	WLS	BF	H	R	ER	SO	BB	IBB	HBP	BLK	WP	HR	S	P	ERA	WHIP
49 Yovani Gallardo, R ERA: 1.93	2.2		11	3	1	1	4	1	0	0	0	0	1	19	23	3.38		1.500	48 Donovan Hand, R ERA: 2.25		1.0		3	0	0	0	3	0	0	0	0	0	9	9	0.00	0.000	
59 Zach Duke, L ERA:	3.1	W	8	3	0	0	0	1	0	0	0	0	0	7	11	0.00		3.000																			
29 Jim Henderson, R ERA:	5.1	H	3	0	0	0	0	0	0	0	0	0	0	3	3	0.00		0.000																			
47 Rob Woolen, R ERA: 6.0	1.0		5	2	1	1	3	0	0	0	0	0	0	11	11	9.00		2.000																			
46 Hiram Burgos, R ERA: 2.25	7.1		7	0	0	0	3	1	0	0	0	0	0	12	16	0.00	0.500																				

Batter	1	2	3	4	5	6	7	8	9	AB	R	H	RBI	BB	SO	LOB	BOTTOM																				
27 Carlos Gómez, R OBP: 0.364, SLG: 0.600 11 Sean Halton, R	0-0 G3		0-0 F9		0-0 2B		0-0 G3		4-0 BB	3	1	1	0	0	0	0	Oakland Athletics @ Milwaukee Brewers Maryvale Baseball Park, Phoenix, AZ Wed Mar 05 2014, 3:07 PM - 6:20 PM EST Att: 2,408 - Partly Cloudy - 75 F																				
2 Scooter Gennett, L OBP: 0.143, SLG: 0.077 71 Adam Weisenburger, R OBP: 1.000, SLG: 1.000	4-0 BB		0-0 G4-1		0-3 K		0-0 L9		4-0 BB	3	0	0	0	1	1	2																					
8 Ryan Braun, R OBP: 0.889, SLG: 1.857 75 Mitch Haniger, R OBP: 0.667, SLG: 1.000	0-0 1B			0-2 HR	0-0 1B		3-0 BB		0-0 E9	2	1	2	1	0	0	0																					
7 Mark Reynolds, R OBP: 0.429, SLG: 0.111 73 Kentraii Davis, L OBP: 0.250, SLG: 0.143	3-0 BB			0-0 G3-1	1-0 1B		4-0 BB		0-0 P4	1	1	0	0	1	0	0																					
21 Juan Francisco, L OBP: 0.538, SLG: 1.083 5 Taylor Green, L	0-0 P5			0-0 1B	4-0 BB		0-0 G4-3		0-0 G2-3	2	1	1	0	1	0	2																					
12 Martín Maldonado, R OBP: 0.200, SLG: 0.187 3 Elian Herrera, S OBP: 0.364, SLG: 0.300		0-0 B5-3		4-0 BB	0-0 2B		0-0 L7			2	0	1	2	1	0	0																					
25 Hunter Morris, L		0-0 F8		0-3 K	0-0 P4		0-3 K			4	0	0	0	0	2	4																					
61 Jason Rogers, R OBP: 0.385, SLG: 0.273 76 Kevin Mattison, L OBP: 0.111, SLG: 0.333		0-3 K		0-0 1B	0-0 G5-3		0-3 K			3	0	1	1	0	1	2																					
14 Jeff Bianchi, R OBP: 0.308, SLG: 0.462 62 Héctor Gómez, R OBP: 0.667, SLG: 1.600			0-0 G6-3		0-0 G2-3		0-1 E5		0-0 F9	3	1	1	0	0	0	2																					
Inning Stats	R: 0 E: 0 K: 0 S: 3	H: 1 LOB: 2 BB: 2 P: 10	R: 0 E: 0 K: 1 S: 5	H: 0 LOB: 0 BB: 0 P: 5	R: 0 E: 0 K: 0 S: 3	H: 0 LOB: 0 BB: 0 P: 3	R: 2 E: 0 K: 1 S: 10	H: 3 LOB: 2 BB: 1 P: 14	R: 3 E: 0 K: 1 S: 8	H: 3 LOB: 2 BB: 1 P: 13	R: 1 E: 0 K: 0 S: 5	H: 1 LOB: 2 BB: 2 P: 12	R: 0 E: 0 K: 2 S: 7	H: 0 LOB: 0 BB: 0 P: 7	R: 1 E: 1 K: 0 S: 4	H: 1 LOB: 2 BB: 2 P: 12		1B: 6 2B: 2 3B: 0 HR: 1	SF: 0 SAC: 0 DP: 0 HBP: 1	WP: 1 PB: 0 SB: 2 CS: 2	PA: 41																
PITCHER	IP	WLS	BF	H	R	ER	SO	BB	IBB	HBP	BLK	WP	HR	S	P	ERA		WHIP	PITCHER		IP	WLS	BF	H	R	ER	SO	BB	IBB	HBP	BLK	WP	HR	S	P	ERA	WHIP
11 Jarrod Parker, R ERA: 13.5	1.0	L	7	3	2	2	2	1	0	0	0	0	0	10	14	18.00		4.000	72 Jose Flores, R ERA: 11.57		1.0		6	1	1	0	0	2	0	0	0	0	4	12	9.00	3.000	
13 Drew Pomeranz, L ERA: 9.0	0.2		6	2	2	2	0	1	0	1	0	0	0	4	9	27.00		4.500																			
47 Philip Humber, R ERA: 6.75	6.1		6	1	1	0	0	2	0	0	0	1	0	5	12	0.00		3.000																			
50 Joe Savery, L ERA:	1.0		6	1	1	0	0	2	0	0	0	1	0	5	12	0.00		3.000																			
49 Fernando Nieve, R ERA: 6.0	7.1		3	0	0	0	2	0	0	0	0	0	0	7	7	0.00	0.000																				



Batter	1	2	3	4	5	6	7	8	9	AB	R	H	RBI	BB	SO	LOB	TOP																	
11 AJ Pollock, R OBP: 0.478, SLG: 0.579 76 Andy Marte, R OBP: 0.250, SLG: 0.333	G6-3		P4			K			1B	3	0	0	0	0	1	1	Arizona Diamondbacks @ Oakland Athletics Phoenix Municipal Stadium, Phoenix, AZ Fri Mar 07 2014, 3:08 PM - 5:39 PM EST Att: 5,686 - Sunny - 75 F																	
8 Gerardo Parra, L OBP: 0.455, SLG: 0.438 19 Tony Campana, L OBP: 0.263, SLG: 0.222	G5-3			15 G6-4-3		K			F7	2	0	1	0	0	0	0																		
14 Martin Prado, R OBP: 0.350, SLG: 0.750 16 Chris Owings, R OBP: 0.292, SLG: 0.318	G3			F8					FC6-4	2	0	0	0	0	0	1																		
15 Mark Trumbo, R OBP: 0.400, SLG: 0.611 63 Ender Inciarte, L OBP: 0.400, SLG: 0.429	G6-3			G6-4-3					F7	2	0	0	0	0	0	1																		
2 Aaron Hill, R OBP: 0.250, SLG: 0.222 17 Alfredo Marte, R OBP: 0.444, SLG: 0.750	K					G5-3				2	0	0	0	0	1	0																		
27 Matt Tuasosopo, R OBP: 0.190, SLG: 0.167 49 Shelley Duncan, R OBP: 0.267, SLG: 0.231	K					K			BB	2	0	0	0	0	2	0																		
71 Nick Evans, R OBP: 0.222, SLG: 0.222						K			L4	1	0	0	0	0	0	1																		
24 Henry Blanco, R OBP: 0.222, SLG: 0.222 60 Blake Lalli, L OBP: 0.143, SLG: 0.143						K			K	3	0	1	0	0	2	1																		
1 Didi Gregorius, L OBP: 0.283, SLG: 0.235 4 Cliff Pennington, S OBP: 0.353, SLG: 0.287									F7	2	0	0	0	0	0	2																		
									1B	1	0	1	0	0	0	0																		
Inning Stats	R: 0 E: 0 K: 0 S: 3	H: 0 LOB: 0 BB: 0 P: 3	R: 0 E: 0 K: 2 S: 7	H: 0 LOB: 0 BB: 0 P: 7	R: 0 E: 0 K: 0 S: 4	H: 2 LOB: 1 BB: 0 P: 4	R: 0 E: 0 K: 0 S: 3	H: 1 LOB: 0 BB: 0 P: 3	R: 0 E: 0 K: 2 S: 7	H: 0 LOB: 0 BB: 0 P: 7	R: 0 E: 0 K: 1 S: 5	H: 0 LOB: 0 BB: 0 P: 5	R: 0 E: 0 K: 2 S: 7	H: 0 LOB: 1 BB: 0 P: 11	R: 0 E: 0 K: 0 S: 5	H: 2 LOB: 2 BB: 0 P: 5	1B: 5 2B: 0 3B: 0 HR: 0	SF: 0 SAC: 0 DP: 2 HBP: 0	WP: 0 PB: 0 SB: 0 CS: 0	PA: 31														
PITCHER	IP WLS BF H R ER SO BB IBB HBP BLK WP HR S P ERA WHIP																																	
26 Scott Kazmir, L ERA: 4.5	3.0	W 10	2	0	0	2	0	0	0	0	0	0	0	0	14	14	0.00	0.667																
60 Jesse Chavez, R ERA: 4.5	4.0	W 12	1	0	0	5	0	0	0	0	0	0	0	22	22	0.00	0.250																	
50 Joe Savery, L ERA: 4.5	1.0	H 4	0	0	0	2	1	0	0	0	0	0	0	7	11	0.00	1.000																	
49 Fernando Nieve, R ERA: 4.5	1.0	S 5	2	0	0	0	0	0	0	0	0	0	0	5	5	0.00	2.000																	

Batter	1	2	3	4	5	6	7	8	9	AB	R	H	RBI	BB	SO	LOB	BOTTOM																	
19 Billy Burns, S OBP: 0.406, SLG: 0.321	G6-3					B1-3				4	0	2	0	0	0	1	Arizona Diamondbacks @ Oakland Athletics Phoenix Municipal Stadium, Phoenix, AZ Fri Mar 07 2014, 3:08 PM - 5:39 PM EST Att: 5,686 - Sunny - 75 F																	
8 Jed Lowrie, S OBP: 0.294, SLG: 0.400 29 Sam Fuld, L OBP: 0.364, SLG: 0.600									1B	2	0	1	0	0	1	2																		
20 Josh Donaldson, R OBP: 0.263, SLG: 0.125 10 Daric Barton, L OBP: 0.692, SLG: 0.750										2	0	0	0	0	1	1																		
52 Yoenis Cespedes, R OBP: 0.200, SLG: 0.316 23 Michael Taylor, R OBP: 0.360, SLG: 0.522									1B	1	0	1	1	1	0	0																		
18 Alberto Callaspo, S OBP: 0.200, SLG: 0.200 28 Eric Sogard, L OBP: 0.150, SLG: 0.056										3	0	0	0	0	0	2																		
16 Josh Reddick, L OBP: 0.474, SLG: 0.588 17 Addison Russell, R OBP: 0.250, SLG: 0.400										1	0	0	0	1	1	0																		
22 Luke Montz, R OBP: 0.286, SLG: 0.500 73 Bruce Maxwell, L OBP: 0.250, SLG: 0.500										1	0	0	0	0	0	0																		
15 Jake Elmore, R OBP: 0.250, SLG: 0.250										3	1	2	0	0	0	1																		
21 Stephen Vogt, L OBP: 0.529, SLG: 0.667										2	0	0	0	1	0	1																		
Inning Stats	R: 0 E: 0 K: 0 S: 4	H: 1 LOB: 1 BB: 0 P: 4	R: 0 E: 0 K: 2 S: 7	H: 0 LOB: 0 BB: 0 P: 7	R: 0 E: 0 K: 1 S: 6	H: 2 LOB: 2 BB: 0 P: 6	R: 0 E: 0 K: 1 S: 5	H: 0 LOB: 0 BB: 0 P: 5	R: 1 E: 1 K: 0 S: 4	H: 0 LOB: 1 BB: 1 P: 9	R: 0 E: 0 K: 0 S: 2	H: 0 LOB: 1 BB: 1 P: 6	R: 0 E: 0 K: 1 S: 5	H: 0 LOB: 0 BB: 0 P: 5	R: 1 E: 0 K: 2 S: 10	H: 3 LOB: 3 BB: 1 P: 14	1B: 6 2B: 1 3B: 0 HR: 0	SF: 0 SAC: 0 DP: 2 HBP: 0	WP: 0 PB: 0 SB: 1 CS: 1	PA: 32														
PITCHER	IP WLS BF H R ER SO BB IBB HBP BLK WP HR S P ERA WHIP																																	
36 Wade Miley, L ERA: 1.0	5.0	L 19	3	1	0	4	1	0	0	0	0	0	0	0	26	31	0.00	0.800																
29 Brad Ziegler, R ERA: 13.5	1.0	3	0	0	0	0	1	0	0	0	0	0	0	2	6	0.00	1.000																	
43 Addison Reed, R ERA: 2.25	1.0	3	0	0	0	1	0	0	0	0	0	0	0	5	5	0.00	0.000																	
30 David Hernandez, R ERA: 2.25	1.0	7	3	1	1	2	1	0	0	0	0	0	0	10	14	9.00	4.000																	



Batter	1	2	3	4	5	6	7	8	9	AB	R	H	RBI	BB	SO	LOB	TOP			
4 Coco Crisp, S OBP: 0.353, SLG: 0.083 32 Shane Peterson, L OBP: 0.375, SLG: 0.167	(1, 8) X F8		X 0-0 FC3-6 1B		X 1-0 G5-3		X 0-3 K		X 4-0 BB	3	0	1	0	0	0	1				
1 Nick Punto, S OBP: 0.429, SLG: 0.444 38 Jose Martinez, R OBP: 0.188, SLG: 0.188	(1, 4) X F8		X 0-0 FC3-6 18 CS 2B		X 0-0 F9 18 F9 2B		X 0-0 G6-3		X 0-0 G3	3	0	1	1	0	0	1				
18 Alberto Callaspo, S OBP: 0.278, SLG: 0.278 Alden Carrithers, L OBP: 0.143, SLG: 0.143	(1, 5) X 7 3B 1B		X 0-1 CS	X 0-0 35 FC5-4 5 BB 2B 1B	X 0-0 F9		X 0-0 G6-3			3	2	2	0	0	0	1				
7 Nate Freiman, R OBP: 0.286, SLG: 0.333	(1, 10) X 1-H 3B			X 4-0 35 FC5-4 1-H 2B	X 0-3 K			X 0-0 23 1B 35 SH3 1B		3	0	2	1	1	1	1				
10 Daric Barton, L OBP: 0.643, SLG: 0.667 35 Chris Gimenez, R OBP: 0.357, SLG: 0.182	(1, 3) X F8			X 0-0 FC5-4 5 2B 1-2 2-3		X 0-3 K		X 0-0 SH3		1	0	0	0	0	0	1				
23 Michael Taylor, R OBP: 0.379, SLG: 0.556		X 0-3 K		X 0-2 K		X 0-0 17 1B 2B		X 0-0 5 G3-6 2-3 1B		4	1	2	0	0	2	2				
5 John Jaso, L OBP: 0.261, SLG: 0.471 73 Bruce Maxwell, L OBP: 0.250, SLG: 0.500	(1, 2) X 73 Bruce Maxwell, L OBP: 0.250, SLG: 0.500	X 0-0 G6-3		X 0-0 1-3 3-H 2B		X 0-0 F9		X 0-0 G3-6		4	0	1	1	0	0	3				
17 Addison Russell, R OBP: 0.261, SLG: 0.391 Daniel Robertson, R OBP: 0.500, SLG: 0.500	(1, 6) X Daniel Robertson, R OBP: 0.500, SLG: 0.500	X 0-0 G3		X 0-3 K		X 0-0 2-H 1B		X 0-0 G6-4-3 1B		3	0	1	1	0	1	2				
29 Sam Fuld, L OBP: 0.360, SLG: 0.565 Jake Goebbert, L OBP: 0.300, SLG: 0.250	(1, 7) X Jake Goebbert, L OBP: 0.300, SLG: 0.250		X 0-0 G5-3		X 0-0 4 WP 1 2B 1B		X 0-0 F8		X 0-0 G6-4-3 1-2 1B	3	1	1	0	0	0	1				
Inning Stats	R: 1 E: 0 K: 0 S: 6	H: 2 LOB: 1 BB: 0 P: 6	R: 0 E: 0 K: 1 S: 5	H: 0 LOB: 0 BB: 0 P: 5	R: 0 E: 0 K: 0 S: 4	H: 1 LOB: 0 BB: 0 P: 4	R: 1 E: 0 K: 2 S: 9	H: 2 LOB: 2 BB: 1 P: 13	R: 1 E: 0 K: 1 S: 7	H: 2 LOB: 1 BB: 0 P: 8	R: 0 E: 0 K: 1 S: 5	H: 0 LOB: 0 BB: 0 P: 5	R: 0 E: 0 K: 0 S: 4	H: 2 LOB: 1 BB: 0 P: 4	R: 0 E: 0 K: 0 S: 3	H: 1 LOB: 1 BB: 1 P: 7	1B: 8 2B: 3 3B: 1 HR: 0	SF: 0 SAC: 1 DP: 2 HBP: 0	WP: 1 PB: 0 SB: 0 CS: 1	PA: 39
PITCHER	IP WLS BF H R ER SO BB IBB HBP BLK WP HR S P ERA WHIP																			
30 Brett Anderson, L ERA: 1.8	(1, 1) 3.0 2.0 H 11 4 2 2 1 3 0 0 0 0 0 0 0 15 15 3.00 1.000																			
53 Christian Friedrich, L ERA: 7.36	(4, 1) 2.0 B 8 2 1 1 2 0 0 0 0 0 0 0 4 4 0.00 2.500																			
55 Jon Gray, R ERA: 2.25	(6, 1) 2.0 4 2 0 0 0 0 0 0 0 0 0 0 4 4 0.00 2.000																			
60 Manny Corpas, R ERA: 2.25	(8, 1) 1.0 W 4 1 0 0 0 1 0 0 0 0 0 0 3 7 0.00 2.000																			
35 Chad Bettis, R ERA:	(9, 1) 1.0 W 4 1 0 0 0 0 0 0 0 0 0 0 3 7 0.00 2.000																			

Oakland Athletics @ Colorado Rockies
Salt River Fields at Talking Stick, Scottsdale, AZ
Sat Mar 08 2014, 3:11 PM - 6:01 PM EST
Att: 11,193 - Sunny - 74 F

AB	35
R	4
H	12
RBI	4
BB	2
SO	6
LOB	17



Batter	1	2	3	4	5	6	7	8	9	AB	R	H	RBI	BB	SO	LOB	BOTTOM					
19 Charlie Blackmon, L OBP: 0.250, SLG: 0.421 6 Corey Dickerson, L OBP: 0.368, SLG: 0.519	(1, 8) X P5	X 0-0 G3		X 0-0 FC4-6 3 G6-4-3 1-2 2-3 3-H 2B		X 0-0 G4-3		X 0-3 K		3	0	0	1	0	0	3						
3 Michael Cuddyer, R OBP: 0.231, SLG: 0.091 7 Matt McBride, R OBP: 0.438, SLG: 0.538	(1, 3) X 7 Matt McBride, R OBP: 0.438, SLG: 0.538	X 0-0 2 2B 1B	X 1-3 K	X 0-0 G6-4-3 1-2 2B		X 0-0 71 1B 2B		X 0-0 65 FC3-6 1B		3	1	1	0	0	1	3						
5 Carlos González, L OBP: 0.462, SLG: 0.545 71 Kyle Parker, R OBP: 0.250, SLG: 0.267	(1, 7) X 71 Kyle Parker, R OBP: 0.250, SLG: 0.267	X 0-0 F9	X 0-0 G3		X 0-0 L7		X 0-0 2-3 1B		X 0-3 K	3	0	0	0	0	2							
2 Troy Tulowitzki, R OBP: 0.462, SLG: 1.111 10 Paul Janish, R OBP: 0.467, SLG: 0.429 65 Cristhian Adames, S OBP: 0.267, SLG: 0.267	(1, 6) X 10 Paul Janish, R OBP: 0.467, SLG: 0.429 65 Cristhian Adames, S OBP: 0.267, SLG: 0.267	X 0-0 36 2B 2B		X 0-0 F9	X 0-0 L5		X 0-3 K		X 0-0 FC3-6 36 2B 1-2 2B	2	1	1	1	0	0	0						
36 Ben Paulsen, L OBP: 0.360, SLG: 0.500	(1, 10) X 28 1B 2B		X 0-0 G3		X 0-0 1B		X 0-0 F7		X 0-0 1-H 2B	5	1	3	2	0	0	1						
28 Nolan Arenado, R OBP: 0.333, SLG: 0.294 4 Ryan Wheeler, L OBP: 0.368, SLG: 0.500	(1, 5) X 4 Ryan Wheeler, L OBP: 0.368, SLG: 0.500	X 0-0 26 1B 1B		X 0-0 F8	X 0-0 G1-3		X 0-0 26 SH1-3 1B			3	0	1	1	0	0	1						
26 Jason Pridie, L OBP: 0.526, SLG: 0.625	(1, 9) X 1-2 1B		X 0-0 9 BB 19 FC4-6 1B		X 0-0 9 G4-3 9 S 1B		X 0-0 SH1-3			3	1	3	0	0	0	0						
72 Jackson Williams, R OBP: 0.545, SLG: 0.375 50 Dustin Garneau, R OBP: 0.273, SLG: 0.300	(1, 2) X 50 Dustin Garneau, R OBP: 0.273, SLG: 0.300	X 0-3 K		X 0-0 19 FC4-6 9 BB 1-2 1B		X 0-0 F8		X 4-0 BB		2	0	1	0	0	1	2						
9 DJ LeMahieu, R OBP: 0.294, SLG: 0.200 23 Charlie Culberson, R OBP: 0.333, SLG: 0.529	(1, 4) X 23 Charlie Culberson, R OBP: 0.333, SLG: 0.529	X 0-0 3 S 19 G3 1B		X 4-0 19 FC4-6 1-2 2-3 BB		X 1-0 G4-3		X 0-0 L7		2	0	1	0	1	0	1						
Inning Stats	R: 3 E: 0 K: 1 S: 10	H: 5 LOB: 2 BB: 0 P: 10	R: 0 E: 0 K: 1 S: 6	H: 1 LOB: 1 BB: 0 P: 7	R: 0 E: 0 K: 0 S: 3	H: 0 LOB: 0 BB: 0 P: 3	R: 1 E: 0 K: 0 S: 4	H: 2 LOB: 1 BB: 1 P: 8	R: 0 E: 0 K: 0 S: 4	H: 1 LOB: 1 BB: 0 P: 4	R: 0 E: 0 K: 0 S: 4	H: 1 LOB: 1 BB: 0 P: 5	R: 0 E: 0 K: 1 S: 6	H: 2 LOB: 1 BB: 0 P: 6	R: 0 E: 0 K: 1 S: 6	H: 1 LOB: 2 BB: 1 P: 10	R: 1 E: 0 K: 1 S: 6	H: 2 LOB: 1 BB: 0 P: 6	1B: 11 2B: 4 3B: 0 HR: 0	SF: 0 SAC: 1 DP: 1 HBP: 0	WP: 0 PB: 0 SB: 2 CS: 0	PA: 41
PITCHER	IP WLS BF H R ER SO BB IBB HBP BLK WP HR S P ERA WHIP																					
64 A.J. Griffin, R ERA: 9.0	(1, 1) 3.0 6 2 1 1 0 1 0 0 0 0 0 0 5 9 6.75 2.250																					
13 Drew Pomeranz, L ERA: 6.1	(4, 1) 1.1 3 1 0 0 0 0 0 0 0 0 0 0 3 3 0.00 1.500																					
58 Evan Scribner, R ERA:	(5, 1) 0.2 4 1 0 0 0 0 0 0 0 0 0 0 4 5 0.00 1.000																					
62 Sean Doolittle, L ERA:	(6, 1) 1.0 4 2 0 0 1 0 0 0 0 0 0 0 6 6 0.00 2.000																					
47 Philip Humber, R ERA: 4.91	(7, 1) 1.0 4 2 0 0 1 0 0 0 0 0 0 0 6 6 0.00 2.000																					

Oakland Athletics @ Colorado Rockies
Salt River Fields at Talking Stick, Scottsdale, AZ
Sat Mar 08 2014, 3:11 PM - 6:01 PM EST
Att: 11,193 - Sunny - 74 F

AB	38
R	5
H	15
RBI	5
BB	2
SO	5
LOB	22



Batter	1	2	3	4	5	6	7	8	9	AB	R	H	RBI	BB	SO	LOB	TOP																		
19 Billy Burns, S OBP: 0.333, SLG: 0.257	K		F9		B1-3		F8	K		5	0	0	0	0	2	4	Oakland Athletics @ Los Angeles Dodgers Camelback Ranch, Glendale, AZ Mon Mar 10 2014, 4:07 PM - 7:14 PM EDT Att: 7,556 - Sunny - 78 F																		
1 Nick Punto, S OBP: 0.477, SLG: 0.400 17 Addison Russell, R OBP: 0.280, SLG: 0.440 Daniel Robertson, R OBP: 0.400, SLG: 0.400	F9			F7		20 HR BB		FC5-4		2	0	0	0	1	0	0																			
20 Josh Donaldson, R OBP: 0.333, SLG: 0.524 38 Jose Martinez, R OBP: 0.250, SLG: 0.250	F8			1B		HR		79 BB 1B	F8	3	1	2	2	0	0	0																			
52 Yoenis Cespedes, R(1, 10) OBP: 0.154, SLG: 0.240 22 Luke Montz, R OBP: 0.250, SLG: 0.429	P6			F9		F9		F9	G5-3	3	0	0	0	0	0	2																			
18 Alberto Callaspo, S OBP: 0.286, SLG: 0.286 7 Nate Freiman, R OBP: 0.292, SLG: 0.300	FC1-4 1B			K		F8		79 BB 21 BB	K	3	0	1	0	0	1	2																			
23 Michael Taylor, R OBP: 0.384, SLG: 0.613 79 Billy McKinney, L OBP: 0.333, SLG: 0.333	FC1-4 1-2			HR		K		21 BB 63 BB	1B	3	1	1	1	0	1	2																			
35 Chris Gimenez, R OBP: 0.133, SLG: 0.133 21 Stephen Vogt, L OBP: 0.571, SLG: 0.737	K			G5-3		G6-3		63 BB 1B	1B	3	0	0	0	0	1	1																			
29 Sam Fuld, L OBP: 0.357, SLG: 0.538 63 Darwin Perez, S OBP: 1.000, SLG: 1.000 86 Tyler Ladendorf, R OBP: 0.000, SLG: 0.000			G4-3		K		15 B1-3 1B	1B	1B	3	0	1	0	0	1	0																			
15 Jake Elmore, R OBP: 0.250, SLG: 0.211 Alden Carrithers, L OBP: 0.250, SLG: 0.250	G6-3					B1-3		17 FC5-4 1B		2	0	0	0	1	0	1																			
Inning Stats	R: 0 E: 0 K: 1 S: 5	H: 0 LOB: 0 BB: 0 P: 5	R: 0 E: 1 K: 1 S: 6	H: 1 LOB: 1 BB: 0 P: 6	R: 0 E: 0 K: 0 S: 3	H: 0 LOB: 0 BB: 0 P: 3	R: 0 E: 0 K: 1 S: 6	H: 1 LOB: 1 BB: 0 P: 6	R: 1 E: 0 K: 1 S: 6	H: 1 LOB: 1 BB: 1 P: 11	R: 2 E: 0 K: 1 S: 8	H: 1 LOB: 1 BB: 1 P: 13	R: 0 E: 0 K: 0 S: 4	H: 1 LOB: 0 BB: 0 P: 4	R: 5 E: 0 K: 1 S: 11	H: 6 LOB: 2 BB: 1 P: 15		R: 0 E: 0 K: 1 S: 5	H: 0 LOB: 0 BB: 0 P: 5	1B: 8 2B: 1 3B: 0 HR: 2	SF: 0 SAC: 0 DP: 0 HBP: 0	WP: 0 PB: 0 SB: 0 CS: 0	PA: 41												
PITCHER	IP	WLS	BF	H	R	ER	SO	BB	IBB	HBP	BLK	WP	HR	S	P	ERA	WHIP	PITCHER	IP	WLS	BF	H	R	ER	SO	BB	IBB	HBP	BLK	WP	HR	S	P	ERA	WHIP
99 Hyun Jin Ryu, L ERA: 2.45	5.0		19	3	1	1	4	1	0	0	0	0	1	26	31	1.80	0.800	77 Carlos Frias, R ERA: 15.0	0.0		5	4	3	3	0	1	0	0	0	0	4	8	∞	∞	
43 Brandon League, R ERA: 16.88	0.2		4	1	2	2	0	1	0	0	0	0	1	5	10	27.00	3.000	Matt Magill, R ERA: 1.59	0.2		2	0	0	0	1	0	0	0	0	0	4	4	0.00	0.000	
54 Chris Perez, R ERA: 4.91	0.2	H	2	0	0	0	1	0	0	0	0	0	0	4	4	0.00	0.000	74 Kenley Jansen, R ERA: 1.59	1.0		3	0	0	0	1	0	0	0	0	5	5	0.00	0.000		
56 J.P. Howell, L ERA: 4.91	0.2	H	3	1	0	0	0	0	0	0	0	0	0	3	3	0.00	1.500																		
0 Brian Wilson, R ERA: 5.4	0.1		3	2	2	2	0	0	0	0	0	0	0	3	3	54.00	6.000																		

Batter	1	2	3	4	5	6	7	8	9	AB	R	H	RBI	BB	SO	LOB	BOTTOM																		
9 Dee Strange-Gordon, L OBP: 0.267, SLG: 0.333 37 Mike Baxter, L OBP: 0.345, SLG: 0.385	F9	B5-3			K		30 BB 2B		F7	3	0	0	0	0	1	0	Oakland Athletics @ Los Angeles Dodgers Camelback Ranch, Glendale, AZ Mon Mar 10 2014, 4:07 PM - 7:14 PM EDT Att: 7,556 - Sunny - 78 F																		
25 Carl Crawford, L OBP: 0.371, SLG: 0.505 43 Brandon League, R ERA: 16.88 54 Chris Perez, R ERA: 4.91 56 J.P. Howell, L ERA: 4.91 30 Miguel Olivo, R OBP: 0.294, SLG: 0.375	4-0		L4		K		72 S 72 BB		K	2	1	0	0	1	0	0																			
13 Hanley Ramirez, R OBP: 0.269, SLG: 0.333 72 Miguel Rojas, R OBP: 0.421, SLG: 0.389	0-0		F8			66 P5-6-3 16 BB	65 BB			3	1	2	0	0	0	0																			
16 Andre Ethier, L OBP: 0.346, SLG: 0.440 65 Joc Pederson, L OBP: 0.423, SLG: 0.690	1-0		F7			1B	2H	1B		3	1	2	3	0	0	0																			
66 Yasiel Puig, R OBP: 0.160, SLG: 0.304 35 Brendan Harris, R OBP: 0.261, SLG: 0.158	0-0				G6-3		35 G4-6-3 BB			0	0	0	0	1	0	0																			
5 Juan Uribe, R OBP: 0.320, SLG: 0.583 91 Jacob Scavuzzo, R OBP: 0.348, SLG: 0.478	1-2				G6-3		P5-6-3	G4-6-3		3	0	0	0	0	0	2																			
33 Scott Van Slyke, R OBP: 0.348, SLG: 0.333 73 Clint Robinson, L OBP: 0.348, SLG: 0.478	0-2				K		F8		K	3	1	2	1	0	0	1																			
26 Tim Federowicz, R OBP: 0.346, SLG: 0.510 0 Brian Wilson, R ERA: 5.4 Matt Magill, R ERA: 1.59 91 Trayvon Robinson, S OBP: 0.333, SLG: 0.133 74 Kenley Jansen, S ERA: 1.59	0-0		G6-3				FC5-4	F8		3	1	0	0	0	1	2																			
99 Hyun Jin Ryu, R ERA: 2.45	0-3				K		FC5-4	F8		3	0	1	0	0	1	1																			
18 Chone Figgins, S OBP: 0.355, SLG: 0.174					K		37 BB 30 BB		K	2	1	0	0	1	2	0																			
Inning Stats	R: 4 E: 0 K: 1 S: 10	H: 3 LOB: 0 BB: 1 P: 16	R: 0 E: 0 K: 1 S: 5	H: 0 LOB: 0 BB: 0 P: 5	R: 0 E: 0 K: 0 S: 3	H: 0 LOB: 0 BB: 0 P: 3	R: 0 E: 0 K: 1 S: 6	H: 1 LOB: 1 BB: 0 P: 6	R: 0 E: 0 K: 3 S: 9	H: 0 LOB: 0 BB: 0 P: 9	R: 0 E: 0 K: 0 S: 4	H: 2 LOB: 1 BB: 0 P: 4	R: 4 E: 0 K: 0 S: 6	H: 4 LOB: 1 BB: 2 P: 15	R: 0 E: 0 K: 1 S: 5	H: 0 LOB: 0 BB: 0 P: 5	R: 0 E: 0 K: 2 S: 7	H: 0 LOB: 0 BB: 0 P: 7	1B: 7 2B: 2 3B: 0 HR: 2	SF: 0 SAC: 0 DP: 2 HBP: 0	WP: 0 PB: 0 SB: 1 CS: 0	PA: 38													
PITCHER	IP	WLS	BF	H	R	ER	SO	BB	IBB	HBP	BLK	WP	HR	S	P	ERA	WHIP	PITCHER	IP	WLS	BF	H	R	ER	SO	BB	IBB	HBP	BLK	WP	HR	S	P	ERA	WHIP
11 Jarrod Parker, R ERA: 10.61	4.2		19	4	4	4	4	1	0	0	0	0	2	30	36	7.71	1.071	68 Arnold Leon, R ERA: 1.59	2.0		6	6	0	0	3	0	0	0	0	12	12	0.00	0.000		
50 Joe Savery, L ERA: 3.18	0.1		1	0	0	0	1	0	0	0	0	0	0	3	3	0.00	0.000																		
61 Dan Otero, R ERA: 3.18	1.0		4	2	0	0	0	0	0	0	0	0	0	4	4	0.00	2.000																		
44 Luke Gregerson, R ERA: 15.43	0.1		7	4	4	4	0	2	0	0	0	0	0	5	14	108.00	18.000																		
71 Denyk Hooker, R ERA: 9.92	0.2		1	0	0	0	0	0	0	0	0	0	0	1	1	0.00	0.000																		



Batter	1	2	3	4	5	6	7	8	9	AB	R	H	RBI	BB	SO	LOB	TOP			
4 Coco Crisp, S OBP: 0.391, SLG: 0.294 Jake Goebbert, L OBP: 0.250, SLG: 0.200										4	1	2	1	0	1	1	Oakland Athletics @ San Diego Padres Peoria Stadium, Peoria, AZ Tue Mar 11 2014, 4:07 PM - 6:41 PM EDT Att: 3,750 - Sunny - 75 F			
5 John Jaso, L OBP: 0.289, SLG: 0.417 38 Jose Martinez, R OBP: 0.238, SLG: 0.238										4	1	1	1	0	1	1				
8 Jed Lowrie, S OBP: 0.330, SLG: 0.591 Hiroyuki Nakajima, R										4	2	2	2	0	0	0				
37 Brandon Moss, L OBP: 0.550, SLG: 0.722 23 Michael Taylor, R OBP: 0.382, SLG: 0.625										3	0	1	0	0	0	1				
16 Josh Reddick, L OBP: 0.400, SLG: 0.478 7 Nate Freiman, R OBP: 0.280, SLG: 0.286										3	0	1	1	0	1	1				
18 Alberto Callaspo, S OBP: 0.292, SLG: 0.292 15 Jake Elmore, R OBP: 0.286, SLG: 0.211										3	0	1	0	0	0	2				
22 Luke Montz, R OBP: 0.300, SLG: 0.500 19 Billy Burns, S OBP: 0.333, SLG: 0.257										4	0	2	0	0	1	0				
29 Sam Fuld, L OBP: 0.313, SLG: 0.467 Alden Carrithers, L OBP: 0.250, SLG: 0.250										4	0	0	0	0	0	3				
28 Eric Sogard, L OBP: 0.200, SLG: 0.167 35 Chris Gimenez, R OBP: 0.263, SLG: 0.125										3	1	1	0	0	0	1				
Inning Stats	R: 3 E: 0 K: 1 S: 18	H: 4 LOB: 1 BB: 0 P: 23	R: 1 E: 0 K: 0 S: 13	H: 2 LOB: 1 BB: 0 P: 21	R: 0 E: 0 K: 0 S: 4	H: 1 LOB: 1 BB: 0 P: 7	R: 0 E: 0 K: 1 S: 11	H: 1 LOB: 1 BB: 0 P: 16	R: 1 E: 0 K: 1 S: 13	H: 2 LOB: 1 BB: 0 P: 15	R: 0 E: 0 K: 0 S: 5	H: 0 LOB: 0 BB: 0 P: 7	R: 0 E: 0 K: 0 S: 10	H: 2 LOB: 2 BB: 1 P: 19	R: 0 E: 0 K: 0 S: 7	H: 0 LOB: 0 BB: 0 P: 10		1B: 6 2B: 5 3B: 0 HR: 1	SF: 0 SAC: 0 DP: 1 HBP: 0	WP: 0 PB: 0 SB: 0 CS: 0
PITCHER	IP WLS BF H R ER SO BB IBB HBP BLK WP HR S P ERA WHIP																			
22 Ian Kennedy, R ERA: 6.0	4.0	19	8	4	4	2	0	0	0	0	0	0	0	0	1	46	67	9.00	2.000	
41 Robbie Erlin, L ERA: 3.0	2.0	8	2	1	1	2	0	0	0	0	0	0	0	0	18	22	4.50	1.000		
62 Keyvius Sampson, R ERA: 7.2	2.0	W	8	2	0	0	1	0	0	0	0	0	0	15	26	0.00	1.500			
58 Blaine Boyer, R ERA:	1.0	S	3	0	0	0	0	0	0	0	0	0	0	7	10	0.00	0.000			

AB	37
R	5
H	12
RBI	5
BB	1
SO	4
LOB	11



Batter	1	2	3	4	5	6	7	8	9	AB	R	H	RBI	BB	SO	LOB	BOTTOM			
2 Everth Cabrera, S OBP: 0.280, SLG: 0.333 73 Cory Spangenberg, L OBP: 0.364, SLG: 0.267										3	0	0	0	0	0	0	Oakland Athletics @ San Diego Padres Peoria Stadium, Peoria, AZ Tue Mar 11 2014, 4:07 PM - 6:41 PM EDT Att: 3,750 - Sunny - 75 F			
12 Seth Smith, L OBP: 0.381, SLG: 0.368 68 Rico Noel, R OBP: 0.200, SLG: 0.421										3	0	1	0	0	0	2				
25 Will Venable, L OBP: 0.300, SLG: 0.263 67 Jonathan Galvez, R OBP: 0.333, SLG: 0.357										3	0	2	0	0	0	0				
9 Jedd Gyorko, R OBP: 0.250, SLG: 0.273 62 Keyvius Sampson, R OBP: 0.516, SLG: 0.759 58 Blaine Boyer, R										2	0	0	1	0	0	1				
23 Yonder Alonso, L OBP: 0.292, SLG: 0.458 11 Alex Castellanos, R OBP: 0.333, SLG: 0.412										3	0	1	0	0	2	0				
88 Kyle Blanks, R OBP: 0.391, SLG: 0.421 79 Cody Decker, R OBP: 0.375, SLG: 0.857										3	1	1	0	0	1	1				
4 Nick Hundley, R OBP: 0.283, SLG: 0.500 64 Rymer Liriano, R OBP: 0.238, SLG: 0.333 70 Austin Hedges, R OBP: 0.167, SLG: 0.091										2	0	0	0	0	0	0				
5 Alex Amaris, L OBP: 0.318, SLG: 0.429 78 Alex Dickerson, L OBP: 0.318, SLG: 0.650										2	0	0	0	0	0	1				
22 Ian Kennedy, R 41 Robbie Erlin, R 15 Ryan Jackson, R OBP: 0.318, SLG: 0.556										1	0	0	0	0	0	0				
Inning Stats	R: 0 E: 0 K: 0 S: 9	H: 0 LOB: 0 BB: 0 P: 13	R: 0 E: 0 K: 2 S: 8	H: 0 LOB: 0 BB: 0 P: 13	R: 0 E: 0 K: 0 S: 5	H: 0 LOB: 0 BB: 0 P: 9	R: 0 E: 0 K: 0 S: 7	H: 1 LOB: 1 BB: 0 P: 10	R: 1 E: 1 K: 2 S: 18	H: 1 LOB: 1 BB: 0 P: 25	R: 1 E: 0 K: 0 S: 6	H: 2 LOB: 1 BB: 0 P: 6	R: 4 E: 0 K: 1 S: 20	H: 3 LOB: 2 BB: 1 P: 37	R: 0 E: 0 K: 2 S: 7	H: 0 LOB: 0 BB: 0 P: 14		1B: 5 2B: 2 3B: 0 HR: 1	SF: 1 SAC: 0 DP: 1 HBP: 1	WP: 2 PB: 0 SB: 1 CS: 0
PITCHER	IP WLS BF H R ER SO BB IBB HBP BLK WP HR S P ERA WHIP																			
54 Sonny Gray, R ERA: 5.14	4.0	13	1	0	0	2	0	0	0	0	0	1	0	18	25	0.00	1.000			
13 Drew Pomeranz, L ERA: 6.23	1.0	5	1	1	0	2	0	0	0	0	0	0	0	6	6	9.00	2.000			
56 Fernando Abad, L ERA: 4.5	1.0	L	5	2	4	4	0	1	0	1	14	25	108.00	9.000						
47 Philip Humber, R ERA: 13.5	0.1	3	1	0	0	1	0	0	0	0	6	12	0.00	1.500						
58 Evan Scribner, R ERA:	0.2	3	1	0	0	1	0	0	0	0	6	12	0.00	1.500						

AB	30
R	6
H	7
RBI	5
BB	1
SO	7
LOB	8



Batter	1	2	3	4	5	6	7	8	9	AB	R	H	RBI	BB	SO	LOB	TOP										
6 Lorenzo Cain, R OBP: 0.406, SLG: 0.393 1 Jarrod Dyson, L OBP: 0.462, SLG: 0.350										3	0	0	0	0	1	4											
27 Justin Maxwell, R OBP: 0.355, SLG: 0.581 7 Carlos Pequero, L OBP: 0.350, SLG: 0.294										3	0	0	0	0	1	3											
35 Eric Hosmer, L OBP: 0.313, SLG: 0.487 64 Jimmy Paredes, S OBP: 0.125, SLG: 0.067										2	0	0	0	1	0	0											
16 Billy Butler, R OBP: 0.412, SLG: 0.500										4	1	2	0	0	1	2											
4 Alex Gordon, L OBP: 0.367, SLG: 0.586 38 Brian Fletcher, R										3	0	0	0	0	1	2											
13 Salvador Perez, R OBP: 0.435, SLG: 0.810 26 Francisco Peña, R OBP: 0.286, SLG: 0.167										3	1	1	2	0	0	0											
8 Mike Moustakas, L OBP: 0.381, SLG: 1.077 45 Jason Donald, R OBP: 0.423, SLG: 0.318										3	1	3	1	0	0	0											
19 Danny Valencia, R OBP: 0.266, SLG: 0.326 60 Jon Rauch, R 67 Francisley Bueno, L 47 Cory Wade, R 9 Johnny Giavotella, R 48 Michael Mariot, R										3	0	1	0	0	0	1											
24 Christian Colón, R OBP: 0.333, SLG: 0.333 37 Pedro Ciriaco, R OBP: 0.435, SLG: 0.696										1	0	0	0	1	0	1											
Inning Stats	R: 0 E: 0 K: 1 S: 5	H: 0 LOB: 0 BB: 0 P: 5	R: 0 E: 0 K: 2 S: 7	H: 0 LOB: 0 BB: 0 P: 7	R: 0 E: 0 K: 0 S: 4	H: 1 LOB: 1 BB: 0 P: 4	R: 0 E: 1 K: 0 S: 3	H: 0 LOB: 1 BB: 1 P: 7	R: 0 E: 0 K: 1 S: 7	H: 2 LOB: 3 BB: 1 P: 11	R: 3 E: 0 K: 0 S: 10	H: 3 LOB: 0 BB: 0 P: 15	R: 0 E: 0 K: 0 S: 5	H: 1 LOB: 1 BB: 0 P: 5	R: 0 E: 0 K: 0 S: 3	H: 1 LOB: 0 BB: 0 P: 3	R: 0 E: 0 K: 0 S: 5	H: 2 LOB: 2 BB: 0 P: 5	1B: 6 2B: 2 3B: 0 HR: 2	SF: 0 SAC: 0 DP: 2 HBP: 0	WP: 0 PB: 0 SB: 3 CS: 0	PA: 38					
PITCHER	IP	WLS	BF	H	R	ER	SO	BB	IBB	HBP	BLK	WP	HR	S	P	ERA	WHIP										
26 Scott Kazmir, L ERA: 3.8	4.0		14	1	0	0	3	1	0	0	0	0	0	19	23	0.00	0.500										
49 Fernando Nieve, R ERA: 3.8	1.0		6	2	0	0	1	1	0	0	0	0	0	7	11	0.00	3.000										
62 Sean Doolittle, L ERA: 5.4	1.0	L	6	3	3	3	0	0	0	0	0	0	2	10	15	27.00	3.000										
45 Jim Johnson, R ERA: 3.6	1.0		4	1	0	0	0	0	0	0	0	0	0	5	5	0.00	1.000										
25 Josh Lindblom, R ERA: 3.12	2.0		8	3	0	0	0	0	0	0	0	0	0	8	8	0.00	1.500										

Kansas City Royals @ Oakland Athletics
Phoenix Municipal Stadium, Phoenix, AZ
Wed Mar 12 2014, 4:06 PM - 6:58 PM EDT
Att: 4,183 - Sunny - 82 F

livebaseballscorecards.com

AB 36
R 3
H 10
RBI 3
BB 2
SO 4
LOB 19

Batter	1	2	3	4	5	6	7	8	9	AB	R	H	RBI	BB	SO	LOB	BOTTOM										
19 Billy Burns, S OBP: 0.341, SLG: 0.237										3	0	0	1	2	2	2											
1 Nick Punto, S OBP: 0.407, SLG: 0.391 15 Jake Elmore, R OBP: 0.304, SLG: 0.286										3	0	1	0	0	1	3											
20 Josh Donaldson, R OBP: 0.296, SLG: 0.458 38 Jose Martinez, R OBP: 0.227, SLG: 0.227										3	0	0	0	0	1	1											
52 Yoenis Cespedes, R OBP: 0.138, SLG: 0.214 79 Billy McKinney, L OBP: 0.250, SLG: 0.250										3	0	0	0	0	0	1											
37 Brandon Moss, L OBP: 0.500, SLG: 0.650 Renato Núñez, R										2	0	0	0	0	2	0											
36 Derek Norris, R OBP: 0.357, SLG: 0.615 21 Stephen Vogt, L OBP: 0.522, SLG: 0.667										2	1	1	0	0	1	0											
28 Eric Sogard, L OBP: 0.180, SLG: 0.154 Daniel Robertson, R OBP: 0.429, SLG: 0.429										2	0	0	0	0	1	1											
23 Michael Taylor, R OBP: 0.405, SLG: 0.647 Jake Goebbert, L OBP: 0.231, SLG: 0.182										2	0	1	0	1	0	0											
7 Nate Freiman, R OBP: 0.345, SLG: 0.304 Conner Crumbly, L										2	0	1	0	1	1	0											
Inning Stats	R: 0 E: 0 K: 0 S: 4	H: 1 LOB: 1 BB: 0 P: 4	R: 0 E: 0 K: 2 S: 7	H: 0 LOB: 0 BB: 0 P: 7	R: 0 E: 0 K: 1 S: 5	H: 0 LOB: 0 BB: 0 P: 5	R: 0 E: 0 K: 3 S: 11	H: 1 LOB: 3 BB: 2 P: 20	R: 0 E: 0 K: 1 S: 5	H: 0 LOB: 0 BB: 0 P: 5	R: 0 E: 0 K: 1 S: 6	H: 1 LOB: 2 BB: 1 P: 10	R: 0 E: 0 K: 1 S: 6	H: 1 LOB: 1 BB: 0 P: 6	R: 0 E: 0 K: 0 S: 5	H: 2 LOB: 3 BB: 1 P: 9	1B: 4 2B: 2 3B: 0 HR: 0	SF: 0 SAC: 0 DP: 0 HBP: 1	WP: 0 PB: 0 SB: 1 CS: 0	PA: 38							
PITCHER	IP	WLS	BF	H	R	ER	SO	BB	IBB	HBP	BLK	WP	HR	S	P	ERA	WHIP										
30 Yordano Ventura, R ERA: 2.89	1.1		15	2	1	1	6	2	0	1	0	0	0	7	16	0.00	3.000										
49 Donnie Joseph, L ERA: 7.2	0.2	W	5	0	0	0	2	2	0	1	0	0	0	5	5	0.00	0.000										
60 Jon Rauch, R ERA: 3.0	1.0	H	3	0	0	0	1	0	0	0	0	0	0	6	10	0.00	2.000										
67 Francisley Bueno, L ERA: 3.0	1.0	H	4	1	0	0	1	0	0	0	0	0	0	6	6	0.00	1.000										
47 Cory Wade, R ERA: 10.38	1.0	H	4	1	0	0	1	0	0	0	0	0	0	6	6	0.00	1.000										

Kansas City Royals @ Oakland Athletics
Phoenix Municipal Stadium, Phoenix, AZ
Wed Mar 12 2014, 4:06 PM - 6:58 PM EDT
Att: 4,183 - Sunny - 82 F

livebaseballscorecards.com

AB 33
R 1
H 6
RBI 1
BB 4
SO 11
LOB 15

Batter	1	2	3	4	5	6	7	8	9	AB	R	H	RBI	BB	SO	LOB	TOP		
19 Billy Burns, S OBP: 0.370, SLG: 0.277	G3	F7	1-2 2-H 1B			G3-6-1			K	5	0	1	0	0	1	2	Oakland Athletics @ San Francisco Giants Scottsdale Stadium, Scottsdale, AZ Sat Mar 15 2014, 6:06 PM - 8:48 PM EDT Att: 12,258 - Sunny - 81 F		
1 Nick Punto, S OBP: 0.424, SLG: 0.414 74 Chad Oberacker, L OBP: 0.500, SLG: 0.500	18 WP 2B 1B	F7		K2-3			G4-3	88 WP BB 1B	3	1	1	0	0	1	0				
18 Alberto Callaspo, S OBP: 0.353, SLG: 0.367 Hiroyuki Nakajima, R	10 1B 2B		G5-3	52 G6-4-3 1B			G5-4-3 BB	K	3	1	2	1	1	0	0				
52 Yoenis Cespedes, R OBP: 0.139, SLG: 0.176 Dusty Coleman, R	K		10 BB 21 HR HBP	G6-4-3			G5-4-3	88 WP BB	2	1	0	0	0	1	2				
10 Daric Barton, L OBP: 0.722, SLG: 0.700 88 Anthony Aliotti, L (8, PR)	2H 1B		21 HR BB		23 G5-4-3 BB			G4-3	1	1	1	1	3	0	0				
23 Michael Taylor, R OBP: 0.400, SLG: 0.650	K		K	G5-4-3			K	1-2 2-3 3-H	4	0	0	0	0	3	5				
21 Stephen Vogt, L OBP: 0.517, SLG: 0.731 35 Chris Gimenez, R OBP: 0.273, SLG: 0.211		4-0 22 HR BB	2-1 1-H 2-H HR	G4-3			F7		2	2	1	3	1	0	0				
22 Luke Montz, R OBP: 0.357, SLG: 0.583	1-H HR		15 BB 19 1B 1B		19 G3-6-1 BB		F8		3	1	2	2	1	0	1				
15 Jake Elmore, R OBP: 0.412, SLG: 0.357	B5-3		19 1B BB				F9	BB 88 WP 74 1B BB	2	1	0	0	2	0	1				
Inning Stats	R: 2 E: 0 K: 2 S: 11	H: 3 LOB: 1 BB: 0 P: 12	R: 2 E: 0 K: 0 S: 4	H: 1 LOB: 0 BB: 1 P: 8	R: 3 E: 0 K: 1 S: 8	H: 3 LOB: 2 BB: 2 P: 19	R: 0 E: 0 K: 1 S: 5	H: 1 LOB: 0 BB: 0 P: 5	R: 0 E: 0 K: 0 S: 2	H: 0 LOB: 0 BB: 1 P: 6	R: 0 E: 0 K: 0 S: 2	H: 0 LOB: 0 BB: 1 P: 6	R: 0 E: 0 K: 1 S: 5	H: 0 LOB: 1 BB: 1 P: 9	R: 1 E: 0 K: 2 S: 8	H: 1 LOB: 2 BB: 2 P: 17		1B: 6 2B: 1 3B: 0 HR: 2	SF: 0 SAC: 0 DP: 4 HBP: 1
PITCHER	IP WLS BF H R ER SO BB IBB HBP BLK WP HR S P ERA WHIP	18 Matt Cain, R ERA: 5.91 Mike Kickham, L ERA: 46 Santiago Casilla, R ERA: 54 Sergio Romo, R ERA: 24.75 75 Erik Cordier, R ERA:	2.2 L 18 6 7 7 3 3 0 1 0 0 1 2 22 38 23.62 3.375	35 Brandon Crawford, L OBP: 0.197, SLG: 0.233 Nick Noonan, L OBP: 0.320, SLG: 0.348	2.1 7 2 0 0 1 1 0 0 0 0 0 0 8 12 0.00 1.286	64 Derek Law, R ERA: 2.45	1.0 6 1 1 1 2 1 17 9.00 3.000												

AB	31
R	8
H	9
RBI	7
BB	9
SO	7
LOB	17



Batter	1	2	3	4	5	6	7	8	9	AB	R	H	RBI	BB	SO	LOB	BOTTOM		
7 Grégor Blanco, L OBP: 0.250, SLG: 0.250 86 Jarrett Parker, L	G3		F8			K		K		3	0	0	0	0	1	1	Oakland Athletics @ San Francisco Giants Scottsdale Stadium, Scottsdale, AZ Sat Mar 15 2014, 6:06 PM - 8:48 PM EDT Att: 12,258 - Sunny - 81 F		
35 Brandon Crawford, L OBP: 0.197, SLG: 0.233 Nick Noonan, L OBP: 0.320, SLG: 0.348	F8		K			K		K		3	0	0	0	0	2	1			
28 Buster Posey, R OBP: 0.462, SLG: 0.593 46 Santiago Casilla, R 82 Matt Duffy, R	G5-3		71 FC5-4 48 BB BB			K		G6-3	1	0	0	0	1	0	0				
8 Hunter Pence, R OBP: 0.353, SLG: 0.813 78 Tyler Graham, R OBP: 0.600, SLG: 0.667	71 G6-3 48 G5-3 1B		P6			HR		G5-3	3	1	2	1	0	0	1				
48 Pablo Sandoval, S OBP: 0.394, SLG: 0.429 54 Sergio Romo, R 75 Erik Cordier, R 64 Derek Law, R 86 Brett Krill, R	G5-3		71 FC5-4 BB			K		K	2	0	0	0	1	1	1				
71 Mark Minicuzzi, R OBP: 0.324, SLG: 0.433	G6-3		FC5-4			K		K	3	0	0	0	1	3					
6 Ehire Adrianza, S OBP: 0.250, SLG: 0.556 82 Kelby Tomlinson, R	G5-3		F7			K		K	3	0	0	0	0	1	3				
Gary Brown, R OBP: 0.409, SLG: 0.278			L4			K		K	3	0	1	0	0	1	0				
18 Matt Cain, R OBP: 1.000, SLG: 1.000 Mike Kickham, L OBP: 1.000, SLG: 2.000 Andrew Susac, R OBP: 0.421, SLG: 0.600	7 F8 2B		G5-4-3			K		P5	0	0	0	0	0	0	0				
Inning Stats	R: 0 E: 0 K: 0 S: 3	H: 0 LOB: 0 BB: 0 P: 3	R: 0 E: 0 K: 0 S: 4	H: 1 LOB: 1 BB: 0 P: 4	R: 0 E: 0 K: 1 S: 6	H: 1 LOB: 1 BB: 0 P: 6	R: 0 E: 0 K: 0 S: 3	H: 0 LOB: 2 BB: 2 P: 11	R: 0 E: 0 K: 3 S: 12	H: 1 LOB: 0 BB: 0 P: 13	R: 0 E: 0 K: 3 S: 9	H: 0 LOB: 0 BB: 0 P: 9	R: 0 E: 0 K: 2 S: 7	H: 0 LOB: 0 BB: 0 P: 7	R: 0 E: 0 K: 1 S: 5	H: 0 LOB: 0 BB: 0 P: 5		1B: 2 2B: 1 3B: 0 HR: 1	SF: 0 SAC: 0 DP: 1 HBP: 0
PITCHER	IP WLS BF H R ER SO BB IBB HBP BLK WP HR S P ERA WHIP	57 Tommy Milone, L ERA: 3.86 56 Fernando Abad, L ERA: 5.14 13 Drew Pomeranz, L ERA: 4.26 Paul Smyth, R ERA: 4.5	5.0 W 19 3 0 0 5 0 0 0 0 0 0 12 13 9.00 1.000	64 Derek Law, R ERA: 2.45	1.0 6 1 1 1 2 1 17 9.00 3.000														

AB	30
R	1
H	4
RBI	1
BB	2
SO	11
LOB	11



Batter	1	2	3	4	5	6	7	8	9	AB	R	H	RBI	BB	SO	LOB	TOP										
19 Billy Burns, S OBP: 0.345, SLG: 0.255 86 Tyler Ladendorf, R (7.4)										4	0	0	0	0	1	1	Oakland Athletics @ Cincinnati Reds Goodyear Ballpark, Goodyear, AZ Sun Mar 16 2014, 4:21 PM - 7:10 PM EDT Att: 6,413 - Sunny - 75 F										
8 Jed Lowrie, S OBP: 0.343, SLG: 0.563 35 Chris Gimenez, R OBP: 0.261, SLG: 0.200										3	1	1	0	0	0	2											
20 Josh Donaldson, R OBP: 0.351, SLG: 0.467 Alden Carrithers, L OBP: 0.273, SLG: 0.300										2	0	0	0	0	0	1											
52 Yoenis Cespedes, R OBP: 0.154, SLG: 0.167 21 Stephen Vogt, L OBP: 0.500, SLG: 0.704										2	1	0	0	1	0	0											
36 Derek Norris, R OBP: 0.423, SLG: 0.720 Daniel Robertson, R OBP: 0.250, SLG: 0.250										3	0	2	2	0	0	0											
10 Darrin Barton, L OBP: 0.619, SLG: 0.538 79 Billy McKinney, L OBP: 0.400, SLG: 0.500										3	0	0	0	0	2	2											
23 Michael Taylor, R OBP: 0.396, SLG: 0.619 7 Nate Freiman, R OBP: 0.342, SLG: 0.355										2	1	0	0	1	1	1											
29 Sam Fuld, L OBP: 0.349, SLG: 0.487 Conner Crumbly, L										2	1	0	0	1	0	0											
15 Jake Elmore, R OBP: 0.405, SLG: 0.355 Jake Goebbert, L OBP: 0.250, SLG: 0.154										3	1	1	1	0	0	0											
Inning Stats	R: 2 E: 0 K: 1 S: 8	H: 2 LOB: 1 BB: 1 P: 12	R: 0 E: 0 K: 1 S: 5	H: 0 LOB: 0 BB: 0 P: 5	R: 0 E: 0 K: 0 S: 3	H: 0 LOB: 0 BB: 0 P: 3	R: 0 E: 0 K: 1 S: 5	H: 0 LOB: 0 BB: 0 P: 5	R: 3 E: 0 K: 1 S: 7	H: 1 LOB: 1 BB: 2 P: 15	R: 0 E: 0 K: 0 S: 4	H: 1 LOB: 1 BB: 0 P: 4	R: 0 E: 0 K: 0 S: 3	H: 0 LOB: 0 BB: 0 P: 3	R: 0 E: 0 K: 0 S: 3	H: 0 LOB: 0 BB: 0 P: 3		R: 1 E: 0 K: 2 S: 9	H: 2 LOB: 2 BB: 1 P: 13	1B: 4 2B: 2 3B: 0 HR: 0	SF: 1 SAC: 0 DP: 0 HBP: 0	WP: 1 PB: 0 SB: 0 CS: 1	PA: 38				
PITCHER	IP	WLS	BF	H	R	ER	SO	BB	IBB	HBP	BLK	WP	HR	S	P	ERA	WHIP										
52 Tony Cingrani, L ERA: 6.39	4.0		19	3	5	3	4	3	0	0	1	1	0	25	37	6.75	1.500										
79 Lee Hyde, L ERA: 1.52	1.0	B	2	0	0	0	0	0	0	0	0	0	0	3	3	0.00	0.000										
40 Chien-Ming Wang, R ERA: 3.86	2.0	W	7	1	0	0	0	0	0	0	0	0	0	7	7	0.00	0.500										
Logan Ondrusek, R ERA: 8.31	1.0	H	3	0	0	0	0	0	0	0	0	0	0	3	3	0.00	0.000										
84 Drew Hayes, R ERA: 5.6	1.0	S	6	2	1	1	2	1	0	0	0	0	0	9	13	9.00	3.000										

Batter	1	2	3	4	5	6	7	8	9	AB	R	H	RBI	BB	SO	LOB	BOTTOM										
6 Billy Hamilton, S OBP: 0.410, SLG: 0.364 50 Neftali Soto, R OBP: 0.438, SLG: 0.781										4	1	2	1	0	1	0	Oakland Athletics @ Cincinnati Reds Goodyear Ballpark, Goodyear, AZ Sun Mar 16 2014, 4:21 PM - 7:10 PM EDT Att: 6,413 - Sunny - 75 F										
4 Brandon Phillips, R OBP: 0.235, SLG: 0.419 70 Kristopher Negron, R OBP: 0.345, SLG: 0.440										4	1	1	2	0	2	0											
19 Joey Votto, L OBP: 0.314, SLG: 0.419 76 Argenis Diaz, R OBP: 0.150, SLG: 0.300										3	1	1	1	1	0	0											
32 Jay Bruce, L OBP: 0.417, SLG: 0.517 90 Felix Perez, L										4	0	0	0	0	1	1											
21 Todd Frazier, R OBP: 0.364, SLG: 0.552 9 Jack Hannahan, L OBP: 0.200, SLG: 0.200										2	1	1	0	0	1	0											
2 Zack Cozart, R OBP: 0.273, SLG: 0.333 15 Roger Bernadina, L OBP: 0.600, SLG: 0.864										3	2	2	0	0	0	0											
25 Skip Schumaker, L OBP: 0.486, SLG: 0.600 30 Jason Bourgeois, R OBP: 0.294, SLG: 0.250										2	1	1	1	1	0	2											
39 Devin Mesoraco, R OBP: 0.276, SLG: 0.296 29 Brayan Peña, S OBP: 0.333, SLG: 0.308										3	0	1	1	0	1	4											
7 Ramon Santiago, S OBP: 0.235, SLG: 0.226 27 Chris Nelson, R OBP: 0.333, SLG: 0.542										3	0	0	1	0	2	3											
Inning Stats	R: 1 E: 0 K: 2 S: 10	H: 1 LOB: 0 BB: 0 P: 12	R: 2 E: 1 K: 2 S: 9	H: 2 LOB: 2 BB: 1 P: 13	R: 0 E: 0 K: 0 S: 2	H: 0 LOB: 0 BB: 1 P: 6	R: 2 E: 0 K: 0 S: 5	H: 3 LOB: 0 BB: 0 P: 5	R: 0 E: 0 K: 1 S: 5	H: 2 LOB: 2 BB: 0 P: 7	R: 2 E: 0 K: 2 S: 10	H: 2 LOB: 0 BB: 0 P: 11	R: 0 E: 0 K: 0 S: 3	H: 0 LOB: 0 BB: 0 P: 3	R: 0 E: 0 K: 0 S: 3	H: 0 LOB: 0 BB: 0 P: 3		1B: 8 2B: 1 3B: 0 HR: 2	SF: 0 SAC: 0 DP: 2 HBP: 0	WP: 0 PB: 0 SB: 2 CS: 0	PA: 34						
PITCHER	IP	WLS	BF	H	R	ER	SO	BB	IBB	HBP	BLK	WP	HR	S	P	ERA	WHIP										
54 Sonny Gray, R ERA: 6.3	3.0		16	6	5	3	4	2	0	0	0	0	0	24	34	9.00	2.667										
Andrew Werner, L ERA: 8.31	1.0		2	0	0	0	0	0	0	0	0	0	0	2	2	0.00	0.000										
44 Luke Gregerson, R ERA: 8.31	1.0		3	0	0	0	1	0	0	0	0	0	0	5	5	0.00	0.000										
25 Josh Lindblom, R ERA: 4.09	2.1	L	11	4	2	2	3	0	0	0	0	0	1	18	19	7.71	1.714										
76 Nolan Sanburn, R ERA: 4.09	0.2		2	0	0	0	0	0	0	0	0	0	0	2	2	0.00	0.000										

AB	32
R	6
H	6
RBI	5
BB	4
SO	6
LOB	10



Batter	1	2	3	4	5	6	7	8	9	AB	R	H	RBI	BB	SO	LOB	TOP			
21 Junior Lake, R OBP: 0.167, SLG: 0.143 98 Zeke DeVoss, S OBP: 0.333, SLG: 0.333										3	0	0	0	0	2	0	Chicago Cubs @ Oakland Athletics Phoenix Municipal Stadium, Phoenix, AZ Mon Mar 17 2014, 4:07 PM - 6:47 PM EDT Att: 6,099 - Sunny - 84 F			
15 Darwin Barney, R OBP: 0.344, SLG: 0.448 94 Wes Darvill, L OBP: 0.500, SLG: 0.500										3	0	0	0	0	1	0				
51 Ryan Kalish, L OBP: 0.460, SLG: 0.300 88 Yasiel Balaquert, R OBP: 1.000, SLG: 1.000										3	0	2	0	0	0	1				
60 Chris Valaika, R OBP: 0.207, SLG: 0.241										4	0	1	0	0	0	2				
70 Javier Báez, R OBP: 0.281, SLG: 0.625 86 Jonathan Mota, R OBP: 0.500, SLG: 2.000										3	0	1	0	0	2	2				
61 Christian Villanueva, R OBP: 0.330, SLG: 0.273										3	0	0	0	1	1	1				
27 Josh Vitters, R OBP: 0.318, SLG: 0.118										2	0	0	0	1	2	1				
7 Brett Jackson, L OBP: 0.333, SLG: 0.400										3	0	0	0	0	2	1				
32 Eli Whiteside, R OBP: 0.286, SLG: 0.167										2	0	0	0	0	0	1				
Inning Stats	R: 0 E: 0 K: 3 S: 11	H: 2 LOB: 2 BB: 0 P: 11	R: 0 E: 0 K: 2 S: 6	H: 0 LOB: 0 BB: 1 P: 10	R: 0 E: 1 K: 0 S: 4	H: 0 LOB: 1 BB: 0 P: 4	R: 0 E: 0 K: 0 S: 4	H: 1 LOB: 0 BB: 0 P: 4	R: 0 E: 0 K: 1 S: 6	H: 0 LOB: 1 BB: 0 P: 6	R: 0 E: 0 K: 3 S: 9	H: 0 LOB: 0 BB: 0 P: 9	R: 0 E: 0 K: 1 S: 5	H: 1 LOB: 0 BB: 0 P: 5	R: 2 E: 0 K: 1 S: 7	H: 2 LOB: 0 BB: 0 P: 7		1B: 6 2B: 1 3B: 0 HR: 1	SF: 0 SAC: 0 DP: 3 HBP: 0	WP: 0 PB: 0 SB: 0 CS: 2
PITCHER	IP WLS BF H R ER SO BB IBB HBP BLK WP HR S P ERA WHIP	50 Joe Savery, L ERA: 3.0	2.0 W 8 2 0 0 5 1 0 0 0 0 0 0 0 0 0.00 1.500	Paul Smyth, R ERA: 3.0	3.1 H 4 0 0 0 0 0 0 0 0 0 0 4 4 0.00 0.000	45 Jim Johnson, R ERA: 3.0	4.1 H 3 1 0 0 0 0 0 0 0 0 0 4 4 0.00 1.000	62 Sean Doolittle, L ERA: 4.5	5.1 H 3 0 0 0 0 1 0 0 0 0 0 0 2 6 0.00 1.000	56 Fernando Abad, L ERA: 4.5	6.1 H 4 1 0 0 1 0 0 0 0 0 0 0 6 6 0.00 1.000	81 Zach Neal, R ERA: 9.0	7.1 2.0 6 1 0 0 4 0 0 0 0 0 0 0 0 0 0.00 0.500	Frank Galley, L ERA: 9.0	9.1 1.0 5 2 2 2 1 0 0 0 0 0 0 1 7 7 18.00 2.000					

AB	31
R	2
H	7
RBI	2
BB	2
SO	11
LOB	10



Batter	1	2	3	4	5	6	7	8	9	AB	R	H	RBI	BB	SO	LOB	BOTTOM			
4 Coco Crisp, S OBP: 0.496, SLG: 0.400 19 Billy Burns, S OBP: 0.356, SLG: 0.288										2	0	1	1	1	0	1	Chicago Cubs @ Oakland Athletics Phoenix Municipal Stadium, Phoenix, AZ Mon Mar 17 2014, 4:07 PM - 6:47 PM EDT Att: 6,099 - Sunny - 84 F			
5 John Jaso, L OBP: 0.351, SLG: 0.452 35 Chris Gimenez, R OBP: 0.250, SLG: 0.190										3	0	0	0	0	2	2				
16 Josh Reddick, L OBP: 0.361, SLG: 0.515 Jake Goebbert, L OBP: 0.250, SLG: 0.154										4	0	1	1	0	1	2				
52 Yoanis Cespedes, R OBP: 0.167, SLG: 0.179 15 Jake Elmore, R OBP: 0.421, SLG: 0.375										3	1	1	0	0	0	1				
37 Brandon Moss, L OBP: 0.531, SLG: 0.857 7 Nate Freiman, R OBP: 0.333, SLG: 0.344										2	2	2	1	1	0	0				
18 Alberto Callaspo, S OBP: 0.324, SLG: 0.333 74 Chad Oberacker, L OBP: 0.333, SLG: 0.333										3	0	0	0	0	0	3				
21 Stephen Vogt, L OBP: 0.465, SLG: 0.655 23 Michael Taylor, R OBP: 0.388, SLG: 0.605										2	1	0	0	1	1	2				
1 Nick Punto, S OBP: 0.444, SLG: 0.438 Daniel Robertson, R OBP: 0.235, SLG: 0.235										3	0	2	2	0	0	1				
2B Eric Sogard, L OBP: 0.270, SLG: 0.235										2	1	1	1	0	1	1				
Inning Stats	R: 0 E: 0 K: 1 S: 5	H: 0 LOB: 1 BB: 1 P: 9	R: 2 E: 0 K: 0 S: 5	H: 2 LOB: 1 BB: 1 P: 9	R: 0 E: 0 K: 1 S: 5	H: 0 LOB: 0 BB: 0 P: 5	R: 0 E: 0 K: 0 S: 3	H: 0 LOB: 1 BB: 1 P: 7	R: 1 E: 0 K: 1 S: 6	H: 2 LOB: 0 BB: 0 P: 6	R: 2 E: 0 K: 2 S: 10	H: 3 LOB: 1 BB: 0 P: 10	R: 1 E: 0 K: 0 S: 5	H: 3 LOB: 2 BB: 0 P: 5	R: 0 E: 0 K: 2 S: 7	H: 0 LOB: 0 BB: 0 P: 7		1B: 7 2B: 3 3B: 0 HR: 0	SF: 0 SAC: 1 DP: 2 HBP: 0	WP: 0 PB: 0 SB: 0 CS: 0
PITCHER	IP WLS BF H R ER SO BB IBB HBP BLK WP HR S P ERA WHIP	55 James McDonald, R ERA: 12.71	1.1 L 8 2 2 2 1 2 0 0 0 0 0 0 8 16 13.50 3.000	87 Yao-Lin Wang, R ERA: 13.5	0.2 2 0 0 0 0 0 0 0 0 0 0 2 2 0.00 0.000	Dallas Beeler, R ERA: 5.06	3.1 3.2 16 5 3 3 3 1 0 0 0 0 0 0 21 25 7.36 1.636	Marcos Mateo, R ERA: 3.38	6.1 0.1 1 0 0 0 1 0 0 0 0 0 0 3 3 0.00 0.000	57 Jonathan Sánchez, L ERA: 8.1	7.1 1.0 5 3 1 1 0 0 0 0 0 0 0 0 0 0.00 0.000	59 Zac Rosscup, L ERA: 9.82	8.1 1.0 3 0 0 0 2 0 0 0 0 0 0 0 0 0 0.00 0.000							

AB	31
R	6
H	10
RBI	6
BB	3
SO	7
LOB	16



Batter	1	2	3	4	5	6	7	8	9	AB	R	H	RBI	BB	SO	LOB	TOP			
4 Coco Crisp, S (1,8) 15 Jake Elmore, R (8,4) OBP: 0.500, SLG: 0.452 OBP: 0.391, SLG: 0.350	G4-3			K		G5-3			K	3	0	0	0	0	1	0	Oakland Athletics @ San Francisco Giants Scottsdale Stadium, Scottsdale, AZ Fri Mar 21 2014, 9:38 PM - 12:06 AM EDT Att: 12,148 - Clear - 79 F livebaseballscorecards.com			
20 Josh Donaldson, R (1,5) 79 Billy McKinney, L (8,7) OBP: 0.341, SLG: 0.432 OBP: 0.500, SLG: 0.545	G6-3			1B			F8			3	0	1	0	0	0	0				
8 Jed Lowrie, S (1,6) 7 Nate Freiman, R (8,3) OBP: 0.333, SLG: 0.579 OBP: 0.341, SLG: 0.432	K			K			K			3	0	0	0	0	3	1				
52 Yoenis Cespedes, R (1,7) 86 Tyler Ladendorf, R (8,5) OBP: 0.357, SLG: 0.579 OBP: 0.333, SLG: 0.333		K		K			K			3	0	0	0	0	3	1				
37 Brandon Moss, L (1,3) Daniel Robertson, R (8,6) OBP: 0.474, SLG: 0.727 OBP: 0.211, SLG: 0.211		K				F7			K	3	0	0	0	0	2	0				
16 Josh Reddick, L (1,9) 23 Michael Taylor, R (3,9) OBP: 0.350, SLG: 0.486 OBP: 0.390, SLG: 0.615						L9			G6-3	1	0	0	0	0	1	0				
5 John Jaso, L (1,2) 45 Jim Johnson, R (8,1) OBP: 0.357, SLG: 0.444 OBP: 0.390, SLG: 0.615						G4-3			G4-3	3	0	1	0	0	0	0				
1 Nick Punto, S (1,4) 19 Billy Burns, S (8,8) OBP: 0.429, SLG: 0.421 OBP: 0.365, SLG: 0.304									G4-3	2	0	0	0	0	0	0				
54 Sonny Gray, R (1,1) 62 Sean Doolittle, L (6,1) 44 Luke Gregerson, L (7,1) 21 Stephen Vogt, L (8,2) OBP: 0.447, SLG: 0.588									K	2	0	0	0	0	0	0				
Inning Stats	R: 0 E: 0 K: 1 S: 5	H: 0 LOB: 0 BB: 0 P: 5	R: 0 E: 0 K: 3 S: 9	H: 0 LOB: 0 BB: 0 P: 9	R: 0 E: 0 K: 0 S: 3	H: 1 LOB: 0 BB: 0 P: 3	R: 0 E: 0 K: 3 S: 10	H: 1 LOB: 1 BB: 0 P: 10	R: 0 E: 0 K: 0 S: 3	H: 0 LOB: 0 BB: 0 P: 3	R: 0 E: 0 K: 2 S: 7	H: 0 LOB: 0 BB: 0 P: 7	R: 0 E: 0 K: 1 S: 5	H: 0 LOB: 0 BB: 0 P: 5	R: 0 E: 0 K: 2 S: 7	H: 0 LOB: 0 BB: 0 P: 7		1B: 2 2B: 0 3B: 0 HR: 0	SF: 0 SAC: 0 DP: 0 HBP: 0	WP: 0 PB: 0 SB: 0 CS: 0
PITCHER	IP WLS BF H R ER SO BB IBB HBP BLK WP HR S P ERA WHIP																			
52 Yusmeiro Petit, R (1,1) ERA: 5.25	4.0 W 13	2 0 0 0 7	0 0 0 0 0	0 0 0 0 0	0 0 0 0 0	0 0 0 0 0	0 0 0 0 0	0 0 0 0 0	0 0 0 0 0	0 0 0 0 0	0 0 0 0 0	0 0 0 0 0	0 0 0 0 0	0 0 0 0 0	0 0 0 0 0	0 0 0 0 0	0.00	0.500		
34 David Huff, L (5,1) ERA: 1.29	3.0 H 9	0 0 0 2 1	0 0 0 0 0	0 0 0 0 0	0 0 0 0 0	0 0 0 0 0	0 0 0 0 0	0 0 0 0 0	0 0 0 0 0	0 0 0 0 0	0 0 0 0 0	0 0 0 0 0	0 0 0 0 0	0 0 0 0 0	0 0 0 0 0	0 0 0 0 0	0.00	0.000		
64 Derek Law, R (8,1) ERA: 1.93	1.0 H 3	0 0 0 1 0	0 0 0 0 0	0 0 0 0 0	0 0 0 0 0	0 0 0 0 0	0 0 0 0 0	0 0 0 0 0	0 0 0 0 0	0 0 0 0 0	0 0 0 0 0	0 0 0 0 0	0 0 0 0 0	0 0 0 0 0	0 0 0 0 0	0 0 0 0 0	0.00	0.000		
54 Sergio Romo, R (9,1) ERA: 17.47	1.0 S 3	0 0 0 2 0	0 0 0 0 0	0 0 0 0 0	0 0 0 0 0	0 0 0 0 0	0 0 0 0 0	0 0 0 0 0	0 0 0 0 0	0 0 0 0 0	0 0 0 0 0	0 0 0 0 0	0 0 0 0 0	0 0 0 0 0	0 0 0 0 0	0 0 0 0 0	0.00	0.000		

Batter	1	2	3	4	5	6	7	8	9	AB	R	H	RBI	BB	SO	LOB	BOTTOM			
16 Angel Pagán, S (1,8) 7 Gregor Blanco, L (6,8) OBP: 0.250, SLG: 0.231 OBP: 0.348, SLG: 0.359	G4-3									3	0	1	0	0	1	0	Oakland Athletics @ San Francisco Giants Scottsdale Stadium, Scottsdale, AZ Fri Mar 21 2014, 9:38 PM - 12:06 AM EDT Att: 12,148 - Clear - 79 F livebaseballscorecards.com			
35 Brandon Crawford, L (1,6) OBP: 0.227, SLG: 0.299	G4-3									3	0	0	1	0	1	1				
9 Brandon Belt, L (1,3) OBP: 0.318, SLG: 0.341										3	0	0	0	1	1	0				
8 Hunter Pence, R (1,9) OBP: 0.360, SLG: 0.708										4	1	0	0	0	1	1				
38 Michael Morse, R (1,7) 34 David Huff, S (5,1) 64 Derek Law, R (8,1) 54 Sergio Romo, R (9,1) OBP: 0.318, SLG: 0.316 ERA: 4.02 ERA: 1.93 ERA: 17.47										2	0	0	0	0	1	1				
29 Héctor Sánchez, S (1,2) OBP: 0.317, SLG: 0.475										3	0	2	0	0	0	1				
13 Joaquin Arias, R (1,5) OBP: 0.310, SLG: 0.325										3	0	1	1	0	0	3				
6 Ehire Adrianza, S (1,4) OBP: 0.222, SLG: 0.441										3	0	0	0	0	3	3				
52 Yusmeiro Petit, R (1,1) 88 Tyler Colvin, L (5,7) OBP: 0.190, SLG: 0.381										1	0	0	0	0	0	0				
Inning Stats	R: 0 E: 0 K: 1 S: 5	H: 0 LOB: 1 BB: 1 P: 9	R: 0 E: 2 K: 1 S: 6	H: 0 LOB: 1 BB: 0 P: 6	R: 0 E: 1 K: 1 S: 5	H: 1 LOB: 0 BB: 0 P: 5	R: 1 E: 1 K: 2 S: 10	H: 2 LOB: 2 BB: 0 P: 10	R: 0 E: 0 K: 2 S: 7	H: 0 LOB: 0 BB: 0 P: 7	R: 0 E: 0 K: 1 S: 5	H: 0 LOB: 0 BB: 0 P: 5	R: 0 E: 0 K: 1 S: 5	H: 1 LOB: 0 BB: 0 P: 5	R: 2 E: 0 K: 1 S: 7	H: 2 LOB: 0 BB: 0 P: 8		1B: 5 2B: 0 3B: 1 HR: 0	SF: 1 SAC: 0 DP: 2 HBP: 0	WP: 1 PB: 0 SB: 0 CS: 1
PITCHER	IP WLS BF H R ER SO BB IBB HBP BLK WP HR S P ERA WHIP																			
54 Sonny Gray, R (1,1) ERA: 4.02	5.2 L 22	3 1 0 0 7	0 0 0 0 0	0 0 0 0 0	0 0 0 0 0	0 0 0 0 0	0 0 0 0 0	0 0 0 0 0	0 0 0 0 0	0 0 0 0 0	0 0 0 0 0	0 0 0 0 0	0 0 0 0 0	0 0 0 0 0	0 0 0 0 0	0 0 0 0 0	0.00	3.000		
62 Sean Doolittle, L (6,1) ERA: 4.29	0.1	2 1 0 0 1	0 0 0 0 0	0 0 0 0 0	0 0 0 0 0	0 0 0 0 0	0 0 0 0 0	0 0 0 0 0	0 0 0 0 0	0 0 0 0 0	0 0 0 0 0	0 0 0 0 0	0 0 0 0 0	0 0 0 0 0	0 0 0 0 0	0 0 0 0 0	0.00	0.000		
44 Luke Gregerson, R (7,1) ERA: 6.75	1.0	2 0 0 0 1	0 0 0 0 0	0 0 0 0 0	0 0 0 0 0	0 0 0 0 0	0 0 0 0 0	0 0 0 0 0	0 0 0 0 0	0 0 0 0 0	0 0 0 0 0	0 0 0 0 0	0 0 0 0 0	0 0 0 0 0	0 0 0 0 0	0 0 0 0 0	0.00	0.000		
45 Jim Johnson, R (8,1) ERA: 5.14	1.0	5 2 2 2 1	0 0 0 0 0	0 0 0 0 0	0 0 0 0 0	0 0 0 0 0	0 0 0 0 0	0 0 0 0 0	0 0 0 0 0	0 0 0 0 0	0 0 0 0 0	0 0 0 0 0	0 0 0 0 0	0 0 0 0 0	0 0 0 0 0	0 0 0 0 0	18.00	2.000		



Batter	1	2	3	4	5	6	7	8	9	AB	R	H	RBI	BB	SO	LOB	TOP					
9 Endy Chavez, L OBP: 0.333, SLG: 0.375 99 Gabriel Guerrero, R (6, PR)	0-0 6 1B	0-0 P4				0-0 G4-3	0-0 6 BB 1B	4-0 BB		4	1	2	0	0	0	0						
6 Nick Franklin, S OBP: 0.375, SLG: 0.400	0-0 7 1B 20 1B	0-3 K			4-0 7 WP 7 1B	4-0 7 FC6-4 BB	0-3 K			3	2	1	1	2	2	1						
7 Stefan Romero, R OBP: 0.283, SLG: 0.556 (7, 3)	0-0 78 BB 20 1B		0-0 F8		1-0 20 HR 1B	0-0 FC6-4		0-0 2B		5	1	3	1	0	0	3						
20 Logan Morrison, L OBP: 0.328, SLG: 0.407 78 Leon Landry, L OBP: 0.333, SLG: 0.273	0-0 79 BB 1B		0-0 G4-3		2-0 1-H HR		0-0 F9	1-0 79 G1-4-3 HBP		4	1	2	3	0	0	0						
55 Michael Saunders, L OBP: 0.404, SLG: 0.447 (6, 8)	0-0 F8		0-0 79 WP BB		0-3 K		0-0 1B	0-0 F7		4	0	1	0	1	1	4						
79 D.J. Peterson, R OBP: 0.333, SLG: 0.538 (1, 5)	4-0 1-2 2-3 BB		1-0 F9		0-0 F8		0-3 K	0-0 G1-4-3		4	0	0	0	1	1	4						
99 Austin Wilson, R (1, 10)	0-3 K		0-0 G4-3		0-0 G4-3		0-2 K			4	0	0	0	0	2	4						
8 Willie Bloomquist, R OBP: 0.231, SLG: 0.263 (1, 4)	0-3 K		0-3 K		0-0 L3		0-0 G4-3			4	0	0	0	0	2	3						
4 John Buck, R OBP: 0.259, SLG: 0.292 (1, 2)		0-3 K		0-0 G5-3		0-0 9 1B		0-0 P4		4	0	1	0	0	1	0						
Inning Stats	R: 2 E: 0 K: 2 S: 11	H: 4 LOB: 3 BB: 1 P: 15	R: 0 E: 0 K: 2 S: 7	H: 0 LOB: 0 BB: 0 P: 7	R: 0 E: 0 K: 0 S: 3	H: 0 LOB: 1 BB: 1 P: 8	R: 0 E: 0 K: 1 S: 5	H: 2 LOB: 0 BB: 0 P: 5	R: 3 E: 0 K: 1 S: 7	H: 2 LOB: 0 BB: 1 P: 14	R: 0 E: 0 K: 2 S: 8	H: 1 LOB: 1 BB: 0 P: 8	R: 0 E: 0 K: 1 S: 5	H: 0 LOB: 1 BB: 0 P: 9	R: 0 E: 0 K: 0 S: 3	H: 1 LOB: 1 BB: 0 P: 4	1B: 7 2B: 2 3B: 0 HR: 1	SF: 0 SAC: 0 DP: 1 HBP: 1	WP: 2 PB: 0 SB: 0 CS: 0	PA: 42		
PITCHER	IP WLS BF H R ER SO	IP WLS BF H R ER SO	IP WLS BF H R ER SO	IP WLS BF H R ER SO	IP WLS BF H R ER SO	IP WLS BF H R ER SO	IP WLS BF H R ER SO	IP WLS BF H R ER SO	IP WLS BF H R ER SO	IP WLS BF H R ER SO	IP WLS BF H R ER SO	IP WLS BF H R ER SO	IP WLS BF H R ER SO	IP WLS BF H R ER SO	IP WLS BF H R ER SO	IP WLS BF H R ER SO	ERA WHIP	ERA WHIP				
26 Scott Kazmir, L ERA: 2.38 (1, 1)	4.1 W 4 2 2 3 5	0.2 W 4 2 2 2 1	1.0 H 6 2 0 0 0	3.0 S 12 2 0 0 3	0.0 W 1 0 0 0 0	1.0 H 6 2 0 0 0	0.0 S 9 0 0 0 5	0.0 S 9 0 0 0 9	0.0 S 9 0 0 0 9	0.0 S 9 0 0 0 9	0.0 S 9 0 0 0 9	0.0 S 9 0 0 0 9	0.0 S 9 0 0 0 9	0.0 S 9 0 0 0 9	0.0 S 9 0 0 0 9	0.0 S 9 0 0 0 9	6.23 1.615	27.00 3.000	0.00 3.000	0.00 1.000		

Seattle Mariners @ Oakland Athletics
Phoenix Municipal Stadium, Phoenix, AZ
Sat Mar 22 2014, 4:08 PM - 6:57 PM EDT
Att. 7,250 - Partly Cloudy - 81 F

AB 36
R 5
H 10
RBI 5
BB 5
SO 9
LOB 19



Batter	1	2	3	4	5	6	7	8	9	AB	R	H	RBI	BB	SO	LOB	BOTTOM				
19 Billy Burns, S OBP: 0.382, SLG: 0.350 (7, 8)	0-0 3B	0-0 10 BB 1B		4-0 10 S BB	0-0 L7			0-0 G6-3		4	0	2	0	1	0	1					
74 Chad Oberacker, L OBP: 0.333, SLG: 0.333 (9, 8)	0-0 P5	4-0 1-2 2-3 BB		1-0 P5		0-0 G3-1		0-0 F9		3	0	0	1	1	0	2					
10 Darc Barton, L OBP: 0.500, SLG: 0.480 Jose Martinez, R OBP: 0.231, SLG: 0.231 (1, 3)	0-0 P2	0-0 L9		4-0 BB		0-0 F7		0-0 G6-3		3	0	0	0	1	0	4					
16 Josh Reddick, L OBP: 0.391, SLG: 0.450 Hiroyuki Nakajima, R OBP: 0.500, SLG: 0.400 (1, 9)	0-0 L6		0-0 F8		0-0 F9		0-0 L3			4	1	2	0	0	0	3					
36 Derek Norris, R OBP: 0.471, SLG: 0.742 86 Tyler Ladendorf, R OBP: 0.333, SLG: 0.333 (1, 2)	0-0 L6		0-0 18 FB 21 HR 2B		0-0 F9		0-0 1B			0	0	0	0	0	0	0					
18 Alberto Callaspo, S OBP: 0.357, SLG: 0.297 Josh Whitaker, R (7, 9)		0-0 P2	0-0 F8		4-0 21 HR BB		0-0 L3			3	1	0	0	1	0	2					
21 Stephen Vogt, L OBP: 0.452, SLG: 0.737 (1, 10)		0-0 F7	3-2 HR		0-2 HR		0-0 G1-3			4	2	2	4	0	0	0					
29 Sam Fuld, L OBP: 0.389, SLG: 0.511 7 Nate Freiman, R OBP: 0.333, SLG: 0.421 (1, 8)	4-0 15 1B 28 1B BB		0-0 F8		4-0 15 FC6 BB		0-0 F9			1	1	0	0	2	0	0					
15 Jake Elmore, R OBP: 0.388, SLG: 0.349 Jake Goebbert, L OBP: 0.253, SLG: 0.188 (1, 6)	0-0 19 1B 28 1B BB		0-0 G4-3		0-0 FC6		0-0 1B			3	1	1	0	0	0	1					
28 Eric Sogard, L OBP: 0.302, SLG: 0.256 35 Chris Gimenez, R OBP: 0.310, SLG: 0.240 (1, 4)	0-0 10 BB 19 1B		0-0 F7		0-0 P4		0-0 L6			3	0	1	1	0	0	1					
Inning Stats	R: 0 E: 0 K: 0 S: 4	H: 1 LOB: 1 BB: 0 P: 4	R: 2 E: 0 K: 0 S: 6	H: 3 LOB: 3 BB: 2 P: 14	R: 2 E: 0 K: 0 S: 3	H: 2 LOB: 0 BB: 0 P: 10	R: 0 E: 0 K: 0 S: 3	H: 0 LOB: 2 BB: 2 P: 12	R: 2 E: 0 K: 0 S: 6	H: 1 LOB: 1 BB: 2 P: 14	R: 0 E: 0 K: 0 S: 4	H: 1 LOB: 1 BB: 0 P: 4	R: 0 E: 0 K: 0 S: 4	H: 0 LOB: 0 BB: 0 P: 4	R: 0 E: 0 K: 0 S: 3	H: 0 LOB: 0 BB: 0 P: 3	1B: 5 2B: 1 3B: 1 HR: 2	SF: 0 SAC: 0 DP: 0 HBP: 0	WP: 0 PB: 0 SB: 1 CS: 0	PA: 39	
PITCHER	IP WLS BF H R ER SO	IP WLS BF H R ER SO	IP WLS BF H R ER SO	IP WLS BF H R ER SO	IP WLS BF H R ER SO	IP WLS BF H R ER SO	IP WLS BF H R ER SO	IP WLS BF H R ER SO	IP WLS BF H R ER SO	IP WLS BF H R ER SO	IP WLS BF H R ER SO	IP WLS BF H R ER SO	IP WLS BF H R ER SO	IP WLS BF H R ER SO	IP WLS BF H R ER SO	IP WLS BF H R ER SO	ERA WHIP	ERA WHIP			
58 Scott Baker, R ERA: 6.75 (1, 1)	4.0 L																				
45 Hector Noesi, R ERA: 2.77 (5, 1)	3.0																				
44 Lucas Luetge, L ERA: 4.32 (8, 1)	1.0																				

Seattle Mariners @ Oakland Athletics
Phoenix Municipal Stadium, Phoenix, AZ
Sat Mar 22 2014, 4:08 PM - 6:57 PM EDT
Att. 7,250 - Partly Cloudy - 81 F

AB 33
R 6
H 9
RBI 6
BB 6
SO 0
LOB 15



Batter	1	2	3	4	5	6	7	8	9	AB	R	H	RBI	BB	SO	LOB	TOP										
43 Emilio Bonifacio, S OBP: 0.295, SLG: 0.400 54 Darrell McDonald, R OBP: 0.344, SLG: 0.299	(1,8) 0-3 K		(2,3) 0-0 G4-6-3			(2,3) 0-0 21 HR 1B	(2) 0-3 K		(2) 0-0 L9	3 1 1 0 0 1 2 2 0 0 0 0 1 1																	
21 Junior Lake, R OBP: 0.278, SLG: 0.525 98 Zeke DeVoss, S OBP: 0.333, SLG: 0.333	(1,7) 0-0 G5-3			(1) 0-0 B2		(1) 0-1 1B	(1,1) 1-1 HR		(3,2) 3-2 HR	5 3 3 6 0 0 0 0 0 0 0 0 0 0																	
24 Luis Valbuena, L OBP: 0.368, SLG: 0.941	(1,4) 0-3 K			(2) 0-3 K		(2) 0-0 HR	(2) 0-3 K		(3,2) 3-2 HR	5 2 2 2 0 3 1																	
30 Mike Olt, R OBP: 0.327, SLG: 0.636 96 Charlie Cutler, L OBP: 1.000, SLG: 1.000	(1,5) 0-0 P4			(3) 0-3 K		(1) 0-0 G3		(3,2) 3-2 HR	(1) 0-0 1B	4 1 1 1 0 1 0 1 0 1 0 0 0 0																	
51 Ryan Kalish, L OBP: 0.375, SLG: 0.314	(1,9) 0-0 G4-3				(2) 0-0 G5-4-3 1B	(2) 0-3 K		(1) 0-0 P6	(3) 0-0 G4-3	5 0 1 0 0 1 1																	
4 Ryan Roberts, R OBP: 0.381, SLG: 0.406 86 Jonathan Mota, R OBP: 0.333, SLG: 1.333	(1,3) 0-3 K				(2) 0-0 G5-4-3 1B	(2) 0-0 1B			(4) 0-0 FC4-6 1B	4 0 2 0 0 1 1 0 0 0 0 0 0 0																	
9 George Kottaras, L OBP: 0.304, SLG: 0.278 32 Eli Whiteside, R OBP: 0.333, SLG: 0.250	(1,2) 4-0 FC5-4 BB				(3) 0-0 G3	(3) 0-3 K		(2) 0-0 F7		2 0 0 0 1 1 1 1 0 0 0 0 0 1																	
15 Darwin Barney, R OBP: 0.364, SLG: 0.421 94 Wes Darvill, L OBP: 0.250, SLG: 0.250	(1,6) 0-0 FC5-4 1B							(3) 0-0 FC4-6		3 1 1 0 0 0 1 1 1 0 0 0 0 1																	
28 Chris Coghlan, L OBP: 0.297, SLG: 0.324	(1,10) 0-0 FC4-6 1B					(1) 0-0 43 1B 21 HR 2B	(1) 0-3 K		(1) 0-0 G4-3	4 1 2 1 0 1 1																	
Inning Stats	R: 0 E: 0 K: 2 S: 7	H: 0 LOB: 0 BB: 0 P: 7	R: 0 E: 0 K: 1 S: 5	H: 0 LOB: 0 BB: 0 P: 5	R: 0 E: 0 K: 0 S: 3	H: 1 LOB: 1 BB: 1 P: 7	R: 0 E: 0 K: 2 S: 7	H: 0 LOB: 0 BB: 0 P: 7	R: 0 E: 0 K: 0 S: 3	H: 1 LOB: 0 BB: 0 P: 3	R: 5 E: 0 K: 2 S: 14	H: 6 LOB: 1 BB: 0 P: 14	R: 2 E: 1 K: 3 S: 12	H: 1 LOB: 1 BB: 0 P: 13	R: 1 E: 0 K: 0 S: 7	H: 2 LOB: 1 BB: 0 P: 10	R: 2 E: 0 K: 0 S: 10	H: 3 LOB: 1 BB: 0 P: 16	1B: 7 2B: 1 3B: 0 HR: 6	SF: 0 SAC: 0 DP: 2 HBP: 0	WP: 1 PB: 0 SB: 1 CS: 0	PA: 41					
PITCHER	IP	WLS	BF	H	R	ER	SO	BB	IBB	HBP	BLK	WP	HR	S	P	ERA	WHIP										
60 Jesse Chavez, R ERA: 2.74	5.2	L	23	7	5	5	6	1	0	0	0	0	2	35	39	7.94	1.412										
13 Drew Pomeranz, L ERA: 3.27	1.2		10	4	3	1	4	0	0	0	0	1	2	21	25	5.40	2.400										
61 Dan Otero, R ERA: 4.76	0.2		2	0	0	0	0	0	0	0	0	0	0	2	2	0.00	0.000										
Fernando Nieve, R ERA: 6.35	0.2		5	3	2	2	0	0	0	0	0	0	2	9	15	27.00	4.500										
Andrew Werner, L ERA: 3.00	0.1		1	0	0	0	0	0	0	0	0	0	0	1	1	0.00	0.000										

Chicago Cubs @ Oakland Athletics
Phoenix Municipal Stadium, Phoenix, AZ
Sun Mar 23 2014, 4:06 PM - 7:20 PM EDT
Att: 6,511 - Sunny - 86 F

AB 40
R 10
H 14
RBI 10
BB 1
SO 10
LOB 11



Batter	1	2	3	4	5	6	7	8	9	AB	R	H	RBI	BB	SO	LOB	BOTTOM										
4 Coco Crisp, S OBP: 0.511, SLG: 0.457 Josh Whitaker, R OBP: 0.333, SLG: 0.333	(1,8) 0-0 G3-6-3 1B	(1,2) 4-0 8 WP BB		(2) 0-0 F8		(2) 0-0 L3		(1) 0-0 1B		4 0 2 0 1 0 0 0 0 0 0 0 0 0																	
5 John Jaso, L OBP: 0.348, SLG: 0.450 Jake Goebbert, L OBP: 0.250, SLG: 0.176	(1,2) 0-0 G3-6-3 1B	(2) 0-0 F7		(1) 0-0 2B		(3) 0-3 K		(1) 0-3 K		4 0 1 0 0 1 3 1 0 0 0 0 1 1																	
8 Jed Lowrie, S OBP: 0.326, SLG: 0.595 78 Ryan Ortiz, R OBP: 0.500, SLG: 0.500	(1,6) 0-0 16 1B 3B	(2) 4-0 1-2 2-3 BB		(3) 0-0 F7			(2) 0-0 E5 35 WP 37 1B E	(2) 0-0 F8		4 2 1 0 1 0 2 0 0 0 0 0 0 0																	
37 Brandon Moss, L OBP: 0.488, SLG: 0.694	(1,3) 1-0 16 1B HBP	(3) 0-0 F7			(4) 4-0 28 BB BB		(1) 0-0 35 WP 36 4-3 1B	(3) 0-0 F8		3 1 1 0 1 0 4																	
16 Josh Reddick, L OBP: 0.340, SLG: 0.442 35 Chris Gimenez, R OBP: 0.290, SLG: 0.222	(1,9) 0-0 18 1B 1B		(1) 0-3 K		(1) 0-3 K		(2) 0-0 G6-4-3		(1) 0-0 L6	3 0 1 1 0 2 1 2 0 0 0 0 0 2																	
18 Alberto Callaspo, S OBP: 0.378, SLG: 0.325 Hiroyuki Nakajima, R OBP: 0.429, SLG: 0.333 Daniel Robertson, R OBP: 0.250, SLG: 0.250	(1,5) 0-0 1-2 2-H 1B		(2) 0-0 28 2B 1B		(2) 0-0 L9		(1) 0-0 E5 86 2B 1B		(2) 0-0 88 2B 1B	3 0 2 1 0 0 1 1 1 0 0 0 0 0 1 1 1 0 0 0 0																	
28 Eric Sogard, L OBP: 0.326, SLG: 0.293 86 Tyler Ladendorf, R OBP: 0.375, SLG: 0.500	(1,4) 0-0 G3-1		(2) 0-0 2B		(3) 4-0 1-2 BB		(1) 0-0 1B 2B		(2) 0-0 F8	2 0 1 0 1 0 2 2 1 1 0 0 0 1																	
Nate Freiman, R OBP: 0.327, SLG: 0.405 88 Anthony Alcott, L OBP: 0.250, SLG: 0.500	(1,10) 0-0 F8		(3) 0-0 G6-3		(3) 0-0 F9		(1) 0-0 1B		(2) 0-0 2B	4 0 1 2 0 0 3 1 0 1 1 0 0 0																	
29 Sam Fuld, L OBP: 0.386, SLG: 0.500 79 Billy McKinney, L OBP: 0.429, SLG: 0.462	(1,7) 0-0 8 WP 4 S 1B			(1) 0-0 G3		(1) 0-0 F7		(3) 0-0 G1-3	(3) 0-3 K	3 0 1 0 0 0 0 2 0 0 0 0 1 2																	
Inning Stats	R: 2 E: 0 K: 0 S: 6	H: 4 LOB: 2 BB: 0 P: 7	R: 0 E: 0 K: 0 S: 4	H: 1 LOB: 3 BB: 2 P: 12	R: 0 E: 0 K: 1 S: 6	H: 2 LOB: 1 BB: 0 P: 6	R: 0 E: 0 K: 0 S: 4	H: 1 LOB: 1 BB: 0 P: 4	R: 0 E: 0 K: 1 S: 5	H: 0 LOB: 2 BB: 0 P: 13	R: 3 E: 2 K: 0 S: 7	H: 3 LOB: 1 BB: 0 P: 7	R: 0 E: 0 K: 1 S: 6	H: 1 LOB: 1 BB: 0 P: 6	R: 1 E: 0 K: 1 S: 7	H: 2 LOB: 1 BB: 0 P: 7	1B: 9 2B: 4 3B: 1 HR: 0	SF: 0 SAC: 0 DP: 2 HBP: 1	WP: 1 PB: 0 SB: 1 CS: 0	PA: 45							
PITCHER	IP	WLS	BF	H	R	ER	SO	BB	IBB	HBP	BLK	WP	HR	S	P	ERA	WHIP										
39 Jason Hammel, R ERA: 4.26	4.2		24	8	2	2	2	3	0	0	0	0	0	1	5	0.00	3.000										
40 James Russell, L ERA: 3.0	0.1	W	2	0	0	0	0	1	0	0	0	0	0	1	5	0.00	3.000										
62 Alberto Cabrera, R ERA: 1.0	1.0	H	3	0	0	0	1	0	0	0	0	0	0	5	5	0.00	0.000										
53 Wesley Wright, L ERA: 5.14	1.0		7	3	3	0	0	0	0	0	0	0	0	7	7	0.00	3.000										
Arodys Vizcaino, R ERA: 3.00	1.0	H	4	1	0	0	1	0	0	0	0	0	0	6	6	0.00	1.000										

Chicago Cubs @ Oakland Athletics
Phoenix Municipal Stadium, Phoenix, AZ
Sun Mar 23 2014, 4:06 PM - 7:20 PM EDT
Att: 6,511 - Sunny - 86 F

AB 40
R 6
H 14
RBI 5
BB 4
SO 5
LOB 22



Batter	1	2	3	4	5	6	7	8	9	AB	R	H	RBI	BB	SO	LOB	TOP																	
19 Billy Burns, S OBP: 0.389, SLG: 0.359 77 Johnni Turbo, R (7, 8)	G6-3		K														4 0 2 0 0 1 0 0 0 0 0 0 0 0																	
1 Nick Punto, S OBP: 0.413, SLG: 0.390 Conner Crumbliss, L OBP: 0.200, SLG: 0.400	F8																3 1 0 0 0 1 1 4 0 0 0 0 0 0 0 0																	
20 Josh Donaldson, R OBP: 0.333, SLG: 0.488 97 Matt Olson, L (8, 3)	G6-3																4 1 1 2 0 0 0 0 0 0 0 0 0 0 0 0																	
52 Yoenis Cespedes, R OBP: 0.486, SLG: 0.265 74 Chad Oberacker, L OBP: 0.333, SLG: 0.333	F8																3 1 2 1 1 0 0 0 0 0 0 0 0 0 0 0																	
36 Derek Norris, R OBP: 0.447, SLG: 0.771	G1-3																4 1 1 1 0 0 0 1																	
23 Michael Taylor, R OBP: 0.381, SLG: 0.589 Dusty Coleman, R (8, 6)																	4 0 1 0 0 0 0 0 0 0 0 0 0 0 0 0																	
10 Deric Barton, L OBP: 0.466, SLG: 0.444 Bobby Crocker, R (8, 9)	L4																2 0 0 0 1 0 1 0 1 0 0 0 0 0 1 0																	
15 Jake Elmore, R OBP: 0.392, SLG: 0.356 Renato Núñez, R (8, 5)																	2 0 1 0 0 0 0 0 1 0 0 0 0 0 1 0																	
21 Stephen Vogt, L OBP: 0.413, SLG: 0.667	G4-3																4 0 0 0 0 0 0 2																	
Inning Stats	R: 0 E: 0 K: 0 S: 8	H: 0 LOB: 0 BB: 0 P: 14	R: 0 E: 0 K: 0 S: 7	H: 1 LOB: 1 BB: 0 P: 11	R: 0 E: 0 K: 1 S: 7	H: 0 LOB: 0 BB: 0 P: 11	R: 2 E: 0 K: 0 S: 14	H: 1 LOB: 0 BB: 2 P: 25	R: 0 E: 0 K: 0 S: 10	H: 2 LOB: 2 BB: 0 P: 16	R: 1 E: 0 K: 0 S: 8	H: 2 LOB: 0 BB: 0 P: 8	R: 0 E: 0 K: 1 S: 9	H: 1 LOB: 2 BB: 1 P: 15	R: 1 E: 0 K: 0 S: 6	H: 1 LOB: 0 BB: 0 P: 14	R: 0 E: 0 K: 2 S: 9	H: 0 LOB: 0 BB: 0 P: 14	1B: 5 2B: 1 3B: 0 HR: 3	SF: 0 SAC: 1 DP: 1 HBP: 0	WP: 0 PB: 0 SB: 0 CS: 0	PA: 36												
PITCHER	IP WLS BF H R ER SO BB IBB HBP BLK WP HR S P ERA WHIP																																	
28 Randy Wolf, L ERA: 4.26	6.0	24	6	3	3	1	2	0	0	0	0	0	0	2	54	85	4.50	1.333																
56 Fernando Rodney, R ERA: 10.5	1.0	5	1	0	0	1	1	0	0	0	0	0	0	0	9	15	0.00	2.000																
31 Yoervis Medina, R ERA: 2.0	1.0	4	1	1	1	0	0	0	0	0	0	0	1	6	14	9.00	1.000																	
44 Lucas Luetge, L ERA: 3.86	1.0	W 3	0	0	0	2	0	0	0	0	0	0	0	9	14	0.00	0.000																	

Oakland Athletics @ Seattle Mariners
Peoria Stadium, Peoria, AZ
Sun Mar 23 2014, 4:07 PM - 6:33 PM EDT
Att: 9,512 - Sunny - 80 F

AB 32
R 4
H 8
RBI 4
BB 3
SO 4
LOB 8



Batter	1	2	3	4	5	6	7	8	9	AB	R	H	RBI	BB	SO	LOB	BOTTOM																	
36 Abraham Almonte, S OBP: 0.209, SLG: 0.295	G4-3																4 0 0 0 0 0 1																	
5 Brad Miller, L OBP: 0.491, SLG: 0.938 6 Nick Franklin, S OBP: 0.367, SLG: 0.390	K																3 0 0 0 0 0 2 0 1 0 0 0 0 0 1 1																	
22 Robinson Cano, L OBP: 0.512, SLG: 0.538 82 Tyler Smith, R OBP: 0.538, SLG: 0.909	G4-3																3 0 0 0 0 0 0 0 1 1 1 0 0 0 0 0																	
17 Justin Smoak, S OBP: 0.359, SLG: 0.491 9 Andy Chavez, L OBP: 0.333, SLG: 0.375	G3																4 0 2 0 0 1 0 0 1 0 0 0 0 0 0																	
15 Kyle Seager, L OBP: 0.258, SLG: 0.286	G1-3																4 1 1 1 0 1 1 1																	
20 Logan Morrison, L OBP: 0.344, SLG: 0.439 7 Stefan Romero, R OBP: 0.298, SLG: 0.630	G4-3																3 1 2 0 0 0 0 0 1 1 1 3 0 0 0 0																	
13 Dustin Ackley, L OBP: 0.448, SLG: 0.673	L9																3 1 1 2 0 0 2 2																	
55 Michael Saunders, L OBP: 0.400, SLG: 0.425																	2 0 0 0 1 0 0 0																	
3 Mike Zunino, R OBP: 0.364, SLG: 0.472 4 John Buck, R OBP: 0.286, SLG: 0.292	K																2 0 0 0 0 1 1 1 0 0 0 0 1 0 0 0																	
Inning Stats	R: 0 E: 0 K: 1 S: 9	H: 0 LOB: 0 BB: 0 P: 15	R: 0 E: 0 K: 0 S: 7	H: 0 LOB: 0 BB: 0 P: 11	R: 0 E: 0 K: 1 S: 5	H: 0 LOB: 1 BB: 1 P: 9	R: 0 E: 0 K: 0 S: 5	H: 0 LOB: 0 BB: 0 P: 8	R: 2 E: 0 K: 1 S: 15	H: 2 LOB: 0 BB: 0 P: 22	R: 0 E: 0 K: 1 S: 8	H: 0 LOB: 0 BB: 0 P: 13	R: 0 E: 0 K: 1 S: 10	H: 2 LOB: 2 BB: 0 P: 11	R: 0 E: 0 K: 1 S: 6	H: 0 LOB: 1 BB: 1 P: 12	R: 4 E: 0 K: 0 S: 14	H: 4 LOB: 1 BB: 0 P: 19	1B: 4 2B: 2 3B: 0 HR: 2	SF: 0 SAC: 0 DP: 0 HBP: 0	WP: 0 PB: 0 SB: 0 CS: 0	PA: 33												
PITCHER	IP WLS BF H R ER SO BB IBB HBP BLK WP HR S P ERA WHIP																																	
25 Josh Lindblom, R ERA: 4.02	1.1	16	2	2	2	3	1	0	0	0	0	0	0	1	39	62	3.86	0.643																
56 Fernando Abad, L ERA: 3.48	1.1	4	0	0	0	1	0	0	0	0	0	0	0	10	16	0.00	0.000																	
58 Evan Scribner, R ERA: 5.91	2.0	L 13	6	4	4	2	1	0	0	0	0	1	30	42	18.00	3.500																		

Oakland Athletics @ Seattle Mariners
Peoria Stadium, Peoria, AZ
Sun Mar 23 2014, 4:07 PM - 6:33 PM EDT
Att: 9,512 - Sunny - 80 F

AB 31
R 6
H 8
RBI 6
BB 2
SO 6
LOB 6




Batter	1	2	3	4	5	6	7	8	9	AB	R	H	RBI	BB	SO	LOB	TOP										
6 Billy Hamilton, S OBP: 0.356, SLG: 0.431	L7		SF8	SF8			G6-3		K	3	0	0	2	0	1	1	Cincinnati Reds @ Oakland Athletics Phoenix Municipal Stadium, Phoenix, AZ Tue Mar 25 2014, 4:09 PM - 7:29 PM EDT Att.: 4,682 - Sunny - 80 F										
28 Chris Halsey, R OBP: 0.321, SLG: 0.764	G3-1		4 1B 21 1B	G5-3			K		FC5-4	5	1	1	0	0	1	2											
4 Brandon Phillips, R OBP: 0.299, SLG: 0.540 27 Chris Nelson, R OBP: 0.359, SLG: 0.514	HR		50 BB 21 1B	1B			G4-3		K	3	1	2	1	0	0	0											
21 Todd Frazier, R OBP: 0.320, SLG: 0.478	F8		50 BB	1B			K		L8	4	0	1	1	0	1	0											
50 Neftali Soto, R OBP: 0.378, SLG: 0.682 70 Kristopher Negron, R OBP: 0.366, SLG: 0.599		K	1-2 2-3	BB			G5-3		L5	2	0	0	0	1	1	0											
15 Roger Bernadina, L OBP: 0.540, SLG: 0.800	F7		F7				30 BB		1B	3	0	1	0	1	0	3											
2 Zack Cozart, R OBP: 0.218, SLG: 0.278	F7			E5			F8		F9	4	1	0	0	0	0	2											
30 Jason Bourgeois, R OBP: 0.345, SLG: 0.240			E6	E4			37 G4-3 6 SF8		G5-3	3	1	1	0	1	0	1											
37 Corky Miller, R OBP: 0.259, SLG: 0.136 93 Bryan Anderson, L OBP: 0.388			G4-3	P4			G6-4-3		28 FC5-4	3	0	0	0	0	0	5											
			2-3				1-2		BB	0	0	0	0	1	0	0											
Inning Stats	R: 1 E: 0 K: 0 S: 5	H: 1 LOB: 0 BB: 0 P: 5	R: 0 E: 0 K: 1 S: 5	H: 0 LOB: 0 BB: 0 P: 5	R: 2 E: 1 K: 0 S: 7	H: 4 LOB: 3 BB: 1 P: 11	R: 1 E: 2 K: 0 S: 5	H: 0 LOB: 0 BB: 0 P: 5	R: 0 E: 0 K: 1 S: 5	H: 0 LOB: 1 BB: 2 P: 10	R: 0 E: 0 K: 2 S: 7	H: 0 LOB: 0 BB: 0 P: 7	R: 0 E: 0 K: 0 S: 4	H: 1 LOB: 1 BB: 0 P: 4	R: 0 E: 0 K: 1 S: 5	H: 0 LOB: 1 BB: 1 P: 9	1B: 5 2B: 0 3B: 0 HR: 1	SF: 2 SAC: 0 DP: 1 HBP: 0	WP: 0 PB: 0 SB: 0 CS: 0	PA: 38							
PITCHER	IP	WLS	BF	H	R	ER	SO	BB	IBB	HBP	BLK	WP	HR	S	P	ERA	WHIP										
57 Tommy Milone, L ERA: 4.26	5.0	W	23	5	4	3	2	1	0	0	0	0	1	27	31	5.40	1.200										
45 Jim Johnson, R ERA: 4.5	1.0	H	4	0	0	0	0	2	0	0	0	0	0	2	10	0.00	2.000										
44 Luke Gregerson, R ERA: 5.68	1.0	H	3	0	0	0	2	0	0	0	0	0	0	7	7	0.00	0.000										
62 Sean Doolittle, L ERA: 3.88	1.0		4	1	0	0	0	0	0	0	0	0	0	4	4	0.00	1.000										
Andrew Werner, L ERA:	1.0		4	0	0	0	1	1	0	0	0	0	0	5	9	0.00	1.000										
Batter	1	2	3	4	5	6	7	8	9	AB	R	H	RBI	BB	SO	LOB	BOTTOM										
4 Coco Crisp, S OBP: 0.471, SLG: 0.410 19 Billy Burns, S OBP: 0.382, SLG: 0.353	G4-3	FC6-4		K			K			4	0	0	0	0	2	2	Cincinnati Reds @ Oakland Athletics Phoenix Municipal Stadium, Phoenix, AZ Tue Mar 25 2014, 4:09 PM - 7:29 PM EDT Att.: 4,682 - Sunny - 80 F										
20 Josh Donaldson, R OBP: 0.398, SLG: 0.511 Jose Martinez, R OBP: 0.222, SLG: 0.222	P6		52 F8 36 1B	8 WP			52 G4-3 36 2B		F9	4	2	2	1	1	0	1											
8 Jed Lowrie, S OBP: 0.333, SLG: 0.556 86 Tyler Ladendorff, R OBP: 0.273, SLG: 0.364	F9		36 1B	2B			F7			3	0	0	0	1	1	2											
52 Yoenis Cespedes, R OBP: 0.211, SLG: 0.250 29 Sam Fuld, L OBP: 0.397, SLG: 0.472		36 1B 37 HR	F8				F9		G4-3	3	1	0	0	1	0	3											
36 Derek Norris, R OBP: 0.476, SLG: 0.795 21 Stephen Vogt, L OBP: 0.413, SLG: 0.667		37 HR	1B	1B			F9		16 1B	4	2	3	2	0	0	0											
16 Josh Reddick, L OBP: 0.383, SLG: 0.511 23 Michael Taylor, R OBP: 0.364, SLG: 0.559	L9		K	K			HR		2H	4	1	2	2	0	1	4											
37 Brandon Moss, L OBP: 0.468, SLG: 0.725		HR	K				G4-3		L5	4	1	1	3	0	1	3											
35 Chris Gimenez, R OBP: 0.306, SLG: 0.281		4 FC6-4 1B		G5-3			F8		L5	4	0	1	0	0	0	0											
28 Eric Sogard, L OBP: 0.340, SLG: 0.295		K		20 2B			B2		19 S	3	1	1	0	1	1	1											
				1B					BB																		
Inning Stats	R: 0 E: 0 K: 0 S: 3	H: 0 LOB: 0 BB: 0 P: 3	R: 3 E: 0 K: 1 S: 8	H: 3 LOB: 1 BB: 1 P: 13	R: 1 E: 0 K: 2 S: 8	H: 1 LOB: 2 BB: 2 P: 16	R: 1 E: 0 K: 2 S: 9	H: 2 LOB: 1 BB: 0 P: 9	R: 1 E: 0 K: 0 S: 5	H: 1 LOB: 0 BB: 0 P: 5	R: 0 E: 0 K: 1 S: 5	H: 0 LOB: 0 BB: 0 P: 5	R: 2 E: 0 K: 0 S: 6	H: 3 LOB: 1 BB: 0 P: 6	R: 0 E: 0 K: 0 S: 3	H: 0 LOB: 1 BB: 1 P: 8	1B: 6 2B: 2 3B: 0 HR: 2	SF: 0 SAC: 0 DP: 0 HBP: 0	WP: 1 PB: 0 SB: 1 CS: 0	PA: 38							
PITCHER	IP	WLS	BF	H	R	ER	SO	BB	IBB	HBP	BLK	WP	HR	S	P	ERA	WHIP										
26 Jeff Francis, L ERA: 6.35	4.0	L	21	6	5	5	5	3	0	0	0	0	1	28	41	11.25	2.250										
62 Trevor Bell, R ERA: 1.04	1.0		4	1	1	1	0	0	0	0	0	0	1	5	5	9.00	1.000										
43 Manny Parra, L ERA: 1.0	1.0		3	0	0	0	1	0	0	0	0	0	0	5	5	0.00	0.000										
63 Sam LeCure, R ERA: 6.75	1.0		6	3	2	2	0	0	0	0	0	0	0	6	6	18.00	3.000										
Logan Ondrusek, R ERA: 4.32	1.0		4	0	0	0	0	1	0	0	0	0	0	3	8	0.00	1.000										

Batter	1	2	3	4	5	6	7	8	9	AB	R	H	RBI	BB	SO	LOB	TOP				
3 JB Shuck, L OBP: 0.286, SLG: 0.472 31 Mike Fish, R (8, 8)	K		F7			P4	G6-3		K	4	0	0	0	0	1	3					
0 Collin Cowgill, R OBP: 0.345, SLG: 0.521 Andrew Ray, R (8, 7)	L5		G5-3			SAFE		L5		3	0	0	0	1	0	1					
16 Hank Conger, L OBP: 0.170, SLG: 0.178	F7			F8		F7		44 SF8	3B	4	1	1	0	0	0	1					
44 Ian Stewart, L OBP: 0.385, SLG: 0.533 (7, 3)		G6-3		G4-3			10 HR	SF8		3	1	1	1	0	0	0					
10 Grant Green, R OBP: 0.370, SLG: 0.600 79 Taylor Lindsey, L OBP: 0.071, SLG: 0.071 (8, 4)		G1-3		G6-3			HR			3	1	1	2	0	0	0					
0 Brennan Boesch, L OBP: 0.350, SLG: 0.472 Shawn O'Malley, S OBP: 0.500, SLG: 0.333 (9, 10)		G6-3			G3-1		HR			3	1	1	1	0	0	0					
84 C.J. Cron, R OBP: 0.273, SLG: 0.524 Kaleb Cowart, S OBP: 0.273, SLG: 0.200 (7, 5)			87 WP 87 SF7	F8				G4-3		3	1	1	0	0	1	0					
87 Matt Long, L OBP: 0.442, SLG: 0.702 (1, 9)			SF7	G4-3				SF8		2	0	1	2	0	0	0					
Eric Stamets, R (1, 6)										1	0	0	0	3	0	1					
Inning Stats	R: 0 E: 0 K: 1 S: 5	H: 0 LOB: 0 BB: 0 P: 5	R: 0 E: 0 K: 0 S: 3	H: 0 LOB: 0 BB: 0 P: 3	R: 1 E: 0 K: 0 S: 5	H: 1 LOB: 1 BB: 1 P: 10	R: 0 E: 0 K: 0 S: 3	H: 0 LOB: 0 BB: 0 P: 3	R: 0 E: 0 K: 0 S: 2	H: 0 LOB: 1 BB: 2 P: 10	R: 3 E: 0 K: 1 S: 11	H: 4 LOB: 1 BB: 0 P: 15	R: 1 E: 0 K: 1 S: 6	H: 1 LOB: 0 BB: 0 P: 6	R: 1 E: 0 K: 1 S: 6	H: 0 LOB: 1 BB: 1 P: 11	1B: 1 2B: 2 3B: 1 HR: 2	SF: 3 SAC: 0 DP: 0 HBP: 1	WP: 1 PB: 0 CS: 1	PA: 37	
PITCHER	IP	WLS	BF	H	R	ER	SO	BB	IBB	HBP	BLK	WP	HR	S	P	ERA	WHIP				
54 Sonny Gray, R ERA: 3.48	5.0		17	1	1	1	1	1	0	0	0	1	0	19	24	1.80	0.400				
Jeff Urtaub, L ERA: 8.1	1.0	L	7	3	3	3	0	2	0	0	0	0	2	7	19	27.00	5.000				
97 Austin House, R ERA: 5.4	1.2		7	2	1	1	1	0	0	0	0	0	0	9	9	5.40	1.200				
Trey Barham, L ERA: 27.0	0.1		1	0	0	0	1	0	0	0	0	0	0	3	3	0.00	0.000				
Ryan Dull, R ERA: 27.0	1.0		5	0	1	0	1	1	0	1	0	0	0	6	11	0.00	1.000				

Los Angeles Angels @ Oakland Athletics
Phoenix Municipal Stadium, Phoenix, AZ
Wed Mar 26 2014, 3:10 PM - 6:05 PM EDT
Att: 5,033 - Cloudy - 75 F


AB 29
R 6
H 6
RBI 6
BB 4
SO 4
LOB 8

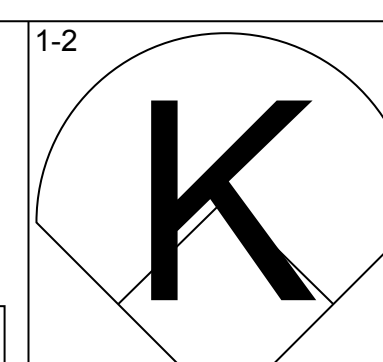
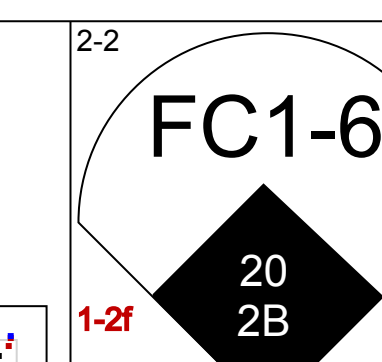
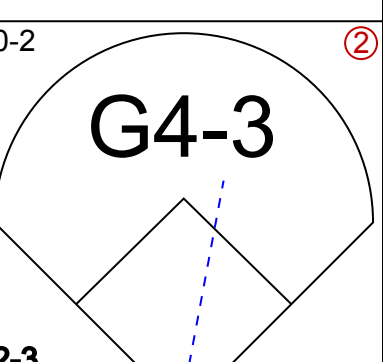
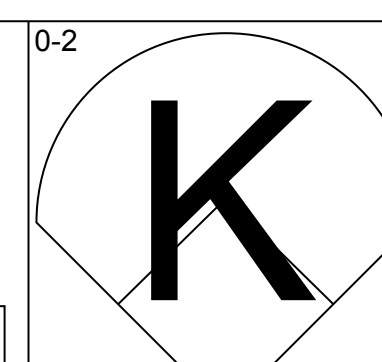
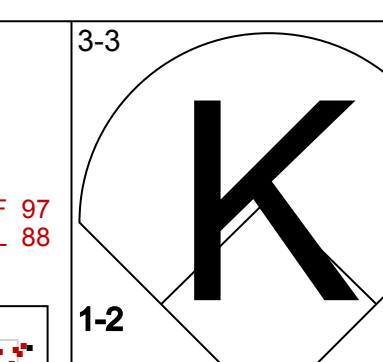
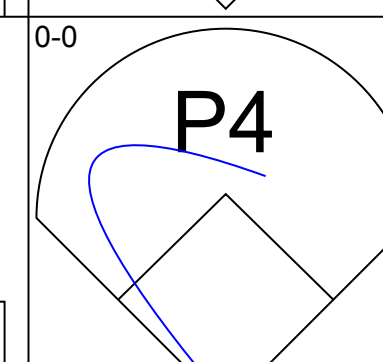
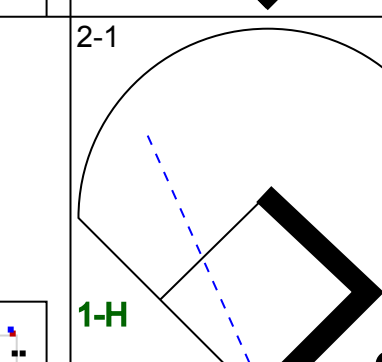
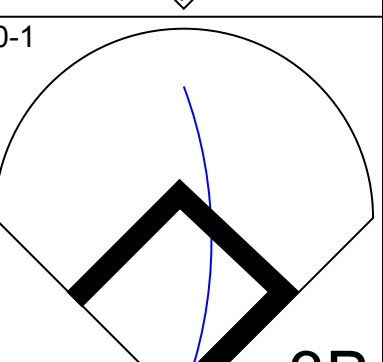
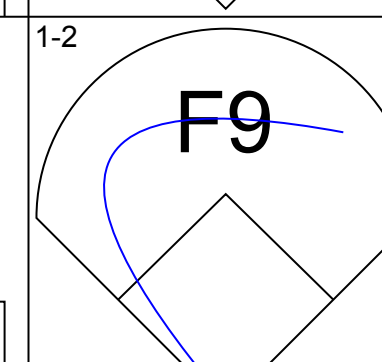
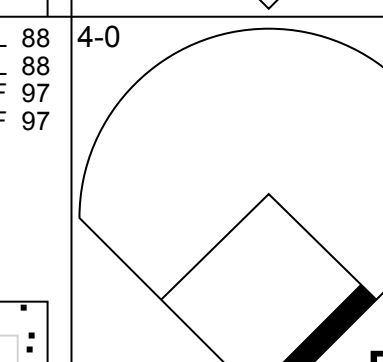
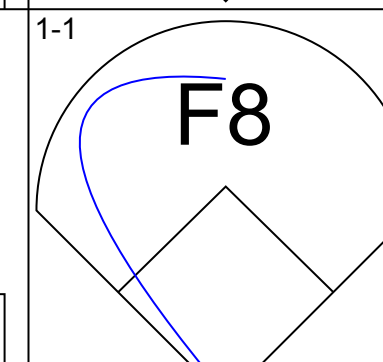
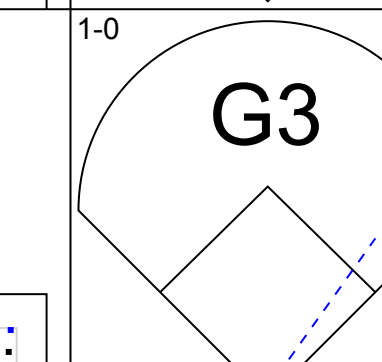
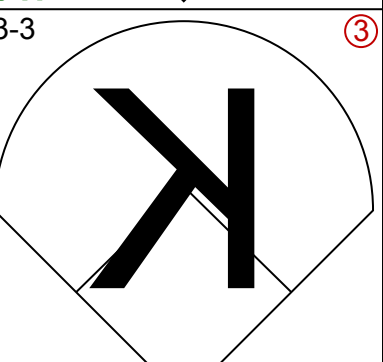
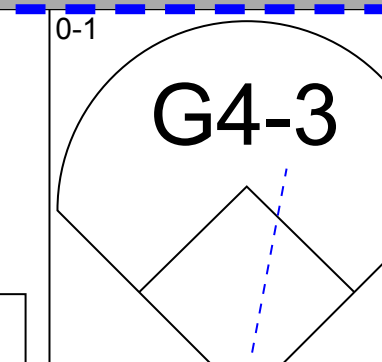
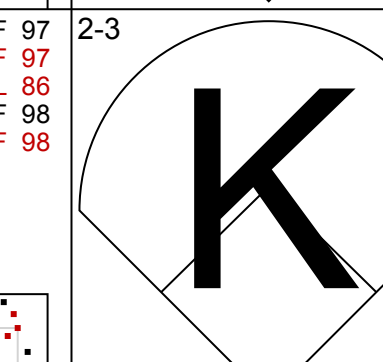
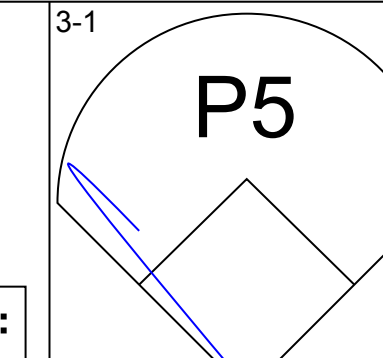
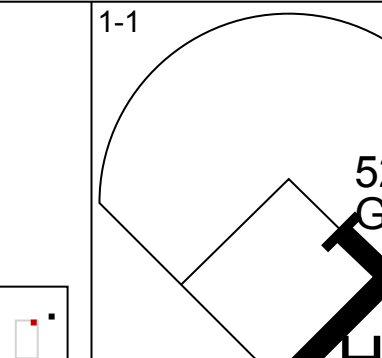
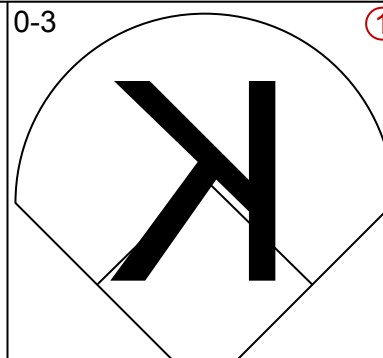
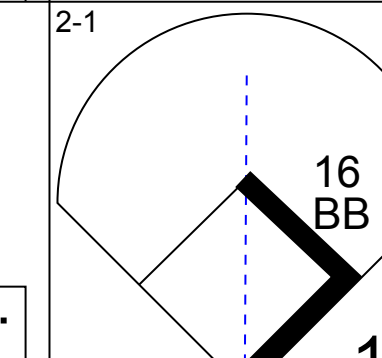
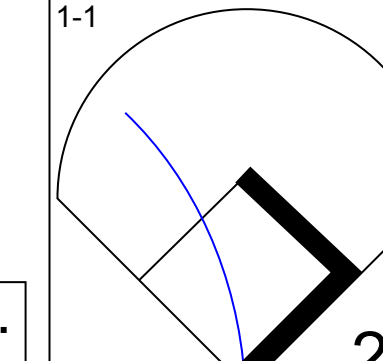
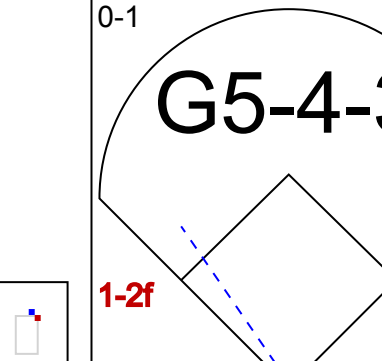
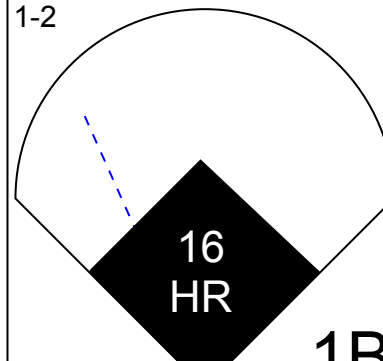
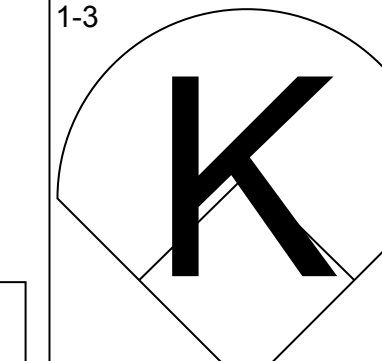

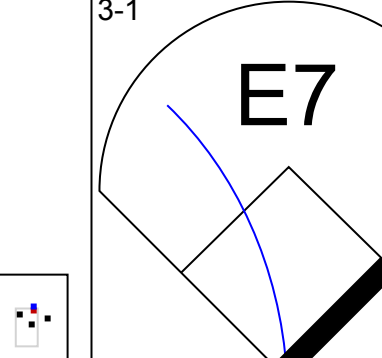
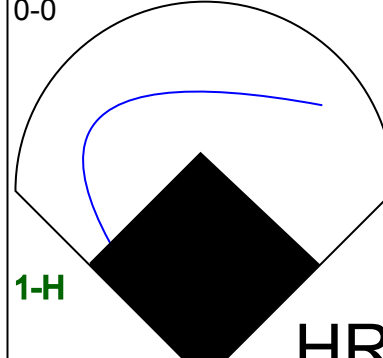
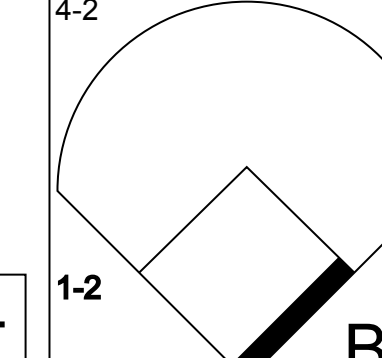

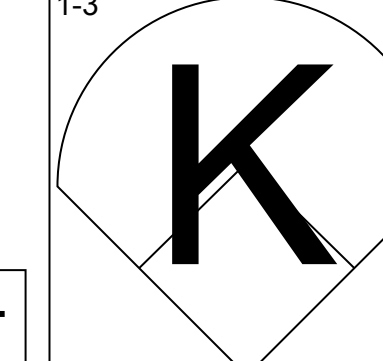
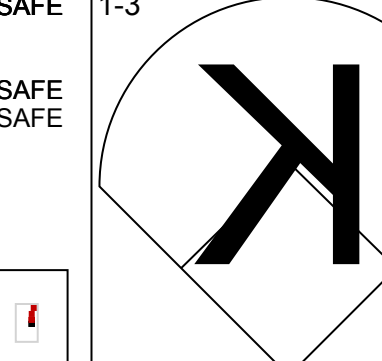
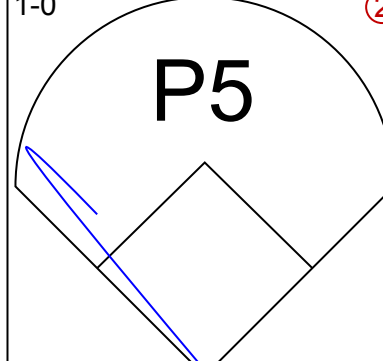
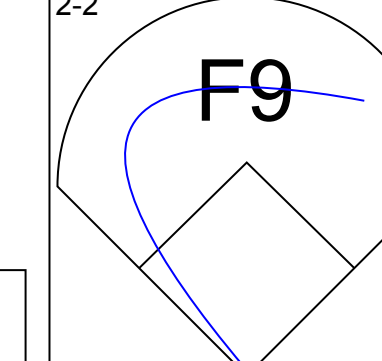


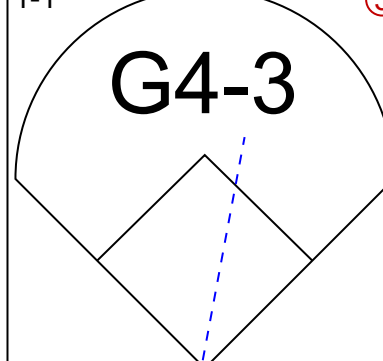

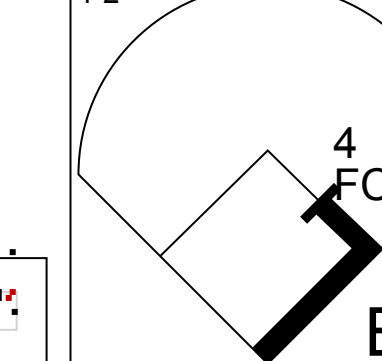
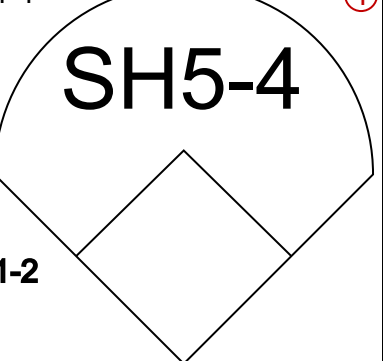

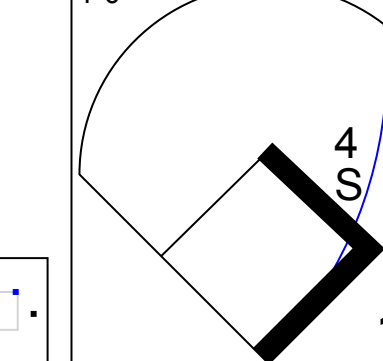
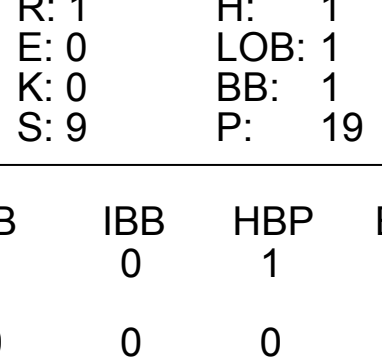
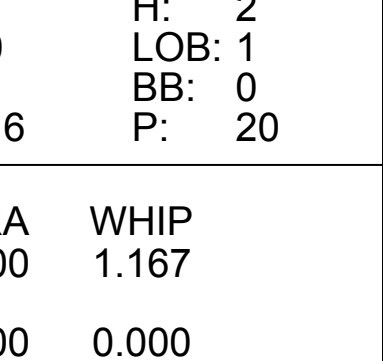
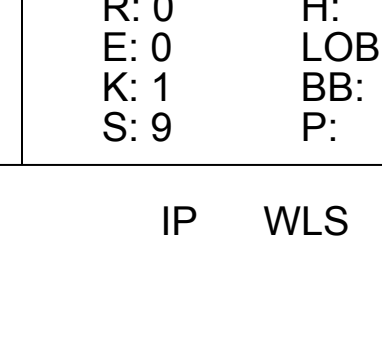
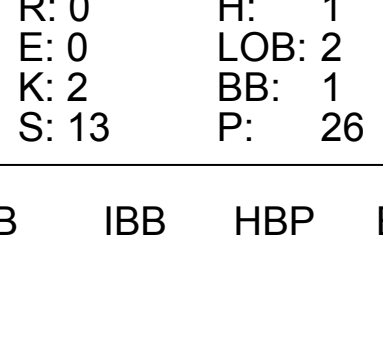

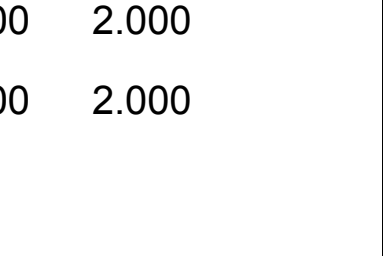


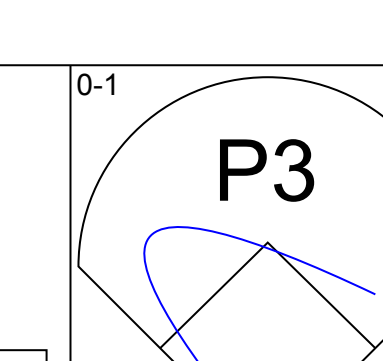



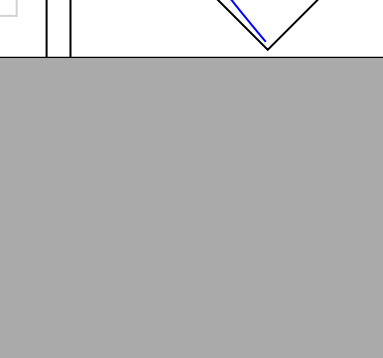













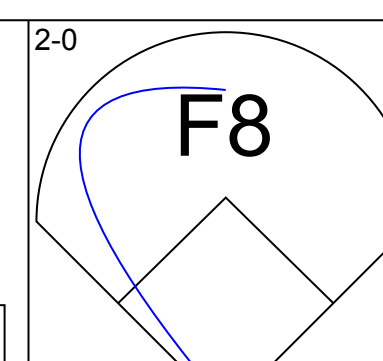
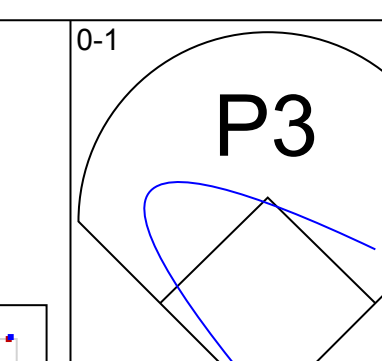
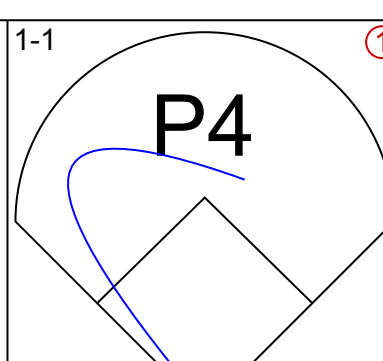
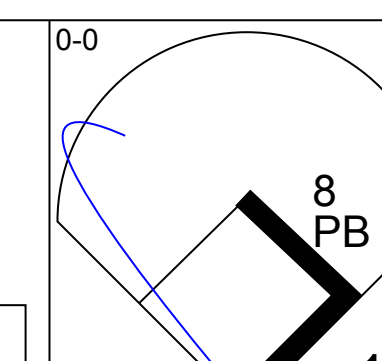
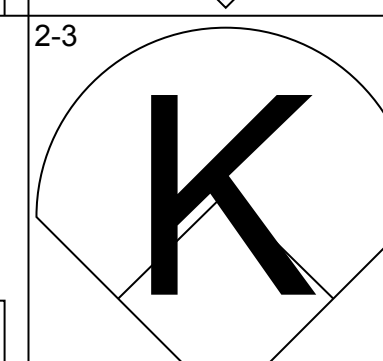
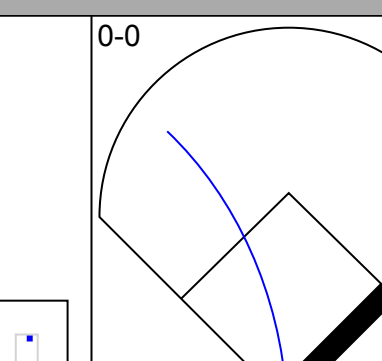
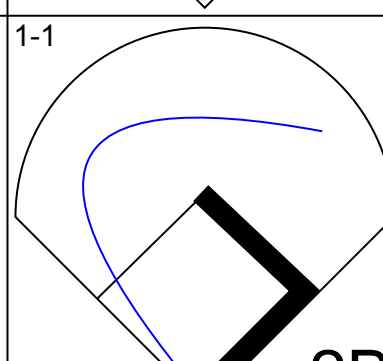
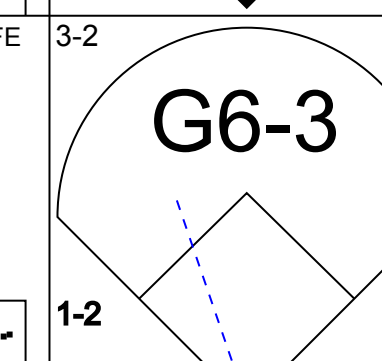
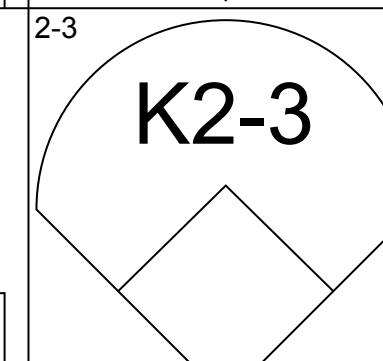
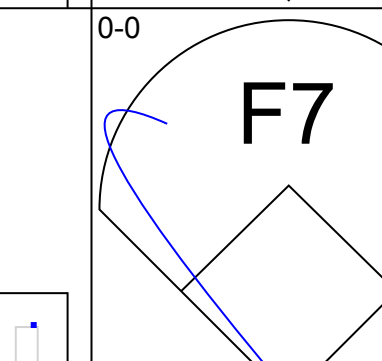
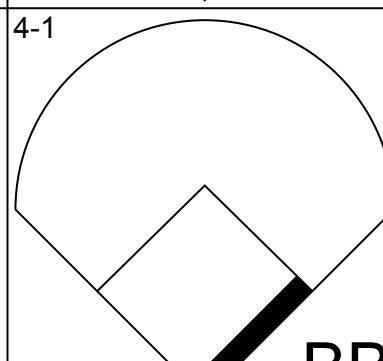
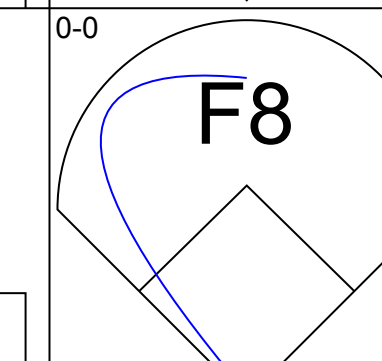
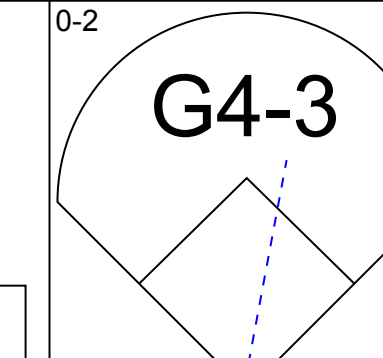
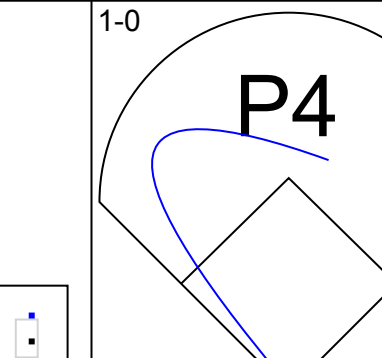
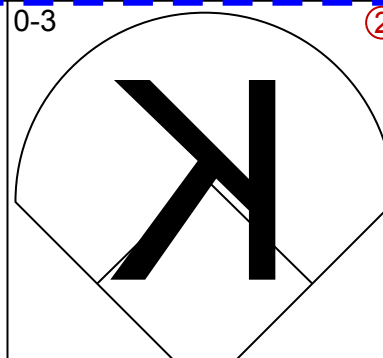
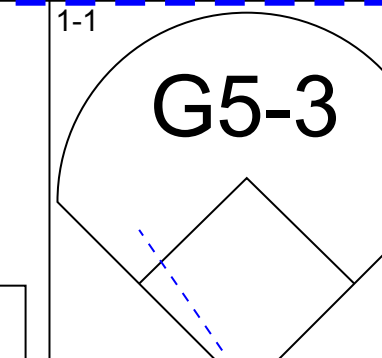
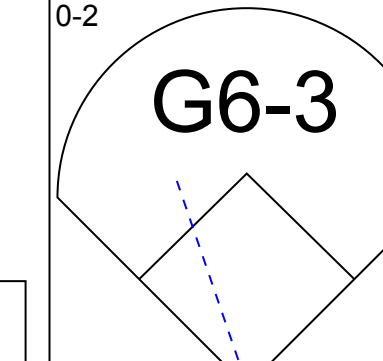
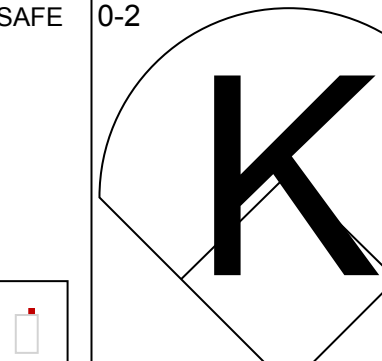
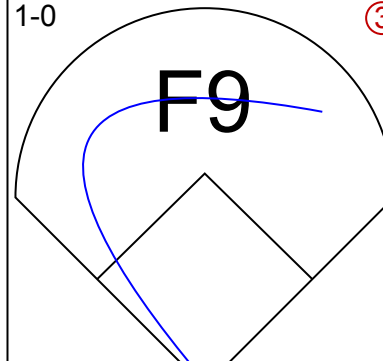

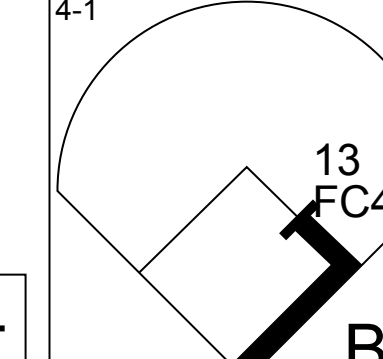


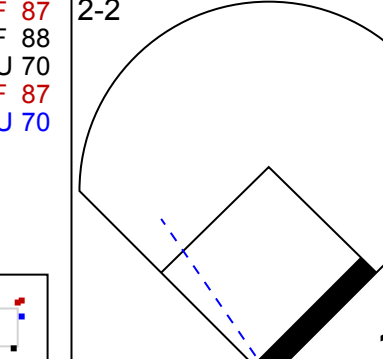
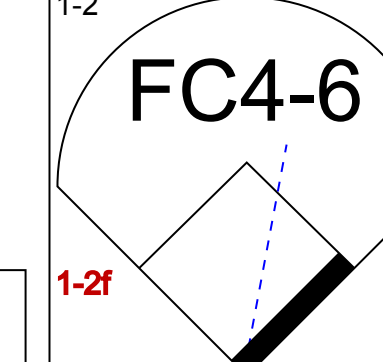






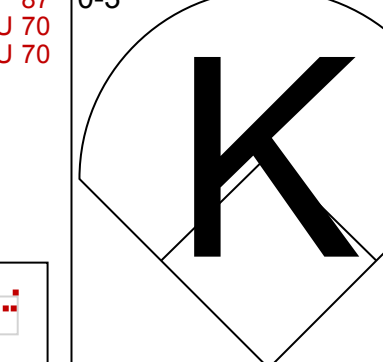




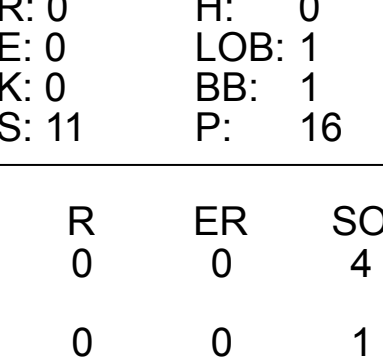
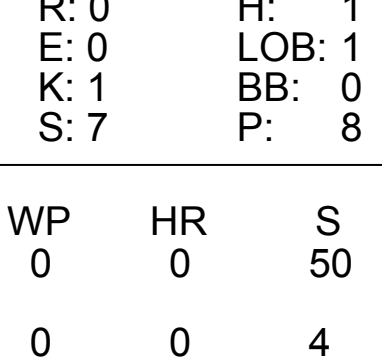
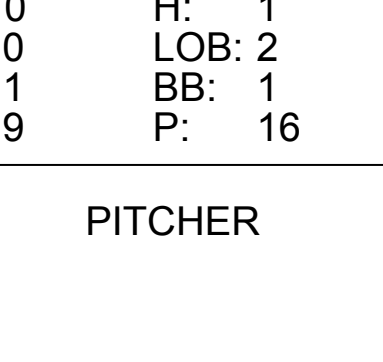
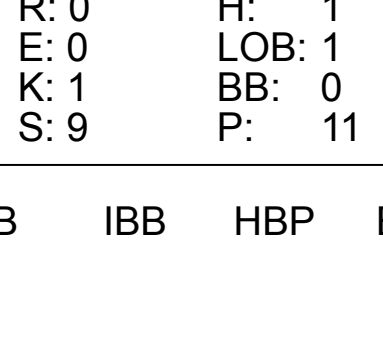

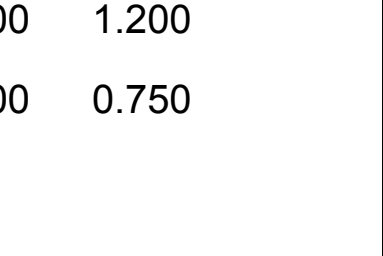


Batter	1	2	3	4	5	6	7	8	9	AB	R	H	RBI	BB	SO	LOB	BOTTOM				
19 Billy Burns, S OBP: 0.375, SLG: 0.352 Bobby Crocker, R (9, 7)	G5-3		SF8			F9		88		3	0	1	1	0	0	0					
29 Sam Fuld, L OBP: 0.349, SLG: 0.446 88 Anthony Aliotti, L OBP: 0.167, SLG: 0.333 (7, 3)	G6-3		F8			K2-3		FC5-6-4	21 BB	3	0	0	0	0	1	2					
18 Alberto Callaspo, S OBP: 0.412, SLG: 0.943 77 Johnni Turbo, R (7, 7)	G3		L6					F8		3	0	1	0	0	0	2					
36 Derek Norris, R OBP: 0.465, SLG: 0.775 10 Daric Barton, L OBP: 0.452, SLG: 0.387 (5, 10)	K			15		K				1	0	0	0	0	1	0					
21 Stephen Vogt, L OBP: 0.417, SLG: 0.651 (7, 10)				G5-4-3						1	0	0	0	1	1	1					
23 Michael Taylor, R OBP: 0.348, SLG: 0.532 Jake Goebbert, L OBP: 0.238, SLG: 0.167 (8, 9)				K				F8		3	0	0	0	0	2	1					
15 Jake Elmore, R OBP: 0.404, SLG: 0.360 Conner Crumbless, L OBP: 0.333, SLG: 0.400 (8, 4)					G5-4-3					3	0	1	0	0	0	1					
5 John Jaso, L OBP: 0.333, SLG: 0.422 35 Chris Gimenez, R OBP: 0.324, SLG: 0.333 78 Ryan Ortiz, R OBP: 0.333, SLG: 0.333 (9, 2)		CS	E3			K				2	1	0	0	0	1	0					
86 Tyler Ladendorf, R OBP: 0.267, SLG: 0.333 (8, 5)						G3				4	0	1	0	0	1	2					
Dusty Coleman, R OBP: 0.333, SLG: 0.571 (1, 6)										3	1	1	1	1	2	1					
Inning Stats	R: 0 E: 0 K: 0 S: 3	H: 0 LOB: 0 BB: 0 P: 3	R: 0 E: 0 K: 2 S: 8	H: 1 LOB: 0 BB: 0 P: 8	R: 1 E: 1 K: 0 S: 5	H: 1 LOB: 2 BB: 1 P: 9	R: 0 E: 0 K: 1 S: 4	H: 0 LOB: 0 BB: 1 P: 8	R: 0 E: 0 K: 2 S: 7	H: 0 LOB: 0 BB: 0 P: 7	R: 0 E: 0 K: 2 S: 8	H: 1 LOB: 1 BB: 0 P: 8	R: 0 E: 0 K: 0 S: 4	H: 1 LOB: 2 BB: 1 P: 11	R: 0 E: 0 K: 3 S: 9	H: 0 LOB: 1 BB: 1 P: 13	1B: 3 2B: 2 3B: 0 HR: 1	SF: 1 SAC: 0 DP: 1 HBP: 0	WP: 0 PB: 0 SB: 0 CS: 1	PA: 37	
PITCHER	IP	WLS	BF	H	R	ER	SO	BB	IBB	HBP	BLK	WP	HR	S	P	ERA	WHIP				
33 C.J. Wilson, L ERA: 1.88	7.0		26	4	1	0	7	2	0	0	0	0	0	39	47	0.00	0.857				
36 Joe Smith, R ERA: 3.12	1.0		6	2	1	1	1	1	0	0	0	0	1	7	11	9.00	3.000				
40 Kevin Jepsen, R ERA: 2.53	1.0		4	0	0	0	3	1	0	0	0	0	0	9	13	0.00	1.000				

Los Angeles Angels @ Oakland Athletics
Phoenix Municipal Stadium, Phoenix, AZ
Wed Mar 26 2014, 3:10 PM - 6:05 PM EDT
Att: 5,033 - Cloudy - 75 F

AB 31
R 2
H 6
RBI 2
BB 4
SO 11
LOB 15



Batter	1	2	3	4	5	6	7	8	9	AB	R	H	RBI	BB	SO	LOB	TOP					
4 Coco Crisp, S OBP: 0.428, SLG: 0.364										5	1	0	0	0	3	3	Oakland Athletics @ San Francisco Giants AT&T Park, San Francisco, CA Thu Mar 27 2014, 7:18 PM - 10:03 PM PDT Att: 35,688 - Partly Cloudy - 56 F					
20 Josh Donaldson, R OBP: 0.379, SLG: 0.571										4	0	2	2	1	0	0						
8 Jed Lowrie, S OBP: 0.304, SLG: 0.500										5	0	0	0	0	2	4						
37 Brandon Moss, L OBP: 0.471, SLG: 0.698										3	0	1	0	0	1	0						
10 Danic Barton, L OBP: 0.452, SLG: 0.387										4	1	2	0	0	1	2						
16 Josh Reddick, L OBP: 0.384, SLG: 0.560										3	1	1	2	1	1	1						
36 Derek Norris, R OBP: 0.426, SLG: 0.705										4	0	0	0	0	2	4						
58 Evan Scribner, R										0	0	0	0	0	0	0						
28 Eric Sogard, L OBP: 0.340, SLG: 0.298										3	1	1	0	0	0	0						
15 Jake Elmore, R OBP: 0.397, SLG: 0.353										1	0	0	0	0	0	0						
26 Scott Kazmir, L										0	0	0	0	1	0	0						
61 Dan Otero, R										0	0	0	0	0	0	0						
18 Alberto Callaspo, S OBP: 0.434, SLG: 0.944										0	0	0	0	0	0	0						
13 Drew Pomeranz, R										0	0	0	0	0	0	0						
21 Stephen Vogt, L OBP: 0.429, SLG: 0.659										1	0	1	0	0	0	0						
Inning Stats	R: 0 E: 0 K: 1 S: 6	H: 0 LOB: 0 BB: 0 P: 8	R: 0 E: 0 K: 2 S: 10	H: 1 LOB: 1 BB: 0 P: 15	R: 1 E: 0 K: 0 S: 9	H: 1 LOB: 1 BB: 1 P: 19	R: 0 E: 1 K: 1 S: 8	H: 0 LOB: 1 BB: 0 P: 13	R: 1 E: 0 K: 1 S: 16	H: 2 LOB: 1 BB: 0 P: 20	R: 2 E: 0 K: 1 S: 10	H: 2 LOB: 0 BB: 0 P: 13	R: 0 E: 0 K: 1 S: 9	H: 0 LOB: 0 BB: 0 P: 13	R: 0 E: 0 K: 1 S: 13	H: 1 LOB: 2 BB: 1 P: 22	R: 0 E: 0 K: 2 S: 13	H: 1 LOB: 2 BB: 1 P: 26	1B: 4 2B: 2 3B: 1 HR: 1	SF: 0 SAC: 1 DP: 1 HBP: 1	WP: 0 PB: 0 SB: 1 CS: 0	PA: 39
PITCHER	IP WLS BF H R ER SO BB IBB HBP BLK WP HR S P ERA WHIP																					
17 Tim Hudson, R ERA: 4.26	6.0 L 26 6 4 4 6 1 0 1 0 0 0 1 59 88 6.00 1.167																					
34 David Huff, L ERA: 1.0	1.0 3 0 0 0 1 0 0 0 0 0 0 9 13 0.00 0.000																					
57 Juan Gutierrez, R ERA: 1.69	1.0 5 1 0 0 1 1 0 0 0 0 0 13 22 0.00 2.000																					
Erik Cordier, R ERA:	1.0 5 1 0 0 2 1 0 0 0 0 0 13 26 0.00 2.000																					

Batter	1	2	3	4	5	6	7	8	9	AB	R	H	RBI	BB	SO	LOB	BOTTOM					
16 Angel Pagán, S OBP: 0.273, SLG: 0.244										4	0	1	0	0	0	0	Oakland Athletics @ San Francisco Giants AT&T Park, San Francisco, CA Thu Mar 27 2014, 7:18 PM - 10:03 PM PDT Att: 35,688 - Partly Cloudy - 56 F					
8 Hunter Pence, R OBP: 0.400, SLG: 0.726										4	0	2	0	0	1	1						
9 Brandon Belt, L OBP: 0.361, SLG: 0.340										3	0	0	0	1	1	2						
28 Buster Posey, R OBP: 0.442, SLG: 0.532										4	0	0	0	0	1	4						
Erik Cordier, R										0	0	0	0	0	0	0						
48 Pablo Sandoval, S OBP: 0.308, SLG: 0.431										4	0	0	0	0	1	3						
38 Michael Morse, R OBP: 0.395, SLG: 0.394										3	0	1	0	1	1	0						
Chris Dominguez, R OBP: 0.500, SLG: 0.429										0	0	0	0	0	0	0						
13 Joaquin Arias, R OBP: 0.316, SLG: 0.288										2	0	0	0	1	0	1						
6 Ehire Adrianza, S OBP: 0.294, SLG: 0.500										1	0	0	0	0	0	1						
35 Brandon Crawford, L OBP: 0.268, SLG: 0.415										1	0	0	0	1	0	0						
14 Brandon Hicks, R OBP: 0.473, SLG: 0.727										2	0	0	0	0	2	2						
17 Tim Hudson, R OBP: 0.571, SLG: 0.714										2	0	0	0	0	1	1						
34 David Huff, S										0	0	0	0	0	0	0						
2 Juan Carlos Perez, R OBP: 0.396, SLG: 0.565										1	0	0	0	0	0	1						
57 Juan Gutierrez, R										0	0	0	0	0	0	0						
29 Héctor Sánchez, S OBP: 0.347, SLG: 0.532										0	0	0	0	0	0	0						
Inning Stats	R: 0 E: 0 K: 2 S: 10	H: 0 LOB: 0 BB: 0 P: 16	R: 0 E: 0 K: 0 S: 11	H: 0 LOB: 1 BB: 1 P: 16	R: 0 E: 0 K: 0 S: 9	H: 0 LOB: 0 BB: 0 P: 12	R: 0 E: 0 K: 1 S: 7	H: 1 LOB: 1 BB: 0 P: 8	R: 0 E: 0 K: 1 S: 8	H: 0 LOB: 1 BB: 1 P: 15	R: 0 E: 0 K: 1 S: 9	H: 1 LOB: 2 BB: 1 P: 16	R: 0 E: 0 K: 2 S: 8	H: 0 LOB: 1 BB: 1 P: 14	R: 0 E: 0 K: 0 S: 7	H: 1 LOB: 1 BB: 0 P: 11	R: 0 E: 0 K: 1 S: 9	H: 1 LOB: 1 BB: 0 P: 11	1B: 3 2B: 1 3B: 0 HR: 0	SF: 0 SAC: 0 DP: 0 HBP: 0	WP: 0 PB: 1 SB: 0 CS: 0	PA: 35
PITCHER	IP WLS BF H R ER SO BB IBB HBP BLK WP HR S P ERA WHIP																					
26 Scott Kazmir, L ERA: 1.62	5.1 W 21 2 0 0 4 3 0 0 0 0 0 4 5 0.00 0.938																					
61 Dan Otero, R ERA: 4.5	0.2 H 2 0 0 0 1 0 0 0 0 0 0 4 5 0.00 0.000																					
13 Drew Pomeranz, L ERA: 2.84	1.2 7 1 0 0 2 1 0 0 0 0 0 13 22 0.00 1.200																					
58 Evan Scribner, R ERA: 5.25	1.1 5 1 0 0 1 0 0 0 0 0 0 11 14 0.00 0.750																					



Batter	1	2	3	4	5	6	7	8	9	AB R H RBI BB SO LOB	TOP																								
												San Francisco Giants @ Oakland Athletics O.co Coliseum, Oakland, CA Sat Mar 29 2014, 4:05 PM EDT livebaseballscorecards.com																							
Inning Stats											AB 0 R 0 H 0 RBI 0 BB 0 SO 0 LOB 0																								
PITCHER	IP	WLS	BF	H	R	ER	SO	BB	IBB	HBP	BLK	WP	HR	S	P	ERA	WHIP	PITCHER	IP	WLS	BF	H	R	ER	SO	BB	IBB	HBP	BLK	WP	HR	S	P	ERA	WHIP

Batter	1	2	3	4	5	6	7	8	9	AB R H RBI BB SO LOB	BOTTOM																								
												San Francisco Giants @ Oakland Athletics O.co Coliseum, Oakland, CA Sat Mar 29 2014, 4:05 PM EDT livebaseballscorecards.com																							
Inning Stats											AB 0 R 0 H 0 RBI 0 BB 0 SO 0 LOB 0																								
PITCHER	IP	WLS	BF	H	R	ER	SO	BB	IBB	HBP	BLK	WP	HR	S	P	ERA	WHIP	PITCHER	IP	WLS	BF	H	R	ER	SO	BB	IBB	HBP	BLK	WP	HR	S	P	ERA	WHIP

Batter	1	2	3	4	5	6	7	8	9	AB	R	H	RBI	BB	SO	LOB	TOP			
6 Nyjer Morgan, L (1,8)										2	0	0	1	1	0	0	Cleveland Indians @ Oakland Athletics O.co Coliseum, Oakland, CA Mon Mar 31 2014, 10:10 PM - 1:24 AM EDT Att: 36,067 - Cloudy - 49 F			
33 Nick Swisher, S (1,3)										4	0	1	1	1	2	1				
22 Jason Kipnis, L (1,4)										5	0	1	0	0	3	5				
41 Carlos Santana, S (1,5)										4	0	0	0	1	0	5				
23 Michael Brantley, L (1,7)										4	0	2	0	0	1	3				
9 Ryan Raburn, R (1,10)										4	0	1	0	0	2	3				
13 Asdrúbal Cabrera, S (1,6)										3	1	1	0	1	0	4				
7 David Murphy, L (1,9)										4	1	1	0	0	2	5				
10 Yan Gomes, R (1,2)										3	0	1	0	0	2	1				
Inning Stats	R: 0 E: 0 K: 1 S: 13	H: 0 LOB: 2 BB: 2 P: 29	R: 0 E: 0 K: 2 S: 11	H: 1 LOB: 1 BB: 0 P: 19	R: 0 E: 0 K: 1 S: 7	H: 0 LOB: 0 BB: 0 P: 11	R: 0 E: 0 K: 1 S: 9	H: 1 LOB: 1 BB: 0 P: 11	R: 0 E: 0 K: 1 S: 11	H: 2 LOB: 2 BB: 0 P: 15	R: 0 E: 0 K: 2 S: 9	H: 0 LOB: 0 BB: 0 P: 9	R: 0 E: 0 K: 2 S: 14	H: 1 LOB: 1 BB: 0 P: 20	R: 2 E: 0 K: 1 S: 16	H: 2 LOB: 2 BB: 1 P: 27		1B: 6 HR: 0	SF: 1 2B: 2 3B: 0 DP: 0 HBP: 1	WP: 0 PB: 0 SB: 0 CS: 0
PITCHER	IP WLS BF H R ER SO BB IBB HBP BLK WP HR S P ERA WHIP																			
54 Sonny Gray, R (1,1)	6.0	26	5	0	0	7	3	0	0	0	0	0	0	0	64	105	0.00	1.333		
44 Luke Gregerson, R (7,1)	1.0	3	0	0	0	2	0	0	0	0	0	0	0	9	9	0.00	0.000			
62 Sean Doolittle, L (8,1)	1.0	4	1	0	0	2	0	0	0	0	0	0	0	14	20	0.00	1.000			
45 Jim Johnson, R (9,1)	0.1	L	5	2	2	2	1	0	1	0	0	0	0	8	17	54.00	9.000			
56 Fernando Abad, L (9,1)	0.2		2	0	0	0	0	0	0	0	0	0	0	8	10	0.00	0.000			

Batter	1	2	3	4	5	6	7	8	9	AB	R	H	RBI	BB	SO	LOB	BOTTOM					
4 Coco Crisp, S (1,8)										2	0	1	0	1	0	0	Cleveland Indians @ Oakland Athletics O.co Coliseum, Oakland, CA Mon Mar 31 2014, 10:10 PM - 1:24 AM EDT Att: 36,067 - Cloudy - 49 F					
20 Josh Donaldson, R (1,5)										4	0	2	0	0	0	1						
8 Jed Lowrie, S (1,6)										4	0	0	0	0	1	5						
37 Brandon Moss, L (1,10)										4	0	0	0	0	0	5						
52 Yoenis Cespedes, R (1,7)										4	0	0	0	0	1	0						
5 John Jaso, L (1,2)										3	0	1	0	1	2	0						
16 Josh Reddick, L (1,9)										4	0	0	0	0	2	2						
10 Daric Barton, L (1,3)										3	0	1	0	1	0	0						
28 Eric Sogard, L (1,4)										1	0	0	0	1	0	0						
1 Nick Punto, S (8,PH) (9,4)										2	0	0	0	0	1	3						
Inning Stats	R: 0 E: 0 K: 0 S: 7	H: 0 LOB: 0 BB: 0 P: 9	R: 0 E: 0 K: 1 S: 8	H: 1 LOB: 1 BB: 0 P: 15	R: 0 E: 0 K: 0 S: 12	H: 1 LOB: 1 BB: 0 P: 17	R: 0 E: 0 K: 0 S: 5	H: 0 LOB: 0 BB: 0 P: 8	R: 0 E: 0 K: 1 S: 12	H: 0 LOB: 0 BB: 0 P: 15	R: 0 E: 0 K: 0 S: 8	H: 1 LOB: 2 BB: 1 P: 16	R: 0 E: 0 K: 2 S: 9	H: 0 LOB: 0 BB: 0 P: 12	R: 0 E: 0 K: 1 S: 15	H: 2 LOB: 3 BB: 1 P: 23	R: 0 E: 0 K: 2 S: 12	H: 0 LOB: 2 BB: 2 P: 26	1B: 4 HR: 0	SF: 0 2B: 1 3B: 0 DP: 0 HBP: 0	WP: 2 PB: 0 SB: 0 CS: 0	PA: 36
PITCHER	IP WLS BF H R ER SO BB IBB HBP BLK WP HR S P ERA WHIP																					
63 Justin Masterson, R (1,1)	7.0	25	3	0	0	4	1	0	0	0	0	0	0	61	92	0.00	0.571					
35 Marc Rzepczynski, L (8,1)	0.1	2	1	0	0	0	0	0	0	0	0	0	0	2	3	0.00	3.000					
37 Cody Allen, R (8,1)	0.2	W	4	1	0	1	1	0	0	0	0	0	0	13	20	0.00	3.000					
44 John Axford, R (9,1)	1.0	S	5	0	0	2	2	0	0	0	0	0	0	12	26	0.00	2.000					



Batter	1	2	3	4	5	6	7	8	9	AB	R	H	RBI	BB	SO	LOB	TOP																			
13 Asdrúbal Cabrera, S OBP: 0.250, SLG: 0.143										4	0	0	0	0	1	0	Cleveland Indians @ Oakland Athletics O.co Coliseum, Oakland, CA Wed Apr 02 2014, 3:39 PM - 6:43 PM EDT Att: 15,134 - Partly Cloudy - 57 F																			
33 Nick Swisher, S OBP: 0.222, SLG: 0.125										4	0	0	0	0	1	0																				
22 Jason Kipnis, L OBP: 0.333, SLG: 0.444										4	1	2	0	0	0	1																				
41 Carlos Santana, S OBP: 0.222, SLG: 0.125										4	0	1	1	0	0	2																				
9 Ryan Raburn, R OBP: 0.125, SLG: 0.125										4	0	0	0	0	2	2																				
23 Michael Brantley, L OBP: 0.429, SLG: 0.714										3	0	1	0	0	0	0																				
4 Mike Aviles, R OBP: 0.333, SLG: 0.667										3	0	1	0	0	1	1																				
10 Yan Gomes, R OBP: 0.286, SLG: 0.167										3	0	0	0	0	0	1																				
30 Elliot Johnson, S OBP: 0.286, SLG: 0.167										3	0	0	0	0	0	1																				
Inning Stats	R: 0 E: 0 K: 1 S: 7	H: 0 LOB: 0 BB: 0 P: 13	R: 0 E: 0 K: 1 S: 14	H: 1 LOB: 0 BB: 0 P: 18	R: 0 E: 0 K: 1 S: 6	H: 0 LOB: 0 BB: 0 P: 11	R: 0 E: 0 K: 0 S: 7	H: 1 LOB: 0 BB: 0 P: 11	R: 0 E: 0 K: 1 S: 7	H: 0 LOB: 0 BB: 0 P: 8	R: 0 E: 0 K: 0 S: 8	H: 0 LOB: 0 BB: 0 P: 8	R: 0 E: 1 K: 1 S: 10	H: 0 LOB: 1 BB: 0 P: 15	R: 0 E: 0 K: 0 S: 10	H: 1 LOB: 1 BB: 0 P: 19	R: 1 E: 0 K: 0 S: 20	H: 2 LOB: 1 BB: 0 P: 29	1B: 3 2B: 2 3B: 0 HR: 0	SF: 0 SAC: 0 DP: 1 HBP: 0	WP: 2 PB: 0 SB: 0 CS: 0	PA: 32														
PITCHER	IP	WLS	BF	H	R	ER	SO	BB	IBB	HBP	BLK	WP	HR	S	P	ERA	WHIP	PITCHER		IP	WLS	BF	H	R	ER	SO	BB	IBB	HBP	BLK	WP	HR	S	P	ERA	WHIP
26 Scott Kazmir, L ERA: 5.4	(1, 1)	7.1	W	25	3	0	0	5	0	0	0	0	0	65	94	0.00	0.409																			
61 Dan Otero, R ERA: 5.4	(8, 1)	1.2		7	2	1	1	0	0	0	0	0	0	24	38	5.40	1.200																			

AB	32
R	1
H	5
RBI	1
BB	0
SO	5
LOB	8



Batter	1	2	3	4	5	6	7	8	9	AB	R	H	RBI	BB	SO	LOB	BOTTOM																			
4 Coco Crisp, S OBP: 0.375, SLG: 0.333										4	1	1	1	0	1	2	Cleveland Indians @ Oakland Athletics O.co Coliseum, Oakland, CA Wed Apr 02 2014, 3:39 PM - 6:43 PM EDT Att: 15,134 - Partly Cloudy - 57 F																			
20 Josh Donaldson, R OBP: 0.222, SLG: 0.222										5	0	0	0	0	2	3																				
8 Jed Lowrie, S OBP: 0.375, SLG: 0.429										3	1	2	1	1	0	1																				
37 Brandon Moss, L OBP: 0.333, SLG: 0.375										4	0	2	1	1	1	3																				
52 Yoenis Cespedes, R OBP: 0.222, SLG: 0.222										5	0	2	1	0	0	3																				
16 Josh Reddick, L OBP: 0.222, SLG: 0.222										3	1	0	0	2	0	5																				
18 Alberto Callaspo, S OBP: 0.500, SLG: 1.250										4	2	2	2	0	1	3																				
36 Derek Norris, R OBP: 0.750, SLG: 0.750										4	0	3	0	0	0	0																				
28 Eric Sogard, L OBP: 0.222, SLG: 0.222										3	1	0	0	1	1	2																				
Inning Stats	R: 1 E: 0 K: 1 S: 16	H: 2 LOB: 2 BB: 1 P: 27	R: 2 E: 0 K: 0 S: 13	H: 3 LOB: 2 BB: 1 P: 28	R: 2 E: 0 K: 1 S: 10	H: 2 LOB: 1 BB: 1 P: 16	R: 0 E: 0 K: 1 S: 13	H: 1 LOB: 3 BB: 1 P: 21	R: 0 E: 0 K: 1 S: 7	H: 0 LOB: 0 BB: 0 P: 9	R: 1 E: 0 K: 1 S: 16	H: 2 LOB: 1 BB: 0 P: 26	R: 0 E: 0 K: 0 S: 12	H: 1 LOB: 1 BB: 0 P: 19	R: 0 E: 0 K: 1 S: 14	H: 1 LOB: 2 BB: 1 P: 26	1B: 9 2B: 2 3B: 0 HR: 1	SF: 1 SAC: 1 DP: 0 HBP: 0	WP: 0 PB: 0 SB: 1 CS: 0	PA: 42																
PITCHER	IP	WLS	BF	H	R	ER	SO	BB	IBB	HBP	BLK	WP	HR	S	P	ERA	WHIP	PITCHER		IP	WLS	BF	H	R	ER	SO	BB	IBB	HBP	BLK	WP	HR	S	P	ERA	WHIP
28 Corey Kluber, R ERA: 13.5	(1, 1)			22	8	5	5	2	3	0	0	0	0	0	43	77	13.50	3.300																		
48 Scott Atchison, R ERA: 9.0	(4, 1)	1.2		6	0	0	0	2	1	0	0	0	0	16	24	0.00	0.600																			
52 Vinnie Pestano, R ERA: 9.0	(6, 1)	1.0		5	2	1	1	1	0	0	0	0	0	16	26	9.00	2.000																			
49 Blake Wood, R ERA: 9.0	(7, 1)	1.0		4	1	0	0	0	0	0	0	0	0	12	19	0.00	1.000																			
83 Josh Outman, L ERA: 9.0	(8, 1)	1.0		5	1	0	0	1	1	0	0	0	0	14	26	0.00	2.000																			

AB	35
R	6
H	12
RBI	6
BB	5
SO	6
LOB	22



Batter	1	2	3	4	5	6	7	8	9	10	11	12	AB	R	H	RBI	BB	SO	LOB	TOP							
36 Abraham Almonte, S (1.8) OBP: 0.400, SLG: 0.412	E3 G4-3		G6-3		1B								4	1	2	1	1	0	1								
5 Brad Miller, L (1.6) OBP: 0.250, SLG: 0.600	F8		L9		G4-3-2			BB					5	0	0	0	0	1	6								
22 Robinson Cano, L (1.4) OBP: 0.500, SLG: 0.438	G4-3				1B			G4-3					5	0	1	1	0	2	1								
17 Justin Smoak, S (1.3) OBP: 0.421, SLG: 0.824	G3-1				FC4-6			K					4	0	0	0	1	1									
27 Corey Hart, R (1.10) OBP: 0.214, SLG: 0.429	G5-3				F8			K					5	0	0	0	0	1	2								
15 Kyle Seager, L (1.5) OBP: 0.286, SLG: 0.182	K				FC6								4	0	0	0	1	2									
20 Logan Morrison, L (1.9) 55 Michael Saunders, L (7.9)	K												3	1	1	0	0	1	2								
13 Dustin Ackley, L (1.7) OBP: 0.389, SLG: 0.500	G6-3				1B								2	0	0	0	0	0									
3 Mike Zunino, R (1.2) OBP: 0.286, SLG: 0.714	G6-3				F9								5	0	1	0	0	0	2								
Inning Stats	R: 1 E: 0 K: 10 S: 10	H: 0 LOB: 0 BB: 0 P: 16	R: 0 E: 0 K: 2 S: 9	H: 0 LOB: 0 BB: 0 P: 15	R: 0 E: 0 K: 0 S: 10	H: 1 LOB: 1 BB: 0 P: 12	R: 0 E: 0 K: 0 S: 9	H: 1 LOB: 1 BB: 0 P: 15	R: 1 E: 0 K: 0 S: 6	H: 3 LOB: 3 BB: 0 P: 10	R: 0 E: 0 K: 2 S: 12	H: 0 LOB: 2 BB: 2 P: 23	R: 0 E: 0 K: 2 S: 7	H: 0 LOB: 1 BB: 1 P: 12	R: 0 E: 0 K: 0 S: 9	H: 0 LOB: 0 BB: 0 P: 12	R: 0 E: 0 K: 1 S: 11	H: 1 LOB: 1 BB: 0 P: 14	R: 0 E: 0 K: 1 S: 9	H: 0 LOB: 0 BB: 0 P: 14	R: 0 E: 0 K: 0 S: 8	H: 0 LOB: 0 BB: 0 P: 15	1B: 5 2B: 2 3B: 0 HR: 0	SF: 0 SAC: 0 DP: 1 HBP: 0	WP: 0 PB: 0 SB: 1 CS: 0	PA: 45	
PITCHER	IP 6.0	WLS 0	BF 25	H 5	R 2	ER 1	SO 4	BB 2	IBB 0	HBP 0	BLK 0	WP 0	HR 0	S 56	P 91	ERA 1.50	WHIP 1.167										
60 Jesse Chavez, R (1.1) ERA: 1.5	2.0	7	0	0	0	3	1	0	0	0	0	0	0	16	24	0.00	0.500										
62 Sean Doolittle, L (9.1) ERA: 2.7	2.0	7	1	0	0	1	0	0	0	0	0	0	0	16	20	0.00	0.500										
44 Luke Gregerson, R (11.1) ERA: 2.7	1.0	3	0	0	0	1	0	0	0	0	0	0	0	9	14	0.00	0.000										
13 Drew Pomeranz, L (12.1) ERA: 2.7	1.0	W	3	0	0	0	0	0	0	0	0	0	0	8	15	0.00	0.000										

Seattle Mariners @ Oakland Athletics
O.co Coliseum, Oakland, CA
Thu Apr 03 2014, 10:09 PM - 2:08 AM EDT
Att. 11,236 - Partly Cloudy - 55°F

AB 42
R 2
H 6
RBI 2
BB 3
SO 9
LOB 16

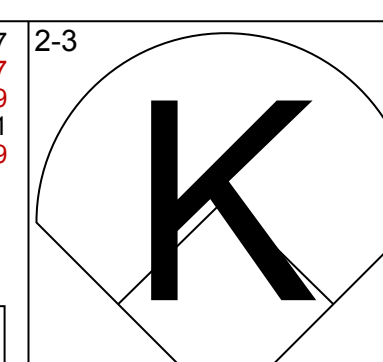
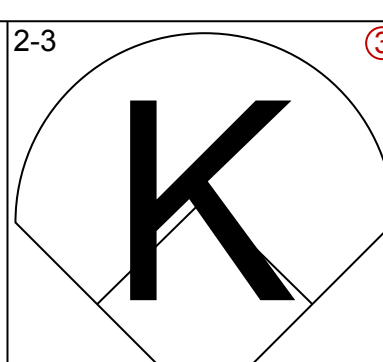
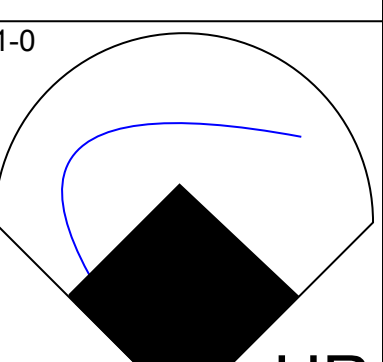
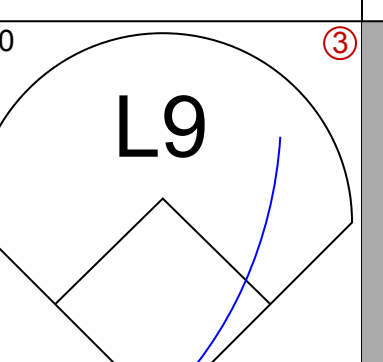
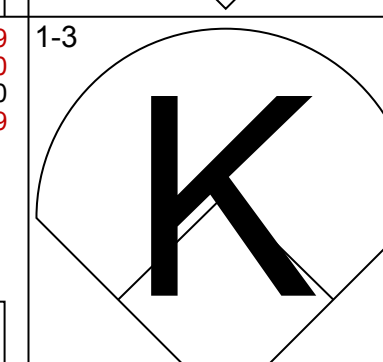
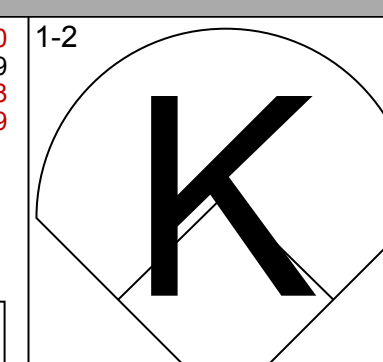
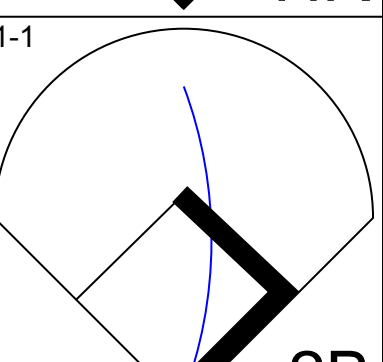
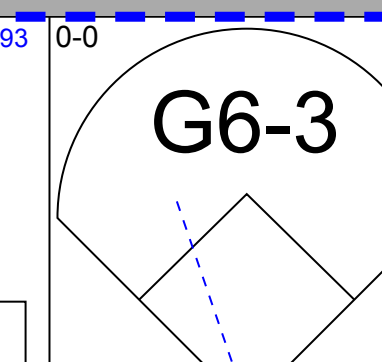
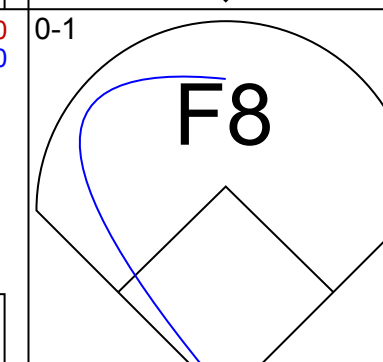
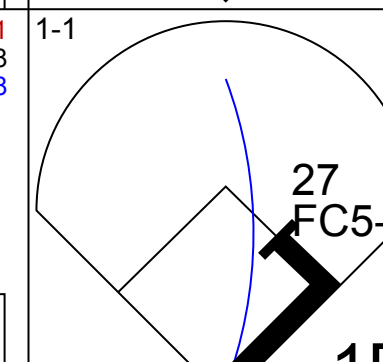
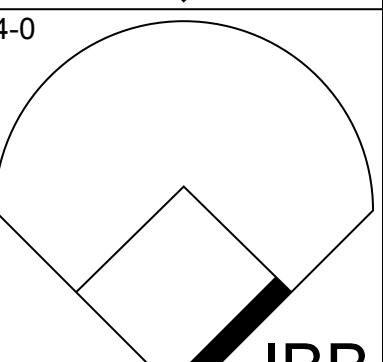
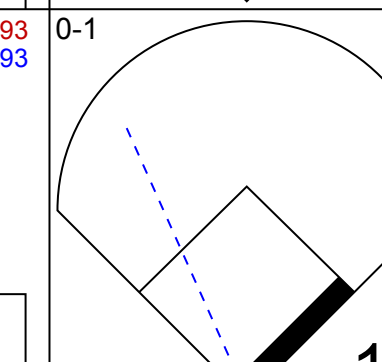
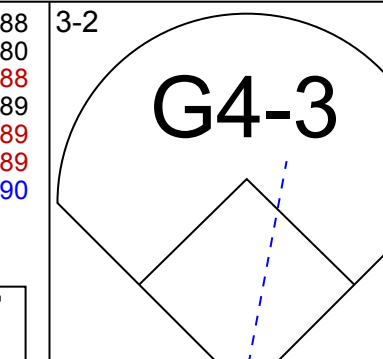
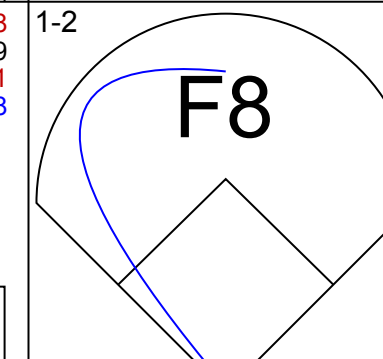
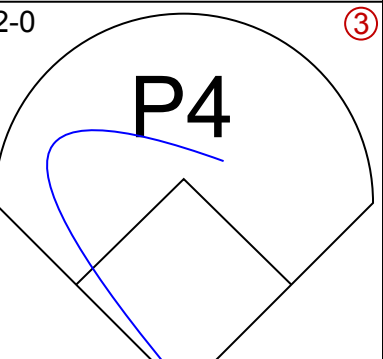
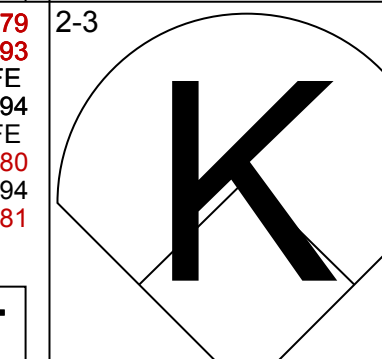

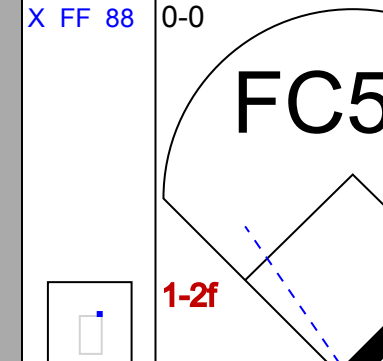
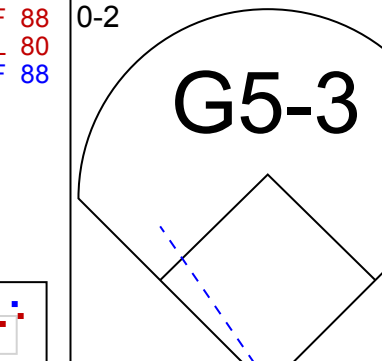
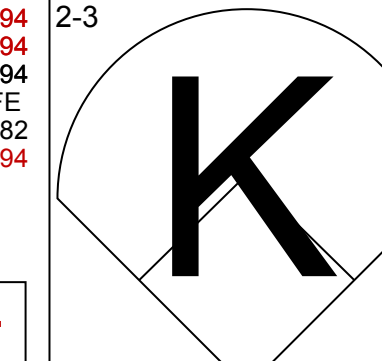

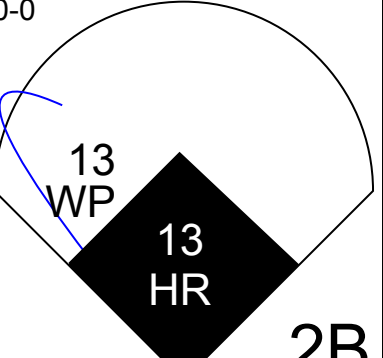
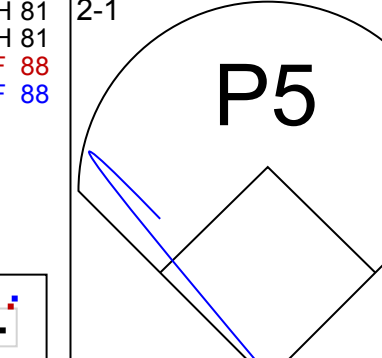
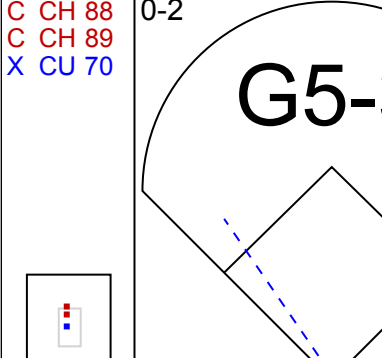

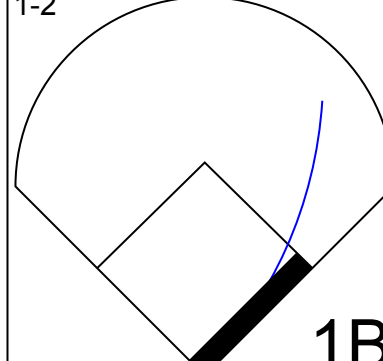
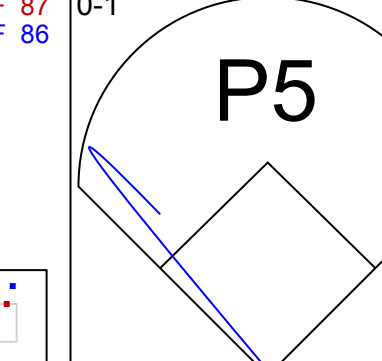
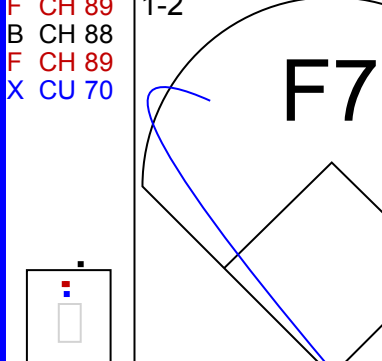
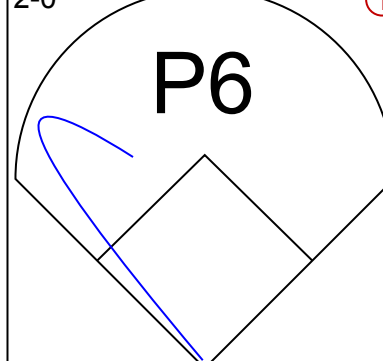
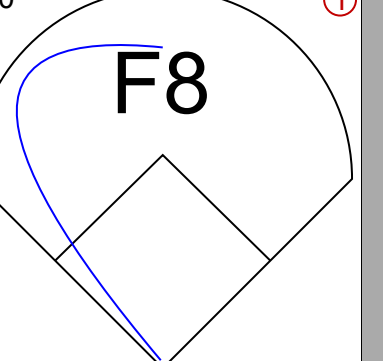
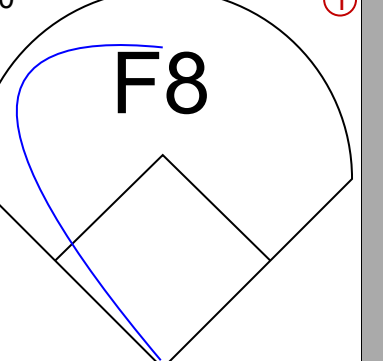
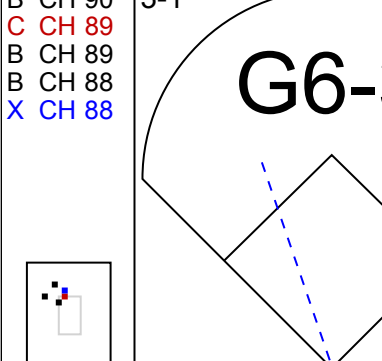

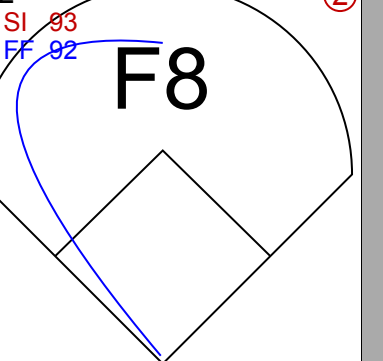
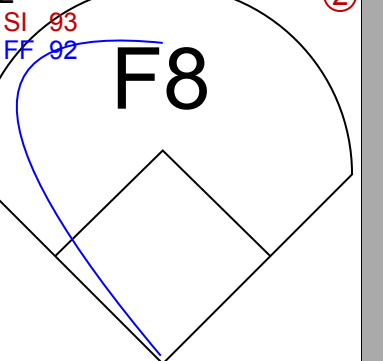


Batter	1	2	3	4	5	6	7	8	9	10	11	12	AB	R	H	RBI	BB	SO	LOB	BOTTOM								
4 Coco Crisp, S (1.8) OBP: 0.500, SLG: 0.667	L5-3		P5										3	2	1	1	3	1	0									
20 Josh Donaldson, R (1.5) OBP: 0.158, SLG: 0.111	L5-3		G6-3										4	0	0	0	1	2	2									
8 Jed Lowrie, S (1.6) OBP: 0.389, SLG: 0.286	G5-3												3	0	0	0	2	0	2									
52 Yoenis Cespedes, R (1.10) OBP: 0.333, SLG: 0.438	K												5	0	1	1	0	1	3									
36 Derek Norris, R (1.2) OBP: 0.444, SLG: 0.375	G5-3												2	0	0	0	1	0	0									
5 John Jaso, L (8. PH) OBP: 0.375, SLG: 0.333	L8												1	0	0	0	1	0	2									
18 Alberto Callaspo, S (1.3) ERA: 1.8													1	0	0	0	2	0	0									
10 Danie Barton, L (7. PR) OBP: 0.250, SLG: 0.143													0	0	0	0	0	0	0									
37 Brandon Moss, L (8. PH) OBP: 0.400, SLG: 0.385	BB												2	0	0	0	0	1	2									
16 Josh Reddick, L (1.9) OBP: 0.222, SLG: 0.125	L8												5	0	1	0	0	2	3									
1 Nick Punto, S (1.4) OBP: 0.273, SLG: 0.200	K												5	1	2	0	0	2	2									
29 Sam Fuld, L (1.7) OBP: 0.400, SLG: 0.778	F8												5	0	1	1	0	1	4									
Inning Stats	R: 0 E: 0 K: 1 S: 12	H: 0 LOB: 1 BB: 2 P: 26	R: 0 E: 0 K: 1 S: 10	H: 0 LOB: 1 BB: 1 P: 17	R: 0 E: 0 K: 0 S: 10	H: 0 LOB: 0 BB: 0 P: 12	R: 0 E: 0 K: 0 S: 8	H: 0 LOB: 0 BB: 0 P: 6	R: 1 E: 0 K: 1 S: 13	H: 2 LOB: 1 BB: 0 P: 20	R: 0 E: 0 K: 2 S: 8	H: 0 LOB: 0 BB: 0 P: 12	R: 0 E: 0 K: 1 S: 15	H: 1 LOB: 3 BB: 2 P: 27	R: 1 E: 0 K: 0 S: 12	H: 1 LOB: 2 BB: 3 P: 25	R: 0 E: 0 K: 2 S: 11	H: 0 LOB: 0 BB: 0 P: 15	R: 0 E: 0 K: 1 S: 14	H: 0 LOB: 2 BB: 2 P: 26	R: 0 E: 0 K: 1 S: 8	H: 1 LOB: 1 BB: 0 P: 12	R: 1 E: 0 K: 0 S: 2	H: 1 LOB: 0 BB: 0 P: 2	1B: 3 2B: 1 3B: 2 HR: 1	SF: 0 SAC: 0 DP: 2 HBP: 0	WP: 0 PB: 0 SB: 2 CS: 0	PA: 46
PITCHER	IP 5.0	WLS 1	BF 18	H 2	R 0	ER 0	SO 3	BB 3	IBB 0	HBP 0	BLK 0	WP 0	HR 0	S 46	P 80	ERA 1.80	WHIP 1.000											
29 Roenis Elias, L (1.1) ERA: 1.8	1.1	H	6	0	0	0	2	3	0	0	0	0	0	14	27	0.00	1.500											
41 Charlie Furbush, L (7.1) ERA: 3.0	0.2	H	4	1	1	1	1	1	0	0	0	0	0	11	18	13.50	3.000											
54 Tom Wilhelmson, R (8.1) ERA: 2.7	1.0	B	5	1	0	0	0	2	0	0	0	0	0	10	19	0.00	3.000											
40 Danny Farquhar, R (9.1) ERA: 2.7	1.2		7	0	0	0	3	2	0	0	0	0	0	24	39	0.00	1.200											
PITCHER	IP 10.1	WLS 0	BF 5	H 1	R 0	ER 0	SO 1	BB 0	IBB 0	HBP 0	BLK 0	WP 0	HR 0	S 9	P 14	ERA 0.00	WHIP 0.750											
97 Joe Beimel, L (10.1) ERA: 27.0	0.0	L	1	1	1	1	0	0	0	0	0	0	0	1	2	2	∞	∞										
45 Hector Noesi, R (12.1) ERA: 27.0	0.0	L	1	1	1	1	0	0	0	0	0	0	0	1	2	2	∞	∞										

Seattle Mariners @ Oakland Athletics
O.co Coliseum, Oakland, CA
Thu Apr 03 2014, 10:09 PM - 2:08 AM EDT
Att. 11,236 - Partly Cloudy - 55°F

AB 36
R 3
H 6
RBI 3
BB 10
SO 10
LOB 20

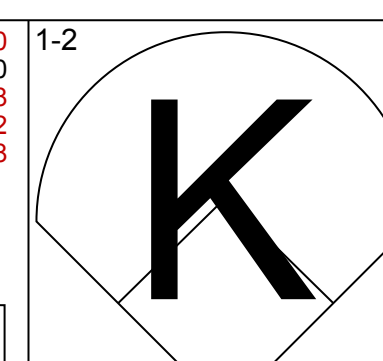
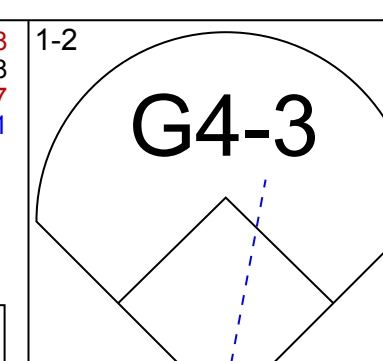
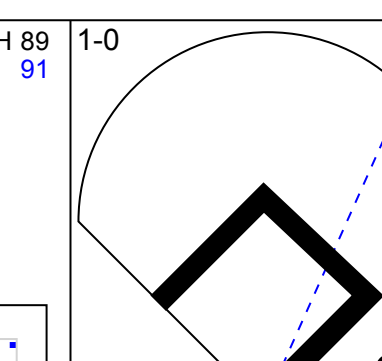
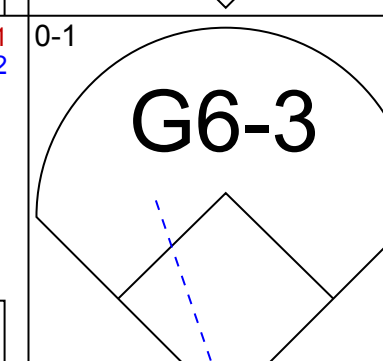
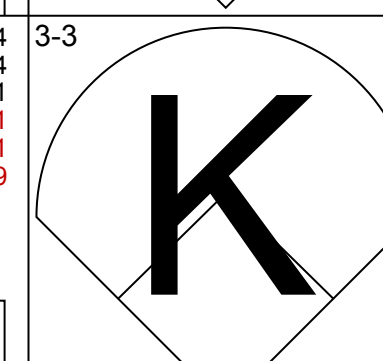
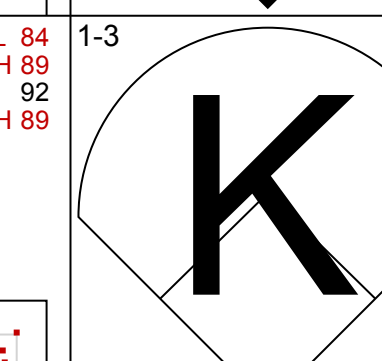
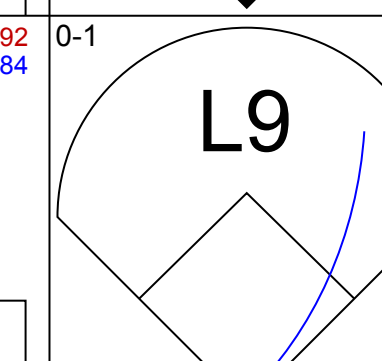
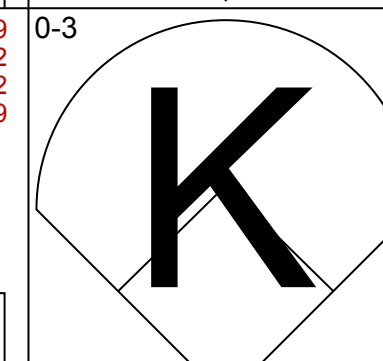
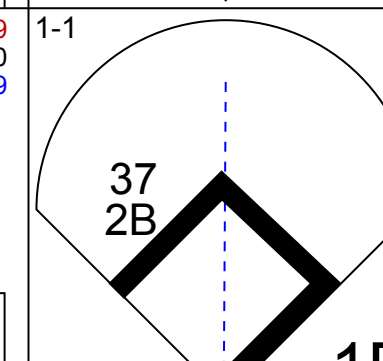
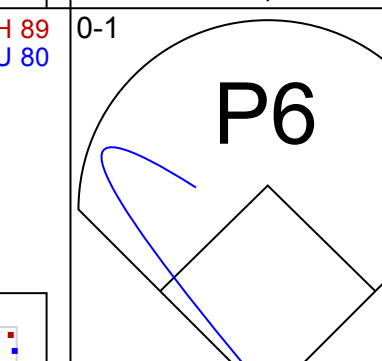
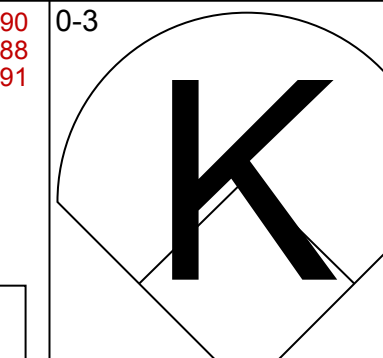
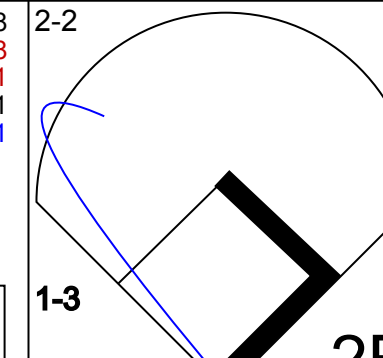


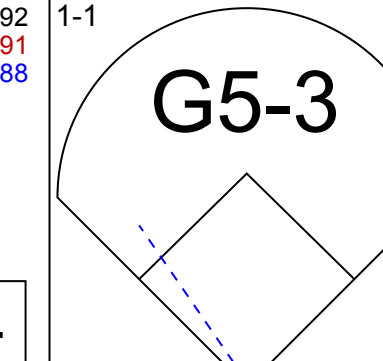
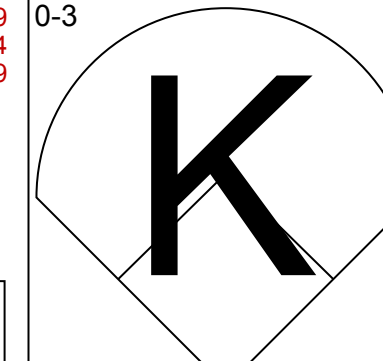



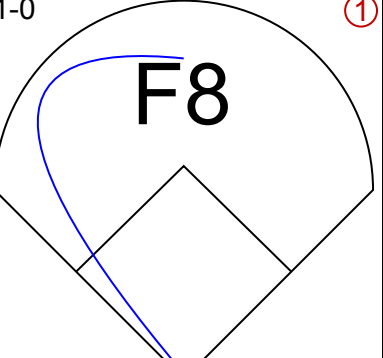


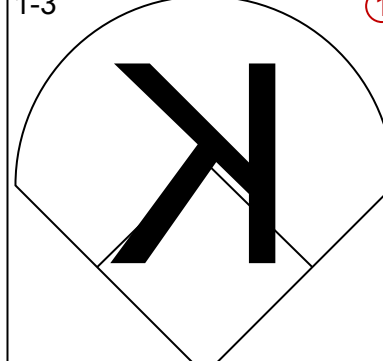
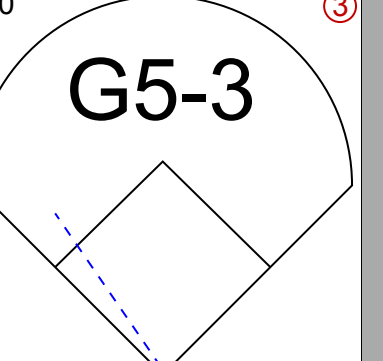


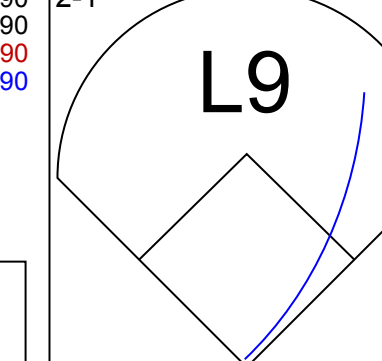
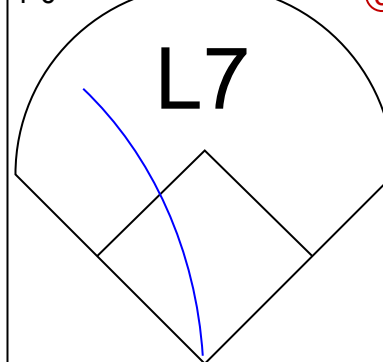
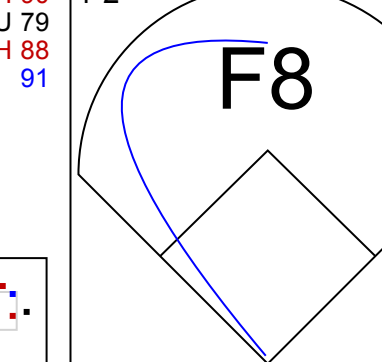
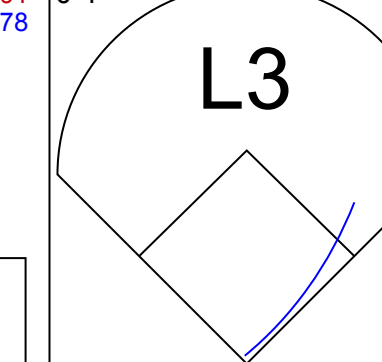


Batter	1	2	3	4	5	6	7	8	9	AB	R	H	RBI	BB	SO	LOB	TOP						
36 Abraham Almonte, S (1, 8) OBP: 0.375, SLG: 0.524										4	1	1	1	0	2	1							
5 Brad Miller, L (1, 6) OBP: 0.250, SLG: 0.583										4	0	1	0	0	2	0							
22 Robinson Cano, L (1, 4) OBP: 0.542, SLG: 0.474										3	0	2	0	1	0	0							
17 Justin Smoak, S (1, 3) OBP: 0.348, SLG: 0.667										4	0	0	0	0	1	4							
27 Corey Hart, R (1, 10) OBP: 0.167, SLG: 0.333										4	0	0	0	0	2	2							
15 Kyle Seager, L (1, 5) OBP: 0.278, SLG: 0.267										4	1	1	0	0	1	0							
20 Logan Morrison, L (1, 9) OBP: 0.364, SLG: 0.222										3	0	1	0	0	0	1							
55 Michael Saunders, L (8, 9)										1	0	0	0	0	0	0							
13 Dustin Ackley, L (1, 7) OBP: 0.364, SLG: 0.600										4	1	1	2	0	0	1							
3 Mike Zunino, R (1, 2) OBP: 0.235, SLG: 0.588										3	0	0	0	0	1	1							
Inning Stats	R: 0 E: 0 K: 2 S: 8	H: 0 LOB: 0 BB: 0 P: 11	R: 0 E: 0 K: 2 S: 14	H: 0 LOB: 0 BB: 0 P: 22	R: 0 E: 0 K: 2 S: 11	H: 1 LOB: 1 BB: 0 P: 16	R: 0 E: 0 K: 1 S: 9	H: 1 LOB: 1 BB: 0 P: 12	R: 3 E: 0 K: 0 S: 10	H: 4 LOB: 2 BB: 1 P: 21	R: 0 E: 0 K: 0 S: 7	H: 0 LOB: 0 BB: 0 P: 9	R: 0 E: 0 K: 0 S: 10	H: 0 LOB: 0 BB: 0 P: 15	R: 0 E: 0 K: 2 S: 10	H: 1 LOB: 0 BB: 0 P: 14	R: 0 E: 0 K: 0 S: 8	H: 0 LOB: 0 BB: 0 P: 12	1B: 3 2B: 2 3B: 0 HR: 2	SF: 0 SAC: 0 DP: 0 HBP: 0	WP: 1 PB: 0 SB: 0 CS: 0	PA: 35	
PITCHER	IP WLS BF H R ER SO BB IBB HBP BLK WP HR S P ERA WHIP	IP WLS BF H R ER SO BB IBB HBP BLK WP HR S P ERA WHIP	IP WLS BF H R ER SO BB IBB HBP BLK WP HR S P ERA WHIP	IP WLS BF H R ER SO BB IBB HBP BLK WP HR S P ERA WHIP	IP WLS BF H R ER SO BB IBB HBP BLK WP HR S P ERA WHIP	IP WLS BF H R ER SO BB IBB HBP BLK WP HR S P ERA WHIP	IP WLS BF H R ER SO BB IBB HBP BLK WP HR S P ERA WHIP	IP WLS BF H R ER SO BB IBB HBP BLK WP HR S P ERA WHIP	IP WLS BF H R ER SO BB IBB HBP BLK WP HR S P ERA WHIP	IP WLS BF H R ER SO BB IBB HBP BLK WP HR S P ERA WHIP	IP WLS BF H R ER SO BB IBB HBP BLK WP HR S P ERA WHIP	IP WLS BF H R ER SO BB IBB HBP BLK WP HR S P ERA WHIP	IP WLS BF H R ER SO BB IBB HBP BLK WP HR S P ERA WHIP	IP WLS BF H R ER SO BB IBB HBP BLK WP HR S P ERA WHIP	IP WLS BF H R ER SO BB IBB HBP BLK WP HR S P ERA WHIP	IP WLS BF H R ER SO BB IBB HBP BLK WP HR S P ERA WHIP	IP WLS BF H R ER SO BB IBB HBP BLK WP HR S P ERA WHIP	IP WLS BF H R ER SO BB IBB HBP BLK WP HR S P ERA WHIP	IP WLS BF H R ER SO BB IBB HBP BLK WP HR S P ERA WHIP	IP WLS BF H R ER SO BB IBB HBP BLK WP HR S P ERA WHIP	IP WLS BF H R ER SO BB IBB HBP BLK WP HR S P ERA WHIP	IP WLS BF H R ER SO BB IBB HBP BLK WP HR S P ERA WHIP	IP WLS BF H R ER SO BB IBB HBP BLK WP HR S P ERA WHIP
67 Dan Straily, R (1, 1) ERA: 4.5	6.0	L	25	6	3	3	7	0	1	0	0	0	0	0	0	0	1	2	59	91	4.50	1.000	
13 Drew Pomeranz, L (7, 1) ERA	1.0		3	0	0	0	0	0	0	0	0	0	0	0	0	0	0	0	10	15	0.00	0.000	
45 Jim Johnson, R (8, 1) ERA: 22.5	1.0		3	1	0	0	2	0	0	0	0	0	0	0	0	0	0	0	10	14	0.00	1.000	
58 Evan Scribner, R (9, 1) ERA	1.0		3	0	0	0	0	0	0	0	0	0	0	0	0	0	0	0	8	12	0.00	0.000	

Seattle Mariners @ Oakland Athletics
O.co Coliseum, Oakland, CA
Sat Apr 05 2014, 4:08 PM - 6:30 PM EDT
Att: 30,290 - Partly Cloudy - 66 F

AB 34
R 3
H 7
RBI 3
BB 1
SO 9
LOB 10



Batter	1	2	3	4	5	6	7	8	9	AB	R	H	RBI	BB	SO	LOB	BOTTOM						
4 Coco Crisp, S (1, 8) OBP: 0.500, SLG: 0.750										3	0	1	0	1	1	0							
20 Josh Donaldson, R (1, 5) OBP: 0.130, SLG: 0.091										4	0	0	0	0	2	2							
8 Jed Lowrie, S (1, 6) OBP: 0.409, SLG: 0.500										4	1	2	1	0	1	1							
37 Brandon Moss, L (1, 10) OBP: 0.421, SLG: 0.471										4	0	2	0	0	1	0							
52 Yoenis Cespedes, R (1, 7) OBP: 0.273, SLG: 0.350										4	0	0	0	0	1	3							
5 John Jaso, L (1, 2) OBP: 0.333, SLG: 0.300										4	0	1	0	0	2	1							
16 Josh Reddick, L (1, 9) OBP: 0.182, SLG: 0.100										4	0	0	0	0	2	2							
10 Daric Barton, L (1, 3) OBP: 0.182, SLG: 0.100										3	0	0	0	0	0	0							
2B Eric Sogard, L (1, 4) OBP: 0.182, SLG: 0.100										3	0	0	0	0	0	0							
Inning Stats	R: 0 E: 0 K: 2 S: 10	H: 0 LOB: 0 BB: 0 P: 11	R: 0 E: 0 K: 2 S: 8	H: 0 LOB: 0 BB: 0 P: 9	R: 0 E: 0 K: 1 S: 5	H: 0 LOB: 0 BB: 0 P: 8	R: 0 E: 0 K: 2 S: 14	H: 2 LOB: 2 BB: 0 P: 21	R: 0 E: 0 K: 0 S: 5	H: 0 LOB: 0 BB: 0 P: 8	R: 0 E: 0 K: 1 S: 9	H: 1 LOB: 1 BB: 0 P: 12	R: 0 E: 0 K: 0 S: 8	H: 1 LOB: 0 BB: 0 P: 11	R: 0 E: 0 K: 0 S: 7	H: 0 LOB: 1 BB: 1 P: 13	R: 1 E: 0 K: 2 S: 13	H: 2 LOB: 1 BB: 0 P: 20	1B: 3 2B: 1 3B: 1 HR: 1	SF: 0 SAC: 0 DP: 0 HBP: 0	WP: 1 PB: 0 SB: 0 CS: 0	PA: 34	
PITCHER	IP WLS BF H R ER SO BB IBB HBP BLK WP HR S P ERA WHIP	IP WLS BF H R ER SO BB IBB HBP BLK WP HR S P ERA WHIP	IP WLS BF H R ER SO BB IBB HBP BLK WP HR S P ERA WHIP	IP WLS BF H R ER SO BB IBB HBP BLK WP HR S P ERA WHIP	IP WLS BF H R ER SO BB IBB HBP BLK WP HR S P ERA WHIP	IP WLS BF H R ER SO BB IBB HBP BLK WP HR S P ERA WHIP	IP WLS BF H R ER SO BB IBB HBP BLK WP HR S P ERA WHIP	IP WLS BF H R ER SO BB IBB HBP BLK WP HR S P ERA WHIP	IP WLS BF H R ER SO BB IBB HBP BLK WP HR S P ERA WHIP	IP WLS BF H R ER SO BB IBB HBP BLK WP HR S P ERA WHIP	IP WLS BF H R ER SO BB IBB HBP BLK WP HR S P ERA WHIP	IP WLS BF H R ER SO BB IBB HBP BLK WP HR S P ERA WHIP	IP WLS BF H R ER SO BB IBB HBP BLK WP HR S P ERA WHIP	IP WLS BF H R ER SO BB IBB HBP BLK WP HR S P ERA WHIP	IP WLS BF H R ER SO BB IBB HBP BLK WP HR S P ERA WHIP	IP WLS BF H R ER SO BB IBB HBP BLK WP HR S P ERA WHIP	IP WLS BF H R ER SO BB IBB HBP BLK WP HR S P ERA WHIP	IP WLS BF H R ER SO BB IBB HBP BLK WP HR S P ERA WHIP	IP WLS BF H R ER SO BB IBB HBP BLK WP HR S P ERA WHIP	IP WLS BF H R ER SO BB IBB HBP BLK WP HR S P ERA WHIP	IP WLS BF H R ER SO BB IBB HBP BLK WP HR S P ERA WHIP	IP WLS BF H R ER SO BB IBB HBP BLK WP HR S P ERA WHIP	IP WLS BF H R ER SO BB IBB HBP BLK WP HR S P ERA WHIP
34 Félix Hernández, R (1, 1) ERA: 1.88	8.1	W	32	6	1	1	8	1	0	0	0	0	0	0	0	0	1	72	101	1.08	0.840		
56 Fernando Rodney, R (9, 1) ERA	0.2	S	2	0	0	0	2	0	0	0	0	0	0	0	0	0	0	7	12	0.00	0.000		

Seattle Mariners @ Oakland Athletics
O.co Coliseum, Oakland, CA
Sat Apr 05 2014, 4:08 PM - 6:30 PM EDT
Att: 30,290 - Partly Cloudy - 66 F

AB 33
R 1
H 6
RBI 1
BB 1
SO 10
LOB 9



Batter	1	2	3	4	5	6	7	8	9	AB	R	H	RBI	BB	SO	LOB	TOP					
36 Abraham Almonte, S (1, 8) OBP: 0.379, SLG: 0.480										4	0	1	1	1	1	4						
5 Brad Miller, L (1, 6) OBP: 0.250, SLG: 0.536										4	0	1	1	0	0	2						
22 Robinson Cano, L (1, 4) OBP: 0.500, SLG: 0.478										4	1	1	0	0	0	1						
17 Justin Smoak, S (1, 3) OBP: 0.370, SLG: 0.625										3	0	1	1	1	1	0						
20 Logan Morrison, L (1, 10) OBP: 0.267, SLG: 0.154										4	0	0	0	0	1	3						
15 Kyle Seager, L (1, 5) OBP: 0.273, SLG: 0.222										3	0	0	0	1	1	1						
13 Dustin Ackley, L (1, 7) OBP: 0.346, SLG: 0.542										4	1	1	0	0	0	1						
55 Michael Saunders, L (1, 9) OBP: 0.214, SLG: 0.250										4	1	2	0	0	0	1						
3 Mike Zunino, R (1, 2) OBP: 0.238, SLG: 0.524										4	0	1	0	0	2	5						
Inning Stats	R: 0 E: 0 K: 1 S: 11	H: 0 LOB: 2 BB: 21	R: 2 E: 1 K: 1 S: 15	H: 3 LOB: 2 BB: 26	R: 1 E: 0 K: 0 S: 7	H: 2 LOB: 0 BB: 15	R: 0 E: 0 K: 0 S: 9	H: 1 LOB: 1 BB: 13	R: 0 E: 0 K: 1 S: 10	H: 0 LOB: 0 BB: 13	R: 0 E: 0 K: 0 S: 5	H: 0 LOB: 0 BB: 10	R: 0 E: 0 K: 1 S: 10	H: 1 LOB: 1 BB: 13	R: 0 E: 0 K: 0 S: 3	H: 0 LOB: 0 BB: 4	R: 0 E: 0 K: 2 S: 13	H: 1 LOB: 2 BB: 22	1B: 6 2B: 3 3B: 0 HR: 0	SF: 0 SAC: 0 DP: 1 HBP: 0	WP: 2 PB: 0 SB: 0 CS: 0	PA: 37
PITCHER	IP WLS BF H R ER SO BB IBB HBP BLK WP HR S P ERA WHIP																					
54 Sonny Gray, R (1, 1) ERA: 0.75	6.0 W 25 6 3 1 3 2 0 0 0 0 2 0 57 98 1.50 1.333																					
44 Luke Gregerson, R (7, 1) ERA: 2.09	1.0 H 4 1 0 0 1 0 0 0 0 0 0 0 10 13 0.00 1.000																					
62 Sean Doolittle, L (8, 1) ERA: 15.0	1.0 H 3 0 0 0 0 0 0 0 0 0 0 0 3 4 0.00 0.000																					
45 Jim Johnson, R (9, 1) ERA: 15.0	1.0 S 5 1 0 0 2 1 0 0 0 0 0 0 13 22 0.00 2.000																					

Seattle Mariners @ Oakland Athletics
O.co Coliseum, Oakland, CA
Sun Apr 06 2014, 4:09 PM - 7:04 PM EDT
Att: 32,852 - Partly Cloudy - 68 F

AB 34
R 3
H 8
RBI 3
BB 3
SO 6
LOB 18



Batter	1	2	3	4	5	6	7	8	9	AB	R	H	RBI	BB	SO	LOB	BOTTOM
4 Coco Crisp, S (1, 8) OBP: 0.455, SLG: 0.600										3	1	0	0	1	1	2	
20 Josh Donaldson, R (1, 5) OBP: 0.148, SLG: 0.115										4	1	1	1	0	0	2	
8 Jed Lowrie, S (1, 6) OBP: 0.462, SLG: 0.526										2	1	1	1	2	0	1	
37 Brandon Moss, L (1, 10) OBP: 0.391, SLG: 0.571										4	1	1	3	0	1	4	
52 Yoenis Cespedes, R (1, 7) OBP: 0.308, SLG: 0.478										3	1	1	1	1	1	1	
5 John Jaso, L (1, 2) OBP: 0.313, SLG: 0.286										4	0	1	0	0	1	0	
36 Derek Norris, R (9, 2) OBP: 0.444, SLG: 0.375																	

Batter	1	2	3	4	5	6	7	8	9	AB	R	H	RBI	BB	SO	LOB	TOP					
29 Sam Fuld, L OBP: 0.263, SLG: 0.444	G6-3		G6-3	F7		K			G4-3	5	0	0	0	0	1	2						
8 Jed Lowrie, S OBP: 0.467, SLG: 0.476 1 Nick Punto, S OBP: 0.333, SLG: 0.200	F8		20 2B 37 1B BB	FC1-6			20 1B 37 BLK HBP		BB	2	1	0	0	1	0	1						
20 Josh Donaldson, R OBP: 0.188, SLG: 0.194	K		37 1B				37 F8 52 SF7 1B		L8	5	2	2	0	0	2	1						
37 Brandon Moss, L OBP: 0.393, SLG: 0.520		52 2B BB	18 2B			G3	F8		K	4	2	1	2	1	1	2						
52 Yoenis Cespedes, R OBP: 0.300, SLG: 0.500	18 1B 16 1B 2B	F8	F8			P3	SF7			3	1	1	2	0	0	1						
18 Alberto Callaspo, S OBP: 0.545, SLG: 0.889	28 L9-6 16 1B					F8	F7			4	0	2	1	0	0	1						
16 Josh Reddick, L OBP: 0.192, SLG: 0.125			F9			G4-3				4	0	1	1	0	1	1						
36 Derek Norris, R OBP: 0.462, SLG: 0.667	K			8 FC1-6 1B			HR		K	4	1	2	1	0	2	2						
28 Eric Sogard, L OBP: 0.375, SLG: 0.357	L9-6		F8						G4-3	4	0	1	0	0	0	3						
Inning Stats	R: 0 E: 0 K: 1 S: 6	H: 0 LOB: 0 BB: 0 P: 10	R: 2 E: 0 K: 1 S: 14	H: 3 LOB: 1 BB: 1 P: 24	R: 3 E: 0 K: 0 S: 17	H: 3 LOB: 1 BB: 1 P: 29	R: 0 E: 0 K: 0 S: 10	H: 1 LOB: 0 BB: 0 P: 14	R: 0 E: 0 K: 1 S: 7	H: 0 LOB: 0 BB: 0 P: 11	R: 1 E: 0 K: 1 S: 8	H: 2 LOB: 1 BB: 0 P: 14	R: 2 E: 0 K: 0 S: 14	H: 1 LOB: 0 BB: 0 P: 24	R: 0 E: 0 K: 2 S: 8	H: 0 LOB: 0 BB: 0 P: 9	R: 0 E: 0 K: 1 S: 11	H: 0 LOB: 1 BB: 1 P: 16	1B: 6 2B: 4 3B: 0 HR: 1	SF: 1 SAC: 0 DP: 1 HBP: 1	WP: 0 PB: 0 SB: 0 CS: 0	PA: 40
PITCHER	IP WLS BF H R ER SO BB IBB HBP BLK WP HR S P ERA WHIP	5.2 L 27 9 6 6 3 2 0 0 0 0 1 59 97 9.53 1.941	3.1 13 1 2 2 4 1 0 1 1 0 0 36 54 5.40 0.600											PITCHER	IP WLS BF H R ER SO BB IBB HBP BLK WP HR S P ERA WHIP							
30 Kevin Correia, R ERA: 6.17											30 Kevin Correia, R ERA: 6.17											
21 Samuel Deduno, R ERA: 5.4											21 Samuel Deduno, R ERA: 5.4											

Oakland Athletics @ Minnesota Twins
Target Field, Minneapolis, MN
Mon Apr 07 2014, 3:17 PM - 6:21 PM CDT
Att: 35,837 - Partly Cloudy - 58 F

livebaseballscores.com

AB 35
R 8
H 10
RBI 7
BB 3
SO 7
LOB 14



Batter	1	2	3	4	5	6	7	8	9	AB	R	H	RBI	BB	SO	LOB	BOTTOM					
2 Brian Dozier, R OBP: 0.314, SLG: 0.286	G1-3	K		L4		F9			7 BB BB	4	0	0	0	1	1	3						
7 Joe Mauer, L OBP: 0.382, SLG: 0.321	K	G3-1		K			20 G1-3 BB		BB	3	0	0	0	2	2	2						
24 Trevor Plouffe, R OBP: 0.500, SLG: 0.481	20 1B BB		43 L9 13 2B 1B		G6-3		K		F9	4	1	1	0	1	1	3						
20 Chris Colabello, R OBP: 0.414, SLG: 0.630			13 2B 8 G4-3 BB		K		G1-3		K	4	1	1	0	1	2	3						
43 Josmil Pinto, R OBP: 0.231, SLG: 0.417	K		L9				G5-3			3	0	0	0	1	1	5						
13 Jason Kubel, L OBP: 0.409, SLG: 0.571		P5	8 G4-3 2B		G3				F9	4	0	1	1	0	0	1						
8 Kurt Suzuki, R OBP: 0.500, SLG: 0.444		G4-3				F7			G6-3	4	1	1	1	0	0	1						
32 Aaron Hicks, S OBP: 0.300, SLG: 0.280						G5-3			K	4	0	1	1	0	1	1						
25 Pedro Florimon, S OBP: 0.182, SLG: 0.100					F8				K2-3	3	0	1	0	1	1	0						
Inning Stats	R: 0 E: 0 K: 2 S: 14	H: 1 LOB: 2 BB: 1 P: 23	R: 1 E: 0 K: 1 S: 14	H: 2 LOB: 1 BB: 1 P: 23	R: 2 E: 0 K: 0 S: 10	H: 2 LOB: 1 BB: 1 P: 18	R: 0 E: 0 K: 1 S: 7	H: 0 LOB: 0 BB: 0 P: 8	R: 0 E: 0 K: 1 S: 10	H: 0 LOB: 1 BB: 1 P: 18	R: 0 E: 0 K: 0 S: 7	H: 1 LOB: 0 BB: 0 P: 11	R: 0 E: 0 K: 1 S: 11	H: 0 LOB: 1 BB: 1 P: 21	R: 0 E: 0 K: 1 S: 7	H: 0 LOB: 0 BB: 0 P: 10	R: 0 E: 0 K: 2 S: 8	H: 0 LOB: 2 BB: 2 P: 21	1B: 4 2B: 2 3B: 0 HR: 0	SF: 0 SAC: 0 DP: 0 HBP: 0	WP: 0 PB: 0 SB: 1 CS: 0	PA: 40
PITCHER	IP WLS BF H R ER SO BB IBB HBP BLK WP HR S P ERA WHIP	6.0 W 28 4 0 0 0 1 1 0 0 0 0 0 11 21 0.00 1.000	1.0 4 0 0 0 1 1 0 0 0 0 0 0 7 10 0.00 0.000	1.0 5 0 0 0 2 2 0 0 0 0 0 0 8 21 0.00 2.000											PITCHER	IP WLS BF H R ER SO BB IBB HBP BLK WP HR S P ERA WHIP						
26 Scott Kazmir, L ERA: 2.03											26 Scott Kazmir, L ERA: 2.03											
56 Fernando Abad, L ERA:											56 Fernando Abad, L ERA:											
61 Dan Otero, R ERA: 3.38											61 Dan Otero, R ERA: 3.38											
48 Ryan Cook, R ERA:											48 Ryan Cook, R ERA:											

Oakland Athletics @ Minnesota Twins
Target Field, Minneapolis, MN
Mon Apr 07 2014, 3:17 PM - 6:21 PM CDT
Att: 35,837 - Partly Cloudy - 58 F

livebaseballscores.com

AB 33
R 3
H 6
RBI 3
BB 7
SO 9
LOB 19



Batter	1	2	3	4	5	6	7	8	9	10	11	AB	R	H	RBI	BB	SO	LOB	TOP					
29 Sam Luid, L OBP: 0.250, SLG: 0.364												4	1	0	0	1	1	1						
8 Jed Lowrie, S OBP: 0.437, SLG: 0.417												3	1	0	0	2	1	1						
20 Josh Donaldson, R OBP: 0.216, SLG: 0.276												5	1	2	1	0	2	2						
37 Brandon Moss, L OBP: 0.375, SLG: 0.483												4	1	1	2	0	0	1						
10 Darric Barton, L OBP: 0.188, SLG: 0.071												0	1	0	0	1	0	0						
52 Yoenis Cespedes, R OBP: 0.286, SLG: 0.484												5	0	1	0	0	1	1						
18 Alberto Callaspo, S OBP: 0.263, SLG: 0.176												4	1	2	1	1	1	1	0					
5 John Jaso, L OBP: 0.263, SLG: 0.235												3	0	0	0	0	1	2						
36 Derek Norris, R OBP: 0.467, SLG: 0.857												2	1	1	3	0	0	1						
16 Josh Reddick, L OBP: 0.161, SLG: 0.103												5	0	0	0	0	4	3						
28 Eric Sogard, L OBP: 0.363, SLG: 0.313												2	0	0	0	1	0	0						
1 Nick Punto, S OBP: 0.286, SLG: 0.167												2	0	0	0	0	1	0						
Inning Stats	R: 4 E: 0 K: 1 S: 29	H: 4 LOB: 1 BB: 2 P: 44	R: 0 E: 0 K: 1 S: 14	H: 0 LOB: 1 BB: 1 P: 21	R: 0 E: 0 K: 0 S: 13	H: 0 LOB: 0 BB: 0 P: 19	R: 0 E: 0 K: 1 S: 9	H: 0 LOB: 0 BB: 0 P: 10	R: 0 E: 0 K: 0 S: 9	H: 1 LOB: 1 BB: 0 P: 10	R: 0 E: 0 K: 0 S: 10	H: 0 LOB: 0 BB: 0 P: 12	R: 0 E: 0 K: 1 S: 10	H: 0 LOB: 0 BB: 0 P: 8	R: 0 E: 0 K: 1 S: 6	H: 0 LOB: 1 BB: 1 P: 15	R: 0 E: 0 K: 2 S: 13	H: 0 LOB: 0 BB: 1 P: 21	R: 3 E: 0 K: 2 S: 14	H: 2 LOB: 0 BB: 1 P: 26	1B: 3 2B: 3 3B: 0 HR: 1	SF: 0 SAC: 0 DP: 1 HBP: 0	WP: 0 PB: 0 SB: 0 CS: 0	PA: 45
PITCHER	IP: 5.0 ERA: 7.2	WLS: 0 BF: 22	H: 5 R: 4 ER: 4 SO: 3	BB: 3 IBB: 0 HBP: 0 BLK: 0	WP: 0 HR: 0 S: 74 P: 104	ERA: 0.00 WHIP: 1.600	PITCHER	IP: 6.1 ERA: 9.0	WLS: 1.0 BF: 6	H: 2 R: 3 ER: 3 SO: 2	BB: 1 IBB: 0 HBP: 0 BLK: 0	WP: 0 HR: 1 S: 14 P: 26	ERA: 27.00 WHIP: 3.000											
45 Phil Hughes, R ERA: 7.2	56 Caleb Thielbar, L ERA: 3.86	51 Anthony Swarzak, R ERA: 13.5	52 Brian Duensing, L ERA: 13.5	15 Glen Perkins, L ERA: 7.2	61 Jared Burton, R ERA: 9.0																			

Oakland Athletics @ Minnesota Twins
Target Field, Minneapolis, MN
Wed Apr 09 2014, 12:11 PM - 3:52 PM CDT
Att: 22,973 - Party Cloudy - 59 F

livebaseballscores.com

AB 39
R 7
H 7
RBI 7
BB 6
SO 12
LOB 12



Batter	1	2	3	4	5	6	7	8	9	10	11	AB	R	H	RBI	BB	SO	LOB	BOTTOM							
2 Brian Dozier, R OBP: 0.293, SLG: 0.364												5	1	1	2	0	2	3								
7 Joe Mauer, L OBP: 0.425, SLG: 0.344												4	0	2	0	2	2	0								
24 Trevor Plouffe, R OBP: 0.475, SLG: 0.455												6	0	2	0	0	0	8								
20 Chris Colabello, R OBP: 0.353, SLG: 0.531												5	0	0	0	0	1	3								
13 Jason Kubel, L OBP: 0.481, SLG: 0.731												5	2	4	1	0	1	0								
8 Kurt Suzuki, R OBP: 0.444, SLG: 0.364												4	1	0	0	1	0	1								
12 Chris Herrmann, L OBP: 0.200, SLG: 0.200												5	0	1	0	0	2	2								
32 Aaron Hicks, S OBP: 0.314, SLG: 0.276												4	0	1	0	1	1	1								
25 Pedro Florimon, S OBP: 0.167, SLG: 0.091												2	0	0	0	0	1	1								
43 Josmil Pinto, R OBP: 0.214, SLG: 0.385												1	0	0	0	0	1	0								
5 Eduardo Escobar, S OBP: 0.286, SLG: 0.286												2	0	2	1	0	0	0								
Inning Stats	R: 0 E: 0 K: 2 S: 11	H: 1 LOB: 1 BB: 0 P: 15	R: 1 E: 0 K: 1 S: 10	H: 1 LOB: 0 BB: 0 P: 17	R: 0 E: 0 K: 2 S: 11	H: 1 LOB: 1 BB: 0 P: 16	R: 0 E: 0 K: 1 S: 9	H: 0 LOB: 0 BB: 0 P: 13	R: 0 E: 0 K: 0 S: 8	H: 1 LOB: 1 BB: 0 P: 11	R: 0 E: 0 K: 1 S: 8	H: 2 LOB: 2 BB: 0 P: 12	R: 0 E: 0 K: 2 S: 8	H: 0 LOB: 0 BB: 0 P: 10	R: 1 E: 0 K: 1 S: 15	H: 2 LOB: 1 BB: 0 P: 17	R: 2 E: 0 K: 0 S: 19	H: 2 LOB: 3 BB: 3 P: 39	R: 0 E: 0 K: 0 S: 6	H: 1 LOB: 0 BB: 0 P: 8	R: 0 E: 0 K: 1 S: 14	H: 2 LOB: 3 BB: 1 P: 21	1B: 11 2B: 0 3B: 0 HR: 2	SF: 1 SAC: 0 DP: 1 HBP: 0	WP: 0 PB: 0 SB: 0 CS: 0	PA: 48
PITCHER	IP: 7.0 ERA: 1.36	WLS: 1.0 BF: 26	H: 6 R: 1 ER: 1 SO: 9	BB: 0 IBB: 0 HBP: 0 BLK: 0	WP: 0 HR: 1 S: 65 P: 94	ERA: 1.29 WHIP: 0.857	PITCHER	IP: 7.0 ERA: 1.69	WLS: 1.0 BF: 26	H: 6 R: 1 ER: 1 SO: 9	BB: 0 IBB: 0 HBP: 0 BLK: 0	WP: 0 HR: 1 S: 65 P: 94	ERA: 1.29 WHIP: 0.857													
60 Jesse Chavez, R ERA: 1.36	62 Sean Doolittle, L ERA: 1.69	44 Luke Gregerson, R ERA: 1.8	45 Jim Johnson, R ERA: 18.9	61 Dan Otero, R ERA: 1.69																						

Oakland Athletics @ Minnesota Twins
Target Field, Minneapolis, MN
Wed Apr 09 2014, 12:11 PM - 3:52 PM CDT
Att: 22,973 - Party Cloudy - 59 F

livebaseballscores.com

AB 43
R 4
H 13
RBI 4
BB 4
SO 11
LOB 19



Batter	1	2	3	4	5	6	7	8	9	AB	R	H	RBI	BB	SO	LOB	TOP				
29 Sam Fuld, L (1, 8) OBP: 0.276, SLG: 0.481	F8	F8		HR		8 1B 20 1B		G3		5	2	2	2	0	0	3	Oakland Athletics @ Minnesota Twins Target Field, Minneapolis, MN Thu Apr 10 2014, 12:12 PM - 3:02 PM CDT Att: 20,650 - Partly Cloudy - 59 F				
8 Jed Lowrie, S (1, 6) OBP: 0.450, SLG: 0.393	L4		20 HR	G6-3				L8		4	1	1	0	1	0	0					
20 Josh Donaldson, R (1, 5) OBP: 0.238, SLG: 0.366	G6-3			K				K		5	1	2	3	0	2	0					
37 Brandon Moss, L (1, 9) OBP: 0.378, SLG: 0.500		P5		1B		F8		G4-3		5	0	2	0	0	0	1					
52 Yoenis Cespedes, R (1, 7) OBP: 0.300, SLG: 0.472		FC5 36 18 1B		F9				G6-3		5	0	2	0	0	1	2					
18 Alberto Callaspo, S (1, 10) OBP: 0.524, SLG: 0.987				K				F9		5	1	2	0	0	1	3					
36 Derek Norris, R (1, 2) OBP: 0.400, SLG: 0.667		FC5 10 1B		F8				K		4	0	0	0	1	1	5					
10 Daric Barton, L (1, 3) OBP: 0.250, SLG: 0.118				G4-3				K		3	0	1	1	1	1	2					
1 Nick Punto, S (1, 4) OBP: 0.389, SLG: 0.214				1B				G6-3		2	1	1	0	2	0	2					
				29 HR																	
Inning Stats	R: 0 E: 0 K: 0 S: 8	H: 0 LOB: 0 BB: 0 P: 12	R: 1 E: 0 K: 0 S: 15	H: 3 LOB: 3 BB: 1 P: 26	R: 2 E: 0 K: 1 S: 10	H: 2 LOB: 1 BB: 1 P: 21	R: 2 E: 0 K: 1 S: 11	H: 1 LOB: 0 BB: 1 P: 20	R: 0 E: 0 K: 1 S: 9	H: 1 LOB: 2 BB: 1 P: 17	R: 1 E: 0 K: 0 S: 13	H: 4 LOB: 1 BB: 0 P: 21	R: 0 E: 0 K: 1 S: 6	H: 0 LOB: 0 BB: 0 P: 10	R: 0 E: 0 K: 1 S: 12	H: 1 LOB: 1 BB: 0 P: 14	1B: 10 2B: 1 3B: 0 HR: 2	SF: 0 SAC: 0 DP: 0 HBP: 0	WP: 0 PB: 0 CS: 0	PA: 43	
PITCHER	IP WLS BF H R ER SO BB IBB HBP BLK WP HR S P ERA WHIP	IP WLS BF H R ER SO BB IBB HBP BLK WP HR S P ERA WHIP	IP WLS BF H R ER SO BB IBB HBP BLK WP HR S P ERA WHIP	IP WLS BF H R ER SO BB IBB HBP BLK WP HR S P ERA WHIP	IP WLS BF H R ER SO BB IBB HBP BLK WP HR S P ERA WHIP	IP WLS BF H R ER SO BB IBB HBP BLK WP HR S P ERA WHIP	IP WLS BF H R ER SO BB IBB HBP BLK WP HR S P ERA WHIP	IP WLS BF H R ER SO BB IBB HBP BLK WP HR S P ERA WHIP	IP WLS BF H R ER SO BB IBB HBP BLK WP HR S P ERA WHIP	IP WLS BF H R ER SO BB IBB HBP BLK WP HR S P ERA WHIP	IP WLS BF H R ER SO BB IBB HBP BLK WP HR S P ERA WHIP	IP WLS BF H R ER SO BB IBB HBP BLK WP HR S P ERA WHIP	IP WLS BF H R ER SO BB IBB HBP BLK WP HR S P ERA WHIP	IP WLS BF H R ER SO BB IBB HBP BLK WP HR S P ERA WHIP	IP WLS BF H R ER SO BB IBB HBP BLK WP HR S P ERA WHIP	IP WLS BF H R ER SO BB IBB HBP BLK WP HR S P ERA WHIP	IP WLS BF H R ER SO BB IBB HBP BLK WP HR S P ERA WHIP	IP WLS BF H R ER SO BB IBB HBP BLK WP HR S P ERA WHIP	IP WLS BF H R ER SO BB IBB HBP BLK WP HR S P ERA WHIP	IP WLS BF H R ER SO BB IBB HBP BLK WP HR S P ERA WHIP	IP WLS BF H R ER SO BB IBB HBP BLK WP HR S P ERA WHIP
37 Mike Pelfrey, R (1, 1) ERA: 7.84	5.0	L	28	9	6	6	3	4	0	0	0	0	0	0	0	0	10.80	2.600			
21 Samuel Deduno, R (6, 1) ERA: 3.39	3.0		11	3	0	0	2	1	0	0	0	0	0	0	0	0	0.00	1.333			
50 Casey Fien, R (9, 1) ERA: 5.79	1.0		4	1	0	0	1	0	0	0	0	0	0	0	0	0	0.00	1.000			

AB	38
R	6
H	13
RBI	6
BB	5
SO	6
LOB	18



Batter	1	2	3	4	5	6	7	8	9	AB	R	H	RBI	BB	SO	LOB	BOTTOM				
19 Darin Mastroianni, R (1, 9)	L7		F8		K			F9		4	0	0	0	0	1	1	Oakland Athletics @ Minnesota Twins Target Field, Minneapolis, MN Thu Apr 10 2014, 12:12 PM - 3:02 PM CDT Att: 20,650 - Partly Cloudy - 59 F				
2 Brian Dozier, R (1, 4) OBP: 0.311, SLG: 0.444		HR	F7			7 G4-6-3 BB		F8		3	1	1	1	1	0	1					
7 Joe Mauer, L (1, 3) OBP: 0.386, SLG: 0.306			G4-3					K		4	0	0	0	0	2	1					
20 Chris Colabello, R (1, 10) OBP: 0.316, SLG: 0.472		G5-3		K2-3				L5		4	0	0	0	0	1	0					
13 Jason Kubel, L (1, 7) OBP: 0.484, SLG: 0.690								G4-3		3	0	1	0	1	1	0					
24 Trevor Plouffe, R (1, 5) OBP: 0.442, SLG: 0.417								K		3	0	0	0	0	1	2					
43 Josmil Pinto, R (1, 2) OBP: 0.235, SLG: 0.375								G6-3		3	0	1	0	0	1	1					
32 Aaron Hicks, S (1, 8) OBP: 0.316, SLG: 0.258								G6-3		3	0	0	0	0	0	3					
5 Eduardo Escobar, S (1, 6) OBP: 0.200, SLG: 0.200								G6-3		3	0	0	0	0	0	3					
Inning Stats	R: 1 E: 0 K: 1 S: 11	H: 1 LOB: 0 BB: 0 P: 13	R: 0 E: 0 K: 1 S: 11	H: 2 LOB: 2 BB: 0 P: 14	R: 0 E: 0 K: 0 S: 3	H: 0 LOB: 0 BB: 0 P: 8	R: 0 E: 0 K: 2 S: 10	H: 0 LOB: 1 BB: 1 P: 22	R: 0 E: 0 K: 1 S: 7	H: 0 LOB: 0 BB: 0 P: 12	R: 0 E: 0 K: 0 S: 6	H: 0 LOB: 0 BB: 1 P: 13	R: 0 E: 0 K: 0 S: 12	H: 0 LOB: 1 BB: 1 P: 20	R: 0 E: 0 K: 2 S: 13	H: 0 LOB: 0 BB: 0 P: 15	1B: 2 2B: 0 3B: 0 HR: 1	SF: 0 SAC: 0 DP: 1 HBP: 0	WP: 0 PB: 0 CS: 0	PA: 32	
PITCHER	IP WLS BF H R ER SO BB IBB HBP BLK WP HR S P ERA WHIP	IP WLS BF H R ER SO BB IBB HBP BLK WP HR S P ERA WHIP	IP WLS BF H R ER SO BB IBB HBP BLK WP HR S P ERA WHIP	IP WLS BF H R ER SO BB IBB HBP BLK WP HR S P ERA WHIP	IP WLS BF H R ER SO BB IBB HBP BLK WP HR S P ERA WHIP	IP WLS BF H R ER SO BB IBB HBP BLK WP HR S P ERA WHIP	IP WLS BF H R ER SO BB IBB HBP BLK WP HR S P ERA WHIP	IP WLS BF H R ER SO BB IBB HBP BLK WP HR S P ERA WHIP	IP WLS BF H R ER SO BB IBB HBP BLK WP HR S P ERA WHIP	IP WLS BF H R ER SO BB IBB HBP BLK WP HR S P ERA WHIP	IP WLS BF H R ER SO BB IBB HBP BLK WP HR S P ERA WHIP	IP WLS BF H R ER SO BB IBB HBP BLK WP HR S P ERA WHIP	IP WLS BF H R ER SO BB IBB HBP BLK WP HR S P ERA WHIP	IP WLS BF H R ER SO BB IBB HBP BLK WP HR S P ERA WHIP	IP WLS BF H R ER SO BB IBB HBP BLK WP HR S P ERA WHIP	IP WLS BF H R ER SO BB IBB HBP BLK WP HR S P ERA WHIP	IP WLS BF H R ER SO BB IBB HBP BLK WP HR S P ERA WHIP	IP WLS BF H R ER SO BB IBB HBP BLK WP HR S P ERA WHIP	IP WLS BF H R ER SO BB IBB HBP BLK WP HR S P ERA WHIP	IP WLS BF H R ER SO BB IBB HBP BLK WP HR S P ERA WHIP	IP WLS BF H R ER SO BB IBB HBP BLK WP HR S P ERA WHIP
67 Dan Straily, R (1, 1) ERA: 2.77	7.0	W	25	3	1	1	5	2	0	0	0	0	0	0	0	0	1.29	0.714			
48 Ryan Cook, R (8, 1) ERA: 3.39	1.0		4	0	0	0	0	1	0	0	0	0	0	0	0	0	0.00	1.000			
56 Fernando Abad, L (9, 1) ERA: 5.79	1.0		3	0	0	0	2	0	0	0	0	0	0	0	0	0	0.00	0.000			

AB	29
R	1
H	3
RBI	1
BB	3
SO	7
LOB	11



Batter	1	2	3	4	5	6	7	8	9	AB	R	H	RBI	BB	SO	LOB	TOP			
4 Coco Crisp, S 3 Craig Gentry, R	1-0 1B		4-0 BB	0-3 K			3-2 G4-3		1-2 F9	3	2	1	0	1	1	2				
8 Jed Lowrie, S	1-3 K		4-1 BB		4-1 BB		2-2 G5-3			2	0	0	0	2	1	2				
20 Josh Donaldson, R	2-0 HR		2-2 FC6-4		2-2 F7		3-3 K			4	1	1	2	0	1	4				
37 Brandon Moss, L 10 Darc Barton, L	3-3 K		2-2 SF3		0-0 G3-5-3			0-2 F8		3	0	0	1	0	1	1				
52 Yoenis Cespedes, R	1-1 F8		1-1 1B		1-1 L7-6-3			0-2 F9		4	0	1	0	0	0	0				
18 Alberto Callaspo, S	3-2 2B		2-1 G3		1-1 G6-3			4-2 BB		3	0	1	0	1	0	2				
5 John Jaso, L 36 Derek Norris, R	1-0 G3		1-2 1B		2-1 1B			1-1 P6		3	0	2	0	0	0	1				
16 Josh Reddick, L	1-2 F8		2-2 FC3-6		1-2 F8			1-0 F8		4	0	0	0	0	0	3				
28 Eric Sogard, L	2-1 P4		2-2 P3		4-2 BB			3-2 L7		3	0	0	0	1	0	2				
Inning Stats	R: 2 H: 2 E: 0 K: 2 S: 11	H: 2 LOB: 0 BB: 0 P: 19	R: 0 H: 1 E: 0 K: 0 S: 12	H: 1 LOB: 1 BB: 0 P: 19	R: 1 H: 1 E: 0 K: 0 S: 13	H: 1 LOB: 2 BB: 2 P: 28	R: 0 H: 1 E: 0 K: 1 S: 12	H: 1 LOB: 1 BB: 0 P: 17	R: 0 H: 0 E: 0 K: 0 S: 10	H: 0 LOB: 0 BB: 1 P: 15	R: 0 H: 0 E: 0 K: 1 S: 17	H: 0 LOB: 1 BB: 1 P: 29	R: 0 H: 0 E: 0 K: 0 S: 10	H: 0 LOB: 1 BB: 1 P: 15	R: 0 H: 0 E: 0 K: 0 S: 8	H: 0 LOB: 0 BB: 0 P: 13	1B: 4 2B: 1 3B: 0 HR: 1	SF: 1 SAC: 0 DP: 1 HBP: 0	WP: 0 PB: 0 SB: 1 CS: 0	PA: 37
PITCHER	IP	WLS	BF	H	R	ER	SO	BB	IBB	HBP	BLK	WP	HR	S	P	ERA	WHIP			
50 Erasmo Ramirez, R	5.0	L	22	5	3	3	3	3	0	0	0	0	1	53	94	5.40	1.600			
52 Dominic Leone, R	2.0		8	1	0	0	1	1	0	0	0	0	0	27	44	0.00	1.000			
97 Joe Beimel, L	2.0		7	0	0	0	0	1	0	0	0	0	0	18	28	0.00	0.500			

Oakland Athletics @ Seattle Mariners
Safeco Field, Seattle, WA
Sat Apr 12 2014, 6:12 PM - 9:20 PM PDT
Att: 22,061 - Clear - 59 F

AB 31
R 3
H 6
RBI 3
BB 5
SO 4
LOB 18



Batter	1	2	3	4	5	6	7	8	9	AB	R	H	RBI	BB	SO	LOB	BOTTOM					
36 Abraham Almonte, S	1-1 1B		3-3 K		1-3 K2-3		1-3 K2-3			4	1	1	0	0	3	2						
5 Brad Miller, L	3-2 1B		1-1 G1-3		2-3 K		0-0 P6			4	0	1	0	0	1	0						
22 Robinson Cano, L	2-0 G5-3		2-3 K		2-0 1B		2-2 F7			4	0	1	1	0	1	1						
17 Justin Smoak, S	2-3 K		0-1 G6-3		2-2 K		0-3 K			4	0	0	0	0	3	2						
15 Kyle Seager, L	1-0 F7		4-1 BB		0-0 P5					3	0	0	0	1	0	2						
20 Logan Morrison, L 8 Willie Bloomquist, R	0-0 G4-3		1-1 1B		1-1 K		0-0 G1-3		1-2 1B	3	0	1	0	0	0	0						
13 Dustin Ackley, L	0-2 F8		1-3 K		2-0 2B				1-1 1B	4	0	2	0	0	1	2						
55 Michael Saunders, L	1-1 L6		1-2 K		1-1 G3-1				0-3 K	4	0	0	0	0	2	3						
4 John Buck, R	0-1 G5-3		3-1 G6-3		4-1 BB				0-0 G6-3	3	0	0	0	1	0	2						
Inning Stats	R: 1 H: 2 E: 0 K: 1 S: 10	H: 2 LOB: 1 BB: 0 P: 19	R: 0 H: 0 E: 0 K: 0 S: 7	H: 0 LOB: 0 BB: 0 P: 8	R: 0 H: 0 E: 0 K: 1 S: 7	H: 0 LOB: 0 BB: 0 P: 11	R: 0 H: 1 E: 0 K: 2 S: 11	H: 1 LOB: 2 BB: 1 P: 19	R: 0 H: 0 E: 0 K: 2 S: 8	H: 0 LOB: 0 BB: 0 P: 13	R: 0 H: 1 E: 1 K: 2 S: 9	H: 1 LOB: 1 BB: 0 P: 15	R: 0 H: 1 E: 0 K: 1 S: 9	H: 1 LOB: 2 BB: 1 P: 17	R: 0 H: 0 E: 0 K: 1 S: 7	H: 0 LOB: 0 BB: 0 P: 9	R: 0 H: 2 E: 0 K: 1 S: 12	H: 2 LOB: 2 BB: 0 P: 16	1B: 6 2B: 1 3B: 0 HR: 0	SF: 0 SAC: 0 DP: 0 HBP: 0	WP: 0 PB: 0 SB: 0 CS: 0	PA: 36
PITCHER	IP	WLS	BF	H	R	ER	SO	BB	IBB	HBP	BLK	WP	HR	S	P	ERA	WHIP					
54 Sonny Gray, R	7.0	W	28	5	1	1	9	2	0	0	0	0	0	61	102	1.29	1.000					
62 Sean Doolittle, L	1.1	H	4	0	0	0	1	0	0	0	0	0	0	10	14	0.00	0.000					
44 Luke Gregerson, R	0.2	S	4	2	0	0	1	0	0	0	0	0	0	9	11	0.00	3.000					

Oakland Athletics @ Seattle Mariners
Safeco Field, Seattle, WA
Sat Apr 12 2014, 6:12 PM - 9:20 PM PDT
Att: 22,061 - Clear - 59 F

AB 34
R 1
H 7
RBI 1
BB 2
SO 11
LOB 14



Batter	1	2	3	4	5	6	7	8	9	AB	R	H	RBI	BB	SO	LOB	TOP										
4 Coco Crisp, S (1, 8) OBP: 0.452, SLG: 0.522 3 Craig Gentry, R (8, 8)										4	0	2	0	0	1	2	Oakland Athletics @ Seattle Mariners Safeco Field, Seattle, WA Sun Apr 13 2014, 1:11 PM - 3:55 PM PDT Att: 22,628 - Sunny - 62 F										
5 John Jaso, L (1, 2) OBP: 0.357, SLG: 0.360										4	0	1	0	1	2	3											
20 Josh Donaldson, R (1, 10) OBP: 0.236, SLG: 0.444										5	1	1	1	0	0	5											
37 Brandon Moss, L (1, 3) OBP: 0.333, SLG: 0.432 8 Jed Lowrie, S (8, PH) OBP: 0.469, SLG: 0.364 10 Daric Barton, L (8, PR) OBP: 0.240, SLG: 0.095										3	0	1	0	0	0	1											
52 Yoenis Cespedes, R (1, 7) OBP: 0.288, SLG: 0.468										3	1	1	2	1	0	3											
18 Alberto Callaspo, S (1, 5) OBP: 0.424, SLG: 0.552										4	0	0	0	0	1	2											
16 Josh Reddick, L (1, 9) OBP: 0.179, SLG: 0.111										3	0	1	0	1	0	1											
1 Nick Punto, S (1, 6) OBP: 0.409, SLG: 0.235										3	0	1	0	1	1	1											
28 Eric Sogard, L (1, 4) OBP: 0.290, SLG: 0.222										4	0	0	0	0	0	4											
Inning Stats	R: 0 H: 2 E: 0 K: 1 S: 15	H: 2 LOB: 2 BB: 0 P: 18	R: 0 H: 1 E: 0 K: 0 S: 13	H: 1 LOB: 2 BB: 1 P: 24	R: 0 H: 0 E: 0 K: 0 S: 11	H: 0 LOB: 1 BB: 1 P: 20	R: 0 H: 0 E: 0 K: 1 S: 7	H: 0 LOB: 0 BB: 0 P: 12	R: 0 H: 1 E: 0 K: 0 S: 8	H: 1 LOB: 1 BB: 0 P: 11	R: 0 H: 0 E: 0 K: 0 S: 6	H: 0 LOB: 1 BB: 1 P: 12	R: 0 H: 1 E: 0 K: 1 S: 9	H: 1 LOB: 2 BB: 1 P: 18	R: 2 H: 2 E: 0 K: 1 S: 14	H: 2 LOB: 1 BB: 1 P: 22		R: 1 H: 1 E: 0 K: 1 S: 9	H: 1 LOB: 0 BB: 0 P: 12	1B: 6 2B: 0 3B: 0 HR: 2	SF: 0 SAC: 0 DP: 0 HBP: 0	WP: 1 PB: 0 SB: 1 CS: 0	PA: 40				
PITCHER	IP	WLS	BF	H	R	ER	SO	BB	IBB	HBP	BLK	WP	HR	S	P	ERA	WHIP										
53 Chris Young, R ERA: 1.5	6.0		25	4	0	0	2	3	0	0	0	1	0	60	97	0.00	1.167										
31 Yoervis Medina, R ERA: 1.5	1.0		5	1	0	0	1	1	0	0	0	0	0	9	18	0.00	2.000										
41 Charlie Furbush, L ERA: 7.36	1.0	L	6	2	2	2	1	0	0	0	0	0	1	14	22	18.00	3.000										
44 Lucas Luetge, L ERA: 18.0	1.0		4	1	1	1	1	0	0	0	0	0	1	9	12	9.00	1.000										

Batter	1	2	3	4	5	6	7	8	9	AB	R	H	RBI	BB	SO	LOB	BOTTOM										
36 Abraham Almonte, S (1, 8) OBP: 0.294, SLG: 0.348										4	0	0	0	0	2	0	Oakland Athletics @ Seattle Mariners Safeco Field, Seattle, WA Sun Apr 13 2014, 1:11 PM - 3:55 PM PDT Att: 22,628 - Sunny - 62 F										
5 Brad Miller, L (1, 6) OBP: 0.240, SLG: 0.449										4	0	1	0	0	2	0											
22 Robinson Cano, L (1, 4) OBP: 0.396, SLG: 0.357										4	0	2	0	0	0	0											
27 Corey Hart, R (1, 10) OBP: 0.235, SLG: 0.469										4	0	0	0	0	2	3											
17 Justin Smoak, S (1, 3) OBP: 0.304, SLG: 0.439										3	0	0	0	0	1	3											
7 Stefan Romero, R (1, 9) OBP: 0.188, SLG: 0.200 20 Logan Morrison, L (7, PH) OBP: 0.227, SLG: 0.150										2	0	0	0	0	1	0											
15 Kyle Seager, L (1, 5) OBP: 0.293, SLG: 0.212										3	0	0	0	0	1	0											
3 Mike Zunino, R (1, 2) OBP: 0.257, SLG: 0.514										3	0	0	0	0	2	0											
8 Willie Bloomquist, R (1, 7) OBP: 0.375, SLG: 0.286										3	0	0	0	0	0	0											
Inning Stats	R: 0 H: 0 E: 0 K: 2 S: 10	H: 0 LOB: 0 BB: 0 P: 14	R: 0 H: 0 E: 0 K: 2 S: 13	H: 0 LOB: 0 BB: 0 P: 17	R: 0 H: 0 E: 0 K: 1 S: 11	H: 0 LOB: 0 BB: 0 P: 13	R: 0 H: 2 E: 0 K: 1 S: 12	H: 2 LOB: 2 BB: 0 P: 17	R: 0 H: 0 E: 0 K: 1 S: 8	H: 0 LOB: 0 BB: 0 P: 11	R: 0 H: 0 E: 0 K: 1 S: 7	H: 0 LOB: 0 BB: 0 P: 10	R: 0 H: 0 E: 1 K: 0 S: 5	H: 0 LOB: 1 BB: 0 P: 8	R: 0 H: 0 E: 0 K: 0 S: 8	H: 0 LOB: 0 BB: 0 P: 11		R: 0 H: 1 E: 0 K: 2 S: 14	H: 1 LOB: 1 BB: 0 P: 17	1B: 3 2B: 0 3B: 0 HR: 0	SF: 0 SAC: 0 DP: 0 HBP: 0	WP: 0 PB: 0 SB: 0 CS: 0	PA: 31				
PITCHER	IP	WLS	BF	H	R	ER	SO	BB	IBB	HBP	BLK	WP	HR	S	P	ERA	WHIP										
26 Scott Kazmir, L ERA: 1.4	6.0		20	2	0	0	9	0	0	0	0	0	0	61	82	0.00	0.333										
56 Fernando Abad, L ERA: 1.5	0.1		1	0	0	0	0	0	0	0	0	0	0	2	3	0.00	0.000										
61 Dan Otero, R ERA: 1.5	0.2	W	3	0	0	0	0	0	0	0	0	0	0	3	5	0.00	0.000										
44 Luke Gregerson, R ERA: 1.35	1.0	H	3	0	0	0	0	0	0	0	0	0	0	8	11	0.00	0.000										
62 Sean Doolittle, L ERA: 1.17	1.0	S	4	1	0	0	2	0	0	0	0	0	0	14	17	0.00	1.000										

livebaseballscorecards.com

AB 35
R 3
H 8
RBI 3
BB 5
SO 5
LOB 22

livebaseballscorecards.com


AB 31
R 0
H 3
RBI 0
BB 0
SO 11
LOB 7

Batter	1	2	3	4	5	6	7	8	9	AB	R	H	RBI	BB	SO	LOB	TOP				
3 Craig Gentry, R OBP: 0.200, SLG: 0.200 37 Brandon Moss, L OBP: 0.347, SLG: 0.432	F7		F9			1B		HBP		3	0	1	0	0	0	0					
8 Jed Lowrie, S OBP: 0.434, SLG: 0.324	F8		F9			F7		G3-6-3		4	0	0	0	0	0	2					
20 Josh Donaldson, R OBP: 0.254, SLG: 0.448	1B		F9			K				4	1	2	0	0	1	1					
52 Yoenis Cespedes, R OBP: 0.304, SLG: 0.520	P5		HR			BB		F8		3	1	1	1	1	0	2					
36 Derek Norris, R OBP: 0.296, SLG: 0.480 5 John Jaso, L OBP: 0.379, SLG: 0.500	P3		G6-3			L7		HR		3	0	0	0	0	0	1					
18 Alberto Callaspo, S OBP: 0.459, SLG: 0.576	G1-5-3		1B			1B		1B		4	0	3	0	0	0	0					
1 Nick Punto, S OBP: 0.385, SLG: 0.238	P6		G4-6-3			L9		1B		4	0	1	0	0	0	3					
16 Josh Reddick, L OBP: 0.163, SLG: 0.100			K			P2		K		4	0	0	0	0	2	4					
10 Daric Barton, L OBP: 0.207, SLG: 0.080	G1-3		G4-3			K		F9		4	0	0	0	0	1	2					
Inning Stats	R: 0 H: 1 E: 0 K: 0 S: 9	H: 1 LOB: 1 BB: 0 P: 13	R: 0 H: 0 E: 0 K: 0 S: 6	H: 0 LOB: 0 BB: 0 P: 8	R: 0 H: 0 E: 0 K: 1 S: 8	H: 0 LOB: 0 BB: 0 P: 12	R: 1 H: 1 E: 0 K: 0 S: 11	H: 1 LOB: 0 BB: 0 P: 21	R: 0 H: 1 E: 0 K: 2 S: 12	H: 1 LOB: 1 BB: 0 P: 16	R: 0 H: 1 E: 0 K: 0 S: 9	H: 1 LOB: 2 BB: 1 P: 17	R: 0 H: 0 E: 0 K: 0 S: 7	H: 0 LOB: 0 BB: 0 P: 11	R: 2 H: 4 E: 0 K: 1 S: 25	H: 4 LOB: 2 BB: 0 P: 34	1B: 7 2B: 0 3B: 0 HR: 2	SF: 0 SAC: 0 DP: 2 HBP: 1	WP: 0 PB: 0 SB: 1 CS: 0	PA: 36	
PITCHER	IP	WLS	BF	H	R	ER	SO	BB	IBB	HBP	BLK	WP	HR	S	P	ERA	WHIP				
53 Héctor Santiago, L ERA: 4.96	7.0		26	5	1	1	3	1	0	0	0	0	1	65	101	1.29	0.857				
36 Joe Smith, R ERA: 4.96	1.0	H	3	0	0	0	0	0	0	1	0	0	0	7	11	0.00	0.000				
49 Ernesto Frieri, R ERA: 6.75	0.1	L	5	4	2	2	0	0	0	0	0	0	1	18	25	54.00	12.000				
48 Jose Alvarez, L ERA: 6.75	0.2		2	0	0	0	1	0	0	0	0	0	0	7	9	0.00	0.000				

Oakland Athletics @ Los Angeles Angels
Angel Stadium of Anaheim, Anaheim, CA
Mon Apr 14 2014, 7:11 PM - 10:05 PM PDT
Att: 37,120 - Clear - 78 F

livebaseballscores.com

AB 34
R 3
H 9
RBI 3
BB 1
SO 4
LOB 15




Batter	1	2	3	4	5	6	7	8	9	AB	R	H	RBI	BB	SO	LOB	BOTTOM					
56 Kole Calhoun, L OBP: 0.276, SLG: 0.426	27 PB 1B		K			P6		27 F9 2B		4	1	2	0	0	1	1						
27 Mike Trout, R OBP: 0.356, SLG: 0.593	K		F9			K		F9		4	0	0	0	0	2	3						
5 Albert Pujols, R OBP: 0.322, SLG: 0.556	28 E 1B		HR			G6-3		G5-3		4	1	2	2	0	0	1						
28 Raul Ibanez, L OBP: 0.271, SLG: 0.395	FC3		K			F8		G4-3		4	0	0	0	0	1	1						
47 Howie Kendrick, R OBP: 0.293, SLG: 0.283	K		K			G1-3		G4-3		4	0	0	0	0	2	2						
6 David Freese, R OBP: 0.208, SLG: 0.209	K		K			G6-3		G4-3		4	0	0	0	0	2	2						
3 JB Shuck, L OBP: 0.333, SLG: 0.471 7 Collin Cowgill, R OBP: 0.333, SLG: 0.667	F9		G4-3			G4-3		G4-3		3	0	0	0	0	0	0						
16 Hank Conger, L OBP: 0.333, SLG: 0.529	P5		G4-3			K		K		3	0	0	0	0	1	0						
2 Erick Aybar, S OBP: 0.292, SLG: 0.310	G6-3		27 WP 1B			B1-3				3	0	1	0	0	0	0						
Inning Stats	R: 1 H: 2 E: 1 K: 3 S: 21	H: 2 LOB: 2 BB: 0 P: 28	R: 0 H: 0 E: 0 K: 0 S: 6	H: 0 LOB: 0 BB: 0 P: 8	R: 1 H: 1 E: 0 K: 2 S: 13	H: 1 LOB: 0 BB: 0 P: 17	R: 0 H: 0 E: 0 K: 0 S: 7	H: 0 LOB: 0 BB: 0 P: 8	R: 0 H: 1 E: 0 K: 1 S: 10	H: 1 LOB: 1 BB: 0 P: 13	R: 0 H: 0 E: 0 K: 1 S: 11	H: 0 LOB: 0 BB: 0 P: 14	R: 0 H: 0 E: 0 K: 2 S: 9	H: 0 LOB: 0 BB: 0 P: 12	R: 0 H: 1 E: 0 K: 0 S: 6	H: 1 LOB: 0 BB: 0 P: 9	R: 0 H: 0 E: 0 K: 0 S: 7	H: 0 LOB: 0 BB: 0 P: 13	1B: 3 2B: 1 3B: 0 HR: 1	SF: 0 SAC: 0 DP: 0 HBP: 0	WP: 1 PB: 1 SB: 0 CS: 0	PA: 33
PITCHER	IP	WLS	BF	H	R	ER	SO	BB	IBB	HBP	BLK	WP	HR	S	P	ERA	WHIP					
60 Jesse Chavez, R ERA: 1.35	7.0		26	4	2	1	9	0	0	0	0	0	0	6	9	0.00	1.000					
45 Jim Johnson, R ERA: 9.95	1.0	W	4	1	0	0	0	0	0	0	0	0	0	6	9	0.00	1.000					
44 Luke Gregerson, R ERA: 1.17	1.0	S	3	0	0	0	0	0	0	0	0	0	0	7	13	0.00	0.000					

Oakland Athletics @ Los Angeles Angels
Angel Stadium of Anaheim, Anaheim, CA
Mon Apr 14 2014, 7:11 PM - 10:05 PM PDT
Att: 37,120 - Clear - 78 F

livebaseballscores.com

AB 33
R 2
H 5
RBI 2
BB 0
SO 9
LOB 10



Batter	1	2	3	4	5	6	7	8	9	10	11	AB	R	H	RBI	BB	SO	LOB	TOP							
5 John Jaso, L OBP: 0.324, SLG: 0.419 10 Daric Barton, L OBP: 0.290, SLG: 0.077			G3		G1-3		G1	F7		P6		5	0	0	1	0	1	4								
8 Jed Lowrie, S OBP: 0.438, SLG: 0.405	G4-3				2B		2B				1B	5	2	3	1	1	1	3								
20 Josh Donaldson, R OBP: 0.277, SLG: 0.469	F8		1B		1B		K2-3			P3		6	1	3	1	0	1	1								
37 Brandon Moss, L OBP: 0.327, SLG: 0.400		G3		K2-3		K				G4-3		6	1	1	1	0	3	3								
52 Yoenis Cespedes, R OBP: 0.306, SLG: 0.509				G6-3		F8						5	1	1	0	1	2	2								
18 Alberto Callaspo, S OBP: 0.444, SLG: 0.526				G1-3		G1-3						5	0	1	1	1	2	1								
16 Josh Reddick, L OBP: 0.196, SLG: 0.098 36 Derek Norris, R OBP: 0.333, SLG: 0.500				G1-3								1	2	0	0	2	0	0								
3 Craig Gentry, R OBP: 0.500, SLG: 0.444												4	2	3	0	1	0	0								
28 Eric Sogard, L OBP: 0.314, SLG: 0.258 4 Coco Crisp, S OBP: 0.438, SLG: 0.500 1 Nick Punto, S OBP: 0.355, SLG: 0.238												4	1	2	2	0	0	3								
Inning Stats	R: 0 E: 0 K: 1 S: 5	H: 0 LOB: 0 BB: 0 P: 8	R: 0 E: 0 K: 1 S: 7	H: 1 LOB: 1 BB: 0 P: 13	R: 3 E: 0 K: 1 S: 12	H: 4 LOB: 1 BB: 1 P: 21	R: 0 E: 0 K: 0 S: 5	H: 0 LOB: 0 BB: 0 P: 7	R: 0 E: 0 K: 0 S: 7	H: 0 LOB: 0 BB: 0 P: 12	R: 2 E: 0 K: 2 S: 10	H: 1 LOB: 1 BB: 0 P: 14	R: 2 E: 0 K: 0 S: 7	H: 2 LOB: 0 BB: 1 P: 16	R: 4 E: 0 K: 1 S: 23	H: 4 LOB: 3 BB: 3 P: 45	R: 0 E: 0 K: 1 S: 9	H: 0 LOB: 0 BB: 0 P: 13	R: 0 E: 0 K: 1 S: 16	H: 2 LOB: 2 BB: 0 P: 21	R: 1 E: 0 K: 2 S: 13	H: 2 LOB: 2 BB: 1 P: 21	1B: 12 2B: 4 3B: 0 HR: 0	SF: 0 SAC: 0 DP: 0 HBP: 0	WP: 1 PB: 0 SB: 0 CS: 0	PA: 52
PITCHER Garrett Richards, R ERA: 2.84 38 Joe Smith, R ERA: 6.0 48 Jose Alvarez, L ERA: 58 Michael Kohn, R ERA: 2.7 59 Fernando Salas, R ERA: 0.05	IP: 7.0 WLS: 28 BF: 28 H: 8 R: 5 ER: 5 SO: 5 BB: 2 IBB: 0 HBP: 0 BLK: 0 WP: 0 HR: 0 S: 53 P: 91 ERA: 6.43 WHIP: 1.429											PITCHER 49 Ernesto Frier, R ERA: 5.68 60 Yoslan Herrera, R ERA: 4.5	IP: 1.0 WLS: 6 BF: 6 H: 2 R: 1 ER: 1 SO: 2 BB: 0 IBB: 0 HBP: 0 BLK: 0 WP: 0 HR: 0 S: 13 P: 21 ERA: 9.00 WHIP: 2.000													

Oakland Athletics @ Los Angeles Angels
Angel Stadium of Anaheim, Anaheim, CA
Tue Apr 15 2014, 7:09 PM - 11:21 PM PDT
Att. 34,887 - Clear - 70 F

livebaseballscorecards.com

AB 46
R 10
H 16
RBI 9
BB 6
SO 10
LOB 23

Batter	1	2	3	4	5	6	7	8	9	10	11	AB	R	H	RBI	BB	SO	LOB	BOTTOM					
56 Kole Calhoun, L OBP: 0.297, SLG: 0.500												6	3	3	2	0	0	1						
27 Mike Trout, R OBP: 0.369, SLG: 0.650		F8										6	2	3	3	0	2	0						
5 Albert Pujols, R OBP: 0.398, SLG: 0.508												5	0	0	0	1	0	1						
28 Raul Ibanez, L OBP: 0.241, SLG: 0.347												6	0	0	0	0	2	3						
47 Howie Kendrick, R OBP: 0.313, SLG: 0.293												5	1	2	1	1	0	2						
3 JB Shuck, L OBP: 0.304, SLG: 0.409												5	1	1	0	0	1	3						
6 David Freese, R OBP: 0.231, SLG: 0.234 7 Collin Cowgill, R OBP: 0.333, SLG: 0.667 16 Hank Conger, L OBP: 0.316, SLG: 0.500												4	0	0	0	0	0	0						
17 Chris Iannetta, R OBP: 0.279, SLG: 0.333 44 Ian Stewart, L OBP: 0.222, SLG: 0.529												1	1	1	2	2	0	0						
2 Erick Aybar, S OBP: 0.264, SLG: 0.277												5	0	0	0	0	1	5						
Inning Stats	R: 2 E: 0 K: 0 S: 13	H: 3 LOB: 1 BB: 0 P: 21	R: 0 E: 0 K: 1 S: 11	H: 0 LOB: 1 BB: 1 P: 19	R: 0 E: 0 K: 2 S: 8	H: 0 LOB: 0 BB: 0 P: 12	R: 4 E: 0 K: 0 S: 13	H: 4 LOB: 0 BB: 0 P: 18	R: 0 E: 0 K: 1 S: 6	H: 0 LOB: 1 BB: 1 P: 16	R: 0 E: 0 K: 1 S: 8	H: 0 LOB: 0 BB: 0 P: 13	R: 0 E: 0 K: 2 S: 15	H: 0 LOB: 2 BB: 1 P: 25	R: 2 E: 1 K: 1 S: 18	H: 2 LOB: 1 BB: 0 P: 25	R: 0 E: 0 K: 1 S: 8	H: 0 LOB: 0 BB: 0 P: 8	R: 0 E: 0 K: 0 S: 7	H: 1 LOB: 2 BB: 1 P: 13	1B: 7 2B: 3 3B: 0 HR: 2	SF: 0 SAC: 0 DP: 0 HBP: 0	WP: 0 PB: 0 SB: 2 CS: 0	PA: 50
PITCHER 67 Dan Straily, R ERA: 5.4 13 Drew Pomeranz, L ERA: 1.35 48 Ryan Cook, R ERA: 3.0 61 Dan Otero, R ERA: 1.35 62 Sean Doolittle, L ERA: 3.12	IP: 3.2 WLS: 9 BF: 19 H: 7 R: 0 ER: 6 SO: 3 BB: 1 IBB: 0 HBP: 0 BLK: 0 WP: 0 HR: 1 S: 44 P: 67 ERA: 14.73 WHIP: 2.182											PITCHER 45 Jim Johnson, R ERA: 7.66	IP: 2.0 WLS: 8 BF: 11 H: 1 R: 0 ER: 0 SO: 1 BB: 0 IBB: 0 HBP: 0 BLK: 0 WP: 0 HR: 0 S: 15 P: 21 ERA: 0.00 WHIP: 0.500											

Oakland Athletics @ Los Angeles Angels
Angel Stadium of Anaheim, Anaheim, CA
Tue Apr 15 2014, 7:09 PM - 11:21 PM PDT
Att. 34,887 - Clear - 70 F

livebaseballscorecards.com


AB 46
R 9
H 12
RBI 9
BB 4
SO 10
LOB 17

Batter	1	2	3	4	5	6	7	8	9	AB	R	H	RBI	BB	SO	LOB	TOP			
27 Jose Altuve, R OBP: 0.338, SLG: 0.343	F9		1B			FC5-4		L7		5	1	2	0	0	0	1				
21 Dexter Fowler, S OBP: 0.265, SLG: 0.365	G4-3		FC6-4			FC5-4		BB		4	1	2	1	1	0	1				
15 Jason Castro, L OBP: 0.333, SLG: 0.451	2B		BB			G4-3		K		4	0	1	0	1	2	5				
4 George Springer, R OBP: 0.333, SLG: 0.286	E6		FC5-4			E8		K		5	0	2	1	0	1	4				
18 Marc Krauss, L OBP: 0.231, SLG: 0.257	G4-3		K			BB		F9		2	0	0	0	1	1	4				
14 Jesus Guzman, R (7, PH) OBP: 0.273, SLG: 0.452										1	0	0	0	1	0	1				
23 Chris Carter, R OBP: 0.233, SLG: 0.196	P3		K			SF9		K		4	0	0	1	0	3	3				
28 L.J. Hoes, R OBP: 0.321, SLG: 0.333	1B		G1-3			G4-3		G6-3		4	0	1	0	0	0	3				
30 Matt Dominguez, R OBP: 0.238, SLG: 0.328	K		G3-1			F9		G4-3		4	0	0	0	0	1	1				
6 Jonathan Villar, S OBP: 0.273, SLG: 0.347	G1-3		1B			1B		K		4	1	2	0	0	1	1				
Inning Stats	R: 0 H: 1 E: 1 K: 0 S: 8	L: 1 LOB: 2 BB: 0 P: 17	R: 0 H: 1 E: 0 K: 1 S: 10	L: 1 LOB: 1 BB: 0 P: 14	R: 0 H: 1 E: 0 K: 1 S: 13	L: 1 LOB: 2 BB: 1 P: 20	R: 0 H: 0 E: 0 K: 1 S: 8	L: 0 LOB: 0 BB: 0 P: 12	R: 3 H: 4 E: 1 K: 1 S: 16	L: 2 LOB: 2 BB: 0 P: 26	R: 0 H: 1 E: 0 K: 1 S: 9	L: 1 LOB: 1 BB: 0 P: 14	R: 0 H: 0 E: 0 K: 3 S: 12	L: 0 LOB: 2 BB: 2 P: 20	1B: 9 2B: 1 3B: 0 HR: 0	SF: 1 SAC: 0 DP: 0 HBP: 0	WP: 0 PA: 42 PB: 0 SB: 1 CS: 0			
PITCHER	IP WLS BF H R ER SO BB IBB HBP BLK WP HR S P ERA WHIP	IP WLS BF H R ER SO BB IBB HBP BLK WP HR S P ERA WHIP	IP WLS BF H R ER SO BB IBB HBP BLK WP HR S P ERA WHIP	IP WLS BF H R ER SO BB IBB HBP BLK WP HR S P ERA WHIP	IP WLS BF H R ER SO BB IBB HBP BLK WP HR S P ERA WHIP	IP WLS BF H R ER SO BB IBB HBP BLK WP HR S P ERA WHIP	IP WLS BF H R ER SO BB IBB HBP BLK WP HR S P ERA WHIP	IP WLS BF H R ER SO BB IBB HBP BLK WP HR S P ERA WHIP	IP WLS BF H R ER SO BB IBB HBP BLK WP HR S P ERA WHIP	IP WLS BF H R ER SO BB IBB HBP BLK WP HR S P ERA WHIP	IP WLS BF H R ER SO BB IBB HBP BLK WP HR S P ERA WHIP	IP WLS BF H R ER SO BB IBB HBP BLK WP HR S P ERA WHIP	IP WLS BF H R ER SO BB IBB HBP BLK WP HR S P ERA WHIP	IP WLS BF H R ER SO BB IBB HBP BLK WP HR S P ERA WHIP	IP WLS BF H R ER SO BB IBB HBP BLK WP HR S P ERA WHIP	IP WLS BF H R ER SO BB IBB HBP BLK WP HR S P ERA WHIP	IP WLS BF H R ER SO BB IBB HBP BLK WP HR S P ERA WHIP			
54 Sonny Gray, R ERA: 1.8	6.0	W	30	9	3	3	4	2	0	0	0	0	0	0	0	0	65	106	4.50	1.833
56 Fernando Abad, L ERA	2.0		7	1	0	0	2	0	0	0	0	0	0	0	0	0	15	24	0.00	0.500
48 Ryan Cook, R ERA: 2.08	1.0		5	0	0	0	3	2	0	0	0	0	0	0	0	0	12	20	0.00	2.000

Houston Astros @ Oakland Athletics
O.co Coliseum, Oakland, CA
Fri Apr 18, 2014, 10:09 PM - 1:29 AM EDT
Att: 18,234 - Partly Cloudy - 54 F

livebaseballscorecards.com

AB 37
R 3
H 10
RBI 3
BB 4
SO 9
LOB 24




Batter	1	2	3	4	5	6	7	8	9	AB	R	H	RBI	BB	SO	LOB	BOTTOM				
4 Coco Crisp, S OBP: 0.486, SLG: 0.630	L4		1B			HR		BB		3	1	2	2	1	0	1					
3 Craig Gentry, R (7, PH) OBP: 0.471, SLG: 0.357	BB		FC4-6			F7		F8		0	0	0	0	1	0	0					
8 Jed Lowrie, S OBP: 0.443, SLG: 0.423	BB		B1-3			F8		P5		5	1	0	0	0	0	7					
20 Josh Donaldson, R OBP: 0.276, SLG: 0.425	BB		L8			G5-3		F8		3	1	0	1	2	0	0					
37 Brandon Moss, L OBP: 0.354, SLG: 0.429	BB		G4-3			P6		P2		3	1	0	0	2	0	3					
52 Yoenis Cespedes, R (7, PH) OBP: 0.315, SLG: 0.523	BB		HR			BB		K		4	2	3	3	1	1	0					
18 Alberto Callaspo, S OBP: 0.404, SLG: 0.553	HR		G5-3			G3		G4-6-3		5	1	1	3	0	0	3					
5 John Jaso, L OBP: 0.350, SLG: 0.490	BB		K			G4-3		P2		3	3	1	0	2	1	0					
16 Josh Reddick, L OBP: 0.240, SLG: 0.222	HR		1B			G6-3		BB		4	1	3	2	0	0	1					
28 Eric Sogard, L OBP: 0.273, SLG: 0.205	BB		FC4-6			G4-3		K		3	0	0	0	1	1	4					
Inning Stats	R: 7 H: 3 E: 0 K: 0 S: 20	L: 3 LOB: 1 BB: 5 P: 51	R: 1 H: 1 E: 0 K: 0 S: 12	L: 1 LOB: 0 BB: 0 P: 20	R: 0 H: 2 E: 0 K: 1 S: 8	L: 2 LOB: 0 BB: 0 P: 14	R: 0 H: 0 E: 0 K: 0 S: 8	L: 0 LOB: 1 BB: 1 P: 13	R: 2 H: 2 E: 0 K: 0 S: 13	L: 2 LOB: 2 BB: 0 P: 20	R: 0 H: 1 E: 0 K: 0 S: 9	L: 1 LOB: 1 BB: 1 P: 17	R: 1 H: 1 E: 0 K: 1 S: 16	L: 1 LOB: 3 BB: 3 P: 36	R: 0 H: 0 E: 0 K: 1 S: 7	L: 0 LOB: 0 BB: 0 P: 11	1B: 6 2B: 0 3B: 0 HR: 4	SF: 0 SAC: 0 DP: 1 HBP: 0	WP: 1 PA: 43 PB: 0 SB: 0 CS: 0		
PITCHER	IP WLS BF H R ER SO BB IBB HBP BLK WP HR S P ERA WHIP	IP WLS BF H R ER SO BB IBB HBP BLK WP HR S P ERA WHIP	IP WLS BF H R ER SO BB IBB HBP BLK WP HR S P ERA WHIP	IP WLS BF H R ER SO BB IBB HBP BLK WP HR S P ERA WHIP	IP WLS BF H R ER SO BB IBB HBP BLK WP HR S P ERA WHIP	IP WLS BF H R ER SO BB IBB HBP BLK WP HR S P ERA WHIP	IP WLS BF H R ER SO BB IBB HBP BLK WP HR S P ERA WHIP	IP WLS BF H R ER SO BB IBB HBP BLK WP HR S P ERA WHIP	IP WLS BF H R ER SO BB IBB HBP BLK WP HR S P ERA WHIP	IP WLS BF H R ER SO BB IBB HBP BLK WP HR S P ERA WHIP	IP WLS BF H R ER SO BB IBB HBP BLK WP HR S P ERA WHIP	IP WLS BF H R ER SO BB IBB HBP BLK WP HR S P ERA WHIP	IP WLS BF H R ER SO BB IBB HBP BLK WP HR S P ERA WHIP	IP WLS BF H R ER SO BB IBB HBP BLK WP HR S P ERA WHIP	IP WLS BF H R ER SO BB IBB HBP BLK WP HR S P ERA WHIP	IP WLS BF H R ER SO BB IBB HBP BLK WP HR S P ERA WHIP	IP WLS BF H R ER SO BB IBB HBP BLK WP HR S P ERA WHIP				
48 Jarrod Cosart, R ERA: 7.36	0.1	L	8	3	7	0	0	4	0	0	0	0	0	0	0	0	2	15	39	189.00	21.000
56 Paul Clemens, R ERA: 3.68	4.1		20	5	3	3	1	2	0	0	0	0	0	0	0	0	2	44	76	6.23	1.615
37 Matt Albers, R ERA: 1.13	1.1		5	1	0	0	0	1	0	0	0	0	0	0	0	0	11	20	0.00	1.500	
44 Raul Valdes, L ERA: 13.5	0.2		5	1	1	1	1	2	0	0	0	0	0	0	0	0	13	27	13.50	4.500	
35 Josh Fields, R ERA: 2.57	1.1		5	0	0	0	1	1	0	0	0	0	0	0	0	0	10	20	0.00	0.750	

Houston Astros @ Oakland Athletics
O.co Coliseum, Oakland, CA
Fri Apr 18, 2014, 10:09 PM - 1:29 AM EDT
Att: 18,234 - Partly Cloudy - 54 F

livebaseballscorecards.com

AB 33
R 11
H 10
RBI 11
BB 10
SO 3
LOB 19



Batter	1	2	3	4	5	6	7	8	9	AB	R	H	RBI	BB	SO	LOB	TOP										
27 Jose Altuve, R OBP: 0.333, SLG: 0.338	G4-3		1B		P3			G6-3		4	0	1	0	0	0	1											
21 Dexter Fowler, S OBP: 0.237, SLG: 0.339	E5		K		G5-3			G6-3		4	0	0	0	0	1	1											
14 Jesus Guzman, R OBP: 0.243, SLG: 0.400	K		F9		G5-3			K		4	0	0	0	0	2	2											
4 George Springer, R OBP: 0.316, SLG: 0.333	K		L8		G6-3			G6-4-3 2B		4	0	1	0	0	1	1											
23 Chris Carter, R OBP: 0.266, SLG: 0.226	HBP		2B		F7			G6-4-3 BB		2	1	1	0	1	0	0											
30 Matt Dominguez, R OBP: 0.239, SLG: 0.323	G6-4-3		1B		G4-6-3			G6-4-3		4	0	1	1	0	0	3											
28 L.J. Hoes, R OBP: 0.313, SLG: 0.357	K		G4-6-3		G6-3			K		4	0	1	0	0	2	2											
22 Carlos Corporán, S OBP: 0.192, SLG: 0.417	G5-3		G5-3		G5-3			G5-3		3	0	0	0	0	0	1											
6 Jonathan Villar, S OBP: 0.293, SLG: 0.442	HR		2B		G5-3			G5-3		3	2	2	1	0	0	1											
Inning Stats	R: 0 H: 0 E: 1 K: 2 S: 12	H: 0 LOB: 1 BB: 0 P: 17	R: 0 H: 0 E: 0 K: 1 S: 8	H: 0 LOB: 0 BB: 0 P: 11	R: 1 H: 2 E: 0 K: 1 S: 12	H: 2 LOB: 1 BB: 0 P: 19	R: 1 H: 2 E: 0 K: 0 S: 10	H: 2 LOB: 0 BB: 0 P: 15	R: 1 H: 1 E: 0 K: 0 S: 9	H: 1 LOB: 0 BB: 0 P: 13	R: 0 H: 0 E: 0 K: 0 S: 6	H: 0 LOB: 0 BB: 0 P: 7	R: 0 H: 1 E: 0 K: 0 S: 8	H: 1 LOB: 1 BB: 0 P: 8	R: 0 H: 0 E: 0 K: 1 S: 10	H: 0 LOB: 0 BB: 0 P: 16	R: 0 H: 1 E: 0 K: 1 S: 7	H: 1 LOB: 1 BB: 1 P: 13	1B: 2 2B: 4 3B: 0 HR: 1	SF: 0 SAC: 0 DP: 3 HBP: 1	WP: 0 PB: 0 SB: 3 CS: 0	PA: 34					
PITCHER	IP	WLS	BF	H	R	ER	SO	BB	IBB	HBP	BLK	WP	HR	S	P	ERA	WHIP										
26 Scott Kazmir, L ERA: 1.65	8.0		30	6	3	2	5	0	0	1	0	0	1	75	106	2.25	0.750										
61 Dan Otero, R ERA: 1.0	1.0	W	4	1	0	0	1	1	0	0	0	0	0	7	13	0.00	2.000										

Houston Astros @ Oakland Athletics
O.co Coliseum, Oakland, CA
Sat Apr 19 2014, 4:08 PM - 7:14 PM EDT
Att: 33,166 - Sunny - 58 F

AB	32
R	3
H	7
RBI	2
BB	1
SO	6
LOB	12



Batter	1	2	3	4	5	6	7	8	9	AB	R	H	RBI	BB	SO	LOB	BOTTOM										
3 Craig Gentry, R OBP: 0.500, SLG: 0.471	FC6-4 1B		2B		F8			L5		3	0	2	1	0	0	0											
4 Coco Crisp, S OBP: 0.487, SLG: 0.607	FC6-4 1B		2B		F8			L5		1	0	0	0	1	0	2											
8 Jed Lowrie, S OBP: 0.427, SLG: 0.456	F9		F8		G5-3			P6		5	1	1	1	0	0	5											
20 Josh Donaldson, R OBP: 0.284, SLG: 0.429	P3		K		K			L8		4	1	1	0	1	1	2											
52 Yoenis Cespedes, R OBP: 0.333, SLG: 0.522	FC6-4		BB		2B			F8		4	1	2	0	1	0	1											
36 Derek Norris, R OBP: 0.316, SLG: 0.429	BB		F7		G1-3			G6-3		3	0	0	0	1	0	4											
5 John Jaso, L OBP: 0.341, SLG: 0.389	BB		F7		G1-3			G6-3		1	0	0	0	0	1	2											
18 Alberto Callaspo, S OBP: 0.388, SLG: 0.519	F8		F8		F8			P6		5	0	1	1	0	0	1											
16 Josh Reddick, L OBP: 0.273, SLG: 0.280	F7		K		K			FC4-6 1B		5	0	3	1	0	1	1											
1 Nick Punto, S OBP: 0.400, SLG: 0.276	G6-3		1B		1B			FC4-6 1B		4	0	3	0	0	0	1											
10 Daric Barton, L OBP: 0.212, SLG: 0.138	FC4-6 2B		2B		F9			FC4-6 1B		3	1	1	0	0	1	3											
37 Brandon Moss, L OBP: 0.348, SLG: 0.421	FC4-6 2B		2B		F9			FC4-6 1B		1	0	0	0	0	0	2											
Inning Stats	R: 0 H: 1 E: 0 K: 0 S: 8	H: 1 LOB: 1 BB: 0 P: 11	R: 0 H: 0 E: 0 K: 0 S: 8	H: 0 LOB: 1 BB: 1 P: 13	R: 1 H: 2 E: 0 K: 1 S: 18	H: 2 LOB: 2 BB: 1 P: 28	R: 0 H: 1 E: 0 K: 1 S: 9	H: 1 LOB: 0 BB: 0 P: 14	R: 0 H: 2 E: 0 K: 0 S: 12	H: 2 LOB: 2 BB: 0 P: 18	R: 0 H: 2 E: 0 K: 1 S: 14	H: 2 LOB: 3 BB: 1 P: 22	R: 0 H: 0 E: 0 K: 0 S: 8	H: 0 LOB: 0 BB: 0 P: 12	R: 0 H: 2 E: 0 K: 0 S: 11	H: 2 LOB: 2 BB: 0 P: 19	R: 3 H: 4 E: 0 K: 1 S: 15	H: 4 LOB: 2 BB: 1 P: 22	1B: 10 2B: 3 3B: 0 HR: 1	SF: 0 SAC: 0 DP: 0 HBP: 0	WP: 0 PB: 0 SB: 1 CS: 0	PA: 43					
PITCHER	IP	WLS	BF	H	R	ER	SO	BB	IBB	HBP	BLK	WP	HR	S	P	ERA	WHIP										
39 Brett Oberholtzer, L ERA: 3.04	5.2		27	8	1	1	3	2	0	0	0	0	0	14	24	0.00	0.750										
45 Anthony Bass, R ERA: 2.79	1.1	H	5	0	0	0	0	0	0	0	0	0	0	11	19	0.00	2.000										
37 Matt Albers, R ERA: 1.0	1.0	H	5	2	0	0	0	0	0	0	0	0	0	15	22	81.00	15.000										
50 Chad Qualls, R ERA: 9.0	0.1	L	6	4	3	3	1	1	0	0	0	0	1	15	22	81.00	15.000										

Houston Astros @ Oakland Athletics
O.co Coliseum, Oakland, CA
Sat Apr 19 2014, 4:08 PM - 7:14 PM EDT
Att: 33,166 - Sunny - 58 F

AB	39
R	4
H	14
RBI	4
BB	4
SO	4
LOB	24



Batter	1	2	3	4	5	6	7	8	9	AB	R	H	RBI	BB	SO	LOB	TOP								
17 Shin-Soo Choo, L OBP: 0.432, SLG: 0.500 15 Michael Choice, R OBP: 0.290, SLG: 0.346										3	1	1	1	1	0	0	Texas Rangers @ Oakland Athletics O.co Coliseum, Oakland, CA Mon Apr 21 2014, 10:09 PM - 1:33 AM EDT Att: 13,297 - Cloudy - 55 F								
1 Elvis Andrus, R OBP: 0.341, SLG: 0.382										5	1	1	0	0	0	3									
Alex Rios, R OBP: 0.360, SLG: 0.438										4	0	2	0	1	1	3									
84 Prince Fielder, L OBP: 0.341, SLG: 0.356										4	1	2	1	1	1	2									
6 Kevin Kouzmanoff, R OBP: 0.408, SLG: 0.630										5	1	2	1	0	2	4									
18 Mitch Moreland, L OBP: 0.291, SLG: 0.400										3	0	0	0	0	2	1									
16 Donnie Murphy, R OBP: 0.294, SLG: 0.279										4	0	1	1	0	1	1									
2 Leonys Martin, L OBP: 0.391, SLG: 0.452										3	0	1	0	0	0	2									
61 Robinson Chirinos, R OBP: 0.288, SLG: 0.395										4	0	0	0	0	2	3									
Inning Stats	R: 1 H: 1 E: 0 K: 0 S: 11	H: 1 BB: 0 P: 19	R: 0 H: 0 E: 0 K: 3 S: 9	H: 0 LOB: 0 BB: 1 P: 14	R: 0 H: 0 E: 0 K: 0 S: 8	H: 0 LOB: 2 BB: 1 P: 17	R: 1 H: 2 E: 0 K: 1 S: 9	H: 2 LOB: 1 BB: 0 P: 15	R: 1 H: 3 E: 0 K: 2 S: 13	H: 3 LOB: 2 BB: 0 P: 19	R: 0 H: 1 E: 0 K: 1 S: 8	H: 1 LOB: 1 BB: 0 P: 12	R: 0 H: 1 E: 0 K: 1 S: 11	H: 1 LOB: 1 BB: 0 P: 16	R: 1 H: 2 E: 0 K: 0 S: 11	H: 2 LOB: 1 BB: 0 P: 16		R: 0 H: 1 E: 0 K: 1 S: 11	H: 1 LOB: 2 BB: 1 P: 18	1B: 7 2B: 3 3B: 0 HR: 1	SF: 0 SAC: 1 DP: 0 HBP: 1	WP: 1 PB: 0 SB: 2 CS: 1	PA: 41		
PITCHER	IP WLS BF H R ER SO BB IBB HBP BLK WP HR S P ERA WHIP	IP WLS BF H R ER SO BB IBB HBP BLK WP HR S P ERA WHIP	IP WLS BF H R ER SO BB IBB HBP BLK WP HR S P ERA WHIP	IP WLS BF H R ER SO BB IBB HBP BLK WP HR S P ERA WHIP	IP WLS BF H R ER SO BB IBB HBP BLK WP HR S P ERA WHIP	IP WLS BF H R ER SO BB IBB HBP BLK WP HR S P ERA WHIP	IP WLS BF H R ER SO BB IBB HBP BLK WP HR S P ERA WHIP	IP WLS BF H R ER SO BB IBB HBP BLK WP HR S P ERA WHIP	IP WLS BF H R ER SO BB IBB HBP BLK WP HR S P ERA WHIP	IP WLS BF H R ER SO BB IBB HBP BLK WP HR S P ERA WHIP	IP WLS BF H R ER SO BB IBB HBP BLK WP HR S P ERA WHIP	IP WLS BF H R ER SO BB IBB HBP BLK WP HR S P ERA WHIP	IP WLS BF H R ER SO BB IBB HBP BLK WP HR S P ERA WHIP	IP WLS BF H R ER SO BB IBB HBP BLK WP HR S P ERA WHIP	IP WLS BF H R ER SO BB IBB HBP BLK WP HR S P ERA WHIP	IP WLS BF H R ER SO BB IBB HBP BLK WP HR S P ERA WHIP	IP WLS BF H R ER SO BB IBB HBP BLK WP HR S P ERA WHIP	IP WLS BF H R ER SO BB IBB HBP BLK WP HR S P ERA WHIP	IP WLS BF H R ER SO BB IBB HBP BLK WP HR S P ERA WHIP	IP WLS BF H R ER SO BB IBB HBP BLK WP HR S P ERA WHIP	IP WLS BF H R ER SO BB IBB HBP BLK WP HR S P ERA WHIP	IP WLS BF H R ER SO BB IBB HBP BLK WP HR S P ERA WHIP	IP WLS BF H R ER SO BB IBB HBP BLK WP HR S P ERA WHIP	IP WLS BF H R ER SO BB IBB HBP BLK WP HR S P ERA WHIP	IP WLS BF H R ER SO BB IBB HBP BLK WP HR S P ERA WHIP

AB	36
R	4
H	11
RBI	4
BB	3
SO	9
LOB	19



Batter	1	2	3	4	5	6	7	8	9	AB	R	H	RBI	BB	SO	LOB	BOTTOM							
4 Coco Crisp, S OBP: 0.468, SLG: 0.541										4	0	3	2	1	0	1	Texas Rangers @ Oakland Athletics O.co Coliseum, Oakland, CA Mon Apr 21 2014, 10:09 PM - 1:33 AM EDT Att: 13,297 - Cloudy - 55 F							
5 John Jaso, L OBP: 0.320, SLG: 0.341										5	0	1	0	0	4	3								
8 Jed Lowrie, S OBP: 0.440, SLG: 0.444										3	0	0	0	2	1	1								
20 Josh Donaldson, R OBP: 0.311, SLG: 0.494										4	0	1	0	1	1	5								
37 Brandon Moss, L OBP: 0.356, SLG: 0.460 52 Yoenis Cespedes, R7, PH OBP: 0.325, SLG: 0.493										3	1	1	1	0	0	2								
18 Alberto Callaspo, S OBP: 0.354, SLG: 0.487										4	0	0	0	0	1	3								
16 Josh Reddick, L OBP: 0.274, SLG: 0.288 3 Craig Gentry, R OBP: 0.455, SLG: 0.421										2	1	0	0	1	0	2								
10 Daric Barton, L OBP: 0.243, SLG: 0.182										4	0	2	0	0	1	1								
28 Eric Sogard, L OBP: 0.294, SLG: 0.283 1 Nick Punto, S OBP: 0.389, SLG: 0.267										3	1	1	0	0	0	1								
Inning Stats	R: 0 H: 1 E: 0 K: 1 S: 12	H: 3 LOB: 1 BB: 1 P: 29	R: 3 H: 3 E: 0 K: 2 S: 16	H: 3 LOB: 1 BB: 1 P: 29	R: 0 H: 1 E: 0 K: 1 S: 9	H: 3 LOB: 2 BB: 1 P: 17	R: 0 H: 2 E: 0 K: 1 S: 14	H: 2 LOB: 3 BB: 2 P: 26	R: 0 H: 0 E: 0 K: 0 S: 7	H: 1 LOB: 1 BB: 0 P: 11	R: 0 H: 1 E: 0 K: 1 S: 9	H: 1 LOB: 1 BB: 0 P: 14	R: 0 H: 0 E: 0 K: 1 S: 10	H: 0 LOB: 1 BB: 1 P: 17	R: 0 H: 1 E: 0 K: 0 S: 8	H: 1 LOB: 1 BB: 0 P: 13		R: 0 H: 0 E: 1 K: 1 S: 12	H: 0 LOB: 1 BB: 0 P: 20	1B: 7 2B: 1 3B: 0 HR: 1	SF: 0 SAC: 0 DP: 1 HBP: 0	WP: 0 PB: 0 SB: 3 CS: 0	PA: 41	
PITCHER	IP WLS BF H R ER SO BB IBB HBP BLK WP HR S P ERA WHIP	IP WLS BF H R ER SO BB IBB HBP BLK WP HR S P ERA WHIP	IP WLS BF H R ER SO BB IBB HBP BLK WP HR S P ERA WHIP	IP WLS BF H R ER SO BB IBB HBP BLK WP HR S P ERA WHIP	IP WLS BF H R ER SO BB IBB HBP BLK WP HR S P ERA WHIP	IP WLS BF H R ER SO BB IBB HBP BLK WP HR S P ERA WHIP	IP WLS BF H R ER SO BB IBB HBP BLK WP HR S P ERA WHIP	IP WLS BF H R ER SO BB IBB HBP BLK WP HR S P ERA WHIP	IP WLS BF H R ER SO BB IBB HBP BLK WP HR S P ERA WHIP	IP WLS BF H R ER SO BB IBB HBP BLK WP HR S P ERA WHIP	IP WLS BF H R ER SO BB IBB HBP BLK WP HR S P ERA WHIP	IP WLS BF H R ER SO BB IBB HBP BLK WP HR S P ERA WHIP	IP WLS BF H R ER SO BB IBB HBP BLK WP HR S P ERA WHIP	IP WLS BF H R ER SO BB IBB HBP BLK WP HR S P ERA WHIP	IP WLS BF H R ER SO BB IBB HBP BLK WP HR S P ERA WHIP	IP WLS BF H R ER SO BB IBB HBP BLK WP HR S P ERA WHIP	IP WLS BF H R ER SO BB IBB HBP BLK WP HR S P ERA WHIP	IP WLS BF H R ER SO BB IBB HBP BLK WP HR S P ERA WHIP	IP WLS BF H R ER SO BB IBB HBP BLK WP HR S P ERA WHIP	IP WLS BF H R ER SO BB IBB HBP BLK WP HR S P ERA WHIP	IP WLS BF H R ER SO BB IBB HBP BLK WP HR S P ERA WHIP	IP WLS BF H R ER SO BB IBB HBP BLK WP HR S P ERA WHIP	IP WLS BF H R ER SO BB IBB HBP BLK WP HR S P ERA WHIP	IP WLS BF H R ER SO BB IBB HBP BLK WP HR S P ERA WHIP

AB	36
R	3
H	9
RBI	3
BB	5
SO	8
LOB	22



Batter	1	2	3	4	5	6	7	8	9	AB	R	H	RBI	BB	SO	LOB	TOP			
15 Michael Choice, R OBP: 0.341, SLG: 0.333										4	1	1	1	1	0	3				
1 Elvis Andrus, R OBP: 0.326, SLG: 0.353										4	0	0	0	1	1	5				
Alex Rios, R OBP: 0.351, SLG: 0.443										4	0	1	1	0	2	3				
84 Prince Fielder, L OBP: 0.333, SLG: 0.338										3	0	0	0	1	1	2				
18 Mitch Moreland, L OBP: 0.317, SLG: 0.415										2	0	0	0	2	0	1				
16 Donnie Murphy, R OBP: 0.310, SLG: 0.360										4	1	1	1	0	0	3				
61 Robinson Chirinos, R OBP: 0.271, SLG: 0.364										4	0	1	0	0	2	0				
2 Leonys Martin, L OBP: 0.364, SLG: 0.414										4	1	1	0	0	2	1				
12 Josh Wilson, R OBP: 0.357, SLG: 0.375										3	0	2	0	0	1	0				
Inning Stats	R: 1 H: 1 E: 0 K: 1 S: 13	H: 1 LOB: 2 BB: 2 P: 21	R: 0 H: 0 E: 0 K: 3 S: 9	H: 0 LOB: 0 BB: 0 P: 14	R: 0 H: 0 E: 1 K: 1 S: 7	H: 0 LOB: 1 BB: 0 P: 16	R: 0 H: 0 E: 0 K: 0 S: 5	H: 0 LOB: 0 BB: 0 P: 6	R: 1 H: 2 E: 0 K: 0 S: 10	H: 1 LOB: 1 BB: 1 P: 15	R: 0 H: 1 E: 0 K: 1 S: 11	H: 1 LOB: 0 BB: 0 P: 17	R: 0 H: 0 E: 0 K: 2 S: 12	H: 0 LOB: 1 BB: 1 P: 17	R: 0 H: 2 E: 0 K: 0 S: 12	H: 2 LOB: 2 BB: 0 P: 15	1B: 5 2B: 0 3B: 1 HR: 1	SF: 0 SAC: 1 DP: 2 HBP: 0	WP: 1 PB: 0 SB: 1 CS: 0	PA: 38
PITCHER	IP WLS BF H R ER SO BB IBB HBP BLK WP HR S P ERA WHIP																			
54 Sonny Gray, R ERA: 2.25	7.0 L 29 5 3 3 8 4 0 0 0 1 1 66 108 3.86 1.286																			
13 Drew Pomeranz, L ERA: 1.53	1.0 4 0 0 0 2 1 0 0 0 0 0 12 17 0.00 1.000																			
45 Jim Johnson, R ERA: 6.3	1.0 5 2 0 0 1 0 0 0 0 0 0 12 15 0.00 2.000																			

Texas Rangers @ Oakland Athletics
O.co Coliseum, Oakland, CA
Wed Apr 23 2014, 3:38 PM - 6:12 PM EDT
Att: 18,340 - Partly Cloudy - 59 F

AB 32
R 3
H 7
RBI 3
BB 5
SO 9
LOB 18



Batter	1	2	3	4	5	6	7	8	9	AB	R	H	RBI	BB	SO	LOB	BOTTOM			
3 Craig Gentry, R OBP: 0.385, SLG: 0.348										4	0	0	0	0	1	0				
8 Jed Lowrie, S OBP: 0.416, SLG: 0.431										4	0	1	0	0	0	0				
20 Josh Donaldson, R OBP: 0.313, SLG: 0.484										3	0	1	0	1	0	1				
52 Yoenis Cespedes, R OBP: 0.322, SLG: 0.481										3	0	0	0	0	0	2				
36 Derek Norris, R OBP: 0.349, SLG: 0.462										2	0	1	0	1	0	0				
18 Alberto Callaspo, S OBP: 0.333, SLG: 0.433										3	0	0	0	0	0	3				
16 Josh Reddick, L OBP: 0.290, SLG: 0.274										3	0	0	0	0	1	0				
1 Nick Punto, S OBP: 0.359, SLG: 0.242										3	0	0	0	0	0	0				
10 Daric Barton, L OBP: 0.225, SLG: 0.167										3	0	0	0	0	1	0				
Inning Stats	R: 0 H: 0 E: 0 K: 0 S: 7	H: 0 LOB: 1 BB: 1 P: 13	R: 0 H: 0 E: 0 K: 0 S: 6	H: 0 LOB: 0 BB: 0 P: 12	R: 0 H: 0 E: 0 K: 1 S: 8	H: 0 LOB: 0 BB: 0 P: 14	R: 0 H: 1 E: 0 K: 0 S: 5	H: 0 LOB: 0 BB: 0 P: 11	R: 0 H: 0 E: 0 K: 1 S: 7	H: 0 LOB: 0 BB: 0 P: 10	R: 0 H: 1 E: 0 K: 0 S: 8	H: 1 LOB: 2 BB: 1 P: 16	R: 0 H: 0 E: 0 K: 1 S: 6	H: 0 LOB: 0 BB: 0 P: 8	R: 0 H: 0 E: 0 K: 0 S: 10	H: 0 LOB: 0 BB: 0 P: 14	1B: 2 2B: 1 3B: 0 HR: 0	SF: 0 SAC: 0 DP: 2 HBP: 0	WP: 0 PB: 0 SB: 0 CS: 0	PA: 30
PITCHER	IP WLS BF H R ER SO BB IBB HBP BLK WP HR S P ERA WHIP																			
33 Martin Pérez, L ERA: 1.42	9.0 W 30 3 0 0 3 2 0 0 0 0 0 64 109 0.00 0.556																			

Texas Rangers @ Oakland Athletics
O.co Coliseum, Oakland, CA
Wed Apr 23 2014, 3:38 PM - 6:12 PM EDT
Att: 18,340 - Partly Cloudy - 59 F

AB 28
R 0
H 3
RBI 0
BB 2
SO 3
LOB 6



Batter	1	2	3	4	5	6	7	8	9	AB	R	H	RBI	BB	SO	LOB	TOP
4 Coco Crisp, S OBP: 0.441, SLG: 0.500	F7	E9		G6-3	FC4-6 8 2B		F7		G4-3	5	1	1	1	0	0	1	Oakland Athletics @ Houston Astros Minute Maid Park, Houston, TX Thu Apr 24 2014, 7:13 PM - 10:40 PM CDT Att: 19,987 - Cloudy - 80 F
10 Daric Barton, L OBP: 0.220, SLG: 0.162									G4-3	4	2	3	1	0	0	2	
8 Jed Lowrie, S OBP: 0.439, SLG: 0.474		L7							G4-3	1	0	0	0	0	0	0	
28 Eric Sogard, L OBP: 0.273, SLG: 0.265	20 HR								G5-3	4	3	3	4	2	0	0	
20 Josh Donaldson, R OBP: 0.343, SLG: 0.567										5	0	1	0	0	2	5	
52 Yoenis Cespedes, R OBP: 0.316, SLG: 0.464	K									0	0	0	0	0	0	0	
16 Josh Reddick, L OBP: 0.290, SLG: 0.274										3	1	2	1	2	1	0	
36 Derek Norris, R OBP: 0.396, SLG: 0.476	K									5	1	1	2	0	1	6	
18 Alberto Callaspo, S OBP: 0.353, SLG: 0.458										4	2	2	0	0	0	0	
3 Craig Gentry, R OBP: 0.400, SLG: 0.407										4	0	1	1	0	1	3	
37 Brandon Moss, L OBP: 0.341, SLG: 0.423										5	0	0	0	0	2	6	
1 Nick Punto, S OBP: 0.318, SLG: 0.211										5	0	0	0	0	2	6	
Inning Stats	R: 2 H: 2 E: 0 K: 2 S: 16	WLS: 2 BF: 23	H: 8 R: 6 ER: 6 SO: 4	BB: 2 IBB: 0 HBP: 1 BLK: 1	WP: 0 HR: 2 S: 55 P: 93	ERA: 14.73 WHIP: 2.727											WP: 0 PA: 48
PITCHER	IP: 3.2 WLS: 1 BF: 23 ERA: 4.61	WLS: 2 BF: 23	H: 8 R: 6 ER: 6 SO: 4	BB: 2 IBB: 0 HBP: 1 BLK: 1	WP: 0 HR: 2 S: 55 P: 93	ERA: 14.73 WHIP: 2.727											WP: 0 PA: 48
39 Brett Oberholzer, L ERA: 4.61	3.2	23	8	6	6	4	2	0	1	1	0	2	55	93	14.73	2.727	
56 Paul Clemens, R ERA: 5.4	2.2	15	4	3	3	2	1	0	1	0	0	0	30	51	10.12	1.875	
45 Anthony Bass, R ERA: 3.69	0.2	4	2	1	1	0	1	0	0	0	0	1	9	17	13.50	4.500	
36 Jerome Williams, R ERA: 5.79	2.0	6	0	0	0	1	0	0	0	0	0	0	12	16	0.00	0.000	

AB	41
R	10
H	14
RBI	10
BB	4
SO	7
LOB	23



Batter	1	2	3	4	5	6	7	8	9	AB	R	H	RBI	BB	SO	LOB	BOTTOM
27 Jose Altuve, R OBP: 0.330, SLG: 0.344	G5-3									5	0	3	0	0	0	1	Oakland Athletics @ Houston Astros Minute Maid Park, Houston, TX Thu Apr 24 2014, 7:13 PM - 10:40 PM CDT Att: 19,987 - Cloudy - 80 F
21 Dexter Fowler, S OBP: 0.309, SLG: 0.333										2	1	1	0	1	0	1	
8 Alex Presley, L OBP: 0.246, SLG: 0.382										2	0	1	0	0	0	1	
15 Jason Castro, L OBP: 0.321, SLG: 0.449										3	0	1	0	0	2	3	
22 Carlos Corporan, S OBP: 0.179, SLG: 0.385										2	0	0	0	0	0	3	
4 George Springer, R OBP: 0.275, SLG: 0.200										2	0	0	0	1	0	1	
14 Jesus Guzman, R OBP: 0.244, SLG: 0.357										4	0	0	0	0	3	4	
23 Chris Carter, R OBP: 0.275, SLG: 0.313										3	0	0	1	1	1	1	
30 Matt Dominguez, R OBP: 0.289, SLG: 0.434										4	0	2	0	0	1	3	
28 L.J. Hoes, R OBP: 0.250, SLG: 0.278										4	0	0	0	0	2	2	
6 Jonathan Villar, S OBP: 0.273, SLG: 0.408										4	0	2	0	0	1	0	
Inning Stats	R: 1 H: 2 E: 0 K: 2 S: 13	WLS: 2 BF: 25	H: 5 R: 1 ER: 1 SO: 7	BB: 2 IBB: 0 HBP: 0 BLK: 0	WP: 0 HR: 0 S: 56 P: 93	ERA: 1.50 WHIP: 1.167											WP: 0 PA: 39
PITCHER	IP: 6.0 WLS: 1 BF: 25 ERA: 1.62	WLS: 2 BF: 25	H: 5 R: 1 ER: 1 SO: 7	BB: 2 IBB: 0 HBP: 0 BLK: 0	WP: 0 HR: 0 S: 56 P: 93	ERA: 1.50 WHIP: 1.167											WP: 0 PA: 39
26 Scott Kazmir, L ERA: 1.62	6.0	25	5	1	1	7	2	0	1	0	0	0	56	93	1.50	1.167	
61 Dan Otero, R ERA: 0.79	1.0	4	1	0	0	1	0	0	0	0	0	12	16	0.00	1.000		
13 Drew Pomeranz, L ERA: 1.59	2.0	10	4	0	0	2	1	0	0	0	0	23	36	0.00	2.500		

AB	35
R	1
H	10
RBI	1
BB	3
SO	10
LOB	20



Batter	1	2	3	4	5	6	7	8	9	AB	R	H	RBI	BB	SO	LOB	TOP					
4 Coco Crisp, S OBP: 0.415, SLG: 0.451										5	0	0	1	1	1	4						
5 John Jaso, L OBP: 0.339, SLG: 0.340										2	0	0	1	1	0	1						
36 Derek Norris, R OBP: 0.420, SLG: 0.523										2	1	2	1	0	0	0						
8 Jed Lowrie, S OBP: 0.442, SLG: 0.469										5	0	2	2	1	1	3						
20 Josh Donaldson, R OBP: 0.351, SLG: 0.584										4	1	1	2	2	1	4						
37 Brandon Moss, L OBP: 0.364, SLG: 0.427										4	1	2	0	0	1	2						
18 Alberto Callaspo, S OBP: 0.349, SLG: 0.453										3	2	1	0	3	0	2						
16 Josh Reddick, L OBP: 0.394, SLG: 0.400										3	1	1	1	0	1	2						
3 Craig Gentry, R OBP: 0.394, SLG: 0.400										3	1	1	0	0	0	4						
10 Daric Barton, L OBP: 0.239, SLG: 0.190										5	2	2	2	0	0	4						
28 Eric Sogard, L OBP: 0.293, SLG: 0.275										2	2	1	0	1	0	1						
1 Nick Punto, S OBP: 0.326, SLG: 0.250										2	1	1	0	0	1	0						
Inning Stats	R: 0 E: 0 K: 2 S: 9	H: 0 LOB: 2 BB: 19	R: 4 E: 1 K: 0 S: 17	H: 3 LOB: 1 BB: 2 P: 30	R: 0 E: 0 K: 1 S: 7	H: 0 LOB: 0 BB: 0 P: 9	R: 1 E: 1 K: 0 S: 6	H: 1 LOB: 1 BB: 1 P: 13	R: 0 E: 0 K: 1 S: 12	H: 1 LOB: 2 BB: 1 P: 21	R: 0 E: 0 K: 1 S: 13	H: 0 LOB: 2 BB: 1 P: 19	R: 0 E: 0 K: 1 S: 12	H: 1 LOB: 2 BB: 1 P: 20	R: 0 E: 0 K: 1 S: 23	H: 2 LOB: 2 BB: 0 P: 30	R: 7 E: 1 K: 0 S: 31	H: 6 LOB: 2 BB: 1 P: 53	1B: 10 2B: 2 3B: 1 HR: 1	SF: 1 SAC: 0 DP: 1 HBP: 2	WP: 0 PB: 0 SB: 1 CS: 0	PA: 52
PITCHER	IP: 5.0 ERA: 5.95	WLS: 1 LOB: 2	BF: 26 K: 0	H: 5 R: 5 ER: 3 SO: 3	B: 6 BB: 0 HBP: 0 BLK: 0	WP: 0 HR: 0 S: 51 P: 92	ERA: 5.40 WHIP: 2.200	PITCHER	IP: 1.0 ERA: 4.26	WLS: 0 LOB: 2	BF: 7 K: 1	H: 2 R: 2 ER: 2 SO: 2	B: 1 BB: 0 HBP: 1 BLK: 0	WP: 0 HR: 1 S: 20 P: 33	ERA: 18.00 WHIP: 3.000	41 Brad Peacock, R ERA: 5.95	68 José Cisneros, R ERA: 11.57	44 Raul Valdes, L ERA: 6.14	50 Chad Qualls, R ERA: 6.64	35 Josh Fields, R ERA: 9.64	45 Anthony Bass, R ERA: 4.26	
Batter	1	2	3	4	5	6	7	8	9	AB	R	H	RBI	BB	SO	LOB	BOTTOM					
27 Jose Altuve, R OBP: 0.343, SLG: 0.367										5	1	3	1	0	0	2						
21 Dexter Fowler, S OBP: 0.314, SLG: 0.342										4	0	1	0	1	1	2						
15 Jason Castro, L OBP: 0.326, SLG: 0.438										4	0	1	1	0	2	3						
4 George Springer, R OBP: 0.289, SLG: 0.205										4	0	1	0	1	3	4						
18 Marc Krauss, L OBP: 0.218, SLG: 0.280										3	0	0	0	0	0	5						
14 Jesus Guzman, R OBP: 0.234, SLG: 0.341										2	0	0	0	0	0	2						
8 Alex Presley, L OBP: 0.250, SLG: 0.379										3	1	1	0	0	0	0						
28 L.J. Hoess, R OBP: 0.244, SLG: 0.270										1	0	0	0	0	1	1						
23 Chris Carter, R OBP: 0.286, SLG: 0.338										4	1	2	0	0	1	0						
9 Marwin Gonzalez, S OBP: 0.286, SLG: 0.400										0	0	0	0	0	0	0						
30 Matt Dominguez, R OBP: 0.287, SLG: 0.425										4	1	1	1	0	1	1						
6 Jonathan Villar, S OBP: 0.275, SLG: 0.419										3	1	1	0	0	1	1						
Inning Stats	R: 0 E: 0 K: 2 S: 14	H: 2 LOB: 0 BB: 23	R: 0 E: 0 K: 0 S: 6	H: 0 LOB: 0 BB: 0 P: 8	R: 1 E: 1 K: 1 S: 15	H: 2 LOB: 2 BB: 2 P: 28	R: 4 E: 1 K: 1 S: 19	H: 4 LOB: 1 BB: 0 P: 24	R: 0 E: 0 K: 1 S: 5	H: 0 LOB: 0 BB: 0 P: 7	R: 0 E: 0 K: 1 S: 11	H: 1 LOB: 1 BB: 0 P: 14	R: 0 E: 0 K: 2 S: 12	H: 1 LOB: 1 BB: 0 P: 17	R: 0 E: 0 K: 1 S: 8	H: 1 LOB: 2 BB: 0 P: 14	R: 0 E: 0 K: 1 S: 8	H: 0 LOB: 1 BB: 0 P: 13	1B: 7 2B: 4 3B: 0 HR: 0	SF: 0 SAC: 1 DP: 1 HBP: 1	WP: 1 PB: 0 SB: 0 CS: 0	PA: 41
PITCHER	IP: 5.0 ERA: 2.32	WLS: 1 LOB: 0	BF: 25 K: 0	H: 8 R: 5 ER: 4 SO: 1	B: 2 BB: 0 HBP: 0 BLK: 0	WP: 0 HR: 11 S: 59 P: 90	ERA: 1.000 WHIP: 1.000	PITCHER	IP: 1.0 ERA: 0.73	WLS: 0 LOB: 0	BF: 4 K: 1	H: 1 R: 0 ER: 0 SO: 1	B: 0 BB: 0 HBP: 0 BLK: 0	WP: 0 HR: 0 S: 8 P: 13	ERA: 0.000 WHIP: 1.000	44 Luke Gregerson, R ERA: 2.84	60 Jesse Chavez, R ERA: 2.32	61 Dan Otero, R ERA: 0.73	62 Sean Doolittle, L ERA: 3.09	56 Fernando Abad, L ERA: 0.000		

Oakland Athletics @ Houston Astros
Minute Maid Park, Houston, TX
Fri Apr 25 2014, 7:11 PM - 11:16 PM CDT
Att: 17,708 - Partly Cloudy - 83 F

AB 40
R 12
H 14
RBI 10
BB 9
SO 6
LOB 27



Oakland Athletics @ Houston Astros
Minute Maid Park, Houston, TX
Fri Apr 25 2014, 7:11 PM - 11:16 PM CDT
Att: 17,708 - Partly Cloudy - 83 F

AB 37
R 5
H 11
RBI 3
BB 2
SO 10
LOB 21



Batter	1	2	3	4	5	6	7	8	9	AB	R	H	RBI	BB	SO	LOB	TOP										
4 Coco Crisp, S OBP: 0.378, SLG: 0.424	P5		K		K			F7		4	0	0	0	0	2	0											
8 Jed Lowrie, S OBP: 0.434, SLG: 0.449	1B		BB			F7		F9		3	0	1	0	1	0	0											
20 Josh Donaldson, R OBP: 0.345, SLG: 0.556	BB		FC5-4			K		F8		3	0	0	0	1	1	1											
37 Brandon Moss, L OBP: 0.365, SLG: 0.451	L9		P4			P5		HBP		3	1	0	0	0	0	3											
18 Alberto Callaspo, S OBP: 0.352, SLG: 0.432	BB		F9			G3-1		1B		3	0	1	1	1	0	0											
16 Josh Reddick, L OBP: 0.291, SLG: 0.306	P6		P5			P6		L8		3	0	0	0	0	0	3											
3 Craig Gentry, R OBP: 0.395, SLG: 0.364			F7			K				3	0	0	0	0	1	0											
5 John Jaso, L OBP: 0.311, SLG: 0.308	L4		F7			K				3	0	0	0	0	1	0											
10 Daric Barton, L OBP: 0.224, SLG: 0.178	G6-3		K			K				3	0	0	0	0	2	0											
28 Eric Sogard, L OBP: 0.279, SLG: 0.259	K		F7			G3-1				3	0	0	0	0	1	0											
Inning Stats	R: 0 H: 1 E: 0 K: 0 S: 12	H: 1 LOB: 3 BB: 2 P: 21	R: 0 H: 0 E: 0 K: 1 S: 9	LOB: 0 BB: 0 P: 11	R: 0 H: 0 E: 0 K: 1 S: 7	LOB: 1 BB: 1 P: 14	R: 0 H: 0 E: 0 K: 0 S: 6	LOB: 0 BB: 0 P: 10	R: 0 H: 0 E: 0 K: 1 S: 10	LOB: 0 BB: 0 P: 14	R: 0 H: 0 E: 0 K: 1 S: 7	LOB: 0 BB: 0 P: 10	R: 0 H: 0 E: 0 K: 1 S: 8	LOB: 0 BB: 0 P: 12	R: 1 H: 1 E: 0 K: 0 S: 8	LOB: 1 BB: 0 P: 12	1B: 2 2B: 0 3B: 0 HR: 0	SF: 0 SAC: 0 DP: 0 HBP: 1	WP: 0 PB: 0 SB: 1 CS: 0	PA: 33							
PITCHER	IP	WLS	BF	H	R	ER	SO	BB	IBB	HBP	BLK	WP	HR	S	P	ERA	WHIP										
31 Collin McHugh, R ERA: 0.59	8.2	W	32	2	1	1	7	3	0	1	0	0	0	73	114	1.04	0.577										
44 Raul Valdes, L ERA: 8.1	0.1		1	0	0	0	0	0	0	0	0	0	0	2	3	0.00	0.000										

Oakland Athletics @ Houston Astros
Minute Maid Park, Houston, TX
Sun Apr 27 2014, 1:13 PM - 3:44 PM CDT
Att: 18,935 - Roof Closed - 73 F

AB	29
R	1
H	2
RBI	1
BB	3
SO	7
LOB	8



Batter	1	2	3	4	5	6	7	8	9	AB	R	H	RBI	BB	SO	LOB	BOTTOM										
27 Jose Altuve, R OBP: 0.345, SLG: 0.396	F9		1B		F7			HR		4	1	2	2	0	0	0											
21 Dexter Fowler, S OBP: 0.319, SLG: 0.381	1B		G5-3		G5-3		F8	E6		4	0	1	1	0	0	1											
14 Jesus Guzman, R OBP: 0.235, SLG: 0.333	P4		G5-3		G5-3		P6	1B		4	0	1	0	0	0	2											
4 George Springer, R OBP: 0.264, SLG: 0.213	FC6-4		G6-3		G6-3		G3	P4		4	0	0	0	0	0	3											
23 Chris Carter, R OBP: 0.293, SLG: 0.364	G5-3		G5-3		BB		P3	G6-3		3	0	0	0	1	0	0											
30 Matt Dominguez, R OBP: 0.277, SLG: 0.395	L9		L9		FC5-4		K	K		3	1	0	0	1	1	1											
28 L.J. Hoes, R OBP: 0.222, SLG: 0.244	K		G1-3		G1-3		F9	K		4	0	0	0	0	2	2											
22 Carlos Corporan, S OBP: 0.194, SLG: 0.379	K		K		F8		1B	K		3	1	1	0	0	1	0											
6 Jonathan Villar, S OBP: 0.289, SLG: 0.468	2B		G1-3		G1-3		1B	HR		3	2	2	2	0	0	0											
Inning Stats	R: 0 H: 1 E: 0 K: 0 S: 9	H: 0 LOB: 0 BB: 0 P: 15	R: 0 H: 0 E: 0 K: 1 S: 9	LOB: 0 BB: 0 P: 12	R: 1 H: 2 E: 0 K: 1 S: 16	LOB: 1 BB: 0 P: 22	R: 0 H: 0 E: 0 K: 0 S: 10	LOB: 0 BB: 1 P: 17	R: 0 H: 0 E: 0 K: 0 S: 6	LOB: 0 BB: 0 P: 10	R: 0 H: 0 E: 0 K: 0 S: 6	LOB: 0 BB: 0 P: 9	R: 4 H: 4 E: 1 K: 0 S: 16	LOB: 2 BB: 1 P: 28	R: 0 H: 0 E: 0 K: 2 S: 10	LOB: 0 BB: 0 P: 10	1B: 4 2B: 1 3B: 1 HR: 1	SF: 0 SAC: 0 DP: 0 HBP: 0	WP: 0 PB: 0 SB: 0 CS: 0	PA: 34							
PITCHER	IP	WLS	BF	H	R	ER	SO	BB	IBB	HBP	BLK	WP	HR	S	P	ERA	WHIP										
57 Tommy Milone, L ERA: 4.56	6.2	L	27	5	4	4	2	2	0	0	0	0	1	65	103	5.40	1.050										
61 Dan Otero, R ERA: 1.42	0.1		4	2	1	1	0	0	0	0	0	0	1	7	10	27.00	6.000										
45 Jim Johnson, R ERA: 5.73	1.0		3	0	0	0	2	0	0	0	0	0	0	10	10	0.00	0.000										

Oakland Athletics @ Houston Astros
Minute Maid Park, Houston, TX
Sun Apr 27 2014, 1:13 PM - 3:44 PM CDT
Att: 18,935 - Roof Closed - 73 F

AB	32
R	5
H	7
RBI	5
BB	2
SO	4
LOB	9



Batter	1	2	3	4	5	6	7	8	9	AB	R	H	RBI	BB	SO	LOB	TOP				
4 Coco Crisp, S OBP: 0.393, SLG: 0.472 37 Brandon Moss, L OBP: 0.369, SLG: 0.437	G6-3		F8	F8		HR		K		5	2	2	1	0	0	4					
3 Craig Gentry, R OBP: 0.391, SLG: 0.439	G6-3		F9	F8		HR		K		6	2	2	0	0	3	0					
20 Josh Donaldson, R OBP: 0.338, SLG: 0.533 10 Daric Barton, L OBP: 0.222, SLG: 0.167	E6		F8	L8				P4		5	2	2	1	0	0	1					
52 Yoenis Cespedes, R OBP: 0.343, SLG: 0.494 5 John Jaso, L OBP: 0.346, SLG: 0.328	K		F8	F7				K		4	2	2	2	0	1	2					
36 Derek Norris, R OBP: 0.444, SLG: 0.579	K		F8	E5				FC9		5	2	3	1	0	1	1					
18 Alberto Callaspo, S OBP: 0.346, SLG: 0.469	G4-3		FC6	F8				L7		5	1	3	1	0	0	2					
16 Josh Reddick, L OBP: 0.315, SLG: 0.337	G4-3		G5-3	F8				G4-3		3	1	0	0	2	0	3					
1 Nick Punto, S OBP: 0.286, SLG: 0.226	G3-1		G5-3	F8				K		5	0	0	1	0	1	6					
28 Eric Sogard, L OBP: 0.314, SLG: 0.267	F8		F8	F8				K		4	0	2	3	1	1	0					
Inning Stats	R: 0 H: 0 E: 0 K: 1 S: 9	H: 0 LOB: 1 BB: 0 P: 13	R: 0 H: 1 E: 0 K: 1 S: 9	LOB: 1 BB: 0 P: 13	R: 7 H: 6 E: 1 K: 0 S: 26	H: 6 LOB: 1 BB: 1 P: 43	R: 3 H: 5 E: 1 K: 0 S: 22	H: 5 LOB: 3 BB: 1 P: 33	R: 1 H: 3 E: 0 K: 1 S: 13	H: 3 LOB: 2 BB: 0 P: 20	R: 0 H: 1 E: 0 K: 2 S: 10	H: 1 LOB: 1 BB: 0 P: 12	R: 0 H: 0 E: 0 K: 2 S: 11	H: 0 LOB: 1 BB: 1 P: 16	R: 0 H: 0 E: 0 K: 3 S: 11	H: 0 LOB: 0 BB: 0 P: 14	1B: 13 2B: 3 3B: 0 HR: 1	SF: 0 SAC: 0 DP: 0 HBP: 0	WP: 0 PB: 0 CS: 0	PA: 49	
PITCHER	IP	WLS	BF	H	R	ER	SO	BB	IBB	HBP	BLK	WP	HR	S	P	ERA	WHIP				
46 Robbie Ross Jr., L ERA: 3.86	3.1	L	24	11	10	6	2	1	0	0	0	0	0	54	83	16.20	3.600				
41 Alex Ogando, R ERA: 6.28	1.2		10	4	1	1	1	1	0	0	0	0	0	25	39	5.40	3.000				
37 Shawn Tolleson, R ERA: 3.38	1.0		4	1	1	1	2	0	0	0	0	0	1	10	12	9.00	1.000				
49 Aaron Poreda, L ERA: 5.91	1.0		4	1	0	0	0	0	0	0	0	0	0	12	20	0.00	1.000				
56 Neal Cotts, L ERA: 5.91	1.0		4	0	0	0	2	1	0	0	0	0	0	11	16	0.00	1.000				
PITCHER	IP	WLS	BF	H	R	ER	SO	BB	IBB	HBP	BLK	WP	HR	S	P	ERA	WHIP				
28 Joaquin Soria, R ERA: 3.27	1.0		3	0	0	0	3	0	0	0	0	0	0	11	14	0.00	0.000				

Oakland Athletics @ Texas Rangers
Globe Life Park in Arlington, Arlington, TX
Wed Apr 30 2014, 8:07 PM - 11:04 PM EDT
Att: 32,979 - Clear - 66 F

AB	46
R	12
H	17
RBI	10
BB	3
SO	10
LOB	20



Batter	1	2	3	4	5	6	7	8	9	AB	R	H	RBI	BB	SO	LOB	BOTTOM				
17 Shin-Soo Choo, L OBP: 0.433, SLG: 0.474	G3		F8			K		G6-3		4	0	0	0	0	1	1					
1 Elvis Andrus, R OBP: 0.299, SLG: 0.305 19 Daniel Robertson, R OBP: 0.333, SLG: 0.333	P3		G4-3			P5				2	0	0	0	0	0	0					
84 Prince Fielder, L OBP: 0.331, SLG: 0.314	1B		G4-3			K		L8		3	0	1	0	1	1	1					
29 Adrian Beltré, R OBP: 0.333, SLG: 0.353 16 Donnie Murphy, R OBP: 0.294, SLG: 0.322	K		G1-4-3			K		K		3	0	0	0	0	2	2					
Alex Rios, R OBP: 0.353, SLG: 0.440 15 Michael Choice, R OBP: 0.308, SLG: 0.278	K		F8			FC8		FC5		2	0	0	0	0	1	0					
18 Mitch Moreland, L OBP: 0.307, SLG: 0.403	G4-3		G4-3			G6-3				3	0	0	0	0	0	0					
7 J.P. Arencibia, R OBP: 0.156, SLG: 0.143	K		E6			F9				3	0	0	0	0	1	0					
2 Leonys Martin, L OBP: 0.357, SLG: 0.396	K		K			K		12 2B		3	1	1	0	0	2	1					
12 Josh Wilson, R OBP: 0.310, SLG: 0.327	L9		F9			F9				3	0	1	1	0	0	0					
Inning Stats	R: 0 H: 1 E: 0 K: 1 S: 9	H: 0 LOB: 0 BB: 0 P: 14	R: 0 H: 0 E: 0 K: 1 S: 9	LOB: 0 BB: 0 P: 12	R: 0 H: 0 E: 0 K: 0 S: 3	H: 0 LOB: 0 BB: 1 P: 9	R: 0 H: 0 E: 1 K: 1 S: 12	H: 0 LOB: 0 BB: 0 P: 14	R: 0 H: 2 E: 0 K: 0 S: 9	H: 1 LOB: 1 BB: 0 P: 10	R: 0 H: 1 E: 0 K: 1 S: 10	H: 1 LOB: 1 BB: 0 P: 16	1B: 3 2B: 1 3B: 0 HR: 0	SF: 0 SAC: 0 DP: 1 HBP: 0	WP: 0 PB: 0 CS: 0	PA: 32					
PITCHER	IP	WLS	BF	H	R	ER	SO	BB	IBB	HBP	BLK	WP	HR	S	P	ERA	WHIP				
60 Jesse Chavez, R ERA: 1.89	7.0		23	1	0	0	8	1	0	0	0	0	0	68	96	0.00	0.286				
44 Luke Gregerson, R ERA: 3.07	1.0		5	2	1	1	0	0	0	0	0	0	0	9	10	9.00	2.000				
45 Jim Johnson, R ERA: 5.25	1.0		4	1	0	0	1	0	0	0	0	0	0	10	16	0.00	1.000				

Oakland Athletics @ Texas Rangers
Globe Life Park in Arlington, Arlington, TX
Wed Apr 30 2014, 8:07 PM - 11:04 PM EDT
Att: 32,979 - Clear - 66 F

AB	31
R	1
H	4
RBI	1
BB	1
SO	9
LOB	7



Batter	1	2	3	4	5	6	7	8	9	AB R H RBI BB SO LOB	TOP											
4 Coco Crisp, S OBP: 0.371, SLG: 0.438										4 1 1 0 0 2 1	Oakland Athletics @ Boston Red Sox Fenway Park, Boston, MA Sat May 03 2014, 1:37 PM - 4:20 PM EDT Att: 37,042 - Cloudy - 66 F											
8 Jed Lowrie, S OBP: 0.412, SLG: 0.425										4 0 1 1 0 1 0												
20 Josh Donaldson, R OBP: 0.340, SLG: 0.516										3 1 0 0 0 2 0												
52 Yoenis Cespedes, R(1, 10) OBP: 0.345, SLG: 0.484										3 0 0 0 1 1 0												
36 Derek Norris, R OBP: 0.441, SLG: 0.550										2 0 0 0 2 1 2												
18 Alberto Callaspo, S OBP: 0.330, SLG: 0.380										4 0 0 0 0 3 4												
3 Craig Gentry, R OBP: 0.380, SLG: 0.422										3 0 1 0 0 1 2												
37 Brandon Moss, L OBP: 0.352, SLG: 0.413										1 0 0 0 0 0 2												
16 Josh Reddick, L OBP: 0.296, SLG: 0.315										3 0 0 0 0 3 2												
1 Nick Punto, S OBP: 0.281, SLG: 0.241										3 1 1 0 0 2 1												
Inning Stats	R: 0 H: 0 E: 0 K: 2 S: 8	H: 0 LOB: 0 BB: 0 P: 9	R: 0 H: 0 E: 0 K: 2 S: 8	H: 0 LOB: 0 BB: 14 P: 14	R: 0 H: 1 E: 0 K: 3 S: 12	H: 1 LOB: 1 BB: 0 P: 21	R: 0 H: 0 E: 0 K: 2 S: 9	H: 0 LOB: 0 BB: 0 P: 12	R: 0 H: 0 E: 0 K: 1 S: 7	H: 0 LOB: 0 BB: 1 P: 14	R: 0 H: 0 E: 0 K: 2 S: 12	H: 0 LOB: 0 BB: 0 P: 17	R: 0 H: 0 E: 0 K: 0 S: 5	H: 0 LOB: 1 BB: 0 P: 10	R: 0 H: 0 E: 0 K: 3 S: 15	H: 0 LOB: 1 BB: 1 P: 22	R: 3 H: 3 E: 2 K: 1 S: 9	H: 3 LOB: 2 BB: 1 P: 24	1B: 2 2B: 2 3B: 0 HR: 0	SF: 0 SAC: 0 DP: 1 HBP: 1	WP: 0 PB: 0 SB: 1 CS: 0	PA: 34
PITCHER	IP WLS BF H R ER SO BB IBB HBP BLK WP HR S P ERA WHIP											IP WLS BF H R ER SO BB IBB HBP BLK WP HR S P ERA WHIP										
31 Jon Lester, L ERA: 2.59	8.0 W 26 1 0 0 15 2 0 0 0 0 0 0 76 119 0.00 0.375																					
55 Chris Capuano, L ERA: 1.2	0.0 4 3 3 2 0 0 0 1 0 0 0 3 7 ∞ ∞																					
19 Koji Uehara, R ERA: 1.54	1.0 S 4 0 0 0 1 1 0 0 0 0 0 0 6 17 0.00 1.000																					

AB 30
R 3
H 4
RBI 1
BB 3
SO 16
LOB 14



Batter	1	2	3	4	5	6	7	8	9	AB R H RBI BB SO LOB	BOTTOM											
15 Dustin Pedroia, R OBP: 0.345, SLG: 0.389										3 1 1 0 1 0 0	Oakland Athletics @ Boston Red Sox Fenway Park, Boston, MA Sat May 03 2014, 1:37 PM - 4:20 PM EDT Att: 37,042 - Cloudy - 66 F											
2 Xander Bogaerts, R OBP: 0.390, SLG: 0.375										4 1 1 0 0 1 1												
34 David Ortiz, L OBP: 0.354, SLG: 0.463										3 2 1 1 1 0 0												
12 Mike Napoli, R OBP: 0.411, SLG: 0.486										3 0 0 0 1 2 3												
5 Jonny Gomes, R OBP: 0.329, SLG: 0.435										4 1 1 4 0 0 1												
38 Grady Sizemore, L OBP: 0.287, SLG: 0.349										3 0 0 0 1 2 1												
16 Will Middlebrooks, R OBP: 0.354, SLG: 0.450										4 0 1 0 0 1 1												
25 Jackie Bradley Jr., L OBP: 0.337, SLG: 0.348										3 0 0 0 0 2 2												
3 David Ross, R OBP: 0.250, SLG: 0.424										3 1 1 1 0 1 0												
Inning Stats	R: 4 H: 2 E: 0 K: 3 S: 18	H: 2 LOB: 2 BB: 2 P: 29	R: 0 H: 1 E: 0 K: 2 S: 11	H: 1 LOB: 1 BB: 0 P: 15	R: 1 H: 2 E: 0 K: 0 S: 13	H: 2 LOB: 2 BB: 1 P: 20	R: 1 H: 1 E: 0 K: 0 S: 5	H: 1 LOB: 0 BB: 0 P: 7	R: 0 H: 0 E: 0 K: 0 S: 7	H: 0 LOB: 1 BB: 1 P: 11		R: 0 H: 0 E: 0 K: 1 S: 8	H: 0 LOB: 0 BB: 0 P: 10	R: 0 H: 0 E: 0 K: 2 S: 11	H: 0 LOB: 0 BB: 0 P: 17	R: 0 H: 0 E: 0 K: 1 S: 10	H: 0 LOB: 0 BB: 0 P: 11	R: 0 H: 0 E: 0 K: 1 S: 9	H: 0 LOB: 0 BB: 1 P: 24	1B: 2 2B: 1 3B: 0 HR: 3	SF: 0 SAC: 0 DP: 0 HBP: 0	WP: 0 PB: 0 SB: 0 CS: 0
PITCHER	IP WLS BF H R ER SO BB IBB HBP BLK WP HR S P ERA WHIP											IP WLS BF H R ER SO BB IBB HBP BLK WP HR S P ERA WHIP										
57 Tommy Milone, L ERA: 5.86	4.0 L 22 6 6 6 5 4 0 0 0 0 0 0 49 77 13.50 2.500																					
61 Dan Otero, R ERA: 3.0	2.0 6 0 0 0 1 0 0 0 0 0 0 13 15 0.00 0.000																					
44 Luke Gregerson, R ERA: 2.87	1.0 3 0 0 0 2 0 0 0 0 0 0 11 17 0.00 0.000																					
62 Sean Doolittle, L ERA: 5.27	1.0 3 0 0 0 1 0 0 0 0 0 0 10 11 0.00 0.000																					

AB 30
R 6
H 6
RBI 6
BB 4
SO 9
LOB 9



Batter	1	2	3	4	5	6	7	8	9	AB	R	H	RBI	BB	SO	LOB	TOP				
55 Michael Saunders, L OBP: 0.324, SLG: 0.388										5	1	1	0	0	2	1	Seattle Mariners @ Oakland Athletics O.co Coliseum, Oakland, CA Tue May 06 2014, 10:08 PM - 1:28 AM EDT Att. 12,106 - Clear - 63 F				
99 James Jones, L OBP: 0.429, SLG: 0.429										5	1	2	0	0	2	2					
22 Robinson Cano, L OBP: 0.348, SLG: 0.387										4	1	2	0	1	1	1					
27 Corey Hart, R OBP: 0.298, SLG: 0.373										5	0	0	1	0	1	5					
16 Cole Gillespie, R OBP: 0.313, SLG: 0.333										0	1	0	0	0	0	0					
17 Justin Smoak, S OBP: 0.315, SLG: 0.438										5	2	3	0	2	1						
15 Kyle Seager, L OBP: 0.331, SLG: 0.444										3	1	2	1	1	0	1					
13 Dustin Ackley, L OBP: 0.327, SLG: 0.356										3	0	2	1	2	0	2					
3 Mike Zunino, R OBP: 0.278, SLG: 0.444										3	0	0	1	0	0	5					
5 Brad Miller, L OBP: 0.239, SLG: 0.314										3	1	0	0	1	1	2					
Inning Stats	R: 3 H: 4 E: 0 K: 1 S: 18	H: 4 LOB: 2 BB: 1 P: 29	R: 0 H: 0 E: 0 K: 0 S: 7	H: 0 LOB: 0 BB: 0 P: 9	R: 0 H: 1 E: 0 K: 0 S: 12	H: 1 LOB: 1 BB: 0 P: 18	R: 0 H: 0 E: 0 K: 0 S: 9	H: 0 LOB: 1 BB: 0 P: 18	R: 0 H: 1 E: 0 K: 1 S: 11	H: 1 LOB: 1 BB: 0 P: 19	R: 0 H: 0 E: 0 K: 3 S: 11	H: 0 LOB: 0 BB: 0 P: 12	R: 0 H: 1 E: 0 K: 1 S: 12	H: 1 LOB: 2 BB: 1 P: 23	R: 4 H: 3 E: 1 K: 1 S: 15	H: 3 LOB: 2 BB: 2 P: 28	1B: 8 2B: 3 3B: 0 HR: 0	SF: 1 SAC: 0 DP: 1 HBP: 1	WP: 1 PB: 0 SB: 1 CS: 0	PA: 43	
PITCHER	IP WLS BF H R ER SO BB IBB HBP BLK WP HR S P ERA WHIP	IP WLS BF H R ER SO BB IBB HBP BLK WP HR S P ERA WHIP	IP WLS BF H R ER SO BB IBB HBP BLK WP HR S P ERA WHIP	IP WLS BF H R ER SO BB IBB HBP BLK WP HR S P ERA WHIP	IP WLS BF H R ER SO BB IBB HBP BLK WP HR S P ERA WHIP	IP WLS BF H R ER SO BB IBB HBP BLK WP HR S P ERA WHIP	IP WLS BF H R ER SO BB IBB HBP BLK WP HR S P ERA WHIP	IP WLS BF H R ER SO BB IBB HBP BLK WP HR S P ERA WHIP	IP WLS BF H R ER SO BB IBB HBP BLK WP HR S P ERA WHIP	IP WLS BF H R ER SO BB IBB HBP BLK WP HR S P ERA WHIP	IP WLS BF H R ER SO BB IBB HBP BLK WP HR S P ERA WHIP	IP WLS BF H R ER SO BB IBB HBP BLK WP HR S P ERA WHIP	IP WLS BF H R ER SO BB IBB HBP BLK WP HR S P ERA WHIP	IP WLS BF H R ER SO BB IBB HBP BLK WP HR S P ERA WHIP	IP WLS BF H R ER SO BB IBB HBP BLK WP HR S P ERA WHIP	IP WLS BF H R ER SO BB IBB HBP BLK WP HR S P ERA WHIP	IP WLS BF H R ER SO BB IBB HBP BLK WP HR S P ERA WHIP	IP WLS BF H R ER SO BB IBB HBP BLK WP HR S P ERA WHIP	IP WLS BF H R ER SO BB IBB HBP BLK WP HR S P ERA WHIP	IP WLS BF H R ER SO BB IBB HBP BLK WP HR S P ERA WHIP	IP WLS BF H R ER SO BB IBB HBP BLK WP HR S P ERA WHIP

AB	36
R	8
H	11
RBI	7
BB	5
SO	9
LOB	20



Batter	1	2	3	4	5	6	7	8	9	AB	R	H	RBI	BB	SO	LOB	BOTTOM				
4 Coco Crisp, S OBP: 0.351, SLG: 0.404										5	0	2	0	0	0	1	Seattle Mariners @ Oakland Athletics O.co Coliseum, Oakland, CA Tue May 06 2014, 10:08 PM - 1:28 AM EDT Att. 12,106 - Clear - 63 F				
8 Jed Lowrie, S OBP: 0.393, SLG: 0.403										4	0	0	0	1	3						
20 Josh Donaldson, R OBP: 0.348, SLG: 0.493										4	0	0	0	1	4						
52 Yoenis Cespedes, R OBP: 0.342, SLG: 0.505										4	1	1	1	0	1	2					
36 Derek Norris, R OBP: 0.455, SLG: 0.530										4	0	1	0	0	1	1					
18 Alberto Callaspo, S OBP: 0.331, SLG: 0.358										3	0	0	0	1	1	1					
28 Eric Sogard, L OBP: 0.286, SLG: 0.239										0	0	0	0	0	0	0					
3 Craig Gentry, R OBP: 0.375, SLG: 0.490										3	1	1	0	1	1	0					
37 Brandon Moss, L OBP: 0.358, SLG: 0.447										4	1	1	0	0	2	3					
1 Nick Punto, S OBP: 0.286, SLG: 0.238										3	0	1	2	1	1	1					
Inning Stats	R: 0 H: 1 E: 0 K: 0 S: 8	H: 1 LOB: 1 BB: 0 P: 15	R: 2 H: 2 E: 0 K: 1 S: 13	H: 2 LOB: 1 BB: 1 P: 24	R: 0 H: 0 E: 0 K: 0 S: 8	H: 0 LOB: 1 BB: 1 P: 16	R: 0 H: 0 E: 1 K: 2 S: 11	H: 0 LOB: 0 BB: 0 P: 14	R: 0 H: 2 E: 0 K: 1 S: 11	H: 2 LOB: 0 BB: 0 P: 16	R: 0 H: 1 E: 0 K: 1 S: 8	H: 1 LOB: 2 BB: 1 P: 17	R: 0 H: 1 E: 0 K: 2 S: 14	H: 1 LOB: 2 BB: 1 P: 21	R: 0 H: 0 E: 0 K: 1 S: 14	H: 0 LOB: 1 BB: 1 P: 22	1B: 6 2B: 0 3B: 0 HR: 1	SF: 2 SAC: 0 DP: 1 HBP: 0	WP: 1 PB: 0 SB: 0 CS: 0	PA: 39	
PITCHER	IP WLS BF H R ER SO BB IBB HBP BLK WP HR S P ERA WHIP	IP WLS BF H R ER SO BB IBB HBP BLK WP HR S P ERA WHIP	IP WLS BF H R ER SO BB IBB HBP BLK WP HR S P ERA WHIP	IP WLS BF H R ER SO BB IBB HBP BLK WP HR S P ERA WHIP	IP WLS BF H R ER SO BB IBB HBP BLK WP HR S P ERA WHIP	IP WLS BF H R ER SO BB IBB HBP BLK WP HR S P ERA WHIP	IP WLS BF H R ER SO BB IBB HBP BLK WP HR S P ERA WHIP	IP WLS BF H R ER SO BB IBB HBP BLK WP HR S P ERA WHIP	IP WLS BF H R ER SO BB IBB HBP BLK WP HR S P ERA WHIP	IP WLS BF H R ER SO BB IBB HBP BLK WP HR S P ERA WHIP	IP WLS BF H R ER SO BB IBB HBP BLK WP HR S P ERA WHIP	IP WLS BF H R ER SO BB IBB HBP BLK WP HR S P ERA WHIP	IP WLS BF H R ER SO BB IBB HBP BLK WP HR S P ERA WHIP	IP WLS BF H R ER SO BB IBB HBP BLK WP HR S P ERA WHIP	IP WLS BF H R ER SO BB IBB HBP BLK WP HR S P ERA WHIP	IP WLS BF H R ER SO BB IBB HBP BLK WP HR S P ERA WHIP	IP WLS BF H R ER SO BB IBB HBP BLK WP HR S P ERA WHIP	IP WLS BF H R ER SO BB IBB HBP BLK WP HR S P ERA WHIP	IP WLS BF H R ER SO BB IBB HBP BLK WP HR S P ERA WHIP	IP WLS BF H R ER SO BB IBB HBP BLK WP HR S P ERA WHIP	IP WLS BF H R ER SO BB IBB HBP BLK WP HR S P ERA WHIP


AB	34
R	3
H	7
RBI	3
BB	5
SO	9
LOB	16



Batter	1	2	3	4	5	6	7	8	9	10	AB	R	H	RBI	BB	SO	LOB	TOP		
55 Michael Saunders, L (1.9) OBP: 0.329, SLG: 0.380	F7		P4		F8			BB		SH5-4 1B	4	2	1	0	1	0	0			
99 James Jones, L (1.8) OBP: 0.500, SLG: 0.444	G4-3							BB		SH5-4 1B	2	1	1	0	1	0	0			
7 Stefan Romero, R (8.9) OBP: 0.293, SLG: 0.418			1B					BB			0	0	0	0	0	1	0			
22 Robinson Canó, L (1.4) OBP: 0.350, SLG: 0.383	F9		G4-6-3					BB		15 1B	4	1	1	1	1	0	2			
27 Corey Hart, R (1.10) OBP: 0.303, SLG: 0.396					L7			L7		K	4	1	1	1	1	1	4			
17 Justin Smoak, S (1.3) OBP: 0.310, SLG: 0.431		HR	K		G6-3			F9			4	0	1	2	0	1	2			
15 Kyle Seager, L (1.5) OBP: 0.341, SLG: 0.455					F8			G4-3			4	0	2	1	1	0	0			
13 Dustin Ackley, L (1.7) OBP: 0.311, SLG: 0.337			FC4-6 5 BB		F7			K		G1-3	5	0	0	0	0	1	4			
5 Brad Miller, L (1.6) OBP: 0.241, SLG: 0.308								G3			2	0	0	0	1	1	0			
8 Willie Bloomquist, R (9.6) OBP: 0.268, SLG: 0.273					K						1	0	0	0	0	0	1			
3 Mike Zunino, R (1.2) OBP: 0.277, SLG: 0.488								G4-3		K	4	1	1	1	0	2	3			
Inning Stats	R: 0 E: 0 K: 0 S: 12	H: 0 LOB: 0 BB: 0 P: 17	R: 1 E: 0 K: 2 S: 13	H: 1 LOB: 2 BB: 2 P: 26	R: 0 E: 0 K: 0 S: 5	H: 1 LOB: 0 BB: 0 P: 10	R: 0 E: 0 K: 0 S: 9	H: 0 LOB: 0 BB: 0 P: 12	R: 1 E: 0 K: 1 S: 9	H: 1 LOB: 0 BB: 0 P: 12	R: 0 E: 0 K: 1 S: 6	H: 0 LOB: 0 BB: 0 P: 18	R: 0 E: 0 K: 1 S: 6	H: 0 LOB: 0 BB: 0 P: 11	R: 1 E: 0 K: 1 S: 14	H: 3 LOB: 2 BB: 1 P: 28	1B: 5 2B: 2 3B: 0 HR: 2	SF: 1 SAC: 1 DP: 2 HBP: 0	WP: 0 PB: 0 SB: 3 CS: 0	PA: 43
PITCHER	IP WLS BF ERA	WLS BF ERA	H R ER SO	R ER SO	BB IBB HBP BLK	WP HR S P	HR S P	ERA WHIP	PITCHER	IP WLS BF ERA	WLS BF ERA	H R ER SO	R ER SO	BB IBB HBP BLK	WP HR S P	HR S P	ERA WHIP			
67 Dan Straily, R (1.1) ERA: 4.93	6.0	3	3	3	3	4	0	0	0	0	0	0	0	0	0	0	8	15	6.75	1.167
56 Fernando Abad, L (7.1) ERA: 0.61	1.1	5	0	1	1	1	0	0	0	0	0	0	0	0	0	0	6	15	0.00	6.000
44 Luke Gregerson, R (8.1) ERA: 2.5	0.1	B	3	1	0	0	0	0	0	0	0	0	0	0	0	0	0	13	0.00	0.750
62 Sean Doolittle, L (8.1) ERA: 4.24	1.1	5	1	0	0	1	0	0	0	0	0	0	0	0	0	0	8	17	27.00	1.500
48 Ryan Cook, R (10.1) ERA: 2.92	0.2	L	4	1	2	2	1	0	1	0	0	0	0	0	0	0	8	17	27.00	1.500

Seattle Mariners @ Oakland Athletics
O.co Coliseum, Oakland, CA
Wed May 07 2014, 3:38 PM - 7:00 PM EDT
Sunny - 57 F

AB 34
R 6
H 8
RBI 6
BB 7
SO 6
LOB 16



Batter	1	2	3	4	5	6	7	8	9	10	AB	R	H	RBI	BB	SO	LOB	BOTTOM				
4 Coco Crisp, S (1.8) OBP: 0.354, SLG: 0.406			G3-1		L7			K		K	2	0	1	0	0	0	0					
3 Craig Gentry, R (4.9) OBP: 0.367, SLG: 0.407											4	1	1	0	0	2	4					
5 John Jaso, L (1.2) OBP: 0.369, SLG: 0.366			G4-3		F8			BB			4	1	2	1	0	0	0					
20 Josh Donaldson, R (1.5) OBP: 0.350, SLG: 0.469								BB			3	0	1	1	1	1	2					
37 Brandon Moss, L (1.7) OBP: 0.368, SLG: 0.467								BB			4	0	2	1	1	0	2					
52 Yoenis Cespedes, R (1.10) OBP: 0.336, SLG: 0.491			FC6-4		G5-3			BB			5	1	1	0	0	1	5					
8 Jed Lowrie, S (1.6) OBP: 0.380, SLG: 0.387								K			5	0	0	0	0	0	4					
16 Josh Reddick, L (1.9) OBP: 0.280, SLG: 0.296			G6-3		FC6 10 G4-3 16 G3			F7			5	0	0	0	0	0	4					
10 Danic Barton, L (1.3) OBP: 0.226, SLG: 0.164								F8			4	0	1	1	1	0	2					
28 Eric Sogard, L (1.4) OBP: 0.305, SLG: 0.268								BB			4	1	2	0	1	0	2					
Inning Stats	R: 0 E: 0 K: 0 S: 11	H: 3 LOB: 2 BB: 0 P: 13	R: 0 E: 0 K: 0 S: 10	H: 1 LOB: 1 BB: 0 P: 15	R: 1 E: 1 K: 0 S: 14	H: 1 LOB: 2 BB: 1 P: 24	R: 0 E: 0 K: 0 S: 7	H: 1 LOB: 0 BB: 0 P: 11	R: 0 E: 0 K: 1 S: 6	H: 1 LOB: 1 BB: 0 P: 7	R: 3 E: 0 K: 1 S: 14	H: 4 LOB: 1 BB: 0 P: 21	R: 0 E: 0 K: 1 S: 12	H: 0 LOB: 1 BB: 1 P: 19	R: 0 E: 0 K: 1 S: 6	H: 0 LOB: 2 BB: 0 P: 13	R: 0 E: 0 K: 1 S: 9	H: 1 LOB: 1 BB: 0 P: 11	1B: 9 2B: 2 3B: 1 HR: 0	SF: 1 SAC: 0 DP: 1 HBP: 1	WP: 1 PB: 0 SB: 1 CS: 1	PA: 46
PITCHER	IP WLS BF ERA	WLS BF ERA	H R ER SO	R ER SO	BB IBB HBP BLK	WP HR S P	HR S P	ERA WHIP	PITCHER	IP WLS BF ERA	WLS BF ERA	H R ER SO	R ER SO	BB IBB HBP BLK	WP HR S P	HR S P	ERA WHIP					
34 Félix Hernández, R (1.1) ERA: 2.73	6.1	11	4	3	0	2	0	0	0	0	0	0	0	0	0	0	16	26	0.600	0.600		
40 Danny Farquhar, R (7.1) ERA: 1.46	1.2	6	0	0	0	2	1	0	0	0	0	0	0	0	0	0	6	13	0.00	0.000		
31 Yoenis Medina, R (9.1) ERA: 4.2	1.0	W	5	0	0	0	1	0	1	0	0	0	0	0	0	0	9	11	0.00	1.000		
56 Fernando Rodney, R (10.1) ERA: 2.63	1.0	S	4	1	0	0	1	0	0	0	0	0	0	0	0	0	9	11	0.00	1.000		

Seattle Mariners @ Oakland Athletics
O.co Coliseum, Oakland, CA
Wed May 07 2014, 3:38 PM - 7:00 PM EDT
Sunny - 57 F

AB 40
R 4
H 12
RBI 4
BB 4
SO 4
LOB 23



Batter	1	2	3	4	5	6	7	8	9	AB	R	H	RBI	BB	SO	LOB	TOP										
55 Michael Saunders, L OBP: 0.313, SLG: 0.360										4	0	0	0	0	1	0											
7 Stefan Romero, R OBP: 0.279, SLG: 0.397										3	0	0	0	0	2	0											
13 Dustin Ackley, L OBP: 0.308, SLG: 0.333										1	0	0	0	0	0	0											
22 Robinson Cano, L OBP: 0.347, SLG: 0.379										4	0	1	0	0	1	0											
17 Justin Smoak, S OBP: 0.316, SLG: 0.429										3	0	1	0	0	0	1											
16 Cole Gillespie, R OBP: 0.278, SLG: 0.294										2	0	0	0	0	0	3											
99 James Jones, L OBP: 0.455, SLG: 0.400										1	0	0	0	0	0	1											
15 Kyle Seager, L OBP: 0.341, SLG: 0.452										3	0	1	0	0	0	1											
8 Willie Bloomquist, R OBP: 0.243, SLG: 0.290										3	0	0	0	0	0	2											
4 John Buck, R OBP: 0.346, SLG: 0.348										3	0	0	0	0	1	0											
5 Brad Miller, L OBP: 0.235, SLG: 0.299										3	0	0	0	0	0	0											
Inning Stats	R: 0 H: 1 E: 1 K: 2 S: 16	H: 0 LOB: 2 BB: 0 P: 23	R: 0 H: 0 E: 0 K: 0 S: 8	H: 0 LOB: 0 BB: 0 P: 15	R: 0 H: 0 E: 0 K: 1 S: 7	H: 0 LOB: 0 BB: 0 P: 10	R: 0 H: 1 E: 0 K: 1 S: 10	H: 0 LOB: 1 BB: 0 P: 11	R: 0 H: 0 E: 0 K: 0 S: 6	H: 0 LOB: 0 BB: 0 P: 9	R: 0 H: 0 E: 0 K: 0 S: 4	H: 0 LOB: 0 BB: 0 P: 6	R: 0 H: 1 E: 0 K: 0 S: 8	H: 0 LOB: 1 BB: 0 P: 12	R: 0 H: 0 E: 0 K: 0 S: 9	H: 0 LOB: 0 BB: 0 P: 12	R: 0 H: 0 E: 0 K: 0 S: 11	H: 0 LOB: 0 BB: 0 P: 16	1B: 3 2B: 0 3B: 0 HR: 0	SF: 0 SAC: 0 DP: 1 HBP: 1	WP: 0 PB: 0 SB: 0 CS: 0	PA: 31					
PITCHER	IP	WLS	BF	H	R	ER	SO	BB	IBB	HBP	BLK	WP	HR	S	P	ERA	WHIP										
13 Drew Pomeranz, L ERA: 1.45	5.0	W	18	2	0	0	5	0	0	0	0	0	0	47	68	0.00	0.400										
61 Dan Otero, R ERA: 2.41	3.0	H	10	1	0	0	0	0	0	1	0	0	0	21	30	0.00	0.333										
45 Jim Johnson, R ERA: 6.46	1.0	S	3	0	0	0	0	0	0	0	0	0	0	11	16	0.00	0.000										

Seattle Mariners @ Oakland Athletics
O.co Coliseum, Oakland, CA
Wed May 07 2014, 7:34 PM - 9:55 PM EDT
Att: 17,337 - Cloudy - 58 F

AB 30
R 0
H 3
RBI 0
BB 0
SO 5
LOB 8



Batter	1	2	3	4	5	6	7	8	9	AB	R	H	RBI	BB	SO	LOB	BOTTOM										
3 Craig Gentry, R OBP: 0.359, SLG: 0.397										4	1	1	0	0	0	1											
8 Jed Lowrie, S OBP: 0.383, SLG: 0.391										4	0	2	1	0	0	0											
20 Josh Donaldson, R OBP: 0.341, SLG: 0.476										4	0	0	0	0	3	2											
37 Brandon Moss, L OBP: 0.357, SLG: 0.450										4	0	0	0	0	1	1											
52 Yoenis Cespedes, R OBP: 0.344, SLG: 0.518										2	1	1	1	1	0	0											
16 Josh Reddick, L OBP: 0.273, SLG: 0.287										3	0	0	0	0	0	1											
36 Derek Norris, R OBP: 0.463, SLG: 0.536										3	0	2	0	0	0	0											
18 Alberto Callaspo, S OBP: 0.331, SLG: 0.358										3	0	1	0	0	1	1											
28 Eric Sogard, L OBP: 0.294, SLG: 0.257										3	0	0	0	0	1	1											
Inning Stats	R: 0 H: 1 E: 0 K: 2 S: 12	H: 0 LOB: 1 BB: 0 P: 18	R: 0 H: 0 E: 0 K: 0 S: 7	H: 0 LOB: 0 BB: 0 P: 11	R: 1 H: 2 E: 0 K: 1 S: 15	H: 2 LOB: 1 BB: 0 P: 24	R: 1 H: 3 E: 0 K: 0 S: 8	H: 3 LOB: 1 BB: 0 P: 12	R: 0 H: 0 E: 0 K: 0 S: 14	H: 0 LOB: 0 BB: 0 P: 20	R: 0 H: 0 E: 0 K: 1 S: 9	H: 0 LOB: 1 BB: 1 P: 20	R: 0 H: 1 E: 0 K: 1 S: 8	H: 1 LOB: 0 BB: 0 P: 11	R: 0 H: 0 E: 0 K: 1 S: 7	H: 0 LOB: 0 BB: 0 P: 9	1B: 6 2B: 0 3B: 0 HR: 1	SF: 0 SAC: 0 DP: 0 HBP: 0	WP: 0 PB: 0 SB: 1 CS: 0	PA: 31							
PITCHER	IP	WLS	BF	H	R	ER	SO	BB	IBB	HBP	BLK	WP	HR	S	P	ERA	WHIP										
50 Erasmo Ramirez, R ERA: 6.0	6.0	L	24	6	2	2	4	1	0	0	0	0	0	65	105	3.00	1.167										
54 Tom Wilhelmson, R ERA: 2.6	2.0		7	1	0	0	2	0	0	0	0	0	0	15	20	0.00	0.500										

Seattle Mariners @ Oakland Athletics
O.co Coliseum, Oakland, CA
Wed May 07 2014, 7:34 PM - 9:55 PM EDT
Att: 17,337 - Cloudy - 58 F

AB 30
R 2
H 7
RBI 2
BB 1
SO 6
LOB 7



Batter	1	2	3	4	5	6	7	8	9	AB	R	H	RBI	BB	SO	LOB	TOP										
2 Denard Span, L OBP: 0.296, SLG: 0.330										3	0	0	0	1	1	0	<p>Washington Nationals @ Oakland Athletics</p> <p>O.co Coliseum, Oakland, CA</p> <p>Fri May 09 2014, 10:11 PM - 12:51 AM EDT</p> <p>Att: 20,159 - Partly Cloudy - 61 F</p>										
6 Anthony Rendon, R OBP: 0.322, SLG: 0.503										4	0	0	0	0	1	1											
28 Jayson Werth, R OBP: 0.387, SLG: 0.443										3	0	0	0	1	0	1											
25 Adam LaRoche, L OBP: 0.421, SLG: 0.504										2	0	0	0	0	1	1											
4 Zach Walters, S OBP: 0.296, SLG: 0.667										2	0	0	0	0	1	0											
40 Wilson Ramos, R OBP: 0.273, SLG: 0.333										4	0	1	0	0	1	0											
20 Ian Desmond, R OBP: 0.277, SLG: 0.346										3	0	0	0	1	1	1											
7 Scott Hairston, R OBP: 0.500, SLG: 0.600										3	0	2	0	0	0	0											
8 Danny Espinosa, S OBP: 0.295, SLG: 0.433										3	0	0	0	0	1	3											
19 Kevin Frandsen, R OBP: 0.339, SLG: 0.300										3	0	0	0	0	1	0											
Inning Stats	R: 0 H: 0 E: 0 K: 1 S: 10	H: 0 LOB: 1 BB: 1 P: 20	R: 0 H: 1 E: 0 K: 1 S: 7	H: 1 LOB: 1 BB: 0 P: 12	R: 0 H: 0 E: 0 K: 1 S: 9	H: 0 LOB: 0 BB: 0 P: 10	R: 0 H: 0 E: 0 K: 1 S: 7	H: 0 LOB: 0 BB: 0 P: 12	R: 0 H: 0 E: 0 K: 0 S: 8	H: 0 LOB: 1 BB: 1 P: 14	R: 0 H: 1 E: 0 K: 2 S: 10	H: 1 LOB: 2 BB: 1 P: 15	R: 0 H: 0 E: 0 K: 1 S: 10	H: 0 LOB: 0 BB: 0 P: 12	R: 0 H: 1 E: 0 K: 1 S: 12	H: 1 LOB: 1 BB: 0 P: 18	1B: 2 2B: 1 3B: 0 HR: 0	SF: 0 SAC: 0 DP: 0 HBP: 0	WP: 0 PB: 0 SB: 0 CS: 0	PA: 33							
PITCHER	IP	WLS	BF	H	R	ER	SO	BB	IBB	HBP	BLK	WP	HR	S	P	ERA	WHIP										
57 Tommy Milone, L ERA: 4.54	8.0	W	29	2	0	0	7	3	0	0	0	0	0	71	108	0.00	0.625										
33 Fernando Rodriguez Jr., R ERA: 4.0	1.0		4	1	0	0	1	0	0	0	0	0	0	12	18	0.00	1.000										

Batter	1	2	3	4	5	6	7	8	9	AB	R	H	RBI	BB	SO	LOB	BOTTOM										
5 John Jaso, L OBP: 0.371, SLG: 0.400										4	1	1	1	1	1	3	<p>Washington Nationals @ Oakland Athletics</p> <p>O.co Coliseum, Oakland, CA</p> <p>Fri May 09 2014, 10:11 PM - 12:51 AM EDT</p> <p>Att: 20,159 - Partly Cloudy - 61 F</p>										
8 Jed Lowrie, S OBP: 0.371, SLG: 0.376										5	0	0	0	0	0	4											
20 Josh Donaldson, R OBP: 0.343, SLG: 0.473										5	3	2	0	0	0	2											
37 Brandon Moss, L OBP: 0.358, SLG: 0.474										5	1	2	3	0	1	3											
52 Yoenis Cespedes, R OBP: 0.348, SLG: 0.543										4	2	2	1	0	1	2											
10 Darric Barton, L OBP: 0.226, SLG: 0.164										0	0	0	0	0	0	0											
16 Josh Reddick, L OBP: 0.289, SLG: 0.298										3	1	2	0	1	0	0											
36 Derek Norris, R OBP: 0.464, SLG: 0.534										4	0	2	1	0	0	2											
28 Eric Sogard, L OBP: 0.292, SLG: 0.256										4	0	1	1	0	0	3											
3 Craig Gentry, R OBP: 0.368, SLG: 0.383										2	0	0	0	1	1	2											
Inning Stats	R: 1 H: 2 E: 1 K: 0 S: 10	H: 2 LOB: 1 BB: 0 P: 18	R: 0 H: 1 E: 0 K: 0 S: 9	H: 1 LOB: 0 BB: 0 P: 16	R: 1 H: 1 E: 0 K: 0 S: 10	H: 1 LOB: 0 BB: 0 P: 14	R: 2 H: 3 E: 0 K: 2 S: 18	H: 3 LOB: 1 BB: 0 P: 23	R: 3 H: 2 E: 1 K: 0 S: 8	H: 2 LOB: 0 BB: 1 P: 14	R: 0 H: 0 E: 0 K: 0 S: 9	H: 0 LOB: 1 BB: 1 P: 17	R: 1 H: 3 E: 0 K: 2 S: 16	H: 3 LOB: 2 BB: 0 P: 27	R: 0 H: 0 E: 0 K: 0 S: 12	H: 0 LOB: 2 BB: 2 P: 23	1B: 9 2B: 1 3B: 0 HR: 3	SF: 0 SAC: 0 DP: 2 HBP: 1	WP: 1 PB: 0 SB: 0 CS: 0	PA: 40							
PITCHER	IP	WLS	BF	H	R	ER	SO	BB	IBB	HBP	BLK	WP	HR	S	P	ERA	WHIP										
58 Doug Fister, R ERA: 10.38	4.1	L	23	9	7	5	2	0	0	0	0	0	0	26	48	3.86	2.077										
48 Ross Detwiler, L ERA: 4.0	2.1		11	3	1	1	2	1	0	1	0	0	0	26	48	3.86	1.714										
30 Aaron Barrett, R ERA: 0.75	1.1		6	0	0	0	0	2	0	0	0	0	0	13	25	0.00	1.500										



AB 30
R 0
H 3
RBI 0
BB 3
SO 8
LOB 7

AB 36
R 8
H 12
RBI 7
BB 3
SO 4
LOB 21

WP: 1
PB: 0
SB: 0
CS: 0

Batter	1	2	3	4	5	6	7	8	9	10	AB	R	H	RBI	BB	SO	LOB	TOP			
2 Denard Span, L OBP: 0.292, SLG: 0.325	G6-3		19 2B		L8		E5			G4-3	5	1	1	0	0	0	0				
19 Kevin Frandsen, R OBP: 0.344, SLG: 0.327	G5-3		28 WP		F9		F9			G6-3	5	0	2	2	0	0	1				
6 Anthony Rendon, R OBP: 0.321, SLG: 0.497	F8		L9		L9		K				4	0	1	0	0	1	1				
28 Jayson Werth, R OBP: 0.353, SLG: 0.433	K		HBP		G1-3		G6-3				3	0	0	0	0	1	1				
40 Wilson Ramos, R OBP: 0.287, SLG: 0.250	G6-4-3		G1-3		G5-3		G6-3				3	0	0	0	1	0	2				
20 Ian Desmond, R OBP: 0.270, SLG: 0.336	G6-4-3		F8		G1-3		K				4	0	0	0	0	1	1				
15 Nate McLouth, L OBP: 0.258, SLG: 0.160	G6-4-3		K		G4-3		K				3	0	0	0	1	2	0				
8 Danny Espinosa, S OBP: 0.293, SLG: 0.454			HR		P6		K				4	1	1	1	0	1	1				
4 Zach Walters, S OBP: 0.280, SLG: 0.591			19 2B		P5		G4-3				4	1	1	0	0	1	1				
Inning Stats	R: 0 E: 0 K: 0 S: 7	H: 0 LOB: 0 BB: 0 P: 11	R: 0 E: 0 K: 1 S: 5	H: 0 LOB: 0 BB: 10 P: 10	R: 3 E: 0 K: 1 S: 15	H: 4 LOB: 2 BB: 29 P: 29	R: 0 E: 0 K: 0 S: 7	H: 0 LOB: 1 BB: 1 P: 13	R: 0 E: 0 K: 0 S: 6	H: 2 LOB: 1 BB: 0 P: 10	R: 0 E: 0 K: 0 S: 7	H: 0 LOB: 0 BB: 0 P: 10	R: 0 E: 1 K: 1 S: 8	H: 0 LOB: 1 BB: 0 P: 13	R: 0 E: 0 K: 2 S: 7	H: 0 LOB: 0 BB: 0 P: 9	R: 0 E: 0 K: 1 S: 7	H: 0 LOB: 0 BB: 0 P: 8	1B: 4 2B: 1 3B: 0 HR: 1	SF: 0 SAC: 0 DP: 1 HBP: 1	WP: 1 PA: 38 PB: 0 SB: 0 CS: 0
PITCHER	IP	WLS	BF	H	R	ER	SO	BB	IBB	HBP	BLK	WP	HR	S	P	ERA	WHIP				
54 Sonny Gray, R ERA: 2.17	7.0		29	6	3	3	3	2	0	0	0	1	1	55	96	3.86	1.143				
44 Luke Gregerson, R ERA: 2.37	1.0		3	0	0	0	1	0	0	0	0	0	0	5	7	0.00	0.000				
62 Sean Doolittle, L ERA: 3.79	2.0	W	6	0	0	0	3	0	0	0	0	0	0	14	17	0.00	0.000				

Washington Nationals @ Oakland Athletics
O.co Coliseum, Oakland, CA
Sat May 10 2014, 9:09 PM - 11:40 PM EDT
Att. 36,067 - Partly Cloudy - 62 F

AB	35
R	3
H	6
RBI	3
BB	2
SO	7
LOB	8



Batter	1	2	3	4	5	6	7	8	9	10	AB	R	H	RBI	BB	SO	LOB	BOTTOM			
5 John Jaso, L OBP: 0.383, SLG: 0.463	L8		HR		L8		L8			8 2B	5	2	3	2	0	0	0				
8 Jed Lowrie, S OBP: 0.368, SLG: 0.380	K		L9		F8		F8			20 1B	4	1	1	1	0	1	0				
20 Josh Donaldson, R OBP: 0.341, SLG: 0.468	E5		L9		F8		L7			20 1B	4	0	1	1	0	0	0				
37 Brandon Moss, L OBP: 0.348, SLG: 0.458	G3		K		K		G3			P6	4	0	0	0	0	1	2				
52 Yoenis Cespedes, R OBP: 0.338, SLG: 0.525	G5-3		K		K		G5-3			L8	4	0	0	0	0	1	1				
16 Josh Reddick, L OBP: 0.288, SLG: 0.296	F9		P5		P5		P5			P5	4	0	1	0	0	0	1				
18 Alberto Callaspo, S ERA: 2.35	K		P5		P5		F8			F8	4	0	1	0	0	1	1				
1 Nick Punto, S OBP: 0.296, SLG: 0.236	K		K		P5		F8			5 2B	0	1	0	0	0	0	0				
28 Eric Sogard, L OBP: 0.280, SLG: 0.244	F7		L8		L8		L4			B3	4	0	0	0	0	0	2				
3 Craig Gentry, R OBP: 0.357, SLG: 0.371	K		F7		L8		L4			F8	2	0	0	0	0	1	0				
36 Derek Norris, R OBP: 0.459, SLG: 0.527	K		K		P4		P6			F8	1	0	0	0	0	0	1				
10 Daric Barton, L OBP: 0.222, SLG: 0.161	K		K		P4		P6			F8	1	0	0	0	0	0	1				
Inning Stats	R: 0 E: 1 K: 1 S: 11	H: 0 LOB: 1 BB: 0 P: 17	R: 0 E: 0 K: 1 S: 7	H: 0 LOB: 0 BB: 0 P: 10	R: 1 E: 0 K: 1 S: 9	H: 1 LOB: 0 BB: 13 P: 13	R: 0 E: 0 K: 2 S: 10	H: 0 LOB: 0 BB: 0 P: 14	R: 0 E: 0 K: 0 S: 6	H: 0 LOB: 0 BB: 0 P: 10	R: 0 E: 0 K: 0 S: 7	H: 0 LOB: 0 BB: 0 P: 12	R: 0 E: 0 K: 0 S: 7	H: 0 LOB: 1 BB: 0 P: 10	R: 2 E: 0 K: 0 S: 12	H: 3 LOB: 1 BB: 0 P: 15	R: 0 E: 0 K: 0 S: 5	H: 2 LOB: 2 BB: 0 P: 9	1B: 4 2B: 2 3B: 0 HR: 1	SF: 0 SAC: 0 DP: 0 HBP: 0	WP: 0 PA: 37 PB: 0 SB: 0 CS: 0
PITCHER	IP	WLS	BF	H	R	ER	SO	BB	IBB	HBP	BLK	WP	HR	S	P	ERA	WHIP				
57 Tanner Roark, R ERA: 3.65	7.2		26	2	1	1	5	0	0	0	0	0	0	62	95	1.17	0.261				
36 Tyler Clippard, R ERA: 2.35	0.1	H	1	0	0	0	0	0	0	0	0	0	0	2	2	0.00	0.000				
29 Rafael Soriano, R ERA: 1.29	1.0	B	6	3	2	2	0	0	0	0	0	0	0	12	15	18.00	3.000				
22 Drew Storen, R ERA: 1.59	0.2	L	4	2	1	1	0	0	0	0	0	0	0	5	9	13.50	3.000				

Washington Nationals @ Oakland Athletics
O.co Coliseum, Oakland, CA
Sat May 10 2014, 9:09 PM - 11:40 PM EDT
Att. 36,067 - Partly Cloudy - 62 F

AB	37
R	4
H	7
RBI	4
BB	0
SO	5
LOB	9



Batter	1	2	3	4	5	6	7	8	9	AB	R	H	RBI	BB	SO	LOB	TOP										
2 Denard Span, L OBP: 0.284, SLG: 0.315	G4-3		F7			G6-3		F9		4	0	0	0	0	0	1	<p>Washington Nationals @ Oakland Athletics</p> <p>O.co Coliseum, Oakland, CA</p> <p>Sun May 11 2014, 4:10 PM - 6:48 PM EDT</p> <p>Att: 28,205 - Sunny - 73 F</p> <p>livebaseballscorecards.com</p>										
19 Kevin Frandsen, R OBP: 0.323, SLG: 0.305	F9		G5-3			F8		P4		4	0	0	0	0	0	0											
6 Anthony Rendon, R OBP: 0.319, SLG: 0.490	G5-3					F8		G4-3		4	1	1	0	0	0	0											
28 Jayson Werth, R OBP: 0.389, SLG: 0.438						F7				3	0	2	0	0	0	0											
15 Nate McLouth, L OBP: 0.325, SLG: 0.157										1	0	0	0	0	1	1											
20 Ian Desmond, R OBP: 0.271, SLG: 0.336										3	0	1	0	0	1	1											
4 Zach Walters, S OBP: 0.308, SLG: 0.609										1	0	1	1	0	0	0											
7 Scott Hairston, R OBP: 0.425, SLG: 0.500										4	0	1	0	0	1	3											
12 Tyler Moore, R OBP: 0.250, SLG: 0.394										3	0	0	0	0	0	2											
59 Jose Lobaton, S OBP: 0.325, SLG: 0.373										3	0	1	0	0	0	2											
8 Danny Espinosa, S OBP: 0.286, SLG: 0.441										3	0	0	0	0	2	1											
Inning Stats	R: 0 E: 0 K: 0 S: 6	H: 0 LOB: 0 BB: 0 P: 12	R: 0 E: 0 K: 1 S: 11	H: 2 LOB: 2 BB: 0 P: 18	R: 0 E: 0 K: 1 S: 9	H: 0 LOB: 0 BB: 0 P: 12	R: 0 E: 0 K: 0 S: 6	H: 0 LOB: 0 BB: 0 P: 10	R: 0 E: 0 K: 1 S: 11	H: 0 LOB: 0 BB: 0 P: 15	R: 0 E: 0 K: 1 S: 8	H: 0 LOB: 0 BB: 0 P: 11	R: 0 E: 0 K: 0 S: 8	H: 2 LOB: 1 BB: 0 P: 10	R: 0 E: 0 K: 0 S: 7	H: 1 LOB: 1 BB: 0 P: 12	R: 1 E: 0 K: 1 S: 15	H: 2 LOB: 1 BB: 0 P: 23	1B: 7 2B: 0 3B: 0 HR: 0	SF: 0 SAC: 0 DP: 1 HBP: 0	WP: 1 PB: 0 SB: 0 CS: 0	PA: 33					
PITCHER	IP	WLS	BF	H	R	ER	SO	BB	IBB	HBP	BLK	WP	HR	S	P	ERA	WHIP										
26 Scott Kazmir, L ERA: 2.28	7.0	W	24	4	0	0	4	0	0	0	0	0	0	59	88	0.00	0.571										
50 Joe Savery, L ERA: 6.61	1.0		4	1	0	0	0	0	0	0	0	0	0	7	12	0.00	1.000										
45 Jim Johnson, R ERA: 6.61	1.0		5	2	1	1	1	0	0	0	0	1	0	15	23	9.00	2.000										

Batter	1	2	3	4	5	6	7	8	9	AB	R	H	RBI	BB	SO	LOB	BOTTOM										
3 Craig Gentry, R OBP: 0.360, SLG: 0.373	B1-3									5	1	2	0	0	1	1	<p>Washington Nationals @ Oakland Athletics</p> <p>O.co Coliseum, Oakland, CA</p> <p>Sun May 11 2014, 4:10 PM - 6:48 PM EDT</p> <p>Att: 28,205 - Sunny - 73 F</p> <p>livebaseballscorecards.com</p>										
8 Jed Lowrie, S OBP: 0.365, SLG: 0.387	F9									5	0	2	0	0	0	2											
20 Josh Donaldson, R OBP: 0.337, SLG: 0.456										4	1	0	0	1	1	4											
52 Yoenis Cespedes, R OBP: 0.340, SLG: 0.516										4	2	1	0	1	1	3											
36 Derek Norris, R OBP: 0.467, SLG: 0.603										4	2	2	6	1	0	2											
18 Alberto Callaspo, S OBP: 0.333, SLG: 0.353										3	2	1	0	1	0	1											
37 Brandon Moss, L OBP: 0.359, SLG: 0.476										4	1	3	0	0	0	0											
1 Nick Punto, S OBP: 0.297, SLG: 0.269										4	0	2	3	0	1	2											
16 Josh Reddick, L OBP: 0.279, SLG: 0.286										4	0	0	0	0	2	5											
Inning Stats	R: 4 E: 0 K: 1 S: 17	H: 5 LOB: 2 BB: 1 P: 33	R: 3 E: 0 K: 0 S: 10	H: 2 LOB: 0 BB: 1 P: 22	R: 0 E: 0 K: 1 S: 7	H: 0 LOB: 0 BB: 0 P: 9	R: 0 E: 0 K: 2 S: 10	H: 1 LOB: 1 BB: 0 P: 14	R: 0 E: 0 K: 1 S: 11	H: 1 LOB: 2 BB: 1 P: 20	R: 0 E: 0 K: 0 S: 14	H: 2 LOB: 2 BB: 0 P: 20	R: 2 E: 0 K: 0 S: 13	H: 2 LOB: 1 BB: 1 P: 21	R: 0 E: 0 K: 1 S: 8	H: 0 LOB: 0 BB: 0 P: 11	1B: 8 2B: 3 3B: 0 HR: 2	SF: 0 SAC: 0 DP: 0 HBP: 0	WP: 0 PB: 0 SB: 1 CS: 0	PA: 41							
PITCHER	IP	WLS	BF	H	R	ER	SO	BB	IBB	HBP	BLK	WP	HR	S	P	ERA	WHIP										
47 Gio Gonzalez, L ERA: 3.97	4.1	L	25	9	7	7	4	3	0	0	0	0	2	48	88	14.54	2.769										
35 Craig Stammen, R ERA: 3.0	1.2		7	2	0	0	1	0	0	0	0	0	0	21	30	0.00	1.200										
13 Jerry Blevins, L ERA: 3.86	1.0		6	2	2	2	0	1	0	0	0	0	0	13	21	18.00	3.000										
30 Aaron Barrett, R ERA: 0.69	1.0		3	0	0	0	1	0	0	0	0	0	0	8	11	0.00	0.000										



Batter	1	2	3	4	5	6	7	8	9	AB	R	H	RBI	BB	SO	LOB	TOP					
5 Marcus Semien, R (1.5) OBP: 0.278, SLG: 0.338										4	0	0	0	0	4	3						
15 Gordon Beckham, R (1.4) OBP: 0.286, SLG: 0.360										4	0	0	0	0	1	0						
79 José Abreu, R (1.10) OBP: 0.322, SLG: 0.611										4	0	1	0	0	2	0						
24 Dayan Viedro, R (1.7) OBP: 0.353, SLG: 0.463										4	0	0	0	0	0	1						
10 Alexei Ramirez, R (1.6) OBP: 0.357, SLG: 0.491										2	0	0	0	1	0	1						
17 Adrian Nieto, S (7.2) OBP: 0.281, SLG: 0.323										0	0	0	0	0	0	0						
14 Paul Konerko, R (1.3) OBP: 0.292, SLG: 0.381										2	0	0	0	1	0	1						
25 Moisés Sierra, R (1.9) OBP: 0.183, SLG: 0.237										3	0	0	0	0	3	1						
21 Tyler Flowers, R (1.2) OBP: 0.375, SLG: 0.414										2	0	1	0	0	1	1						
12 Conor Gillaspie, L (7.5) OBP: 0.363, SLG: 0.460										1	0	1	0	0	0	0						
28 Leury Garcia, S (1.8) OBP: 0.279, SLG: 0.300										3	0	1	0	0	0	2						
Inning Stats	R: 0 H: 0 E: 0 K: 3 S: 10	H: 0 LOB: 0 BB: 0 P: 15	R: 0 H: 0 E: 0 K: 0 S: 4	H: 0 LOB: 0 BB: 1 P: 10	R: 0 H: 1 E: 0 K: 2 S: 11	H: 1 LOB: 1 BB: 0 P: 15	R: 0 H: 1 E: 0 K: 0 S: 12	H: 1 LOB: 1 BB: 1 P: 21	R: 0 H: 1 E: 0 K: 3 S: 12	H: 1 LOB: 2 BB: 1 P: 21	R: 0 H: 0 E: 0 K: 1 S: 8	H: 0 LOB: 0 BB: 0 P: 11	R: 0 H: 0 E: 0 K: 1 S: 7	H: 0 LOB: 0 BB: 0 P: 11	R: 0 H: 1 E: 0 K: 1 S: 7	H: 1 LOB: 0 BB: 0 P: 9	R: 0 H: 0 E: 0 K: 0 S: 6	H: 0 LOB: 0 BB: 0 P: 8	1B: 4 2B: 0 3B: 0 HR: 0	SF: 0 SAC: 0 DP: 2 HBP: 0	WP: 0 PB: 0 CS: 0	PA: 31
PITCHER	IP	WLS	BF	H	R	ER	SO	BB	IBB	HBP	BLK	WP	HR	S	P	ERA	WHIP					
13 Drew Pomeranz, L (1.1) ERA: 1.14	5.0	W	19	3	0	0	8	2	0	0	0	0	0	49	82	0.00	1.000					
61 Dan Otero, R (6.1) ERA: 2.18	2.0		6	0	0	0	2	0	0	0	0	0	0	15	22	0.00	0.000					
56 Fernando Abad, L (8.1) ERA: 1.15	1.0		3	1	0	0	1	0	0	0	0	0	0	7	9	0.00	1.000					
50 Joe Savery, L (9.1) ERA:	1.0		3	0	0	0	0	0	0	0	0	0	0	6	8	0.00	0.000					

Chicago White Sox @ Oakland Athletics
O.co Coliseum, Oakland, CA
Tue May 13 2014, 10:09 PM - 12:57 AM EDT
Att: 13,826 - Clear - 81 F

livebaseballscorecards.com

AB 29
R 0
H 4
RBI 0
BB 2
SO 11
LOB 10

Batter	1	2	3	4	5	6	7	8	9	AB	R	H	RBI	BB	SO	LOB	BOTTOM				
5 John Jaso, L (1.10) OBP: 0.394, SLG: 0.482										5	2	3	0	0	1	2					
8 Jed Lowrie, S (1.6) OBP: 0.365, SLG: 0.400										4	1	2	0	0	0	2					
1 Nick Punto, S (7. PH) OBP: 0.291, SLG: 0.254										1	0	0	0	0	0	2					
52 Yoenis Cespedes, R (1.7) OBP: 0.342, SLG: 0.515										4	2	2	1	0	0	2					
10 Daric Barton, L (8.3) OBP: 0.234, SLG: 0.175										1	1	1	0	0	0	0					
37 Brandon Moss, L (1.3) OBP: 0.364, SLG: 0.526										5	2	3	5	0	0	1					
36 Derek Norris, R (1.2) OBP: 0.455, SLG: 0.576										4	1	1	1	1	1	1					
16 Josh Reddick, L (1.9) OBP: 0.286, SLG: 0.342										5	2	2	2	0	0	1					
18 Alberto Callaspo, S (1.5) OBP: 0.355, SLG: 0.355										3	0	1	0	2	0	0					
3 Craig Gentry, R (1.8) OBP: 0.369, SLG: 0.373										4	0	2	1	0	1	1					
28 Eric Sogard, L (1.4) OBP: 0.268, SLG: 0.233										4	0	0	0	0	0	4					
Inning Stats	R: 1 H: 3 E: 0 K: 1 S: 12	H: 3 LOB: 1 BB: 0 P: 20	R: 0 H: 0 E: 0 K: 1 S: 7	H: 0 LOB: 0 BB: 0 P: 10	R: 0 H: 1 E: 0 K: 0 S: 5	H: 1 LOB: 1 BB: 0 P: 8	R: 1 H: 2 E: 0 K: 0 S: 10	H: 2 LOB: 2 BB: 1 P: 20	R: 4 H: 5 E: 0 K: 0 S: 16	H: 5 LOB: 1 BB: 0 P: 26	R: 3 H: 3 E: 1 K: 0 S: 19	H: 3 LOB: 1 BB: 1 P: 30	R: 0 H: 1 E: 0 K: 1 S: 13	H: 1 LOB: 2 BB: 1 P: 23	R: 2 H: 2 E: 0 K: 0 S: 14	H: 2 LOB: 0 BB: 0 P: 21	1B: 9 2B: 5 3B: 0 HR: 3	SF: 0 SAC: 0 DP: 1 HBP: 0	WP: 1 PB: 1 CS: 0	PA: 43	
PITCHER	IP	WLS	BF	H	R	ER	SO	BB	IBB	HBP	BLK	WP	HR	S	P	ERA	WHIP				
67 Scott Carroll, R (1.1) ERA: 5.24	5.0	L	26	11	6	6	2	1	0	0	0	0	1	50	84	10.80	2.400				
43 Frank Francisco, R (6.1) ERA: 13.5	1.0		7	3	3	3	0	1	0	0	0	0	1	19	30	27.00	4.000				
54 Ronald Belisario, R (7.1) ERA: 4.75	1.0		5	1	0	0	1	1	0	0	0	0	0	13	23	0.00	2.000				
27 Matt Lindstrom, R (8.1) ERA: 3.71	1.0		5	2	2	2	0	0	0	0	0	0	1	14	21	18.00	2.000				

Chicago White Sox @ Oakland Athletics
O.co Coliseum, Oakland, CA
Tue May 13 2014, 10:09 PM - 12:57 AM EDT
Att: 13,826 - Clear - 81 F

livebaseballscorecards.com

AB 40
R 11
H 17
RBI 10
BB 3
SO 3
LOB 16

Batter	1	2	3	4	5	6	7	8	9	AB	R	H	RBI	BB	SO	LOB	TOP								
15 Gordon Beckham, R (1, 4) OBP: 0.310, SLG: 0.418										4	2	3	1	0	0	0									
12 Conor Gillaspie, L (1, 5) OBP: 0.379, SLG: 0.429										4	1	3	0	0	0	0									
79 José Abreu, R (1, 10) OBP: 0.320, SLG: 0.620										4	1	1	3	0	2	1									
24 Dayan Viciedo, R (1, 7) OBP: 0.357, SLG: 0.468										3	0	1	0	0	0	0									
28 Leury García, S (8, 8) OBP: 0.279, SLG: 0.300										0	0	0	0	0	0	0									
10 Alexei Ramirez, R (1, 6) OBP: 0.349, SLG: 0.479										4	0	0	0	0	0	2									
14 Paul Konerko, R (1, 3) OBP: 0.299, SLG: 0.348										4	0	0	0	0	0	1									
21 Tyler Flowers, R (1, 2) OBP: 0.363, SLG: 0.400										4	0	0	0	0	3	1									
25 Moisés Sierra, R (1, 9) OBP: 0.188, SLG: 0.238										4	0	1	0	0	0	0									
30 Alejandro De Aza, L (1, 8) OBP: 0.237, SLG: 0.305										4	0	0	0	0	2	1									
Inning Stats	R: 1 E: 0 K: 1 S: 10	H: 2 LOB: 1 BB: 0 P: 15	R: 0 E: 0 K: 1 S: 9	H: 0 LOB: 0 BB: 0 P: 11	R: 0 E: 0 K: 0 S: 11	H: 1 LOB: 1 BB: 0 P: 16	R: 0 E: 0 K: 1 S: 10	H: 0 LOB: 1 BB: 0 P: 14	R: 0 E: 0 K: 0 S: 12	H: 2 LOB: 2 BB: 0 P: 16	R: 0 E: 0 K: 1 S: 11	H: 0 LOB: 0 BB: 0 P: 16	R: 0 E: 0 K: 0 S: 9	H: 0 LOB: 0 BB: 0 P: 13	R: 3 E: 0 K: 1 S: 19	H: 3 LOB: 0 BB: 0 P: 24	R: 0 E: 0 K: 2 S: 12	H: 1 LOB: 1 BB: 0 P: 17	1B: 5 2B: 2 3B: 0 HR: 2	SF: 0 SAC: 0 DP: 0 HBP: 1	WP: 1 PB: 0 SB: 0 CS: 0	PA: 36			
PITCHER	IP	WLS	BF	H	R	ER	SO	BB	IBB	HBP	BLK	WP	HR	S	P	ERA	WHIP								
57 Tommy Milone, L (1, 1) ERA: 4.1	6.0		23	5	1	1	4	0	0	1	0	0	1	63	88	1.50	0.833								
61 Dan Otero, R (7, 1) ERA: 2.09	1.0	H	3	0	0	0	0	0	0	0	0	0	0	9	13	0.00	0.000								
56 Fernando Abad, L (8, 1) ERA: 2.25	0.1	L	3	2	2	2	1	0	0	0	0	0	0	11	15	54.00	6.000								
44 Luke Gregerson, R (8, 1) ERA: 2.61	1.2	B	7	2	1	1	2	0	0	0	0	1	1	20	26	5.40	1.200								

Chicago White Sox @ Oakland Athletics
O.co Coliseum, Oakland, CA
Wed May 14, 2014, 3:38 PM - 6:34 PM EDT
Att: 18,035 - Sunny - 81°F

AB	35
R	4
H	9
RBI	4
BB	0
SO	7
LOB	6



Batter	1	2	3	4	5	6	7	8	9	AB	R	H	RBI	BB	SO	LOB	BOTTOM								
5 John Jaso, L (1, 10) OBP: 0.398, SLG: 0.511										3	1	1	1	1	1	0									
8 Jed Lowrie, S (1, 6) OBP: 0.367, SLG: 0.392										3	0	0	0	1	1	1									
20 Josh Donaldson, R (1, 5) OBP: 0.344, SLG: 0.491										4	1	2	1	0	0	1									
37 Brandon Moss, L (1, 3) OBP: 0.361, SLG: 0.515										3	0	0	0	1	1	3									
52 Yoenis Cespedes, R (1, 7) OBP: 0.333, SLG: 0.500										4	0	0	0	0	1	2									
16 Josh Reddick, L (1, 9) OBP: 0.291, SLG: 0.333										3	0	0	0	0	0	0									
36 Derek Norris, R (1, 2) OBP: 0.441, SLG: 0.557										3	0	0	0	0	1	0									
28 Eric Sogard, L (1, 4) OBP: 0.260, SLG: 0.225										3	0	0	0	0	0	0									
3 Craig Gentry, R (1, 8) OBP: 0.360, SLG: 0.364										2	0	0	0	0	0	0									
18 Alberto Callaspo, S (8, PH) OBP: 0.352, SLG: 0.352										1	0	0	0	0	0	0									
Inning Stats	R: 1 E: 0 K: 1 S: 13	H: 1 LOB: 1 BB: 1 P: 23	R: 0 E: 0 K: 0 S: 7	H: 0 LOB: 0 BB: 0 P: 9	R: 0 E: 0 K: 1 S: 8	H: 0 LOB: 0 BB: 0 P: 15	R: 1 E: 0 K: 0 S: 12	H: 1 LOB: 0 BB: 0 P: 20	R: 0 E: 0 K: 0 S: 10	H: 0 LOB: 0 BB: 0 P: 16	R: 0 E: 0 K: 2 S: 7	H: 0 LOB: 1 BB: 1 P: 16	R: 0 E: 0 K: 1 S: 12	H: 0 LOB: 0 BB: 0 P: 21	R: 0 E: 0 K: 0 S: 7	H: 0 LOB: 0 BB: 0 P: 9	R: 0 E: 0 K: 0 S: 9	H: 1 LOB: 1 BB: 1 P: 16	1B: 1 2B: 0 3B: 0 HR: 2	SF: 0 SAC: 0 DP: 1 HBP: 0	WP: 1 PB: 0 SB: 0 CS: 0	PA: 32			
PITCHER	IP	WLS	BF	H	R	ER	SO	BB	IBB	HBP	BLK	WP	HR	S	P	ERA	WHIP								
64 André Rienzo, R (1, 1) ERA: 4.2	6.1		23	2	2	2	4	2	0	0	0	0	2	61	106	2.84	0.632								
37 Scott Downs, L (7, 1) ERA: 4.6	0.1		1	0	0	0	0	0	0	0	0	0	0	3	6	0.00	0.000								
54 Ronald Belisario, R (7, 1) ERA: 4.5	1.1	W	4	0	0	0	1	0	0	0	0	0	0	12	17	0.00	0.000								
27 Matt Lindstrom, R (9, 1) ERA: 3.5	1.0	S	4	1	0	0	0	0	0	0	0	0	0	9	16	0.00	2.000								

Chicago White Sox @ Oakland Athletics
O.co Coliseum, Oakland, CA
Wed May 14, 2014, 3:38 PM - 6:34 PM EDT
Att: 18,035 - Sunny - 81°F

AB	29
R	2
H	3
RBI	2
BB	3
SO	5
LOB	7



Batter	1	2	3	4	5	6	7	8	9	AB	R	H	RBI	BB	SO	LOB	TOP					
4 Coco Crisp, S OBP: 0.362, SLG: 0.390	(1, 8) B SI 88 C FF 87 D CH 88 F SI 88 S CU 80 X SL 86	4-2 BB	(4, 1) B SI 90 C FF 89 D CH 88 F SI 88 S CU 80 X SL 86	4-1 BB	(4, 1) B SI 88 C FF 87 D CH 88 F SI 88 S CU 80 X SL 86	4-1 BB	(3, 1) G3	(2, 3) K	2 1 0 0 3 0 1 1 0 0 0 0 1 0	Oakland Athletics @ Cleveland Indians Progressive Field, Cleveland, OH Sun May 18 2014, 1:07 PM - 4:26 PM EDT Att: 14,872 - Sunny - 56 F												
3 Craig Gentry, R OBP: 0.364, SLG: 0.367	(9, PH) B SI 88 C FF 87 D CH 88 F SI 88 S CU 80 X SL 86	8 G3-6-3 BB	(9, PH) B SI 88 C FF 87 D CH 88 F SI 88 S CU 80 X SL 86	1 G4-6-3 BB	20 37 2B BB	G5-3	G3	(2, 3) K	1 0 0 0 0 0 1 5 2 2 0 0 1 3													
8 Jed Lowrie, S OBP: 0.358, SLG: 0.399	(1, 6) X SI 89 B SI 89 C FF 88 D CH 88 F SI 88 S CU 80 X SL 86	0-0 G3-6-3	(2, 3) X SI 88 B SI 88 C FF 87 D CH 88 F SI 88 S CU 80 X SL 86	0-0 G4-6-3	1-2 L8	1-2 L8	1-2 37 PB 37 2B 2B	0-2 37 BB 52 2B 1B	1 0 0 0 0 0 1 5 2 2 0 0 1 3													
1 Nick Punto, S OBP: 0.295, SLG: 0.275	(2, 6) B SI 88 C FF 87 D CH 88 F SI 88 S CU 80 X SL 86	1-2 G3-6-3	(2, 3) X SI 88 B SI 88 C FF 87 D CH 88 F SI 88 S CU 80 X SL 86	1-2 G4-6-3	1-2 L8	1-2 L8	1-2 37 PB 37 2B 2B	1-3 37 BB 52 2B 1B	1 0 0 0 0 0 1 5 2 2 0 0 1 3													
20 Josh Donaldson, R OBP: 0.362, SLG: 0.520	(1, 5) B SI 92 C FF 91 D CH 91 F SI 91 S CU 84 X SL 84	2-3 K	(4, 1) B SI 81 C FF 80 D CH 80 F SI 80 S CU 80 X SL 88	4-1 37 BB 5 2B BB	2-0 37 2B 52 2B 1B	4-0 37 PB 37 2B IBB	4-2 52 2B 5 2B BB	4-2 37 BB 52 2B BB	2 4 1 1 3 1 0 3 4 3 3 2 0 0													
37 Brandon Moss, L OBP: 0.391, SLG: 0.582	(1, 7) B SI 90 C FF 89 D CH 88 F SI 88 S CU 80 X SL 86	1-1 52 E 3B	(4, 2) B SI 81 C FF 80 D CH 80 F SI 80 S CU 80 X SL 88	4-2 5 2B 16 1B BB	0-0 52 2B 2B	2-2 52 2B IBB	4-2 52 2B 5 G4-3 BB	4-2 52 2B 5 G4-3 BB	3 4 3 3 2 0 0 5 0 2 5 0 0 3													
52 Yoenis Cespedes, R OBP: 0.331, SLG: 0.503	(1, 10) B SI 90 C FF 89 D CH 88 F SI 88 S CU 80 X SL 86	1-1 E5	(4, 2) B SI 81 C FF 80 D CH 80 F SI 80 S CU 80 X SL 88	1-1 P3	1-1 P3	2-1 P6	1-1 5 G4-3 2B	1-1 5 G4-3 2B	5 0 2 5 0 0 3 5 1 1 2 0 1 3													
5 John Jaso, L OBP: 0.371, SLG: 0.470	(1, 2) X SI 91 B SI 91 C FF 90 D CH 90 F SI 90 S CU 84 X SL 84	0-0 P5	(4, 2) B SI 81 C FF 80 D CH 80 F SI 80 S CU 80 X SL 88	0-1 16 1B 2B	1-3 K	1-3 K	1-2 16 2B G4-3 2B	1-2 16 2B G4-3 2B	5 1 1 2 0 1 3 4 0 2 2 1 1 2													
16 Josh Reddick, L OBP: 0.299, SLG: 0.385	(1, 9) B SI 90 C FF 89 D CH 88 F SI 88 S CU 80 X SL 86	1-0 L4	(4, 2) B SI 81 C FF 80 D CH 80 F SI 80 S CU 80 X SL 88	0-1 18 G6-3 1B	4-2 K	4-2 K	0-0 18 G4-3 2B	0-3 K	4 0 2 2 1 1 2 5 0 0 0 0 1 7													
18 Alberto Callaspo, S OBP: 0.347, SLG: 0.341	(1, 3) C SI 91 B SI 91 C FF 90 D CH 90 F SI 90 S CU 84 X SL 84	1-2 G4-3	(4, 2) B SI 81 C FF 80 D CH 80 F SI 80 S CU 80 X SL 88	0-1 G6-3	2-3 K	2-3 K	2-2 G4-3	1-0 L9	5 0 0 0 0 1 7 4 1 1 0 0 0 1													
28 Eric Sogard, L OBP: 0.250, SLG: 0.216	(1, 4) B SI 88 C FF 87 D CH 88 F SI 88 S CU 80 X SL 86	1-0 G4-3	(4, 2) B SI 81 C FF 80 D CH 80 F SI 80 S CU 80 X SL 88	1-0 G4-3	0-1 4 BB 20 1B 1B	1-0 F7	0-1 F9	1-0 L7	4 1 1 0 0 0 1 1 0 0 0 0 0 0													
88 Kyle Blanks, R OBP: 0.250, SLG: 0.250	(8, 3) B SI 88 C FF 87 D CH 88 F SI 88 S CU 80 X SL 86	1-0 G4-3	(4, 2) B SI 81 C FF 80 D CH 80 F SI 80 S CU 80 X SL 88	1-0 G4-3	0-1 4 BB 20 1B 1B	1-0 F7	0-1 F9	1-0 L7	4 1 1 0 0 0 1 1 0 0 0 0 0 0													
Inning Stats	R: 0 E: 0 K: 1 S: 7	H: 0 LOB: 0 BB: 1 P: 13	R: 1 E: 1 K: 0 S: 9	H: 1 LOB: 1 BB: 0 P: 13	R: 0 E: 0 K: 0 S: 3	H: 0 LOB: 0 BB: 1 P: 8	R: 2 E: 0 K: 0 S: 11	H: 2 LOB: 1 BB: 2 P: 20	R: 4 E: 0 K: 2 S: 17	H: 4 LOB: 2 BB: 2 P: 31	R: 2 E: 0 K: 0 S: 11	H: 2 LOB: 1 BB: 1 P: 22	R: 1 E: 1 K: 0 S: 9	H: 1 LOB: 1 BB: 0 P: 15	R: 3 E: 0 K: 1 S: 19	H: 2 LOB: 1 BB: 2 P: 30	R: 0 E: 0 K: 2 S: 7	H: 0 LOB: 0 BB: 0 P: 11	1B: 4 2B: 7 3B: 1 HR: 0	SF: 0 SAC: 0 DP: 3 HBP: 0	WP: 0 PB: 1 SB: 0 CS: 0	PA: 47
PITCHER	IP WLS BF H R ER SO BB IBB HBP BLK WP HR S P ERA WHIP	4.1 L 23 7 7 7 1 5 0 0 0 0 0 39 70 14.54 2.769	5.0 L 28 7 2 2 1 1 1 0 0 0 0 0 17 33 6.75 2.250	6.1 L 28 6 1 1 0 0 0 0 0 0 0 11 19 0.00 0.750	8.1 L 34 4 2 3 3 2 0 0 0 0 0 10 19 - -	8.1 L 34 4 0 0 0 1 0 0 0 0 0 10 13 0.00 0.000	9.1 L 34 0 0 0 2 0 0 0 0 0 0 6 9 0.00 0.000	4.0 L 23 0 0 0 2 0 0 0 0 0 0 6 9 0.00 0.000	4.0 L 23 0 0 0 2 0 0 0 0 0 0 6 9 0.00 0.000	4.0 L 23 0 0 0 2 0 0 0 0 0 0 6 9 0.00 0.000	4.0 L 23 0 0 0 2 0 0 0 0 0 0 6 9 0.00 0.000	4.0 L 23 0 0 0 2 0 0 0 0 0 0 6 9 0.00 0.000	4.0 L 23 0 0 0 2 0 0 0 0 0 0 6 9 0.00 0.000	4.0 L 23 0 0 0 2 0 0 0 0 0 0 6 9 0.00 0.000	4.0 L 23 0 0 0 2 0 0 0 0 0 0 6 9 0.00 0.000	4.0 L 23 0 0 0 2 0 0 0 0 0 0 6 9 0.00 0.000						

Oakland Athletics @ Cleveland Indians
 Progressive Field, Cleveland, OH
 Sun May 18 2014, 1:07 PM - 4:26 PM EDT
 Att: 14,872 - Sunny - 56 F

livebaseballscorecards.com

AB 38
R 13
H 12
RBI 13
BB 9
SO 6
LOB 21



Batter	1	2	3	4	5	6	7	8	9	AB	R	H	RBI	BB	SO	LOB	BOTTOM					
24 Michael Bourn, L OBP: 0.291, SLG: 0.379	(1, 8) C SI 90 B SI 90 C FF 89 D CH 88 F SI 88 S CU 80 X SL 86	1-1 HR	(4, 0) B SI 91 C FF 90 D CH 89 F SI 89 S CU 81 X SL 87	3-3 K	(4, 0) B SI 91 C FF 90 D CH 89 F SI 89 S CU 81 X SL 87	4-0 23 BB 4 BB BB	(2, 3) G6-3	3 1 1 1 2 1 1 4 0 0 0 1 1 2	Oakland Athletics @ Cleveland Indians Progressive Field, Cleveland, OH Sun May 18 2014, 1:07 PM - 4:26 PM EDT Att: 14,872 - Sunny - 56 F													
4 Mike Aviles, R OBP: 0.311, SLG: 0.394	(1, 6) B SI 92 C FF 91 D CH 90 F SI 90 S CU 84 X SL 84	1-3 K	(1, 2) D CU 76 B SI 76 C FF 76 D CH 76 F SI 76 S CU 76 X SL 76	1-2 G5-3	(3, 2) C SI 89 B SI 89 C FF 88 D CH 87 F SI 87 S CU 79 X SL 79	2-2 P5	(4, 2) B SI 79 C FF 78 D CH 77 F SI 77 S CU 77 X SL 77	2-2 23 BB G5-3		4 0 0 0 1 1 2 3 1 2 2 2 0 0												
23 Michael Brantley, L OBP: 0.354, SLG: 0.487	(1, 7) B SI 92 C FF 91 D CH 90 F SI 90 S CU 84 X SL 84	4-2 7 1B BB	(3, 2) B SI 90 C FF 89 D CH 88 F SI 88 S CU 80 X SL 86	7 1B 1B	(2, 2) C SI 91 B SI 91 C FF 90 D CH 89 F SI 89 S CU 81 X SL 87	2-2 HR	(4, 2) B SI 91 C FF 90 D CH 89 F SI 89 S CU 81 X SL 87	1-2 2-3 3H BB		3 1 2 2 2 0 0 3 0 0 0 2 3 5												
9 Ryan Raburn, R OBP: 0.239, SLG: 0.215	(1, 10) C SI 91 B SI 91 C FF 90 D CH 89 F SI 89 S CU 81 X SL 87	0-3 K	(0, 3) F SI 89 S CU 74 1 SAFE F SI 89 S CU 74 1 SAFE F SI 89 S CU 74 1 SAFE	0-3 K	(4, 2) B SI 88 C FF 87 D CH 86 F SI 86 S CU 76 X SL 76	4-2 7 FC3-6 BB	(4, 2) B SI 88 C FF 87 D CH 86 F SI 86 S CU 76 X SL 76	1-3 K		3 0 0 0 2 3 5 5 0 3 0 0 0 1												
7 David Murphy, L OBP: 0.360, SLG: 0.440	(1, 9) F SI 91 C FF 90 D CH 89 F SI 89 S CU 81 X SL 87	0-2 1B	(0, 2) F SI 90 C FF 89 D CH 88 F SI 88 S CU 80 X SL 86	0-2 33 S 1B	(1, 1) C SI 90 B SI 90 C FF 89 D CH 88 F SI 88 S CU 80 X SL 86	1-1 FC3-6	(1, 1) FC3-6	(2, 2) P5		5 0 3 0 0 0 1 5 0 0 0 0 1 7												
33 Nick Swisher, S OBP: 0.295, SLG: 0.313	(1, 3) B SI 73 C FF 72 D CH 71 F SI 71 S CU 71 X SL 71	2-2 G3-1	(3, 3) B SI 91 C FF 90 D CH 89 F SI 89 S CU 81 X SL 87	3-3 K	(3, 3) B SI 91 C FF 90 D CH 89 F SI 89 S CU 81 X SL 87	0-0 G4-1	(0, 0) G4-1	(2, 1) P3		5 0 0 0 0 1 7 4 0 0 0 0 0 2												
41 Carlos Santana, S OBP: 0.312, SLG: 0.285	(1, 2) B SI 75 C FF 74 D CH 73 F SI 73 S CU 73 X SL 73	3-2 G5-3	(0, 2) C SI 84 B SI 84 C FF 83 D CH 82 F SI 82 S CU 75 X SL 75	0-2 P6	(1, 0) B SI 94 C FF 93 D CH 92 F SI 92 S CU 87 X SL 87	1-0 L3	(3, 2) G5-3	(3, 2) G5-3		4 0 0 0 0 0 2 3 0 2 0 0 1 0												
8 Lonnie Chisenhall, L OBP: 0.434, SLG: 0.477	(1, 5) C SI 73 B SI 73 C FF 72 D CH 71 F SI 71 S CU 71 X SL 71	2-1 11 G6-3 2B	(3, 3) C SI 90 B SI 90 C FF 89 D CH 88 F SI 88 S CU 80 X SL 86	3-3 K	(1, 0) H SI 94 B SI 94 C FF 93 D CH 92 F SI 92 S CU 87 X SL 87	1-0 11 FC3-6 HBP	(0, 1) 24 G6-3 1B	(0, 1) 24 G6-3 1B		3 0 2 0 0 1 0 4 1 0 0 0 0 3												
11 José Ramírez, S OBP: 0.080, SLG: 0.080	(1, 4) B SI 91 C FF 90 D CH 89 F SI 89 S CU 81 X SL 87	3-2 G6-3	(0, 1) C SI 92 B SI 92 C FF 91 D CH 90 F SI 90 S CU 84 X SL 84	0-1 F7	(1, 2) B SI 93 C FF 92 D CH 91 F SI 91 S CU 85 X SL 85	1-2 FC3-6 2B	(0, 0) F9	(0, 0) F9		4 1 0 0 0 0 3 1B: 5 2B: 1 3B: 0 HR: 2												
Inning Stats	R: 1 E: 0 K: 2 S: 17	H: 2 LOB: 2 BB: 1 P: 25	R: 0 E: 0 K: 0 S: 12	H: 1 LOB: 1 BB: 1 P: 25	R: 0 E: 0 K: 2 S: 16	H: 2 LOB: 0 BB: 0 P: 22	R: 0 E: 0 K: 2 S: 10	H: 0 LOB: 0 BB: 0 P: 16		R: 1 E: 0 K: 0 S: 11	H: 1 LOB: 1 BB: 1 P: 21	R: 1 E: 0 K: 1 S: 12	H: 0 LOB: 3 BB: 3 P: 28	R: 0 E: 0 K: 0 S: 11	H: 0 LOB: 0 BB: 0 P: 17	R: 0 E: 0 K: 0 S: 6	H: 1 LOB: 0 BB: 0 P: 6	R: 0 E: 0 K: 0 S: 8	H: 1 LOB: 2 BB: 1 P: 17	1B: 5 2B: 1 3B: 0 HR: 2	SF: 0 SAC: 0 DP: 1 HBP: 1	WP: 0 PB: 0 SB: 1 CS: 0
PITCHER	IP WLS BF H R ER SO BB IBB HBP BLK WP HR S P ERA WHIP	5.0 W 24 6 2 2 0 3 0 1 0 0 0 9 24 13.50 4.500	0.2 L 6 0 1 1 0 3 0 1 0 0 0 9 24 13.50 4.500	1.1 L 6 0 0 0 1 0 0 0 0 0 14 21 0.00 0.000	2.0 L 8 2 0 0 0 1 0 0 0 0 0 14 23 0.00 1.500	0.2 L 6 0 1 1 0 3 0 1 0 0 0 9 24 13.50 4.500	0.2 L 6 0 1 1 0 3 0 1 0 0 0 9 24 13.50 4.500	0.2 L 6 0 1 1 0 3 0 1 0 0 0 9 24 13.50 4.500	0.2 L 6 0 1 1 0 3 0 1 0 0 0 9 24 13.50 4.500	0.2 L 6 0 1 1 0 3 0 1 0 0 0 9 24 13.50 4.500	0.2 L 6 0 1 1 0 3 0 1 0 0 0 9 24 13.50 4.500	0.2 L 6 0 1 1 0 3 0 1 0 0 0 9 24 13.50 4.500	0.2 L 6 0 1 1 0 3 0 1 0 0 0 9 24 13.50 4.500	0.2 L 6 0 1 1 0 3 0 1 0 0 0 9 24 13.50 4.500	0.2 L 6 0 1 1 0 3 0 1 0 0 0 9 24 13.50 4.500	0.2 L 6 0 1 1 0 3 0 1 0 0 0 9 24 13.50 4.500						

Oakland Athletics @ Cleveland Indians
 Progressive Field, Cleveland, OH
 Sun May 18 2014, 1:07 PM - 4:26 PM EDT
 Att: 14,872 - Sunny - 56 F

livebaseballscorecards.com

AB 34
R 3
H 8
RBI 3
SO 7
LOB 21



Batter	1	2	3	4	5	6	7	8	9	AB	R	H	RBI	BB	SO	LOB	TOP										
3 Craig Gentry, R OBP: 0.344, SLG: 0.345			G4-3			K		L4		4	0	0	0	0	2	1	<p>Oakland Athletics @ Tampa Bay Rays</p> <p>Tropicana Field, St. Petersburg, FL</p> <p>Wed May 21 2014, 7:11 PM - 11:03 PM EDT</p> <p>Att: 10,555 - Dome - 72 F</p>										
88 Kyle Blanks, R OBP: 0.200, SLG: 0.200										3	0	0	0	0	3	0											
5 John Jaso, L OBP: 0.369, SLG: 0.457										0	0	0	0	1	0	0											
4 Coco Crisp, S OBP: 0.366, SLG: 0.413										0	0	0	0	0	0	0											
20 Josh Donaldson, R OBP: 0.356, SLG: 0.500			F9							3	0	0	0	1	1	2											
52 Yoenis Cespedes, R(1, 10) OBP: 0.320, SLG: 0.478		E6 37 BB 16 FC4 36 BB		F9						4	1	0	0	0	1	3											
36 Derek Norris, R OBP: 0.454, SLG: 0.535			G5-3							2	1	0	0	2	0	1											
37 Brandon Moss, L OBP: 0.367, SLG: 0.595										2	1	1	1	2	1	0											
18 Alberto Callaspo, S ERA: 1.94										3	0	0	0	0	1	3											
28 Eric Sogard, L OBP: 0.265, SLG: 0.228										1	0	0	0	0	1	2											
16 Josh Reddick, L OBP: 0.284, SLG: 0.364										4	0	0	1	0	0	3											
1 Nick Punto, S OBP: 0.302, SLG: 0.276										3	0	0	0	1	1	4											
Inning Stats	R: 0 E: 0 K: 2 S: 8	H: 0 LOB: 0 BB: 0 P: 13	R: 2 E: 2 K: 1 S: 17	H: 0 LOB: 1 BB: 2 P: 31	R: 0 E: 0 K: 1 S: 11	H: 0 LOB: 0 BB: 0 P: 17	R: 1 E: 0 K: 0 S: 11	H: 1 LOB: 0 BB: 0 P: 17	R: 0 E: 0 K: 1 S: 9	H: 0 LOB: 0 BB: 1 P: 16	R: 0 E: 0 K: 1 S: 7	H: 0 LOB: 0 BB: 0 P: 12	R: 0 E: 0 K: 2 S: 16	H: 0 LOB: 2 BB: 2 P: 30	R: 0 E: 0 K: 2 S: 11	H: 0 LOB: 2 BB: 2 P: 24	1B: 0 2B: 0 3B: 0 HR: 1	SF: 0 SAC: 0 DP: 1 HBP: 0	WP: 0 PB: 0 SB: 0 CS: 0	PA: 36							
PITCHER	IP	WLS	BF	H	R	ER	SO	BB	IBB	HBP	BLK	WP	HR	S	P	ERA	WHIP										
40 Erik Bedard, L ERA: 2.63	5.1	L	21	1	3	1	6	3	0	0	0	0	1	59	103	1.69	0.750										
26 Brad Boxberger, R ERA: 1.35	0.2		2	0	0	0	0	0	0	0	0	0	0	3	3	0.00	0.000										
57 Jake McGee, L ERA: 1.35	1.0		3	0	0	0	1	0	0	0	0	0	0	7	12	0.00	0.000										
62 Joel Peralta, R ERA: 5.12	1.0		5	0	0	0	2	2	0	0	0	0	0	16	30	0.00	2.000										
50 Grant Balfour, R ERA: 5.71	1.0		5	0	0	0	2	2	0	0	0	0	0	11	24	0.00	2.000										

Batter	1	2	3	4	5	6	7	8	9	AB	R	H	RBI	BB	SO	LOB	BOTTOM										
9 Wil Myers, R OBP: 0.314, SLG: 0.369			P6							5	1	2	0	0	1	1	<p>Oakland Athletics @ Tampa Bay Rays</p> <p>Tropicana Field, St. Petersburg, FL</p> <p>Wed May 21 2014, 7:11 PM - 11:03 PM EDT</p> <p>Att: 10,555 - Dome - 72 F</p>										
3 Evan Longoria, R OBP: 0.322, SLG: 0.371										3	1	0	0	1	1	1											
21 James Loney, L OBP: 0.375, SLG: 0.396										4	0	2	1	0	1	1											
39 Kevin Kiermaier, L OBP: 0.250, SLG: 0.500										0	0	0	0	0	0	0											
5 Brandon Guyer, R OBP: 0.220, SLG: 0.286										3	0	0	0	0	1	3											
20 Matt Joyce, L OBP: 0.377, SLG: 0.413										1	0	1	0	0	0	0											
1 Sean Rodriguez, R OBP: 0.268, SLG: 0.478										3	0	0	0	0	0	2											
7 David DeJesus, L OBP: 0.349, SLG: 0.465										0	0	0	0	1	0	0											
50 Grant Balfour, R ERA: 5.71										0	0	0	0	0	0	0											
11 Yunel Escobar, R OBP: 0.339, SLG: 0.361										4	0	2	1	0	1	3											
8 Desmond Jennings, R OBP: 0.329, SLG: 0.389										4	0	1	0	0	1	2											
11 Logan Forsythe, R OBP: 0.247, SLG: 0.238										4	0	1	0	0	0	2											
24 Ryan Hanigan, R OBP: 0.319, SLG: 0.362										4	0	0	0	0	0	3											
Inning Stats	R: 0 E: 0 K: 1 S: 12	H: 1 LOB: 1 BB: 0 P: 19	R: 0 E: 0 K: 0 S: 10	H: 2 LOB: 2 BB: 0 P: 14	R: 0 E: 0 K: 0 S: 7	H: 0 LOB: 0 BB: 0 P: 12	R: 0 E: 0 K: 2 S: 10	H: 0 LOB: 0 BB: 0 P: 16	R: 0 E: 0 K: 0 S: 6	H: 0 LOB: 0 BB: 0 P: 13	R: 2 E: 0 K: 0 S: 12	H: 3 LOB: 2 BB: 1 P: 25	R: 0 E: 0 K: 0 S: 8	H: 0 LOB: 0 BB: 0 P: 10	R: 0 E: 0 K: 1 S: 12	H: 2 LOB: 3 BB: 1 P: 20	R: 0 E: 0 K: 2 S: 19	H: 1 LOB: 1 BB: 0 P: 25	1B: 8 2B: 1 3B: 0 HR: 0	SF: 0 SAC: 0 DP: 1 HBP: 0	WP: 0 PB: 0 SB: 0 CS: 0	PA: 37					
PITCHER	IP	WLS	BF	H	R	ER	SO	BB	IBB	HBP	BLK	WP	HR	S	P	ERA	WHIP										
57 Tommy Milone, L ERA: 3.99	5.2	W	23	5	2	2	3	1	0	0	0	0	0	52	89	3.18	1.059										
33 Fernando Rodriguez Jr., R ERA: 2.25	1.1	H	5	1	0	0	0	0	0	0	0	0	0	13	20	0.00	0.750										
44 Luke Gregerson, R ERA: 2.25	0.1	H	3	2	0	0	0	1	0	0	0	0	0	7	10	0.00	6.000										
56 Fernando Abad, L ERA: 2.37	0.2	H	2	0	0	0	0	1	0	0	0	0	0	5	10	0.00	1.500										
62 Sean Doolittle, L ERA: 3.13	1.0	S	4	1	0	0	2	0	0	0	0	0	0	19	25	0.00	1.000										

livebaseballscorecards.com

livebaseballscorecards.com

Batter	1	2	3	4	5	6	7	8	9	10	11	AB	R	H	RBI	BB	SO	LOB	TOP			
4 Coco Crisp, S OBP: 0.360, SLG: 0.404	F9		G5-3			G3		G3		F7		5	0	1	0	0	0	0				
5 John Jaso, L OBP: 0.313, SLG: 0.468				F7								4	0	2	0	0	1	0				
3 Craig Gentry, R OBP: 0.344, SLG: 0.345	K									K		0	1	0	0	0	0	0				
36 Derek Norris, R OBP: 0.450, SLG: 0.530												1	0	0	0	0	1	0				
20 Josh Donaldson, R OBP: 0.366, SLG: 0.508				L8								3	1	2	0	2	0	0				
37 Brandon Moss, L OBP: 0.383, SLG: 0.576												5	0	0	0	0	2	7				
52 Yoenis Cespedes, R OBP: 0.317, SLG: 0.476												4	0	1	2	0	1	0				
8 Jed Lowrie, S OBP: 0.354, SLG: 0.389												4	0	0	0	1	1	0				
16 Josh Reddick, L OBP: 0.277, SLG: 0.354												4	0	0	0	0	2	3				
18 Alberto Callaspo, S OBP: 0.338, SLG: 0.326												3	0	0	0	1	2	3				
28 Eric Sogard, L OBP: 0.256, SLG: 0.219												4	0	0	0	0	1	1				
Inning Stats	R: 0 E: 0 K: 2 S: 10	H: 1 LOB: 1 BB: 0 P: 13	R: 0 E: 0 K: 0 S: 8	H: 0 LOB: 0 BB: 0 P: 10	R: 0 E: 0 K: 0 S: 8	H: 0 LOB: 0 BB: 1 P: 12	R: 0 E: 0 K: 0 S: 9	H: 0 LOB: 0 BB: 0 P: 11	R: 0 E: 0 K: 2 S: 13	H: 2 LOB: 3 BB: 1 P: 24	R: 0 E: 0 K: 2 S: 15	H: 0 LOB: 0 BB: 0 P: 13	R: 1 E: 0 K: 1 S: 15	H: 2 LOB: 3 BB: 2 P: 27	R: 0 E: 0 K: 1 S: 11	H: 0 LOB: 0 BB: 0 P: 18	R: 1 E: 0 K: 0 S: 8	H: 1 LOB: 0 BB: 0 P: 10	1B: 3 2B: 3 3B: 0 HR: 0	SF: 1 SAC: 0 DP: 1 HBP: 0	WP: 0 PB: 0 SB: 1 CS: 0	PA: 42
PITCHER	IP: 6.2 WLS: 24 BF: 31 H: 3 R: 0 ER: 0 SO: 6	BB: 2 IBB: 0 HBP: 0 BLK: 0	WP: 0 HR: 0 S: 66 P: 96	ERA: 0.00 WHIP: 0.750	52 Josh Lueke, R ERA: 4.73	IP: 11.1 WLS: 4 BF: 44 H: 1 R: 1 ER: 1 SO: 10	BB: 0 IBB: 0 HBP: 0 BLK: 0	WP: 0 HR: 0 S: 96 P: 130	ERA: 9.00 WHIP: 3.000													

Oakland Athletics @ Tampa Bay Rays
Tropicana Field, St. Petersburg, FL
Thu May 22 2014, 4:11 PM - 7:56 PM EDT
Att: 11,257 - Dome - 72 F

AB	37
R	2
H	6
RBI	2
BB	4
SO	11
LOB	14



Batter	1	2	3	4	5	6	7	8	9	10	11	AB	R	H	RBI	BB	SO	LOB	BOTTOM					
7 David DeJesus, L OBP: 0.351, SLG: 0.458												4	0	1	0	1	1	2						
3 Evan Longoria, R OBP: 0.319, SLG: 0.366												5	1	1	0	0	1	3						
20 Matt Joyce, L OBP: 0.372, SLG: 0.405												5	0	1	0	0	0	2						
9 Wil Myers, R OBP: 0.307, SLG: 0.359												5	0	0	0	0	1	5						
21 James Loney, L OBP: 0.316, SLG: 0.393												4	0	1	0	1	2	0						
11 Logan Forsythe, R OBP: 0.247, SLG: 0.238												0	1	0	0	0	0	0						
8 Desmond Jennings, R OBP: 0.330, SLG: 0.389												5	2	2	1	0	0	1						
35 Cole Figueroa, L OBP: 0.143, SLG: 0.143												3	0	1	0	0	0	0						
5 Brandon Guyer, R OBP: 0.216, SLG: 0.280												1	0	0	0	0	0	1						
1 Sean Rodriguez, R OBP: 0.278, SLG: 0.529												1	1	1	3	0	0	0						
11 Yunel Escobar, R OBP: 0.337, SLG: 0.358												4	0	1	1	0	0	0						
28 José Molina, R OBP: 0.164, SLG: 0.121												4	0	1	0	0	0	2						
Inning Stats	R: 0 E: 0 K: 1 S: 8	H: 0 LOB: 1 BB: 1 P: 14	R: 0 E: 0 K: 0 S: 5	H: 0 LOB: 0 BB: 0 P: 7	R: 0 E: 0 K: 1 S: 10	H: 3 LOB: 3 BB: 0 P: 18	R: 0 E: 0 K: 1 S: 6	H: 0 LOB: 0 BB: 0 P: 10	R: 0 E: 0 K: 0 S: 4	H: 0 LOB: 0 BB: 0 P: 5	R: 1 E: 0 K: 0 S: 11	H: 2 LOB: 2 BB: 1 P: 17	R: 0 E: 0 K: 0 S: 6	H: 0 LOB: 0 BB: 0 P: 9	R: 0 E: 0 K: 1 S: 9	H: 1 LOB: 0 BB: 0 P: 13	R: 0 E: 0 K: 1 S: 7	H: 0 LOB: 0 BB: 0 P: 10	R: 4 E: 0 K: 0 S: 17	H: 4 LOB: 1 BB: 0 P: 27	1B: 9 2B: 0 3B: 0 HR: 1	SF: 0 SAC: 0 DP: 0 HBP: 0	WP: 0 PB: 0 SB: 0 CS: 1	PA: 44
PITCHER	IP: 8.0 WLS: 31 BF: 31 H: 5 R: 1 ER: 1 SO: 3	BB: 2 IBB: 0 HBP: 0 BLK: 0	WP: 0 HR: 0 S: 59 P: 93	ERA: 1.12 WHIP: 0.875	56 Fernando Abad, L ERA: 2.33	IP: 9.1 WLS: 9 BF: 33 H: 3 R: 3 ER: 3 SO: 1	BB: 0 IBB: 0 HBP: 0 BLK: 0	WP: 0 HR: 0 S: 24 P: 38	ERA: 11.57 WHIP: 1.286															

Oakland Athletics @ Tampa Bay Rays
Tropicana Field, St. Petersburg, FL
Thu May 22 2014, 4:11 PM - 7:56 PM EDT
Att: 11,257 - Dome - 72 F

AB	41
R	5
H	10
RBI	5
BB	2
SO	5
LOB	16



Batter	1	2	3	4	5	6	7	8	9	AB	R	H	RBI	BB	SO	LOB	TOP			
4 Coco Crisp, S (1,8) OBP: 0.352, SLG: 0.393										4	0	0	0	0	1	1				
36 Derek Norris, R (1,2) OBP: 0.430, SLG: 0.500										4	0	0	0	0	0	0				
20 Josh Donaldson, R (1,5) OBP: 0.362, SLG: 0.492										3	1	0	0	1	0	0				
37 Brandon Moss, L (1,3) OBP: 0.382, SLG: 0.584										4	0	1	0	0	1	0				
52 Yoenis Cespedes, R (1,10) OBP: 0.319, SLG: 0.503										4	1	3	1	0	1	0				
16 Josh Reddick, L (1,9) OBP: 0.273, SLG: 0.346										3	0	0	0	0	1	1				
8 Jed Lowrie, S (9,PH) OBP: 0.353, SLG: 0.386										0	0	0	1	0	0	0				
18 Alberto Callaspo, S (1,4) OBP: 0.340, SLG: 0.329										4	0	1	0	0	1	2				
28 Eric Sogard, L (1,6) OBP: 0.256, SLG: 0.222										3	0	1	0	0	0	1				
3 Craig Gentry, R (1,7) OBP: 0.333, SLG: 0.333										3	0	0	0	0	0	1				
Inning Stats	R: 0 E: 0 K: 1 S: 7	H: 0 LOB: 0 BB: 0 P: 14	R: 1 E: 0 K: 1 S: 13	H: 2 LOB: 1 BB: 0 P: 20	R: 0 E: 0 K: 0 S: 7	H: 0 LOB: 0 BB: 0 P: 10	R: 0 E: 0 K: 0 S: 7	H: 1 LOB: 1 BB: 0 P: 12	R: 0 E: 0 K: 0 S: 9	H: 0 LOB: 0 BB: 0 P: 14	R: 0 E: 0 K: 2 S: 8	H: 0 LOB: 0 BB: 0 P: 11	R: 0 E: 0 K: 0 S: 9	H: 1 LOB: 1 BB: 0 P: 13	R: 1 E: 0 K: 1 S: 13	H: 2 LOB: 2 BB: 1 P: 23	1B: 4 2B: 0 3B: 1 HR: 1	SF: 1 SAC: 0 DP: 0 HBP: 0	WP: 0 PB: 0 SB: 0 CS: 0	PA: 34
PITCHER	IP WLS BF H R ER SO BB IBB HBP BLK WP HR S P ERA WHIP																			
43 R.A. Dickey, R (1,1) ERA: 3.95	8.1 W 31 5 2 2 4 1 0 0 0 0 1 72 113 2.16 0.720																			
29 Dustin McGowan, R (9,1) ERA: 4.5	0.0 1 1 0 0 0 0 0 0 0 0 0 4 6 ∞ ∞																			
27 Brett Cecil, L (9,1) ERA: 3.86	0.2 S 2 0 0 0 1 0 0 0 0 0 0 4 8 0.00 0.000																			

Oakland Athletics @ Toronto Blue Jays
Rogers Centre, Toronto, ON
Sat May 24 2014, 1:11 PM - 3:44 PM EDT
Att: 29,372 - Sunny - 61 F

AB	32
R	2
H	6
RBI	2
BB	1
SO	5
LOB	6



Batter	1	2	3	4	5	6	7	8	9	AB	R	H	RBI	BB	SO	LOB	BOTTOM			
7 José Reyes, S (1,6) OBP: 0.307, SLG: 0.415										4	2	2	0	0	1	1				
53 Melky Cabrera, S (1,7) OBP: 0.359, SLG: 0.510										4	0	2	2	0	0	0				
11 Kevin Pillar, R (9,7) OBP: 0.286, SLG: 0.381										0	0	0	0	0	0	0				
19 José Bautista, R (1,9) OBP: 0.429, SLG: 0.536										4	0	0	0	0	0	3				
26 Adam Lind, L (1,3) OBP: 0.414, SLG: 0.539										4	0	2	0	0	0	0				
10 Edwin Encarnación, R (1,10) OBP: 0.329, SLG: 0.541										4	0	0	0	0	1	2				
47 Juan Francisco, L (1,5) OBP: 0.370, SLG: 0.602										2	0	0	0	1	1	1				
18 Steve Tolleson, R (8,PH) OBP: 0.356, SLG: 0.550										0	0	0	0	1	0	0				
13 Brett Lawrie, R (1,4) OBP: 0.275, SLG: 0.412										4	1	1	1	0	1	4				
22 Josh Thole, L (1,2) OBP: 0.429, SLG: 0.400										3	0	1	0	1	1	1				
8 Anthony Gose, L (1,8) OBP: 0.471, SLG: 0.423										3	2	1	0	0	0	4				
Inning Stats	R: 0 E: 0 K: 1 S: 9	H: 1 LOB: 0 BB: 0 P: 13	R: 0 E: 0 K: 1 S: 10	H: 1 LOB: 1 BB: 0 P: 13	R: 1 E: 1 K: 0 S: 18	H: 2 LOB: 1 BB: 0 P: 23	R: 0 E: 0 K: 1 S: 8	H: 0 LOB: 0 BB: 0 P: 11	R: 3 E: 1 K: 0 S: 16	H: 3 LOB: 0 BB: 0 P: 22	R: 0 E: 0 K: 1 S: 12	H: 1 LOB: 2 BB: 2 P: 22	R: 1 E: 0 K: 0 S: 10	H: 1 LOB: 0 BB: 0 P: 17	R: 0 E: 0 K: 1 S: 9	H: 0 LOB: 1 BB: 1 P: 14	1B: 6 2B: 2 3B: 0 HR: 1	SF: 0 SAC: 0 DP: 2 HBP: 0	WP: 1 PB: 0 SB: 0 CS: 0	PA: 35
PITCHER	IP WLS BF H R ER SO BB IBB HBP BLK WP HR S P ERA WHIP																			
60 Jesse Chavez, R (1,1) ERA: 2.61	5.1 L 24 8 4 2 4 1 0 0 0 0 1 68 95 3.38 1.688																			
33 Fernando Rodriguez Jr., R (1,1) ERA: 1.5	1.2 7 1 1 1 0 1 0 0 0 0 0 15 26 5.40 1.200																			
29 Jeff Francis, L (8,1) ERA: 4.5	1.0 4 0 0 0 1 1 0 0 0 0 0 9 14 0.00 1.000																			

Oakland Athletics @ Toronto Blue Jays
Rogers Centre, Toronto, ON
Sat May 24 2014, 1:11 PM - 3:44 PM EDT
Att: 29,372 - Sunny - 61 F

AB	32
R	5
H	9
RBI	3
BB	3
SO	5
LOB	16



Batter	1	2	3	4	5	6	7	8	9	AB	R	H	RBI	BB	SO	LOB	TOP										
4 Coco Crisp, S OBP: 0.348, SLG: 0.384										3	0	0	0	1	2	2											
20 Josh Donaldson, R OBP: 0.364, SLG: 0.505										3	1	1	1	1	0	2											
8 Jed Lowrie, S OBP: 0.348, SLG: 0.377										4	0	0	0	0	1	4											
52 Yoenis Cespedes, R OBP: 0.313, SLG: 0.491										4	0	0	0	0	2	1											
36 Derek Norris, R OBP: 0.424, SLG: 0.500										4	0	1	0	0	0	0											
37 Brandon Moss, L OBP: 0.374, SLG: 0.574										3	0	0	0	1	1	1											
18 Alberto Callaspo, S OBP: 0.337, SLG: 0.326										4	0	1	0	0	0	2											
88 Kyle Blanks, R OBP: 0.227, SLG: 0.190										3	0	1	0	0	0	1											
5 John Jaso, L OBP: 0.370, SLG: 0.464										1	0	0	0	0	0	0											
3 Craig Gentry, R OBP: 0.333, SLG: 0.333										3	0	1	0	0	1	1											
Inning Stats	R: 0 E: 0 K: 2 S: 9	H: 0 LOB: 1 BB: 1 P: 14	R: 0 E: 0 K: 1 S: 15	H: 1 LOB: 0 BB: 0 P: 21	R: 0 E: 0 K: 1 S: 12	H: 1 LOB: 1 BB: 0 P: 17	R: 0 E: 0 K: 0 S: 9	H: 0 LOB: 1 BB: 1 P: 17	R: 0 E: 0 K: 1 S: 12	H: 1 LOB: 2 BB: 1 P: 21	R: 0 E: 0 K: 1 S: 8	H: 0 LOB: 0 BB: 0 P: 8	R: 0 E: 0 K: 1 S: 10	H: 0 LOB: 0 BB: 0 P: 12	R: 1 E: 0 K: 0 S: 15	H: 1 LOB: 0 BB: 0 P: 24	R: 0 E: 0 K: 0 S: 11	H: 0 LOB: 0 BB: 0 P: 14	1B: 3 2B: 1 3B: 0 HR: 1	SF: 0 SAC: 0 DP: 0 HBP: 0	WP: 0 PB: 0 SB: 2 CS: 0	PA: 35					
PITCHER	IP	WLS	BF	H	R	ER	SO	BB	IBB	HBP	BLK	WP	HR	S	P	ERA	WHIP										
48 J.A. Happ, L ERA: 3.34	7.0	W	28	4	0	0	7	3	0	0	0	0	0	75	110	0.00	1.000										
29 Dustin McGowan, R ERA: 4.7	1.0	H	4	1	1	1	0	0	0	0	0	0	1	15	24	9.00	1.000										
44 Casey Janssen, R ERA:	1.0	S	3	0	0	0	0	0	0	0	0	0	0	11	14	0.00	0.000										

Oakland Athletics @ Toronto Blue Jays
Rogers Centre, Toronto, ON
Sun May 25 2014, 1:09 PM - 4:15 PM EDT
Att: 45,277 - Sunny - 68 F

AB 32
R 1
H 5
RBI 1
BB 3
SO 7
LOB 14

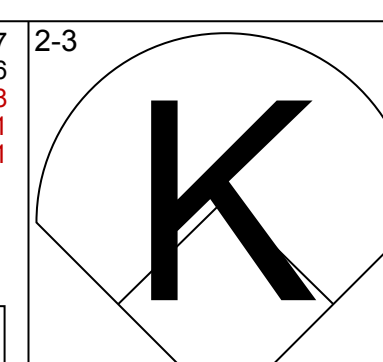
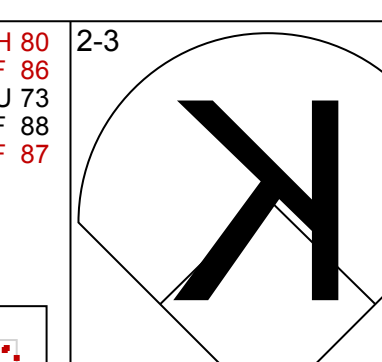
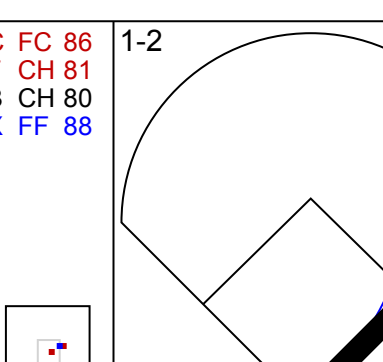
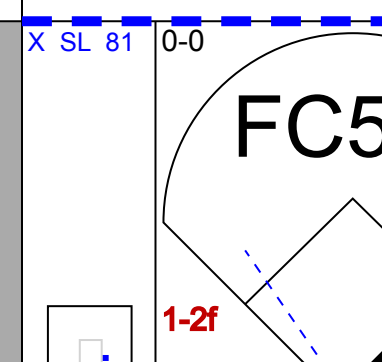
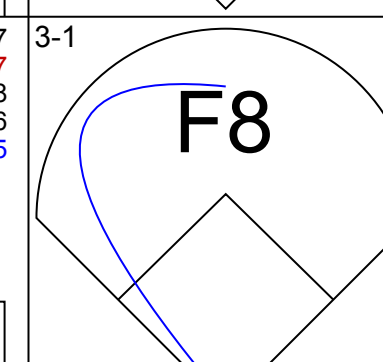
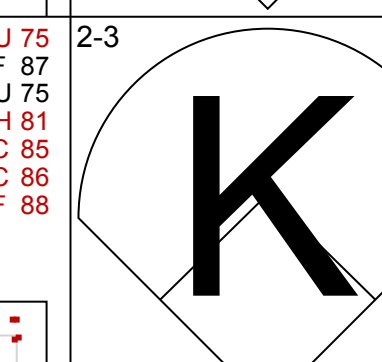
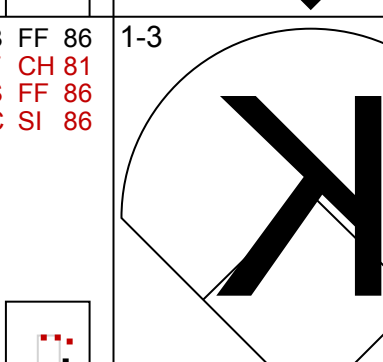
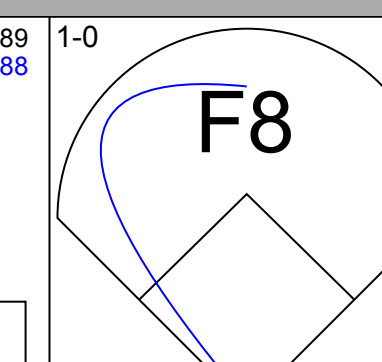
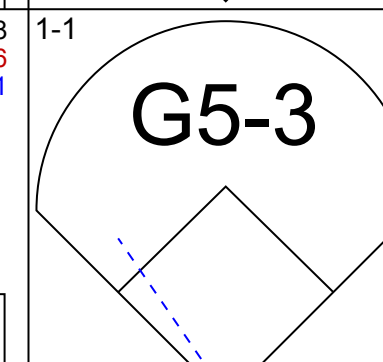
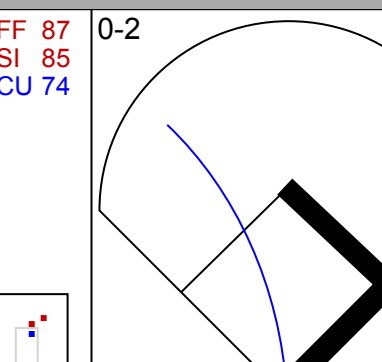
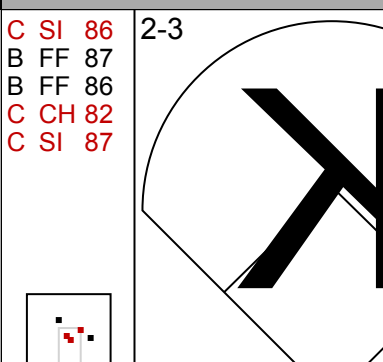
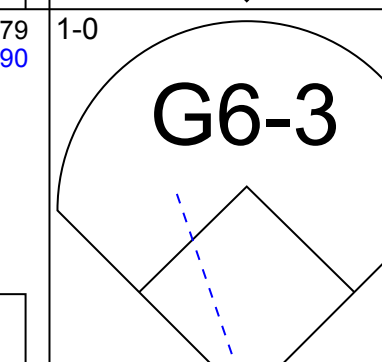
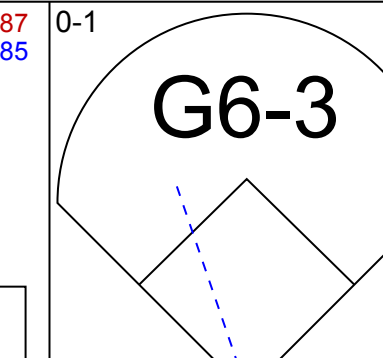
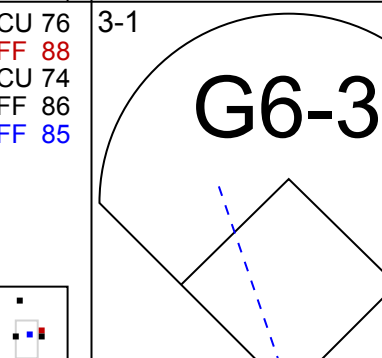
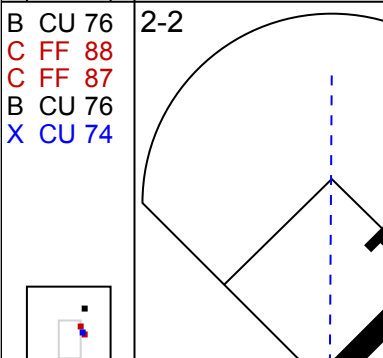
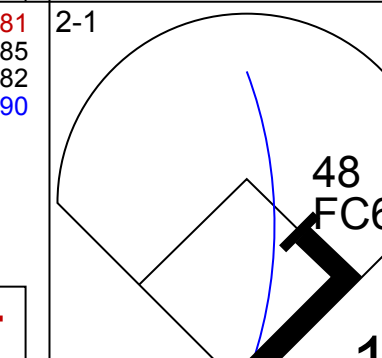

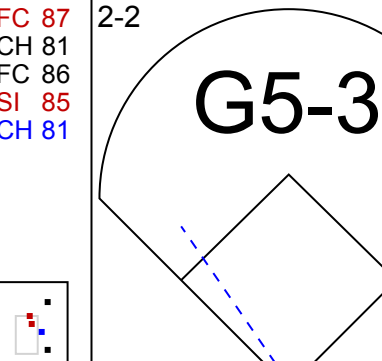
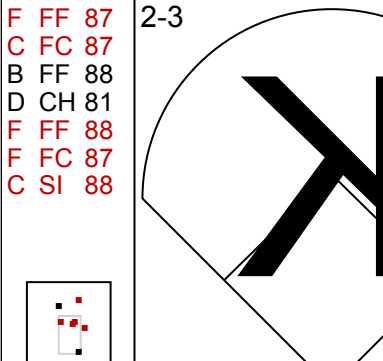
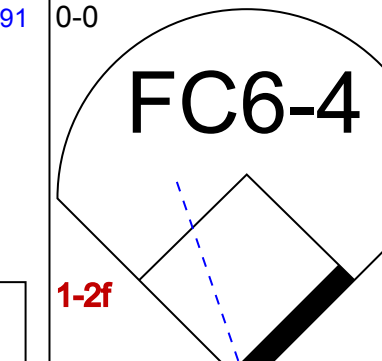

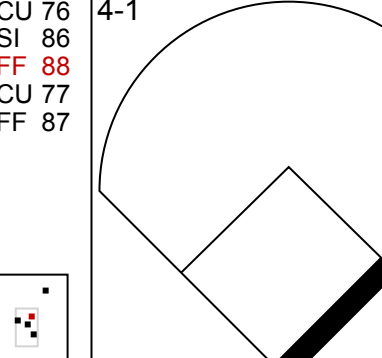
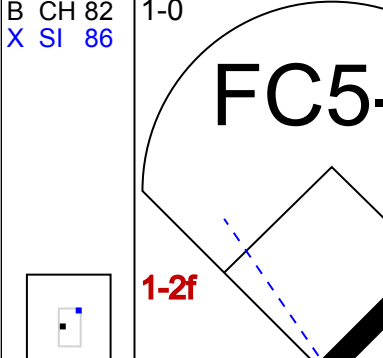
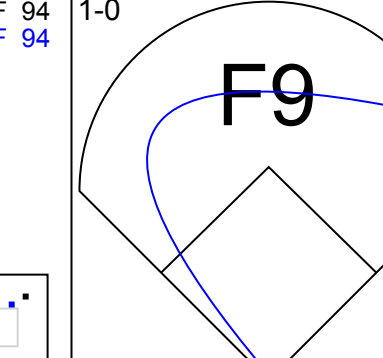

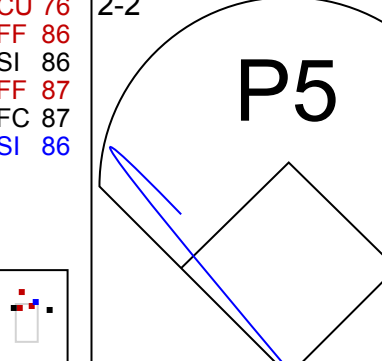
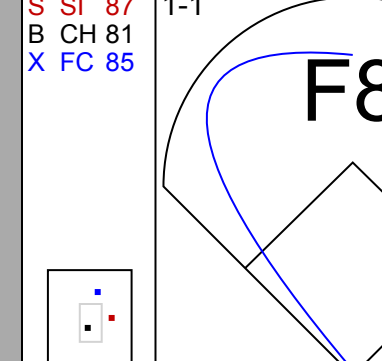
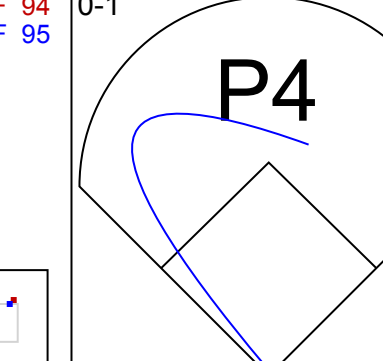
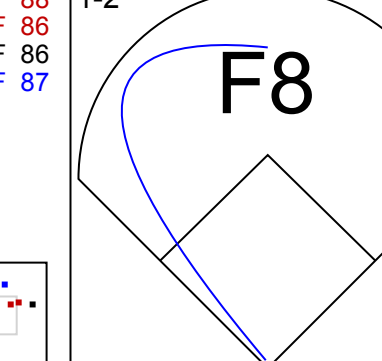
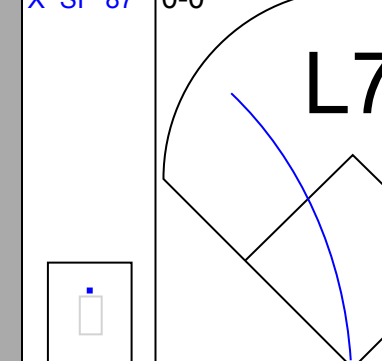
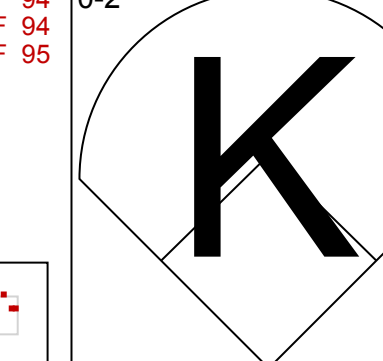
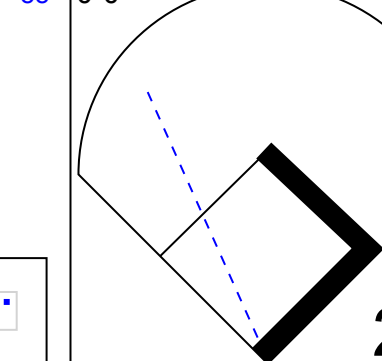
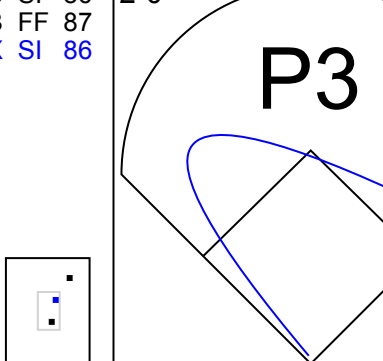
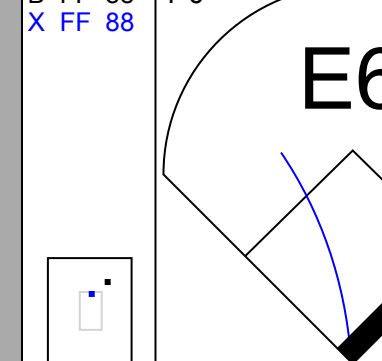


Batter	1	2	3	4	5	6	7	8	9	AB	R	H	RBI	BB	SO	LOB	BOTTOM										
7 José Reyes, S OBP: 0.318, SLG: 0.420										3	1	2	0	1	0	0											
53 Melky Cabrera, S OBP: 0.357, SLG: 0.502										3	0	0	0	1	1	2											
19 José Bautista, R OBP: 0.425, SLG: 0.533										3	0	1	2	0	1	1											
10 Edwin Encarnación, R OBP: 0.332, SLG: 0.553										3	1	1	1	1	0	2											
13 Brett Lawrie, R OBP: 0.275, SLG: 0.408										4	0	1	0	0	0	4											
30 Dioner Navarro, S OBP: 0.309, SLG: 0.324										4	0	2	0	0	0	0											
18 Steve Tolleson, R OBP: 0.388, SLG: 0.558										3	0	2	0	1	1	0											
31 Erik Kratz, R OBP: 0.217, SLG: 0.400										4	0	0	0	0	0	6											
11 Kevin Pillar, R OBP: 0.304, SLG: 0.391											2	1	1	0	0	1	0										
26 Adam Lind, L OBP: 0.409, SLG: 0.532											1	0	0	0	0	1											
8 Anthony Gose, L OBP: 0.457, SLG: 0.407											1	0	0	0	1	2											
Inning Stats	R: 0 E: 0 K: 1 S: 13	H: 0 LOB: 2 BB: 2 P: 25	R: 0 E: 0 K: 1 S: 9	H: 0 LOB: 0 BB: 0 P: 14	R: 0 E: 0 K: 1 S: 7	H: 0 LOB: 0 BB: 0 P: 10	R: 1 E: 0 K: 0 S: 19	H: 3 LOB: 2 BB: 1 P: 29	R: 1 E: 0 K: 0 S: 13	H: 3 LOB: 2 BB: 1 P: 22	R: 0 E: 0 K: 0 S: 8	H: 1 LOB: 0 BB: 0 P: 11	R: 1 E: 0 K: 1 S: 13	H: 1 LOB: 0 BB: 0 P: 17	R: 0 E: 0 K: 1 S: 12	H: 2 LOB: 2 BB: 0 P: 14	1B: 9 2B: 0 3B: 0 HR: 1	SF: 1 SAC: 0 DP: 1 HBP: 0	WP: 0 PB: 0 SB: 3 CS: 0	PA: 36							
PITCHER	IP	WLS	BF	H	R	ER	SO	BB	IBB	HBP	BLK	WP	HR	S	P	ERA	WHIP										
13 Drew Pomeranz, L ERA: 1.38	4.0	L	20	5	2	2	3	4	0	0	0	0	0	15	21	0.00	1.000										
45 Jim Johnson, R ERA: 6.0	2.0		7	2	0	0	0	0	0	0	0	0	0	13	17	9.00	1.000										
44 Luke Gregerson, R ERA: 2.88	1.0		4	1	1	1	1	0	0	0	0	0	0	12	14	0.00	2.000										
56 Fernando Abad, L ERA: 2.21	1.0		5	2	0	0	1	0	0	0	0	0	0	12	14	0.00	2.000										

Oakland Athletics @ Toronto Blue Jays
Rogers Centre, Toronto, ON
Sun May 25 2014, 1:09 PM - 4:15 PM EDT
Att: 45,277 - Sunny - 68 F


AB 31
R 3
H 10
RBI 3
BB 4
SO 5
LOB 18

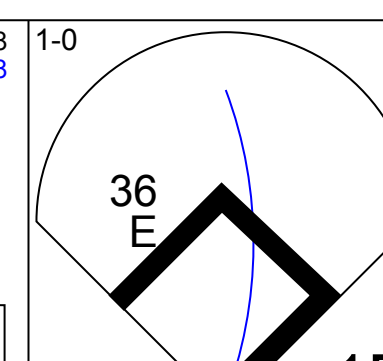
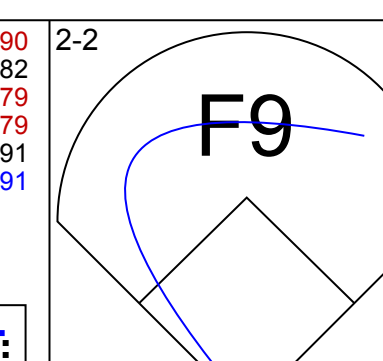
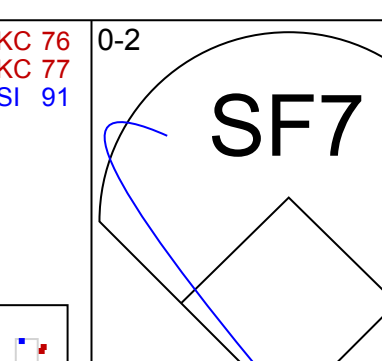
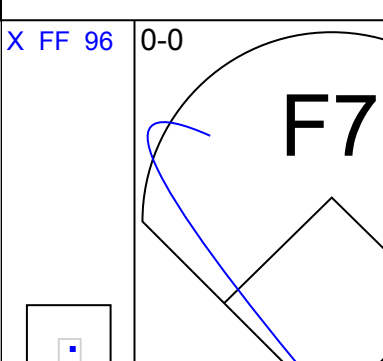
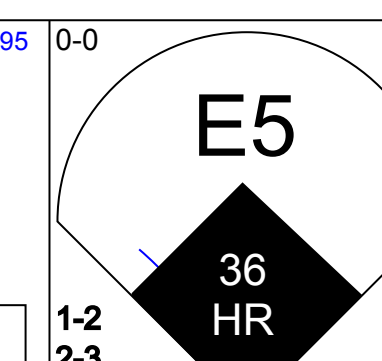
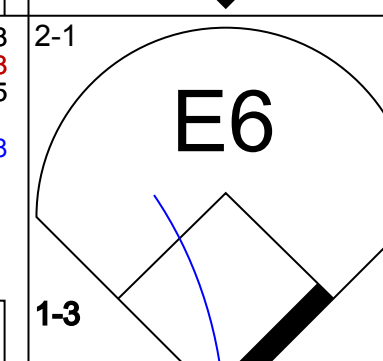
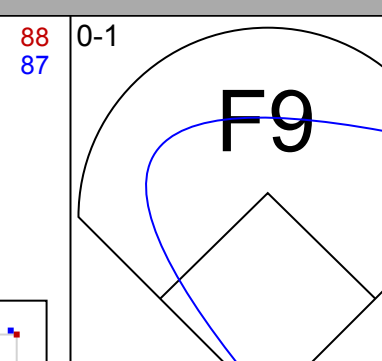
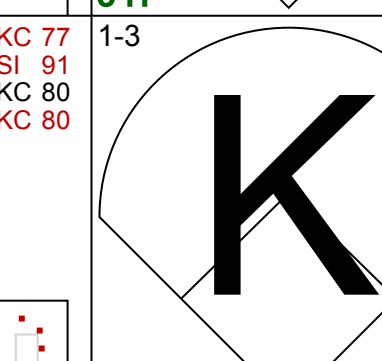
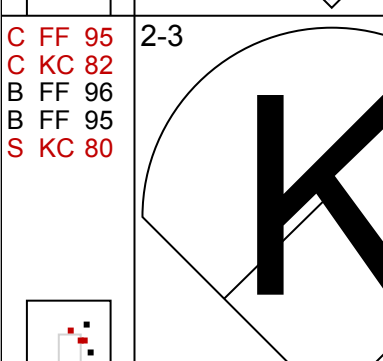
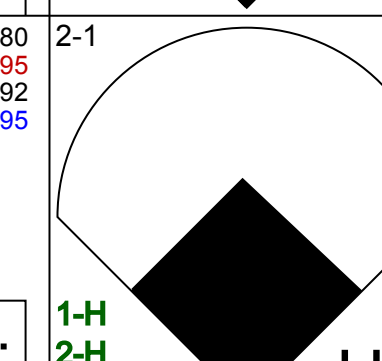
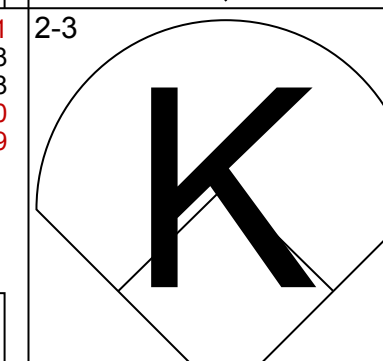
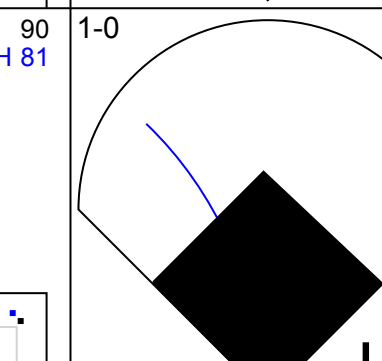
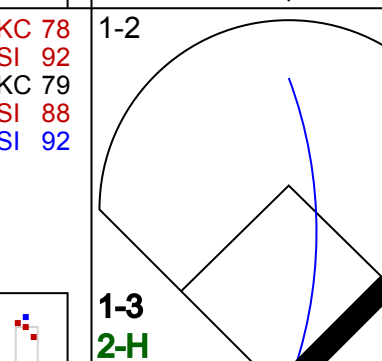
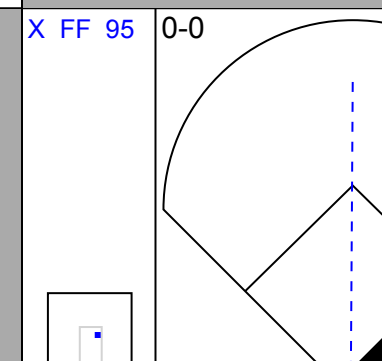
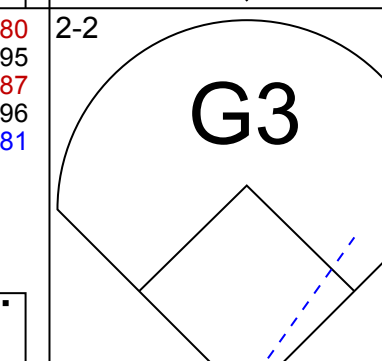
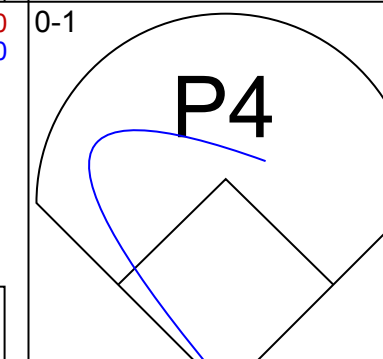
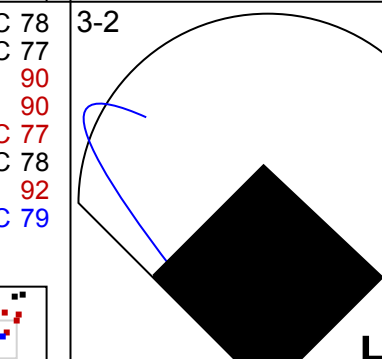
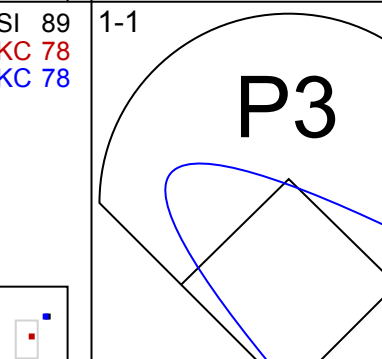
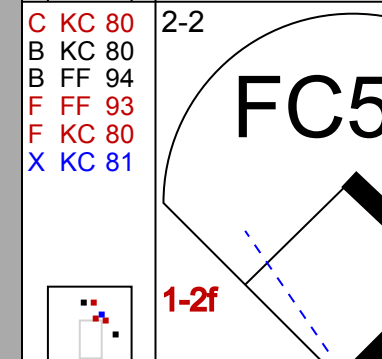
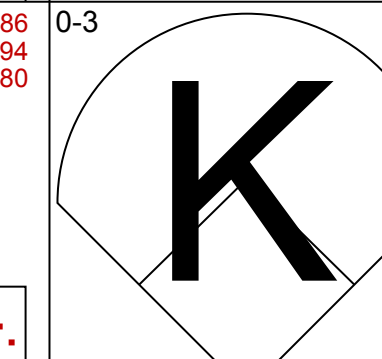
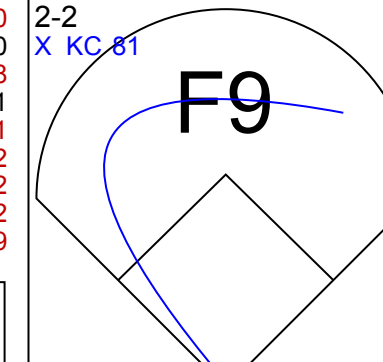
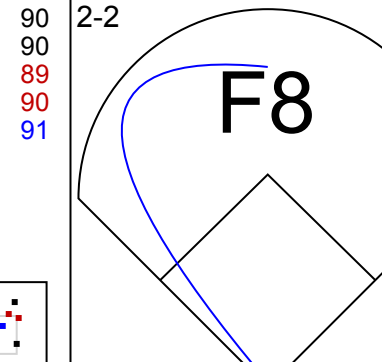
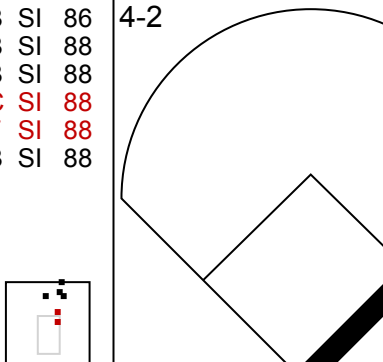
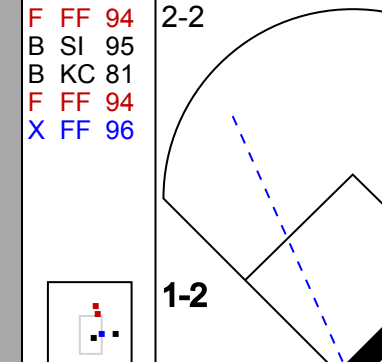
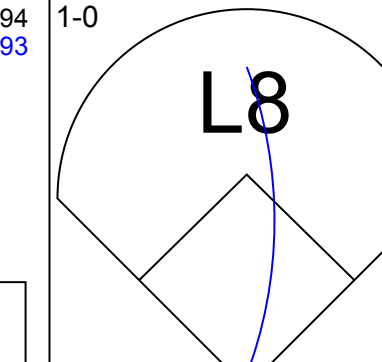

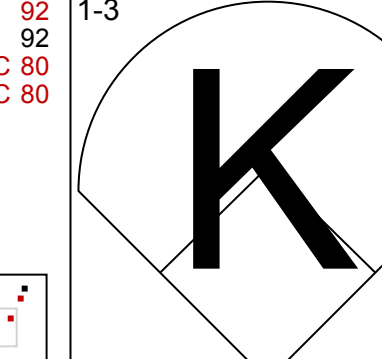
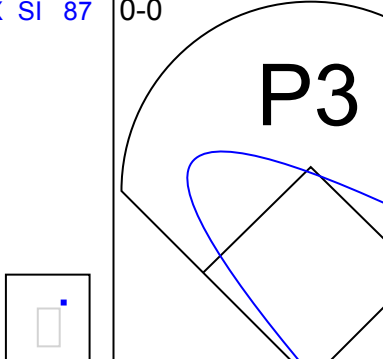
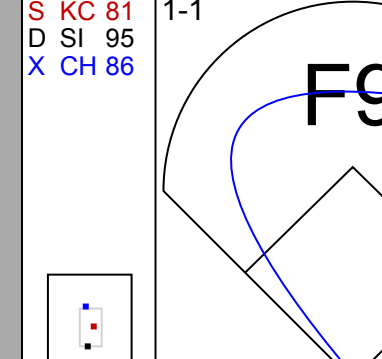


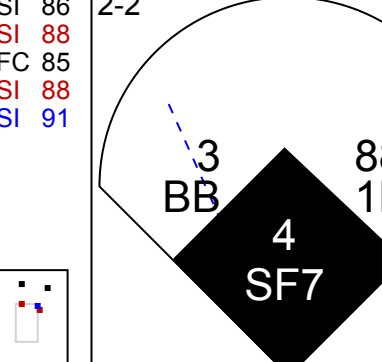
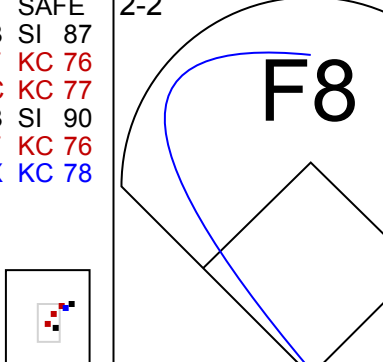
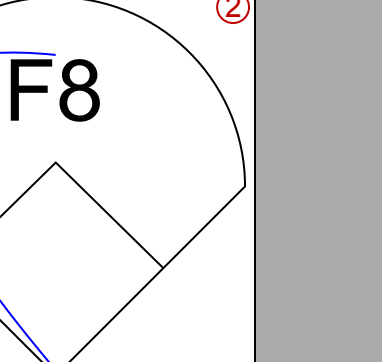



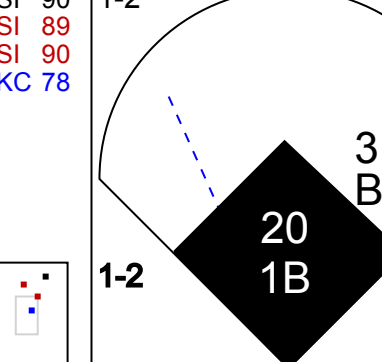
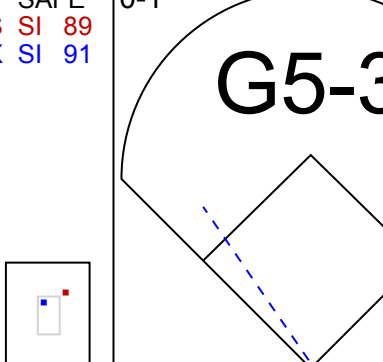
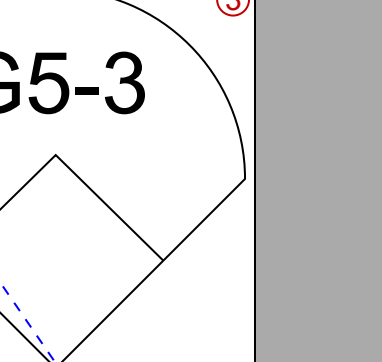

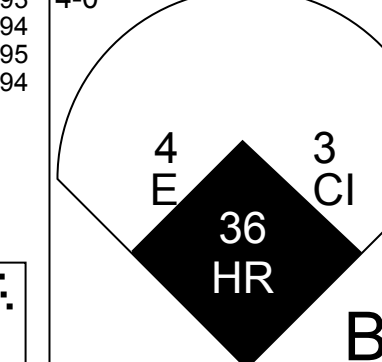
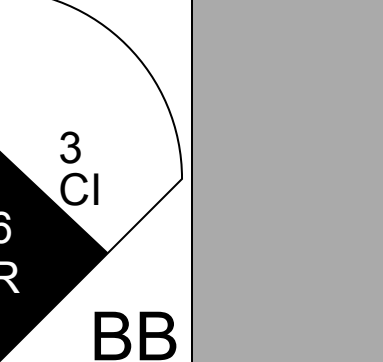

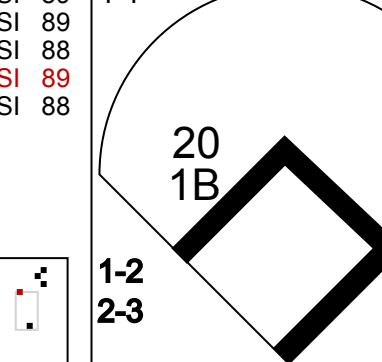

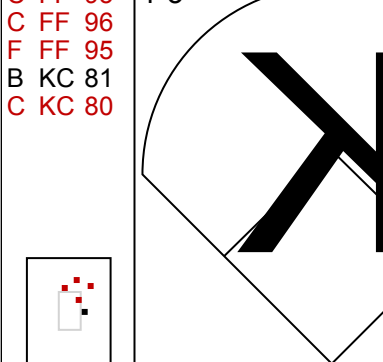
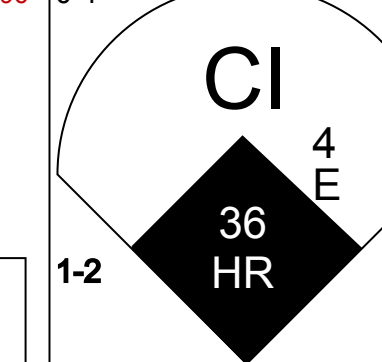
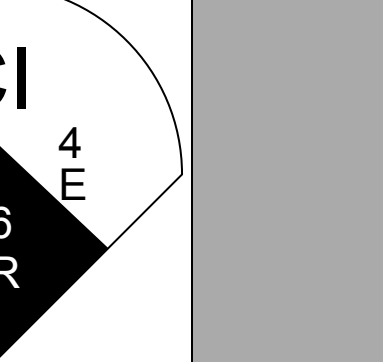


Batter	1	2	3	4	5	6	7	8	9	AB	R	H	RBI	BB	SO	LOB	TOP				
20 Rajai Davis, R OBP: 0.333, SLG: 0.406										4	0	1	0	0	2	2					
14 Austin Jackson, R OBP: 0.324, SLG: 0.411										4	0	0	0	0	2	2					
24 Miguel Cabrera, R OBP: 0.366, SLG: 0.533										4	0	1	0	0	1	0					
41 Victor Martinez, S OBP: 0.395, SLG: 0.609										4	0	2	0	0	0	1					
48 Tori Hunter, R OBP: 0.303, SLG: 0.440										4	0	0	0	0	1	3					
9 Nick Castellanos, R OBP: 0.276, SLG: 0.380										2	0	0	0	2	0	1					
50 Bryan Holaday, R OBP: 0.298, SLG: 0.273										4	0	0	0	0	0	3					
29 Danny Worth, R OBP: 0.225, SLG: 0.216										4	0	0	0	0	1	0					
17 Andrew Romine, S OBP: 0.269, SLG: 0.260										3	0	1	0	0	0	0					
Inning Stats	R: 0 E: 0 K: 1 S: 7	H: 0 LOB: 0 BB: 0 P: 13	R: 0 E: 0 K: 0 S: 9	H: 0 LOB: 1 BB: 1 P: 13	R: 0 E: 0 K: 2 S: 12	H: 1 LOB: 1 BB: 0 P: 17	R: 0 E: 0 K: 0 S: 13	H: 1 LOB: 2 BB: 1 P: 24	R: 0 E: 0 K: 1 S: 8	H: 1 LOB: 1 BB: 0 P: 13	R: 0 E: 0 K: 2 S: 12	H: 0 LOB: 1 BB: 0 P: 19	R: 0 E: 0 K: 0 S: 5	H: 1 LOB: 1 BB: 0 P: 9	R: 0 E: 0 K: 1 S: 6	H: 0 LOB: 0 BB: 0 P: 7	1B: 3 2B: 2 HR: 0	SF: 0 SAC: 0 DP: 0 HBP: 0	WP: 0 PB: 0 SB: 0 CS: 0	PA: 35	
PITCHER	IP WLS BF H R ER SO BB IBB HBP BLK WP HR S P ERA WHIP	IP WLS BF H R ER SO BB IBB HBP BLK WP HR S P ERA WHIP	IP WLS BF H R ER SO BB IBB HBP BLK WP HR S P ERA WHIP	IP WLS BF H R ER SO BB IBB HBP BLK WP HR S P ERA WHIP	IP WLS BF H R ER SO BB IBB HBP BLK WP HR S P ERA WHIP	IP WLS BF H R ER SO BB IBB HBP BLK WP HR S P ERA WHIP	IP WLS BF H R ER SO BB IBB HBP BLK WP HR S P ERA WHIP	IP WLS BF H R ER SO BB IBB HBP BLK WP HR S P ERA WHIP	IP WLS BF H R ER SO BB IBB HBP BLK WP HR S P ERA WHIP	IP WLS BF H R ER SO BB IBB HBP BLK WP HR S P ERA WHIP	IP WLS BF H R ER SO BB IBB HBP BLK WP HR S P ERA WHIP	IP WLS BF H R ER SO BB IBB HBP BLK WP HR S P ERA WHIP	IP WLS BF H R ER SO BB IBB HBP BLK WP HR S P ERA WHIP	IP WLS BF H R ER SO BB IBB HBP BLK WP HR S P ERA WHIP	IP WLS BF H R ER SO BB IBB HBP BLK WP HR S P ERA WHIP	IP WLS BF H R ER SO BB IBB HBP BLK WP HR S P ERA WHIP	IP WLS BF H R ER SO BB IBB HBP BLK WP HR S P ERA WHIP	IP WLS BF H R ER SO BB IBB HBP BLK WP HR S P ERA WHIP	IP WLS BF H R ER SO BB IBB HBP BLK WP HR S P ERA WHIP	IP WLS BF H R ER SO BB IBB HBP BLK WP HR S P ERA WHIP	IP WLS BF H R ER SO BB IBB HBP BLK WP HR S P ERA WHIP

Detroit Tigers @ Oakland Athletics
 O.co Coliseum, Oakland, CA
 Mon May 26 2014, 4:10 PM - 7:02 PM EDT
 Att: 35,067 - Sunny - 69 F


AB	33
R	0
H	5
RBI	0
BB	2
SO	7
LOB	12



Batter	1	2	3	4	5	6	7	8	9	AB	R	H	RBI	BB	SO	LOB	BOTTOM				
4 Coco Crisp, S OBP: 0.344, SLG: 0.380										4	1	1	1	0	0	2					
36 Derek Norris, R OBP: 0.416, SLG: 0.513										5	1	1	4	0	2	3					
20 Josh Donaldson, R OBP: 0.370, SLG: 0.523										5	1	3	2	0	1	2					
52 Yoenis Cespedes, R OBP: 0.310, SLG: 0.500										5	1	1	1	0	1	5					
8 Jed Lowrie, S OBP: 0.348, SLG: 0.374										4	0	1	0	1	0	2					
37 Brandon Moss, L OBP: 0.377, SLG: 0.584										4	1	1	1	0	1	3					
18 Alberto Callaspo, S OBP: 0.335, SLG: 0.324										4	1	1	0	0	0	3					
88 Kyle Blanks, R OBP: 0.308, SLG: 0.375										3	3	2	1	1	0	1					
3 Craig Gentry, R OBP: 0.333, SLG: 0.326										2	1	0	0	1	1	0					
Inning Stats	R: 0 E: 1 K: 1 S: 16	H: 1 LOB: 2 BB: 0 P: 23	R: 2 E: 0 K: 0 S: 13	H: 2 LOB: 0 BB: 0 P: 19	R: 2 E: 0 K: 1 S: 14	H: 2 LOB: 0 BB: 0 P: 21	R: 2 E: 0 K: 1 S: 19	H: 3 LOB: 2 BB: 1 P: 29	R: 0 E: 0 K: 0 S: 9	H: 0 LOB: 1 BB: 1 P: 15	R: 0 E: 0 K: 2 S: 8	H: 0 LOB: 0 BB: 0 P: 11	R: 0 E: 0 K: 0 S: 12	H: 2 LOB: 2 BB: 0 P: 18	R: 4 E: 2 K: 1 S: 11	H: 1 LOB: 0 BB: 1 P: 20	1B: 6 2B: 0 3B: 0 HR: 5	SF: 1 SAC: 0 DP: 0 HBP: 0	WP: 0 PB: 0 SB: 0 CS: 0	PA: 41	
PITCHER	IP WLS BF H R ER SO BB IBB HBP BLK WP HR S P ERA WHIP	IP WLS BF H R ER SO BB IBB HBP BLK WP HR S P ERA WHIP	IP WLS BF H R ER SO BB IBB HBP BLK WP HR S P ERA WHIP	IP WLS BF H R ER SO BB IBB HBP BLK WP HR S P ERA WHIP	IP WLS BF H R ER SO BB IBB HBP BLK WP HR S P ERA WHIP	IP WLS BF H R ER SO BB IBB HBP BLK WP HR S P ERA WHIP	IP WLS BF H R ER SO BB IBB HBP BLK WP HR S P ERA WHIP	IP WLS BF H R ER SO BB IBB HBP BLK WP HR S P ERA WHIP	IP WLS BF H R ER SO BB IBB HBP BLK WP HR S P ERA WHIP	IP WLS BF H R ER SO BB IBB HBP BLK WP HR S P ERA WHIP	IP WLS BF H R ER SO BB IBB HBP BLK WP HR S P ERA WHIP	IP WLS BF H R ER SO BB IBB HBP BLK WP HR S P ERA WHIP	IP WLS BF H R ER SO BB IBB HBP BLK WP HR S P ERA WHIP	IP WLS BF H R ER SO BB IBB HBP BLK WP HR S P ERA WHIP	IP WLS BF H R ER SO BB IBB HBP BLK WP HR S P ERA WHIP	IP WLS BF H R ER SO BB IBB HBP BLK WP HR S P ERA WHIP	IP WLS BF H R ER SO BB IBB HBP BLK WP HR S P ERA WHIP	IP WLS BF H R ER SO BB IBB HBP BLK WP HR S P ERA WHIP	IP WLS BF H R ER SO BB IBB HBP BLK WP HR S P ERA WHIP	IP WLS BF H R ER SO BB IBB HBP BLK WP HR S P ERA WHIP	IP WLS BF H R ER SO BB IBB HBP BLK WP HR S P ERA WHIP

Detroit Tigers @ Oakland Athletics
 O.co Coliseum, Oakland, CA
 Mon May 26 2014, 4:10 PM - 7:02 PM EDT
 Att: 35,067 - Sunny - 69 F

AB	36
R	10
H	11
RBI	10
BB	3
SO	6
LOB	21



Batter	1	2	3	4	5	6	7	8	9	AB	R	H	RBI	BB	SO	LOB	TOP			
3 Ian Kinsler, R OBP: 0.352, SLG: 0.465	G5-3	P4	F8	G5-3	G5-3	G5-3	G5-3	K	K	5	0	0	0	0	1	1				
48 Toni Hunter, R OBP: 0.306, SLG: 0.462	2B		G6-3	L9	L9	L9	HR	F8	F8	5	2	2	1	0	0	0				
24 Miguel Cabrera, R OBP: 0.369, SLG: 0.548	1B		HR	K	K	K	L9	L9	L9	4	2	2	2	0	1	0				
41 Victor Martinez, S OBP: 0.397, SLG: 0.604	BB		G6-3	G6-3	G6-3	G6-3	F8	F8	F8	3	0	1	0	1	0	0				
28 J.D. Martinez, R OBP: 0.351, SLG: 0.500	2B		K2-3	2-4	2-4	2-4	FC6-4	FC6-4	FC6-4	3	0	2	1	1	1	0				
20 Rajai Davis, R OBP: 0.333, SLG: 0.406	2B						BB	BB	BB	0	1	0	0	0	0	0				
32 Don Kelly, L OBP: 0.328, SLG: 0.305	G3		F8	K	K	K	BB	BB	BB	3	0	0	0	0	1	3				
9 Nick Castellanos, R OBP: 0.280, SLG: 0.360										0	0	0	0	0	1	0				
14 Austin Jackson, R OBP: 0.323, SLG: 0.407	G5-3		1B	FC6-4	FC6-4	FC6-4	FC6-4	FC6-4	FC6-4	4	1	1	1	0	0	4				
13 Alex Avila, L OBP: 0.356, SLG: 0.416		B1-3	2B	K	K	K	K	K	K	4	0	1	1	0	2	2				
17 Andrew Romine, S OBP: 0.259, SLG: 0.250	K		G6-3	G6-3	G6-3	G6-3	G6-3	G6-3	G6-3	4	0	0	0	0	2	1				
Inning Stats	R: 2 H: 3 E: 0 K: 0 S: 12	H: 3 LOB: 2 BB: 1 P: 21	R: 0 H: 0 E: 0 K: 1 S: 8	H: 0 LOB: 0 BB: 0 P: 10	R: 1 H: 1 E: 0 K: 1 S: 11	H: 1 LOB: 0 BB: 0 P: 17	R: 1 H: 2 E: 0 K: 0 S: 10	H: 2 LOB: 1 BB: 0 P: 18	R: 0 H: 1 E: 0 K: 2 S: 13	H: 1 LOB: 1 BB: 0 P: 20	R: 1 H: 1 E: 0 K: 0 S: 9	H: 1 LOB: 0 BB: 0 P: 12	R: 1 H: 0 E: 0 K: 1 S: 14	H: 0 LOB: 1 BB: 2 P: 24	R: 0 H: 0 E: 0 K: 2 S: 9	H: 0 LOB: 0 BB: 13 P: 13	1B: 4 2B: 3 3B: 0 HR: 2	SF: 0 SAC: 0 DP: 0 HBP: 0	WP: 0 PB: 1 SB: 1 CS: 0	PA: 38
PITCHER	IP WLS BF H R ER SO BB IBB HBP BLK WP HR S P ERA WHIP	IP WLS BF H R ER SO BB IBB HBP BLK WP HR S P ERA WHIP	IP WLS BF H R ER SO BB IBB HBP BLK WP HR S P ERA WHIP	IP WLS BF H R ER SO BB IBB HBP BLK WP HR S P ERA WHIP	IP WLS BF H R ER SO BB IBB HBP BLK WP HR S P ERA WHIP	IP WLS BF H R ER SO BB IBB HBP BLK WP HR S P ERA WHIP	IP WLS BF H R ER SO BB IBB HBP BLK WP HR S P ERA WHIP	IP WLS BF H R ER SO BB IBB HBP BLK WP HR S P ERA WHIP	IP WLS BF H R ER SO BB IBB HBP BLK WP HR S P ERA WHIP	IP WLS BF H R ER SO BB IBB HBP BLK WP HR S P ERA WHIP	IP WLS BF H R ER SO BB IBB HBP BLK WP HR S P ERA WHIP	IP WLS BF H R ER SO BB IBB HBP BLK WP HR S P ERA WHIP	IP WLS BF H R ER SO BB IBB HBP BLK WP HR S P ERA WHIP	IP WLS BF H R ER SO BB IBB HBP BLK WP HR S P ERA WHIP	IP WLS BF H R ER SO BB IBB HBP BLK WP HR S P ERA WHIP	IP WLS BF H R ER SO BB IBB HBP BLK WP HR S P ERA WHIP	IP WLS BF H R ER SO BB IBB HBP BLK WP HR S P ERA WHIP			
54 Sonny Gray, R ERA: 2.31	6.0	27	8	4	4	5	1	0	0	0	0	0	0	0	1	65	102	6.00	1.500	
61 Dan Otero, R ERA: 2.53	1.0	4	1	1	1	0	0	0	0	0	0	0	0	1	9	12	9.00	1.000		
56 Fernando Abad, L ERA: 2.18	0.1	3	0	1	0	0	2	0	0	0	0	0	0	10	19	0.00	6.000			
44 Luke Gregerson, R ERA: 2.7	1.2	5	0	0	0	3	0	0	0	0	0	0	0	13	18	0.00	0.000			

Detroit Tigers @ Oakland Athletics
O.co Coliseum, Oakland, CA
Tue May 27 2014, 10:09 PM - 1:27 AM EDT
Att: 21,549 - Partly Cloudy - 68 F

AB 35
R 6
H 9
RBI 6
BB 3
SO 8
LOB 11



Batter	1	2	3	4	5	6	7	8	9	AB	R	H	RBI	BB	SO	LOB	BOTTOM					
4 Coco Crisp, S OBP: 0.340, SLG: 0.381	2B	P4	K	K	K	P4	P4	G3-1	G3-1	5	0	1	0	0	1	3						
5 John Jaso, L OBP: 0.385, SLG: 0.495			HBP	HR	HR	HR	HR	K	K	1	1	1	2	1	0	0						
36 Derek Norris, R OBP: 0.417, SLG: 0.508	BB		HBP	HR	HR	HR	HR	K	K	1	0	0	0	1	1	0						
20 Josh Donaldson, R OBP: 0.368, SLG: 0.515	F8		L9	L9	L9	L9	FC5-4	FC5-4	FC5-4	3	0	0	0	1	0	2						
37 Brandon Moss, L OBP: 0.369, SLG: 0.571	F9		BB	K	K	K	P5	P5	P5	4	0	0	0	0	2	4						
52 Yoenis Cespedes, R OBP: 0.308, SLG: 0.495	1B		K	K	K	F7	L7	L7	L7	4	1	1	0	0	1	3						
8 Jed Lowrie, S OBP: 0.346, SLG: 0.377	2B		G5-3	F9	F9	F9	F9	L7	L7	4	1	1	1	0	0	2						
16 Josh Reddick, L OBP: 0.272, SLG: 0.344	P4		P4	1B	1B	F9	F9	P5	P5	4	1	1	0	0	0	1						
18 Alberto Callaspo, S OBP: 0.339, SLG: 0.336	2B		2B	1B	1B	L9	L9	G3-1	G3-1	4	1	2	1	0	0	0						
28 Eric Sogard, L OBP: 0.258, SLG: 0.223	F9		F9	F9	F9	F9	F9	P4	P4	4	0	1	0	0	0	2						
Inning Stats	R: 0 H: 1 E: 0 K: 0 S: 10	H: 3 LOB: 1 BB: 0 P: 18	R: 2 H: 3 E: 0 K: 0 S: 15	H: 3 LOB: 0 BB: 0 P: 20	R: 0 H: 0 E: 0 K: 2 S: 19	H: 0 LOB: 2 BB: 1 P: 28	R: 3 H: 3 E: 0 K: 1 S: 12	H: 3 LOB: 0 BB: 0 P: 19	R: 0 H: 0 E: 0 K: 1 S: 8	H: 0 LOB: 0 BB: 0 P: 9	R: 0 H: 1 E: 0 K: 0 S: 9	H: 1 LOB: 1 BB: 0 P: 13	R: 0 H: 0 E: 0 K: 0 S: 6	H: 0 LOB: 1 BB: 1 P: 13	R: 0 H: 0 E: 0 K: 0 S: 8	H: 0 LOB: 0 BB: 0 P: 12	R: 0 H: 0 E: 0 K: 1 S: 7	H: 0 LOB: 0 BB: 0 P: 13	1B: 4 2B: 3 3B: 0 HR: 1	SF: 0 SAC: 0 DP: 0 HBP: 1	WP: 0 PB: 0 SB: 0 CS: 1	PA: 38
PITCHER	IP WLS BF H R ER SO BB IBB HBP BLK WP HR S P ERA WHIP	IP WLS BF H R ER SO BB IBB HBP BLK WP HR S P ERA WHIP	IP WLS BF H R ER SO BB IBB HBP BLK WP HR S P ERA WHIP	IP WLS BF H R ER SO BB IBB HBP BLK WP HR S P ERA WHIP	IP WLS BF H R ER SO BB IBB HBP BLK WP HR S P ERA WHIP	IP WLS BF H R ER SO BB IBB HBP BLK WP HR S P ERA WHIP	IP WLS BF H R ER SO BB IBB HBP BLK WP HR S P ERA WHIP	IP WLS BF H R ER SO BB IBB HBP BLK WP HR S P ERA WHIP	IP WLS BF H R ER SO BB IBB HBP BLK WP HR S P ERA WHIP	IP WLS BF H R ER SO BB IBB HBP BLK WP HR S P ERA WHIP	IP WLS BF H R ER SO BB IBB HBP BLK WP HR S P ERA WHIP	IP WLS BF H R ER SO BB IBB HBP BLK WP HR S P ERA WHIP	IP WLS BF H R ER SO BB IBB HBP BLK WP HR S P ERA WHIP	IP WLS BF H R ER SO BB IBB HBP BLK WP HR S P ERA WHIP	IP WLS BF H R ER SO BB IBB HBP BLK WP HR S P ERA WHIP	IP WLS BF H R ER SO BB IBB HBP BLK WP HR S P ERA WHIP	IP WLS BF H R ER SO BB IBB HBP BLK WP HR S P ERA WHIP					
37 Max Scherzer, R ERA: 3.0	6.0	28	8	5	5	4	2	0	1	1	1	1	1	1	1	1	7.50	1.667				
46 Ian Krot, L ERA: 2.5	0.0	1	0	0	0	0	1	0	0	0	0	0	0	4	4	0.00	0.000					
62 Al Alburquerque, R ERA: 3.98	1.0	3	0	0	0	0	0	0	0	0	0	0	0	6	9	0.00	0.000					
44 Joba Chamberlain, R ERA: 2.95	1.0	3	0	0	0	0	0	0	0	0	0	0	0	8	12	0.00	0.000					
36 Joe Nathan, R ERA: 3.68	1.0	3	0	0	0	1	0	0	0	0	0	0	0	7	13	0.00	0.000					

Detroit Tigers @ Oakland Athletics
O.co Coliseum, Oakland, CA
Tue May 27 2014, 10:09 PM - 1:27 AM EDT
Att: 21,549 - Partly Cloudy - 68 F

AB 34
R 5
H 8
RBI 4
BB 3
SO 5
LOB 17



Batter	1	2	3	4	5	6	7	8	9	AB	R	H	RBI	BB	SO	LOB	TOP			
20 Rajai Davis, R OBP: 0.340, SLG: 0.418 14 Austin Jackson, R OBP: 0.321, SLG: 0.405										3	0	2	0	0	1	0	Detroit Tigers @ Oakland Athletics O.co Coliseum, Oakland, CA Wed May 28 2014, 10:08 PM - 12:33 AM EDT Att: 15,590 - Clear - 71 F			
3 Ian Kinsler, R OBP: 0.345, SLG: 0.456										4	0	0	0	0	1	2				
24 Miguel Cabrera, R OBP: 0.367, SLG: 0.542										4	0	1	0	0	0	0				
41 Victor Martinez, S OBP: 0.396, SLG: 0.600										3	0	1	0	0	0	0				
48 Torii Hunter, R OBP: 0.311, SLG: 0.483										3	1	2	1	0	0	1				
28 J.D. Martinez, R OBP: 0.333, SLG: 0.472										3	0	0	0	0	1	1				
13 Alex Avila, L OBP: 0.348, SLG: 0.405										3	0	0	0	0	1	1				
9 Nick Castellanos, R OBP: 0.275, SLG: 0.353										3	0	0	0	0	2	0				
29 Danny Worth, R OBP: 0.209, SLG: 0.200										3	0	0	0	0	1	0				
Inning Stats	R: 0 E: 0 K: 0 S: 7	H: 1 LOB: 0 BB: 0 P: 9	R: 0 E: 0 K: 0 S: 9	H: 1 LOB: 1 BB: 0 P: 12	R: 0 E: 0 K: 3 S: 10	H: 1 LOB: 1 BB: 0 P: 13	R: 1 E: 0 K: 0 S: 12	H: 1 LOB: 0 BB: 0 P: 16	R: 0 E: 0 K: 1 S: 8	H: 0 LOB: 0 BB: 0 P: 11	R: 0 E: 0 K: 1 S: 6	H: 1 LOB: 0 BB: 0 P: 6	R: 0 E: 0 K: 2 S: 7	H: 0 LOB: 0 BB: 0 P: 11	R: 0 E: 0 K: 1 S: 11	H: 1 LOB: 0 BB: 0 P: 14		1B: 4 2B: 1 3B: 0 HR: 1	SF: 0 SAC: 0 DP: 2 HBP: 0	WP: 1 PB: 0 SB: 0 CS: 0
PITCHER 26 Scott Kazmir, L ERA: 2.36	IP: 9.0 WLS: W BF: 30 H: 6 R: 1 ER: 1 SO: 8 BB: 0 IBB: 0 HBP: 0 BLK: 0 WP: 1 HR: 1 S: 76 P: 103 ERA: 1.00 WHIP: 0.667																			

Batter	1	2	3	4	5	6	7	8	9	AB	R	H	RBI	BB	SO	LOB	BOTTOM					
4 Coco Crisp, S OBP: 0.337, SLG: 0.384										4	1	1	0	0	0	1	Detroit Tigers @ Oakland Athletics O.co Coliseum, Oakland, CA Wed May 28 2014, 10:08 PM - 12:33 AM EDT Att: 15,590 - Clear - 71 F					
5 John Jaso, L OBP: 0.381, SLG: 0.487 3 Craig Gentry, R OBP: 0.333, SLG: 0.326										4	0	1	0	0	1	1						
20 Josh Donaldson, R OBP: 0.370, SLG: 0.529										4	1	2	3	0	1	0						
37 Brandon Moss, L OBP: 0.364, SLG: 0.561										3	0	0	0	0	1	1						
52 Yoenis Cespedes, R OBP: 0.304, SLG: 0.486										3	0	0	0	0	2	0						
8 Jed Lowrie, S OBP: 0.341, SLG: 0.371										3	0	0	0	0	0	0						
36 Derek Norris, R OBP: 0.408, SLG: 0.496										3	0	0	0	0	2	0						
16 Josh Reddick, L OBP: 0.273, SLG: 0.340										2	0	0	0	1	2	0						
28 Eric Sogard, L OBP: 0.282, SLG: 0.237 18 Alberto Callaspo, S OBP: 0.337, SLG: 0.333										2	0	1	0	0	0	1						
Inning Stats	R: 0 E: 0 K: 1 S: 8	H: 0 LOB: 0 BB: 0 P: 11	R: 0 E: 0 K: 1 S: 10	H: 0 LOB: 0 BB: 0 P: 10	R: 0 E: 0 K: 0 S: 5	H: 0 LOB: 1 BB: 1 P: 12	R: 0 E: 0 K: 1 S: 11	H: 1 LOB: 0 BB: 0 P: 17	R: 0 E: 0 K: 2 S: 7	H: 0 LOB: 0 BB: 0 P: 10	R: 0 E: 0 K: 1 S: 10	H: 1 LOB: 1 BB: 0 P: 14	R: 0 E: 0 K: 1 S: 8	H: 0 LOB: 0 BB: 0 P: 13	R: 0 E: 0 K: 2 S: 8	H: 0 LOB: 0 BB: 0 P: 13		R: 3 E: 0 K: 0 S: 13	H: 3 LOB: 1 BB: 0 P: 17	1B: 2 2B: 2 3B: 0 HR: 1	SF: 0 SAC: 0 DP: 1 HBP: 0	WP: 0 PB: 0 SB: 0 CS: 0
PITCHER 19 Anibal Sanchez, R ERA: 2.49 36 Joe Nathan, R ERA: 4.58	IP: 8.1 WLS: L BF: 2 H: 2 R: 2 ER: 2 SO: 0 BB: 0 IBB: 0 HBP: 0 BLK: 0 WP: 0 HR: 0 S: 76 P: 111 ERA: 1.08 WHIP: 0.480																					

livebaseballscorecards.com

AB 30
R 1
H 6
RBI 1
BB 0
SO 8
LOB 5

livebaseballscorecards.com

AB 29
R 3
H 5
RBI 3
BB 1
SO 9
LOB 4

Batter	1	2	3	4	5	6	7	8	9	AB	R	H	RBI	BB	SO	LOB	TOP				
2 Erick Aybar, S OBP: 0.305, SLG: 0.417	G5-3		K		G5-3		FC1-6 FC6-4 1B		K	5	0	1	0	0	1	3	Los Angeles Angels @ Oakland Athletics O.co Coliseum, Oakland, CA Fri May 30 2014, 10:08 PM - 1:11 AM EDT Att: 23,384 - Overcast - 60 F				
27 Mike Trout, R OBP: 0.380, SLG: 0.549	K			HR	K		K		K	5	1	2	1	0	3	2					
5 Albert Pujols, R OBP: 0.319, SLG: 0.519	K			G4-3		G4-3	FC6-4			4	0	0	0	0	1	2					
6 David Freese, R OBP: 0.270, SLG: 0.282		F9		47 HR		20 2B			K	2	2	0	0	2	1	2					
47 Howie Kendrick, R OBP: 0.363, SLG: 0.408	G6-3			HR		20 2B			F8	4	2	2	2	0	0	0					
20 C.J. Cron, R OBP: 0.347, SLG: 0.580	P3			P4		10 FC5			K	4	0	1	2	0	1	0					
17 Chris Iannetta, R OBP: 0.377, SLG: 0.458 16 Hank Conger, L OBP: 0.349, SLG: 0.461				G4-3		K			F7	2	0	0	0	1	1	1					
10 Grant Green, R OBP: 0.383, SLG: 0.491			L8			FC5			F9	4	0	1	0	0	0	2					
7 Collin Cowgill, R OBP: 0.363, SLG: 0.364 56 Kole Calhoun, L OBP: 0.283, SLG: 0.405			K			F9			K	2	0	0	0	0	1	2					
						2 FC1-6				1	0	0	0	1	1	0					
Inning Stats	R: 0 E: 0 K: 2 S: 10	H: 0 LOB: 0 BB: 0 P: 12	R: 0 E: 0 K: 0 S: 6	H: 0 LOB: 0 BB: 0 P: 9	R: 0 E: 0 K: 2 S: 12	H: 0 LOB: 1 BB: 1 P: 20	R: 3 E: 0 K: 0 S: 14	H: 2 LOB: 0 BB: 1 P: 24	R: 0 E: 0 K: 1 S: 8	H: 1 LOB: 1 BB: 1 P: 16	R: 2 E: 0 K: 1 S: 15	H: 2 LOB: 1 BB: 1 P: 27	R: 0 E: 0 K: 1 S: 10	H: 0 LOB: 0 BB: 0 P: 11	R: 0 E: 0 K: 2 S: 14	H: 1 LOB: 1 BB: 0 P: 20	1B: 3 2B: 2 3B: 0 HR: 2	SF: 0 SAC: 0 DP: 0 HBP: 0	WP: 0 PB: 0 SB: 0 CS: 0	PA: 38	
PITCHER	IP	WLS	BF	H	R	ER	SO	BB	IBB	HBP	BLK	WP	HR	S	P	ERA	WHIP				
13 Drew Pomeranz, L ERA: 2.37	5.1	W	23	4	5	5	5	3	0	0	0	0	2	56	95	8.44	1.312				
61 Dan Otero, R ERA: 2.43	1.1		7	2	0	0	1	1	0	0	0	0	0	16	26	0.00	2.250				
44 Luke Gregerson, R ERA: 2.57	1.1	H	4	0	0	0	2	0	0	0	0	0	0	11	15	0.00	0.000				
62 Sean Doolittle, L ERA: 2.88	1.0		4	1	0	0	2	0	0	0	0	0	0	14	20	0.00	1.000				

AB	34
R	5
H	7
RBI	5
BB	4
SO	10
LOB	14



Batter	1	2	3	4	5	6	7	8	9	AB	R	H	RBI	BB	SO	LOB	BOTTOM				
4 Coco Crisp, S OBP: 0.353, SLG: 0.390			5 HBP		F8		L4			4	2	2	1	1	0	0	Los Angeles Angels @ Oakland Athletics O.co Coliseum, Oakland, CA Fri May 30 2014, 10:08 PM - 1:11 AM EDT Att: 23,384 - Overcast - 60 F				
5 John Jaso, L OBP: 0.394, SLG: 0.492			20 1B				G3			4	2	2	0	0	1	3					
20 Josh Donaldson, R OBP: 0.379, SLG: 0.561			20 1B							4	3	3	4	1	0	0					
37 Brandon Moss, L OBP: 0.366, SLG: 0.568 88 Kyle Blanks, R OBP: 0.345, SLG: 0.385			37 HR							2	1	1	4	0	0	0					
52 Yoenis Cespedes, R OBP: 0.294, SLG: 0.467			20 1B							2	0	1	0	1	0	2					
8 Jed Lowrie, S OBP: 0.341, SLG: 0.366			1-3 2H							5	0	0	0	0	2	2					
16 Josh Reddick, L OBP: 0.282, SLG: 0.343			36 BB							4	1	1	0	1	1	1					
36 Derek Norris, R OBP: 0.399, SLG: 0.476			4 BB							3	0	1	0	1	0	1					
18 Alberto Callaspo, S ERA: 3.65 28 Eric Sogard, L OBP: 0.252, SLG: 0.231			4 BB							4	0	0	0	0	1	3					
										0	0	0	0	0	0	0					
Inning Stats	R: 5 E: 0 K: 3 S: 19	H: 5 LOB: 3 BB: 3 P: 43	R: 1 E: 0 K: 0 S: 8	H: 1 LOB: 1 BB: 1 P: 13	R: 1 E: 0 K: 0 S: 10	H: 2 LOB: 2 BB: 0 P: 17	R: 0 E: 0 K: 1 S: 9	H: 0 LOB: 1 BB: 1 P: 16	R: 2 E: 0 K: 1 S: 14	H: 3 LOB: 1 BB: 0 P: 23	R: 0 E: 0 K: 1 S: 6	H: 0 LOB: 0 BB: 0 P: 7	R: 0 E: 0 K: 0 S: 7	H: 0 LOB: 0 BB: 0 P: 12	R: 0 E: 0 K: 1 S: 7	H: 0 LOB: 1 BB: 1 P: 15	1B: 8 2B: 0 3B: 0 HR: 3	SF: 0 SAC: 0 DP: 0 HBP: 1	WP: 1 PB: 0 SB: 0 CS: 0	PA: 42	
PITCHER	IP	WLS	BF	H	R	ER	SO	BB	IBB	HBP	BLK	WP	HR	S	P	ERA	WHIP				
Garrett Richards, R ERA: 3.65	0.2	L	10	5	5	2	3	0	0	0	0	0	1	16	37	67.50	12.000				
37 Wade LeBlanc, L ERA: 5.68	6.1		28	6	4	4	4	2	0	1	0	1	2	57	94	5.68	1.263				
58 Michael Kohn, R ERA: 1.93	1.0		4	0	0	0	1	1	0	0	0	0	0	7	15	0.00	1.000				

AB	35
R	9
H	11
RBI	9
BB	6
SO	7
LOB	13



Batter	1	2	3	4	5	6	7	8	9	AB	R	H	RBI	BB	SO	LOB	TOP					
56 Kole Calhoun, L OBP: 0.297, SLG: 0.413										4	1	1	0	1	2	1	Los Angeles Angels @ Oakland Athletics O.co Coliseum, Oakland, CA Sun Jun 01 2014, 4:10 PM - 7:05 PM EDT Att: 32,231 - Sunny - 68 F					
2 Erick Aybar, S OBP: 0.297, SLG: 0.427										2	0	1	2	0	0	0						
5 Albert Pujols, R OBP: 0.313, SLG: 0.507										3	0	0	1	0	1	2						
28 Raul Ibanez, L OBP: 0.259, SLG: 0.272										4	0	0	0	0	0	0						
47 Howie Kendrick, R OBP: 0.263, SLG: 0.407										4	0	2	0	0	1	0						
6 David Freese, R OBP: 0.276, SLG: 0.277										2	0	1	0	2	1	0						
20 C.J. Cron, R OBP: 0.325, SLG: 0.532										4	0	1	0	0	2	3						
16 Hank Conger, L OBP: 0.337, SLG: 0.443										3	0	0	0	0	1	5						
17 Chris Iannetta, R OBP: 0.281, SLG: 0.455										1	0	0	0	0	1	0						
7 Collin Cowgill, R OBP: 0.378, SLG: 0.400										3	2	1	0	1	2	0						
Inning Stats	R: 0 E: 0 K: 0 S: 8	H: 0 LOB: 0 BB: 1 P: 13	R: 0 E: 0 K: 1 S: 12	H: 2 LOB: 2 BB: 0 P: 19	R: 0 E: 0 K: 1 S: 8	H: 0 LOB: 0 BB: 0 P: 12	R: 0 E: 0 K: 1 S: 16	H: 2 LOB: 3 BB: 0 P: 27	R: 2 E: 0 K: 0 S: 13	H: 2 LOB: 0 BB: 0 P: 15	R: 0 E: 0 K: 1 S: 7	H: 0 LOB: 0 BB: 0 P: 11	R: 1 E: 0 K: 2 S: 16	H: 1 LOB: 1 BB: 1 P: 24	R: 0 E: 0 K: 2 S: 10	H: 0 LOB: 1 BB: 1 P: 17	R: 0 E: 0 K: 3 S: 11	H: 0 LOB: 0 BB: 0 P: 17	1B: 5 2B: 3 3B: 0 HR: 0	SF: 2 SAC: 1 DP: 1 HBP: 0	WP: 0 PB: 0 SB: 0 CS: 0	PA: 37
PITCHER	IP WLS BF H R ER SO BB IBB HBP BLK WP HR S P ERA WHIP																					
54 Sonny Gray, R ERA: 2.45	6.2 W 29 7 3 3 5 3 0 0 0 0 0 0 74 113 4.05 1.500																					
61 Dan Otero, R ERA: 2.41	0.1 H 1 0 0 0 1 0 0 0 0 0 0 0 6 8 0.00 0.000																					
44 Luke Gregerson, R ERA: 2.4	1.0 H 4 0 0 0 2 1 0 0 0 0 0 0 0 10 17 0.00 1.000																					
62 Sean Doolittle, L ERA: 2.77	1.0 S 3 0 0 0 3 0 0 0 0 0 0 0 0 11 17 0.00 0.000																					

Batter	1	2	3	4	5	6	7	8	9	AB	R	H	RBI	BB	SO	LOB	BOTTOM			
4 Coco Crisp, S OBP: 0.356, SLG: 0.395										5	1	1	1	0	1	4	Los Angeles Angels @ Oakland Athletics O.co Coliseum, Oakland, CA Sun Jun 01 2014, 4:10 PM - 7:05 PM EDT Att: 32,231 - Sunny - 68 F			
5 John Jaso, L OBP: 0.390, SLG: 0.480										3	1	0	0	1	0	2				
20 Josh Donaldson, R OBP: 0.377, SLG: 0.550										4	0	2	2	0	0	0				
52 Yoenis Cespedes, R OBP: 0.296, SLG: 0.490										4	0	0	0	0	1	3				
8 Jed Lowrie, S OBP: 0.353, SLG: 0.383										3	1	2	2	1	1	0				
21 Stephen Vogt, L OBP: 0.345, SLG: 0.340										4	0	0	0	0	1	4				
18 Alberto Callaspo, S OBP: 0.339, SLG: 0.337										4	0	3	0	0	0	0				
88 Kyle Blanks, R OBP: 0.364, SLG: 0.483										4	2	2	0	0	0	2				
3 Craig Gentry, R OBP: 0.345, SLG: 0.340										4	1	3	0	0	0	1				
28 Eric Sogard, L OBP: 0.276, SLG: 0.248										4	1	3	0	0	0	1				
Inning Stats	R: 0 E: 0 K: 0 S: 5	H: 0 LOB: 0 BB: 0 P: 9	R: 0 E: 0 K: 1 S: 7	H: 0 LOB: 0 BB: 0 P: 11	R: 4 E: 0 K: 0 S: 16	H: 5 LOB: 2 BB: 1 P: 33	R: 0 E: 0 K: 0 S: 8	H: 2 LOB: 2 BB: 0 P: 13	R: 1 E: 0 K: 1 S: 7	H: 1 LOB: 0 BB: 0 P: 13	R: 1 E: 1 K: 0 S: 7	H: 3 LOB: 0 BB: 0 P: 11	R: 0 E: 0 K: 1 S: 10	H: 1 LOB: 2 BB: 1 P: 17	R: 0 E: 0 K: 1 S: 11	H: 1 LOB: 1 BB: 0 P: 16	1B: 11 2B: 1 3B: 0 HR: 1	SF: 0 SAC: 0 DP: 0 HBP: 0	WP: 0 PB: 1 SB: 0 CS: 3	PA: 37
PITCHER	IP WLS BF H R ER SO BB IBB HBP BLK WP HR S P ERA WHIP																			
36 Jared Weaver, R ERA: 3.33	6.0 L 28 11 6 5 2 1 0 0 0 0 0 0 51 90 7.50 2.000																			
64 Mike Morin, R ERA: 1.32	1.0 5 1 0 0 1 0 1 0 0 0 0 0 10 17 0.00 1.000																			
49 Ernesto Frieri, R ERA: 4.13	1.0 4 1 0 0 1 0 0 0 0 0 0 0 11 16 0.00 1.000																			

AB	30
R	3
H	7
RBI	3
BB	4
SO	11
LOB	11



AB	35
R	6
H	13
RBI	5
BB	2
SO	4
LOB	16



Batter	1	2	3	4	5	6	7	8	9	AB	R	H	RBI	BB	SO	LOB	TOP											
4 Coco Crisp, S OBP: 0.360, SLG: 0.390	P2		L4					52 WP 1B		3	0	1	0	1	0	0	Oakland Athletics @ New York Yankees Yankee Stadium, Bronx, NY Thu Jun 05 2014, 1:14 PM - 4:09 PM EDT Att: 44,346 - Cloudy - 70 F											
5 John Jaso, L OBP: 0.372, SLG: 0.489	HR			F7	P6			52 WP 1B		4	1	2	1	0	0	2												
20 Josh Donaldson, R OBP: 0.369, SLG: 0.542	G5-3			L6				K		4	0	0	0	0	2	2												
37 Brandon Moss, L OBP: 0.372, SLG: 0.589	K			L6				L9		4	0	2	0	0	1	2												
52 Yoenis Cespedes, R(1, 10) OBP: 0.305, SLG: 0.514		P3		L6				K		4	0	1	0	0	1	3												
8 Jed Lowrie, S OBP: 0.347, SLG: 0.380		F7		K				K2-3		4	0	0	0	0	2	3												
21 Stephen Vogt, L OBP: 0.333, SLG: 0.444										4	0	2	0	0	1	0												
3 Craig Gentry, R OBP: 0.325, SLG: 0.318	G4-3									0	0	0	0	0	0	0												
18 Alberto Callaspo, S OBP: 0.327, SLG: 0.318			G4-1							4	0	0	0	0	0	2												
28 Eric Sogard, L OBP: 0.262, SLG: 0.234										3	0	0	0	0	1	1												
36 Derek Norris, R OBP: 0.396, SLG: 0.459										1	0	0	0	0	1	2												
Inning Stats	R: 1 E: 0 K: 1 S: 11	H: 1 LOB: 0 BB: 0 P: 18	R: 0 E: 0 K: 0 S: 9	H: 0 LOB: 0 BB: 0 P: 13	R: 0 E: 0 K: 0 S: 7	H: 0 LOB: 0 BB: 0 P: 10	R: 0 E: 0 K: 1 S: 20	H: 2 LOB: 2 BB: 0 P: 26	R: 0 E: 0 K: 1 S: 16	H: 1 LOB: 2 BB: 1 P: 26	R: 0 E: 0 K: 1 S: 8	H: 0 LOB: 0 BB: 0 P: 15	R: 0 E: 0 K: 2 S: 14	H: 2 LOB: 2 BB: 0 P: 23	R: 0 E: 0 K: 2 S: 10	H: 1 LOB: 2 BB: 0 P: 15	1B: 7 2B: 0 3B: 0 HR: 1	SF: 0 SAC: 0 DP: 0 HBP: 0	WP: 1 PB: 0 SB: 1 CS: 0	PA: 36								
PITCHER	IP	WLS	BF	H	R	ER	SO	BB	IBB	HBP	BLK	WP	HR	S	P	ERA	WHIP											
19 Masahiro Tanaka, R ERA: 2.02	6.0	W	24	5	1	1	4	1	0	0	0	0	0	1	71	104	1.50	1.000										
68 Dellin Betances, R ERA: 1.54	1.0	H	3	0	0	0	1	0	0	0	0	0	0	8	15	0.00	0.000											
43 Adam Warren, R ERA: 2.45	1.0	H	5	2	0	0	2	0	0	0	0	1	0	14	23	0.00	2.000											
30 David Robertson, R ERA: 4.05	1.0	S	4	1	0	0	2	0	0	0	0	0	0	10	15	0.00	1.000											

AB	35
R	1
H	8
RBI	1
BB	1
SO	9
LOB	17



Batter	1	2	3	4	5	6	7	8	9	AB	R	H	RBI	BB	SO	LOB	BOTTOM										
11 Brett Gardner, L OBP: 0.345, SLG: 0.391	G6-3		HR					G4-3		4	1	1	1	0	1	0	Oakland Athletics @ New York Yankees Yankee Stadium, Bronx, NY Thu Jun 05 2014, 1:14 PM - 4:09 PM EDT Att: 44,346 - Cloudy - 70 F										
2 Derek Jeter, R OBP: 0.318, SLG: 0.307	22 2B 1B		G5-3				F9	G6-3		4	0	1	0	0	0	0											
22 Jacoby Ellsbury, L OBP: 0.355, SLG: 0.410	1B		G1-3				25 6B BB	25 6B 1B		3	0	2	0	1	0	0											
25 Mark Teixeira, S OBP: 0.359, SLG: 0.475	2B		K				K	G4-3		4	0	0	0	0	2	4											
36 Carlos Beltrán, S OBP: 0.280, SLG: 0.420	K						F8			3	0	0	0	0	2	3											
26 Yaneris Solarte, S OBP: 0.311, SLG: 0.450		G5-3						G6-3		3	0	0	0	0	1	0											
34 Brian McCann, L OBP: 0.290, SLG: 0.372	E7 12 1B 1B		G3							3	1	1	0	0	1	0											
12 Alfonso Soriano, R OBP: 0.259, SLG: 0.402										3	0	2	1	0	0	0											
31 Ichiro Suzuki, L OBP: 0.371, SLG: 0.351										0	0	0	0	0	0	0											
14 Brian Roberts, S OBP: 0.305, SLG: 0.345	G4-6-3 2H 1B									3	0	0	0	0	0	2											
Inning Stats	R: 0 E: 0 K: 1 S: 14	H: 2 LOB: 2 BB: 0 P: 17	R: 1 E: 1 K: 0 S: 8	H: 2 LOB: 0 BB: 0 P: 11	R: 1 E: 0 K: 1 S: 9	H: 1 LOB: 0 BB: 0 P: 12	R: 0 E: 0 K: 2 S: 10	H: 0 LOB: 0 BB: 0 P: 16	R: 0 E: 0 K: 1 S: 8	H: 0 LOB: 1 BB: 1 P: 15	R: 0 E: 0 K: 1 S: 12	H: 1 LOB: 0 BB: 0 P: 19	R: 0 E: 0 K: 0 S: 10	H: 1 LOB: 1 BB: 0 P: 16	R: 0 E: 0 K: 0 S: 10	H: 1 LOB: 1 BB: 0 P: 16	1B: 4 2B: 2 3B: 0 HR: 1	SF: 0 SAC: 0 DP: 1 HBP: 0	WP: 0 PB: 0 SB: 2 CS: 0	PA: 31							
PITCHER	IP	WLS	BF	H	R	ER	SO	BB	IBB	HBP	BLK	WP	HR	S	P	ERA	WHIP										
13 Drew Pomeranz, L ERA: 2.2	7.0	L	27	6	2	1	7	1	0	0	0	0	0	69	101	1.29	1.000										
45 Jim Johnson, R ERA: 6.25	1.0		4	1	0	0	0	0	0	0	0	0	0	10	16	0.00	1.000										

AB	30
R	2
H	7
RBI	2
BB	1
SO	7
LOB	9



Batter	1	2	3	4	5	6	7	8	9	AB	R	H	RBI	BB	SO	LOB	TOP					
4 Coco Crisp, S OBP: 0.374, SLG: 0.433										4	2	3	1	0	0	0	<p>Oakland Athletics @ Baltimore Orioles Oriole Park at Camden Yards, Baltimore, MD Sat Jun 07 2014, 7:20 PM - 10:09 PM EDT Att: 44,202 - Clear - 79 F</p>					
5 John Jaso, L OBP: 0.384, SLG: 0.489 88 Kyle Blanks, R OBP: 0.386, SLG: 0.500										3	0	0	0	0	0	2						
20 Josh Donaldson, R OBP: 0.368, SLG: 0.543										4	0	0	0	0	4	3						
37 Brandon Moss, L OBP: 0.366, SLG: 0.571										3	0	0	0	1	2	3						
52 Yoenis Cespedes, R OBP: 0.302, SLG: 0.507											4	0	1	0	0	1						
8 Jed Lowrie, S OBP: 0.335, SLG: 0.364										4	0	0	0	0	0	2						
21 Stephen Vogt, L OBP: 0.357, SLG: 0.429										4	0	1	0	0	1	1						
18 Alberto Callaspo, S OBP: 0.313, SLG: 0.303										4	0	0	0	0	1	1						
28 Eric Sogard, L OBP: 0.271, SLG: 0.238										2	1	1	0	1	0	0						
Inning Stats	R: 0 E: 0 K: 1 S: 12	H: 0 LOB: 0 BB: 0 P: 18	R: 0 E: 0 K: 0 S: 10	H: 1 LOB: 1 BB: 1 P: 18	R: 1 E: 0 K: 0 S: 10	H: 1 LOB: 0 BB: 0 P: 15	R: 0 E: 1 K: 1 S: 7	H: 0 LOB: 0 BB: 0 P: 9	R: 0 E: 0 K: 1 S: 7	H: 0 LOB: 0 BB: 0 P: 10	R: 0 E: 0 K: 2 S: 13	H: 2 LOB: 2 BB: 0 P: 19	R: 0 E: 0 K: 1 S: 8	H: 0 LOB: 0 BB: 0 P: 13	R: 2 E: 0 K: 2 S: 19	H: 2 LOB: 1 BB: 1 P: 28	R: 0 E: 0 K: 1 S: 10	H: 1 LOB: 1 BB: 0 P: 11	1B: 5 2B: 1 3B: 0 HR: 1	SF: 0 SAC: 0 DP: 2 HBP: 0	WP: 1 PB: 0 SB: 0 CS: 0	PA: 35
PITCHER	IP WLS BF H R ER SO BB IBB HBP BLK WP HR S P ERA WHIP																					
39 Kevin Gausman, R ERA: 4.91	7.0 W 25 4 1 1 6 1 0 0 0 0 1 1 67 102 1.29 0.714																					
17 Brian Matusz, L ERA: 4.09	0.1 3 1 2 2 0 1 0 0 0 0 0 0 11 18 54.00 6.000																					
56 Darren O'Day, R ERA: 1.01	1.2 7 2 0 0 3 0 0 0 0 0 0 0 18 21 0.00 1.200																					

Batter	1	2	3	4	5	6	7	8	9	AB	R	H	RBI	BB	SO	LOB	BOTTOM			
21 Nick Markakis, L OBP: 0.366, SLG: 0.419										3	1	1	1	1	1	1	<p>Oakland Athletics @ Baltimore Orioles Oriole Park at Camden Yards, Baltimore, MD Sat Jun 07 2014, 7:20 PM - 10:09 PM EDT Att: 44,202 - Clear - 79 F</p>			
13 Manny Machado, R OBP: 0.297, SLG: 0.353										3	0	0	0	1	1	3				
10 Adam Jones, R OBP: 0.314, SLG: 0.470										4	1	2	2	0	0	0				
19 Chris Davis, L OBP: 0.353, SLG: 0.440										4	0	0	0	0	2	2				
23 Nelson Cruz, R OBP: 0.376, SLG: 0.649										4	0	1	0	0	2	0				
2 J.J. Hardy, R OBP: 0.327, SLG: 0.370										3	1	0	0	1	1	1				
9 David Lough, L OBP: 0.266, SLG: 0.297										3	2	1	2	1	0	0				
36 Caleb Joseph, R OBP: 0.240, SLG: 0.182										4	1	1	1	0	3	0				
3 Ryan Flaherty, L OBP: 0.288, SLG: 0.290										3	0	1	0	1	1	1				
Inning Stats	R: 1 E: 0 K: 0 S: 7	H: 1 LOB: 0 BB: 0 P: 11	R: 0 E: 0 K: 2 S: 8	H: 0 LOB: 0 BB: 0 P: 10	R: 0 E: 0 K: 3 S: 12	H: 0 LOB: 1 BB: 1 P: 20	R: 0 E: 0 K: 0 S: 7	H: 0 LOB: 0 BB: 0 P: 13	R: 3 E: 0 K: 1 S: 17	H: 3 LOB: 2 BB: 2 P: 33	R: 2 E: 0 K: 2 S: 15	H: 2 LOB: 2 BB: 2 P: 30	R: 0 E: 0 K: 1 S: 11	H: 1 LOB: 1 BB: 0 P: 15	R: 0 E: 0 K: 2 S: 10	H: 0 LOB: 0 BB: 0 P: 16	1B: 3 2B: 2 3B: 0 HR: 2	SF: 0 SAC: 0 DP: 0 HBP: 0	WP: 0 PB: 0 SB: 0 CS: 0	PA: 36
PITCHER	IP WLS BF H R ER SO BB IBB HBP BLK WP HR S P ERA WHIP																			
54 Sonny Gray, R ERA: 2.83	5.1 L 24 4 5 5 7 4 0 0 0 0 0 0 1 8 17 13.50 4.500																			
45 Jim Johnson, R ERA: 6.46	0.2 5 2 1 1 1 1 0 0 0 0 0 1 8 17 13.50 4.500																			
29 Jeff Francis, L ERA: 3.38	2.0 7 1 0 0 3 0 0 0 0 0 0 0 21 31 0.00 0.500																			

AB 33
R 3
H 7
RBI 3
BB 2
SO 9
LOB 13



AB 31
R 6
H 7
RBI 6
BB 5
SO 11
LOB 8




Batter	1	2	3	4	5	6	7	8	9	AB	R	H	RBI	BB	SO	LOB	TOP											
4 Coco Crisp, S OBP: 0.367, SLG: 0.423	F8		G3		G5-3			G6-3		4	0	0	0	0	0	0	Oakland Athletics @ Los Angeles Angels Angel Stadium of Anaheim, Anaheim, CA Mon Jun 09 2014, 7:11 PM - 10:03 PM PDT Att: 36,838 - Partly Cloudy - 68 F											
5 John Jaso, L OBP: 0.379, SLG: 0.479	G4-3		HBP			G6-3		K		3	0	0	0	0	1	0												
20 Josh Donaldson, R OBP: 0.356, SLG: 0.524	G5-3		L7			G6-3		K		4	0	0	0	0	1	1												
37 Brandon Moss, L OBP: 0.365, SLG: 0.571		K			K		F7			4	0	0	0	0	3	0												
52 Yoenis Cespedes, R OBP: 0.307, SLG: 0.509		2B						K		4	1	2	0	0	2	0												
8 Jed Lowrie, S OBP: 0.331, SLG: 0.359	P6		L7			G4-3				3	0	0	0	0	0	2												
21 Stephen Vogt, L OBP: 0.318, SLG: 0.364			L8					1B		3	0	2	1	0	0	1												
18 Alberto Callaspo, S OBP: 0.315, SLG: 0.304			L7		F7			FC6		3	0	0	0	0	0	2												
28 Eric Sogard, L OBP: 0.265, SLG: 0.233			K		G5-3			K		3	0	0	0	0	2	0												
Inning Stats	R: 0 E: 0 K: 0 S: 8	H: 0 LOB: 0 BB: 0 P: 12	R: 1 E: 0 K: 1 S: 10	H: 2 LOB: 1 BB: 0 P: 15	R: 0 E: 0 K: 1 S: 15	H: 0 LOB: 1 BB: 0 P: 26	R: 0 E: 0 K: 1 S: 13	H: 1 LOB: 1 BB: 0 P: 22	R: 0 E: 0 K: 0 S: 6	H: 0 LOB: 0 BB: 0 P: 10	R: 0 E: 0 K: 0 S: 3	H: 0 LOB: 0 BB: 0 P: 5	R: 0 E: 0 K: 1 S: 12	H: 1 LOB: 1 BB: 0 P: 17	R: 0 E: 0 K: 2 S: 11	H: 0 LOB: 0 BB: 0 P: 15	R: 0 E: 0 K: 3 S: 9	H: 0 LOB: 0 BB: 0 P: 14	1B: 3 2B: 1 HR: 0	SF: 0 SAC: 0 HBP: 1	WP: 0 PB: 0 SB: 0 CS: 0	PA: 32						
PITCHER	IP	WLS	BF	H	R	ER	SO	BB	IBB	HBP	BLK	WP	HR	S	P	ERA	WHIP											
Garrett Richards, R ERA: 3.08	(1, 1)	7.0	W	26	4	1	1	4	0	0	1	0	0	0	67	107	1.29	0.571										
38 Joe Smith, R ERA: 3.08	(8, 1)	1.0	H	3	0	0	0	2	0	0	0	0	0	0	11	15	0.00	0.000										
49 Ernesto Frieri, R ERA: 4.18	(9, 1)	1.0	S	3	0	0	0	3	0	0	0	0	0	0	9	14	0.00	0.000										

Batter	1	2	3	4	5	6	7	8	9	AB	R	H	RBI	BB	SO	LOB	BOTTOM											
56 Kole Calhoun, L OBP: 0.301, SLG: 0.442	G4-3		1B		L8			F9		5	0	2	0	0	0	3	Oakland Athletics @ Los Angeles Angels Angel Stadium of Anaheim, Anaheim, CA Mon Jun 09 2014, 7:11 PM - 10:03 PM PDT Att: 36,838 - Partly Cloudy - 68 F											
27 Mike Trout, R OBP: 0.376, SLG: 0.556	L7		SF8					F9		3	0	1	2	1	0	2												
5 Albert Pujols, R OBP: 0.303, SLG: 0.482	1B		L9		E5			L9		4	0	1	0	0	0	4												
32 Josh Hamilton, L OBP: 0.459, SLG: 0.630	1B		K		G3			K		4	0	1	0	0	2	5												
6 David Freese, R OBP: 0.318, SLG: 0.293	K				K			K		3	1	0	0	1	3	6												
8 John McDonald, R OBP: 0.343, SLG: 0.290			HBP					K		0	0	0	0	0	0	0												
47 Howie Kendrick, R OBP: 0.352, SLG: 0.385	K		HBP					E5		3	1	0	0	0	2	0												
2 Erick Aybar, S OBP: 0.323, SLG: 0.433	G3		G4-6-3					1B		4	0	2	0	0	0	2												
28 Raul Ibanez, L OBP: 0.254, SLG: 0.265	F9		1B					G3		4	0	2	1	0	0	2												
16 Hank Conger, L OBP: 0.340, SLG: 0.427			HBP		E5			P6		3	2	2	1	0	0	1												
Inning Stats	R: 0 E: 0 K: 1 S: 14	H: 2 LOB: 2 BB: 0 P: 18	R: 0 E: 0 K: 1 S: 9	H: 0 LOB: 0 BB: 0 P: 12	R: 1 E: 0 K: 1 S: 11	H: 1 LOB: 1 BB: 0 P: 13	R: 1 E: 0 K: 0 S: 8	H: 1 LOB: 0 BB: 1 P: 16	R: 1 E: 2 K: 1 S: 11	H: 2 LOB: 2 BB: 0 P: 16	R: 0 E: 0 K: 1 S: 13	H: 2 LOB: 1 BB: 0 P: 17	R: 0 E: 0 K: 2 S: 12	H: 1 LOB: 2 BB: 1 P: 22	R: 1 E: 1 K: 0 S: 10	H: 2 LOB: 2 BB: 0 P: 16	R: 1 E: 0 K: 3 S: 9	H: 0 LOB: 0 BB: 0 P: 14	1B: 9 2B: 2 HR: 0	SF: 1 SAC: 0 HBP: 2	WP: 0 PB: 0 SB: 0 CS: 1	PA: 39						
PITCHER	IP	WLS	BF	H	R	ER	SO	BB	IBB	HBP	BLK	WP	HR	S	P	ERA	WHIP											
60 Jesse Chavez, R ERA: 3.04	(1, 1)	6.0	L	27	3	2	5	1	0	0	0	0	0	0	66	92	3.00	1.500										
48 Ryan Cook, R ERA: 3.21	(7, 1)	0.1		3	1	0	0	1	0	0	0	0	0	6	13	0.00	6.000											
56 Fernando Abad, L ERA: 1.75	(7, 1)	0.1		1	0	0	0	1	0	0	0	0	0	3	5	0.00	0.000											
45 Jim Johnson, R ERA: 6.12	(7, 1)	1.1		7	2	1	0	1	0	0	0	0	0	13	20	0.00	1.500											

AB	31
R	1
H	4
RBI	1
BB	0
SO	9
LOB	6



AB	33
R	4
H	11
RBI	4
BB	2
SO	7
LOB	25



Batter	1	2	3	4	5	6	7	8	9	AB	R	H	RBI	BB	SO	LOB	TOP				
11 Brett Gardner, L OBP: 0.344, SLG: 0.388										4	1	2	1	0	0	1					
2 Derek Jeter, R OBP: 0.333, SLG: 0.323										4	1	2	0	0	0	1					
17 Brendan Ryan, R OBP: 0.324, SLG: 0.303										0	0	0	0	0	0	0					
22 Jacoby Ellsbury, L OBP: 0.359, SLG: 0.416										4	0	1	1	1	2	3					
25 Mark Teixeira, S OBP: 0.361, SLG: 0.463										4	1	1	1	0	1	5					
34 Brian McCann, L OBP: 0.284, SLG: 0.358										4	1	1	0	1	1	1					
36 Carlos Beltrán, S OBP: 0.282, SLG: 0.384										5	0	0	0	0	1	5					
31 Ichiro Suzuki, L OBP: 0.370, SLG: 0.353										4	1	2	1	0	1	0					
14 Brian Roberts, S OBP: 0.318, SLG: 0.342										4	2	2	1	0	2	1					
33 Kelly Johnson, L OBP: 0.286, SLG: 0.391										3	0	1	1	1	1	0					
Inning Stats	R: 2 E: 0 K: 0 S: 9	H: 3 LOB: 1 BB: 0 P: 16	R: 1 E: 0 K: 1 S: 19	H: 3 LOB: 3 BB: 1 P: 33	R: 0 E: 0 K: 0 S: 6	H: 0 LOB: 0 BB: 0 P: 8	R: 0 E: 0 K: 1 S: 9	H: 0 LOB: 0 BB: 0 P: 11	R: 0 E: 0 K: 2 S: 8	H: 1 LOB: 1 BB: 0 P: 24	R: 0 E: 0 K: 1 S: 6	H: 0 LOB: 0 BB: 0 P: 9	R: 4 E: 1 K: 1 S: 22	H: 5 LOB: 1 BB: 0 P: 39	R: 0 E: 0 K: 0 S: 11	H: 0 LOB: 2 BB: 2 P: 21	1B: 12 2B: 0 3B: 0 HR: 0	SF: 1 SAC: 0 DP: 2 HBP: 2	WP: 0 PB: 0 SB: 0 CS: 0	PA: 42	
PITCHER	IP WLS BF H R ER SO BB IBB HBP BLK WP HR S P ERA WHIP	IP WLS BF H R ER SO BB IBB HBP BLK WP HR S P ERA WHIP	IP WLS BF H R ER SO BB IBB HBP BLK WP HR S P ERA WHIP	IP WLS BF H R ER SO BB IBB HBP BLK WP HR S P ERA WHIP	IP WLS BF H R ER SO BB IBB HBP BLK WP HR S P ERA WHIP	IP WLS BF H R ER SO BB IBB HBP BLK WP HR S P ERA WHIP	IP WLS BF H R ER SO BB IBB HBP BLK WP HR S P ERA WHIP	IP WLS BF H R ER SO BB IBB HBP BLK WP HR S P ERA WHIP	IP WLS BF H R ER SO BB IBB HBP BLK WP HR S P ERA WHIP	IP WLS BF H R ER SO BB IBB HBP BLK WP HR S P ERA WHIP	IP WLS BF H R ER SO BB IBB HBP BLK WP HR S P ERA WHIP	IP WLS BF H R ER SO BB IBB HBP BLK WP HR S P ERA WHIP	IP WLS BF H R ER SO BB IBB HBP BLK WP HR S P ERA WHIP	IP WLS BF H R ER SO BB IBB HBP BLK WP HR S P ERA WHIP	IP WLS BF H R ER SO BB IBB HBP BLK WP HR S P ERA WHIP	IP WLS BF H R ER SO BB IBB HBP BLK WP HR S P ERA WHIP	IP WLS BF H R ER SO BB IBB HBP BLK WP HR S P ERA WHIP	IP WLS BF H R ER SO BB IBB HBP BLK WP HR S P ERA WHIP	IP WLS BF H R ER SO BB IBB HBP BLK WP HR S P ERA WHIP	IP WLS BF H R ER SO BB IBB HBP BLK WP HR S P ERA WHIP	IP WLS BF H R ER SO BB IBB HBP BLK WP HR S P ERA WHIP

New York Yankees @ Oakland Athletics
 O.co Coliseum, Oakland, CA
 Fri Jun 13 2014, 10:09 PM - 1:14 AM EDT
 Att: 36,067 - Clear - 67 F

livebaseballscorecards.com

AB 36
 R 7
 H 12
 RBI 6
 BB 3
 SO 9
 LOB 17

Batter	1	2	3	4	5	6	7	8	9	AB	R	H	RBI	BB	SO	LOB	BOTTOM					
4 Coco Crisp, S OBP: 0.373, SLG: 0.421										3	0	0	0	1	1	0						
5 John Jaso, L OBP: 0.359, SLG: 0.446										3	0	0	0	1	1	1						
20 Josh Donaldson, R OBP: 0.342, SLG: 0.500										4	0	0	0	0	0	1						
37 Brandon Moss, L OBP: 0.355, SLG: 0.542										4	0	0	0	0	1	1						
52 Yoenis Cespedes, R OBP: 0.306, SLG: 0.500										3	0	0	0	0	1	0						
8 Jed Lowrie, S OBP: 0.330, SLG: 0.358										2	0	1	0	1	0	0						
36 Derek Norris, R OBP: 0.402, SLG: 0.473										3	0	1	0	0	0	1						
12 Andy Parrino, S OBP: 0.389, SLG: 0.444										3	0	0	0	0	1	2						
88 Kyle Blanks, R OBP: 0.389, SLG: 0.444										3	0	0	0	0	2	2						
Inning Stats	R: 0 E: 0 K: 0 S: 8	H: 0 LOB: 0 BB: 0 P: 13	R: 0 E: 0 K: 1 S: 7	H: 0 LOB: 0 BB: 0 P: 12	R: 0 E: 0 K: 2 S: 10	H: 0 LOB: 0 BB: 0 P: 17	R: 0 E: 0 K: 0 S: 9	H: 0 LOB: 1 BB: 1 P: 17	R: 0 E: 0 K: 0 S: 10	H: 1 LOB: 2 BB: 1 P: 17	R: 0 E: 0 K: 0 S: 7	H: 0 LOB: 0 BB: 1 P: 15	R: 0 E: 0 K: 1 S: 8	H: 1 LOB: 1 BB: 0 P: 13	R: 0 E: 0 K: 2 S: 9	H: 0 LOB: 0 BB: 0 P: 15	R: 0 E: 0 K: 1 S: 10	H: 0 LOB: 0 BB: 0 P: 16	1B: 1 2B: 1 3B: 0 HR: 0	SF: 0 SAC: 0 DP: 1 HBP: 0	WP: 0 PB: 0 SB: 0 CS: 0	PA: 31
PITCHER	IP WLS BF H R ER SO BB IBB HBP BLK WP HR S P ERA WHIP	IP WLS BF H R ER SO BB IBB HBP BLK WP HR S P ERA WHIP	IP WLS BF H R ER SO BB IBB HBP BLK WP HR S P ERA WHIP	IP WLS BF H R ER SO BB IBB HBP BLK WP HR S P ERA WHIP	IP WLS BF H R ER SO BB IBB HBP BLK WP HR S P ERA WHIP	IP WLS BF H R ER SO BB IBB HBP BLK WP HR S P ERA WHIP	IP WLS BF H R ER SO BB IBB HBP BLK WP HR S P ERA WHIP	IP WLS BF H R ER SO BB IBB HBP BLK WP HR S P ERA WHIP	IP WLS BF H R ER SO BB IBB HBP BLK WP HR S P ERA WHIP	IP WLS BF H R ER SO BB IBB HBP BLK WP HR S P ERA WHIP	IP WLS BF H R ER SO BB IBB HBP BLK WP HR S P ERA WHIP	IP WLS BF H R ER SO BB IBB HBP BLK WP HR S P ERA WHIP	IP WLS BF H R ER SO BB IBB HBP BLK WP HR S P ERA WHIP	IP WLS BF H R ER SO BB IBB HBP BLK WP HR S P ERA WHIP	IP WLS BF H R ER SO BB IBB HBP BLK WP HR S P ERA WHIP	IP WLS BF H R ER SO BB IBB HBP BLK WP HR S P ERA WHIP	IP WLS BF H R ER SO BB IBB HBP BLK WP HR S P ERA WHIP	IP WLS BF H R ER SO BB IBB HBP BLK WP HR S P ERA WHIP	IP WLS BF H R ER SO BB IBB HBP BLK WP HR S P ERA WHIP	IP WLS BF H R ER SO BB IBB HBP BLK WP HR S P ERA WHIP	IP WLS BF H R ER SO BB IBB HBP BLK WP HR S P ERA WHIP	IP WLS BF H R ER SO BB IBB HBP BLK WP HR S P ERA WHIP

New York Yankees @ Oakland Athletics
 O.co Coliseum, Oakland, CA
 Fri Jun 13 2014, 10:09 PM - 1:14 AM EDT
 Att: 36,067 - Clear - 67 F

livebaseballscorecards.com

AB 28
 R 0
 H 2
 RBI 0
 BB 3
 SO 7
 LOB 8

Batter	1	2	3	4	5	6	7	8	9	AB	R	H	RBI	BB	SO	LOB	TOP			
11 Brett Gardner, L (1,7) OBP: 0.343, SLG: 0.386	G3		1B					F8		4	0	1	0	0	0	1	New York Yankees @ Oakland Athletics O.co Coliseum, Oakland, CA Sat Jun 14 2014, 10:09 PM - 1:30 AM EDT Att: 36,067 - Partly Cloudy - 72 F			
2 Derek Jeter, R (1,6) OBP: 0.326, SLG: 0.318	G5-3		E6					G4-3		4	0	0	0	0	0	2				
22 Jacoby Ellsbury, L (1,8) OBP: 0.357, SLG: 0.411	L7		BB					G4-3		3	0	0	0	1	0	1				
12 Alfonso Soriano, R (1,10) OBP: 0.249, SLG: 0.388		P3	FC6-5					P4		4	0	0	0	0	0	3				
34 Brian McCann, L (1,3) OBP: 0.283, SLG: 0.356	K		1B					P5		4	0	1	0	0	1	0				
26 Yanervis Solarte, S (1,4) OBP: 0.348, SLG: 0.468	G4-3		G5-4-3					F8		4	0	0	0	0	1	1				
31 Ichiro Suzuki, L (1,9) OBP: 0.369, SLG: 0.347			G1-3					G3-1		2	0	0	0	1	0	0				
66 John Ryan Murphy, R (1,2) OBP: 0.317, SLG: 0.377		F9	P3					L8		3	0	0	0	0	0	1				
33 Kelly Johnson, L (1,5) OBP: 0.294, SLG: 0.400			BB					K		2	1	1	0	1	1	0				
Inning Stats	R: 0 E: 0 K: 0 S: 5	H: 0 LOB: 0 BB: 0 P: 9	R: 0 E: 0 K: 1 S: 12	H: 0 LOB: 0 BB: 0 P: 16	R: 1 E: 1 K: 0 S: 14	H: 1 LOB: 3 BB: 2 P: 24	R: 0 E: 0 K: 0 S: 11	H: 1 LOB: 1 BB: 1 P: 18	R: 0 E: 0 K: 1 S: 10	H: 0 LOB: 0 BB: 0 P: 16	R: 0 E: 0 K: 1 S: 7	H: 0 LOB: 0 BB: 0 P: 9	R: 0 E: 0 K: 0 S: 6	H: 0 LOB: 0 BB: 0 P: 8	R: 0 E: 0 K: 0 S: 14	H: 0 LOB: 0 BB: 0 P: 17	1B: 2 2B: 1 3B: 0 HR: 0	SF: 0 SAC: 0 DP: 1 HBP: 0	WP: 0 PB: 0 SB: 0 CS: 0	PA: 33
PITCHER	IP WLS BF H R ER SO BB IBB HBP BLK WP HR S P ERA WHIP																			
26 Scott Kazmir, L (1,1) ERA: 2.05	6.0 W 24 3 1 0 2 3 0 0 0 0 0 0 62 98 0.00 1.000																			
61 Dan Otero, R (7,1) ERA: 1.95	2.0 6 0 0 0 1 0 0 0 0 0 0 0 13 17 0.00 0.000																			
61 Dan Otero, R (8,1) ERA: 1.96	2.0 6 0 0 0 1 0 0 0 0 0 0 0 13 17 0.00 0.000																			
62 Sean Doolittle, L (9,1) ERA: 2.25	1.0 3 0 0 0 0 0 0 0 0 0 0 0 14 17 0.00 0.000																			

Batter	1	2	3	4	5	6	7	8	9	AB	R	H	RBI	BB	SO	LOB	BOTTOM			
4 Coco Crisp, S (1,8) OBP: 0.370, SLG: 0.418	G3	F9			G3-1	G6-3				4	1	1	0	0	0	3	New York Yankees @ Oakland Athletics O.co Coliseum, Oakland, CA Sat Jun 14 2014, 10:09 PM - 1:30 AM EDT Att: 36,067 - Partly Cloudy - 72 F			
5 John Jaso, L (1,2) OBP: 0.351, SLG: 0.435	G3		F8		G3-1					4	0	0	1	0	0	1				
20 Josh Donaldson, R (1,5) OBP: 0.323, SLG: 0.493	G4-3		G6-3		K					4	0	0	0	0	1	0				
61 Dan Otero, R (8,1) ERA: 1.96	G4-3		G6-3		K					0	0	0	0	0	0	0				
62 Sean Doolittle, L (9,1) ERA: 2.25	G4-3		G6-3		K					0	0	0	0	0	0	0				
37 Brandon Moss, L (1,3) OBP: 0.361, SLG: 0.544		F8	1B		1B					3	0	2	0	1	0	0				
52 Yoenis Cespedes, R (1,7) OBP: 0.305, SLG: 0.494		BB	L8		K					3	1	0	0	1	1	3				
8 Jed Lowrie, S (1,10) OBP: 0.325, SLG: 0.352	K				K					4	0	0	0	0	3	1				
21 Stephen Vogt, L (1,9) OBP: 0.323, SLG: 0.452					F8					2	1	1	0	0	0	0				
3 Craig Gentry, R (6,PH) OBP: 0.336, SLG: 0.331			1B		F8					2	1	2	0	0	0	0				
12 Andy Parrino, S (1,6) OBP: 0.286, SLG: 0.333		BB			G4-3					3	0	1	1	1	0	1				
28 Eric Sogard, L (1,4) OBP: 0.271, SLG: 0.236		1B				L8				3	1	1	2	1	0	2				
Inning Stats	R: 0 E: 0 K: 0 S: 7	H: 0 LOB: 0 BB: 0 P: 10	R: 2 E: 0 K: 1 S: 15	H: 2 LOB: 2 BB: 2 P: 29	R: 0 E: 0 K: 1 S: 12	H: 1 LOB: 1 BB: 0 P: 18	R: 0 E: 0 K: 1 S: 11	H: 0 LOB: 0 BB: 0 P: 16	R: 2 E: 0 K: 2 S: 19	H: 2 LOB: 1 BB: 1 P: 32	R: 1 E: 0 K: 1 S: 11	H: 2 LOB: 1 BB: 0 P: 15	R: 0 E: 0 K: 0 S: 8	H: 0 LOB: 1 BB: 1 P: 14	R: 0 E: 0 K: 0 S: 5	H: 1 LOB: 1 BB: 0 P: 9	1B: 7 2B: 1 3B: 0 HR: 0	SF: 0 SAC: 0 DP: 0 HBP: 0	WP: 0 PB: 2 SB: 0 CS: 0	PA: 36
PITCHER	IP WLS BF H R ER SO BB IBB HBP BLK WP HR S P ERA WHIP																			
18 Hiroki Kuroda, R (1,1) ERA: 4.32	4.2 L 22 4 4 4 3 3 0 0 0 0 0 0 55 93 7.71 1.714																			
27 Shawn Kelley, R (5,1) ERA: 3.94	0.1 1 0 0 0 1 0 0 0 0 0 0 9 12 0.00 0.000																			
55 David Huff, L (6,1) ERA: 5.87	3.0 13 3 1 1 1 1 0 0 0 0 0 24 38 3.00 1.333																			

AB 30
R 1
H 3
RBI 0
BB 3
SO 3
LOB 9



AB 32
R 5
H 8
RBI 4
BB 4
SO 5
LOB 11



Batter	1	2	3	4	5	6	7	8	9	AB	R	H	RBI	BB	SO	LOB	TOP										
11 Brett Gardner, L OBP: 0.344, SLG: 0.395	P4		G4-3-6-3			L7			HR	4	1	1	2	1	0	1	New York Yankees @ Oakland Athletics O.co Coliseum, Oakland, CA Sun Jun 15 2014, 4:07 PM - 7:13 PM EDT Att: 36,067 - Partly Cloudy - 62 F										
2 Derek Jeter, R OBP: 0.327, SLG: 0.322	K		G3			2B			BB	3	1	1	1	0	1	0											
17 Brendan Ryan, R OBP: 0.343, SLG: 0.303	K					2B			BB	0	0	0	0	1	0	0											
22 Jacoby Ellsbury, L OBP: 0.352, SLG: 0.405	K					G6-3			BB	4	0	0	0	0	1	3											
12 Alfonso Soriano, R OBP: 0.252, SLG: 0.391	K					G4-3			1B	1	0	1	0	0	0	0											
25 Mark Teixeira, S OBP: 0.360, SLG: 0.467	F9									3	0	1	1	0	0	0											
66 John Ryan Murphy, R OBP: 0.308, SLG: 0.365										2	0	0	0	0	1	2											
34 Brian McCann, L OBP: 0.283, SLG: 0.352	G5-3									3	0	0	0	1	2	1											
36 Carlos Beltrán, S OBP: 0.373, SLG: 0.405	1B					L8			G6-4-3	4	1	2	1	0	0	1											
31 Ichiro Suzuki, L OBP: 0.373, SLG: 0.352	1B					E3			K2-3	4	1	2	0	0	1	0											
26 Yangervis Solarte, S OBP: 0.347, SLG: 0.420	F7					P2			BB	3	1	0	0	1	1	4											
33 Kelly Johnson, L OBP: 0.299, SLG: 0.398						G3			F8	3	0	1	0	1	0	2											
Inning Stats	R: 0 E: 0 K: 2 S: 8	H: 0 LOB: 0 BB: 0 P: 9	R: 0 E: 0 K: 0 S: 12	H: 2 LOB: 2 BB: 0 P: 16	R: 0 E: 0 K: 0 S: 6	H: 1 LOB: 0 BB: 0 P: 9	R: 0 E: 0 K: 1 S: 7	H: 0 LOB: 0 BB: 0 P: 14	R: 0 E: 1 K: 0 S: 12	H: 0 LOB: 1 BB: 0 P: 16	R: 1 E: 0 K: 1 S: 15	H: 2 LOB: 1 BB: 0 P: 23	R: 2 E: 0 K: 1 S: 18	H: 2 LOB: 2 BB: 2 P: 29	R: 0 E: 0 K: 0 S: 6	H: 0 LOB: 0 BB: 1 P: 10	R: 2 E: 0 K: 2 S: 15	H: 2 LOB: 2 BB: 2 P: 30	1B: 5 2B: 3 3B: 0 HR: 2	SF: 1 SAC: 0 DP: 2 HBP: 0	WP: 0 PB: 0 SB: 0 CS: 0	PA: 40					
PITCHER	IP	WLS	BF	H	R	ER	SO	BB	IBB	HBP	BLK	WP	HR	S	P	ERA	WHIP										
60 Jesse Chavez, R ERA: 2.93	6.0	W	23	5	1	1	4	0	0	0	0	0	0	60	87	1.50	0.833										
48 Ryan Cook, R ERA: 4.11	1.0		7	2	2	2	1	2	0	0	0	0	1	18	29	18.00	4.000										
56 Fernando Abad, L ERA: 1.63	1.0		3	0	0	0	0	1	0	0	0	0	0	6	10	0.00	1.000										
45 Jim Johnson, R ERA: 6.18	0.2		6	2	2	2	1	2	0	0	0	0	1	12	25	27.00	6.000										
44 Luke Gregerson, R ERA: 2.04	0.1		1	0	0	0	1	0	0	0	0	0	0	3	5	0.00	0.000										

Batter	1	2	3	4	5	6	7	8	9	AB	R	H	RBI	BB	SO	LOB	BOTTOM										
4 Coco Crisp, S OBP: 0.376, SLG: 0.435	HR	HR		HBP	K					4	3	2	3	1	2	0	New York Yankees @ Oakland Athletics O.co Coliseum, Oakland, CA Sun Jun 15 2014, 4:07 PM - 7:13 PM EDT Att: 36,067 - Partly Cloudy - 62 F										
3 Craig Gentry, R OBP: 0.338, SLG: 0.328	HR	L7		HBP		K				4	2	1	1	0	1	0											
52 Yoanis Céspedes, R OBP: 0.307, SLG: 0.492	K			HBP		P3				5	0	2	2	0	1	3											
36 Derek Norris, R OBP: 0.408, SLG: 0.503	HR	G1-3		HBP						5	1	3	3	0	0	2											
8 Jed Lowrie, S OBP: 0.320, SLG: 0.346	L7		G5-3	L4-6		K				4	0	0	0	0	1	4											
20 Josh Donaldson, R OBP: 0.337, SLG: 0.489	G4-3		G5-3							4	0	1	1	0	0	0											
37 Brandon Moss, L OBP: 0.360, SLG: 0.537	K		G4-3	L9						3	0	0	0	1	1	2											
88 Kyle Blanks, R OBP: 0.397, SLG: 0.449	HR	1B		HBP		K				4	2	2	0	0	1	1											
1 Nick Punto, S OBP: 0.356, SLG: 0.325	HR	1B		HBP						3	2	1	0	1	1	1											
Inning Stats	R: 3 E: 0 K: 1 S: 15	H: 3 LOB: 0 BB: 0 P: 23	R: 3 E: 0 K: 1 S: 19	H: 4 LOB: 1 BB: 0 P: 29	R: 0 E: 0 K: 0 S: 9	H: 0 LOB: 0 BB: 0 P: 15	R: 4 E: 0 K: 0 S: 19	H: 4 LOB: 2 BB: 2 P: 34	R: 0 E: 0 K: 1 S: 6	H: 0 LOB: 0 BB: 0 P: 8	R: 0 E: 0 K: 2 S: 10	H: 1 LOB: 1 BB: 0 P: 13	R: 0 E: 0 K: 2 S: 8	H: 0 LOB: 1 BB: 1 P: 17	R: 0 E: 1 K: 1 S: 13	H: 0 LOB: 1 BB: 0 P: 24		1B: 9 2B: 2 3B: 0 HR: 2	SF: 0 SAC: 0 DP: 1 HBP: 1	WP: 1 PB: 1 SB: 0 CS: 0	PA: 40						
PITCHER	IP	WLS	BF	H	R	ER	SO	BB	IBB	HBP	BLK	WP	HR	S	P	ERA	WHIP										
57 Vidal Nuño, L ERA: 5.9	3.0	L	18	8	8	8	2	1	0	0	0	0	2	46	75	24.00	3.000										
63 José Ramirez, R ERA: 5.09	1.0		7	3	2	2	0	1	0	1	0	0	0	16	26	18.00	4.000										
27 Shawn Kelley, R ERA: 3.71	1.0		3	0	0	0	1	0	0	0	0	0	0	6	8	0.00	0.000										
43 Adam Warren, R ERA: 2.19	2.0		8	1	0	0	4	1	0	0	0	0	0	18	30	0.00	1.000										
48 Matt Thornton, L ERA: 3.38	1.0		4	0	0	0	1	0	0	0	0	0	0	13	24	0.00	0.000										

AB	34
R	5
H	9
RBI	5
BB	5
SO	7
LOB	14



AB	36
R	10
H	12
RBI	10
BB	3
SO	8
LOB	13



Batter	1	2	3	4	5	6	7	8	9	AB	R	H	RBI	BB	SO	LOB	TOP					
19 Daniel Robertson, R OBP: 0.269, SLG: 0.263										6	1	2	1	0	2	3						
1 Elvis Andrus, R OBP: 0.312, SLG: 0.349										5	2	2	1	0	0	2						
17 Shin-Soo Choo, L OBP: 0.391, SLG: 0.391										4	1	0	1	1	1	2						
29 Adrián Beltré, R OBP: 0.353, SLG: 0.488										4	1	1	3	0	0	1						
Alex Rios, R OBP: 0.356, SLG: 0.467										5	2	2	0	0	0	2						
16 Donnie Murphy, R OBP: 0.291, SLG: 0.363										4	2	2	3	0	0	1						
61 Robinson Chirinos, R OBP: 0.285, SLG: 0.436										5	2	3	3	0	0	0						
15 Michael Choice, R OBP: 0.271, SLG: 0.354										3	2	1	2	1	0	1						
2 Leonys Martin, L OBP: 0.314, SLG: 0.356										1	0	0	0	0	1	0						
12 Rougned Odor, L OBP: 0.323, SLG: 0.449										5	1	3	0	0	0	0						
Inning Stats	R: 0 E: 0 K: 1 S: 9	H: 1 LOB: 0 BB: 0 P: 15	R: 2 E: 1 K: 1 S: 21	H: 3 LOB: 2 BB: 3 P: 31	R: 0 E: 0 K: 1 S: 7	H: 0 LOB: 0 BB: 0 P: 9	R: 6 E: 0 K: 0 S: 21	H: 5 LOB: 1 BB: 2 P: 30	R: 2 E: 0 K: 0 S: 11	H: 2 LOB: 0 BB: 0 P: 14	R: 1 E: 1 K: 0 S: 13	H: 1 LOB: 1 BB: 0 P: 19	R: 0 E: 0 K: 0 S: 10	H: 0 LOB: 0 BB: 0 P: 15	R: 1 E: 1 K: 0 S: 10	H: 1 LOB: 1 BB: 0 P: 11	R: 2 E: 0 K: 1 S: 11	H: 3 LOB: 1 BB: 0 P: 17	1B: 9 2B: 3 3B: 0 HR: 4	SF: 1 SAC: 2 DP: 1 HBP: 0	WP: 1 PB: 0 SB: 0 CS: 0	PA: 47
PITCHER	IP WLS BF H R ER SO BB IBB HBP BLK WP HR S P ERA WHIP																					
13 Drew Pomeranz, L ERA: 2.91	3.2 L 21 8 8 7 4 2 0 0 0 0 0 1 53 79 17.18 2.727																					
48 Ryan Cook, R ERA: 4.85	4.1 1 7 3 2 2 0 0 0 0 0 0 1 16 20 13.50 2.250																					
29 Jeff Francis, L ERA: 7.11	6.1 2.0 9 2 2 2 0 0 0 0 0 1 0 25 37 9.00 1.000																					
61 Dan Otero, R ERA: 1.91	8.1 1.0 4 0 0 0 0 0 0 0 0 0 8 8 0.00 0.000																					
56 Fernando Abad, L ERA: 2.2	9.1 1.0 6 3 2 2 1 0 0 0 0 0 2 11 17 18.00 3.000																					
Batter	1	2	3	4	5	6	7	8	9	AB	R	H	RBI	BB	SO	LOB	BOTTOM					
4 Coco Crisp, S OBP: 0.383, SLG: 0.450										5	2	3	1	1	0	3						
5 John Jaso, L OBP: 0.356, SLG: 0.436										2	1	1	1	1	1	0						
88 Kyle Blanks, R OBP: 0.393, SLG: 0.431										2	1	0	0	1	1	4						
52 Yoanis Céspedes, R OBP: 0.309, SLG: 0.502										3	1	1	4	1	0	3						
37 Brandon Moss, L OBP: 0.360, SLG: 0.547										5	1	2	1	0	1	1						
20 Josh Donaldson, R OBP: 0.334, SLG: 0.484										5	0	1	0	0	1	2						
8 Jed Lowrie, S OBP: 0.322, SLG: 0.344										4	0	1	0	1	0	2						
36 Derek Norris, R OBP: 0.408, SLG: 0.503										4	1	1	0	1	1	2						
21 Stephen Vogt, L OBP: 0.306, SLG: 0.417										5	0	1	0	0	1	1						
7 Alberto Callaspo, S OBP: 0.325, SLG: 0.317										5	1	4	1	0	0	1						
Inning Stats	R: 2 E: 0 K: 0 S: 11	H: 3 LOB: 1 BB: 0 P: 17	R: 0 E: 0 K: 0 S: 7	H: 1 LOB: 3 BB: 2 P: 25	R: 0 E: 1 K: 0 S: 7	H: 1 LOB: 1 BB: 0 P: 12	R: 0 E: 0 K: 0 S: 7	H: 1 LOB: 1 BB: 0 P: 14	R: 1 E: 0 K: 1 S: 12	H: 2 LOB: 2 BB: 1 P: 18	R: 4 E: 0 K: 1 S: 20	H: 3 LOB: 0 BB: 1 P: 32	R: 1 E: 0 K: 1 S: 12	H: 2 LOB: 2 BB: 1 P: 23	R: 0 E: 0 K: 2 S: 11	H: 0 LOB: 1 BB: 1 P: 19	R: 0 E: 0 K: 1 S: 15	H: 2 LOB: 2 BB: 0 P: 22	1B: 9 2B: 4 3B: 0 HR: 2	SF: 1 SAC: 0 DP: 0 HBP: 0	WP: 1 PB: 0 SB: 1 CS: 0	PA: 47
PITCHER	IP WLS BF H R ER SO BB IBB HBP BLK WP HR S P ERA WHIP																					
48 Colby Lewis, R ERA: 5.97	5.1 W 28 10 5 5 2 1 0 0 0 0 0 1 59 102 8.44 2.250																					
46 Robbie Ross Jr., L ERA: 5.61	0.1 3 1 2 2 0 1 0 0 0 0 0 1 6 11 54.00 6.000																					
37 Shawn Tolleson, R ERA: 3.44	0.2 5 2 1 1 0 1 0 0 0 0 0 0 10 20 13.50 4.500																					
56 Neal Cotts, L ERA: 3.54	1.0 H 4 0 0 0 2 1 0 0 0 0 0 0 12 20 0.00 1.000																					
44 Jason Frasor, R ERA: 1.5	0.2 2 0 0 0 1 0 0 0 0 0 0 0 4 7 0.00 0.000																					
PITCHER	IP WLS BF H R ER SO BB IBB HBP BLK WP HR S P ERA WHIP																					
39 Ben Rowen, R ERA:	1.0 5 2 0 0 1 0 0 0 0 0 0 0 15 22 0.00 2.000																					

Texas Rangers @ Oakland Athletics
O.co Coliseum, Oakland, CA
Mon Jun 16 2014, 10:12 PM - 1:49 AM EDT
Att: 12,412 - Cloudy - 57 F

AB	42
R	14
H	16
RBI	14
BB	2
SO	4
LOB	12



Texas Rangers @ Oakland Athletics
O.co Coliseum, Oakland, CA
Mon Jun 16 2014, 10:12 PM - 1:49 AM EDT
Att: 12,412 - Cloudy - 57 F

AB	40
R	8
H	15
RBI	8
BB	6
SO	6
LOB	19



Batter	1	2	3	4	5	6	7	8	9	AB	R	H	RBI	BB	SO	LOB	TOP			
19 Daniel Robertson, R OBP: 0.314, SLG: 0.256 (1, 8)										5	1	1	1	0	0	0				
1 Elvis Andrus, R OBP: 0.314, SLG: 0.355 (1, 6)										4	1	2	0	0	1	1				
17 Shin-Soo Choo, L OBP: 0.385, SLG: 0.384 (1, 10)										4	0	0	0	0	1	3				
29 Adrián Beltré, R OBP: 0.360, SLG: 0.491 (1, 5)										3	0	2	1	1	0	1				
Alex Rios, R OBP: 0.352, SLG: 0.462 (1, 9)										3	0	0	1	0	1	2				
16 Donnie Murphy, R OBP: 0.286, SLG: 0.356 (6, PH)										2	0	0	0	0	1	1				
64 Brad Snyder, L OBP: 0.350, SLG: 0.375 (6, 3)										2	0	0	0	0	0	1				
60 Chris Gimenez, R OBP: 0.385, SLG: 0.449 (1, 2)										4	1	0	0	0	1	0				
15 Michael Choice, R OBP: 0.268, SLG: 0.350 (7, PH)										2	0	0	0	0	0	0				
2 Leonys Martin, L OBP: 0.315, SLG: 0.357 (7, 8)										2	1	1	0	0	1	0				
12 Rougned Odor, L OBP: 0.330, SLG: 0.505 (1, 4)										4	2	2	3	0	1	0				
Inning Stats	R: 1 E: 0 K: 1 S: 14	H: 2 LOB: 1 BB: 0 P: 25	R: 0 E: 0 K: 0 S: 6	H: 0 LOB: 0 BB: 0 P: 12	R: 0 E: 0 K: 0 S: 10	H: 0 LOB: 0 BB: 0 P: 14	R: 0 E: 0 K: 1 S: 10	H: 1 LOB: 0 BB: 0 P: 15	R: 1 E: 0 K: 0 S: 7	H: 1 LOB: 0 BB: 0 P: 10	R: 3 E: 1 K: 1 S: 15	H: 3 LOB: 1 BB: 0 P: 19	R: 0 E: 0 K: 1 S: 8	H: 0 LOB: 0 BB: 0 P: 11	R: 0 E: 0 K: 2 S: 8	H: 0 LOB: 0 BB: 0 P: 12	1B: 5 2B: 1 3B: 1 HR: 1	SF: 1 SAC: 0 DP: 0 HBP: 0	WP: 0 PB: 0 SB: 1 CS: 0	PA: 37
PITCHER	IP WLS BF H R ER SO BB IBB HBP BLK WP HR S P ERA WHIP																			
57 Tommy Milone, L ERA: 3.56 (1, 1)	5.2 W 23 5 3 3 3 1 0 0 0 0 0 1 53 87 4.76 1.059																			
61 Dan Otero, R ERA: 2.3 (6, 1)	0.2 H 6 3 3 2 0 0 0 0 0 0 0 0 13 16 27.00 4.500																			
56 Fernando Abad, L ERA: 2.17 (7, 1)	0.1 H 1 0 0 0 1 0 0 0 0 0 0 0 3 4 0.00 0.000																			
44 Luke Gregerson, R ERA: 1.96 (7, 1)	1.1 H 4 0 0 0 1 0 0 0 0 0 0 0 9 13 0.00 0.000																			
62 Sean Doolittle, L ERA: 2.19 (9, 1)	1.0 3 0 0 0 2 0 0 0 0 0 0 0 8 12 0.00 0.000																			

Texas Rangers @ Oakland Athletics
O.co Coliseum, Oakland, CA
Tue Jun 17 2014, 10:10 PM - 1:36 AM EDT
Att: 21,288 - Clear - 67 F

AB 35
R 6
H 8
RBI 6
BB 1
SO 7
LOB 9



Batter	1	2	3	4	5	6	7	8	9	AB	R	H	RBI	BB	SO	LOB	BOTTOM			
4 Coco Crisp, S OBP: 0.378, SLG: 0.446 (1, 8)										4	1	1	1	0	0	3				
5 John Jaso, L OBP: 0.361, SLG: 0.446 (1, 2)										3	1	2	0	0	1	0				
36 Derek Norris, R OBP: 0.414, SLG: 0.535 (7, 2)										2	1	2	5	0	0	0				
52 Yoenis Cespedes, R OBP: 0.310, SLG: 0.498 (1, 7)										4	1	1	0	1	2	3				
37 Brandon Moss, L OBP: 0.354, SLG: 0.535 (1, 3)										5	0	0	0	0	2	5				
8 Jed Lowrie, S OBP: 0.326, SLG: 0.344 (1, 10)										3	1	1	0	2	2	1				
21 Stephen Vogt, L OBP: 0.359, SLG: 0.462 (7, PH)										3	1	3	2	0	0	0				
3 Craig Gentry, R OBP: 0.336, SLG: 0.325 (8, 9)										1	0	0	0	0	0	0				
7 Alberto Callaspo, S OBP: 0.336, SLG: 0.324 (7, 4)										2	0	2	1	2	0	0				
1 Nick Punto, S OBP: 0.346, SLG: 0.314 (1, 6)										4	1	0	0	0	3	3				
28 Eric Sogard, L OBP: 0.274, SLG: 0.234 (6, PH)										1	1	0	0	1	1	1				
20 Josh Donaldson, R OBP: 0.335, SLG: 0.484 (7, 5)										2	2	1	0	0	0	2				
Inning Stats	R: 0 E: 0 K: 2 S: 8	H: 1 LOB: 1 BB: 0 P: 13	R: 2 E: 1 K: 2 S: 19	H: 3 LOB: 1 BB: 0 P: 26	R: 1 E: 0 K: 2 S: 13	H: 3 LOB: 2 BB: 1 P: 22	R: 1 E: 0 K: 2 S: 10	H: 0 LOB: 0 BB: 1 P: 18	R: 1 E: 0 K: 0 S: 3	H: 1 LOB: 2 BB: 2 P: 12	R: 3 E: 1 K: 0 S: 14	H: 2 LOB: 1 BB: 1 P: 26	R: 0 E: 0 K: 2 S: 10	H: 3 LOB: 1 BB: 0 P: 23	R: 2 E: 0 K: 1 S: 16	H: 3 LOB: 1 BB: 0 P: 23	1B: 10 2B: 2 3B: 0 HR: 1	SF: 1 SAC: 0 DP: 0 HBP: 0	WP: 1 PB: 0 SB: 2 CS: 0	PA: 41
PITCHER	IP WLS BF H R ER SO BB IBB HBP BLK WP HR S P ERA WHIP																			
11 Yu Darvish, R ERA: 2.39 (6, 1)	5.0 L 26 2 0 0 0 0 0 0 0 0 0 0 6 10 9.00 2.600																			
49 Aaron Poreda, L ERA: 3.14 (6, 1)	0.2 2 0 0 0 0 0 0 0 0 0 0 1 5 8 0.00 6.000																			
37 Shawn Tolleson, R ERA: 3.67 (7, 1)	0.1 3 2 1 0 0 0 0 0 0 0 0 1 5 8 0.00 6.000																			
56 Neal Cotts, L ERA: 3.41 (8, 1)	1.0 4 0 0 0 2 1 0 0 0 0 0 0 10 18 0.00 1.000																			
44 Jason Frasor, R ERA: 2.25 (8, 1)	0.0 3 2 2 0 0 0 0 0 0 0 0 0 7 11 ∞ ∞																			

Texas Rangers @ Oakland Athletics
O.co Coliseum, Oakland, CA
Tue Jun 17 2014, 10:10 PM - 1:36 AM EDT
Att: 21,288 - Clear - 67 F

AB 34
R 10
H 13
RBI 9
BB 6
SO 11
LOB 18



Batter	1	2	3	4	5	6	7	8	9	AB	R	H	RBI	BB	SO	LOB	TOP								
2 Leonys Martin, L (1, 8) OBP: 0.314, SLG: 0.352										3	1	0	0	1	1	1									
1 Elvis Andrus, R (1, 6) OBP: 0.314, SLG: 0.354										4	0	1	0	0	2	0									
17 Shin-Soo Choo, L (1, 7) OBP: 0.387, SLG: 0.386										4	0	2	2	0	0	0									
29 Adrian Beltré, R (1, 10) OBP: 0.354, SLG: 0.482										4	0	0	0	0	0	3									
Alex Rios, R (1, 9) OBP: 0.350, SLG: 0.462										4	0	1	0	0	0	0									
64 Brad Snyder, L (1, 3) OBP: 0.304, SLG: 0.316										3	0	0	0	0	2	2									
16 Donnie Murphy, R (8, PH) OBP: 0.283, SLG: 0.352										1	0	0	0	0	0	0									
61 Robinson Chirinos, R (1, 2) OBP: 0.284, SLG: 0.431										4	0	1	0	0	1	0									
12 Rougned Odor, L (1, 4) OBP: 0.327, SLG: 0.490										3	1	0	0	1	2	1									
3 Luis Sardinas, S (1, 5) OBP: 0.350, SLG: 0.321										3	0	1	0	0	1	1									
Inning Stats	R: 0 E: 0 K: 2 S: 7	H: 0 LOB: 0 BB: 0 P: 10	R: 0 E: 0 K: 0 S: 5	H: 0 LOB: 0 BB: 0 P: 11	R: 0 E: 0 K: 1 S: 9	H: 1 LOB: 1 BB: 0 P: 10	R: 0 E: 0 K: 2 S: 13	H: 2 LOB: 2 BB: 0 P: 17	R: 2 E: 0 K: 0 S: 16	H: 2 LOB: 2 BB: 2 P: 26	R: 0 E: 0 K: 1 S: 7	H: 1 LOB: 1 BB: 0 P: 11	R: 0 E: 0 K: 1 S: 10	H: 0 LOB: 0 BB: 0 P: 15	R: 0 E: 0 K: 0 S: 4	H: 0 LOB: 0 BB: 0 P: 6	R: 0 E: 0 K: 2 S: 9	H: 0 LOB: 0 BB: 0 P: 12	1B: 5 2B: 1 3B: 0 HR: 0	SF: 0 SAC: 0 DP: 0 HBP: 0	WP: 0 PB: 0 SB: 0 CS: 0	PA: 35			
PITCHER	IP	WLS	BF	H	R	ER	SO	BB	IBB	HBP	BLK	WP	HR	S	P	ERA	WHIP								
54 Sonny Gray, R (1, 1) ERA: 2.91	7.0	W	29	6	2	2	7	2	0	0	0	0	0	67	100	2.57	1.143								
44 Luke Gregerson, R (8, 1) ERA: 1.91	1.0	H	3	0	0	0	0	0	0	0	0	0	0	4	6	0.00	0.000								
62 Sean Doolittle, L (9, 1) ERA: 2.12	1.0	S	3	0	0	0	2	0	0	0	0	0	0	9	12	0.00	0.000								

Texas Rangers @ Oakland Athletics
O.co Coliseum, Oakland, CA
Wed Jun 18 2014, 3:38 PM - 6:27 PM EDT
Att: 23,175 - Sunny - 77 F

AB 33
R 2
H 6
RBI 2
BB 2
SO 9
LOB 8



Batter	1	2	3	4	5	6	7	8	9	AB	R	H	RBI	BB	SO	LOB	BOTTOM								
5 John Jaso, L (1, 2) OBP: 0.359, SLG: 0.447										4	1	1	1	0	0	2									
88 Kyle Blanks, R (8, 3) OBP: 0.393, SLG: 0.431										0	0	0	0	0	0	0									
8 Jed Lowrie, S (1, 6) OBP: 0.322, SLG: 0.339										4	0	0	0	0	0	1									
52 Yoenis Cespedes, R (1, 7) OBP: 0.313, SLG: 0.502										4	1	2	0	0	0	1									
37 Brandon Moss, L (1, 3) OBP: 0.359, SLG: 0.539										2	1	1	1	2	0	1									
20 Josh Donaldson, R (1, 5) OBP: 0.338, SLG: 0.484										4	0	2	1	0	0	1									
21 Stephen Vogt, L (1, 9) OBP: 0.326, SLG: 0.429										3	0	0	1	0	2	3									
36 Derek Norris, R (1, 10) OBP: 0.416, SLG: 0.531										3	0	1	0	1	0	0									
7 Alberto Callaspo, S (1, 4) OBP: 0.339, SLG: 0.327										4	0	2	0	0	0	3									
28 Eric Sogard, L (8, PR) OBP: 0.274, SLG: 0.234										0	0	0	0	0	0	0									
3 Craig Gentry, R (1, 8) OBP: 0.340, SLG: 0.331										4	1	2	0	0	0	2									
Inning Stats	R: 0 E: 0 K: 0 S: 12	H: 1 LOB: 1 BB: 0 P: 21	R: 0 E: 0 K: 1 S: 11	H: 1 LOB: 1 BB: 0 P: 18	R: 2 E: 0 K: 0 S: 13	H: 3 LOB: 2 BB: 1 P: 23	R: 0 E: 0 K: 0 S: 6	H: 1 LOB: 1 BB: 0 P: 14	R: 2 E: 0 K: 0 S: 13	H: 3 LOB: 2 BB: 1 P: 23	R: 0 E: 0 K: 0 S: 8	H: 1 LOB: 0 BB: 0 P: 9	R: 0 E: 0 K: 1 S: 12	H: 0 LOB: 1 BB: 1 P: 18	R: 0 E: 0 K: 0 S: 10	H: 1 LOB: 1 BB: 0 P: 15	1B: 8 2B: 3 3B: 0 HR: 0	SF: 1 SAC: 0 DP: 2 HBP: 0	WP: 0 PB: 0 SB: 0 CS: 0	PA: 36					
PITCHER	IP	WLS	BF	H	R	ER	SO	BB	IBB	HBP	BLK	WP	HR	S	P	ERA	WHIP								
23 Nick Tepesch, R (1, 1) ERA: 4.38	5.0	L	26	9	4	4	4	2	0	0	0	0	0	55	99	7.20	2.200								
25 Scott Baker, R (6, 1) ERA: 6.68	3.0		10	2	0	0	1	1	0	0	0	0	0	30	42	0.00	1.000								

Texas Rangers @ Oakland Athletics
O.co Coliseum, Oakland, CA
Wed Jun 18 2014, 3:38 PM - 6:27 PM EDT
Att: 23,175 - Sunny - 77 F

AB 32
R 4
H 11
RBI 4
BB 3
SO 2
LOB 14



Batter	1	2	3	4	5	6	7	8	9	AB	R	H	RBI	BB	SO	LOB	TOP					
26 Brock Holt, L OBP: 0.362, SLG: 0.436		L8-6		HBP		G3-1			K	4	0	0	0	0	2	2						
2 Xander Bogaerts, R OBP: 0.350, SLG: 0.405	K		BB	G5-3		K			K	4	1	0	0	1	3	2						
15 Dustin Pedroia, R OBP: 0.340, SLG: 0.387			G5-3						K	3	0	1	0	1	1	1						
34 David Ortiz, L OBP: 0.354, SLG: 0.475	K									4	0	2	1	0	1	1						
12 Mike Napoli, R OBP: 0.381, SLG: 0.421										4	1	2	0	0	1	2						
40 A.J. Pierzynski, L OBP: 0.295, SLG: 0.376	K									3	0	0	0	0	2	5						
5 Jonny Gomes, R OBP: 0.332, SLG: 0.364										2	1	0	0	2	0	1						
7 Stephen Drew, L OBP: 0.222, SLG: 0.235										4	0	0	0	0	1	5						
25 Jackie Bradley Jr., L OBP: 0.295, SLG: 0.300										3	0	1	2	1	1	0						
Inning Stats	R: 0 E: 0 K: 3 S: 15	H: 0 LOB: 1 BB: 1 P: 23	R: 2 E: 1 K: 1 S: 12	H: 2 LOB: 1 BB: 1 P: 24	R: 1 E: 0 K: 0 S: 11	H: 2 LOB: 1 BB: 1 P: 19	R: 0 E: 0 K: 0 S: 15	H: 0 LOB: 2 BB: 1 P: 28	R: 0 E: 0 K: 2 S: 15	H: 0 LOB: 0 BB: 0 P: 13	R: 0 E: 0 K: 1 S: 7	H: 0 LOB: 0 BB: 0 P: 11	R: 0 E: 0 K: 1 S: 5	H: 0 LOB: 0 BB: 0 P: 8	R: 0 E: 0 K: 2 S: 8	H: 0 LOB: 0 BB: 0 P: 9	1B: 6 2B: 1 3B: 0 HR: 0	SF: 0 SAC: 0 DP: 3 HBP: 2	WP: 0 PB: 0 SB: 0 CS: 0	PA: 38		
PITCHER	IP ERA WLS BF H R ER SO BB IBB HBP BLK WP HR S P ERA WHIP	IP ERA WLS BF H R ER SO BB IBB HBP BLK WP HR S P ERA WHIP	IP ERA WLS BF H R ER SO BB IBB HBP BLK WP HR S P ERA WHIP	IP ERA WLS BF H R ER SO BB IBB HBP BLK WP HR S P ERA WHIP	IP ERA WLS BF H R ER SO BB IBB HBP BLK WP HR S P ERA WHIP	IP ERA WLS BF H R ER SO BB IBB HBP BLK WP HR S P ERA WHIP	IP ERA WLS BF H R ER SO BB IBB HBP BLK WP HR S P ERA WHIP	IP ERA WLS BF H R ER SO BB IBB HBP BLK WP HR S P ERA WHIP	IP ERA WLS BF H R ER SO BB IBB HBP BLK WP HR S P ERA WHIP	IP ERA WLS BF H R ER SO BB IBB HBP BLK WP HR S P ERA WHIP	IP ERA WLS BF H R ER SO BB IBB HBP BLK WP HR S P ERA WHIP	IP ERA WLS BF H R ER SO BB IBB HBP BLK WP HR S P ERA WHIP	IP ERA WLS BF H R ER SO BB IBB HBP BLK WP HR S P ERA WHIP	IP ERA WLS BF H R ER SO BB IBB HBP BLK WP HR S P ERA WHIP	IP ERA WLS BF H R ER SO BB IBB HBP BLK WP HR S P ERA WHIP	IP ERA WLS BF H R ER SO BB IBB HBP BLK WP HR S P ERA WHIP	IP ERA WLS BF H R ER SO BB IBB HBP BLK WP HR S P ERA WHIP	IP ERA WLS BF H R ER SO BB IBB HBP BLK WP HR S P ERA WHIP	IP ERA WLS BF H R ER SO BB IBB HBP BLK WP HR S P ERA WHIP	IP ERA WLS BF H R ER SO BB IBB HBP BLK WP HR S P ERA WHIP	IP ERA WLS BF H R ER SO BB IBB HBP BLK WP HR S P ERA WHIP	
49 Brad Mills, L ERA: 4.5	(1, 1)	4.0	20	4	3	2	4	4	0	0	1	0	0	0	0	0	15	23	0.00	3.000		
45 Jim Johnson, R ERA: 5.97	(5, 1)	1.0	6	2	0	0	2	1	0	0	0	0	0	0	0	0	19	24	0.00	0.000		
48 Ryan Cook, R ERA: 4.34	(6, 1)	2.0	6	0	0	0	3	0	0	0	0	0	0	0	0	0	5	8	0.00	0.000		
56 Fernando Abad, L ERA: 2.1	(8, 1)	1.0	W	3	0	0	1	0	0	0	1	0	0	0	0	0	8	9	0.00	0.000		
62 Sean Doolittle, L ERA: 2.05	(9, 1)	1.0	S	3	0	0	2	0	0	0	0	0	0	0	0	0	8	9	0.00	0.000		
Inning Stats	R: 3 E: 0 K: 1 S: 17	H: 2 LOB: 0 BB: 1 P: 28	R: 0 E: 0 K: 0 S: 5	H: 0 LOB: 0 BB: 0 P: 9	R: 0 E: 0 K: 1 S: 8	H: 0 LOB: 2 BB: 1 P: 17	R: 0 E: 1 K: 1 S: 11	H: 0 LOB: 2 BB: 1 P: 22	R: 0 E: 0 K: 1 S: 10	H: 1 LOB: 1 BB: 1 P: 17	R: 0 E: 0 K: 1 S: 18	H: 2 LOB: 0 BB: 0 P: 26	R: 1 E: 0 K: 2 S: 11	H: 1 LOB: 2 BB: 0 P: 19	R: 1 E: 0 K: 2 S: 11	H: 1 LOB: 0 BB: 0 P: 19	1B: 5 2B: 0 3B: 0 HR: 1	SF: 0 SAC: 0 DP: 0 HBP: 3	WP: 0 PB: 0 SB: 2 CS: 0	PA: 38		
PITCHER	IP ERA WLS BF H R ER SO BB IBB HBP BLK WP HR S P ERA WHIP	IP ERA WLS BF H R ER SO BB IBB HBP BLK WP HR S P ERA WHIP	IP ERA WLS BF H R ER SO BB IBB HBP BLK WP HR S P ERA WHIP	IP ERA WLS BF H R ER SO BB IBB HBP BLK WP HR S P ERA WHIP	IP ERA WLS BF H R ER SO BB IBB HBP BLK WP HR S P ERA WHIP	IP ERA WLS BF H R ER SO BB IBB HBP BLK WP HR S P ERA WHIP	IP ERA WLS BF H R ER SO BB IBB HBP BLK WP HR S P ERA WHIP	IP ERA WLS BF H R ER SO BB IBB HBP BLK WP HR S P ERA WHIP	IP ERA WLS BF H R ER SO BB IBB HBP BLK WP HR S P ERA WHIP	IP ERA WLS BF H R ER SO BB IBB HBP BLK WP HR S P ERA WHIP	IP ERA WLS BF H R ER SO BB IBB HBP BLK WP HR S P ERA WHIP	IP ERA WLS BF H R ER SO BB IBB HBP BLK WP HR S P ERA WHIP	IP ERA WLS BF H R ER SO BB IBB HBP BLK WP HR S P ERA WHIP	IP ERA WLS BF H R ER SO BB IBB HBP BLK WP HR S P ERA WHIP	IP ERA WLS BF H R ER SO BB IBB HBP BLK WP HR S P ERA WHIP	IP ERA WLS BF H R ER SO BB IBB HBP BLK WP HR S P ERA WHIP	IP ERA WLS BF H R ER SO BB IBB HBP BLK WP HR S P ERA WHIP	IP ERA WLS BF H R ER SO BB IBB HBP BLK WP HR S P ERA WHIP	IP ERA WLS BF H R ER SO BB IBB HBP BLK WP HR S P ERA WHIP	IP ERA WLS BF H R ER SO BB IBB HBP BLK WP HR S P ERA WHIP	IP ERA WLS BF H R ER SO BB IBB HBP BLK WP HR S P ERA WHIP	
22 Felix Doubront, L ERA: 5.19	(1, 1)	4.2	22	2	3	3	4	4	0	0	1	0	0	0	0	0	27	36	0.00	1.500		
35 Burke Badenhop, R ERA: 1.55	(5, 1)	2.0	9	3	0	0	2	0	0	0	2	0	0	0	0	0	13	24	9.00	1.000		
30 Andrew Miller, L ERA: 2.7	(7, 1)	1.0	L	6	1	1	1	2	0	0	2	0	0	0	0	0	1	1	0.00	0.000		
36 Junichi Tazawa, R ERA: 2.3	(8, 1)	0.1	1	0	0	0	0	0	0	0	0	0	0	0	0	0	1	1	0.00	0.000		
Inning Stats	R: 3 E: 0 K: 1 S: 17	H: 2 LOB: 0 BB: 1 P: 28	R: 0 E: 0 K: 0 S: 5	H: 0 LOB: 0 BB: 0 P: 9	R: 0 E: 0 K: 1 S: 8	H: 0 LOB: 2 BB: 1 P: 17	R: 0 E: 1 K: 1 S: 11	H: 0 LOB: 2 BB: 1 P: 22	R: 0 E: 0 K: 1 S: 10	H: 1 LOB: 1 BB: 1 P: 17	R: 0 E: 0 K: 1 S: 18	H: 2 LOB: 0 BB: 0 P: 26	R: 1 E: 0 K: 2 S: 11	H: 1 LOB: 2 BB: 0 P: 19	R: 1 E: 0 K: 2 S: 11	H: 1 LOB: 0 BB: 0 P: 19	1B: 5 2B: 0 3B: 0 HR: 1	SF: 0 SAC: 0 DP: 0 HBP: 3	WP: 0 PB: 0 SB: 2 CS: 0	PA: 38		
PITCHER	IP ERA WLS BF H R ER SO BB IBB HBP BLK WP HR S P ERA WHIP	IP ERA WLS BF H R ER SO BB IBB HBP BLK WP HR S P ERA WHIP	IP ERA WLS BF H R ER SO BB IBB HBP BLK WP HR S P ERA WHIP	IP ERA WLS BF H R ER SO BB IBB HBP BLK WP HR S P ERA WHIP	IP ERA WLS BF H R ER SO BB IBB HBP BLK WP HR S P ERA WHIP	IP ERA WLS BF H R ER SO BB IBB HBP BLK WP HR S P ERA WHIP	IP ERA WLS BF H R ER SO BB IBB HBP BLK WP HR S P ERA WHIP	IP ERA WLS BF H R ER SO BB IBB HBP BLK WP HR S P ERA WHIP	IP ERA WLS BF H R ER SO BB IBB HBP BLK WP HR S P ERA WHIP	IP ERA WLS BF H R ER SO BB IBB HBP BLK WP HR S P ERA WHIP	IP ERA WLS BF H R ER SO BB IBB HBP BLK WP HR S P ERA WHIP	IP ERA WLS BF H R ER SO BB IBB HBP BLK WP HR S P ERA WHIP	IP ERA WLS BF H R ER SO BB IBB HBP BLK WP HR S P ERA WHIP	IP ERA WLS BF H R ER SO BB IBB HBP BLK WP HR S P ERA WHIP	IP ERA WLS BF H R ER SO BB IBB HBP BLK WP HR S P ERA WHIP	IP ERA WLS BF H R ER SO BB IBB HBP BLK WP HR S P ERA WHIP	IP ERA WLS BF H R ER SO BB IBB HBP BLK WP HR S P ERA WHIP	IP ERA WLS BF H R ER SO BB IBB HBP BLK WP HR S P ERA WHIP	IP ERA WLS BF H R ER SO BB IBB HBP BLK WP HR S P ERA WHIP	IP ERA WLS BF H R ER SO BB IBB HBP BLK WP HR S P ERA WHIP	IP ERA WLS BF H R ER SO BB IBB HBP BLK WP HR S P ERA WHIP	IP ERA WLS BF H R ER SO BB IBB HBP BLK WP HR S P ERA WHIP

Boston Red Sox @ Oakland Athletics
 O.co Coliseum, Oakland, CA
 Fri Jun 20 2014, 10:08 PM - 1:28 AM EDT
 Att: 28,602 - Partly Cloudy - 68 F

AB 31
 R 3
 H 6
 RBI 3
 BB 5
 SO 12
 LOB 19



Boston Red Sox @ Oakland Athletics
 O.co Coliseum, Oakland, CA
 Fri Jun 20 2014, 10:08 PM - 1:28 AM EDT
 Att: 28,602 - Partly Cloudy - 68 F

AB 31
 R 4
 H 6
 RBI 4
 BB 4
 SO 8
 LOB 19



Batter	1	2	3	4	5	6	7	8	9	10	AB	R	H	RBI	BB	SO	LOB	TOP																			
26 Brock Holt, L OBP: 0.369, SLG: 0.436	(1, 9) C FF 86 2-2 B SI 86 B FF 84 X SI 87 X FF 87	B SI 86 1-1 B SI 86 1 SAFE X FF 85		C FF 87 3-2 B CH 84 B CH 81 X SI 87 X CH 81			C SI 91 2-2 B CH 84 B SI 92 B CU 79 X SI 93		C SI 89 2-1 B SI 81 B CH 82 X CH 82		5	1	1	0	0	0	1																				
2 Xander Bogaerts, R OBP: 0.348, SLG: 0.401	(1, 5) B SI 86 1-2 B SI 86 C FF 87 X SI 87	C CH 82 2-2 B SI 86 C FF 86 X FF 86		B FF 86 1-0 X SI 87			B SI 92 1-0 X SI 92		B SI 81 2-1 C SI 81 X SI 81		5	0	1	0	0	0	2																				
15 Dustin Pedroia, R OBP: 0.336, SLG: 0.381	(1, 4) 1 SAFE B FF 86 B FF 86 B CH 81 X SI 85	C FF 86 1-2 B SI 86 C CH 82 X FF 86		B CU 72 3-1 B CH 81 B FF 87 C FF 87 X SI 87			B SI 91 2-1 S CU 77 S SI 91 S SI 90		1 FF 86 1-3 B SI 89 1 SAFE S SI 90		5	1	1	0	0	1	2																				
34 David Ortiz, L OBP: 0.352, SLG: 0.478	(1, 10) C CU 74 2-3 S CH 85 D CU 72 B SI 86 S CH 86		S CU 73 2-2 B FF 86 B FF 86 B CU 72 X FF 87		B SI 88 1-1 C CH 80 X CH 80		B SI 93 2-1 B SI 85 X CH 86		B SI 93 1-2 F SI 94 F SI 94 C KC 81 B KC 80 X KC 80		5	1	1	1	0	1	2																				
12 Mike Napoli, R OBP: 0.337, SLG: 0.431	(1, 3) B FF 86 4-1 B CH 81 B SI 86 C CH 86 B SI 87		C CH 81 1-2 C SI 88 B CU 72		B CU 74 1-0 X CH 80		B FF 94 2-3 S FF 94 B SI 85 C SI 83 S FF 94		B SI 91 1-0 X SI 92		4	2	2	1	1	1	0																				
5 Jonny Gomes, R OBP: 0.337, SLG: 0.369	(1, 7) C FF 86 3-2 B SI 86 D CH 82 B FF 86 X SI 86		C SI 87 1-1 B SI 87		F FF 87 1-3 B CH 82 S CH 81 S FF 87		B SI 83 1-2 F CH 84 F FF 94 X FF 94		F SI 91 0-1 X FF 93		5	1	3	2	0	1	0																				
10 Jonathan Herrera, S OBP: 0.298, SLG: 0.286	(1, 6) 1 SAFE B SI 87 B SI 86 X SI 86		F FF 86 2-2 D CH 81 B FF 86 X CH 81		S FF 90 1-2 S CH 84 F FF 91 B CH 85 X SI 93		D SI 94 1-0 X SI 93		B SI 92 1-2 F CH 76 F FF 91 X FF 92		5	0	1	1	0	0	4																				
3 David Ross, R OBP: 0.237, SLG: 0.337	(1, 2) X SI 86 0-0		B FF 87 3-3 B FF 86 B CH 81 B FF 86 X CH 81		C SI 91 1-2 B CU 81 X SI 92		C SI 85 1-3 B SI 84 S FF 94 S FF 94				4	1	2	1	0	2	2																				
25 Jackie Bradley Jr., L OBP: 0.293, SLG: 0.299	(1, 8) C CU 72 0-1 X FF 86		C CU 73 0-0		B SI 92 1-0 X SI 92			B FF 87 2-1 C SI 87 X CH 81		4	0	1	0	0	0	1																					
Inning Stats	R: 2 E: 0 K: 1 S: 17	H: 3 LOB: 2 BB: 1 P: 34	R: 1 E: 0 K: 0 S: 11	H: 2 LOB: 1 BB: 0 P: 15	R: 1 E: 0 K: 1 S: 14	H: 2 LOB: 1 BB: 0 P: 23	R: 0 E: 0 K: 0 S: 5	H: 0 LOB: 0 BB: 0 P: 9	R: 1 E: 0 K: 1 S: 8	H: 1 LOB: 0 BB: 0 P: 14	R: 0 E: 0 K: 0 S: 8	H: 1 LOB: 0 BB: 0 P: 11	R: 0 E: 0 K: 0 S: 6	H: 0 LOB: 0 BB: 0 P: 11	R: 1 E: 0 K: 2 S: 12	H: 2 LOB: 1 BB: 0 P: 19	R: 0 E: 0 K: 1 S: 9	H: 1 LOB: 0 BB: 0 P: 16	R: 1 E: 0 K: 0 S: 11	H: 1 LOB: 0 BB: 0 P: 14	1B: 9 2B: 0 3B: 1 HR: 3	SF: 0 SAC: 0 DP: 1 HBP: 0	WP: 0 PB: 0 SB: 2 CS: 0	PA: 43													
PITCHER	IP	WLS	BF	H	R	ER	SO	BB	IBB	HBP	BLK	WP	HR	S	P	ERA	WHIP	PITCHER	IP	WLS	BF	H	R	ER	SO	BB	IBB	HBP	BLK	WP	HR	S	P	ERA	WHIP		
57 Tommy Milone, L ERA: 3.89	(1, 1) 5.0		24	8	5	5	3	1	0	0	0	0	0	2	95	9.00	1.800	56 Fernando Abad, L ERA: 2.32	(10, 1) 1.0		4	1	1	1	0	0	0	0	0	0	1	14	9.00	1.000			
45 Jim Johnson, R ERA: 5.58	(6, 1) 2.0		6	1	0	0	0	0	0	0	0	0	0	14	22	0.00	0.500																				
48 Ryan Cook, R ERA: 4.58	(8, 1) 1.0		5	2	1	1	2	0	0	0	0	0	0	12	19	9.00	2.000																				
61 Dan Otero, R ERA: 2.15	(9, 1) 1.0		4	1	0	0	1	0	0	0	0	0	0	9	16	0.00	1.000																				
56 Fernando Abad, L ERA: 2.32	(10, 1) 1.0		L	4	1	1	0	0	0	0	0	0	1	11	14	9.00	1.000																				

Boston Red Sox @ Oakland Athletics
O.co Coliseum, Oakland, CA
Sun Jun 22 2014, 4:09 PM - 7:29 PM EDT
Att. 36,067 - Sunny - 60 F

AB	42
R	7
H	13
RBI	6
BB	1
SO	6
LOB	14



Batter	1	2	3	4	5	6	7	8	9	10	AB	R	H	RBI	BB	SO	LOB	BOTTOM																		
3 Craig Gentry, R OBP: 0.349, SLG: 0.331	(1, 8) C FF 89 3-2 B SI 89 B FF 90 F FF 90 X FF 89		B FF 91 2-0 X SI 89		B FC 88 2-3 B FC 87 F CU 75 B FC 86 S FF 91		C FF 90 1-2 H FF 90		C FF 88 0-0 X FF 88		3	1	0	0	0	2	0																			
5 John Jaso, L OBP: 0.360, SLG: 0.458	(9, PH) K							B SI 91 4-0 B SI 89 B FF 90 B SI 90		F FF 87 0-1 X FF 86		1	1	1	1	0	0																			
28 Eric Sogard, L OBP: 0.270, SLG: 0.231	(10, 4) K							B CU 73 4-0 B SI 89 B FF 90 B SI 90		F FF 87 0-1 X FF 86		0	0	0	0	0	0																			
8 Jed Lowrie, S OBP: 0.319, SLG: 0.333	(1, 6) X FF 91 0-0		C FF 91 1-1 B FC 88 X FC 89		C FF 87 3-2 B CU 74 S FF 91 F FF 91 X FF 91		B CU 73 4-0 B SI 89 B FF 90 B SI 90		B FF 87 0-1 X FF 86		4	1	1	0	1	0	0																			
52 Yoenis Cespedes, R OBP: 0.316, SLG: 0.504	(1, 7) C FF 92 0-1 X FF 92		B SI 90 2-1 B SI 90 C FF 87 X SI 90		C CU 74 1-2 B SI 88 C FF 86 X FF 92		B SI 91 2-1 B SI 92 B SI 91 X SI 91		B FF 87 1-1 B FF 86 X SI 86		5	1	1	1	0	0	1																			
20 Josh Donaldson, R OBP: 0.335, SLG: 0.480	(1, 10) X FF 90 0-1 X CU 73		B FF 91 2-0 X SI 89		B FC 88 1-0 X CH 85		B SI 91 3-2 B SI 90 C SI 91 C SI 91 X SI 91		C SI 81 1-3 B SI 80 S FS 80 B FS 79		5	0	1	1	0	2	0																			
36 Derek Norris, R OBP: 0.405, SLG: 0.509	(1, 2) X FF 91 0-1 X FF 91		C FF 91 1-1 B FC 88 X FC 89		X FF 92 0-0		C SI 90 4-2 B CU 73 B CU 74 F FF 90 B FF 90		B FF 87 1-2 B FF 86 X SI 86		3	1	1	1	1	0	0																			
56 Fernando Abad, L ERA: 2.32	(10, 1) E5							B SI 91 3-2 B SI 90 C SI 91 C SI 91 X SI 91		C SI 81 1-3 B SI 80 S FS 80 B FS 79		0	0	0	0	0	0																			
62 Sean Doolittle, L ERA: 1.77	(10, PH) K							B CU 74 1-2 B SI 88 C FF 86 X FF 92		B FF 87 1-1 B FF 86 X SI 86		1	0	0	0	0	0																			
88 Kyle Blanks, R OBP: 0.409, SLG: 0.436	(1, 3) F FF 91 1-1 B FC 86 X FF 90		B FF 91 2-0 X SI 89		C CH 84 3-3 B FC 88 F FC 92 F FC 92 B FC 87 S SI 88		B SI 91 3-2 B SI 90 C SI 91 C SI 91 X SI 91		B FF 87 1-1 B FF 86 X SI 86		1	0	1	0	0	0	0																			
37 Brandon Moss, L OBP: 0.353, SLG: 0.521	(3, 3) K							B CU 74 1-2 B SI 88 C FF 86 X FF 92		B FF 87 1-1 B FF 86 X SI 86		2	0	1	0	0	0	1																		
4 Coco Crisp, S OBP: 0.377, SLG: 0.437	(8, PH) K							B CH 86 1-0 X FF 90		C FF 92 0-1 X FF 92		1	0	0	0	0	2																			
7 Alberto Callaspo, S OBP: 0.331, SLG: 0.318	(10, 3) K							B FF 91 3-2 B CU 75 B FF 90 B FF 90 X FF 91		B FF 87 1-2 B FF 86 X SI 86		4	0	1	1	0	0	2																		
21 Stephen Vogt, L OBP: 0.364, SLG: 0.519	(9, 3) FC6-2							B SI 91 3-2 B SI 90 C FF 86 X FF 92		B FF 87 1-1 B FF 86 X SI 86		4	1	1	1	0	0	2																		
1 Nick Punto, S OBP: 0.331, SLG: 0.294	(10, 9) K							D SI 90 2-1 B FF 90 F FF 90 X SI 90		B FF 87 1-1 B FF 86 X SI 86		4	0	0	0	0	1	2																		
Inning Stats	R: 0 E: 0 K: 1 S: 6	H: 0 LOB: 0 BB: 0 P: 9	R: 1 E: 1 K: 1 S: 13	H: 2 LOB: 2 BB: 0 P: 18	R: 0 E: 0 K: 0 S: 5	H: 1 LOB: 0 BB: 0 P: 10	R: 0 E: 0 K: 1 S: 13	H: 1 LOB: 1 BB: 0 P: 22	R: 0 E: 0 K: 1 S: 9	H: 0 LOB: 0 BB: 0 P: 14	R: 0 E: 0 K: 0 S: 8	H: 0 LOB: 0 BB: 0 P: 13	R: 0 E: 0 K: 0 S: 5	H: 0 LOB: 0 BB: 0 P: 12	R: 3 E: 0 K: 0 S: 14	H: 3 LOB: 2 BB: 1 P: 26	R: 2 E: 0 K: 0 S: 10	H: 2 LOB: 0 BB: 0 P: 12	R: 0 E: 0 K: 1 S: 8	H: 0 LOB: 0 BB: 0 P: 11	1B: 6 2B: 1 3B: 0 HR: 2	SF: 0 SAC: 0 DP: 2 HBP: 1	WP: 0 PB: 0 SB: 2 CS: 0	PA: 41												
PITCHER	IP	WLS	BF	H	R	ER	SO	BB	IBB	HBP	BLK	WP	HR	S	P	ERA	WHIP	PITCHER	IP	WLS	BF	H	R	ER	SO	BB	IBB	HBP	BLK	WP	HR	S	P	ERA	WHIP	
31 Jon Lester, L ERA: 3.14	(1, 1) 7.2		29	4	3	2	4	2	0	0	0	0	0	65	111	2.35	0.783																			
35 Burke Badenhop, R ERA: 1.77	(8, 1) 0.0		3	1	1	0	0	0	0	0	0	0	0	6	11	∞	∞																			
30 Andrew Miller, L ERA: 2.67	(8, 1) 0.1		H	1	0	0	0	0	0	0	0	0	0	2	2	0.00	0.000																			
19 Koji Uehara, R ERA: 1.3	(9, 1) 2.0		W	8	2	2	1	0	0	0	0	0	2	18	23	9.00	1.000																			

Boston Red Sox @ Oakland Athletics
O.co Coliseum, Oakland, CA
Sun Jun 22 2014, 4:09 PM - 7:29 PM EDT
Att. 36,067 - Sunny - 60 F

AB	38
R	6
H	9
RBI	6
BB	2
SO	5
LOB	10



Batter	1	2	3	4	5	6	7	8	9	AB	R	H	RBI	BB	SO	LOB	TOP							
4 Coco Crisp, S OBP: 0.391, SLG: 0.453										5	2	3	2	0	0	0								
5 John Jaso, L OBP: 0.384, SLG: 0.456 62 Sean Doolittle, L (9, 1)										4	1	2	0	1	1	1								
52 Yoenis Cespedes, R OBP: 0.322, SLG: 0.507										4	1	1	3	1	1	2								
37 Brandon Moss, L OBP: 0.349, SLG: 0.523										5	1	1	2	0	3	3								
20 Josh Donaldson, R OBP: 0.333, SLG: 0.472										3	0	1	0	1	1	2								
8 Jed Lowrie, S OBP: 0.313, SLG: 0.326										4	0	0	0	0	1	3								
16 Josh Reddick, L OBP: 0.284, SLG: 0.335										3	2	1	0	1	0	0								
7 Alberto Callaspo, S OBP: 0.330, SLG: 0.317 28 Eric Sogard, L OBP: 0.289, SLG: 0.229										4	1	2	0	0	1	0								
49 Brad Mills, R 61 Dan Otero, R 3 Craig Gentry, R OBP: 0.347, SLG: 0.328 44 Luke Gregerson, L 36 Derek Norris, R OBP: 0.405, SLG: 0.509										3	0	0	0	0	1	3								
Inning Stats	R: 2 E: 0 K: 1 S: 11	H: 3 LOB: 0 BB: 0 P: 14	R: 4 E: 0 K: 3 S: 21	H: 3 LOB: 1 BB: 2 P: 34	R: 0 E: 0 K: 1 S: 5	H: 0 LOB: 0 BB: 0 P: 8	R: 1 E: 0 K: 1 S: 9	H: 1 LOB: 0 BB: 1 P: 13	R: 0 E: 0 K: 1 S: 9	H: 0 LOB: 0 BB: 1 P: 14	R: 0 E: 0 K: 1 S: 10	H: 0 LOB: 1 BB: 0 P: 12	R: 0 E: 0 K: 1 S: 7	H: 0 LOB: 0 BB: 1 P: 13	R: 0 E: 0 K: 1 S: 8	H: 0 LOB: 0 BB: 0 P: 13	R: 0 E: 0 K: 1 S: 8	H: 1 LOB: 1 BB: 0 P: 12	1B: 8 2B: 1 3B: 0 HR: 2	SF: 0 SAC: 0 DP: 2 HBP: 0	WP: 0 PB: 0 SB: 1 CS: 0	PA: 40		
PITCHER	IP WLS BF H R ER SO BB IBB HBP BLK WP HR S P ERA WHIP	IP WLS BF H R ER SO BB IBB HBP BLK WP HR S P ERA WHIP	IP WLS BF H R ER SO BB IBB HBP BLK WP HR S P ERA WHIP	IP WLS BF H R ER SO BB IBB HBP BLK WP HR S P ERA WHIP	IP WLS BF H R ER SO BB IBB HBP BLK WP HR S P ERA WHIP	IP WLS BF H R ER SO BB IBB HBP BLK WP HR S P ERA WHIP	IP WLS BF H R ER SO BB IBB HBP BLK WP HR S P ERA WHIP	IP WLS BF H R ER SO BB IBB HBP BLK WP HR S P ERA WHIP	IP WLS BF H R ER SO BB IBB HBP BLK WP HR S P ERA WHIP	IP WLS BF H R ER SO BB IBB HBP BLK WP HR S P ERA WHIP	IP WLS BF H R ER SO BB IBB HBP BLK WP HR S P ERA WHIP	IP WLS BF H R ER SO BB IBB HBP BLK WP HR S P ERA WHIP	IP WLS BF H R ER SO BB IBB HBP BLK WP HR S P ERA WHIP	IP WLS BF H R ER SO BB IBB HBP BLK WP HR S P ERA WHIP	IP WLS BF H R ER SO BB IBB HBP BLK WP HR S P ERA WHIP	IP WLS BF H R ER SO BB IBB HBP BLK WP HR S P ERA WHIP	IP WLS BF H R ER SO BB IBB HBP BLK WP HR S P ERA WHIP	IP WLS BF H R ER SO BB IBB HBP BLK WP HR S P ERA WHIP	IP WLS BF H R ER SO BB IBB HBP BLK WP HR S P ERA WHIP	IP WLS BF H R ER SO BB IBB HBP BLK WP HR S P ERA WHIP	IP WLS BF H R ER SO BB IBB HBP BLK WP HR S P ERA WHIP	IP WLS BF H R ER SO BB IBB HBP BLK WP HR S P ERA WHIP	IP WLS BF H R ER SO BB IBB HBP BLK WP HR S P ERA WHIP	IP WLS BF H R ER SO BB IBB HBP BLK WP HR S P ERA WHIP

Oakland Athletics @ New York Mets
Citi Field, Flushing, NY
Wed Jun 25 2014, 7:12 PM - 10:06 PM EDT
Att: 23,367 - Partly Cloudy - 79 F

AB	36
R	8
H	11
RBI	7
BB	4
SO	10
LOB	14



Batter	1	2	3	4	5	6	7	8	9	AB	R	H	RBI	BB	SO	LOB	BOTTOM							
22 Eric Young Jr., S OBP: 0.318, SLG: 0.310 66 Josh Edgin, R										3	0	0	0	0	0	0								
27 Jeury Familia, R OBP: 1.000, SLG: 1.000 20 Anthony Recker, R OBP: 0.254, SLG: 0.321										4	0	0	0	0	0	1								
28 Daniel Murphy, L OBP: 0.351, SLG: 0.413										4	0	1	0	0	2	0								
29 Eric Campbell, R OBP: 0.333, SLG: 0.415										4	0	2	0	0	1	0								
3 Curtis Granderson, L OBP: 0.361, SLG: 0.418										4	1	3	0	0	0	2								
1 Chris Young, R OBP: 0.292, SLG: 0.366										4	1	1	2	0	0	3								
7 Travis d'Aruad, R OBP: 0.270, SLG: 0.294										4	1	1	0	0	0	3								
11 Rubén Tejada, R OBP: 0.348, SLG: 0.303										4	1	2	0	0	2	0								
45 Zack Wheeler, L OBP: 0.385, SLG: 0.460 4 Wilmer Flores, R OBP: 0.205, SLG: 0.200 61 Dana Eveland, L 9 Kirk Nieuwenhuis, L OBP: 0.231, SLG: 0.166 71 Gonzalez Gernem, R 21 Lucas Duda, L OBP: 0.348, SLG: 0.473										0	0	0	0	0	0	0								
Inning Stats	R: 0 E: 0 K: 1 S: 9	H: 0 LOB: 0 BB: 0 P: 12	R: 0 E: 0 K: 0 S: 13	H: 3 LOB: 3 BB: 0 P: 22	R: 0 E: 0 K: 1 S: 6	H: 0 LOB: 0 BB: 0 P: 10	R: 0 E: 0 K: 0 S: 7	H: 1 LOB: 1 BB: 0 P: 9	R: 0 E: 0 K: 2 S: 10	H: 0 LOB: 0 BB: 0 P: 14	R: 0 E: 0 K: 0 S: 8	H: 2 LOB: 1 BB: 0 P: 13	R: 3 E: 0 K: 0 S: 14	H: 3 LOB: 0 BB: 0 P: 21	R: 2 E: 0 K: 1 S: 13	H: 2 LOB: 0 BB: 0 P: 23	R: 0 E: 0 K: 3 S: 10	H: 0 LOB: 0 BB: 0 P: 14	1B: 8 2B: 2 3B: 0 HR: 2	SF: 0 SAC: 0 DP: 2 HBP: 1	WP: 0 PB: 0 SB: 0 CS: 0	PA: 37		
PITCHER	IP WLS BF H R ER SO BB IBB HBP BLK WP HR S P ERA WHIP	IP WLS BF H R ER SO BB IBB HBP BLK WP HR S P ERA WHIP	IP WLS BF H R ER SO BB IBB HBP BLK WP HR S P ERA WHIP	IP WLS BF H R ER SO BB IBB HBP BLK WP HR S P ERA WHIP	IP WLS BF H R ER SO BB IBB HBP BLK WP HR S P ERA WHIP	IP WLS BF H R ER SO BB IBB HBP BLK WP HR S P ERA WHIP	IP WLS BF H R ER SO BB IBB HBP BLK WP HR S P ERA WHIP	IP WLS BF H R ER SO BB IBB HBP BLK WP HR S P ERA WHIP	IP WLS BF H R ER SO BB IBB HBP BLK WP HR S P ERA WHIP	IP WLS BF H R ER SO BB IBB HBP BLK WP HR S P ERA WHIP	IP WLS BF H R ER SO BB IBB HBP BLK WP HR S P ERA WHIP	IP WLS BF H R ER SO BB IBB HBP BLK WP HR S P ERA WHIP	IP WLS BF H R ER SO BB IBB HBP BLK WP HR S P ERA WHIP	IP WLS BF H R ER SO BB IBB HBP BLK WP HR S P ERA WHIP	IP WLS BF H R ER SO BB IBB HBP BLK WP HR S P ERA WHIP	IP WLS BF H R ER SO BB IBB HBP BLK WP HR S P ERA WHIP	IP WLS BF H R ER SO BB IBB HBP BLK WP HR S P ERA WHIP	IP WLS BF H R ER SO BB IBB HBP BLK WP HR S P ERA WHIP	IP WLS BF H R ER SO BB IBB HBP BLK WP HR S P ERA WHIP	IP WLS BF H R ER SO BB IBB HBP BLK WP HR S P ERA WHIP	IP WLS BF H R ER SO BB IBB HBP BLK WP HR S P ERA WHIP	IP WLS BF H R ER SO BB IBB HBP BLK WP HR S P ERA WHIP	IP WLS BF H R ER SO BB IBB HBP BLK WP HR S P ERA WHIP	IP WLS BF H R ER SO BB IBB HBP BLK WP HR S P ERA WHIP

Oakland Athletics @ New York Mets
Citi Field, Flushing, NY
Wed Jun 25 2014, 7:12 PM - 10:06 PM EDT
Att: 23,367 - Partly Cloudy - 79 F

AB	36
R	5
H	11
RBI	5
BB	0
SO	8
LOB	12



Batter	1	2	3	4	5	6	7	8	9	AB	R	H	RBI	BB	SO	LOB	TOP										
3 Craig Gentry, R OBP: 0.338, SLG: 0.319	F9		1B			L9		G5-3		4	0	1	0	0	0	0	Oakland Athletics @ Miami Marlins Marlins Park, Miami, FL Sun Jun 29 2014, 1:11 PM - 3:59 PM EDT Att: 21,917 - Roof Closed - 79 F										
7 Alberto Callaspo, S OBP: 0.353, SLG: 0.322	G5-3		G3-6-3			1B		G5-3		4	1	1	0	0	0	1											
52 Yoenis Cespedes, R OBP: 0.324, SLG: 0.498	K					1B		F8		4	1	1	0	0	1	0											
20 Josh Donaldson, R OBP: 0.330, SLG: 0.469	K					1B		G6-3		4	1	1	1	0	2	0											
35 Nate Freiman, R OBP: 0.250, SLG: 1.000	P4					1B		K		4	1	1	3	0	1	0											
37 Brandon Moss, L OBP: 0.323, SLG: 0.518	1B					HR		G5-3		4	0	1	0	0	0	0											
1 Nick Punto, S OBP: 0.336, SLG: 0.295	1B							K		3	0	2	0	0	1	0											
21 Stephen Vogt, L OBP: 0.343, SLG: 0.460	G4-3							P5		3	0	0	0	0	0	3											
57 Tommy Milone, L								G4-3		3	0	0	0	0	1	0											
56 Fernando Abad, L										0	0	0	0	0	0	0											
48 Ryan Cook, R										0	0	0	0	0	0	0											
Inning Stats	R: 0 H: 0 E: 0 K: 1 S: 5	H: 0 LOB: 0 BB: 0 P: 9	R: 0 H: 2 E: 0 K: 1 S: 9	LOB: 2 BB: 0 P: 17	R: 0 H: 1 E: 0 K: 0 S: 5	LOB: 0 BB: 0 P: 7	R: 0 H: 0 E: 0 K: 1 S: 9	LOB: 0 BB: 0 P: 15	R: 0 H: 1 E: 0 K: 0 S: 9	LOB: 0 BB: 0 P: 13	R: 4 H: 4 E: 0 K: 1 S: 16	H: 4 LOB: 0 BB: 0 P: 18	R: 0 H: 0 E: 0 K: 1 S: 10	LOB: 0 BB: 0 P: 16	R: 0 H: 0 E: 0 K: 1 S: 8	LOB: 0 BB: 0 P: 13	1B: 7 2B: 0 3B: 0 HR: 1	SF: 0 SAC: 0 DP: 1 HBP: 0	WP: 0 PB: 0 SB: 0 CS: 0	PA: 33							
PITCHER	IP	WLS	BF	H	R	ER	SO	BB	IBB	HBP	BLK	WP	HR	S	P	ERA	WHIP										
25 Andrew Heaney, L ERA: 5.29	6.0	L	24	8	4	4	4	0	0	0	0	0	1	53	79	6.00	1.333										
43 Dan Jennings, L ERA: 0.79	1.2		5	0	0	0	1	0	0	0	0	0	0	13	21	0.00	0.000										
63 Kevin Gregg, R ERA: 4.76	0.1		1	0	0	0	0	0	0	0	0	0	0	2	3	0.00	0.000										
41 Chris Hatcher, R ERA: 3.72	1.0		3	0	0	0	1	0	0	0	0	0	0	8	13	0.00	0.000										

AB	33
R	4
H	8
RBI	4
BB	0
SO	6
LOB	4



Batter	1	2	3	4	5	6	7	8	9	AB	R	H	RBI	BB	SO	LOB	BOTTOM										
21 Christian Yelich, L OBP: 0.340, SLG: 0.424	E4		FC1			F9		G6-4-3		4	1	1	0	0	0	2	Oakland Athletics @ Miami Marlins Marlins Park, Miami, FL Sun Jun 29 2014, 1:11 PM - 3:59 PM EDT Att: 21,917 - Roof Closed - 79 F										
5 Read Johnson, R OBP: 0.297, SLG: 0.411	K		L1-3			G6-3		K		4	0	0	0	0	2	2											
27 Giancarlo Stanton, R OBP: 0.409, SLG: 0.590	G1-4-3					F9		G1-3		3	0	0	0	1	0	1											
9 Casey McGehee, R OBP: 0.376, SLG: 0.385	G1-4-3					G6-3				3	1	1	0	1	0	1											
59 Ed Lucas, R OBP: 0.286, SLG: 0.277	K					G1-3		FC3-6		4	0	1	0	0	1	1											
10 Jeff Baker, R OBP: 0.252, SLG: 0.306	G4-3					F8		K		3	0	0	1	0	1	1											
17 Donovan Solano, R OBP: 0.230, SLG: 0.243	G4-1					B2-3		K		4	0	0	0	0	2	2											
6 Jeff Mathis, R OBP: 0.304, SLG: 0.300						G4-3				3	0	1	0	0	0	1											
25 Andrew Heaney, L										0	0	0	0	0	0	0											
13 Marcell Ozuna, R										1	1	1	0	0	0	0											
43 Dan Jennings, L										0	0	0	0	0	0	0											
63 Kevin Gregg, R										1	0	0	0	0	0	0											
46 Garrett Jones, L										1	0	1	0	0	0	0											
41 Chris Hatcher, R										0	0	0	0	0	0	0											
Inning Stats	R: 1 H: 1 E: 1 K: 1 S: 7	H: 1 LOB: 0 BB: 1 P: 14	R: 0 H: 0 E: 0 K: 1 S: 11	LOB: 0 BB: 0 P: 16	R: 0 H: 1 E: 0 K: 0 S: 10	LOB: 1 BB: 0 P: 13	R: 0 H: 0 E: 0 K: 0 S: 6	LOB: 0 BB: 0 P: 10	R: 0 H: 1 E: 0 K: 0 S: 8	LOB: 0 BB: 0 P: 14	R: 1 H: 1 E: 0 K: 0 S: 12	H: 1 LOB: 1 BB: 1 P: 22	R: 0 H: 1 E: 0 K: 1 S: 12	LOB: 1 BB: 0 P: 13	R: 0 H: 1 E: 0 K: 2 S: 14	LOB: 1 BB: 0 P: 19	1B: 4 2B: 1 3B: 1 HR: 1	SF: 1 SAC: 1 DP: 3 HBP: 0	WP: 0 PB: 1 SB: 0 CS: 0	PA: 34							
PITCHER	IP	WLS	BF	H	R	ER	SO	BB	IBB	HBP	BLK	WP	HR	S	P	ERA	WHIP										
57 Tommy Milone, L ERA: 3.79	7.0	W	26	4	3	2	3	2	0	0	0	0	0	59	95	2.57	0.857										
56 Fernando Abad, L ERA: 2.2	0.2	H	3	1	0	0	1	0	0	0	0	0	0	10	11	0.00	1.500										
48 Ryan Cook, R ERA: 3.91	1.1	S	5	1	0	0	2	0	0	0	0	0	0	16	21	0.00	0.750										

AB	30
R	3
H	6
RBI	2
BB	2
SO	6
LOB	11



Batter	1	2	3	4	5	6	7	8	9	AB	R	H	RBI	BB	SO	LOB	TOP		
4 Coco Crisp, S OBP: 0.393, SLG: 0.447										5	0	2	0	0	2	0			
5 John Jaso, L OBP: 0.356, SLG: 0.446										5	0	0	0	0	0	2			
52 Yoenis Cespedes, R OBP: 0.326, SLG: 0.497										3	2	1	0	0	0	1			
3 Craig Gentry, R OBP: 0.335, SLG: 0.317										4	1	2	1	0	0	3			
37 Brandon Moss, L OBP: 0.355, SLG: 0.521										4	1	2	1	0	0	3			
20 Josh Donaldson, R OBP: 0.329, SLG: 0.464										3	1	0	0	1	0	4			
21 Stephen Vogt, L OBP: 0.316, SLG: 0.478										4	0	3	0	0	0	2			
8 Jed Lowrie, S OBP: 0.330, SLG: 0.330										4	0	2	3	0	0	2			
7 Alberto Callaspo, S OBP: 0.329, SLG: 0.317										4	0	0	0	0	1	6			
28 Eric Sogard, L OBP: 0.261, SLG: 0.221										4	0	0	0	0	0	2			
Inning Stats	R: 0 H: 1 E: 0 K: 0 S: 7	H: 1 LOB: 2 BB: 0 P: 11	R: 0 H: 1 E: 0 K: 0 S: 9	H: 1 LOB: 1 BB: 0 P: 14	R: 0 H: 1 E: 0 K: 1 S: 10	H: 1 LOB: 1 BB: 0 P: 14	R: 0 H: 0 E: 0 K: 0 S: 6	H: 0 LOB: 2 BB: 0 P: 10	R: 1 H: 3 E: 0 K: 0 S: 14	H: 3 LOB: 2 BB: 0 P: 20	R: 0 H: 0 E: 0 K: 1 S: 8	H: 0 LOB: 0 BB: 0 P: 14	R: 3 H: 3 E: 1 K: 0 S: 19	H: 3 LOB: 1 BB: 1 P: 31	R: 0 H: 0 E: 0 K: 1 S: 10	H: 0 LOB: 0 BB: 0 P: 14	1B: 8 2B: 2 3B: 0 HR: 0	SF: 0 SAC: 0 DP: 1 HBP: 1	WP: 0 PA: 39 PB: 0 SB: 1 CS: 0
PITCHER	IP WLS BF H R ER SO BB IBB HBP BLK WP HR S P ERA WHIP	IP WLS BF H R ER SO BB IBB HBP BLK WP HR S P ERA WHIP	IP WLS BF H R ER SO BB IBB HBP BLK WP HR S P ERA WHIP	IP WLS BF H R ER SO BB IBB HBP BLK WP HR S P ERA WHIP	IP WLS BF H R ER SO BB IBB HBP BLK WP HR S P ERA WHIP	IP WLS BF H R ER SO BB IBB HBP BLK WP HR S P ERA WHIP	IP WLS BF H R ER SO BB IBB HBP BLK WP HR S P ERA WHIP	IP WLS BF H R ER SO BB IBB HBP BLK WP HR S P ERA WHIP	IP WLS BF H R ER SO BB IBB HBP BLK WP HR S P ERA WHIP	IP WLS BF H R ER SO BB IBB HBP BLK WP HR S P ERA WHIP	IP WLS BF H R ER SO BB IBB HBP BLK WP HR S P ERA WHIP	IP WLS BF H R ER SO BB IBB HBP BLK WP HR S P ERA WHIP	IP WLS BF H R ER SO BB IBB HBP BLK WP HR S P ERA WHIP	IP WLS BF H R ER SO BB IBB HBP BLK WP HR S P ERA WHIP	IP WLS BF H R ER SO BB IBB HBP BLK WP HR S P ERA WHIP	IP WLS BF H R ER SO BB IBB HBP BLK WP HR S P ERA WHIP	IP WLS BF H R ER SO BB IBB HBP BLK WP HR S P ERA WHIP	IP WLS BF H R ER SO BB IBB HBP BLK WP HR S P ERA WHIP	IP WLS BF H R ER SO BB IBB HBP BLK WP HR S P ERA WHIP
19 Anibal Sánchez, R ERA: 2.63	7.0	31	8	3	2	2	0	0	1	0	0	0	0	0	69	110	2.57	1.143	
44 Joba Chamberlain, R ERA: 2.94	0.0	0	2	1	1	0	0	0	0	0	0	0	0	0	8	15	∞	∞	
40 Phil Coke, L ERA: 5.16	1.0	2	0	0	0	0	0	0	0	0	0	0	0	6	7	0.00	0.000		
65 Blaine Hardy, L ERA: 2.89	1.0	W	3	0	0	0	1	0	0	0	0	0	0	10	14	0.00	0.000		

Oakland Athletics @ Detroit Tigers
Comerica Park, Detroit, MI
Mon Jun 30 2014, 7:13 PM - 10:34 PM EDT
Att: 42,477 - Partly Cloudy - 86 F

AB	37
R	4
H	10
RBI	4
BB	1
SO	3
LOB	22



Batter	1	2	3	4	5	6	7	8	9	AB	R	H	RBI	BB	SO	LOB	BOTTOM				
20 Rajai Davis, R OBP: 0.321, SLG: 0.418										5	1	2	4	0	2	0					
3 Ian Kinsler, R OBP: 0.344, SLG: 0.486										3	0	1	0	1	0	1					
24 Miguel Cabrera, R OBP: 0.366, SLG: 0.546										4	1	2	1	0	1	2					
28 J.D. Martinez, R OBP: 0.351, SLG: 0.603										2	0	0	0	2	2	1					
48 Torii Hunter, R OBP: 0.277, SLG: 0.413										4	0	0	0	0	0	2					
9 Nick Castellanos, R OBP: 0.312, SLG: 0.416										2	1	1	0	2	0	1					
13 Alex Avila, L OBP: 0.348, SLG: 0.378										4	1	1	0	0	1	3					
30 Eugenio Suárez, R OBP: 0.364, SLG: 0.485										4	0	0	0	0	3	3					
14 Austin Jackson, R OBP: 0.309, SLG: 0.355										3	1	0	0	1	0	0					
Inning Stats	R: 0 H: 1 E: 0 K: 2 S: 16	H: 0 LOB: 1 BB: 1 P: 20	R: 0 H: 0 E: 0 K: 1 S: 9	H: 0 LOB: 1 BB: 1 P: 16	R: 0 H: 1 E: 0 K: 2 S: 14	H: 1 LOB: 0 BB: 0 P: 16	R: 0 H: 0 E: 0 K: 1 S: 9	H: 0 LOB: 1 BB: 1 P: 15	R: 0 H: 1 E: 0 K: 1 S: 8	H: 1 LOB: 1 BB: 0 P: 12	R: 1 H: 1 E: 0 K: 0 S: 13	H: 1 LOB: 1 BB: 1 P: 24	R: 0 H: 0 E: 0 K: 1 S: 8	H: 0 LOB: 0 BB: 0 P: 12	R: 0 H: 0 E: 0 K: 0 S: 8	H: 0 LOB: 2 BB: 2 P: 17	R: 4 H: 3 E: 0 K: 1 S: 12	H: 3 LOB: 0 BB: 1 P: 17	1B: 4 2B: 1 3B: 0 HR: 2	SF: 0 SAC: 0 DP: 1 HBP: 0	WP: 0 PA: 37 PB: 0 SB: 3 CS: 0
PITCHER	IP WLS BF H R ER SO BB IBB HBP BLK WP HR S P ERA WHIP	IP WLS BF H R ER SO BB IBB HBP BLK WP HR S P ERA WHIP	IP WLS BF H R ER SO BB IBB HBP BLK WP HR S P ERA WHIP	IP WLS BF H R ER SO BB IBB HBP BLK WP HR S P ERA WHIP	IP WLS BF H R ER SO BB IBB HBP BLK WP HR S P ERA WHIP	IP WLS BF H R ER SO BB IBB HBP BLK WP HR S P ERA WHIP	IP WLS BF H R ER SO BB IBB HBP BLK WP HR S P ERA WHIP	IP WLS BF H R ER SO BB IBB HBP BLK WP HR S P ERA WHIP	IP WLS BF H R ER SO BB IBB HBP BLK WP HR S P ERA WHIP	IP WLS BF H R ER SO BB IBB HBP BLK WP HR S P ERA WHIP	IP WLS BF H R ER SO BB IBB HBP BLK WP HR S P ERA WHIP	IP WLS BF H R ER SO BB IBB HBP BLK WP HR S P ERA WHIP	IP WLS BF H R ER SO BB IBB HBP BLK WP HR S P ERA WHIP	IP WLS BF H R ER SO BB IBB HBP BLK WP HR S P ERA WHIP	IP WLS BF H R ER SO BB IBB HBP BLK WP HR S P ERA WHIP	IP WLS BF H R ER SO BB IBB HBP BLK WP HR S P ERA WHIP	IP WLS BF H R ER SO BB IBB HBP BLK WP HR S P ERA WHIP	IP WLS BF H R ER SO BB IBB HBP BLK WP HR S P ERA WHIP	IP WLS BF H R ER SO BB IBB HBP BLK WP HR S P ERA WHIP		
26 Scott Kazmir, L ERA: 2.61	5.1	23	4	1	1	0	3	0	0	0	0	0	0	0	65	97	1.69	1.312			
61 Dan Otero, R ERA: 2.1	1.2	5	0	0	0	1	0	0	0	0	0	0	0	12	18	0.00	0.000				
44 Luke Gregerson, R ERA: 2.27	1.0	H	4	0	0	0	2	0	0	0	0	0	0	8	17	0.00	2.000				
62 Sean Doolittle, L ERA: 2.97	0.1	L	5	3	4	1	1	0	0	0	0	0	0	1	12	17	108.00	12.000			

Oakland Athletics @ Detroit Tigers
Comerica Park, Detroit, MI
Mon Jun 30 2014, 7:13 PM - 10:34 PM EDT
Att: 42,477 - Partly Cloudy - 86 F

AB	31
R	5
H	7
RBI	5
BB	6
SO	9
LOB	13



Batter	1	2	3	4	5	6	7	8	9	AB	R	H	RBI	BB	SO	LOB	TOP										
4 Coco Crisp, S OBP: 0.377, SLG: 0.440	G4-3		P6			P3		FC4-6		4	0	0	0	0	0	1											
5 John Jaso, L OBP: 0.350, SLG: 0.437	G5-3			G5-3		F8			F8	4	0	0	0	0	0	0											
20 Josh Donaldson, R OBP: 0.325, SLG: 0.459	G6-3			G6-3			G3		F8	4	0	0	0	0	0	0											
37 Brandon Moss, L OBP: 0.351, SLG: 0.514		G6-3		G4-3			G4-3		F7	4	0	0	0	0	0	0											
8 Jed Lowrie, S OBP: 0.319, SLG: 0.337		F8				F8				3	0	2	0	0	0	0											
21 Stephen Vogt, L OBP: 0.365, SLG: 0.471		F8					G4-3			3	0	1	0	0	0	2											
7 Alberto Callaspo, S OBP: 0.325, SLG: 0.313		G4-3				P4		G4-3		3	0	0	0	0	0	2											
1 Nick Punto, S OBP: 0.329, SLG: 0.289		G4-3				F8		G3-1		3	0	0	0	0	0	1											
3 Craig Gentry, R OBP: 0.335, SLG: 0.318		G5-3					G1-3		FC4-6	3	0	1	0	0	0	0											
Inning Stats	R: 0 E: 0 K: 0 S: 7	H: 0 LOB: 0 BB: 0 P: 11	R: 0 E: 0 K: 0 S: 8	H: 1 LOB: 1 BB: 0 P: 15	R: 0 E: 0 K: 0 S: 9	H: 0 LOB: 0 BB: 0 P: 14	R: 0 E: 0 K: 0 S: 8	H: 0 LOB: 0 BB: 0 P: 9	R: 0 E: 0 K: 0 S: 4	H: 0 LOB: 1 BB: 0 P: 5	R: 0 E: 0 K: 0 S: 8	H: 1 LOB: 1 BB: 0 P: 9	R: 0 E: 0 K: 0 S: 11	H: 1 LOB: 0 BB: 0 P: 14	R: 0 E: 0 K: 0 S: 6	H: 0 LOB: 0 BB: 0 P: 7	1B: 3 2B: 1 3B: 0 HR: 0	SF: 0 SAC: 0 DP: 0 HBP: 0	WP: 0 PB: 0 SB: 0 CS: 0	PA: 31							
PITCHER	IP	WLS	BF	H	R	ER	SO	BB	IBB	HBP	BLK	WP	HR	S	P	ERA	WHIP										
21 Rick Porcello, R ERA: 3.12	9.0	W	31	4	0	0	0	0	0	0	0	0	0	68	95	0.00	0.444										

Oakland Athletics @ Detroit Tigers
Comerica Park, Detroit, MI
Tue Jul 01 2014, 7:10 PM - 9:21 PM EDT
Att: 32,455 - Partly Cloudy - 85 F

AB	31
R	0
H	4
RBI	0
BB	0
SO	0
LOB	6



Batter	1	2	3	4	5	6	7	8	9	AB	R	H	RBI	BB	SO	LOB	BOTTOM										
14 Austin Jackson, R OBP: 0.305, SLG: 0.349	L9		K		F9		G6-4-3			4	0	0	0	0	1	3											
3 Ian Kinsler, R OBP: 0.343, SLG: 0.483	K			F7				G6-3		4	1	1	0	0	1	0											
24 Miguel Cabrera, R OBP: 0.364, SLG: 0.540	G5-3					L8		G6-3		3	1	0	0	1	0	1											
28 J.D. Martinez, R OBP: 0.354, SLG: 0.628		K						F9		4	1	2	2	0	1	0											
48 Torii Hunter, R OBP: 0.274, SLG: 0.409	G6-3			G6-3		P3				3	0	0	1	0	0	1											
9 Nick Castellanos, R OBP: 0.316, SLG: 0.416	K									1	0	0	0	2	1	0											
50 Bryan Holaday, R OBP: 0.325, SLG: 0.333		G6-3		K2-3		FC5-4				3	0	0	0	0	1	3											
30 Eugenio Suárez, R OBP: 0.375, SLG: 0.493		K								3	0	2	0	0	1	0											
20 Rajai Davis, R OBP: 0.321, SLG: 0.417						FC5-4		FC6-4		3	0	1	0	0	0	2											
Inning Stats	R: 0 E: 0 K: 1 S: 7	H: 0 LOB: 0 BB: 0 P: 12	R: 0 E: 0 K: 2 S: 10	H: 0 LOB: 0 BB: 0 P: 14	R: 0 E: 0 K: 2 S: 11	H: 1 LOB: 1 BB: 0 P: 18	R: 1 E: 0 K: 1 S: 10	H: 1 LOB: 2 BB: 2 P: 20	R: 0 E: 0 K: 0 S: 7	H: 1 LOB: 0 BB: 0 P: 10	R: 2 E: 0 K: 0 S: 11	H: 2 LOB: 1 BB: 1 P: 20	R: 0 E: 0 K: 0 S: 7	H: 1 LOB: 0 BB: 0 P: 12	R: 0 E: 0 K: 0 S: 5	H: 0 LOB: 0 BB: 0 P: 10	1B: 4 2B: 1 3B: 0 HR: 1	SF: 0 SAC: 0 DP: 1 HBP: 0	WP: 1 PB: 0 SB: 0 CS: 1	PA: 31							
PITCHER	IP	WLS	BF	H	R	ER	SO	BB	IBB	HBP	BLK	WP	HR	S	P	ERA	WHIP										
49 Brad Mills, L ERA: 4.41	6.0	L	26	6	3	3	6	3	0	0	0	0	0	1	1	4.50	1.500										
45 Jim Johnson, R ERA: 5.0	1.0		2	0	0	0	0	0	0	0	0	0	0	4	6	0.00	0.000										
29 Jeff Francis, L ERA: 6.23	1.0		3	0	0	0	0	0	0	0	0	0	0	5	10	0.00	0.000										

Oakland Athletics @ Detroit Tigers
Comerica Park, Detroit, MI
Tue Jul 01 2014, 7:10 PM - 9:21 PM EDT
Att: 32,455 - Partly Cloudy - 85 F

AB	28
R	3
H	6
RBI	3
BB	3
SO	6
LOB	10



Batter	1	2	3	4	5	6	7	8	9	AB	R	H	RBI	BB	SO	LOB	TOP
4 Coco Crisp, S OBP: 0.383, SLG: 0.458										4	2	3	1	0	0	0	Oakland Athletics @ Detroit Tigers Comerica Park, Detroit, MI Wed Jul 02 2014, 1:09 PM - 4:11 PM EDT Att: 35,445 - Partly Cloudy - 79 F
3 Craig Gentry, R OBP: 0.333, SLG: 0.315										1	0	0	0	0	0	0	
7 Alberto Callaspo, S OBP: 0.319, SLG: 0.307										4	0	1	0	0	0	1	
52 Yoenis Cespedes, R(1, 10) OBP: 0.326, SLG: 0.494										4	1	4	2	0	0	0	
37 Brandon Moss, L OBP: 0.358, SLG: 0.534										4	0	2	0	0	1	1	
36 Derek Norris, R OBP: 0.408, SLG: 0.509										4	0	1	0	0	0	5	
21 Stephen Vogt, L OBP: 0.359, SLG: 0.459										4	0	0	0	0	1	3	
8 Jed Lowrie, S OBP: 0.316, SLG: 0.332										3	0	0	0	0	1	1	
35 Nate Freiman, R OBP: 0.250, SLG: 0.571										4	0	0	0	0	2	4	
1 Nick Punto, S OBP: 0.321, SLG: 0.281										4	0	0	0	0	2	4	
Inning Stats	R: 2 H: 2 E: 0 K: 2 S: 16	WLS: 2 BF: 0 P: 25	H: 1 R: 0 ER: 0 K: 1 S: 9	R: 1 LOB: 1 BB: 0 P: 14	H: 4 R: 0 ER: 0 K: 0 S: 13	H: 0 R: 0 ER: 0 K: 1 S: 7	H: 0 R: 0 ER: 0 K: 0 S: 12	H: 2 R: 0 ER: 0 K: 0 S: 10	H: 2 R: 0 ER: 0 K: 1 S: 10	H: 0 R: 0 ER: 0 K: 2 S: 9	H: 0 R: 0 ER: 0 K: 0 S: 5	H: 0 R: 0 ER: 0 K: 0 S: 6	1B: 8 2B: 1 3B: 0 HR: 2	SF: 0 SAC: 0 DP: 0 HBP: 1	WP: 1 PB: 0 SB: 0 CS: 1	PA: 38	
PITCHER	IP: 6.0 WLS: 1 BF: 27 ERA: 4.71	WLS: 0 BF: 5 ERA: 3.19	H: 2 R: 1 ER: 1 K: 1 S: 25	R: 2 LOB: 1 BB: 0 P: 14	H: 4 R: 0 ER: 0 K: 0 S: 13	H: 0 R: 0 ER: 0 K: 1 S: 7	H: 0 R: 0 ER: 0 K: 0 S: 12	H: 2 R: 0 ER: 0 K: 0 S: 10	H: 2 R: 0 ER: 0 K: 1 S: 10	H: 0 R: 0 ER: 0 K: 2 S: 9	H: 0 R: 0 ER: 0 K: 0 S: 5	H: 0 R: 0 ER: 0 K: 0 S: 6	WP: 1 HR: 2 S: 6	ERA: 3.00 WHIP: 1.500	ERA: 4.71 WHIP: 2.000	ERA: 3.19 WHIP: 0.000	ERA: 2.81 WHIP: 0.000

Batter	1	2	3	4	5	6	7	8	9	AB	R	H	RBI	BB	SO	LOB	BOTTOM
14 Austin Jackson, R OBP: 0.310, SLG: 0.358									5	2	3	1	0	1	0	Oakland Athletics @ Detroit Tigers Comerica Park, Detroit, MI Wed Jul 02 2014, 1:09 PM - 4:11 PM EDT Att: 35,445 - Partly Cloudy - 79 F	
3 Ian Kinsler, R OBP: 0.343, SLG: 0.482									5	2	2	1	0	0	2		
24 Miguel Cabrera, R OBP: 0.368, SLG: 0.542									3	1	1	2	2	1	1		
28 J.D. Martinez, R OBP: 0.352, SLG: 0.617									4	0	1	0	0	1	4		
48 Torii Hunter, R OBP: 0.281, SLG: 0.414									4	0	3	3	0	0	1		
9 Nick Castellanos, R OBP: 0.315, SLG: 0.411									3	1	0	0	1	1	5		
13 Alex Avila, L OBP: 0.346, SLG: 0.372									3	1	0	0	1	3	0		
17 Andrew Romine, S OBP: 0.281, SLG: 0.267									3	1	1	0	0	0	0		
20 Rajai Davis, R OBP: 0.324, SLG: 0.418									4	1	2	2	0	1	1		
Inning Stats	R: 1 H: 3 E: 0 K: 1 S: 16	WLS: 3 BF: 25 P: 23	H: 1 R: 0 ER: 0 K: 1 S: 7	H: 1 R: 0 ER: 0 K: 1 S: 12	H: 2 R: 0 ER: 0 K: 1 S: 10	H: 2 R: 0 ER: 0 K: 1 S: 18	H: 2 R: 0 ER: 0 K: 1 S: 26	H: 0 R: 0 ER: 0 K: 1 S: 13	H: 5 R: 6 ER: 0 K: 0 S: 20	H: 0 R: 0 ER: 0 K: 2 S: 7	H: 0 R: 0 ER: 0 K: 1 S: 10	H: 0 R: 0 ER: 0 K: 1 S: 14	1B: 11 2B: 2 3B: 0 HR: 0	SF: 0 SAC: 1 DP: 1 HBP: 0	WP: 1 PB: 0 SB: 0 CS: 1	PA: 40	
PITCHER	IP: 5.0 WLS: 1 BF: 25 ERA: 3.23	WLS: 0 BF: 5 ERA: 5.94	H: 5 R: 3 ER: 3 K: 3 S: 0	H: 5 R: 3 ER: 3 K: 3 S: 0	H: 5 R: 3 ER: 3 K: 3 S: 0	H: 5 R: 3 ER: 3 K: 3 S: 0	H: 5 R: 3 ER: 3 K: 3 S: 0	H: 0 R: 0 ER: 0 K: 1 S: 12	H: 0 R: 0 ER: 0 K: 1 S: 13	H: 0 R: 0 ER: 0 K: 1 S: 8	H: 0 R: 0 ER: 0 K: 1 S: 10	H: 0 R: 0 ER: 0 K: 1 S: 14	WP: 1 HR: 0 S: 6	ERA: 9.00 WHIP: 2.200	ERA: 5.94 WHIP: 1.500	ERA: 2.14 WHIP: 0.000	ERA: 5.99 WHIP: 0.000

Batter	1	2	3	4	5	6	7	8	9	AB	R	H	RBI	BB	SO	LOB	TOP										
7 José Reyes, S OBP: 0.314, SLG: 0.403										4	0	0	0	0	1	2	Toronto Blue Jays @ Oakland Athletics O.co Coliseum, Oakland, CA Thu Jul 03 2014, 9:09 PM - 11:32 PM EDT Att: 32,913 - Clear - 65 F										
53 Melky Cabrera, S OBP: 0.345, SLG: 0.468										3	0	0	0	1	0	1											
19 José Bautista, R OBP: 0.429, SLG: 0.535										4	0	1	0	0	1	1											
10 Edwin Encarnación, R OBP: 0.369, SLG: 0.599										4	1	1	0	0	1	2											
26 Adam Lind, L OBP: 0.412, SLG: 0.521										3	0	1	0	0	0	0											
18 Steve Tolleson, R OBP: 0.310, SLG: 0.393										1	0	0	0	0	1	0											
47 Juan Francisco, L OBP: 0.315, SLG: 0.519										3	0	0	0	0	2	2											
66 Munenori Kawasaki, L OBP: 0.329, SLG: 0.290										1	0	0	0	2	0	0											
8 Anthony Gose, L OBP: 0.333, SLG: 0.284										3	0	0	1	0	1	3											
22 Josh Thole, L OBP: 0.350, SLG: 0.306										3	0	2	0	0	0	2											
Inning Stats	R: 0 E: 0 K: 0 S: 8	H: 0 LOB: 0 BB: 0 P: 13	R: 1 E: 0 K: 1 S: 10	H: 2 LOB: 2 BB: 1 P: 18	R: 0 E: 0 K: 2 S: 8	H: 0 LOB: 1 BB: 1 P: 17	R: 0 E: 0 K: 1 S: 11	H: 0 LOB: 1 BB: 0 P: 16	R: 0 E: 0 K: 0 S: 7	H: 1 LOB: 0 BB: 0 P: 12	R: 0 E: 0 K: 0 S: 6	H: 1 LOB: 0 BB: 0 P: 10	R: 0 E: 0 K: 1 S: 5	H: 0 LOB: 0 BB: 0 P: 9	R: 0 E: 0 K: 0 S: 6	H: 1 LOB: 0 BB: 0 P: 12	R: 0 E: 0 K: 2 S: 11	H: 0 LOB: 0 BB: 0 P: 16	1B: 4 2B: 2 3B: 0 HR: 0	SF: 0 SAC: 0 DP: 3 HBP: 0	WP: 1 PB: 0 SB: 0 CS: 0	PA: 32					
PITCHER	IP	WLS	BF	H	R	ER	SO	BB	IBB	HBP	BLK	WP	HR	S	P	ERA	WHIP										
54 Sonny Gray, R ERA: 3.08	7.0	W	26	4	1	1	5	3	0	0	0	1	0	55	95	1.29	1.000										
61 Dan Otero, R ERA: 2.05	1.0	H	3	1	0	0	0	0	0	0	0	0	0	6	12	0.00	1.000										
62 Sean Doolittle, L ERA: 2.9	1.0	S	3	0	0	0	2	0	0	0	0	0	0	11	16	0.00	0.000										

Batter	1	2	3	4	5	6	7	8	9	AB	R	H	RBI	BB	SO	LOB	BOTTOM										
5 John Jaso, L OBP: 0.348, SLG: 0.438										4	1	1	1	0	0	2	Toronto Blue Jays @ Oakland Athletics O.co Coliseum, Oakland, CA Thu Jul 03 2014, 9:09 PM - 11:32 PM EDT Att: 32,913 - Clear - 65 F										
7 Alberto Callaspo, S OBP: 0.315, SLG: 0.304										3	0	0	1	0	1	0											
52 Yoanis Cespedes, R OBP: 0.322, SLG: 0.487										4	0	0	0	0	0	0											
37 Brandon Moss, L OBP: 0.363, SLG: 0.537										2	1	1	0	2	0	0											
8 Jed Lowrie, S OBP: 0.312, SLG: 0.328										4	0	0	0	0	2	3											
21 Stephen Vogt, L OBP: 0.358, SLG: 0.468										3	1	1	0	0	0	0											
35 Nate Freiman, R OBP: 0.364, SLG: 0.667										2	0	1	1	1	1	0											
28 Eric Sogard, L OBP: 0.262, SLG: 0.224										3	0	1	0	0	2	1											
3 Craig Gentry, R OBP: 0.333, SLG: 0.316										3	1	1	0	0	0	3											
Inning Stats	R: 0 E: 0 K: 1 S: 7	H: 0 LOB: 0 BB: 0 P: 10	R: 2 E: 0 K: 1 S: 16	H: 2 LOB: 1 BB: 1 P: 22	R: 0 E: 0 K: 0 S: 7	H: 0 LOB: 0 BB: 0 P: 12	R: 0 E: 0 K: 1 S: 12	H: 0 LOB: 0 BB: 0 P: 17	R: 0 E: 0 K: 0 S: 6	H: 1 LOB: 1 BB: 1 P: 10	R: 0 E: 0 K: 1 S: 11	H: 1 LOB: 1 BB: 0 P: 17	R: 0 E: 0 K: 2 S: 10	H: 0 LOB: 0 BB: 0 P: 17	R: 2 E: 1 K: 0 S: 14	H: 2 LOB: 1 BB: 1 P: 21		R: 2 E: 0 K: 0 S: 11	H: 2 LOB: 1 BB: 1 P: 16	1B: 2 2B: 4 3B: 0 HR: 0	SF: 1 SAC: 0 DP: 1 HBP: 0	WP: 0 PB: 1 SB: 0 CS: 0	PA: 32				
PITCHER	IP	WLS	BF	H	R	ER	SO	BB	IBB	HBP	BLK	WP	HR	S	P	ERA	WHIP										
43 R.A. Dickey, R ERA: 4.1	8.0	L	32	6	4	2	6	3	0	0	0	0	0	83	126	2.25	1.125										

AB	29
R	1
H	5
RBI	1
BB	3
SO	7
LOB	13



AB	28
R	4
H	6
RBI	3
BB	3
SO	6
LOB	9



livebaseballscorecards.com

livebaseballscorecards.com

Batter	1	2	3	4	5	6	8	9	10	11	12	AB	R	H	RBI	BB	SO	LOB	TOP					
7 José Reyes, S OBP: 0.312, SLG: 0.398												6	0	1	0	0	1	4						
53 Melky Cabrera, S OBP: 0.344, SLG: 0.484												5	0	1	0	0	0	2						
19 José Bautista, R OBP: 0.425, SLG: 0.529												5	0	1	0	0	2	2						
10 Edwin Encarnación, R OBP: 0.369, SLG: 0.593												3	0	0	0	2	1	2						
30 Dioner Navarro, S OBP: 0.307, SLG: 0.362												5	0	1	0	0	0	4						
55 Brad Glenn, R													4	0	0	0	2	3						
28 Colby Rasmus, L (11, PH) OBP: 0.274, SLG: 0.478													1	0	0	0	0	1						
18 Steve Tolleson, R OBP: 0.317, SLG: 0.409													4	0	2	0	0	0						
26 Adam Lind, L OBP: 0.410, SLG: 0.518													1	0	0	0	0	0						
47 Juan Francisco, L OBP: 0.315, SLG: 0.519													0	0	0	0	0	0						
33 Darin Mastroianni, R OBP: 0.148, SLG: 0.231												5	0	1	0	0	0	2						
66 Munenori Kawasaki, L OBP: 0.338, SLG: 0.503													4	0	2	0	0	1						
Inning Stats	R: 0 E: 0 K: 11	H: 1 LOB: 2 BB: 1 P: 23	R: 0 E: 0 K: 10	H: 0 LOB: 0 BB: 0 P: 14	R: 0 E: 0 K: 6	H: 1 LOB: 1 BB: 0 P: 10	R: 0 E: 0 K: 2	H: 1 LOB: 1 BB: 0 P: 16	R: 0 E: 1 K: 15	H: 1 LOB: 2 BB: 0 P: 25	R: 0 E: 0 K: 8	H: 1 LOB: 1 BB: 0 P: 11	R: 0 E: 0 K: 5	H: 1 LOB: 0 BB: 0 P: 9	R: 0 E: 0 K: 11	H: 1 LOB: 1 BB: 0 P: 15	R: 0 E: 0 K: 10	H: 1 LOB: 1 BB: 1 P: 11	R: 0 E: 0 K: 7	H: 1 LOB: 1 BB: 1 P: 10	1B: 8 2B: 1 3B: 0 HR: 0	SF: 0 SAC: 1 DP: 2 HBP: 0	WP: 0 PB: 0 SB: 2 CS: 0	PA: 46
PITCHER	IP WLS BF H R ER SO BB IBB HBP BLK WP HR S P ERA WHIP	57 Tommy Milone, L ERA: 3.55	39 Eric O'Flaherty, L ERA: 3.55	44 Luke Gregerson, R ERA: 2.22	62 Sean Doolittle, L ERA: 2.83	56 Fernando Abad, L ERA: 2.08	PITCHER	IP WLS BF H R ER SO BB IBB HBP BLK WP HR S P ERA WHIP	48 Ryan Cook, R ERA: 3.65	61 Dan Otero, R ERA: 2.03														

Toronto Blue Jays @ Oakland Athletics
O.co Coliseum, Oakland, CA
Fri Jul 04 2014, 4:09 PM - 8:14 PM EDT
Att. 22,322 - Sunny - 63 F

AB 43
R 0
H 9
RBI 0
BB 2
SO 7
LOB 21



Batter	1	2	3	4	5	6	7	8	9	10	11	12	AB	R	H	RBI	BB	SO	LOB	BOTTOM				
4 Coco Crisp, S OBP: 0.387, SLG: 0.456													3	0	1	0	2	1	0					
5 John Jaso, L OBP: 0.348, SLG: 0.434													2	0	0	0	1	2	3					
35 Nate Freiman, R OBP: 0.365, SLG: 0.727													2	0	1	0	0	0	1					
52 Yoenis Cespedes, R OBP: 0.320, SLG: 0.481													4	0	0	0	1	1	5					
37 Brandon Moss, L OBP: 0.359, SLG: 0.530													4	0	0	0	0	2	4					
7 Alberto Callaspo, S OBP: 0.314, SLG: 0.302													1	0	0	0	0	0	0					
20 Josh Donaldson, R OBP: 0.324, SLG: 0.458													5	0	1	0	0	1	1					
21 Stephen Vogt, L OBP: 0.357, SLG: 0.463													3	0	1	0	0	0	1					
3 Craig Gentry, R OBP: 0.329, SLG: 0.312													2	0	0	0	0	1	0					
36 Derek Norris, R OBP: 0.408, SLG: 0.500													3	1	0	0	2	0	2					
8 Jed Lowrie, S OBP: 0.310, SLG: 0.323													4	0	0	0	1	1	3					
1 Nick Punto, S OBP: 0.317, SLG: 0.285													5	0	1	0	0	1	2					
Inning Stats	R: 0 E: 0 K: 1	H: 0 LOB: 1 BB: 1 P: 17	R: 0 E: 0 K: 8	H: 0 LOB: 0 BB: 0 P: 11	R: 0 E: 0 K: 15	H: 1 LOB: 2 BB: 1 P: 24	R: 0 E: 0 K: 3	H: 1 LOB: 1 BB: 0 P: 18	R: 0 E: 0 K: 13	H: 0 LOB: 2 BB: 1 P: 24	R: 0 E: 0 K: 8	H: 1 LOB: 1 BB: 0 P: 11	R: 0 E: 0 K: 5	H: 0 LOB: 1 BB: 1 P: 20	R: 0 E: 0 K: 11	H: 0 LOB: 1 BB: 0 P: 20	R: 0 E: 0 K: 9	H: 0 LOB: 0 BB: 0 P: 14	R: 1 E: 1 K: 9	H: 1 LOB: 1 BB: 1 P: 13	1B: 2 2B: 3 3B: 0 HR: 0	SF: 0 SAC: 0 DP: 1 HBP: 0	WP: 1 PB: 0 SB: 1 CS: 0	PA: 45
PITCHER	IP WLS BF H R ER SO BB IBB HBP BLK WP HR S P ERA WHIP	6 Marcus Stroman, R ERA: 3.44	62 Aaron Loup, L ERA: 3.12	29 Dustin McGowan, R ERA: 3.97	27 Brett Cecil, L ERA: 3.71	64 Chad Jenkins, R ERA: 4.15	PITCHER	IP WLS BF H R ER SO BB IBB HBP BLK WP HR S P ERA WHIP																

Toronto Blue Jays @ Oakland Athletics
O.co Coliseum, Oakland, CA
Fri Jul 04 2014, 4:09 PM - 8:14 PM EDT
Att. 22,322 - Sunny - 63 F

AB 38
R 1
H 5
RBI 0
BB 7
SO 10
LOB 22



Batter	1	2	3	4	5	6	7	8	9	AB	R	H	RBI	BB	SO	LOB	TOP			
7 José Reyes, S OBP: 0.311, SLG: 0.396										4	1	1	0	0	1	1				
53 Melky Cabrera, S OBP: 0.345, SLG: 0.464										4	0	2	0	0	0	0				
19 José Bautista, R OBP: 0.423, SLG: 0.529										4	0	1	0	0	1	2				
10 Edwin Encarnación, R OBP: 0.368, SLG: 0.591										1	0	0	1	0	0	1				
26 Adam Lind, L OBP: 0.403, SLG: 0.509										4	0	0	0	0	2	1				
30 Dioner Navarro, S OBP: 0.302, SLG: 0.357										4	0	0	0	0	2	1				
28 Colby Rasmus, L OBP: 0.274, SLG: 0.471										3	0	0	0	1	2	0				
55 Brad Glenn, R OBP: 0.125, SLG: 0.067										2	0	1	0	1	0	1				
47 Juan Francisco, L OBP: 0.311, SLG: 0.511										3	0	0	0	0	1	3				
66 Munenori Kawasaki, L OBP: 0.329, SLG: 0.294										2	0	0	0	0	1	1				
Inning Stats	R: 1 H: 2 E: 0 K: 1 S: 15	H: 2 LOB: 1 BB: 0 P: 19	R: 0 H: 0 E: 0 K: 2 S: 11	H: 0 LOB: 1 BB: 1 P: 19	R: 0 H: 0 E: 0 K: 1 S: 12	H: 0 LOB: 0 BB: 0 P: 18	R: 0 H: 0 E: 0 K: 2 S: 8	H: 1 LOB: 1 BB: 0 P: 12	R: 0 H: 0 E: 0 K: 0 S: 9	H: 0 LOB: 0 BB: 0 P: 12	R: 0 H: 0 E: 0 K: 1 S: 9	H: 0 LOB: 1 BB: 1 P: 19	R: 0 H: 2 E: 0 K: 0 S: 6	H: 2 LOB: 2 BB: 0 P: 9	R: 0 H: 0 E: 0 K: 1 S: 9	H: 0 LOB: 0 BB: 0 P: 14	1B: 4 2B: 1 3B: 0 HR: 0	SF: 0 SAC: 1 DP: 0 HBP: 0	WP: 0 PB: 0 SB: 0 CS: 0	PA: 33
PITCHER	IP WLS BF H R ER SO BB IBB HBP BLK WP HR S P ERA WHIP																			
26 Scott Kazmir, L ERA: 2.53	7.0 W 26 3 1 1 8 2 0 0 0 1 0 0 76 113 1.29 0.714																			
44 Luke Gregerson, R ERA: 2.17	1.0 H 4 2 0 0 0 0 0 0 0 0 0 0 6 9 0.00 2.000																			
56 Fernando Abad, L ERA: 2.02	1.0 3 0 0 0 1 0 0 0 0 0 0 0 9 14 0.00 0.000																			

Toronto Blue Jays @ Oakland Athletics
O.co Coliseum, Oakland, CA
Sat Jul 05 2014, 10:08 PM - 12:44 AM EDT
Att: 20,236 - Clear - 68 F

livebaseballscores.com

AB 30
R 1
H 5
RBI 1
BB 2
SO 9
LOB 10

Batter	1	2	3	4	5	6	7	8	9	AB	R	H	RBI	BB	SO	LOB	BOTTOM			
4 Coco Crisp, S OBP: 0.383, SLG: 0.451										5	0	1	1	0	0	4				
3 Craig Gentry, R OBP: 0.333, SLG: 0.316										4	0	2	1	0	1	1				
52 Yoenis Cespedes, R OBP: 0.316, SLG: 0.475										4	0	0	0	0	0	3				
20 Josh Donaldson, R OBP: 0.323, SLG: 0.464										4	1	1	1	0	1	1				
36 Derek Norris, R OBP: 0.405, SLG: 0.495										4	0	1	0	0	2	0				
35 Nate Freiman, R OBP: 0.353, SLG: 0.600										4	1	1	0	0	1	1				
8 Jed Lowrie, S OBP: 0.313, SLG: 0.329										4	1	2	1	0	0	1				
7 Alberto Callaspo, S OBP: 0.316, SLG: 0.309										4	1	2	0	0	0	1				
28 Eric Sogard, L OBP: 0.282, SLG: 0.224										3	1	2	0	1	0	1				
21 Stephen Vogt, L OBP: 0.375, SLG: 0.470										1B: 9 2B: 2 3B: 0 HR: 1	SF: 0 SAC: 0 DP: 0 HBP: 0	WP: 0 PB: 1 SB: 0 CS: 0	PA: 37							
Inning Stats	R: 0 H: 1 E: 0 K: 0 S: 12	H: 3 LOB: 3 BB: 0 P: 19	R: 1 H: 1 E: 0 K: 1 S: 8	H: 1 LOB: 0 BB: 0 P: 12	R: 2 H: 3 E: 0 K: 1 S: 20	H: 3 LOB: 2 BB: 1 P: 34	R: 0 H: 1 E: 0 K: 0 S: 9	H: 1 LOB: 1 BB: 0 P: 12	R: 0 H: 1 E: 0 K: 0 S: 10	H: 1 LOB: 0 BB: 0 P: 15	R: 0 H: 0 E: 0 K: 2 S: 10	H: 0 LOB: 0 BB: 0 P: 15	R: 2 H: 2 E: 0 K: 0 S: 6	H: 2 LOB: 0 BB: 0 P: 11	R: 0 H: 0 E: 0 K: 0 S: 6	H: 0 LOB: 0 BB: 0 P: 14	1B: 9 2B: 2 3B: 0 HR: 1	SF: 0 SAC: 0 DP: 0 HBP: 0	WP: 0 PB: 1 SB: 0 CS: 0	PA: 37
PITCHER	IP WLS BF H R ER SO BB IBB HBP BLK WP HR S P ERA WHIP																			
56 Mark Buehrle, L ERA: 2.6	6.0 L 29 10 3 3 3 3 1 0 0 0 0 0 0 71 110 4.50 1.833																			
58 Todd Redmond, R ERA: 2.91	1.0 3 0 0 0 2 0 0 0 0 0 0 0 10 15 0.00 0.000																			
21 Sergio Santos, R ERA: 7.36	0.0 2 2 2 1 0 0 0 0 0 0 0 0 2 3 ∞ ∞																			
27 Brett Cecil, L ERA: 3.58	1.0 3 0 0 0 0 0 0 0 0 0 0 0 4 8 0.00 0.000																			

Toronto Blue Jays @ Oakland Athletics
O.co Coliseum, Oakland, CA
Sat Jul 05 2014, 10:08 PM - 12:44 AM EDT
Att: 20,236 - Clear - 68 F

livebaseballscores.com


AB 36
R 5
H 12
RBI 4
BB 1
SO 5
LOB 13

Batter	1	2	3	4	5	6	7	8	9	AB	R	H	RBI	BB	SO	LOB	TOP										
7 José Reyes, S OBP: 0.313, SLG: 0.395	G4-3		BB			G4-3 66 2B 53 1B		G6-3		3	1	1	0	1	0	0											
66 Munenori Kawasaki, L OBP: 0.362, SLG: 0.924	53 1B									3	0	2	0	0	0	1											
18 Steve Tolleson, R OBP: 0.324, SLG: 0.447	1B		P5							1	1	1	1	0	0	0											
53 Melky Cabrera, S OBP: 0.344, SLG: 0.462	1B									4	0	1	1	0	0	1											
19 José Bautista, R OBP: 0.419, SLG: 0.522	G6-4-3									4	0	0	0	0	1	3											
26 Adam Lind, L OBP: 0.397, SLG: 0.500	L8									3	0	0	0	0	2	0											
33 Darin Mastroianni, R OBP: 0.143, SLG: 0.222										1	0	0	0	0	0	0											
28 Colby Rasmus, L OBP: 0.270, SLG: 0.463	F9									3	0	0	0	0	1	0											
47 Juan Francisco, L OBP: 0.306, SLG: 0.503	K									3	0	0	0	0	2	0											
9 Cole Gillespie, R OBP: 0.300, SLG: 0.311										3	0	0	0	0	0	0											
22 Josh Thole, L OBP: 0.341, SLG: 0.297										2	0	0	0	0	0	0											
30 Dioner Navarro, S OBP: 0.301, SLG: 0.355	G4-3									1	0	0	0	0	0	0											
Inning Stats	R: 0 E: 0 K: 0 S: 10	H: 2 LOB: 1 BB: 0 P: 13	R: 0 E: 0 K: 1 S: 7	H: 0 LOB: 0 BB: 0 P: 9	R: 0 E: 0 K: 1 S: 12	H: 0 LOB: 1 BB: 1 P: 21	R: 0 E: 0 K: 1 S: 9	H: 0 LOB: 0 BB: 0 P: 13	R: 0 E: 0 K: 0 S: 11	H: 0 LOB: 0 BB: 0 P: 16	R: 1 E: 0 K: 0 S: 16	H: 2 LOB: 1 BB: 0 P: 22	R: 0 E: 0 K: 3 S: 10	H: 0 LOB: 0 BB: 0 P: 14	R: 0 E: 0 K: 0 S: 5	H: 0 LOB: 0 BB: 0 P: 8	R: 1 E: 0 K: 1 S: 9	H: 1 LOB: 0 BB: 0 P: 14	1B: 3 2B: 1 3B: 0 HR: 1	SF: 0 SAC: 0 DP: 1 HBP: 0	WP: 0 PB: 0 SB: 0 CS: 0	PA: 32					
PITCHER	IP	WLS	BF	H	R	ER	SO	BB	IBB	HBP	BLK	WP	HR	S	P	ERA	WHIP										
29 Jeff Samardzija, R ERA: 2.74	7.0	W	25	4	1	1	5	1	0	0	0	0	0	75	108	1.29	0.714										
39 Eric O'Flaherty, L ERA:	1.0	H	3	0	0	0	0	0	0	0	0	0	0	5	8	0.00	0.000										
62 Sean Doolittle, L ERA: 2.98	1.0	S	4	1	1	1	1	0	0	0	0	0	1	9	14	9.00	1.000										

Toronto Blue Jays @ Oakland Athletics
O.co Coliseum, Oakland, CA
Sun Jul 06 2014, 4:08 PM - 6:54 PM EDT
Att: 22,897 - Partly Cloudy - 68 F

livebaseballscores.com

AB 31
R 2
H 5
RBI 2
BB 1
SO 6
LOB 5




Batter	1	2	3	4	5	6	7	8	9	AB	R	H	RBI	BB	SO	LOB	BOTTOM										
5 John Jaso, L OBP: 0.352, SLG: 0.442	L8									3	0	2	1	0	0	1											
36 Derek Norris, R OBP: 0.410, SLG: 0.503	2B									1	0	1	1	1	0	0											
7 Alberto Callaspo, S OBP: 0.311, SLG: 0.303	L8									5	0	0	0	0	0	7											
52 Yoenis Cespedes, R OBP: 0.316, SLG: 0.473	1B									4	0	1	0	0	2	0											
20 Josh Donaldson, R OBP: 0.319, SLG: 0.459	K									4	0	0	0	0	2	2											
21 Stephen Vogt, L OBP: 0.380, SLG: 0.494	G4-3									4	1	2	0	0	0	2											
4 Coco Crisp, S OBP: 0.383, SLG: 0.451										0	0	0	0	0	0	0											
8 Jed Lowrie, S OBP: 0.315, SLG: 0.334	2B									4	2	2	0	0	0	1											
35 Nate Freiman, R OBP: 0.333, SLG: 0.526	G4-3									4	0	1	1	0	0	1											
1 Nick Punto, S OBP: 0.315, SLG: 0.279	G4-3									3	0	0	0	1	1	3											
3 Craig Gentry, R OBP: 0.343, SLG: 0.323	E6									3	1	2	1	1	0	2											
Inning Stats	R: 0 E: 0 K: 1 S: 8	H: 2 LOB: 2 BB: 0 P: 11	R: 1 E: 1 K: 0 S: 9	H: 2 LOB: 1 BB: 0 P: 14	R: 0 E: 0 K: 2 S: 10	H: 0 LOB: 0 BB: 0 P: 14	R: 2 E: 0 K: 1 S: 20	H: 4 LOB: 2 BB: 0 P: 36	R: 0 E: 0 K: 0 S: 5	H: 0 LOB: 0 BB: 0 P: 10	R: 0 E: 0 K: 0 S: 12	H: 0 LOB: 3 BB: 3 P: 26	R: 0 E: 0 K: 1 S: 9	H: 1 LOB: 1 BB: 0 P: 13	R: 1 E: 0 K: 0 S: 11	H: 2 LOB: 1 BB: 0 P: 18	1B: 7 2B: 3 3B: 1 HR: 0	SF: 0 SAC: 0 DP: 0 HBP: 0	WP: 1 PB: 0 SB: 1 CS: 0	PA: 38							
PITCHER	IP	WLS	BF	H	R	ER	SO	BB	IBB	HBP	BLK	WP	HR	S	P	ERA	WHIP										
36 Drew Hutchison, R ERA: 3.86	5.2	L	27	8	3	3	4	2	0	0	0	1	0	60	103	4.76	1.765										
62 Aaron Loup, L ERA: 3.02	1.1		6	1	0	0	1	1	0	0	0	0	0	13	21	0.00	1.500										
44 Casey Janssen, R ERA: 1.35	1.0		5	2	1	1	0	0	0	0	0	0	0	11	18	9.00	2.000										

Toronto Blue Jays @ Oakland Athletics
O.co Coliseum, Oakland, CA
Sun Jul 06 2014, 4:08 PM - 6:54 PM EDT
Att: 22,897 - Partly Cloudy - 68 F

livebaseballscores.com

AB 35
R 4
H 11
RBI 4
BB 3
SO 5
LOB 19



Batter	1	2	3	4	5	6	7	8	9	AB	R	H	RBI	BB	SO	LOB	TOP				
7 Grégor Blanco, L (1, 8) OBP: 0.297, SLG: 0.297										4	0	0	0	1	2	1					
8 Hunter Pence, R (1, 9) OBP: 0.359, SLG: 0.472										4	0	2	0	0	1	2					
9 Brandon Belt, L (1, 3) OBP: 0.284, SLG: 0.473										4	0	0	0	0	1	4					
28 Buster Posey, R (1, 2) OBP: 0.345, SLG: 0.431										3	0	0	0	1	1	1					
48 Pablo Sandoval, S (1, 5) OBP: 0.312, SLG: 0.411										4	0	1	0	0	0	2					
38 Michael Morse, R (1, 10) OBP: 0.325, SLG: 0.495										4	0	2	0	0	1	2					
21 Tyler Colvin, L (1, 7) OBP: 0.274, SLG: 0.422										4	1	2	1	0	0	3	AB 35				
12 Joe Panik, L (1, 4) OBP: 0.265, SLG: 0.250										4	0	0	0	0	1	3	R 1				
35 Brandon Crawford, L (1, 6) OBP: 0.321, SLG: 0.415										4	0	1	0	0	2	3	H 8				
Inning Stats	R: 0 E: 0 K: 3 S: 11	H: 1 LOB: 1 BB: 0 P: 19	R: 0 E: 0 K: 2 S: 13	H: 2 LOB: 2 BB: 0 P: 19	R: 0 E: 0 K: 1 S: 7	H: 0 LOB: 0 BB: 0 P: 10	R: 0 E: 0 K: 0 S: 8	H: 1 LOB: 1 BB: 0 P: 14	R: 0 E: 0 K: 0 S: 6	H: 0 LOB: 0 BB: 0 P: 7	R: 1 E: 0 K: 1 S: 7	H: 1 LOB: 0 BB: 0 P: 12	R: 0 E: 0 K: 1 S: 9	H: 1 LOB: 2 BB: 1 P: 14	R: 0 E: 0 K: 0 S: 7	H: 1 LOB: 0 BB: 0 P: 12	1B: 6 2B: 1 3B: 0 HR: 1	SF: 0 SAC: 0 DP: 0 HBP: 0	WP: 0 PB: 0 SB: 0 CS: 0	PA: 37	
PITCHER	IP WLS BF H R ER SO BB IBB HBP BLK WP HR S P ERA WHIP	7.0 W 28 6 1 1 8 1 0 0 0 0 1 64 98 1.29 1.000	1.0 H 5 1 0 0 1 1 0 0 0 0 0 9 14 0.00 2.000	1.0 4 1 0 0 0 0 0 0 0 0 0 7 12 0.00 1.000																	

San Francisco Giants @ Oakland Athletics
O.co Coliseum, Oakland, CA
Tue Jul 08 2014, 10:09 PM - 12:54 AM EDT
Att: 36,067 - Clear - 60 F

AB 35
R 1
H 8
RBI 1
BB 2
SO 9
LOB 21



Batter	1	2	3	4	5	6	7	8	9	AB	R	H	RBI	BB	SO	LOB	BOTTOM			
4 Coco Crisp, S (1, 8) OBP: 0.389, SLG: 0.454										4	1	2	1	0	0	0				
3 Craig Gentry, R (1, 9) OBP: 0.344, SLG: 0.327										4	0	1	0	0	0	2				
52 Yoenis Cespedes, R (1, 7) OBP: 0.314, SLG: 0.466										3	1	1	1	1	1	1				
20 Josh Donaldson, R (1, 5) OBP: 0.321, SLG: 0.454										3	0	0	0	1	0	3				
36 Derek Norris, R (1, 2) OBP: 0.416, SLG: 0.505										3	1	2	1	1	0	0				
35 Nate Freiman, R (1, 3) OBP: 0.308, SLG: 0.500										4	1	1	1	0	2	3				
8 Jed Lowrie, S (1, 6) OBP: 0.319, SLG: 0.339										4	1	2	0	0	0	1	AB 33			
7 Alberto Callaspo, S (1, 10) OBP: 0.313, SLG: 0.309										4	0	1	1	0	0	3	R 6			
1 Nick Punto, S (1, 4) OBP: 0.314, SLG: 0.285										4	1	1	1	0	0	3	H 11			
Inning Stats	R: 0 E: 0 K: 1 S: 8	H: 0 LOB: 0 BB: 0 P: 10	R: 0 E: 0 K: 0 S: 7	H: 0 LOB: 0 BB: 0 P: 8	R: 4 E: 1 K: 1 S: 21	H: 5 LOB: 2 BB: 1 P: 32	R: 0 E: 0 K: 0 S: 9	H: 0 LOB: 0 BB: 0 P: 10	R: 0 E: 0 K: 0 S: 10	H: 1 LOB: 1 BB: 1 P: 15	R: 0 E: 0 K: 1 S: 11	H: 2 LOB: 2 BB: 0 P: 14	R: 0 E: 0 K: 0 S: 6	H: 1 LOB: 0 BB: 0 P: 8	R: 2 E: 0 K: 0 S: 7	H: 2 LOB: 0 BB: 1 P: 13	1B: 7 2B: 4 3B: 0 HR: 0	SF: 0 SAC: 0 DP: 1 HBP: 0	WP: 0 PB: 0 SB: 1 CS: 2	PA: 36
PITCHER	IP WLS BF H R ER SO BB IBB HBP BLK WP HR S P ERA WHIP	7.0 L 33 10 6 6 0 0 3 0 0 0 0 0 3 4 0.00 1.000	1.0 3 1 0 0 0 0 0 0 0 0 1 0 0 3 4 0.00 1.000																	

San Francisco Giants @ Oakland Athletics
O.co Coliseum, Oakland, CA
Tue Jul 08 2014, 10:09 PM - 12:54 AM EDT
Att: 36,067 - Clear - 60 F

AB 33
R 6
H 11
RBI 6
BB 3
SO 3
LOB 16



Batter	1	2	3	4	5	6	7	8	9	AB	R	H	RBI	BB	SO	LOB	TOP
4 Coco Crisp, S OBP: 0.397, SLG: 0.449	G4-3		BB		G3		F9			3	0	0	0	1	0	2	Oakland Athletics @ San Francisco Giants AT&T Park, San Francisco, CA Wed Jul 09 2014, 7:16 PM - 10:18 PM PDT Att: 41,427 - Partly Cloudy - 64 F
21 Stephen Vogt, L OBP: 0.394, SLG: 0.538			CS					K		2	1	2	1	1	0	0	
3 Craig Gentry, R OBP: 0.342, SLG: 0.325	1B				HR					1	0	0	0	0	1	0	
52 Yoenis Cespedes, R OBP: 0.311, SLG: 0.460	F8				K			K		4	1	0	0	0	2	2	
37 Brandon Moss, L OBP: 0.353, SLG: 0.521	K				K			L4		4	0	1	0	0	2	1	
20 Josh Donaldson, R OBP: 0.317, SLG: 0.449		F9			L9				G6-3	4	0	0	0	0	0	2	
8 Jed Lowrie, S OBP: 0.321, SLG: 0.341	F7								G4-3	4	0	2	1	0	0	0	
36 Derek Norris, R OBP: 0.409, SLG: 0.495	G5-3				K				K	4	0	0	0	0	2	3	
7 Alberto Callaspo, S OBP: 0.310, SLG: 0.306			G3-1						G6-3	3	0	0	0	0	0	1	
40 Jason Hammel, R OBP: 0.162, SLG: 0.139									L8	1	0	0	0	0	0	0	
39 Eric O'Flaherty, L ERA: 1.6										0	0	0	0	0	0	0	
1 Nick Punto, S OBP: 0.312, SLG: 0.283										1	0	0	0	0	0	0	
45 Jim Johnson, R ERA: 1.02										0	0	0	0	0	0	0	
Inning Stats	R: 0 H: 1 E: 0 K: 1 S: 17	H: 1 LOB: 1 BB: 0 P: 21	R: 0 H: 0 E: 0 K: 0 S: 6	H: 0 LOB: 0 BB: 0 P: 9	R: 0 H: 0 E: 0 K: 0 S: 8	H: 0 LOB: 0 BB: 1 P: 16	R: 1 H: 1 E: 0 K: 2 S: 14	H: 1 LOB: 2 BB: 0 P: 21	R: 0 H: 1 E: 1 K: 1 S: 13	H: 2 LOB: 2 BB: 0 P: 16	R: 0 H: 0 E: 0 K: 2 S: 9	H: 0 LOB: 0 BB: 0 P: 13	R: 0 H: 0 E: 0 K: 1 S: 5	H: 0 LOB: 0 BB: 0 P: 8	1B: 4 2B: 0 3B: 0 HR: 1	SF: 0 SAC: 1 DP: 0 HBP: 0	WP: 0 PA: 35 PB: 0 SB: 0 CS: 1
PITCHER	IP WLS BF H R ER SO BB IBB HBP BLK WP HR S P ERA WHIP	IP WLS BF H R ER SO BB IBB HBP BLK WP HR S P ERA WHIP	IP WLS BF H R ER SO BB IBB HBP BLK WP HR S P ERA WHIP	IP WLS BF H R ER SO BB IBB HBP BLK WP HR S P ERA WHIP	IP WLS BF H R ER SO BB IBB HBP BLK WP HR S P ERA WHIP	IP WLS BF H R ER SO BB IBB HBP BLK WP HR S P ERA WHIP	IP WLS BF H R ER SO BB IBB HBP BLK WP HR S P ERA WHIP	IP WLS BF H R ER SO BB IBB HBP BLK WP HR S P ERA WHIP	IP WLS BF H R ER SO BB IBB HBP BLK WP HR S P ERA WHIP	IP WLS BF H R ER SO BB IBB HBP BLK WP HR S P ERA WHIP	IP WLS BF H R ER SO BB IBB HBP BLK WP HR S P ERA WHIP	IP WLS BF H R ER SO BB IBB HBP BLK WP HR S P ERA WHIP	IP WLS BF H R ER SO BB IBB HBP BLK WP HR S P ERA WHIP	IP WLS BF H R ER SO BB IBB HBP BLK WP HR S P ERA WHIP	IP WLS BF H R ER SO BB IBB HBP BLK WP HR S P ERA WHIP	IP WLS BF H R ER SO BB IBB HBP BLK WP HR S P ERA WHIP	



Batter	1	2	3	4	5	6	7	8	9	AB	R	H	RBI	BB	SO	LOB	BOTTOM
8 Hunter Pence, R OBP: 0.360, SLG: 0.479	G5-3		G3		HR			P6		5	1	2	2	0	0	1	Oakland Athletics @ San Francisco Giants AT&T Park, San Francisco, CA Wed Jul 09 2014, 7:16 PM - 10:18 PM PDT Att: 41,427 - Partly Cloudy - 64 F
9 Brandon Belt, L OBP: 0.293, SLG: 0.464	G6-3				F7					3	1	0	0	1	1	2	
48 Pablo Sandoval, S OBP: 0.314, SLG: 0.413			BB							4	0	2	0	0	0	1	
28 Buster Posey, R OBP: 0.343, SLG: 0.429			1B							4	0	1	1	0	1	1	
38 Michael Morse, R OBP: 0.327, SLG: 0.497		F9								3	0	1	0	1	0	0	
2 Juan Carlos Perez, R OBP: 0.206, SLG: 0.267										0	0	0	0	0	0	0	
7 Gregor Blanco, L OBP: 0.296, SLG: 0.292										3	1	0	0	1	1	4	
12 Joe Panik, L OBP: 0.283, SLG: 0.271		E7			G4-3					4	1	2	0	0	0	3	
35 Brandon Crawford, L OBP: 0.323, SLG: 0.417										4	1	2	0	0	1	1	
18 Matt Cain, R OBP: 0.233, SLG: 0.148										3	0	0	0	0	1	3	
41 Jeremy Affeldt, L ERA: 6.0										0	0	0	0	0	0	0	
54 Sergio Romo, R ERA: 6.0										0	0	0	0	0	0	0	
21 Tyler Colvin, L OBP: 0.272, SLG: 0.419										1	0	0	0	0	1	1	
46 Santiago Casilla, R ERA: 5.63										0	0	0	0	0	0	0	
Inning Stats	R: 0 H: 1 E: 0 K: 1 S: 10	H: 1 LOB: 1 BB: 0 P: 15	R: 1 H: 1 E: 1 K: 1 S: 9	H: 1 LOB: 1 BB: 1 P: 17	R: 1 H: 2 E: 0 K: 1 S: 22	H: 2 LOB: 3 BB: 2 P: 37	R: 1 H: 1 E: 0 K: 0 S: 12	H: 1 LOB: 0 BB: 0 P: 16	R: 0 H: 1 E: 0 K: 2 S: 10	H: 3 LOB: 1 BB: 0 P: 29	R: 0 H: 0 E: 0 K: 0 S: 8	H: 0 LOB: 0 BB: 0 P: 13	R: 0 H: 1 E: 0 K: 1 S: 9	H: 1 LOB: 1 BB: 0 P: 16	1B: 8 2B: 1 3B: 0 HR: 1	SF: 0 SAC: 0 DP: 0 HBP: 0	WP: 1 PA: 37 PB: 0 SB: 1 CS: 0
PITCHER	IP WLS BF H R ER SO BB IBB HBP BLK WP HR S P ERA WHIP	IP WLS BF H R ER SO BB IBB HBP BLK WP HR S P ERA WHIP	IP WLS BF H R ER SO BB IBB HBP BLK WP HR S P ERA WHIP	IP WLS BF H R ER SO BB IBB HBP BLK WP HR S P ERA WHIP	IP WLS BF H R ER SO BB IBB HBP BLK WP HR S P ERA WHIP	IP WLS BF H R ER SO BB IBB HBP BLK WP HR S P ERA WHIP	IP WLS BF H R ER SO BB IBB HBP BLK WP HR S P ERA WHIP	IP WLS BF H R ER SO BB IBB HBP BLK WP HR S P ERA WHIP	IP WLS BF H R ER SO BB IBB HBP BLK WP HR S P ERA WHIP	IP WLS BF H R ER SO BB IBB HBP BLK WP HR S P ERA WHIP	IP WLS BF H R ER SO BB IBB HBP BLK WP HR S P ERA WHIP	IP WLS BF H R ER SO BB IBB HBP BLK WP HR S P ERA WHIP	IP WLS BF H R ER SO BB IBB HBP BLK WP HR S P ERA WHIP	IP WLS BF H R ER SO BB IBB HBP BLK WP HR S P ERA WHIP	IP WLS BF H R ER SO BB IBB HBP BLK WP HR S P ERA WHIP	IP WLS BF H R ER SO BB IBB HBP BLK WP HR S P ERA WHIP	



Batter	1	2	3	4	5	6	7	8	9	AB	R	H	RBI	BB	SO	LOB	TOP		
5 John Jaso, L (1,2) OBP: 0.354, SLG: 0.451 36 Derek Norris, R (6,PH) OBP: 0.405, SLG: 0.490										3	1	2	0	0	0	0			
21 Stephen Vogt, L (1,3) OBP: 0.394, SLG: 0.531										5	0	2	3	0	1	1			
52 Yoenis Cespedes, R (1,7) OBP: 0.307, SLG: 0.453										5	0	0	0	0	4	4			
37 Brandon Moss, L (1,9) OBP: 0.355, SLG: 0.524										4	2	2	0	0	0	0			
20 Josh Donaldson, R (1,5) OBP: 0.322, SLG: 0.459										3	1	2	2	1	0	0			
8 Jed Lowrie, S (1,6) OBP: 0.320, SLG: 0.343										4	1	1	0	0	0	3			
7 Alberto Callaspo, S (1,4) 61 Dan Otero, R (8,PH) 56 Fernando Abad, L (9,PH)										3	1	1	1	0	1	1			
3 Craig Gentry, R (1,8) OBP: 0.346, SLG: 0.322										2	0	0	0	2	1	0			
26 Scott Kazmir, L (1,1) 28 Eric Sogard, L (8,PH) OBP: 0.280, SLG: 0.222										3	0	0	0	0	1	5			
Inning Stats	R: 0 E: 0 K: 1 S: 7	H: 1 LOB: 0 BB: 0 P: 10	R: 1 E: 0 K: 0 S: 6	H: 1 LOB: 2 BB: 2 P: 15	R: 0 E: 0 K: 1 S: 8	H: 0 LOB: 0 BB: 0 P: 11	R: 0 E: 0 K: 0 S: 8	H: 1 LOB: 1 BB: 0 P: 10	R: 1 E: 0 K: 1 S: 9	H: 2 LOB: 1 BB: 0 P: 15	R: 4 E: 0 K: 2 S: 15	H: 5 LOB: 2 BB: 1 P: 27	R: 0 E: 0 K: 0 S: 13	H: 0 LOB: 0 BB: 0 P: 17	R: 0 E: 0 K: 3 S: 13	H: 0 LOB: 0 BB: 0 P: 14	1B: 5 2B: 3 3B: 1 HR: 1	SF: 1 SAC: 0 DP: 1 HBP: 0	WP: 0 PA: 39 PB: 0 SB: 0 CS: 0
PITCHER	IP WLS BF H R ER SO BB IBB HBP BLK WP HR S P ERA WHIP	5.1 L 27 9 6 6 4 1 2 0 0 0 1 47 79 10.12 1.875	0.1 2 1 0 0 0 0 0 0 0 0 0 3 6 0.00 3.000	1.1 4 0 0 0 1 0 0 0 0 0 0 10 14 0.00 0.000	2.0 6 0 0 0 5 0 0 0 0 0 0 22 31 0.00 0.000														

Oakland Athletics @ San Francisco Giants
 AT&T Park, San Francisco, CA
 Thu Jul 10 2014, 12:46 PM - 3:42 PM PDT
 Att: 41,069 - Partly Cloudy - 67 F

AB 35
 R 6
 H 10
 RBI 6
 BB 3
 SO 10
 LOB 17

Batter	1	2	3	4	5	6	7	8	9	AB	R	H	RBI	BB	SO	LOB	BOTTOM				
8 Hunter Pence, R (1,9) OBP: 0.361, SLG: 0.480										4	0	2	0	0	1	1					
35 Brandon Crawford, L (1,6) OBP: 0.319, SLG: 0.411										4	0	0	0	0	2	3					
48 Pablo Sandoval, S (1,5) OBP: 0.314, SLG: 0.410										4	0	1	1	0	0	1					
28 Buster Posey, R (1,2) OBP: 0.339, SLG: 0.423										4	0	0	0	0	1	3					
38 Michael Morse, R (1,7) OBP: 0.326, SLG: 0.493										4	0	1	0	0	2	4					
9 Brandon Belt, L (1,3) OBP: 0.287, SLG: 0.455 13 Joaquin Arias, R (9,PH) OBP: 0.209, SLG: 0.191										3	0	0	0	0	2	1					
14 Brandon Hicks, R (1,4) OBP: 0.280, SLG: 0.319 52 Yusmeiro Petit, R (8,PH) OBP: 0.209, SLG: 0.191										3	0	0	0	0	1	1					
29 Héctor Sánchez, S (9,PH) OBP: 0.242, SLG: 0.324										1	0	0	0	0	0	0					
7 Gregor Blanco, L (1,8) OBP: 0.295, SLG: 0.296										4	0	1	0	0	1	0					
17 Tim Hudson, R (1,1) OBP: 0.108, SLG: 0.057 49 Javier López, L (6,1) 63 Jean Machi, R (6,1) 6 Ehire Adrianza, S (8,4) OBP: 0.268, SLG: 0.276										1	0	0	0	1	0	2					
Inning Stats	R: 0 E: 0 K: 1 S: 8	H: 0 LOB: 0 BB: 0 P: 15	R: 0 E: 0 K: 1 S: 6	H: 0 LOB: 0 BB: 0 P: 9	R: 0 E: 0 K: 2 S: 15	H: 0 LOB: 1 BB: 1 P: 26	R: 0 E: 0 K: 0 S: 6	H: 0 LOB: 0 BB: 0 P: 8	R: 0 E: 0 K: 2 S: 14	H: 2 LOB: 2 BB: 0 P: 22	R: 0 E: 1 K: 2 S: 10	H: 1 LOB: 2 BB: 0 P: 13	R: 0 E: 0 K: 1 S: 6	H: 0 LOB: 0 BB: 0 P: 10	R: 1 E: 0 K: 1 S: 12	H: 3 LOB: 2 BB: 0 P: 17	R: 0 E: 0 K: 0 S: 6	H: 0 LOB: 0 BB: 0 P: 7	1B: 5 2B: 1 3B: 0 HR: 0	SF: 0 SAC: 0 DP: 0 HBP: 0	WP: 0 PA: 35 PB: 0 SB: 0 CS: 0
PITCHER	IP WLS BF H R ER SO BB IBB HBP BLK WP HR S P ERA WHIP	7.0 W 26 3 0 0 0 1 0 0 0 0 0 65 103 0.00 0.571	1.0 6 3 1 1 1 0 0 0 0 0 0 12 17 9.00 3.000	1.0 3 0 0 0 0 0 0 0 0 0 0 6 7 0.00 0.000																	

Oakland Athletics @ San Francisco Giants
 AT&T Park, San Francisco, CA
 Thu Jul 10 2014, 12:46 PM - 3:42 PM PDT
 Att: 41,069 - Partly Cloudy - 67 F

AB 34
 R 1
 H 6
 RBI 1
 BB 1
 SO 10
 LOB 16

Batter	1	2	3	4	5	6	7	8	9	AB	R	H	RBI	BB	SO	LOB	TOP				
5 John Jaso, L (1, 10) OBP: 0.352, SLG: 0.452										4	0	1	0	0	0	0	Oakland Athletics @ Seattle Mariners Safeco Field, Seattle, WA Fri Jul 11 2014, 7:11 PM - 9:31 PM PDT Att: 32,971 - Clear - 77 F				
21 Stephen Vogt, L (1, 9) OBP: 0.407, SLG: 0.564										3	1	2	1	1	0	0					
20 Josh Donaldson, R (1, 5) OBP: 0.321, SLG: 0.457										4	1	1	0	0	0	3					
37 Brandon Moss, L (1, 7) OBP: 0.351, SLG: 0.518										4	0	0	0	0	2	1					
8 Jed Lowrie, S (1, 6) OBP: 0.322, SLG: 0.345										4	0	2	1	0	1	0					
36 Derek Norris, R (1, 2) OBP: 0.407, SLG: 0.485										2	0	0	0	2	2	2					
7 Alberto Callaspo, S (1, 3) OBP: 0.308, SLG: 0.309										1	0	0	0	0	0	0					
35 Nate Freiman, R (2, 3) OBP: 0.286, SLG: 0.462										2	0	0	0	2	2	2					
52 Yoenis Cespedes, R (9, PH) OBP: 0.306, SLG: 0.452										1	0	0	0	0	0	1					
1 Nick Punto, S (1, 4) OBP: 0.305, SLG: 0.276										4	0	0	0	0	3	1					
3 Craig Gentry, R (1, 8) OBP: 0.340, SLG: 0.316										3	0	0	0	0	0	0					
Inning Stats	R: 2 H: 3 E: 0 K: 1 S: 15	H: 3 LOB: 1 BB: 0 P: 18	R: 0 H: 0 E: 0 K: 1 S: 6	H: 0 LOB: 0 BB: 0 P: 6	R: 0 H: 0 E: 0 K: 0 S: 6	H: 1 LOB: 1 BB: 0 P: 8	R: 0 H: 1 E: 0 K: 3 S: 10	H: 1 LOB: 2 BB: 1 P: 14	R: 0 H: 0 E: 0 K: 3 S: 11	H: 0 LOB: 1 BB: 1 P: 17	R: 0 H: 0 E: 0 K: 1 S: 5	H: 1 LOB: 0 BB: 0 P: 5	R: 0 H: 1 E: 0 K: 0 S: 8	H: 0 LOB: 1 BB: 1 P: 11	R: 0 H: 0 E: 0 K: 1 S: 15	H: 0 LOB: 1 BB: 1 P: 26	1B: 4 2B: 1 3B: 0 HR: 1	SF: 0 SAC: 0 DP: 1 HBP: 0	WP: 2 PB: 0 SB: 0 CS: 0	PA: 35	
PITCHER	IP WLS BF H R ER SO BB IBB HBP BLK WP HR S P ERA WHIP	8.0 W 31 6 2 2 9 2 0 0 0 1 1 73 101 2.25 1.000	1.0 S 4 0 0 0 1 1 0 0 0 1 0 15 26 0.00 1.000																		

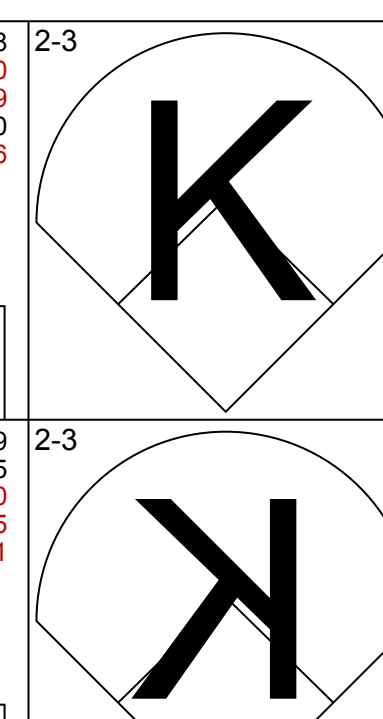
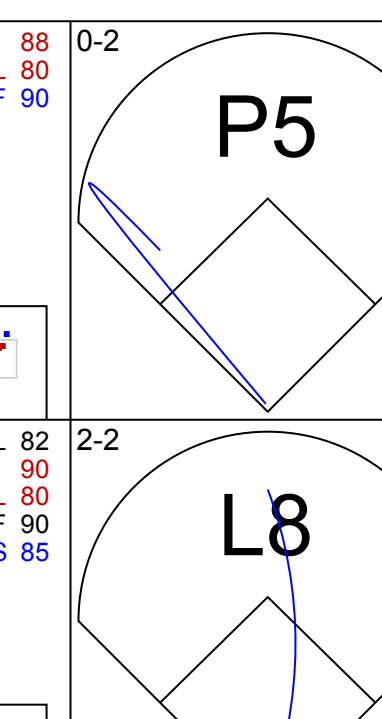
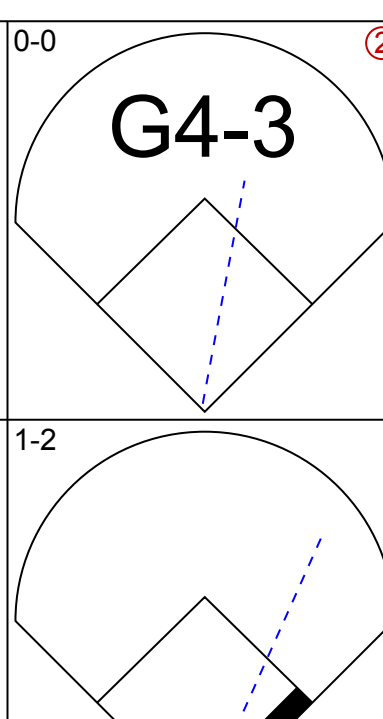
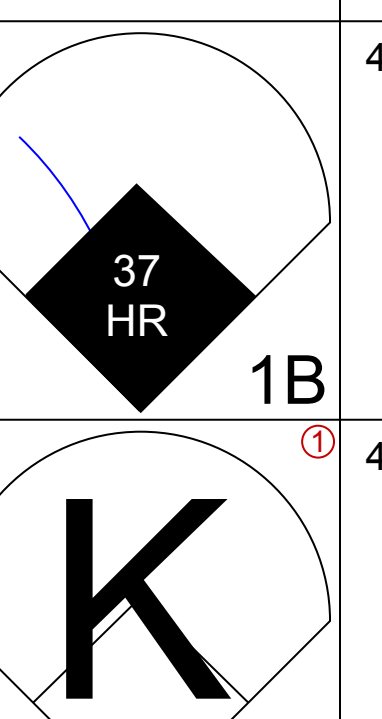
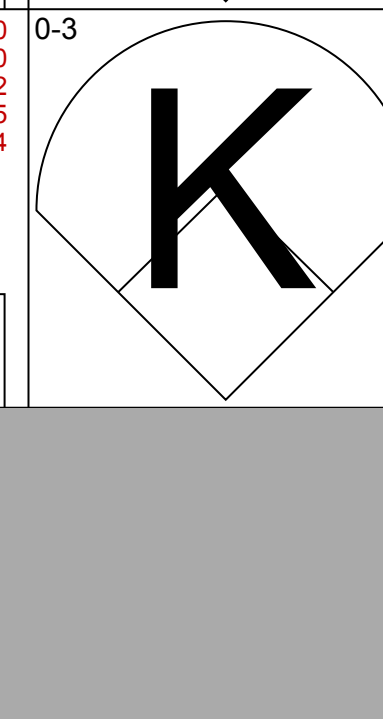

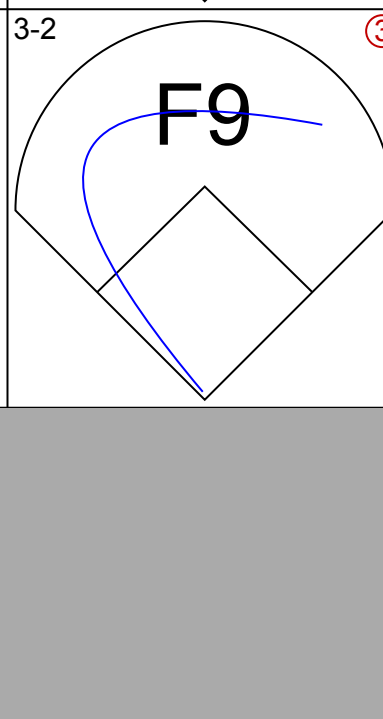
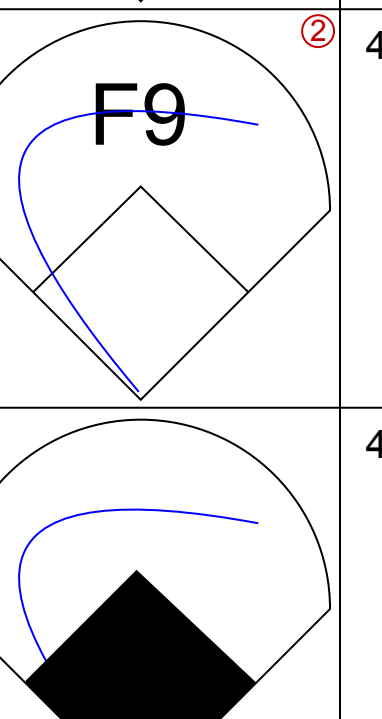

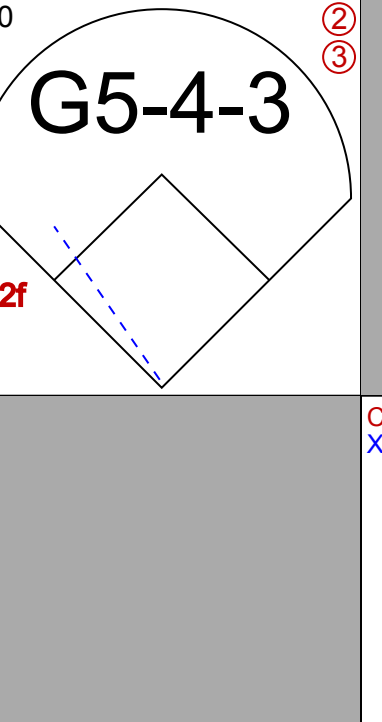

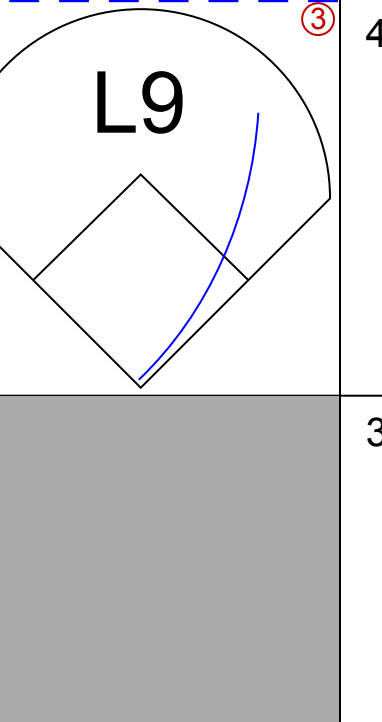
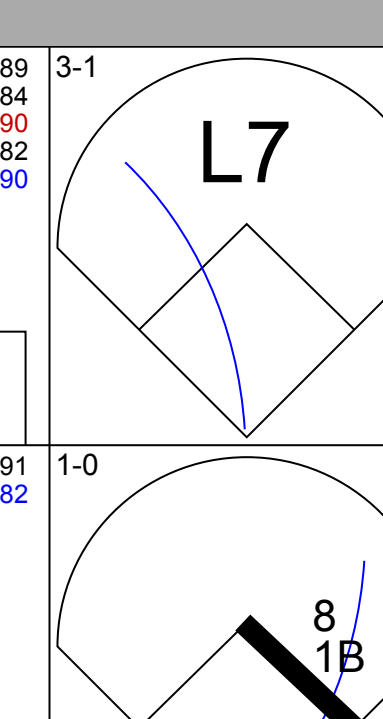
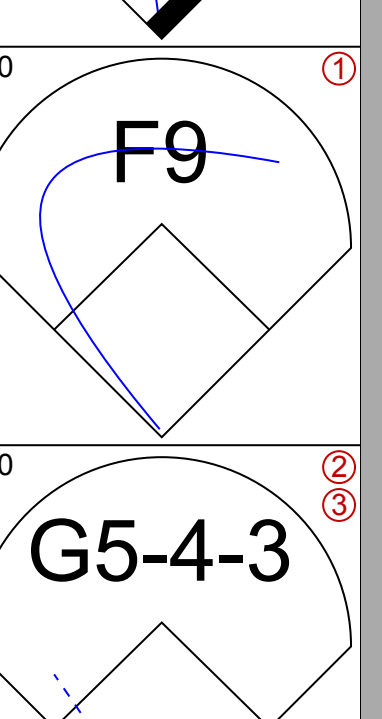
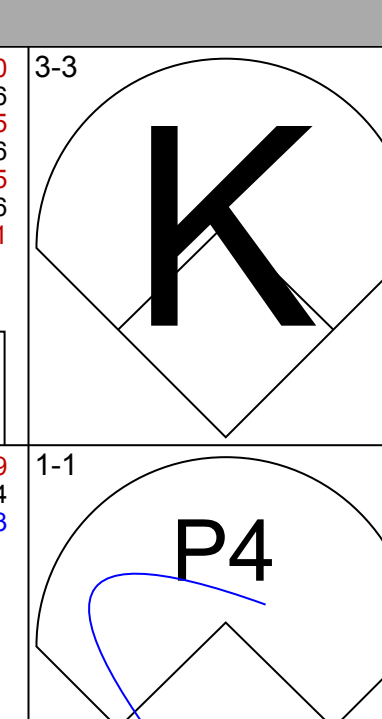
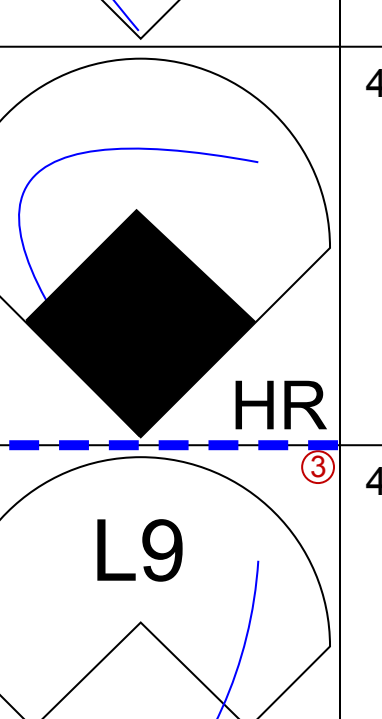
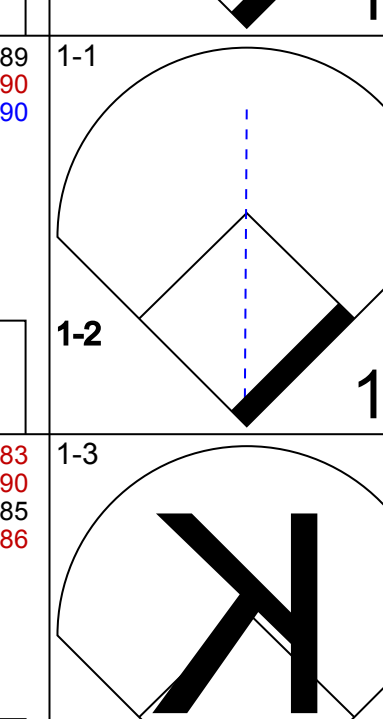

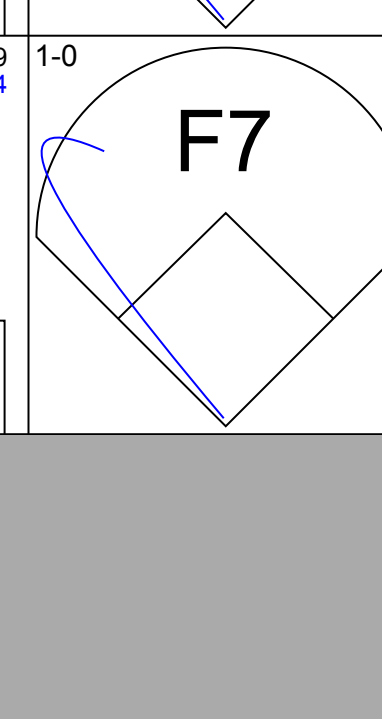

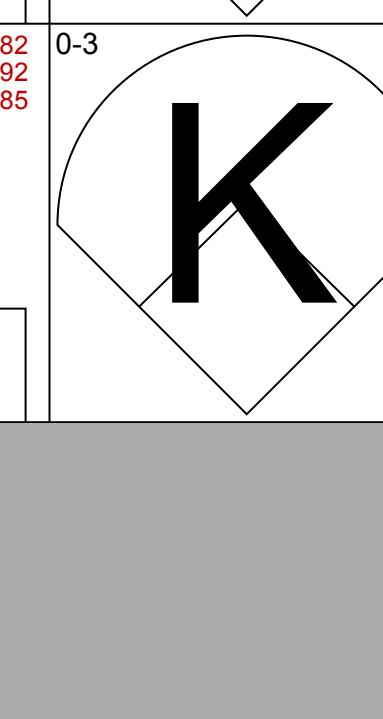
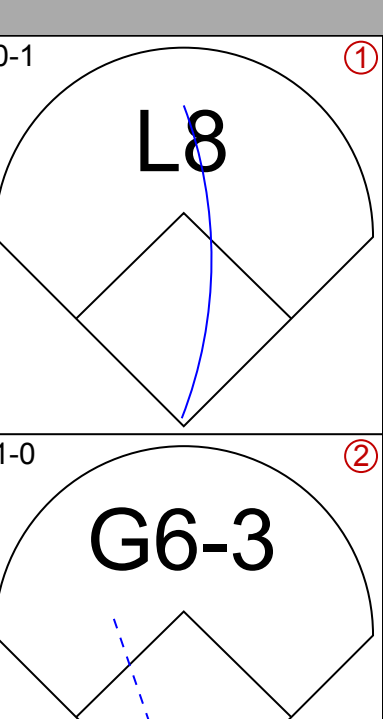

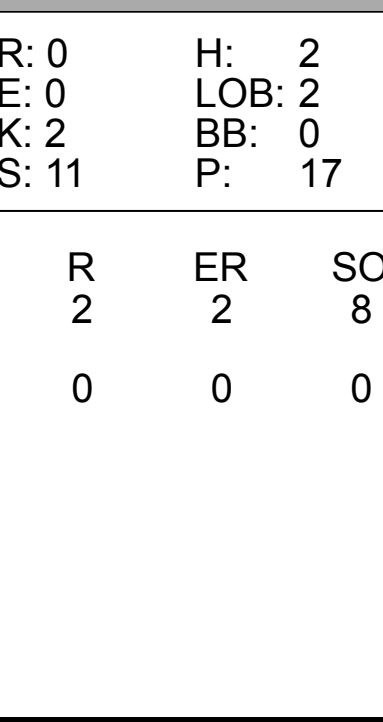
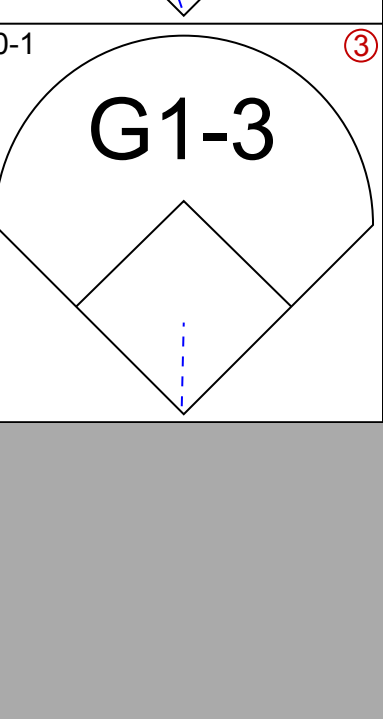
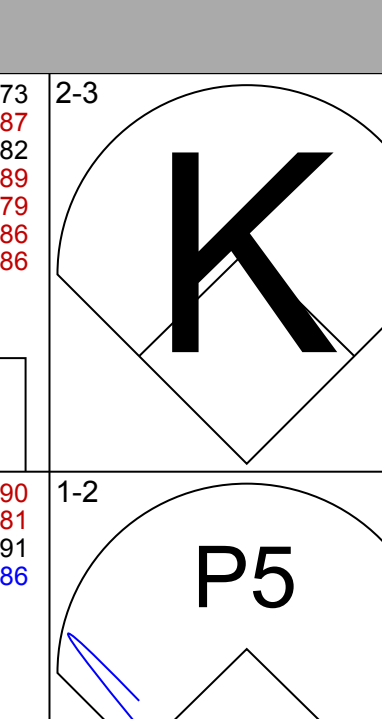
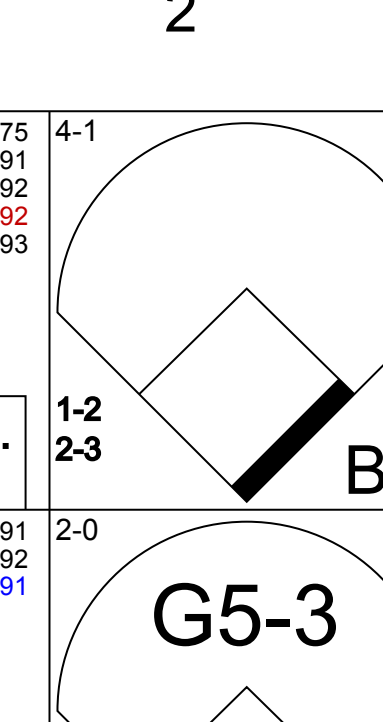
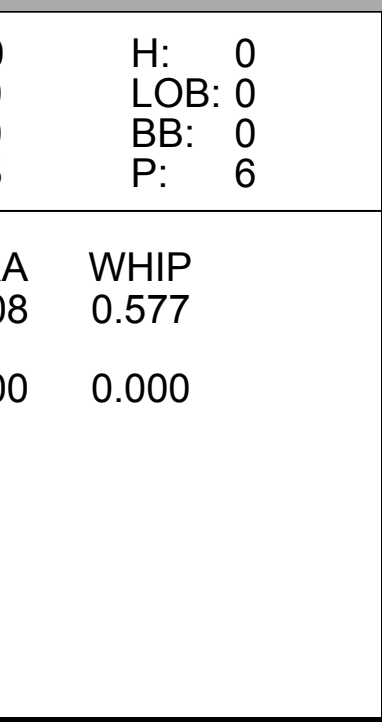
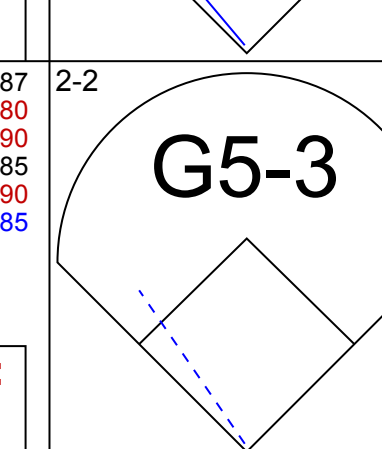
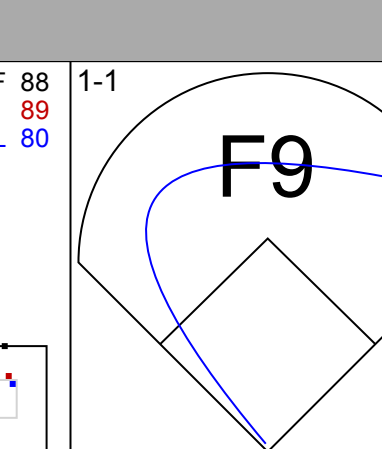
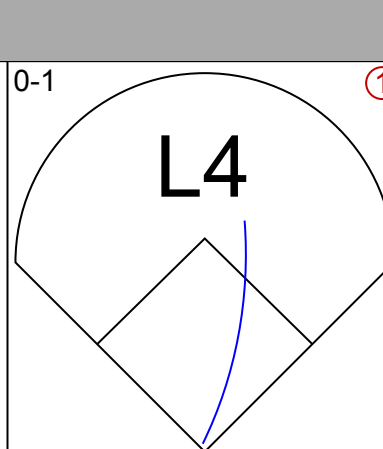
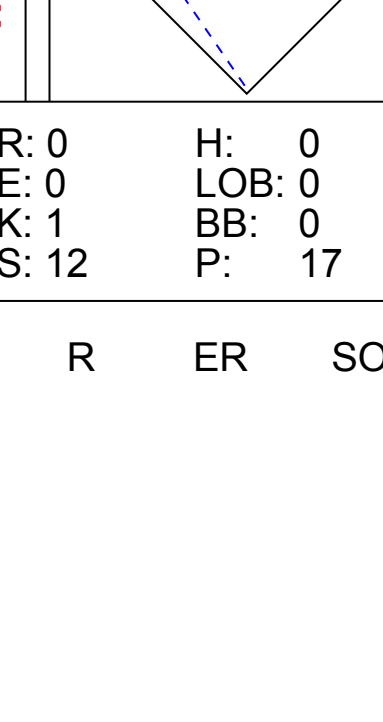
AB	32
R	2
H	6
RBI	2
BB	3
SO	10
LOB	10



Batter	1	2	3	4	5	6	7	8	9	AB	R	H	RBI	BB	SO	LOB	BOTTOM				
9 Endy Chavez, L (1, 9) OBP: 0.278, SLG: 0.361										3	0	0	1	0	0	1	Oakland Athletics @ Seattle Mariners Safeco Field, Seattle, WA Fri Jul 11 2014, 7:11 PM - 9:31 PM PDT Att: 32,971 - Clear - 77 F				
99 James Jones, L (1, 8) OBP: 0.317, SLG: 0.352										3	1	1	0	0	2	0					
22 Robinson Cano, L (1, 4) OBP: 0.389, SLG: 0.452										3	0	2	1	0	1	0					
20 Logan Morrison, L (1, 10) OBP: 0.279, SLG: 0.389										3	1	1	1	0	0	2					
15 Kyle Seager, L (1, 5) OBP: 0.347, SLG: 0.480										3	0	0	0	0	0	1					
17 Justin Smoak, S (1, 3) OBP: 0.279, SLG: 0.356										3	0	0	0	0	1	0					
13 Dustin Ackley, L (1, 7) OBP: 0.282, SLG: 0.338										3	0	0	0	0	1	0					
5 Brad Miller, L (1, 6) OBP: 0.274, SLG: 0.335										3	1	1	0	0	0	0					
3 Mike Zunino, R (1, 2) OBP: 0.263, SLG: 0.417										2	0	0	0	0	0	1					
Inning Stats	R: 0 H: 0 E: 0 K: 2 S: 9	H: 0 LOB: 0 BB: 0 P: 11	R: 1 H: 1 E: 0 K: 0 S: 16	H: 1 LOB: 0 BB: 0 P: 26	R: 1 H: 1 E: 0 K: 1 S: 8	H: 1 LOB: 0 BB: 0 P: 13	R: 0 H: 1 E: 0 K: 0 S: 4	H: 1 LOB: 0 BB: 0 P: 6	R: 0 H: 2 E: 0 K: 0 S: 7	H: 2 LOB: 1 BB: 0 P: 10	R: 0 H: 0 E: 0 K: 1 S: 6	H: 0 LOB: 0 BB: 0 P: 10	R: 0 H: 0 E: 0 K: 0 S: 8	H: 0 LOB: 0 BB: 0 P: 12	R: 0 H: 0 E: 0 K: 0 S: 8	H: 0 LOB: 0 BB: 0 P: 12		1B: 1 2B: 3 3B: 0 HR: 1	SF: 1 SAC: 0 DP: 2 HBP: 1	WP: 0 PB: 0 SB: 0 CS: 0	PA: 28
PITCHER	IP WLS BF H R ER SO BB IBB HBP BLK WP HR S P ERA WHIP	8.0 L 28 5 3 3 5 0 0 1 0 0 66 98 3.38 0.625																			

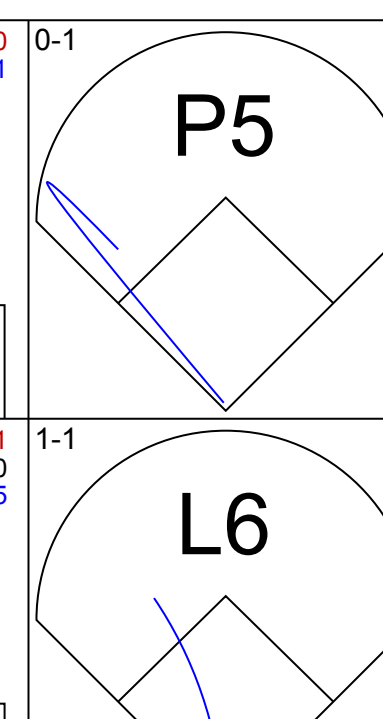
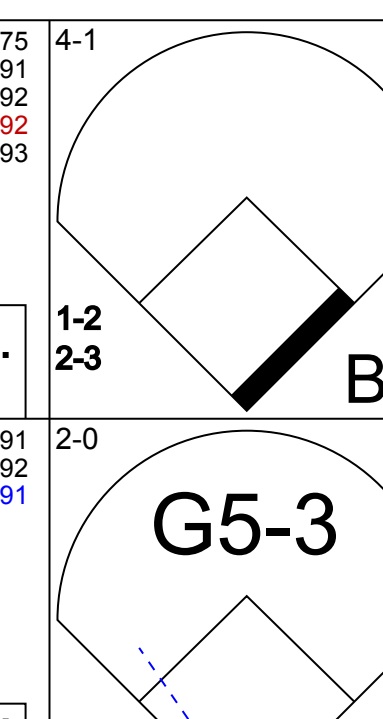
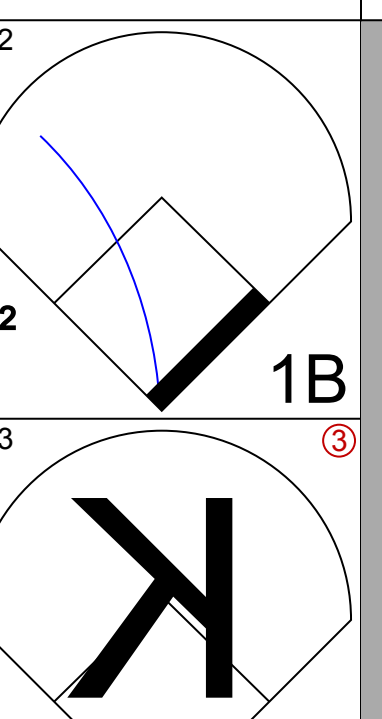
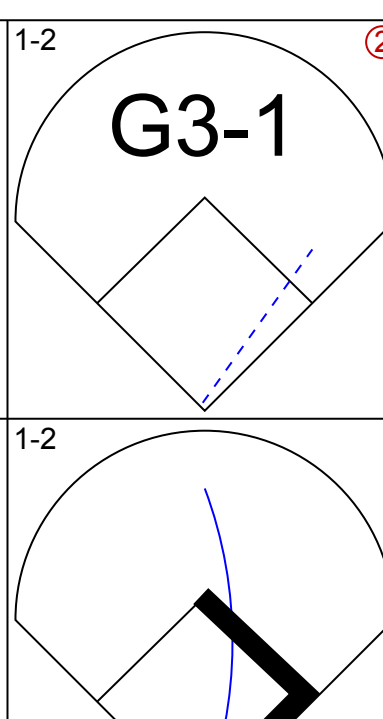
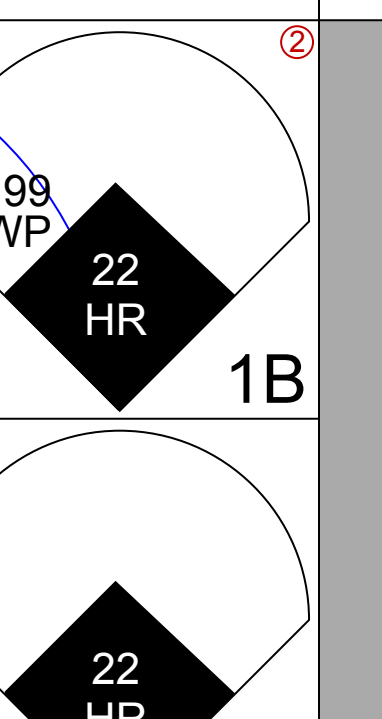
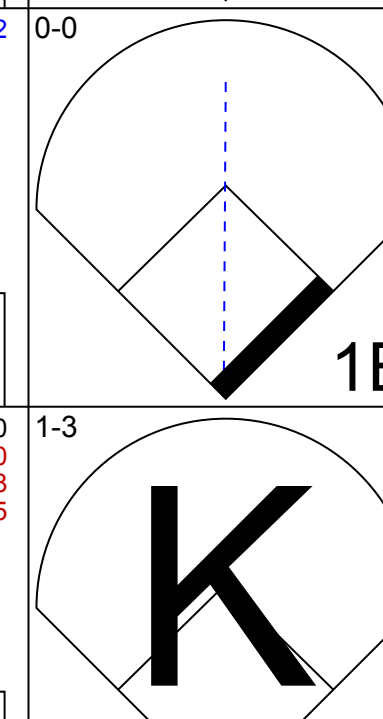


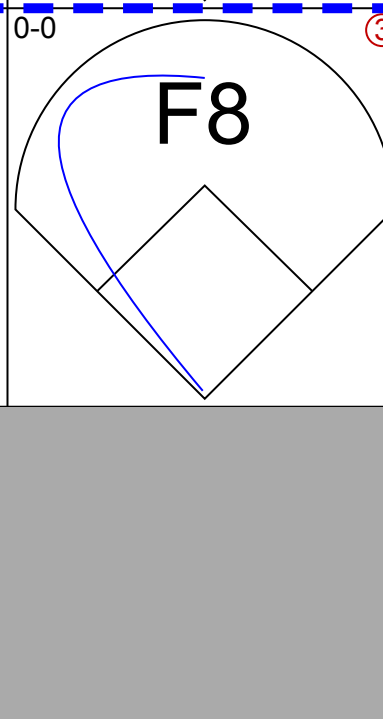
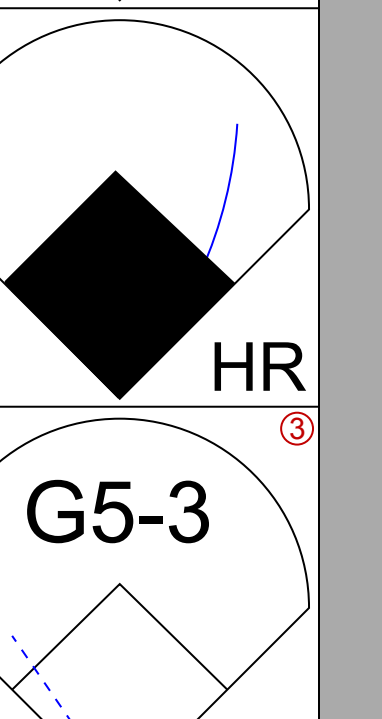

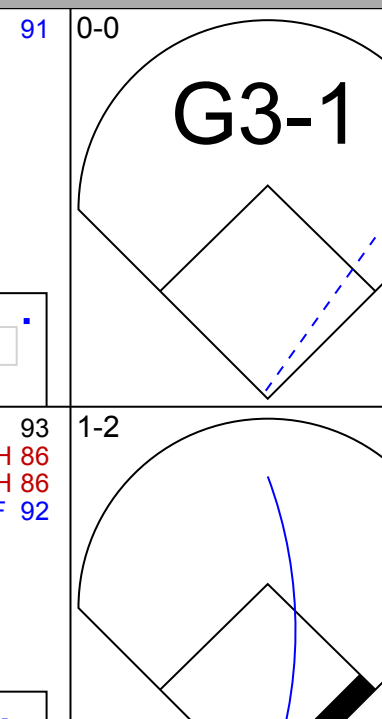
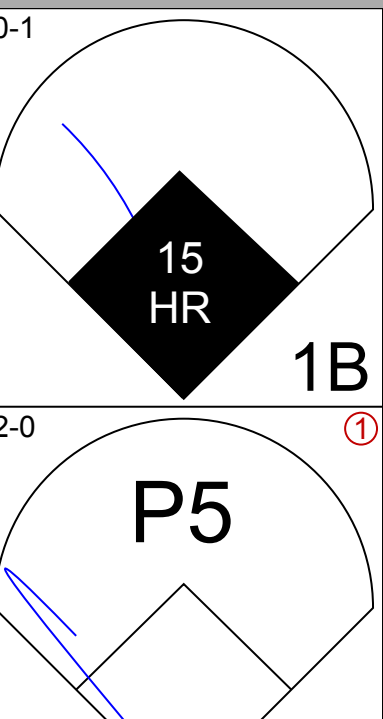




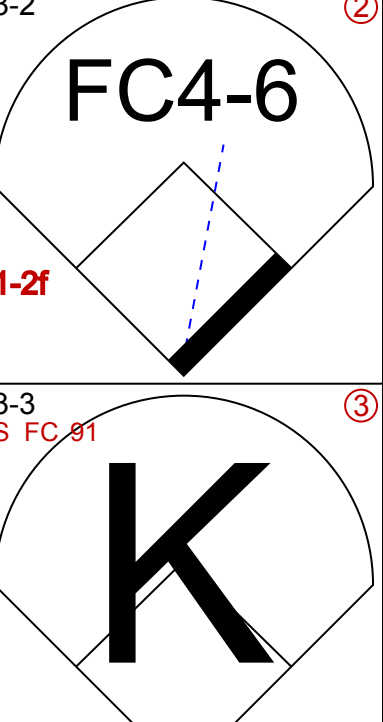
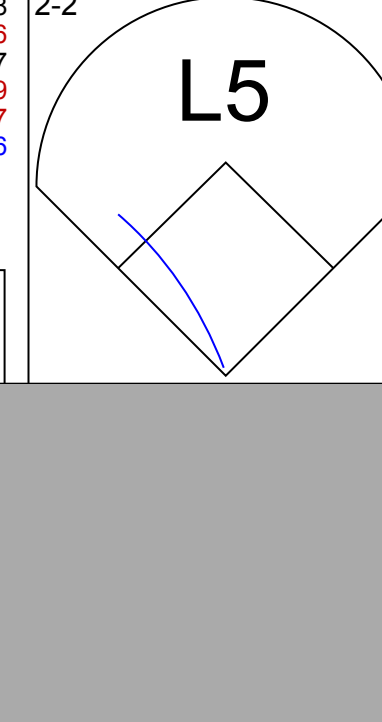
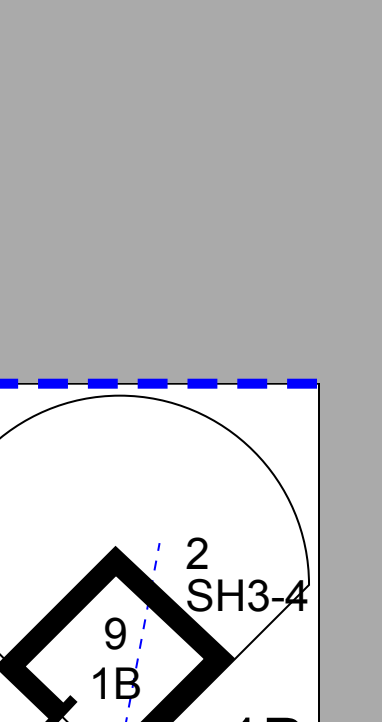
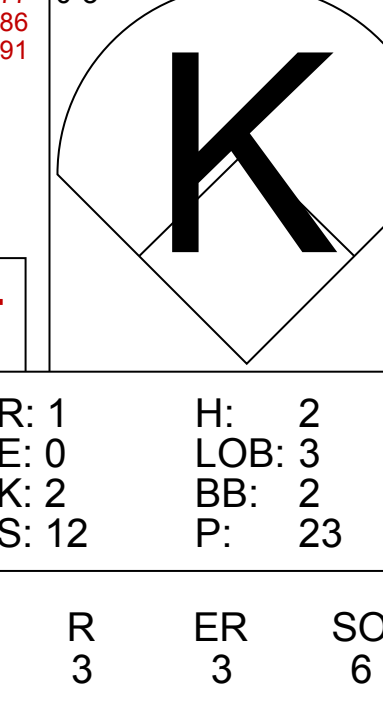
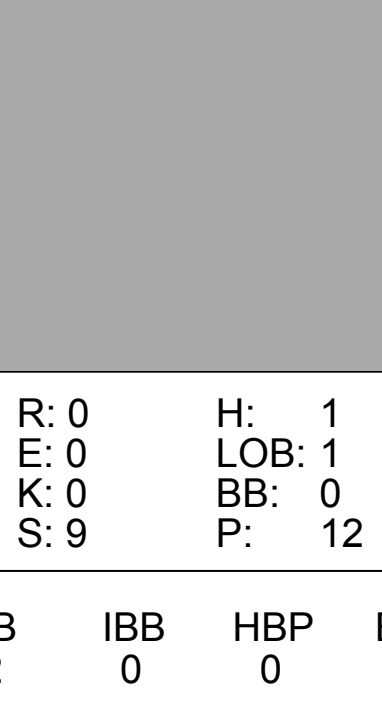




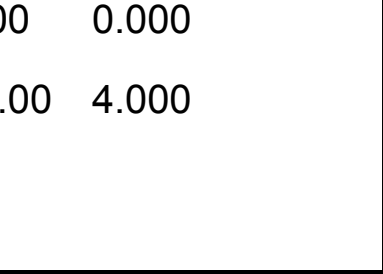

AB	26
R	3
H	5
RBI	3
BB	0
SO	5
LOB	5



Batter	1	2	3	4	5	6	7	8	9	AB	R	H	RBI	BB	SO	LOB	TOP				
5 John Jaso, L (1, 10) OBP: 0.351, SLG: 0.448										4	1	1	0	0	1	0	Oakland Athletics @ Seattle Mariners Safeco Field, Seattle, WA Sat Jul 12 2014, 7:12 PM - 9:53 PM PDT Att: 39,204 - Clear - 86 F				
21 Stephen Vogt, L (1, 3) OBP: 0.402, SLG: 0.552										4	0	1	0	0	2	1					
52 Yoenis Cespedes, R (1, 7) OBP: 0.303, SLG: 0.447										4	0	0	0	0	1	2					
37 Brandon Moss, L (1, 9) OBP: 0.350, SLG: 0.524										4	1	1	2	0	1	1					
20 Josh Donaldson, R (1, 5) OBP: 0.320, SLG: 0.454										4	0	1	0	0	0	1					
8 Jed Lowrie, S (1, 6) OBP: 0.322, SLG: 0.344										3	0	1	0	0	0	0					
36 Derek Norris, R (1, 2) OBP: 0.402, SLG: 0.477										3	0	0	0	0	2	2					
28 Eric Sogard, L (1, 4) OBP: 0.256, SLG: 0.218										3	0	0	0	0	1	2					
3 Craig Gentry, R (1, 8) OBP: 0.335, SLG: 0.311										3	0	0	0	0	0	0					
Inning Stats	R: 0 H: 0 E: 0 K: 3 S: 11	H: 0 LOB: 0 BB: 0 P: 15	R: 0 H: 2 E: 0 K: 2 S: 11	H: 2 LOB: 0 BB: 0 P: 17	R: 0 H: 0 E: 0 K: 0 S: 8	H: 0 LOB: 0 BB: 0 P: 11	R: 0 H: 0 E: 0 K: 0 S: 3	H: 0 LOB: 0 BB: 0 P: 5	R: 0 H: 1 E: 0 K: 0 S: 9	H: 1 LOB: 1 BB: 0 P: 13	R: 0 H: 0 E: 0 K: 1 S: 7	H: 0 LOB: 0 BB: 0 P: 12	R: 0 H: 0 E: 0 K: 1 S: 12	H: 0 LOB: 0 BB: 0 P: 17	R: 2 H: 2 E: 0 K: 1 S: 8	H: 2 LOB: 0 BB: 0 P: 9		1B: 4 2B: 0 3B: 0 HR: 1	SF: 0 SAC: 0 DP: 1 HBP: 0	WP: 0 PB: 0 SB: 0 CS: 0	PA: 32
PITCHER	IP WLS BF H R ER SO BB IBB HBP BLK WP HR S P ERA WHIP	IP WLS BF H R ER SO BB IBB HBP BLK WP HR S P ERA WHIP	IP WLS BF H R ER SO BB IBB HBP BLK WP HR S P ERA WHIP	IP WLS BF H R ER SO BB IBB HBP BLK WP HR S P ERA WHIP	IP WLS BF H R ER SO BB IBB HBP BLK WP HR S P ERA WHIP	IP WLS BF H R ER SO BB IBB HBP BLK WP HR S P ERA WHIP	IP WLS BF H R ER SO BB IBB HBP BLK WP HR S P ERA WHIP	IP WLS BF H R ER SO BB IBB HBP BLK WP HR S P ERA WHIP	IP WLS BF H R ER SO BB IBB HBP BLK WP HR S P ERA WHIP	IP WLS BF H R ER SO BB IBB HBP BLK WP HR S P ERA WHIP	IP WLS BF H R ER SO BB IBB HBP BLK WP HR S P ERA WHIP	IP WLS BF H R ER SO BB IBB HBP BLK WP HR S P ERA WHIP	IP WLS BF H R ER SO BB IBB HBP BLK WP HR S P ERA WHIP	IP WLS BF H R ER SO BB IBB HBP BLK WP HR S P ERA WHIP	IP WLS BF H R ER SO BB IBB HBP BLK WP HR S P ERA WHIP	IP WLS BF H R ER SO BB IBB HBP BLK WP HR S P ERA WHIP	IP WLS BF H R ER SO BB IBB HBP BLK WP HR S P ERA WHIP	IP WLS BF H R ER SO BB IBB HBP BLK WP HR S P ERA WHIP	IP WLS BF H R ER SO BB IBB HBP BLK WP HR S P ERA WHIP	IP WLS BF H R ER SO BB IBB HBP BLK WP HR S P ERA WHIP	IP WLS BF H R ER SO BB IBB HBP BLK WP HR S P ERA WHIP

AB	32
R	2
H	5
RBI	2
BB	0
SO	8
LOB	9



Batter	1	2	3	4	5	6	7	8	9	AB	R	H	RBI	BB	SO	LOB	BOTTOM				
9 Endy Chavez, L (1, 9) OBP: 0.290, SLG: 0.366										4	1	2	0	1	0	0	Oakland Athletics @ Seattle Mariners Safeco Field, Seattle, WA Sat Jul 12 2014, 7:12 PM - 9:53 PM PDT Att: 39,204 - Clear - 86 F				
99 James Jones, L (1, 8) OBP: 0.319, SLG: 0.354										4	1	1	0	1	1	5					
22 Robinson Cano, L (1, 4) OBP: 0.392, SLG: 0.463										5	2	3	3	0	0	1					
20 Logan Morrison, L (1, 3) OBP: 0.277, SLG: 0.382										5	0	1	0	0	1	2					
15 Kyle Seager, L (1, 5) OBP: 0.348, SLG: 0.493										4	1	2	2	0	1	1					
27 Corey Hart, R (1, 10) OBP: 0.288, SLG: 0.339										4	1	2	0	0	0	2					
13 Dustin Ackley, L (1, 7) OBP: 0.281, SLG: 0.337										4	0	1	1	0	0	2					
5 Brad Miller, L (1, 6) OBP: 0.276, SLG: 0.333										1	0	0	0	1	1	0					
8 Willie Bloomquist, R (5, 6) OBP: 0.287, SLG: 0.339										2	0	1	0	0	1	1					
2 Jesus Sucre, R (1, 2) OBP: 0.200, SLG: 0.200										3	0	1	0	0	1	2					
Inning Stats	R: 0 H: 1 E: 0 K: 1 S: 8	H: 1 LOB: 1 BB: 0 P: 10	R: 1 H: 2 E: 0 K: 2 S: 12	H: 2 LOB: 3 BB: 2 P: 23	R: 0 H: 1 E: 0 K: 0 S: 9	H: 1 LOB: 1 BB: 0 P: 12	R: 0 H: 2 E: 0 K: 2 S: 16	H: 2 LOB: 2 BB: 0 P: 26	R: 2 H: 3 E: 0 K: 1 S: 13	H: 3 LOB: 1 BB: 0 P: 21	R: 0 H: 1 E: 0 K: 0 S: 9	H: 1 LOB: 1 BB: 0 P: 11	R: 0 H: 1 E: 0 K: 0 S: 12	H: 1 LOB: 1 BB: 0 P: 16	R: 3 H: 3 E: 0 K: 0 S: 7	H: 3 LOB: 0 BB: 1 P: 11	1B: 9 2B: 3 3B: 0 HR: 2	SF: 0 SAC: 1 DP: 0 HBP: 0	WP: 1 PB: 0 SB: 0 CS: 0	PA: 40	
PITCHER	IP WLS BF H R ER SO BB IBB HBP BLK WP HR S P ERA WHIP	IP WLS BF H R ER SO BB IBB HBP BLK WP HR S P ERA WHIP	IP WLS BF H R ER SO BB IBB HBP BLK WP HR S P ERA WHIP	IP WLS BF H R ER SO BB IBB HBP BLK WP HR S P ERA WHIP	IP WLS BF H R ER SO BB IBB HBP BLK WP HR S P ERA WHIP	IP WLS BF H R ER SO BB IBB HBP BLK WP HR S P ERA WHIP	IP WLS BF H R ER SO BB IBB HBP BLK WP HR S P ERA WHIP	IP WLS BF H R ER SO BB IBB HBP BLK WP HR S P ERA WHIP	IP WLS BF H R ER SO BB IBB HBP BLK WP HR S P ERA WHIP	IP WLS BF H R ER SO BB IBB HBP BLK WP HR S P ERA WHIP	IP WLS BF H R ER SO BB IBB HBP BLK WP HR S P ERA WHIP	IP WLS BF H R ER SO BB IBB HBP BLK WP HR S P ERA WHIP	IP WLS BF H R ER SO BB IBB HBP BLK WP HR S P ERA WHIP	IP WLS BF H R ER SO BB IBB HBP BLK WP HR S P ERA WHIP	IP WLS BF H R ER SO BB IBB HBP BLK WP HR S P ERA WHIP	IP WLS BF H R ER SO BB IBB HBP BLK WP HR S P ERA WHIP	IP WLS BF H R ER SO BB IBB HBP BLK WP HR S P ERA WHIP	IP WLS BF H R ER SO BB IBB HBP BLK WP HR S P ERA WHIP	IP WLS BF H R ER SO BB IBB HBP BLK WP HR S P ERA WHIP	IP WLS BF H R ER SO BB IBB HBP BLK WP HR S P ERA WHIP	IP WLS BF H R ER SO BB IBB HBP BLK WP HR S P ERA WHIP

AB	36
R	6
H	14
RBI	6
BB	3
SO	6
LOB	16



Batter	1	2	3	4	5	6	7	8	9	AB	R	H	RBI	BB	SO	LOB	TOP										
5 John Jaso, L (1,2) OBP: 0.353, SLG: 0.447	G6-3		P6							3	0	1	1	0	0	1	Oakland Athletics @ Seattle Mariners Safeco Field, Seattle, WA Sun Jul 13 2014, 1:12 PM - 3:54 PM PDT Att: 25,944 - Sunny - 74 F										
21 Stephen Vogt, L (1,3) OBP: 0.388, SLG: 0.532	F9			F7	G6-3		F7			4	0	0	0	0	0	4											
52 Yoanis Cespedes, R(1,10) OBP: 0.299, SLG: 0.442	F7			P4		F7		G5-3		4	0	0	0	0	0	0											
37 Brandon Moss, L (1,9) OBP: 0.349, SLG: 0.530		G4-3		K		HR		K		4	1	1	1	0	2	0											
20 Josh Donaldson, R (1,5) OBP: 0.317, SLG: 0.449		L8			F7	F7		L9		4	0	0	0	0	0	0											
8 Jed Lowrie, S (1,6) OBP: 0.321, SLG: 0.346		G3				P6			P4	4	1	1	0	0	0	0											
1 Nick Punto, S (1,4) OBP: 0.304, SLG: 0.294			K		L8		L7			4	1	1	1	0	1	1											
12 Andy Parrino, S (1,7) OBP: 0.455, SLG: 0.556			F9			3 1B		G6-3		3	1	2	0	1	0	0											
3 Craig Gentry, R (1,8) OBP: 0.333, SLG: 0.309			F9				K		G4-3	4	0	1	1	0	1	2											
Inning Stats	R: 0 H: 0 E: 0 K: 0 S: 7	H: 0 LOB: 0 BB: 0 P: 13	R: 0 H: 0 E: 0 K: 0 S: 6	H: 0 LOB: 0 BB: 0 P: 7	R: 0 H: 1 E: 0 K: 1 S: 11	H: 1 LOB: 1 BB: 0 P: 15	R: 0 H: 0 E: 0 K: 1 S: 9	H: 0 LOB: 0 BB: 0 P: 14	R: 2 H: 3 E: 0 K: 0 S: 15	H: 3 LOB: 2 BB: 1 P: 26	R: 1 H: 1 E: 0 K: 0 S: 8	H: 1 LOB: 0 BB: 0 P: 15	R: 0 H: 1 E: 0 K: 1 S: 10	H: 1 LOB: 2 BB: 0 P: 17	R: 0 H: 0 E: 0 K: 1 S: 11	H: 0 LOB: 0 BB: 0 P: 16	R: 1 H: 1 E: 0 K: 0 S: 7	H: 1 LOB: 0 BB: 0 P: 13	1B: 3 2B: 2 3B: 0 HR: 2	SF: 0 SAC: 0 DP: 0 HBP: 1	WP: 0 PB: 0 SB: 0 CS: 0	PA: 36					
PITCHER	IP	WLS	BF	H	R	ER	SO	BB	IBB	HBP	BLK	WP	HR	S	P	ERA	WHIP										
53 Chris Young, R (1,1) ERA: 3.15	6.0	L	24	5	3	3	2	1	0	0	0	0	1	56	90	4.50	1.000										
40 Danny Farquhar, R (7,1) ERA: 2.99	0.2		4	1	0	0	1	0	0	1	0	0	0	8	14	0.00	1.500										
41 Charlie Furbush, L (7,1) ERA: 4.0	0.1		1	0	0	0	0	0	0	0	0	0	0	2	3	0.00	0.000										
37 Brandon Maurer, R (8,1) ERA: 5.85	1.0		3	0	0	0	1	0	0	0	0	0	0	11	16	0.00	0.000										
97 Joe Beimel, L (9,1) ERA: 1.5	1.0		4	1	1	1	0	0	0	0	0	0	1	7	13	9.00	1.000										

AB	34
R	4
H	7
RBI	4
BB	1
SO	4
LOB	8



Batter	1	2	3	4	5	6	7	8	9	AB	R	H	RBI	BB	SO	LOB	BOTTOM										
9 Endy Chavez, L (1,9) OBP: 0.289, SLG: 0.362	P6		G3		F9					4	0	1	0	0	0	0	Oakland Athletics @ Seattle Mariners Safeco Field, Seattle, WA Sun Jul 13 2014, 1:12 PM - 3:54 PM PDT Att: 25,944 - Sunny - 74 F										
99 James Jones, L (1,8) OBP: 0.316, SLG: 0.352			K2-3			G3-1		G6-3		4	1	1	0	0	1	1											
22 Robinson Cano, L (1,4) OBP: 0.393, SLG: 0.462		G1-3				G5-3				3	0	1	1	1	0	0											
15 Kyle Seager, L (1,5) OBP: 0.350, SLG: 0.493									P6	4	0	2	0	0	1	2											
20 Logan Morrison, L (1,10) OBP: 0.276, SLG: 0.378										4	0	1	0	0	2	2											
17 Justin Smoak, S (1,3) OBP: 0.274, SLG: 0.350		G4-3								4	0	0	0	0	0	2											
13 Dustin Ackley, L (1,7) OBP: 0.262, SLG: 0.335										2	0	0	0	1	1	2											
8 Willie Bloomquist, R (9,PH) OBP: 0.285, SLG: 0.336										1	0	0	0	0	1	0											
5 Brad Miller, L (1,6) OBP: 0.273, SLG: 0.330										3	0	0	0	0	0	1											
3 Mike Zunino, R (1,2) OBP: 0.260, SLG: 0.412										3	0	0	0	0	1	0											
Inning Stats	R: 1 H: 1 E: 1 K: 1 S: 8	H: 1 LOB: 0 BB: 0 P: 12	R: 0 H: 0 E: 0 K: 1 S: 12	H: 0 LOB: 1 BB: 1 P: 18	R: 0 H: 0 E: 0 K: 1 S: 9	H: 0 LOB: 0 BB: 0 P: 10	R: 0 H: 2 E: 0 K: 1 S: 14	H: 2 LOB: 2 BB: 0 P: 19	R: 0 H: 0 E: 0 K: 1 S: 6	H: 0 LOB: 0 BB: 0 P: 11	R: 0 H: 2 E: 0 K: 0 S: 9	H: 2 LOB: 1 BB: 0 P: 16	R: 0 H: 0 E: 0 K: 0 S: 4	H: 0 LOB: 0 BB: 0 P: 7	R: 0 H: 1 E: 0 K: 0 S: 9	H: 1 LOB: 2 BB: 1 P: 17	R: 0 H: 0 E: 0 K: 2 S: 10	H: 0 LOB: 0 BB: 0 P: 15	1B: 6 2B: 0 3B: 0 HR: 0	SF: 0 SAC: 0 DP: 0 HBP: 0	WP: 0 PB: 0 SB: 1 CS: 0	PA: 34					
PITCHER	IP	WLS	BF	H	R	ER	SO	BB	IBB	HBP	BLK	WP	HR	S	P	ERA	WHIP										
54 Sonny Gray, R (1,1) ERA: 2.79	7.2	W	30	6	1	0	5	1	0	0	0	0	0	70	108	0.00	0.913										
62 Sean Doolittle, L (8,1) ERA: 2.89	1.1	S	4	0	0	0	2	0	0	0	0	0	0	11	17	0.00	0.000										

AB	32
R	1
H	6
RBI	1
BB	2
SO	7
LOB	10



Batter	1	2	3	4	5	6	7	8	9	AB	R	H	RBI	BB	SO	LOB	TOP										
21 Nick Markakis, L (1.9) OBP: 0.350, SLG: 0.394	L7		L7		P5			G1-3		4	0	1	0	0	0	1	<p>Baltimore Orioles @ Oakland Athletics O.co Coliseum, Oakland, CA Fri Jul 18 2014, 10:09 PM - 12:41 AM EDT Att: 27,232 - Partly Cloudy - 63 F</p> <p>livebaseballscores.com</p>										
28 Steve Pearce, R (1.7) OBP: 0.380, SLG: 0.558	P6		G4-3					G1-3		3	0	0	0	1	0	2											
9 David Lough, L (8.7)										0	0	0	0	0	0	0											
10 Adam Jones, R (1.8) OBP: 0.324, SLG: 0.482	K				G5-3			HBP		3	0	0	0	0	1	1											
23 Nelson Cruz, R (1.10) OBP: 0.349, SLG: 0.564			F9		K			G5-4-3		4	0	0	0	0	1	3											
19 Chris Davis, L (1.3) OBP: 0.308, SLG: 0.389					K					4	0	1	0	0	1	0											
2 J.J. Hardy, R (1.6) OBP: 0.313, SLG: 0.366										3	2	2	0	0	0	0											
13 Manny Machado, R (1.5) OBP: 0.322, SLG: 0.435			F7							4	1	2	2	0	0	1											
36 Caleb Joseph, R (1.2) OBP: 0.264, SLG: 0.303					G6-4-3					2	0	0	0	0	1	2											
6 Jonathan Schoop, R (1.4) OBP: 0.260, SLG: 0.335			FC7-4							3	1	1	2	0	0	1											
Inning Stats	R: 0 E: 0 K: 1 S: 6	H: 0 LOB: 0 BB: 0 P: 9	R: 0 E: 0 K: 0 S: 10	H: 2 LOB: 1 BB: 0 P: 15	R: 0 E: 0 K: 0 S: 7	H: 0 LOB: 1 BB: 0 P: 11	R: 0 E: 0 K: 2 S: 7	H: 0 LOB: 0 BB: 0 P: 13	R: 2 E: 0 K: 0 S: 11	H: 2 LOB: 0 BB: 0 P: 19	R: 0 E: 0 K: 0 S: 7	H: 0 LOB: 0 BB: 0 P: 11	R: 2 E: 0 K: 1 S: 14	H: 2 LOB: 0 BB: 0 P: 19	R: 0 E: 0 K: 0 S: 8	H: 1 LOB: 1 BB: 0 P: 14	R: 0 E: 0 K: 0 S: 8	H: 0 LOB: 0 BB: 0 P: 11	1B: 5 2B: 0 3B: 0 HR: 2	SF: 0 SAC: 0 DP: 3 HBP: 3	WP: 0 PB: 0 SB: 0 CS: 1	PA: 34					
PITCHER	IP	WLS	BF	H	R	ER	SO	BB	IBB	HBP	BLK	WP	HR	S	P	ERA	WHIP										
29 Jeff Samardzija, R (1.1) ERA: 2.91	7.0		27	6	4	4	4	1	0	2	0	0	2	62	97	5.14	1.000										
48 Ryan Cook, R (8.1) ERA: 3.18	1.0		4	1	0	0	0	0	0	1	0	0	0	8	14	0.00	1.000										
39 Eric O'Flaherty, L (9.1) ERA: 4.5	1.0	W	3	0	0	0	0	0	0	0	0	0	0	8	11	0.00	0.000										

Batter	1	2	3	4	5	6	7	8	9	AB	R	H	RBI	BB	SO	LOB	BOTTOM										
4 Coco Crisp, S (1.8) OBP: 0.388, SLG: 0.447	F7		5 WP 5 2B					P5		3	1	1	0	1	0	0	<p>Baltimore Orioles @ Oakland Athletics O.co Coliseum, Oakland, CA Fri Jul 18 2014, 10:09 PM - 12:41 AM EDT Att: 27,232 - Partly Cloudy - 63 F</p> <p>livebaseballscores.com</p>										
5 John Jaso, L (1.10) OBP: 0.351, SLG: 0.448	K		1-H 2B		L7			L7		4	0	1	1	0	1	1											
52 Yoenis Cespedes, R (1.7) OBP: 0.302, SLG: 0.443			G5-3							4	1	2	0	0	0	1											
37 Brandon Moss, L (1.9) OBP: 0.348, SLG: 0.526	L5				F8					4	1	1	0	0	1	1											
20 Josh Donaldson, R (1.5) OBP: 0.316, SLG: 0.455			G4-3		K			F9		4	1	1	3	0	1	0											
21 Stephen Vogt, L (1.3) OBP: 0.378, SLG: 0.518			F8		F8					3	0	0	0	0	1	0											
8 Jed Lowrie, S (1.6) OBP: 0.319, SLG: 0.343			G4-3		P6					3	0	0	0	0	0	0											
36 Derek Norris, R (1.2) OBP: 0.401, SLG: 0.490			F8							3	1	1	1	0	1	0											
12 Andy Parrino, S (1.4) OBP: 0.357, SLG: 0.417			K		K					3	0	0	0	0	3	0											
Inning Stats	R: 0 E: 0 K: 1 S: 9	H: 1 LOB: 1 BB: 0 P: 13	R: 0 E: 0 K: 0 S: 7	H: 0 LOB: 0 BB: 0 P: 13	R: 1 E: 0 K: 1 S: 19	H: 2 LOB: 1 BB: 0 P: 30	R: 0 E: 0 K: 1 S: 9	H: 0 LOB: 0 BB: 0 P: 15	R: 1 E: 0 K: 1 S: 10	H: 1 LOB: 1 BB: 1 P: 17	R: 0 E: 0 K: 1 S: 6	H: 0 LOB: 0 BB: 0 P: 7	R: 0 E: 0 K: 2 S: 9	H: 0 LOB: 0 BB: 0 P: 13	R: 0 E: 0 K: 1 S: 7	H: 0 LOB: 0 BB: 0 P: 11	R: 3 E: 0 K: 0 S: 5	H: 3 LOB: 0 BB: 0 P: 6	1B: 4 2B: 1 3B: 0 HR: 2	SF: 0 SAC: 0 DP: 0 HBP: 0	WP: 1 PB: 0 SB: 0 CS: 0	PA: 32					
PITCHER	IP	WLS	BF	H	R	ER	SO	BB	IBB	HBP	BLK	WP	HR	S	P	ERA	WHIP										
30 Chris Tillman, R (1.1) ERA: 4.03	6.2		25	4	2	2	6	1	0	0	0	0	1	65	103	2.70	0.750										
29 Tommy Hunter, R (7.1) ERA: 3.52	1.1	H	4	0	0	0	2	0	0	0	0	0	0	11	16	0.00	0.000										
53 Zack Britton, L (9.1) ERA: 1.86	0.0	L	3	3	3	3	0	0	0	0	0	0	1	5	6	∞	∞										



Batter	1	2	3	4	5	6	7	8	9	10	11	12	AB	R	H	RBI	BB	SO	LOB	TOP			
27 Jose Altuve, R OBP: 0.374, SLG: 0.444			E5 23 1B		K			G1-3				G4-3	6	1	3	0	0	1	0				
6 Enrique Hernández, R OBP: 0.367, SLG: 0.426	F8		G5-3		L3			F7		G4-3			5	0	0	0	0	0	3				
23 Chris Carter, R OBP: 0.287, SLG: 0.472					K					G4-3			5	0	3	2	0	1	0				
30 Matt Dominguez, R OBP: 0.285, SLG: 0.373			G4-6-3		P5			G4-3					5	0	1	0	0	1	3				
14 Jesus Guzman, R OBP: 0.281, SLG: 0.275					F8			G1-3		K		K	4	0	0	0	1	2	1				
15 Jason Castro, L OBP: 0.284, SLG: 0.369		BB			G6-3			K		F7		G3	5	0	0	0	0	2	2				
19 Robbie Grossman, S(1,9)					F9							G4-3	4	0	2	0	1	0	1				
0 L.J. Hoes, R OBP: 0.235, SLG: 0.308		L5			F9			F9		F9			5	1	1	1	0	0	4				
9 Marwin Gonzalez, S OBP: 0.333, SLG: 0.407			G5-3							K		F9	5	1	1	0	0	2	1				
Inning Stats	R: 0 E: 0 K: 1 S: 8	H: 2 LOB: 1 BB: 0 P: 11	R: 0 E: 0 K: 1 S: 12	H: 0 LOB: 1 BB: 1 P: 19	R: 2 E: 1 K: 0 S: 8	H: 3 LOB: 0 BB: 0 P: 13	R: 0 E: 0 K: 1 S: 9	H: 0 LOB: 0 BB: 0 P: 13	R: 0 E: 0 K: 2 S: 13	H: 1 LOB: 1 BB: 0 P: 23	R: 0 E: 0 K: 1 S: 10	H: 1 LOB: 1 BB: 0 P: 16	R: 0 E: 0 K: 1 S: 9	H: 1 LOB: 1 BB: 0 P: 13	R: 1 E: 0 K: 0 S: 9	H: 1 LOB: 0 BB: 0 P: 16	1B: 8 2B: 2 3B: 0 HR: 1	SF: 0 SAC: 0 DP: 1 HBP: 0	WP: 1 PB: 0 SB: 0 CS: 1	PA: 46			
PITCHER	26 Scott Kazmir, L ERA: 4.32	44 Luke Gregerson, R ERA: 2.03	62 Sean Doolittle, L ERA: 2.76	61 Dan Otero, R ERA: 2.28	56 Fernando Abad, L ERA: 2.01	PITCHER 48 Ryan Cook, R ERA: 2.97						48 Ryan Cook, R ERA: 2.97	48 Ryan Cook, R ERA: 2.97	48 Ryan Cook, R ERA: 2.97	48 Ryan Cook, R ERA: 2.97	48 Ryan Cook, R ERA: 2.97	48 Ryan Cook, R ERA: 2.97	48 Ryan Cook, R ERA: 2.97	48 Ryan Cook, R ERA: 2.97	48 Ryan Cook, R ERA: 2.97	48 Ryan Cook, R ERA: 2.97	48 Ryan Cook, R ERA: 2.97	48 Ryan Cook, R ERA: 2.97

Houston Astros @ Oakland Athletics
 O.co Coliseum, Oakland, CA
 Tue Jul 22 2014, 10:08 PM - 2:16 AM EDT
 Att. 22,908 - Overcast - 65 F

livebaseballscorecards.com

AB 44
 R 3
 H 11
 RBI 3
 BB 2
 SO 9
 LOB 15

Batter	1	2	3	4	5	6	7	8	9	10	11	12	AB	R	H	RBI	BB	SO	LOB	BOTTOM				
4 Coco Crisp, S OBP: 0.376, SLG: 0.428	L8	F9			L9			L7		K		K	6	0	0	0	0	2	3					
3 Craig Gentry, R OBP: 0.332, SLG: 0.309	F9				L7			K		G3			3	1	1	0	0	0	0					
16 Josh Reddick, L OBP: 0.293, SLG: 0.354					L7			K		G3			2	0	0	0	0	1	1					
52 Yoenis Cespedes, R OBP: 0.303, SLG: 0.443					L8			L5				G6-3	4	0	1	0	1	0	0					
20 Josh Donaldson, R OBP: 0.316, SLG: 0.457					FC6-4			K		K		G1-4-3	4	1	1	1	1	1	1					
36 Derek Norris, R OBP: 0.396, SLG: 0.481					G1-4-3			L8		L8			4	0	1	0	0	0	3					
5 John Jaso, L OBP: 0.387, SLG: 0.458					G1-4-3			L9		L9			1	0	1	0	0	0	0					
8 Jed Lowrie, S OBP: 0.318, SLG: 0.344					F9			SF9		L8			3	0	1	1	1	0	0					
37 Brandon Moss, L OBP: 0.346, SLG: 0.524					F7			P5		G4-3		G4-3	5	0	1	0	0	0	3					
35 Nate Freiman, R OBP: 0.265, SLG: 0.406					G5-3			P4		K		G1	4	0	0	0	0	1	2					
21 Stephen Vogt, L OBP: 0.394, SLG: 0.529					G5-3			F9		K		G6-3	1	0	0	0	0	0	0					
1 Nick Punto, S OBP: 0.300, SLG: 0.286					G5-3			F9					5	0	1	0	0	0	2					
Inning Stats	R: 0 E: 0 K: 0 S: 9	H: 1 LOB: 2 BB: 1 P: 16	R: 0 E: 0 K: 0 S: 10	H: 2 LOB: 2 BB: 0 P: 16	R: 1 E: 0 K: 0 S: 11	H: 1 LOB: 0 BB: 1 P: 20	R: 0 E: 0 K: 0 S: 6	H: 0 LOB: 0 BB: 0 P: 9	R: 0 E: 0 K: 0 S: 11	H: 0 LOB: 0 BB: 0 P: 13	R: 1 E: 1 K: 0 S: 10	H: 2 LOB: 1 BB: 0 P: 13	R: 0 E: 0 K: 0 S: 8	H: 0 LOB: 0 BB: 0 P: 12	R: 0 E: 0 K: 2 S: 12	H: 1 LOB: 1 BB: 0 P: 16	R: 0 E: 0 K: 0 S: 9	H: 1 LOB: 2 BB: 1 P: 19	R: 0 E: 0 K: 1 S: 10	H: 0 LOB: 0 BB: 0 P: 14	1B: 6 2B: 2 3B: 0 HR: 0	SF: 1 SAC: 0 DP: 1 HBP: 0	WP: 1 PB: 0 SB: 2 CS: 0	PA: 46
PITCHER	39 Brett Oberholtzer, L ERA: 4.32	35 Josh Fields, R ERA: 4.42	29 Tony Sipp, L ERA: 2.45	55 Jose Veras, R ERA: 6.05	38 Darin Downs, L ERA: 5.18	PITCHER 50 Chad Qualls, R ERA: 1.78						50 Chad Qualls, R ERA: 1.78	50 Chad Qualls, R ERA: 1.78	50 Chad Qualls, R ERA: 1.78	50 Chad Qualls, R ERA: 1.78	50 Chad Qualls, R ERA: 1.78	50 Chad Qualls, R ERA: 1.78	50 Chad Qualls, R ERA: 1.78	50 Chad Qualls, R ERA: 1.78	50 Chad Qualls, R ERA: 1.78	50 Chad Qualls, R ERA: 1.78	50 Chad Qualls, R ERA: 1.78	50 Chad Qualls, R ERA: 1.78	

Houston Astros @ Oakland Athletics
 O.co Coliseum, Oakland, CA
 Tue Jul 22 2014, 10:08 PM - 2:16 AM EDT
 Att. 22,908 - Overcast - 65 F


livebaseballscorecards.com

AB 42
 R 2
 H 8
 RBI 2
 BB 3
 SO 5
 LOB 15

Batter	1	2	3	4	5	6	7	8	9	AB	R	H	RBI	BB	SO	LOB	TOP			
27 Jose Altuve, R OBP: 0.372, SLG: 0.441	L9		K		K			G6-3		5	1	1	0	0	2	4				
15 Jason Castro, L OBP: 0.296, SLG: 0.369	L8			K		21 2B		18 1B	L7	5	2	2	0	0	1	0				
23 Chris Carter, R OBP: 0.288, SLG: 0.473		BB		K		F7		18 1B	P4	4	1	1	1	1	1	1				
18 Marc Krauss, L OBP: 0.271, SLG: 0.307	L4			L8		P5		19 1B		4	1	1	1	0	0	2				
14 Jesus Guzman, R OBP: 0.279, SLG: 0.273									K	1	0	0	0	0	1	0				
21 Jon Singleton, L OBP: 0.269, SLG: 0.349		P5			K			E5		4	1	1	2	0	1	1				
30 Matt Dominguez, R OBP: 0.285, SLG: 0.371				K		L8		L7		4	1	1	0	0	1	3				
19 Robbie Grossman, S OBP: 0.322, SLG: 0.311		G4-3								3	0	1	1	1	0	0				
6 Enrique Hernández, R OBP: 0.375, SLG: 0.431			G4-3							4	0	2	1	0	1	0				
9 Marwin Gonzalez, S OBP: 0.327, SLG: 0.399										3	0	0	1	0	1	2				
0 L.J. Hoest, R OBP: 0.233, SLG: 0.306				K		G3		K		1	0	0	0	0	1	2				
Inning Stats	R: 0 H: 0 E: 0 K: 0 S: 10	H: 0 LOB: 1 BB: 1 P: 18	R: 0 H: 0 E: 0 K: 1 S: 7	H: 0 LOB: 0 BB: 0 P: 12	R: 0 H: 0 E: 0 K: 2 S: 9	H: 0 LOB: 0 BB: 0 P: 13	R: 0 H: 0 E: 0 K: 2 S: 10	H: 0 LOB: 0 BB: 0 P: 17	R: 1 H: 2 E: 0 K: 0 S: 6	H: 2 LOB: 1 BB: 1 P: 31	R: 0 H: 0 E: 0 K: 1 S: 10	H: 0 LOB: 0 BB: 0 P: 14	R: 5 H: 6 E: 1 K: 1 S: 23	H: 6 LOB: 2 BB: 0 P: 33	R: 0 H: 0 E: 0 K: 1 S: 9	H: 0 LOB: 0 BB: 0 P: 10	1B: 8 2B: 2 3B: 0 HR: 0	SF: 0 SAC: 0 DP: 0 HBP: 0	WP: 0 PB: 0 SB: 0 CS: 0	PA: 40
PITCHER	IP: 5.2 WLS: W BF: 23 ERA: 3.14	WLS: W BF: 23 ERA: 3.14	H: 4 R: 2 ER: 2 SO: 7	H: 4 R: 0 ER: 0 SO: 1	H: 4 R: 4 ER: 4 SO: 0	H: 4 R: 4 ER: 4 SO: 0	H: 4 R: 4 ER: 4 SO: 0	H: 4 R: 4 ER: 4 SO: 0	IP: 1.0 WLS: S BF: 3 ERA: 2.7	IP: 1.0 WLS: S BF: 3 ERA: 2.7	H: 0 R: 0 ER: 0 SO: 1	H: 0 R: 0 ER: 0 SO: 1	H: 0 R: 0 ER: 0 SO: 1	H: 0 R: 0 ER: 0 SO: 1	H: 0 R: 0 ER: 0 SO: 1	H: 0 R: 0 ER: 0 SO: 1	WP: 0 HR: 0 S: 9 P: 10	ERA: 0.00 WHIP: 0.000	ERA: 0.00 WHIP: 0.000	ERA: 0.00 WHIP: 0.000

Houston Astros @ Oakland Athletics
O.co Coliseum, Oakland, CA
Wed Jul 23 2014, 10:08 PM - 1:37 AM EDT
Att: 28,310 - Clear - 66 F


AB 38
R 7
H 10
RBI 7
BB 2
SO 10
LOB 15



Batter	1	2	3	4	5	6	7	8	9	AB	R	H	RBI	BB	SO	LOB	BOTTOM					
4 Coco Crisp, S OBP: 0.380, SLG: 0.425	20 1B	52 HR		G3	5 1B		K			2	1	0	0	3	1	2						
5 John Jaso, L OBP: 0.385, SLG: 0.469	20 1B	SF8		52 HR						3	1	3	2	1	0	0						
36 Derek Norris, R OBP: 0.396, SLG: 0.481	20 1B			52 HR						0	0	0	0	0	0	0						
52 Yoenis Cespedes, R OBP: 0.365, SLG: 0.460	L7									4	2	2	5	0	0	4						
3 Craig Gentry, R OBP: 0.330, SLG: 0.307					G4-3					1	0	0	1	0	0	2						
37 Brandon Moss, L OBP: 0.344, SLG: 0.519	K	K		F8						5	0	1	0	0	2	4						
20 Josh Donaldson, R OBP: 0.321, SLG: 0.456										3	0	1	0	2	1	1						
21 Stephen Vogt, L OBP: 0.386, SLG: 0.516	G4-3	F8		F8						5	0	1	0	0	0	6						
8 Jed Lowrie, S OBP: 0.318, SLG: 0.351			L9		G3					4	1	1	1	0	0	1						
16 Josh Reddick, L OBP: 0.300, SLG: 0.362				F7						4	3	2	0	1	0	1						
28 Eric Sogard, L OBP: 0.267, SLG: 0.232					G4-3					4	1	2	0	0	0	1						
Inning Stats	R: 0 H: 2 E: 0 K: 1 S: 21	H: 3 LOB: 3 BB: 1 P: 34	R: 5 H: 3 E: 0 K: 1 S: 18	H: 3 LOB: 3 BB: 3 P: 32	R: 0 H: 0 E: 0 K: 0 S: 3	H: 0 LOB: 0 BB: 0 P: 5	R: 2 H: 2 E: 0 K: 0 S: 11	H: 2 LOB: 1 BB: 1 P: 19	R: 1 H: 2 E: 0 K: 0 S: 15	H: 2 LOB: 2 BB: 1 P: 25	R: 0 H: 1 E: 0 K: 1 S: 12	H: 1 LOB: 1 BB: 0 P: 16	R: 1 H: 2 E: 0 K: 1 S: 12	H: 2 LOB: 2 BB: 1 P: 25	R: 0 H: 1 E: 0 K: 0 S: 6	H: 1 LOB: 1 BB: 0 P: 12	1B: 8 2B: 2 3B: 0 HR: 3	SF: 1 SAC: 1 DP: 0 HBP: 0	WP: 0 PB: 0 SB: 0 CS: 0	PA: 44		
PITCHER	IP: 3.2 WLS: L BF: 23 ERA: 4.93	IP: 3.1 WLS: L BF: 17 ERA: 7.27	H: 7 R: 7 ER: 7 SO: 7	H: 7 R: 2 ER: 2 SO: 2	H: 7 R: 2 ER: 2 SO: 2	H: 7 R: 2 ER: 2 SO: 2	IP: 3.1 WLS: L BF: 23 ERA: 4.93	IP: 3.1 WLS: L BF: 17 ERA: 7.27	IP: 3.1 WLS: L BF: 23 ERA: 4.93	IP: 3.1 WLS: L BF: 23 ERA: 4.93	IP: 3.1 WLS: L BF: 23 ERA: 4.93	IP: 3.1 WLS: L BF: 23 ERA: 4.93	IP: 3.1 WLS: L BF: 23 ERA: 4.93	IP: 3.1 WLS: L BF: 23 ERA: 4.93	IP: 3.1 WLS: L BF: 23 ERA: 4.93	IP: 3.1 WLS: L BF: 23 ERA: 4.93	IP: 3.1 WLS: L BF: 23 ERA: 4.93	IP: 3.1 WLS: L BF: 23 ERA: 4.93	IP: 3.1 WLS: L BF: 23 ERA: 4.93	IP: 3.1 WLS: L BF: 23 ERA: 4.93	IP: 3.1 WLS: L BF: 23 ERA: 4.93	IP: 3.1 WLS: L BF: 23 ERA: 4.93

Houston Astros @ Oakland Athletics
O.co Coliseum, Oakland, CA
Wed Jul 23 2014, 10:08 PM - 1:37 AM EDT
Att: 28,310 - Clear - 66 F

AB 35
R 9
H 13
RBI 9
BB 7
SO 4
LOB 22



Batter	1	2	3	4	5	6	7	8	9	AB	R	H	RBI	BB	SO	LOB	TOP					
27 Jose Altuve, R OBP: 0.374, SLG: 0.441										4	0	2	0	0	2	0	Houston Astros @ Oakland Athletics O.co Coliseum, Oakland, CA Thu Jul 24 2014, 3:44 PM - 6:40 PM EDT Att: 22,759 - Sunny - 72 F					
19 Robbie Grossman, S OBP: 0.320, SLG: 0.309										4	0	1	0	0	2	3						
23 Chris Carter, R OBP: 0.288, SLG: 0.480										4	1	1	1	0	0	2						
18 Marc Krauss, L OBP: 0.271, SLG: 0.305										4	0	1	0	0	0	1						
21 Jon Singleton, L OBP: 0.263, SLG: 0.340										4	0	0	0	0	1	1						
30 Matt Dominguez, R OBP: 0.282, SLG: 0.367										4	0	0	0	0	1	1						
22 Carlos Corporán, S OBP: 0.299, SLG: 0.427										3	0	1	0	0	0	0						
6 Enrique Hernández, R OBP: 0.358, SLG: 0.410										3	0	0	0	0	0	1						
9 Marwin Gonzalez, S OBP: 0.323, SLG: 0.394										2	0	0	0	0	0	0						
0 L.J. Hoest, R OBP: 0.231, SLG: 0.303										1	0	0	0	0	0	1						
Inning Stats	R: 0 E: 0 K: 0 S: 8	H: 1 LOB: 1 BB: 0 P: 13	R: 0 E: 0 K: 0 S: 10	H: 0 LOB: 0 BB: 0 P: 14	R: 0 E: 0 K: 1 S: 5	H: 0 LOB: 0 BB: 0 P: 9	R: 1 E: 0 K: 2 S: 12	H: 1 LOB: 0 BB: 0 P: 18	R: 0 E: 0 K: 1 S: 10	H: 0 LOB: 0 BB: 0 P: 10	R: 0 E: 0 K: 1 S: 10	H: 1 LOB: 1 BB: 0 P: 11	R: 0 E: 0 K: 1 S: 9	H: 0 LOB: 0 BB: 0 P: 13	R: 0 E: 0 K: 1 S: 10	H: 2 LOB: 2 BB: 0 P: 13	R: 0 E: 0 K: 0 S: 12	H: 1 LOB: 1 BB: 0 P: 16	1B: 5 2B: 0 3B: 0 HR: 1	SF: 0 SAC: 0 DP: 0 HBP: 0	WP: 0 PB: 0 SB: 0 CS: 0	PA: 33
PITCHER	IP WLS BF H R ER SO BB IBB HBP BLK WP HR S P ERA WHIP																					
29 Jeff Samardzija, R ERA: 2.8	8.0 W 29 5 1 1 6 0 0 0 0 0 0 1 70 101 1.12 0.625																					
58 Evan Scribner, R ERA:	1.0 4 1 0 0 0 0 0 0 0 0 0 0 12 16 0.00 1.000																					

AB	33
R	1
H	6
RBI	1
BB	0
SO	6
LOB	10



Batter	1	2	3	4	5	6	7	8	9	AB	R	H	RBI	BB	SO	LOB	BOTTOM			
4 Coco Crisp, S OBP: 0.377, SLG: 0.422										4	1	1	1	0	0	2	Houston Astros @ Oakland Athletics O.co Coliseum, Oakland, CA Thu Jul 24 2014, 3:44 PM - 6:40 PM EDT Att: 22,759 - Sunny - 72 F			
3 Craig Gentry, R OBP: 0.330, SLG: 0.307										4	0	0	0	1	2	4				
5 John Jaso, L OBP: 0.362, SLG: 0.461										4	0	0	0	1	2	4				
20 Josh Donaldson, R OBP: 0.326, SLG: 0.457										3	2	2	1	1	0	0				
1 Nick Punto, S OBP: 0.300, SLG: 0.286										0	1	0	0	0	0	0				
37 Brandon Moss, L OBP: 0.347, SLG: 0.526										3	2	1	4	1	1	3				
36 Derek Norris, R OBP: 0.404, SLG: 0.486										4	2	3	1	1	0	0				
21 Stephen Vogt, L OBP: 0.387, SLG: 0.519										4	2	3	1	1	0	0				
35 Nate Freiman, R OBP: 0.265, SLG: 0.406										5	0	2	3	0	0	3				
8 Jed Lowrie, S OBP: 0.321, SLG: 0.355										5	1	3	1	0	0	4				
16 Josh Reddick, L OBP: 0.303, SLG: 0.376										4	1	2	1	0	1	2				
28 Eric Sogard, L OBP: 0.270, SLG: 0.228										3	2	0	0	2	0	4				
Inning Stats	R: 0 E: 0 K: 0 S: 7	H: 0 LOB: 0 BB: 0 P: 10	R: 0 E: 0 K: 1 S: 11	H: 2 LOB: 1 BB: 0 P: 16	R: 3 E: 0 K: 1 S: 14	H: 3 LOB: 2 BB: 2 P: 30	R: 1 E: 0 K: 0 S: 16	H: 2 LOB: 3 BB: 2 P: 29	R: 0 E: 0 K: 1 S: 9	H: 1 LOB: 1 BB: 0 P: 13	R: 5 E: 0 K: 1 S: 20	H: 3 LOB: 1 BB: 2 P: 36	R: 0 E: 0 K: 0 S: 10	H: 0 LOB: 0 BB: 0 P: 15	R: 4 E: 0 K: 0 S: 18	H: 3 LOB: 2 BB: 0 P: 29	1B: 10 2B: 3 3B: 0 HR: 1	SF: 2 SAC: 0 DP: 1 HBP: 2	WP: 2 PB: 0 SB: 2 CS: 0	PA: 45
PITCHER	IP WLS BF H R ER SO BB IBB HBP BLK WP HR S P ERA WHIP																			
46 Scott Feldman, R ERA: 4.6	5.1 L 29 6 6 6 4 1 0 0 0 1 1 19 32 16.20 1.800																			
45 Anthony Bass, R ERA: 6.33	1.2 9 2 3 3 0 1 0 1 0 1 1 19 32 16.20 1.800																			
61 Josh Zeid, R ERA: 6.97	1.0 7 3 4 4 0 0 0 1 0 0 0 18 29 36.00 3.000																			

AB	35
R	13
H	14
RBI	12
BB	6
SO	4
LOB	22



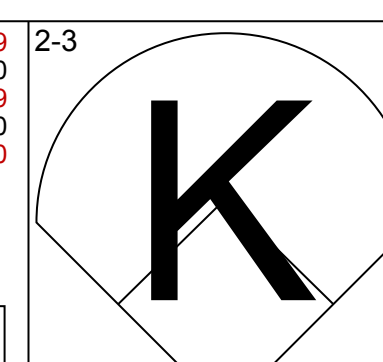
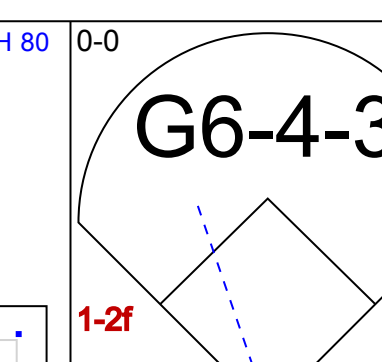
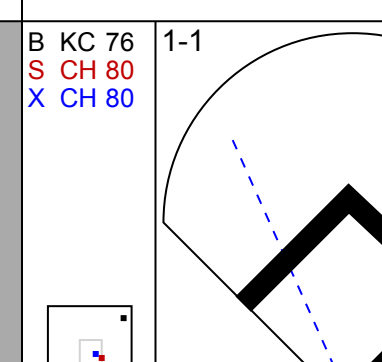
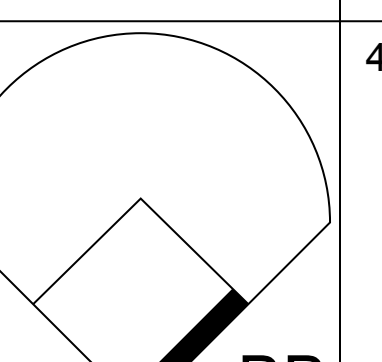
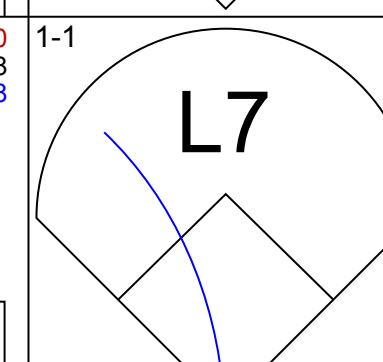
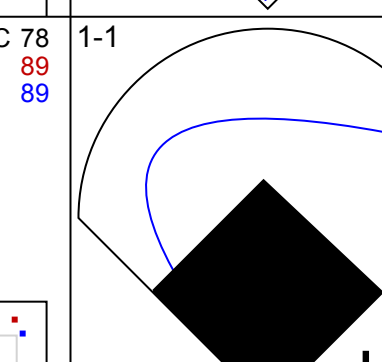
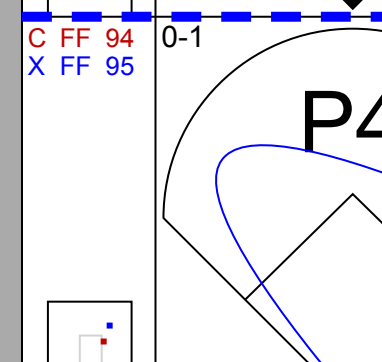
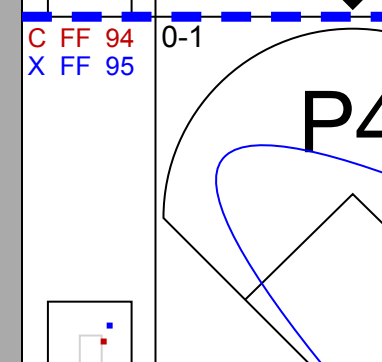
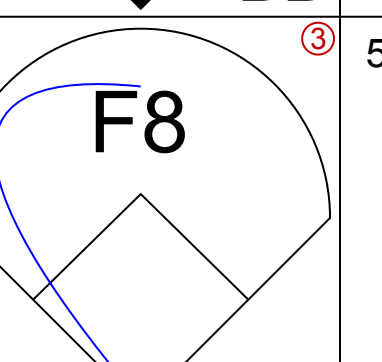
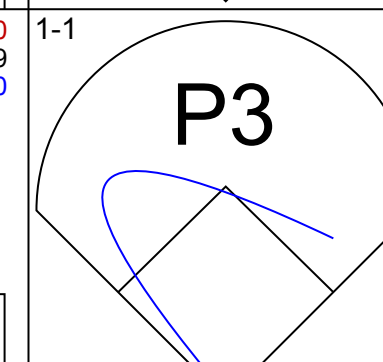
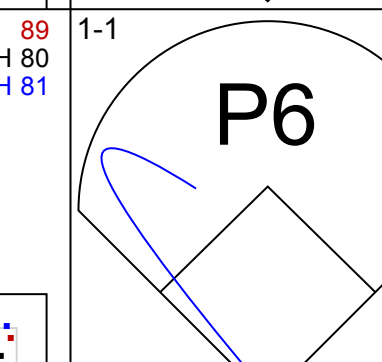


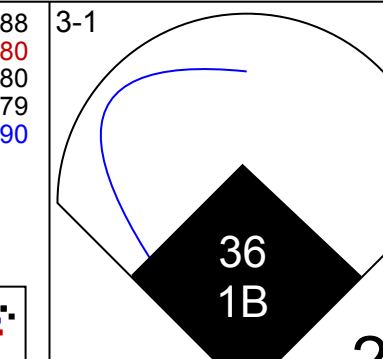
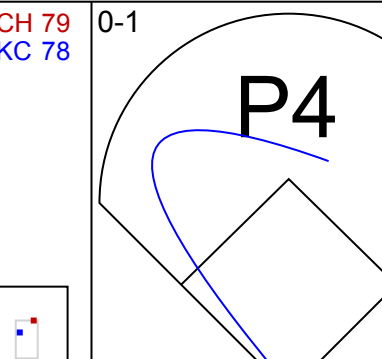
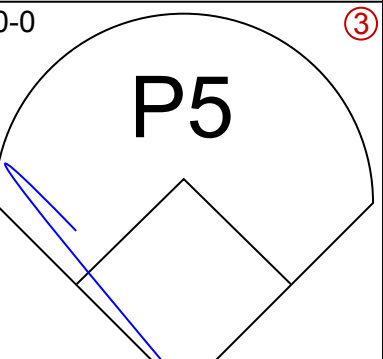
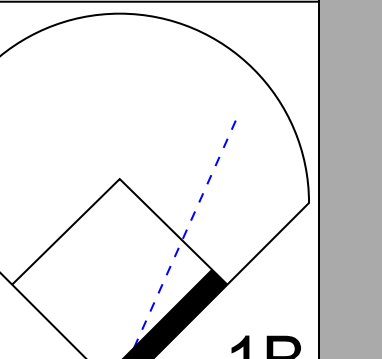
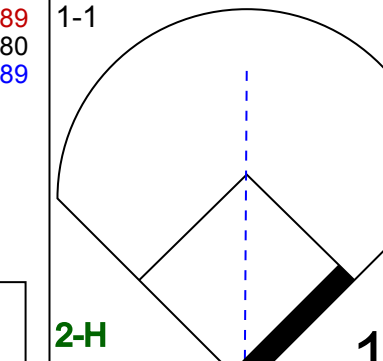
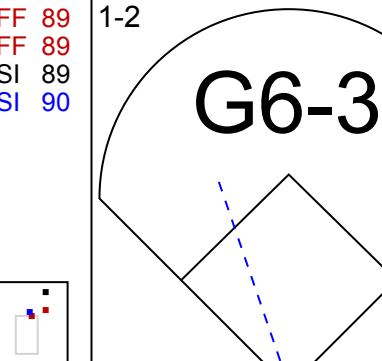
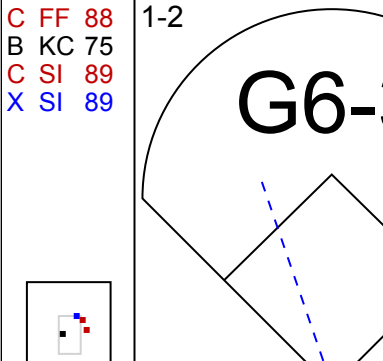

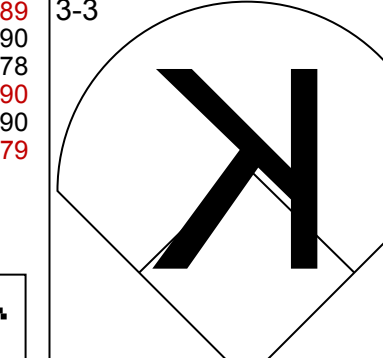
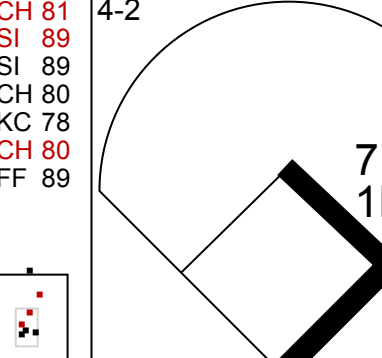
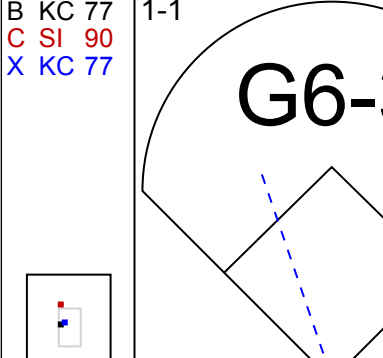

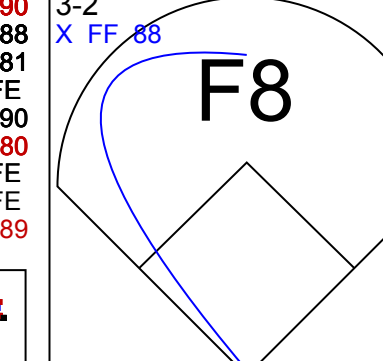
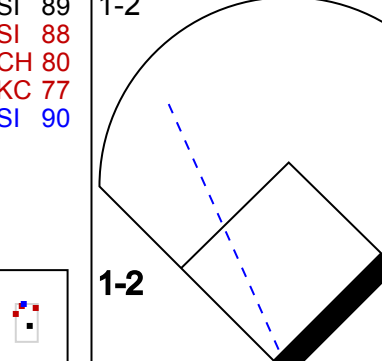
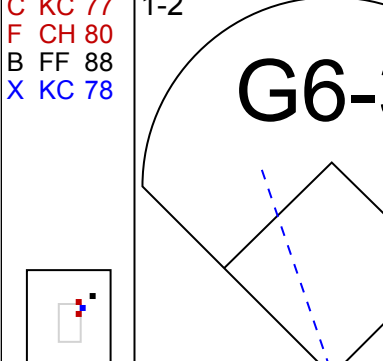
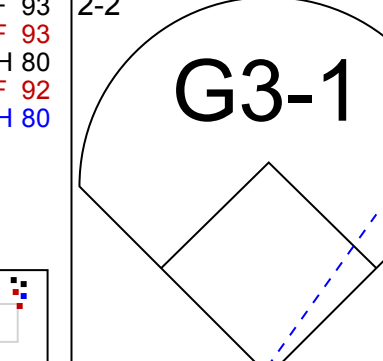
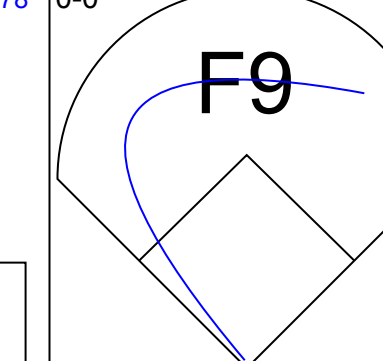
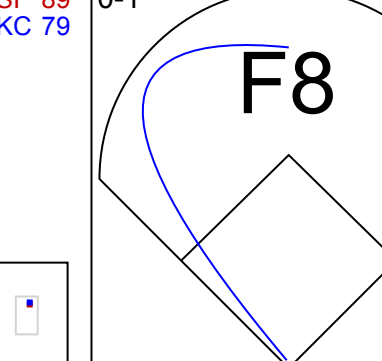
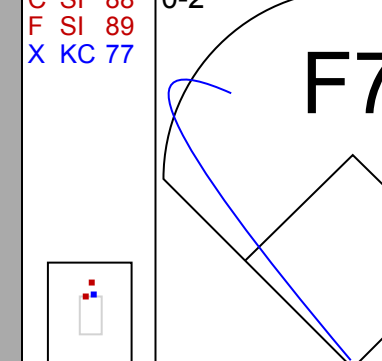
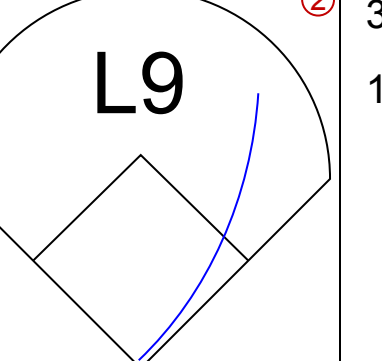

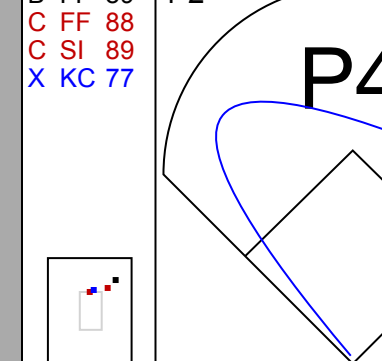
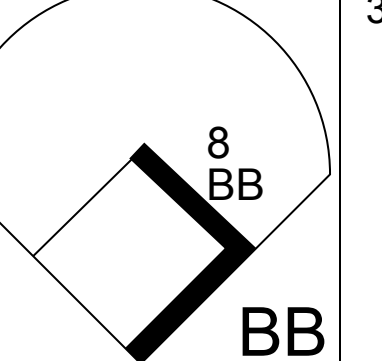
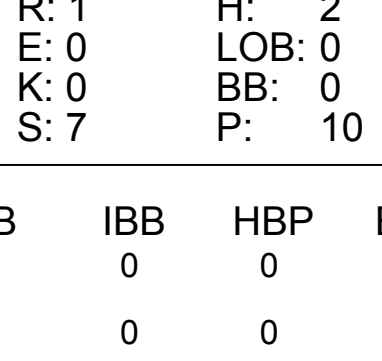
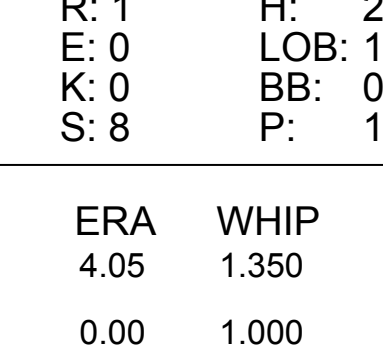
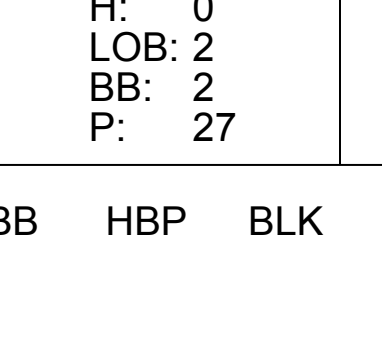
Batter	1	2	3	4	5	6	7	8	9	AB	R	H	RBI	BB	SO	LOB	TOP					
5 John Jaso, L (1, 10) OBP: 0.362, SLG: 0.459 35 Nate Freiman, R (8, PH) OBP: 0.257, SLG: 0.394 (8, 10)	F8		L8			52 1B		F7		3	0	1	0	0	0	0	<p>Oakland Athletics @ Texas Rangers</p> <p>Globe Life Park in Arlington, Arlington, TX</p> <p>Fri Jul 25 2014, 8:10 PM - 11:00 PM EDT</p> <p>Att: 35,582 - Clear - 98 F</p>					
8 Jed Lowrie, S (1, 6) OBP: 0.320, SLG: 0.356	2B		F8			F8		P4		4	0	1	0	0	0	2						
52 Yoenis Cespedes, R (1, 8) OBP: 0.305, SLG: 0.458 (7, 7)	L9				G6-3	37 S		P6		4	0	1	1	0	0	1						
37 Brandon Moss, L (1, 7) OBP: 0.346, SLG: 0.523 (7, 9)	K				K	F8		20 BB		4	0	1	0	0	2	2						
20 Josh Donaldson, R (1, 5) OBP: 0.326, SLG: 0.454	P4				K			P2		3	0	0	0	1	1	0						
21 Stephen Vogt, L (1, 3) OBP: 0.390, SLG: 0.526	2B				L3			L8		4	0	2	0	0	0	2						
36 Derek Norris, R (1, 2) OBP: 0.398, SLG: 0.477	P4				K			BB		4	0	2	0	0	0	2						
16 Josh Reddick, L (1, 9) OBP: 0.300, SLG: 0.372 3 Craig Gentry, R (7, PH) OBP: 0.329, SLG: 0.306 (7, 8)	F9				G4-3			G6-3		2	0	0	0	0	0	1						
28 Eric Sogard, L (1, 4) OBP: 0.273, SLG: 0.231 1 Nick Punto, S (8, PH) OBP: 0.298, SLG: 0.284 (8, 4)	G3					52 1B		L8		2	1	1	0	0	0	0						
										1	0	0	0	0	0	0						
Inning Stats	R: 0 H: 1 E: 0 K: 1 S: 11	H: 1 LOB: 1 BB: 0 P: 16	R: 0 H: 1 E: 0 K: 0 S: 11	H: 1 LOB: 1 BB: 0 P: 17	R: 0 H: 0 E: 0 K: 0 S: 9	H: 0 LOB: 0 BB: 0 P: 14	R: 0 H: 0 E: 0 K: 2 S: 10	H: 0 LOB: 0 BB: 0 P: 14	R: 0 H: 3 E: 0 K: 0 S: 9	H: 3 LOB: 1 BB: 0 P: 15	R: 0 H: 1 E: 0 K: 0 S: 10	H: 1 LOB: 1 BB: 0 P: 18	R: 0 H: 0 E: 0 K: 0 S: 5	H: 0 LOB: 0 BB: 0 P: 7	R: 0 H: 1 E: 0 K: 0 S: 15	H: 1 LOB: 2 BB: 1 P: 26	1B: 5 2B: 2 3B: 0 HR: 0	SF: 0 SAC: 0 DP: 0 HBP: 0	WP: 0 PB: 0 SB: 1 CS: 0	PA: 34		
PITCHER	IP WLS BF H R ER SO BB IBB HBP BLK WP HR S P ERA WHIP	44 Jerome Williams, R (1, 1) ERA: 5.53	6.0 W 22 5 1 1 4 0 0 0 0 0 0 58 88 1.50 0.833	55 Roman Mendez, R (7, 1) ERA: 7.2	0.2 H 3 1 0 0 0 0 0 0 0 0 0 6 11 0.00 1.500	68 Ryan Feierabend, L (7, 1) ERA: 7.2	0.1 H 1 0 0 0 0 0 0 0 0 0 4 7 0.00 0.000	56 Neal Cotts, L (8, 1) ERA: 3.27	1.0 H 3 0 0 0 0 0 0 0 0 0 5 7 0.00 0.000	30 Nefthali Feliz, R (9, 1) ERA: 2.39	1.0 S 5 1 0 0 0 1 0 0 0 0 0 15 26 0.00 2.000											

AB	33
R	1
H	7
RBI	1
BB	1
SO	4
LOB	13



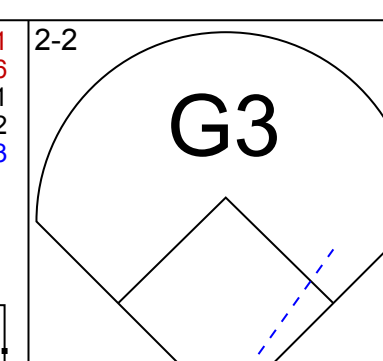
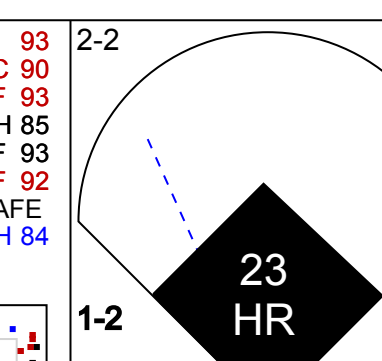
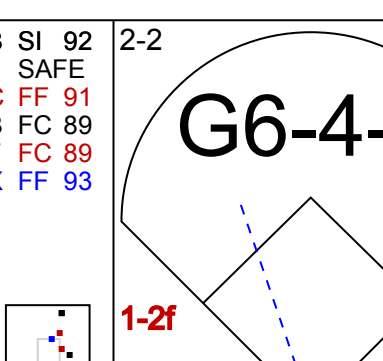
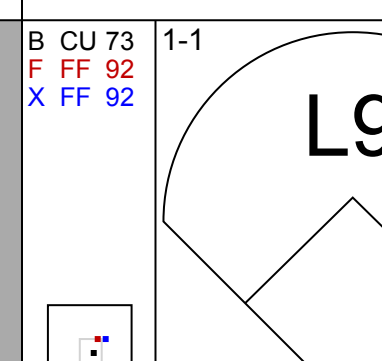
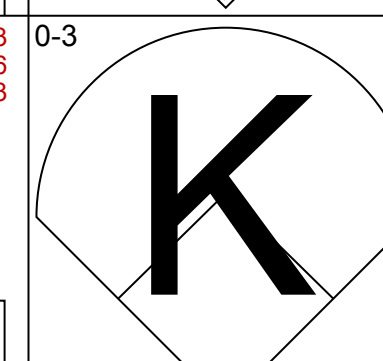
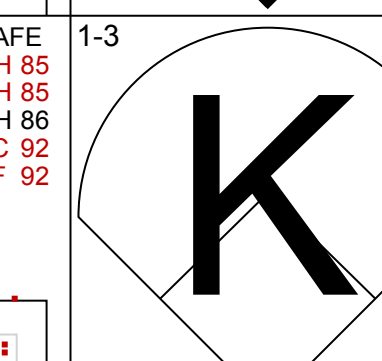
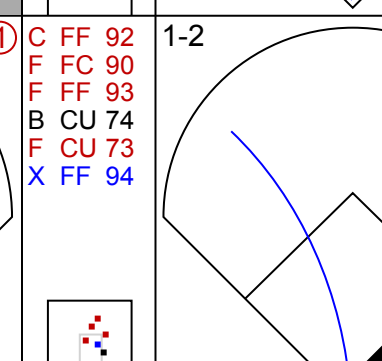
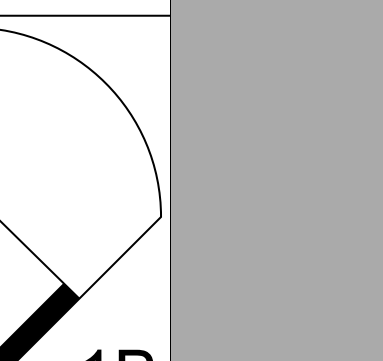

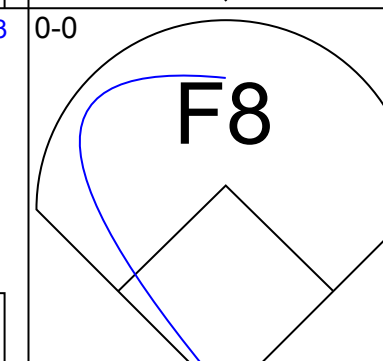
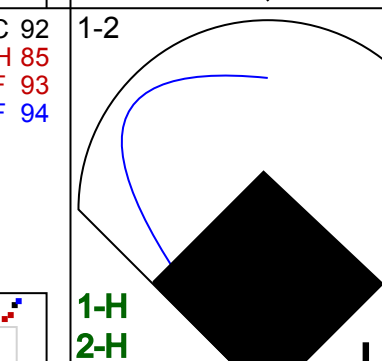
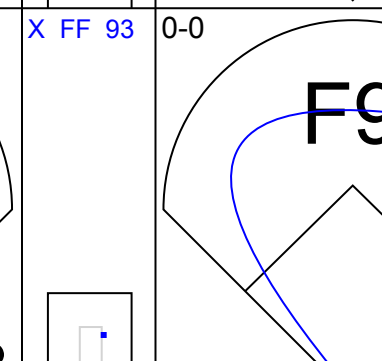

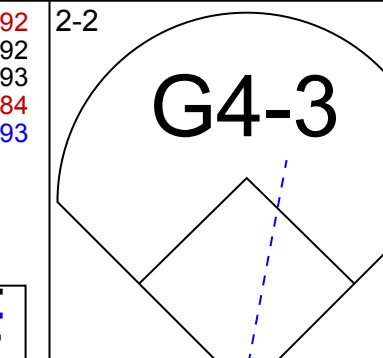
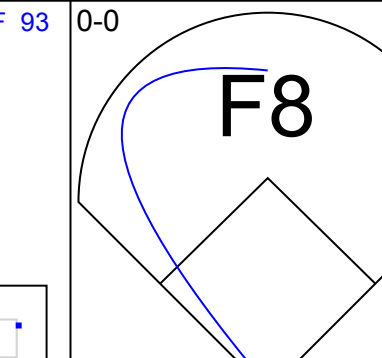

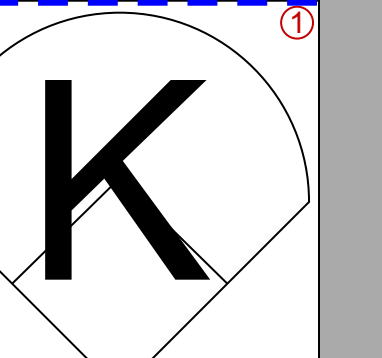
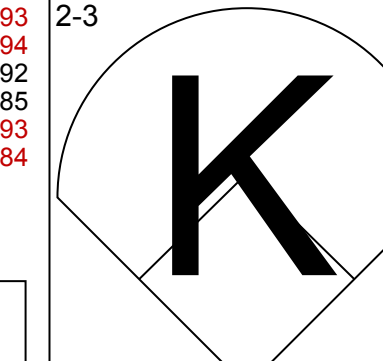
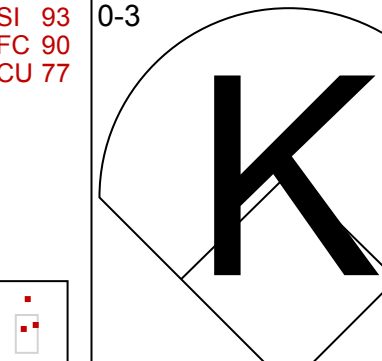

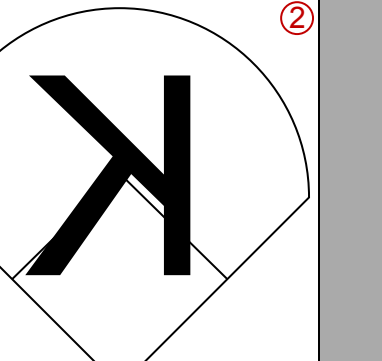
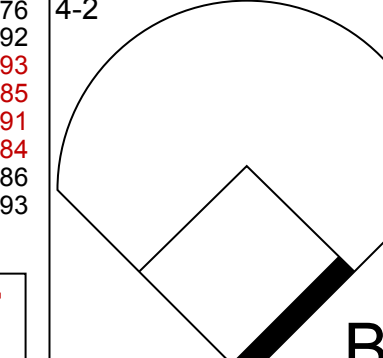
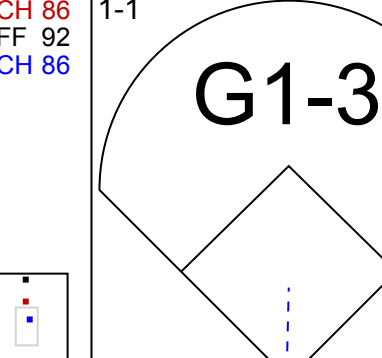

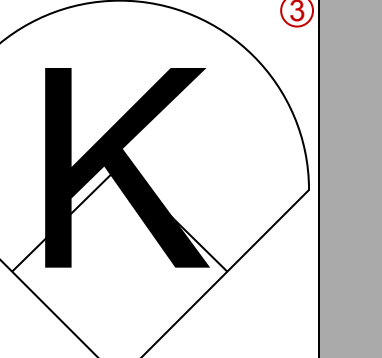
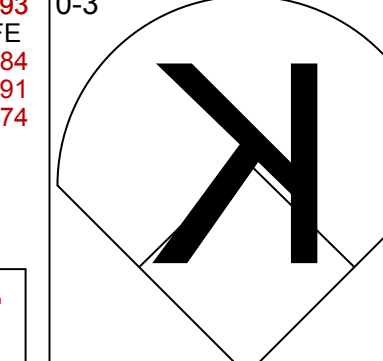
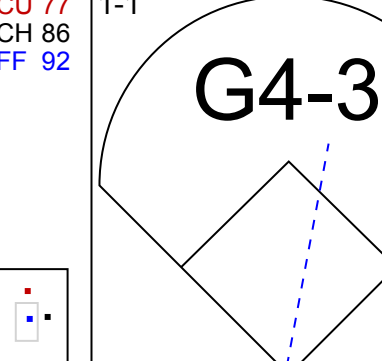





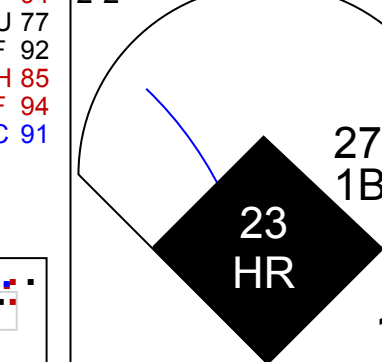
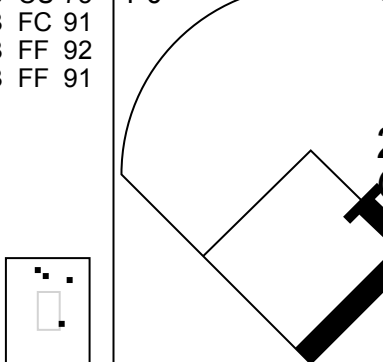
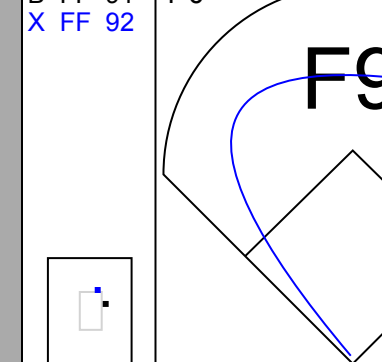
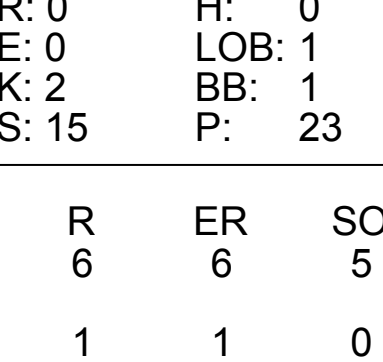
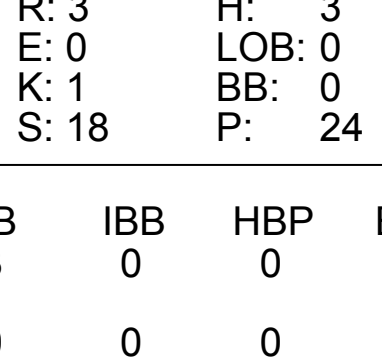
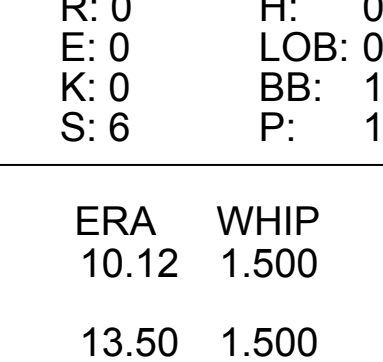
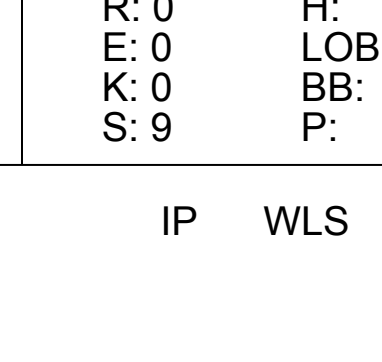
Batter	1	2	3	4	5	6	7	8	9	AB	R	H	RBI	BB	SO	LOB	BOTTOM			
17 Shin-Soo Choo, L (1, 10) OBP: 0.356, SLG: 0.369	1B		K		G4-3					4	0	2	0	0	1	0	<p>Oakland Athletics @ Texas Rangers</p> <p>Globe Life Park in Arlington, Arlington, TX</p> <p>Fri Jul 25 2014, 8:10 PM - 11:00 PM EDT</p> <p>Att: 35,582 - Clear - 98 F</p>			
1 Elvis Andrus, R (1, 6) OBP: 0.305, SLG: 0.339	F7		1B		3B	29 1B		G4-3		4	2	2	0	0	0	2				
Alex Rios, R (1, 9) OBP: 0.329, SLG: 0.430	P3		29 FC5-4		35 SF8	29 1B		K		3	1	1	1	1	1	1				
29 Adrián Beltré, R (1, 5) OBP: 0.369, SLG: 0.512	F7		FC5-4		E8	BB		7 FC5-4		4	0	2	1	0	0	2				
35 James Adduci, L (1, 7) OBP: 0.294, SLG: 0.355	7 1B				F7			F8		3	1	1	1	0	0	1				
7 J.P. Arencibia, R (1, 3) OBP: 0.198, SLG: 0.318	2 1B		2 G4-6-3		2 G3			FC5-4		3	0	1	1	1	1	2				
2 Leonys Martin, L (1, 8) OBP: 0.324, SLG: 0.375	G4-6-3		1 2B		G3			1 2B		3	0	0	0	0	1	3				
61 Robinson Chirinos, R (1, 2) OBP: 0.261, SLG: 0.409	F8				L6			F9		3	0	0	0	0	0	0				
12 Rougned Odor, L (1, 4) OBP: 0.309, SLG: 0.405	K				L9			G4-3		3	0	0	0	0	1	0				
Inning Stats	R: 0 H: 1 E: 0 K: 0 S: 15	H: 2 LOB: 0 BB: 0 P: 18	R: 1 H: 2 E: 0 K: 0 S: 9	H: 2 LOB: 0 BB: 0 P: 15	R: 1 H: 2 E: 0 K: 2 S: 11	H: 2 LOB: 1 BB: 0 P: 16	R: 0 H: 0 E: 0 K: 0 S: 7	H: 0 LOB: 0 BB: 1 P: 13	R: 0 H: 2 E: 0 K: 2 S: 15	H: 2 LOB: 1 BB: 1 P: 25	R: 0 H: 1 E: 0 K: 0 S: 7	H: 1 LOB: 1 BB: 0 P: 13	R: 0 H: 1 E: 0 K: 1 S: 9	H: 1 LOB: 1 BB: 0 P: 14	1B: 7 2B: 1 3B: 1 HR: 0	SF: 1 SAC: 0 DP: 1 HBP: 0	WP: 0 PB: 0 SB: 0 CS: 0	PA: 33		
PITCHER	IP WLS BF H R ER SO BB IBB HBP BLK WP HR S P ERA WHIP	40 Jason Hammel, R (1, 1) ERA: 3.41	5.2 L 24 7 4 3 3 2 0 0 0 0 0 0 12 21 0.00 0.750	39 Eric O'Flaherty, L (6, 1) ERA: 2.7	1.1 5 1 0 0 1 0 0 0 0 0 0 0 0 12 21 0.00 0.750	48 Ryan Cook, R (8, 1) ERA: 2.76	1.0 4 1 0 0 1 0 0 0 0 0 0 0 0 9 14 0.00 1.000													



Batter	1	2	3	4	5	6	7	8	9	AB	R	H	RBI	BB	SO	LOB	TOP						
8 Jed Lowrie, S OBP: 0.322, SLG: 0.359										4	1	2	0	1	1	1	Oakland Athletics @ Houston Astros Minute Maid Park, Houston, TX Mon Jul 28 2014, 7:12 PM - 10:03 PM CDT Att: 18,259 - Roof Closed - 73 F						
21 Stephen Vogt, L OBP: 0.387, SLG: 0.544										5	1	2	1	0	0	3							
52 Yoenis Cespedes, R OBP: 0.303, SLG: 0.462										3	0	0	1	0	0	0							
20 Josh Donaldson, R OBP: 0.327, SLG: 0.460										4	1	2	0	0	0	1							
36 Derek Norris, R OBP: 0.395, SLG: 0.473										4	0	1	1	0	0	1							
37 Brandon Moss, L OBP: 0.342, SLG: 0.510										3	0	0	0	1	2	2							
7 Alberto Callaspo, S OBP: 0.307, SLG: 0.398										4	0	1	0	0	0	1							
16 Josh Reddick, L OBP: 0.302, SLG: 0.384										3	0	0	0	0	0	3							
19 Billy Burns, S (9, PH)										1	0	0	0	0	0	0							
1 Nick Punto, S OBP: 0.298, SLG: 0.280										3	0	1	0	1	0	0							
Inning Stats	R: 0 E: 0 K: 1 S: 7	H: 0 LOB: 0 BB: 0 P: 11	R: 1 E: 0 K: 1 S: 12	H: 2 LOB: 1 BB: 0 P: 22	R: 1 E: 0 K: 0 S: 7	H: 2 LOB: 0 BB: 0 P: 10	R: 0 E: 0 K: 0 S: 14	H: 1 LOB: 2 BB: 1 P: 20	R: 1 E: 0 K: 0 S: 8	H: 2 LOB: 1 BB: 0 P: 13	R: 0 E: 0 K: 0 S: 8	H: 0 LOB: 0 BB: 0 P: 11	R: 0 E: 0 K: 0 S: 10	H: 1 LOB: 0 BB: 0 P: 12	R: 0 E: 0 K: 1 S: 10	H: 1 LOB: 1 BB: 0 P: 13	R: 0 E: 0 K: 0 S: 12	H: 0 LOB: 2 BB: 2 P: 27	1B: 5 2B: 2 HR: 1	SF: 1 SAC: 0 HBP: 0	WP: 0 PB: 0 SB: 0 CS: 0	PA: 38	
PITCHER	IP WLS BF H R ER SO BB IBB HBP BLK WP HR S P ERA WHIP	IP WLS BF H R ER SO BB IBB HBP BLK WP HR S P ERA WHIP	IP WLS BF H R ER SO BB IBB HBP BLK WP HR S P ERA WHIP	IP WLS BF H R ER SO BB IBB HBP BLK WP HR S P ERA WHIP	IP WLS BF H R ER SO BB IBB HBP BLK WP HR S P ERA WHIP	IP WLS BF H R ER SO BB IBB HBP BLK WP HR S P ERA WHIP	IP WLS BF H R ER SO BB IBB HBP BLK WP HR S P ERA WHIP	IP WLS BF H R ER SO BB IBB HBP BLK WP HR S P ERA WHIP	IP WLS BF H R ER SO BB IBB HBP BLK WP HR S P ERA WHIP	IP WLS BF H R ER SO BB IBB HBP BLK WP HR S P ERA WHIP	IP WLS BF H R ER SO BB IBB HBP BLK WP HR S P ERA WHIP	IP WLS BF H R ER SO BB IBB HBP BLK WP HR S P ERA WHIP	IP WLS BF H R ER SO BB IBB HBP BLK WP HR S P ERA WHIP	IP WLS BF H R ER SO BB IBB HBP BLK WP HR S P ERA WHIP	IP WLS BF H R ER SO BB IBB HBP BLK WP HR S P ERA WHIP	IP WLS BF H R ER SO BB IBB HBP BLK WP HR S P ERA WHIP	IP WLS BF H R ER SO BB IBB HBP BLK WP HR S P ERA WHIP	IP WLS BF H R ER SO BB IBB HBP BLK WP HR S P ERA WHIP	IP WLS BF H R ER SO BB IBB HBP BLK WP HR S P ERA WHIP	IP WLS BF H R ER SO BB IBB HBP BLK WP HR S P ERA WHIP	IP WLS BF H R ER SO BB IBB HBP BLK WP HR S P ERA WHIP	IP WLS BF H R ER SO BB IBB HBP BLK WP HR S P ERA WHIP	IP WLS BF H R ER SO BB IBB HBP BLK WP HR S P ERA WHIP

AB	34
R	3
H	9
RBI	3
BB	3
SO	3
LOB	12



Batter	1	2	3	4	5	6	7	8	9	AB	R	H	RBI	BB	SO	LOB	BOTTOM					
27 Jose Altuve, R OBP: 0.377, SLG: 0.449										4	1	1	0	0	0	1	Oakland Athletics @ Houston Astros Minute Maid Park, Houston, TX Mon Jul 28 2014, 7:12 PM - 10:03 PM CDT Att: 18,259 - Roof Closed - 73 F					
9 Marwin Gonzalez, S OBP: 0.322, SLG: 0.387										4	0	1	0	0	2	2						
23 Chris Carter, R OBP: 0.292, SLG: 0.479										3	2	1	3	1	0	1						
15 Jason Castro, L OBP: 0.294, SLG: 0.385										4	1	1	2	0	1	0						
18 Marc Krauss, L OBP: 0.282, SLG: 0.346										3	1	1	1	0	2	0						
0 L.J. Hoest, R OBP: 0.226, SLG: 0.295										1	0	0	0	0	1	0						
21 Jon Singleton, L OBP: 0.266, SLG: 0.343										3	0	0	0	1	1	0						
30 Matt Dominguez, R OBP: 0.278, SLG: 0.367										3	1	1	1	0	1	1						
19 Robbie Grossman, S OBP: 0.305, SLG: 0.288										3	0	0	0	0	0	0						
6 Enrique Hernández, R OBP: 0.346, SLG: 0.384										2	1	1	0	1	0	0						
Inning Stats	R: 0 E: 0 K: 1 S: 7	H: 0 LOB: 0 BB: 0 P: 9	R: 0 E: 0 K: 2 S: 15	H: 0 LOB: 1 BB: 1 P: 23	R: 3 E: 0 K: 1 S: 18	H: 3 LOB: 0 BB: 0 P: 24	R: 0 E: 0 K: 1 S: 7	H: 0 LOB: 0 BB: 0 P: 9	R: 0 E: 0 K: 0 S: 6	H: 0 LOB: 0 BB: 1 P: 13	R: 4 E: 0 K: 0 S: 15	H: 3 LOB: 1 BB: 1 P: 27	R: 0 E: 0 K: 0 S: 9	H: 1 LOB: 0 BB: 0 P: 12	R: 0 E: 0 K: 3 S: 9	H: 0 LOB: 0 BB: 0 P: 11	1B: 3 2B: 0 3B: 0 HR: 4	SF: 0 SAC: 0 DP: 1 HBP: 0	WP: 0 PB: 0 SB: 0 CS: 0	PA: 33		
PITCHER	IP WLS BF H R ER SO BB IBB HBP BLK WP HR S P ERA WHIP	IP WLS BF H R ER SO BB IBB HBP BLK WP HR S P ERA WHIP	IP WLS BF H R ER SO BB IBB HBP BLK WP HR S P ERA WHIP	IP WLS BF H R ER SO BB IBB HBP BLK WP HR S P ERA WHIP	IP WLS BF H R ER SO BB IBB HBP BLK WP HR S P ERA WHIP	IP WLS BF H R ER SO BB IBB HBP BLK WP HR S P ERA WHIP	IP WLS BF H R ER SO BB IBB HBP BLK WP HR S P ERA WHIP	IP WLS BF H R ER SO BB IBB HBP BLK WP HR S P ERA WHIP	IP WLS BF H R ER SO BB IBB HBP BLK WP HR S P ERA WHIP	IP WLS BF H R ER SO BB IBB HBP BLK WP HR S P ERA WHIP	IP WLS BF H R ER SO BB IBB HBP BLK WP HR S P ERA WHIP	IP WLS BF H R ER SO BB IBB HBP BLK WP HR S P ERA WHIP	IP WLS BF H R ER SO BB IBB HBP BLK WP HR S P ERA WHIP	IP WLS BF H R ER SO BB IBB HBP BLK WP HR S P ERA WHIP	IP WLS BF H R ER SO BB IBB HBP BLK WP HR S P ERA WHIP	IP WLS BF H R ER SO BB IBB HBP BLK WP HR S P ERA WHIP	IP WLS BF H R ER SO BB IBB HBP BLK WP HR S P ERA WHIP	IP WLS BF H R ER SO BB IBB HBP BLK WP HR S P ERA WHIP	IP WLS BF H R ER SO BB IBB HBP BLK WP HR S P ERA WHIP	IP WLS BF H R ER SO BB IBB HBP BLK WP HR S P ERA WHIP	IP WLS BF H R ER SO BB IBB HBP BLK WP HR S P ERA WHIP	IP WLS BF H R ER SO BB IBB HBP BLK WP HR S P ERA WHIP



Batter	1	2	3	4	5	6	7	8	9	AB	R	H	RBI	BB	SO	LOB	TOP										
5 John Jaso, L OBP: 0.358, SLG: 0.465	L3		G6-3		1B		F8		FC3-6 8 WP 52 1B	5	1	1	0	0	0	1											
8 Jed Lowrie, S OBP: 0.323, SLG: 0.357	K		F8		BB		G5-3		52 1B 37 1B BB	3	1	0	0	2	1	0											
52 Yoenis Cespedes, R OBP: 0.306, SLG: 0.468	2B				F9				37 1B 20 2B 1B	5	1	3	1	0	1	2											
37 Brandon Moss, L OBP: 0.341, SLG: 0.505	F7				F7		F7		20 2B 1B	5	1	1	1	0	0	4											
20 Josh Donaldson, R OBP: 0.328, SLG: 0.461	F7				BB		P6		2B	4	0	1	2	1	0	0											
21 Stephen Vogt, L OBP: 0.311, SLG: 0.530	P5				L5		L9		K	4	0	0	0	1	1	2											
36 Derek Norris, R OBP: 0.399, SLG: 0.473	1B				F8				1B	4	1	2	0	1	0	4											
16 Josh Reddick, L OBP: 0.305, SLG: 0.406	P2						F7		7 1B 2B	4	2	2	1	0	0	2											
28 Eric Sogard, L OBP: 0.273, SLG: 0.240																											
7 Alberto Callaspo, S OBP: 0.310, SLG: 0.310																											
19 Billy Burns, S																											
1 Nick Punto, S OBP: 0.298, SLG: 0.280																											
Inning Stats	R: 0 E: 0 K: 1 S: 9	H: 1 LOB: 1 BB: 0 P: 11	R: 0 E: 0 K: 0 S: 11	H: 1 LOB: 1 BB: 0 P: 15	R: 0 E: 0 K: 0 S: 6	H: 0 LOB: 0 BB: 0 P: 9	R: 0 E: 0 K: 0 S: 9	H: 1 LOB: 2 BB: 1 P: 18	R: 1 E: 0 K: 0 S: 9	H: 2 LOB: 2 BB: 1 P: 17	R: 0 E: 0 K: 0 S: 10	H: 0 LOB: 1 BB: 0 P: 18	R: 0 E: 0 K: 0 S: 5	H: 0 LOB: 0 BB: 0 P: 7	R: 0 E: 0 K: 1 S: 12	H: 0 LOB: 0 BB: 0 P: 18	R: 6 E: 0 K: 1 S: 22	H: 6 LOB: 2 BB: 2 P: 36	1B: 6 2B: 4 HR: 1	SF: 0 SAC: 0 DP: 0 HBP: 0	WP: 1 PB: 0 SB: 1 CS: 0	PA: 43					
PITCHER	IP	WLS	BF	H	R	ER	SO	BB	IBB	HBP	BLK	WP	HR	S	P	ERA	WHIP										
46 Scott Feldman, R ERA: 4.39	7.0		29	5	1	1	1	3	0	0	0	0	1	59	95	1.29	1.143										
35 Josh Fields, R ERA: 4.08	1.0	H	3	0	0	0	1	0	0	0	0	0	0	12	18	0.00	0.000										
50 Chad Qualls, R ERA: 3.19	0.2	L	7	4	5	5	1	1	0	0	0	1	0	15	22	67.50	7.500										
29 Tony Sipp, L ERA: 2.56	0.0		1	1	0	0	0	0	0	0	0	0	0	4	7	∞	∞										
55 Jose Veras, R ERA: 6.0	0.1		3	1	1	1	0	0	1	0	0	0	0	3	7	27.00	3.000										

Oakland Athletics @ Houston Astros
Minute Maid Park, Houston, TX
Tue Jul 29 2014, 7:11 PM - 10:26 PM CDT
Att: 16,940 - Roof Closed - 73 F

AB	38
R	7
H	11
RBI	7
BB	5
SO	3
LOB	15



Batter	1	2	3	4	5	6	7	8	9	AB	R	H	RBI	BB	SO	LOB	BOTTOM										
27 Jose Altuve, R OBP: 0.378, SLG: 0.449	G5-3		F8		1B					3	0	1	1	1	0	0											
9 Marwin Gonzalez, S OBP: 0.321, SLG: 0.401	HR				G4-3		G6-3			4	1	1	1	0	1	3											
23 Chris Carter, R OBP: 0.291, SLG: 0.474	K				BB		F8		P6	3	0	0	0	1	1	0											
15 Jason Castro, L OBP: 0.293, SLG: 0.384	G4-3				1B		K		K	4	0	1	0	0	2	0											
18 Marc Krauss, L OBP: 0.274, SLG: 0.336	K				K		G2-3		K	4	0	0	0	0	3	2											
0 L.J. Hoes, R OBP: 0.226, SLG: 0.295										0	0	0	0	0	0	0											
21 Jon Singleton, L OBP: 0.266, SLG: 0.337	F7				G6-3				K	3	1	0	0	1	1	2											
30 Matt Dominguez, R OBP: 0.275, SLG: 0.363	G5-3				P6		G1-3		P4	4	0	0	0	0	0	1											
19 Robbie Grossman, S OBP: 0.304, SLG: 0.287	K				6 S 3B 1B		K		P4	4	1	1	0	0	2	1											
6 Enrique Hernández, R OBP: 0.357, SLG: 0.434	G6-3				27 1B 3B					3	1	2	2	0	0	0											
Inning Stats	R: 1 E: 0 K: 1 S: 6	H: 1 LOB: 0 BB: 0 P: 12	R: 0 E: 0 K: 1 S: 8	H: 0 LOB: 0 BB: 0 P: 12	R: 0 E: 0 K: 1 S: 5	H: 0 LOB: 0 BB: 0 P: 8	R: 0 E: 0 K: 2 S: 18	H: 1 LOB: 2 BB: 1 P: 28	R: 2 E: 0 K: 0 S: 10	H: 3 LOB: 0 BB: 0 P: 15	R: 0 E: 0 K: 1 S: 7	H: 0 LOB: 0 BB: 0 P: 11	R: 1 E: 0 K: 1 S: 13	H: 1 LOB: 2 BB: 2 P: 27	R: 0 E: 0 K: 2 S: 7	H: 0 LOB: 0 BB: 0 P: 9	R: 0 E: 0 K: 1 S: 7	H: 0 LOB: 0 BB: 0 P: 10	1B: 3 2B: 1 3B: 1 HR: 1	SF: 0 SAC: 0 DP: 0 HBP: 0	WP: 1 PB: 0 SB: 1 CS: 1	PA: 35					
PITCHER	IP	WLS	BF	H	R	ER	SO	BB	IBB	HBP	BLK	WP	HR	S	P	ERA	WHIP										
29 Jeff Samardzija, R ERA: 2.92	6.2		27	4	4	4	7	2	0	0	0	0	1	63	104	5.40	1.200										
61 Dan Otero, R ERA: 2.36	0.1		2	0	0	0	0	0	1	0	0	0	0	4	9	0.00	0.000										
58 Evan Scribner, R ERA: 1.69	1.0	W	3	0	0	0	2	0	0	0	0	0	0	7	9	0.00	0.000										
62 Sean Doolittle, L ERA: 2.59	1.0	S	3	0	0	0	1	0	0	0	0	0	0	7	10	0.00	0.000										

Oakland Athletics @ Houston Astros
Minute Maid Park, Houston, TX
Tue Jul 29 2014, 7:11 PM - 10:26 PM CDT
Att: 16,940 - Roof Closed - 73 F

AB	32
R	4
H	6
RBI	4
BB	3
SO	10
LOB	9



Batter	1	2	3	4	5	6	7	8	9	AB	R	H	RBI	BB	SO	LOB	TOP			
19 Billy Burns, S (1, 8) C FC 87 B SI 80 X SI 80	F9		G5-3			G4-3		FC6-4		4	0	0	0	0	0	1	Oakland Athletics @ Houston Astros Minute Maid Park, Houston, TX Wed Jul 30 2014, 1:11 PM - 3:45 PM CDT Att: 17,637 - Roof Closed - 73 F			
8 Jed Lowrie, S (1, 6) B FF 89 X SI 88	L8			G6-3				K		4	0	1	0	0	1					
Yoenis Cespedes, R (1, 7) B FF 90 C SI 90 X SI 90	F8			F9		P3			K	4	0	0	0	0	1					
20 Josh Donaldson, R (1, 10) OBP: 0.330, SLG: 0.467		HR			BB			K		3	1	1	1	1	1	0				
36 Derek Norris, R (1, 2) OBP: 0.401, SLG: 0.476		G5-3		FC5-4						3	0	1	0	1	0	1				
37 Brandon Moss, L (1, 3) OBP: 0.340, SLG: 0.503										4	0	1	0	0	1	2				
7 Alberto Callaspo, S (1, 5) OBP: 0.307, SLG: 0.307										3	0	0	0	0	1	2				
16 Josh Reddick, L (1, 9) OBP: 0.301, SLG: 0.400			G6-3			L1		P6		3	0	0	0	0	0	0				
1 Nick Punto, S (1, 4) OBP: 0.299, SLG: 0.277			G4-3			G5-3				2	0	0	0	1	0	0				
Inning Stats	R: 0 H: 0 K: 0 S: 5	H: 0 LOB: 0 BB: 0 P: 8	R: 1 H: 1 K: 1 S: 7	H: 1 LOB: 0 BB: 0 P: 12	R: 0 H: 0 K: 0 S: 5	H: 0 LOB: 0 BB: 0 P: 7	R: 0 H: 0 K: 0 S: 9	H: 0 LOB: 1 BB: 1 P: 17	R: 0 H: 1 K: 0 S: 8	H: 1 LOB: 0 BB: 0 P: 11	R: 0 H: 1 K: 2 S: 9	H: 0 LOB: 1 BB: 1 P: 16	R: 0 H: 0 K: 1 S: 9	H: 0 LOB: 1 BB: 1 P: 15	R: 0 H: 1 K: 1 S: 12	H: 1 LOB: 0 BB: 0 P: 16	1B: 1 2B: 2 3B: 0 HR: 1	SF: 0 SAC: 0 DP: 1 HBP: 0	WP: 0 PB: 0 SB: 0 CS: 0	PA: 33
PITCHER 60 Dallas Keuchel, L ERA: 2.97	IP: 9.0 WLS: W BF: 33 H: 4 R: 1 ER: 1 SO: 5 BB: 3 IBB: 0 HBP: 0 BLK: 0 WP: 0 HR: 1 S: 70 P: 111 ERA: 1.00 WHIP: 0.778											PITCHER	IP: 9.0 WLS: W BF: 33 H: 4 R: 1 ER: 1 SO: 5 BB: 3 IBB: 0 HBP: 0 BLK: 0 WP: 0 HR: 1 S: 70 P: 111 ERA: 1.00 WHIP: 0.778							

AB	30
R	1
H	4
RBI	1
BB	3
SO	5
LOB	8



Batter	1	2	3	4	5	6	7	8	9	AB	R	H	RBI	BB	SO	LOB	BOTTOM			
27 Jose Altuve, R (1, 4) B FF 89 X SI 88	F8							F9		4	0	1	0	1	1	3	Oakland Athletics @ Houston Astros Minute Maid Park, Houston, TX Wed Jul 30 2014, 1:11 PM - 3:45 PM CDT Att: 17,637 - Roof Closed - 73 F			
Enrique Hernández, R (1, 8) C FF 92 B SI 82 X SI 82		G6-3						G5-3		5	1	1	0	0	0	5				
15 Jason Castro, L (1, 10) OBP: 0.296, SLG: 0.383										3	1	1	0	1	2	2				
18 Marc Krauss, L (1, 7) OBP: 0.267, SLG: 0.326										4	1	0	1	0	1	2				
21 Jon Singleton, L (1, 3) OBP: 0.270, SLG: 0.355										3	2	1	2	1	1	0				
30 Matt Dominguez, R (1, 5) OBP: 0.275, SLG: 0.362										4	1	1	1	0	0	0				
22 Carlos Corporán, S (1, 2) OBP: 0.296, SLG: 0.411										3	1	1	1	1	1	0				
19 Robbie Grossman, S (1, 9) OBP: 0.313, SLG: 0.308										2	1	1	2	2	0	0				
3 Gregorio Petit, R (1, 6) OBP: 0.333, SLG: 0.333										4	0	1	0	0	2	3				
Inning Stats	R: 6 H: 6 K: 1 S: 27	H: 6 LOB: 1 BB: 1 P: 44	R: 0 H: 0 K: 1 S: 8	H: 0 LOB: 0 BB: 0 P: 15	R: 0 H: 0 K: 2 S: 8	H: 0 LOB: 0 BB: 0 P: 11	R: 0 H: 0 K: 0 S: 7	H: 0 LOB: 1 BB: 1 P: 11	R: 2 H: 1 K: 0 S: 8	H: 1 LOB: 2 BB: 1 P: 20	R: 0 H: 1 K: 2 S: 12	H: 1 LOB: 0 BB: 1 P: 19	R: 0 H: 0 K: 1 S: 7	H: 0 LOB: 2 BB: 2 P: 24	R: 0 H: 0 K: 1 S: 11	H: 0 LOB: 2 BB: 2 P: 24	1B: 6 2B: 0 3B: 0 HR: 2	SF: 0 SAC: 0 DP: 0 HBP: 0	WP: 0 PB: 0 SB: 0 CS: 0	PA: 38
PITCHER 40 Jason Hammel, R ERA: 3.87	IP: 4.1 WLS: L BF: 23 H: 7 R: 8 ER: 8 SO: 4 BB: 3 IBB: 0 HBP: 0 BLK: 0 WP: 0 HR: 2 S: 53 P: 92 ERA: 16.61 WHIP: 2.308											PITCHER	IP: 4.1 WLS: L BF: 23 H: 7 R: 8 ER: 8 SO: 4 BB: 3 IBB: 0 HBP: 0 BLK: 0 WP: 0 HR: 2 S: 53 P: 92 ERA: 16.61 WHIP: 2.308							
48 Ryan Cook, R (5, 1) ERA: 2.65	0.2	2	0	0	0	0	0	0	0	0	0	5	9	0.00	0.000					
39 Eric O'Flaherty, L (6, 1) ERA: 2.0	1.0	5	1	0	0	2	1	0	0	0	0	12	19	0.00	2.000					
56 Fernando Abad, L (7, 1) ERA: 1.87	1.0	3	0	0	0	1	0	0	0	0	0	7	11	0.00	0.000					
44 Luke Gregerson, R (8, 1) ERA: 1.93	1.0	5	0	0	0	1	2	0	0	0	0	11	24	0.00	2.000					



Batter	1	2	3	4	5	6	7	8	9	AB	R	H	RBI	BB	SO	LOB	TOP										
23 Norichika Aoki, L OBP: 0.329, SLG: 0.328 6 Lorenzo Cain, R OBP: 0.332, SLG: 0.410										3	0	1	0	1	0	1											
14 Omar Infante, R OBP: 0.304, SLG: 0.362										4	0	0	0	0	1	4											
4 Alex Gordon, L OBP: 0.351, SLG: 0.416										4	0	0	0	0	2	1											
13 Salvador Perez, R OBP: 0.312, SLG: 0.414										4	0	0	0	0	2	1											
8 Mike Moustakas, L OBP: 0.281, SLG: 0.387										4	0	0	0	0	1	0											
16 Billy Butler, R OBP: 0.319, SLG: 0.360										3	0	0	0	0	1	0											
18 Raul Ibanez, L OBP: 0.257, SLG: 0.307										3	1	1	1	0	1	0											
2 Alcides Escobar, R OBP: 0.310, SLG: 0.376										3	0	0	0	0	0	0											
1 Jarrod Dyson, L OBP: 0.333, SLG: 0.335										3	0	2	0	0	0	0											
Inning Stats	R: 0 E: 0 K: 2 S: 11	H: 1 LOB: 1 BB: 0 P: 16	R: 0 E: 0 K: 1 S: 13	H: 0 LOB: 0 BB: 20 P: 20	R: 0 E: 0 K: 0 S: 6	H: 1 LOB: 1 BB: 0 P: 12	R: 0 E: 0 K: 2 S: 11	H: 0 LOB: 0 BB: 0 P: 16	R: 1 E: 0 K: 1 S: 10	H: 1 LOB: 0 BB: 0 P: 13	R: 0 E: 0 K: 1 S: 10	H: 0 LOB: 0 BB: 0 P: 15	R: 0 E: 0 K: 0 S: 10	H: 1 LOB: 2 BB: 1 P: 20	R: 0 E: 0 K: 1 S: 11	H: 0 LOB: 0 BB: 0 P: 13	1B: 2 2B: 1 3B: 0 HR: 1	SF: 0 SAC: 0 DP: 0 HBP: 0	WP: 2 PB: 0 SB: 1 CS: 0	PA: 32							
PITCHER	IP	WLS	BF	H	R	ER	SO	BB	IBB	HBP	BLK	WP	HR	S	P	ERA	WHIP										
54 Sonny Gray, R ERA: 2.59	7.0	L	24	3	1	1	7	0	0	0	0	2	1	67	101	1.29	0.429										
39 Eric O'Flaherty, L ERA: 1.89	0.2		4	1	0	0	0	1	0	0	0	0	0	9	19	0.00	3.000										
61 Dan Otero, R ERA: 2.31	1.1		4	0	0	0	1	0	0	0	0	0	0	12	14	0.00	0.000										

Kansas City Royals @ Oakland Athletics
O.co Coliseum, Oakland, CA
Fri Aug 01 2014, 9:38 PM - 12:32 AM EDT
Att: 35,067 - Partly Cloudy - 63 F

AB	31
R	1
H	4
RBI	1
BB	1
SO	8
LOB	7



Batter	1	2	3	4	5	6	7	8	9	AB	R	H	RBI	BB	SO	LOB	BOTTOM										
23 Sam Fuld, L OBP: 0.358, SLG: 0.371										3	0	1	0	1	1	2											
5 John Jaso, L OBP: 0.354, SLG: 0.458											4	0	0	0	2	2											
20 Josh Donaldson, R OBP: 0.331, SLG: 0.466											3	0	1	0	1	0											
37 Brandon Moss, L OBP: 0.336, SLG: 0.497											4	0	0	0	2	4											
8 Jed Lowrie, S OBP: 0.320, SLG: 0.354											4	0	0	0	3	4											
21 Stephen Vogt, L OBP: 0.372, SLG: 0.516										4	0	0	0	0	2	0											
16 Josh Reddick, L OBP: 0.309, SLG: 0.411										4	0	3	0	0	0	0											
7 Alberto Callaspo, S OBP: 0.303, SLG: 0.303										4	0	0	0	0	1	3											
28 Eric Sogard, L OBP: 0.274, SLG: 0.238										2	0	0	0	1	0	1											
Inning Stats	R: 0 E: 0 K: 1 S: 11	H: 0 LOB: 0 BB: 0 P: 13	R: 0 E: 0 K: 1 S: 9	H: 0 LOB: 0 BB: 0 P: 12	R: 0 E: 0 K: 0 S: 7	H: 0 LOB: 0 BB: 0 P: 10	R: 0 E: 0 K: 1 S: 16	H: 1 LOB: 2 BB: 1 P: 28	R: 0 E: 0 K: 3 S: 17	H: 1 LOB: 2 BB: 1 P: 28	R: 0 E: 0 K: 2 S: 14	H: 1 LOB: 2 BB: 1 P: 21	R: 0 E: 0 K: 2 S: 11	H: 0 LOB: 0 BB: 0 P: 18	R: 0 E: 0 K: 2 S: 10	H: 1 LOB: 1 BB: 0 P: 16	1B: 3 2B: 2 3B: 0 HR: 0	SF: 0 SAC: 0 DP: 0 HBP: 0	WP: 0 PB: 0 SB: 0 CS: 0	PA: 35							
PITCHER	IP	WLS	BF	H	R	ER	SO	BB	IBB	HBP	BLK	WP	HR	S	P	ERA	WHIP										
11 Jeremy Guthrie, R ERA: 4.5	6.0	W	23	3	0	0	6	2	0	0	0	0	0	73	107	0.00	0.833										
40 Kelvin Herrera, R ERA: 1.72	1.0	H	5	1	0	0	2	1	0	0	0	0	0	14	21	0.00	2.000										
17 Wade Davis, R ERA: 0.95	1.0	H	3	0	0	0	2	0	0	0	0	0	0	11	18	0.00	0.000										
56 Greg Holland, R ERA: 1.73	1.0	S	4	1	0	0	2	0	0	0	0	0	0	10	16	0.00	1.000										

Kansas City Royals @ Oakland Athletics
O.co Coliseum, Oakland, CA
Fri Aug 01 2014, 9:38 PM - 12:32 AM EDT
Att: 35,067 - Partly Cloudy - 63 F

AB	32
R	0
H	5
RBI	0
BB	3
SO	12
LOB	16



Batter	1	2	3	4	5	6	7	8	9	AB	R	H	RBI	BB	SO	LOB	TOP	
23 Norichika Aoki, L (1, 10) OBP: 0.333, SLG: 0.329	L8		K				L9-3		L7	5	1	1	1	0	1	2		
14 Omar Infante, R (1, 4) OBP: 0.306, SLG: 0.366	G4-6-3		F7						K	5	1	3	2	0	1	1		
13 Salvador Perez, R (1, 2) OBP: 0.311, SLG: 0.412	G4-6-3									4	0	1	1	0	0	2		
16 Billy Butler, R (1, 3) OBP: 0.320, SLG: 0.360										4	0	3	0	0	0	0		
4 Alex Gordon, L (1, 7) OBP: 0.350, SLG: 0.417										4	0	1	0	0	0	4		
6 Lorenzo Cain, R (1, 9) OBP: 0.336, SLG: 0.419										4	0	2	0	0	0	1		
24 Christian Colón, R (1, 5) OBP: 0.333, SLG: 0.611										4	1	1	0	0	0	3		
1 Jarrod Dyson, L (1, 8) OBP: 0.325, SLG: 0.326										4	0	0	0	0	2	3		
2 Alcides Escobar, R (1, 6) OBP: 0.314, SLG: 0.377										3	1	2	0	1	0	0		
Inning Stats	R: 0 H: 1 E: 0 K: 0 S: 5	H: 1 LOB: 0 BB: 7	R: 0 H: 2 E: 0 K: 0 S: 10	H: 1 LOB: 1 BB: 14	R: 0 H: 1 E: 0 K: 1 S: 14	H: 1 LOB: 1 BB: 18	R: 0 H: 1 E: 0 K: 0 S: 14	H: 0 LOB: 0 BB: 12	R: 0 H: 2 E: 0 K: 1 S: 14	H: 2 LOB: 2 BB: 18	R: 0 H: 0 E: 0 K: 1 S: 7	H: 0 LOB: 0 BB: 8	1B: 12 2B: 3 HR: 0	SF: 0 SAC: 0 HBP: 0	WP: 0 PB: 0 SB: 1 CS: 0	PA: 38		
PITCHER	IP WLS BF H R ER SO BB IBB HBP BLK WP HR S P ERA WHIP	6.0 L 26 10 4 4 2 1 0 0 0 0 0 68 99 6.00 1.833	1.2 8 4 0 0 0 0 0 0 0 0 0 18 22 0.00 2.400	1.0 3 0 0 0 1 0 0 0 0 0 0 8 10 0.00 0.000	0.1 1 0 0 0 1 0 0 0 0 0 0 3 3 0.00 0.000	PITCHER												

Kansas City Royals @ Oakland Athletics
O.co Coliseum, Oakland, CA
Sun Aug 03 2014, 4:08 PM - 6:39 PM EDT
Att: 22,612 - Overcast - 61 F

AB 37
R 4
H 14
RBI 4
BB 1
SO 4
LOB 16



Batter	1	2	3	4	5	6	7	8	9	AB	R	H	RBI	BB	SO	LOB	BOTTOM			
23 Sam Fuld, L (1, 8) OBP: 0.350, SLG: 0.361	P2								G3	4	0	0	0	0	0	1				
5 John Jaso, L (1, 10) OBP: 0.349, SLG: 0.451	G4-3								L3	4	0	0	0	0	0	0				
20 Josh Donaldson, R (1, 5) OBP: 0.328, SLG: 0.458	F8								K	4	0	0	0	0	1	0				
37 Brandon Moss, L (1, 7) OBP: 0.334, SLG: 0.493										3	0	0	0	0	2	0				
21 Stephen Vogt, L (1, 3) OBP: 0.357, SLG: 0.494										3	0	0	0	0	0	0				
36 Derek Norris, R (1, 2) OBP: 0.396, SLG: 0.474										3	0	0	0	0	0	0				
16 Josh Reddick, L (1, 9) OBP: 0.314, SLG: 0.441										3	2	2	2	0	0	0				
8 Jed Lowrie, S (1, 6) OBP: 0.317, SLG: 0.351										3	0	1	0	0	0	0				
7 Alberto Callaspo, S (1, 4) OBP: 0.303, SLG: 0.302										3	0	1	0	0	0	1				
Inning Stats	R: 0 H: 0 E: 0 K: 0 S: 8	H: 0 LOB: 0 BB: 0 P: 13	R: 0 H: 0 E: 0 K: 1 S: 11	H: 0 LOB: 0 BB: 0 P: 17	R: 0 H: 0 E: 0 K: 0 S: 5	H: 0 LOB: 0 BB: 0 P: 7	R: 0 H: 0 E: 0 K: 0 S: 8	H: 0 LOB: 0 BB: 0 P: 14	R: 0 H: 2 E: 0 K: 0 S: 11	H: 2 LOB: 1 BB: 19	R: 0 H: 0 E: 0 K: 1 S: 8	H: 0 LOB: 0 BB: 9	R: 1 H: 2 E: 0 K: 0 S: 6	H: 2 LOB: 1 BB: 9	R: 0 H: 0 E: 0 K: 1 S: 7	H: 0 LOB: 0 BB: 10	1B: 2 2B: 1 3B: 0 HR: 2	SF: 0 SAC: 0 DP: 1 HBP: 0	WP: 0 PB: 0 SB: 0 CS: 0	PA: 30
PITCHER	IP WLS BF H R ER SO BB IBB HBP BLK WP HR S P ERA WHIP	8.0 W 27 4 2 2 2 1 0 0 0 0 0 2 65 102 2.25 0.500	1.0 S 3 0 0 0 1 0 0 0 0 0 0 0 7 10 0.00 0.000	PITCHER																

Kansas City Royals @ Oakland Athletics
O.co Coliseum, Oakland, CA
Sun Aug 03 2014, 4:08 PM - 6:39 PM EDT
Att: 22,612 - Overcast - 61 F


AB 30
R 2
H 4
RBI 2
BB 0
SO 3
LOB 2



Batter	1	2	3	4	5	6	7	8	9	10	AB	R	H	RBI	BB	SO	LOB	TOP									
8 Desmond Jennings, R OBP: 0.325, SLG: 0.381	G4-3																										
18 Ben Zobrist, S OBP: 0.362, SLG: 0.422	G6-3																										
20 Matt Joyce, L OBP: 0.365, SLG: 0.423	G4-3																										
3 Evan Longoria, R OBP: 0.333, SLG: 0.401																											
21 James Loney, L OBP: 0.345, SLG: 0.381																											
1 Sean Rodriguez, R OBP: 0.281, SLG: 0.491																											
11 Logan Forsythe, R OBP: 0.304, SLG: 0.389																											
11 Yunel Escobar, R OBP: 0.325, SLG: 0.334																											
28 José Molina, R OBP: 0.240, SLG: 0.198																											
5 Brandon Guyer, R OBP: 0.350, SLG: 0.362																											
59 Curt Casali, R OBP: 0.238, SLG: 0.111																											
39 Kevin Kiermaier, L OBP: 0.344, SLG: 0.515																											
Inning Stats	R: 0 E: 0 K: 0 S: 7	H: 0 LOB: 0 BB: 10 P: 10	R: 1 E: 0 K: 1 S: 10	H: 2 LOB: 1 BB: 21 P: 21	R: 0 E: 0 K: 0 S: 10	H: 1 LOB: 1 BB: 0 P: 16	R: 0 E: 0 K: 0 S: 5	H: 0 LOB: 0 BB: 11 P: 11	R: 1 E: 0 K: 1 S: 21	H: 2 LOB: 2 BB: 1 P: 31	R: 0 E: 1 K: 0 S: 8	H: 0 LOB: 1 BB: 0 P: 11	R: 0 E: 0 K: 1 S: 7	H: 0 LOB: 0 BB: 0 P: 10	R: 0 E: 0 K: 0 S: 6	H: 0 LOB: 0 BB: 0 P: 7	R: 0 E: 1 K: 1 S: 11	H: 1 LOB: 2 BB: 0 P: 13	R: 0 E: 0 K: 2 S: 9	H: 0 LOB: 0 BB: 0 P: 9	1B: 4 2B: 0 3B: 1 HR: 1	SF: 0 SAC: 1 DP: 0 HBP: 0	WP: 0 PB: 0 SB: 3 CS: 0	PA: 39			
PITCHER	IP 7.0	WLS 28	BF 5	H 2	R 2	ER 2	SO 3	BB 1	IBB 0	HBP 0	BLK 0	WP 0	HR 1	S 68	P 110	ERA 2.57	WHIP 0.857										
29 Jeff Samardzija, R ERA: 2.91	1.0	3	0	0	0	0	0	0	0	0	0	0	0	6	7	0.00	0.000										
44 Luke Gregerson, R ERA: 1.86	1.0	5	1	0	0	1	0	0	0	0	0	0	0	11	13	0.00	1.000										
62 Sean Doolittle, L ERA: 2.54	1.0	W	3	0	0	0	2	0	0	0	0	0	0	9	9	0.00	0.000										
48 Ryan Cook, R ERA: 2.48																											

Tampa Bay Rays @ Oakland Athletics
O.co Coliseum, Oakland, CA
Mon Aug 04 2014, 10:08 PM - 2:05 AM EDT
Att: 18,479 - Partly Cloudy - 66 F


AB 37
R 2
H 6
RBI 2
BB 1
SO 6
LOB 16



Batter	1	2	3	4	5	6	7	8	9	10	AB	R	H	RBI	BB	SO	LOB	BOTTOM									
23 Sam Fuld, L OBP: 0.354, SLG: 0.362	F7																										
5 John Jaso, L OBP: 0.349, SLG: 0.445	L9																										
20 Josh Donaldson, R OBP: 0.330, SLG: 0.456	G6-3																										
37 Brandon Moss, L OBP: 0.332, SLG: 0.487	G4-3																										
36 Derek Norris, R OBP: 0.356, SLG: 0.471	F9																										
16 Josh Reddick, L OBP: 0.311, SLG: 0.436	G4-3																										
8 Jed Lowrie, S OBP: 0.322, SLG: 0.357																											
21 Stephen Vogt, L OBP: 0.351, SLG: 0.485																											
4 Coco Crisp, S OBP: 0.373, SLG: 0.415																											
28 Eric Sogard, L OBP: 0.283, SLG: 0.245																											
15 Johnny Gomes, R OBP: 0.335, SLG: 0.357																											
7 Alberto Callaspo, S OBP: 0.302, SLG: 0.301																											
Inning Stats	R: 0 E: 0 K: 0 S: 9	H: 0 LOB: 3 BB: 3 P: 23	R: 0 E: 0 K: 1 S: 12	H: 1 LOB: 1 BB: 1 P: 20	R: 0 E: 0 K: 1 S: 12	H: 2 LOB: 1 BB: 0 P: 18	R: 0 E: 0 K: 1 S: 7	H: 1 LOB: 1 BB: 0 P: 11	R: 0 E: 0 K: 1 S: 11	H: 1 LOB: 1 BB: 0 P: 16	R: 1 E: 0 K: 0 S: 15	H: 3 LOB: 2 BB: 0 P: 19	R: 0 E: 0 K: 2 S: 12	H: 1 LOB: 3 BB: 2 P: 27	R: 0 E: 0 K: 2 S: 9	H: 0 LOB: 0 BB: 0 P: 12	R: 0 E: 0 K: 1 S: 12	H: 0 LOB: 1 BB: 1 P: 23	R: 1 E: 0 K: 1 S: 19	H: 2 LOB: 3 BB: 2 P: 31	1B: 10 2B: 1 3B: 0 HR: 0	SF: 0 SAC: 0 DP: 0 HBP: 1	WP: 0 PB: 0 SB: 2 CS: 0	PA: 50			
PITCHER	IP 5.2	WLS 8	BF 2	H 2	R 2	ER 2	SO 4	BB 4	IBB 0	HBP 1	BLK 0	WP 0	HR 0	S 62	P 102	ERA 3.18	WHIP 2.118										
53 Alex Cobb, R ERA: 3.52	1.0	6	1	0	0	1	1	0	0	0	0	0	0	13	28	0.00	2.000										
62 Joel Peralta, R ERA: 3.77	1.1	4	0	0	0	3	0	0	0	0	0	0	0	12	16	0.00	0.000										
26 Brad Boxberger, R ERA: 2.0	1.0	4	0	0	0	1	1	0	0	0	0	0	0	12	23	0.00	1.000										
57 Jake McGee, L ERA: 1.44	0.2	L	6	2	1	1	1	2	0	0	0	0	0	19	31	13.50	6.000										
50 Grant Balfour, R ERA: 4.90																											

Tampa Bay Rays @ Oakland Athletics
O.co Coliseum, Oakland, CA
Mon Aug 04 2014, 10:08 PM - 2:05 AM EDT
Att: 18,479 - Partly Cloudy - 66 F

AB 40
R 3
H 11
RBI 3
BB 9
SO 10
LOB 30



Batter	1	2	3	4	5	6	7	8	9	AB	R	H	RBI	BB	SO	LOB	TOP										
8 Desmond Jennings, R (1, 8) OBP: 0.327, SLG: 0.379										2	0	0	0	2	1	0											
18 Ben Zobrist, S (1, 7) OBP: 0.358, SLG: 0.417										4	0	0	0	0	0	2											
20 Matt Joyce, L (1, 10) OBP: 0.364, SLG: 0.421										4	0	1	0	0	1	1											
3 Evan Longoria, R (1, 5) OBP: 0.332, SLG: 0.400										4	0	1	0	0	1	2											
21 James Loney, L (1, 3) OBP: 0.344, SLG: 0.380										4	0	1	0	0	0	2											
11 Yunel Escobar, R (1, 6) OBP: 0.327, SLG: 0.334										3	0	1	0	1	0	1											
35 Cole Figueroa, L (1, 4) OBP: 0.270, SLG: 0.250										3	0	2	0	0	0	1											
11 Logan Forsythe, R (9, PH) OBP: 0.303, SLG: 0.367										3	0	1	0	1	0	1											
59 Curt Casali, R (1, 2) OBP: 0.280, SLG: 0.143										3	0	0	0	0	1	6											
39 Kevin Kiermaier, L (1, 9) OBP: 0.339, SLG: 0.507										1	0	0	0	0	0	0											
1 Sean Rodriguez, R (9, PH) OBP: 0.279, SLG: 0.488										1	0	0	0	0	0	0											
Inning Stats	R: 0 E: 0 K: 0 S: 10	H: 0 LOB: 0 BB: 0 P: 15	R: 0 E: 0 K: 1 S: 14	H: 2 LOB: 3 BB: 1 P: 22	R: 0 E: 0 K: 0 S: 4	H: 1 LOB: 1 BB: 1 P: 9	R: 0 E: 0 K: 0 S: 11	H: 3 LOB: 2 BB: 0 P: 15	R: 0 E: 0 K: 1 S: 17	H: 0 LOB: 2 BB: 1 P: 26	R: 0 E: 0 K: 1 S: 6	H: 0 LOB: 0 BB: 0 P: 14	R: 0 E: 0 K: 1 S: 5	H: 0 LOB: 0 BB: 0 P: 5	R: 0 E: 0 K: 0 S: 7	H: 0 LOB: 0 BB: 0 P: 11	R: 0 E: 0 K: 1 S: 8	H: 0 LOB: 0 BB: 0 P: 12	1B: 7 2B: 0 3B: 0 HR: 0	SF: 0 SAC: 0 DP: 2 HBP: 0	WP: 1 PB: 0 SB: 0 CS: 0	PA: 36					
PITCHER	IP	WLS	BF	H	R	ER	SO	BB	IBB	HBP	BLK	WP	HR	S	P	ERA	WHIP										
40 Jason Hammel, R (1, 1) ERA: 3.7	5.2	W	26	7	0	0	2	4	0	0	0	1	0	59	97	0.00	1.941										
39 Eric O'Flaherty, L (6, 1) ERA: 1.5	0.1	H	1	0	0	0	1	0	0	0	0	0	0	3	4	0.00	0.000										
48 Ryan Cook, R (7, 1) ERA: 2.41	1.0	H	3	0	0	0	1	0	0	0	0	0	0	5	5	0.00	0.000										
44 Luke Gregerson, R (8, 1) ERA: 1.84	1.0	H	3	0	0	0	0	0	0	0	0	0	0	7	11	0.00	0.000										
62 Sean Doolittle, L (9, 1) ERA: 2.49	1.0	S	3	0	0	0	1	0	0	0	0	0	0	8	12	0.00	0.000										

Tampa Bay Rays @ Oakland Athletics
O.co Coliseum, Oakland, CA
Tue Aug 05 2014, 10:09 PM - 1:17 AM EDT
Att: 16,335 - Overcast - 65 F

AB 32
R 0
H 7
RBI 0
BB 4
SO 5
LOB 16



Batter	1	2	3	4	5	6	7	8	9	AB	R	H	RBI	BB	SO	LOB	BOTTOM										
4 Coco Crisp, S (1, 10) OBP: 0.374, SLG: 0.413										4	0	1	1	1	1	2											
23 Sam Fuld, L (1, 8) OBP: 0.352, SLG: 0.360										4	0	1	0	0	2	4											
20 Josh Donaldson, R (1, 5) OBP: 0.331, SLG: 0.458										3	0	1	0	1	0	1											
15 Jonny Gomes, R (1, 7) OBP: 0.333, SLG: 0.355										4	0	1	0	0	1	3											
36 Derek Norris, R (1, 2) OBP: 0.394, SLG: 0.467										4	1	1	0	0	2	3											
35 Nate Freiman, R (1, 3) OBP: 0.282, SLG: 0.417										3	1	1	1	1	2	1											
16 Josh Reddick, L (1, 9) OBP: 0.316, SLG: 0.439										3	0	2	1	0	0	3											
7 Alberto Callaspo, S (1, 4) OBP: 0.304, SLG: 0.304										4	1	2	0	0	0	1											
28 Eric Sogard, L (1, 6) OBP: 0.285, SLG: 0.243										1	0	0	0	1	0	0											
Inning Stats	R: 0 E: 0 K: 2 S: 14	H: 1 LOB: 1 BB: 0 P: 22	R: 0 E: 0 K: 1 S: 11	H: 1 LOB: 0 BB: 0 P: 15	R: 0 E: 0 K: 1 S: 7	H: 0 LOB: 0 BB: 0 P: 11	R: 0 E: 0 K: 1 S: 17	H: 1 LOB: 3 BB: 2 P: 29	R: 1 E: 1 K: 1 S: 11	H: 2 LOB: 1 BB: 0 P: 16	R: 2 E: 1 K: 0 S: 21	H: 3 LOB: 2 BB: 2 P: 35	R: 0 E: 0 K: 2 S: 11	H: 1 LOB: 1 BB: 0 P: 16	R: 0 E: 1 K: 0 S: 7	H: 1 LOB: 1 BB: 0 P: 9	1B: 8 2B: 3 3B: 0 HR: 0	SF: 0 SAC: 2 DP: 1 HBP: 0	WP: 2 PB: 1 SB: 2 CS: 1	PA: 38							
PITCHER	IP	WLS	BF	H	R	ER	SO	BB	IBB	HBP	BLK	WP	HR	S	P	ERA	WHIP										
33 Drew Smyly, L (1, 1) ERA: 3.98	5.1	L	24	7	3	3	6	1	1	0	0	2	0	70	107	5.06	1.500										
36 Jeff Belliveau, L (6, 1) ERA: 1.53	0.2	5	1	0	0	0	1	1	1	0	0	0	0	11	21	0.00	3.000										
49 Kirby Yates, R (7, 1) ERA: 2.53	1.0	4	1	0	0	2	0	0	0	0	0	0	0	11	16	0.00	1.000										
27 Cesar Ramos, L (8, 1) ERA: 3.82	1.0	4	1	0	0	0	0	0	0	0	0	0	0	7	9	0.00	1.000										

Tampa Bay Rays @ Oakland Athletics
O.co Coliseum, Oakland, CA
Tue Aug 05 2014, 10:09 PM - 1:17 AM EDT
Att: 16,335 - Overcast - 65 F

AB 30
R 3
H 10
RBI 3
BB 4
SO 8
LOB 18



Batter	1	2	3	4	5	6	7	8	9	AB	R	H	RBI	BB	SO	LOB	TOP							
39 Danny Santana, S OBP: 0.353, SLG: 0.471											4	0	0	0	0	2	2	Minnesota Twins @ Oakland Athletics O.co Coliseum, Oakland, CA Thu Aug 07 2014, 10:09 PM - 12:49 AM EDT Att: 22,108 - Clear - 59 F livebaseballscorecards.com						
2 Brian Dozier, R OBP: 0.336, SLG: 0.422											3	0	0	0	1	0	0							
24 Trevor Plouffe, R OBP: 0.324, SLG: 0.409											4	0	0	0	0	0	3							
16 Josh Willingham, R OBP: 0.348, SLG: 0.397											4	0	0	0	0	3	0							
19 Kennys Vargas, S OBP: 0.333, SLG: 0.440											3	0	0	0	0	1	0							
31 Oswaldo Arcia, L OBP: 0.308, SLG: 0.398											3	0	1	0	0	0	0							
8 Kurt Suzuki, R OBP: 0.369, SLG: 0.391										3	0	1	0	0	0	1								
20 Chris Colabelo, R OBP: 0.282, SLG: 0.380											2	0	1	0	1	0	0							
5 Eduardo Escobar, S OBP: 0.310, SLG: 0.387											3	0	0	0	0	2	3							
Inning Stats	R: 0 E: 0 K: 1 S: 10	H: 0 LOB: 0 BB: 0 P: 14	R: 0 E: 0 K: 2 S: 8	H: 0 LOB: 0 BB: 0 P: 11	R: 0 E: 0 K: 1 S: 9	H: 0 LOB: 0 BB: 0 P: 14	R: 0 E: 0 K: 0 S: 8	H: 0 LOB: 0 BB: 0 P: 10	R: 0 E: 0 K: 1 S: 6	H: 2 LOB: 3 BB: 1 P: 25	R: 0 E: 0 K: 0 S: 8	H: 1 LOB: 1 BB: 0 P: 11	R: 0 E: 0 K: 0 S: 7	H: 0 LOB: 0 BB: 1 P: 12	R: 0 E: 0 K: 1 S: 11	H: 0 LOB: 0 BB: 0 P: 17	1B: 3 2B: 0 3B: 0 HR: 0	SF: 0 SAC: 0 DP: 1 HBP: 0	WP: 0 PB: 0 SB: 0 CS: 0	PA: 31				
PITCHER 31 Jon Lester, L ERA: 2.44	IP: 9.0 WLS: W BF: 31	H: 3 R: 0 ER: 0 SO: 8	BB: 2 IBB: 0 HBP: 0 BLK: 0	WP: 0 HR: 0 S: 83 P: 122	ERA: 0.00 WHIP: 0.556	PITCHER														IP: 9.0 WLS: W BF: 31	H: 3 R: 0 ER: 0 SO: 8	BB: 2 IBB: 0 HBP: 0 BLK: 0	WP: 0 HR: 0 S: 83 P: 122	ERA: 0.00 WHIP: 0.556

Batter	1	2	3	4	5	6	7	8	9	AB	R	H	RBI	BB	SO	LOB	BOTTOM							
4 Coco Crisp, S OBP: 0.371, SLG: 0.406											3	0	0	0	1	0	1	Minnesota Twins @ Oakland Athletics O.co Coliseum, Oakland, CA Thu Aug 07 2014, 10:09 PM - 12:49 AM EDT Att: 22,108 - Clear - 59 F livebaseballscorecards.com						
5 Jhon Jaso, L OBP: 0.347, SLG: 0.439											3	0	1	0	0	0	1							
8 Jed Lowrie, S OBP: 0.321, SLG: 0.356											4	0	1	0	0	0	3							
20 Josh Donaldson, R OBP: 0.330, SLG: 0.454											4	0	1	0	0	0	3							
37 Brandon Moss, L OBP: 0.333, SLG: 0.485											3	1	1	0	1	2	2							
36 Derek Norris, R OBP: 0.392, SLG: 0.468											4	0	1	1	0	0	3							
16 Josh Reddick, L OBP: 0.310, SLG: 0.432											4	0	0	0	0	0	1							
7 Alberto Callaspo, S OBP: 0.303, SLG: 0.298											2	1	0	0	2	0	2							
21 Stephen Vogt, L OBP: 0.344, SLG: 0.491											3	1	1	2	0	1	2							
15 Jonny Gomes, R OBP: 0.332, SLG: 0.353											1	0	0	0	0	0	1							
23 Sam Fuld, L OBP: 0.348, SLG: 0.355											0	0	0	0	0	0	0							
28 Eric Sogard, L OBP: 0.290, SLG: 0.266											4	0	2	0	0	1	1							
Inning Stats	R: 0 E: 0 K: 0 S: 9	H: 0 LOB: 0 BB: 0 P: 13	R: 0 E: 0 K: 1 S: 8	H: 0 LOB: 0 BB: 0 P: 12	R: 2 E: 0 K: 0 S: 13	H: 2 LOB: 1 BB: 1 P: 19	R: 1 E: 0 K: 0 S: 11	H: 2 LOB: 1 BB: 0 P: 16	R: 0 E: 0 K: 1 S: 17	H: 2 LOB: 2 BB: 0 P: 27	R: 0 E: 1 K: 1 S: 14	H: 0 LOB: 1 BB: 0 P: 16	R: 0 E: 0 K: 0 S: 12	H: 1 LOB: 3 BB: 2 P: 25	R: 0 E: 0 K: 1 S: 8	H: 0 LOB: 1 BB: 1 P: 16	1B: 4 2B: 2 3B: 0 HR: 1	SF: 0 SAC: 0 DP: 0 HBP: 0	WP: 0 PB: 0 SB: 2 CS: 0	PA: 36				
PITCHER 63 Yohan Pino, R ERA: 4.99	IP: 5.2 WLS: L	H: 6 R: 3 ER: 3 SO: 3	BB: 1 IBB: 0 HBP: 0 BLK: 0	WP: 0 HR: 1 S: 66 P: 96	ERA: 4.76 WHIP: 1.235	PITCHER														IP: 5.2 WLS: L	H: 6 R: 3 ER: 3 SO: 3	BB: 1 IBB: 0 HBP: 0 BLK: 0	WP: 0 HR: 1 S: 66 P: 96	ERA: 4.76 WHIP: 1.235
56 Caleb Thielbar, L ERA: 3.16	0.1	3	1	0	0	1	1	0	0	0	0	0	9	15	0.00	6.000								
57 Ryan Pressly, R ERA: 1.17	1.0	4	0	0	0	0	0	1	0	0	0	0	9	17	0.00	0.000								
52 Brian Duensing, L ERA: 2.34	1.0	4	0	0	0	1	1	0	0	0	0	0	8	16	0.00	1.000								

Minnesota Twins @ Oakland Athletics
O.co Coliseum, Oakland, CA
Thu Aug 07 2014, 10:09 PM - 12:49 AM EDT
Att: 22,108 - Clear - 59 F

AB 29
R 0
H 3
RBI 0
BB 2
SO 8
LOB 9

Minnesota Twins @ Oakland Athletics
O.co Coliseum, Oakland, CA
Thu Aug 07 2014, 10:09 PM - 12:49 AM EDT
Att: 22,108 - Clear - 59 F

AB 32
R 3
H 7
RBI 3
BB 4
SO 4
LOB 19

Batter	1	2	3	4	5	6	7	8	9	AB	R	H	RBI	BB	SO	LOB	TOP					
39 Danny Santana, S (1, 8) OBP: 0.351, SLG: 0.467	L8			G1-3			2 BB 24 1B	P6		4	1	1	0	0	0	0	Minnesota Twins @ Oakland Athletics O.co Coliseum, Oakland, CA Fri Aug 08 2014, 10:08 PM - 12:59 AM EDT Att: 20,196 - Partly Cloudy - 69 F					
2 Brian Dozier, R (1, 4) OBP: 0.339, SLG: 0.419	K			G6-3			24 1B BB	P5		3	1	0	0	1	1	0						
24 Trevor Plouffe, R (1, 5) OBP: 0.323, SLG: 0.408	F7			P3			31 1B 27 E	G4-3		4	1	1	1	0	0	0						
19 Kennys Vargas, S (1, 10) OBP: 0.316, SLG: 0.407		G4-3			8 G5-4-3 1B		K			4	0	2	0	0	1	2						
5 Eduardo Escobar, S (9, PR) OBP: 0.310, SLG: 0.387										0	0	0	0	0	0	0						
31 Oswaldo Arcia, L (1, 9) OBP: 0.307, SLG: 0.396		K								4	1	1	1	0	3	2						
8 Kurt Suzuki, R (1, 2) OBP: 0.365, SLG: 0.387																						
27 Chris Parmelee, L (1, 3) OBP: 0.347, SLG: 0.395																						
16 Josh Willingham, R (9, PH) OBP: 0.347, SLG: 0.395																						
9 Eduardo Núñez, R (1, 6) OBP: 0.282, SLG: 0.371																						
1 Jordan Schafer, L (1, 7) OBP: 0.253, SLG: 0.213																						
Inning Stats	R: 0 E: 0 K: 1 S: 8	H: 0 LOB: 0 BB: 0 P: 9	R: 0 E: 0 K: 1 S: 9	H: 0 LOB: 0 BB: 0 P: 11	R: 0 E: 0 K: 0 S: 7	H: 0 LOB: 0 BB: 0 P: 9	R: 0 E: 0 K: 0 S: 10	H: 0 LOB: 0 BB: 0 P: 13	R: 0 E: 0 K: 1 S: 7	H: 1 LOB: 0 BB: 0 P: 11	R: 0 E: 0 K: 0 S: 6	H: 0 LOB: 0 BB: 0 P: 8	R: 5 E: 1 K: 2 S: 20	H: 5 LOB: 1 BB: 1 P: 30	R: 0 E: 0 K: 0 S: 7	H: 0 LOB: 0 BB: 0 P: 9	R: 0 E: 0 K: 2 S: 13	H: 1 LOB: 1 BB: 0 P: 16	1B: 5 2B: 2 3B: 0 HR: 0	SF: 0 SAC: 0 DP: 1 HBP: 0	WP: 0 PB: 0 SB: 0 CS: 0	PA: 34
PITCHER	IP WLS BF H R ER SO BB IBB HBP BLK WP HR S P ERA WHIP																					
26 Scott Kazmir, L (1, 1) ERA: 2.73	6.2 W 25 5 5 5 4 1 0 0 0 0 0 0 63 85 6.75 0.900																					
48 Ryan Cook, R (7, 1) ERA: 2.39	0.1 H 2 1 0 0 1 0 0 0 0 0 0 0 4 6 0.00 3.000																					
44 Luke Gregerson, R (8, 1) ERA: 1.81	1.0 H 3 0 0 0 0 0 0 0 0 0 0 0 7 9 0.00 0.000																					
62 Sean Doolittle, L (9, 1) ERA: 2.44	1.0 S 4 1 0 0 2 0 0 0 0 0 0 0 13 16 0.00 1.000																					


AB	33
R	5
H	7
RBI	5
BB	1
SO	7
LOB	10




Batter	1	2	3	4	5	6	7	8	9	AB	R	H	RBI	BB	SO	LOB	BOTTOM			
4 Coco Crisp, S (1, 10) OBP: 0.372, SLG: 0.412	G4-3									3	1	1	3	1	1	1	Minnesota Twins @ Oakland Athletics O.co Coliseum, Oakland, CA Fri Aug 08 2014, 10:08 PM - 12:59 AM EDT Att: 20,196 - Partly Cloudy - 69 F			
5 Jhon Jaso, L (1, 2) OBP: 0.343, SLG: 0.433	G4-3									4	0	0	0	0	0	3				
36 Derek Norris, R (9, 2) OBP: 0.392, SLG: 0.468	G4-3									0	0	0	0	0	0	0				
20 Josh Donaldson, R (1, 5) OBP: 0.333, SLG: 0.456										2	0	1	0	2	1	0				
37 Brandon Moss, L (1, 7) OBP: 0.330, SLG: 0.480										4	0	0	0	0	2	3				
8 Jed Lowrie, S (1, 6) OBP: 0.321, SLG: 0.360										4	0	1	0	0	0	2				
16 Josh Reddick, L (1, 9) OBP: 0.309, SLG: 0.427										3	1	0	0	1	0	2				
21 Stephen Vogt, L (1, 3) OBP: 0.350, SLG: 0.491										2	2	1	0	1	0	0				
15 Jonny Gomes, R (8, PH) OBP: 0.331, SLG: 0.352										1	0	0	0	0	1	0				
23 Sam Fuld, L (1, 8) OBP: 0.346, SLG: 0.353										4	1	1	0	0	1	2				
28 Eric Sogard, L (1, 4) OBP: 0.294, SLG: 0.272										3	1	1	2	1	1	0				
Inning Stats	R: 0 E: 0 K: 1 S: 7	H: 1 LOB: 1 BB: 0 P: 13	R: 0 E: 0 K: 0 S: 6	H: 0 LOB: 0 BB: 0 P: 12	R: 0 E: 0 K: 1 S: 9	H: 0 LOB: 1 BB: 1 P: 15	R: 0 E: 0 K: 1 S: 7	H: 1 LOB: 1 BB: 0 P: 12	R: 4 E: 1 K: 0 S: 14	H: 2 LOB: 1 BB: 3 P: 35	R: 2 E: 0 K: 1 S: 14	H: 2 LOB: 1 BB: 1 P: 26	R: 0 E: 0 K: 1 S: 13	H: 0 LOB: 1 BB: 1 P: 23	R: 0 E: 0 K: 2 S: 9	H: 0 LOB: 0 BB: 0 P: 15	1B: 2 2B: 2 3B: 2 HR: 0	SF: 0 SAC: 0 DP: 0 HBP: 0	WP: 0 PB: 1 SB: 1 CS: 0	PA: 36
PITCHER	IP WLS BF H R ER SO BB IBB HBP BLK WP HR S P ERA WHIP																			
44 Kyle Gibson, R (1, 1) ERA: 4.13	5.0 L 25 5 5 5 3 1 0 0 0 0 0 0 16 28 9.00 2.000																			
51 Anthony Swarzak, R (6, 1) ERA: 4.24	1.0 5 1 0 0 1 1 0 0 0 0 0 0 8 13 0.00 0.000																			
61 Jared Burton, R (7, 1) ERA: 4.3	0.2 2 0 0 0 1 0 0 0 0 0 0 0 1 2 0.00 0.000																			
56 Caleb Thielbar, L (7, 1) ERA: 3.13	0.1 1 0 0 0 0 0 0 0 0 0 0 0 1 2 0.00 0.000																			
50 Casey Fien, R (8, 1) ERA: 2.92	1.0 3 0 0 0 2 0 0 0 0 0 0 0 9 15 0.00 0.000																			

AB	30
R	6
H	6
RBI	5
BB	6
SO	7
LOB	13



Batter	1	2	3	4	5	6	7	8	9	AB	R	H	RBI	BB	SO	LOB	TOP										
39 Danny Santana, S OBP: 0.352, SLG: 0.470	L8	G4-3			G1-3	L3				5	1	2	0	0	0	4	Minnesota Twins @ Oakland Athletics O.co Coliseum, Oakland, CA Sat Aug 09 2014, 9:08 PM - 12:29 AM EDT Att: 32,074 - Overcast - 57 F										
2 Brian Dozier, R OBP: 0.336, SLG: 0.421	24 BB		24 S		G1-3			SF8		3	1	1	1	1	1												
24 Trevor Plouffe, R OBP: 0.322, SLG: 0.405	19 FC4-6				G6-3			F9		5	0	1	2	0	1	2											
19 Kennys Vargas, S OBP: 0.389, SLG: 0.455	FC4-6									4	0	2	0	0	1	1											
16 Josh Willingham, R OBP: 0.344, SLG: 0.391	K									5	0	1	0	0	2	4											
27 Chris Parmelee, L OBP: 0.313, SLG: 0.401		G3-1								5	0	1	0	0	0	4											
5 Eduardo Escobar, S OBP: 0.312, SLG: 0.395										4	1	2	0	0	1	1											
26 Eric Fryer, R OBP: 0.292, SLG: 0.356		G6-3								4	0	0	0	0	1	3											
1 Jordan Schafer, L OBP: 0.272, SLG: 0.250										3	1	2	1	1	0	0											
																											
Inning Stats	R: 1 H: 2 E: 0 K: 1 S: 15	H: 2 LOB: 1 BB: 0 P: 18	R: 0 H: 1 E: 0 K: 0 S: 14	H: 1 LOB: 2 BB: 1 P: 23	R: 0 H: 0 E: 0 K: 1 S: 10	H: 0 LOB: 0 BB: 1 P: 19	R: 0 H: 0 E: 0 K: 0 S: 7	H: 0 LOB: 0 BB: 0 P: 8	R: 1 H: 2 E: 0 K: 1 S: 16	H: 2 LOB: 1 BB: 0 P: 25	R: 0 H: 2 E: 0 K: 2 S: 13	H: 2 LOB: 2 BB: 0 P: 16	R: 0 H: 2 E: 0 K: 1 S: 10	H: 2 LOB: 0 BB: 0 P: 14	R: 2 H: 3 E: 0 K: 0 S: 16	H: 3 LOB: 1 BB: 0 P: 24	R: 0 H: 0 E: 0 K: 1 S: 6	H: 0 LOB: 0 BB: 0 P: 11	1B: 6 2B: 6 3B: 0 HR: 0	SF: 1 SAC: 0 DP: 0 HBP: 1	WP: 0 PB: 1 SB: 2 CS: 0	PA: 42					
PITCHER	IP	WLS	BF	H	R	ER	SO	BB	IBB	HBP	BLK	WP	HR	S	P	ERA	WHIP										
29 Jeff Samardzija, R ERA: 2.91	6.0	W	28	7	2	2	5	2	0	1	0	0	0	75	109	3.00	1.500										
61 Dan Otero, R ERA: 2.45	2.0		11	5	2	2	1	0	0	0	0	0	0	26	38	9.00	2.500										
39 Eric O'Flaherty, L ERA: 1.64	1.0		3	0	0	0	1	0	0	0	0	0	0	6	11	0.00	0.000										

Batter	1	2	3	4	5	6	7	8	9	AB	R	H	RBI	BB	SO	LOB	BOTTOM										
4 Coco Crisp, S OBP: 0.370, SLG: 0.407	P5									4	1	0	0	1	3	5	Minnesota Twins @ Oakland Athletics O.co Coliseum, Oakland, CA Sat Aug 09 2014, 9:08 PM - 12:29 AM EDT Att: 32,074 - Overcast - 57 F										
23 Sam Fuld, L OBP: 0.347, SLG: 0.351	20 BB		G3-1							4	2	1	0	1	1	3											
20 Josh Donaldson, R OBP: 0.338, SLG: 0.461	36 BB									4	1	3	2	0	0	0											
37 Brandon Moss, L OBP: 0.333, SLG: 0.478	36 BB									3	1	1	0	2	1	1											
36 Derek Norris, R OBP: 0.396, SLG: 0.478										3	1	1	5	2	1	1											
16 Josh Reddick, L OBP: 0.311, SLG: 0.430	F7-2									5	1	2	0	0	0	6											
8 Jed Lowrie, S OBP: 0.319, SLG: 0.357										4	0	0	0	1	2	2											
21 Stephen Vogt, L OBP: 0.351, SLG: 0.506										5	1	2	2	0	1	2											
28 Eric Sogard, L OBP: 0.305, SLG: 0.270										1	1	0	0	4	0	1											
																											
Inning Stats	R: 1 H: 2 E: 0 K: 0 S: 9	H: 2 LOB: 2 BB: 2 P: 21	R: 3 H: 1 E: 0 K: 0 S: 19	H: 1 LOB: 3 BB: 5 P: 42	R: 0 H: 0 E: 0 K: 2 S: 13	H: 0 LOB: 2 BB: 2 P: 25	R: 0 H: 0 E: 0 K: 0 S: 5	H: 0 LOB: 0 BB: 0 P: 8	R: 2 H: 2 E: 1 K: 1 S: 12	H: 2 LOB: 1 BB: 1 P: 22	R: 3 H: 3 E: 0 K: 1 S: 16	H: 3 LOB: 2 BB: 1 P: 28	R: 0 H: 1 E: 0 K: 3 S: 13	H: 1 LOB: 1 BB: 0 P: 17	R: 0 H: 1 E: 0 K: 1 S: 11	H: 1 LOB: 0 BB: 0 P: 16	1B: 6 2B: 3 3B: 0 HR: 2	SF: 0 SAC: 0 DP: 1 HBP: 1	WP: 0 PB: 0 SB: 1 CS: 0	PA: 45							
PITCHER	IP	WLS	BF	H	R	ER	SO	BB	IBB	HBP	BLK	WP	HR	S	P	ERA	WHIP										
65 Trevor May, R ERA: 18.0	2.0	L	15	3	4	4	0	7	0	0	0	0	0	28	63	18.00	5.000										
21 Samuel Deduno, R ERA: 4.55	3.0		18	5	5	5	4	3	0	1	0	0	2	40	70	15.00	2.667										
57 Ryan Pressly, R ERA: 0.93	2.0		8	1	0	0	4	1	0	0	0	0	0	19	30	0.00	1.000										
51 Anthony Swarzak, R ERA: 4.17	1.0		4	1	0	0	1	0	0	0	0	0	0	11	16	0.00	1.000										

Batter	1	2	3	4	5	6	7	8	9	AB R H RBI BB SO LOB	TOP																
39 Danny Santana, S (1, 8) OBP: 0.357, SLG: 0.473										5 2 3 0 0 1 1	Minnesota Twins @ Oakland Athletics O.co Coliseum, Oakland, CA Sun Aug 10 2014, 4:09 PM - 6:57 PM EDT Att: 25,598 - Partly Cloudy - 65 F																
2 Brian Dozier, R (1, 4) OBP: 0.345, SLG: 0.426										4 1 1 1 1 1 4																	
8 Kurt Suzuki, R (1, 2) OBP: 0.366, SLG: 0.390										5 1 2 2 0 0 0																	
19 Kennys Vargas, S (1, 3) OBP: 0.366, SLG: 0.405										4 0 0 1 1 2 1																	
Josh Willingham, R (1, 10) OBP: 0.345, SLG: 0.402										4 1 1 2 1 0 3																	
27 Chris Parmelee, L (1, 9) OBP: 0.307, SLG: 0.392										4 0 0 0 0 1 1																	
9 Eduardo Núñez, R (1, 5) OBP: 0.281, SLG: 0.367										4 0 1 0 0 0 0																	
5 Eduardo Escobar, S (1, 6) OBP: 0.315, SLG: 0.394										3 0 1 0 1 2 0																	
1 Jordan Schafer, L (1, 7) OBP: 0.271, SLG: 0.250										4 1 1 0 0 1 3																	
Inning Stats	R: 1 E: 0 K: 0 S: 7	H: 1 LOB: 0 BB: 0 P: 11	R: 0 E: 0 K: 0 S: 6	H: 0 LOB: 0 BB: 0 P: 9	R: 0 E: 1 K: 3 S: 14	H: 0 LOB: 1 BB: 0 P: 18	R: 0 E: 0 K: 2 S: 10	H: 0 LOB: 1 BB: 1 P: 21	R: 0 E: 0 K: 0 S: 5	H: 2 LOB: 2 BB: 0 P: 12		R: 0 E: 0 K: 0 S: 5	H: 0 LOB: 0 BB: 0 P: 9	R: 0 E: 0 K: 1 S: 11	H: 1 LOB: 1 BB: 1 P: 16	R: 3 E: 0 K: 1 S: 15	H: 3 LOB: 0 BB: 2 P: 25	R: 2 E: 0 K: 1 S: 26	H: 3 LOB: 3 BB: 2 P: 42	1B: 7 2B: 1 3B: 0 HR: 2	SF: 0 SAC: 0 DP: 0 HBP: 0	WP: 2 PB: 0 SB: 3 CS: 2	PA: 41				
PITCHER	IP WLS BF H R ER SO BB IBB HBP BLK WP HR S P ERA WHIP											IP WLS BF H R ER SO BB IBB HBP BLK WP HR S P ERA WHIP															
40 Jason Hammel, R (1, 1) ERA: 3.6	6.1	26	4	1	1	5	2	0	0	0	0	1	1	60	92	1.42	0.947										
56 Fernando Abad, L (7, 1) ERA: 1.75	0.2	1	0	0	0	1	0	0	0	0	0	0	0	3	4	0.00	0.000										
44 Luke Gregerson, R (8, 1) ERA: 2.26	1.0	L	6	3	3	3	1	0	0	0	0	1	1	15	25	27.00	3.000										
60 Jesse Chavez, R (9, 1) ERA: 3.43	1.0		8	3	2	2	1	2	0	0	0	0	0	26	42	18.00	5.000										

Batter	1	2	3	4	5	6	7	8	9	AB R H RBI BB SO LOB	BOTTOM																
4 Coco Crisp, S (1, 10) OBP: 0.368, SLG: 0.405										4 0 1 0 0 0 2	Minnesota Twins @ Oakland Athletics O.co Coliseum, Oakland, CA Sun Aug 10 2014, 4:09 PM - 6:57 PM EDT Att: 25,598 - Partly Cloudy - 65 F																
23 Sam Fuld, L (1, 8) OBP: 0.346, SLG: 0.349										4 1 1 0 0 1 3																	
20 Josh Donaldson, R (1, 5) OBP: 0.337, SLG: 0.459										4 0 1 0 0 2 3																	
37 Brandon Moss, L (1, 7) OBP: 0.332, SLG: 0.475										3 0 0 0 0 2 2																	
21 Stephen Vogt, L (1, 3) OBP: 0.349, SLG: 0.500										4 0 1 1 0 1 2																	
16 Josh Reddick, L (1, 9) OBP: 0.311, SLG: 0.427										2 0 0 0 1 0 2																	
15 Jonny Gomes, R (9, PH) OBP: 0.329, SLG: 0.350										1 0 0 0 0 0 0																	
5 John Jaso, L (1, 2) OBP: 0.340, SLG: 0.428										3 0 0 0 0 0 1																	
35 Nate Freiman, R (9, PH) OBP: 0.275, SLG: 0.405										1 0 0 0 0 0 0																	
7 Alberto Callaspo, S (1, 4) OBP: 0.302, SLG: 0.297										4 0 1 0 0 2 0																	
28 Eric Sogard, L (1, 6) OBP: 0.305, SLG: 0.271										3 0 1 0 0 1 0																	
Inning Stats	R: 1 E: 0 K: 1 S: 16	H: 2 LOB: 2 BB: 0 P: 26	R: 0 E: 0 K: 1 S: 8	H: 0 LOB: 0 BB: 0 P: 11	R: 0 E: 0 K: 1 S: 7	H: 0 LOB: 0 BB: 1 P: 8	R: 0 E: 0 K: 1 S: 10	H: 0 LOB: 1 BB: 1 P: 16	R: 0 E: 0 K: 1 S: 7	H: 2 LOB: 2 BB: 0 P: 13	R: 0 E: 0 K: 1 S: 5	H: 0 LOB: 0 BB: 0 P: 10	R: 0 E: 0 K: 1 S: 8	H: 0 LOB: 0 BB: 0 P: 10	R: 0 E: 0 K: 1 S: 13	H: 2 LOB: 2 BB: 0 P: 17	R: 0 E: 0 K: 1 S: 6	H: 0 LOB: 0 BB: 0 P: 8	1B: 6 2B: 0 3B: 0 HR: 0	SF: 0 SAC: 0 DP: 0 HBP: 1	WP: 0 PB: 0 SB: 1 CS: 0	PA: 35					
PITCHER	IP WLS BF H R ER SO BB IBB HBP BLK WP HR S P ERA WHIP											IP WLS BF H R ER SO BB IBB HBP BLK WP HR S P ERA WHIP															
45 Phil Hughes, R (1, 1) ERA: 3.88	7.0	W	27	4	1	1	7	1	0	1	0	0	0	66	94	1.29	0.714										
50 Casey Fien, R (8, 1) ERA: 2.96	1.0	H	5	2	0	0	1	0	0	0	0	0	0	13	17	0.00	2.000										
15 Glen Perkins, L (9, 1) ERA: 2.74	1.0		3	0	0	0	1	0	0	0	0	0	0	6	8	0.00	0.000										

livebaseballscores.com

AB 37
R 6
H 10
RBI 6
BB 4
SO 8
LOB 13

livebaseballscores.com

AB 33
R 1
H 6
RBI 1
BB 1
SO 9
LOB 15

Batter	1	2	3	4	5	6	7	8	9	AB	R	H	RBI	BB	SO	LOB	TOP										
4 Coco Crisp, S OBP: 0.367, SLG: 0.401	L3		20 BB 37 1B		L4			K		3	1	0	0	1	1	0	Oakland Athletics @ Kansas City Royals Kauffman Stadium, Kansas City, MO Mon Aug 11 2014, 7:12 PM - 9:47 PM CDT Att: 21,479 - Clear - 76 F										
16 Josh Reddick, L OBP: 0.306, SLG: 0.420	P4		K		G5-3			F7		4	0	0	0	0	1	2											
20 Josh Donaldson, R OBP: 0.339, SLG: 0.459	F8		37 1B		K			36 WP 37 1B		3	0	1	0	1	1	0											
37 Brandon Moss, L OBP: 0.336, SLG: 0.475	K		1B		36 G6-4-3 37 1B			36 G5-3		2	0	1	2	2	1	0											
23 Sam Fuld, L OBP: 0.346, SLG: 0.349	K		1B		36 G6-4-3 37 1B			36 G5-3		0	0	0	0	0	0	0											
36 Derek Norris, R OBP: 0.391, SLG: 0.471	K		P3		G6-4-3			G5-3		4	0	0	0	0	1	5											
21 Stephen Vogt, L OBP: 0.347, SLG: 0.492	G3		BB		G3			F9		3	0	0	0	1	0	1											
8 Jed Lowrie, S OBP: 0.317, SLG: 0.354	L7		K		K			K		3	0	0	0	0	2	1											
5 John Jaso, L OBP: 0.346, SLG: 0.427			20 BB 37 1B 4 BB		F7			K		3	1	1	0	0	1	0											
28 Eric Sogard, L OBP: 0.301, SLG: 0.267	F7		1B		F7			G4-3		3	0	0	0	0	1	1											
Inning Stats	R: 0 H: 0 E: 0 K: 0 S: 9	H: 0 LOB: 0 BB: 0 P: 17	R: 0 H: 0 E: 0 K: 2 S: 12	H: 0 LOB: 1 BB: 1 P: 21	R: 2 H: 2 E: 0 K: 1 S: 13	H: 2 LOB: 2 BB: 2 P: 25	R: 0 H: 0 E: 0 K: 1 S: 9	H: 0 LOB: 0 BB: 0 P: 13	R: 0 H: 0 E: 0 K: 1 S: 7	H: 0 LOB: 0 BB: 0 P: 11	R: 0 H: 0 E: 0 K: 1 S: 12	H: 0 LOB: 0 BB: 1 P: 18	R: 0 H: 0 E: 0 K: 2 S: 13	H: 0 LOB: 0 BB: 0 P: 18	R: 0 H: 0 E: 0 K: 2 S: 8	H: 0 LOB: 0 BB: 0 P: 11	R: 0 H: 1 E: 0 K: 0 S: 10	H: 1 LOB: 1 BB: 1 P: 16	1B: 3 2B: 0 3B: 0 HR: 0	SF: 0 SAC: 0 DP: 2 HBP: 0	WP: 1 PB: 0 SB: 0 CS: 0	PA: 33					
PITCHER	IP	WLS	BF	H	R	ER	SO	BB	IBB	HBP	BLK	WP	HR	S	P	ERA	WHIP										
30 Yordano Ventura, R ERA: 3.45	6.0		23	2	2	2	5	4	0	0	0	0	0	62	105	3.00	1.000										
40 Kelvin Herrera, R ERA: 1.52	1.0	W	3	0	0	0	2	0	0	0	0	0	0	13	18	0.00	0.000										
17 Wade Davis, R ERA: 0.88	1.0	H	3	0	0	0	2	0	0	0	0	0	0	8	11	0.00	0.000										
56 Greg Holland, R ERA: 1.74	1.0	S	4	1	0	0	0	1	0	0	0	1	0	10	16	0.00	2.000										

Batter	1	2	3	4	5	6	7	8	9	AB	R	H	RBI	BB	SO	LOB	BOTTOM										
1 Jarrod Dyson, L OBP: 0.335, SLG: 0.342	14 E 13 G5-4-3 14 1B	G1-3			K			G6-3		4	1	1	0	0	1	3	Oakland Athletics @ Kansas City Royals Kauffman Stadium, Kansas City, MO Mon Aug 11 2014, 7:12 PM - 9:47 PM CDT Att: 21,479 - Clear - 76 F										
14 Omar Infante, R OBP: 0.297, SLG: 0.354	E9 13 G5-4-3 1B		G6-3		P3			F9		4	0	1	0	0	0	0											
13 Salvador Perez, R OBP: 0.306, SLG: 0.413	G5-4-3		P4				G6-3	G5-3		4	0	0	0	0	0	1											
16 Billy Butler, R OBP: 0.324, SLG: 0.387	F8		G5-3				G1-3	G5-3		4	0	0	0	0	0	0											
4 Alex Gordon, L OBP: 0.356, SLG: 0.436	8 1B 2 1B		G6-3		K			K		3	1	1	0	0	1	0											
6 Lorenzo Cain, R OBP: 0.340, SLG: 0.411	L6		8 L4-6 18 BB					18 FC4-5 BB		1	0	0	0	2	0	1											
18 Raul Ibanez, L OBP: 0.253, SLG: 0.293	F9		BB				FC4-5 8 G4-3 2 1B	G4-3		2	0	0	0	1	0	2											
23 Norichika Aoki, L OBP: 0.339, SLG: 0.336			BB				BB	G4-3		0	1	0	0	0	0	0											
8 Mike Moustakas, L OBP: 0.262, SLG: 0.392	2 1B		L4-6				G4-3			3	0	1	0	0	0	3											
2 Alcides Escobar, R OBP: 0.316, SLG: 0.373	1B		G6-3				G6-3			3	0	2	2	0	0	0											
Inning Stats	R: 1 H: 2 E: 1 K: 0 S: 10	H: 3 LOB: 0 BB: 0 P: 13	R: 0 H: 0 E: 0 K: 0 S: 18	H: 3 LOB: 2 BB: 0 P: 22	R: 0 H: 0 E: 0 K: 0 S: 7	H: 0 LOB: 0 BB: 0 P: 9	R: 0 H: 0 E: 0 K: 0 S: 7	H: 0 LOB: 0 BB: 2 P: 19	R: 0 H: 0 E: 0 K: 1 S: 8	H: 0 LOB: 0 BB: 0 P: 11	R: 0 H: 0 E: 0 K: 1 S: 7	H: 0 LOB: 0 BB: 0 P: 8	R: 1 H: 1 E: 0 K: 0 S: 9	H: 1 LOB: 1 BB: 1 P: 14	R: 0 H: 0 E: 0 K: 0 S: 5	H: 0 LOB: 0 BB: 0 P: 10	1B: 6 2B: 1 3B: 0 HR: 0	SF: 0 SAC: 0 DP: 2 HBP: 0	WP: 0 PB: 0 SB: 0 CS: 0	PA: 31							
PITCHER	IP	WLS	BF	H	R	ER	SO	BB	IBB	HBP	BLK	WP	HR	S	P	ERA	WHIP										
54 Sonny Gray, R ERA: 2.86	7.0	L	28	6	3	2	2	3	0	0	0	0	0	66	96	2.57	1.286										
48 Ryan Cook, R ERA: 2.33	1.0		3	0	0	0	0	0	0	0	0	0	0	5	10	0.00	0.000										

AB	28
R	2
H	3
RBI	2
BB	5
SO	9
LOB	10



AB	28
R	3
H	6
RBI	2
BB	3
SO	2
LOB	10



Batter	1	2	3	4	5	6	7	8	9	AB	R	H	RBI	BB	SO	LOB	TOP					
4 Coco Crisp, S OBP: 0.393, SLG: 0.395	F7		F7			G5-3			F7	4	0	0	0	0	0	0						
23 Sam Fuld, L OBP: 0.346, SLG: 0.349	K		G6-3			G6-3			G3	4	0	0	0	0	1	0						
20 Josh Donaldson, R OBP: 0.341, SLG: 0.476	2B				F8				P6	3	0	1	0	0	0	0						
15 Jonny Gomes, R OBP: 0.328, SLG: 0.350	1B				F8				F8	3	0	1	0	0	0	0						
36 Derek Norris, R OBP: 0.380, SLG: 0.456	K				F9				F7	3	0	0	0	0	1	2						
8 Jed Lowrie, S OBP: 0.317, SLG: 0.354		G5-4-3			F7				G6-3	3	0	1	0	0	0	0						
35 Nate Freiman, R OBP: 0.256, SLG: 0.375		G5-4-3			K				F7	3	0	0	0	0	1	1						
16 Josh Reddick, L OBP: 0.308, SLG: 0.419					K				L4	3	0	0	0	0	1	0						
7 Alberto Callaspo, S OBP: 0.301, SLG: 0.299									P2	3	0	0	0	0	0	0						
Inning Stats	R: 0 E: 0 K: 2 S: 15	H: 2 LOB: 2 BB: 0 P: 23	R: 0 E: 0 K: 0 S: 5	H: 1 LOB: 0 BB: 0 P: 9	R: 0 E: 0 K: 0 S: 8	H: 0 LOB: 0 BB: 0 P: 11	R: 0 E: 0 K: 0 S: 4	H: 0 LOB: 0 BB: 0 P: 8	R: 0 E: 0 K: 2 S: 9	H: 0 LOB: 0 BB: 0 P: 13	R: 0 E: 0 K: 0 S: 7	H: 0 LOB: 0 BB: 0 P: 9	R: 0 E: 0 K: 0 S: 6	H: 0 LOB: 0 BB: 0 P: 9	R: 0 E: 0 K: 0 S: 7	H: 0 LOB: 0 BB: 0 P: 10	R: 0 E: 0 K: 0 S: 4	H: 0 LOB: 0 BB: 0 P: 5	1B: 2 2B: 1 3B: 0 HR: 0	SF: 0 SAC: 0 DP: 1 HBP: 0	WP: 0 PB: 0 SB: 0 CS: 0	PA: 29
PITCHER 51 Jason Vargas, L ERA: 3.27	IP: 9.0 WLS: W BF: 29 H: 3 R: 0 ER: 0 SO: 4 BB: 0 IBB: 0 HBP: 0 BLK: 0 WP: 0 HR: 0 S: 65 P: 97 ERA: 0.00 WHIP: 0.333																					

Oakland Athletics @ Kansas City Royals
Kauffman Stadium, Kansas City, MO
Wed Aug 13 2014, 7:12 PM - 9:16 PM CDT
Att: 21,099 - Clear - 80 F

AB	29
R	0
H	3
RBI	0
BB	0
SO	4
LOB	3



Batter	1	2	3	4	5	6	7	8	9	AB	R	H	RBI	BB	SO	LOB	BOTTOM			
23 Norichika Aoki, L OBP: 0.343, SLG: 0.341	1B				SH1-3				G3	3	1	2	0	0	0	0				
1 Jarrod Dyson, L OBP: 0.335, SLG: 0.342	1B									0	0	0	0	0	0	0				
14 Omar Infante, R OBP: 0.300, SLG: 0.362	L3				13 SF9				G5-4-3	3	1	2	2	1	0	1				
13 Salvador Perez, R OBP: 0.306, SLG: 0.413	P4				HR				G5-4-3	3	0	0	1	0	0	2				
16 Billy Butler, R OBP: 0.323, SLG: 0.385	E8				F9				F9	4	0	1	0	0	0	1				
4 Alex Gordon, L OBP: 0.353, SLG: 0.432	K				G1-3					3	0	0	0	0	2	2				
7 Josh Willingham, R OBP: 0.347, SLG: 0.404		G4-6-3			G6-3				G5-3	2	0	1	0	1	0	0				
6 Lorenzo Cain, R OBP: 0.336, SLG: 0.408	F9				G6-3				F8	3	0	0	0	0	0	2				
2 Alcides Escobar, R OBP: 0.311, SLG: 0.369	G4-6-3				K				F9	3	0	0	0	0	1	2				
24 Christian Colón, R OBP: 0.318, SLG: 0.545					L7				G5-3	3	1	1	0	0	0	0				
8 Mike Moustakas, L OBP: 0.261, SLG: 0.388										0	0	0	0	0	0	0				
Inning Stats	R: 0 E: 1 K: 1 S: 11	H: 2 LOB: 2 BB: 0 P: 16	R: 0 E: 0 K: 0 S: 8	H: 0 LOB: 0 BB: 1 P: 13	R: 2 E: 0 K: 0 S: 8	H: 2 LOB: 0 BB: 0 P: 13	R: 0 E: 1 K: 1 S: 11	H: 1 LOB: 1 BB: 0 P: 18	R: 1 E: 0 K: 0 S: 9	H: 2 LOB: 1 BB: 0 P: 13	R: 0 E: 0 K: 1 S: 9	H: 0 LOB: 0 BB: 0 P: 13	R: 0 E: 0 K: 0 S: 10	H: 0 LOB: 0 BB: 0 P: 12	R: 0 E: 0 K: 0 S: 5	H: 0 LOB: 0 BB: 1 P: 13	1B: 6 2B: 0 3B: 0 HR: 1	SF: 1 SAC: 1 DP: 2 HBP: 0	WP: 0 PB: 0 SB: 1 CS: 0	PA: 31
PITCHER 26 Scott Kazmir, L ERA: 2.78 60 Jesse Chavez, R ERA: 3.4	IP: 7.0 WLS: L BF: 28 H: 7 R: 3 ER: 3 SO: 3 BB: 1 IBB: 0 HBP: 0 BLK: 0 WP: 0 HR: 1 S: 66 P: 98 ERA: 3.86 WHIP: 1.143																			

Oakland Athletics @ Kansas City Royals
Kauffman Stadium, Kansas City, MO
Wed Aug 13 2014, 7:12 PM - 9:16 PM CDT
Att: 21,099 - Clear - 80 F

AB	27
R	3
H	7
RBI	3
BB	2
SO	3
LOB	10



Batter	1	2	3	4	5	6	7	8	9	AB	R	H	RBI	BB	SO	LOB	TOP										
4 Coco Crisp, S OBP: 0.357, SLG: 0.388	G5-3		G5-3		G6-3			P6		4	0	0	0	0	0	0	Oakland Athletics @ Atlanta Braves Turner Field, Atlanta, GA Fri Aug 15 2014, 7:37 PM - 10:13 PM EDT Att: 30,606 - Partly Cloudy - 84 F										
15 Jonny Gomes, R OBP: 0.331, SLG: 0.347	BB		BB		K			P2		2	0	0	0	2	1	0											
20 Josh Donaldson, R OBP: 0.339, SLG: 0.469	BB		F7			G4-3		G6-3		3	0	0	0	1	0	1											
36 Derek Norris, R OBP: 0.379, SLG: 0.457	1B				HR	F9		F8		4	1	2	0	0	0	0											
35 Nate Freiman, R OBP: 0.255, SLG: 0.432	G1-3		HR		HR	G6-3		K		4	1	1	2	0	1	2											
7 Alberto Callaspo, S OBP: 0.301, SLG: 0.300	G6-3		1B					K		3	0	1	0	0	1	0											
16 Josh Reddick, L OBP: 0.308, SLG: 0.426	P5		G3					P5		3	0	0	0	0	0	1											
12 Andy Parrino, S OBP: 0.294, SLG: 0.333	G6-3		F9-6					K		3	0	0	0	0	1	1											
40 Jason Hammel, R 39 Eric O'Flaherty, L 23 Sam Field, L 60 Jesse Chavez, R 5 John Jaso, L 56 Fernando Abad, L	F8		G6-3					L1		1	0	0	0	0	0	0											
Inning Stats	R: 0 E: 0 K: 0 S: 10	H: 1 LOB: 2 BB: 2 P: 22	R: 0 E: 0 K: 0 S: 16	H: 0 LOB: 0 BB: 0 P: 23	R: 0 E: 0 K: 0 S: 8	H: 0 LOB: 1 BB: 1 P: 14	R: 2 E: 0 K: 0 S: 10	H: 3 LOB: 0 BB: 0 P: 17	R: 0 E: 0 K: 1 S: 6	H: 0 LOB: 0 BB: 0 P: 7	R: 0 E: 0 K: 0 S: 8	H: 0 LOB: 0 BB: 0 P: 13	R: 0 E: 0 K: 2 S: 10	H: 0 LOB: 0 BB: 0 P: 14	R: 0 E: 0 K: 0 S: 10	H: 0 LOB: 0 BB: 0 P: 15		R: 0 E: 0 K: 1 S: 8	H: 0 LOB: 0 BB: 0 P: 12	1B: 2 2B: 2 3B: 0 HR: 1	SF: 0 SAC: 0 DP: 1 HBP: 0	WP: 0 PB: 0 SB: 0 CS: 0	PA: 32				
PITCHER	IP	WLS	BF	H	R	ER	SO	BB	IBB	HBP	BLK	WP	HR	S	P	ERA	WHIP										
40 Alex Wood, L ERA: 3.07	6.0	W	23	4	2	2	1	3	0	0	0	0	1	58	96	3.00	1.167										
48 David Carpenter, R ERA: 3.83	1.0		3	0	0	0	2	0	0	0	0	0	0	10	14	0.00	0.000										
52 Jordan Walden, R ERA: 2.11	1.0		3	0	0	0	0	0	0	0	0	0	0	10	15	0.00	0.000										
51 James Russell, L ERA: 3.72	1.0		3	0	0	0	1	0	0	0	0	0	0	8	12	0.00	0.000										

Batter	1	2	3	4	5	6	7	8	9	AB	R	H	RBI	BB	SO	LOB	BOTTOM										
22 Jason Heyward, L OBP: 0.354, SLG: 0.386	G4-3		HR		BB			P2		4	2	1	0	1	0	1	Oakland Athletics @ Atlanta Braves Turner Field, Atlanta, GA Fri Aug 15 2014, 7:37 PM - 10:13 PM EDT Att: 30,606 - Partly Cloudy - 84 F										
15 Phil Gosselin, R OBP: 0.286, SLG: 0.429	G6-3		HR		K			HR		4	2	2	2	0	1	2											
5 Freddie Freeman, L OBP: 0.380, SLG: 0.491	P5		HR		F8			K		4	1	1	3	0	1	2											
8 Justin Upton, R OBP: 0.357, SLG: 0.509	HR		L5		G5-3			K		4	1	1	1	0	1	0											
23 Chris Johnson, R OBP: 0.296, SLG: 0.376	G4-3		BB		BB			G6-3		3	0	1	0	1	0	0											
24 Evan Gattis, R OBP: 0.330, SLG: 0.513	HR		HBP		L9			P4		3	1	1	1	0	0	1											
7 Tommy La Stella, L OBP: 0.354, SLG: 0.347	G4-3		F8		F7			P5		4	0	0	0	0	0	3											
2 B.J. Upton, R OBP: 0.281, SLG: 0.333	K		BB		K			1B		3	0	1	0	1	2	0											
40 Alex Wood, R 4 Ryan Doumit, S 39 Eric O'Flaherty, L 60 Jesse Chavez, R 52 Jordan Walden, R 14 Ramiro Pena, S 51 James Russell, L	HR		SH2-4		SH2-4			K		1	0	0	0	0	1	0											
Inning Stats	R: 0 E: 0 K: 0 S: 7	H: 0 LOB: 0 BB: 0 P: 11	R: 2 E: 0 K: 1 S: 11	H: 2 LOB: 0 BB: 0 P: 15	R: 3 E: 0 K: 1 S: 18	H: 4 LOB: 2 BB: 0 P: 29	R: 0 E: 0 K: 1 S: 11	H: 0 LOB: 2 BB: 2 P: 22	R: 0 E: 0 K: 0 S: 6	H: 0 LOB: 1 BB: 1 P: 13	R: 2 E: 1 K: 3 S: 12	H: 1 LOB: 0 BB: 0 P: 14	R: 0 E: 0 K: 1 S: 10	H: 0 LOB: 0 BB: 0 P: 17	R: 0 E: 0 K: 1 S: 8	H: 1 LOB: 1 BB: 0 P: 11		1B: 3 2B: 1 3B: 0 HR: 4	SF: 0 SAC: 1 DP: 0 HBP: 1	WP: 0 PB: 2 SB: 0 CS: 0	PA: 37						
PITCHER	IP	WLS	BF	H	R	ER	SO	BB	IBB	HBP	BLK	WP	HR	S	P	ERA	WHIP										
40 Jason Hammel, R ERA: 3.84	3.0	L	17	6	5	5	2	1	0	0	0	0	0	10	17	0.00	1.000										
39 Eric O'Flaherty, L ERA: 1.5	1.0		4	0	0	0	1	1	0	0	0	0	0	10	17	0.00	1.000										
60 Jesse Chavez, R ERA: 3.33	3.0		12	1	2	0	4	1	0	0	0	0	1	28	44	0.00	0.667										
56 Fernando Abad, L ERA: 1.71	1.0		4	1	0	0	1	0	0	0	0	0	0	8	11	0.00	1.000										



AB 29
R 2
H 4
RBI 2
BB 3
SO 4
LOB 5

AB 32
R 7
H 8
RBI 7
BB 3
SO 8
LOB 10

Batter	1	2	3	4	5	6	7	8	9	AB	R	H	RBI	BB	SO	LOB	TOP					
4 Coco Crisp, S OBP: 0.353, SLG: 0.383										4	0	0	0	0	0	2						
5 John Jaso, L OBP: 0.339, SLG: 0.431										4	1	1	1	0	0	1						
20 Josh Donaldson, R OBP: 0.338, SLG: 0.467										4	0	1	0	0	2	0						
37 Brandon Moss, L OBP: 0.345, SLG: 0.479										1	1	0	0	3	0	1						
21 Stephen Vogt, L OBP: 0.354, SLG: 0.505										4	1	1	2	0	0	2						
16 Josh Reddick, L OBP: 0.307, SLG: 0.422										3	0	0	0	1	0	1						
7 Alberto Callaspo, S 12 Andy Parrino, S OBP: 0.294, SLG: 0.333										3	0	1	0	1	0	1	AB 29					
28 Eric Sogard, L OBP: 0.298, SLG: 0.270										4	0	1	0	0	0	2	R 3					
54 Sonny Gray, R 61 Dan Otero, R 23 Sam Field, L 56 Fernando Abad, L 48 Ryan Cook, R 36 Derek Norris, R OBP: 0.378, SLG: 0.486										0	0	0	0	0	0	0	H 5					
Inning Stats	R: 0 E: 0 K: 0 S: 12	H: 1 LOB: 1 BB: 0 P: 20	R: 0 E: 0 K: 0 S: 6	H: 0 LOB: 0 BB: 1 P: 12	R: 0 E: 0 K: 0 S: 10	H: 1 LOB: 1 BB: 0 P: 13	R: 0 E: 0 K: 1 S: 10	H: 0 LOB: 1 BB: 0 P: 17	R: 0 E: 0 K: 0 S: 6	H: 1 LOB: 0 BB: 0 P: 10	R: 2 E: 0 K: 0 S: 18	H: 1 LOB: 0 BB: 1 P: 31	R: 0 E: 0 K: 1 S: 7	H: 0 LOB: 0 BB: 0 P: 10	R: 1 E: 0 K: 1 S: 16	H: 1 LOB: 1 BB: 1 P: 29	R: 0 E: 0 K: 0 S: 13	H: 0 LOB: 1 BB: 1 P: 21	1B: 2 2B: 1 3B: 0 HR: 2	SF: 0 SAC: 2 DP: 0 HBP: 0	WP: 0 PB: 0 SB: 0 CS: 0	PA: 36
PITCHER	IP WLS BF H R ER SO BB IBB HBP BLK WP HR S P ERA WHIP																					
49 Julio Teheran, R ERA: 3.06	6.0 W 24 4 2 2 1 3 0 0 0 0 1 62 103 3.00 1.167																					
48 David Carpenter, R ERA: 3.74	1.0 H 3 0 0 0 1 0 0 0 0 0 0 7 10 0.00 0.000																					
52 Jordan Walden, R ERA: 2.29	1.0 H 5 1 1 1 1 1 0 0 0 0 0 1 16 29 9.00 2.000																					
46 Craig Kimbrel, R ERA: 1.84	1.0 S 4 0 0 0 0 1 0 0 0 0 0 0 13 21 0.00 1.000																					

Oakland Athletics @ Atlanta Braves
Turner Field, Atlanta, GA
Sat Aug 16 2014, 7:14 PM - 10:23 PM EDT
Att: 40,760 - Partly Cloudy - 86 F

livebaseballscorecards.com

AB 29
R 3
H 5
RBI 3
BB 5
SO 3
LOB 11

Batter	1	2	3	4	5	6	7	8	9	AB	R	H	RBI	BB	SO	LOB	BOTTOM			
22 Jason Heyward, L OBP: 0.352, SLG: 0.383										4	0	0	0	0	1	0				
15 Phil Gosselin, R OBP: 0.320, SLG: 0.440										4	1	2	0	0	0	0				
5 Freddie Freeman, L OBP: 0.381, SLG: 0.493										3	1	1	1	1	2	0				
8 Justin Upton, R OBP: 0.358, SLG: 0.508										3	2	1	0	1	1	3				
23 Chris Johnson, R OBP: 0.300, SLG: 0.380										4	0	3	2	0	1	0				
24 Evan Gattis, R OBP: 0.326, SLG: 0.507										4	0	0	0	0	2	4				
19 Andrelton Simmons, R OBP: 0.300, SLG: 0.342										4	0	2	1	0	0	0	AB 32			
2 B.J. Upton, R OBP: 0.279, SLG: 0.331										3	0	0	0	0	0	4	R 4			
49 Julio Teheran, R OBP: 0.111, SLG: 0.113										2	0	0	0	0	0	2	H 9			
48 David Carpenter, R ERA: 2.99										0	0	0	0	0	0	0	RBI 4			
1 Emilio Bonifacio, S 52 Jordan Walden, R 46 Craig Kimbrel, R OBP: 1.69										1	0	0	0	0	1	0	BB 2			
Inning Stats	R: 2 E: 0 K: 1 S: 12	H: 3 LOB: 1 BB: 0 P: 21	R: 0 E: 0 K: 0 S: 4	H: 0 LOB: 0 BB: 0 P: 8	R: 0 E: 0 K: 1 S: 11	H: 0 LOB: 0 BB: 0 P: 17	R: 1 E: 0 K: 1 S: 14	H: 3 LOB: 2 BB: 0 P: 22	R: 0 E: 0 K: 1 S: 7	H: 0 LOB: 0 BB: 0 P: 10	R: 1 E: 0 K: 1 S: 14	H: 2 LOB: 1 BB: 1 P: 24	R: 0 E: 0 K: 2 S: 12	H: 1 LOB: 2 BB: 1 P: 21	R: 0 E: 0 K: 1 S: 8	H: 0 LOB: 0 BB: 0 P: 10	1B: 8 2B: 1 3B: 0 HR: 0	SF: 0 SAC: 0 DP: 1 HBP: 0	WP: 2 PB: 0 SB: 1 CS: 0	PA: 34
PITCHER	IP WLS BF H R ER SO BB IBB HBP BLK WP HR S P ERA WHIP																			
54 Sonny Gray, R ERA: 2.99	5.1 L 25 8 4 4 5 1 0 0 0 0 0 0 59 99 6.75 1.688																			
61 Dan Otero, R ERA: 2.39	0.2 1 0 0 0 0 0 0 0 0 0 0 0 3 3 0.00 0.000																			
56 Fernando Abad, L ERA: 1.69	0.2 4 1 0 0 2 1 0 0 0 0 0 0 9 17 0.00 3.000																			
48 Ryan Cook, R ERA: 2.85	1.1 4 0 0 0 1 0 0 0 0 0 0 0 11 14 0.00 0.000																			

Oakland Athletics @ Atlanta Braves
Turner Field, Atlanta, GA
Sat Aug 16 2014, 7:14 PM - 10:23 PM EDT
Att: 40,760 - Partly Cloudy - 86 F

livebaseballscorecards.com


AB 32
R 4
H 9
RBI 4
BB 2
SO 8
LOB 13

Batter	1	2	3	4	5	6	7	8	9	AB	R	H	RBI	BB	SO	LOB	TOP					
4 Coco Crisp, S OBP: 0.352, SLG: 0.385										3	0	1	1	0	0	0	Oakland Athletics @ Atlanta Braves Turner Field, Atlanta, GA Sun Aug 17 2014, 8:10 PM - 10:58 PM EDT Att: 25,461 - Partly Cloudy - 79 F					
15 Jonny Gomes, R OBP: 0.327, SLG: 0.342										3	0	0	0	0	1	1						
21 Stephen Vogt, L OBP: 0.352, SLG: 0.503										1	0	0	0	0	0	0						
20 Josh Donaldson, R OBP: 0.340, SLG: 0.466										3	0	1	0	1	1	1						
36 Derek Norris, R OBP: 0.373, SLG: 0.449										4	0	0	0	0	1	4						
37 Brandon Moss, L OBP: 0.344, SLG: 0.476										3	0	0	0	1	2	2						
35 Nate Freiman, R OBP: 0.280, SLG: 0.574										3	2	2	2	0	0	1						
5 John Jaso, L OBP: 0.338, SLG: 0.430										1	0	0	0	0	1	0						
7 Alberto Callaspo, S OBP: 0.360, SLG: 0.297										4	0	0	0	0	1	0						
12 Andy Parrino, S OBP: 0.250, SLG: 0.278										2	0	0	0	0	1	0						
31 Jon Lester, L										0	0	0	0	0	0	0						
61 Dan Otero, R										1	1	1	0	0	0	0						
23 Sam Fuld, L OBP: 0.344, SLG: 0.351										0	0	0	0	0	0	0						
39 Eric O'Flaherty, L										0	0	0	0	0	0	0						
Inning Stats	R: 0 E: 0 K: 0 S: 10	H: 1 LOB: 2 BB: 1 P: 18	R: 1 E: 0 K: 2 S: 11	H: 1 LOB: 0 BB: 0 P: 20	R: 0 E: 0 K: 1 S: 8	H: 0 LOB: 0 BB: 0 P: 12	R: 0 E: 0 K: 0 S: 5	H: 0 LOB: 0 BB: 0 P: 10	R: 0 E: 1 K: 0 S: 8	H: 0 LOB: 0 BB: 0 P: 11	R: 0 E: 0 K: 2 S: 15	H: 0 LOB: 1 BB: 0 P: 22	R: 1 E: 0 K: 2 S: 10	H: 1 LOB: 0 BB: 0 P: 18	R: 1 E: 1 K: 0 S: 14	H: 2 LOB: 1 BB: 0 P: 22	R: 0 E: 0 K: 2 S: 8	H: 0 LOB: 0 BB: 0 P: 9	1B: 1 2B: 2 3B: 0 HR: 2	SF: 1 SAC: 0 DP: 2 HBP: 0	WP: 0 PB: 0 SB: 0 CS: 0	PA: 34
PITCHER	IP	WLS	BF	H	R	ER	SO	BB	IBB	HBP	BLK	WP	HR	S	P	ERA	WHIP					
36 Mike Minor, L ERA: 5.16	7.0	W	26	3	2	2	7	2	0	0	0	0	2	67	111	2.57	0.714					
38 Anthony Varvaro, R ERA: 2.97	0.2	H	3	1	1	0	0	0	0	0	0	0	0	11	16	0.00	1.500					
51 James Russell, L ERA: 3.69	0.1	H	2	1	0	0	0	0	0	0	0	0	0	3	6	0.00	3.000					
46 Craig Kimbrel, R ERA: 1.8	1.0	S	3	0	0	0	2	0	0	0	0	0	0	8	9	0.00	0.000					

AB	31
R	3
H	5
RBI	3
BB	2
SO	9
LOB	10




Batter	1	2	3	4	5	6	7	8	9	AB	R	H	RBI	BB	SO	LOB	BOTTOM					
22 Jason Heyward, L OBP: 0.349, SLG: 0.379										4	0	0	0	0	1	0	Oakland Athletics @ Atlanta Braves Turner Field, Atlanta, GA Sun Aug 17 2014, 8:10 PM - 10:58 PM EDT Att: 25,461 - Partly Cloudy - 79 F					
15 Phil Gosselin, R OBP: 0.310, SLG: 0.414										4	1	1	0	0	0	0						
5 Freddie Freeman, L OBP: 0.380, SLG: 0.489										3	0	0	0	1	2	1						
8 Justin Upton, R OBP: 0.360, SLG: 0.516										3	2	2	2	0	1	1						
23 Chris Johnson, R OBP: 0.300, SLG: 0.386										3	1	1	1	0	1	1						
24 Evan Gattis, R OBP: 0.329, SLG: 0.508										3	0	2	1	0	0	0						
19 Andrelton Simmons, R OBP: 0.299, SLG: 0.340										3	0	0	0	0	0	2						
2 B.J. Upton, R OBP: 0.278, SLG: 0.329										3	0	0	0	0	1	1						
36 Mike Minor, R OBP: 0.135, SLG: 0.216										2	0	0	0	0	0	0						
7 Tommy La Stella, L OBP: 0.352, SLG: 0.345										1	0	0	0	0	1	1						
38 Anthony Varvaro, R										0	0	0	0	0	0	0						
51 James Russell, L										0	0	0	0	0	0	0						
46 Craig Kimbrel, R										0	0	0	0	0	0	0						
Inning Stats	R: 0 E: 0 K: 1 S: 11	H: 0 LOB: 0 BB: 0 P: 16	R: 1 E: 1 K: 0 S: 8	H: 2 LOB: 0 BB: 0 P: 14	R: 0 E: 0 K: 0 S: 5	H: 0 LOB: 0 BB: 0 P: 7	R: 2 E: 0 K: 2 S: 18	H: 2 LOB: 0 BB: 0 P: 23	R: 0 E: 0 K: 1 S: 9	H: 0 LOB: 0 BB: 0 P: 12	R: 0 E: 0 K: 1 S: 11	H: 0 LOB: 1 BB: 1 P: 19	R: 1 E: 0 K: 0 S: 13	H: 2 LOB: 1 BB: 0 P: 18	R: 0 E: 0 K: 1 S: 11	H: 0 LOB: 0 BB: 0 P: 16	1B: 4 2B: 0 3B: 0 HR: 2	SF: 0 SAC: 0 DP: 1 HBP: 0	WP: 0 PB: 0 SB: 0 CS: 0	PA: 30		
PITCHER	IP	WLS	BF	H	R	ER	SO	BB	IBB	HBP	BLK	WP	HR	S	P	ERA	WHIP					
31 Jon Lester, L ERA: 2.58	6.0	L	24	4	0	3	5	1	0	0	0	0	0	10	13	0.00	1.167					
61 Dan Otero, R ERA: 2.33	1.0		3	0	0	0	1	0	0	0	0	0	0	11	16	0.00	0.000					
39 Eric O'Flaherty, L ERA: 1.38	1.0		3	0	0	0	1	0	0	0	0	0	0	11	16	0.00	0.000					




Batter	1	2	3	4	5	6	7	8	9	AB	R	H	RBI	BB	SO	LOB	TOP					
12 Juan Lagares, R OBP: 0.310, SLG: 0.368										3	0	0	0	1	1	1	New York Mets @ Oakland Athletics O.co Coliseum, Oakland, CA Tue Aug 19 2014, 10:08 PM - 1:09 AM EDT Att: 23,498 - Partly Cloudy - 65 F					
3 Curtis Granderson, L OBP: 0.325, SLG: 0.372										2	0	0	0	2	1	2						
5 David Wright, R OBP: 0.326, SLG: 0.376										4	0	1	0	0	0	2						
21 Lucas Duda, L OBP: 0.351, SLG: 0.479										4	0	0	0	0	1	3						
7 Travis d'Arnaud, R OBP: 0.293, SLG: 0.395										4	1	1	1	0	1	2						
29 Eric Campbell, R OBP: 0.338, SLG: 0.392										4	0	2	0	0	2	0						
4 Wilmer Flores, R OBP: 0.260, SLG: 0.293										4	1	1	0	0	3	2						
11 Rubén Tejada, R OBP: 0.346, SLG: 0.279										4	0	1	0	0	1	2						
20 Anthony Recker, R OBP: 0.221, SLG: 0.322										4	0	1	1	0	2	3						
Inning Stats	R: 0 E: 0 K: 0 S: 18	H: 1 LOB: 2 BB: 1 P: 25	R: 0 E: 0 K: 1 S: 7	H: 2 LOB: 1 BB: 0 P: 7	R: 0 E: 0 K: 1 S: 12	H: 0 LOB: 1 BB: 1 P: 19	R: 1 E: 0 K: 2 S: 13	H: 1 LOB: 0 BB: 2 P: 21	R: 0 E: 0 K: 1 S: 11	H: 0 LOB: 1 BB: 1 P: 18	R: 0 E: 0 K: 1 S: 8	H: 0 LOB: 0 BB: 1 P: 15	R: 1 E: 0 K: 2 S: 13	H: 2 LOB: 1 BB: 0 P: 22	R: 0 E: 0 K: 1 S: 6	H: 0 LOB: 0 BB: 0 P: 7		R: 0 E: 0 K: 3 S: 12	H: 1 LOB: 1 BB: 0 P: 18	1B: 4 2B: 2 3B: 0 HR: 1	SF: 0 SAC: 0 DP: 1 HBP: 0	WP: 1 PB: 0 SB: 0 CS: 0
PITCHER	IP WLS BF H R ER SO BB IBB HBP BLK WP HR S P ERA WHIP	IP WLS BF H R ER SO BB IBB HBP BLK WP HR S P ERA WHIP																				
26 Scott Kazmir, L ERA: 2.73	6.0 W 24 4 1 1 6 3 0 0 0 0 1 69 105 1.50 1.167																					
48 Ryan Cook, R ERA: 3.02	0.2 H 4 2 1 1 1 0 0 0 0 0 0 10 16 13.50 3.000																					
39 Eric O'Flaherty, L ERA: 1.35	0.1 H 1 0 0 0 1 0 0 0 0 0 0 3 6 0.00 0.000																					
44 Luke Gregerson, R ERA: 2.21	1.0 H 3 0 0 0 1 0 0 0 0 0 0 6 7 0.00 0.000																					
62 Sean Doolittle, L ERA: 2.55	1.0 4 1 0 0 3 0 0 0 0 0 0 0 12 18 0.00 1.000																					

Batter	1	2	3	4	5	6	7	8	9	AB	R	H	RBI	BB	SO	LOB	BOTTOM					
4 Coco Crisp, S OBP: 0.353, SLG: 0.392										5	0	2	3	0	0	1	New York Mets @ Oakland Athletics O.co Coliseum, Oakland, CA Tue Aug 19 2014, 10:08 PM - 1:09 AM EDT Att: 23,498 - Partly Cloudy - 65 F					
5 John Jaso, L OBP: 0.338, SLG: 0.429										3	0	1	0	0	1	1						
15 Jonny Gomes, R OBP: 0.330, SLG: 0.342										0	0	0	0	1	0	0						
20 Josh Donaldson, R OBP: 0.337, SLG: 0.462										4	0	0	0	0	3	4						
37 Brandon Moss, L OBP: 0.341, SLG: 0.471										4	0	0	0	0	1	1						
23 Sam Fuld, L OBP: 0.344, SLG: 0.351										0	0	0	0	0	0	0						
21 Stephen Vogt, L OBP: 0.355, SLG: 0.502										4	1	2	0	0	1	0						
36 Derek Norris, R OBP: 0.376, SLG: 0.455										3	2	2	0	1	0	1						
16 Josh Reddick, L OBP: 0.310, SLG: 0.432										3	2	1	2	1	0	1						
7 Alberto Callaspo, S OBP: 0.302, SLG: 0.300										3	0	2	1	0	0	1						
28 Eric Sogard, L OBP: 0.297, SLG: 0.266										3	1	0	0	1	0	3						
Inning Stats	R: 0 E: 0 K: 2 S: 9	H: 0 LOB: 0 BB: 0 P: 12	R: 0 E: 0 K: 0 S: 9	H: 1 LOB: 0 BB: 0 P: 15	R: 0 E: 0 K: 1 S: 15	H: 3 LOB: 3 BB: 0 P: 24	R: 4 E: 0 K: 0 S: 14	H: 3 LOB: 1 BB: 2 P: 31	R: 0 E: 0 K: 1 S: 8	H: 0 LOB: 0 BB: 0 P: 12	R: 0 E: 0 K: 0 S: 12	H: 1 LOB: 1 BB: 0 P: 19	R: 0 E: 0 K: 2 S: 12	H: 0 LOB: 1 BB: 1 P: 22	R: 2 E: 0 K: 0 S: 16	H: 2 LOB: 1 BB: 1 P: 28	R: 0 E: 0 K: 0 S: 12	H: 0 LOB: 0 BB: 0 P: 18	1B: 7 2B: 1 3B: 1 HR: 1	SF: 1 SAC: 0 DP: 1 HBP: 0	WP: 0 PB: 0 SB: 0 CS: 0	PA: 37
PITCHER	IP WLS BF H R ER SO BB IBB HBP BLK WP HR S P ERA WHIP	IP WLS BF H R ER SO BB IBB HBP BLK WP HR S P ERA WHIP																				
35 Dillon Gee, R ERA: 3.84	5.2 L 26 8 4 4 4 2 0 0 0 0 0 65 110 6.35 1.765																					
66 Josh Edgin, L ERA: 1.49	1.1 5 0 0 0 2 1 0 0 0 0 0 14 25 0.00 0.750																					
71 Gonzalez Germen, R ERA: 5.27	1.0 6 2 2 2 0 1 0 0 0 0 0 1 16 28 18.00 3.000																					

AB 33
R 2
H 7
RBI 2
BB 3
SO 12
LOB 17



AB 32
R 6
H 10
RBI 6
BB 4
SO 6
LOB 13



Batter	1	2	3	4	5	6	7	8	9	AB	R	H	RBI	BB	SO	LOB	TOP							
56 Kole Calhoun, L (1.9) OBP: 0.347, SLG: 0.481										5	1	3	1	0	1	0	Los Angeles Angels @ Oakland Athletics O.co Coliseum, Oakland, CA Sun Aug 24 2014, 8:09 PM - 11:13 PM EDT Att: 36,067 - Clear - 69 F							
27 Mike Trout, R (1.8) OBP: 0.373, SLG: 0.559										5	2	2	1	0	1	3								
5 Albert Pujols, R (1.3) OBP: 0.351, SLG: 0.472										4	2	2	1	0	0	0								
19 Efran Navarro, L (7.3) OBP: 0.323, SLG: 0.363										1	0	0	0	0	1	0								
32 Josh Hamilton, L (1.7) OBP: 0.340, SLG: 0.434										3	2	2	3	0	1	0								
7 Collin Cowgill, R (7.7) OBP: 0.346, SLG: 0.385										1	0	0	0	0	0	0								
47 Howie Kendrick, R (1.10) OBP: 0.339, SLG: 0.374										4	1	1	1	1	2	0								
6 David Freese, R (1.5) OBP: 0.324, SLG: 0.363										5	0	1	0	0	0	3								
2 Erick Aybar, S (1.6) OBP: 0.324, SLG: 0.383										4	1	2	2	0	0	1								
8 John McDonald, R (7.6) OBP: 0.323, SLG: 0.164										0	0	0	0	0	0	0								
17 Chris Iannetta, R (1.2) OBP: 0.376, SLG: 0.408										1	0	0	0	2	0	2								
18 Gordon Beckham, R (1.4) OBP: 0.258, SLG: 0.330										4	0	0	0	0	0	6								
Inning Stats	R: 0 E: 0 K: 0 S: 5	H: 1 LOB: 0 BB: 0 P: 6	R: 3 E: 0 K: 1 S: 13	H: 3 LOB: 2 BB: 2 P: 28	R: 2 E: 0 K: 0 S: 13	H: 4 LOB: 2 BB: 0 P: 19	R: 3 E: 0 K: 0 S: 14	H: 4 LOB: 1 BB: 0 P: 22	R: 0 E: 0 K: 0 S: 4	H: 0 LOB: 0 BB: 0 P: 8	R: 1 E: 0 K: 2 S: 16	H: 1 LOB: 0 BB: 0 P: 19	R: 0 E: 0 K: 0 S: 11	H: 0 LOB: 1 BB: 1 P: 17	R: 0 E: 0 K: 2 S: 13	H: 0 LOB: 0 BB: 0 P: 19	R: 0 E: 0 K: 1 S: 7	H: 0 LOB: 0 BB: 0 P: 10	1B: 8 2B: 3 3B: 0 HR: 2	SF: 1 SAC: 0 DP: 2 HBP: 1	WP: 0 PB: 0 SB: 0 CS: 0	PA: 42		
PITCHER	IP WLS BF H R ER SO BB IBB HBP BLK WP HR S P ERA WHIP	IP WLS BF H R ER SO BB IBB HBP BLK WP HR S P ERA WHIP	IP WLS BF H R ER SO BB IBB HBP BLK WP HR S P ERA WHIP	IP WLS BF H R ER SO BB IBB HBP BLK WP HR S P ERA WHIP	IP WLS BF H R ER SO BB IBB HBP BLK WP HR S P ERA WHIP	IP WLS BF H R ER SO BB IBB HBP BLK WP HR S P ERA WHIP	IP WLS BF H R ER SO BB IBB HBP BLK WP HR S P ERA WHIP	IP WLS BF H R ER SO BB IBB HBP BLK WP HR S P ERA WHIP	IP WLS BF H R ER SO BB IBB HBP BLK WP HR S P ERA WHIP	IP WLS BF H R ER SO BB IBB HBP BLK WP HR S P ERA WHIP	IP WLS BF H R ER SO BB IBB HBP BLK WP HR S P ERA WHIP	IP WLS BF H R ER SO BB IBB HBP BLK WP HR S P ERA WHIP	IP WLS BF H R ER SO BB IBB HBP BLK WP HR S P ERA WHIP	IP WLS BF H R ER SO BB IBB HBP BLK WP HR S P ERA WHIP	IP WLS BF H R ER SO BB IBB HBP BLK WP HR S P ERA WHIP	IP WLS BF H R ER SO BB IBB HBP BLK WP HR S P ERA WHIP	IP WLS BF H R ER SO BB IBB HBP BLK WP HR S P ERA WHIP	IP WLS BF H R ER SO BB IBB HBP BLK WP HR S P ERA WHIP	IP WLS BF H R ER SO BB IBB HBP BLK WP HR S P ERA WHIP	IP WLS BF H R ER SO BB IBB HBP BLK WP HR S P ERA WHIP	IP WLS BF H R ER SO BB IBB HBP BLK WP HR S P ERA WHIP	IP WLS BF H R ER SO BB IBB HBP BLK WP HR S P ERA WHIP	IP WLS BF H R ER SO BB IBB HBP BLK WP HR S P ERA WHIP	IP WLS BF H R ER SO BB IBB HBP BLK WP HR S P ERA WHIP
26 Scott Kazmir, L (1.1) ERA: 3.08	3.0	L	20	10	7	7	1	2	0	0	1	0	0	0	0	0	1	36	61	21.00	4.000			
60 Jesse Chavez, R (4.1) ERA: 3.4	3.0	12	3	2	2	2	0	0	0	1	29	41	6.00	1.000										
61 Dan Otero, R (7.1) ERA: 2.25	1.0	4	0	0	0	0	1	0	0	0	11	17	0.00	1.000										
56 Fernando Abad, L (8.1) ERA: 1.59	1.0	3	0	0	0	2	0	0	0	0	13	19	0.00	0.000										
48 Ryan Cook, R (9.1) ERA: 2.95	1.0	3	0	0	0	1	0	0	0	0	7	10	0.00	0.000										
Batter	1	2	3	4	5	6	7	8	9	AB	R	H	RBI	BB	SO	LOB	BOTTOM							
4 Coco Crisp, S (1.10) OBP: 0.350, SLG: 0.400										5	0	1	0	0	1	4	Los Angeles Angels @ Oakland Athletics O.co Coliseum, Oakland, CA Sun Aug 24 2014, 8:09 PM - 11:13 PM EDT Att: 36,067 - Clear - 69 F							
23 Sam Fuld, L (1.8) OBP: 0.340, SLG: 0.349										4	0	0	0	0	1	1								
21 Stephen Vogt, L (1.3) OBP: 0.351, SLG: 0.514										4	0	1	0	0	1	0								
37 Brandon Moss, L (1.7) OBP: 0.337, SLG: 0.461										4	0	0	0	0	1	1								
16 Josh Reddick, L (1.9) OBP: 0.308, SLG: 0.427										4	1	1	0	0	1	1								
36 Derek Norris, R (1.2) OBP: 0.377, SLG: 0.450										4	1	1	0	0	3	1								
7 Alberto Callaspo, S (1.5) OBP: 0.368, SLG: 0.316										4	1	3	2	0	1	0								
28 Eric Sogard, L (1.4) OBP: 0.302, SLG: 0.270										3	0	1	1	0	1	1								
12 Andy Parrino, S (1.6) OBP: 0.273, SLG: 0.414										4	1	2	1	0	1	2								
Inning Stats	R: 0 E: 0 K: 0 S: 6	H: 0 LOB: 0 BB: 0 P: 11	R: 0 E: 0 K: 2 S: 11	H: 0 LOB: 0 BB: 0 P: 15	R: 0 E: 0 K: 1 S: 12	H: 1 LOB: 1 BB: 0 P: 20	R: 0 E: 0 K: 1 S: 8	H: 1 LOB: 0 BB: 0 P: 12	R: 0 E: 0 K: 2 S: 12	H: 2 LOB: 2 BB: 0 P: 18	R: 0 E: 0 K: 1 S: 7	H: 0 LOB: 0 BB: 0 P: 11	R: 3 E: 0 K: 1 S: 15	H: 4 LOB: 1 BB: 0 P: 21	R: 0 E: 0 K: 1 S: 8	H: 0 LOB: 0 BB: 0 P: 12		R: 1 E: 0 K: 2 S: 14	H: 2 LOB: 1 BB: 0 P: 21	1B: 6 2B: 2 3B: 0 HR: 2	SF: 1 SAC: 0 DP: 0 HBP: 0	WP: 0 PB: 1 SB: 0 CS: 0	PA: 37	
PITCHER	IP WLS BF H R ER SO BB IBB HBP BLK WP HR S P ERA WHIP	IP WLS BF H R ER SO BB IBB HBP BLK WP HR S P ERA WHIP	IP WLS BF H R ER SO BB IBB HBP BLK WP HR S P ERA WHIP	IP WLS BF H R ER SO BB IBB HBP BLK WP HR S P ERA WHIP	IP WLS BF H R ER SO BB IBB HBP BLK WP HR S P ERA WHIP	IP WLS BF H R ER SO BB IBB HBP BLK WP HR S P ERA WHIP	IP WLS BF H R ER SO BB IBB HBP BLK WP HR S P ERA WHIP	IP WLS BF H R ER SO BB IBB HBP BLK WP HR S P ERA WHIP	IP WLS BF H R ER SO BB IBB HBP BLK WP HR S P ERA WHIP	IP WLS BF H R ER SO BB IBB HBP BLK WP HR S P ERA WHIP	IP WLS BF H R ER SO BB IBB HBP BLK WP HR S P ERA WHIP	IP WLS BF H R ER SO BB IBB HBP BLK WP HR S P ERA WHIP	IP WLS BF H R ER SO BB IBB HBP BLK WP HR S P ERA WHIP	IP WLS BF H R ER SO BB IBB HBP BLK WP HR S P ERA WHIP	IP WLS BF H R ER SO BB IBB HBP BLK WP HR S P ERA WHIP	IP WLS BF H R ER SO BB IBB HBP BLK WP HR S P ERA WHIP	IP WLS BF H R ER SO BB IBB HBP BLK WP HR S P ERA WHIP	IP WLS BF H R ER SO BB IBB HBP BLK WP HR S P ERA WHIP	IP WLS BF H R ER SO BB IBB HBP BLK WP HR S P ERA WHIP	IP WLS BF H R ER SO BB IBB HBP BLK WP HR S P ERA WHIP	IP WLS BF H R ER SO BB IBB HBP BLK WP HR S P ERA WHIP	IP WLS BF H R ER SO BB IBB HBP BLK WP HR S P ERA WHIP	IP WLS BF H R ER SO BB IBB HBP BLK WP HR S P ERA WHIP	IP WLS BF H R ER SO BB IBB HBP BLK WP HR S P ERA WHIP
36 Jered Weaver, R (1.1) ERA: 3.72	6.2	W	28	8	3	3	8	0	0	0	0	0	0	0	0	0	2	67	103	4.05	1.200			
64 Mike Morin, R (7.1) ERA: 2.58	0.1	1	0	0	0	0	0	0	0	0	4	5	0.00	0.000										
59 Fernando Salas, R (8.1) ERA: 2.38	1.0	3	0	0	0	1	0	0	0	0	8	12	0.00	0.000										
39 Jason Grilli, R (9.1) ERA: 3.88	1.0	5	2	1	0	2	0	0	0	0	14	21	0.00	2.000										

Batter	1	2	3	4	5	6	7	8	9	AB R H RBI BB SO LOB	TOP									
4 Coco Crisp, S OBP: 0.348, SLG: 0.395	G6-3		L9		G4-3		K		20 2B 36 1B BB	4 1 0 1 1 1 1	Oakland Athletics @ Houston Astros Minute Maid Park, Houston, TX Mon Aug 25 2014, 7:14 PM - 10:30 PM CDT Att: 14,094 - Roof Closed - 73 F									
7 Alberto Callaspo, S OBP: 0.304, SLG: 0.312	G4-3		FC1-6-5-4-6 20 2B		G3		G6-3		F7	5 1 0 0 0 0 4										
20 Josh Donaldson, R OBP: 0.339, SLG: 0.462	G5-3								36 1B 2B	4 1 3 3 0 0 0										
21 Stephen Vogt, L OBP: 0.348, SLG: 0.507									K2-3	5 0 1 0 0 3 5										
36 Derek Norris, R OBP: 0.275, SLG: 0.446										5 0 1 2 0 1 2										
37 Brandon Moss, L OBP: 0.338, SLG: 0.461										5 1 2 0 0 2 3										
16 Josh Reddick, L OBP: 0.314, SLG: 0.438										2 2 1 2 2 0 1										
12 Andy Parrino, S OBP: 0.270, SLG: 0.375										3 1 0 0 1 1 3										
28 Eric Sogard, L OBP: 0.305, SLG: 0.276										3 1 1 0 1 0 0										
Inning Stats	R: 0 E: 0 K: 0 S: 7	H: 0 LOB: 0 BB: 0 P: 10	R: 0 E: 0 K: 1 S: 10	H: 1 LOB: 2 BB: 1 P: 17	R: 1 E: 0 K: 1 S: 11	H: 2 LOB: 1 BB: 0 P: 15	R: 2 E: 0 K: 0 S: 10	H: 2 LOB: 0 BB: 0 P: 15	R: 0 E: 0 K: 1 S: 13	H: 1 LOB: 1 BB: 0 P: 22	R: 0 E: 0 K: 1 S: 7	H: 0 LOB: 0 BB: 0 P: 9	R: 0 E: 0 K: 1 S: 8	H: 0 LOB: 1 BB: 0 P: 14	R: 5 E: 0 K: 2 S: 21	H: 2 LOB: 1 BB: 4 P: 46	1B: 5 2B: 3 HR: 1	SF: 0 SAC: 0 DP: 0 HBP: 1	WP: 0 PB: 0 SB: 1 CS: 0	PA: 42
PITCHER	IP WLS BF H R ER SO BB IBB HBP BLK WP HR S P ERA WHIP											IP WLS BF H R ER SO BB IBB HBP BLK WP HR S P ERA WHIP								
46 Scott Feldman, R ERA: 4.34	7.0 L 29 7 3 3 5 1 0 0 0 0 0 1 71 104 3.86 1.143																			
35 Josh Fields, R ERA: 4.93	1.0 4 0 0 0 1 0 0 1 0 0 0 8 14 0.00 0.000																			
29 Tony Sipp, L ERA: 3.29	0.0 4 0 4 0 0 4 0 0 0 0 0 7 23 ∞ ∞																			
55 Jose Veras, R ERA: 5.08	1.0 5 2 1 1 2 0 0 0 0 0 0 14 23 9.00 2.000																			

Batter	1	2	3	4	5	6	7	8	9	AB R H RBI BB SO LOB	BOTTOM									
19 Robbie Grossman, S OBP: 0.330, SLG: 0.327	P6		27 FC6-4 1B		F7				K2-3	4 0 1 0 0 1 0	Oakland Athletics @ Houston Astros Minute Maid Park, Houston, TX Mon Aug 25 2014, 7:14 PM - 10:30 PM CDT Att: 14,094 - Roof Closed - 73 F									
27 Jose Altuve, R OBP: 0.370, SLG: 0.436	G6-3		FC6-4 1-2						23 HR 1B	4 1 1 0 0 0 1										
23 Chris Carter, R OBP: 0.298, SLG: 0.509	P4								HR	4 1 1 2 0 1 1										
21 Dexter Fowler, S OBP: 0.377, SLG: 0.402									F7	4 0 1 0 0 1 0										
15 Jason Castro, L OBP: 0.296, SLG: 0.371									G4-3	4 0 0 0 0 1 1										
9 Marwin Gonzalez, S OBP: 0.314, SLG: 0.390										4 0 3 0 0 0 0										
21 Jon Singleton, L OBP: 0.296, SLG: 0.375										2 0 0 0 2 2 1										
30 Matt Dominguez, R OBP: 0.262, SLG: 0.344										4 0 0 0 0 2 4										
6 Jake Marisnick, R OBP: 0.269, SLG: 0.289										3 0 0 0 0 2 0										
Inning Stats	R: 0 E: 0 K: 0 S: 5	H: 0 LOB: 0 BB: 0 P: 8	R: 0 E: 0 K: 2 S: 13	H: 1 LOB: 1 BB: 1 P: 21	R: 0 E: 0 K: 1 S: 9	H: 1 LOB: 1 BB: 0 P: 13	R: 0 E: 0 K: 2 S: 10	H: 1 LOB: 0 BB: 0 P: 13	R: 0 E: 0 K: 0 S: 8	H: 1 LOB: 1 BB: 0 P: 12	R: 0 E: 0 K: 2 S: 9	H: 0 LOB: 0 BB: 0 P: 16	R: 2 E: 0 K: 2 S: 14	H: 2 LOB: 0 BB: 0 P: 20	R: 0 E: 1 K: 0 S: 7	H: 1 LOB: 1 BB: 1 P: 13	1B: 4 2B: 2 HR: 1	SF: 0 SAC: 0 DP: 1 HBP: 0	WP: 0 PB: 0 SB: 0 CS: 0	PA: 35
PITCHER	IP WLS BF H R ER SO BB IBB HBP BLK WP HR S P ERA WHIP											IP WLS BF H R ER SO BB IBB HBP BLK WP HR S P ERA WHIP								
29 Jeff Samardzija, R ERA: 3.23	8.0 W 31 6 2 2 10 1 0 0 0 0 0 76 116 2.25 0.875																			
39 Eric O'Flaherty, L ERA: 1.26	1.0 4 1 0 0 0 1 0 0 0 0 0 7 13 0.00 2.000																			

AB	36
R	8
H	9
RBI	8
BB	5
SO	8
LOB	19



AB	33
R	2
H	7
RBI	2
BB	2
SO	10
LOB	8



Batter	1	2	3	4	5	6	7	8	9	AB	R	H	RBI	BB	SO	LOB	TOP								
4 Coco Crisp, S OBP: 0.346, SLG: 0.391	1-2 FC5 3 1B BB		1-0 G1-3		0-0 G4-3		2-2 G3-1		3-3 K	4	0	0	0	1	1	0									
3 Craig Gentry, R OBP: 0.326, SLG: 0.298	0-1 FC5-4 15 1B 20 FC5 1B		2-2 G5-3		2-2 G6-3		0-0 L8			4	1	1	0	0	0	0									
20 Josh Donaldson, R OBP: 0.340, SLG: 0.461	2-1 FC5 36 FC5-4 1-2 2-3		0-0 G6-3		2-1 G6-3 36 E 1B		4-2 BB			3	0	1	0	1	0	2									
36 Derek Norris, R OBP: 0.370, SLG: 0.440	1-0 FC5-4 15 1B 1-2 2-3			3-3 K	0-0 E3		3-2 G4-3			4	0	0	0	0	1	4									
15 Jonny Gomes, R OBP: 0.333, SLG: 0.343	0-0 BB			1-1 35 2B 1B	0-2 G4-3					3	1	2	1	0	0	2									
16 Josh Reddick, L OBP: 0.313, SLG: 0.436	1-2 3H 1B									1	0	0	0	0	0	0									
35 Nate Freiman, R OBP: 0.293, SLG: 0.556	2-3 K			1-2 2B		0-0 F9		1-2 F8		3	0	1	1	0	1	2									
21 Stephen Vogt, L OBP: 0.346, SLG: 0.505				3-1 G6-3	1-2 F9			3-2 L6		4	0	0	0	0	0	1									
7 Alberto Callaspo, S OBP: 0.301, SLG: 0.309		0-0 G6-3								0	0	0	0	0	0	0									
28 Eric Sogard, L OBP: 0.305, SLG: 0.276				4-2 BB	2-1 1B					2	0	1	0	1	1	0									
17 Geovany Soto, R OBP: 0.268, SLG: 0.375		2-3 K							0-2 G5-3	1	0	0	0	0	0	0									
23 Sam Fuld, L OBP: 0.339, SLG: 0.347				1-0 FC4	3-2 G4-3					4	0	0	0	0	0	3									
12 Andy Parrino, S OBP: 0.244, SLG: 0.333				1-2 1B																					
Inning Stats	R: 1 E: 0 K: 1 S: 15	H: 2 LOB: 2 BB: 1 P: 24	R: 0 E: 0 K: 1 S: 7	H: 0 LOB: 0 BB: 0 P: 9	R: 0 E: 0 K: 0 S: 5	H: 0 LOB: 0 BB: 0 P: 8	R: 1 E: 0 K: 1 S: 14	H: 2 LOB: 2 BB: 1 P: 27	R: 0 E: 0 K: 0 S: 10	H: 1 LOB: 1 BB: 0 P: 15	R: 0 E: 0 K: 0 S: 9	H: 0 LOB: 1 BB: 0 P: 14	R: 0 E: 0 K: 0 S: 12	H: 0 LOB: 1 BB: 1 P: 21	R: 0 E: 0 K: 0 S: 12	H: 0 LOB: 0 BB: 0 P: 18	R: 0 E: 0 K: 1 S: 11	H: 0 LOB: 0 BB: 0 P: 14	1B: 5 2B: 1 3B: 0 HR: 0	SF: 0 SAC: 0 DP: 0 HBP: 0	WP: 0 PB: 0 SB: 0 CS: 0	PA: 37			
PITCHER	IP WLS BF H R ER SO BB IBB HBP BLK WP HR S P ERA WHIP	IP WLS BF H R ER SO BB IBB HBP BLK WP HR S P ERA WHIP	IP WLS BF H R ER SO BB IBB HBP BLK WP HR S P ERA WHIP	IP WLS BF H R ER SO BB IBB HBP BLK WP HR S P ERA WHIP	IP WLS BF H R ER SO BB IBB HBP BLK WP HR S P ERA WHIP	IP WLS BF H R ER SO BB IBB HBP BLK WP HR S P ERA WHIP	IP WLS BF H R ER SO BB IBB HBP BLK WP HR S P ERA WHIP	IP WLS BF H R ER SO BB IBB HBP BLK WP HR S P ERA WHIP	IP WLS BF H R ER SO BB IBB HBP BLK WP HR S P ERA WHIP	IP WLS BF H R ER SO BB IBB HBP BLK WP HR S P ERA WHIP	IP WLS BF H R ER SO BB IBB HBP BLK WP HR S P ERA WHIP	IP WLS BF H R ER SO BB IBB HBP BLK WP HR S P ERA WHIP	IP WLS BF H R ER SO BB IBB HBP BLK WP HR S P ERA WHIP	IP WLS BF H R ER SO BB IBB HBP BLK WP HR S P ERA WHIP	IP WLS BF H R ER SO BB IBB HBP BLK WP HR S P ERA WHIP	IP WLS BF H R ER SO BB IBB HBP BLK WP HR S P ERA WHIP	IP WLS BF H R ER SO BB IBB HBP BLK WP HR S P ERA WHIP	IP WLS BF H R ER SO BB IBB HBP BLK WP HR S P ERA WHIP	IP WLS BF H R ER SO BB IBB HBP BLK WP HR S P ERA WHIP	IP WLS BF H R ER SO BB IBB HBP BLK WP HR S P ERA WHIP	IP WLS BF H R ER SO BB IBB HBP BLK WP HR S P ERA WHIP	IP WLS BF H R ER SO BB IBB HBP BLK WP HR S P ERA WHIP	IP WLS BF H R ER SO BB IBB HBP BLK WP HR S P ERA WHIP	IP WLS BF H R ER SO BB IBB HBP BLK WP HR S P ERA WHIP	IP WLS BF H R ER SO BB IBB HBP BLK WP HR S P ERA WHIP

Oakland Athletics @ Houston Astros
Minute Maid Park, Houston, TX
Tue Aug 26 2014, 7:15 PM - 9:48 PM CDT
Att: 17,345 - Roof Closed - 73 F

AB 34
R 2
H 6
RBI 2
BB 3
SO 4
LOB 14



Batter	1	2	3	4	5	6	7	8	9	AB	R	H	RBI	BB	SO	LOB	BOTTOM									
19 Robbie Grossman, S OBP: 0.326, SLG: 0.322	1-2 F8		2-0 F7		1-0 F9			0-1 E3 27 HBP 23 HR		4	1	0	0	0	0	1										
27 Jose Altuve, R OBP: 0.371, SLG: 0.437	0-0 G3-1		0-1 2B		0-2 G4-3			1-0 23 HBP		3	1	1	0	0	0	0										
23 Chris Carter, R OBP: 0.297, SLG: 0.513	1-3 K		2-2 L7		1-3 K			1-1 HR		4	1	1	3	0	2	2										
21 Dexter Fowler, S OBP: 0.376, SLG: 0.409		2-1 L7		0-2 HR		1-0 F8		0-2 F9		4	1	1	1	0	0	0										
15 Jason Castro, L OBP: 0.293, SLG: 0.367		1-0 L3		2-1 F8		2-2 L8		0-0 G4-3		4	0	0	0	0	0	0										
9 Marwin Gonzalez, S OBP: 0.314, SLG: 0.389		1-1 1B		1-2 G6-3				2-2 G5-3		3	0	1	0	0	0	0										
21 Jon Singleton, L OBP: 0.296, SLG: 0.372		1-3 K		4-1 BB				2-3 K		2	0	0	0	1	2	1										
6 Jake Marisnick, R OBP: 0.263, SLG: 0.282			1-2 G5-3		2-3 K			2-2 K		3	0	0	0	0	2	1										
3 Gregorio Petit, R OBP: 0.318, SLG: 0.452										1	0	0	0	0	0	0										
18 Marc Krauss, L OBP: 0.281, SLG: 0.341										1	0	0	0	0	0	0										
30 Matt Dominguez, R OBP: 0.262, SLG: 0.344			1-1 27 2B HBP							0	0	0	0	0	0	0										
Inning Stats	R: 0 E: 0 K: 1 S: 7	H: 0 LOB: 0 BB: 0 P: 9	R: 0 E: 0 K: 1 S: 8	H: 1 LOB: 1 BB: 0 P: 13	R: 0 E: 0 K: 0 S: 10	H: 1 LOB: 2 BB: 0 P: 16	R: 1 E: 0 K: 1 S: 13	H: 1 LOB: 1 BB: 1 P: 22	R: 0 E: 0 K: 0 S: 5	H: 0 LOB: 0 BB: 0 P: 6	R: 0 E: 0 K: 1 S: 7	H: 0 LOB: 0 BB: 0 P: 11	R: 0 E: 0 K: 2 S: 10	H: 0 LOB: 0 BB: 0 P: 16	R: 3 E: 1 K: 0 S: 9	H: 1 LOB: 0 BB: 0 P: 11	1B: 1 2B: 1 3B: 0 HR: 2	SF: 0 SAC: 0 DP: 0 HBP: 2	WP: 0 PB: 0 SB: 0 CS: 0	PA: 32						
PITCHER	IP WLS BF H R ER SO BB IBB HBP BLK WP HR S P ERA WHIP	IP WLS BF H R ER SO BB IBB HBP BLK WP HR S P ERA WHIP	IP WLS BF H R ER SO BB IBB HBP BLK WP HR S P ERA WHIP	IP WLS BF H R ER SO BB IBB HBP BLK WP HR S P ERA WHIP	IP WLS BF H R ER SO BB IBB HBP BLK WP HR S P ERA WHIP	IP WLS BF H R ER SO BB IBB HBP BLK WP HR S P ERA WHIP	IP WLS BF H R ER SO BB IBB HBP BLK WP HR S P ERA WHIP	IP WLS BF H R ER SO BB IBB HBP BLK WP HR S P ERA WHIP	IP WLS BF H R ER SO BB IBB HBP BLK WP HR S P ERA WHIP	IP WLS BF H R ER SO BB IBB HBP BLK WP HR S P ERA WHIP	IP WLS BF H R ER SO BB IBB HBP BLK WP HR S P ERA WHIP	IP WLS BF H R ER SO BB IBB HBP BLK WP HR S P ERA WHIP	IP WLS BF H R ER SO BB IBB HBP BLK WP HR S P ERA WHIP	IP WLS BF H R ER SO BB IBB HBP BLK WP HR S P ERA WHIP	IP WLS BF H R ER SO BB IBB HBP BLK WP HR S P ERA WHIP	IP WLS BF H R ER SO BB IBB HBP BLK WP HR S P ERA WHIP	IP WLS BF H R ER SO BB IBB HBP BLK WP HR S P ERA WHIP	IP WLS BF H R ER SO BB IBB HBP BLK WP HR S P ERA WHIP	IP WLS BF H R ER SO BB IBB HBP BLK WP HR S P ERA WHIP	IP WLS BF H R ER SO BB IBB HBP BLK WP HR S P ERA WHIP	IP WLS BF H R ER SO BB IBB HBP BLK WP HR S P ERA WHIP	IP WLS BF H R ER SO BB IBB HBP BLK WP HR S P ERA WHIP	IP WLS BF H R ER SO BB IBB HBP BLK WP HR S P ERA WHIP	IP WLS BF H R ER SO BB IBB HBP BLK WP HR S P ERA WHIP	IP WLS BF H R ER SO BB IBB HBP BLK WP HR S P ERA WHIP	IP WLS BF H R ER SO BB IBB HBP BLK WP HR S P ERA WHIP

Oakland Athletics @ Houston Astros
Minute Maid Park, Houston, TX
Tue Aug 26 2014, 7:15 PM - 9:48 PM CDT
Att: 17,345 - Roof Closed - 73 F

AB 29
R 4
H 4
RBI 4
BB 1
SO 6
LOB 5



Batter	1	2	3	4	5	6	7	8	9	AB	R	H	RBI	BB	SO	LOB	TOP					
4 Coco Crisp, S OBP: 0.347, SLG: 0.399										5	2	2	1	0	0	3	Oakland Athletics @ Houston Astros Minute Maid Park, Houston, TX Wed Aug 27 2014, 7:12 PM - 10:55 PM CDT Att: 14,791 - Roof Closed - 73 F					
23 Sam Fuld, L OBP: 0.343, SLG: 0.367										5	1	3	2	0	1	1						
20 Josh Donaldson, R OBP: 0.342, SLG: 0.460										3	1	1	0	1	0	1						
21 Stephen Vogt, L OBP: 0.343, SLG: 0.496										4	0	0	0	1	2	3						
37 Brandon Moss, L OBP: 0.341, SLG: 0.462										3	0	1	0	2	2	0						
36 Derek Norris, R OBP: 0.386, SLG: 0.434										4	0	0	0	1	3	6						
16 Josh Reddick, L OBP: 0.314, SLG: 0.437										2	0	1	0	0	1	0						
15 Jonny Gomes, R OBP: 0.335, SLG: 0.346										1	0	1	1	0	0	0						
3 Craig Gentry, R OBP: 0.326, SLG: 0.298										0	1	0	0	0	0	0						
7 Alberto Callaspo, S OBP: 0.301, SLG: 0.306										3	0	0	0	1	0	4						
12 Andy Parrino, S OBP: 0.244, SLG: 0.333										0	0	0	0	0	0	0						
28 Eric Sogard, L OBP: 0.308, SLG: 0.276										3	0	1	1	1	0	1						
Inning Stats	R: 0 E: 0 K: 1 S: 15	H: 1 LOB: 3 BB: 1 P: 30	R: 0 E: 0 K: 0 S: 6	H: 1 LOB: 1 BB: 1 P: 11	R: 0 E: 0 K: 2 S: 10	H: 0 LOB: 0 BB: 0 P: 15	R: 0 E: 0 K: 3 S: 11	H: 0 LOB: 0 BB: 0 P: 15	R: 0 E: 0 K: 0 S: 10	H: 1 LOB: 2 BB: 2 P: 19	R: 1 E: 0 K: 0 S: 13	H: 1 LOB: 2 BB: 2 P: 26	R: 1 E: 0 K: 0 S: 8	H: 2 LOB: 0 BB: 0 P: 11	R: 0 E: 0 K: 2 S: 7	H: 0 LOB: 0 BB: 0 P: 12	R: 3 E: 0 K: 1 S: 19	H: 4 LOB: 3 BB: 2 P: 33	1B: 6 2B: 2 3B: 0 HR: 2	SF: 1 SAC: 0 DP: 2 HBP: 1	WP: 1 PB: 0 SB: 1 CS: 0	PA: 42
PITCHER	IP WLS BF H R ER SO BB IBB HBP BLK WP HR S P ERA WHIP																					
41 Brad Peacock, R ERA: 5.13	5.1 24 4 1 1 6 5 0 1 0 1 0 61 108 1.69 1.688																					
66 Kevin Chapman, L ERA: 7.82	1.0 5 2 1 1 0 0 0 0 0 0 0 1 10 16 9.00 2.000																					
55 Jose Veras, R ERA: 4.84	1.2 4 0 0 0 2 0 0 0 0 0 0 9 15 0.00 0.000																					
50 Chad Qualls, R ERA: 3.55	0.2 L 6 4 3 3 0 0 0 0 0 0 0 1 13 17 40.50 6.000																					
48 Mike Foltyniewicz, R ERA: 5.99	0.1 3 0 0 0 1 2 0 0 0 0 0 6 16 0.00 6.000																					

AB 33
R 5
H 10
RBI 5
BB 7
SO 9
LOB 19



Batter	1	2	3	4	5	6	7	8	9	AB	R	H	RBI	BB	SO	LOB	BOTTOM					
19 Robbie Grossman, S OBP: 0.330, SLG: 0.325										4	0	2	1	1	1	1	Oakland Athletics @ Houston Astros Minute Maid Park, Houston, TX Wed Aug 27 2014, 7:12 PM - 10:55 PM CDT Att: 14,791 - Roof Closed - 73 F					
27 Jose Altuve, R OBP: 0.370, SLG: 0.435										5	1	1	1	0	0	3						
23 Chris Carter, R OBP: 0.298, SLG: 0.519										5	1	2	1	0	1	3						
21 Dexter Fowler, S OBP: 0.376, SLG: 0.409										5	0	2	0	0	1	3						
14 Jesus Guzman, R OBP: 0.267, SLG: 0.260										2	0	0	0	0	1	1						
21 Jon Singleton, L OBP: 0.297, SLG: 0.370										1	0	0	0	1	1	1						
30 Matt Dominguez, R OBP: 0.283, SLG: 0.343										2	1	0	0	0	2	1						
6 Jake Marisnick, R OBP: 0.262, SLG: 0.276										3	0	0	0	1	2	1						
22 Carlos Corporan, S OBP: 0.297, SLG: 0.373										4	1	1	0	0	2	3						
3 Gregorio Petit, R OBP: 0.326, SLG: 0.477										2	0	1	0	0	1	0						
9 Marwin Gonzalez, S OBP: 0.312, SLG: 0.386										2	0	0	0	0	2	5						
Inning Stats	R: 0 E: 0 K: 0 S: 7	H: 0 LOB: 1 BB: 1 P: 15	R: 0 E: 0 K: 3 S: 11	H: 0 LOB: 0 BB: 0 P: 16	R: 0 E: 0 K: 2 S: 11	H: 1 LOB: 1 BB: 0 P: 19	R: 0 E: 0 K: 1 S: 9	H: 1 LOB: 0 BB: 0 P: 14	R: 0 E: 0 K: 1 S: 8	H: 0 LOB: 0 BB: 0 P: 12	R: 1 E: 1 K: 2 S: 14	H: 1 LOB: 1 BB: 0 P: 17	R: 2 E: 0 K: 3 S: 19	H: 3 LOB: 2 BB: 0 P: 34	R: 0 E: 0 K: 2 S: 13	H: 1 LOB: 3 BB: 2 P: 25	R: 1 E: 0 K: 0 S: 7	H: 2 LOB: 0 BB: 0 P: 8	1B: 7 2B: 1 3B: 0 HR: 1	SF: 0 SAC: 1 DP: 1 HBP: 1	WP: 1 PB: 0 SB: 3 CS: 0	PA: 40
PITCHER	IP WLS BF H R ER SO BB IBB HBP BLK WP HR S P ERA WHIP																					
13 Drew Pomeranz, L ERA: 2.66	5.1 21 3 1 0 7 1 0 0 0 1 0 14 22 18.00 1.000																					
48 Ryan Cook, R ERA: 3.3	1.0 B 5 1 2 2 3 0 0 1 0 0 1 0 14 22 18.00 1.000																					
56 Fernando Abad, L ERA: 1.58	0.1 B 2 1 0 0 1 0 0 0 0 0 0 6 10 0.00 3.000																					
61 Dan Otero, R ERA: 2.21	1.1 W 8 2 0 0 3 1 1 0 0 0 0 0 20 38 0.00 2.250																					
39 Eric O'Flaherty, L ERA: 1.76	1.0 S 4 2 1 1 0 0 0 0 0 0 0 1 7 8 9.00 2.000																					

AB 35
R 4
H 9
RBI 3
BB 3
SO 14
LOB 22



Batter	1	2	3	4	5	6	7	8	9	10	AB	R	H	RBI	BB	SO	LOB	TOP				
4 Coco Crisp, S OBP: 0.347, SLG: 0.399	P6		1B				G5-3		F7		5	0	2	1	0	0	0	Oakland Athletics @ Los Angeles Angels Angel Stadium of Anaheim, Anaheim, CA Thu Aug 28 2014, 7:10 PM - 10:54 PM PDT Att: 41,056 - Clear - 85 F				
3 Craig Gentry, R OBP: 0.320, SLG: 0.292	F9		FC5-4				G6-3		F8		4	0	0	0	0	0	2					
23 Sam Fuld, L OBP: 0.342, SLG: 0.366											1	0	0	0	0	0						
20 Josh Donaldson, R OBP: 0.346, SLG: 0.470	BB					PO					3	1	2	1	2	0	0					
15 Jonny Gomes, R OBP: 0.335, SLG: 0.343	G4-3					HR					2	0	0	0	1	0	2					
16 Josh Reddick, L OBP: 0.312, SLG: 0.434						BB			K		2	0	0	0	0	1	1					
36 Derek Norris, R OBP: 0.342, SLG: 0.427	G5-3					G6-4-3					5	0	0	0	0	1	2					
7 Alberto Callaspo, S OBP: 0.300, SLG: 0.305	F8										4	0	1	0	0	0	1					
37 Brandon Moss, L OBP: 0.344, SLG: 0.462											2	1	1	0	2	1	0					
17 Geovany Soto, R OBP: 0.289, SLG: 0.395			P3								3	1	1	0	1	0	1					
12 Andy Parrino, S OBP: 0.233, SLG: 0.316											2	0	0	0	0	1	1					
21 Stephen Vogt, L OBP: 0.342, SLG: 0.493											1	0	0	0	0	1	3					
28 Eric Sogard, L OBP: 0.307, SLG: 0.275									F9		1	0	0	0	0	0	0					
Inning Stats	R: 0 E: 0 K: 0 S: 9	H: 0 LOB: 1 BB: 1 P: 18	R: 0 E: 0 K: 1 S: 7	H: 0 LOB: 0 BB: 0 P: 11	R: 0 E: 0 K: 1 S: 9	H: 1 LOB: 1 BB: 0 P: 15	R: 0 E: 0 K: 0 S: 8	H: 1 LOB: 0 BB: 0 P: 14	R: 2 E: 1 K: 0 S: 15	H: 3 LOB: 0 BB: 0 P: 21	R: 1 E: 0 K: 1 S: 16	H: 2 LOB: 3 BB: 3 P: 33	R: 0 E: 0 K: 0 S: 7	H: 0 LOB: 1 BB: 1 P: 14	R: 0 E: 0 K: 1 S: 8	H: 0 LOB: 0 BB: 0 P: 16	R: 0 E: 0 K: 0 S: 9	H: 0 LOB: 0 BB: 0 P: 14	1B: 4 2B: 2 3B: 0 HR: 1	SF: 0 SAC: 0 DP: 1 HBP: 0	WP: 0 PB: 0 SB: 0 CS: 0	PA: 42
PITCHER	IP	WLS	BF	H	R	ER	SO	BB	IBB	HBP	BLK	WP	HR	S	P	ERA	WHIP					
33 C.J. Wilson, L ERA: 4.48	5.2		25	7	3	3	2	3	0	0	0	0	0	8	14	0.00	3.000					
64 Mike Morin, R ERA: 2.45	0.1		2	0	0	0	1	1	0	0	0	0	0	8	14	0.00	3.000					
40 Kevin Jepsen, R ERA: 2.06	1.0		4	0	0	0	0	1	0	0	0	0	0	7	14	0.00	1.000					
38 Joe Smith, R ERA: 2.13	1.0		4	0	0	0	1	1	0	0	0	0	0	8	16	0.00	1.000					
16 Huston Street, R ERA: 1.1	1.0		3	0	0	0	0	0	0	0	0	0	0	9	12	0.00	0.000					
PITCHER	IP	WLS	BF	H	R	ER	SO	BB	IBB	HBP	BLK	WP	HR	S	P	ERA	WHIP					
59 Fernando Salas, R ERA: 2.23	10.1		3	0	0	0	1	0	0	0	0	0	0	9	14	0.00	0.000					

AB	35
R	3
H	7
RBI	2
BB	6
SO	5
LOB	13



Batter	1	2	3	4	5	6	7	8	9	10	AB	R	H	RBI	BB	SO	LOB	BOTTOM						
56 Kole Calhoun, L OBP: 0.338, SLG: 0.467	P4		K		G4-3				F6		5	0	0	0	0	2	4	Oakland Athletics @ Los Angeles Angels Angel Stadium of Anaheim, Anaheim, CA Thu Aug 28 2014, 7:10 PM - 10:54 PM PDT Att: 41,056 - Clear - 85 F						
27 Mike Trout, R OBP: 0.376, SLG: 0.561											5	0	1	0	0	1	3							
5 Albert Pujols, R OBP: 0.333, SLG: 0.468											4	1	1	0	1	1	1							
32 Josh Hamilton, L OBP: 0.338, SLG: 0.428											5	1	2	0	0	0	2							
47 Howie Kendrick, R OBP: 0.337, SLG: 0.370											4	1	2	1	1	1	1							
2 Erick Aybar, S OBP: 0.324, SLG: 0.387											3	1	1	1	1	0	1							
6 David Freese, R OBP: 0.321, SLG: 0.360											3	0	0	0	0	0	6							
8 John McDonald, R OBP: 0.244, SLG: 0.174											1	0	1	0	0	0	0							
17 Chris Iannetta, R OBP: 0.369, SLG: 0.400											2	0	0	0	1	2	2							
19 Efrén Navarro, L OBP: 0.318, SLG: 0.356											0	0	0	0	0	0	0							
24 Hank Conger, L OBP: 0.289, SLG: 0.323											0	0	0	0	0	0	0							
18 Gordon Beckham, R OBP: 0.264, SLG: 0.339											3	0	1	2	1	0	1							
Inning Stats	R: 0 E: 0 K: 2 S: 8	H: 0 LOB: 0 BB: 0 P: 13	R: 3 E: 0 K: 2 S: 21	H: 4 LOB: 1 BB: 0 P: 30	R: 0 E: 0 K: 0 S: 10	H: 1 LOB: 3 BB: 1 P: 21	R: 0 E: 0 K: 0 S: 7	H: 0 LOB: 0 BB: 1 P: 11	R: 0 E: 0 K: 0 S: 5	H: 0 LOB: 0 BB: 0 P: 8	R: 0 E: 0 K: 2 S: 9	H: 1 LOB: 0 BB: 0 P: 7	R: 0 E: 0 K: 1 S: 9	H: 0 LOB: 1 BB: 0 P: 13	R: 0 E: 0 K: 1 S: 11	H: 1 LOB: 1 BB: 0 P: 15	R: 0 E: 1 K: 0 S: 8	H: 1 LOB: 3 BB: 1 P: 16	R: 1 E: 0 K: 0 S: 7	H: 1 LOB: 1 BB: 1 P: 14	1B: 9 2B: 0 3B: 0 HR: 0	SF: 1 SAC: 1 DP: 2 HBP: 0	WP: 1 PB: 0 SB: 1 CS: 0	PA: 41
PITCHER	IP	WLS	BF	H	R	ER	SO	BB	IBB	HBP	BLK	WP	HR	S	P	ERA	WHIP							
54 Sonny Gray, R ERA: 3.03	7.0		28	6	3	3	6	3	0	0	0	1	0	66	103	3.86	1.286							
44 Luke Gregerson, R ERA: 2.4	1.0		4	1	0	0	1	0	0	0	0	0	0	11	15	0.00	1.000							
61 Dan Otero, R ERA: 2.2	0.1		4	1	0	0	0	0	1	0	0	0	0	5	11	0.00	3.000							
56 Fernando Abad, L ERA: 1.57	0.1		1	0	0	0	0	0	0	0	0	0	0	2	2	0.00	0.000							
48 Ryan Cook, R ERA: 3.45	0.2		4	1	1	1	0	1	0	0	0	0	0	8	17	13.50	3.000							

AB	34
R	4
H	9
RBI	4
BB	5
SO	7
LOB	21



Batter	1	2	3	4	5	6	7	8	9	AB	R	H	RBI	BB	SO	LOB	TOP								
4 Coco Crisp, S (1, 8) OBP: 0.346, SLG: 0.397	G4-3			L8		F9	L5			2	0	0	0	0	0	0	Oakland Athletics @ Los Angeles Angels Angel Stadium of Anaheim, Anaheim, CA Fri Aug 29 2014, 7:08 PM - 10:02 PM PDT Att: 41,177 - Clear - 81 F livebaseballscorecards.com								
3 Craig Gentry, R (5, 8)										2	0	0	0	0	1										
23 Sam Fuld, L (1, 7) OBP: 0.341, SLG: 0.364	F9			G4-3		37 HBP 20 BB		G4-3		4	0	1	0	0	0										
20 Josh Donaldson, R (1, 5) OBP: 0.347, SLG: 0.471										3	0	1	0	1	1										
21 Stephen Vogt, L (1, 3) OBP: 0.340, SLG: 0.489										4	0	1	0	0	3										
37 Brandon Moss, L (1, 10) OBP: 0.345, SLG: 0.460										2	0	0	0	1	1										
16 Josh Reddick, L (1, 9) OBP: 0.308, SLG: 0.428										4	0	0	0	0	1										
36 Derek Norris, R (1, 2) OBP: 0.364, SLG: 0.426										3	0	1	0	1	0										
7 Alberto Callaspo, S (1, 4) OBP: 0.297, SLG: 0.302										4	0	0	0	0	4										
28 Eric Sogard, L (1, 6) OBP: 0.306, SLG: 0.275										4	0	1	0	0	4										
Inning Stats	R: 0 E: 0 K: 1 S: 8	H: 0 LOB: 0 BB: 0 P: 11	R: 0 E: 0 K: 1 S: 8	H: 0 LOB: 0 BB: 0 P: 12	R: 0 E: 0 K: 0 S: 6	H: 0 LOB: 0 BB: 0 P: 12	R: 0 E: 0 K: 0 S: 9	H: 1 LOB: 1 BB: 0 P: 15	R: 0 E: 0 K: 1 S: 13	H: 0 LOB: 2 BB: 1 P: 21	R: 0 E: 0 K: 0 S: 11	H: 1 LOB: 3 BB: 1 P: 21	R: 0 E: 0 K: 0 S: 10	H: 1 LOB: 1 BB: 0 P: 12	R: 0 E: 0 K: 0 S: 12	H: 1 LOB: 1 BB: 0 P: 16	R: 0 E: 0 K: 0 S: 11	H: 1 LOB: 1 BB: 0 P: 16	1B: 4 2B: 1 3B: 0 HR: 0	SF: 0 SAC: 0 DP: 1 HBP: 1	WP: 0 PB: 0 SB: 0 CS: 0	PA: 36			
PITCHER	IP	WLS	BF	H	R	ER	SO	BB	IBB	HBP	BLK	WP	HR	S	P	ERA	WHIP								
36 Jered Weaver, R (1, 1) ERA: 3.57	7.0	W	28	3	0	0	3	3	0	1	0	0	0	65	104	0.00	0.857								
38 Joe Smith, R (8, 1) ERA: 2.1	1.0		4	1	0	0	0	0	0	0	0	0	0	12	16	0.00	1.000								
16 Huston Street, R (9, 1) ERA: 1.08	1.0		4	1	0	0	0	0	0	0	0	0	0	11	16	0.00	1.000								

Batter	1	2	3	4	5	6	7	8	9	AB	R	H	RBI	BB	SO	LOB	BOTTOM								
56 Kole Calhoun, L (1, 9) OBP: 0.335, SLG: 0.462	L7									4	0	0	0	0	0	Oakland Athletics @ Los Angeles Angels Angel Stadium of Anaheim, Anaheim, CA Fri Aug 29 2014, 7:08 PM - 10:02 PM PDT Att: 41,177 - Clear - 81 F livebaseballscorecards.com									
27 Mike Trout, R (1, 8) OBP: 0.375, SLG: 0.559										4	0	1	0	0	1										
5 Albert Pujols, R (1, 3) OBP: 0.334, SLG: 0.474										4	1	2	1	0	1										
32 Josh Hamilton, L (1, 7) OBP: 0.337, SLG: 0.429										4	0	1	0	0	1										
47 Howie Kendrick, R (1, 4) OBP: 0.335, SLG: 0.367										4	1	0	0	0	2										
6 David Freese, R (1, 10) OBP: 0.318, SLG: 0.356										4	0	0	0	0	2										
2 Erick Aybar, S (1, 6) OBP: 0.325, SLG: 0.388										4	1	2	0	0	0										
17 Chris Iannetta, R (1, 2) OBP: 0.372, SLG: 0.412										2	1	1	3	1	0										
18 Gordon Beckham, R (1, 5) OBP: 0.263, SLG: 0.337										3	0	0	0	0	1										
Inning Stats	R: 0 E: 0 K: 0 S: 13	H: 2 LOB: 2 BB: 0 P: 20	R: 0 E: 0 K: 1 S: 8	H: 0 LOB: 0 BB: 0 P: 12	R: 0 E: 0 K: 1 S: 7	H: 1 LOB: 1 BB: 0 P: 15	R: 0 E: 0 K: 1 S: 9	H: 0 LOB: 0 BB: 0 P: 14	R: 2 E: 0 K: 1 S: 14	H: 2 LOB: 0 BB: 0 P: 22	R: 1 E: 2 K: 1 S: 17	H: 1 LOB: 3 BB: 1 P: 24	R: 1 E: 0 K: 0 S: 9	H: 1 LOB: 0 BB: 0 P: 10	R: 0 E: 0 K: 0 S: 9		H: 0 LOB: 0 BB: 0 P: 12	1B: 4 2B: 1 3B: 0 HR: 2	SF: 0 SAC: 0 DP: 0 HBP: 0	WP: 0 PB: 0 SB: 0 CS: 0	PA: 34				
PITCHER	IP	WLS	BF	H	R	ER	SO	BB	IBB	HBP	BLK	WP	HR	S	P	ERA	WHIP								
31 Jon Lester, L (1, 1) ERA: 2.55	6.0	L	27	6	3	2	5	1	0	0	0	0	0	68	107	3.00	1.167								
58 Evan Scribner, R (7, 1) ERA: 2.64	1.0		4	1	1	1	0	0	0	0	0	0	1	9	10	9.00	1.000								
60 Jesse Chavez, R (8, 1) ERA: 3.38	1.0		3	0	0	0	0	0	0	0	0	0	0	9	12	0.00	0.000								

Batter	1	2	3	4	5	6	7	8	9	AB	R	H	RBI	BB	SO	LOB	TOP										
23 Sam Fuld, L OBP: 0.340, SLG: 0.363	F9		K			G3			G3	4	0	1	0	0	1	0	Oakland Athletics @ Los Angeles Angels Angel Stadium of Anaheim, Anaheim, CA Sat Aug 30 2014, 6:08 PM - 8:55 PM PDT Att: 44,018 - Clear - 84 F livebaseballscorecards.com										
21 Stephen Vogt, L OBP: 0.339, SLG: 0.483	F8			BB		K			F7	3	0	0	0	1	1												
20 Josh Donaldson, R OBP: 0.348, SLG: 0.471	1B			E2		F9			G5-3	4	0	2	0	0	0	1											
37 Brandon Moss, L OBP: 0.342, SLG: 0.456	K			K					K	4	0	0	0	0	3	4											
36 Derek Norris, R OBP: 0.364, SLG: 0.423	K			15 G4-3		G1-3				2	0	0	0	1	1	0											
16 Josh Reddick, L OBP: 0.307, SLG: 0.426	K			G4-3						1	0	0	0	0	1	0											
15 Jonny Gomes, R OBP: 0.332, SLG: 0.340	K									2	0	0	0	0	1	3											
7 Alberto Callaspo, S OBP: 0.295, SLG: 0.300	K					L5			L8	3	0	0	0	0	1	0											
28 Eric Sogard, L OBP: 0.302, SLG: 0.271	K			F7		F7			G6-3	3	0	0	0	0	1	0											
3 Craig Gentry, R OBP: 0.314, SLG: 0.286	G1-3			G4-3		G4-3			K	3	0	0	0	0	1	0											
Inning Stats	R: 0 H: 1 E: 0 K: 1 S: 11	H: 1 LOB: 1 BB: 0 P: 16	R: 0 H: 0 E: 0 K: 3 S: 12	H: 0 LOB: 0 BB: 0 P: 19	R: 0 H: 0 E: 0 K: 2 S: 9	H: 0 LOB: 0 BB: 0 P: 14	R: 0 H: 1 E: 1 K: 1 S: 17	H: 2 LOB: 2 BB: 2 P: 29	R: 0 H: 0 E: 0 K: 0 S: 9	H: 0 LOB: 0 BB: 0 P: 11	R: 0 H: 0 E: 0 K: 1 S: 12	H: 0 LOB: 0 BB: 0 P: 18	R: 0 H: 0 E: 0 K: 1 S: 8	H: 0 LOB: 0 BB: 0 P: 13	R: 0 H: 0 E: 0 K: 1 S: 7	H: 0 LOB: 0 BB: 0 P: 12	R: 0 H: 1 E: 0 K: 1 S: 11	H: 1 LOB: 1 BB: 0 P: 17	1B: 3 2B: 0 3B: 0 HR: 0	SF: 0 SAC: 0 DP: 1 HBP: 0	WP: 0 PB: 0 SB: 2 CS: 0	PA: 31					
PITCHER	IP	WLS	BF	H	R	ER	SO	BB	IBB	HBP	BLK	WP	HR	S	P	ERA	WHIP										
46 Cory Rasmus, R ERA: 2.48	3.0		10	1	0	0	6	0	0	0	0	0	0	32	49	0.00	0.333										
41 Michael Roth, L ERA: 5.14	0.1		4	1	0	0	1	1	1	0	0	0	0	14	25	0.00	6.000										
62 Yoslan Herrera, R ERA: 5.87	0.2	W	1	0	0	0	0	0	0	0	0	0	0	3	4	0.00	0.000										
59 Fernando Salas, R ERA: 2.19	1.0	H	3	0	0	0	0	0	0	0	0	0	0	9	11	0.00	0.000										
39 Jason Grilli, R ERA: 3.52	1.0	H	3	0	0	0	1	0	0	0	0	0	0	12	18	0.00	0.000										
40 Kevin Jepsen, R ERA: 2.03	1.0	H	3	0	0	0	1	0	0	0	0	0	0	8	13	0.00	0.000										
38 Joe Smith, R ERA: 2.07	1.0	H	3	0	0	0	1	0	0	0	0	0	0	7	12	0.00	0.000										
16 Huston Street, R ERA: 1.06	1.0	S	4	1	0	0	1	0	0	0	0	0	0	11	17	0.00	1.000										

Batter	1	2	3	4	5	6	7	8	9	AB	R	H	RBI	BB	SO	LOB	BOTTOM										
56 Kole Calhoun, L OBP: 0.332, SLG: 0.458	L8		K			L8			G1	4	0	0	0	0	1	0	Oakland Athletics @ Los Angeles Angels Angel Stadium of Anaheim, Anaheim, CA Sat Aug 30 2014, 6:08 PM - 8:55 PM PDT Att: 44,018 - Clear - 84 F livebaseballscorecards.com										
27 Mike Trout, R OBP: 0.373, SLG: 0.554	G6-3		G6-3			K			K	4	0	0	0	0	2	0											
5 Albert Pujols, R OBP: 0.334, SLG: 0.473	G4-3			47 E		L8			L8	3	1	1	0	0	0	0											
32 Josh Hamilton, L OBP: 0.334, SLG: 0.425	F8			2 1B		G6-3				3	0	0	0	0	1	1											
47 Howie Kendrick, R OBP: 0.335, SLG: 0.367	6 F8			2 1B		K			K	3	1	1	0	0	1	1											
2 Enck Aybar, S OBP: 0.327, SLG: 0.389	1B			6 WP		L3				3	0	2	1	0	0	0											
6 David Freese, R OBP: 0.315, SLG: 0.353	F8			6 WP		K				3	0	0	0	0	2	3											
8 John McDonald, R OBP: 0.244, SLG: 0.174	F8			2 1B		K				0	0	0	0	0	0	0											
24 Hank Conger, L OBP: 0.285, SLG: 0.318	K			2 1B		K				3	0	0	0	0	2	3											
7 Collin Cowgill, R OBP: 0.340, SLG: 0.376	G6-3			G4-3		F8			G6-3	3	0	0	0	0	0	0											
Inning Stats	R: 0 H: 0 E: 0 K: 0 S: 7	H: 2 LOB: 2 BB: 0 P: 9	R: 0 H: 0 E: 0 K: 1 S: 14	H: 0 LOB: 0 BB: 0 P: 16	R: 0 H: 0 E: 0 K: 1 S: 7	H: 0 LOB: 0 BB: 0 P: 11	R: 2 H: 2 E: 1 K: 2 S: 16	H: 2 LOB: 1 BB: 0 P: 22	R: 0 H: 0 E: 0 K: 1 S: 6	H: 0 LOB: 0 BB: 0 P: 11	R: 0 H: 0 E: 0 K: 1 S: 7	H: 0 LOB: 0 BB: 0 P: 10	R: 0 H: 0 E: 0 K: 2 S: 8	H: 0 LOB: 0 BB: 0 P: 9	R: 0 H: 0 E: 0 K: 1 S: 10	H: 0 LOB: 0 BB: 0 P: 14	R: 0 H: 1 E: 0 K: 1 S: 11	H: 1 LOB: 1 BB: 0 P: 17	1B: 4 2B: 0 3B: 0 HR: 0	SF: 0 SAC: 0 DP: 0 HBP: 0	WP: 1 PB: 0 SB: 0 CS: 0	PA: 29					
PITCHER	IP	WLS	BF	H	R	ER	SO	BB	IBB	HBP	BLK	WP	HR	S	P	ERA	WHIP										
29 Jeff Samardzija, R ERA: 3.14	8.0	L	29	4	2	1	9	0	0	0	0	1	0	75	102	1.12	0.500										

AB	29
R	0
H	3
RBI	0
BB	2
SO	11
LOB	9

AB	29
R	2
H	4
RBI	1
BB	0
SO	9
LOB	8



Batter	1	2	3	4	5	6	7	8	9	AB	R	H	RBI	BB	SO	LOB	TOP										
23 Sam Fuld, L (1, 8) OBP: 0.339, SLG: 0.359	P5		P6					BB		3	1	0	0	1	1	1	Oakland Athletics @ Los Angeles Angels Angel Stadium of Anaheim, Anaheim, CA Sun Aug 31 2014, 12:39 PM - 3:32 PM PDT Att: 44,205 - Partly Cloudy - 84 F										
16 Josh Reddick, L (1, 9) OBP: 0.306, SLG: 0.424	F7		F8					1B		4	0	1	1	0	1	1											
20 Josh Donaldson, R (1, 5) OBP: 0.349, SLG: 0.471	K							F7		4	0	2	0	0	1	1											
21 Stephen Vogt, L (1, 3)		K						G1-5-3		4	0	0	0	0	1	3											
37 Brandon Moss, L (1, 7) OBP: 0.340, SLG: 0.452		K						P6		4	0	0	0	0	2	2											
36 Derek Norris, R (1, 2) OBP: 0.395, SLG: 0.424								G1-3		4	0	2	0	0	0	0											
7 Alberto Callaspo, S (1, 10) OBP: 0.292, SLG: 0.297								G1-3		4	0	0	0	0	0	3											
28 Eric Sogard, L (1, 4) OBP: 0.303, SLG: 0.272								F7		3	0	1	0	0	0	0											
12 Andy Parrino, S (1, 6) OBP: 0.217, SLG: 0.293								F8		3	0	0	0	0	1	1											
Inning Stats	R: 0 E: 0 K: 1 S: 7	H: 0 LOB: 0 BB: 0 P: 11	R: 0 E: 0 K: 2 S: 14	H: 1 LOB: 1 BB: 21 P: 21	R: 0 E: 0 K: 0 S: 10	H: 1 LOB: 1 BB: 0 P: 13	R: 0 E: 0 K: 0 S: 11	H: 2 LOB: 2 BB: 0 P: 18	R: 0 E: 0 K: 2 S: 9	H: 1 LOB: 1 BB: 0 P: 13	R: 0 E: 0 K: 0 S: 12	H: 0 LOB: 0 BB: 0 P: 18	R: 1 E: 0 K: 0 S: 9	H: 1 LOB: 1 BB: 1 P: 18	R: 0 E: 0 K: 0 S: 5	H: 0 LOB: 0 BB: 0 P: 7		1B: 6 2B: 0 3B: 0 HR: 0	SF: 0 SAC: 0 DP: 0 HBP: 0	WP: 1 PB: 0 SB: 0 CS: 0	PA: 34						
PITCHER	IP	WLS	BF	H	R	ER	SO	BB	IBB	HBP	BLK	WP	HR	S	P	ERA	WHIP										
52 Matt Shoemaker, R (1, 1) ERA: 3.14	7.0	W	26	5	0	0	7	0	0	0	0	1	0	70	103	0.00	0.714										
64 Mike Morin, R (8, 1) ERA: 2.59	1.0		5	1	1	1	0	1	0	0	0	0	0	9	18	9.00	2.000										
62 Yoslan Herrera, R (9, 1) ERA: 5.19	1.0		3	0	0	0	0	0	0	0	0	0	0	5	7	0.00	0.000										

Batter	1	2	3	4	5	6	7	8	9	AB	R	H	RBI	BB	SO	LOB	BOTTOM										
56 Kole Calhoun, L (1, 9) OBP: 0.331, SLG: 0.454	F7									3	1	0	1	1	1	3	Oakland Athletics @ Los Angeles Angels Angel Stadium of Anaheim, Anaheim, CA Sun Aug 31 2014, 12:39 PM - 3:32 PM PDT Att: 44,205 - Partly Cloudy - 84 F										
27 Mike Trout, R (1, 8) OBP: 0.374, SLG: 0.560	F8									4	1	2	3	0	1	2											
5 Albert Pujols, R (1, 3) OBP: 0.332, SLG: 0.469	P4									4	0	0	1	0	0	3											
32 Josh Hamilton, L (1, 7) OBP: 0.333, SLG: 0.423										4	1	1	0	0	0	1											
47 Howie Kendrick, R (1, 4) OBP: 0.334, SLG: 0.365										3	1	0	0	1	0	0											
6 David Freese, R (1, 10) OBP: 0.313, SLG: 0.350										4	0	0	0	0	1	2											
2 Erick Aybar, S (1, 6) OBP: 0.327, SLG: 0.388										4	1	1	1	0	1	0											
17 Chris Iannetta, R (1, 2) OBP: 0.380, SLG: 0.431										3	2	3	1	1	0	0											
18 Gordon Beckham, R (1, 5) OBP: 0.265, SLG: 0.337										3	1	1	1	1	0	1											
Inning Stats	R: 0 E: 0 K: 0 S: 15	H: 0 LOB: 0 BB: 0 P: 22	R: 0 E: 1 K: 0 S: 24	H: 3 LOB: 2 BB: 4 P: 44	R: 0 E: 0 K: 2 S: 10	H: 0 LOB: 0 BB: 0 P: 13	R: 0 E: 0 K: 1 S: 11	H: 2 LOB: 2 BB: 0 P: 17	R: 0 E: 0 K: 0 S: 7	H: 0 LOB: 0 BB: 0 P: 7	R: 0 E: 0 K: 1 S: 14	H: 1 LOB: 1 BB: 0 P: 16	R: 1 E: 0 K: 0 S: 10	H: 1 LOB: 0 BB: 0 P: 16	R: 1 E: 0 K: 0 S: 7	H: 1 LOB: 0 BB: 0 P: 12		1B: 6 2B: 0 3B: 0 HR: 2	SF: 0 SAC: 0 DP: 0 HBP: 0	WP: 0 PB: 0 SB: 0 CS: 0	PA: 36						
PITCHER	IP	WLS	BF	H	R	ER	SO	BB	IBB	HBP	BLK	WP	HR	S	P	ERA	WHIP										
26 Scott Kazmir, L (1, 1) ERA: 3.39	1.1	L	10	2	0	0	0	4	0	0	0	0	0	31	57	40.50	4.500										
61 Dan Otero, R (2, 1) ERA: 2.15	1.2		6	1	0	0	2	0	0	0	0	0	0	18	22	0.00	0.600										
60 Jesse Chavez, R (4, 1) ERA: 3.34	4.0		16	4	1	1	2	0	0	0	0	0	1	42	56	2.25	1.000										
58 Evan Scribner, R (8, 1) ERA: 3.88	1.0		4	1	1	1	0	0	0	0	0	0	1	7	12	9.00	1.000										

Batter	1	2	3	4	5	6	7	8	9	AB	R	H	RBI	BB	SO	LOB	TOP							
16 Austin Jackson, R (1, 8) OBP: 0.324, SLG: 0.377	F8		L8			P6			G6-3	4	0	0	0	0	0	0								
13 Dustin Ackley, L (1, 7) OBP: 0.304, SLG: 0.410	F8		G6-3			G3			G4-3	4	0	0	0	0	0	0								
22 Robinson Cano, L (1, 4) OBP: 0.389, SLG: 0.462	G3-1			G4-3		F7			FC4 HBP	3	0	0	0	0	0	0								
7 Stefan Romero, R (9, PH) OBP: 0.240, SLG: 0.310										0	0	0	0	0	0	0								
21 Kendrys Morales, S (1, 10) OBP: 0.270, SLG: 0.327		G6-3		L7		F8			FC4	4	0	0	0	0	0	1								
15 Kyle Seager, L (1, 5) OBP: 0.342, SLG: 0.465		BB 1B		F8		F7				3	0	1	0	0	0	0								
17 Justin Smoak, S (1, 3) OBP: 0.275, SLG: 0.347		P4			K				F7	3	0	0	0	0	1	1								
9 Endy Chavez, L (1, 9) OBP: 0.317, SLG: 0.378		BB							F8	2	0	1	0	1	0	0								
3 Mike Zunino, R (1, 2) OBP: 0.254, SLG: 0.406										3	0	0	0	0	2	3								
5 Brad Miller, L (1, 6) OBP: 0.281, SLG: 0.345										3	1	1	1	0	2	0								
Inning Stats	R: 0 E: 0 K: 0 S: 6	H: 0 LOB: 0 BB: 0 P: 12	R: 0 E: 0 K: 1 S: 9	H: 1 LOB: 2 BB: 1 P: 18	R: 0 E: 0 K: 1 S: 9	H: 0 LOB: 0 BB: 0 P: 12	R: 0 E: 0 K: 0 S: 7	H: 0 LOB: 0 BB: 0 P: 9	R: 0 E: 0 K: 1 S: 7	H: 1 LOB: 0 BB: 0 P: 13	R: 1 E: 0 K: 0 S: 8	H: 1 LOB: 0 BB: 0 P: 10	R: 0 E: 0 K: 0 S: 10	H: 0 LOB: 0 BB: 0 P: 18	R: 0 E: 0 K: 2 S: 12	H: 0 LOB: 0 BB: 0 P: 19	R: 0 E: 0 K: 0 S: 10	H: 0 LOB: 1 BB: 0 P: 15	1B: 2 2B: 0 3B: 0 HR: 1	SF: 0 SAC: 0 DP: 0 HBP: 1	WP: 0 PB: 0 SB: 0 CS: 1	PA: 32		
PITCHER	IP WLS BF H R ER SO BB IBB HBP BLK WP HR S P ERA WHIP	8.0 W 27 3 1 1 5 1 0 0 0 0 1 68 111 1.12 0.500	1.0 4 0 0 0 0 0 0 0 1 0 0 0 10 15 0.00 0.000																					

Seattle Mariners @ Oakland Athletics
O.co Coliseum, Oakland, CA
Mon Sep 01 2014, 4:09 PM - 6:37 PM EDT
Att: 36,067 - Sunny - 81 F

AB	29
R	1
H	3
RBI	1
BB	1
SO	5
LOB	5



Batter	1	2	3	4	5	6	7	8	9	AB	R	H	RBI	BB	SO	LOB	BOTTOM						
23 Sam Fuld, L (1, 8) OBP: 0.333, SLG: 0.352	G4-3			L5		G3-6-3			F8	5	0	0	0	0	1	3							
16 Josh Reddick, L (1, 9) OBP: 0.311, SLG: 0.428				P4					L7	4	2	2	0	1	0	0							
20 Josh Donaldson, R (1, 5) OBP: 0.348, SLG: 0.471									G4-3	5	0	1	1	0	2	2							
10 Adam Dunn, L (1, 10) OBP: 0.344, SLG: 0.443										3	1	2	2	0	1	0							
37 Brandon Moss, L (1, 7) OBP: 0.339, SLG: 0.449										3	1	0	0	1	1	4							
3 Craig Gentry, R (9, 7) OBP: 0.314, SLG: 0.286										0	0	0	0	0	0	0							
8 Jed Lowrie, S (1, 6) OBP: 0.319, SLG: 0.355										4	1	2	0	0	0	2							
21 Stephen Vogt, L (1, 3) OBP: 0.340, SLG: 0.475										2	1	1	0	2	0	0							
17 Geovany Soto, R (1, 2) OBP: 0.286, SLG: 0.383										4	0	1	2	0	0	3							
28 Eric Sogard, L (1, 4) OBP: 0.305, SLG: 0.276										4	0	2	1	0	1	1							
Inning Stats	R: 5 E: 0 K: 1 S: 26	H: 5 LOB: 2 BB: 2 P: 42	R: 0 E: 0 K: 2 S: 15	H: 1 LOB: 2 BB: 1 P: 21	R: 0 E: 0 K: 1 S: 10	H: 0 LOB: 0 BB: 0 P: 16	R: 0 E: 0 K: 1 S: 6	H: 0 LOB: 0 BB: 0 P: 8	R: 0 E: 0 K: 1 S: 11	H: 2 LOB: 2 BB: 0 P: 16	R: 1 E: 0 K: 0 S: 14	H: 3 LOB: 2 BB: 0 P: 18	R: 0 E: 0 K: 0 S: 5	H: 0 LOB: 1 BB: 1 P: 10	R: 0 E: 0 K: 0 S: 5	H: 0 LOB: 0 BB: 0 P: 9	1B: 8 2B: 2 3B: 0 HR: 1	SF: 0 SAC: 0 DP: 1 HBP: 1	WP: 0 PB: 1 SB: 0 CS: 0	PA: 39			
PITCHER	IP WLS BF H R ER SO BB IBB HBP BLK WP HR S P ERA WHIP	0.2 L 4 5 0 0 1 0 0 0 0 0 0 5 6 0.00 3.000	6.0 26 6 1 1 5 2 0 1 1 0 0 61 89 1.50 1.333	0.2 2 0 0 0 0 0 0 0 0 0 0 4 7 0.00 0.000	0.1 1 0 0 0 0 0 0 0 0 0 0 1 2 0.00 0.000																		

Seattle Mariners @ Oakland Athletics
O.co Coliseum, Oakland, CA
Mon Sep 01 2014, 4:09 PM - 6:37 PM EDT
Att: 36,067 - Sunny - 81 F

AB	34
R	6
H	11
RBI	6
BB	4
SO	6
LOB	15



Batter	1	2	3	4	5	6	7	8	9	AB	R	H	RBI	BB	SO	LOB	TOP										
16 Austin Jackson, R (1, 8) OBP: 0.325, SLG: 0.378										4	0	2	2	0	0	0	Seattle Mariners @ Oakland Athletics O.co Coliseum, Oakland, CA Tue Sep 02 2014, 10:09 PM - 12:49 AM EDT Att: 23,859 - Cloudy - 60 F										
13 Dustin Ackley, L (1, 7) OBP: 0.302, SLG: 0.406										4	0	0	0	0	1	2											
22 Robinson Cano, L (1, 4) OBP: 0.388, SLG: 0.460										4	1	1	0	0	0	2											
15 Kyle Seager, L (1, 5)										4	1	1	2	0	2	0											
21 Kendrys Morales, S (1, 10) OBP: 0.270, SLG: 0.326										4	1	1	0	0	1	0											
20 Logan Morrison, L (1, 3) OBP: 0.294, SLG: 0.360										4	1	2	0	0	1	0											
7 Stefan Romero, R (9, PR) OBP: 0.240, SLG: 0.310										0	0	0	0	0	0	0											
17 Justin Smoak, S (9, 3) OBP: 0.275, SLG: 0.347										0	0	0	0	0	0	0											
9 Endy Chavez, L (1, 9) OBP: 0.323, SLG: 0.386										1	1	1	2	1	0	0											
28 Chris Denorfia, R (6, PH) OBP: 0.285, SLG: 0.312										1	0	0	0	0	0	0											
99 James Jones, L (9, PH) OBP: 0.282, SLG: 0.306										0	0	0	0	0	0	0											
5 Brad Miller, L (1, 6) OBP: 0.281, SLG: 0.342										3	1	0	0	1	0	3											
2 Jesus Sucre, R (1, 2) OBP: 0.217, SLG: 0.239										2	0	0	0	0	0	1											
Inning Stats	R: 0 E: 0 K: 0 S: 10	H: 1 LOB: 0 BB: 0 P: 13	R: 0 E: 0 K: 2 S: 8	H: 0 LOB: 0 BB: 0 P: 10	R: 2 E: 0 K: 0 S: 11	H: 1 LOB: 1 BB: 2 P: 22	R: 2 E: 0 K: 0 S: 12	H: 3 LOB: 0 BB: 0 P: 17	R: 2 E: 0 K: 1 S: 11	H: 2 LOB: 0 BB: 0 P: 18	R: 0 E: 0 K: 1 S: 9	H: 0 LOB: 0 BB: 0 P: 11	R: 0 E: 0 K: 1 S: 5	H: 0 LOB: 0 BB: 0 P: 9	R: 0 E: 0 K: 1 S: 7	H: 0 LOB: 0 BB: 0 P: 9	R: 0 E: 0 K: 0 S: 10	H: 1 LOB: 1 BB: 0 P: 12	1B: 5 2B: 2 3B: 0 HR: 1	SF: 0 SAC: 2 DP: 1 HBP: 0	WP: 0 PB: 0 SB: 1 CS: 1	PA: 36					
PITCHER	IP	WLS	BF	H	R	ER	SO	BB	IBB	HBP	BLK	WP	HR	S	P	ERA	WHIP										
54 Sonny Gray, R (1, 1) ERA: 3.25	5.0	L	23	7	6	6	2	2	0	0	0	0	1	52	80	10.80	1.800										
13 Drew Pomeranz, L (6, 1) ERA: 2.53	3.0		10	1	0	0	3	0	0	0	0	0	0	23	31	0.00	0.333										
48 Ryan Cook, R (9, 1) ERA: 3.38	1.0		2	0	0	0	0	0	0	0	0	0	0	8	10	0.00	0.000										

Batter	1	2	3	4	5	6	7	8	9	AB	R	H	RBI	BB	SO	LOB	BOTTOM										
3 Craig Gentry, R (1, 8) OBP: 0.321, SLG: 0.299										4	0	3	2	0	0	0	Seattle Mariners @ Oakland Athletics O.co Coliseum, Oakland, CA Tue Sep 02 2014, 10:09 PM - 12:49 AM EDT Att: 23,859 - Cloudy - 60 F										
8 Jed Lowrie, S (1, 6) OBP: 0.316, SLG: 0.352										4	0	0	0	0	1	4											
20 Josh Donaldson, R (1, 5) OBP: 0.346, SLG: 0.467										4	0	0	0	0	2	1											
15 Jonny Gomes, R (1, 7) OBP: 0.332, SLG: 0.340										3	0	1	0	0	0	1											
21 Stephen Vogt, L (9, PH) OBP: 0.339, SLG: 0.473										1	0	0	0	0	1	0											
36 Derek Norris, R (1, 10) OBP: 0.367, SLG: 0.428										4	2	2	0	0	1	1											
35 Nate Freiman, R (1, 3) OBP: 0.295, SLG: 0.536										2	0	0	0	1	0	1											
37 Brandon Moss, L (9, PH) OBP: 0.340, SLG: 0.452										1	1	1	1	0	0	0											
17 Geovany Soto, R (1, 2) OBP: 0.288, SLG: 0.367										2	0	0	0	1	0	2											
23 Sam Fuld, L (9, PH) OBP: 0.335, SLG: 0.358										1	0	1	1	0	0	0											
16 Josh Reddick, L (1, 9) OBP: 0.310, SLG: 0.424										3	1	0	0	1	0	2											
7 Alberto Callaspo, S (1, 4) OBP: 0.291, SLG: 0.295										2	0	0	0	0	0	0											
10 Adam Dunn, L (8, PH) ERA: 2.27										1	0	1	1	0	0	0											
28 Eric Sogard, L (8, PR) OBP: 0.335, SLG: 0.276										0	1	0	0	0	0	0											
Inning Stats	R: 0 E: 0 K: 1 S: 7	H: 0 LOB: 0 BB: 0 P: 10	R: 0 E: 0 K: 1 S: 9	H: 0 LOB: 0 BB: 0 P: 13	R: 0 E: 0 K: 0 S: 5	H: 0 LOB: 1 BB: 1 P: 12	R: 0 E: 0 K: 0 S: 8	H: 1 LOB: 0 BB: 0 P: 12	R: 0 E: 0 K: 0 S: 5	H: 1 LOB: 0 BB: 0 P: 9	R: 0 E: 0 K: 0 S: 6	H: 0 LOB: 0 BB: 0 P: 8	R: 0 E: 0 K: 0 S: 7	H: 1 LOB: 1 BB: 0 P: 11	R: 3 E: 0 K: 1 S: 16	H: 3 LOB: 2 BB: 2 P: 30	R: 2 E: 0 K: 2 S: 15	H: 3 LOB: 1 BB: 0 P: 19	1B: 5 2B: 4 3B: 0 HR: 0	SF: 0 SAC: 0 DP: 3 HBP: 0	WP: 2 PB: 0 SB: 0 CS: 1	PA: 35					
PITCHER	IP	WLS	BF	H	R	ER	SO	BB	IBB	HBP	BLK	WP	HR	S	P	ERA	WHIP										
65 James Paxton, L (1, 1) ERA: 1.91	7.2		26	4	2	2	2	3	0	0	0	1	0	10	13	2.35	0.913										
31 Yoervis Medina, R (8, 1) ERA: 2.27	0.1		3	2	1	1	1	0	0	0	0	1	0	10	13	27.00	6.000										
56 Fernando Rodney, R (9, 1) ERA: 2.56	1.0	S	6	3	2	2	2	0	0	0	0	0	0	15	19	18.00	3.000										

Batter	1	2	3	4	5	6	7	8	9	AB	R	H	RBI	BB	SO	LOB	TOP					
19 Robbie Grossman, S (1,7) OBP: 0.325, SLG: 0.322	G4-3		G4-3			K		G4-3		3	0	0	0	0	1	0						
8 Alex Presley, L (6,7)										1	0	0	0	0	0	0						
27 Jose Altuve, R (1,4) OBP: 0.377, SLG: 0.452	L9					1B		K		4	2	2	0	0	1	0						
21 Dexter Fowler, S (1,8) OBP: 0.361, SLG: 0.404	K					K		K		4	0	0	0	0	3	2						
23 Chris Carter, R (1,10) OBP: 0.304, SLG: 0.526		G5-3				1B		K		4	1	2	3	0	1	0						
15 Jason Castro, L (1,2) OBP: 0.297, SLG: 0.385		G5-3				G6-3		F7		4	0	1	0	0	0	1						
9 Marwin Gonzalez, S (1,6) OBP: 0.318, SLG: 0.394						P5		F9		4	0	1	0	0	1	2						
30 Matt Dominguez, R (1,5) OBP: 0.266, SLG: 0.346						K		FC6-4		4	0	0	0	0	2	1						
21 Jon Singleton, L (1,3) OBP: 0.292, SLG: 0.363						K		K		3	1	1	1	0	2	0						
6 Jake Marisnick, R (1,9) OBP: 0.261, SLG: 0.271						K		F9		3	0	0	0	0	1	0						
Inning Stats	R: 0 E: 0 K: 1 S: 10	H: 0 LOB: 0 BB: 0 P: 16	R: 0 E: 0 K: 1 S: 8	H: 0 LOB: 0 BB: 0 P: 11	R: 1 E: 0 K: 2 S: 10	H: 1 LOB: 0 BB: 0 P: 15	R: 1 E: 0 K: 1 S: 15	H: 2 LOB: 1 BB: 0 P: 19	R: 0 E: 0 K: 1 S: 9	H: 0 LOB: 0 BB: 0 P: 11	R: 2 E: 0 K: 2 S: 15	H: 3 LOB: 1 BB: 0 P: 20	R: 0 E: 0 K: 2 S: 9	H: 0 LOB: 0 BB: 0 P: 11	R: 0 E: 0 K: 2 S: 8	H: 0 LOB: 0 BB: 0 P: 10	R: 0 E: 0 K: 1 S: 8	H: 1 LOB: 1 BB: 0 P: 12	1B: 5 2B: 0 3B: 0 HR: 2	SF: 0 SAC: 0 DP: 0 HBP: 0	WP: 0 PB: 0 SB: 1 CS: 0	PA: 34
PITCHER	IP	WLS	BF	H	R	ER	SO	BB	IBB	HBP	BLK	WP	HR	S	P	ERA	WHIP					
29 Jeff Samardzija, R (1,1) ERA: 3.21	7.0	L	27	6	4	4	9	0	0	0	0	0	2	76	103	5.14	0.857					
48 Ryan Cook, R (8,1) ERA: 3.29	1.1		4	0	0	0	3	0	0	0	0	0	0	11	14	0.00	0.000					
56 Fernando Abad, L (9,1) ERA: 1.55	0.2		3	1	0	0	0	0	0	0	0	0	0	5	8	0.00	1.500					

Houston Astros @ Oakland Athletics
O.co Coliseum, Oakland, CA
Fri Sep 05 2014, 10:09 PM - 1:15 AM EDT
Att: 21,130 - Clear - 63 F

AB	34
R	4
H	7
RBI	4
BB	0
SO	12
LOB	6

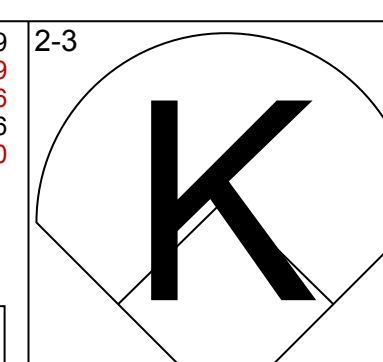
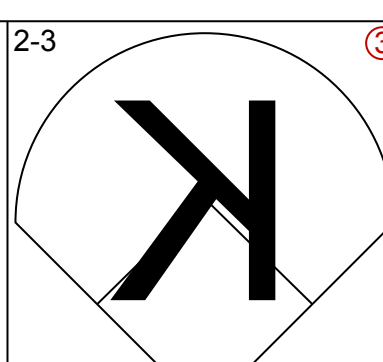
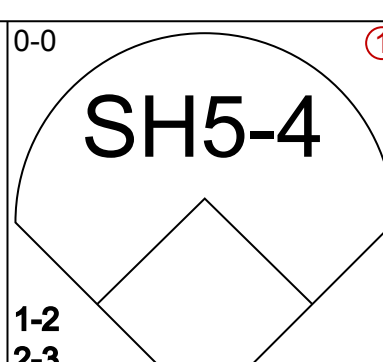
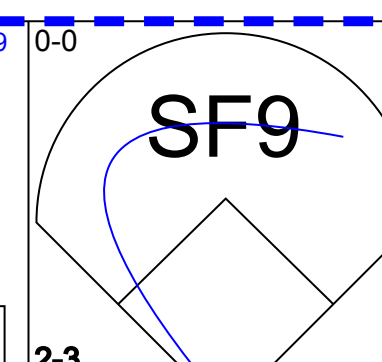
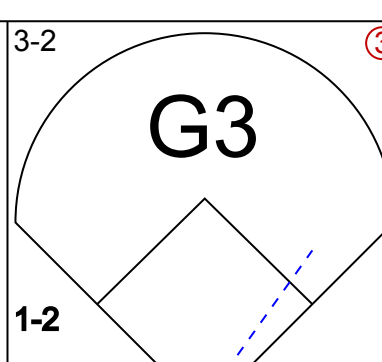
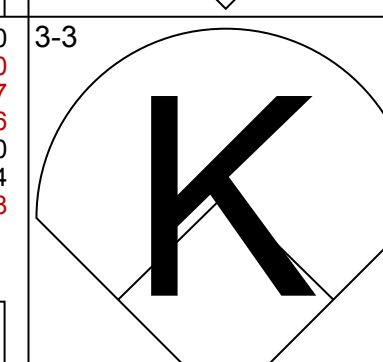
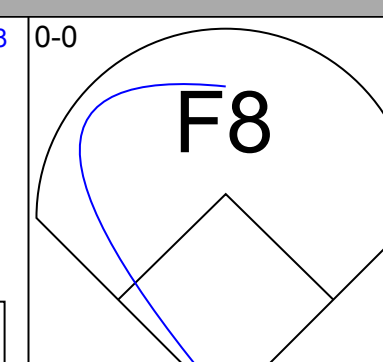
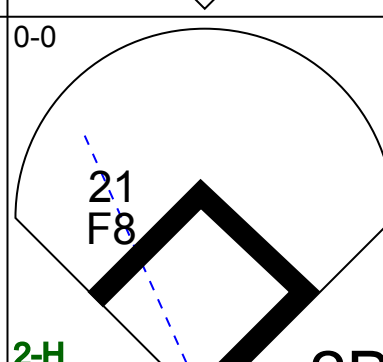
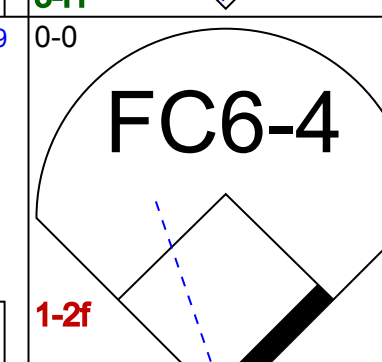
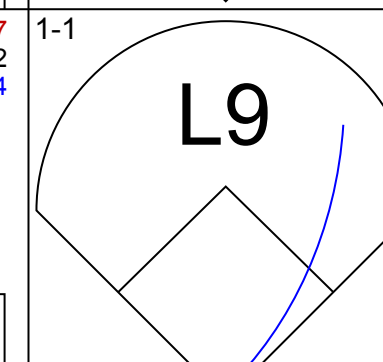
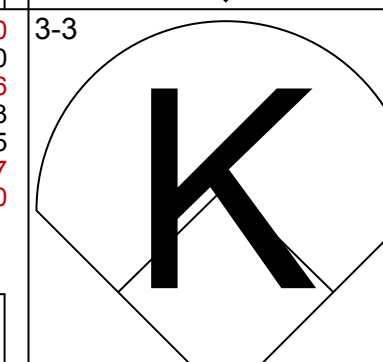
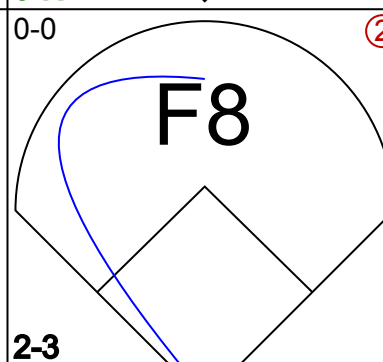
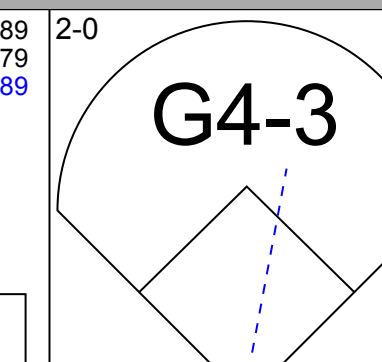
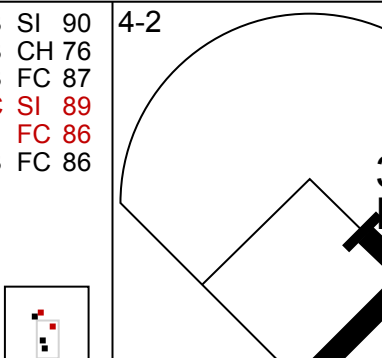
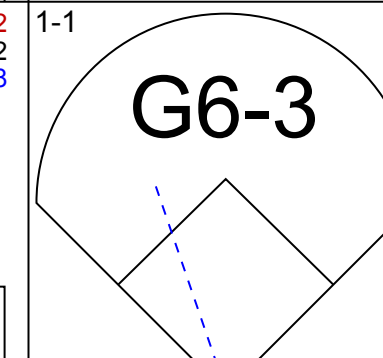
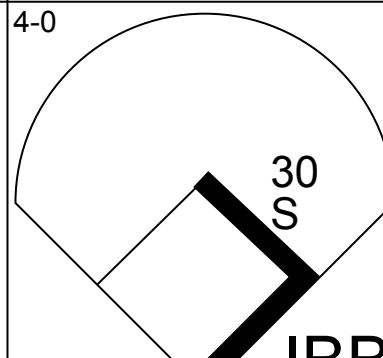
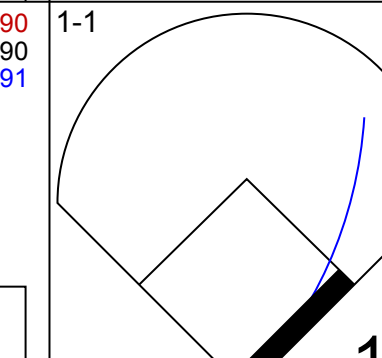
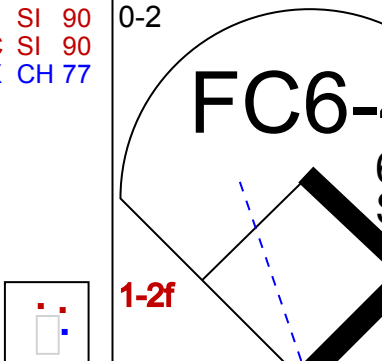
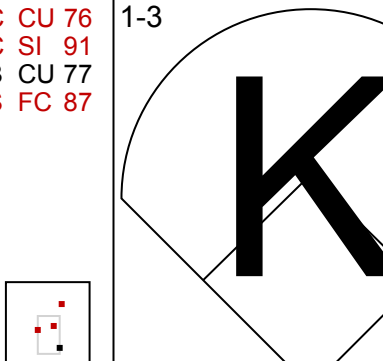
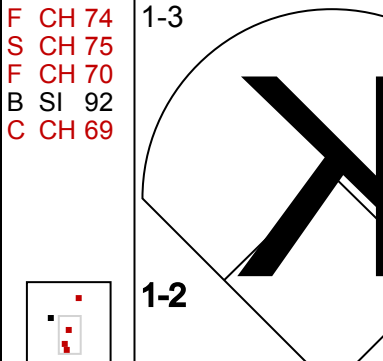
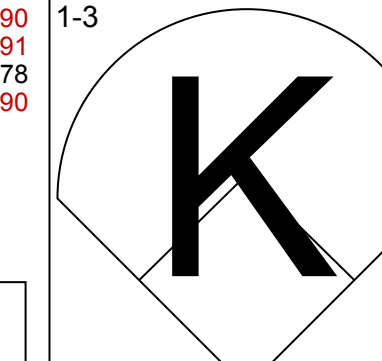
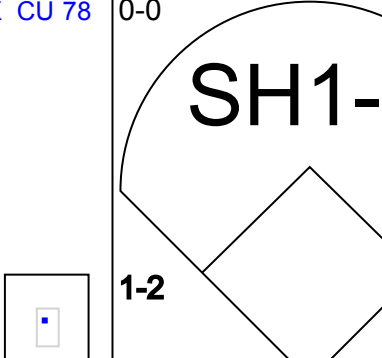
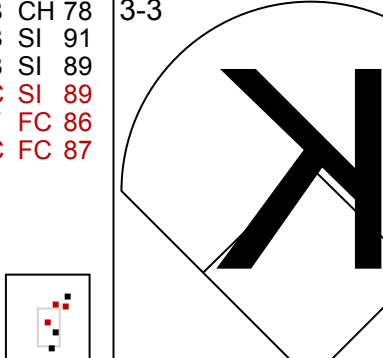
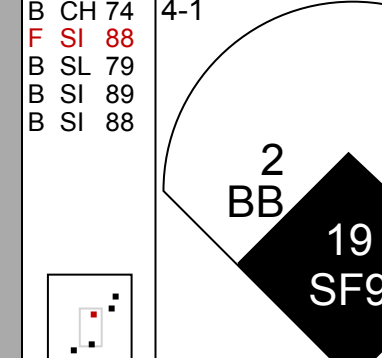
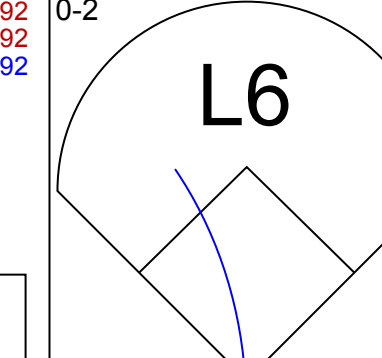
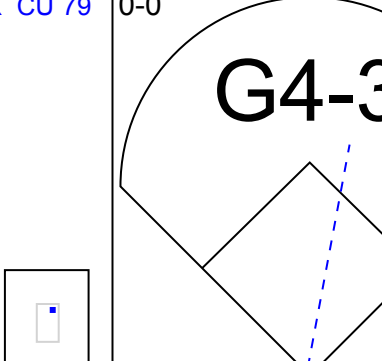
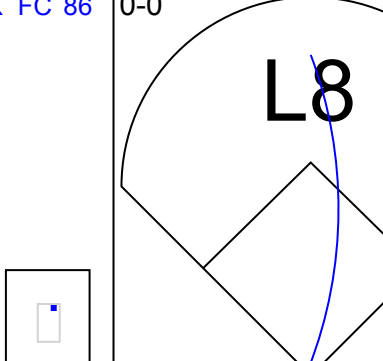
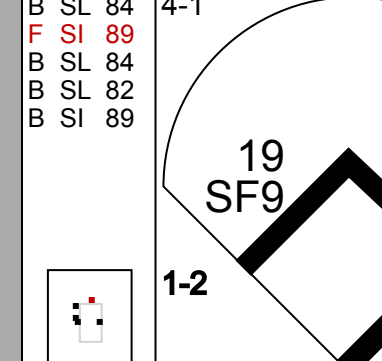
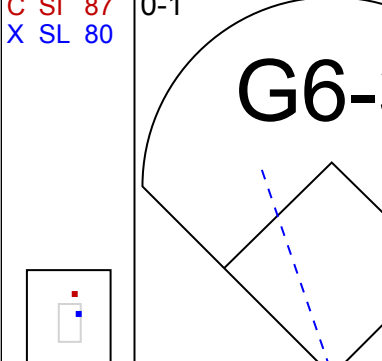
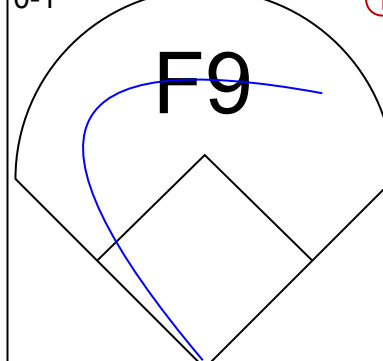
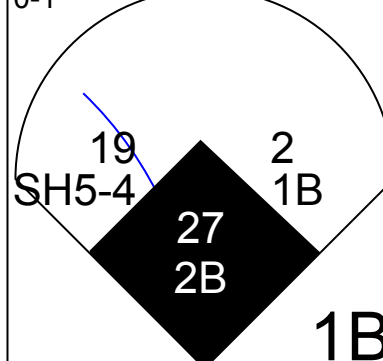
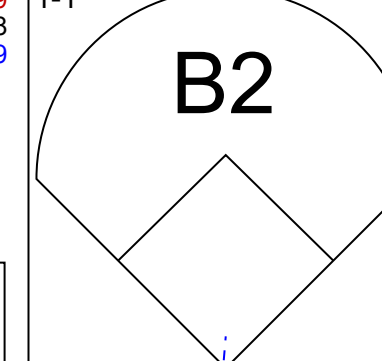
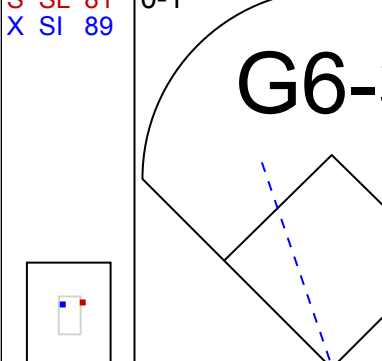

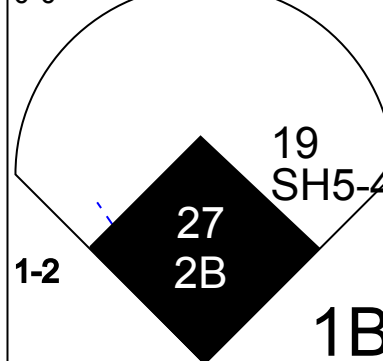
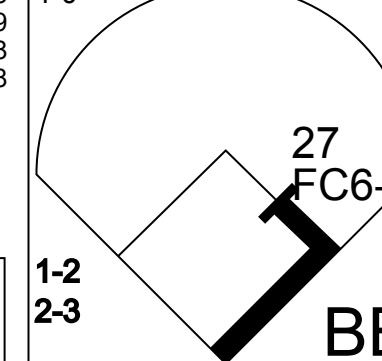
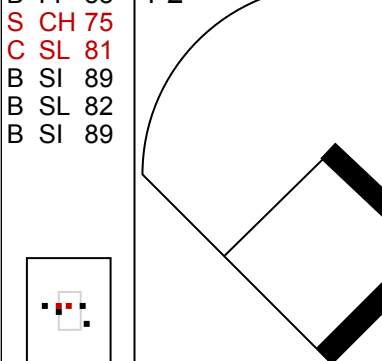


Batter	1	2	3	4	5	6	7	8	9	AB	R	H	RBI	BB	SO	LOB	BOTTOM					
4 Coco Crisp, S (1,8) OBP: 0.344, SLG: 0.395	F9		K			E8		K		5	0	1	0	0	2	3						
3 Craig Gentry, R (1,9) OBP: 0.317, SLG: 0.292	L9					FC5-2		L8		4	1	0	0	1	0	4						
20 Josh Donaldson, R (1,5) OBP: 0.343, SLG: 0.461	F7					G5-2-3		K		3	1	0	0	1	1	4						
36 Derek Norris, R (1,2) OBP: 0.365, SLG: 0.423		P4				G4-3		K		4	0	1	1	0	1	1						
15 Jonny Gomes, R (1,7) OBP: 0.329, SLG: 0.336		G3-1				L4		L3		3	0	0	0	0	0	2						
23 Sam Fuld, L (8,PH) OBP: 0.330, SLG: 0.352						L4		K		1	0	0	0	0	0	0						
10 Adam Dunn, L (1,10) OBP: 0.346, SLG: 0.449						F9		K		3	0	1	1	0	1	0						
8 Jed Lowrie, S (1,6) OBP: 0.316, SLG: 0.351								K		4	0	1	0	0	1	2						
1 Billy Burns, S (8,PR) OBP: 0.217, SLG: 0.293								K		0	0	0	0	0	0	0						
12 Andy Parrino, S (9,6) OBP: 0.217, SLG: 0.293								P5		0	0	0	0	0	0	0						
35 Nate Freiman, R (1,3) OBP: 0.292, SLG: 0.517										4	0	1	0	0	0	3						
7 Alberto Callaspo, S (1,4) OBP: 0.293, SLG: 0.297										4	1	2	0	0	1	0						
Inning Stats	R: 0 E: 0 K: 0 S: 7	H: 0 LOB: 0 BB: 0 P: 11	R: 0 E: 0 K: 0 S: 13	H: 1 LOB: 2 BB: 0 P: 18	R: 3 E: 1 K: 1 S: 18	H: 3 LOB: 2 BB: 2 P: 34	R: 0 E: 0 K: 0 S: 9	H: 2 LOB: 2 BB: 0 P: 13	R: 0 E: 0 K: 0 S: 7	H: 0 LOB: 0 BB: 0 P: 10	R: 0 E: 0 K: 0 S: 5	H: 0 LOB: 0 BB: 0 P: 8	R: 0 E: 0 K: 2 S: 14	H: 1 LOB: 1 BB: 0 P: 21	R: 0 E: 0 K: 2 S: 12	H: 0 LOB: 1 BB: 0 P: 14	R: 0 E: 0 K: 2 S: 9	H: 0 LOB: 0 BB: 0 P: 15	1B: 7 2B: 0 3B: 0 HR: 0	SF: 0 SAC: 0 DP: 1 HBP: 1	WP: 1 PB: 0 SB: 1 CS: 0	PA: 38
PITCHER	IP	WLS	BF	H	R	ER	SO	BB	IBB	HBP	BLK	WP	HR	S	P	ERA	WHIP					
39 Brett Oberholtzer, L (1,1) ERA: 4.38	6.1	W	29	7	3	3	1	2	0	0	0	0	0	64	102	4.26	1.421					
55 Jose Veras, R (7,1) ERA: 4.58	0.2	H	2	0	0	0	2	0	0	0	0	0	0	9	13	0.00	0.000					
29 Tony Sipp, L (8,1) ERA: 3.07	2.0	S	7	0	0	0	4	0	0	0	0	1	0	21	29	0.00	0.000					

Houston Astros @ Oakland Athletics
O.co Coliseum, Oakland, CA
Fri Sep 05 2014, 10:09 PM - 1:15 AM EDT
Att: 21,130 - Clear - 63 F

AB	35
R	3
H	7
RBI	2
BB	2
SO	7
LOB	19

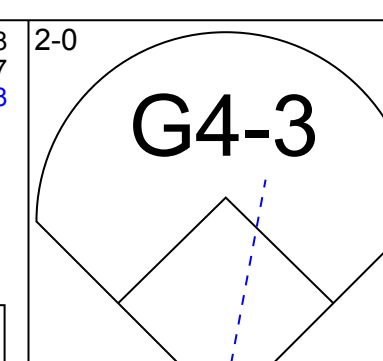
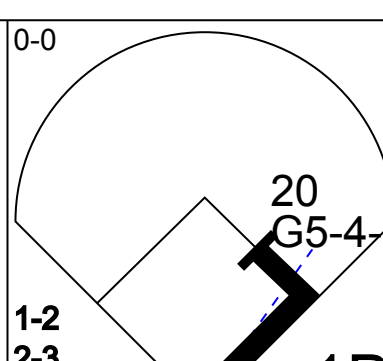
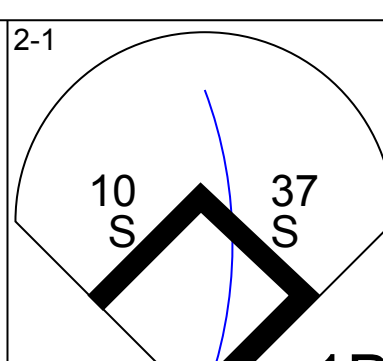
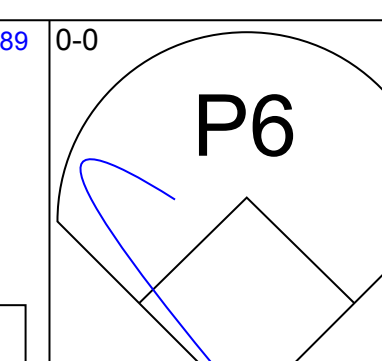
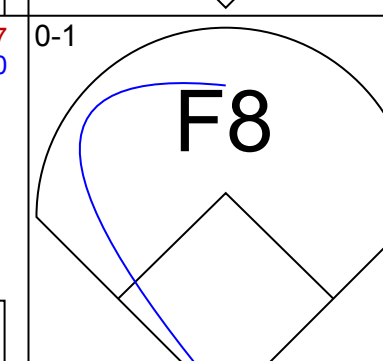
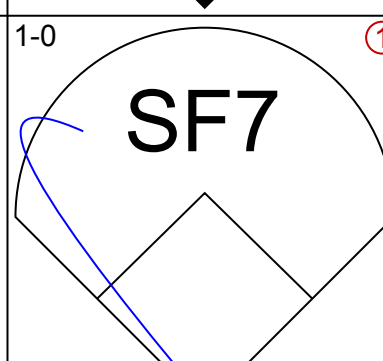
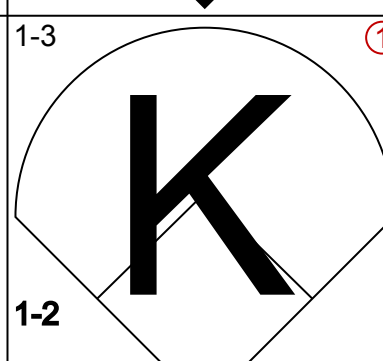
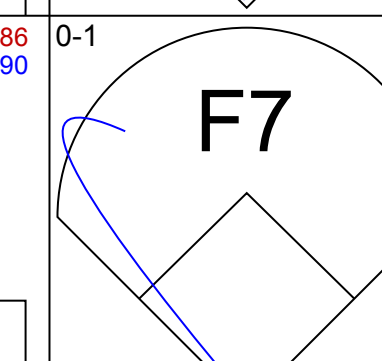
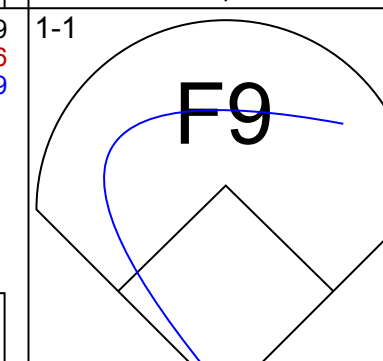
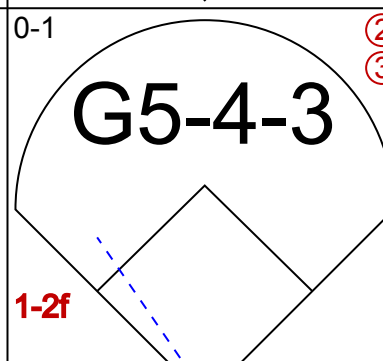
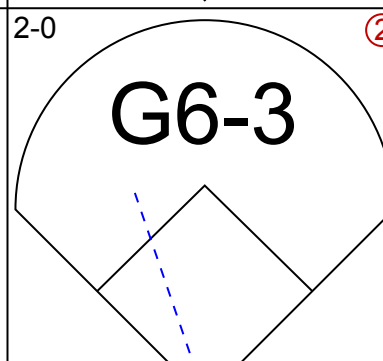
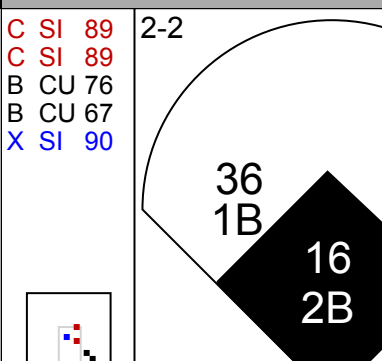
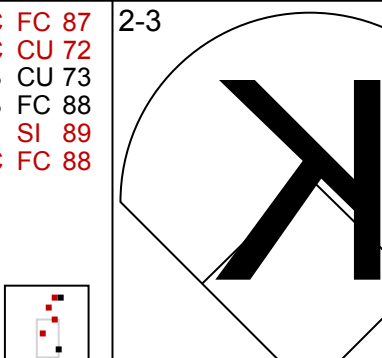
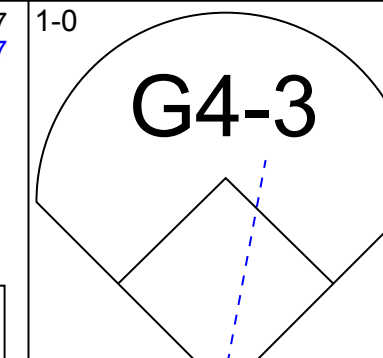
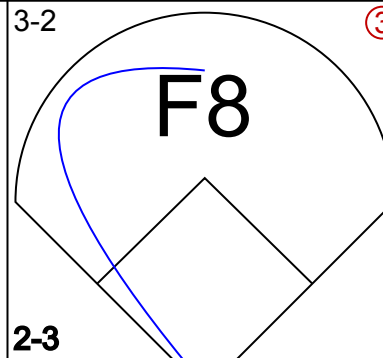
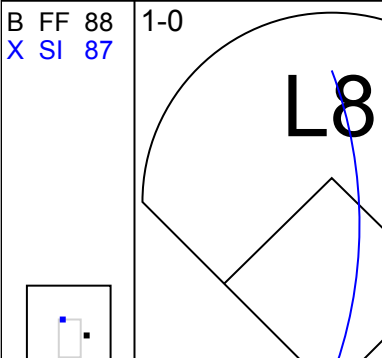
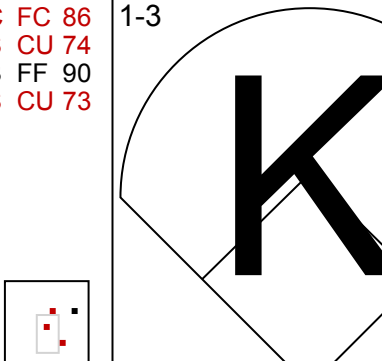
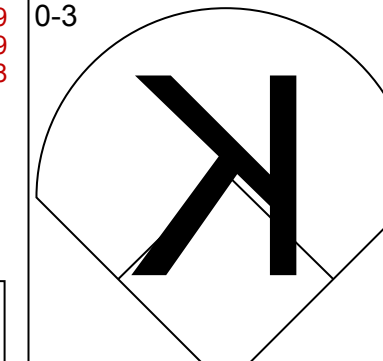
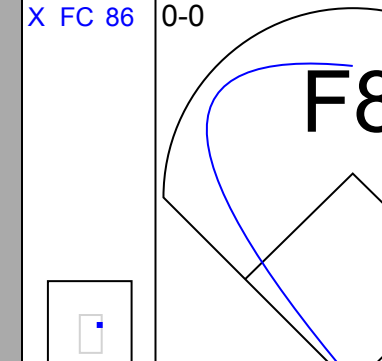
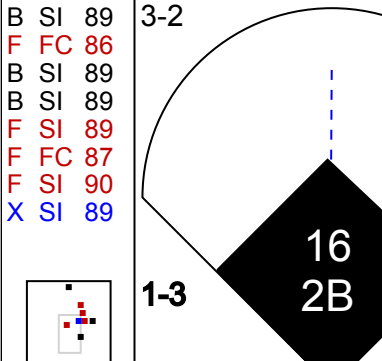
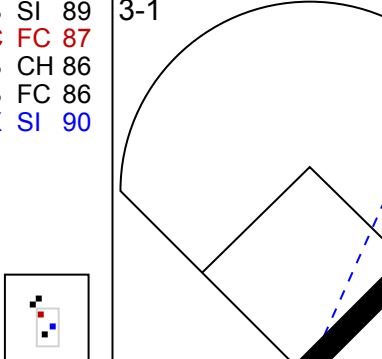
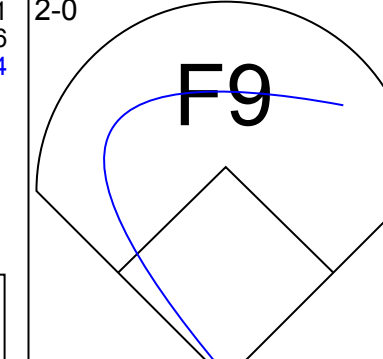
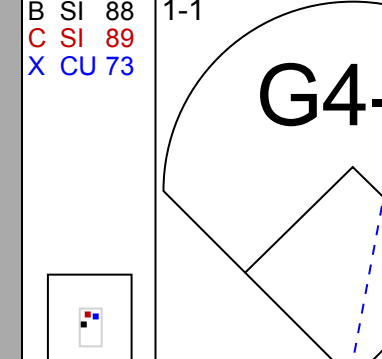
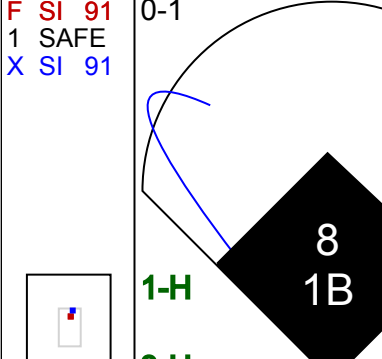
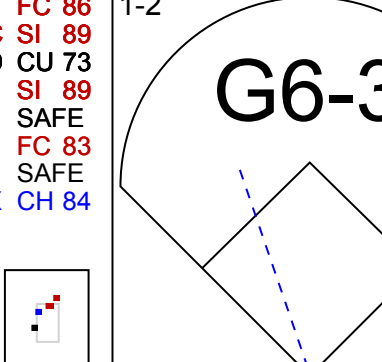
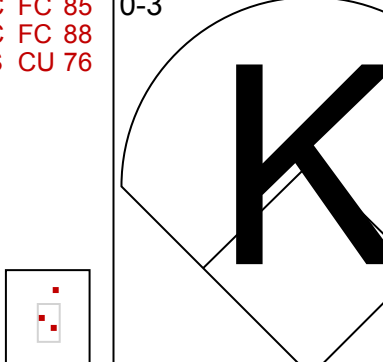
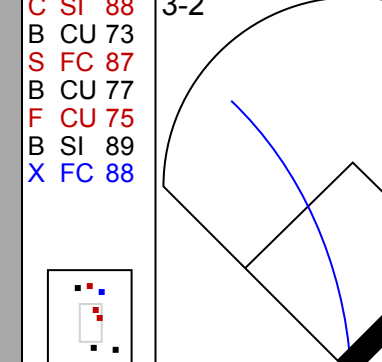
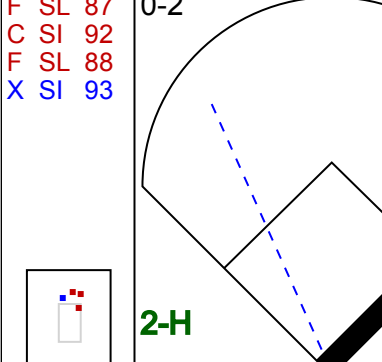
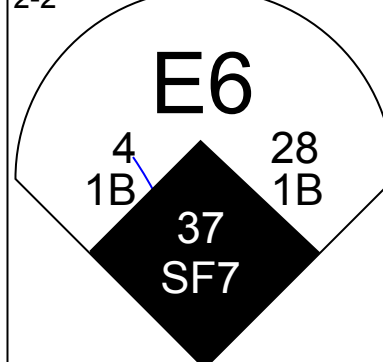
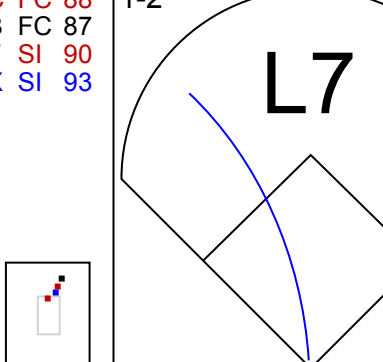
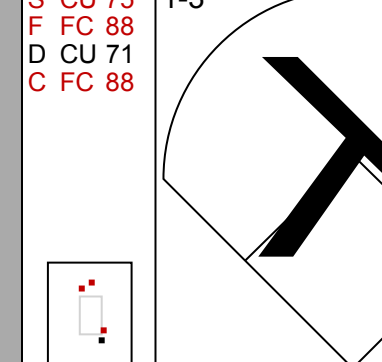

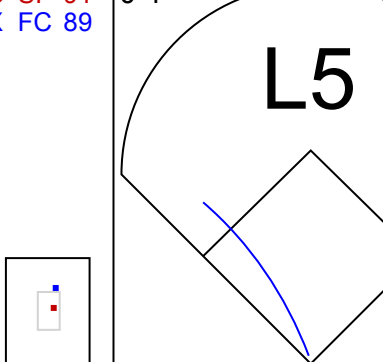
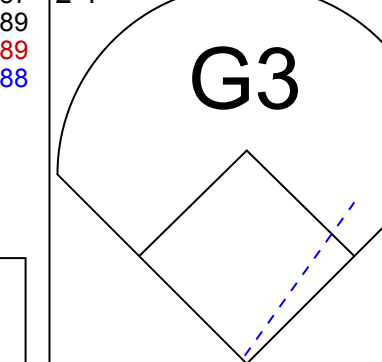


Batter	1	2	3	4	5	6	7	8	9	AB	R	H	RBI	BB	SO	LOB	TOP				
19 Robbie Grossman, S (1, 7) 8 Alex Presley, L (7, 7)										2	0	0	1	0	2	0					
27 Jose Altuve, R (1, 4)										4	0	1	2	0	1	2					
21 Dexter Fowler, S (1, 8)										4	0	0	0	0	1	1					
23 Chris Carter, R (1, 10)										2	0	1	0	2	0	0					
30 Matt Dominguez, R (1, 5)										4	0	0	0	0	3	4					
6 Jake Marisnick, R (1, 9)										2	1	0	0	1	1	1					
14 Jesus Guzman, R (1, 3)										3	0	0	0	1	0	1					
22 Carlos Corporan, S (1, 2)										4	1	1	0	0	0	2					
2 Jonathan Villar, S (1, 6)										2	1	1	0	2	1	0					
Inning Stats	R: 0 E: 0 K: 2 S: 9	H: 0 LOB: 0 BB: 0 P: 15	R: 0 E: 0 K: 0 S: 7	H: 0 LOB: 1 BB: 1 P: 11	R: 0 E: 0 K: 2 S: 9	H: 0 LOB: 0 BB: 0 P: 12	R: 0 E: 0 K: 1 S: 7	H: 0 LOB: 0 BB: 0 P: 11	R: 0 E: 0 K: 2 S: 10	H: 3 LOB: 2 BB: 1 P: 15	R: 1 E: 0 K: 0 S: 6	H: 0 LOB: 2 BB: 3 P: 19	R: 0 E: 0 K: 1 S: 9	H: 1 LOB: 1 BB: 0 P: 13	R: 0 E: 0 K: 0 S: 10	H: 0 LOB: 1 BB: 1 P: 16	1B: 3 2B: 1 3B: 0 HR: 0	SF: 1 SAC: 2 DP: 0 HBP: 0	WP: 0 PB: 0 SB: 3 CS: 0	PA: 37	
PITCHER	IP WLS BF H R ER SO BB IBB HBP BLK WP HR S P ERA WHIP	6.1 27 3 3 3 8 4 1 0 0 0 0 53 92 4.26 1.105	1.2 6 1 0 0 1 0 0 0 0 0 0 11 15 0.00 0.600	1.0 W 4 0 0 0 0 1 0 0 0 0 0 0 10 16 0.00 1.000																	

Houston Astros @ Oakland Athletics
O.co Coliseum, Oakland, CA
Sat Sep 06 2014, 4:09 PM - 6:47 PM EDT
Att: 28,668 - Sunny - 68 F

AB	28
R	3
H	4
RBI	3
BB	6
SO	9
LOB	12



Batter	1	2	3	4	5	6	7	8	9	AB	R	H	RBI	BB	SO	LOB	BOTTOM					
4 Coco Crisp, S (1, 8)										4	0	2	0	0	0	0						
37 Brandon Moss, L (1, 3)										3	0	0	1	0	1	1						
20 Josh Donaldson, R (1, 5)										4	1	1	0	0	0	3						
10 Adam Dunn, L (1, 10)										4	0	0	0	0	1	2						
36 Derek Norris, R (1, 2) 1 Billy Burns, S (9, PR)										4	0	1	0	0	2	0						
16 Josh Reddick, L (1, 9)										4	1	2	2	0	0	0						
8 Jed Lowrie, S (1, 6)										4	0	2	1	0	1	1						
23 Sam Fuld, L (1, 7)										3	1	0	0	0	1	1						
28 Eric Sogard, L (1, 4)										3	0	1	0	0	0	0						
Inning Stats	R: 0 E: 0 K: 0 S: 5	H: 0 LOB: 0 BB: 0 P: 8	R: 0 E: 0 K: 2 S: 14	H: 1 LOB: 1 BB: 0 P: 21	R: 1 E: 1 K: 0 S: 11	H: 2 LOB: 1 BB: 0 P: 16	R: 0 E: 0 K: 1 S: 5	H: 0 LOB: 0 BB: 0 P: 8	R: 0 E: 0 K: 1 S: 8	H: 0 LOB: 0 BB: 0 P: 9	R: 0 E: 0 K: 1 S: 9	H: 1 LOB: 1 BB: 0 P: 17	R: 0 E: 0 K: 1 S: 10	H: 1 LOB: 0 BB: 0 P: 15	R: 0 E: 0 K: 0 S: 5	H: 0 LOB: 0 BB: 0 P: 7	R: 3 E: 0 K: 0 S: 15	H: 4 LOB: 1 BB: 0 P: 21	1B: 8 2B: 1 3B: 0 HR: 0	SF: 1 SAC: 0 DP: 1 HBP: 0	WP: 0 PB: 0 SB: 2 CS: 0	PA: 34
PITCHER	IP WLS BF H R ER SO BB IBB HBP BLK WP HR S P ERA WHIP	8.1 32 7 3 2 6 0 0 0 0 0 0 76 116 2.16 0.840	0.0 L 2 2 1 1 0 0 0 0 0 0 0 0 6 6 " " " "																			

Houston Astros @ Oakland Athletics
O.co Coliseum, Oakland, CA
Sat Sep 06 2014, 4:09 PM - 6:47 PM EDT
Att: 28,668 - Sunny - 68 F

AB	33
R	4
H	9
RBI	4
BB	0
SO	6
LOB	8



Batter	1	2	3	4	5	6	7	8	9	AB	R	H	RBI	BB	SO	LOB	TOP												
6 Jake Marisnick, R OBP: 0.260, SLG: 0.273										4	0	1	1	0	1	2													
27 Jose Altuve, R OBP: 0.377, SLG: 0.451										4	0	1	0	1	0	1													
21 Dexter Fowler, S OBP: 0.376, SLG: 0.399										3	0	1	1	1	2	0													
23 Chris Carter, R OBP: 0.309, SLG: 0.527										3	1	1	0	1	1	1													
2 Jonathan Villar, S OBP: 0.260, SLG: 0.339										1	0	0	0	0	0	3													
15 Jason Castro, L OBP: 0.299, SLG: 0.384										3	1	1	0	1	0	3													
9 Marwin Gonzalez, S OBP: 0.318, SLG: 0.391										2	1	0	0	1	1	2													
21 Jon Singleton, L OBP: 0.289, SLG: 0.357										4	0	0	1	0	1	3													
3 Gregorio Petit, R OBP: 0.297, SLG: 0.403										3	0	1	1	0	0	0													
18 Marc Krauss, L OBP: 0.289, SLG: 0.335										0	0	0	0	1	0	0													
0 L.J. Hoes, R OBP: 0.233, SLG: 0.292										0	0	0	0	0	0	0													
30 Matt Dominguez, R OBP: 0.264, SLG: 0.343										0	0	0	0	0	0	0													
8 Alex Presley, L OBP: 0.284, SLG: 0.351										2	0	0	0	0	1	0													
19 Robbie Grossman, S OBP: 0.326, SLG: 0.319										0	0	0	0	1	0	0													
Inning Stats	R: 0 K: 2 S: 9	H: 0 LOB: 0 BB: 13	R: 0 K: 0 S: 7	H: 1 LOB: 1 BB: 11	R: 0 K: 1 S: 14	H: 1 LOB: 1 BB: 20	R: 0 K: 2 S: 11	H: 1 LOB: 0 BB: 14	R: 0 K: 1 S: 9	H: 0 LOB: 0 BB: 13	R: 2 K: 0 S: 11	H: 2 LOB: 2 BB: 1	R: 0 K: 0 S: 4	H: 1 LOB: 2 BB: 1	R: 2 K: 0 S: 11	H: 0 LOB: 5 BB: 35	1B: 4 2B: 2 3B: 0 HR: 0	SF: 1 SAC: 2 DP: 1 HBP: 1	WP: 0 PB: 0 SB: 0 CS: 0	PA: 40									
PITCHER	IP WLS BF H R ER SO BB IBB HBP BLK WP HR S P ERA WHIP																												
40 Jason Hammel, R ERA: 3.55	6.2	27	5	2	2	7	1	0	1	0	0	0	0	0	0	67	101	2.70	0.900										
61 Dan Otero, R ERA: 2.09	7.1	0.1	1	0	0	0	0	0	0	0	0	0	2	2	0.00	0.000													
44 Luke Gregerson, R ERA: 2.29	8.1	1.0	H	4	1	0	0	0	0	0	0	0	4	11	0.00	1.000													
48 Ryan Cook, R ERA: 3.64	9.1	0.1	L	4	0	2	2	0	3	0	0	0	0	5	18	54.00	9.000												
56 Fernando Abad, L ERA: 1.53	9.1	0.2	B	4	0	0	0	0	1	1	0	0	0	6	17	0.00	1.500												

Houston Astros @ Oakland Athletics
O.co Coliseum, Oakland, CA
Sun Sep 07 2014, 4:08 PM - 7:23 PM EDT
Att: 25,533 - Sunny - 68 F

AB	29
R	4
H	6
RBI	4
BB	7
SO	7
LOB	15



Batter	1	2	3	4	5	6	7	8	9	AB	R	H	RBI	BB	SO	LOB	BOTTOM									
4 Coco Crisp, S OBP: 0.348, SLG: 0.398												5	0	3	0	0	1	0								
3 Craig Gentry, R OBP: 0.316, SLG: 0.288											3	0	0	0	1	1	3									
20 Josh Donaldson, R OBP: 0.343, SLG: 0.457												4	0	1	0	1	2									
36 Derek Norris, R OBP: 0.361, SLG: 0.417											3	0	0	1	0	0	3									
10 Adam Dunn, L OBP: 0.342, SLG: 0.443											1	0	0	0	0	0	0									
15 Jonny Gomes, R OBP: 0.329, SLG: 0.336											3	0	1	0	0	0	2									
23 Sam Fuld, L OBP: 0.326, SLG: 0.347																										
8 Jed Lowrie, S OBP: 0.321, SLG: 0.356											4	1	3	0	0	0	0									
35 Nate Freiman, R OBP: 0.290, SLG: 0.547										4	1	1	2	0	1	3										
17 Geovany Soto, R OBP: 0.268, SLG: 0.340										4	0	0	0	0	2	2										
12 Andy Parrino, S OBP: 0.224, SLG: 0.295										3	1	1	0	0	1	0										
7 Alberto Callaspo, S OBP: 0.262, SLG: 0.296										1	0	0	0	0	1	0										
Inning Stats	R: 0 K: 1 S: 7	H: 0 LOB: 0 BB: 10	R: 0 K: 0 S: 6	H: 0 LOB: 0 BB: 8	R: 0 K: 2 S: 8	H: 0 LOB: 0 BB: 12	R: 0 K: 0 S: 11	H: 1 LOB: 1 BB: 18	R: 0 K: 0 S: 9	H: 2 LOB: 1 BB: 14	R: 1 K: 1 S: 11	H: 1 LOB: 2 BB: 1	R: 2 K: 1 S: 23	H: 5 LOB: 3 BB: 36	R: 0 K: 2 S: 11	H: 1 LOB: 1 BB: 17	R: 0 K: 3 S: 11	H: 0 LOB: 1 BB: 1	1B: 9 2B: 0 3B: 0 HR: 1	SF: 0 SAC: 1 DP: 1 HBP: 0	WP: 1 PB: 0 SB: 0 CS: 0	PA: 39				
PITCHER	IP WLS BF H R ER SO BB IBB HBP BLK WP HR S P ERA WHIP																									
60 Dallas Keuchel, L ERA: 3.06	6.2	29	H	3	2	3	0	0	0	0	1	0	17	25	0.00	1.500										
55 Jose Veras, R ERA: 4.42	7.1	1.1	W	6	2	0	3	0	0	0	0	0	8	14	0.00	1.500										
29 Tony Sipp, L ERA: 3.02	9.1	0.2	H	3	0	0	2	1	0	0	0	0	3	3	0.00	0.000										
35 Josh Fields, R ERA: 4.53	9.1	0.1	S	1	0	0	1	0	0	0	0	0	3	3	0.00	0.000										

Houston Astros @ Oakland Athletics
O.co Coliseum, Oakland, CA
Sun Sep 07 2014, 4:08 PM - 7:23 PM EDT
Att: 25,533 - Sunny - 68 F

AB	36
R	3
H	10
RBI	3
BB	2
SO	9
LOB	18



Batter	1	2	3	4	5	6	7	8	9	10	11	12	AB	R	H	RBI	BB	SO	LOB	TOP				
4 Coco Crisp, S OBP: 0.347, SLG: 0.396	F9		G3-1		G4-3			10 WP 23 1B		L7			5	0	1	0	0	0	0					
23 Sam Fuld, L OBP: 0.327, SLG: 0.346	F7			G4-3		G3		10 WP 1B			BB		4	0	1	1	1	0	0					
20 Josh Donaldson, R OBP: 0.340, SLG: 0.453	K			K		K		K			P4		5	0	0	0	0	4	3					
10 Adam Dunn, L OBP: 0.341, SLG: 0.440				K		G3		K			L5		5	0	1	0	0	2	2					
36 Derek Norris, R OBP: 0.362, SLG: 0.423		G5-4-3				16 HR 1B		L8			F9		5	1	2	0	0	0	1					
16 Josh Reddick, L OBP: 0.313, SLG: 0.431						HR		P2		G3		L8	4	1	1	2	1	0	1					
8 Jed Lowrie, S OBP: 0.322, SLG: 0.362	F9					HR		G1-3					4	1	1	1	1	0	1					
37 Brandon Moss, L OBP: 0.335, SLG: 0.444								G4-3		G6-3			2	0	0	0	0	0	0					
3 Craig Gentry, R OBP: 0.316, SLG: 0.287	F9												1	0	0	0	0	0	0					
35 Nate Freiman, R OBP: 0.282, SLG: 0.530													2	0	0	0	0	1	2					
28 Eric Sogard, L OBP: 0.301, SLG: 0.272	F9												2	0	0	0	0	0	0					
7 Alberto Callaspo, S OBP: 0.294, SLG: 0.299													0	0	0	0	1	0	0					
1 Billy Burns, S													0	1	0	0	0	0	0					
12 Andy Parrino, S OBP: 0.216, SLG: 0.283													2	0	0	0	0	0	0					
Inning Stats	R: 0 E: 0 K: 1 S: 8	H: 0 LOB: 0 BB: 13	R: 0 E: 0 K: 0 S: 12	H: 1 LOB: 1 BB: 22	R: 0 E: 0 K: 0 S: 8	H: 0 LOB: 0 BB: 0 P: 14	R: 0 E: 0 K: 1 S: 7	H: 0 LOB: 0 BB: 0 P: 10	R: 3 E: 0 K: 0 S: 12	H: 3 LOB: 0 BB: 0 P: 18	R: 0 E: 0 K: 0 S: 8	H: 0 LOB: 0 BB: 0 P: 13	R: 0 E: 0 K: 0 S: 6	H: 0 LOB: 0 BB: 0 P: 15	R: 0 E: 0 K: 0 S: 6	H: 0 LOB: 0 BB: 0 P: 12	R: 0 E: 0 K: 0 S: 8	H: 0 LOB: 0 BB: 0 P: 7	R: 0 E: 0 K: 1 S: 6	H: 0 LOB: 0 BB: 0 P: 7	1B: 4 2B: 0 3B: 1 HR: 2	SF: 0 SAC: 0 DP: 2 HBP: 0	WP: 1 PB: 0 SB: 0 CS: 0	PA: 45
PITCHER	IP WLS BF H R ER SO BB IBB HBP BLK WP HR S P ERA WHIP	IP WLS BF H R ER SO BB IBB HBP BLK WP HR S P ERA WHIP	IP WLS BF H R ER SO BB IBB HBP BLK WP HR S P ERA WHIP	IP WLS BF H R ER SO BB IBB HBP BLK WP HR S P ERA WHIP	IP WLS BF H R ER SO BB IBB HBP BLK WP HR S P ERA WHIP	IP WLS BF H R ER SO BB IBB HBP BLK WP HR S P ERA WHIP	IP WLS BF H R ER SO BB IBB HBP BLK WP HR S P ERA WHIP	IP WLS BF H R ER SO BB IBB HBP BLK WP HR S P ERA WHIP	IP WLS BF H R ER SO BB IBB HBP BLK WP HR S P ERA WHIP	IP WLS BF H R ER SO BB IBB HBP BLK WP HR S P ERA WHIP	IP WLS BF H R ER SO BB IBB HBP BLK WP HR S P ERA WHIP	IP WLS BF H R ER SO BB IBB HBP BLK WP HR S P ERA WHIP	IP WLS BF H R ER SO BB IBB HBP BLK WP HR S P ERA WHIP	IP WLS BF H R ER SO BB IBB HBP BLK WP HR S P ERA WHIP	IP WLS BF H R ER SO BB IBB HBP BLK WP HR S P ERA WHIP	IP WLS BF H R ER SO BB IBB HBP BLK WP HR S P ERA WHIP	IP WLS BF H R ER SO BB IBB HBP BLK WP HR S P ERA WHIP	IP WLS BF H R ER SO BB IBB HBP BLK WP HR S P ERA WHIP	IP WLS BF H R ER SO BB IBB HBP BLK WP HR S P ERA WHIP	IP WLS BF H R ER SO BB IBB HBP BLK WP HR S P ERA WHIP	IP WLS BF H R ER SO BB IBB HBP BLK WP HR S P ERA WHIP	IP WLS BF H R ER SO BB IBB HBP BLK WP HR S P ERA WHIP	IP WLS BF H R ER SO BB IBB HBP BLK WP HR S P ERA WHIP	

Oakland Athletics @ Chicago White Sox
U.S. Cellular Field, Chicago, IL
Mon Sep 08 2014, 8:10 PM - 11:48 PM EDT
Att. 15,517 - Partly Cloudy - 75 F

AB 41
R 4
H 7
RBI 4
BB 4
SO 7
LOB 10



Batter	1	2	3	4	5	6	7	8	9	10	11	12	AB	R	H	RBI	BB	SO	LOB	BOTTOM				
1 Adam Eaton, L OBP: 0.365, SLG: 0.395	79 F9 10 BB 12 E	G4-3			G4-3			G1-3		L7			4	1	0	0	1	0	2					
10 Alexei Ramirez, R OBP: 0.310, SLG: 0.414	26 WP 12 E 26 SF9		F8		F7		L5			K			4	1	0	0	1	1	1					
79 José Abreu, R OBP: 0.377, SLG: 0.591	F9		K2-3		K			K		L7			5	0	0	0	0	3	2					
12 Conor Gillaspie, L OBP: 0.347, SLG: 0.437	26 SF9 26 WP	E3	G3-1					G3					4	1	1	2	1	0	1					
26 Avisail García, R OBP: 0.289, SLG: 0.419	SF9							G5-3		P3			4	0	1	1	0	0	1					
38 Andy Wilkins, L OBP: 0.056, SLG: 0.111	P4												3	0	0	0	0	2	2					
51 Michael Taylor, R OBP: 0.250, SLG: 0.273					K								2	0	0	0	0	1	0					
24 Dayan Viciedo, R OBP: 0.279, SLG: 0.407		G4-3						G5-3		G6-3			4	0	0	0	0	1	0					
21 Tyler Flowers, R OBP: 0.304, SLG: 0.402		G5-3											4	2	3	2	1	0	0					
5 Marcus Semien, R OBP: 0.283, SLG: 0.319					G4-6-3								3	0	1	0	0	0	3					
Inning Stats	R: 2 E: 1 K: 0 S: 12	H: 0 LOB: 1 BB: 23	R: 0 E: 0 K: 0 S: 9	H: 1 LOB: 1 BB: 0 P: 12	R: 0 E: 0 K: 1 S: 10	H: 2 LOB: 2 BB: 0 P: 16	R: 0 E: 0 K: 1 S: 8	H: 0 LOB: 0 BB: 0 P: 11	R: 1 E: 0 K: 0 S: 11	H: 1 LOB: 0 BB: 0 P: 17	R: 0 E: 0 K: 0 S: 8	H: 0 LOB: 0 BB: 0 P: 15	R: 0 E: 0 K: 1 S: 8	H: 0 LOB: 0 BB: 0 P: 22	R: 0 E: 0 K: 0 S: 9	H: 0 LOB: 0 BB: 0 P: 11	R: 0 E: 0 K: 0 S: 5	H: 0 LOB: 0 BB: 0 P: 11	R: 1 E: 0 K: 1 S: 4	H: 1 LOB: 0 BB: 0 P: 6	1B: 3 2B: 0 3B: 0 HR: 3	SF: 1 SAC: 1 DP: 2 HBP: 1	WP: 1 PB: 0 SB: 0 CS: 0	PA: 44
PITCHER	IP WLS BF H R ER SO BB IBB HBP BLK WP HR S P ERA WHIP	IP WLS BF H R ER SO BB IBB HBP BLK WP HR S P ERA WHIP	IP WLS BF H R ER SO BB IBB HBP BLK WP HR S P ERA WHIP	IP WLS BF H R ER SO BB IBB HBP BLK WP HR S P ERA WHIP	IP WLS BF H R ER SO BB IBB HBP BLK WP HR S P ERA WHIP	IP WLS BF H R ER SO BB IBB HBP BLK WP HR S P ERA WHIP	IP WLS BF H R ER SO BB IBB HBP BLK WP HR S P ERA WHIP	IP WLS BF H R ER SO BB IBB HBP BLK WP HR S P ERA WHIP	IP WLS BF H R ER SO BB IBB HBP BLK WP HR S P ERA WHIP	IP WLS BF H R ER SO BB IBB HBP BLK WP HR S P ERA WHIP	IP WLS BF H R ER SO BB IBB HBP BLK WP HR S P ERA WHIP	IP WLS BF H R ER SO BB IBB HBP BLK WP HR S P ERA WHIP	IP WLS BF H R ER SO BB IBB HBP BLK WP HR S P ERA WHIP	IP WLS BF H R ER SO BB IBB HBP BLK WP HR S P ERA WHIP	IP WLS BF H R ER SO BB IBB HBP BLK WP HR S P ERA WHIP	IP WLS BF H R ER SO BB IBB HBP BLK WP HR S P ERA WHIP	IP WLS BF H R ER SO BB IBB HBP BLK WP HR S P ERA WHIP	IP WLS BF H R ER SO BB IBB HBP BLK WP HR S P ERA WHIP	IP WLS BF H R ER SO BB IBB HBP BLK WP HR S P ERA WHIP	IP WLS BF H R ER SO BB IBB HBP BLK WP HR S P ERA WHIP	IP WLS BF H R ER SO BB IBB HBP BLK WP HR S P ERA WHIP	IP WLS BF H R ER SO BB IBB HBP BLK WP HR S P ERA WHIP	IP WLS BF H R ER SO BB IBB HBP BLK WP HR S P ERA WHIP	IP WLS BF H R ER SO BB IBB HBP BLK WP HR S P ERA WHIP

Oakland Athletics @ Chicago White Sox
U.S. Cellular Field, Chicago, IL
Mon Sep 08 2014, 8:10 PM - 11:48 PM EDT
Att. 15,517 - Partly Cloudy - 75 F

AB 37
R 5
H 6
RBI 5
BB 4
SO 8
LOB 12



Batter	1	2	3	4	5	6	7	8	9	AB	R	H	RBI	BB	SO	LOB	TOP			
4 Coco Crisp, S OBP: 0.345, SLG: 0.389	4-2 BB		3-3 K			0-0 P3		1-2 G4-3		3	0	0	0	1	1	2				
23 Sam Fuld, L OBP: 0.327, SLG: 0.345	0-1 B3		0-3 K			1-2 L8		2-1 1B		4	0	1	0	0	1	1				
20 Josh Donaldson, R OBP: 0.342, SLG: 0.456	0-0 L8			2-3 K				1-1 F9		4	0	0	0	0	1	2				
15 Jonny Gomes, R OBP: 0.329, SLG: 0.340	3-3 K			1-1 P4				1-2 L8		3	0	0	0	0	1	1				
10 Adam Dunn, L OBP: 0.343, SLG: 0.439	1 SAFE K			1-1 L7				1-2 G6-3		4	0	0	0	0	2	1				
1 Nick Punto, S OBP: 0.300, SLG: 0.279									1-3 K	3	0	0	0	0	0	0				
36 Derek Norris, R OBP: 0.360, SLG: 0.419		3-2 K							1-0 K	4	0	0	0	0	1	2				
8 Jed Lowrie, S OBP: 0.323, SLG: 0.362	1-2 1B					1-2 F8		1-1 7 BB		3	0	2	0	0	0	0				
1 Billy Burns, S OBP: 0.216, SLG: 0.283									1-0 P5	3	0	0	0	0	1	2				
12 Andy Parrino, S OBP: 0.216, SLG: 0.283									1-3 K	3	0	0	0	0	3	2				
35 Nate Freiman, R OBP: 0.263, SLG: 0.480									1-2 BB	2	0	0	0	0	0	0				
17 Geovany Soto, R OBP: 0.254, SLG: 0.321										2	0	0	0	1	0	0				
7 Alberto Callaspo, S OBP: 0.294, SLG: 0.297										0	0	0	0	0	0	0				
28 Eric Sogard, L OBP: 0.351, SLG: 0.272										0	0	0	0	0	0	0				
Inning Stats	R: 0 H: 0 E: 0 K: 1 S: 8	H: 0 LOB: 1 BB: 1 P: 15	R: 0 H: 0 E: 0 K: 3 S: 13	H: 1 LOB: 1 BB: 0 P: 21	R: 0 H: 0 E: 0 K: 2 S: 8	H: 0 LOB: 0 BB: 0 P: 11	R: 0 H: 0 E: 0 K: 1 S: 7	H: 0 LOB: 0 BB: 0 P: 11	R: 0 H: 0 E: 0 K: 0 S: 6	H: 0 LOB: 0 BB: 0 P: 8	R: 0 H: 0 E: 0 K: 0 S: 8	H: 0 LOB: 0 BB: 0 P: 11	R: 0 H: 1 E: 0 K: 1 S: 10	H: 1 LOB: 2 BB: 1 P: 18	R: 0 H: 1 E: 0 K: 1 S: 7	H: 1 LOB: 1 BB: 1 P: 15	1B: 3 2B: 0 3B: 0 HR: 0	SF: 0 SAC: 0 DP: 1 HBP: 0	WP: 0 PB: 0 SB: 0 CS: 0	PA: 32
PITCHER	IP	WLS	BF	H	R	ER	SO	BB	IBB	HBP	BLK	WP	HR	S	P	ERA	WHIP			
49 Chris Sale, L ERA: 1.99	8.0	W	28	2	0	0	9	2	0	0	0	0	0	70	110	0.00	0.500			
52 Jake Petricka, R ERA: 2.65	1.0	S	4	1	0	0	1	1	0	0	0	0	0	7	15	0.00	2.000			

Oakland Athletics @ Chicago White Sox
U.S. Cellular Field, Chicago, IL
Thu Sep 11 2014, 2:13 PM - 4:28 PM EDT
Att: 12,314 - Overcast - 50 F

AB	29
R	0
H	3
RBI	0
BB	3
SO	10
LOB	11



Batter	1	2	3	4	5	6	7	8	9	AB	R	H	RBI	BB	SO	LOB	BOTTOM			
1 Adam Eaton, L OBP: 0.364, SLG: 0.392	0-1 G6-3		1-1 F7			1-2 F7		1-2 F8		4	0	0	0	0	0	0				
77 Yolmer Sánchez, S OBP: 0.292, SLG: 0.324	1-1 F9			0-0 F8		2-2 P3				3	0	0	0	0	0	0				
79 José Abreu, R OBP: 0.377, SLG: 0.588	3-2 L9			0-0 L8		1-2 1B				3	0	1	0	0	0	0				
26 Avisail García, R OBP: 0.320, SLG: 0.421		4-2 51 E S BB		1-2 1B						2	0	1	0	1	1	1				
12 Conor Gillaspie, L OBP: 0.346, SLG: 0.433	1-1 F8			2-2 P5				2-2 24 CS		3	0	1	0	0	0	2				
24 Dayan Viciedo, R OBP: 0.277, SLG: 0.409	0-0 L5					2-1 L7		3-3 K		3	0	0	0	0	1	2				
51 Michael Taylor, R OBP: 0.278, SLG: 0.250						0-1 P3		1-3 K		3	0	0	0	0	2	1				
25 Moisés Sierra, R OBP: 0.261, SLG: 0.340										0	0	0	0	0	0	0				
21 Tyler Flowers, R OBP: 0.300, SLG: 0.395						3-3 K		2-3 K		3	0	0	0	0	2	0				
5 Marcus Semien, R OBP: 0.279, SLG: 0.330						1-3 K		2-2 F9		3	1	1	1	0	1	0				
Inning Stats	R: 0 H: 0 E: 0 K: 0 S: 7	H: 0 LOB: 0 BB: 0 P: 11	R: 0 H: 0 E: 0 K: 1 S: 10	H: 0 LOB: 1 BB: 1 P: 17	R: 0 H: 0 E: 0 K: 2 S: 8	H: 0 LOB: 0 BB: 0 P: 13	R: 0 H: 1 E: 0 K: 0 S: 8	H: 1 LOB: 0 BB: 0 P: 11	R: 0 H: 2 E: 0 K: 0 S: 6	H: 2 LOB: 1 BB: 0 P: 8	R: 1 H: 2 E: 0 K: 0 S: 15	H: 1 LOB: 0 BB: 0 P: 20	R: 0 H: 1 E: 0 K: 2 S: 13	H: 1 LOB: 0 BB: 0 P: 19	R: 0 H: 0 E: 0 K: 1 S: 9	H: 0 LOB: 0 BB: 0 P: 14	1B: 3 2B: 1 3B: 0 HR: 1	SF: 0 SAC: 0 DP: 1 HBP: 0	WP: 0 PB: 0 SB: 1 CS: 1	PA: 28
PITCHER	IP	WLS	BF	H	R	ER	SO	BB	IBB	HBP	BLK	WP	HR	S	P	ERA	WHIP			
26 Scott Kazmir, L ERA: 3.32	8.0	L	28	4	1	1	7	1	0	0	0	0	1	76	113	1.12	0.625			

Oakland Athletics @ Chicago White Sox
U.S. Cellular Field, Chicago, IL
Thu Sep 11 2014, 2:13 PM - 4:28 PM EDT
Att: 12,314 - Overcast - 50 F

AB	27
R	1
H	4
RBI	1
BB	1
SO	7
LOB	6



Batter	1	2	3	4	5	6	7	8	9	AB	R	H	RBI	BB	SO	LOB	TOP					
4 Coco Crisp, S (1,8) OBP: 0.343, SLG: 0.385	F9		20 1B BB	G5-3			K		P5	4	0	0	0	1	1	3						
15 Jonny Gomes, R (1,7) OBP: 0.329, SLG: 0.340	F8		K		E6		K		K	3	0	1	0	0	1	2						
16 Josh Reddick, L (7,PH) OBP: 0.305, SLG: 0.419	F8		K		E6		K		K	2	0	0	0	0	2	2						
20 Josh Donaldson, R (1,5) OBP: 0.341, SLG: 0.454	K		36 BB 1B		P4		G4-3		K	5	0	1	1	0	2	3						
36 Derek Norris, R (1,10) OBP: 0.359, SLG: 0.415	L8		BB		K		G6-3			3	0	0	0	1	1	2						
8 Jed Lowrie, S (1,6) OBP: 0.320, SLG: 0.359	K2-3		K		K2-3		G4-3			4	0	0	0	0	3	4						
35 Nate Freiman, R (1,3) OBP: 0.269, SLG: 0.339	L8				FC5-4 40 SH 23 SH4-3 1B		K			3	1	1	0	0	1	0						
7 Alberto Callaspo, S (8,PH) OBP: 0.295, SLG: 0.297	L8				FC5-4 40 SH 23 SH4-3 1B		K		BB	0	0	0	0	0	1	0						
17 Geovany Soto, R (1,2) OBP: 0.295, SLG: 0.339	F8				SH FC5-4 1B		1S 1B		F7	1	0	0	0	0	0	0						
40 Jason Hammel, R (3,1) ERA: 3.6	F8				SH FC5-4 1B		1S 1B		F7	0	0	0	0	0	0	0						
1 Billy Burns, S (6,PH) ERA: 3.6	F8				SH FC5-4 1B		1S 1B		F7	0	0	0	0	0	0	0						
61 Dan Otero, R (7,1) ERA: 2.02	F8				SH FC5-4 1B		1S 1B		F7	0	0	0	0	0	0	0						
10 Adam Dunn, L (8,PH) ERA: 2.02	F8				SH FC5-4 1B		1S 1B		F7	0	0	0	0	0	0	0						
56 Evan Scribner, R (8,1) ERA: 3.12	F8				SH FC5-4 1B		1S 1B		F7	0	0	0	0	0	0	0						
56 Fernando Abad, L (8,1) ERA: 3.12	F8				SH FC5-4 1B		1S 1B		F7	0	0	0	0	0	0	0						
1 Nick Punto, S (1,4) OBP: 0.296, SLG: 0.275	G6-3				FC5-4 23 SH4-3 1B		G5-3			3	0	0	0	0	0	3						
37 Brandon Moss, L (9,PH) OBP: 0.333, SLG: 0.441	G6-3				FC5-4 23 SH4-3 1B		G5-3			1	0	1	0	0	0	0						
23 Sam Fuld, L (1,9) OBP: 0.330, SLG: 0.346	SH4-3 20 1B BB				SH4-3 20 1B BB		K2-3			2	1	1	1	1	1	1						
Inning Stats	R: 0 H: 0 E: 0 K: 1 S: 9	H: 0 LOB: 1 BB: 0 P: 19	R: 0 H: 0 E: 0 K: 1 S: 6	H: 0 LOB: 0 BB: 0 P: 11	R: 1 H: 1 E: 0 K: 2 S: 13	H: 1 LOB: 3 BB: 3 P: 31	R: 1 H: 1 E: 0 K: 0 S: 9	H: 1 LOB: 1 BB: 0 P: 14	R: 0 H: 1 E: 1 K: 2 S: 8	H: 1 LOB: 1 BB: 0 P: 10	R: 0 H: 1 E: 0 K: 2 S: 12	H: 1 LOB: 1 BB: 0 P: 17	R: 0 H: 0 E: 0 K: 2 S: 10	H: 0 LOB: 0 BB: 0 P: 18	R: 0 H: 0 E: 0 K: 0 S: 7	H: 0 LOB: 1 BB: 1 P: 13	R: 0 H: 2 E: 0 K: 2 S: 11	H: 2 LOB: 2 BB: 0 P: 15	1B: 6 2B: 0 3B: 0 HR: 0	SF: 0 SAC: 2 DP: 0 HBP: 0	WP: 1 PB: 0 SB: 2 CS: 0	PA: 39
PITCHER	IP	WLS	BF	H	R	ER	SO	BB	IBB	HBP	BLK	WP	HR	S	P	ERA	WHIP					
65 James Paxton, L (1,1) ERA: 1.98	6.0	W	27	4	2	2	8	3	0	0	0	1	0	57	102	3.00	1.167					
39 Carson Smith, R (7,1) ERA: 3.63	1.2	H	6	0	0	0	2	1	0	0	0	0	0	15	28	0.00	0.600					
41 Charlie Furbush, L (8,1) ERA: 3.63	0.1	H	1	0	0	0	0	0	0	0	0	0	0	2	3	0.00	0.000					
56 Fernando Rodney, R (9,1) ERA: 2.49	1.0	S	5	2	0	0	2	0	0	0	0	0	0	11	15	0.00	2.000					

Oakland Athletics @ Seattle Mariners
Safeco Field, Seattle, WA
Fri Sep 12 2014, 7:11 PM - 9:53 PM PDT
Att: 29,090 - Clear - 70 F

AB 33
R 2
H 6
RBI 2
BB 4
SO 12
LOB 21



Batter	1	2	3	4	5	6	7	8	9	AB	R	H	RBI	BB	SO	LOB	BOTTOM					
16 Austin Jackson, R (1,8) OBP: 0.317, SLG: 0.366	K		G5-3		G6-4-3			K		4	0	0	0	0	2	1						
13 Dustin Ackley, L (1,7) OBP: 0.298, SLG: 0.396	G3		K				P4		L8	3	0	0	0	0	1	0						
99 James Jones, L (8,7) OBP: 0.278, SLG: 0.306	G3		K				P4		L8	0	0	0	0	0	0	0						
28 Chris Denorfia, R (8,PH) OBP: 0.296, SLG: 0.317	G3		K				P4		L8	1	0	0	0	0	0	0						
22 Robinson Cano, L (1,4) OBP: 0.388, SLG: 0.464	HR		G6-3				21 CS 1B		G3	4	1	2	1	0	0	0						
21 Kendrys Morales, S (1,10) OBP: 0.266, SLG: 0.346	L7				L7		HR			3	1	1	1	0	0	0						
15 Kyle Seager, L (1,5) OBP: 0.344, SLG: 0.471	55 E 3 S 2B BB		F7				K			2	1	0	0	1	1	0						
55 Michael Saunders, L (1,9) OBP: 0.329, SLG: 0.420	K		K				G6-3			3	0	0	0	0	2	1						
3 Mike Zunino, R (1,2) OBP: 0.253, SLG: 0.405	2B						P4			3	0	1	1	0	1	0						
20 Logan Morrison, L (1,3) OBP: 0.294, SLG: 0.378	F7									3	1	2	1	0	0	1						
7 Stefan Romero, R (7,PR) OBP: 0.238, SLG: 0.305	F7									0	0	0	0	0	0	0						
17 Justin Smoak, S (8,3) OBP: 0.273, SLG: 0.344	F7									0	0	0	0	0	0	0						
5 Brad Miller, L (1,6) OBP: 0.287, SLG: 0.362	K2-3						16 G6-4-3 1B		G1	3	0	1	0	0	1	2						
Inning Stats	R: 1 H: 1 E: 0 K: 1 S: 9	H: 1 LOB: 0 BB: 0 P: 15	R: 1 H: 1 E: 0 K: 2 S: 13	H: 1 LOB: 1 BB: 1 P: 20	R: 0 H: 0 E: 0 K: 1 S: 9	H: 0 LOB: 0 BB: 0 P: 14	R: 0 H: 0 E: 0 K: 1 S: 8	H: 0 LOB: 0 BB: 0 P: 13	R: 1 H: 2 E: 0 K: 1 S: 9	H: 2 LOB: 0 BB: 0 P: 13	R: 0 H: 1 E: 0 K: 0 S: 6	H: 1 LOB: 1 BB: 0 P: 10	R: 0 H: 0 E: 0 K: 1 S: 10	H: 0 LOB: 0 BB: 0 P: 16	R: 0 H: 0 E: 0 K: 1 S: 10	H: 0 LOB: 0 BB: 0 P: 16	1B: 2 2B: 2 3B: 0 HR: 3	SF: 0 SAC: 0 DP: 1 HBP: 0	WP: 0 PB: 0 SB: 1 CS: 1	PA: 30		
PITCHER	IP	WLS	BF	H	R	ER	SO	BB	IBB	HBP	BLK	WP	HR	S	P	ERA	WHIP					
40 Jason Hammel, R (1,1) ERA: 3.6	5.0	L	19	4	3	3	6	1	0	0	0	0	2	50	78	5.40	1.000					
40 Jason Hammel, R (3,1) ERA: 3.6	5.0	L	19	4	3	3	6	1	0	0	0	0	2	50	78	5.40	1.000					
39 Eric O'Flaherty, L (6,1) ERA: 2.45	1.0	4	2	1	1	1	1	0	0	0	0	0	1	9	13	9.00	2.000					
61 Dan Otero, R (7,1) ERA: 2.02	1.0	4	1	0	0	0	0	0	0	0	0	0	0	6	10	0.00	1.000					
56 Evan Scribner, R (8,1) ERA: 3.12	0.1	1	0	0	0	0	1	0	0	0	0	0	0	5	7	0.00	0.000					
PITCHER	IP	WLS	BF	H	R	ER	SO	BB	IBB	HBP	BLK	WP	HR	S	P	ERA	WHIP					
56 Fernando Abad, L (8,1) ERA: 1.51	0.2		2	0	0	0	0	0	0	0	0	0	0	5	9	0.00	0.000					

Oakland Athletics @ Seattle Mariners
Safeco Field, Seattle, WA
Fri Sep 12 2014, 7:11 PM - 9:53 PM PDT
Att: 29,090 - Clear - 70 F

AB 29
R 4
H 7
RBI 4
BB 1
SO 8
LOB 5



Batter	1	2	3	4	5	6	7	8	9	AB	R	H	RBI	BB	SO	LOB	TOP	
4 Coco Crisp, S (1,8) OBP: 0.345, SLG: 0.387										4	1	2	0	0	1	0	Oakland Athletics @ Seattle Mariners Safeco Field, Seattle, WA Sun Sep 14 2014, 1:13 PM - 4:10 PM PDT Att: 28,925 - Sunny - 71 F	
23 Sam Fuld, L (1,7) OBP: 0.329, SLG: 0.354										3	2	2	2	0	0	0		
20 Josh Donaldson, R (1,5) OBP: 0.341, SLG: 0.455										4	0	0	0	0	1	2		
10 Adam Dunn, L (1,10) OBP: 0.340, SLG: 0.433										4	0	1	1	0	1	1		
37 Brandon Moss, L (1,3) OBP: 0.333, SLG: 0.444										4	1	1	1	0	1	2		
8 Jed Lowrie, S (1,6) OBP: 0.316, SLG: 0.354										4	0	1	0	0	0	2		
16 Josh Reddick, L (1,9) OBP: 0.303, SLG: 0.415										3	0	0	0	1	1	1		
36 Derek Norris, R (1,2) OBP: 0.357, SLG: 0.410										3	0	0	0	1	1	1		
28 Eric Sogard, L (1,4) OBP: 0.303, SLG: 0.275										4	0	0	0	0	0	2		
Inning Stats	R: 1 H: 1 E: 0 K: 3 S: 15	H: 1 LOB: 0 BB: 0 P: 20	R: 0 H: 0 E: 0 K: 0 S: 10	H: 0 LOB: 2 BB: 2 P: 19	R: 0 H: 0 E: 0 K: 0 S: 4	H: 0 LOB: 0 BB: 0 P: 5	R: 0 H: 0 E: 0 K: 1 S: 7	H: 0 LOB: 0 BB: 0 P: 10	R: 0 H: 1 E: 0 K: 0 S: 8	H: 2 LOB: 3 BB: 0 P: 10	R: 1 H: 2 E: 0 K: 0 S: 6	H: 3 LOB: 2 BB: 0 P: 32	R: 0 H: 0 E: 0 K: 1 S: 10	H: 0 LOB: 0 BB: 0 P: 16	1B: 4 2B: 1 3B: 0 HR: 2	SF: 0 SAC: 1 DP: 1 HBP: 0	WP: 0 PB: 0 SB: 0 CS: 0	PA: 36
PITCHER	IP WLS BF H R ER SO BB IBB HBP BLK WP HR S P ERA WHIP																	
53 Chris Young, R (1,1) ERA: 3.33	6.0 L 24 4 2 2 5 2 0 0 0 0 0 2 54 78 3.00 1.000																	
44 Lucas Luetge, L (7,1) ERA: 4.15	0.1 1 0 0 0 0 0 0 0 0 0 0 1 1 0.00 0.000																	
37 Brandon Maurer, R (7,1) ERA: 4.95	0.2 1 0 0 0 0 0 0 0 0 0 0 3 4 0.00 0.000																	
44 Taijuan Walker, R (8,1) ERA: 2.96	2.0 10 3 2 1 1 0 0 0 0 0 0 0 31 48 4.50 1.500																	

AB 33
R 4
H 7
RBI 4
BB 2
SO 6
LOB 11



Batter	1	2	3	4	5	6	7	8	9	AB	R	H	RBI	BB	SO	LOB	BOTTOM	
16 Austin Jackson, R (1,8) OBP: 0.316, SLG: 0.363										5	0	2	0	0	0	2	Oakland Athletics @ Seattle Mariners Safeco Field, Seattle, WA Sun Sep 14 2014, 1:13 PM - 4:10 PM PDT Att: 28,925 - Sunny - 71 F	
28 Chris Denorfia, R (1,9) OBP: 0.296, SLG: 0.317										3	0	1	0	0	1	2		
55 Michael Saunders, L (7,PH) OBP: 0.326, SLG: 0.416										2	0	0	0	0	2	3		
22 Robinson Canó, L (1,4) OBP: 0.388, SLG: 0.466										2	0	0	0	2	0	2		
21 Kendrys Morales, S (1,10) OBP: 0.266, SLG: 0.340										3	0	0	0	1	1	6		
27 Corey Hart, R (1,7) OBP: 0.268, SLG: 0.314										4	0	0	0	0	2	2		
15 Kyle Seager, L (1,5) OBP: 0.343, SLG: 0.467										4	0	2	0	0	1	0		
17 Justin Smoak, S (1,3) OBP: 0.273, SLG: 0.340										3	0	0	0	1	2	1		
1 Chris Taylor, R (1,6) OBP: 0.372, SLG: 0.364										1	0	0	0	1	1	2		
9 Endy Chavez, L (7,PH) OBP: 0.320, SLG: 0.374										1	0	1	0	0	0	0		
3 Mike Zunino, R (8,2) OBP: 0.251, SLG: 0.400										1	0	0	0	0	1	1		
2 Jesús Sucre, R (1,2) OBP: 0.241, SLG: 0.278										2	0	0	0	0	1	3		
20 Logan Morrison, L (7,PH) OBP: 0.296, SLG: 0.377										1	0	1	0	0	0	0		
99 James Jones, L (7,PR) OBP: 0.282, SLG: 0.316										0	0	0	0	0	0	0		
5 Brad Miller, L (8,6) OBP: 0.286, SLG: 0.361										1	0	0	0	0	1	0		
Inning Stats	R: 0 H: 1 E: 1 K: 1 S: 8	H: 1 LOB: 1 BB: 1 P: 17	R: 0 H: 1 E: 0 K: 3 S: 14	H: 1 LOB: 2 BB: 1 P: 22	R: 0 H: 1 E: 0 K: 0 S: 11	H: 0 LOB: 1 BB: 1 P: 19	R: 0 H: 1 E: 0 K: 1 S: 8	H: 0 LOB: 1 BB: 0 P: 14	R: 0 H: 0 E: 0 K: 0 S: 10	H: 2 LOB: 3 BB: 1 P: 25	R: 0 H: 1 E: 0 K: 3 S: 14	H: 1 LOB: 1 BB: 0 P: 21	R: 0 H: 0 E: 0 K: 2 S: 9	H: 0 LOB: 0 BB: 0 P: 12	1B: 7 2B: 0 3B: 0 HR: 0	SF: 0 SAC: 0 DP: 1 HBP: 0	WP: 2 PB: 0 SB: 4 CS: 0	PA: 38
PITCHER	IP WLS BF H R ER SO BB IBB HBP BLK WP HR S P ERA WHIP																	
31 Jon Lester, L (1,1) ERA: 2.45	6.0 W 25 4 4 0 0 7 4 0 0 0 0 1 0 63 110 0.00 1.333																	
61 Dan Otero, R (7,1) ERA: 1.99	1.0 H 6 2 0 0 1 0 1 0 0 0 1 0 16 25 0.00 2.000																	
44 Luke Gregerson, R (8,1) ERA: 2.15	1.0 4 1 0 0 3 0 0 0 0 0 1 0 14 21 0.00 1.000																	
62 Sean Doolittle, L (9,1) ERA: 2.2	1.0 3 0 0 0 2 0 0 0 0 0 0 0 9 12 0.00 0.000																	

AB 33
R 0
H 7
RBI 0
BB 5
SO 13
LOB 24



Batter	1	2	3	4	5	6	7	8	9	AB	R	H	RBI	BB	SO	LOB	TOP								
2 Leonys Martin, L OBP: 0.330, SLG: 0.377	F7	K		1B		K		1B		5	0	2	0	0	2	2									
1 Elvis Andrus, R OBP: 0.315, SLG: 0.333	F8		G6-3	G6-3		G4-3		2-4	F7	5	0	0	0	0	0	1									
9 Adam Rosales, R OBP: 0.360, SLG: 0.427	1B		G6-3		P6		F9		F9	5	0	1	0	0	0	0									
29 Adrián Beltré, R OBP: 0.387, SLG: 0.493	1B		G6-3		16 E		2B		G6-3	5	1	3	0	0	0	0									
16 Ryan Rua, R OBP: 0.294, SLG: 0.333	FC5-4			20 HR	61 1B		2B			4	2	1	0	0	1	3									
61 Robinson Chirinos, R OBP: 0.293, SLG: 0.410		L8		F7	20 WP		1B		20 FC6-4	3	1	1	1	0	0	1									
20 Jake Smolinski, R OBP: 0.432, SLG: 0.525		K		HR	K		FC6-4			4	1	1	2	0	2	3									
12 Rougned Odor, L OBP: 0.295, SLG: 0.391		K		19 1B	19 1B		G4-3			4	1	2	1	0	1	0									
19 Daniel Robertson, R OBP: 0.341, SLG: 0.338		2 WP		CS	G4-3		P4			3	0	1	1	1	0	0									
Inning Stats	R: 0 H: 2 E: 0 K: 0 S: 10	H: 2 LOB: 2 BB: 0 P: 16	R: 0 H: 0 E: 0 K: 3 S: 13	H: 0 LOB: 2 BB: 1 P: 22	R: 0 H: 0 E: 0 K: 0 S: 6	H: 0 LOB: 0 BB: 0 P: 11	R: 3 H: 5 E: 0 K: 0 S: 14	H: 5 LOB: 1 BB: 0 P: 19	R: 3 H: 3 E: 0 K: 1 S: 21	H: 3 LOB: 0 BB: 0 P: 29	R: 0 H: 0 E: 0 K: 1 S: 7	H: 0 LOB: 0 BB: 0 P: 8	R: 0 H: 1 E: 0 K: 1 S: 10	H: 1 LOB: 2 BB: 0 P: 16	R: 0 H: 1 E: 0 K: 0 S: 8	H: 1 LOB: 1 BB: 0 P: 13	R: 0 H: 0 E: 0 K: 0 S: 5	H: 0 LOB: 0 BB: 0 P: 7	1B: 9 2B: 2 HR: 1	SF: 0 SAC: 0 HBP: 1	WP: 3 PB: 0 SB: 2 CS: 1	PA: 41			
PITCHER	IP WLS BF H R ER SO BB IBB HBP BLK WP HR S P ERA WHIP	IP WLS BF H R ER SO BB IBB HBP BLK WP HR S P ERA WHIP	IP WLS BF H R ER SO BB IBB HBP BLK WP HR S P ERA WHIP	IP WLS BF H R ER SO BB IBB HBP BLK WP HR S P ERA WHIP	IP WLS BF H R ER SO BB IBB HBP BLK WP HR S P ERA WHIP	IP WLS BF H R ER SO BB IBB HBP BLK WP HR S P ERA WHIP	IP WLS BF H R ER SO BB IBB HBP BLK WP HR S P ERA WHIP	IP WLS BF H R ER SO BB IBB HBP BLK WP HR S P ERA WHIP	IP WLS BF H R ER SO BB IBB HBP BLK WP HR S P ERA WHIP	IP WLS BF H R ER SO BB IBB HBP BLK WP HR S P ERA WHIP	IP WLS BF H R ER SO BB IBB HBP BLK WP HR S P ERA WHIP	IP WLS BF H R ER SO BB IBB HBP BLK WP HR S P ERA WHIP	IP WLS BF H R ER SO BB IBB HBP BLK WP HR S P ERA WHIP	IP WLS BF H R ER SO BB IBB HBP BLK WP HR S P ERA WHIP	IP WLS BF H R ER SO BB IBB HBP BLK WP HR S P ERA WHIP	IP WLS BF H R ER SO BB IBB HBP BLK WP HR S P ERA WHIP	IP WLS BF H R ER SO BB IBB HBP BLK WP HR S P ERA WHIP	IP WLS BF H R ER SO BB IBB HBP BLK WP HR S P ERA WHIP	IP WLS BF H R ER SO BB IBB HBP BLK WP HR S P ERA WHIP	IP WLS BF H R ER SO BB IBB HBP BLK WP HR S P ERA WHIP	IP WLS BF H R ER SO BB IBB HBP BLK WP HR S P ERA WHIP	IP WLS BF H R ER SO BB IBB HBP BLK WP HR S P ERA WHIP	IP WLS BF H R ER SO BB IBB HBP BLK WP HR S P ERA WHIP	IP WLS BF H R ER SO BB IBB HBP BLK WP HR S P ERA WHIP	IP WLS BF H R ER SO BB IBB HBP BLK WP HR S P ERA WHIP

Texas Rangers @ Oakland Athletics
O.co Coliseum, Oakland, CA
Tue Sep 16 2014, 10:08 PM - 1:04 AM EDT
Att: 19,835 - Partly Cloudy - 75 F

AB 38
R 6
H 12
RBI 5
BB 1
SO 6
LOB 10



Batter	1	2	3	4	5	6	7	8	9	AB	R	H	RBI	BB	SO	LOB	BOTTOM								
4 Coco Crisp, S OBP: 0.342, SLG: 0.384	P6		L7		F8		G3			4	0	0	0	0	0	0									
23 Sam Fuld, L OBP: 0.325, SLG: 0.350	L9		G4-3		G5-3		G4-3			4	0	0	0	0	0	0									
20 Josh Donaldson, R OBP: 0.342, SLG: 0.459	2B		G5-3		K		2B			4	0	2	0	0	1	0									
10 Adam Dunn, L OBP: 0.338, SLG: 0.430	P5		E8		G3-1		P5			3	1	0	0	0	0	1									
15 Jonny Gomes, R OBP: 0.327, SLG: 0.337			16 SF8		G3-1		G6-3			1	0	0	0	0	0	1									
37 Brandon Moss, L OBP: 0.335, SLG: 0.451	G4-3		16 SF8	8 BB	36 BB		HR			2	2	1	1	1	0	0									
35 Nate Freiman, R OBP: 0.262, SLG: 0.468			36 E	36 1B	BB					1	0	0	0	0	0	1									
8 Jed Lowrie, S OBP: 0.318, SLG: 0.352	G3		36 E	36 1B	BB		L5		F7	3	0	0	0	1	0	0									
16 Josh Reddick, L OBP: 0.302, SLG: 0.420	3B		SF8		G2-3		F9			3	0	1	1	0	0	0									
36 Derek Norris, R OBP: 0.356, SLG: 0.408	G6-3		E6		P2		G5-3			4	0	1	1	0	0	1									
28 Eric Sogard, L OBP: 0.300, SLG: 0.272	L7		L7		F7					3	0	0	0	0	0	2									
Inning Stats	R: 0 H: 1 E: 0 K: 0 S: 11	H: 1 LOB: 1 BB: 0 P: 17	R: 0 H: 1 E: 0 K: 0 S: 14	H: 1 LOB: 0 BB: 0 P: 22	R: 0 H: 0 E: 0 K: 0 S: 9	H: 0 LOB: 0 BB: 0 P: 13	R: 2 H: 1 E: 0 K: 0 S: 9	H: 1 LOB: 2 BB: 2 P: 23	R: 0 H: 0 E: 0 K: 1 S: 9	H: 0 LOB: 0 BB: 0 P: 12	R: 1 H: 1 E: 0 K: 0 S: 7	H: 1 LOB: 0 BB: 0 P: 12	R: 0 H: 0 E: 0 K: 0 S: 6	H: 0 LOB: 0 BB: 0 P: 10	R: 0 H: 1 E: 0 K: 0 S: 7	H: 1 LOB: 1 BB: 0 P: 12	R: 0 H: 0 E: 0 K: 0 S: 7	H: 0 LOB: 0 BB: 0 P: 9	1B: 1 2B: 2 HR: 1	SF: 1 SAC: 0 HBP: 0	WP: 0 PB: 0 SB: 0 CS: 0	PA: 35			
PITCHER	IP WLS BF H R ER SO BB IBB HBP BLK WP HR S P ERA WHIP	IP WLS BF H R ER SO BB IBB HBP BLK WP HR S P ERA WHIP	IP WLS BF H R ER SO BB IBB HBP BLK WP HR S P ERA WHIP	IP WLS BF H R ER SO BB IBB HBP BLK WP HR S P ERA WHIP	IP WLS BF H R ER SO BB IBB HBP BLK WP HR S P ERA WHIP	IP WLS BF H R ER SO BB IBB HBP BLK WP HR S P ERA WHIP	IP WLS BF H R ER SO BB IBB HBP BLK WP HR S P ERA WHIP	IP WLS BF H R ER SO BB IBB HBP BLK WP HR S P ERA WHIP	IP WLS BF H R ER SO BB IBB HBP BLK WP HR S P ERA WHIP	IP WLS BF H R ER SO BB IBB HBP BLK WP HR S P ERA WHIP	IP WLS BF H R ER SO BB IBB HBP BLK WP HR S P ERA WHIP	IP WLS BF H R ER SO BB IBB HBP BLK WP HR S P ERA WHIP	IP WLS BF H R ER SO BB IBB HBP BLK WP HR S P ERA WHIP	IP WLS BF H R ER SO BB IBB HBP BLK WP HR S P ERA WHIP	IP WLS BF H R ER SO BB IBB HBP BLK WP HR S P ERA WHIP	IP WLS BF H R ER SO BB IBB HBP BLK WP HR S P ERA WHIP	IP WLS BF H R ER SO BB IBB HBP BLK WP HR S P ERA WHIP	IP WLS BF H R ER SO BB IBB HBP BLK WP HR S P ERA WHIP	IP WLS BF H R ER SO BB IBB HBP BLK WP HR S P ERA WHIP	IP WLS BF H R ER SO BB IBB HBP BLK WP HR S P ERA WHIP	IP WLS BF H R ER SO BB IBB HBP BLK WP HR S P ERA WHIP	IP WLS BF H R ER SO BB IBB HBP BLK WP HR S P ERA WHIP	IP WLS BF H R ER SO BB IBB HBP BLK WP HR S P ERA WHIP	IP WLS BF H R ER SO BB IBB HBP BLK WP HR S P ERA WHIP	IP WLS BF H R ER SO BB IBB HBP BLK WP HR S P ERA WHIP

Texas Rangers @ Oakland Athletics
O.co Coliseum, Oakland, CA
Tue Sep 16 2014, 10:08 PM - 1:04 AM EDT
Att: 19,835 - Partly Cloudy - 75 F

AB 32
R 3
H 5
RBI 3
BB 2
SO 1
LOB 6



Batter	1	2	3	4	5	6	7	8	9	AB	R	H	RBI	BB	SO	LOB	TOP								
2 Leonys Martin, L (1, 8) OBP: 0.329, SLG: 0.374	G4-3		K			K			F9	4	0	0	1	0	2	1									
1 Elvis Andrus, R (1, 6) OBP: 0.316, SLG: 0.333	G5-3		K			F9			HBP	5	1	2	1	0	1	1									
12 Rougned Odor, L (1, 4) OBP: 0.296, SLG: 0.397	2B			G3		G3				5	1	2	1	0	0	3									
29 Adrian Beltré, R (1, 5) OBP: 0.386, SLG: 0.490	G4-3			G6-3					7 HR	3	1	0	0	1	1	1									
7 J.P. Arencibia, R (1, 10) OBP: 0.234, SLG: 0.367	K			K					HR	4	1	1	3	0	3	0									
61 Robinson Chirinos, R (1, 2) OBP: 0.295, SLG: 0.469	F8					20 G6-4-3			9 1B, 20 1B, 2 HBP	3	1	1	0	1	0	0									
20 Jake Smolinski, R (1, 7) OBP: 0.417, SLG: 0.500	K			G6-4-3					BB	4	1	1	0	0	1	1									
9 Adam Rosales, R (1, 3) OBP: 0.371, SLG: 0.445						19 S			1B	4	0	3	0	0	0	0									
19 Daniel Robertson, R (1, 9) OBP: 0.333, SLG: 0.329				K		G4-3			1B	4	0	0	0	0	3	5									
Inning Stats	R: 0 E: 0 K: 0 S: 12	H: 1 LOB: 1 BB: 0 P: 19	R: 0 E: 0 K: 2 S: 9	H: 0 LOB: 0 BB: 0 P: 14	R: 0 E: 0 K: 3 S: 11	H: 1 LOB: 1 BB: 0 P: 16	R: 0 E: 0 K: 1 S: 12	H: 0 LOB: 0 BB: 0 P: 16	R: 0 E: 0 K: 0 S: 12	H: 2 LOB: 1 BB: 0 P: 19	R: 0 E: 0 K: 1 S: 8	H: 0 LOB: 0 BB: 0 P: 10	R: 0 E: 0 K: 2 S: 9	H: 0 LOB: 0 BB: 0 P: 12	R: 0 E: 0 K: 1 S: 8	H: 0 LOB: 0 BB: 0 P: 10	R: 6 E: 0 K: 1 S: 24	H: 6 LOB: 3 BB: 2 P: 43	1B: 6 2B: 3 3B: 0 HR: 1	SF: 0 SAC: 0 DP: 1 HBP: 1	WP: 0 PB: 0 SB: 1 CS: 0	PA: 39			
PITCHER	IP	WLS	BF	H	R	ER	SO	BB	IBB	HBP	BLK	WP	HR	S	P	ERA	WHIP								
29 Jeff Samardzija, R (1, 1) ERA: 2.98	8.0		27	4	0	0	10	0	0	0	0	0	0	81	116	0.00	0.500								
62 Sean Doolittle, L (9, 1) ERA: 2.97	0.1	L	6	3	5	5	0	1	1	0	0	0	1	9	19	135.00	12.000								
60 Jesse Chavez, R (9, 1) ERA: 3.45	0.1		3	2	0	0	1	0	0	0	0	0	0	8	13	0.00	6.000								
56 Fernando Abad, L (9, 1) ERA: 1.5	0.1		3	1	1	1	0	0	0	1	0	0	0	7	11	27.00	3.000								

Texas Rangers @ Oakland Athletics
O.co Coliseum, Oakland, CA
Wed Sep 17 2014, 10:10 PM - 1:44 AM EDT
Att: 17,530 - Cloudy - 76 F

AB	36
R	6
H	10
RBI	6
BB	2
SO	11
LOB	12

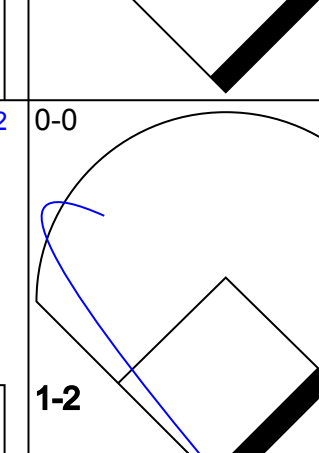
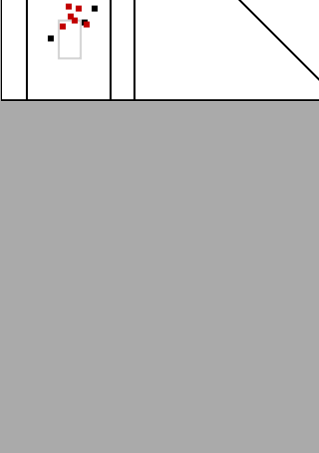
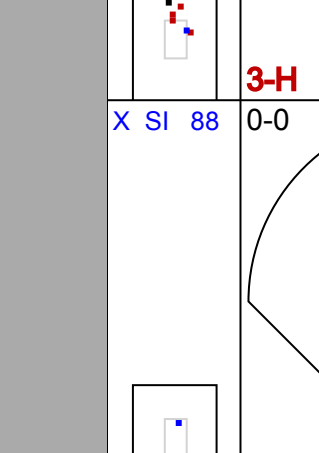
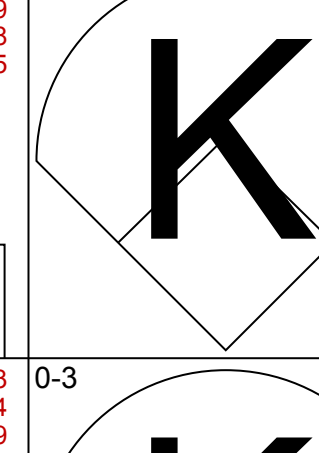


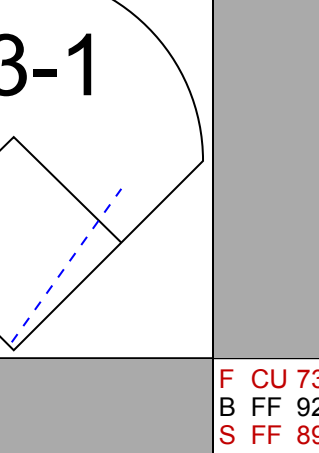

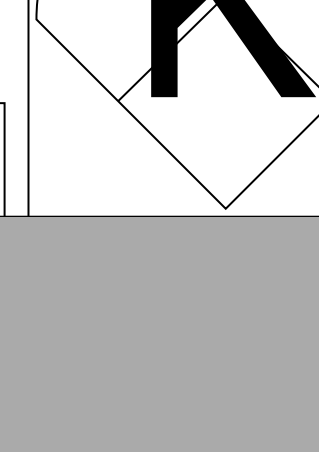
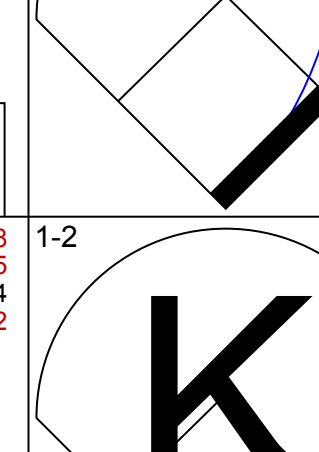
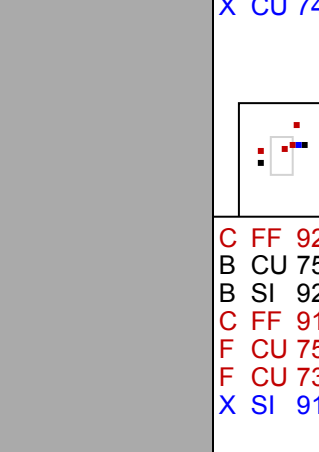
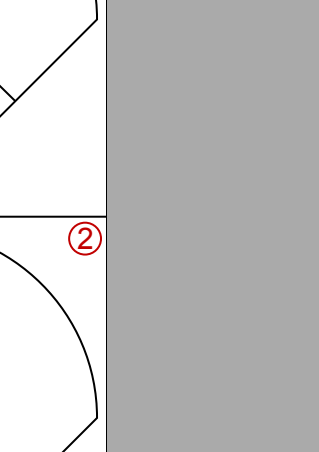

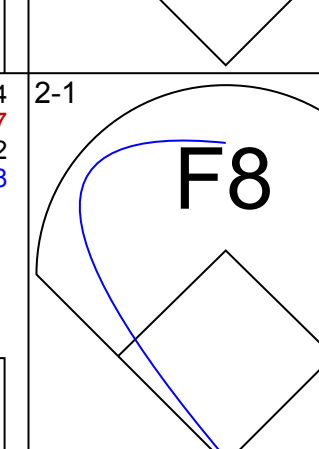
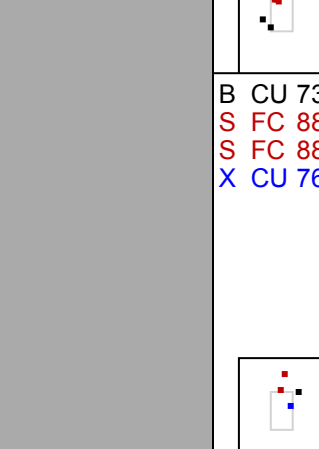
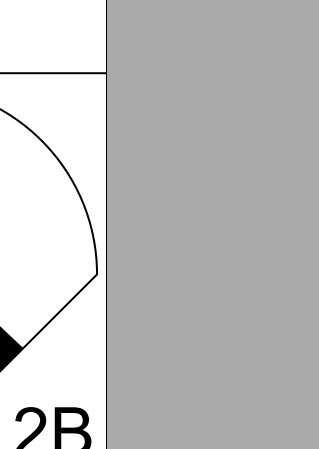


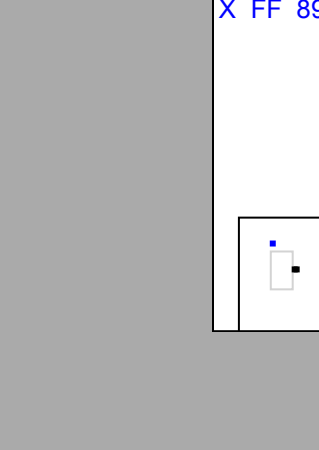
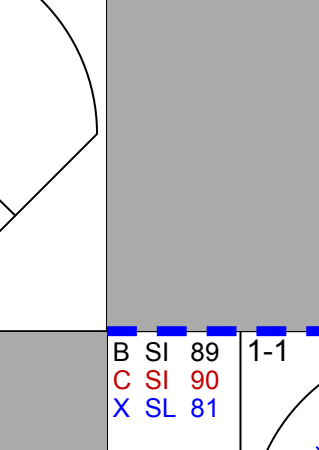
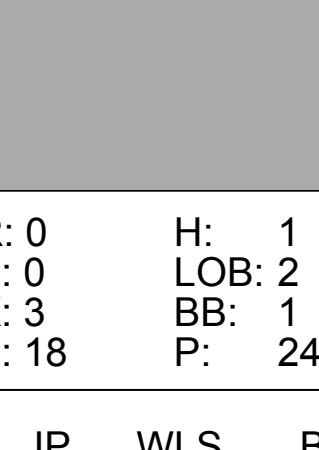
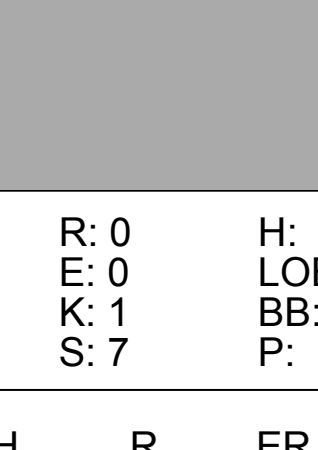
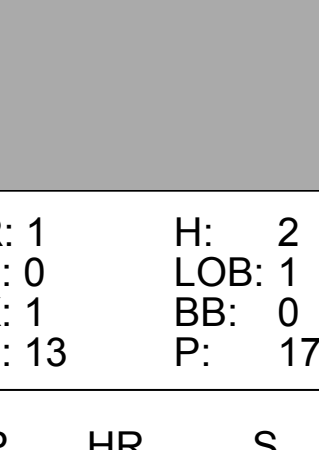
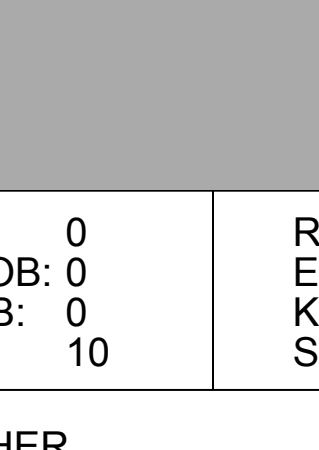
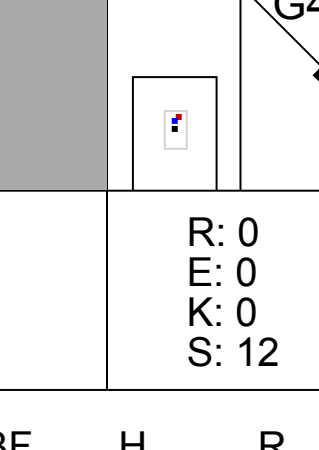



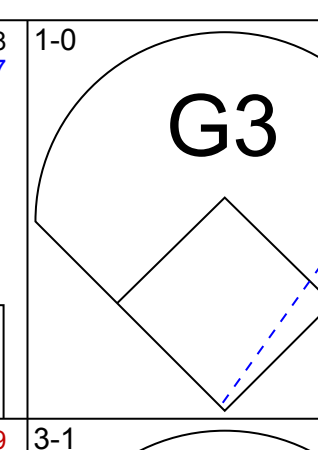

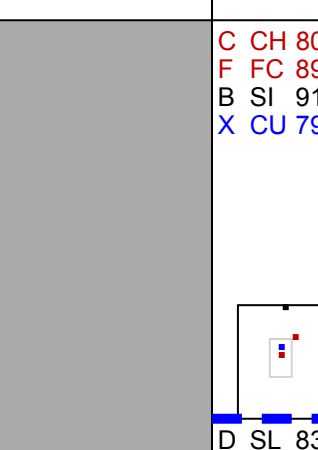
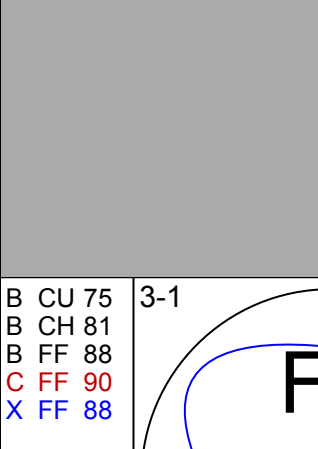
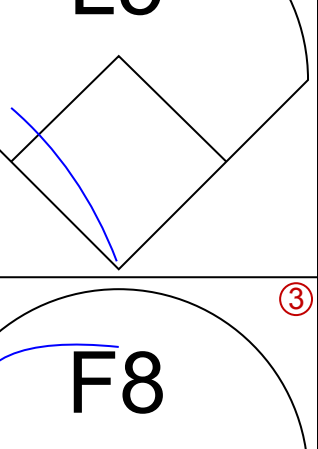
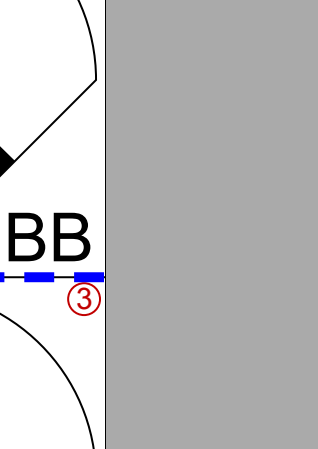


Batter	1	2	3	4	5	6	7	8	9	AB	R	H	RBI	BB	SO	LOB	BOTTOM								
4 Coco Crisp, S (1, 8) OBP: 0.339, SLG: 0.379	F9		K			K			K	5	0	0	0	0	3	5									
23 Sam Fuld, L (1, 9) OBP: 0.323, SLG: 0.348	G4-3			G3					G4-3	5	0	1	1	0	0	2									
20 Josh Donaldson, R (1, 5) OBP: 0.341, SLG: 0.458	F8			L8		F8				4	0	1	0	0	0	2									
15 Jonny Gomes, R (1, 7) OBP: 0.227, SLG: 0.335										2	0	0	0	1	0	0									
16 Josh Reddick, L (8, 9) OBP: 0.304, SLG: 0.422		P5								1	0	1	0	0	0	0									
36 Derek Norris, R (1, 10) OBP: 0.358, SLG: 0.409										2	0	1	0	1	0	0									
21 Stephen Vogt, L (8, PH) OBP: 0.342, SLG: 0.473										0	0	0	0	1	0	0									
1 Billy Burns, S (8, PR) OBP: 0.167, SLG: 0.167										0	0	0	0	0	0	0									
8 Jed Lowrie, S (1, 6) OBP: 0.315, SLG: 0.349										4	0	0	0	0	2	6									
35 Nate Freiman, R (1, 3) OBP: 0.253, SLG: 0.451										3	0	0	0	0	1	0									
7 Alberto Callaspo, S (8, PH) OBP: 0.296, SLG: 0.296										1	0	0	0	0	0	3									
37 Brandon Moss, L (9, 3) OBP: 0.335, SLG: 0.451										0	0	0	0	0	0	0									
17 Geovany Soto, R (1, 2) OBP: 0.266, SLG: 0.333										3	1	1	0	1	0	3									
1 Nick Punto, S (1, 4) OBP: 0.298, SLG: 0.277										2	0	1	0	0	0	0									
10 Adam Dunn, L (7, PH) OBP: 0.339, SLG: 0.431										1	0	1	0	0	0	0									
28 Eric Sogard, L (7, PR) OBP: 0.299, SLG: 0.271										1	0	0	0	0	0	0									
Inning Stats	R: 0 E: 0 K: 0 S: 6	H: 0 LOB: 0 BB: 0 P: 10	R: 0 E: 0 K: 0 S: 6	H: 1 LOB: 0 BB: 0 P: 8	R: 0 E: 0 K: 2 S: 12	H: 0 LOB: 1 BB: 0 P: 16	R: 0 E: 0 K: 1 S: 11	H: 0 LOB: 2 BB: 2 P: 20	R: 1 E: 0 K: 1 S: 19	H: 3 LOB: 2 BB: 0 P: 31	R: 0 E: 0 K: 1 S: 10	H: 0 LOB: 0 BB: 0 P: 14	R: 0 E: 0 K: 0 S: 15	H: 1 LOB: 2 BB: 1 P: 22	R: 0 E: 0 K: 0 S: 14	H: 2 LOB: 3 BB: 1 P: 23	R: 0 E: 0 K: 1 S: 8	H: 0 LOB: 0 BB: 0 P: 10	1B: 6 2B: 1 3B: 0 HR: 0	SF: 0 SAC: 0 DP: 1 HBP: 0	WP: 1 PB: 0 SB: 0 CS: 0	PA: 38			
PITCHER	IP	WLS	BF	H	R	ER	SO	BB	IBB	HBP	BLK	WP	HR	S	P	ERA	WHIP								
45 Derek Holland, L (1, 1) ERA: 0.99	6.1		26	4	1	1	5	3	0	0	0	0	0	11	14	0.00	3.000								
37 Shawn Tolleson, R (7, 1) ERA: 2.95	0.2		4	2	0	0	0	0	0	0	0	0	0	3	5	∞	∞								
50 Michael Kirkman, L (8, 1) ERA: 3.38	0.0		1	1	0	0	0	0	0	0	0	0	0	3	5	∞	∞								
35 Phil Klein, R (8, 1) ERA: 2.8	0.1		2	0	0	0	0	0	1	0	0	1	0	2	6	0.00	0.000								
46 Robbie Ross Jr., L (8, 1) ERA: 6.39	1.2	W	5	0	0	0	1	0	0	0	0	0	0	13	17	0.00	0.000								

Texas Rangers @ Oakland Athletics
O.co Coliseum, Oakland, CA
Wed Sep 17 2014, 10:10 PM - 1:44 AM EDT
Att: 17,530 - Cloudy - 76 F

AB	34
R	1
H	7
RBI	1
BB	4
SO	6
LOB	21




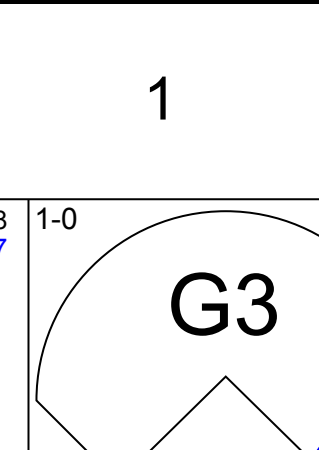
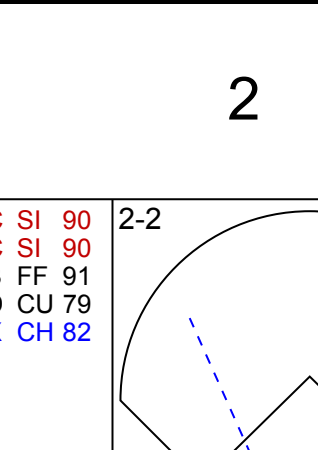
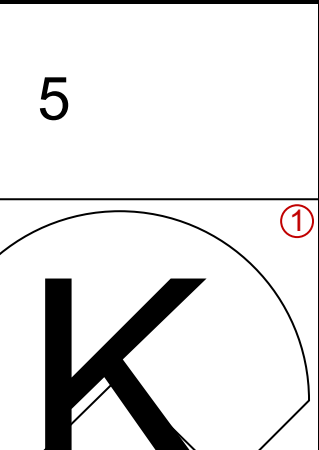
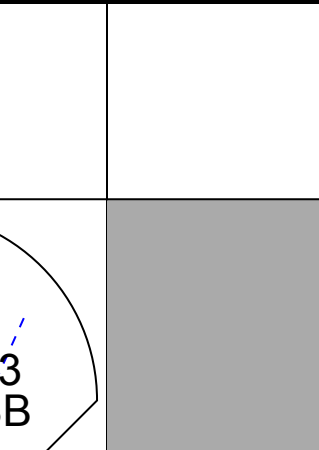
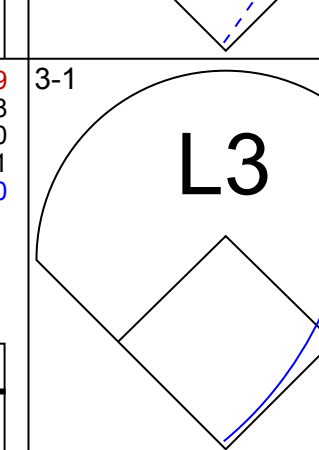
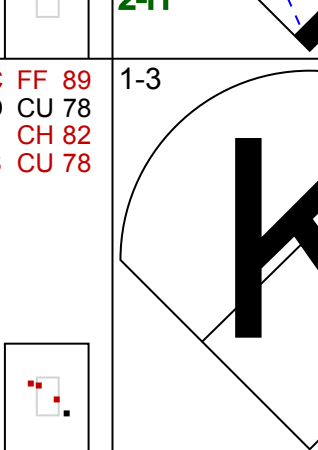
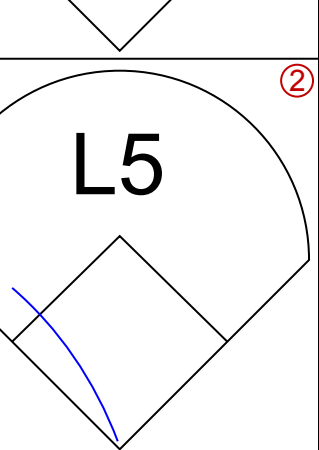

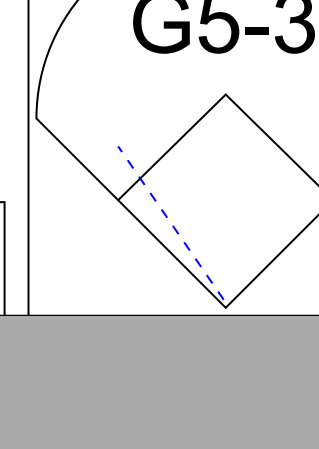
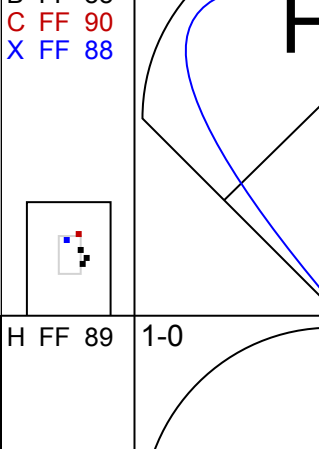
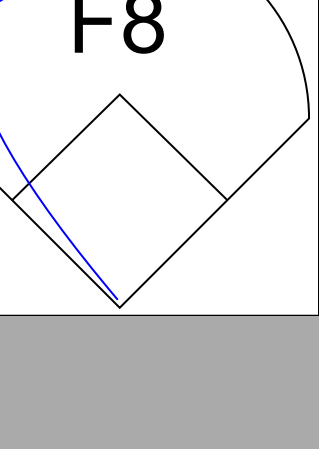
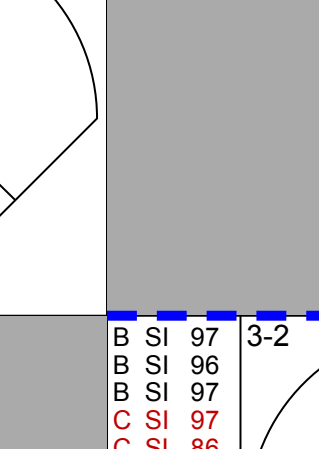
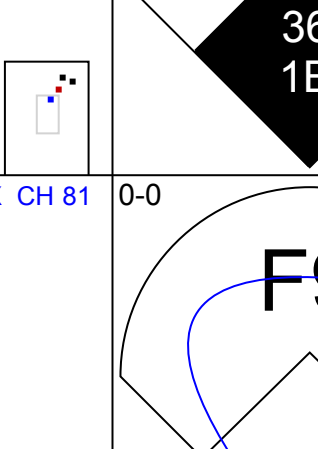
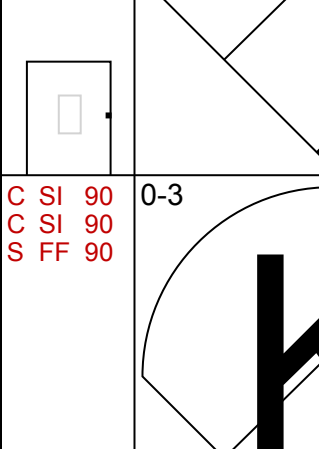

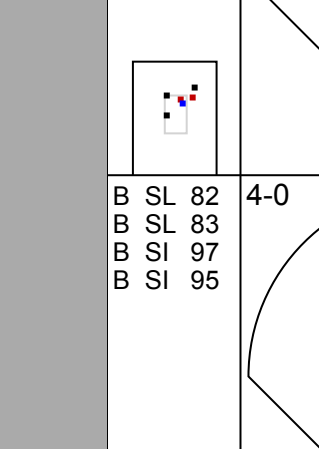

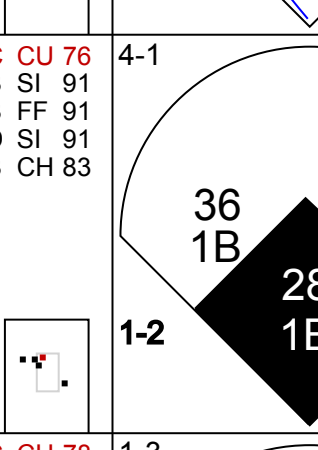

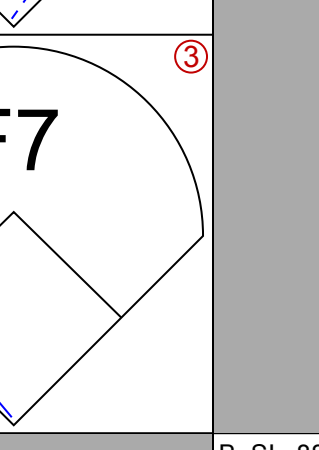
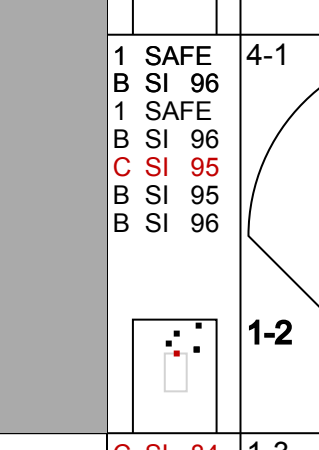

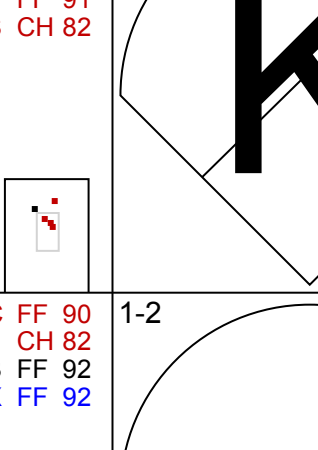

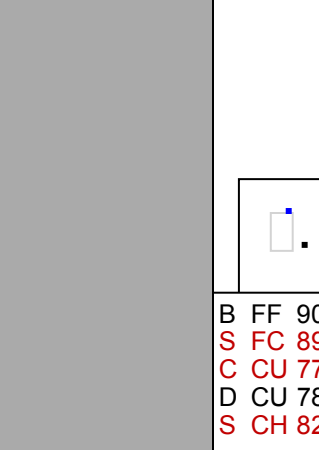
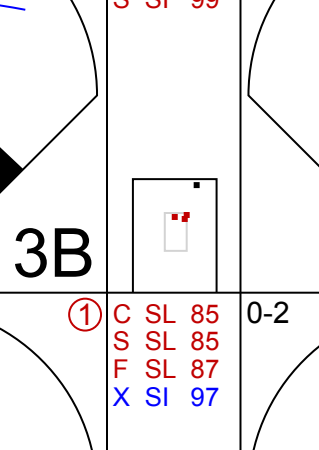

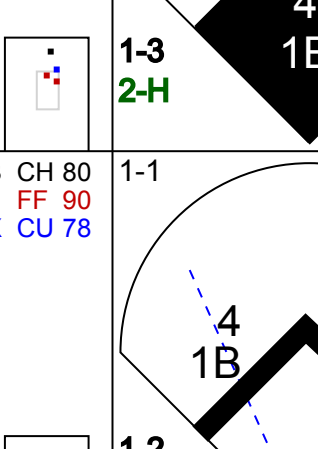
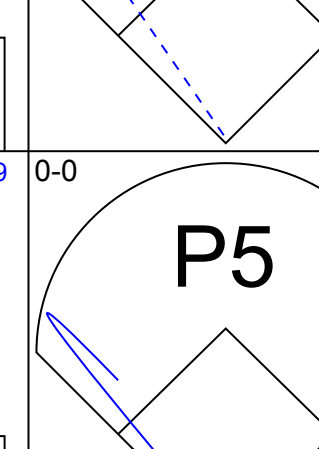
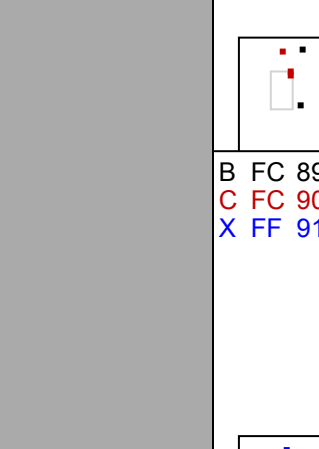
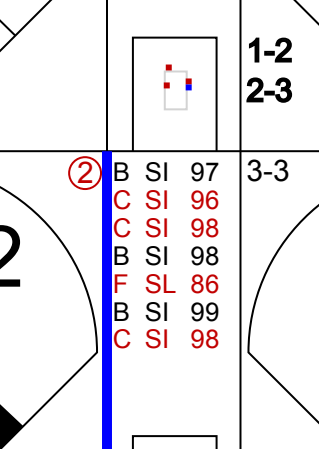
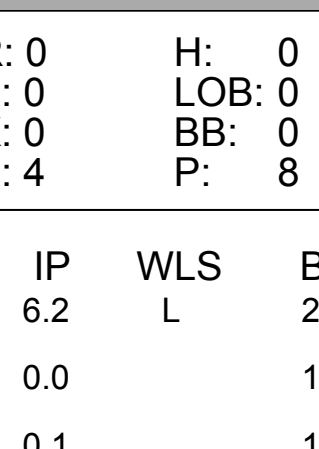
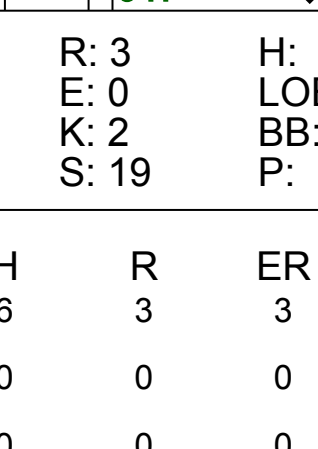
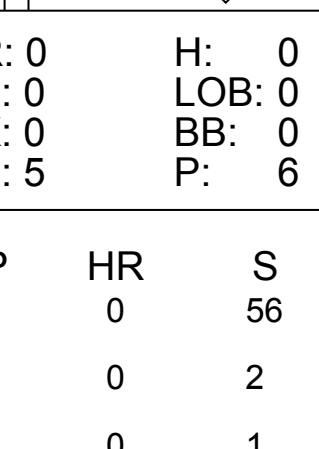
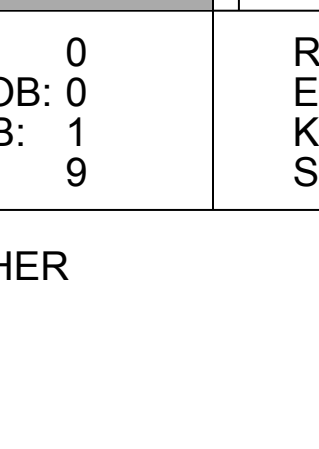
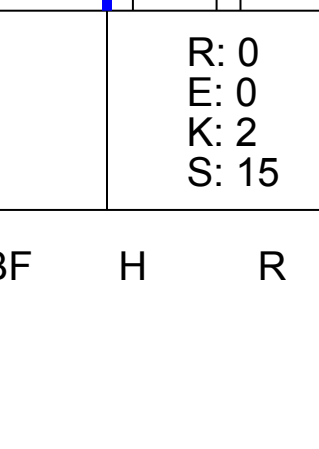





Batter	1	2	3	4	5	6	7	8	9	AB	R	H	RBI	BB	SO	LOB	TOP				
2 Ben Revere, L (1, 8) OBP: 0.326, SLG: 0.367										4	0	1	0	0	1	1					
51 Carlos Ruiz, R (1, 2) OBP: 0.348, SLG: 0.377										3	0	0	0	1	1	1					
26 Chase Utley, L (1, 4) OBP: 0.340, SLG: 0.409										4	0	1	0	0	0	1					
6 Ryan Howard, L (1, 10) OBP: 0.311, SLG: 0.378										4	1	1	1	0	1	2					
3 Marlon Byrd, R (1, 9) OBP: 0.311, SLG: 0.449										4	0	1	0	0	1	2					
24 Grady Sizemore, L (1, 7) OBP: 0.301, SLG: 0.362										3	0	0	0	1	1	1					
18 Darin Ruf, R (1, 3) OBP: 0.320, SLG: 0.420										3	0	1	0	0	0	2					
7 Maikel Franco, R (1, 5) OBP: 0.182, SLG: 0.214										3	0	0	0	0	2	1					
13 Freddy Galvis, S (1, 6) OBP: 0.225, SLG: 0.290										3	0	1	0	0	0	0					
Inning Stats	R: 0 E: 0 K: 3 S: 18	H: 1 LOB: 2 BB: 1 P: 24	R: 0 E: 0 K: 1 S: 7	H: 0 LOB: 0 BB: 1 P: 14	R: 0 E: 0 K: 1 S: 9	H: 0 LOB: 0 BB: 0 P: 14	R: 1 E: 0 K: 1 S: 13	H: 2 LOB: 1 BB: 0 P: 17	R: 0 E: 0 K: 0 S: 7	H: 0 LOB: 0 BB: 0 P: 10	R: 0 E: 0 K: 0 S: 14	H: 1 LOB: 1 BB: 0 P: 21	R: 0 E: 0 K: 0 S: 12	H: 1 LOB: 1 BB: 0 P: 16	R: 0 E: 0 K: 0 S: 7	H: 0 LOB: 0 BB: 0 P: 12	1B: 3 2B: 2 3B: 0 HR: 1	SF: 0 SAC: 0 DP: 1 HBP: 0	WP: 0 PB: 0 SB: 0 CS: 1	PA: 34	
PITCHER	IP WLS BF H R ER SO BB IBB HBP BLK WP HR S P ERA WHIP	IP WLS BF H R ER SO BB IBB HBP BLK WP HR S P ERA WHIP	IP WLS BF H R ER SO BB IBB HBP BLK WP HR S P ERA WHIP	IP WLS BF H R ER SO BB IBB HBP BLK WP HR S P ERA WHIP	IP WLS BF H R ER SO BB IBB HBP BLK WP HR S P ERA WHIP	IP WLS BF H R ER SO BB IBB HBP BLK WP HR S P ERA WHIP	IP WLS BF H R ER SO BB IBB HBP BLK WP HR S P ERA WHIP	IP WLS BF H R ER SO BB IBB HBP BLK WP HR S P ERA WHIP	IP WLS BF H R ER SO BB IBB HBP BLK WP HR S P ERA WHIP	IP WLS BF H R ER SO BB IBB HBP BLK WP HR S P ERA WHIP	IP WLS BF H R ER SO BB IBB HBP BLK WP HR S P ERA WHIP	IP WLS BF H R ER SO BB IBB HBP BLK WP HR S P ERA WHIP	IP WLS BF H R ER SO BB IBB HBP BLK WP HR S P ERA WHIP	IP WLS BF H R ER SO BB IBB HBP BLK WP HR S P ERA WHIP	IP WLS BF H R ER SO BB IBB HBP BLK WP HR S P ERA WHIP	IP WLS BF H R ER SO BB IBB HBP BLK WP HR S P ERA WHIP	IP WLS BF H R ER SO BB IBB HBP BLK WP HR S P ERA WHIP	IP WLS BF H R ER SO BB IBB HBP BLK WP HR S P ERA WHIP	IP WLS BF H R ER SO BB IBB HBP BLK WP HR S P ERA WHIP	IP WLS BF H R ER SO BB IBB HBP BLK WP HR S P ERA WHIP	IP WLS BF H R ER SO BB IBB HBP BLK WP HR S P ERA WHIP

Philadelphia Phillies @ Oakland Athletics
O.co Coliseum, Oakland, CA
Fri Sep 19 2014, 9:41 PM - 12:33 AM EDT
Att: 35,067 - Clear - 69 F

livebaseballscores.com

AB 31
R 1
H 6
RBI 1
BB 2
SO 7
LOB 11




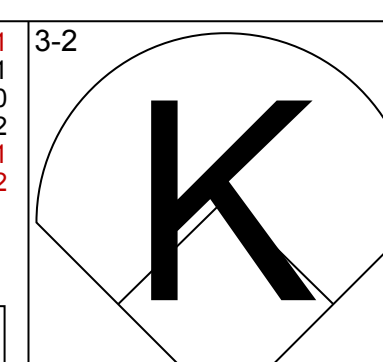
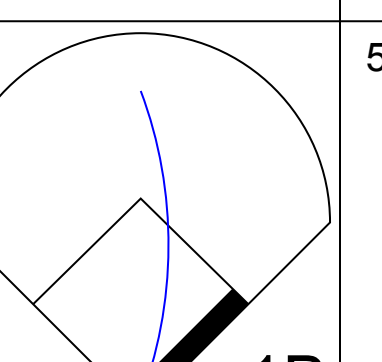
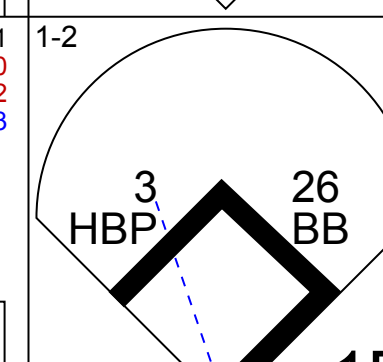
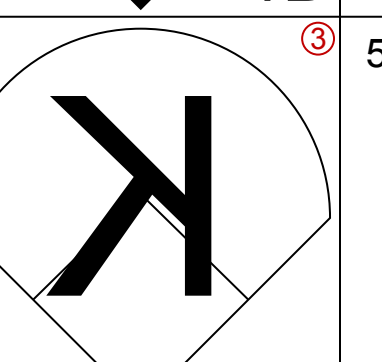
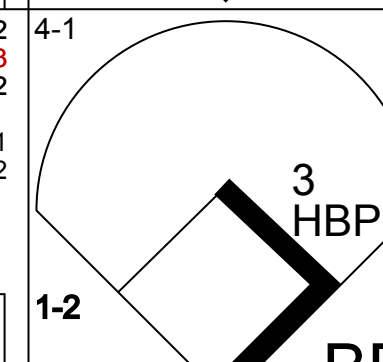
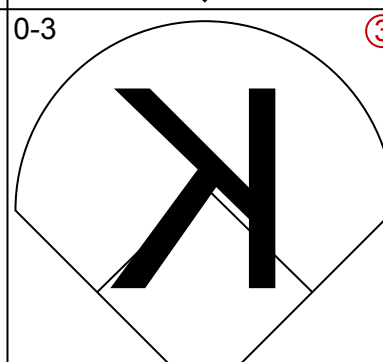
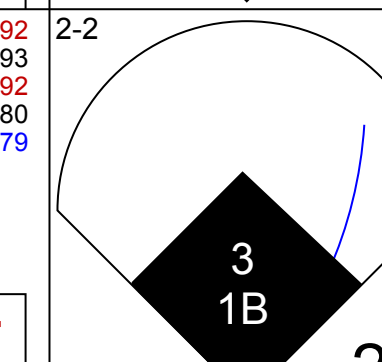
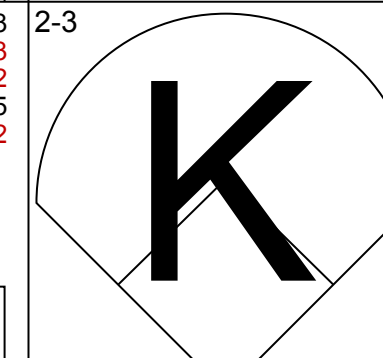
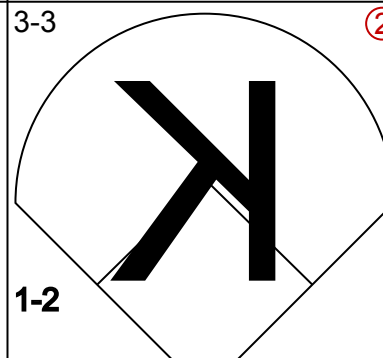
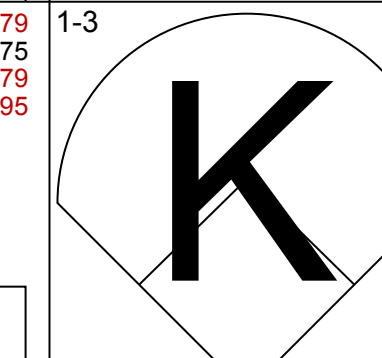
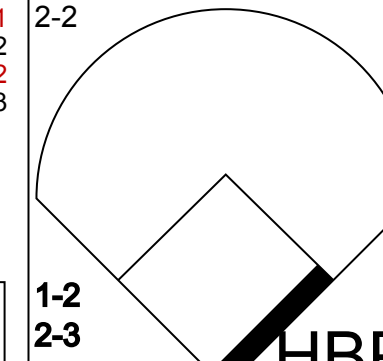
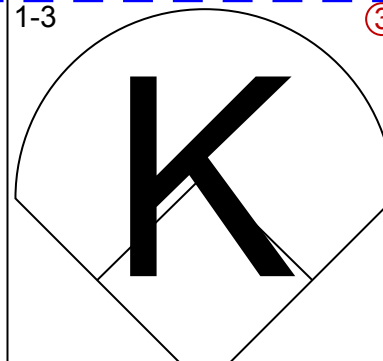
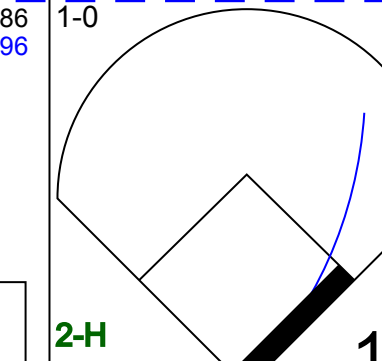
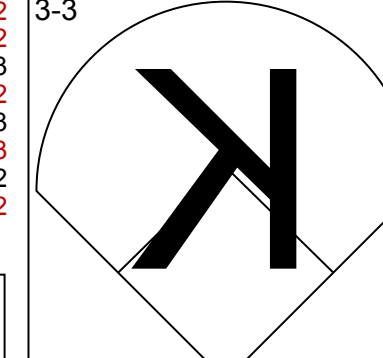
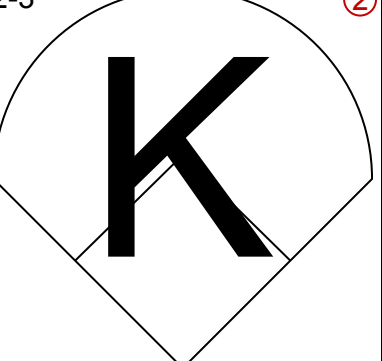
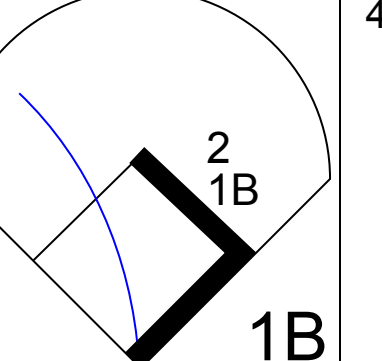
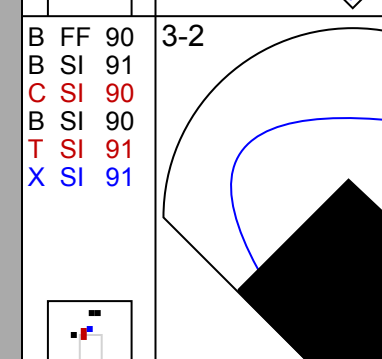
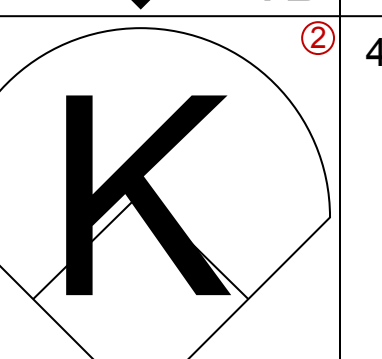
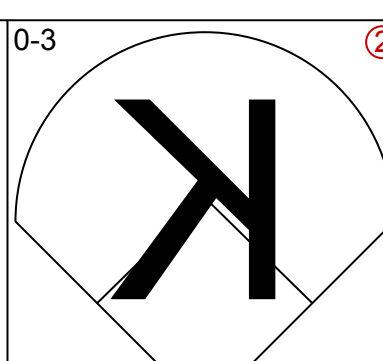
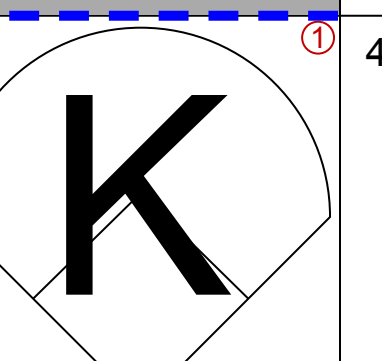
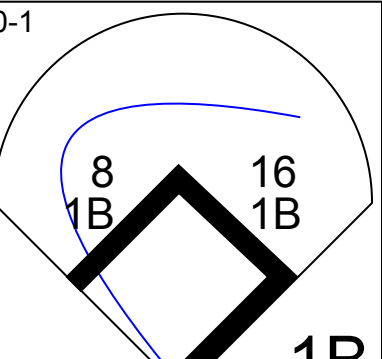
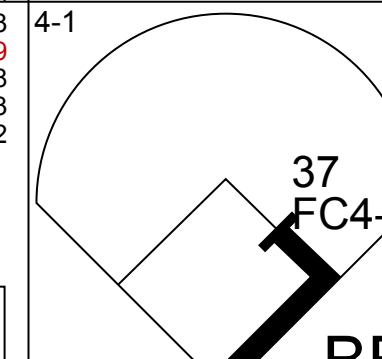



Batter	1	2	3	4	5	6	7	8	9	AB	R	H	RBI	BB	SO	LOB	BOTTOM				
4 Coco Crisp, S (1, 8) OBP: 0.341, SLG: 0.380										4	0	2	1	0	1	0					
23 Sam Fuld, L (1, 9) OBP: 0.324, SLG: 0.355										3	0	0	0	1	1	2					
20 Josh Donaldson, R (1, 5) OBP: 0.338, SLG: 0.455										4	0	0	0	0	0	3					
10 Adam Dunn, L (1, 10) OBP: 0.340, SLG: 0.427										2	1	1	0	1	0	0					
37 Brandon Moss, L (1, 7) OBP: 0.333, SLG: 0.446										3	0	0	0	1	1	3					
21 Stephen Vogt, L (1, 3) OBP: 0.345, SLG: 0.469										2	1	0	0	2	1	1					
8 Jed Lowrie, S (1, 6) OBP: 0.316, SLG: 0.354										4	0	1	0	0	2	4					
36 Derek Norris, R (1, 2) OBP: 0.362, SLG: 0.409										4	1	2	1	0	1	1					
28 Eric Sogard, L (1, 4) OBP: 0.297, SLG: 0.269										3	0	1	1	0	0	1					
15 Jonny Gomes, R (8, PH) OBP: 0.324, SLG: 0.331										1	0	0	0	0	1	3					
1 Nick Punto, S (9, 4) OBP: 0.297, SLG: 0.276										0	0	0	0	0	0	0					
Inning Stats	R: 0 E: 0 K: 0 S: 4	H: 0 LOB: 0 BB: 0 P: 8	R: 3 E: 0 K: 2 S: 19	H: 4 LOB: 2 BB: 1 P: 31	R: 0 E: 0 K: 2 S: 8	H: 0 LOB: 1 BB: 0 P: 13	R: 0 E: 0 K: 0 S: 5	H: 0 LOB: 0 BB: 0 P: 6	R: 0 E: 0 K: 1 S: 7	H: 0 LOB: 0 BB: 0 P: 11	R: 0 E: 0 K: 0 S: 4	H: 0 LOB: 0 BB: 1 P: 9	R: 0 E: 0 K: 1 S: 12	H: 2 LOB: 3 BB: 1 P: 21	R: 0 E: 0 K: 2 S: 15	H: 1 LOB: 3 BB: 2 P: 30	1B: 6 2B: 0 3B: 1 HR: 0	SF: 0 SAC: 0 DP: 1 HBP: 1	WP: 0 PB: 0 SB: 0 CS: 0	PA: 36	
PITCHER	IP WLS BF H R ER SO BB IBB HBP BLK WP HR S P ERA WHIP	IP WLS BF H R ER SO BB IBB HBP BLK WP HR S P ERA WHIP	IP WLS BF H R ER SO BB IBB HBP BLK WP HR S P ERA WHIP	IP WLS BF H R ER SO BB IBB HBP BLK WP HR S P ERA WHIP	IP WLS BF H R ER SO BB IBB HBP BLK WP HR S P ERA WHIP	IP WLS BF H R ER SO BB IBB HBP BLK WP HR S P ERA WHIP	IP WLS BF H R ER SO BB IBB HBP BLK WP HR S P ERA WHIP	IP WLS BF H R ER SO BB IBB HBP BLK WP HR S P ERA WHIP	IP WLS BF H R ER SO BB IBB HBP BLK WP HR S P ERA WHIP	IP WLS BF H R ER SO BB IBB HBP BLK WP HR S P ERA WHIP	IP WLS BF H R ER SO BB IBB HBP BLK WP HR S P ERA WHIP	IP WLS BF H R ER SO BB IBB HBP BLK WP HR S P ERA WHIP	IP WLS BF H R ER SO BB IBB HBP BLK WP HR S P ERA WHIP	IP WLS BF H R ER SO BB IBB HBP BLK WP HR S P ERA WHIP	IP WLS BF H R ER SO BB IBB HBP BLK WP HR S P ERA WHIP	IP WLS BF H R ER SO BB IBB HBP BLK WP HR S P ERA WHIP	IP WLS BF H R ER SO BB IBB HBP BLK WP HR S P ERA WHIP	IP WLS BF H R ER SO BB IBB HBP BLK WP HR S P ERA WHIP	IP WLS BF H R ER SO BB IBB HBP BLK WP HR S P ERA WHIP	IP WLS BF H R ER SO BB IBB HBP BLK WP HR S P ERA WHIP	IP WLS BF H R ER SO BB IBB HBP BLK WP HR S P ERA WHIP

Philadelphia Phillies @ Oakland Athletics
O.co Coliseum, Oakland, CA
Fri Sep 19 2014, 9:41 PM - 12:33 AM EDT
Att: 35,067 - Clear - 69 F

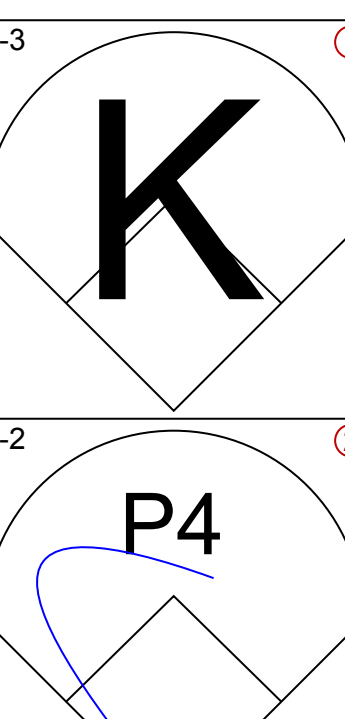
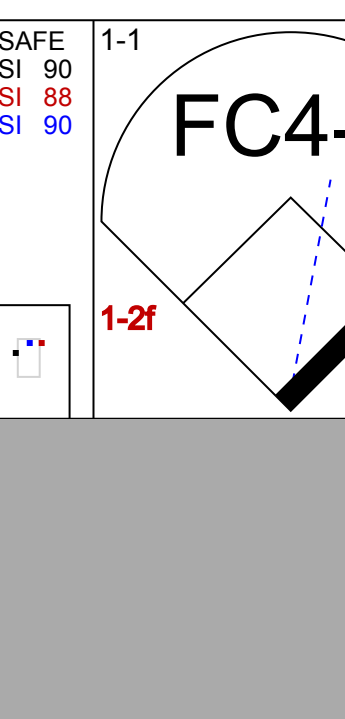
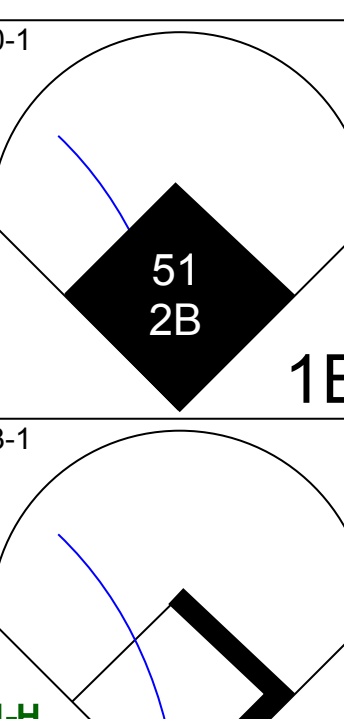
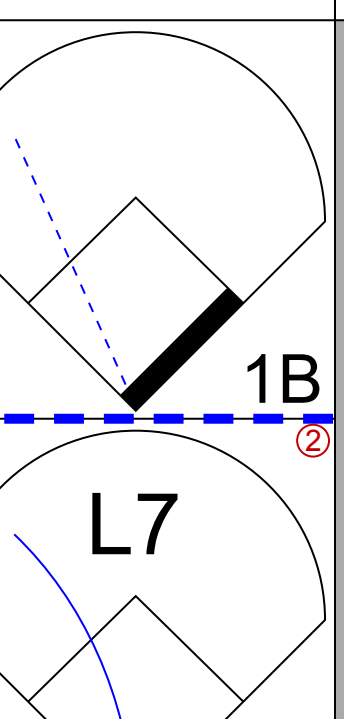
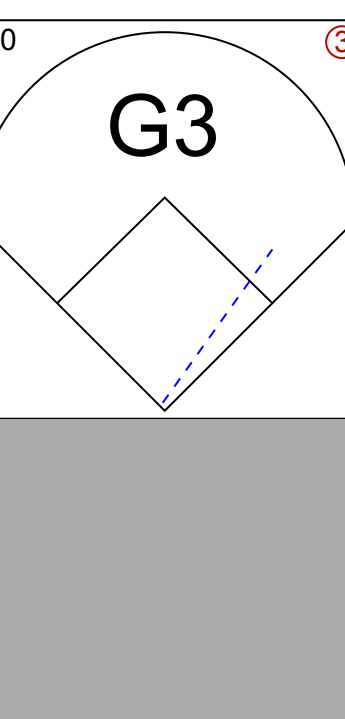
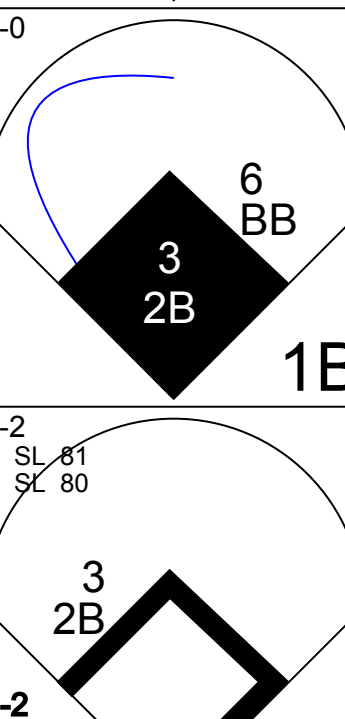

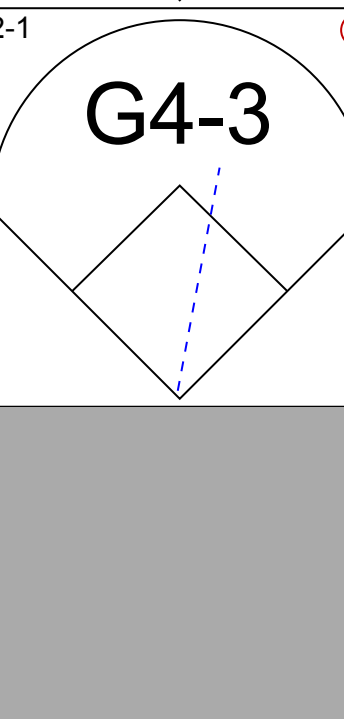
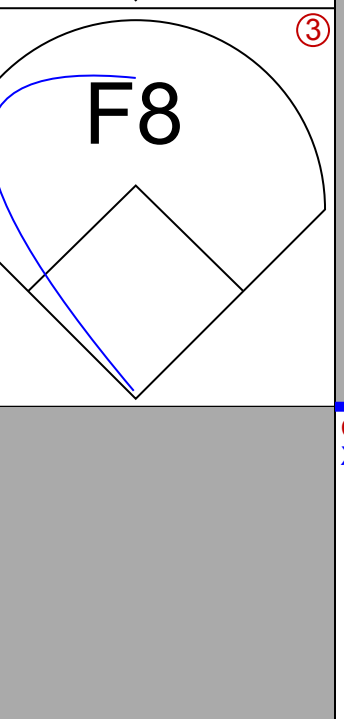

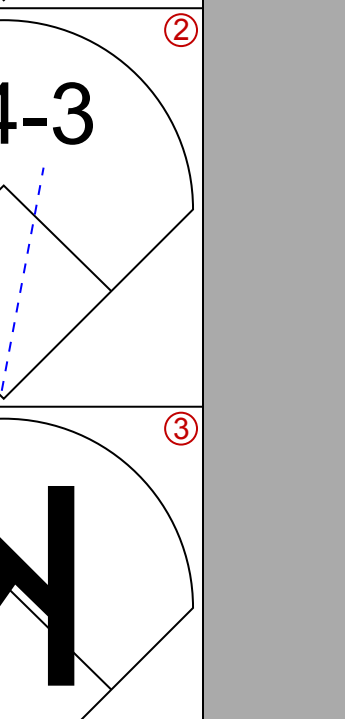
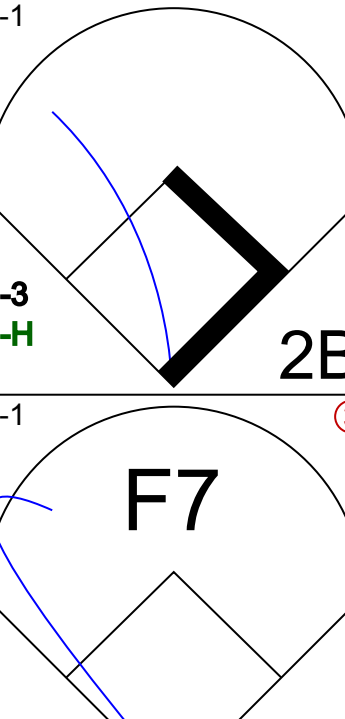
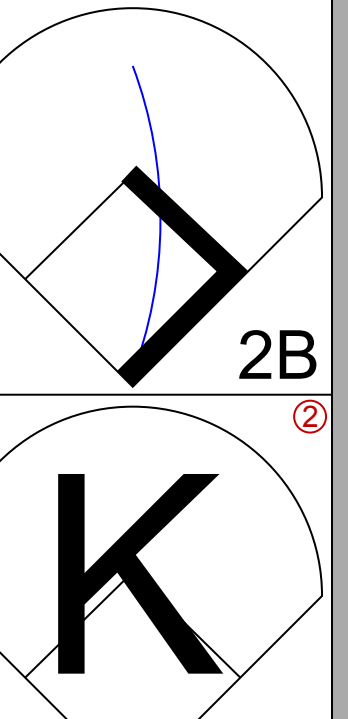



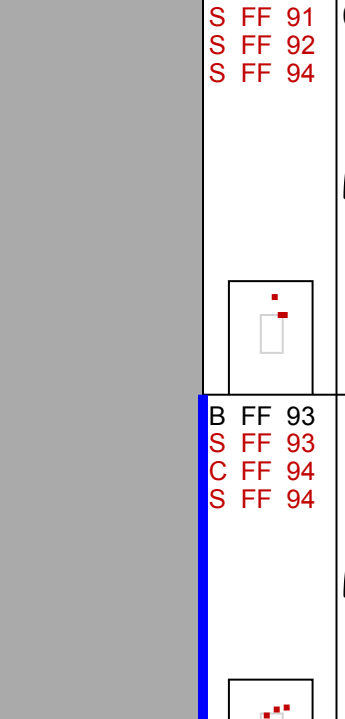


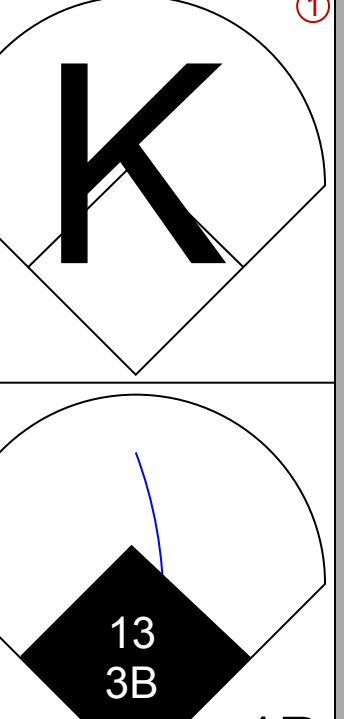
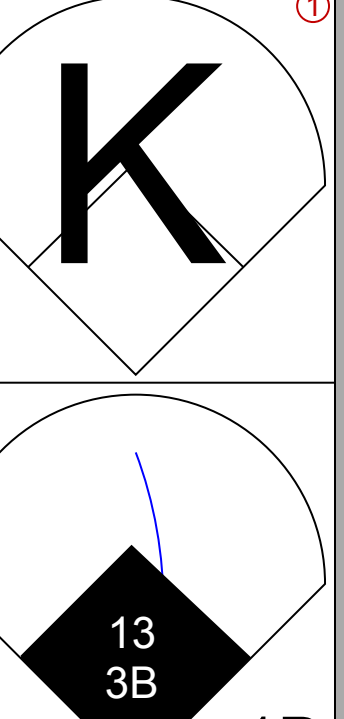
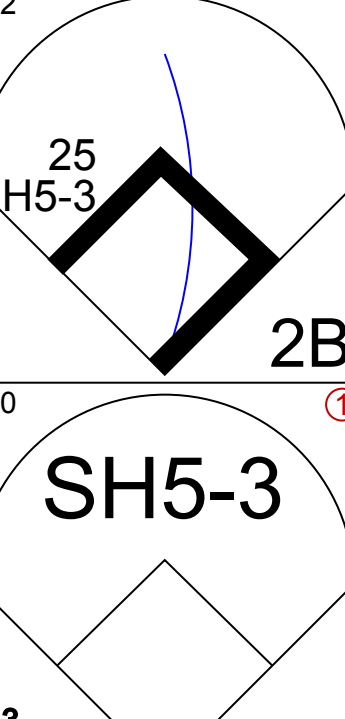
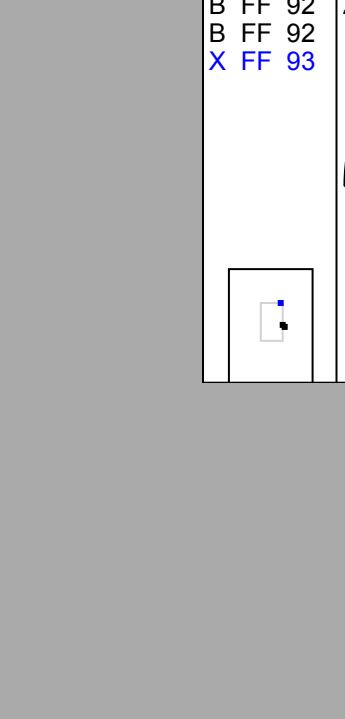
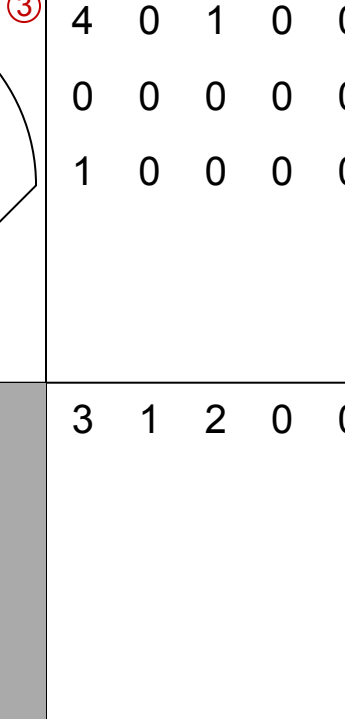
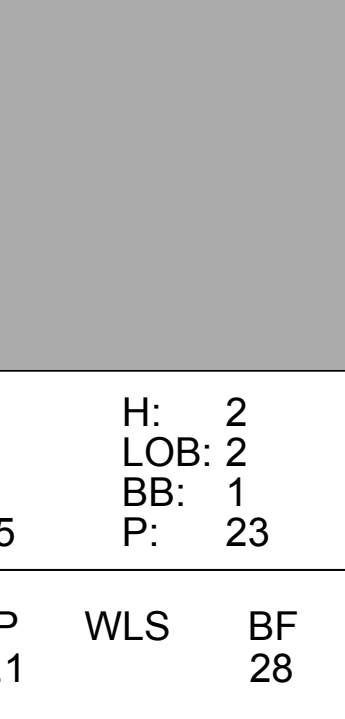
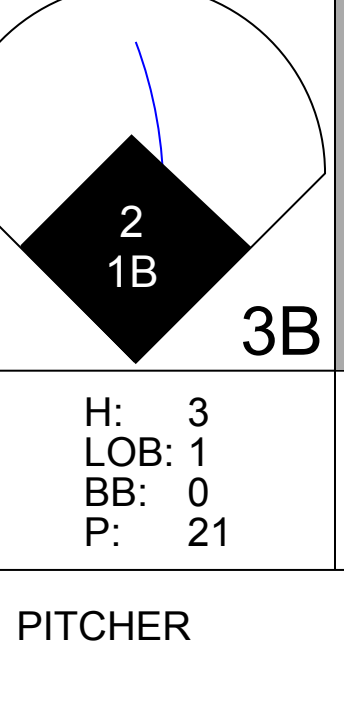
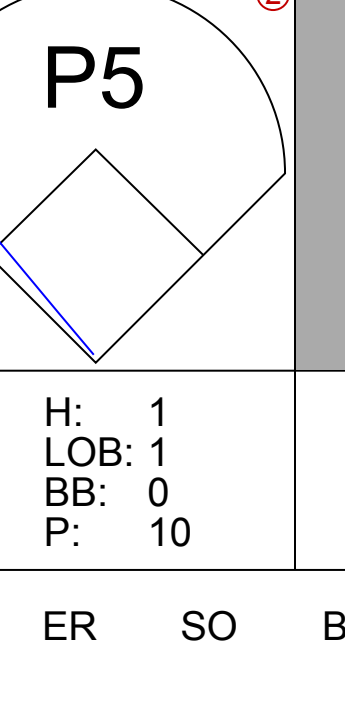
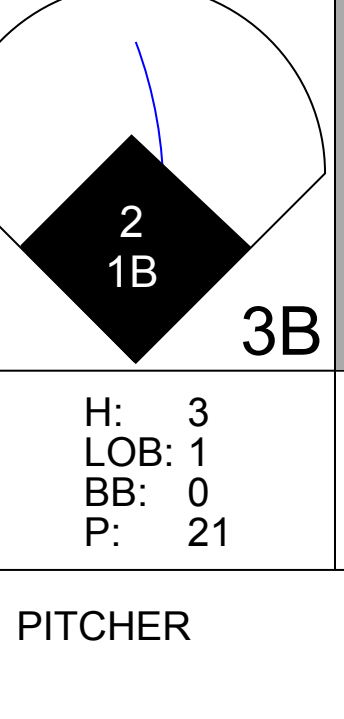
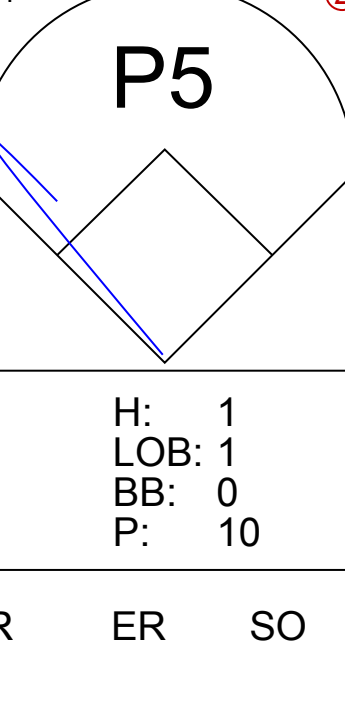

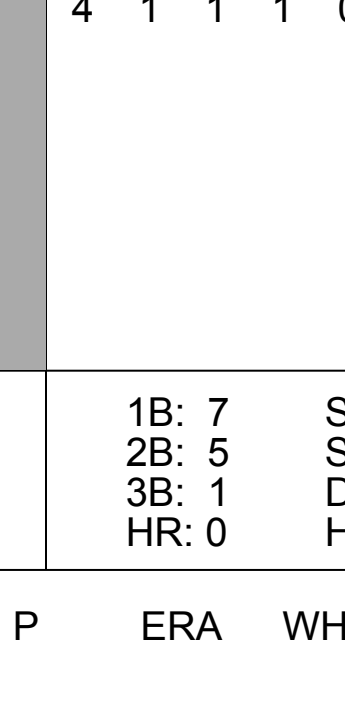
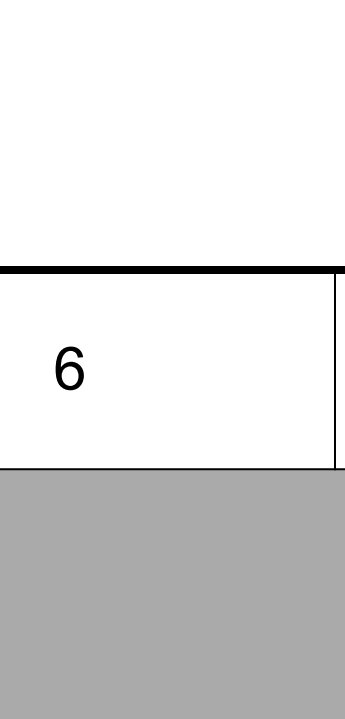
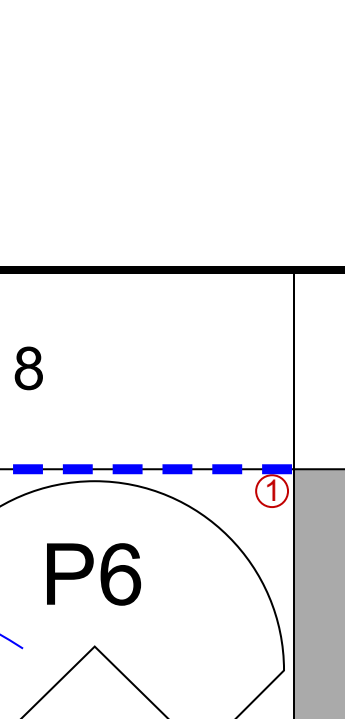
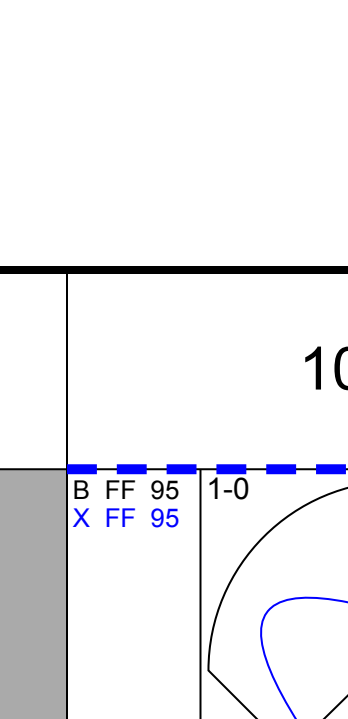
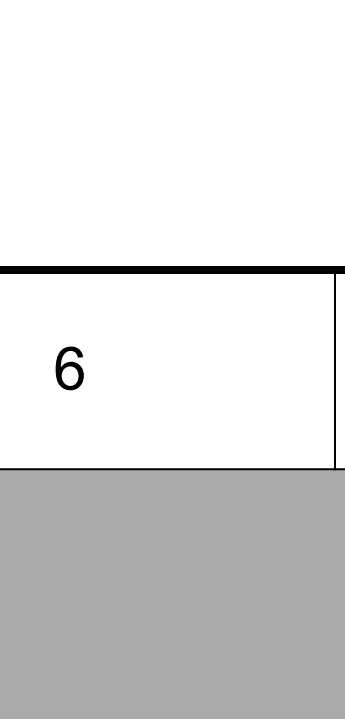
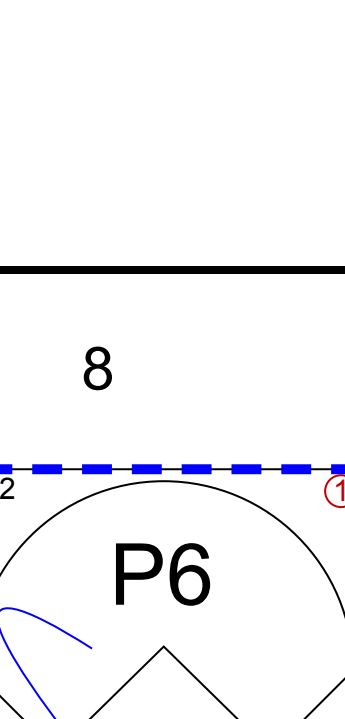
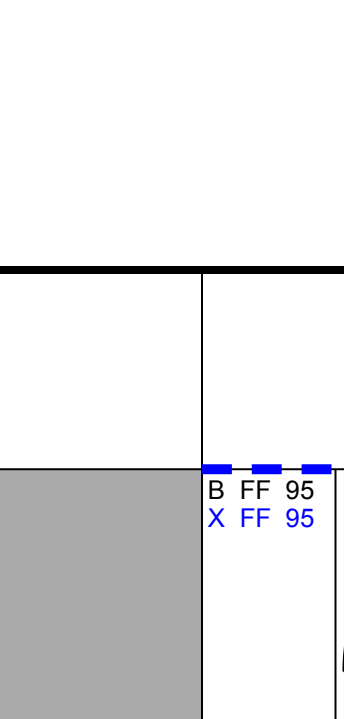
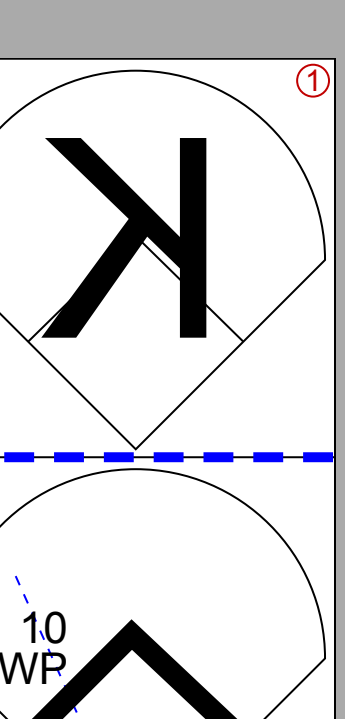
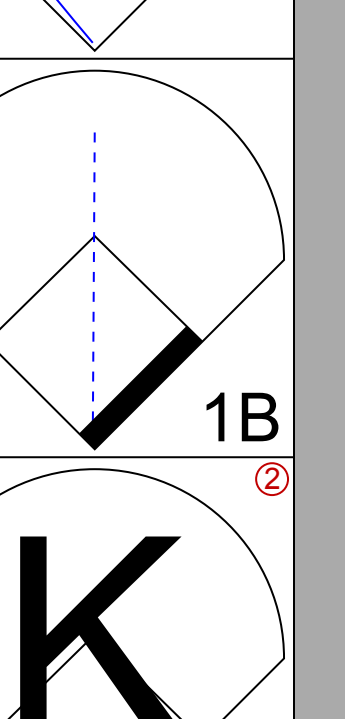
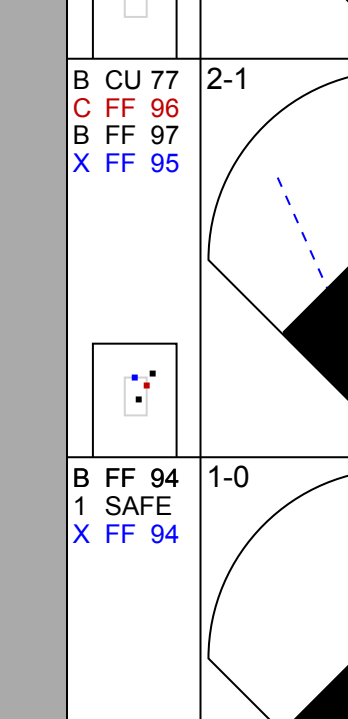
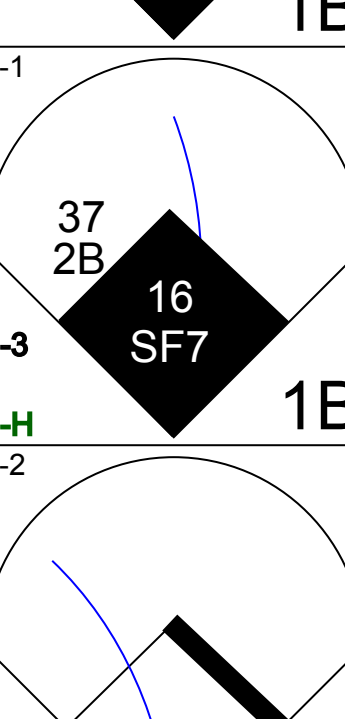
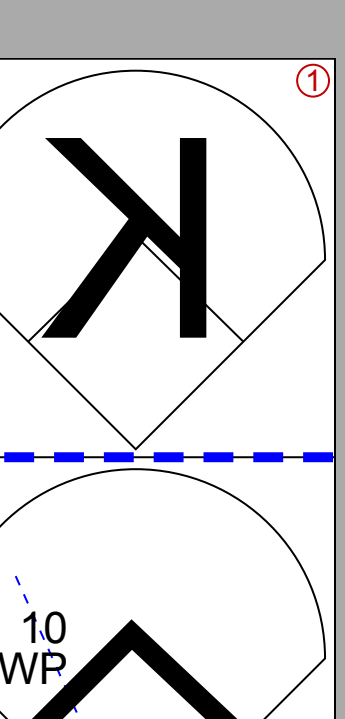
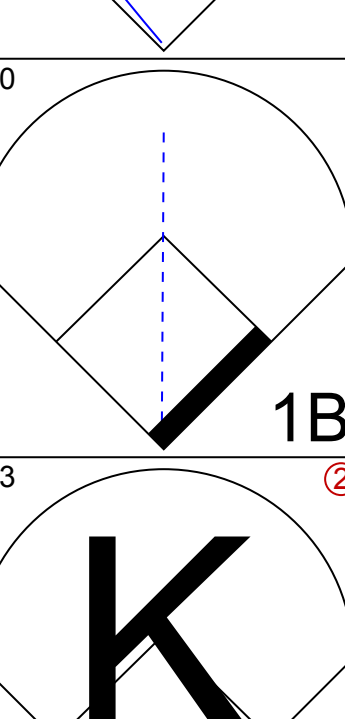
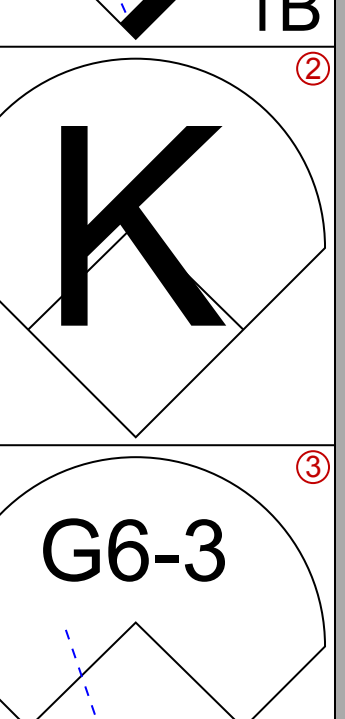
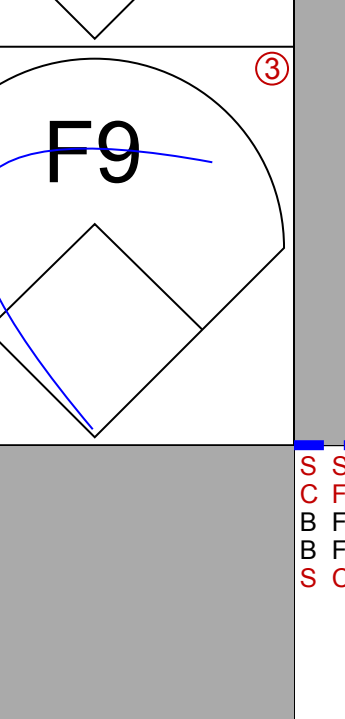
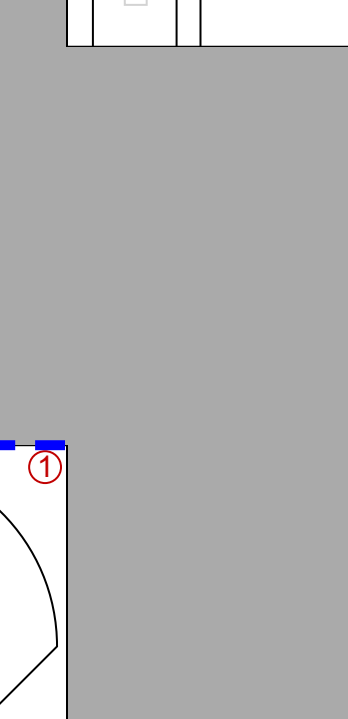
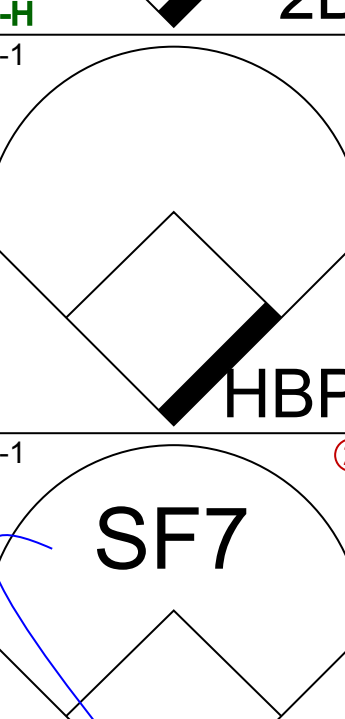

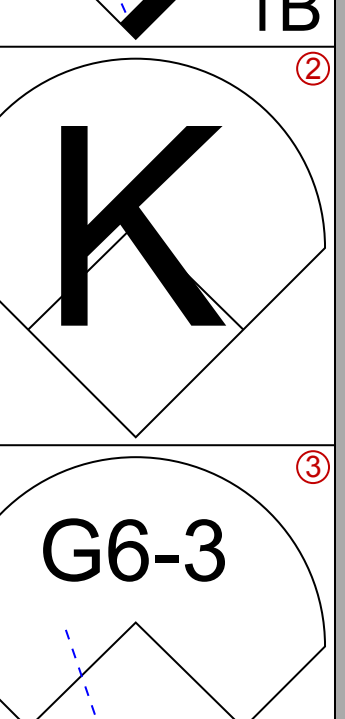


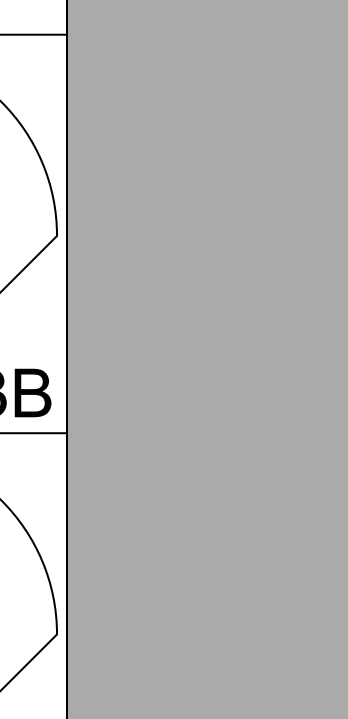
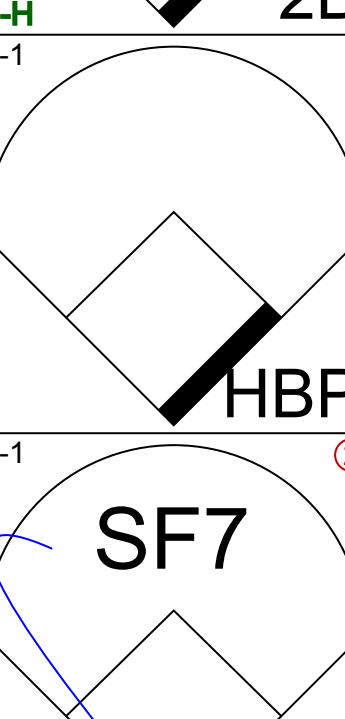
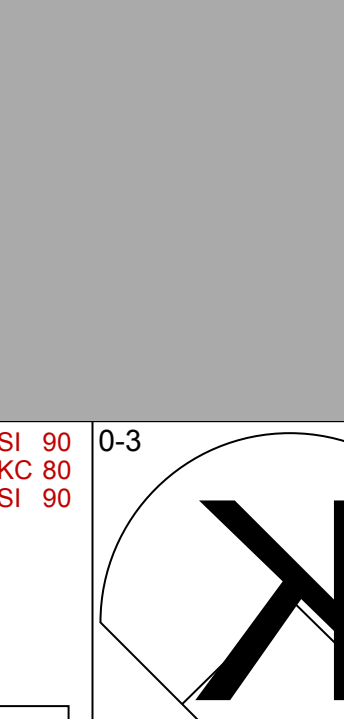



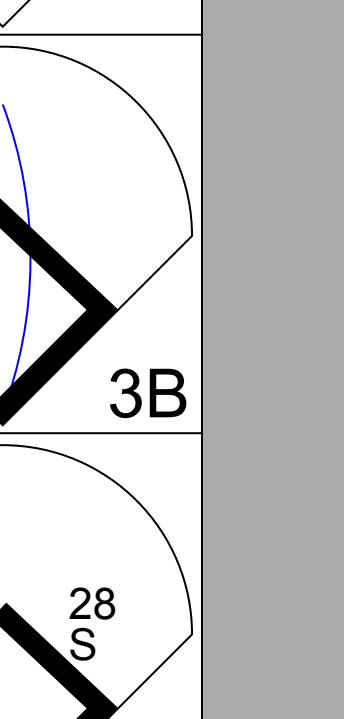

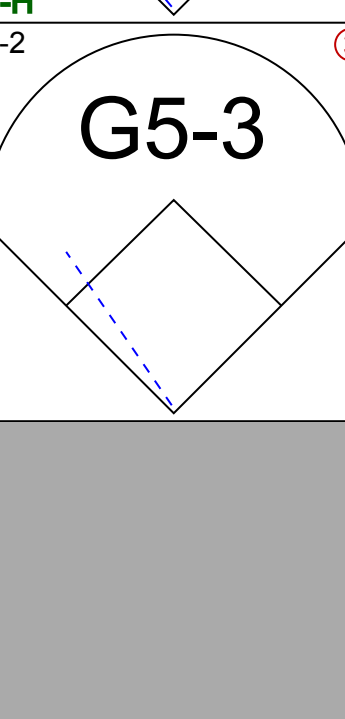

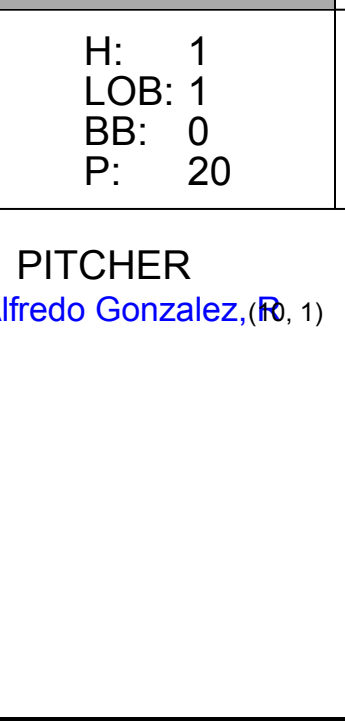



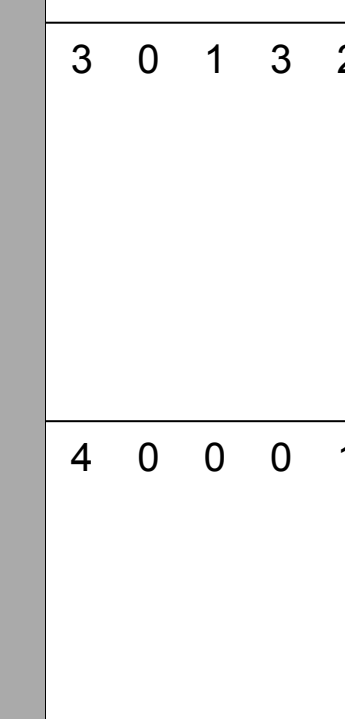
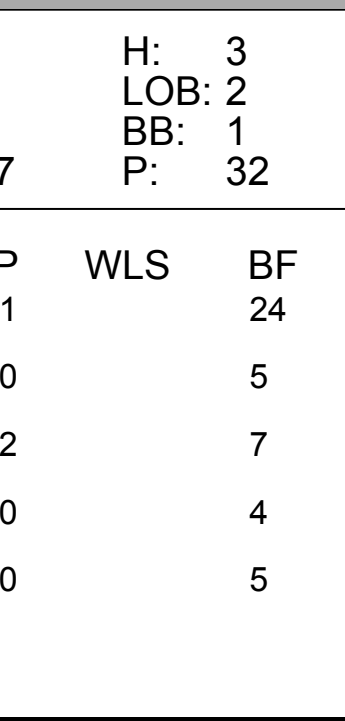
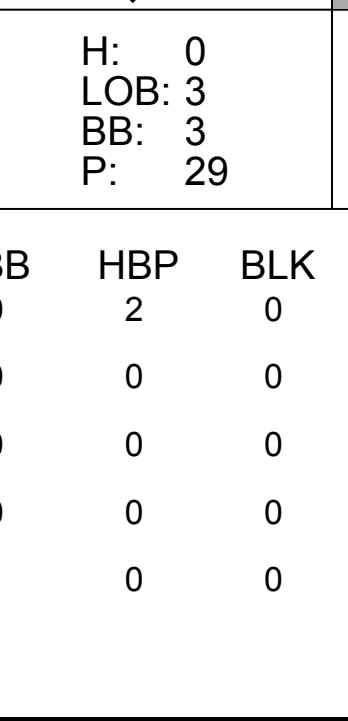
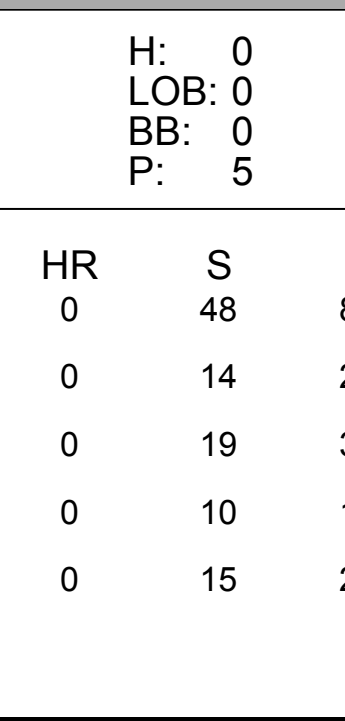
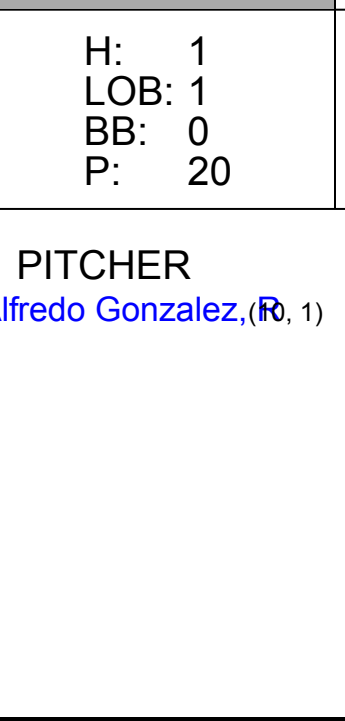
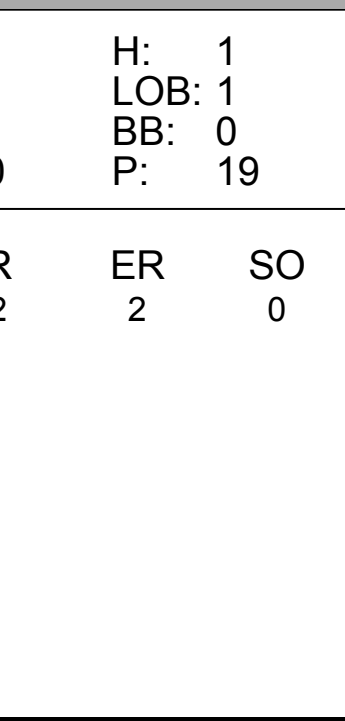
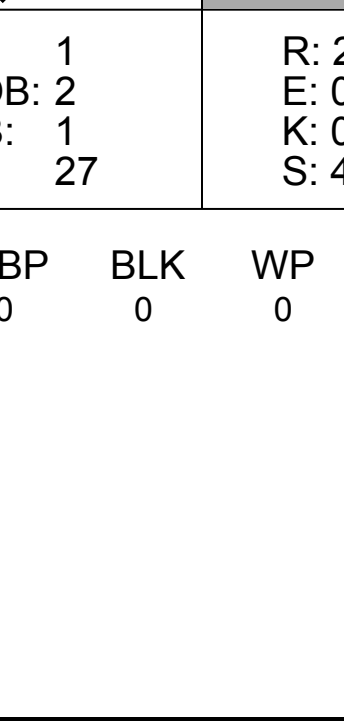
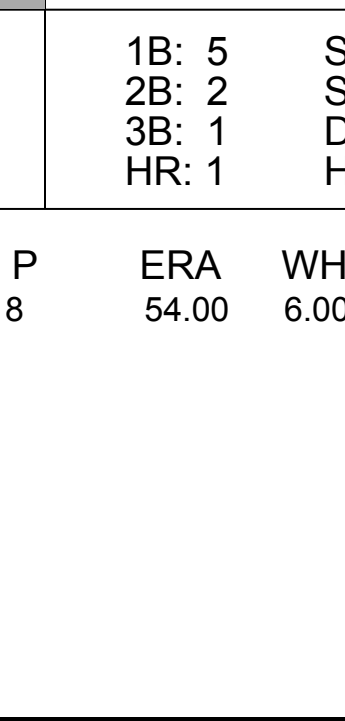
livebaseballscores.com

AB 30
R 3
H 7
RBI 3
BB 5
SO 8
LOB 18



Batter	1	2	3	4	5	6	7	8	9	AB	R	H	RBI	BB	SO	LOB	TOP		
2 Ben Revere, L OBP: 0.325, SLG: 0.365			L7		P5		P6			5	0	1	0	0	1	1	Philadelphia Phillies @ Oakland Athletics O.co Coliseum, Oakland, CA Sat Sep 20 2014, 4:09 PM - 7:07 PM EDT Att: 31,848 - Sunny - 70 F		
7 Maikel Franco, R OBP: 0.184, SLG: 0.213			P3			F9		F8		5	0	1	0	0	1	2			
26 Chase Utley, L OBP: 0.341, SLG: 0.410						E4				3	1	1	0	1	1	0			
6 Ryan Howard, L OBP: 0.309, SLG: 0.376				F8						4	0	0	0	0	3	4			
3 Marlon Byrd, R OBP: 0.312, SLG: 0.448				K2-3						3	0	1	1	0	2	1			
18 Darin Ruf, R OBP: 0.308, SLG: 0.402				P4			G6-3	P3		4	0	0	0	0	1	4			
19 Tony Gwynn Jr., L OBP: 0.264, SLG: 0.190										0	0	0	0	0	0	0			
25 Cody Asche, L OBP: 0.309, SLG: 0.390		L9							G3	3	1	1	0	1	0	0			
21 Wil Nieves, R OBP: 0.258, SLG: 0.342						L8		G1-3		4	0	1	0	0	1	2			
13 Freddy Galvis, S OBP: 0.226, SLG: 0.320		G5-3				P3				4	1	1	2	0	1	2			
Inning Stats	R: 0 H: 1 E: 0 K: 3 S: 17	H: 3 R: 0 ER: 0 LOB: 3 BB: 1 P: 32	R: 0 H: 0 E: 0 K: 1 S: 5	H: 0 R: 0 ER: 0 LOB: 0 BB: 0 P: 8	R: 0 H: 0 E: 0 K: 1 S: 8	H: 0 R: 0 ER: 0 LOB: 0 BB: 0 P: 10	R: 0 H: 0 E: 0 K: 0 S: 8	H: 0 R: 0 ER: 0 LOB: 1 BB: 0 P: 15	R: 0 H: 0 E: 0 K: 2 S: 12	H: 2 R: 0 ER: 0 LOB: 0 BB: 0 P: 21	R: 2 H: 2 E: 0 K: 0 S: 13	H: 2 R: 0 ER: 0 LOB: 1 BB: 0 P: 20	R: 1 H: 2 E: 0 K: 1 S: 10	H: 2 R: 0 ER: 0 LOB: 1 BB: 0 P: 14	R: 0 H: 2 E: 0 K: 2 S: 11	H: 2 R: 0 ER: 0 LOB: 2 BB: 0 P: 11	1B: 4 RBI: 0 SF: 0 2B: 2 3B: 0 HR: 1	SF: 0 SAC: 0 DP: 0 HBP: 1	WP: 0 PA: 38 PB: 0 SB: 1 CS: 0
PITCHER	IP: 5.0 WLS: 19 BF: 19 H: 1 R: 0 ER: 0 SO: 6 BB: 2 IBB: 0 HBP: 1 BLK: 0 WP: 0 HR: 0 S: 50 P: 86 ERA: 0.00 WHIP: 0.600	IP: 0.2 WLS: 3 BF: 3 H: 0 R: 0 ER: 0 SO: 1 BB: 0 IBB: 0 HBP: 0 BLK: 0 WP: 0 HR: 14 S: 22 P: 24 ERA: 2.25 WHIP: 0.000	IP: 1.0 WLS: 5 BF: 5 H: 2 R: 2 ER: 2 SO: 1 BB: 0 IBB: 0 HBP: 0 BLK: 0 WP: 1 HR: 17 S: 24 P: 22 ERA: 2.4 WHIP: 18.000	IP: 1.0 WLS: 4 BF: 4 H: 1 R: 1 ER: 1 SO: 1 BB: 0 IBB: 0 HBP: 0 BLK: 0 WP: 0 HR: 11 S: 15 P: 15 ERA: 1.83 WHIP: 1.000	IP: 0.1 WLS: 2 BF: 2 H: 1 R: 0 ER: 0 SO: 0 BB: 0 IBB: 0 HBP: 0 BLK: 0 WP: 0 HR: 2 S: 3 P: 3 ERA: 3.47 WHIP: 3.000	PITCHER	IP: 1.0 WLS: 5 BF: 5 H: 2 R: 0 ER: 0 SO: 2 BB: 0 IBB: 0 HBP: 0 BLK: 0 WP: 0 HR: 0 S: 11 P: 11 ERA: 0.00 WHIP: 2.000												
23 Sam Fuld, L OBP: 0.322, SLG: 0.352	K2-3					F8		F7		3	0	0	0	0	2	0	Philadelphia Phillies @ Oakland Athletics O.co Coliseum, Oakland, CA Sat Sep 20 2014, 4:09 PM - 7:07 PM EDT Att: 31,848 - Sunny - 70 F		
4 Coco Crisp, S OBP: 0.341, SLG: 0.379										1	0	0	0	0	1				
21 Stephen Vogt, L OBP: 0.340, SLG: 0.462	L7		F8			G6-3				4	0	0	0	0	1	0			
20 Josh Donaldson, R OBP: 0.336, SLG: 0.452	F9			F8			F8		F9	4	0	0	0	0	0	0			
10 Adam Dunn, L OBP: 0.341, SLG: 0.426				G3					P5	3	0	1	0	1	0	0			
37 Brandon Moss, L OBP: 0.331, SLG: 0.443	F7							FC4-6		3	0	0	0	0	1	2			
16 Josh Reddick, L OBP: 0.307, SLG: 0.424										3	0	2	0	0	0	1			
8 Jed Lowrie, S OBP: 0.318, SLG: 0.354				G4-6-3						2	0	1	0	1	0	1			
36 Derek Norris, R OBP: 0.359, SLG: 0.405		G4-6-3								3	0	0	0	0	1	4			
28 Eric Sogard, L OBP: 0.285, SLG: 0.267			F8							2	0	0	0	0	0	0			
7 Alberto Callaspo, S OBP: 0.294, SLG: 0.293						G3			P6	1	0	0	0	0	0	1			
Inning Stats	R: 0 H: 0 E: 0 K: 1 S: 8	H: 3 R: 0 ER: 0 LOB: 2 BB: 0 P: 14	R: 0 H: 0 E: 0 K: 1 S: 10	H: 0 R: 0 ER: 0 LOB: 0 BB: 0 P: 15	R: 0 H: 0 E: 0 K: 1 S: 8	H: 0 R: 0 ER: 0 LOB: 0 BB: 0 P: 12	R: 0 H: 1 E: 0 K: 0 S: 7	H: 0 R: 0 ER: 0 LOB: 0 BB: 0 P: 12	R: 0 H: 0 E: 0 K: 0 S: 6	H: 0 R: 0 ER: 0 LOB: 1 BB: 0 P: 9	R: 0 H: 0 E: 0 K: 0 S: 6	H: 0 R: 0 ER: 0 LOB: 1 BB: 1 P: 12	R: 0 H: 0 E: 0 K: 1 S: 10	H: 0 R: 0 ER: 0 LOB: 1 BB: 1 P: 18	R: 0 H: 0 E: 0 K: 1 S: 9	H: 0 R: 0 ER: 0 LOB: 0 BB: 0 P: 10	1B: 4 RBI: 0 SF: 0 2B: 0 3B: 0 HR: 0	SF: 0 SAC: 0 DP: 2 HBP: 0	WP: 1 PA: 31 PB: 0 SB: 0 CS: 0
PITCHER	IP: 7.0 WLS: 24 BF: 24 H: 7 R: 0 ER: 0 SO: 3 BB: 1 IBB: 0 HBP: 0 BLK: 0 WP: 0 HR: 0 S: 56 P: 93 ERA: 0.00 WHIP: 0.714	IP: 1.0 WLS: 4 BF: 4 H: 0 R: 0 ER: 0 SO: 1 BB: 1 IBB: 0 HBP: 0 BLK: 0 WP: 1 HR: 10 S: 18 P: 18 ERA: 4.04 WHIP: 1.000	IP: 1.0 WLS: 3 BF: 3 H: 0 R: 0 ER: 0 SO: 1 BB: 0 IBB: 0 HBP: 0 BLK: 0 WP: 0 HR: 9 S: 10 P: 10 ERA: 1.24 WHIP: 0.000	PITCHER	IP: 1.0 WLS: 5 BF: 5 H: 2 R: 0 ER: 0 SO: 2 BB: 0 IBB: 0 HBP: 0 BLK: 0 WP: 0 HR: 0 S: 11 P: 11 ERA: 0.00 WHIP: 2.000														



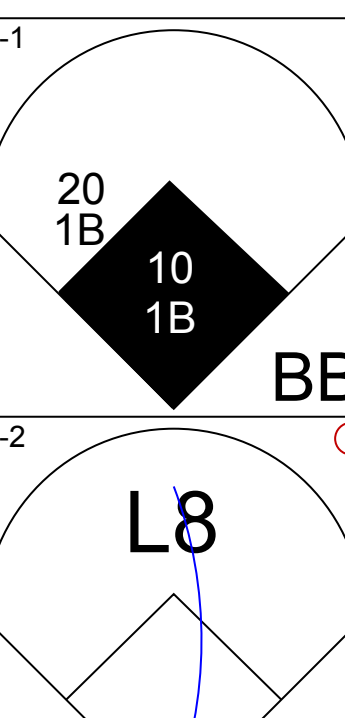
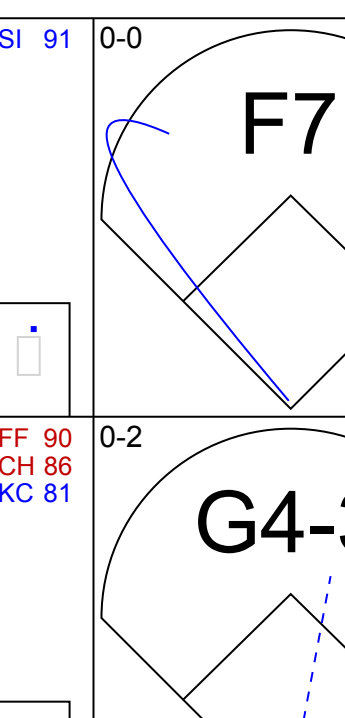
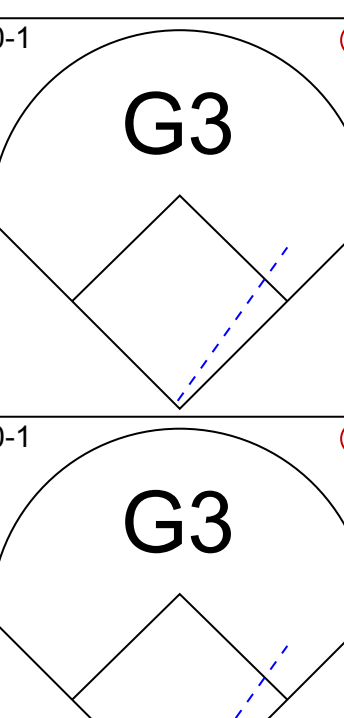

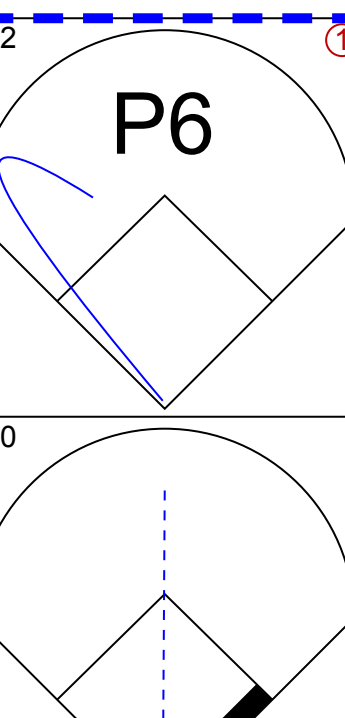
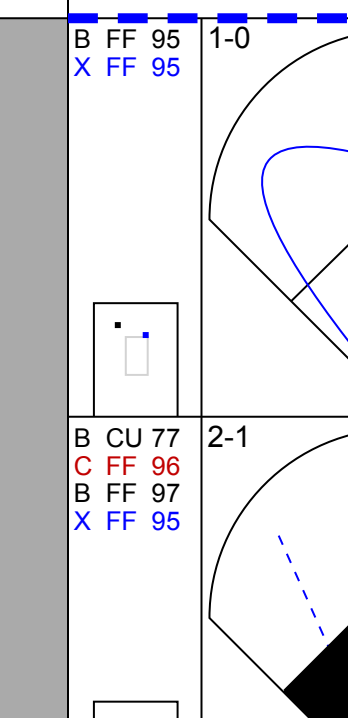
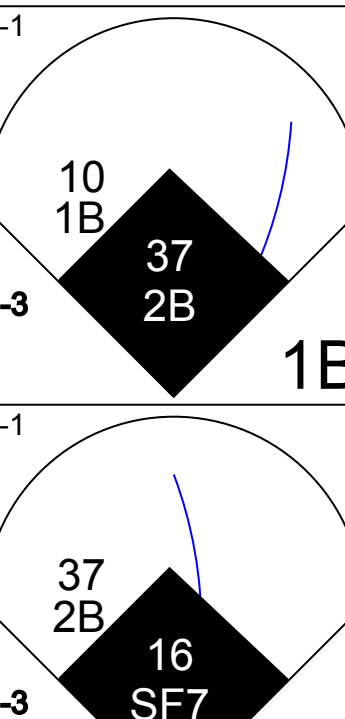

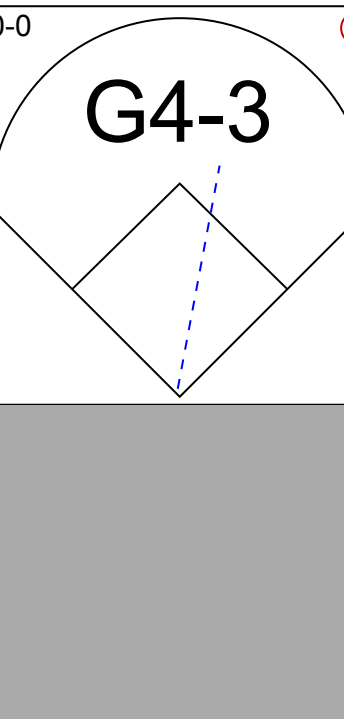
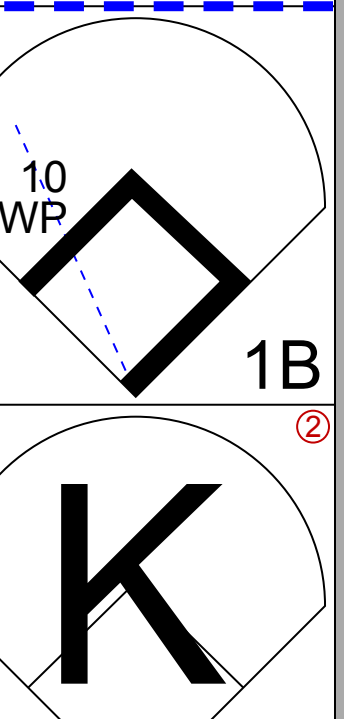
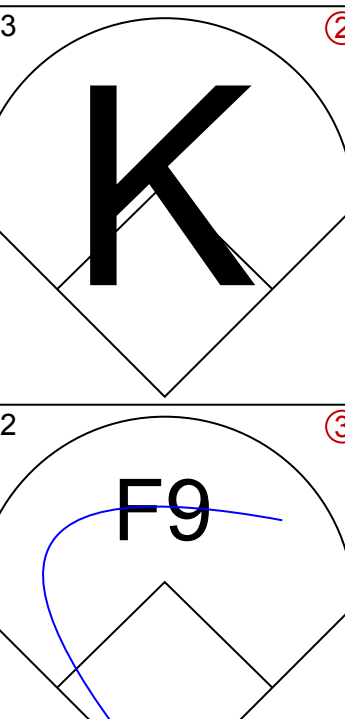
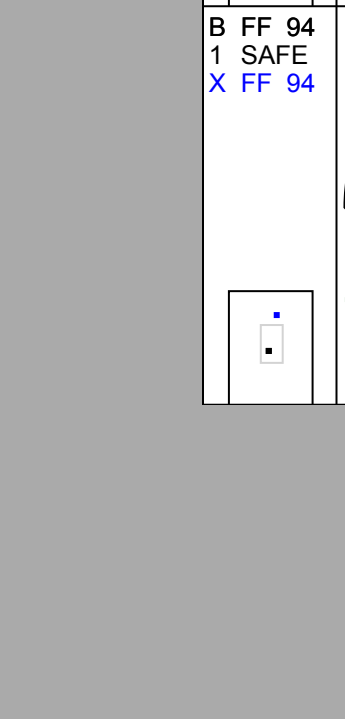
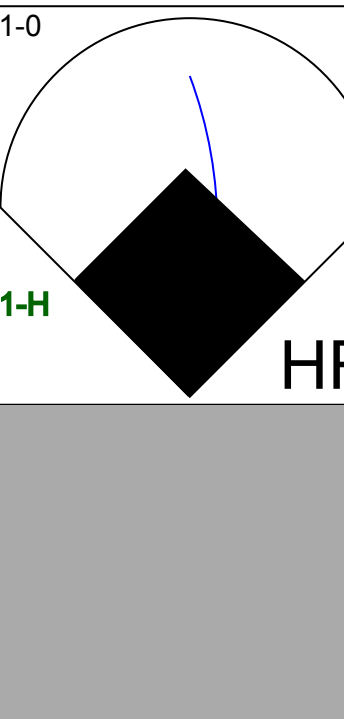
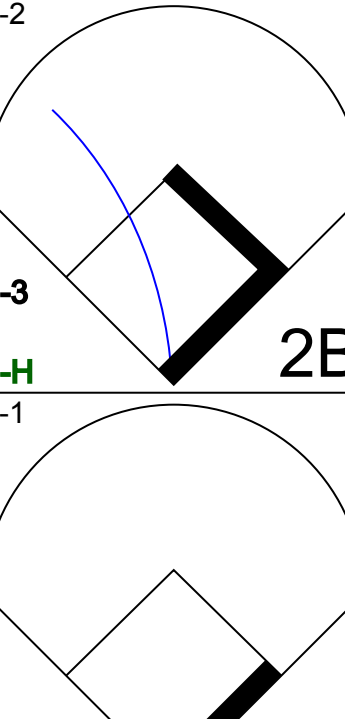

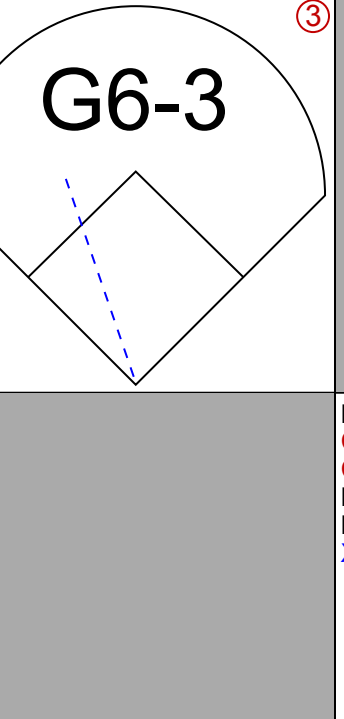
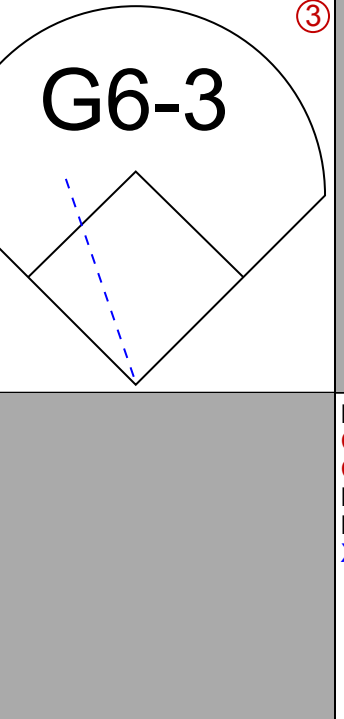

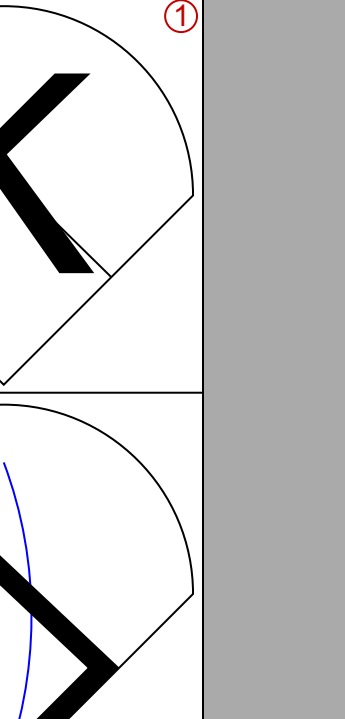

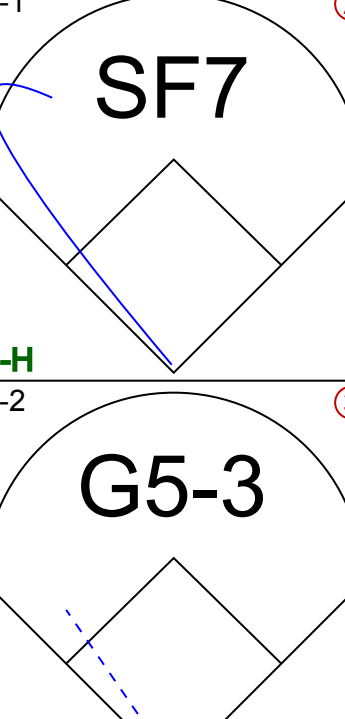

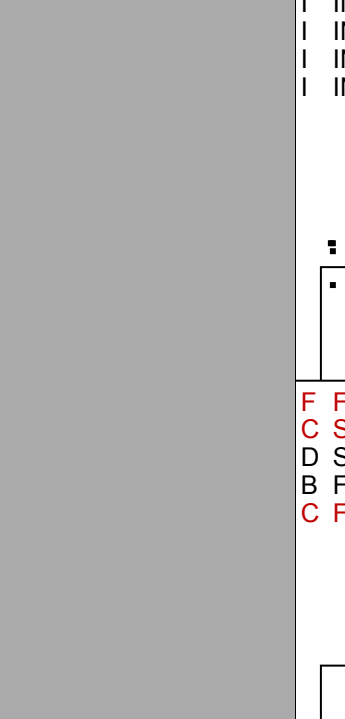




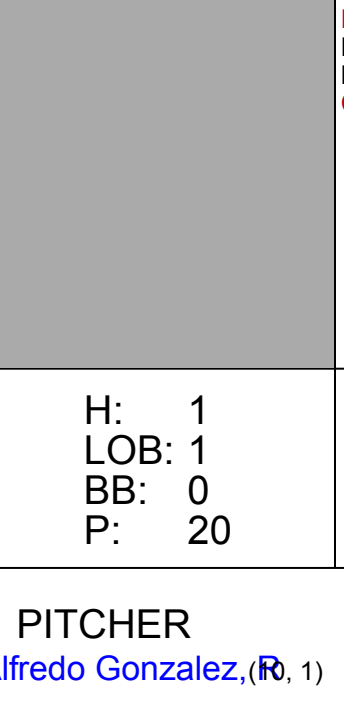
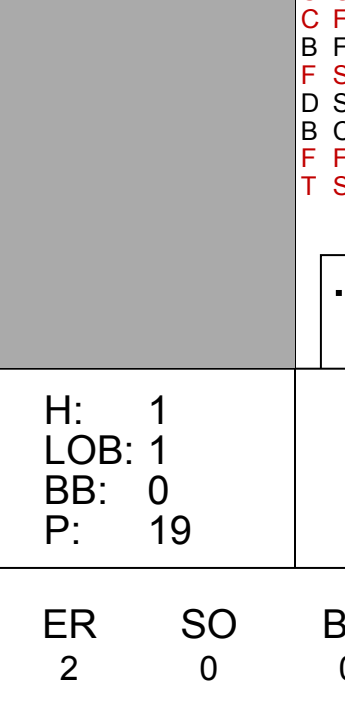
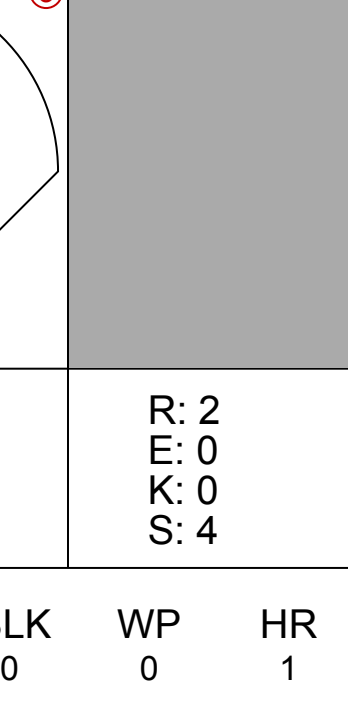
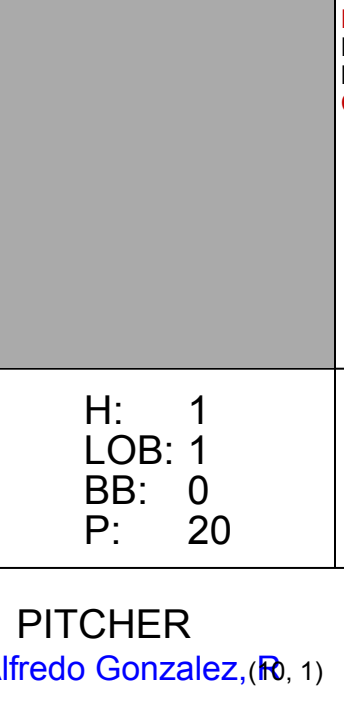
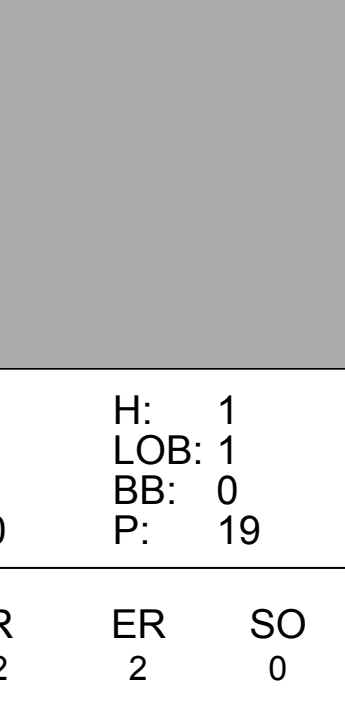
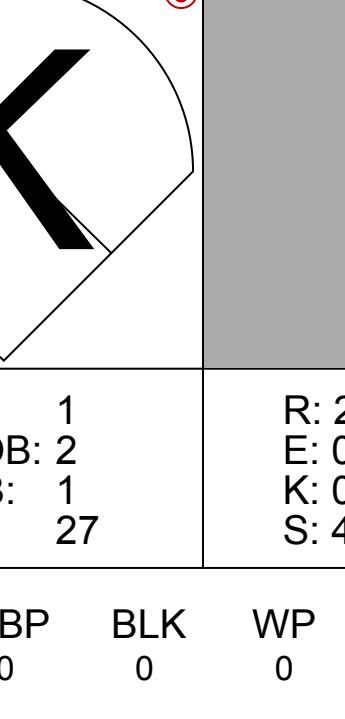








Batter	1	2	3	4	5	6	7	8	9	10	AB	R	H	RBI	BB	SO	LOB	TOP					
2 Ben Revere, L OBP: 0.325, SLG: 0.366											5	1	2	1	0	1	2						
51 Carlos Ruiz, R OBP: 0.347, SLG: 0.378											5	0	1	1	0	1	1						
26 Chase Utley, L OBP: 0.341, SLG: 0.410											5	2	2	0	0	0	2						
6 Ryan Howard, L OBP: 0.311, SLG: 0.378											4	1	2	0	1	2	0						
3 Marlon Byrd, R OBP: 0.313, SLG: 0.451											5	0	2	3	0	2	1						
24 Grady Sizemore, L OBP: 0.298, SLG: 0.358											4	0	0	0	0	2	4						
19 Tony Gwynn Jr., L OBP: 0.264, SLG: 0.190											0	0	0	0	0	0	0						
9 Donomic Brown, L OBP: 0.267, SLG: 0.355											1	0	0	0	0	1	0						
18 Darin Ruf, R OBP: 0.306, SLG: 0.406											4	0	1	0	0	2	1						
16 César Hernández, PR OBP: 0.289, SLG: 0.279											0	0	0	0	0	0	0						
7 Maikel Franco, R OBP: 0.180, SLG: 0.208											1	0	0	0	0	0	0						
25 Cody Asche, L OBP: 0.312, SLG: 0.392											3	1	2	0	0	0	0						
13 Freddy Galvis, S OBP: 0.227, SLG: 0.337											4	1	1	1	0	2	2						
Inning Stats	R: 1 E: 0 K: 1 S: 15	H: 2 LOB: 2 BB: 1 P: 23	R: 0 E: 0 K: 1 S: 8	H: 1 LOB: 1 BB: 0 P: 10	R: 2 E: 0 K: 2 S: 15	H: 3 LOB: 1 BB: 0 P: 20	R: 1 E: 0 K: 1 S: 11	H: 2 LOB: 1 BB: 0 P: 18	R: 0 E: 0 K: 3 S: 10	H: 0 LOB: 0 BB: 0 P: 15	R: 2 E: 0 K: 1 S: 13	H: 3 LOB: 1 BB: 0 P: 21	R: 0 E: 0 K: 0 S: 7	H: 1 LOB: 0 BB: 0 P: 11	R: 0 E: 0 K: 2 S: 11	H: 0 LOB: 0 BB: 0 P: 15	R: 0 E: 0 K: 2 S: 7	H: 0 LOB: 0 BB: 0 P: 10	1B: 7 2B: 5 3B: 1 HR: 0	SF: 0 SAC: 1 DP: 0 HBP: 0	WP: 0 PB: 0 SB: 0 CS: 1	PA: 43	
PITCHER	IP 5.1	WLS 28	BF 11	H 6	R 6	ER 6	SO 9	BB 1	IBB 0	HBP 0	BLK 0	WP 0	HR 0	S 67	P 99	ERA 10.12	WHIP 2.250						
26 Scott Kazmir, L ERA: 3.63	(1, 1)																						
61 Dan Otero, R ERA: 2.39	(6, 1)	0.2	2	0	0	0	0	0	0	0	0	0	0	5	8	0.00	0.000						
56 Fernando Abad, L ERA: 1.6	(7, 1)	1.0	3	1	0	0	0	0	0	0	0	0	0	7	11	0.00	1.000						
44 Luke Gregerson, R ERA: 2.09	(8, 1)	1.0	4	1	0	0	0	0	0	0	0	0	0	7	10	0.00	1.000						
62 Sean Doolittle, L ERA: 2.82	(9, 1)	2.0	W	6	0	0	4	0	0	0	0	0	0	18	25	0.00	0.000						

Philadelphia Phillies @ Oakland Athletics
 O.co Coliseum, Oakland, CA
 Sun Sep 21 2014, 4:07 PM - 7:55 PM EDT
 Att: 25,126 - Overcast - 65 F

livebaseballscores.com

AB 41
 R 6
 H 13
 RBI 6
 BB 1
 SO 13
 LOB 13



Batter	1	2	3	4	5	6	7	8	9	10	AB	R	H	RBI	BB	SO	LOB	BOTTOM				
4 Coco Crisp, S OBP: 0.339, SLG: 0.375											5	1	0	0	1	0	2					
21 Stephen Vogt, L OBP: 0.335, SLG: 0.454											4	0	0	0	0	1	1					
35 Nate Freiman, R OBP: 0.270, SLG: 0.464											2	0	2	0	0	0	0					
1 Billy Burns, S OBP: 0.167, SLG: 0.167											0	1	0	0	0	0	0					
20 Josh Donaldson, R OBP: 0.339, SLG: 0.458											5	3	3	2	1	1	1					
10 Adam Dunn, L OBP: 0.342, SLG: 0.426											3	1	1	1	0	1	1					
7 Alberto Callaspo, S OBP: 0.293, SLG: 0.293											1	0	0	0	0	0	1					
37 Brandon Moss, L OBP: 0.332, SLG: 0.444											4	1	1	1	1	1	3					
8 Jed Lowrie, S OBP: 0.321, SLG: 0.354											0	0	0	0	1	0	0					
1 Nick Punto, S OBP: 0.302, SLG: 0.289											2	1	1	0	1	0	0					
16 Josh Reddick, L OBP: 0.305, SLG: 0.423											1	0	0	1	0	1	3					
15 Jonny Gomes, R OBP: 0.323, SLG: 0.330											1	0	0	0	0	2						
23 Sam Fuld, L OBP: 0.323, SLG: 0.351											1	0	0	0	1	0	0					
17 Geovany Soto, R OBP: 0.290, SLG: 0.349											3	0	1	3	2	1	4					
28 Eric Sogard, L OBP: 0.294, SLG: 0.264											4	0	0	0	1	4	6					
Inning Stats	R: 3 E: 0 K: 0 S: 17	H: 3 LOB: 2 BB: 1 P: 32	R: 0 E: 0 K: 1 S: 7	H: 0 LOB: 0 BB: 0 P: 7	R: 1 E: 0 K: 2 S: 15	H: 0 LOB: 3 BB: 3 P: 29	R: 0 E: 0 K: 0 S: 5	H: 0 LOB: 0 BB: 0 P: 5	R: 2 E: 0 K: 0 S: 14	H: 1 LOB: 1 BB: 0 P: 32	R: 0 E: 0 K: 2 S: 14	H: 1 LOB: 1 BB: 0 P: 20	R: 0 E: 0 K: 1 S: 9	H: 0 LOB: 1 BB: 1 P: 21	R: 0 E: 0 K: 3 S: 15	H: 1 LOB: 2 BB: 0 P: 27	R: 2 E: 0 K: 0 S: 4	H: 2 LOB: 1 BB: 0 P: 8	1B: 5 2B: 2 3B: 1 HR: 1	SF: 1 SAC: 0 DP: 0 HBP: 2	WP: 1 PB: 0 SB: 1 CS: 0	PA: 48
PITCHER	IP 4.1	WLS 24	BF 5	H 3	R 6	ER 6	SO 1	BB 0	IBB 0	HBP 2	BLK 0	WP 0	HR 0	S 48	P 85	ERA 12.46	WHIP 2.077					
34 A.J. Burnett, R ERA: 4.57	(1, 1)																					

Batter	1	2	3	4	5	6	7	8	9	AB	R	H	RBI	BB	SO	LOB	TOP					
56 Kole Calhoun, L OBP: 0.329, SLG: 0.452	E7 27 SF8 2B		G4-3			G1-3		K		4	1	1	0	0	1	2	Los Angeles Angels @ Oakland Athletics O.co Coliseum, Oakland, CA Mon Sep 22 2014, 10:09 PM - 1:24 AM EDT Att: 25,455 - Partly Cloudy - 65 F					
27 Mike Trout, R OBP: 0.382, SLG: 0.567	SF8		K			G5-3		5 HR 1B		3	1	1	1	0	1	1						
5 Albert Pujols, R OBP: 0.328, SLG: 0.472	P4				G5-3		F9	1B HR		4	1	1	3	0	0	0						
6 David Freese, R OBP: 0.321, SLG: 0.383	G1-3				G5-3		G5-3	G5-3		4	0	1	0	0	0	0						
2 Erick Aybar, S OBP: 0.323, SLG: 0.381	G4-3				G3		K2-3		17 1B 28 E 1B	4	0	1	0	0	1	1						
28 Brennan Boesch, L OBP: 0.288, SLG: 0.309	F7				F7			F9		4	0	1	0	0	0	2						
17 Chris Iannetta, R OBP: 0.374, SLG: 0.401	F9						G5-3		18 G6-4-3 1B	4	0	2	0	0	0	1						
18 Gordon Beckham, R (1, 4) OBP: 0.271, SLG: 0.343			56 G4-3 2B		G6-4-3			27 1B 5 HR 1B	18 G6-4-3 1B	4	1	2	0	0	0	3						
7 Collin Cowgill, R OBP: 0.336, SLG: 0.364			K		G4-3			K		3	0	0	0	0	2	2						
Inning Stats	R: 1 E: 1 K: 0 S: 10	H: 1 LOB: 0 BB: 0 P: 12	R: 0 E: 0 K: 0 S: 7	H: 0 LOB: 0 BB: 0 P: 10	R: 0 E: 0 K: 2 S: 14	H: 1 LOB: 1 BB: 0 P: 21	R: 0 E: 0 K: 0 S: 18	H: 1 LOB: 0 BB: 0 P: 26	R: 0 E: 0 K: 0 S: 5	H: 0 LOB: 0 BB: 0 P: 7	R: 0 E: 0 K: 0 S: 8	H: 0 LOB: 1 BB: 0 P: 14	R: 0 E: 0 K: 1 S: 8	H: 1 LOB: 1 BB: 0 P: 13	R: 3 E: 0 K: 2 S: 16	H: 3 LOB: 0 BB: 0 P: 21		R: 0 E: 1 K: 0 S: 7	H: 2 LOB: 1 BB: 0 P: 10	1B: 7 2B: 2 3B: 0 HR: 1	SF: 1 SAC: 0 DP: 2 HBP: 0	WP: 0 PB: 0 SB: 0 CS: 0
PITCHER	IP WLS BF H R ER SO BB IBB HBP BLK WP HR S P ERA WHIP																					
29 Jeff Samardzija, R ERA: 2.88	7.0 W 25 5 1 0 3 0 0 0 0 0 0 0 103 0.00 0.714																					
58 Evan Scribner, R ERA: 4.63	1.0 6 3 3 3 2 0 0 0 0 0 1 16 21 27.00 3.000																					
44 Luke Gregerson, R ERA: 2.06	1.0 4 2 0 0 0 0 0 0 0 0 0 7 10 0.00 2.000																					

Batter	1	2	3	4	5	6	7	8	9	AB	R	H	RBI	BB	SO	LOB	BOTTOM			
4 Coco Crisp, S OBP: 0.339, SLG: 0.375						F8		L9		5	0	2	0	0	0	1	Los Angeles Angels @ Oakland Athletics O.co Coliseum, Oakland, CA Mon Sep 22 2014, 10:09 PM - 1:24 AM EDT Att: 25,455 - Partly Cloudy - 65 F			
23 Sam Fuld, L OBP: 0.321, SLG: 0.347	FC4-6 15 BB 20 BB 36 BB	P6				K		K		4	1	0	0	1	2	1				
20 Josh Donaldson, R OBP: 0.341, SLG: 0.457	G6-3							G1-3		2	1	0	0	3	0	0				
15 Jonny Gomes, R OBP: 0.324, SLG: 0.328										1	1	0	0	1	1	0				
37 Brandon Moss, L (4, PH) OBP: 0.333, SLG: 0.444										2	1	1	0	1	1	3				
36 Derek Norris, R OBP: 0.362, SLG: 0.407										1	1	1	1	1	0	0				
10 Adam Dunn, L (4, PH) OBP: 0.342, SLG: 0.424										2	1	0	0	1	1	5				
8 Jed Lowrie, S OBP: 0.320, SLG: 0.354	P3									4	0	1	0	0	0	4				
35 Nate Freiman, R OBP: 0.278, SLG: 0.464										0	1	0	1	1	0	0				
21 Stephen Vogt, L (3, PH) OBP: 0.335, SLG: 0.453										3	0	1	2	0	0	1				
17 Geovany Soto, R OBP: 0.288, SLG: 0.343										4	1	1	2	0	1	3				
1 Nick Punto, S OBP: 0.296, SLG: 0.283	E5									4	0	0	0	0	2	2				
Inning Stats	R: 6 E: 1 K: 0 S: 19	H: 2 LOB: 1 BB: 4 P: 47	R: 0 E: 0 K: 1 S: 11	H: 0 LOB: 0 BB: 0 P: 20	R: 0 E: 0 K: 0 S: 8	H: 1 LOB: 1 BB: 0 P: 10	R: 0 E: 0 K: 2 S: 18	H: 1 LOB: 3 BB: 2 P: 32	R: 0 E: 0 K: 0 S: 7	H: 0 LOB: 0 BB: 0 P: 10	R: 0 E: 0 K: 2 S: 12	H: 0 LOB: 0 BB: 0 P: 17	R: 2 E: 0 K: 1 S: 16	H: 2 LOB: 2 BB: 2 P: 29	R: 0 E: 0 K: 2 S: 11	H: 1 LOB: 2 BB: 1 P: 19	1B: 7 2B: 0 3B: 0 HR: 0	SF: 0 SAC: 0 DP: 0 HBP: 0	WP: 0 PB: 0 SB: 0 CS: 0	PA: 41
PITCHER	IP WLS BF H R ER SO BB IBB HBP BLK WP HR S P ERA WHIP																			
33 C.J. Wilson, L ERA: 4.61	0.2 L 8 2 6 4 0 0 4 0 0 0 0 0 7 12 0.00 0.000																			
64 Mike Morin, R ERA: 2.2	0.1 2 0 0 0 0 0 0 0 0 0 0 0 7 12 0.00 0.000																			
51 Drew Rucinski, R ERA: 4.91	2.1 10 2 0 0 2 1 0 0 0 0 0 0 31 49 0.00 1.286																			
63 Vinnie Pestano, R ERA: 3.06	0.2 3 0 0 0 1 1 0 0 0 0 0 6 13 0.00 1.500																			
68 Cam Bedrosian, R ERA: 6.82	2.0 6 0 0 0 2 0 0 0 0 0 0 0 19 27 0.00 0.000																			
41 Michael Roth, L ERA: 8.76	0.1 5 2 2 2 0 2 0 0 0 0 0 0 11 24 54.00 12.000																			
49 Jairo Diaz, R ERA: 3.18	1.2 7 1 0 0 3 1 0 0 0 0 0 0 16 24 0.00 1.200																			



Batter	1	2	3	4	5	6	7	8	9	AB	R	H	RBI	BB	SO	LOB	TOP
56 Kole Calhoun, L (1,9) OBP: 0.330, SLG: 0.451										4	1	1	0	0	1	1	
27 Mike Trout, R (1,8) OBP: 0.380, SLG: 0.563										2	1	1	0	0	1	1	
10 Grant Green, R (5, PH) OBP: 0.290, SLG: 0.365										1	0	0	0	0	0	1	
22 Tony Campana, L (5,8) OBP: 0.200, SLG: 0.230										3	1	1	1	0	0	2	
5 Albert Pujols, R (1,10) OBP: 0.326, SLG: 0.470										4	0	2	3	0	1	1	
47 Howie Kendrick, R (1,4) OBP: 0.346, SLG: 0.395										3	0	0	0	0	0	2	
24 C.J. Cron, R (1,3) OBP: 0.294, SLG: 0.462										3	0	0	0	0	0	2	
19 Eren Navarro, L (7,3) OBP: 0.303, SLG: 0.336										1	0	0	0	0	1	1	
17 Chris Iannetta, R (1,2) OBP: 0.373, SLG: 0.397										3	0	0	0	1	1	0	
18 Gordon Beckham, R (1,6) OBP: 0.271, SLG: 0.348										4	1	1	0	0	1	1	
7 Collin Cowgill, R (1,7) OBP: 0.333, SLG: 0.361										4	0	1	0	0	2	1	
13 Luis Jimenez, R (1,5) OBP: 0.216, SLG: 0.229										4	1	1	0	0	1	1	
										4	1	1	0	0	1	1	
										4	1	1	0	0	1	1	
										4	1	1	0	0	1	1	
										4	1	1	0	0	1	1	
										4	1	1	0	0	1	1	
										4	1	1	0	0	1	1	
										4	1	1	0	0	1	1	
										4	1	1	0	0	1	1	
										4	1	1	0	0	1	1	
										4	1	1	0	0	1	1	
										4	1	1	0	0	1	1	
										4	1	1	0	0	1	1	
										4	1	1	0	0	1	1	
										4	1	1	0	0	1	1	
										4	1	1	0	0	1	1	
										4	1	1	0	0	1	1	
										4	1	1	0	0	1	1	
										4	1	1	0	0	1	1	
										4	1	1	0	0	1	1	
										4	1	1	0	0	1	1	
										4	1	1	0	0	1	1	
										4	1	1	0	0	1	1	
										4	1	1	0	0	1	1	
										4	1	1	0	0	1	1	
										4	1	1	0	0	1	1	
										4	1	1	0	0	1	1	
										4	1	1	0	0	1	1	
										4	1	1	0	0	1	1	
										4	1	1	0	0	1	1	
										4	1	1	0	0	1	1	
										4	1	1	0	0	1	1	
										4	1	1	0	0	1	1	
										4	1	1	0	0	1	1	
										4	1	1	0	0	1	1	
										4	1	1	0	0	1	1	
										4	1	1	0	0	1	1	
										4	1	1	0	0	1	1	
										4	1	1	0	0	1	1	
										4	1	1	0	0	1	1	
										4	1	1	0	0	1	1	
										4	1	1	0	0	1	1	
										4	1	1	0	0	1	1	
										4	1	1	0	0	1	1	
										4	1	1	0	0	1	1	
										4	1	1	0	0	1	1	
										4	1	1	0	0	1	1	
										4	1	1	0	0	1	1	
										4	1	1	0	0	1	1	
										4	1	1	0	0	1	1	
										4	1	1	0	0	1	1	
										4	1	1	0	0	1	1	
										4	1	1	0	0	1	1	
										4	1	1	0	0	1	1	
										4	1	1	0	0	1	1	
										4	1	1	0	0	1	1	
										4	1	1	0	0	1	1	
										4	1	1	0	0	1	1	
										4	1	1	0	0	1	1	
										4	1	1	0	0	1	1	
										4	1	1	0	0	1	1	
										4	1	1	0	0	1	1	
										4	1	1	0	0	1	1	
										4	1	1	0	0	1	1	
										4	1	1	0	0	1	1	

Batter	1	2	3	4	5	6	7	8	9	AB	R	H	RBI	BB	SO	LOB	TOP								
4 Coco Crisp, S OBP: 0.344, SLG: 0.373										2	0	2	0	3	0	0	Oakland Athletics @ Texas Rangers Globe Life Park in Arlington, Arlington, TX Thu Sep 25 2014, 8:09 PM - 10:56 PM EDT Att: 33,696 - Clear - 82 F								
16 Josh Reddick, L OBP: 0.306, SLG: 0.427										5	0	0	0	0	1	6									
20 Josh Donaldson, R OBP: 0.341, SLG: 0.451										3	0	1	0	1	2	2									
10 Adam Dunn, L OBP: 0.341, SLG: 0.419										3	0	0	0	1	2	6									
37 Brandon Moss, L OBP: 0.336, SLG: 0.442										2	1	0	0	1	2	3									
15 Jonny Gomes, R OBP: 0.324, SLG: 0.328										1	0	0	0	0	0	0									
23 Sam Fuld, L OBP: 0.321, SLG: 0.345										0	0	0	0	0	0	0									
21 Stephen Vogt, L OBP: 0.323, SLG: 0.436										4	0	0	0	0	0	2									
8 Jed Lowrie, S OBP: 0.319, SLG: 0.351										4	0	1	0	0	0	1									
17 Geovany Soto, R OBP: 0.278, SLG: 0.342										3	0	1	1	0	0	0									
28 Eric Sogard, L OBP: 0.297, SLG: 0.268										4	0	1	0	0	0	2									
Inning Stats	R: 0 E: 0 K: 3 S: 12	H: 2 LOB: 2 BB: 0 P: 17	R: 0 E: 0 K: 0 S: 9	H: 1 LOB: 1 BB: 0 P: 10	R: 0 E: 0 K: 1 S: 8	H: 1 LOB: 0 BB: 0 P: 13	R: 0 E: 0 K: 1 S: 9	H: 0 LOB: 1 BB: 1 P: 15	R: 0 E: 0 K: 1 S: 11	H: 1 LOB: 3 BB: 2 P: 22	R: 1 E: 0 K: 0 S: 10	H: 1 LOB: 1 BB: 1 P: 17	R: 0 E: 0 K: 2 S: 11	H: 0 LOB: 1 BB: 1 P: 19	R: 0 E: 0 K: 0 S: 7	H: 0 LOB: 0 BB: 0 P: 12	R: 0 E: 0 K: 0 S: 5	H: 0 LOB: 1 BB: 1 P: 10	1B: 5 2B: 1 3B: 0 HR: 0	SF: 0 SAC: 1 DP: 0 HBP: 0	WP: 1 PB: 0 SB: 0 CS: 1	PA: 39			
PITCHER	IP WLS BF H R ER SO BB IBB HBP BLK WP HR S P ERA WHIP	IP WLS BF H R ER SO BB IBB HBP BLK WP HR S P ERA WHIP	IP WLS BF H R ER SO BB IBB HBP BLK WP HR S P ERA WHIP	IP WLS BF H R ER SO BB IBB HBP BLK WP HR S P ERA WHIP	IP WLS BF H R ER SO BB IBB HBP BLK WP HR S P ERA WHIP	IP WLS BF H R ER SO BB IBB HBP BLK WP HR S P ERA WHIP	IP WLS BF H R ER SO BB IBB HBP BLK WP HR S P ERA WHIP	IP WLS BF H R ER SO BB IBB HBP BLK WP HR S P ERA WHIP	IP WLS BF H R ER SO BB IBB HBP BLK WP HR S P ERA WHIP	IP WLS BF H R ER SO BB IBB HBP BLK WP HR S P ERA WHIP	IP WLS BF H R ER SO BB IBB HBP BLK WP HR S P ERA WHIP	IP WLS BF H R ER SO BB IBB HBP BLK WP HR S P ERA WHIP	IP WLS BF H R ER SO BB IBB HBP BLK WP HR S P ERA WHIP	IP WLS BF H R ER SO BB IBB HBP BLK WP HR S P ERA WHIP	IP WLS BF H R ER SO BB IBB HBP BLK WP HR S P ERA WHIP	IP WLS BF H R ER SO BB IBB HBP BLK WP HR S P ERA WHIP	IP WLS BF H R ER SO BB IBB HBP BLK WP HR S P ERA WHIP	IP WLS BF H R ER SO BB IBB HBP BLK WP HR S P ERA WHIP	IP WLS BF H R ER SO BB IBB HBP BLK WP HR S P ERA WHIP	IP WLS BF H R ER SO BB IBB HBP BLK WP HR S P ERA WHIP	IP WLS BF H R ER SO BB IBB HBP BLK WP HR S P ERA WHIP	IP WLS BF H R ER SO BB IBB HBP BLK WP HR S P ERA WHIP	IP WLS BF H R ER SO BB IBB HBP BLK WP HR S P ERA WHIP	IP WLS BF H R ER SO BB IBB HBP BLK WP HR S P ERA WHIP	IP WLS BF H R ER SO BB IBB HBP BLK WP HR S P ERA WHIP

AB 31
R 1
H 6
RBI 1
BB 6
SO 7
LOB 22



Batter	1	2	3	4	5	6	7	8	9	AB	R	H	RBI	BB	SO	LOB	BOTTOM								
2 Leonys Martin, L OBP: 0.328, SLG: 0.369										4	1	1	0	0	1	1	Oakland Athletics @ Texas Rangers Globe Life Park in Arlington, Arlington, TX Thu Sep 25 2014, 8:09 PM - 10:56 PM EDT Att: 33,696 - Clear - 82 F								
1 Elvis Andrus, R OBP: 0.314, SLG: 0.333										4	0	1	1	0	0	0									
12 Rougned Odor, L OBP: 0.298, SLG: 0.403										4	0	0	0	0	0	1									
29 Adrián Beltré, R OBP: 0.390, SLG: 0.497										4	1	2	1	0	1	0									
20 Jake Smolinski, R OBP: 0.407, SLG: 0.493										3	0	1	0	0	1	0									
16 Ryan Rua, R OBP: 0.333, SLG: 0.432										3	0	0	0	0	1	2									
61 Robinson Chirinos, R OBP: 0.294, SLG: 0.411										3	0	0	0	0	1	2									
3 Luis Sardinas, S OBP: 0.303, SLG: 0.319										3	0	1	0	0	1	2									
9 Adam Rosales, R OBP: 0.345, SLG: 0.400										3	0	0	0	0	1	1									
Inning Stats	R: 0 E: 0 K: 0 S: 6	H: 0 LOB: 0 BB: 0 P: 10	R: 0 E: 0 K: 1 S: 9	H: 0 LOB: 0 BB: 0 P: 12	R: 0 E: 0 K: 3 S: 16	H: 1 LOB: 1 BB: 0 P: 24	R: 0 E: 0 K: 0 S: 10	H: 0 LOB: 0 BB: 0 P: 14	R: 0 E: 0 K: 1 S: 7	H: 0 LOB: 0 BB: 0 P: 10	R: 1 E: 0 K: 0 S: 14	H: 2 LOB: 1 BB: 0 P: 21	R: 0 E: 0 K: 2 S: 13	H: 2 LOB: 2 BB: 0 P: 16	R: 0 E: 0 K: 0 S: 7	H: 0 LOB: 0 BB: 0 P: 12		R: 1 E: 0 K: 0 S: 5	H: 1 LOB: 0 BB: 0 P: 6	1B: 4 2B: 1 3B: 0 HR: 1	SF: 0 SAC: 0 DP: 0 HBP: 0	WP: 0 PB: 0 SB: 1 CS: 0	PA: 31		
PITCHER	IP WLS BF H R ER SO BB IBB HBP BLK WP HR S P ERA WHIP	IP WLS BF H R ER SO BB IBB HBP BLK WP HR S P ERA WHIP	IP WLS BF H R ER SO BB IBB HBP BLK WP HR S P ERA WHIP	IP WLS BF H R ER SO BB IBB HBP BLK WP HR S P ERA WHIP	IP WLS BF H R ER SO BB IBB HBP BLK WP HR S P ERA WHIP	IP WLS BF H R ER SO BB IBB HBP BLK WP HR S P ERA WHIP	IP WLS BF H R ER SO BB IBB HBP BLK WP HR S P ERA WHIP	IP WLS BF H R ER SO BB IBB HBP BLK WP HR S P ERA WHIP	IP WLS BF H R ER SO BB IBB HBP BLK WP HR S P ERA WHIP	IP WLS BF H R ER SO BB IBB HBP BLK WP HR S P ERA WHIP	IP WLS BF H R ER SO BB IBB HBP BLK WP HR S P ERA WHIP	IP WLS BF H R ER SO BB IBB HBP BLK WP HR S P ERA WHIP	IP WLS BF H R ER SO BB IBB HBP BLK WP HR S P ERA WHIP	IP WLS BF H R ER SO BB IBB HBP BLK WP HR S P ERA WHIP	IP WLS BF H R ER SO BB IBB HBP BLK WP HR S P ERA WHIP	IP WLS BF H R ER SO BB IBB HBP BLK WP HR S P ERA WHIP	IP WLS BF H R ER SO BB IBB HBP BLK WP HR S P ERA WHIP	IP WLS BF H R ER SO BB IBB HBP BLK WP HR S P ERA WHIP	IP WLS BF H R ER SO BB IBB HBP BLK WP HR S P ERA WHIP	IP WLS BF H R ER SO BB IBB HBP BLK WP HR S P ERA WHIP	IP WLS BF H R ER SO BB IBB HBP BLK WP HR S P ERA WHIP	IP WLS BF H R ER SO BB IBB HBP BLK WP HR S P ERA WHIP	IP WLS BF H R ER SO BB IBB HBP BLK WP HR S P ERA WHIP	IP WLS BF H R ER SO BB IBB HBP BLK WP HR S P ERA WHIP	IP WLS BF H R ER SO BB IBB HBP BLK WP HR S P ERA WHIP

AB 31
R 2
H 6
RBI 2
BB 0
SO 7
LOB 9



Batter	1	2	3	4	5	6	7	8	9	AB	R	H	RBI	BB	SO	LOB	TOP				
4 Coco Crisp, S OBP: 0.340, SLG: 0.369										5	1	0	0	0	0	3					
10 Adam Dunn, L OBP: 0.339, SLG: 0.418										5	0	1	2	0	3	0					
20 Josh Donaldson, R OBP: 0.342, SLG: 0.452										4	1	2	0	0	1	1					
37 Brandon Moss, L OBP: 0.337, SLG: 0.440										2	1	0	0	2	1	1					
8 Jed Lowrie, S OBP: 0.320, SLG: 0.354										4	1	2	1	0	0	2					
16 Josh Reddick, L OBP: 0.310, SLG: 0.437										4	1	2	3	0	0	1					
36 Derek Norris, R OBP: 0.361, SLG: 0.403										4	0	0	0	0	1	2					
23 Sam Fuld, L OBP: 0.321, SLG: 0.342										3	0	0	0	1	0	1					
28 Eric Sogard, L OBP: 0.299, SLG: 0.268										3	1	1	0	1	0	1					
Inning Stats	R: 0 H: 1 E: 0 K: 2 S: 12	H: 1 LOB: 1 BB: 0 P: 19	R: 0 H: 0 E: 0 K: 0 S: 4	H: 0 LOB: 0 BB: 8 P: 8	R: 2 H: 1 E: 1 K: 0 S: 12	H: 1 LOB: 2 BB: 2 P: 27	R: 1 H: 1 E: 0 K: 0 S: 9	H: 1 LOB: 1 BB: 1 P: 19	R: 3 H: 3 E: 0 K: 1 S: 18	H: 3 LOB: 1 BB: 1 P: 30	R: 0 H: 0 E: 0 K: 1 S: 8	H: 0 LOB: 0 BB: 0 P: 11	R: 0 H: 0 E: 0 K: 0 S: 6	H: 0 LOB: 0 BB: 8 P: 8	R: 0 H: 1 E: 0 K: 1 S: 6	H: 1 LOB: 0 BB: 0 P: 10	1B: 5 2B: 2 3B: 0 HR: 1	SF: 0 SAC: 0 DP: 2 HBP: 0	WP: 1 PB: 0 SB: 0 CS: 0	PA: 38	
PITCHER	IP WLS BF ERA WHIP	IP WLS BF ERA WHIP	IP WLS BF ERA WHIP	IP WLS BF ERA WHIP	IP WLS BF ERA WHIP	IP WLS BF ERA WHIP	IP WLS BF ERA WHIP	IP WLS BF ERA WHIP	IP WLS BF ERA WHIP	IP WLS BF ERA WHIP	IP WLS BF ERA WHIP	IP WLS BF ERA WHIP	IP WLS BF ERA WHIP	IP WLS BF ERA WHIP	IP WLS BF ERA WHIP	IP WLS BF ERA WHIP	IP WLS BF ERA WHIP	IP WLS BF ERA WHIP	IP WLS BF ERA WHIP	IP WLS BF ERA WHIP	
23 Nick Tepech, R ERA: 4.36	4.1 L 23 6 6 5 2		4 0 0 0 0	0 0 0 0 0	1 0 17 26 0.00 0.600																
46 Robbie Ross Jr., L ERA: 5.2	1.2 6 1 0 0 2		0 0 0 0 0	0 0 0 0 0	0 0 8 11 0.00 0.000																
55 Roman Mendez, R ERA: 2.23	1.0 3 0 0 0 0		0 0 0 0 0	0 0 0 0 0	0 0 6 8 0.00 0.000																
56 Neal Cotts, L ERA: 4.11	1.0 3 1 0 0 1		0 0 0 0 0	0 0 0 0 0	0 0 6 10 0.00 1.000																
58 Alex Claudio, L ERA: 3.09																					

Oakland Athletics @ Texas Rangers
Globe Life Park in Arlington, Arlington, TX
Fri Sep 26 2014, 8:10 PM - 10:57 PM EDT
Att: 31,586 - Partly Cloudy - 83 F

AB 34
R 6
H 8
RBI 6
BB 4
SO 6
LOB 12





Batter	1	2	3	4	5	6	7	8	9	AB	R	H	RBI	BB	SO	LOB	BOTTOM					
2 Leonys Martin, L OBP: 0.327, SLG: 0.368										4	1	1	1	0	0	1						
1 Elvis Andrus, R OBP: 0.312, SLG: 0.331										4	0	0	0	0	0	2						
16 Ryan Rua, R OBP: 0.330, SLG: 0.434										4	0	1	1	0	1	0						
29 Adrián Beltré, R OBP: 0.389, SLG: 0.495										4	0	1	0	0	1	1						
20 Jake Smolinski, R OBP: 0.400, SLG: 0.494										4	0	1	0	0	1	2						
61 Robinson Chirinos, R OBP: 0.290, SLG: 0.408										4	0	0	0	0	2	2						
9 Adam Rosales, R OBP: 0.339, SLG: 0.392										3	0	0	0	0	0	0						
12 Rougned Odor, L OBP: 0.295, SLG: 0.399										3	1	0	0	0	1	0						
19 Daniel Robertson, R OBP: 0.333, SLG: 0.333										3	0	1	0	0	0	0						
Inning Stats	R: 1 H: 2 E: 0 K: 1 S: 17	H: 2 LOB: 1 BB: 0 P: 24	R: 0 H: 0 E: 0 K: 0 S: 5	H: 0 LOB: 0 BB: 0 P: 6	R: 0 H: 0 E: 0 K: 0 S: 8	H: 0 LOB: 0 BB: 0 P: 11	R: 0 H: 1 E: 0 K: 1 S: 13	H: 1 LOB: 1 BB: 0 P: 19	R: 1 H: 1 E: 1 K: 0 S: 14	H: 1 LOB: 1 BB: 0 P: 18	R: 0 H: 0 E: 0 K: 1 S: 8	H: 0 LOB: 0 BB: 0 P: 12	R: 0 H: 0 E: 0 K: 2 S: 8	H: 0 LOB: 0 BB: 0 P: 11	R: 0 H: 0 E: 0 K: 0 S: 7	H: 0 LOB: 0 BB: 0 P: 10	R: 0 H: 1 E: 0 K: 1 S: 8	H: 1 LOB: 1 BB: 0 P: 12	1B: 2 2B: 3 3B: 0 HR: 0	SF: 0 SAC: 0 DP: 0 HBP: 0	WP: 0 PB: 0 SB: 1 CS: 0	PA: 33
PITCHER	IP WLS BF ERA WHIP	IP WLS BF ERA WHIP	IP WLS BF ERA WHIP	IP WLS BF ERA WHIP	IP WLS BF ERA WHIP	IP WLS BF ERA WHIP	IP WLS BF ERA WHIP	IP WLS BF ERA WHIP	IP WLS BF ERA WHIP	IP WLS BF ERA WHIP	IP WLS BF ERA WHIP	IP WLS BF ERA WHIP	IP WLS BF ERA WHIP	IP WLS BF ERA WHIP	IP WLS BF ERA WHIP	IP WLS BF ERA WHIP	IP WLS BF ERA WHIP	IP WLS BF ERA WHIP	IP WLS BF ERA WHIP	IP WLS BF ERA WHIP		
26 Scott Kazmir, L ERA: 3.55	7.0 W 26 4 2 1 5		0 0 0 0 0	0 0 0 0 0	0 0 7 10 0.00 0.000																	
61 Dan Otero, R ERA: 2.29	1.0 3 0 0 0 0		0 0 0 0 0	0 0 0 0 0	0 0 7 10 0.00 0.000																	
62 Sean Doolittle, L ERA: 2.73	1.0 4 1 0 0 1		0 0 0 0 0	0 0 0 0 0	0 0 8 12 0.00 1.000																	

Oakland Athletics @ Texas Rangers
Globe Life Park in Arlington, Arlington, TX
Fri Sep 26 2014, 8:10 PM - 10:57 PM EDT
Att: 31,586 - Partly Cloudy - 83 F

AB 33
R 2
H 5
RBI 2
BB 0
SO 6
LOB 8



Batter	1	2	3	4	5	6	7	8	9	AB	R	H	RBI	BB	SO	LOB	TOP										
4 Coco Crisp, S OBP: 0.339, SLG: 0.366	G4-3		K			F9		F9		4	0	0	0	1	1	1	<p>Oakland Athletics @ Texas Rangers Globe Life Park in Arlington, Arlington, TX</p> <p>Sat Sep 27 2014, 8:09 PM - 11:14 PM EDT Att: 35,326 - Partly Cloudy - 83 F</p> <p>livebaseballscorecards.com</p> <p>AB 37 R 4 H 14 RBI 3 BB 1 SO 8 LOB 14</p> 										
10 Adam Dunn, L OBP: 0.339, SLG: 0.418	K									3	0	1	0	0	2	0											
15 Jonny Gomes, R OBP: 0.325, SLG: 0.330	K									2	1	1	0	0	1	1											
20 Josh Donaldson, R OBP: 0.344, SLG: 0.459	HR									4	2	3	1	0	0	0											
37 Brandon Moss, L OBP: 0.334, SLG: 0.437	P5									4	0	0	0	0	1	4											
16 Josh Reddick, L OBP: 0.315, SLG: 0.440	K									4	1	3	1	0	1	0											
8 Jed Lowrie, S OBP: 0.321, SLG: 0.355	K									4	0	2	1	0	1	1											
21 Stephen Vogt, L OBP: 0.292, SLG: 0.434										1	0	0	0	0	0	0											
35 Nate Freiman, R OBP: 0.269, SLG: 0.448	P2									1	0	0	0	0	0	1											
7 Alberto Callaspo, S OBP: 0.291, SLG: 0.290										2	0	0	0	0	0	3											
17 Geovany Soto, R OBP: 0.289, SLG: 0.351	L5									4	0	2	0	0	0	0											
28 Eric Sogard, L OBP: 0.301, SLG: 0.271										1	0	1	0	0	0	0											
1 Nick Punto, S OBP: 0.296, SLG: 0.293										3	0	1	0	0	1	3											
1 Billy Burns, S OBP: 0.167, SLG: 0.167										0	0	0	0	0	0	0											
Inning Stats	R: 1 E: 0 K: 1 S: 8	H: 1 LOB: 0 BB: 0 P: 12	R: 0 E: 0 K: 2 S: 10	H: 0 LOB: 0 BB: 0 P: 17	R: 0 E: 0 K: 1 S: 8	H: 1 LOB: 0 BB: 0 P: 10	R: 0 E: 0 K: 1 S: 5	H: 0 LOB: 0 BB: 0 P: 9	R: 1 E: 0 K: 1 S: 13	H: 3 LOB: 1 BB: 0 P: 18	R: 0 E: 0 K: 0 S: 7	H: 2 LOB: 2 BB: 0 P: 11	R: 0 E: 0 K: 0 S: 17	H: 2 LOB: 2 BB: 0 P: 24	R: 2 E: 0 K: 1 S: 16	H: 4 LOB: 2 BB: 0 P: 24	R: 0 E: 0 K: 1 S: 12	H: 1 LOB: 1 BB: 1 P: 20	1B: 13 2B: 0 3B: 0 HR: 1	SF: 0 SAC: 0 DP: 2 HBP: 0	WP: 0 PB: 0 SB: 0 CS: 2	PA: 38					
PITCHER	IP	WLS	BF	H	R	ER	SO	BB	IBB	HBP	BLK	WP	HR	S	P	ERA	WHIP										
25 Scott Baker, R ERA: 5.47	4.0		15	4	2	2	5	0	0	0	0	0	1	36	54	4.50	1.000										
58 Alex Claudio, L ERA: 2.92	0.2		2	1	0	0	0	0	0	0	0	0	0	3	5	0.00	1.500										
37 Shawn Tolleson, R ERA: 2.76	0.2	H	4	2	0	0	1	0	0	0	0	0	0	11	16	0.00	3.000										
50 Michael Kirkman, L ERA: 1.59	0.2	H	2	1	0	0	0	0	0	0	0	0	0	3	4	0.00	1.500										
44 Spencer Patton, R ERA: 0.96	1.0	W	4	1	0	0	0	0	0	0	0	0	0	15	22	0.00	1.000										
56 Neal Cotts, L ERA: 4.36	0.1	H	3	2	2	2	0	0	0	0	0	0	0	5	6	54.00	6.000										
55 Roman Mendez, R ERA: 2.18	0.2	H	4	2	0	0	1	0	0	0	0	0	0	11	18	0.00	3.000										
30 Neftali Feliz, R ERA: 1.99	1.0	S	4	1	0	0	1	1	0	0	0	0	0	12	20	0.00	2.000										

Batter	1	2	3	4	5	6	7	8	9	AB	R	H	RBI	BB	SO	LOB	BOTTOM											
2 Leonys Martin, L OBP: 0.327, SLG: 0.367	K		L8					K		4	0	1	0	0	2	0	<p>Oakland Athletics @ Texas Rangers Globe Life Park in Arlington, Arlington, TX</p> <p>Sat Sep 27 2014, 8:09 PM - 11:14 PM EDT Att: 35,326 - Partly Cloudy - 83 F</p> <p>livebaseballscorecards.com</p> <p>AB 31 R 5 H 9 RBI 5 BB 0 SO 10 LOB 6</p> 											
1 Elvis Andrus, R OBP: 0.313, SLG: 0.332	12 S							P3		4	1	2	0	0	0	0												
12 Rougned Odor, L OBP: 0.297, SLG: 0.401	29 1B							F9		4	1	2	1	0	1	1												
29 Adrian Beltré, R OBP: 0.389, SLG: 0.494								P6		4	0	1	1	0	1	1												
20 Jake Smolinski, R OBP: 0.409, SLG: 0.537	K							61 HR		3	2	2	1	0	1	1												
16 Ryan Rue, R OBP: 0.321, SLG: 0.422	K							F8		3	0	0	0	0	1	2												
35 James Adduci, L OBP: 0.239, SLG: 0.228	G5-3							K		3	0	0	0	0	2	1												
61 Robinson Chirinos, R OBP: 0.290, SLG: 0.415	P5									3	1	1	2	0	1	0												
9 Adam Rosales, R OBP: 0.333, SLG: 0.385	P3									3	0	0	0	0	1	0												
Inning Stats	R: 2 E: 0 K: 3 S: 15	H: 3 LOB: 1 BB: 0 P: 19	R: 0 E: 0 K: 0 S: 8	H: 0 LOB: 0 BB: 0 P: 11	R: 0 E: 0 K: 1 S: 7	H: 1 LOB: 0 BB: 0 P: 10	R: 1 E: 0 K: 2 S: 11	H: 1 LOB: 0 BB: 0 P: 18	R: 0 E: 0 K: 1 S: 9	H: 1 LOB: 0 BB: 0 P: 15	R: 0 E: 0 K: 0 S: 8	H: 0 LOB: 0 BB: 0 P: 11	R: 2 E: 0 K: 2 S: 12	H: 2 LOB: 0 BB: 0 P: 14	R: 0 E: 0 K: 1 S: 12	H: 1 LOB: 1 BB: 0 P: 17		1B: 7 2B: 0 3B: 0 HR: 2	SF: 0 SAC: 0 DP: 0 HBP: 0	WP: 0 PB: 0 SB: 1 CS: 2	PA: 32							
PITCHER	IP	WLS	BF	H	R	ER	SO	BB	IBB	HBP	BLK	WP	HR	S	P	ERA		WHIP										
29 Jeff Samardzija, R ERA: 2.99	7.0	L	27	8	5	5	9	0	0	0	0	0	0	10	15	6.43		1.143										
56 Fernando Abad, L ERA: 1.57	0.2		3	1	0	0	1	0	0	0	0	0	0	2	2	0.00		0.000										
61 Dan Otero, R ERA: 2.28	0.1		1	0	0	0	0	0	0	0	0	0	0	2	2	0.00	0.000											

Batter	1	2	3	4	5	6	7	8	9	10	11	12	AB	R	H	RBI	BB	SO	LOB	TOP																																																																																																									
4 Coco Crisp, S 15 Jonny Gomes, R													6	1	2	1	0	3	0																																																																																																										
23 Sam Fuld, L													5	1	2	0	1	1	3																																																																																																										
20 Josh Donaldson, R													5	1	2	0	1	2	2																																																																																																										
37 Brandon Moss, L													5	2	2	5	1	2	3																																																																																																										
16 Josh Reddick, L													4	2	2	0	2	0	0																																																																																																										
8 Jed Lowrie, S													5	0	0	0	0	0	5																																																																																																										
21 Stephen Vogt, L 35 Nate Freiman, R													3	0	0	0	1	1	1																																																																																																										
7 Alberto Callaspo, S													1	0	1	1	0	0	0																																																																																																										
17 Geovany Soto, R 36 Derek Norris, R													1	0	0	0	0	1	1																																																																																																										
28 Eric Sogard, L 1 Nick Punto, S													4	0	1	0	0	2	1																																																																																																										
Inning Stats	R: 2 E: 0 K: 13	H: 2 LOB: 0 BB: 22	R: 0 E: 0 K: 14	H: 0 LOB: 1 BB: 23	R: 0 E: 0 K: 8	H: 2 LOB: 1 BB: 11	R: 0 E: 0 K: 8	H: 0 LOB: 0 BB: 11	R: 0 E: 0 K: 9	H: 0 LOB: 0 BB: 13	R: 0 E: 0 K: 12	H: 0 LOB: 3 BB: 15	R: 0 E: 0 K: 10	H: 1 LOB: 1 BB: 18	R: 1 E: 0 K: 11	H: 1 LOB: 1 BB: 18	1B: 11 2B: 1 3B: 0 HR: 2	SF: 0 SAC: 1 DP: 1 HBP: 0	WP: 2 PB: 1 SB: 0 CS: 0	PA: 54																																																																																																									
PITCHER	IP WLS BF H R ER SO BB IBB HBP BLK WP HR S P ERA WHIP	<table border="0"> <tr> <td>33 James Shields, R</td> <td>5.0</td> <td>2</td> <td>21</td> <td>5</td> <td>4</td> <td>4</td> <td>6</td> <td>2</td> <td>0</td> <td>0</td> <td>0</td> <td>0</td> <td>1</td> <td>1</td> <td>7</td> <td>13</td> <td>27.00</td> <td>6.000</td> <td></td> <td></td> </tr> <tr> <td>30 Yordano Ventura, R</td> <td>6.1</td> <td>0</td> <td>3</td> <td>2</td> <td>1</td> <td>1</td> <td>0</td> <td>0</td> <td>0</td> <td>0</td> <td>0</td> <td>0</td> <td>0</td> <td>0</td> <td>27</td> <td>36</td> <td>10.80</td> <td>2.400</td> <td></td> <td></td> </tr> <tr> <td>40 Kelvin Herrera, R</td> <td>6.1</td> <td>1</td> <td>9</td> <td>4</td> <td>2</td> <td>2</td> <td>3</td> <td>0</td> <td>0</td> <td>0</td> <td>0</td> <td>0</td> <td>0</td> <td>5</td> <td>7</td> <td>0.00</td> <td>0.000</td> <td></td> <td></td> <td></td> </tr> <tr> <td>17 Wade Davis, R</td> <td>6.1</td> <td>1</td> <td>3</td> <td>0</td> <td>0</td> <td>0</td> <td>1</td> <td>0</td> <td>0</td> <td>0</td> <td>0</td> <td>0</td> <td>0</td> <td>5</td> <td>7</td> <td>0.00</td> <td>0.000</td> <td></td> <td></td> <td></td> </tr> <tr> <td>56 Greg Holland, R</td> <td>6.1</td> <td>1</td> <td>6</td> <td>0</td> <td>0</td> <td>0</td> <td>1</td> <td>2</td> <td>1</td> <td>0</td> <td>0</td> <td>0</td> <td>0</td> <td>9</td> <td>23</td> <td>0.00</td> <td>2.000</td> <td></td> <td></td> <td></td> </tr> </table>																			33 James Shields, R	5.0	2	21	5	4	4	6	2	0	0	0	0	1	1	7	13	27.00	6.000			30 Yordano Ventura, R	6.1	0	3	2	1	1	0	0	0	0	0	0	0	0	27	36	10.80	2.400			40 Kelvin Herrera, R	6.1	1	9	4	2	2	3	0	0	0	0	0	0	5	7	0.00	0.000				17 Wade Davis, R	6.1	1	3	0	0	0	1	0	0	0	0	0	0	5	7	0.00	0.000				56 Greg Holland, R	6.1	1	6	0	0	0	1	2	1	0	0	0	0	9	23	0.00	2.000			
33 James Shields, R	5.0	2	21	5	4	4	6	2	0	0	0	0	1	1	7	13	27.00	6.000																																																																																																											
30 Yordano Ventura, R	6.1	0	3	2	1	1	0	0	0	0	0	0	0	0	27	36	10.80	2.400																																																																																																											
40 Kelvin Herrera, R	6.1	1	9	4	2	2	3	0	0	0	0	0	0	5	7	0.00	0.000																																																																																																												
17 Wade Davis, R	6.1	1	3	0	0	0	1	0	0	0	0	0	0	5	7	0.00	0.000																																																																																																												
56 Greg Holland, R	6.1	1	6	0	0	0	1	2	1	0	0	0	0	9	23	0.00	2.000																																																																																																												

Oakland Athletics @ Kansas City Royals
Kauffman Stadium, Kansas City, MO

AB 47
R 8
H 13
RBI 8
BB 6
SO 15
LOB 18



Batter	1	2	3	4	5	6	7	8	9	10	11	12	AB	R	H	RBI	BB	SO	LOB	BOTTOM																																																																																																					
2 Alcides Escobar, R													4	1	2	0	0	0	1																																																																																																						
23 Norichika Aoki, L 12 Jayson Nix, R													4	1	0	1	0	0	3																																																																																																						
6 Lorenzo Cain, R													6	2	2	2	0	0	2																																																																																																						
35 Eric Hosmer, L													4	2	3	1	2	0	0																																																																																																						
16 Billy Butler, R 0 Terrance Gore, R													4	0	2	2	0	1	1																																																																																																						
24 Christian Colón, R													1	1	1	1	0	0	0																																																																																																						
4 Alex Gordon, L													5	0	0	0	1	2	2																																																																																																						
13 Salvador Perez, R													6	0	1	1	0	2	3																																																																																																						
14 Omar Infante, R													5	0	2	0	0	2	3																																																																																																						
8 Mike Moustakas, L 7 Josh Willingham, R 1 Jarrod Dyson, L													3	1	1	0	0	0	1																																																																																																						
Inning Stats	R: 1 E: 0 K: 13	H: 2 LOB: 1 BB: 23	R: 0 E: 0 K: 7	H: 0 LOB: 0 BB: 9	R: 2 E: 0 K: 12	H: 3 LOB: 1 BB: 15	R: 0 E: 0 K: 8	H: 0 LOB: 0 BB: 10	R: 0 E: 0 K: 9	H: 0 LOB: 0 BB: 11	R: 0 E: 0 K: 10	H: 1 LOB: 1 BB: 14	R: 3 E: 0 K: 19	H: 3 LOB: 3 BB: 2	R: 1 E: 0 K: 8	H: 1 LOB: 1 BB: 12	R: 0 E: 0 K: 14	H: 1 LOB: 1 BB: 19	1B: 13 2B: 1 3B: 1 HR: 0	SF: 1 SAC: 4 DP: 0 HBP: 0	WP: 1 PB: 0 SB: 7 CS: 1	PA: 53																																																																																																			
PITCHER	IP WLS BF H R ER SO BB IBB HBP BLK WP HR S P ERA WHIP	<table border="0"> <tr> <td>31 Jon Lester, L</td> <td>7.1</td> <td>2</td> <td>31</td> <td>8</td> <td>6</td> <td>6</td> <td>5</td> <td>2</td> <td>0</td> <td>0</td> <td>0</td> <td>0</td> <td>0</td> <td>0</td> <td>11</td> <td>16</td> <td>7.36</td> <td>1.364</td> <td></td> <td></td> </tr> <tr> <td>44 Luke Gregerson, R</td> <td>6.1</td> <td>0</td> <td>4</td> <td>1</td> <td>0</td> <td>0</td> <td>2</td> <td>1</td> <td>0</td> <td>0</td> <td>0</td> <td>0</td> <td>0</td> <td>14</td> <td>19</td> <td>4.50</td> <td>1.000</td> <td></td> <td></td> </tr> <tr> <td>62 Sean Doolittle, L</td> <td>2.0</td> <td>B</td> <td>8</td> <td>2</td> <td>1</td> <td>1</td> <td>0</td> <td>0</td> <td>0</td> <td>0</td> <td>0</td> <td>0</td> <td>0</td> <td>16</td> <td>24</td> <td>13.50</td> <td>2.250</td> <td></td> <td></td> </tr> <tr> <td>61 Dan Otero, R</td> <td>11.1</td> <td>L</td> <td>7</td> <td>3</td> <td>2</td> <td>2</td> <td>1</td> <td>0</td> <td>0</td> <td>0</td> <td>0</td> <td>0</td> <td>0</td> <td>1</td> <td>1</td> <td>0.00</td> <td>0.000</td> <td></td> <td></td> </tr> <tr> <td>56 Fernando Abad, L</td> <td>12.1</td> <td>0</td> <td>1</td> <td>0</td> <td>0</td> <td>0</td> <td>0</td> <td>0</td> <td>0</td> <td>0</td> <td>0</td> <td>0</td> <td>0</td> <td>1</td> <td>1</td> <td>0.00</td> <td>0.000</td> <td></td> <td></td> </tr> </table>																			31 Jon Lester, L	7.1	2	31	8	6	6	5	2	0	0	0	0	0	0	11	16	7.36	1.364			44 Luke Gregerson, R	6.1	0	4	1	0	0	2	1	0	0	0	0	0	14	19	4.50	1.000			62 Sean Doolittle, L	2.0	B	8	2	1	1	0	0	0	0	0	0	0	16	24	13.50	2.250			61 Dan Otero, R	11.1	L	7	3	2	2	1	0	0	0	0	0	0	1	1	0.00	0.000			56 Fernando Abad, L	12.1	0	1	0	0	0	0	0	0	0	0	0	0	1	1	0.00	0.000		
31 Jon Lester, L	7.1	2	31	8	6	6	5	2	0	0	0	0	0	0	11	16	7.36	1.364																																																																																																							
44 Luke Gregerson, R	6.1	0	4	1	0	0	2	1	0	0	0	0	0	14	19	4.50	1.000																																																																																																								
62 Sean Doolittle, L	2.0	B	8	2	1	1	0	0	0	0	0	0	0	16	24	13.50	2.250																																																																																																								
61 Dan Otero, R	11.1	L	7	3	2	2	1	0	0	0	0	0	0	1	1	0.00	0.000																																																																																																								
56 Fernando Abad, L	12.1	0	1	0	0	0	0	0	0	0	0	0	0	1	1	0.00	0.000																																																																																																								

Oakland Athletics @ Kansas City Royals
Kauffman Stadium, Kansas City, MO

AB 44
R 9
H 15
RBI 8
BB 3
SO 8
LOB 17



Tue Sep 30 2014, 7:11 PM - 11:53 PM CDT
Att: 40,502 - Clear - 82 F