

# Oakland Athletics - 2015

Batter	1	2	3	4	5	6	7	8	9	AB	R	H	RBI	BB	SO	LOB	TOP		
23 Norichika Aoki, L OBP: 0.333, SLG: 0.333 56 Gary Brown, R	G4-3		G3 14 G3 12 S 1B		G1-3		FC6-5 21 S		P6	3	0	1	0	0	0	0			
12 Joe Panik, L 21 Brandon Hicks, R OBP: 0.500, SLG: 1.000	G4-3		L9 1-2		K		K		2B 1-H	3	0	0	0	0	1	2			
14 Casey McGehee, R 1 Ehire Adrianza, S			G3 2-3 3-H		G5-3				K 45 HBP 29 G4-6-3 84 E BB	1	0	0	1	1	0	1			
43 Justin Maxwell, R 84 Daniel Carbonell, R	G4-3		G6-3							2	0	0	0	0	0	2			
9 Brandon Belt, L OBP: 0.333, SLG: 0.333 45 Travis Ishikawa, L		P5			K					3	0	1	0	0	1	0			
34 Andrew Susac, R 29 Héctor Sánchez, S	F7				G3 2 FC5-4 37 1B BB				G4-6-3 1-2 2-3 3-H	1	0	0	0	1	0	0			
37 Adam Duvall, R OBP: 0.500, SLG: 1.250					G5-3 2 FC5-4 1B				K	4	1	2	1	0	1	2			
2 Juan Carlos Perez, R 47 Jarrett Parker, L OBP: 0.500, SLG: 0.500	G5-3				FC5-4 1-2 2-3					2	0	0	0	0	0	2			
13 Joaquin Arias, R OBP: 0.500, SLG: 1.000 50 Matt Duffy, R OBP: 0.500, SLG: 1.000					K					2	1	1	0	0	1	2			
										2	0	1	0	0	0	1			
<b>Inning Stats</b>	R: 0 E: 0 K: 0 S: 3	H: 0 LOB: 1 BB: 1 P: 7	R: 1 E: 0 K: 0 S: 4	H: 1 LOB: 0 BB: 0 P: 6	R: 1 E: 0 K: 0 S: 5	H: 2 LOB: 1 BB: 0 P: 6	R: 0 E: 0 K: 2 S: 8	H: 1 LOB: 2 BB: 1 P: 12	R: 0 E: 0 K: 0 S: 4	H: 0 LOB: 0 BB: 0 P: 5	R: 0 E: 0 K: 2 S: 8	H: 1 LOB: 1 BB: 0 P: 8	R: 1 E: 1 K: 1 S: 5	H: 0 LOB: 1 BB: 1 P: 10	R: 1 E: 0 K: 1 S: 7	H: 2 LOB: 1 BB: 0 P: 7	1B: 4 2B: 3 3B: 0 HR: 1	SF: 0 SAC: 0 DP: 1 HBP: 1	WP: 1 PA: 39 PB: 0 SB: 2 CS: 0
<b>PITCHER</b>	IP	WLS	BF	H	R	ER	SO	BB	IBB	HBP	BLK	WP	HR	S	P	ERA	WHIP		
49 Brad Mills, L ERA: 10.8	1.0	W	4	0	0	0	0	1	0	0	0	0	0	3	7	0.00	1.000		
99 Rudy Owens, L ERA: 10.8	1.2	H	8	3	2	2	0	0	0	0	0	0	1	8	11	10.80	1.800		
74 Pat Venditte, S ERA: 9.0	0.2	H	2	0	0	0	1	0	0	0	0	0	0	4	4	0.00	0.000		
33 Fernando Rodriguez Jr., R ERA: 9.0	0.2	H	4	1	0	0	1	1	0	0	0	0	0	5	9	0.00	3.000		
53 Ryan Verdugo, L ERA: 9.0	1.0	H	3	0	0	0	1	0	0	0	0	0	0	5	5	0.00	0.000		
37 R.J. Alvarez, R ERA: 9.0	1.0	H	4	1	0	0	0	0	0	0	0	0	1	4	5	0.00	1.000		
55 Matt Buschmann, R ERA: 9.0	1.0	H	4	1	0	0	2	0	0	0	0	0	0	8	8	0.00	1.000		
72 Jim Fuller, L ERA: 9.0	1.0	H	5	0	1	0	1	1	0	1	0	0	0	5	10	0.00	1.000		
76 Brock Huntzinger, R ERA: 9.0	1.0	H	5	2	1	1	1	0	0	0	0	0	0	7	7	9.00	2.000		

San Francisco Giants @ Oakland Athletics  
Hohokam Stadium, Mesa, AZ  
Tue Mar 03 2015, 6:21 PM - 6:25 PM EST  
Att. 7,820 - Partly Cloudy - 63 F

AB 35  
R 4  
H 8  
RBI 3  
BB 3  
SO 7  
LOB 20



Batter	1	2	3	4	5	6	7	8	9	AB	R	H	RBI	BB	SO	LOB	BOTTOM		
3 Craig Gentry, R OBP: 0.667, SLG: 0.667 1 Billy Burns, S OBP: 0.500, SLG: 1.500	10 HR 1B	10 S 1B		G5-3			G6-3			3	2	2	0	0	0	1			
10 Marcus Semien, R OBP: 1.000, SLG: 3.000 5 Luke Carlin, S OBP: 1.000, SLG: 1.000	HR	18 CS 1B					25 1B BB			3	2	3	4	0	0	0			
18 Ben Zobrist, S ERA: 21.6 25 Tyler Ladendorff, R OBP: 0.333, SLG: 0.333	16 SF9 3B	CS								2	1	2	0	0	0	0			
16 Billy Butler, R 77 Matt Olson, L	SF9									1	0	0	1	0	0	1			
15 Brett Lawrie, R 79 Alex Hassan, R	F7									2	0	0	0	0	2	2			
35 Nate Freiman, R OBP: 0.500, SLG: 1.000 52 Joey Wendle, L										2	0	1	0	0	1	1			
20 Mark Canha, R 50 Max Muncy, L										2	0	0	0	0	1	1			
19 Josh Phegley, R 12 Andy Parrino, S										2	0	0	0	0	2	0			
23 Sam Fuld, L OBP: 0.500, SLG: 0.500 7 Jason Pridie, L OBP: 0.500, SLG: 2.000										2	0	1	0	0	0	0			
										2	1	1	2	0	0	0			
<b>Inning Stats</b>	R: 3 E: 0 K: 1 S: 11	H: 4 LOB: 1 BB: 0 P: 11	R: 1 E: 0 K: 1 S: 7	H: 2 LOB: 0 BB: 0 P: 8	R: 1 E: 0 K: 2 S: 8	H: 1 LOB: 1 BB: 0 P: 10	R: 0 E: 0 K: 1 S: 6	H: 1 LOB: 1 BB: 0 P: 6	R: 1 E: 1 K: 1 S: 8	H: 0 LOB: 0 BB: 0 P: 5	R: 0 E: 0 K: 1 S: 5	H: 1 LOB: 2 BB: 1 P: 10	R: 3 E: 0 K: 0 S: 8	H: 3 LOB: 1 BB: 1 P: 14	R: 0 E: 0 K: 0 S: 8	H: 0 LOB: 1 BB: 1 P: 14	1B: 6 2B: 2 3B: 2 HR: 3	SF: 1 SAC: 0 DP: 0 HBP: 0	WP: 2 PA: 40 PB: 0 SB: 1 CS: 1
<b>PITCHER</b>	IP	WLS	BF	H	R	ER	SO	BB	IBB	HBP	BLK	WP	HR	S	P	ERA	WHIP		
40 Madison Bumgarner, L ERA: 21.6	1.2	L	10	5	4	4	2	0	0	0	0	0	0	16	16	21.60	3.000		
38 Brett Bochy, R ERA: 9.0	0.1		1	1	0	0	0	0	0	0	0	0	0	2	3	0.00	3.000		
55 Tim Lincecum, R ERA: 9.0	1.0	4	1	1	1	1	2	0	0	0	0	2	0	8	10	9.00	1.000		
41 Jeremy Affeldt, L ERA: 9.0	1.0	4	1	0	0	0	1	0	0	0	0	0	0	6	6	0.00	1.000		
59 Cody Hall, R ERA: 9.0	1.0	5	1	1	1	1	1	0	0	0	0	0	1	8	8	9.00	1.000		
63 Jean Machi, R ERA: 27.0	1.0		3	0	0	0	0	0	0	0	0	0	0	5	5	0.00	0.000		
51 Erik Cordier, R ERA: 27.0	1.0		5	1	0	0	1	1	0	0	0	0	0	6	10	0.00	2.000		
60 Hunter Strickland, R ERA: 27.0	1.0		7	3	3	3	0	1	0	0	0	0	1	8	14	27.00	4.000		

San Francisco Giants @ Oakland Athletics  
Hohokam Stadium, Mesa, AZ  
Tue Mar 03 2015, 6:21 PM - 6:25 PM EST  
Att. 7,820 - Partly Cloudy - 63 F

AB 36  
R 9  
H 13  
RBI 8  
BB 2  
SO 8  
LOB 13









Batter	1	2	3	4	5	6	7	8	9	AB	R	H	RBI	BB	SO	LOB	TOP				
4 Coco Crisp, S (1,7) 25 Tyler Ladendorf, R (5,7) OBP: 0.222, SLG: 0.222										2	0	0	0	0	1	0	<b>Oakland Athletics @ Chicago Cubs</b> Sloan Park, Mesa, AZ Thu Mar 05 2015, 5:49 PM - 5:52 PM EST Att: 11,132 - Sunny - 70 F				
3 Craig Gentry, R (1,8) 50 Max Muncy, L (6,5) OBP: 0.500, SLG: 0.500										3	0	0	0	0	0	0					
18 Ben Zobrist, S (1,4) 12 Andy Parrino, S (6,PR) (6,4)										2	0	1	0	1	0	0					
16 Billy Butler, R (1,3) 8 Rangel Ravelo, R (6,3) OBP: 1.000, SLG: 2.000										3	0	0	0	0	0	2					
15 Brett Lawrie, R (1,5) 1 Billy Burns, S (6,8) OBP: 0.286, SLG: 0.500										2	0	1	0	0	0	0					
20 Mark Canha, R (1,9) 67 Carson Blair, R (7,2)										3	0	0	0	0	2	2					
57 Renato Núñez, R (1,10) 52 Joey Wendle, L (7,PH) OBP: 0.667, SLG: 0.500 (7,10)										2	0	0	0	0	2	1					
5 Luke Carlin, S (1,2) 7 Jason Pridle, L (7,9) OBP: 0.167, SLG: 0.667										2	0	1	1	1	1	0					
28 Eric Sogard, L (1,6) 78 Niuman Romero, S (6,6)										2	0	0	0	0	0	2					
<b>Inning Stats</b>	R: 0 E: 0 K: 1 S: 5	H: 0 LOB: 0 BB: 0 P: 5	R: 0 E: 0 K: 1 S: 5	H: 0 LOB: 0 BB: 0 P: 5	R: 0 E: 0 K: 2 S: 7	H: 0 LOB: 0 BB: 0 P: 7	R: 0 E: 0 K: 0 S: 4	H: 1 LOB: 1 BB: 0 P: 4	R: 0 E: 0 K: 1 S: 6	H: 1 LOB: 2 BB: 1 P: 11	R: 0 E: 0 K: 1 S: 5	H: 0 LOB: 1 BB: 1 P: 9	R: 1 E: 0 K: 2 S: 9	H: 2 LOB: 2 BB: 0 P: 11	R: 1 E: 0 K: 0 S: 5	H: 2 LOB: 1 BB: 1 P: 6		1B: 4 2B: 2 3B: 0 HR: 0	SF: 0 SAC: 0 DP: 1 HBP: 1	WP: 0 PB: 1 SB: 1 CS: 0	PA: 36
<b>PITCHER</b>	IP WLS BF H R ER SO BB IBB HBP BLK WP HR S P ERA WHIP																				
37 Travis Wood, L (1,1) ERA: 9.00	2.0	6	0	0	0	2	0	0	0	0	0	0	0	0	10	10		0.00	0.000		
54 Neil Ramirez, R (3,1) ERA: 9.00	1.0	3	0	0	0	2	0	0	0	0	0	0	0	7	7	0.00	0.000				
66 Drake Britton, L (4,1) ERA: 9.00	1.0	4	1	0	0	0	0	0	0	0	0	0	0	4	4	0.00	1.000				
57 Gonzalez Germen, R (5,1) ERA: 9.00	2.0	9	1	0	0	2	2	0	0	0	0	0	0	11	20	0.00	1.500				
62 Donn Roach, R (7,1) ERA: 9.00	1.0	6	2	1	1	2	0	0	1	0	0	0	0	9	11	9.00	2.000				
48 Francisley Bueno, L (8,1) ERA: 9.00	1.0	5	2	1	1	0	0	0	0	0	0	0	0	5	5	9.00	2.000				
73 Anthony Carter, R (9,1) ERA: 9.00	1.0	3	0	0	0	0	1	0	0	0	0	0	0	2	6	0.00	1.000				

AB	32
R	2
H	6
RBI	2
BB	3
SO	8
LOB	16



Batter	1	2	3	4	5	6	7	8	9	AB	R	H	RBI	BB	SO	LOB	BOTTOM				
24 Dexter Fowler, S (1,8) 40 Adron Chambers, L (5,7)										2	0	0	0	0	0	0	<b>Oakland Athletics @ Chicago Cubs</b> Sloan Park, Mesa, AZ Thu Mar 05 2015, 5:49 PM - 5:52 PM EST Att: 11,132 - Sunny - 70 F				
44 Anthony Rizzo, L (1,3) 41 Matt Szczur, R (5,8)										2	0	0	0	0	0	0					
13 Starlin Castro, R (1,6) 19 Jonathan Herrera, S (5,6)										2	0	0	0	0	1	0					
47 Miguel Montero, L (1,2) 12 Taylor Teagarden, R (5,2)										2	0	1	0	0	1	0					
9 Javier Báez, R (1,4) 94 Daniel Lockhart, L (5,4)										2	0	0	0	0	1	0					
8 Chris Cochran, L (1,7) 87 Daniel Vogelbach, L (5,3)										1	1	1	0	0	0	0					
20 Mike Olt, R (1,5) 94 Jeimer Candelario, S (5,5)										2	1	1	2	0	1	2					
6 Ryan Sweeney, L (1,10) 87 Brian Radermacher, L (7,PH) OBP: 1.000, SLG: 1.000 (8,10)										1	0	0	0	0	0	0					
21 Junior Lake, R (1,9) 96 Jacob Hannemann, L (6,9)										2	0	0	0	0	1	0					
<b>Inning Stats</b>	R: 0 E: 0 K: 1 S: 5	H: 2 LOB: 1 BB: 0 P: 12	R: 0 E: 0 K: 0 S: 3	H: 0 LOB: 0 BB: 0 P: 3	R: 0 E: 0 K: 1 S: 7	H: 2 LOB: 2 BB: 0 P: 7	R: 0 E: 0 K: 0 S: 3	H: 0 LOB: 0 BB: 0 P: 3	R: 0 E: 0 K: 1 S: 5	H: 1 LOB: 0 BB: 0 P: 3	R: 0 E: 0 K: 0 S: 3	H: 0 LOB: 0 BB: 0 P: 3	R: 0 E: 0 K: 1 S: 5	H: 0 LOB: 0 BB: 0 P: 5	R: 0 E: 0 K: 0 S: 3	H: 0 LOB: 0 BB: 0 P: 3		1B: 4 2B: 0 3B: 0 HR: 1	SF: 0 SAC: 0 DP: 0 HBP: 1	WP: 0 PB: 0 SB: 0 CS: 1	PA: 33
<b>PITCHER</b>	IP WLS BF H R ER SO BB IBB HBP BLK WP HR S P ERA WHIP																				
75 Barry Zito, L (1,1) ERA: 9.00	2.0	2	2	2	2	2	0	0	0	0	0	0	0	14	17	9.00		1.000			
74 Pat Venditte, S (3,1) ERA: 9.00	1.0	3	0	0	0	0	0	0	0	0	0	0	0	3	3	0.00	0.000				
36 Tyler Clippard, R (4,1) ERA: 9.00	1.0	5	2	0	0	1	0	0	0	0	0	0	0	7	7	0.00	2.000				
56 Fernando Abad, L (5,1) ERA: 9.00	1.0	3	0	0	0	0	0	0	0	0	0	0	0	3	3	0.00	0.000				
97 Bobby Wahl, R (6,1) ERA: 9.00	1.0	3	0	0	0	1	0	0	0	0	0	0	0	5	5	0.00	0.000				
53 Ryan Verdugo, L (7,1) ERA: 9.00	1.0	3	0	0	0	1	0	0	0	0	0	0	0	3	3	0.00	1.000				
81 Seth Frankoff, R (8,1) ERA: 9.00	1.0	3	0	0	0	1	0	0	0	0	0	0	0	5	5	0.00	0.000				
71 Tucker Healy, R (9,1) ERA: 9.00	1.0	3	0	0	0	0	0	0	0	0	0	0	0	3	3	0.00	0.000				

AB	31
R	2
H	5
RBI	2
BB	0
SO	5
LOB	6













Batter	1	2	3	4	5	6	7	8	9	AB	R	H	RBI	BB	SO	LOB	TOP			
1 Adam Eaton, L (1, 8) OBP: 0.667, SLG: 0.857 75 Trayce Thompson, R (4, 8) OBP: 0.333, SLG: 0.333 88 Engel Beltre, L (8, 8)											2	1	1	2	1	0	0			
7 Micah Johnson, L (1, 4) OBP: 0.300, SLG: 0.375 5 Yolmer Sánchez, S (6, 4)											3	1	0	0	1	1	2			
79 José Abreu, R (1, 10) OBP: 0.364, SLG: 0.455 70 Andy LaRoche, R (4, PR) (4, 10)											3	0	1	2	0	0	1			
38 Andy Wilkins, L (1, 3) OBP: 0.333, SLG: 0.200 84 Dan Black, S (5, 3)											2	1	0	0	1	2	2			
15 Gordon Beckham, R (1, 6) 85 Juan Díaz, L (6, 6)																				
20 JB Shuck, L (1, 9) OBP: 0.375, SLG: 0.286 51 Michael Taylor, R (6, 9)											3	0	1	0	0	0	2			
86 Courtney Hawkins, R (1, 7) 77 Jared Mitchell, L (6, 7)											3	1	1	1	0	2	1			
36 Rob Brantly, L (1, 2) 44 George Kottaras, L (6, 2) OBP: 0.333, SLG: 0.830											3	1	2	1	0	0	0			
27 Leury García, S (1, 5) 18 Tyler Saladino, R (4, 5) OBP: 0.286, SLG: 0.286											2	0	0	0	0	0	4			
<b>Inning Stats</b>	R: 0 E: 0 K: 2 S: 7	H: 0 LOB: 1 BB: 1 P: 12	R: 0 E: 0 K: 2 S: 9	H: 2 LOB: 2 BB: 0 P: 10	R: 0 E: 0 K: 0 S: 3	H: 0 LOB: 0 BB: 3 P: 3	R: 6 E: 0 K: 1 S: 9	H: 4 LOB: 1 BB: 3 P: 22	R: 0 E: 0 K: 1 S: 5	H: 1 LOB: 1 BB: 0 P: 4	R: 0 E: 0 K: 2 S: 7	H: 0 LOB: 1 BB: 1 P: 11	R: 3 E: 0 K: 0 S: 6	H: 3 LOB: 2 BB: 2 P: 14	R: 1 E: 0 K: 2 S: 10	H: 2 LOB: 2 BB: 1 P: 15	1B: 9 2B: 2 3B: 0 HR: 1	SF: 0 SAC: 0 DP: 0 HBP: 0	WP: 2 PB: 0 SB: 1 CS: 0	PA: 47
<b>PITCHER</b>	IP WLS BF H R ER SO BB IBB HBP BLK WP HR S P ERA WHIP	13 Drew Pomeranz, L (1, 1) ERA: 0.00	53 Ryan Verdugo, L (3, 1) ERA: 21.6	36 Tyler Clippard, R (4, 1) ERA: 21.6	74 Pat Venditte, S (4, 1) ERA: 9.0	56 Fernando Abad, L (5, 1) ERA: 0.00	68 Arnold Leon, R (6, 1) ERA: 0.00	49 Brad Mills, L (7, 1) ERA: 13.5	76 Brock Huntzinger, R (8, 1) ERA: 3.0	97 Bobby Wahl, R (9, 1) ERA: 5.4	81 Seth Frankoff, R (9, 1) ERA: 0.00									

Chicago White Sox @ Oakland Athletics  
Hohokam Stadium, Mesa, AZ  
Sun Mar 08 2015, 7:44 PM - 7:48 PM EDT  
Att: 6,639 - Sunny - 79 F

livebaseballscores.com

AB 39  
R 10  
H 12  
RBI 10  
BB 8  
SO 10  
LOB 21

Batter	1	2	3	4	5	6	7	8	9	AB	R	H	RBI	BB	SO	LOB	BOTTOM					
4 Coco Crisp, S (1, 7) 79 Alex Hassan, R (3, 7) OBP: 0.385, SLG: 0.385										1	0	0	0	0	0	0						
3 Craig Gentry, R (1, 8) OBP: 0.333, SLG: 0.364 1 Billy Burns, S (6, 8) OBP: 0.429, SLG: 0.583											2	0	1	1	0	0						
18 Ben Zobrist, S (1, 14) OBP: 0.556, SLG: 1.125 52 Joey Wendle, L (6, 4) OBP: 0.500, SLG: 0.375											2	0	1	0	0	0						
16 Billy Butler, R (1, 10) OBP: 0.300, SLG: 0.571 20 Mark Canha, R (8, PH) OBP: 0.357, SLG: 0.615											2	1	1	1	1	1						
17 Ike Davis, L (1, 3) OBP: 0.500, SLG: 0.429 57 Renato Núñez, R (6, 5) OBP: 0.375, SLG: 0.375											2	1	2	0	0	0						
15 Brett Lawrie, R (1, 5) OBP: 0.125, SLG: 0.125 77 Matt Olson, L (6, 3) OBP: 0.273, SLG: 0.111											2	0	0	0	0	1						
7 Jason Pridie, L (1, 9) OBP: 0.308, SLG: 0.667 66 Bruce Maxwell, L (9, PH)											3	1	1	0	0	0						
45 Bryan Anderson, L (1, 2) OBP: 0.714, SLG: 0.600 67 Carson Blair, R (6, 2)											2	0	1	0	0	1						
28 Eric Sogard, L (1, 6) OBP: 0.300, SLG: 0.333 78 Níuman Romero, S (7, 6) OBP: 0.200, SLG: 0.200											2	0	0	0	0	2						
<b>Inning Stats</b>	R: 0 E: 0 K: 0 S: 3	H: 0 LOB: 0 BB: 0 P: 3	R: 0 E: 0 K: 0 S: 2	H: 0 LOB: 1 BB: 1 P: 6	R: 2 E: 0 K: 1 S: 7	H: 3 LOB: 1 BB: 0 P: 7	R: 0 E: 0 K: 2 S: 9	H: 2 LOB: 2 BB: 0 P: 9	R: 0 E: 0 K: 0 S: 3	H: 1 LOB: 0 BB: 0 P: 3	R: 1 E: 0 K: 1 S: 10	H: 3 LOB: 2 BB: 0 P: 10	R: 0 E: 0 K: 0 S: 3	H: 1 LOB: 0 BB: 0 P: 3	R: 0 E: 0 K: 0 S: 3	H: 0 LOB: 0 BB: 0 P: 3	R: 1 E: 0 K: 0 S: 4	H: 1 LOB: 2 BB: 2 P: 12	1B: 7 2B: 3 3B: 0 HR: 1	SF: 0 SAC: 0 DP: 3 HBP: 0	WP: 0 PB: 0 SB: 0 CS: 0	PA: 37
<b>PITCHER</b>	IP WLS BF H R ER SO BB IBB HBP BLK WP HR S P ERA WHIP	29 Jeff Samardzija, R (1, 1) ERA: 6.0	52 Jake Petricka, R (4, 1) ERA: 6.0	41 Javy Guerra, R (5, 1) ERA: 6.0	71 Chris Beck, R (6, 1) ERA: 4.5	43 Dan Jennings, L (8, 1) ERA: 6.0	40 Daniel Webb, R (9, 1) ERA: 6.75															

Chicago White Sox @ Oakland Athletics  
Hohokam Stadium, Mesa, AZ  
Sun Mar 08 2015, 7:44 PM - 7:48 PM EDT  
Att: 6,639 - Sunny - 79 F

livebaseballscores.com

AB 34  
R 4  
H 11  
RBI 4  
BB 3  
SO 4  
LOB 18



Batter	1	2	3	4	5	6	7	8	9	AB	R	H	RBI	BB	SO	LOB	TOP			
1 Billy Burns, S OBP: 0.368, SLG: 0.438	G4-3	G4-3		P3			B3		7 BB BB	4	0	0	0	1	0	4	<p>Oakland Athletics @ Texas Rangers</p> <p>Surprise Stadium, Surprise, AZ</p> <p>Mon Mar 09 2015, 4:09 PM - 7:07 PM EDT</p> <p>Att: 5,480 - Sunny - 78 F</p>			
23 Sam Fuld, L OBP: 0.287, SLG: 0.154 7 Jason Pridie, L OBP: 0.333, SLG: 0.615	K		10 FC5-4 BB		G6-3		P5		BB	2	0	0	0	1	1	0				
10 Marcus Semien, R OBP: 0.363, SLG: 0.929 25 Tyler Ladendorf, R OBP: 0.313, SLG: 0.438	21 BB 1B		21 G4-3 1-2		F7				K	3	0	1	0	1	0	1				
21 Stephen Vogt, L 5 Luke Carlin, S OBP: 0.455, SLG: 0.333	BB		G4-3		K				K	1	0	0	0	1	0	1				
20 Mark Canha, R OBP: 0.294, SLG: 0.500 79 Alex Hassan, R OBP: 0.333, SLG: 0.333	K		F9						K	3	0	0	0	0	2	3				
77 Matt Olson, L OBP: 0.287, SLG: 0.385		K			K					4	1	1	1	0	2	0				
12 Andy Parrino, S OBP: 0.313, SLG: 0.333 38 Alden Carrithers, L OBP: 0.500, SLG: 1.000		52 1B BB			G5-3		50 2B BB		FC7	2	0	0	0	2	0	0				
50 Max Muncy, L OBP: 0.545, SLG: 0.667		F8			52 BB BB				P5	3	0	1	0	1	0	1				
52 Joey Wendle, L OBP: 0.571, SLG: 0.455		1-2 1B			1-2 BB				F9	3	0	2	0	1	0	2				
									7 BB 1 BB 1B											
<b>Inning Stats</b>	R: 0 E: 0 K: 2 S: 17	H: 1 LOB: 2 BB: 1 P: 26	R: 0 E: 0 K: 1 S: 10	H: 1 LOB: 2 BB: 1 P: 17	R: 0 E: 1 K: 0 S: 9	H: 0 LOB: 1 BB: 1 P: 15	R: 0 E: 0 K: 1 S: 11	H: 0 LOB: 2 BB: 2 P: 20	R: 0 E: 0 K: 1 S: 8	H: 1 LOB: 0 BB: 1 P: 11	R: 0 E: 0 K: 1 S: 6	H: 0 LOB: 1 BB: 1 P: 12	R: 1 E: 0 K: 0 S: 14	H: 1 LOB: 0 BB: 2 P: 22	R: 0 E: 0 K: 2 S: 12	H: 1 LOB: 3 BB: 2 P: 24	1B: 3 2B: 1 3B: 0 HR: 1	SF: 0 SAC: 0 DP: 0 HBP: 0	WP: 0 PB: 0 SB: 0 CS: 0	PA: 41
<b>PITCHER</b>	IP WLS BF H R ER SO	IP WLS BF H R ER SO	IP WLS BF H R ER SO	IP WLS BF H R ER SO	IP WLS BF H R ER SO	IP WLS BF H R ER SO	IP WLS BF H R ER SO	IP WLS BF H R ER SO	IP WLS BF H R ER SO	IP WLS BF H R ER SO	IP WLS BF H R ER SO	IP WLS BF H R ER SO	IP WLS BF H R ER SO	IP WLS BF H R ER SO	IP WLS BF H R ER SO	IP WLS BF H R ER SO	ERA WHIP	ERA WHIP	ERA WHIP	
72 Chi Chi Gonzalez, R ERA: 3.88 70 Juan Pablo Perez, L ERA: 4.5 74 Keone Kela, R ERA: 5.1 55 Roman Mendez, R ERA: 6.1 30 Nefthali Feliz, R ERA: 7.1	3.0 W 15 2 0 0 3	3.0 W 4 0 0 0 1	3.0 W 5 0 0 0 1	3.0 W 4 0 0 0 1	3.0 W 5 0 0 0 1	3.0 W 4 0 0 0 1	3.0 W 4 0 0 0 1	3.0 W 4 0 0 0 1	3.0 W 4 0 0 0 1	3.0 W 4 0 0 0 1	3.0 W 4 0 0 0 1	3.0 W 4 0 0 0 1	3.0 W 4 0 0 0 1	3.0 W 4 0 0 0 1	3.0 W 4 0 0 0 1	3.0 W 4 0 0 0 1	0.00 1.667	0.00 2.000	0.00 2.000	0.00 1.000
20 Jesus Pirela, R ERA: 6.75 48 Mark Rogers, R ERA: 6.75 16 Kohsuke Tomita, R ERA: 6.75	1.0 H 4 1 1 1 0	1.0 H 5 1 0 0 1	1.0 H 5 1 0 0 1	1.0 H 5 1 0 0 1	1.0 H 5 1 0 0 1	1.0 H 5 1 0 0 1	1.0 H 5 1 0 0 1	1.0 H 5 1 0 0 1	1.0 H 5 1 0 0 1	1.0 H 5 1 0 0 1	1.0 H 5 1 0 0 1	1.0 H 5 1 0 0 1	1.0 H 5 1 0 0 1	1.0 H 5 1 0 0 1	1.0 H 5 1 0 0 1	1.0 H 5 1 0 0 1	9.00 1.000	4.500 4.500	0.00 0.000	0.00 0.000

AB	32
R	1
H	5
RBI	1
BB	9
SO	9
LOB	22



Batter	1	2	3	4	5	6	7	8	9	AB	R	H	RBI	BB	SO	LOB	BOTTOM				
64 Antwan Richardson, S 7 Delino DeShields, R OBP: 0.200, SLG: 0.333	29 G5-3 84 1B BB		G5-3		G4-3		G1-3			2	0	0	0	1	0	1	<p>Oakland Athletics @ Texas Rangers</p> <p>Surprise Stadium, Surprise, AZ</p> <p>Mon Mar 09 2015, 4:09 PM - 7:07 PM EDT</p> <p>Att: 5,480 - Sunny - 78 F</p>				
12 Rougned Odor, L OBP: 0.455, SLG: 0.909 78 Elliot Johnson, S OBP: 0.273, SLG: 0.111	L7				P3		L3			2	1	1	1	0	0	1					
84 Prince Fielder, L OBP: 0.300, SLG: 0.600 2 Josh Morgan, R	29 G5-3 1B		G4-3				F9			3	0	2	1	0	0	0					
39 Tommy Field, R OBP: 0.333, SLG: 0.444	1-2 1B				3-H 1B					1	0	0	0	0	0	0					
29 Adrian Beltré, R OBP: 0.200, SLG: 0.300 70 Joey Gallo, L OBP: 0.417, SLG: 0.600	G5-3				L7					3	0	1	0	0	0	3					
20 Jake Smolinski, R OBP: 0.417, SLG: 0.600 15 Michael Choice, R OBP: 0.222, SLG: 0.125	G1-3				2B					1	0	1	0	0	0	0					
43 Carlos Peguero, L OBP: 0.583, SLG: 0.700 71 Jared Hoyer, L OBP: 0.500, SLG: 0.818							9 1B 38 1B 1B			2	1	1	0	0	1	1					
9 Adam Rosales, R OBP: 0.250, SLG: 0.100 95 Mike McDade, S							38 1B 19 HBP			1	0	0	0	0	0	0					
38 Chris Gimenez, R OBP: 0.182, SLG: 0.182 62 Jorge Alfaro, R OBP: 0.125, SLG: 0.125							19 38 1B 1B			2	0	1	0	1	1	1					
68 Hanser Alberto, R OBP: 0.200, SLG: 0.200 19 Ed Lucas, R OBP: 0.384, SLG: 0.600							19 38 64 G4-3 64 S 1B			1	0	0	1	0	0	0					
										2	1	1	0	0	1	1					
<b>Inning Stats</b>	R: 0 E: 0 K: 0 S: 6	H: 1 LOB: 2 BB: 1 P: 13	R: 0 E: 0 K: 1 S: 7	H: 1 LOB: 0 BB: 0 P: 8	R: 1 E: 0 K: 1 S: 11	H: 1 LOB: 0 BB: 0 P: 16	R: 0 E: 0 K: 1 S: 12	H: 1 LOB: 2 BB: 1 P: 20	R: 1 E: 0 K: 0 S: 12	H: 2 LOB: 1 BB: 0 P: 18	R: 2 E: 0 K: 0 S: 11	H: 3 LOB: 1 BB: 0 P: 18	R: 0 E: 0 K: 0 S: 12	H: 1 LOB: 1 BB: 0 P: 16	R: 0 E: 0 K: 1 S: 10	H: 0 LOB: 0 BB: 0 P: 12	1B: 8 2B: 2 3B: 0 HR: 1	SF: 1 SAC: 0 DP: 2 HBP: 1	WP: 0 PB: 0 SB: 1 CS: 0	PA: 35	
<b>PITCHER</b>	IP WLS BF H R ER SO	IP WLS BF H R ER SO	IP WLS BF H R ER SO	IP WLS BF H R ER SO	IP WLS BF H R ER SO	IP WLS BF H R ER SO	IP WLS BF H R ER SO	IP WLS BF H R ER SO	IP WLS BF H R ER SO	IP WLS BF H R ER SO	IP WLS BF H R ER SO	IP WLS BF H R ER SO	IP WLS BF H R ER SO	IP WLS BF H R ER SO	IP WLS BF H R ER SO	IP WLS BF H R ER SO	ERA WHIP	ERA WHIP	ERA WHIP		
32 Jesse Hahn, R ERA: 6.75 30 Jesse Chavez, R ERA: 4.5 44 Eury De La Rosa, L ERA: 3.0 37 R.J. Alvarez, R ERA: 3.0 63 Chad Smith, R ERA: 6.1	3.0 L 12 3 2 2 1	3.0 L 11 4 2 2 1	3.0 L 11 4 2 2 1	3.0 L 11 4 2 2 1	3.0 L 11 4 2 2 1	3.0 L 11 4 2 2 1	3.0 L 11 4 2 2 1	3.0 L 11 4 2 2 1	3.0 L 11 4 2 2 1	3.0 L 11 4 2 2 1	3.0 L 11 4 2 2 1	3.0 L 11 4 2 2 1	3.0 L 11 4 2 2 1	3.0 L 11 4 2 2 1	3.0 L 11 4 2 2 1	3.0 L 11 4 2 2 1	9.00 1.333	9.00 2.500	9.00 2.000	0.00 1.000	0.00 0.000









Batter	1	2	3	4	5	6	7	8	9	AB	R	H	RBI	BB	SO	LOB	TOP																				
7 David Murphy, L (1, 9) OBP: 0.231, SLG: 0.231 84 Jordan Smith, L (5, 9) OBP: 0.200, SLG: 0.222	G4-3		G3		F9		G5-3			3	0	0	0	0	0	1	<b>Cleveland Indians @ Oakland Athletics</b> Hohokam Stadium, Mesa, AZ Wed Mar 11 2015, 4:04 PM - 6:42 PM EDT Att: 5,017 - Partly Cloudy - 82 F																				
10 Yan Gomes, R (1, 2) OBP: 0.231, SLG: 0.538 54 Adam Moore, R (5, 2)	K		G5-3		1B		F8			3	0	1	0	0	1	0																					
23 Michael Brantley, L (1, 7) OBP: 0.167, SLG: 0.167 77 Destin Hood, R (5, 7)	P5			K	G4-3		G6-3			3	0	0	0	0	1	2																					
44 Brandon Moss, L (1, 10) OBP: 0.500, SLG: 1.833 86 Jake Lowery, L (8, PH) (8, 10)		3B		HR			F7			3	1	2	1	0	1	0																					
8 Lonnie Chisenhall, L (1, 5) OBP: 0.286, SLG: 0.231 1 Michael Martinez, S (6, PR) (6, 5)	P4			1B			E5			3	0	2	0	0	0	1																					
68 James Ramsey, L (1, 8) OBP: 0.375, SLG: 0.538		BB		1B			K			3	0	0	0	1	3	3																					
61 Jerry Sands, R (1, 3) OBP: 0.538, SLG: 0.455 79 Audy Ciriaco, R (7, PR) (7, 3)	G6-4-3			P4			1B			3	0	1	0	0	0	3																					
67 Francisco Lindor, S (1, 6) OBP: 0.438, SLG: 0.733				F7			G3			3	1	1	0	0	0	1																					
78 Erik González, R (1, 4) OBP: 0.167, SLG: 0.091				G6-3			K			3	0	1	1	0	1	2																					
<b>Inning Stats</b>	R: 0 E: 0 K: 1 S: 5	H: 0 LOB: 0 BB: 0 P: 5	R: 0 E: 0 K: 0 S: 3	H: 1 LOB: 1 BB: 1 P: 7	R: 1 E: 0 K: 0 S: 4	H: 1 LOB: 0 BB: 0 P: 4	R: 1 E: 0 K: 2 S: 11	H: 2 LOB: 1 BB: 0 P: 13	R: 0 E: 0 K: 0 S: 5	H: 2 LOB: 2 BB: 0 P: 5	R: 0 E: 0 K: 2 S: 7	H: 1 LOB: 1 BB: 0 P: 7	R: 0 E: 0 K: 1 S: 6	H: 1 LOB: 2 BB: 0 P: 6	R: 0 E: 0 K: 0 S: 3	H: 0 LOB: 0 BB: 0 P: 3		R: 0 E: 1 K: 2 S: 7	H: 0 LOB: 1 BB: 1 P: 7	1B: 5 2B: 2 3B: 2 HR: 1	SF: 0 SAC: 0 DP: 3 HBP: 0	WP: 0 PB: 0 SB: 0 CS: 2	PA: 34														
<b>PITCHER</b>	IP	WLS	BF	H	R	ER	SO	BB	IBB	HBP	BLK	WP	HR	S	P	ERA		WHIP	<b>PITCHER</b>		IP	WLS	BF	H	R	ER	SO	BB	IBB	HBP	BLK	WP	HR	S	P	ERA	WHIP
31 Kendall Graveman, R (1, 1) ERA: 1.8	3.0	W	11	2	1	1	1	1	0	0	0	0	0	12	16	3.00		1.000	76 Brock Huntzinger, R (8, 1) ERA: 2.25		1.0	H	3	0	0	0	0	0	0	0	0	0	3	3	0.00	0.000	
56 Fernando Abad, L (4, 1) ERA: 3.0	1.0	H	5	2	1	1	2	0	0	0	0	0	1	11	13	9.00	2.000	33 Fernando Rodriguez Jr., R (8, 1) ERA:		1.0	S	3	0	0	0	2	0	0	0	0	0	7	7	0.00	0.000		
36 Tyler Clippard, R (5, 1) ERA: 13.5	1.0	H	5	2	0	0	0	0	0	0	0	0	0	5	5	0.00	2.000																				
53 Ryan Verdugo, L (6, 1) ERA:	1.0	H	3	1	0	0	2	0	0	0	0	0	0	7	7	0.00	1.000																				
71 Angel Castro, R (7, 1) ERA: 3.0	1.0	H	4	1	0	0	1	0	0	0	0	0	0	6	6	0.00	1.000																				

AB	33
R	2
H	8
RBI	2
BB	1
SO	8
LOB	16



Batter	1	2	3	4	5	6	7	8	9	AB	R	H	RBI	BB	SO	LOB	BOTTOM																				
3 Craig Gentry, R (1, 8) OBP: 0.389, SLG: 0.429 7 Jason Pridie, L (7, 9) OBP: 0.294, SLG: 0.533	P4	SF7			F9		K			2	0	0	1	0	0	0	<b>Cleveland Indians @ Oakland Athletics</b> Hohokam Stadium, Mesa, AZ Wed Mar 11 2015, 4:04 PM - 6:42 PM EDT Att: 5,017 - Partly Cloudy - 82 F																				
28 Eric Sogard, L (1, 4) OBP: 0.188, SLG: 0.200 52 Joey Wendle, L (7, 4) OBP: 0.533, SLG: 0.417	P4	P6			F9		K			3	0	0	0	0	2																						
18 Ben Zobrist, S (1, 9) OBP: 0.400, SLG: 0.769 79 Alex Hassan, R (6, 9) OBP: 0.412, SLG: 0.438	G6-3				F8					3	0	0	0	0	0																						
16 Billy Butler, R (1, 10) OBP: 0.250, SLG: 0.615 19 Josh Phegley, R (6, PH) (7, 10) OBP: 0.333, SLG: 0.583		HR		G5-3			P6			2	1	1	1	0	0																						
21 Stephen Vogt, L (1, 2) 45 Bryan Anderson, L (6, 2) OBP: 0.556, SLG: 0.429		E8		F8			G3			2	1	0	0	0	0																						
10 Marcus Semien, R (1, 6) OBP: 0.579, SLG: 0.875 78 Numan Romero, S (7, 6) OBP: 0.167, SLG: 0.167		BB		F8			1B			2	1	1	0	1	0																						
77 Matt Olson, L (1, 3) OBP: 0.350, SLG: 0.375		F8		F8			1B			3	0	1	0	0	2																						
12 Andy Parrino, S (1, 5) OBP: 0.333, SLG: 0.308 50 Max Muncy, L (4, 5) OBP: 0.500, SLG: 0.667		BB					G3			0	0	0	0	1	0																						
1 Billy Burns, S (1, 7) OBP: 0.391, SLG: 0.500		1B								2	0	1	0	0	2																						
<b>Inning Stats</b>	R: 3 E: 0 K: 0 S: 3	H: 2 LOB: 2 BB: 2 P: 17	R: 0 E: 0 K: 0 S: 3	H: 0 LOB: 0 BB: 0 P: 3	R: 0 E: 0 K: 0 S: 4	H: 1 LOB: 1 BB: 0 P: 4	R: 0 E: 0 K: 0 S: 3	H: 0 LOB: 0 BB: 0 P: 3	R: 0 E: 0 K: 2 S: 5	H: 2 LOB: 2 BB: 0 P: 5	R: 0 E: 0 K: 2 S: 7	H: 0 LOB: 0 BB: 0 P: 7	R: 0 E: 0 K: 1 S: 6	H: 1 LOB: 1 BB: 0 P: 6	R: 0 E: 1 K: 2 S: 7	H: 0 LOB: 1 BB: 1 P: 7		1B: 3 2B: 2 3B: 0 HR: 1	SF: 1 SAC: 0 DP: 0 HBP: 0	WP: 0 PB: 0 SB: 0 CS: 0	PA: 33																
<b>PITCHER</b>	IP	WLS	BF	H	R	ER	SO	BB	IBB	HBP	BLK	WP	HR	S	P	ERA		WHIP	<b>PITCHER</b>		IP	WLS	BF	H	R	ER	SO	BB	IBB	HBP	BLK	WP	HR	S	P	ERA	WHIP
31 Danny Salazar, R (1, 1) ERA: 7.36	1.2	L	10	2	3	1	0	2	0	0	0	0	0	4	4	0.00		0.000	69 Ryan Merritt, L (7, 1) ERA: 6.0		1.0		3	0	0	0	2	0	0	0	0	0	7	7	0.00	0.000	
83 Dustin Mollenken, R (2, 1)	1.1		4	0	0	0	0	0	0	0	0	0	0	4	4	0.00	1.000	70 Cody Anderson, R (8, 1) ERA:		1.0		4	1	0	0	1	0	0	0	0	6	6	0.00	1.000			
37 Cody Allen, R (4, 1) ERA:	1.0		4	1	0	0	0	0	0	0	0	0	0	4	4	0.00	1.000																				
50 Nick Hagadone, L (5, 1) ERA:	1.0		3	0	0	0	0	0	0	0	0	0	0	3	3	0.00	0.000																				
56 Bryan Price, R (6, 1) ERA: 13.5	1.0		5	2	0	0	0	0	0	0	0	0	0	5	5	0.00	2.000																				

AB	30
R	3
H	6
RBI	3
BB	2
SO	3
LOB	10









Batter	1	2	3	4	5	6	7	8	9	AB	R	H	RBI	BB	SO	LOB	TOP										
24 Dexter Fowler, S (1, 8) OBP: 0.333, SLG: 0.357 96 Jacob Hannemann, L (6, 7)										4	0	2	1	0	1	2	<b>Chicago Cubs @ Oakland Athletics</b> Cashman Field, Las Vegas, NV Fri Mar 13 2015, 8:10 PM - 11:01 PM EDT Att: 8,007 - Sunny - 80 F										
44 Anthony Rizzo, L (1, 3) OBP: 0.067, SLG: 0.067 87 Bijan Rademacher, L (6, 9)										4	0	0	1	0	0	2											
68 Jorge Soler, R (1, 9) OBP: 0.375, SLG: 0.750 16 Chris Valaika, R (6, 3)										3	0	1	0	0	2	2											
47 Miguel Montero, L (1, 2) OBP: 0.200, SLG: 0.400										4	0	0	0	0	2	3											
9 Javier Báez, R (1, 4) OBP: 0.111, SLG: 0.278 78 Albert Almora Jr., R (6, 8)										3	1	0	0	0	1	2											
76 Kris Bryant, R (1, 10) OBP: 0.450, SLG: 1.111										4	0	0	0	0	1	1											
21 Junior Lake, R (1, 7) OBP: 0.308, SLG: 0.308 48 Wes Darvill, L (6, 4)										2	1	1	1	1	1	0											
11 Tommy La Stella, L (1, 5) OBP: 0.375, SLG: 0.290 19 Jonathan Herrera, S (6, PH) OBP: 0.231, SLG: 0.231										3	1	3	0	0	0	0											
75 Addison Russell, R (1, 6) OBP: 0.533, SLG: 0.692 61 Christian Villanueva, R (8, 5)										1	2	1	1	2	0	0											
<b>Inning Stats</b>	R: 0 E: 0 K: 1 S: 6	H: 1 LOB: 1 BB: 0 P: 6	R: 0 E: 0 K: 2 S: 7	H: 0 LOB: 0 BB: 0 P: 7	R: 2 E: 1 K: 3 S: 12	H: 2 LOB: 2 BB: 1 P: 16	R: 0 E: 0 K: 0 S: 3	H: 1 LOB: 2 BB: 2 P: 12	R: 0 E: 0 K: 1 S: 5	H: 0 LOB: 0 BB: 0 P: 5	R: 3 E: 1 K: 0 S: 7	H: 4 LOB: 1 BB: 0 P: 8	R: 0 E: 0 K: 2 S: 7	H: 0 LOB: 0 BB: 0 P: 7	R: 0 E: 0 K: 0 S: 3	H: 0 LOB: 0 BB: 0 P: 3		R: 0 E: 0 K: 2 S: 7	H: 0 LOB: 0 BB: 0 P: 7	1B: 6 2B: 2 3B: 0 HR: 0	SF: 0 SAC: 0 DP: 0 HBP: 0	WP: 0 PB: 0 SB: 1 CS: 1	PA: 38				
<b>PITCHER</b>	IP	WLS	BF	H	R	ER	SO	BB	IBB	HBP	BLK	WP	HR	S	P	ERA	WHIP										
13 Drew Pomeranz, L (1, 1) ERA: 1.8	3.0	L	14	3	2	1	6	1	0	0	0	0	0	25	29	3.00	1.333										
68 Arnold Leon, R (4, 1) ERA: 3.0	2.0		8	1	0	0	1	2	0	0	0	0	0	8	17	0.00	1.500										
48 Ryan Cook, R (6, 1) ERA: 3.0	1.0		7	4	3	0	0	0	0	0	0	0	0	7	8	0.00	4.000										
39 Eric O'Flaherty, L (7, 1) ERA: 3.0	1.0		3	0	0	0	2	0	0	0	0	0	0	7	7	0.00	0.000										
74 Pat Venditte, S (8, 1) ERA: 4.5	2.0		6	0	0	0	2	0	0	0	0	0	0	10	10	0.00	0.000										


Batter	1	2	3	4	5	6	7	8	9	AB	R	H	RBI	BB	SO	LOB	BOTTOM										
3 Craig Gentry, R (1, 8) OBP: 0.381, SLG: 0.412 52 Joey Wendle, L (7, 4) OBP: 0.529, SLG: 0.571										3	1	1	0	0	1	0	<b>Chicago Cubs @ Oakland Athletics</b> Cashman Field, Las Vegas, NV Fri Mar 13 2015, 8:10 PM - 11:01 PM EDT Att: 8,007 - Sunny - 80 F										
50 Max Muncy, L (1, 5) OBP: 0.545, SLG: 0.833										3	1	3	3	1	0	0											
10 Marcus Semien, R (1, 6) OBP: 0.458, SLG: 0.667 83 Kent Matthes, R (7, 9) OBP: 0.667, SLG: 0.667										3	0	0	0	0	1	3											
21 Stephen Vogt, L (1, 2) 67 Carson Blair, R (6, 2)										2	0	0	0	0	0	2											
20 Mark Canha, R (1, 7) OBP: 0.231, SLG: 0.480										4	0	0	0	0	0	1											
77 Matt Olson, L (1, 3) OBP: 0.375, SLG: 0.368										3	0	1	0	1	2	0											
25 Tyler Ladendorf, R (1, 4) OBP: 0.238, SLG: 0.333										4	0	0	0	0	2	2											
7 Jason Pridie, L (1, 9) OBP: 0.304, SLG: 0.524										4	1	1	0	0	2	2											
57 Renato Núñez, R (1, 10) OBP: 0.231, SLG: 0.231										3	0	0	0	0	1	2											
<b>Inning Stats</b>	R: 1 E: 1 K: 0 S: 5	H: 2 LOB: 1 BB: 0 P: 5	R: 0 E: 0 K: 1 S: 6	H: 1 LOB: 0 BB: 0 P: 6	R: 0 E: 0 K: 1 S: 5	H: 0 LOB: 0 BB: 0 P: 5	R: 0 E: 0 K: 1 S: 2	H: 0 LOB: 0 BB: 1 P: 6	R: 0 E: 0 K: 2 S: 7	H: 0 LOB: 0 BB: 0 P: 7	R: 2 E: 0 K: 3 S: 13	H: 3 LOB: 1 BB: 0 P: 15	R: 0 E: 0 K: 2 S: 7	H: 0 LOB: 1 BB: 1 P: 12	1B: 4 2B: 2 3B: 0 HR: 1	SF: 0 SAC: 0 DP: 1 HBP: 0		WP: 1 PB: 0 SB: 0 CS: 0	PA: 35								
<b>PITCHER</b>	IP	WLS	BF	H	R	ER	SO	BB	IBB	HBP	BLK	WP	HR	S	P	ERA	WHIP										
49 Jake Arrieta, R (1, 1) ERA: 1.5	4.0	W	16	4	1	0	3	0	0	0	0	0	0	22	22	0.00	1.000										
43 Eric Jokisch, L (5, 1) ERA: 7.3	3.0	H	9	0	0	0	3	1	0	0	0	0	0	14	18	0.00	0.333										
62 Donn Roach, R (8, 1) ERA: 12.0	1.0		6	3	2	2	3	0	0	0	0	0	1	13	15	18.00	3.000										
50 Blake Parker, R (9, 1) ERA: 6.0	1.0	S	4	0	0	0	2	1	0	0	0	1	0	7	12	0.00	1.000										




Batter	1	2	3	4	5	6	7	8	9	AB	R	H	RBI	BB	SO	LOB	TOP										
23 Sam Fuld, L (1, 8) OBP: 0.320, SLG: 0.364 84 Matt Angle, L (7, 7)	G4-3	K		G4-3			1B		K	4	0	1	1	0	1	2	<b>Oakland Athletics @ Kansas City Royals</b> <b>Surprise Stadium, Surprise, AZ</b> Fri Mar 13 2015, 4:08 PM - 6:58 PM EDT Att: 7,954 - Partly Cloudy - 83 F										
1 Billy Burns, S (1, 7) OBP: 0.433, SLG: 0.593 82 Tyler Marincov, R (9, PH) OBP: 1.000, SLG: 1.000	1B			1B			1B		1B	4	1	3	0	0	1	1											
18 Ben Zobrist, S (1, 9) OBP: 0.389, SLG: 0.688 38 Aiden Carrithers, L (5, 9) OBP: 0.500, SLG: 0.800	1B			F7		G3			F7	3	1	1	0	0	0	1											
16 Billy Butler, R (1, 3) OBP: 0.278, SLG: 0.667 65 John Nogowski, R (5, PH) (5, 3)	2B			F8		K			F3	2	0	1	2	0	0	1											
15 Brett Lawrie, R (1, 5) OBP: 0.118, SLG: 0.118 98 Ryon Healy, R (7, 5)	L5			K		F9			K	4	0	0	0	0	2	4											
45 Bryan Anderson, L (1, 2) OBP: 0.375, SLG: 0.357 78 Numan Romero, S (8, PH) OBP: 0.222, SLG: 0.125	L7			K					G3	3	0	0	0	0	1	1											
19 Josh Phegley, R (1, 10)		G6-3		K		G6-3			G6-3	4	1	0	0	0	2	0											
12 Andy Parrino, S (1, 6) OBP: 0.333, SLG: 0.368 66 Bruce Maxwell, L (8, 2)		G1-3							G4-3	4	1	2	0	0	0	0											
28 Eric Sogard, L (1, 4) OBP: 0.283, SLG: 0.333 86 Branden Cogswell, L (7, 4)									K	3	0	2	1	0	0	1											
<b>Inning Stats</b>	R: 2 E: 0 K: 0 S: 17	H: 3 LOB: 1 BB: 0 P: 26	R: 0 E: 0 K: 1 S: 11	H: 1 LOB: 1 BB: 0 P: 18	R: 0 E: 0 K: 1 S: 10	H: 1 LOB: 1 BB: 0 P: 15	R: 2 E: 0 K: 3 S: 20	H: 2 LOB: 1 BB: 0 P: 30	R: 0 E: 0 K: 1 S: 9	H: 0 LOB: 0 BB: 0 P: 11	R: 0 E: 0 K: 1 S: 12	H: 1 LOB: 1 BB: 0 P: 19	R: 0 E: 0 K: 2 S: 14	H: 2 LOB: 2 BB: 0 P: 18	R: 0 E: 0 K: 0 S: 6	H: 0 LOB: 0 BB: 0 P: 7		R: 0 E: 0 K: 2 S: 10	H: 1 LOB: 1 BB: 0 P: 13	1B: 8 2B: 3 3B: 0 HR: 0	SF: 0 SAC: 0 DP: 0 HBP: 0	WP: 1 PB: 0 SB: 1 CS: 0	PA: 39				
<b>PITCHER</b>	IP	WLS	BF	H	R	ER	SO	BB	IBB	HBP	BLK	WP	HR	S	P	ERA	WHIP										
36 Edinson Volquez, R (1, 1) ERA: 6.23	2.1	W	12	5	2	2	1	0	0	0	0	0	0	34	52	7.71	2.143										
31 Louis Coleman, R (3, 1) ERA: 4.75	1.2	H	8	2	2	2	4	0	0	0	0	1	0	24	37	10.80	1.200										
54 Jason Frasor, R (5, 1) ERA: 4.75	1.0	H	3	0	0	0	1	0	0	0	0	0	0	9	11	0.00	0.000										
40 Kelvin Herrera, R (6, 1) ERA: 3.0	1.0	H	4	1	0	0	1	0	0	0	0	0	0	12	19	0.00	1.000										
32 Chris Young, R (7, 1) ERA: 3.0	1.0		5	2	0	0	2	0	0	0	0	0	0	14	18	0.00	2.000										

Batter	1	2	3	4	5	6	7	8	9	AB	R	H	RBI	BB	SO	LOB	BOTTOM										
9 Ryan Jackson, R (1, 4) OBP: 0.722, SLG: 0.615 65 Whit Merrifield, R (6, 4) OBP: 0.444, SLG: 0.375	K	1B		K					L4	3	0	1	1	0	2	0	<b>Oakland Athletics @ Kansas City Royals</b> <b>Surprise Stadium, Surprise, AZ</b> Fri Mar 13 2015, 4:08 PM - 6:58 PM EDT Att: 7,954 - Partly Cloudy - 83 F										
15 Alex Rios, R (1, 9) OBP: 0.400, SLG: 0.947 45 Lane Adams, R (6, 9) OBP: 0.273, SLG: 0.273	F8	F8				F4			K	3	0	0	0	0	1	1											
6 Lorenzo Cain, R (1, 8) OBP: 0.353, SLG: 0.375 16 Paulo Orlando, R (6, 8) OBP: 0.500, SLG: 0.875	2B	L8				2B				3	1	1	0	0	0	1											
35 Eric Hosmer, L (1, 3) OBP: 0.316, SLG: 0.684 66 Matt Fields, R (6, 3) OBP: 0.182, SLG: 0.200	1B			F7		1B			K	1	0	0	0	0	1	1											
25 Kendrys Morales, S (1, 10) OBP: 0.323, SLG: 0.448 12 Ryan Roberts, R (5, PR) OBP: 0.429, SLG: 0.583	1B			G3					K	2	1	1	0	1	0	0											
13 Salvador Perez, R (1, 2) OBP: 0.316, SLG: 0.579 0 Terrance Gore, R (3, PR)	1B								F8	2	1	2	3	0	0	0											
26 Francisco Peña, R (4, 2) OBP: 0.154, SLG: 0.154 Parker Morin, L (8, 2)	HR									2	0	1	1	0	0	0											
8 Mike Moustakas, L (1, 5) OBP: 0.350, SLG: 0.368 16 Orlando Calixte, R (6, 5) OBP: 0.444, SLG: 1.000	F9									3	0	0	0	0	0	3											
68 Brett Eibner, R (1, 7) OBP: 0.615, SLG: 1.417 34 Rey Fuentes, L (7, PH) (8, 7)	3B								L7	3	1	2	0	0	0	0											
78 Gabriel Noriega, R (1, 8) OBP: 0.438, SLG: 0.357 75 Adalberto Mondesi, S (8, 6) OBP: 0.353, SLG: 0.467	K								K	2	1	0	0	1	2	1											
<b>Inning Stats</b>	R: 4 E: 0 K: 1 S: 18	H: 4 LOB: 0 BB: 0 P: 27	R: 1 E: 0 K: 1 S: 8	H: 2 LOB: 1 BB: 0 P: 11	R: 0 E: 0 K: 0 S: 7	H: 1 LOB: 2 BB: 0 P: 9	R: 0 E: 0 K: 2 S: 11	H: 1 LOB: 0 BB: 0 P: 14	R: 1 E: 0 K: 1 S: 12	H: 2 LOB: 2 BB: 1 P: 20	R: 2 E: 0 K: 1 S: 15	H: 1 LOB: 1 BB: 2 P: 28	R: 0 E: 0 K: 1 S: 11	H: 1 LOB: 1 BB: 0 P: 13	R: 0 E: 0 K: 2 S: 9	H: 0 LOB: 0 BB: 0 P: 12	R: 0 E: 0 K: 2 S: 11	H: 0 LOB: 0 BB: 0 P: 12	1B: 7 2B: 3 3B: 1 HR: 1	SF: 0 SAC: 0 DP: 0 HBP: 0	WP: 0 PB: 0 SB: 1 CS: 0	PA: 38					
<b>PITCHER</b>	IP	WLS	BF	H	R	ER	SO	BB	IBB	HBP	BLK	WP	HR	S	P	ERA	WHIP										
40 Chris Bassitt, R (1, 1) ERA: 9.0	3.0	L	16	7	5	5	2	0	0	0	0	0	0	11	14	0.00	1.000										
73 Kevin Whelan, R (4, 1) ERA: 4.5	1.0		3	1	0	0	2	0	0	0	0	0	0	11	14	0.00	1.000										
44 Eury De La Rosa, L (5, 1) ERA: 4.5	1.0		6	2	1	1	1	1	0	0	0	0	0	12	20	9.00	3.000										
49 Brad Mills, L (6, 1) ERA: 11.25	2.0		10	2	2	2	2	2	0	0	0	0	0	26	41	9.00	2.000										
97 Bobby Wahl, R (8, 1) ERA: 3.38	1.0		3	0	0	0	2	0	0	0	0	0	0	9	12	0.00	0.000										

**AB** 39  
**R** 4  
**H** 11  
**RBI** 4  
**BB** 0  
**SO** 11  
**LOB** 16



**AB** 35  
**R** 8  
**H** 12  
**RBI** 8  
**BB** 3  
**SO** 9  
**LOB** 10



[livebaseballscorecards.com](http://livebaseballscorecards.com)

[livebaseballscorecards.com](http://livebaseballscorecards.com)







Batter	1	2	3	4	5	6	7	8	9	AB	R	H	RBI	BB	SO	LOB	TOP								
7 Grégor Blanco, L (1,8) OBP: 0.450, SLG: 0.500 77 Darren Ford, R (7,8)										2	1	1	0	2	0	1	<b>San Francisco Giants @ Oakland Athletics</b> Hohokam Stadium, Mesa, AZ Sat Mar 14 2015, 4:06 PM - 6:53 PM EDT Att: 10,260 - Sunny - 85 F								
50 Matt Duffy, R (1,6) OBP: 0.375, SLG: 0.609 66 Carlos Trunfel, R (7,6)										4	1	2	0	0	0	3									
45 Travis Ishikawa, L (1,3)										4	0	0	0	0	0	3									
14 Casey McGehee, R (1,5) OBP: 0.524, SLG: 0.700 81 Mitch Dellino, R (6,5)										3	0	2	2	0	1	0									
35 Brandon Crawford, L (1,10) OBP: 0.222, SLG: 0.333 91 John Bowker, L (8,PH)										2	0	0	0	1	0	1									
29 Héctor Sánchez, S (1,2) OBP: 0.283, SLG: 0.368 77 Aramis Garcia, R (8,PH)										3	0	0	0	0	3	3									
2 Juan Carlos Perez, R (1,7) OBP: 0.222, SLG: 0.333 87 Brett Jackson, L (7,7)										3	0	0	0	0	0	2									
47 Jarrett Parker, L (1,9) OBP: 0.391, SLG: 0.316										3	0	0	0	1	1	0									
21 Brandon Hicks, R (1,4) OBP: 0.409, SLG: 0.471										3	0	1	0	1	0	1									
<b>Inning Stats</b>	R: 2 E: 0 K: 1 S: 8	H: 3 LOB: 1 BB: 0 P: 8	R: 0 E: 0 K: 1 S: 7	H: 1 LOB: 0 BB: 0 P: 7	R: 0 E: 0 K: 1 S: 5	H: 1 LOB: 0 BB: 0 P: 5	R: 0 E: 0 K: 1 S: 5	H: 0 LOB: 1 BB: 2 P: 5	R: 0 E: 0 K: 1 S: 6	H: 1 LOB: 2 BB: 1 P: 10	R: 0 E: 0 K: 0 S: 3	H: 0 LOB: 1 BB: 1 P: 7	R: 0 E: 0 K: 1 S: 4	H: 0 LOB: 1 BB: 1 P: 9	R: 0 E: 0 K: 1 S: 5	H: 0 LOB: 1 BB: 1 P: 9		1B: 4 2B: 2 3B: 0 HR: 0	SF: 0 SAC: 0 DP: 2 HBP: 0	WP: 0 PB: 0 SB: 1 CS: 0	PA: 36				
<b>PITCHER</b>	IP	WLS	BF	H	R	ER	SO	BB	IBB	HBP	BLK	WP	HR	S	P	ERA	WHIP								
30 Jesse Chavez, R (1,1) ERA: 4.32	4.1	W	17	5	2	2	4	0	0	0	0	0	0	26	26	4.15	1.154								
33 Fernando Rodriguez Jr., R (6,1) ERA: 2.45	1.0	H	6	1	0	0	0	3	0	0	0	0	0	3	15	0.00	4.000								
72 Jim Fuller, L (6,1) ERA: 1.93	1.0	H	3	0	0	0	1	0	0	0	0	0	0	5	5	0.00	0.000								
71 Angel Castro, R (7,1) ERA: 1.93	1.2	H	7	0	0	0	1	2	0	0	0	0	0	6	15	0.00	1.200								
76 Brock Huntzinger, R (9,1) ERA: 1.8	1.0	S	4	0	0	0	1	1	0	0	0	0	0	5	9	0.00	1.000								

Batter	1	2	3	4	5	6	7	8	9	AB	R	H	RBI	BB	SO	LOB	BOTTOM								
1 Billy Burns, S (1,8) OBP: 0.471, SLG: 0.677 93 J.P. Sportman, R (9,8)										4	3	3	0	0	0	1	<b>San Francisco Giants @ Oakland Athletics</b> Hohokam Stadium, Mesa, AZ Sat Mar 14 2015, 4:06 PM - 6:53 PM EDT Att: 10,260 - Sunny - 85 F								
28 Eric Sogard, L (1,4) OBP: 0.506, SLG: 0.364 86 Branden Cogswell, L (9,4)										4	0	2	1	0	0	2									
18 Ben Zobrist, S (1,7) OBP: 0.381, SLG: 0.684 84 Matt Angle, L (7,7) OBP: 0.500, SLG: 0.500 86 Wade Kirkland, R (9,7)										3	0	1	2	0	0	2									
16 Billy Butler, R (1,3) OBP: 0.273, SLG: 0.632 98 Ryon Healy, R (7,PR)										4	0	1	0	0	1	3									
45 Bryan Anderson, L (1,10) OBP: 0.350, SLG: 0.333										4	0	1	0	0	0	2									
19 Josh Phegley, R (1,2) OBP: 0.182, SLG: 0.318										4	0	0	0	0	1	1									
12 Andy Parrino, S (1,5) ERA: 9.82 66 Bruce Maxwell, L (8,PH) 65 John Nogowski, R (9,3)										3	1	1	0	0	1	1									
38 Alden Carrithers, L (1,9) OBP: 0.400, SLG: 0.500										3	0	0	0	1	0	2									
78 Niuman Romero, S (1,6) OBP: 0.308, SLG: 0.250										4	1	2	1	0	0	2									
<b>Inning Stats</b>	R: 1 E: 0 K: 1 S: 7	H: 2 LOB: 1 BB: 0 P: 7	R: 3 E: 0 K: 0 S: 9	H: 5 LOB: 2 BB: 0 P: 9	R: 0 E: 0 K: 0 S: 4	H: 1 LOB: 1 BB: 0 P: 4	R: 0 E: 0 K: 0 S: 4	H: 1 LOB: 1 BB: 0 P: 4	R: 0 E: 0 K: 1 S: 5	H: 0 LOB: 0 BB: 0 P: 5	R: 0 E: 0 K: 0 S: 6	H: 3 LOB: 1 BB: 0 P: 6	R: 0 E: 1 K: 0 S: 3	H: 0 LOB: 1 BB: 1 P: 7	1B: 9 2B: 2 3B: 1 HR: 0	SF: 0 SAC: 0 DP: 1 HBP: 0		WP: 0 PB: 0 SB: 1 CS: 1	PA: 36						
<b>PITCHER</b>	IP	WLS	BF	H	R	ER	SO	BB	IBB	HBP	BLK	WP	HR	S	P	ERA	WHIP								
18 Matt Cain, R (1,1) ERA: 9.82	1.2	L	11	6	4	4	1	0	0	0	0	0	0	14	14	21.60	3.600								
75 Braulio Lara, L (2,1) ERA: 1.93	2.1		10	3	0	0	0	0	0	0	0	0	0	10	10	0.00	1.286								
88 Jake Dunning, R (5,1) ERA: 1.93	1.0		3	0	0	0	1	0	0	0	0	0	0	5	5	0.00	0.000								
41 Jeremy Affeldt, L (6,1) ERA: 3.16	1.0		3	0	0	0	1	0	0	0	0	0	0	5	5	0.00	0.000								
46 Santiago Casilla, R (7,1) ERA: 10.5	1.0		5	3	1	1	0	0	0	0	0	0	0	6	6	9.00	3.000								
<b>PITCHER</b>	IP	WLS	BF	H	R	ER	SO	BB	IBB	HBP	BLK	WP	HR	S	P	ERA	WHIP								
38 Brett Bochy, R (8,1) ERA: 2.25	1.0		4	0	0	0	0	1	0	0	0	0	0	3	7	0.00	1.000								



Batter	1	2	3	4	5	6	7	8	9	AB	R	H	RBI	BB	SO	LOB	TOP									
1 Billy Burns, S (1,8) 83 Bobby Crocker, R (9,PH)										3	1	2	1	0	0	0	<b>Oakland Athletics @ Milwaukee Brewers</b> Maryvale Baseball Park, Phoenix, AZ Sun Mar 15 2015, 4:22 PM - 6:48 PM EDT Att: 5,614 - Sunny - 84 F									
23 Sam Fuld, L (1,9) 50 Max Muncy, L (6,5)										3	0	1	0	0	0	1										
15 Brett Lawrie, R (1,5) 5 Luke Carlin, S (6,2)										3	0	0	0	0	0	2										
21 Stephen Vogt, L (1,2) 7 Jason Pridle, L (6,9)										3	0	1	0	0	0	1										
10 Marcus Semien, R (1,6) 12 Andy Parrino, S (7,6)										3	0	0	0	0	1	1										
77 Matt Olson, L (1,3)										4	1	1	0	0	1	0										
20 Mark Canha, R (1,10)										3	1	0	0	1	2	1										
28 Eric Sogard, L (1,4) 52 Joey Wendle, L (7,4)										3	1	1	0	0	0	0										
25 Tyler Ladendorf, R (1,7) (9,8)										4	1	2	2	0	2	0										
<b>Inning Stats</b>	R: 0 E: 0 K: 0 S: 4	H: 1 LOB: 1 BB: 0 P: 4	R: 0 E: 0 K: 2 S: 7	H: 0 LOB: 0 BB: 0 P: 7	R: 0 E: 0 K: 1 S: 5	H: 0 LOB: 0 BB: 0 P: 5	R: 0 E: 0 K: 0 S: 4	H: 1 LOB: 1 BB: 0 P: 4	R: 3 E: 1 K: 0 S: 6	H: 3 LOB: 1 BB: 1 P: 11	R: 0 E: 0 K: 1 S: 5	H: 0 LOB: 0 BB: 0 P: 5	R: 0 E: 0 K: 2 S: 7	H: 0 LOB: 0 BB: 0 P: 7	R: 1 E: 1 K: 0 S: 5	H: 2 LOB: 1 BB: 0 P: 5		R: 1 E: 0 K: 1 S: 7	H: 2 LOB: 1 BB: 0 P: 8	1B: 8 2B: 1 3B: 0 HR: 0	SF: 1 SAC: 1 DP: 0 HBP: 0	WP: 1 PB: 0 SB: 1 CS: 0	PA: 37			
<b>PITCHER</b>	IP WLS BF H R ER SO BB IBB HBP BLK WP HR S P ERA WHIP																									
26 Kyle Lohse, R (1,1) ERA: 1.8	4.1		16	2	1	1	3	1	0	0	0	0	0	0	0	21	25	2.08	0.692							
48 Neal Cotts, L (5,1) ERA: 13.5	0.1	L	4	3	1	1	0	0	0	0	0	0	0	0	4	4	27.00	9.000								
47 Rob Wooten, R (5,1) ERA:	1.1		4	0	1	0	1	0	0	0	0	0	0	0	6	7	0.00	0.000								
75 Tyler Cravy, R (7,1) ERA: 16.88	1.0		3	0	0	0	2	0	0	0	0	0	0	0	7	7	0.00	0.000								
59 Josh Roenicke, R (8,1) ERA: 9.0	1.0		5	2	1	1	0	0	0	0	0	0	0	5	5	9.00	2.000									
77 David Goforth, R (9,1) ERA: 2.25	1.0		5	2	1	1	1	0	0	0	0	0	0	0	8	8	9.00	2.000								

Batter	1	2	3	4	5	6	7	8	9	AB	R	H	RBI	BB	SO	LOB	BOTTOM								
28 Gerardo Parra, L (1,8) 70 Matt Long, L (6,8)										3	0	0	0	0	2	0	<b>Oakland Athletics @ Milwaukee Brewers</b> Maryvale Baseball Park, Phoenix, AZ Sun Mar 15 2015, 4:22 PM - 6:48 PM EDT Att: 5,614 - Sunny - 84 F								
20 Jonathan Lucroy, R (1,2) 93 Michael Reed, R (6,9)										3	1	1	1	0	0	0									
8 Ryan Braun, R (1,9) 66 Juan Centeno, L (6,2)										3	0	0	0	0	2	1									
16 Aramis Ramirez, R (1,5) 91 Orlando Arcia, R (5,6)										2	0	1	0	0	0	0									
18 Khris Davis, R (1,7) 61 Bryan Petersen, L (7,7)										3	1	2	0	0	0	0									
60 Matt Clark, L (1,3) 25 Hunter Morris, L (7,3)										3	0	1	0	0	0	2									
5 Héctor Gómez, R (1,4) 75 Tyler Cravy, R (7,1)										3	0	1	1	0	1	0									
59 Josh Roenicke, R (8,1) 77 David Goforth, R (9,PH) Parker Berberet, R (9,PH)										0	0	0	0	0	0	0									
62 Luis Sardinas, S (1,6) (5,5)										3	0	0	0	0	1	2									
26 Kyle Lohse, R (1,1) 48 Neal Cotts, L (5,1) 47 Rob Wooten, R (5,1) 65 Yadiel Rivera, R (7,4)										2	0	0	0	0	0	2									
<b>Inning Stats</b>	R: 0 E: 0 K: 2 S: 7	H: 0 LOB: 0 BB: 0 P: 7	R: 1 E: 0 K: 1 S: 8	H: 3 LOB: 2 BB: 0 P: 8	R: 1 E: 0 K: 0 S: 6	H: 3 LOB: 2 BB: 0 P: 6	R: 0 E: 0 K: 1 S: 5	H: 0 LOB: 0 BB: 0 P: 5	R: 0 E: 0 K: 2 S: 8	H: 0 LOB: 1 BB: 0 P: 8	R: 0 E: 0 K: 0 S: 3	H: 0 LOB: 0 BB: 0 P: 3	R: 0 E: 0 K: 0 S: 3	H: 0 LOB: 0 BB: 0 P: 3	R: 0 E: 0 K: 1 S: 5	H: 1 LOB: 0 BB: 0 P: 3	R: 0 E: 0 K: 1 S: 5	H: 0 LOB: 0 BB: 0 P: 5	1B: 4 2B: 2 3B: 0 HR: 1	SF: 0 SAC: 0 DP: 1 HBP: 0	WP: 0 PB: 0 SB: 0 CS: 0	PA: 34			
<b>PITCHER</b>	IP WLS BF H R ER SO BB IBB HBP BLK WP HR S P ERA WHIP																								
54 Sonny Gray, R (1,1) ERA: 5.68	4.0	W	18	6	2	2	4	0	0	0	0	0	0	0	26	26	4.50	1.500							
Chad Smith, R (5,1) ERA: 3.0	1.0	H	4	0	0	0	2	0	0	0	0	0	0	8	8	0.00	0.000								
75 Barry Zito, L (6,1) ERA: 4.15	4.0	S	12	1	0	0	1	0	0	0	0	0	0	14	14	0.00	0.250								

AB 34  
R 5  
H 9  
RBI 4  
BB 1  
SO 7  
LOB 10

AB 34  
R 2  
H 7  
RBI 2  
BB 0  
SO 7  
LOB 10




Batter	1	2	3	4	5	6	7	8	9	AB	R	H	RBI	BB	SO	LOB	TOP				
3 Craig Gentry, R OBP: 0.321, SLG: 0.304 83 Kent Matthes, R OBP: 0.400, SLG: 0.400	4-1 BB		0-3 K		0-0 F8		0-0 F9		0-0 G4-3	3	0	0	0	1	1	1					
52 Joey Wendle, L OBP: 0.385, SLG: 0.391	0-0 L4		0-0 G6-3		0-3 K2-3			0-0 10 BB 1B		4	0	1	0	0	1	1					
10 Marcus Semien, R OBP: 0.419, SLG: 0.556 67 Carson Blair, R	0-0 F8			0-0 21 F8 16 BB 7 FC5-4 1B	0-3 K			4-0 21 G4-6-3 BB		3	1	1	0	1	1	1					
16 Billy Butler, R OBP: 0.280, SLG: 0.571 77 Matt Olson, L OBP: 0.333, SLG: 0.393	0-0 F7			4-0 7 FC5-4 19 HBP BB	0-0 F9			0-0 F6		2	1	0	0	1	0	1					
21 Stephen Vogt, L OBP: 0.154, SLG: 0.083		0-0 F8		0-0 F8	0-3 K			0-0 G4-6-3		4	0	0	0	0	1	4					
20 Mark Canha, R OBP: 0.243, SLG: 0.412 25 Tyler Ladendorf, R OBP: 0.310, SLG: 0.379		0-3 K		1-0 7 FC5-4 HBP	0-3 K			0-0 50 F8 86 1B 12 SF7 1B		2	0	0	0	0	2	0					
7 Jason Pridie, L OBP: 0.233, SLG: 0.393 84 Matt Angle, L OBP: 0.500, SLG: 0.500 86 Wade Kirkland, R OBP: 1.000, SLG: 1.000		0-0 G1-3		0-0 FC5-4 19 E	0-3 K			0-0 1-2 1B		3	1	0	1	0	1	2					
19 Josh Phegley, R OBP: 0.280, SLG: 0.542 50 Max Muncy, L OBP: 0.462, SLG: 0.714			0-0 HR	0-0 E9 1-H 2-B 3-H	0-0 G3		4-0 12 G3 BB	0-0 F8		2	1	2	3	1	0	0					
12 Andy Parrino, S OBP: 0.281, SLG: 0.308			0-0 G4-3	0-3 K	0-0 G3			0-0 SF7		3	0	0	1	0	1	2					
<b>Inning Stats</b>	R: 0 E: 0 K: 0 S: 4	H: 0 LOB: 1 BB: 1 P: 8	R: 0 E: 0 K: 1 S: 5	H: 0 LOB: 0 BB: 0 P: 5	R: 1 E: 0 K: 1 S: 6	H: 1 LOB: 0 BB: 0 P: 6	R: 3 E: 1 K: 1 S: 7	H: 2 LOB: 1 BB: 1 P: 12	R: 0 E: 0 K: 2 S: 7	H: 0 LOB: 0 BB: 0 P: 7	R: 0 E: 0 K: 1 S: 5	H: 0 LOB: 1 BB: 1 P: 9	R: 0 E: 0 K: 0 S: 3	H: 1 LOB: 1 BB: 1 P: 7	R: 1 E: 0 K: 0 S: 5	H: 2 LOB: 1 BB: 0 P: 5	1B: 4 2B: 1 3B: 0 HR: 1	SF: 1 SAC: 0 DP: 1 HBP: 1	WP: 0 PB: 0 SB: 0 CS: 0	PA: 37	
<b>PITCHER</b>	IP	WLS	BF	H	R	ER	SO	BB	IBB	HBP	BLK	WP	HR	S	P	ERA	WHIP				
21 Zack Greinke, R ERA: 5.4	3.0		11	1	1	1	2	1	0	0	0	0	1	15	19	3.00	0.667				
41 Chris Hatcher, R ERA: 6.75	1.0		7	2	3	3	1	1	0	1	0	0	0	7	12	27.00	3.000				
62 Joel Peralta, R ERA: 4.5	1.0		3	0	0	0	2	0	0	0	0	0	0	7	7	0.00	0.000				
30 Chad Gaudin, R ERA	1.0		3	0	0	0	2	0	0	0	0	0	0	7	7	0.00	0.000				
63 Yimi Garcia, R ERA	1.0		4	0	0	0	1	1	0	0	0	0	0	5	9	0.00	1.000				
<b>PITCHER</b>	IP	WLS	BF	H	R	ER	SO	BB	IBB	HBP	BLK	WP	HR	S	P	ERA	WHIP				
54 David Huff, L ERA: 1.59	2.0		9	3	1	1	0	1	0	0	0	0	0	8	12	4.50	2.000				

**Oakland Athletics @ Los Angeles Dodgers**  
**Camelback Ranch, Glendale, AZ**  
 Mon Mar 16 2015, 4:09 PM - 6:52 PM EDT  
 Att: 8,421 - Sunny - 86 F

livebaseballscores.com

AB 31  
R 5  
H 6  
RBI 5  
BB 4  
SO 8  
LOB 17




Batter	1	2	3	4	5	6	7	8	9	AB	R	H	RBI	BB	SO	LOB	BOTTOM				
10 Justin Turner, R OBP: 0.364, SLG: 0.476 68 Kyle Jensen, R OBP: 0.357, SLG: 0.786	0-0 G5-3		0-0 G1-3			0-0 6 2B 1B		0-0 61 BB 80 HR 1B		3	0	1	0	0	0	0					
6 Darwin Barney, R OBP: 0.394, SLG: 0.550 61 Corey Seager, L OBP: 0.500, SLG: 0.455	0-0 5 G5-3 23 BB 1B			0-0 5 G5-4-3 1B		0-0 1-H 23 G3-1 2B		1-2 2-3 80 HR BB		3	0	3	1	0	0	0					
23 Adrián González, L OBP: 0.269, SLG: 0.217 80 Darnell Sweeney, S OBP: 0.471, SLG: 0.929	4-0 1-2 BB			0-0 F8		0-0 G3-1		2-0 1-H 2-H 3-H HR		2	0	0	1	1	0	2					
5 Juan Uribe, R OBP: 0.095, SLG: 0.095 7 Alex Guerrero, R OBP: 0.500, SLG: 0.647	0-0 G5-3			0-0 G5-4-3		0-0 F7		0-0 79 HBP 83 HR 1B		3	0	0	0	0	5	0					
16 Andre Ethier, L OBP: 0.250, SLG: 0.182 79 O'Koyea Dickson, R OBP: 0.400, SLG: 0.857		0-0 G4-3			0-3 K		0-0 F7	1-0 83 HR HBP		3	0	0	0	0	1	0					
33 Scott Van Slyke, R OBP: 0.300, SLG: 0.500 83 Scott Schebler, L OBP: 0.474, SLG: 1.000		0-0 P2			0-0 F8		0-0 G4-3	2-0 1-H 2-H HR		2	0	0	0	0	0	0					
31 Joc Pederson, L OBP: 0.458, SLG: 0.636 28 Chris Heisey, R OBP: 0.158, SLG: 0.235		0-0 G2-3			4-0 BB		0-0 P4	0-1 HR		1	0	0	0	1	0	0					
17 A.J. Ellis, R OBP: 0.294, SLG: 0.467 Austin Barnes, R OBP: 0.286, SLG: 0.364			0-0 F9		0-0 G6-3			0-1 81 BB 88 BB 60 HR 1B G5-3		2	0	0	0	0	1	0					
14 Enrique Hernández, R OBP: 0.192, SLG: 0.200 18 Erisbel Arzueta, R OBP: 0.200, SLG: 0.143			0-0 G5-3			0-0 F8		0-0 F9		2	0	0	0	0	0	0					
<b>Inning Stats</b>	R: 0 E: 0 K: 0 S: 3	H: 1 LOB: 1 BB: 1 P: 7	R: 0 E: 0 K: 0 S: 3	H: 0 LOB: 0 BB: 0 P: 3	R: 0 E: 0 K: 0 S: 3	H: 0 LOB: 0 BB: 0 P: 3	R: 0 E: 0 K: 1 S: 5	H: 1 LOB: 0 BB: 0 P: 3	R: 0 E: 0 K: 0 S: 3	H: 0 LOB: 2 BB: 0 P: 5	R: 0 E: 0 K: 0 S: 3	H: 0 LOB: 0 BB: 0 P: 3	R: 8 E: 0 K: 0 S: 10	H: 6 LOB: 0 BB: 1 P: 19	1B: 6 2B: 1 3B: 0 HR: 3	SF: 0 SAC: 0 DP: 2 HBP: 1	WP: 0 PB: 0 SB: 0 CS: 0	PA: 36			
<b>PITCHER</b>	IP	WLS	BF	H	R	ER	SO	BB	IBB	HBP	BLK	WP	HR	S	P	ERA	WHIP				
31 Kendall Graveman, R ERA: 5.4	1.1		6	2	2	2	0	0	0	0	0	0	0	6	6	13.50	1.500				
39 Eric O'Flaherty, L ERA: 2.25	1.0	H	3	0	0	0	0	0	0	0	0	0	0	3	3	0.00	0.000				
48 Ryan Cook, R ERA: 18.9	0.1	L	7	4	6	6	0	1	0	1	0	0	1	5	12	162.00	15.000				
53 Ryan Verdugo, L ERA: 3.18	0.2		4	2	2	2	0	0	0	0	0	0	2	5	7	27.00	3.000				

**Oakland Athletics @ Los Angeles Dodgers**  
**Camelback Ranch, Glendale, AZ**  
 Mon Mar 16 2015, 4:09 PM - 6:52 PM EDT  
 Att: 8,421 - Sunny - 86 F

livebaseballscores.com

AB 32  
R 10  
H 10  
RBI 10  
BB 3  
SO 1  
LOB 9














Batter	1	2	3	4	5	6	7	8	9	AB	R	H	RBI	BB	SO	LOB	TOP			
11 Jimmy Rollins, S (1, 6) 86 Dillon Moyer, R (6, 6)	F8		L3		K			G5-3		3	0	0	0	0	1	1	<b>Los Angeles Dodgers @ Oakland Athletics</b> Hohokam Stadium, Mesa, AZ Fri Mar 20 2015, 4:06 PM - 6:36 PM EDT Att: 10,324 - Partly Cloudy - 80 F			
16 Andre Ethier, L (1, 9) 72 Joey Curletta, R (6, FR)	F9			47 1B 33 G5-3				K		3	1	2	0	0	0	0				
47 Howie Kendrick, R (1, 4) Brandon Dixon, R (6, 4)	G5-3			28 S 28 FC5-4			F8		3	1	1	0	0	0	1					
33 Scott Van Slyke, R (1, 3) 91 Cody Bellinger, L (6, 3)		4-0 28 WP 5 G1-3		G5-3			P5		2	0	0	1	1	0	2					
5 Juan Uribe, R (1, 5) 56 J.P. Howell, L (6, 1) 60 Ali Solis, R (7, 2)	G1-3			28 FC5-4			K		2	0	0	0	0	1	1					
28 Chris Heisey, R (1, 8)	G3-1			WP			P3		3	0	0	1	0	0	2					
Scott Schebler, L (1, 7)	G4-3			1-2 2-H			F8		3	0	0	0	0	1	2					
17 A.J. Ellis, R (1, 2) 36 Adam Liberatore, L (7, 1) 58 David Aardsma, R (8, 1) Blake Smith, L (9, 1)			K				K		3	0	0	0	0	2	0					
22 Clayton Kershaw, L (1, 1) Daniel Mayora, R (6, 5)							G4-3		2	0	1	0	0	0	0					
								G6-3		1	0	0	0	0	0					
<b>Inning Stats</b>	R: 0 E: 0 K: 0 S: 3	H: 0 LOB: 0 BB: 0 P: 3	R: 0 E: 0 K: 0 S: 3	H: 0 LOB: 1 BB: 1 P: 8	R: 0 E: 0 K: 1 S: 5	H: 1 LOB: 0 BB: 0 P: 5	R: 2 E: 0 K: 1 S: 8	H: 2 LOB: 1 BB: 1 P: 13	R: 0 E: 0 K: 1 S: 5	H: 0 LOB: 0 BB: 0 P: 5	R: 0 E: 0 K: 1 S: 6	H: 1 LOB: 1 BB: 0 P: 6	R: 0 E: 0 K: 1 S: 5	H: 0 LOB: 0 BB: 0 P: 5	R: 0 E: 0 K: 3 S: 9	H: 0 LOB: 0 BB: 0 P: 9	1B: 4 2B: 1 3B: 0 HR: 0	SF: 0 SAC: 0 DP: 1 HBP: 0	WP: 2 PB: 0 SB: 1 CS: 0	PA: 32
<b>PITCHER</b>	IP WLS BF H R ER SO BB IBB HBP BLK WP HR S P ERA WHIP																			
54 Sonny Gray, R (1, 1) 76 Brock Huntzinger, R (6, 1) 75 Barry Zito, L (7, 1)	5.1 0.2 3.0	WLS 2 W	BF 21 2 9	H 4 0 0	R 2 0 0	ER 2 0 0	SO 3 1 5	BB 2 0 0	IBB 0 0 0	HBP 0 0 0	BLK 0 0 0	WP 2 0 0	HR 0 4 19	S 26 4 19	P 36 4 19	ERA 3.38 0.00 0.00	WHIP 1.125 0.000 0.000			

Batter	1	2	3	4	5	6	7	8	9	AB	R	H	RBI	BB	SO	LOB	BOTTOM			
4 Coco Crisp, S (1, 7) 84 Matt Angle, L (7, 9)	P6		L4			3 FC5-4 1B		K		3	0	1	0	0	2	<b>Los Angeles Dodgers @ Oakland Athletics</b> Hohokam Stadium, Mesa, AZ Fri Mar 20 2015, 4:06 PM - 6:36 PM EDT Att: 10,324 - Partly Cloudy - 80 F				
3 Craig Gentry, R (1, 8) 83 Kent Matthes, R (7, 7)	K					FC5-4 18 S			3	0	1	1	0	1	1					
18 Ben Zobrist, S (1, 4) 86 Brandon Cogswell, L (7, 4)	G5-3					1-2 1B			3	0	0	0	0	0	3					
16 Billy Butler, R (1, 10) 80 Trent Gilbert, L (9, PR)	G4-3					G6-3			3	0	0	0	1	0	1					
10 Marcus Semien, R (1, 6) 91 Chad Pinder, R (8, 6) 96 Anthony Aliotti, L (9, PH)	K					G6-3			3	0	0	0	0	2	0					
21 Stephen Vogt, L (1, 2) 5 Luke Carlin, S (8, 2)	K					F9			3	0	0	0	0	1	0					
25 Tyler Ladendorf, R (1, 9) 77 Matt Olson, L (1, 3)						F9			3	0	0	0	0	1	0					
12 Andy Parrino, S (1, 5)						P4			3	1	1	0	0	2	0					
						K2-3			3	1	1	0	0	2	0					
						G6-3			3	0	1	0	0	1	0					
<b>Inning Stats</b>	R: 0 E: 0 K: 1 S: 5	H: 0 LOB: 0 BB: 0 P: 5	R: 0 E: 0 K: 2 S: 7	H: 0 LOB: 0 BB: 0 P: 7	R: 1 E: 1 K: 0 S: 6	H: 3 LOB: 2 BB: 0 P: 6	R: 0 E: 0 K: 0 S: 3	H: 0 LOB: 0 BB: 0 P: 3	R: 0 E: 0 K: 1 S: 5	H: 0 LOB: 0 BB: 0 P: 5	R: 0 E: 0 K: 2 S: 7	H: 0 LOB: 0 BB: 0 P: 7	R: 0 E: 0 K: 3 S: 9	H: 0 LOB: 0 BB: 0 P: 9	R: 2 E: 0 K: 0 S: 3	H: 2 LOB: 1 BB: 2 P: 11	1B: 5 2B: 1 3B: 0 HR: 0	SF: 0 SAC: 0 DP: 1 HBP: 0	WP: 0 PB: 0 SB: 1 CS: 0	PA: 33
<b>PITCHER</b>	IP WLS BF H R ER SO BB IBB HBP BLK WP HR S P ERA WHIP																			
22 Clayton Kershaw, L (1, 1) 56 J.P. Howell, L (6, 1) 36 Adam Liberatore, L (7, 1) 58 David Aardsma, R (8, 1) Blake Smith, R (9, 1)	5.0 1.0 1.0 1.0 0.2	WLS H H H L	BF 18 4 3 3 5	H 3 0 0 2	R 1 0 0 2	ER 1 0 0 0 2	SO 0 0 0 3 0	BB 0 0 0 0 1	IBB 0 0 0 0 1	HBP 0 0 0 0 0	BLK 0 0 0 0 0	WP 0 0 0 0 0	HR 0 4 9 9 3	S 26 4 7 9 11	P 26 5 7 9 11	ERA 1.80 0.00 0.00 0.00 27.00	WHIP 0.600 1.000 0.000 0.000 4.500			

livebaseballscorecards.com

**AB 30**  
**R 2**  
**H 4**  
**RBI 2**  
**BB 2**  
**SO 9**  
**LOB 10**



livebaseballscorecards.com

**AB 31**  
**R 3**  
**H 6**  
**RBI 2**  
**BB 2**  
**SO 9**  
**LOB 9**





Batter	1	2	3	4	5	6	7	8	9	AB R H RBI BB SO LOB	TOP												
1 Billy Burns, S OBP: 0.468, SLG: 0.610 82 Tyler Marincov, R OBP: 0.500, SLG: 0.500	4-2 BB		1-0 1B		1-1 HBP		0-0 1B		0-1 G5-3	2 1 2 0 1 0 0 1 0 0 0 0 0 0	<b>Oakland Athletics @ Colorado Rockies</b> Salt River Fields at Talking Stick, Scottsdale, AZ Fri Mar 20 2015, 4:13 PM - 7:14 PM EDT Att: 11,557 - Partly Cloudy - 75 F												
23 Sam Fuld, L OBP: 0.316, SLG: 0.441 93 J.P. Sportman, R	3-3 SAFE		1-2 3B		3-3 SAFE		0-0 FC3-6 15 BB			4 0 1 2 0 2 5 0 0 0 0 0 0 0													
15 Brett Lawrie, R OBP: 0.222, SLG: 0.240 50 Max Muncy, L OBP: 0.433, SLG: 0.625	0-3 SAFE		1-1 P5		2-1 G6-3		3-4 BB			3 0 0 0 1 1 4 0 0 0 0 0 0 0													
19 Josh Phegley, R OBP: 0.258, SLG: 0.500 45 Bryan Anderson, L OBP: 0.346, SLG: 0.333		2-3 K2-3	0-0 G4-3		1-0 2B		2-3 K			4 0 1 0 0 2 3 0 0 0 0 0 0 0													
17 Ike Davis, L OBP: 0.500, SLG: 0.538 98 Ryon Healy, R OBP: 0.500, SLG: 0.500		0-1 1B		1-3 SAFE	2-1 G3		1-0 G4-3			3 1 1 0 0 1 1 1 0 0 0 0 0 0													
20 Mark Canha, R OBP: 0.273, SLG: 0.425	1-2 P4		0-1 1B		2-2 G6-3		0-3 K			4 0 1 0 0 1 2													
52 Joey Wendle, L OBP: 0.394, SLG: 0.433	2-2 1-H		0-1 G4-6-3		0-2 P5		0-1 G4-3			4 0 1 1 0 0 2													
7 Jason Pridie, L OBP: 0.250, SLG: 0.394	0-0 F7			4-0 1 HBP 28 BB		2-3 K		1-1 G3-1		3 0 0 0 1 1 1													
28 Eric Sogard, L OBP: 0.303, SLG: 0.323 86 Wade Kirkland, R OBP: 0.500, SLG: 0.500			1-1 F8		4-1 1 HBP		1-1 1B 23 FC3-6		0-0 P2	2 1 1 0 1 0 0 1 0 0 0 0 0 0													
<b>Inning Stats</b>	R: 0 E: 0 K: 2 S: 10	H: 0 LOB: 0 BB: 1 P: 17	R: 1 E: 0 K: 1 S: 18	H: 2 LOB: 1 BB: 0 P: 23	R: 1 E: 0 K: 0 S: 10	H: 2 LOB: 1 BB: 0 P: 14	R: 0 E: 0 K: 1 S: 8	H: 1 LOB: 0 BB: 0 P: 9	R: 0 E: 0 K: 1 S: 9	H: 0 LOB: 2 BB: 2 P: 23		R: 0 E: 0 K: 2 S: 15	H: 2 LOB: 2 BB: 1 P: 24	R: 0 E: 0 K: 1 S: 6	H: 0 LOB: 0 BB: 0 P: 7	R: 0 E: 0 K: 0 S: 5	H: 0 LOB: 0 BB: 0 P: 6	1B: 5 2B: 3 3B: 1 HR: 0	SF: 0 SAC: 0 DP: 3 HBP: 1	WP: 0 PB: 0 SB: 1 CS: 1	PA: 37		
<b>PITCHER</b>	IP WLS BF H R ER SO BB IBB HBP BLK WP HR S P ERA WHIP	29 Jorge De La Rosa, L ERA: 7.71 Nelson Gonzalez, R ERA: 4.1 31 Eddie Butler, R ERA: 3.12 54 Tommy Kahnle, R ERA: 2.08 74 Scott Oberg, R ERA: 12.27										47 Jairo Diaz, R ERA: 7.36										ERA WHIP	

AB	32
R	3
H	8
RBI	3
BB	4
SO	8
LOB	18



Batter	1	2	3	4	5	6	7	8	9	AB R H RBI BB SO LOB	BOTTOM												
43 Rafael Ynoa, S OBP: 0.323, SLG: 0.276 91 Joey Wong, L OBP: 0.500, SLG: 0.556	2-3 SAFE		0-2 1B		1-0 1B		0-0 G5-3		4-0 BB	3 1 2 0 0 1 0 1 0 0 0 1 0 1	<b>Oakland Athletics @ Colorado Rockies</b> Salt River Fields at Talking Stick, Scottsdale, AZ Fri Mar 20 2015, 4:13 PM - 7:14 PM EDT Att: 11,557 - Partly Cloudy - 75 F												
5 Carlos González, L OBP: 0.444, SLG: 0.563 65 Cristhian Adames, S OBP: 0.397, SLG: 0.467	1-0 1B		1-1 2B		1-0 F9		0-1 P6		1-2 2B	3 0 2 2 0 0 1 2 0 1 0 0 0 1													
2 Troy Tulowitzki, R OBP: 0.267, SLG: 0.643 10 Ben Paulsen, L OBP: 0.143, SLG: 0.176	1-3 SAFE		3-3 K		1-3 K		0-3 K		1-3 K	3 0 0 0 0 3 3 2 0 0 0 0 2 3													
20 Wilin Rosario, R OBP: 0.320, SLG: 0.583 72 Ryan Casteel, R OBP: 0.195, SLG: 0.320	0-3 SAFE		0-0 FC6-5-2-5		0-2 L8				0-0 L8	3 0 0 0 0 1 3 1 0 0 0 0 0 0													
8 Michael McKenry, R OBP: 0.280, SLG: 0.261		0-2 G4	0-1 G5-3		1-0 F7				2-0 L8	4 0 0 0 0 0 1													
1 Brandon Barnes, R OBP: 0.323, SLG: 0.259 83 Noel Cuevas, R OBP: 1.000, SLG: 1.000		2-3 K		0-0 1B		0-2 F9			0-2 1B	3 0 1 0 0 1 0 1 0 1 0 0 0 0													
16 Kyle Parker, R OBP: 0.455, SLG: 0.536 93 Jared Simon, R		2-1 2B		1-0 G6-3		1-0 1B			0-3 K	3 0 2 0 0 0 1 1 0 0 0 0 1 1													
4 Nick Hundley, R OBP: 0.167, SLG: 0.375 7 Matt McBride, R OBP: 0.344, SLG: 0.552		0-1 F9		1-2 L8		0-0 G3			0-0 F7	3 0 0 0 0 0 3 1 0 0 0 0 0 0													
9 DJ LeMahieu, R OBP: 0.333, SLG: 0.286 77 Trevor Story, R OBP: 0.308, SLG: 0.480			1-1 1B		3-2 F9		4-1 BB		1-3 K	2 1 1 0 0 0 1 1 0 0 0 1 1 0													
<b>Inning Stats</b>	R: 0 E: 0 K: 3 S: 12	H: 1 LOB: 1 BB: 0 P: 16	R: 0 E: 0 K: 1 S: 10	H: 1 LOB: 0 BB: 0 P: 14	R: 2 E: 0 K: 1 S: 13	H: 3 LOB: 1 BB: 0 P: 18	R: 0 E: 0 K: 0 S: 12	H: 1 LOB: 1 BB: 0 P: 17	R: 0 E: 0 K: 1 S: 9	H: 1 LOB: 1 BB: 0 P: 12		R: 0 E: 0 K: 0 S: 7	H: 0 LOB: 1 BB: 1 P: 11	R: 0 E: 0 K: 1 S: 8	H: 1 LOB: 1 BB: 0 P: 10	R: 0 E: 0 K: 2 S: 13	H: 1 LOB: 2 BB: 1 P: 20	1B: 7 2B: 3 3B: 0 HR: 0	SF: 0 SAC: 0 DP: 0 HBP: 0	WP: 1 PB: 0 SB: 0 CS: 0	PA: 39		
<b>PITCHER</b>	IP WLS BF H R ER SO BB IBB HBP BLK WP HR S P ERA WHIP	30 Jesse Chavez, R ERA: 4.38 36 Tyler Clippard, R ERA: 7.71 74 Pat Venditte, S ERA: 2.51 37 R.J. Alvarez, R ERA: 1.5 33 Fernando Rodriguez Jr., R ERA:										PITCHER 47 Jairo Diaz, R ERA: 7.36										ERA WHIP	

AB	37
R	2
H	10
RBI	2
BB	2
SO	10
LOB	19





Batter	1	2	3	4	5	6	7	8	9	AB	R	H	RBI	BB	SO	LOB	TOP						
6 Billy Hamilton, S OBP: 0.208, SLG: 0.304 9 Ryan Wright, R (8, 4)										3	0	1	0	1	0	2	<b>Cincinnati Reds @ Oakland Athletics</b> Hohokam Stadium, Mesa, AZ Sat Mar 21 2015, 4:10 PM - 6:48 PM EDT Att: 9,057 - Sunny - 81 F						
17 Kristopher Negrón, R OBP: 0.307, SLG: 0.517 7 Bryson Smith, R (1, 9) (8, 8)										4	0	2	1	0	0	1							
9 Marlon Byrd, R OBP: 0.461, SLG: 0.590 55 Narciso Crook, R (1, 7) (8, 9)										3	0	2	0	1	1								
21 Todd Frazier, R OBP: 0.250, SLG: 0.538 71 Irving Falu, S OBP: 0.348, SLG: 0.316 (1, 5) (5, 5)										1	0	0	0	1	0	2							
27 Brennan Boesch, L OBP: 0.394, SLG: 0.697 (1, 10)										4	0	0	0	0	3	4							
29 Brayan Peña, S OBP: 0.214, SLG: 0.222 73 Kyle Skipworth, L OBP: 0.421, SLG: 0.588 (1, 2) (7, 2)										2	0	0	0	1	1	2							
89 Chris Dominguez, R OBP: 0.192, SLG: 0.167 66 Josh Satin, R (1, 3) (8, 7)										3	0	1	0	0	1	5							
7 Eugenio Suárez, R OBP: 0.310, SLG: 0.536 80 Chad Wallach, R OBP: 0.313, SLG: 0.286 (1, 6) (8, 3)										3	0	1	0	0	0	1							
67 Iván De Jesús Jr., R OBP: 0.417, SLG: 0.545 32 Alex Blandino, R OBP: 0.333, SLG: 0.333 (1, 4) (8, 6)										3	1	1	0	0	0	0							
<b>Inning Stats</b>	R: 0 E: 0 K: 0 S: 4	H: 2 LOB: 1 BB: 4	R: 0 E: 0 K: 1 S: 6	H: 1 LOB: 1 BB: 0 P: 6	R: 0 E: 0 K: 0 S: 3	H: 0 LOB: 0 BB: 0 P: 3	R: 0 E: 1 K: 1 S: 6	H: 1 LOB: 2 BB: 1 P: 10	R: 0 E: 0 K: 0 S: 2	H: 0 LOB: 0 BB: 1 P: 7	R: 0 E: 0 K: 2 S: 8	H: 1 LOB: 3 BB: 2 P: 16	R: 1 E: 0 K: 1 S: 7	H: 3 LOB: 1 BB: 0 P: 7	R: 0 E: 0 K: 1 S: 5	H: 0 LOB: 0 BB: 0 P: 5		R: 0 E: 0 K: 0 S: 3	H: 0 LOB: 0 BB: 0 P: 3	1B: 6 2B: 2 3B: 1 HR: 0	SF: 0 SAC: 0 DP: 2 HBP: 0	WP: 0 PB: 0 SB: 1 CS: 1	PA: 37
<b>PITCHER</b>	IP WLS BF H R ER SO BB IBB HBP BLK WP HR S P ERA WHIP																						
32 Jesse Hahn, R ERA: 3.65 (1, 1)	5.0 W 19 4 0 0 2 2 0 0 0 0 0 0 0 21 30 0.00 1.200																						
58 Evan Scribner, R ERA: 4.32 (6, 1)	2.0 11 4 1 1 3 2 0 0 0 0 0 0 15 23 4.50 3.000																						
56 Fernando Abad, L ERA: 5.4 (8, 1)	1.0 3 0 0 0 1 0 0 0 0 0 0 0 5 5 0.00 0.000																						
73 Kevin Whelan, R ERA: (9, 1)	1.0 3 0 0 0 0 0 0 0 0 0 0 0 3 3 0.00 0.000																						

Batter	1	2	3	4	5	6	7	8	9	AB	R	H	RBI	BB	SO	LOB	BOTTOM						
4 Coco Crisp, S OBP: 0.214, SLG: 0.167 25 Tyler Ladendorf, R OBP: 0.289, SLG: 0.421 (1, 7) (6, 7) (7, 8)										3	0	0	0	0	2	2	<b>Cincinnati Reds @ Oakland Athletics</b> Hohokam Stadium, Mesa, AZ Sat Mar 21 2015, 4:10 PM - 6:48 PM EDT Att: 9,057 - Sunny - 81 F						
3 Craig Gentry, R OBP: 0.297, SLG: 0.313 7 Jason Pridie, L OBP: 0.250, SLG: 0.394 (1, 8) (7, 7) (8, 9)										4	0	0	0	0	1	1							
18 Ben Zobrist, S OBP: 0.355, SLG: 0.655 84 Matt Angle, L OBP: 0.400, SLG: 0.250 (1, 9) (8, 7)										4	1	1	0	0	0	0							
16 Billy Butler, R OBP: 0.314, SLG: 0.483 77 Matt Olson, L OBP: 0.310, SLG: 0.378 (1, 3) (6, 3)										2	1	1	0	1	1	0							
15 Brett Lawrie, R OBP: 0.233, SLG: 0.357 12 Andy Parrino, S OBP: 0.293, SLG: 0.294 (1, 5) (7, 6)										3	1	1	3	0	1	1							
21 Stephen Vogt, L OBP: 0.190, SLG: 0.105 20 Mark Canha, R OBP: 0.304, SLG: 0.500 (1, 10) (6, FH) (7, 10)										2	0	1	0	0	0	0							
10 Marcus Semien, R OBP: 0.472, SLG: 0.600 50 Max Muncy, L OBP: 0.419, SLG: 0.600 (1, 6) (7, 5)										3	1	1	1	0	0	1							
19 Josh Phegley, R OBP: 0.294, SLG: 0.606 67 Carson Blair, R OBP: 0.500, SLG: 0.400 (1, 2) (7, 2)										3	2	2	2	0	0	0							
28 Eric Sogard, L OBP: 0.333, SLG: 0.412 52 Joey Wendle, L OBP: 0.382, SLG: 0.419 (1, 4) (7, 4)										3	0	2	1	0	1	0							
<b>Inning Stats</b>	R: 3 E: 0 K: 1 S: 11	H: 4 LOB: 1 BB: 0 P: 13	R: 0 E: 0 K: 1 S: 6	H: 1 LOB: 1 BB: 0 P: 6	R: 0 E: 0 K: 2 S: 7	H: 0 LOB: 0 BB: 0 P: 7	R: 1 E: 0 K: 0 S: 5	H: 2 LOB: 1 BB: 0 P: 5	R: 0 E: 0 K: 0 S: 3	H: 0 LOB: 1 BB: 1 P: 7	R: 3 E: 0 K: 2 S: 11	H: 3 LOB: 0 BB: 0 P: 12	R: 0 E: 0 K: 2 S: 7	H: 0 LOB: 0 BB: 0 P: 7	R: 1 E: 0 K: 0 S: 5	H: 2 LOB: 1 BB: 0 P: 5		R: 0 E: 0 K: 0 S: 3	H: 0 LOB: 0 BB: 0 P: 3	1B: 4 2B: 6 3B: 0 HR: 2	SF: 0 SAC: 0 DP: 0 HBP: 0	WP: 1 PB: 0 SB: 0 CS: 0	PA: 37
<b>PITCHER</b>	IP WLS BF H R ER SO BB IBB HBP BLK WP HR S P ERA WHIP																						
26 Raisel Iglesias, R ERA: 2.53 (1, 1)	3.0 L 14 5 3 3 4 0 0 0 0 0 0 1 24 26 9.00 1.667																						
58 Nate Adcock, R ERA: 4.5 (4, 1)	1.0 5 2 1 1 0 0 0 0 0 0 0 0 5 5 9.00 2.000																						
54 Aroldis Chapman, L ERA: 4.0 (5, 1)	2.0 10 3 3 3 2 1 0 0 0 0 1 14 19 13.50 2.000																						
46 Paul Maholm, L ERA: 2.89 (7, 1)	2.0 8 2 1 1 2 0 0 0 0 0 0 0 12 12 4.50 1.000																						






Batter	1	2	3	4	5	6	7	8	9	AB	R	H	RBI	BB	SO	LOB	TOP										
1 Billy Burns, S OBP: 0.491, SLG: 0.578 (1, 8)										4	0	1	1	0	0	1	<b>Oakland Athletics @ Cincinnati Reds</b> Goodyear Ballpark, Goodyear, AZ Sun Mar 22 20:15, 4:06 PM - 6:45 PM EDT Att: 5,447 - Sunny - 82 F										
52 Joey Wendle, L OBP: 0.342, SLG: 0.371 (1, 4)										4	0	0	0	0	1	2											
10 Marcus Semien, R OBP: 0.471, SLG: 0.513 91 Chad Pinder, R (7, 6)										3	1	2	0	0	0	0											
17 Ike Davis, L OBP: 0.412, SLG: 0.500 96 Anthony Alonti, L (6, 3)										3	0	1	0	0	1	1											
20 Mark Canha, R OBP: 0.300, SLG: 0.500 (8, 7)										4	0	1	1	0	2	0											
77 Matt Olson, L OBP: 0.283, SLG: 0.341 (1, 10)										4	0	0	0	0	3	1											
50 Max Muncy, L OBP: 0.417, SLG: 0.350 83 Kent Matthes, R OBP: 0.429, SLG: 0.333 (8, 9)										2	1	0	0	1	0	0											
5 Luke Carlin, S OBP: 0.417, SLG: 0.350 45 Bryan Anderson, L OBP: 0.333, SLG: 0.316 (8, 2)										2	1	0	0	1	1	0											
25 Tyler Ladendorf, R OBP: 0.317, SLG: 0.463 (8, 5)										3	0	2	1	0	0	0											
<b>Inning Stats</b>	R: 0 E: 0 K: 0 S: 3	H: 0 LOB: 0 BB: 0 P: 3	R: 0 E: 0 K: 0 S: 3	H: 0 LOB: 0 BB: 0 P: 3	R: 0 E: 0 K: 0 S: 4	H: 1 LOB: 1 BB: 0 P: 4	R: 1 E: 0 K: 1 S: 7	H: 3 LOB: 1 BB: 0 P: 7	R: 0 E: 0 K: 1 S: 5	H: 0 LOB: 0 BB: 0 P: 5	R: 0 E: 0 K: 2 S: 8	H: 1 LOB: 1 BB: 0 P: 8	R: 2 E: 1 K: 2 S: 9	H: 2 LOB: 2 BB: 2 P: 17	R: 0 E: 0 K: 1 S: 5	H: 0 LOB: 0 BB: 0 P: 5		R: 0 E: 0 K: 2 S: 7	H: 0 LOB: 0 BB: 0 P: 7	1B: 4 2B: 3 3B: 0 HR: 0	SF: 0 SAC: 0 DP: 0 HBP: 0	WP: 0 PB: 0 SB: 0 CS: 0	PA: 35				
<b>PITCHER</b>	IP	WLS	BF	H	R	ER	SO	BB	IBB	HBP	BLK	WP	HR	S	P	ERA	WHIP										
44 Mike Leake, R ERA: 0.64 (1, 1)	5.0	18	4	1	1	2	0	0	0	0	0	0	0	22	22	1.80	0.800										
50 Jose Mijares, L ERA: 5.06 (6, 1)	1.0	4	1	0	0	2	0	0	0	0	0	0	0	8	8	0.00	1.000										
62 Pedro Villarreal, R ERA: 10.5 (7, 1)	1.0	7	2	2	2	2	2	0	0	0	0	0	0	9	17	18.00	4.000										
52 Tony Cingrani, L ERA: 1.0 (8, 1)	2.0	W	6	0	0	0	3	0	0	0	0	0	0	12	12	0.00	0.000										

Batter	1	2	3	4	5	6	7	8	9	AB	R	H	RBI	BB	SO	LOB	BOTTOM										
55 Skip Schumaker, L OBP: 0.281, SLG: 0.429 (1, 8)										3	0	0	0	1	0	0	<b>Oakland Athletics @ Cincinnati Reds</b> Goodyear Ballpark, Goodyear, AZ Sun Mar 22 20:15, 4:06 PM - 6:45 PM EDT Att: 5,447 - Sunny - 82 F										
19 Joey Votto, L OBP: 0.409, SLG: 0.438 80 Chad Wallach, R OBP: 0.353, SLG: 0.286 (8, 3)										3	0	1	0	0	1	0											
4 Brandon Phillips, R OBP: 0.290, SLG: 0.323 67 Ivan De Jesus Jr., R OBP: 0.417, SLG: 0.545 (8, 4)										3	0	0	0	0	1	1											
32 Jay Bruce, L OBP: 0.259, SLG: 0.565 (1, 9)										2	0	0	0	2	2	0											
2 Zack Cozart, R OBP: 0.259, SLG: 0.296 7 Eugenio Suárez, R OBP: 0.300, SLG: 0.517 (8, 6)										3	0	1	0	0	1	2											
23 Donald Lutz, L OBP: 0.250, SLG: 0.407 52 Tony Cingrani, L (8, 1)										1	0	0	0	0	0	3											
71 Irving Falu, S OBP: 0.333, SLG: 0.300 (9, PH)										3	0	0	0	0	1	1											
17 Kristopher Negrón, R OBP: 0.400, SLG: 0.545 (1, 5)										4	2	2	0	0	0	0											
16 Tucker Barnhart, L OBP: 0.227, SLG: 0.200 73 Kyle Skipworth, L OBP: 0.429, SLG: 0.556 (7, 2)										2	0	0	0	0	0	0											
44 Mike Leake, R (1, 1)										1	0	0	0	0	1	0											
50 Jose Mijares, L (6, 1)										0	0	0	0	0	0	0											
Jesse Winker, L OBP: 0.200, SLG: 0.222 62 Pedro Villarreal, R (7, 1)										1	0	0	0	0	0	0											
66 Josh Satin, R OBP: 0.250, SLG: 0.346 (8, 7)										2	1	2	4	0	0	0											
<b>Inning Stats</b>	R: 0 E: 0 K: 1 S: 5	H: 0 LOB: 0 BB: 0 P: 5	R: 0 E: 0 K: 2 S: 7	H: 0 LOB: 0 BB: 0 P: 7	R: 0 E: 0 K: 1 S: 5	H: 0 LOB: 0 BB: 0 P: 5	R: 0 E: 0 K: 0 S: 4	H: 1 LOB: 2 BB: 1 P: 8	R: 0 E: 0 K: 1 S: 5	H: 0 LOB: 0 BB: 0 P: 5	R: 0 E: 0 K: 0 S: 3	H: 0 LOB: 0 BB: 0 P: 3	R: 0 E: 0 K: 2 S: 8	H: 1 LOB: 1 BB: 0 P: 8	R: 3 E: 0 K: 0 S: 4	H: 2 LOB: 2 BB: 3 P: 17	R: 0 E: 0 K: 2 S: 8	H: 2 LOB: 1 BB: 0 P: 8	1B: 4 2B: 1 3B: 0 HR: 1	SF: 0 SAC: 1 DP: 1 HBP: 1	WP: 0 PB: 0 SB: 0 CS: 0	PA: 36					
<b>PITCHER</b>	IP	WLS	BF	H	R	ER	SO	BB	IBB	HBP	BLK	WP	HR	S	P	ERA	WHIP										
31 Kendall Graveman, R ERA: 0.64 (1, 1)	0.2	H	2	0	0	0	0	0	0	0	0	0	0	2	2	0.00	0.000										
53 Ryan Verdugo, L ERA: 2.84 (6, 1)	0.2	H	2	0	0	0	0	0	0	0	0	0	0	2	2	0.00	0.000										
36 Tyler Clippard, R ERA: 0.35 (7, 1)	1.0	H	4	1	0	0	2	0	0	0	0	0	0	8	8	0.00	1.000										
76 Brock Huntzinger, R ERA: 5.4 (8, 1)	1.0	B	8	2	3	3	0	2	1	1	0	0	1	4	17	27.00	4.000										
33 Fernando Rodriguez Jr., R ERA: 1.69 (9, 1)	0.2	L	4	2	1	1	2	0	0	0	0	0	0	8	8	13.50	3.000										

**AB 33**  
**R 3**  
**H 7**  
**RBI 3**  
**BB 2**  
**SO 9**  
**LOB 5**



**AB 30**  
**R 4**  
**H 6**  
**RBI 4**  
**BB 4**  
**SO 9**  
**LOB 8**



[livebaseballscorecards.com](http://livebaseballscorecards.com)

[livebaseballscorecards.com](http://livebaseballscorecards.com)



Batter	1	2	3	4	5	6	7	8	9	AB	R	H	RBI	BB	SO	LOB	TOP														
4 Coco Crisp, S OBP: 0.176, SLG: 0.133 7 Jason Pridie, L OBP: 0.263, SLG: 0.382	G3		F9		G3-1		G3-1			3	0	0	0	0	0	1	<b>Oakland Athletics @ Cleveland Indians</b> Goodyear Ballpark, Goodyear, AZ Mon Mar 23 2015, 4:05 PM - 7:41 PM EDT Att: 3,775 - Sunny - 82 F														
3 Craig Gentry, R OBP: 0.300, SLG: 0.294 25 Tyler Ladendorf, R OBP: 0.302, SLG: 0.442	BB		E5		F9			F9	F8	2	0	0	0	1	0	1															
18 Ben Zobrist, S OBP: 0.353, SLG: 0.625 91 Chad Pinder, R	K		CS		G3-1			G5-3		3	0	1	0	0	1	1															
16 Billy Butler, R OBP: 0.316, SLG: 0.469 98 Ryon Healy, R OBP: 0.333, SLG: 0.333	K							P4		3	1	1	0	0	2	2															
17 Ike Davis, L OBP: 0.524, SLG: 0.500 86 Wade Kirkland, R OBP: 0.500, SLG: 0.500	K									2	0	1	0	2	1	0															
19 Josh Phegley, R OBP: 0.270, SLG: 0.556 93 J.P. Sportman, R OBP: 1.000, SLG: 4.000	F8									3	0	0	0	0	1	3															
20 Mark Canha, R OBP: 0.296, SLG: 0.480	1B									4	0	1	0	0	2	4															
12 Andy Parrino, S OBP: 0.289, SLG: 0.289	G6-3									4	0	1	0	0	0	1															
28 Eric Sogard, L OBP: 0.333, SLG: 0.432 45 Bryan Anderson, L OBP: 0.320, SLG: 0.304			P6							3	0	1	0	0	0	0															
										1	0	0	0	0	1	1															
<b>Inning Stats</b>	R: 0 E: 0 K: 2 S: 7	H: 0 LOB: 1 BB: 1 P: 12	R: 0 E: 0 K: 1 S: 6	H: 1 LOB: 1 BB: 0 P: 6	R: 0 E: 1 K: 0 S: 3	H: 0 LOB: 0 BB: 0 P: 3	R: 1 E: 1 K: 1 S: 6	H: 1 LOB: 1 BB: 1 P: 10	R: 0 E: 0 K: 0 S: 4	H: 1 LOB: 1 BB: 0 P: 4	R: 0 E: 0 K: 2 S: 9	H: 2 LOB: 2 BB: 0 P: 9	R: 0 E: 0 K: 0 S: 3	H: 0 LOB: 0 BB: 0 P: 3	R: 0 E: 0 K: 0 S: 3	H: 0 LOB: 0 BB: 0 P: 3	R: 2 E: 0 K: 2 S: 11	H: 2 LOB: 2 BB: 2 P: 20	1B: 5 2B: 1 3B: 0 HR: 1	SF: 0 SAC: 0 DP: 0 HBP: 0	WP: 0 PB: 0 SB: 0 CS: 1	PA: 39									
<b>PITCHER</b>	IP WLS BF H R ER SO BB IBB HBP BLK WP HR S P ERA WHIP																														
34 Zach McAllister, R ERA: 3.21 48 Scott Atchison, R ERA: 2.25 35 Marc Rzepczynski, L ERA: 1.5 27 Bryan Shaw, R ERA: 9.53 57 Kyle Crockett, L ERA: 3.0	4.0 1.0 6.1 7.1 8.1	W L L L L	16 4 5 3 3	2 1 2 0 0	1 0 0 0 0	0 0 0 0 0	4 0 2 0 0	2 0 0 0 0	0 0 0 0 0	0 0 0 0 0	0 0 0 0 0	0 0 0 0 0	22 4 9 3 3	31 4 9 3 3	0.00 0.00 2.000 0.000 0.000	1.000 1.000 2.000 0.000 0.000															
20 C.C. Lee, R ERA: 3.0	1.0		7	2	2	2	2	2	2	2	0	0	0	0	0	0	0	0	1	11	20	18.00	4.000								

AB	34
R	3
H	7
RBI	2
BB	4
SO	8
LOB	16



Batter	1	2	3	4	5	6	7	8	9	AB	R	H	RBI	BB	SO	LOB	BOTTOM							
24 Michael Bourn, L OBP: 0.432, SLG: 0.471 17 Clint Frazier, R OBP: 0.200, SLG: 0.800	23 1B 41 SF7 11 1B	G4-3		F7		F8		F9		3	1	1	0	0	0	0	<b>Oakland Athletics @ Cleveland Indians</b> Goodyear Ballpark, Goodyear, AZ Mon Mar 23 2015, 4:05 PM - 7:41 PM EDT Att: 3,775 - Sunny - 82 F							
11 José Ramírez, S OBP: 0.285, SLG: 0.368 77 Destin Hood, R OBP: 0.222, SLG: 0.269	44 BB 23 1B 8 2B	G3		P6		F8		P4		3	1	1	0	0	0									
23 Michael Brantley, L OBP: 0.367, SLG: 0.597 76 Ryan Rohlinger, R OBP: 0.346, SLG: 0.636	44 BB 8 2B					F9				3	2	2	0	0	0									
41 Carlos Santana, S OBP: 0.311, SLG: 0.513 36 Jesús Aguilar, R OBP: 0.415, SLG: 0.621	SF7					G5-3		G6-3		2	1	1	3	0	0									
44 Brandon Moss, L OBP: 0.350, SLG: 0.842 61 Jerry Sands, R OBP: 0.484, SLG: 0.444	8 2B	G4-3				K				2	0	0	0	1	1									
8 Lonnie Chisenhall, L OBP: 0.429, SLG: 0.548 79 Audy Ciriaco, R OBP: 0.211, SLG: 0.474	1-2 2-3	BB								3	0	3	2	0	0									
9 Ryan Raburn, R OBP: 0.250, SLG: 0.207 33 Mike Papi, L	1-2 2-3	BB								3	0	0	0	0	2									
55 Roberto Pérez, R OBP: 0.417, SLG: 0.600 54 Adam Moore, R OBP: 0.273, SLG: 0.200	K									3	1	1	1	0	2									
1 Michael Martínez, S OBP: 0.345, SLG: 0.552										4	0	1	1	0	0									
										1	0	0	0	0	0									
<b>Inning Stats</b>	R: 3 E: 0 K: 2 S: 11	H: 4 LOB: 2 BB: 1 P: 15	R: 0 E: 0 K: 0 S: 3	H: 0 LOB: 0 BB: 0 P: 3	R: 2 E: 0 K: 1 S: 8	H: 3 LOB: 1 BB: 0 P: 9	R: 0 E: 0 K: 0 S: 3	H: 0 LOB: 0 BB: 0 P: 3	R: 0 E: 0 K: 1 S: 5	H: 0 LOB: 0 BB: 0 P: 5	R: 2 E: 0 K: 1 S: 8	H: 3 LOB: 1 BB: 0 P: 9	R: 1 E: 0 K: 0 S: 4	H: 2 LOB: 0 BB: 0 P: 4	R: 0 E: 0 K: 0 S: 4	H: 1 LOB: 2 BB: 1 P: 8	1B: 9 2B: 3 3B: 0 HR: 1	SF: 1 SAC: 0 DP: 1 HBP: 0	WP: 0 PB: 1 SB: 0 CS: 0	PA: 38				
<b>PITCHER</b>	IP WLS BF H R ER SO BB IBB HBP BLK WP HR S P ERA WHIP																							
40 Chris Bassitt, R ERA: 8.76 61 Dan Otero, R ERA: 4.5 48 Ryan Cook, R ERA: 16.88 74 Pat Venditte, S ERA: 2.25	4.1 0.2 2.0 1.0	L L L L	21 2 10 5	7 0 5 1	5 0 3 0	5 0 3 0	3 1 1 0	0 0 0 0	0 0 0 0	0 0 0 0	0 0 0 0	0 0 0 0	26 4 12 4	31 4 13 8	0.00 0.000 13.50 0.00	1.846 0.000 2.500 2.000								

AB	35
R	8
H	13
RBI	8
BB	2
SO	5
LOB	17





Batter	1	2	3	4	5	6	7	8	9	AB	R	H	RBI	BB	SO	LOB	TOP				
24 Dexter Fowler, S OBP: 0.405, SLG: 0.286 8 Chris Coghlan, L OBP: 0.444, SLG: 0.500	0-0 BB 1B	4-0 BB	4-0 BB	4-0 BB	4-0 BB		0-0 6E 6G3 1B		4-0 61B BB	1 1 1 0 2 0 0 1 0 1 0 1 0 0											
21 Junior Lake, R OBP: 0.371, SLG: 0.333 16 Chris Valaika, R OBP: 0.129, SLG: 0.100	4-0 47S 681B BB	4-0 BB		0-3 K			0-0 F8		0-3 K	1 0 0 0 2 1 1 2 0 0 0 0 1 2											
68 Jorge Soler, R OBP: 0.395, SLG: 0.611 6 Ryan Sweeney, L OBP: 0.250, SLG: 0.304	0-0 1-2 2H 1B	0-0 F9			4-0 BB		0-0 G3		0-0 77 FC5-4 1B	2 0 1 1 1 0 2 2 0 1 0 0 0 1											
44 Anthony Rizzo, L OBP: 0.211, SLG: 0.147 96 Jae-Hoon Ha, R OBP: 0.333, SLG: 0.333	0-3 K		0-0 G3		0-0 F9		0-3 K		0-0 F8	3 0 0 0 0 1 3 2 0 0 0 0 1 3											
76 Kris Bryant, R OBP: 0.531, SLG: 1.500 77 Dustin Geiger, R OBP: 0.200, SLG: 0.200	0-3 K		0-0 HR		0-0 F9				0-0 89 PB 1B	3 1 1 1 0 1 3 2 0 1 0 0 0 2											
47 Miguel Montero, L OBP: 0.185, SLG: 0.308 89 Wes Darvill, L OBP: 0.167, SLG: 0.167	4-0 1-2 2-3 BB		0-3 K		0-0 G4-3				1-0 F8	2 0 0 0 1 1 1 1 0 0 0 0 0 1											
9 Javier Báez, R OBP: 0.190, SLG: 0.205 Tim Saunders, R	0-3 K		0-0 F8						4-0 91 G6-4-3 BB	2 0 0 0 1 1 3 0 0 0 0 1 0 0											
75 Addison Russell, R OBP: 0.407, SLG: 0.600 60 Joe Ortiz, L 66 Drake Britton, L 88 Pin-Chieh Chen, L OBP: 0.390, SLG: 1.000 71 Frank Balista, R		0-0 F9		0-0 G5-3		0-0 P6		0-0 F9		3 0 0 0 0 0 1 0 0 0 0 0 0 0 0 0 0 0 0 0 0 1 0 0 0 0 0 2 0 0 0 0 0 0 0											
50 Blake Parker, R 93 Trey Martin, R 36 Edwin Jackson, R 99 Fernando Cruz, R 48 Francisley Bueno, L 72 Jorge De Leon, R 91 Ben Cahart, R		0-0 P3		0-0 G6-3		0-0 G6-4-3		0-0 F8		0 0 0 0 0 0 0 1 0 0 0 0 0 0 0 0 0 0 0 0 0 1 0 2 0 0 0 0 0 0 3											
<b>Inning Stats</b>	R: 1 E: 0 K: 3 S: 11	H: 2 LOB: 3 BB: 2 P: 19	R: 0 E: 0 K: 0 S: 3	H: 0 LOB: 2 BB: 2 P: 11	R: 1 E: 0 K: 1 S: 6	H: 1 LOB: 0 BB: 0 P: 6	R: 0 E: 0 K: 1 S: 5	H: 0 LOB: 1 BB: 1 P: 7	R: 0 E: 0 K: 0 S: 2	H: 0 LOB: 0 BB: 1 P: 6	R: 0 E: 1 K: 1 S: 6	H: 1 LOB: 1 BB: 0 P: 6	R: 0 E: 0 K: 0 S: 4	H: 1 LOB: 2 BB: 1 P: 9	R: 0 E: 0 K: 1 S: 6	H: 1 LOB: 2 BB: 1 P: 10	1B: 5 2B: 0 3B: 0 HR: 1	SF: 0 SAC: 0 DP: 1 HBP: 0	WP: 0 PB: 1 SB: 2 CS: 0	PA: 41	
<b>PITCHER</b>	IP WLS BF H R ER SO BB IBB HBP BLK WP HR S P ERA WHIP	2.2 W 15 3 2 2 4 4 0 0 0 0 1 19 35 6.75 2.625	3.1 H 1 0 0 0 0 0 0 0 0 0 0 16 28 0.00 1.000	4.1 H 15 1 0 0 2 3 0 0 0 0 0 4 9 0.00 2.000	9.1 H 5 1 0 0 1 1 0 0 0 0 0 6 10 0.00 2.000																

Chicago Cubs @ Oakland Athletics  
Hohokam Stadium, Mesa, AZ  
Tue Mar 24 2015, 4:06 PM - 8:01 PM EDT  
Att: 9,032 - Sunny - 83 F

AB	32
R	2
H	6
RBI	2
BB	9
SO	7
LOB	28



Batter	1	2	3	4	5	6	7	8	9	AB	R	H	RBI	BB	SO	LOB	BOTTOM			
1 Billy Burns, S OBP: 0.439, SLG: 0.549	0-0 G6-3	0-0 G3	0-0 231B 18WP 1B		0-0 18 2B 1B	0-3 K		0-0 FC6-4		6 2 2 0 0 1 4										
23 Sam Fuld, L OBP: 0.310, SLG: 0.421 83 Kent Matthes, R OBP: 0.375, SLG: 0.286	0-0 G3	1-0 G6-3	0-0 18WP 1B		0-0 18 2B 1B		0-0 G5-3			4 0 1 1 0 0 2 1 0 0 0 0 0 0										
18 Ben Zobrist, S OBP: 0.368, SLG: 0.639 7 Jason Pridie, L OBP: 0.282, SLG: 0.382	0-0 16 HR 1B		0-0 F9		0-0 1-3 2-3 2B		4-0 93 2B 93 E BB			4 1 2 2 0 0 1 0 1 0 0 1 0 0										
16 Billy Butler, R OBP: 0.333, SLG: 0.543 93 J.P. Sportman, R OBP: 1.000, SLG: 3.000	3-1 1H HR		0-0 G5-3	4-0 10WP 21SF9 BB	0-0 G5-3		0-0 E9			3 2 1 2 1 0 2 1 0 1 0 0 0 0										
17 Ike Davis, L OBP: 0.560, SLG: 0.591 96 Anthony Aliotti, L	0-0 1B		0-0 10 2B 2B	1-2 21 SF9 1B	0-0 P2		0-0 P5			4 1 3 0 0 0 2 1 0 0 0 0 0 1										
10 Marcus Semien, R OBP: 0.362, SLG: 0.512 12 Andy Parrino, S OBP: 0.283, SLG: 0.282	0-0 F8		0-0 21 HR 2B	1-2 2-3	0-0 G4-3		0-0 G5-3			4 1 1 1 0 0 5 1 0 0 0 0 0 1										
21 Stephen Vogt, L OBP: 0.280, SLG: 0.409 5 Luke Carlin, S OBP: 0.440, SLG: 0.350		0-0 25 2B 2B	2-1 2H HR	0-0 SF9		0-0 28 BLK 1B		4-0 1 FC6-4 BB		3 2 3 3 0 0 0 0 0 0 0 1 0 0										
25 Tyler Ladendorf, R OBP: 0.319, SLG: 0.468 Alden Carrithers, L OBP: 0.384, SLG: 0.444		0-0 1 G3 23 WP 2B	0-0 28 2B 1B		0-0 F8		0-0 L5		0-0 L4	4 2 2 1 0 0 2 1 0 0 0 0 0 1										
28 Eric Sogard, L OBP: 0.349, SLG: 0.463 50 Max Muncy, L OBP: 0.400, SLG: 0.536		0-0 F8	0-0 1 1B 23 1B 2B		0-0 23 E 18 2B 1B		0-0 F8			4 2 2 1 0 0 2 1 0 0 0 0 1 1										
<b>Inning Stats</b>	R: 2 E: 0 K: 0 S: 7	H: 3 LOB: 1 BB: 0 P: 10	R: 2 E: 0 K: 0 S: 5	H: 2 LOB: 0 BB: 0 P: 6	R: 6 E: 0 K: 0 S: 11	H: 7 LOB: 1 BB: 0 P: 14	R: 1 E: 0 K: 0 S: 4	H: 1 LOB: 1 BB: 1 P: 9	R: 2 E: 1 K: 1 S: 7	H: 3 LOB: 2 BB: 0 P: 7	R: 0 E: 0 K: 1 S: 6	H: 1 LOB: 1 BB: 0 P: 6	R: 1 E: 1 K: 0 S: 4	H: 1 LOB: 1 BB: 1 P: 8	R: 0 E: 0 K: 1 S: 5	H: 0 LOB: 1 BB: 1 P: 9	1B: 9 2B: 7 3B: 0 HR: 2	SF: 1 SAC: 0 DP: 0 HBP: 0	WP: 3 PB: 0 SB: 0 CS: 0	PA: 46
<b>PITCHER</b>	IP WLS BF H R ER SO BB IBB HBP BLK WP HR S P ERA WHIP	1.0 L 6 3 2 2 0 0 0 0 0 0 1 7 10 18.00 3.000	1.2 L 14 9 8 8 0 1 0 0 0 0 1 1 15 18 43.20 5.400	0.2 L 1 1 1 1 0 1 0 0 0 0 2 0 3 9 13.50 3.000	0.2 L 6 3 2 1 0 0 0 0 0 0 0 0 6 6 13.50 4.500	1.0 L 3 0 0 0 0 0 0 0 0 0 0 0 3 3 0.00 0.000														
50 Blake Parker, R 36 Edwin Jackson, R 99 Fernando Cruz, R 48 Francisley Bueno, L 72 Jorge De Leon, R	(1, 1) (2, 1) (3, 1) (4, 1) (5, 1)					60 Joe Ortiz, L 66 Drake Britton, L 71 Frank Balista, R	(6, 1) (7, 1) (8, 1)													

Chicago Cubs @ Oakland Athletics  
Hohokam Stadium, Mesa, AZ  
Tue Mar 24 2015, 4:06 PM - 8:01 PM EDT  
Att: 9,032 - Sunny - 83 F

AB	42
R	14
H	18
RBI	11
BB	3
SO	2
LOB	24



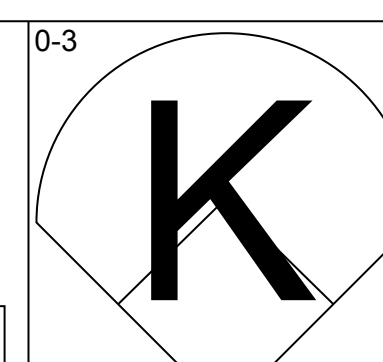
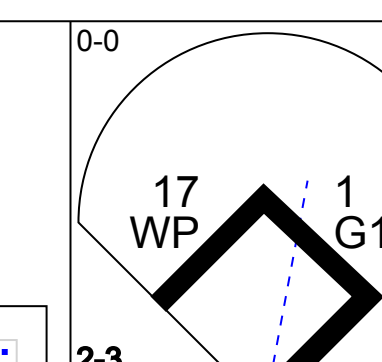
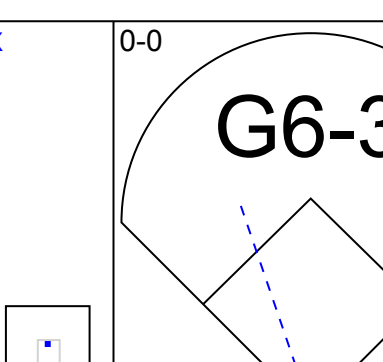
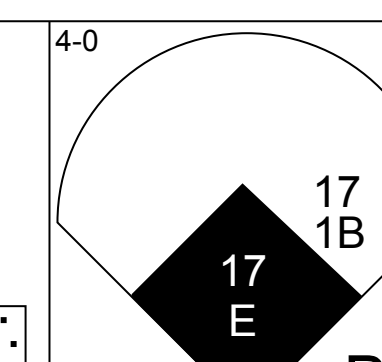
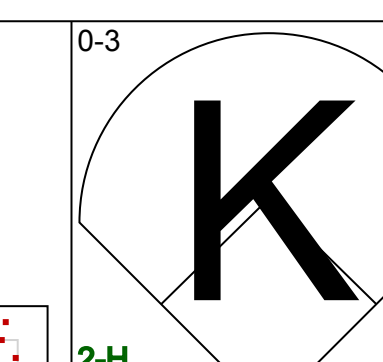
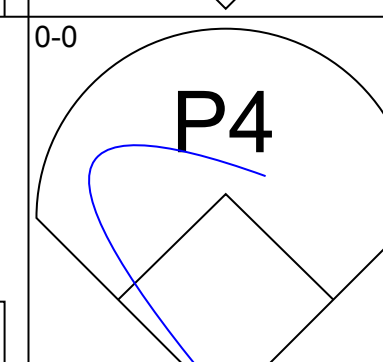
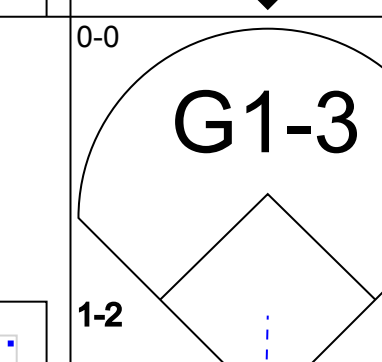
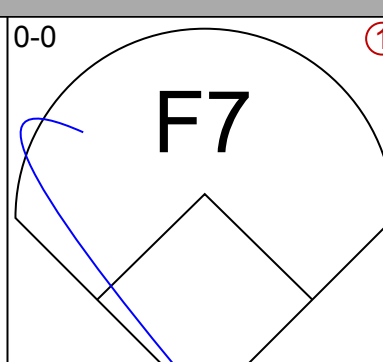
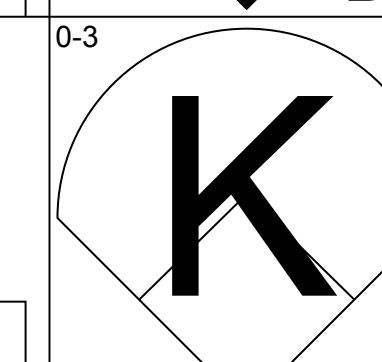
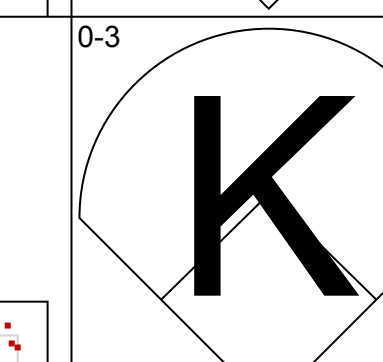
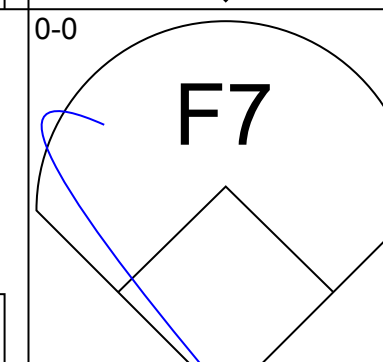
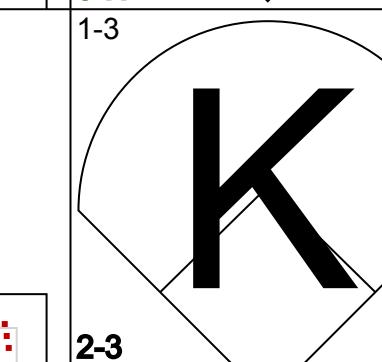
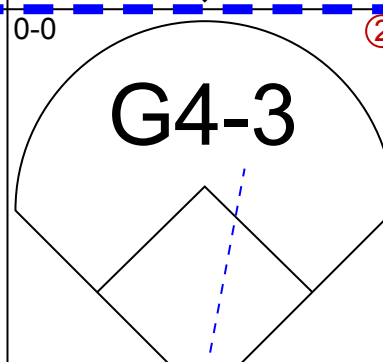
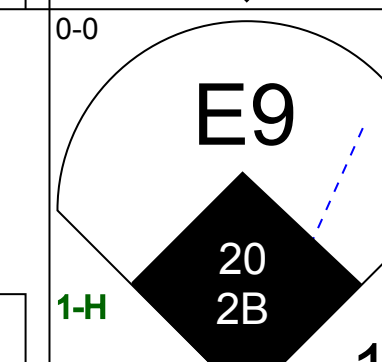
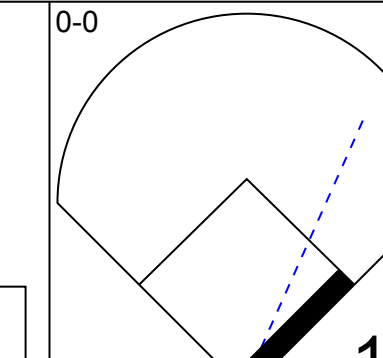
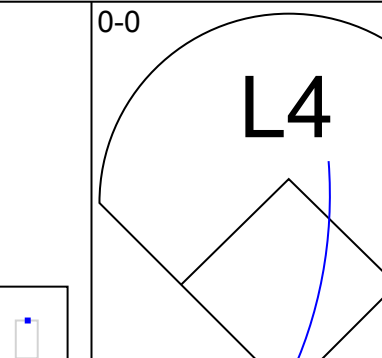
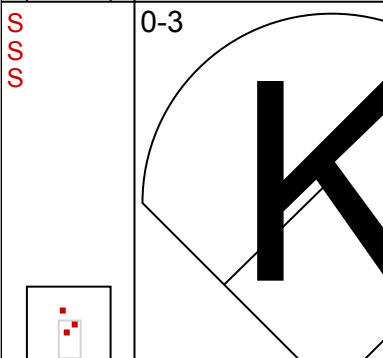
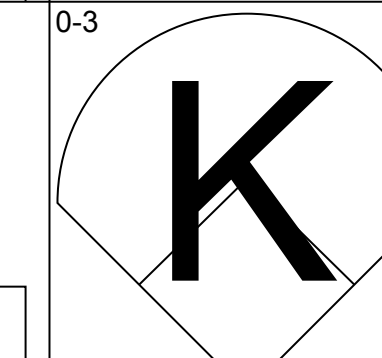
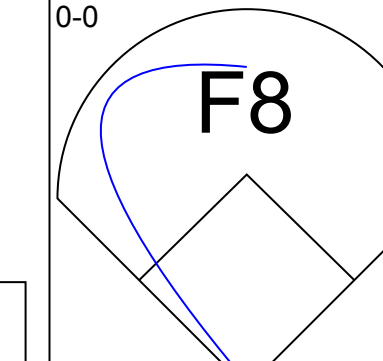
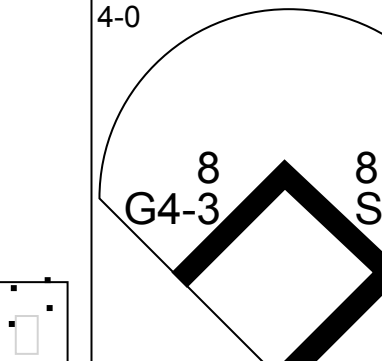
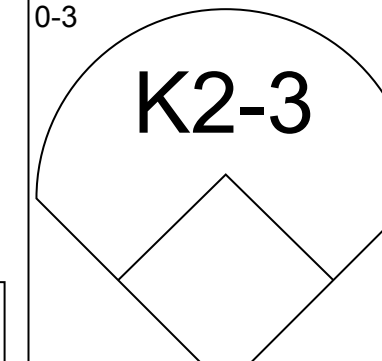
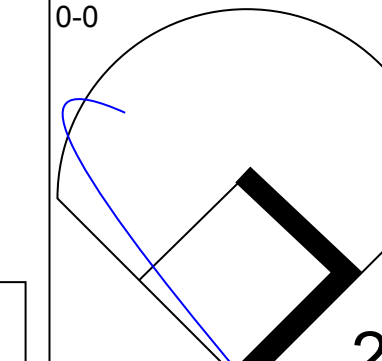
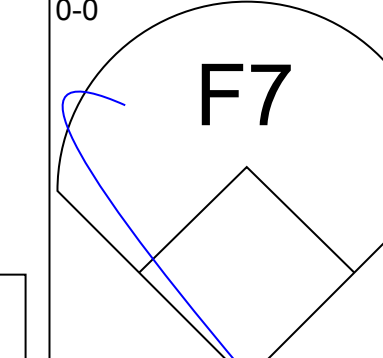
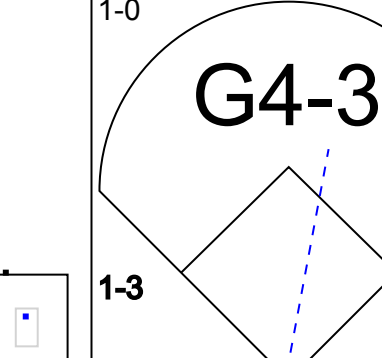
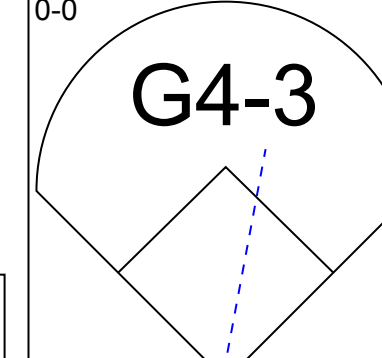
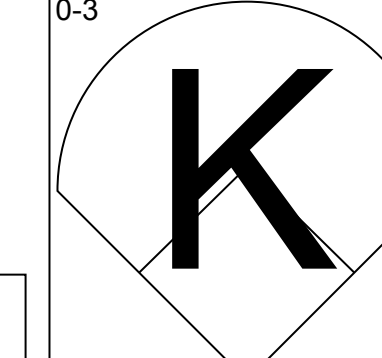
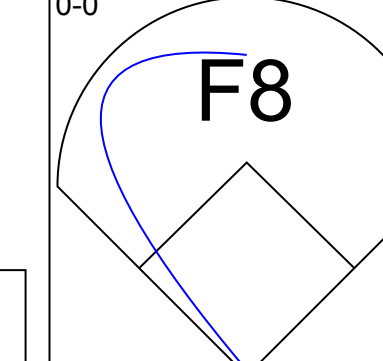
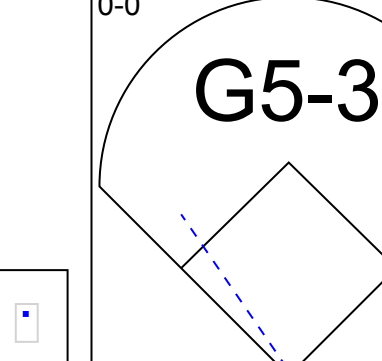
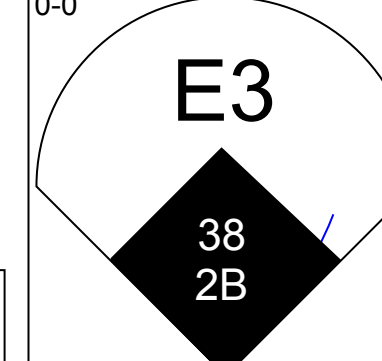
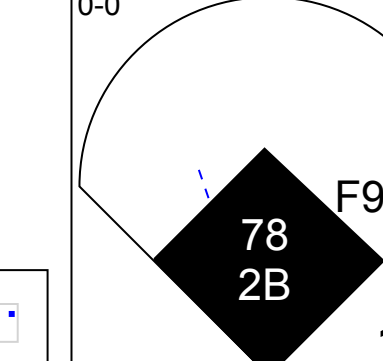
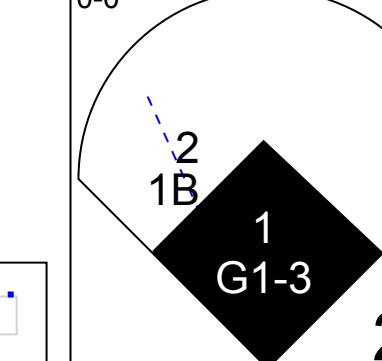
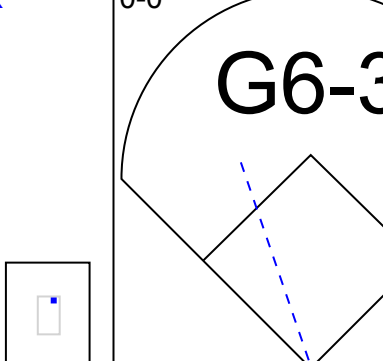
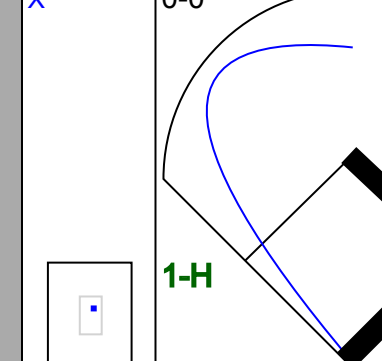
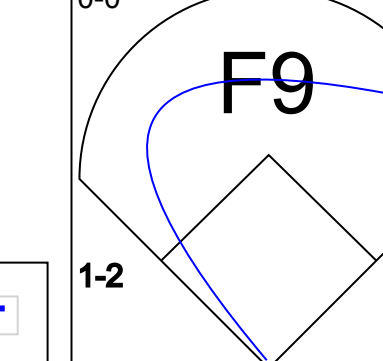
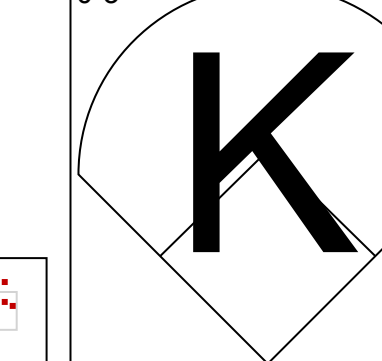
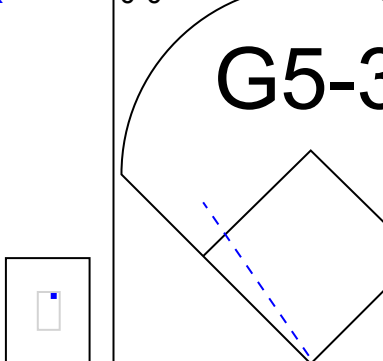
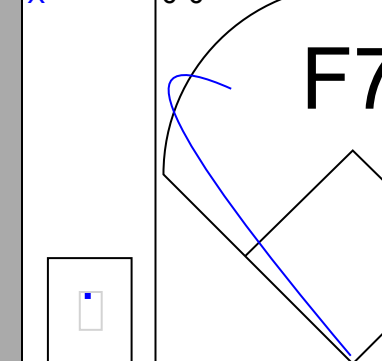
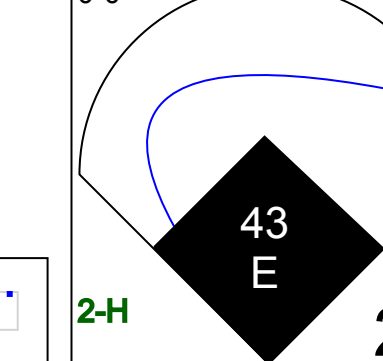


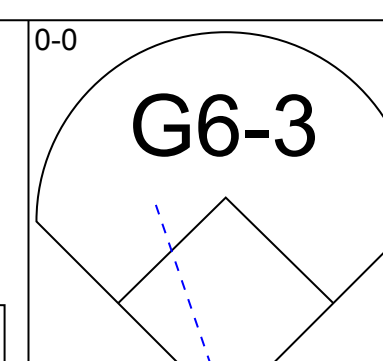
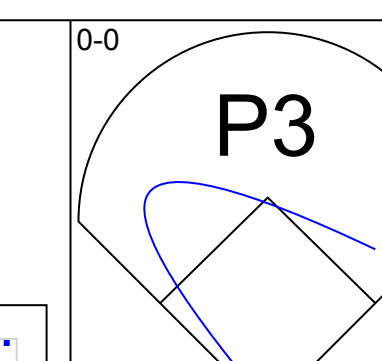
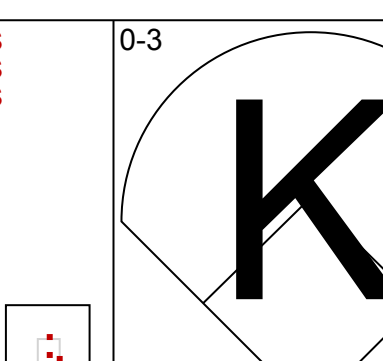
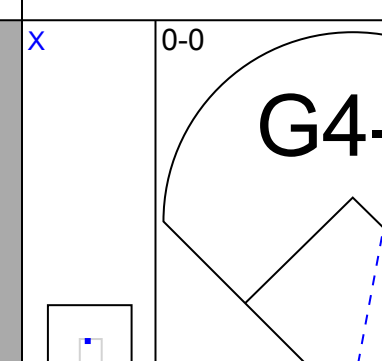
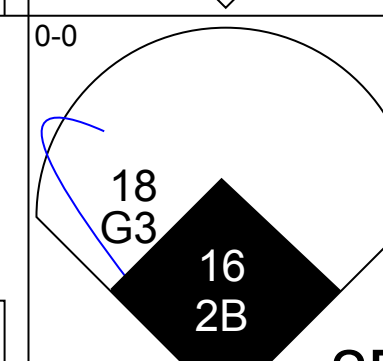
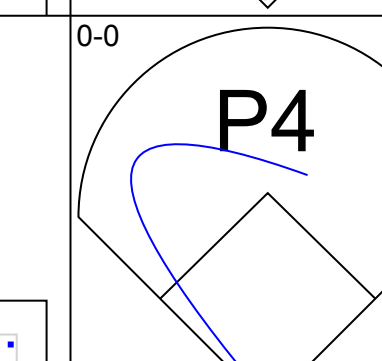
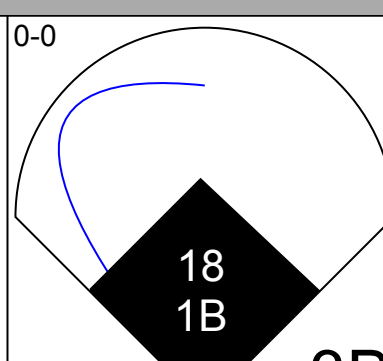
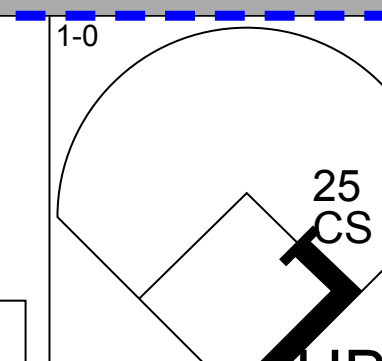
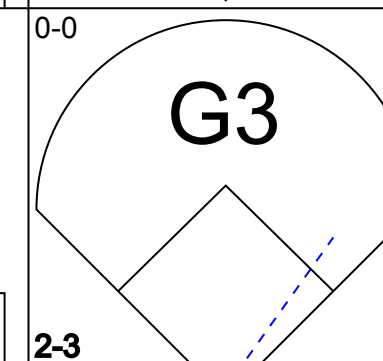
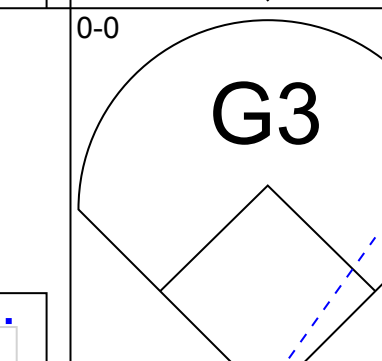
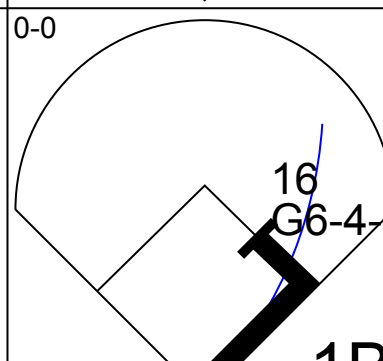
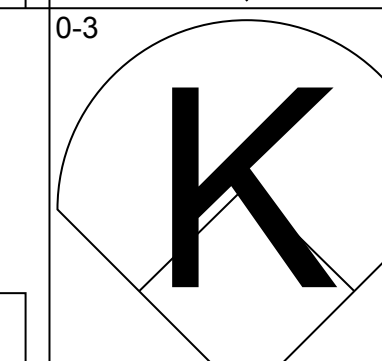
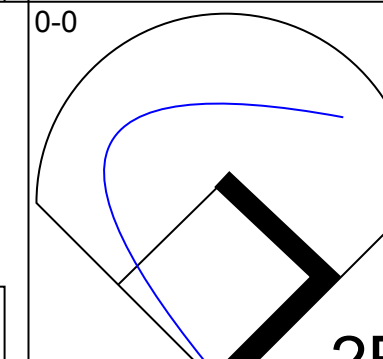
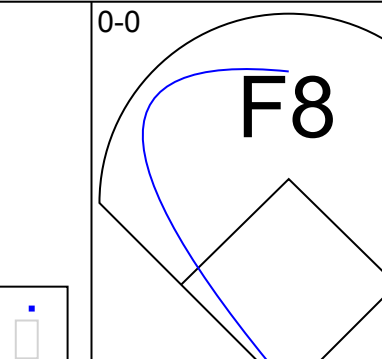
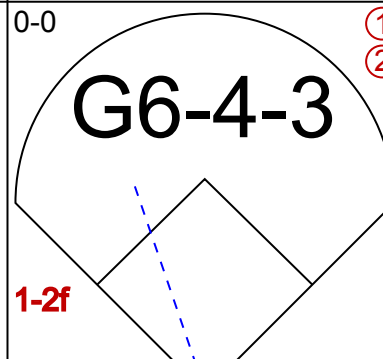
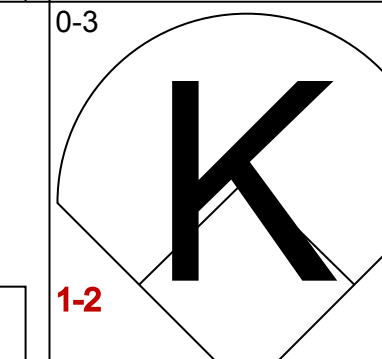
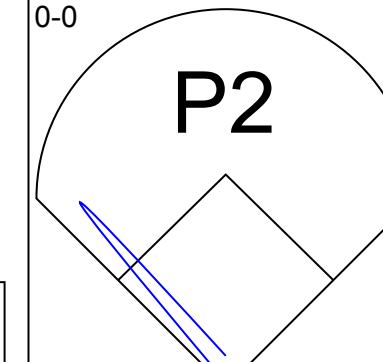
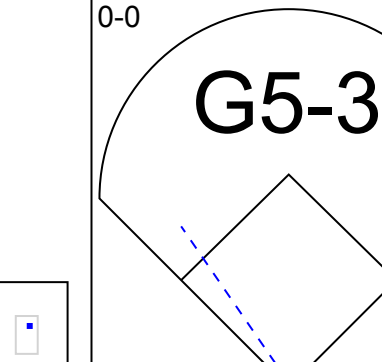
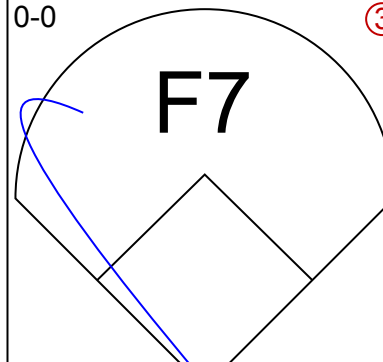
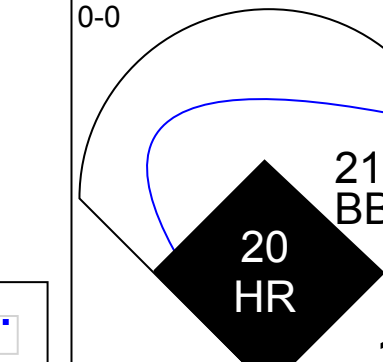
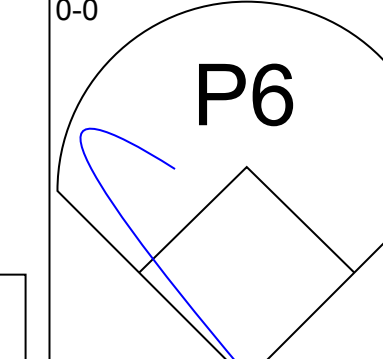
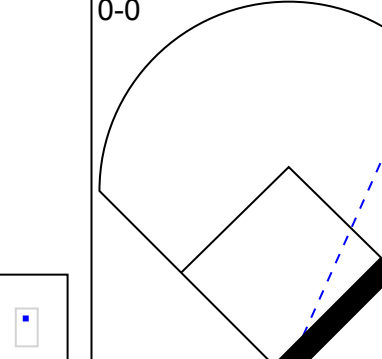
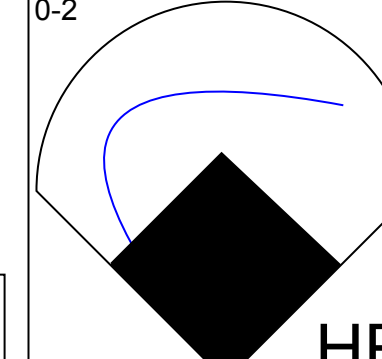
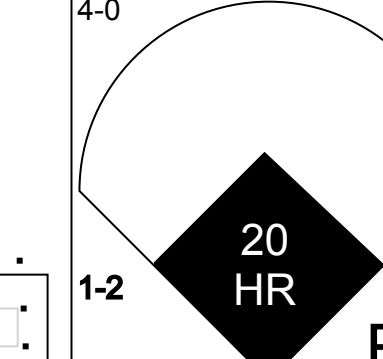
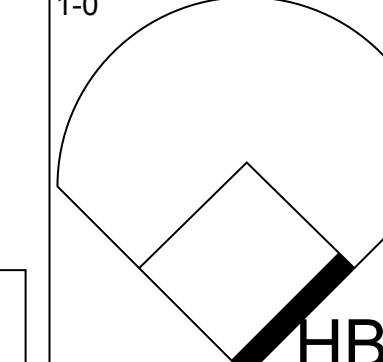
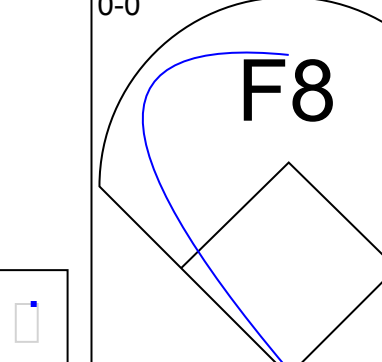
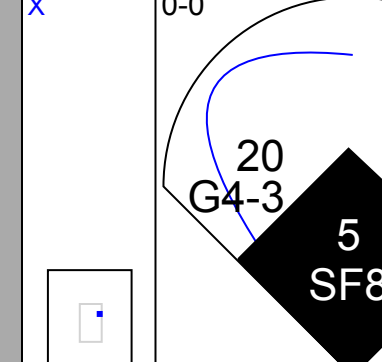
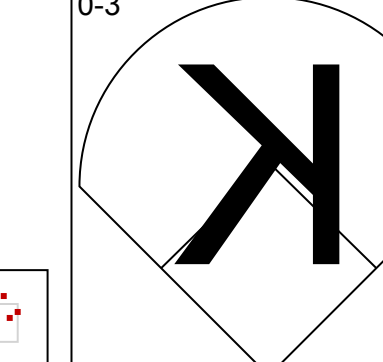
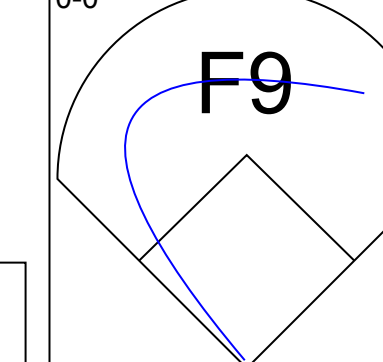
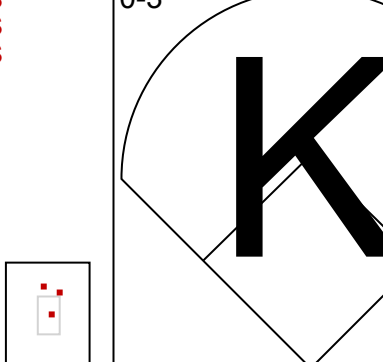
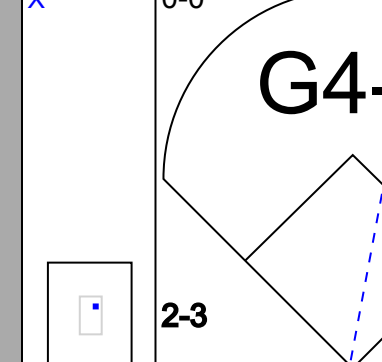
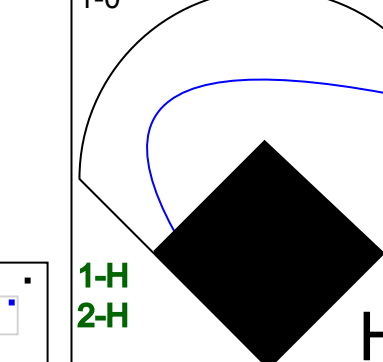
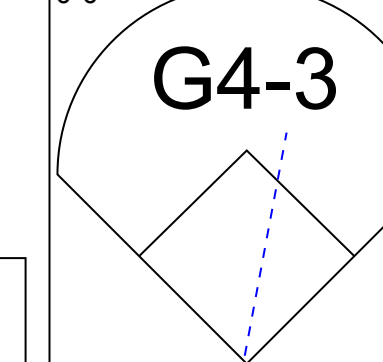
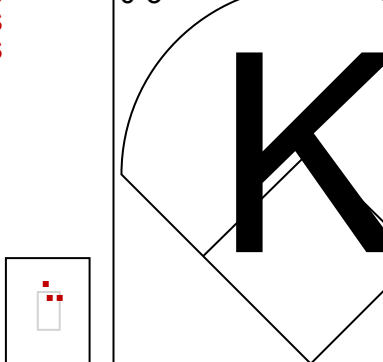
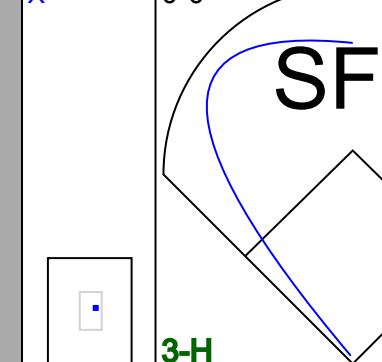








Batter	1	2	3	4	5	6	7	8	9	AB	R	H	RBI	BB	SO	LOB	TOP					
2 Leonys Martin, L (1, 8) OBP: 0.313, SLG: 0.386 43 Carlos Peguero, L (6, 7) OBP: 0.474, SLG: 0.531										3	0	1	0	0	1	0	<b>Texas Rangers @ Oakland Athletics</b> Hohokam Stadium, Mesa, AZ Fri Mar 27 2015, 4:09 PM - 7:10 PM EDT Att: 6,514 - Sunny - 90 F					
1 Elvis Andrus, R (1, 6) OBP: 0.417, SLG: 0.606 19 Ed Lucas, R (6, 5) OBP: 0.333, SLG: 0.375										3	0	0	1	0	0	1						
17 Shin-Soo Choo, L (1, 10) OBP: 0.222, SLG: 0.269 87 Jesus Martinez, L (8, PR) (8, 10)										4	0	1	0	0	0	1						
18 Mitch Moreland, L (1, 3) OBP: 0.333, SLG: 0.545 9 Adam Rosales, R (7, 3) OBP: 0.351, SLG: 0.438										3	0	1	0	0	1	0						
20 Jake Smolinski, R (1, 7) OBP: 0.409, SLG: 0.564										3	0	1	1	1	1	1						
8 Nate Schierholtz, L (1, 9) OBP: 0.324, SLG: 0.265										4	0	0	0	0	1	4						
39 Tommy Field, R (1, 5) OBP: 0.316, SLG: 0.500										4	2	1	0	0	0	2						
38 Chris Gimenez, R (1, 2) OBP: 0.200, SLG: 0.250 Kellin Deglan, L (8, 2)										3	1	2	1	0	0	0						
12 Rougned Odor, L (1, 4) OBP: 0.429, SLG: 0.606 78 Elliot Johnson, S (7, 4) OBP: 0.333, SLG: 0.267										3	0	0	0	0	1	2						
<b>Inning Stats</b>	R: 0 E: 0 K: 1 S: 5	H: 0 LOB: 0 BB: 0 P: 5	R: 0 E: 0 K: 0 S: 4	H: 1 LOB: 1 BB: 0 P: 4	R: 1 E: 0 K: 2 S: 9	H: 2 LOB: 1 BB: 0 P: 10	R: 0 E: 0 K: 0 S: 3	H: 0 LOB: 1 BB: 1 P: 8	R: 0 E: 0 K: 1 S: 5	H: 0 LOB: 0 BB: 0 P: 3	R: 0 E: 0 K: 0 S: 3	H: 0 LOB: 0 BB: 0 P: 5	R: 1 E: 1 K: 1 S: 7	H: 1 LOB: 1 BB: 0 P: 7	R: 2 E: 1 K: 3 S: 11	H: 2 LOB: 2 BB: 1 P: 15		R: 2 E: 0 K: 2 S: 9	H: 2 LOB: 0 BB: 0 P: 9	1B: 4 2B: 4 3B: 0 HR: 0	SF: 0 SAC: 0 DP: 0 HBP: 0	WP: 1 PB: 0 SB: 1 CS: 0
<b>PITCHER</b>	IP	WLS	BF	H	R	ER	SO	BB	IBB	HBP	BLK	WP	HR	S	P	ERA	WHIP					
32 Jesse Hahn, R (1, 1) ERA: 3.06	5.1		20	3	1	1	3	1	0	0	0	1	0	25	31	1.69	0.750					
39 Eric O'Flaherty, L (6, 1) ERA: 1.69	1.1		4	0	0	0	2	0	0	0	0	0	0	8	8	0.00	0.000					
37 R.J. Alvarez, R (7, 1) ERA: 3.24	1.1	B	9	3	3	2	3	1	0	0	0	0	0	14	18	13.50	3.000					
36 Tyler Clippard, R (9, 1) ERA: 6.75	1.0	W	5	2	2	1	2	0	0	0	0	0	0	9	9	9.00	2.000					

Batter	1	2	3	4	5	6	7	8	9	AB	R	H	RBI	BB	SO	LOB	BOTTOM					
1 Billy Burns, S (1, 8) OBP: 0.409, SLG: 0.483										4	0	0	0	0	1	0	<b>Texas Rangers @ Oakland Athletics</b> Hohokam Stadium, Mesa, AZ Fri Mar 27 2015, 4:09 PM - 7:10 PM EDT Att: 6,514 - Sunny - 90 F					
3 Craig Gentry, R (1, 9) OBP: 0.353, SLG: 0.395 83 Kent Matthes, R (9, 7) OBP: 0.444, SLG: 0.375										3	2	2	0	0	0	0						
18 Ben Zobrist, S (1, 4) OBP: 0.333, SLG: 0.558 7 Jason Pridie, L (8, 7) (9, 9) OBP: 0.262, SLG: 0.361										3	0	1	1	0	0	1						
16 Billy Butler, R (1, 3) OBP: 0.333, SLG: 0.561 25 Tyler Ladendorf, R (7, 4) OBP: 0.306, SLG: 0.449										3	0	1	1	0	0	1						
15 Brett Lawrie, R (1, 5) OBP: 0.205, SLG: 0.333 50 Max Muncy, L (7, 5) OBP: 0.447, SLG: 0.677										3	0	0	0	0	0	1						
21 Stephen Vogt, L (1, 10) OBP: 0.387, SLG: 0.593 83 Bobby Crocker, R (9, PR)										3	1	2	1	1	0	0						
10 Marcus Semien, R (1, 6) OBP: 0.370, SLG: 0.510 12 Andy Parrino, S (8, 6) OBP: 0.255, SLG: 0.250										2	1	1	0	0	0	1						
20 Mark Canha, R (1, 7) OBP: 0.313, SLG: 0.567										4	1	1	3	0	1	2						
5 Luke Carlin, S (1, 2) OBP: 0.393, SLG: 0.318										2	0	0	1	0	1	1						
<b>Inning Stats</b>	R: 1 E: 0 K: 0 S: 5	H: 2 LOB: 1 BB: 0 P: 5	R: 0 E: 0 K: 0 S: 3	H: 0 LOB: 1 BB: 0 P: 4	R: 0 E: 0 K: 0 S: 3	H: 0 LOB: 0 BB: 0 P: 3	R: 0 E: 0 K: 0 S: 4	H: 1 LOB: 1 BB: 0 P: 4	R: 0 E: 0 K: 3 S: 9	H: 0 LOB: 0 BB: 0 P: 9	R: 1 E: 0 K: 0 S: 4	H: 2 LOB: 0 BB: 0 P: 4	R: 2 E: 0 K: 0 S: 7	H: 2 LOB: 0 BB: 0 P: 7	R: 0 E: 0 K: 2 S: 6	H: 0 LOB: 1 BB: 0 P: 7		R: 3 E: 0 K: 1 S: 5	H: 2 LOB: 1 BB: 1 P: 10	1B: 3 2B: 4 3B: 1 HR: 2	SF: 1 SAC: 0 DP: 2 HBP: 2	WP: 0 PB: 0 SB: 0 CS: 1
<b>PITCHER</b>	IP	WLS	BF	H	R	ER	SO	BB	IBB	HBP	BLK	WP	HR	S	P	ERA	WHIP					
46 Anthony Ranaudo, R (1, 1) ERA: 5.02	6.0		23	5	2	2	3	0	0	0	0	0	1	3	3							
58 Alex Claudio, L (7, 1) ERA: 2.16	0.0		1	1	1	1	0	0	0	0	0	0	1	3	3							
21 Kyuji Fujikawa, R (7, 1) ERA: 1.59	1.0		4	1	1	1	0	0	0	0	0	0	0	4	4	9.00	1.000					
35 Phil Klein, R (8, 1) ERA: 6.43	1.1	L	7	2	3	3	3	1	0	1	0	0	1	11	17	20.25	2.250					

AB	36
R	6
H	8
RBI	4
BB	2
SO	10
LOB	14



AB	31
R	7
H	9
RBI	7
BB	1
SO	6
LOB	11









Batter	1	2	3	4	5	6	7	8	9	AB	R	H	RBI	BB	SO	LOB	TOP										
27 Carlos Gómez, R (1, 8) OBP: 0.457, SLG: 0.867 90 Johnny Davis, S (6, 8)										3	0	0	0	0	2	1	<b>Milwaukee Brewers @ Oakland Athletics</b> Hohokam Stadium, Mesa, AZ Sun Mar 29 2015, 4:06 PM - 6:38 PM EDT Att: 5,804 - Sunny - 95 F										
20 Jonathan Lucroy, R (1, 2) OBP: 0.485, SLG: 0.793 67 Nevin Ashley, R (7, 2)										3	0	1	0	0	0	0											
24 Adam Lind, L (1, 10) OBP: 0.362, SLG: 0.531 3 Elian Herrera, S (9, PH)										3	0	0	0	0	1	1											
16 Aramis Ramirez, R (1, 5) OBP: 0.333, SLG: 0.290 14 Luis Jimenez, R (6, 4) OBP: 0.240, SLG: 0.383										2	0	0	0	0	0	0											
18 Khris Davis, R (1, 7) OBP: 0.422, SLG: 0.585 5 Héctor Gómez, R (6, 5) OBP: 0.260, SLG: 0.327										2	0	0	0	0	0	0											
28 Gerardo Parra, L (1, 3) OBP: 0.306, SLG: 0.356 15 Jason Rogers, R (8, PH) OBP: 0.429, SLG: 0.389										2	0	1	0	0	0	0											
9 Jean Segura, R (1, 6) OBP: 0.340, SLG: 0.396 91 Orlando Arcia, R (6, 6) OBP: 0.500, SLG: 0.750										2	0	0	0	0	0	1											
2 Scooter Gennett, L (1, 4) OBP: 0.294, SLG: 0.440 70 Matt Long, L (6, 7) OBP: 0.317, SLG: 0.556										2	0	0	0	0	0	0											
7 Logan Schafer, L (1, 9) OBP: 0.340, SLG: 0.378 93 Michael Reed, R (7, 9) OBP: 0.333, SLG: 0.333										2	0	1	0	0	0	0											
<b>Inning Stats</b>	R: 0 E: 0 K: 1 S: 5	H: 0 LOB: 0 BB: 0 P: 5	R: 0 E: 0 K: 0 S: 3	H: 0 LOB: 0 BB: 0 P: 3	R: 0 E: 0 K: 0 S: 3	H: 0 LOB: 0 BB: 0 P: 3	R: 0 E: 0 K: 0 S: 4	H: 1 LOB: 1 BB: 0 P: 4	R: 0 E: 0 K: 1 S: 5	H: 1 LOB: 1 BB: 0 P: 5	R: 0 E: 0 K: 2 S: 8	H: 1 LOB: 1 BB: 0 P: 9	R: 0 E: 0 K: 0 S: 4	H: 1 LOB: 1 BB: 0 P: 4	R: 0 E: 0 K: 2 S: 7	H: 0 LOB: 0 BB: 0 P: 7		1B: 4 2B: 0 3B: 0 HR: 0	SF: 0 SAC: 0 DP: 0 HBP: 0	WP: 0 PB: 0 SB: 1 CS: 0	PA: 30						
<b>PITCHER</b>	IP	WLS	BF	H	R	ER	SO	BB	IBB	HBP	BLK	WP	HR	S	P	ERA	WHIP										
31 Kendall Graveman, R (1, 1) ERA: 0.42	6.1	W	21	3	0	0	3	0	0	0	0	0	0	27	27	0.00	0.474										
58 Evan Scribner, R (7, 1) ERA: 2.7	1.2		6	1	0	0	1	0	0	0	0	0	0	8	9	0.00	0.600										
56 Fernando Abad, L (9, 1) ERA: 3.68	1.0		3	0	0	0	2	0	0	0	0	0	0	7	7	0.00	0.000										

Batter	1	2	3	4	5	6	7	8	9	AB	R	H	RBI	BB	SO	LOB	BOTTOM										
3 Craig Gentry, R (1, 7) OBP: 0.340, SLG: 0.378 7 Jason Pridie, L (4, 7) OBP: 0.292, SLG: 0.439										2	0	0	0	0	0	2	<b>Milwaukee Brewers @ Oakland Athletics</b> Hohokam Stadium, Mesa, AZ Sun Mar 29 2015, 4:06 PM - 6:38 PM EDT Att: 5,804 - Sunny - 95 F										
28 Eric Sogard, L (1, 4) OBP: 0.333, SLG: 0.471 80 Brett Vertigan, L (8, 9)										4	1	1	0	0	1	2											
18 Ben Zobrist, S (1, 9) OBP: 0.347, SLG: 0.472 25 Tyler Ladendorf, R (8, 4) OBP: 0.296, SLG: 0.426										3	1	1	1	1	0	0											
16 Billy Butler, R (1, 10) OBP: 0.346, SLG: 0.614										3	1	1	1	1	1	1											
17 Ike Davis, L (1, 3) OBP: 0.459, SLG: 0.545 20 Mark Canha, R (7, 3) OBP: 0.318, SLG: 0.565										3	0	0	0	0	2	3											
15 Brett Lawrie, R (1, 5) OBP: 0.282, SLG: 0.447 50 Max Muncy, L (7, 5) OBP: 0.463, SLG: 0.697										2	2	2	2	1	0	0											
10 Marcus Semien, R (1, 6) OBP: 0.333, SLG: 0.472 12 Andy Parrino, S (8, 6) OBP: 0.259, SLG: 0.277										1	1	0	0	2	1	0											
19 Josh Phegley, R (1, 2) OBP: 0.288, SLG: 0.510 96 Anthony Alott, L (8, 3) OBP: 0.143, SLG: 0.143										3	0	1	1	0	0	2											
23 Sam Fuld, L (1, 8) OBP: 0.291, SLG: 0.431 5 Luke Carlin, S (8, 2) OBP: 0.414, SLG: 0.318										3	0	2	1	0	0	2											
<b>Inning Stats</b>	R: 0 E: 0 K: 1 S: 5	H: 0 LOB: 2 BB: 2 P: 13	R: 0 E: 0 K: 0 S: 3	H: 0 LOB: 2 BB: 2 P: 11	R: 3 E: 1 K: 3 S: 14	H: 3 LOB: 0 BB: 0 P: 18	R: 0 E: 0 K: 0 S: 3	H: 1 LOB: 0 BB: 0 P: 3	R: 2 E: 0 K: 1 S: 8	H: 3 LOB: 2 BB: 1 P: 12	R: 1 E: 0 K: 0 S: 4	H: 1 LOB: 0 BB: 0 P: 6	R: 1 E: 0 K: 0 S: 4	H: 1 LOB: 2 BB: 2 P: 12	R: 1 E: 0 K: 2 S: 7	H: 1 LOB: 2 BB: 2 P: 12		1B: 5 2B: 2 3B: 0 HR: 2	SF: 1 SAC: 0 DP: 0 HBP: 0	WP: 0 PB: 0 SB: 0 CS: 0	PA: 39						
<b>PITCHER</b>	IP	WLS	BF	H	R	ER	SO	BB	IBB	HBP	BLK	WP	HR	S	P	ERA	WHIP										
54 Michael Blazek, R (1, 1) ERA: 4.15	0.1		1	0	0	0	0	0	0	0	0	0	0	1	1	0.00	0.000										
Chris Perez, R (4, 1) ERA: 2.7	1.0		3	0	0	0	0	0	0	0	0	0	0	3	3	0.00	0.000										
21 Jeremy Jeffress, R (5, 1) ERA: 5.23	1.2		10	4	3	3	1	1	0	0	0	0	1	11	17	16.20	3.000										
30 Tyler Thornburg, R (6, 1) ERA: 4.11	1.1		7	1	1	1	0	2	0	0	0	0	0	5	13	6.75	2.250										







Batter	1	2	3	4	5	6	7	8	9	AB	R	H	RBI	BB	SO	LOB	TOP																		
3 Craig Gentry, R OBP: 0.344, SLG: 0.365 7 Jason Pridie, L OBP: 0.294, SLG: 0.455	F8		G5-3	28 1B 10 2B 2H 3H		K	CS	86 SH2-4 45 3B	F9	4	1	1	2	0	1	0																			
28 Eric Sogard, L OBP: 0.382, SLG: 0.509 86 Wade Kirkland, R OBP: 0.286, SLG: 0.167	K			20 HR				SH2-4	K	4	1	3	0	0	1	0																			
10 Marcus Semien, R OBP: 0.419, SLG: 0.462 86 Branden Cogswell, L OBP: 0.667, SLG: 1.000	F9			20 HR		G5-3				3	1	1	1	1	0	1																			
20 Mark Canha, R OBP: 0.324, SLG: 0.580 95 Colin Walsh, S	F8									4	1	2	3	0	0	2																			
45 Bryan Anderson, L OBP: 0.294, SLG: 0.323	F7		G3-1			G5-3				5	1	1	2	0	0	3																			
25 Tyler Ladendorff, R OBP: 0.317, SLG: 0.460 Alden Carrithers, L OBP: 0.308, SLG: 0.364										4	2	3	1	0	0	0																			
23 Sam Fuld, L OBP: 0.418, SLG: 0.418 81 Chad Oberacker, L OBP: 1.000, SLG: 2.000	K					G1-3				4	1	1	0	0	1	3																			
Luke Carlin, S OBP: 0.455, SLG: 0.480 Phil Pohl, R OBP: 1.000, SLG: 1.000						G3-1				3	2	2	2	1	0	0																			
1 Billy Burns, S OBP: 0.443, SLG: 0.507 80 Brett Vertigan, L	F7									4	0	1	1	0	1	2																			
<b>Inning Stats</b>	R: 0 E: 0 K: 1 S: 5	H: 0 LOB: 0 BB: 0 P: 5	R: 0 E: 0 K: 1 S: 6	H: 1 LOB: 1 BB: 0 P: 6	R: 4 E: 0 K: 0 S: 9	H: 3 LOB: 0 BB: 1 P: 14	R: 4 E: 0 K: 1 S: 11	H: 6 LOB: 2 BB: 0 P: 11	R: 0 E: 0 K: 0 S: 3	H: 0 LOB: 0 BB: 0 P: 3	R: 0 E: 0 K: 1 S: 6	H: 1 LOB: 1 BB: 0 P: 6	R: 2 E: 1 K: 0 S: 5	H: 3 LOB: 2 BB: 1 P: 10	R: 2 E: 0 K: 1 S: 7	H: 2 LOB: 1 BB: 1 P: 11	R: 1 E: 0 K: 1 S: 7	H: 2 LOB: 1 BB: 0 P: 7	1B: 10 2B: 4 3B: 2 HR: 2	SF: 0 SAC: 1 DP: 0 HBP: 0	WP: 0 PB: 1 SB: 0 CS: 1	PA: 48													
<b>PITCHER</b>	IP	WLS	BF	H	R	ER	SO	BB	IBB	HBP	BLK	WP	HR	S	P	ERA	WHIP	<b>PITCHER</b>	IP	WLS	BF	H	R	ER	SO	BB	IBB	HBP	BLK	WP	HR	S	P	ERA	WHIP
48 Jose Alvarez, L ERA: 2.16	2.0		7	1	0	0	2	0	0	0	0	0	0	11	11	0.00	0.500	75 Brian Loconsole, R ERA: 13.5	0.2	L	3	1	2	2	0	1	0	0	0	0	2	7	27.00	3.000	
16 Huston Street, R ERA: 8.1	1.0		3	4	4	0	0	0	0	0	0	0	2	9	14	36.00	4.000	49 Chris O'Grady, L ERA: 8.1	0.2		3	1	0	0	1	0	0	0	0	5	5	0.00	1.500		
38 Joe Smith, R ERA: 9.95	0.1		5	4	4	1	0	0	0	0	0	0	0	7	7	108.00	12.000	47 Ryan Mattheus, R ERA: 3.86	1.0		5	2	1	1	1	0	0	0	0	7	7	9.00	2.000		
Greg Mahle, L ERA: 3.0	0.2		4	2	0	0	0	0	0	0	0	0	0	4	4	0.00	3.000																		
47 Zach Stewart, R ERA: 3.6	2.2		13	4	2	2	1	1	0	0	0	0	0	14	18	6.75	1.875																		

Oakland Athletics @ Los Angeles Angels  
 Tempe Diablo Stadium, Tempe, AZ  
 Tue Mar 31 2015, 4:08 PM - 7:51 PM EDT  
 Att: 5,582 - Sunny - 90 F

AB	43
R	13
H	18
RBI	13
BB	3
SO	6
LOB	17



Batter	1	2	3	4	5	6	7	8	9	AB	R	H	RBI	BB	SO	LOB	BOTTOM																		
56 Kole Calhoun, L OBP: 0.321, SLG: 0.346 99 Carlos Pérez, R OBP: 0.267, SLG: 0.321	L4					K				2	1	1	1	0	0	0																			
27 Mike Trout, R OBP: 0.517, SLG: 0.824 8 Taylor Featherston, R OBP: 0.275, SLG: 0.298										1	1	1	0	1	0	0																			
6 David Freese, R OBP: 0.347, SLG: 0.522 13 Josh Rutledge, R OBP: 0.241, SLG: 0.204										2	2	0	0	0	0	0																			
24 C.J. Cron, R OBP: 0.420, SLG: 0.730 41 Anthony Bemboom, (& PR) 47 Ryan Mattheus, R										2	1	1	2	0	0	1																			
2 Eric Aybar, S OBP: 0.340, SLG: 0.500 44 Daniel Robertson, R OBP: 0.319, SLG: 0.310										2	0	1	0	0	0	0																			
20 Matt Joyce, L OBP: 0.386, SLG: 0.600 10 Grant Green, R OBP: 0.267, SLG: 0.289										2	1	1	3	1	0	0																			
17 Chris Iannetta, R OBP: 0.310, SLG: 0.486 39 Marc Krauss, L OBP: 0.500, SLG: 0.640										4	0	1	1	1	0	2																			
7 Collin Cowgill, R OBP: 0.362, SLG: 0.519										0	0	0	0	0	0	0																			
19 Efrén Navarro, L OBP: 0.442, SLG: 0.458										0	0	0	0	0	0	0																			
12 Johnny Giavotella, R OBP: 0.412, SLG: 0.609 75 Kyle Kubitzka, L OBP: 0.366, SLG: 0.474										2	0	0	0	0	2	1																			
<b>Inning Stats</b>	R: 0 E: 0 K: 0 S: 3	H: 0 LOB: 1 BB: 1 P: 7	R: 0 E: 0 K: 0 S: 3	H: 0 LOB: 0 BB: 0 P: 3	R: 4 E: 0 K: 1 S: 12	H: 5 LOB: 1 BB: 0 P: 16	R: 3 E: 0 K: 1 S: 8	H: 3 LOB: 1 BB: 0 P: 9	R: 0 E: 0 K: 1 S: 5	H: 0 LOB: 0 BB: 0 P: 5	R: 0 E: 0 K: 2 S: 7	H: 0 LOB: 0 BB: 0 P: 7	R: 3 E: 1 K: 1 S: 7	H: 1 LOB: 3 BB: 4 P: 23	R: 0 E: 0 K: 0 S: 3	H: 0 LOB: 1 BB: 1 P: 7	R: 0 E: 0 K: 1 S: 5	H: 0 LOB: 1 BB: 1 P: 9	1B: 4 2B: 2 3B: 0 HR: 3	SF: 0 SAC: 0 DP: 0 HBP: 1	WP: 1 PB: 0 SB: 0 CS: 0	PA: 45													
<b>PITCHER</b>	IP	WLS	BF	H	R	ER	SO	BB	IBB	HBP	BLK	WP	HR	S	P	ERA	WHIP	<b>PITCHER</b>	IP	WLS	BF	H	R	ER	SO	BB	IBB	HBP	BLK	WP	HR	S	P	ERA	WHIP
75 Barry Zito, L ERA: 5.03	4.0		22	8	7	7	2	1	0	0	0	0	0	5	5	0.00	0.000	97 Bobby Wahl, R ERA: 8.31	1.0	H	4	0	0	0	0	1	0	0	0	0	3	7	0.00	1.000	
74 Pat Venditte, S ERA: 4.09	1.0	H	3	0	0	0	1	0	0	0	0	0	0	5	5	0.00	0.000	Fernando Rodriguez Jr., R ERA: 1.42	1.0	S	4	0	0	0	1	1	0	0	0	0	5	9	0.00	1.000	
37 R.J. Alvarez, R ERA: 3.72	1.1	H	7	1	3	1	2	1	0	0	0	0	0	10	14	6.75	1.500																		
Ryan Verdugo, L ERA: 2.7	0.1	B	4	0	0	0	0	3	0	0	0	0	0	1	13	0.00	9.000																		
Jim Fuller, L ERA: 2.25	0.1	W	1	0	0	0	1	0	0	0	0	0	0	3	3	0.00	0.000																		

Oakland Athletics @ Los Angeles Angels  
 Tempe Diablo Stadium, Tempe, AZ  
 Tue Mar 31 2015, 4:08 PM - 7:51 PM EDT  
 Att: 5,582 - Sunny - 90 F

AB	37
R	10
H	9
RBI	10
BB	7
SO	7
LOB	15






Batter	1	2	3	4	5	6	7	8	9	AB	R	H	RBI	BB	SO	LOB	TOP	
12 Johnny Giavotella, R OBP: 0.589, SLG: 0.571 Alex Yarbrough, S OBP: 0.319, SLG: 0.263	0-3 K		0-0 G1-3			0-0 F8		0-3 K		3	0	0	0	0	1	0		
8 Taylor Featherston, R OBP: 0.259, SLG: 0.250 75 Kyle Kubitzka, L OBP: 0.357, SLG: 0.462	0-0 G5-3		0-0 G3			0-0 P3		0-3 K		3	0	0	0	0	0	0		
7 Collin Cowgill, R OBP: 0.397, SLG: 0.518 44 Daniel Robertson, R OBP: 0.327, SLG: 0.302	0-0 E6 24 2B			0-0 1B		4-0 BB		0-0 G6-3		2	1	1	0	0	0	0		
24 C.J. Cron, R OBP: 0.437, SLG: 0.769 46 Chad Hinshaw, R OBP: 0.409, SLG: 0.633	0-0 2B			1-0 2B		0-3 K		0-0 G4-3		2	0	2	1	0	0	0		
63 Vinnie Pestano, R OBP: 0.418, SLG: 0.431 28 Zach Wright, R OBP: 0.300, SLG: 0.500	0-3 K			0-0 2B		0-0 G5-3		0-0 F7		3	0	0	0	0	1	3		
19 Efran Navarro, L OBP: 0.418, SLG: 0.431 Eric Stamets, R OBP: 0.300, SLG: 0.500	0-3 K			0-0 G6-3		0-3 K		0-0 G5-3		3	0	0	0	0	2	2		
10 Grant Green, R OBP: 0.250, SLG: 0.271 35 Michael Snyder, R OBP: 0.246, SLG: 0.212		0-3 K			0-0 L4			0-0 K		3	0	0	0	0	0	0		
39 Marc Krauss, L OBP: 0.486, SLG: 0.607		0-3 K				0-3 K		0-0 1B		3	0	1	0	0	2	0		
13 Josh Rutledge, R OBP: 0.246, SLG: 0.212 39 Cal Tovey, L OBP: 0.242, SLG: 0.290		0-0 F9				0-0 G1-3		0-0 1B		3	0	1	0	0	0	0		
99 Carlos Pérez, R OBP: 0.242, SLG: 0.290			0-0 G1-3			0-0 P3		0-0 P4		3	0	0	0	0	0	2		
<b>Inning Stats</b>	R: 1 H: 1 E: 1 K: 2 S: 9	H: 1 LOB: 1 BB: 0 P: 9	R: 0 H: 0 E: 0 K: 2 S: 7	H: 0 LOB: 0 BB: 0 P: 7	R: 0 H: 0 E: 0 K: 0 S: 3	H: 2 LOB: 2 BB: 0 P: 5	R: 0 H: 0 E: 0 K: 1 S: 5	H: 0 LOB: 0 BB: 1 P: 9	R: 0 H: 2 E: 0 K: 1 S: 7	H: 0 LOB: 2 BB: 0 P: 7	R: 0 H: 0 E: 0 K: 2 S: 7	H: 0 LOB: 0 BB: 0 P: 3	1B: 3 2B: 2 3B: 0 HR: 0	SF: 0 SAC: 0 DP: 0 HBP: 0	WP: 0 PB: 0 SB: 0 CS: 1	PA: 33		
<b>PITCHER</b>	IP WLS BF H R ER SO BB IBB HBP BLK WP HR S P ERA WHIP	IP WLS BF H R ER SO BB IBB HBP BLK WP HR S P ERA WHIP	IP WLS BF H R ER SO BB IBB HBP BLK WP HR S P ERA WHIP	IP WLS BF H R ER SO BB IBB HBP BLK WP HR S P ERA WHIP	IP WLS BF H R ER SO BB IBB HBP BLK WP HR S P ERA WHIP	IP WLS BF H R ER SO BB IBB HBP BLK WP HR S P ERA WHIP	IP WLS BF H R ER SO BB IBB HBP BLK WP HR S P ERA WHIP	IP WLS BF H R ER SO BB IBB HBP BLK WP HR S P ERA WHIP	IP WLS BF H R ER SO BB IBB HBP BLK WP HR S P ERA WHIP	IP WLS BF H R ER SO BB IBB HBP BLK WP HR S P ERA WHIP	IP WLS BF H R ER SO BB IBB HBP BLK WP HR S P ERA WHIP	IP WLS BF H R ER SO BB IBB HBP BLK WP HR S P ERA WHIP	IP WLS BF H R ER SO BB IBB HBP BLK WP HR S P ERA WHIP	IP WLS BF H R ER SO BB IBB HBP BLK WP HR S P ERA WHIP	IP WLS BF H R ER SO BB IBB HBP BLK WP HR S P ERA WHIP	IP WLS BF H R ER SO BB IBB HBP BLK WP HR S P ERA WHIP	IP WLS BF H R ER SO BB IBB HBP BLK WP HR S P ERA WHIP	IP WLS BF H R ER SO BB IBB HBP BLK WP HR S P ERA WHIP

**Los Angeles Angels @ Oakland Athletics**  
Hohokam Stadium, Mesa, AZ  
Wed Apr 01 2015, 3:19 PM - 5:31 PM EDT  
Att: 4,315 - Sunny - 84 F

AB 32  
R 1  
H 5  
RBI 1  
BB 1  
SO 9  
LOB 8



Batter	1	2	3	4	5	6	7	8	9	AB	R	H	RBI	BB	SO	LOB	BOTTOM	
3 Craig Gentry, R OBP: 0.339, SLG: 0.358 7 Jason Pridie, L OBP: 0.283, SLG: 0.435 82 Tyler Marinov, R OBP: 0.500, SLG: 0.333	0-3 K		0-0 G4-3			0-0 G4-3		0-0 P3		1	0	0	0	0	1	0		
23 Sam Fuld, L OBP: 0.283, SLG: 0.411 1 Billy Burns, S OBP: 0.444, SLG: 0.507 38 Jaycob Brugman, L OBP: 0.333, SLG: 0.333	0-0 F9		0-0 1B			0-0 F7		0-0 G1-3		1	0	0	0	0	0	0		
18 Ben Zobrist, S OBP: 0.389, SLG: 0.571 93 J.P. Sportman, R OBP: 0.714, SLG: 2.000	4-0 BB		0-1 G5-3			2-2 HR		4-0 BB		0	0	0	0	1	0	0		
16 Billy Butler, R OBP: 0.351, SLG: 0.592 20 Mark Canha, R OBP: 0.342, SLG: 0.648 63 Joe Bennie, R OBP: 1.000, SLG: 2.000	0-0 FC6			3-2 HR		0-0 2B		0-0 2B		1	0	0	0	0	0	1		
17 Ike Davis, L OBP: 0.452, SLG: 0.514 Matt Olson, L OBP: 0.260, SLG: 0.311 96 Anthony Altiotti, L OBP: 0.111, SLG: 0.111	0-3 K			0-0 G4-3		0-3 K		0-0 G3		1	0	0	0	1	2	0		
15 Brett Lawrie, R OBP: 0.298, SLG: 0.595 98 Ryon Healy, R OBP: 0.333, SLG: 0.333		0-3 K		0-0 1B		0-0 L8		0-3 K		1	0	0	0	1	0	0		
19 Josh Phegley, R OBP: 0.350, SLG: 0.500 45 Bryan Anderson, L OBP: 0.278, SLG: 0.303 Carson Blair, R OBP: 0.500, SLG: 0.400		0-3 K		0-0 G6-4-3		0-0 G4-3		0-0 K		1	0	0	0	0	1	0		
10 Marcus Semien, R OBP: 0.369, SLG: 0.474 25 Tyler Ladendorf, R OBP: 0.328, SLG: 0.469 53 Yairo Muñoz, R OBP: 0.286, SLG: 0.167		0-0 F8			0-0 1B			0-0 K		1	0	1	0	0	0	0		
28 Eric Sogard, L OBP: 0.373, SLG: 0.518 52 Joey Wendle, L OBP: 0.350, SLG: 0.495 86 Wade Kirkland, R OBP: 0.286, SLG: 0.167			0-0 1B		0-0 G3-6			0-0 2B		1	1	1	0	0	0	0		
<b>Inning Stats</b>	R: 0 H: 0 E: 1 K: 2 S: 8	H: 0 LOB: 0 BB: 1 P: 12	R: 0 H: 0 E: 0 K: 2 S: 7	H: 0 LOB: 0 BB: 0 P: 7	R: 1 H: 2 E: 0 K: 0 S: 5	H: 2 LOB: 0 BB: 0 P: 9	R: 0 H: 1 E: 0 K: 1 S: 3	H: 1 LOB: 1 BB: 0 P: 11	R: 0 H: 1 E: 0 K: 1 S: 6	H: 1 LOB: 1 BB: 1 P: 10	1B: 4 2B: 3 3B: 0 HR: 2	SF: 0 SAC: 0 DP: 2 HBP: 0	WP: 0 PB: 0 SB: 0 CS: 1	PA: 33				
<b>PITCHER</b>	IP WLS BF H R ER SO BB IBB HBP BLK WP HR S P ERA WHIP	IP WLS BF H R ER SO BB IBB HBP BLK WP HR S P ERA WHIP	IP WLS BF H R ER SO BB IBB HBP BLK WP HR S P ERA WHIP	IP WLS BF H R ER SO BB IBB HBP BLK WP HR S P ERA WHIP	IP WLS BF H R ER SO BB IBB HBP BLK WP HR S P ERA WHIP	IP WLS BF H R ER SO BB IBB HBP BLK WP HR S P ERA WHIP	IP WLS BF H R ER SO BB IBB HBP BLK WP HR S P ERA WHIP	IP WLS BF H R ER SO BB IBB HBP BLK WP HR S P ERA WHIP	IP WLS BF H R ER SO BB IBB HBP BLK WP HR S P ERA WHIP	IP WLS BF H R ER SO BB IBB HBP BLK WP HR S P ERA WHIP	IP WLS BF H R ER SO BB IBB HBP BLK WP HR S P ERA WHIP	IP WLS BF H R ER SO BB IBB HBP BLK WP HR S P ERA WHIP	IP WLS BF H R ER SO BB IBB HBP BLK WP HR S P ERA WHIP	IP WLS BF H R ER SO BB IBB HBP BLK WP HR S P ERA WHIP	IP WLS BF H R ER SO BB IBB HBP BLK WP HR S P ERA WHIP	IP WLS BF H R ER SO BB IBB HBP BLK WP HR S P ERA WHIP	IP WLS BF H R ER SO BB IBB HBP BLK WP HR S P ERA WHIP	IP WLS BF H R ER SO BB IBB HBP BLK WP HR S P ERA WHIP

**Los Angeles Angels @ Oakland Athletics**  
Hohokam Stadium, Mesa, AZ  
Wed Apr 01 2015, 3:19 PM - 5:31 PM EDT  
Att: 4,315 - Sunny - 84 F

AB 31  
R 4  
H 9  
RBI 4  
BB 2  
SO 7  
LOB 12

















Batter	1	2	3	4	5	6	7	8	9	AB	R	H	RBI	BB	SO	LOB	TOP				
2 Leonys Martin, L (1,8)										4	0	0	0	0	0	1					
1 Elvis Andrus, R (1,6)										4	0	0	0	0	1	1					
84 Prince Fielder, L (1,3)										4	0	0	0	0	1	0					
29 Adrian Beltré, R (1,5)										3	0	0	0	0	0	0					
17 Shin-Soo Choo, L (1,9)										3	0	0	0	0	1	0					
16 Ryan Rua, R (1,7) OBP: 0.333, SLG: 0.333										3	0	1	0	0	1	0					
18 Mitch Moreland, L (1,10)										3	0	0	0	0	0	1					
61 Robinson Chirinos, R (1,2)										2	0	0	0	1	1	0					
12 Rougned Odor, L (1,4)										2	0	0	0	0	0	1					
<b>Inning Stats</b>	R: 0 H: 0 E: 0 K: 0 S: 9	H: 0 LOB: 0 BB: 0 P: 14	R: 0 H: 0 E: 0 K: 1 S: 8	H: 0 LOB: 0 BB: 0 P: 12	R: 0 H: 0 E: 0 K: 0 S: 6	H: 0 LOB: 1 BB: 0 P: 9	R: 0 H: 0 E: 0 K: 0 S: 9	H: 0 LOB: 0 BB: 0 P: 12	R: 0 H: 0 E: 0 K: 1 S: 9	H: 0 LOB: 0 BB: 0 P: 14	R: 0 H: 0 E: 1 K: 1 S: 8	H: 0 LOB: 1 BB: 0 P: 13	R: 0 H: 0 E: 0 K: 1 S: 7	H: 1 LOB: 1 BB: 0 P: 15	R: 0 H: 0 E: 0 K: 2 S: 10	H: 0 LOB: 0 BB: 0 P: 15	1B: 1 2B: 1 3B: 0 HR: 0	SF: 0 SAC: 0 DP: 1 HBP: 1	WP: 0 PB: 0 SB: 0 CS: 0	PA: 30	
<b>PITCHER</b>	IP	WLS	BF	H	R	ER	SO	BB	IBB	HBP	BLK	WP	HR	S	P	ERA	WHIP				
54 Sonny Gray, R (1,1) ERA:	8.0	W	27	1	0	0	3	1	0	1	0	0	0	66	98	0.00	0.250				
58 Evan Scribner, R (9,1) ERA:	1.0		3	0	0	0	2	0	0	0	0	0	0	10	15	0.00	0.000				

Texas Rangers @ Oakland Athletics  
O.co Coliseum, Oakland, CA  
Mon Apr 06 2015, 10:10 PM - 12:54 AM EDT  
Att: 36,067 - Cloudy - 56 F

AB	28
R	0
H	1
RBI	0
BB	1
SO	5
LOB	4



Batter	1	2	3	4	5	6	7	8	9	AB	R	H	RBI	BB	SO	LOB	BOTTOM				
3 Craig Gentry, R (1,9)										5	0	0	0	0	3	3					
23 Sam Fuld, L (1,8) OBP: 0.600, SLG: 1.000										4	1	2	0	1	0	1					
18 Ben Zobrist, S (1,7) OBP: 0.400, SLG: 1.200										5	1	2	2	0	0	3					
16 Billy Butler, R (1,10) OBP: 0.400, SLG: 0.500										4	1	1	1	1	2	2					
17 Ike Davis, L (1,3)										3	1	0	0	2	0	3					
15 Brett Lawrie, R (1,5) OBP: 0.250, SLG: 0.250										4	1	1	0	0	1	4					
21 Stephen Vogt, L (1,2) OBP: 0.500, SLG: 1.500										4	2	2	3	0	1	4					
10 Marcus Semien, R (1,6) OBP: 0.250, SLG: 0.250										4	0	1	1	0	2	1					
28 Eric Sogard, L (1,4) OBP: 0.500, SLG: 0.500										4	1	2	0	0	0	3					
<b>Inning Stats</b>	R: 2 H: 2 E: 0 K: 2 S: 12	H: 2 LOB: 0 BB: 0 P: 23	R: 0 H: 0 E: 0 K: 1 S: 15	H: 0 LOB: 1 BB: 0 P: 23	R: 0 H: 1 E: 0 K: 1 S: 9	H: 1 LOB: 1 BB: 0 P: 16	R: 2 H: 2 E: 0 K: 1 S: 14	H: 2 LOB: 1 BB: 1 P: 25	R: 0 H: 1 E: 0 K: 2 S: 13	H: 1 LOB: 3 BB: 1 P: 22	R: 3 H: 2 E: 0 K: 1 S: 15	H: 2 LOB: 1 BB: 0 P: 28	R: 1 H: 2 E: 0 K: 0 S: 10	H: 2 LOB: 2 BB: 1 P: 20	1B: 5 2B: 3 3B: 1 HR: 2	SF: 0 SAC: 0 DP: 0 HBP: 0	WP: 2 PB: 0 SB: 0 CS: 0	PA: 41			
<b>PITCHER</b>	IP	WLS	BF	H	R	ER	SO	BB	IBB	HBP	BLK	WP	HR	S	P	ERA	WHIP				
49 Yovani Gallardo, R (1,1) ERA: 9.0	4.0	L	20	6	4	4	4	1	0	0	0	0	0	51	89	9.00	1.750				
63 Anthony Bass, R (5,1) ERA:	2.0		9	1	0	0	3	1	0	0	0	0	0	26	37	0.00	1.000				
35 Phil Klein, R (7,1) ERA: 27.0	1.0		6	2	3	3	1	1	0	0	0	0	1	15	28	27.00	3.000				
55 Roman Mendez, R (8,1) ERA: 9.0	1.0		6	2	1	1	0	1	0	0	0	0	0	10	20	9.00	3.000				

Texas Rangers @ Oakland Athletics  
O.co Coliseum, Oakland, CA  
Mon Apr 06 2015, 10:10 PM - 12:54 AM EDT  
Att: 36,067 - Cloudy - 56 F

AB	37
R	8
H	11
RBI	7
BB	4
SO	9
LOB	24





Batter	1	2	3	4	5	6	7	8	9	AB	R	H	RBI	BB	SO	LOB	TOP								
2 Leonys Martin, L OBP: 0.222, SLG: 0.222										5	1	2	0	0	1	2	<b>Texas Rangers @ Oakland Athletics</b> O.co Coliseum, Oakland, CA Tue Apr 07 2015, 10:09 PM - 12:38 AM EDT Att: 15,025 - Partly Cloudy - 54 F								
1 Elvis Andrus, R OBP: 0.250, SLG: 0.250										4	1	2	0	0	0	2									
84 Prince Fielder, L OBP: 0.375, SLG: 0.286										3	0	2	2	0	0	1									
29 Adrian Beltré, R OBP: 0.222, SLG: 0.222										4	0	0	0	0	0	3									
17 Shin-Soo Choo, L OBP: 0.143, SLG: 0.286										4	0	1	0	0	0	1									
20 Jake Smolinski, R OBP: 0.250, SLG: 0.250										0	0	0	0	0	0	0									
16 Ryan Rua, R OBP: 0.143, SLG: 0.143										4	0	0	0	0	2	1									
18 Mitch Moreland, L OBP: 0.143, SLG: 0.143										4	0	1	0	0	1	1									
3 Carlos Corporán, S OBP: 0.143, SLG: 0.143										3	0	0	0	0	1	2									
12 Rougned Odor, L OBP: 0.143, SLG: 0.143										3	1	0	0	0	1	1									
<b>Inning Stats</b>	R: 0 E: 0 K: 0 S: 8	H: 1 LOB: 1 BB: 0 P: 12	R: 0 E: 0 K: 1 S: 8	H: 1 LOB: 1 BB: 0 P: 10	R: 1 E: 0 K: 0 S: 13	H: 1 LOB: 1 BB: 0 P: 18	R: 0 E: 0 K: 1 S: 12	H: 1 LOB: 1 BB: 0 P: 19	R: 2 E: 0 K: 0 S: 13	H: 3 LOB: 1 BB: 0 P: 19	R: 0 E: 0 K: 1 S: 7	H: 0 LOB: 0 BB: 0 P: 13	R: 0 E: 0 K: 2 S: 9	H: 1 LOB: 1 BB: 0 P: 12	R: 0 E: 0 K: 1 S: 9	H: 0 LOB: 1 BB: 0 P: 14	R: 0 E: 0 K: 0 S: 7	H: 0 LOB: 1 BB: 0 P: 8	1B: 7 2B: 1 3B: 0 HR: 0	SF: 0 SAC: 0 DP: 1 HBP: 3	WP: 0 PB: 0 SB: 0 CS: 0	PA: 37			
<b>PITCHER</b>	IP WLS BF H R ER SO BB IBB HBP BLK WP HR S P ERA WHIP	IP WLS BF H R ER SO BB IBB HBP BLK WP HR S P ERA WHIP	IP WLS BF H R ER SO BB IBB HBP BLK WP HR S P ERA WHIP	IP WLS BF H R ER SO BB IBB HBP BLK WP HR S P ERA WHIP	IP WLS BF H R ER SO BB IBB HBP BLK WP HR S P ERA WHIP	IP WLS BF H R ER SO BB IBB HBP BLK WP HR S P ERA WHIP	IP WLS BF H R ER SO BB IBB HBP BLK WP HR S P ERA WHIP	IP WLS BF H R ER SO BB IBB HBP BLK WP HR S P ERA WHIP	IP WLS BF H R ER SO BB IBB HBP BLK WP HR S P ERA WHIP	IP WLS BF H R ER SO BB IBB HBP BLK WP HR S P ERA WHIP	IP WLS BF H R ER SO BB IBB HBP BLK WP HR S P ERA WHIP	IP WLS BF H R ER SO BB IBB HBP BLK WP HR S P ERA WHIP	IP WLS BF H R ER SO BB IBB HBP BLK WP HR S P ERA WHIP	IP WLS BF H R ER SO BB IBB HBP BLK WP HR S P ERA WHIP	IP WLS BF H R ER SO BB IBB HBP BLK WP HR S P ERA WHIP	IP WLS BF H R ER SO BB IBB HBP BLK WP HR S P ERA WHIP	IP WLS BF H R ER SO BB IBB HBP BLK WP HR S P ERA WHIP	IP WLS BF H R ER SO BB IBB HBP BLK WP HR S P ERA WHIP	IP WLS BF H R ER SO BB IBB HBP BLK WP HR S P ERA WHIP	IP WLS BF H R ER SO BB IBB HBP BLK WP HR S P ERA WHIP	IP WLS BF H R ER SO BB IBB HBP BLK WP HR S P ERA WHIP	IP WLS BF H R ER SO BB IBB HBP BLK WP HR S P ERA WHIP	IP WLS BF H R ER SO BB IBB HBP BLK WP HR S P ERA WHIP	IP WLS BF H R ER SO BB IBB HBP BLK WP HR S P ERA WHIP	IP WLS BF H R ER SO BB IBB HBP BLK WP HR S P ERA WHIP
32 Jesse Hahn, R ERA: 4.5	6.0	L	26	7	3	3	3	0	0	0	2	0	0	0	0	0	0	0	0	61	91	4.50	1.167		
39 Eric O'Flaherty, L ERA: 4.5	1.0		4	1	0	0	2	0	0	0	0	0	0	0	0	0	0	0	0	9	12	0.00	1.000		
30 Jesse Chavez, R ERA: 4.5	1.1		5	0	0	0	1	0	0	0	1	0	0	0	0	0	0	0	0	13	19	0.00	0.000		
56 Fernando Abad, L ERA: 4.5	0.2		2	0	0	0	0	0	0	0	0	0	0	0	0	0	0	0	0	3	3	0.00	0.000		

Batter	1	2	3	4	5	6	7	8	9	AB	R	H	RBI	BB	SO	LOB	BOTTOM							
23 Sam Fuld, L OBP: 0.556, SLG: 1.000										4	1	2	0	0	0	1	<b>Texas Rangers @ Oakland Athletics</b> O.co Coliseum, Oakland, CA Tue Apr 07 2015, 10:09 PM - 12:38 AM EDT Att: 15,025 - Partly Cloudy - 54 F							
28 Eric Sogard, L OBP: 0.375, SLG: 0.286										3	0	0	1	1	0									
18 Ben Zobrist, S OBP: 0.222, SLG: 0.667										4	0	0	0	0	2									
16 Billy Butler, R OBP: 0.333, SLG: 0.375										4	0	1	0	0	2									
17 Ike Davis, L OBP: 0.444, SLG: 0.167										4	0	0	0	0	2									
15 Brett Lawrie, R OBP: 0.125, SLG: 0.125										4	0	0	0	0	4									
21 Stephen Vogt, L OBP: 0.429, SLG: 1.000										3	0	1	0	0	1									
10 Marcus Semien, R OBP: 0.143, SLG: 0.143										3	0	0	0	0	4									
3 Craig Gentry, R OBP: 0.143, SLG: 0.143										2	0	0	0	1	0									
<b>Inning Stats</b>	R: 0 E: 0 K: 0 S: 9	H: 1 LOB: 1 BB: 1 P: 19	R: 0 E: 0 K: 1 S: 9	H: 0 LOB: 0 BB: 0 P: 15	R: 0 E: 0 K: 0 S: 6	H: 0 LOB: 0 BB: 1 P: 13	R: 0 E: 0 K: 1 S: 9	H: 0 LOB: 0 BB: 0 P: 17	R: 0 E: 0 K: 2 S: 12	H: 1 LOB: 1 BB: 0 P: 16	R: 1 E: 0 K: 0 S: 9	H: 1 LOB: 0 BB: 0 P: 13	R: 0 E: 0 K: 1 S: 14	H: 2 LOB: 1 BB: 1 P: 22	R: 0 E: 0 K: 1 S: 7	H: 0 LOB: 0 BB: 0 P: 9		R: 0 E: 1 K: 1 S: 9	H: 0 LOB: 1 BB: 0 P: 11	1B: 4 2B: 0 3B: 1 HR: 0	SF: 0 SAC: 0 DP: 3 HBP: 0	WP: 0 PB: 0 SB: 0 CS: 0	PA: 33	
<b>PITCHER</b>	IP WLS BF H R ER SO BB IBB HBP BLK WP HR S P ERA WHIP	IP WLS BF H R ER SO BB IBB HBP BLK WP HR S P ERA WHIP	IP WLS BF H R ER SO BB IBB HBP BLK WP HR S P ERA WHIP	IP WLS BF H R ER SO BB IBB HBP BLK WP HR S P ERA WHIP	IP WLS BF H R ER SO BB IBB HBP BLK WP HR S P ERA WHIP	IP WLS BF H R ER SO BB IBB HBP BLK WP HR S P ERA WHIP	IP WLS BF H R ER SO BB IBB HBP BLK WP HR S P ERA WHIP	IP WLS BF H R ER SO BB IBB HBP BLK WP HR S P ERA WHIP	IP WLS BF H R ER SO BB IBB HBP BLK WP HR S P ERA WHIP	IP WLS BF H R ER SO BB IBB HBP BLK WP HR S P ERA WHIP	IP WLS BF H R ER SO BB IBB HBP BLK WP HR S P ERA WHIP	IP WLS BF H R ER SO BB IBB HBP BLK WP HR S P ERA WHIP	IP WLS BF H R ER SO BB IBB HBP BLK WP HR S P ERA WHIP	IP WLS BF H R ER SO BB IBB HBP BLK WP HR S P ERA WHIP	IP WLS BF H R ER SO BB IBB HBP BLK WP HR S P ERA WHIP	IP WLS BF H R ER SO BB IBB HBP BLK WP HR S P ERA WHIP	IP WLS BF H R ER SO BB IBB HBP BLK WP HR S P ERA WHIP	IP WLS BF H R ER SO BB IBB HBP BLK WP HR S P ERA WHIP	IP WLS BF H R ER SO BB IBB HBP BLK WP HR S P ERA WHIP	IP WLS BF H R ER SO BB IBB HBP BLK WP HR S P ERA WHIP	IP WLS BF H R ER SO BB IBB HBP BLK WP HR S P ERA WHIP	IP WLS BF H R ER SO BB IBB HBP BLK WP HR S P ERA WHIP	IP WLS BF H R ER SO BB IBB HBP BLK WP HR S P ERA WHIP	IP WLS BF H R ER SO BB IBB HBP BLK WP HR S P ERA WHIP
48 Colby Lewis, R ERA: 1.5	6.0	W	21	3	1	1	4	2	0	0	0	0	0	0	0	0	0	0	54	93	1.50	0.833		
50 Keone Kela, R ERA: 1.5	1.0	H	5	2	0	0	1	1	0	0	0	0	0	0	0	0	0	0	14	22	0.00	3.000		
37 Shawn Tolleson, R ERA: 1.5	1.0	H	3	0	0	0	1	0	0	0	0	0	0	0	0	0	0	0	7	9	0.00	0.000		
30 Nefali Feliz, R ERA: 1.5	1.0	S	4	0	0	0	1	0	0	0	0	0	0	0	0	0	0	0	9	11	0.00	0.000		

**Texas Rangers @ Oakland Athletics**  
 O.co Coliseum, Oakland, CA  
 Tue Apr 07 2015, 10:09 PM - 12:38 AM EDT  
 Att: 15,025 - Partly Cloudy - 54 F

livebaseballscorecards.com

AB 34  
 R 3  
 H 8  
 RBI 2  
 BB 0  
 SO 6  
 LOB 14

**Texas Rangers @ Oakland Athletics**  
 O.co Coliseum, Oakland, CA  
 Tue Apr 07 2015, 10:09 PM - 12:38 AM EDT  
 Att: 15,025 - Partly Cloudy - 54 F

livebaseballscorecards.com

AB 30  
 R 1  
 H 5  
 RBI 1  
 BB 3  
 SO 7  
 LOB 14



Batter	1	2	3	4	5	6	7	8	9	AB	R	H	RBI	BB	SO	LOB	TOP
2 Leonys Martin, L OBP: 0.250, SLG: 0.250 7 Delino DeShields, R OBP: 1.000, SLG: 1.000										3	0	1	0	0	1	0	<p>Texas Rangers @ Oakland Athletics O.co Coliseum, Oakland, CA Wed Apr 08 2015, 10:08 PM - 1:02 AM EDT Att: 19,479 - Partly Cloudy - 58 F</p>
1 Elvis Andrus, R OBP: 0.182, SLG: 0.182										3	0	0	0	0	1		
29 Adrian Beltré, R (1, 10)										4	0	0	0	0	1		
84 Prince Fielder, L OBP: 0.417, SLG: 0.400										3	0	1	0	1	2		
16 Ryan Rua, R OBP: 0.091, SLG: 0.091										4	0	0	0	0	4	3	
20 Jake Smolinski, R (1, 9)										3	0	0	0	1	2	1	
9 Adam Rosales, R (1, 5)										3	0	0	0	0	2	2	
12 Rougned Odor, L (1, 4)										3	0	0	0	0	2	0	
61 Robinson Chirinos, R (1, 2)										3	0	0	0	0	1	0	
<b>Inning Stats</b>	R: 0 H: 1 E: 0 K: 1 S: 9	H: 1 LOB: 1 BB: 0 P: 13	R: 0 H: 0 E: 0 K: 3 S: 9	H: 0 LOB: 0 BB: 0 P: 14	R: 0 H: 0 E: 0 K: 2 S: 8	H: 0 LOB: 1 BB: 1 P: 14	R: 0 H: 0 E: 0 K: 2 S: 9	H: 0 LOB: 0 BB: 0 P: 11	R: 0 H: 0 E: 0 K: 0 S: 9	H: 1 LOB: 1 BB: 1 P: 17	R: 0 H: 0 E: 0 K: 1 S: 11	H: 1 LOB: 1 BB: 0 P: 15	R: 0 H: 1 E: 0 K: 2 S: 12	H: 1 LOB: 1 BB: 0 P: 18	1B: 2 2B: 1 3B: 0 HR: 0	SF: 0 SAC: 1 DP: 0 HBP: 0	
<b>PITCHER</b>	IP WLS BF H R ER SO BB IBB HBP BLK WP HR S P ERA WHIP	7.0 W 25 1 0 0 10 2 0 0 0 0 0 62 95 0.00 0.429	1.0 4 1 0 0 1 0 0 0 0 0 0 11 15 0.00 1.000	1.0 4 1 0 0 2 0 0 0 0 0 0 12 18 0.00 1.000	<b>PITCHER</b>												

Batter	1	2	3	4	5	6	7	8	9	AB	R	H	RBI	BB	SO	LOB	BOTTOM
3 Craig Gentry, R (1, 8)										4	1	0	0	0	0	6	<p>Texas Rangers @ Oakland Athletics O.co Coliseum, Oakland, CA Wed Apr 08 2015, 10:08 PM - 1:02 AM EDT Att: 19,479 - Partly Cloudy - 58 F</p>
7 Cody Ross, R OBP: 0.200, SLG: 0.200										5	1	1	2	0	1	2	
18 Ben Zobrist, S OBP: 0.231, SLG: 0.538 28 Eric Sogard, L OBP: 0.333, SLG: 0.250										4	1	1	0	0	0	4	
16 Billy Butler, R OBP: 0.429, SLG: 0.417										4	1	2	0	1	1	0	
20 Mark Canha, R OBP: 0.600, SLG: 1.000									5	1	3	4	0	0	1		
15 Brett Lawrie, R OBP: 0.308, SLG: 0.385										5	1	3	0	0	2		
19 Josh Phegley, R OBP: 0.400, SLG: 0.400										5	1	2	0	0	4		
10 Marcus Semien, R OBP: 0.364, SLG: 0.300										3	1	2	1	1	3		
25 Tyler Ladendorf, R OBP: 0.500, SLG: 1.000									3	2	1	2	1	0	4		
<b>Inning Stats</b>	R: 0 H: 0 E: 0 K: 0 S: 8	H: 1 LOB: 0 BB: 0 P: 13	R: 5 H: 4 E: 0 K: 0 S: 20	H: 4 LOB: 1 BB: 1 P: 31	R: 1 H: 1 E: 1 K: 1 S: 14	H: 1 LOB: 2 BB: 1 P: 22	R: 2 H: 4 E: 0 K: 0 S: 13	H: 4 LOB: 2 BB: 0 P: 19	R: 1 H: 4 E: 0 K: 1 S: 16	H: 0 LOB: 3 BB: 0 P: 22	R: 1 H: 0 E: 0 K: 0 S: 14	H: 0 LOB: 0 BB: 1 P: 23	R: 0 H: 1 E: 0 K: 0 S: 10	H: 1 LOB: 1 BB: 0 P: 15	1B: 11 2B: 3 3B: 1 HR: 0	SF: 0 SAC: 0 DP: 0 HBP: 1	
<b>PITCHER</b>	IP WLS BF H R ER SO BB IBB HBP BLK WP HR S P ERA WHIP	4.1 L 26 10 8 5 2 1 0 0 0 1 0 34 50 6.75 1.875	2.2 13 4 2 2 2 1 0 0 0 0 0 10 15 0.00 1.000	1.0 4 1 0 0 0 0 0 0 0 0 0 10 15 0.00 1.000	<b>PITCHER</b>												



Batter	1	2	3	4	5	6	7	8	9	AB	R	H	RBI	BB	SO	LOB	TOP								
2 Leonys Martin, L OBP: 0.235, SLG: 0.188										4	1	0	0	1	2	3									
17 Shin-Soo Choo, L OBP: 0.250, SLG: 0.583										5	2	2	3	0	1	1									
29 Adrian Beltré, R OBP: 0.125, SLG: 0.313										5	2	2	1	0	0	1									
84 Prince Fielder, L OBP: 0.412, SLG: 0.400										5	0	2	1	0	0	1									
16 Ryan Rua, R OBP: 0.250, SLG: 0.313										5	1	3	0	0	1	1									
18 Mitch Moreland, L OBP: 0.250, SLG: 0.500										3	1	1	3	1	0	2									
1 Elvis Andrus, R OBP: 0.125, SLG: 0.125										5	0	0	0	0	0	6									
12 Rougned Odor, L OBP: 0.286, SLG: 0.364										3	2	1	1	0	0	1									
3 Carlos Corporán, S OBP: 0.375, SLG: 0.167										3	1	1	0	0	1	0									
<b>Inning Stats</b>	R: 3 E: 2 K: 0 S: 11	H: 3 LOB: 1 BB: 1 P: 18	R: 0 E: 0 K: 0 S: 7	H: 0 LOB: 1 BB: 0 P: 12	R: 2 E: 0 K: 0 S: 9	H: 2 LOB: 0 BB: 0 P: 14	R: 3 E: 0 K: 1 S: 12	H: 3 LOB: 0 BB: 0 P: 17	R: 0 E: 1 K: 0 S: 16	H: 0 LOB: 1 BB: 0 P: 21	R: 0 E: 0 K: 1 S: 7	H: 0 LOB: 1 BB: 0 P: 8	R: 1 E: 0 K: 1 S: 18	H: 2 LOB: 1 BB: 0 P: 26	R: 1 E: 0 K: 2 S: 8	H: 1 LOB: 2 BB: 1 P: 11	R: 0 E: 0 K: 0 S: 9	H: 1 LOB: 2 BB: 1 P: 16	1B: 7 2B: 2 3B: 0 HR: 4	SF: 1 SAC: 0 DP: 2 HBP: 2	WP: 0 PB: 0 SB: 0 CS: 0	PA: 43			
<b>PITCHER</b>	IP WLS BF H R ER SO BB IBB HBP BLK WP HR S P ERA WHIP	3.1 L 20 7 8 7 1 1 0 2 0 0 2 35 57 18.90 2.400	4.1 3 1 1 2 0 0 0 0 0 0 1 45 59 2.46 0.818	8.1 1 1 1 2 0 0 0 0 0 0 1 8 11 9.00 1.000	9.1 1 0 0 0 1 0 0 0 0 0 0 9 16 0.00 2.000																				
31 Kendall Graveman, R ERA: 18.9																									
58 Evan Scribner, R ERA: 1.93																									
37 R.J. Alvarez, R ERA: 4.5																									
36 Tyler Clippard, R ERA:																									
<b>Batter</b>	<b>1</b>	<b>2</b>	<b>3</b>	<b>4</b>	<b>5</b>	<b>6</b>	<b>7</b>	<b>8</b>	<b>9</b>	<b>AB</b>	<b>R</b>	<b>H</b>	<b>RBI</b>	<b>BB</b>	<b>SO</b>	<b>LOB</b>	<b>BOTTOM</b>								
23 Sam Fuld, L OBP: 0.385, SLG: 0.667										4	0	0	0	0	0	2									
21 Stephen Vogt, L OBP: 0.400, SLG: 0.800										3	0	1	0	0	0	1									
19 Josh Phegley, R OBP: 0.333, SLG: 0.333										1	0	0	0	0	0	1									
18 Ben Zobrist, S OBP: 0.188, SLG: 0.438										3	0	0	0	0	0	1									
3 Craig Gentry, R										0	0	0	0	1	0	0									
16 Billy Butler, R OBP: 0.389, SLG: 0.375										4	0	1	0	0	1	2									
17 Ike Davis, L OBP: 0.385, SLG: 0.111										3	0	0	0	1	3	0									
15 Brett Lawrie, R OBP: 0.313, SLG: 0.375										3	0	1	0	0	1	2									
25 Tyler Ladendorf, R OBP: 0.400, SLG: 0.750										1	0	0	0	0	0	0									
20 Mark Canha, R OBP: 0.444, SLG: 0.667										4	0	1	0	0	0	3									
28 Eric Sogard, L OBP: 0.417, SLG: 0.300										2	1	1	0	1	0	1									
10 Marcus Semien, R OBP: 0.357, SLG: 0.385										3	0	1	1	0	1	1									
<b>Inning Stats</b>	R: 0 E: 0 K: 0 S: 9	H: 1 LOB: 0 BB: 0 P: 12	R: 0 E: 0 K: 2 S: 10	H: 0 LOB: 0 BB: 0 P: 16	R: 0 E: 0 K: 1 S: 7	H: 1 LOB: 0 BB: 0 P: 9	R: 0 E: 0 K: 0 S: 5	H: 0 LOB: 0 BB: 0 P: 9	R: 0 E: 0 K: 2 S: 11	H: 1 LOB: 1 BB: 0 P: 17	R: 0 E: 0 K: 0 S: 8	H: 0 LOB: 1 BB: 1 P: 15	R: 0 E: 0 K: 0 S: 12	H: 1 LOB: 2 BB: 1 P: 17	R: 1 E: 0 K: 0 S: 13	H: 2 LOB: 2 BB: 1 P: 24	R: 0 E: 0 K: 1 S: 10	H: 0 LOB: 0 BB: 0 P: 12	1B: 5 2B: 1 3B: 0 HR: 0	SF: 0 SAC: 0 DP: 2 HBP: 0	WP: 0 PB: 0 SB: 0 CS: 0	PA: 34			
<b>PITCHER</b>	IP WLS BF H R ER SO BB IBB HBP BLK WP HR S P ERA WHIP	7.0 W 25 4 4 0 0 2 0 0 0 0 0 0 13 24 9.00 3.000	1.0 6 2 1 1 0 1 0 0 0 0 0 0 10 12 0.00 0.000	1.0 3 0 0 0 1 0 0 0 0 0 0 0 10 12 0.00 0.000																					
22 Nick Martinez, R ERA:																									
50 Keone Kela, R ERA: 4.5																									
55 Roman Mendez, R ERA: 4.5																									

Texas Rangers @ Oakland Athletics  
O.co Coliseum, Oakland, CA  
Thu Apr 09 2015, 3:38 PM - 5:31 PM EDT  
Att: 16,045 - Partly Cloudy - 58 F

AB 38  
R 10  
H 12  
RBI 9  
BB 2  
SO 5  
LOB 16



Texas Rangers @ Oakland Athletics  
O.co Coliseum, Oakland, CA  
Thu Apr 09 2015, 3:38 PM - 5:31 PM EDT  
Att: 16,045 - Partly Cloudy - 58 F

AB 31  
R 1  
H 6  
RBI 1  
BB 3  
SO 6  
LOB 14













Batter	1	2	3	4	5	6	7	8	9	10	AB	R	H	RBI	BB	SO	LOB	TOP	
16 Austin Jackson, R OBP: 0.286, SLG: 0.269	G6-3			F7		G3-1	G6-3		K		4	1	0	0	1	1	3		
7 Seth Smith, L OBP: 0.556, SLG: 1.000	F7			F8		G3-1				P3	3	0	0	0	0	0	2		
25 Rickie Weeks Jr, R OBP: 0.200, SLG: 0.357											2	1	1	3	0	0	0		
22 Robinson Canó, L OBP: 0.120, SLG: 0.200	G3-1			K		E9	K			L8	5	1	0	0	0	2	0		
23 Nelson Cruz, R OBP: 0.240, SLG: 0.456	F8			K		15B				HR	4	1	1	1	1	1	0		
15 Kyle Seager, L OBP: 0.218, SLG: 0.304	L7			E6		20				HR	5	0	1	1	0	1	0		
20 Logan Morrison, L OBP: 0.130, SLG: 0.130	G6-3			G4-6-3		G3-1				F8	4	0	0	0	0	0	3		
13 Dustin Ackley, L OBP: 0.400, SLG: 0.857				G4-3						F9	4	2	2	0	0	0	0		
3 Mike Zunino, R OBP: 0.263, SLG: 0.176				P6							3	2	2	0	1	0	0		
5 Brad Miller, L OBP: 0.300, SLG: 0.500				G5-3						F7	3	0	0	1	0	1	3		
<b>Inning Stats</b>	R: 0 E: 0 K: 0 S: 7	H: 0 LOB: 0 BB: 0 P: 11	R: 0 E: 0 K: 0 S: 7	H: 0 LOB: 0 BB: 0 P: 11	R: 0 E: 0 K: 0 S: 6	H: 0 LOB: 0 BB: 0 P: 8	R: 0 E: 1 K: 1 S: 10	H: 3 LOB: 2 BB: 2 P: 15	R: 3 E: 0 K: 2 S: 17	H: 3 LOB: 0 BB: 0 P: 23	R: 0 E: 0 K: 1 S: 5	H: 0 LOB: 0 BB: 0 P: 8	R: 0 E: 0 K: 1 S: 11	H: 0 LOB: 1 BB: 1 P: 19	R: 1 E: 0 K: 0 S: 6	H: 1 LOB: 0 BB: 0 P: 9	1B: 4 2B: 1 3B: 0 HR: 2	SF: 1 SAC: 0 DP: 1 HBP: 0	WP: 0 PA: 41
<b>PITCHER</b>	IP	WLS	BF	H	R	ER	SO	BB	IBB	HBP	BLK	WP	HR	S	P	ERA	WHIP		
32 Jesse Hahn, R ERA: 3.09	5.2		23	3	4	1	2	2	0	0	0	0	0	58	87	1.59	0.882		
39 Eric O'Flaherty, L ERA: 16.13	1.1		7	3	3	3	2	0	0	0	0	0	1	18	24	20.25	2.250		
58 Evan Scribner, R ERA: 1.59	1.0		3	0	0	0	1	0	0	0	0	0	0	5	8	0.00	0.000		
37 R.J. Alvarez, R ERA: 2.25	1.0		4	0	0	0	1	1	0	0	0	0	0	11	19	0.00	1.000		
36 Tyler Clippard, R ERA: 3.0	1.0	L	4	1	1	1	0	0	0	0	0	0	1	6	9	9.00	1.000		

Seattle Mariners @ Oakland Athletics  
 O.co Coliseum, Oakland, CA  
 Sun Apr 12 2015, 4:08 PM - 7:18 PM EDT  
 Att: 32,282 - Partly Cloudy - 67 F

AB	37
R	8
H	7
RBI	6
BB	3
SO	6
LOB	11



Batter	1	2	3	4	5	6	7	8	9	10	AB	R	H	RBI	BB	SO	LOB	BOTTOM	
23 Sam Fuld, L OBP: 0.423, SLG: 0.625	G1-3			20							4	1	2	2	1	0	0		
20 Mark Canha, R OBP: 0.360, SLG: 0.560	G5-3			P2-1							5	1	1	0	0	1	2		
18 Ben Zobrist, S OBP: 0.300, SLG: 0.500	G6-3			G3-1							4	0	0	0	1	0	1		
16 Billy Butler, R OBP: 0.467, SLG: 0.481				15							4	1	3	0	1	0	2		
17 Ike Davis, L OBP: 0.435, SLG: 0.474				22							3	1	1	0	0	1	3		
7 Cody Ross, R OBP: 0.300, SLG: 0.222				E8							1	0	0	0	0	1	1		
28 Eric Sogard, L OBP: 0.333, SLG: 0.250				21							1	0	1	1	0	0	0		
21 Stephen Vogt, L OBP: 0.455, SLG: 0.684				22							5	1	2	1	0	1	2		
15 Brett Lawrie, R OBP: 0.333, SLG: 0.357				P3							5	0	2	0	0	1	2		
22 Josh Reddick, L OBP: 0.400, SLG: 0.600				FC3-2							5	1	2	1	0	0	4		
10 Marcus Semien, R OBP: 0.345, SLG: 0.370				10							4	1	0	0	1	0	5		
<b>Inning Stats</b>	R: 0 E: 0 K: 0 S: 6	H: 0 LOB: 3 BB: 0 P: 22	R: 0 E: 0 K: 1 S: 15	H: 3 LOB: 0 BB: 0 P: 13	R: 3 E: 1 K: 0 S: 14	H: 4 LOB: 0 BB: 0 P: 20	R: 0 E: 0 K: 1 S: 11	H: 1 LOB: 1 BB: 0 P: 14	R: 0 E: 0 K: 1 S: 8	H: 0 LOB: 0 BB: 0 P: 11	R: 0 E: 0 K: 1 S: 9	H: 1 LOB: 1 BB: 0 P: 13	R: 4 E: 0 K: 0 S: 14	H: 4 LOB: 1 BB: 0 P: 25	R: 0 E: 0 K: 1 S: 9	H: 0 LOB: 0 BB: 0 P: 12	1B: 9 2B: 5 3B: 1 HR: 0	SF: 0 SAC: 0 DP: 3 HBP: 0	WP: 1 PA: 45
<b>PITCHER</b>	IP	WLS	BF	H	R	ER	SO	BB	IBB	HBP	BLK	WP	HR	S	P	ERA	WHIP		
34 Félix Hernández, R ERA: 3.0	5.0		23	8	3	3	1	2	0	0	0	0	0	51	81	5.40	2.000		
40 Danny Farquhar, R ERA: 4.15	2.0	H	8	2	0	0	2	0	0	0	0	0	0	22	30	0.00	1.000		
41 Charlie Furbush, L ERA:	1.0		3	0	0	0	1	0	0	0	0	1	0	6	8	0.00	0.000		
56 Fernando Rodney, R ERA: 12.0	1.0	W	8	4	4	4	0	2	0	0	0	0	0	14	25	36.00	6.000		
31 Yoervis Medina, R ERA: 2.45	1.0	S	3	0	0	0	1	0	0	0	0	0	0	9	12	0.00	0.000		

Seattle Mariners @ Oakland Athletics  
 O.co Coliseum, Oakland, CA  
 Sun Apr 12 2015, 4:08 PM - 7:18 PM EDT  
 Att: 32,282 - Partly Cloudy - 67 F

AB	41
R	7
H	14
RBI	5
BB	4
SO	5
LOB	22









Batter	1	2	3	4	5	6	7	8	9	AB	R	H	RBI	BB	SO	LOB	TOP			
23 Sam Fuld, L OBP: 0.429, SLG: 0.625										4	1	2	0	0	0	0				
20 Mark Canha, R OBP: 0.383, SLG: 0.515 3 Craig Gentry, R (8, 7)										3	0	0	0	1	1	1				
18 Ben Zobrist, S OBP: 0.333, SLG: 0.514										2	1	0	1	1	0	2				
16 Billy Butler, R OBP: 0.421, SLG: 0.543										4	1	1	1	0	1	2				
17 Ike Davis, L OBP: 0.419, SLG: 0.423										4	0	1	0	0	1	1				
21 Stephen Vogt, L OBP: 0.433, SLG: 0.577										3	0	1	1	0	1	1				
15 Brett Lawrie, R OBP: 0.316, SLG: 0.400										3	1	0	0	0	0	3				
22 Josh Reddick, L OBP: 0.308, SLG: 0.385										4	0	2	1	0	1	1				
10 Marcus Semien, R OBP: 0.324, SLG: 0.429										4	0	0	0	0	2	3				
<b>Inning Stats</b>	R: 1 E: 0 K: 0 S: 10	H: 1 LOB: 0 BB: 0 P: 17	R: 0 E: 0 K: 2 S: 15	H: 2 LOB: 2 BB: 0 P: 22	R: 0 E: 0 K: 1 S: 10	H: 0 LOB: 1 BB: 0 P: 16	R: 0 E: 0 K: 1 S: 10	H: 0 LOB: 0 BB: 0 P: 6	R: 2 E: 0 K: 0 S: 9	H: 2 LOB: 0 BB: 1 P: 18	R: 0 E: 0 K: 1 S: 12	H: 0 LOB: 0 BB: 0 P: 16	R: 0 E: 0 K: 2 S: 8	H: 0 LOB: 0 BB: 0 P: 11	R: 1 E: 0 K: 1 S: 13	H: 1 LOB: 1 BB: 0 P: 21	1B: 4 2B: 3 3B: 0 HR: 0	SF: 1 SAC: 0 DP: 2 HBP: 2	WP: 0 PB: 0 SB: 1 CS: 0	PA: 36
<b>PITCHER</b>	IP WLS BF H R ER SO BB IBB HBP BLK WP HR S P ERA WHIP																			
41 Brad Peacock, R ERA: 5.4	(1, 1) 5.0 L 22 5 3 3 3 2 0 0 0 0 0 0 0 85 5.40 1.400																			
54 Joe Thatcher, L ERA: 4.5	(6, 1) 1.1 4 1 0 0 0 0 0 0 0 0 0 0 8 15 0.00 0.750																			
37 Pat Neshek, R ERA: 4.5	(7, 1) 1.2 5 0 0 0 3 0 0 0 0 0 0 0 18 22 0.00 0.000																			
45 Samuel Deduno, R ERA: 3.0	(9, 1) 1.0 5 1 1 1 1 0 0 1 0 0 0 0 13 21 9.00 1.000																			

Oakland Athletics @ Houston Astros  
Minute Maid Park, Houston, TX  
Tue Apr 14 2015, 7:13 PM - 10:08 PM CDT  
Att: 18,935 - Roof Closed - 73 F

AB 31  
R 4  
H 7  
RBI 4  
BB 2  
SO 7  
LOB 14



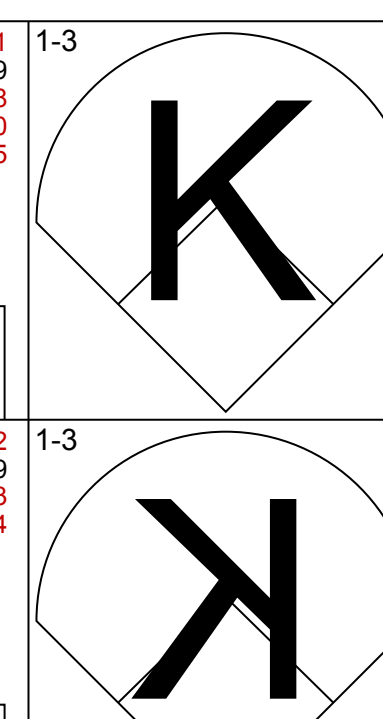
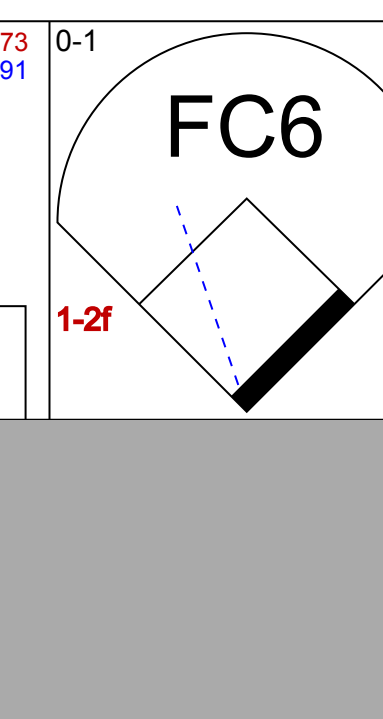
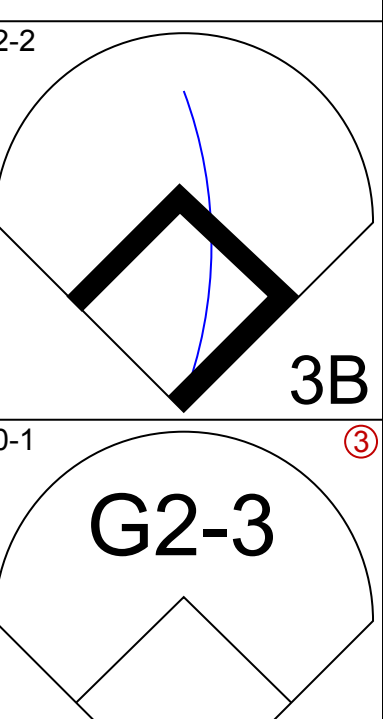
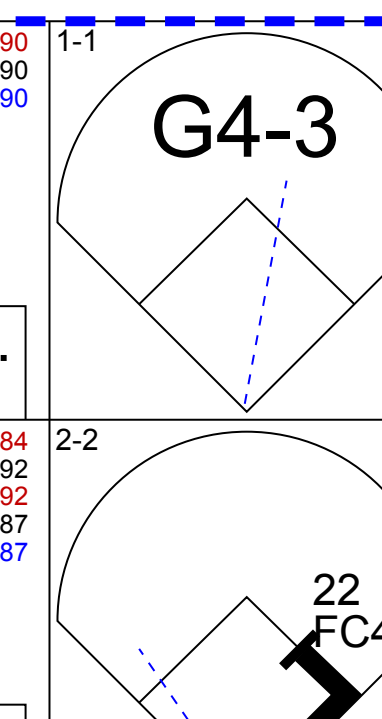
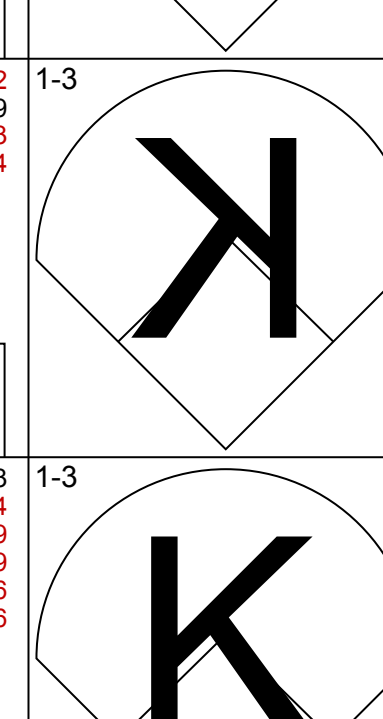
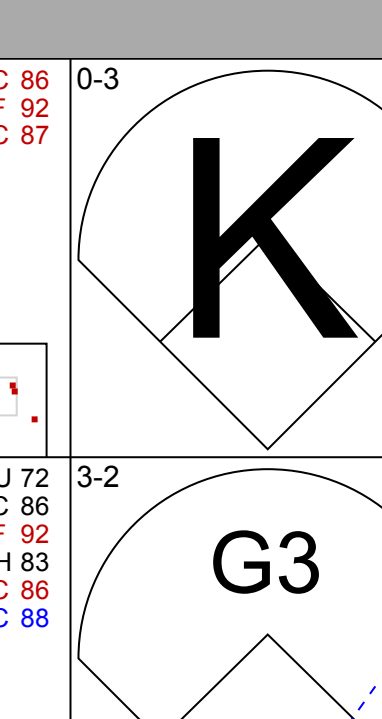
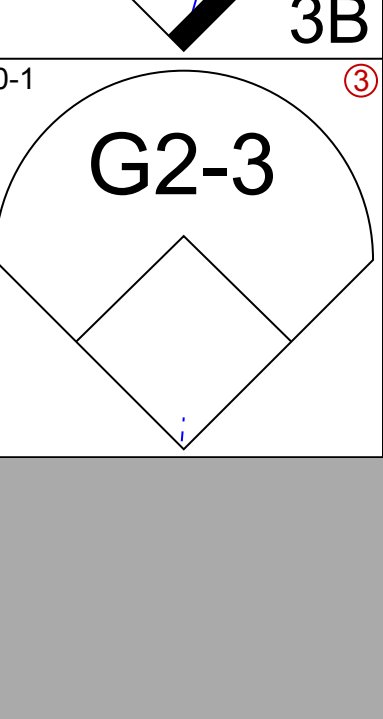
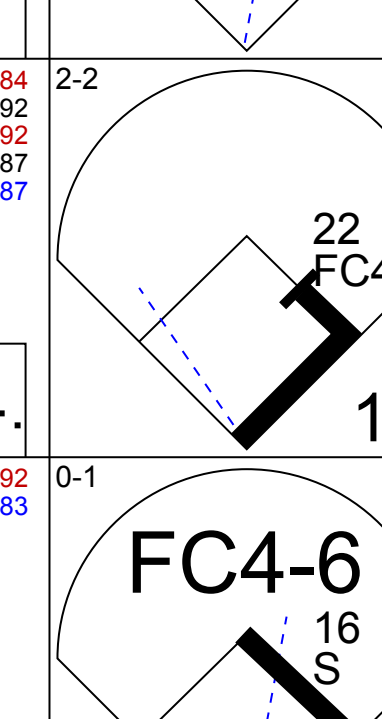
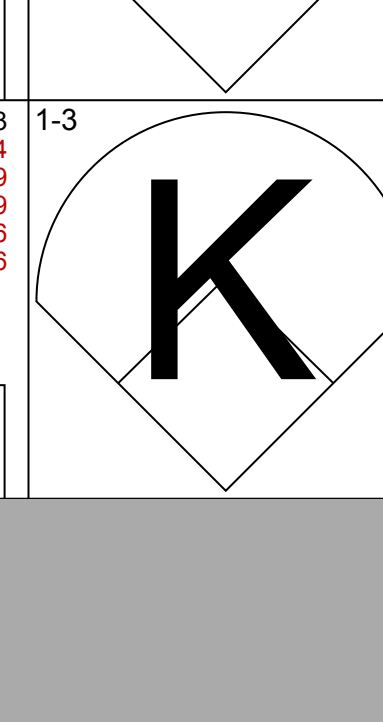
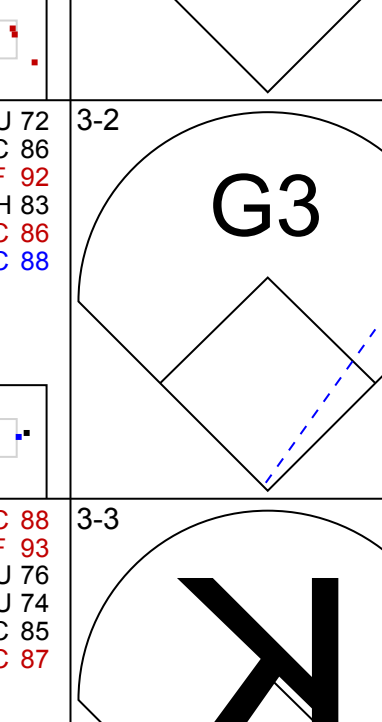
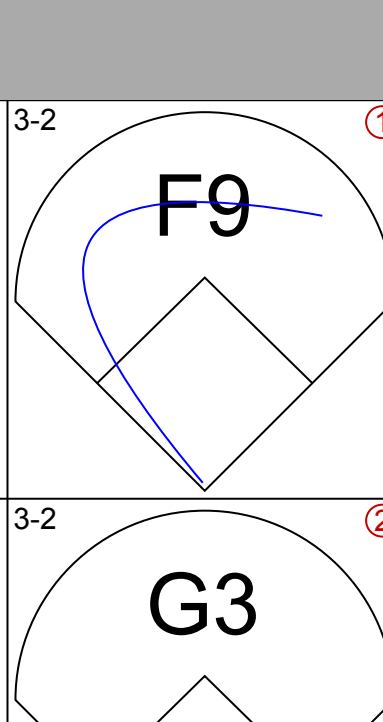
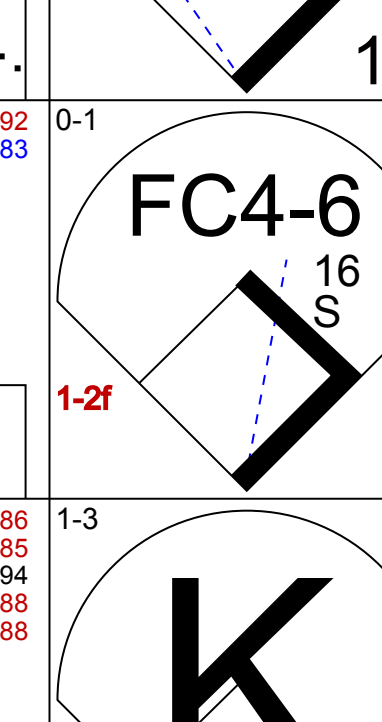
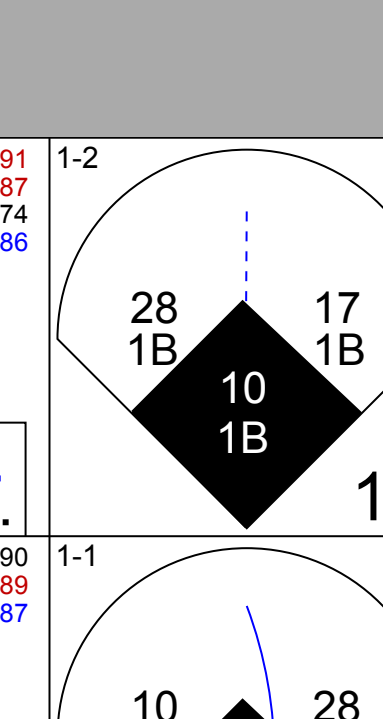
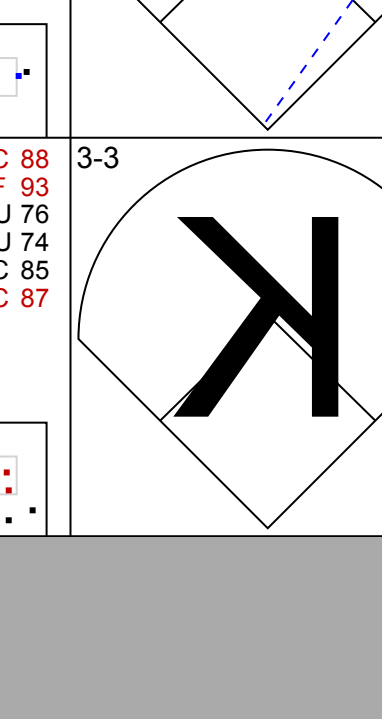
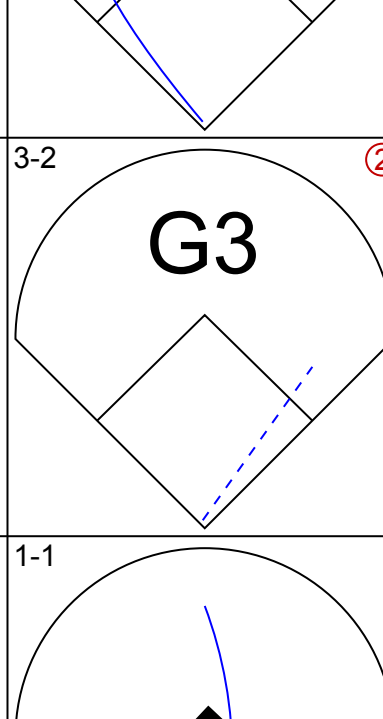
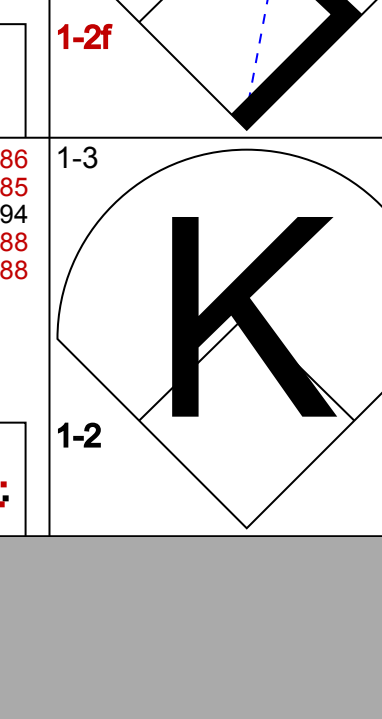
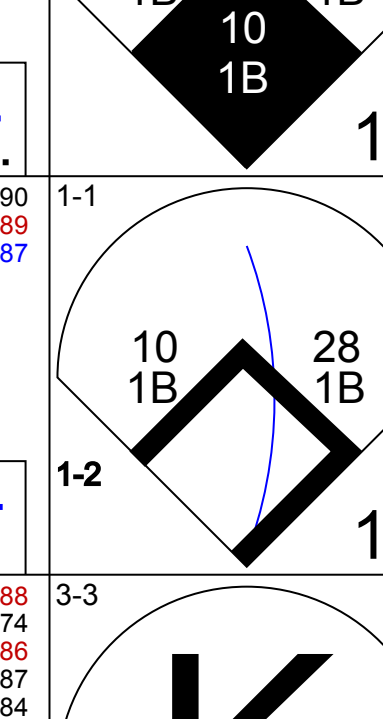
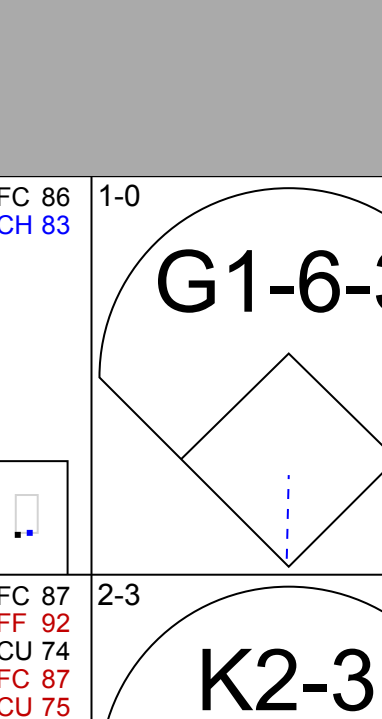
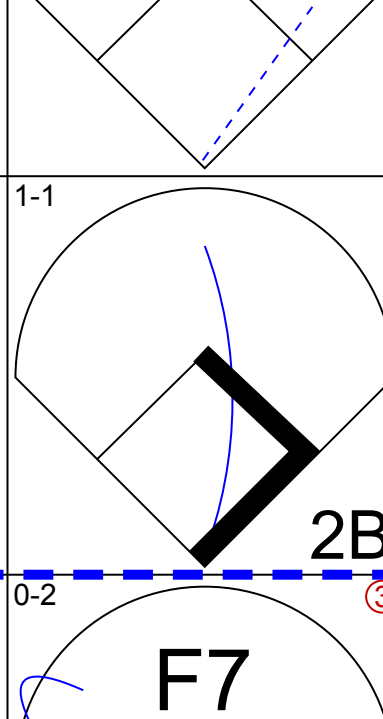
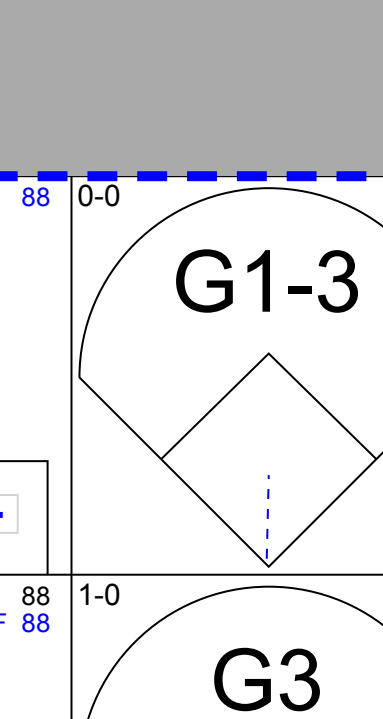
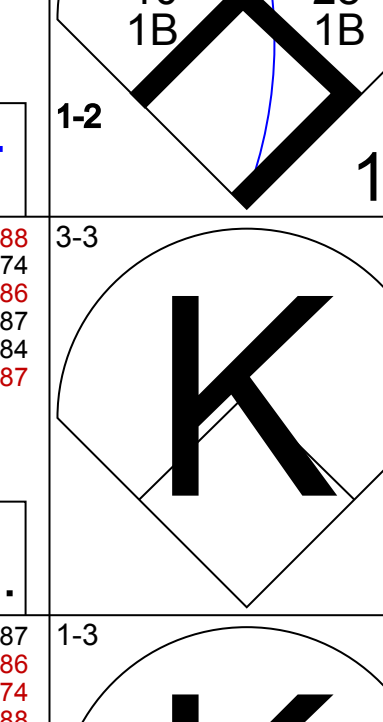
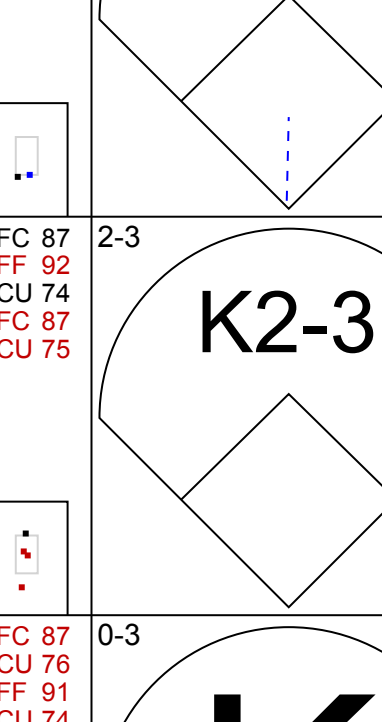
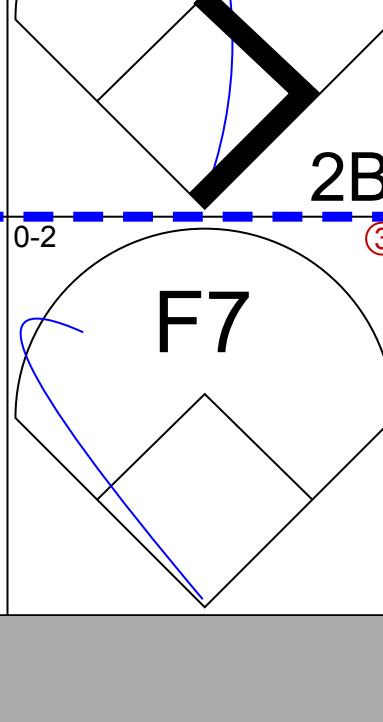
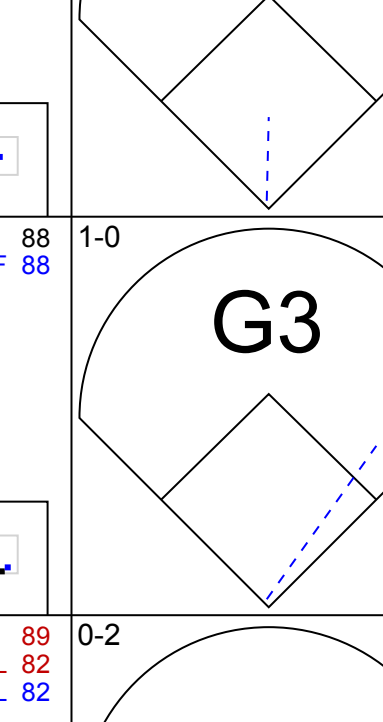
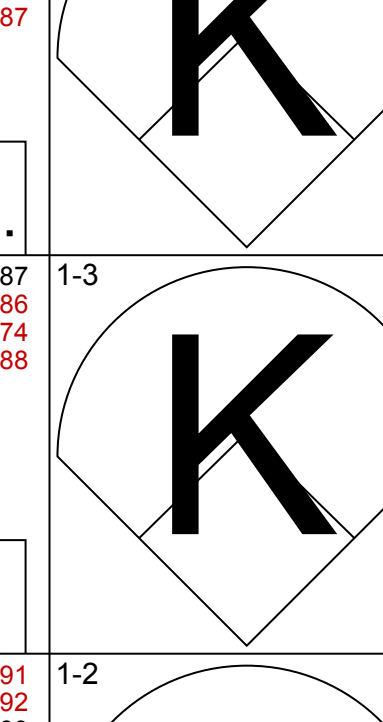
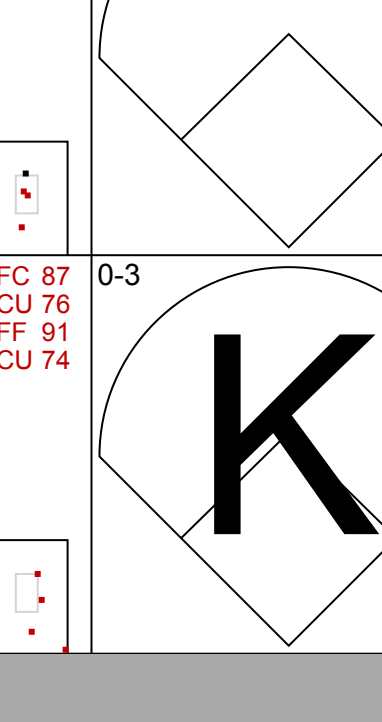
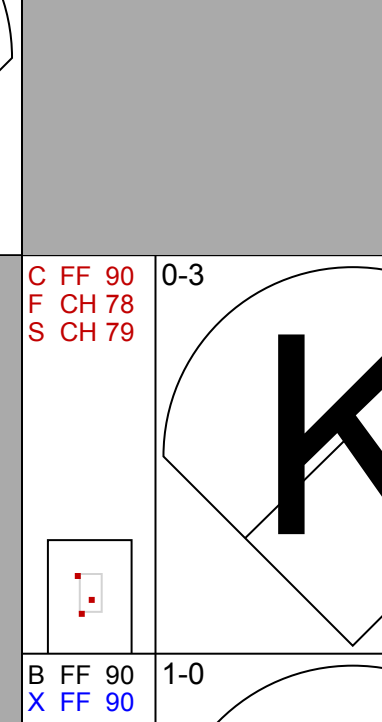
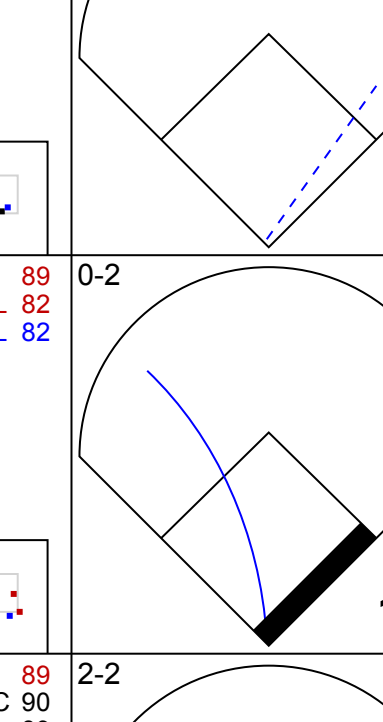
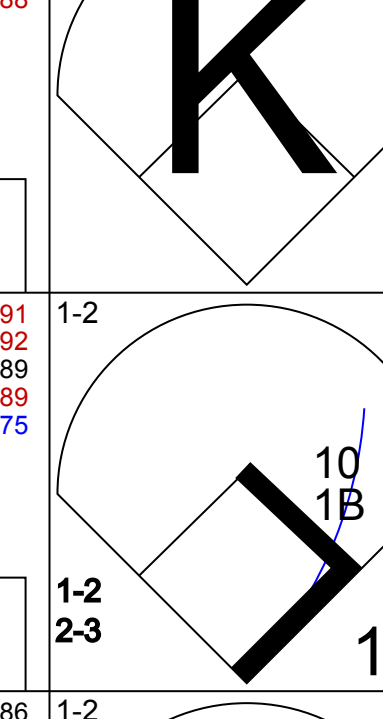

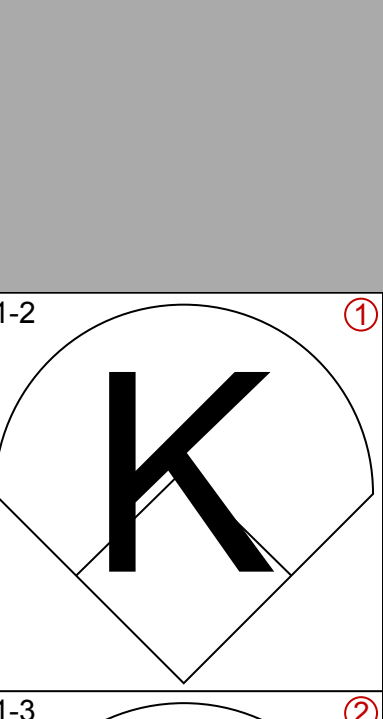
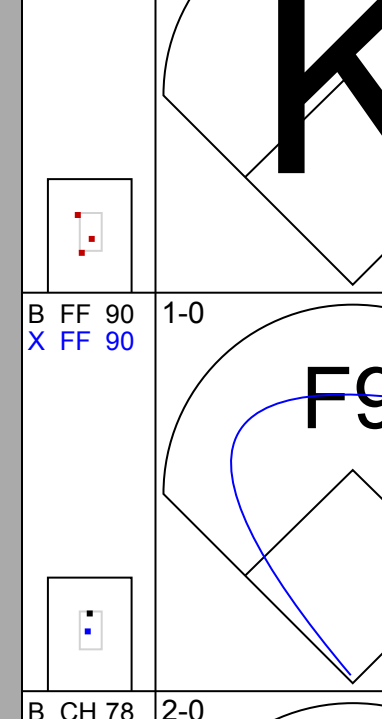
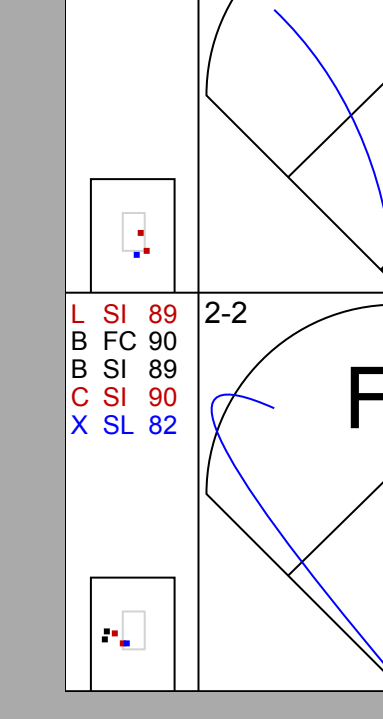
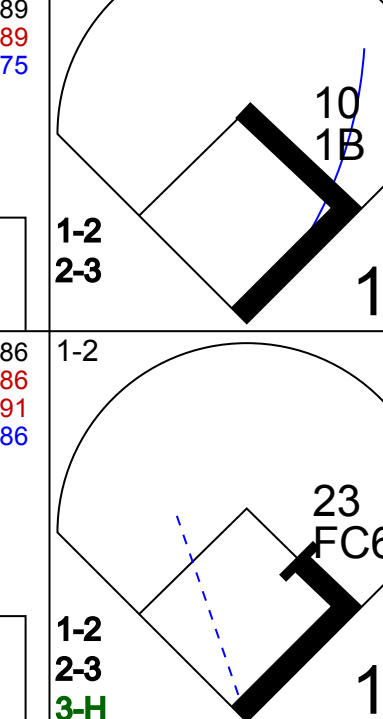

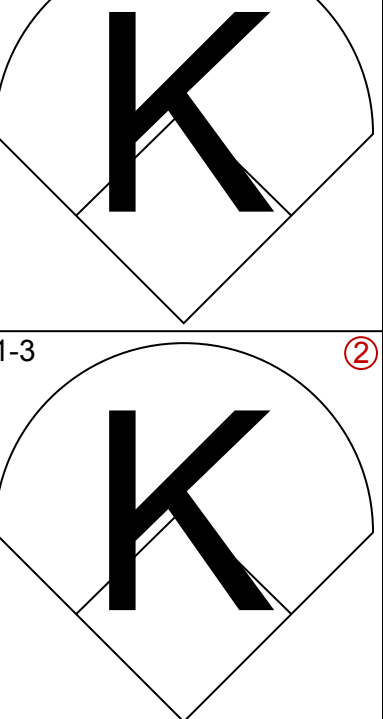
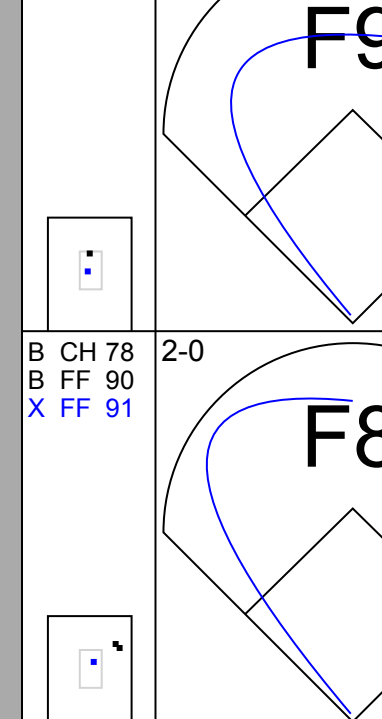
Batter	1	2	3	4	5	6	7	8	9	AB	R	H	RBI	BB	SO	LOB	BOTTOM			
27 Jose Altuve, R OBP: 0.297, SLG: 0.343										5	0	1	0	0	0	1				
4 George Springer, R OBP: 0.237, SLG: 0.167										4	0	0	0	1	1	2				
8 Jed Lowrie, S OBP: 0.345, SLG: 0.480										3	0	1	0	0	1	0				
Evan Gattis, R OBP: 0.103, SLG: 0.071										4	0	1	0	0	0	3				
18 Luis Valbuena, L OBP: 0.267, SLG: 0.357										3	0	2	0	1	1	0				
23 Chris Carter, R OBP: 0.143, SLG: 0.077										4	0	1	0	0	2	3				
15 Jason Castro, L OBP: 0.440, SLG: 0.350										3	0	1	0	1	0	4				
28 Colby Rasmus, L OBP: 0.304, SLG: 0.524										3	0	0	0	1	1	2				
6 Jake Marisnick, R OBP: 0.333, SLG: 0.500										4	0	1	0	0	1	4				
<b>Inning Stats</b>	R: 0 E: 0 K: 0 S: 6	H: 1 LOB: 1 BB: 1 P: 13	R: 0 E: 0 K: 2 S: 12	H: 0 LOB: 2 BB: 2 P: 25	R: 0 E: 0 K: 1 S: 14	H: 2 LOB: 2 BB: 0 P: 18	R: 0 E: 0 K: 0 S: 5	H: 0 LOB: 0 BB: 0 P: 9	R: 0 E: 0 K: 3 S: 10	H: 1 LOB: 1 BB: 1 P: 17	R: 0 E: 0 K: 1 S: 14	H: 1 LOB: 2 BB: 0 P: 22	R: 0 E: 0 K: 1 S: 9	H: 2 LOB: 0 BB: 0 P: 9	R: 0 E: 0 K: 0 S: 9	H: 1 LOB: 1 BB: 0 P: 9	1B: 8 2B: 0 3B: 0 HR: 0	SF: 0 SAC: 0 DP: 2 HBP: 1	WP: 0 PB: 0 SB: 0 CS: 0	PA: 38
<b>PITCHER</b>	IP WLS BF H R ER SO BB IBB HBP BLK WP HR S P ERA WHIP																			
31 Kendall Graveman, R ERA: 7.27	(1, 1) 5.1 W 24 4 0 0 3 4 0 0 0 0 0 0 13 18 0.00 1.500																			
39 Eric O'Flaherty, L ERA: 6.23	(6, 1) 1.2 H 5 1 0 0 3 0 0 0 0 0 0 0 13 18 0.00 0.600																			
61 Dan Otero, R ERA: 3.0	(8, 1) 0.2 H 4 2 0 0 1 0 0 0 0 0 0 0 13 20 0.00 3.000																			
56 Fernando Abad, L ERA: 2.08	(8, 1) 0.1 H 1 0 0 0 0 0 0 0 0 0 0 0 1 2 0.00 0.000																			
36 Tyler Clippard, R ERA: 2.25	(9, 1) 1.0 4 1 0 0 0 0 0 0 0 0 0 0 9 9 0.00 1.000																			

Oakland Athletics @ Houston Astros  
Minute Maid Park, Houston, TX  
Tue Apr 14 2015, 7:13 PM - 10:08 PM CDT  
Att: 18,935 - Roof Closed - 73 F

AB 33  
R 0  
H 8  
RBI 0  
BB 4  
SO 7  
LOB 19



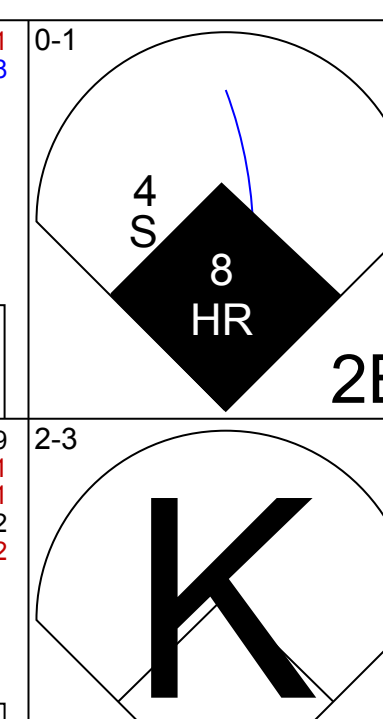
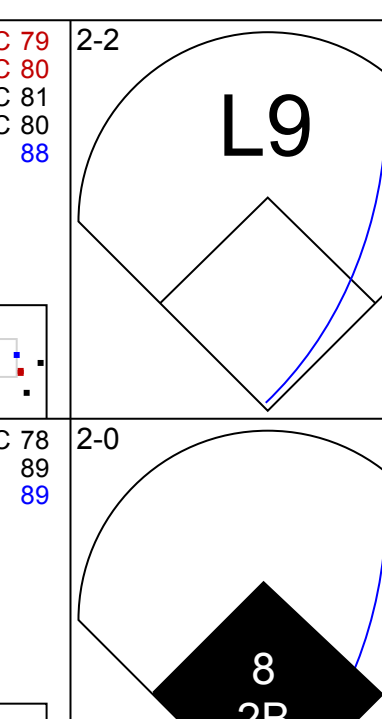
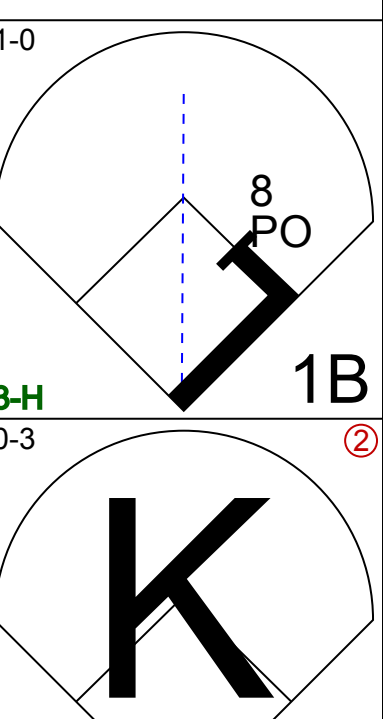
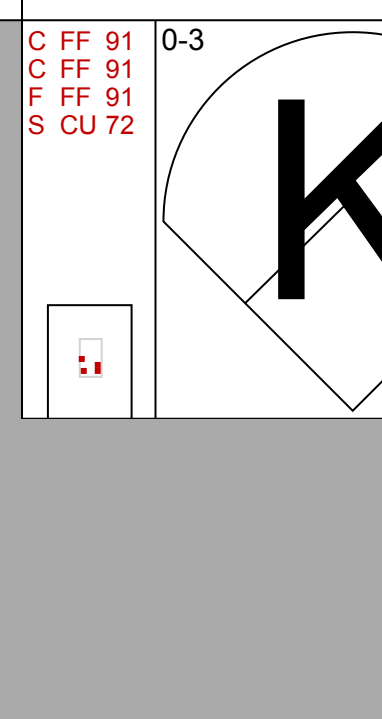

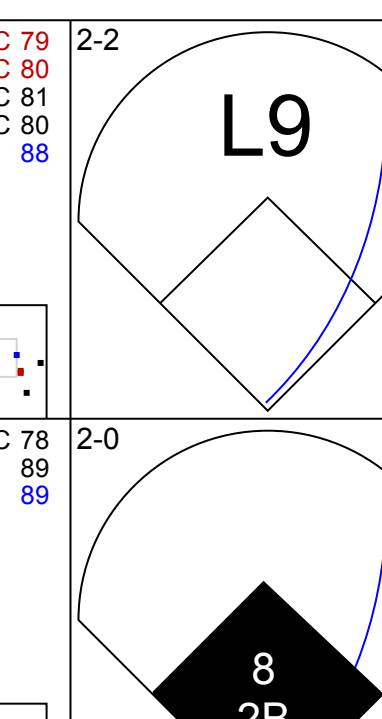
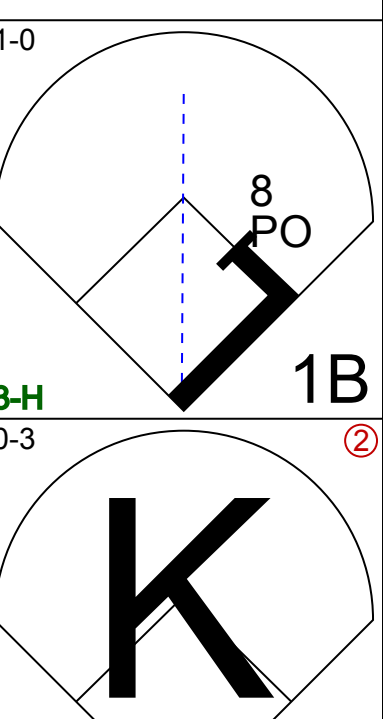
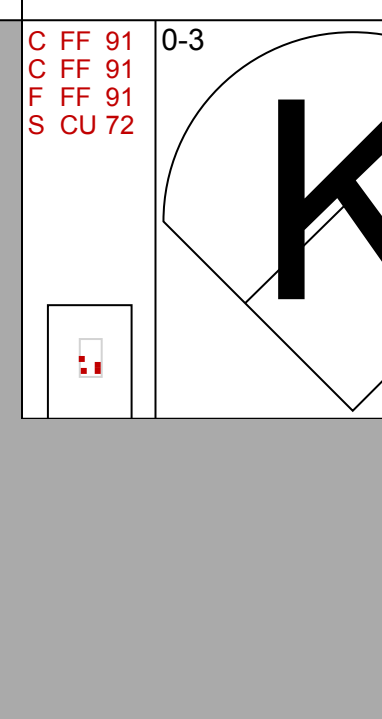
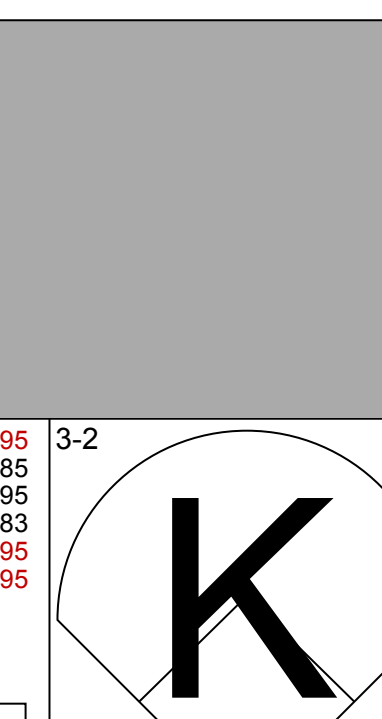

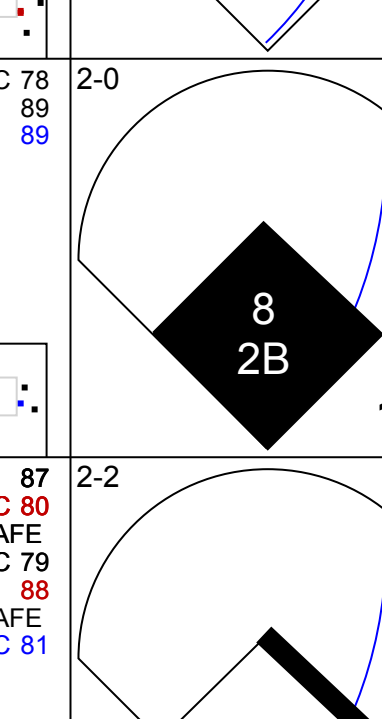
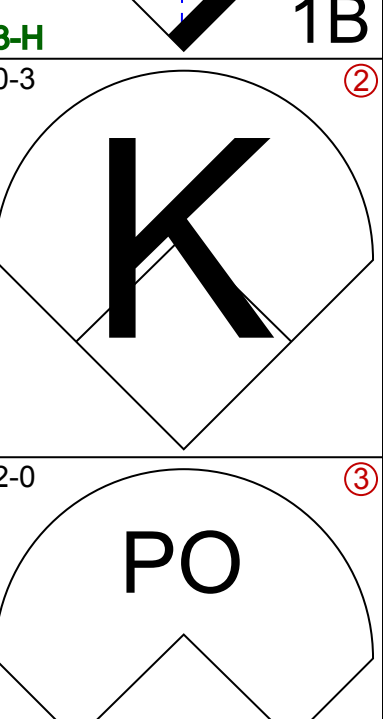
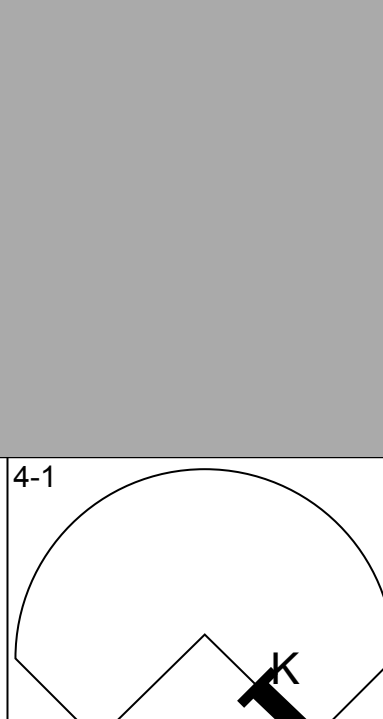
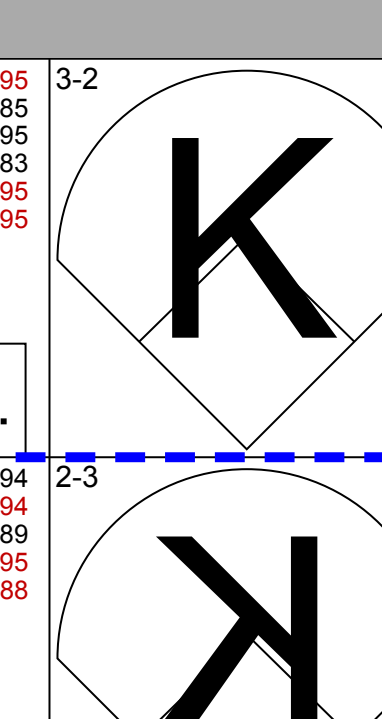
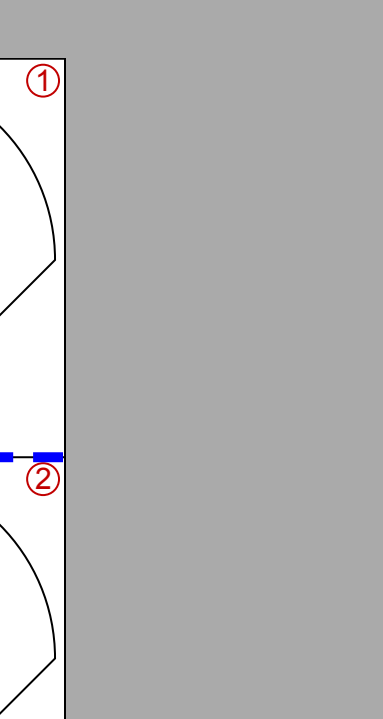
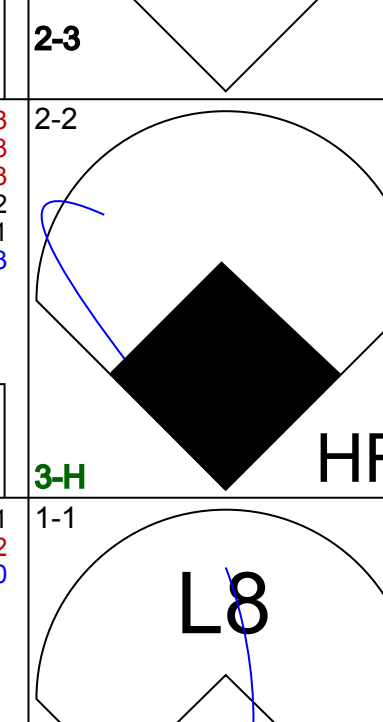
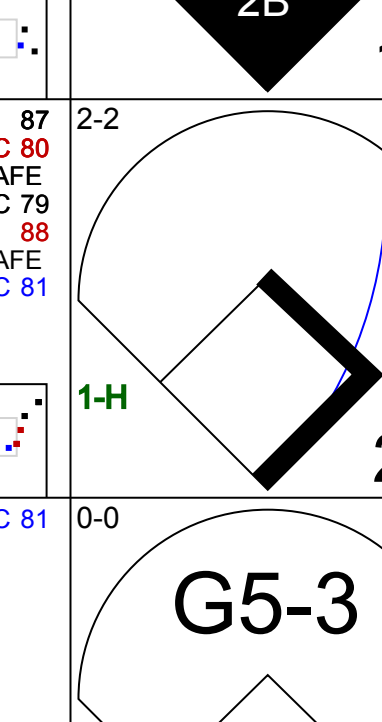
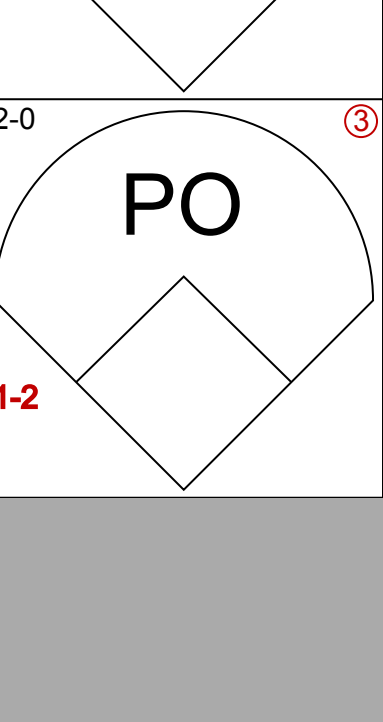
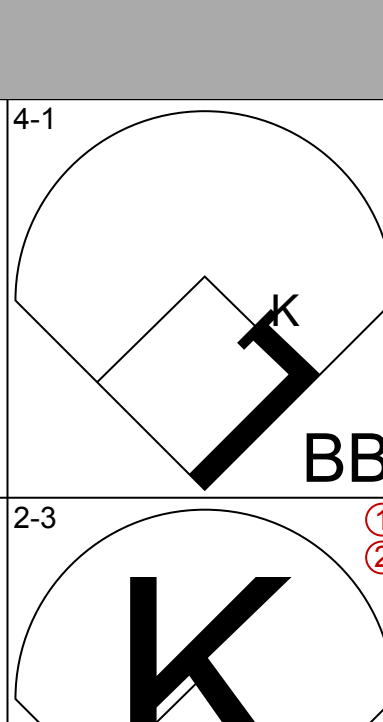

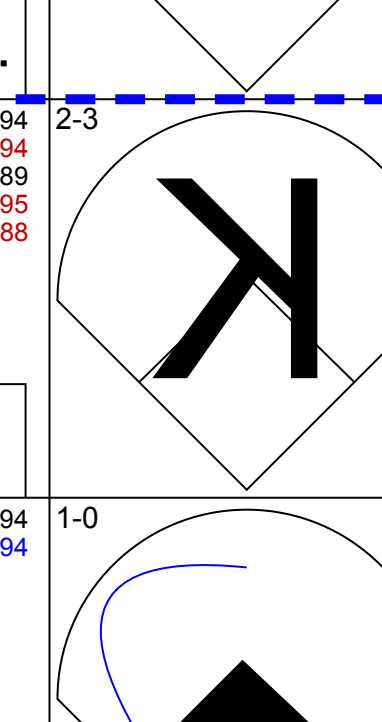
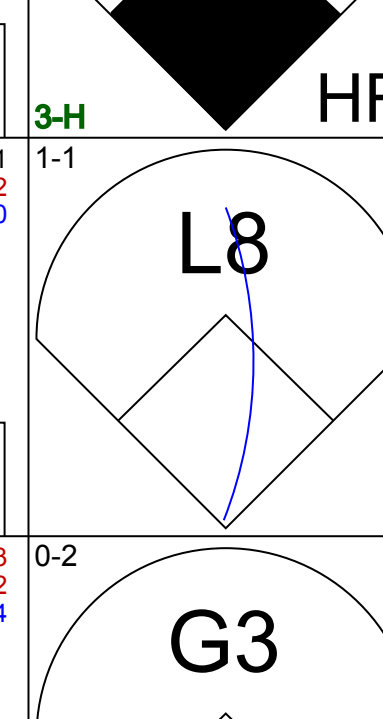
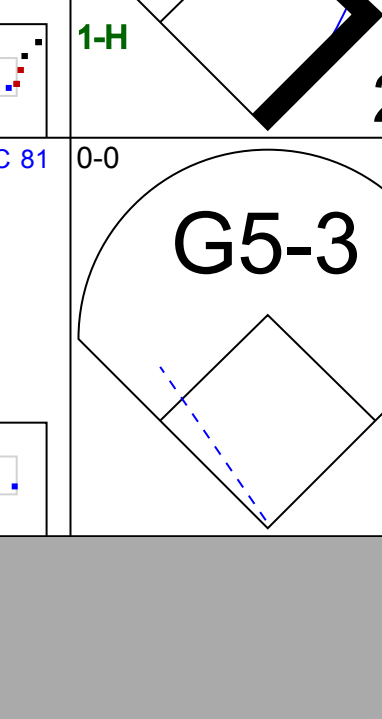

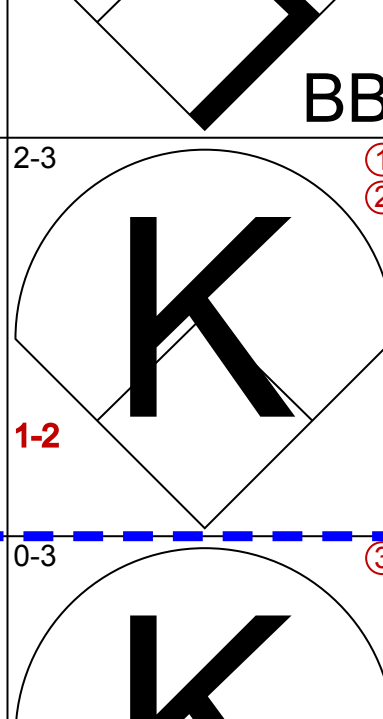

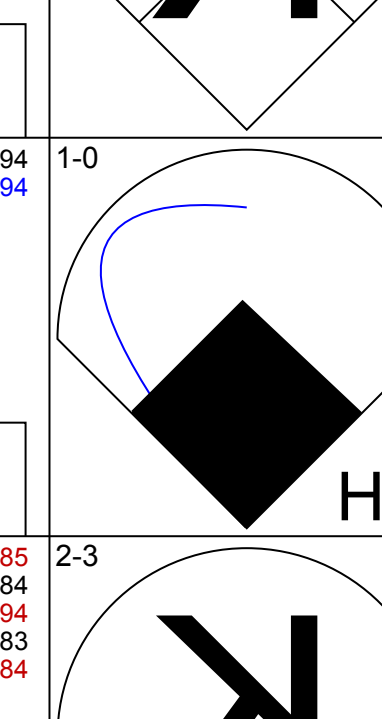

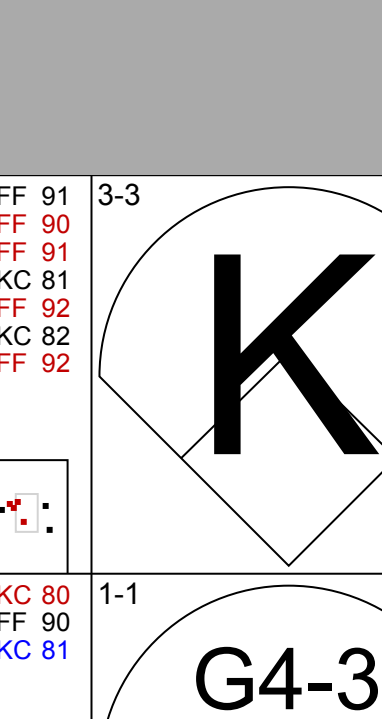

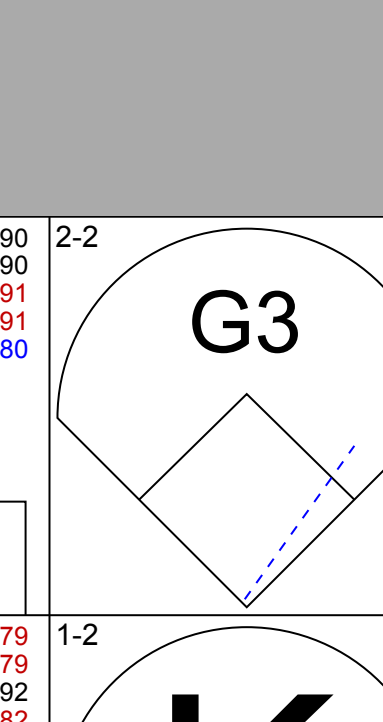


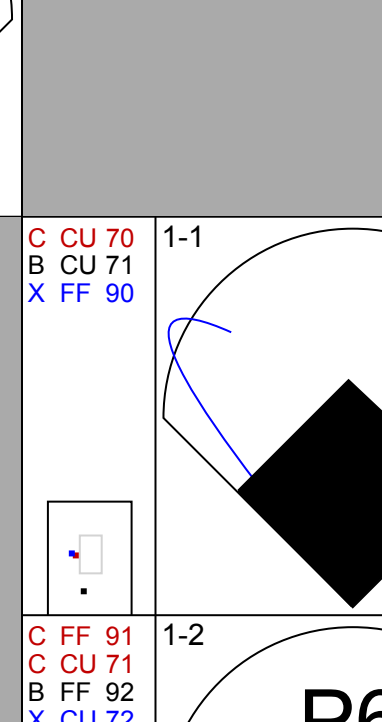
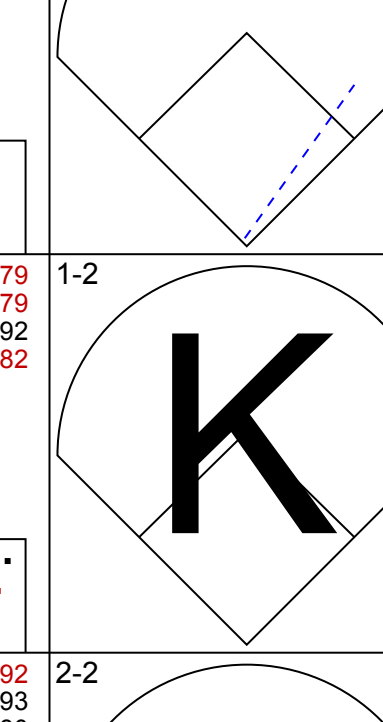
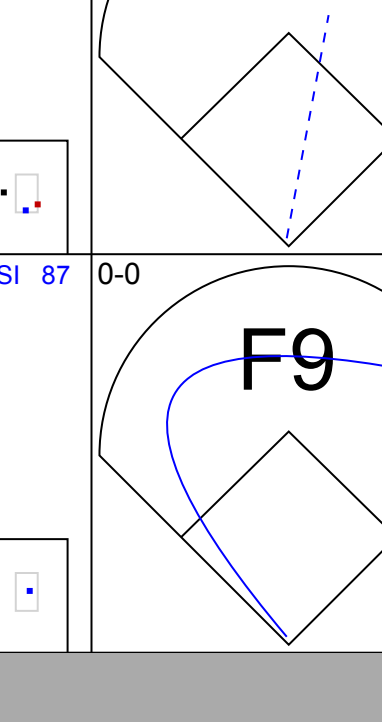

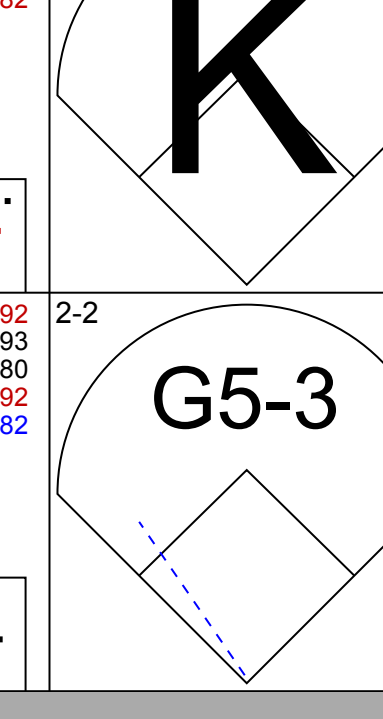

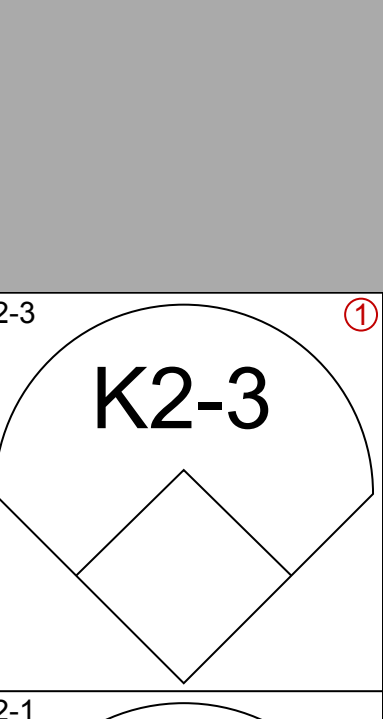
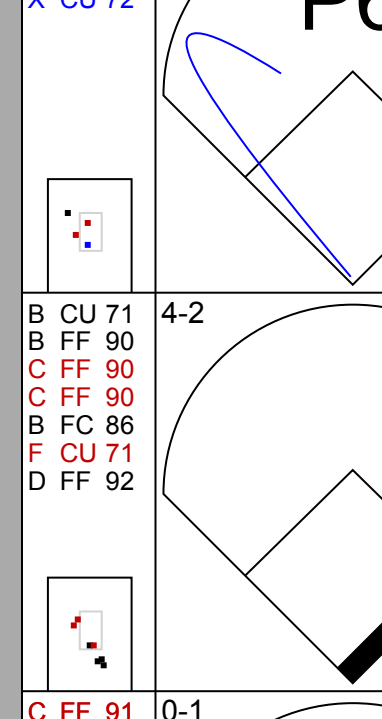


Batter	1	2	3	4	5	6	7	8	9	AB	R	H	RBI	BB	SO	LOB	TOP				
23 Sam Fuld, L (1,8) OBP: 0.410, SLG: 0.639										4	0	1	0	0	1	3					
20 Mark Canha, R (1,7) OBP: 0.342, SLG: 0.486										4	0	1	0	0	2	1					
22 Josh Reddick, L (1,9) OBP: 0.235, SLG: 0.294										4	0	0	0	0	1	1					
16 Billy Butler, R (1,10) OBP: 0.405, SLG: 0.513										4	1	1	0	0	2	1					
17 Ike Davis, L (1,3) OBP: 0.429, SLG: 0.467										4	0	2	0	0	0	0					
21 Stephen Vogt, L (1,2) OBP: 0.382, SLG: 0.500										4	0	0	0	0	2	3					
15 Brett Lawrie, R (1,5) OBP: 0.310, SLG: 0.385										4	0	1	0	0	3	2					
28 Eric Sogard, L (1,4) OBP: 0.318, SLG: 0.250										4	0	1	0	0	1	1					
10 Marcus Semien, R (1,6) OBP: 0.325, SLG: 0.421										3	0	1	1	0	1	0					
<b>Inning Stats</b>	R: 0 H: 0 E: 0 K: 3 S: 12	H: 0 LOB: 0 BB: 0 P: 15	R: 1 H: 4 E: 0 K: 2 S: 20	H: 4 LOB: 3 BB: 0 P: 28	R: 0 H: 0 E: 0 K: 2 S: 9	H: 0 LOB: 0 BB: 0 P: 15	R: 0 H: 0 E: 0 K: 2 S: 8	H: 1 LOB: 1 BB: 0 P: 11	R: 0 H: 1 E: 0 K: 0 S: 14	H: 1 LOB: 1 BB: 0 P: 21	R: 0 H: 0 E: 0 K: 1 S: 5	H: 0 LOB: 0 BB: 0 P: 8	R: 0 H: 1 E: 0 K: 1 S: 11	H: 1 LOB: 1 BB: 0 P: 15	R: 0 H: 1 E: 0 K: 0 S: 8	H: 1 LOB: 1 BB: 0 P: 11	1B: 6 2B: 1 3B: 1 HR: 0	SF: 0 SAC: 0 DP: 0 HBP: 0	WP: 0 PB: 0 SB: 1 CS: 0	PA: 35	
<b>PITCHER</b>	IP WLS BF ERA WHIP	WLS BF ERA WHIP	H R ER SO BB IBB HBP BLK WP HR S P ERA WHIP	H R ER SO BB IBB HBP BLK WP HR S P ERA WHIP	H R ER SO BB IBB HBP BLK WP HR S P ERA WHIP	H R ER SO BB IBB HBP BLK WP HR S P ERA WHIP	H R ER SO BB IBB HBP BLK WP HR S P ERA WHIP	H R ER SO BB IBB HBP BLK WP HR S P ERA WHIP	H R ER SO BB IBB HBP BLK WP HR S P ERA WHIP	H R ER SO BB IBB HBP BLK WP HR S P ERA WHIP	H R ER SO BB IBB HBP BLK WP HR S P ERA WHIP	H R ER SO BB IBB HBP BLK WP HR S P ERA WHIP	H R ER SO BB IBB HBP BLK WP HR S P ERA WHIP	H R ER SO BB IBB HBP BLK WP HR S P ERA WHIP	H R ER SO BB IBB HBP BLK WP HR S P ERA WHIP	H R ER SO BB IBB HBP BLK WP HR S P ERA WHIP	H R ER SO BB IBB HBP BLK WP HR S P ERA WHIP	H R ER SO BB IBB HBP BLK WP HR S P ERA WHIP	H R ER SO BB IBB HBP BLK WP HR S P ERA WHIP	H R ER SO BB IBB HBP BLK WP HR S P ERA WHIP	H R ER SO BB IBB HBP BLK WP HR S P ERA WHIP
31 Collin McHugh, R (1,1) ERA: 1.54	5.2 W 23	6 R 1	1 ER 1	11 SO	0 BB	0 IBB	0 HBP	0 BLK	0 WP	0 HR	71 S	102 P	1.59 ERA	1.059 WHIP							
29 Tony Sipp, L (6,1) ERA: 1.59	1.1 H 4	0 R 0	0 ER 0	1 SO	0 BB	0 IBB	0 HBP	0 BLK	0 WP	0 HR	9 S	12 P	0.00 ERA	0.000 WHIP							
50 Chad Qualls, R (8,1) ERA:	1.0 H 4	1 R 0	0 ER 1	1 SO	0 BB	0 IBB	0 HBP	0 BLK	0 WP	0 HR	11 S	15 P	0.00 ERA	1.000 WHIP							
44 Luke Gregerson, R (9,1) ERA:	1.0 H 4	1 R 0	0 ER 0	0 SO	0 BB	0 IBB	0 HBP	0 BLK	0 WP	0 HR	8 S	11 P	0.00 ERA	1.000 WHIP							

Oakland Athletics @ Houston Astros  
Minute Maid Park, Houston, TX  
Wed Apr 15 2015, 7:13 PM - 9:55 PM CDT  
Att: 19,777 - Clear - 78 F

AB 35  
R 1  
H 8  
RBI 1  
BB 0  
SO 13  
LOB 12



Batter	1	2	3	4	5	6	7	8	9	AB	R	H	RBI	BB	SO	LOB	BOTTOM				
27 Jose Altuve, R (1,4) OBP: 0.317, SLG: 0.385										4	1	2	1	0	1	1					
4 George Springer, R (1,9) OBP: 0.255, SLG: 0.176										4	1	1	0	0	3	2					
8 Jed Lowrie, S (1,6) OBP: 0.394, SLG: 0.643										3	1	2	3	1	1	0					
Evan Gattis, R (1,10) OBP: 0.121, SLG: 0.188										4	1	1	1	0	1	2					
23 Chris Carter, R (1,3) OBP: 0.125, SLG: 0.067										4	0	0	0	0	3	0					
18 Luis Valbuena, L (1,5) OBP: 0.273, SLG: 0.452										3	1	1	1	0	0	0					
19 Robbie Grossman, S (1,7) OBP: 0.286, SLG: 0.250										3	0	0	0	0	1	0					
15 Jason Castro, L (1,2) OBP: 0.429, SLG: 0.318										2	0	0	0	1	1	0					
6 Jake Marisnick, R (1,8) OBP: 0.333, SLG: 0.560										3	1	1	0	0	0	1					
<b>Inning Stats</b>	R: 2 H: 2 E: 0 K: 1 S: 14	H: 2 LOB: 0 BB: 0 P: 19	R: 0 H: 0 E: 0 K: 1 S: 9	H: 0 LOB: 0 BB: 0 P: 14	R: 1 H: 2 E: 0 K: 0 S: 9	H: 2 LOB: 1 BB: 0 P: 16	R: 0 H: 0 E: 0 K: 1 S: 7	H: 0 LOB: 0 BB: 0 P: 11	R: 1 H: 2 E: 0 K: 2 S: 9	H: 2 LOB: 0 BB: 0 P: 16	R: 0 H: 0 E: 0 K: 2 S: 8	H: 0 LOB: 0 BB: 1 P: 14	R: 1 H: 1 E: 0 K: 1 S: 14	H: 1 LOB: 1 BB: 1 P: 20	R: 1 H: 1 E: 0 K: 3 S: 10	H: 1 LOB: 0 BB: 0 P: 18	1B: 2 2B: 2 3B: 1 HR: 3	SF: 0 SAC: 0 DP: 0 HBP: 0	WP: 0 PB: 0 SB: 1 CS: 0	PA: 33	
<b>PITCHER</b>	IP WLS BF ERA WHIP	WLS BF ERA WHIP	H R ER SO BB IBB HBP BLK WP HR S P ERA WHIP	H R ER SO BB IBB HBP BLK WP HR S P ERA WHIP	H R ER SO BB IBB HBP BLK WP HR S P ERA WHIP	H R ER SO BB IBB HBP BLK WP HR S P ERA WHIP	H R ER SO BB IBB HBP BLK WP HR S P ERA WHIP	H R ER SO BB IBB HBP BLK WP HR S P ERA WHIP	H R ER SO BB IBB HBP BLK WP HR S P ERA WHIP	H R ER SO BB IBB HBP BLK WP HR S P ERA WHIP	H R ER SO BB IBB HBP BLK WP HR S P ERA WHIP	H R ER SO BB IBB HBP BLK WP HR S P ERA WHIP	H R ER SO BB IBB HBP BLK WP HR S P ERA WHIP	H R ER SO BB IBB HBP BLK WP HR S P ERA WHIP	H R ER SO BB IBB HBP BLK WP HR S P ERA WHIP	H R ER SO BB IBB HBP BLK WP HR S P ERA WHIP	H R ER SO BB IBB HBP BLK WP HR S P ERA WHIP	H R ER SO BB IBB HBP BLK WP HR S P ERA WHIP	H R ER SO BB IBB HBP BLK WP HR S P ERA WHIP	H R ER SO BB IBB HBP BLK WP HR S P ERA WHIP	H R ER SO BB IBB HBP BLK WP HR S P ERA WHIP
13 Drew Pomeranz, L (1,1) ERA: 3.0	5.0 L 21	6 R 4	4 ER 4	5 SO	1 BB	0 IBB	0 HBP	0 BLK	0 WP	0 HR	1 S	49 P	7.20 ERA	1.400 WHIP							
58 Evan Scribner, R (6,1) ERA: 2.35	2.0 H 7	1 R 1	1 ER 1	3 SO	1 BB	0 IBB	0 HBP	0 BLK	0 WP	1 HR	21 S	29 P	4.50 ERA	1.000 WHIP							
37 R.J. Alvarez, R (8,1) ERA: 3.6	1.0 H 4	1 R 1	1 ER 1	3 SO	0 BB	0 IBB	0 HBP	0 BLK	0 WP	1 HR	10 S	18 P	9.00 ERA	1.000 WHIP							

Oakland Athletics @ Houston Astros  
Minute Maid Park, Houston, TX  
Wed Apr 15 2015, 7:13 PM - 9:55 PM CDT  
Att: 19,777 - Clear - 78 F

AB 30  
R 6  
H 8  
RBI 6  
BB 2  
SO 11  
LOB 6





Batter	1	2	3	4	5	6	7	8	9	AB	R	H	RBI	BB	SO	LOB	TOP									
23 Sam Fuld, L OBP: 0.372, SLG: 0.575										4	0	0	0	0	1	3	<b>Oakland Athletics @ Kansas City Royals</b> Kauffman Stadium, Kansas City, MO Fri Apr 17 2015, 7:12 PM - 9:43 PM CDT Att: 39,228 - Cloudy - 74 F									
20 Mark Canha, R OBP: 0.310, SLG: 0.439										4	0	0	0	0	1	3										
18 Ben Zobrist, S OBP: 0.302, SLG: 0.462										4	0	0	0	0	0	1										
16 Billy Butler, R OBP: 0.391, SLG: 0.488										4	0	1	0	0	0	0										
17 Ike Davis, L OBP: 0.436, SLG: 0.559										4	2	2	1	0	0	1										
21 Stephen Vogt, L OBP: 0.421, SLG: 0.735										4	2	3	2	0	0	0										
15 Brett Lawrie, R OBP: 0.311, SLG: 0.381										3	0	1	1	0	1	0										
22 Josh Reddick, L OBP: 0.238, SLG: 0.250										3	0	0	0	1	1	2										
10 Marcus Semien, R OBP: 0.341, SLG: 0.439										3	0	1	0	1	0	1										
<b>Inning Stats</b>	R: 0 E: 0 K: 0 S: 8	H: 0 LOB: 0 BB: 0 P: 11	R: 1 E: 0 K: 0 S: 6	H: 2 LOB: 1 BB: 0 P: 10	R: 0 E: 0 K: 0 S: 9	H: 1 LOB: 0 BB: 0 P: 13	R: 2 E: 0 K: 2 S: 11	H: 2 LOB: 0 BB: 0 P: 18	R: 0 E: 0 K: 0 S: 9	H: 0 LOB: 0 BB: 0 P: 10	R: 0 E: 0 K: 0 S: 7	H: 1 LOB: 0 BB: 0 P: 12	R: 1 E: 0 K: 2 S: 12	H: 2 LOB: 2 BB: 1 P: 22	R: 0 E: 0 K: 0 S: 4	H: 0 LOB: 0 BB: 0 P: 5		R: 0 E: 0 K: 0 S: 5	H: 0 LOB: 1 BB: 1 P: 10	1B: 3 2B: 2 3B: 0 HR: 3	SF: 0 SAC: 1 DP: 1 HBP: 0	WP: 0 PB: 0 SB: 2 CS: 0	PA: 36			
<b>PITCHER</b>	IP	WLS	BF	H	R	ER	SO	BB	IBB	HBP	BLK	WP	HR	S	P	ERA	WHIP									
11 Jeremy Guthrie, R ERA: 5.54	(1, 1)	6.0		24	7	4	4	2	0	0	0	0	0	3	52	79	6.00	1.167								
40 Kelvin Herrera, R ERA:	(7, 1)	1.0	W	5	1	0	0	2	1	0	0	0	0	0	10	17	0.00	2.000								
17 Wade Davis, R ERA:	(8, 1)	1.0		3	0	0	0	0	0	0	0	0	0	4	5	0.00	0.000									
56 Greg Holland, R ERA:	(9, 1)	1.0	S	4	0	0	0	0	1	0	0	0	0	5	10	0.00	1.000									

livebaseballscores.com

AB 33  
R 4  
H 8  
RBI 4  
BB 2  
SO 4  
LOB 11

Batter	1	2	3	4	5	6	7	8	9	AB	R	H	RBI	BB	SO	LOB	BOTTOM								
2 Alcides Escobar, R OBP: 0.348, SLG: 0.395										4	0	0	0	0	1	1	<b>Oakland Athletics @ Kansas City Royals</b> Kauffman Stadium, Kansas City, MO Fri Apr 17 2015, 7:12 PM - 9:43 PM CDT Att: 39,228 - Cloudy - 74 F								
24 Christian Colón, R										1	0	0	0	0	0	1									
8 Mike Moustakas, L OBP: 0.457, SLG: 0.554										5	0	1	0	0	0	1									
6 Lorenzo Cain, R OBP: 0.532, SLG: 0.718										4	1	3	0	0	1	1									
35 Eric Hosmer, L OBP: 0.340, SLG: 0.395										4	1	3	1	0	0	1									
25 Kendrys Morales, S OBP: 0.447, SLG: 0.585										4	1	2	0	0	0	3									
4 Alex Gordon, L OBP: 0.387, SLG: 0.174										3	0	1	1	1	0	2									
13 Salvador Perez, R OBP: 0.419, SLG: 0.690										4	1	3	1	0	0	1									
1 Jarrod Dyson, L OBP: 0.286, SLG: 0.167										0	1	0	0	0	0	0									
19 Erik Kratz, R										0	0	0	0	0	0	0									
16 Paulo Orlando, R OBP: 0.353, SLG: 0.813										4	1	1	1	1	0	2									
14 Omar Infante, R OBP: 0.194, SLG: 0.257										3	0	1	2	0	1	1									
<b>Inning Stats</b>	R: 0 E: 0 K: 0 S: 9	H: 2 LOB: 2 BB: 0 P: 13	R: 0 E: 0 K: 2 S: 15	H: 0 LOB: 1 BB: 1 P: 23	R: 3 E: 0 K: 1 S: 21	H: 5 LOB: 2 BB: 0 P: 34	R: 0 E: 0 K: 2 S: 10	H: 1 LOB: 1 BB: 0 P: 14	R: 0 E: 0 K: 0 S: 4	H: 1 LOB: 0 BB: 0 P: 8	R: 0 E: 0 K: 0 S: 7	H: 2 LOB: 0 BB: 0 P: 10	R: 0 E: 0 K: 0 S: 8	H: 2 LOB: 2 BB: 0 P: 11	R: 2 E: 0 K: 0 S: 18	H: 2 LOB: 1 BB: 0 P: 23	1B: 13 2B: 1 3B: 1 HR: 0	SF: 1 SAC: 0 DP: 2 HBP: 0	WP: 0 PB: 0 SB: 1 CS: 0	PA: 38					
<b>PITCHER</b>	IP	WLS	BF	H	R	ER	SO	BB	IBB	HBP	BLK	WP	HR	S	P	ERA	WHIP								
54 Sonny Gray, R ERA: 2.11	(1, 1)	6.0		28	11	4	4	0	1	0	0	0	0	66	102	6.00	2.000								
39 Eric O'Flaherty, L ERA: 5.09	(7, 1)	1.0		5	2	0	0	0	0	0	0	0	0	8	11	0.00	2.000								
61 Dan Otero, R ERA: 6.75	(8, 1)	1.0	L	5	2	2	2	0	0	0	0	0	0	18	23	18.00	2.000								

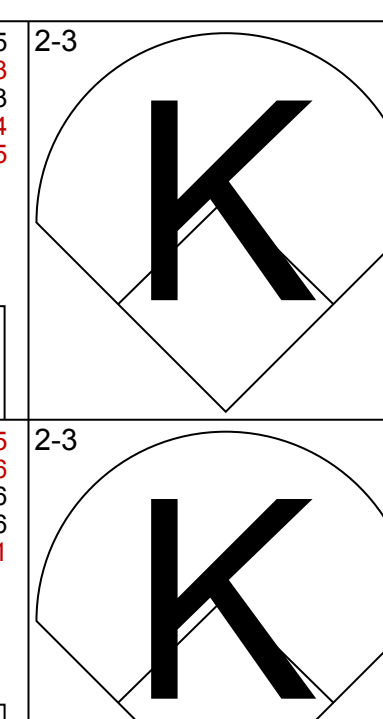
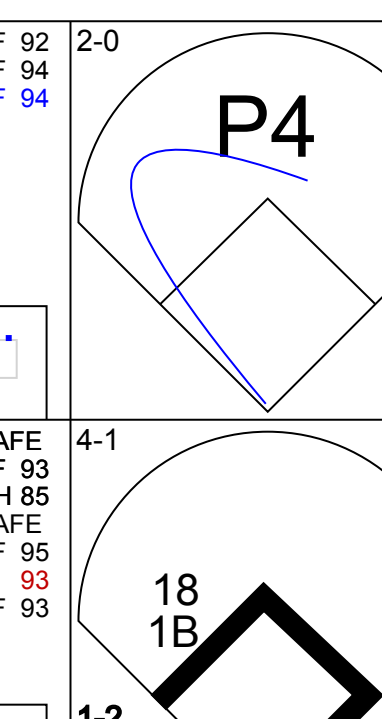
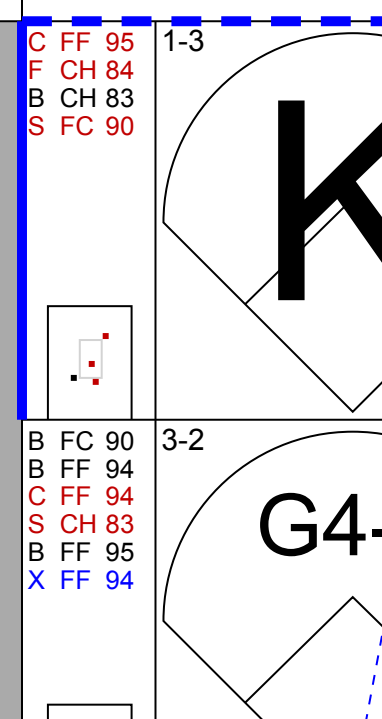
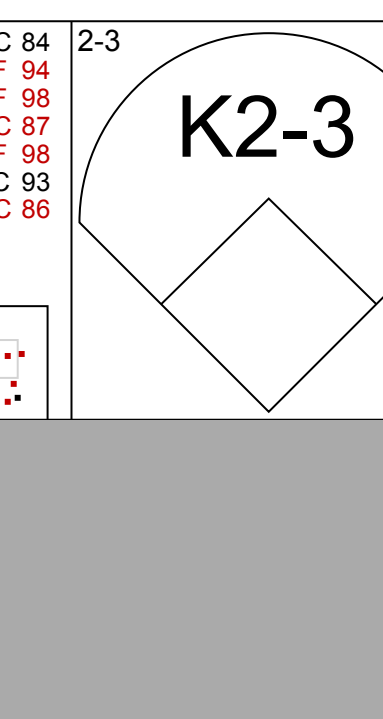
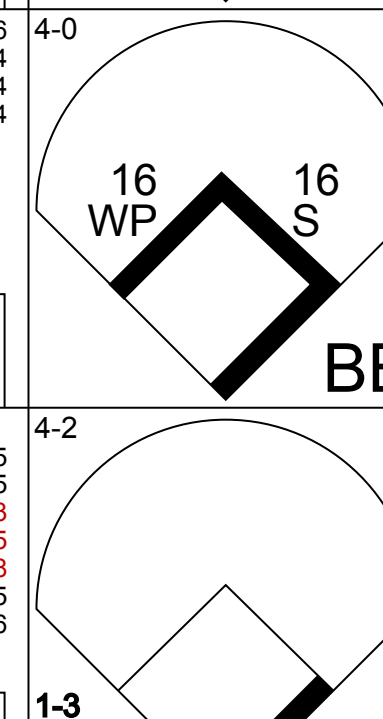
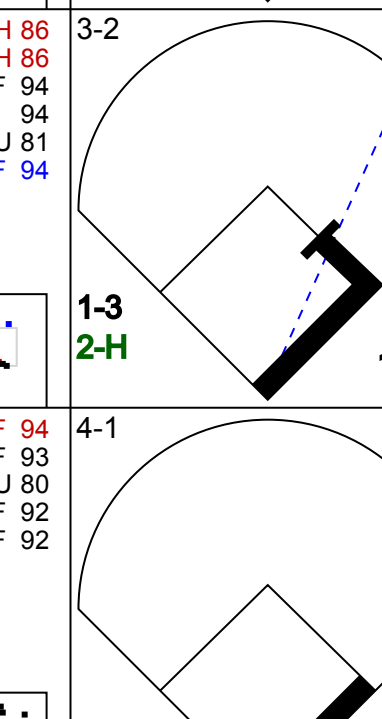
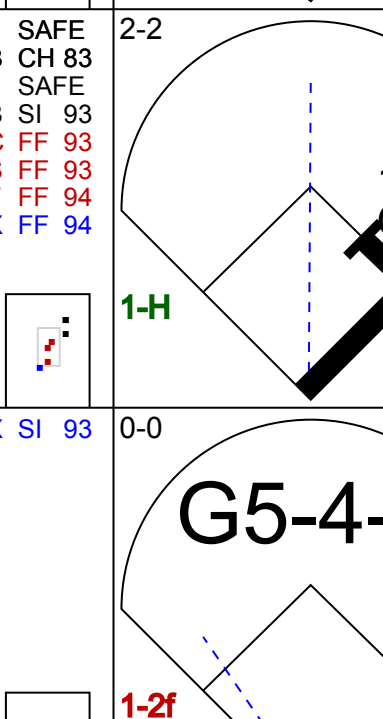
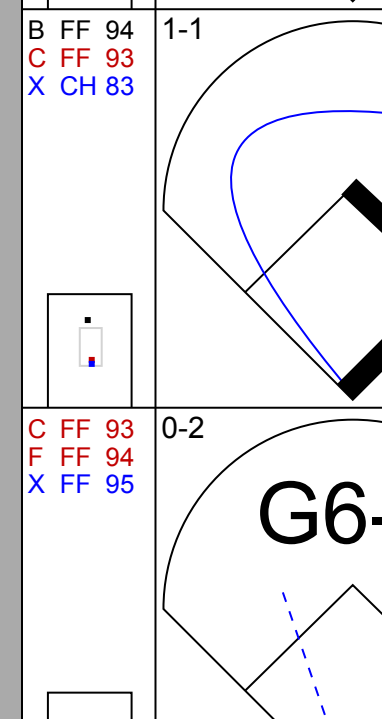
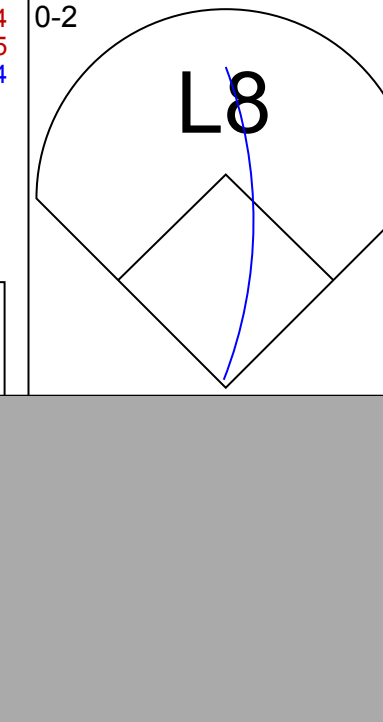
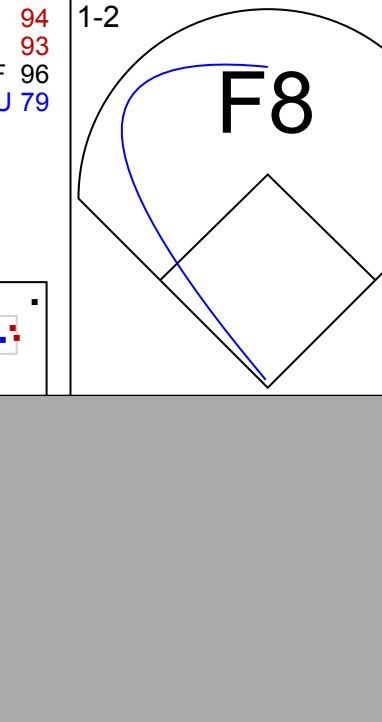







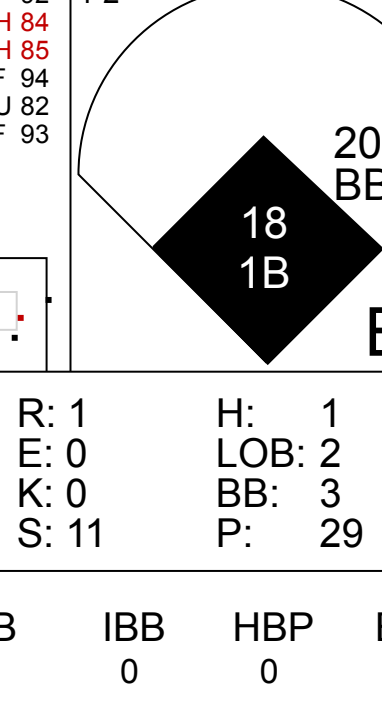
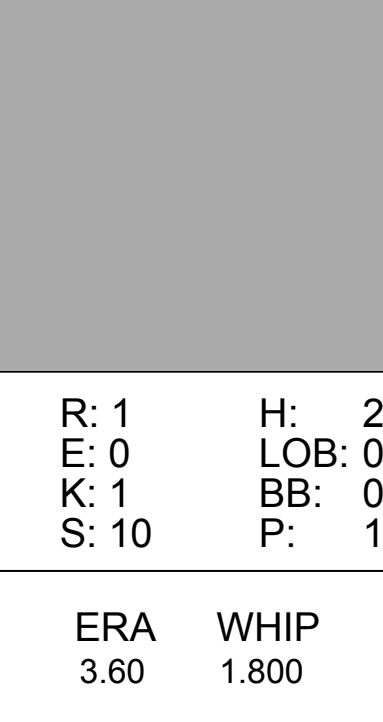
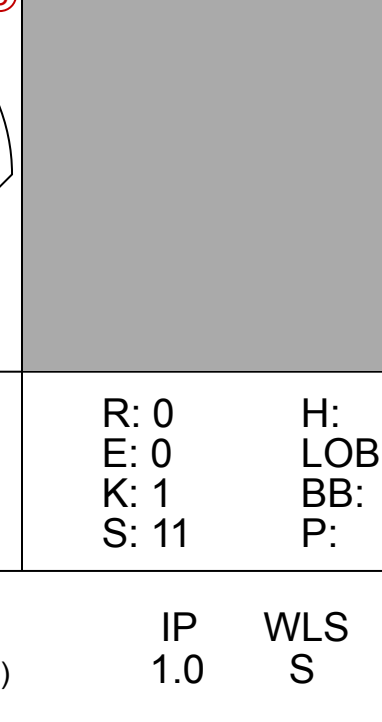
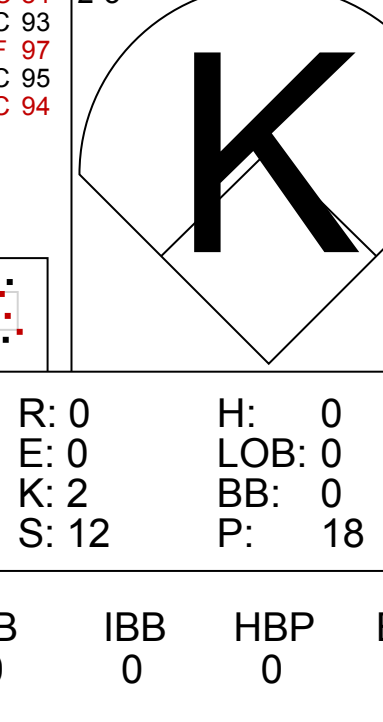
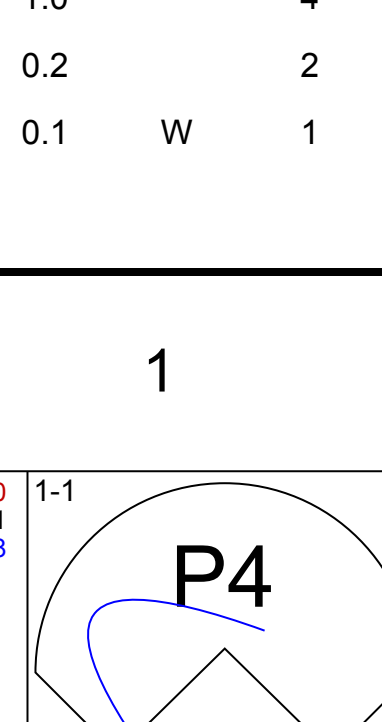
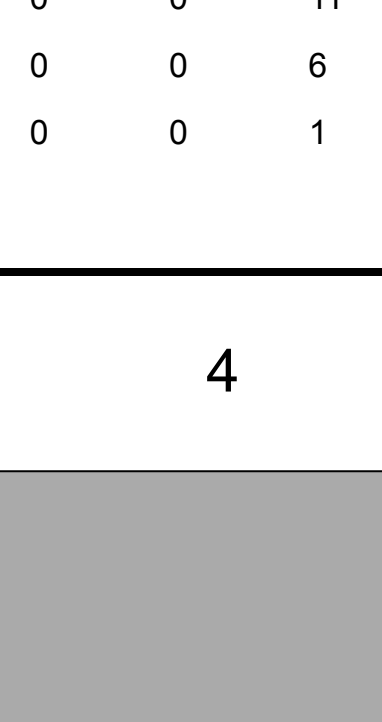
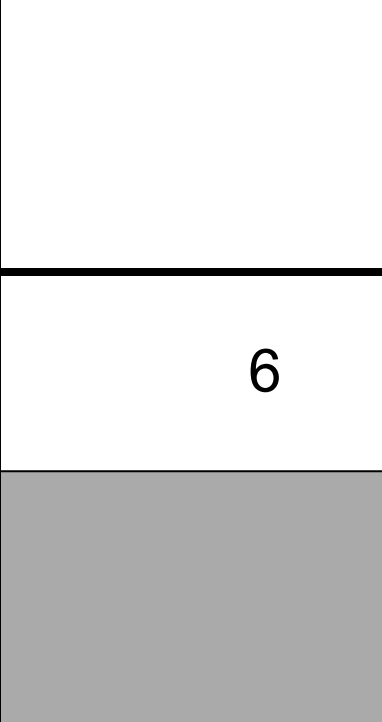
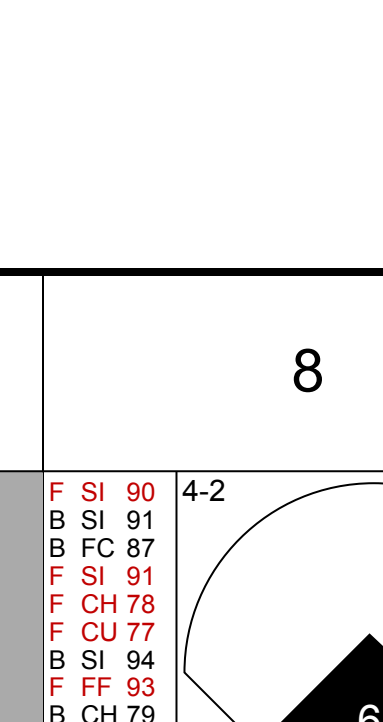
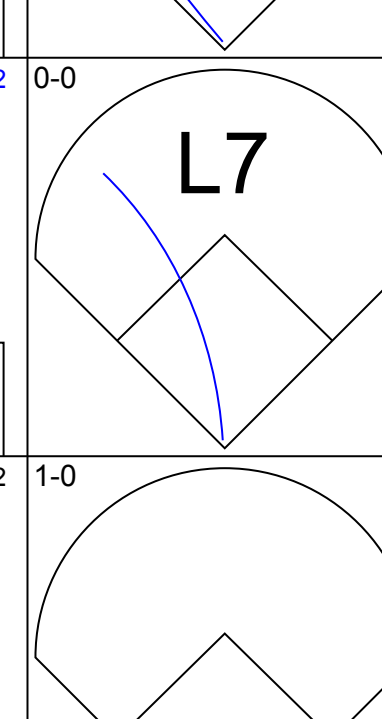
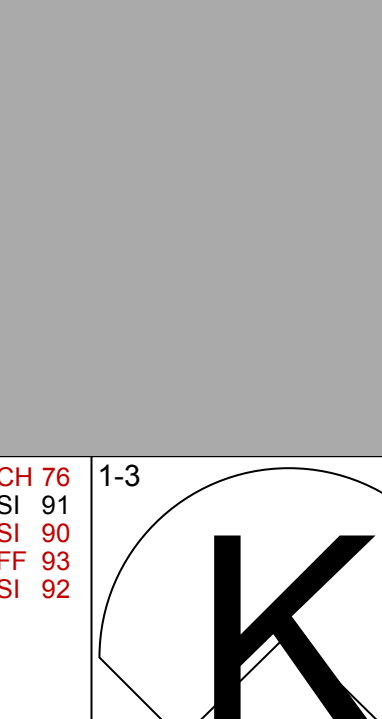
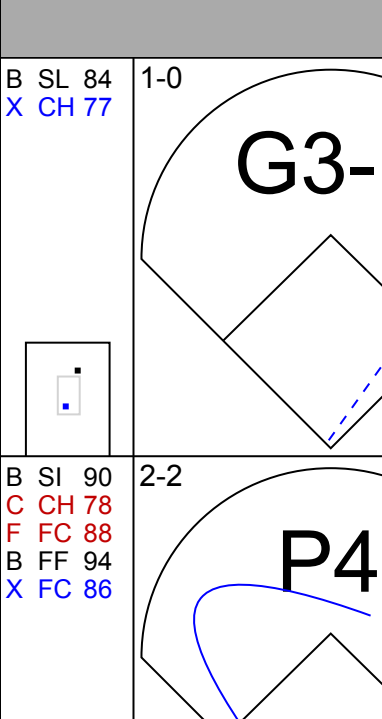
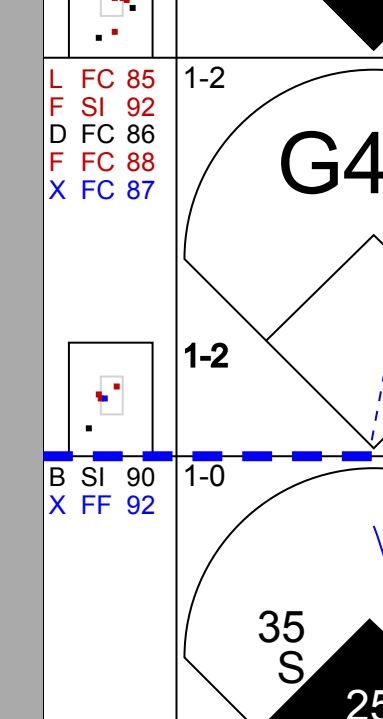
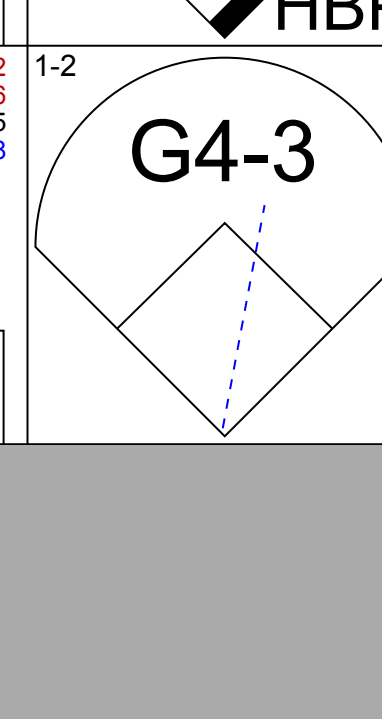
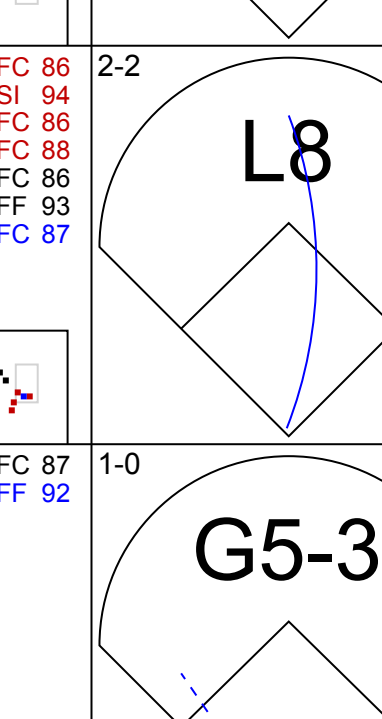
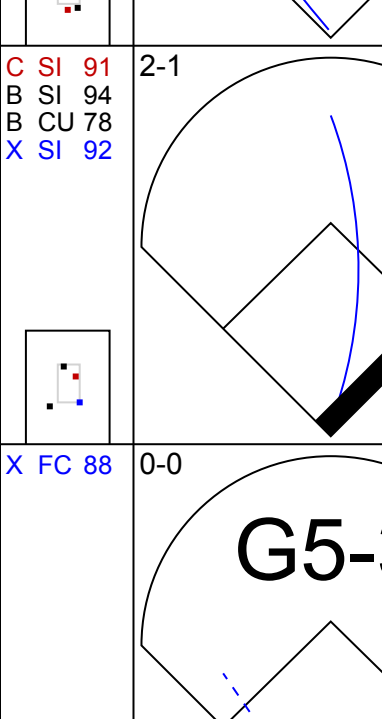
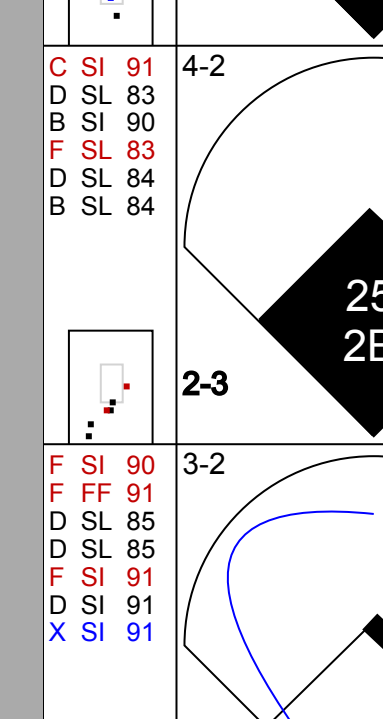



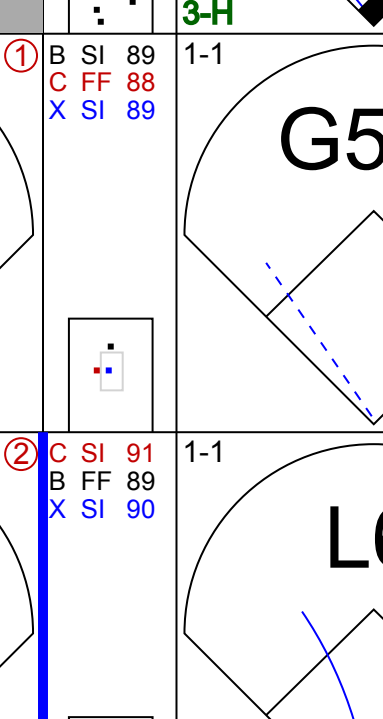
livebaseballscores.com

AB 36  
R 6  
H 15  
RBI 6  
BB 1  
SO 5  
LOB 16



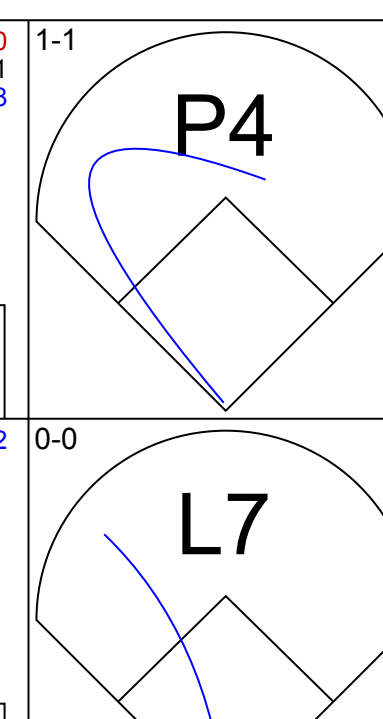
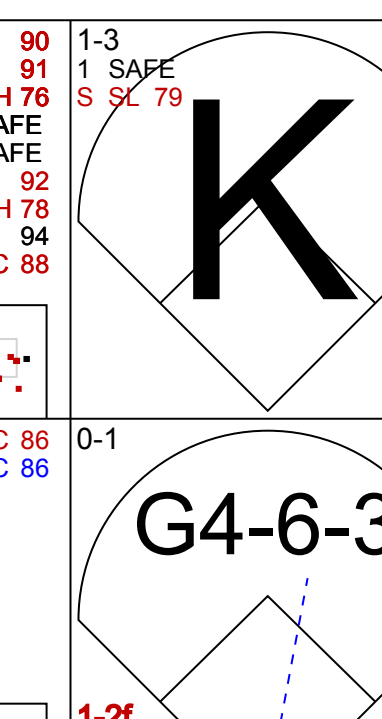
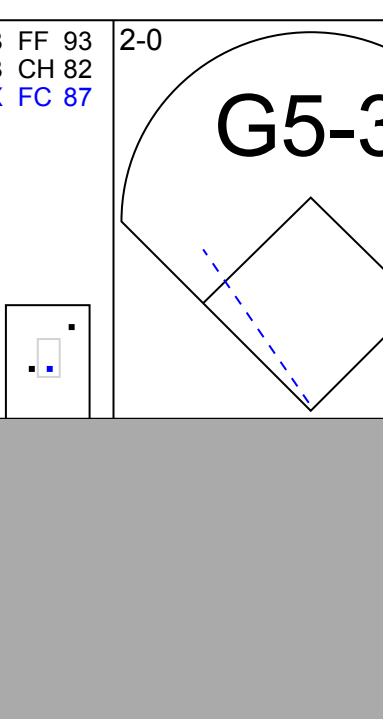
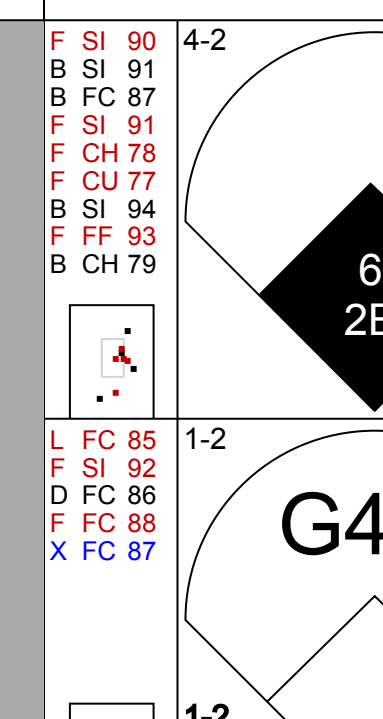
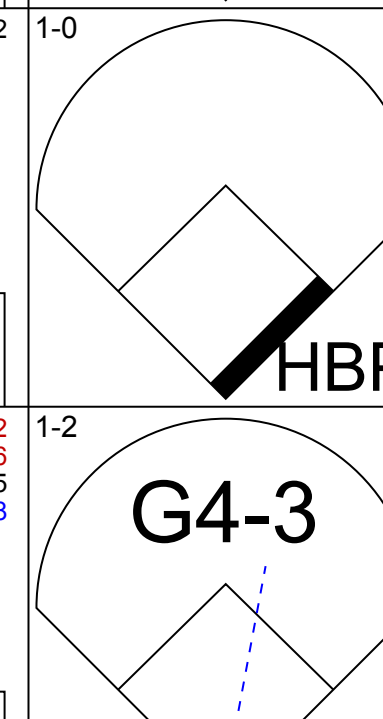


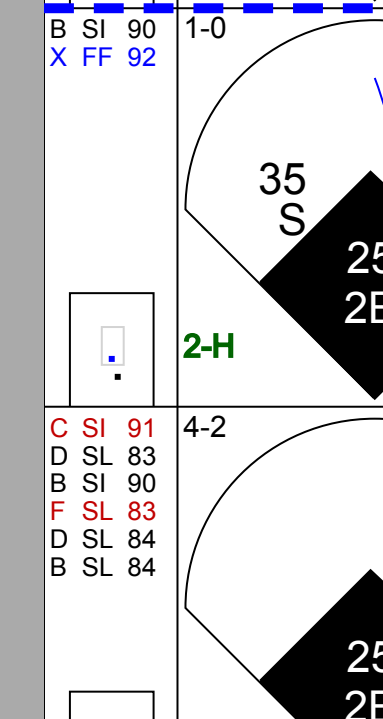

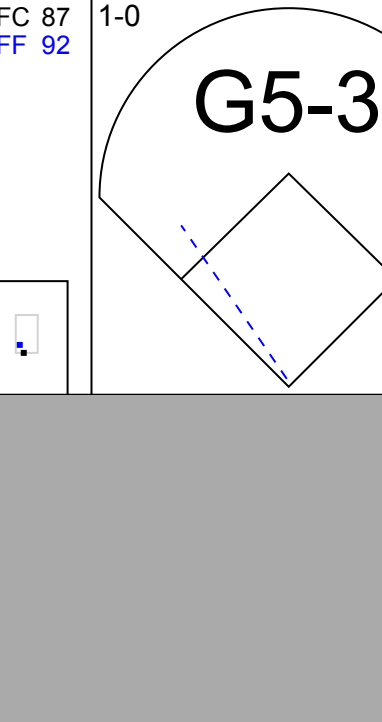
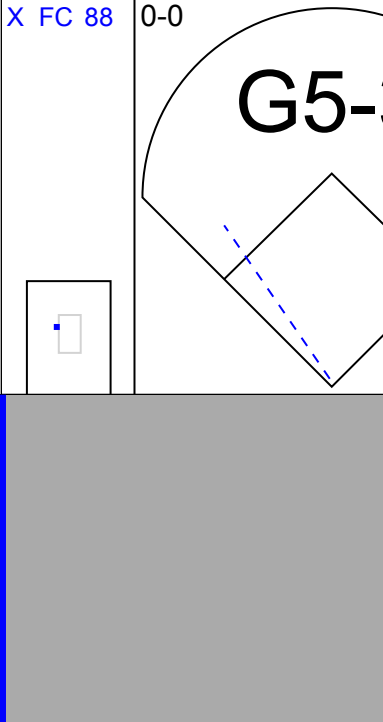
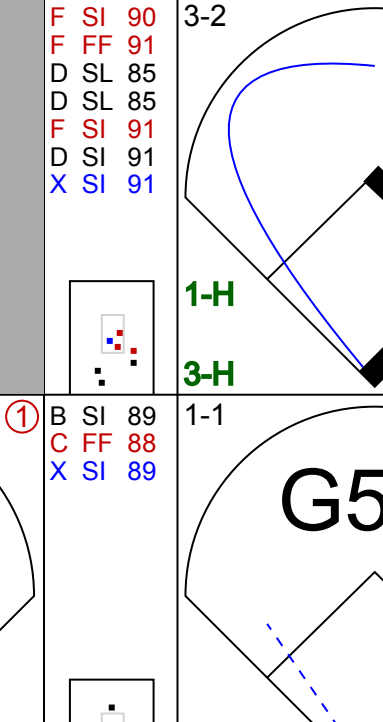



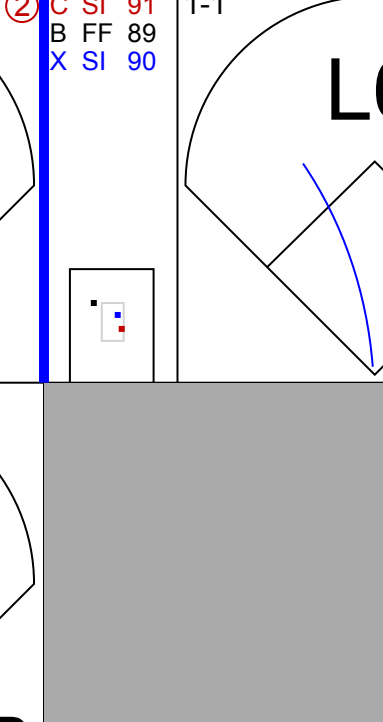
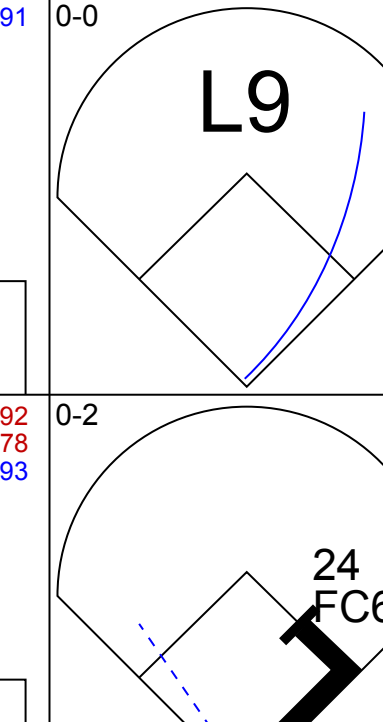
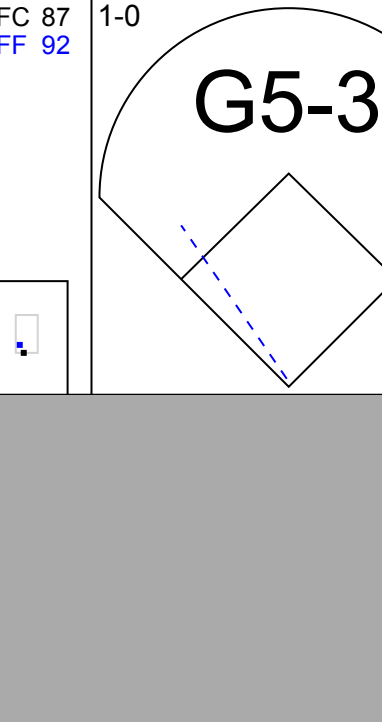
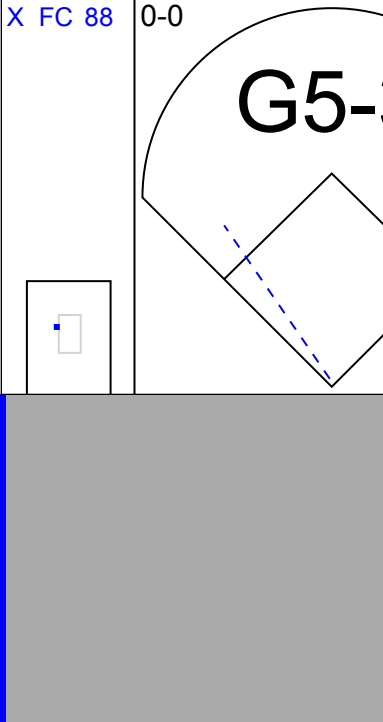
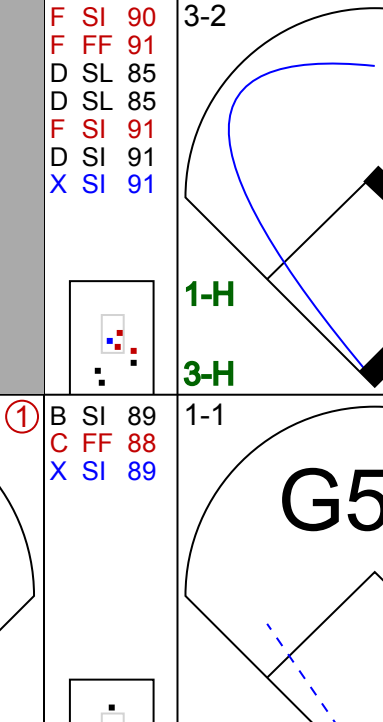
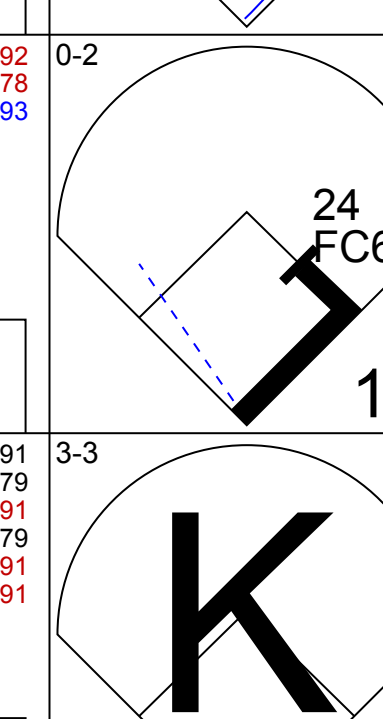
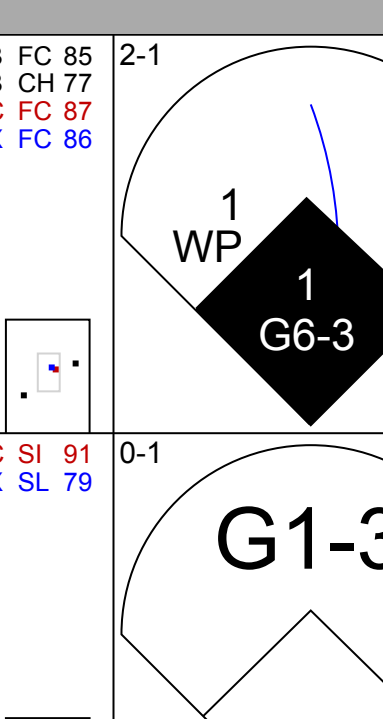
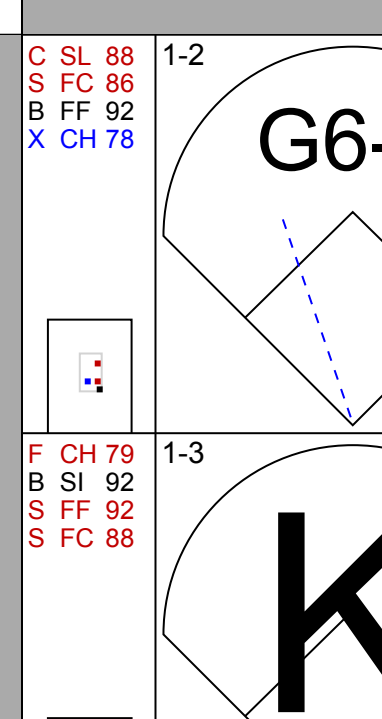
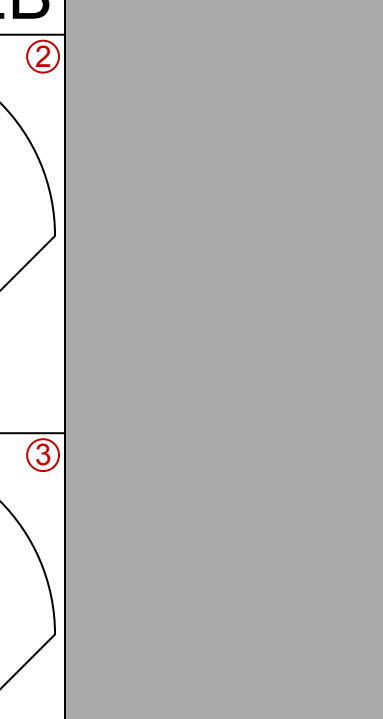
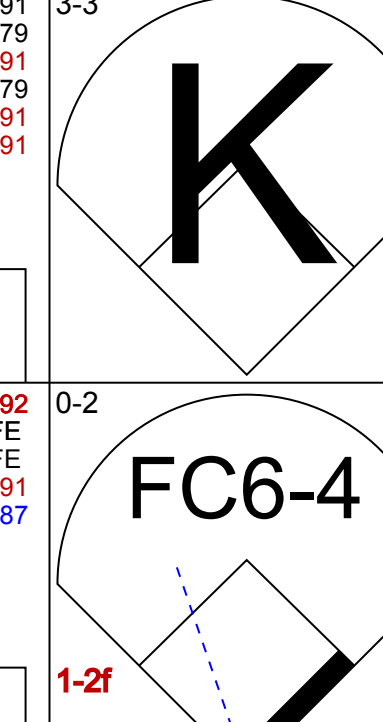
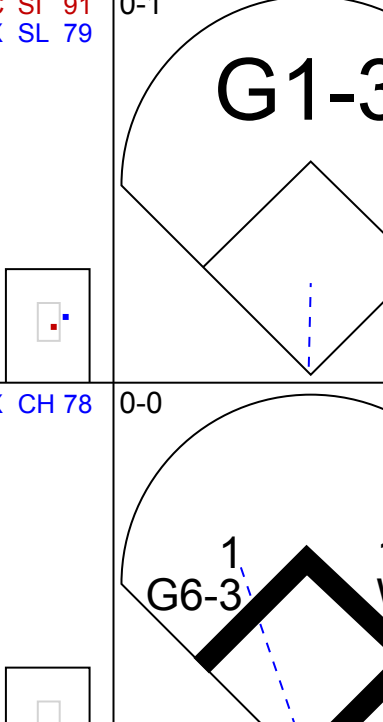
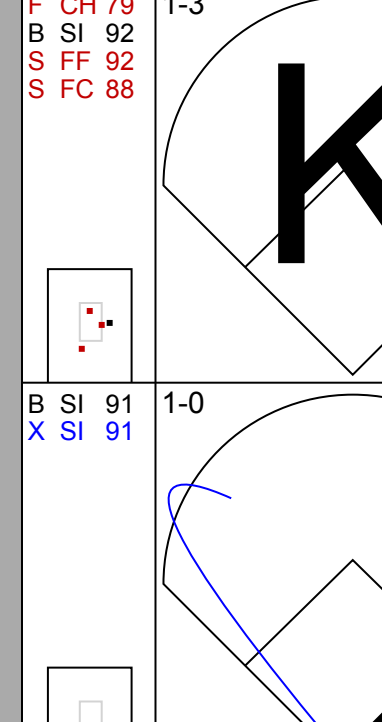

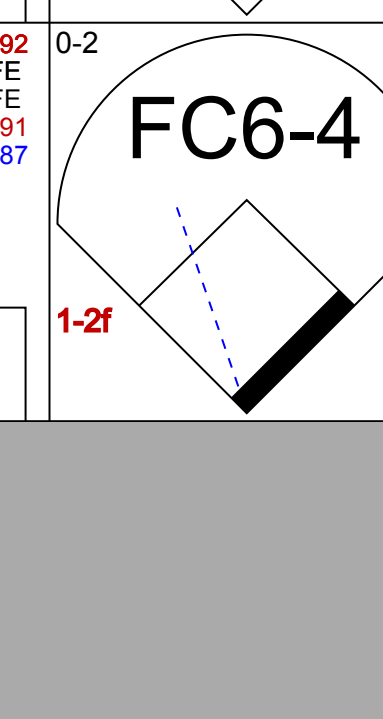
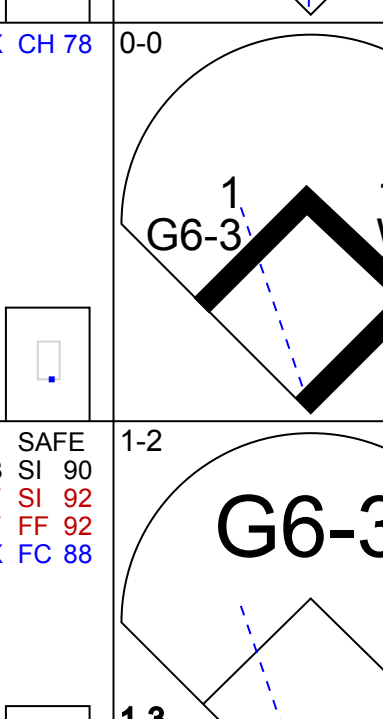
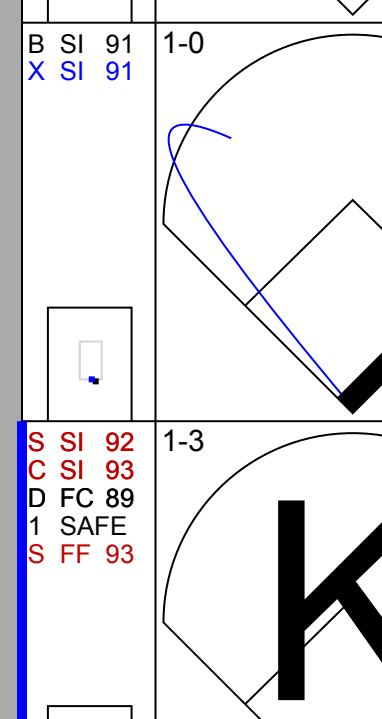
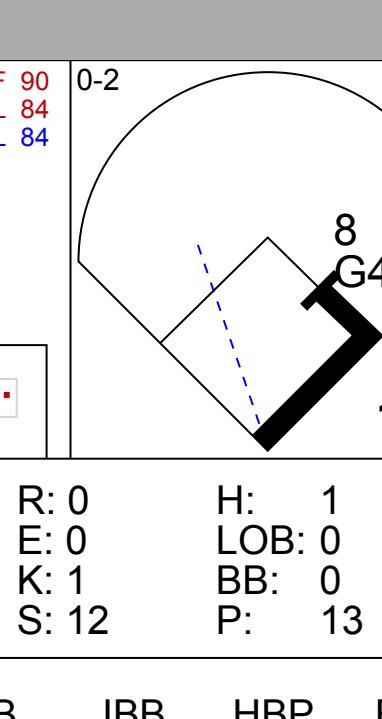
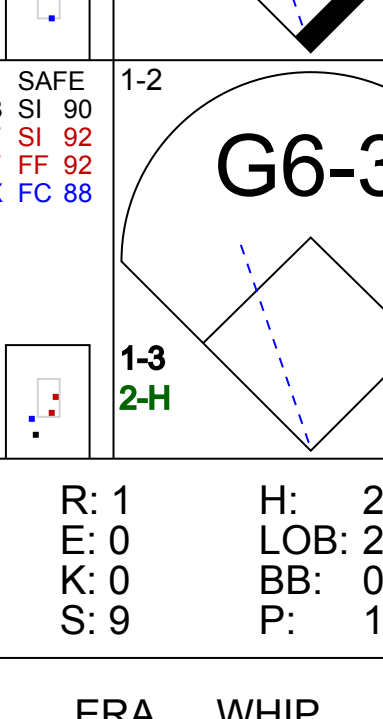
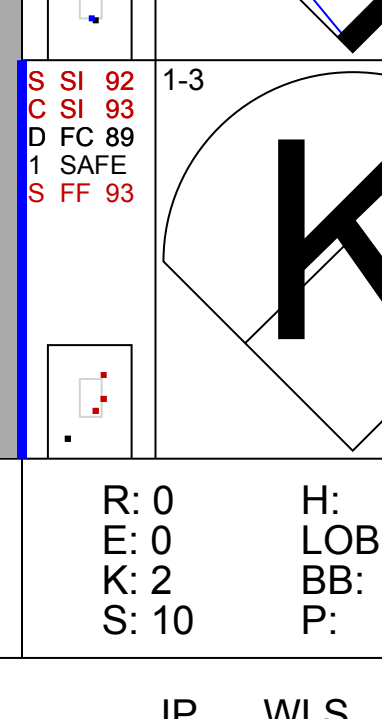




Batter	1	2	3	4	5	6	7	8	9	AB	R	H	RBI	BB	SO	LOB	TOP						
3 Craig Gentry, R (1, 8) 23 Sam Fuld, L (7, PH) OBP: 0.340, SLG: 0.500										3	0	0	0	0	2	1	<b>Oakland Athletics @ Kansas City Royals</b> Kauffman Stadium, Kansas City, MO Sun Apr 19 2015, 1:14 PM - 4:21 PM CDT Att: 36,755 - Cloudy - 65 F						
20 Mark Canha, R (1, 3) OBP: 0.326, SLG: 0.432										3	1	1	0	1	1	0							
18 Ben Zobrist, S (1, 4) 28 Eric Sogard, L (5, 4) OBP: 0.296, SLG: 0.280										2	0	2	2	1	0	0							
16 Billy Butler, R (1, 10) OBP: 0.407, SLG: 0.469										2	0	0	0	2	0	2							
7 Cody Ross, R (1, 7) 17 Ike Davis, L (7, 3) OBP: 0.432, SLG: 0.526										2	0	0	0	1	0	4							
19 Josh Phegley, R (1, 2) OBP: 0.308, SLG: 0.308										4	0	0	0	0	0	1							
15 Brett Lawrie, R (1, 5) OBP: 0.321, SLG: 0.367										4	0	1	0	0	2	0							
22 Josh Reddick, L (1, 9) OBP: 0.310, SLG: 0.429										4	0	2	0	0	0	0							
10 Marcus Semien, R (1, 6) OBP: 0.308, SLG: 0.375										3	1	0	0	1	1	3							
<b>Inning Stats</b>	R: 0 E: 0 K: 2 S: 12	H: 0 LOB: 2 BB: 2 P: 24	R: 0 E: 0 K: 1 S: 8	H: 0 LOB: 0 BB: 0 P: 14	R: 1 E: 0 K: 0 S: 11	H: 1 LOB: 2 BB: 3 P: 29	R: 0 E: 0 K: 1 S: 10	H: 1 LOB: 1 BB: 0 P: 12	R: 1 E: 0 K: 1 S: 10	H: 2 LOB: 0 BB: 0 P: 14	R: 0 E: 0 K: 0 S: 6	H: 2 LOB: 2 BB: 1 P: 13	R: 0 E: 0 K: 1 S: 11	H: 1 LOB: 1 BB: 0 P: 16	R: 0 E: 0 K: 0 S: 7	H: 0 LOB: 0 BB: 0 P: 11		R: 0 E: 0 K: 2 S: 12	H: 0 LOB: 0 BB: 0 P: 18	1B: 6 2B: 1 3B: 0 HR: 0	SF: 0 SAC: 0 DP: 2 HBP: 0	WP: 1 PB: 0 SB: 2 CS: 0	PA: 37
<b>PITCHER</b>	IP WLS BF H R ER SO BB IBB HBP BLK WP HR S P ERA WHIP	IP WLS BF H R ER SO BB IBB HBP BLK WP HR S P ERA WHIP	IP WLS BF H R ER SO BB IBB HBP BLK WP HR S P ERA WHIP	IP WLS BF H R ER SO BB IBB HBP BLK WP HR S P ERA WHIP	IP WLS BF H R ER SO BB IBB HBP BLK WP HR S P ERA WHIP	IP WLS BF H R ER SO BB IBB HBP BLK WP HR S P ERA WHIP	IP WLS BF H R ER SO BB IBB HBP BLK WP HR S P ERA WHIP	IP WLS BF H R ER SO BB IBB HBP BLK WP HR S P ERA WHIP	IP WLS BF H R ER SO BB IBB HBP BLK WP HR S P ERA WHIP	IP WLS BF H R ER SO BB IBB HBP BLK WP HR S P ERA WHIP	IP WLS BF H R ER SO BB IBB HBP BLK WP HR S P ERA WHIP	IP WLS BF H R ER SO BB IBB HBP BLK WP HR S P ERA WHIP	IP WLS BF H R ER SO BB IBB HBP BLK WP HR S P ERA WHIP	IP WLS BF H R ER SO BB IBB HBP BLK WP HR S P ERA WHIP	IP WLS BF H R ER SO BB IBB HBP BLK WP HR S P ERA WHIP	IP WLS BF H R ER SO BB IBB HBP BLK WP HR S P ERA WHIP	IP WLS BF H R ER SO BB IBB HBP BLK WP HR S P ERA WHIP	IP WLS BF H R ER SO BB IBB HBP BLK WP HR S P ERA WHIP	IP WLS BF H R ER SO BB IBB HBP BLK WP HR S P ERA WHIP	IP WLS BF H R ER SO BB IBB HBP BLK WP HR S P ERA WHIP	IP WLS BF H R ER SO BB IBB HBP BLK WP HR S P ERA WHIP	IP WLS BF H R ER SO BB IBB HBP BLK WP HR S P ERA WHIP	IP WLS BF H R ER SO BB IBB HBP BLK WP HR S P ERA WHIP

AB	31
R	2
H	7
RBI	2
BB	6
SO	8
LOB	11



Batter	1	2	3	4	5	6	7	8	9	AB	R	H	RBI	BB	SO	LOB	BOTTOM						
16 Paulo Orlando, R (1, 9) OBP: 0.320, SLG: 0.609										3	1	0	0	1	1	3	<b>Oakland Athletics @ Kansas City Royals</b> Kauffman Stadium, Kansas City, MO Sun Apr 19 2015, 1:14 PM - 4:21 PM CDT Att: 36,755 - Cloudy - 65 F						
8 Mike Moustakas, L (1, 5) OBP: 0.497, SLG: 0.478										4	0	0	0	0	2								
6 Lorenzo Cain, R (1, 8) OBP: 0.491, SLG: 0.652										3	1	1	1	0	1								
35 Eric Hosmer, L (1, 3) OBP: 0.382, SLG: 0.408										3	1	1	0	1	0								
25 Kendrys Morales, S (1, 10) OBP: 0.418, SLG: 0.551										4	0	1	2	0	0	1							
14 Omar Infante, R (1, 4) 12 Orlando Calixte, R (5, FR) OBP: 0.244, SLG: 0.350										2	0	2	0	0	0	0							
19 Erik Kratz, R (1, 2) 4 Alex Gordon, L (5, 7) OBP: 0.389, SLG: 0.250										3	0	0	0	0	2	2							
24 Christian Colón, R (1, 6) OBP: 0.273, SLG: 0.200										3	0	2	0	0	0	1							
1 Jarrod Dyson, L (1, 7) 13 Salvador Perez, R (7, PH) OBP: 0.375, SLG: 0.617										2	0	1	1	0	0	1							
<b>Inning Stats</b>	R: 0 E: 0 K: 0 S: 6	H: 0 LOB: 1 BB: 0 P: 9	R: 0 E: 0 K: 1 S: 10	H: 1 LOB: 1 BB: 0 P: 13	R: 0 E: 0 K: 1 S: 12	H: 1 LOB: 0 BB: 0 P: 13	R: 0 E: 0 K: 1 S: 10	H: 0 LOB: 0 BB: 0 P: 14	R: 0 E: 0 K: 0 S: 9	H: 2 LOB: 2 BB: 0 P: 14	R: 0 E: 0 K: 0 S: 7	H: 1 LOB: 1 BB: 0 P: 12	R: 0 E: 0 K: 2 S: 10	H: 1 LOB: 1 BB: 0 P: 14	R: 3 E: 0 K: 0 S: 20	H: 2 LOB: 1 BB: 2 P: 35		R: 0 E: 0 K: 0 S: 6	H: 0 LOB: 0 BB: 0 P: 11	1B: 5 2B: 3 3B: 0 HR: 0	SF: 0 SAC: 0 DP: 1 HBP: 1	WP: 1 PB: 0 SB: 1 CS: 0	PA: 34
<b>PITCHER</b>	IP WLS BF H R ER SO BB IBB HBP BLK WP HR S P ERA WHIP	IP WLS BF H R ER SO BB IBB HBP BLK WP HR S P ERA WHIP	IP WLS BF H R ER SO BB IBB HBP BLK WP HR S P ERA WHIP	IP WLS BF H R ER SO BB IBB HBP BLK WP HR S P ERA WHIP	IP WLS BF H R ER SO BB IBB HBP BLK WP HR S P ERA WHIP	IP WLS BF H R ER SO BB IBB HBP BLK WP HR S P ERA WHIP	IP WLS BF H R ER SO BB IBB HBP BLK WP HR S P ERA WHIP	IP WLS BF H R ER SO BB IBB HBP BLK WP HR S P ERA WHIP	IP WLS BF H R ER SO BB IBB HBP BLK WP HR S P ERA WHIP	IP WLS BF H R ER SO BB IBB HBP BLK WP HR S P ERA WHIP	IP WLS BF H R ER SO BB IBB HBP BLK WP HR S P ERA WHIP	IP WLS BF H R ER SO BB IBB HBP BLK WP HR S P ERA WHIP	IP WLS BF H R ER SO BB IBB HBP BLK WP HR S P ERA WHIP	IP WLS BF H R ER SO BB IBB HBP BLK WP HR S P ERA WHIP	IP WLS BF H R ER SO BB IBB HBP BLK WP HR S P ERA WHIP	IP WLS BF H R ER SO BB IBB HBP BLK WP HR S P ERA WHIP	IP WLS BF H R ER SO BB IBB HBP BLK WP HR S P ERA WHIP	IP WLS BF H R ER SO BB IBB HBP BLK WP HR S P ERA WHIP	IP WLS BF H R ER SO BB IBB HBP BLK WP HR S P ERA WHIP	IP WLS BF H R ER SO BB IBB HBP BLK WP HR S P ERA WHIP	IP WLS BF H R ER SO BB IBB HBP BLK WP HR S P ERA WHIP	IP WLS BF H R ER SO BB IBB HBP BLK WP HR S P ERA WHIP	IP WLS BF H R ER SO BB IBB HBP BLK WP HR S P ERA WHIP

AB	31
R	4
H	8
RBI	4
BB	2
SO	5
LOB	14





Batter	1	2	3	4	5	6	7	8	9	AB	R	H	RBI	BB	SO	LOB	TOP					
23 Sam Fuld, L OBP: 0.345, SLG: 0.510										3	2	1	1	1	0	0						
20 Mark Canha, R OBP: 0.320, SLG: 0.417 3 Craig Gentry, R OBP: 0.345, SLG: 0.510										4	1	1	0	0	3	1						
21 Stephen Vogt, L OBP: 0.435, SLG: 0.780										3	1	1	3	1	0	0						
16 Billy Butler, R OBP: 0.431, SLG: 0.500										3	0	2	0	1	0	0						
17 Ike Davis, L OBP: 0.396, SLG: 0.488										3	0	0	1	0	0	2						
22 Josh Reddick, L OBP: 0.303, SLG: 0.387										3	0	0	0	1	1	3						
15 Brett Lawrie, R OBP: 0.316, SLG: 0.358										4	0	1	0	0	2	3						
28 Eric Sogard, L OBP: 0.290, SLG: 0.310										4	1	1	0	0	0	3						
10 Marcus Semien, R OBP: 0.304, SLG: 0.423										4	1	1	1	0	0	1						
<b>Inning Stats</b>	R: 1 H: 1 E: 0 K: 1 S: 9	H: 1 LOB: 2 BB: 2 P: 22	R: 0 H: 1 E: 0 K: 0 S: 9	H: 1 LOB: 0 BB: 14	R: 3 H: 4 E: 0 K: 1 S: 15	LOB: 2 BB: 1 P: 30	R: 1 H: 1 E: 0 K: 1 S: 12	H: 1 LOB: 0 BB: 15	R: 0 H: 0 E: 0 K: 0 S: 10	H: 0 LOB: 1 BB: 1 P: 16	R: 0 H: 0 E: 0 K: 0 S: 5	H: 0 LOB: 0 BB: 7	R: 0 H: 0 E: 0 K: 2 S: 8	H: 0 LOB: 0 BB: 15	R: 0 H: 0 E: 0 K: 2 S: 9	H: 0 LOB: 0 BB: 10	R: 1 H: 1 E: 0 K: 0 S: 8	H: 1 LOB: 0 BB: 0 P: 10	1B: 3 2B: 4 3B: 0 HR: 2	SF: 2 SAC: 0 DP: 1 HBP: 0	WP: 0 PA: 38 PB: 0 SB: 1 CS: 0	
<b>PITCHER</b>	IP WLS BF H R ER SO BB IBB HBP BLK WP HR S P ERA WHIP	3.0 L 18 7 5 5 2 3 0 0 0 0 2 35 68 15.00 3.333	4.1 3.0 10 0 0 0 1 1 0 0 0 0 0 25 36 0.00 0.333	7.1 1.0 3 0 0 0 1 0 0 0 0 0 0 8 15 0.00 0.000	8.1 2.0 7 1 1 1 2 0 0 0 0 0 0 17 20 4.50 0.500																	

Batter	1	2	3	4	5	6	7	8	9	AB	R	H	RBI	BB	SO	LOB	BOTTOM					
56 Kole Calhoun, L OBP: 0.263, SLG: 0.417										5	0	0	0	0	3	4						
27 Mike Trout, R OBP: 0.407, SLG: 0.583										4	2	1	0	0	0	0						
5 Albert Pujols, R OBP: 0.302, SLG: 0.447										4	1	2	1	0	0	0						
20 Matt Joyce, L OBP: 0.200, SLG: 0.238										4	0	0	0	0	1	3						
6 David Freese, R OBP: 0.245, SLG: 0.412										4	0	1	2	0	0	1						
2 Enck Aybar, S OBP: 0.294, SLG: 0.222										2	0	1	0	2	0	0						
24 C.J. Cron, R OBP: 0.206, SLG: 0.258										3	0	0	0	1	1	3						
17 Chris Iannetta, R OBP: 0.214, SLG: 0.135										3	0	0	0	1	0	4						
12 Johnny Giavotella, R OBP: 0.349, SLG: 0.342										3	0	0	0	1	2	3						
<b>Inning Stats</b>	R: 2 H: 3 E: 0 K: 1 S: 12	H: 0 LOB: 1 BB: 1 P: 18	R: 0 H: 0 E: 1 K: 0 S: 8	H: 0 LOB: 1 BB: 14	R: 1 H: 1 E: 1 K: 1 S: 16	H: 1 LOB: 1 BB: 0 P: 27	R: 0 H: 0 E: 0 K: 2 S: 13	H: 0 LOB: 2 BB: 23	R: 0 H: 0 E: 0 K: 0 S: 7	H: 0 LOB: 0 BB: 11	R: 0 H: 1 E: 0 K: 0 S: 5	H: 1 LOB: 0 BB: 9	R: 0 H: 0 E: 0 K: 2 S: 9	H: 0 LOB: 0 BB: 13	R: 0 H: 0 E: 0 K: 0 S: 6	H: 0 LOB: 0 BB: 7	R: 0 H: 0 E: 0 K: 1 S: 12	H: 0 LOB: 2 BB: 21	1B: 4 2B: 1 3B: 0 HR: 0	SF: 0 SAC: 0 DP: 1 HBP: 0	WP: 1 PA: 37 PB: 0 SB: 1 CS: 0	
<b>PITCHER</b>	IP WLS BF H R ER SO BB IBB HBP BLK WP HR S P ERA WHIP	3.0 3.0 16 4 3 2 2 3 0 0 0 0 1 0 42 73 6.00 2.333	4.1 4.0 W 13 1 0 0 4 0 0 0 0 0 0 28 42 0.00 0.250	8.1 1.0 H 3 0 0 0 0 0 0 0 0 0 0 6 7 0.00 0.000	9.1 1.0 S 5 0 0 0 1 2 0 0 0 0 0 0 12 21 0.00 2.000																	

Oakland Athletics @ Los Angeles Angels  
Angel Stadium of Anaheim, Anaheim, CA  
Mon Apr 20 2015, 7:09 PM - 10:06 PM PDT  
Att: 35,228 - Clear - 70 F

livebaseballscorecards.com

AB 32  
R 6  
H 8  
RBI 6  
BB 4  
SO 6  
LOB 13

Oakland Athletics @ Los Angeles Angels  
Angel Stadium of Anaheim, Anaheim, CA  
Mon Apr 20 2015, 7:09 PM - 10:06 PM PDT  
Att: 35,228 - Clear - 70 F

livebaseballscorecards.com

AB 32  
R 3  
H 5  
RBI 3  
BB 5  
SO 7  
LOB 18











Batter	1	2	3	4	5	6	7	8	9	AB	R	H	RBI	BB	SO	LOB	TOP										
23 Sam Fuld, L OBP: 0.354, SLG: 0.483 18 Ben Zobrist, S OBP: 0.317, SLG: 0.435	F9		K		K		FC5-4		F7	4	0	0	0	0	2	3											
20 Mark Canha, R OBP: 0.317, SLG: 0.373	G5-3		K		G5-3			P4		4	0	0	0	0	1	1											
21 Stephen Vogt, L OBP: 0.441, SLG: 0.700	FC6-4 1B		L4			F8		16 BB		3	0	1	0	1	0	0											
16 Billy Butler, R OBP: 0.423, SLG: 0.569	FC6-4		G4-3		G4-3	G5-3		1B		4	0	1	0	0	0	1											
17 Ike Davis, L OBP: 0.404, SLG: 0.480		28 BB	G3-1		G3-1	K		K		4	0	1	0	0	2	2											
22 Josh Reddick, L OBP: 0.357, SLG: 0.436	F7				BB		28 BB	L9		3	0	1	0	1	0	3											
15 Brett Lawrie, R OBP: 0.275, SLG: 0.308	P4		G4-3		G4-3	K		K		4	0	0	0	0	2	3											
28 Eric Sogard, L OBP: 0.295, SLG: 0.310					F7			G4-3		4	0	2	0	0	0	0											
10 Marcus Semien, R OBP: 0.324, SLG: 0.429	K					F9		18 DI 1B		4	0	2	0	0	1	4											
<b>Inning Stats</b>	R: 0 H: 1 E: 0 K: 0 S: 11	H: 1 LOB: 1 BB: 0 P: 18	R: 0 H: 2 E: 0 K: 1 S: 18	H: 2 LOB: 2 BB: 0 P: 25	R: 0 H: 0 E: 0 K: 2 S: 8	H: 0 LOB: 1 BB: 0 P: 13	R: 0 H: 0 E: 0 K: 0 S: 10	H: 0 LOB: 1 BB: 0 P: 17	R: 0 H: 1 E: 0 K: 1 S: 9	H: 1 LOB: 2 BB: 0 P: 13	R: 0 H: 0 E: 0 K: 1 S: 6	H: 0 LOB: 0 BB: 0 P: 6	R: 0 H: 2 E: 0 K: 1 S: 12	H: 2 LOB: 2 BB: 0 P: 20	R: 0 H: 1 E: 0 K: 1 S: 11	H: 1 LOB: 2 BB: 1 P: 18	R: 0 H: 1 E: 0 K: 1 S: 10	H: 1 LOB: 1 BB: 0 P: 15	1B: 7 2B: 1 3B: 0 HR: 0	SF: 0 SAC: 0 DP: 0 HBP: 0	WP: 0 PB: 0 SB: 0 CS: 0	PA: 37					
<b>PITCHER</b>	IP	WLS	BF	H	R	ER	SO	BB	IBB	HBP	BLK	WP	HR	S	P	ERA	WHIP										
35 Nick Tropeano, R ERA: 6.48	6.0	W	24	5	0	0	5	1	0	0	0	0	0	64	97	0.00	1.000										
59 Fernando Salas, R ERA: 6.48	1.0	H	4	1	0	0	1	0	0	0	0	0	0	10	15	0.00	1.000										
38 Joe Smith, R ERA: 6.48	1.0	H	5	1	0	0	1	1	0	0	0	0	0	11	18	0.00	2.000										
16 Huston Street, R ERA: 6.48	1.0	S	4	1	0	0	1	0	0	0	0	0	0	10	15	0.00	1.000										

Oakland Athletics @ Los Angeles Angels  
Angel Stadium of Anaheim, Anaheim, CA  
Thu Apr 23 2015, 4:08 PM - 6:28 PM PDT  
Att: 24,304 - Cloudy - 67 F

AB 35  
R 0  
H 8  
RBI 0  
BB 2  
SO 8  
LOB 18



Batter	1	2	3	4	5	6	7	8	9	AB	R	H	RBI	BB	SO	LOB	BOTTOM										
56 Kole Calhoun, L OBP: 0.314, SLG: 0.542	K		HR		K			L9		4	1	1	2	0	2	0											
27 Mike Trout, R OBP: 0.473, SLG: 0.526	L9		5 BB		K			P4		3	0	0	0	1	1	0											
5 Albert Pujols, R OBP: 0.277, SLG: 0.379	BB		F8		G6-3					2	0	0	0	1	0	1											
6 David Freese, R OBP: 0.281, SLG: 0.459	L8		2 FC4 BB		F8					2	0	0	0	1	0	1											
2 Erick Aybar, S OBP: 0.274, SLG: 0.214	L8		FC4		G4-3					3	0	0	0	0	2												
20 Matt Joyce, L OBP: 0.173, SLG: 0.204	L5				P4			F8		3	0	0	0	0	0	0											
7 Collin Cowgill, R OBP: 0.216, SLG: 0.314								G1-3		0	0	0	0	0	0	0											
24 C.J. Cron, R OBP: 0.214, SLG: 0.282	G1-3				K					3	0	0	0	0	1	0											
3 Drew Butera, R OBP: 0.250, SLG: 0.250			E5 12 SH1-4 56 HR		L9			F7		3	1	0	0	0	0	0											
12 Johnny Giavotella, R OBP: 0.365, SLG: 0.413	SH1-4				P4			P5		2	0	0	0	0	0	0											
<b>Inning Stats</b>	R: 0 H: 0 E: 0 K: 1 S: 7	H: 0 LOB: 1 BB: 1 P: 14	R: 0 H: 0 E: 0 K: 0 S: 5	H: 0 LOB: 0 BB: 0 P: 6	R: 2 H: 1 E: 1 K: 0 S: 14	H: 1 LOB: 2 BB: 2 P: 25	R: 0 H: 0 E: 0 K: 1 S: 12	H: 0 LOB: 0 BB: 0 P: 18	R: 0 H: 0 E: 0 K: 2 S: 8	H: 0 LOB: 0 BB: 0 P: 13	R: 0 H: 0 E: 0 K: 0 S: 10	H: 0 LOB: 0 BB: 0 P: 14	R: 0 H: 0 E: 0 K: 0 S: 5	H: 0 LOB: 0 BB: 0 P: 8	R: 0 H: 0 E: 0 K: 0 S: 4	H: 0 LOB: 0 BB: 0 P: 10	1B: 0 2B: 0 3B: 0 HR: 1	SF: 0 SAC: 1 DP: 0 HBP: 0	WP: 0 PB: 0 SB: 1 CS: 0	PA: 29							
<b>PITCHER</b>	IP	WLS	BF	H	R	ER	SO	BB	IBB	HBP	BLK	WP	HR	S	P	ERA	WHIP										
30 Jesse Chavez, R ERA: 0.71	6.0	L	23	1	2	1	4	3	0	0	0	0	0	56	90	1.50	0.667										
61 Dan Otero, R ERA: 3.0	1.0		3	0	0	0	0	0	0	0	0	0	0	5	8	0.00	0.000										
36 Tyler Clippard, R ERA: 1.5	1.0		3	0	0	0	0	0	0	0	0	0	0	4	10	0.00	0.000										

Oakland Athletics @ Los Angeles Angels  
Angel Stadium of Anaheim, Anaheim, CA  
Thu Apr 23 2015, 4:08 PM - 6:28 PM PDT  
Att: 24,304 - Cloudy - 67 F

AB 25  
R 2  
H 1  
RBI 2  
BB 3  
SO 4  
LOB 4









Batter	1	2	3	4	5	6	7	8	9	AB	R	H	RBI	BB	SO	LOB	TOP								
27 Jose Altuve, R OBP: 0.367, SLG: 0.425										5	1	2	3	0	0	1									
18 Luis Valbuena, L OBP: 0.254, SLG: 0.475										5	2	1	0	0	0	0									
4 George Springer, R OBP: 0.289, SLG: 0.354										5	2	2	1	0	0	2									
8 Jed Lowrie, S OBP: 0.415, SLG: 0.519										3	2	2	2	1	0	0									
28 Colby Rasmus, L OBP: 0.320, SLG: 0.489										5	0	2	0	0	1	4									
23 Chris Carter, R OBP: 0.262, SLG: 0.196										3	1	1	1	1	0	2									
15 Jason Castro, L OBP: 0.327, SLG: 0.295										4	0	0	1	1	0	5									
9 Marwin Gonzalez, S OBP: 0.304, SLG: 0.522										5	1	1	0	0	1	4									
19 Robbie Grossman, S(1, 7) OBP: 0.235, SLG: 0.290										3	0	0	0	1	2	2									
<b>Inning Stats</b>	R: 1 E: 0 K: 0 S: 9	H: 3 LOB: 1 BB: 0 P: 16	R: 3 E: 0 K: 1 S: 12	H: 2 LOB: 0 BB: 1 P: 20	R: 0 E: 0 K: 0 S: 8	H: 1 LOB: 1 BB: 0 P: 13	R: 0 E: 0 K: 0 S: 3	H: 0 LOB: 0 BB: 0 P: 8	R: 2 E: 0 K: 1 S: 11	H: 3 LOB: 2 BB: 0 P: 19	R: 0 E: 0 K: 1 S: 6	H: 0 LOB: 0 BB: 0 P: 10	R: 2 E: 2 K: 1 S: 15	H: 1 LOB: 2 BB: 1 P: 23	R: 0 E: 0 K: 0 S: 6	H: 0 LOB: 0 BB: 1 P: 12	R: 1 E: 0 K: 1 S: 11	H: 1 LOB: 2 BB: 1 P: 21	1B: 6 2B: 3 3B: 0 HR: 2	SF: 0 SAC: 0 DP: 1 HBP: 2	WP: 1 PB: 0 SB: 0 CS: 1	PA: 44			
<b>PITCHER</b>	IP WLS BF H R ER SO BB IBB HBP BLK WP HR S P ERA WHIP																								
31 Kendall Graveman, R ERA: 8.27	(1, 1)	4.2	L	23	9	6	6	1	1	0	0	0	0	0	1	40	71	11.57	2.143						
40 Chris Bassitt, R ERA: 2.08	(5, 1)	4.1		21	2	3	1	3	3	0	2	0	1	1	41	71	2.08	1.154							

Houston Astros @ Oakland Athletics  
O.co Coliseum, Oakland, CA  
Sat Apr 25 2015, 4:08 PM - 7:02 PM EDT  
Att: 24,342 - Cloudy - 58 F

AB	38
R	9
H	11
RBI	8
BB	4
SO	4
LOB	20



Batter	1	2	3	4	5	6	7	8	9	AB	R	H	RBI	BB	SO	LOB	BOTTOM								
23 Sam Fuld, L OBP: 0.357, SLG: 0.468										3	0	0	0	0	1	0									
20 Mark Canha, R OBP: 0.304, SLG: 0.344										2	0	0	0	0	2	3									
10 Marcus Semien, R OBP: 0.312, SLG: 0.444										4	0	0	0	0	2	0									
21 Stephen Vogt, L OBP: 0.438, SLG: 0.673										4	0	1	0	0	1	0									
16 Billy Butler, R OBP: 0.388, SLG: 0.507										3	0	0	0	1	1										
17 Ike Davis, L OBP: 0.403, SLG: 0.473										4	1	1	0	0	0	2									
22 Josh Reddick, L OBP: 0.426, SLG: 0.500										2	1	2	0	2	0	0									
50 Max Muncy, L OBP: 0.250, SLG: 0.250										4	0	1	0	0	1	3									
7 Cody Ross, R OBP: 0.208, SLG: 0.095										3	1	0	1	1	1	3									
28 Eric Sogard, L OBP: 0.294, SLG: 0.347										4	0	1	2	0	0	3									
<b>Inning Stats</b>	R: 0 E: 0 K: 0 S: 7	H: 0 LOB: 0 BB: 0 P: 12	R: 0 E: 0 K: 0 S: 7	H: 0 LOB: 1 BB: 1 P: 16	R: 0 E: 0 K: 1 S: 8	H: 0 LOB: 0 BB: 0 P: 10	R: 0 E: 0 K: 1 S: 12	H: 1 LOB: 1 BB: 0 P: 17	R: 0 E: 0 K: 2 S: 13	H: 1 LOB: 1 BB: 0 P: 17	R: 0 E: 0 K: 1 S: 7	H: 0 LOB: 0 BB: 0 P: 9	R: 3 E: 0 K: 2 S: 17	H: 3 LOB: 1 BB: 1 P: 30	R: 0 E: 0 K: 1 S: 9	H: 0 LOB: 1 BB: 1 P: 17	R: 0 E: 0 K: 1 S: 13	H: 1 LOB: 2 BB: 1 P: 24	1B: 5 2B: 0 3B: 1 HR: 0	SF: 0 SAC: 0 DP: 0 HBP: 0	WP: 1 PB: 0 SB: 0 CS: 0	PA: 37			
<b>PITCHER</b>	IP WLS BF H R ER SO BB IBB HBP BLK WP HR S P ERA WHIP																								
46 Scott Feldman, R ERA: 4.81	(1, 1)	6.2	W	27	5	3	3	0	2	0	0	0	0	0	0	68	108	4.05	1.050						
54 Joe Thatcher, L ERA: 4.5	(7, 1)	0.1		1	0	0	0	1	0	0	0	0	0	0	3	3	0.00	0.000							
35 Josh Fields, R ERA:	(8, 1)	1.0		4	0	0	0	1	1	0	0	0	0	0	9	17	0.00	1.000							
36 Will Harris, R ERA:	(9, 1)	1.0		5	1	0	0	1	1	0	0	0	0	0	13	24	0.00	2.000							

Houston Astros @ Oakland Athletics  
O.co Coliseum, Oakland, CA  
Sat Apr 25 2015, 4:08 PM - 7:02 PM EDT  
Att: 24,342 - Cloudy - 58 F

AB	33
R	3
H	6
RBI	3
BB	4
SO	9
LOB	15





Batter	1	2	3	4	5	6	7	8	9	AB	R	H	RBI	BB	SO	LOB	TOP					
27 Jose Altuve, R OBP: 0.369, SLG: 0.423										5	2	2	0	0	1	1						
4 George Springer, R OBP: 0.294, SLG: 0.333										4	0	0	0	1	3	5						
8 Jed Lowrie, S OBP: 0.414, SLG: 0.491										3	1	0	0	2	1	2						
Evan Gattis, R OBP: 0.194, SLG: 0.250										5	0	2	4	0	0	1						
23 Chris Carter, R OBP: 0.261, SLG: 0.200										4	0	1	0	0	0	2						
19 Robbie Grossman, R OBP: 0.236, SLG: 0.290										0	0	0	0	0	0	0						
18 Luis Valbuena, L OBP: 0.250, SLG: 0.468										1	0	0	0	0	1	2						
28 Colby Rasmus, L OBP: 0.327, SLG: 0.480										5	0	2	1	0	1	2						
9 Marwin Gonzalez, S OBP: 0.296, SLG: 0.519										4	0	1	0	0	1	4						
15 Jason Castro, L OBP: 0.321, SLG: 0.277										3	1	0	0	1	1	3						
6 Jake Marisnick, R OBP: 0.408, SLG: 0.591										4	3	2	2	0	0	0						
<b>Inning Stats</b>	R: 0 E: 0 K: 1 S: 12	H: 1 LOB: 1 BB: 0 P: 15	R: 0 E: 0 K: 1 S: 14	H: 1 LOB: 1 BB: 0 P: 22	R: 3 E: 1 K: 1 S: 18	H: 3 LOB: 2 BB: 1 P: 28	R: 2 E: 0 K: 1 S: 9	H: 1 LOB: 0 BB: 2 P: 18	R: 0 E: 0 K: 0 S: 11	H: 0 LOB: 0 BB: 0 P: 15	R: 0 E: 0 K: 0 S: 7	H: 0 LOB: 0 BB: 0 P: 11	R: 0 E: 0 K: 1 S: 8	H: 0 LOB: 2 BB: 0 P: 13	R: 0 E: 0 K: 1 S: 13	H: 2 LOB: 2 BB: 1 P: 18	R: 2 E: 0 K: 3 S: 15	H: 2 LOB: 2 BB: 1 P: 27	1B: 7 2B: 2 HR: 1	SF: 0 SAC: 0 DP: 0 HBP: 0	WP: 1 PB: 0 SB: 4 CS: 1	PA: 42
<b>PITCHER</b>	IP WLS BF H R ER SO BB IBB HBP BLK WP HR S P ERA WHIP																					
13 Drew Pomeranz, L ERA: 4.5	5.0	24	6	5	3	4	3	0	0	0	0	1	1	64	98	5.40	1.800					
56 Fernando Abad, L ERA: 3.86	1.0	3	0	0	0	0	0	0	0	0	0	0	0	7	11	0.00	0.000					
48 Ryan Cook, R ERA: 1.59	1.0	3	0	0	0	1	0	0	0	0	0	0	0	8	13	0.00	0.000					
58 Evan Scribner, R ERA: 1.59	0.2	H	4	2	0	0	0	0	0	0	0	0	0	11	16	0.00	3.000					
36 Tyler Clippard, R ERA: 3.24	1.1	L	8	2	2	2	3	0	1	0	0	0	0	17	29	13.50	1.500					

Houston Astros @ Oakland Athletics  
O.co Coliseum, Oakland, CA  
Sun Apr 26 2015, 4:08 PM - 7:18 PM EDT  
Att: 22,080 - Partly Cloudy - 65 F

AB	38
R	7
H	10
RBI	7
BB	4
SO	9
LOB	22



Batter	1	2	3	4	5	6	7	8	9	AB	R	H	RBI	BB	SO	LOB	BOTTOM					
23 Sam Fuld, L OBP: 0.338, SLG: 0.439										4	0	0	0	0	1	2						
10 Marcus Semien, R OBP: 0.309, SLG: 0.434										4	0	1	1	0	1	0						
21 Stephen Vogt, L OBP: 0.426, SLG: 0.638										3	1	0	0	1	1	1						
16 Billy Butler, R OBP: 0.381, SLG: 0.506										4	0	1	0	0	1	2						
17 Ike Davis, L OBP: 0.409, SLG: 0.483										3	2	1	0	1	0	1						
22 Josh Reddick, L OBP: 0.412, SLG: 0.522										4	1	1	1	0	0	2						
15 Brett Lawrie, R OBP: 0.256, SLG: 0.288										3	1	1	3	0	1	0						
28 Eric Sogard, L OBP: 0.291, SLG: 0.340										4	0	1	0	0	0	0						
3 Craig Gentry, R OBP: 0.194, SLG: 0.074										2	1	1	1	1	1	0						
50 Max Muncy, L OBP: 0.200, SLG: 0.200										1	0	0	0	0	0	0						
<b>Inning Stats</b>	R: 0 E: 0 K: 1 S: 8	H: 0 LOB: 0 BB: 0 P: 11	R: 2 E: 0 K: 0 S: 15	H: 1 LOB: 0 BB: 1 P: 25	R: 0 E: 0 K: 3 S: 10	H: 0 LOB: 0 BB: 0 P: 14	R: 3 E: 0 K: 0 S: 15	H: 4 LOB: 2 BB: 1 P: 26	R: 0 E: 0 K: 0 S: 10	H: 1 LOB: 1 BB: 0 P: 15	R: 0 E: 0 K: 1 S: 8	H: 0 LOB: 0 BB: 0 P: 10	R: 1 E: 0 K: 1 S: 11	H: 1 LOB: 1 BB: 1 P: 21	R: 0 E: 0 K: 0 S: 9	H: 0 LOB: 0 BB: 0 P: 11	R: 0 E: 0 K: 0 S: 4	H: 0 LOB: 0 BB: 0 P: 6	1B: 4 2B: 2 HR: 0	SF: 1 SAC: 1 DP: 0 HBP: 0	WP: 0 PB: 0 SB: 0 CS: 0	PA: 37
<b>PITCHER</b>	IP WLS BF H R ER SO BB IBB HBP BLK WP HR S P ERA WHIP																					
59 Asher Wojciechowski, R ERA: 7.31	4.0	19	5	5	5	4	2	0	0	0	0	0	0	23	38	3.86	1.286					
45 Samuel Deduno, R ERA: 2.89	2.1	10	2	1	1	1	1	0	0	0	0	0	0	15	19	0.00	0.000					
29 Tony Sipp, L ERA: 0.96	1.2	W	5	0	0	0	1	0	0	0	0	0	0	4	6	0.00	0.000					
44 Luke Gregerson, R ERA: 2.0	1.0	S	3	0	0	0	0	0	0	0	0	0	0	4	6	0.00	0.000					

Houston Astros @ Oakland Athletics  
O.co Coliseum, Oakland, CA  
Sun Apr 26 2015, 4:08 PM - 7:18 PM EDT  
Att: 22,080 - Partly Cloudy - 65 F

AB	32
R	6
H	7
RBI	6
BB	3
SO	6
LOB	8













Batter	1	2	3	4	5	6	7	8	9	AB	R	H	RBI	BB	SO	LOB	TOP										
2 Erick Aybar, S OBP: 0.284, SLG: 0.247	L7		G4-3		SH2-4			F8		5	1	2	1	0	0	2	<b>Los Angeles Angels @ Oakland Athletics</b> O.co Coliseum, Oakland, CA Thu Apr 30 2015, 3:38 PM - 6:55 PM EDT Att: 19,534 - Sunny - 77 F										
12 Johnny Giavotella, R OBP: 0.360, SLG: 0.413	BB		27 BB		SH2-4		G5-3	G4-3		3	0	1	1	1	0	2											
27 Mike Trout, R OBP: 0.447, SLG: 0.592	K									3	2	2	0	2	1	1											
56 Kole Calhoun, L OBP: 0.367, SLG: 0.493	2-6		L8							5	0	2	3	0	1	3											
6 David Freese, R OBP: 0.275, SLG: 0.430					FC4-6					5	0	3	1	0	0	2											
24 C.J. Cron, R OBP: 0.273, SLG: 0.349	K									5	0	0	0	0	3	6											
20 Matt Joyce, L OBP: 0.161, SLG: 0.179	F8									4	0	0	0	0	0	3											
7 Collin Cowgill, R OBP: 0.225, SLG: 0.316					G3					0	0	0	0	0	0	0											
3 Drew Butera, R OBP: 0.222, SLG: 0.222										4	1	1	0	0	0	1											
8 Taylor Featherston, R OBP: 0.273, SLG: 0.125										2	2	1	0	1	0	0											
<b>Inning Stats</b>	R: 0 H: 0 E: 0 K: 1 S: 9	H: 0 LOB: 1 BB: 1 P: 19	R: 0 H: 1 E: 0 K: 2 S: 11	H: 1 LOB: 1 BB: 0 P: 15	R: 1 H: 2 E: 0 K: 0 S: 16	H: 2 LOB: 2 BB: 1 P: 26	R: 0 H: 1 E: 0 K: 1 S: 12	H: 1 LOB: 1 BB: 0 P: 18	R: 3 H: 3 E: 0 K: 1 S: 12	H: 3 LOB: 1 BB: 1 P: 17	R: 1 H: 1 E: 0 K: 0 S: 9	H: 1 LOB: 1 BB: 0 P: 17	R: 1 H: 3 E: 0 K: 0 S: 15	H: 3 LOB: 1 BB: 0 P: 20	R: 0 H: 0 E: 1 K: 0 S: 6	H: 0 LOB: 1 BB: 0 P: 8	R: 0 H: 1 E: 0 K: 0 S: 8	H: 1 LOB: 0 BB: 0 P: 14	1B: 9 2B: 4 3B: 0 HR: 0	SF: 0 SAC: 2 DP: 1 HBP: 0	WP: 0 PB: 0 CS: 3 SB: 0	PA: 42					
<b>PITCHER</b>	IP	WLS	BF	H	R	ER	SO	BB	IBB	HBP	BLK	WP	HR	S	P	ERA	WHIP	<b>PITCHER</b>									
30 Jesse Chavez, R ERA: 2.55	5.0	L	25	7	4	4	5	2	1	0	0	0	0	60	95	7.20	1.800										
39 Eric O'Flaherty, L ERA: 11.37	0.2		4	1	1	1	0	1	0	0	0	0	0	7	13	13.50	3.000										
61 Dan Otero, R ERA: 3.97	0.1		1	0	0	0	0	0	0	0	0	0	0	2	4	0.00	0.000										
48 Ryan Cook, R ERA: 10.8	2.0		9	3	1	1	0	0	0	0	0	0	0	21	28	4.50	1.500										
36 Tyler Clippard, R ERA: 2.89	1.0		4	1	0	0	0	0	0	0	0	0	0	8	14	0.00	1.000										
<b>Batter</b>	<b>1</b>	<b>2</b>	<b>3</b>	<b>4</b>	<b>5</b>	<b>6</b>	<b>7</b>	<b>8</b>	<b>9</b>	<b>AB</b>	<b>R</b>	<b>H</b>	<b>RBI</b>	<b>BB</b>	<b>SO</b>	<b>LOB</b>	<b>BOTTOM</b>										
23 Sam Fuld, L OBP: 0.310, SLG: 0.385	BB		G4-3					G3		4	0	1	1	1	1	1	<b>Los Angeles Angels @ Oakland Athletics</b> O.co Coliseum, Oakland, CA Thu Apr 30 2015, 3:38 PM - 6:55 PM EDT Att: 19,534 - Sunny - 77 F										
10 Marcus Semien, R OBP: 0.370, SLG: 0.455	K		F9					G5-3		4	0	0	0	1	1	4											
17 Ike Davis, L OBP: 0.380, SLG: 0.443	BB									5	0	1	0	0	0	5											
16 Billy Butler, R OBP: 0.354, SLG: 0.448	G5-4-3									3	1	0	0	1	2	4											
22 Josh Reddick, L OBP: 0.429, SLG: 0.561	F9									4	2	2	0	0	0	0											
15 Brett Lawrie, R OBP: 0.270, SLG: 0.325	L9									3	1	1	1	1	0	1											
20 Mark Canha, R OBP: 0.329, SLG: 0.412										4	1	3	3	0	0	1											
28 Eric Sogard, L OBP: 0.262, SLG: 0.317										3	0	0	0	0	1	2											
21 Stephen Vogt, L OBP: 0.429, SLG: 0.606	K									0	0	0	0	1	0	0											
19 Josh Phegley, R OBP: 0.261, SLG: 0.261										3	0	1	0	0	0	0											
50 Max Muncy, L OBP: 0.143, SLG: 0.143	P3									1	0	0	0	0	0	3											
<b>Inning Stats</b>	R: 0 H: 1 E: 0 K: 1 S: 11	H: 1 LOB: 1 BB: 1 P: 20	R: 0 H: 1 E: 0 K: 1 S: 11	H: 1 LOB: 0 BB: 0 P: 17	R: 0 H: 0 E: 0 K: 0 S: 9	H: 0 LOB: 0 BB: 0 P: 18	R: 0 H: 0 E: 0 K: 1 S: 8	H: 0 LOB: 0 BB: 0 P: 12	R: 0 H: 1 E: 0 K: 2 S: 16	H: 1 LOB: 2 BB: 1 P: 24	R: 2 H: 2 E: 0 K: 0 S: 12	H: 2 LOB: 0 BB: 0 P: 17	R: 0 H: 0 E: 0 K: 0 S: 4	H: 0 LOB: 0 BB: 0 P: 7	R: 3 H: 4 E: 0 K: 0 S: 18	H: 4 LOB: 3 BB: 2 P: 36	1B: 8 2B: 0 3B: 0 HR: 1	SF: 0 SAC: 0 DP: 2 HBP: 0	WP: 1 PB: 0 CS: 0 SB: 0	PA: 39							
<b>PITCHER</b>	IP	WLS	BF	H	R	ER	SO	BB	IBB	HBP	BLK	WP	HR	S	P	ERA	WHIP	<b>PITCHER</b>									
43 Garrett Richards, R ERA: 3.0	6.0	W	23	4	1	1	0	3	0	0	0	0	0	63	103	1.50	1.167										
64 Mike Morin, R ERA: 6.0	1.0		4	1	1	1	0	0	0	0	0	0	1	10	15	9.00	1.000										
38 Joe Smith, R ERA: 0.9	1.0		3	0	0	0	0	0	0	0	0	0	0	4	7	0.00	0.000										
63 Vinnie Pestano, R ERA: 4.26	0.0		2	1	2	2	0	1	0	0	0	0	0	5	10	=	=										
16 Huston Street, R ERA: 1.0	1.0	S	7	3	1	0	0	1	0	0	0	1	0	13	26	0.00	4.000										















Batter	1	2	3	4	5	6	7	8	9	AB	R	H	RBI	BB	SO	LOB	TOP					
1 Billy Burns, S OBP: 0.400, SLG: 0.429										5	0	2	0	0	1	1						
10 Marcus Semien, R OBP: 0.316, SLG: 0.430										5	1	1	0	0	1	2						
22 Josh Reddick, L OBP: 0.463, SLG: 0.639										3	2	1	0	2	0	1						
16 Billy Butler, R OBP: 0.318, SLG: 0.396										5	1	1	0	0	0	2						
21 Stephen Vogt, L OBP: 0.462, SLG: 0.718										5	1	3	5	0	1	0						
23 Sam Fuld, L OBP: 0.278, SLG: 0.341										0	0	0	0	0	0	0						
17 Ike Davis, L OBP: 0.340, SLG: 0.388										3	0	1	0	0	0	1						
3 Craig Gentry, R OBP: 0.175, SLG: 0.086										2	1	1	0	0	1	1						
15 Brett Lawrie, R OBP: 0.292, SLG: 0.360										4	0	2	0	0	1	1						
20 Mark Canha, R OBP: 0.348, SLG: 0.469										4	1	1	2	0	0	4						
28 Eric Sogard, L OBP: 0.253, SLG: 0.299										4	0	0	0	0	0	3						
<b>Inning Stats</b>	R: 4 H: 5 E: 0 K: 0 S: 21	H: 5 LOB: 2 BB: 1 P: 35	R: 0 H: 0 E: 0 K: 0 S: 6	H: 0 LOB: 1 BB: 1 P: 11	R: 0 H: 1 E: 0 K: 1 S: 8	H: 1 LOB: 1 BB: 0 P: 14	R: 0 H: 1 E: 0 K: 1 S: 13	H: 1 LOB: 1 BB: 0 P: 18	R: 0 H: 0 E: 0 K: 0 S: 5	H: 0 LOB: 0 BB: 0 P: 5	R: 1 H: 2 E: 0 K: 0 S: 11	H: 2 LOB: 1 BB: 0 P: 18	R: 0 H: 0 E: 0 K: 1 S: 10	H: 0 LOB: 0 BB: 0 P: 16	R: 1 H: 2 E: 0 K: 0 S: 9	H: 2 LOB: 1 BB: 0 P: 13	R: 1 H: 2 E: 0 K: 2 S: 11	H: 2 LOB: 1 BB: 0 P: 13	1B: 8 2B: 3 3B: 0 HR: 2	SF: 0 SAC: 0 DP: 0 HBP: 0	WP: 0 PB: 0 SB: 0 CS: 0	PA: 42
<b>PITCHER</b>	IP WLS BF H R ER SO BB IBB HBP BLK WP HR S P ERA WHIP																					
45 Phil Hughes, R ERA: 5.02	6.0 W 29 9 5 5 2 2 0 0 0 0 0 2 64 101 7.50 1.833																					
64 Aaron Thompson, L ERA: 2.5	1.0 H 4 1 1 1 1 0 0 0 0 0 0 0 12 20 9.00 1.000																					
36 Blaine Boyer, R ERA: 3.29	1.0 H 4 1 0 0 0 0 0 0 0 0 0 0 7 9 0.00 1.000																					
15 Glen Perkins, L ERA: 1.5	1.0 S 5 2 1 1 2 0 0 0 0 0 0 0 11 13 9.00 2.000																					

Oakland Athletics @ Minnesota Twins  
Target Field, Minneapolis, MN  
Mon May 04 2015, 7:11 PM - 10:20 PM CDT  
Att: 20,605 - Partly Cloudy - 71 F

AB	40
R	7
H	13
RBI	7
BB	2
SO	5
LOB	16



Batter	1	2	3	4	5	6	7	8	9	AB	R	H	RBI	BB	SO	LOB	BOTTOM					
2 Brian Dozier, R OBP: 0.322, SLG: 0.406										5	0	2	2	0	1	5						
48 Toni Hunter, R OBP: 0.289, SLG: 0.407										5	1	1	3	0	1	6						
7 Joe Mauer, L OBP: 0.368, SLG: 0.380										4	0	0	0	0	2	2						
24 Trevor Plouffe, R OBP: 0.352, SLG: 0.468										4	0	1	0	0	2	1						
8 Kurt Suzuki, R OBP: 0.289, SLG: 0.309										4	0	0	0	0	0	1						
19 Kennys Vargas, S OBP: 0.272, SLG: 0.316										4	2	2	0	0	1	1						
5 Eduardo Escobar, S OBP: 0.227, SLG: 0.313										4	2	3	0	0	0	1						
21 Shane Robinson, R OBP: 0.400, SLG: 0.370										0	0	0	0	0	0	0						
1 Jordan Schafer, L OBP: 0.271, SLG: 0.286										3	2	3	2	1	0	0						
39 Danny Santana, S OBP: 0.284, SLG: 0.323										3	1	1	1	1	1	3						
<b>Inning Stats</b>	R: 0 H: 1 E: 0 K: 1 S: 17	H: 5 LOB: 0 BB: 0 P: 26	R: 4 H: 5 E: 0 K: 1 S: 18	H: 5 LOB: 1 BB: 0 P: 26	R: 0 H: 1 E: 0 K: 1 S: 12	H: 1 LOB: 1 BB: 0 P: 18	R: 0 H: 1 E: 0 K: 0 S: 8	H: 1 LOB: 1 BB: 0 P: 11	R: 0 H: 0 E: 0 K: 2 S: 8	H: 0 LOB: 0 BB: 0 P: 10	R: 4 H: 4 E: 0 K: 1 S: 21	H: 4 LOB: 0 BB: 0 P: 35	R: 0 H: 0 E: 0 K: 1 S: 8	H: 0 LOB: 0 BB: 0 P: 12	R: 0 H: 1 E: 0 K: 1 S: 11	H: 1 LOB: 2 BB: 2 P: 23	R: 0 H: 1 E: 0 K: 1 S: 11	H: 1 LOB: 2 BB: 2 P: 23	1B: 7 2B: 5 3B: 0 HR: 1	SF: 0 SAC: 0 DP: 1 HBP: 0	WP: 1 PB: 0 SB: 1 CS: 1	PA: 38
<b>PITCHER</b>	IP WLS BF H R ER SO BB IBB HBP BLK WP HR S P ERA WHIP																					
32 Jesse Hahn, R ERA: 4.33	5.0 L 25 10 6 6 5 0 0 0 0 0 1 1 12 22 18.00 2.000																					
37 R.J. Alvarez, R ERA: 11.25	1.0 B 5 2 2 2 1 0 0 0 0 0 1 1 12 22 18.00 2.000																					
40 Chris Bassitt, R ERA: 2.89	2.0 8 1 0 0 2 2 0 0 0 0 0 0 19 35 0.00 1.500																					

Oakland Athletics @ Minnesota Twins  
Target Field, Minneapolis, MN  
Mon May 04 2015, 7:11 PM - 10:20 PM CDT  
Att: 20,605 - Partly Cloudy - 71 F

AB	36
R	8
H	13
RBI	8
BB	2
SO	8
LOB	20





Batter	1	2	3	4	5	6	7	8	9	AB	R	H	RBI	BB	SO	LOB	TOP			
1 Billy Burns, S OBP: 0.400, SLG: 0.421										5	1	2	0	0	1	2	<b>Oakland Athletics @ Minnesota Twins</b> Target Field, Minneapolis, MN Tue May 05 2015, 7:12 PM - 9:55 PM CDT Att: 18,135 - Cloudy - 67 F			
10 Marcus Semien, R OBP: 0.322, SLG: 0.427										3	0	1	0	1	0	2				
22 Josh Reddick, L OBP: 0.442, SLG: 0.605										4	0	0	0	0	0	4				
16 Billy Butler, R OBP: 0.325, SLG: 0.400										4	0	2	1	0	0	2				
21 Stephen Vogt, L OBP: 0.454, SLG: 0.691										3	1	0	0	1	2	2				
17 Ike Davis, L OBP: 0.337, SLG: 0.382										4	0	1	0	0	1	1				
15 Brett Lawrie, R OBP: 0.291, SLG: 0.356										4	0	1	1	0	1	1				
20 Mark Canha, R OBP: 0.333, SLG: 0.447										4	0	0	0	0	1	2				
23 Sam Fuld, L OBP: 0.276, SLG: 0.341										0	0	0	0	0	0	0				
28 Eric Sogard, L OBP: 0.265, SLG: 0.309										4	0	2	0	0	1	0				
<b>Inning Stats</b>	R: 1 E: 0 K: 1 S: 12	H: 2 LOB: 1 BB: 0 P: 21	R: 0 E: 0 K: 1 S: 10	H: 0 LOB: 0 BB: 0 P: 15	R: 0 E: 0 K: 0 S: 9	H: 1 LOB: 1 BB: 1 P: 18	R: 0 E: 0 K: 1 S: 12	H: 1 LOB: 1 BB: 0 P: 18	R: 0 E: 0 K: 1 S: 12	H: 2 LOB: 2 BB: 1 P: 21	R: 0 E: 0 K: 1 S: 9	H: 2 LOB: 2 BB: 0 P: 13	R: 0 E: 0 K: 1 S: 8	H: 0 LOB: 0 BB: 0 P: 10	R: 0 E: 0 K: 1 S: 9	H: 0 LOB: 0 BB: 0 P: 12	1B: 9 2B: 0 3B: 0 HR: 0	SF: 0 SAC: 0 DP: 1 HBP: 0	WP: 0 PB: 0 SB: 1 CS: 0	PA: 37
<b>PITCHER</b>	IP WLS BF H R ER SO BB IBB HBP BLK WP HR S P ERA WHIP																			
65 Trevor May, R ERA: 4.15	5.2 L 23 5 2 2 3 2 0 0 0 0 0 0 13 18 3.18 1.235																			
52 Brian Duensing, L ERA: 4.75	1.0 7 4 0 0 2 0 0 0 0 0 0 0 2 4 0.00 0.000																			
59 Michael Tonkin, R ERA: 2.45	1.0 3 0 0 0 1 0 0 0 0 0 0 0 8 10 0.00 0.000																			
57 Ryan Pressly, R ERA: 2.45	1.0 3 0 0 0 1 0 0 0 0 0 0 0 9 12 0.00 0.000																			

AB	35
R	2
H	9
RBI	2
BB	2
SO	7
LOB	16



Batter	1	2	3	4	5	6	7	8	9	AB	R	H	RBI	BB	SO	LOB	BOTTOM					
2 Brian Dozier, R OBP: 0.319, SLG: 0.400										4	0	1	1	0	0	0	<b>Oakland Athletics @ Minnesota Twins</b> Target Field, Minneapolis, MN Tue May 05 2015, 7:12 PM - 9:55 PM CDT Att: 18,135 - Cloudy - 67 F					
48 Tori Hunter, R OBP: 0.297, SLG: 0.411										4	0	2	0	0	1	2						
7 Joe Mauer, L OBP: 0.364, SLG: 0.375										4	0	1	0	0	2	4						
24 Trevor Plouffe, R OBP: 0.349, SLG: 0.454										3	0	0	0	1	2	1						
8 Kurt Suzuki, R OBP: 0.275, SLG: 0.292										4	0	0	0	0	1	2						
19 Kennys Vargas, S OBP: 0.259, SLG: 0.300										4	0	0	0	0	1	2						
5 Eduardo Escobar, S OBP: 0.217, SLG: 0.299										3	0	0	0	0	0	0						
1 Jordan Schafer, L OBP: 0.274, SLG: 0.288										3	1	1	0	0	1	0						
39 Danny Santana, S OBP: 0.276, SLG: 0.313										3	0	0	0	0	1	1						
<b>Inning Stats</b>	R: 0 E: 0 K: 1 S: 7	H: 1 LOB: 1 BB: 0 P: 10	R: 0 E: 0 K: 2 S: 9	H: 0 LOB: 0 BB: 0 P: 13	R: 0 E: 0 K: 1 S: 6	H: 0 LOB: 0 BB: 0 P: 10	R: 0 E: 0 K: 1 S: 8	H: 1 LOB: 1 BB: 0 P: 13	R: 0 E: 0 K: 0 S: 5	H: 0 LOB: 0 BB: 0 P: 6	R: 0 E: 0 K: 1 S: 7	H: 0 LOB: 0 BB: 0 P: 11	R: 0 E: 0 K: 1 S: 10	H: 1 LOB: 2 BB: 1 P: 14	R: 1 E: 1 K: 1 S: 16	H: 2 LOB: 2 BB: 0 P: 29		R: 0 E: 0 K: 1 S: 7	H: 0 LOB: 0 BB: 0 P: 11	1B: 5 2B: 1 3B: 0 HR: 0	SF: 0 SAC: 0 DP: 1 HBP: 0	WP: 0 PB: 0 SB: 0 CS: 1
<b>PITCHER</b>	IP WLS BF H R ER SO BB IBB HBP BLK WP HR S P ERA WHIP																					
30 Jesse Chavez, R ERA: 1.8	7.1 W 27 4 1 0 0 0 0 0 0 0 0 0 4 7 0.00 0.682																					
58 Evan Scribner, R ERA: 1.17	0.0 1 1 0 0 0 0 0 0 0 0 0 0 4 7 0.00 0.000																					
36 Tyler Clippard, R ERA: 2.25	1.2 S 5 0 0 0 2 0 0 0 0 0 0 0 13 23 0.00 0.000																					

AB	32
R	1
H	5
RBI	1
BB	1
SO	9
LOB	12





Batter	1	2	3	4	5	6	7	8	9	AB	R	H	RBI	BB	SO	LOB	TOP					
4 Coco Crisp, S (1,7)										4	0	0	0	0	1	4	<b>Oakland Athletics @ Minnesota Twins</b> Target Field, Minneapolis, MN Wed May 06 2015, 7:12 PM - 10:06 PM CDT Att: 18,866 - Overcast - 72 F					
1 Billy Burns, S (1,8) OBP: 0.333, SLG: 0.348										4	0	0	0	0	0	0						
22 Josh Reddick, L (1,9) OBP: 0.301, SLG: 0.615										2	0	1	0	1	0	0						
23 Sam Fuld, L (6,PH) OBP: 0.276, SLG: 0.337										1	0	0	0	0	0	0						
16 Billy Butler, R (1,10) OBP: 0.314, SLG: 0.385										4	0	0	0	0	0	2						
21 Stephen Vogt, L (1,2) OBP: 0.440, SLG: 0.667										3	0	0	0	0	1	2						
50 Max Muncy, L (8,5) OBP: 0.364, SLG: 0.400										1	0	0	0	0	1	0						
17 Ike Davis, L (1,3) OBP: 0.337, SLG: 0.374										2	0	0	0	1	1	1						
20 Mark Canha, R (8,3) OBP: 0.330, SLG: 0.442										1	0	0	0	0	0	0						
15 Brett Lawrie, R (1,5) OBP: 0.301, SLG: 0.374										3	0	2	0	0	1	0						
19 Josh Phegley, R (8,2) OBP: 0.296, SLG: 0.269										1	0	0	0	0	0	0						
10 Marcus Semien, R (1,6) OBP: 0.331, SLG: 0.434										3	0	2	0	0	0	2						
28 Eric Sogard, L (1,4) OBP: 0.267, SLG: 0.310										3	0	1	0	0	0	2						
<b>Inning Stats</b>	R: 0 E: 0 K: 0 S: 8	H: 0 LOB: 0 BB: 0 P: 14	R: 0 E: 0 K: 0 S: 15	H: 1 LOB: 2 BB: 1 P: 27	R: 0 E: 0 K: 0 S: 7	H: 0 LOB: 0 BB: 0 P: 10	R: 0 E: 0 K: 1 S: 8	H: 1 LOB: 1 BB: 0 P: 14	R: 0 E: 0 K: 0 S: 11	H: 2 LOB: 1 BB: 0 P: 17	R: 0 E: 0 K: 0 S: 13	H: 0 LOB: 1 BB: 2 P: 22	R: 0 E: 0 K: 3 S: 14	H: 2 LOB: 2 BB: 0 P: 18	R: 0 E: 0 K: 0 S: 8	H: 0 LOB: 0 BB: 0 P: 11	R: 0 E: 0 K: 1 S: 6	H: 0 LOB: 0 BB: 0 P: 6	1B: 4 2B: 2 HR: 0	SF: 0 SAC: 0 DP: 1 HBP: 0	WP: 1 PB: 0 SB: 0 CS: 0	PA: 34
<b>PITCHER</b>	IP WLS BF H R ER SO BB IBB HBP BLK WP HR S P ERA WHIP																					
44 Kyle Gibson, R (1,1) ERA: 2.97	6.0 W 23 4 0 0 1 2 0 0 0 0 1 0 62 104 0.00 1.000																					
57 Ryan Pressly, R (7,1) ERA: 1.86	1.0 5 2 0 0 3 0 0 0 0 0 0 0 14 18 0.00 2.000																					
62 J.R. Graham, R (8,1)	2.0 6 0 0 0 1 0 0 0 0 0 0 0 14 17 0.00 0.000																					

Batter	1	2	3	4	5	6	7	8	9	AB	R	H	RBI	BB	SO	LOB	BOTTOM			
2 Brian Dozier, R (1,4) OBP: 0.325, SLG: 0.393										2	2	0	0	1	0	0	<b>Oakland Athletics @ Minnesota Twins</b> Target Field, Minneapolis, MN Wed May 06 2015, 7:12 PM - 10:06 PM CDT Att: 18,866 - Overcast - 72 F			
17 Doug Bernier, R (8,4)										0	1	0	0	1	0	0				
48 Toni Hunter, R (1,10) OBP: 0.302, SLG: 0.404										4	2	1	1	1	3	2				
7 Joe Mauer, L (1,3) OBP: 0.351, SLG: 0.370										4	1	1	1	0	1	2				
19 Kennys Vargas, S (8,3) OBP: 0.267, SLG: 0.346										1	1	1	3	0	0	0				
24 Trevor Plouffe, R (1,5) OBP: 0.351, SLG: 0.446										4	1	1	2	1	0	2				
5 Eduardo Escobar, S (1,7) OBP: 0.243, SLG: 0.380										4	1	3	5	0	1	1				
12 Chris Herrmann, L (1,2) OBP: 0.250, SLG: 0.308										4	0	0	0	0	1	3				
21 Shane Robinson, R (1,8) OBP: 0.389, SLG: 0.360										4	0	1	0	0	0	2				
20 Eddie Rosario, L (1,9) OBP: 0.250, SLG: 1.000										4	1	1	1	0	0	1				
39 Danny Santana, S (1,6) OBP: 0.294, SLG: 0.360										4	3	3	0	0	0	0				
<b>Inning Stats</b>	R: 0 E: 0 K: 1 S: 9	H: 0 LOB: 0 BB: 0 P: 12	R: 0 E: 0 K: 0 S: 8	H: 1 LOB: 1 BB: 0 P: 9	R: 4 E: 0 K: 2 S: 25	H: 4 LOB: 1 BB: 1 P: 37	R: 0 E: 0 K: 0 S: 6	H: 1 LOB: 0 BB: 0 P: 8	R: 0 E: 0 K: 0 S: 11	H: 0 LOB: 0 BB: 0 P: 13	R: 2 E: 0 K: 0 S: 11	H: 1 LOB: 0 BB: 1 P: 20	R: 4 E: 0 K: 0 S: 18	H: 3 LOB: 1 BB: 1 P: 24	R: 3 E: 1 K: 2 S: 20	H: 2 LOB: 1 BB: 1 P: 35	1B: 6 2B: 2 3B: 1 HR: 3	SF: 1 SAC: 0 DP: 1 HBP: 1	WP: 1 PB: 0 SB: 0 CS: 0	PA: 41
<b>PITCHER</b>	IP WLS BF H R ER SO BB IBB HBP BLK WP HR S P ERA WHIP																			
26 Scott Kazmir, L (1,1) ERA: 2.75	6.0 L 26 7 6 6 4 1 0 1 0 0 0 0 14 19 108.00 12.000																			
63 Chad Smith, R (7,1) ERA: 33.75	0.1 6 3 4 4 0 1 0 1 0 0 0 0 4 5 0.00 0.000																			
56 Fernando Abad, L (7,1) ERA: 6.48	0.2 2 0 0 0 0 0 0 0 0 0 0 0 4 5 0.00 0.000																			
37 R.J. Alvarez, R (8,1) ERA: 13.0	1.0 7 2 3 3 2 1 0 0 0 0 0 0 1 20 35 27.00 3.000																			





Batter	1	2	3	4	5	6	7	8	9	AB	R	H	RBI	BB	SO	LOB	TOP										
1 Billy Burns, S (1, 8) OBP: 0.321, SLG: 0.333 21 Stephen Vogt, L (9, PH) OBP: 0.436, SLG: 0.659	F9		16 S 1B	P3		G6-3	G6-3		G5-3	4	1	1	0	0	0	1											
23 Sam Fuld, L (1, 7) OBP: 0.287, SLG: 0.326 20 Mark Canha, R (7, PH) OBP: 0.326, SLG: 0.437	P4		L4			G4-3	P6			3	0	0	0	0	0	1											
22 Josh Reddick, L (1, 9) OBP: 0.430, SLG: 0.585	F7		L4			P5	K			4	0	0	0	0	1	1											
16 Billy Butler, R (1, 10) OBP: 0.320, SLG: 0.398		15 1B 50 SF8 2B	17 2B 1B			G6-3			K	4	2	2	1	0	1	0											
17 Ike Davis, L (1, 3) OBP: 0.352, SLG: 0.426		50 SF8 19 SF8 15 1B BB	19 1B 2B				HR		G6-3	3	2	2	2	1	0	0											
15 Brett Lawrie, R (1, 4) OBP: 0.308, SLG: 0.378		19 SF8 50 SF8 1B	K			K	K			4	0	2	0	0	2	1											
50 Max Muncy, L (1, 5) OBP: 0.286, SLG: 0.333 10 Marcus Semien, R (8, PH) OBP: 0.328, SLG: 0.430	SF8		G6-3			K	K		K	2	0	0	1	0	1	0											
19 Josh Phegley, R (1, 2) OBP: 0.290, SLG: 0.250	SF8		P5						P3	2	0	0	1	1	0	0											
28 Eric Sogard, L (1, 6) OBP: 0.270, SLG: 0.322 4 Coco Crisp, S (9, PH)	G5-3		G6-3			F8			G6-3	3	0	1	0	0	0	2											
Inning Stats	R: 0 E: 0 K: 0 S: 8	H: 0 LOB: 0 BB: 0 P: 11	R: 2 E: 0 K: 0 S: 13	H: 2 LOB: 1 BB: 1 P: 26	R: 2 E: 0 K: 1 S: 18	H: 3 LOB: 1 BB: 0 P: 32	R: 0 E: 0 K: 0 S: 11	H: 1 LOB: 1 BB: 0 P: 16	R: 0 E: 0 K: 0 S: 7	H: 0 LOB: 0 BB: 0 P: 9	R: 1 E: 0 K: 2 S: 12	H: 1 LOB: 1 BB: 1 P: 21	R: 0 E: 0 K: 1 S: 9	H: 0 LOB: 0 BB: 0 P: 13	R: 0 E: 0 K: 2 S: 11	H: 1 LOB: 1 BB: 0 P: 14	R: 0 E: 0 K: 0 S: 5	H: 0 LOB: 0 BB: 0 P: 7	1B: 4 2B: 3 HR: 1	SF: 2 SAC: 0 DP: 0 HBP: 0	WP: 0 PB: 0 SB: 1 CS: 0	PA: 37					
PITCHER	IP	WLS	BF	H	R	ER	SO	BB	IBB	HBP	BLK	WP	HR	S	P	ERA	WHIP										
47 Ricky Nolasco, R (1, 1) ERA: 9.0	5.0	W	22	6	4	4	1	1	0	0	0	0	0	57	94	7.20	1.400										
59 Michael Tonkin, R (6, 1) ERA: 4.5	1.0	H	5	1	1	1	2	1	0	0	0	0	1	12	21	9.00	2.000										
64 Aaron Thompson, L (7, 1) ERA: 2.33	1.0	H	3	0	0	0	1	0	0	0	0	0	0	9	13	0.00	0.000										
36 Blaine Boyer, R (8, 1) ERA: 3.14	0.2	H	3	1	0	0	1	0	0	0	0	0	0	8	10	0.00	1.500										
15 Glen Perkins, L (8, 1) ERA: 1.35	1.1	S	4	0	0	0	1	0	0	0	0	0	0	8	11	0.00	0.000										

Oakland Athletics @ Minnesota Twins  
Target Field, Minneapolis, MN  
Thu May 07 2015, 12:12 PM - 3:08 PM CDT  
Att: 22,379 - Cloudy - 71 F

livebaseballscorecards.com

AB 33  
R 5  
H 8  
RBI 5  
BB 2  
SO 6  
LOB 7



Batter	1	2	3	4	5	6	7	8	9	AB	R	H	RBI	BB	SO	LOB	BOTTOM										
2 Brian Dozier, R (1, 4) OBP: 0.323, SLG: 0.382	L7		L8			K				3	1	0	0	1	1	0											
48 Tori Hunter, R (1, 10) OBP: 0.291, SLG: 0.388	F9		G4-3			P6			K	4	0	0	0	0	1	1											
24 Trevor Plouffe, R (1, 5) OBP: 0.356, SLG: 0.452	K		F9			19 BB 5 1B BB				3	1	1	0	1	1	0											
19 Kennys Vargas, S (1, 3) OBP: 0.289, SLG: 0.349		8 BB 21 FC6-4 1B	5 BB 8 FC6-4 BB			5 BB 8 FC6-4 BB			K	2	1	1	0	2	1	1											
5 Eduardo Escobar, S (1, 7) OBP: 0.256, SLG: 0.378 1 Jordan Schafer, L (8, 8) OBP: 0.274, SLG: 0.288		8 BB 21 E BB	21 E BB			21 E 1B			P5	3	1	1	2	1	0	2											
8 Kurt Suzuki, R (1, 2) OBP: 0.286, SLG: 0.293		21 FC6-4 BB	21 E 1B			F8			G6-3	3	1	1	0	1	0	2											
21 Shane Robinson, R (1, 8) OBP: 0.362, SLG: 0.333	FC6-4 20 S 20 SF7 1B		E6 20 1B 1B			G1-3			G1-3	4	1	0	1	0	0	4											
20 Eddie Rosario, L (1, 9) OBP: 0.250, SLG: 0.714	SF7		P6						G4-3	3	0	1	2	0	0	0											
39 Danny Santana, S (1, 6) OBP: 0.286, SLG: 0.350	K		P4			K				3	0	0	0	0	2	2											
Inning Stats	R: 0 E: 0 K: 1 S: 8	H: 0 LOB: 0 BB: 0 P: 10	R: 3 E: 1 K: 1 S: 15	H: 1 LOB: 2 BB: 2 P: 29	R: 0 E: 0 K: 0 S: 8	H: 0 LOB: 0 BB: 0 P: 11	R: 1 E: 1 K: 0 S: 9	H: 2 LOB: 2 BB: 1 P: 16	R: 2 E: 0 K: 0 S: 20	H: 1 LOB: 2 BB: 3 P: 35	R: 0 E: 0 K: 2 S: 7	H: 0 LOB: 0 BB: 0 P: 13	R: 0 E: 0 K: 2 S: 16	H: 1 LOB: 1 BB: 0 P: 21	R: 0 E: 0 K: 0 S: 6	H: 0 LOB: 0 BB: 0 P: 7	1B: 4 2B: 1 3B: 0 HR: 0	SF: 1 SAC: 0 DP: 1 HBP: 0	WP: 0 PB: 0 SB: 1 CS: 0	PA: 35							
PITCHER	IP	WLS	BF	H	R	ER	SO	BB	IBB	HBP	BLK	WP	HR	S	P	ERA	WHIP										
13 Drew Pomeranz, L (1, 1) ERA: 5.12	4.1	L	21	3	6	4	2	5	0	0	0	0	0	51	87	8.31	1.846										
61 Dan Otero, R (5, 1) ERA: 4.15	0.2		4	1	0	0	0	1	0	0	0	0	0	9	14	0.00	3.000										
33 Fernando Rodriguez Jr., R (8, 1) ERA: 1.1	2.0		7	1	0	0	4	0	0	0	0	0	0	23	34	0.00	0.500										
58 Evan Scribner, R (8, 1) ERA: 1.1	1.0		3	0	0	0	0	0	0	0	0	0	0	6	7	0.00	0.000										

Oakland Athletics @ Minnesota Twins  
Target Field, Minneapolis, MN  
Thu May 07 2015, 12:12 PM - 3:08 PM CDT  
Att: 22,379 - Cloudy - 71 F

livebaseballscorecards.com

AB 28  
R 6  
H 5  
RBI 5  
BB 6  
SO 6  
LOB 12





Batter	1	2	3	4	5	6	7	8	9	10	11	AB	R	H	RBI	BB	SO	LOB	TOP			
4 Coco Crisp, S (1, 7)	G3		BB 23 FC1-5	G3-1			K		K			4	1	0	0	1	2	1				
23 Sam Fuld, L (1, 8) 1 Billy Burns, S (8, PH) OBP: 0.333, SLG: 0.321	BB		FC1-5 16 E 16 B	1B					HBP 22 F8 22 WIP		P5	2	1	1	0	1	0	2				
22 Josh Reddick, L (1, 9) OBP: 0.418, SLG: 0.598	K		P5						F8		L4	5	1	1	2	0	1	4				
16 Billy Butler, R (1, 10) OBP: 0.323, SLG: 0.393	G6-3		E9				F7		IBB 20 FC5-4		K	4	0	1	1	1	1	1				
21 Stephen Vogt, L (1, 2) OBP: 0.415, SLG: 0.622	K		K				G1-3		K		F8	5	0	0	0	0	3	4				
17 Ike Davis, L (1, 3) OBP: 0.352, SLG: 0.433 20 Mark Canha, R (8, PH) OBP: 0.320, SLG: 0.427	2B		K				G5-3		FC5-4		K	3	0	1	0	0	1	0				
15 Brett Lawrie, R (1, 5) OBP: 0.295, SLG: 0.362	K		K				G1-3		G4-3		E3	5	0	0	0	0	2	1				
10 Marcus Semien, R (1, 6) OBP: 0.323, SLG: 0.420	F8		F9				K		1B		K	5	0	1	0	0	2	2				
28 Eric Sogard, L (1, 4) OBP: 0.269, SLG: 0.319	1B		1B				L7		K		K	4	0	1	0	0	1	1				
<b>Inning Stats</b>	R: 0 E: 0 K: 1 S: 5	H: 0 LOB: 1 BB: 1 P: 14	R: 0 E: 0 K: 2 S: 11	H: 1 LOB: 1 BB: 0 P: 16	R: 1 E: 1 K: 1 S: 15	H: 2 LOB: 2 BB: 1 P: 25	R: 0 E: 0 K: 2 S: 16	H: 0 LOB: 0 BB: 0 P: 24	R: 2 E: 0 K: 0 S: 12	H: 2 LOB: 0 BB: 0 P: 18	R: 0 E: 0 K: 2 S: 5	H: 0 LOB: 0 BB: 0 P: 5	R: 0 E: 0 K: 2 S: 12	H: 0 LOB: 0 BB: 0 P: 18	R: 0 E: 0 K: 1 S: 10	H: 1 LOB: 1 BB: 0 P: 14	R: 0 E: 0 K: 2 S: 8	H: 0 LOB: 0 BB: 0 P: 13	1B: 4 2B: 1 3B: 0 HR: 1	SF: 0 SAC: 0 DP: 0 HBP: 1	WP: 1 PB: 0 SB: 1 CS: 0	PA: 44
<b>PITCHER</b>	IP ERA	WLS LOB	BF ER	H R	R ER	SO SO	BB BB	IBB IBB	HBP HBP	BLK BLK	WP WP	HR HR	S S	P P	ERA ERA	WHIP WHIP						
44 Taijuan Walker, R (1, 1) ERA: 8.13	1.0	3	0	0	0	0	0	0	0	0	0	0	5	5	0.00	0.000						
97 Joe Beimel, L (6, 1) ERA:	1.0	3	0	0	0	2	0	0	0	0	0	0	12	18	0.00	0.000						
40 Danny Farquhar, R (7, 1) ERA: 4.7	0.2	4	0	0	0	1	0	1	1	0	1	0	6	12	0.00	0.000						
41 Charlie Furbush, L (8, 1) ERA: 2.57	0.1	1	0	0	0	0	0	0	0	0	0	0	4	4	0.00	0.000						
57 Mark Lowe, R (8, 1) ERA:																						
56 Fernando Rodney, R (9, 1) ERA: 5.11	2.0	W	7	0	0	0	3	0	0	0	0	0	20	30	0.00	0.000						
39 Carson Smith, R (10, 1) ERA: 1.23																						
Batter	1	2	3	4	5	6	7	8	9	10	11	AB	R	H	RBI	BB	SO	LOB	BOTTOM			
7 Seth Smith, L (1, 7) OBP: 0.296, SLG: 0.452	K		1B 23 B 5 WIP	G3			K		F7			5	0	1	0	0	2	2				
5 Brad Miller, L (1, 10) OBP: 0.300, SLG: 0.376	G6-3		BB 23 B	K2-3			2B 22 B		K			4	1	1	1	1	2	1				
22 Robinson Cano, L (1, 4) OBP: 0.310, SLG: 0.381	BB		K				2B 2H		K		G4-3	4	0	1	1	1	1	3				
23 Nelson Cruz, R (1, 9) OBP: 0.382, SLG: 0.748	G4-3		1B				IBB		K		K	4	0	2	0	1	1	1				
15 Kyle Seager, L (1, 5) OBP: 0.296, SLG: 0.402	2B		P4				K		L7			5	1	1	0	0	2	6				
20 Logan Morrison, L (1, 3) OBP: 0.294, SLG: 0.441	1B		F8				K		G3-1		HR	5	1	2	2	0	1	1				
3 Mike Zunino, R (1, 2) OBP: 0.247, SLG: 0.313	K		K				K		K			4	0	0	0	0	4	2				
13 Dustin Ackley, L (1, 8) OBP: 0.213, SLG: 0.343	L9-3		F7				1B 7 WIP 5 B		P6			4	1	1	0	0	0	1				
1 Chris Taylor, R (1, 6) OBP: 0.200, SLG: 0.143	K		1B				K		F8			4	0	1	0	0	2	1				
<b>Inning Stats</b>	R: 0 E: 0 K: 1 S: 9	H: 0 LOB: 1 BB: 1 P: 18	R: 1 E: 0 K: 2 S: 10	H: 2 LOB: 0 BB: 0 P: 16	R: 0 E: 0 K: 2 S: 18	H: 2 LOB: 0 BB: 0 P: 29	R: 0 E: 0 K: 1 S: 7	H: 0 LOB: 0 BB: 0 P: 12	R: 0 E: 1 K: 3 S: 14	H: 1 LOB: 1 BB: 0 P: 17	R: 2 E: 0 K: 3 S: 21	H: 3 LOB: 2 BB: 1 P: 36	R: 0 E: 0 K: 1 S: 11	H: 0 LOB: 0 BB: 0 P: 15	R: 0 E: 0 K: 1 S: 8	H: 0 LOB: 0 BB: 0 P: 9	R: 0 E: 0 K: 1 S: 8	H: 0 LOB: 0 BB: 0 P: 13	1B: 6 2B: 4 3B: 0 HR: 1	SF: 0 SAC: 0 DP: 1 HBP: 0	WP: 2 PB: 0 SB: 0 CS: 0	PA: 42
<b>PITCHER</b>	IP ERA	WLS LOB	BF ER	H R	R ER	SO SO	BB BB	IBB IBB	HBP HBP	BLK BLK	WP WP	HR HR	S S	P P	ERA ERA	WHIP WHIP						
54 Sonny Gray, R (1, 1) ERA: 1.65	6.0	2	25	6	2	9	2	0	0	0	0	0	104	150	1.333	1.333						
58 Evan Scribner, R (7, 1) ERA: 2.12	0.2	H	4	2	2	2	2	0	0	0	0	1	0	13	20	3.000	3.000					
56 Fernando Abad, L (7, 1) ERA: 6.0	0.2	B	4	1	0	0	1	0	0	0	0	0	12	23	0.000	1.500						
33 Fernando Rodriguez Jr., R (8, 1) ERA:	1.2	5	0	0	0	2	0	0	0	0	0	0	15	17	0.000	0.000						
36 Tyler Clippard, R (10, 1) ERA: 2.68	1.0	3	0	0	0	1	0	0	0	0	0	0	8	13	0.000	0.000						
61 Dan Otero, R (11, 1) ERA: 4.85	0.0	L	1	1	1	0	0	0	0	0	0	0	1	1	1	1	1	1				

Oakland Athletics @ Seattle Mariners  
Safeco Field, Seattle, WA  
Fri May 08 2015, 7:11 PM - 10:44 PM PDT  
Att. 25,187 - Clear - 73 F

AB 40  
R 3  
H 6  
RBI 3  
BB 3  
SO 14  
LOB 18



Oakland Athletics @ Seattle Mariners  
Safeco Field, Seattle, WA  
Fri May 08 2015, 7:11 PM - 10:44 PM PDT  
Att. 25,187 - Clear - 73 F

AB 39  
R 4  
H 10  
RBI 4  
BB 3  
SO 15  
LOB 18





Batter	1	2	3	4	5	6	7	8	9	AB	R	H	RBI	BB	SO	LOB	TOP			
4 Coco Crisp, S (1,7)	L7	G6-3			F9	K		L7		5	0	0	0	0	1	6				
10 Marcus Semien, R (1,6) OBP: 0.341, SLG: 0.431	16 WP 22 S 1B				22 BB 16 1B BB					4	1	3	0	1	1	0				
22 Josh Reddick, L (1,9) OBP: 0.408, SLG: 0.571	K				F7					4	0	0	0	1	2	3				
16 Billy Butler, R (1,10) OBP: 0.318, SLG: 0.385	K				K					5	0	1	1	0	2	3				
20 Mark Canha, R (1,3) OBP: 0.314, SLG: 0.447	L9				G6-3					5	1	1	1	0	1	6				
15 Brett Lawrie, R (1,5) 50 Max Muncy, L (8,PH) OBP: 0.333, SLG: 0.385	K				K					3	0	0	0	0	2	0				
19 Josh Phegley, R (1,2) OBP: 0.257, SLG: 0.219	E1 28 1B				F9					4	0	0	0	0	1	1				
1 Billy Burns, S (1,8) OBP: 0.353, SLG: 0.344	K				G6-3					4	0	2	0	0	1	1				
28 Eric Sogard, L (1,4) OBP: 0.278, SLG: 0.326										4	0	2	0	0	2	2				
<b>Inning Stats</b>	R: 0 E: 0 K: 2 S: 13	H: 1 LOB: 2 BB: 0 P: 18	R: 0 E: 0 K: 2 S: 13	H: 1 LOB: 2 BB: 0 P: 20	R: 0 E: 0 K: 1 S: 11	H: 0 LOB: 1 BB: 0 P: 21	R: 0 E: 0 K: 1 S: 6	H: 0 LOB: 0 BB: 0 P: 10	R: 1 E: 0 K: 2 S: 12	H: 1 LOB: 2 BB: 2 P: 24	R: 0 E: 0 K: 2 S: 10	H: 2 LOB: 0 BB: 0 P: 15	R: 0 E: 0 K: 1 S: 16	H: 3 LOB: 2 BB: 0 P: 25	R: 0 E: 0 K: 0 S: 10	H: 1 LOB: 1 BB: 0 P: 13	1B: 9 2B: 0 3B: 0 HR: 1	SF: 0 SAC: 0 DP: 0 HBP: 0	WP: 1 PB: 0 SB: 2 CS: 0	PA: 41
<b>PITCHER</b>	IP WLS BF ERA	WLS BF ERA	H R ER SO	R ER SO	BB IBB HBP BLK	WP HR S P	ERA WHIP	<b>PITCHER</b>	IP WLS BF ERA	WLS BF ERA	H R ER SO	R ER SO	BB IBB HBP BLK	WP HR S P	ERA WHIP					
33 J.A. Happ, L (1,1) ERA: 3.29	5.0 W 23 1.80	4 1 1 8	2 0 0 0	0 0 0 0	0 0 0 0	0 0 12 16	0.00 2.000	97 Joe Beimel, L (9,1) ERA:	1.0 4 1 0	0 0 0 0	0 0 0 0	0 0 0 0	0 0 0 0	0 0 10 13	0.00 1.000					
57 Mark Lowe, R (6,1) ERA:	1.0 5 2 0	0 0 0 2	0 0 0 0	0 0 0 0	0 0 0 0	0 0 10 15	0.00 0.000													
54 Tom Wilhelmson, R (7,1) ERA: 4.91	1.0 3 0 0	0 0 0 2	0 0 0 0	0 0 0 0	0 0 0 0	0 0 10 17	0.00 9.000													
40 Danny Farquhar, R (8,1) ERA: 5.17	0.1 4 3 1	0 0 0 1	0 0 0 0	0 0 0 0	0 0 0 0	0 0 6 8	0.00 0.000													
41 Charlie Furbush, L (8,1) ERA: 2.55	0.2 H 2 0	0 0 0 1	0 0 0 0	0 0 0 0	0 0 0 0	0 0 6 8	0.00 0.000													

Oakland Athletics @ Seattle Mariners  
Safeco Field, Seattle, WA  
Sat May 09 2015, 6:10 PM - 9:46 PM PDT  
Att: 37,441 - Partly Cloudy - 79 F

AB 39  
R 2  
H 10  
RBI 2  
BB 2  
SO 13  
LOB 22



Batter	1	2	3	4	5	6	7	8	9	AB	R	H	RBI	BB	SO	LOB	BOTTOM			
7 Seth Smith, L (1,7) OBP: 0.318, SLG: 0.474	G3				23 1B 22 1B 23 E					3	1	2	1	1	0	0				
12 Justin Ruggiano, R (8,8) OBP: 0.289, SLG: 0.231		5 G4-3 2H 2B								1	1	1	0	0	0	0				
5 Brad Miller, L (1,10) OBP: 0.295, SLG: 0.360	G4-3									4	0	0	0	1	2	4				
22 Robinson Cano, L (1,4) OBP: 0.321, SLG: 0.390	23 WP 23 2B 1B									5	2	3	1	0	0	3				
23 Nelson Cruz, R (1,9) OBP: 0.398, SLG: 0.754	20 E 20 E 2B									3	1	2	1	1	0	0				
15 Kyle Seager, L (1,5) OBP: 0.300, SLG: 0.391	20 E 20 E BB									3	0	0	0	1	0	4				
20 Logan Morrison, L (1,3) OBP: 0.298, SLG: 0.429	E6									3	0	0	0	2	1	4				
3 Mike Zunino, R (1,2) OBP: 0.235, SLG: 0.295	G5-3									5	0	0	0	0	1	8				
13 Dustin Ackley, L (1,8) OBP: 0.215, SLG: 0.338										4	1	1	0	0	0	1				
1 Chris Taylor, R (1,6) OBP: 0.211, SLG: 0.167										4	1	1	0	0	2	2				
<b>Inning Stats</b>	R: 2 E: 1 K: 0 S: 17	H: 2 LOB: 2 BB: 1 P: 27	R: 1 E: 0 K: 1 S: 11	H: 2 LOB: 1 BB: 0 P: 17	R: 0 E: 0 K: 0 S: 5	H: 0 LOB: 0 BB: 0 P: 8	R: 0 E: 0 K: 2 S: 14	H: 0 LOB: 0 BB: 0 P: 21	R: 2 E: 1 K: 1 S: 13	H: 3 LOB: 2 BB: 1 P: 20	R: 1 E: 1 K: 1 S: 17	H: 2 LOB: 3 BB: 2 P: 30	R: 0 E: 0 K: 0 S: 9	H: 0 LOB: 1 BB: 1 P: 18	R: 1 E: 0 K: 1 S: 21	H: 1 LOB: 3 BB: 1 P: 37	1B: 8 2B: 2 3B: 0 HR: 0	SF: 0 SAC: 0 DP: 0 HBP: 2	WP: 2 PB: 0 SB: 2 CS: 0	PA: 43
<b>PITCHER</b>	IP WLS BF ERA	WLS BF ERA	H R ER SO	R ER SO	BB IBB HBP BLK	WP HR S P	ERA WHIP	<b>PITCHER</b>	IP WLS BF ERA	WLS BF ERA	H R ER SO	R ER SO	BB IBB HBP BLK	WP HR S P	ERA WHIP					
32 Jesse Hahn, R (1,1) ERA: 4.73	5.1 L 28 6.75	4 1 0 4	0 0 0 1	0 0 0 1	0 0 0 0	0 0 13 21	0.00 3.000													
44 Angel Castro, R (6,1) ERA:	0.2 4 1 0	0 0 0 1	0 0 0 0	0 0 0 0	0 0 0 0	0 0 21 40	0.00 2.250													
40 Chris Bassitt, R (7,1) ERA: 3.38	1.1 8 1 1	0 0 0 1	0 0 0 0	0 0 0 0	0 0 1 0	0 0 6 11	0.00 0.000													
56 Fernando Abad, L (8,1) ERA: 5.79	0.1 2 0 0	0 0 0 1	0 0 0 0	0 0 0 0	0 0 0 0	0 0 3 4	0.00 0.000													
61 Dan Otero, R (8,1) ERA: 4.73	0.1 1 0 0	0 0 0 0	0 0 0 0	0 0 0 0	0 0 0 0	0 0 3 4	0.00 0.000													

Oakland Athletics @ Seattle Mariners  
Safeco Field, Seattle, WA  
Sat May 09 2015, 6:10 PM - 9:46 PM PDT  
Att: 37,441 - Partly Cloudy - 79 F

AB 35  
R 7  
H 10  
RBI 3  
BB 6  
SO 6  
LOB 26






Batter	1	2	3	4	5	6	7	8	9	AB	R	H	RBI	BB	SO	LOB	TOP											
1 Billy Burns, S OBP: 0.316, SLG: 0.306	G5-3		K		P5			P4		4	0	0	0	0	1	0	<b>Oakland Athletics @ Seattle Mariners</b> Safeco Field, Seattle, WA Sun May 10 2015, 1:11 PM - 3:46 PM PDT Att: 42,831 - Partly Cloudy - 65 F											
10 Marcus Semien, R OBP: 0.353, SLG: 0.488	1B		HR			HR		L5		4	2	3	2	0	0													
22 Josh Reddick, L OBP: 0.393, SLG: 0.547	L7		K		G6-3			G6-3		4	0	0	0	0	1													
16 Billy Butler, R OBP: 0.309, SLG: 0.373	K				F8			G5-3		4	0	0	0	0	1													
21 Stephen Vogt, L OBP: 0.427, SLG: 0.660	1B		F8		F8			17 FC6		4	1	3	1	0	0													
17 Ike Davis, L OBP: 0.348, SLG: 0.420	F7		15 FC6-4		BB			1B		3	0	0	0	1	0	2												
15 Brett Lawrie, R 4 Coco Crisp, S	K		FC6-4		FC6			F8		3	0	0	0	1	0	2												
23 Sam Fuld, L OBP: 0.271, SLG: 0.320	G4-3				FC6-4			K		3	0	0	0	0	1	2												
28 Eric Sogard, L OBP: 0.270, SLG: 0.316	G3				G3			K		3	0	0	0	0	1	0												
<b>Inning Stats</b>	R: 0 E: 0 K: 1 S: 13	H: 1 LOB: 1 BB: 0 P: 17	R: 0 E: 0 K: 1 S: 8	H: 1 LOB: 1 BB: 0 P: 11	R: 1 E: 0 K: 2 S: 9	H: 1 LOB: 0 BB: 0 P: 15	R: 0 E: 0 K: 0 S: 7	H: 0 LOB: 1 BB: 1 P: 12	R: 0 E: 0 K: 1 S: 12	H: 0 LOB: 0 BB: 0 P: 16	R: 1 E: 0 K: 0 S: 14	H: 2 LOB: 1 BB: 0 P: 19	R: 0 E: 0 K: 1 S: 8	H: 0 LOB: 0 BB: 0 P: 13	R: 0 E: 0 K: 0 S: 6	H: 0 LOB: 0 BB: 0 P: 10		R: 1 E: 0 K: 1 S: 9	H: 1 LOB: 0 BB: 0 P: 16	1B: 3 2B: 0 3B: 0 HR: 3	SF: 0 SAC: 0 DP: 0 HBP: 0	WP: 0 PB: 0 SB: 0 CS: 0	PA: 34					
<b>PITCHER</b>	IP	WLS	BF	H	R	ER	SO	BB	IBB	HBP	BLK	WP	HR	S	P	ERA	WHIP											
34 Félix Hernández, R ERA: 1.85	7.0	W	27	5	2	2	6	1	0	0	0	0	0	2	71	103	2.57	0.857										
41 Charlie Furbush, L ERA: 2.08	1.0	H	3	0	0	0	0	0	0	0	0	0	0	6	10	0.00	0.000											
56 Fernando Rodney, R ERA: 5.4	1.0	S	4	1	1	1	1	0	0	0	0	0	1	9	16	9.00	1.000											

Batter	1	2	3	4	5	6	7	8	9	AB	R	H	RBI	BB	SO	LOB	BOTTOM										
7 Seth Smith, L OBP: 0.326, SLG: 0.481	F7		F9		22 SF9			22 BB		3	0	1	0	1	0	0	<b>Oakland Athletics @ Seattle Mariners</b> Safeco Field, Seattle, WA Sun May 10 2015, 1:11 PM - 3:46 PM PDT Att: 42,831 - Partly Cloudy - 65 F										
12 Justin Ruggiano, R OBP: 0.289, SLG: 0.231					2B			BB		0	0	0	0	0	0	0											
25 Rickie Weeks Jr., R OBP: 0.322, SLG: 0.340	K				15 2B			BB		2	1	0	0	2	2	2											
22 Robinson Canó, L OBP: 0.319, SLG: 0.384	G4-3				BB			BB		2	0	0	1	1	1	1											
23 Nelson Cruz, R OBP: 0.394, SLG: 0.738	K				15 2B			BB		4	1	1	0	0	2	4											
15 Kyle Seager, L OBP: 0.298, SLG: 0.395	L8				13 2B			BB		4	1	1	1	0	0	0											
20 Logan Morrison, L OBP: 0.288, SLG: 0.413	E6				L3			G4-3		4	0	0	0	0	0	2											
13 Dustin Ackley, L OBP: 0.217, SLG: 0.346	G4-3				2B			G4-3		4	0	1	2	0	1	1											
5 Brad Miller, L OBP: 0.286, SLG: 0.348	G3				G4-3			L9		3	0	0	0	0	0	1											
2 Jesús Sucre, R OBP: 0.077, SLG: 0.077	F9				7 2B			K		3	1	1	0	0	1	0											
<b>Inning Stats</b>	R: 0 E: 0 K: 1 S: 7	H: 0 LOB: 0 BB: 0 P: 10	R: 0 E: 0 K: 1 S: 10	H: 0 LOB: 1 BB: 0 P: 15	R: 0 E: 0 K: 0 S: 9	H: 0 LOB: 0 BB: 0 P: 13	R: 3 E: 0 K: 1 S: 13	H: 3 LOB: 1 BB: 1 P: 24	R: 1 E: 0 K: 2 S: 10	H: 2 LOB: 1 BB: 0 P: 15	R: 0 E: 0 K: 1 S: 8	H: 0 LOB: 0 BB: 0 P: 12	R: 0 E: 0 K: 1 S: 14	H: 0 LOB: 3 BB: 3 P: 30	R: 0 E: 0 K: 0 S: 12	H: 0 LOB: 0 BB: 0 P: 17	R: 0 E: 0 K: 0 S: 6	H: 0 LOB: 0 BB: 0 P: 10	1B: 2 2B: 3 3B: 0 HR: 0	SF: 1 SAC: 0 DP: 0 HBP: 0	WP: 0 PB: 0 SB: 0 CS: 0	PA: 34					
<b>PITCHER</b>	IP	WLS	BF	H	R	ER	SO	BB	IBB	HBP	BLK	WP	HR	S	P	ERA	WHIP										
30 Jesse Chavez, R ERA: 2.56	6.2	L	28	5	4	4	7	2	0	0	0	0	0	65	103	5.40	1.050										
33 Fernando Rodriguez Jr., R ERA: 2.9	0.1		3	0	0	0	0	2	0	0	0	0	0	6	16	0.00	6.000										
58 Evan Scribner, R ERA: 2.0	1.0		3	0	0	0	0	0	0	0	0	0	0	12	17	0.00	0.000										

**AB 33**  
**R 3**  
**H 6**  
**RBI 3**  
**BB 1**  
**SO 7**  
**LOB 7**



**AB 29**  
**R 4**  
**H 5**  
**RBI 4**  
**BB 4**  
**SO 7**  
**LOB 11**









Batter	1	2	3	4	5	6	7	8	9	AB	R	H	RBI	BB	SO	LOB	TOP			
50 Mookie Betts, R OBP: 0.313, SLG: 0.429	G6-3			L9		G1-3			P5	4	0	0	0	0	0	0	<b>Boston Red Sox @ Oakland Athletics</b> O.co Coliseum, Oakland, CA Tue May 12 2015, 10:08 PM - 12:39 AM EDT Att: 24,605 - Cloudy - 54 F			
15 Dustin Pedroia, R OBP: 0.370, SLG: 0.444	L9			L9			E6		G4-3	3	1	2	0	0	0	0				
26 Brock Holt, L OBP: 0.382, SLG: 0.443	1B						13 G3-1 12 1B			1	0	0	0	0	0	0				
34 David Ortiz, L OBP: 0.320, SLG: 0.396	L8			K			K		K	4	0	0	0	0	3	1				
13 Hanley Ramirez, R OBP: 0.311, SLG: 0.533		G6-3				K			G3-1	3	0	0	0	0	1	1				
12 Mike Napoli, R OBP: 0.287, SLG: 0.305		L7				L8				3	0	1	1	0	0	0				
Pablo Sandoval, S OBP: 0.384, SLG: 0.437		G2-3				F8				3	0	0	0	0	0	1				
18 Shane Victorino, S OBP: 0.260, SLG: 0.190				F7					F8	3	1	1	0	0	0	0				
29 Daniel Nava, S OBP: 0.235, SLG: 0.159						G6-3				0	0	0	0	0	0	0				
2 Xander Bogaerts, R OBP: 0.308, SLG: 0.342				P4		G6-3			L8	3	0	0	0	0	0	1				
23 Blake Swihart, S OBP: 0.161, SLG: 0.200				P2		G4-3			K2-3	3	0	0	1	0	1	0				
<b>Inning Stats</b>	R: 0 E: 0 K: 0 S: 9	H: 1 LOB: 0 BB: 0 P: 14	R: 0 E: 0 K: 0 S: 8	H: 0 LOB: 0 BB: 0 P: 13	R: 0 E: 0 K: 0 S: 7	H: 0 LOB: 0 BB: 0 P: 12	R: 0 E: 0 K: 1 S: 9	H: 0 LOB: 0 BB: 0 P: 15	R: 0 E: 0 K: 1 S: 5	H: 0 LOB: 0 BB: 0 P: 9	R: 1 E: 1 K: 1 S: 14	H: 2 LOB: 1 BB: 0 P: 22	R: 0 E: 0 K: 1 S: 8	H: 0 LOB: 0 BB: 0 P: 9	R: 0 E: 0 K: 1 S: 11	H: 0 LOB: 0 BB: 0 P: 17	1B: 3 2B: 1 3B: 0 HR: 0	SF: 0 SAC: 0 DP: 0 HBP: 0	WP: 0 PB: 0 SB: 0 CS: 0	PA: 30
<b>PITCHER</b>	IP WLS BF H R ER SO BB IBB HBP BLK WP HR S P ERA WHIP	IP WLS BF H R ER SO BB IBB HBP BLK WP HR S P ERA WHIP	IP WLS BF H R ER SO BB IBB HBP BLK WP HR S P ERA WHIP	IP WLS BF H R ER SO BB IBB HBP BLK WP HR S P ERA WHIP	IP WLS BF H R ER SO BB IBB HBP BLK WP HR S P ERA WHIP	IP WLS BF H R ER SO BB IBB HBP BLK WP HR S P ERA WHIP	IP WLS BF H R ER SO BB IBB HBP BLK WP HR S P ERA WHIP	IP WLS BF H R ER SO BB IBB HBP BLK WP HR S P ERA WHIP	IP WLS BF H R ER SO BB IBB HBP BLK WP HR S P ERA WHIP	IP WLS BF H R ER SO BB IBB HBP BLK WP HR S P ERA WHIP	IP WLS BF H R ER SO BB IBB HBP BLK WP HR S P ERA WHIP	IP WLS BF H R ER SO BB IBB HBP BLK WP HR S P ERA WHIP	IP WLS BF H R ER SO BB IBB HBP BLK WP HR S P ERA WHIP	IP WLS BF H R ER SO BB IBB HBP BLK WP HR S P ERA WHIP	IP WLS BF H R ER SO BB IBB HBP BLK WP HR S P ERA WHIP	IP WLS BF H R ER SO BB IBB HBP BLK WP HR S P ERA WHIP				
13 Drew Pomeroy, L ERA: 4.68	7.0	W	24	4	2	2	3	0	0	0	0	0	0	0	0	0	2.57	0.571		
33 Fernando Rodriguez Jr., R ERA: 4.44	1.0		3	0	0	0	1	0	0	0	0	0	0	0	0	0	0.00	0.000		
61 Dan Otero, R ERA: 4.4	1.0		3	0	0	0	1	0	0	0	0	0	0	0	0	0	0.00	0.000		

AB	30
R	2
H	4
RBI	2
BB	0
SO	5
LOB	4



Batter	1	2	3	4	5	6	7	8	9	AB	R	H	RBI	BB	SO	LOB	BOTTOM			
4 Coco Crisp, S	G4-3	G3-1	G4-3			G4-3				4	1	0	0	1	0	3	<b>Boston Red Sox @ Oakland Athletics</b> O.co Coliseum, Oakland, CA Tue May 12 2015, 10:08 PM - 12:39 AM EDT Att: 24,605 - Cloudy - 54 F			
10 Marcus Semien, R OBP: 0.348, SLG: 0.511	22 1B	K				K				5	2	3	1	0	2	1				
22 Josh Reddick, L OBP: 0.424, SLG: 0.587	16 G6-3 21 HR					K				5	2	4	3	0	1	0				
16 Billy Butler, R OBP: 0.308, SLG: 0.375	G6-3			F8		G6-3				5	0	0	0	0	0	4				
21 Stephen Vogt, L OBP: 0.420, SLG: 0.673	HR			15 1B 28 1B 50 BB		P5				3	2	1	2	1	1	0				
50 Max Muncy, L OBP: 0.300, SLG: 0.294	F9			15 1B 28 1B BB		K				3	1	0	0	1	1	0				
15 Brett Lawrie, R OBP: 0.292, SLG: 0.351				G1-3		G1-3				4	1	2	0	0	0	0				
23 Sam Fuld, L OBP: 0.270, SLG: 0.310		G4-3		F6						3	0	0	0	1	0	4				
28 Eric Sogard, L OBP: 0.284, SLG: 0.336		G3-1		FC6-4						4	0	2	3	0	0	1				
<b>Inning Stats</b>	R: 3 E: 0 K: 0 S: 12	H: 3 LOB: 0 BB: 0 P: 23	R: 1 E: 0 K: 1 S: 13	H: 2 LOB: 1 BB: 0 P: 23	R: 3 E: 0 K: 0 S: 15	H: 3 LOB: 2 BB: 2 P: 28	R: 1 E: 0 K: 1 S: 9	H: 1 LOB: 0 BB: 0 P: 15	R: 0 E: 0 K: 1 S: 15	H: 0 LOB: 1 BB: 1 P: 23	R: 0 E: 0 K: 1 S: 12	H: 1 LOB: 1 BB: 0 P: 14	R: 0 E: 0 K: 1 S: 8	H: 0 LOB: 0 BB: 0 P: 11	R: 1 E: 0 K: 0 S: 18	H: 2 LOB: 2 BB: 1 P: 30		1B: 7 2B: 1 3B: 1 HR: 3	SF: 0 SAC: 0 DP: 0 HBP: 0	WP: 0 PB: 0 SB: 0 CS: 0
<b>PITCHER</b>	IP WLS BF H R ER SO BB IBB HBP BLK WP HR S P ERA WHIP	IP WLS BF H R ER SO BB IBB HBP BLK WP HR S P ERA WHIP	IP WLS BF H R ER SO BB IBB HBP BLK WP HR S P ERA WHIP	IP WLS BF H R ER SO BB IBB HBP BLK WP HR S P ERA WHIP	IP WLS BF H R ER SO BB IBB HBP BLK WP HR S P ERA WHIP	IP WLS BF H R ER SO BB IBB HBP BLK WP HR S P ERA WHIP	IP WLS BF H R ER SO BB IBB HBP BLK WP HR S P ERA WHIP	IP WLS BF H R ER SO BB IBB HBP BLK WP HR S P ERA WHIP	IP WLS BF H R ER SO BB IBB HBP BLK WP HR S P ERA WHIP	IP WLS BF H R ER SO BB IBB HBP BLK WP HR S P ERA WHIP	IP WLS BF H R ER SO BB IBB HBP BLK WP HR S P ERA WHIP	IP WLS BF H R ER SO BB IBB HBP BLK WP HR S P ERA WHIP	IP WLS BF H R ER SO BB IBB HBP BLK WP HR S P ERA WHIP	IP WLS BF H R ER SO BB IBB HBP BLK WP HR S P ERA WHIP	IP WLS BF H R ER SO BB IBB HBP BLK WP HR S P ERA WHIP	IP WLS BF H R ER SO BB IBB HBP BLK WP HR S P ERA WHIP				
63 Justin Masterson, R ERA: 6.37	2.1	L	14	6	6	1	1	0	0	0	0	0	0	0	0	0	23.14	3.000		
35 Steven Wright, R ERA: 4.22	5.2		26	6	3	3	4	3	0	0	0	0	0	0	0	0	4.76	1.588		





Batter	1	2	3	4	5	6	7	8	9	AB	R	H	RBI	BB	SO	LOB	TOP										
50 Mookie Betts, R OBP: 0.305, SLG: 0.416										4	0	0	0	0	3	2											
15 Dustin Pedroia, R OBP: 0.373, SLG: 0.446										4	0	2	0	0	0	0											
34 David Ortiz, L OBP: 0.311, SLG: 0.383										4	0	0	0	0	1	3											
13 Hanley Ramirez, R OBP: 0.317, SLG: 0.532											4	1	2	0	0	1	0										
Pablo Sandoval, S OBP: 0.353, SLG: 0.423										4	0	0	0	0	2	2											
26 Brock Holt, L OBP: 0.381, SLG: 0.415										4	0	0	0	0	3	2											
29 Daniel Nava, S OBP: 0.273, SLG: 0.191										3	1	2	1	1	0	0											
25 Jackie Bradley Jr., L OBP: 0.273, SLG: 0.191										4	0	0	0	0	1	4											
3 Sandy León, S OBP: 0.273, SLG: 0.172										2	0	0	0	0	0	0											
<b>Inning Stats</b>	R: 0 E: 0 K: 1 S: 10	H: 0 LOB: 0 BB: 0 P: 16	R: 1 E: 0 K: 2 S: 10	H: 2 LOB: 1 BB: 0 P: 16	R: 0 E: 0 K: 1 S: 11	H: 1 LOB: 1 BB: 0 P: 18	R: 0 E: 0 K: 3 S: 11	H: 0 LOB: 0 BB: 0 P: 13	R: 0 E: 0 K: 1 S: 10	H: 0 LOB: 0 BB: 0 P: 16	R: 0 E: 0 K: 1 S: 10	H: 0 LOB: 0 BB: 0 P: 9	R: 1 E: 1 K: 1 S: 15	H: 2 LOB: 2 BB: 0 P: 21	R: 0 E: 0 K: 1 S: 13	H: 1 LOB: 2 BB: 1 P: 21	1B: 6 2B: 0 3B: 0 HR: 0	SF: 0 SAC: 0 DP: 0 HBP: 1	WP: 1 PB: 0 SB: 0 CS: 0	PA: 35							
<b>PITCHER</b>	IP	WLS	BF	H	R	ER	SO	BB	IBB	HBP	BLK	WP	HR	S	P	ERA	WHIP										
54 Sonny Gray, R ERA: 1.61	7.0	L	24	3	1	1	9	0	0	0	0	1	0	64	99	1.29	0.429										
58 Evan Scribner, R ERA: 2.79	0.2		5	2	1	0	1	0	0	1	0	0	0	12	17	0.00	3.000										
56 Fernando Abad, L ERA: 5.4	0.1		1	0	0	0	0	0	0	0	0	0	0	3	4	0.00	0.000										
36 Tyler Clippard, R ERA: 1.69	1.0		5	1	0	0	1	1	0	0	0	0	0	13	21	0.00	2.000										

**Boston Red Sox @ Oakland Athletics**  
O.co Coliseum, Oakland, CA  
Wed May 13 2015, 3:39 PM - 6:12 PM EDT  
Att: 22,389 - Cloudy - 58 F

AB 33  
R 2  
H 6  
RBI 1  
BB 1  
SO 11  
LOB 13



Batter	1	2	3	4	5	6	7	8	9	AB	R	H	RBI	BB	SO	LOB	BOTTOM										
4 Coco Crisp, S OBP: 0.128, SLG: 0.036										3	0	1	0	1	0	2											
10 Marcus Semien, R OBP: 0.353, SLG: 0.521										3	0	1	0	1	0	1											
22 Josh Reddick, L OBP: 0.410, SLG: 0.565										4	0	0	0	0	1	3											
16 Billy Butler, R OBP: 0.307, SLG: 0.371										4	0	1	0	0	0	3											
15 Brett Lawrie, R OBP: 0.291, SLG: 0.343										3	0	0	0	1	1	3											
20 Mark Canha, R OBP: 0.308, SLG: 0.429										3	0	0	0	0	0	2											
17 Ike Davis, L OBP: 0.348, SLG: 0.427										1	0	0	0	0	0	0											
19 Josh Phegley, R OBP: 0.289, SLG: 0.285										2	0	1	0	1	1	2											
50 Max Muncy, L OBP: 0.286, SLG: 0.278										1	0	0	0	0	1	0											
1 Billy Burns, S OBP: 0.319, SLG: 0.333										3	0	1	0	0	0	3											
21 Stephen Vogt, L OBP: 0.425, SLG: 0.673										0	0	0	0	1	0	0											
28 Eric Sogard, L OBP: 0.274, SLG: 0.324										4	0	0	0	0	0	4											
<b>Inning Stats</b>	R: 0 E: 0 K: 0 S: 8	H: 0 LOB: 2 BB: 2 P: 20	R: 0 E: 0 K: 0 S: 12	H: 1 LOB: 1 BB: 1 P: 21	R: 0 E: 0 K: 0 S: 9	H: 1 LOB: 1 BB: 0 P: 14	R: 0 E: 0 K: 0 S: 6	H: 1 LOB: 0 BB: 0 P: 6	R: 0 E: 0 K: 1 S: 7	H: 0 LOB: 0 BB: 0 P: 11	R: 0 E: 0 K: 1 S: 13	H: 0 LOB: 0 BB: 0 P: 20	R: 0 E: 0 K: 2 S: 9	H: 0 LOB: 0 BB: 0 P: 10	R: 0 E: 0 K: 1 S: 8	H: 0 LOB: 1 BB: 1 P: 13	1B: 3 2B: 1 3B: 1 HR: 0	SF: 0 SAC: 0 DP: 1 HBP: 0	WP: 1 PB: 0 SB: 0 CS: 0	PA: 36							
<b>PITCHER</b>	IP	WLS	BF	H	R	ER	SO	BB	IBB	HBP	BLK	WP	HR	S	P	ERA	WHIP										
20 Wade Miley, L ERA: 5.6	6.2	W	28	5	0	0	0	4	0	0	0	0	0	60	99	0.00	1.350										
36 Junichi Tazawa, R ERA: 1.59	1.1	H	4	0	0	0	2	0	0	0	0	0	0	10	11	0.00	0.000										
19 Koji Uehara, R ERA: 1.8	1.0	S	4	0	0	0	1	1	0	0	0	1	0	8	13	0.00	1.000										

**Boston Red Sox @ Oakland Athletics**  
O.co Coliseum, Oakland, CA  
Wed May 13 2015, 3:39 PM - 6:12 PM EDT  
Att: 22,389 - Cloudy - 58 F

AB 31  
R 0  
H 5  
RBI 0  
BB 5  
SO 4  
LOB 23





Batter	1	2	3	4	5	6	7	8	9	AB	R	H	RBI	BB	SO	LOB	TOP				
1 Adam Eaton, L (1,8) OBP: 0.288, SLG: 0.304										5	2	2	0	0	1	2	<b>Chicago White Sox @ Oakland Athletics</b> O.co Coliseum, Oakland, CA Fri May 15 2015, 10:09 PM - 1:43 AM EDT Att: 21,464 - Cloudy - 55 F				
53 Melky Cabrera, S (1,7) OBP: 0.307, SLG: 0.288										4	1	1	1	1	0	1					
79 José Abreu, R (1,3) OBP: 0.358, SLG: 0.496										3	2	1	0	0	0	0					
25 Adam LaRoche, L (1,10) OBP: 0.369, SLG: 0.396										3	1	1	3	1	0	1					
26 Avisail García, R (1,9) OBP: 0.352, SLG: 0.443										4	0	1	2	0	2	3					
12 Conor Gillaspie, L (1,5) OBP: 0.289, SLG: 0.403										4	0	1	1	0	2	1					
15 Gordon Beckham, R (7,5) OBP: 0.333, SLG: 0.452										0	0	0	0	0	0	0					
10 Alexei Ramirez, R (1,6) OBP: 0.264, SLG: 0.371										4	0	1	0	0	1	3					
58 Geovany Soto, R (1,2) OBP: 0.205, SLG: 0.326										4	1	0	0	0	1	4					
5 Yolmer Sánchez, S (1,4) OBP: 0.429, SLG: 0.429										4	0	1	0	0	2	1					
<b>Inning Stats</b>	R: 2 H: 3 E: 0 K: 0 S: 14	L: 3 LOB: 2 BB: 2 P: 28	R: 0 H: 0 E: 0 K: 1 S: 11	H: 0 LOB: 0 BB: 0 P: 17	R: 0 H: 0 E: 0 K: 1 S: 6	L: 0 LOB: 0 BB: 0 P: 11	R: 0 H: 1 E: 0 K: 1 S: 7	H: 1 LOB: 0 BB: 0 P: 10	R: 0 H: 0 E: 0 K: 1 S: 9	L: 0 LOB: 0 BB: 0 P: 16	R: 5 H: 4 E: 1 K: 1 S: 21	H: 4 LOB: 1 BB: 0 P: 33	R: 0 H: 0 E: 0 K: 3 S: 9	L: 0 LOB: 0 BB: 0 P: 12	R: 0 H: 1 E: 0 K: 0 S: 6	L: 1 LOB: 0 BB: 0 P: 9	1B: 6 2B: 3 3B: 0 HR: 0	SF: 0 SAC: 0 DP: 1 HBP: 2	WP: 0 PB: 0 CS: 1	PA: 39	
<b>PITCHER</b>	IP WLS BF H R ER SO BB IBB HBP BLK WP HR S P ERA WHIP	IP WLS BF H R ER SO BB IBB HBP BLK WP HR S P ERA WHIP	IP WLS BF H R ER SO BB IBB HBP BLK WP HR S P ERA WHIP	IP WLS BF H R ER SO BB IBB HBP BLK WP HR S P ERA WHIP	IP WLS BF H R ER SO BB IBB HBP BLK WP HR S P ERA WHIP	IP WLS BF H R ER SO BB IBB HBP BLK WP HR S P ERA WHIP	IP WLS BF H R ER SO BB IBB HBP BLK WP HR S P ERA WHIP	IP WLS BF H R ER SO BB IBB HBP BLK WP HR S P ERA WHIP	IP WLS BF H R ER SO BB IBB HBP BLK WP HR S P ERA WHIP	IP WLS BF H R ER SO BB IBB HBP BLK WP HR S P ERA WHIP	IP WLS BF H R ER SO BB IBB HBP BLK WP HR S P ERA WHIP	IP WLS BF H R ER SO BB IBB HBP BLK WP HR S P ERA WHIP	IP WLS BF H R ER SO BB IBB HBP BLK WP HR S P ERA WHIP	IP WLS BF H R ER SO BB IBB HBP BLK WP HR S P ERA WHIP	IP WLS BF H R ER SO BB IBB HBP BLK WP HR S P ERA WHIP	IP WLS BF H R ER SO BB IBB HBP BLK WP HR S P ERA WHIP	IP WLS BF H R ER SO BB IBB HBP BLK WP HR S P ERA WHIP	IP WLS BF H R ER SO BB IBB HBP BLK WP HR S P ERA WHIP	IP WLS BF H R ER SO BB IBB HBP BLK WP HR S P ERA WHIP	IP WLS BF H R ER SO BB IBB HBP BLK WP HR S P ERA WHIP	IP WLS BF H R ER SO BB IBB HBP BLK WP HR S P ERA WHIP
32 Jesse Hahn, R (1,1) ERA: 4.42	6.1	27	5	4	4	5	2	0	1	0	0	0	0	60	103	5.68	1.105				
33 Fernando Rodriguez Jr., R (7,1) ERA: 3.38	0.1	H	3	1	0	0	0	0	1	0	0	0	0	15	10.00	3.000					
56 Fernando Abad, L (7,1) ERA: 9.3	0.0	L	1	1	1	0	0	0	0	0	0	0	0	1	3	∞	∞				
58 Evan Scribner, R (7,1) ERA: 2.61	1.1	B	5	1	2	1	4	0	0	0	0	0	0	14	17	6.75	0.750				
49 Edward Mujica, R (9,1) ERA: 4.92	1.0	3	1	0	0	0	0	0	0	0	0	0	0	6	9	0.00	1.000				
<b>Batter</b>	1	2	3	4	5	6	7	8	9	AB	R	H	RBI	BB	SO	LOB	BOTTOM				
4 Coco Crisp, S (1,7) OBP: 0.162, SLG: 0.091										5	1	1	0	1	1	6	<b>Chicago White Sox @ Oakland Athletics</b> O.co Coliseum, Oakland, CA Fri May 15 2015, 10:09 PM - 1:43 AM EDT Att: 21,464 - Cloudy - 55 F				
10 Marcus Semien, R (1,6) OBP: 0.310, SLG: 0.510										5	0	1	0	0	2	6					
22 Josh Reddick, L (1,9) OBP: 0.417, SLG: 0.589										4	1	2	3	1	1	1					
16 Billy Butler, R (1,10) OBP: 0.310, SLG: 0.372										5	0	2	1	0	1	3					
23 Sam Fuld, L (9,PH) OBP: 0.270, SLG: 0.310										0	0	0	0	0	0	0					
15 Brett Lawrie, R (1,5) OBP: 0.295, SLG: 0.341										4	1	1	0	1	0	4					
19 Josh Phegley, R (1,2) OBP: 0.302, SLG: 0.342										4	1	1	1	1	0	3					
20 Mark Canha, R (1,3) OBP: 0.295, SLG: 0.408										5	0	0	0	0	2	2					
1 Billy Burns, S (1,8) OBP: 0.346, SLG: 0.333										3	1	1	0	2	0	0					
28 Eric Sogard, L (1,4) OBP: 0.299, SLG: 0.342										3	1	3	1	1	0	0					
21 Stephen Vogt, L (9,PH) OBP: 0.430, SLG: 0.673										0	0	0	0	1	0	0					
<b>Inning Stats</b>	R: 0 H: 0 E: 1 K: 1 S: 11	H: 2 LOB: 2 BB: 0 P: 18	R: 0 H: 0 E: 0 K: 1 S: 8	H: 2 LOB: 0 BB: 0 P: 13	R: 0 H: 1 E: 0 K: 2 S: 12	H: 1 LOB: 1 BB: 0 P: 18	R: 4 H: 2 E: 0 K: 1 S: 17	H: 2 LOB: 3 BB: 3 P: 35	R: 1 H: 2 E: 0 K: 0 S: 11	H: 2 LOB: 0 BB: 0 P: 12	R: 0 H: 1 E: 0 K: 0 S: 10	H: 1 LOB: 1 BB: 0 P: 15	R: 0 H: 2 E: 0 K: 0 S: 11	H: 2 LOB: 0 BB: 0 P: 18	R: 0 H: 1 E: 0 K: 1 S: 8	H: 1 LOB: 2 BB: 1 P: 16	1B: 8 2B: 2 3B: 1 HR: 1	SF: 0 SAC: 0 DP: 1 HBP: 0	WP: 1 PB: 0 CS: 0	PA: 46	
<b>PITCHER</b>	IP WLS BF H R ER SO BB IBB HBP BLK WP HR S P ERA WHIP	IP WLS BF H R ER SO BB IBB HBP BLK WP HR S P ERA WHIP	IP WLS BF H R ER SO BB IBB HBP BLK WP HR S P ERA WHIP	IP WLS BF H R ER SO BB IBB HBP BLK WP HR S P ERA WHIP	IP WLS BF H R ER SO BB IBB HBP BLK WP HR S P ERA WHIP	IP WLS BF H R ER SO BB IBB HBP BLK WP HR S P ERA WHIP	IP WLS BF H R ER SO BB IBB HBP BLK WP HR S P ERA WHIP	IP WLS BF H R ER SO BB IBB HBP BLK WP HR S P ERA WHIP	IP WLS BF H R ER SO BB IBB HBP BLK WP HR S P ERA WHIP	IP WLS BF H R ER SO BB IBB HBP BLK WP HR S P ERA WHIP	IP WLS BF H R ER SO BB IBB HBP BLK WP HR S P ERA WHIP	IP WLS BF H R ER SO BB IBB HBP BLK WP HR S P ERA WHIP	IP WLS BF H R ER SO BB IBB HBP BLK WP HR S P ERA WHIP	IP WLS BF H R ER SO BB IBB HBP BLK WP HR S P ERA WHIP	IP WLS BF H R ER SO BB IBB HBP BLK WP HR S P ERA WHIP	IP WLS BF H R ER SO BB IBB HBP BLK WP HR S P ERA WHIP	IP WLS BF H R ER SO BB IBB HBP BLK WP HR S P ERA WHIP	IP WLS BF H R ER SO BB IBB HBP BLK WP HR S P ERA WHIP	IP WLS BF H R ER SO BB IBB HBP BLK WP HR S P ERA WHIP	IP WLS BF H R ER SO BB IBB HBP BLK WP HR S P ERA WHIP	IP WLS BF H R ER SO BB IBB HBP BLK WP HR S P ERA WHIP
55 Carlos Rodón, L (1,1) ERA: 4.96	4.0	24	5	5	5	5	6	0	0	0	0	0	0	0	26	38	4.50	2.000			
67 Scott Carroll, R (5,1) ERA: 2.64	2.0	W	9	3	1	1	1	0	0	0	0	0	0	15	23	0.00	0.600				
43 Dan Jennings, L (7,1) ERA: 6.32	1.2	H	6	1	0	0	0	0	0	0	0	0	0	3	5	∞	∞				
52 Jake Petricka, R (8,1) ERA: 4.5	0.0	1	1	0	0	0	0	0	0	0	0	0	0	3	5	∞	∞				
33 Zach Duke, L (8,1) ERA: 2.76	1.1	S	6	2	0	0	1	0	0	0	0	0	0	11	21	0.00	2.250				



Batter	1	2	3	4	5	6	7	8	9	AB	R	H	RBI	BB	SO	LOB	TOP				
1 Adam Eaton, L (1, 8) OBP: 0.292, SLG: 0.308										5	2	2	0	0	1	0	<b>Chicago White Sox @ Oakland Athletics</b> O.co Coliseum, Oakland, CA Sat May 16 2015, 9:09 PM - 12:13 AM EDT Att: 28,445 - Cloudy - 58 F				
53 Melky Cabrera, S (1, 7) OBP: 0.317, SLG: 0.300										5	2	3	1	0	0	0					
79 José Abreu, R (1, 3) OBP: 0.367, SLG: 0.504										4	0	2	1	0	1	3					
25 Adam LaRoche, L (1, 10) OBP: 0.370, SLG: 0.390										4	0	1	0	1	1	3					
26 Avisail García, R (1, 9) OBP: 0.371, SLG: 0.464										3	0	3	2	1	0	0					
12 Conor Gillaspie, L (1, 5) OBP: 0.287, SLG: 0.395										4	0	1	0	0	0	5					
15 Gordon Beckham, R (8, PR) (8, 5) OBP: 0.333, SLG: 0.452										0	0	0	0	0	0	0					
10 Alexei Ramirez, R (1, 6) OBP: 0.264, SLG: 0.367										4	0	1	0	0	0	3					
21 Tyler Flowers, R (1, 2) OBP: 0.314, SLG: 0.314										4	0	0	0	0	2	3					
5 Yolmer Sánchez, S (1, 4) OBP: 0.273, SLG: 0.273										4	0	0	0	0	0	2					
<b>Inning Stats</b>	R: 0 H: 1 E: 0 K: 1 S: 7	H: 1 LOB: 1 BB: 0 P: 12	R: 0 H: 2 E: 0 K: 1 S: 14	H: 2 LOB: 1 BB: 0 P: 22	R: 2 H: 3 E: 0 K: 1 S: 21	H: 3 LOB: 2 BB: 1 P: 34	R: 0 H: 0 E: 0 K: 0 S: 6	H: 0 LOB: 0 BB: 0 P: 8	R: 0 H: 1 E: 0 K: 0 S: 7	H: 1 LOB: 1 BB: 1 P: 13	R: 2 H: 3 E: 1 K: 1 S: 15	H: 3 LOB: 1 BB: 0 P: 20	R: 0 H: 2 E: 0 K: 1 S: 15	H: 2 LOB: 2 BB: 0 P: 19	R: 0 H: 0 E: 0 K: 0 S: 10	H: 0 LOB: 1 BB: 0 P: 19	1B: 11 2B: 2 3B: 0 HR: 0	SF: 0 SAC: 0 DP: 2 HBP: 1	WP: 2 PB: 0 CS: 0	PA: 40	
<b>PITCHER</b>	IP WLS BF H R ER SO BB IBB HBP BLK WP HR S P ERA WHIP	IP WLS BF H R ER SO BB IBB HBP BLK WP HR S P ERA WHIP	IP WLS BF H R ER SO BB IBB HBP BLK WP HR S P ERA WHIP	IP WLS BF H R ER SO BB IBB HBP BLK WP HR S P ERA WHIP	IP WLS BF H R ER SO BB IBB HBP BLK WP HR S P ERA WHIP	IP WLS BF H R ER SO BB IBB HBP BLK WP HR S P ERA WHIP	IP WLS BF H R ER SO BB IBB HBP BLK WP HR S P ERA WHIP	IP WLS BF H R ER SO BB IBB HBP BLK WP HR S P ERA WHIP	IP WLS BF H R ER SO BB IBB HBP BLK WP HR S P ERA WHIP	IP WLS BF H R ER SO BB IBB HBP BLK WP HR S P ERA WHIP	IP WLS BF H R ER SO BB IBB HBP BLK WP HR S P ERA WHIP	IP WLS BF H R ER SO BB IBB HBP BLK WP HR S P ERA WHIP	IP WLS BF H R ER SO BB IBB HBP BLK WP HR S P ERA WHIP	IP WLS BF H R ER SO BB IBB HBP BLK WP HR S P ERA WHIP	IP WLS BF H R ER SO BB IBB HBP BLK WP HR S P ERA WHIP	IP WLS BF H R ER SO BB IBB HBP BLK WP HR S P ERA WHIP	IP WLS BF H R ER SO BB IBB HBP BLK WP HR S P ERA WHIP	IP WLS BF H R ER SO BB IBB HBP BLK WP HR S P ERA WHIP	IP WLS BF H R ER SO BB IBB HBP BLK WP HR S P ERA WHIP	IP WLS BF H R ER SO BB IBB HBP BLK WP HR S P ERA WHIP	IP WLS BF H R ER SO BB IBB HBP BLK WP HR S P ERA WHIP
30 Jesse Chavez, R (1, 1) ERA: 2.63	6.0	25	8	2	2	3	2	0	0	0	2	0	61	97	3.00	1.667					
33 Fernando Rodriguez Jr., R (7, 1) ERA: 6.0	0.2	L 5	3	2	2	0	0	0	0	0	0	0	11	13	27.00	4.500					
56 Fernando Abad, L (7, 1) ERA: 6.1	0.1	1	0	0	0	1	0	0	0	0	0	0	4	7	0.00	0.000					
49 Edward Mujica, R (8, 1) ERA: 3.79	1.0	5	2	0	0	1	0	0	0	0	0	0	15	19	0.00	2.000					
61 Dan Otero, R (9, 1) ERA: 4.11	1.0	4	0	0	0	0	0	0	1	0	0	0	10	19	0.00	0.000					

Batter	1	2	3	4	5	6	7	8	9	AB	R	H	RBI	BB	SO	LOB	BOTTOM					
1 Billy Burns, S (1, 8) OBP: 0.339, SLG: 0.327										4	1	1	0	0	1	2	<b>Chicago White Sox @ Oakland Athletics</b> O.co Coliseum, Oakland, CA Sat May 16 2015, 9:09 PM - 12:13 AM EDT Att: 28,445 - Cloudy - 58 F					
10 Marcus Semien, R (1, 6) OBP: 0.352, SLG: 0.510										4	1	2	0	0	1	0						
22 Josh Reddick, L (1, 9) OBP: 0.405, SLG: 0.569										4	0	0	0	0	0	2						
16 Billy Butler, R (1, 10) OBP: 0.314, SLG: 0.396										4	1	2	2	0	0	0						
23 Sam Fuld, L (8, PR) (9, 10) OBP: 0.270, SLG: 0.310										0	0	0	0	0	0	0						
21 Stephen Vogt, L (1, 2) OBP: 0.432, SLG: 0.663										3	0	1	0	1	1	0						
15 Brett Lawrie, R (1, 5) OBP: 0.300, SLG: 0.348										3	0	1	0	1	0	3						
4 Coco Crisp, S (1, 7) OBP: 0.146, SLG: 0.081										4	0	0	0	0	1	2						
20 Mark Canha, R (1, 3) OBP: 0.293, SLG: 0.396										3	0	0	0	1	1	1						
28 Eric Sogard, L (1, 4) OBP: 0.289, SLG: 0.331										4	0	0	0	0	1	2						
<b>Inning Stats</b>	R: 2 H: 2 E: 0 K: 2 S: 14	H: 2 LOB: 0 BB: 0 P: 19	R: 0 H: 1 E: 0 K: 2 S: 17	H: 1 LOB: 1 BB: 1 P: 24	R: 0 H: 0 E: 0 K: 0 S: 7	H: 0 LOB: 0 BB: 0 P: 10	R: 0 H: 0 E: 0 K: 0 S: 9	H: 0 LOB: 1 BB: 1 P: 17	R: 0 H: 0 E: 0 K: 1 S: 5	H: 0 LOB: 0 BB: 0 P: 7	R: 0 H: 0 E: 0 K: 0 S: 9	H: 0 LOB: 1 BB: 1 P: 17	R: 0 H: 0 E: 0 K: 1 S: 8	H: 0 LOB: 0 BB: 0 P: 12	R: 1 H: 4 E: 0 K: 0 S: 15	H: 4 LOB: 2 BB: 0 P: 25	R: 0 H: 0 E: 0 K: 0 S: 12	H: 0 LOB: 0 BB: 0 P: 18	1B: 5 2B: 1 3B: 0 HR: 1	SF: 0 SAC: 0 DP: 1 HBP: 0	WP: 0 PB: 0 CS: 0	PA: 36
<b>PITCHER</b>	IP WLS BF H R ER SO BB IBB HBP BLK WP HR S P ERA WHIP	IP WLS BF H R ER SO BB IBB HBP BLK WP HR S P ERA WHIP	IP WLS BF H R ER SO BB IBB HBP BLK WP HR S P ERA WHIP	IP WLS BF H R ER SO BB IBB HBP BLK WP HR S P ERA WHIP	IP WLS BF H R ER SO BB IBB HBP BLK WP HR S P ERA WHIP	IP WLS BF H R ER SO BB IBB HBP BLK WP HR S P ERA WHIP	IP WLS BF H R ER SO BB IBB HBP BLK WP HR S P ERA WHIP	IP WLS BF H R ER SO BB IBB HBP BLK WP HR S P ERA WHIP	IP WLS BF H R ER SO BB IBB HBP BLK WP HR S P ERA WHIP	IP WLS BF H R ER SO BB IBB HBP BLK WP HR S P ERA WHIP	IP WLS BF H R ER SO BB IBB HBP BLK WP HR S P ERA WHIP	IP WLS BF H R ER SO BB IBB HBP BLK WP HR S P ERA WHIP	IP WLS BF H R ER SO BB IBB HBP BLK WP HR S P ERA WHIP	IP WLS BF H R ER SO BB IBB HBP BLK WP HR S P ERA WHIP	IP WLS BF H R ER SO BB IBB HBP BLK WP HR S P ERA WHIP	IP WLS BF H R ER SO BB IBB HBP BLK WP HR S P ERA WHIP	IP WLS BF H R ER SO BB IBB HBP BLK WP HR S P ERA WHIP	IP WLS BF H R ER SO BB IBB HBP BLK WP HR S P ERA WHIP	IP WLS BF H R ER SO BB IBB HBP BLK WP HR S P ERA WHIP	IP WLS BF H R ER SO BB IBB HBP BLK WP HR S P ERA WHIP	IP WLS BF H R ER SO BB IBB HBP BLK WP HR S P ERA WHIP	
50 John Danks, L (1, 1) ERA: 4.66	7.0	W 27	3	2	2	6	3	0	0	0	0	0	0	0	0	0						
33 Zach Duke, L (8, 1) ERA: 3.18	0.2	H 3	2	1	1	0	0	0	0	0	0	0	7	9	13.50	3.000						
52 Jake Petricka, R (8, 1) ERA: 4.5	0.0	1	1	0	0	0	0	0	0	0	0	0	4	7	∞	∞						
43 Dan Jennings, L (8, 1) ERA: 6.32	0.0	1	1	0	0	0	0	0	0	0	0	0	1	3	∞	∞						
30 David Robertson, R (8, 1) ERA: 1.1	1.1	S 4	0	0	0	0	0	0	0	0	0	0	15	24	0.00	0.000						

AB 37  
R 4  
H 13  
RBI 4  
BB 2  
SO 5  
LOB 19



AB 33  
R 3  
H 7  
RBI 2  
BB 3  
SO 6  
LOB 12





Batter	1	2	3	4	5	6	7	8	9	AB	R	H	RBI	BB	SO	LOB	TOP
1 Adam Eaton, L (1.8) OBP: 0.289, SLG: 0.312										5	1	1	0	0	1	3	
64 Emilio Bonifacio, S (1.10) OBP: 0.263, SLG: 0.222										4	1	1	0	0	1	2	
53 Melky Cabrera, S (1.7) OBP: 0.313, SLG: 0.296										5	2	1	0	0	0	4	
79 José Abreu, R (1.3) OBP: 0.368, SLG: 0.496										4	1	1	1	1	2	1	
26 Avisail García, R (1.9) OBP: 0.380, SLG: 0.492										5	2	3	2	0	1	2	
15 Gordon Beckham, R (1.5) OBP: 0.321, SLG: 0.413										4	0	0	1	1	2	3	
10 Alexei Ramirez, R (1.6) OBP: 0.271, SLG: 0.371										4	0	2	2	0	0	0	AB 38
58 Geovany Soto, R (1.2) OBP: 0.208, SLG: 0.304										3	0	0	0	1	2	3	R 7
5 Yolmer Sánchez, S (1.4) OBP: 0.267, SLG: 0.333										4	0	1	0	0	1	1	H 10
	R: 1 H: 1 E: 2 LOB: 2 K: 0 BB: 1 S: 14 P: 22	R: 0 H: 2 E: 0 LOB: 2 K: 2 BB: 0 S: 13 P: 19	R: 0 H: 0 E: 0 LOB: 0 K: 2 BB: 0 S: 10 P: 13	R: 0 H: 0 E: 0 LOB: 1 K: 2 BB: 1 S: 11 P: 19	R: 4 H: 4 E: 1 LOB: 1 K: 0 BB: 1 S: 22 P: 34	R: 0 H: 0 E: 0 LOB: 0 K: 1 BB: 0 S: 7 P: 8	R: 0 H: 1 E: 0 LOB: 1 K: 0 BB: 0 S: 11 P: 15	R: 0 H: 0 E: 1 LOB: 1 K: 1 BB: 0 S: 9 P: 13	R: 2 H: 2 E: 0 LOB: 0 K: 2 BB: 0 S: 16 P: 25	1B: 7 SF: 0 2B: 2 SAC: 1 3B: 0 DP: 1 HR: 1 HBP: 0	WP: 0 PA: 42 SB: 0 CS: 0						
PITCHER	IP WLS BF H R ER SO BB IBB HBP BLK WP HR S P ERA WHIP	PITCHER										IP WLS BF H R ER SO BB IBB HBP BLK WP HR S P ERA WHIP	ERA WHIP				
26 Scott Kazmir, L (1.1) ERA: 3.08	4.1 L 25 7 5 3 6 3 0 0 0 0 0 0 67 103 6.23 2.308																
61 Dan Otero, R (5.1) ERA: 3.39	3.1 11 1 0 0 2 0 0 0 0 0 0 0 29 39 0.00 0.300																
56 Fernando Abad, L (8.1) ERA: 5.91	0.1 1 0 0 0 0 0 0 0 0 0 0 0 1 1 0.00 0.000																
36 Tyler Clippard, R (9.1) ERA: 2.85	1.0 5 2 2 2 2 0 0 0 0 0 0 1 16 25 18.00 2.000																
Batter	1	2	3	4	5	6	7	8	9	AB	R	H	RBI	BB	SO	LOB	BOTTOM
1 Billy Burns, S (1.8) OBP: 0.367, SLG: 0.357										4	1	3	0	0	0	0	
10 Marcus Semien, R (1.6) OBP: 0.356, SLG: 0.510										4	0	2	0	0	1	2	
22 Josh Reddick, L (1.9) OBP: 0.407, SLG: 0.563										3	0	1	0	1	0	3	
16 Billy Butler, R (1.10) OBP: 0.313, SLG: 0.392										4	0	1	1	0	1	2	
21 Stephen Vogt, L (1.2) OBP: 0.426, SLG: 0.645										3	0	0	0	1	0	1	
4 Coco Crisp, S (1.7) OBP: 0.156, SLG: 0.075										3	1	0	0	1	0	3	
15 Brett Lawrie, R (1.5) OBP: 0.292, SLG: 0.338										4	0	0	0	0	2	1	AB 33
50 Max Muncy, L (1.3) OBP: 0.280, SLG: 0.409										4	1	1	2	0	0	0	R 3
28 Eric Sogard, L (1.4) OBP: 0.280, SLG: 0.320										4	0	0	0	0	2	0	H 8
	R: 0 H: 2 E: 0 LOB: 3 K: 0 BB: 2 S: 10 P: 21	R: 0 H: 0 E: 0 LOB: 0 K: 1 BB: 0 S: 10 P: 15	R: 0 H: 2 E: 0 LOB: 1 K: 0 BB: 0 S: 7 P: 10	R: 2 H: 1 E: 0 LOB: 0 K: 2 BB: 1 S: 14 P: 23	R: 1 H: 2 E: 0 LOB: 1 K: 1 BB: 0 S: 12 P: 17	R: 0 H: 0 E: 0 LOB: 0 K: 0 BB: 0 S: 10 P: 14	R: 0 H: 1 E: 0 LOB: 1 K: 0 BB: 0 S: 9 P: 11	R: 0 H: 0 E: 0 LOB: 0 K: 1 BB: 0 S: 7 P: 9	R: 0 H: 0 E: 0 LOB: 0 K: 1 BB: 0 S: 9 P: 14	1B: 7 SF: 0 2B: 0 SAC: 0 3B: 0 DP: 2 HR: 1 HBP: 0	WP: 0 PA: 36 SB: 1 CS: 0						
PITCHER	IP WLS BF H R ER SO BB IBB HBP BLK WP HR S P ERA WHIP	PITCHER										IP WLS BF H R ER SO BB IBB HBP BLK WP HR S P ERA WHIP	ERA WHIP				
29 Jeff Samardzija, R (1.1) ERA: 4.58	8.0 W 33 8 3 3 3 3 0 0 0 0 0 0 79 120 3.38 1.375																
57 Zach Putnam, R (9.1) ERA: 4.85	1.0 3 0 0 0 1 0 0 0 0 0 0 0 9 14 0.00 0.000																

Chicago White Sox @ Oakland Athletics  
O.co Coliseum, Oakland, CA  
Sun May 17 2015, 4:08 PM - 7:04 PM EDT  
Att: 33,195 - Cloudy - 55 F

livebaseballscorecards.com  
AB 38  
R 7  
H 10  
RBI 6  
BB 3  
SO 10  
LOB 19



Chicago White Sox @ Oakland Athletics  
O.co Coliseum, Oakland, CA  
Sun May 17 2015, 4:08 PM - 7:04 PM EDT  
Att: 33,195 - Cloudy - 55 F

livebaseballscorecards.com  
AB 33  
R 3  
H 8  
RBI 3  
BB 3  
SO 6  
LOB 12





Batter	1	2	3	4	5	6	7	8	9	AB	R	H	RBI	BB	SO	LOB	TOP										
4 Coco Crisp, S OBP: 0.160, SLG: 0.068	G3-1				K		K		G3	4	0	0	0	1	2	0	<b>Oakland Athletics @ Houston Astros</b> Minute Maid Park, Houston, TX Mon May 18 2015, 7:13 PM - 10:27 PM CDT Att: 21,724 - Roof Closed - 73 F										
10 Marcus Semien, R OBP: 0.359, SLG: 0.513		BB	G4-3				K			3	0	1	0	1	1	3											
22 Josh Reddick, L OBP: 0.396, SLG: 0.545	FC6			L4			K		F9	4	0	0	0	0	1	2											
16 Billy Butler, R OBP: 0.317, SLG: 0.401					G1-3					4	1	2	0	0	1	1											
21 Stephen Vogt, L OBP: 0.421, SLG: 0.627			K	G4-3						3	0	0	0	1	1	1											
50 Max Muncy, L OBP: 0.310, SLG: 0.440					F7					3	1	1	0	1	0	1											
15 Brett Lawrie, R OBP: 0.291, SLG: 0.336					F8					4	0	1	1	0	1	2											
23 Sam Fuld, L OBP: 0.270, SLG: 0.301					G3-1					3	0	0	0	1	0	3											
28 Eric Sogard, L OBP: 0.279, SLG: 0.317					K				K	4	0	1	1	0	2	3											
<b>Inning Stats</b>	R: 0 H: 0 E: 0 K: 1 S: 12	H: 0 LOB: 1 BB: 1 P: 21	R: 1 H: 2 E: 0 K: 2 S: 19	H: 2 LOB: 3 BB: 2 P: 35	R: 0 H: 0 E: 0 K: 0 S: 6	H: 0 LOB: 0 BB: 0 P: 9	R: 0 H: 0 E: 0 K: 0 S: 8	H: 0 LOB: 0 BB: 0 P: 14	R: 0 H: 1 E: 0 K: 3 S: 16	H: 1 LOB: 1 BB: 0 P: 24	R: 0 H: 2 E: 0 K: 0 S: 16	H: 2 LOB: 2 BB: 2 P: 32	R: 0 H: 0 E: 0 K: 2 S: 8	H: 0 LOB: 0 BB: 0 P: 9	R: 0 H: 1 E: 0 K: 0 S: 12	H: 1 LOB: 1 BB: 0 P: 20	R: 0 H: 0 E: 0 K: 1 S: 6	H: 0 LOB: 0 BB: 0 P: 10	1B: 3 2B: 3 HR: 0	SF: 0 SAC: 0 DP: 1 HBP: 1	WP: 0 PB: 0 SB: 0 CS: 0	PA: 37					
<b>PITCHER</b>	IP	WLS	BF	H	R	ER	SO	BB	IBB	HBP	BLK	WP	HR	S	P	ERA	WHIP										
43 Lance McCullers Jr., R ERA: 1.93	4.2		20	3	1	1	5	3	0	0	0	0	0	54	93	1.93	1.286										
54 Joe Thatcher, L ERA: 3.38	0.1	L	4	1	1	1	1	2	0	0	0	0	0	14	26	27.00	9.000										
36 Will Harris, R ERA: 0.47	1.0		3	1	0	0	0	0	0	0	0	0	0	9	16	0.00	1.000										
35 Josh Fields, R ERA: 1.0	1.0		3	0	0	0	2	0	0	0	0	0	0	8	9	0.00	0.000										
56 Jake Buchanan, R ERA:	2.0		7	1	0	0	1	0	0	0	0	0	0	18	30	0.00	0.500										

Batter	1	2	3	4	5	6	7	8	9	AB	R	H	RBI	BB	SO	LOB	BOTTOM										
27 Jose Altuve, R OBP: 0.374, SLG: 0.468	SH5-3 SF9 HBP		FC6-4 BB E		G5-3		G6-3			3	1	0	0	0	0	1	<b>Oakland Athletics @ Houston Astros</b> Minute Maid Park, Houston, TX Mon May 18 2015, 7:13 PM - 10:27 PM CDT Att: 21,724 - Roof Closed - 73 F										
2 Jonathan Villar, S OBP: 0.306, SLG: 0.295	SH5-3		FC4 BB		FC6-5 BB		K			2	0	0	0	1	1	1											
4 George Springer, R OBP: 0.322, SLG: 0.393										1	0	0	0	3	0	0											
Evan Gattis, R OBP: 0.204, SLG: 0.382	SF9		G6-3		FC6-5 BB					3	0	0	1	0	0	5											
20 Preston Tucker, L OBP: 0.433, SLG: 0.480	FC6									4	0	1	0	0	1	3											
23 Chris Carter, R OBP: 0.274, SLG: 0.320		P2								2	0	0	0	2	1	0											
9 Marwin Gonzalez, S OBP: 0.238, SLG: 0.392										2	0	0	0	0	1	1											
28 Colby Rasmus, L OBP: 0.303, SLG: 0.495			K		SH2-3		G1-6-3			1	0	0	0	0	0	0											
15 Jason Castro, L OBP: 0.291, SLG: 0.388										4	0	0	0	0	3	2											
6 Jake Marisnick, R OBP: 0.328, SLG: 0.451					L8					3	0	1	0	0	1	2											
<b>Inning Stats</b>	R: 1 H: 0 E: 0 K: 0 S: 9	H: 0 LOB: 1 BB: 1 P: 14	R: 0 H: 0 E: 0 K: 2 S: 8	H: 0 LOB: 0 BB: 0 P: 12	R: 0 H: 1 E: 0 K: 0 S: 11	H: 1 LOB: 2 BB: 1 P: 18	R: 0 H: 1 E: 0 K: 0 S: 14	H: 1 LOB: 2 BB: 1 P: 22	R: 0 H: 0 E: 0 K: 1 S: 9	H: 0 LOB: 0 BB: 2 P: 22	R: 0 H: 0 E: 0 K: 1 S: 8	H: 0 LOB: 0 BB: 1 P: 13	R: 0 H: 0 E: 0 K: 2 S: 10	H: 0 LOB: 0 BB: 0 P: 14	R: 0 H: 0 E: 0 K: 0 S: 9	H: 0 LOB: 0 BB: 0 P: 12	R: 0 H: 0 E: 0 K: 2 S: 7	H: 0 LOB: 0 BB: 0 P: 9	1B: 2 2B: 0 3B: 0 HR: 0	SF: 1 SAC: 2 DP: 2 HBP: 1	WP: 0 PB: 0 SB: 1 CS: 0	PA: 35					
<b>PITCHER</b>	IP	WLS	BF	H	R	ER	SO	BB	IBB	HBP	BLK	WP	HR	S	P	ERA	WHIP										
13 Drew Pomeranz, L ERA: 4.4	4.1		21	2	0	0	2	1	0	0	0	0	0	45	79	2.08	1.615										
49 Edward Mujica, R ERA: 3.44	1.2	W	5	0	0	0	2	1	0	0	0	0	0	14	22	0.00	0.600										
58 Evan Scribner, R ERA: 2.38	2.0	H	6	0	0	0	2	0	0	0	0	0	0	19	26	0.00	0.000										
36 Tyler Clippard, R ERA: 2.5	1.0	S	3	0	0	0	2	0	0	0	0	0	0	7	9	0.00	0.000										

AB 32  
R 2  
H 6  
RBI 2  
BB 5  
SO 9  
LOB 16



AB 25  
R 1  
H 2  
RBI 1  
BB 6  
SO 8  
LOB 15





Batter	1	2	3	4	5	6	7	8	9	AB	R	H	RBI	BB	SO	LOB	TOP					
4 Coco Crisp, S OBP: 0.173, SLG: 0.067 1 Billy Burns, S OBP: 0.381, SLG: 0.373										1	0	0	0	1	0	0						
10 Marcus Semien, R OBP: 0.392, SLG: 0.506										4	1	1	0	0	1	2						
22 Josh Reddick, L OBP: 0.392, SLG: 0.543										4	0	1	1	0	1	2						
16 Billy Butler, R OBP: 0.310, SLG: 0.391										4	0	0	0	0	2	2						
21 Stephen Vogt, L OBP: 0.416, SLG: 0.611										3	1	0	0	1	0	0						
50 Max Muncy, L OBP: 0.392, SLG: 0.607										3	2	2	1	1	0	0						
15 Brett Lawrie, R OBP: 0.302, SLG: 0.353										4	0	3	1	0	0	0						
23 Sam Fuld, L OBP: 0.274, SLG: 0.305										2	0	1	0	0	0	1						
20 Mark Canha, R OBP: 0.288, SLG: 0.389										2	0	0	0	0	1	1						
28 Eric Sogard, L OBP: 0.278, SLG: 0.310										3	0	0	0	1	0	0						
<b>Inning Stats</b>	R: 0 H: 0 E: 0 K: 3 S: 14	H: 0 LOB: 1 BB: 1 P: 23	R: 0 H: 2 E: 0 K: 0 S: 8	H: 2 LOB: 2 BB: 1 P: 13	R: 1 H: 2 E: 0 K: 0 S: 9	H: 2 LOB: 1 BB: 0 P: 13	R: 0 H: 1 E: 0 K: 0 S: 12	H: 1 LOB: 1 BB: 0 P: 20	R: 0 H: 1 E: 0 K: 0 S: 8	H: 1 LOB: 0 BB: 0 P: 13	R: 1 H: 1 E: 0 K: 0 S: 16	H: 1 LOB: 0 BB: 0 P: 23	R: 0 H: 1 E: 0 K: 1 S: 8	H: 1 LOB: 0 BB: 0 P: 11	R: 0 H: 0 E: 0 K: 1 S: 7	H: 0 LOB: 0 BB: 0 P: 11	R: 2 H: 2 E: 0 K: 1 S: 15	H: 2 LOB: 1 BB: 2 P: 27	1B: 6 2B: 3 HR: 1	SF: 0 SAC: 0 HBP: 0	WP: 0 PB: 0 SB: 3 CS: 1	PA: 38
<b>PITCHER</b>	IP WLS BF H R ER SO BB IBB HBP BLK WP HR S P ERA WHIP																					
56 Roberto Hernandez, R ERA: 3.99	6.0 W 25 7 2 2 3 2 0 0 0 0 0 1 67 105 3.00 1.500																					
29 Tony Sipp, L ERA: 0.55	7.1 1.0 H 3 1 0 0 1 0 0 0 0 0 0 0 8 11 0.00 1.000																					
50 Chad Qualls, R ERA: 2.93	8.1 1.0 H 3 0 0 0 1 0 0 0 0 0 0 0 7 11 0.00 0.000																					
44 Luke Gregerson, R ERA: 4.08	9.1 0.2 S 5 2 2 2 0 2 0 0 0 0 0 0 12 24 27.00 6.000																					
37 Pat Neshek, R ERA: 2.87	9.1 0.1 S 1 0 0 0 1 0 0 0 0 0 0 0 3 3 0.00 0.000																					

Oakland Athletics @ Houston Astros  
Minute Maid Park, Houston, TX  
Tue May 19 2015, 7:12 PM - 10:31 PM CDT  
Att. 17,575 - Roof Closed - 73 F

livebaseballscores.com

AB 33  
R 4  
H 10  
RBI 3  
BB 4  
SO 6  
LOB 9

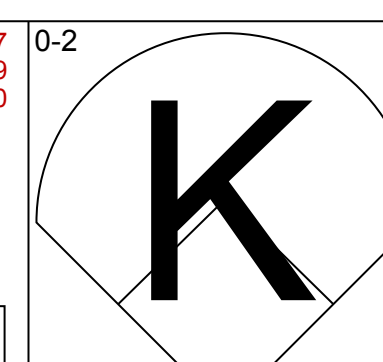
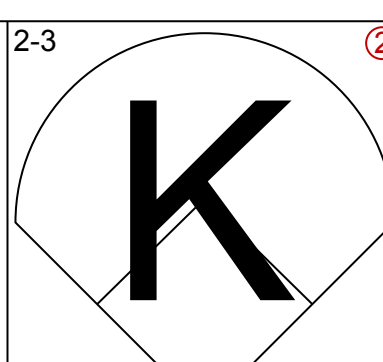
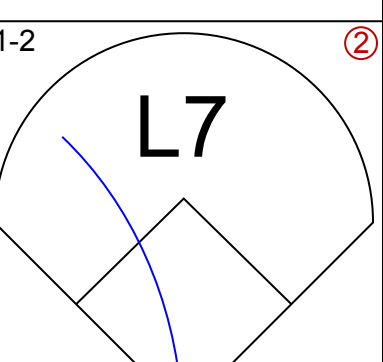
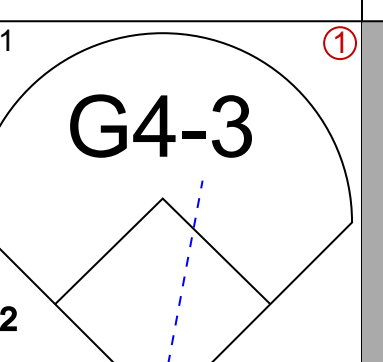
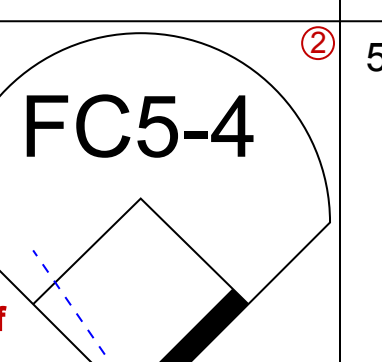
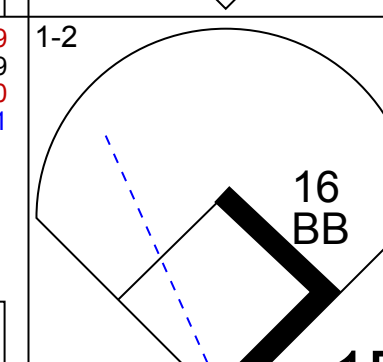
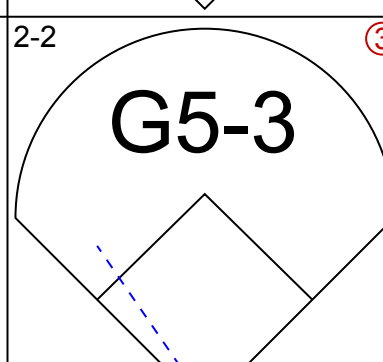
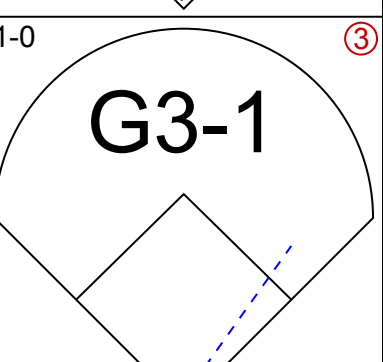
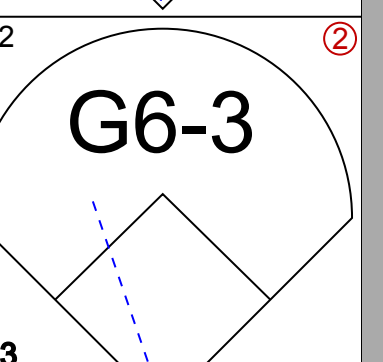
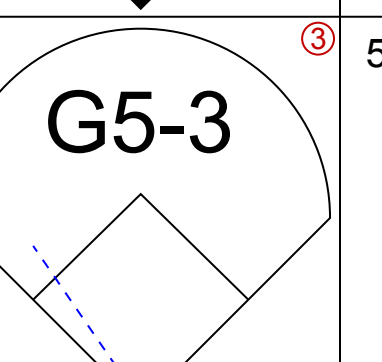
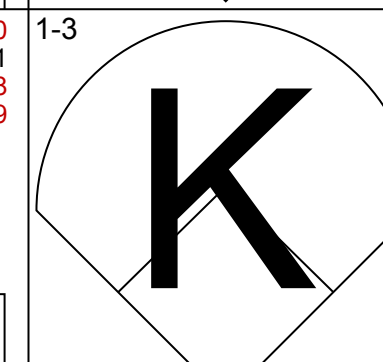
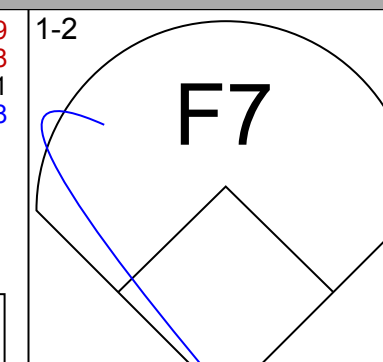
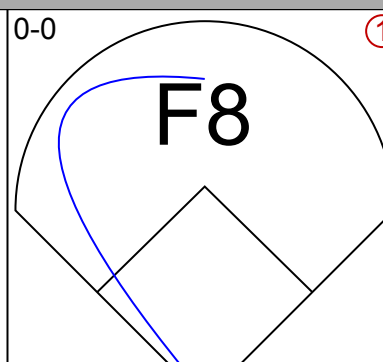

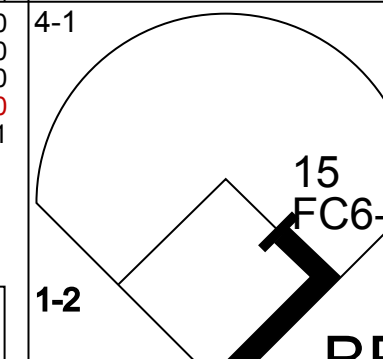
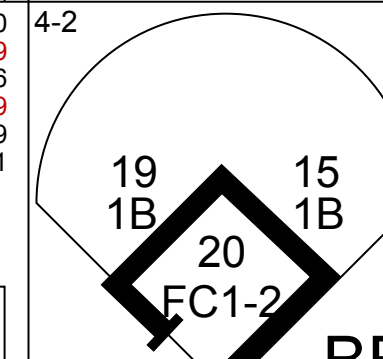
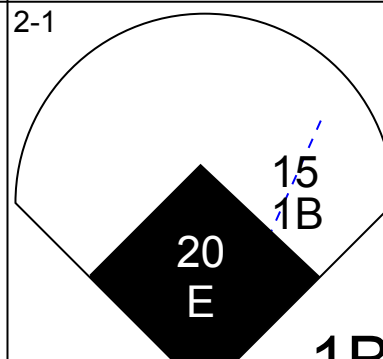
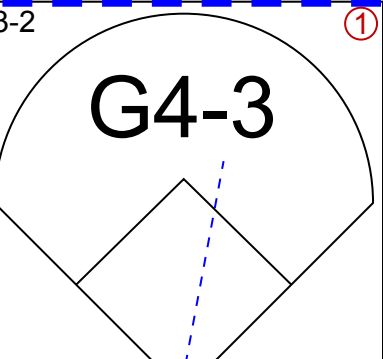
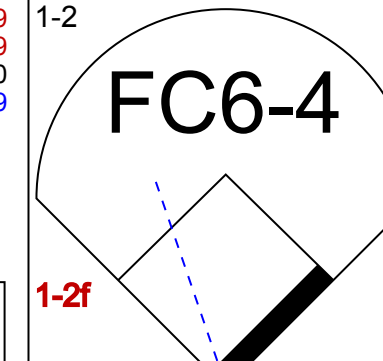
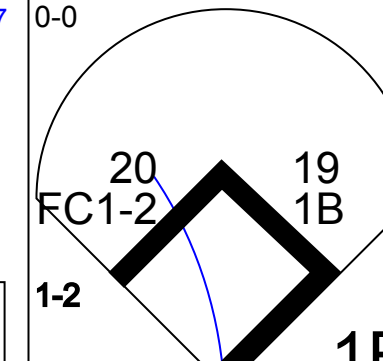
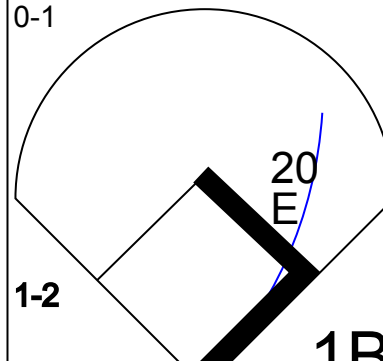
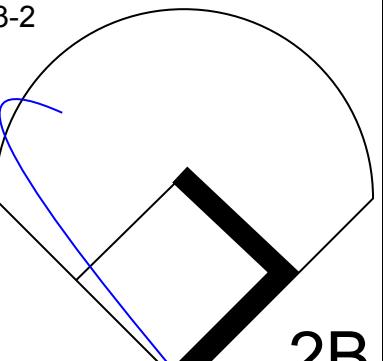
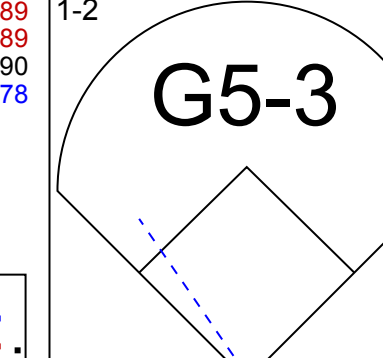
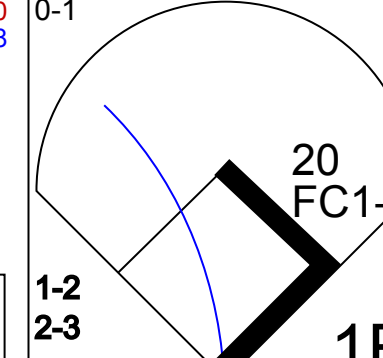
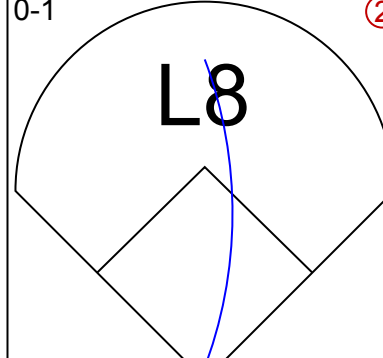
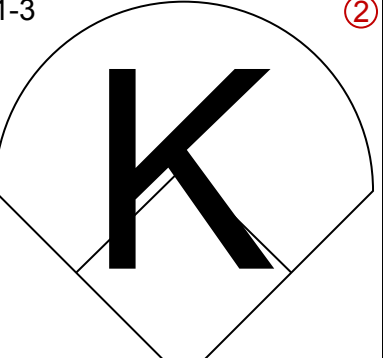
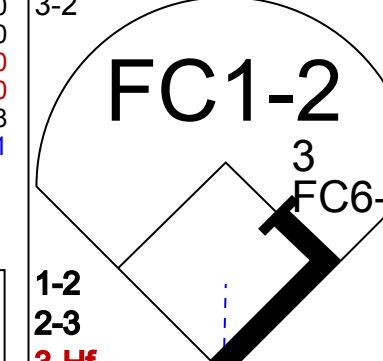
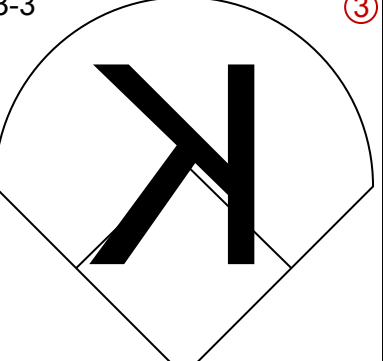
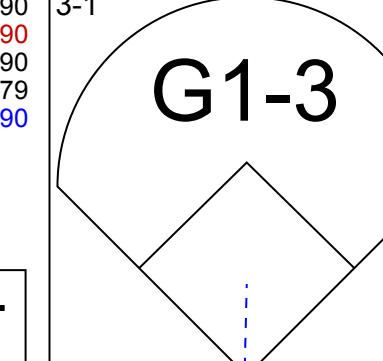
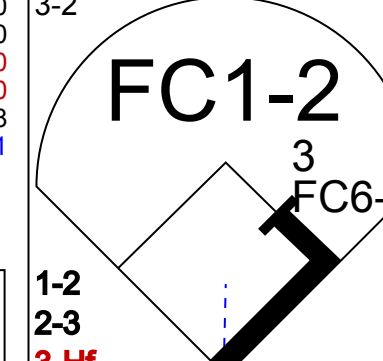
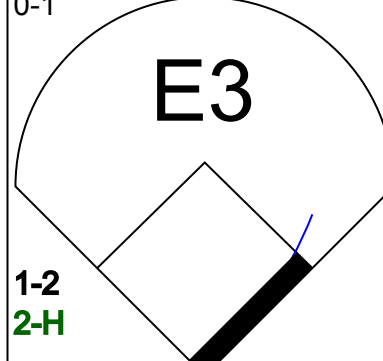
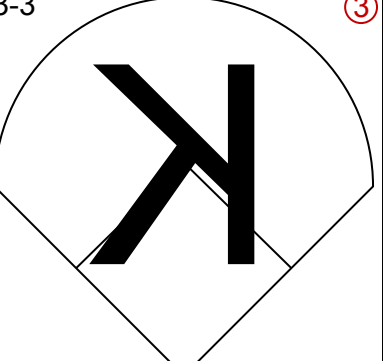
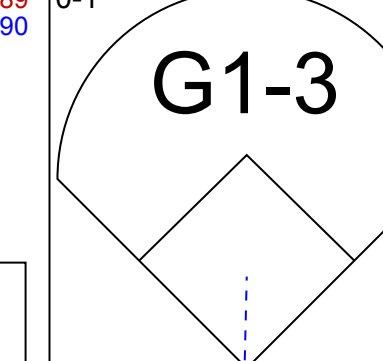
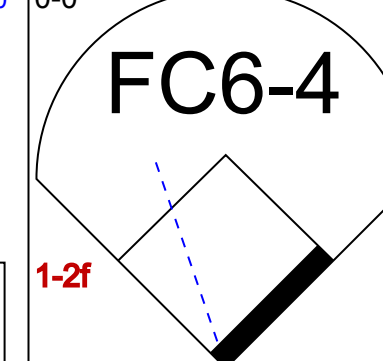
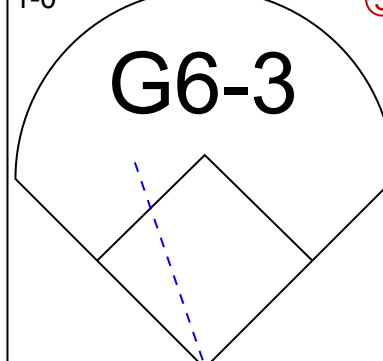
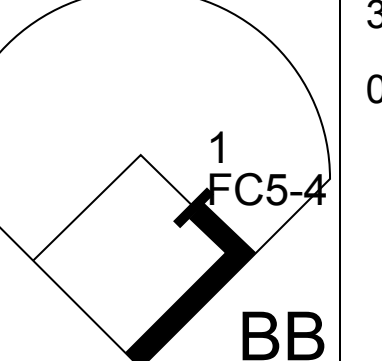

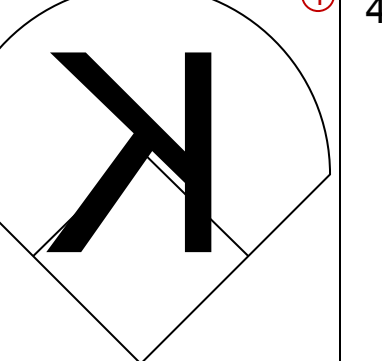
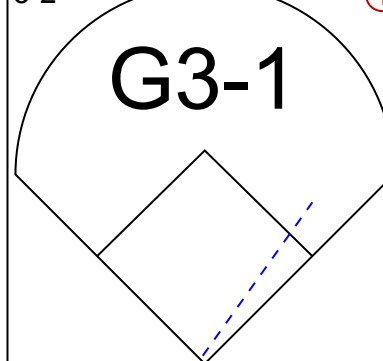
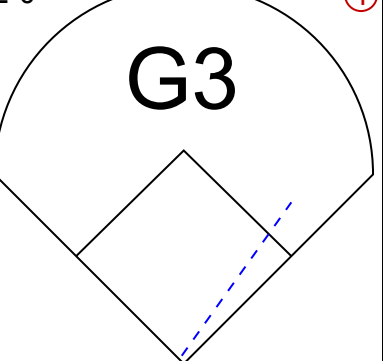
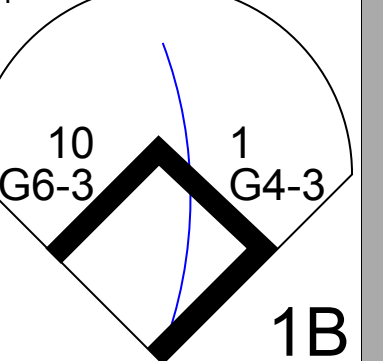
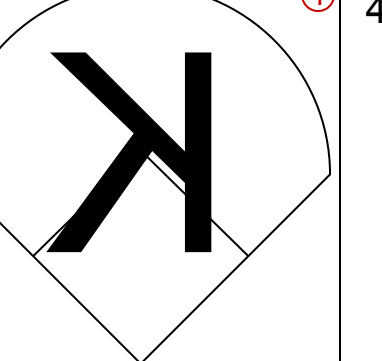
Batter	1	2	3	4	5	6	7	8	9	AB	R	H	RBI	BB	SO	LOB	BOTTOM			
27 Jose Altuve, R OBP: 0.374, SLG: 0.466										5	0	2	0	0	1	2				
18 Luis Valbuena, L OBP: 0.251, SLG: 0.460										3	1	1	0	1	1	2				
4 George Springer, R OBP: 0.327, SLG: 0.387										2	0	0	0	2	0	0				
Evan Gattis, R OBP: 0.213, SLG: 0.385										4	0	2	1	0	0	2				
20 Preston Tucker, L OBP: 0.394, SLG: 0.429 6 Jake Marisnick, R OBP: 0.333, SLG: 0.451										3	0	0	0	0	1	5				
28 Colby Rasmus, L OBP: 0.310, SLG: 0.530										4	2	2	2	0	0	3				
23 Chris Carter, R OBP: 0.273, SLG: 0.341										4	1	1	2	0	0	0				
15 Jason Castro, L OBP: 0.298, SLG: 0.422										4	1	2	1	0	1	0				
2 Jonathan Villar, S OBP: 0.302, SLG: 0.292										4	0	1	0	0	2	1				
<b>Inning Stats</b>	R: 0 H: 1 E: 0 K: 0 S: 10	H: 3 LOB: 1 BB: 0 P: 18	R: 2 H: 3 E: 0 K: 2 S: 16	H: 3 LOB: 0 BB: 0 P: 25	R: 0 H: 1 E: 0 K: 1 S: 11	H: 1 LOB: 0 BB: 0 P: 20	R: 0 H: 0 E: 0 K: 1 S: 8	H: 0 LOB: 0 BB: 0 P: 13	R: 1 H: 2 E: 0 K: 0 S: 15	H: 2 LOB: 2 BB: 2 P: 28	R: 0 H: 0 E: 0 K: 1 S: 7	H: 0 LOB: 0 BB: 0 P: 9	R: 0 H: 1 E: 0 K: 1 S: 7	H: 1 LOB: 0 BB: 0 P: 11	R: 3 H: 3 E: 0 K: 0 S: 21	H: 3 LOB: 1 BB: 1 P: 31	1B: 7 2B: 1 3B: 0 HR: 3	SF: 0 SAC: 0 DP: 1 HBP: 0	WP: 0 PB: 0 SB: 0 CS: 1	PA: 37
<b>PITCHER</b>	IP WLS BF H R ER SO BB IBB HBP BLK WP HR S P ERA WHIP																			
54 Sonny Gray, R ERA: 1.92	5.0 L 24 7 3 3 4 3 0 0 0 0 0 0 18 28 3.86 0.857																			
33 Fernando Rodriguez Jr., R ERA: 5.4	2.1 8 1 1 1 2 1 0 0 0 0 0 0 12 17 54.00 6.000																			
56 Fernando Abad, L ERA: 7.36	8.1 0.1 S 3 2 2 2 0 0 0 0 0 0 0 2 12 17 54.00 6.000																			
44 Angel Castro, R ERA: 4.5	8.1 0.1 S 2 1 0 0 0 0 0 0 0 0 0 0 5 6 0.00 3.000																			

Oakland Athletics @ Houston Astros  
Minute Maid Park, Houston, TX  
Tue May 19 2015, 7:12 PM - 10:31 PM CDT  
Att. 17,575 - Roof Closed - 73 F

livebaseballscores.com

AB 33  
R 6  
H 11  
RBI 6  
BB 4  
SO 6  
LOB 15



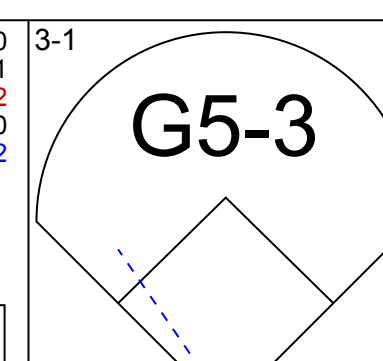
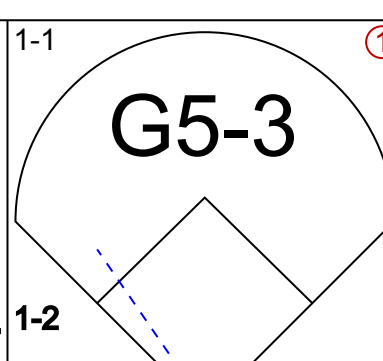
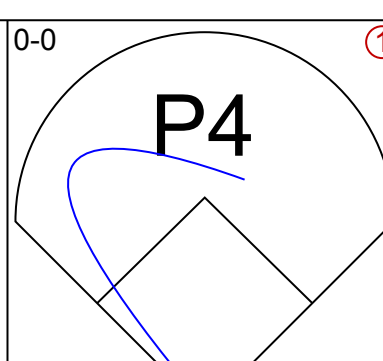
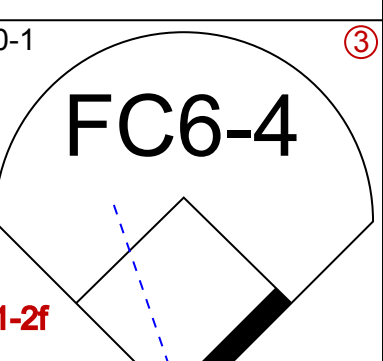
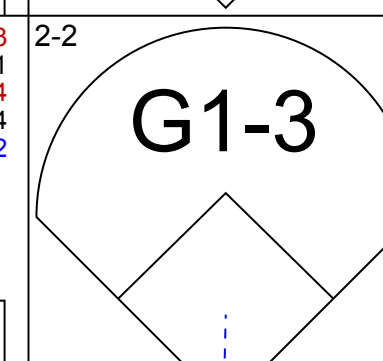
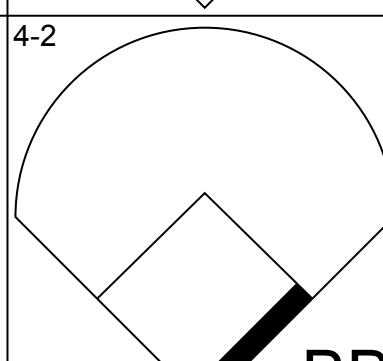
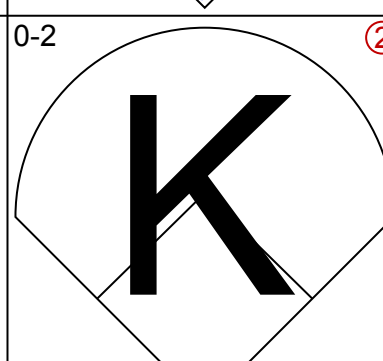
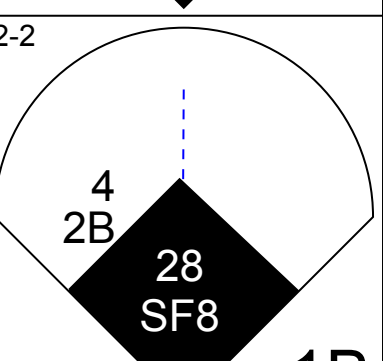
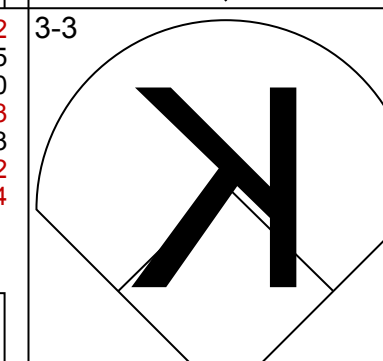
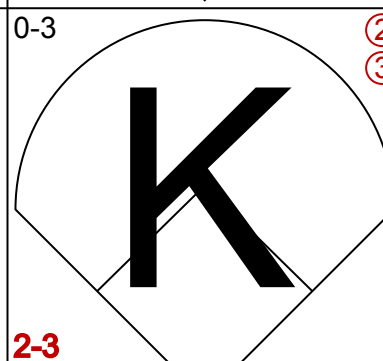
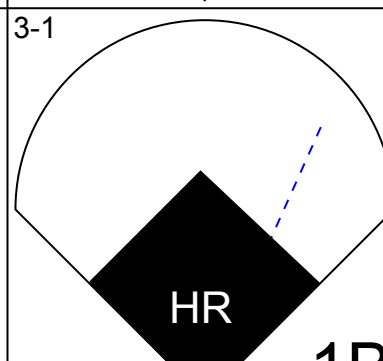
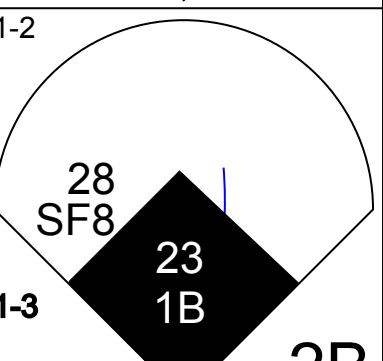
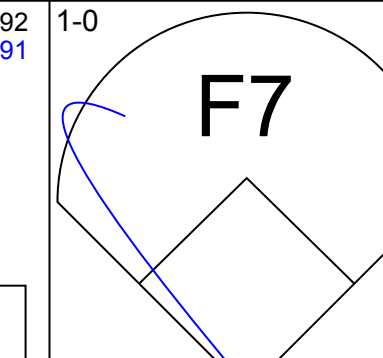
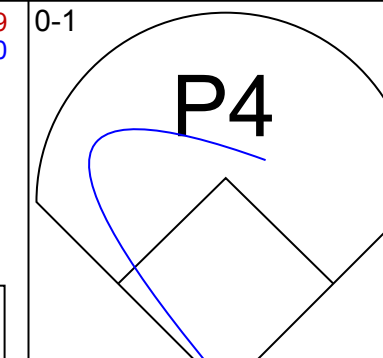
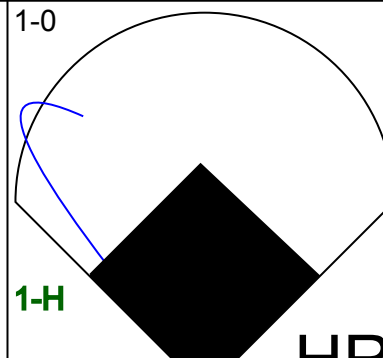
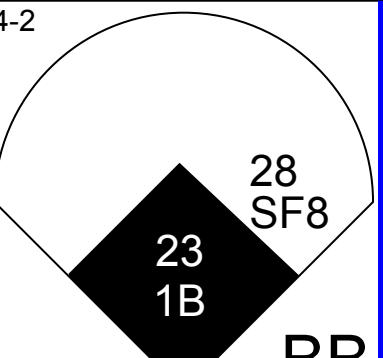
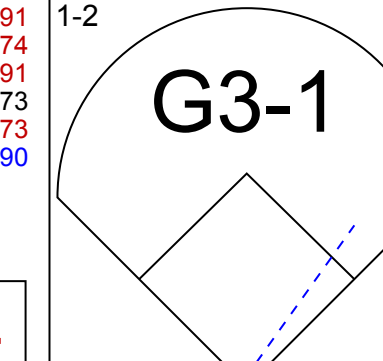
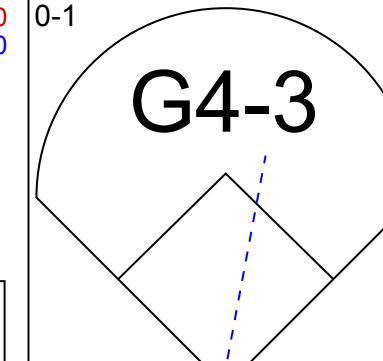
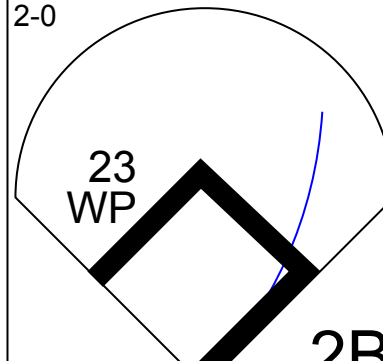
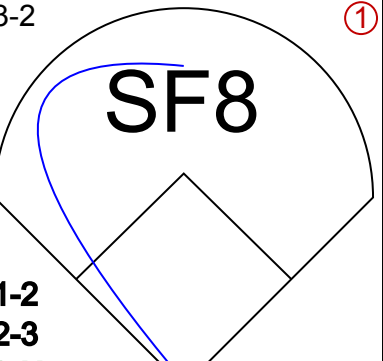
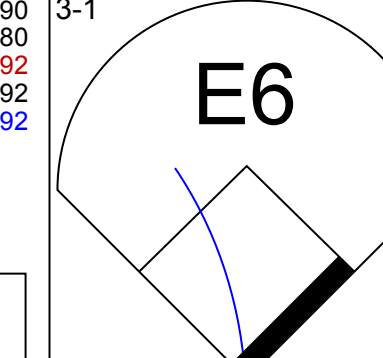
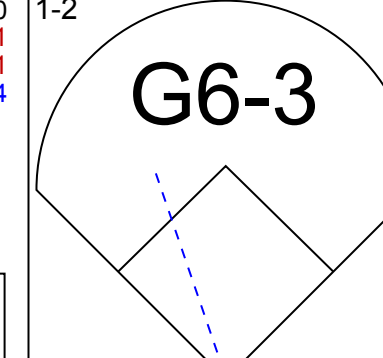
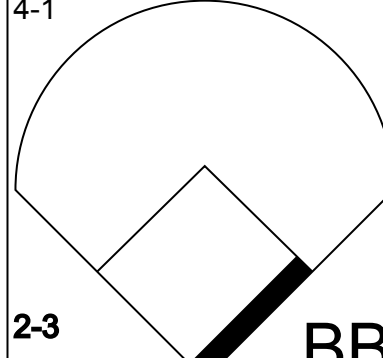
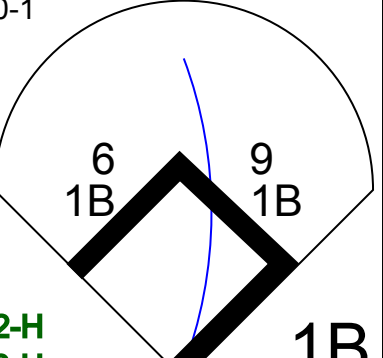
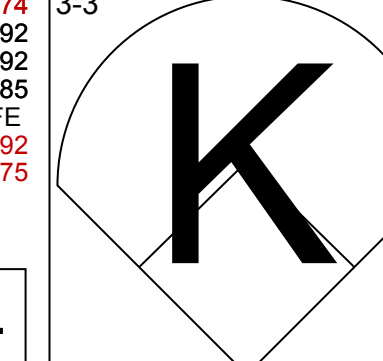

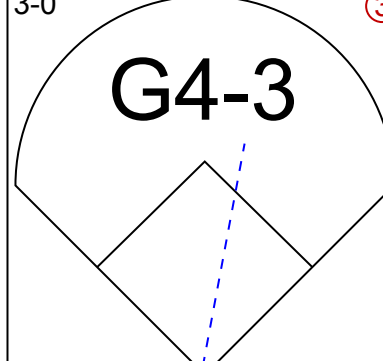
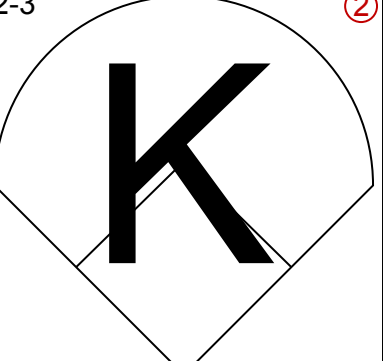



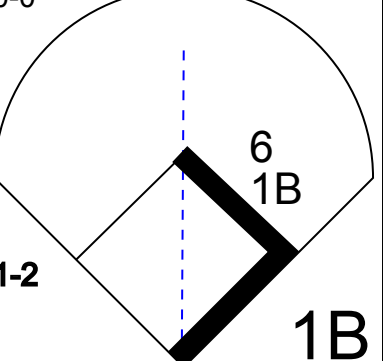
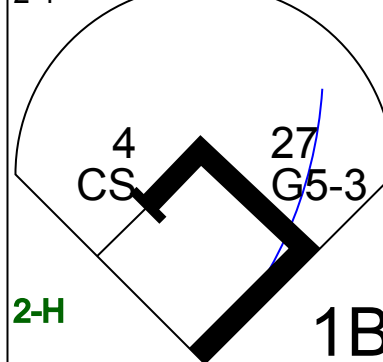
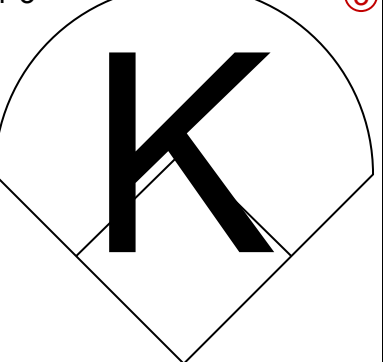
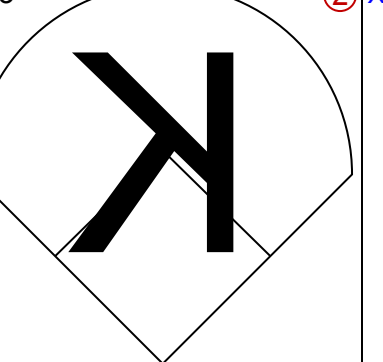


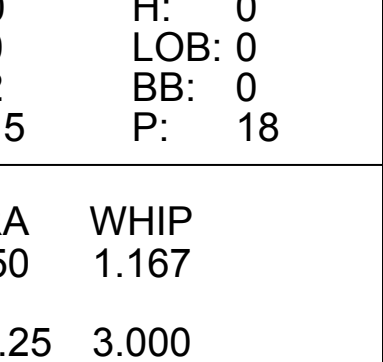
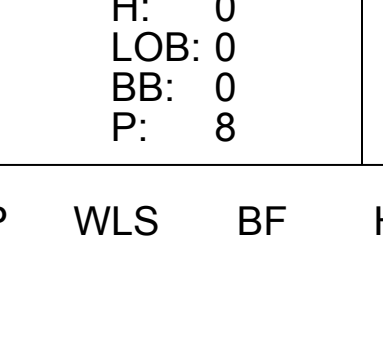
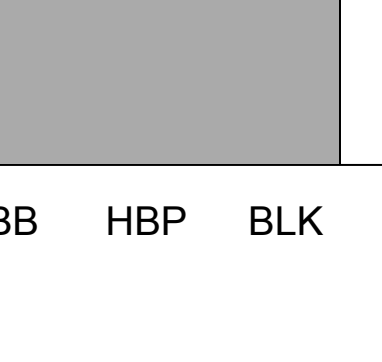
Batter	1	2	3	4	5	6	7	8	9	AB	R	H	RBI	BB	SO	LOB	TOP					
1 Billy Burns, S OBP: 0.353, SLG: 0.344										5	0	0	0	0	2	2						
10 Marcus Semien, R OBP: 0.352, SLG: 0.497										5	0	1	0	0	0	2						
22 Josh Reddick, L OBP: 0.381, SLG: 0.527										4	0	0	0	0	2	2						
16 Billy Butler, R OBP: 0.320, SLG: 0.393										2	1	1	0	2	0	0						
15 Brett Lawrie, R OBP: 0.313, SLG: 0.369										4	0	3	0	0	0	2						
19 Josh Phegley, R OBP: 0.304, SLG: 0.341										3	0	1	0	0	0	2						
21 Stephen Vogt, L OBP: 0.413, SLG: 0.605										1	0	0	0	0	1	1						
20 Mark Canha, R OBP: 0.279, SLG: 0.375										4	0	0	0	0	1	5						
3 Craig Gentry, R OBP: 0.163, SLG: 0.079										3	0	0	0	0	0	5						
23 Sam Fuld, L OBP: 0.260, SLG: 0.305										0	0	0	0	1	0	0						
28 Eric Sogard, L OBP: 0.277, SLG: 0.308										4	0	1	0	0	1	1						
<b>Inning Stats</b>	R: 0 E: 0 K: 2 S: 13	H: 1 LOB: 2 BB: 1 P: 20	R: 0 E: 0 K: 0 S: 7	H: 0 LOB: 0 BB: 0 P: 11	R: 0 E: 0 K: 1 S: 11	H: 0 LOB: 0 BB: 0 P: 18	R: 0 E: 0 K: 0 S: 12	H: 2 LOB: 3 BB: 1 P: 20	R: 0 E: 0 K: 0 S: 5	H: 0 LOB: 0 BB: 0 P: 9	R: 1 E: 0 K: 0 S: 10	H: 2 LOB: 2 BB: 0 P: 13	R: 0 E: 0 K: 1 S: 11	H: 1 LOB: 1 BB: 0 P: 15	R: 0 E: 0 K: 2 S: 15	H: 1 LOB: 1 BB: 0 P: 25	R: 0 E: 0 K: 1 S: 15	H: 0 LOB: 1 BB: 1 P: 22	1B: 6 2B: 1 3B: 0 HR: 0	SF: 0 SAC: 0 DP: 0 HBP: 0	WP: 0 PB: 0 SB: 0 CS: 0	PA: 38
<b>PITCHER</b>	IP	WLS	BF	H	R	ER	SO	BB	IBB	HBP	BLK	WP	HR	S	P	ERA	WHIP					
60 Dallas Keuchel, L ERA: 1.67	7.0	W	30	6	1	0	4	2	0	0	0	0	0	69	106	0.00	1.143					
37 Pat Neshek, R ERA: 2.91	0.1	H	2	1	0	0	0	0	0	0	0	0	0	7	13	0.00	3.000					
29 Tony Sipp, L ERA: 0.53	0.2	H	2	0	0	0	2	0	0	0	0	0	0	8	12	0.00	0.000					
36 Will Harris, R ERA: 0.45	1.0		4	0	0	0	1	1	0	0	0	0	0	15	22	0.00	1.000					

Oakland Athletics @ Houston Astros  
Minute Maid Park, Houston, TX  
Wed May 20 2015, 1:11 PM - 4:13 PM CDT  
Att: 21,066 - Roof Closed - 73 F

livebaseballscores.com

AB 35  
R 1  
H 7  
RBI 0  
BB 3  
SO 7  
LOB 22



Batter	1	2	3	4	5	6	7	8	9	AB	R	H	RBI	BB	SO	LOB	BOTTOM					
27 Jose Altuve, R OBP: 0.364, SLG: 0.452										5	0	0	0	0	1	4						
18 Luis Valbuena, L OBP: 0.280, SLG: 0.458										3	1	1	0	1	1	0						
4 George Springer, R OBP: 0.331, SLG: 0.398										4	2	2	0	0	2	2						
Evan Gattis, R OBP: 0.221, SLG: 0.406										3	1	1	2	1	0	0						
2 Jonathan Villar, S OBP: 0.302, SLG: 0.292										0	1	0	0	0	0	0						
28 Colby Rasmus, L OBP: 0.308, SLG: 0.534										3	0	1	1	0	0	0						
23 Chris Carter, R OBP: 0.279, SLG: 0.341										3	0	1	2	1	0	0						
15 Jason Castro, L OBP: 0.288, SLG: 0.406										4	0	0	0	0	3	4						
9 Marwin Gonzalez, S OBP: 0.250, SLG: 0.410										4	1	2	0	0	0	0						
6 Jake Marisnick, R OBP: 0.339, SLG: 0.453										4	0	2	1	0	2	0						
<b>Inning Stats</b>	R: 0 E: 0 K: 1 S: 9	H: 0 LOB: 0 BB: 0 P: 17	R: 0 E: 1 K: 1 S: 11	H: 0 LOB: 1 BB: 0 P: 19	R: 1 E: 0 K: 1 S: 15	H: 2 LOB: 1 BB: 1 P: 23	R: 0 E: 0 K: 0 S: 7	H: 0 LOB: 0 BB: 0 P: 8	R: 0 E: 0 K: 2 S: 15	H: 0 LOB: 0 BB: 0 P: 18	R: 2 E: 0 K: 1 S: 10	H: 3 LOB: 2 BB: 1 P: 23	R: 0 E: 0 K: 2 S: 8	H: 0 LOB: 0 BB: 0 P: 8	R: 3 E: 0 K: 1 S: 21	H: 5 LOB: 3 BB: 1 P: 33	R: 0 E: 0 K: 1 S: 21	H: 0 LOB: 0 BB: 0 P: 20	1B: 6 2B: 3 3B: 0 HR: 1	SF: 1 SAC: 0 DP: 0 HBP: 0	WP: 2 PB: 0 SB: 0 CS: 1	PA: 37
<b>PITCHER</b>	IP	WLS	BF	H	R	ER	SO	BB	IBB	HBP	BLK	WP	HR	S	P	ERA	WHIP					
32 Jesse Hahn, R ERA: 4.43	6.0	L	25	5	3	3	6	2	0	0	0	0	0	21	31	20.25	3.000					
61 Dan Otero, R ERA: 4.5	1.1		8	3	3	3	2	1	0	0	0	0	0	8	10	0.00	3.000					
68 Arnold Leon, R ERA: 5.4	0.2		4	2	0	0	1	0	0	0	0	0	0	8	10	0.00	3.000					

Oakland Athletics @ Houston Astros  
Minute Maid Park, Houston, TX  
Wed May 20 2015, 1:11 PM - 4:13 PM CDT  
Att: 21,066 - Roof Closed - 73 F

livebaseballscores.com

AB 33  
R 6  
H 10  
RBI 6  
BB 3  
SO 9  
LOB 10





Batter	1	2	3	4	5	6	7	8	9	AB	R	H	RBI	BB	SO	LOB	TOP										
1 Billy Burns, S OBP: 0.347, SLG: 0.368										4	0	1	0	0	2	1	<b>Oakland Athletics @ Tampa Bay Rays</b> Tropicana Field, St. Petersburg, FL Thu May 21 2015, 7:16 PM - 10:10 PM EDT Att: 10,605 - Dome - 72 F										
10 Marcus Semien, R OBP: 0.344, SLG: 0.485										4	0	0	0	0	1	2											
22 Josh Reddick, L OBP: 0.377, SLG: 0.519										4	0	1	0	0	0	1											
16 Billy Butler, R OBP: 0.313, SLG: 0.383										4	0	0	0	0	1	2											
21 Stephen Vogt, L OBP: 0.408, SLG: 0.593										4	0	1	0	0	1	1											
50 Max Muncy, L OBP: 0.378, SLG: 0.581										3	0	1	0	1	0	0											
15 Brett Lawrie, R OBP: 0.312, SLG: 0.366										4	0	1	0	0	2	2											
23 Sam Fuld, L OBP: 0.281, SLG: 0.299										2	0	0	0	1	0	3											
28 Eric Sogard, L OBP: 0.281, SLG: 0.311										2	0	1	0	0	1	0											
20 Mark Canha, R OBP: 0.276, SLG: 0.372									1	0	0	0	0	1	0												
<b>Inning Stats</b>	R: 0 E: 0 K: 0 S: 13	H: 1 LOB: 1 BB: 0 P: 18	R: 0 E: 0 K: 0 S: 10	H: 0 LOB: 0 BB: 0 P: 16	R: 0 E: 0 K: 1 S: 10	H: 1 LOB: 1 BB: 0 P: 14	R: 0 E: 0 K: 0 S: 15	H: 2 LOB: 3 BB: 1 P: 22	R: 0 E: 0 K: 2 S: 9	H: 0 LOB: 0 BB: 0 P: 16	R: 0 E: 0 K: 1 S: 13	H: 0 LOB: 0 BB: 0 P: 19	R: 0 E: 0 K: 1 S: 7	H: 0 LOB: 0 BB: 1 P: 14	R: 0 E: 0 K: 2 S: 11	H: 0 LOB: 2 BB: 0 P: 17	R: 0 E: 0 K: 2 S: 13	H: 2 LOB: 2 BB: 0 P: 16	1B: 5 2B: 0 3B: 1 HR: 0	SF: 0 SAC: 0 DP: 0 HBP: 0	WP: 0 PB: 0 SB: 0 CS: 1	PA: 35					
<b>PITCHER</b>	IP	WLS	BF	H	R	ER	SO	BB	IBB	HBP	BLK	WP	HR	S	P	ERA	WHIP										
37 Alex Colomé, R ERA: 4.81	5.0	W	20	4	0	0	3	1	0	0	0	0	0	57	86	0.00	1.000										
54 Steve Geltz, R ERA: 2.84	1.0	H	3	0	0	0	1	0	0	0	0	0	0	13	19	0.00	0.000										
40 Kevin Jepsen, R ERA: 1.96	1.0	H	3	0	0	0	1	1	0	0	0	0	0	7	14	0.00	1.000										
57 Jake McGee, L ERA:	1.0	H	3	0	0	0	2	0	0	0	0	0	0	11	17	0.00	0.000										
26 Brad Boxberger, R ERA: 1.13	1.0	S	5	2	0	0	2	0	0	0	0	0	0	13	16	0.00	2.000										
<b>Batter</b>	<b>1</b>	<b>2</b>	<b>3</b>	<b>4</b>	<b>5</b>	<b>6</b>	<b>7</b>	<b>8</b>	<b>9</b>	<b>AB</b>	<b>R</b>	<b>H</b>	<b>RBI</b>	<b>BB</b>	<b>SO</b>	<b>LOB</b>	<b>BOTTOM</b>										
39 Kevin Kiermaier, L OBP: 0.285, SLG: 0.419										4	0	1	0	0	1	0	<b>Oakland Athletics @ Tampa Bay Rays</b> Tropicana Field, St. Petersburg, FL Thu May 21 2015, 7:16 PM - 10:10 PM EDT Att: 10,605 - Dome - 72 F										
20 Steven Souza Jr., R OBP: 0.321, SLG: 0.394										4	0	0	0	0	4	1											
3 Evan Longoria, R OBP: 0.361, SLG: 0.425										3	1	1	0	1	0	1											
21 James Loney, L OBP: 0.330, SLG: 0.392										4	0	1	0	0	0	2											
11 Logan Forsythe, R OBP: 0.373, SLG: 0.479										4	0	1	0	0	0	3											
7 David DeJesus, L OBP: 0.387, SLG: 0.500										4	1	2	2	0	0	2											
5 Brandon Guyer, R OBP: 0.366, SLG: 0.414										3	1	1	0	0	1	1											
2 Nick Franklin, S OBP: 0.200, SLG: 0.300										3	0	0	0	0	2	1											
46 Bobby Wilson, R OBP: 0.244, SLG: 0.171										3	0	0	1	0	0	0											
<b>Inning Stats</b>	R: 0 E: 0 K: 1 S: 11	H: 1 LOB: 2 BB: 0 P: 16	R: 0 E: 0 K: 2 S: 8	H: 0 LOB: 0 BB: 0 P: 13	R: 0 E: 0 K: 2 S: 9	H: 0 LOB: 0 BB: 0 P: 12	R: 1 E: 0 K: 0 S: 11	H: 1 LOB: 1 BB: 1 P: 21	R: 0 E: 0 K: 1 S: 15	H: 1 LOB: 1 BB: 0 P: 23	R: 0 E: 0 K: 0 S: 7	H: 0 LOB: 0 BB: 0 P: 12	R: 2 E: 0 K: 1 S: 17	H: 2 LOB: 0 BB: 0 P: 21	R: 0 E: 1 K: 1 S: 13	H: 2 LOB: 2 BB: 0 P: 22		R: 0 E: 1 K: 1 S: 13	H: 2 LOB: 2 BB: 0 P: 22	1B: 5 2B: 1 3B: 0 HR: 1	SF: 0 SAC: 0 DP: 0 HBP: 0	WP: 0 PB: 1 SB: 3 CS: 0	PA: 33				
<b>PITCHER</b>	IP	WLS	BF	H	R	ER	SO	BB	IBB	HBP	BLK	WP	HR	S	P	ERA	WHIP										
30 Jesse Chavez, R ERA: 2.89	6.0	L	25	5	3	3	6	1	0	0	0	0	0	68	105	4.50	1.000										
49 Edward Mujica, R ERA: 3.32	0.2		2	0	0	0	1	0	0	0	0	0	0	7	9	0.00	0.000										
33 Fernando Rodriguez Jr., R ERA: 5.15	0.1		1	0	0	0	0	0	0	0	0	0	0	3	4	0.00	0.000										
44 Angel Castro, R ERA: 3.0	1.0		5	2	0	0	1	0	0	0	0	0	0	13	22	0.00	2.000										




Batter	1	2	3	4	5	6	7	8	9	AB	R	H	RBI	BB	SO	LOB	TOP					
1 Billy Burns, S OBP: 0.338, SLG: 0.347	G6-3		L5			L8			K	4	0	0	0	1	1	4	<b>Oakland Athletics @ Tampa Bay Rays</b> Tropicana Field, St. Petersburg, FL Fri May 22 2015, 7:11 PM - 10:15 PM EDT Att: 12,329 - Dome - 72 F					
28 Eric Sogard, L OBP: 0.265, SLG: 0.314	1B		F7			P6		F8	1B	5	1	2	0	0	0	2						
22 Josh Reddick, L OBP: 0.378, SLG: 0.511	K					G1-3		F8	1B	4	0	1	0	1	1	2						
16 Billy Butler, R OBP: 0.315, SLG: 0.386	1B					L9			1B	4	0	2	1	0	1	3						
21 Stephen Vogt, L OBP: 0.408, SLG: 0.610	K							F9	K	5	1	2	1	0	2	4						
15 Brett Lawrie, R OBP: 0.310, SLG: 0.364	G6-3								K	4	0	1	0	0	2	0						
50 Max Muncy, L OBP: 0.366, SLG: 0.529	K							F8		3	0	0	0	1	1	3						
12 Andy Parrino, S	K							G6-3		2	0	0	0	0	2	1						
10 Marcus Semien, R	K									1	0	0	0	1	0	1						
23 Sam Fuld, L OBP: 0.280, SLG: 0.297								G4-3		4	0	1	0	0	2	5						
<b>Inning Stats</b>	R: 0 H: 2 E: 0 K: 2 S: 16	H: 2 LOB: 2 BB: 0 P: 23	R: 0 H: 0 E: 0 K: 2 S: 9	H: 0 LOB: 0 BB: 0 P: 15	R: 0 H: 1 E: 0 K: 1 S: 12	H: 1 LOB: 2 BB: 1 P: 18	R: 1 H: 1 E: 0 K: 3 S: 12	H: 1 LOB: 1 BB: 1 P: 22	R: 0 H: 0 E: 0 K: 0 S: 9	H: 2 LOB: 3 BB: 1 P: 20	R: 0 H: 1 E: 0 K: 0 S: 8	H: 1 LOB: 0 BB: 0 P: 12	R: 0 H: 0 E: 0 K: 1 S: 9	H: 0 LOB: 1 BB: 0 P: 14	R: 1 H: 2 E: 0 K: 2 S: 13	H: 2 LOB: 1 BB: 0 P: 18	1B: 8 2B: 0 3B: 0 HR: 1	SF: 1 SAC: 0 DP: 0 HBP: 0	WP: 2 PB: 0 SB: 2 CS: 0	PA: 41		
<b>PITCHER</b>	IP WLS BF H R ER SO BB IBB HBP BLK WP HR S P ERA WHIP	IP WLS BF H R ER SO BB IBB HBP BLK WP HR S P ERA WHIP	IP WLS BF H R ER SO BB IBB HBP BLK WP HR S P ERA WHIP	IP WLS BF H R ER SO BB IBB HBP BLK WP HR S P ERA WHIP	IP WLS BF H R ER SO BB IBB HBP BLK WP HR S P ERA WHIP	IP WLS BF H R ER SO BB IBB HBP BLK WP HR S P ERA WHIP	IP WLS BF H R ER SO BB IBB HBP BLK WP HR S P ERA WHIP	IP WLS BF H R ER SO BB IBB HBP BLK WP HR S P ERA WHIP	IP WLS BF H R ER SO BB IBB HBP BLK WP HR S P ERA WHIP	IP WLS BF H R ER SO BB IBB HBP BLK WP HR S P ERA WHIP	IP WLS BF H R ER SO BB IBB HBP BLK WP HR S P ERA WHIP	IP WLS BF H R ER SO BB IBB HBP BLK WP HR S P ERA WHIP	IP WLS BF H R ER SO BB IBB HBP BLK WP HR S P ERA WHIP	IP WLS BF H R ER SO BB IBB HBP BLK WP HR S P ERA WHIP	IP WLS BF H R ER SO BB IBB HBP BLK WP HR S P ERA WHIP	IP WLS BF H R ER SO BB IBB HBP BLK WP HR S P ERA WHIP	IP WLS BF H R ER SO BB IBB HBP BLK WP HR S P ERA WHIP	IP WLS BF H R ER SO BB IBB HBP BLK WP HR S P ERA WHIP	IP WLS BF H R ER SO BB IBB HBP BLK WP HR S P ERA WHIP	IP WLS BF H R ER SO BB IBB HBP BLK WP HR S P ERA WHIP	IP WLS BF H R ER SO BB IBB HBP BLK WP HR S P ERA WHIP	IP WLS BF H R ER SO BB IBB HBP BLK WP HR S P ERA WHIP
22 Chris Archer, R ERA: 2.4	5.1	W	26	6	1	1	8	4	0	0	0	0	0	0	0	0	1	1	65	107	1.69	1.875
47 Brandon Gomes, R ERA: 1.75	1.1	H	5	1	0	0	1	0	0	0	0	0	0	0	0	0	0	0	10	16	0.00	0.750
31 Xavier Cedeño, L ERA: 1.59	0.1	H	1	0	0	0	0	0	0	0	0	0	0	0	0	0	0	0	2	3	0.00	0.000
40 Kevin Jepsen, R ERA: 1.86	1.0	H	4	0	0	0	1	0	0	0	0	0	0	0	0	0	0	0	9	14	0.00	0.000
43 Ernesto Frieri, R ERA: 5.3	0.2		4	2	1	1	1	0	0	0	0	0	0	0	0	0	0	0	10	15	13.50	3.000
5 Brandon Guyer, R OBP: 0.375, SLG: 0.422	K									3	1	2	0	0	1	0	<b>Oakland Athletics @ Tampa Bay Rays</b> Tropicana Field, St. Petersburg, FL Fri May 22 2015, 7:11 PM - 10:15 PM EDT Att: 12,329 - Dome - 72 F					
7 David DeJesus, L OBP: 0.360, SLG: 0.490	K									2	0	0	0	0	0	1						
20 Steven Souza Jr., R OBP: 0.327, SLG: 0.417	K									2	2	1	1	1	1	0						
3 Evan Longoria, R OBP: 0.370, SLG: 0.450	BB									3	1	2	3	1	0	2						
11 Logan Forsythe, R OBP: 0.370, SLG: 0.469	G4-3									3	0	0	0	1	0	2						
9 Joey Butler, R OBP: 0.340, SLG: 0.477										3	0	1	0	0	1	3						
39 Kevin Kiermaier, L OBP: 0.290, SLG: 0.423										1	0	1	0	0	0	0						
21 James Loney, L OBP: 0.327, SLG: 0.386										4	0	1	0	0	0	2						
13 Adrúbal Cabrera, S OBP: 0.264, SLG: 0.342	G5-3									4	0	1	0	0	1	2						
1 Tim Beckham, R OBP: 0.266, SLG: 0.459										4	1	2	1	0	1	2						
44 René Rivera, R OBP: 0.190, SLG: 0.235										4	0	1	0	0	0	2						
<b>Inning Stats</b>	R: 0 H: 0 E: 0 K: 2 S: 13	H: 0 LOB: 1 BB: 1 P: 24	R: 0 H: 2 E: 0 K: 1 S: 10	H: 2 LOB: 0 BB: 0 P: 16	R: 0 H: 2 E: 0 K: 1 S: 12	H: 2 LOB: 2 BB: 2 P: 22	R: 0 H: 1 E: 0 K: 0 S: 12	H: 1 LOB: 0 BB: 0 P: 18	R: 3 H: 2 E: 1 K: 0 S: 9	H: 2 LOB: 0 BB: 0 P: 13	R: 0 H: 1 E: 0 K: 0 S: 11	H: 3 LOB: 1 BB: 0 P: 17	R: 1 H: 0 E: 0 K: 1 S: 11	H: 1 LOB: 0 BB: 0 P: 17	R: 1 H: 1 E: 0 K: 1 S: 11	H: 1 LOB: 0 BB: 0 P: 17	1B: 7 2B: 2 3B: 1 HR: 3	SF: 0 SAC: 1 DP: 2 HBP: 0	WP: 0 PB: 1 SB: 2 CS: 0	PA: 37		
<b>PITCHER</b>	IP WLS BF H R ER SO BB IBB HBP BLK WP HR S P ERA WHIP	IP WLS BF H R ER SO BB IBB HBP BLK WP HR S P ERA WHIP	IP WLS BF H R ER SO BB IBB HBP BLK WP HR S P ERA WHIP	IP WLS BF H R ER SO BB IBB HBP BLK WP HR S P ERA WHIP	IP WLS BF H R ER SO BB IBB HBP BLK WP HR S P ERA WHIP	IP WLS BF H R ER SO BB IBB HBP BLK WP HR S P ERA WHIP	IP WLS BF H R ER SO BB IBB HBP BLK WP HR S P ERA WHIP	IP WLS BF H R ER SO BB IBB HBP BLK WP HR S P ERA WHIP	IP WLS BF H R ER SO BB IBB HBP BLK WP HR S P ERA WHIP	IP WLS BF H R ER SO BB IBB HBP BLK WP HR S P ERA WHIP	IP WLS BF H R ER SO BB IBB HBP BLK WP HR S P ERA WHIP	IP WLS BF H R ER SO BB IBB HBP BLK WP HR S P ERA WHIP	IP WLS BF H R ER SO BB IBB HBP BLK WP HR S P ERA WHIP	IP WLS BF H R ER SO BB IBB HBP BLK WP HR S P ERA WHIP	IP WLS BF H R ER SO BB IBB HBP BLK WP HR S P ERA WHIP	IP WLS BF H R ER SO BB IBB HBP BLK WP HR S P ERA WHIP	IP WLS BF H R ER SO BB IBB HBP BLK WP HR S P ERA WHIP	IP WLS BF H R ER SO BB IBB HBP BLK WP HR S P ERA WHIP	IP WLS BF H R ER SO BB IBB HBP BLK WP HR S P ERA WHIP	IP WLS BF H R ER SO BB IBB HBP BLK WP HR S P ERA WHIP	IP WLS BF H R ER SO BB IBB HBP BLK WP HR S P ERA WHIP	IP WLS BF H R ER SO BB IBB HBP BLK WP HR S P ERA WHIP
26 Scott Kazmir, L ERA: 3.09	5.2	L	27	8	3	2	4	3	0	0	0	0	0	0	0	0	0	1	10	14	13.50	3.000
58 Evan Scribner, R ERA: 2.7	0.2		4	2	1	1	0	0	0	0	0	0	0	0	0	0	0	0	4	7	0.00	1.500
56 Fernando Abad, L ERA: 6.94	0.2		2	1	0	0	0	0	0	0	0	0	0	0	0	0	0	0	1	11	9.00	1.000
68 Arnold Leon, R ERA: 6.75	1.0		4	1	1	1	1	0	0	0	0	0	0	0	0	0	0	0	1	11	9.00	1.000



Batter	1	2	3	4	5	6	7	8	9	AB	R	H	RBI	BB	SO	LOB	TOP									
<b>1 Billy Burns, S</b> OBP: 0.341, SLG: 0.342 (1, 8)										4	0	1	1	1	1	1										
<b>10 Marcus Semien, R</b> OBP: 0.342, SLG: 0.474 (1, 6)										5	0	1	0	0	0	4										
<b>22 Josh Reddick, L</b> OBP: 0.379, SLG: 0.507 (1, 9)											5	1	2	0	0	2										
<b>16 Billy Butler, R</b> OBP: 0.312, SLG: 0.381 (1, 10)										5	0	1	0	0	1	3										
<b>50 Max Muncy, L</b> OBP: 0.364, SLG: 0.500 <b>12 Andy Parrino, S</b> (8, PH) (8, 5)										2	1	0	0	1	1	1										
<b>19 Josh Phegley, R</b> OBP: 0.294, SLG: 0.326 (1, 2)										5	0	1	0	0	2	3										
<b>28 Eric Sogard, L</b> OBP: 0.297, SLG: 0.322 (1, 4)										3	2	2	1	1	0	2										
<b>20 Mark Canha, R</b> OBP: 0.297, SLG: 0.374 (1, 3)										2	1	1	0	2	0	2										
<b>23 Sam Fuld, L</b> OBP: 0.287, SLG: 0.298 (1, 7)										3	0	1	2	1	0	2										
<b>Inning Stats</b>	R: 0 E: 0 K: 0 S: 14	H: 1 LOB: 1 BB: 0 P: 19	R: 0 E: 0 K: 0 S: 13	H: 2 LOB: 2 BB: 0 P: 19	R: 0 E: 0 K: 0 S: 10	H: 1 LOB: 0 BB: 0 P: 16	R: 0 E: 0 K: 1 S: 11	H: 2 LOB: 2 BB: 0 P: 18	R: 0 E: 0 K: 0 S: 8	H: 0 LOB: 0 BB: 0 P: 12	R: 4 E: 1 K: 2 S: 18	H: 3 LOB: 1 BB: 2 P: 31	R: 0 E: 0 K: 0 S: 7	H: 1 LOB: 0 BB: 0 P: 8	R: 1 E: 0 K: 1 S: 15	H: 0 LOB: 3 BB: 4 P: 36	R: 0 E: 0 K: 2 S: 13	H: 0 LOB: 1 BB: 1 P: 22	1B: 10 2B: 0 3B: 0 HR: 0	SF: 0 SAC: 0 DP: 1 HBP: 0	WP: 0 PB: 1 SB: 2 CS: 1	PA: 42				
<b>PITCHER</b>	IP	WLS	BF	H	R	ER	SO	BB	IBB	HBP	BLK	WP	HR	S	P	ERA	WHIP									
<b>51 Nate Karns, R</b> ERA: 3.71 <b>31 Xavier Cedeño, L</b> ERA: 2.31 <b>45 Enny Romero, L</b> ERA: 3.0	(1, 1)	5.2	L	24	7	2	2	2	1	0	0	0	0	0	65	99	3.18	1.412								
(6, 1)	0.1		4	2	2	1	1	1	0	0	0	0	0	9	16	27.00	9.000									
(7, 1)	3.0		14	1	1	1	3	5	0	0	0	0	0	35	66	3.00	2.000									

Oakland Athletics @ Tampa Bay Rays  
Tropicana Field, St. Petersburg, FL  
Sat May 23 2015, 4:12 PM - 7:05 PM EDT  
Att: 15,207 - Dome - 72 F


AB	35
R	5
H	10
RBI	4
BB	7
SO	6
LOB	20



Batter	1	2	3	4	5	6	7	8	9	AB	R	H	RBI	BB	SO	LOB	BOTTOM								
<b>39 Kevin Kiermaier, L</b> OBP: 0.289, SLG: 0.418 (1, 8)										4	0	1	0	0	0	0									
<b>20 Steven Souza Jr., R</b> OBP: 0.325, SLG: 0.468 (1, 9)										3	0	0	0	1	2	1									
<b>3 Evan Longoria, R</b> OBP: 0.367, SLG: 0.444 (1, 10)										4	0	1	0	0	0	1									
<b>21 James Loney, L</b> OBP: 0.316, SLG: 0.371 (1, 3)										4	0	0	0	0	0	2									
<b>11 Logan Forsythe, R</b> OBP: 0.367, SLG: 0.469 (1, 5)										4	0	1	0	0	2	2									
<b>7 David DeJesus, L</b> OBP: 0.383, SLG: 0.500 (1, 7)										2	0	2	0	1	0	0									
<b>13 Asdrúbal Cabrera, S</b> OBP: 0.263, SLG: 0.340 (1, 6)										4	0	1	0	0	3	4									
<b>2 Nick Franklin, S</b> OBP: 0.214, SLG: 0.231 (1, 4)											3	0	0	0	1	0	3								
<b>44 René Rivera, R</b> OBP: 0.185, SLG: 0.229 <b>9 Joey Butler, R</b> (8, PH) (8, 1)										3	0	0	0	0	1	2									
<b>Inning Stats</b>	R: 0 E: 0 K: 1 S: 8	H: 0 LOB: 0 BB: 0 P: 14	R: 0 E: 0 K: 1 S: 11	H: 1 LOB: 0 BB: 0 P: 15	R: 0 E: 0 K: 0 S: 5	H: 0 LOB: 0 BB: 0 P: 6	R: 0 E: 0 K: 1 S: 8	H: 0 LOB: 0 BB: 0 P: 14	R: 0 E: 0 K: 2 S: 12	H: 1 LOB: 2 BB: 0 P: 17	R: 0 E: 0 K: 1 S: 13	H: 1 LOB: 2 BB: 1 P: 21	R: 0 E: 0 K: 1 S: 8	H: 0 LOB: 1 BB: 1 P: 15	R: 0 E: 0 K: 0 S: 8	H: 1 LOB: 0 BB: 0 P: 10	R: 0 E: 0 K: 2 S: 11	H: 2 LOB: 3 BB: 1 P: 20	1B: 5 2B: 1 3B: 0 HR: 0	SF: 0 SAC: 0 DP: 0 HBP: 1	WP: 0 PB: 0 SB: 0 CS: 0	PA: 36			
<b>PITCHER</b>	IP	WLS	BF	H	R	ER	SO	BB	IBB	HBP	BLK	WP	HR	S	P	ERA	WHIP								
<b>31 Kendall Graveman, R</b> ERA: 0.64 <b>58 Evan Scribner, R</b> ERA: 2.49 <b>36 Tyler Clippard, R</b> ERA: 2.31	(1, 1)	6.0	W	24	3	0	6	2	0	1	0	0	0	59	93	0.00	0.833								
(7, 1)	2.0		6	1	0	0	1	0	0	0	0	0	0	14	19	0.00	0.500								
(8, 1)	1.0		6	2	0	0	2	1	0	0	0	0	0	11	20	0.00	3.000								

Oakland Athletics @ Tampa Bay Rays  
Tropicana Field, St. Petersburg, FL  
Sat May 23 2015, 4:12 PM - 7:05 PM EDT  
Att: 15,207 - Dome - 72 F

AB	32
R	0
H	6
RBI	0
BB	3
SO	9
LOB	18





Batter	1	2	3	4	5	6	7	8	9	AB	R	H	RBI	BB	SO	LOB	TOP										
1 Billy Burns, S OBP: 0.356, SLG: 0.395										5	3	3	1	0	1	0	<b>Oakland Athletics @ Tampa Bay Rays</b> Tropicana Field, St. Petersburg, FL Sun May 24 2015, 1:11 PM - 4:04 PM EDT Att: 15,692 - Dome - 72 F  <b>AB 32</b> <b>R 7</b> <b>H 8</b> <b>RBI 7</b> <b>BB 6</b> <b>SO 7</b> <b>LOB 17</b> 										
10 Marcus Semien, R OBP: 0.339, SLG: 0.464										4	0	0	0	1	0	1											
22 Josh Reddick, L OBP: 0.380, SLG: 0.523										5	1	2	1	0	0	2											
21 Stephen Vogt, L OBP: 0.408, SLG: 0.605										1	1	0	2	2	0	0											
16 Billy Butler, R OBP: 0.320, SLG: 0.380										3	1	1	0	1	1	2											
50 Max Muncy, L OBP: 0.333, SLG: 0.450										4	0	0	0	0	1	5											
12 Andy Parrino, S (9.5)										0	0	0	0	0	0	0											
20 Mark Canha, R OBP: 0.305, SLG: 0.415										3	1	2	3	1	0	0											
28 Eric Sogard, L OBP: 0.286, SLG: 0.315										3	0	0	0	1	1	3											
23 Sam Fuld, L OBP: 0.278, SLG: 0.288										4	0	0	0	0	3	4											
<b>Inning Stats</b>	R: 1 H: 2 E: 0 K: 0 S: 11	H: 2 LOB: 2 BB: 1 P: 17	R: 0 H: 0 E: 0 K: 2 S: 9	H: 0 LOB: 0 BB: 0 P: 12	R: 1 H: 2 E: 0 K: 0 S: 9	H: 2 LOB: 0 BB: 0 P: 13	R: 0 H: 0 E: 0 K: 2 S: 12	H: 0 LOB: 2 BB: 2 P: 23	R: 0 H: 0 E: 0 K: 0 S: 6	H: 1 LOB: 0 BB: 0 P: 7	R: 3 H: 1 E: 0 K: 0 S: 11	H: 1 LOB: 1 BB: 0 P: 17	R: 1 H: 1 E: 1 K: 1 S: 16	H: 1 LOB: 1 BB: 0 P: 17	R: 0 H: 1 E: 0 K: 1 S: 12	H: 1 LOB: 1 BB: 0 P: 17	R: 1 H: 1 E: 0 K: 1 S: 14	H: 1 LOB: 1 BB: 1 P: 21	1B: 4 2B: 1 3B: 0 HR: 3	SF: 2 SAC: 0 DP: 1 HBP: 1	WP: 0 PB: 0 SB: 1 CS: 0	PA: 42					
<b>PITCHER</b>	IP	WLS	BF	H	R	ER	SO	BB	IBB	HBP	BLK	WP	HR	S	P	ERA	WHIP										
30 Erasmo Ramirez, R ERA: 6.62	6.0	L	27	5	5	5	4	5	0	1	0	0	2	58	95	7.50	1.667										
43 Ernesto Frieri, R ERA: 5.49	1.0		5	1	1	1	1	0	0	0	0	0	1	16	17	9.00	1.000										
58 Preston Guilmet, R ERA: 4.5	2.0		9	2	1	1	2	1	0	0	0	0	0	26	38	4.50	1.500										

Batter	1	2	3	4	5	6	7	8	9	AB	R	H	RBI	BB	SO	LOB	BOTTOM										
39 Kevin Kiermaier, L OBP: 0.286, SLG: 0.410										5	0	1	0	0	2	0	<b>Oakland Athletics @ Tampa Bay Rays</b> Tropicana Field, St. Petersburg, FL Sun May 24 2015, 1:11 PM - 4:04 PM EDT Att: 15,692 - Dome - 72 F  <b>AB 36</b> <b>R 2</b> <b>H 10</b> <b>RBI 2</b> <b>BB 1</b> <b>SO 8</b> <b>LOB 16</b> 										
20 Steven Souza Jr., R OBP: 0.324, SLG: 0.405										1	0	0	0	0	1	1											
9 Joey Butler, R OBP: 0.353, SLG: 0.500										3	1	2	0	0	1	0											
3 Evan Longoria, R OBP: 0.370, SLG: 0.442										3	1	1	0	1	0	2											
21 James Loney, L OBP: 0.322, SLG: 0.376										4	0	2	0	0	0	2											
11 Logan Forsythe, R OBP: 0.371, SLG: 0.470										4	0	2	2	0	1	1											
7 David DeJesus, L OBP: 0.370, SLG: 0.482										4	0	0	0	0	4												
13 Asdrubal Cabrera, S ERA: 1.77										3	0	1	0	0	1	1											
2 Nick Franklin, S OBP: 0.200, SLG: 0.214										1	0	0	0	0	1	2											
5 Brandon Guyer, R OBP: 0.370, SLG: 0.415										4	0	1	0	0	0	1											
46 Bobby Wilson, R OBP: 0.224, SLG: 0.156										4	0	0	0	0	2	2											
<b>Inning Stats</b>	R: 0 H: 2 E: 0 K: 0 S: 12	H: 1 LOB: 1 BB: 0 P: 14	R: 0 H: 0 E: 0 K: 2 S: 9	H: 0 LOB: 0 BB: 0 P: 11	R: 0 H: 1 E: 0 K: 1 S: 13	H: 1 LOB: 1 BB: 0 P: 16	R: 0 H: 0 E: 0 K: 1 S: 6	H: 0 LOB: 0 BB: 0 P: 11	R: 0 H: 1 E: 0 K: 0 S: 8	H: 1 LOB: 1 BB: 0 P: 13	R: 0 H: 2 E: 0 K: 0 S: 17	H: 2 LOB: 2 BB: 0 P: 24	R: 2 H: 3 E: 0 K: 2 S: 19	H: 3 LOB: 2 BB: 1 P: 29	R: 0 H: 0 E: 0 K: 2 S: 9	H: 0 LOB: 0 BB: 0 P: 14	1B: 9 2B: 1 3B: 0 HR: 0	SF: 0 SAC: 0 DP: 0 HBP: 0	WP: 0 PB: 0 SB: 3 CS: 0	PA: 37							
<b>PITCHER</b>	IP	WLS	BF	H	R	ER	SO	BB	IBB	HBP	BLK	WP	HR	S	P	ERA	WHIP										
54 Sonny Gray, R ERA: 1.77	5.0	W	18	4	0	0	4	0	0	0	0	0	0	25	37	0.00	0.800										
61 Dan Otero, R ERA: 4.09	2.0		9	3	0	0	0	0	0	0	0	0	0	12	21	54.00	9.000										
33 Fernando Rodriguez Jr., R ERA: 7.0	0.1		4	2	2	2	1	1	0	0	0	0	0	7	8	0.00	1.500										
58 Evan Scribner, R ERA: 2.42	0.2		3	1	0	0	1	0	0	0	0	0	0	9	14	0.00	0.000										
66 Arnold Leon, R ERA: 4.91	1.0		3	0	0	0	2	0	0	0	0	0	0	9	14	0.00	0.000										



Batter	1	2	3	4	5	6	7	8	9	AB	R	H	RBI	BB	SO	LOB	TOP					
12 Anthony Gose, L (1, 8) OBP: 0.371, SLG: 0.474	G4-3		F7			K				4	0	1	0	0	1	0						
3 Ian Kinsler, R (1, 4) OBP: 0.356, SLG: 0.365	G6-3			P4		E5				4	0	0	0	0	1	1						
28 J.D. Martinez, R (1, 10) OBP: 0.330, SLG: 0.476	L9			F9		L8				4	0	0	0	0	1	1						
52 Yoenis Cespedes, R (1, 7) OBP: 0.319, SLG: 0.483		E5		G4-3						3	0	0	0	1	0	0						
18 Tyler Collins, L (1, 9) OBP: 0.353, SLG: 0.267		G6-4-3				F7				4	0	2	0	0	0	2						
9 Nick Castellanos, R (1, 5) OBP: 0.289, SLG: 0.392						E6				4	0	1	0	0	0	3						
34 James McCann, R (1, 2) OBP: 0.320, SLG: 0.430						G6-3				3	0	0	0	0	0	4						
26 Hernán Pérez, R (1, 3) OBP: 0.074, SLG: 0.074						G5-3				3	0	0	0	0	2	1						
49 Dixon Machado, R (1, 6) OBP: 0.341, SLG: 0.376						G4-3				3	0	0	0	0	0	1						
<b>Inning Stats</b>	R: 0 H: 0 E: 0 K: 0 S: 8	H: 0 LOB: 0 BB: 0 P: 13	R: 0 H: 1 E: 1 K: 0 S: 11	H: 1 LOB: 1 BB: 0 P: 15	R: 0 H: 0 E: 0 K: 1 S: 7	H: 0 LOB: 0 BB: 0 P: 10	R: 0 H: 0 E: 0 K: 0 S: 5	H: 0 LOB: 0 BB: 0 P: 8	R: 0 H: 1 E: 1 K: 0 S: 7	H: 1 LOB: 1 BB: 0 P: 11	R: 0 H: 0 E: 1 K: 1 S: 6	H: 0 LOB: 1 BB: 0 P: 10	R: 0 H: 0 E: 0 K: 0 S: 10	H: 0 LOB: 1 BB: 1 P: 19	R: 0 H: 1 E: 0 K: 2 S: 12	H: 1 LOB: 1 BB: 0 P: 13	R: 0 H: 1 E: 0 K: 1 S: 10	H: 1 LOB: 1 BB: 0 P: 13	1B: 4 2B: 0 3B: 0 HR: 0	SF: 0 SAC: 0 DP: 3 HBP: 0	WP: 1 PB: 0 SB: 0 CS: 0	PA: 33
<b>PITCHER</b> 32 Jesse Hahn, R (1, 1) ERA: 3.69	IP: 9.0 WLS: W BF: 33 H: 4 R: 0 ER: 0 SO: 5 BB: 1 IBB: 0 HBP: 0 BLK: 0 WP: 1 HR: 0 S: 76 P: 112 ERA: 0.00 WHIP: 0.556															<b>PITCHER</b>						

**Detroit Tigers @ Oakland Athletics**  
 O.co Coliseum, Oakland, CA  
 Mon May 25 2015, 4:10 PM - 6:49 PM EDT  
 Att: 25,380 - Overcast - 59 F

AB	32
R	0
H	4
RBI	0
BB	1
SO	5
LOB	13



Batter	1	2	3	4	5	6	7	8	9	AB	R	H	RBI	BB	SO	LOB	BOTTOM					
1 Billy Burns, S (1, 8) OBP: 0.341, SLG: 0.376	L7		G6-3			F7				4	0	0	0	0	0	2						
10 Marcus Semien, R (1, 6) OBP: 0.337, SLG: 0.459	F9					K				4	1	1	0	0	1	0						
22 Josh Reddick, L (1, 9) OBP: 0.382, SLG: 0.536	G4-3									4	1	2	0	0	0	0						
21 Stephen Vogt, L (1, 2) OBP: 0.410, SLG: 0.598										3	0	1	0	1	0	3						
16 Billy Butler, R (1, 10) OBP: 0.323, SLG: 0.383										4	1	2	1	0	0	2						
50 Max Muncy, L (1, 5) OBP: 0.333, SLG: 0.465										3	1	1	1	0	1	1						
12 Andy Parrino, S (7, 5) OBP: 0.304, SLG: 0.413										1	0	0	0	0	1	2						
20 Mark Canha, R (1, 3) OBP: 0.304, SLG: 0.413										3	0	1	1	0	1	3						
23 Sam Fuld, L (1, 7) OBP: 0.277, SLG: 0.295										4	0	1	1	0	1	3						
28 Eric Sogard, L (1, 4) OBP: 0.290, SLG: 0.309										3	0	0	0	0	1	3						
<b>Inning Stats</b>	R: 0 H: 0 E: 0 K: 0 S: 7	H: 1 LOB: 0 BB: 0 P: 12	R: 0 H: 1 E: 0 K: 2 S: 15	H: 1 LOB: 0 BB: 0 P: 22	R: 0 H: 0 E: 0 K: 0 S: 7	H: 0 LOB: 0 BB: 0 P: 9	R: 0 H: 1 E: 0 K: 1 S: 8	H: 1 LOB: 0 BB: 0 P: 11	R: 0 H: 1 E: 1 K: 1 S: 12	H: 1 LOB: 2 BB: 0 P: 19	R: 4 H: 5 E: 0 K: 0 S: 14	H: 5 LOB: 1 BB: 0 P: 20	R: 0 H: 0 E: 0 K: 0 S: 7	H: 0 LOB: 0 BB: 0 P: 10	R: 0 H: 1 E: 0 K: 2 S: 10	H: 1 LOB: 2 BB: 1 P: 17	R: 0 H: 1 E: 0 K: 2 S: 10	H: 1 LOB: 2 BB: 1 P: 17	1B: 6 2B: 2 3B: 1 HR: 0	SF: 1 SAC: 0 DP: 0 HBP: 0	WP: 0 PB: 0 SB: 0 CS: 0	PA: 35
<b>PITCHER</b> 61 Shane Greene, R (1, 1) ERA: 4.27	IP: 5.2 WLS: L BF: 26 H: 8 R: 4 ER: 4 SO: 0 BB: 4 IBB: 4 HBP: 4 BLK: 0 WP: 0 HR: 0 S: 61 P: 89 ERA: 6.35 WHIP: 1.412															<b>PITCHER</b>						
65 Blaine Hardy, L (6, 1) ERA: 2.69	IP: 1.1 WLS: L BF: 5 H: 0 R: 0 ER: 0 SO: 0 BB: 1 IBB: 0 HBP: 0 BLK: 0 WP: 0 HR: 0 S: 9 P: 18 ERA: 0.00 WHIP: 0.750															<b>PITCHER</b>						
30 Alex Wilson, R (8, 1) ERA: 2.29	IP: 1.0 WLS: L BF: 4 H: 1 R: 0 ER: 0 SO: 2 BB: 0 IBB: 0 HBP: 0 BLK: 0 WP: 0 HR: 0 S: 10 P: 13 ERA: 0.00 WHIP: 1.000															<b>PITCHER</b>						

**Detroit Tigers @ Oakland Athletics**  
 O.co Coliseum, Oakland, CA  
 Mon May 25 2015, 4:10 PM - 6:49 PM EDT  
 Att: 25,380 - Overcast - 59 F

AB	33
R	4
H	9
RBI	4
BB	1
SO	6
LOB	19





Batter	1	2	3	4	5	6	7	8	9	AB	R	H	RBI	BB	SO	LOB	TOP										
12 Anthony Gose, L (1,8) OBP: 0.374, SLG: 0.475										4	1	2	0	0	0	1											
20 Rajai Davis, R (1,10) OBP: 0.349, SLG: 0.417										2	0	0	1	1	1	2											
24 Miguel Cabrera, R (1,3) OBP: 0.442, SLG: 0.605										4	0	1	0	0	0	2											
28 J.D. Martinez, R (1,9) OBP: 0.328, SLG: 0.468										3	0	0	0	1	1	0											
52 Yoenis Cespedes, R (1,7) OBP: 0.323, SLG: 0.480										3	0	1	0	1	0	2											
9 Nick Castellanos, R (1,5) OBP: 0.284, SLG: 0.385										3	0	0	0	0	1	2											
49 Dixon Machado, R (7,6)										1	0	0	0	0	0	2											
34 James McCann, R (1,2) OBP: 0.310, SLG: 0.417										3	0	0	0	0	1	1											
17 Andrew Romine, S (1,6) (7,5)										3	0	2	0	0	0	0											
26 Hernán Pérez, R (1,4) OBP: 0.100, SLG: 0.069										2	0	0	0	1	0	1											
<b>Inning Stats</b>	R: 1 H: 1 E: 0 K: 0 S: 9	H: 1 LOB: 0 BB: 0 P: 16	R: 0 H: 0 E: 0 K: 0 S: 3	H: 0 LOB: 0 BB: 1 P: 9	R: 0 H: 2 E: 0 K: 0 S: 9	H: 2 LOB: 2 BB: 0 P: 14	R: 0 H: 0 E: 0 K: 1 S: 9	H: 0 LOB: 0 BB: 0 P: 12	R: 0 H: 0 E: 0 K: 1 S: 7	H: 0 LOB: 0 BB: 0 P: 9	R: 0 H: 1 E: 0 K: 2 S: 9	H: 1 LOB: 1 BB: 2 P: 15	R: 0 H: 1 E: 0 K: 0 S: 8	H: 1 LOB: 2 BB: 2 P: 17	R: 0 H: 1 E: 0 K: 0 S: 12	H: 1 LOB: 2 BB: 2 P: 24	1B: 6 2B: 0 3B: 0 HR: 0	SF: 1 SAC: 0 DP: 1 HBP: 0	WP: 0 PB: 0 SB: 1 CS: 3	PA: 33							
<b>PITCHER</b>	IP	WLS	BF	H	R	ER	SO	BB	IBB	HBP	BLK	WP	HR	S	P	ERA	WHIP										
30 Jesse Chavez, R (1,1) ERA: 2.44	8.0	L	28	5	1	0	4	2	0	0	0	0	0	63	106	0.00	0.875										
36 Tyler Clippard, R (9,1) ERA: 2.25	1.0		5	1	0	0	0	2	0	0	0	0	0	12	24	0.00	3.000										

Detroit Tigers @ Oakland Athletics  
 O.co Coliseum, Oakland, CA  
 Tue May 26 2015, 10:08 PM - 1:05 AM EDT  
 Att: 22,758 - Partly Cloudy - 56 F

AB 28  
 R 1  
 H 6  
 RBI 1  
 BB 4  
 SO 4  
 LOB 13



Batter	1	2	3	4	5	6	7	8	9	AB	R	H	RBI	BB	SO	LOB	BOTTOM										
1 Billy Burns, S (1,8) OBP: 0.344, SLG: 0.371										4	0	1	0	0	0	3											
10 Marcus Semien, R (1,6) OBP: 0.330, SLG: 0.449										4	0	0	0	0	0	2											
18 Ben Zobrist, S (1,4) OBP: 0.317, SLG: 0.426										4	0	2	0	0	0	1											
16 Billy Butler, R (1,10) OBP: 0.317, SLG: 0.374										4	0	0	0	0	0	4											
21 Stephen Vogt, L (1,3) OBP: 0.413, SLG: 0.595										4	0	2	0	0	1	3											
20 Mark Canha, R (1,7) OBP: 0.304, SLG: 0.411										3	0	1	0	0	0	1											
22 Josh Reddick, L (8,PH) OBP: 0.380, SLG: 0.532										1	0	0	0	0	0	1											
15 Brett Lawrie, R (1,5) OBP: 0.303, SLG: 0.355										4	0	0	0	0	1	2											
19 Josh Phegley, R (1,2) OBP: 0.296, SLG: 0.313										2	0	0	0	1	0	2											
50 Max Muncy, L (9,PH) OBP: 0.327, SLG: 0.455										1	0	0	0	0	0	0											
23 Sam Fuld, L (1,9) OBP: 0.277, SLG: 0.302										4	0	1	0	0	1	4											
<b>Inning Stats</b>	R: 0 H: 1 E: 0 K: 0 S: 12	H: 1 LOB: 1 BB: 0 P: 18	R: 0 H: 1 E: 1 K: 0 S: 15	H: 1 LOB: 2 BB: 0 P: 22	R: 0 H: 1 E: 0 K: 0 S: 13	H: 1 LOB: 2 BB: 1 P: 15	R: 0 H: 1 E: 0 K: 1 S: 8	H: 1 LOB: 1 BB: 0 P: 16	R: 0 H: 0 E: 0 K: 1 S: 8	H: 0 LOB: 0 BB: 0 P: 12	R: 0 H: 0 E: 0 K: 0 S: 8	H: 0 LOB: 0 BB: 0 P: 13	R: 0 H: 1 E: 0 K: 0 S: 7	H: 1 LOB: 1 BB: 0 P: 11	R: 0 H: 1 E: 0 K: 0 S: 13	H: 1 LOB: 1 BB: 0 P: 17	1B: 5 2B: 2 3B: 0 HR: 0	SF: 0 SAC: 0 DP: 0 HBP: 1	WP: 0 PB: 1 SB: 0 CS: 0	PA: 37							
<b>PITCHER</b>	IP	WLS	BF	H	R	ER	SO	BB	IBB	HBP	BLK	WP	HR	S	P	ERA	WHIP										
14 David Price, L (1,1) ERA: 2.97	7.0	W	29	7	0	0	3	1	0	1	0	0	0	75	109	0.00	0.857										
44 Joba Chamberlain, R (8,1) ERA: 1.32	0.2	H	2	0	0	0	0	0	0	0	0	0	0	4	7	0.00	0.000										
32 Tom Gorzelanny, L (8,1) ERA: 2.93	0.0		1	1	0	0	0	0	0	0	0	0	0	1	2	∞	∞										
38 Joakim Soria, R (8,1) ERA: 1.33	1.1	S	5	1	0	0	0	0	0	0	0	0	0	15	19	0.00	0.750										

Detroit Tigers @ Oakland Athletics  
 O.co Coliseum, Oakland, CA  
 Tue May 26 2015, 10:08 PM - 1:05 AM EDT  
 Att: 22,758 - Partly Cloudy - 56 F

AB 35  
 R 0  
 H 7  
 RBI 0  
 BB 1  
 SO 3  
 LOB 23






Batter	1	2	3	4	5	6	7	8	9	AB	R	H	RBI	BB	SO	LOB	TOP										
20 Rajai Davis, R OBP: 0.342, SLG: 0.406	G1-3		B3-4		K		F9		K	5	0	1	0	0	1	1											
3 Ian Kinsler, R OBP: 0.352, SLG: 0.366	K		L7		52 HR		F8		K	5	1	1	0	0	2	2											
24 Miguel Cabrera, R OBP: 0.436, SLG: 0.591	K		K		52 HR		K		G6-3	4	1	0	0	1	3	2											
52 Yoenis Cespedes, R (1, 7) OBP: 0.332, SLG: 0.500		28 FC5-4 BB		50 CS 9 1B	2H HR		K		K	3	1	2	3	1	1	0											
28 J.D. Martinez, R OBP: 0.321, SLG: 0.458	FC5-4 49 BB 9 BB		L6		K		G6-3		G6-3	4	0	0	0	0	1	2											
9 Nick Castellanos, R OBP: 0.294, SLG: 0.390 17 Andrew Romine, S OBP: 0.410, SLG: 0.361	49 BB		50 1B		K		K		50 FC4-6 1B	3	0	2	0	1	1	0											
50 Bryan Holaday, R OBP: 0.294, SLG: 0.588	K		49 FC5-4 1B		F9		FC4-6		FC4-6	4	0	1	0	0	1	3											
49 Dixon Machado, R OBP: 0.250, SLG: 0.143			FC5-4		1B		1B		K	3	0	1	0	1	1	2											
12 Anthony Gose, L OBP: 0.377, SLG: 0.472	G5-3				20 CS BB		K		20 1B 1B	3	0	1	0	1	1	4											
<b>Inning Stats</b>	R: 0 E: 0 K: 2 S: 11	H: 0 LOB: 0 BB: 0 P: 15	R: 0 E: 0 K: 1 S: 11	H: 0 LOB: 3 BB: 3 P: 24	R: 0 E: 0 K: 1 S: 6	H: 0 LOB: 0 BB: 0 P: 8	R: 0 E: 0 K: 0 S: 13	H: 3 LOB: 2 BB: 0 P: 19	R: 3 E: 0 K: 2 S: 16	H: 2 LOB: 0 BB: 2 P: 31	R: 0 E: 0 K: 2 S: 9	H: 1 LOB: 1 BB: 0 P: 14	R: 0 E: 0 K: 1 S: 15	H: 1 LOB: 2 BB: 0 P: 22	R: 0 E: 0 K: 2 S: 18	H: 2 LOB: 2 BB: 0 P: 26	1B: 7 2B: 2 HR: 1	SF: 0 SAC: 0 DP: 1 HBP: 0	WP: 0 PB: 0 SB: 0 CS: 2	PA: 39							
<b>PITCHER</b>	IP	WLS	BF	H	R	ER	SO	BB	IBB	HBP	BLK	WP	HR	S	P	ERA	WHIP										
26 Scott Kazmir, L (1, 1) ERA: 2.92	3.0		12	0	0	0	4	3	0	0	0	0	0	28	47	0.00	1.000										
61 Dan Otero, R (4, 1) ERA: 4.88	2.0	L	11	5	3	3	2	1	1	0	0	0	1	29	50	13.50	3.000										
62 Sean Doolittle, L (6, 1) ERA: 4.88	1.0		4	1	0	0	2	0	0	0	0	0	0	9	14	0.00	1.000										
33 Fernando Rodriguez Jr., R (7, 1) ERA: 5.73	2.0		7	1	0	0	2	0	0	0	0	0	0	26	36	0.00	0.500										
58 Evan Scribner, R (9, 1) ERA: 2.33	1.0		5	2	0	0	2	0	0	0	0	0	0	18	26	0.00	2.000										

**Detroit Tigers @ Oakland Athletics**  
O.co Coliseum, Oakland, CA  
Wed May 27 2015, 3:38 PM - 6:43 PM EDT  
Att: 20,387 - Partly Cloudy - 56 F

livebaseballscorecards.com

AB 34  
R 3  
H 9  
RBI 3  
BB 5  
SO 12  
LOB 16




Batter	1	2	3	4	5	6	7	8	9	AB	R	H	RBI	BB	SO	LOB	BOTTOM										
1 Billy Burns, S OBP: 0.350, SLG: 0.380	G4-3		G6-3		18 G4-6-3 BB		F7		P5	3	0	1	0	1	0	0											
22 Josh Reddick, L OBP: 0.383, SLG: 0.526	21 PO BB		18 1B BB		F7		P5		P2	2	0	0	0	2	0	3											
18 Ben Zobrist, S OBP: 0.313, SLG: 0.414	F7		21 G4-6-3 1B		G4-6-3		G4-6-3		P2	4	0	1	0	0	0	4											
21 Stephen Vogt, L OBP: 0.415, SLG: 0.607 12 Andy Parrino, S (9, PR) 1 SAFE	PO		G4-3		G4-6-3		20 SF8 3B		20 BB 1B	4	1	2	0	0	0	2											
16 Billy Butler, R OBP: 0.316, SLG: 0.368	G6-3		G4-3		20 FC5-4 BB		K		F7	3	0	0	0	1	1	2											
50 Max Muncy, L OBP: 0.321, SLG: 0.444 20 Mark Canha, R (5, PH) OBP: 0.305, SLG: 0.408	K		FC5-4 15 G4-3		FC5-4		SF8		BB	1	0	0	0	0	1	0											
15 Brett Lawrie, R OBP: 0.297, SLG: 0.347	G1-3		G4-3		G4-3		K		BB	4	0	0	0	0	2	3											
23 Sam Fuld, L (1, 7) OBP: 0.273, SLG: 0.297 10 Marcus Semien, R (8, PH) OBP: 0.332, SLG: 0.460	L7		L7		L8		K		28 G4-3 3B	2	0	0	0	0	0	1											
28 Eric Sogard, L OBP: 0.291, SLG: 0.309	L7		L7		1 BB 1B		G4-3		G4-3	3	0	1	1	0	0	0											
<b>Inning Stats</b>	R: 0 E: 0 K: 0 S: 9	H: 0 LOB: 1 BB: 1 P: 15	R: 0 E: 0 K: 1 S: 12	H: 0 LOB: 0 BB: 0 P: 16	R: 0 E: 0 K: 0 S: 8	H: 0 LOB: 0 BB: 0 P: 12	R: 0 E: 0 K: 0 S: 10	H: 1 LOB: 1 BB: 1 P: 17	R: 0 E: 0 K: 0 S: 7	H: 0 LOB: 1 BB: 1 P: 14	R: 0 E: 0 K: 0 S: 8	H: 1 LOB: 1 BB: 1 P: 14	R: 1 E: 0 K: 2 S: 13	H: 1 LOB: 0 BB: 0 P: 19	R: 1 E: 0 K: 0 S: 9	H: 2 LOB: 1 BB: 0 P: 15	R: 0 E: 0 K: 2 S: 13	H: 1 LOB: 2 BB: 1 P: 19	1B: 3 2B: 1 HR: 0	SF: 1 SAC: 0 DP: 2 HBP: 0	WP: 0 PB: 0 SB: 0 CS: 0	PA: 36					
<b>PITCHER</b>	IP	WLS	BF	H	R	ER	SO	BB	IBB	HBP	BLK	WP	HR	S	P	ERA	WHIP										
30 Alex Wilson, R (1, 1) ERA: 1.99	3.0		9	0	0	0	1	1	0	0	0	0	0	27	48	0.00	2.000										
56 Kyle Ryan, L (4, 1) ERA: 3.0	3.0	W	13	3	1	1	0	3	0	0	0	0	0	11	16	0.00	0.000										
62 Al Alburquerque, R (7, 1) ERA: 3.93	1.0	H	3	0	0	0	2	0	0	0	0	0	0	6	9	13.50	0.000										
65 Blaine Hardy, L (8, 1) ERA: 3.26	0.2	H	4	2	1	1	0	0	0	0	0	0	0	3	6	0.00	0.000										
44 Joba Chamberlain, R (8, 1) ERA: 1.29	0.1	H	1	0	0	0	0	0	0	0	0	0	0	3	6	0.00	0.000										

**Detroit Tigers @ Oakland Athletics**  
O.co Coliseum, Oakland, CA  
Wed May 27 2015, 3:38 PM - 6:43 PM EDT  
Att: 20,387 - Partly Cloudy - 56 F

livebaseballscorecards.com

AB 29  
R 2  
H 6  
RBI 2  
BB 5  
SO 5  
LOB 18

























Batter	1	2	3	4	5	6	7	8	9	AB	R	H	RBI	BB	SO	LOB	TOP										
1 Billy Burns, S OBP: 0.375, SLG: 0.445										4	0	1	3	0	0	1											
18 Ben Zobrist, S OBP: 0.310, SLG: 0.403										3	0	0	0	2	0	1											
21 Stephen Vogt, L OBP: 0.400, SLG: 0.583										3	0	0	1	1	1	1											
16 Billy Butler, R OBP: 0.307, SLG: 0.363										5	1	1	0	0	0	4											
22 Josh Reddick, L OBP: 0.379, SLG: 0.511										4	1	2	1	0	0	1											
15 Brett Lawrie, R OBP: 0.307, SLG: 0.390										4	1	2	1	0	0	1											
10 Marcus Semien, R OBP: 0.319, SLG: 0.432										4	0	0	0	0	0	3											
12 Andy Parrino, S										0	0	0	0	0	0	0											
20 Mark Canha, R OBP: 0.312, SLG: 0.393										2	2	1	0	1	0	1											
28 Eric Sogard, L OBP: 0.277, SLG: 0.289										3	1	0	0	1	0	2											
<b>Inning Stats</b>	R: 0 E: 0 K: 0 S: 7	H: 0 LOB: 1 BB: 1 P: 14	R: 3 E: 0 K: 0 S: 16	H: 2 LOB: 1 BB: 2 P: 28	R: 1 E: 0 K: 0 S: 6	H: 1 LOB: 0 BB: 0 P: 11	R: 0 E: 0 K: 0 S: 8	H: 1 LOB: 1 BB: 0 P: 11	R: 0 E: 0 K: 0 S: 9	H: 0 LOB: 0 BB: 0 P: 18	R: 0 E: 0 K: 0 S: 5	H: 0 LOB: 0 BB: 0 P: 10	R: 1 E: 0 K: 0 S: 8	H: 2 LOB: 1 BB: 0 P: 13	R: 1 E: 0 K: 0 S: 8	H: 0 LOB: 2 BB: 1 P: 19	1B: 2 2B: 3 3B: 1 HR: 1	SF: 1 SAC: 0 DP: 1 HBP: 2	WP: 0 PB: 0 SB: 0 CS: 0	PA: 40							
<b>PITCHER</b>	IP	WLS	BF	H	R	ER	SO	BB	IBB	HBP	BLK	WP	HR	S	P	ERA	WHIP										
19 Anibal Sánchez, R ERA: 5.69	7.0	L	29	5	4	4	1	4	0	0	0	0	1	60	104	5.14	1.286										
32 Tom Gorzelanny, L ERA: 5.29	1.0		5	2	1	1	0	0	0	0	0	0	0	8	13	9.00	2.000										
60 Angel Nesbitt, R ERA: 4.22	0.1		4	0	1	1	0	1	0	2	0	0	0	5	14	27.00	3.000										
30 Alex Wilson, R ERA: 1.67	0.2		2	0	0	0	0	0	0	0	0	0	0	3	5	0.00	0.000										

Oakland Athletics @ Detroit Tigers  
Comerica Park, Detroit, MI  
Wed Jun 03 2015, 7:08 PM - 9:48 PM EDT  
Att: 30,718 - Clear - 70 F

AB	32
R	6
H	7
RBI	6
BB	5
SO	1
LOB	15



Batter	1	2	3	4	5	6	7	8	9	AB	R	H	RBI	BB	SO	LOB	BOTTOM										
12 Anthony Gose, L OBP: 0.337, SLG: 0.412										4	0	0	0	0	2	0											
1 Jose Iglesias, R OBP: 0.382, SLG: 0.410										4	1	1	0	0	1	0											
24 Miguel Cabrera, R OBP: 0.439, SLG: 0.576										4	0	2	1	0	1	0											
52 Yoenis Cespedes, R OBP: 0.318, SLG: 0.481										4	0	1	0	0	0	2											
3 Ian Kinsler, R OBP: 0.338, SLG: 0.353										4	0	0	0	0	0	4											
28 J.D. Martinez, R OBP: 0.323, SLG: 0.447										4	0	0	0	0	1	4											
18 Tyler Collins, L OBP: 0.313, SLG: 0.276										3	0	0	0	0	2	1											
9 Nick Castellanos, R OBP: 0.285, SLG: 0.365										2	0	0	0	1	1	0											
34 James McCann, R OBP: 0.314, SLG: 0.412										3	0	0	0	0	0	1											
<b>Inning Stats</b>	R: 0 E: 0 K: 1 S: 9	H: 0 LOB: 0 BB: 0 P: 14	R: 0 E: 1 K: 1 S: 13	H: 0 LOB: 0 BB: 0 P: 18	R: 0 E: 0 K: 1 S: 8	H: 0 LOB: 0 BB: 1 P: 12	R: 0 E: 0 K: 1 S: 10	H: 1 LOB: 1 BB: 0 P: 15	R: 0 E: 0 K: 1 S: 12	H: 0 LOB: 0 BB: 0 P: 18	R: 0 E: 0 K: 0 S: 7	H: 0 LOB: 0 BB: 0 P: 11	R: 0 E: 0 K: 2 S: 7	H: 0 LOB: 0 BB: 0 P: 10	R: 1 E: 1 K: 1 S: 15	H: 2 LOB: 2 BB: 0 P: 20	1B: 3 2B: 1 3B: 0 HR: 0	SF: 0 SAC: 0 DP: 1 HBP: 0	WP: 0 PB: 0 SB: 0 CS: 0	PA: 33							
<b>PITCHER</b>	IP	WLS	BF	H	R	ER	SO	BB	IBB	HBP	BLK	WP	HR	S	P	ERA	WHIP										
54 Sonny Gray, R ERA: 1.65	8.0	W	27	2	0	0	7	1	0	0	0	0	0	73	108	0.00	0.375										
33 Fernando Rodriguez Jr., R ERA: 5.68	1.0		6	2	1	1	1	0	0	0	0	0	0	15	20	9.00	2.000										

Oakland Athletics @ Detroit Tigers  
Comerica Park, Detroit, MI  
Wed Jun 03 2015, 7:08 PM - 9:48 PM EDT  
Att: 30,718 - Clear - 70 F

AB	32
R	1
H	4
RBI	1
BB	1
SO	8
LOB	12





Batter	1	2	3	4	5	6	7	8	9	AB	R	H	RBI	BB	SO	LOB	TOP																			
1 Billy Burns, S OBP: 0.368, SLG: 0.435	G4-3	L6				G5-3		K		5	1	1	0	0	1	2																				
18 Ben Zobrist, S OBP: 0.304, SLG: 0.383 12 Andy Parrino, S OBP: 0.314, SLG: 0.370	P3	L9			P5			F7		4	1	0	0	1	0	2																				
21 Stephen Vogt, L OBP: 0.405, SLG: 0.579 50 Max Muncy, L OBP: 0.323, SLG: 0.415								K		3	2	1	0	2	2	1																				
16 Billy Butler, R OBP: 0.314, SLG: 0.370	K							F9		4	0	2	2	1	1	1																				
22 Josh Reddick, L OBP: 0.376, SLG: 0.506										4	1	1	0	0	0	4																				
15 Brett Lawrie, R OBP: 0.311, SLG: 0.397										4	1	2	1	0	0	2																				
28 Eric Sogard, L OBP: 0.282, SLG: 0.294										4	1	2	1	0	1	3																				
19 Josh Phegley, R OBP: 0.333, SLG: 0.400										4	0	1	2	0	0	2																				
23 Sam Fuld, L OBP: 0.260, SLG: 0.281										4	0	0	0	0	1	3																				
<b>Inning Stats</b>	R: 0 E: 0 K: 1 S: 9	H: 1 LOB: 1 BB: 10 P: 10	R: 3 E: 1 K: 1 S: 15	H: 3 LOB: 1 BB: 23 P: 23	R: 1 E: 0 K: 0 S: 9	H: 1 LOB: 0 BB: 1 P: 17	R: 0 E: 0 K: 0 S: 4	H: 1 LOB: 0 BB: 10 P: 10	R: 2 E: 1 K: 0 S: 16	H: 2 LOB: 1 BB: 1 P: 28	R: 0 E: 0 K: 0 S: 10	H: 1 LOB: 2 BB: 0 P: 12	R: 1 E: 0 K: 2 S: 15	H: 1 LOB: 2 BB: 25 P: 25	R: 0 E: 0 K: 1 S: 9	H: 0 LOB: 0 BB: 15 P: 15	R: 0 E: 0 K: 1 S: 8	H: 0 LOB: 0 BB: 12 P: 12	1B: 7 2B: 3 3B: 1 HR: 0	SF: 0 SAC: 0 DP: 2 HBP: 0	WP: 2 PB: 0 SB: 1 CS: 0	PA: 40														
<b>PITCHER</b>	IP	WLS	BF	H	R	ER	SO	BB	IBB	HBP	BLK	WP	HR	S	P	ERA	WHIP	<b>PITCHER</b>	IP	WLS	BF	H	R	ER	SO	BB	IBB	HBP	BLK	WP	HR	S	P	ERA	WHIP	
61 Shane Greene, R ERA: 5.4	4.1	L	22	8	6	4	2	1	1	0	0	1	0	48	81	8.31	2.077																			
65 Blaine Hardy, L ERA: 2.78	1.2		6	1	0	0	0	0	0	0	0	1	0	15	19	0.00	0.600																			
32 Tom Gorzelanny, L ERA: 5.5	1.0		6	1	1	1	2	2	0	0	0	0	0	15	25	9.00	3.000																			
62 AJ Alburquerque, R ERA: 3.63	1.0		3	0	0	0	1	0	0	0	0	0	0	9	15	0.00	0.000																			
44 Joba Chamberlain, R ERA: 1.17	1.0		3	0	0	0	1	0	0	0	0	0	0	8	12	0.00	0.000																			

Oakland Athletics @ Detroit Tigers  
Comerica Park, Detroit, MI  
Thu Jun 04 2015, 1:08 PM - 4:14 PM EDT  
Att: 37,411 - Partly Cloudy - 73 F

AB	36
R	7
H	10
RBI	6
BB	4
SO	6
LOB	20



Batter	1	2	3	4	5	6	7	8	9	AB	R	H	RBI	BB	SO	LOB	BOTTOM																			
12 Anthony Gose, L OBP: 0.335, SLG: 0.408	F7		G4-6-3					G5-3		4	1	1	0	0	0	1																				
1 Jose Iglesias, R OBP: 0.379, SLG: 0.405	P1							G1-3		4	0	1	0	0	0	0																				
24 Miguel Cabrera, R OBP: 0.435, SLG: 0.589	G6-3							K		4	0	1	1	0	1	0																				
52 Yoenis Cespedes, R OBP: 0.317, SLG: 0.478 Daniel Fields, L OBP: 0.333, SLG: 0.667								K		1	0	0	0	0	1	0																				
3 Ian Kinsler, R OBP: 0.345, SLG: 0.357								K		3	1	1	0	0	2	2																				
28 J.D. Martinez, R OBP: 0.321, SLG: 0.443								K		3	1	2	1	1	0	0																				
18 Tyler Collins, L OBP: 0.306, SLG: 0.364								K		3	1	1	3	0	1	2																				
9 Nick Castellanos, R OBP: 0.284, SLG: 0.363								K		4	0	1	1	0	0	1																				
50 Bryan Holaday, R OBP: 0.250, SLG: 0.500 34 James McCann, R OBP: 0.311, SLG: 0.409								K		3	0	0	0	0	0	1																				
<b>Inning Stats</b>	R: 0 E: 0 K: 0 S: 8	H: 0 LOB: 0 BB: 0 P: 12	R: 0 E: 0 K: 1 S: 12	H: 0 LOB: 1 BB: 1 P: 20	R: 0 E: 0 K: 0 S: 10	H: 1 LOB: 0 BB: 0 P: 15	R: 0 E: 0 K: 1 S: 8	H: 0 LOB: 0 BB: 0 P: 11	R: 0 E: 0 K: 0 S: 3	H: 0 LOB: 0 BB: 0 P: 6	R: 1 E: 0 K: 1 S: 14	H: 3 LOB: 2 BB: 0 P: 24	R: 0 E: 0 K: 2 S: 10	H: 1 LOB: 1 BB: 0 P: 16	R: 0 E: 0 K: 0 S: 9	H: 0 LOB: 0 BB: 0 P: 14	R: 4 E: 0 K: 1 S: 19	H: 4 LOB: 0 BB: 0 P: 26	1B: 7 2B: 1 3B: 0 HR: 1	SF: 0 SAC: 0 DP: 1 HBP: 0	WP: 1 PB: 0 SB: 0 CS: 0	PA: 36														
<b>PITCHER</b>	IP	WLS	BF	H	R	ER	SO	BB	IBB	HBP	BLK	WP	HR	S	P	ERA	WHIP	<b>PITCHER</b>	IP	WLS	BF	H	R	ER	SO	BB	IBB	HBP	BLK	WP	HR	S	P	ERA	WHIP	
32 Jesse Hahn, R ERA: 3.51	7.0	W	26	5	1	1	5	1	0	0	0	0	0	65	104	1.29	0.857																			
13 Drew Pomeranz, L ERA: 4.3	1.0		3	0	0	0	0	0	0	0	0	0	0	9	14	0.00	0.000																			
61 Dan Otero, R ERA: 6.29	0.1	S	5	4	4	4	1	0	0	0	0	0	1	12	16	108.00	12.000																			
36 Tyler Clippard, R ERA: 2.25	0.2	S	2	0	0	0	0	0	0	0	0	0	0	7	10	0.00	0.000																			

Oakland Athletics @ Detroit Tigers  
Comerica Park, Detroit, MI  
Thu Jun 04 2015, 1:08 PM - 4:14 PM EDT  
Att: 37,411 - Partly Cloudy - 73 F


AB	35
R	5
H	9
RBI	5
BB	1
SO	6
LOB	9



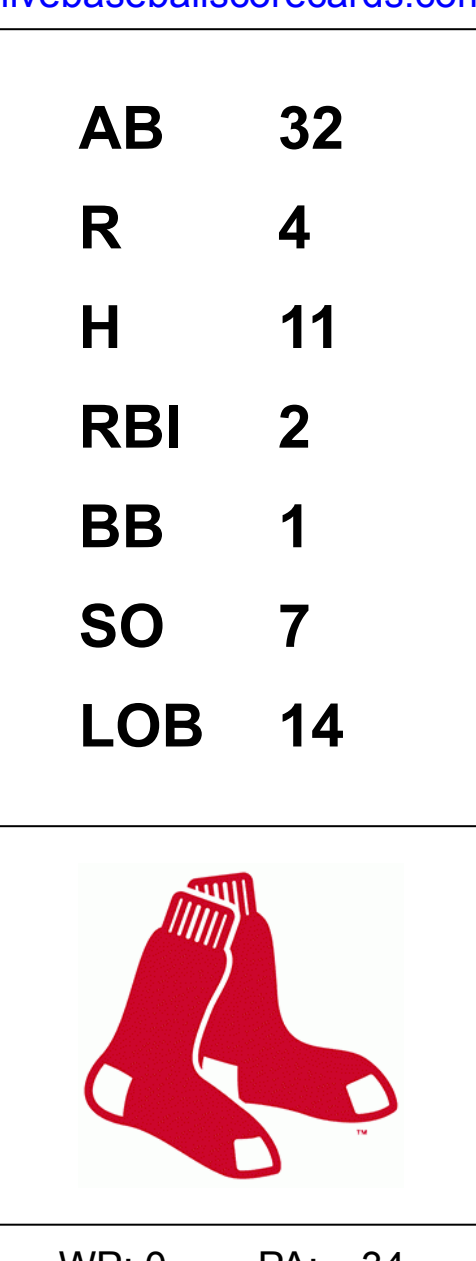


Batter	1	2	3	4	5	6	7	8	9	AB	R	H	RBI	BB	SO	LOB	TOP								
1 Billy Burns, S OBP: 0.365, SLG: 0.430	G3			10 G4-6-3 1B		K		P5		4	0	1	0	0	1	1	<b>Oakland Athletics @ Boston Red Sox</b> Fenway Park, Boston, MA Fri Jun 05 2015, 7:11 PM - 9:43 PM EDT Att: 34,910 - Cloudy - 56 F								
10 Marcus Semien, R OBP: 0.319, SLG: 0.431	K			G4-6-3				K		3	0	1	0	0	1	1									
21 Stephen Vogt, L OBP: 0.403, SLG: 0.575	K			1-2				K		1	0	0	0	0	1	1									
12 Andy Parrino, S OBP: 0.369, SLG: 0.369	G5-3			G5-3				G5-3		3	0	0	0	1	0	1									
16 Billy Butler, R OBP: 0.308, SLG: 0.364	G6-3			G5-3		G4-6-3		K		4	0	0	0	0	1	2									
15 Brett Lawrie, R OBP: 0.319, SLG: 0.419	G4-3			19 20 1B				19 2B		4	2	3	1	0	0	0									
22 Josh Reddick, L OBP: 0.369, SLG: 0.495	G4-3			K				P5		4	0	0	0	0	1	2									
19 Josh Phegley, R OBP: 0.343, SLG: 0.422	K			20 1B				2B		4	0	2	0	0	2	0									
20 Mark Canha, R OBP: 0.310, SLG: 0.388	G4-3			K				F7		4	0	1	1	0	0	2									
28 Eric Sogard, L OBP: 0.283, SLG: 0.291	G4-3			K				HBP		2	0	0	0	0	1	2									
<b>Inning Stats</b>	R: 0 E: 0 K: 1 S: 7	H: 0 LOB: 0 BB: 0 P: 8	R: 0 E: 0 K: 0 S: 7	H: 0 LOB: 0 BB: 0 P: 12	R: 0 E: 0 K: 1 S: 6	H: 0 LOB: 0 BB: 0 P: 8	R: 0 E: 0 K: 0 S: 9	H: 1 LOB: 0 BB: 0 P: 9	R: 1 E: 0 K: 2 S: 16	H: 3 LOB: 2 BB: 0 P: 20	R: 0 E: 0 K: 1 S: 11	H: 1 LOB: 1 BB: 1 P: 18	R: 1 E: 0 K: 1 S: 10	H: 1 LOB: 0 BB: 0 P: 15	R: 0 E: 0 K: 1 S: 9	H: 0 LOB: 1 BB: 0 P: 14	R: 0 E: 0 K: 1 S: 14	H: 2 LOB: 2 BB: 0 P: 18	1B: 6 2B: 1 3B: 0 HR: 1	SF: 0 SAC: 0 DP: 2 HBP: 1	WP: 0 PB: 0 SB: 0 CS: 0	PA: 35			
<b>PITCHER</b>	IP	WLS	BF	H	R	ER	SO	BB	IBB	HBP	BLK	WP	HR	S	P	ERA	WHIP								
20 Wade Miley, L ERA: 4.67	7.1	W	28	6	2	2	6	1	0	1	0	0	1	69	96	2.46	0.955								
36 Junichi Tazawa, R ERA: 1.46	0.2	H	2	0	0	0	1	0	0	0	0	0	0	6	8	0.00	0.000								
19 Koji Uehara, R ERA: 2.5	1.0	S	5	2	0	0	1	0	0	0	0	0	0	14	18	0.00	2.000								

AB	33
R	2
H	8
RBI	2
BB	1
SO	8
LOB	12



Batter	1	2	3	4	5	6	7	8	9	AB	R	H	RBI	BB	SO	LOB	BOTTOM								
15 Dustin Pedroia, R OBP: 0.371, SLG: 0.464	26 2B E			26 FC6-4 1B		FC4				4	2	3	0	0	0	1	<b>Oakland Athletics @ Boston Red Sox</b> Fenway Park, Boston, MA Fri Jun 05 2015, 7:11 PM - 9:43 PM EDT Att: 34,910 - Cloudy - 56 F								
26 Brock Holt, L OBP: 0.369, SLG: 0.409	E7			FC6-4 13 E				G3		4	0	2	1	0	0	2									
13 Hanley Ramirez, R OBP: 0.308, SLG: 0.467	K			SF9				K		3	0	1	1	0	2	2									
12 Mike Napoli, R OBP: 0.314, SLG: 0.407	K			F9				G1-3		4	0	0	0	0	1	4									
2 Xander Bogaerts, R OBP: 0.344, SLG: 0.403	F9			50 E				G4-6-3		3	1	1	0	1	0	1									
50 Mookie Betts, R OBP: 0.299, SLG: 0.378	F8			E5 23 G5-4-3 1B				F9		4	0	1	0	0	1	2									
23 Blake Swihart, S OBP: 0.235, SLG: 0.280	L6			G5-4-3				K		4	0	0	0	0	1	1									
31 Alejandro De Aza, L OBP: 0.278, SLG: 0.358	G4-3			G5-3				K		3	0	1	0	0	1	0									
38 Rusney Castillo, R OBP: 0.239, SLG: 0.222	K			26 FC6-4 15 1B SF9				15 FC4 1B		3	1	2	0	0	1	1									
<b>Inning Stats</b>	R: 1 E: 1 K: 2 S: 13	H: 2 LOB: 1 BB: 0 P: 16	R: 0 E: 0 K: 0 S: 7	H: 0 LOB: 0 BB: 0 P: 8	R: 1 E: 1 K: 0 S: 8	H: 2 LOB: 1 BB: 0 P: 12	R: 1 E: 0 K: 1 S: 9	H: 3 LOB: 1 BB: 0 P: 16	R: 1 E: 0 K: 2 S: 17	H: 2 LOB: 2 BB: 1 P: 30	R: 0 E: 0 K: 1 S: 8	H: 1 LOB: 1 BB: 0 P: 10	R: 0 E: 0 K: 0 S: 7	H: 1 LOB: 0 BB: 0 P: 10	R: 0 E: 0 K: 1 S: 11	H: 0 LOB: 0 BB: 0 P: 18	1B: 8 2B: 3 3B: 0 HR: 0	SF: 1 SAC: 0 DP: 2 HBP: 0	WP: 0 PB: 0 SB: 1 CS: 0	PA: 34					
<b>PITCHER</b>	IP	WLS	BF	H	R	ER	SO	BB	IBB	HBP	BLK	WP	HR	S	P	ERA	WHIP								
26 Scott Kazmir, L ERA: 3.14	4.2	L	23	9	4	3	4	1	0	0	0	0	0	51	77	5.79	2.143								
33 Fernando Rodriguez Jr., R ERA: 5.54	0.1		1	0	0	0	1	0	0	0	0	0	0	3	5	0.00	0.000								
39 Eric O'Flaherty, L ERA: 10.13	1.0		4	1	0	0	1	0	0	0	0	0	0	8	10	0.00	1.000								
29 Pat Venditte, S ERA:	2.0		6	1	0	0	1	0	0	0	0	0	0	18	28	0.00	0.500								






Batter	1	2	3	4	5	6	7	8	9	AB	R	H	RBI	BB	SO	LOB	TOP										
1 Billy Burns, S OBP: 0.362, SLG: 0.439	G5-3		1-H 3B		G1		G4-3			4	0	1	1	0	0	0	<b>Oakland Athletics @ Boston Red Sox</b> Fenway Park, Boston, MA Sat Jun 06 2015, 4:08 PM - 7:16 PM EDT Att: 36,713 - Cloudy - 62 F										
18 Ben Zobrist, S OBP: 0.300, SLG: 0.356	G5-3		G3		G6-3			15 BB	3	0	0	0	1	0	1												
21 Stephen Vogt, L OBP: 0.395, SLG: 0.561	K		K		G4-3			K	4	0	0	0	0	3	2												
16 Billy Butler, R OBP: 0.303, SLG: 0.357	L8		G6-3		L9			K	4	0	0	0	0	1	1												
22 Josh Reddick, L OBP: 0.373, SLG: 0.500	K		K		2B			BB	2	0	1	0	1	1	0												
15 Brett Lawrie, R OBP: 0.322, SLG: 0.419								BB	0	0	0	0	1	0	0												
23 Sam Fuld, L OBP: 0.260, SLG: 0.281								BB	0	0	0	0	0	0	0												
10 Marcus Semien, R OBP: 0.322, SLG: 0.429	1B				K			K	3	0	1	0	1	2	3												
50 Max Muncy, L OBP: 0.303, SLG: 0.386	K				K			K	4	0	0	0	0	3	3												
20 Mark Canha, R OBP: 0.309, SLG: 0.406			G3-1		L9			F9	4	1	1	1	0	0	2												
28 Eric Sogard, L OBP: 0.283, SLG: 0.290			1 3B		1B			G4-3	4	1	1	0	0	0	0												
<b>Inning Stats</b>	R: 0 E: 0 K: 1 S: 9	H: 0 LOB: 0 BB: 0 P: 14	R: 0 E: 0 K: 2 S: 10	H: 1 LOB: 1 BB: 0 P: 16	R: 1 E: 0 K: 1 S: 12	H: 2 LOB: 1 BB: 0 P: 17	R: 0 E: 0 K: 1 S: 13	H: 1 LOB: 2 BB: 1 P: 25	R: 0 E: 0 K: 0 S: 7	H: 0 LOB: 0 BB: 0 P: 10	R: 0 E: 0 K: 1 S: 9	H: 0 LOB: 0 BB: 1 P: 18	R: 1 E: 0 K: 0 S: 11	H: 1 LOB: 0 BB: 0 P: 18	R: 0 E: 0 K: 3 S: 13	H: 0 LOB: 2 BB: 2 P: 24	R: 0 E: 0 K: 1 S: 7	H: 0 LOB: 0 BB: 0 P: 12	1B: 2 2B: 1 3B: 1 HR: 1	SF: 0 SAC: 0 DP: 0 HBP: 0	WP: 0 PB: 0 SB: 0 CS: 0	PA: 36					
<b>PITCHER</b>	IP	WLS	BF	H	R	ER	SO	BB	IBB	HBP	BLK	WP	HR	S	P	ERA	WHIP										
56 Joe Kelly, R ERA: 5.4	6.0	W	24	4	1	1	6	2	0	0	0	0	0	60	100	1.50	1.000										
41 Alexi Ogando, R ERA: 4.37	1.0	H	5	1	1	1	0	1	0	0	0	0	1	12	23	9.00	2.000										
59 Tommy Layne, L ERA: 2.65	0.2	H	3	0	0	0	2	1	0	0	0	0	0	9	15	0.00	1.500										
68 Matt Barnes, R ERA: 1.93	0.1	H	1	0	0	0	1	0	0	0	0	0	0	3	4	0.00	0.000										
19 Koji Uehara, R ERA: 2.37	1.0	S	3	0	0	0	1	0	0	0	0	0	0	7	12	0.00	0.000										

Batter	1	2	3	4	5	6	7	8	9	AB	R	H	RBI	BB	SO	LOB	BOTTOM										
15 Dustin Pedroia, R OBP: 0.375, SLG: 0.462	K		G4-3		1B			26 BB	3	0	1	0	2	1	0	<b>Oakland Athletics @ Boston Red Sox</b> Fenway Park, Boston, MA Sat Jun 06 2015, 4:08 PM - 7:16 PM EDT Att: 36,713 - Cloudy - 62 F											
26 Brock Holt, L OBP: 0.378, SLG: 0.407	13 HR		L6		L7			BB	3	1	1	0	2	0	2												
13 Hanley Ramirez, R OBP: 0.315, SLG: 0.465	HR		34 2B		1B			G4-3	5	2	3	2	0	0	5												
38 Rusney Castillo, R OBP: 0.239, SLG: 0.222			12 1B		2B			G4-3	0	0	0	0	0	0	0												
34 David Ortiz, L OBP: 0.299, SLG: 0.379	K		12 1B		2B			K	4	1	1	1	0	3	1												
12 Mike Napoli, R OBP: 0.322, SLG: 0.417	K		1B		BB			2B	3	0	2	1	1	1	0												
2 Xander Bogaerts, R OBP: 0.342, SLG: 0.400	31 1B		G4-3		K			K	4	0	1	0	0	2	3												
50 Mookie Betts, R OBP: 0.298, SLG: 0.373	P4		G3		G3			G6-3	3	0	0	0	1	0	2												
31 Alejandro De Aza, L OBP: 0.277, SLG: 0.355	23 1B		L9		L8			B3	4	0	1	0	0	0	1												
23 Blake Swihart, S OBP: 0.236, SLG: 0.291	G4-6-3		15 1B		2B			F9	4	0	1	0	0	1	3												
<b>Inning Stats</b>	R: 2 E: 0 K: 3 S: 14	H: 2 LOB: 0 BB: 0 P: 24	R: 0 E: 0 K: 0 S: 9	H: 2 LOB: 1 BB: 0 P: 12	R: 2 E: 0 K: 0 S: 19	H: 3 LOB: 1 BB: 0 P: 27	R: 0 E: 0 K: 0 S: 13	H: 2 LOB: 2 BB: 0 P: 18	R: 0 E: 0 K: 2 S: 11	H: 1 LOB: 1 BB: 1 P: 17	R: 0 E: 0 K: 1 S: 11	H: 0 LOB: 3 BB: 3 P: 26	R: 0 E: 0 K: 2 S: 16	H: 1 LOB: 0 BB: 0 P: 17	R: 0 E: 0 K: 0 S: 9	H: 0 LOB: 2 BB: 2 P: 21	1B: 7 2B: 3 3B: 0 HR: 1	SF: 0 SAC: 0 DP: 1 HBP: 0	WP: 1 PB: 0 SB: 1 CS: 1	PA: 39							
<b>PITCHER</b>	IP	WLS	BF	H	R	ER	SO	BB	IBB	HBP	BLK	WP	HR	S	P	ERA	WHIP										
30 Jesse Chavez, R ERA: 2.91	5.0	L	24	10	4	4	5	1	0	0	0	0	0	66	98	7.20	2.200										
13 Drew Pomeranz, L ERA: 4.17	1.1		7	0	0	0	2	2	1	0	0	1	0	14	29	0.00	1.500										
58 Evan Scribner, R ERA: 2.01	0.2		3	1	0	0	1	0	0	0	0	0	0	13	14	0.00	1.500										
39 Eric O'Flaherty, L ERA: 9.35	0.2		4	0	0	0	0	2	0	0	0	0	0	6	15	0.00	3.000										
33 Fernando Rodriguez Jr., R ERA: 5.4	0.1		1	0	0	0	0	0	0	0	0	0	0	3	6	0.00	0.000										

**AB 32**  
**R 2**  
**H 5**  
**RBI 2**  
**BB 4**  
**SO 10**  
**LOB 12**



**AB 33**  
**R 4**  
**H 11**  
**RBI 4**  
**BB 6**  
**SO 8**  
**LOB 17**






Batter	1	2	3	4	5	6	7	8	9	AB	R	H	RBI	BB	SO	LOB	TOP										
<b>1</b> Billy Burns, S (1, 8) OBP: 0.356, SLG: 0.431	G5-3	K				F7		K									5 0 1 0 0 2 2										
<b>10</b> Marcus Semien, R (1, 6) OBP: 0.321, SLG: 0.423	F7	P5															3 0 0 0 1 1 5										
<b>12</b> Andy Parrino, S (8, 6)																	0 0 0 0 0 0 0										
<b>18</b> Ben Zobrist, S (9, PH) OBP: 0.297, SLG: 0.352																	1 0 0 0 0 1 0										
<b>21</b> Stephen Vogt, L (1, 3) OBP: 0.385, SLG: 0.544	G3																5 0 0 0 0 2 4										
<b>16</b> Billy Butler, R (1, 10) OBP: 0.301, SLG: 0.354																	5 1 1 0 0 0 3										
<b>22</b> Josh Reddick, L (1, 9) OBP: 0.380, SLG: 0.511																	4 1 3 0 0 1 0										
<b>15</b> Brett Lawrie, R (1, 5) OBP: 0.317, SLG: 0.411																	4 0 0 0 0 1 4										
<b>20</b> Mark Canha, R (1, 7) OBP: 0.319, SLG: 0.429																	4 2 3 1 0 0 1										
<b>19</b> Josh Phegley, R (1, 2) OBP: 0.365, SLG: 0.463																	3 0 2 1 1 0 0										
<b>28</b> Eric Sogard, L (1, 4) OBP: 0.287, SLG: 0.291																	3 0 1 1 1 0 2										
<b>Inning Stats</b>	R: 0 E: 0 K: 0 S: 10	H: 0 LOB: 0 BB: 0 P: 16	R: 3 E: 0 K: 1 S: 18	H: 4 LOB: 2 BB: 1 P: 31	R: 0 E: 0 K: 0 S: 7	H: 1 LOB: 1 BB: 0 P: 9	R: 1 E: 0 K: 2 S: 20	H: 3 LOB: 3 BB: 1 P: 31	R: 0 E: 0 K: 1 S: 16	H: 2 LOB: 2 BB: 0 P: 21	R: 0 E: 0 K: 0 S: 6	H: 0 LOB: 0 BB: 1 P: 14	R: 0 E: 0 K: 1 S: 9	H: 1 LOB: 1 BB: 0 P: 16	R: 0 E: 0 K: 1 S: 6	H: 0 LOB: 0 BB: 0 P: 8	R: 0 E: 0 K: 2 S: 9	H: 0 LOB: 0 BB: 0 P: 13	1B: 6 2B: 5 3B: 0 HR: 0	SF: 0 SAC: 0 DP: 0 HBP: 0	WP: 1 PB: 0 SB: 1 CS: 1	PA: 41					
<b>PITCHER</b>	IP	WLS	BF	H	R	ER	SO	BB	IBB	HBP	BLK	WP	HR	S	P	ERA	WHIP										
<b>11</b> Clay Buchholz, R (1, 1) ERA: 4.07	4.2		26	10	4	4	4	2	0	0	0	1	0	66	102	7.71	2.571										
<b>35</b> Steven Wright, R (5, 1) ERA: 3.85	3.1	W	11	1	0	0	2	1	0	0	0	0	0	26	44	0.00	0.600										
<b>59</b> Tommy Layne, L (9, 1) ERA: 2.5	1.0	S	3	0	0	0	2	0	0	0	0	0	0	9	13	0.00	0.000										

**Oakland Athletics @ Boston Red Sox**  
Fenway Park, Boston, MA  
Sun Jun 07 2015, 1:37 PM - 4:47 PM EDT  
Att: 36,913 - Sunny - 61 F


**AB 37**  
**R 4**  
**H 11**  
**RBI 3**  
**BB 3**  
**SO 8**  
**LOB 21**



Batter	1	2	3	4	5	6	7	8	9	AB	R	H	RBI	BB	SO	LOB	BOTTOM										
<b>15</b> Dustin Pedroia, R (1, 4) OBP: 0.376, SLG: 0.461	K																5 1 2 0 0 1 2										
<b>26</b> Brock Holt, L (1, 9) OBP: 0.388, SLG: 0.413																	3 1 2 0 1 0 0										
<b>13</b> Hanley Ramirez, R (1, 7) OBP: 0.318, SLG: 0.490																	4 1 2 1 0 0 2										
<b>23</b> Blake Swihart, S (9, 2) OBP: 0.236, SLG: 0.291																	0 0 0 0 0 0 0										
<b>34</b> David Ortiz, L (1, 10) OBP: 0.298, SLG: 0.375																	2 0 0 1 1 1 1										
<b>12</b> Mike Napoli, R (1, 3) OBP: 0.316, SLG: 0.408																	4 0 0 0 0 2 3										
<b>Pablo Sandoval, S</b> (1, 5) OBP: 0.310, SLG: 0.356																	4 0 2 0 0 0 0										
<b>50</b> Mookie Betts, R (8, FR) OBP: 0.298, SLG: 0.373																	0 1 0 0 0 0 0										
<b>2</b> Xander Bogaerts, R (1, 6) OBP: 0.340, SLG: 0.402																	4 1 1 2 0 1 1										
<b>3</b> Sandy Leon, S (1, 2) OBP: 0.268, SLG: 0.200																	3 0 1 0 0 1 0										
<b>31</b> Alejandro De Aza, L (8, PH) OBP: 0.283, SLG: 0.360																	1 1 1 1 0 0 0										
<b>38</b> Rusney Castillo, R (9, 9) OBP: 0.260, SLG: 0.306																	4 1 2 2 0 1 2										
<b>Inning Stats</b>	R: 0 E: 0 K: 2 S: 11	H: 1 LOB: 1 BB: 1 P: 17	R: 0 E: 0 K: 1 S: 14	H: 2 LOB: 2 BB: 0 P: 19	R: 0 E: 0 K: 1 S: 9	H: 2 LOB: 1 BB: 1 P: 15	R: 0 E: 0 K: 1 S: 9	H: 0 LOB: 0 BB: 0 P: 14	R: 0 E: 0 K: 1 S: 7	H: 0 LOB: 0 BB: 0 P: 10	R: 0 E: 0 K: 0 S: 5	H: 0 LOB: 0 BB: 0 P: 9	R: 0 E: 0 K: 0 S: 8	H: 0 LOB: 0 BB: 0 P: 11	R: 7 E: 0 K: 1 S: 27	H: 8 LOB: 2 BB: 0 P: 38	R: 0 E: 0 K: 1 S: 27	H: 0 LOB: 0 BB: 0 P: 11	1B: 9 2B: 3 3B: 0 HR: 1	SF: 1 SAC: 0 DP: 1 HBP: 0	WP: 0 PB: 1 SB: 1 CS: 0	PA: 37					
<b>PITCHER</b>	IP	WLS	BF	H	R	ER	SO	BB	IBB	HBP	BLK	WP	HR	S	P	ERA	WHIP										
<b>31</b> Kendall Graveman, R (1, 1) ERA: 4.85	7.0		27	6	1	1	6	2	0	0	0	0	0	66	101	1.29	1.143										
<b>58</b> Evan Scribner, R (8, 1) ERA: 2.87	0.0		3	3	1	1	0	0	0	0	0	0	0	6	8	-	-										
<b>13</b> Drew Pomeranz, L (8, 1) ERA: 4.14	0.1	H	1	0	1	1	0	0	0	0	0	0	0	1	1	27.00	0.000										
<b>36</b> Tyler Clippard, R (8, 1) ERA: 3.33	0.1	L	5	4	4	4	1	0	0	0	0	0	0	14	19	108.00	12.000										
<b>29</b> Pat Venditte, S (8, 1) ERA:	0.1		1	0	0	0	0	0	0	0	0	0	0	3	4	0.00	0.000										

**Oakland Athletics @ Boston Red Sox**  
Fenway Park, Boston, MA  
Sun Jun 07 2015, 1:37 PM - 4:47 PM EDT  
Att: 36,913 - Sunny - 61 F

**AB 34**  
**R 7**  
**H 13**  
**RBI 7**  
**BB 2**  
**SO 7**  
**LOB 11**














Batter	1	2	3	4	5	6	7	8	9	AB	R	H	RBI	BB	SO	LOB	TOP		
7 Delino DeShields, R OBP: 0.353, SLG: 0.373	F7		L6			L8			L8	4	0	0	0	0	0	0	Texas Rangers @ Oakland Athletics O.co Coliseum, Oakland, CA Thu Jun 11 2015, 3:38 PM - 6:12 PM EDT Att: 14,489 - Sunny - 68 F		
17 Shin-Soo Choo, L OBP: 0.329, SLG: 0.417	F8			K		L7			L3	4	0	0	0	0	1	0			
84 Prince Fielder, L OBP: 0.406, SLG: 0.530	P5			F7						2	0	0	0	1	0	0			
Kyle Blanks, R OBP: 0.348, SLG: 0.516		K		F7						3	0	0	0	0	2	1			
9 Adam Rosales, R OBP: 0.299, SLG: 0.354					F9				G6-4-3	2	0	0	0	1	0	1			
1 Elvis Andrus, R OBP: 0.299, SLG: 0.310										3	0	1	0	0	0	1			
2 Leonys Martin, L OBP: 0.291, SLG: 0.349										3	0	0	0	0	1	2			
3 Carlos Corporán, S OBP: 0.258, SLG: 0.293										3	0	0	0	0	1	1			
68 Hanser Alberto, R OBP: 0.286, SLG: 0.357										3	0	0	0	0	1	0			
<b>Inning Stats</b>	R: 0 E: 0 K: 0 S: 5	H: 0 LOB: 0 BB: 0 P: 7	R: 0 E: 0 K: 1 S: 10	H: 0 LOB: 1 BB: 1 P: 17	R: 0 E: 0 K: 0 S: 11	H: 0 LOB: 0 BB: 0 P: 13	R: 0 E: 0 K: 1 S: 5	H: 0 LOB: 0 BB: 0 P: 7	R: 0 E: 0 K: 1 S: 11	H: 1 LOB: 1 BB: 0 P: 17	R: 0 E: 0 K: 1 S: 11	H: 0 LOB: 0 BB: 0 P: 14	R: 0 E: 0 K: 1 S: 10	H: 0 LOB: 0 BB: 0 P: 12	R: 0 E: 0 K: 0 S: 9	H: 0 LOB: 0 BB: 0 P: 9	1B: 1 2B: 0 3B: 0 HR: 0	SF: 0 SAC: 0 DP: 1 HBP: 0	WP: 0 PA: 29
<b>PITCHER</b>	IP WLS BF H R ER SO BB IBB HBP BLK WP HR S P ERA WHIP																		
26 Scott Kazmir, L ERA: 2.79	8.0 W 26 1 0 0 6 2 0 0 0 0 0 0 73 105 0.00 0.375																		
58 Evan Scribner, R ERA: 2.7	1.0 3 0 0 0 0 0 0 0 0 0 0 0 9 9 0.00 0.000																		

Texas Rangers @ Oakland Athletics  
O.co Coliseum, Oakland, CA  
Thu Jun 11 2015, 3:38 PM - 6:12 PM EDT  
Att: 14,489 - Sunny - 68 F

livebaseballscores.com

AB 27  
R 0  
H 1  
RBI 0  
BB 2  
SO 6  
LOB 6




Batter	1	2	3	4	5	6	7	8	9	AB	R	H	RBI	BB	SO	LOB	BOTTOM
1 Billy Burns, S OBP: 0.354, SLG: 0.420	BB									3	1	2	1	1	0	1	Texas Rangers @ Oakland Athletics O.co Coliseum, Oakland, CA Thu Jun 11 2015, 3:38 PM - 6:12 PM EDT Att: 14,489 - Sunny - 68 F
10 Marcus Semien, R OBP: 0.325, SLG: 0.418										4	0	1	0	0	2	4	
12 Andy Parrino, S (8.6)										0	1	0	0	1	0	0	
22 Josh Reddick, L OBP: 0.385, SLG: 0.525										4	1	2	3	1	0	4	
18 Ben Zobrist, S OBP: 0.289, SLG: 0.347										5	0	1	1	0	1	4	
21 Stephen Vogt, L OBP: 0.396, SLG: 0.540										2	1	0	0	2	1	2	
15 Brett Lawrie, R OBP: 0.304, SLG: 0.390										3	0	0	0	0	0	4	
20 Mark Canha, R OBP: 0.322, SLG: 0.442										4	1	2	2	0	0	0	
19 Josh Phegley, R OBP: 0.354, SLG: 0.437										3	1	0	0	1	0	2	
23 Sam Fuld, L OBP: 0.272, SLG: 0.301										4	1	3	0	0	0	0	
<b>Inning Stats</b>	R: 1 E: 0 K: 1 S: 9	H: 2 LOB: 2 BB: 2 P: 23	R: 0 E: 0 K: 0 S: 5	H: 0 LOB: 0 BB: 0 P: 6	R: 0 E: 0 K: 0 S: 10	H: 2 LOB: 2 BB: 0 P: 13	R: 0 E: 0 K: 0 S: 6	H: 0 LOB: 0 BB: 0 P: 7	R: 0 E: 0 K: 1 S: 11	H: 1 LOB: 2 BB: 0 P: 18	R: 0 E: 0 K: 2 S: 19	H: 1 LOB: 2 BB: 1 P: 28	R: 6 E: 0 K: 0 S: 11	H: 3 LOB: 0 BB: 3 P: 29	1B: 8 2B: 2 3B: 0 HR: 2	SF: 1 SAC: 0 DP: 2 HBP: 1	WP: 0 PA: 40
<b>PITCHER</b>	IP WLS BF H R ER SO BB IBB HBP BLK WP HR S P ERA WHIP																
21 Chi Chi González, R ERA: 0.42	7.0 L 31 8 1 1 4 3 0 1 1 4 0 0 66 105 1.29 1.571																
71 Sam Freeman, L ERA: 7.27	0.0 1 0 1 1 0 1 0 0 0 0 0 0 4 - - - -																
36 Jon Edwards, R ERA: 0.75	0.2 6 2 2 2 0 2 0 0 0 0 0 1 7 18 27.00 6.000																
47 Ross Detwiler, L ERA: 7.27	0.1 2 1 3 3 0 0 0 0 0 0 0 1 4 7 81.00 3.000																

Texas Rangers @ Oakland Athletics  
O.co Coliseum, Oakland, CA  
Thu Jun 11 2015, 3:38 PM - 6:12 PM EDT  
Att: 14,489 - Sunny - 68 F

livebaseballscores.com

AB 32  
R 7  
H 11  
RBI 7  
BB 6  
SO 4  
LOB 21









Batter	1	2	3	4	5	6	7	8	9	AB	R	H	RBI	BB	SO	LOB	TOP										
1 Billy Burns, S OBP: 0.353, SLG: 0.411										4	0	1	0	0	2	1	<b>Oakland Athletics @ Los Angeles Angels</b> Angel Stadium of Anaheim, Anaheim, CA Sat Jun 13 2015, 7:09 PM - 9:36 PM PDT Att: 43,548 - Clear - 70 F										
20 Mark Canha, R OBP: 0.319, SLG: 0.432										4	0	0	0	0	2	1											
18 Ben Zobrist, S OBP: 0.279, SLG: 0.330										4	0	0	0	0	0	1											
16 Billy Butler, R OBP: 0.298, SLG: 0.339										2	0	0	0	2	2	1											
28 Eric Sogard, L OBP: 0.230, SLG: 0.290										0	0	0	0	0	0	0											
19 Josh Phegley, R OBP: 0.349, SLG: 0.474										3	0	0	0	0	1	1											
22 Josh Reddick, L OBP: 0.379, SLG: 0.529										1	0	0	0	0	0	1											
15 Brett Lawrie, R OBP: 0.308, SLG: 0.402										2	0	0	0	1	0	1											
21 Stephen Vogt, L OBP: 0.384, SLG: 0.519										3	0	0	0	0	2	3											
10 Marcus Semien, R OBP: 0.322, SLG: 0.416										3	0	1	0	0	0	0											
23 Sam Fuld, L OBP: 0.278, SLG: 0.301										2	0	0	0	1	1	2											
<b>Inning Stats</b>	R: 0 E: 0 K: 1 S: 10	H: 1 LOB: 1 BB: 0 P: 14	R: 0 E: 0 K: 1 S: 8	H: 0 LOB: 0 BB: 0 P: 13	R: 0 E: 0 K: 0 S: 5	H: 0 LOB: 1 BB: 1 P: 11	R: 0 E: 0 K: 1 S: 11	H: 0 LOB: 0 BB: 0 P: 14	R: 0 E: 0 K: 3 S: 14	H: 1 LOB: 2 BB: 1 P: 24	R: 0 E: 0 K: 2 S: 8	H: 0 LOB: 0 BB: 0 P: 12	R: 0 E: 1 K: 0 S: 8	H: 0 LOB: 1 BB: 1 P: 18	R: 0 E: 0 K: 1 S: 10	H: 0 LOB: 0 BB: 0 P: 13	R: 0 E: 0 K: 1 S: 8	H: 0 LOB: 1 BB: 1 P: 15	1B: 1 2B: 2 3B: 0 HR: 0	SF: 0 SAC: 0 DP: 2 HBP: 0	WP: 0 PB: 0 SB: 0 CS: 0	PA: 32					
<b>PITCHER</b>	IP	WLS	BF	H	R	ER	SO	BB	IBB	HBP	BLK	WP	HR	S	P	ERA	WHIP										
33 C.J. Wilson, L ERA: 3.6	7.0	W	25	2	0	0	8	3	0	0	0	0	0	64	106	0.00	0.714										
38 Joe Smith, R ERA: 3.16	1.0	H	3	0	0	0	1	0	0	0	0	0	0	10	13	0.00	0.000										
16 Huston Street, R ERA: 2.42	1.0	S	4	0	0	0	1	1	0	0	0	0	0	8	15	0.00	1.000										

Batter	1	2	3	4	5	6	7	8	9	AB	R	H	RBI	BB	SO	LOB	BOTTOM										
2 Erick Aybar, S OBP: 0.301, SLG: 0.305										4	0	0	0	0	0	0	<b>Oakland Athletics @ Los Angeles Angels</b> Angel Stadium of Anaheim, Anaheim, CA Sat Jun 13 2015, 7:09 PM - 9:36 PM PDT Att: 43,548 - Clear - 70 F										
27 Mike Trout, R OBP: 0.383, SLG: 0.584										4	0	1	0	0	0	0											
5 Albert Pujols, R OBP: 0.320, SLG: 0.546										4	1	2	1	0	1	1											
56 Kole Calhoun, L OBP: 0.333, SLG: 0.406										3	0	1	0	0	1	1											
6 David Freese, R OBP: 0.298, SLG: 0.433										3	0	2	0	0	0	0											
12 Johnny Giavotella, R OBP: 0.355, SLG: 0.386										3	0	0	0	0	2	3											
19 Efen Navarro, L OBP: 0.378, SLG: 0.333										3	0	1	0	0	1	2											
58 Carlos Pérez, R OBP: 0.282, SLG: 0.387										3	0	1	0	0	1	3											
20 Matt Joyce, L OBP: 0.262, SLG: 0.310										3	0	0	0	0	1	1											
<b>Inning Stats</b>	R: 1 E: 0 K: 0 S: 9	H: 1 LOB: 0 BB: 0 P: 14	R: 0 E: 0 K: 1 S: 13	H: 2 LOB: 1 BB: 0 P: 18	R: 0 E: 0 K: 0 S: 7	H: 1 LOB: 0 BB: 0 P: 12	R: 0 E: 0 K: 2 S: 12	H: 2 LOB: 2 BB: 0 P: 15	R: 0 E: 0 K: 0 S: 9	H: 0 LOB: 0 BB: 0 P: 14	R: 0 E: 0 K: 1 S: 7	H: 1 LOB: 0 BB: 0 P: 10	R: 0 E: 0 K: 2 S: 10	H: 1 LOB: 1 BB: 0 P: 16	R: 0 E: 0 K: 1 S: 8	H: 0 LOB: 0 BB: 0 P: 12		1B: 7 2B: 1 3B: 0 HR: 1	SF: 0 SAC: 0 DP: 1 HBP: 0	WP: 0 PB: 0 SB: 0 CS: 2	PA: 30						
<b>PITCHER</b>	IP	WLS	BF	H	R	ER	SO	BB	IBB	HBP	BLK	WP	HR	S	P	ERA	WHIP										
31 Kendall Graveman, R ERA: 4.22	8.0	L	30	8	1	1	7	0	0	0	0	0	0	75	111	1.12	1.000										

AB	28
R	0
H	2
RBI	0
BB	4
SO	10
LOB	12



AB	30
R	1
H	8
RBI	1
BB	0
SO	7
LOB	11





Batter	1	2	3	4	5	6	7	8	9	AB	R	H	RBI	BB	SO	LOB	TOP					
1 Billy Burns, S OBP: 0.354, SLG: 0.411										5	1	2	1	0	1	3	<b>Oakland Athletics @ Los Angeles Angels</b> Angel Stadium of Anaheim, Anaheim, CA Sun Jun 14 2015, 12:40 PM - 3:54 PM PDT Att: 35,143 - Sunny - 72 F					
10 Marcus Semien, R OBP: 0.315, SLG: 0.407										5	0	0	0	0	3	6						
22 Josh Reddick, L OBP: 0.380, SLG: 0.526										5	1	2	1	0	0	0						
18 Ben Zobrist, S OBP: 0.291, SLG: 0.360										5	3	3	0	0	0	1						
21 Stephen Vogt, L OBP: 0.380, SLG: 0.508										4	1	0	0	1	2	3						
15 Brett Lawrie, R OBP: 0.307, SLG: 0.399										4	0	1	0	0	1	4						
12 Andy Parrino, S (9, PH)										1	0	0	0	0	0	0						
50 Max Muncy, L OBP: 0.293, SLG: 0.379										5	1	1	1	0	1	6						
28 Eric Sogard, L OBP: 0.293, SLG: 0.298										5	1	2	3	0	1	2						
23 Sam Fuld, L OBP: 0.283, SLG: 0.302										3	0	1	0	0	0	3						
<b>Inning Stats</b>	R: 0 E: 0 K: 2 S: 11	H: 0 LOB: 0 BB: 0 P: 18	R: 1 E: 2 K: 0 S: 10	H: 1 LOB: 2 BB: 0 P: 17	R: 1 E: 0 K: 2 S: 14	H: 2 LOB: 1 BB: 0 P: 21	R: 0 E: 0 K: 0 S: 13	H: 1 LOB: 1 BB: 0 P: 19	R: 0 E: 0 K: 0 S: 8	H: 0 LOB: 0 BB: 0 P: 12	R: 3 E: 0 K: 2 S: 18	H: 5 LOB: 2 BB: 0 P: 27	R: 3 E: 1 K: 1 S: 18	H: 3 LOB: 3 BB: 1 P: 34	R: 0 E: 0 K: 1 S: 7	H: 0 LOB: 0 BB: 0 P: 8	R: 0 E: 0 K: 1 S: 6	H: 0 LOB: 0 BB: 0 P: 7	1B: 8 2B: 4 3B: 0 HR: 0	SF: 0 SAC: 0 DP: 0 HBP: 1	WP: 0 PB: 0 SB: 2 CS: 0	PA: 44
<b>PITCHER</b>	IP WLS BF H R ER SO BB IBB HBP BLK WP HR S P ERA WHIP																					
52 Matt Shoemaker, R ERA: 4.85	5.2 L 25 6 4 3 5 0 0 0 0 0 0 0 66 101 4.76 1.059																					
48 Jose Alvarez, L ERA: 3.39	0.0 3 3 1 1 0 0 0 0 0 0 0 0 5 8 ∞ ∞																					
68 Cam Bedrosian, R ERA: 4.38	0.1 5 2 3 2 1 0 1 0 0 0 0 0 12 22 54.00 6.000																					
37 Cesar Ramos, L ERA: 2.65	2.0 8 1 0 0 2 0 0 0 1 0 0 0 16 25 0.00 0.500																					
62 Trevor Gott, R ERA:	1.0 3 0 0 0 1 0 0 0 0 0 0 0 6 7 0.00 0.000																					
<b>Batter</b>	<b>1</b>	<b>2</b>	<b>3</b>	<b>4</b>	<b>5</b>	<b>6</b>	<b>7</b>	<b>8</b>	<b>9</b>	<b>AB</b>	<b>R</b>	<b>H</b>	<b>RBI</b>	<b>BB</b>	<b>SO</b>	<b>LOB</b>	<b>BOTTOM</b>					
2 Erick Aybar, S OBP: 0.298, SLG: 0.301										3	1	0	0	0	0	0	<b>Oakland Athletics @ Los Angeles Angels</b> Angel Stadium of Anaheim, Anaheim, CA Sun Jun 14 2015, 12:40 PM - 3:54 PM PDT Att: 35,143 - Sunny - 72 F					
8 Taylor Featherston, R OBP: 0.139, SLG: 0.152										1	0	0	0	0	1	0						
27 Mike Trout, R OBP: 0.379, SLG: 0.576										3	0	0	0	0	1	1						
20 Matt Joyce, L OBP: 0.265, SLG: 0.314										1	0	1	0	0	0	0						
5 Albert Pujols, R OBP: 0.324, SLG: 0.547										3	0	2	1	0	0	0						
58 Carlos Pérez, R OBP: 0.278, SLG: 0.382										1	0	0	0	0	1	1						
56 Kole Calhoun, L OBP: 0.333, SLG: 0.405										3	0	1	0	0	1	1						
44 Daniel Robertson, R										1	0	0	0	0	0	0						
6 David Freese, R OBP: 0.302, SLG: 0.432										3	0	1	0	0	1	2						
12 Johnny Giavotella, R OBP: 0.329, SLG: 0.359										4	0	0	0	0	1	3						
19 Efen Navarro, L OBP: 0.341, SLG: 0.297										4	0	0	0	0	1	2						
17 Chris Iannetta, R OBP: 0.264, SLG: 0.264										3	0	0	0	1	1	0						
18 Kyle Kubitz, L OBP: 0.286, SLG: 0.231										4	0	0	0	0	3	3						
<b>Inning Stats</b>	R: 0 E: 0 K: 1 S: 7	H: 0 LOB: 0 BB: 0 P: 12	R: 0 E: 0 K: 2 S: 10	H: 0 LOB: 0 BB: 0 P: 15	R: 0 E: 0 K: 0 S: 6	H: 0 LOB: 0 BB: 0 P: 8	R: 1 E: 1 K: 1 S: 12	H: 2 LOB: 2 BB: 0 P: 17	R: 0 E: 0 K: 3 S: 9	H: 0 LOB: 0 BB: 0 P: 13	R: 0 E: 0 K: 0 S: 9	H: 2 LOB: 2 BB: 0 P: 15	R: 0 E: 0 K: 0 S: 5	H: 0 LOB: 0 BB: 0 P: 8	R: 0 E: 0 K: 2 S: 8	H: 1 LOB: 1 BB: 0 P: 14	R: 0 E: 1 K: 1 S: 16	H: 0 LOB: 3 BB: 1 P: 28	1B: 5 2B: 0 3B: 0 HR: 0	SF: 0 SAC: 0 DP: 0 HBP: 1	WP: 1 PB: 1 SB: 0 CS: 0	PA: 36
<b>PITCHER</b>	IP WLS BF H R ER SO BB IBB HBP BLK WP HR S P ERA WHIP																					
54 Sonny Gray, R ERA: 1.6	7.2 W 29 5 1 0 9 0 0 0 0 0 0 0 65 100 0.00 0.652																					
33 Fernando Rodriguez Jr., R ERA: 5.02	0.1 1 0 0 0 0 0 0 0 0 0 0 0 1 2 0.00 0.000																					
36 Tyler Clippard, R ERA: 0.68	1.0 6 0 0 0 1 1 0 1 0 0 0 0 16 28 0.00 1.000																					

AB	42
R	8
H	12
RBI	6
BB	1
SO	9
LOB	28



AB	34
R	1
H	5
RBI	1
BB	1
SO	10
LOB	13









Batter	1	2	3	4	5	6	7	8	9	AB	R	H	RBI	BB	SO	LOB	TOP					
1 Billy Burns, S OBP: 0.355, SLG: 0.413	L6		G3																			
28 Eric Sogard, L OBP: 0.292, SLG: 0.293	P3			F8	L4																	
22 Josh Reddick, L OBP: 0.372, SLG: 0.511	G4-3			F8																		
18 Ben Zobrist, S OBP: 0.316, SLG: 0.387		G4-3		G4-3																		
16 Billy Butler, R OBP: 0.307, SLG: 0.343					G5-3																	
12 Andy Parrino, S (8, PR)																						
50 Max Muncy, L OBP: 0.286, SLG: 0.387																						
19 Josh Phegley, R OBP: 0.333, SLG: 0.451																						
23 Sam Fuld, L OBP: 0.287, SLG: 0.296																						
26 Scott Kazmir, L OBP: 0.306, SLG: 0.500																						
33 Fernando Rodriguez Jr., R OBP: 0.322, SLG: 0.415																						
10 Marcus Semien, R OBP: 0.322, SLG: 0.415																						
13 Drew Pomeranz, R OBP: 0.322, SLG: 0.415																						
58 Evan Scribner, R OBP: 0.322, SLG: 0.415																						
21 Stephen Vogt, L OBP: 0.300, SLG: 0.390																						
36 Tyler Clippard, R OBP: 0.300, SLG: 0.390																						
<b>Inning Stats</b>	R: 0 E: 0 K: 0 S: 8	H: 0 LOB: 0 BB: 0 P: 10	R: 0 E: 0 K: 1 S: 13	H: 0 LOB: 1 BB: 1 P: 22	R: 0 E: 0 K: 2 S: 9	H: 0 LOB: 0 BB: 0 P: 12	R: 0 E: 0 K: 0 S: 6	H: 0 LOB: 0 BB: 0 P: 9	R: 3 E: 0 K: 0 S: 14	H: 3 LOB: 1 BB: 1 P: 27	R: 2 E: 0 K: 0 S: 6	H: 2 LOB: 0 BB: 0 P: 12	R: 0 E: 0 K: 0 S: 12	H: 1 LOB: 2 BB: 1 P: 18	R: 0 E: 0 K: 1 S: 11	H: 1 LOB: 2 BB: 0 P: 15	R: 1 E: 0 K: 1 S: 14	H: 1 LOB: 1 BB: 2 P: 26	1B: 4 2B: 2 3B: 1 HR: 1	SF: 0 SAC: 0 DP: 1 HBP: 0	WP: 0 PB: 0 SB: 2 CS: 1	PA: 39
<b>PITCHER</b>	IP WLS BF H R ER SO BB IBB HBP BLK WP HR S P ERA WHIP																					
34 Andrew Cashner, R ERA: 4.24	5.0		23	5	5	5	3	3	0	0	0	0	0	0	1	53	88	9.00	1.600			
44 Dale Thayer, R ERA: 3.41	2.0		7	1	0	0	0	1	0	0	0	0	0	0	0	15	22	0.00	1.000			
37 Brandon Maurer, R ERA: 1.64	1.0		4	1	0	0	1	0	0	0	0	0	0	0	0	11	15	0.00	1.000			
46 Craig Kimbrel, R ERA: 3.81	1.0	L	5	1	1	1	1	2	0	0	0	0	0	0	0	14	26	9.00	3.000			

**Oakland Athletics @ San Diego Padres**  
 Petco Park, San Diego, CA  
 Tue Jun 16 2015, 12:42 PM - 3:38 PM PDT  
 Att: 28,482 - Overcast - 67 F


**AB 33**  
**R 6**  
**H 8**  
**RBI 6**  
**BB 6**  
**SO 5**  
**LOB 15**



Batter	1	2	3	4	5	6	7	8	9	AB	R	H	RBI	BB	SO	LOB	BOTTOM					
2 B.J. Upton, R OBP: 0.267, SLG: 0.154	K																					
23 Yonder Alonso, L OBP: 0.406, SLG: 0.420																						
10 Justin Upton, R OBP: 0.359, SLG: 0.479																						
27 Matt Kemp, R OBP: 0.288, SLG: 0.346																						
11 Will Middlebrooks, R OBP: 0.263, SLG: 0.389																						
12 Clint Barmes, R OBP: 0.326, SLG: 0.417																						
25 Will Venable, L OBP: 0.321, SLG: 0.426																						
15 Cory Spangenberg, L OBP: 0.304, SLG: 0.359																						
18 Austin Hedges, R OBP: 0.103, SLG: 0.214																						
3 Derek Norris, R OBP: 0.315, SLG: 0.440																						
34 Andrew Cashner, R OBP: 0.115, SLG: 0.115																						
44 Dale Thayer, R ERA: 2.84																						
26 Yanervis Solarte, S OBP: 0.302, SLG: 0.342																						
37 Brandon Maurer, R ERA: 1.64																						
46 Craig Kimbrel, R ERA: 3.81																						
<b>Inning Stats</b>	R: 0 E: 0 K: 1 S: 9	H: 1 LOB: 0 BB: 0 P: 12	R: 0 E: 0 K: 1 S: 10	H: 0 LOB: 0 BB: 0 P: 14	R: 1 E: 0 K: 1 S: 11	H: 1 LOB: 1 BB: 1 P: 21	R: 1 E: 0 K: 3 S: 20	H: 3 LOB: 2 BB: 0 P: 25	R: 1 E: 1 K: 0 S: 7	H: 0 LOB: 0 BB: 0 P: 9	R: 0 E: 0 K: 2 S: 7	H: 0 LOB: 0 BB: 0 P: 10	R: 0 E: 0 K: 1 S: 8	H: 0 LOB: 0 BB: 0 P: 11	R: 2 E: 0 K: 0 S: 9	H: 4 LOB: 0 BB: 0 P: 14	R: 0 E: 0 K: 3 S: 10	H: 0 LOB: 0 BB: 0 P: 15	1B: 7 2B: 1 3B: 0 HR: 2	SF: 0 SAC: 0 DP: 2 HBP: 0	WP: 0 PB: 0 SB: 1 CS: 1	PA: 36
<b>PITCHER</b>	IP WLS BF H R ER SO BB IBB HBP BLK WP HR S P ERA WHIP																					
26 Scott Kazmir, L ERA: 2.84	5.0		21	5	3	2	6	1	0	0	0	0	0	0	7	10	0.00	0.000				
33 Fernando Rodriguez Jr., R ERA: 4.7	1.0	H	3	0	0	0	2	0	0	0	0	0	0	0	11	16	18.00	2.000				
13 Drew Pomeranz, L ERA: 4.04	1.0	W	5	2	2	2	1	0	0	0	0	0	0	1	6	9	0.00	2.000				
58 Evan Scribner, R ERA: 3.38	1.0	H	3	2	0	0	0	0	0	0	0	0	0	0	0	0	0.00	2.000				
36 Tyler Clippard, R ERA: 2.96	1.0	S	3	0	0	0	3	0	0	0	0	0	0	0	10	15	0.00	0.000				

**Oakland Athletics @ San Diego Padres**  
 Petco Park, San Diego, CA  
 Tue Jun 16 2015, 12:42 PM - 3:38 PM PDT  
 Att: 28,482 - Overcast - 67 F

**AB 34**  
**R 5**  
**H 9**  
**RBI 3**  
**BB 1**  
**SO 12**  
**LOB 9**





Batter	1	2	3	4	5	6	7	8	9	AB	R	H	RBI	BB	SO	LOB	TOP
25 Will Venable, L OBP: 0.314, SLG: 0.415										4	0	0	0	0	4	0	
26 Yangelis Solarte, S OBP: 0.301, SLG: 0.340										4	0	1	0	0	2	0	
12 Clint Barmes, R OBP: 0.307, SLG: 0.417										0	0	0	0	0	0	0	
10 Justin Upton, R OBP: 0.357, SLG: 0.473										3	0	0	0	1	2	1	
27 Matt Kemp, R OBP: 0.287, SLG: 0.345										4	0	1	0	0	1	2	
23 Yonder Alonso, L OBP: 0.402, SLG: 0.415										4	0	1	0	0	0	1	
3 Derek Norris, R OBP: 0.310, SLG: 0.433										4	0	0	0	0	0	1	
15 Cory Spangenberg, L OBP: 0.299, SLG: 0.352										3	0	0	0	0	2	0	
11 Will Middlebrooks, R OBP: 0.264, SLG: 0.403										3	1	1	1	0	2	0	
5 Alexi Amarista, L OBP: 0.298, SLG: 0.308										3	1	1	1	0	0	0	
<b>Inning Stats</b>	R: 0 E: 0 K: 3 S: 13	H: 1 LOB: 1 BB: 0 P: 17	R: 0 E: 0 K: 1 S: 11	H: 0 LOB: 0 BB: 0 P: 18	R: 0 E: 0 K: 2 S: 9	H: 0 LOB: 0 BB: 0 P: 13	R: 0 E: 0 K: 1 S: 8	H: 1 LOB: 1 BB: 0 P: 12	R: 0 E: 0 K: 1 S: 8	H: 0 LOB: 2 BB: 0 P: 10	R: 1 E: 0 K: 1 S: 10	H: 1 LOB: 0 BB: 0 P: 13	R: 0 E: 0 K: 1 S: 7	H: 1 LOB: 1 BB: 0 P: 13	1B: 3 2B: 0 3B: 0 HR: 2	SF: 0 SAC: 0 DP: 0 HBP: 0	WP: 0 PA: 33 PB: 0 SB: 0 CS: 0
<b>PITCHER</b>	IP: 7.0 WLS: W BF: 25 ERA: 2.52	H: 3 R: 1 ER: 1 SO: 11	BB: 1 IBB: 0 HBP: 0 BLK: 0	WP: 0 HR: 1 S: 69 P: 103	ERA: 1.29 WHIP: 0.571	IP: 1.0 WLS: 4 BF: 1 ERA: 5.4	H: 1 R: 1 ER: 1 SO: 1	BB: 0 IBB: 0 HBP: 0 BLK: 0	WP: 0 HR: 1 S: 10 P: 13	ERA: 9.00 WHIP: 1.000	IP: 1.0 WLS: 4 BF: 1 ERA: 4.26	H: 1 R: 0 ER: 0 SO: 1	BB: 0 IBB: 0 HBP: 0 BLK: 0	WP: 0 HR: 0 S: 7 P: 13	ERA: 0.00 WHIP: 1.000		

San Diego Padres @ Oakland Athletics  
O.co Coliseum, Oakland, CA  
Wed Jun 17 2015, 10:08 PM - 1:00 AM EDT  
Att: 20,625 - Clear - 60 F

AB 32  
R 2  
H 5  
RBI 2  
BB 1  
SO 13  
LOB 5



Batter	1	2	3	4	5	6	7	8	9	AB	R	H	RBI	BB	SO	LOB	BOTTOM
1 Billy Burns, S OBP: 0.365, SLG: 0.424										5	3	3	0	0	2		
10 Marcus Semien, R OBP: 0.325, SLG: 0.412										3	2	1	1	1	0	1	
22 Josh Reddick, L OBP: 0.319, SLG: 0.504										5	1	1	1	0	4		
50 Max Muncy, L OBP: 0.286, SLG: 0.387										0	0	0	0	0	0	0	
18 Ben Zobrist, S OBP: 0.329, SLG: 0.423										4	3	3	3	0	0	0	
23 Sam Fuld, L OBP: 0.291, SLG: 0.301										1	1	1	2	0	0	0	
21 Stephen Vogt, L OBP: 0.379, SLG: 0.518										4	0	1	2	0	2	4	
16 Billy Butler, R OBP: 0.316, SLG: 0.364										5	2	4	3	0	0	0	
15 Brett Lawrie, R OBP: 0.321, SLG: 0.431										4	1	2	2	1	2	3	
12 Andy Parrino, S OBP: 0.291, SLG: 0.387										0	0	0	0	0	0	0	
20 Mark Canha, R OBP: 0.321, SLG: 0.431										5	1	2	1	0	0	2	
28 Eric Sogard, L OBP: 0.299, SLG: 0.302										4	2	2	1	1	0	1	
<b>Inning Stats</b>	R: 4 E: 0 K: 1 S: 22	H: 5 LOB: 1 BB: 0 P: 34	R: 0 E: 0 K: 0 S: 5	H: 0 LOB: 0 BB: 0 P: 7	R: 1 E: 0 K: 0 S: 10	H: 1 LOB: 0 BB: 0 P: 14	R: 0 E: 0 K: 0 S: 8	H: 0 LOB: 1 BB: 0 P: 16	R: 0 E: 0 K: 0 S: 5	H: 0 LOB: 0 BB: 1 P: 7	R: 4 E: 0 K: 1 S: 23	H: 5 LOB: 2 BB: 1 P: 36	R: 7 E: 0 K: 1 S: 23	H: 8 LOB: 2 BB: 1 P: 36	1B: 14 2B: 4 3B: 1 HR: 1	SF: 2 SAC: 0 DP: 1 HBP: 1	WP: 1 PA: 47 PB: 0 SB: 0 CS: 1
<b>PITCHER</b>	IP: 6.0 WLS: L BF: 26 ERA: 4.29	H: 6 R: 6 ER: 6 SO: 2	BB: 1 IBB: 0 HBP: 0 BLK: 0	WP: 0 HR: 0 S: 60 P: 91	ERA: 9.00 WHIP: 1.500	IP: 0.2 WLS: 6 BF: 3 ERA: 4.29	H: 3 R: 3 ER: 3 SO: 0	BB: 1 IBB: 0 HBP: 0 BLK: 0	WP: 0 HR: 0 S: 5 P: 6	ERA: 0.00 WHIP: 3.000	IP: 0.1 WLS: 2 BF: 1 ERA: 4.5	H: 1 R: 0 ER: 0 SO: 1	BB: 0 IBB: 0 HBP: 0 BLK: 0	WP: 0 HR: 0 S: 22 P: 34	ERA: 94.50 WHIP: 13.500		

San Diego Padres @ Oakland Athletics  
O.co Coliseum, Oakland, CA  
Wed Jun 17 2015, 10:08 PM - 1:00 AM EDT  
Att: 20,625 - Clear - 60 F

AB 40  
R 16  
H 20  
RBI 16  
BB 3  
SO 4  
LOB 17





Batter	1	2	3	4	5	6	7	8	9	AB	R	H	RBI	BB	SO	LOB	TOP								
<b>2 B.J. Upton, R</b> OBP: 0.263, SLG: 0.294 (1, 8)	F9		K		G3			10 SF3 3B		4	1	1	0	0	1	1									
<b>3 Derek Norris, R</b> OBP: 0.305, SLG: 0.442 (1, 3) (7, 2)	L7			K		HR		G5-3		4	1	1	1	0	1	1									
<b>10 Justin Upton, R</b> OBP: 0.356, SLG: 0.470 (1, 7)	27 S BB			G5-3		F8		SF3		2	0	0	1	1	0	0									
<b>27 Matt Kemp, R</b> OBP: 0.290, SLG: 0.358 (1, 10)	K			HR		L9		23 BB 1B		4	1	2	1	0	1	1									
<b>23 Yonder Alonso, L</b> OBP: 0.405, SLG: 0.421 (1, 5) (7, 3)		G4-3		2B		L7		12 FC6-4 BB		3	0	1	0	1	0	0									
<b>12 Clint Barmes, R</b> OBP: 0.312, SLG: 0.398 (1, 6)	F8			G5-3			L7	FC6-4		4	0	0	0	0	0	3									
<b>25 Will Venable, L</b> OBP: 0.318, SLG: 0.417 (1, 9)	P2				1B		11 E 11 S 1B		K	4	0	2	0	0	1	0									
<b>18 Austin Hedges, R</b> OBP: 0.097, SLG: 0.200 (1, 2)			K		F9		K		P3	2	0	0	0	0	1	1									
<b>11 Will Middlebrooks, R</b> OBP: 0.261, SLG: 0.399 (7, PH) (7, 5)			K		F7		G4-3		K	2	0	0	0	0	2	2									
<b>15 Cory Spangenberg, L</b> OBP: 0.292, SLG: 0.344 (1, 4)			K																						
<b>Inning Stats</b>	R: 0 E: 0 K: 1 S: 8	H: 0 LOB: 1 BB: 1 P: 15	R: 0 E: 0 K: 0 S: 7	H: 0 LOB: 0 BB: 0 P: 11	R: 0 E: 0 K: 3 S: 11	H: 0 LOB: 0 BB: 0 P: 14	R: 1 E: 0 K: 1 S: 11	H: 2 LOB: 1 BB: 0 P: 15	R: 0 E: 0 K: 0 S: 7	H: 1 LOB: 1 BB: 0 P: 11	R: 1 E: 0 K: 0 S: 9	H: 1 LOB: 1 BB: 0 P: 13	R: 0 E: 1 K: 1 S: 12	H: 1 LOB: 1 BB: 0 P: 17	R: 1 E: 0 K: 0 S: 14	H: 2 LOB: 2 BB: 1 P: 26	R: 0 E: 0 K: 2 S: 10	H: 0 LOB: 0 BB: 0 P: 16	1B: 3 2B: 1 3B: 1 HR: 2	SF: 1 SAC: 0 DP: 0 HBP: 0	WP: 0 PB: 0 SB: 2 CS: 0	PA: 36			
<b>PITCHER</b>	IP	WLS	BF	H	R	ER	SO	BB	IBB	HBP	BLK	WP	HR	S	P	ERA	WHIP								
<b>31 Kendall Graveman, R</b> ERA: 4.02 (1, 1)	7.0	L	27	5	2	2	6	1	0	0	0	0	2	65	96	2.57	0.857								
<b>33 Fernando Rodriguez Jr., R</b> ERA: 5.06 (8, 1)	0.2		4	2	1	1	0	0	0	0	0	0	0	10	18	13.50	3.000								
<b>13 Drew Pomeranz, L</b> ERA: 4.01 (8, 1)	0.1		2	0	0	0	0	1	0	0	0	0	0	4	8	0.00	3.000								
<b>58 Evan Scribner, R</b> ERA: 3.28 (9, 1)	1.0		3	0	0	0	2	0	0	0	0	0	0	10	16	0.00	0.000								

San Diego Padres @ Oakland Athletics  
O.co Coliseum, Oakland, CA  
Thu Jun 18 2015, 3:37 PM - 6:16 PM EDT  
Att: 16,643 - Sunny - 61 F

AB 33  
R 3  
H 7  
RBI 3  
BB 2  
SO 8  
LOB 10



Batter	1	2	3	4	5	6	7	8	9	AB	R	H	RBI	BB	SO	LOB	BOTTOM								
<b>1 Billy Burns, S</b> OBP: 0.362, SLG: 0.420 (1, 8)	K		1B			L6		G3		4	0	1	0	0	1	0									
<b>10 Marcus Semien, R</b> OBP: 0.324, SLG: 0.413 (1, 6)	L7		G3			22 G4-3 2B			K	4	0	1	0	0	1	1									
<b>22 Josh Reddick, L</b> OBP: 0.363, SLG: 0.496 (1, 9)	G4-3			P2		G4-3			L7	4	0	0	0	0	0	1									
<b>21 Stephen Vogt, L</b> OBP: 0.377, SLG: 0.517 (1, 3) (9, 2)		F8		K		K			16 WP 2B	4	0	1	0	0	2	1									
<b>16 Billy Butler, R</b> OBP: 0.312, SLG: 0.358 (1, 10)	P3			F8			G6-3		K	4	0	0	0	0	1	1									
<b>15 Brett Lawrie, R</b> OBP: 0.323, SLG: 0.414 (1, 5)		2B			20 G1-6-3 BB		P6			2	0	1	0	1	0	0									
<b>20 Mark Canha, R</b> OBP: 0.316, SLG: 0.424 (9, 3)	K				G1-6-3		L4			3	0	0	0	0	1	2									
<b>28 Eric Sogard, L</b> OBP: 0.295, SLG: 0.298 (1, 4)		G4-3			L8			G3		3	0	0	0	0	0	0									
<b>19 Josh Phegley, R</b> OBP: 0.337, SLG: 0.488 (8, PH)			G6-3			HR		K		2	1	1	1	0	0	0									
<b>18 Ben Zobrist, S</b> OBP: 0.326, SLG: 0.419 (9, 7)										1	0	0	0	0	1	0									
<b>Inning Stats</b>	R: 0 E: 0 K: 1 S: 7	H: 0 LOB: 0 BB: 0 P: 13	R: 0 E: 0 K: 1 S: 10	H: 1 LOB: 1 BB: 0 P: 17	R: 0 E: 0 K: 0 S: 15	H: 1 LOB: 0 BB: 0 P: 19	R: 0 E: 0 K: 1 S: 9	H: 0 LOB: 0 BB: 0 P: 12	R: 0 E: 0 K: 0 S: 8	H: 0 LOB: 0 BB: 1 P: 14	R: 1 E: 0 K: 1 S: 11	H: 2 LOB: 1 BB: 0 P: 17	R: 0 E: 0 K: 0 S: 5	H: 0 LOB: 0 BB: 0 P: 7	R: 0 E: 0 K: 1 S: 13	H: 0 LOB: 0 BB: 0 P: 19	R: 0 E: 0 K: 2 S: 10	H: 1 LOB: 1 BB: 0 P: 12	1B: 1 2B: 3 3B: 0 HR: 1	SF: 0 SAC: 0 DP: 1 HBP: 0	WP: 1 PB: 0 SB: 0 CS: 0	PA: 32			
<b>PITCHER</b>	IP	WLS	BF	H	R	ER	SO	BB	IBB	HBP	BLK	WP	HR	S	P	ERA	WHIP								
<b>22 Ian Kennedy, R</b> ERA: 5.43 (7, 1)	6.0	W	22	4	1	1	4	1	0	0	0	0	0	5	7	0.00	0.833								
<b>56 Shawn Kelley, R</b> ERA: 3.91 (8, 1)	1.0	H	3	0	0	0	0	0	0	0	0	0	0	13	19	0.00	0.000								
<b>37 Brandon Maurer, R</b> ERA: 1.59 (9, 1)	1.0	S	4	1	0	0	2	0	0	0	0	1	0	10	12	0.00	1.000								

San Diego Padres @ Oakland Athletics  
O.co Coliseum, Oakland, CA  
Thu Jun 18 2015, 3:37 PM - 6:16 PM EDT  
Att: 16,643 - Sunny - 61 F

AB 31  
R 1  
H 5  
RBI 1  
BB 1  
SO 7  
LOB 6





Batter	1	2	3	4	5	6	7	8	9	AB	R	H	RBI	BB	SO	LOB	TOP								
19 Eren Navarro, L OBP: 0.347, SLG: 0.356 44 Daniel Robertson, R OBP: 0.379, SLG: 0.295	G4-3		2B		G2-3		5 HR 27 SF BB	G4-6-3	K	3	0	1	0	0	0	0									
56 Kole Calhoun, L OBP: 0.321, SLG: 0.381	G6-3		K		L8		K	G3-1		5	0	0	0	0	2	4									
27 Mike Trout, R OBP: 0.379, SLG: 0.583	K		L8				G5-3	SF 5 HR		4	2	1	1	0	1	1									
5 Albert Pujols, R OBP: 0.328, SLG: 0.554		F9		E5 FC4-6 12 SF9 6 1B		G1-3		HR		5	3	2	5	0	0	0									
6 David Freese, R OBP: 0.297, SLG: 0.420		2 G3 12 2B BB		FC4-6 12 SF9 1B		P4		K		4	1	1	0	1	1	1									
2 Nick Aybar, S OBP: 0.298, SLG: 0.298		G3		FC4-6 12 SF9 1B						4	2	2	1	1	0	3									
12 Johnny Giavotella, R OBP: 0.335, SLG: 0.378 8 Taylor Featherston, R OBP: 0.199, SLG: 0.225		2H 2B		SF9						2	1	2	3	1	0	0									
20 Matt Joyce, L OBP: 0.275, SLG: 0.326		G4-3		L1						4	1	1	1	1	0	3									
17 Chris Iannetta, R OBP: 0.273, SLG: 0.274			F9		G6-3					5	1	2	0	0	1	3									
<b>Inning Stats</b>	R: 0 E: 0 K: 1 S: 7	H: 0 LOB: 0 BB: 0 P: 11	R: 1 E: 0 K: 0 S: 19	H: 1 LOB: 1 BB: 1 P: 32	R: 0 E: 0 K: 1 S: 8	H: 1 LOB: 1 BB: 0 P: 11	R: 1 E: 1 K: 0 S: 8	H: 1 LOB: 1 BB: 0 P: 15	R: 0 E: 0 K: 0 S: 10	H: 0 LOB: 0 BB: 0 P: 17	R: 0 E: 0 K: 0 S: 9	H: 0 LOB: 0 BB: 0 P: 11	R: 8 E: 2 K: 2 S: 30	H: 5 LOB: 1 BB: 3 P: 51	R: 0 E: 0 K: 0 S: 7	H: 1 LOB: 0 BB: 0 P: 11	R: 2 E: 0 K: 2 S: 15	H: 3 LOB: 3 BB: 2 P: 30	1B: 6 2B: 5 3B: 0 HR: 1	SF: 2 SAC: 0 DP: 1 HBP: 0	WP: 0 PB: 0 SB: 0 CS: 1	PA: 46			
<b>PITCHER</b>	IP	WLS	BF	H	R	ER	SO	BB	IBB	HBP	BLK	WP	HR	S	P	ERA	WHIP								
54 Sonny Gray, R ERA: 1.95	6.0		27	5	6	5	2	3	0	0	0	0	0	68	113	7.50	1.333								
13 Drew Pomeranz, L ERA: 4.17	0.1	H	2	0	0	0	1	1	0	0	0	0	0	6	11	0.00	3.000								
49 Edward Mujica, R ERA: 3.72	0.1	L	4	2	3	2	1	0	0	0	0	0	1	11	14	54.00	6.000								
58 Evan Scribner, R ERA: 3.25	0.1		2	1	1	0	0	0	0	0	0	0	0	6	10	0.00	3.000								
39 Eric O'Flaherty, L ERA: 9.0	1.1		8	4	2	2	0	1	0	0	0	0	0	16	28	13.50	3.750								

**Los Angeles Angels @ Oakland Athletics**  
O.co Coliseum, Oakland, CA  
Fri Jun 19 2015, 9:39 PM - 1:16 AM EDT  
Att: 25,528 - Partly Cloudy - 63 F

<b>AB</b> 38 <b>R</b> 12 <b>H</b> 12 <b>RBI</b> 12 <b>BB</b> 6 <b>SO</b> 6 <b>LOB</b> 19	 <b>PA:</b> 46
--	-------------------

livebaseballscorecards.com

Batter	1	2	3	4	5	6	7	8	9	AB	R	H	RBI	BB	SO	LOB	BOTTOM								
1 Billy Burns, S OBP: 0.368, SLG: 0.425	21 S 18 HR			P5		21 2B 1B		L7		5	2	3	1	0	0	1									
21 Stephen Vogt, L OBP: 0.382, SLG: 0.537	18 HR BB		K			HR				4	2	2	3	1	1	1									
18 Ben Zobrist, S OBP: 0.329, SLG: 0.450			F7			G6-3				5	1	2	3	0	0	1									
22 Josh Reddick, L OBP: 0.356, SLG: 0.485	G4-3		L7		K					5	0	0	0	0	1	1									
16 Billy Butler, R OBP: 0.311, SLG: 0.357	G6-3		L7		F9			P4		4	0	1	0	0	0	1									
17 Ike Davis, L OBP: 0.345, SLG: 0.421	G5-3		G4-3		G4-3					4	0	1	0	0	0	2									
15 Brett Lawrie, R OBP: 0.326, SLG: 0.416			10 F9 28 G4-3 1 1B							4	1	2	0	0	2	1									
28 Eric Sogard, L OBP: 0.294, SLG: 0.293	G4-3		F8							3	0	0	0	1	1	2									
10 Marcus Semien, R OBP: 0.323, SLG: 0.409	F9		K					G1-4-3		3	1	0	0	1	1	3									
<b>Inning Stats</b>	R: 3 E: 0 K: 0 S: 15	H: 2 LOB: 0 BB: 1 P: 27	R: 1 E: 0 K: 1 S: 14	H: 2 LOB: 1 BB: 0 P: 18	R: 0 E: 0 K: 0 S: 7	H: 1 LOB: 1 BB: 0 P: 14	R: 0 E: 0 K: 1 S: 6	H: 1 LOB: 1 BB: 0 P: 6	R: 1 E: 0 K: 1 S: 14	H: 2 LOB: 1 BB: 1 P: 18	R: 2 E: 0 K: 2 S: 16	H: 2 LOB: 1 BB: 1 P: 24	R: 0 E: 0 K: 1 S: 12	H: 1 LOB: 0 BB: 0 P: 18	R: 0 E: 0 K: 0 S: 7	H: 0 LOB: 0 BB: 1 P: 12	R: 0 E: 0 K: 0 S: 8	H: 0 LOB: 0 BB: 0 P: 12	1B: 7 2B: 2 3B: 0 HR: 2	SF: 0 SAC: 0 DP: 1 HBP: 0	WP: 0 PB: 0 SB: 1 CS: 0	PA: 40			
<b>PITCHER</b>	IP	WLS	BF	H	R	ER	SO	BB	IBB	HBP	BLK	WP	HR	S	P	ERA	WHIP								
52 Matt Shoemaker, R ERA: 5.2	4.0		21	8	5	5	2	1	0	0	0	0	0	24	34	10.80	1.800								
48 Jose Alvarez, L ERA: 3.69	1.2		8	2	2	2	3	1	0	0	0	0	0	24	34	10.80	1.800								
59 Fernando Salas, R ERA: 4.61	0.1	W	1	0	0	0	0	0	0	0	0	0	0	1	1	0.00	0.000								
62 Trevor Gott, R ERA: 3.69	1.0	H	4	1	0	0	1	0	0	0	0	0	0	12	18	0.00	1.000								
38 Joe Smith, R ERA: 2.93	1.0	H	3	0	0	0	0	1	0	0	0	0	0	7	12	0.00	1.000								

**Los Angeles Angels @ Oakland Athletics**  
O.co Coliseum, Oakland, CA  
Fri Jun 19 2015, 9:39 PM - 1:16 AM EDT  
Att: 25,528 - Partly Cloudy - 63 F

<b>AB</b> 37 <b>R</b> 7 <b>H</b> 11 <b>RBI</b> 7 <b>BB</b> 3 <b>SO</b> 6 <b>LOB</b> 13	 <b>PA:</b> 40
--	-------------------

livebaseballscorecards.com



Batter	1	2	3	4	5	6	7	8	9	AB	R	H	RBI	BB	SO	LOB	TOP								
19 Eren Navarro, L OBP: 0.321, SLG: 0.327	L7		G3		G6-3			G4-3		4	0	0	0	0	0	0									
56 Kole Calhoun, L OBP: 0.320, SLG: 0.378	L4		1B			F8		G6-3		4	0	1	0	0	0	0									
27 Mike Trout, R OBP: 0.384, SLG: 0.582	G6-3		1B			1B		BB		2	1	1	0	2	0	0									
5 Albert Pujols, R OBP: 0.327, SLG: 0.548		G5-3			F8			F9		3	0	0	0	1	0	3									
2 Erick Aybar, S OBP: 0.296, SLG: 0.297	G3-1				G6-3			G4-3		4	0	1	1	0	0	0									
12 Johnny Givonella, R OBP: 0.338, SLG: 0.380	1B		G1-3			1B		1B		4	0	2	0	0	0	2									
20 Matt Joyce, L OBP: 0.275, SLG: 0.321	1B		BB		F7			P6		3	0	0	0	1	0	1									
18 Kyle Kubitz, L OBP: 0.308, SLG: 0.250	K				K			F9		4	0	0	0	0	3	4									
58 Carlos Pérez, R OBP: 0.269, SLG: 0.367			G6-3		K			G6-4-3		3	0	0	0	0	1	1									
<b>Inning Stats</b>	R: 0 E: 0 K: 0 S: 5	H: 0 LOB: 0 BB: 0 P: 10	R: 0 E: 0 K: 1 S: 13	H: 1 LOB: 2 BB: 1 P: 21	R: 0 E: 0 K: 0 S: 13	H: 1 LOB: 2 BB: 1 P: 20	R: 0 E: 0 K: 0 S: 6	H: 0 LOB: 0 BB: 0 P: 8	R: 0 E: 0 K: 2 S: 9	H: 0 LOB: 0 BB: 0 P: 9	R: 1 E: 0 K: 0 S: 10	H: 2 LOB: 1 BB: 1 P: 20	R: 0 E: 0 K: 1 S: 7	H: 0 LOB: 0 BB: 0 P: 9	R: 0 E: 0 K: 0 S: 9	H: 0 LOB: 1 BB: 0 P: 16	R: 0 E: 0 K: 0 S: 17	H: 1 LOB: 1 BB: 0 P: 24	1B: 5 2B: 0 3B: 0 HR: 0	SF: 0 SAC: 0 DP: 2 HBP: 0	WP: 1 PB: 1 SB: 0 CS: 0	PA: 35			
<b>PITCHER</b>	IP WLS BF H R ER SO BB IBB HBP BLK WP HR S P ERA WHIP	IP WLS BF H R ER SO BB IBB HBP BLK WP HR S P ERA WHIP	IP WLS BF H R ER SO BB IBB HBP BLK WP HR S P ERA WHIP	IP WLS BF H R ER SO BB IBB HBP BLK WP HR S P ERA WHIP	IP WLS BF H R ER SO BB IBB HBP BLK WP HR S P ERA WHIP	IP WLS BF H R ER SO BB IBB HBP BLK WP HR S P ERA WHIP	IP WLS BF H R ER SO BB IBB HBP BLK WP HR S P ERA WHIP	IP WLS BF H R ER SO BB IBB HBP BLK WP HR S P ERA WHIP	IP WLS BF H R ER SO BB IBB HBP BLK WP HR S P ERA WHIP	IP WLS BF H R ER SO BB IBB HBP BLK WP HR S P ERA WHIP	IP WLS BF H R ER SO BB IBB HBP BLK WP HR S P ERA WHIP	IP WLS BF H R ER SO BB IBB HBP BLK WP HR S P ERA WHIP	IP WLS BF H R ER SO BB IBB HBP BLK WP HR S P ERA WHIP	IP WLS BF H R ER SO BB IBB HBP BLK WP HR S P ERA WHIP	IP WLS BF H R ER SO BB IBB HBP BLK WP HR S P ERA WHIP	IP WLS BF H R ER SO BB IBB HBP BLK WP HR S P ERA WHIP	IP WLS BF H R ER SO BB IBB HBP BLK WP HR S P ERA WHIP	IP WLS BF H R ER SO BB IBB HBP BLK WP HR S P ERA WHIP	IP WLS BF H R ER SO BB IBB HBP BLK WP HR S P ERA WHIP	IP WLS BF H R ER SO BB IBB HBP BLK WP HR S P ERA WHIP	IP WLS BF H R ER SO BB IBB HBP BLK WP HR S P ERA WHIP	IP WLS BF H R ER SO BB IBB HBP BLK WP HR S P ERA WHIP	IP WLS BF H R ER SO BB IBB HBP BLK WP HR S P ERA WHIP	IP WLS BF H R ER SO BB IBB HBP BLK WP HR S P ERA WHIP	IP WLS BF H R ER SO BB IBB HBP BLK WP HR S P ERA WHIP
32 Jesse Hahn, R ERA: 3.4	7.2	W	30	4	1	1	4	4	0	0	0	0	0	0	0	0	1	0	69	109	1.17	1.043			
36 Tyler Clippard, R ERA: 2.83	8.1	S	5	1	0	0	0	0	0	0	0	0	0	0	0	0	0	0	20	28	0.00	0.750			

**Los Angeles Angels @ Oakland Athletics**  
 O.co Coliseum, Oakland, CA  
 Sat Jun 20 2015, 4:08 PM - 7:06 PM EDT  
 Att: 26,471 - Cloudy - 66 F

AB	31
R	1
H	5
RBI	1
BB	4
SO	4
LOB	11



Batter	1	2	3	4	5	6	7	8	9	AB	R	H	RBI	BB	SO	LOB	BOTTOM								
1 Billy Burns, S OBP: 0.369, SLG: 0.424	P2		K		1B			L7		5	0	2	0	0	1	2									
10 Marcus Semien, R OBP: 0.320, SLG: 0.408	2B		K		P3			P3		5	1	1	0	0	2	4									
21 Stephen Vogt, L OBP: 0.391, SLG: 0.548	2B		BB		1B			1B		3	0	3	1	1	0	0									
18 Ben Zobrist, S OBP: 0.327, SLG: 0.439	F8		F9		FC3-6			FC1-2		3	1	0	0	1	0	3									
23 Sam Fuld, L OBP: 0.291, SLG: 0.301	F8		F9		FC3-6			FC1-2		0	0	0	0	0	0	0									
22 Josh Reddick, L OBP: 0.355, SLG: 0.485	K		FC3		FC1-2			FC1-2		4	1	1	1	0	1	5									
17 Ike Davis, L OBP: 0.336, SLG: 0.409	G6-3		FC2-5		FC2-5			K		3	0	0	0	0	1	3									
16 Billy Butler, R OBP: 0.310, SLG: 0.355	G6-3		FC2-5		FC2-5			K		1	0	0	0	0	1	3									
50 Max Muncy, L OBP: 0.286, SLG: 0.387	G6-3		FC2-5		FC2-5			K		0	0	0	0	0	0	0									
15 Brett Lawrie, R OBP: 0.324, SLG: 0.417	L9		P6		P6			G4-3		4	1	1	1	0	0	2									
19 Josh Phegley, R OBP: 0.344, SLG: 0.494	F9		P2		P2			BB		3	0	1	1	1	0	0									
28 Eric Sogard, L OBP: 0.298, SLG: 0.297	L6		P6		P6			BB		4	0	2	0	0	0	0									
<b>Inning Stats</b>	R: 1 E: 0 K: 1 S: 17	H: 2 LOB: 1 BB: 0 P: 27	R: 0 E: 0 K: 0 S: 7	H: 0 LOB: 0 BB: 0 P: 9	R: 0 E: 0 K: 2 S: 11	H: 0 LOB: 0 BB: 0 P: 14	R: 0 E: 1 K: 0 S: 10	H: 0 LOB: 2 BB: 1 P: 18	R: 0 E: 0 K: 1 S: 14	H: 5 LOB: 2 BB: 0 P: 23	R: 0 E: 0 K: 2 S: 10	H: 2 LOB: 3 BB: 1 P: 15	R: 0 E: 0 K: 0 S: 10	H: 1 LOB: 2 BB: 1 P: 17	R: 0 E: 0 K: 0 S: 10	H: 1 LOB: 2 BB: 1 P: 17	1B: 6 2B: 5 3B: 0 HR: 0	SF: 0 SAC: 0 DP: 0 HBP: 0	WP: 0 PB: 0 SB: 1 CS: 0	PA: 38					
<b>PITCHER</b>	IP WLS BF H R ER SO BB IBB HBP BLK WP HR S P ERA WHIP	IP WLS BF H R ER SO BB IBB HBP BLK WP HR S P ERA WHIP	IP WLS BF H R ER SO BB IBB HBP BLK WP HR S P ERA WHIP	IP WLS BF H R ER SO BB IBB HBP BLK WP HR S P ERA WHIP	IP WLS BF H R ER SO BB IBB HBP BLK WP HR S P ERA WHIP	IP WLS BF H R ER SO BB IBB HBP BLK WP HR S P ERA WHIP	IP WLS BF H R ER SO BB IBB HBP BLK WP HR S P ERA WHIP	IP WLS BF H R ER SO BB IBB HBP BLK WP HR S P ERA WHIP	IP WLS BF H R ER SO BB IBB HBP BLK WP HR S P ERA WHIP	IP WLS BF H R ER SO BB IBB HBP BLK WP HR S P ERA WHIP	IP WLS BF H R ER SO BB IBB HBP BLK WP HR S P ERA WHIP	IP WLS BF H R ER SO BB IBB HBP BLK WP HR S P ERA WHIP	IP WLS BF H R ER SO BB IBB HBP BLK WP HR S P ERA WHIP	IP WLS BF H R ER SO BB IBB HBP BLK WP HR S P ERA WHIP	IP WLS BF H R ER SO BB IBB HBP BLK WP HR S P ERA WHIP	IP WLS BF H R ER SO BB IBB HBP BLK WP HR S P ERA WHIP	IP WLS BF H R ER SO BB IBB HBP BLK WP HR S P ERA WHIP	IP WLS BF H R ER SO BB IBB HBP BLK WP HR S P ERA WHIP	IP WLS BF H R ER SO BB IBB HBP BLK WP HR S P ERA WHIP	IP WLS BF H R ER SO BB IBB HBP BLK WP HR S P ERA WHIP	IP WLS BF H R ER SO BB IBB HBP BLK WP HR S P ERA WHIP	IP WLS BF H R ER SO BB IBB HBP BLK WP HR S P ERA WHIP	IP WLS BF H R ER SO BB IBB HBP BLK WP HR S P ERA WHIP	IP WLS BF H R ER SO BB IBB HBP BLK WP HR S P ERA WHIP	IP WLS BF H R ER SO BB IBB HBP BLK WP HR S P ERA WHIP
36 Jared Weaver, R ERA: 4.75	5.2	L	25	6	4	4	4	1	0	0	0	0	0	0	0	0	0	0	7	10	0.00	4.500			
68 Cam Bedrosian, R ERA: 3.95	0.2		4	3	0	0	1	2	0	0	0	0	0	0	0	0	0	0	15	27	0.00	3.000			
37 Cesar Ramos, L ERA: 2.21	1.1		8	2	0	0	1	2	0	0	0	0	0	0	0	0	0	0	1	1	0.00	0.000			
59 Fernando Salas, R ERA: 4.55	0.1		1	0	0	0	0	0	0	0	0	0	0	0	0	0	0	0	1	1	0.00	0.000			

**Los Angeles Angels @ Oakland Athletics**  
 O.co Coliseum, Oakland, CA  
 Sat Jun 20 2015, 4:08 PM - 7:06 PM EDT  
 Att: 26,471 - Cloudy - 66 F

AB	35
R	4
H	11
RBI	4
BB	3
SO	6
LOB	22









Batter	1	2	3	4	5	6	7	8	9	AB	R	H	RBI	BB	SO	LOB	TOP										
1 Billy Burns, S OBP: 0.363, SLG: 0.415	G1-3		1B		FC1-6	L5		G6-3		5	0	1	0	0	0	2											
28 Eric Sogard, L OBP: 0.300, SLG: 0.296	P6		1B		G3			18 HR		4	1	1	1	1	1	1											
18 Ben Zobrist, S OBP: 0.333, SLG: 0.457	G3-1									4	2	2	2	1	0	0											
23 Sam Fuld, L OBP: 0.297, SLG: 0.310					16 FC6-4	17 2B				0	0	0	0	0	0	0											
22 Josh Reddick, L OBP: 0.350, SLG: 0.476	F7				L7					5	0	1	0	0	0	2											
16 Billy Butler, R OBP: 0.309, SLG: 0.351	G6-3				FC6-4	17 FC5-6				3	1	0	0	0	0	2											
17 Ike Davis, L OBP: 0.333, SLG: 0.410	G3-1				FC5-6					4	1	1	1	0	1	2											
15 Brett Lawrie, R OBP: 0.322, SLG: 0.416					G5-3					4	0	0	0	0	1	3											
19 Josh Phegley, R OBP: 0.350, SLG: 0.538					G4-3					4	2	2	3	0	1	0											
10 Marcus Semien, R OBP: 0.322, SLG: 0.411					1 1B					4	1	3	1	0	1	0											
<b>Inning Stats</b>	R: 0 H: 0 E: 0 K: 0 S: 14	H: 0 LOB: 0 BB: 0 P: 17	R: 0 H: 0 E: 0 K: 0 S: 6	H: 0 LOB: 0 BB: 0 P: 10	R: 1 H: 3 E: 0 K: 0 S: 11	H: 3 LOB: 2 BB: 0 P: 14	R: 0 H: 1 E: 0 K: 0 S: 5	H: 1 LOB: 1 BB: 0 P: 10	R: 1 H: 2 E: 0 K: 0 S: 10	H: 2 LOB: 1 BB: 0 P: 14	R: 4 H: 3 E: 0 K: 1 S: 17	H: 3 LOB: 1 BB: 1 P: 32	R: 2 H: 2 E: 0 K: 1 S: 9	H: 2 LOB: 1 BB: 1 P: 19	R: 0 H: 0 E: 0 K: 2 S: 12	H: 0 LOB: 0 BB: 0 P: 20	R: 0 H: 0 E: 0 K: 1 S: 11	H: 0 LOB: 0 BB: 0 P: 16	1B: 6 2B: 3 3B: 0 HR: 2	SF: 0 SAC: 0 DP: 0 HBP: 1	WP: 0 PB: 0 SB: 0 CS: 0	PA: 40					
<b>PITCHER</b>	IP	WLS	BF	H	R	ER	SO	BB	IBB	HBP	BLK	WP	HR	S	P	ERA	WHIP										
21 Chi Chi González, R ERA: 2.27	5.2	L	26	8	6	6	1	1	0	1	0	0	1	57	88	9.53	1.588										
50 Keone Kela, R ERA: 2.93	0.1		4	2	2	2	0	1	0	0	0	0	1	9	18	54.00	9.000										
71 Sam Freeman, L ERA: 5.4	1.0		4	1	0	0	1	0	0	0	0	0	0	6	10	0.00	1.000										
63 Anthony Bass, R ERA: 4.56	1.0		3	0	0	0	2	0	0	0	0	0	0	12	20	0.00	0.000										
56 Alex Claudio, L ERA: 3.97	1.0		3	0	0	0	1	0	0	0	0	0	0	11	16	0.00	0.000										

Oakland Athletics @ Texas Rangers  
Globe Life Park in Arlington, Arlington, TX  
Tue Jun 23 2015, 8:13 PM - 11:26 PM EDT  
Att: 35,889 - Clear - 91 F

AB	37
R	8
H	11
RBI	8
BB	2
SO	5
LOB	12



Batter	1	2	3	4	5	6	7	8	9	AB	R	H	RBI	BB	SO	LOB	BOTTOM										
12 Rougned Odor, L OBP: 0.298, SLG: 0.312	FC4-6		2B			G6-3				4	1	3	2	1	0	0											
13 Joey Gallo, L OBP: 0.312, SLG: 0.471	FC4-6		F8			84 2B				5	1	1	0	0	2	5											
84 Prince Fielder, L OBP: 0.408, SLG: 0.520	FC6-4		G4-3			SF8				4	1	1	0	1	0	2											
29 Adrián Beltré, R OBP: 0.292, SLG: 0.405	FC6-4		G6-3			SF8				4	1	1	1	0	0	2											
18 Mitch Moreland, L OBP: 0.345, SLG: 0.492	G4-3		G4-3			K				5	0	1	0	0	1	4											
1 Elvis Andrus, R OBP: 0.300, SLG: 0.326			G6-3			G6-3				5	1	3	2	0	1	0											
2 Leonys Martin, L OBP: 0.278, SLG: 0.347	G4-3		G4-3			K				4	0	0	0	0	1	4											
16 Ryan Rua, R OBP: 0.206, SLG: 0.303						L7				4	0	0	0	0	2	0											
61 Robinson Chirinos, R OBP: 0.310, SLG: 0.411			12 2B			G5-3				2	1	1	0	2	0	0											
<b>Inning Stats</b>	R: 0 H: 1 E: 0 K: 0 S: 13	H: 2 LOB: 2 BB: 1 P: 23	R: 1 H: 2 E: 0 K: 1 S: 12	H: 2 LOB: 1 BB: 1 P: 20	R: 0 H: 0 E: 0 K: 0 S: 13	H: 0 LOB: 0 BB: 0 P: 16	R: 0 H: 0 E: 0 K: 0 S: 8	H: 0 LOB: 0 BB: 0 P: 11	R: 4 H: 5 E: 0 K: 2 S: 20	H: 5 LOB: 1 BB: 0 P: 27	R: 0 H: 0 E: 0 K: 0 S: 9	H: 0 LOB: 0 BB: 0 P: 13	R: 1 H: 2 E: 0 K: 1 S: 16	H: 2 LOB: 0 BB: 0 P: 23	R: 0 H: 0 E: 0 K: 2 S: 11	H: 0 LOB: 2 BB: 2 P: 23	R: 0 H: 1 E: 0 K: 1 S: 10	H: 1 LOB: 0 BB: 0 P: 15	1B: 5 2B: 5 3B: 0 HR: 1	SF: 1 SAC: 0 DP: 1 HBP: 0	WP: 0 PB: 1 SB: 0 CS: 0	PA: 42					
<b>PITCHER</b>	IP	WLS	BF	H	R	ER	SO	BB	IBB	HBP	BLK	WP	HR	S	P	ERA	WHIP										
30 Jesse Chavez, R ERA: 2.9	5.0	W	25	5	5	5	3	2	0	0	0	0	0	66	97	9.00	2.000										
58 Evan Scribner, R ERA: 3.16	1.0	H	3	0	0	0	0	0	0	0	0	0	0	9	13	0.00	0.000										
39 Eric O'Flaherty, L ERA: 4.65	0.2	H	4	1	1	0	1	0	0	0	0	0	0	11	17	0.00	1.500										
33 Fernando Rodriguez Jr., R ERA: 4.86	0.2	H	4	1	0	0	1	1	0	0	0	0	0	9	16	0.00	3.000										
13 Drew Pomeranz, L ERA: 4.03	1.2	S	6	1	0	0	2	1	0	0	0	0	0	17	28	0.00	1.200										

Oakland Athletics @ Texas Rangers  
Globe Life Park in Arlington, Arlington, TX  
Tue Jun 23 2015, 8:13 PM - 11:26 PM EDT  
Att: 35,889 - Clear - 91 F

AB	37
R	6
H	11
RBI	5
BB	4
SO	7
LOB	17





Batter	1	2	3	4	5	6	7	8	9	AB	R	H	RBI	BB	SO	LOB	TOP					
1 Billy Burns, S OBP: 0.367, SLG: 0.427										6	2	3	0	0	0	2						
20 Mark Canha, R OBP: 0.398, SLG: 0.410										5	0	1	0	0	2	4						
21 Stephen Vogt, L OBP: 0.397, SLG: 0.551										5	2	3	2	0	1	1						
18 Ben Zobrist, S OBP: 0.335, SLG: 0.451										4	0	1	0	1	0	2						
19 Josh Phegley, R OBP: 0.362, SLG: 0.568										4	2	2	2	1	2	2						
16 Billy Butler, R OBP: 0.311, SLG: 0.347										3	1	0	0	2	1	0						
15 Brett Lawrie, R OBP: 0.327, SLG: 0.431										5	1	3	4	0	2	0						
10 Marcus Semien, R OBP: 0.323, SLG: 0.409										4	0	1	0	1	0	3						
23 Sam Fuld, L OBP: 0.289, SLG: 0.300										5	0	0	0	0	1	3						
<b>Inning Stats</b>	R: 5 H: 4 E: 0 K: 1 S: 15	H: 4 LOB: 1 BB: 2 P: 28	R: 3 H: 3 E: 0 K: 1 S: 13	H: 3 LOB: 0 BB: 0 P: 21	R: 0 H: 1 E: 1 K: 2 S: 17	H: 1 LOB: 2 BB: 0 P: 23	R: 0 H: 3 E: 0 K: 0 S: 15	H: 3 LOB: 3 BB: 1 P: 22	R: 0 H: 1 E: 0 K: 1 S: 7	H: 1 LOB: 1 BB: 0 P: 9	R: 0 H: 0 E: 0 K: 1 S: 8	H: 0 LOB: 0 BB: 0 P: 11	R: 0 H: 0 E: 0 K: 1 S: 8	H: 0 LOB: 0 BB: 0 P: 11	R: 0 H: 1 E: 1 K: 2 S: 15	H: 1 LOB: 2 BB: 1 P: 26	R: 0 H: 1 E: 0 K: 0 S: 11	H: 1 LOB: 2 BB: 1 P: 19	1B: 9 2B: 3 3B: 0 HR: 2	SF: 0 SAC: 0 DP: 0 HBP: 0	WP: 0 PB: 0 SB: 0 CS: 0	PA: 46
<b>PITCHER</b>	IP WLS BF H R ER SO BB IBB HBP BLK WP HR S P ERA WHIP	4.0 L 26 11 8 8 4 3 0 0 0 0 2 60 94 18.00 3.500	4.0 15 2 0 0 5 1 0 0 0 0 0 38 57 0.00 0.750	1.0 5 1 0 0 0 1 0 0 0 0 0 11 19 0.00 2.000																		

Oakland Athletics @ Texas Rangers  
Globe Life Park in Arlington, Arlington, TX  
Wed Jun 24 2015, 8:08 PM - 10:53 PM EDT  
Att: 34,216 - Clear - 93 F

AB 41  
R 8  
H 14  
RBI 8  
BB 5  
SO 9  
LOB 17



Batter	1	2	3	4	5	6	7	8	9	AB	R	H	RBI	BB	SO	LOB	BOTTOM					
12 Rougned Odor, L OBP: 0.297, SLG: 0.304										3	0	0	0	1	0	1						
16 Ryan Rua, R OBP: 0.211, SLG: 0.324										4	0	1	0	0	0	2						
84 Prince Fielder, L OBP: 0.412, SLG: 0.522										3	0	2	0	1	0	0						
29 Adrián Beltré, R OBP: 0.287, SLG: 0.397										4	0	0	0	0	1	4						
18 Mitch Moreland, L OBP: 0.345, SLG: 0.489										3	0	1	0	0	1	1						
15 Michael Choice, R OBP: 0.309, SLG: 0.458										4	1	1	0	0	3	2						
1 Elvis Andrus, R OBP: 0.303, SLG: 0.332										4	1	2	0	0	0	1						
2 Leonys Martín, L OBP: 0.275, SLG: 0.342										3	0	0	0	0	0	3						
68 Hanser Alberto, R OBP: 0.230, SLG: 0.328										4	0	1	2	0	1	2						
3 Carlos Corporán, S OBP: 0.252, SLG: 0.292										4	0	1	2	0	1	2						
<b>Inning Stats</b>	R: 0 H: 0 E: 0 K: 0 S: 8	H: 0 LOB: 0 BB: 0 P: 13	R: 0 H: 1 E: 0 K: 1 S: 9	H: 1 LOB: 0 BB: 0 P: 10	R: 0 H: 0 E: 0 K: 0 S: 5	H: 0 LOB: 0 BB: 0 P: 6	R: 0 H: 1 E: 0 K: 0 S: 5	H: 1 LOB: 0 BB: 0 P: 5	R: 2 H: 3 E: 0 K: 0 S: 12	H: 3 LOB: 2 BB: 1 P: 24	R: 0 H: 1 E: 0 K: 3 S: 13	H: 1 LOB: 1 BB: 0 P: 18	R: 0 H: 1 E: 0 K: 0 S: 7	H: 1 LOB: 1 BB: 0 P: 10	R: 0 H: 1 E: 0 K: 0 S: 11	H: 1 LOB: 1 BB: 1 P: 18	R: 0 H: 1 E: 0 K: 2 S: 14	H: 1 LOB: 1 BB: 0 P: 17	1B: 6 2B: 3 3B: 0 HR: 0	SF: 0 SAC: 0 DP: 2 HBP: 0	WP: 0 PB: 0 SB: 0 CS: 0	PA: 36
<b>PITCHER</b>	IP WLS BF H R ER SO BB IBB HBP BLK WP HR S P ERA WHIP	7.0 W 30 7 2 2 4 2 0 0 0 0 0 0 8 10 2.57 1.429	1.0 2 0 0 0 1 0 0 0 0 0 0 0 8 10 0.00 0.000	1.0 4 1 0 0 2 0 0 0 0 0 0 0 14 17 0.00 1.000																		

Oakland Athletics @ Texas Rangers  
Globe Life Park in Arlington, Arlington, TX  
Wed Jun 24 2015, 8:08 PM - 10:53 PM EDT  
Att: 34,216 - Clear - 93 F

AB 34  
R 2  
H 9  
RBI 2  
BB 2  
SO 6  
LOB 17





Batter	1	2	3	4	5	6	7	8	9	AB	R	H	RBI	BB	SO	LOB	TOP							
1 Billy Burns, S OBP: 0.363, SLG: 0.422	G4-3			G5-3	F9				L8	5	1	1	0	0	0	2								
28 Eric Sogard, L OBP: 0.302, SLG: 0.299	F9			G4-3					G1-3	5	2	2	0	0	0	0								
21 Stephen Vogt, L OBP: 0.401, SLG: 0.552	K			F7						5	1	3	0	0	1	0								
18 Ben Zobrist, S OBP: 0.343, SLG: 0.449		L4							G5-3	3	1	1	1	2	0	1								
22 Josh Reddick, L OBP: 0.353, SLG: 0.478					F8					3	0	2	3	0	0	1								
15 Brett Lawrie, R OBP: 0.326, SLG: 0.426										3	1	0	0	1	1	5								
17 Ike Davis, L OBP: 0.331, SLG: 0.400										3	0	0	0	1	0	2								
10 Marcus Semien, R OBP: 0.319, SLG: 0.403										4	0	0	0	0	2	3								
23 Sam Fuld, L OBP: 0.288, SLG: 0.299										4	0	1	2	0	0	0								
<b>Inning Stats</b>	R: 0 H: 0 E: 0 K: 1 S: 8	H: 0 LOB: 0 BB: 0 P: 12	R: 0 H: 1 E: 0 K: 0 S: 8	LOB: 0 BB: 0 P: 12	R: 0 H: 0 E: 0 K: 1 S: 9	H: 0 LOB: 0 BB: 0 P: 14	R: 0 H: 0 E: 0 K: 0 S: 10	H: 0 LOB: 0 BB: 0 P: 13	R: 2 H: 1 E: 0 K: 0 S: 16	H: 2 LOB: 2 BB: 3 P: 33	R: 1 H: 3 E: 0 K: 1 S: 11	H: 3 LOB: 2 BB: 0 P: 16	R: 3 H: 4 E: 0 K: 1 S: 21	H: 4 LOB: 1 BB: 1 P: 32	R: 0 H: 0 E: 0 K: 0 S: 11	H: 0 LOB: 0 BB: 0 P: 17	R: 0 H: 1 E: 0 K: 0 S: 12	H: 1 LOB: 1 BB: 0 P: 19	1B: 10 2B: 0 3B: 0 HR: 0	SF: 1 SAC: 0 DP: 1 HBP: 0	WP: 0 PB: 0 SB: 0 CS: 0	PA: 40		
<b>PITCHER</b>	IP WLS BF H R ER SO BB IBB HBP BLK WP HR S P ERA WHIP	IP WLS BF H R ER SO BB IBB HBP BLK WP HR S P ERA WHIP	IP WLS BF H R ER SO BB IBB HBP BLK WP HR S P ERA WHIP	IP WLS BF H R ER SO BB IBB HBP BLK WP HR S P ERA WHIP	IP WLS BF H R ER SO BB IBB HBP BLK WP HR S P ERA WHIP	IP WLS BF H R ER SO BB IBB HBP BLK WP HR S P ERA WHIP	IP WLS BF H R ER SO BB IBB HBP BLK WP HR S P ERA WHIP	IP WLS BF H R ER SO BB IBB HBP BLK WP HR S P ERA WHIP	IP WLS BF H R ER SO BB IBB HBP BLK WP HR S P ERA WHIP	IP WLS BF H R ER SO BB IBB HBP BLK WP HR S P ERA WHIP	IP WLS BF H R ER SO BB IBB HBP BLK WP HR S P ERA WHIP	IP WLS BF H R ER SO BB IBB HBP BLK WP HR S P ERA WHIP	IP WLS BF H R ER SO BB IBB HBP BLK WP HR S P ERA WHIP	IP WLS BF H R ER SO BB IBB HBP BLK WP HR S P ERA WHIP	IP WLS BF H R ER SO BB IBB HBP BLK WP HR S P ERA WHIP	IP WLS BF H R ER SO BB IBB HBP BLK WP HR S P ERA WHIP	IP WLS BF H R ER SO BB IBB HBP BLK WP HR S P ERA WHIP	IP WLS BF H R ER SO BB IBB HBP BLK WP HR S P ERA WHIP	IP WLS BF H R ER SO BB IBB HBP BLK WP HR S P ERA WHIP	IP WLS BF H R ER SO BB IBB HBP BLK WP HR S P ERA WHIP	IP WLS BF H R ER SO BB IBB HBP BLK WP HR S P ERA WHIP	IP WLS BF H R ER SO BB IBB HBP BLK WP HR S P ERA WHIP	IP WLS BF H R ER SO BB IBB HBP BLK WP HR S P ERA WHIP	IP WLS BF H R ER SO BB IBB HBP BLK WP HR S P ERA WHIP
48 Colby Lewis, R ERA: 4.1	6.0	25	5	3	3	3	3	3	0	0	0	0	0	0	0	0	0	0	0	62	100	4.50	1.333	
50 Keone Kela, R ERA: 3.45	0.2	L	4	2	2	2	1	0	0	0	0	0	0	0	0	11	15	27.00	3.000					
71 Sam Freeman, L ERA: 5.68	0.0		3	2	1	1	0	1	0	0	0	0	0	0	8	15								
44 Spencer Patton, R ERA: 6.23	1.1		4	0	0	0	0	0	0	0	0	0	0	0	13	19	0.00	0.000						
47 Ross Detwiler, L ERA: 6.99	1.0		4	1	0	0	0	0	0	0	0	0	0	0	12	19	0.00	1.000						

Oakland Athletics @ Texas Rangers  
Globe Life Park in Arlington, Arlington, TX  
Thu Jun 25 2015, 2:10 PM - 5:06 PM EDT  
Att: 29,251 - Sunny - 90 F

AB	35
R	6
H	10
RBI	6
BB	4
SO	4
LOB	14



Batter	1	2	3	4	5	6	7	8	9	AB	R	H	RBI	BB	SO	LOB	BOTTOM						
12 Rougned Odor, L OBP: 0.286, SLG: 0.291	K									5	0	0	0	0	2	2							
17 Shin-Soo Choo, L OBP: 0.321, SLG: 0.387										4	0	1	0	1	0	0							
84 Prince Fielder, L OBP: 0.413, SLG: 0.525										4	1	2	0	0	0	1							
29 Adrián Beltré, R OBP: 0.286, SLG: 0.394										4	0	1	0	0	2	3							
18 Mitch Moreland, L OBP: 0.352, SLG: 0.510										4	1	3	2	0	0	2							
13 Joey Gallo, L OBP: 0.306, SLG: 0.461										4	1	1	0	0	2	2							
1 Elvis Andrus, R OBP: 0.299, SLG: 0.327										4	0	0	0	0	1	2							
2 Leonys Martin, L OBP: 0.270, SLG: 0.336										4	0	0	0	0	1	2							
61 Robinson Chirinos, R OBP: 0.314, SLG: 0.420										4	0	2	1	0	0	0							
<b>Inning Stats</b>	R: 0 H: 1 E: 0 K: 1 S: 10	H: 0 LOB: 2 BB: 1 P: 20	R: 0 H: 0 E: 0 K: 1 S: 7	H: 0 LOB: 0 BB: 0 P: 9	R: 0 H: 2 E: 0 K: 1 S: 10	H: 2 LOB: 2 BB: 0 P: 14	R: 2 H: 3 E: 0 K: 3 S: 13	H: 3 LOB: 1 BB: 0 P: 20	R: 1 H: 2 E: 0 K: 1 S: 12	H: 2 LOB: 1 BB: 0 P: 17	R: 0 H: 1 E: 0 K: 0 S: 8	H: 1 LOB: 1 BB: 0 P: 12	R: 0 H: 0 E: 0 K: 0 S: 7	H: 0 LOB: 0 BB: 0 P: 10	R: 0 H: 1 E: 0 K: 1 S: 11	H: 1 LOB: 0 BB: 0 P: 15	R: 0 H: 0 E: 0 K: 0 S: 11	H: 0 LOB: 0 BB: 0 P: 15	1B: 6 2B: 3 3B: 0 HR: 1	SF: 0 SAC: 0 DP: 0 HBP: 0	WP: 0 PB: 0 SB: 0 CS: 0	PA: 38	
<b>PITCHER</b>	IP WLS BF H R ER SO BB IBB HBP BLK WP HR S P ERA WHIP	IP WLS BF H R ER SO BB IBB HBP BLK WP HR S P ERA WHIP	IP WLS BF H R ER SO BB IBB HBP BLK WP HR S P ERA WHIP	IP WLS BF H R ER SO BB IBB HBP BLK WP HR S P ERA WHIP	IP WLS BF H R ER SO BB IBB HBP BLK WP HR S P ERA WHIP	IP WLS BF H R ER SO BB IBB HBP BLK WP HR S P ERA WHIP	IP WLS BF H R ER SO BB IBB HBP BLK WP HR S P ERA WHIP	IP WLS BF H R ER SO BB IBB HBP BLK WP HR S P ERA WHIP	IP WLS BF H R ER SO BB IBB HBP BLK WP HR S P ERA WHIP	IP WLS BF H R ER SO BB IBB HBP BLK WP HR S P ERA WHIP	IP WLS BF H R ER SO BB IBB HBP BLK WP HR S P ERA WHIP	IP WLS BF H R ER SO BB IBB HBP BLK WP HR S P ERA WHIP	IP WLS BF H R ER SO BB IBB HBP BLK WP HR S P ERA WHIP	IP WLS BF H R ER SO BB IBB HBP BLK WP HR S P ERA WHIP	IP WLS BF H R ER SO BB IBB HBP BLK WP HR S P ERA WHIP	IP WLS BF H R ER SO BB IBB HBP BLK WP HR S P ERA WHIP	IP WLS BF H R ER SO BB IBB HBP BLK WP HR S P ERA WHIP	IP WLS BF H R ER SO BB IBB HBP BLK WP HR S P ERA WHIP	IP WLS BF H R ER SO BB IBB HBP BLK WP HR S P ERA WHIP	IP WLS BF H R ER SO BB IBB HBP BLK WP HR S P ERA WHIP	IP WLS BF H R ER SO BB IBB HBP BLK WP HR S P ERA WHIP	IP WLS BF H R ER SO BB IBB HBP BLK WP HR S P ERA WHIP	IP WLS BF H R ER SO BB IBB HBP BLK WP HR S P ERA WHIP
54 Sonny Gray, R ERA: 2.09	6.0	W	28	9	3	3	7	1	0	0	0	0	0	0	0	0	0	0	0	60	92	4.50	1.667
13 Drew Pomeranz, L ERA: 3.53	1.1	H	5	1	0	0	1	0	0	0	0	0	0	0	12	15	0.00	0.750					
49 Edward Mujica, R ERA: 3.43	0.2	H	2	0	0	0	0	0	0	0	0	0	0	6	10	0.00	0.000						
36 Tyler Clippard, R ERA: 2.87	1.0	S	3	0	0	0	0	0	0	0	0	0	0	11	15	0.00	0.000						

Oakland Athletics @ Texas Rangers  
Globe Life Park in Arlington, Arlington, TX  
Thu Jun 25 2015, 2:10 PM - 5:06 PM EDT  
Att: 29,251 - Sunny - 90 F

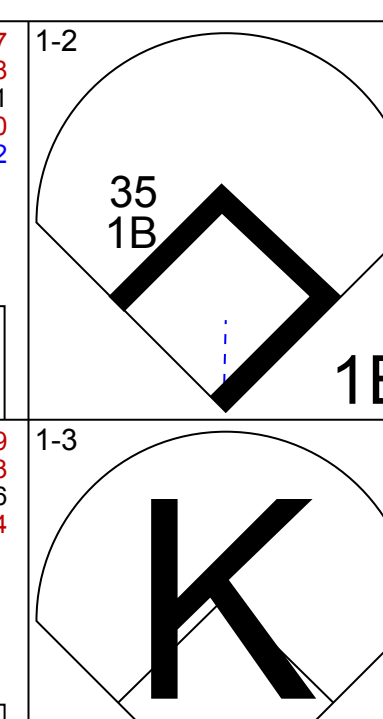
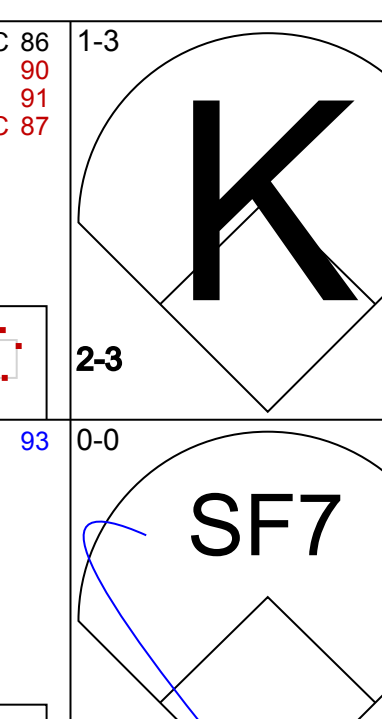
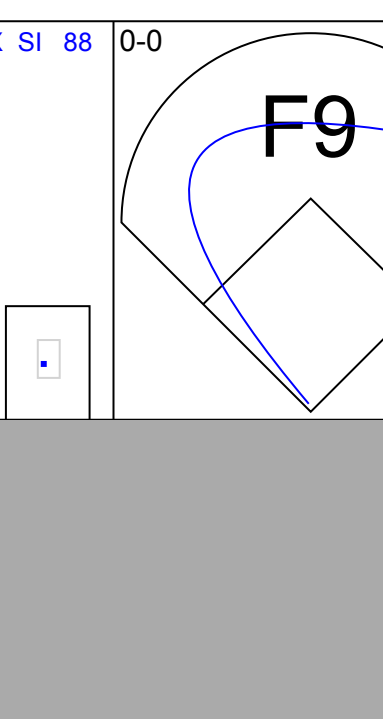
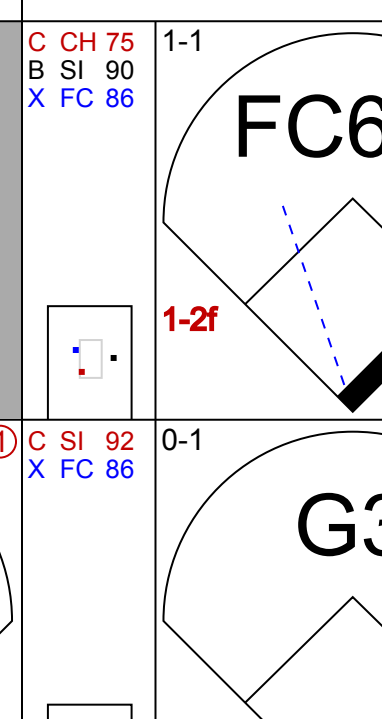
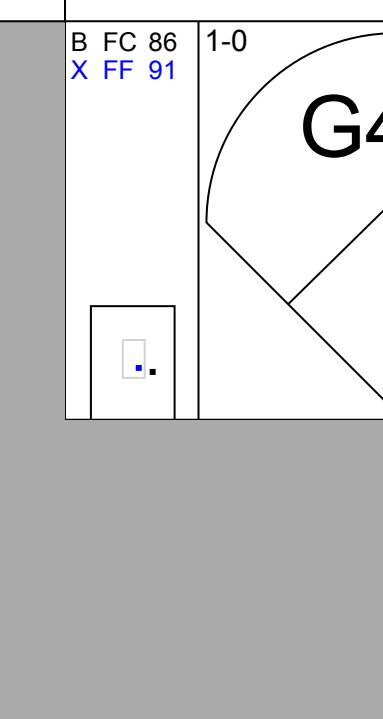
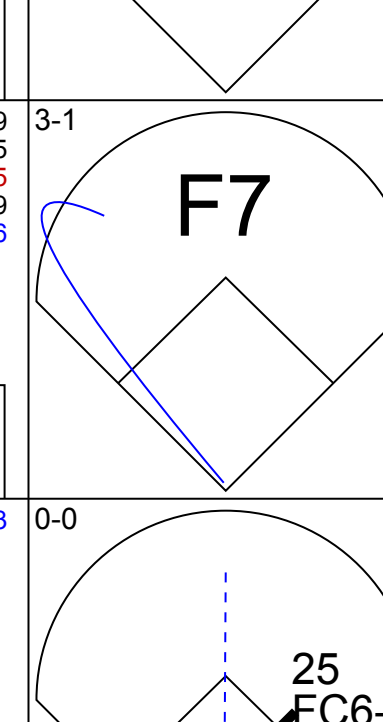
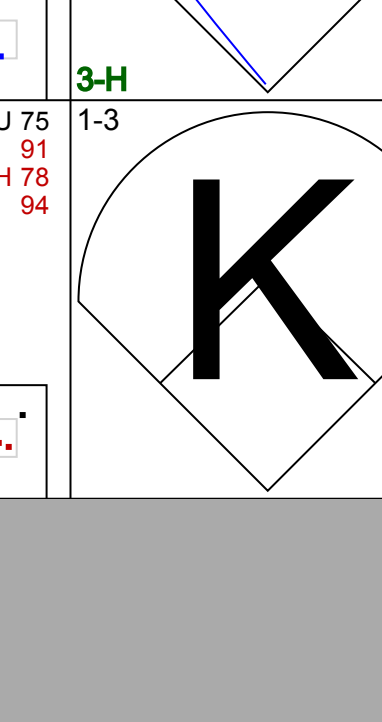
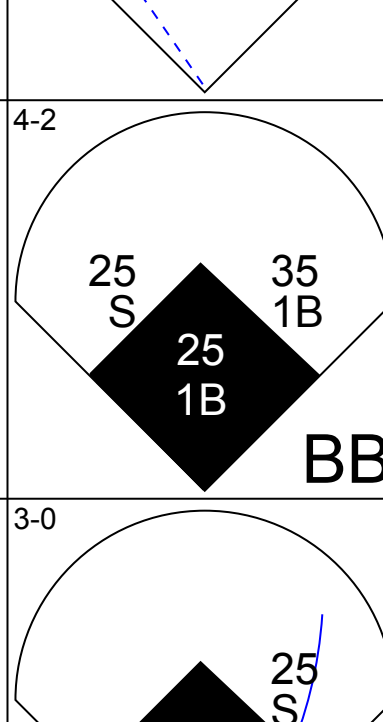

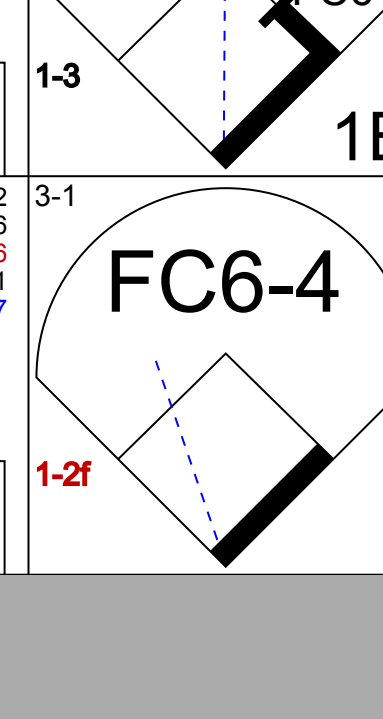

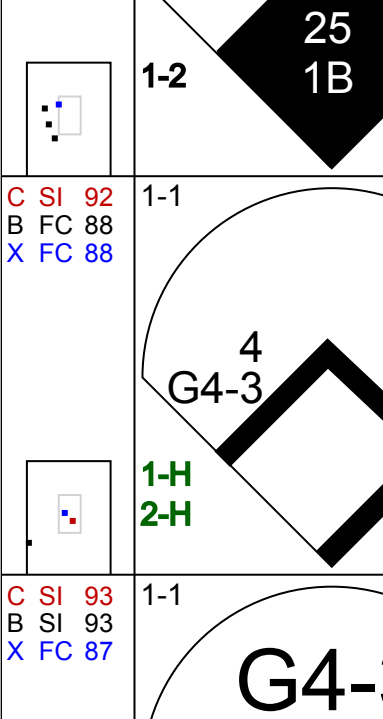
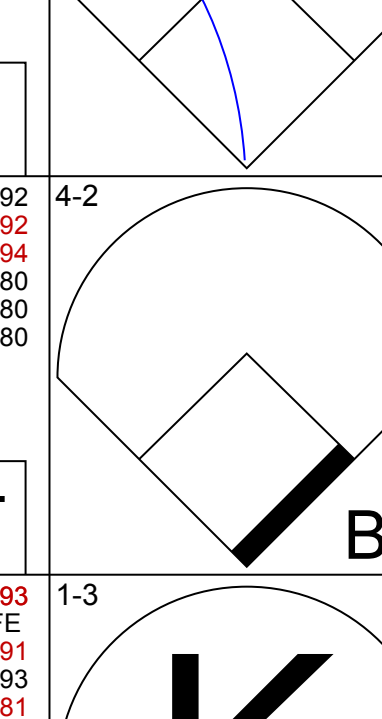

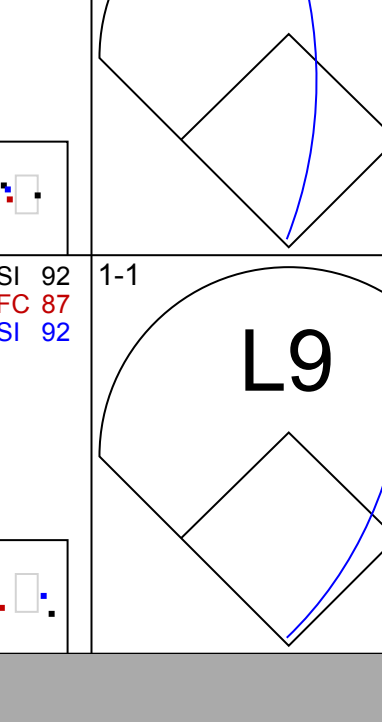
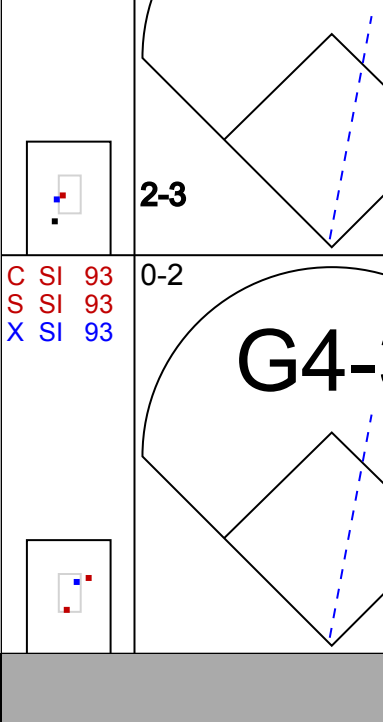
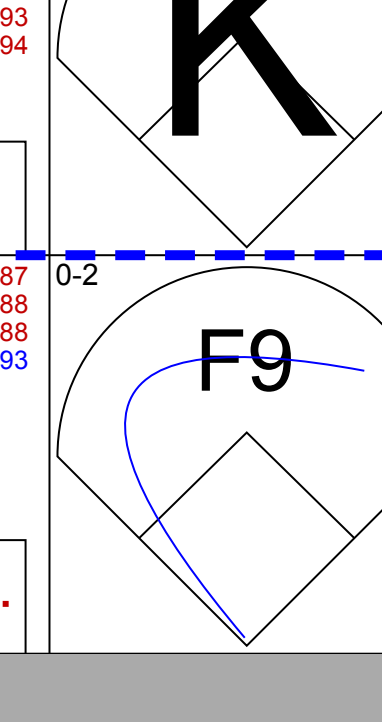




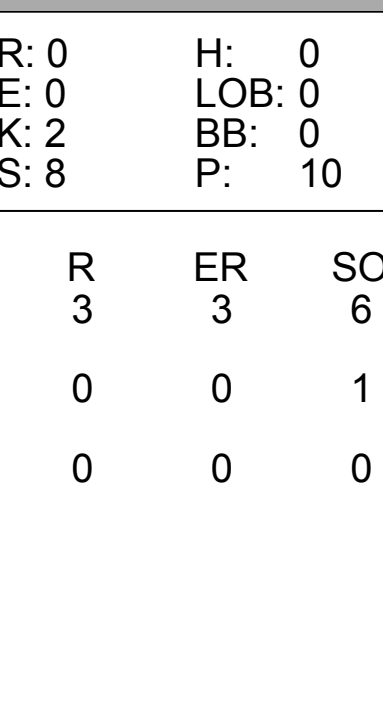
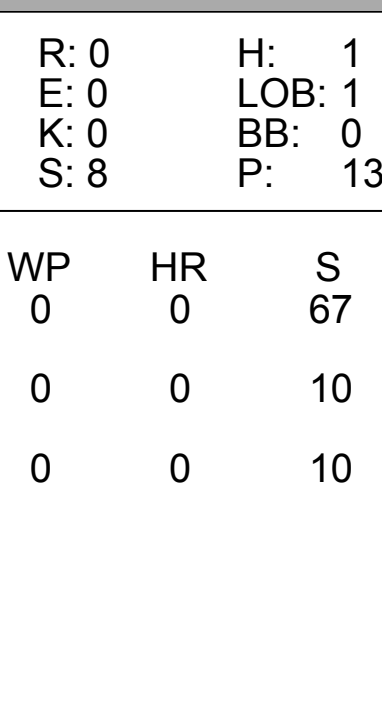
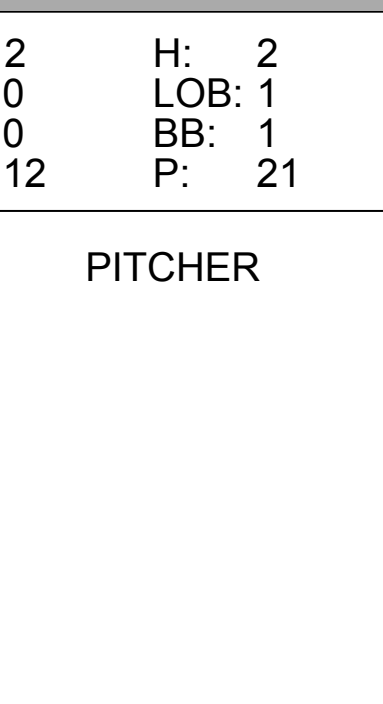
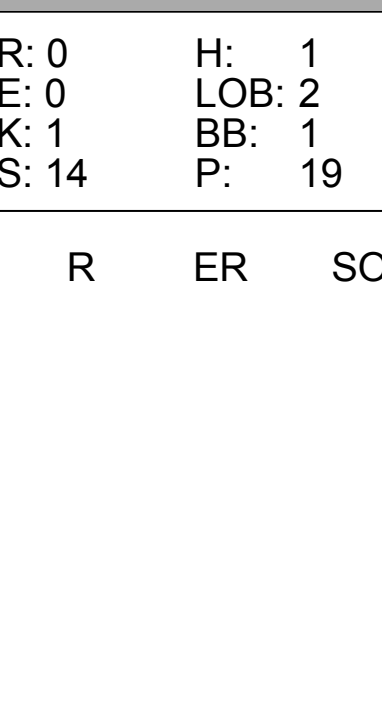



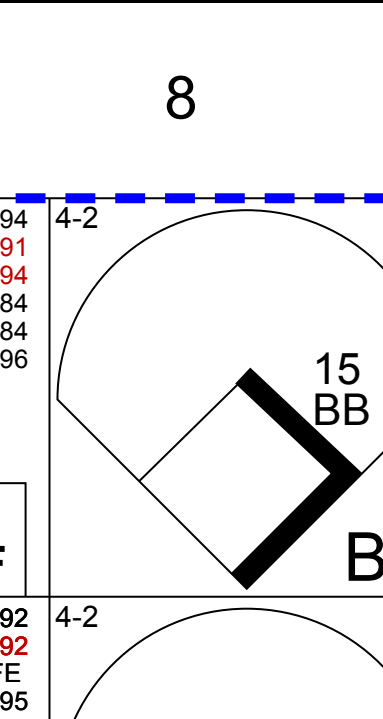

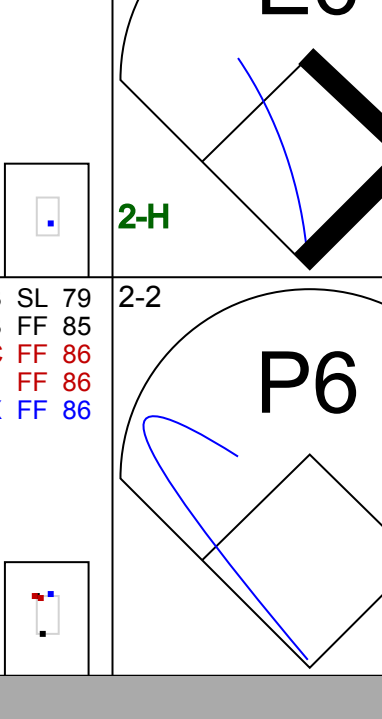

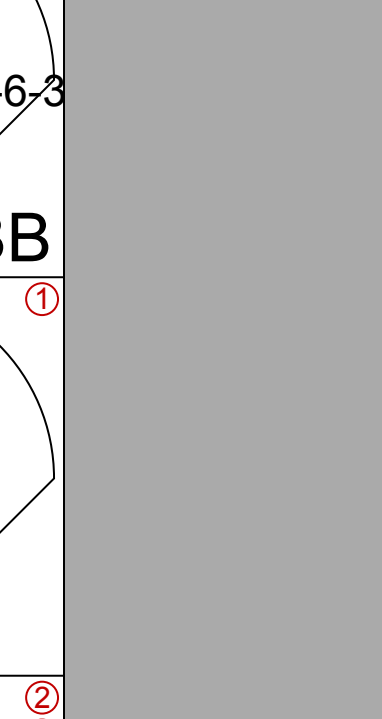



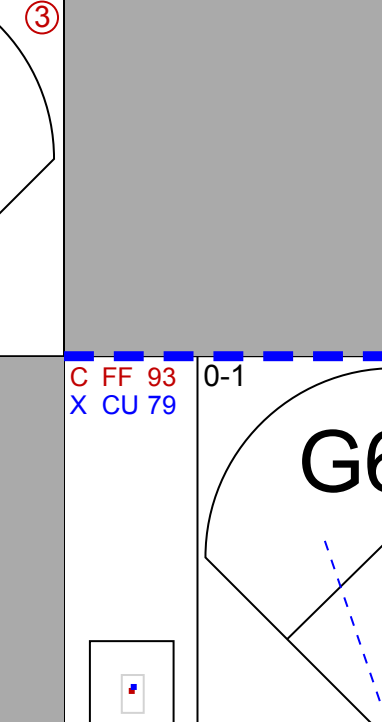
AB	37
R	3
H	10
RBI	3
BB	1
SO	8
LOB	14

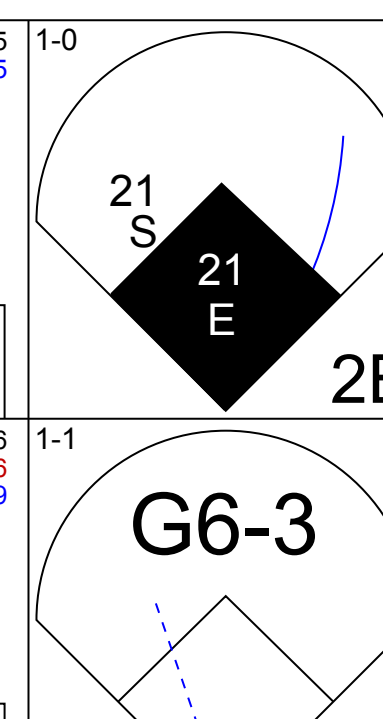
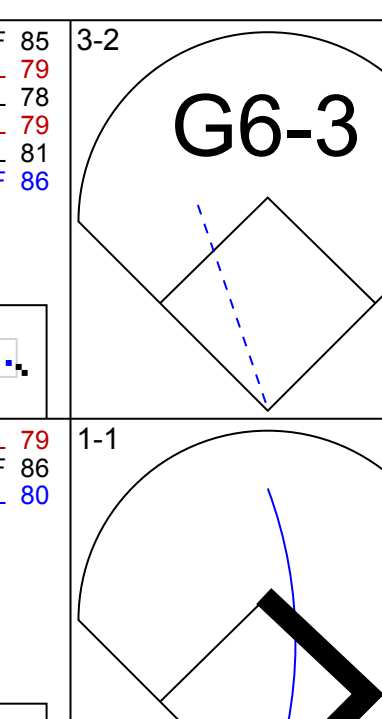
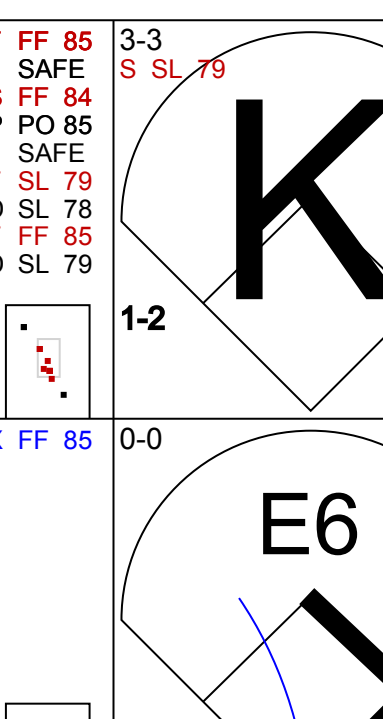
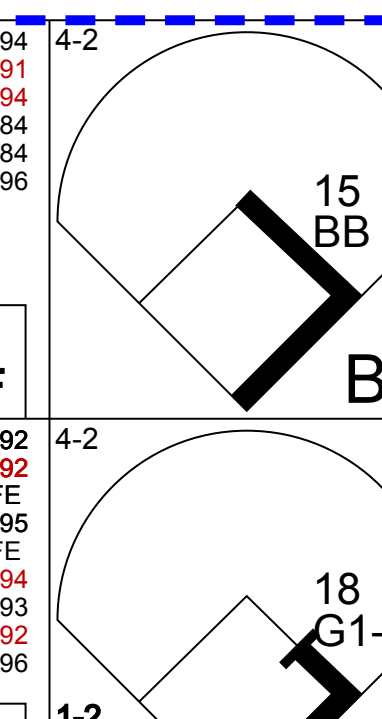
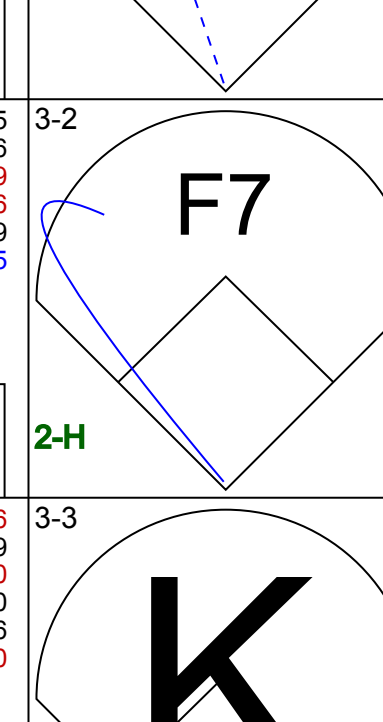
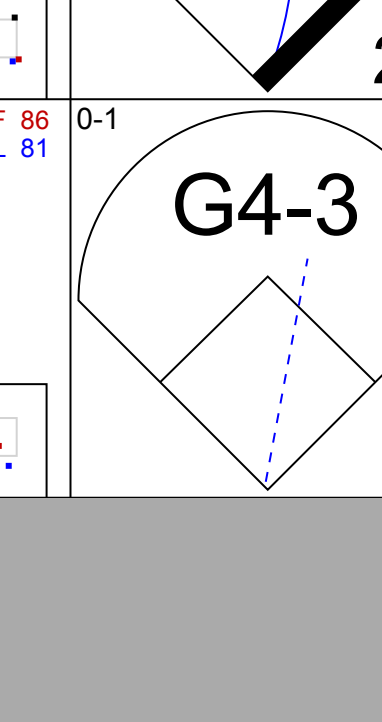
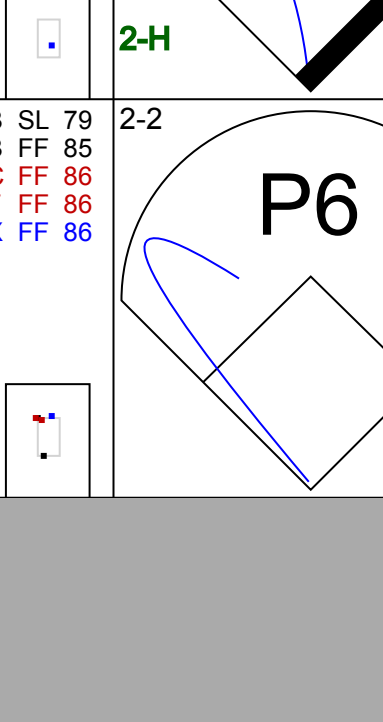
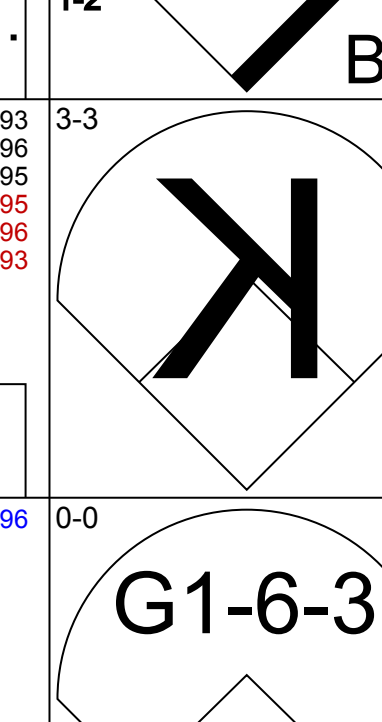





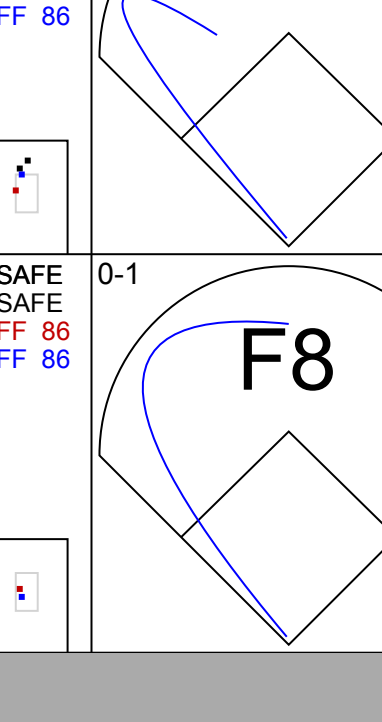
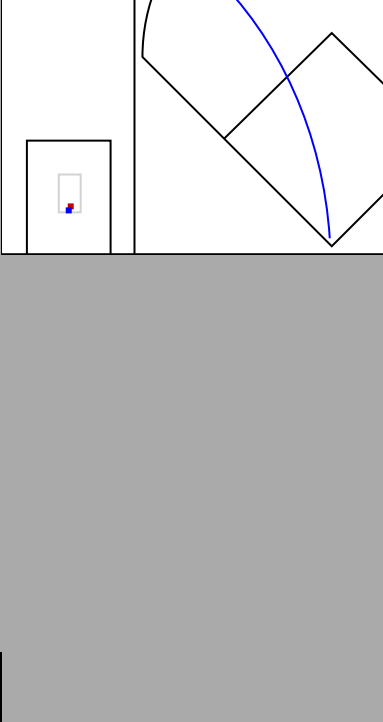

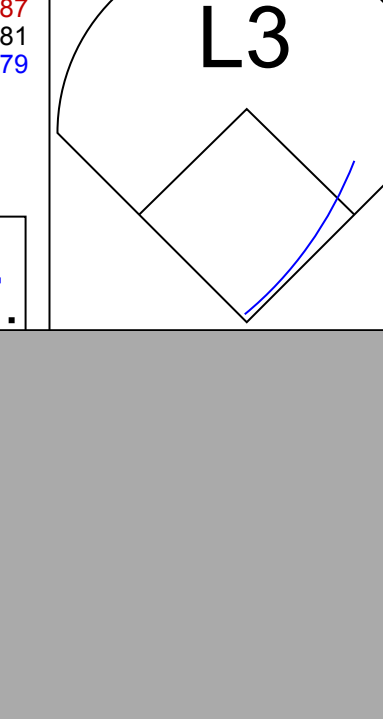



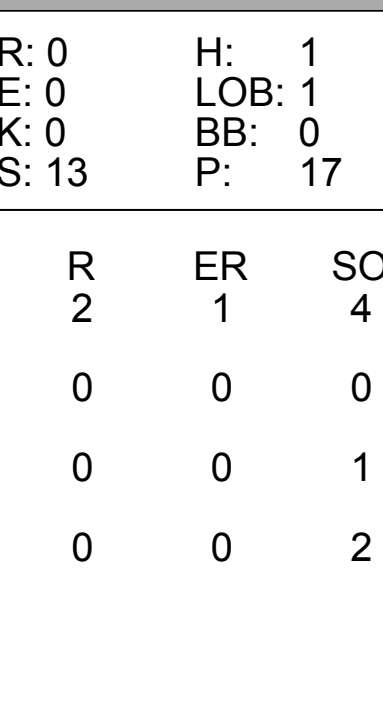
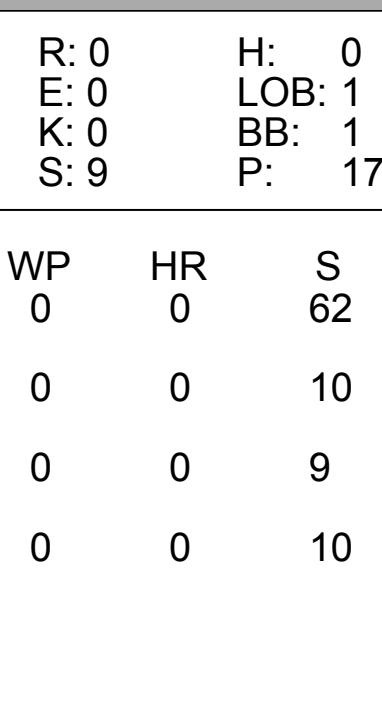
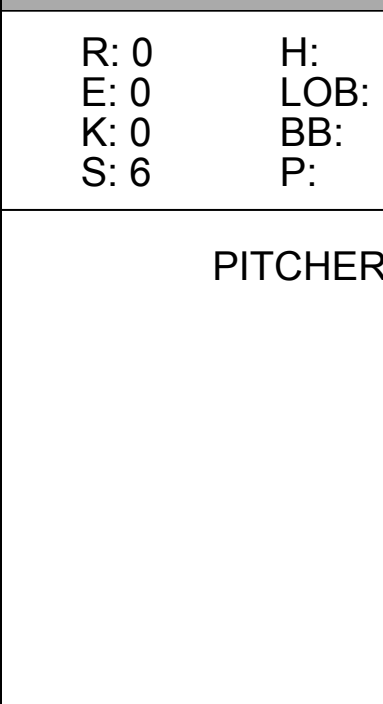
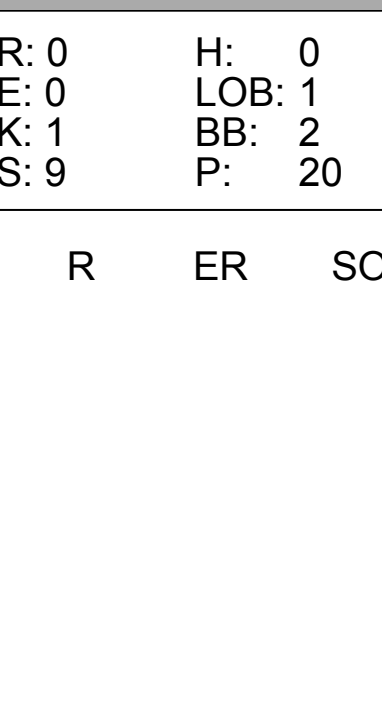








Batter	1	2	3	4	5	6	7	8	9	AB	R	H	RBI	BB	SO	LOB	TOP					
2 Alcides Escobar, R OBP: 0.318, SLG: 0.371										5	0	1	0	0	1	2	<b>Kansas City Royals @ Oakland Athletics</b> O.co Coliseum, Oakland, CA Sat Jun 27 2015, 4:09 PM - 6:57 PM EDT Att: 28,619 - Cloudy - 70 F					
8 Mike Moustakas, L OBP: 0.374, SLG: 0.469										3	0	0	1	0	1	2						
6 Lorenzo Cain, R OBP: 0.349, SLG: 0.440										3	1	1	0	1	1	1						
35 Eric Hosmer, L OBP: 0.358, SLG: 0.450										4	1	2	0	0	0	1						
25 Kendrys Morales, S OBP: 0.353, SLG: 0.469										3	0	2	2	1	0	2						
4 Alex Gordon, L OBP: 0.390, SLG: 0.450										4	0	0	0	0	1	4						
13 Salvador Perez, R OBP: 0.281, SLG: 0.450										4	0	0	0	0	1	4						
15 Alex Rios, R OBP: 0.248, SLG: 0.270										4	0	1	0	0	1	0						
14 Omar Infante, R OBP: 0.243, SLG: 0.321										4	1	1	0	0	1	1						
<b>Inning Stats</b>	R: 0 E: 0 K: 1 S: 12	H: 2 LOB: 2 BB: 0 P: 20	R: 0 E: 0 K: 2 S: 8	H: 0 LOB: 0 BB: 0 P: 10	R: 1 E: 0 K: 2 S: 9	H: 1 LOB: 0 BB: 0 P: 13	R: 0 E: 0 K: 0 S: 8	H: 1 LOB: 1 BB: 0 P: 10	R: 0 E: 0 K: 1 S: 7	H: 0 LOB: 0 BB: 0 P: 11	R: 2 E: 0 K: 0 S: 12	H: 2 LOB: 1 BB: 1 P: 21	R: 0 E: 0 K: 0 S: 11	H: 1 LOB: 1 BB: 0 P: 14	R: 0 E: 0 K: 1 S: 14	H: 1 LOB: 2 BB: 1 P: 19		R: 0 E: 0 K: 0 S: 6	H: 0 LOB: 0 BB: 0 P: 8	1B: 6 2B: 2 3B: 0 HR: 0	SF: 1 SAC: 0 DP: 0 HBP: 0	WP: 0 PB: 0 SB: 2 CS: 0
<b>PITCHER</b>	IP	WLS	BF	H	R	ER	SO	BB	IBB	HBP	BLK	WP	HR	S	P	ERA	WHIP					
26 Scott Kazmir, L ERA: 2.79	7.0	L	29	7	3	3	6	1	0	0	1	0	0	67	102	3.86	1.143					
13 Drew Pomeranz, L ERA: 3.88	0.2		4	1	0	0	1	1	0	0	0	0	0	10	15	0.00	3.000					
58 Evan Scribner, R ERA: 2.97	1.1		4	0	0	0	0	0	0	0	0	0	0	10	12	0.00	0.000					

Batter	1	2	3	4	5	6	7	8	9	AB	R	H	RBI	BB	SO	LOB	BOTTOM					
23 Sam Fuld, L OBP: 0.293, SLG: 0.312										3	1	1	0	1	1	1	<b>Kansas City Royals @ Oakland Athletics</b> O.co Coliseum, Oakland, CA Sat Jun 27 2015, 4:09 PM - 6:57 PM EDT Att: 28,619 - Cloudy - 70 F					
15 Brett Lawrie, R OBP: 0.324, SLG: 0.422										3	0	1	0	1	0	1						
21 Stephen Vogt, L OBP: 0.393, SLG: 0.535										4	0	0	0	0	1	4						
18 Ben Zobrist, S OBP: 0.345, SLG: 0.444										3	0	0	0	1	1	2						
22 Josh Reddick, L OBP: 0.346, SLG: 0.467										4	0	0	0	0	0	1						
19 Josh Phegley, R OBP: 0.346, SLG: 0.545										4	0	0	0	0	1	1						
17 Ike Davis, L OBP: 0.336, SLG: 0.405										3	0	1	0	1	1	1						
10 Marcus Semien, R OBP: 0.313, SLG: 0.394										3	0	0	0	0	1	2						
28 Eric Sogard, L OBP: 0.298, SLG: 0.294										3	1	1	0	0	1	0						
<b>Inning Stats</b>	R: 1 E: 0 K: 1 S: 9	H: 1 LOB: 1 BB: 0 P: 17	R: 0 E: 0 K: 0 S: 13	H: 1 LOB: 0 BB: 0 P: 17	R: 0 E: 0 K: 1 S: 10	H: 1 LOB: 1 BB: 0 P: 14	R: 0 E: 0 K: 0 S: 9	H: 0 LOB: 1 BB: 1 P: 17	R: 1 E: 1 K: 2 S: 15	H: 1 LOB: 1 BB: 0 P: 22	R: 0 E: 0 K: 0 S: 6	H: 0 LOB: 0 BB: 0 P: 9	R: 0 E: 0 K: 0 S: 10	H: 0 LOB: 0 BB: 1 P: 14	R: 0 E: 0 K: 1 S: 9	H: 0 LOB: 2 BB: 2 P: 20		R: 0 E: 0 K: 2 S: 10	H: 0 LOB: 0 BB: 0 P: 12	1B: 1 2B: 3 3B: 0 HR: 0	SF: 0 SAC: 0 DP: 2 HBP: 0	WP: 0 PB: 0 SB: 2 CS: 0
<b>PITCHER</b>	IP	WLS	BF	H	R	ER	SO	BB	IBB	HBP	BLK	WP	HR	S	P	ERA	WHIP					
32 Chris Young, R ERA: 2.71	6.0	W	24	4	2	1	4	1	0	0	0	0	0	62	96	1.50	0.833					
46 Ryan Madson, R ERA: 1.75	1.0	H	3	0	0	0	0	1	0	0	0	0	0	10	14	0.00	1.000					
17 Wade Davis, R ERA: 0.28	1.0	H	4	0	0	0	1	2	0	0	0	0	0	9	20	0.00	2.000					
56 Greg Holland, R ERA: 2.7	1.0	S	3	0	0	0	2	0	0	0	0	0	0	10	12	0.00	0.000					



Batter	1	2	3	4	5	6	7	8	9	AB	R	H	RBI	BB	SO	LOB	TOP
2 Alcides Escobar, R OBP: 0.317, SLG: 0.369 24 Christian Colón, R OBP: 0.317, SLG: 0.307	G6-3					P3	G5-3		K	4	0	1	0	0	0	1	
8 Mike Moustakas, L OBP: 0.375, SLG: 0.470	L9						F7		E6	4	1	1	0	1	0	0	
25 Kendrys Morales, S OBP: 0.351, SLG: 0.464	K		G6-3				F7		F8	5	1	1	0	0	1	4	
35 Eric Hosmer, L OBP: 0.354, SLG: 0.445 6 Lorenzo Cain, R OBP: 0.351, SLG: 0.442		G3			K		F8			3	0	0	0	0	1	2	
13 Salvador Perez, R OBP: 0.281, SLG: 0.459										1	1	1	0	0	0	0	
4 Alex Gordon, L OBP: 0.382, SLG: 0.444										4	2	1	3	0	0	1	
15 Alex Rios, R OBP: 0.240, SLG: 0.263										3	0	0	0	1	1	0	
14 Omar Infante, R OBP: 0.320, SLG: 0.320										3	0	0	0	1	1	0	
1 Jarrod Dyson, L OBP: 0.292, SLG: 0.384										4	0	1	1	0	1	0	
										3	0	0	1	0	1	0	
										4	0	1	1	0	1	0	
										4	0	2	0	0	1	2	
										3	0	0	1	0	1	0	
										4	0	1	1	0	1	0	
										4	0	2	0	0	1	2	
										3	0	0	1	0	1	0	
										4	0	1	1	0	1	0	
										4	0	2	0	0	1	2	
										3	0	0	1	0	1	0	
										4	0	1	1	0	1	0	
										4	0	2	0	0	1	2	
										3	0	0	1	0	1	0	
										4	0	1	1	0	1	0	
										4	0	2	0	0	1	2	
										3	0	0	1	0	1	0	
										4	0	1	1	0	1	0	
										4	0	2	0	0	1	2	
										3	0	0	1	0	1	0	
										4	0	1	1	0	1	0	
										4	0	2	0	0	1	2	
										3	0	0	1	0	1	0	
										4	0	1	1	0	1	0	
										4	0	2	0	0	1	2	
										3	0	0	1	0	1	0	
										4	0	1	1	0	1	0	
										4	0	2	0	0	1	2	
										3	0	0	1	0	1	0	
										4	0	1	1	0	1	0	
										4	0	2	0	0	1	2	
										3	0	0	1	0	1	0	
										4	0	1	1	0	1	0	
										4	0	2	0	0	1	2	
										3	0	0	1	0	1	0	
										4	0	1	1	0	1	0	
										4	0	2	0	0	1	2	
										3	0	0	1	0	1	0	
										4	0	1	1	0	1	0	
										4	0	2	0	0	1	2	
										3	0	0	1	0	1	0	
										4	0	1	1	0	1	0	
										4	0	2	0	0	1	2	
										3	0	0	1	0	1	0	
										4	0	1	1	0	1	0	
										4	0	2	0	0	1	2	
										3	0	0	1	0	1	0	
										4	0	1	1	0	1	0	
										4	0	2	0	0	1	2	
										3	0	0	1	0	1	0	
										4	0	1	1	0	1	0	
										4	0	2	0	0	1	2	
										3	0	0	1	0	1	0	
										4	0	1	1	0	1	0	
										4	0	2	0	0	1	2	
										3	0	0	1	0	1	0	
										4	0	1	1	0	1	0	
										4	0	2	0	0	1	2	
										3	0	0	1	0	1	0	
										4	0	1	1	0	1	0	
										4	0	2	0	0	1	2	
										3	0	0	1	0	1	0	
										4	0	1	1	0	1	0	
										4	0	2	0	0	1	2	
										3	0	0	1	0	1	0	
										4	0	1	1	0	1	0	
										4	0	2	0	0	1	2	
										3	0	0	1	0	1	0	
										4	0	1	1	0	1	0	
										4	0	2	0	0	1	2	
										3	0	0	1	0	1	0	
										4	0	1	1	0	1	0	
										4	0	2	0	0	1	2	
										3	0	0	1	0	1	0	
										4	0	1	1	0	1	0	
										4	0	2	0	0	1	2	
										3	0	0	1	0	1	0	
										4	0	1	1	0	1	0	
										4	0	2	0	0	1	2	
										3	0	0	1	0	1	0	
										4	0	1	1	0	1	0	
										4	0	2	0	0	1	2	
										3	0	0	1	0	1	0	
										4	0	1	1	0	1	0	
										4	0	2	0	0	1	2	
										3	0	0	1	0	1	0	
										4	0	1	1	0	1	0	
										4	0	2	0	0	1	2	
										3	0	0	1	0	1	0	
										4	0	1	1	0	1	0	
										4	0	2	0	0	1	2	
										3	0	0	1	0	1	0	
										4	0	1	1	0	1	0	
										4	0	2	0	0	1	2	
										3	0	0	1	0	1	0	
										4	0	1	1	0	1	0	
										4	0	2	0	0	1	2	
										3	0	0	1	0	1	0	
										4	0	1	1	0	1		



Batter	1	2	3	4	5	6	7	8	9	AB	R	H	RBI	BB	SO	LOB	TOP										
19 Charlie Blackmon, L OBP: 0.349, SLG: 0.446										5	1	1	1	0	1	2											
9 DJ LeMahieu, R OBP: 0.358, SLG: 0.399										4	0	0	0	0	1	0											
2 Troy Tulowitzki, R OBP: 0.357, SLG: 0.486										3	0	3	0	1	0	0											
28 Nolan Arenado, R OBP: 0.325, SLG: 0.627										4	0	1	0	0	0	3											
5 Carlos González, L OBP: 0.308, SLG: 0.418										3	0	0	0	1	1	3											
20 Wilin Rosario, R OBP: 0.326, SLG: 0.482										3	0	0	0	1	2	1											
10 Ben Paulsen, L OBP: 0.355, SLG: 0.522										3	0	1	0	1	0	1											
4 Nick Hundley, R OBP: 0.341, SLG: 0.450										4	0	1	0	0	0	3											
1 Brandon Barnes, R OBP: 0.364, SLG: 0.368										4	0	0	0	0	1	4											
<b>Inning Stats</b>	R: 0 E: 0 K: 1 S: 12	H: 0 LOB: 1 BB: 1 P: 19	R: 0 E: 0 K: 0 S: 11	H: 1 LOB: 1 BB: 0 P: 19	R: 0 E: 0 K: 1 S: 8	H: 0 LOB: 0 BB: 0 P: 12	R: 0 E: 0 K: 1 S: 9	H: 1 LOB: 1 BB: 1 P: 14	R: 0 E: 0 K: 0 S: 6	H: 0 LOB: 0 BB: 1 P: 11	R: 0 E: 0 K: 0 S: 15	H: 2 LOB: 2 BB: 0 P: 24	R: 0 E: 0 K: 1 S: 10	H: 1 LOB: 1 BB: 0 P: 12	R: 1 E: 0 K: 2 S: 13	H: 2 LOB: 1 BB: 0 P: 19	R: 0 E: 1 K: 1 S: 15	H: 0 LOB: 2 BB: 1 P: 23	1B: 6 2B: 1 3B: 0 HR: 1	SF: 0 DP: 2 HBP: 0	WP: 0 PB: 0 SB: 0 CS: 0	PA: 37					
<b>PITCHER</b>	IP	WLS	BF	H	R	ER	SO	BB	IBB	HBP	BLK	WP	HR	S	P	ERA	WHIP										
31 Kendall Graveman, R ERA: 3.47	7.0	W	27	5	0	0	3	3	0	0	0	0	0	71	111	0.00	1.143										
58 Evan Scribner, R ERA: 3.15	0.2		4	2	1	1	1	0	0	0	0	0	1	10	15	13.50	3.000										
13 Drew Pomeranz, L ERA: 3.68	0.1		1	0	0	0	1	0	0	0	0	0	0	3	4	0.00	0.000										
36 Tyler Clippard, R ERA: 2.78	1.0		5	0	0	0	1	1	0	0	0	0	0	15	23	0.00	1.000										

Colorado Rockies @ Oakland Athletics  
O.co Coliseum, Oakland, CA  
Mon Jun 29 2015, 10:08 PM - 12:48 AM EDT  
Att: 12,125 - Partly Cloudy - 66 F

AB 33  
R 1  
H 7  
RBI 1  
BB 4  
SO 6  
LOB 17



Batter	1	2	3	4	5	6	7	8	9	AB	R	H	RBI	BB	SO	LOB	BOTTOM										
1 Billy Burns, S OBP: 0.357, SLG: 0.418										4	0	0	0	0	0	1											
21 Stephen Vogt, L OBP: 0.341, SLG: 0.532										4	1	2	0	0	0	1											
18 Ben Zobrist, S OBP: 0.341, SLG: 0.438										4	0	0	0	0	2	2											
23 Sam Fuld, L OBP: 0.292, SLG: 0.310										0	0	0	0	0	0	0											
22 Josh Reddick, L OBP: 0.347, SLG: 0.474										3	2	1	2	1	1	0											
16 Billy Butler, R OBP: 0.315, SLG: 0.366										4	3	3	2	0	0	0											
17 Ike Davis, L OBP: 0.331, SLG: 0.429										4	1	2	2	0	0	1											
15 Brett Lawrie, R OBP: 0.323, SLG: 0.427										4	0	1	1	0	0	1											
28 Eric Sogard, L OBP: 0.301, SLG: 0.295										3	0	1	0	1	0	0											
10 Marcus Semien, R OBP: 0.313, SLG: 0.397										4	0	1	0	0	0	3											
<b>Inning Stats</b>	R: 4 E: 0 K: 1 S: 14	H: 4 LOB: 0 BB: 0 P: 18	R: 0 E: 0 K: 0 S: 6	H: 1 LOB: 0 BB: 0 P: 7	R: 0 E: 0 K: 1 S: 8	H: 0 LOB: 0 BB: 0 P: 14	R: 1 E: 0 K: 0 S: 10	H: 1 LOB: 1 BB: 0 P: 20	R: 0 E: 0 K: 0 S: 5	H: 1 LOB: 1 BB: 0 P: 11	R: 0 E: 0 K: 0 S: 11	H: 1 LOB: 1 BB: 0 P: 12	R: 0 E: 0 K: 1 S: 17	H: 2 LOB: 2 BB: 2 P: 30	R: 2 E: 1 K: 1 S: 17	H: 2 LOB: 2 BB: 2 P: 30	1B: 5 2B: 2 3B: 1 HR: 3	SF: 0 DP: 1 HBP: 0	WP: 0 PB: 0 SB: 0 CS: 0	PA: 36							
<b>PITCHER</b>	IP	WLS	BF	H	R	ER	SO	BB	IBB	HBP	BLK	WP	HR	S	P	ERA	WHIP										
61 David Hale, R ERA: 5.98	7.0	L	29	5	5	5	2	0	0	0	0	0	0	3	65	6.43	1.286										
53 Christian Friedrich, L ERA: 4.68	1.0		7	2	2	2	1	2	0	0	0	0	0	17	30	18.00	4.000										

Colorado Rockies @ Oakland Athletics  
O.co Coliseum, Oakland, CA  
Mon Jun 29 2015, 10:08 PM - 12:48 AM EDT  
Att: 12,125 - Partly Cloudy - 66 F

AB 34  
R 7  
H 11  
RBI 7  
BB 2  
SO 3  
LOB 9









Batter	1	2	3	4	5	6	7	8	9	AB	R	H	RBI	BB	SO	LOB	TOP			
19 Charlie Blackmon, L (1,8) OBP: 0.349, SLG: 0.440										2	0	0	0	2	1	1	<b>Colorado Rockies @ Oakland Athletics</b> O.co Coliseum, Oakland, CA Wed Jul 01 2015, 3:39 PM - 6:51 PM EDT Att: 17,655 - Cloudy - 73 F			
9 DJ LeMahieu, R (1,4) OBP: 0.350, SLG: 0.389										4	0	0	0	0	2	4				
28 Nolan Arenado, R (1,5) OBP: 0.319, SLG: 0.613										4	0	0	0	0	0	1				
5 Carlos González, L (1,9) OBP: 0.306, SLG: 0.416										4	0	2	0	0	0	0				
20 Wilin Rosario, R (1,10) OBP: 0.322, SLG: 0.469										4	0	1	0	0	1	2				
10 Ben Paulsen, L (1,3) OBP: 0.351, SLG: 0.517										3	1	1	0	0	0	2				
8 Michael McKenry, R (8,PH) OBP: 0.340, SLG: 0.456										1	0	0	0	0	1	1				
1 Brandon Barnes, R (8,7) OBP: 0.364, SLG: 0.388										0	0	0	0	0	0	0				
4 Nick Hundley, R (1,2) OBP: 0.344, SLG: 0.454										3	0	1	1	1	2	0				
3 Daniel Descalso, L (1,6) OBP: 0.275, SLG: 0.287										3	0	0	0	1	2	3				
43 Rafael Ynoa, S (1,7) OBP: 0.250, SLG: 0.270										4	0	0	0	0	1	1				
<b>Inning Stats</b>	R: 0 E: 0 K: 0 S: 9	H: 0 LOB: 0 BB: 1 P: 16	R: 0 E: 0 K: 1 S: 12	H: 1 LOB: 2 BB: 1 P: 19	R: 0 E: 1 K: 2 S: 11	H: 0 LOB: 1 BB: 0 P: 14	R: 1 E: 0 K: 1 S: 12	H: 2 LOB: 1 BB: 0 P: 17	R: 0 E: 0 K: 1 S: 8	H: 1 LOB: 1 BB: 2 P: 21	R: 0 E: 0 K: 2 S: 9	H: 0 LOB: 2 BB: 2 P: 18	R: 0 E: 0 K: 1 S: 9	H: 1 LOB: 1 BB: 0 P: 12	R: 0 E: 0 K: 1 S: 10	H: 0 LOB: 0 BB: 0 P: 14	1B: 2 2B: 3 3B: 0 HR: 0	SF: 0 SAC: 0 DP: 1 HBP: 0	WP: 1 PB: 0 SB: 0 CS: 0	PA: 36
<b>PITCHER</b>	IP WLS BF H R ER SO BB IBB HBP BLK WP HR S P ERA WHIP	IP WLS BF H R ER SO BB IBB HBP BLK WP HR S P ERA WHIP	IP WLS BF H R ER SO BB IBB HBP BLK WP HR S P ERA WHIP	IP WLS BF H R ER SO BB IBB HBP BLK WP HR S P ERA WHIP	IP WLS BF H R ER SO BB IBB HBP BLK WP HR S P ERA WHIP	IP WLS BF H R ER SO BB IBB HBP BLK WP HR S P ERA WHIP	IP WLS BF H R ER SO BB IBB HBP BLK WP HR S P ERA WHIP	IP WLS BF H R ER SO BB IBB HBP BLK WP HR S P ERA WHIP	IP WLS BF H R ER SO BB IBB HBP BLK WP HR S P ERA WHIP	IP WLS BF H R ER SO BB IBB HBP BLK WP HR S P ERA WHIP	IP WLS BF H R ER SO BB IBB HBP BLK WP HR S P ERA WHIP	IP WLS BF H R ER SO BB IBB HBP BLK WP HR S P ERA WHIP	IP WLS BF H R ER SO BB IBB HBP BLK WP HR S P ERA WHIP	IP WLS BF H R ER SO BB IBB HBP BLK WP HR S P ERA WHIP	IP WLS BF H R ER SO BB IBB HBP BLK WP HR S P ERA WHIP	IP WLS BF H R ER SO BB IBB HBP BLK WP HR S P ERA WHIP	IP WLS BF H R ER SO BB IBB HBP BLK WP HR S P ERA WHIP			

AB	32
R	1
H	5
RBI	1
BB	4
SO	10
LOB	15



Batter	1	2	3	4	5	6	7	8	9	AB	R	H	RBI	BB	SO	LOB	BOTTOM			
1 Billy Burns, S (1,8) OBP: 0.361, SLG: 0.430										4	2	2	0	1	1	0	<b>Colorado Rockies @ Oakland Athletics</b> O.co Coliseum, Oakland, CA Wed Jul 01 2015, 3:39 PM - 6:51 PM EDT Att: 17,655 - Cloudy - 73 F			
21 Stephen Vogt, L (1,2) OBP: 0.387, SLG: 0.516										4	0	0	0	0	0	4				
18 Ben Zobrist, S (1,7) OBP: 0.358, SLG: 0.458										3	1	2	0	1	0	1				
23 Sam Fuld, L (9,7) OBP: 0.293, SLG: 0.307										0	0	0	0	0	0	0				
22 Josh Reddick, L (1,9) OBP: 0.348, SLG: 0.471										3	0	1	1	1	0	2				
16 Billy Butler, R (1,10) OBP: 0.323, SLG: 0.376										3	1	2	1	1	1	1				
17 Ike Davis, L (1,3) OBP: 0.325, SLG: 0.419										3	0	0	0	0	0	4				
20 Mark Canha, R (7,PH) OBP: 0.300, SLG: 0.399										1	0	0	1	0	0	1				
15 Brett Lawrie, R (1,5) OBP: 0.326, SLG: 0.425										3	0	1	0	1	1	1				
28 Eric Sogard, L (1,4) OBP: 0.296, SLG: 0.291										3	0	0	1	0	1	1				
10 Marcus Semien, R (1,6) OBP: 0.308, SLG: 0.393										4	0	0	0	0	1	2				
<b>Inning Stats</b>	R: 0 E: 0 K: 0 S: 15	H: 1 LOB: 1 BB: 0 P: 24	R: 1 E: 0 K: 0 S: 6	H: 1 LOB: 1 BB: 1 P: 11	R: 1 E: 0 K: 1 S: 12	H: 2 LOB: 1 BB: 0 P: 18	R: 0 E: 0 K: 1 S: 9	H: 0 LOB: 0 BB: 0 P: 14	R: 1 E: 0 K: 0 S: 13	H: 2 LOB: 3 BB: 2 P: 27	R: 0 E: 0 K: 2 S: 10	H: 1 LOB: 2 BB: 1 P: 19	R: 1 E: 1 K: 0 S: 9	H: 1 LOB: 1 BB: 1 P: 18	R: 0 E: 0 K: 1 S: 7	H: 0 LOB: 0 BB: 0 P: 8	1B: 4 2B: 2 3B: 2 HR: 0	SF: 1 SAC: 0 DP: 0 HBP: 0	WP: 1 PB: 0 SB: 0 CS: 0	PA: 37
<b>PITCHER</b>	IP WLS BF H R ER SO BB IBB HBP BLK WP HR S P ERA WHIP	IP WLS BF H R ER SO BB IBB HBP BLK WP HR S P ERA WHIP	IP WLS BF H R ER SO BB IBB HBP BLK WP HR S P ERA WHIP	IP WLS BF H R ER SO BB IBB HBP BLK WP HR S P ERA WHIP	IP WLS BF H R ER SO BB IBB HBP BLK WP HR S P ERA WHIP	IP WLS BF H R ER SO BB IBB HBP BLK WP HR S P ERA WHIP	IP WLS BF H R ER SO BB IBB HBP BLK WP HR S P ERA WHIP	IP WLS BF H R ER SO BB IBB HBP BLK WP HR S P ERA WHIP	IP WLS BF H R ER SO BB IBB HBP BLK WP HR S P ERA WHIP	IP WLS BF H R ER SO BB IBB HBP BLK WP HR S P ERA WHIP	IP WLS BF H R ER SO BB IBB HBP BLK WP HR S P ERA WHIP	IP WLS BF H R ER SO BB IBB HBP BLK WP HR S P ERA WHIP	IP WLS BF H R ER SO BB IBB HBP BLK WP HR S P ERA WHIP	IP WLS BF H R ER SO BB IBB HBP BLK WP HR S P ERA WHIP	IP WLS BF H R ER SO BB IBB HBP BLK WP HR S P ERA WHIP	IP WLS BF H R ER SO BB IBB HBP BLK WP HR S P ERA WHIP	IP WLS BF H R ER SO BB IBB HBP BLK WP HR S P ERA WHIP			

AB	31
R	4
H	8
RBI	4
BB	5
SO	5
LOB	17





Batter	1	2	3	4	5	6	7	8	9	AB	R	H	RBI	BB	SO	LOB	TOP										
16 Austin Jackson, R OBP: 0.300, SLG: 0.356	G6-3			K		G4-3			F9	4	0	0	0	0	1	0	<b>Seattle Mariners @ Oakland Athletics</b> O.co Coliseum, Oakland, CA Thu Jul 02 2015, 10:09 PM - 12:24 AM EDT Att: 13,062 - Cloudy - 63 F										
22 Robinson Cano, L OBP: 0.292, SLG: 0.360	G6-3			K		G4-3			F9	4	0	0	0	0	1	0											
23 Nelson Cruz, R OBP: 0.367, SLG: 0.552	K			K					F9	3	0	0	0	0	2	0											
15 Kyle Seager, L OBP: 0.311, SLG: 0.434		G6-3			K				F8	3	0	0	0	0	1	0											
30 Franklin Gutierrez, R OBP: 0.267, SLG: 0.357		G6-3							G6-4-3 1B	3	0	2	0	0	0	0											
35 Mark Trumbo, R OBP: 0.282, SLG: 0.412									G6-4-3 1-2f	3	0	0	0	0	1	2											
20 Logan Morrison, L OBP: 0.318, SLG: 0.387									G6-4 3 HBP	2	0	0	0	0	0	1											
3 Mike Zunino, R OBP: 0.231, SLG: 0.312									FC6-4 1-2f	3	0	0	0	0	1	1											
1 Chris Taylor, R OBP: 0.214, SLG: 0.200									K	2	0	0	0	0	0	0											
5 Brad Miller, L OBP: 0.318, SLG: 0.401									K	1	0	0	0	0	1	0											
<b>Inning Stats</b>	R: 0 E: 0 K: 1 S: 10	H: 0 LOB: 0 BB: 0 P: 11	R: 0 E: 0 K: 0 S: 7	H: 0 LOB: 0 BB: 0 P: 8	R: 0 E: 0 K: 0 S: 7	H: 0 LOB: 0 BB: 0 P: 12	R: 0 E: 0 K: 3 S: 12	H: 0 LOB: 0 BB: 0 P: 17	R: 0 E: 0 K: 2 S: 11	H: 1 LOB: 1 BB: 0 P: 17	R: 0 E: 0 K: 1 S: 8	H: 0 LOB: 0 BB: 0 P: 15	R: 0 E: 0 K: 0 S: 6	H: 0 LOB: 0 BB: 0 P: 10	R: 0 E: 0 K: 0 S: 8	H: 1 LOB: 1 BB: 0 P: 15	R: 0 E: 0 K: 1 S: 7	H: 0 LOB: 0 BB: 0 P: 8	1B: 1 2B: 1 3B: 0 HR: 0	SF: 0 SAC: 0 DP: 1 HBP: 1	WP: 0 PB: 0 SB: 0 CS: 0	PA: 29					
<b>PITCHER</b>	IP	WLS	BF	H	R	ER	SO	BB	IBB	HBP	BLK	WP	HR	S	P	ERA	WHIP										
26 Scott Kazmir, L ERA: 2.56	8.0	W	26	2	0	0	7	0	0	1	0	0	0	69	105	0.00	0.250										
49 Edward Mujica, R ERA: 3.8	1.0		3	0	0	0	1	0	0	0	0	0	0	7	8	0.00	0.000										

Batter	1	2	3	4	5	6	7	8	9	AB	R	H	RBI	BB	SO	LOB	BOTTOM										
1 Billy Burns, S OBP: 0.355, SLG: 0.422	G5-3		G6-3			K		G6-3		4	0	0	0	0	1	0	<b>Seattle Mariners @ Oakland Athletics</b> O.co Coliseum, Oakland, CA Thu Jul 02 2015, 10:09 PM - 12:24 AM EDT Att: 13,062 - Cloudy - 63 F										
21 Stephen Vogt, L OBP: 0.382, SLG: 0.508	G4-3		K			G6-3		L7		4	0	0	0	0	1	0											
18 Ben Zobrist, S OBP: 0.360, SLG: 0.456			K			G6-3		16 BB 1B		3	1	1	0	1	1	0											
16 Billy Butler, R OBP: 0.325, SLG: 0.379						G5-3		G5-3		3	1	1	0	1	0	0											
19 Josh Phegley, R OBP: 0.333, SLG: 0.523						K		P4		4	0	1	2	0	1	2											
22 Josh Reddick, L OBP: 0.348, SLG: 0.469						K		15 FC3-6 1B		3	0	1	0	0	2	1											
15 Brett Lawrie, R OBP: 0.322, SLG: 0.420						K		FC3-6 20 S 3B		3	1	0	0	0	1	1											
20 Mark Canha, R OBP: 0.301, SLG: 0.409						G6-3				3	0	1	1	0	0	0											
23 Sam Fuld, L OBP: 0.295, SLG: 0.307										0	0	0	0	0	0	0											
10 Marcus Semien, R OBP: 0.309, SLG: 0.402								F7		3	1	1	1	0	0	1											
<b>Inning Stats</b>	R: 2 E: 0 K: 1 S: 19	H: 2 LOB: 1 BB: 1 P: 32	R: 0 E: 0 K: 0 S: 9	H: 0 LOB: 0 BB: 0 P: 11	R: 0 E: 0 K: 2 S: 10	H: 0 LOB: 0 BB: 0 P: 16	R: 0 E: 0 K: 2 S: 13	H: 0 LOB: 0 BB: 0 P: 18	R: 1 E: 0 K: 2 S: 10	H: 1 LOB: 0 BB: 0 P: 17	R: 0 E: 0 K: 0 S: 8	H: 0 LOB: 0 BB: 0 P: 10	R: 1 E: 0 K: 0 S: 11	H: 2 LOB: 1 BB: 0 P: 19	R: 0 E: 0 K: 0 S: 10	H: 1 LOB: 2 BB: 1 P: 17	1B: 2 2B: 2 3B: 1 HR: 1	SF: 0 SAC: 0 DP: 0 HBP: 0	WP: 0 PB: 0 SB: 1 CS: 0	PA: 32							
<b>PITCHER</b>	IP	WLS	BF	H	R	ER	SO	BB	IBB	HBP	BLK	WP	HR	S	P	ERA	WHIP										
29 Roenis Elias, L ERA: 4.27	6.0	L	22	3	3	3	7	1	0	0	0	0	0	69	104	4.50	0.667										
54 Tom Wilhelmson, R ERA: 4.68	1.0		5	2	1	1	0	0	0	0	0	0	0	11	19	9.00	2.000										
97 Joe Beimel, L ERA: 3.22	1.0		5	1	0	0	0	1	0	0	0	0	0	10	17	0.00	2.000										

AB	28
R	0
H	2
RBI	0
BB	0
SO	8
LOB	4



AB	30
R	4
H	6
RBI	4
BB	2
SO	7
LOB	5





Batter	1	2	3	4	5	6	7	8	9	AB	R	H	RBI	BB	SO	LOB	TOP							
20 Logan Morrison, L (1, 3) OBP: 0.316, SLG: 0.394										5	1	1	2	0	1	1								
16 Austin Jackson, R (1, 8) OBP: 0.298, SLG: 0.352										5	0	1	0	0	0	1								
22 Robinson Cano, L (1, 4) OBP: 0.287, SLG: 0.367 1 Chris Taylor, R (9, 4) OBP: 0.214, SLG: 0.200										5	1	3	0	0	1	0								
23 Nelson Cruz, R (1, 10) OBP: 0.367, SLG: 0.559										5	1	2	2	0	0	2								
15 Kyle Seager, L (1, 5) OBP: 0.313, SLG: 0.438										4	2	2	0	0	0	4								
7 Seth Smith, L (1, 7) (6, 9)										4	1	1	2	0	1	1								
35 Mark Trumbo, R (1, 9) 13 Dustin Ackley, L (6, 7) OBP: 0.262, SLG: 0.336										3	0	0	0	0	2	0								
5 Brad Miller, L (1, 6) OBP: 0.321, SLG: 0.419										4	1	2	2	0	0	1								
3 Mike Zunino, R (1, 2) OBP: 0.232, SLG: 0.311										4	1	1	0	0	1	1								
<b>Inning Stats</b>	R: 0 H: 2 E: 0 K: 0 S: 12	H: 2 LOB: 2 BB: 0 P: 17	R: 0 H: 0 E: 1 K: 1 S: 7	H: 0 LOB: 0 BB: 0 P: 10	R: 2 H: 4 E: 0 K: 0 S: 13	H: 4 LOB: 1 BB: 0 P: 21	R: 0 H: 0 E: 0 K: 1 S: 7	H: 0 LOB: 0 BB: 0 P: 13	R: 0 H: 0 E: 0 K: 1 S: 7	H: 0 LOB: 0 BB: 0 P: 11	R: 2 H: 2 E: 0 K: 1 S: 11	H: 2 LOB: 0 BB: 0 P: 21	R: 0 H: 1 E: 0 K: 0 S: 13	H: 1 LOB: 1 BB: 0 P: 20	R: 5 H: 4 E: 1 K: 1 S: 17	H: 4 LOB: 0 BB: 0 P: 20	R: 0 H: 0 E: 0 K: 1 S: 6	H: 0 LOB: 0 BB: 0 P: 7	1B: 6 2B: 3 3B: 0 HR: 4	SF: 0 SAC: 0 DP: 2 HBP: 0	WP: 0 PB: 0 SB: 1 CS: 0	PA: 40		
<b>PITCHER</b>	IP WLS BF H R ER SO BB IBB HBP BLK WP HR S P ERA WHIP	IP WLS BF H R ER SO BB IBB HBP BLK WP HR S P ERA WHIP	IP WLS BF H R ER SO BB IBB HBP BLK WP HR S P ERA WHIP	IP WLS BF H R ER SO BB IBB HBP BLK WP HR S P ERA WHIP	IP WLS BF H R ER SO BB IBB HBP BLK WP HR S P ERA WHIP	IP WLS BF H R ER SO BB IBB HBP BLK WP HR S P ERA WHIP	IP WLS BF H R ER SO BB IBB HBP BLK WP HR S P ERA WHIP	IP WLS BF H R ER SO BB IBB HBP BLK WP HR S P ERA WHIP	IP WLS BF H R ER SO BB IBB HBP BLK WP HR S P ERA WHIP	IP WLS BF H R ER SO BB IBB HBP BLK WP HR S P ERA WHIP	IP WLS BF H R ER SO BB IBB HBP BLK WP HR S P ERA WHIP	IP WLS BF H R ER SO BB IBB HBP BLK WP HR S P ERA WHIP	IP WLS BF H R ER SO BB IBB HBP BLK WP HR S P ERA WHIP	IP WLS BF H R ER SO BB IBB HBP BLK WP HR S P ERA WHIP	IP WLS BF H R ER SO BB IBB HBP BLK WP HR S P ERA WHIP	IP WLS BF H R ER SO BB IBB HBP BLK WP HR S P ERA WHIP	IP WLS BF H R ER SO BB IBB HBP BLK WP HR S P ERA WHIP	IP WLS BF H R ER SO BB IBB HBP BLK WP HR S P ERA WHIP	IP WLS BF H R ER SO BB IBB HBP BLK WP HR S P ERA WHIP	IP WLS BF H R ER SO BB IBB HBP BLK WP HR S P ERA WHIP	IP WLS BF H R ER SO BB IBB HBP BLK WP HR S P ERA WHIP	IP WLS BF H R ER SO BB IBB HBP BLK WP HR S P ERA WHIP	IP WLS BF H R ER SO BB IBB HBP BLK WP HR S P ERA WHIP	IP WLS BF H R ER SO BB IBB HBP BLK WP HR S P ERA WHIP

Seattle Mariners @ Oakland Athletics  
 O.co Coliseum, Oakland, CA  
 Fri Jul 03 2015, 9:08 PM - 11:59 PM EDT  
 Att: 35,067 - Clear - 67 F

livebaseballscorecards.com

AB	40
R	9
H	13
RBI	9
BB	0
SO	6
LOB	11

Batter	1	2	3	4	5	6	7	8	9	AB	R	H	RBI	BB	SO	LOB	BOTTOM							
1 Billy Burns, S (1, 8) OBP: 0.356, SLG: 0.426										5	0	2	1	0	1	3								
21 Stephen Vogt, L (1, 3) OBP: 0.380, SLG: 0.504										4	0	1	0	0	0	1								
18 Ben Zobrist, S (1, 4) OBP: 0.353, SLG: 0.445										4	0	0	0	0	1	2								
16 Billy Butler, R (1, 10) OBP: 0.321, SLG: 0.374										4	0	0	0	0	0	2								
19 Josh Phegley, R (1, 2) OBP: 0.325, SLG: 0.509 28 Eric Sogard, L (9, PH) OBP: 0.299, SLG: 0.294										3	0	0	0	0	1	0								
15 Brett Lawrie, R (1, 5) OBP: 0.326, SLG: 0.423 17 Ike Davis, L (9, PH) OBP: 0.322, SLG: 0.416										3	1	2	0	0	1	0								
22 Josh Reddick, L (1, 9) OBP: 0.350, SLG: 0.470										4	2	2	0	0	1	1								
20 Mark Canha, R (1, 7) OBP: 0.305, SLG: 0.416										4	1	2	3	0	2	1								
10 Marcus Semien, R (1, 6) OBP: 0.308, SLG: 0.400										4	0	1	1	0	0	2								
<b>Inning Stats</b>	R: 0 H: 2 E: 0 K: 0 S: 13	H: 4 LOB: 1 BB: 0 P: 17	R: 3 H: 4 E: 0 K: 0 S: 19	H: 4 LOB: 1 BB: 0 P: 31	R: 0 H: 0 E: 0 K: 2 S: 9	H: 0 LOB: 0 BB: 0 P: 15	R: 0 H: 2 E: 0 K: 1 S: 11	H: 2 LOB: 2 BB: 0 P: 18	R: 0 H: 0 E: 0 K: 0 S: 6	H: 0 LOB: 0 BB: 0 P: 11	R: 0 H: 0 E: 0 K: 2 S: 7	H: 0 LOB: 0 BB: 0 P: 9	R: 0 H: 0 E: 0 K: 2 S: 12	H: 0 LOB: 0 BB: 0 P: 17	R: 0 H: 0 E: 0 K: 0 S: 8	H: 0 LOB: 0 BB: 0 P: 11	R: 2 H: 3 E: 0 K: 1 S: 10	H: 3 LOB: 1 BB: 0 P: 19	1B: 9 2B: 2 3B: 0 HR: 0	SF: 0 SAC: 0 DP: 1 HBP: 0	WP: 0 PB: 0 SB: 0 CS: 0	PA: 37		
<b>PITCHER</b>	IP WLS BF H R ER SO BB IBB HBP BLK WP HR S P ERA WHIP	IP WLS BF H R ER SO BB IBB HBP BLK WP HR S P ERA WHIP	IP WLS BF H R ER SO BB IBB HBP BLK WP HR S P ERA WHIP	IP WLS BF H R ER SO BB IBB HBP BLK WP HR S P ERA WHIP	IP WLS BF H R ER SO BB IBB HBP BLK WP HR S P ERA WHIP	IP WLS BF H R ER SO BB IBB HBP BLK WP HR S P ERA WHIP	IP WLS BF H R ER SO BB IBB HBP BLK WP HR S P ERA WHIP	IP WLS BF H R ER SO BB IBB HBP BLK WP HR S P ERA WHIP	IP WLS BF H R ER SO BB IBB HBP BLK WP HR S P ERA WHIP	IP WLS BF H R ER SO BB IBB HBP BLK WP HR S P ERA WHIP	IP WLS BF H R ER SO BB IBB HBP BLK WP HR S P ERA WHIP	IP WLS BF H R ER SO BB IBB HBP BLK WP HR S P ERA WHIP	IP WLS BF H R ER SO BB IBB HBP BLK WP HR S P ERA WHIP	IP WLS BF H R ER SO BB IBB HBP BLK WP HR S P ERA WHIP	IP WLS BF H R ER SO BB IBB HBP BLK WP HR S P ERA WHIP	IP WLS BF H R ER SO BB IBB HBP BLK WP HR S P ERA WHIP	IP WLS BF H R ER SO BB IBB HBP BLK WP HR S P ERA WHIP	IP WLS BF H R ER SO BB IBB HBP BLK WP HR S P ERA WHIP	IP WLS BF H R ER SO BB IBB HBP BLK WP HR S P ERA WHIP	IP WLS BF H R ER SO BB IBB HBP BLK WP HR S P ERA WHIP	IP WLS BF H R ER SO BB IBB HBP BLK WP HR S P ERA WHIP	IP WLS BF H R ER SO BB IBB HBP BLK WP HR S P ERA WHIP	IP WLS BF H R ER SO BB IBB HBP BLK WP HR S P ERA WHIP	IP WLS BF H R ER SO BB IBB HBP BLK WP HR S P ERA WHIP

Seattle Mariners @ Oakland Athletics  
 O.co Coliseum, Oakland, CA  
 Fri Jul 03 2015, 9:08 PM - 11:59 PM EDT  
 Att: 35,067 - Clear - 67 F

livebaseballscorecards.com

AB	37
R	5
H	11
RBI	5
BB	0
SO	8
LOB	13











Batter	1	2	3	4	5	6	7	8	9	10	AB	R	H	RBI	BB	SO	LOB	TOP		
1 Billy Burns, S OBP: 0.353, SLG: 0.420	L5		21 1B		P3			K		P4	5	0	1	0	0	1	1			
21 Stephen Vogt, L OBP: 0.381, SLG: 0.502	18 22 1B		22 C4-3 1B		L8			F7			4	1	2	1	0	0	1			
18 Ben Zobrist, S OBP: 0.347, SLG: 0.440	G4-3		K		G4-3			G6-3			4	0	0	0	0	1	3			
23 Sam Fuld, L OBP: 0.294, SLG: 0.324	G4-3		K		K			G6-3			0	0	0	0	0	0	0			
22 Josh Reddick, L OBP: 0.345, SLG: 0.460			G4-6-3		K			F7			4	0	1	1	0	1	2			
16 Billy Butler, R OBP: 0.315, SLG: 0.373	G5-3				G6-3			HR			4	1	1	1	0	1	1			
17 Ike Davis, L OBP: 0.328, SLG: 0.406			28 G1-6-3 BB		G4-3			G6-3			3	0	0	0	1	1	0			
15 Brett Lawrie, R OBP: 0.328, SLG: 0.432			K		K			K			4	1	1	1	0	3	1			
28 Eric Sogard, L OBP: 0.288, SLG: 0.293			G1-6-3					L3			4	0	1	0	0	0	1			
10 Marcus Semien, R OBP: 0.308, SLG: 0.397			21 1B		K			K			4	1	1	0	0	3	1			
<b>Inning Stats</b>	R: 1 E: 0 K: 1 S: 16	H: 2 LOB: 1 BB: 0 P: 24	R: 0 E: 0 K: 1 S: 9	H: 0 LOB: 0 BB: 1 P: 15	R: 1 E: 0 K: 1 S: 11	H: 3 LOB: 1 BB: 0 P: 16	R: 0 E: 0 K: 1 S: 9	H: 0 LOB: 0 BB: 0 P: 11	R: 0 E: 0 K: 1 S: 10	H: 1 LOB: 1 BB: 0 P: 13	R: 1 E: 0 K: 1 S: 10	H: 1 LOB: 0 BB: 0 P: 14	R: 0 E: 0 K: 2 S: 8	H: 0 LOB: 0 BB: 0 P: 15	R: 0 E: 0 K: 1 S: 9	H: 1 LOB: 0 BB: 0 P: 11	1B: 6 2B: 0 3B: 0 HR: 2	SF: 0 SAC: 0 DP: 2 HBP: 0	WP: 0 PB: 0 SB: 1 CS: 0	PA: 37
<b>PITCHER</b>	IP 5.1	WLS 21	BF 6	H 2	R 2	ER 2	SO 4	BB 1	IBB 0	HBP 0	BLK 0	WP 0	HR 0	S 60	P 86	ERA 3.38	WHIP 1.312			
30 Nathan Eovaldi, R ERA: 4.45	0.2	B	3	1	1	1	1	0	0	0	0	0	1	5	7	13.50	1.500			
45 Chasen Shreve, L ERA: 2.1	1.0	3	0	0	0	2	0	0	0	0	0	0	0	10	16	0.00	0.000			
43 Adam Warren, R ERA: 3.48	1.0	3	0	0	0	1	0	0	0	0	0	0	0	11	12	0.00	0.000			
41 Justin Wilson, L ERA: 2.97	1.2	L	6	1	1	1	3	0	0	0	0	0	1	15	24	5.40	0.600			
68 Dellin Betances, R ERA: 1.85																				

Oakland Athletics @ New York Yankees  
Yankee Stadium, Bronx, NY  
Tue Jul 07 2015, 7:10 PM - 10:25 PM EDT  
Att. 32,337 - Partly Cloudy - 84 F

AB 36  
R 4  
H 8  
RBI 4  
BB 1  
SO 11  
LOB 11



Batter	1	2	3	4	5	6	7	8	9	10	AB	R	H	RBI	BB	SO	LOB	BOTTOM				
11 Brett Gardner, L OBP: 0.373, SLG: 0.478	34 1B			FC4-6			G3			13 BB	4	1	1	0	1	1	3					
12 Chase Headley, S OBP: 0.305, SLG: 0.368	34 1B				G3		L4-6			P2	4	1	0	0	1	1	2					
13 Alex Rodriguez, R OBP: 0.397, SLG: 0.505	F8			G6-3			K				4	0	0	0	1	2	2					
38 José Pireta, R OBP: 0.227, SLG: 0.297				G1-3			K			25 G1-6-3	0	0	0	0	0	0	0					
25 Mark Teixeira, S OBP: 0.351, SLG: 0.522	K			G1-3			K			G1-6-3	5	0	0	0	0	3	5					
34 Brian McCann, L OBP: 0.335, SLG: 0.469	33 1B			24 G6-3 18 1B			G4-3			F8	3	1	1	1	1	0	0					
33 Garrett Jones, L OBP: 0.285, SLG: 0.410				24 G6-3 1B			L7			G3	4	0	2	1	0	0	0					
24 Chris Young, R OBP: 0.297, SLG: 0.459	P3			G6-3			G6-3			P6	4	0	1	0	0	0	4					
18 Didi Gregorius, L OBP: 0.295, SLG: 0.328	L7			14 BB			G3-1			G4-3	4	0	1	1	0	0	1					
14 Stephen Drew, L OBP: 0.251, SLG: 0.360	F8			11 FC4-6 BB			E6			P2	3	0	0	0	1	0	0					
<b>Inning Stats</b>	R: 2 E: 0 K: 1 S: 11	H: 3 LOB: 2 BB: 1 P: 26	R: 0 E: 0 K: 1 S: 8	H: 0 LOB: 0 BB: 0 P: 11	R: 0 E: 0 K: 1 S: 7	H: 0 LOB: 0 BB: 0 P: 9	R: 1 E: 0 K: 0 S: 14	H: 2 LOB: 2 BB: 2 P: 25	R: 0 E: 0 K: 2 S: 7	H: 0 LOB: 0 BB: 0 P: 12	R: 0 E: 1 K: 0 S: 8	H: 0 LOB: 0 BB: 0 P: 13	R: 0 E: 0 K: 1 S: 7	H: 0 LOB: 0 BB: 0 P: 9	R: 0 E: 0 K: 0 S: 8	H: 0 LOB: 0 BB: 0 P: 11	R: 0 E: 0 K: 1 S: 12	H: 0 LOB: 2 BB: 2 P: 26	1B: 6 2B: 1 3B: 0 HR: 0	SF: 0 SAC: 0 DP: 3 HBP: 0	WP: 2 PB: 0 SB: 0 CS: 0	PA: 40
<b>PITCHER</b>	IP 7.0	WLS 29	BF 6	H 3	R 3	ER 3	SO 5	BB 3	IBB 0	HBP 0	BLK 0	WP 0	HR 0	S 64	P 110	ERA 3.86	WHIP 1.286					
54 Sonny Gray, R ERA: 2.2	0.0	1	0	0	0	1	0	0	0	1	0	3	4									
33 Fernando Rodriguez Jr., R ERA: 3.75	2.0	W	5	0	0	0	0	0	0	0	0	12	16	0.00	0.000							
13 Drew Pomeranz, L ERA: 3.93	1.0	S	5	0	0	0	1	2	0	0	0	12	26	0.00	2.000							
36 Tyler Clippard, R ERA: 2.52																						

Oakland Athletics @ New York Yankees  
Yankee Stadium, Bronx, NY  
Tue Jul 07 2015, 7:10 PM - 10:25 PM EDT  
Att. 32,337 - Partly Cloudy - 84 F

AB 35  
R 3  
H 6  
RBI 3  
BB 5  
SO 7  
LOB 17





Batter	1	2	3	4	5	6	7	8	9	AB	R	H	RBI	BB	SO	LOB	TOP					
1 Billy Burns, S OBP: 0.354, SLG: 0.420										5	0	2	0	0	1	2	<b>Oakland Athletics @ New York Yankees</b> Yankee Stadium, Bronx, NY Wed Jul 08 2015, 7:08 PM - 10:17 PM EDT Att: 41,626 - Overcast - 80 F					
21 Stephen Vogt, L OBP: 0.375, SLG: 0.493										5	0	0	0	0	0	2						
23 Sam Fuld, L OBP: 0.294, SLG: 0.324										0	0	0	0	0	0	0						
18 Ben Zobrist, S OBP: 0.344, SLG: 0.431										4	0	0	0	1	0	1						
16 Billy Butler, R OBP: 0.315, SLG: 0.375										4	0	1	0	0	1	2						
15 Brett Lawrie, R OBP: 0.327, SLG: 0.430										4	1	1	0	0	1	0						
5 Jake Smolinski, R OBP: 0.286, SLG: 0.210										2	1	1	0	1	0	2						
22 Josh Reddick, L OBP: 0.344, SLG: 0.459										1	0	0	0	0	0	0						
19 Josh Phegley, R OBP: 0.317, SLG: 0.491										4	0	1	1	0	2	2						
20 Mark Canha, R OBP: 0.312, SLG: 0.416										3	1	2	1	1	0	1						
10 Marcus Semien, R OBP: 0.307, SLG: 0.404										4	1	1	2	0	0	4						
<b>Inning Stats</b>	R: 0 E: 0 K: 0 S: 6	H: 1 LOB: 0 BB: 0 P: 8	R: 2 E: 0 K: 0 S: 16	H: 4 LOB: 2 BB: 0 P: 19	R: 0 E: 0 K: 0 S: 11	H: 0 LOB: 0 BB: 0 P: 17	R: 0 E: 0 K: 1 S: 8	H: 0 LOB: 1 BB: 1 P: 15	R: 0 E: 0 K: 0 S: 8	H: 1 LOB: 2 BB: 1 P: 13	R: 0 E: 0 K: 0 S: 16	H: 1 LOB: 2 BB: 1 P: 30	R: 0 E: 0 K: 2 S: 14	H: 0 LOB: 0 BB: 0 P: 18	R: 0 E: 0 K: 2 S: 14	H: 0 LOB: 0 BB: 0 P: 18	R: 2 E: 1 K: 1 S: 22	H: 2 LOB: 1 BB: 0 P: 30	1B: 7 2B: 2 3B: 0 HR: 1	SF: 0 SAC: 0 DP: 1 HBP: 0	WP: 1 PB: 0 SB: 0 CS: 0	PA: 39
<b>PITCHER</b>	IP WLS BF H R ER SO BB IBB HBP BLK WP HR S P ERA WHIP																					
52 CC Sabathia, L ERA: 5.47	5.1 W 24 7 2 2 1 2 0 0 0 0 0 59 88 3.38 1.688																					
55 Bryan Mitchell, R ERA: 3.24	0.2 H 3 0 0 0 1 0 0 0 0 1 0 6 14 0.00 1.500																					
41 Justin Wilson, L ERA: 2.87	1.0 H 3 0 0 0 0 0 0 0 0 0 0 7 7 0.00 0.000																					
68 Dellin Betances, R ERA: 1.61	1.0 H 3 0 0 0 2 0 0 0 0 0 0 14 18 0.00 0.000																					
48 Andrew Miller, L ERA: 1.65	1.0 S 6 2 2 2 1 0 0 0 0 0 1 22 30 18.00 2.000																					
<b>Batter</b>	<b>1</b>	<b>2</b>	<b>3</b>	<b>4</b>	<b>5</b>	<b>6</b>	<b>7</b>	<b>8</b>	<b>9</b>	<b>AB</b>	<b>R</b>	<b>H</b>	<b>RBI</b>	<b>BB</b>	<b>SO</b>	<b>LOB</b>	<b>BOTTOM</b>					
22 Jacoby Ellsbury, L OBP: 0.308, SLG: 0.368										4	0	1	0	0	1	0	<b>Oakland Athletics @ New York Yankees</b> Yankee Stadium, Bronx, NY Wed Jul 08 2015, 7:08 PM - 10:17 PM EDT Att: 41,626 - Overcast - 80 F					
11 Brett Gardner, L OBP: 0.378, SLG: 0.478										2	0	1	0	2	0	0						
13 Alex Rodriguez, R OBP: 0.382, SLG: 0.498										4	0	0	0	0	2	4						
25 Mark Teixeira, S OBP: 0.356, SLG: 0.546										3	2	2	2	1	1	1						
24 Chris Young, R OBP: 0.296, SLG: 0.452										3	2	0	0	1	1	2						
66 John Ryan Murphy, R OBP: 0.258, SLG: 0.333										4	0	2	0	0	0	1						
18 Didi Gregorius, L OBP: 0.294, SLG: 0.331										4	0	1	1	0	2	3						
38 José Pirela, R OBP: 0.232, SLG: 0.303										2	0	1	1	0	0	0						
14 Stephen Drew, L OBP: 0.254, SLG: 0.375										1	1	1	1	0	0	0						
31 Gregorio Petit, R OBP: 0.217, SLG: 0.238										4	0	0	0	0	1	3						
<b>Inning Stats</b>	R: 0 E: 0 K: 2 S: 10	H: 1 LOB: 1 BB: 0 P: 16	R: 1 E: 1 K: 0 S: 9	H: 1 LOB: 0 BB: 0 P: 13	R: 0 E: 0 K: 2 S: 13	H: 0 LOB: 1 BB: 1 P: 21	R: 2 E: 0 K: 1 S: 14	H: 2 LOB: 1 BB: 1 P: 23	R: 0 E: 0 K: 1 S: 8	H: 3 LOB: 2 BB: 0 P: 18	R: 1 E: 0 K: 0 S: 9	H: 3 LOB: 2 BB: 2 P: 19	R: 0 E: 0 K: 0 S: 15	H: 1 LOB: 0 BB: 0 P: 21	R: 1 E: 0 K: 1 S: 15	H: 1 LOB: 0 BB: 0 P: 21	1B: 5 2B: 1 3B: 0 HR: 3	SF: 1 SAC: 0 DP: 1 HBP: 0	WP: 1 PB: 0 SB: 1 CS: 0	PA: 36		
<b>PITCHER</b>	IP WLS BF H R ER SO BB IBB HBP BLK WP HR S P ERA WHIP																					
26 Scott Kazmir, L ERA: 2.49	3.0 L 12 4 3 3 3 1 0 0 0 0 1 2 30 48 11.57 2.143																					
58 Evan Scribner, R ERA: 4.06	0.2 5 2 0 0 0 1 0 0 0 0 0 9 14 0.00 4.500																					
39 Eric O'Flaherty, L ERA: 7.04	1.1 4 0 0 0 0 0 0 1 0 0 0 0 10 17 0.00 0.000																					
49 Edward Mujica, R ERA: 3.6	0.2 3 1 1 1 1 0 0 0 0 0 0 1 10 15 13.50 1.500																					
56 Fernando Abad, L ERA: 4.95																						



Batter	1	2	3	4	5	6	7	8	9	AB	R	H	RBI	BB	SO	LOB	TOP										
1 Billy Burns, S OBP: 0.348, SLG: 0.413	F7		G6-3		F7			G6-3		4	0	0	0	0	0	0											
21 Stephen Vogt, L OBP: 0.371, SLG: 0.485	G1-3		G3-1			K			F8	4	0	0	0	0	1	0											
18 Ben Zobrist, S OBP: 0.338, SLG: 0.422	P6		G4-3			K			F9	4	0	0	0	0	1	0											
22 Josh Reddick, L OBP: 0.344, SLG: 0.457		CI 16 2B		F7						3	1	1	0	0	0	0											
16 Billy Butler, R OBP: 0.314, SLG: 0.377		G6-3 15 20 2B 1-H		K 15 FC6-4				L7		4	1	1	1	0	2	1											
17 Ike Davis, L OBP: 0.329, SLG: 0.400				K 15 G6-3 BB				G1		2	0	0	0	1	1	1											
15 Brett Lawrie, R OBP: 0.324, SLG: 0.426				FC6-4				G5-3		3	0	0	0	0	0	3											
20 Mark Canha, R OBP: 0.312, SLG: 0.420										3	0	1	1	0	1	0											
10 Marcus Semien, R OBP: 0.304, SLG: 0.401										3	0	0	0	0	1	1											
<b>Inning Stats</b>	R: 0 E: 0 K: 0 S: 6	H: 0 LOB: 0 BB: 0 P: 7	R: 2 E: 1 K: 0 S: 13	H: 2 LOB: 1 BB: 1 P: 24	R: 0 E: 0 K: 0 S: 11	H: 0 LOB: 0 BB: 0 P: 14	R: 0 E: 0 K: 2 S: 12	H: 0 LOB: 1 BB: 0 P: 18	R: 0 E: 0 K: 0 S: 7	H: 0 LOB: 0 BB: 0 P: 8	R: 0 E: 0 K: 2 S: 13	H: 0 LOB: 0 BB: 0 P: 20	R: 0 E: 0 K: 0 S: 5	H: 0 LOB: 0 BB: 0 P: 8	R: 0 E: 0 K: 2 S: 12	H: 0 LOB: 0 BB: 0 P: 18	R: 0 E: 0 K: 1 S: 13	H: 1 LOB: 1 BB: 0 P: 20	1B: 1 2B: 2 3B: 0 HR: 0	SF: 0 SAC: 0 DP: 1 HBP: 0	WP: 1 PB: 0 SB: 0 CS: 0	PA: 32					
<b>PITCHER</b>	IP	WLS	BF	H	R	ER	SO	BB	IBB	HBP	BLK	WP	HR	S	P	ERA	WHIP										
19 Masahiro Tanaka, R ERA: 3.63	7.2	W	27	2	2	1	6	1	0	0	0	1	0	77	114	1.17	0.391										
45 Chasen Shreve, L ERA: 2.04	1.0	H	4	1	0	0	0	0	0	0	0	0	0	12	20	0.00	1.000										
43 Adam Warren, R ERA: 3.46	0.1		1	0	0	0	1	0	0	0	0	0	0	3	3	0.00	0.000										

Oakland Athletics @ New York Yankees  
Yankee Stadium, Bronx, NY  
Thu Jul 09 2015, 1:10 PM - 4:05 PM EDT  
Att: 40,084 - Cloudy - 70 F


AB 30  
R 2  
H 3  
RBI 2  
BB 1  
SO 7  
LOB 6



Batter	1	2	3	4	5	6	7	8	9	AB	R	H	RBI	BB	SO	LOB	BOTTOM										
22 Jacoby Ellsbury, L OBP: 0.408, SLG: 0.365	G1-3					K			E6 11 FC6	4	1	1	2	1	1	0											
11 Brett Gardner, L OBP: 0.381, SLG: 0.490								G6-3	FC6	5	1	3	1	0	0	1											
25 Mark Teixeira, S OBP: 0.355, SLG: 0.542	P4							G6-3		4	0	1	1	0	0	2											
34 Brian McCann, L OBP: 0.333, SLG: 0.463	P4									3	0	0	0	1	1	4											
33 Garrett Jones, L OBP: 0.276, SLG: 0.397										4	0	0	0	0	3	3											
18 Didi Gregorius, L OBP: 0.294, SLG: 0.327										3	0	0	0	1	1	2											
24 Chris Young, R OBP: 0.295, SLG: 0.446										3	1	0	0	1	0	1											
14 Stephen Drew, L OBP: 0.257, SLG: 0.374										3	1	1	0	1	1	1											
40 Cole Figueroa, L OBP: 0.500, SLG: 1.000										4	2	2	0	0	0	2											
<b>Inning Stats</b>	R: 1 E: 0 K: 0 S: 8	H: 1 LOB: 0 BB: 0 P: 13	R: 0 E: 0 K: 1 S: 9	H: 1 LOB: 2 BB: 1 P: 18	R: 1 E: 0 K: 0 S: 14	H: 2 LOB: 2 BB: 1 P: 27	R: 2 E: 0 K: 1 S: 15	H: 3 LOB: 2 BB: 1 P: 25	R: 0 E: 0 K: 1 S: 6	H: 0 LOB: 0 BB: 0 P: 9	R: 0 E: 0 K: 1 S: 11	H: 0 LOB: 1 BB: 1 P: 19	R: 2 E: 1 K: 2 S: 15	H: 1 LOB: 1 BB: 1 P: 24	1B: 5 2B: 2 3B: 0 HR: 1	SF: 0 SAC: 0 DP: 0 HBP: 0	WP: 0 PB: 0 SB: 0 CS: 0	PA: 38									
<b>PITCHER</b>	IP	WLS	BF	H	R	ER	SO	BB	IBB	HBP	BLK	WP	HR	S	P	ERA	WHIP										
30 Jesse Chavez, R ERA: 3.4	5.0	L	25	7	4	4	3	3	0	0	0	0	0	6	9	0.00	0.000										
56 Fernando Abad, L ERA: 4.71	1.0		3	0	0	0	1	0	0	0	0	0	0	6	9	0.00	0.000										
39 Eric O'Flaherty, L ERA: 0.61	1.0		4	0	0	0	1	1	0	0	0	0	0	11	19	0.00	1.000										
33 Fernando Rodriguez Jr., R ERA: 3.6	1.0		6	1	2	0	2	1	0	0	0	0	0	15	24	0.00	2.000										

Oakland Athletics @ New York Yankees  
Yankee Stadium, Bronx, NY  
Thu Jul 09 2015, 1:10 PM - 4:05 PM EDT  
Att: 40,084 - Cloudy - 70 F

AB 33  
R 6  
H 8  
RBI 4  
BB 5  
SO 7  
LOB 16





Batter	1	2	3	4	5	6	7	8	9	AB	R	H	RBI	BB	SO	LOB	TOP	
1 Billy Burns, S OBP: 0.348, SLG: 0.411										4	1	1	0	0	0	1		
20 Mark Canha, R OBP: 0.311, SLG: 0.422										4	0	1	0	0	1	1		
22 Josh Reddick, L OBP: 0.340, SLG: 0.451											4	0	0	0	0	2	3	
18 Ben Zobrist, S OBP: 0.341, SLG: 0.426										3	0	1	0	1	1			
16 Billy Butler, R OBP: 0.313, SLG: 0.374										2	0	0	1	0	0			
17 Ike Davis, L OBP: 0.321, SLG: 0.389										4	0	0	0	0	2	4		
15 Brett Lawrie, R OBP: 0.321, SLG: 0.422										3	0	0	0	0	1	0		
19 Josh Phegley, R OBP: 0.318, SLG: 0.487										3	0	1	0	0	1	0		
10 Marcus Semien, R OBP: 0.305, SLG: 0.400										3	0	1	0	0	0	1		
<b>Inning Stats</b>	R: 1 H: 1 E: 0 K: 1 S: 13	H: 1 LOB: 2 BB: 1 P: 19	R: 0 H: 0 E: 0 K: 0 S: 8	H: 0 LOB: 0 BB: 0 P: 10	R: 0 H: 0 E: 0 K: 1 S: 7	H: 0 LOB: 0 BB: 0 P: 11	R: 0 H: 0 E: 0 K: 1 S: 8	H: 1 LOB: 0 BB: 0 P: 11	R: 0 H: 1 E: 0 K: 2 S: 10	H: 0 LOB: 0 BB: 0 P: 10	R: 0 H: 1 E: 0 K: 1 S: 9	H: 1 LOB: 2 BB: 0 P: 14	1B: 3 2B: 2 HR: 0	SF: 1 SAC: 0 HBP: 1	WP: 0 PB: 0 SB: 0 CS: 1	PA: 34		
<b>PITCHER</b>	IP: 8.2 WLS: W BF: 32 ERA: 3.74	IP: 0.1 WLS: S BF: 1 ERA: 3.13	IP: 0 WLS: 0 BF: 0 ERA: 0.00	IP: 0 WLS: 0 BF: 0 ERA: 0.00	IP: 0 WLS: 0 BF: 0 ERA: 0.00	IP: 0 WLS: 0 BF: 0 ERA: 0.00	IP: 0 WLS: 0 BF: 0 ERA: 0.00	IP: 0 WLS: 0 BF: 0 ERA: 0.00	IP: 0 WLS: 0 BF: 0 ERA: 0.00	IP: 0 WLS: 0 BF: 0 ERA: 0.00	IP: 0 WLS: 0 BF: 0 ERA: 0.00	IP: 0 WLS: 0 BF: 0 ERA: 0.00	IP: 0 WLS: 0 BF: 0 ERA: 0.00	IP: 0 WLS: 0 BF: 0 ERA: 0.00	IP: 0 WLS: 0 BF: 0 ERA: 0.00	IP: 0 WLS: 0 BF: 0 ERA: 0.00	IP: 0 WLS: 0 BF: 0 ERA: 0.00	IP: 0 WLS: 0 BF: 0 ERA: 0.00
31 Danny Salazar, R ERA: 3.74	37 Cody Allen, R ERA: 3.13																	

Oakland Athletics @ Cleveland Indians  
Progressive Field, Cleveland, OH  
Fri Jul 10 2015, 7:13 PM - 10:10 PM EDT  
Att: 28,539 - Partly Cloudy - 71 F

AB 30  
R 1  
H 5  
RBI 1  
BB 1  
SO 8  
LOB 11



Batter	1	2	3	4	5	6	7	8	9	AB	R	H	RBI	BB	SO	LOB	BOTTOM	
22 Jason Kipnis, L OBP: 0.408, SLG: 0.491										3	1	0	1	2	2	3		
12 Francisco Lindor, S OBP: 0.297, SLG: 0.306										4	0	2	1	1	0	1		
23 Michael Brantley, L OBP: 0.366, SLG: 0.425										5	0	1	2	0	1	4		
7 David Murphy, L OBP: 0.370, SLG: 0.486									4	1	1	0	0	1	3			
41 Carlos Santana, S OBP: 0.355, SLG: 0.371									3	1	2	0	1	0	0			
44 Brandon Moss, L OBP: 0.288, SLG: 0.433								4	0	0	0	0	2	4				
10 Yan Gomes, R OBP: 0.238, SLG: 0.333									4	0	1	1	0	2	2			
39 Gio Urshela, R OBP: 0.286, SLG: 0.315									4	1	1	0	0	2	3			
24 Michael Bourn, L OBP: 0.300, SLG: 0.274									2	1	0	0	2	1	0			
<b>Inning Stats</b>	R: 0 H: 1 E: 0 K: 2 S: 9	H: 0 LOB: 0 BB: 0 P: 17	R: 0 H: 0 E: 0 K: 1 S: 9	H: 0 LOB: 0 BB: 0 P: 13	R: 0 H: 1 E: 0 K: 0 S: 12	H: 1 LOB: 2 BB: 1 P: 17	R: 1 H: 3 E: 0 K: 2 S: 18	H: 3 LOB: 3 BB: 1 P: 30	R: 0 H: 0 E: 0 K: 0 S: 8	H: 0 LOB: 1 BB: 1 P: 19	R: 0 H: 0 E: 0 K: 2 S: 12	H: 0 LOB: 2 BB: 0 P: 15	1B: 6 2B: 2 3B: 0 HR: 0	SF: 0 SAC: 0 DP: 0 HBP: 0	WP: 1 PB: 0 SB: 1 CS: 0	PA: 39		
<b>PITCHER</b>	IP: 5.2 WLS: L BF: 27 ERA: 3.38	IP: 0.1 WLS: 4 BF: 4 ERA: 3.66	IP: 1.0 WLS: 0 BF: 0 ERA: 0.00	IP: 1.0 WLS: 0 BF: 0 ERA: 0.00	IP: 0.1 WLS: 4 BF: 4 ERA: 3.45	IP: 1.0 WLS: 0 BF: 0 ERA: 4.5	IP: 0.1 WLS: 0 BF: 0 ERA: 0.00	IP: 0.1 WLS: 0 BF: 0 ERA: 0.00	IP: 0.1 WLS: 0 BF: 0 ERA: 0.00	IP: 0.1 WLS: 0 BF: 0 ERA: 0.00	IP: 0.1 WLS: 0 BF: 0 ERA: 0.00	IP: 0.1 WLS: 0 BF: 0 ERA: 0.00	IP: 0.1 WLS: 0 BF: 0 ERA: 0.00	IP: 0.1 WLS: 0 BF: 0 ERA: 0.00	IP: 0.1 WLS: 0 BF: 0 ERA: 0.00	IP: 0.1 WLS: 0 BF: 0 ERA: 0.00	IP: 0.1 WLS: 0 BF: 0 ERA: 0.00	IP: 0.1 WLS: 0 BF: 0 ERA: 0.00
31 Kendall Graveman, R ERA: 3.38	13 Drew Pomeranz, L ERA: 3.66	33 Fernando Rodriguez Jr., R ERA: 3.45	56 Fernando Abad, L ERA: 4.5															

Oakland Athletics @ Cleveland Indians  
Progressive Field, Cleveland, OH  
Fri Jul 10 2015, 7:13 PM - 10:10 PM EDT  
Att: 28,539 - Partly Cloudy - 71 F

AB 33  
R 5  
H 8  
RBI 5  
BB 6  
SO 11  
LOB 20









Batter	1	2	3	4	5	6	7	8	9	AB	R	H	RBI	BB	SO	LOB	TOP				
1 Billy Burns, S OBP: 0.340, SLG: 0.399	G4-3			21 HR BB		K		G1-3		3	1	0	0	1	1	0					
21 Stephen Vogt, L OBP: 0.374, SLG: 0.498	F9			1-H HR		18 1B BB		P3		3	1	1	2	1	0	0					
18 Ben Zobrist, S OBP: 0.346, SLG: 0.429	P5			K		22 G3-6-3 1B		1B		4	0	2	0	0	1	0					
22 Josh Reddick, L OBP: 0.343, SLG: 0.455		17 G6-4-3 1B		G4-3		G3-6-3		F9		4	0	1	0	0	0	3					
17 Ike Davis, L OBP: 0.318, SLG: 0.389		G6-4-3		K				F7		4	0	0	0	0	1	2					
15 Brett Lawrie, R OBP: 0.318, SLG: 0.417		G5-3		K						3	0	0	0	0	1	0					
28 Eric Sogard, L OBP: 0.294, SLG: 0.289			L8			10 FC6-5 10 PB 1B		F7		3	0	1	0	0	0	0					
10 Marcus Semien, R OBP: 0.301, SLG: 0.395		G6-3		FC6-5				F7		3	0	0	0	0	0	1					
23 Sam Fuld, L OBP: 0.288, SLG: 0.317		G4-3		K				K		3	0	0	0	0	2	1					
<b>Inning Stats</b>	R: 0 H: 0 E: 0 K: 0 S: 11	H: 0 LOB: 0 BB: 0 P: 16	R: 0 H: 1 E: 0 K: 0 S: 9	H: 1 LOB: 0 BB: 0 P: 12	R: 0 H: 0 E: 0 K: 0 S: 6	H: 0 LOB: 0 BB: 0 P: 7	R: 2 H: 1 E: 0 K: 2 S: 14	H: 1 LOB: 0 BB: 1 P: 25	R: 0 H: 1 E: 0 K: 1 S: 7	H: 1 LOB: 1 BB: 0 P: 16	R: 0 H: 0 E: 0 K: 1 S: 9	H: 0 LOB: 0 BB: 0 P: 12	R: 0 H: 0 E: 0 K: 1 S: 6	H: 0 LOB: 0 BB: 0 P: 8	R: 0 H: 1 E: 0 K: 0 S: 9	H: 1 LOB: 0 BB: 0 P: 13	1B: 4 2B: 0 3B: 0 HR: 1	SF: 0 SAC: 0 DP: 2 HBP: 0	WP: 0 PB: 1 SB: 0 CS: 0	PA: 32	
<b>PITCHER</b>	IP	WLS	BF	H	R	ER	SO	BB	IBB	HBP	BLK	WP	HR	S	P	ERA	WHIP				
28 Corey Kluber, R ERA: 3.38	8.0	L	28	4	2	2	6	2	0	0	0	0	1	72	112	2.25	0.750				
57 Kyle Crockett, L ERA:	1.0		4	1	0	0	0	0	0	0	0	0	0	9	13	0.00	1.000				

Oakland Athletics @ Cleveland Indians  
Progressive Field, Cleveland, OH  
Sun Jul 12 2015, 1:14 PM - 3:35 PM EDT  
Att: 20,611 - Cloudy - 79 F

AB 30  
R 2  
H 5  
RBI 2  
BB 2  
SO 6  
LOB 7



Batter	1	2	3	4	5	6	7	8	9	AB	R	H	RBI	BB	SO	LOB	BOTTOM				
22 Jason Kipnis, L OBP: 0.401, SLG: 0.487	G4-3			G3-1		G4-3			K	4	0	0	0	0	1	0					
12 Francisco Lindor, S OBP: 0.297, SLG: 0.311	G4-3			23 G4-6-3 1B				K		4	0	1	0	0	1	0					
23 Michael Brantley, L OBP: 0.364, SLG: 0.420	F7			G4-6-3		G3-1				3	0	0	0	0	0	1					
7 David Murphy, L OBP: 0.369, SLG: 0.476		K		10 G5-3 BB		G1				2	0	0	0	1	1	0					
41 Carlos Santana, S OBP: 0.353, SLG: 0.382		G3-1		F7				G4-3		3	0	0	0	0	0	1					
10 Yan Gomes, R OBP: 0.234, SLG: 0.327		P4		G5-3		K				3	0	0	0	0	1	1					
39 Gio Urshela, R OBP: 0.295, SLG: 0.333			G6-3		P4			1B		3	0	1	0	0	0	1					
24 Michael Bourn, L OBP: 0.294, SLG: 0.288			K			K				2	0	0	0	0	2	0					
44 Brandon Moss, L OBP: 0.236, SLG: 0.427			K					F8		1	0	0	0	0	0	1					
11 José Ramírez, S OBP: 0.243, SLG: 0.235			G4-3			G1-3			G3-1	3	0	0	0	0	0	0					
<b>Inning Stats</b>	R: 0 H: 0 E: 0 K: 0 S: 6	H: 0 LOB: 0 BB: 0 P: 8	R: 0 H: 0 E: 0 K: 1 S: 7	H: 0 LOB: 0 BB: 0 P: 12	R: 0 H: 0 E: 0 K: 1 S: 6	H: 0 LOB: 0 BB: 0 P: 10	R: 0 H: 1 E: 0 K: 0 S: 8	H: 1 LOB: 0 BB: 0 P: 14	R: 0 H: 0 E: 0 K: 1 S: 8	H: 0 LOB: 0 BB: 0 P: 12	R: 0 H: 0 E: 0 K: 0 S: 6	H: 0 LOB: 0 BB: 0 P: 8	R: 0 H: 1 E: 0 K: 1 S: 10	H: 1 LOB: 1 BB: 0 P: 14	R: 0 H: 0 E: 0 K: 2 S: 9	H: 0 LOB: 0 BB: 0 P: 11	1B: 2 2B: 0 3B: 0 HR: 0	SF: 0 SAC: 0 DP: 1 HBP: 0	WP: 0 PB: 0 SB: 0 CS: 0	PA: 29	
<b>PITCHER</b>	IP	WLS	BF	H	R	ER	SO	BB	IBB	HBP	BLK	WP	HR	S	P	ERA	WHIP				
54 Sonny Gray, R ERA: 2.04	9.0	W	29	2	0	0	6	1	0	0	0	0	0	71	107	0.00	0.333				

Oakland Athletics @ Cleveland Indians  
Progressive Field, Cleveland, OH  
Sun Jul 12 2015, 1:14 PM - 3:35 PM EDT  
Att: 20,611 - Cloudy - 79 F

AB 28  
R 0  
H 2  
RBI 0  
BB 1  
SO 6  
LOB 5





Batter	1	2	3	4	5	6	7	8	9	AB	R	H	RBI	BB	SO	LOB	TOP								
2 Brian Dozier, R OBP: 0.329, SLG: 0.519			L5				K		K2-3	4	2	1	1	1	2	1									
48 Toni Hunter, R OBP: 0.314, SLG: 0.443	F9		G6-3				1B		K	5	1	2	0	0	1	1									
7 Joe Mauer, L OBP: 0.335, SLG: 0.386	G6-3		G4-3			K				4	0	1	0	0	1	2									
22 Miguel Sanó, R OBP: 0.469, SLG: 0.600	G1-3				G5-3					3	1	0	0	1	1	2									
24 Trevor Plouffe, R OBP: 0.322, SLG: 0.458				F9					G5-3	4	1	2	4	0	0	0									
20 Eddie Rosario, L OBP: 0.314, SLG: 0.419	F7				K					4	0	2	0	0	1	1									
32 Aaron Hicks, S OBP: 0.331, SLG: 0.378						L3	G4-3		F8	3	0	0	0	1	0	2									
8 Kurt Suzuki, R OBP: 0.287, SLG: 0.308	F9					K			F8	4	0	0	0	0	1	3									
39 Danny Santana, S OBP: 0.241, SLG: 0.307						G4-3			K	4	0	0	0	0	2	3									
<b>Inning Stats</b>	R: 1 H: 1 E: 0 K: 0 S: 9	H: 1 LOB: 0 BB: 0 P: 13	R: 0 H: 1 E: 0 K: 1 S: 11	H: 1 LOB: 2 BB: 1 P: 17	R: 0 H: 0 E: 0 K: 0 S: 7	H: 0 LOB: 0 BB: 0 P: 9	R: 0 H: 0 E: 0 K: 1 S: 6	H: 0 LOB: 0 BB: 0 P: 8	R: 0 H: 0 E: 0 K: 1 S: 8	H: 0 LOB: 0 BB: 0 P: 9	R: 4 H: 3 E: 0 K: 1 S: 22	H: 3 LOB: 1 BB: 2 P: 38	R: 0 H: 2 E: 0 K: 3 S: 14	H: 2 LOB: 2 BB: 0 P: 16	R: 0 H: 1 E: 0 K: 0 S: 10	H: 1 LOB: 0 BB: 0 P: 17	R: 0 H: 0 E: 1 K: 2 S: 17	H: 0 LOB: 1 BB: 0 P: 22	1B: 6 2B: 0 3B: 0 HR: 2	SF: 0 SAC: 0 DP: 0 HBP: 0	WP: 0 PB: 0 SB: 1 CS: 1	PA: 39			
<b>PITCHER</b>	IP WLS BF H R ER SO BB IBB HBP BLK WP HR S P ERA WHIP	IP WLS BF H R ER SO BB IBB HBP BLK WP HR S P ERA WHIP	IP WLS BF H R ER SO BB IBB HBP BLK WP HR S P ERA WHIP	IP WLS BF H R ER SO BB IBB HBP BLK WP HR S P ERA WHIP	IP WLS BF H R ER SO BB IBB HBP BLK WP HR S P ERA WHIP	IP WLS BF H R ER SO BB IBB HBP BLK WP HR S P ERA WHIP	IP WLS BF H R ER SO BB IBB HBP BLK WP HR S P ERA WHIP	IP WLS BF H R ER SO BB IBB HBP BLK WP HR S P ERA WHIP	IP WLS BF H R ER SO BB IBB HBP BLK WP HR S P ERA WHIP	IP WLS BF H R ER SO BB IBB HBP BLK WP HR S P ERA WHIP	IP WLS BF H R ER SO BB IBB HBP BLK WP HR S P ERA WHIP	IP WLS BF H R ER SO BB IBB HBP BLK WP HR S P ERA WHIP	IP WLS BF H R ER SO BB IBB HBP BLK WP HR S P ERA WHIP	IP WLS BF H R ER SO BB IBB HBP BLK WP HR S P ERA WHIP	IP WLS BF H R ER SO BB IBB HBP BLK WP HR S P ERA WHIP	IP WLS BF H R ER SO BB IBB HBP BLK WP HR S P ERA WHIP	IP WLS BF H R ER SO BB IBB HBP BLK WP HR S P ERA WHIP	IP WLS BF H R ER SO BB IBB HBP BLK WP HR S P ERA WHIP	IP WLS BF H R ER SO BB IBB HBP BLK WP HR S P ERA WHIP	IP WLS BF H R ER SO BB IBB HBP BLK WP HR S P ERA WHIP	IP WLS BF H R ER SO BB IBB HBP BLK WP HR S P ERA WHIP	IP WLS BF H R ER SO BB IBB HBP BLK WP HR S P ERA WHIP	IP WLS BF H R ER SO BB IBB HBP BLK WP HR S P ERA WHIP	IP WLS BF H R ER SO BB IBB HBP BLK WP HR S P ERA WHIP	IP WLS BF H R ER SO BB IBB HBP BLK WP HR S P ERA WHIP

Minnesota Twins @ Oakland Athletics  
O.co Coliseum, Oakland, CA  
Fri Jul 17 2015, 10:10 PM - 12:50 AM EDT  
Att: 23,462 - Partly Cloudy - 67 F

AB 35  
R 5  
H 8  
RBI 5  
BB 3  
SO 9  
LOB 15



Batter	1	2	3	4	5	6	7	8	9	AB	R	H	RBI	BB	SO	LOB	BOTTOM									
1 Billy Burns, S OBP: 0.339, SLG: 0.396	G3		P5			G3-1				4	0	1	0	0	0	2										
21 Stephen Vogt, L OBP: 0.313, SLG: 0.495	F9					G3		L7		4	0	1	0	0	0	1										
18 Ben Zobrist, S OBP: 0.349, SLG: 0.427	L8		P3							3	0	1	0	1	0	3										
22 Josh Reddick, L OBP: 0.340, SLG: 0.451										3	0	0	0	0	0	1										
5 Jake Smolinski, R OBP: 0.292, SLG: 0.295										1	0	0	0	0	0	2										
16 Billy Butler, R OBP: 0.312, SLG: 0.372	L9									4	0	0	0	0	0	0										
17 Ike Davis, L OBP: 0.313, SLG: 0.381										3	0	0	0	0	0	0										
20 Mark Canha, R OBP: 0.306, SLG: 0.413	F8									1	0	0	0	0	1	0										
15 Brett Lawrie, R OBP: 0.317, SLG: 0.415										4	0	1	0	0	0	0										
28 Eric Sogard, L OBP: 0.290, SLG: 0.285										3	0	0	0	0	0	2										
10 Marcus Semien, R OBP: 0.302, SLG: 0.394										3	0	1	0	0	1	0										
<b>Inning Stats</b>	R: 0 H: 0 E: 0 K: 0 S: 10	H: 0 LOB: 0 BB: 0 P: 14	R: 0 H: 0 E: 0 K: 0 S: 7	H: 0 LOB: 0 BB: 0 P: 10	R: 0 H: 2 E: 1 K: 0 S: 13	H: 2 LOB: 3 BB: 0 P: 20	R: 0 H: 0 E: 0 K: 0 S: 6	H: 0 LOB: 0 BB: 0 P: 9	R: 0 H: 0 E: 0 K: 0 S: 8	H: 0 LOB: 0 BB: 0 P: 12	R: 0 H: 1 E: 0 K: 0 S: 7	H: 1 LOB: 1 BB: 0 P: 11	R: 0 H: 1 E: 0 K: 0 S: 7	H: 1 LOB: 2 BB: 0 P: 8	R: 0 H: 1 E: 0 K: 1 S: 13	H: 1 LOB: 1 BB: 1 P: 22	R: 0 H: 0 E: 0 K: 1 S: 12	H: 0 LOB: 0 BB: 0 P: 19	1B: 5 2B: 0 3B: 0 HR: 0	SF: 0 SAC: 0 DP: 0 HBP: 0	WP: 1 PB: 0 SB: 1 CS: 0	PA: 34				
<b>PITCHER</b>	IP WLS BF H R ER SO BB IBB HBP BLK WP HR S P ERA WHIP	IP WLS BF H R ER SO BB IBB HBP BLK WP HR S P ERA WHIP	IP WLS BF H R ER SO BB IBB HBP BLK WP HR S P ERA WHIP	IP WLS BF H R ER SO BB IBB HBP BLK WP HR S P ERA WHIP	IP WLS BF H R ER SO BB IBB HBP BLK WP HR S P ERA WHIP	IP WLS BF H R ER SO BB IBB HBP BLK WP HR S P ERA WHIP	IP WLS BF H R ER SO BB IBB HBP BLK WP HR S P ERA WHIP	IP WLS BF H R ER SO BB IBB HBP BLK WP HR S P ERA WHIP	IP WLS BF H R ER SO BB IBB HBP BLK WP HR S P ERA WHIP	IP WLS BF H R ER SO BB IBB HBP BLK WP HR S P ERA WHIP	IP WLS BF H R ER SO BB IBB HBP BLK WP HR S P ERA WHIP	IP WLS BF H R ER SO BB IBB HBP BLK WP HR S P ERA WHIP	IP WLS BF H R ER SO BB IBB HBP BLK WP HR S P ERA WHIP	IP WLS BF H R ER SO BB IBB HBP BLK WP HR S P ERA WHIP	IP WLS BF H R ER SO BB IBB HBP BLK WP HR S P ERA WHIP	IP WLS BF H R ER SO BB IBB HBP BLK WP HR S P ERA WHIP	IP WLS BF H R ER SO BB IBB HBP BLK WP HR S P ERA WHIP	IP WLS BF H R ER SO BB IBB HBP BLK WP HR S P ERA WHIP	IP WLS BF H R ER SO BB IBB HBP BLK WP HR S P ERA WHIP	IP WLS BF H R ER SO BB IBB HBP BLK WP HR S P ERA WHIP	IP WLS BF H R ER SO BB IBB HBP BLK WP HR S P ERA WHIP	IP WLS BF H R ER SO BB IBB HBP BLK WP HR S P ERA WHIP	IP WLS BF H R ER SO BB IBB HBP BLK WP HR S P ERA WHIP	IP WLS BF H R ER SO BB IBB HBP BLK WP HR S P ERA WHIP	IP WLS BF H R ER SO BB IBB HBP BLK WP HR S P ERA WHIP	IP WLS BF H R ER SO BB IBB HBP BLK WP HR S P ERA WHIP

Minnesota Twins @ Oakland Athletics  
O.co Coliseum, Oakland, CA  
Fri Jul 17 2015, 10:10 PM - 12:50 AM EDT  
Att: 23,462 - Partly Cloudy - 67 F

AB 33  
R 0  
H 5  
RBI 0  
BB 1  
SO 2  
LOB 11





Batter	1	2	3	4	5	6	7	8	9	10	AB	R	H	RBI	BB	SO	LOB	TOP				
2 Brian Dozier, R OBP: 0.331, SLG: 0.521	(1,4) F SI 91 FC 96 CH 93 CH 76 FC 98 X SL 79	2-2	P4			F9			E5		4	1	2	0	0	0	0					
48 Tori Hunter, R OBP: 0.316, SLG: 0.442	(1,9) C SI 92 FC 86	0-1	F9			K			7 2B		3	0	1	0	0	1	0					
21 Shane Robinson, R (9, PR) OBP: 0.296, SLG: 0.394	(9,7)	2-3							7 2B 22 SF9 HBP		0	1	0	0	0	0	0					
7 Joe Mauer, L OBP: 0.340, SLG: 0.391	(1,3) B SI 89 FC 82 CH 82 D SL 82	4-2				24 G6-4-3			G4-3		3	0	2	1	1	0	0					
22 Miguel Sanó, R OBP: 0.434, SLG: 0.558	(1,10) B SI 89 FC 82 CH 82 D SL 82	1-3	K			K			2H		3	0	0	1	0	3	4					
24 Trevor Plouffe, R OBP: 0.319, SLG: 0.453	(1,5) F SI 94 FC 87 CH 78 X SI 94	1-2	G6-4-3			G4-6-3			SF9		4	0	0	0	0	1	6					
20 Eddie Rosario, L OBP: 0.308, SLG: 0.411	(1,7) B SI 90 FC 82 CH 82 X SI 89	1-0	G3			F8			G4-3		4	0	0	0	0	1	0					
32 Aaron Hicks, S OBP: 0.329, SLG: 0.374	(1,8) B SI 90 FC 82 CH 82 X SI 89	1-3	K			G6-4-3			P4		4	0	1	0	0	1	0					
8 Kurt Suzuki, R OBP: 0.283, SLG: 0.303	(1,2) B SI 91 FC 82 CH 72 X SI 92	2-0	F9			G6-4-3			F8		4	0	0	0	0	0	1					
5 Eduardo Escobar, S OBP: 0.281, SLG: 0.397	(1,6) B SI 89 FC 82 CH 72 X SI 90	2-0	G4-3			F9			G5-3		3	0	0	0	0	0	0					
<b>Inning Stats</b>	R: 0 E: 0 K: 1 S: 17	H: 2 LOB: 2 BB: 1 P: 25	R: 0 E: 0 K: 1 S: 5	H: 0 LOB: 0 BB: 0 P: 9	R: 0 E: 0 K: 0 S: 5	H: 0 LOB: 0 BB: 0 P: 10	R: 0 E: 0 K: 1 S: 9	H: 1 LOB: 0 BB: 0 P: 11	R: 0 E: 0 K: 0 S: 8	H: 1 LOB: 0 BB: 0 P: 12	R: 0 E: 0 K: 1 S: 10	H: 0 LOB: 0 BB: 0 P: 15	R: 0 E: 0 K: 1 S: 7	H: 0 LOB: 0 BB: 0 P: 10	R: 0 E: 1 K: 1 S: 20	H: 2 LOB: 2 BB: 0 P: 29	R: 0 E: 0 K: 1 S: 9	H: 0 LOB: 0 BB: 0 P: 14	1B: 4 2B: 2 3B: 0 HR: 0	SF: 1 SAC: 0 DP: 3 HBP: 1	WP: 0 PB: 0 SB: 0 CS: 0	PA: 35
<b>PITCHER</b>	IP WLS BF H R ER SO BB IBB HBP BLK WP HR S P ERA WHIP	8.1 2 28 5 1 1 5 1 0 0 0 0 0 0 13 19 1.08 0.720	9.1 0 4 1 1 1 1 0 0 1 0 0 0 0 13 19 2.65 1.500	10.1 1 3 0 0 0 1 0 0 0 0 0 0 0 9 14 0.00 0.000																		

Minnesota Twins @ Oakland Athletics  
O.co Coliseum, Oakland, CA  
Sat Jul 18 2015, 9:10 PM - 12:07 AM EDT  
Att: 30,778 - Clear - 69 F

AB 32  
R 2  
H 6  
RBI 2  
BB 1  
SO 7  
LOB 11



Batter	1	2	3	4	5	6	7	8	9	10	AB	R	H	RBI	BB	SO	LOB	BOTTOM						
1 Billy Burns, S OBP: 0.340, SLG: 0.400	(1,8) X FF 90	0-0	G4-6-3			G1-3			K		5	1	2	0	0	1	1							
21 Stephen Vogt, L OBP: 0.370, SLG: 0.490	(1,2) C FF 90 FC 88 CH 77 X KC 77	1-2	G4-6-3			F7			K		5	0	1	1	0	1	2							
18 Ben Zobrist, S OBP: 0.347, SLG: 0.421	(1,4) C FF 90 FC 88 CH 77 X KC 77	2-2	P5			L3			P5		3	0	0	0	1	0	0							
22 Josh Reddick, L OBP: 0.336, SLG: 0.445	(1,9) C FF 90 FC 88 CH 77 X KC 77	3-2	F7			G3			L7		4	0	0	0	0	0	2							
16 Billy Butler, R OBP: 0.314, SLG: 0.383	(1,10) C FF 90 FC 88 CH 77 X KC 77	0-2	G4-3			G6-3			F9		4	1	2	1	0	0	0							
17 Ike Davis, L OBP: 0.324, SLG: 0.389	(1,3) C FF 90 FC 88 CH 77 X KC 77	2-2	G4-3			G5-3			HR		2	0	2	0	1	0	0							
19 Josh Phegley, R (9, PH) OBP: 0.315, SLG: 0.483	(10,2) C FF 90 FC 88 CH 77 X KC 77	1-2	G4-3			10 G5-3 20 1B			FC6-4		1	0	0	0	0	0	0							
15 Brett Lawrie, R OBP: 0.316, SLG: 0.413	(1,5) C SI 91 FC 92 CH 82 X SI 91	1-2	G4-3			F7			FC6-4		4	1	1	0	0	0	4							
20 Mark Canha, R OBP: 0.306, SLG: 0.412	(1,7) X FF 92	0-0	F9			F7			5 1B WP		3	0	1	0	0	1	3							
23 Sam Fuld, L OBP: 0.288, SLG: 0.317	(8,7)	1-2	F9			F7			1B		0	0	0	0	0	0	0							
5 Jake Smolinski, R (9, PH) OBP: 0.291, SLG: 0.219	(10,7)	1-2	F9			F7			1B		1	0	1	1	0	0	0							
10 Marcus Semien, R OBP: 0.301, SLG: 0.391	(1,6) C FF 90 FC 88 CH 77 X KC 77	1-3	K			G5-3			18 S BB		3	0	0	0	1	2	3							
<b>Inning Stats</b>	R: 0 E: 0 K: 0 S: 9	H: 1 LOB: 0 BB: 0 P: 12	R: 0 E: 0 K: 0 S: 14	H: 2 LOB: 2 BB: 0 P: 20	R: 0 E: 0 K: 1 S: 7	H: 0 LOB: 0 BB: 0 P: 9	R: 0 E: 0 K: 0 S: 6	H: 0 LOB: 0 BB: 0 P: 8	R: 0 E: 0 K: 0 S: 10	H: 1 LOB: 1 BB: 0 P: 17	R: 0 E: 0 K: 0 S: 7	H: 0 LOB: 0 BB: 0 P: 11	R: 1 E: 0 K: 1 S: 14	H: 2 LOB: 1 BB: 0 P: 23	R: 0 E: 0 K: 2 S: 12	H: 0 LOB: 2 BB: 2 P: 24	R: 0 E: 1 K: 1 S: 13	H: 2 LOB: 1 BB: 0 P: 18	R: 1 E: 0 K: 0 S: 7	H: 2 LOB: 1 BB: 0 P: 11	1B: 8 2B: 1 3B: 0 HR: 1	SF: 0 SAC: 0 DP: 2 HBP: 0	WP: 1 PB: 0 SB: 2 CS: 0	PA: 38
<b>PITCHER</b>	IP WLS BF H R ER SO BB IBB HBP BLK WP HR S P ERA WHIP	7.0 0 26 6 1 1 2 1 0 0 0 0 0 0 6 11 0.00 3.000	8.1 0 20 0 0 0 1 0 1 0 0 0 0 0 6 13 0.00 0.000	9.1 0 15 0 0 0 1 0 0 0 0 0 0 0 7 11 ∞ ∞																				

Minnesota Twins @ Oakland Athletics  
O.co Coliseum, Oakland, CA  
Sat Jul 18 2015, 9:10 PM - 12:07 AM EDT  
Att: 30,778 - Clear - 69 F

AB 35  
R 3  
H 10  
RBI 3  
BB 3  
SO 5  
LOB 15





Batter	1	2	3	4	5	6	7	8	9	AB	R	H	RBI	BB	SO	LOB	TOP				
2 Brian Dozier, R OBP: 0.331, SLG: 0.520										3	0	1	0	0	2	0	<b>Minnesota Twins @ Oakland Athletics</b> O.co Coliseum, Oakland, CA Sun Jul 19 2015, 4:09 PM - 6:56 PM EDT Att: 20,286 - Partly Cloudy - 78 F				
5 Eduardo Escobar, S OBP: 0.284, SLG: 0.400										1	0	1	0	0	0	0					
20 Eddie Rosario, L OBP: 0.302, SLG: 0.403										4	0	0	0	0	2	3					
7 Joe Mauer, L OBP: 0.340, SLG: 0.393										3	0	1	0	0	1	0					
9 Eduardo Nunez, R OBP: 0.328, SLG: 0.472										1	0	0	0	0	0	2					
48 Tori Hunter, R OBP: 0.312, SLG: 0.437										4	0	0	0	0	1	3					
24 Trevor Plouffe, R OBP: 0.321, SLG: 0.455										3	1	1	0	1	1	0					
32 Aaron Hicks, S OBP: 0.333, SLG: 0.373										3	0	1	0	0	1	1					
21 Shane Robinson, R OBP: 0.295, SLG: 0.319										4	0	1	1	0	1	4					
26 Eric Fryer, R OBP: 0.417, SLG: 0.400										4	0	0	0	0	3	1					
39 Danny Santana, S OBP: 0.241, SLG: 0.306										4	0	1	0	0	2	1					
<b>Inning Stats</b>	R: 0 E: 0 K: 1 S: 8	H: 0 LOB: 0 BB: 0 P: 14	R: 0 E: 0 K: 2 S: 12	H: 1 LOB: 1 BB: 0 P: 21	R: 0 E: 0 K: 2 S: 7	H: 0 LOB: 0 BB: 0 P: 11	R: 0 E: 0 K: 0 S: 12	H: 1 LOB: 3 BB: 0 P: 22	R: 0 E: 0 K: 2 S: 11	H: 0 LOB: 0 BB: 0 P: 11	R: 0 E: 0 K: 1 S: 6	H: 0 LOB: 0 BB: 0 P: 9	R: 0 E: 0 K: 1 S: 11	H: 2 LOB: 2 BB: 0 P: 11	R: 1 E: 0 K: 3 S: 19	H: 2 LOB: 1 BB: 0 P: 28	1B: 4 2B: 2 3B: 1 HR: 0	SF: 0 SAC: 0 DP: 0 HBP: 1	WP: 0 PB: 0 SB: 0 CS: 0	PA: 36	
<b>PITCHER</b>	IP WLS BF H R ER SO BB IBB HBP BLK WP HR S P ERA WHIP	IP WLS BF H R ER SO BB IBB HBP BLK WP HR S P ERA WHIP	IP WLS BF H R ER SO BB IBB HBP BLK WP HR S P ERA WHIP	IP WLS BF H R ER SO BB IBB HBP BLK WP HR S P ERA WHIP	IP WLS BF H R ER SO BB IBB HBP BLK WP HR S P ERA WHIP	IP WLS BF H R ER SO BB IBB HBP BLK WP HR S P ERA WHIP	IP WLS BF H R ER SO BB IBB HBP BLK WP HR S P ERA WHIP	IP WLS BF H R ER SO BB IBB HBP BLK WP HR S P ERA WHIP	IP WLS BF H R ER SO BB IBB HBP BLK WP HR S P ERA WHIP	IP WLS BF H R ER SO BB IBB HBP BLK WP HR S P ERA WHIP	IP WLS BF H R ER SO BB IBB HBP BLK WP HR S P ERA WHIP	IP WLS BF H R ER SO BB IBB HBP BLK WP HR S P ERA WHIP	IP WLS BF H R ER SO BB IBB HBP BLK WP HR S P ERA WHIP	IP WLS BF H R ER SO BB IBB HBP BLK WP HR S P ERA WHIP	IP WLS BF H R ER SO BB IBB HBP BLK WP HR S P ERA WHIP	IP WLS BF H R ER SO BB IBB HBP BLK WP HR S P ERA WHIP	IP WLS BF H R ER SO BB IBB HBP BLK WP HR S P ERA WHIP	IP WLS BF H R ER SO BB IBB HBP BLK WP HR S P ERA WHIP	IP WLS BF H R ER SO BB IBB HBP BLK WP HR S P ERA WHIP	IP WLS BF H R ER SO BB IBB HBP BLK WP HR S P ERA WHIP	IP WLS BF H R ER SO BB IBB HBP BLK WP HR S P ERA WHIP
30 Jesse Chavez, R ERA: 3.21	6.0	W	23	3	0	0	9	1	0	0	0	0	0	0	0	0	0.00	0.667			
49 Edward Mujica, R ERA: 3.75	1.0		3	0	0	0	1	0	0	0	0	0	0	0	0	0	0.00	0.000			
39 Eric O'Flaherty, L ERA: 6.5	1.0		5	2	0	0	1	0	0	0	0	0	0	0	0	0	0.00	2.000			
58 Evan Scribner, R ERA: 4.17	1.0		5	2	1	1	3	0	0	0	0	0	0	0	0	0	9.00	2.000			

AB	34
R	1
H	7
RBI	1
BB	1
SO	14
LOB	15



Batter	1	2	3	4	5	6	7	8	9	AB	R	H	RBI	BB	SO	LOB	BOTTOM				
1 Billy Burns, S OBP: 0.338, SLG: 0.396										5	1	1	0	0	1	1	<b>Minnesota Twins @ Oakland Athletics</b> O.co Coliseum, Oakland, CA Sun Jul 19 2015, 4:09 PM - 6:56 PM EDT Att: 20,286 - Partly Cloudy - 78 F				
20 Mark Canha, R OBP: 0.304, SLG: 0.405										4	1	0	0	0	2	3					
18 Ben Zobrist, S OBP: 0.346, SLG: 0.423										4	1	1	1	0	0	1					
28 Eric Sogard, L OBP: 0.289, SLG: 0.284										1	0	0	0	0	0	1					
16 Billy Butler, R OBP: 0.318, SLG: 0.394										4	3	2	2	0	1	1					
5 Jake Smolinski, R OBP: 0.310, SLG: 0.333										5	3	3	4	0	1	1					
15 Brett Lawrie, R OBP: 0.315, SLG: 0.410										5	2	1	0	0	0	3					
19 Josh Phegley, R OBP: 0.328, SLG: 0.520										3	2	2	3	0	0	0					
22 Josh Reddick, L OBP: 0.336, SLG: 0.454										3	1	1	4	0	1	1					
23 Sam Fuld, L OBP: 0.266, SLG: 0.315										1	0	0	0	0	0	0					
10 Marcus Semien, R OBP: 0.301, SLG: 0.389										4	0	1	0	0	0	0					
<b>Inning Stats</b>	R: 0 E: 0 K: 1 S: 7	H: 0 LOB: 0 BB: 0 P: 10	R: 2 E: 1 K: 3 S: 15	H: 1 LOB: 0 BB: 0 P: 22	R: 5 E: 0 K: 0 S: 27	H: 5 LOB: 1 BB: 0 P: 42	R: 0 E: 0 K: 1 S: 9	H: 1 LOB: 1 BB: 0 P: 11	R: 4 E: 1 K: 0 S: 15	H: 3 LOB: 1 BB: 0 P: 19	R: 0 E: 1 K: 0 S: 7	H: 0 LOB: 1 BB: 0 P: 8	R: 0 E: 0 K: 0 S: 9	H: 0 LOB: 0 BB: 0 P: 13	R: 3 E: 0 K: 1 S: 16	H: 2 LOB: 0 BB: 0 P: 23	1B: 5 2B: 2 3B: 0 HR: 5	SF: 0 SAC: 0 DP: 0 HBP: 3	WP: 1 PB: 0 SB: 0 CS: 0	PA: 42	
<b>PITCHER</b>	IP WLS BF H R ER SO BB IBB HBP BLK WP HR S P ERA WHIP	IP WLS BF H R ER SO BB IBB HBP BLK WP HR S P ERA WHIP	IP WLS BF H R ER SO BB IBB HBP BLK WP HR S P ERA WHIP	IP WLS BF H R ER SO BB IBB HBP BLK WP HR S P ERA WHIP	IP WLS BF H R ER SO BB IBB HBP BLK WP HR S P ERA WHIP	IP WLS BF H R ER SO BB IBB HBP BLK WP HR S P ERA WHIP	IP WLS BF H R ER SO BB IBB HBP BLK WP HR S P ERA WHIP	IP WLS BF H R ER SO BB IBB HBP BLK WP HR S P ERA WHIP	IP WLS BF H R ER SO BB IBB HBP BLK WP HR S P ERA WHIP	IP WLS BF H R ER SO BB IBB HBP BLK WP HR S P ERA WHIP	IP WLS BF H R ER SO BB IBB HBP BLK WP HR S P ERA WHIP	IP WLS BF H R ER SO BB IBB HBP BLK WP HR S P ERA WHIP	IP WLS BF H R ER SO BB IBB HBP BLK WP HR S P ERA WHIP	IP WLS BF H R ER SO BB IBB HBP BLK WP HR S P ERA WHIP	IP WLS BF H R ER SO BB IBB HBP BLK WP HR S P ERA WHIP	IP WLS BF H R ER SO BB IBB HBP BLK WP HR S P ERA WHIP	IP WLS BF H R ER SO BB IBB HBP BLK WP HR S P ERA WHIP	IP WLS BF H R ER SO BB IBB HBP BLK WP HR S P ERA WHIP	IP WLS BF H R ER SO BB IBB HBP BLK WP HR S P ERA WHIP	IP WLS BF H R ER SO BB IBB HBP BLK WP HR S P ERA WHIP	IP WLS BF H R ER SO BB IBB HBP BLK WP HR S P ERA WHIP
33 Tommy Milone, L ERA: 3.38	2.2	L	15	5	7	5	4	0	0	0	0	0	0	0	0	0	16.88	1.875			
62 J.R. Graham, R ERA: 3.53	2.1		14	5	4	4	1	0	0	1	1	31	41	15.43	2.143						
36 Blaine Boyer, R ERA: 2.66	1.0		4	0	0	0	0	0	0	0	0	7	8	0.00	0.000						
50 Casey Fien, R ERA: 4.3	1.0		3	0	0	0	0	0	0	0	0	9	13	0.00	0.000						
65 Trevor May, R ERA: 4.49	1.0		6	2	3	3	1	0	0	0	1	16	23	27.00	2.000						





Batter	1	2	3	4	5	6	7	8	9	AB	R	H	RBI	BB	SO	LOB	TOP								
7 José Reyes, S OBP: 0.317, SLG: 0.390	G4-3		K		K		20 2B	G4-3		5	1	2	1	0	1	4									
20 Josh Donaldson, R OBP: 0.391, SLG: 0.534	G6-3		K			G5-3	19 F7		2B	5	0	2	1	0	1	1									
19 José Bautista, R OBP: 0.379, SLG: 0.510	G6-3			G6-3			F7		L6	5	1	1	1	0	0	2									
10 Edwin Encarnación, R OBP: 0.330, SLG: 0.459		HR		G5-3		HR	14 BB		P6	3	2	1	1	2	0	1									
14 Justin Smoak, S OBP: 0.325, SLG: 0.490	G4-3			F7		55 HR			K	4	1	0	0	1	2	3									
55 Russell Martin, R OBP: 0.335, SLG: 0.459	F8				G4-3	HR				4	1	2	3	0	0	0									
3 Ezequiel Carrera, L OBP: 0.299, SLG: 0.398	G1			K	G6-3			G4-3		4	0	0	0	0	1	1									
11 Kevin Pillar, R OBP: 0.307, SLG: 0.404			7 1B			G5-3		G4-3		4	1	2	0	0	0	1									
29 Devon Travis, R OBP: 0.355, SLG: 0.483			K							2	0	0	0	2	2	1									
<b>Inning Stats</b>	R: 0 E: 0 K: 0 S: 6	H: 0 LOB: 0 BB: 0 P: 10	R: 1 E: 0 K: 0 S: 11	H: 1 LOB: 0 BB: 0 P: 17	R: 1 E: 0 K: 2 S: 13	H: 2 LOB: 1 BB: 0 P: 18	R: 0 E: 0 K: 0 S: 7	H: 0 LOB: 0 BB: 0 P: 8	R: 0 E: 0 K: 2 S: 14	H: 1 LOB: 2 BB: 1 P: 26	R: 4 E: 0 K: 0 S: 13	H: 2 LOB: 0 BB: 2 P: 24	R: 1 E: 0 K: 2 S: 13	H: 2 LOB: 1 BB: 1 P: 24	R: 0 E: 0 K: 0 S: 15	H: 1 LOB: 2 BB: 1 P: 23	R: 0 E: 0 K: 1 S: 10	H: 1 LOB: 1 BB: 0 P: 15	1B: 4 2B: 4 3B: 0 HR: 3	SF: 0 SAC: 0 DP: 1 HBP: 0	WP: 0 PB: 0 SB: 2 CS: 1	PA: 41			
<b>PITCHER</b>	IP	WLS	BF	H	R	ER	SO	BB	IBB	HBP	BLK	WP	HR	S	P	ERA	WHIP								
31 Kendall Graveman, R ERA: 3.78	5.1	L	24	6	6	6	4	3	0	0	0	0	3	60	99	10.12	1.688								
61 Dan Otero, R ERA: 6.08	1.1		7	2	1	1	1	1	0	0	0	0	0	13	21	6.75	2.250								
56 Fernando Abad, L ERA: 4.07	1.1		6	1	0	0	1	1	0	0	0	0	0	19	30	0.00	1.500								
58 Evan Scribner, R ERA: 4.08	1.0		4	1	0	0	1	0	0	0	0	0	0	10	15	0.00	1.000								

Toronto Blue Jays @ Oakland Athletics  
O.co Coliseum, Oakland, CA  
Tue Jul 21 2015, 10:08 PM - 12:46 AM EDT  
Att: 19,364 - Overcast - 60 F

AB	36
R	7
H	10
RBI	7
BB	5
SO	7
LOB	14



Batter	1	2	3	4	5	6	7	8	9	AB	R	H	RBI	BB	SO	LOB	BOTTOM								
1 Billy Burns, S OBP: 0.340, SLG: 0.398	21 G4-3		B2		L9					4	0	2	0	0	0	3									
21 Stephen Vogt, L OBP: 0.365, SLG: 0.483	G4-3		P6		L6		F8			4	0	0	0	0	0	5									
18 Ben Zobrist, S OBP: 0.348, SLG: 0.421	K		F8			5 3B		16 G6-4-3		3	1	1	0	1	1	2									
16 Billy Butler, R OBP: 0.314, SLG: 0.389	K			G6-3		L9		G6-4-3		4	0	0	0	0	1	3									
5 Jake Smolinski, R OBP: 0.307, SLG: 0.356		G5-3		G5-3			3B			4	0	1	1	0	1	0									
15 Brett Lawrie, R OBP: 0.317, SLG: 0.411		1B				P3			G4-3	4	0	2	0	0	0	1									
19 Josh Phegley, R OBP: 0.319, SLG: 0.504	F9			K		G6-3			P5	4	0	0	0	0	1	3									
22 Josh Reddick, L OBP: 0.335, SLG: 0.451	P5						L7		G4-3	4	0	1	0	0	0	1									
10 Marcus Semien, R OBP: 0.301, SLG: 0.388			E5				P4			3	0	1	0	0	0	0									
<b>Inning Stats</b>	R: 0 E: 0 K: 2 S: 9	H: 1 LOB: 1 BB: 0 P: 11	R: 0 E: 0 K: 0 S: 9	H: 1 LOB: 0 BB: 0 P: 13	R: 0 E: 0 K: 1 S: 8	H: 0 LOB: 1 BB: 0 P: 12	R: 0 E: 0 K: 0 S: 11	H: 2 LOB: 1 BB: 0 P: 13	R: 1 E: 0 K: 0 S: 13	H: 2 LOB: 1 BB: 0 P: 21	R: 0 E: 0 K: 0 S: 9	H: 1 LOB: 0 BB: 0 P: 14	R: 0 E: 0 K: 1 S: 6	H: 0 LOB: 0 BB: 1 P: 13	R: 0 E: 0 K: 0 S: 10	H: 0 LOB: 0 BB: 0 P: 15	1B: 7 2B: 1 3B: 1 HR: 0	SF: 0 SAC: 0 DP: 2 HBP: 0	WP: 0 PB: 0 SB: 0 CS: 0	PA: 35					
<b>PITCHER</b>	IP	WLS	BF	H	R	ER	SO	BB	IBB	HBP	BLK	WP	HR	S	P	ERA	WHIP								
56 Mark Buehrle, L ERA: 3.23	7.0	W	29	8	1	1	3	0	0	0	0	0	0	6	13	0.00	1.000								
52 Ryan Tepera, R ERA: 2.75	1.0		3	0	0	0	1	1	0	0	0	0	0	6	13	0.00	1.000								
50 Steve Delabar, R ERA: 3.6	1.0		3	0	0	0	0	0	0	0	0	0	0	10	15	0.00	0.000								

Toronto Blue Jays @ Oakland Athletics  
O.co Coliseum, Oakland, CA  
Tue Jul 21 2015, 10:08 PM - 12:46 AM EDT  
Att: 19,364 - Overcast - 60 F

AB	34
R	1
H	8
RBI	1
BB	1
SO	4
LOB	18





Batter	1	2	3	4	5	6	7	8	9	10	AB	R	H	RBI	BB	SO	LOB	TOP				
7 José Reyes, S OBP: 0.318, SLG: 0.388											4	0	1	0	1	1	0					
20 Josh Donaldson, R OBP: 0.354, SLG: 0.534											4	0	2	1	1	1	3					
19 José Bautista, R OBP: 0.380, SLG: 0.507											4	0	1	1	1	0	3					
10 Edwin Encarnación, R OBP: 0.326, SLG: 0.455											5	0	1	0	0	1	7					
15 Chris Colabello, R OBP: 0.341, SLG: 0.500											4	0	0	0	0	1	1					
30 Dioner Navarro, S OBP: 0.282, SLG: 0.330											1	0	0	0	0	3						
55 Russell Martin, R OBP: 0.341, SLG: 0.463											4	0	3	0	0	0	0					
3 Ezequiel Carrera, L OBP: 0.296, SLG: 0.305											1	0	0	0	0	1	0					
11 Kevin Pillar, R OBP: 0.306, SLG: 0.401											5	0	1	0	0	0	2					
23 Danny Valencia, R OBP: 0.340, SLG: 0.546											4	2	2	1	1	1	0					
29 Devon Travis, R OBP: 0.357, SLG: 0.485											3	1	1	0	1	0	3					
<b>Inning Stats</b>	R: 0 E: 0 K: 1 S: 8	H: 2 LOB: 1 BB: 0 P: 13	R: 0 E: 0 K: 0 S: 7	H: 0 LOB: 0 BB: 0 P: 9	R: 1 E: 0 K: 1 S: 19	H: 2 LOB: 2 BB: 1 P: 32	R: 0 E: 0 K: 0 S: 8	H: 3 LOB: 2 BB: 0 P: 10	R: 0 E: 0 K: 0 S: 9	H: 0 LOB: 0 BB: 0 P: 13	R: 0 E: 0 K: 1 S: 10	H: 1 LOB: 1 BB: 0 P: 13	R: 1 E: 0 K: 2 S: 21	H: 1 LOB: 3 BB: 3 P: 40	R: 0 E: 0 K: 1 S: 5	H: 0 LOB: 0 BB: 0 P: 6	1B: 10 2B: 2 3B: 0 HR: 1	SF: 0 SAC: 0 DP: 3 HBP: 0	WP: 1 PB: 0 SB: 0 CS: 0	PA: 44		
<b>PITCHER</b>	IP WLS BF H R ER SO ERA WHIP	IP WLS BF H R ER SO ERA WHIP	IP WLS BF H R ER SO ERA WHIP	IP WLS BF H R ER SO ERA WHIP	IP WLS BF H R ER SO ERA WHIP	IP WLS BF H R ER SO ERA WHIP	IP WLS BF H R ER SO ERA WHIP	IP WLS BF H R ER SO ERA WHIP	IP WLS BF H R ER SO ERA WHIP	IP WLS BF H R ER SO ERA WHIP	IP WLS BF H R ER SO ERA WHIP	IP WLS BF H R ER SO ERA WHIP	IP WLS BF H R ER SO ERA WHIP	IP WLS BF H R ER SO ERA WHIP	IP WLS BF H R ER SO ERA WHIP	IP WLS BF H R ER SO ERA WHIP	IP WLS BF H R ER SO ERA WHIP	IP WLS BF H R ER SO ERA WHIP	IP WLS BF H R ER SO ERA WHIP	IP WLS BF H R ER SO ERA WHIP		
54 Sonny Gray, R ERA: 2.3	7.0	30	9	2	2	3	2	0	0	0	0	0	0	0	0	0	0	1	67	103	2.57	1.571
49 Edward Mujica, R ERA: 3.62	1.0	4	2	0	0	0	0	0	0	0	0	0	0	0	0	0	0	0	12	15	0.00	2.000
36 Tyler Clippard, R ERA: 2.79	1.0	7	1	1	1	2	3	0	0	0	0	0	0	0	0	0	0	0	21	40	9.00	4.000
33 Fernando Rodríguez Jr., R ERA: 3.21	1.0	3	0	0	0	1	0	0	0	0	0	0	0	0	0	0	0	0	5	6	0.00	0.000

Toronto Blue Jays @ Oakland Athletics  
O.co Coliseum, Oakland, CA  
Wed Jul 22 2015, 10:10 PM - 1:55 AM EDT  
Att: 18,627 - Overcast - 61 F

AB	39
R	3
H	12
RBI	3
BB	5
SO	6
LOB	22



Batter	1	2	3	4	5	6	7	8	9	10	AB	R	H	RBI	BB	SO	LOB	BOTTOM						
1 Billy Burns, S OBP: 0.344, SLG: 0.399											4	1	2	0	1	0	1							
21 Stephen Vogt, L OBP: 0.366, SLG: 0.481											5	1	2	1	0	0	2							
18 Ben Zobrist, S OBP: 0.349, SLG: 0.423											4	0	1	0	1	2								
16 Billy Butler, R OBP: 0.313, SLG: 0.384											4	0	0	0	1	1	2							
5 Jake Smolinski, R OBP: 0.324, SLG: 0.355											3	1	1	1	0	1	0							
22 Josh Reddick, L OBP: 0.337, SLG: 0.456											1	1	1	0	0	0	0							
15 Brett Lawrie, R OBP: 0.315, SLG: 0.406											4	0	0	0	1	0	4							
19 Josh Phegley, R OBP: 0.324, SLG: 0.504											4	0	2	1	0	1	2							
17 Ike Davis, L OBP: 0.328, SLG: 0.393											1	0	1	1	0	0	0							
20 Mark Canha, R OBP: 0.300, SLG: 0.399											3	0	0	0	0	1	3							
23 Sam Fuld, L OBP: 0.285, SLG: 0.314											1	0	0	0	0	1	1							
10 Marcus Semien, R OBP: 0.300, SLG: 0.387											4	0	1	0	0	1	0							
<b>Inning Stats</b>	R: 0 E: 0 K: 0 S: 6	H: 1 LOB: 0 BB: 0 P: 8	R: 0 E: 0 K: 1 S: 12	H: 1 LOB: 2 BB: 1 P: 21	R: 0 E: 0 K: 0 S: 12	H: 1 LOB: 1 BB: 0 P: 17	R: 1 E: 1 K: 0 S: 12	H: 1 LOB: 1 BB: 0 P: 21	R: 2 E: 0 K: 0 S: 18	H: 3 LOB: 2 BB: 0 P: 28	R: 0 E: 0 K: 1 S: 10	H: 0 LOB: 0 BB: 0 P: 13	R: 0 E: 1 K: 0 S: 10	H: 0 LOB: 1 BB: 1 P: 18	R: 0 E: 0 K: 2 S: 13	H: 1 LOB: 1 BB: 0 P: 18	R: 0 E: 0 K: 2 S: 13	H: 1 LOB: 1 BB: 0 P: 24	R: 1 E: 0 K: 1 S: 14	H: 2 LOB: 1 BB: 0 P: 17	1B: 9 2B: 2 3B: 0 HR: 0	SF: 1 SAC: 0 DP: 2 HBP: 0	WP: 0 PB: 0 SB: 2 CS: 1	PA: 43
<b>PITCHER</b>	IP WLS BF H R ER SO ERA WHIP	IP WLS BF H R ER SO ERA WHIP	IP WLS BF H R ER SO ERA WHIP	IP WLS BF H R ER SO ERA WHIP	IP WLS BF H R ER SO ERA WHIP	IP WLS BF H R ER SO ERA WHIP	IP WLS BF H R ER SO ERA WHIP	IP WLS BF H R ER SO ERA WHIP	IP WLS BF H R ER SO ERA WHIP	IP WLS BF H R ER SO ERA WHIP	IP WLS BF H R ER SO ERA WHIP	IP WLS BF H R ER SO ERA WHIP	IP WLS BF H R ER SO ERA WHIP	IP WLS BF H R ER SO ERA WHIP	IP WLS BF H R ER SO ERA WHIP	IP WLS BF H R ER SO ERA WHIP	IP WLS BF H R ER SO ERA WHIP	IP WLS BF H R ER SO ERA WHIP	IP WLS BF H R ER SO ERA WHIP	IP WLS BF H R ER SO ERA WHIP				
57 Felix Doubront, L ERA: 4.34	4.2	23	7	3	2	1	1	0	0	0	0	0	0	0	0	0	0	0	0	57	92	3.86	1.714	
31 Liam Hendriks, R ERA: 2.9	1.1	4	0	0	0	1	0	0	0	0	0	0	0	0	0	0	0	0	0	13	16	0.00	0.000	
62 Aaron Loup, L ERA: 4.98	0.1	3	0	0	0	0	1	0	0	0	0	0	0	0	0	0	0	0	0	7	13	0.00	3.000	
47 Bo Schultz, R ERA: 1.8	0.2	1	0	0	0	0	0	0	0	0	0	0	0	0	0	0	0	0	0	3	5	0.00	0.000	
27 Brett Cecil, L ERA: 4.31	1.1	6	1	0	0	3	1	0	0	0	0	0	0	0	0	0	0	0	0	15	27	0.00	1.500	

Toronto Blue Jays @ Oakland Athletics  
O.co Coliseum, Oakland, CA  
Wed Jul 22 2015, 10:10 PM - 1:55 AM EDT  
Att: 18,627 - Overcast - 61 F

AB	38
R	4
H	11
RBI	4
BB	4
SO	7
LOB	17





Batter	1	2	3	4	5	6	7	8	9	AB	R	H	RBI	BB	SO	LOB	TOP	
7 José Reyes, S OBP: 0.317, SLG: 0.384 17 Ryan Goins, L OBP: 0.273, SLG: 0.321	4-1 BB 19 S		1-1 G6-3		1-1 G6-3		0-0 G1-3			3	0	0	0	1	0	0	Toronto Blue Jays @ Oakland Athletics O.co Coliseum, Oakland, CA Thu Jul 23 2015, 3:38 PM - 6:03 PM EDT Att: 19,045 - Overcast - 64 F	
20 Josh Donaldson, R OBP: 0.353, SLG: 0.538	0-3 K		2-2 G4-3		1-2 HR		3-3 K			4	1	1	1	0	2	1		
19 José Bautista, R OBP: 0.376, SLG: 0.500	2-3 K		2-2 G5-3		1-3 K		1-0 F7			4	0	0	0	0	2	1		
10 Edwin Encarnación, R OBP: 0.327, SLG: 0.456 14 Justin Smoak, S OBP: 0.325, SLG: 0.490	2-3 K			1-1 F8		1-0 23 G4-3 55 SF9 2B		1-1 P6		4	1	1	0	0	1	1		
23 Danny Valencia, R OBP: 0.338, SLG: 0.538 3 Ezequiel Carrera, L OBP: 0.299, SLG: 0.395		2-2 55 HR 1B		0-2 G6-3		0-0 G4-3		0-0 G4-3		4	1	1	0	0	0	1		
55 Russell Martin, R OBP: 0.343, SLG: 0.479		3-2 HR		1-1 15 2B		0-0 SF9		2-2 G6-3		3	2	2	3	0	0	0		
15 Chris Colabello, R OBP: 0.366, SLG: 0.505		2-3 K		0-0 2B		0-0 11 1B				4	0	2	1	0	1	0		
11 Kevin Pillar, R OBP: 0.305, SLG: 0.399		1-2 F8		0-3 K		1-2 1B		2-2 P4		4	0	1	0	0	1	1		
29 Devon Travis, R OBP: 0.351, SLG: 0.476		0-1 G6-3		2-3 K		1-0 F9		0-0 G6-3		4	0	0	0	0	1	2		
<b>Inning Stats</b>	R: 0 H: 0 E: 0 K: 3 S: 13	H: 0 LOB: 1 BB: 1 P: 21	R: 2 H: 2 E: 0 K: 1 S: 17	H: 2 LOB: 0 BB: 0 P: 25	R: 0 H: 0 E: 0 K: 0 S: 8	H: 0 LOB: 1 BB: 0 P: 13	R: 1 H: 2 E: 0 K: 1 S: 11	H: 2 LOB: 1 BB: 0 P: 10	R: 1 H: 3 E: 0 K: 0 S: 8	H: 3 LOB: 2 BB: 0 P: 11	R: 0 H: 0 E: 0 K: 0 S: 7	H: 0 LOB: 0 BB: 0 P: 10	R: 0 H: 0 E: 0 K: 0 S: 7	H: 0 LOB: 0 BB: 0 P: 10	1B: 3 2B: 3 3B: 0 HR: 2	SF: 1 SAC: 0 DP: 0 HBP: 0		WP: 0 PB: 0 SB: 1 CS: 0
<b>PITCHER</b>	IP WLS BF H R ER SO BB IBB HBP BLK WP HR S P ERA WHIP	IP WLS BF H R ER SO BB IBB HBP BLK WP HR S P ERA WHIP	IP WLS BF H R ER SO BB IBB HBP BLK WP HR S P ERA WHIP	IP WLS BF H R ER SO BB IBB HBP BLK WP HR S P ERA WHIP	IP WLS BF H R ER SO BB IBB HBP BLK WP HR S P ERA WHIP	IP WLS BF H R ER SO BB IBB HBP BLK WP HR S P ERA WHIP	IP WLS BF H R ER SO BB IBB HBP BLK WP HR S P ERA WHIP	IP WLS BF H R ER SO BB IBB HBP BLK WP HR S P ERA WHIP	IP WLS BF H R ER SO BB IBB HBP BLK WP HR S P ERA WHIP	IP WLS BF H R ER SO BB IBB HBP BLK WP HR S P ERA WHIP	IP WLS BF H R ER SO BB IBB HBP BLK WP HR S P ERA WHIP	IP WLS BF H R ER SO BB IBB HBP BLK WP HR S P ERA WHIP	IP WLS BF H R ER SO BB IBB HBP BLK WP HR S P ERA WHIP	IP WLS BF H R ER SO BB IBB HBP BLK WP HR S P ERA WHIP	IP WLS BF H R ER SO BB IBB HBP BLK WP HR S P ERA WHIP	IP WLS BF H R ER SO BB IBB HBP BLK WP HR S P ERA WHIP	IP WLS BF H R ER SO BB IBB HBP BLK WP HR S P ERA WHIP	

Batter	1	2	3	4	5	6	7	8	9	AB	R	H	RBI	BB	SO	LOB	BOTTOM			
1 Billy Burns, S OBP: 0.346, SLG: 0.404	2-2 G6-3		3-1 21 1B 22 FC4-6 1B		0-3 K			0-0 2B		4	1	2	1	0	1	0	Toronto Blue Jays @ Oakland Athletics O.co Coliseum, Oakland, CA Thu Jul 23 2015, 3:38 PM - 6:03 PM EDT Att: 19,045 - Overcast - 64 F			
21 Stephen Vogt, L OBP: 0.365, SLG: 0.478	0-2 E6 22 BB		0-2 1B		2-2 K		1-2 L7			4	0	1	0	0	1	1				
18 Ben Zobrist, S OBP: 0.344, SLG: 0.415	1-1 F9		1-0 F9		3-1 G6-3		1-0 F8			4	0	0	0	0	0	4				
22 Josh Reddick, L OBP: 0.339, SLG: 0.455	4-2 BB		1-2 FC4-6		2-2 16 G6-3 1B		1-1 L8			3	0	1	1	1	0	1				
16 Billy Butler, R OBP: 0.312, SLG: 0.381	0-3 K		1-3 K		0-2 G6-3		1-0 HBP			3	0	0	0	0	2	4				
17 Ike Davis, L OBP: 0.321, SLG: 0.383		0-1 G5-3		1-0 G4-3		0-2 G4-3		0-1 G4-6-3		4	0	0	0	0	0	1				
15 Brett Lawrie, R OBP: 0.313, SLG: 0.402		0-0 G1-3		0-1 F8		2-1 F8				3	0	0	0	0	0	0				
20 Mark Canha, R OBP: 0.296, SLG: 0.394		0-1 G5-3		1-1 P5		1-2 G6-3				3	0	0	0	0	0	0				
10 Marcus Semien, R OBP: 0.301, SLG: 0.389			0-0 1B 2B		1-3 K		1-3 K			3	1	1	0	0	2	0				
<b>Inning Stats</b>	R: 0 H: 0 E: 1 K: 1 S: 14	H: 0 LOB: 2 BB: 1 P: 21	R: 0 H: 0 E: 0 K: 0 S: 5	H: 0 LOB: 0 BB: 0 P: 5	R: 2 H: 3 E: 0 K: 1 S: 14	H: 3 LOB: 1 BB: 0 P: 20	R: 0 H: 0 E: 0 K: 0 S: 5	H: 0 LOB: 0 BB: 0 P: 7	R: 0 H: 1 E: 0 K: 3 S: 9	H: 1 LOB: 0 BB: 0 P: 12	R: 0 H: 0 E: 0 K: 0 S: 8	H: 0 LOB: 0 BB: 0 P: 11	R: 0 H: 1 E: 0 K: 1 S: 8	H: 1 LOB: 1 BB: 0 P: 11	R: 0 H: 0 E: 0 K: 0 S: 4	H: 0 LOB: 0 BB: 0 P: 6		1B: 3 2B: 2 3B: 0 HR: 0	SF: 0 SAC: 0 DP: 2 HBP: 1	WP: 0 PB: 0 SB: 0 CS: 0
<b>PITCHER</b>	IP WLS BF H R ER SO BB IBB HBP BLK WP HR S P ERA WHIP	IP WLS BF H R ER SO BB IBB HBP BLK WP HR S P ERA WHIP	IP WLS BF H R ER SO BB IBB HBP BLK WP HR S P ERA WHIP	IP WLS BF H R ER SO BB IBB HBP BLK WP HR S P ERA WHIP	IP WLS BF H R ER SO BB IBB HBP BLK WP HR S P ERA WHIP	IP WLS BF H R ER SO BB IBB HBP BLK WP HR S P ERA WHIP	IP WLS BF H R ER SO BB IBB HBP BLK WP HR S P ERA WHIP	IP WLS BF H R ER SO BB IBB HBP BLK WP HR S P ERA WHIP	IP WLS BF H R ER SO BB IBB HBP BLK WP HR S P ERA WHIP	IP WLS BF H R ER SO BB IBB HBP BLK WP HR S P ERA WHIP	IP WLS BF H R ER SO BB IBB HBP BLK WP HR S P ERA WHIP	IP WLS BF H R ER SO BB IBB HBP BLK WP HR S P ERA WHIP	IP WLS BF H R ER SO BB IBB HBP BLK WP HR S P ERA WHIP	IP WLS BF H R ER SO BB IBB HBP BLK WP HR S P ERA WHIP	IP WLS BF H R ER SO BB IBB HBP BLK WP HR S P ERA WHIP	IP WLS BF H R ER SO BB IBB HBP BLK WP HR S P ERA WHIP	IP WLS BF H R ER SO BB IBB HBP BLK WP HR S P ERA WHIP			

AB	34
R	5
H	8
RBI	5
BB	1
SO	8
LOB	7



AB	31
R	2
H	5
RBI	2
BB	1
SO	6
LOB	11









Batter	1	2	3	4	5	6	7	8	9	AB	R	H	RBI	BB	SO	LOB	TOP			
10 Marcus Semien, R (1,6) OBP: 0.296, SLG: 0.383	K2-3		P4		L3		K		K	5	0	0	0	0	3	2				
15 Brett Lawrie, R (1,5) OBP: 0.308, SLG: 0.396	F9		K		P3			G6-3		4	0	0	0	0	1	0				
18 Ben Zobrist, S (1,4) OBP: 0.352, SLG: 0.446	1B		3B		2B			BB		3	0	3	0	1	0	0				
16 Billy Butler, R (1,3) OBP: 0.313, SLG: 0.381	F7		P4		L5			F8		4	0	0	0	0	0	4				
5 Jake Smolinski, R (1,9) OBP: 0.309, SLG: 0.350								K		3	1	1	0	1	1	1				
19 Josh Phegley, R (1,2) OBP: 0.324, SLG: 0.507										3	0	1	1	0	0	1				
22 Josh Reddick, L (9, PH) OBP: 0.337, SLG: 0.451										1	0	0	0	0	0	0				
20 Mark Canha, R (1,7) OBP: 0.294, SLG: 0.387										2	0	0	0	1	1	1				
21 Stephen Vogt, L (9, PH) OBP: 0.360, SLG: 0.471										1	0	0	0	0	0	0				
23 Sam Fuld, L (1,8) OBP: 0.282, SLG: 0.314										3	0	0	0	0	2	3				
56 Fernando Abad, L (7,1)										0	0	0	0	0	0	0				
33 Fernando Rodriguez Jr., R (6,1)										0	0	0	0	0	0	0				
17 Ike Davis, L (9, PH) OBP: 0.324, SLG: 0.383										0	0	0	0	1	0	0				
28 Eric Sogard, L (9, PH) OBP: 0.289, SLG: 0.284										0	0	0	0	0	0	0				
40 Chris Bassitt, R (1,1)										2	0	0	0	0	1	3				
1 Billy Burns, S (7, PH) OBP: 0.345, SLG: 0.402										2	0	1	0	0	0	0				
<b>Inning Stats</b>	R: 0 E: 0 K: 1 S: 8	H: 1 LOB: 1 BB: 0 P: 13	R: 0 E: 0 K: 2 S: 11	H: 0 LOB: 2 BB: 2 P: 23	R: 0 E: 0 K: 1 S: 12	H: 1 LOB: 1 BB: 0 P: 16	R: 1 E: 0 K: 1 S: 14	H: 2 LOB: 1 BB: 0 P: 19	R: 0 E: 0 K: 0 S: 9	H: 0 LOB: 1 BB: 0 P: 10	R: 0 E: 0 K: 1 S: 5	H: 0 LOB: 0 BB: 0 P: 7	R: 0 E: 0 K: 1 S: 7	H: 0 LOB: 1 BB: 1 P: 15	R: 0 E: 0 K: 1 S: 8	H: 1 LOB: 2 BB: 1 P: 15	1B: 3 2B: 2 3B: 1 HR: 0	SF: 0 SAC: 0 DP: 0 HBP: 0	WP: 0 PB: 0 SB: 0 CS: 0	PA: 37
<b>PITCHER</b>	IP WLS BF H R ER SO BB IBB HBP BLK WP HR S P ERA WHIP																			
40 Madison Bumgarner, L (1,1) ERA: 3.18	7.0 W 28 5 1 1 7 2 0 0 0 0 0 0 65 101 1.29 1.000																			
54 Sergio Romo, R (8,1) ERA: 4.4	1.0 H 4 0 0 0 1 1 0 0 0 0 0 0 7 15 0.00 1.000																			
46 Santiago Casilla, R (9,1) ERA: 3.06	1.0 S 5 1 0 0 1 1 0 0 0 0 0 0 8 15 0.00 2.000																			

Oakland Athletics @ San Francisco Giants  
 AT&T Park, San Francisco, CA  
 Sat Jul 25 2015, 1:06 PM - 3:46 PM PDT  
 Att: 42,162 - Cloudy - 64 F

AB	33
R	1
H	6
RBI	1
BB	4
SO	9
LOB	15



Batter	1	2	3	4	5	6	7	8	9	AB	R	H	RBI	BB	SO	LOB	BOTTOM	
16 Angel Pagan, S (1,8) OBP: 0.303, SLG: 0.323	F7		L8			L9		K		4	0	0	0	0	1	0		
12 Joe Panik, L (1,4) OBP: 0.380, SLG: 0.448	5 FC3-6 1B		G4-3			5 1B 2B		G4-3		4	1	2	0	0	0	0		
5 Matt Duffy, R (1,5) OBP: 0.340, SLG: 0.455	FC3-6 1-2 1B		L6			1B				3	0	1	1	0	0	1		
28 Buster Posey, R (1,2) OBP: 0.383, SLG: 0.492	K		G5-3			G6-3				3	0	0	0	0	1	2		
8 Hunter Pence, R (1,9) OBP: 0.353, SLG: 0.516			F7					35 9 G4-6-3 1B BB		2	0	0	0	1	1	0		
9 Brandon Belt, L (1,3) OBP: 0.353, SLG: 0.475			F9					35 G4-6-3 1B		3	0	1	0	0	1	0		
35 Brandon Crawford, L (1,6) OBP: 0.332, SLG: 0.472			G3					1-2 2-3 1B		3	0	1	0	0	0	2		
7 Gregor Blanco, L (1,7) OBP: 0.372, SLG: 0.424			F7							3	0	0	0	0	1	1		
40 Madison Bumgarner, R (1,1) ERA: 2.94										2	1	1	1	0	1	0		
54 Sergio Romo, R (8,1) ERA: 3.76										0	0	0	0	0	0	0		
1 Ehire Adrianza, S (8, PH) OBP: 0.179, SLG: 0.188										1	0	0	0	0	0	0		
46 Santiago Casilla, R (9,1) ERA: 3.6										0	0	0	0	0	0	0		
<b>Inning Stats</b>	R: 0 E: 0 K: 1 S: 13	H: 1 LOB: 1 BB: 0 P: 16	R: 0 E: 0 K: 1 S: 15	H: 0 LOB: 0 BB: 0 P: 23	R: 1 E: 0 K: 0 S: 10	H: 1 LOB: 0 BB: 0 P: 17	R: 0 E: 0 K: 0 S: 8	H: 0 LOB: 0 BB: 0 P: 13	R: 0 E: 0 K: 1 S: 10	H: 2 LOB: 1 BB: 0 P: 16	R: 0 E: 0 K: 1 S: 11	H: 1 LOB: 1 BB: 1 P: 20	R: 0 E: 0 K: 1 S: 8	H: 0 LOB: 0 BB: 0 P: 16	1B: 4 2B: 1 3B: 0 HR: 1	SF: 0 SAC: 0 DP: 1 HBP: 0	WP: 0 PB: 0 SB: 0 CS: 0	PA: 29
<b>PITCHER</b>	IP WLS BF H R ER SO BB IBB HBP BLK WP HR S P ERA WHIP																	
40 Chris Bassitt, R (1,1) ERA: 2.94	6.0 L 22 5 2 2 4 0 0 0 0 0 0 0 64 97 3.00 0.833																	
56 Fernando Abad, L (7,1) ERA: 3.76	1.0 4 1 0 0 1 1 0 0 0 0 0 0 11 20 0.00 2.000																	
33 Fernando Rodriguez Jr., R (6,1) ERA: 3.6	1.0 3 0 0 0 1 0 0 0 0 0 0 0 8 16 0.00 0.000																	

Oakland Athletics @ San Francisco Giants  
 AT&T Park, San Francisco, CA  
 Sat Jul 25 2015, 1:06 PM - 3:46 PM PDT  
 Att: 42,162 - Cloudy - 64 F

AB	28
R	2
H	6
RBI	2
BB	1
SO	6
LOB	6





Batter	1	2	3	4	5	6	7	8	9	AB	R	H	RBI	BB	SO	LOB	TOP										
1 Billy Burns, S OBP: 0.341, SLG: 0.397	F7		F7		L7		G4-3			4	0	0	0	0	0	1	<b>Oakland Athletics @ San Francisco Giants</b> AT&T Park, San Francisco, CA Sun Jul 26 2015, 1:06 PM - 4:09 PM PDT Att: 42,034 - Partly Cloudy - 67 F										
21 Stephen Vogt, L OBP: 0.356, SLG: 0.465	G4-3			L7	K			G4-3		4	0	0	0	0	1												
18 Ben Zobrist, S OBP: 0.354, SLG: 0.447	1B			17 2B 15 1B	F7			G6-3		4	1	2	0	0	1												
22 Josh Reddick, L OBP: 0.336, SLG: 0.452	CS		17 G4-3 15 WP	F9		F7		G4-3		4	1	1	0	0	1												
17 Ike Davis, L OBP: 0.325, SLG: 0.388	G4-3			15 1B 16 1B		E6			10 CS 15 1B	3	1	1	0	0	1												
5 Jake Smolinski, R (9, PH) OBP: 0.316, SLG: 0.350				16 1B		G5-3			1B	4	0	2	1	0	1												
15 Brett Lawrie, R OBP: 0.310, SLG: 0.397	L8			16 1B					1B	4	0	2	1	0	1												
28 Eric Sogard, L OBP: 0.292, SLG: 0.292	L8			10 FC6-4		K			K	1	0	0	0	0	0												
16 Billy Butler, R OBP: 0.303, SLG: 0.383									K	1	0	0	0	0	0												
23 Sam Pineda, L OBP: 0.287, SLG: 0.317									K	1	0	0	0	0	0												
10 Marcus Semien, R OBP: 0.293, SLG: 0.378			G3	FC6-4					K	4	0	0	0	0	2												
31 Kendall Graveman, R OBP: 0.255, SLG: 0.386			F7						G4-3	0	0	0	0	0	0												
20 Mark Canha, R OBP: 0.255, SLG: 0.386										3	0	1	0	0	0												
<b>Inning Stats</b>	R: 0 E: 0 K: 0 S: 9	H: 1 LOB: 0 BB: 0 P: 14	R: 1 E: 0 K: 0 S: 7	H: 1 LOB: 0 BB: 0 P: 10	R: 0 E: 0 K: 0 S: 10	H: 0 LOB: 0 BB: 0 P: 14	R: 2 E: 0 K: 0 S: 18	H: 4 LOB: 0 BB: 0 P: 29	R: 0 E: 0 K: 1 S: 10	H: 1 LOB: 1 BB: 0 P: 15	R: 0 E: 0 K: 1 S: 11	H: 0 LOB: 0 BB: 0 P: 15	R: 0 E: 0 K: 1 S: 13	H: 0 LOB: 0 BB: 0 P: 18	R: 0 E: 0 K: 0 S: 7	H: 0 LOB: 0 BB: 0 P: 9	R: 0 E: 0 K: 2 S: 12	H: 1 LOB: 1 BB: 1 P: 20	1B: 6 2B: 2 3B: 0 HR: 0	SF: 0 SAC: 0 DP: 0 HBP: 0	WP: 1 PB: 0 CS: 2	PA: 36					
<b>PITCHER</b>	IP	WLS	BF	H	R	ER	SO	BB	IBB	HBP	BLK	WP	HR	S	P	ERA	WHIP										
17 Tim Hudson, R ERA: 4.8	5.0	W	21	7	3	3	1	0	0	0	0	1	0	54	82	5.40	1.400										
41 Jeremy Affeldt, L ERA: 5.87	0.1	H	2	0	0	0	0	0	0	0	0	0	0	7	10	0.00	0.000										
70 George Kontos, R ERA: 1.46	1.2	H	5	0	0	0	2	0	0	0	0	0	0	17	23	0.00	0.000										
49 Javier López, L ERA: 1.71	1.0	H	3	0	0	0	0	0	0	0	0	0	0	7	9	0.00	0.000										
46 Santiago Casilla, R ERA: 2.97	1.0	S	4	1	0	0	2	1	0	0	0	0	0	12	20	0.00	2.000										

Batter	1	2	3	4	5	6	7	8	9	AB	R	H	RBI	BB	SO	LOB	BOTTOM										
16 Angel Pagan, S OBP: 0.304, SLG: 0.322	5 HR 12 G3	5 1B 12 G4-3	F8		L7			F9		4	2	1	0	1	0	4	<b>Oakland Athletics @ San Francisco Giants</b> AT&T Park, San Francisco, CA Sun Jul 26 2015, 1:06 PM - 4:09 PM PDT Att: 42,034 - Partly Cloudy - 67 F										
12 Joe Panik, L OBP: 0.376, SLG: 0.444	G3	G4-3		G3-1		L6				4	0	0	0	0	2												
5 Matt Duffy, R OBP: 0.342, SLG: 0.466	HR	1B		G1-3		G1-3				4	1	2	3	0	0												
28 Buster Posey, R OBP: 0.390, SLG: 0.501	8 BB 9 1B	8 BB 8 G5-4-3								4	1	4	0	0	0												
8 Hunter Pence, R OBP: 0.350, SLG: 0.504	35 1B 9 1B	G5-4-3		G6-3		G1-4-3				3	0	0	0	1	0												
9 Brandon Belt, L OBP: 0.355, SLG: 0.475	35 1B		K		L9			43 E 49 SH1-3		4	0	2	1	0	1												
35 Brandon Crawford, L OBP: 0.333, SLG: 0.472				17 2B	F7			L7		4	0	2	0	0	1												
7 Grégor Blanco, L OBP: 0.369, SLG: 0.417					F7			SH1-3		3	0	0	0	0	1												
70 George Kontos, R					G3					0	0	0	0	0	0												
49 Javier López, L										0	0	0	0	0	0												
46 Santiago Casilla, R										0	0	0	0	0	0												
17 Tim Hudson, R OBP: 0.182, SLG: 0.219										2	0	1	0	0	1												
41 Jeremy Affeldt, L										0	0	0	0	0	0												
43 Justin Maxwell, R OBP: 0.288, SLG: 0.370										2	0	0	0	0	1												
<b>Inning Stats</b>	R: 3 E: 0 K: 2 S: 18	H: 4 LOB: 3 BB: 2 P: 37	R: 1 E: 0 K: 0 S: 9	H: 3 LOB: 1 BB: 0 P: 15	R: 0 E: 0 K: 1 S: 11	H: 2 LOB: 2 BB: 0 P: 16	R: 0 E: 0 K: 0 S: 11	H: 1 LOB: 1 BB: 0 P: 16	R: 0 E: 0 K: 0 S: 11	H: 0 LOB: 0 BB: 0 P: 14	R: 0 E: 0 K: 1 S: 11	H: 0 LOB: 0 BB: 0 P: 18	R: 0 E: 0 K: 0 S: 9	H: 1 LOB: 0 BB: 0 P: 15	R: 0 E: 1 K: 0 S: 8	H: 1 LOB: 2 BB: 0 P: 11	1B: 9 2B: 2 3B: 0 HR: 1	SF: 0 SAC: 1 DP: 2 HBP: 0	WP: 0 PB: 0 CS: 0	PA: 37							
<b>PITCHER</b>	IP	WLS	BF	H	R	ER	SO	BB	IBB	HBP	BLK	WP	HR	S	P	ERA	WHIP										
31 Kendall Graveman, R ERA: 4.13	1.1	L	13	7	4	4	2	2	0	0	0	0	0	26	50	6.750	27.000										
61 Dan Otero, R ERA: 5.74	1.2		6	2	0	0	1	0	0	0	0	0	0	12	18	0.00	1.200										
58 Evan Scribner, R ERA: 3.91	2.0		7	1	0	0	0	0	0	0	0	0	0	22	30	0.00	0.500										
13 Drew Pomeranz, L ERA: 3.66	2.0		6	1	0	0	1	0	0	0	0	0	0	20	33	0.00	0.500										
39 Eric O'Flaherty, L ERA: 5.57	1.0		5	1	0	0	0	0	0	0	0	0	0	8	11	0.00	1.000										





Batter	1	2	3	4	5	6	7	8	9	AB	R	H	RBI	BB	SO	LOB	TOP										
1 Billy Burns, S OBP: 0.339, SLG: 0.395										4	1	1	0	0	1	1											
10 Marcus Semien, R OBP: 0.295, SLG: 0.379										3	0	1	0	1	0	1											
15 Brett Lawrie, R OBP: 0.307, SLG: 0.393										4	0	0	0	0	1	4											
16 Billy Butler, R OBP: 0.313, SLG: 0.379										3	0	0	1	0	0	2											
17 Ike Davis, L OBP: 0.253, SLG: 0.386									1	0	0	0	0	1	0												
5 Jake Smolinski, R OBP: 0.304, SLG: 0.333										4	0	0	0	0	1												
22 Josh Reddick, L OBP: 0.341, SLG: 0.467										4	1	3	1	0	0	0											
19 Josh Phegley, R OBP: 0.315, SLG: 0.493										3	0	0	0	0	0	2											
28 Eric Sogard, L OBP: 0.285, SLG: 0.279										3	0	0	0	0	0	1											
54 Sonny Gray, R OBP: 0.333, SLG: 0.333										3	0	1	0	0	2	1											
<b>Inning Stats</b>	R: 1 H: 1 E: 0 K: 0 S: 12	H: 1 LOB: 1 BB: 1 P: 18	R: 0 H: 1 E: 0 K: 1 S: 10	H: 1 LOB: 1 BB: 0 P: 14	R: 0 H: 0 E: 0 K: 0 S: 9	H: 0 LOB: 0 BB: 0 P: 14	R: 0 H: 1 E: 0 K: 0 S: 9	H: 1 LOB: 1 BB: 0 P: 14	R: 0 H: 0 E: 0 K: 1 S: 10	H: 0 LOB: 0 BB: 0 P: 14	R: 0 H: 1 E: 0 K: 0 S: 7	H: 1 LOB: 0 BB: 0 P: 10	R: 1 H: 1 E: 0 K: 0 S: 7	H: 1 LOB: 0 BB: 0 P: 10	R: 0 H: 1 E: 0 K: 2 S: 10	H: 1 LOB: 1 BB: 0 P: 17	R: 0 H: 0 E: 0 K: 1 S: 6	H: 0 LOB: 0 BB: 0 P: 6	1B: 4 2B: 1 3B: 0 HR: 1	SF: 0 SAC: 0 DP: 0 HBP: 0	WP: 0 PB: 0 SB: 0 CS: 1	PA: 34					
<b>PITCHER</b>	IP	WLS	BF	H	R	ER	SO	BB	IBB	HBP	BLK	WP	HR	S	P	ERA	WHIP										
35 Brett Anderson, L ERA: 3.14	7.0	L	26	5	2	2	2	1	0	0	0	0	1	64	94	2.57	0.857										
52 Pedro Báez, R ERA: 2.93	1.0		4	1	0	0	2	0	0	0	0	0	0	10	17	0.00	1.000										
63 Yimi García, R ERA: 3.99	1.0		3	0	0	0	1	0	0	0	0	0	0	6	6	0.00	0.000										

Oakland Athletics @ Los Angeles Dodgers  
Dodger Stadium, Los Angeles, CA  
Tue Jul 28 2015, 7:10 PM - 9:33 PM PDT  
Att: 50,182 - Clear - 75 F

AB	32
R	2
H	6
RBI	2
BB	1
SO	5
LOB	13



Batter	1	2	3	4	5	6	7	8	9	AB	R	H	RBI	BB	SO	LOB	BOTTOM										
31 Joc Pederson, L OBP: 0.352, SLG: 0.464										4	0	0	0	0	3	0											
47 Howie Kendrick, R OBP: 0.333, SLG: 0.397										4	0	2	0	0	0	0											
23 Adrián González, L OBP: 0.368, SLG: 0.543										4	0	1	0	0	0	2											
9 Yasmani Grandal, S OBP: 0.391, SLG: 0.500										3	0	0	0	0	2	2											
66 Yasiel Puig, R OBP: 0.323, SLG: 0.416										3	0	0	0	0	1	1											
16 Andre Ethier, L OBP: 0.359, SLG: 0.452										2	0	0	0	1	0	0											
5 Alberto Callaspo, S OBP: 0.307, SLG: 0.271										3	0	0	0	0	0	1											
11 Jimmy Rollins, S OBP: 0.269, SLG: 0.352										3	0	0	0	0	0	0											
35 Brett Anderson, L OBP: 0.206, SLG: 0.103										2	0	0	0	0	2	0											
52 Pedro Báez, R										0	0	0	0	0	0	0											
63 Yimi García, R										0	0	0	0	0	0	0											
3 Carl Crawford, L OBP: 0.233, SLG: 0.356										1	0	0	0	0	1	0											
<b>Inning Stats</b>	R: 0 H: 0 E: 0 K: 1 S: 10	H: 0 LOB: 0 BB: 0 P: 10	R: 0 H: 0 E: 0 K: 1 S: 6	H: 0 LOB: 0 BB: 0 P: 8	R: 0 H: 0 E: 0 K: 1 S: 7	H: 0 LOB: 0 BB: 0 P: 11	R: 0 H: 1 E: 0 K: 2 S: 11	H: 1 LOB: 0 BB: 0 P: 15	R: 0 H: 0 E: 0 K: 0 S: 5	H: 0 LOB: 0 BB: 1 P: 11	R: 0 H: 0 E: 0 K: 2 S: 9	H: 0 LOB: 0 BB: 0 P: 12	R: 0 H: 1 E: 0 K: 1 S: 10	H: 1 LOB: 0 BB: 0 P: 13	R: 0 H: 0 E: 0 K: 0 S: 9	H: 0 LOB: 0 BB: 0 P: 14	R: 0 H: 1 E: 0 K: 1 S: 14	H: 1 LOB: 1 BB: 0 P: 16	1B: 2 2B: 1 3B: 0 HR: 0	SF: 0 SAC: 0 DP: 0 HBP: 0	WP: 0 PB: 0 SB: 0 CS: 1	PA: 30					
<b>PITCHER</b>	IP	WLS	BF	H	R	ER	SO	BB	IBB	HBP	BLK	WP	HR	S	P	ERA	WHIP										
54 Sonny Gray, R ERA: 2.16	9.0	W	30	3	0	0	9	1	0	0	0	0	0	81	110	0.00	0.444										

Oakland Athletics @ Los Angeles Dodgers  
Dodger Stadium, Los Angeles, CA  
Tue Jul 28 2015, 7:10 PM - 9:33 PM PDT  
Att: 50,182 - Clear - 75 F

AB	29
R	0
H	3
RBI	0
BB	1
SO	9
LOB	6









Batter	1	2	3	4	5	6	7	8	9	AB R H RBI BB SO LOB	TOP							
22 Jason Kipnis, L (1,4) OBP: 0.407, SLG: 0.486										4 0 1 0 0 1 1	<b>Cleveland Indians @ Oakland Athletics</b> O.co Coliseum, Oakland, CA Thu Jul 30 2015, 10:08 PM - 12:23 AM EDT Att: 13,173 - Clear - 67 F <a href="http://livebaseballscorecards.com">livebaseballscorecards.com</a>							
12 Francisco Lindor, S (1,6) OBP: 0.296, SLG: 0.390										4 1 2 0 0 0 0								
23 Michael Brantley, L (1,7) OBP: 0.379, SLG: 0.453										4 1 1 0 0 0 1								
41 Carlos Santana, S (1,3) OBP: 0.360, SLG: 0.400										3 1 1 2 1 2 1								
10 Yan Gomes, R (1,2) OBP: 0.254, SLG: 0.360										3 0 0 0 0 1 1								
8 Lonnie Chisenhall, L (1,10) OBP: 0.237, SLG: 0.339										3 0 0 0 0 1 0								
39 Gio Urshela, R (1,5) OBP: 0.301, SLG: 0.370										3 0 1 0 0 0 0								
24 Michael Bourn, L (1,8) OBP: 0.310, SLG: 0.290										3 0 1 0 0 0 1								
13 Tyler Holt, R (1,9) OBP: 0.167, SLG: 0.091										3 0 0 0 0 2 2								
<b>Inning Stats</b>	R: 3 H: 4 E: 1 K: 1 S: 17	H: 0 LOB: 0 BB: 0 P: 23	R: 0 H: 0 E: 0 K: 1 S: 8	H: 0 LOB: 0 BB: 0 P: 12	R: 0 H: 0 E: 0 K: 0 S: 6	H: 0 LOB: 0 BB: 0 P: 9	R: 0 H: 0 E: 0 K: 0 S: 8	H: 1 LOB: 1 BB: 1 P: 14	R: 0 H: 0 E: 0 K: 2 S: 11	H: 0 LOB: 0 BB: 0 P: 13		R: 0 H: 0 E: 0 K: 1 S: 12	H: 1 LOB: 0 BB: 5 P: 16	R: 0 H: 0 E: 0 K: 1 S: 10	H: 0 LOB: 0 BB: 0 P: 16	1B: 5 2B: 1 3B: 0 HR: 1	SF: 0 SAC: 0 DP: 1 HBP: 0	WP: 0 PB: 0 SB: 1 CS: 3
<b>PITCHER</b>	IP WLS BF H R ER SO BB IBB HBP BLK WP HR S P ERA WHIP	7.0 L 25 6 3 3 6 1 0 0 0 0 1 69 101 3.86 1.000	0.1 2 1 0 0 0 0 0 0 0 0 0 2 2 0.00 3.000	1.2 4 0 0 0 1 0 0 0 0 0 0 12 19 0.00 0.000											ERA WHIP			

Batter	1	2	3	4	5	6	7	8	9	AB R H RBI BB SO LOB	BOTTOM							
1 Billy Burns, S (1,8) OBP: 0.339, SLG: 0.391										4 1 1 0 0 1 0	<b>Cleveland Indians @ Oakland Athletics</b> O.co Coliseum, Oakland, CA Thu Jul 30 2015, 10:08 PM - 12:23 AM EDT Att: 13,173 - Clear - 67 F <a href="http://livebaseballscorecards.com">livebaseballscorecards.com</a>							
23 Sam Fuld, L (1,7) OBP: 0.284, SLG: 0.312										4 0 0 0 0 2 1								
22 Josh Reddick, L (1,9) OBP: 0.343, SLG: 0.472										4 0 1 1 0 1 1								
17 Ike Davis, L (1,3) OBP: 0.318, SLG: 0.375										3 0 0 0 0 1 1								
15 Brett Lawrie, R (1,5) OBP: 0.314, SLG: 0.410										2 0 0 0 1 0 1								
21 Stephen Vogt, L (1,2) OBP: 0.351, SLG: 0.454										3 0 0 0 0 1 1								
16 Billy Butler, R (1,10) OBP: 0.309, SLG: 0.375										3 0 0 0 0 1 0								
28 Eric Sogard, L (1,4) OBP: 0.280, SLG: 0.275										3 0 0 0 0 0 0								
10 Marcus Semien, R (1,6) OBP: 0.291, SLG: 0.373										3 0 0 0 0 0 0								
<b>Inning Stats</b>	R: 1 H: 2 E: 0 K: 1 S: 10	H: 0 LOB: 1 BB: 0 P: 15	R: 0 H: 0 E: 0 K: 2 S: 8	H: 0 LOB: 0 BB: 0 P: 13	R: 0 H: 0 E: 0 K: 1 S: 8	H: 0 LOB: 0 BB: 1 P: 13	R: 0 H: 0 E: 0 K: 0 S: 8	H: 0 LOB: 0 BB: 0 P: 13	R: 0 H: 0 E: 0 K: 2 S: 9	H: 0 LOB: 0 BB: 0 P: 13		R: 0 H: 0 E: 0 K: 0 S: 6	H: 0 LOB: 0 BB: 0 P: 7	R: 0 H: 0 E: 0 K: 0 S: 8	H: 0 LOB: 0 BB: 0 P: 13	1B: 1 2B: 2 3B: 0 HR: 0	SF: 0 SAC: 0 DP: 1 HBP: 0	WP: 0 PB: 0 SB: 1 CS: 0
<b>PITCHER</b>	IP WLS BF H R ER SO BB IBB HBP BLK WP HR S P ERA WHIP	9.0 W 30 2 1 1 7 1 0 0 0 0 0 72 103 1.00 0.333											ERA WHIP					





Batter	1	2	3	4	5	6	7	8	9	AB	R	H	RBI	BB	SO	LOB	TOP			
22 Jason Kipnis, L (1, 10) OBP: 0.405, SLG: 0.481	4-1 BB 12 G6-3		0-3 K			2-3 K		2-2 P5	2-1 L9	4	0	0	0	1	2	1				
12 Francisco Lindor, S (1, 6) OBP: 0.301, SLG: 0.389	2-2 G6-3				3-2 1B 23 P4	0-3 K		4-1 BB 41 1B		3	0	1	0	1	1	1				
23 Michael Brantley, L (1, 7) OBP: 0.377, SLG: 0.451	2-2 1B			0-0 P4			0-2 F7	1-1 L7		4	0	1	0	0	0	2				
41 Carlos Santana, S (1, 3) OBP: 0.359, SLG: 0.398	1-2 G1-3			2-3 K			0-1 F7	0-0 1B	1-3 1B	4	0	1	0	0	1	1				
10 Yan Gomes, R (1, 2) OBP: 0.254, SLG: 0.358		1-3 K			2-3 K		0-1 1B 8 2B 39 E	3-3 K		4	1	1	0	0	3	2				
8 Lonnie Chisenhall, L (1, 9) OBP: 0.247, SLG: 0.353		0-1 L8			2-2 1B		0-0 1B 39 E		1-2 1B 24 2B 39 S	4	1	3	0	0	0	0				
13 Tyler Holt, R (9, 9) OBP: 0.167, SLG: 0.091					0-1 1B		1-3 2B			0	0	0	0	0	0	0				
39 Gio Urshela, R (1, 5) OBP: 0.293, SLG: 0.359		0-1 G6-3			0-2 L9		0-0 E6	2-3 K	1-2 K	4	0	0	0	0	1	3				
24 Michael Bourn, L (1, 8) OBP: 0.313, SLG: 0.295			3-2 G4-3		1-1 F7		4-2 BB	2-0 2B	2-0 2B	3	0	1	1	1	0	1				
4 Mike Aviles, R (1, 4) OBP: 0.279, SLG: 0.313			1-2 G5-3			0-0 F9	0-1 G4-3		1-3 K	4	0	0	0	0	1	4				
<b>Inning Stats</b>	R: 0 E: 0 K: 0 S: 12	H: 1 LOB: 1 BB: 1 P: 21	R: 0 E: 0 K: 1 S: 7	H: 0 LOB: 0 BB: 0 P: 8	R: 0 E: 0 K: 1 S: 9	H: 0 LOB: 0 BB: 0 P: 13	R: 0 E: 0 K: 1 S: 9	H: 1 LOB: 0 BB: 0 P: 14	R: 0 E: 0 K: 2 S: 7	H: 0 LOB: 1 BB: 0 P: 17	R: 0 E: 0 K: 0 S: 13	H: 2 LOB: 3 BB: 1 P: 17	R: 0 E: 0 K: 1 S: 10	H: 1 LOB: 2 BB: 0 P: 20	R: 1 E: 0 K: 2 S: 14	H: 2 LOB: 0 BB: 0 P: 22	1B: 6 2B: 2 3B: 0 HR: 0	SF: 0 SAC: 0 DP: 1 HBP: 0	WP: 0 PB: 0 CS: 0	PA: 37
<b>PITCHER</b>	IP WLS BF H R ER SO	IP WLS BF H R ER SO	IP WLS BF H R ER SO	IP WLS BF H R ER SO	IP WLS BF H R ER SO	IP WLS BF H R ER SO	IP WLS BF H R ER SO	IP WLS BF H R ER SO	IP WLS BF H R ER SO	IP WLS BF H R ER SO	IP WLS BF H R ER SO	IP WLS BF H R ER SO	IP WLS BF H R ER SO	IP WLS BF H R ER SO	IP WLS BF H R ER SO	IP WLS BF H R ER SO	ERA WHIP	ERA WHIP		
31 Kendall Graveman, R (1, 1) ERA: 3.84	6.2	26	5	1	0	6	2	0	0	0	0	0	0	0	0	0	0.00	1.050		
33 Fernando Rodriguez Jr., R (7, 1) ERA: 4.06	0.1	1	0	0	0	0	0	0	0	0	0	0	2	2	0.00	0.000				
13 Drew Pomeranz, L (8, 1) ERA: 4.04	0.2	4	1	0	0	0	1	0	0	0	0	0	7	14	0.00	3.000				
49 Edward Mujica, R (8, 1) ERA: 4.3	1.0	L	5	2	1	3	0	0	0	0	0	0	15	24	9.00	2.000				
56 Fernando Abad, L (9, 1) ERA: 3.38	0.1	1	0	0	0	0	0	0	0	0	0	0	2	4	0.00	0.000				

Cleveland Indians @ Oakland Athletics  
O.co Coliseum, Oakland, CA  
Fri Jul 31 2015, 9:38 PM - 12:11 AM EDT  
Att: 28,152 - Cloudy - 63 F

AB 34  
R 2  
H 8  
RBI 1  
BB 3  
SO 9  
LOB 15



Batter	1	2	3	4	5	6	7	8	9	AB	R	H	RBI	BB	SO	LOB	BOTTOM			
1 Billy Burns, S (1, 8) OBP: 0.335, SLG: 0.386	2-3 K		1-3 K			0-1 L8			0-2 G4-3	4	0	0	0	0	2	2				
15 Brett Lawrie, R (1, 5) OBP: 0.311, SLG: 0.406	2-2 L8		3-2 FC4-6			2-2 F9			3-2 G4-3	4	0	0	0	0	0	2				
22 Josh Reddick, L (1, 9) OBP: 0.340, SLG: 0.467	1-1 F7		2-2 F8			2-2 P4			3-2 G4-3	4	0	0	0	0	0	2				
17 Ike Davis, L (1, 3) OBP: 0.313, SLG: 0.369		2-2 K			0-2 G4-3		0-0 G6-3			3	0	0	0	0	1	0				
16 Billy Butler, R (1, 10) OBP: 0.307, SLG: 0.372		3-2 G1-3			0-1 F8		0-1 L9			3	0	0	0	0	0	0				
21 Stephen Vogt, L (1, 2) OBP: 0.348, SLG: 0.450		1-2 L8			0-2 P6		2-1 G3			3	0	0	0	0	0	0				
20 Mark Canha, R (1, 7) OBP: 0.295, SLG: 0.383			4-1 BB 28 1B 10 E		0-0 P4			1-2 G1-3		2	1	0	0	1	0	0				
28 Eric Sogard, L (1, 4) OBP: 0.281, SLG: 0.275			0-1 BB 15 FC4-6 10 E		1-2 G5-3			1-0 G4-3		3	0	1	0	0	0	0				
10 Marcus Semien, R (1, 6) OBP: 0.289, SLG: 0.370			0-1 BB 15 FC4-6		3-2 G6-3			2-3 K		3	0	0	0	0	1	1				
<b>Inning Stats</b>	R: 0 E: 0 K: 1 S: 8	H: 0 LOB: 0 BB: 0 P: 13	R: 0 E: 0 K: 1 S: 14	H: 0 LOB: 0 BB: 0 P: 20	R: 1 E: 1 K: 1 S: 18	H: 1 LOB: 2 BB: 1 P: 28	R: 0 E: 0 K: 0 S: 8	H: 0 LOB: 0 BB: 0 P: 8	R: 0 E: 0 K: 0 S: 8	H: 0 LOB: 0 BB: 0 P: 12	R: 0 E: 0 K: 0 S: 5	H: 0 LOB: 0 BB: 0 P: 7	R: 0 E: 0 K: 1 S: 7	H: 0 LOB: 0 BB: 0 P: 11	R: 0 E: 0 K: 0 S: 10	H: 0 LOB: 0 BB: 0 P: 16	1B: 1 2B: 0 3B: 0 HR: 0	SF: 0 SAC: 0 DP: 0 HBP: 0	WP: 0 PB: 0 CS: 0	PA: 30
<b>PITCHER</b>	IP WLS BF H R ER SO	IP WLS BF H R ER SO	IP WLS BF H R ER SO	IP WLS BF H R ER SO	IP WLS BF H R ER SO	IP WLS BF H R ER SO	IP WLS BF H R ER SO	IP WLS BF H R ER SO	IP WLS BF H R ER SO	IP WLS BF H R ER SO	IP WLS BF H R ER SO	IP WLS BF H R ER SO	IP WLS BF H R ER SO	IP WLS BF H R ER SO	IP WLS BF H R ER SO	IP WLS BF H R ER SO	ERA WHIP	ERA WHIP		
31 Danny Salazar, R (1, 1) ERA: 3.47	8.0	W	27	1	1	0	4	0	0	0	0	0	0	0	0	0	0.00	0.250		
37 Cody Allen, R (9, 1) ERA: 3.45	1.0	S	3	0	0	0	0	0	0	0	0	0	10	16	0.00	0.000				

Cleveland Indians @ Oakland Athletics  
O.co Coliseum, Oakland, CA  
Fri Jul 31 2015, 9:38 PM - 12:11 AM EDT  
Att: 28,152 - Cloudy - 63 F

AB 29  
R 1  
H 1  
RBI 0  
BB 1  
SO 4  
LOB 7





Batter	1	2	3	4	5	6	7	8	9	AB	R	H	RBI	BB	SO	LOB	TOP																						
22 Jason Kipnis, L (1, 10) OBP: 0.491, SLG: 0.477	F7		F7			K		FC1		4	0	0	0	0	1	1																							
12 Francisco Lindor, S (1, 6) OBP: 0.299, SLG: 0.396	G5-3			G4-3				K		4	0	1	0	0	1	2																							
23 Michael Brantley, L (1, 7) OBP: 0.376, SLG: 0.449				F8		P5		K		4	0	1	0	0	1	3																							
41 Carlos Santana, S (1, 3) OBP: 0.355, SLG: 0.393	F7			G3					P5	4	0	0	0	0	1	1																							
10 Yan Gomes, R (1, 2) OBP: 0.254, SLG: 0.356		G6-3			G5-3				L9	4	0	1	0	0	0	0																							
8 Lonnie Chisenhall, L (1, 9) OBP: 0.247, SLG: 0.367									K	4	1	1	1	0	2	1																							
39 Gio Urshela, R (1, 5) OBP: 0.288, SLG: 0.352									F8	3	0	0	0	0	0	1																							
24 Michael Bourn, L (1, 8) OBP: 0.313, SLG: 0.295									K	3	0	1	0	0	2	0																							
4 Mike Aviles, R (1, 4) OBP: 0.275, SLG: 0.308									L9	3	0	0	0	0	0	1																							
<b>Inning Stats</b>	R: 0 H: 1 E: 0 K: 0 S: 8	H: 1 LOB: 1 BB: 0 P: 10	R: 0 H: 0 E: 0 K: 1 S: 8	H: 0 LOB: 0 BB: 0 P: 14	R: 0 H: 0 E: 0 K: 1 S: 8	H: 0 LOB: 0 BB: 0 P: 12	R: 0 H: 0 E: 0 K: 0 S: 7	H: 0 LOB: 0 BB: 0 P: 11	R: 1 H: 1 E: 0 K: 1 S: 11	H: 1 LOB: 1 BB: 0 P: 17	R: 0 H: 1 E: 0 K: 1 S: 9	H: 1 LOB: 1 BB: 0 P: 11	R: 0 H: 1 E: 0 K: 1 S: 10	H: 1 LOB: 2 BB: 0 P: 14	R: 0 H: 1 E: 0 K: 2 S: 15	H: 1 LOB: 2 BB: 0 P: 20	R: 0 H: 0 E: 0 K: 1 S: 8	H: 0 LOB: 0 BB: 0 P: 11	1B: 4 2B: 0 3B: 0 HR: 1	SF: 0 SAC: 0 DP: 0 HBP: 0	WP: 0 PB: 0 SB: 0 CS: 0	PA: 33																	
<b>PITCHER</b>	IP	WLS	BF	H	R	ER	SO	BB	IBB	HBP	BLK	WP	HR	S	P	ERA	WHIP	<b>PITCHER</b>					IP	WLS	BF	H	R	ER	SO	BB	IBB	HBP	BLK	WP	HR	S	P	ERA	WHIP
36 Aaron Brooks, R (1, 1) ERA: 3.09	7.1	W	27	5	1	1	5	0	0	0	0	0	1	66	94	1.23	0.682																						
13 Drew Pomeranz, L (8, 1) ERA: 3.99	0.2	H	3	0	0	0	2	0	0	0	0	0	0	10	15	0.00	0.000																						
49 Edward Mujica, R (9, 1) ERA: 4.15	1.0		3	0	0	0	1	0	0	0	0	0	0	8	11	0.00	0.000																						

Cleveland Indians @ Oakland Athletics  
O.co Coliseum, Oakland, CA  
Sat Aug 01 2015, 9:08 PM - 11:32 PM EDT  
Att: 19,046 - Partly Cloudy - 68 F

AB 33  
R 1  
H 5  
RBI 1  
BB 0  
SO 8  
LOB 10



Batter	1	2	3	4	5	6	7	8	9	AB	R	H	RBI	BB	SO	LOB	BOTTOM																						
23 Sam Fuld, L (1, 8) OBP: 0.292, SLG: 0.317	G6-4-3		G3		E3			G4-3		3	1	2	1	1	0	0																							
21 Stephen Vogt, L (1, 2) OBP: 0.344, SLG: 0.444	G6-4-3		K		G4-3			G4-3		4	0	0	0	0	1	3																							
22 Josh Reddick, L (1, 9) OBP: 0.336, SLG: 0.462	F7				K			G3		4	0	0	0	0	1	1																							
16 Billy Butler, R (1, 10) OBP: 0.309, SLG: 0.373					K			P3		4	1	2	1	0	1	0																							
17 Ike Davis, L (1, 3) OBP: 0.312, SLG: 0.372					L8			G4-3		4	0	1	0	0	0	1																							
20 Mark Canha, R (1, 7) OBP: 0.292, SLG: 0.378								G6-3		3	0	0	1	0	1	1																							
1 Billy Burns, S (8, 8) OBP: 0.335, SLG: 0.386								K		0	0	0	0	0	0	0																							
50 Max Muncy, L (1, 5) OBP: 0.275, SLG: 0.378								G4-3		3	0	1	0	0	0	1																							
10 Marcus Semien, R (1, 6) OBP: 0.292, SLG: 0.378								G1-3		3	0	1	0	0	0	1																							
28 Eric Sogard, L (1, 4) OBP: 0.281, SLG: 0.276								L9		2	2	1	1	1	0	1																							
<b>Inning Stats</b>	R: 0 H: 0 E: 0 K: 0 S: 7	H: 2 LOB: 1 BB: 0 P: 14	R: 1 H: 2 E: 0 K: 0 S: 9	H: 2 LOB: 1 BB: 0 P: 11	R: 0 H: 0 E: 0 K: 1 S: 8	H: 0 LOB: 0 BB: 0 P: 10	R: 0 H: 0 E: 0 K: 2 S: 13	H: 0 LOB: 0 BB: 0 P: 18	R: 2 H: 3 E: 1 K: 1 S: 11	H: 3 LOB: 1 BB: 1 P: 19	R: 0 H: 0 E: 0 K: 0 S: 7	H: 0 LOB: 0 BB: 0 P: 11	R: 1 H: 1 E: 0 K: 0 S: 11	H: 1 LOB: 0 BB: 0 P: 21	R: 1 H: 2 E: 0 K: 0 S: 12	H: 2 LOB: 1 BB: 0 P: 17	R: 1 H: 0 E: 0 K: 0 S: 3	H: 0 LOB: 0 BB: 0 P: 1	1B: 5 2B: 2 3B: 0 HR: 1	SF: 0 SAC: 0 DP: 1 HBP: 0	WP: 0 PB: 0 SB: 1 CS: 0	PA: 32																	
<b>PITCHER</b>	IP	WLS	BF	H	R	ER	SO	BB	IBB	HBP	BLK	WP	HR	S	P	ERA	WHIP	<b>PITCHER</b>					IP	WLS	BF	H	R	ER	SO	BB	IBB	HBP	BLK	WP	HR	S	P	ERA	WHIP
56 Cody Anderson, R (1, 1) ERA: 3.38	6.2	L	26	6	4	3	4	2	0	0	0	0	0	64	100	4.05	1.200																						
34 Zach McAllister, R (7, 1) ERA: 2.99	0.1		1	0	0	0	0	0	0	0	0	0	0	2	4	0.00	0.000																						
27 Bryan Shaw, R (8, 1) ERA: 1.98	0.2		4	2	1	1	0	0	0	0	0	0	0	10	13	13.50	3.000																						
53 Jeff Manship, R (8, 1) ERA: 1.15	0.1		1	0	0	0	0	0	0	0	0	0	0	2	4	0.00	0.000																						

Cleveland Indians @ Oakland Athletics  
O.co Coliseum, Oakland, CA  
Sat Aug 01 2015, 9:08 PM - 11:32 PM EDT  
Att: 19,046 - Partly Cloudy - 68 F

AB 30  
R 5  
H 8  
RBI 4  
BB 2  
SO 4  
LOB 8






Batter	1	2	3	4	5	6	7	8	9	10	AB	R	H	RBI	BB	SO	LOB	TOP		
8 Lonnie Chisenhall, L OBP: 0.256, SLG: 0.366											3	1	1	0	2	1	2	<b>Cleveland Indians @ Oakland Athletics</b> O.co Coliseum, Oakland, CA Sun Aug 02 2015, 4:09 PM - 7:23 PM EDT Att: 21,498 - Partly Cloudy - 69 F		
12 Francisco Lindor, S OBP: 0.291, SLG: 0.374											5	0	0	0	0	2	5			
23 Michael Brantley, L OBP: 0.377, SLG: 0.448											3	0	1	0	1	1	1			
41 Carlos Santana, S OBP: 0.354, SLG: 0.392											4	0	1	0	0	2	2			
40 Jerry Sands, R OBP: 0.419, SLG: 0.556											3	0	1	1	0	0	0			
39 Gio Urshela, R OBP: 0.280, SLG: 0.342											4	0	0	0	0	3	3			
55 Roberto Pérez, R OBP: 0.352, SLG: 0.406											3	0	1	0	1	1	0			
24 Michael Bourn, L OBP: 0.312, SLG: 0.292											3	0	0	0	1	1	2			
4 Mike Aviles, R OBP: 0.274, SLG: 0.307											4	0	1	0	0	0	0			
<b>Inning Stats</b>	R: 1 E: 0 K: 2 S: 12	H: 1 LOB: 2 BB: 2 P: 27	R: 0 E: 0 K: 0 S: 5	H: 1 LOB: 0 BB: 0 P: 8	R: 0 E: 0 K: 2 S: 12	H: 0 LOB: 1 BB: 1 P: 16	R: 0 E: 0 K: 0 S: 5	H: 0 LOB: 0 BB: 1 P: 10	R: 0 E: 0 K: 1 S: 7	H: 0 LOB: 0 BB: 0 P: 10	R: 0 E: 0 K: 1 S: 7	H: 0 LOB: 0 BB: 0 P: 9	R: 0 E: 0 K: 1 S: 10	H: 1 LOB: 1 BB: 0 P: 12	R: 0 E: 0 K: 2 S: 15	H: 1 LOB: 2 BB: 1 P: 25	1B: 6 2B: 0 3B: 0 HR: 0	SF: 1 SAC: 0 DP: 3 HBP: 0	WP: 2 PB: 0 SB: 0 CS: 0	PA: 38
<b>PITCHER</b>	IP WLS BF H R ER SO BB IBB HBP BLK WP HR S P ERA WHIP	IP WLS BF H R ER SO BB IBB HBP BLK WP HR S P ERA WHIP	IP WLS BF H R ER SO BB IBB HBP BLK WP HR S P ERA WHIP	IP WLS BF H R ER SO BB IBB HBP BLK WP HR S P ERA WHIP	IP WLS BF H R ER SO BB IBB HBP BLK WP HR S P ERA WHIP	IP WLS BF H R ER SO BB IBB HBP BLK WP HR S P ERA WHIP	IP WLS BF H R ER SO BB IBB HBP BLK WP HR S P ERA WHIP	IP WLS BF H R ER SO BB IBB HBP BLK WP HR S P ERA WHIP	IP WLS BF H R ER SO BB IBB HBP BLK WP HR S P ERA WHIP	IP WLS BF H R ER SO BB IBB HBP BLK WP HR S P ERA WHIP	IP WLS BF H R ER SO BB IBB HBP BLK WP HR S P ERA WHIP	IP WLS BF H R ER SO BB IBB HBP BLK WP HR S P ERA WHIP	IP WLS BF H R ER SO BB IBB HBP BLK WP HR S P ERA WHIP	IP WLS BF H R ER SO BB IBB HBP BLK WP HR S P ERA WHIP	IP WLS BF H R ER SO BB IBB HBP BLK WP HR S P ERA WHIP	IP WLS BF H R ER SO BB IBB HBP BLK WP HR S P ERA WHIP	IP WLS BF H R ER SO BB IBB HBP BLK WP HR S P ERA WHIP	IP WLS BF H R ER SO BB IBB HBP BLK WP HR S P ERA WHIP	IP WLS BF H R ER SO BB IBB HBP BLK WP HR S P ERA WHIP	IP WLS BF H R ER SO BB IBB HBP BLK WP HR S P ERA WHIP
54 Sonny Gray, R ERA: 2.12	7.0	0	26	4	1	1	7	4	0	0	0	0	0	0	0	0	0	1.29	1.143	
61 Dan Otero, R ERA: 3.79	0.1	1	0	0	0	0	0	0	0	0	0	0	0	0	0	0	0	0.00	0.000	
56 Fernando Abad, L ERA: 3.23	1.1	4	0	0	0	2	0	0	0	0	0	0	0	0	0	0	0	0.00	0.000	
49 Edward Mujica, R ERA: 4.11	0.1	2	1	0	0	0	0	0	0	0	0	0	0	0	0	0	0	0.00	3.000	
33 Fernando Rodriguez Jr., R ERA: 3.94	1.0	W	5	1	0	0	2	1	0	0	0	0	0	0	0	0	0	0.00	2.000	

AB	32
R	1
H	6
RBI	1
BB	5
SO	11
LOB	15



Batter	1	2	3	4	5	6	7	8	9	10	AB	R	H	RBI	BB	SO	LOB	BOTTOM						
1 Billy Burns, S OBP: 0.336, SLG: 0.385											4	0	1	1	1	1	1	<b>Cleveland Indians @ Oakland Athletics</b> O.co Coliseum, Oakland, CA Sun Aug 02 2015, 4:09 PM - 7:23 PM EDT Att: 21,498 - Partly Cloudy - 69 F						
23 Sam Fuld, L OBP: 0.294, SLG: 0.316											4	1	1	0	1	0	1							
22 Josh Reddick, L OBP: 0.334, SLG: 0.459											2	0	0	0	0	0	0							
20 Mark Canha, R OBP: 0.292, SLG: 0.381											3	0	1	1	0	0	3							
16 Billy Butler, R OBP: 0.308, SLG: 0.372											4	0	1	0	0	1	0							
17 Ike Davis, L OBP: 0.306, SLG: 0.364											4	0	0	0	0	1	1							
15 Brett Lawrie, R OBP: 0.310, SLG: 0.404											4	0	1	0	0	2	1							
19 Josh Phegley, R OBP: 0.312, SLG: 0.483											3	0	0	0	0	2	1							
21 Stephen Vogt, L OBP: 0.343, SLG: 0.443											1	0	0	0	0	0	1							
28 Eric Sogard, L OBP: 0.284, SLG: 0.277											3	1	1	0	1	1	1							
10 Marcus Semien, R OBP: 0.294, SLG: 0.378											3	0	1	0	1	1	1							
<b>Inning Stats</b>	R: 0 E: 0 K: 0 S: 7	H: 0 LOB: 0 BB: 0 P: 12	R: 0 E: 0 K: 2 S: 14	H: 1 LOB: 1 BB: 0 P: 23	R: 0 E: 0 K: 0 S: 9	H: 1 LOB: 1 BB: 1 P: 16	R: 0 E: 0 K: 0 S: 6	H: 0 LOB: 0 BB: 0 P: 9	R: 1 E: 0 K: 0 S: 14	H: 1 LOB: 3 BB: 3 P: 33	R: 0 E: 0 K: 2 S: 7	H: 0 LOB: 0 BB: 0 P: 10	R: 0 E: 0 K: 3 S: 11	H: 1 LOB: 1 BB: 0 P: 15	R: 0 E: 0 K: 0 S: 7	H: 0 LOB: 0 BB: 0 P: 8	R: 0 E: 0 K: 1 S: 9	H: 1 LOB: 1 BB: 0 P: 16	R: 1 E: 0 K: 1 S: 10	H: 2 LOB: 1 BB: 0 P: 16	1B: 6 2B: 2 3B: 0 HR: 0	SF: 0 SAC: 0 DP: 1 HBP: 0	WP: 0 PB: 0 SB: 0 CS: 0	PA: 39
<b>PITCHER</b>	IP WLS BF H R ER SO BB IBB HBP BLK WP HR S P ERA WHIP	IP WLS BF H R ER SO BB IBB HBP BLK WP HR S P ERA WHIP	IP WLS BF H R ER SO BB IBB HBP BLK WP HR S P ERA WHIP	IP WLS BF H R ER SO BB IBB HBP BLK WP HR S P ERA WHIP	IP WLS BF H R ER SO BB IBB HBP BLK WP HR S P ERA WHIP	IP WLS BF H R ER SO BB IBB HBP BLK WP HR S P ERA WHIP	IP WLS BF H R ER SO BB IBB HBP BLK WP HR S P ERA WHIP	IP WLS BF H R ER SO BB IBB HBP BLK WP HR S P ERA WHIP	IP WLS BF H R ER SO BB IBB HBP BLK WP HR S P ERA WHIP	IP WLS BF H R ER SO BB IBB HBP BLK WP HR S P ERA WHIP	IP WLS BF H R ER SO BB IBB HBP BLK WP HR S P ERA WHIP	IP WLS BF H R ER SO BB IBB HBP BLK WP HR S P ERA WHIP	IP WLS BF H R ER SO BB IBB HBP BLK WP HR S P ERA WHIP	IP WLS BF H R ER SO BB IBB HBP BLK WP HR S P ERA WHIP	IP WLS BF H R ER SO BB IBB HBP BLK WP HR S P ERA WHIP	IP WLS BF H R ER SO BB IBB HBP BLK WP HR S P ERA WHIP	IP WLS BF H R ER SO BB IBB HBP BLK WP HR S P ERA WHIP	IP WLS BF H R ER SO BB IBB HBP BLK WP HR S P ERA WHIP	IP WLS BF H R ER SO BB IBB HBP BLK WP HR S P ERA WHIP	IP WLS BF H R ER SO BB IBB HBP BLK WP HR S P ERA WHIP				
47 Trevor Bauer, R ERA: 3.98	6.2	4	27	4	1	1	6	4	0	0	0	0	0	0	0	0	0	1.35	1.200					
34 Zach McAllister, R ERA: 2.9	1.1	4	0	0	0	1	0	0	0	0	0	0	0	0	0	0	0	0.00	0.000					
27 Bryan Shaw, R ERA: 1.93	1.0	4	1	0	0	1	0	0	0	0	0	0	0	0	0	0	0	0.00	1.000					
37 Cody Allen, R ERA: 3.64	0.2	L	4	2	1	1	1	0	0	0	0	0	0	0	0	0	0	13.50	3.000					

AB	35
R	2
H	7
RBI	2
BB	4
SO	9
LOB	11













Batter	1	2	3	4	5	6	7	8	9	10	AB	R	H	RBI	BB	SO	LOB	TOP						
13 Manny Machado, R OBP: 0.359, SLG: 0.511	G5-3		G3-1			F7	G6-3			19 HR	5	1	1	0	0	0	2							
18 Gerardo Parra, L OBP: 0.366, SLG: 0.503	K		G6-3				K			19 HR	4	2	1	0	1	2	2							
10 Adam Jones, R OBP: 0.323, SLG: 0.480	G6-3					F8				F4	5	0	0	0	0	0	4							
19 Chris Davis, L OBP: 0.330, SLG: 0.517			K				K			K	4	2	2	4	1	2	0							
38 Jimmy Paredes, S OBP: 0.315, SLG: 0.437	K		G3				K			G3-1	5	0	1	1	0	2	1							
2 J.J. Hardy, R OBP: 0.271, SLG: 0.345	G6-4-3									K	5	0	2	1	0	1	1							
6 Jonathan Schoop, R OBP: 0.336, SLG: 0.551											3	1	1	0	0	1	3							
14 Nolan Reimold, R OBP: 0.322, SLG: 0.377											4	0	1	1	0	0	1							
36 Caleb Joseph, R OBP: 0.326, SLG: 0.433											4	1	2	0	0	0	2							
<b>Inning Stats</b>	R: 0 E: 0 K: 1 S: 5	H: 0 LOB: 0 BB: 0 P: 8	R: 0 E: 0 K: 1 S: 7	H: 0 LOB: 0 BB: 13	R: 1 E: 0 K: 0 S: 10	H: 2 LOB: 1 BB: 0 P: 16	R: 0 E: 0 K: 1 S: 8	H: 0 LOB: 0 BB: 0 P: 11	R: 0 E: 0 K: 1 S: 9	H: 0 LOB: 1 BB: 0 P: 15	R: 2 E: 0 K: 1 S: 16	H: 4 LOB: 2 BB: 0 P: 25	R: 0 E: 0 K: 1 S: 9	H: 1 LOB: 1 BB: 0 P: 12	R: 0 E: 0 K: 2 S: 8	H: 0 LOB: 0 BB: 0 P: 14	R: 0 E: 0 K: 0 S: 7	H: 1 LOB: 0 BB: 0 P: 9	R: 4 E: 0 K: 1 S: 17	H: 3 LOB: 0 BB: 1 P: 28	1B: 8 2B: 2 3B: 0 HR: 1	SF: 0 SAC: 0 DP: 2 HBP: 1	WP: 2 PB: 0 SB: 0 CS: 0	PA: 42
<b>PITCHER</b>	IP	WLS	BF	H	R	ER	SO	BB	IBB	HBP	BLK	WP	HR	S	P	ERA	WHIP							
31 Kendall Graveman, R ERA: 3.9	5.2		24	6	3	3	3	1	0	0	0	2	0	49	79	4.76	1.235							
33 Fernando Rodriguez Jr., R ERA: 3.71	1.0		4	1	0	0	1	0	0	0	0	0	0	11	16	0.00	1.000							
13 Drew Pomeranz, L ERA: 3.92	1.1		4	0	0	0	3	0	0	0	0	0	0	12	19	0.00	0.000							
49 Edward Mujica, R ERA: 3.88	1.0		3	1	0	0	0	0	0	0	0	0	0	7	9	0.00	1.000							
68 Arnold Leon, R ERA: 5.75	1.0	L	7	3	4	4	1	0	1	0	0	0	1	17	28	36.00	3.000							

Baltimore Orioles @ Oakland Athletics  
O.co Coliseum, Oakland, CA  
Wed Aug 05 2015, 3:38 PM - 7:10 PM EDT  
Att. 20,176 - Sunny - 74 F

AB 39  
R 7  
H 11  
RBI 7  
BB 2  
SO 8  
LOB 16



Batter	1	2	3	4	5	6	7	8	9	10	AB	R	H	RBI	BB	SO	LOB	BOTTOM						
1 Billy Burns, S OBP: 0.338, SLG: 0.379	L8										4	0	1	0	1	2	2							
23 Sam Fuld, L OBP: 0.285, SLG: 0.304	G3										3	0	0	0	0	0	3							
22 Josh Reddick, L OBP: 0.335, SLG: 0.458	G3										1	0	0	0	1	0	1							
15 Brett Lawrie, R OBP: 0.307, SLG: 0.401	G6-3										4	0	0	1	0	2	2							
16 Billy Butler, R OBP: 0.310, SLG: 0.374											2	0	1	0	1	0	0							
21 Stephen Vogt, L OBP: 0.339, SLG: 0.442											2	0	0	0	0	1	2							
26 Danny Valencia, R OBP: 0.328, SLG: 0.503	G6-3										5	0	1	0	0	1	4							
19 Josh Phegley, R OBP: 0.316, SLG: 0.479	K										3	1	1	0	1	2	2							
20 Mark Canha, R OBP: 0.288, SLG: 0.379	K										4	1	1	0	0	2	3							
17 Ike Davis, L OBP: 0.309, SLG: 0.371											3	0	1	0	0	0	3							
4 Coco Crisp, S OBP: 0.213, SLG: 0.113											1	0	0	0	0	0	0							
10 Marcus Semien, R OBP: 0.297, SLG: 0.387											3	1	2	2	1	1	0							
<b>Inning Stats</b>	R: 0 E: 0 K: 0 S: 5	H: 0 LOB: 0 BB: 0 P: 7	R: 0 E: 0 K: 2 S: 11	H: 1 LOB: 1 BB: 0 P: 16	R: 1 E: 0 K: 1 S: 18	H: 1 LOB: 3 BB: 3 P: 36	R: 2 E: 0 K: 1 S: 11	H: 2 LOB: 0 BB: 1 P: 20	R: 0 E: 0 K: 0 S: 7	H: 0 LOB: 0 BB: 0 P: 9	R: 0 E: 0 K: 2 S: 13	H: 1 LOB: 1 BB: 0 P: 17	R: 0 E: 0 K: 3 S: 20	H: 1 LOB: 2 BB: 1 P: 31	R: 0 E: 0 K: 0 S: 9	H: 1 LOB: 0 BB: 0 P: 14	R: 0 E: 0 K: 1 S: 8	H: 1 LOB: 1 BB: 0 P: 10	R: 0 E: 0 K: 1 S: 5	H: 0 LOB: 0 BB: 0 P: 8	1B: 3 2B: 5 3B: 0 HR: 0	SF: 1 SAC: 0 DP: 0 HBP: 0	WP: 1 PB: 0 SB: 3 CS: 1	PA: 43
<b>PITCHER</b>	IP	WLS	BF	H	R	ER	SO	BB	IBB	HBP	BLK	WP	HR	S	P	ERA	WHIP							
16 Wei-Yin Chen, L ERA: 3.32	5.0		22	4	3	3	4	4	0	0	0	1	0	52	88	5.40	1.600							
35 Brad Brach, R ERA: 2.65	1.1		7	2	0	0	3	1	0	0	0	0	0	22	33	0.00	2.250							
56 Darren O'Day, R ERA: 1.31	1.1		5	1	0	0	2	0	0	0	0	0	0	19	26	0.00	0.750							
53 Zack Britton, L ERA: 1.62	2.1	W	7	1	0	0	2	0	0	0	0	0	0	14	21	0.00	0.429							

Baltimore Orioles @ Oakland Athletics  
O.co Coliseum, Oakland, CA  
Wed Aug 05 2015, 3:38 PM - 7:10 PM EDT  
Att. 20,176 - Sunny - 74 F

AB 35  
R 3  
H 8  
RBI 3  
BB 5  
SO 11  
LOB 22





Batter	1	2	3	4	5	6	7	8	9	10	AB	R	H	RBI	BB	SO	LOB	TOP																	
27 Jose Altuve, R OBP: 0.342, SLG: 0.412	(1,4) C SI 90 0-3 B SL 85 K	(1,2) F CH 81 2-2 B CH 82 B CH 82 B CH 82 X FF 91 G3-1			X SL 86 0-0 1B			X FC 91 0-0 1B		F SI 88 0-1 L SI 90 X SI 90 SH1-3 1B	5	2	3	0	0	1	2																		
30 Carlos Gómez, R OBP: 0.327, SLG: 0.426	(1,8) F FF 92 1-1 X SL 83 1B		B SI 91 3-3 C SI 91 B SI 91 B SI 91 B SI 91 X CH 80 K		1 SAFE 0-0 1 SAFE X CH 80 G5-3			1 SAFE 2-3 B FC 90 F FF 93 S SAFE 1 SAFE B FF 94 F FF 95 X FF 95 K		1 SAFE 1-1 L SI 90 P PO 87 X SI 90 SH1-3	4	1	1	0	0	2	2																		
1 Carlos Correa, R OBP: 0.345, SLG: 0.567	(1,6) C FF 90 1-2 F CH 81 B FF 91 1 SAFE X SI 88 1B		C SL 86 2-2 B FF 91 B FF 91 B FF 91 B FF 91 X CH 83 L7		B FF 90 4-0 B SI 91 B SI 91 B SI 91 B SI 91 X FF 91 BB			B FC 92 2-0 B FC 91 X FF 94 HR		B SI 91 3-0 B SI 91 B SI 91 B SI 91 X FF 92 P3	4	1	2	2	1	0	1																		
8 Jed Lowrie, S OBP: 0.430, SLG: 0.538	(1,5) S CH 82 1-1 B CH 81 X FF 88 SF9		B FF 92 1-0 X SI 90 F7		1 SAFE 0-2 C FF 89 C FF 90 C FF 91 X CH 81 L9			B SI 88 4-0 B CH 70 B SI 89 B SI 88 X FF 88 BB		S SI 92 3-2 T SI 92 B SI 92 B SI 92 B SI 92 X SI 93 2B	3	1	1	2	1	0	1																		
28 Colby Rasmus, L OBP: 0.311, SLG: 0.445	(1,9) 1 SAFE 3-4 T CH 82 B CH 82 1 SAFE X CH 82 F7		C CU 75 2-3 S CH 82 S CH 83 S CH 83 S CH 82 K		1 SAFE 1-2 S CH 81 S CH 82 S CH 83 S CH 84 X FF 91 F9			B FC 85 1-1 F FC 84 X FC 85 E8		F SI 88 1-1 B SI 87 B SI 87 X FF 90 F8	5	0	1	0	0	1	3																		
Evan Gattis, R OBP: 0.274, SLG: 0.444	(1,10) B FF 90 2-2 S SI 85 S SI 85 B CH 84 F SI 90 X FF 90 G5-3		C CU 77 3-2 B SI 86 B SI 86 B SI 86 B SI 86 X CH 83 K		C CU 77 1-3 C SI 83 F CH 83 F CH 83 F CH 83 X CH 84 K			B CU 75 3-2 T CH 81 B SI 86 B SI 86 B SI 86 X CH 83 P5		C FF 90 0-1 1 SAFE X FF 90 P3	4	0	0	0	0	1	1																		
18 Luis Valbuena, L OBP: 0.290, SLG: 0.421	(1,3) X SI 91 0-0 15 E 15 FC4 1B									C CU 72 2-1 B FF 91 B FF 91 X FF 91 F8	3	0	1	0	0	1	0																		
20 Preston Tucker, L OBP: 0.320, SLG: 0.466											1	0	0	0	0	0	0																		
15 Jason Castro, L OBP: 0.280, SLG: 0.391	(1,2) B CH 81 1-0 X SI 90 FC4				B SI 90 2-0 X SI 90 G4-3					C FF 91 0-3 F CU 73 S FF 92 K	4	0	0	0	0	2	1																		
6 Jake Marisnick, R OBP: 0.262, SLG: 0.356	(1,7) 1 SAFE 2-3 T CH 82 B CH 82 1 SAFE X CH 82 K		C FF 91 2-2 B SI 85 B SI 85 B SI 85 X FF 92 P6					F SI 91 1-3 B SI 91 S FF 92 S FF 93 K		C CU 73 1-2 C CU 73 B CU 73 X CU 73 F9	2	0	0	0	0	1	2																		
9 Marwin Gonzalez, S OBP: 0.303, SLG: 0.420	(8,PH) (8,3)										2	0	0	0	0	1	0																		
Inning Stats												R: 1 E: 0 K: 1 S: 12	H: 2 LOB: 1 BB: 0 P: 16	R: 0 E: 1 K: 1 S: 13	H: 1 LOB: 2 BB: 0 P: 20	R: 0 E: 0 K: 1 S: 8	H: 0 LOB: 0 BB: 0 P: 14	R: 0 E: 0 K: 3 S: 11	H: 0 LOB: 0 BB: 0 P: 17	R: 0 E: 0 K: 0 S: 7	H: 1 LOB: 1 BB: 0 P: 11	R: 0 E: 0 K: 0 S: 7	H: 0 LOB: 0 BB: 1 P: 12	R: 0 E: 0 K: 1 S: 11	H: 0 LOB: 0 BB: 0 P: 18	R: 3 E: 1 K: 2 S: 14	H: 3 LOB: 1 BB: 1 P: 24	R: 0 E: 0 K: 1 S: 8	H: 0 LOB: 0 BB: 0 P: 11	R: 1 E: 0 K: 0 S: 12	H: 2 LOB: 1 BB: 0 P: 19	1B: 7 2B: 1 3B: 0 HR: 1	SF: 1 SAC: 1 DP: 0 HBP: 0	WP: 0 PB: 0 SB: 2 CS: 1	PA: 41
PITCHER												IP	WLS	BF	H	R	ER	SO	BB	IBB	HBP	BLK	WP	HR	S	P	ERA	WHIP							
36 Aaron Brooks, R ERA: 2.41	(1,1) 7.0	26	4	1	1	7	BB: 1	IBB: 0	HBP: 0	BLK: 0	WP: 0	HR: 0	S: 69	P: 108	ERA: 1.29	WHIP: 0.714																			
33 Fernando Rodriguez Jr., R ERA: 1.15	(8,1) 0.2	4	2	2	2	0	BB: 0	IBB: 0	HBP: 0	BLK: 0	WP: 0	HR: 1	S: 10	P: 15	ERA: 27.00	WHIP: 3.000																			
56 Fernando Abad, L ERA: 3.13	(8,1) 0.0	2	1	1	0	0	BB: 0	IBB: 0	HBP: 0	BLK: 0	WP: 0	HR: 2	S: 7	P: 7	ERA: ∞	WHIP: ∞																			
56 Evan Scribner, R ERA: 3.73	(8,1) 1.1	4	0	0	0	1	BB: 0	IBB: 0	HBP: 0	BLK: 0	WP: 0	HR: 0	S: 10	P: 13	ERA: 0.00	WHIP: 0.000																			
49 Edward Mujica, R ERA: 4.13	(10,1) 1.0	5	2	1	1	0	BB: 0	IBB: 0	HBP: 0	BLK: 0	WP: 0	HR: 0	S: 12	P: 19	ERA: 9.00	WHIP: 2.000																			
PITCHER												IP	WLS	BF	H	R	ER	SO	BB	IBB	HBP	BLK	WP	HR	S	P	ERA	WHIP							
1 Billy Burns, S OBP: 0.333, SLG: 0.374	(1,8) B FF 88 1-0 X FC 89 L7		F FC 88 2-2 D CU 74 F CU 75 D CU 74 X SI 90 F7		F CU 91 1-2 F FC 89 F FC 89 F FC 89 F FC 89 F FC 89 X CU 76 F8			C SI 90 1-2 L SI 89 X SL 85 P6		X SI 88 0-0 FC4-6	5	0	0	1	0	0	5																		
4 Coco Crisp, S OBP: 0.197, SLG: 0.103	(1,7) C SI 89 3-1 B SI 90 B SI 89 X FC 88 F9		D CU 75 2-2 C FC 87 D CU 74 X FC 87 L7		C CU 74 3-3 D CU 76 B CU 72 C FC 88 D CU 74 S CU 75 K			C FF 91 1-3 B SI 89 B CH 78 S CH 78 K		C FF 92 2-1 B SI 88 X FF 88 F9	5	0	0	0	0	2	5																		
22 Josh Reddick, L OBP: 0.333, SLG: 0.454	(1,9) C FC 86 1-1 B CH 85 X FC 90 L7		C FC 87 1-1 B CU 72 X FC 88 G6-3		C FC 88 0-1 X CU 73 G1-3			B FF 91 1-1 F FF 91 X FF 91 G5-3		C FC 91 0-1 X CU 81 G1-4-3	5	0	1	0	0	0	0																		
16 Billy Butler, R OBP: 0.309, SLG: 0.370	(1,10) C FF 88 1-2 B FC 85 X SI 91 G6-3		C FC 87 3-3 B SI 89 B FC 88 B SI 90 C FC 88 G1-3		B SI 89 4-1 B CU 76 B FC 88 B SI 89 B SI 89 G1-3			X FF 91 0-0 G5-3		X FC 91 0-0 G1-4-3	4	0	0	0	1	1	1																		
21 Stephen Vogt, L OBP: 0.340, SLG: 0.446	(1,2) C SI 89 3-2 B FC 88 B FF 91 F FC 88 B CU 77 X FC 91 HR		B SI 90 1-0 X FC 87 G1-3		C SI 91 3-2 B SI 89 B FC 88 S CU 74 X FC 88 L7			B SI 89 4-0 B SI 89 B SI 89 B SI 89 X FF 90 BB		B SI 90 3-2 B SI 89 B SI 89 B SI 89 X FF 90 FC5	4	2	1	1	1	0	1																		
15 Brett Lawrie, R OBP: 0.309, SLG: 0.410	(1,5) C SI 90 1-1 B CU 76 X SI 90 G5-3		B CU 74 3-2 B CU 87 B SI 90 B SI 90 B SI 90 X SI 91 HR		D CU 77 3-1 B CU 75 D CU 76 C SI 89 S CU 74 P: 12 1B			B SI 82 1-2 X SI 90 BB		B SI 84 3-2 C SI 89 F SI 90 X SI 90 FC4-6	4	2	2	1	0	0	1																		
17 Ike Davis, L OBP: 0.313, SLG: 0.370	(1,3) B FC 88 2-2 B CU 76 C FC 88 B CU 74 X FC 88 L5				B FC 86 4-1 B FC 88 D CU 76 B CU 74 B FC 88 28 F8 10 1B BB			F FC 86 2-3 B FC 86 D CU 76 C FC 88 K		B SI 89 2-1 B SI 89 X FF 90 FC4-6	3	0	1	1	1	1	2																		
23 Sam Fuld, L OBP: 0.285, SLG: 0.304	(9,PR) C SI 91 3-1 B SI 89 B SI 89 X FC 88 L5										0	0	0	0	0	0	0																		
20 Mark Canha, R OBP: 0.288, SLG: 0.379	(10,3)										0	0	0	0	0	0	0																		
10 Marcus Semien, R OBP: 0.296, SLG: 0.386	(1,6) C FF 90 1-1 X CU 74 F8		B FC 87 3-1 B FC 86 C SI 90 X SI 89 G5-3		B SI 82 1-0 X SI 90 G5-3					S SI 90 1-3 B SI 89 1 SAFE T SAFE C SI 85 K	4	0	1	0	0	1	2																		
28 Eric Sogard, L OBP: 0.280, SLG: 0.285	(1,4) B FC 87 1-0 X SI 89 F8		B FC 88 1-0 X FC 88 F8								3	0	1	0	1	0	2																		
Inning Stats												R: 0 E: 0 K: 0 S: 5	H: 0 LOB: 0 BB: 0 P: 10	R: 1 E: 0 K: 0 S: 13	H: 1 LOB: 0 BB: 0 P: 20	R: 0 E: 0 K: 0 S: 10	H: 1 LOB: 1 BB: 0 P: 16	R: 0 E: 0 K: 1 S: 6	H: 0 LOB: 0 BB: 0 P: 11	R: 1 E: 0 K: 1 S: 18	H: 2 LOB: 2 BB: 1 P: 33	R: 0 E: 0 K: 0 S: 6	H: 0 LOB: 0 BB: 0 P: 8	R: 0 E: 0 K: 1 S: 6	H: 0 LOB: 0 BB: 0 P: 8	R: 2 E: 1 K: 1 S: 14	H: 1 LOB: 3 BB: 2 P: 30	R: 0 E: 0 K: 0 S: 6	H: 1 LOB: 1 BB: 0 P: 9	1B: 4 2B: 1 3B: 0 HR: 2	SF: 0 SAC: 0 DP: 1 HBP: 0	WP: 0 PB: 0 SB: 0 CS: 0	PA: 41		
PITCHER												IP	WLS	BF	H	R	ER	SO	BB	IBB	HBP	BLK	WP	HR	S	P	ERA	WHIP							
46 Scott Feldman, R ERA: 4.46	(1,1) 6.0	25	5	2	2	3	BB: 2	IBB: 0	HBP: 0	BLK: 0	WP: 0	HR: 2	S: 63	P: 113	ERA: 3.00	WHIP: 1.167																			
50 Chad Qualls, R ERA: 4.01	(7,1) 1.0	3	0	0	0	0	BB: 0	IBB: 0	HBP: 0	BLK: 0	WP: 0	HR: 0	S: 6	P: 8	ERA: 0.00	WHIP: 0.000																			
29 Tony Sipp, L ERA: 2.52	(8,1) 1.0	3	0	0	0	1	BB: 0	IBB: 0	HBP: 0	BLK: 0	WP: 0	HR: 0	S: 6	P: 8	ERA: 0.00	WHIP: 0.000																			
44 Luke Gregerson, R ERA: 3.05	(9,1) 1.0	7	1	2	0	1	BB: 2	IBB: 0	HBP: 0	BLK: 0	WP: 0	HR: 0	S: 14	P: 30	ERA: 0.00	WHIP: 3.000																			
36 Will Harris, R ERA: 1.29	(10,1) 1.0	3	1	0	0	0	BB: 0	IBB: 0	HBP: 0	BLK: 0	WP: 0	HR: 0	S: 6	P: 9	ERA: 0.00	WHIP: 1.000																			

Houston Astros @ Oakland Athletics  
O.co Coliseum, Oakland, CA  
Thu Aug 06 2015, 10:08 PM - 1:45 AM EDT  
Att: 16,172 - Cloudy - 66 F

AB	37
R	5
H	9
RBI	4
BB	2
SO	10
LOB	13



Houston Astros @ Oakland Athletics  
O.co Coliseum, Oakland, CA  
Thu Aug 06 2015, 10:08 PM - 1:45 AM EDT  
Att: 16,172 - Cloudy - 66 F

AB	37
R	4
H	7
RBI	4
BB	4
SO	5
LOB	19









Batter	1	2	3	4	5	6	7	8	9	AB	R	H	RBI	BB	SO	LOB	TOP								
27 Jose Altuve, R OBP: 0.342, SLG: 0.411																	5	0	2	0	0	0	0	2	
30 Carlos Gómez, R OBP: 0.322, SLG: 0.417																		3	0	0	0	1	0	2	
1 Carlos Correa, R OBP: 0.346, SLG: 0.555																		2	0	0	0	2	1	2	
28 Colby Rasmus, L OBP: 0.308, SLG: 0.438																		4	0	1	0	0	1	3	
Evan Gattis, R OBP: 0.269, SLG: 0.436																		4	0	0	0	0	0	4	
20 Preston Tucker, L OBP: 0.317, SLG: 0.471																		3	1	1	1	0	1	0	
9 Marwin Gonzalez, S OBP: 0.302, SLG: 0.418																		1	0	0	0	0	0	0	
18 Luis Valbuena, L OBP: 0.296, SLG: 0.435																		2	0	1	0	1	0	0	
8 Jed Lowrie, S OBP: 0.419, SLG: 0.512																		0	0	0	0	1	0	0	
6 Jake Marisnick, R OBP: 0.262, SLG: 0.356																		0	0	0	0	0	0	0	
23 Chris Carter, R OBP: 0.296, SLG: 0.379																		4	0	1	0	0	1	2	
16 Hank Conger, L OBP: 0.347, SLG: 0.484																		4	0	0	0	0	1	4	
<b>Inning Stats</b>	R: 0 H: 1 E: 0 K: 0 S: 11	H: 1 LOB: 2 BB: 1 P: 21	R: 0 H: 1 E: 0 K: 1 S: 10	H: 1 LOB: 1 BB: 1 P: 16	R: 0 H: 0 E: 0 K: 1 S: 7	H: 0 LOB: 1 BB: 1 P: 14	R: 1 H: 2 E: 0 K: 1 S: 9	H: 2 LOB: 1 BB: 1 P: 12	R: 0 H: 1 E: 0 K: 0 S: 10	H: 0 LOB: 0 BB: 0 P: 10	R: 0 H: 1 E: 0 K: 0 S: 9	H: 1 LOB: 1 BB: 0 P: 12	R: 0 H: 0 E: 0 K: 1 S: 8	H: 0 LOB: 0 BB: 0 P: 11	R: 0 H: 0 E: 0 K: 0 S: 10	H: 0 LOB: 2 BB: 1 P: 16	1B: 4 2B: 1 3B: 0 HR: 1	SF: 0 SAC: 0 DP: 1 HBP: 0	WP: 0 PB: 0 SB: 1 CS: 0	PA: 37					
<b>PITCHER</b>	IP: 7.0 WLS: W BF: 30 ERA: 3.73	IP: 1.0 WLS: H BF: 4 ERA: 3.86	IP: 1.0 WLS: S BF: 3 ERA: 4.01	IP: 1.0 WLS: S BF: 3 ERA: 4.01	IP: 1.0 WLS: S BF: 3 ERA: 4.01	IP: 1.0 WLS: S BF: 3 ERA: 4.01	IP: 1.0 WLS: S BF: 3 ERA: 4.01	IP: 1.0 WLS: S BF: 3 ERA: 4.01	IP: 1.0 WLS: S BF: 3 ERA: 4.01	IP: 1.0 WLS: S BF: 3 ERA: 4.01	IP: 1.0 WLS: S BF: 3 ERA: 4.01	IP: 1.0 WLS: S BF: 3 ERA: 4.01	IP: 1.0 WLS: S BF: 3 ERA: 4.01	IP: 1.0 WLS: S BF: 3 ERA: 4.01	IP: 1.0 WLS: S BF: 3 ERA: 4.01	IP: 1.0 WLS: S BF: 3 ERA: 4.01	IP: 1.0 WLS: S BF: 3 ERA: 4.01	IP: 1.0 WLS: S BF: 3 ERA: 4.01	IP: 1.0 WLS: S BF: 3 ERA: 4.01	IP: 1.0 WLS: S BF: 3 ERA: 4.01	IP: 1.0 WLS: S BF: 3 ERA: 4.01	IP: 1.0 WLS: S BF: 3 ERA: 4.01	IP: 1.0 WLS: S BF: 3 ERA: 4.01	IP: 1.0 WLS: S BF: 3 ERA: 4.01	IP: 1.0 WLS: S BF: 3 ERA: 4.01

Houston Astros @ Oakland Athletics  
O.co Coliseum, Oakland, CA  
Sat Aug 08 2015, 4:08 PM - 6:58 PM EDT  
Att: 25,091 - Cloudy - 68 F

AB 32  
R 1  
H 6  
RBI 1  
BB 5  
SO 5  
LOB 19



Batter	1	2	3	4	5	6	7	8	9	AB	R	H	RBI	BB	SO	LOB	BOTTOM								
1 Billy Burns, S OBP: 0.334, SLG: 0.373																	3	1	0	0	1	2	1		
4 Coco Crisp, S OBP: 0.211, SLG: 0.098																		0	1	0	0	1	0	0	
23 Sam Fuld, L OBP: 0.278, SLG: 0.295																		3	0	0	0	0	0	0	
22 Josh Reddick, L OBP: 0.332, SLG: 0.455																		4	0	1	0	0	0	2	
26 Danny Valencia, R OBP: 0.341, SLG: 0.529																		4	0	2	2	0	1	1	
21 Stephen Vogt, L OBP: 0.337, SLG: 0.443																		4	0	0	0	0	2	2	
15 Brett Lawrie, R OBP: 0.306, SLG: 0.404																		3	0	0	0	0	2	1	
17 Ike Davis, L OBP: 0.313, SLG: 0.369																		3	0	1	0	0	1	0	
10 Marcus Semien, R OBP: 0.301, SLG: 0.392																		3	0	1	0	0	1	1	
28 Eric Sogard, L OBP: 0.291, SLG: 0.283																		2	0	0	0	1	1	1	
<b>Inning Stats</b>	R: 2 H: 1 E: 0 K: 0 S: 13	H: 1 LOB: 1 BB: 2 P: 27	R: 0 H: 0 E: 0 K: 3 S: 15	H: 0 LOB: 1 BB: 1 P: 22	R: 0 H: 1 E: 0 K: 1 S: 12	H: 1 LOB: 1 BB: 0 P: 16	R: 0 H: 1 E: 0 K: 1 S: 12	H: 1 LOB: 1 BB: 0 P: 18	R: 0 H: 1 E: 0 K: 2 S: 15	H: 1 LOB: 0 BB: 0 P: 23	R: 0 H: 0 E: 0 K: 2 S: 14	H: 0 LOB: 0 BB: 0 P: 20	R: 0 H: 0 E: 0 K: 0 S: 4	H: 0 LOB: 0 BB: 0 P: 7	R: 0 H: 0 E: 0 K: 0 S: 10	H: 0 LOB: 0 BB: 0 P: 11	1B: 2 2B: 3 3B: 0 HR: 0	SF: 0 SAC: 0 DP: 0 HBP: 0	WP: 0 PB: 0 SB: 1 CS: 0	PA: 32					
<b>PITCHER</b>	IP: 6.0 WLS: L BF: 26 ERA: 4.22	IP: 1.1 WLS: 4 BF: 4 ERA: 2.43	IP: 0.2 WLS: 2 BF: 2 ERA: 3.93	IP: 0.2 WLS: 2 BF: 2 ERA: 3.93	IP: 0.2 WLS: 2 BF: 2 ERA: 3.93	IP: 0.2 WLS: 2 BF: 2 ERA: 3.93	IP: 0.2 WLS: 2 BF: 2 ERA: 3.93	IP: 0.2 WLS: 2 BF: 2 ERA: 3.93	IP: 0.2 WLS: 2 BF: 2 ERA: 3.93	IP: 0.2 WLS: 2 BF: 2 ERA: 3.93	IP: 0.2 WLS: 2 BF: 2 ERA: 3.93	IP: 0.2 WLS: 2 BF: 2 ERA: 3.93	IP: 0.2 WLS: 2 BF: 2 ERA: 3.93	IP: 0.2 WLS: 2 BF: 2 ERA: 3.93	IP: 0.2 WLS: 2 BF: 2 ERA: 3.93	IP: 0.2 WLS: 2 BF: 2 ERA: 3.93	IP: 0.2 WLS: 2 BF: 2 ERA: 3.93	IP: 0.2 WLS: 2 BF: 2 ERA: 3.93	IP: 0.2 WLS: 2 BF: 2 ERA: 3.93	IP: 0.2 WLS: 2 BF: 2 ERA: 3.93	IP: 0.2 WLS: 2 BF: 2 ERA: 3.93	IP: 0.2 WLS: 2 BF: 2 ERA: 3.93	IP: 0.2 WLS: 2 BF: 2 ERA: 3.93	IP: 0.2 WLS: 2 BF: 2 ERA: 3.93	IP: 0.2 WLS: 2 BF: 2 ERA: 3.93

Houston Astros @ Oakland Athletics  
O.co Coliseum, Oakland, CA  
Sat Aug 08 2015, 4:08 PM - 6:58 PM EDT  
Att: 25,091 - Cloudy - 68 F


AB 29  
R 2  
H 5  
RBI 2  
BB 3  
SO 10  
LOB 9










Batter	1	2	3	4	5	6	7	8	9	AB	R	H	RBI	BB	SO	LOB	TOP									
1 Billy Burns, S OBP: 0.339, SLG: 0.376	G4-3		G3-6-3 1B		G4-3			G4-3 2H 1B		4	0	2	1	0	0	1	<p>Oakland Athletics @ Toronto Blue Jays</p> <p>Rogers Centre, Toronto, ON</p> <p>Tue Aug 11 2015, 7:09 PM - 9:42 PM EDT</p> <p>Att: 39,381 - Roof Closed - 68 F</p>									
4 Coco Crisp, S OBP: 0.215, SLG: 0.101	FC5-6 BB		G3-6-3			P4		K		3	0	0	0	1	1	3										
22 Josh Reddick, L OBP: 0.330, SLG: 0.452	FC5-6 26 2B		G4-3			K		G1-3		4	1	0	0	0	1	3										
26 Danny Valencia, R OBP: 0.345, SLG: 0.544						G1-3				4	0	1	1	0	2	0										
21 Stephen Vogt, L OBP: 0.337, SLG: 0.443	K					G4-3				4	0	1	0	0	1	1										
15 Brett Lawrie, R OBP: 0.303, SLG: 0.401		F8				K				4	0	0	0	0	2	1										
17 Ike Davis, L OBP: 0.305, SLG: 0.359		L7								4	0	0	0	0	2	1										
10 Marcus Semien, R OBP: 0.303, SLG: 0.391		L9								2	1	1	0	1	0	0										
28 Eric Sogard, L OBP: 0.292, SLG: 0.285						P5				2	0	1	0	0	0	1	<p>livebaseballscores.com</p> <p>AB 31</p> <p>R 2</p> <p>H 6</p> <p>RBI 2</p> <p>BB 2</p> <p>SO 9</p> <p>LOB 11</p> 									
<b>Inning Stats</b>	R: 1 E: 0 K: 1 S: 13	H: 1 LOB: 1 BB: 1 P: 21	R: 0 E: 0 K: 0 S: 7	H: 0 LOB: 0 BB: 0 P: 9	R: 0 E: 0 K: 0 S: 7	H: 2 LOB: 1 BB: 0 P: 8	R: 0 E: 0 K: 2 S: 9	H: 0 LOB: 0 BB: 0 P: 13	R: 0 E: 0 K: 0 S: 5	H: 0 LOB: 1 BB: 1 P: 10	R: 0 E: 0 K: 1 S: 6	H: 0 LOB: 0 BB: 0 P: 6	R: 0 E: 0 K: 2 S: 9	H: 0 LOB: 0 BB: 0 P: 12	R: 1 E: 0 K: 1 S: 11	H: 2 LOB: 1 BB: 0 P: 14		R: 0 E: 0 K: 2 S: 11	H: 1 LOB: 1 BB: 0 P: 16	1B: 4 2B: 2 3B: 0 HR: 0	SF: 0 SAC: 1 DP: 1 HBP: 0	WP: 0 PB: 0 SB: 0 CS: 0	PA: 34			
<b>PITCHER</b>	IP	WLS	BF	H	R	ER	SO	BB	IBB	HBP	BLK	WP	HR	S	P	ERA		WHIP								
36 Drew Hutchison, R ERA: 5.26	7.0	W	26	4	2	2	6	2	0	0	0	0	0	59	82	2.57		0.857								
41 Aaron Sanchez, R ERA: 3.25	1.0	H	4	1	0	0	1	0	0	0	0	0	0	8	11	0.00		1.000								
54 Roberto Osuna, R ERA: 2.09	1.0	S	4	1	0	0	2	0	0	0	0	0	0	11	16	0.00		1.000								

Batter	1	2	3	4	5	6	7	8	9	AB	R	H	RBI	BB	SO	LOB	BOTTOM									
2 Troy Tulowitzki, R OBP: 0.346, SLG: 0.468	G5-3	G6-3			K					4	0	0	0	0	2	1	<p>Oakland Athletics @ Toronto Blue Jays</p> <p>Rogers Centre, Toronto, ON</p> <p>Tue Aug 11 2015, 7:09 PM - 9:42 PM EDT</p> <p>Att: 39,381 - Roof Closed - 68 F</p>									
20 Josh Donaldson, R OBP: 0.382, SLG: 0.572	G6-3		F7		G1-3					4	0	0	0	0	1	0										
19 José Bautista, R OBP: 0.360, SLG: 0.517	K		G6-3							4	1	1	1	0	1	0										
15 Chris Colabello, R OBP: 0.369, SLG: 0.506										4	1	3	0	0	1	0										
9 Cliff Pennington, S OBP: 0.316, SLG: 0.279		55 E 2B	K							0	0	0	0	0	0	0										
55 Russell Martin, R OBP: 0.333, SLG: 0.455		E6 13 2B								4	1	0	0	0	2	2										
13 Justin Smoak, S OBP: 0.298, SLG: 0.441										4	1	1	1	0	0	1										
11 Kevin Pillar, R OBP: 0.297, SLG: 0.369		E4 7 G4-3 17 G4-3 2B								3	0	1	0	0	1	1										
17 Ryan Goins, L OBP: 0.290, SLG: 0.321		G4-3								2	0	0	1	1	1	1										
7 Ben Revere, L OBP: 0.322, SLG: 0.358		G4-3								3	0	0	0	0	0	3	<p>livebaseballscores.com</p> <p>AB 32</p> <p>R 4</p> <p>H 6</p> <p>RBI 3</p> <p>BB 1</p> <p>SO 9</p> <p>LOB 9</p> 									
<b>Inning Stats</b>	R: 0 E: 0 K: 1 S: 7	H: 0 LOB: 0 BB: 0 P: 11	R: 3 E: 2 K: 0 S: 20	H: 2 LOB: 1 BB: 0 P: 33	R: 0 E: 0 K: 1 S: 9	H: 0 LOB: 0 BB: 0 P: 14	R: 0 E: 0 K: 1 S: 13	H: 1 LOB: 2 BB: 1 P: 24	R: 1 E: 0 K: 1 S: 13	H: 2 LOB: 1 BB: 0 P: 22	R: 0 E: 0 K: 2 S: 10	H: 0 LOB: 0 BB: 0 P: 15	R: 0 E: 0 K: 2 S: 10	H: 0 LOB: 0 BB: 0 P: 14	R: 0 E: 0 K: 1 S: 7	H: 1 LOB: 1 BB: 0 P: 9		1B: 2 2B: 3 3B: 0 HR: 1	SF: 0 SAC: 0 DP: 0 HBP: 0	WP: 0 PB: 0 SB: 0 CS: 0	PA: 33					
<b>PITCHER</b>	IP	WLS	BF	H	R	ER	SO	BB	IBB	HBP	BLK	WP	HR	S	P	ERA		WHIP								
31 Kendall Graveman, R ERA: 3.95	4.2	L	22	5	4	2	4	1	0	0	0	0	0	11	16	0.00		0.000								
58 Evan Scribner, R ERA: 3.63	1.1		4	0	0	0	2	0	0	0	0	0	0	11	16	0.00		0.000								
68 Arnold Leon, R ERA: 5.68	2.0		7	1	0	0	3	0	0	0	0	0	0	17	23	0.00		0.500								







Batter	1	2	3	4	5	6	7	8	9	AB	R	H	RBI	BB	SO	LOB	TOP			
<b>1 Billy Burns, S</b> OBP: 0.340, SLG: 0.380										3	1	1	1	1	0	2				
<b>20 Mark Canha, R</b> OBP: 0.296, SLG: 0.391										4	0	1	1	0	0	0				
<b>15 Brett Lawrie, R</b> OBP: 0.302, SLG: 0.398										4	0	2	0	0	0	0				
<b>26 Danny Valencia, R</b> OBP: 0.342, SLG: 0.545										4	0	0	0	0	1	4				
<b>19 Josh Phegley, R</b> OBP: 0.324, SLG: 0.478										3	0	0	0	0	0	2				
<b>21 Stephen Vogt, L</b> OBP: 0.339, SLG: 0.445										1	0	0	0	0	0	0				
<b>16 Billy Butler, R</b> OBP: 0.304, SLG: 0.361										3	0	0	0	1	0	0				
<b>22 Josh Reddick, L</b> OBP: 0.331, SLG: 0.453										4	0	2	0	0	0	1				
<b>4 Coco Crisp, S</b> OBP: 0.214, SLG: 0.110										4	0	1	0	0	1	2				
<b>10 Marcus Semien, R</b> OBP: 0.303, SLG: 0.390										3	1	1	0	0	1	2				
<b>Inning Stats</b>	R: 0 E: 0 K: 0 S: 8	H: 2 LOB: 2 BB: 1 P: 16	R: 0 E: 0 K: 1 S: 10	H: 2 LOB: 2 BB: 0 P: 15	R: 0 E: 0 K: 1 S: 9	H: 0 LOB: 0 BB: 0 P: 12	R: 0 E: 0 K: 1 S: 7	H: 0 LOB: 1 BB: 1 P: 15	R: 0 E: 0 K: 0 S: 6	H: 1 LOB: 0 BB: 0 P: 7	R: 0 E: 0 K: 0 S: 7	H: 0 LOB: 0 BB: 0 P: 12	R: 2 E: 0 K: 1 S: 16	H: 2 LOB: 0 BB: 0 P: 20	R: 0 E: 0 K: 0 S: 8	H: 1 LOB: 1 BB: 0 P: 13	1B: 6 2B: 1 3B: 1 HR: 0	SF: 0 SAC: 0 DP: 2 HBP: 0	WP: 0 PB: 0 SB: 0 CS: 0	PA: 35
<b>PITCHER</b>	IP WLS BF H R ER SO BB IBB HBP BLK WP HR S P ERA WHIP																			
<b>56 Mark Buehrle, L</b> ERA: 3.31	7.0 W 28 7 2 2 2 2 0 0 0 0 0 0 60 95 2.57 1.286																			
<b>41 Aaron Sanchez, R</b> ERA: 3.21	1.0 H 3 0 0 0 1 0 0 0 0 0 0 10 12 0.00 0.000																			
<b>54 Roberto Osuna, R</b> ERA: 2.05	1.0 S 4 1 0 0 0 0 0 0 0 0 0 8 13 0.00 1.000																			

Oakland Athletics @ Toronto Blue Jays  
Rogers Centre, Toronto, ON  
Thu Aug 13 2015, 12:43 PM - 3:02 PM EDT  
Att: 46,902 - Cloudy - 70 F

AB 33  
R 2  
H 8  
RBI 2  
BB 2  
SO 3  
LOB 13



Batter	1	2	3	4	5	6	7	8	9	AB	R	H	RBI	BB	SO	LOB	BOTTOM			
<b>7 Ben Revere, L</b> OBP: 0.323, SLG: 0.360										4	0	2	0	0	2	0				
<b>20 Josh Donaldson, R</b> OBP: 0.382, SLG: 0.567										4	0	0	0	0	2	2				
<b>19 José Bautista, R</b> OBP: 0.359, SLG: 0.516										3	0	0	0	0	1					
<b>15 Chris Colabello, R</b> OBP: 0.366, SLG: 0.512										3	0	0	0	0	1	0				
<b>30 Dioner Navarro, S</b> OBP: 0.285, SLG: 0.339										3	1	1	0	0	1	0				
<b>13 Justin Smoak, S</b> OBP: 0.298, SLG: 0.451										3	1	1	0	0	1	0				
<b>11 Kevin Pillar, R</b> OBP: 0.297, SLG: 0.370										3	1	1	1	0	0	0				
<b>17 Ryan Goins, L</b> OBP: 0.289, SLG: 0.329										3	1	1	3	0	2	0				
<b>9 Cliff Pennington, S</b> OBP: 0.310, SLG: 0.273										3	0	0	0	0	2	0				
<b>Inning Stats</b>	R: 0 E: 0 K: 1 S: 9	H: 1 LOB: 0 BB: 0 P: 14	R: 4 E: 0 K: 3 S: 20	H: 4 LOB: 0 BB: 0 P: 29	R: 0 E: 0 K: 1 S: 10	H: 0 LOB: 0 BB: 0 P: 16	R: 0 E: 0 K: 2 S: 8	H: 0 LOB: 0 BB: 0 P: 14	R: 0 E: 0 K: 2 S: 11	H: 1 LOB: 1 BB: 0 P: 17	R: 0 E: 0 K: 0 S: 10	H: 0 LOB: 0 BB: 0 P: 14	R: 0 E: 0 K: 1 S: 7	H: 0 LOB: 0 BB: 0 P: 10	R: 0 E: 0 K: 1 S: 7	H: 0 LOB: 0 BB: 0 P: 10	1B: 5 2B: 0 3B: 0 HR: 1	SF: 0 SAC: 0 DP: 1 HBP: 0	WP: 0 PB: 0 SB: 0 CS: 0	PA: 29
<b>PITCHER</b>	IP WLS BF H R ER SO BB IBB HBP BLK WP HR S P ERA WHIP																			
<b>30 Jesse Chavez, R</b> ERA: 3.84	6.0 L 23 6 4 4 9 0 0 0 0 0 0 68 104 6.00 1.000																			
<b>13 Drew Pomeranz, L</b> ERA: 3.76	1.2 5 0 0 0 2 0 0 0 0 0 0 13 19 0.00 0.000																			
<b>33 Fernando Rodriguez Jr., R</b> ERA: 3.96	0.1 1 0 0 0 0 0 0 0 0 0 0 1 1 0.00 0.000																			

Oakland Athletics @ Toronto Blue Jays  
Rogers Centre, Toronto, ON  
Thu Aug 13 2015, 12:43 PM - 3:02 PM EDT  
Att: 46,902 - Cloudy - 70 F

AB 29  
R 4  
H 6  
RBI 4  
BB 0  
SO 11  
LOB 3









Batter	1	2	3	4	5	6	7	8	9	AB	R	H	RBI	BB	SO	LOB	TOP										
1 Billy Burns, S OBP: 0.341, SLG: 0.383										3	1	1	0	1	0	0	Oakland Athletics @ Baltimore Orioles Oriole Park at Camden Yards, Baltimore, MD Sat Aug 15 2015, 7:08 PM - 9:32 PM EDT Att. 44,028 - Clear - 85 F										
20 Mark Canha, R OBP: 0.299, SLG: 0.385										3	0	1	1	1	0	0											
22 Josh Reddick, L OBP: 0.332, SLG: 0.460										3	1	1	1	1	0	1											
16 Billy Butler, R OBP: 0.306, SLG: 0.360										4	0	1	0	0	1	3											
21 Stephen Vogt, L OBP: 0.341, SLG: 0.450										4	0	0	0	0	2	0											
15 Brett Lawrie, R OBP: 0.297, SLG: 0.390										4	0	0	0	0	2	0											
28 Eric Sogard, L OBP: 0.291, SLG: 0.284										4	0	2	0	0	2	0											
10 Marcus Semien, R OBP: 0.306, SLG: 0.395										3	0	0	0	0	1	2											
23 Sam Fuld, L OBP: 0.274, SLG: 0.304										3	1	1	1	0	0	0											
<b>Inning Stats</b>	R: 1 H: 1 E: 0 K: 0 S: 7	H: 1 LOB: 0 BB: 0 P: 10	R: 0 H: 1 E: 0 K: 1 S: 10	H: 1 LOB: 1 BB: 0 P: 13	R: 2 H: 3 E: 0 K: 0 S: 13	H: 3 LOB: 1 BB: 0 P: 23	R: 0 H: 1 E: 0 K: 0 S: 8	H: 1 LOB: 0 BB: 0 P: 11	R: 0 H: 0 E: 0 K: 3 S: 11	H: 0 LOB: 2 BB: 3 P: 24	R: 0 H: 0 E: 0 K: 1 S: 7	H: 0 LOB: 0 BB: 0 P: 10	R: 0 H: 1 E: 0 K: 1 S: 8	H: 1 LOB: 0 BB: 0 P: 9	R: 0 H: 0 E: 0 K: 2 S: 7	H: 0 LOB: 0 BB: 0 P: 9	1B: 4 2B: 0 3B: 1 HR: 2	SF: 0 SAC: 0 DP: 2 HBP: 0	WP: 0 PB: 1 SB: 1 CS: 0	PA: 34							
<b>PITCHER</b>	IP	WLS	BF	H	R	ER	SO	BB	IBB	HBP	BLK	WP	HR	S	P	ERA	WHIP										
50 Miguel González, R ERA: 4.42	7.0		28	6	3	3	5	3	0	0	0	0	2	64	110	3.86	1.286										
56 Darren O'Day, R ERA: 1.19	1.0		3	1	0	0	1	0	0	0	0	0	0	8	9	0.00	1.000										
53 Zack Britton, L ERA: 1.88	1.0	W	3	0	0	0	2	0	0	0	0	0	0	7	9	0.00	0.000										

Batter	1	2	3	4	5	6	7	8	9	AB	R	H	RBI	BB	SO	LOB	BOTTOM										
13 Manny Machado, R OBP: 0.361, SLG: 0.516										4	0	0	0	0	1	1	Oakland Athletics @ Baltimore Orioles Oriole Park at Camden Yards, Baltimore, MD Sat Aug 15 2015, 7:08 PM - 9:32 PM EDT Att. 44,028 - Clear - 85 F										
18 Gerardo Parra, L OBP: 0.359, SLG: 0.497										4	2	2	1	0	0	0											
10 Adam Jones, R OBP: 0.320, SLG: 0.490										4	0	1	0	0	0	1											
19 Chris Davis, L OBP: 0.342, SLG: 0.555										4	2	2	3	0	1	1											
6 Jonathan Schoop, R OBP: 0.336, SLG: 0.526										2	0	1	0	0	1	0											
45 Steve Clevenger, L OBP: 0.357, SLG: 0.429										3	0	0	0	0	2	0											
2 J.J. Hardy, R OBP: 0.258, SLG: 0.326										3	0	0	0	0	2	0											
51 Henry Urrutia, L (1, 10)										3	0	0	0	0	1	0											
14 Nolan Reimold, R OBP: 0.317, SLG: 0.356										2	0	0	0	1	0	0											
<b>Inning Stats</b>	R: 0 H: 1 E: 0 K: 1 S: 7	H: 0 LOB: 0 BB: 0 P: 11	R: 0 H: 0 E: 0 K: 0 S: 6	H: 0 LOB: 0 BB: 0 P: 11	R: 0 H: 0 E: 0 K: 0 S: 6	H: 0 LOB: 1 BB: 1 P: 11	R: 2 H: 2 E: 0 K: 1 S: 11	H: 2 LOB: 0 BB: 0 P: 18	R: 0 H: 0 E: 0 K: 2 S: 9	H: 0 LOB: 0 BB: 0 P: 14	R: 1 H: 1 E: 0 K: 0 S: 10	H: 1 LOB: 0 BB: 0 P: 17	R: 0 H: 1 E: 0 K: 1 S: 7	H: 1 LOB: 0 BB: 0 P: 9	R: 0 H: 0 E: 0 K: 1 S: 7	H: 0 LOB: 0 BB: 0 P: 12	R: 1 H: 1 E: 0 K: 0 S: 10	H: 1 LOB: 0 BB: 0 P: 14	1B: 3 2B: 1 3B: 0 HR: 3	SF: 0 SAC: 0 DP: 3 HBP: 1	WP: 0 PB: 0 SB: 0 CS: 0	PA: 31					
<b>PITCHER</b>	IP	WLS	BF	H	R	ER	SO	BB	IBB	HBP	BLK	WP	HR	S	P	ERA	WHIP										
40 Chris Bassitt, R ERA: 2.6	8.0		28	5	3	3	6	1	0	1	0	0	1	63	103	3.38	0.750										
29 Pat Venditte, S ERA: 1.42	0.2	L	3	1	1	1	0	0	0	0	0	0	1	10	14	13.50	1.500										

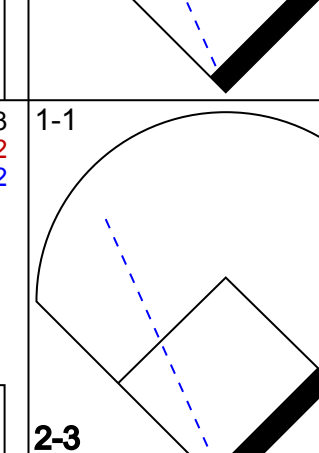

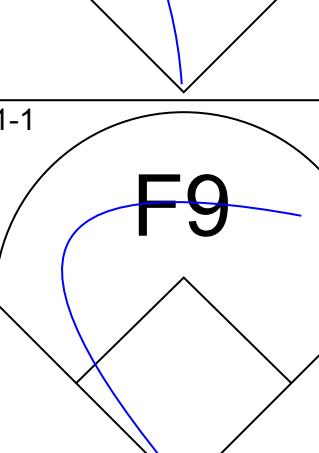
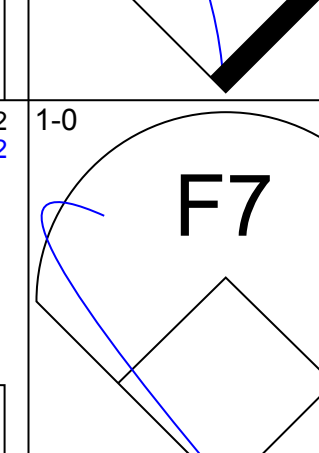

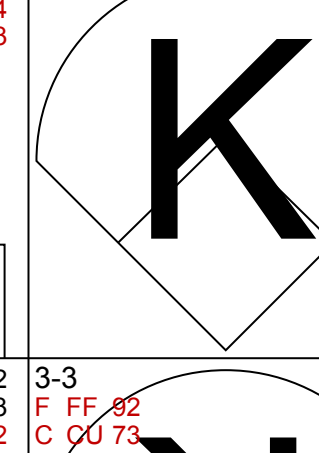
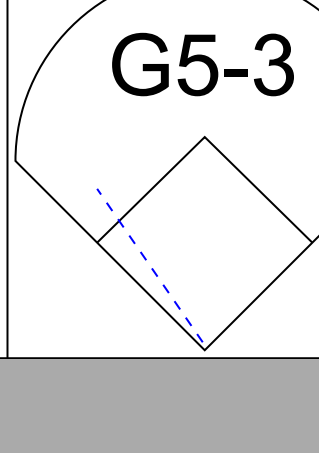


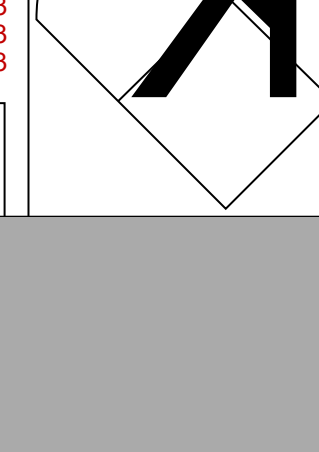





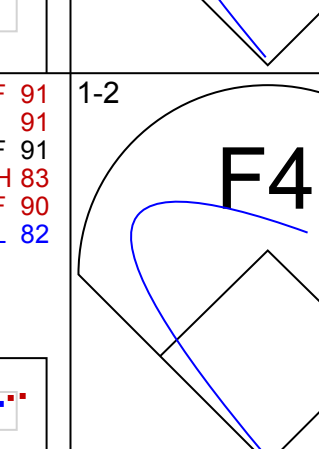


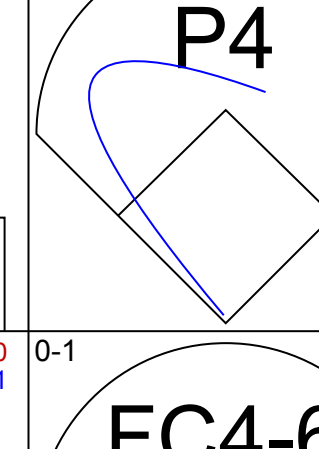
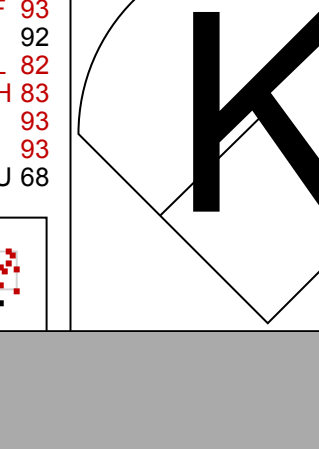

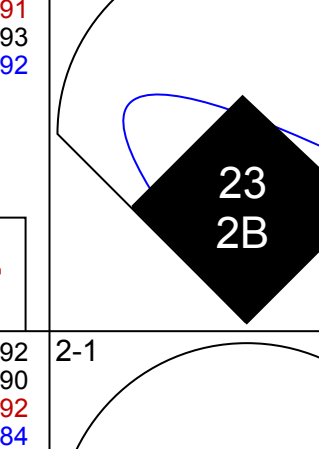
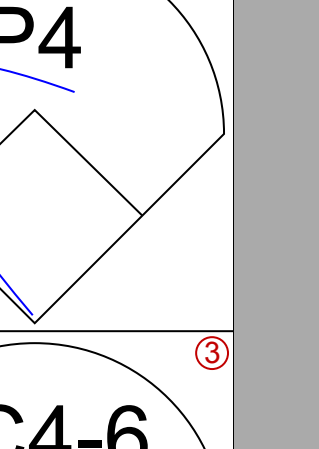
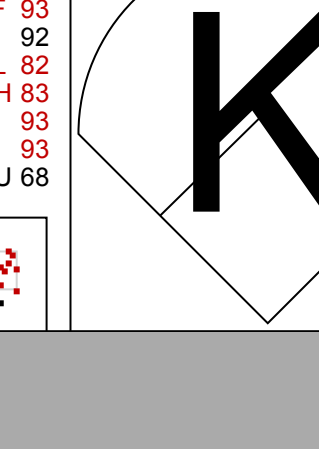

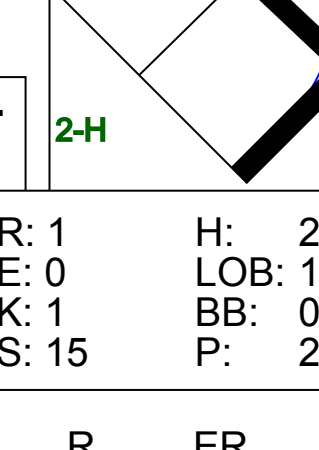
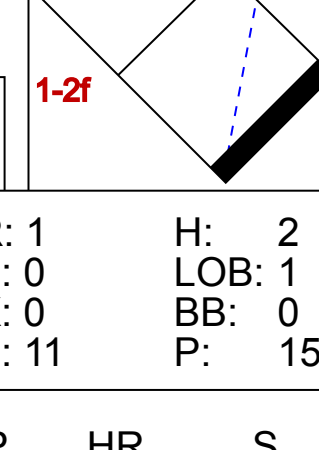
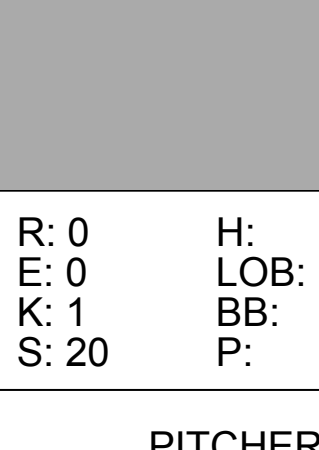
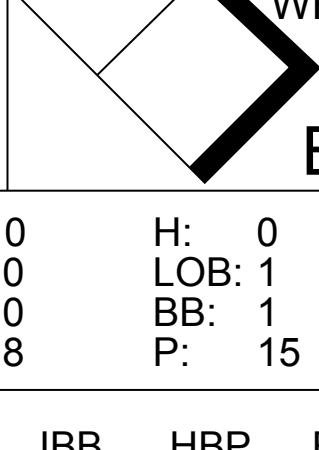




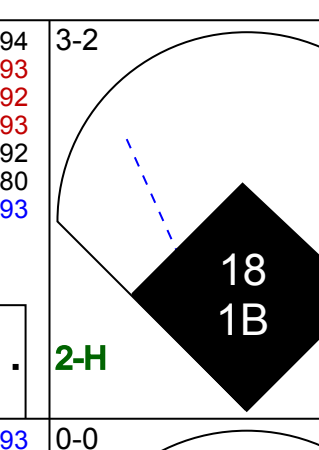
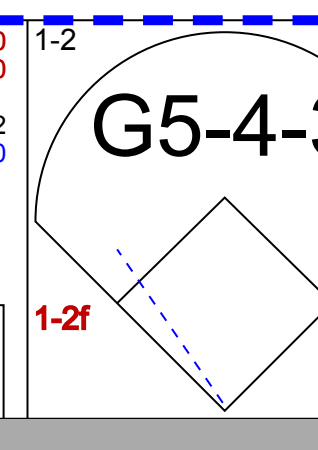

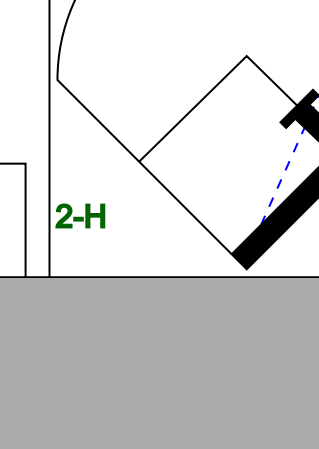


livebaseballscores.com

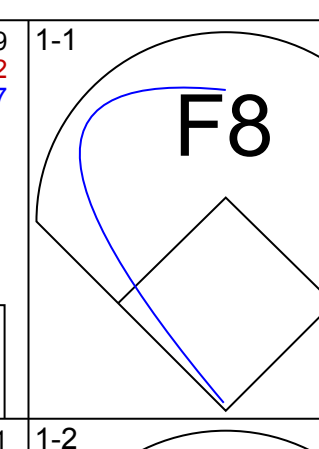
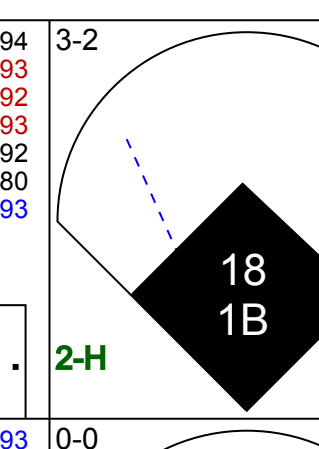
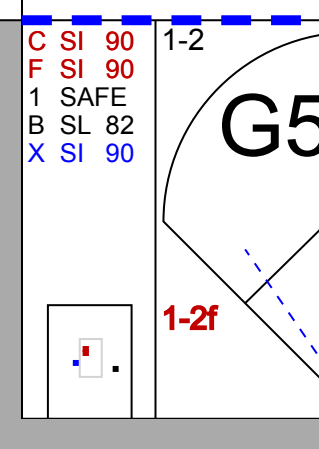
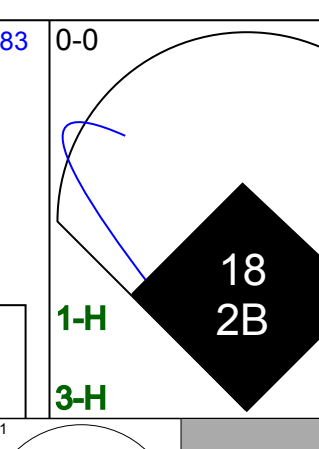
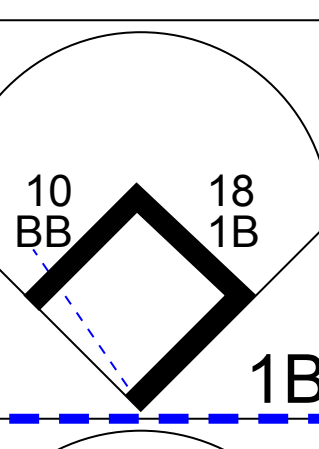
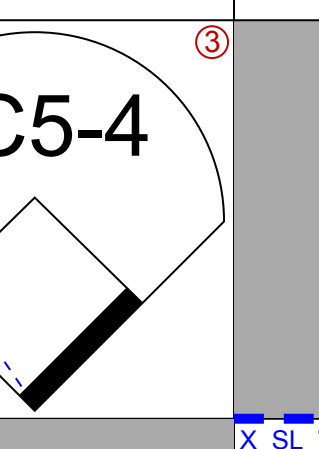

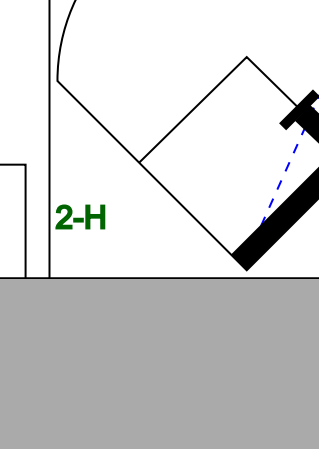
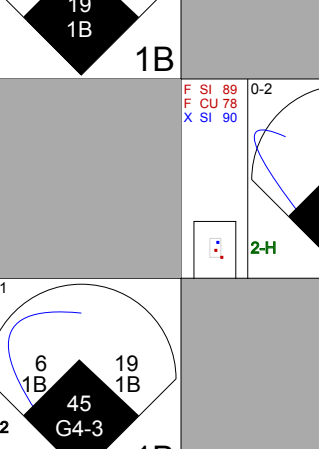
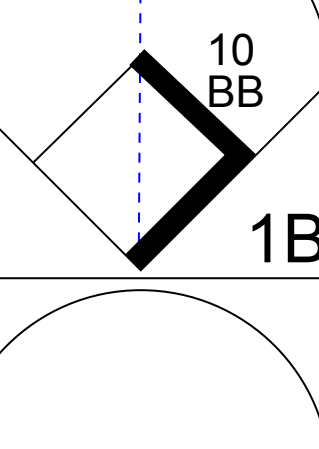
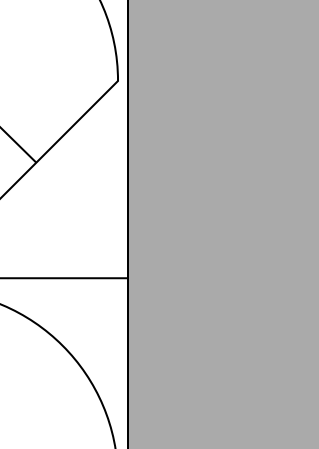
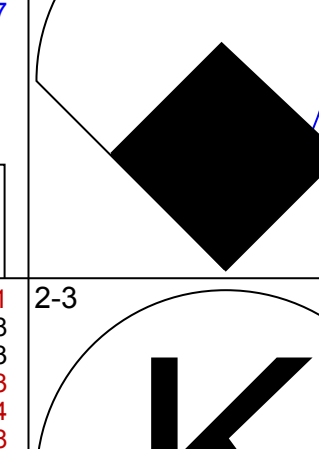
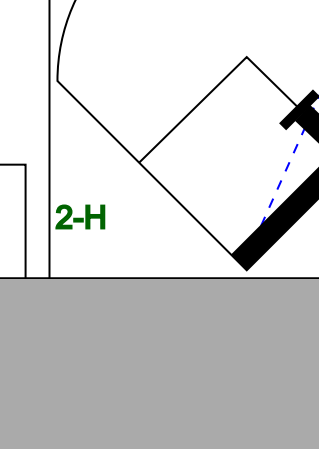
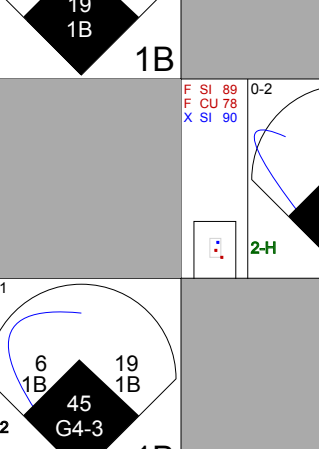
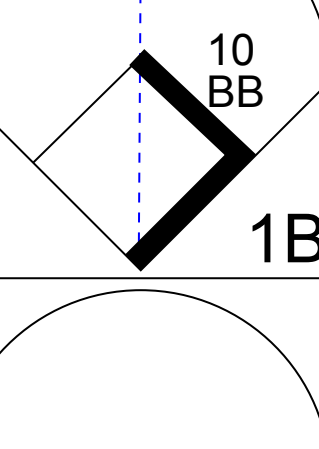
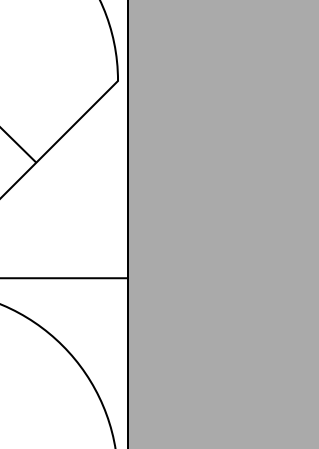
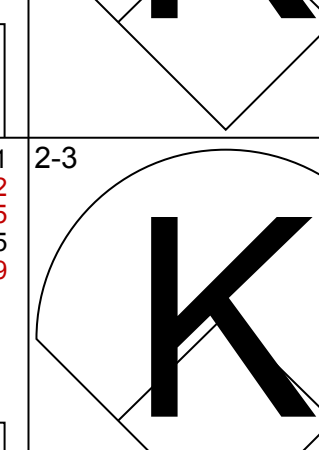
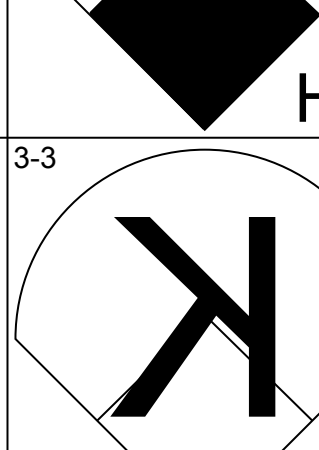
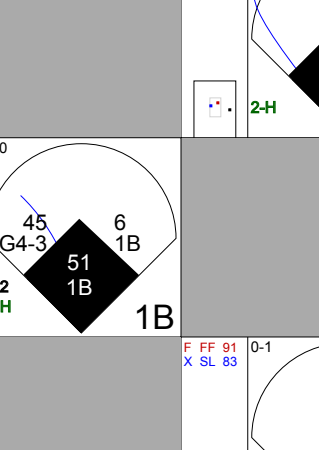
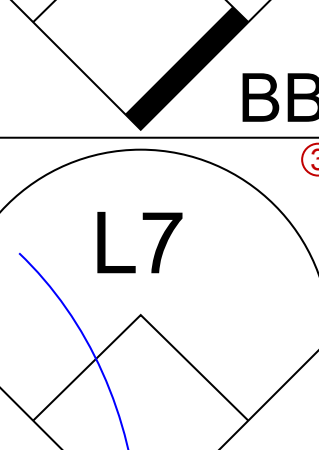
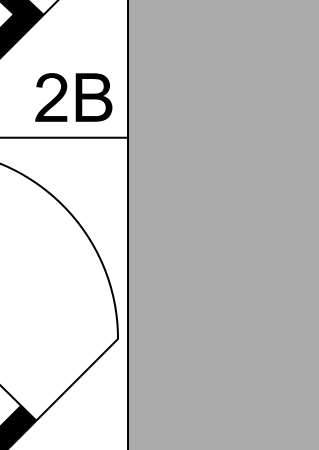

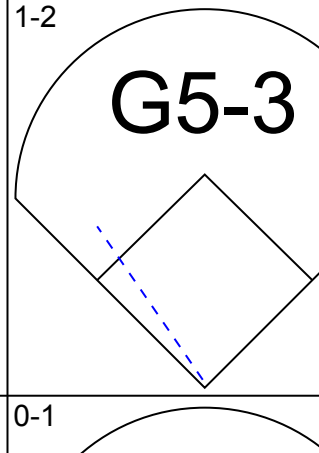
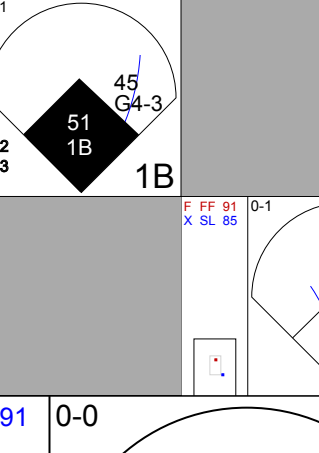

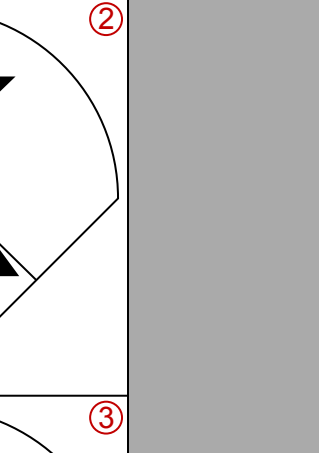

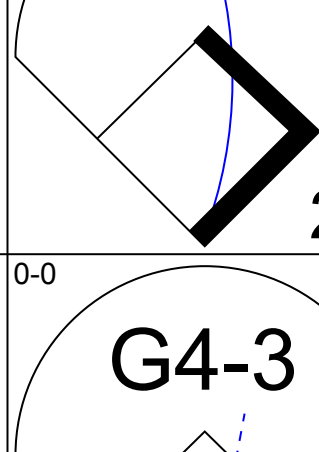
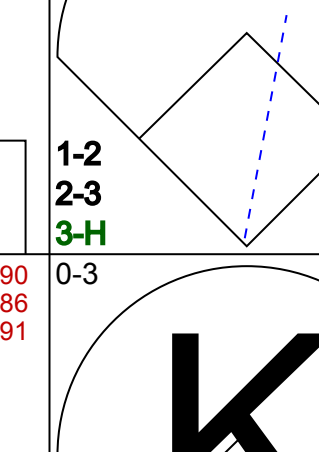
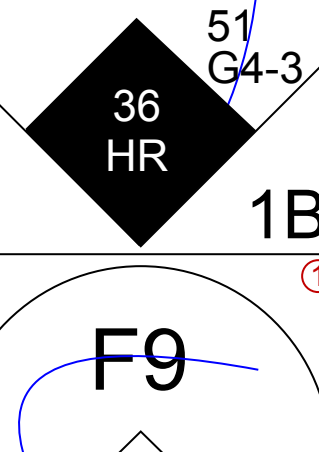

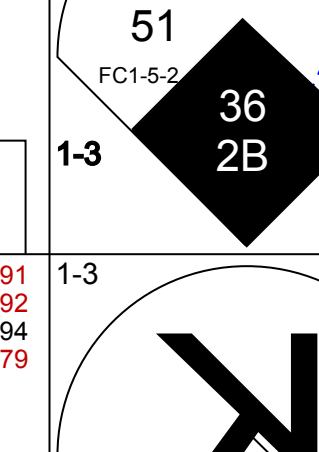

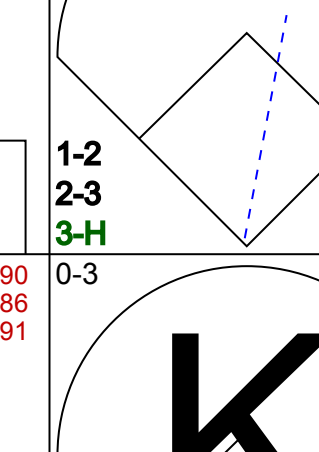
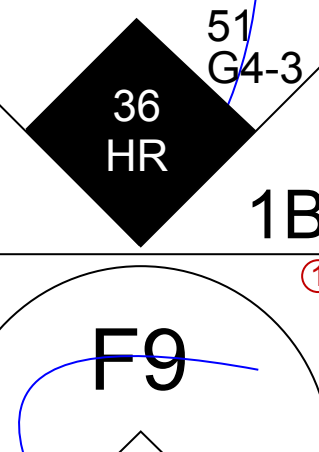

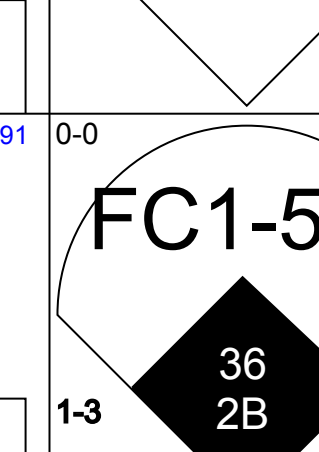
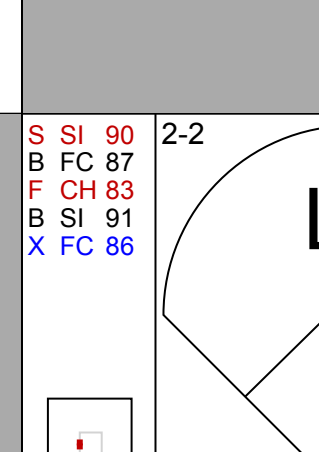
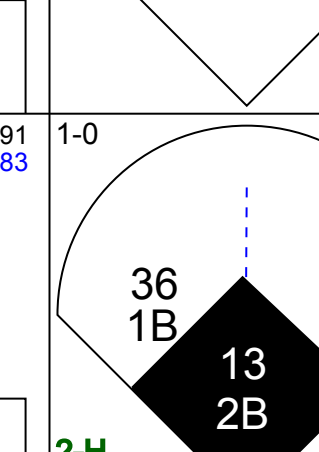
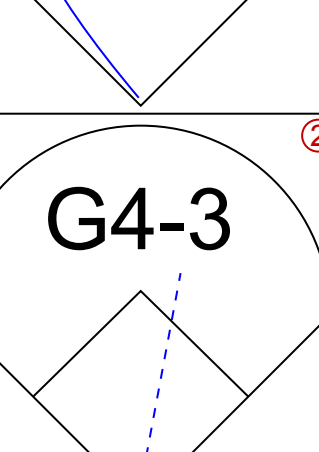

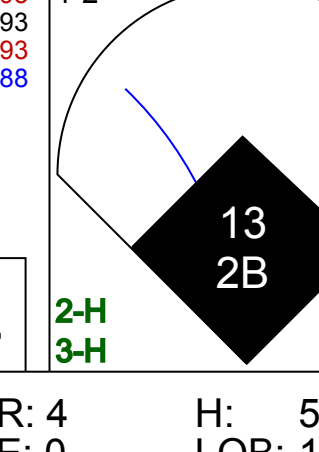
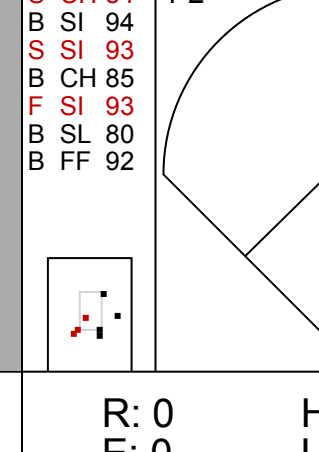
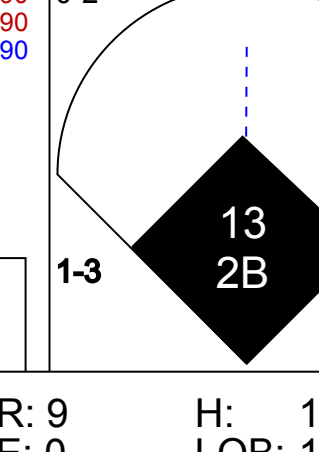
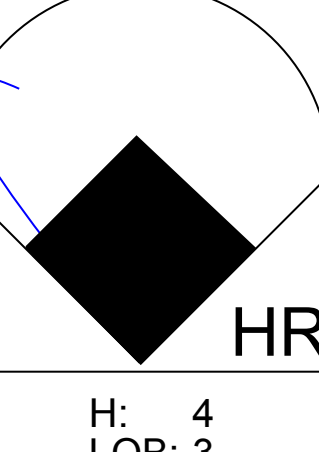

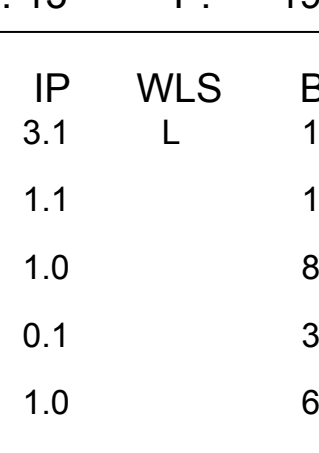
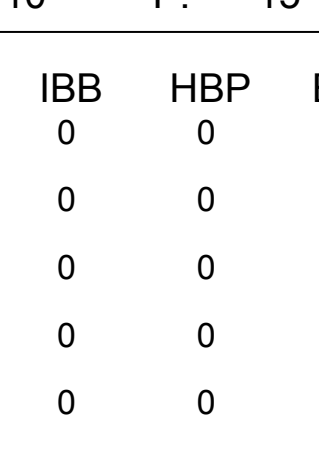
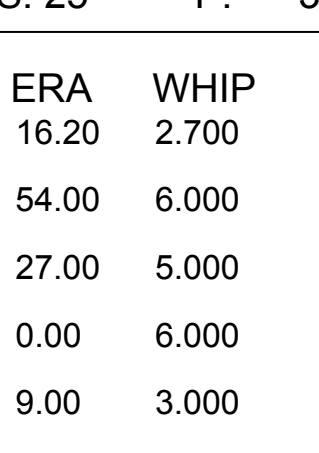
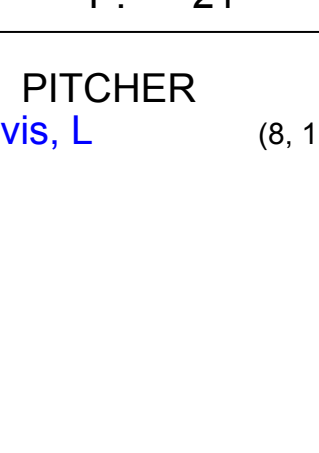
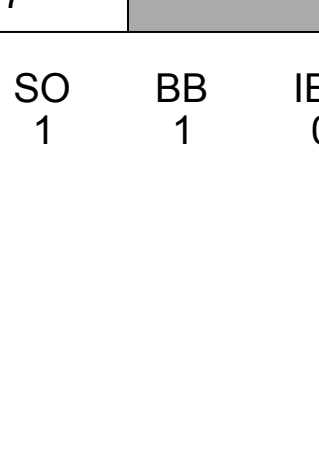


livebaseballscores.com





Batter	1	2	3	4	5	6	7	8	9	AB	R	H	RBI	BB	SO	LOB	TOP		
1 Billy Burns, S OBP: 0.337, SLG: 0.378										5	0	0	0	0	3	2	<b>Oakland Athletics @ Baltimore Orioles</b> Oriole Park at Camden Yards, Baltimore, MD Sun Aug 16 2015, 1:38 PM - 4:46 PM EDT Att: 28,228 - Sunny - 86 F <a href="http://livebaseballscorecards.com">livebaseballscorecards.com</a>		
4 Coco Crisp, S OBP: 0.295, SLG: 0.217										4	0	2	0	0	1	0			
26 Danny Valencia, R OBP: 0.333, SLG: 0.525										4	0	1	0	0	1	1			
19 Josh Phegley, R OBP: 0.320, SLG: 0.469										4	0	1	0	0	1	2			
15 Brett Lawrie, R OBP: 0.299, SLG: 0.399										4	1	2	1	0	2	2			
16 Billy Butler, R OBP: 0.305, SLG: 0.359										4	0	1	0	0	0	2			
20 Mark Canha, R OBP: 0.295, SLG: 0.379										4	0	0	0	0	0	3			
10 Marcus Semien, R OBP: 0.306, SLG: 0.397										3	1	1	0	0	1	3			
28 Eric Sogard, L OBP: 0.260, SLG: 0.283										1	0	0	0	0	0	0			
23 Sam Fuld, L OBP: 0.277, SLG: 0.309										3	0	1	1	1	1	1			
<b>Inning Stats</b>	R: 0 E: 0 K: 3 S: 17	H: 2 LOB: 2 BB: 0 P: 22	R: 1 E: 0 K: 1 S: 15	H: 2 LOB: 1 BB: 0 P: 22	R: 0 E: 0 K: 2 S: 16	H: 0 LOB: 0 BB: 0 P: 18	R: 1 E: 0 K: 0 S: 11	H: 2 LOB: 1 BB: 0 P: 15	R: 0 E: 0 K: 1 S: 20	H: 2 LOB: 2 BB: 0 P: 25	R: 0 E: 0 K: 2 S: 11	H: 1 LOB: 1 BB: 0 P: 14	R: 0 E: 0 K: 1 S: 5	H: 0 LOB: 0 BB: 0 P: 6	R: 0 E: 0 K: 0 S: 8	H: 0 LOB: 1 BB: 1 P: 15	1B: 5 2B: 3 HR: 1	SF: 0 SAC: 0 DP: 0 HBP: 0	WP: 1 PA: 37 PB: 0 SB: 0 CS: 0
<b>PITCHER</b>	IP WLS BF H R ER SO BB IBB HBP BLK WP HR S P ERA WHIP																		
16 Wei-Yin Chen, L ERA: 3.2	(1, 1) 6.0 W 26 8 2 2 7 0 0 0 0 0 0 1 89 117 3.00 1.333																		
17 Brian Matusz, L ERA: 2.33	(7, 1) 1.0 4 1 0 0 2 0 0 0 0 0 0 0 11 14 0.00 1.000																		
61 Jason Garcia, R ERA: 4.58	(8, 1) 2.0 7 0 0 0 1 1 0 0 0 0 1 0 13 21 0.00 0.500																		

Batter	1	2	3	4	5	6	7	8	9	AB	R	H	RBI	BB	SO	LOB	BOTTOM		
13 Manny Machado, R OBP: 0.364, SLG: 0.521										5	2	3	3	0	0	1	<b>Oakland Athletics @ Baltimore Orioles</b> Oriole Park at Camden Yards, Baltimore, MD Sun Aug 16 2015, 1:38 PM - 4:46 PM EDT Att: 28,228 - Sunny - 86 F <a href="http://livebaseballscorecards.com">livebaseballscorecards.com</a>		
14 Nolan Reimold, R OBP: 0.314, SLG: 0.352										6	3	5	3	0	0				
18 Gerardo Parra, L OBP: 0.385, SLG: 0.513										4	3	3	3	1	0				
10 Adam Jones, R OBP: 0.325, SLG: 0.597										1	0	1	0	0	0				
38 Jimmy Paredes, S OBP: 0.308, SLG: 0.425										5	1	2	1	0	2				
19 Chris Davis, L OBP: 0.342, SLG: 0.553										0	0	0	0	1	0				
61 Jason Garcia, R ERA: 4.58										6	2	3	0	0	1				
6 Jonathan Schoop, R OBP: 0.342, SLG: 0.532										6	2	3	0	0	1				
45 Steve Clevenger, L OBP: 0.450, SLG: 0.550										6	2	4	1	0	4				
2 J.J. Hardy, R OBP: 0.255, SLG: 0.322										4	0	0	0	0	2				
3 Ryan Flaherty, L OBP: 0.279, SLG: 0.330										1	0	0	0	0	1				
51 Henry Urrutia, L OBP: 0.250, SLG: 0.250										5	2	2	3	0	0				
36 Caleb Joseph, R OBP: 0.325, SLG: 0.456										4	3	3	4	1	2				
<b>Inning Stats</b>	R: 1 E: 0 K: 2 S: 13	H: 1 LOB: 0 BB: 0 P: 19	R: 4 E: 0 K: 1 S: 18	H: 5 LOB: 1 BB: 0 P: 24	R: 1 E: 0 K: 1 S: 10	H: 2 LOB: 1 BB: 0 P: 15	R: 0 E: 0 K: 0 S: 9	H: 0 LOB: 0 BB: 1 P: 16	R: 9 E: 0 K: 1 S: 25	H: 10 LOB: 1 BB: 0 P: 30	R: 2 E: 0 K: 0 S: 15	H: 4 LOB: 3 BB: 1 P: 21	R: 1 E: 0 K: 2 S: 19	H: 3 LOB: 2 BB: 0 P: 27	R: 0 E: 0 K: 1 S: 10	H: 1 LOB: 2 BB: 1 P: 17	1B: 15 2B: 7 3B: 0 HR: 4	SF: 0 SAC: 0 DP: 1 HBP: 0	WP: 0 PA: 51 PB: 0 SB: 0 CS: 0
<b>PITCHER</b>	IP WLS BF H R ER SO BB IBB HBP BLK WP HR S P ERA WHIP																		
31 Kendall Graveman, R ERA: 4.27	(1, 1) 3.1 L 18 8 8 8 1 0 0 0 0 0 0 0 2 47 70 16.20 2.700																		
61 Dan Otero, R ERA: 7.68	(4, 1) 1.1 11 8 8 8 1 0 0 0 0 0 0 0 22 27 54.00 6.000																		
49 Edward Mujica, R ERA: 5.26	(5, 1) 1.0 8 5 3 3 0 0 0 0 0 0 2 13 15 27.00 5.000																		
56 Fernando Abad, L ERA: 3.51	(6, 1) 0.1 3 1 0 0 0 1 0 0 0 0 0 0 8 13 0.00 6.000																		
56 Evan Scribner, R ERA: 3.81	(7, 1) 1.0 6 3 1 1 2 0 0 0 0 0 0 0 19 27 9.00 3.000																		



Batter	1	2	3	4	5	6	7	8	9	AB	R	H	RBI	BB	SO	LOB	TOP																				
23 Sam Fuld, L OBP: 0.274, SLG: 0.305 1 Billy Burns, S OBP: 0.336, SLG: 0.377	G4-3		K		B2-3			F8		3	0	0	0	0	1	0																					
20 Mark Canha, R OBP: 0.298, SLG: 0.392	P4		22 CI			HR		K		4	1	2	1	0	1	0																					
22 Josh Reddick, L OBP: 0.329, SLG: 0.456	F8		CI			G2-3		F9		3	0	0	0	0	0	0																					
26 Danny Valencia, R OBP: 0.332, SLG: 0.534		HR	L6			G6-3		G5-3		4	1	1	1	0	0	2																					
21 Stephen Vogt, L OBP: 0.344, SLG: 0.449	L8				16 G6-4-3	BB		16 G6-4-3		1	0	0	0	3	0	0																					
16 Billy Butler, R OBP: 0.303, SLG: 0.356	K		G6-4-3			G4-3		G6-4-3		4	0	0	0	0	1	3																					
17 Ike Davis, L OBP: 0.301, SLG: 0.350		BB	G6-3					K		2	0	0	0	1	1	0																					
10 Marcus Semien, R OBP: 0.304, SLG: 0.394	F9				G6-3			F7		3	0	0	0	0	0	1																					
28 Eric Sogard, L OBP: 0.287, SLG: 0.280		L7			F7			F8		3	0	0	0	0	0	0																					
<b>Inning Stats</b>	R: 0 E: 0 K: 0 S: 8	H: 0 LOB: 0 BB: 0 P: 15	R: 1 E: 0 K: 1 S: 15	H: 1 LOB: 1 BB: 1 P: 25	R: 0 E: 1 K: 1 S: 11	H: 1 LOB: 2 BB: 0 P: 18	R: 0 E: 0 K: 0 S: 4	H: 0 LOB: 0 BB: 1 P: 9	R: 0 E: 0 K: 0 S: 5	H: 0 LOB: 0 BB: 0 P: 8	R: 1 E: 0 K: 0 S: 12	H: 1 LOB: 1 BB: 1 P: 17	R: 0 E: 0 K: 1 S: 6	H: 0 LOB: 0 BB: 0 P: 9	R: 0 E: 0 K: 1 S: 11	H: 0 LOB: 0 BB: 1 P: 14	R: 0 E: 0 K: 0 S: 3	H: 0 LOB: 0 BB: 1 P: 7	1B: 1 2B: 0 3B: 0 HR: 2	SF: 0 SAC: 0 DP: 2 HBP: 0	WP: 0 PB: 0 SB: 0 CS: 0	PA: 33															
<b>PITCHER</b>	IP	WLS	BF	H	R	ER	SO	BB	IBB	HBP	BLK	WP	HR	S	P	ERA	WHIP	<b>PITCHER</b>	IP	WLS	BF	H	R	ER	SO	BB	IBB	HBP	BLK	WP	HR	S	P	ERA	WHIP		
30 Chris Tillman, R ERA: 4.54	7.0	W	27	3	2	2	3	3	0	0	0	0	2	61	101	2.57	0.857																				
56 Darren O'Day, R ERA: 1.17	1.0	H	3	0	0	0	1	0	0	0	0	0	0	11	14	0.00	0.000																				
53 Zack Britton, L ERA: 1.84	1.0	S	3	0	0	0	0	1	0	0	0	0	0	3	7	0.00	1.000																				

Oakland Athletics @ Baltimore Orioles  
 Oriole Park at Camden Yards, Baltimore, MD  
 Mon Aug 17 2015, 7:08 PM - 9:42 PM EDT  
 Att: 22,766 - Partly Cloudy - 87 F

AB	28
R	2
H	3
RBI	2
BB	4
SO	4
LOB	6



Batter	1	2	3	4	5	6	7	8	9	AB	R	H	RBI	BB	SO	LOB	BOTTOM																					
13 Manny Machado, R OBP: 0.365, SLG: 0.520	G4-3		L4			19 BB		BB		3	0	1	0	1	0	0																						
18 Gerardo Parra, L OBP: 0.394, SLG: 0.510	G4-3		G5-3		19 BB	K		K		4	0	1	0	0	1	2																						
10 Adam Jones, R OBP: 0.322, SLG: 0.502	G5-3		G5-3		K			K		4	0	0	0	0	2	2																						
19 Chris Davis, L OBP: 0.342, SLG: 0.549		K	E4		6 BB	45 HR		F8		3	1	0	0	1	1	0																						
6 Jonathan Schoop, R OBP: 0.346, SLG: 0.531		1B			G4-3			G6-3		4	1	2	0	0	0	3																						
45 Steve Clevenger, L OBP: 0.417, SLG: 0.625		K			HR			E7		4	1	1	3	0	2	1																						
2 J.J. Hardy, R OBP: 0.254, SLG: 0.321		K	E6			36 BB		G6-3		4	1	1	0	0	1	2																						
51 Henry Urrutia, L OBP: 0.167, SLG: 0.167		F8	G6-3			F7		G3		4	0	0	0	0	0	3																						
36 Caleb Joseph, R OBP: 0.323, SLG: 0.457		F9			G4-3			F7		4	0	1	1	0	0	1																						
<b>Inning Stats</b>	R: 0 E: 0 K: 0 S: 5	H: 0 LOB: 0 BB: 0 P: 8	R: 0 E: 0 K: 3 S: 12	H: 1 LOB: 1 BB: 0 P: 19	R: 0 E: 0 K: 0 S: 7	H: 0 LOB: 0 BB: 0 P: 10	R: 3 E: 2 K: 0 S: 15	H: 2 LOB: 1 BB: 0 P: 18	R: 0 E: 0 K: 1 S: 12	H: 2 LOB: 3 BB: 1 P: 21	R: 1 E: 0 K: 2 S: 18	H: 2 LOB: 2 BB: 1 P: 24	R: 0 E: 0 K: 1 S: 8	H: 0 LOB: 0 BB: 0 P: 9	R: 0 E: 1 K: 0 S: 11	H: 0 LOB: 1 BB: 0 P: 15	1B: 5 2B: 1 3B: 0 HR: 1	SF: 0 SAC: 0 DP: 0 HBP: 0	WP: 0 PB: 0 SB: 0 CS: 0	PA: 36																		
<b>PITCHER</b>	IP	WLS	BF	H	R	ER	SO	BB	IBB	HBP	BLK	WP	HR	S	P	ERA	WHIP	<b>PITCHER</b>	IP	WLS	BF	H	R	ER	SO	BB	IBB	HBP	BLK	WP	HR	S	P	ERA	WHIP			
54 Sonny Gray, R ERA: 2.04	5.2	L	28	7	4	1	5	2	0	0	0	0	1	66	97	1.59	1.588																					
13 Drew Pomeranz, L ERA: 3.72	1.0		3	0	0	0	2	0	0	0	0	0	0	8	8	0.00	0.000																					
58 Evan Scribner, R ERA: 3.79	0.1		1	0	0	0	0	0	0	0	0	0	0	3	4	0.00	0.000																					
29 Pat Venditte, S ERA: 1.23	1.0		4	0	0	0	0	0	0	0	0	0	0	11	15	0.00	0.000																					

Oakland Athletics @ Baltimore Orioles  
 Oriole Park at Camden Yards, Baltimore, MD  
 Mon Aug 17 2015, 7:08 PM - 9:42 PM EDT  
 Att: 22,766 - Partly Cloudy - 87 F

AB	34
R	4
H	7
RBI	4
BB	2
SO	7
LOB	14

















Batter	1	2	3	4	5	6	7	8	9	AB	R	H	RBI	BB	SO	LOB	TOP								
28 John Jaso, L (1, 10) OBP: 0.375, SLG: 0.452	G6-3		HR		K			G1-3		4	1	1	1	0	1	2	<p>Tampa Bay Rays @ Oakland Athletics</p> <p>O.co Coliseum, Oakland, CA</p> <p>Sat Aug 22 2015, 9:09 PM - 11:45 PM EDT</p> <p>Att: 35,067 - Partly Cloudy - 65 F</p>								
24 Grady Sizemore, L (1, 9) OBP: 0.277, SLG: 0.380			G3-1				L7	G3-1		3	0	0	0	1	0	0									
5 Brandon Guyer, R (9, 9) OBP: 0.366, SLG: 0.393										0	0	0	0	0	0	0									
3 Evan Longoria, R (1, 5) OBP: 0.336, SLG: 0.416	G5-4-3				G4-3		G6-3		K	4	0	0	0	0	1	1									
21 James Loney, L (1, 3) OBP: 0.306, SLG: 0.351		G4-3								3	0	1	0	0	1	0									
7 Daniel Nava, S (6, 3) OBP: 0.272, SLG: 0.191										0	0	0	0	1	0	0									
1 Tim Beckham, R (9, PR) OBP: 0.290, SLG: 0.452										0	1	0	0	0	0	0									
11 Logan Forsythe, R (1, 4) OBP: 0.361, SLG: 0.437										4	2	2	1	0	0	1									
13 Asdrubal Cabrera, S (1, 6) OBP: 0.313, SLG: 0.463										4	1	2	3	0	0	0									
8 Desmond Jennings, R (1, 7) OBP: 0.324, SLG: 0.337										4	0	1	0	0	1	2									
39 Kevin Kiermaier, L (1, 8) OBP: 0.283, SLG: 0.396										4	0	0	0	0	2	3									
19 Curt Casali, R (1, 2) OBP: 0.303, SLG: 0.571										2	0	0	0	1	0	0									
<b>Inning Stats</b>	R: 0 E: 0 K: 0 S: 5	H: 0 LOB: 0 BB: 1 P: 12	R: 1 E: 0 K: 1 S: 10	H: 1 LOB: 0 BB: 0 P: 15	R: 1 E: 0 K: 1 S: 8	H: 1 LOB: 0 BB: 0 P: 11	R: 0 E: 0 K: 0 S: 6	H: 1 LOB: 0 BB: 0 P: 9	R: 0 E: 0 K: 1 S: 12	H: 0 LOB: 0 BB: 0 P: 13	R: 1 E: 0 K: 0 S: 9	H: 1 LOB: 0 BB: 0 P: 14	R: 0 E: 0 K: 0 S: 10	H: 0 LOB: 0 BB: 0 P: 16	R: 2 E: 0 K: 2 S: 15	H: 2 LOB: 2 BB: 1 P: 24	1B: 1 2B: 3 3B: 0 HR: 3	SF: 0 SAC: 0 DP: 2 HBP: 0	WP: 0 PB: 0 SB: 1 CS: 0	PA: 35					
<b>PITCHER</b>	IP	WLS	BF	H	R	ER	SO	BB	IBB	HBP	BLK	WP	HR	S	P	ERA	WHIP								
54 Sonny Gray, R (1, 1) ERA: 2.1	8.0		29	5	3	3	4	2	0	0	0	0	3	69	108	3.38	0.875								
29 Pat Venditte, S (9, 1) ERA: 2.53	0.1	L	3	1	2	2	1	1	0	0	0	0	0	9	18	54.00	6.000								
13 Drew Pomeranz, L (9, 1) ERA: 3.63	0.2	B	3	1	0	0	1	0	0	0	0	0	0	6	6	0.00	1.500								

AB	32
R	5
H	7
RBI	5
BB	3
SO	6
LOB	9



Batter	1	2	3	4	5	6	7	8	9	AB	R	H	RBI	BB	SO	LOB	BOTTOM								
1 Billy Burns, S (1, 8) OBP: 0.331, SLG: 0.372	L8	G6-3			L9			G3		4	0	0	0	0	0	2	<p>Tampa Bay Rays @ Oakland Athletics</p> <p>O.co Coliseum, Oakland, CA</p> <p>Sat Aug 22 2015, 9:09 PM - 11:45 PM EDT</p> <p>Att: 35,067 - Partly Cloudy - 65 F</p>								
4 Coco Crisp, S (1, 7) OBP: 0.255, SLG: 0.220	G3		K		G4-3			G3-1		4	0	0	0	0	1	0									
22 Josh Reddick, L (1, 9) OBP: 0.311, SLG: 0.454	CI				G4-3			F7		3	0	1	0	0	0	0									
20 Mark Canha, R (1, 3) OBP: 0.313, SLG: 0.422					G1-4-3					4	1	2	1	0	0	1									
21 Stephen Vogt, L (1, 10) OBP: 0.341, SLG: 0.444										4	0	0	0	0	3	0									
15 Brett Lawrie, R (1, 5) OBP: 0.305, SLG: 0.408										4	2	3	0	0	1	0									
19 Josh Phegley, R (1, 2) OBP: 0.319, SLG: 0.480										4	1	2	3	0	0	1									
28 Eric Sogard, L (1, 4) OBP: 0.290, SLG: 0.278										2	0	0	0	2	0	0									
10 Marcus Semien, R (1, 6) OBP: 0.299, SLG: 0.385										4	0	0	0	0	1	4									
<b>Inning Stats</b>	R: 0 E: 1 K: 0 S: 10	H: 1 LOB: 2 BB: 0 P: 14	R: 1 E: 0 K: 1 S: 15	H: 2 LOB: 2 BB: 1 P: 25	R: 0 E: 0 K: 1 S: 9	H: 1 LOB: 0 BB: 0 P: 11	R: 0 E: 0 K: 2 S: 12	H: 1 LOB: 2 BB: 1 P: 18	R: 0 E: 0 K: 0 S: 5	H: 0 LOB: 0 BB: 0 P: 7	R: 3 E: 0 K: 0 S: 10	H: 3 LOB: 0 BB: 0 P: 10	R: 0 E: 0 K: 0 S: 6	H: 0 LOB: 0 BB: 0 P: 10	R: 0 E: 0 K: 2 S: 7	H: 0 LOB: 0 BB: 0 P: 9		R: 0 E: 0 K: 0 S: 7	H: 0 LOB: 0 BB: 0 P: 11	1B: 2 2B: 4 3B: 0 HR: 2	SF: 0 SAC: 0 DP: 1 HBP: 0	WP: 0 PB: 0 SB: 0 CS: 0	PA: 36		
<b>PITCHER</b>	IP	WLS	BF	H	R	ER	SO	BB	IBB	HBP	BLK	WP	HR	S	P	ERA	WHIP								
30 Erasmo Ramirez, R (1, 1) ERA: 3.66	7.0		30	8	4	4	4	2	0	0	0	0	2	67	95	5.14	1.429								
37 Alex Colomé, R (8, 1) ERA: 4.01	2.0	W	6	0	0	0	2	0	0	0	0	0	0	14	20	0.00	0.000								













Batter	1	2	3	4	5	6	7	8	9	AB	R	H	RBI	BB	SO	LOB	TOP			
1 Billy Burns, S OBP: 0.339, SLG: 0.386										5	2	3	0	0	0	2	<b>Oakland Athletics @ Seattle Mariners</b> Safeco Field, Seattle, WA Tue Aug 25 2015, 7:11 PM - 10:16 PM PDT Att: 17,498 - Partly Cloudy - 73 F			
20 Mark Canha, R OBP: 0.312, SLG: 0.426										5	0	0	0	0	2	3				
15 Brett Lawrie, R OBP: 0.311, SLG: 0.409										3	0	1	0	2	0	1				
26 Danny Valencia, R OBP: 0.328, SLG: 0.518										3	0	1	1	1	2	3				
19 Josh Phegley, R OBP: 0.316, SLG: 0.473										5	0	1	1	0	1	2				
5 Jake Smolinski, R OBP: 0.310, SLG: 0.340										2	0	1	0	1	0	2				
21 Stephen Vogt, L OBP: 0.344, SLG: 0.453										2	0	0	0	0	1	0				
16 Billy Butler, R OBP: 0.309, SLG: 0.357										2	1	2	0	2	0	0				
23 Sam Fuld, L OBP: 0.271, SLG: 0.302										1	0	1	0	0	0	0				
22 Josh Reddick, L OBP: 0.330, SLG: 0.458											5	1	1	1	0	0		6		
10 Marcus Semien, R OBP: 0.299, SLG: 0.391											3	1	1	1	0	0	6			
28 Eric Sogard, L OBP: 0.288, SLG: 0.277											1	0	0	0	0	0	0			
<b>Inning Stats</b>	R: 1 E: 0 K: 0 S: 12	H: 2 LOB: 2 BB: 1 P: 21	R: 4 E: 0 K: 0 S: 15	H: 5 LOB: 1 BB: 0 P: 23	R: 0 E: 0 K: 1 S: 12	H: 1 LOB: 2 BB: 1 P: 20	R: 0 E: 0 K: 0 S: 8	H: 1 LOB: 1 BB: 1 P: 16	R: 0 E: 0 K: 2 S: 9	H: 0 LOB: 1 BB: 1 P: 18	R: 0 E: 0 K: 1 S: 9	H: 0 LOB: 1 BB: 1 P: 15	R: 0 E: 0 K: 2 S: 12	H: 1 LOB: 2 BB: 1 P: 16	R: 0 E: 0 K: 1 S: 8	H: 1 LOB: 1 BB: 0 P: 14	1B: 8 2B: 3 3B: 0 HR: 1	SF: 1 SAC: 0 DP: 1 HBP: 0	WP: 1 PB: 0 SB: 1 CS: 0	PA: 44
<b>PITCHER</b>	IP WLS BF H R ER SO BB IBB HBP BLK WP HR S P ERA WHIP	1.1 1.1 12 7 5 5 0 1 0 0 0 0 1 1 25 40 33.75 6.000	2.1 3.2 15 3 0 0 1 2 0 0 0 0 0 0 30 50 0.00 1.364	6.1 1.2 7 0 0 0 3 2 0 0 0 0 0 0 32 0.00 1.200	7.1 1.1 6 1 0 0 2 1 0 0 0 0 0 0 13 17 0.00 1.500	8.1 1.0 4 1 0 0 1 0 0 0 0 0 0 0 8 14 0.00 1.000	<b>PITCHER</b>													
37 Mike Montgomery, L ERA: 4.6															IP WLS BF H R ER SO BB IBB HBP BLK WP HR S P ERA WHIP	1.1 1.1 12 7 5 5 0 1 0 0 0 0 1 1 25 40 33.75 6.000				
49 Edgar Olmos, L ERA: 4.6															IP WLS BF H R ER SO BB IBB HBP BLK WP HR S P ERA WHIP	2.1 3.2 15 3 0 0 1 2 0 0 0 0 0 0 30 50 0.00 1.364				
27 Logan Kensing, R ERA: 3.38															IP WLS BF H R ER SO BB IBB HBP BLK WP HR S P ERA WHIP	6.1 1.2 7 0 0 0 3 2 0 0 0 0 0 0 32 0.00 1.200				
39 Carson Smith, R ERA: 3.0															IP WLS BF H R ER SO BB IBB HBP BLK WP HR S P ERA WHIP	7.1 1.1 6 1 0 0 2 1 0 0 0 0 0 0 13 17 0.00 1.500				
54 Tom Wilhelmson, R ERA: 3.86															IP WLS BF H R ER SO BB IBB HBP BLK WP HR S P ERA WHIP	8.1 1.0 4 1 0 0 1 0 0 0 0 0 0 0 8 14 0.00 1.000				
<b>Batter</b>	<b>1</b>	<b>2</b>	<b>3</b>	<b>4</b>	<b>5</b>	<b>6</b>	<b>7</b>	<b>8</b>	<b>9</b>	<b>AB</b>	<b>R</b>	<b>H</b>	<b>RBI</b>	<b>BB</b>	<b>SO</b>	<b>LOB</b>	<b>BOTTOM</b>			
4 Ketel Marte, S OBP: 0.396, SLG: 0.418										5	0	3	0	0	0	1	<b>Oakland Athletics @ Seattle Mariners</b> Safeco Field, Seattle, WA Tue Aug 25 2015, 7:11 PM - 10:16 PM PDT Att: 17,498 - Partly Cloudy - 73 F			
15 Kyle Seager, L OBP: 0.311, SLG: 0.416										5	0	0	0	0	1	5				
23 Nelson Cruz, R OBP: 0.386, SLG: 0.607										4	2	1	1	1	2	3				
22 Robinson Cano, L OBP: 0.322, SLG: 0.431										4	1	2	1	0	1	1				
7 Seth Smith, L OBP: 0.332, SLG: 0.455										2	0	1	0	2	0	0				
16 Austin Jackson, R OBP: 0.304, SLG: 0.368										4	1	2	2	0	1	3				
20 Logan Morrison, L OBP: 0.294, SLG: 0.366										4	1	1	2	0	1	5				
5 Brad Miller, L OBP: 0.323, SLG: 0.393										3	0	0	0	1	1	1				
3 Mike Zunino, R OBP: 0.232, SLG: 0.303										3	1	1	0	0	0	0				
<b>Inning Stats</b>	R: 0 E: 0 K: 1 S: 10	H: 1 LOB: 1 BB: 0 P: 14	R: 0 E: 0 K: 1 S: 9	H: 1 LOB: 1 BB: 0 P: 14	R: 0 E: 0 K: 0 S: 5	H: 0 LOB: 0 BB: 0 P: 6	R: 3 E: 0 K: 1 S: 15	H: 3 LOB: 0 BB: 0 P: 18	R: 3 E: 0 K: 1 S: 12	H: 3 LOB: 2 BB: 2 P: 25	R: 0 E: 0 K: 2 S: 9	H: 1 LOB: 1 BB: 0 P: 11	R: 0 E: 0 K: 0 S: 11	H: 1 LOB: 2 BB: 1 P: 18	R: 0 E: 0 K: 1 S: 8	H: 1 LOB: 2 BB: 1 P: 18		1B: 4 2B: 4 3B: 1 HR: 2	SF: 0 SAC: 1 DP: 0 HBP: 0	WP: 0 PB: 0 SB: 0 CS: 0
<b>PITCHER</b>	IP WLS BF H R ER SO BB IBB HBP BLK WP HR S P ERA WHIP	4.2 4.2 24 6 6 6 3 2 0 0 0 0 0 0 2 48 74 11.57 2.143	5.1 1.1 5 1 0 0 3 0 0 0 0 0 0 0 12 14 0.00 0.750	3.1 2.0 10 2 0 0 1 1 1 0 0 0 0 0 19 36 0.00 1.500	<b>PITCHER</b>															
30 Jesse Chavez, R ERA: 4.0															IP WLS BF H R ER SO BB IBB HBP BLK WP HR S P ERA WHIP	4.2 4.2 24 6 6 6 3 2 0 0 0 0 0 0 2 48 74 11.57 2.143				
56 Fernando Abad, L ERA: 3.22															IP WLS BF H R ER SO BB IBB HBP BLK WP HR S P ERA WHIP	5.1 1.1 5 1 0 0 3 0 0 0 0 0 0 0 12 14 0.00 0.750				
33 Fernando Rodriguez Jr., Jr. ERA: 4.07															IP WLS BF H R ER SO BB IBB HBP BLK WP HR S P ERA WHIP	3.1 2.0 10 2 0 0 1 1 1 0 0 0 0 0 19 36 0.00 1.500				



Batter	1	2	3	4	5	6	7	8	9	AB	R	H	RBI	BB	SO	LOB	TOP										
1 Billy Burns, S OBP: 0.338, SLG: 0.392			G4-3			G4-3		G4-3		4	1	1	1	0	0	1	<b>Oakland Athletics @ Seattle Mariners</b> Safeco Field, Seattle, WA Wed Aug 26 2015, 12:41 PM - 3:41 PM PDT Att: 23,338 - Partly Cloudy - 68 F										
20 Mark Canha, R OBP: 0.308, SLG: 0.420	F7		K			K		K		4	0	0	0	0	3	1											
22 Josh Reddick, L OBP: 0.330, SLG: 0.455	F7									2	0	0	0	1	1	0											
5 Jake Smolinski, R OBP: 0.307, SLG: 0.337	F7									1	0	0	0	0	0	0											
21 Stephen Vogt, L OBP: 0.342, SLG: 0.449	F8									3	0	0	0	0	0	1											
19 Josh Phegley, R OBP: 0.315, SLG: 0.470	F8									1	0	0	0	0	1	0											
15 Brett Lawrie, R OBP: 0.313, SLG: 0.416		L7								4	1	2	1	0	0	0											
16 Billy Butler, R OBP: 0.310, SLG: 0.357		K								3	0	1	0	1	2	0											
4 Coco Crisp, S OBP: 0.236, SLG: 0.202		G3								4	0	0	0	0	1	3											
10 Marcus Semien, R OBP: 0.297, SLG: 0.389			P6							3	0	0	0	0	0	1											
28 Eric Sogard, L OBP: 0.289, SLG: 0.275										2	0	0	0	0	0	1											
<b>Inning Stats</b>	R: 1 H: 1 E: 0 K: 0 S: 10	H: 1 LOB: 0 BB: 0 P: 11	R: 0 H: 0 E: 0 K: 1 S: 9	H: 0 LOB: 0 BB: 0 P: 13	R: 0 H: 0 E: 0 K: 1 S: 10	H: 0 LOB: 1 BB: 0 P: 15	R: 0 H: 0 E: 0 K: 1 S: 7	H: 0 LOB: 0 BB: 0 P: 7	R: 0 H: 1 E: 0 K: 1 S: 12	H: 1 LOB: 1 BB: 0 P: 17	R: 0 H: 0 E: 0 K: 1 S: 8	H: 0 LOB: 0 BB: 1 P: 15	R: 1 H: 1 E: 0 K: 1 S: 9	H: 1 LOB: 0 BB: 0 P: 15	R: 0 H: 0 E: 0 K: 1 S: 8	H: 0 LOB: 0 BB: 0 P: 12	R: 0 H: 1 E: 0 K: 1 S: 10	H: 1 LOB: 2 BB: 1 P: 21	1B: 2 2B: 0 3B: 0 HR: 2	SF: 0 SAC: 0 DP: 0 HBP: 1	WP: 0 PB: 0 SB: 0 CS: 0	PA: 34					
<b>PITCHER</b>	IP	WLS	BF	H	R	ER	SO	BB	IBB	HBP	BLK	WP	HR	S	P	ERA	WHIP										
34 Félix Hernández, R ERA: 3.66	8.0	W	29	3	2	2	7	1	0	1	0	0	0	2	105	2.25	0.500										
38 Vidal Nuño, L ERA: 2.88	1.0		5	1	0	0	1	1	0	0	0	0	0	10	21	0.00	2.000										

Batter	1	2	3	4	5	6	7	8	9	AB	R	H	RBI	BB	SO	LOB	BOTTOM										
4 Ketel Marte, S OBP: 0.396, SLG: 0.429						F8				5	2	2	0	0	0	4	<b>Oakland Athletics @ Seattle Mariners</b> Safeco Field, Seattle, WA Wed Aug 26 2015, 12:41 PM - 3:41 PM PDT Att: 23,338 - Partly Cloudy - 68 F										
15 Kyle Seager, L OBP: 0.310, SLG: 0.420	G5-3	F8				F8				5	1	1	1	0	0	2											
23 Nelson Cruz, R OBP: 0.390, SLG: 0.615						F8				4	2	3	3	0	0	0											
22 Robinson Canó, L OBP: 0.321, SLG: 0.428		E1								5	1	1	0	0	0	2											
7 Seth Smith, L OBP: 0.333, SLG: 0.455										4	1	1	1	1	1	3											
35 Mark Trumbo, R OBP: 0.298, SLG: 0.445										4	0	1	1	1	1	2											
20 Logan Morrison, L OBP: 0.298, SLG: 0.368										3	1	2	1	1	0	1											
5 Brad Miller, L OBP: 0.326, SLG: 0.391										1	0	0	0	2	1	3											
16 Austin Jackson, R OBP: 0.305, SLG: 0.370										1	0	1	0	0	0	0											
2 Jesús Sucre, R OBP: 0.125, SLG: 0.177										4	0	0	1	0	0	9											
<b>Inning Stats</b>	R: 4 H: 6 E: 0 K: 0 S: 15	H: 6 LOB: 3 BB: 1 P: 25	R: 0 H: 0 E: 1 K: 0 S: 10	H: 0 LOB: 1 BB: 0 P: 19	R: 0 H: 0 E: 0 K: 0 S: 10	H: 0 LOB: 1 BB: 2 P: 18	R: 0 H: 0 E: 0 K: 0 S: 9	H: 0 LOB: 0 BB: 0 P: 13	R: 0 H: 1 E: 0 K: 2 S: 12	H: 1 LOB: 3 BB: 1 P: 21	R: 1 H: 2 E: 0 K: 1 S: 16	H: 2 LOB: 1 BB: 0 P: 27	R: 1 H: 1 E: 0 K: 0 S: 23	H: 1 LOB: 1 BB: 1 P: 33	R: 2 H: 2 E: 0 K: 0 S: 10	H: 2 LOB: 0 BB: 0 P: 22	R: 2 H: 8 E: 0 K: 0 S: 10	H: 8 LOB: 2 SAC: 0 DP: 2 HBP: 1	WP: 0 PB: 0 SB: 1 CS: 0	PA: 42							
<b>PITCHER</b>	IP	WLS	BF	H	R	ER	SO	BB	IBB	HBP	BLK	WP	HR	S	P	ERA	WHIP										
40 Chris Bassitt, R ERA: 2.82	4.1	L	25	7	4	4	4	4	0	0	0	0	0	5	6	0.00	0.000										
49 Edward Mujica, R ERA: 4.59	0.2		2	0	0	0	1	0	0	0	0	0	0	5	6	0.00	0.000										
29 Pat Venditte, S ERA: 2.63	1.0		5	2	1	1	1	0	0	0	0	0	0	16	27	9.00	2.000										
62 Sean Doolittle, L ERA: 10.13	1.0		5	1	1	1	0	1	0	0	0	0	0	23	33	9.00	2.000										
56 Fernando Abad, L ERA: 3.68	0.1		3	2	2	2	0	0	0	0	0	0	2	7	16	54.00	6.000										
<b>PITCHER</b>	IP	WLS	BF	H	R	ER	SO	BB	IBB	HBP	BLK	WP	HR	S	P	ERA	WHIP										
58 Evan Scribner, R ERA: 4.37	0.2		2	0	0	0	0	0	0	0	0	0	0	3	6	0.00	0.000										

AB	31
R	2
H	4
RBI	2
BB	2
SO	8
LOB	8



AB	36
R	8
H	12
RBI	8
BB	5
SO	3
LOB	26









Batter	1	2	3	4	5	6	7	8	9	AB	R	H	RBI	BB	SO	LOB	TOP										
1 Billy Burns, S OBP: 0.336, SLG: 0.389	G3		20 CS 1B		G4-3			G3	L7	5	0	1	0	0	0	1											
20 Mark Canha, R OBP: 0.307, SLG: 0.419	K		G6-3			K		22 G4-3 21 1B		4	1	1	0	0	2	1											
22 Josh Reddick, L OBP: 0.330, SLG: 0.451	K				15 FC6-5 21 1B			G4-3		3	0	1	0	1	1	1											
26 Danny Valencia, R OBP: 0.333, SLG: 0.519		21 HR 2B			K			G5-3	21 1B	3	1	1	0	1	1	2											
21 Stephen Vogt, L OBP: 0.344, SLG: 0.456		2H HR			15 FC6-5 1B				IBB	3	1	3	3	1	0	0											
15 Brett Lawrie, R OBP: 0.309, SLG: 0.418	G1-3				FC6-5				1-3 2H 1B	4	0	0	0	0	1	6											
4 Coco Crisp, S OBP: 0.228, SLG: 0.194	G4-3				G3					4	0	0	0	0	0	2											
13 Drew Pomeranz, R (9, 1)										0	0	0	0	0	0	0											
10 Marcus Semien, R OBP: 0.296, SLG: 0.391	G1-3				P4				F9	4	0	0	0	0	0	0											
36 Aaron Brooks, R (1, 1)					G6-3					2	0	0	0	0	0	0											
16 Billy Butler, R OBP: 0.359, SLG: 0.356										1	0	0	0	0	1	0											
33 Fernando Rodriguez Jr., R (7, PH)										0	0	0	0	0	0	0											
5 Jake Smolinski, R OBP: 0.305, SLG: 0.343										1	0	1	0	0	0	0											
<b>Inning Stats</b>	R: 0 E: 0 K: 2 S: 7	H: 0 LOB: 0 BB: 0 P: 11	R: 2 E: 0 K: 0 S: 9	H: 2 LOB: 0 BB: 0 P: 12	R: 0 E: 0 K: 0 S: 7	H: 1 LOB: 0 BB: 0 P: 12	R: 0 E: 0 K: 1 S: 10	H: 1 LOB: 2 BB: 1 P: 17	R: 0 E: 0 K: 2 S: 11	H: 0 LOB: 0 BB: 0 P: 15	R: 0 E: 0 K: 0 S: 10	H: 1 LOB: 2 BB: 1 P: 18	R: 0 E: 0 K: 1 S: 7	H: 0 LOB: 0 BB: 0 P: 9	R: 1 E: 0 K: 0 S: 13	H: 2 LOB: 2 BB: 1 P: 24	R: 0 E: 0 K: 0 S: 8	H: 1 LOB: 1 BB: 0 P: 12	1B: 5 2B: 2 HR: 1	SF: 0 SAC: 0 DP: 0 HBP: 0	WP: 0 PB: 0 SB: 0 CS: 1	PA: 37					
<b>PITCHER</b>	IP	WLS	BF	H	R	ER	SO	BB	IBB	HBP	BLK	WP	HR	S	P	ERA	WHIP										
47 Jhoulys Chacin, R ERA: 2.7	7.0		27	5	2	2	6	2	0	0	0	0	1	61	94	2.57	1.000										
40 Andrew Chafin, L ERA: 2.41	0.2	L	5	2	1	1	0	0	1	0	0	0	0	10	20	13.50	3.000										
48 Randall Delgado, R ERA: 3.02	1.1		5	1	0	0	0	0	0	0	0	0	0	11	16	0.00	0.750										

Oakland Athletics @ Arizona Diamondbacks  
Chase Field, Phoenix, AZ  
Sat Aug 29 2015, 5:10 PM - 7:50 PM MST  
Att: 35,990 - Roof Closed - 78 F

livebaseballscores.com

AB 34  
R 3  
H 8  
RBI 3  
BB 3  
SO 6  
LOB 13



Batter	1	2	3	4	5	6	7	8	9	AB	R	H	RBI	BB	SO	LOB	BOTTOM										
5 Ender Inciarte, L OBP: 0.337, SLG: 0.399	11 1B		44 BB 1B		11 1B 44 G5-4-3 1B					3	1	3	0	1	0	0											
11 AJ Pollock, R OBP: 0.371, SLG: 0.484			K		44 G5-4-3 1B		G5-3			4	0	2	1	0	1	2											
44 Paul Goldschmidt, R OBP: 0.442, SLG: 0.957			7 FC6-4 BB		G5-4-3			K		3	0	0	0	1	2	3											
6 David Peralta, L OBP: 0.363, SLG: 0.509	K		L9		G3			G4-3		4	0	0	0	0	1	4											
7 Wellington Castillo, R OBP: 0.311, SLG: 0.490	G5-3		FC6-4					G1		4	0	1	0	0	0	4											
19 Jake Lamb, L OBP: 0.330, SLG: 0.406		K			L7			F8		4	0	0	0	0	2	1											
2 Aaron Hill, R OBP: 0.297, SLG: 0.333					G5-3					3	0	1	0	0	0	1											
16 Chris Owings, R OBP: 0.282, SLG: 0.333		47 SH3-4 1B			G6-4-3					1	0	0	0	0	1	0											
47 Jhoulys Chacin, R ERA: 2.47										1	0	0	0	0	0	0											
24 Yasmany Tomas, R OBP: 0.321, SLG: 0.419										1	0	0	0	0	0	0											
40 Andrew Chafin, R (8, 1)										0	0	0	0	0	0	0											
48 Randall Delgado, R (8, 1)										0	0	0	0	0	0	0											
8 Jarrod Saltalamacchia, R OBP: 0.296, SLG: 0.399										1	0	0	0	0	1	0											
13 Nick Ahmed, R OBP: 0.268, SLG: 0.321					5 1B 11 1B			P4		3	1	1	0	0	0	1											
<b>Inning Stats</b>	R: 0 E: 0 K: 2 S: 12	H: 2 LOB: 2 BB: 0 P: 20	R: 0 E: 0 K: 1 S: 10	H: 1 LOB: 1 BB: 0 P: 16	R: 0 E: 0 K: 1 S: 9	H: 1 LOB: 2 BB: 1 P: 13	R: 0 E: 0 K: 0 S: 7	H: 0 LOB: 0 BB: 0 P: 9	R: 2 E: 0 K: 0 S: 8	H: 3 LOB: 0 BB: 0 P: 10	R: 0 E: 0 K: 0 S: 5	H: 1 LOB: 0 BB: 0 P: 7	R: 0 E: 0 K: 0 S: 6	H: 0 LOB: 1 BB: 1 P: 10	R: 0 E: 0 K: 1 S: 9	H: 0 LOB: 0 BB: 0 P: 14	R: 0 E: 0 K: 3 S: 10	H: 0 LOB: 0 BB: 0 P: 11	1B: 7 2B: 1 HR: 0	SF: 0 SAC: 1 DP: 2 HBP: 0	WP: 0 PB: 0 SB: 0 CS: 0	PA: 35					
<b>PITCHER</b>	IP	WLS	BF	H	R	ER	SO	BB	IBB	HBP	BLK	WP	HR	S	P	ERA	WHIP										
36 Aaron Brooks, R ERA: 3.89	6.0		25	8	2	2	4	1	0	0	0	0	0	51	75	3.00	1.500										
33 Fernando Rodriguez Jr., R (7, PH)	2.0	W	7	0	0	0	1	1	0	0	0	0	0	15	24	0.00	0.500										
13 Drew Pomeranz, L ERA: 3.54	1.0	S	3	0	0	0	3	0	0	0	0	0	0	10	11	0.00	0.000										

Oakland Athletics @ Arizona Diamondbacks  
Chase Field, Phoenix, AZ  
Sat Aug 29 2015, 5:10 PM - 7:50 PM MST  
Att: 35,990 - Roof Closed - 78 F

livebaseballscores.com

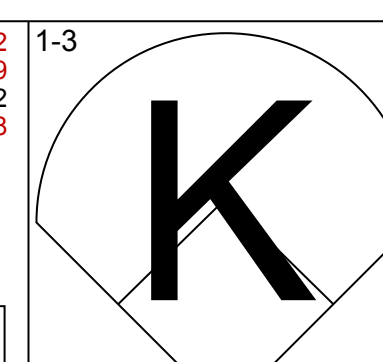
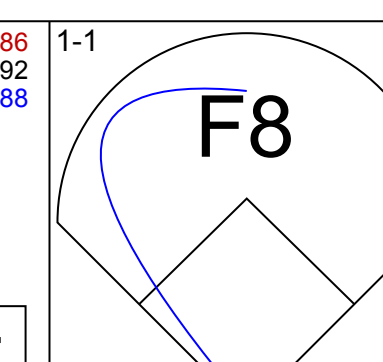
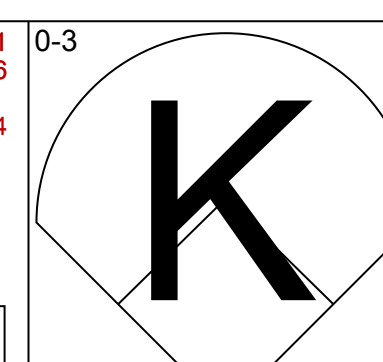
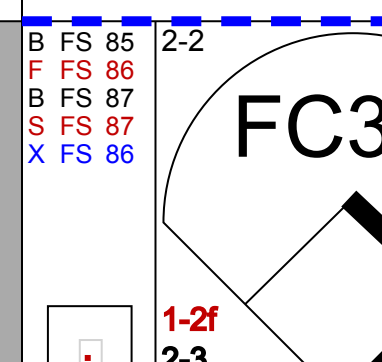
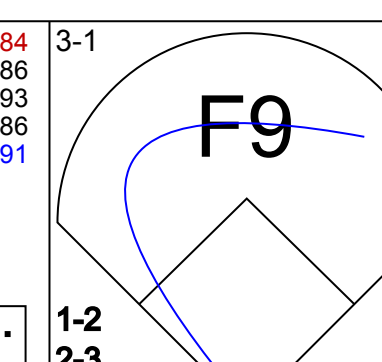
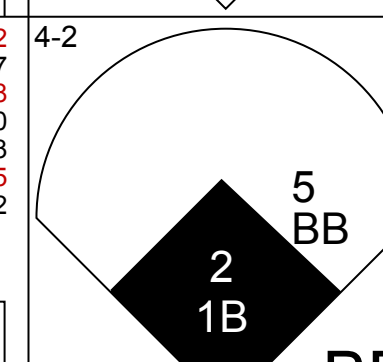
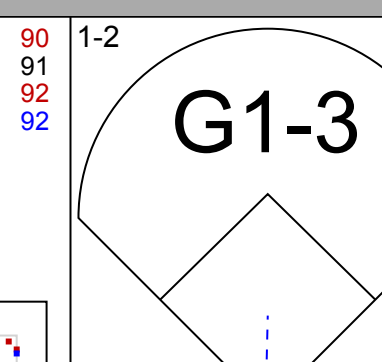
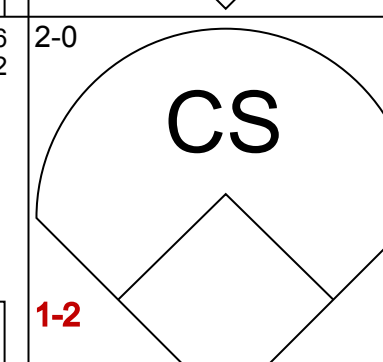
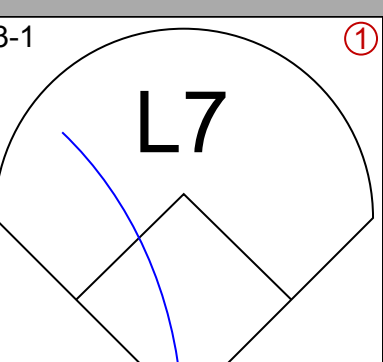
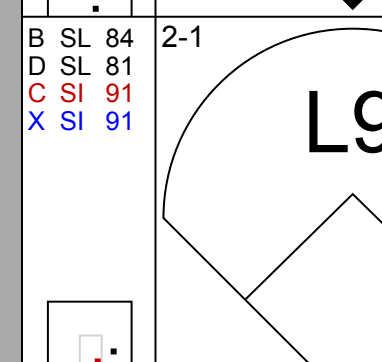
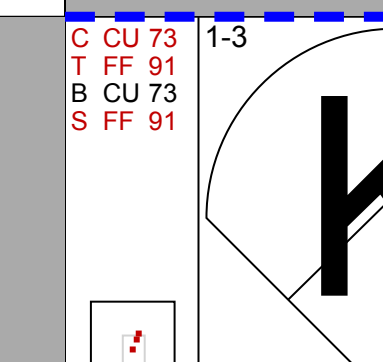
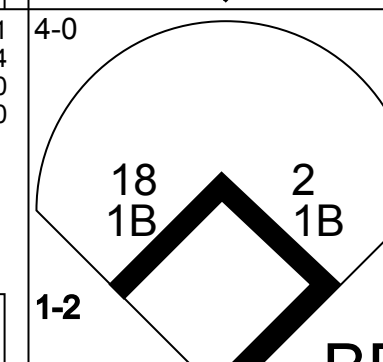
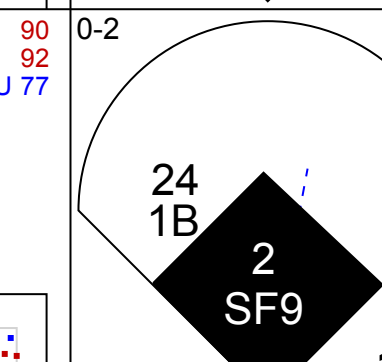

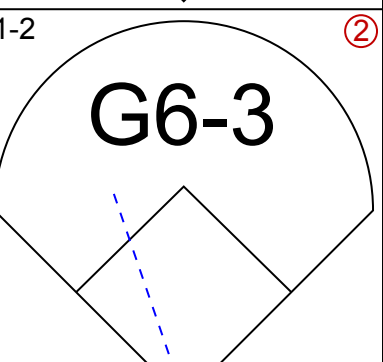
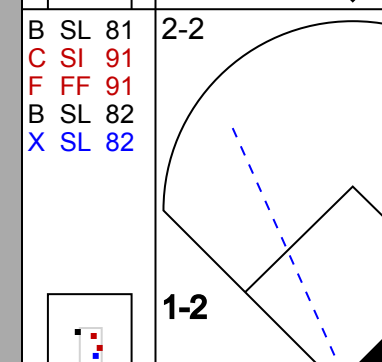
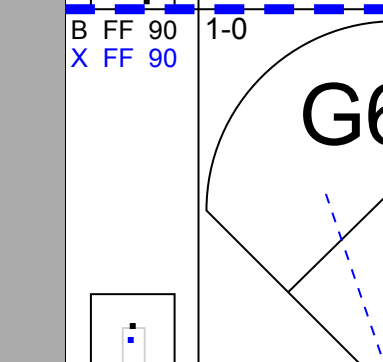
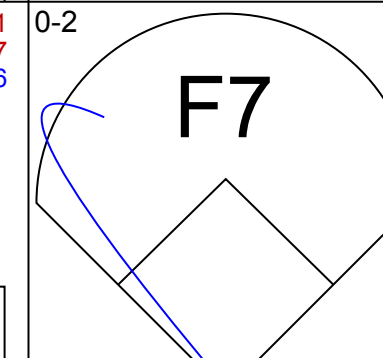
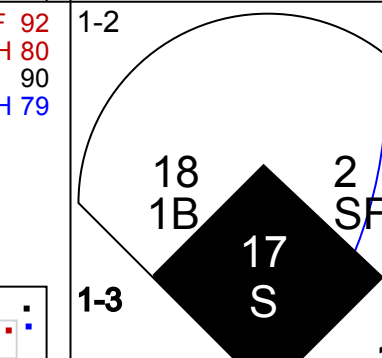

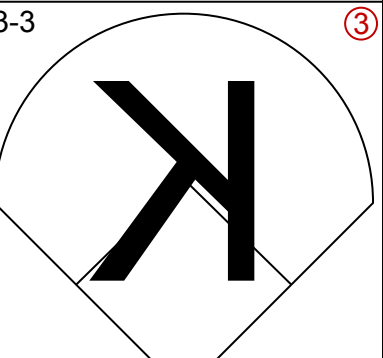
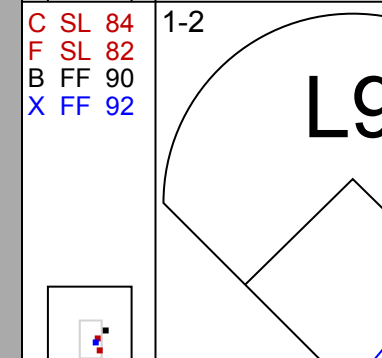
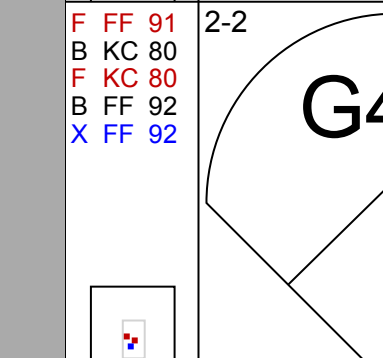
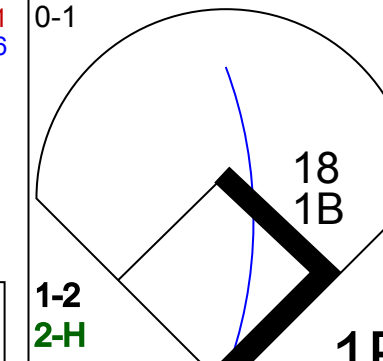
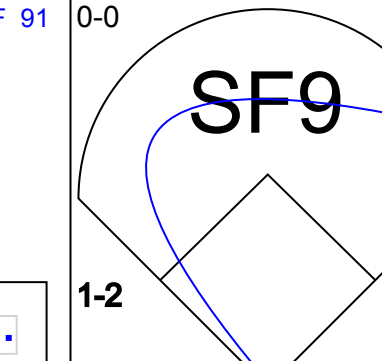
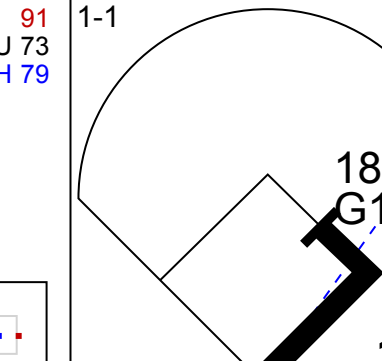
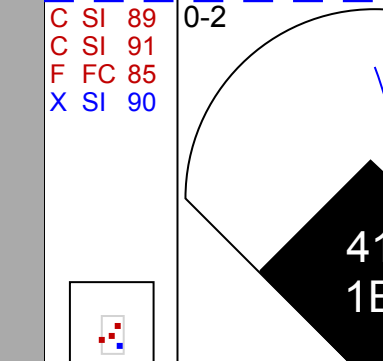

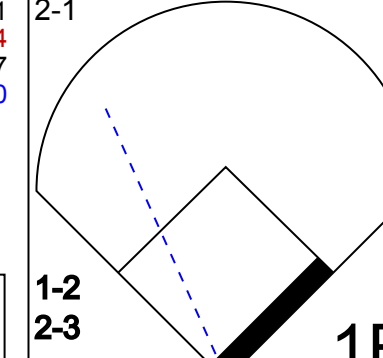
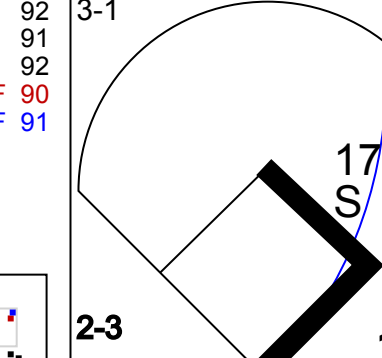

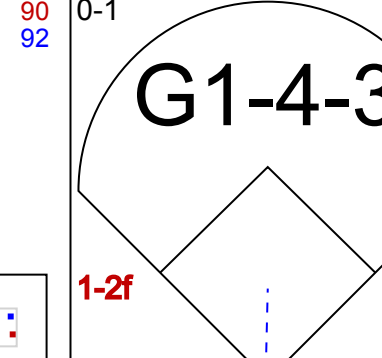
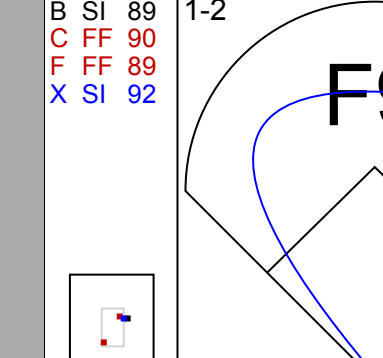
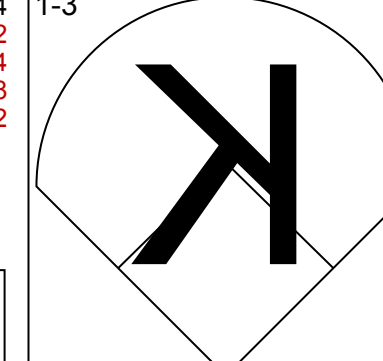
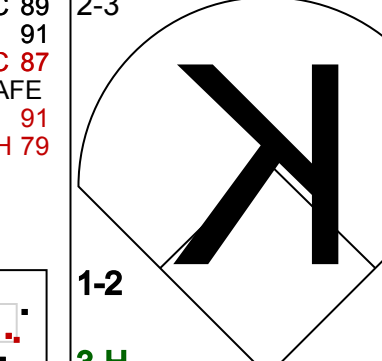

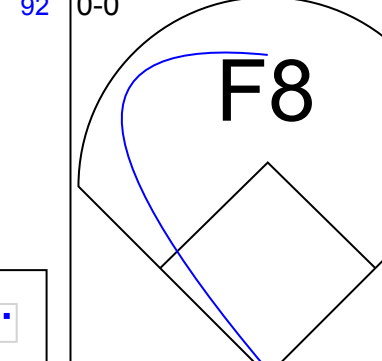
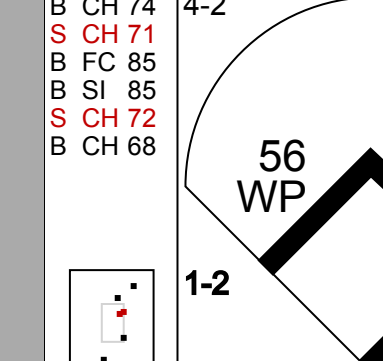
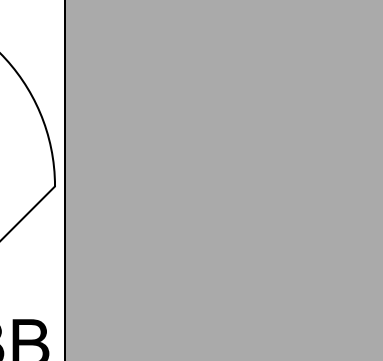
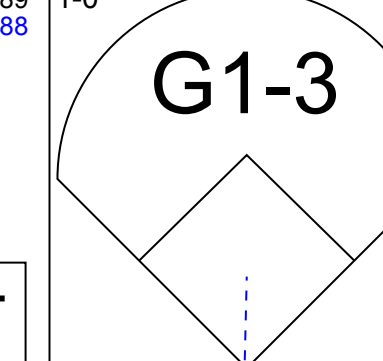
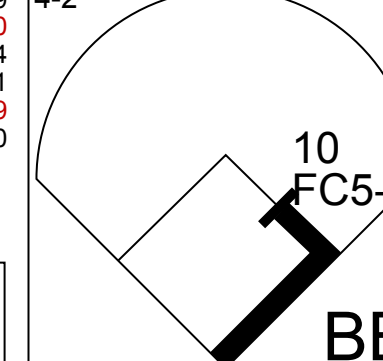
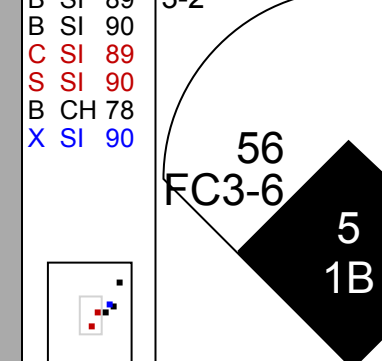
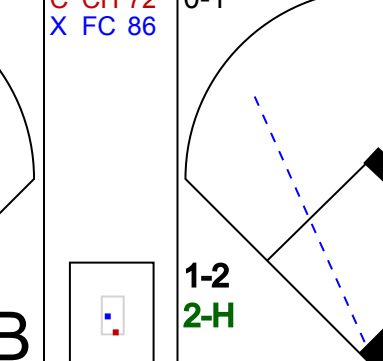
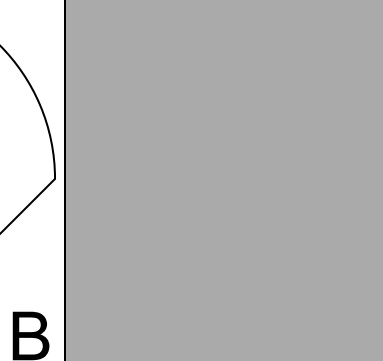
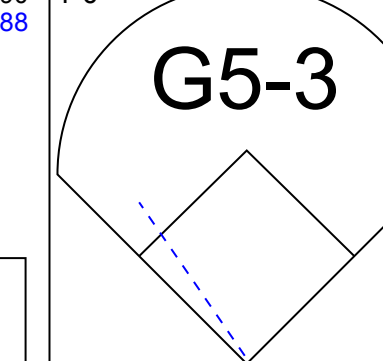
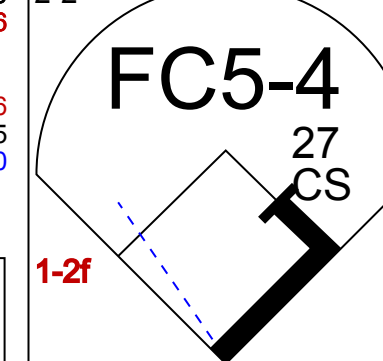
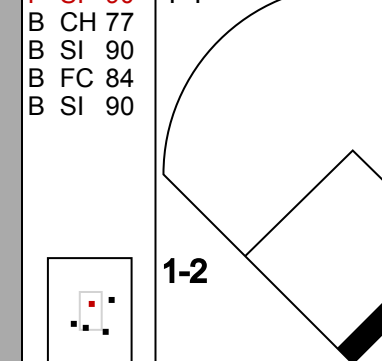
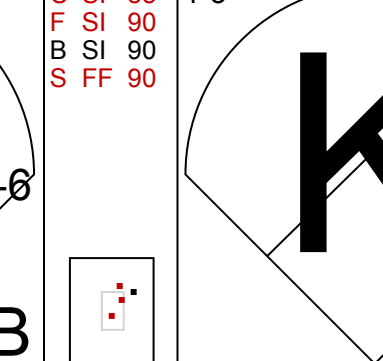
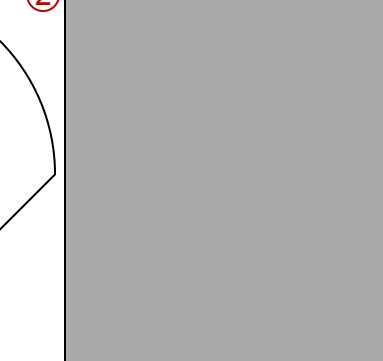
AB 32  
R 2  
H 8  
RBI 1  
BB 2  
SO 8  
LOB 16







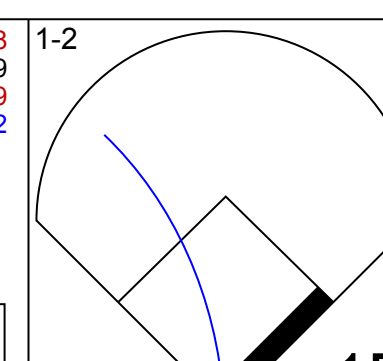
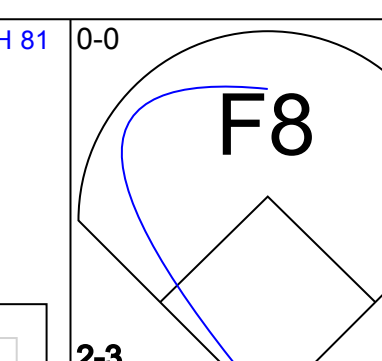
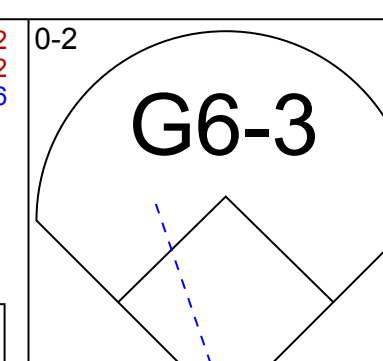
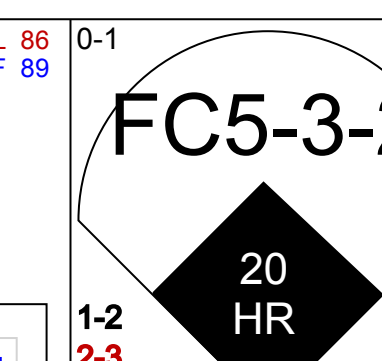
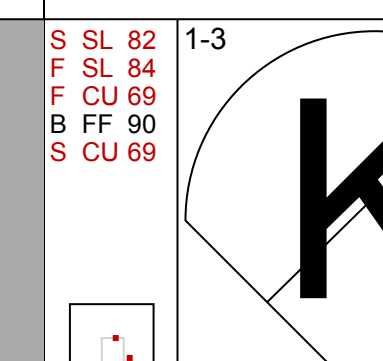
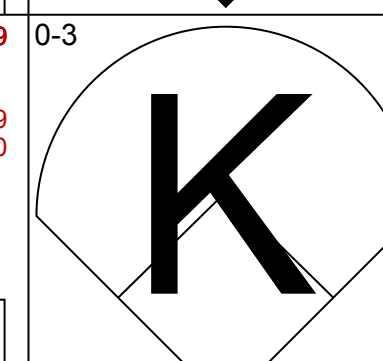
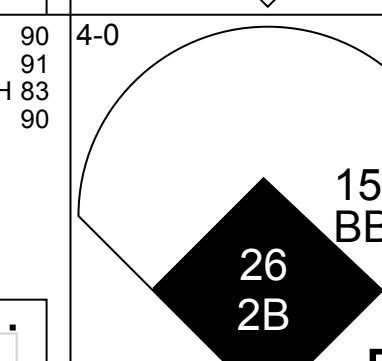
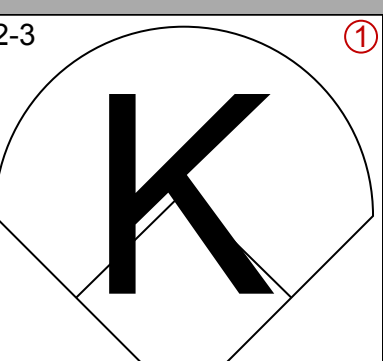
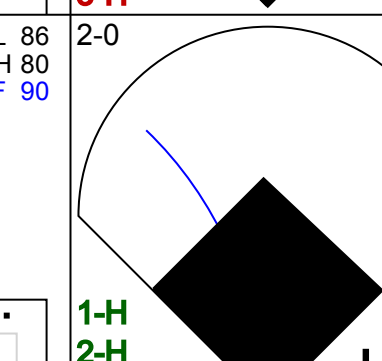

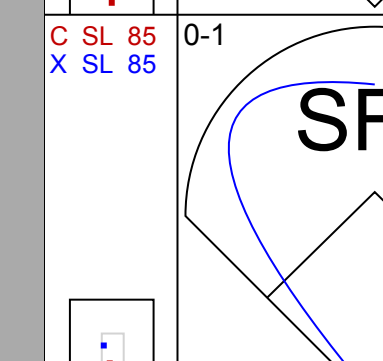
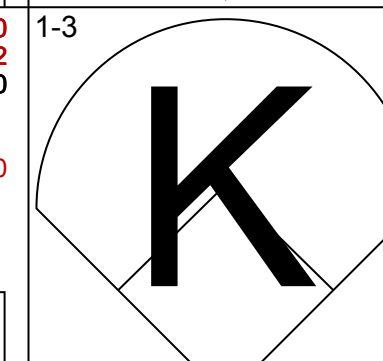
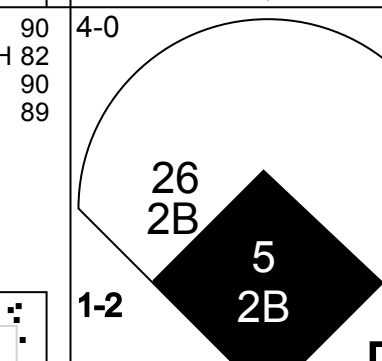
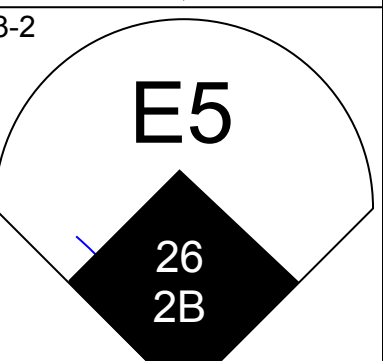
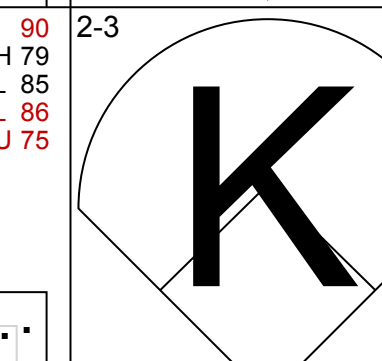
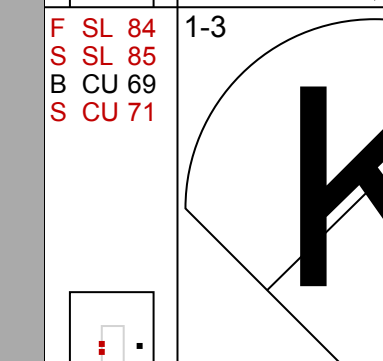
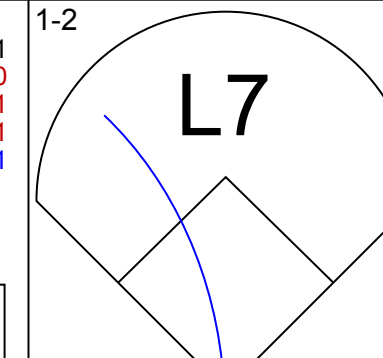
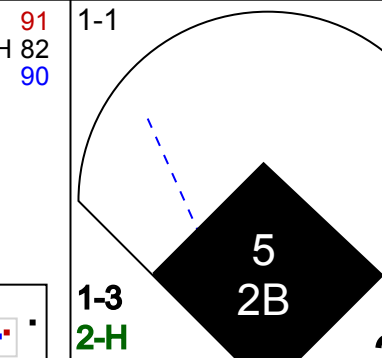

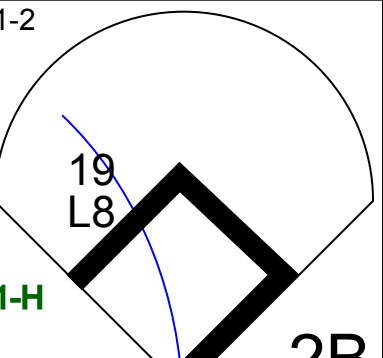

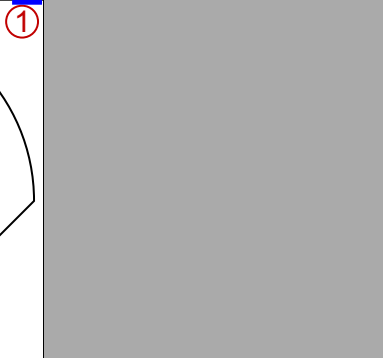
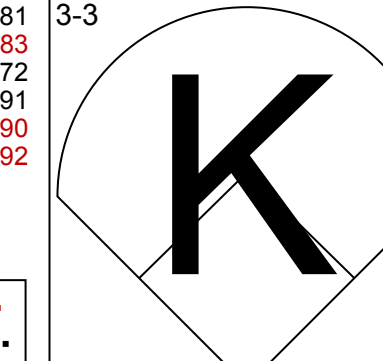
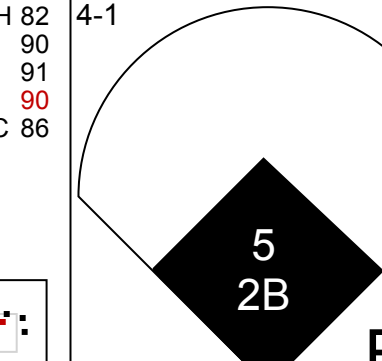

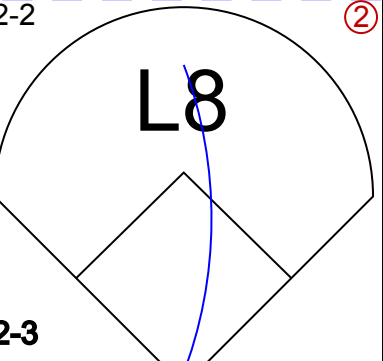
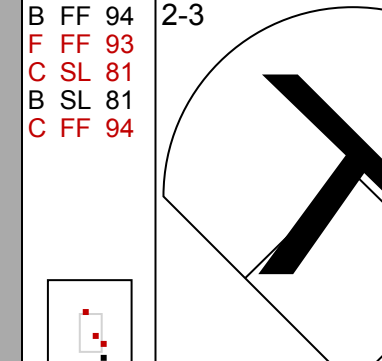
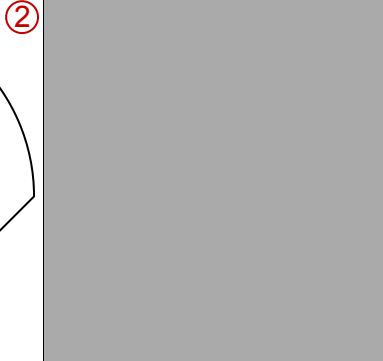
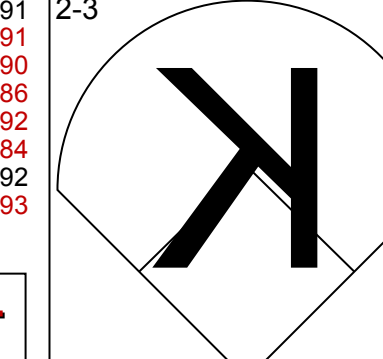
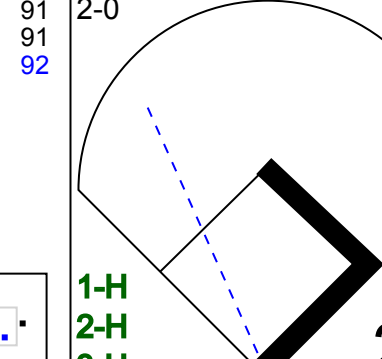

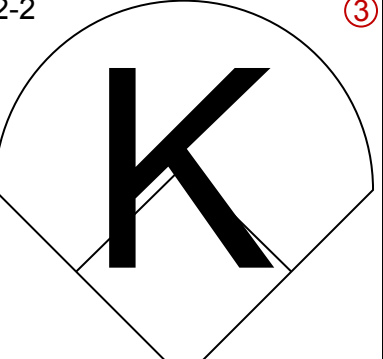
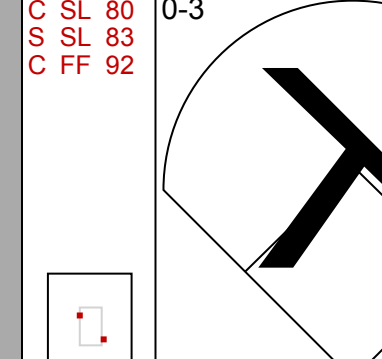
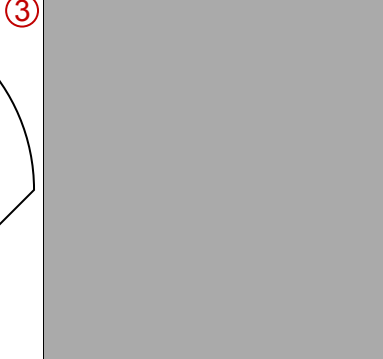

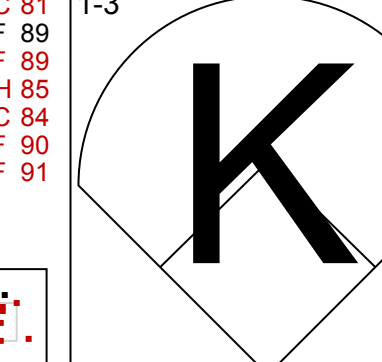
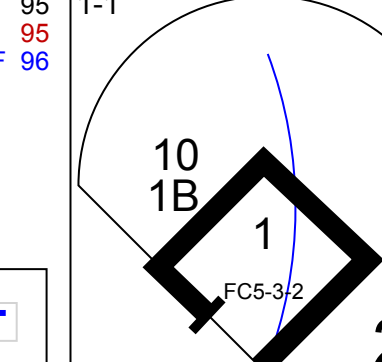

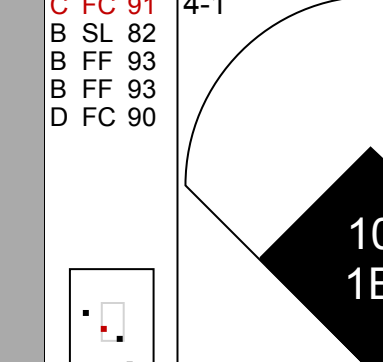

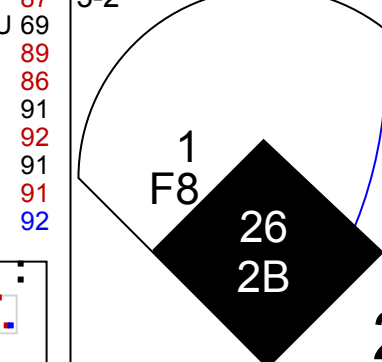
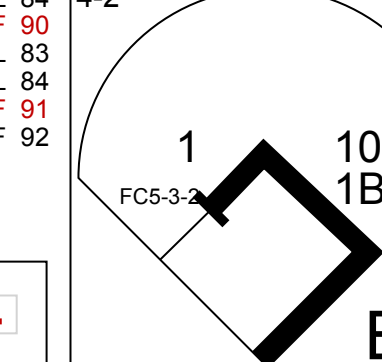

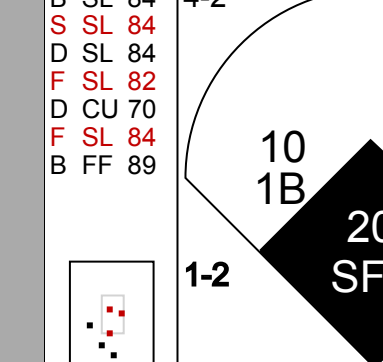

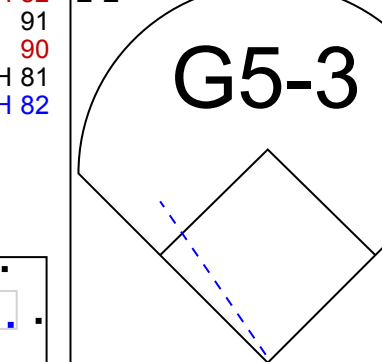
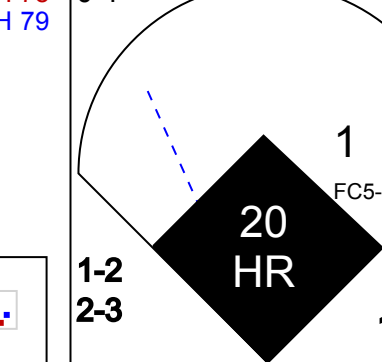

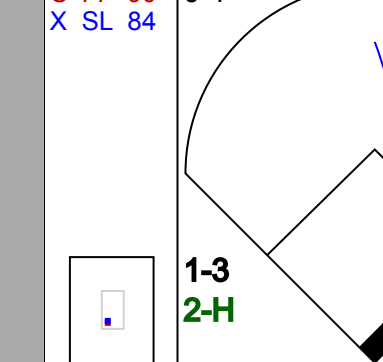


Batter	1	2	3	4	5	6	7	8	9	AB	R	H	RBI	BB	SO	LOB	TOP			
56 Kole Calhoun, L OBP: 0.319, SLG: 0.431										5	0	0	0	0	2	5				
27 Mike Trout, R OBP: 0.395, SLG: 0.576										4	1	0	0	1	1	2				
5 Albert Pujols, R OBP: 0.308, SLG: 0.493										4	1	2	1	1	0	0				
24 C.J. Cron, R OBP: 0.311, SLG: 0.440										5	1	1	0	0	1	4				
2 Erick Aybar, S OBP: 0.311, SLG: 0.335										3	1	3	2	0	0	0				
18 Shane Victorino, S OBP: 0.304, SLG: 0.297										4	0	2	0	0	0	2				
17 Chris Iannetta, R OBP: 0.290, SLG: 0.317										3	0	0	0	1	2	4				
41 Kaleb Cowart, S OBP: 0.295, SLG: 0.333										3	1	2	1	1	0	0				
10 Grant Green, R OBP: 0.227, SLG: 0.262										3	0	0	0	1	1	3				
<b>Inning Stats</b>	R: 1 H: 2 E: 0 K: 2 S: 17	WLS: 2 BF: 27 LOB: 3 P: 29	R: 0 H: 0 E: 0 K: 0 S: 4	H: 0 R: 0 ER: 0 LOB: 0 P: 7	R: 2 H: 3 E: 0 K: 1 S: 15	LOB: 1 BB: 0 P: 22	R: 0 H: 0 E: 0 K: 1 S: 8	H: 0 R: 0 ER: 0 LOB: 0 P: 16	R: 0 H: 1 E: 0 K: 0 S: 5	LOB: 1 BB: 0 P: 6	R: 1 H: 2 E: 0 K: 0 S: 15	H: 2 R: 1 ER: 0 LOB: 2 P: 29	R: 1 H: 2 E: 0 K: 1 S: 16	H: 2 R: 0 ER: 0 LOB: 0 P: 11	R: 0 H: 0 E: 0 K: 1 S: 7	LOB: 0 BB: 0 P: 11	1B: 10 2B: 0 3B: 0 HR: 0	SF: 1 SAC: 0 DP: 1 HBP: 0	WP: 2 PB: 0 SB: 2 CS: 1	PA: 41
<b>PITCHER</b>	IP	WLS	BF	H	R	ER	SO	BB	IBB	HBP	BLK	WP	HR	S	P	ERA	WHIP			
53 Felix Doubront, L ERA: 3.99	6.0	W	27	7	4	4	5	4	0	0	0	0	0	61	106	6.00	1.833			
49 Edward Mujica, R ERA: 4.54	1.0		4	1	0	0	0	0	0	0	0	0	0	11	18	0.00	1.000			
56 Fernando Abad, L ERA: 3.82	1.0		6	2	1	1	1	1	0	0	0	2	0	16	25	9.00	3.000			
58 Evan Scribner, R ERA: 4.35	0.1		1	0	0	0	1	0	0	0	0	0	0	3	4	0.00	0.000			
13 Drew Pomeranz, L ERA: 5.58	0.2		2	0	0	0	0	0	0	0	0	0	0	4	7	0.00	0.000			

Los Angeles Angels @ Oakland Athletics  
O.co Coliseum, Oakland, CA  
Mon Aug 31 2015, 10:09 PM - 1:52 AM EDT  
Att. 12,054 - Clear - 68 F

AB	34
R	5
H	10
RBI	4
BB	5
SO	7
LOB	20



Batter	1	2	3	4	5	6	7	8	9	AB	R	H	RBI	BB	SO	LOB	BOTTOM			
1 Billy Burns, S OBP: 0.336, SLG: 0.387										5	1	1	0	0	1	6				
20 Mark Canha, R OBP: 0.305, SLG: 0.426										3	2	1	4	1	2	1				
15 Brett Lawrie, R OBP: 0.308, SLG: 0.414										4	2	0	0	1	3	2				
26 Danny Valencia, R OBP: 0.340, SLG: 0.525										4	1	2	3	0	0	1				
19 Josh Phegley, R OBP: 0.314, SLG: 0.455										3	1	0	0	1	2	1				
5 Jake Smolinski, R OBP: 0.301, SLG: 0.346										4	0	1	3	0	3	1				
16 Billy Butler, R OBP: 0.313, SLG: 0.360										3	1	1	0	1	1	1				
22 Josh Reddick, L OBP: 0.336, SLG: 0.458										2	2	1	0	2	0	0				
10 Marcus Semien, R OBP: 0.298, SLG: 0.391										4	1	2	1	0	0	1				
<b>Inning Stats</b>	R: 0 H: 1 E: 0 K: 2 S: 13	H: 1 R: 0 ER: 0 LOB: 1 P: 16	R: 0 H: 0 E: 0 K: 2 S: 14	H: 0 R: 0 ER: 0 LOB: 0 P: 21	R: 5 H: 3 E: 0 K: 1 S: 20	H: 3 R: 0 ER: 0 LOB: 3 P: 41	R: 0 H: 0 E: 0 K: 0 S: 5	H: 0 R: 0 ER: 0 LOB: 0 P: 6	R: 1 H: 1 E: 1 K: 2 S: 18	H: 1 R: 0 ER: 1 LOB: 1 P: 28	R: 3 H: 3 E: 0 K: 1 S: 12	H: 3 R: 0 ER: 0 LOB: 0 P: 21	R: 0 H: 0 E: 0 K: 2 S: 7	H: 0 R: 0 ER: 0 LOB: 0 P: 10	R: 2 H: 1 E: 0 K: 2 S: 15	H: 1 R: 0 ER: 0 LOB: 2 P: 25	1B: 3 2B: 6 3B: 0 HR: 1	SF: 1 SAC: 0 DP: 1 HBP: 0	WP: 0 PB: 0 SB: 0 CS: 0	PA: 39
<b>PITCHER</b>	IP	WLS	BF	H	R	ER	SO	BB	IBB	HBP	BLK	WP	HR	S	P	ERA	WHIP			
53 Héctor Santiago, L ERA: 3.37	2.2	L	15	4	5	5	4	3	0	0	0	0	0	41	71	16.88	2.625			
59 Fernando Salas, R ERA: 4.47	1.2		7	1	1	0	2	0	0	0	0	0	0	23	31	0.00	0.600			
62 Trevor Gott, R ERA: 2.65	0.2		3	1	1	1	1	0	0	0	0	0	0	8	13	13.50	1.500			
48 Jose Alvarez, L ERA: 3.99	1.0		5	2	2	2	1	1	0	0	0	0	1	10	18	18.00	3.000			
68 Cam Bedrosian, R ERA: 5.54	1.0		4	0	1	1	2	1	0	0	0	0	0	8	15	9.00	1.000			

Los Angeles Angels @ Oakland Athletics  
O.co Coliseum, Oakland, CA  
Mon Aug 31 2015, 10:09 PM - 1:52 AM EDT  
Att. 12,054 - Clear - 68 F

AB	32
R	11
H	9
RBI	11
BB	6
SO	12
LOB	14





Batter	1	2	3	4	5	6	7	8	9	AB	R	H	RBI	BB	SO	LOB	TOP			
56 Kole Calhoun, L OBP: 0.321, SLG: 0.438	F8		5 HBP 19 G3 27 BB 1B	27 BB 1B			HR		P6	5	2	3	2	0	0	0	<b>Los Angeles Angels @ Oakland Athletics</b> O.co Coliseum, Oakland, CA Tue Sep 01 2015, 10:08 PM - 1:12 AM EDT Att: 14,178 - Partly Cloudy - 64 F <a href="http://livebaseballscorecards.com">livebaseballscorecards.com</a>			
27 Mike Trout, R OBP: 0.397, SLG: 0.574	1B		19 G3 24 SF9 5 HBP BB	5 FC6-4 BB			G5-3		K	3	1	1	0	2	1	0				
5 Albert Pujols, R OBP: 0.308, SLG: 0.490	L4		19 G3 HBP	FC6-4			L9			3	0	0	1	0	0	3				
19 David Murphy, L OBP: 0.327, SLG: 0.435	F7		G3				G6-3			4	0	1	1	0	0	3				
7 Collin Cowgill, R OBP: 0.291, SLG: 0.295										0	0	0	0	0	0	0				
24 C.J. Cron, R OBP: 0.307, SLG: 0.435	G6-3		SF9				FC6-5 2 G4-6-3		K	3	0	0	1	0	1	1				
2 Enck Aybar, S OBP: 0.310, SLG: 0.334	L7		G3-1				G4-6-3		6 PB 1B	4	0	1	0	0	0	2				
6 David Freese, R OBP: 0.295, SLG: 0.333	G5-3									4	1	1	0	0	0	1				
41 Kaleb Cowart, S OBP: 0.295, SLG: 0.333										0	0	0	0	0	0	0				
58 Carlos Pérez, R OBP: 0.262, SLG: 0.312			8 1B 56 1B 1B	8 1B 56 1B 1B			G5-3		G4-3	4	1	2	0	0	0	1				
8 Taylor Featherston, R OBP: 0.200, SLG: 0.198			27 BB 56 1B 5 HBP 1B	G6-4-3			L9		K	4	1	1	0	0	1	1				
<b>Inning Stats</b>	R: 0 E: 0 K: 0 S: 8	H: 1 LOB: 1 BB: 0 P: 11	R: 0 E: 0 K: 0 S: 6	H: 0 LOB: 0 BB: 0 P: 9	R: 4 E: 0 K: 0 S: 16	H: 3 LOB: 1 BB: 1 P: 28	R: 1 E: 0 K: 0 S: 16	H: 3 LOB: 2 BB: 1 P: 27	R: 0 E: 0 K: 0 S: 11	H: 0 LOB: 0 BB: 0 P: 15	R: 1 E: 0 K: 0 S: 12	H: 1 LOB: 0 BB: 0 P: 20	R: 0 E: 0 K: 1 S: 13	H: 1 LOB: 1 BB: 0 P: 20	R: 0 E: 0 K: 2 S: 10	H: 0 LOB: 0 BB: 0 P: 16	1B: 8 2B: 1 3B: 0 HR: 1	SF: 1 SAC: 0 DP: 2 HBP: 1	WP: 0 PB: 1 SB: 0 CS: 0	PA: 38
<b>PITCHER</b>	IP WLS BF H R ER SO	IP WLS BF H R ER SO	IP WLS BF H R ER SO	IP WLS BF H R ER SO	IP WLS BF H R ER SO	IP WLS BF H R ER SO	IP WLS BF H R ER SO	IP WLS BF H R ER SO	IP WLS BF H R ER SO	IP WLS BF H R ER SO	IP WLS BF H R ER SO	IP WLS BF H R ER SO	IP WLS BF H R ER SO	IP WLS BF H R ER SO	IP WLS BF H R ER SO	IP WLS BF H R ER SO	ERA WHIP	ERA WHIP	ERA WHIP	
63 Cody Martin, R ERA: 6.57	3.0	2.0	2.0	1.0	3.0	2.0	2.0	1.0	1.0	15.00	2.333									
68 Arnold Leon, R ERA: 4.91	2.0	2.0	2.0	1.0	2.0	2.0	1.0	1.0	1.0	0.00	1.500									
61 Dan Otero, R ERA: 7.5	2.0	2.0	2.0	1.0	2.0	2.0	1.0	1.0	1.0	4.50	0.500									
66 Ryan Dull, R ERA: 11.32	1.0	1.0	1.0	0.0	1.0	1.0	0.0	0.0	0.0	0.00	1.000									
37 R.J. Alvarez, R ERA: 11.32	1.0	1.0	1.0	0.0	1.0	1.0	0.0	0.0	0.0	0.00	0.000									

Batter	1	2	3	4	5	6	7	8	9	AB	R	H	RBI	BB	SO	LOB	BOTTOM					
28 Eric Sogard, L OBP: 0.289, SLG: 0.276	G4-3	G4-3					F8			4	0	1	0	0	0	4	<b>Los Angeles Angels @ Oakland Athletics</b> O.co Coliseum, Oakland, CA Tue Sep 01 2015, 10:08 PM - 1:12 AM EDT Att: 14,178 - Partly Cloudy - 64 F <a href="http://livebaseballscorecards.com">livebaseballscorecards.com</a>					
15 Brett Lawrie, R OBP: 0.308, SLG: 0.419	HR		K				K			4	1	1	1	0	2	1						
22 Josh Reddick, L OBP: 0.335, SLG: 0.456	1B		G6-3				K			4	0	1	0	0	1	0						
20 Mark Canha, R OBP: 0.303, SLG: 0.421	F7		F8				G6-3		F7	4	0	0	0	0	0	1						
21 Stephen Vogt, L OBP: 0.346, SLG: 0.463	F8		K				L8			4	1	1	0	0	1	1						
16 Billy Butler, R OBP: 0.314, SLG: 0.361	G4-3		G6-3				7 FC4-6 1B		5 WP 1B	4	0	2	0	0	0	0						
5 Jake Smolinski, R OBP: 0.291, SLG: 0.333	L4		G3				P4		P4	4	0	0	0	0	0	2						
7 Jason Pridie, L	10 1B BB						G3		FC4-6 10 BB K	3	0	0	0	1	1	2						
10 Marcus Semien, R OBP: 0.300, SLG: 0.391	1B		K				K		K	3	0	1	0	1	2	1						
<b>Inning Stats</b>	R: 1 E: 0 K: 0 S: 10	H: 2 LOB: 1 BB: 0 P: 19	R: 0 E: 0 K: 0 S: 10	H: 1 LOB: 2 BB: 1 P: 16	R: 0 E: 0 K: 1 S: 12	H: 0 LOB: 0 BB: 0 P: 15	R: 0 E: 0 K: 1 S: 7	H: 0 LOB: 0 BB: 0 P: 10	R: 0 E: 0 K: 2 S: 9	H: 1 LOB: 1 BB: 0 P: 15	R: 0 E: 0 K: 1 S: 8	H: 0 LOB: 0 BB: 0 P: 14	R: 0 E: 0 K: 0 S: 12	H: 1 LOB: 2 BB: 1 P: 19	R: 0 E: 0 K: 0 S: 5	H: 0 LOB: 0 BB: 0 P: 7	R: 1 E: 0 K: 2 S: 14	H: 2 LOB: 1 BB: 0 P: 21	1B: 6 2B: 0 3B: 0 HR: 1	SF: 0 SAC: 0 DP: 0 HBP: 0	WP: 1 PB: 0 SB: 0 CS: 0	PA: 36
<b>PITCHER</b>	IP WLS BF H R ER SO	IP WLS BF H R ER SO	IP WLS BF H R ER SO	IP WLS BF H R ER SO	IP WLS BF H R ER SO	IP WLS BF H R ER SO	IP WLS BF H R ER SO	IP WLS BF H R ER SO	IP WLS BF H R ER SO	IP WLS BF H R ER SO	IP WLS BF H R ER SO	IP WLS BF H R ER SO	IP WLS BF H R ER SO	IP WLS BF H R ER SO	IP WLS BF H R ER SO	IP WLS BF H R ER SO	ERA WHIP	ERA WHIP	ERA WHIP			
52 Matt Shoemaker, R ERA: 4.31	7.0	0.1	0.2	1.0	2.0	2.0	1.0	1.0	1.0	1.29	1.000											
64 Mike Morin, R ERA: 7.33	0.1	0.2	0.2	0.0	0.0	0.0	0.0	0.0	0.0	0.00	0.000											
40 Wesley Wright, L ERA: 3.86	0.2	0.2	0.2	0.0	0.0	0.0	0.0	0.0	0.0	0.00	0.000											
16 Huston Street, R ERA: 2.73	1.0	1.0	1.0	1.0	1.0	1.0	0.0	0.0	0.0	9.00	2.000											





















Batter	1	2	3	4	5	6	7	8	9	AB	R	H	RBI	BB	SO	LOB	TOP					
4 George Springer, R OBP: 0.362, SLG: 0.448										4	2	1	0	1	0	2						
27 Jose Altuve, R OBP: 0.351, SLG: 0.426										4	0	0	0	0	0	3						
1 Carlos Correa, R OBP: 0.346, SLG: 0.514										5	1	1	4	0	0	0						
30 Carlos Gómez, R OBP: 0.311, SLG: 0.394										5	0	2	0	0	1	0						
Evan Gattis, R OBP: 0.277, SLG: 0.446										4	1	0	0	0	2	2						
9 Marwin González, S OBP: 0.311, SLG: 0.424										4	1	2	0	0	0	2						
23 Chris Carter, R OBP: 0.298, SLG: 0.374										1	0	0	0	1	0	1						
2 Jonathan Villar, S OBP: 0.327, SLG: 0.408										2	1	1	2	0	0	0						
12 Max Stassi, R OBP: 0.286, SLG: 0.286										2	1	1	0	0	1	1						
8 Jed Lowrie, S OBP: 0.351, SLG: 0.479										1	1	1	0	0	0	0						
16 Hank Conger, L OBP: 0.309, SLG: 0.444										0	0	0	0	0	0	0						
6 Jake Marisnick, R OBP: 0.274, SLG: 0.400										3	1	2	3	0	1	1						
<b>Inning Stats</b>	R: 1 E: 0 K: 1 S: 15	H: 2 LOB: 1 BB: 0 P: 21	R: 1 E: 0 K: 0 S: 6	H: 1 LOB: 1 BB: 1 P: 13	R: 0 E: 0 K: 0 S: 6	H: 0 LOB: 0 BB: 0 P: 8	R: 0 E: 0 K: 1 S: 13	H: 1 LOB: 1 BB: 0 P: 20	R: 0 E: 0 K: 0 S: 7	H: 1 LOB: 1 BB: 1 P: 9	R: 0 E: 0 K: 1 S: 10	H: 1 LOB: 1 BB: 0 P: 12	R: 4 E: 0 K: 1 S: 13	H: 3 LOB: 0 BB: 1 P: 23	R: 3 E: 1 K: 0 S: 16	H: 2 LOB: 0 BB: 0 P: 25	R: 0 E: 0 K: 1 S: 5	H: 0 LOB: 0 BB: 0 P: 5	1B: 5 2B: 3 3B: 0 HR: 3	SF: 1 SAC: 2 DP: 0 HBP: 0	WP: 0 PB: 0 SB: 2 CS: 1	PA: 40
<b>PITCHER</b>	IP WLS BF H R ER SO BB IBB HBP BLK WP HR S P ERA WHIP																					
53 Felix Doubront, L ERA: 4.22	(1, 1) 6.0 W 26 8 4 4 3 1 0 0 0 0 0 1 61 18 6.00 1.500																					
33 Fernando Rodriguez Jr., R ERA: 4.02	(7, 1) 1.0 5 1 2 2 1 1 0 0 0 0 0 1 9 8 18.00 2.000																					
13 Drew Pomeranz, L ERA: 3.68	(8, 1) 0.2 5 2 3 0 0 0 0 0 0 0 0 1 14 22 0.00 3.000																					
49 Edward Mujica, R ERA: 4.3	(8, 1) 0.1 H 1 0 0 0 0 0 0 0 0 0 0 2 3 0.00 0.000																					
62 Sean Doolittle, L ERA: 4.95	(9, 1) 1.0 S 3 0 0 0 1 0 0 0 0 0 0 0 5 5 0.00 0.000																					

Houston Astros @ Oakland Athletics  
O.co Coliseum, Oakland, CA  
Mon Sep 07 2015, 4:09 PM - 8:00 PM EDT  
Att: 22,214 - Sunny - 83 F

AB	35
R	9
H	11
RBI	9
BB	2
SO	5
LOB	12



Batter	1	2	3	4	5	6	7	8	9	AB	R	H	RBI	BB	SO	LOB	BOTTOM			
1 Billy Burns, S OBP: 0.334, SLG: 0.380										5	1	2	2	0	0	1				
20 Mark Canha, R OBP: 0.311, SLG: 0.434										4	1	2	2	1	2	2				
22 Josh Reddick, L OBP: 0.332, SLG: 0.447										4	0	0	0	1	0	2				
26 Danny Valencia, R OBP: 0.338, SLG: 0.513										2	2	1	1	3	0	2				
15 Brett Lawrie, R OBP: 0.313, SLG: 0.436										4	1	2	1	1	1	3				
16 Billy Butler, R OBP: 0.322, SLG: 0.376										4	2	1	0	1	1	3				
5 Jake Smolinski, R OBP: 0.275, SLG: 0.309										2	0	0	0	0	2	2				
4 Coco Crisp, S OBP: 0.248, SLG: 0.227										2	1	1	2	0	0	1				
19 Josh Phegley, R OBP: 0.306, SLG: 0.468										4	1	1	2	0	0	4				
10 Marcus Semien, R OBP: 0.302, SLG: 0.391										2	1	0	0	2	1	0				
<b>Inning Stats</b>	R: 1 E: 0 K: 0 S: 9	H: 2 LOB: 0 BB: 0 P: 9	R: 0 E: 0 K: 1 S: 11	H: 1 LOB: 1 BB: 0 P: 17	R: 0 E: 0 K: 1 S: 16	H: 1 LOB: 1 BB: 0 P: 20	R: 1 E: 0 K: 2 S: 15	H: 1 LOB: 1 BB: 1 P: 23	R: 0 E: 0 K: 1 S: 11	H: 0 LOB: 1 BB: 1 P: 20	R: 6 E: 0 K: 1 S: 20	H: 4 LOB: 2 BB: 4 P: 41	R: 2 E: 0 K: 1 S: 16	H: 1 LOB: 1 BB: 2 P: 30	R: 0 E: 0 K: 0 S: 15	H: 0 LOB: 1 BB: 1 P: 25	1B: 6 2B: 1 3B: 1 HR: 2	SF: 0 SAC: 0 DP: 0 HBP: 0	WP: 0 PB: 0 SB: 1 CS: 1	PA: 43
<b>PITCHER</b>	IP WLS BF H R ER SO BB IBB HBP BLK WP HR S P ERA WHIP																			
54 Mike Fiers, R ERA: 3.66	(1, 1) 5.0 L 23 5 4 3 3 0 1 0 0 0 0 0 0 11 16 81.00 15.000																			
35 Josh Fields, R ERA: 3.61	(6, 1) 0.1 6 4 3 3 0 1 0 0 0 0 0 0 2 6 ∞ ∞																			
56 Joe Thatcher, L ERA: 3.72	(6, 1) 0.0 1 0 0 0 0 0 1 0 0 0 0 0 0 2 6 ∞ ∞																			
67 Vince Velasquez, R ERA: 3.91	(6, 1) 1.0 6 1 3 3 1 2 0 0 0 0 0 1 11 25 27.00 3.000																			
68 Michael Feliz, R ERA:	(7, 1) 1.2 6 0 0 0 1 1 0 0 0 0 0 0 25 39 0.00 0.600																			

Houston Astros @ Oakland Athletics  
O.co Coliseum, Oakland, CA  
Mon Sep 07 2015, 4:09 PM - 8:00 PM EDT  
Att: 22,214 - Sunny - 83 F

AB	33
R	10
H	10
RBI	10
BB	9
SO	7
LOB	20






Batter	1	2	3	4	5	6	7	8	9	AB	R	H	RBI	BB	SO	LOB	TOP							
4 George Springer, R OBP: 0.361, SLG: 0.445	(1,9) F FF 92 2-2 B SI 94 C CH 86 X CH 86	L8	(1) X CH 86 0-0 G6-3		X SI 92 0-0 1-2 1B		D CU 82 1-0 X CH 88 FC6-4			4	0	1	0	0	0	2								
27 Jose Altuve, R OBP: 0.352, SLG: 0.423	(1,4) S SI 93 0-1 X SI 94 F9	(2) C SI 92 1-2 B CH 88 C SI 93 F FF 94 X CU 81 L8	(2) X CU 82 0-0 L9				B FF 91 1-0 X FF 91 F7			4	0	0	0	0	0	2								
1 Carlos Correa, R OBP: 0.341, SLG: 0.507	(1,6) B SI 93 3-1 B FF 94 C CH 86 X FF 92 F9	(3) B CH 88 1-0 X CH 89 G6-3			C SI 93 3-2 F CU 82 B SI 94 B SI 93 B SI 93 X CU 81 L8		B CU 81 2-3 F FF 91 S FF 92 B SI 94 S FF 90 K		C FF 92 0-1 X SL 82 P4	4	0	0	0	0	0	0								
30 Carlos Gómez, R OBP: 0.311, SLG: 0.395	(1,8) S FF 91 0-1 X FF 93 18 BB 2B			C CH 87 0-1 X CU 82 G5-3		B CU 81 2-3 F FF 91 S FF 92 B SI 94 S FF 90 K		B SI 92 2-2 B CH 84 C FF 92 X SL 83 G5-3		4	0	1	0	0	1	0								
8 Jed Lowrie, S OBP: 0.344, SLG: 0.467	(1,5) B SI 92 3-1 B CH 86 B FF 92 C FF 93 X SI 92 L7	(1) B CU 81 3-2 C CH 87 C CH 87 B FF 94 X CH 87 G3-1			C CH 88 1-1 X CU 82 F8				B FF 90 2-2 B CH 84 C FF 92 X SL 83 G4-3	4	0	0	0	0	0	1								
Evan Gattis, R OBP: 0.277, SLG: 0.443	(1,10) B FF 93 4-1 B SI 93 B SI 93 F SI 92 F CH 86 B SI 93 18 BB BB			B FF 94 2-3 T SI 93 B FF 93 F CH 86 C CU 82 K				F FF 91 0-1 X CH 88 P6		C FF 92 0-3 S SL 83 K2-3	3	0	0	0	1	2	0							
18 Luis Valbuena, L OBP: 0.297, SLG: 0.413	(1,3) B SI 92 4-1 F CH 88 B CU 81 B CH 86 1-2 2-3 BB			C SI 92 2-1 B CH 86 D CH 87 X FF 93 4 1B				B FF 92 1-0 X CH 87 L8		B SI 92 2-2 C SI 92 C SI 92 X FF 92 F7	3	0	1	0	1	0	0							
16 Hank Conger, L OBP: 0.310, SLG: 0.442	(1,2) C CU 80 0-3 S CU 82 K			F SI 92 3-1 D CU 81 B FF 92 X CH 86 P3				C CU 79 1-1 B CU 80 X SI 92 20 1B			3	0	1	0	0	1	4							
6 Jake Marisnick, R OBP: 0.272, SLG: 0.397	(1,7) S SI 94 0-1 X SI 94 P5			B SI 92 3-3 F SI 92 F CU 82 D SI 89 F CH 86 S CU 81 K				C CU 80 0-2 B SI 95 X FF 93 4 FC6-4 1B			2	0	0	0	0	1	4							
20 Preston Tucker, L OBP: 0.305, SLG: 0.448	(7,PH) (7,7) F CH 86 1-2 B SI 93 X SI 94 K																							
<b>Inning Stats</b>	R: 0 E: 0 K: 0 S: 7	H: 0 LOB: 0 BB: 0 P: 12	R: 0 E: 0 K: 1 S: 11	H: 1 LOB: 3 BB: 2 P: 22	R: 0 E: 0 K: 0 S: 6	H: 0 LOB: 0 BB: 0 P: 8	R: 0 E: 0 K: 1 S: 9	H: 0 LOB: 0 BB: 0 P: 14	R: 0 E: 0 K: 1 S: 10	H: 2 LOB: 2 BB: 0 P: 18	R: 0 E: 0 K: 1 S: 8	H: 0 LOB: 0 BB: 0 P: 14	R: 0 E: 0 K: 0 S: 10	H: 2 LOB: 2 BB: 0 P: 13	R: 0 E: 0 K: 0 S: 6	H: 0 LOB: 0 BB: 0 P: 9	R: 0 E: 0 K: 1 S: 10	H: 0 LOB: 0 BB: 0 P: 14	1B: 4 2B: 1 3B: 0 HR: 0	SF: 0 SAC: 0 DP: 0 HBP: 0	WP: 0 PB: 0 SB: 0 CS: 0	PA: 34		
<b>PITCHER</b>	IP WLS BF H R ER SO BB IBB HBP BLK WP HR S P ERA WHIP	7.0 W 28 5 0 0 4 2 0 0 0 0 0 61 101 0.00 1.000	2.0 6 0 0 0 1 0 0 0 0 0 0 0 16 23 0.00 0.000																					

Houston Astros @ Oakland Athletics  
O.co Coliseum, Oakland, CA  
Tue Sep 08 2015, 10:09 PM - 12:41 AM EDT  
Att: 11,364 - Clear - 87 F

livebaseballscores.com

AB 32  
R 0  
H 5  
RBI 0  
BB 2  
SO 5  
LOB 13




Batter	1	2	3	4	5	6	7	8	9	AB	R	H	RBI	BB	SO	LOB	BOTTOM						
1 Billy Burns, S OBP: 0.335, SLG: 0.388	(1,8) B SI 91 1-2 F SI 91 F SI 91 F SI 91 F SI 91 X SI 93 F9		F CU 77 0-2 F SI 93 F SI 93 F SI 93 X SI 92 HR		B CH 77 3-2 F SI 92 B SI 79 C CH 77 B CU 76 X SI 92 20 HR 1B		B SI 84 1-0 X SI 90 L6			4	2	2	1	0	0	0							
20 Mark Canha, R OBP: 0.313, SLG: 0.443	(1,3) B FC 86 1-2 F SI 93 F SI 93 X SI 94 26 1B		F SI 90 0-1 X FC 86 G5-3		B FC 87 1-0 X FC 89 1-1 HR		F SI 91 1-3 F SI 86 F SI 86 F SI 86 S SI 93 K			4	1	2	3	0	1	0							
15 Brett Lawrie, R OBP: 0.310, SLG: 0.432	(1,4) C CH 76 1-3 B SI 92 S SI 92 S SI 92 K		B FC 86 2-3 F SI 93 F SI 93 C SI 93 K		X SI 93 0-0 G4-3			B SI 84 1-3 F SI 93 F SI 93 F SI 93 K	4	0	0	0	0	3	1								
26 Danny Valencia, R OBP: 0.337, SLG: 0.509	(1,5) C FF 92 3-2 B SI 93 B SI 93 B CH 75 X CH 77 1-3 1B		C SI 90 1-1 X FC 90 G3		F SI 94 0-2 X SI 94 G4-3			C SI 86 0-1 X SL 84 L8	4	0	1	0	0	0	0								
16 Billy Butler, R OBP: 0.325, SLG: 0.380	(1,10) B CH 81 1-2 C SI 93 C SI 93 X SI 94 G6-3		X SI 91 0-0 1B		C SI 91 1-1 X CH 79 1B			B FF 95 1-2 B SI 84 F SI 95 X KC 82 1B	4	0	3	0	0	0	2								
19 Josh Phegley, R OBP: 0.300, SLG: 0.459	(1,2) B SI 91 1-0 X SI 90 F8		X SI 86 0-0 F9		B CU 77 2-2 S SI 93 S SI 93 S CH 80 X SI 94 F8			C SI 82 1-3 F SI 96 S FF 94 K	4	0	0	0	0	1	2								
22 Josh Reddick, L OBP: 0.330, SLG: 0.444	(1,9) C SI 90 0-2 X SI 93 G4-3		C SI 90 3-1 X SI 92 F7		C SI 81 1-1 B SI 93 X SI 92 F7				3	0	0	0	0	0	1								
5 Jake Smolinski, R OBP: 0.276, SLG: 0.304	(1,7) F SI 91 4-2 B FC 89 B FC 85 F SI 91 B SI 93 B SI 93 10 FC5-4 BB		C FC 86 1-3 B SI 91 B SI 91 S SI 93 K		X SI 94 0-0 P3				2	0	0	0	1	1	1								
3 Craig Gentry, R OBP: 0.163, SLG: 0.079	(8,7) B SI 91 4-2 B FC 89 B FC 85 F SI 91 B SI 93 B SI 93 10 FC5-4 BB		C FC 86 1-3 B SI 91 B SI 91 S SI 93 K		X SI 94 0-0 P3				0	0	0	0	0	0	0								
10 Marcus Semien, R OBP: 0.302, SLG: 0.389	(1,6) B SI 92 2-2 B CH 86 C SI 91 D SI 89 X CH 75 1-2 1B 20 HR BB		C CH 76 4-1 B SI 92 B FC 28 B CH 76 K					C SI 90 0-3 B SI 86 K	2	1	0	0	1	1	1								
<b>Inning Stats</b>	R: 0 E: 0 K: 1 S: 18	H: 2 LOB: 2 BB: 0 P: 25	R: 0 E: 0 K: 0 S: 10	H: 0 LOB: 1 BB: 1 P: 17	R: 1 E: 0 K: 1 S: 12	H: 1 LOB: 0 BB: 0 P: 15	R: 0 E: 0 K: 0 S: 4	H: 1 LOB: 0 BB: 0 P: 7	R: 3 E: 0 K: 1 S: 12	H: 2 LOB: 0 BB: 1 P: 21	R: 0 E: 0 K: 0 S: 8	H: 1 LOB: 1 BB: 0 P: 12	R: 0 E: 0 K: 2 S: 8	H: 0 LOB: 0 BB: 0 P: 10	R: 0 E: 0 K: 2 S: 11	H: 1 LOB: 1 BB: 0 P: 14	1B: 6 2B: 0 3B: 0 HR: 2	SF: 0 SAC: 0 DP: 0 HBP: 0	WP: 0 PB: 0 SB: 1 CS: 0	PA: 33			
<b>PITCHER</b>	IP WLS BF H R ER SO BB IBB HBP BLK WP HR S P ERA WHIP	6.0 L 26 7 4 0 2 2 0 0 0 0 0 8 10 0.00 0.000	1.0 3 0 0 0 2 0 0 0 0 0 0 0 8 10 0.00 0.000	1.0 4 1 0 0 2 0 0 0 0 0 0 0 11 14 0.00 1.000																			

Houston Astros @ Oakland Athletics  
O.co Coliseum, Oakland, CA  
Tue Sep 08 2015, 10:09 PM - 12:41 AM EDT  
Att: 11,364 - Clear - 87 F

livebaseballscores.com

AB 31  
R 4  
H 8  
RBI 4  
BB 2  
SO 7  
LOB 8









Batter	1	2	3	4	5	6	7	8	9	AB	R	H	RBI	BB	SO	LOB	TOP					
23 Sam Fuld, L OBP: 0.267, SLG: 0.297	G5-3			K			G6-3		L9	4	0	0	0	0	1	1						
20 Mark Canha, R OBP: 0.310, SLG: 0.436	L7			F9			G5-3		FC6-4	4	0	0	0	0	0	1						
22 Josh Reddick, L OBP: 0.327, SLG: 0.446	L7			F8			F7			3	0	0	0	0	0	0						
26 Danny Valencia, R OBP: 0.332, SLG: 0.504		L9				G4-3				3	0	1	0	0	0	0						
15 Brett Lawrie, R OBP: 0.308, SLG: 0.428		L8				K				3	0	0	0	0	2	1						
16 Billy Butler, R OBP: 0.327, SLG: 0.386		G4-3				F9				3	0	0	0	0	0	1						
Max Muncy, L OBP: 0.274, SLG: 0.372				G3			L4			3	0	0	0	0	1	1						
19 Josh Phegley, R OBP: 0.301, SLG: 0.457				P4			F7			3	0	1	0	0	0	0						
2B Eric Sogard, L OBP: 0.285, SLG: 0.272				L8			L9			3	0	0	0	0	0	1						
<b>Inning Stats</b>	R: 0 E: 0 K: 0 S: 5	H: 0 LOB: 0 BB: 0 P: 7	R: 0 E: 0 K: 0 S: 7	H: 0 LOB: 0 BB: 0 P: 10	R: 0 E: 0 K: 0 S: 9	H: 0 LOB: 0 BB: 0 P: 12	R: 0 E: 0 K: 1 S: 7	H: 0 LOB: 0 BB: 0 P: 9	R: 0 E: 0 K: 1 S: 6	H: 0 LOB: 0 BB: 0 P: 8	R: 0 E: 0 K: 0 S: 6	H: 0 LOB: 0 BB: 0 P: 13	R: 0 E: 0 K: 0 S: 6	H: 0 LOB: 0 BB: 0 P: 10	R: 0 E: 0 K: 2 S: 10	H: 1 LOB: 1 BB: 0 P: 14	R: 0 E: 0 K: 0 S: 9	H: 1 LOB: 1 BB: 0 P: 14	1B: 1 2B: 1 HR: 0	SF: 0 SAC: 0 DP: 0 HBP: 0	WP: 0 PB: 0 SB: 0 CS: 0	PA: 29
<b>PITCHER</b> 48 Colby Lewis, R ERA: 4.45	IP: 9.0 WLS: W BF: 29 H: 2 R: 0 ER: 0 SO: 4 BB: 0 IBB: 0 HBP: 0 BLK: 0 WP: 0 HR: 0 S: 65 P: 97 ERA: 0.00 WHIP: 0.222															<b>PITCHER</b>	IP: 9.0 WLS: W BF: 29 H: 2 R: 0 ER: 0 SO: 4 BB: 0 IBB: 0 HBP: 0 BLK: 0 WP: 0 HR: 0 S: 65 P: 97 ERA: 0.00 WHIP: 0.222					

Oakland Athletics @ Texas Rangers  
Globe Life Park in Arlington, Arlington, TX  
Fri Sep 11 2015, 8:09 PM - 10:29 PM EDT  
Att: 28,133 - Partly Cloudy - 87 F

AB 29  
R 0  
H 2  
RBI 0  
BB 0  
SO 4  
LOB 6



Batter	1	2	3	4	5	6	7	8	9	AB	R	H	RBI	BB	SO	LOB	BOTTOM			
7 Delino DeShields, R OBP: 0.342, SLG: 0.372	G6-3			P6			SH2-3			3	0	0	0	0	1	2				
17 Shin-Soo Choo, L OBP: 0.352, SLG: 0.433				G6-3			G5-3			4	1	2	1	0	1	2				
84 Prince Fielder, L OBP: 0.378, SLG: 0.458				K			G5-3			4	0	1	0	0	2	2				
29 Adrian Beltré, R OBP: 0.305, SLG: 0.404				FC5			G6-3			3	1	1	0	1	0	1				
18 Mitch Moreland, L OBP: 0.338, SLG: 0.490				K			F7			4	1	1	2	0	1	4				
12 Rougned Odor, L OBP: 0.325, SLG: 0.467				G3			G1-2-3			4	0	1	1	0	0	2				
1 Elvis Andrus, R OBP: 0.302, SLG: 0.346				G4-3			F7			4	0	0	0	0	0	1				
13 Joey Gallo, L OBP: 0.299, SLG: 0.427				F7			K			2	0	0	0	1	1	0				
30 Will Venable, L OBP: 0.329, SLG: 0.363							K			1	0	0	0	0	0	0				
3B Chris Gimenez, R OBP: 0.333, SLG: 0.596				G4-3			SH2-3			3	1	2	0	0	0	0				
<b>Inning Stats</b>	R: 3 E: 0 K: 1 S: 18	H: 4 LOB: 1 BB: 0 P: 25	R: 0 E: 0 K: 1 S: 7	H: 0 LOB: 0 BB: 0 P: 8	R: 0 E: 1 K: 2 S: 12	H: 1 LOB: 2 BB: 0 P: 19	R: 0 E: 0 K: 0 S: 11	H: 1 LOB: 1 BB: 1 P: 18	R: 0 E: 0 K: 1 S: 8	H: 0 LOB: 0 BB: 0 P: 9	R: 0 E: 0 K: 1 S: 9	H: 0 LOB: 0 BB: 0 P: 12	R: 1 E: 0 K: 0 S: 9	H: 2 LOB: 2 BB: 1 P: 16	R: 0 E: 0 K: 0 S: 10	H: 0 LOB: 0 BB: 0 P: 17	1B: 5 2B: 3 HR: 0	SF: 0 SAC: 1 DP: 0 HBP: 0	WP: 1 PB: 0 SB: 0 CS: 0	PA: 35
<b>PITCHER</b> 30 Jesse Chavez, R ERA: 4.18 61 Dan Otero, R ERA: 7.88 56 Fernando Abad, L ERA: 4.07 33 Fernando Rodriguez Jr., R ERA: 3.94	IP: 6.0 WLS: L BF: 26 H: 6 R: 3 ER: 3 SO: 6 BB: 1 IBB: 0 HBP: 0 BLK: 0 WP: 1 HR: 0 S: 65 P: 91 ERA: 4.50 WHIP: 1.167															<b>PITCHER</b>	IP: 6.0 WLS: L BF: 26 H: 6 R: 3 ER: 3 SO: 6 BB: 1 IBB: 0 HBP: 0 BLK: 0 WP: 1 HR: 0 S: 65 P: 91 ERA: 4.50 WHIP: 1.167			

Oakland Athletics @ Texas Rangers  
Globe Life Park in Arlington, Arlington, TX  
Fri Sep 11 2015, 8:09 PM - 10:29 PM EDT  
Att: 28,133 - Partly Cloudy - 87 F

AB 32  
R 4  
H 8  
RBI 4  
BB 2  
SO 6  
LOB 14













Batter	1	2	3	4	5	6	7	8	9	10	11	12	13	14	AB	R	H	RBI	BB	SO	LOB	TOP	
10 Marcus Semien, R OBP: 0.301, SLG: 0.381	L8					F8		K	L8		K			G4-3	6	0	0	0	1	2	3		
20 Mark Canha, R OBP: 0.307, SLG: 0.434	L5		G1-3					K						P2	6	0	1	0	1	1	3		
15 Brett Lawrie, R OBP: 0.307, SLG: 0.430	K					F8								G4-3	6	2	2	1	0	2	2		
26 Danny Valencia, R OBP: 0.326, SLG: 0.503		P5				FC4								G6-3	5	1	0	0	1	1	3		
16 Billy Butler, R OBP: 0.324, SLG: 0.378	K		G6-4-3					K						G3	5	0	0	0	1	3	3		
22 Josh Reddick, L OBP: 0.333, SLG: 0.455	P4					F9								F8	5	2	1	1	0	0	2		
19 Josh Phegley, R OBP: 0.292, SLG: 0.442			K												3	0	0	0	0	2	0		
4 Coco Crisp, S OBP: 0.246, SLG: 0.219														K	0	1	0	1	1	0	0		
39 Carson Blair, R OBP: 0.264, SLG: 0.500															1	0	0	0	1	1	0		
5 Jake Smolinski, R OBP: 0.286, SLG: 0.313														K	6	1	1	1	0	2	4		
3 Craig Gentry, R OBP: 0.192, SLG: 0.073															2	0	0	0	0	1	0		
23 Sam Fuld, L OBP: 0.277, SLG: 0.302														K	3	0	1	2	1	1	0		
Inning Stats	R: 0 E: 0 K: 1 S: 7	H: 0 LOB: 0 BB: 0 P: 13	R: 0 E: 0 K: 1 S: 9	H: 0 LOB: 0 BB: 0 P: 13	R: 1 E: 0 K: 1 S: 10	H: 1 LOB: 0 BB: 1 P: 17	R: 1 E: 0 K: 0 S: 9	H: 1 LOB: 0 BB: 1 P: 16	R: 0 E: 0 K: 0 S: 9	H: 0 LOB: 0 BB: 0 P: 16	R: 1 E: 0 K: 1 S: 9	H: 1 LOB: 0 BB: 1 P: 14	R: 0 E: 0 K: 1 S: 11	H: 0 LOB: 2 BB: 2 P: 25	R: 0 E: 0 K: 1 S: 8	H: 0 LOB: 0 BB: 0 P: 12	R: 0 E: 0 K: 1 S: 9	H: 0 LOB: 0 BB: 0 P: 15	1B: 2 2B: 1 3B: 0 HR: 3	SF: 0 SAC: 0 DP: 1 HBP: 0	WP: 1 PB: 1 SB: 1 CS: 0	PA: 56	
PITCHER	IP: 7.0 WLS: 0 BF: 26 ERA: 4.56	H: 3 ER: 3 SO: 6 BB: 3	R: 3 E: 0 K: 3 S: 9	H: 3 LOB: 0 BB: 0 P: 13	R: 3 E: 0 K: 1 S: 10	H: 3 LOB: 0 BB: 1 P: 17	IP: 2.0 WLS: 1 BF: 6 ERA: 3.94	H: 0 ER: 0 SO: 1 BB: 0	IP: 1.2 WLS: 0 BF: 6 ERA: 4.2	H: 0 ER: 0 SO: 3 BB: 0	IP: 2.0 WLS: 0 BF: 6 ERA: 4.2	H: 0 ER: 0 SO: 3 BB: 0	IP: 1.0 WLS: 0 BF: 6 ERA: 4.2	H: 0 ER: 0 SO: 3 BB: 0	IP: 1.0 WLS: 0 BF: 6 ERA: 4.2	H: 0 ER: 0 SO: 3 BB: 0	IP: 1.0 WLS: 0 BF: 6 ERA: 4.2	H: 0 ER: 0 SO: 3 BB: 0	IP: 1.0 WLS: 0 BF: 6 ERA: 4.2	H: 0 ER: 0 SO: 3 BB: 0	IP: 1.0 WLS: 0 BF: 6 ERA: 4.2	H: 0 ER: 0 SO: 3 BB: 0	IP: 1.0 WLS: 0 BF: 6 ERA: 4.2

Oakland Athletics @ Chicago White Sox  
U.S. Cellular Field, Chicago, IL  
Mon Sep 14 2015, 8:10 PM - 1:19 AM EDT  
Att. 12,221 - Clear - 77 F

AB	48
R	7
H	6
RBI	6
BB	7
SO	16
LOB	20



Batter	1	2	3	4	5	6	7	8	9	10	11	12	13	14	AB	R	H	RBI	BB	SO	LOB	BOTTOM	
1 Adam Eaton, L OBP: 0.348, SLG: 0.421	G4-3					K								SH5-3	6	1	2	0	0	3	2		
10 Alexei Ramirez, R OBP: 0.284, SLG: 0.355	G5-3													K	6	1	2	1	2	1	2		
79 José Abreu, R OBP: 0.348, SLG: 0.514	K2-3														6	1	3	4	2	1	3		
53 Melky Cabrera, S OBP: 0.312, SLG: 0.385															8	1	4	1	0	0	6		
26 Avisail García, R OBP: 0.320, SLG: 0.385															5	0	1	0	0	4	4		
28 Leury García, S OBP: 0.300, SLG: 0.222															0	0	0	0	0	0	0		
15 Gordon Beckham, R OBP: 0.265, SLG: 0.308															2	0	0	0	0	2	5		
28 Trayce Thompson, R OBP: 0.424, SLG: 0.689															4	1	1	2	0	1	3		
20 JB Shuck, L OBP: 0.353, SLG: 0.364															2	0	0	0	1	1	0		
24 Mike Olt, R OBP: 0.283, SLG: 0.286															6	0	0	0	1	4	2		
7 Micah Johnson, L OBP: 0.337, SLG: 0.306															4	1	0	0	3	1	0		
21 Tyler Flowers, R OBP: 0.293, SLG: 0.351															3	1	2	0	1	0	3		
36 Rob Brantly, L OBP: 0.214, SLG: 0.417															1	0	0	0	0	1	3		
18 Tyler Saladino, R OBP: 0.278, SLG: 0.338															1	0	0	0	0	0	0		
58 Geovany Soto, R OBP: 0.325, SLG: 0.447															1	1	1	0	0	0	0		
Inning Stats	R: 0 E: 0 K: 1 S: 6	H: 1 LOB: 3 BB: 2 P: 28	R: 4 E: 0 K: 2 S: 15	H: 4 LOB: 0 BB: 0 P: 27	R: 3 E: 0 K: 2 S: 16	H: 3 LOB: 2 BB: 2 P: 26	R: 0 E: 0 K: 0 S: 6	H: 0 LOB: 0 BB: 0 P: 10	R: 0 E: 0 K: 2 S: 14	H: 1 LOB: 3 BB: 1 P: 21	R: 0 E: 0 K: 1 S: 13	H: 1 LOB: 2 BB: 0 P: 26	R: 0 E: 0 K: 1 S: 15	H: 2 LOB: 3 BB: 1 P: 21	R: 0 E: 0 K: 1 S: 14	H: 0 LOB: 0 BB: 0 P: 20	R: 1 E: 0 K: 1 S: 8	H: 2 LOB: 2 BB: 1 P: 18	1B: 12 2B: 2 3B: 0 HR: 2	SF: 0 SAC: 1 DP: 1 HBP: 1	WP: 0 PB: 0 SB: 0 CS: 0	PA: 67	
PITCHER	IP: 3.0 WLS: 0 BF: 21 ERA: 2.56	H: 7 ER: 7 SO: 4 BB: 4	R: 7 E: 0 K: 4 S: 15	H: 7 LOB: 0 BB: 0 P: 28	R: 7 E: 0 K: 4 S: 17	H: 7 LOB: 0 BB: 0 P: 27	IP: 2.0 WLS: 0 BF: 8 ERA: 3.58	H: 0 ER: 0 SO: 3 BB: 0	IP: 2.0 WLS: 0 BF: 8 ERA: 3.58	H: 0 ER: 0 SO: 3 BB: 0	IP: 2.0 WLS: 0 BF: 8 ERA: 3.58	H: 0 ER: 0 SO: 3 BB: 0	IP: 2.0 WLS: 0 BF: 8 ERA: 3.58	H: 0 ER: 0 SO: 3 BB: 0	IP: 2.0 WLS: 0 BF: 8 ERA: 3.58	H: 0 ER: 0 SO: 3 BB: 0	IP: 2.0 WLS: 0 BF: 8 ERA: 3.58	IP: 2.0 WLS: 0 BF: 8 ERA: 3.58	H: 0 ER: 0 SO: 3 BB: 0	IP: 2.0 WLS: 0 BF: 8 ERA: 3.58	H: 0 ER: 0 SO: 3 BB: 0	IP: 2.0 WLS: 0 BF: 8 ERA: 3.58	H: 0 ER: 0 SO: 3 BB: 0

Oakland Athletics @ Chicago White Sox  
U.S. Cellular Field, Chicago, IL  
Mon Sep 14 2015, 8:10 PM - 1:19 AM EDT  
Att. 12,221 - Clear - 77 F

AB	55
R	8
H	16
RBI	8
BB	10
SO	19
LOB	33





Batter	1	2	3	4	5	6	7	8	9	AB	R	H	RBI	BB	SO	LOB	TOP						
23 Sam Fuld, L OBP: 0.277, SLG: 0.305										7	2	2	1	0	2	5							
10 Marcus Semien, R OBP: 0.304, SLG: 0.388										4	3	2	1	1	1	1							
25 Tyler Ladendorf, R OBP: 0.313, SLG: 0.400										1	0	1	0	0	0	0							
22 Josh Reddick, L OBP: 0.336, SLG: 0.462										4	3	2	4	1	1	0							
7 Jason Pridie, L OBP: 0.313, SLG: 0.400										1	0	0	0	0	1	1							
20 Mark Canha, R OBP: 0.317, SLG: 0.438										3	2	3	1	2	0	0							
16 Billy Butler, R OBP: 0.326, SLG: 0.382										6	2	3	3	0	1	4							
Max Muncy, L OBP: 0.329, SLG: 0.351										5	1	0	1	1	1	5							
19 Josh Phegley, R OBP: 0.301, SLG: 0.448										4	3	2	1	2	1	2							
28 Eric Sogard, L OBP: 0.290, SLG: 0.284										6	0	3	2	0	0	4							
5 Jake Smolinski, R OBP: 0.269, SLG: 0.317										5	1	1	2	0	0	2							
<b>Inning Stats</b>	R: 5 E: 0 K: 1 S: 22	H: 5 LOB: 2 BB: 2 P: 38	R: 0 E: 0 K: 1 S: 10	H: 1 LOB: 1 BB: 0 P: 13	R: 1 E: 0 K: 1 S: 12	H: 1 LOB: 1 BB: 1 P: 22	R: 10 E: 1 K: 1 S: 35	H: 8 LOB: 2 BB: 3 P: 63	R: 0 E: 0 K: 1 S: 8	H: 0 LOB: 0 BB: 0 P: 11	R: 1 E: 0 K: 2 S: 14	H: 1 LOB: 1 BB: 1 P: 24	R: 0 E: 0 K: 0 S: 5	H: 1 LOB: 0 BB: 0 P: 8	R: 0 E: 0 K: 1 S: 12	H: 1 LOB: 2 BB: 0 P: 23	R: 0 E: 0 K: 0 S: 20	H: 1 LOB: 2 BB: 0 P: 28	1B: 11 2B: 5 3B: 1 HR: 2	SF: 0 SAC: 0 DP: 1 HBP: 2	WP: 2 PB: 0 CS: 0	PA: 55	
<b>PITCHER</b>	IP WLS BF H R ER SO BB IBB HBP BLK WP HR S P ERA WHIP	29 Jeff Samardzija, R ERA: 5.27	3.0 L 23 11 10 10 3 3 0 0 0 0 1 1 56 91 30.00 4.667	40 Daniel Webb, R ERA: 3.95	4.1 0.1 8 3 5 4 0 3 0 0 0 0 0 0 17 38 108.00 18.000	57 Zach Putnam, R ERA: 3.48	4.1 1.2 6 1 1 0 2 0 0 0 0 0 0 0 14 18 0.00 0.600	65 Nate Jones, R ERA: 3.86	6.1 1.0 5 1 1 1 2 1 0 0 0 0 0 1 14 24 9.00 2.000	34 Matt Albers, R ERA: 1.34	7.1 1.0 3 1 0 0 0 0 0 0 0 0 0 0 5 8 0.00 1.000	<b>PITCHER</b>	IP WLS BF H R ER SO BB IBB HBP BLK WP HR S P ERA WHIP	28 Leury Garcia, R ERA: 1.00	8.1 1.0 5 1 0 0 1 0 0 0 1 0 0 0 0 0 0 20 28 0.00 1.000	10 Alexei Ramirez, R ERA: 1.00	9.1 1.0 5 1 0 0 0 0 0 0 1 0 0 0 0 0 0 20 28 0.00 1.000						
1 Adam Eaton, L OBP: 0.350, SLG: 0.422										5	1	3	1	0	1	0							
10 Alexei Ramirez, R OBP: 0.287, SLG: 0.361										3	2	1	1	2	0	2							
79 Jose Abreu, R OBP: 0.352, SLG: 0.516										3	1	3	1	0	0	0							
15 Gordon Beckham, R OBP: 0.264, SLG: 0.307										1	0	0	0	0	1	1							
53 Melky Cabrera, S OBP: 0.315, SLG: 0.391										4	1	2	3	1	1	2							
26 Avisail Garcia, R OBP: 0.319, SLG: 0.384										4	0	1	0	0	2	3							
18 Tyler Saladino, R OBP: 0.276, SLG: 0.337										1	0	0	0	0	1	2							
20 JB Shuck, L OBP: 0.357, SLG: 0.363										3	1	1	0	1	0	1							
24 Mike Olt, R OBP: 0.280, SLG: 0.283										4	0	1	0	0	1	3							
7 Micah Johnson, L OBP: 0.323, SLG: 0.292										4	0	0	0	0	3	2							
58 Geovany Soto, R OBP: 0.318, SLG: 0.437										4	0	0	0	0	0	2							
<b>Inning Stats</b>	R: 2 E: 0 K: 1 S: 14	H: 3 LOB: 2 BB: 2 P: 26	R: 0 E: 0 K: 2 S: 10	H: 0 LOB: 0 BB: 0 P: 17	R: 0 E: 0 K: 2 S: 13	H: 0 LOB: 1 BB: 0 P: 19	R: 1 E: 0 K: 1 S: 12	H: 3 LOB: 2 BB: 0 P: 14	R: 2 E: 0 K: 0 S: 11	H: 2 LOB: 0 BB: 0 P: 15	R: 0 E: 0 K: 0 S: 6	H: 0 LOB: 0 BB: 0 P: 6	R: 1 E: 0 K: 0 S: 11	H: 3 LOB: 1 BB: 0 P: 17	R: 0 E: 0 K: 2 S: 8	H: 0 LOB: 0 BB: 0 P: 13	R: 0 E: 0 K: 2 S: 8	H: 1 LOB: 2 BB: 2 P: 19	1B: 10 2B: 0 3B: 0 HR: 2	SF: 0 SAC: 0 DP: 2 HBP: 1	WP: 0 PB: 0 CS: 0	PA: 41	
<b>PITCHER</b>	IP WLS BF H R ER SO BB IBB HBP BLK WP HR S P ERA WHIP	36 Aaron Brooks, R ERA: 7.88	6.0 W 30 10 6 6 6 2 0 0 0 0 0 0 0 15 25 0.00 0.500	67 Danny Coulombe, L ERA: 5.56	7.1 2.0 6 1 0 0 2 0 0 0 0 0 0 0 8 19 0.00 3.000	37 R.J. Alvarez, R ERA: 11.15	9.1 1.0 5 1 0 0 2 0 0 0 0 0 0 0 8 19 0.00 3.000	<b>PITCHER</b>	IP WLS BF H R ER SO BB IBB HBP BLK WP HR S P ERA WHIP														

Oakland Athletics @ Chicago White Sox  
U.S. Cellular Field, Chicago, IL  
Tue Sep 15 2015, 8:10 PM - 11:41 PM EDT  
Att. 12,446 - Clear - 78 F

AB	46
R	17
H	19
RBI	16
BB	7
SO	8
LOB	24



Oakland Athletics @ Chicago White Sox  
U.S. Cellular Field, Chicago, IL  
Tue Sep 15 2015, 8:10 PM - 11:41 PM EDT  
Att. 12,446 - Clear - 78 F

AB	36
R	6
H	12
RBI	6
BB	4
SO	10
LOB	18





Batter	1	2	3	4	5	6	7	8	9	AB	R	H	RBI	BB	SO	LOB	TOP					
23 Sam Fuld, L OBP: 0.283, SLG: 0.308										4	0	2	0	1	0	0	<b>Oakland Athletics @ Chicago White Sox</b> U.S. Cellular Field, Chicago, IL Wed Sep 16 2015, 8:10 PM - 11:05 PM EDT Att. 13,005 - Clear - 79 F					
10 Marcus Semien, R OBP: 0.305, SLG: 0.387										4	0	1	0	0	2	2						
22 Josh Reddick, L OBP: 0.335, SLG: 0.458										4	0	0	0	1	0	4						
20 Mark Canha, R OBP: 0.319, SLG: 0.437										3	2	1	0	1	0	1						
16 Billy Butler, R OBP: 0.325, SLG: 0.387										4	1	1	2	0	0	2						
15 Brett Lawrie, R OBP: 0.306, SLG: 0.431										3	0	1	1	0	1	1						
28 Eric Sogard, L OBP: 0.293, SLG: 0.285										3	0	1	0	1	0	1						
5 Jake Smolinski, R OBP: 0.268, SLG: 0.336										4	1	1	1	0	0	2						
39 Carson Blair, R OBP: 0.267, SLG: 0.333										4	0	0	0	0	3	0						
<b>Inning Stats</b>	R: 0 E: 0 K: 0 S: 11	H: 1 LOB: 0 BB: 0 P: 13	R: 1 E: 0 K: 0 S: 19	H: 0 LOB: 1 BB: 2 P: 34	R: 0 E: 0 K: 1 S: 10	H: 1 LOB: 1 BB: 0 P: 14	R: 0 E: 0 K: 1 S: 9	H: 0 LOB: 1 BB: 0 P: 15	R: 2 E: 0 K: 1 S: 14	H: 3 LOB: 1 BB: 0 P: 19	R: 0 E: 0 K: 2 S: 8	H: 0 LOB: 0 BB: 0 P: 14	R: 0 E: 0 K: 0 S: 14	H: 0 LOB: 1 BB: 1 P: 19	R: 1 E: 0 K: 1 S: 13	H: 2 LOB: 2 BB: 0 P: 23	1B: 5 2B: 2 3B: 0 HR: 2	SF: 1 SAC: 0 DP: 1 HBP: 1	WP: 1 PB: 0 SB: 0 CS: 0	PA: 39		
<b>PITCHER</b>	IP WLS BF ERA WHIP	WLS BF ERA WHIP	H R ER SO BB IBB HBP BLK WP HR S P ERA WHIP	H R ER SO BB IBB HBP BLK WP HR S P ERA WHIP	IP WLS BF ERA WHIP	WLS BF ERA WHIP	H R ER SO BB IBB HBP BLK WP HR S P ERA WHIP	H R ER SO BB IBB HBP BLK WP HR S P ERA WHIP	IP WLS BF ERA WHIP	WLS BF ERA WHIP	H R ER SO BB IBB HBP BLK WP HR S P ERA WHIP	H R ER SO BB IBB HBP BLK WP HR S P ERA WHIP	IP WLS BF ERA WHIP	WLS BF ERA WHIP	H R ER SO BB IBB HBP BLK WP HR S P ERA WHIP	H R ER SO BB IBB HBP BLK WP HR S P ERA WHIP	1B: 5 2B: 2 3B: 0 HR: 2	SF: 1 SAC: 0 DP: 1 HBP: 1	WP: 1 PB: 0 SB: 0 CS: 0	PA: 39		
45 Erik Johnson, R ERA: 3.71	6.0	W	26	6	3	3	3	3	3	0	0	0	0	0	0	0	1	1	71	110	4.50	1.500
60 Frankie Montas, R ERA: 1.29	2.0		7	0	0	0	2	1	0	0	0	0	0	0	0	0	0	0	22	33	0.00	0.500
Scott Carroll, R ERA: 3.6	1.0		6	2	1	1	1	0	0	0	1	0	0	0	0	0	0	1	13	23	9.00	2.000

AB	33
R	4
H	8
RBI	4
BB	4
SO	6
LOB	13



Batter	1	2	3	4	5	6	7	8	9	AB	R	H	RBI	BB	SO	LOB	BOTTOM					
1 Adam Eaton, L OBP: 0.351, SLG: 0.425										4	2	1	0	1	1	1	<b>Oakland Athletics @ Chicago White Sox</b> U.S. Cellular Field, Chicago, IL Wed Sep 16 2015, 8:10 PM - 11:05 PM EDT Att. 13,005 - Clear - 79 F					
5 Yolmer Sánchez, S OBP: 0.298, SLG: 0.335										4	2	1	2	1	0	0						
79 José Abreu, R OBP: 0.353, SLG: 0.521										3	1	1	2	1	1	0						
53 Melky Cabrera, S OBP: 0.318, SLG: 0.393										2	1	1	2	2	0	0						
26 Avisail García, R OBP: 0.317, SLG: 0.380										4	0	0	0	0	0	4						
20 JB Shuck, L OBP: 0.354, SLG: 0.359										4	1	1	1	0	1	2						
36 Rob Brantly, L OBP: 0.222, SLG: 0.375										4	1	1	1	0	1	2						
24 Mike Olt, R OBP: 0.278, SLG: 0.340										4	1	1	2	0	0	2						
18 Tyler Saladino, R OBP: 0.281, SLG: 0.341										3	1	1	0	1	0	0						
<b>Inning Stats</b>	R: 2 E: 0 K: 1 S: 11	H: 2 LOB: 1 BB: 1 P: 19	R: 0 E: 0 K: 1 S: 9	H: 0 LOB: 1 BB: 1 P: 19	R: 1 E: 0 K: 0 S: 7	H: 1 LOB: 1 BB: 1 P: 17	R: 6 E: 0 K: 0 S: 21	H: 5 LOB: 3 BB: 3 P: 39	R: 0 E: 0 K: 0 S: 6	H: 0 LOB: 0 BB: 0 P: 12	R: 0 E: 0 K: 1 S: 4	H: 0 LOB: 0 BB: 0 P: 6	R: 0 E: 0 K: 0 S: 8	H: 0 LOB: 0 BB: 0 P: 10	R: 0 E: 0 K: 0 S: 7	H: 0 LOB: 0 BB: 0 P: 11	1B: 2 2B: 2 3B: 1 HR: 3	SF: 0 SAC: 0 DP: 0 HBP: 0	WP: 1 PB: 0 SB: 0 CS: 0	PA: 38		
<b>PITCHER</b>	IP WLS BF ERA WHIP	WLS BF ERA WHIP	H R ER SO BB IBB HBP BLK WP HR S P ERA WHIP	H R ER SO BB IBB HBP BLK WP HR S P ERA WHIP	IP WLS BF ERA WHIP	WLS BF ERA WHIP	H R ER SO BB IBB HBP BLK WP HR S P ERA WHIP	H R ER SO BB IBB HBP BLK WP HR S P ERA WHIP	IP WLS BF ERA WHIP	WLS BF ERA WHIP	H R ER SO BB IBB HBP BLK WP HR S P ERA WHIP	H R ER SO BB IBB HBP BLK WP HR S P ERA WHIP	IP WLS BF ERA WHIP	WLS BF ERA WHIP	H R ER SO BB IBB HBP BLK WP HR S P ERA WHIP	H R ER SO BB IBB HBP BLK WP HR S P ERA WHIP	1B: 2 2B: 2 3B: 1 HR: 3	SF: 0 SAC: 0 DP: 0 HBP: 0	WP: 1 PB: 0 SB: 0 CS: 0	PA: 38		
63 Cody Martin, R ERA: 7.81	3.0	L	18	6	6	6	2	3	0	0	0	0	0	0	0	0	1	3	33	63	18.00	3.000
29 Pat Venditte, S ERA: 5.49	0.0		4	1	2	2	0	3	0	0	0	0	0	0	0	0	0	0	6	18	∞	∞
61 Dan Otero, R ERA: 7.13	2.0		7	1	1	1	0	0	0	0	0	0	0	0	0	0	0	0	15	25	4.50	0.500
68 Arnold Leon, R ERA: 5.06	1.0		3	0	0	0	0	0	0	0	0	0	0	0	0	0	0	0	4	6	0.00	0.000
56 Fernando Abad, L ERA: 3.77	1.0		3	0	0	0	1	0	0	0	0	0	0	0	0	0	0	0	8	10	0.00	0.000

AB	32
R	9
H	8
RBI	9
BB	6
SO	3
LOB	11





Batter	1	2	3	4	5	6	7	8	9	AB	R	H	RBI	BB	SO	LOB	TOP								
10 Marcus Semien, R (1, 6) OBP: 0.304, SLG: 0.386	 B FF 91 B CH 85 B CU 80 C FF 82		 B CU 79 X FF 90			 1 SAFE B SI 91 1 SAFE C SI 91 B SI 91 1 SAFE B SI 91 B CU 80 X FF 93			 C SI 91 B SI 91 X FF 91		4	0	1	1	0	1	1	<b>Oakland Athletics @ Chicago White Sox</b> U.S. Cellular Field, Chicago, IL Thu Sep 17 2015, 2:11 PM - 4:56 PM EDT Att. 12,406 - Sunny - 88 F							
20 Mark Canha, R (1, 3) OBP: 0.316, SLG: 0.433	 F FF 91 B CH 85 B CU 80 S FF 92 S FF 92		 B CU 80 X FF 90			 C CU 76 B CH 85 F FF 90 F FF 90 X CU 76			 B KC 80 F FC 91 X FC 92	4	0	0	0	0	1	1									
15 Brett Lawrie, R (1, 4) OBP: 0.310, SLG: 0.436	 B CU 78 F FF 92 C CH 86 S CU 80			 B FF 90 F FF 90 F FF 90 F FF 91 X FF 91	 16 C5-4-3			 B KC 80 F FC 91 X FC 92	4	1	3	0	0	1	0										
26 Danny Valencia, R (1, 5) OBP: 0.325, SLG: 0.500		 X FF 90		 1 SAFE F FF 90 X FF 91		 D CU 79 X SI 92			 B FC 91 F FC 92 X FC 93	4	1	1	0	0	0	2									
16 Billy Butler, R (1, 10) OBP: 0.325, SLG: 0.392		 C FF 90 X CU 78		 C CU 79 X SI 92			 B CU 78 B CH 85 C FC 91 C FC 91 S CU 79		 S FC 94 X FC 92	4	1	1	3	0	1	1									
22 Josh Reddick, L (1, 9) OBP: 0.334, SLG: 0.455	 C FF 91 B FF 92 S CU 80 X CU 80		 C CU 79 X SI 91			 C CU 76 B FF 91 F FF 92 S CU 79			 S KC 84 B FC 92 B FC 92 B FC 92 B FC 92	3	0	0	0	1	1	1									
19 Josh Phegley, R (1, 2) OBP: 0.300, SLG: 0.449	 C CU 78 F FF 90 1 SAFE D CU 79		 B CH 85 X CH 85		 F FF 90 X CU 78			 B FF 91 C SI 92 F FF 92 B CU 78 S CU 77		 D KC 82 C FC 92 1 SAFE C FC 92 S FC 94	4	1	1	0	0	2	1								
5 Jake Smolinski, R (1, 7) OBP: 0.271, SLG: 0.333			 F FF 90 X FF 89		 C FF 90 1 SAFE B SI 91 S CU 79			 C SI 88 X FF 91		1	0	0	0	1	0	1									
23 Sam Fuld, L (8, PH) OBP: 0.292, SLG: 0.307					 C FF 90 1 SAFE B SI 91 S CU 79			 X CH 78		1	0	0	0	0	0	0									
25 Tyler Ladendorf, R (1, 8) OBP: 0.278, SLG: 0.353			 X FF 89		 C FF 90 1 SAFE B SI 91 S CU 79			 X CH 78		2	0	0	0	0	0	2									
4 Coco Crisp, S (8, PH) OBP: 0.244, SLG: 0.217										1	0	0	0	0	0	0									
<b>Inning Stats</b>	R: 0 E: 0 K: 3 S: 10	H: 0 LOB: 0 BB: 0 P: 15	R: 0 E: 1 K: 0 S: 8	H: 0 LOB: 1 BB: 0 P: 11	R: 1 E: 0 K: 0 S: 8	H: 2 LOB: 1 BB: 0 P: 11	R: 0 E: 0 K: 0 S: 10	H: 1 LOB: 1 BB: 0 P: 12	R: 0 E: 0 K: 0 S: 8	H: 0 LOB: 0 BB: 1 P: 16	R: 0 E: 0 K: 0 S: 9	H: 1 LOB: 0 BB: 0 P: 14	R: 0 E: 0 K: 3 S: 10	H: 0 LOB: 0 BB: 0 P: 16	R: 0 E: 0 K: 0 S: 7	H: 0 LOB: 0 BB: 0 P: 8	R: 3 E: 0 K: 1 S: 13	H: 3 LOB: 0 BB: 1 P: 24	1B: 4 2B: 2 3B: 0 HR: 1	SF: 0 SAC: 0 DP: 1 HBP: 0	WP: 0 PB: 0 SB: 1 CS: 1	PA: 34			
<b>PITCHER</b>	IP WLS BF H R ER SO BB IBB HBP BLK WP HR S P ERA WHIP																								
62 Jose Quintana, L (1, 1) ERA: 3.45	7.0		26	4	1	1	6	1	0	0	0	0	0	0	0	63	95	1.29	0.714						
34 Matt Albers, R (8, 1) ERA: 1.3	1.0	H	3	0	0	0	0	0	0	0	0	0	0	0	7	8	0.00	0.000							
30 David Robertson, R (9, 1) ERA: 3.14	1.0	L	6	3	3	3	1	1	0	0	0	0	0	1	13	24	27.00	4.000							

Batter	1	2	3	4	5	6	7	8	9	AB	R	H	RBI	BB	SO	LOB	BOTTOM								
7 Micah Johnson, L (1, 4) OBP: 0.320, SLG: 0.283	 B FF 85 B CH 76 F FF 86 X FF 84		 C FF 86 B FC 84 C FC 82 F FF 85 C CU 75			 B FF 86 B CH 76 F FF 86 S FF 82 F FF 85 B CU 80 B FF 89			 B FF 92 F FF 93 F FF 93 F FF 93 F FF 93 F FF 93 F FF 93 F FF 94	3	1	0	0	1	1	0	<b>Oakland Athletics @ Chicago White Sox</b> U.S. Cellular Field, Chicago, IL Thu Sep 17 2015, 2:11 PM - 4:56 PM EDT Att. 12,406 - Sunny - 88 F								
15 Gordon Beckham, R (9, PH) OBP: 0.262, SLG: 0.305			 B CU 73 B CH 79 C FC 86 X FF 88		 B CU 71 B CH 80 C FC 86 B FF 86 B CH 78			 X FC 90	3	0	1	0	1	0	0										
10 Alexei Ramirez, R (1, 6) OBP: 0.288, SLG: 0.361	 C FF 83 B CH 73 B CH 79 X FF 86		 C CU 74 B CH 70 B FF 87 C FC 83 X FC 83		 C FC 92 X CH 77			 B FF 92 B CH 81 B FF 93 X FF 94	3	0	2	1	1	0	0										
53 Melky Cabrera, S (1, 7) OBP: 0.320, SLG: 0.394	 B FF 84 B CH 77 B FF 87 D FF 88		 C CU 74 B CH 70 B FF 87 C FC 83 X FC 83		 C FC 92 X CH 77			 B FF 92 B CH 81 B FF 93 X FF 94	3	0	2	1	1	0	0										
26 Avisail Garcia, R (1, 9) OBP: 0.314, SLG: 0.377	 C FF 86 B CH 77 X FF 87			 F FF 82 B FF 89 S FF 89	 S FF 86 T FF 90			 C FF 92 F FF 93 S FF 94	4	0	0	0	0	3	5										
58 Geovany Soto, R (1, 10) OBP: 0.312, SLG: 0.427	 C CH 81 X CU 74		 C CU 72 B CU 75 C FF 89	 C CU 74 B CU 76 X FC 86	 C FC 92 X CH 77			 B FF 91 F FF 92 F FF 93 F FF 93 X FF 94	4	0	0	0	0	1	4										
24 Mike Olt, R (1, 3) OBP: 0.276, SLG: 0.389		 C FF 85 B CU 74 B CH 76 F CH 78 X FF 78		 B CU 74 F FC 84 B FF 82 F FC 82 X FC 86				 F FF 92 B CH 81 S FF 93 S FF 93	4	1	1	1	0	1	0										
20 JB Shuck, L (1, 8) OBP: 0.353, SLG: 0.359		 B SL 79 B FF 87 B FF 89 X FF 86		 C SL 80 S FC 84 S FC 84 X FC 84				 S FF 92 B FF 93 X FF 92	3	0	1	0	0	0	0										
28 Leury Garcia, S (7, 8) OBP: 0.273, SLG: 0.200		 C FF 84 B CU 77 X FF 86		 X FF 83				 F FF 93 F FF 93 X FC 91	1	0	0	0	0	0	0										
21 Tyler Flowers, R (1, 2) OBP: 0.289, SLG: 0.356		 C FF 84 X FF 86		 X FF 83				 F FF 93 F FF 93 X FC 91	4	0	3	0	0	0	1										
28 Trayce Thompson, R (8, PR) OBP: 0.424, SLG: 0.689		 1 SAFE B FF 89 D SL 78 X CH 80		 1 SAFE F FC 82 F FC 82 X FF 86	 B FC 91 F FC 82 F FC 82 X FF 86			 B FF 91 F FC 92 F FC 92 X FF 92	4	0	0	0	0	0	3										
18 Tyler Saladino, R (1, 5) OBP: 0.276, SLG: 0.335		 1 SAFE B FF 89 D SL 78 X CH 80		 C FF 82 F FC 82 X FF 86	 B FC 91 F FC 82 F FC 82 X FF 86			 B FF 91 F FC 92 F FC 92 X FF 92	4	0	0	0	0	0	3										
<b>Inning Stats</b>	R: 0 E: 0 K: 0 S: 10	H: 1 LOB: 2 BB: 1 P: 18	R: 0 E: 0 K: 0 S: 8	H: 1 LOB: 1 BB: 0 P: 16	R: 0 E: 0 K: 1 S: 9	H: 0 LOB: 0 BB: 0 P: 15	R: 1 E: 0 K: 2 S: 15	H: 2 LOB: 1 BB: 0 P: 21	R: 1 E: 0 K: 1 S: 14	H: 1 LOB: 2 BB: 2 P: 24	R: 0 E: 0 K: 0 S: 8	H: 1 LOB: 1 BB: 0 P: 12	R: 0 E: 0 K: 1 S: 11	H: 1 LOB: 0 BB: 0 P: 16	R: 0 E: 0 K: 1 S: 9	H: 0 LOB: 0 BB: 0 P: 14	R: 0 E: 0 K: 1 S: 9	H: 1 LOB: 1 BB: 0 P: 12	1B: 7 2B: 0 3B: 0 HR: 1	SF: 0 SAC: 0 DP: 1 HBP: 0	WP: 0 PB: 0 SB: 0 CS: 0	PA: 37			
<b>PITCHER</b>	IP WLS BF H R ER SO BB IBB HBP BLK WP HR S P ERA WHIP																								
47 Sean Nolin, L (1, 1) ERA: 3.24	5.0		23	5	2	2	4	3	0	0	1	1	0	0	1	56	94	3.60	1.600						
33 Fernando Rodriguez Jr., R (1, 1) ERA: 3.63	2.0		8	2	0	0	1	0	0	0	0	0	0	0	19	28	0.00	1.000							
62 Sean Doolittle, L (8, 1) ERA: 4.66	2.0	W	6	1	0	0	2	0	0	0	0	0	0	0	18	26	0.00	0.500							

AB	32
R	4
H	7
RBI	4
BB	2
SO	7
LOB	10



AB	34
R	2
H	8
RBI	2
BB	3
SO	7
LOB	14













Batter	1	2	3	4	5	6	7	8	9	AB	R	H	RBI	BB	SO	LOB	TOP										
<b>1 Billy Burns, S</b> OBP: 0.337, SLG: 0.388	G1-3		G5-3			G3		G4-3		4	0	0	0	0	0	0	<b>Oakland Athletics @ Houston Astros</b> Minute Maid Park, Houston, TX Sun Sep 20 2015, 1:12 PM - 3:48 PM CDT Att: 22,453 - Roof Closed - 73 F										
<b>15 Brett Lawrie, R</b> OBP: 0.304, SLG: 0.427	K		F7			G1-3		K		4	0	0	0	0	2												
<b>22 Josh Reddick, L</b> OBP: 0.331, SLG: 0.456	P4					G4-3				4	0	0	0	0	1												
<b>26 Danny Valencia, R</b> OBP: 0.336, SLG: 0.521		1B				G1-3		K		4	1	1	0	0	2												
<b>16 Billy Butler, R</b> OBP: 0.323, SLG: 0.387		1B				L5		L9		4	0	1	0	0	0												
<b>21 Stephen Vogt, L</b> OBP: 0.349, SLG: 0.465						F7		BB		2	0	0	0	1	1												
<b>5 Jake Smolinski, R</b> OBP: 0.277, SLG: 0.371						F8		2B		3	0	1	0	0	0												
<b>10 Marcus Semien, R</b> OBP: 0.307, SLG: 0.393								K		2	0	1	1	1	1												
<b>39 Carson Blair, R</b> OBP: 0.231, SLG: 0.261						P3		K		3	0	0	0	0	2												
<b>Inning Stats</b>	R: 0 E: 0 K: 1 S: 6	H: 0 LOB: 0 BB: 0 P: 9	R: 1 E: 0 K: 1 S: 12	H: 3 LOB: 2 BB: 0 P: 20	R: 0 E: 0 K: 1 S: 7	H: 0 LOB: 0 BB: 0 P: 10	R: 0 E: 0 K: 1 S: 8	H: 0 LOB: 0 BB: 0 P: 13	R: 0 E: 0 K: 0 S: 9	H: 0 LOB: 1 BB: 1 P: 17	R: 0 E: 0 K: 0 S: 9	H: 0 LOB: 0 BB: 0 P: 11	R: 0 E: 0 K: 2 S: 11	H: 1 LOB: 2 BB: 1 P: 21	R: 0 E: 0 K: 2 S: 9	H: 0 LOB: 0 BB: 0 P: 12	R: 0 E: 0 K: 1 S: 11	H: 0 LOB: 0 BB: 0 P: 14	1B: 2 2B: 2 HR: 0	SF: 0 SAC: 0 DP: 0 HBP: 0	WP: 0 PB: 0 SB: 0 CS: 0	PA: 32					
<b>PITCHER</b>	IP	WLS	BF	H	R	ER	SO	BB	IBB	HBP	BLK	WP	HR	S	P	ERA	WHIP										
<b>31 Collin McHugh, R</b> ERA: 3.93	8.0	W	29	4	1	1	8	2	0	0	0	0	0	71	113	1.12	0.750										
<b>44 Luke Gregerson, R</b> ERA: 2.99	1.0		3	0	0	0	1	0	0	0	0	0	0	11	14	0.00	0.000										

Batter	1	2	3	4	5	6	7	8	9	AB	R	H	RBI	BB	SO	LOB	BOTTOM										
<b>27 Jose Altuve, R</b> OBP: 0.352, SLG: 0.434	G6-3		K			G5-3		L9		4	0	0	0	0	1	3	<b>Oakland Athletics @ Houston Astros</b> Minute Maid Park, Houston, TX Sun Sep 20 2015, 1:12 PM - 3:48 PM CDT Att: 22,453 - Roof Closed - 73 F										
<b>4 George Springer, R</b> OBP: 0.326, SLG: 0.437	BB		G5-3			HR		F8		3	1	1	2	1	0	2											
<b>1 Carlos Correa, R</b> OBP: 0.340, SLG: 0.493	G5-3					F8		G6-3		3	0	0	0	1	0	1											
<b>8 Jed Lowrie, S</b> OBP: 0.329, SLG: 0.447	L9		G6-3					BB		3	1	1	0	1	0	3											
<b>28 Colby Rasmus, L</b> OBP: 0.312, SLG: 0.461		HR				L9		HR		4	2	2	3	0	1	1											
<b>Evan Gattis, R</b> OBP: 0.281, SLG: 0.452						G5-3				4	0	2	0	0	1	1											
<b>18 Luis Valbuena, L</b> OBP: 0.296, SLG: 0.403						G3-1				3	0	0	0	0	1	2											
<b>63 Matt Duffy, R</b> OBP: 0.400, SLG: 0.500								F9		1	0	0	0	0	0	1											
<b>12 Max Stassi, R</b> OBP: 0.385, SLG: 0.615								P4		4	1	2	0	0	1	1											
<b>6 Jake Marisnick, R</b> OBP: 0.276, SLG: 0.394						F9		SH3		2	0	1	0	0	0	1											
<b>Inning Stats</b>	R: 0 E: 0 K: 0 S: 8	H: 0 LOB: 1 BB: 1 P: 15	R: 1 E: 0 K: 1 S: 7	H: 2 LOB: 0 BB: 0 P: 10	R: 0 E: 0 K: 1 S: 14	H: 1 LOB: 2 BB: 1 P: 24	R: 0 E: 0 K: 1 S: 7	H: 0 LOB: 0 BB: 0 P: 13	R: 2 E: 0 K: 0 S: 10	H: 2 LOB: 0 BB: 0 P: 17	R: 0 E: 0 K: 2 S: 9	H: 1 LOB: 1 BB: 0 P: 11	R: 0 E: 0 K: 0 S: 9	H: 1 LOB: 1 BB: 0 P: 11	R: 2 E: 0 K: 0 S: 13	H: 2 LOB: 1 BB: 1 P: 26	1B: 6 2B: 0 3B: 0 HR: 3	SF: 0 SAC: 1 DP: 1 HBP: 0	WP: 0 PB: 0 SB: 1 CS: 0	PA: 35							
<b>PITCHER</b>	IP	WLS	BF	H	R	ER	SO	BB	IBB	HBP	BLK	WP	HR	S	P	ERA	WHIP										
<b>36 Aaron Brooks, R</b> ERA: 7.09	7.0	L	29	7	3	3	5	2	0	0	0	0	0	64	101	3.86	1.286										
<b>75 Barry Zito, L</b> ERA: 16.0	1.0		6	2	2	2	0	1	0	0	0	0	1	13	26	18.00	3.000										

AB 30  
R 1  
H 4  
RBI 1  
BB 2  
SO 9  
LOB 7





AB 31  
R 5  
H 9  
RBI 5  
BB 3  
SO 5  
LOB 16



livebaseballscorecards.com

livebaseballscorecards.com



Batter	1	2	3	4	5	6	7	8	9	AB	R	H	RBI	BB	SO	LOB	TOP		
7 Delino DeShields, R OBP: 0.339, SLG: 0.372 15 Drew Stubbs, R OBP: 0.287, SLG: 0.405	4-1 C FF 86 B CH 78 B FF 85 B CH 81 B FF 88		3-2 C FF 86 B CH 78 B FF 85 B CH 81 B FF 88 X CH 77		1-1 C FF 87 B CH 78 B FF 85 X FC 81	1-2 F FF 91 B CH 78 B FF 85 X FC 92		0-1 S FF 94 X FC 94		2 2 1 2 1 0 0 0 0 0 0 0 0 0	Texas Rangers @ Oakland Athletics O.co Coliseum, Oakland, CA Tue Sep 22 2015, 10:08 PM - 1:45 AM EDT Att: 16,524 - Cloudy - 59 F	livebaseballscorecards.com	AB 33 R 8 H 12 RBI 8 BB 4 SO 6 LOB 17						
17 Shin-Soo Choo, L OBP: 0.370, SLG: 0.446	0-1 C FF 88 X SL 80		1-3 C CU 74 B CH 78 B FF 85 S FC 84 S FC 89		1-1 B FC 86 B CH 78 B FF 85 X FC 81	3-2 D KC 83 S FF 93 S FF 93 B CH 84 D FC 92		1-1 F FF 94 B CH 78 B FF 85 X FC 94	3 0 0 1 0 1 3										
29 Adrián Beltré, R OBP: 0.323, SLG: 0.432	2-1 B FF 86 B CH 78 B FC 84 X FC 85		0-0 X FF 90		1-2 B FC 86 B CH 78 B FF 85 X FC 81			0-1 C SI 83 X SL 73	4 0 2 2 0 1 0										
84 Prince Fielder, L OBP: 0.377, SLG: 0.462	2-0 D CU 74 X FC 83			1-1 B FC 87 X FF 82	1-2 B CU 76 B CH 78 B FF 85 X FC 81			1-1 B SL 85 X SL 84 X FC 78	5 0 0 0 0 1 2										
25 Mike Napoli, R OBP: 0.321, SLG: 0.409 30 Will Venable, L OBP: 0.323, SLG: 0.351	2-2 C FF 87 B CH 78 B FF 85 B CH 73 X FC 86				0-1 F FF 89 X CH 76			0-1 C FF 83 X FC 88	3 0 2 0 0 0 1 2 1 0 0 0 1 1										
18 Mitch Moreland, L OBP: 0.335, SLG: 0.500		2-2 B FC 81 B CH 78 B FF 85 B CH 80 X FC 85		2-0 B CU 72 B CH 78 X FC 82		2-1 B FC 81 1 SAFE B CH 78 B FF 85 B CH 80 X FC 86		0-1 C SL 83 X SL 84	4 1 3 2 1 0 0										
1 Elvis Andrus, R OBP: 0.309, SLG: 0.354		3-2 C FF 84 1 SAFE B CH 77 B FF 82 C FF 86 1 SAFE X FC 88		3-2 C FF 88 B CH 78 B FF 85 B CH 80 X FC 87		3-2 F FF 82 B CH 79 B CH 78 B FF 85 B CH 80 X FC 81 B FC 90 B FF 91 X KC 81		3-2 B FF 89 B FF 88 B FF 89 B FF 89 B FF 89 B FF 89 B FF 89 B FF 89 X SL 84	4 2 2 0 1 0 3										
12 Rougned Odor, L OBP: 0.327, SLG: 0.471		2-2 C FF 83 B CH 78 B FF 85 B CH 73 X FC 84		2-1 C FF 90 B CH 78 B FF 85 X FC 87		0-0 1 SAFE X FC 81		1-2 B KC 77 B SL 82 X SL 84 X FC 88	4 1 1 1 0 1 6										
38 Chris Gimenez, R OBP: 0.337, SLG: 0.532			3-3 C FF 82 B CH 78 1 SAFE B CH 74 B FF 82 S FC 84 S FC 85		4-1 B FF 88 B CH 81 B FC 83 B FF 87		1-1 B FF 90 X FC 89		0-2 1 SAFE C FF 84 1 SAFE F FF 93 X FC 94	2 1 1 0 1 1 1									
Inning Stats	R: 1 E: 1 K: 0 S: 10	H: 1 LOB: 1 BB: 1 P: 20	R: 0 E: 0 K: 1 S: 12	H: 1 LOB: 0 BB: 0 P: 22	R: 0 E: 0 K: 1 S: 9	H: 2 LOB: 2 BB: 0 P: 19	R: 2 E: 0 K: 0 S: 11	H: 3 LOB: 2 BB: 1 P: 18	R: 0 E: 0 K: 1 S: 7	H: 0 LOB: 0 BB: 0 P: 9					R: 2 E: 0 K: 0 S: 18	H: 3 LOB: 1 BB: 2 P: 23	R: 0 E: 0 K: 3 S: 15	H: 1 LOB: 3 BB: 2 P: 26	1B: 7 2B: 4 3B: 0 HR: 1
PITCHER	IP WLS BF H R ER SO BB IBB HBP BLK WP HR S P ERA WHIP	PITCHER																	
47 Sean Nolin, L ERA: 4.57 13 Drew Pomeranz, L ERA: 3.48 67 Danny Coulombe, L ERA: 6.23 37 R.J. Alvarez, R ERA: 10.06 29 Fat Venable, S ERA: 5.24	(1, 1) 5.0 24 7 6 5 2 2 0 0 0 0 0 1 57 98 9.00 1.800	(6, 1) 1.0 5 1 0 0 0 0 0 0 0 0 0 15 23 0.00 1.000																	
1 Billy Burns, S OBP: 0.335, SLG: 0.386	0-0 X SI 92	0-0 X SL 86		0-1 F CU 76 X FF 91		0-1 F SL 88 X SL 88			2-2 B FF 92 B FF 92 B FF 92 X FC 82	5 0 1 0 0 0 2	Texas Rangers @ Oakland Athletics O.co Coliseum, Oakland, CA Tue Sep 22 2015, 10:08 PM - 1:45 AM EDT Att: 16,524 - Cloudy - 59 F	livebaseballscorecards.com	AB 37 R 6 H 9 RBI 5 BB 4 SO 6 LOB 19						
20 Mark Canha, R OBP: 0.314, SLG: 0.429	2-2 B SI 91 F CH 83 B FF 92 X SL 87	3-1 D CH 86 X SI 92		0-0 X FF 83		1-2 B CU 85 C CU 84 C SI 92 X FC 96		1-2 B CU 85 C CU 84 C SI 92 X FC 96	5 1 2 1 0 0 1										
15 Brett Lawrie, R OBP: 0.303, SLG: 0.424	1-3 C SI 90 D CH 78 S CU 88	2-3 B CU 78 F CH 85 B FF 85 S CU 80			3-1 B SI 89 B SI 91 B SI 90 B SI 91 X CH 84		1-2 B FF 95 B FF 95 B FF 95 X FC 96		1-2 C FF 90 D SL 83 S SL 83 X FC 84	5 1 1 0 0 2 4									
26 Danny Valencia, R OBP: 0.340, SLG: 0.520	0-0 X SI 91		4-2 C CU 76 B SI 92 C CH 84 B FF 85 B SL 83 X FC 85		3-2 B FF 93 B SI 90 S SL 87 B FF 94 X FC 93		4-1 C CU 86 B CU 86 B FF 97 B FF 96		3-2 B FF 92 B FF 93 B FF 93 X FC 93	3 1 1 1 2 0 2									
16 Billy Butler, R OBP: 0.322, SLG: 0.385	1-0 B SI 89 X SI 90	1-0 F CH 84 X FF 93		1-0 D FF 93 X FF 93		1-0 B FF 93 X SL 87		2-1 B FF 95 B FF 94 X FC 94	5 0 1 0 0 0 4										
22 Josh Reddick, L OBP: 0.330, SLG: 0.453	4-1 C FF 91 B FF 92 B SL 86 B FF 91		1-0 D FF 93 X FF 93		0-2 T SI 91 F CH 86 X FC 92			2-3 C SI 94 B SL 85 S CH 89 S SI 96	3 1 0 0 1 1 2										
5 Jake Smolinski, R ERA: 5.21 4 Coco Crisp, S OBP: 0.240, SLG: 0.214	1-1 F SI 91 O CH 84 X CH 82 X FC 82	1-0 B SI 92 X SI 92			1-2 B SI 89 B SI 90 B SI 91 X CH 84		1-2 B SI 89 B SI 90 B SI 91 X CH 84		1-3 B SI 95 B SI 95 S CH 89	3 1 1 2 0 0 2 1 0 0 0 0 1 0									
10 Marcus Semien, R OBP: 0.309, SLG: 0.397	1-1 B FF 93 X SL 87		1-0 D CU 77 1 SAFE B CH 84 T SI 91 S SI 90		2-0 B FF 90 X FC 90			3-2 C SI 97 B SI 90 B SI 90 B SI 96 X SI 97	4 0 2 1 0 1 1										
39 Carson Blair, R OBP: 0.241, SLG: 0.240 21 Stephen Vogt, L OBP: 0.348, SLG: 0.464 45 Bryan Anderson, L	4-2 B SI 92 D SI 91 D SI 91 S SI 90	4-2 B SI 89 B SI 91 B SI 92		2-1 B SI 89 X SI 91		2-1 T FF 91 B FF 92 X FC 92		1-3 C SI 96 B SI 96 P CH 87 S CH 89	2 1 0 0 1 0 0 1 0 0 0 0 1 1 0 0 0 0 0 0 0										
Inning Stats	R: 0 E: 0 K: 1 S: 8	H: 3 LOB: 2 BB: 0 P: 11	R: 3 E: 0 K: 1 S: 14	H: 3 LOB: 2 BB: 2 P: 28	R: 1 E: 0 K: 1 S: 10	H: 1 LOB: 1 BB: 1 P: 18	R: 0 E: 0 K: 0 S: 5	H: 0 LOB: 0 BB: 0 P: 7	R: 1 E: 2 K: 0 S: 12	H: 1 LOB: 1 BB: 0 P: 20					R: 0 E: 0 K: 0 S: 5	H: 0 LOB: 1 BB: 1 P: 17	R: 0 E: 0 K: 3 S: 12	H: 1 LOB: 1 BB: 0 P: 19	R: 1 E: 0 K: 0 S: 15
PITCHER	IP WLS BF H R ER SO BB IBB HBP BLK WP HR S P ERA WHIP	PITCHER																	
33 Martín Pérez, L ERA: 3.84 50 Keone Kela, R ERA: 2.48 41 Jake Diekmann, L ERA: 4.18 47 Sam Dyson, R ERA: 2.8	(1, 1) 4.0 21 6 5 4 3 3 0 0 0 0 0 1 0 39 69 9.00 2.250	(5, 1) 2.0 7 0 0 0 0 0 0 0 0 0 0 15 24 0.00 0.000																	
37 Shawn Tolleson, R ERA: 2.81	(9, 1) 1.0 5 2 1 1 0 0 0 0 0 0 0 9 17 0.00 1.000	(8, 1) 0.1 1 0 0 0 0 0 0 0 0 0 0 3 5 0.00 0.000																	
47 Sam Dyson, R ERA: 2.8	(8, 1) 0.2 3 1 0 0 2 0 0 0 0 0 1 0 9 14 0.00 1.500																		



Batter	1	2	3	4	5	6	7	8	9	AB	R	H	RBI	BB	SO	LOB	TOP								
<b>7 Delino DeShields, R</b> OBP: 0.339, SLG: 0.373 <b>30 Will Venable, L</b> OBP: 0.324, SLG: 0.356										4	1	1	0	0	0	0									
<b>17 Shin-Soo Choo, L</b> OBP: 0.372, SLG: 0.445										3	1	1	1	2	1	0									
<b>29 Adrian Beltré, R</b> OBP: 0.323, SLG: 0.438										5	2	2	3	0	0	2									
<b>84 Prince Fielder, L</b> OBP: 0.376, SLG: 0.460										5	1	1	0	0	0	1									
<b>18 Mitch Moreland, L</b> OBP: 0.335, SLG: 0.498										4	1	1	1	0	1	0									
<b>1 Elvis Andrus, R</b> OBP: 0.310, SLG: 0.363										4	1	2	3	0	0	0									
<b>12 Rougned Odor, L</b> OBP: 0.326, SLG: 0.477										4	1	1	1	0	1	1									
<b>8 Bobby Wilson, R</b> OBP: 0.259, SLG: 0.254										3	0	1	0	1	1	0									
<b>15 Drew Stubbs, R</b> OBP: 0.286, SLG: 0.395										3	1	0	0	1	1	2									
<b>Inning Stats</b>	R: 0 E: 0 K: 0 S: 5	H: 0 LOB: 0 BB: 0 P: 10	R: 0 E: 0 K: 0 S: 7	H: 1 LOB: 1 BB: 0 P: 14	R: 0 E: 0 K: 1 S: 10	H: 0 LOB: 0 BB: 1 P: 17	R: 4 E: 1 K: 2 S: 18	H: 5 LOB: 1 BB: 0 P: 27	R: 3 E: 0 K: 1 S: 14	H: 2 LOB: 0 BB: 1 P: 27	R: 0 E: 0 K: 1 S: 8	H: 0 LOB: 0 BB: 0 P: 11	R: 0 E: 0 K: 0 S: 7	H: 0 LOB: 0 BB: 1 P: 15	R: 0 E: 0 K: 0 S: 9	H: 0 LOB: 0 BB: 0 P: 15	R: 3 E: 0 K: 0 S: 15	H: 3 LOB: 1 BB: 1 P: 21	1B: 5 2B: 3 HR: 3	SF: 0 SAC: 0 DP: 1 HBP: 0	WP: 0 PB: 0 SB: 0 CS: 1	PA: 40			
<b>PITCHER</b>	IP	WLS	BF	H	R	ER	SO	BB	IBB	HBP	BLK	WP	HR	S	P	ERA	WHIP								
<b>53 Felix Doubront, L</b> ERA: 5.53	4.2	L	23	8	7	7	4	2	0	0	0	0	2	51	91	13.50	2.143								
<b>68 Arnold Leon, R</b> ERA: 4.59	2.1		7	0	0	0	1	1	0	0	0	0	0	18	30	0.00	0.429								
<b>67 Danny Coulombe, L</b> ERA: 5.79	1.0		3	0	0	0	0	0	0	0	0	0	0	9	15	0.00	0.000								
<b>37 R.J. Alvarez, R</b> ERA: 11.0	1.0		7	3	3	3	0	1	0	0	0	0	1	15	21	27.00	4.000								

Texas Rangers @ Oakland Athletics  
O.co Coliseum, Oakland, CA  
Wed Sep 23 2015, 10:08 PM - 1:00 AM EDT  
Att: 16,445 - Partly Cloudy - 68 F

AB 36  
R 10  
H 11  
RBI 10  
BB 4  
SO 5  
LOB 6



Batter	1	2	3	4	5	6	7	8	9	AB	R	H	RBI	BB	SO	LOB	BOTTOM								
<b>1 Billy Burns, S</b> OBP: 0.335, SLG: 0.390										3	0	1	0	0	0	0									
<b>20 Mark Canha, R</b> OBP: 0.312, SLG: 0.425										4	0	0	0	0	0	3									
<b>22 Josh Reddick, L</b> OBP: 0.331, SLG: 0.458										3	1	1	1	1	0	0									
<b>26 Danny Valencia, R</b> OBP: 0.342, SLG: 0.518										3	0	1	0	1	1	3									
<b>21 Stephen Vogt, L</b> OBP: 0.345, SLG: 0.459										4	0	0	0	0	1	2									
<b>16 Billy Butler, R</b> OBP: 0.320, SLG: 0.382										4	0	0	0	0	1	2									
<b>15 Brett Lawrie, R</b> OBP: 0.303, SLG: 0.422										3	1	0	0	1	0	1									
<b>28 Eric Sogard, L</b> OBP: 0.295, SLG: 0.296										4	1	2	1	0	0	0									
<b>39 Carson Blair, R</b> OBP: 0.250, SLG: 0.250										3	0	1	1	0	2	0									
<b>23 Sam Fuld, L</b> OBP: 0.276, SLG: 0.300										1	0	0	0	0	0	0									
<b>Inning Stats</b>	R: 0 E: 0 K: 0 S: 9	H: 0 LOB: 0 BB: 0 P: 13	R: 0 E: 0 K: 1 S: 7	H: 0 LOB: 0 BB: 0 P: 12	R: 1 E: 0 K: 1 S: 12	H: 2 LOB: 2 BB: 2 P: 24	R: 0 E: 0 K: 0 S: 8	H: 0 LOB: 0 BB: 0 P: 12	R: 0 E: 0 K: 1 S: 11	H: 1 LOB: 1 BB: 0 P: 15	R: 1 E: 0 K: 0 S: 16	H: 2 LOB: 1 BB: 0 P: 23	R: 1 E: 0 K: 1 S: 8	H: 1 LOB: 0 BB: 0 P: 11	R: 0 E: 0 K: 1 S: 9	H: 0 LOB: 1 BB: 1 P: 18	R: 0 E: 0 K: 0 S: 7	H: 0 LOB: 0 BB: 0 P: 13	1B: 3 2B: 0 HR: 2	SF: 0 SAC: 1 DP: 0 HBP: 0	WP: 0 PB: 0 SB: 0 CS: 0	PA: 36			
<b>PITCHER</b>	IP	WLS	BF	H	R	ER	SO	BB	IBB	HBP	BLK	WP	HR	S	P	ERA	WHIP								
<b>48 Colby Lewis, R</b> ERA: 4.36	6.0	W	25	5	2	2	3	2	0	0	0	0	1	63	99	3.00	1.167								
<b>71 Sam Freeman, L</b> ERA: 2.84	1.0		4	1	1	1	1	0	0	0	0	0	1	8	11	9.00	1.000								
<b>41 Jake Diekmann, L</b> ERA: 4.11	1.0		4	0	0	0	1	1	0	0	0	0	0	9	18	0.00	1.000								
<b>51 Ross Ohlendorf, R</b> ERA: 2.45	1.0		3	0	0	0	0	0	0	0	0	0	0	7	13	0.00	0.000								

Texas Rangers @ Oakland Athletics  
O.co Coliseum, Oakland, CA  
Wed Sep 23 2015, 10:08 PM - 1:00 AM EDT  
Att: 16,445 - Partly Cloudy - 68 F

AB 32  
R 3  
H 6  
RBI 3  
BB 3  
SO 5  
LOB 11













Batter	1	2	3	4	5	6	7	8	9	AB	R	H	RBI	BB	SO	LOB	TOP																			
16 Angel Pagán, S OBP: 0.307, SLG: 0.341	F7	37 1B	FC4-6	FC6-4	L9	FC6-4	L9	K	K	6	1	2	1	0	1	1																				
37 Kelly Tomlinson, R OBP: 0.350, SLG: 0.375	5 1B	6 2B	G5-3	G5-3	G4-3	FC6-4	FC6-4	28 2B	5 G5-3	6	3	4	1	0	0	2																				
5 Matt Duffy, R OBP: 0.339, SLG: 0.434	6 2B	6 2B	L9	G4-3	G4-3	28 1B	2B	P3	G5-3	6	2	2	1	0	0	3																				
28 Buster Posey, R OBP: 0.386, SLG: 0.481	F7	F7	35 G3	G5-3	G5-3	2B	45 BB	47 HR	G6-3	5	1	2	1	1	0	3																				
6 Marlon Byrd, R OBP: 0.297, SLG: 0.459	1-H	2B	L7	L7	G5-3	G5-3	SF7	SF7	SF7	4	0	2	3	0	0	2																				
35 Brandon Crawford, L OBP: 0.319, SLG: 0.463	F7	F7	G3	G3	G3	L7	L7	45 BB	47 HR	3	1	0	0	2	0	2																				
51 Mac Williamson, R ERA: 16.0	P3	P3	K	L4	L4	L4	47 HR	47 HR	47 HR	4	1	1	0	0	1	3	AB 44																			
45 Alejandro De Aza, L OBP: 0.328, SLG: 0.422	P3	K	K	L4	L4	L4	47 HR	47 HR	47 HR	0	1	0	0	1	0	0	R 14																			
47 Jarrett Parker, L OBP: 0.414, SLG: 1.074	HR	HR	HR	HR	HR	HR	HR	HR	HR	5	3	3	7	0	1	0	H 19																			
56 Trevor Brown, R OBP: 0.333, SLG: 0.368	G6-3	G6-3	G6-3	G6-3	G6-3	G6-3	G6-3	G6-3	G6-3	5	1	3	0	0	1	0	RBI 14																			
Inning Stats	R: 2 E: 0 K: 0 S: 15	H: 3 LOB: 1 BB: 0 P: 21	R: 2 E: 0 K: 0 S: 15	H: 3 LOB: 1 BB: 0 P: 21	R: 0 E: 0 K: 1 S: 10	H: 0 LOB: 1 BB: 1 P: 18	R: 0 E: 0 K: 0 S: 7	H: 1 LOB: 1 BB: 0 P: 10	R: 0 E: 0 K: 0 S: 11	H: 1 LOB: 2 BB: 1 P: 19	R: 3 E: 0 K: 1 S: 18	H: 4 LOB: 1 BB: 0 P: 23	R: 2 E: 0 K: 0 S: 11	H: 3 LOB: 0 BB: 0 P: 16	R: 5 E: 0 K: 1 S: 11	H: 3 LOB: 0 BB: 2 P: 22	R: 0 E: 0 K: 1 S: 9	H: 1 LOB: 1 BB: 0 P: 10	1B: 10 2B: 6 3B: 0 HR: 3	SF: 1 DP: 0 HBP: 0	WP: 0 PA: 49 PB: 0 SB: 0 CS: 0															
PITCHER	IP	WLS	BF	H	R	ER	SO	BB	IBB	HBP	BLK	WP	HR	S	P	ERA	WHIP	PITCHER	IP	WLS	BF	H	R	ER	SO	BB	IBB	HBP	BLK	WP	HR	S	P	ERA	WHIP	
75 Barry Zito, L ERA: 16.0	2.0		13	6	4	4	0	1	0	0	0	0	1	32	48	18.00	3.500	66 Ryan Dull, R ERA: 4.05	0.2	L	6	2	4	4	0	1	1	0	0	0	0	1	7	17	54.00	4.500
29 Pat Venditte, S ERA: 4.81	1.0		3	0	0	0	1	0	0	0	0	0	0	8	12	0.00	0.000	56 Fernando Abad, L ERA: 4.24	0.1		1	0	0	0	1	0	0	0	0	0	0	3	4	0.00	0.000	
36 Aaron Brooks, R ERA: 7.26	2.2		15	6	3	3	1	1	0	0	0	0	0	35	51	10.12	2.625	61 Dan Otero, R ERA: 7.11	1.0		4	1	0	0	1	0	0	0	0	0	9	10	0.00	1.000		
33 Fernando Rodriguez Jr., R ERA: 4.12	0.2	H	3	1	1	1	0	0	0	0	0	0	0	6	9	13.50	1.500																			
13 Drew Pomeranz, L ERA: 3.66	0.2	H	4	3	2	2	0	0	0	0	0	0	1	7	9	27.00	4.500																			

San Francisco Giants @ Oakland Athletics  
O.co Coliseum, Oakland, CA  
Sat Sep 26 2015, 4:06 PM - 7:38 PM EDT  
Att: 36,067 - Partly Cloudy - 70 F

livebaseballscorecards.com  
AB 44  
R 14  
H 19  
RBI 14  
BB 4  
SO 4  
LOB 16



Batter	1	2	3	4	5	6	7	8	9	AB	R	H	RBI	BB	SO	LOB	BOTTOM																		
1 Billy Burns, S OBP: 0.336, SLG: 0.398	G4-3	FC5-2	20 2B	P3	P3	F8	F8	G4-3	G4-3	6	1	1	2	0	0	5																			
20 Mark Canha, R OBP: 0.311, SLG: 0.422	1B	22 G6-3	26 BB	F8	F8	F8	F8	P3	P3	4	0	2	2	0	0	0																			
22 Josh Reddick, L OBP: 0.342, SLG: 0.453	F7	G6-3	26 BB	F9	F9	F9	F9	G4-3	G4-3	4	0	0	0	1	0	4																			
26 Danny Valencia, R OBP: 0.347, SLG: 0.520	G4-3	G4-3	2B	P2	P2	16 HR	16 HR	1B	1B	4	2	3	0	1	0	1																			
21 Stephen Vogt, L OBP: 0.342, SLG: 0.453	15 E	16 HBP	28 BB	K	K	P2	P2	F9	F9	4	2	1	0	1	1	5																			
16 Billy Butler, R OBP: 0.311, SLG: 0.396	28 BB	15 E	23 BB	F8	F8	F8	F8	10 1B	10 1B	4	2	2	2	0	1	2																			
15 Brett Lawrie, R OBP: 0.303, SLG: 0.418	FC5	FC5-2	28 BB	G5-3	G5-3	L5	L5	L5	L5	4	1	0	0	1	0	3	AB 38																		
28 Eric Sogard, L OBP: 0.299, SLG: 0.307	1 HBP	23 BB	1 2B	G4-3	G4-3	G4-3	G4-3	K	K	3	2	1	3	1	1	0	R 10																		
10 Marcus Semien, R OBP: 0.310, SLG: 0.396	1 HBP	20 HBP	1 2B	G4-3	G4-3	G4-3	G4-3	1B	1B	1	0	1	0	0	0	0	RBI 10																		
23 Sam Fuld, L OBP: 0.280, SLG: 0.301	20 HBP	1 FC5-2	1 FC5-2	F7	F7	F7	F7	K	K	3	0	0	1	1	0	2	BB 6																		
4 Coco Crisp, S OBP: 0.238, SLG: 0.212	1 HBP	1 FC5-2	1 FC5-2	F7	F7	F7	F7	K	K	1	0	0	0	0	1	2	SO 4																		
Inning Stats	R: 0 E: 0 K: 0 S: 7	H: 1 LOB: 1 BB: 0 P: 8	R: 3 E: 1 K: 0 S: 8	H: 0 LOB: 2 BB: 3 P: 29	R: 5 E: 0 K: 2 S: 20	H: 5 LOB: 3 BB: 3 P: 38	R: 0 E: 0 K: 0 S: 8	H: 0 LOB: 0 BB: 0 P: 11	R: 0 E: 0 K: 0 S: 8	H: 0 LOB: 0 BB: 0 P: 10	R: 2 E: 0 K: 0 S: 6	H: 2 LOB: 0 BB: 0 P: 14	R: 0 E: 0 K: 1 S: 6	H: 0 LOB: 0 BB: 0 P: 10	R: 0 E: 0 K: 0 S: 11	H: 1 LOB: 1 BB: 0 P: 17	R: 0 E: 0 K: 1 S: 10	H: 2 LOB: 2 BB: 0 P: 14	1B: 6 2B: 4 3B: 0 HR: 1	SF: 0 DP: 1 HBP: 2	WP: 0 PA: 46 PB: 0 SB: 0 CS: 0														
PITCHER	IP	WLS	BF	H	R	ER	SO	BB	IBB	HBP	BLK	WP	HR	S	P	ERA	WHIP	PITCHER	IP	WLS	BF	H	R	ER	SO	BB	IBB	HBP	BLK	WP	HR	S	P	ERA	WHIP
17 Tim Hudson, R ERA: 4.3	1.1		11	1	3	2	0	3	0	2	0	0	0	12	32	13.50	3.000	54 Sergio Romo, R ERA: 3.17	0.1		2	1	0	0	0	0	0	0	4	5	0.00	3.000			
32 Ryan Vogelsong, R ERA: 4.81	1.1		9	5	5	5	1	1	0	0	0	0	0	18	28	33.75	4.500	49 Javier Lopez, L ERA: 1.43	0.0		1	1	0	0	0	0	0	0	1	1	*	*	*	*	
59 Cody Hall, R ERA: 5.06	1.1		6	0	0	0	1	2	0	0	0	0	0	13	26	0.00	1.500	46 Santiago Casilla, R ERA: 2.96	0.2	S	2	0	0	0	1	0	0	0	0	5	8	0.00	0.000		
18 Matt Cain, R ERA: 6.31	2.0		8	2	2	2	0	0	0	0	0	0	1	14	24	9.00	1.000																		
61 Josh Osich, L ERA: 1.75	2.0	W	7	1	0	0	1	0	0	0	0	0	0	17	27	0.00	0.500																		

San Francisco Giants @ Oakland Athletics  
O.co Coliseum, Oakland, CA  
Sat Sep 26 2015, 4:06 PM - 7:38 PM EDT  
Att: 36,067 - Partly Cloudy - 70 F

livebaseballscorecards.com  
AB 38  
R 10  
H 11  
RBI 10  
BB 6  
SO 4  
LOB 24





Batter	1	2	3	4	5	6	7	8	9	AB	R	H	RBI	BB	SO	LOB	TOP					
16 Angel Pagán, S OBP: 0.304, SLG: 0.338										4	0	0	1	0	1	4	<b>San Francisco Giants @ Oakland Athletics</b> O.co Coliseum, Oakland, CA Sun Sep 27 2015, 4:08 PM - 7:18 PM EDT Att: 36,067 - Cloudy - 74 F					
37 Kelly Tomlinson, R OBP: 0.352, SLG: 0.376										5	0	2	1	0	0	2						
5 Matt Duffy, R OBP: 0.337, SLG: 0.432										5	0	1	0	0	0	1						
28 Buster Posey, R OBP: 0.386, SLG: 0.480										5	1	2	0	0	0	2						
6 Marlon Byrd, R OBP: 0.294, SLG: 0.454										5	0	0	0	0	1	4						
35 Brandon Crawford, L OBP: 0.320, SLG: 0.462										3	2	1	0	1	0	2						
47 Jarrett Parker, L OBP: 0.455, SLG: 1.033										3	1	2	0	1	1	1						
51 Mac Williamson, R OBP: 0.385, SLG: 0.417										3	1	2	1	0	0	1						
56 Trevor Brown, R OBP: 0.320, SLG: 0.364										3	0	1	2	0	0	2						
<b>Inning Stats</b>	R: 0 E: 0 K: 1 S: 9	H: 2 LOB: 2 BB: 0 P: 13	R: 3 E: 0 K: 0 S: 12	H: 4 LOB: 1 BB: 0 P: 17	R: 2 E: 1 K: 0 S: 15	H: 2 LOB: 2 BB: 1 P: 25	R: 0 E: 0 K: 0 S: 7	H: 0 LOB: 0 BB: 0 P: 10	R: 0 E: 0 K: 2 S: 13	H: 0 LOB: 1 BB: 1 P: 23	R: 0 E: 0 K: 0 S: 10	H: 0 LOB: 0 BB: 0 P: 13	R: 0 E: 0 K: 0 S: 6	H: 1 LOB: 0 BB: 0 P: 9	R: 0 E: 0 K: 0 S: 8	H: 2 LOB: 2 BB: 0 P: 15	R: 0 E: 0 K: 0 S: 7	H: 0 LOB: 0 BB: 0 P: 10	1B: 11 2B: 0 3B: 0 HR: 0	SF: 3 SAC: 0 DP: 0 HBP: 0	WP: 0 PB: 0 SB: 0 CS: 0	PA: 41
<b>PITCHER</b>	IP	WLS	BF	H	R	ER	SO	BB	IBB	HBP	BLK	WP	HR	S	P	ERA	WHIP					
47 Sean Nolin, L ERA: 5.25	2.1	L	16	7	5	3	1	1	0	0	0	0	0	30	46	11.57	3.429					
68 Arnold Leon, R ERA: 4.05	2.2		10	1	0	0	2	1	0	0	0	0	0	26	42	0.00	0.750					
61 Dan Otero, R ERA: 6.85	1.2		6	1	0	0	0	0	0	0	0	0	0	15	21	0.00	0.600					
67 Danny Coulombe, L ERA: 5.65	0.1		3	2	0	0	0	0	0	0	0	0	0	3	4	0.00	6.000					
49 Edward Mujica, R ERA: 4.4	1.0		3	0	0	0	0	0	0	0	0	0	0	6	12	0.00	0.000					

Batter	1	2	3	4	5	6	7	8	9	AB	R	H	RBI	BB	SO	LOB	BOTTOM					
1 Billy Burns, S OBP: 0.336, SLG: 0.400										5	0	2	2	0	2	1	<b>San Francisco Giants @ Oakland Athletics</b> O.co Coliseum, Oakland, CA Sun Sep 27 2015, 4:08 PM - 7:18 PM EDT Att: 36,067 - Cloudy - 74 F					
20 Mark Canha, R OBP: 0.311, SLG: 0.423										4	0	1	0	0	1	2						
22 Josh Reddick, L OBP: 0.333, SLG: 0.453										3	1	1	0	1	0	1						
26 Danny Valencia, R OBP: 0.348, SLG: 0.519										1	0	0	0	0	0	0						
Max Muncy, L OBP: 0.269, SLG: 0.367										1	1	1	1	0	0	0						
5 Jake Smolinski, R OBP: 0.275, SLG: 0.378										0	0	0	0	0	0	0						
28 Eric Sogard, L OBP: 0.298, SLG: 0.306										1	0	0	0	0	1	0						
21 Stephen Vogt, L OBP: 0.341, SLG: 0.451										4	0	1	1	0	0	3						
16 Billy Butler, R OBP: 0.323, SLG: 0.395										4	1	1	0	0	1	1						
15 Brett Lawrie, R OBP: 0.303, SLG: 0.417										4	0	1	0	0	0	1						
23 Sam Fuld, L OBP: 0.276, SLG: 0.297										4	0	0	0	0	2	3						
10 Marcus Semien, R OBP: 0.310, SLG: 0.394										2	1	0	0	1	0	0						
4 Coco Crisp, S OBP: 0.244, SLG: 0.212										0	0	0	0	1	0	0						
<b>Inning Stats</b>	R: 0 E: 0 K: 2 S: 9	H: 0 LOB: 0 BB: 0 P: 13	R: 0 E: 0 K: 1 S: 8	H: 0 LOB: 0 BB: 0 P: 13	R: 0 E: 0 K: 0 S: 6	H: 0 LOB: 0 BB: 0 P: 9	R: 0 E: 0 K: 0 S: 6	H: 1 LOB: 2 BB: 1 P: 12	R: 2 E: 0 K: 0 S: 11	H: 3 LOB: 1 BB: 1 P: 22	R: 2 E: 0 K: 1 S: 17	H: 3 LOB: 1 BB: 0 P: 26	R: 0 E: 1 K: 0 S: 14	H: 1 LOB: 1 BB: 0 P: 22	R: 0 E: 0 K: 1 S: 8	H: 0 LOB: 0 BB: 0 P: 11	R: 0 E: 0 K: 2 S: 11	H: 0 LOB: 1 BB: 1 P: 19	1B: 5 2B: 2 3B: 1 HR: 0	SF: 0 SAC: 0 DP: 2 HBP: 1	WP: 0 PB: 0 SB: 0 CS: 0	PA: 37
<b>PITCHER</b>	IP	WLS	BF	H	R	ER	SO	BB	IBB	HBP	BLK	WP	HR	S	P	ERA	WHIP					
53 Chris Heston, R ERA: 3.62	5.0	W	22	6	4	4	3	2	0	1	0	0	0	45	78	7.20	1.600					
70 George Kontos, R ERA: 1.98	1.1	H	6	2	0	0	1	0	0	0	0	0	0	19	28	0.00	1.500					
62 Cory Gearrin, R ERA: 9.0	0.1	H	1	0	0	0	0	0	0	0	0	0	0	4	5	0.00	0.000					
49 Javier López, L ERA: 1.42	0.1	H	1	0	0	0	0	0	0	0	0	0	0	3	6	0.00	0.000					
60 Hunter Strickland, R ERA: 2.54	1.0	H	3	0	0	0	1	0	0	0	0	0	0	8	11	0.00	0.000					





Batter	1	2	3	4	5	6	7	8	9	AB	R	H	RBI	BB	SO	LOB	TOP					
1 Billy Burns, S OBP: 0.335, SLG: 0.398										5	1	1	0	0	2	2	<b>Oakland Athletics @ Los Angeles Angels</b> Angel Stadium of Anaheim, Anaheim, CA Mon Sep 28 2015, 7:06 PM - 10:29 PM PDT Att: 31,858 - Clear - 80 F <a href="http://livebaseballscorecards.com">livebaseballscorecards.com</a>					
20 Mark Canha, R OBP: 0.310, SLG: 0.419										4	0	0	0	0	1	2						
15 Brett Lawrie, R OBP: 0.303, SLG: 0.415										3	1	0	0	0	2	3						
26 Danny Valencia, R OBP: 0.346, SLG: 0.514										3	0	0	0	1	1	1						
16 Billy Butler, R OBP: 0.322, SLG: 0.396										4	1	1	0	0	1	2						
5 Jake Smolinski, R OBP: 0.276, SLG: 0.376										1	0	0	1	1	1	0						
22 Josh Reddick, L OBP: 0.334, SLG: 0.454										1	0	1	0	0	0	0						
10 Marcus Semien, R OBP: 0.311, SLG: 0.400										3	1	1	1	1	0	4						
3 Craig Gentry, R OBP: 0.176, SLG: 0.133										2	0	0	0	0	0	0						
4 Coco Crisp, S OBP: 0.256, SLG: 0.225										2	0	2	1	0	0	0						
45 Bryan Anderson, L OBP: 0.333, SLG: 0.333										3	0	1	0	0	0	0						
<b>Inning Stats</b>	R: 1 H: 1 E: 0 K: 0 S: 13	H: 1 BB: 2 P: 24	R: 0 H: 0 E: 0 K: 1 S: 11	H: 0 BB: 0 P: 16	R: 0 H: 0 E: 0 K: 1 S: 8	H: 0 BB: 0 P: 15	R: 1 H: 1 E: 0 K: 1 S: 17	H: 1 BB: 0 P: 26	R: 0 H: 0 E: 0 K: 1 S: 6	H: 0 BB: 0 P: 8	R: 2 H: 2 E: 0 K: 0 S: 11	H: 2 BB: 1 P: 19	R: 0 H: 1 E: 0 K: 2 S: 12	H: 1 BB: 0 P: 16	R: 0 H: 1 E: 0 K: 2 S: 11	H: 1 BB: 0 P: 9	1B: 5 2B: 1 3B: 0 HR: 1	SF: 1 SAC: 1 DP: 0 HBP: 2	WP: 0 PB: 0 SB: 0 CS: 1	PA: 39		
<b>PITCHER</b>	IP WLS BF H R ER SO BB IBB HBP BLK WP HR S P ERA WHIP	5.2 3 24 3 4 3 4 2 0 2 0 0 1 62 98 4.76 0.882	0.0 1 0 0 0 0 1 0 0 0 0 0 0 2 6 ∞ ∞	1.0 4 2 0 0 1 0 0 0 0 0 0 0 11 15 0.00 2.000	1.0 4 1 0 0 3 0 0 0 0 0 0 0 11 19 0.00 1.000	1.1 W 5 1 0 0 0 0 0 0 0 0 0 0 10 14 0.00 0.750	<b>PITCHER</b>															
53 Héctor Santiago, L ERA: 3.52																						
46 Cory Rasmus, R ERA: 5.89																						
48 Jose Alvarez, L ERA: 3.64																						
68 Cam Bedrosian, R ERA: 5.01																						
62 Trevor Gott, R ERA: 2.88																						
<b>Batter</b>	<b>1</b>	<b>2</b>	<b>3</b>	<b>4</b>	<b>5</b>	<b>6</b>	<b>7</b>	<b>8</b>	<b>9</b>	<b>AB</b>	<b>R</b>	<b>H</b>	<b>RBI</b>	<b>BB</b>	<b>SO</b>	<b>LOB</b>	<b>BOTTOM</b>					
2 Erick Aybar, S OBP: 0.300, SLG: 0.330										4	0	1	1	0	0	0	<b>Oakland Athletics @ Los Angeles Angels</b> Angel Stadium of Anaheim, Anaheim, CA Mon Sep 28 2015, 7:06 PM - 10:29 PM PDT Att: 31,858 - Clear - 80 F <a href="http://livebaseballscorecards.com">livebaseballscorecards.com</a>					
56 Kole Calhoun, L OBP: 0.313, SLG: 0.422										4	0	0	0	0	2	1						
27 Mike Trout, R OBP: 0.397, SLG: 0.582										3	0	0	0	1	1	1						
5 Albert Pujols, R OBP: 0.301, SLG: 0.468										4	1	1	1	0	0	2						
24 C.J. Cron, R OBP: 0.308, SLG: 0.460										4	1	3	0	0	0	0						
7 Collin Cowgill, R OBP: 0.236, SLG: 0.294										0	1	0	0	0	0	0						
6 David Freese, R OBP: 0.322, SLG: 0.421										2	0	0	0	2	1	2						
18 Shane Victorino, S OBP: 0.296, SLG: 0.282										2	0	0	0	1	0	2						
17 Chris Iannetta, R OBP: 0.293, SLG: 0.335										1	1	0	1	1	1	0						
19 David Murphy, L OBP: 0.316, SLG: 0.425										1	0	1	1	0	0	0						
12 Johnny Giavotella, R OBP: 0.316, SLG: 0.396										3	1	1	1	0	0	0						
<b>Inning Stats</b>	R: 0 H: 0 E: 0 K: 1 S: 10	H: 1 BB: 1 P: 18	R: 0 H: 1 E: 0 K: 1 S: 11	H: 1 BB: 0 P: 16	R: 2 H: 2 E: 1 K: 2 S: 14	H: 2 BB: 1 P: 19	R: 1 H: 1 E: 0 K: 0 S: 6	H: 1 BB: 1 P: 13	R: 0 H: 0 E: 0 K: 0 S: 7	H: 0 BB: 0 P: 11	R: 1 H: 1 E: 0 K: 0 S: 9	H: 1 BB: 1 P: 15	R: 0 H: 0 E: 0 K: 1 S: 10	H: 0 BB: 0 P: 13	R: 0 H: 0 E: 0 K: 0 S: 9	H: 0 BB: 0 P: 15	R: 1 H: 2 E: 1 K: 0 S: 12	H: 2 BB: 1 P: 18	1B: 4 2B: 4 3B: 0 HR: 1	SF: 1 SAC: 1 DP: 2 HBP: 0	WP: 0 PB: 0 SB: 1 CS: 0	PA: 35
<b>PITCHER</b>	IP WLS BF H R ER SO BB IBB HBP BLK WP HR S P ERA WHIP	6.0 3 25 5 4 4 4 4 0 0 0 0 0 0 10 13 0.00 0.000	0.1 1 0 0 0 0 0 0 0 0 0 0 0 4 7 0.00 0.000	0.2 L 5 1 1 0 0 0 0 0 0 0 0 0 13 20 0.00 1.500	0.0 1 1 0 0 0 0 0 0 0 0 0 0 4 6 ∞ ∞	<b>PITCHER</b>																
53 Felix Doubront, L ERA: 5.97																						
33 Fernando Rodriguez Jr., R ERA: 3.97																						
67 Danny Coulombe, L ERA: 5.52																						
49 Edward Mujica, R ERA: 4.34																						
56 Fernando Abad, L ERA: 4.24																						



Batter	1	2	3	4	5	6	7	8	9	AB	R	H	RBI	BB	SO	LOB	TOP										
1 Billy Burns, S OBP: 0.333, SLG: 0.395	G4-3		K			K		G3-1		4	0	0	0	0	2	0	<b>Oakland Athletics @ Los Angeles Angels</b> Angel Stadium of Anaheim, Anaheim, CA Tue Sep 29 2015, 7:08 PM - 10:00 PM PDT Att: 33,470 - Clear - 79 F										
10 Marcus Semien, R OBP: 0.311, SLG: 0.399	K				K	K		1B		4	0	1	0	0	3	0											
22 Josh Reddick, L OBP: 0.333, SLG: 0.454	2B				K	F7		G4-3		4	0	1	0	0	1	1											
26 Danny Valencia, R OBP: 0.346, SLG: 0.511	K							G6-3		2	0	0	0	1	1	1											
28 Eric Sogard, L OBP: 0.277, SLG: 0.305	K							K		1	0	0	0	0	1	0											
21 Stephen Vogt, L OBP: 0.339, SLG: 0.448	K				G4-3			1B		3	0	0	0	0	1	1											
45 Bryan Anderson, L OBP: 0.500, SLG: 0.500	K				G4-3			1B		1	0	1	0	0	0	0											
16 Billy Butler, R OBP: 0.323, SLG: 0.395	K					G5-3		L6		3	0	1	0	0	1	0											
7 Jason Pridie, L	K							L6		1	0	0	0	0	0	1											
15 Brett Lawrie, R OBP: 0.302, SLG: 0.414	F7					K		P3		4	0	1	0	0	1	1											
Max Muncy, L OBP: 0.270, SLG: 0.396								K		3	1	1	1	0	2	2											
5 Jake Smolinski, R OBP: 0.272, SLG: 0.369	G5-3					L5		K		3	0	0	0	0	1	0											
<b>Inning Stats</b>	R: 0 H: 1 E: 0 K: 2 S: 10	H: 1 LOB: 1 BB: 0 P: 12	R: 0 H: 0 E: 0 K: 2 S: 8	H: 0 LOB: 0 BB: 0 P: 11	R: 0 H: 0 E: 0 K: 2 S: 9	H: 0 LOB: 0 BB: 0 P: 17	R: 0 H: 0 E: 0 K: 2 S: 8	H: 0 LOB: 1 BB: 1 P: 16	R: 1 H: 1 E: 0 K: 1 S: 10	H: 1 LOB: 0 BB: 0 P: 17	R: 0 H: 0 E: 0 K: 2 S: 11	H: 0 LOB: 2 BB: 0 P: 15	R: 0 H: 2 E: 0 K: 1 S: 15	H: 1 LOB: 2 BB: 0 P: 25	R: 0 H: 1 E: 0 K: 1 S: 9	H: 1 LOB: 1 BB: 0 P: 14	R: 0 H: 1 E: 0 K: 1 S: 8	H: 1 LOB: 1 BB: 0 P: 9	1B: 4 2B: 1 3B: 0 HR: 1	SF: 0 SAC: 0 DP: 0 HBP: 0	WP: 0 PB: 0 SB: 0 CS: 0	PA: 34					
<b>PITCHER</b>	IP	WLS	BF	H	R	ER	SO	BB	IBB	HBP	BLK	WP	HR	S	P	ERA	WHIP										
35 Nick Tropeano, R ERA: 3.82	6.2	W	24	3	1	1	11	1	0	0	0	0	1	64	103	1.35	0.600										
68 Cam Bedrosian, R ERA: 4.95	0.1		2	1	0	0	1	0	0	0	0	0	0	7	10	0.00	3.000										
55 Mat Latos, R ERA: 4.87	2.0		8	2	0	0	2	0	0	0	0	0	0	17	23	0.00	1.000										

Batter	1	2	3	4	5	6	7	8	9	AB	R	H	RBI	BB	SO	LOB	BOTTOM										
2 Erick Aybar, S OBP: 0.301, SLG: 0.336	K		G5-3			G3		G4-3		5	0	2	3	0	1	0	<b>Oakland Athletics @ Los Angeles Angels</b> Angel Stadium of Anaheim, Anaheim, CA Tue Sep 29 2015, 7:08 PM - 10:00 PM PDT Att: 33,470 - Clear - 79 F										
32 Ryan Jackson, R	K							2B		0	0	0	0	0	0	0											
56 Kole Calhoun, L OBP: 0.312, SLG: 0.420	G5-3		K					G4-3		5	0	1	0	0	1	3											
27 Mike Trout, R OBP: 0.597, SLG: 0.591	2B					F7		F9		4	1	1	0	1	0	3											
44 Daniel Robertson, R OBP: 0.299, SLG: 0.307	2B		G5-3					F9		0	0	0	0	0	0	0											
5 Albert Pujols, R OBP: 0.304, SLG: 0.471	2B					F7		F8		5	3	3	1	0	0	5											
19 David Murphy, L OBP: 0.320, SLG: 0.425	2B					G3		G6-3		4	0	2	1	0	0	2											
7 Collin Cowgill, R OBP: 0.236, SLG: 0.294	1B					P5		1B		0	0	0	0	0	0	0											
24 C.J. Cron, R OBP: 0.307, SLG: 0.457	L6					K2-3		G6-3		3	0	0	0	1	1	3											
6 David Freese, R OBP: 0.326, SLG: 0.423	BB							G5-3		3	1	2	2	1	0	2											
41 Kaleb Cowart, S OBP: 0.255, SLG: 0.283	BB									0	0	0	0	0	0	0											
58 Carlos Pérez, R OBP: 0.298, SLG: 0.335	K							F8		4	1	1	0	0	1	5											
12 Johnny Giavotella, R OBP: 0.317, SLG: 0.370	G4-6-3							2B		4	1	2	1	0	0	1											
8 Taylor Featherston, R OBP: 0.212, SLG: 0.267	G4-6-3							1B		0	1	0	0	0	0	0											
<b>Inning Stats</b>	R: 2 H: 3 E: 0 K: 1 S: 16	H: 3 LOB: 1 BB: 0 P: 25	R: 0 H: 0 E: 0 K: 1 S: 5	H: 0 LOB: 1 BB: 1 P: 12	R: 0 H: 0 E: 0 K: 1 S: 11	H: 0 LOB: 0 BB: 0 P: 15	R: 4 H: 5 E: 0 K: 1 S: 20	H: 5 LOB: 1 BB: 0 P: 34	R: 1 H: 2 E: 0 K: 0 S: 13	H: 2 LOB: 2 BB: 1 P: 24	R: 0 H: 1 E: 0 K: 0 S: 11	H: 1 LOB: 2 BB: 1 P: 20	R: 0 H: 1 E: 0 K: 0 S: 5	H: 1 LOB: 2 BB: 0 P: 8	R: 1 H: 2 E: 0 K: 0 S: 11	H: 2 LOB: 3 BB: 0 P: 16	R: 1 H: 2 E: 0 K: 0 S: 11	H: 2 LOB: 3 BB: 0 P: 16	1B: 9 2B: 4 3B: 1 HR: 0	SF: 0 SAC: 0 DP: 1 HBP: 0	WP: 0 PB: 0 SB: 1 CS: 0	PA: 40					
<b>PITCHER</b>	IP	WLS	BF	H	R	ER	SO	BB	IBB	HBP	BLK	WP	HR	S	P	ERA	WHIP										
40 Chris Bassitt, R ERA: 3.6	3.2		19	8	6	6	4	1	0	0	0	0	0	48	79	14.73	2.455										
29 Pat Venditte, S ERA: 4.91	1.1		7	2	1	1	0	1	0	0	0	0	0	17	31	6.75	2.250										
37 R.J. Alvarez, R ERA: 9.9	2.0		9	2	0	0	0	1	0	0	0	0	0	16	28	0.00	1.500										
63 Cody Martin, R ERA: 7.92	1.0		5	2	1	1	0	0	0	0	0	0	0	11	16	9.00	2.000										

AB	33
R	1
H	6
RBI	1
BB	1
SO	14
LOB	7



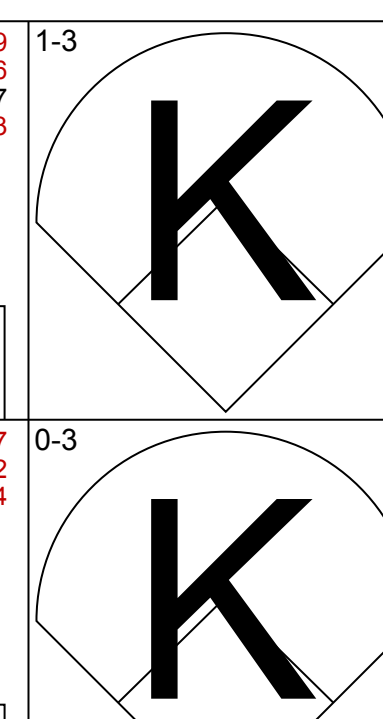
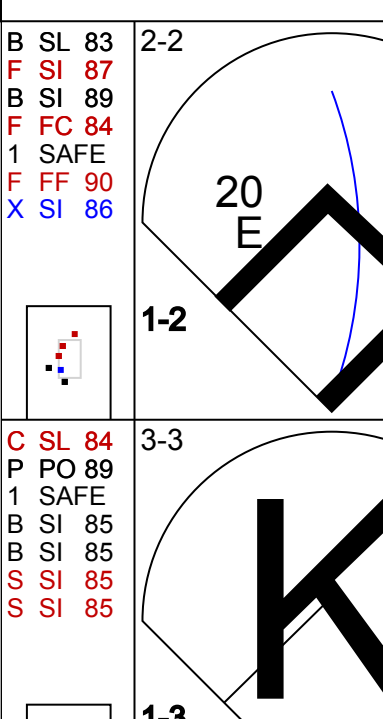
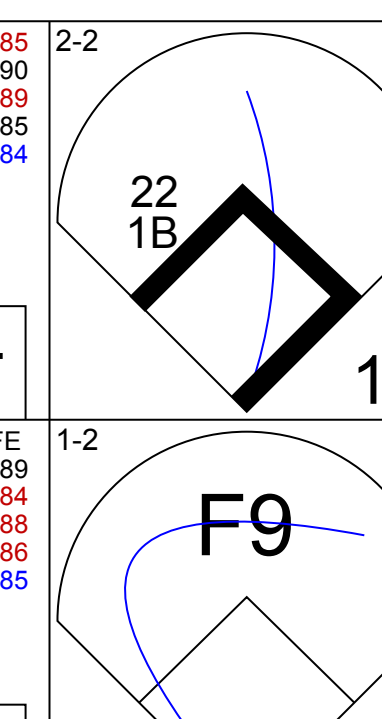
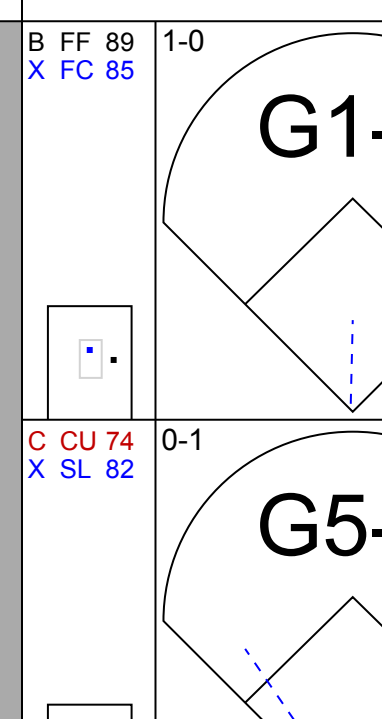
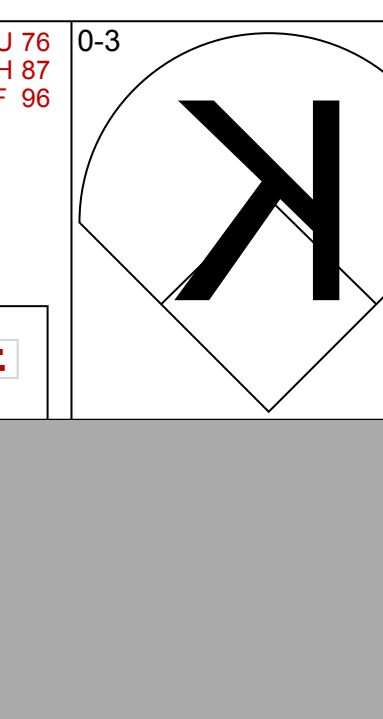
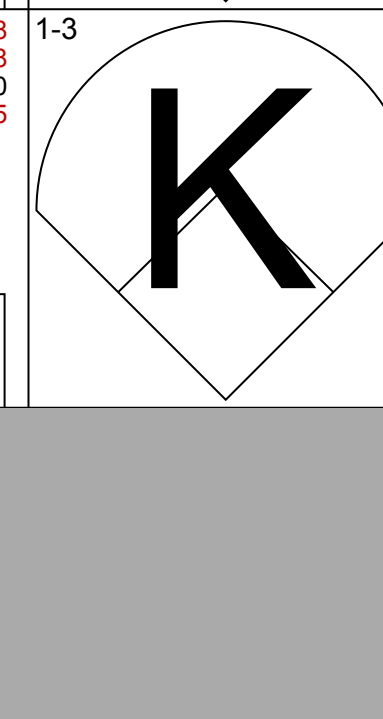
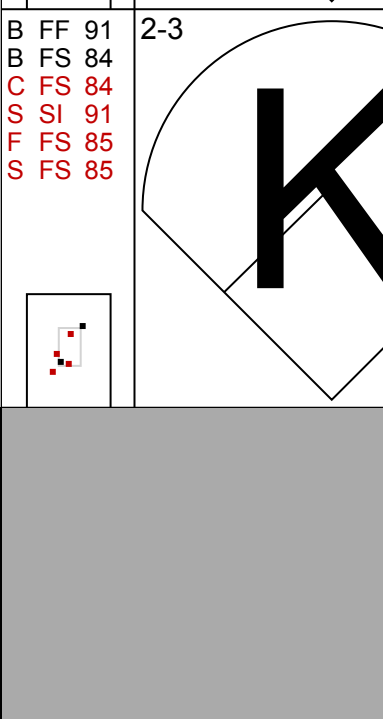
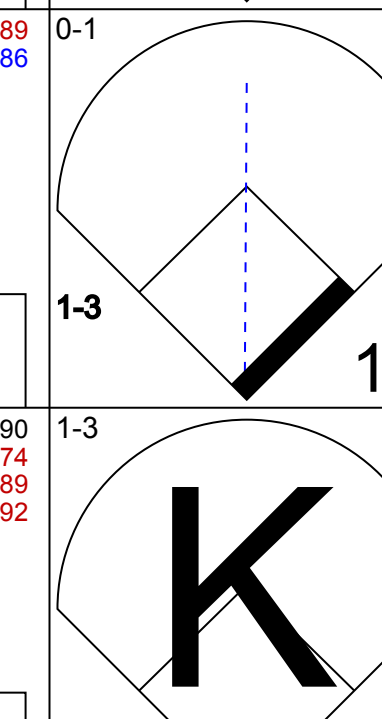




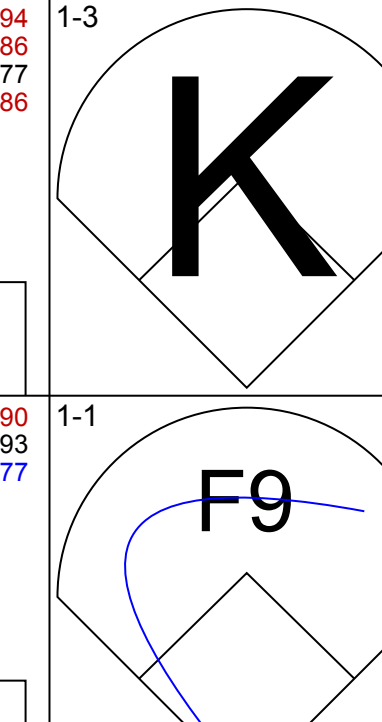

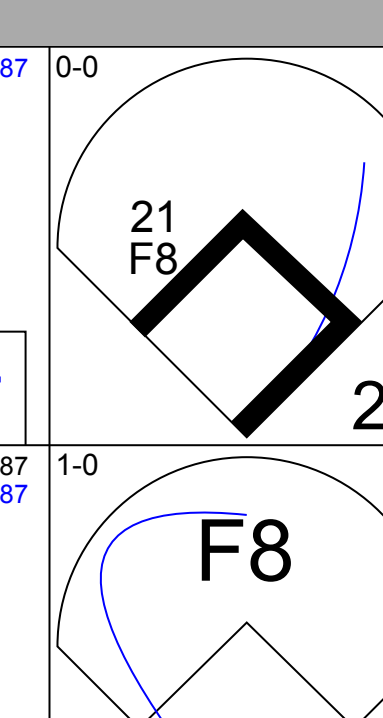
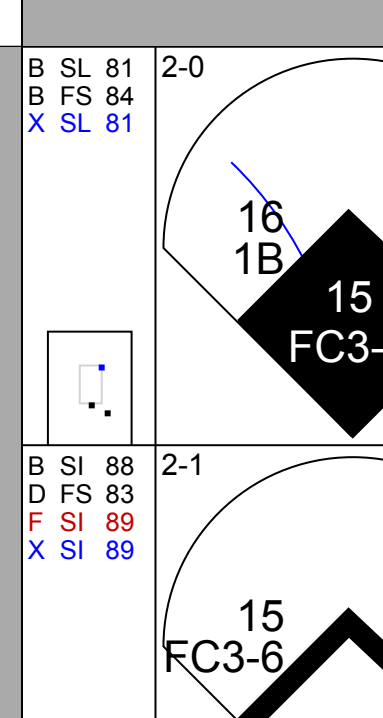
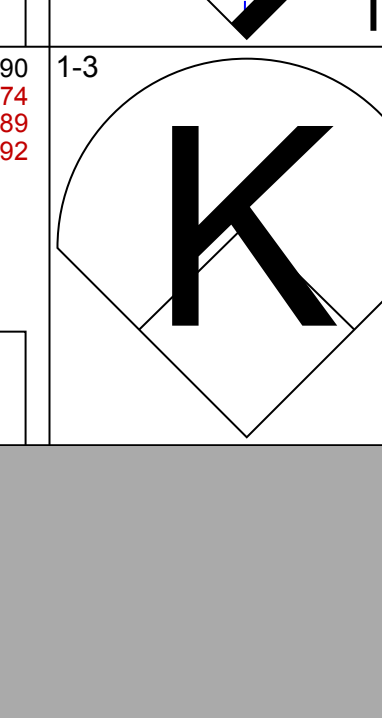
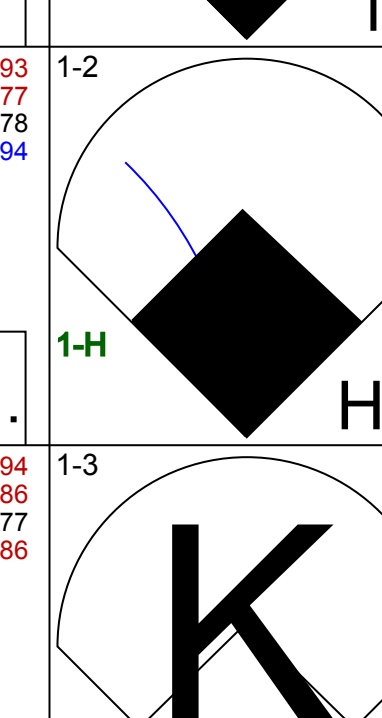

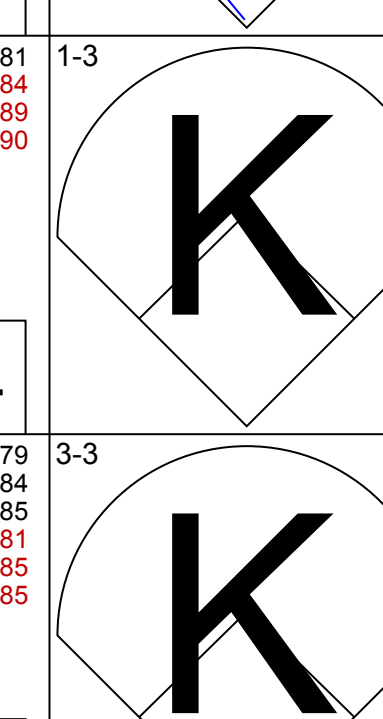
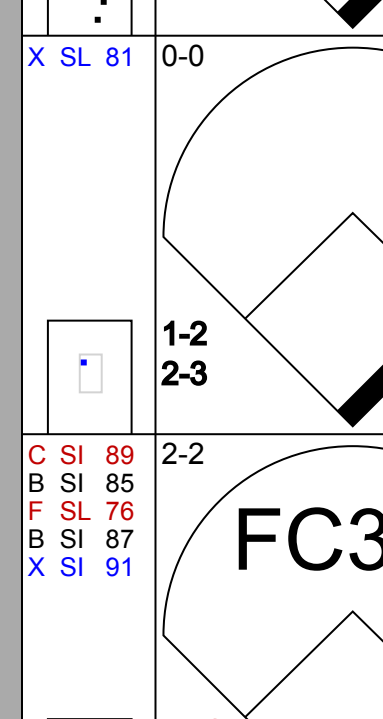
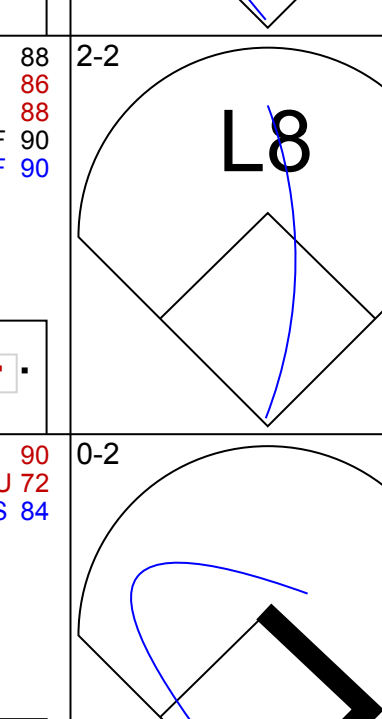
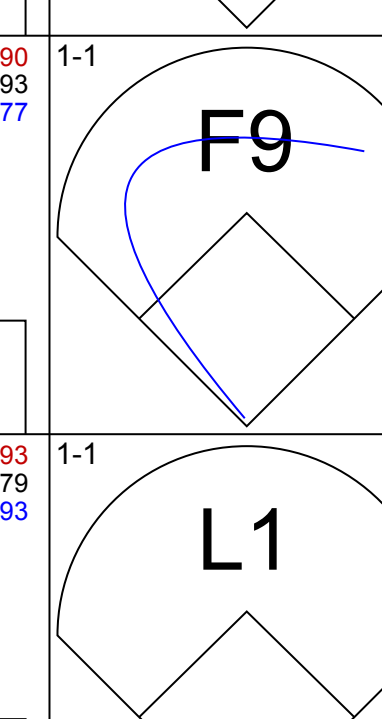

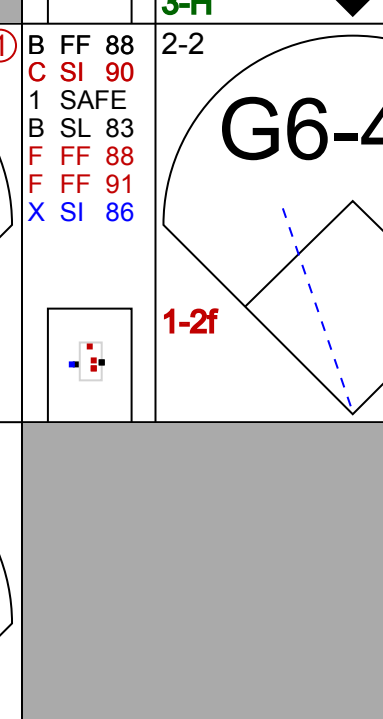
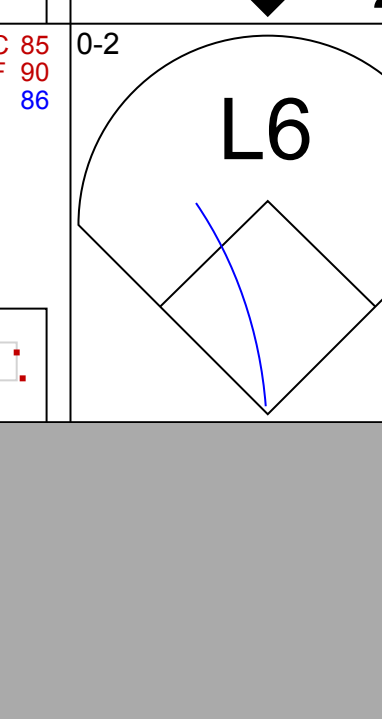

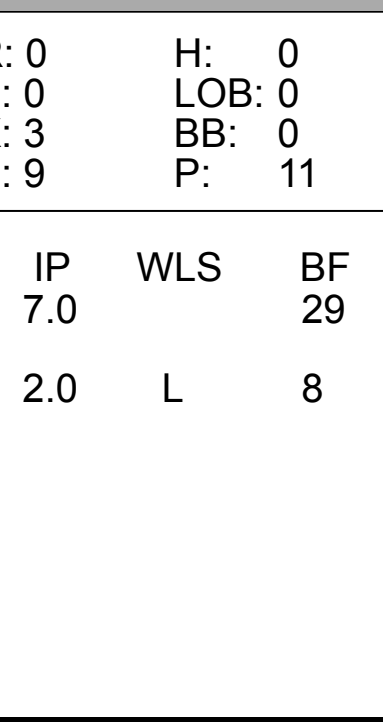
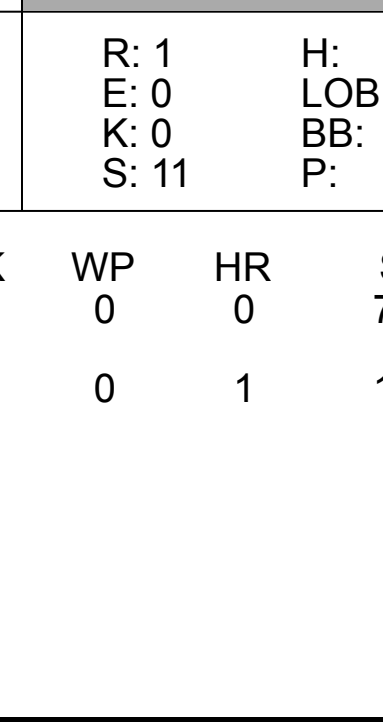
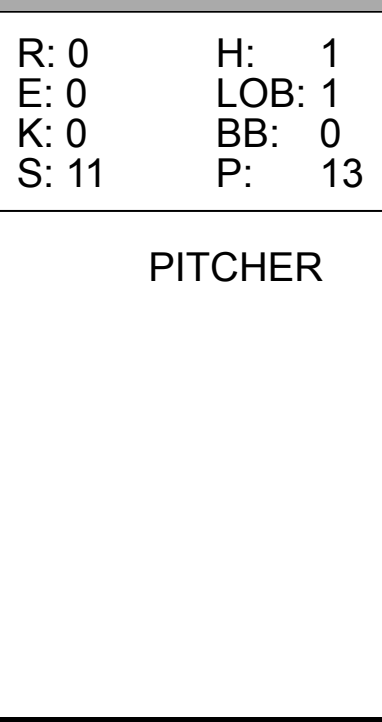
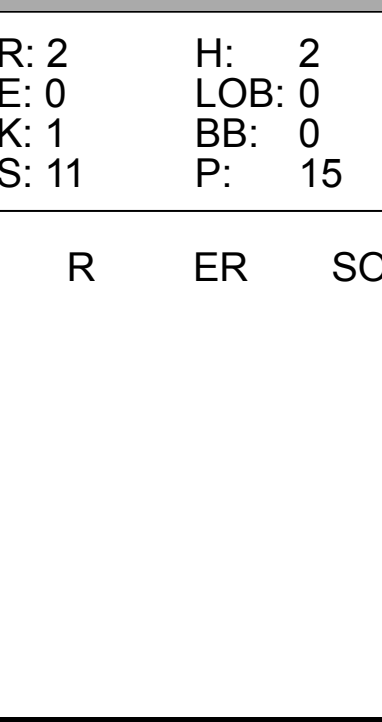
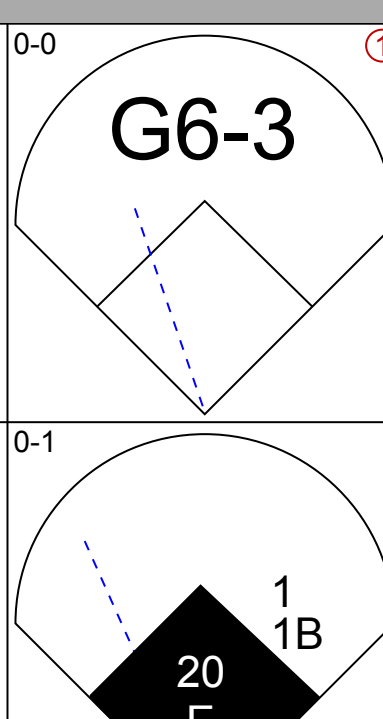
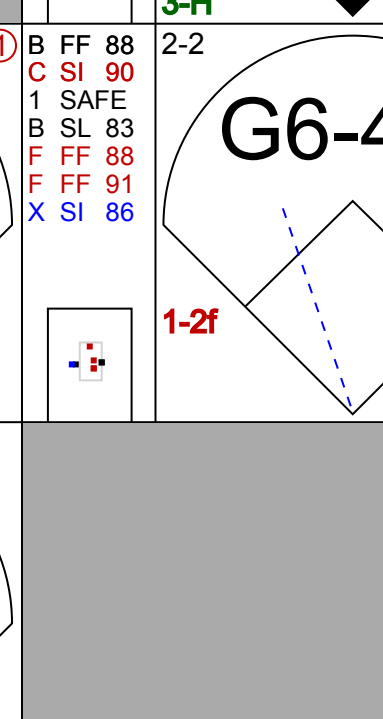
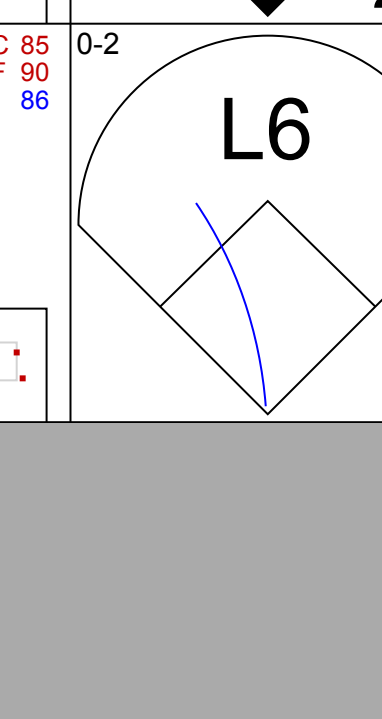
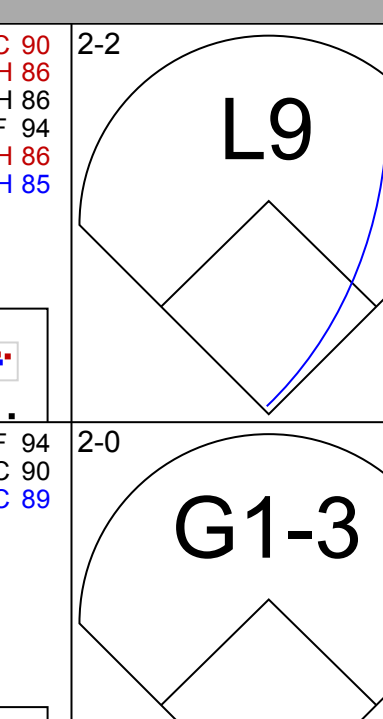
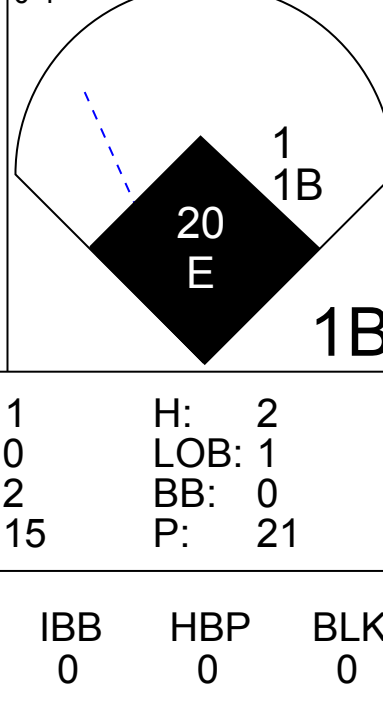
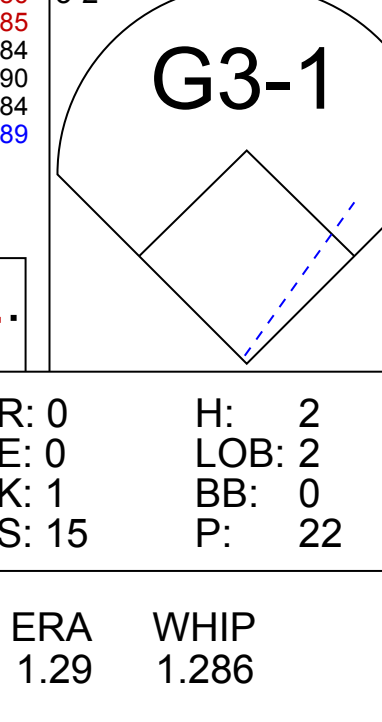
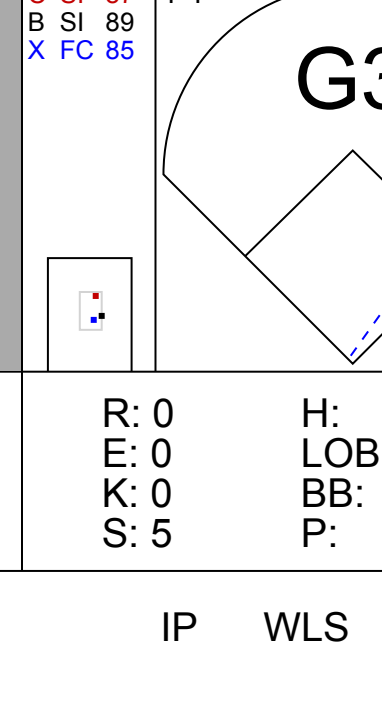
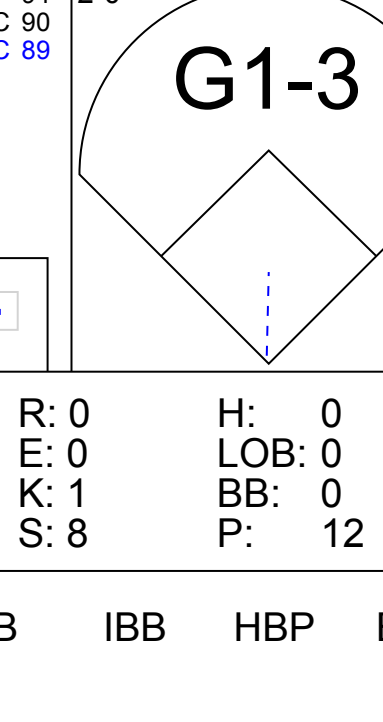
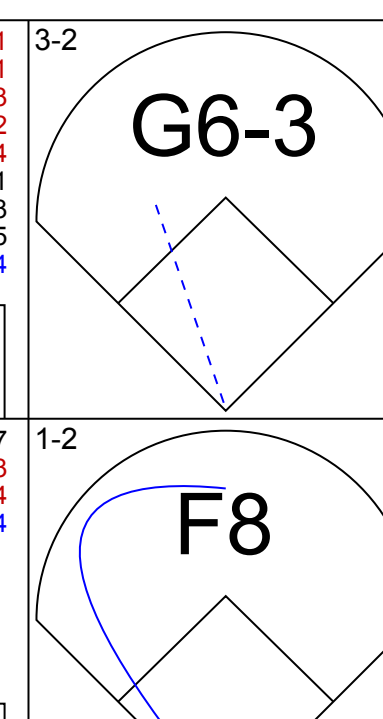
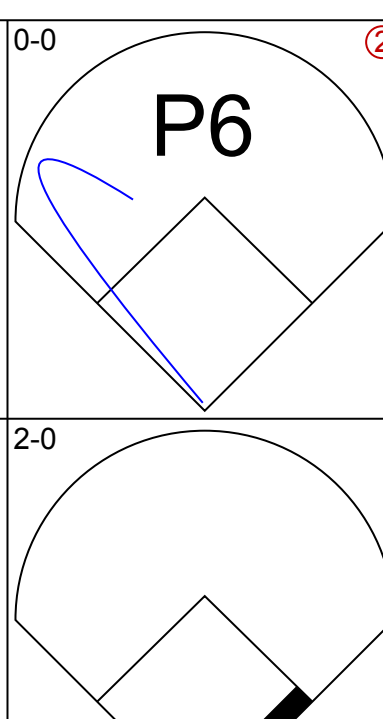
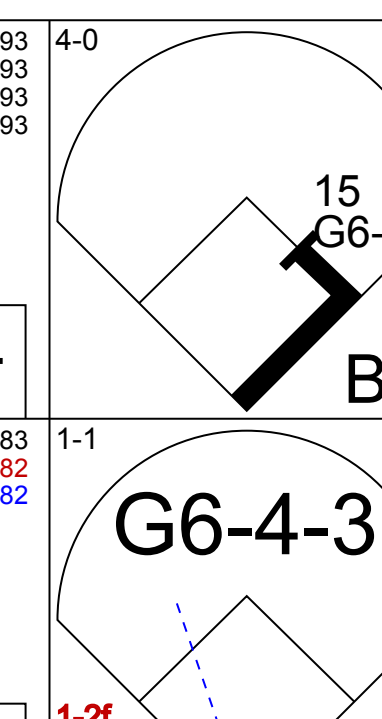
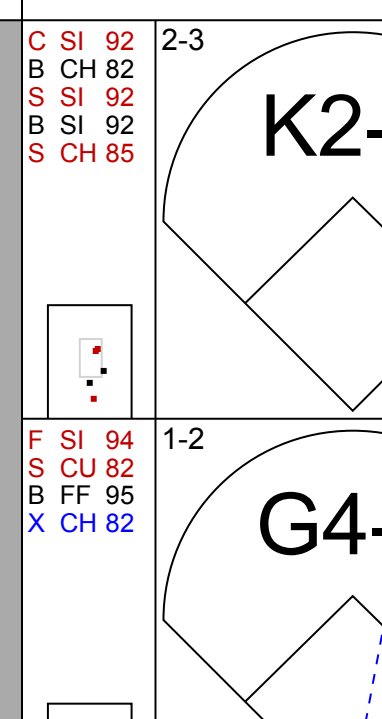
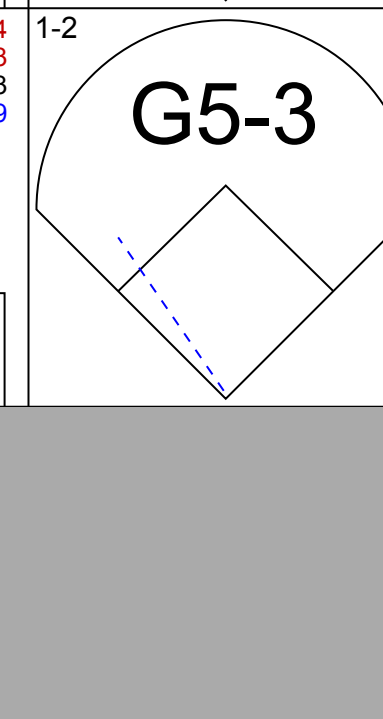
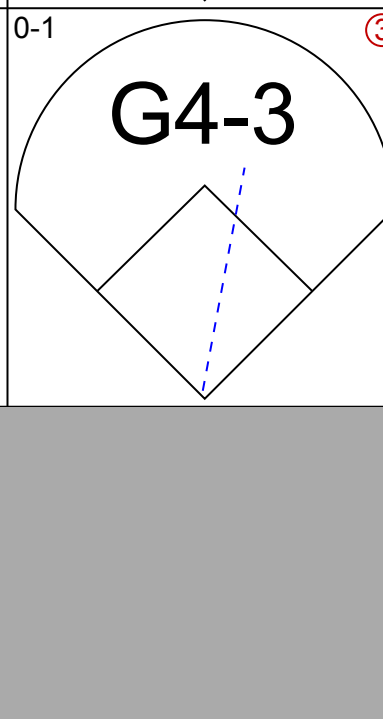
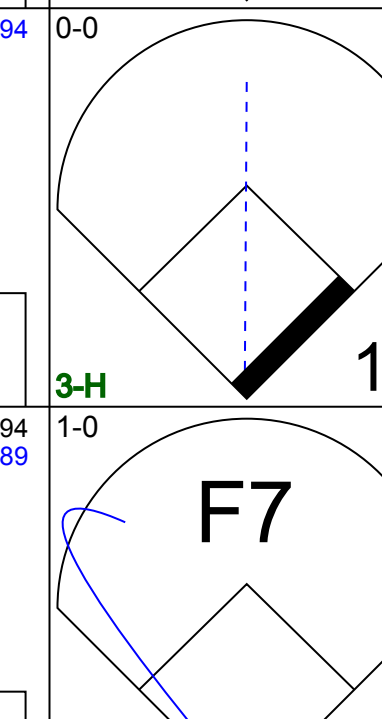





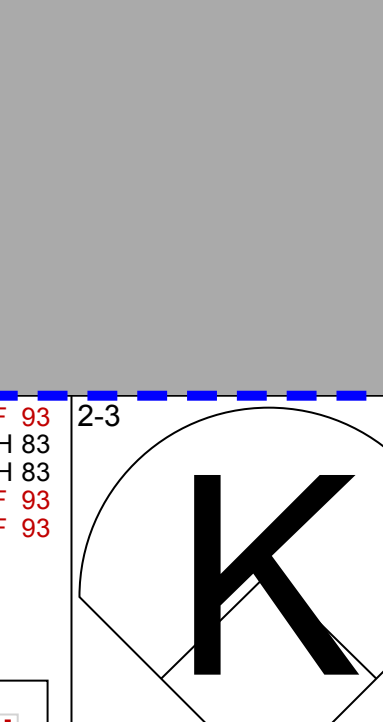
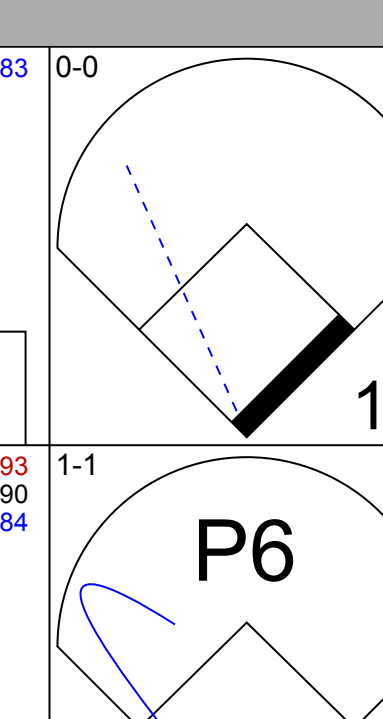
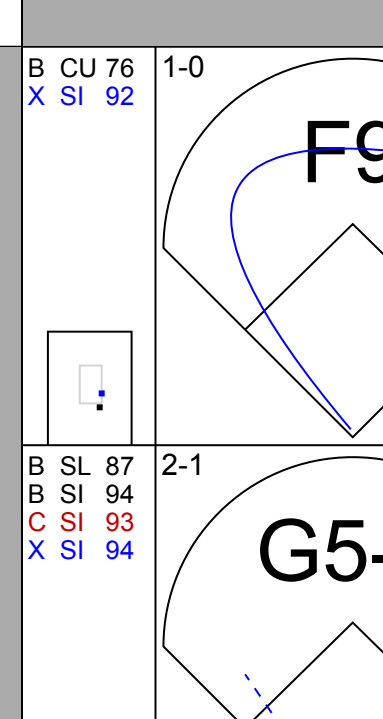
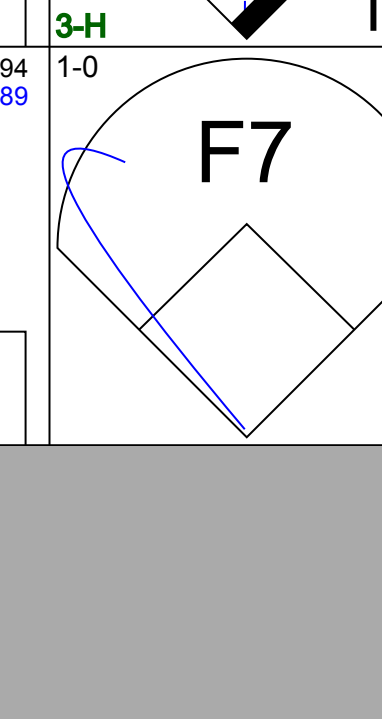
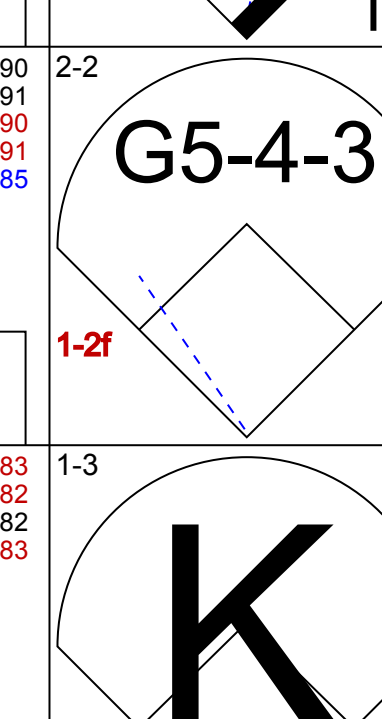

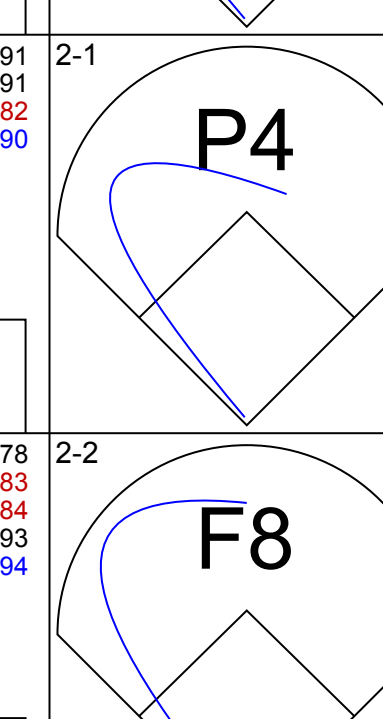
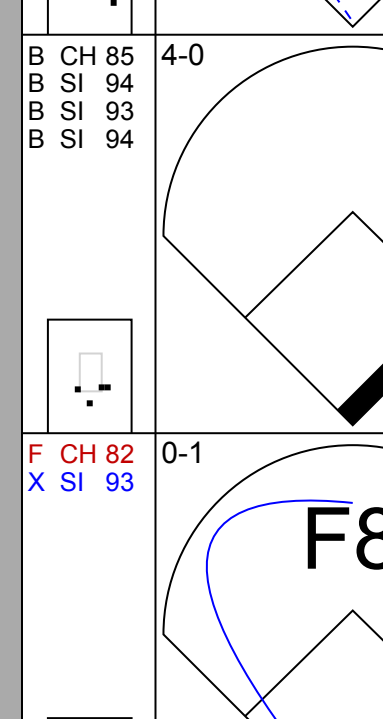
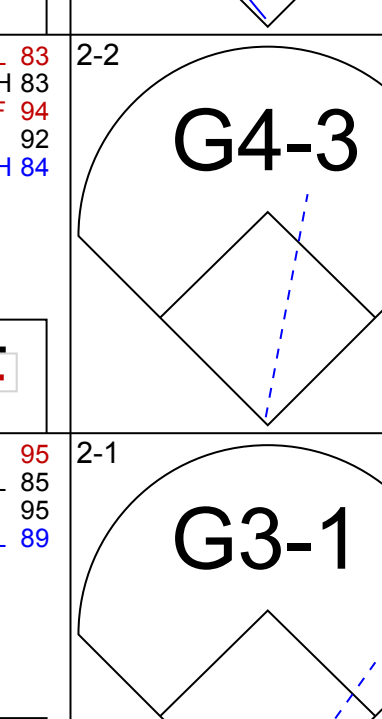




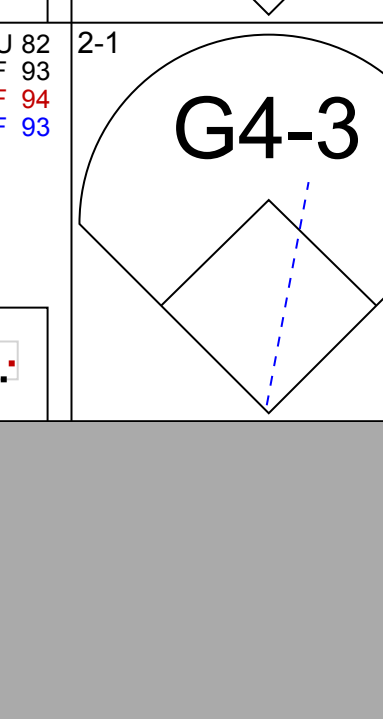
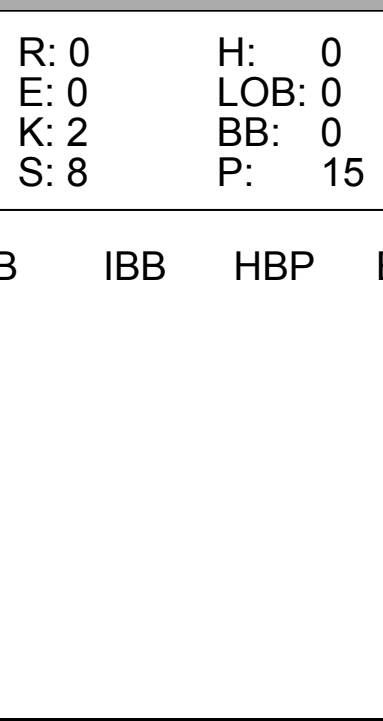
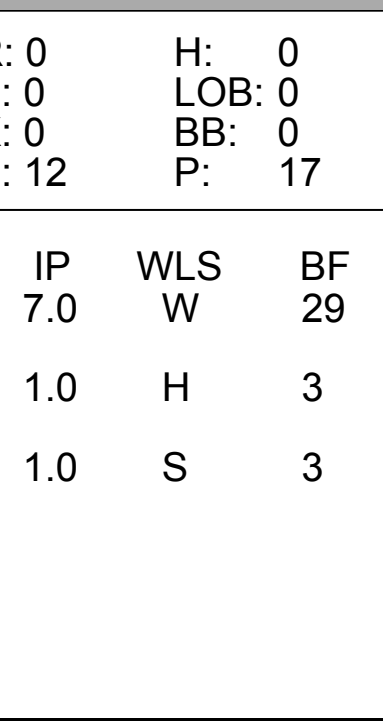
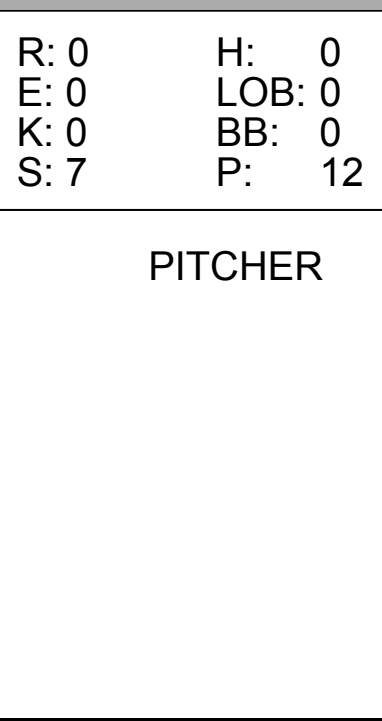
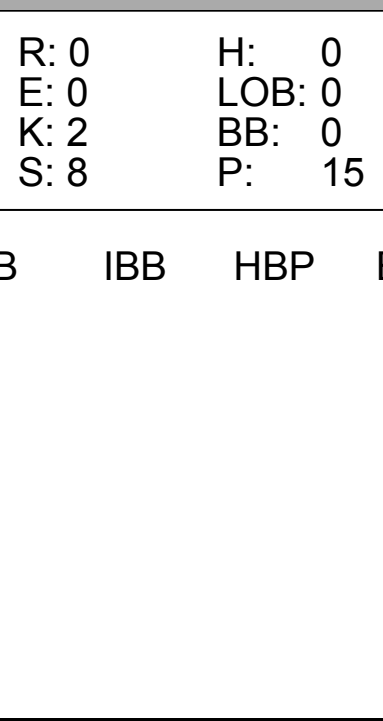
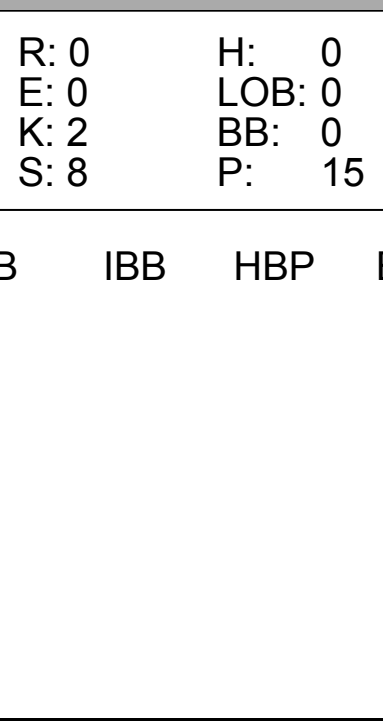
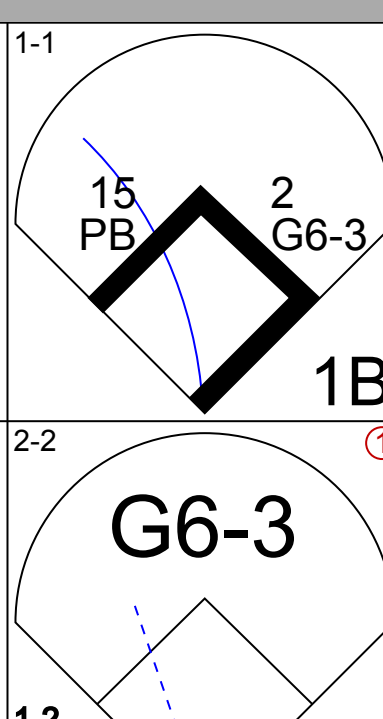
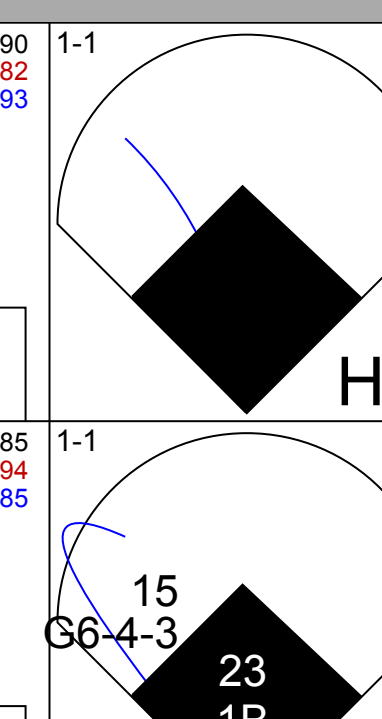

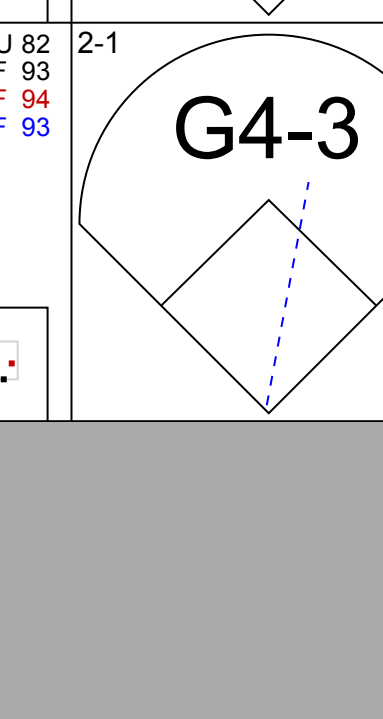
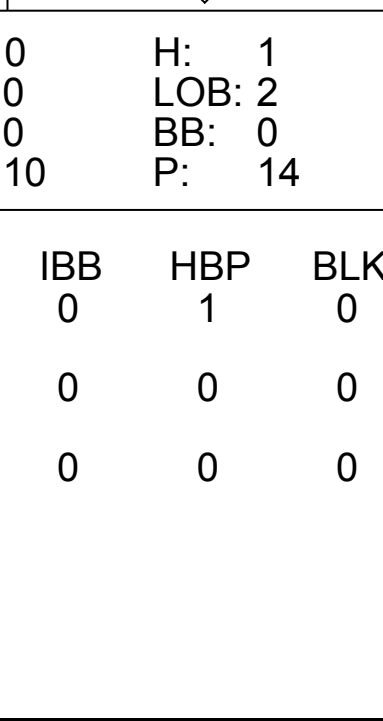
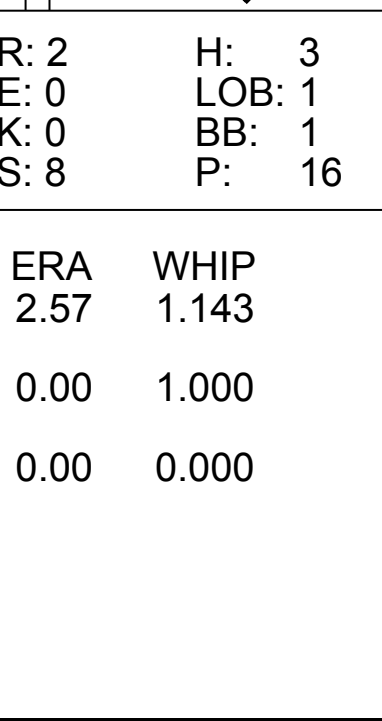
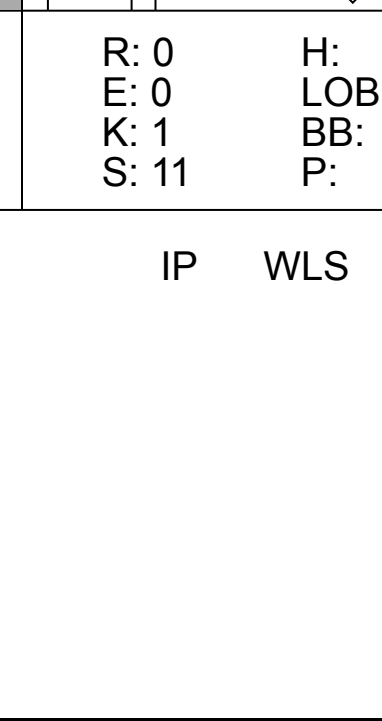
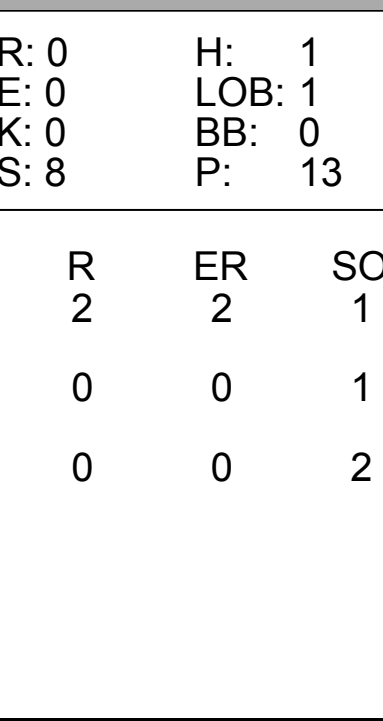
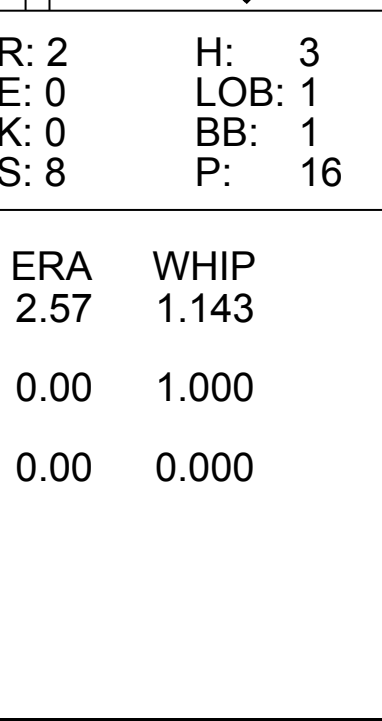
AB	37
R	8
H	14
RBI	8
BB	3
SO	4
LOB	24









Batter	1	2	3	4	5	6	7	8	9	AB	R	H	RBI	BB	SO	LOB	TOP					
1 Billy Burns, S OBP: 0.333, SLG: 0.394										5	0	2	0	0	2	0						
20 Mark Canha, R OBP: 0.398, SLG: 0.413										4	0	0	0	0	2	2						
22 Josh Reddick, L OBP: 0.335, SLG: 0.453										4	1	2	0	0	2	1						
26 Danny Valencia, R OBP: 0.346, SLG: 0.518										4	2	3	2	0	1	2						
21 Stephen Vogt, L OBP: 0.341, SLG: 0.445										4	0	1	0	0	1	1						
16 Billy Butler, R OBP: 0.323, SLG: 0.394										4	0	1	0	0	1	1						
15 Brett Lawrie, R OBP: 0.301, SLG: 0.411										4	0	1	1	0	1	3						
28 Eric Sogard, L OBP: 0.294, SLG: 0.304										4	0	0	0	0	0	3						
23 Sam Fuld, L OBP: 0.276, SLG: 0.294										4	1	1	0	0	0	0						
<b>Inning Stats</b>	R: 0 E: 0 K: 3 S: 9	H: 0 LOB: 0 BB: 0 P: 11	R: 0 E: 0 K: 2 S: 8	H: 1 LOB: 1 BB: 0 P: 13	R: 1 E: 0 K: 2 S: 15	H: 2 LOB: 1 BB: 0 P: 21	R: 1 E: 0 K: 0 S: 11	H: 3 LOB: 1 BB: 0 P: 19	R: 0 E: 0 K: 0 S: 15	H: 1 LOB: 1 BB: 0 P: 13	R: 0 E: 0 K: 0 S: 11	H: 0 LOB: 0 BB: 0 P: 7	R: 2 E: 0 K: 1 S: 11	H: 2 LOB: 0 BB: 0 P: 15	R: 0 E: 0 K: 1 S: 8	H: 0 LOB: 0 BB: 0 P: 12	1B: 8 2B: 2 3B: 0 HR: 1	SF: 0 SAC: 0 DP: 1 HBP: 0	WP: 0 PB: 0 SB: 0 CS: 0	PA: 37		
<b>PITCHER</b>	IP 7.0	WLS L	BF 29	H 9	R 2	ER 1	SO 8	BB 0	IBB 0	HBP 0	BLK 0	WP 0	HR 0	S 74	P 106	ERA 1.29	WHIP 1.286					
18 Hisashi Iwakuma, R ERA: 3.54																						
40 Danny Farquhar, R ERA: 5.12																						
<b>Batter</b>	<b>1</b>	<b>2</b>	<b>3</b>	<b>4</b>	<b>5</b>	<b>6</b>	<b>7</b>	<b>8</b>	<b>9</b>	<b>AB</b>	<b>R</b>	<b>H</b>	<b>RBI</b>	<b>BB</b>	<b>SO</b>	<b>LOB</b>	<b>BOTTOM</b>					
4 Ketel Marte, S OBP: 0.349, SLG: 0.405										3	0	0	0	1	1	2						
15 Kyle Seager, L OBP: 0.331, SLG: 0.458										3	0	0	0	0	0	3						
23 Nelson Cruz, R OBP: 0.371, SLG: 0.569										4	0	2	1	0	0	2						
22 Robinson Cano, L OBP: 0.333, SLG: 0.442										4	0	1	0	0	0	2						
35 Mark Trumbo, R OBP: 0.310, SLG: 0.449										4	0	0	0	0	1	1						
7 Seth Smith, L OBP: 0.327, SLG: 0.435										2	0	0	0	1	0	1						
36 Shawn O'Malley, S (9, PH) OBP: 0.415, SLG: 0.366										1	0	0	0	0	1	0						
20 Logan Morrison, L OBP: 0.330, SLG: 0.435										3	0	0	0	0	0	2						
30 Franklin Gutierrez, R (9, PH) OBP: 0.359, SLG: 0.640										1	0	0	0	0	1	0						
5 Brad Miller, L OBP: 0.330, SLG: 0.405										3	1	3	1	0	0	0						
10 Jesus Montero, R (9, PH) OBP: 0.254, SLG: 0.418										1	0	0	0	0	0	0						
2 Jesús Sucre, R OBP: 0.192, SLG: 0.227										2	1	1	0	0	0	1						
<b>Inning Stats</b>	R: 0 E: 0 K: 0 S: 12	H: 0 LOB: 0 BB: 0 P: 17	R: 0 E: 0 K: 0 S: 8	H: 1 LOB: 1 BB: 0 P: 13	R: 0 E: 0 K: 0 S: 10	H: 1 LOB: 2 BB: 0 P: 14	R: 0 E: 0 K: 0 S: 5	H: 0 LOB: 1 BB: 1 P: 12	R: 2 E: 0 K: 0 S: 7	H: 3 LOB: 1 BB: 1 P: 16	R: 0 E: 0 K: 0 S: 11	H: 0 LOB: 0 BB: 0 P: 12	R: 0 E: 0 K: 1 S: 11	H: 1 LOB: 1 BB: 0 P: 15	R: 0 E: 0 K: 1 S: 9	H: 1 LOB: 0 BB: 0 P: 13	R: 0 E: 0 K: 2 S: 8	H: 0 LOB: 0 BB: 0 P: 15	1B: 5 2B: 1 3B: 0 HR: 1	SF: 0 SAC: 1 DP: 2 HBP: 1	WP: 0 PB: 1 SB: 0 CS: 0	PA: 35
<b>PITCHER</b>	IP 7.0	WLS H	BF 29	H 9	R 2	ER 0	SO 1	BB 2	IBB 0	HBP 0	BLK 0	WP 0	HR 1	S 61	P 99	ERA 2.57	WHIP 1.143					
36 Aaron Brooks, R ERA: 6.67																						
66 Ryan Dull, R ERA: 3.94																						
62 Sean Doolittle, L ERA: 3.95																						

Oakland Athletics @ Seattle Mariners  
Safeco Field, Seattle, WA  
Fri Oct 02 2015, 7:11 PM - 9:55 PM PDT  
Att: 26,130 - Roof Closed - 60 F

AB 37  
R 4  
H 11  
RBI 3  
BB 0  
SO 10  
LOB 13



Oakland Athletics @ Seattle Mariners  
Safeco Field, Seattle, WA  
Fri Oct 02 2015, 7:11 PM - 9:55 PM PDT  
Att: 26,130 - Roof Closed - 60 F

AB 31  
R 2  
H 7  
RBI 2  
BB 2  
SO 4  
LOB 14





Batter	1	2	3	4	5	6	7	8	9	10	11	12	13	AB	R	H	RBI	BB	SO	LOB	TOP							
1 <b>Billy Burns, S</b> OBP: 0.334, SLG: 0.392	G1-3	G6-4-3		K		BB			BB		F9		BB	5	1	1	0	2	1	1								
20 <b>Mark Canha, R</b> OBP: 0.314, SLG: 0.419	1B	3B		G5-3		BB			BB		P3		BB	4	1	2	0	2	0	0								
15 <b>Brett Lawrie, R</b> OBP: 0.301, SLG: 0.410	1B	F8		F8		BB			SF7		G4-3		F7	6	1	2	1	0	0	5								
26 <b>Danny Valencia, R</b> OBP: 0.345, SLG: 0.520	HR			F8		BB		L4	G6-3		K		K	6	2	1	3	1	2	4								
16 <b>Billy Butler, R</b> OBP: 0.323, SLG: 0.393	BB			BB		BB		G5-3	F9		F8			5	0	1	0	1	1	1								
5 <b>Jake Smolinski, R</b> OBP: 0.275, SLG: 0.366	BB			BB				G4-3			F7			2	0	1	0	1	1	0								
22 <b>Josh Reddick, L</b> OBP: 0.335, SLG: 0.452	1B			BB										3	0	1	0	0	0	0								
21 <b>Stephen Vogt, L</b> OBP: 0.341, SLG: 0.443	FC6-5			FC6-4										5	1	1	1	1	1	5								
10 <b>Marcus Semien, R</b> OBP: 0.310, SLG: 0.406	P3			FC5-2-6				G5-3	FC6-4		1B		HR	6	1	2	2	0	0	5								
3 <b>Craig Gentry, R</b> OBP: 0.185, SLG: 0.146				FC6-4				G5-3			L6-4		P6	3	0	1	0	0	0	2								
4 <b>Coco Crisp, S</b> OBP: 0.254, SLG: 0.224														3	0	0	0	0	1	3								
23 <b>Sam Field, L</b> OBP: 0.276, SLG: 0.294														0	0	0	0	0	0	0								
<b>Inning Stats</b>	R: 3 E: 0 K: 0 S: 12	H: 4 LOB: 2 BB: 1 P: 23	R: 0 E: 0 K: 0 S: 9	H: 2 LOB: 1 BB: 0 P: 13	R: 1 E: 0 K: 0 S: 12	H: 1 LOB: 2 BB: 2 P: 21	R: 0 E: 0 K: 1 S: 11	H: 1 LOB: 1 BB: 0 P: 15	R: 0 E: 0 K: 3 S: 9	H: 0 LOB: 0 BB: 0 P: 13	R: 0 E: 0 K: 3 S: 13	H: 0 LOB: 2 BB: 2 P: 22	R: 0 E: 0 K: 0 S: 9	H: 0 LOB: 0 BB: 0 P: 16	R: 1 E: 0 K: 0 S: 11	H: 0 LOB: 1 BB: 1 P: 16	R: 0 E: 0 K: 0 S: 6	H: 2 LOB: 0 BB: 0 P: 15	R: 0 E: 0 K: 1 S: 6	H: 0 LOB: 0 BB: 0 P: 7	R: 2 E: 0 K: 1 S: 18	H: 3 LOB: 2 BB: 1 P: 31	1B: 10 2B: 2 3B: 1 HR: 2	SF: 1 SAC: 0 DP: 3 HBP: 1	WP: 1 PB: 0 SB: 0 CS: 1	PA: 58		
<b>PITCHER</b>	IP 2.0	WLS 15	BF 7	H 4	R 4	ER 4	SO 0	BB 3	IBB 0	HBP 0	BLK 0	WP 0	HR 1	S 27	P 51	ERA 18.00	WHIP 5.000											
29 <b>Roenis Elias, L</b> ERA: 4.14																												
55 <b>Tony Zych, R</b> ERA: 2.45																												
48 <b>Maycol Gualpe, R</b> ERA: 5.47																												
27 <b>Logan Kensing, R</b> ERA: 6.59																												
39 <b>Carson Smith, R</b> ERA: 2.31																												

Oakland Athletics @ Seattle Mariners  
Safeco Field, Seattle, WA  
Sat Oct 03 20:15, 6:12 PM - 10:41 PM PDT  
Att. 24,448 - Clear - 64 F

AB 48  
R 7  
H 13  
RBI 7  
BB 8  
SO 7  
LOB 26



Batter	1	2	3	4	5	6	7	8	9	10	11	12	13	AB	R	H	RBI	BB	SO	LOB	BOTTOM							
4 <b>Ketel Marte, S</b> OBP: 0.340, SLG: 0.403	E5		P4		E6	1B						F7		6	0	2	1	0	0	1								
15 <b>Kyle Seager, L</b> OBP: 0.325, SLG: 0.453	FC3-6		F8		P5	L7						K		6	0	0	0	0	2	5								
23 <b>Nelson Cruz, R</b> OBP: 0.269, SLG: 0.366	K				K									5	1	1	0	0	3	3								
6 <b>John Hicks, R</b> OBP: 0.091, SLG: 0.094	K		22 HR	1B										1	0	0	0	0	0	0								
22 <b>Robinson Canó, L</b> OBP: 0.334, SLG: 0.447				HR										5	1	2	3	1	1	0								
30 <b>Franklin Gutierrez, R</b> OBP: 0.187, SLG: 0.251	F8													4	0	1	0	0	1	4								
99 <b>James Jones, L</b> OBP: 0.161, SLG: 0.138														2	0	0	0	0	2	0								
35 <b>Mark Trumbo, R</b> OBP: 0.311, SLG: 0.448		L7		F8										3	1	1	0	0	0	1								
20 <b>Logan Morrison, L</b> OBP: 0.302, SLG: 0.383														3	0	1	0	0	0	0								
10 <b>Jesus Montero, R</b> OBP: 0.250, SLG: 0.411														2	0	0	0	0	0	0								
7 <b>Seah Smith, L</b> OBP: 0.327, SLG: 0.435														0	0	0	0	0	0	0								
36 <b>Shawn O'Malley, S</b> OBP: 0.415, SLG: 0.357														1	1	0	0	1	1	0								
5 <b>Brad Miller, L</b> OBP: 0.331, SLG: 0.405														5	0	2	0	0	0	1								
2 <b>Jesús Sucre, R</b> OBP: 0.192, SLG: 0.226														5	1	1	0	0	0	4								
<b>Inning Stats</b>	R: 0 E: 2 K: 1 S: 14	H: 1 LOB: 2 BB: 0 P: 19	R: 0 E: 0 K: 0 S: 6	H: 0 LOB: 0 BB: 0 P: 6	R: 3 E: 0 K: 0 S: 14	H: 4 LOB: 1 BB: 0 P: 23	R: 0 E: 0 K: 0 S: 4	H: 1 LOB: 0 BB: 0 P: 7	R: 0 E: 1 K: 1 S: 12	H: 0 LOB: 2 BB: 1 P: 25	R: 2 E: 0 K: 0 S: 14	H: 3 LOB: 1 BB: 1 P: 22	R: 0 E: 0 K: 3 S: 10	H: 0 LOB: 0 BB: 0 P: 14	R: 0 E: 0 K: 1 S: 6	H: 1 LOB: 0 BB: 0 P: 8	R: 0 E: 0 K: 1 S: 13	H: 0 LOB: 0 BB: 0 P: 17	R: 0 E: 0 K: 1 S: 7	H: 0 LOB: 0 BB: 0 P: 10	R: 0 E: 0 K: 1 S: 9	H: 0 LOB: 0 BB: 0 P: 15	1B: 10 2B: 0 3B: 0 HR: 1	SF: 0 SAC: 1 DP: 3 HBP: 0	WP: 2 PB: 0 SB: 0 CS: 0	PA: 51		
<b>PITCHER</b>	IP 5.0	WLS 23	BF 6	H 3	R 3	ER 3	SO 2	BB 1	IBB 0	HBP 0	BLK 0	WP 0	HR 1	S 30	P 80	ERA 5.40	WHIP 1.400											
47 <b>Sean Nolin, L</b> ERA: 5.28																												
69 <b>Arnold Leon, R</b> ERA: 4.39																												
67 <b>Danny Coulombe, L</b> ERA: 6.85																												
33 <b>Fernando Rodriguez Jr., R</b> ERA: 3.9																												
56 <b>Fernando Abad, L</b> ERA: 4.15																												

Oakland Athletics @ Seattle Mariners  
Safeco Field, Seattle, WA  
Sat Oct 03 20:15, 6:12 PM - 10:41 PM PDT  
Att. 24,448 - Clear - 64 F

AB 48  
R 5  
H 11  
RBI 4  
BB 2  
SO 10  
LOB 19





Batter	1	2	3	4	5	6	7	8	9	AB	R	H	RBI	BB	SO	LOB	TOP								
10 Marcus Semien, R OBP: 0.310, SLG: 0.405										4	0	1	0	0	0	3									
20 Mark Canha, R OBP: 0.315, SLG: 0.426										4	1	2	1	0	1	0									
15 Brett Lawrie, R OBP: 0.299, SLG: 0.407										4	0	0	0	0	1	2									
26 Danny Valencia, R OBP: 0.345, SLG: 0.519 Max Muncy, L OBP: 0.332, SLG: 0.392										3	0	1	0	0	1	1									
16 Billy Butler, R OBP: 0.323, SLG: 0.390										3	0	0	0	1	1	0									
22 Josh Reddick, L OBP: 0.333, SLG: 0.449										4	0	0	0	0	2	2									
5 Jake Smolinski, R OBP: 0.281, SLG: 0.367 4 Coco Crisp, S OBP: 0.252, SLG: 0.222											2	0	1	0	0	0	0								
3 Craig Gentry, R OBP: 0.196, SLG: 0.200 23 Sam Fuld, L OBP: 0.276, SLG: 0.293										2	1	1	0	0	0	1									
45 Bryan Anderson, L OBP: 0.429, SLG: 0.400										1	0	0	1	1	1	1									
<b>Inning Stats</b>	R: 0 E: 0 K: 1 S: 16	H: 2 LOB: 1 BB: 0 P: 20	R: 0 E: 0 K: 0 S: 15	H: 0 LOB: 0 BB: 0 P: 21	R: 2 E: 0 K: 1 S: 17	H: 2 LOB: 0 BB: 0 P: 29	R: 0 E: 0 K: 1 S: 8	H: 0 LOB: 0 BB: 0 P: 10	R: 0 E: 0 K: 1 S: 8	H: 1 LOB: 1 BB: 0 P: 13	R: 0 E: 0 K: 0 S: 10	H: 1 LOB: 2 BB: 1 P: 15	R: 0 E: 0 K: 0 S: 4	H: 0 LOB: 1 BB: 1 P: 14	R: 0 E: 0 K: 1 S: 6	H: 0 LOB: 0 BB: 0 P: 8	R: 0 E: 0 K: 3 S: 10	H: 0 LOB: 0 BB: 0 P: 14	1B: 4 2B: 0 3B: 1 HR: 1	SF: 1 SAC: 0 DP: 2 HBP: 1	WP: 0 PB: 0 SB: 0 CS: 0	PA: 34			
<b>PITCHER</b>	IP	WLS	BF	H	R	ER	SO	BB	IBB	HBP	BLK	WP	HR	S	P	ERA	WHIP								
38 Vidal Nuño, L ERA: 3.74	6.0		24	6	2	2	4	1	0	0	0	0	1	74	108	3.00	1.167								
48 Mayckol Guaepe, R ERA: 5.4	0.1		3	0	0	0	0	1	0	1	0	0	0	2	10	0.00	3.000								
27 Logan Kensing, R ERA: 5.87	1.2	W	4	0	0	0	1	0	0	0	0	0	0	8	12	0.00	0.000								
54 Tom Wilhelmsen, R ERA: 3.19	1.0	S	3	0	0	0	3	0	0	0	0	0	0	10	14	0.00	0.000								

Oakland Athletics @ Seattle Mariners  
Safeco Field, Seattle, WA  
Sun Oct 04 2015, 12:12 PM - 2:54 PM PDT  
Att: 22,402 - Partly Cloudy - 65 F

AB 30  
R 2  
H 6  
RBI 2  
BB 2  
SO 8  
LOB 11



Batter	1	2	3	4	5	6	7	8	9	AB	R	H	RBI	BB	SO	LOB	BOTTOM								
4 Ketel Marte, S OBP: 0.351, SLG: 0.402										3	0	1	0	1	0	1									
15 Kyle Seager, L OBP: 0.328, SLG: 0.451										3	0	0	0	1	0	2									
30 Franklin Gutierrez, R OBP: 0.354, SLG: 0.620										3	0	0	0	1	1	2									
22 Robinson Canó, L OBP: 0.334, SLG: 0.446										4	1	1	0	0	0	4									
35 Mark Trumbo, R OBP: 0.310, SLG: 0.449 99 James Jones, L OBP: 0.161, SLG: 0.138										4	0	1	0	0	1	0									
7 Seth Smith, L OBP: 0.330, SLG: 0.443										2	2	1	1	2	0	0									
20 Logan Morrison, L OBP: 0.302, SLG: 0.383										3	0	1	1	0	1	0									
2 Jesús Sucre, R OBP: 0.195, SLG: 0.228										3	0	1	1	0	0	3									
5 Brad Miller, L OBP: 0.329, SLG: 0.402										3	0	0	0	0	1	2									
<b>Inning Stats</b>	R: 0 E: 0 K: 0 S: 11	H: 1 LOB: 1 BB: 1 P: 18	R: 0 E: 0 K: 0 S: 4	H: 0 LOB: 0 BB: 0 P: 8	R: 0 E: 0 K: 0 S: 5	H: 1 LOB: 1 BB: 0 P: 8	R: 1 E: 0 K: 1 S: 14	H: 2 LOB: 1 BB: 1 P: 21	R: 0 E: 0 K: 0 S: 11	H: 0 LOB: 2 BB: 2 P: 20	R: 1 E: 0 K: 2 S: 12	H: 1 LOB: 1 BB: 1 P: 21	R: 0 E: 0 K: 0 S: 6	H: 0 LOB: 0 BB: 0 P: 11	R: 1 E: 0 K: 1 S: 10	H: 1 LOB: 0 BB: 0 P: 17	1B: 4 2B: 1 3B: 0 HR: 1	SF: 1 SAC: 0 DP: 1 HBP: 0	WP: 1 PB: 0 SB: 1 CS: 0	PA: 34					
<b>PITCHER</b>	IP	WLS	BF	H	R	ER	SO	BB	IBB	HBP	BLK	WP	HR	S	P	ERA	WHIP								
40 Chris Bassitt, R ERA: 3.56	6.0		27	5	2	2	3	5	0	0	0	0	1	0	57	9.00	1.667								
33 Fernando Rodriguez Jr., R ERA: 3.84	1.0		3	0	0	0	0	0	0	0	0	0	0	6	11	0.00	0.000								
66 Ryan Dull, R ERA: 4.24	1.0	L	4	1	1	1	1	0	0	0	0	0	1	10	17	9.00	1.000								

Oakland Athletics @ Seattle Mariners  
Safeco Field, Seattle, WA  
Sun Oct 04 2015, 12:12 PM - 2:54 PM PDT  
Att: 22,402 - Partly Cloudy - 65 F

AB 28  
R 3  
H 6  
RBI 3  
BB 5  
SO 4  
LOB 14

