

# Oakland Athletics - 2023

Batter	1	2	3	4	5	6	7	8	9	AB	R	H	RBI	BB	SO	LOB	TOP						
7 Corbin Carroll, L (1.7) OBP: 0.333, SLG: 0.333 64 Diego Castillo, R (5.6)										3	1	1	0	0	0	1							
5 Alek Thomas, L (1.8) OBP: 0.667, SLG: 0.500 96 P.J. Higgins, R (5.2) OBP: 1.000, SLG: 1.500										2	1	1	0	1	1	1							
31 Jake McCarthy, L (1.9) OBP: 0.667, SLG: 0.667 86 Phillip Evans, R (5.5)										3	0	2	0	0	0	1							
15 Emmanuel Rivera, R (1.5) OBP: 0.333, SLG: 0.500 43 Ivan Melendez, R (5.3) OBP: 0.500, SLG: 0.500										2	1	1	2	0	1	2							
26 Pavin Smith, L (1.3) OBP: 0.333, SLG: 0.333 7 Tim Tawa, R (5.8) OBP: 0.500, SLG: 0.500										3	0	1	0	0	0	3							
92 Jordan Lawlar, R (1.6) 23 Caleb Roberts, L (5.7) OBP: 0.500, SLG: 1.000										2	0	0	0	1	2	2							
14 Gabriel Moreno, R (1.2) 17 Neyfy Castillo, R (5.9)										3	1	1	1	0	0	2							
9 Jake Hager, R (1.4) 6 Ryan Bliss, R (6.4)										3	0	0	0	0	0	0							
59 Dominic Miroglio, R (1.10) 10 Adrian Del Castillo, L (8. PH) (8.10)										3	0	0	0	0	0	1							
<b>Inning Stats</b>	R: 1 E: 0 K: 1 S: 7	H: 2 LOB: 1 BB: 0 P: 8	R: 1 E: 1 K: 1 S: 7	H: 1 LOB: 1 BB: 0 P: 7	R: 0 E: 0 K: 2 S: 8	H: 1 LOB: 2 BB: 1 P: 12	R: 0 E: 0 K: 0 S: 3	H: 0 LOB: 0 BB: 0 P: 3	R: 2 E: 0 K: 0 S: 6	H: 3 LOB: 2 BB: 1 P: 11	R: 0 E: 0 K: 0 S: 3	H: 0 LOB: 0 BB: 0 P: 3	R: 3 E: 0 K: 1 S: 8	H: 3 LOB: 1 BB: 1 P: 12	R: 0 E: 0 K: 2 S: 6	H: 1 LOB: 1 BB: 0 P: 6	R: 0 E: 0 K: 2 S: 8	H: 1 LOB: 1 BB: 0 P: 8	1B: 9 2B: 2 3B: 0 HR: 1	SF: 1 SAC: 0 DP: 0 HBP: 0	WP: 1 PB: 0 SB: 1 CS: 0	PA: 43	
<b>PITCHER</b>	IP WLS BF H R ER SO BB IBB HBP BLK WP HR S P ERA WHIP	38 JP Sears, L (1.1) ERA: 10.8	1.2 9 3 2 2 2 0 0 0 0 0 0 1 13 14 10.80 1.800	67 Jake Fishman, L (2.1) ERA:	0.1 1 0 0 0 0 0 0 0 0 0 0 0 1 1 0.00 0.000	62 Freddy Tarnok, R (3.1) ERA:	2.0 8 1 0 0 2 1 0 0 0 0 0 0 11 15 0.00 1.000	54 Kirby Sneed, L (5.1) ERA: 18.0	1.0 W 7 3 2 2 0 1 0 0 0 1 0 6 11 18.00 4.000	29 Austin Pruitt, R (6.1) ERA:	1.0 3 0 0 0 0 0 0 0 0 0 0 0 3 3 0.00 0.000	<b>PITCHER</b>	IP WLS BF H R ER SO BB IBB HBP BLK WP HR S P ERA WHIP	30 Chad Smith, R (7.1) ERA: 27.0	1.0 7 3 3 3 3 1 1 0 0 0 0 0 0 8 12 27.00 4.000	72 Garrett Williams, L (8.1) ERA:	1.0 4 1 0 0 1 0 0 0 0 0 0 0 6 6 0.00 1.000	50 Rico Garcia, R (9.1) ERA:	1.0 4 1 0 0 2 0 0 0 0 0 0 0 8 8 0.00 1.000				
Batter	1	2	3	4	5	6	7	8	9	AB	R	H	RBI	BB	SO	LOB	BOTTOM						
5 Tony Kemp, L (1.4) 77 Lawrence Butler, L (5.9) OBP: 0.667, SLG: 1.000										1	1	0	0	2	0	0							
15 Seth Brown, L (1.7) 20 Cristian Pache, R (4. PH) (5.8)										1	1	0	0	0	0	0							
82 Cody Thomas, L (8.7) OBP: 1.000, SLG: 1.000										3	0	1	0	0	0	4							
22 Ramón Laureano, R (1.9) OBP: 0.333, SLG: 0.333 16 Kevin Cron, R (5.3)										3	0	0	0	0	0	5							
33 JJ Bleday, L (1.8) (5.7) 37 Cal Stevenson, L (5. PH) (6.7) (6.8)											2	1	0	0	1	4							
28 Manny Piña, R (1.2) 49 Tyler Soderstrom, L (4.2) 63 Trey Supak, R (8.2) 82 Daniel Susac, R (8.2)											1	0	0	1	1	0							
6 Jace Peterson, L (1.5) OBP: 1.000, SLG: 2.000 8 Tyler Wade, L (6.5) (8.4)										1	1	1	2	2	0	0							
40 Dérmis García, R (1.10) 75 Denzel Clarke, R (5. PH) (6.10) OBP: 1.000, SLG: 2.000 26 Jonah Bride, R (7. PH) (8.10)										2	0	0	0	0	1	4							
73 Ryan Noda, L (1.3) OBP: 0.500, SLG: 1.000 16 Zack Gelof, R (5.4) OBP: 0.500, SLG: 0.500 44 Ernie Clement, R (8.5)										2	1	1	0	0	0	1							
2 Nick Allen, R (1.6) OBP: 0.500, SLG: 0.500 4 Kevin Smith, R (5. PH) (6.6)										2	0	1	0	0	1	1							
<b>Inning Stats</b>	R: 0 E: 0 K: 0 S: 4	H: 1 LOB: 1 BB: 0 P: 4	R: 0 E: 0 K: 1 S: 5	H: 0 LOB: 1 BB: 1 P: 9	R: 2 E: 0 K: 0 S: 4	H: 1 LOB: 3 BB: 3 P: 17	R: 1 E: 1 K: 1 S: 6	H: 1 LOB: 1 BB: 1 P: 10	R: 6 E: 0 K: 0 S: 8	H: 5 LOB: 2 BB: 2 P: 17	R: 2 E: 0 K: 0 S: 5	H: 2 LOB: 2 BB: 2 P: 14	R: 0 E: 0 K: 2 S: 7	H: 0 LOB: 1 BB: 1 P: 11	R: 1 E: 2 K: 1 S: 9	H: 1 LOB: 1 BB: 0 P: 9	1B: 7 2B: 4 3B: 0 HR: 0	SF: 0 SAC: 0 DP: 0 HBP: 2	WP: 1 PB: 0 SB: 1 CS: 2	PA: 48			
<b>PITCHER</b>	IP WLS BF H R ER SO BB IBB HBP BLK WP HR S P ERA WHIP	99 Drey Jameson, R (1.1) ERA: 9.0	2.0 8 1 0 0 1 0 0 0 0 0 0 0 3 16 9.00 3.000	97 Jesse Biddle, L (3.1) ERA: 27.0	0.2 B 7 1 2 2 0 3 0 1 0 0 0 3 16 27.00 6.000	19 Deyni Olivero, R (3.1) ERA:	0.1 1 0 0 0 0 0 0 0 0 0 0 0 1 1 0.00 0.000	46 Sam Clay, L (4.1) ERA:	1.0 5 1 1 0 1 1 0 0 0 0 0 0 6 10 0.00 2.000	27 Connor Grammes, R (5.1) ERA:	0.0 L 5 3 5 5 0 1 0 1 0 0 0 3 8 ∞ ∞	<b>PITCHER</b>	IP WLS BF H R ER SO BB IBB HBP BLK WP HR S P ERA WHIP	48 Jeff Bain, R (5.1) ERA: 9.0	1.0 6 2 1 1 1 0 1 0 0 0 0 0 0 5 9 9.00 3.000	31 Chad Patrick, R (6.1) ERA:	0.2 6 2 2 2 0 2 0 0 0 0 1 0 4 13 27.00 6.000	14 Jamison Hill, R (6.1) ERA:	0.1 1 0 0 0 0 0 0 0 0 0 0 0 1 1 0.00 0.000	35 Tyler Ferguson, R (7.1) ERA:	1.0 4 0 0 0 2 1 0 0 0 0 0 0 7 11 0.00 1.000	34 Enderlys Briceno, R (8.1) ERA:	1.0 5 1 1 0 1 0 0 0 0 0 0 0 9 9 0.00 1.000

Arizona Diamondbacks @ Oakland Athletics  
Hohokam Stadium, Mesa, AZ  
Sat Feb 25 2023, 3:05 PM - 6:11 PM EST  
Att: 6,141 - Partly Cloudy - 68 F

AB 39  
R 7  
H 12  
RBI 6  
BB 3  
SO 8  
LOB 21



Arizona Diamondbacks @ Oakland Athletics  
Hohokam Stadium, Mesa, AZ  
Sat Feb 25 2023, 3:05 PM - 6:11 PM EST  
Att: 6,141 - Partly Cloudy - 68 F

AB 36  
R 12  
H 11  
RBI 10  
BB 10  
SO 5  
LOB 29

















Batter	1	2	3	4	5	6	7	8	9	AB	R	H	RBI	BB	SO	LOB	TOP			
5 Tony Kemp, L (1,4) 49 Logan Davidson, S (6,5)	4-1 12 BLK BB		0-3 K		0-0 F7		0-2 K		0-0 L7	2	0	0	0	1	1	0	<p>Oakland Athletics @ Chicago Cubs</p> <p>Sloan Park, Mesa, AZ</p> <p>Thu Mar 02 2023, 3:09 PM - 5:42 PM EST</p> <p>Att: 9,374 - Sunny - 51 F</p> <p>livebaseballscores.com</p>			
12 Aledmys Díaz, R (1,6) 18 Max Muncy, R (6,6)	0-3 K		0-0 1B		3-0 BB		0-0 49 WP 1B		0-0 2B	2	0	1	0	1	1	1				
15 Seth Brown, L (1,7) 49 Tyler Soderstrom, L (6,2)	0-0 L8		0-3 K		0-3 K		1-0 L8		0-3 K	3	0	0	0	0	2	3				
99 Jesús Aguilar, R (1,3) 16 Kevin Cron, R (6,3)	0-0 G5-3		0-0 P4		0-0 G4-3		0-0 P4			3	0	0	0	0	0	2				
73 Ryan Noda, L (1,10) 8 Tyler Wade, L (6, PR) (6,10)		0-3 K		0-3 K		0-0 2B		4-0 26 G5-3 BB		3	0	1	0	0	2	0				
23 Shea Langeliers, R (1,2) 26 Jonah Bride, R (6,4)		0-0 33 1B 1B		0-0 G6-3		0-0 F9		0-0 G5-3		3	0	1	0	0	0	1				
6 Jace Peterson, L (1,5) 37 Cal Stevenson, L (6,7)		0-3 K		4-0 BB		0-3 K		0-3 K		2	0	0	0	1	2	2				
33 JJ Bleday, L (1,9) 20 Cristian Pache, R (7,9)		0-0 1-2 1B		0-0 G6-3		0-3 K		0-0 18 2B 2B		3	0	1	0	0	1	1				
1 Esteyru Ruiz, R (1,8) 75 Denzel Clarke, R (7,8)		0-0 F8			0-0 F9		1-0 49 WP 18 1B HBP		0-3 K	2	0	0	0	0	0	2				
										1	0	0	0	0	1	1				
<b>Inning Stats</b>	R: 0 E: 0 K: 1 S: 6	H: 0 LOB: 1 BB: 1 P: 10	R: 0 E: 0 K: 2 S: 9	H: 2 LOB: 2 BB: 0 P: 9	R: 0 E: 0 K: 2 S: 8	H: 1 LOB: 1 BB: 0 P: 8	R: 0 E: 0 K: 1 S: 5	H: 0 LOB: 1 BB: 1 P: 8	R: 0 E: 0 K: 1 S: 6	H: 1 LOB: 1 BB: 0 P: 6	R: 0 E: 0 K: 2 S: 8	H: 1 LOB: 2 BB: 0 P: 10	R: 0 E: 0 K: 1 S: 5	H: 0 LOB: 1 BB: 1 P: 9	R: 1 E: 0 K: 2 S: 9	H: 2 LOB: 1 BB: 0 P: 9	1B: 4 2B: 3 3B: 0 HR: 0	SF: 0 SAC: 0 DP: 0 HBP: 1	WP: 1 PB: 0 SB: 0 CS: 0	PA: 39
<b>PITCHER</b>	IP WLS BF H R ER SO	IP WLS BF H R ER SO	IP WLS BF H R ER SO	IP WLS BF H R ER SO	IP WLS BF H R ER SO	IP WLS BF H R ER SO	IP WLS BF H R ER SO	IP WLS BF H R ER SO	IP WLS BF H R ER SO	IP WLS BF H R ER SO	IP WLS BF H R ER SO	IP WLS BF H R ER SO	IP WLS BF H R ER SO	IP WLS BF H R ER SO	IP WLS BF H R ER SO	IP WLS BF H R ER SO	ERA WHIP	ERA WHIP	ERA WHIP	ERA WHIP
0 Marcus Stroman, R (1,1) ERA: 2.08	2.1 W 10	2.1 W 10	2.1 W 10	2.1 W 10	2.1 W 10	2.1 W 10	2.1 W 10	2.1 W 10	2.1 W 10	2.1 W 10	2.1 W 10	2.1 W 10	2.1 W 10	2.1 W 10	2.1 W 10	2.1 W 10	0.00 1.286	0.00 1.286	0.00 1.000	0.00 1.000
84 Bailey Horn, L (3,1)	0.2 H 3	0.2 H 3	0.2 H 3	0.2 H 3	0.2 H 3	0.2 H 3	0.2 H 3	0.2 H 3	0.2 H 3	0.2 H 3	0.2 H 3	0.2 H 3	0.2 H 3	0.2 H 3	0.2 H 3	0.2 H 3	0.00 1.500	0.00 1.500	0.00 1.000	0.00 1.000
32 Michael Fulmer, R (4,1)	1.0 H 4	1.0 H 4	1.0 H 4	1.0 H 4	1.0 H 4	1.0 H 4	1.0 H 4	1.0 H 4	1.0 H 4	1.0 H 4	1.0 H 4	1.0 H 4	1.0 H 4	1.0 H 4	1.0 H 4	1.0 H 4	0.00 1.000	0.00 1.000	0.00 1.000	0.00 1.000
99 Rowan Wick, R (5,1)	1.0 4	1.0 4	1.0 4	1.0 4	1.0 4	1.0 4	1.0 4	1.0 4	1.0 4	1.0 4	1.0 4	1.0 4	1.0 4	1.0 4	1.0 4	1.0 4	0.00 1.000	0.00 1.000	0.00 1.000	0.00 1.000
46 Anthony Kay, L (6,1)	1.0 4	1.0 4	1.0 4	1.0 4	1.0 4	1.0 4	1.0 4	1.0 4	1.0 4	1.0 4	1.0 4	1.0 4	1.0 4	1.0 4	1.0 4	1.0 4	0.00 1.000	0.00 1.000	0.00 1.000	0.00 1.000

Batter	1	2	3	4	5	6	7	8	9	AB	R	H	RBI	BB	SO	LOB	BOTTOM			
2 Nico Hoerner, R (1,4) 13 David Bote, R (6,5)	0-0 F8		0-0 8 1B 2B		0-0 P4		1-0 88 G5-4-3 HBP			3	1	1	0	0	0	1	<p>Oakland Athletics @ Chicago Cubs</p> <p>Sloan Park, Mesa, AZ</p> <p>Thu Mar 02 2023, 3:09 PM - 5:42 PM EST</p> <p>Att: 9,374 - Sunny - 51 F</p> <p>livebaseballscores.com</p>			
8 Ian Happ, S (1,7) 88 Kevin Alcántara, R (5, PR) (6,7)	0-0 24 1B 1B		0-0 24 G6-3 1B		4-0 70 CS BB		0-0 G5-4-3			2	1	2	1	1	0	0				
24 Cody Bellinger, L (1,8) 70 Pete Crow-Armstrong, L (5,8)	0-0 1 2B 1B		0-0 G6-3		4-0 51 G1-3 51 S 1 WP BB		4-0 37 CS 79 WP BB			2	1	1	0	0	0	1				
51 Eric Hosmer, L (1,3) 79 Matt Mervis, L (6,3)	0-3 K		0-2 K		0-1 G1-3		1-3 K			3	0	0	0	0	2	3				
1 Nick Madrigal, R (1,5) 98 Chase Strumpf, R (6,4)	0-0 1-H 2-H 2B		0-0 18 G4-3 40 S 18 S 1B		1-0 P4		4-0 BB			3	1	2	2	0	0	1				
18 Tucker Barnhart, L (1,2) 37 Dom Nunez, L (7,2)	0-3 K		0-1 G4-3		0-0 F8		0-3 K			3	0	0	0	0	1	2				
40 Mike Tauchman, L (1,9) 94 Brennan Davis, R (7,9)		0-3 K		0-0 6 1B 4 S 1B		0-3 K				3	1	1	1	0	2	0				
4 Nelson Velázquez, R (1,10) 87 Yonathan Peraza, S (6, PH) (7,10)		0-0 F7		1-3 3-H K		0-0 G1-3				2	0	0	0	0	1	1				
6 Zach McKinstry, L (1,6) 60 Sergio Alcántara, S (8,6)		0-0 F8		0-0 2-H 1B		0-0 K				3	0	1	1	0	1	0				
										0	0	0	0	0	0	0				
<b>Inning Stats</b>	R: 2 E: 0 K: 2 S: 10	H: 3 LOB: 0 BB: 0 P: 10	R: 0 E: 0 K: 1 S: 5	H: 0 LOB: 0 BB: 0 P: 5	R: 1 E: 0 K: 1 S: 5	H: 2 LOB: 0 BB: 0 P: 5	R: 2 E: 0 K: 1 S: 9	H: 3 LOB: 1 BB: 0 P: 10	R: 1 E: 0 K: 0 S: 3	H: 0 LOB: 0 BB: 2 P: 12	R: 0 E: 0 K: 1 S: 5	H: 0 LOB: 0 BB: 0 P: 5	R: 0 E: 0 K: 1 S: 4	H: 0 LOB: 1 BB: 2 P: 15	R: 0 E: 0 K: 2 S: 6	H: 0 LOB: 1 BB: 2 P: 15	1B: 6 2B: 2 3B: 0 HR: 0	SF: 0 SAC: 0 DP: 2 HBP: 1	WP: 2 PB: 0 SB: 3 CS: 2	PA: 33
<b>PITCHER</b>	IP WLS BF H R ER SO	IP WLS BF H R ER SO	IP WLS BF H R ER SO	IP WLS BF H R ER SO	IP WLS BF H R ER SO	IP WLS BF H R ER SO	IP WLS BF H R ER SO	IP WLS BF H R ER SO	IP WLS BF H R ER SO	IP WLS BF H R ER SO	IP WLS BF H R ER SO	IP WLS BF H R ER SO	IP WLS BF H R ER SO	IP WLS BF H R ER SO	IP WLS BF H R ER SO	IP WLS BF H R ER SO	ERA WHIP	ERA WHIP	ERA WHIP	ERA WHIP
38 JP Sears, L (1,1) ERA: 9.64	3.0 L 13	3.0 L 13	3.0 L 13	3.0 L 13	3.0 L 13	3.0 L 13	3.0 L 13	3.0 L 13	3.0 L 13	3.0 L 13	3.0 L 13	3.0 L 13	3.0 L 13	3.0 L 13	3.0 L 13	3.0 L 13	9.00 1.667	9.00 1.667	9.00 2.000	9.00 2.000
67 Jake Fishman, L (4,1)	1.0 6	1.0 6	1.0 6	1.0 6	1.0 6	1.0 6	1.0 6	1.0 6	1.0 6	1.0 6	1.0 6	1.0 6	1.0 6	1.0 6	1.0 6	1.0 6	18.00 3.000	18.00 3.000	9.00 2.000	9.00 2.000
60 Sam Moll, L (5,1)	1.0 4	1.0 4	1.0 4	1.0 4	1.0 4	1.0 4	1.0 4	1.0 4	1.0 4	1.0 4	1.0 4	1.0 4	1.0 4	1.0 4	1.0 4	1.0 4	9.00 2.000	9.00 2.000	9.00 2.000	9.00 2.000
68 Domingo Acevedo, R (6,1)	1.0 3	1.0 3	1.0 3	1.0 3	1.0 3	1.0 3	1.0 3	1.0 3	1.0 3	1.0 3	1.0 3	1.0 3	1.0 3	1.0 3	1.0 3	1.0 3	0.00 0.000	0.00 0.000	0.00 0.000	0.00 0.000
56 Dany Jiménez, R (7,1)	1.0 3	1.0 3	1.0 3	1.0 3	1.0 3	1.0 3	1.0 3	1.0 3	1.0 3	1.0 3	1.0 3	1.0 3	1.0 3	1.0 3	1.0 3	1.0 3	0.00 0.000	0.00 0.000	0.00 0.000	0.00 0.000











Batter	1	2	3	4	5	6	7	8	9	AB	R	H	RBI	BB	SO	LOB	TOP					
4 Roman Quinn, S (1, 8) 22 Connor Kokx, R (5, 8) OBP: 0.333, SLG: 1.091 OBP: 0.571, SLG: 0.600	P5		BB					K									2 0 0 0 1 1 1 1 0 0 0 0 1 1					
0 Andrés Giménez, L (1, 6) 66 Brayan Rocchio, S (5, 6) OBP: 0.545, SLG: 0.625 OBP: 0.286, SLG: 0.308	2B		K			FC1-6-5		G6-3	E6								3 0 1 0 0 1 2 2 0 0 0 0 0 3					
63 Will Brennan, L (1, 10) 27 Bryan Lavaetida, R (7, PH) OBP: 0.400, SLG: 0.636 OBP: 0.333, SLG: 0.333	P5							F7									3 1 1 0 0 0 2 2 0 1 0 0 0 0					
22 Josh Naylor, L (1, 3) 80 David Fry, R (6, 3) OBP: 0.429, SLG: 0.429 OBP: 0.500, SLG: 1.000	K							F9									3 0 0 0 0 1 2 2 0 0 0 0 1 2					
39 Oscar Gonzalez, R (1, 9) 16 Julian Escobedo, L (6, 9)								F9									3 0 1 1 0 1 0 2 0 0 0 0 1 2					
8 Gabriel Arias, R (1, 5) 79 Angel Martínez, S (6, 5) OBP: 0.375, SLG: 0.333 OBP: 0.286, SLG: 0.417	G4-3							E6									3 1 0 0 0 1 1 2 0 0 0 0 1 2					
81 Micah Pries, L (1, 7) 27 Chris Roller, R (6, 7) OBP: 0.400, SLG: 0.250	G3							HR									2 1 1 2 1 0 0 1 1 1 0 0 0 0					
35 Cam Gallagher, R (1, 2) 23 Bo Naylor, L (6, 2) OBP: 0.143, SLG: 0.143 OBP: 0.167, SLG: 0.333								1B									3 0 1 0 0 0 2 1 0 1 0 0 0 0					
2 Tyler Freeman, R (1, 4) 74 Juan Brito, S (5, 4) OBP: 0.308, SLG: 0.200 OBP: 0.600, SLG: 0.375	F9							1B									2 0 1 0 0 0 0 1 0 0 0 1 1 2					
<b>Inning Stats</b>	R: 0 E: 0 K: 1 S: 6	H: 1 LOB: 1 BB: 7	R: 0 E: 0 K: 0 S: 3	H: 0 LOB: 0 BB: 3	R: 0 E: 0 K: 1 S: 5	H: 0 LOB: 1 BB: 1 P: 9	R: 1 E: 0 K: 1 S: 7	H: 2 LOB: 2 BB: 1 P: 11	R: 0 E: 0 K: 1 S: 6	H: 1 LOB: 1 BB: 0 P: 7	R: 2 E: 1 K: 1 S: 8	H: 2 LOB: 3 BB: 1 P: 13	R: 0 E: 0 K: 1 S: 5	H: 0 LOB: 0 BB: 5	R: 1 E: 0 K: 2 S: 9	H: 2 LOB: 1 BB: 0 P: 10	R: 0 E: 1 K: 2 S: 9	H: 1 LOB: 2 BB: 9	1B: 5 2B: 3 3B: 0 HR: 1	SF: 0 SAC: 0 DP: 0 HBP: 1	WP: 2 PB: 0 SB: 1 CS: 0	PA: 42
<b>PITCHER</b>	IP WLS BF H R ER SO BB IBB HBP BLK WP HR S P ERA WHIP	36 Adam Oller, R (1, 1) ERA: 3.18	3.2 15 3 1 1 3 1 0 0 0 0 0 20 25 2.46 1.091	97 Chase Cohen, R (4, 1) ERA: 4.91	0.1 2 0 0 0 0 1 0 0 0 0 0 1 5 0.00 3.000	29 Austin Pruitt, R (5, 1) ERA: 4.91	1.2 9 3 2 0 2 0 0 0 0 0 1 13 14 0.00 1.800	86 Austin Briggs, L (6, 1) ERA: 9.0	0.1 3 0 0 0 0 1 0 1 0 1 0 1 6 0.00 3.000	65 Trevor May, R (7, 1) ERA: 9.0	1.0 3 0 0 0 1 0 0 0 0 0 0 5 5 0.00 0.000	<b>PITCHER</b>	IP WLS BF H R ER SO BB IBB HBP BLK WP HR S P ERA WHIP	19 Drew Steckenrider, R (8, 1) ERA: 3.0	1.0 B 5 2 1 1 2 0 0 0 0 0 0 0 9 10 9.00 2.000	84 Calvin Coker, R (9, 1) ERA: 3.0	1.0 5 1 0 0 2 0 0 0 0 0 0 0 9 9 0.00 1.000					

**Cleveland Guardians @ Oakland Athletics**  
**Hohokam Stadium, Mesa, AZ**  
 Sat Mar 04 2023, 3:06 PM - 5:50 PM EST  
 Att: 5,122 - Sunny -61 F

[livebaseballscorecards.com](http://livebaseballscorecards.com)

AB	38
R	4
H	9
RBI	3
BB	3
SO	10
LOB	22

Batter	1	2	3	4	5	6	7	8	9	AB	R	H	RBI	BB	SO	LOB	BOTTOM					
1 Esteyru Ruiz, R (1, 8) 4 Kevin Smith, R (6, PH) OBP: 0.308, SLG: 0.444 OBP: 0.333, SLG: 0.286	K		G6-3					K									3 1 1 3 0 1 0 2 0 0 0 0 2 1					
5 Tony Kemp, L (1, 4) 17 Pablo Reyes, R (7, 4) OBP: 0.111, SLG: 0.222	G6-3							F9									3 0 0 0 0 0 0 2 1 1 0 0 0 0					
12 Aledmys Diaz, R (1, 6) 40 Dêrmis Garcia, R (7, 3) 74 Brett Harris, R (9, PR) OBP: 0.500, SLG: 0.333 OBP: 0.308, SLG: 0.273	1B							2B									1 0 1 0 2 0 0 2 0 1 0 0 1 1 0 0 0 0 0 0 0					
73 Ryan Noda, L (1, 3) 37 Cal Stevenson, L (7, 8) OBP: 0.444, SLG: 0.643 OBP: 0.222, SLG: 0.125	F8							1B									2 0 0 0 1 1 2 2 0 1 1 0 0 1					
22 Ramón Laureano, R (1, 10) 49 Logan Davidson, S (7, PH) OBP: 0.273, SLG: 0.111	G6-3							FC5-4									1 0 0 0 2 0 0 1 0 0 0 0 0 1					
6 Jace Peterson, L (1, 5) 8 Tyler Wade, L (7, 5) OBP: 0.357, SLG: 0.545 OBP: 0.636, SLG: 0.714	K							CS									3 0 0 0 0 1 5 1 0 0 0 0 0 0					
25 Brent Rooker, R (1, 7) 95 Max Schuemann, R (8, PR) OBP: 0.625, SLG: 0.727	F9							G4-3									3 1 1 0 1 0 0 0 0 0 0 0 0 0					
85 Yohel Pozo, R (1, 2) 53 Kyle McCann, L (7, 2) OBP: 0.111, SLG: 0.222	G4-3							L9									3 0 0 0 0 0 1 1 0 0 0 0 0 1					
75 Denzel Clarke, R (1, 9) 76 Trenton Brooks, L (7, 9) OBP: 0.800, SLG: 1.143 OBP: 0.167, SLG: 0.167	G4-3							3B									2 1 1 0 1 0 0 1 0 0 0 0 1 2					
<b>Inning Stats</b>	R: 0 E: 0 K: 1 S: 6	H: 1 LOB: 1 BB: 0 P: 6	R: 0 E: 0 K: 1 S: 5	H: 0 LOB: 0 BB: 0 P: 5	R: 0 E: 0 K: 0 S: 3	H: 0 LOB: 0 BB: 0 P: 3	R: 0 E: 0 K: 1 S: 5	H: 0 LOB: 2 BB: 2 P: 13	R: 3 E: 0 K: 0 S: 5	H: 2 LOB: 3 BB: 4 P: 21	R: 0 E: 0 K: 1 S: 6	H: 1 LOB: 1 BB: 0 P: 6	R: 1 E: 0 K: 1 S: 7	H: 2 LOB: 0 BB: 0 P: 8	R: 0 E: 0 K: 1 S: 5	H: 0 LOB: 1 BB: 1 P: 9	R: 0 E: 0 K: 1 S: 6	H: 1 LOB: 1 BB: 6	1B: 3 2B: 2 3B: 1 HR: 1	SF: 0 SAC: 0 DP: 0 HBP: 0	WP: 1 PB: 0 SB: 0 CS: 1	PA: 41
<b>PITCHER</b>	IP WLS BF H R ER SO BB IBB HBP BLK WP HR S P ERA WHIP	57 Shane Bieber, R (1, 1) ERA: 6.0	3.0 10 5 0 0 0 2 0 0 0 1 0 0 14 14 0.00 0.333	99 James Karinchak, R (4, 1) ERA: 6.0	1.0 H 5 0 0 0 1 2 0 0 1 0 0 5 13 0.00 2.000	37 Trevor Stephan, R (5, 1) ERA: 40.5	0.2 B 7 2 3 3 0 3 0 0 0 0 1 4 16 40.50 7.500	67 Caleb Simpson, R (5, 1) ERA: 22.5	0.1 2 0 0 0 0 1 0 0 0 0 0 1 5 0.00 3.000	45 Kanner Pilkington, L (6, 1) ERA: 2.25	2.0 8 3 1 1 2 0 0 0 0 0 1 0 13 14 4.50 1.500	<b>PITCHER</b>	IP WLS BF H R ER SO BB IBB HBP BLK WP HR S P ERA WHIP	56 Touki Toussaint, R (8, 1) ERA: 11.57	1.0 4 0 0 0 1 0 0 0 0 0 0 0 6 6 0.00 1.000	65 Michael Kelly, R (9, 1) ERA: 11.57	1.0 4 1 0 0 1 0 0 0 0 0 0 0 6 6 0.00 1.000					

**Cleveland Guardians @ Oakland Athletics**  
**Hohokam Stadium, Mesa, AZ**  
 Sat Mar 04 2023, 3:06 PM - 5:50 PM EST  
 Att: 5,122 - Sunny -61 F

[livebaseballscorecards.com](http://livebaseballscorecards.com)

AB	33
R	4
H	7
RBI	4
BB	7
SO	7
LOB	15



Batter	1	2	3	4	5	6	7	8	9	AB	R	H	RBI	BB	SO	LOB	TOP
<b>6 Jonathan India, R</b> <small>OBP: 0.444, SLG: 0.091</small> <b>33 Christian Encarnacion-Blanco, R</b> <small>OBP: 0.600, SLG: 1.143</small>	 27 WP, 27 1B, 37 F8, BB	 27 BB	 K	 CS	 G4-3	 57 HBP, 36 BB, 1B	 57 G6-4-3, 1B	 1B	 1B	1	2	0	0	2	1	1	<b>Cincinnati Reds @ Oakland Athletics</b> Las Vegas Ballpark, Summerlin, NV Sun Mar 05 2023, 4:09 PM - 7:10 PM EST Att: 8,024 - Cloudy - 57 F
<b>37 Tyler Stephenson, R</b> <small>OBP: 0.211, SLG: 0.222</small> <b>83 Johnny Perea, R</b> <small>OBP: 0.200, SLG: 0.143</small>	 F8	 K	 2-4	 G6-3	 7 BB, 1B	 7 BB, 1B	 57 HBP, 36 BB, 1B	 1B	 L9	4	1	1	0	0	1	4	
<b>27 Jake Freley, L</b> <small>OBP: 0.653, SLG: 0.750</small> <b>57 Stuart Fairchild, R</b> <small>OBP: 0.308, SLG: 0.100</small>	 G4-3	 1B	 1B	 7 G1-3, 1B, BB	 7 BB, 1B	 7 BB, 1B	 36 BB, 1B	 G6-4-3	 G6-4-3	1	1	1	2	3	0	0	
<b>TJ Friedl, L</b> <small>OBP: 0.438, SLG: 0.571</small> <b>2 Nick Martini, L</b> <small>OBP: 0.500, SLG: 0.800</small>	 G4-3	 FC5, 7 BB, 1B	 7 G1-3, 1B	 7 G1-3, 1B	 7 BB, 1B	 7 BB, 1B	 2-3 HBP, 3-1	 1B	 1B	3	0	2	2	1	0	1	
<b>7 Spencer Steer, R</b> <small>OBP: 0.467, SLG: 0.692</small> <b>36 Nick Quintana, R</b> <small>OBP: 0.667, SLG: 0.667</small>	 K	 1B	 1B	 G1-3	 G1-3	 2-3 HBP, G5-4-3, 1B	 1-3 HBP, 2-3	 1B	 1B	3	0	1	2	1	1	3	
<b>2 Jose Barrero, R</b> <small>OBP: 0.308, SLG: 0.333</small> <b>76 Richie Martin, R</b> <small>OBP: 0.583, SLG: 0.889</small>	 K	 K	 K	 F9	 F9	 G5-4-3	 F8	 F8	 F8	4	1	1	0	0	1	7	
<b>78 Matt McLain, R</b> <small>OBP: 0.714, SLG: 1.000</small> <b>12 Quincy McAfee, R</b> <small>OBP: 0.333, SLG: 0.333</small>	 K	 FC5	 K	 L4	 L4	 38 BB, 1B	 G6-3	 G6-3	 G6-3	3	2	1	0	1	0	3	
<b>38 Michael Siani, L</b> <small>OBP: 0.353, SLG: 0.313</small> <b>Nick Plummer, L</b> <small>OBP: 0.333, SLG: 0.333</small>	 6 BB, 27 BB, 95 1B, 37 2-4, BB	 6 BB, 27 BB, 95 1B, 37 2-4, BB	 37 2-4, BB	 K	 K	 33 BB, 1B, 57 HBP, 1B	 F7	 F7	 F7	3	2	2	1	1	1	0	
<b>95 Alex McGarry, L</b> <small>OBP: 0.214, SLG: 0.154</small> <b>73 James Free, S</b> <small>OBP: 0.333, SLG: 0.333</small>	 27 BB, 6 BB, 1B	 27 BB, 6 BB, 1B	 33 CS, BB	 K	 K	 F7	 F7	 F9	 F9	3	1	1	1	1	1	3	
<b>Inning Stats</b>	R: 1 H: 1 E: 0 LOB: 1 K: 1 BB: 1 S: 12 P: 20	R: 5 H: 5 E: 0 LOB: 3 K: 2 BB: 3 S: 25 P: 45	R: 0 H: 0 E: 0 LOB: 1 K: 2 BB: 1 S: 8 P: 14	R: 0 H: 1 E: 0 LOB: 2 K: 0 BB: 1 S: 8 P: 17	R: 0 H: 0 E: 0 LOB: 0 K: 1 BB: 1 S: 7 P: 13	R: 2 H: 2 E: 0 LOB: 1 K: 0 BB: 2 S: 14 P: 24	R: 4 H: 3 E: 0 LOB: 2 K: 1 BB: 2 S: 21 P: 39	R: 0 H: 0 E: 0 LOB: 0 K: 0 BB: 0 S: 5 P: 8	R: 0 H: 1 E: 0 LOB: 0 K: 0 BB: 0 S: 6 P: 11	1B: 13 SF: 0 2B: 0 SAC: 0 HR: 0 HBP: 1	WP: 2 PA: 49 PB: 0 SB: 0 CS: 1						
<b>PITCHER</b>	<b>58 Paul Blackburn, R</b> <small>ERA: 54.0</small>	<b>67 Jake Fishman, L</b> <small>ERA: 8.1</small>	<b>69 Luis Medina, R</b> <small>ERA: 3.0</small>	<b>68 Domingo Acevedo, R</b> <small>ERA: 6.0</small>	<b>56 Dany Jiménez, R</b> <small>ERA: 6.0</small>	<b>86 Norge Ruiz, R</b> <small>ERA: 32.4</small>	<b>78 Hogan Harris, L</b> <small>ERA: 6.0</small>	<b>IP</b> 1.0 <b>WLS</b> L <b>BF</b> 10 <b>H</b> 5 <b>R</b> 6 <b>ER</b> 6 <b>SO</b> 1 <b>BB</b> 2 <b>IBB</b> 0 <b>HBP</b> 0 <b>BLK</b> 0 <b>WP</b> 2 <b>HR</b> 0 <b>S</b> 25 <b>P</b> 43 <b>ERA</b> 54.00 <b>WHIP</b> 7.000	<b>IP</b> 0.2 <b>WLS</b> 0 <b>BF</b> 8 <b>H</b> 3 <b>R</b> 4 <b>ER</b> 4 <b>SO</b> 1 <b>BB</b> 2 <b>IBB</b> 0 <b>HBP</b> 1 <b>BLK</b> 0 <b>WP</b> 0 <b>HR</b> 0 <b>S</b> 20 <b>P</b> 37 <b>ERA</b> 54.00 <b>WHIP</b> 7.500	<b>IP</b> 2.1 <b>WLS</b> 1 <b>BF</b> 7 <b>H</b> 1 <b>R</b> 0 <b>ER</b> 0 <b>SO</b> 0 <b>BB</b> 0 <b>IBB</b> 0 <b>HBP</b> 0 <b>BLK</b> 0 <b>WP</b> 0 <b>HR</b> 0 <b>S</b> 12 <b>P</b> 21 <b>ERA</b> 0.00 <b>WHIP</b> 0.429							
<b>Batter</b>	1	2	3	4	5	6	7	8	9	AB	R	H	RBI	BB	SO	LOB	BOTTOM
<b>20 Cristian Pacheco, R</b> <small>OBP: 0.421, SLG: 0.556</small>	 G5-3	 15 BB	 1B	 1B	 1B	 13 WP, 1B	 1B	 F9	 F9	5	0	3	0	0	0	2	
<b>15 Seth Brown, L</b> <small>OBP: 0.313, SLG: 0.357</small> <b>13 Jordan Diaz, R</b> <small>OBP: 0.400, SLG: 0.500</small>	 G4-3	 1B	 BB	 K	 K	 K	 K	 K2-3	 K2-3	2	0	0	0	1	1	2	
<b>23 Shea Langeliers, R</b> <small>OBP: 0.462, SLG: 0.833</small> <b>82 Daniel Susac, R</b> <small>OBP: 0.167, SLG: 0.333</small>	 K	 K	 K	 K	 K	 K	 K	 82 BB, 3B, 2B	 K	1	0	0	0	0	1	0	
<b>26 Jonah Bride, R</b> <small>OBP: 0.214, SLG: 0.615</small>	 G5-3	 G5-3	 BB	 BB	 G5-3	 G5-3	 G5-3	 16 G5-3, 3B	 K	1	0	0	0	1	0	0	
<b>16 Kevin Cron, R</b> <small>OBP: 0.214, SLG: 0.615</small>	 K	 K	 F7	 F7	 F9	 F9	 G5-3	 G5-3	 K	5	0	0	1	0	2	2	
<b>16 Zack Gelof, R</b> <small>OBP: 0.368, SLG: 0.313</small>	 1B	 1B	 K	 K	 K	 K	 44 BB, 77 BB, 1B, 2B	 44 BB, 77 BB, 1B, 2B	 44 BB, 77 BB, 1B, 2B	4	1	2	0	0	2	1	
<b>44 Ernie Clement, R</b> <small>OBP: 0.250, SLG: 0.182</small>	 G5-3	 G5-3	 G4-3	 G4-3	 G4-3	 G1-3	 G1-3	 G1-3	 G1-3	4	0	1	0	0	0	2	
<b>77 Lawrence Butler, L</b> <small>OBP: 0.688, SLG: 1.231</small>	 P6	 P6	 P6	 P6	 P6	 20 BB, 1B	 20 BB, 1B, 18 G1-3, 13 WP, 1B	 20 BB, 1B, 18 G1-3, 13 WP, 1B	 20 BB, 1B, 18 G1-3, 13 WP, 1B	3	1	2	1	1	0	0	
<b>18 Max Muncy, R</b> <small>OBP: 0.222, SLG: 0.333</small>	 K	 K	 K	 K	 K	 K	 K	 K	 K	4	0	0	0	0	2	4	
<b>Inning Stats</b>	R: 0 H: 0 E: 0 LOB: 0 K: 1 BB: 0 S: 7 P: 12	R: 0 H: 1 E: 0 LOB: 0 K: 1 BB: 0 S: 9 P: 14	R: 0 H: 1 E: 0 LOB: 1 K: 2 BB: 1 S: 14 P: 20	R: 0 H: 0 E: 0 LOB: 1 K: 1 BB: 1 S: 10 P: 18	R: 0 H: 1 E: 0 LOB: 2 K: 2 BB: 1 S: 14 P: 19	R: 0 H: 0 E: 0 LOB: 0 K: 1 BB: 0 S: 8 P: 13	R: 1 H: 2 E: 0 LOB: 1 K: 1 BB: 0 S: 16 P: 24	R: 3 H: 5 E: 0 LOB: 2 K: 1 BB: 0 S: 17 P: 26	R: 0 H: 1 E: 0 LOB: 1 K: 3 BB: 0 S: 12 P: 17	1B: 7 SF: 0 2B: 3 SAC: 0 HR: 0 HBP: 0	WP: 1 PA: 41 PB: 0 SB: 0 CS: 0						
<b>PITCHER</b>	<b>40 Nick Lodolo, L</b> <small>ERA: 4.5</small>	<b>93 Connor Phillips, R</b> <small>ERA: 4.5</small>	<b>89 Andrew Abbott, L</b> <small>ERA: 4.5</small>	<b>59 Ben Lively, R</b> <small>ERA: 23.63</small>	<b>33 Bennett Sousa, L</b> <small>ERA: 4.5</small>	<b>IP</b> 3.0 <b>WLS</b> W <b>BF</b> 12 <b>H</b> 2 <b>R</b> 0 <b>ER</b> 0 <b>SO</b> 4 <b>BB</b> 1 <b>IBB</b> 0 <b>HBP</b> 0 <b>BLK</b> 0 <b>WP</b> 0 <b>HR</b> 0 <b>S</b> 30 <b>P</b> 46 <b>ERA</b> 0.00 <b>WHIP</b> 1.000	<b>IP</b> 2.0 <b>WLS</b> 0 <b>BF</b> 9 <b>H</b> 1 <b>R</b> 0 <b>ER</b> 0 <b>SO</b> 3 <b>BB</b> 2 <b>IBB</b> 0 <b>HBP</b> 0 <b>BLK</b> 0 <b>WP</b> 0 <b>HR</b> 0 <b>S</b> 24 <b>P</b> 37 <b>ERA</b> 0.00 <b>WHIP</b> 1.500	<b>IP</b> 2.0 <b>WLS</b> 0 <b>BF</b> 8 <b>H</b> 2 <b>R</b> 1 <b>ER</b> 1 <b>SO</b> 2 <b>BB</b> 0 <b>IBB</b> 0 <b>HBP</b> 0 <b>BLK</b> 0 <b>WP</b> 1 <b>HR</b> 0 <b>S</b> 24 <b>P</b> 37 <b>ERA</b> 4.50 <b>WHIP</b> 1.000	<b>IP</b> 1.0 <b>WLS</b> 0 <b>BF</b> 8 <b>H</b> 5 <b>R</b> 3 <b>ER</b> 3 <b>SO</b> 1 <b>BB</b> 0 <b>IBB</b> 0 <b>HBP</b> 0 <b>BLK</b> 0 <b>WP</b> 0 <b>HR</b> 0 <b>S</b> 17 <b>P</b> 26 <b>ERA</b> 27.00 <b>WHIP</b> 5.000	<b>IP</b> 1.0 <b>WLS</b> 0 <b>BF</b> 4 <b>H</b> 1 <b>R</b> 0 <b>ER</b> 0 <b>SO</b> 3 <b>BB</b> 0 <b>IBB</b> 0 <b>HBP</b> 0 <b>BLK</b> 0 <b>WP</b> 0 <b>HR</b> 0 <b>S</b> 12 <b>P</b> 17 <b>ERA</b> 0.00 <b>WHIP</b> 1.000							

livebaseballscorecards.com



livebaseballscorecards.com






Batter	1	2	3	4	5	6	7	8	9	AB	R	H	RBI	BB	SO	LOB	TOP																	
1 Esteyru Ruiz, R (1.8) OBP: 0.294, SLG: 0.333 37 Cal Stevenson, L (6.7) OBP: 0.300, SLG: 0.222	F9		F8			F7			F7	3	0	0	1	1	0	3	<b>Oakland Athletics @ San Diego Padres</b> Peoria Stadium, Peoria, AZ Sun Mar 05 2023, 3:10 PM - 5:53 PM EST Att: 5,793 - Partly Cloudy - 67 F																	
4 Kevin Smith, R (1.6) OBP: 0.389, SLG: 0.529 95 Max Schuemann, R (6.5)	HR						F8		K	3	1	2	1	0	1	3																		
22 Ramón Laureano, R (1.9) OBP: 0.214, SLG: 0.083 8 Tyler Wade, L (6.6) OBP: 0.538, SLG: 0.556	K		F9			P4			F8	3	0	0	0	0	1	2																		
25 Brent Rooker, R (1.10) OBP: 0.600, SLG: 0.615 70 Darell Hernaiz, R (9, PH)	40 FC5-4 BB		K2-3			K			G5-3	2	0	0	0	2	2	2																		
40 Dérmis García, R (1.3) OBP: 0.250, SLG: 0.214 73 Ryan Noda, L (6.3) OBP: 0.421, SLG: 0.600	FC5-4					G6-3			K	3	0	0	0	0	1	1																		
85 Yohel Pozo, R (1.2) OBP: 0.167, SLG: 0.333 85 Cooper Bowman, R (6.4)		L7					F9		K	3	1	1	0	0	0	0																		
17 Pablo Reyes, R (1.4) OBP: 0.167, SLG: 0.250 53 Kyle McCann, L (6.2)		L3				G6-3			F8	3	0	1	0	0	0	1																		
49 Logan Davidson, S (1.5) OBP: 0.143, SLG: 0.143						G1-3			G5-3	2	0	0	0	1	1	1																		
75 Denzel Clarke, R (1.7) OBP: 0.786, SLG: 1.000										1	1	0	0	2	1	0																		
<b>Inning Stats</b>	R: 1 E: 0 K: 1 S: 7	H: 1 LOB: 1 BB: 1 P: 11	R: 0 E: 0 K: 1 S: 5	H: 0 LOB: 0 BB: 0 P: 5	R: 0 E: 0 K: 2 S: 9	H: 1 LOB: 2 BB: 0 P: 10	R: 1 E: 0 K: 2 S: 8	H: 1 LOB: 3 BB: 2 P: 17	R: 0 E: 0 K: 1 S: 5	H: 0 LOB: 0 BB: 0 P: 5	R: 0 E: 0 K: 0 S: 4	H: 1 LOB: 2 BB: 1 P: 8	R: 0 E: 0 K: 2 S: 7	H: 0 LOB: 1 BB: 1 P: 11	R: 0 E: 0 K: 1 S: 5	H: 0 LOB: 0 BB: 0 P: 5	R: 1 E: 0 K: 1 S: 6	H: 1 LOB: 1 BB: 1 P: 11	1B: 3 2B: 1 3B: 0 HR: 1	SF: 0 SAC: 0 DP: 0 HBP: 1	WP: 2 PB: 0 SB: 1 CS: 0	PA: 40												
<b>PITCHER</b>	IP WLS BF H R ER SO BB IBB HBP BLK WP HR S P ERA WHIP																																	
4 Blake Snell, L (1.1) ERA: 3.0	3.0	W 7	13	2	1	1	4	1	0	0	0	0	1	1	21	26	3.00	1.000																
66 Luis García, R (4.1) ERA: 3.0	1.0	W 7	7	1	1	1	2	2	0	1	0	0	0	0	8	17	9.00	3.000																
25 Tim Hill, L (5.1) ERA:	1.0	H 3	0	0	0	0	1	0	0	0	0	0	0	0	5	5	0.00	0.000																
55 Jay Groome, L (6.1) ERA:	3.0	H 12	1	0	0	3	2	0	0	0	0	0	0	16	24	0.00	1.000																	
68 José López, L (9.1) ERA: 9.0	1.0	5	1	1	1	1	1	1	0	0	0	1	0	6	11	9.00	2.000																	

Batter	1	2	3	4	5	6	7	8	9	AB	R	H	RBI	BB	SO	LOB	BOTTOM																	
1 Trent Grisham, L (1.8) OBP: 0.444, SLG: 0.643 41 Luis Liberato, L (5, PH) OBP: 0.333, SLG: 0.500	32 FC9-6 26 1B 9 BB			SF9						1	1	1	1	1	0	0	<b>Oakland Athletics @ San Diego Padres</b> Peoria Stadium, Peoria, AZ Sun Mar 05 2023, 3:10 PM - 5:53 PM EST Att: 5,793 - Partly Cloudy - 67 F																	
13 Manny Machado, R (1.5) OBP: 0.316, SLG: 0.368 81 Jantzen Witte, R (5, PH) OBP: 0.111, SLG: 0.222	P4	G3								3	0	0	0	0	1	2																		
9 Jake Cronenworth, L (1.4) OBP: 0.539, SLG: 0.697 54 Nerwilián Cedeño, S (6.4)	32 FC9-6 1-2 BB		F7			G4-3			F6	2	0	0	0	1	0	0																		
32 Nelson Cruz, R (1.10) OBP: 0.333, SLG: 0.474 30 Preston Tucker, L (6, PR) OBP: 0.500, SLG: 0.222	FC9-6 26 1B								F8	3	0	2	0	0	0	2																		
26 Austin Nola, R (1.2) OBP: 0.500, SLG: 0.364 29 Pedro Severino, R (6.2) OBP: 0.125, SLG: 0.125 12 Luis Campusano, R (8, PH) OBP: 0.267, SLG: 0.385 82 Chandler Seagle, R (9.2)	1-2 3H 1B								F7	2	1	1	1	1	1	1																		
16 Brandon Dixon, R (1.7) OBP: 0.333, SLG: 0.222 27 David Dahl, L (6.9) OBP: 0.300, SLG: 0.600										2	1	0	0	1	1	3																		
90 Rangel Ravelo, R (1.3) ERA: 16.89 37 Alfonso Rivas III, L (6.3) OBP: 0.278, SLG: 0.400										3	2	2	0	0	1	3																		
77 Jackson Merrill, L (1.6) OBP: 0.300, SLG: 0.316 91 Evan Mendoza, R (6.6) OBP: 0.600, SLG: 1.000		G3-1								3	2	1	1	0	0	2																		
2B José Azocar, R (1.9) OBP: 0.313, SLG: 0.583 79 Tirso Omelas, L (6.7) OBP: 0.222, SLG: 0.125										0	1	0	2	0	0	0																		
										1	0	0	0	0	0	1																		
<b>Inning Stats</b>	R: 1 E: 0 K: 1 S: 6	H: 1 LOB: 2 BB: 2 P: 14	R: 1 E: 0 K: 0 S: 5	H: 2 LOB: 1 BB: 0 P: 5	R: 0 E: 0 K: 1 S: 6	H: 1 LOB: 1 BB: 0 P: 6	R: 3 E: 2 K: 1 S: 8	H: 1 LOB: 0 BB: 0 P: 9	R: 5 E: 0 K: 2 S: 12	H: 3 LOB: 1 BB: 2 P: 22	R: 0 E: 0 K: 3 S: 10	H: 1 LOB: 1 BB: 0 P: 10	R: 0 E: 0 K: 0 S: 4	H: 1 LOB: 2 BB: 1 P: 8	R: 0 E: 0 K: 0 S: 3	H: 0 LOB: 0 BB: 0 P: 3	1B: 7 2B: 2 3B: 0 HR: 1	SF: 3 SAC: 1 DP: 0 HBP: 0	WP: 2 PB: 0 SB: 0 CS: 0	PA: 41														
<b>PITCHER</b>	IP WLS BF H R ER SO BB IBB HBP BLK WP HR S P ERA WHIP																																	
Ken Waldichuk, L (1.1) ERA: 16.89	1.2	0	2	2	1	0	0	0	0	0	0	0	0	10	18	10.80	3.000																	
85 Bryce Conley, R (2.1) ERA:	0.1	1	0	0	0	0	0	0	0	0	0	0	0	1	1	0.00	0.000																	
55 Adrián Martínez, R (3.1) ERA:	2.0	L 10	2	3	0	2	0	0	0	0	0	1	0	14	15	0.00	1.000																	
70 Jorge Juan, R (5.1) ERA: 48.6	0.2	7	3	5	5	1	2	0	0	0	0	0	1	9	19	67.50	7.500																	
79 Michael Danielak, R (5.1) ERA:	0.1	1	0	0	0	1	0	0	0	0	0	0	0	3	3	0.00	0.000																	
60 Sam Moll, L (6.1) ERA: 6.0	1.0	0	0	0	0	0	0	0	0	0	0	0	0	0	0	0	0.00	1.000																
61 Zach Jackson, R (7.1) ERA:	1.0	5	1	0	0	0	1	0	0	0	0	1	0	4	8	0.00	2.000																	
91 Blake Beers, R (8.1) ERA:	1.0	3	0	0	0	0	0	0	0	0	0	0	0	3	3	0.00	0.000																	

AB	33
R	3
H	5
RBI	3
BB	6
SO	11
LOB	17





Batter	1	2	3	4	5	6	7	8	9	AB	R	H	RBI	BB	SO	LOB	TOP							
5 Tony Kemp, L (1,4) OBP: 0.444, SLG: 0.182 17 Pablo Reyes, R (5,FR) OBP: 0.214, SLG: 0.231 (5,4)											12	1	2	1	0	2	0	0						
12 Aledmys Diaz, R (1,6) OBP: 0.583, SLG: 0.538 8 Tyler Wade, L (5,FR) OBP: 0.467, SLG: 0.455 (5,6)											4	0	3	4	0	1	2							
73 Ryan Noda, L (1,3) OBP: 0.391, SLG: 0.590 40 Dármis García, R (5,3) OBP: 0.235, SLG: 0.200 (5,3)											3	1	0	0	1	3	4							
23 Shea Langeliers, R (1,2) OBP: 0.471, SLG: 0.733 40 Tyler Soderstrom, L (5,2) OBP: 0.412, SLG: 0.813 (5,2)											3	1	1	0	1	0	3							
99 Jesús Aguilar, R (1,10) OBP: 0.438, SLG: 0.333 53 Kyle McCann, L (7,PH) OBP: 0.412, SLG: 0.813 (7,10)											3	0	0	0	1	0	5							
33 JJ Bleday, L (1,7) OBP: 0.409, SLG: 0.368 21 Conner Capel, L (6,7) OBP: 0.500, SLG: 0.692 (6,7)											4	2	1	0	0	1	4							
22 Ramón Laureano, R (1,9) OBP: 0.333, SLG: 0.250 77 Lawrence Butler, L (6,PR) OBP: 0.647, SLG: 1.143 (6,PR)											4	1	3	2	0	0	0							
6 Jace Peterson, L (1,5) OBP: 0.389, SLG: 0.462 26 Jonah Brdte, R (6,5)											2	1	0	0	2	1	2							
1 Esteyru Ruiz, R (1,8) OBP: 0.333, SLG: 0.375 20 Cristian Pacheco, R (6,8) OBP: 0.400, SLG: 0.526 (6,8)											4	1	2	2	0	1	3							
<b>Inning Stats</b>	R: 1 E: 0 K: 1 S: 15	H: 2 LOB: 2 BB: 1 P: 27	R: 0 E: 0 K: 2 S: 15	H: 0 LOB: 2 BB: 1 P: 25	R: 6 E: 0 K: 1 S: 19	H: 4 LOB: 1 BB: 3 P: 38	R: 2 E: 1 K: 0 S: 24	H: 2 LOB: 1 BB: 1 P: 35	R: 0 E: 0 K: 1 S: 9	H: 1 LOB: 1 BB: 1 P: 14	R: 0 E: 0 K: 2 S: 15	H: 2 LOB: 3 BB: 2 P: 20	R: 0 E: 0 K: 2 S: 9	H: 0 LOB: 0 BB: 0 P: 12	R: 0 E: 0 K: 0 S: 10	H: 0 LOB: 0 BB: 0 P: 13	R: 0 E: 0 K: 0 S: 5	H: 0 LOB: 0 BB: 0 P: 6	1B: 9 2B: 2 3B: 0 HR: 0	SF: 0 SAC: 0 DP: 1 HBP: 1	WP: 0 PB: 0 CS: 1 SB: 0	PA: 47		
<b>PITCHER</b>	IP WLS BF H R ER SO BB IBB HBP BLK WP HR S P ERA WHIP	IP WLS BF H R ER SO BB IBB HBP BLK WP HR S P ERA WHIP	IP WLS BF H R ER SO BB IBB HBP BLK WP HR S P ERA WHIP	IP WLS BF H R ER SO BB IBB HBP BLK WP HR S P ERA WHIP	IP WLS BF H R ER SO BB IBB HBP BLK WP HR S P ERA WHIP	IP WLS BF H R ER SO BB IBB HBP BLK WP HR S P ERA WHIP	IP WLS BF H R ER SO BB IBB HBP BLK WP HR S P ERA WHIP	IP WLS BF H R ER SO BB IBB HBP BLK WP HR S P ERA WHIP	IP WLS BF H R ER SO BB IBB HBP BLK WP HR S P ERA WHIP	IP WLS BF H R ER SO BB IBB HBP BLK WP HR S P ERA WHIP	IP WLS BF H R ER SO BB IBB HBP BLK WP HR S P ERA WHIP	IP WLS BF H R ER SO BB IBB HBP BLK WP HR S P ERA WHIP	IP WLS BF H R ER SO BB IBB HBP BLK WP HR S P ERA WHIP	IP WLS BF H R ER SO BB IBB HBP BLK WP HR S P ERA WHIP	IP WLS BF H R ER SO BB IBB HBP BLK WP HR S P ERA WHIP	IP WLS BF H R ER SO BB IBB HBP BLK WP HR S P ERA WHIP	IP WLS BF H R ER SO BB IBB HBP BLK WP HR S P ERA WHIP	IP WLS BF H R ER SO BB IBB HBP BLK WP HR S P ERA WHIP	IP WLS BF H R ER SO BB IBB HBP BLK WP HR S P ERA WHIP	IP WLS BF H R ER SO BB IBB HBP BLK WP HR S P ERA WHIP	IP WLS BF H R ER SO BB IBB HBP BLK WP HR S P ERA WHIP	IP WLS BF H R ER SO BB IBB HBP BLK WP HR S P ERA WHIP	IP WLS BF H R ER SO BB IBB HBP BLK WP HR S P ERA WHIP	IP WLS BF H R ER SO BB IBB HBP BLK WP HR S P ERA WHIP
7 Corbin Carroll, L (1,7) OBP: 0.520, SLG: 0.556 95 Yairo Muñoz, R (6,7) OBP: 0.429, SLG: 0.667 (6,7)											2	0	0	0	1	1	0							
Kyle Lewis, R (1,10) OBP: 0.167, SLG: 0.667 22 Tristin English, R (7,PH) OBP: 0.429, SLG: 0.667 (7,PH)											3	1	1	1	0	1	1							
31 Jake McCarthy, L (1,8) OBP: 0.394, SLG: 0.200 7 Tim Tawa, R (6,8) OBP: 0.444, SLG: 0.167 (6,8)											3	0	0	0	0	1	1							
18 Carson Kelly, R (1,2) OBP: 0.462, SLG: 0.667 96 P.J. Higgins, R (6,2) OBP: 0.235, SLG: 0.471 (6,2)											2	1	1	0	0	0	1							
16 Buddy Kennedy, R (1,4) OBP: 0.611, SLG: 0.800 9 Jake Hager, R (7,5) OBP: 0.071, SLG: 0.071 (7,5)											1	1	0	0	2	1	1							
86 Phillip Evans, R (1,3) OBP: 0.235, SLG: 0.143 33 A.J. Vukovich, R (7,3) OBP: 0.400, SLG: 0.600 (7,3)											3	0	1	0	0	0	2							
62 Blaze Alexander, R (1,5) OBP: 0.278, SLG: 0.353 23 Caleb Roberts, L (7,9) OBP: 0.500, SLG: 0.667 (7,9)											3	0	1	1	0	1	3							
64 Diego Castillo, R (1,9) OBP: 0.211, SLG: 0.176 3 Camden Duzenider, R (7,4) OBP: 0.500, SLG: 0.333 (7,4)											3	0	1	1	0	0	3							
2 Gerardo Pardo, S (1,6) OBP: 0.350, SLG: 0.412 8 Cristofer Torin, R (7,PR) OBP: 1.000, SLG: 1.000 (7,PR)											3	0	0	0	0	0	1							
<b>Inning Stats</b>	R: 0 E: 0 K: 1 S: 12	H: 0 LOB: 1 BB: 1 P: 19	R: 1 E: 0 K: 1 S: 13	H: 1 LOB: 1 BB: 1 P: 22	R: 0 E: 0 K: 1 S: 7	H: 0 LOB: 0 BB: 0 P: 11	R: 1 E: 0 K: 1 S: 13	H: 2 LOB: 1 BB: 0 P: 20	R: 1 E: 0 K: 1 S: 12	H: 1 LOB: 0 BB: 0 P: 20	R: 0 E: 0 K: 1 S: 12	H: 1 LOB: 1 BB: 1 P: 20	R: 0 E: 1 K: 0 S: 8	H: 0 LOB: 1 BB: 1 P: 17	R: 0 E: 0 K: 1 S: 9	H: 1 LOB: 1 BB: 0 P: 10	R: 0 E: 0 K: 1 S: 11	H: 1 LOB: 1 BB: 1 P: 15	1B: 5 2B: 1 3B: 0 HR: 1	SF: 0 SAC: 0 DP: 2 HBP: 0	WP: 1 PB: 0 CS: 0 SB: 0	PA: 38		
<b>PITCHER</b>	IP WLS BF H R ER SO BB IBB HBP BLK WP HR S P ERA WHIP	IP WLS BF H R ER SO BB IBB HBP BLK WP HR S P ERA WHIP	IP WLS BF H R ER SO BB IBB HBP BLK WP HR S P ERA WHIP	IP WLS BF H R ER SO BB IBB HBP BLK WP HR S P ERA WHIP	IP WLS BF H R ER SO BB IBB HBP BLK WP HR S P ERA WHIP	IP WLS BF H R ER SO BB IBB HBP BLK WP HR S P ERA WHIP	IP WLS BF H R ER SO BB IBB HBP BLK WP HR S P ERA WHIP	IP WLS BF H R ER SO BB IBB HBP BLK WP HR S P ERA WHIP	IP WLS BF H R ER SO BB IBB HBP BLK WP HR S P ERA WHIP	IP WLS BF H R ER SO BB IBB HBP BLK WP HR S P ERA WHIP	IP WLS BF H R ER SO BB IBB HBP BLK WP HR S P ERA WHIP	IP WLS BF H R ER SO BB IBB HBP BLK WP HR S P ERA WHIP	IP WLS BF H R ER SO BB IBB HBP BLK WP HR S P ERA WHIP	IP WLS BF H R ER SO BB IBB HBP BLK WP HR S P ERA WHIP	IP WLS BF H R ER SO BB IBB HBP BLK WP HR S P ERA WHIP	IP WLS BF H R ER SO BB IBB HBP BLK WP HR S P ERA WHIP	IP WLS BF H R ER SO BB IBB HBP BLK WP HR S P ERA WHIP	IP WLS BF H R ER SO BB IBB HBP BLK WP HR S P ERA WHIP	IP WLS BF H R ER SO BB IBB HBP BLK WP HR S P ERA WHIP	IP WLS BF H R ER SO BB IBB HBP BLK WP HR S P ERA WHIP	IP WLS BF H R ER SO BB IBB HBP BLK WP HR S P ERA WHIP	IP WLS BF H R ER SO BB IBB HBP BLK WP HR S P ERA WHIP	IP WLS BF H R ER SO BB IBB HBP BLK WP HR S P ERA WHIP	IP WLS BF H R ER SO BB IBB HBP BLK WP HR S P ERA WHIP


Oakland Athletics @ Arizona Diamondbacks  
Salt River Fields at Talking Stick, Scottsdale, AZ  
Tue Mar 07 2023, 3:11 PM - 6:07 PM EST  
Att. 7,147 - Overcast - 71 F

AB	38
R	9
H	11
RBI	8
BB	8
SO	9
LOB	26



Oakland Athletics @ Arizona Diamondbacks  
Salt River Fields at Talking Stick, Scottsdale, AZ  
Tue Mar 07 2023, 3:11 PM - 6:07 PM EST  
Att. 7,147 - Overcast - 71 F

AB	33
R	3
H	7
RBI	3
BB	5
SO	8
LOB	19





Batter	1	2	3	4	5	6	7	8	9	AB	R	H	RBI	BB	SO	LOB	TOP																				
6 Jesus Mariaga, R OBP: 0.200, SLG: 0.200			G4-3		G5-3		K		E6	5	0	1	0	0	2	1																					
43 Harold Ramirez, R 12 Gustavo Campero, S			FC5-2 39 1B		G4-3				F9	3	0	0	0	0	1	1																					
39 Gio Urshela, R 3 Dilson Herrera, R					F9			P3	F8	3	0	1	0	0	0	0																					
35 Elias Diaz, R 20 Melbrys Vitoria, L			F8							2	2	1	0	1	0	2																					
13 Jordan Diaz, R 27 Evan Mendoza, R				K		E6				0	0	0	0	0	0	0																					
36 Oscar Mercado, R 34 Luis De Avila, L						SF7				2	1	2	3	0	0	0																					
29 Rio Gomez, L 72 Pedro Garcia, R 86 Norge Ruiz, R						F9		K		0	0	0	0	0	0	0																					
9 Adrian Sanchez, R		G6-3		G5-3		F9		K		4	0	0	0	0	1	6																					
11 Fabian Pertuz, R		F9		K		F9		K		4	0	0	0	0	2	4																					
77 Dayan Frias, S					G1-3		K			4	0	1	0	0	2	0																					
<b>Inning Stats</b>	R: 0 E: 0 K: 2 S: 7	H: 0 LOB: 0 BB: 0 P: 7	R: 1 E: 0 K: 0 S: 4	H: 2 LOB: 1 BB: 1 P: 8	R: 0 E: 0 K: 0 S: 5	H: 2 LOB: 2 BB: 0 P: 5	R: 1 E: 0 K: 2 S: 10	H: 1 LOB: 0 BB: 0 P: 11	R: 0 E: 0 K: 0 S: 4	H: 0 LOB: 0 BB: 0 P: 4	R: 1 E: 1 K: 0 S: 5	H: 1 LOB: 1 BB: 0 P: 5	R: 0 E: 0 K: 2 S: 7	H: 0 LOB: 3 BB: 3 P: 7	R: 0 E: 0 K: 2 S: 7	H: 0 LOB: 3 BB: 3 P: 20	R: 0 E: 1 K: 1 S: 7	H: 1 LOB: 2 BB: 0 P: 7	1B: 4 2B: 2 3B: 0 HR: 1	SF: 1 SAC: 0 DP: 1 HBP: 0	WP: 0 PA: 39 PB: 0 SB: 1 CS: 0																
<b>PITCHER</b>	IP	WLS	BF	H	R	ER	SO	BB	IBB	HBP	BLK	WP	HR	S	P	ERA	WHIP	<b>PITCHER</b>	IP	WLS	BF	H	R	ER	SO	BB	IBB	HBP	BLK	WP	HR	S	P	ERA	WHIP		
39 Kyle Muller, L ERA: 4.91	3.2		16	5	2	2	3	1	0	0	0	0	1	23	28	4.91	1.636																				
30 Chad Smith, R ERA:	1.1		4	0	0	0	1	0	0	0	0	0	0	7	7	0.00	0.000																				
62 Freddy Tarnok, R ERA:	2.2	L	13	1	1	0	3	3	0	0	0	0	0	16	29	0.00	1.500																				
29 Austin Pruitt, R ERA:	1.1		6	1	0	0	2	0	0	0	0	0	0	10	10	0.00	0.750																				

Colombia @ Oakland Athletics  
Hohokam Stadium, Mesa, AZ  
Wed Mar 08 2023, 3:07 PM - 5:52 PM EST  
Att: 2,012 - Sunny - 73 F

AB 31  
R 3  
H 6  
RBI 3  
BB 4  
SO 8  
LOB 20



Batter	1	2	3	4	5	6	7	8	9	AB	R	H	RBI	BB	SO	LOB	BOTTOM																					
2 Nick Allen, R OBP: 0.500, SLG: 0.333 78 Michael Guldberg, R	G6-3						F9		L7	3	1	1	0	1	0	0																						
21 Conner Capel, L OBP: 0.333, SLG: 0.333 53 Kyle McCann, L	K				F7				G6-3	3	0	1	2	0	1	1																						
23 Shea Langeliers, R 85 JJ Schwarz, R	G6-3				K				F7	3	0	0	0	0	2	2																						
49 Tyler Soderstrom, L					K					1	0	0	0	0	0	0																						
25 Brent Rooker, R 95 Max Schuemann, R										2	0	2	0	1	0	0																						
40 Dérnis Garcia, R 77 Lawrence Butler, L	L4-3			K		G4-3				2	0	0	0	0	1	2																						
4 Kevin Smith, R 74 Brett Harris, R					F8		G6-3			3	0	0	0	0	0	3																						
26 Jonah Bride, R 17 Pablo Reyes, R										0	0	0	0	3	0	0																						
85 Yohel Pozo, R 76 Trenton Brooks, L					F7		K		F7	2	0	0	0	0	0	5																						
20 Cristian Pache, R 70 Darell Hernaiz, R			FC6-4 2 1B		K		G6-3		K	3	1	0	0	0	1	1																						
<b>Inning Stats</b>	R: 0 E: 0 K: 1 S: 5	H: 0 LOB: 0 BB: 0 P: 5	R: 0 E: 0 K: 0 S: 3	H: 1 LOB: 0 BB: 0 P: 3	R: 2 E: 0 K: 1 S: 7	H: 2 LOB: 1 BB: 1 P: 13	R: 0 E: 0 K: 2 S: 7	H: 0 LOB: 2 BB: 2 P: 15	R: 0 E: 0 K: 2 S: 4	H: 0 LOB: 1 BB: 1 P: 12	R: 0 E: 0 K: 0 S: 4	H: 1 LOB: 2 BB: 1 P: 8	R: 0 E: 0 K: 1 S: 6	H: 1 LOB: 1 BB: 0 P: 6	R: 0 E: 0 K: 2 S: 9	H: 2 LOB: 3 BB: 0 P: 10	R: 0 E: 0 K: 0 S: 3	H: 0 LOB: 0 BB: 0 P: 3	1B: 7 2B: 1 3B: 0 HR: 0	SF: 0 SAC: 0 DP: 1 HBP: 1	WP: 0 PA: 39 PB: 0 SB: 3 CS: 0																	
<b>PITCHER</b>	IP	WLS	BF	H	R	ER	SO	BB	IBB	HBP	BLK	WP	HR	S	P	ERA	WHIP	<b>PITCHER</b>	IP	WLS	BF	H	R	ER	SO	BB	IBB	HBP	BLK	WP	HR	S	P	ERA	WHIP			
22 Adrian Almeida, L ERA:	1.0		3	0	0	0	0	0	0	0	0	0	0	3	3	0.00	1.000																					
26 Jhon Romero, R ERA:	1.0	H	3	1	0	0	0	0	0	0	0	0	0	3	3	0.00	1.000																					
52 Reiver Sanmartin, L ERA: 18.0	1.0	B	6	2	2	2	1	1	0	0	0	0	0	7	13	18.00	3.000																					
85 Nolan Long, R ERA:	1.0		5	0	0	0	2	2	0	0	0	0	0	7	15	0.00	2.000																					
66 Guillermo Zuñiga, R ERA:	1.0	W	4	0	0	0	2	1	0	0	0	0	0	7	12	0.00	1.000																					
34 Luis De Avila, L ERA:	6.1		5	1	0	0	1	1	0	0	0	0	0	4	8	0.00	2.000																					
29 Rio Gomez, L ERA:	7.1		4	1	0	0	1	0	0	0	0	0	0	6	6	0.00	1.000																					
72 Pedro Garcia, R ERA:	8.1		6	2	0	0	2	0	0	1	0	0	0	9	10	0.00	2.000																					
86 Norge Ruiz, R ERA:	9.1		3	0	0	0	0	0	0	0	0	0	0	3	3	0.00	0.000																					

Colombia @ Oakland Athletics  
Hohokam Stadium, Mesa, AZ  
Wed Mar 08 2023, 3:07 PM - 5:52 PM EST  
Att: 2,012 - Sunny - 73 F

AB 33  
R 2  
H 7  
RBI 2  
BB 5  
SO 9  
LOB 22





Batter	1	2	3	4	5	6	7	8	9	AB	R	H	RBI	BB	SO	LOB	TOP					
23 Jason Heyward, L (1, 8) OBP: 0.300, SLG: 0.556 84 Andy Pages, R (5, 8) OBP: 0.500, SLG: 0.417										3	0	0	0	0	2	0	<b>Los Angeles Dodgers @ Oakland Athletics</b> Hohokam Stadium, Mesa, AZ Thu Mar 09 2023, 3:06 PM - 5:30 PM EST Att: 5,308 - Cloudy - 71 F <a href="http://livebaseballscorecards.com">livebaseballscorecards.com</a>					
17 Miguel Vargas, R (1, 4) OBP: 0.333, SLG: 0.182 79 Jorbit Vivas, L (6, 5) OBP: 0.385, SLG: 0.364										3	0	1	0	0	1	0						
8 Steven Dugger, L (1, 7) OBP: 0.154, SLG: 0.083 74 Jahmai Jones, R (6, 4) OBP: 0.154, SLG: 0.083										2	0	0	0	1	2	0						
28 J.D. Martinez, R (1, 10) OBP: 0.217, SLG: 0.143 68 Ryan Ward, L (6, PR) OBP: 0.538, SLG: 0.400										3	0	1	0	0	1	2						
83 Michael Busch, L (1, 3) OBP: 0.368, SLG: 0.143 76 Diego Cartaya, R (6, 2) OBP: 0.368, SLG: 0.143										2	0	0	0	1	0	3						
37 Luke Williams, R (1, 6) OBP: 0.188, SLG: 0.333 89 Jonny DeLuca, R (6, 9) OBP: 0.467, SLG: 0.273										2	0	0	0	0	1	1						
60 Yonny Hernández, S (1, 5) OBP: 0.429, SLG: 0.563 70 Devin Mann, R (6, 3) OBP: 0.412, SLG: 0.429										2	0	0	0	0	1	1						
12 Bradley Zimmer, L (1, 9) OBP: 0.500, SLG: 0.455 80 Eddys Leonard, R (6, 6) OBP: 0.400, SLG: 0.467										2	0	1	0	0	0	0						
31 David Freitas, R (1, 2) OBP: 0.385, SLG: 0.583 90 Drew Avans, L (6, 7) OBP: 0.385, SLG: 0.583										2	0	1	0	0	0	2						
<b>Inning Stats</b>	R: 0 E: 0 K: 2 S: 8	H: 1 LOB: 2 BB: 1 P: 12	R: 0 E: 0 K: 1 S: 7	H: 1 LOB: 1 BB: 0 P: 7	R: 0 E: 0 K: 3 S: 9	H: 0 LOB: 0 BB: 0 P: 9	R: 0 E: 0 K: 1 S: 5	H: 0 LOB: 1 BB: 0 P: 9	R: 0 E: 0 K: 0 S: 3	H: 0 LOB: 1 BB: 0 P: 3	R: 0 E: 0 K: 1 S: 6	H: 1 LOB: 1 BB: 0 P: 6	R: 0 E: 0 K: 1 S: 6	H: 2 LOB: 1 BB: 1 P: 11	R: 0 E: 0 K: 2 S: 7	H: 0 LOB: 1 BB: 1 P: 11		R: 0 E: 0 K: 2 S: 8	H: 1 LOB: 3 BB: 2 P: 16	1B: 5 2B: 1 3B: 0 HR: 0	SF: 0 SAC: 0 DP: 0 HBP: 1	WP: 0 PB: 0 SB: 1 CS: 1
<b>PITCHER</b>	IP: 4.0 WLS: 1 BF: 16 ERA: 1.86	H: 2 R: 0 ER: 0 SO: 7	BB: 2 IBB: 0 HBP: 0 BLK: 0	WP: 0 HR: 0 S: 29 P: 37	ERA: 0.00 WHIP: 1.000	IP: 0.1 WLS: 0 BF: 1 ERA: 0.00	H: 0 R: 0 ER: 0 SO: 1	BB: 0 IBB: 0 HBP: 0 BLK: 0	WP: 0 HR: 0 S: 3 P: 3	ERA: 0.00 WHIP: 0.000												
36 Adam Oller, R (1, 1) ERA: 1.86	61 Zach Jackson, R (5, 1) ERA: 4.5	56 Dany Jiménez, R (6, 1) ERA: 4.5	60 Sam Moll, L (7, 1) ERA: 4.5	50 Rico Garcia, R (8, 1) ERA: 4.5	84 Calvin Coker, R (9, 1) ERA: 6.0																	

Batter	1	2	3	4	5	6	7	8	9	AB	R	H	RBI	BB	SO	LOB	BOTTOM			
5 Tony Kemp, L (1, 4) OBP: 0.428, SLG: 0.214 8 Tyler Wade, L (6, 6) OBP: 0.500, SLG: 0.500										3	0	1	1	0	1	0	<b>Los Angeles Dodgers @ Oakland Athletics</b> Hohokam Stadium, Mesa, AZ Thu Mar 09 2023, 3:06 PM - 5:30 PM EST Att: 5,308 - Cloudy - 71 F <a href="http://livebaseballscorecards.com">livebaseballscorecards.com</a>			
12 Nledmys Díaz, R (1, 6) OBP: 0.579, SLG: 0.563 17 Pablo Reyes, R (6, 4) OBP: 0.200, SLG: 0.214										3	0	2	0	0	1	1				
21 Conner Capel, L (1, 7) OBP: 0.429, SLG: 0.563 33 JJ Bleday, L (6, 7) OBP: 0.391, SLG: 0.350										3	0	0	0	0	1	3				
23 Shea Langeliers, R (1, 2) OBP: 0.400, SLG: 0.611 40 Tyler Soderstrom, L (7, 2) OBP: 0.389, SLG: 0.765										3	0	0	0	0	2	2				
99 Jesús Aguilar, R (1, 10) OBP: 0.350, SLG: 0.250										4	0	0	0	0	0	0				
6 Jace Peterson, L (1, 5) OBP: 0.400, SLG: 0.533 26 Jonah Bride, R (6, PH) (7, 5)										2	0	1	0	0	0	0				
22 Ramón Laureano, R (1, 9) OBP: 0.286, SLG: 0.211 76 Trenton Brooks, L (8, 9) OBP: 0.143, SLG: 0.143										3	0	0	0	0	0	1				
73 Ryan Noda, L (1, 3) OBP: 0.423, SLG: 0.474 40 Dénris García, R (8, 3) OBP: 0.235, SLG: 0.200										1	1	0	0	2	0	0				
1 Esteyru Ruiz, R (1, 8) OBP: 0.292, SLG: 0.316 77 Lawrence Butler, L (8, 8) OBP: 0.647, SLG: 1.143										3	0	0	0	0	0	4				
<b>Inning Stats</b>	R: 0 E: 0 K: 3 S: 10	H: 1 LOB: 1 BB: 0 P: 10	R: 0 E: 0 K: 0 S: 4	H: 1 LOB: 2 BB: 1 P: 8	R: 0 E: 0 K: 1 S: 6	H: 1 LOB: 1 BB: 0 P: 6	R: 0 E: 0 K: 0 S: 3	H: 0 LOB: 0 BB: 0 P: 3	R: 1 E: 0 K: 1 S: 6	H: 1 LOB: 1 BB: 1 P: 12	R: 0 E: 0 K: 0 S: 3	H: 0 LOB: 0 BB: 0 P: 3	R: 0 E: 1 K: 0 S: 5	H: 1 LOB: 2 BB: 0 P: 6	R: 0 E: 0 K: 1 S: 5	H: 0 LOB: 0 BB: 0 P: 5		1B: 4 2B: 1 3B: 0 HR: 0	SF: 0 SAC: 0 DP: 0 HBP: 0	WP: 0 PB: 0 SB: 3 CS: 0
<b>PITCHER</b>	IP: 3.0 WLS: 3 BF: 13 ERA: 1.5	H: 3 R: 0 ER: 0 SO: 4	BB: 1 IBB: 0 HBP: 0 BLK: 0	WP: 0 HR: 0 S: 20 P: 24	ERA: 0.00 WHIP: 1.333	IP: 1.0 WLS: 1 BF: 3 ERA: 6.0	H: 0 R: 0 ER: 0 SO: 1	BB: 0 IBB: 0 HBP: 0 BLK: 0	WP: 0 HR: 0 S: 5 P: 5	ERA: 0.00 WHIP: 0.000										
47 Ryan Peplot, R (1, 1) ERA: 1.5	61 Taylor Scott, R (4, 1) ERA: 33.75	81 Victor González, L (5, 1) ERA: 33.75	52 Phil Bickford, R (6, 1) ERA: 2.45	46 Wander Suero, R (7, 1) ERA: 2.45	56 Adam Kolarek, L (8, 1) ERA: 6.0															









Batter	1	2	3	4	5	6	7	8	9	AB	R	H	RBI	BB	SO	LOB	TOP			
5 Tony Kemp, L (1,4) OBP: 0.375, SLG: 0.188 17 Pablo Reyes, R (6,4) OBP: 0.278, SLG: 0.250										2	0	0	1	0	1	0	<b>Oakland Guardians</b> Goodyear Ballpark, Goodyear, AZ Sat Mar 11 2023, 3:05 PM - 5:16 PM EST Att: 5,007 - Cloudy - 75 F			
26 Jonah Bride, R (1,5) OBP: 0.294, SLG: 0.077 76 Trenton Brooks, L (6,9) OBP: 0.200, SLG: 0.500										2	0	1	0	1	0					
21 Conner Capel, L (1,9) OBP: 0.375, SLG: 0.474 49 Logan Davidson, S (6,5)										3	0	0	0	0	1	2				
23 Shea Langeliers, R (1,2) OBP: 0.348, SLG: 0.524 40 Derris Garcia, R (7,3) OBP: 0.200, SLG: 0.167										3	0	0	0	0	0	2				
73 Ryan Noda, L (1,3) OBP: 0.379, SLG: 0.409 8 Tyler Wade, L (7,7) OBP: 0.450, SLG: 0.438										3	0	0	0	0	2	0				
25 Brent Rooker, R (1,7) OBP: 0.538, SLG: 0.500 49 Tyler Soderstrom, L (7,2) OBP: 0.389, SLG: 0.785										3	0	0	0	0	2	0				
33 JJ Bleday, L (1,10) OBP: 0.357, SLG: 0.292										2	0	0	0	1	1	0				
4 Kevin Smith, R (1,6) OBP: 0.417, SLG: 0.696 18 Max Muncy, R (7,6) OBP: 0.222, SLG: 0.333										3	1	1	0	0	1	1				
77 Lawrence Butler, L (1,8) OBP: 0.636, SLG: 1.056 78 Michael Guldberg, R (8,8)										3	1	1	1	0	0	0				
<b>Inning Stats</b>	R: 0 E: 0 K: 1 S: 5	H: 0 LOB: 1 BB: 1 P: 9	R: 0 E: 0 K: 3 S: 9	H: 0 LOB: 0 BB: 0 P: 9	R: 2 E: 1 K: 1 S: 7	H: 2 LOB: 0 BB: 0 P: 7	R: 0 E: 0 K: 1 S: 5	H: 0 LOB: 0 BB: 0 P: 5	R: 0 E: 0 K: 1 S: 4	H: 1 LOB: 1 BB: 0 P: 4	R: 0 E: 0 K: 1 S: 5	H: 0 LOB: 1 BB: 1 P: 9	R: 0 E: 0 K: 0 S: 3	H: 0 LOB: 0 BB: 0 P: 3	R: 0 E: 0 K: 0 S: 3	H: 0 LOB: 0 BB: 0 P: 3		1B: 2 2B: 1 3B: 0 HR: 0	SF: 1 SAC: 0 DP: 0 HBP: 0	WP: 0 PB: 0 SB: 0 CS: 0
<b>PITCHER</b>	IP WLS BF H R ER SO BB IBB HBP BLK WP HR S P ERA WHIP																			
43 Aaron Civale, R (1,1) ERA: 4.5	3.0	W	12	2	2	2	5	1	0	0	0	0	0	0	0	21	25	6.00	1.000	
37 Trevor Stephan, R (4,1) ERA: 16.2	1.0	H	3	0	0	0	1	0	0	0	0	0	0	0	0	5	5	0.00	0.000	
62 Emyel De Los Santos, R (5,1) ERA:	1.0	H	3	0	0	0	1	0	0	0	0	0	0	0	0	5	5	0.00	0.000	
52 Nick Sandlin, R (6,1) ERA:	1.0	H	4	1	0	0	0	0	0	0	0	0	0	0	4	4	0.00	1.000		
68 Joey Cantillo, L (7,1) ERA:	1.0	H	4	0	0	0	1	1	0	0	0	0	0	0	5	9	0.00	1.000		

AB	29
R	2
H	3
RBI	2
BB	2
SO	8
LOB	5

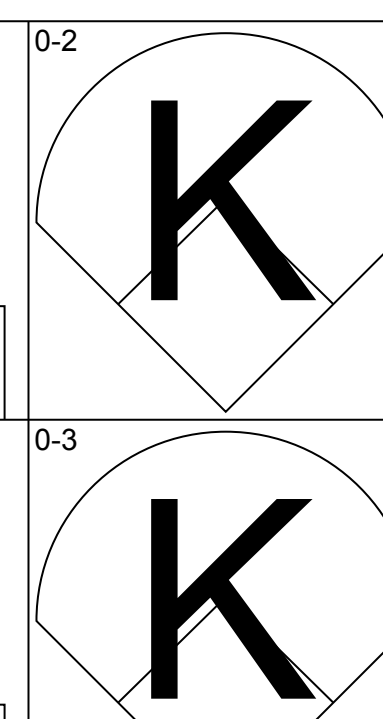
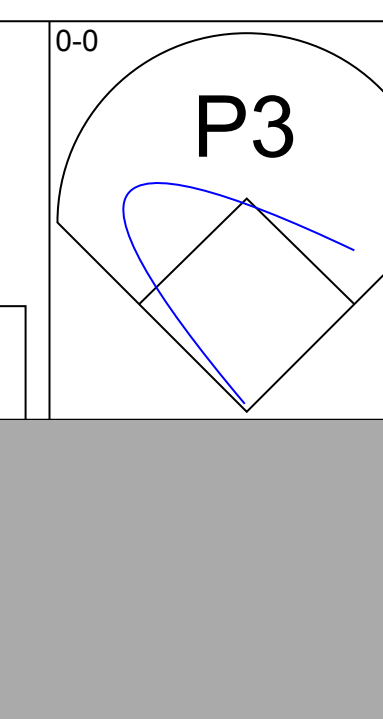
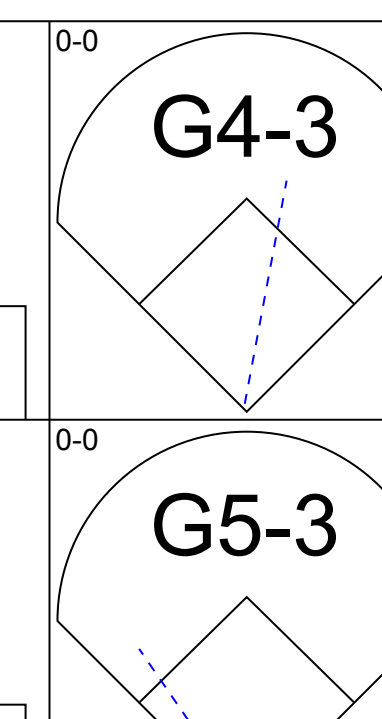
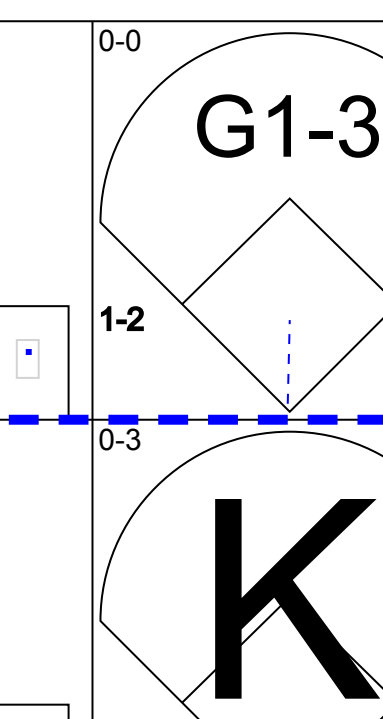
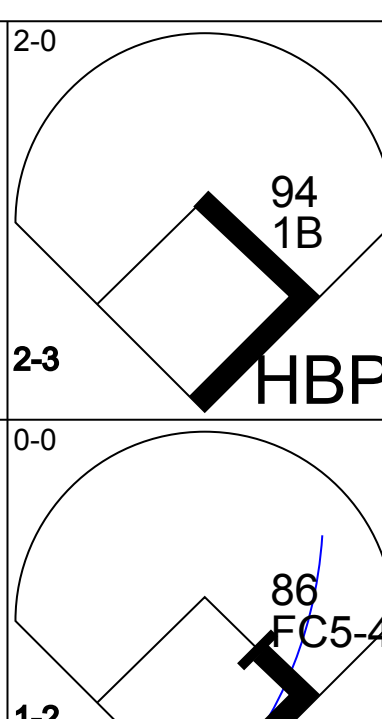
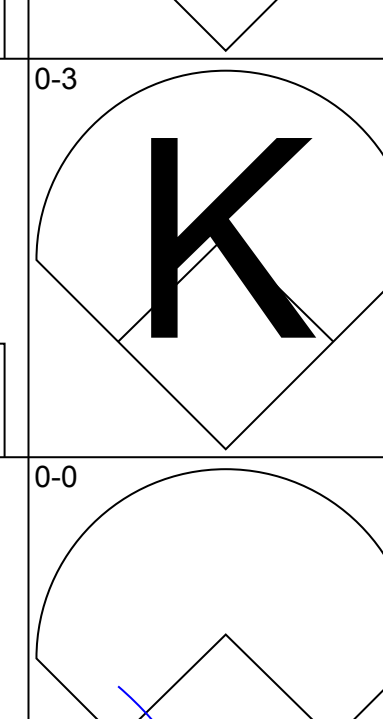
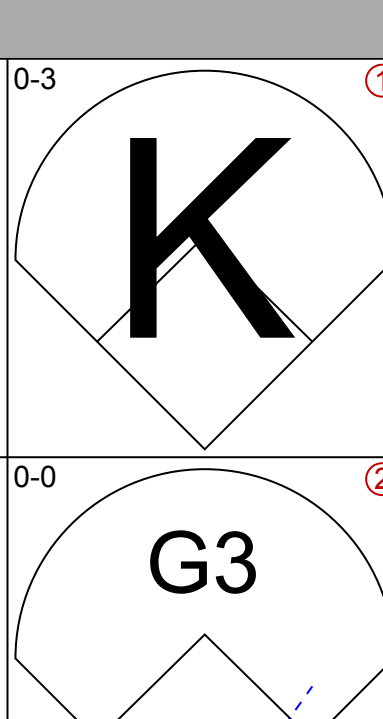
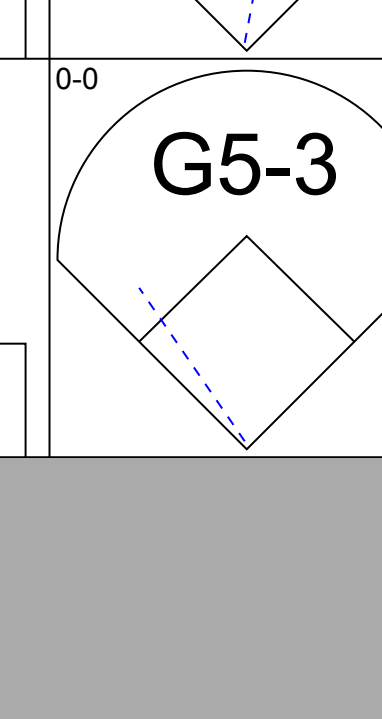
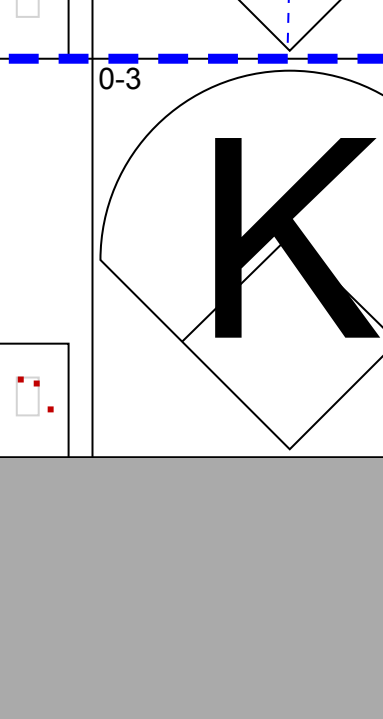
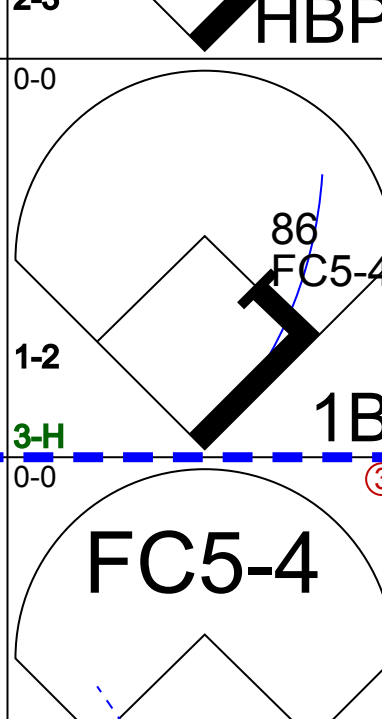
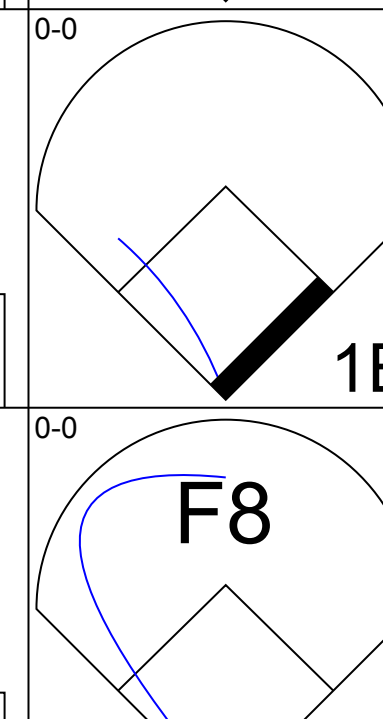
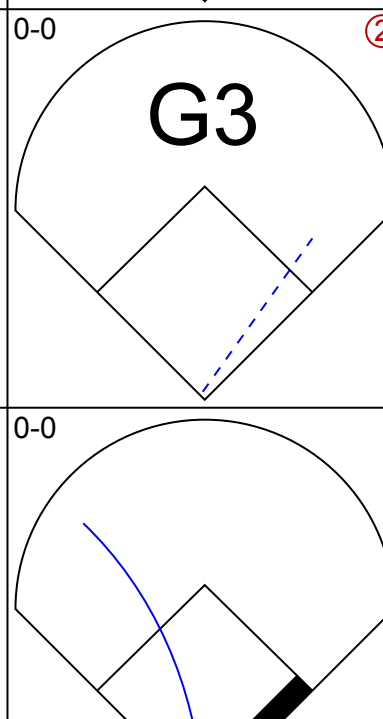
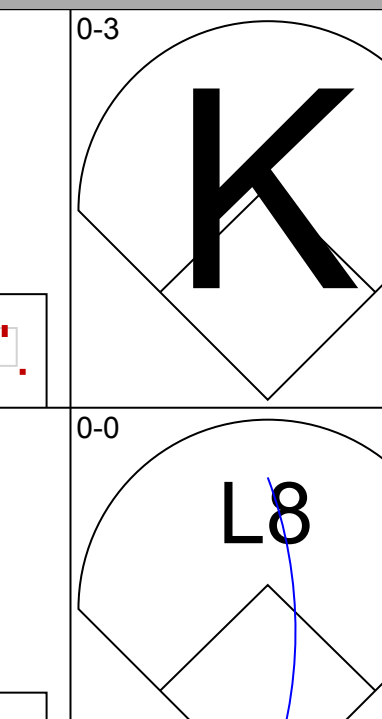
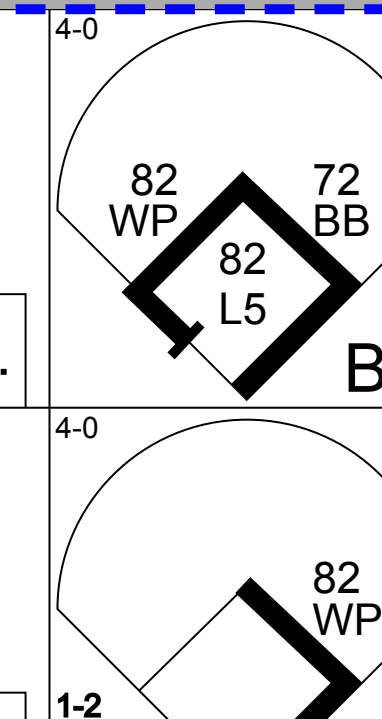
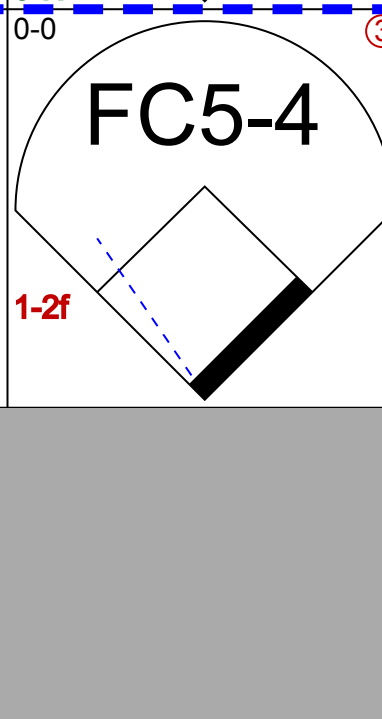
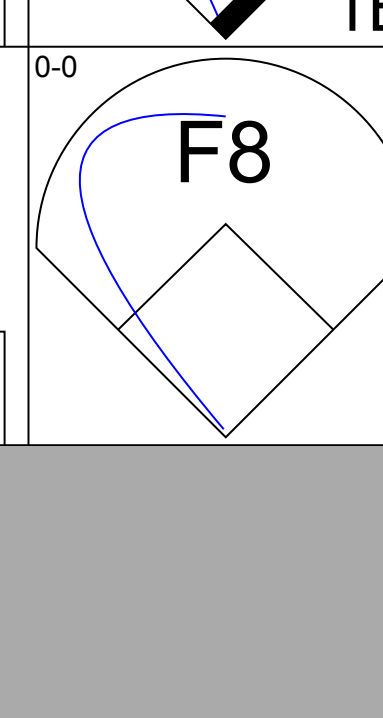
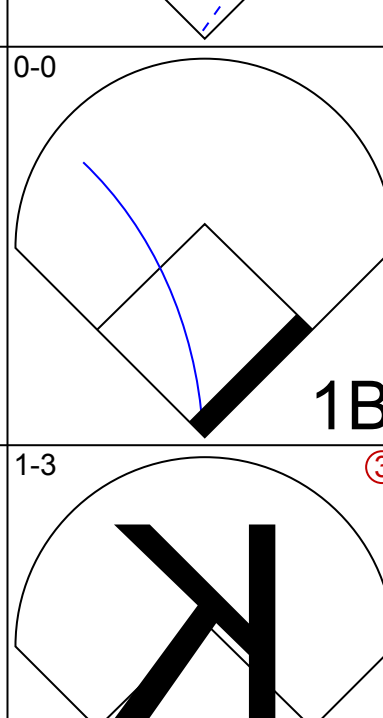
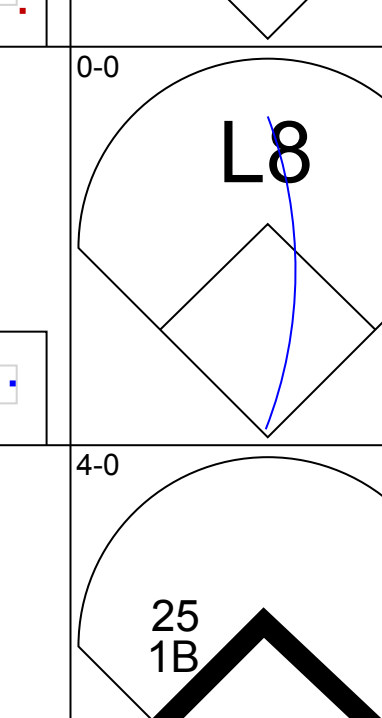
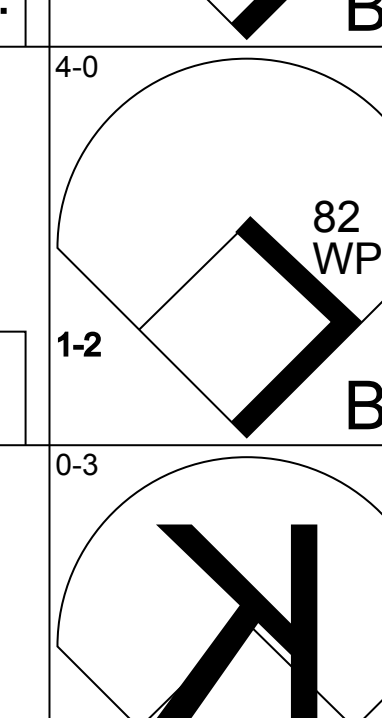
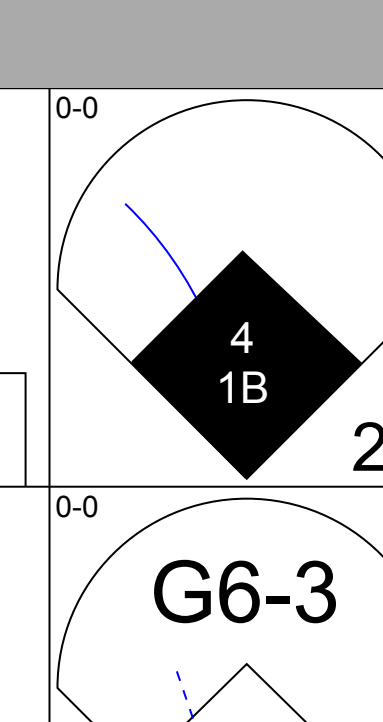

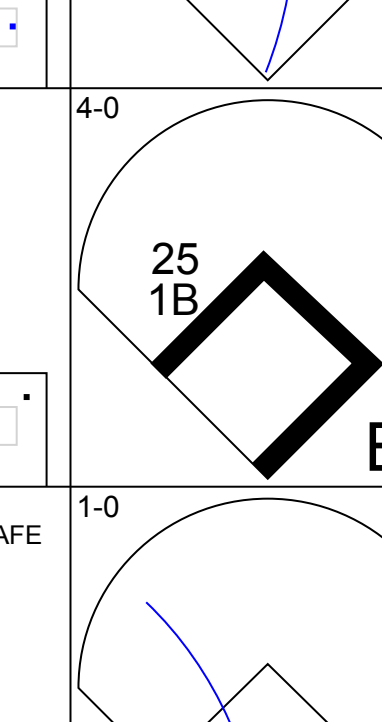
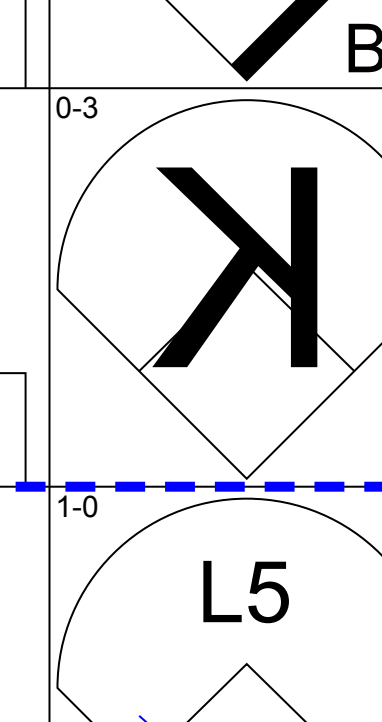

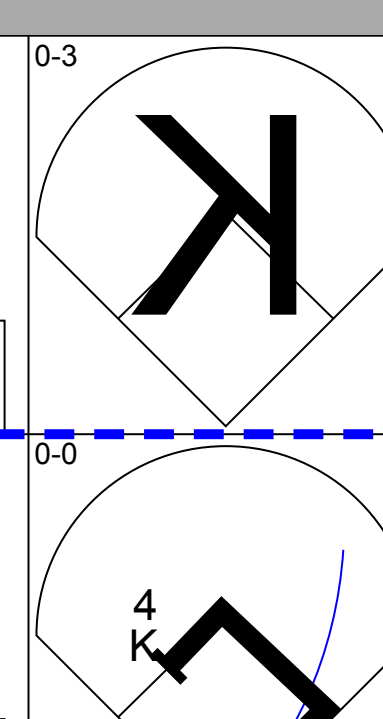
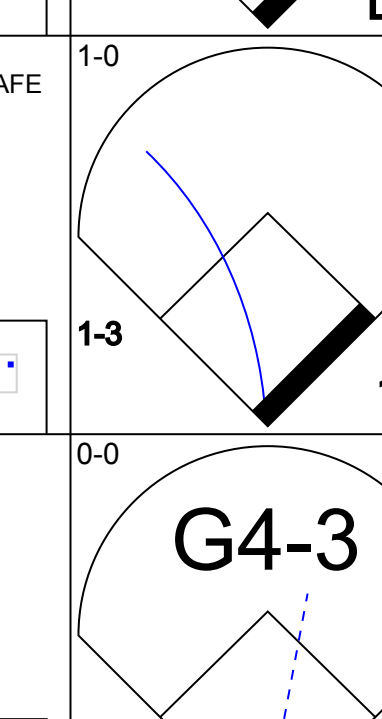
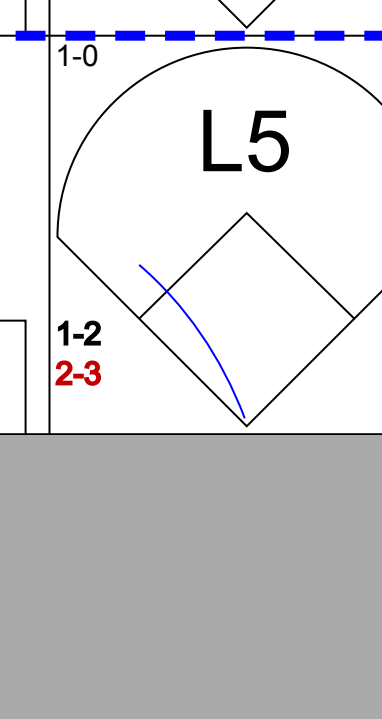

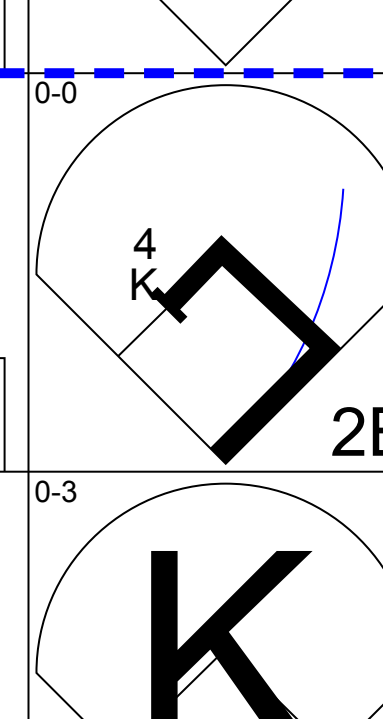
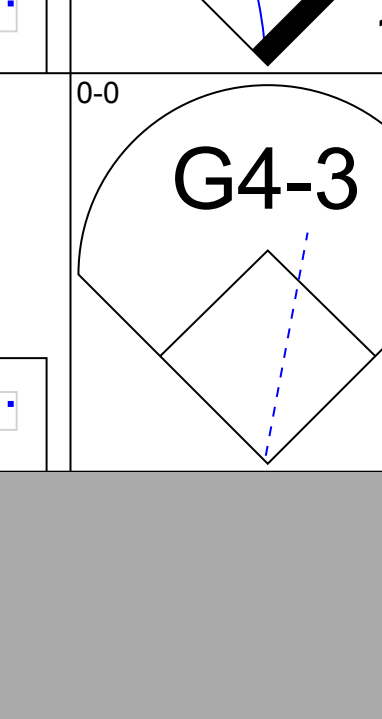
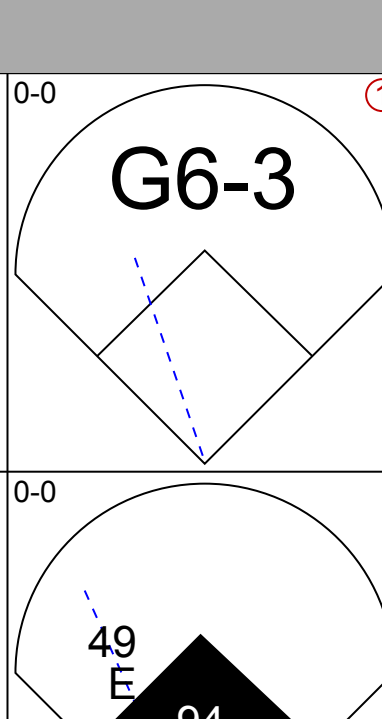
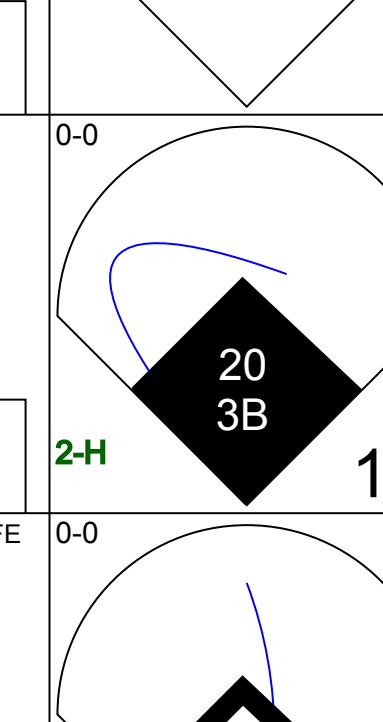
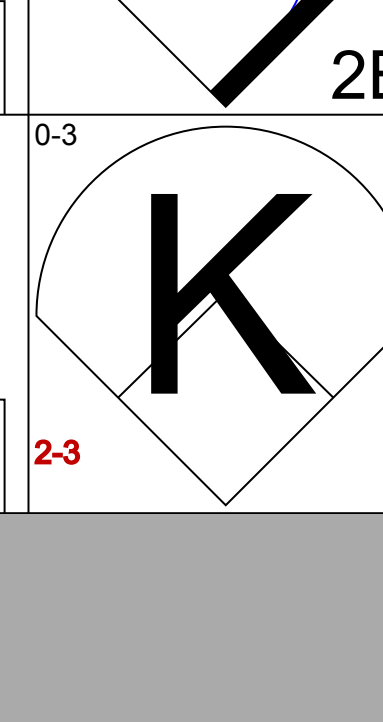
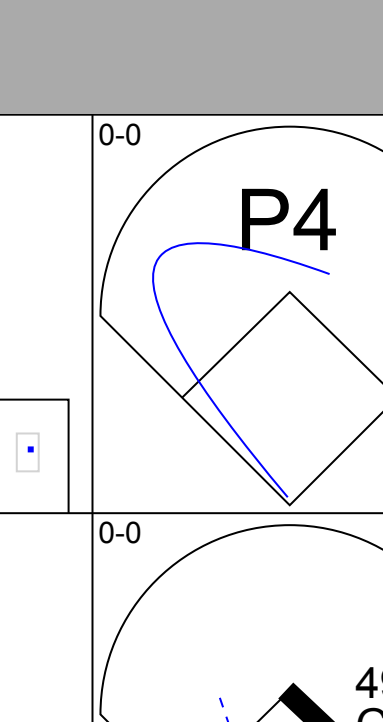
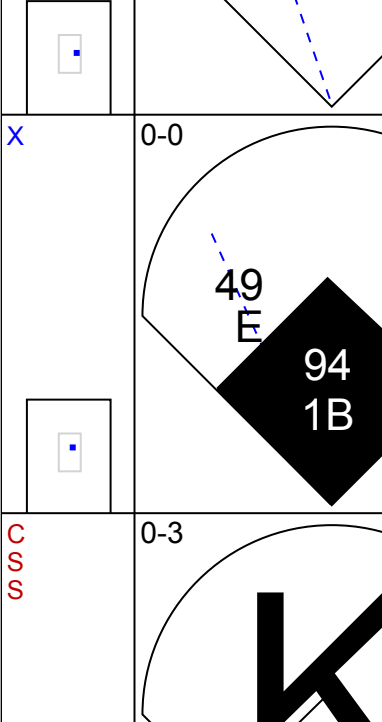

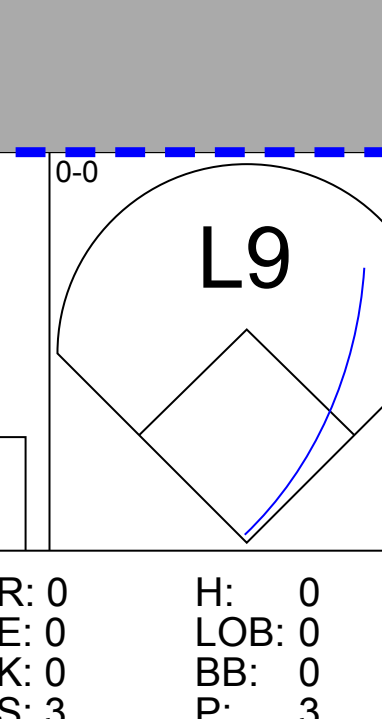
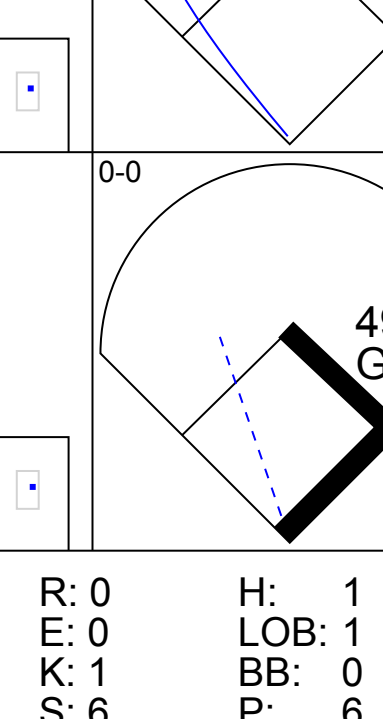
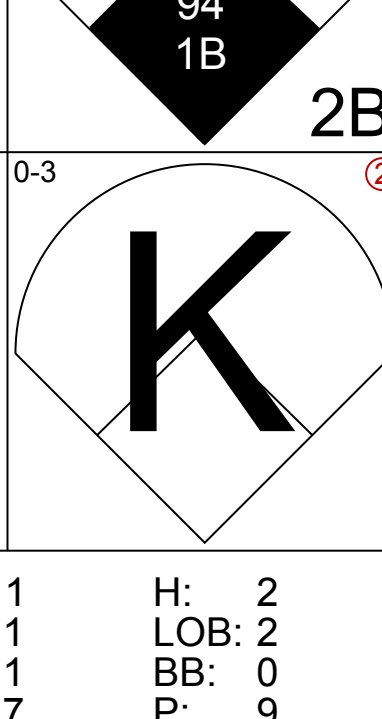
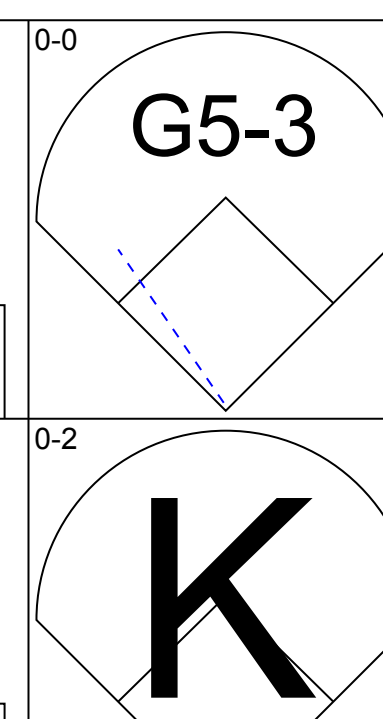
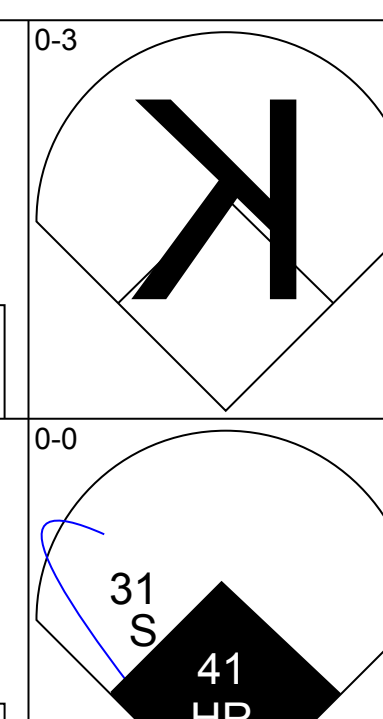
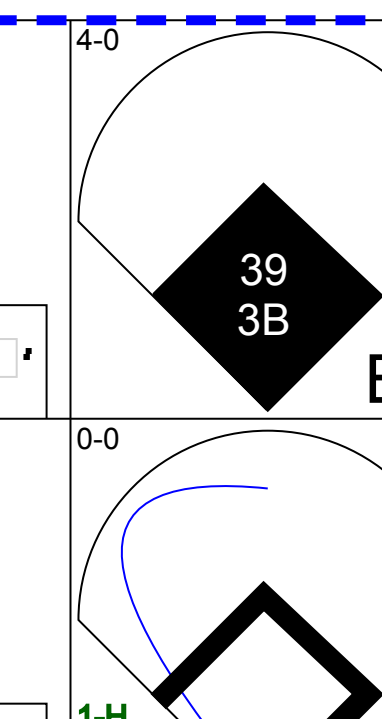
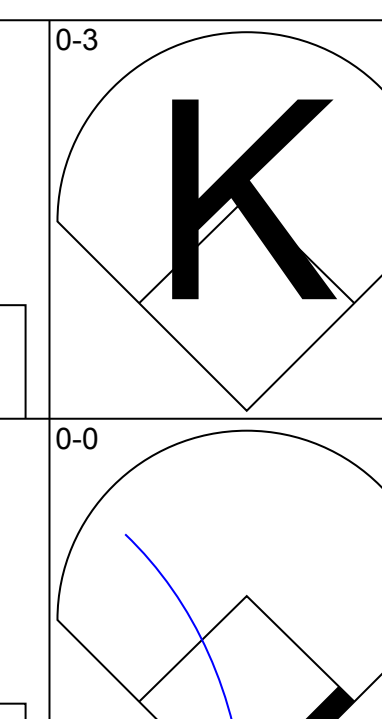
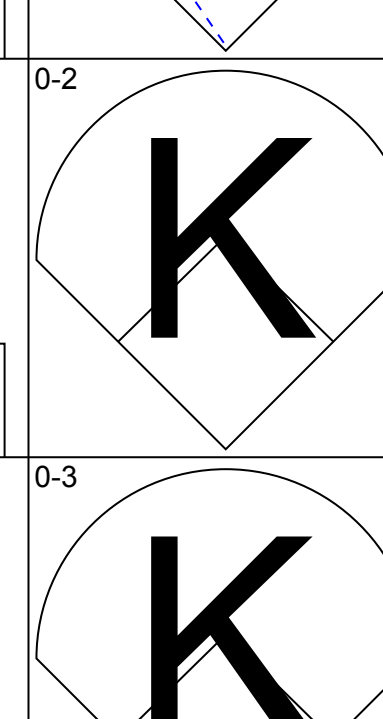
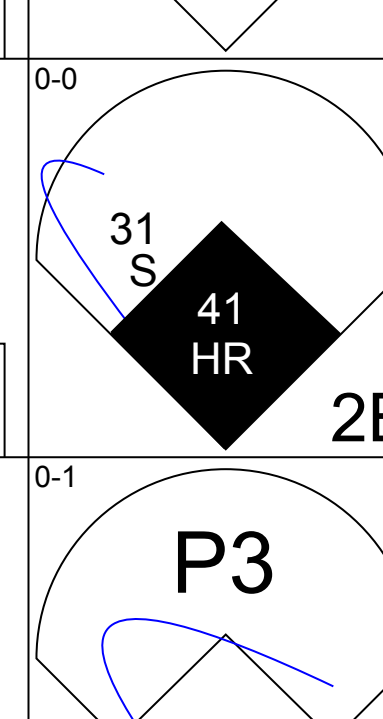
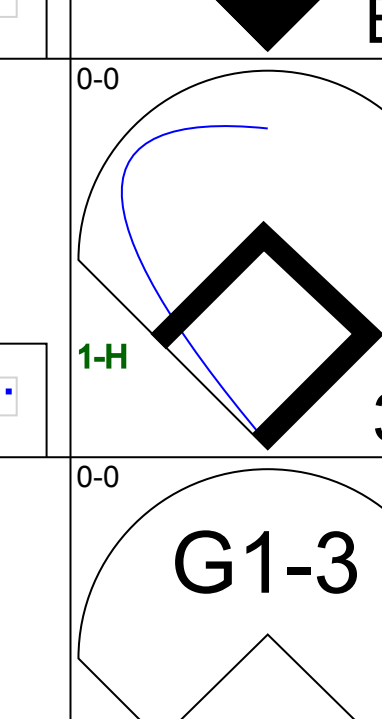
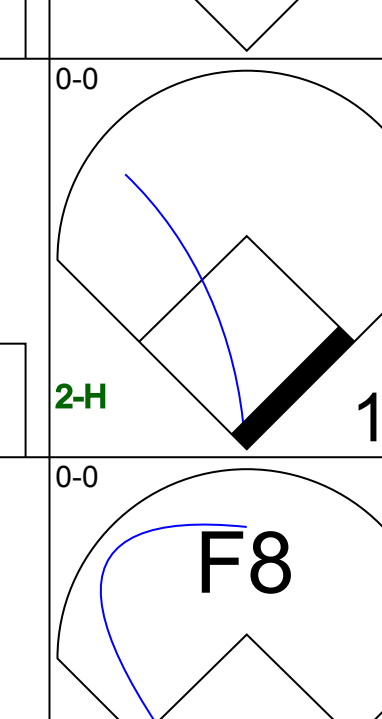
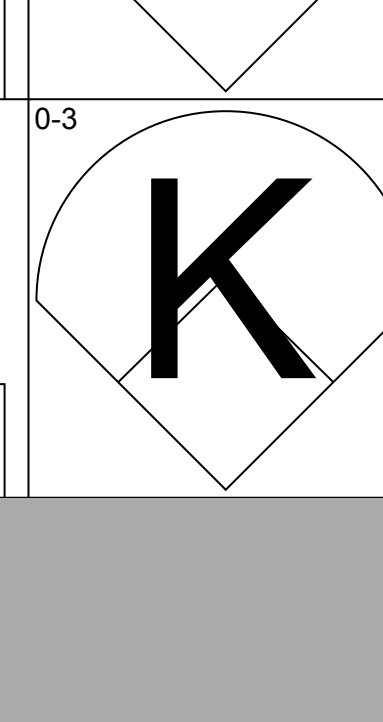
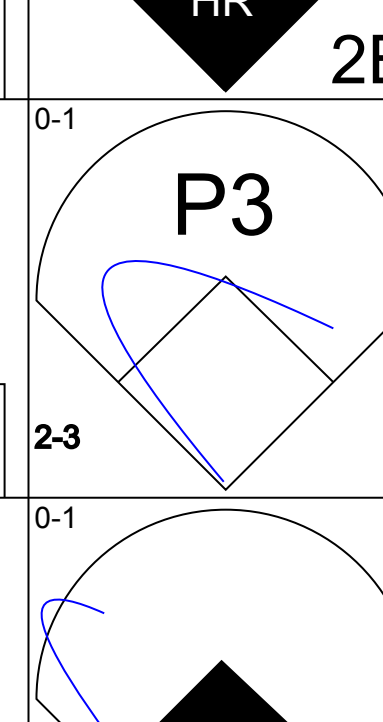
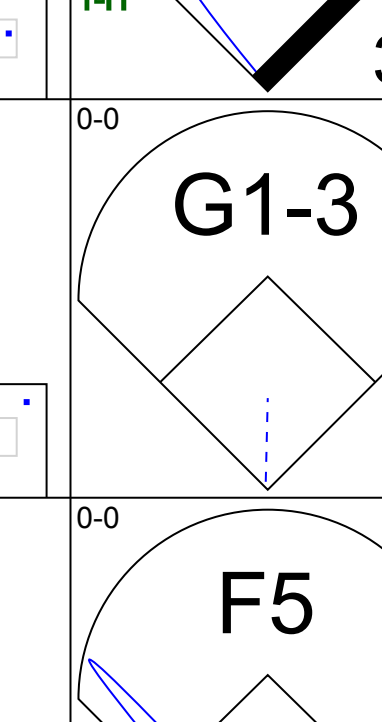
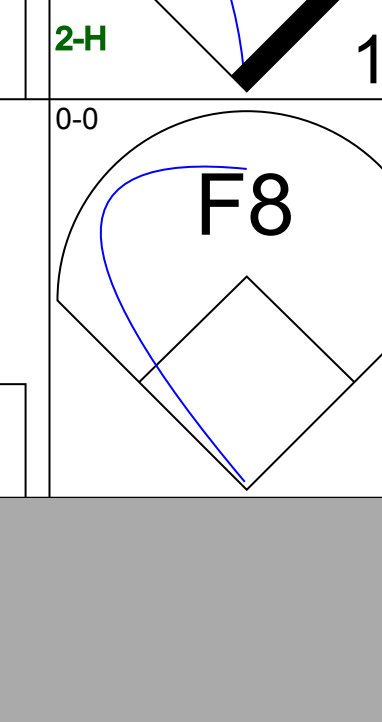
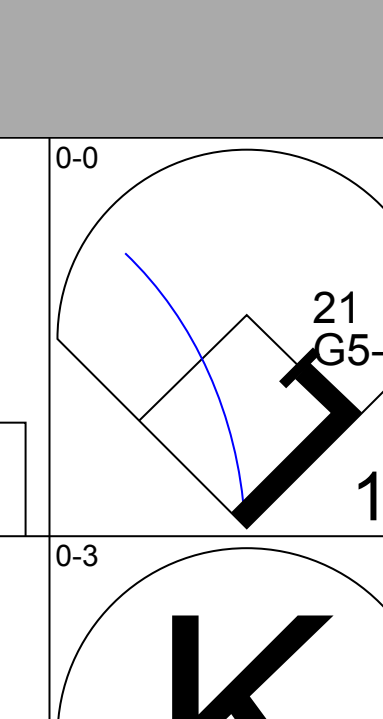
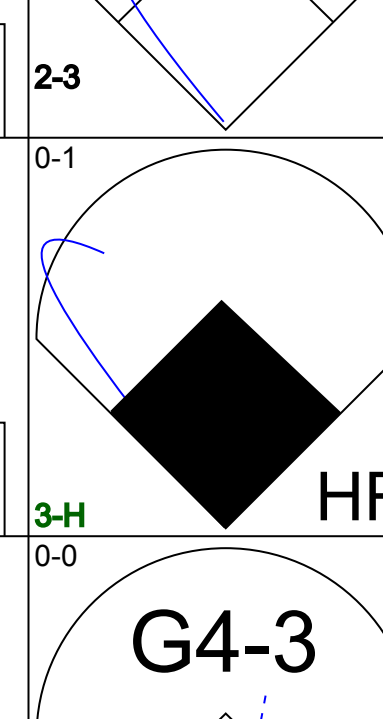
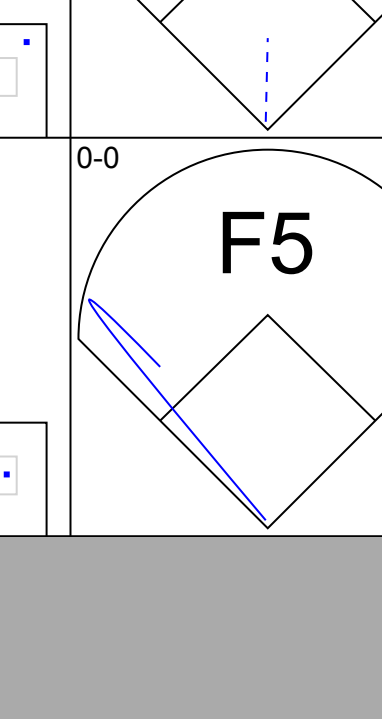

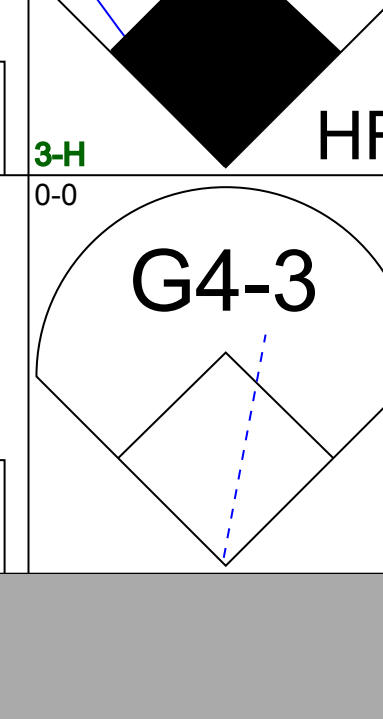
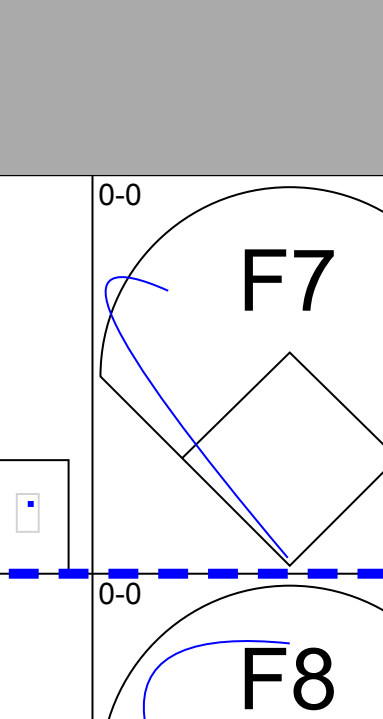

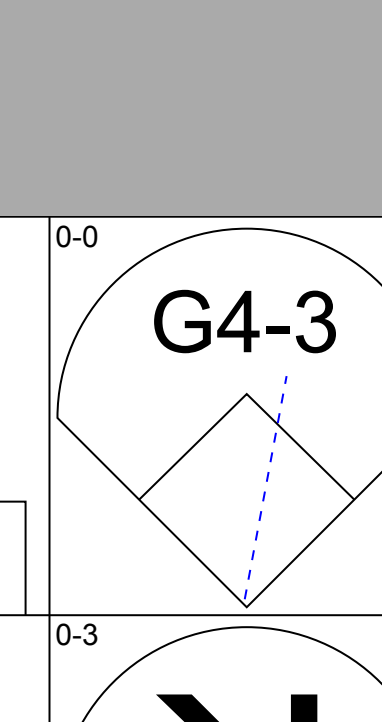
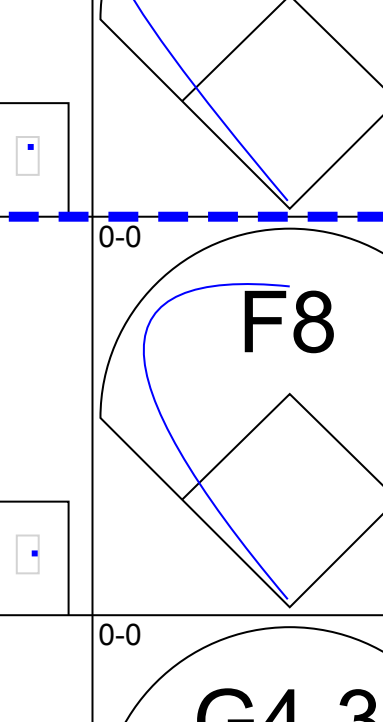
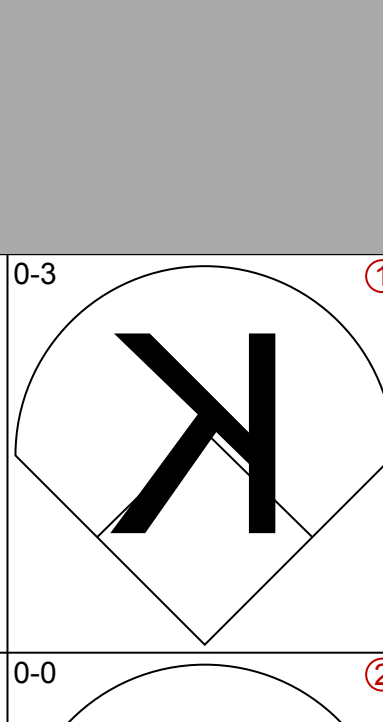
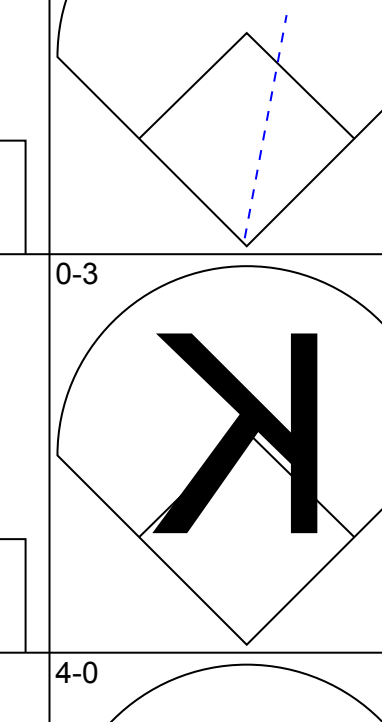
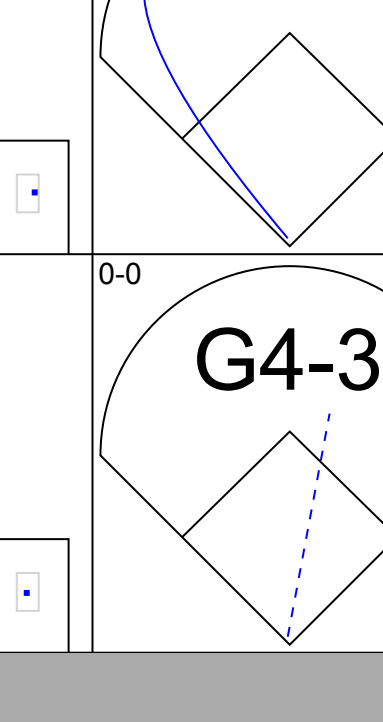
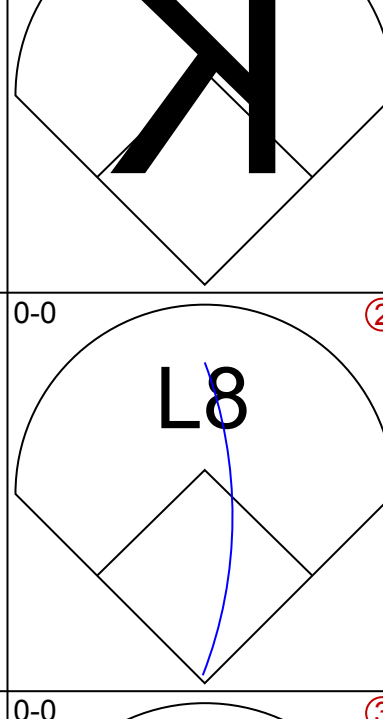
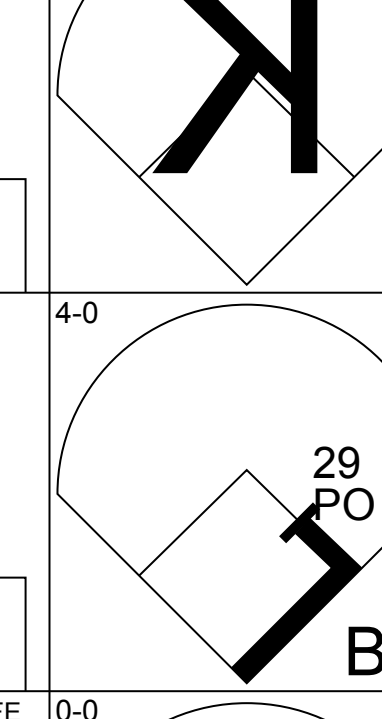
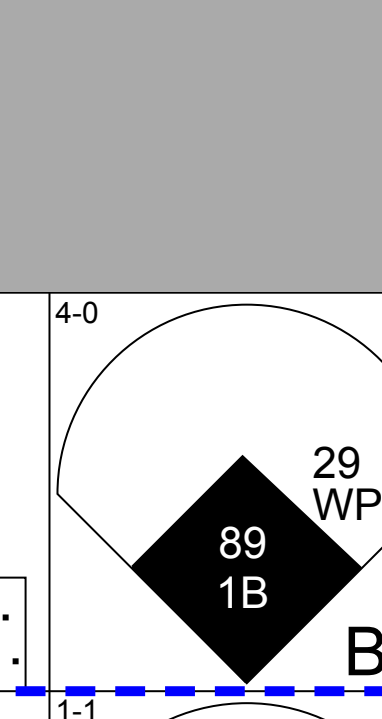
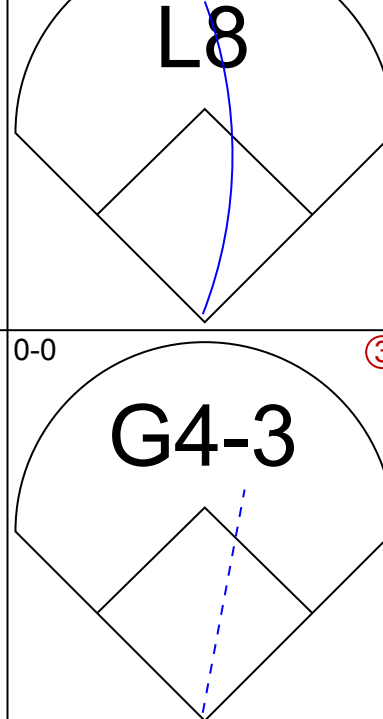
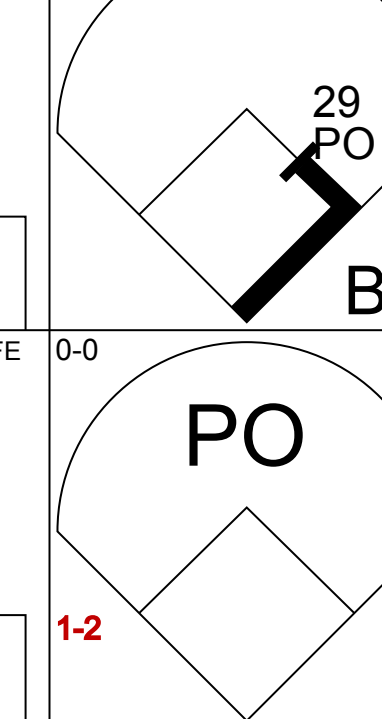
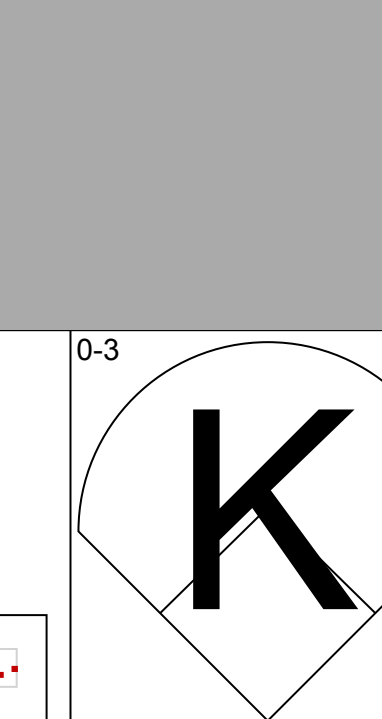


Batter	1	2	3	4	5	6	7	8	9	AB	R	H	RBI	BB	SO	LOB	BOTTOM			
38 Steven Kwan, L (1,7) OBP: 0.381, SLG: 0.368 24 Angel Zarate, L (6,7)										2	1	2	0	1	0	0	<b>Oakland Guardians</b> Goodyear Ballpark, Goodyear, AZ Sat Mar 11 2023, 3:05 PM - 5:16 PM EST Att: 5,007 - Cloudy - 75 F			
1 Amed Rosario, R (1,6) OBP: 0.300, SLG: 0.278 75 José Tena, L (6,6) OBP: 0.333, SLG: 0.250										3	0	1	0	0	0	2				
11 José Ramírez, S (1,5) OBP: 0.450, SLG: 0.588 79 Angel Martínez, S (6,5) OBP: 0.318, SLG: 0.368										2	1	1	2	1	0	2				
55 Josh Bell, S (1,3) OBP: 0.150, SLG: 0.316 80 David Fry, R (6,3) OBP: 0.556, SLG: 1.000										3	0	0	0	0	0	2				
22 Josh Naylor, L (1,9) OBP: 0.333, SLG: 0.364 81 Micah Pries, L (6,9) OBP: 0.364, SLG: 0.800										3	0	0	0	0	0	2				
39 Oscar Gonzalez, R (1,10) OBP: 0.150, SLG: 0.150 78 Jhonkensy Noel, R (8, PH) (9,10)										3	0	0	0	0	1	0				
8 Gabriel Arias, R (1,4) OBP: 0.286, SLG: 0.348 74 Juan Brito, S (7,4) OBP: 0.524, SLG: 0.250										2	1	0	0	1	2	0				
10 Mike Zunino, R (1,2) OBP: 0.286, SLG: 0.417 32 Zack Collins, L (7,2) OBP: 0.500, SLG: 0.818										2	1	1	2	1	1	0				
7 Myles Straw, R (1,8) OBP: 0.273, SLG: 0.111 29 Pres Cavenaugh, L (6,8)										2	0	0	0	0	0	1				
<b>Inning Stats</b>	R: 2 E: 0 K: 0 S: 5	H: 2 LOB: 0 BB: 0 P: 7	R: 2 E: 0 K: 0 S: 7	H: 2 LOB: 2 BB: 2 P: 16	R: 0 E: 0 K: 0 S: 3	H: 0 LOB: 0 BB: 0 P: 3	R: 0 E: 0 K: 1 S: 4	H: 0 LOB: 1 BB: 1 P: 8	R: 0 E: 0 K: 0 S: 4	H: 1 LOB: 2 BB: 1 P: 8	R: 0 E: 0 K: 3 S: 9	H: 0 LOB: 0 BB: 0 P: 9	R: 0 E: 0 K: 2 S: 7	H: 0 LOB: 1 BB: 1 P: 12	R: 0 E: 0 K: 0 S: 4	H: 1 LOB: 1 BB: 0 P: 4		1B: 3 2B: 1 3B: 0 HR: 2	SF: 0 SAC: 0 DP: 1 HBP: 0	WP: 1 PB: 0 SB: 1 CS: 0
<b>PITCHER</b>	IP WLS BF H R ER SO BB IBB HBP BLK WP HR S P ERA WHIP																			
Ken Waldichuk, L (1,1) ERA: 13.5	3.1	L	17	4	4	4	1	3	0	0	0	0	0	0	0	5	9	0.00	1.200	
68 Domingo Acevedo, R (4,1) ERA:	1.2		6	1	0	0	0	1	0	0	0	0	0	0	0	9	9	0.00	0.000	
30 Chad Smith, R (6,1) ERA: 5.79	1.0		3	0	0	0	3	0	0	0	0	0	0	0	9	9	0.00	0.000		
94 Ryan Cusick, R (7,1) ERA:	1.2		7	1	0	0	2	1	0	0	0	1	0	10	15	0.00	1.200			
83 Nolan Long, R (8,1) ERA:	0.1		1	0	0	0	0	0	0	0	0	0	0	1	1	0.00	0.000			

AB	29
R	4
H	6
RBI	4
BB	5
SO	6
LOB	15





Batter	1	2	3	4	5	6	7	8	9	AB	R	H	RBI	BB	SO	LOB	TOP			
<b>5 Tony Kemp, L</b> (1, 4) <small>OBP: 0.333, SLG: 0.158</small> <b>49 Tyler Soderstrom, L</b> (6, 2) <small>OBP: 0.400, SLG: 0.722</small>										3	0	0	0	0	1	1	<b>Oakland Athletics @ San Francisco Giants</b> Scottsdale Stadium, Scottsdale, AZ Sun Mar 12 2023, 4:05 PM - 6:36 PM EDT Att: 7,724 - Sunny - 77 F			
<b>12 Aledmys Diaz, R</b> (1, 6) <small>OBP: 0.498, SLG: 0.429</small> <b>16 Kevin Cron, R</b> (6, 3) <small>OBP: 0.200, SLG: 0.571</small> <b>94 William Simoneit, R</b> (9, PH) <small>OBP: 1.000, SLG: 1.000</small>									3	0	0	0	0	2	0					
<b>15 Seth Brown, L</b> (1, 10) <small>OBP: 0.218, SLG: 0.350</small> <b>86 Austin Beck, R</b> (8, PH) <small>OBP: 0.000, SLG: 0.000</small>										3	0	1	0	0	1	0				
<b>22 Ramon Laureano, R</b> (1, 9) <small>OBP: 0.269, SLG: 0.208</small> <b>72 Greg Deichmann, L</b> (6, 9)										3	0	1	0	0	0	1				
<b>73 Ryan Noda, L</b> (1, 3) <small>OBP: 0.406, SLG: 0.458</small> <b>18 Max Muncy, R</b> (6, 6) <small>OBP: 0.200, SLG: 0.300</small>										2	1	1	0	1	1	1				
<b>25 Brent Rooker, R</b> (1, 7) <small>OBP: 0.517, SLG: 0.476</small> <b>82 Cody Thomas, L</b> (7, 7) <small>OBP: 0.267, SLG: 0.571</small>										3	0	1	0	0	1	1				
<b>53 Kyle McCann, L</b> (1, 2) <small>OBP: 0.125, SLG: 0.250</small> <b>85 Cooper Bowman, R</b> (6, 4)										3	0	1	0	0	1	3				
<b>4 Kevin Smith, R</b> (1, 5) <small>OBP: 0.407, SLG: 0.654</small> <b>78 Michael Cullberg, R</b> (7, 8) <small>OBP: 1.000, SLG: 2.000</small>										3	1	1	1	0	1	1				
<b>20 Cristian Pacheco, R</b> (1, 8) <small>OBP: 0.440, SLG: 0.625</small> <b>70 Jeremy Eierman, R</b> (7, 5)										3	0	2	1	0	0	0				
<b>Inning Stats</b>	R: 0 E: 0 K: 2 S: 8	H: 1 LOB: 1 BB: 0 P: 8	R: 2 E: 0 K: 1 S: 8	H: 3 LOB: 1 BB: 0 P: 8	R: 0 E: 0 K: 2 S: 8	H: 1 LOB: 1 BB: 0 P: 9	R: 0 E: 0 K: 2 S: 7	H: 1 LOB: 1 BB: 0 P: 7	R: 0 E: 0 K: 1 S: 6	H: 1 LOB: 1 BB: 1 P: 11	R: 0 E: 0 K: 1 S: 6	H: 1 LOB: 1 BB: 0 P: 6	R: 0 E: 0 K: 1 S: 4	H: 0 LOB: 1 BB: 2 P: 13	R: 1 E: 1 K: 1 S: 7	H: 2 LOB: 2 BB: 0 P: 9		1B: 6 2B: 4 3B: 1 HR: 0	SF: 0 SAC: 0 DP: 1 HBP: 1	WP: 1 PB: 0 SB: 1 CS: 0
<b>PITCHER</b>	IP WLS BF H R ER SO	IP WLS BF H R ER SO	IP WLS BF H R ER SO	IP WLS BF H R ER SO	IP WLS BF H R ER SO	IP WLS BF H R ER SO	IP WLS BF H R ER SO	IP WLS BF H R ER SO	IP WLS BF H R ER SO	IP WLS BF H R ER SO	IP WLS BF H R ER SO	IP WLS BF H R ER SO	IP WLS BF H R ER SO	IP WLS BF H R ER SO	IP WLS BF H R ER SO	IP WLS BF H R ER SO	ERA WHIP	ERA WHIP		
<b>48 Ross Stripling, R</b> (1, 1) <small>ERA: 6.48</small> <b>94 R.J. Debovic, R</b> (4, 1) <small>ERA: 4.91</small> <b>43 Tristan Beck, R</b> (5, 1) <small>ERA: 3.72</small> <b>94 Spencer Bivens, R</b> (7, 1) <small>ERA: 8.1</small> <b>29 Ronald Guzman, L</b> (8, 1) <small>ERA: 8.1</small>	3.1 0.2 2.2 0.1 0.1	15 2 11 1 3	5 1 2 0 0	2 0 0 0 0	2 0 0 0 0	6 0 1 1 1	0 0 0 0 0	0 0 0 0 0	0 0 0 0 0	0 0 0 0 0	0 0 0 0 0	0 0 0 0 0	0 0 0 0 0	0 0 0 0 0	0 0 0 0 0	0 0 0 0 0	0 0 0 0 0	5.40 1.500	0.00 1.500	
<b>74 Juan Sanchez, L</b> (8, 1) <small>ERA: 4.5</small> <b>95 Nick Morreale, R</b> (9, 1) <small>ERA: 4.5</small>	1.1 0.1	6 1	2 0	1 0	1 0	1 0	1 0	1 0	1 0	1 0	1 0	1 0	1 0	1 0	1 0	1 0	6.75 0.000	1.500		
<b>Batter</b>	<b>1</b>	<b>2</b>	<b>3</b>	<b>4</b>	<b>5</b>	<b>6</b>	<b>7</b>	<b>8</b>	<b>9</b>	<b>AB</b>	<b>R</b>	<b>H</b>	<b>RBI</b>	<b>BB</b>	<b>SO</b>	<b>LOB</b>	<b>BOTTOM</b>			
<b>13 Austin Slater, R</b> (1, 10)										3	1	0	0	1	2	1	<b>Oakland Athletics @ San Francisco Giants</b> Scottsdale Stadium, Scottsdale, AZ Sun Mar 12 2023, 4:05 PM - 6:36 PM EDT Att: 7,724 - Sunny - 77 F			
<b>39 Thairo Estrada, R</b> (1, 4) <small>OBP: 0.278, SLG: 0.438</small> <b>89 Brett Auerbach, R</b> (7, 4) <small>OBP: 0.222, SLG: 0.556</small>									3	1	2	1	0	1	0					
<b>31 LaMonte Wade Jr., L</b> (1, 3) <small>OBP: 0.116, SLG: 0.253</small> <b>82 Carter Aldrete, R</b> (7, 3) <small>OBP: 0.250, SLG: 0.182</small>									3	0	0	0	0	1	2					
<b>41 Wilmer Flores, R</b> (1, 5) <small>OBP: 0.167, SLG: 0.417</small> <b>81 Armando Alvarez, R</b> (7, 5) <small>OBP: 0.308, SLG: 0.273</small>									3	1	2	2	0	0	1					
<b>5 Mike Yastrzemski, L</b> (1, 9) <small>OBP: 0.091, SLG: 0.273</small> <b>88 Michael Gagliotti, L</b> (8, 9) <small>OBP: 0.667, SLG: 1.111</small>									3	0	0	0	0	0	1					
<b>21 Joey Bart, R</b> (1, 2) <small>OBP: 0.357, SLG: 0.692</small> <b>93 Patrick Bailey, S</b> (8, 2) <small>OBP: 0.300, SLG: 0.300</small>									3	0	0	0	0	0	1					
<b>70 Brett Wisely, L</b> (1, 8) <small>OBP: 0.294, SLG: 0.600</small>									3	0	0	0	0	2	0					
<b>92 Will Wilson, R</b> (1, 6) <small>OBP: 0.474, SLG: 0.357</small>									1	1	0	0	2	0	0					
<b>29 Luis Matos, R</b> (1, 7) <small>OBP: 0.227, SLG: 0.364</small>									3	0	0	0	0	1	1					
<b>Inning Stats</b>	R: 0 E: 0 K: 2 S: 7	H: 0 LOB: 0 BB: 0 P: 7	R: 0 E: 0 K: 1 S: 5	H: 1 LOB: 0 BB: 0 P: 5	R: 0 E: 0 K: 1 S: 5	H: 0 LOB: 0 BB: 0 P: 5	R: 2 E: 0 K: 1 S: 9	H: 2 LOB: 0 BB: 0 P: 9	R: 0 E: 0 K: 1 S: 4	H: 0 LOB: 0 BB: 1 P: 8	R: 1 E: 0 K: 1 S: 6	H: 1 LOB: 1 BB: 1 P: 10	R: 0 E: 0 K: 0 S: 3	H: 0 LOB: 0 BB: 0 P: 3	R: 1 E: 0 K: 1 S: 7	H: 1 LOB: 1 BB: 1 P: 12		1B: 2 2B: 1 3B: 1 HR: 1	SF: 0 SAC: 0 DP: 1 HBP: 0	WP: 1 PB: 0 SB: 1 CS: 0
<b>PITCHER</b>	IP WLS BF H R ER SO	IP WLS BF H R ER SO	IP WLS BF H R ER SO	IP WLS BF H R ER SO	IP WLS BF H R ER SO	IP WLS BF H R ER SO	IP WLS BF H R ER SO	IP WLS BF H R ER SO	IP WLS BF H R ER SO	IP WLS BF H R ER SO	IP WLS BF H R ER SO	IP WLS BF H R ER SO	IP WLS BF H R ER SO	IP WLS BF H R ER SO	IP WLS BF H R ER SO	IP WLS BF H R ER SO	ERA WHIP	ERA WHIP		
<b>38 JP Sears, L</b> (1, 1) <small>ERA: 6.35</small> <b>50 Rico Garcia, R</b> (6, 1) <small>ERA: 1.59</small> <b>72 Garrett Williams, L</b> (7, 1) <small>ERA: 1.65</small> <b>35 Parker Dunshee, R</b> (8, 1) <small>ERA: 9.0</small>	5.0 1.0 1.0 1.0	17 5 3 0	3 1 0 1	2 1 0 1	2 0 0 1	2 0 0 0	30 6 10 3	34 10 2000 0.000	3 3 0.000	7 12 9.00	2 12 2.000	0 0.000	0 0.000	0 0.000	0 0.000	0 0.000	0 0.000	0.800	0.800	
<b>74 Juan Sanchez, L</b> (8, 1) <small>ERA: 4.5</small> <b>95 Nick Morreale, R</b> (9, 1) <small>ERA: 4.5</small>	1.1 0.1	6 1	2 0	1 0	1 0	1 0	1 0	1 0	1 0	6.75 0.000	1.500									



Batter	1	2	3	4	5	6	7	8	9	AB	R	H	RBI	BB	SO	LOB	TOP				
41 Luis Liberato, L (1, 7) OBP: 0.308, SLG: 0.458 94 Marcos Castañon, R (6, 5)										4	0	0	0	0	3	5	<b>San Diego Padres @ Oakland Athletics</b> Hohokam Stadium, Mesa, AZ Sun Mar 12 2023, 4:12 PM - 6:48 PM EDT Att: 7,340 - Sunny - 77 F				
28 José Azocar, R (1, 8) OBP: 0.371, SLG: 0.667 88 Taylor Kohlwey, L (7, 9) OBP: 0.385, SLG: 0.375										4	1	2	0	0	0	0					
8 Rougned Odor, L (1, 4) OBP: 0.391, SLG: 0.588 99 Pedro Castellanos, R (7, 3) OBP: 1.000, SLG: 1.000										3	2	2	2	1	1	1					
90 Rangel Ravelo, R (1, 10) OBP: 0.542, SLG: 0.647 30 Preston Tucker, L (7, PH) OBP: 0.524, SLG: 0.650										2	0	0	1	0	1	2					
27 David Dahl, L (1, 9) OBP: 0.306, SLG: 0.457 85 Samuel Zavala, L (7, 7)										4	0	0	0	0	2	2					
37 Alfonso Rivas III, L (1, 3) OBP: 0.286, SLG: 0.458 54 Nerwilan Cedeño, S (7, 6)										2	1	1	0	1	1	0					
29 Pedro Severino, R (1, 2) 82 Chandler Seagle, R (8, 2)										3	0	1	0	1	1	1					
77 Jackson Merrill, L (1, 6) 80 Max Schrock, L (7, 4) OBP: 0.333, SLG: 1.571										2	0	1	1	1	0	2					
17 Matthew Batten, R (1, 5) 84 Jakob Marsee, L (6, 7) OBP: 0.286, SLG: 0.167										2	0	0	0	1	1	4					
<b>Inning Stats</b>	R: 0 E: 0 K: 3 S: 10	H: 1 LOB: 2 BB: 1 P: 15	R: 0 E: 0 K: 2 S: 7	H: 0 LOB: 2 BB: 2 P: 15	R: 1 E: 0 K: 0 S: 4	H: 1 LOB: 0 BB: 0 P: 4	R: 1 E: 0 K: 1 S: 5	H: 1 LOB: 1 BB: 2 P: 13	R: 1 E: 0 K: 1 S: 6	H: 1 LOB: 0 BB: 0 P: 6	R: 1 E: 0 K: 1 S: 6	H: 1 LOB: 0 BB: 0 P: 6	R: 0 E: 0 K: 1 S: 6	H: 1 LOB: 1 BB: 0 P: 6	R: 2 E: 0 K: 1 S: 7	H: 2 LOB: 1 BB: 1 P: 13		1B: 6 2B: 0 3B: 1 HR: 3	SF: 1 SAC: 0 DP: 1 HBP: 0	WP: 1 PB: 2 SB: 0 CS: 0	PA: 42
<b>PITCHER</b>	IP WLS BF H R ER SO BB IBB HBP BLK WP HR S P ERA WHIP	IP WLS BF H R ER SO BB IBB HBP BLK WP HR S P ERA WHIP	IP WLS BF H R ER SO BB IBB HBP BLK WP HR S P ERA WHIP	IP WLS BF H R ER SO BB IBB HBP BLK WP HR S P ERA WHIP	IP WLS BF H R ER SO BB IBB HBP BLK WP HR S P ERA WHIP	IP WLS BF H R ER SO BB IBB HBP BLK WP HR S P ERA WHIP	IP WLS BF H R ER SO BB IBB HBP BLK WP HR S P ERA WHIP	IP WLS BF H R ER SO BB IBB HBP BLK WP HR S P ERA WHIP	IP WLS BF H R ER SO BB IBB HBP BLK WP HR S P ERA WHIP	IP WLS BF H R ER SO BB IBB HBP BLK WP HR S P ERA WHIP	IP WLS BF H R ER SO BB IBB HBP BLK WP HR S P ERA WHIP	IP WLS BF H R ER SO BB IBB HBP BLK WP HR S P ERA WHIP	IP WLS BF H R ER SO BB IBB HBP BLK WP HR S P ERA WHIP	IP WLS BF H R ER SO BB IBB HBP BLK WP HR S P ERA WHIP	IP WLS BF H R ER SO BB IBB HBP BLK WP HR S P ERA WHIP	IP WLS BF H R ER SO BB IBB HBP BLK WP HR S P ERA WHIP	IP WLS BF H R ER SO BB IBB HBP BLK WP HR S P ERA WHIP	IP WLS BF H R ER SO BB IBB HBP BLK WP HR S P ERA WHIP	IP WLS BF H R ER SO BB IBB HBP BLK WP HR S P ERA WHIP	IP WLS BF H R ER SO BB IBB HBP BLK WP HR S P ERA WHIP	IP WLS BF H R ER SO BB IBB HBP BLK WP HR S P ERA WHIP

AB	35
R	6
H	10
RBI	6
BB	6
SO	12
LOB	20



Batter	1	2	3	4	5	6	7	8	9	AB	R	H	RBI	BB	SO	LOB	BOTTOM				
1 Esteyru Ruiz, R (1, 8) OBP: 0.300, SLG: 0.360 17 Pablo Reyes, R (6, 4) OBP: 0.300, SLG: 0.444										3	1	1	0	0	0	0	<b>San Diego Padres @ Oakland Athletics</b> Hohokam Stadium, Mesa, AZ Sun Mar 12 2023, 4:12 PM - 6:48 PM EDT Att: 7,340 - Sunny - 77 F				
21 Conner Capel, L (1, 9) OBP: 0.370, SLG: 0.591 76 Trenton Brooks, L (6, 9) OBP: 0.182, SLG: 0.455										3	1	1	2	0	0	0					
23 Shea Langeliers, R (1, 2) OBP: 0.346, SLG: 0.478 85 Yohe! Pozo, R (6, 2) OBP: 0.267, SLG: 0.357										2	0	0	0	1	1	0					
99 Jesús Aguilar, R (1, 3) OBP: 0.417, SLG: 0.278 Dermis García, R (6, 3) OBP: 0.182, SLG: 0.150										1	0	0	0	1	0	1					
6 Jace Peterson, L (1, 10) OBP: 0.400, SLG: 0.474 49 Logan Davidson, S (8, PH) ERA: 4.5										3	0	1	0	0	1	1					
Jonah Bride, R (1, 5) OBP: 0.333, SLG: 0.313										3	1	1	1	0	0	1					
JJ Bleday, L (1, 7) OBP: 0.375, SLG: 0.429										4	2	2	1	0	1	3					
2 Nick Allen, R (1, 6) OBP: 0.526, SLG: 0.429 70 Darell Hernández, R (8, 6) OBP: 0.500, SLG: 0.500										2	1	1	0	1	0	1					
8 Tyler Wade, L (1, 4) OBP: 0.409, SLG: 0.389 Lawrence Butler, L (6, 8) OBP: 0.625, SLG: 1.000										2	0	0	0	0	0	1					
<b>Inning Stats</b>	R: 0 E: 0 K: 0 S: 3	H: 0 LOB: 1 BB: 1 P: 7	R: 0 E: 0 K: 1 S: 6	H: 1 LOB: 0 BB: 0 P: 6	R: 0 E: 0 K: 0 S: 3	H: 0 LOB: 0 BB: 0 P: 3	R: 0 E: 0 K: 1 S: 5	H: 0 LOB: 2 BB: 1 P: 10	R: 2 E: 0 K: 0 S: 4	H: 2 LOB: 0 BB: 1 P: 10	R: 0 E: 0 K: 2 S: 6	H: 0 LOB: 0 BB: 0 P: 6	R: 4 E: 0 K: 0 S: 7	H: 5 LOB: 0 BB: 0 P: 7	R: 2 E: 0 K: 1 S: 8	H: 3 LOB: 1 BB: 0 P: 8		1B: 6 2B: 1 3B: 0 HR: 4	SF: 0 SAC: 0 DP: 2 HBP: 1	WP: 0 PB: 0 SB: 0 CS: 0	PA: 37
<b>PITCHER</b>	IP WLS BF H R ER SO BB IBB HBP BLK WP HR S P ERA WHIP	IP WLS BF H R ER SO BB IBB HBP BLK WP HR S P ERA WHIP	IP WLS BF H R ER SO BB IBB HBP BLK WP HR S P ERA WHIP	IP WLS BF H R ER SO BB IBB HBP BLK WP HR S P ERA WHIP	IP WLS BF H R ER SO BB IBB HBP BLK WP HR S P ERA WHIP	IP WLS BF H R ER SO BB IBB HBP BLK WP HR S P ERA WHIP	IP WLS BF H R ER SO BB IBB HBP BLK WP HR S P ERA WHIP	IP WLS BF H R ER SO BB IBB HBP BLK WP HR S P ERA WHIP	IP WLS BF H R ER SO BB IBB HBP BLK WP HR S P ERA WHIP	IP WLS BF H R ER SO BB IBB HBP BLK WP HR S P ERA WHIP	IP WLS BF H R ER SO BB IBB HBP BLK WP HR S P ERA WHIP	IP WLS BF H R ER SO BB IBB HBP BLK WP HR S P ERA WHIP	IP WLS BF H R ER SO BB IBB HBP BLK WP HR S P ERA WHIP	IP WLS BF H R ER SO BB IBB HBP BLK WP HR S P ERA WHIP	IP WLS BF H R ER SO BB IBB HBP BLK WP HR S P ERA WHIP	IP WLS BF H R ER SO BB IBB HBP BLK WP HR S P ERA WHIP	IP WLS BF H R ER SO BB IBB HBP BLK WP HR S P ERA WHIP	IP WLS BF H R ER SO BB IBB HBP BLK WP HR S P ERA WHIP	IP WLS BF H R ER SO BB IBB HBP BLK WP HR S P ERA WHIP	IP WLS BF H R ER SO BB IBB HBP BLK WP HR S P ERA WHIP	IP WLS BF H R ER SO BB IBB HBP BLK WP HR S P ERA WHIP

AB	33
R	8
H	11
RBI	8
BB	3
SO	5
LOB	11





Batter	1	2	3	4	5	6	7	8	9	AB	R	H	RBI	BB	SO	LOB	TOP
1 <b>Esteury Ruiz, R</b> OBP: 0.324, SLG: 0.414 18 <b>Max Muncy, R</b> OBP: 0.182, SLG: 0.273										4	2	2	2	0	0	2	
5 <b>Tony Kemp, L</b> OBP: 0.387, SLG: 0.150 73 <b>Ryan Noda, L</b> OBP: 0.382, SLG: 0.423										1	1	0	0	2	0	1	
12 <b>Aledmys Diaz, R</b> OBP: 0.444, SLG: 0.391 4 <b>Brayan Buelvas, R</b> OBP: 0.500, SLG: 1.000										2	1	0	0	1	0	2	
99 <b>Jesús Aguilar, R</b> OBP: 0.444, SLG: 0.381 53 <b>Kyle McCann, L</b> OBP: 0.111, SLG: 0.222										3	0	2	4	0	1	0	
6 <b>Jace Peterson, L</b> OBP: 0.393, SLG: 0.591 17 <b>Pablo Reyes, R</b> OBP: 0.286, SLG: 0.421										3	1	1	1	0	1	2	
22 <b>Ramón Laureano, R</b> OBP: 0.241, SLG: 0.185 8 <b>Tyler Wade, L</b> OBP: 0.391, SLG: 0.368										3	0	0	0	0	0	0	
21 <b>Conner Capel, L</b> ERA: 16.92 70 <b>Darell Hernaiz, R</b> OBP: 0.667, SLG: 0.667										3	2	2	0	0	0	0	
49 <b>Tyler Soderstrom, L</b> OBP: 0.391, SLG: 0.667 72 <b>Greg Deichmann, L</b>										3	0	1	0	0	0	1	
2 <b>Nick Allen, R</b> OBP: 0.545, SLG: 0.471 20 <b>Cristian Pache, R</b> OBP: 0.423, SLG: 0.600										3	1	2	1	0	0	0	
<b>Inning Stats</b>	R: 1 H: 2 E: 0 K: 0 S: 17	H: 3 R: 1 ER: 0 LOB: 1 P: 16	R: 0 H: 0 E: 0 K: 1 S: 6	H: 0 R: 0 ER: 0 LOB: 0 P: 14	R: 6 H: 5 E: 0 K: 1 S: 23	H: 1 R: 1 ER: 0 LOB: 0 P: 11	R: 0 H: 0 E: 0 K: 0 S: 8	H: 0 R: 0 ER: 0 LOB: 0 P: 11	R: 0 H: 1 E: 0 K: 2 S: 12	R: 0 H: 1 E: 0 K: 0 S: 6	1B: 8 2B: 3 3B: 0 HR: 1	SF: 0 SAC: 0 DP: 2 HBP: 0	WP: 0 PA: 39 PB: 0 SB: 0 CS: 0				
<b>PITCHER</b>	IP: 3.1 WLS: 1 BF: 15 H: 6 R: 3 ER: 3 SO: 1	IP: 2.0 WLS: 0 BF: 6 H: 3 R: 2 ER: 2 SO: 2	IP: 0.0 WLS: 0 BF: 1 H: 0 R: 0 ER: 0 SO: 0	IP: 0.0 WLS: 0 BF: 0 H: 0 R: 0 ER: 0 SO: 0	IP: 1.0 WLS: 1 BF: 37 H: 14 R: 26 ER: 11.57 SO: 32	IP: 1.0 WLS: 0 BF: 3 H: 1 R: 0 ER: 0 SO: 0	IP: 1.0 WLS: 3 BF: 15 H: 7 R: 11 ER: 0.00 SO: 15	IP: 1.0 WLS: 0 BF: 3 H: 1 R: 0 ER: 0 SO: 0	IP: 1.0 WLS: 0 BF: 3 H: 1 R: 0 ER: 0 SO: 0	IP: 1.0 WLS: 0 BF: 3 H: 1 R: 0 ER: 0 SO: 0	IP: 1.0 WLS: 0 BF: 3 H: 1 R: 0 ER: 0 SO: 0	ERA: 8.10 WHIP: 2.100	ERA: 11.57 WHIP: 1.000	ERA: 0.00 WHIP: 1.000			

Oakland Athletics @ Colorado Rockies  
Salt River Fields at Talking Stick, Scottsdale, AZ  
Mon Mar 13, 2023, 4:14 PM - 6:55 PM EDT  
Att: 7,601 - Partly Cloudy - 76 F

AB	36
R	8
H	12
RBI	8
BB	3
SO	4
LOB	10



Batter	1	2	3	4	5	6	7	8	9	AB	R	H	RBI	BB	SO	LOB	BOTTOM	
30 <b>Harold Castro, L</b> OBP: 0.417, SLG: 0.583 89 <b>Grant Lavigne, L</b> OBP: 0.438, SLG: 0.467										3	1	1	1	0	1	1		
4 <b>Michael Toçia, S</b> OBP: 0.386, SLG: 0.474										4	3	2	1	1	2	1		
24 <b>Ryan McMahon, L</b> OBP: 0.449, SLG: 0.655 91 <b>Adael Amador, S</b> OBP: 1.000, SLG: 1.000										2	1	1	0	0	0	0		
94 <b>Braiden Ward, L</b> OBP: 0.308, SLG: 0.273 81 <b>Jonathan Morales, R</b>										3	0	0	0	2	4			
25 <b>C.J. Cron, R</b> OBP: 0.276, SLG: 0.385 22 <b>Nolan Jones, L</b> OBP: 0.219, SLG: 0.107										1	0	0	0	1	1			
11 <b>Mike Moustakas, L</b> OBP: 0.556, SLG: 1.000 98 <b>Yanquié Fernández, L</b> OBP: 0.667, SLG: 1.000										3	0	2	3	0	0	1		
73 <b>Zac Veen, L</b> OBP: 0.324, SLG: 0.412										4	0	0	0	1	2	2		
79 <b>Brenton Doyle, R</b> ERA: 5.63 86 <b>Drew Romo, S</b> OBP: 0.467, SLG: 0.571										2	1	1	0	1	1	2		
6 <b>Brian Serven, R</b> OBP: 0.298, SLG: 0.391 96 <b>Benny Montgomery, R</b> OBP: 1.000, SLG: 1.000										3	0	0	0	2	4			
Julio Carreras, R OBP: 0.368, SLG: 0.444 85 <b>Coco Montes, R</b> OBP: 0.375, SLG: 0.550										2	0	1	0	0	0	1		
<b>Inning Stats</b>	R: 3 H: 3 E: 0 K: 3 S: 18	H: 0 R: 0 ER: 0 LOB: 0 P: 13	R: 0 H: 1 E: 0 K: 2 S: 12	H: 0 R: 0 ER: 0 LOB: 0 P: 17	R: 1 H: 1 E: 0 K: 2 S: 11	H: 1 R: 1 ER: 0 LOB: 1 P: 17	R: 0 H: 0 E: 0 K: 0 S: 5	H: 0 R: 0 ER: 0 LOB: 1 P: 7	R: 0 H: 1 E: 0 K: 0 S: 12	R: 1 H: 2 E: 0 K: 0 S: 11	R: 0 H: 2 E: 0 K: 0 S: 12	R: 2 H: 3 E: 0 K: 2 S: 18	H: 3 R: 1 ER: 0 LOB: 1 P: 24	1B: 9 2B: 4 3B: 0 HR: 1	SF: 0 SAC: 0 DP: 2 HBP: 1	WP: 2 PA: 43 PB: 1 SB: 2 CS: 0		
<b>PITCHER</b>	IP: 3.0 WLS: 0 BF: 16 H: 4 R: 4 ER: 0 SO: 7	IP: 4.0 WLS: 1 BF: 4 H: 1 R: 0 ER: 0 SO: 2	IP: 0.0 WLS: 0 BF: 1 H: 0 R: 0 ER: 0 SO: 0	IP: 0.0 WLS: 0 BF: 0 H: 0 R: 0 ER: 0 SO: 0	IP: 1.0 WLS: 1 BF: 37 H: 14 R: 26 ER: 11.57 SO: 32	IP: 1.0 WLS: 0 BF: 3 H: 1 R: 0 ER: 0 SO: 0	IP: 1.0 WLS: 0 BF: 3 H: 1 R: 0 ER: 0 SO: 0	IP: 1.0 WLS: 0 BF: 3 H: 1 R: 0 ER: 0 SO: 0	IP: 1.0 WLS: 0 BF: 3 H: 1 R: 0 ER: 0 SO: 0	IP: 1.0 WLS: 0 BF: 3 H: 1 R: 0 ER: 0 SO: 0	IP: 1.0 WLS: 0 BF: 3 H: 1 R: 0 ER: 0 SO: 0	IP: 1.0 WLS: 0 BF: 3 H: 1 R: 0 ER: 0 SO: 0	IP: 1.0 WLS: 0 BF: 3 H: 1 R: 0 ER: 0 SO: 0	IP: 1.0 WLS: 0 BF: 3 H: 1 R: 0 ER: 0 SO: 0	IP: 1.0 WLS: 0 BF: 3 H: 1 R: 0 ER: 0 SO: 0	IP: 1.0 WLS: 0 BF: 3 H: 1 R: 0 ER: 0 SO: 0	IP: 1.0 WLS: 0 BF: 3 H: 1 R: 0 ER: 0 SO: 0	ERA: 12.00 WHIP: 2.333

Oakland Athletics @ Colorado Rockies  
Salt River Fields at Talking Stick, Scottsdale, AZ  
Mon Mar 13, 2023, 4:14 PM - 6:55 PM EDT  
Att: 7,601 - Partly Cloudy - 76 F


AB	38
R	7
H	13
RBI	7
BB	4
SO	11
LOB	22










Batter	1	2	3	4	5	6	7	8	9	AB R H RBI BB SO LOB	TOP																								
											<p>Seattle Mariners @ Oakland Athletics Hohokam Stadium, Mesa, AZ Wed Mar 15 2023, 4:05 PM EDT</p> <p><a href="http://livebaseballscorecards.com">livebaseballscorecards.com</a></p> <p>AB 0 R 0 H 0 RBI 0 BB 0 SO 0 LOB 0</p>  <p>1B: 0 SF: 0 WP: 0 PA: 0 2B: 0 SAC: 0 FB: 0 3B: 0 DP: 0 SB: 0 HR: 0 HBP: 0 CS: 0</p>																								
Inning Stats																																			
PITCHER	IP	WLS	BF	H	R	ER	SO	BB	IBB	HBP	BLK	WP	HR	S	P	ERA	WHIP	PITCHER	IP	WLS	BF	H	R	ER	SO	BB	IBB	HBP	BLK	WP	HR	S	P	ERA	WHIP

Batter	1	2	3	4	5	6	7	8	9	AB R H RBI BB SO LOB	BOTTOM																								
											<p>Seattle Mariners @ Oakland Athletics Hohokam Stadium, Mesa, AZ Wed Mar 15 2023, 4:05 PM EDT</p> <p><a href="http://livebaseballscorecards.com">livebaseballscorecards.com</a></p> <p>AB 0 R 0 H 0 RBI 0 BB 0 SO 0 LOB 0</p>  <p>1B: 0 SF: 0 WP: 0 PA: 0 2B: 0 SAC: 0 FB: 0 3B: 0 DP: 0 SB: 0 HR: 0 HBP: 0 CS: 0</p>																								
Inning Stats																																			
PITCHER	IP	WLS	BF	H	R	ER	SO	BB	IBB	HBP	BLK	WP	HR	S	P	ERA	WHIP	PITCHER	IP	WLS	BF	H	R	ER	SO	BB	IBB	HBP	BLK	WP	HR	S	P	ERA	WHIP




Batter	1	2	3	4	5	6	7	8	9	AB	R	H	RBI	BB	SO	LOB	TOP				
2 Nick Allen, R OBP: 0.520, SLG: 0.500 21 Conner Capel, L OBP: 0.406, SLG: 0.577	0-1 22 S 2B		0-0 P2		0-3 K		0-3 22 2B BB	0-0 G4-3		3	0	1	0	0	1	0					
1 Esteyru Ruiz, R OBP: 0.324, SLG: 0.438 8 Tyler Wade, L OBP: 0.393, SLG: 0.391	0-0 B5		0-3 K		0-0 2B		0-3 K	4-0 72 FC6-4 BB		3	0	1	0	0	1	1					
22 Ramón Laureano, R OBP: 0.303, SLG: 0.241 72 Greg Deichmann, L (7, PR)	4-0 25 S BB		0-3 K		0-0 BB		0-0 2B	0-0 FC6-4		2	0	1	0	2	1	0					
25 Brent Rooker, R OBP: 0.559, SLG: 0.583 73 Ryan Noda, L OBP: 0.325, SLG: 0.355	4-1 1-2 BB			0-0 F7	0-3 K		0-0 L4	0-2 K		1	0	0	0	1	0	0					
4 Kevin Smith, R OBP: 0.424, SLG: 0.633 1 Jose Escorche, R	0-3 K			0-0 20 F9 2B		0-3 K	4-0 BB	0-3 K		3	0	1	0	1	2	3					
20 Cristian Pacheco, R OBP: 0.375, SLG: 0.516 49 Tyler Soderstrom, L OBP: 0.340, SLG: 0.583	0-3 K			0-0 F9		0-0 53 FC4-6 1B	0-0 P6			3	0	1	0	0	1	4					
53 Kyle McCann, L OBP: 0.233, SLG: 0.333 78 Michael Goldberg, R OBP: 0.750, SLG: 1.000		0-3 K		1-0 HBP		0-0 FC4-6 HBP	1-0 HBP	1-0 HBP		2	0	0	0	0	1	1					
Dermis Garcia, R OBP: 0.192, SLG: 0.130		0-3 K		0-0 F8		1-0 HBP	1-2 HBP	0-3 K		3	0	0	0	0	2	3					
17 Pablo Reyes, R OBP: 0.261, SLG: 0.381 70 Jeremy Eierman, R		0-0 G4-3			0-3 K		0-3 K	0-0 F9		2	0	0	0	0	1	0					
<b>Inning Stats</b>	R: 0 E: 0 K: 2 S: 10	H: 1 LOB: 3 BB: 2 P: 18	R: 0 E: 0 K: 2 S: 7	H: 0 LOB: 0 BB: 0 P: 7	R: 0 E: 0 K: 2 S: 7	H: 0 LOB: 0 BB: 0 P: 7	R: 0 E: 0 K: 0 S: 4	H: 1 LOB: 2 BB: 0 P: 5	R: 0 E: 0 K: 3 S: 10	H: 1 LOB: 2 BB: 1 P: 14	R: 0 E: 0 K: 1 S: 6	H: 1 LOB: 3 BB: 2 P: 13	R: 0 E: 0 K: 1 S: 5	H: 0 LOB: 1 BB: 0 P: 6	R: 0 E: 0 K: 2 S: 7	H: 0 LOB: 1 BB: 1 P: 11	1B: 1 2B: 4 3B: 0 HR: 0	SF: 0 SAC: 0 DP: 0 HBP: 3	WP: 0 PB: 0 SB: 2 CS: 0	PA: 41	
<b>PITCHER</b>	IP WLS BF H R ER SO BB IBB HBP BLK WP HR S P ERA WHIP	IP WLS BF H R ER SO BB IBB HBP BLK WP HR S P ERA WHIP	IP WLS BF H R ER SO BB IBB HBP BLK WP HR S P ERA WHIP	IP WLS BF H R ER SO BB IBB HBP BLK WP HR S P ERA WHIP	IP WLS BF H R ER SO BB IBB HBP BLK WP HR S P ERA WHIP	IP WLS BF H R ER SO BB IBB HBP BLK WP HR S P ERA WHIP	IP WLS BF H R ER SO BB IBB HBP BLK WP HR S P ERA WHIP	IP WLS BF H R ER SO BB IBB HBP BLK WP HR S P ERA WHIP	IP WLS BF H R ER SO BB IBB HBP BLK WP HR S P ERA WHIP	IP WLS BF H R ER SO BB IBB HBP BLK WP HR S P ERA WHIP	IP WLS BF H R ER SO BB IBB HBP BLK WP HR S P ERA WHIP	IP WLS BF H R ER SO BB IBB HBP BLK WP HR S P ERA WHIP	IP WLS BF H R ER SO BB IBB HBP BLK WP HR S P ERA WHIP	IP WLS BF H R ER SO BB IBB HBP BLK WP HR S P ERA WHIP	IP WLS BF H R ER SO BB IBB HBP BLK WP HR S P ERA WHIP	IP WLS BF H R ER SO BB IBB HBP BLK WP HR S P ERA WHIP	IP WLS BF H R ER SO BB IBB HBP BLK WP HR S P ERA WHIP	IP WLS BF H R ER SO BB IBB HBP BLK WP HR S P ERA WHIP	IP WLS BF H R ER SO BB IBB HBP BLK WP HR S P ERA WHIP	IP WLS BF H R ER SO BB IBB HBP BLK WP HR S P ERA WHIP	IP WLS BF H R ER SO BB IBB HBP BLK WP HR S P ERA WHIP

Oakland Athletics @ Kansas City Royals  
 Surprise Stadium, Surprise, AZ  
 Thu Mar 16 2023, 4:09 PM - 6:37 PM EDT  
 Att: 6,098 - Cloudy - 67 F

livebaseballscores.com

AB 32  
 R 0  
 H 5  
 RBI 0  
 BB 6  
 SO 15  
 LOB 27



Batter	1	2	3	4	5	6	7	8	9	AB	R	H	RBI	BB	SO	LOB	BOTTOM				
41 Jackie Bradley Jr., L OBP: 0.333, SLG: 0.400 92 Tyler Tolbert, R OBP: 0.174, SLG: 0.455	0-3 K		0-0 17 BB 1B		0-0 27 1B 99 1B 1B		0-0 G6-3			3	1	2	1	0	1	0					
17 Hunter Dozier, R OBP: 0.385, SLG: 0.464 79 Herard Gonzalez, S	0-0 G6-3		4-0 BB		0-0 F8		0-0 P5			2	0	0	0	1	0	1					
27 Matt Beaty, L OBP: 0.423, SLG: 0.760 7 C.J. Alexander, L OBP: 0.600, SLG: 1.059	0-3 K		0-0 F8		0-0 99 1B 1B		0-3 K			3	0	1	0	0	1	3					
99 Franmil Reyes, R OBP: 0.500, SLG: 0.750 98 Logan Porter, R OBP: 0.476, SLG: 0.471		0-0 14 FC1-4 1B		0-0 2B	0-0 1-2 3H 1B		0-0 F9			3	0	3	1	0	0	0					
19 Michael Massey, L OBP: 0.345, SLG: 0.741 6 Angelo Castellano, R OBP: 0.154, SLG: 0.091		0-0 F9		0-3 K	0-0 G4-3		0-0 F8			3	0	0	0	0	1	4					
14 Edward Olivares, R OBP: 0.318, SLG: 0.450 24 Juan Carlos Negret, R	1 SAFE 0-0 FC1-4 28 CS 1-2		0-0 F9		0-0 F7		0-0 F7			2	0	0	0	0	0	2					
28 Kyle Isbel, L OBP: 0.494, SLG: 0.519 16 Parker Bates, L OBP: 0.294, SLG: 0.625	1-0 CS 1-2		1-0 F8		0-0 F7		0-3 K			3	0	0	0	0	1	1					
34 Freddy Fermin, R OBP: 0.409, SLG: 0.632 73 Jakson Reetz, R OBP: 0.412, SLG: 0.643			0-0 P3		0-0 46 G4-3 41 1B 2B		0-0 F4			2	1	1	0	0	0	0					
46 Clay Dungan, L OBP: 0.318, SLG: 0.200 89 Nick Loftin, R OBP: 0.227, SLG: 0.400			0-0 41 1B 1B		0-0 G4-3		0-0 2B			2	0	1	0	0	0	1					
<b>Inning Stats</b>	R: 0 E: 0 K: 2 S: 7	H: 0 LOB: 0 BB: 0 P: 7	R: 0 E: 0 K: 0 S: 3	H: 1 LOB: 0 BB: 0 P: 4	R: 0 E: 0 K: 0 S: 5	H: 2 LOB: 3 BB: 1 P: 9	R: 0 E: 0 K: 1 S: 6	H: 1 LOB: 1 BB: 0 P: 6	R: 2 E: 0 K: 0 S: 7	H: 4 LOB: 2 BB: 0 P: 7	R: 0 E: 0 K: 1 S: 5	H: 0 LOB: 0 BB: 0 P: 5	R: 0 E: 0 K: 1 S: 6	H: 1 LOB: 1 BB: 0 P: 6	R: 0 E: 0 K: 0 S: 3	H: 0 LOB: 0 BB: 0 P: 3	1B: 6 2B: 3 3B: 0 HR: 0	SF: 0 SAC: 0 DP: 0 HBP: 0	WP: 0 PB: 0 SB: 0 CS: 1	PA: 34	
<b>PITCHER</b>	IP WLS BF H R ER SO BB IBB HBP BLK WP HR S P ERA WHIP	IP WLS BF H R ER SO BB IBB HBP BLK WP HR S P ERA WHIP	IP WLS BF H R ER SO BB IBB HBP BLK WP HR S P ERA WHIP	IP WLS BF H R ER SO BB IBB HBP BLK WP HR S P ERA WHIP	IP WLS BF H R ER SO BB IBB HBP BLK WP HR S P ERA WHIP	IP WLS BF H R ER SO BB IBB HBP BLK WP HR S P ERA WHIP	IP WLS BF H R ER SO BB IBB HBP BLK WP HR S P ERA WHIP	IP WLS BF H R ER SO BB IBB HBP BLK WP HR S P ERA WHIP	IP WLS BF H R ER SO BB IBB HBP BLK WP HR S P ERA WHIP	IP WLS BF H R ER SO BB IBB HBP BLK WP HR S P ERA WHIP	IP WLS BF H R ER SO BB IBB HBP BLK WP HR S P ERA WHIP	IP WLS BF H R ER SO BB IBB HBP BLK WP HR S P ERA WHIP	IP WLS BF H R ER SO BB IBB HBP BLK WP HR S P ERA WHIP	IP WLS BF H R ER SO BB IBB HBP BLK WP HR S P ERA WHIP	IP WLS BF H R ER SO BB IBB HBP BLK WP HR S P ERA WHIP	IP WLS BF H R ER SO BB IBB HBP BLK WP HR S P ERA WHIP	IP WLS BF H R ER SO BB IBB HBP BLK WP HR S P ERA WHIP	IP WLS BF H R ER SO BB IBB HBP BLK WP HR S P ERA WHIP	IP WLS BF H R ER SO BB IBB HBP BLK WP HR S P ERA WHIP	IP WLS BF H R ER SO BB IBB HBP BLK WP HR S P ERA WHIP	IP WLS BF H R ER SO BB IBB HBP BLK WP HR S P ERA WHIP

Oakland Athletics @ Kansas City Royals  
 Surprise Stadium, Surprise, AZ  
 Thu Mar 16 2023, 4:09 PM - 6:37 PM EDT  
 Att: 6,098 - Cloudy - 67 F

livebaseballscores.com

AB 32  
 R 2  
 H 9  
 RBI 2  
 BB 1  
 SO 5  
 LOB 15






Batter	1	2	3	4	5	6	7	8	9	AB	R	H	RBI	BB	SO	LOB	TOP										
42 Joc Pederson, L (1, 3) OBP: 0.381, SLG: 0.333 81 Armando Alvarez, R (8, 3) OBP: 0.250, SLG: 0.214	F9		1B					G3		4	0	1	1	0	1	1	<b>San Francisco Giants @ Oakland Athletics</b> Hohokam Stadium, Mesa, AZ Fri Mar 17 2023, 4:06 PM - 6:31 PM EDT Att: 10,190 - Partly Cloudy - 70 F										
8 Michael Conforto, L (1, 9) OBP: 0.333, SLG: 0.700 89 Brett Auerbach, R (6, 8) OBP: 0.397, SLG: 0.538	1B		1B					1B		3	0	1	0	0	1	1											
39 Thairo Estrada, R (1, 4) OBP: 0.292, SLG: 0.591 92 Will Wilson, R (6, PR) OBP: 0.450, SLG: 0.333	FC5-4		1B					1B		4	0	1	0	0	2	2											
5 Mike Yastrzemski, L (1, 8) OBP: 0.176, SLG: 0.200 85 Ismael Munguia, L (6, 9) OBP: 0.429, SLG: 0.857	CS	F8	P3					F9		3	0	0	0	0	0	1											
2 Blake Sabol, L (1, 10) OBP: 0.528, SLG: 0.852		1B								3	0	1	0	1	1	0											
7 J.D. Davis, R (1, 5) OBP: 0.300, SLG: 0.448 49 Ford Proctor, L (4, 5) OBP: 0.269, SLG: 0.320		1B								2	0	1	0	0	0	0											
1 Roberto Pérez, R (1, 2) OBP: 0.408, SLG: 0.490 14 Austin Wynns, R (8, 2) OBP: 0.368, SLG: 0.571		2B								2	0	0	0	0	0	1											
97 Casey Schmitt, R (1, 6) OBP: 0.433, SLG: 0.800										3	0	0	0	0	0	2											
58 Bryce Johnson, S (1, 7) OBP: 0.407, SLG: 0.409			1B							4	0	1	0	0	3	3											
										3	2	1	0	0	1	1											
<b>Inning Stats</b>	R: 0 E: 0 K: 0 S: 4	H: 1 LOB: 0 BB: 0 P: 5	R: 0 E: 0 K: 1 S: 7	H: 2 LOB: 2 BB: 0 P: 7	R: 1 E: 0 K: 2 S: 9	H: 2 LOB: 1 BB: 0 P: 10	R: 0 E: 0 K: 1 S: 5	H: 0 LOB: 0 BB: 0 P: 5	R: 0 E: 0 K: 3 S: 9	H: 0 LOB: 0 BB: 0 P: 9	R: 0 E: 0 K: 1 S: 5	H: 0 LOB: 0 BB: 0 P: 5	R: 0 E: 0 K: 0 S: 3	H: 0 LOB: 0 BB: 0 P: 3	R: 1 E: 0 K: 0 S: 6	H: 3 LOB: 2 BB: 0 P: 7	R: 0 E: 0 K: 1 S: 4	H: 0 LOB: 1 BB: 2 P: 13	1B: 6 2B: 2 3B: 0 HR: 0	SF: 0 SAC: 0 DP: 1 HBP: 0	WP: 0 PB: 0 SB: 4 CS: 1	PA: 36					
<b>PITCHER</b>	IP	WLS	BF	H	R	ER	SO	BB	IBB	HBP	BLK	WP	HR	S	P	ERA	WHIP										
32 James Kaprielian, R (1, 1) ERA: 1.99	4.0	W	16	5	1	1	4	0	0	0	0	0	0	25	27	2.25	1.250										
65 Trevor May, R (5, 1) ERA: 9.64	1.0	H	3	0	0	0	3	0	0	0	0	0	0	9	9	0.00	0.000										
68 Domingo Acevedo, R (6, 1) ERA: 1.42	1.0	H	3	0	0	0	1	0	0	0	0	0	0	5	5	0.00	0.000										
30 Chad Smith, R (7, 1) ERA: 4.76	1.0	H	3	0	0	0	0	0	0	0	0	0	0	3	3	0.00	0.000										
19 Drew Steckenrider, R (8, 1) ERA: 4.7	1.0	H	6	3	1	1	0	0	0	0	0	0	0	6	7	9.00	3.000										
87 Charles Hall, R (9, 1) ERA:	1.0		4	0	0	0	1	2	0	0	0	0	0	4	13	0.00	2.000										

Batter	1	2	3	4	5	6	7	8	9	AB	R	H	RBI	BB	SO	LOB	BOTTOM										
5 Tony Kemp, L (1, 4) OBP: 0.364, SLG: 0.174 73 Ryan Noda, L (6, 3) OBP: 0.333, SLG: 0.364	G3	G4-3		1B				G1-3		3	0	1	1	0	0	1	<b>San Francisco Giants @ Oakland Athletics</b> Hohokam Stadium, Mesa, AZ Fri Mar 17 2023, 4:06 PM - 6:31 PM EDT Att: 10,190 - Partly Cloudy - 70 F										
12 Aledmys Díaz, R (1, 6) OBP: 0.467, SLG: 0.462 75 Denzel Clarke, R (6, 8) OBP: 0.688, SLG: 0.800	1B		1B	1B				1B		3	1	2	0	0	0	1											
99 Jesús Aguilar, R (1, 3) OBP: 0.408, SLG: 0.333 53 Kyle McCann, L (6, 2) OBP: 0.267, SLG: 0.308	G5-3		1B							3	0	0	0	0	0	2											
15 Seth Brown, L (1, 10) OBP: 0.393, SLG: 0.423 49 Tyler Soderstrom, L (7, PH) OBP: 0.333, SLG: 0.560	1B									3	0	2	1	0	0	0											
23 Shea Langeliers, R (1, 2) OBP: 0.313, SLG: 0.448 76 Trenton Brooks, L (6, 9) OBP: 0.231, SLG: 0.417		F9	F4							3	0	0	0	0	1	2											
6 Jace Peterson, L (1, 5) OBP: 0.412, SLG: 0.556 8 Tyler Wade, L (6, PR) OBP: 0.414, SLG: 0.391		1B								3	1	2	0	0	1	2											
22 Ramón Laureano, R (1, 9) OBP: 0.314, SLG: 0.293 4 Kevin Smith, R (6, 6) OBP: 0.441, SLG: 0.633		1B								0	1	0	0	1	0	0											
21 Conner Capel, L (1, 7) OBP: 0.441, SLG: 0.607 25 Brent Rooker, R (6, 7) OBP: 0.583, SLG: 0.615										2	1	2	0	0	0	0											
20 Cristian Pacheco, R (1, 8) OBP: 0.382, SLG: 0.515 16 Zack Gelof, R (6, 4) OBP: 0.333, SLG: 0.278		1B								2	1	2	1	0	0	0											
										2	0	1	2	0	0	2											
<b>Inning Stats</b>	R: 1 E: 0 K: 0 S: 4	H: 2 LOB: 2 BB: 0 P: 4	R: 2 E: 0 K: 1 S: 7	H: 3 LOB: 1 BB: 0 P: 8	R: 0 E: 1 K: 1 S: 7	H: 2 LOB: 2 BB: 0 P: 8	R: 1 E: 0 K: 0 S: 5	H: 3 LOB: 1 BB: 0 P: 5	R: 0 E: 0 K: 1 S: 5	H: 0 LOB: 0 BB: 0 P: 5	R: 0 E: 1 K: 1 S: 6	H: 2 LOB: 2 BB: 0 P: 6	R: 0 E: 0 K: 1 S: 5	H: 0 LOB: 1 BB: 0 P: 6	R: 3 E: 1 K: 1 S: 8	H: 2 LOB: 2 BB: 2 P: 16	R: 0 E: 0 K: 1 S: 4	H: 0 LOB: 1 BB: 1 P: 13	1B: 13 2B: 1 3B: 0 HR: 0	SF: 0 SAC: 1 DP: 1 HBP: 1	WP: 0 PB: 0 SB: 2 CS: 1	PA: 39					
<b>PITCHER</b>	IP	WLS	BF	H	R	ER	SO	BB	IBB	HBP	BLK	WP	HR	S	P	ERA	WHIP										
48 Ross Stripling, R (1, 1) ERA: 9.75	5.0	L	23	10	4	4	3	0	0	0	0	0	0	28	30	7.20	2.000										
54 Scott Alexander, L (6, 1) ERA: 2.25	1.0		4	2	0	0	1	0	0	0	0	0	0	6	6	0.00	2.000										
71 Tyler Rogers, R (7, 1) ERA: 3.66	1.0		4	0	0	0	1	0	0	1	0	0	0	5	6	0.00	0.000										
63 Mauricio Llovera, R (8, 1) ERA: 10.8	0.1		6	2	3	2	0	2	0	0	0	0	0	4	12	54.00	12.000										
90 Melvin Adón, R (8, 1) ERA: 3.16	0.2		2	0	0	0	1	0	0	0	0	0	0	4	4	0.00	0.000										

AB 33  
R 2  
H 8  
RBI 2  
BB 2  
SO 9  
LOB 14



AB 35  
R 7  
H 14  
RBI 7  
BB 2  
SO 6  
LOB 19





Batter	1	2	3	4	5	6	7	8	9	AB	R	H	RBI	BB	SO	LOB	TOP								
28 Kevin Newman, R OBP: 0.281, SLG: 0.267 19 Edwin Arroyo, S OBP: 0.429, SLG: 0.571										4	0	1	0	0	1	1	<p>Cincinnati Reds @ Oakland Athletics</p> <p>Hohokam Stadium, Mesa, AZ</p> <p>Sat Mar 18 2023, 4:07 PM - 6:38 PM EDT</p> <p>Att: 6,127 - Sunny - 72 F</p>								
TJ Friedl, L OBP: 0.303, SLG: 0.452 Nick Plummer, L OBP: 0.429, SLG: 0.333										3	0	0	0	0	1	0									
9 Chad Pinder, R OBP: 0.176, SLG: 0.129 12 Blake Dunn, R										4	0	0	0	0	0	1									
22 Luke Maile, R OBP: 0.310, SLG: 0.360 38 Daniel Vellojin, L OBP: 0.400, SLG: 0.690										3	1	1	0	1	1	1									
32 Jason Vosler, L OBP: 0.303, SLG: 0.536 3 Austin Callahan, L										4	2	2	0	0	0	1									
35 Alejo Lopez, S OBP: 0.324, SLG: 0.179 2 Tyler Callihan, L										3	1	0	0	1	1	2									
57 Stuart Fairchild, R OBP: 0.441, SLG: 0.462 7 Brian Rey, R										3	2	2	3	1	1	1									
Noelvi Marte, R OBP: 0.286, SLG: 0.333										4	1	3	2	0	0	0									
95 Alex McGarry, L OBP: 0.316, SLG: 0.278										4	0	3	2	0	0	0									
<b>Inning Stats</b>	R: 0 E: 0 K: 1 S: 5	H: 0 LOB: 0 BB: 0 P: 5	R: 0 E: 0 K: 1 S: 6	H: 1 LOB: 1 BB: 0 P: 6	R: 0 E: 0 K: 0 S: 3	H: 0 LOB: 0 BB: 0 P: 3	R: 0 E: 0 K: 2 S: 7	H: 0 LOB: 0 BB: 0 P: 7	R: 3 E: 0 K: 1 S: 8	H: 4 LOB: 0 BB: 0 P: 8	R: 3 E: 0 K: 0 S: 5	H: 3 LOB: 2 BB: 3 P: 17	R: 0 E: 0 K: 0 S: 4	H: 1 LOB: 1 BB: 0 P: 4	R: 1 E: 0 K: 0 S: 8	H: 3 LOB: 2 BB: 0 P: 10		R: 0 E: 0 K: 1 S: 5	H: 0 LOB: 0 BB: 0 P: 5	1B: 8 2B: 3 3B: 0 HR: 1	SF: 0 SAC: 1 DP: 0 HBP: 0	WP: 0 PB: 0 SB: 0 CS: 0	PA: 40		
<b>PITCHER</b>	IP	WLS	BF	H	R	ER	SO	BB	IBB	HBP	BLK	WP	HR	S	P	ERA	WHIP								
39 Kyle Muller, L ERA: 5.65	5.1	L	20	5	3	3	5	0	0	0	0	0	0	30	30	5.06	0.938								
61 Zach Jackson, R ERA: 4.5	0.1		6	2	2	2	0	3	0	0	0	0	0	3	15	54.00	15.000								
29 Austin Pruitt, R ERA: 3.6	1.1		5	2	1	1	0	0	0	0	0	0	0	5	5	6.75	1.500								
60 Sam Moll, L ERA: 5.68	1.0		6	3	1	1	0	0	0	0	0	0	1	8	10	9.00	3.000								
56 Dany Jiménez, R ERA: 6.0	1.0		3	0	0	0	1	0	0	0	0	0	0	5	5	0.00	0.000								

AB	36
R	7
H	12
RBI	7
BB	3
SO	6
LOB	9



Batter	1	2	3	4	5	6	7	8	9	AB	R	H	RBI	BB	SO	LOB	BOTTOM								
1 Esteyru Ruiz, R OBP: 0.325, SLG: 0.429 8 Tyler Wade, L OBP: 0.400, SLG: 0.375										3	0	1	1	0	0	1	<p>Cincinnati Reds @ Oakland Athletics</p> <p>Hohokam Stadium, Mesa, AZ</p> <p>Sat Mar 18 2023, 4:07 PM - 6:38 PM EDT</p> <p>Att: 6,127 - Sunny - 72 F</p>								
15 Seth Brown, L OBP: 0.397, SLG: 0.393 6 Jace Peterson, L OBP: 0.400, SLG: 0.536										2	0	0	0	0	1	1									
16 Zack Gelof, R OBP: 0.364, SLG: 0.316										1	0	1	0	0	0	0									
12 Aledmys Diaz, R OBP: 0.455, SLG: 0.429 73 Ryan Noda, L OBP: 0.326, SLG: 0.353										3	0	0	0	0	0	1									
99 Jesús Aguilar, R OBP: 0.364, SLG: 0.296 4 Kevin Smith, R OBP: 0.457, SLG: 0.645										3	0	0	0	0	0	1									
22 Ramón Laureano, R OBP: 0.289, SLG: 0.235 75 Denzel Clarke, R OBP: 0.647, SLG: 0.727										3	0	0	0	0	1	0									
23 Shea Lempert, R OBP: 0.324, SLG: 0.433 49 Tyler Soderstrom, L OBP: 0.345, SLG: 0.538										1	0	0	0	1	0	0									
25 Brent Rooker, R OBP: 0.553, SLG: 0.571 21 Conner Capel, L OBP: 0.472, SLG: 0.607										2	0	0	0	0	1	1									
5 Tony Kemp, L OBP: 0.361, SLG: 0.192 17 Pablo Reyes, R OBP: 0.250, SLG: 0.364										3	0	1	0	0	0	3									
2 Nick Allen, R OBP: 0.519, SLG: 0.591 20 Cristian Pache, R OBP: 0.371, SLG: 0.500										2	1	1	0	0	0	1									
<b>Inning Stats</b>	R: 0 E: 0 K: 0 S: 3	H: 0 LOB: 1 BB: 1 P: 7	R: 0 E: 0 K: 0 S: 3	H: 0 LOB: 1 BB: 1 P: 8	R: 1 E: 0 K: 1 S: 6	H: 2 LOB: 0 BB: 0 P: 6	R: 0 E: 0 K: 1 S: 5	H: 0 LOB: 0 BB: 0 P: 5	R: 0 E: 0 K: 0 S: 3	H: 0 LOB: 1 BB: 0 P: 6	R: 0 E: 0 K: 0 S: 3	H: 0 LOB: 2 BB: 2 P: 10	R: 0 E: 0 K: 1 S: 7	H: 2 LOB: 0 BB: 0 P: 7	R: 0 E: 0 K: 0 S: 2	H: 0 LOB: 0 BB: 1 P: 6	1B: 4 2B: 0 3B: 1 HR: 0	SF: 0 SAC: 0 DP: 1 HBP: 0	WP: 0 PB: 0 SB: 2 CS: 0	PA: 35					
<b>PITCHER</b>	IP	WLS	BF	H	R	ER	SO	BB	IBB	HBP	BLK	WP	HR	S	P	ERA	WHIP								
55 Brandon Williamson, L ERA: 6.95	4.0	W	15	2	1	1	2	2	0	0	0	0	0	17	26	2.25	1.000								
77 Daniel Duarte, R ERA:	1.0	H	4	1	0	0	1	0	0	0	0	0	0	6	6	0.00	1.000								
52 Reiver Sanmartin, L ERA: 2.25	1.0		3	0	0	0	0	0	0	0	0	0	0	3	3	0.00	0.000								
79 Ian Gibaut, R ERA: 6.75	1.0		5	0	0	0	0	2	0	0	0	0	0	3	10	0.00	2.000								
31 Daniel Norris, L ERA: 6.75	1.0		5	2	0	0	1	0	0	0	0	0	0	7	7	0.00	2.000								

AB	30
R	1
H	5
RBI	1
BB	5
SO	4
LOB	14





Batter	1	2	3	4	5	6	7	8	9	AB	R	H	RBI	BB	SO	LOB	TOP																																																																																																																																																																																																																																																																																																																																																																																																																																																																																																																																																																																																																																																																																																																																																																																																																																																																																																																																																																																																																
1 Esteyru Ruiz, R OBP: 0.349, SLG: 0.417 75 Denzel Clarke, R OBP: 0.632, SLG: 0.692 (6, PH) (6, 8)	G4-3							K		1	1	0	0	2	0	0	Oakland Athletics @ Los Angeles Dodgers Camelback Ranch, Glendale, AZ Sun Mar 19 2023, 4:06 PM - 6:52 PM EDT Att: 9,561 - Overcast - 70 F																																																																																																																																																																																																																																																																																																																																																																																																																																																																																																																																																																																																																																																																																																																																																																																																																																																																																																																																																																																																																
73 Ryan Noda, L OBP: 0.333, SLG: 0.342 (1, 3)								K		4	2	1	0	0	3	6																																																																																																																																																																																																																																																																																																																																																																																																																																																																																																																																																																																																																																																																																																																																																																																																																																																																																																																																																																																																																	
23 Shea Langeliers, R OBP: 0.351, SLG: 0.531 53 Kyle McCann, L OBP: 0.294, SLG: 0.286 (6, PH) (6, 2)										2	2	1	2	1	0	0																																																																																																																																																																																																																																																																																																																																																																																																																																																																																																																																																																																																																																																																																																																																																																																																																																																																																																																																																																																																																	
21 Conner Capel, L OBP: 0.487, SLG: 0.586 17 Pablo Reyes, R OBP: 0.259, SLG: 0.348 (6, PH) (6, 7)										1	0	0	0	2	1	0																																																																																																																																																																																																																																																																																																																																																																																																																																																																																																																																																																																																																																																																																																																																																																																																																																																																																																																																																																																																																	
49 Tyler Soderstrom, L OBP: 0.324, SLG: 0.484 (1, 10)										5	0	1	1	0	1	3																																																																																																																																																																																																																																																																																																																																																																																																																																																																																																																																																																																																																																																																																																																																																																																																																																																																																																																																																																																																																	
2 Nick Allen, R OBP: 0.467, SLG: 0.542 4 Kevin Smith, R OBP: 0.432, SLG: 0.606 (6, 6)										2	0	0	1	0	0	1																																																																																																																																																																																																																																																																																																																																																																																																																																																																																																																																																																																																																																																																																																																																																																																																																																																																																																																																																																																																																	
JJ Bleday, L OBP: 0.361, SLG: 0.387 3 Nelson Beltran, R (8, 9)										2	0	0	1	0	0	1																																																																																																																																																																																																																																																																																																																																																																																																																																																																																																																																																																																																																																																																																																																																																																																																																																																																																																																																																																																																																	
8 Tyler Wade, L OBP: 0.382, SLG: 0.357 (1, 5)										4	0	1	0	0	2	2																																																																																																																																																																																																																																																																																																																																																																																																																																																																																																																																																																																																																																																																																																																																																																																																																																																																																																																																																																																																																	
16 Zack Gelof, R OBP: 0.423, SLG: 0.409 (1, 4)										3	0	2	0	1	1	0																																																																																																																																																																																																																																																																																																																																																																																																																																																																																																																																																																																																																																																																																																																																																																																																																																																																																																																																																																																																																	
Inning Stats	R: 2 E: 0 K: 1 S: 9	H: 2 LOB: 0 BB: 0 P: 12	R: 0 E: 0 K: 1 S: 6	H: 1 LOB: 3 BB: 2 P: 14	R: 0 E: 0 K: 0 S: 4	H: 0 LOB: 1 BB: 1 P: 8	R: 0 E: 0 K: 1 S: 5	H: 0 LOB: 0 BB: 0 P: 5	R: 3 E: 0 K: 1 S: 5	H: 0 LOB: 2 BB: 4 P: 22	R: 0 E: 0 K: 2 S: 9	H: 2 LOB: 2 BB: 0 P: 9	R: 0 E: 0 K: 3 S: 10	H: 0 LOB: 1 BB: 0 P: 10	R: 1 E: 0 K: 0 S: 3	H: 1 LOB: 1 BB: 2 P: 11		1B: 5 2B: 2 3B: 0 HR: 1	SF: 1 SAC: 0 DP: 1 HBP: 1	WP: 1 PB: 0 SB: 4 CS: 0	PA: 43																																																																																																																																																																																																																																																																																																																																																																																																																																																																																																																																																																																																																																																																																																																																																																																																																																																																																																																																																																																																												
PITCHER	IP	WLS	BF	H	R	ER	SO	BB	IBB	HBP	BLK	WP	HR	S	P	ERA	WHIP																																																																																																																																																																																																																																																																																																																																																																																																																																																																																																																																																																																																																																																																																																																																																																																																																																																																																																																																																																																																																
85 Dustin May, R ERA: 2.13 40 Jimmy Nelson, R ERA: 15.43 93 John Rooney, L ERA: 71 Gavin Stone, R ERA: 44 Jake Reed, R ERA: 2.7	(1, 1)	(5, 1)	(5, 1)	(6, 1)	(9, 1)	(1, 10)	(7, PH)	(1, 3)	(6, 3)	(1, 7)	(7, 8)	(1, 5)	(8, 5)	R(1, 8)	(7, 7)	(1, 6)	(7, FR)	(1, 4)	(8, 4)	(1, 9)	(8, 9)	(1, 5)	(1, 4)	(1, 10)	(7, PH)	(1, 3)	(6, 3)	(1, 7)	(7, 8)	(1, 5)	(8, 5)	R(1, 8)	(7, 7)	(1, 6)	(7, FR)	(1, 4)	(8, 4)	(1, 9)	(8, 9)	(1, 5)	(1, 4)	(8, 4)	(1, 9)	(8, 9)	(1, 2)	(9, 2)	(1, 1)	(5, 1)	(6, 1)	(9, 1)	(1, 10)	(7, PH)	(1, 3)	(6, 3)	(1, 7)	(7, 8)	(1, 5)	(8, 5)	R(1, 8)	(7, 7)	(1, 6)	(7, FR)	(1, 4)	(8, 4)	(1, 9)	(8, 9)	(1, 5)	(1, 4)	(8, 4)	(1, 9)	(8, 9)	(1, 2)	(9, 2)	(1, 1)	(5, 1)	(6, 1)	(9, 1)	(1, 10)	(7, PH)	(1, 3)	(6, 3)	(1, 7)	(7, 8)	(1, 5)	(8, 5)	R(1, 8)	(7, 7)	(1, 6)	(7, FR)	(1, 4)	(8, 4)	(1, 9)	(8, 9)	(1, 5)	(1, 4)	(8, 4)	(1, 9)	(8, 9)	(1, 2)	(9, 2)	(1, 1)	(5, 1)	(6, 1)	(9, 1)	(1, 10)	(7, PH)	(1, 3)	(6, 3)	(1, 7)	(7, 8)	(1, 5)	(8, 5)	R(1, 8)	(7, 7)	(1, 6)	(7, FR)	(1, 4)	(8, 4)	(1, 9)	(8, 9)	(1, 5)	(1, 4)	(8, 4)	(1, 9)	(8, 9)	(1, 2)	(9, 2)	(1, 1)	(5, 1)	(6, 1)	(9, 1)	(1, 10)	(7, PH)	(1, 3)	(6, 3)	(1, 7)	(7, 8)	(1, 5)	(8, 5)	R(1, 8)	(7, 7)	(1, 6)	(7, FR)	(1, 4)	(8, 4)	(1, 9)	(8, 9)	(1, 5)	(1, 4)	(8, 4)	(1, 9)	(8, 9)	(1, 2)	(9, 2)	(1, 1)	(5, 1)	(6, 1)	(9, 1)	(1, 10)	(7, PH)	(1, 3)	(6, 3)	(1, 7)	(7, 8)	(1, 5)	(8, 5)	R(1, 8)	(7, 7)	(1, 6)	(7, FR)	(1, 4)	(8, 4)	(1, 9)	(8, 9)	(1, 5)	(1, 4)	(8, 4)	(1, 9)	(8, 9)	(1, 2)	(9, 2)	(1, 1)	(5, 1)	(6, 1)	(9, 1)	(1, 10)	(7, PH)	(1, 3)	(6, 3)	(1, 7)	(7, 8)	(1, 5)	(8, 5)	R(1, 8)	(7, 7)	(1, 6)	(7, FR)	(1, 4)	(8, 4)	(1, 9)	(8, 9)	(1, 5)	(1, 4)	(8, 4)	(1, 9)	(8, 9)	(1, 2)	(9, 2)	(1, 1)	(5, 1)	(6, 1)	(9, 1)	(1, 10)	(7, PH)	(1, 3)	(6, 3)	(1, 7)	(7, 8)	(1, 5)	(8, 5)	R(1, 8)	(7, 7)	(1, 6)	(7, FR)	(1, 4)	(8, 4)	(1, 9)	(8, 9)	(1, 5)	(1, 4)	(8, 4)	(1, 9)	(8, 9)	(1, 2)	(9, 2)	(1, 1)	(5, 1)	(6, 1)	(9, 1)	(1, 10)	(7, PH)	(1, 3)	(6, 3)	(1, 7)	(7, 8)	(1, 5)	(8, 5)	R(1, 8)	(7, 7)	(1, 6)	(7, FR)	(1, 4)	(8, 4)	(1, 9)	(8, 9)	(1, 5)	(1, 4)	(8, 4)	(1, 9)	(8, 9)	(1, 2)	(9, 2)	(1, 1)	(5, 1)	(6, 1)	(9, 1)	(1, 10)	(7, PH)	(1, 3)	(6, 3)	(1, 7)	(7, 8)	(1, 5)	(8, 5)	R(1, 8)	(7, 7)	(1, 6)	(7, FR)	(1, 4)	(8, 4)	(1, 9)	(8, 9)	(1, 5)	(1, 4)	(8, 4)	(1, 9)	(8, 9)	(1, 2)	(9, 2)	(1, 1)	(5, 1)	(6, 1)	(9, 1)	(1, 10)	(7, PH)	(1, 3)	(6, 3)	(1, 7)	(7, 8)	(1, 5)	(8, 5)	R(1, 8)	(7, 7)	(1, 6)	(7, FR)	(1, 4)	(8, 4)	(1, 9)	(8, 9)	(1, 5)	(1, 4)	(8, 4)	(1, 9)	(8, 9)	(1, 2)	(9, 2)	(1, 1)	(5, 1)	(6, 1)	(9, 1)	(1, 10)	(7, PH)	(1, 3)	(6, 3)	(1, 7)	(7, 8)	(1, 5)	(8, 5)	R(1, 8)	(7, 7)	(1, 6)	(7, FR)	(1, 4)	(8, 4)	(1, 9)	(8, 9)	(1, 5)	(1, 4)	(8, 4)	(1, 9)	(8, 9)	(1, 2)	(9, 2)	(1, 1)	(5, 1)	(6, 1)	(9, 1)	(1, 10)	(7, PH)	(1, 3)	(6, 3)	(1, 7)	(7, 8)	(1, 5)	(8, 5)	R(1, 8)	(7, 7)	(1, 6)	(7, FR)	(1, 4)	(8, 4)	(1, 9)	(8, 9)	(1, 5)	(1, 4)	(8, 4)	(1, 9)	(8, 9)	(1, 2)	(9, 2)	(1, 1)	(5, 1)	(6, 1)	(9, 1)	(1, 10)	(7, PH)	(1, 3)	(6, 3)	(1, 7)	(7, 8)	(1, 5)	(8, 5)	R(1, 8)	(7, 7)	(1, 6)	(7, FR)	(1, 4)	(8, 4)	(1, 9)	(8, 9)	(1, 5)	(1, 4)	(8, 4)	(1, 9)	(8, 9)	(1, 2)	(9, 2)	(1, 1)	(5, 1)	(6, 1)	(9, 1)	(1, 10)	(7, PH)	(1, 3)	(6, 3)	(1, 7)	(7, 8)	(1, 5)	(8, 5)	R(1, 8)	(7, 7)	(1, 6)	(7, FR)	(1, 4)	(8, 4)	(1, 9)	(8, 9)	(1, 5)	(1, 4)	(8, 4)	(1, 9)	(8, 9)	(1, 2)	(9, 2)	(1, 1)	(5, 1)	(6, 1)	(9, 1)	(1, 10)	(7, PH)	(1, 3)	(6, 3)	(1, 7)	(7, 8)	(1, 5)	(8, 5)	R(1, 8)	(7, 7)	(1, 6)	(7, FR)	(1, 4)	(8, 4)	(1, 9)	(8, 9)	(1, 5)	(1, 4)	(8, 4)	(1, 9)	(8, 9)	(1, 2)	(9, 2)	(1, 1)	(5, 1)	(6, 1)	(9, 1)	(1, 10)	(7, PH)	(1, 3)	(6, 3)	(1, 7)	(7, 8)	(1, 5)	(8, 5)	R(1, 8)	(7, 7)	(1, 6)	(7, FR)	(1, 4)	(8, 4)	(1, 9)	(8, 9)	(1, 5)	(1, 4)	(8, 4)	(1, 9)	(8, 9)	(1, 2)	(9, 2)	(1, 1)	(5, 1)	(6, 1)	(9, 1)	(1, 10)	(7, PH)	(1, 3)	(6, 3)	(1, 7)	(7, 8)	(1, 5)	(8, 5)	R(1, 8)	(7, 7)	(1, 6)	(7, FR)	(1, 4)	(8, 4)	(1, 9)	(8, 9)	(1, 5)	(1, 4)	(8, 4)	(1, 9)	(8, 9)	(1, 2)	(9, 2)	(1, 1)	(5, 1)	(6, 1)	(9, 1)	(1, 10)	(7, PH)	(1, 3)	(6, 3)	(1, 7)	(7, 8)	(1, 5)	(8, 5)	R(1, 8)	(7, 7)	(1, 6)	(7, FR)	(1, 4)	(8, 4)	(1, 9)	(8, 9)	(1, 5)	(1, 4)	(8, 4)	(1, 9)	(8, 9)	(1, 2)	(9, 2)	(1, 1)	(5, 1)	(6, 1)	(9, 1)	(1, 10)	(7, PH)	(1, 3)	(6, 3)	(1, 7)	(7, 8)	(1, 5)	(8, 5)	R(1, 8)	(7, 7)	(1, 6)	(7, FR)	(1, 4)	(8, 4)	(1, 9)	(8, 9)	(1, 5)	(1, 4)	(8, 4)	(1, 9)	(8, 9)	(1, 2)	(9, 2)	(1, 1)	(5, 1)	(6, 1)	(9, 1)	(1, 10)	(7, PH)	(1, 3)	(6, 3)	(1, 7)	(7, 8)	(1, 5)	(8, 5)	R(1, 8)	(7, 7)	(1, 6)	(7, FR)	(1, 4)	(8, 4)	(1, 9)	(8, 9)	(1, 5)	(1, 4)	(8, 4)	(1, 9)	(8, 9)	(1, 2)	(9, 2)	(1, 1)	(5, 1)	(6, 1)	(9, 1)	(1, 10)	(7, PH)	(1, 3)	(6, 3)	(1, 7)	(7, 8)	(1, 5)	(8, 5)	R(1, 8)	(7, 7)	(1, 6)	(7, FR)	(1, 4)	(8, 4)	(1, 9)	(8, 9)	(1, 5)	(1, 4)	(8, 4)	(1, 9)	(8, 9)	(1, 2)	(9, 2)	(1, 1)	(5, 1)	(6, 1)	(9, 1)	(1, 10)	(7, PH)	(1, 3)	(6, 3)	(1, 7)	(7, 8)	(1, 5)	(8, 5)	R(1, 8)	(7, 7)	(1, 6)	(7, FR)	(1, 4)	(8, 4)	(1, 9)	(8, 9)	(1, 5)	(1, 4)	(8, 4)	(1, 9)	(8, 9)	(1, 2)	(9, 2)	(1, 1)	(5, 1)	(6, 1)	(9, 1)	(1, 10)	(7, PH)	(1, 3)	(6, 3)	(1, 7)	(7, 8)	(1, 5)	(8, 5)	R(1, 8)	(7, 7)	(1, 6)	(7, FR)	(1, 4)	(8, 4)	(1, 9)	(8, 9)	(1, 5)	(1, 4)	(8, 4)	(1, 9)	(8, 9)	(1, 2)	(9, 2)	(1, 1)	(5, 1)	(6, 1)	(9, 1)	(1, 10)	(7, PH)	(1, 3)	(6, 3)	(1, 7)	(7, 8)	(1, 5)	(8, 5)	R(1, 8)	(7, 7)	(1, 6)	(7, FR)	(1, 4)	(8, 4)	(1, 9)	(8, 9)	(1, 5)	(1, 4)	(8, 4)	(1, 9)	(8, 9)	(1, 2)	(9, 2)	(1, 1)	(5, 1)	(6, 1)	(9, 1)	(1, 10)	(7, PH)	(1, 3)	(6, 3)	(1, 7)	(7, 8)	(1, 5)	(8, 5)	R(1, 8)	(7, 7)	(1, 6)	(7, FR)	(1, 4)	(8, 4)	(1, 9)	(8, 9)	(1, 5)	(1, 4)	(8, 4)	(1, 9)	(8, 9)	(1, 2)	(9, 2)	(1, 1)	(5, 1)	(6, 1)	(9, 1)	(1, 10)	(7, PH)	(1, 3)	(6, 3)	(1, 7)	(7, 8)	(1, 5)	(8, 5)	R(1, 8)	(7, 7)	(1, 6)	(7, FR)	(1, 4)	(8, 4)	(1, 9)	(8, 9)	(1, 5)	(1, 4)	(8, 4)	(1, 9)	(8, 9)	(1, 2)	(9, 2)	(1, 1)	(5, 1)	(6, 1)	(9, 1)	(1, 10)	(7, PH)	(1, 3)	(6, 3)	(1, 7)	(7, 8)	(1, 5)	(8, 5)	R(1, 8)	(7, 7)	(1, 6)	(7, FR)	(1, 4)	(8, 4)	(1, 9)	(8, 9)	(1, 5)	(1, 4)	(8, 4)	(1, 9)	(8, 9)	(1, 2)	(9, 2)	(1, 1)	(5, 1)	(6, 1)	(9, 1)	(1, 10)	(7, PH)	(1, 3)	(6, 3)	(1, 7)	(7, 8)	(1, 5)	(8, 5)	R(1, 8)	(7, 7)	(1, 6)	(7, FR)	(1, 4)	(8, 4)	(1, 9)	(8, 9)	(1, 5)	(1, 4)	(8, 4)	(1, 9)	(8, 9)	(1, 2)	(9, 2)	(1, 1)	(5, 1)	(6, 1)	(9, 1)	(1, 10)	(7, PH)	(1, 3)	(6, 3)	(1, 7)	(7, 8)	(1, 5)	(8, 5)	R(1, 8)	(7, 7)	(1, 6)	(7, FR)	(1, 4)	(8, 4)	(1, 9)	(8, 9)	(1, 5)	(1, 4)	(8, 4)	(1, 9)	(8, 9)	(1, 2)	(9, 2)	(1, 1)	(5, 1)	(6, 1)	(9, 1)	(1, 10)	(7, PH)	(1, 3)	(6, 3)	(1, 7)	(7, 8)	(1, 5)	(8, 5)	R(1, 8)	(7, 7)	(1, 6)	(7, FR)	(1, 4)	(8, 4)	(1, 9)	(8, 9)	(1, 5)	(1, 4)	(8, 4)	(1, 9)	(8, 9)	(1, 2)	(9, 2)	(1, 1)	(5, 1)	(6, 1)	(9, 1)	(1, 10)	(7, PH)	(1, 3)	(6, 3)	(1, 7)	(7, 8)	(1, 5)	(8, 5)	R(1, 8)	(7, 7)	(1, 6)	(7, FR)	(1, 4)	(8, 4)	(1, 9)	(8, 9)	(1, 5)	(1, 4)	(8, 4)	(1, 9)	(8, 9)	(1, 2)	(9, 2)	(1, 1)	(5, 1)	(6, 1)	(9, 1)	(1, 10)	(7, PH)	(1, 3)	(6, 3)	(1, 7)	(7, 8)	(1, 5)	(8, 5)	R(1, 8)	(7, 7)	(1, 6)	(7, FR)	(1, 4)	(8, 4)	(1, 9)	(8, 9)	(1, 5)	(1, 4)	(8, 4)	(1, 9)	(8, 9)	(1, 2)	(9, 2)	(1, 1)	(5, 1)	(6, 1)	(9, 1)	(1, 10)	(7, PH)	(1, 3)	(6, 3)	(1, 7)	(7, 8)	(1, 5)	(8, 5)	R(1, 8)	(7, 7)	(1, 6)	(7, FR)	(1, 4)	(8, 4)	(1, 9)	(8, 9)	(1, 5)	(1, 4)	(8, 4)	(1, 9)	(8, 9)	(1, 2)	(9, 2)	(1, 1)	(5, 1)	(6, 1)	(9, 1)	(1, 10)	(7, PH)	(1, 3)	(6, 3)	(1, 7)	(7, 8)	(1, 5)	(8, 5)	R(1, 8)	(7, 7)	(1, 6)	(7, FR)	(1, 4)	(8, 4)	(1, 9)	(8, 9)	(1, 5)	(1, 4)	(8, 4)	(1, 9)	(8, 9)	(1, 2)	(9, 2)	(1, 1)	(5, 1)	(6, 1)	(9, 1)	(1, 10)	(7, PH)	(1, 3)	(6, 3)	(1, 7)	(7, 8)	(1, 5)	(8, 5)	R(1, 8)	(7, 7)	(1, 6)	(7, FR)	(1, 4)	(8, 4)	(1, 9)	(8, 9)	(1, 5)	(1, 4)	(8, 4)	(1, 9)	(8, 9)	(1, 2)	(9, 2)	(1, 1)	(5, 1)



Batter	1	2	3	4	5	6	7	8	9	AB	R	H	RBI	BB	SO	LOB	TOP										
5 Tony Kemp, L (1,4) OBP: 0.398, SLG: 0.207	0-0 F8 12 SF9 1B	1-1 PO	0-3 K	0-1 CS	0-2 K		0-0 G6-4-3 1B		0-0 2B	3	1	1	0	0	2	0	<b>Oakland Athletics @ Los Angeles Angels</b> Tempe Diablo Stadium, Tempe, AZ Tue Mar 21 2023, 4:13 PM - 7:00 PM EDT Att: 5,096 - Rain - 66 F										
8 Tyler Wade, L (6,4) OBP: 0.417, SLG: 0.433										2	0	2	1	0	0	0											
21 Corner Capel, L (1,7) OBP: 0.452, SLG: 0.490	0-1 F8		0-0 P3		0-0 G4-3		0-0 G6-4-3		0-3 K	3	0	0	0	0	0	1											
2 Nick Allen, R (6,6) OBP: 0.438, SLG: 0.500	1-3						1-2			2	0	0	0	0	1	3											
12 Aledmys Diaz, R (1,6) OBP: 0.417, SLG: 0.490	0-0 SF9		0-0 F8		0-0 E5			0-0 G6-3		2	0	0	1	0	0	0											
25 Brent Rooker, R (6,9) OBP: 0.538, SLG: 0.552					0-0 E5					1	0	0	0	0	0	0											
99 Jesús Aguilar, R (1,3) OBP: 0.361, SLG: 0.276	0-0 G5-3			4-0 WP	0-0 FC5-4			0-0 G6-3		2	1	0	0	1	0	1											
76 Trenton Brooks, L (6,3) OBP: 0.214, SLG: 0.385				6 WP 22 1B BB	0-0 FC5-4			0-0 G4-3		1	0	0	0	0	0	0											
6 Jace Peterson, L (1,5) OBP: 0.421, SLG: 0.517		4-0 BB		1-3 K		4-0 BB		4-0 BB		1	1	0	0	2	1	1											
4 Kevin Smith, R (6, PR) OBP: 0.447, SLG: 0.606				1-2 K				0-1 BB		0	0	0	0	1	0	0											
22 Ramón Laureano, R (1,9) OBP: 0.317, SLG: 0.270	0-0 BB		0-0 K	0-3 K		0-3 K		0-1 CS	4-0 73 E 53 1B 20 G6-4-3 BB	3	1	2	1	0	1	1											
17 Pablo Reyes, R (6,7) OBP: 0.296, SLG: 0.348	1-2 1B		0-0 1B	2-3 1B				1-2 BB		0	1	0	0	1	0	0											
23 Shea Langeliers, R (1,2) OBP: 0.333, SLG: 0.500	0-0 L6		1-3 K	1-3 K		0-3 K		0-0 1B	0-0 20 G6-4-3 73 E 8 2B 1B	2	0	0	0	0	1	3											
53 Kyle McCann, L (5,2) OBP: 0.316, SLG: 0.313										2	0	1	0	0	1	1											
1 Jose Escorche, R (9, PR) OBP: 0.316, SLG: 0.313										0	1	0	0	0	0	0											
66 Cooper Uhl, R (9,2) OBP: 0.316, SLG: 0.313										0	0	0	0	0	0	0											
73 Ryan Noda, L (1,10) OBP: 0.327, SLG: 0.317	0-3 K		1-0 1B	1-0 HBP		0-0 F9		0-0 FC3	0-0 20 G6-4-3	3	0	0	0	0	1	5											
1 Esteyru Ruiz, R (1,8) OBP: 0.378, SLG: 0.447	0-0 1B		0-0 1B					1-2 2-3		2	0	2	2	0	0	0											
20 Cristian Pache, R (4,8) OBP: 0.351, SLG: 0.472	1-3 2-H 1B		1-3 2-H 1B					1-2 2-3 2-H		2	0	0	0	0	0	2											
<b>Inning Stats</b>	R: 1 E: 0 K: 0 S: 5	H: 1 LOB: 0 BB: 0 P: 5	R: 1 E: 0 K: 1 S: 7	H: 2 LOB: 1 BB: 1 P: 12	R: 0 E: 0 K: 1 S: 5	H: 0 LOB: 0 BB: 0 P: 5	R: 2 E: 0 K: 2 S: 9	H: 2 LOB: 1 BB: 1 P: 16	R: 0 E: 1 K: 1 S: 5	H: 0 LOB: 1 BB: 1 P: 5	R: 0 E: 0 K: 0 S: 3	H: 1 LOB: 0 BB: 0 P: 3	R: 0 E: 0 K: 0 S: 3	H: 0 LOB: 0 BB: 1 P: 7	R: 2 E: 1 K: 1 S: 7	H: 2 LOB: 2 BB: 1 P: 11	1B: 7 2B: 1 3B: 0 HR: 0	SF: 1 SAC: 0 DP: 2 HBP: 1	WP: 2 PB: 0 SB: 2 CS: 2	PA: 41							
<b>PITCHER</b>	IP	WLS	BF	H	R	ER	SO	BB	IBB	HBP	BLK	WP	HR	S	P	ERA	WHIP										
86 Victor Mederos, R (1,1) ERA: 3.86	2.0		9	3	2	2	1	1	0	0	0	0	0	12	17	9.00	2.000										
61 Austin Warren, R (3,1) ERA: 2.25	1.0	H	3	0	0	0	1	0	0	0	0	0	0	5	5	0.00	0.000										
64 Ben Joyce, R (4,1) ERA: 3.18	0.2	H	5	1	2	2	2	1	0	1	0	2	0	7	14	27.00	3.000										
55 Zac Kristofak, R (4,1) ERA: 1.8	0.1	B	1	1	0	0	0	0	0	0	0	0	0	2	2	0.00	3.000										
46 Jimmy Herget, R (5,1) ERA: 1.8	1.0	H	4	0	0	0	1	0	0	0	0	0	0	5	5	0.00	0.000										
60 Andrew Wantz, R (6,1) ERA: 1.17	1.0	H	4	0	0	0	2	1	0	0	0	0	0	7	11	0.00	1.000										
84 Mason Eria, R (7,1) ERA: 1.17	2.2	L	11	3	2	0	0	2	0	0	0	0	0	10	18	0.00	1.875										
83 Jack Dashwood, L (9,1) ERA: 1.17	0.1		1	0	0	0	1	0	0	0	0	0	0	3	3	0.00	0.000										

AB	31
R	6
H	8
RBI	5
BB	5
SO	8
LOB	18



Batter	1	2	3	4	5	6	7	8	9	AB	R	H	RBI	BB	SO	LOB	BOTTOM										
3 Taylor Ward, R (1,8) OBP: 0.400, SLG: 0.595	0-0 IHR	0-0 20 2B 12 1B 1B	0-0 G4-3		0-0 L7		0-0 G4-3			4	2	2	2	0	0	2	<b>Oakland Athletics @ Los Angeles Angels</b> Tempe Diablo Stadium, Tempe, AZ Tue Mar 21 2023, 4:13 PM - 7:00 PM EDT Att: 5,096 - Rain - 66 F										
44 Aaron Whitefield, R (6,8) OBP: 0.250, SLG: 0.250										1	0	0	0	0	0	1											
2 Luis Rengifo, S (1,6) OBP: 0.417, SLG: 0.818	0-0 IHR	0-0 SF8		1-1 HR	0-0 2B		0-0 G5-3		0-0 G3	3	1	3	2	0	0	0											
71 Aroel Vera, S (7,6) OBP: 0.200, SLG: 0.200	0-0 FC3-6 1B	0-0 3-H 1B		4-0 HR	0-0 2B		0-0 G3		0-0 G3	1	0	0	0	0	0	0											
20 Jared Walsh, L (1,9) OBP: 0.475, SLG: 0.576	0-0 FC3-6 1B	0-0 3-H 1B		4-0 HR	0-0 2B		0-0 G3		0-0 G3	3	0	1	0	1	0	3											
19 Luis Barrera, L (6,9) OBP: 0.346, SLG: 0.348	1-2 1B	1-3 2B		18 F9 12 1B BB	0-0 G3-1		0-0 G4-3		0-0 G4-3	1	0	0	0	0	0	0											
12 Hunter Renfroe, R (1,10) OBP: 0.375, SLG: 0.600	4-0 BB	0-0 1B		1-2 1B		0-0 G4-3		0-0 G4-3		3	0	2	1	1	0	0											
37 Kevin Padlo, R (6, PH) OBP: 0.292, SLG: 0.500	1-2 BB	2-3 3-H 1B		1-2 1B		0-0 G4-3		0-0 G4-3		1	0	0	0	0	0	0											
18 Jake Lamb, L (1,3) OBP: 0.432, SLG: 0.667	0-0 F7	0-0 P5		0-0 F9		0-0 G4-3		0-0 G4-3		4	0	0	0	0	0	6											
75 Trey Cabbage, L (7,3) OBP: 0.364, SLG: 0.464	0-0 F7	0-0 P5		1-2 2-3		0-0 G4-3		0-0 G4-3		1	0	1	0	0	0	0											
21 Matt Thaiss, L (1,2) OBP: 0.432, SLG: 0.321	4-0 BB	0-0 P4		0-0 P3		0-0 G6-3		0-0 G4-3		4	0	0	0	0	0	6											
47 Myles Emmerson, R (7,2) OBP: 0.750, SLG: 1.333										1	0	1	0	0	0	0											
61 David Calabrese, L (9, PR) OBP: 1.000, SLG: 1.000	1-2 2-3 BB								1-H 2B	0	0	0	0	0	0	0											
16 Mickey Moniak, L (1,7) OBP: 0.399, SLG: 0.500	0-3 K		0-0 G3		0-3 K		0-3 K		0-3 K	4	0	0	0	0	3	5											
89 Jeremiah Jackson, R (6,7) OBP: 0.250, SLG: 0.500										1	0	0	0	0	1	1											
42 David Fletcher, R (1,4) OBP: 0.375, SLG: 0.400		0-0 BB 3 1B 1B		0-0 G6-3		0-0 F8		0-0 F9		4	1	2	0	0	0	0											
70 Jose Gomez, R (8,4) OBP: 0.167, SLG: 0.333										1	0	0	0	0	0	1											
Livan Soto, L (1,5) OBP: 0.357, SLG: 0.389	4-0 BB		4-0 BB		0-0 F8		0-0 F9		0-0 F9	1	1	1	0	2	0	0											
58 Werner Blakely, L (7, PH) OBP: 0.333, SLG: 0.400	1-2 BB		4-0 BB		0-0 F8		1-0 FC3-2 2B		0-0 F9	1	0	0	0	0	0	1											
<b>Inning Stats</b>	R: 1 E: 0 K: 1 S: 7	H: 2 LOB: 3 BB: 2 P: 15	R: 3 E: 0 K: 0 S: 7	H: 4 LOB: 2 BB: 1 P: 11	R: 0 E: 0 K: 0 S: 3	H: 0 LOB: 1 BB: 1 P: 7	R: 1 E: 0 K: 1 S: 8	H: 2 LOB: 2 BB: 1 P: 13	R: 0 E: 0 K: 0 S: 5	H: 2 LOB: 2 BB: 0 P: 5	R: 0 E: 0 K: 0 S: 3	H: 0 LOB: 0 BB: 0 P: 3	R: 0 E: 0 K: 0 S: 3	H: 0 LOB: 0 BB: 0 P: 3	R: 0 E: 0 K: 1 S: 6	H: 2 LOB: 1 BB: 0 P: 6	1B: 7 2B: 4 3B: 0 HR: 2	SF: 1 SAC: 0 DP: 0 HBP: 0	WP: 0 PB: 0 SB: 1 CS: 0	PA: 44							
<b>PITCHER</b>	IP	WLS	BF	H	R	ER	SO	BB	IBB	HBP	BLK	WP	HR	S	P	ERA	WHIP										
36 Adam Oller, R (1,1) ERA: 3.88	2.0		15	6	4	4	1	3	0	0	0	0	0	14	26	18.00	4.500										
86 Austin Briggs, L (3,1) ERA: 5.14	1.0		4	0	0	0	0	1	0	0	0	0	0	3	7	0.00	1.000										
61 Zach Jackson, R (4,1) ERA: 5.14	1.0		6	2	1	1	1	1	0	0	0	0	1	8	13	9.00	3.000										
56 Dany Jiménez, R (5,1) ERA: 5.14	1.0		5	2	0	0	0	0	0	0	0	0	0	5	5	0.00	2.000										
80 J.T. Ginn, R (6,1) ERA: 5.14	0.0	W	10	1	0	0	1	0	0	0	0	0	0	12	13	0.00	0.333										

AB	38
R	5
H	13
RBI	5
BB	5
SO	4
LOB	24









Batter	1	2	3	4	5	6	7	8	9	AB	R	H	RBI	BB	SO	LOB	TOP																			
2 Nick Allen, R OBP: 0.432, SLG: 0.448 (1,6)	L4		BB			21 1B 73 SF8 21 S	F9			3	1	0	0	2	1	1	<p>Oakland Athletics @ Texas Rangers</p> <p>Surprise Stadium, Surprise, AZ</p> <p>Thu Mar 23 2023, 9:10 PM - 12:15 AM EDT</p> <p>Att: 4,750 - Partly Cloudy - 66 F</p>																			
21 Corner Capel, L OBP: 0.447, SLG: 0.500 76 Trenton Brooks, L OBP: 0.250, SLG: 0.400 (5,9)	G4-3		F7			53 BB 4 1B 25 S		G3		3	1	1	0	0	0	1																				
73 Ryan Noda, L OBP: 0.328, SLG: 0.295 (1,3)	K		G4-3							2	1	0	1	2	1	1																				
25 Brent Rooker, R OBP: 0.523, SLG: 0.500 (1,10)		G5-3				53 BB 4 1B				3	2	0	0	2	1	2																				
53 Kyle McCann, L OBP: 0.391, SLG: 0.294 45 Carlos Pérez, R (6,2)		8 G4-3 4 BB				4 1B				0	0	0	0	3	0	0																				
4 Kevin Smith, R OBP: 0.467, SLG: 0.615 (1,5)		8 G4-3 BB				1-2 2-3				4	1	3	3	1	0	1																				
8 Tyler Wade, L OBP: 0.429, SLG: 0.429 (1,4)		G4-3				1-3 2-H 3-H				5	1	2	1	0	0	5																				
17 Pablo Reyes, R OBP: 0.265, SLG: 0.300 (1,7)		G6-3								5	0	0	0	0	2	8																				
20 Cristian Pacheco, R OBP: 0.349, SLG: 0.439 (1,8)										5	0	1	1	0	3	2																				
<b>Inning Stats</b>	R: 0 E: 0 K: 1 S: 5	H: 0 LOB: 0 BB: 0 P: 5	R: 0 E: 0 K: 0 S: 3	H: 0 LOB: 2 BB: 2 P: 11	R: 0 E: 0 K: 1 S: 5	H: 0 LOB: 1 BB: 1 P: 9	R: 0 E: 0 K: 1 S: 6	H: 1 LOB: 2 BB: 1 P: 10	R: 3 E: 0 K: 1 S: 7	H: 2 LOB: 3 BB: 3 P: 20	R: 0 E: 0 K: 1 S: 5	H: 0 LOB: 1 BB: 0 P: 5	R: 0 E: 0 K: 0 S: 3	H: 1 LOB: 1 BB: 1 P: 7	R: 2 E: 1 K: 2 S: 10	H: 3 LOB: 1 BB: 0 P: 10	R: 2 E: 1 K: 1 S: 7	H: 1 LOB: 2 BB: 2 P: 16	1B: 7 2B: 1 3B: 0 HR: 0	SF: 1 SAC: 0 DP: 1 HBP: 0	WP: 1 PB: 0 SB: 5 CS: 0	PA: 45														
<b>PITCHER</b>	IP	WLS	BF	H	R	ER	SO	BB	IBB	HBP	BLK	WP	HR	S	P	ERA	WHIP	<b>PITCHER</b>	IP	WLS	BF	H	R	ER	SO	BB	IBB	HBP	BLK	WP	HR	S	P	ERA	WHIP	
58 Zack Littell, R ERA: 7.04 (1,1)	1.0		3	0	0	0	1	0	0	0	0	0	0	5	5	0.00	0.000	94 Triston Polley, L ERA: 5.94 (5,1)	0.1	B	3	1	0	0	0	1	0	0	0	0	0	2	6	0.00	6.000	
45 Dominic Leone, R ERA: 2.16 (2,1)	1.0	H	5	0	0	0	0	2	0	0	0	0	0	3	11	0.00	2.000	50 Cole Ragans, L ERA: 5.94 (6,1)	3.2	H	18	5	5	4	4	3	0	0	0	0	0	23	36	9.82	2.182	
21 Ian Kennedy, R ERA: 2.57 (3,1)	1.0	H	4	0	0	0	1	1	0	0	0	0	0	5	9	0.00	1.000	56 Reyes Moronta, R ERA: 15.88 (9,1)	1.0	B	7	1	2	2	1	2	0	0	0	1	0	7	16	18.00	3.000	
32 John King, L ERA: 5.99 (4,1)	1.0	H	5	1	0	0	1	1	0	0	0	0	0	6	10	0.00	2.000																			
50 Cole Ragans, L ERA: 5.94 (5,1)	3.2	H	18	5	5	4	4	3	0	0	0	0	0	23	36	9.82	2.182																			

AB	34
R	7
H	8
RBI	6
BB	10
SO	8
LOB	26



Batter	1	2	3	4	5	6	7	8	9	AB	R	H	RBI	BB	SO	LOB	BOTTOM																		
2 Marcus Semien, R OBP: 0.288, SLG: 0.380 16 Travis Jankowski, L OBP: 0.214, SLG: 0.154 (6,8)	E5 5 1B 30 G3	K		G5-4-3 1-2				G3		3	1	0	0	0	1	3	<p>Oakland Athletics @ Texas Rangers</p> <p>Surprise Stadium, Surprise, AZ</p> <p>Thu Mar 23 2023, 9:10 PM - 12:15 AM EDT</p> <p>Att: 4,750 - Partly Cloudy - 66 F</p>																		
5 Corey Seager, L OBP: 0.510, SLG: 0.756 47 Josh Smith, L OBP: 0.455, SLG: 0.459 (6,7)		L6-4 4 1B				L9		G3		3	1	1	0	0	0	2																			
30 Nathaniel Lowe, L OBP: 0.404, SLG: 0.512 39 Yoshi Tsutsugo, L OBP: 0.296, SLG: 0.400 (1,3)						F9				2	0	0	1	1	0	1																			
53 Adolis Garcia, R OBP: 0.408, SLG: 0.513 Luisangel Acuña, R OBP: 0.391, SLG: 0.590 (6, PR) (6,4)										2	0	0	0	0	1	2																			
4 Robbie Grossman, S OBP: 0.490, SLG: 0.590 41 Joe McCarthy, L OBP: 0.343, SLG: 0.387 (6,9)										2	0	1	1	1	1	1																			
6 Josh Jung, R OBP: 0.347, SLG: 0.682 80 Fraiñer Chavez, S (7,6)										2	0	1	1	1	1	1																			
77 Clint Frazier, R OBP: 0.311, SLG: 0.463 (9, PH)										1	0	0	0	1	0	1																			
18 Mitch Garver, R OBP: 0.200, SLG: 0.302 75 David Garcia, S (8,2)										2	2	1	1	1	1	2																			
28 Jonah Heim, S OBP: 0.375, SLG: 0.485 13 Brad Miller, L OBP: 0.316, SLG: 0.455 (6, PH) (7,10)										2	0	1	0	0	0	0																			
8 Bubba Thompson, R OBP: 0.273, SLG: 0.317 20 Ezequiel Duran, R OBP: 0.380, SLG: 0.688 (6,6) (7,5)										2	2	2	3	0	0	0																			
<b>Inning Stats</b>	R: 2 E: 1 K: 1 S: 8	H: 2 LOB: 1 BB: 0 P: 8	R: 1 E: 0 K: 1 S: 7	H: 3 LOB: 1 BB: 0 P: 7	R: 0 E: 0 K: 1 S: 5	H: 0 LOB: 2 BB: 2 P: 13	R: 0 E: 0 K: 0 S: 3	H: 1 LOB: 0 BB: 0 P: 3	R: 0 E: 0 K: 1 S: 5	H: 0 LOB: 2 BB: 0 P: 7	R: 2 E: 0 K: 0 S: 5	H: 1 LOB: 1 BB: 2 P: 15	R: 0 E: 0 K: 0 S: 4	H: 1 LOB: 1 BB: 0 P: 4	R: 2 E: 0 K: 2 S: 13	H: 3 LOB: 1 BB: 0 P: 16	R: 0 E: 0 K: 1 S: 4	H: 0 LOB: 1 BB: 1 P: 8	1B: 7 2B: 2 3B: 0 HR: 4	SF: 0 SAC: 0 DP: 3 HBP: 1	WP: 1 PB: 0 SB: 0 CS: 1	PA: 42													
<b>PITCHER</b>	IP	WLS	BF	H	R	ER	SO	BB	IBB	HBP	BLK	WP	HR	S	P	ERA	WHIP	<b>PITCHER</b>	IP	WLS	BF	H	R	ER	SO	BB	IBB	HBP	BLK	WP	HR	S	P	ERA	WHIP
38 JP Sears, L ERA: 5.19 (1,1)	4.2		21	6	3	1	3	2	0	0	0	0	0	25	33	1.93	1.714	88 Garrett Acton, R ERA: 4.15 (9,1)	1.0		3	0	0	0	1	1	0	0	0	0	4	8	0.00	1.000	
30 Chad Smith, R ERA: 3.38 (5,1)	0.1		2	0	0	0	1	0	0	1	0	0	0	3	5	0.00	0.000																		
61 Zach Jackson, R ERA: 0.75 (6,1)	1.0		6	1	2	2	0	2	0	0	0	0	1	5	15	18.00	3.000																		
68 Domingo Acevedo, R ERA: 1.58 (7,1)	1.0		4	1	0	0	0	0	0	0	0	0	0	4	4	0.00	1.000																		
19 Drew Steckenrider, R ERA: 6.75 (8,1)	1.0		6	3	2	2	2	0	0	0	0	0	2	13	16	18.00	3.000																		

AB	36
R	7
H	11
RBI	7
BB	5
SO	7
LOB	20





Batter	1	2	3	4	5	6	7	8	9	AB	R	H	RBI	BB	SO	LOB	TOP							
7 Tim Anderson, R OBP: 0.300, SLG: 0.316	10 HR	F9		G6-3						4	1	2	0	0	1	1	<b>Chicago White Sox @ Oakland Athletics</b> Hohokam Stadium, Mesa, AZ Fri Mar 24 2023, 4:05 PM - 6:52 PM EDT Att: 5,577 - Partly Cloudy - 65 F							
81 Zach Remillard, R OBP: 0.257, SLG: 0.267		88 BB			K					0	1	0	0	1	0									
10 Yadn Moncada, S OBP: 0.313, SLG: 0.462		L8		E6		K				4	2	1	2	0	1									
77 Luis Mieses, L OBP: 0.300, SLG: 0.444		HR		88 2B						1	0	1	2	0	0									
88 Luis Robert Jr., R OBP: 0.474, SLG: 0.811										3	2	2	1	1	1									
84 Dylan Cease, R OBP: 0.365, SLG: 0.541										0	0	0	0	0	0									
88 Luis Robert Jr., R OBP: 0.365, SLG: 0.541										3	2	2	1	1	1									
51 Adam Hasebe, R OBP: 0.255, SLG: 0.271										0	0	0	0	0	0									
17 Joe Kelly, R OBP: 0.255, SLG: 0.271										0	0	0	0	0	0									
39 Aaron Bummer, L OBP: 0.255, SLG: 0.271										0	0	0	0	0	0									
49 Kendall Graveman, R OBP: 0.255, SLG: 0.271										0	0	0	0	0	0									
Eloy Jiménez, R OBP: 0.500, SLG: 0.517										3	2	2	1	0	2									
22 Oscar Colás, L OBP: 0.291, SLG: 0.464										2	0	0	0	0	1									
12 Romy Gonzalez, R OBP: 0.317, SLG: 0.600										4	2	2	3	0	1									
1 Elvis Andrus, R OBP: 0.318, SLG: 0.462										3	0	1	0	0	1									
28 Leury Garcia, S OBP: 0.265, SLG: 0.406										2	1	1	0	0	1									
26 Hanser Alberto, R OBP: 0.400, SLG: 0.486										3	0	2	1	0	0									
15 Erik González, R OBP: 0.400, SLG: 0.486										2	0	0	0	0	2									
44 Seby Zavala, R OBP: 0.378, SLG: 0.684										5	1	1	2	0	2									
41 Jake Marisnick, R OBP: 0.235, SLG: 0.226										3	0	0	0	0	3									
0 Billy Hamilton, S OBP: 0.156, SLG: 0.103										2	0	0	0	0	2									
<b>Inning Stats</b>	R: 4 E: 0 K: 2 S: 13	H: 6 LOB: 2 BB: 0 P: 15	R: 0 E: 0 K: 1 S: 6	H: 1 LOB: 2 BB: 1 P: 10	R: 0 E: 0 K: 1 S: 5	H: 0 LOB: 0 BB: 0 P: 5	R: 4 E: 1 K: 2 S: 12	H: 3 LOB: 0 BB: 0 P: 12	R: 0 E: 0 K: 2 S: 8	H: 1 LOB: 1 BB: 0 P: 8	R: 0 E: 0 K: 2 S: 7	H: 0 LOB: 0 BB: 0 P: 7	R: 4 E: 0 K: 2 S: 11	H: 4 LOB: 1 BB: 1 P: 15	R: 0 E: 0 K: 2 S: 7	H: 0 LOB: 0 BB: 0 P: 7	R: 0 E: 0 K: 2 S: 7	H: 0 LOB: 0 BB: 0 P: 7	1B: 7 2B: 5 3B: 1 HR: 2	SF: 1 SAC: 0 DP: 0 HBP: 0	WP: 0 PB: 0 SB: 0 CS: 0	PA: 45		
<b>PITCHER</b>	IP WLS BF H R ER SO BB IBB HBP BLK WP HR S P ERA WHIP	3.2 L 23 10 8 4 5 1 0 0 0 0 2 33 39 9.82 3.000	1.1 5 1 0 0 2 0 0 0 0 0 0 0 11 11 0.00 0.750	1.0 3 0 0 0 3 0 0 0 0 0 0 7 7 0.00 0.000	0.2 6 3 4 4 2 1 0 0 0 0 0 9 13 54.00 6.000	0.1 2 1 0 0 0 0 0 0 0 0 0 2 2 0.00 3.000	2.0 6 0 0 0 4 0 0 0 0 0 0 14 14 0.00 0.000																	

Batter	1	2	3	4	5	6	7	8	9	AB	R	H	RBI	BB	SO	LOB	BOTTOM					
5 Tony Kemp, L OBP: 0.348, SLG: 0.222	F8									3	0	1	0	0	0	1	<b>Chicago White Sox @ Oakland Athletics</b> Hohokam Stadium, Mesa, AZ Fri Mar 24 2023, 4:05 PM - 6:52 PM EDT Att: 5,577 - Partly Cloudy - 65 F					
17 Pablo Reyes, R OBP: 0.286, SLG: 0.355										1	0	1	0	0	0	0						
12 Naledmys Díaz, R OBP: 0.381, SLG: 0.361										3	0	1	0	0	1							
8 Tyler Wade, L OBP: 0.419, SLG: 0.417										1	0	0	0	0	1							
15 Seth Brown, L OBP: 0.324, SLG: 0.324										2	0	0	0	1	1							
25 Brent Rooker, R OBP: 0.511, SLG: 0.485										1	0	0	0	0	1							
99 Jesús Aguilar, R OBP: 0.381, SLG: 0.429										3	0	0	0	0	1							
76 Trenton Brooks, L OBP: 0.235, SLG: 0.375										1	0	0	0	0	1							
22 Ramón Laureano, R OBP: 0.319, SLG: 0.244										1	0	0	0	2	1							
53 Kyle McCann, L OBP: 0.375, SLG: 0.278										1	0	0	0	0	0							
6 Jace Peterson, L OBP: 0.485, SLG: 0.531										3	0	2	0	0	0							
95 Max Schuemann, R(7, FR) OBP: 0.333, SLG: 0.333										1	0	1	0	0	0							
23 Shea Langeliers, R OBP: 0.311, SLG: 0.475										3	0	0	0	0	2							
74 Henry Bolte, R OBP: 1.000, SLG: 1.000										1	0	1	0	0	0							
73 Ryan Noda, L OBP: 0.317, SLG: 0.283										2	0	0	0	0	1							
45 Carlos Pérez, R OBP: 0.250, SLG: 0.250										2	0	1	0	0	1							
1 Esteyru Ruiz, R OBP: 0.400, SLG: 0.465										3	0	1	0	0	0							
78 Michael Guidberg, R OBP: 0.600, SLG: 0.687										1	0	0	0	0	2							
<b>Inning Stats</b>	R: 0 E: 0 K: 1 S: 5	H: 0 LOB: 0 BB: 0 P: 5	R: 0 E: 0 K: 2 S: 8	H: 1 LOB: 2 BB: 1 P: 12	R: 0 E: 0 K: 1 S: 6	H: 1 LOB: 2 BB: 1 P: 10	R: 0 E: 0 K: 0 S: 2	H: 0 LOB: 0 BB: 1 P: 6	R: 0 E: 0 K: 1 S: 5	H: 1 LOB: 0 BB: 0 P: 5	R: 0 E: 0 K: 0 S: 3	H: 1 LOB: 0 BB: 0 P: 3	R: 0 E: 0 K: 2 S: 9	H: 2 LOB: 2 BB: 0 P: 9	R: 0 E: 0 K: 2 S: 8	H: 1 LOB: 1 BB: 0 P: 8	R: 0 E: 0 K: 1 S: 7	H: 2 LOB: 2 BB: 0 P: 7	1B: 8 2B: 1 3B: 0 HR: 0	SF: 0 SAC: 0 DP: 3 HBP: 0	WP: 0 PB: 0 SB: 0 CS: 0	PA: 36
<b>PITCHER</b>	IP WLS BF H R ER SO BB IBB HBP BLK WP HR S P ERA WHIP	6.0 W 22 4 0 0 5 3 0 0 0 0 0 29 41 0.00 1.167	1.0 5 2 0 0 2 0 0 0 0 0 0 9 9 0.00 2.000	1.0 4 1 0 0 2 0 0 0 0 0 0 8 8 0.00 1.000	1.0 5 2 0 0 1 0 0 0 0 0 0 7 7 0.00 2.000																	





Batter	1	2	3	4	5	6	7	8	9	AB	R	H	RBI	BB	SO	LOB	TOP								
Cal Stevenson, L (1, 7) OBP: 0.357, SLG: 0.250 3 Nelson Beltran, R (9, PH)	G3	K								3	0	1	0	1	1	0									
82 Cody Thomas, L (1, 9) OBP: 0.182, SLG: 0.381	K		G4-3							5	0	0	0	0	3	4									
16 Zack Gelof, R (1, 4) OBP: 0.414, SLG: 0.490 1 Jose Escorche, R (7, PH) (7, 4)	1B		G5-3		P2					3	1	1	0	0	0	2									
49 Tyler Soderstrom, L (1, 2) OBP: 0.324, SLG: 0.500 85 Yohel Pozo, R (6, 2) OBP: 0.250, SLG: 0.333	1B		F7		L6					3	1	1	1	0	0	2									
Jonah Bride, R (1, 5) OBP: 0.360, SLG: 0.350	1B			K						4	0	2	1	0	2	0									
Jordan Diaz, R (1, 10) OBP: 0.421, SLG: 0.500	1B			1B						4	0	2	0	0	0	1									
Dérmis García, R (1, 3) OBP: 0.200, SLG: 0.259	K			K						4	1	1	1	0	3	3									
Lawrence Butler, L (1, 8) OBP: 0.556, SLG: 0.870 4 Brayán Buelvas, R (9, PH) OBP: 0.333, SLG: 0.667		G4-3		G5-3						3	0	0	0	0	1	1									
18 Max Muncy, R (1, 6) OBP: 0.200, SLG: 0.267		G6-3								4	0	1	0	0	1	0									
<b>Inning Stats</b>	R: 2 E: 0 K: 2 S: 11	H: 4 LOB: 2 BB: 0 P: 11	R: 0 E: 0 K: 1 S: 5	H: 0 LOB: 0 BB: 0 P: 5	R: 0 E: 0 K: 0 S: 3	H: 0 LOB: 0 BB: 0 P: 3	R: 0 E: 0 K: 2 S: 8	H: 1 LOB: 1 BB: 0 P: 8	R: 0 E: 0 K: 1 S: 6	H: 1 LOB: 2 BB: 1 P: 10	R: 0 E: 0 K: 2 S: 7	H: 0 LOB: 0 BB: 0 P: 7	R: 0 E: 1 K: 2 S: 9	H: 1 LOB: 2 BB: 0 P: 9	R: 0 E: 0 K: 0 S: 3	H: 1 LOB: 0 BB: 0 P: 3	R: 1 E: 0 K: 2 S: 10	H: 1 LOB: 1 BB: 1 P: 14	1B: 7 2B: 1 3B: 0 HR: 1	SF: 0 SAC: 0 DP: 1 HBP: 0	WP: 0 PB: 0 SB: 0 CS: 0	PA: 38			
<b>PITCHER</b>	IP	WLS	BF	H	R	ER	SO	BB	IBB	HBP	BLK	WP	HR	S	P	ERA	WHIP								
58 Luis Castillo, R (1, 1) ERA: 4.76	5.0	W	22	6	2	2	6	1	0	0	0	0	0	33	37	3.60	1.400								
56 Penn Murfee, R (6, 1) ERA: 1.35	1.0		3	0	0	0	2	0	0	0	0	0	0	7	7	0.00	0.000								
63 Diego Castillo, R (7, 1) ERA: 3.0	1.0		5	1	0	0	2	0	0	0	0	0	0	9	9	0.00	1.000								
67 Matt Festa, R (8, 1) ERA: 5.4	1.0		3	1	0	0	0	0	0	0	0	0	0	3	3	0.00	1.000								
30 Trevor Gott, R (9, 1) ERA: 4.82	1.0		5	1	1	1	2	1	0	0	0	0	1	10	14	9.00	2.000								

Oakland Athletics @ Seattle Mariners  
Peoria Stadium, Peoria, AZ  
Fri Mar 24 2023, 9:41 PM - 12:25 AM EDT  
Att: 8,024 - Clear - 64 F

AB	36
R	3
H	9
RBI	3
BB	2
SO	12
LOB	15



Batter	1	2	3	4	5	6	7	8	9	AB	R	H	RBI	BB	SO	LOB	BOTTOM								
71 Mason McCoy, R (1, 6) OBP: 0.317, SLG: 0.289 85 James Parker, R (8, PH) (9, 6)	K		29 FC4-6 23 BB 4 SF8	L8						4	2	1	0	1	2	4									
23 Ty France, R (1, 3) OBP: 0.300, SLG: 0.500 89 Robbie Tenenewicz, R (6, PR) OBP: 0.333, SLG: 0.333	1B		29 FC4-6 1-2	CS						3	2	3	0	1	0	0									
29 Cal Raleigh, S (1, 2) OBP: 0.300, SLG: 0.586 99 Lazaro Montes, L (7, PH) (8, 2)	HR		FC4-6 21 HBP 0 E							4	3	2	3	0	0	3									
21 Cooper Hummel, S (1, 7) OBP: 0.395, SLG: 0.730 86 Walking Cabrera, R (7, 7) OBP: 0.500, SLG: 0.500	K		0 E 1 WP 1 HBP							2	2	0	0	1	2	1									
4 Tommy La Stella, L (1, 10) OBP: 0.250, SLG: 0.294 85 Josh Hood, R (8, PH) (9, 10)	P2		SF8							2	0	0	2	0	1	1									
0 Sam Hagerthy, S (1, 8) OBP: 0.387, SLG: 0.556 80 Delino DeShields, R (6, 8) OBP: 0.667, SLG: 1.000	G4-3		E7 WP							2	0	0	0	1	0	1									
1 Kole Calhoun, L (1, 9) ERA: 13.5 73 Zach DeLoach, L (7, PR) OBP: 0.346, SLG: 0.364		K	F8							2	0	0	1	2	1	1									
79 Colin Moran, L (1, 5) OBP: 0.263, SLG: 0.257 88 Connor Hoover, L (8, 5) OBP: 0.500, SLG: 1.500		K		K						4	0	0	0	0	3	5									
76 José Caballero, R (1, 4) OBP: 0.444, SLG: 0.550 92 Edryn Rodriguez, R (7, PR) (8, 4)		K								3	0	2	2	0	1	0									
<b>Inning Stats</b>	R: 3 E: 0 K: 2 S: 10	H: 2 LOB: 0 BB: 0 P: 11	R: 0 E: 0 K: 3 S: 9	H: 0 LOB: 0 BB: 0 P: 9	R: 3 E: 1 K: 0 S: 4	H: 0 LOB: 1 BB: 2 P: 14	R: 0 E: 0 K: 1 S: 6	H: 1 LOB: 0 BB: 0 P: 6	R: 3 E: 0 K: 2 S: 8	H: 2 LOB: 3 BB: 3 P: 22	R: 1 E: 0 K: 2 S: 8	H: 1 LOB: 1 BB: 0 P: 9	R: 2 E: 0 K: 1 S: 7	H: 4 LOB: 2 BB: 1 P: 11	R: 3 E: 0 K: 3 S: 11	H: 3 LOB: 1 BB: 1 P: 15	1B: 9 2B: 2 3B: 1 HR: 1	SF: 2 SAC: 0 DP: 1 HBP: 2	WP: 3 PB: 0 SB: 0 CS: 1	PA: 47					
<b>PITCHER</b>	IP	WLS	BF	H	R	ER	SO	BB	IBB	HBP	BLK	WP	HR	S	P	ERA	WHIP								
87 Mason Miller, R (1, 1) ERA: 9.0	2.0	L	9	2	3	3	5	0	0	0	0	1	1	19	20	13.50	1.000								
35 Parker Dunshree, R (3, 1) ERA: 9.0	1.0		7	0	3	1	0	2	0	1	0	1	0	4	14	9.00	2.000								
36 Joelvis Del Rosario, R (4, 1) ERA: 13.5	2.2		15	4	4	4	4	3	0	1	0	1	0	20	34	13.50	2.625								
71 Trayson Kubo, R (5, 1) ERA: 54.0	0.1		1	0	0	0	1	0	0	0	0	0	0	3	3	0.00	0.000								
36 Joelvis Del Rosario, R (6, 1) ERA: 13.5	2.2		15	4	4	4	4	3	0	1	0	1	0	20	34	13.50	2.625								
<b>PITCHER</b>	IP	WLS	BF	H	R	ER	SO	BB	IBB	HBP	BLK	WP	HR	S	P	ERA	WHIP								
86 Norge Ruiz, R (7, 1) ERA: 27.0	1.0		7	4	2	2	1	1	0	0	0	0	0	11	15	27.00	5.000								
87 Shohei Tomioka, R (8, 1) ERA: 27.0	1.0		7	3	3	3	3	1	0	0	0	0	0	11	15	27.00	4.000								

Oakland Athletics @ Seattle Mariners  
Peoria Stadium, Peoria, AZ  
Fri Mar 24 2023, 9:41 PM - 12:25 AM EDT  
Att: 8,024 - Clear - 64 F

AB	35
R	15
H	13
RBI	12
BB	7
SO	14
LOB	21





Batter	1	2	3	4	5	6	7	8	9	AB	R	H	RBI	BB	SO	LOB	TOP										
79 Sal Frelick, L (1.9) OBP: 0.348, SLG: 0.391 93 Kay-Lan Nicasia, S (7, PR) OBP: 1.000, SLG: 1.000	P5		F8		G4-3		1B		FC4-6 1B	4	0	1	1	0	0	1											
33 Jesse Winker, L (1.7) OBP: 0.355, SLG: 0.280 Blake Perkins, S (5.7) OBP: 0.297, SLG: 0.281	F8			10 BB 13 WP		P6	1B		FC4-6 96 2B	1	1	0	0	1	0	0											
10 Mike Brosseau, R (1.3) OBP: 0.500, SLG: 1.032 96 Wes Clarke, R (6.3)	G1-3			13 WP 9 G6-4-3		G5-3	G5-3		1-H 2B	2	1	0	0	1	0	0											
13 Abraham Toro, S (1.5) OBP: 0.313, SLG: 0.333 86 Jefferson Quero, R (7.2) OBP: 0.250, SLG: 0.286		F7		9 G6-4-3		F8		92 BB	G5-3	2	0	0	0	1	0	0											
9 Brian Anderson, R (1.10) OBP: 0.467, SLG: 0.528 92 Jace Avina, R (7, PH) (7, 10)	K			13 WP 9 G6-4-3		G6-4-3				2	0	0	0	0	1	1											
88 Joey Wiemer, R (1.8) OBP: 0.311, SLG: 0.400 92 Eduarqui Fernandez, R (7, PR) OBP: 0.687, SLG: 0.930	K			13 WP 9 G6-4-3						2	0	1	0	1	1	0											
2 Brice Turang, L (1.4) OBP: 0.375, SLG: 0.167 82 Isaac Collins, S (7, PR) (7, 4)			L8		L8		75 BB 78 SF9 2 1B			3	0	1	0	0	0	1											
75 Brian Navarrete, R (1.2) OBP: 0.250, SLG: 0.278 91 Alexander Perez, R (7, PR) (7, 5)				79 WP HBP		K	79 1B		G5-3	1	0	0	0	1	1	0											
78 Andruw Monasterio, R (1.6) OBP: 0.273, SLG: 0.231 41 Jadhav Areinamo, R (7.6)	F7				L7		2-3 3-H			2	0	0	1	0	0	1											
<b>Inning Stats</b>	R: 0 E: 0 K: 0 S: 3	H: 0 LOB: 0 BB: 0 P: 3	R: 0 E: 0 K: 2 S: 7	H: 0 LOB: 0 BB: 0 P: 7	R: 0 E: 0 K: 0 S: 4	H: 0 LOB: 1 BB: 0 P: 5	R: 2 E: 0 K: 0 S: 2	H: 0 LOB: 1 BB: 4 P: 18	R: 0 E: 0 K: 1 S: 5	H: 0 LOB: 0 BB: 0 P: 5	R: 3 E: 0 K: 0 S: 7	H: 4 LOB: 2 BB: 1 P: 11	R: 0 E: 0 K: 2 S: 7	H: 0 LOB: 2 BB: 2 P: 15	R: 1 E: 0 K: 1 S: 7	H: 2 LOB: 1 BB: 0 P: 7	1B: 5 2B: 1 3B: 0 HR: 0	SF: 1 SAC: 0 DP: 1 HBP: 1	WP: 3 PB: 0 SB: 0 CS: 0	PA: 40							
<b>PITCHER</b>	IP	WLS	BF	H	R	ER	SO	BB	IBB	HBP	BLK	WP	HR	S	P	ERA	WHIP										
11 Shintaro Fujinami, R (1.1) ERA: 3.98	6.0		22	0	2	2	3	4	0	1	0	2	0	24	41	3.00	0.667										
87 Charles Hall, R (7.1) ERA: 13.5	0.2		5	2	3	3	0	1	0	0	0	0	0	4	8	40.50	4.500										
67 Jake Fishman, L (7.1) ERA: 7.26	0.1		3	2	0	0	0	0	0	0	0	0	0	3	3	0.00	6.000										
88 Garrett Acton, R (8.1) ERA: 3.38	1.0		5	0	0	0	2	2	0	0	0	0	0	7	15	0.00	2.000										
96 Hunter Breault, R (9.1) ERA: 13.5	1.0	L	5	2	1	1	1	0	0	0	0	0	0	7	7	9.00	2.000										

Milwaukee Brewers @ Oakland Athletics  
Hohokam Stadium, Mesa, AZ  
Sat Mar 25 2023, 3:09 PM - 5:48 PM EDT  
Att: 7,122 - Sunny - 66 F

AB	31
R	6
H	6
RBI	4
BB	7
SO	6
LOB	13



Batter	1	2	3	4	5	6	7	8	9	AB	R	H	RBI	BB	SO	LOB	BOTTOM										
2 Nick Allen, R (1.10) OBP: 0.400, SLG: 0.406 75 Denzel Clarke, R (7, PH) OBP: 0.667, SLG: 0.714	K		K		P2		85 G5-3 45 2B		66 S 85 S	3	0	0	0	0	2	0											
21 Connor Capel, L (1.9) OBP: 0.420, SLG: 0.462 85 Cooper Bowman, R (6.4)	K		G3		F7		G5-3		K	3	0	0	0	1	0												
53 Kyle McCann, L (1.2) OBP: 0.385, SLG: 0.350 45 Carlos Pérez, R (6, PH) OBP: 0.333, SLG: 0.500	G3-1				F9		F9		F9	2	0	1	0	0	0	0											
66 Cooper Uhl, R (9.2)					2B		2-H 3-H		2-3	1	0	0	0	0	1												
25 Brent Rooker, R (1.7) OBP: 0.511, SLG: 0.486 49 Logan Davidson, S (6.6)			G5-3			K	K			2	1	1	0	0	0	1											
73 Ryan Noda, L (1.3) OBP: 0.339, SLG: 0.283 76 Trenton Brooks, L (5.3) OBP: 0.263, SLG: 0.389		73 BB 4 1B			8 G3 20 BB		78 G6-4-3 1B		F7	0	1	0	0	1	0	0											
4 Kevin Smith, R (1.6) OBP: 0.458, SLG: 0.610 78 Michael Goldberg, R (6.8) OBP: 0.571, SLG: 0.680					L9		G6-4-3		82 WP 1B	2	0	1	1	0	0	1											
20 Cristian Pache, R (1.8) OBP: 0.356, SLG: 0.429 82 Cody Thomas, L (6.7)	K								G4-3	1	0	0	0	1	1	2											
8 Tyler Wade, L (1.5) OBP: 0.400, SLG: 0.395 74 Brett Harris, R (6.5)					G3				G6-4-3	2	0	0	1	0	0	3											
17 Pablo Reyes, R (1.4) OBP: 0.270, SLG: 0.333 72 Greg Deichmann, L (6.9)					G4-3				G1	2	0	0	0	0	3												
<b>Inning Stats</b>	R: 0 E: 0 K: 2 S: 7	H: 2 LOB: 1 BB: 1 P: 7	R: 2 E: 0 K: 1 S: 7	H: 2 LOB: 1 BB: 1 P: 12	R: 0 E: 0 K: 1 S: 6	H: 1 LOB: 1 BB: 0 P: 6	R: 0 E: 0 K: 0 S: 3	H: 0 LOB: 2 BB: 1 P: 8	R: 0 E: 0 K: 0 S: 3	H: 0 LOB: 0 BB: 0 P: 3	R: 0 E: 0 K: 1 S: 5	H: 1 LOB: 1 BB: 0 P: 5	R: 3 E: 0 K: 1 S: 7	H: 2 LOB: 1 BB: 2 P: 15	R: 0 E: 0 K: 0 S: 3	H: 1 LOB: 1 BB: 1 P: 7	R: 0 E: 0 K: 1 S: 5	H: 0 LOB: 1 BB: 1 P: 10	1B: 5 2B: 2 3B: 0 HR: 0	SF: 0 SAC: 0 DP: 2 HBP: 1	WP: 2 PB: 0 SB: 3 CS: 0	PA: 39					
<b>PITCHER</b>	IP	WLS	BF	H	R	ER	SO	BB	IBB	HBP	BLK	WP	HR	S	P	ERA	WHIP										
37 Adrian Houser, R (1.1) ERA: 4.05	1.2		8	2	2	2	3	1	0	0	0	0	0	13	17	10.80	1.800										
95 Zach Vennaro, R (2.1) ERA:	0.1		1	0	0	0	0	0	0	0	0	0	0	1	2	0.00	0.000										
55 Hoby Milner, L (3.1) ERA: 1.65	1.0		4	1	0	0	1	0	0	0	0	0	0	6	6	0.00	1.000										
31 Joel Payamps, R (4.1) ERA: 8.44	1.0		5	0	0	0	0	1	0	1	0	0	0	3	8	0.00	1.000										
32 Peter Strzelecki, R (5.1) ERA: 4.32	1.0		3	0	0	0	0	0	0	0	0	0	0	3	3	0.00	0.000										

Milwaukee Brewers @ Oakland Athletics  
Hohokam Stadium, Mesa, AZ  
Sat Mar 25 2023, 3:09 PM - 5:48 PM EDT  
Att: 7,122 - Sunny - 66 F

AB	32
R	5
H	7
RBI	5
BB	6
SO	7
LOB	18

















Batter	1	2	3	4	5	6	7	8	9	AB	R	H	RBI	BB	SO	LOB	TOP					
3 Taylor Ward, R OBP: 0.500, SLG: 0.714	F9		1B		1B	1B		FC6-4		5	1	3	0	0	0	1						
27 Mike Trout, R OBP: 0.500, SLG: 0.818	2B		1B		HR	BB		F8		4	1	3	2	1	0	0						
17 Shohel Ohtani, L OBP: 0.385, SLG: 0.583 21 Matt Thaiss, L	L8		K		HR	K		G4-3		4	1	1	1	0	2	6						
12 Hunter Renfroe, R OBP: 0.143, SLG: 0.077	G6-3				E2 2 WP 14 HR	F9		F4		5	1	1	0	0	0	1						
23 Brandon Drury, R	K		G6-3		G5-3	G5-3		G1-3		4	0	0	0	0	1	1						
2 Luis Rengifo, S	HBP		14 HR		G6-3	G6-3		G3-1		2	1	0	0	1	0	0						
10 Gio Urshela, R OBP: 0.462, SLG: 0.417	G5-4-3		K		K			K		4	0	0	0	0	2	3						
14 Logan O'Hoppe, R OBP: 0.364, SLG: 0.800	G6-3		G6-3		HR	P4		FC6-4		4	1	2	3	0	0	0						
42 David Fletcher, R OBP: 0.200, SLG: 0.200	K		K		P4	1B		F8		4	0	1	0	0	1	1						
Inning Stats	R: 0 H: 1 E: 0 K: 0 S: 5	H: 1 LOB: 1 BB: 0 P: 9	R: 0 H: 0 E: 0 K: 1 S: 8	H: 0 LOB: 0 BB: 0 P: 12	R: 0 H: 2 E: 0 K: 2 S: 14	H: 2 LOB: 2 BB: 0 P: 23	R: 3 H: 2 E: 1 K: 1 S: 17	H: 2 LOB: 0 BB: 1 P: 30	R: 3 H: 3 E: 0 K: 0 S: 11	H: 3 LOB: 0 BB: 0 P: 15	R: 0 H: 2 E: 0 K: 1 S: 10	H: 2 LOB: 3 BB: 1 P: 20	R: 0 H: 0 E: 0 K: 0 S: 10	H: 0 LOB: 0 BB: 0 P: 15	R: 0 H: 1 E: 0 K: 1 S: 9	H: 1 LOB: 1 BB: 0 P: 11	R: 0 H: 0 E: 0 K: 0 S: 6	H: 0 LOB: 0 BB: 0 P: 14	1B: 7 2B: 1 3B: 0 HR: 3	SF: 0 SAC: 0 DP: 1 HBP: 1	WP: 2 PB: 0 SB: 0 CS: 0	PA: 40
PITCHER	IP	WLS	BF	H	R	ER	SO	BB	IBB	HBP	BLK	WP	HR	S	P	ERA	WHIP					
Ken Waldichuk, L ERA: 9.53	5.2	L	27	9	6	6	4	1	0	1	0	1	3	59	96	9.53	1.765					
61 Zach Jackson, R ERA:	0.1		3	1	0	0	1	1	0	0	0	1	0	6	13	0.00	6.000					
55 Adrián Martínez, R ERA:	3.0		10	1	0	0	1	0	0	0	0	0	0	25	40	0.00	0.333					

Los Angeles Angels @ Oakland Athletics  
Oakland Coliseum, Oakland, CA  
Sun Apr 02 2023, 1:06 PM - 3:38 PM PDT  
Att: 14,638 - Partly Cloudy - 56 F

AB	37
R	6
H	11
RBI	6
BB	2
SO	6
LOB	13



Batter	1	2	3	4	5	6	7	8	9	AB	R	H	RBI	BB	SO	LOB	BOTTOM					
1 Esteyru Ruiz, R OBP: 0.300, SLG: 0.125	P1		F4		12 FC5-4 HBP			G2-3		3	0	0	0	0	0	0						
12 Aledmys Díaz, R OBP: 0.333, SLG: 0.273	G6-3		K		FC5-4			L8		4	0	0	0	0	1	1						
15 Seth Brown, L OBP: 0.250, SLG: 0.273	99 1B BB		G3-1					F7		3	0	0	0	1	1	0						
99 Jesús Aguilar, R OBP: 0.364, SLG: 0.300					G5-3			K		4	0	2	0	0	1	0						
25 Brent Rooker, R								1B														
49 Ryan Noda, L	F8				K			F7		3	0	0	0	0	1	3						
22 Ramón Laureano, R OBP: 0.364, SLG: 0.667								K		2	0	1	0	2	1	1						
23 Shea Langeliers, R OBP: 0.273, SLG: 0.200										4	0	2	0	0	0	1						
5 Tony Kemp, L OBP: 0.364, SLG: 0.250	B2							K		4	0	0	0	0	2	4						
2 Nick Allen, R																						
6 Jace Peterson, L	G4-6-3							K		1	0	0	0	0	1	0						
Inning Stats	R: 0 H: 1 E: 0 K: 0 S: 16	H: 1 LOB: 2 BB: 1 P: 26	R: 0 H: 1 E: 0 K: 0 S: 5	H: 1 LOB: 1 BB: 1 P: 11	R: 0 H: 0 E: 0 K: 1 S: 8	H: 0 LOB: 0 BB: 0 P: 12	R: 0 H: 1 E: 0 K: 1 S: 12	H: 1 LOB: 1 BB: 0 P: 20	R: 0 H: 0 E: 0 K: 0 S: 8	H: 0 LOB: 1 BB: 0 P: 11	R: 0 H: 1 E: 0 K: 2 S: 10	H: 1 LOB: 1 BB: 0 P: 13	R: 0 H: 0 E: 0 K: 0 S: 6	H: 0 LOB: 0 BB: 0 P: 13	R: 0 H: 0 E: 0 K: 0 S: 6	H: 0 LOB: 0 BB: 0 P: 11	R: 0 H: 1 E: 0 K: 3 S: 17	H: 1 LOB: 2 BB: 1 P: 28	1B: 4 2B: 1 3B: 0 HR: 0	SF: 0 SAC: 0 DP: 1 HBP: 1	WP: 0 PB: 0 SB: 0 CS: 0	PA: 35
PITCHER	IP	WLS	BF	H	R	ER	SO	BB	IBB	HBP	BLK	WP	HR	S	P	ERA	WHIP					
31 Tyler Anderson, L ERA:	6.0	W	24	4	0	0	4	2	0	1	0	0	0	59	93	0.00	1.000					
60 Andrew Wantz, R ERA:	2.0		6	0	0	0	2	0	0	0	0	0	0	14	24	0.00	0.000					
53 Carlos Estévez, R ERA:	1.0		5	1	0	0	3	1	0	0	0	0	0	17	28	0.00	2.000					

Los Angeles Angels @ Oakland Athletics  
Oakland Coliseum, Oakland, CA  
Sun Apr 02 2023, 1:06 PM - 3:38 PM PDT  
Att: 14,638 - Partly Cloudy - 56 F

AB	31
R	0
H	5
RBI	0
BB	3
SO	9
LOB	12

















Batter	1	2	3	4	5	6	7	8	9	AB	R	H	RBI	BB	SO	LOB	TOP								
5 Tony Kemp, L OBP: 0.344, SLG: 0.259	G4-3		G3-1		F7		G3		1B	5	0	1	1	0	0	1	<b>Oakland Athletics @ Tampa Bay Rays</b> Tropicana Field, St. Petersburg, FL Fri Apr 07 2023, 6:41 PM - 9:04 PM EDT Att: 15,980 - Dome - 72 F								
49 Ryan Noda, L OBP: 0.350, SLG: 0.647	G4-3		HR		G4-3		F8		G4-3	5	1	1	1	0	0	3									
12 Aledmys Diaz, R OBP: 0.296, SLG: 0.250	K		K		K				1B	4	0	2	1	0	2	0									
15 Seth Brown, L OBP: 0.241, SLG: 0.393		1B			K				F8	4	1	1	0	0	2	2									
99 Jesús Aguilar, R OBP: 0.333, SLG: 0.455		K			K				G6-4-3	4	0	1	0	0	2	2									
22 Ramón Laureano, R OBP: 0.321, SLG: 0.615		2B			F8				K	4	0	2	0	0	1	1									
6 Jace Peterson, L OBP: 0.150, SLG: 0.278		1B			F9				K	4	0	1	1	0	1	2									
23 Shea Langeliers, R OBP: 0.333, SLG: 0.409		1B			FC4				1 HBP	3	2	2	1	1	0	1									
1 Esteyru Ruiz, R OBP: 0.370, SLG: 0.364	K				G4-3				5 1B	3	1	1	0	0	1	2									
<b>Inning Stats</b>	R: 0 E: 0 K: 1 S: 7	H: 0 LOB: 0 BB: 0 P: 11	R: 1 E: 0 K: 2 S: 15	H: 4 LOB: 2 BB: 0 P: 19	R: 1 E: 0 K: 2 S: 10	H: 1 LOB: 1 BB: 0 P: 13	R: 0 E: 0 K: 0 S: 7	H: 1 LOB: 1 BB: 0 P: 10	R: 1 E: 0 K: 1 S: 13	H: 2 LOB: 1 BB: 0 P: 18	R: 0 E: 0 K: 1 S: 8	H: 1 LOB: 0 BB: 0 P: 11	R: 1 E: 0 K: 0 S: 11	H: 1 LOB: 0 BB: 0 P: 16	R: 0 E: 0 K: 0 S: 7	H: 1 LOB: 0 BB: 0 P: 8	R: 1 E: 0 K: 2 S: 11	H: 1 LOB: 2 BB: 1 P: 23	1B: 8 2B: 2 3B: 0 HR: 2	SF: 0 SAC: 0 DP: 2 HBP: 1	WP: 0 PB: 0 SB: 1 CS: 0	PA: 38			
<b>PITCHER</b>	IP	WLS	BF	H	R	ER	SO	BB	IBB	HBP	BLK	WP	HR	S	P	ERA	WHIP								
24 Zach Eflin, R ERA: 3.27	6.0	W	25	9	3	3	7	0	0	0	0	0	1	60	82	4.50	1.500								
58 Calvin Faucher, R ERA: 3.5	2.0		7	2	1	1	0	0	0	0	0	0	1	18	24	4.50	1.000								
47 Jason Adam, R ERA: 3.86	1.0		6	1	1	1	2	1	0	1	0	0	0	11	23	9.00	2.000								

AB 36  
R 5  
H 12  
RBI 5  
BB 1  
SO 9  
LOB 14



Batter	1	2	3	4	5	6	7	8	9	AB	R	H	RBI	BB	SO	LOB	BOTTOM								
2 Yandy Diaz, R OBP: 0.370, SLG: 0.565	F9		F8		K				G5-3	5	0	0	0	0	2	5	<b>Oakland Athletics @ Tampa Bay Rays</b> Tropicana Field, St. Petersburg, FL Fri Apr 07 2023, 6:41 PM - 9:04 PM EDT Att: 15,980 - Dome - 72 F								
5 Wander Franco, S OBP: 0.438, SLG: 0.793	G5-3		P4		F8				HR	5	1	1	1	0	1	4									
17 Isaac Paredes, R OBP: 0.348, SLG: 0.591	1B		HR		F9				P4	5	1	3	4	0	0	0									
56 Randy Arozarena, R OBP: 0.484, SLG: 0.600	G1-3		1B		BB				G5-3	3	0	1	0	2	0	1									
87 Harold Ramírez, R OBP: 0.188, SLG: 0.563			HR		K				K	4	1	1	1	0	2	4									
13 Manuel Margot, R OBP: 0.235, SLG: 0.400			BB		HR				F9	3	2	1	1	1	0	3									
22 Jose Siri, R OBP: 0.333, SLG: 0.682			1B		L9				F9	4	1	1	0	0	1	0									
14 Christian Bethancourt, R OBP: 0.214, SLG: 0.333			BB		F7				P4	3	2	1	1	1	0	0									
6 Taylor Walls, S OBP: 0.429, SLG: 0.389			BB		1B				L5	2	1	1	1	2	0	0									
<b>Inning Stats</b>	R: 0 E: 0 K: 0 S: 7	H: 1 LOB: 1 BB: 0 P: 12	R: 6 E: 0 K: 2 S: 19	H: 4 LOB: 3 BB: 3 P: 40	R: 2 E: 0 K: 1 S: 12	H: 3 LOB: 1 BB: 0 P: 19	R: 0 E: 0 K: 1 S: 13	H: 0 LOB: 1 BB: 1 P: 22	R: 0 E: 0 K: 1 S: 11	H: 0 LOB: 1 BB: 1 P: 21	R: 0 E: 0 K: 1 S: 7	H: 1 LOB: 2 BB: 1 P: 17	R: 0 E: 0 K: 0 S: 6	H: 0 LOB: 0 BB: 0 P: 9	R: 1 E: 0 K: 0 S: 6	H: 1 LOB: 0 BB: 0 P: 11	1B: 5 2B: 0 3B: 0 HR: 5	SF: 0 SAC: 0 DP: 0 HBP: 0	WP: 0 PB: 0 SB: 0 CS: 0	PA: 40					
<b>PITCHER</b>	IP	WLS	BF	H	R	ER	SO	BB	IBB	HBP	BLK	WP	HR	S	P	ERA	WHIP								
Ken Waldichuk, L ERA: 14.54	3.0	L	20	8	8	8	3	3	0	0	0	0	1	43	80	1.80	1.000								
36 Adam Oller, R ERA: 4.66	5.0		20	2	1	1	3	3	0	0	0	0	1	43	80	1.80	1.000								

AB 34  
R 9  
H 10  
RBI 9  
BB 6  
SO 6  
LOB 17





Batter	1	2	3	4	5	6	7	8	9	AB	R	H	RBI	BB	SO	LOB	TOP			
1 Esteyru Ruiz, R OBP: 0.355, SLG: 0.346										4	0	1	0	0	1	0				
12 Aledmys Díaz, R OBP: 0.258, SLG: 0.214										4	0	0	0	0	1	1				
15 Seth Brown, L OBP: 0.250, SLG: 0.367										2	0	0	0	1	1	0				
49 Ryan Noda, L OBP: 0.333, SLG: 0.611										1	0	0	0	0	0	0				
99 Jesús Aguilar, R OBP: 0.333, SLG: 0.417										2	0	0	0	1	0	1				
22 Ramón Laureano, R OBP: 0.290, SLG: 0.552										3	0	0	0	0	1	2				
21 Conner Capel, L OBP: 0.400, SLG: 0.333										1	0	0	0	0	1	0				
25 Brent Rooker, R OBP: 0.200, SLG: 0.111										2	0	1	0	1	0	1				
23 Shea Langeliers, R OBP: 0.296, SLG: 0.360										3	0	0	0	0	3	3				
6 Jace Peterson, L OBP: 0.174, SLG: 0.286										3	0	1	0	0	1	1				
2 Nick Allen, R										3	0	0	0	0	1	0				
<b>Inning Stats</b>	R: 0 E: 0 K: 1 S: 7	H: 1 LOB: 0 BB: 0 P: 8	R: 0 E: 0 K: 2 S: 15	H: 1 LOB: 2 BB: 2 P: 26	R: 0 E: 0 K: 1 S: 6	H: 0 LOB: 0 BB: 0 P: 9	R: 0 E: 1 K: 0 S: 9	H: 0 LOB: 1 BB: 0 P: 12	R: 0 E: 0 K: 1 S: 5	H: 0 LOB: 3 BB: 0 P: 6	R: 0 E: 0 K: 0 S: 9	H: 0 LOB: 1 BB: 1 P: 13	R: 0 E: 0 K: 2 S: 10	H: 1 LOB: 1 BB: 0 P: 15	R: 0 E: 0 K: 1 S: 9	H: 0 LOB: 0 BB: 0 P: 13	1B: 3 2B: 0 3B: 0 HR: 0	SF: 0 SAC: 0 DP: 1 HBP: 0	WP: 0 PB: 0 SB: 0 CS: 0	PA: 32
<b>PITCHER</b>	IP: 7.0 WLS: W BF: 26	H: 3 R: 0 ER: 0 SO: 7	BB: 3 IBB: 0 HBP: 0 BLK: 0	WP: 0 HR: 0 S: 61 P: 89	ERA: 0.00 WHIP: 0.857	<b>PITCHER</b>	IP: 2.0 WLS: W BF: 6	H: 0 R: 0 ER: 0 SO: 3	BB: 0 IBB: 0 HBP: 0 BLK: 0	WP: 0 HR: 0 S: 16 P: 26	ERA: 0.00 WHIP: 0.000									

Oakland Athletics @ Tampa Bay Rays  
Tropicana Field, St. Petersburg, FL  
Sat Apr 08 2023, 4:11 PM - 6:30 PM EDT  
Att: 15,880 - Dome - 72 F

AB	28
R	0
H	3
RBI	0
BB	3
SO	10
LOB	9



Batter	1	2	3	4	5	6	7	8	9	AB	R	H	RBI	BB	SO	LOB	BOTTOM			
2 Yandy Díaz, R OBP: 0.344, SLG: 0.481										4	1	0	0	1	0	4				
8 Brandon Lowe, L OBP: 0.335, SLG: 0.412										2	4	1	3	3	0	0				
56 Randy Arozarena, R OBP: 0.472, SLG: 0.667										5	1	2	4	0	0	1				
5 Wander Franco, S OBP: 0.417, SLG: 0.727										4	1	1	0	0	0	2				
7 Vidal Brujan, S										1	0	0	0	0	0	0				
55 Luke Raley, L OBP: 0.333, SLG: 0.867										2	0	0	0	0	0	2				
87 Harold Ramírez, R OBP: 0.222, SLG: 0.529										1	0	0	0	0	0	0				
17 Isaac Paredes, R OBP: 0.370, SLG: 0.560										3	0	1	3	0	1	0				
15 Josh Lowe, L OBP: 0.368, SLG: 0.667										4	0	0	0	0	0	4				
13 Manuel Margot, R OBP: 0.286, SLG: 0.556										4	0	0	0	0	0	4				
21 Francisco Mejía, S OBP: 0.353, SLG: 0.308										3	2	1	1	0	0	0				
<b>Inning Stats</b>	R: 0 E: 0 K: 0 S: 8	H: 0 LOB: 0 BB: 0 P: 15	R: 0 E: 0 K: 1 S: 6	H: 0 LOB: 0 BB: 0 P: 9	R: 0 E: 0 K: 0 S: 13	H: 0 LOB: 1 BB: 1 P: 20	R: 2 E: 0 K: 0 S: 9	H: 2 LOB: 1 BB: 1 P: 20	R: 3 E: 0 K: 0 S: 11	H: 1 LOB: 3 BB: 2 P: 29	R: 4 E: 0 K: 0 S: 16	H: 3 LOB: 0 BB: 1 P: 30	R: 0 E: 0 K: 0 S: 7	H: 0 LOB: 0 BB: 0 P: 9	R: 2 E: 0 K: 0 S: 9	H: 2 LOB: 0 BB: 1 P: 17	1B: 4 2B: 1 3B: 0 HR: 3	SF: 0 SAC: 0 DP: 1 HBP: 3	WP: 1 PB: 0 SB: 0 CS: 0	PA: 40
<b>PITCHER</b>	IP: 4.1 WLS: L BF: 21	H: 5 R: 5 ER: 5 SO: 5	BB: 4 IBB: 0 HBP: 2 BLK: 0	WP: 0 HR: 0 S: 40 P: 79	ERA: 10.38 WHIP: 1.615	<b>PITCHER</b>	IP: 0.2 WLS: W BF: 4	H: 0 R: 0 ER: 0 SO: 0	BB: 0 IBB: 0 HBP: 2 BLK: 0	WP: 0 HR: 0 S: 7 P: 14	ERA: 0.00 WHIP: 0.000									

Oakland Athletics @ Tampa Bay Rays  
Tropicana Field, St. Petersburg, FL  
Sat Apr 08 2023, 4:11 PM - 6:30 PM EDT  
Att: 15,880 - Dome - 72 F

AB	31
R	11
H	8
RBI	11
BB	6
SO	1
LOB	13





Batter	1	2	3	4	5	6	7	8	9	AB	R	H	RBI	BB	SO	LOB	TOP										
5 Tony Kemp, L OBP: 0.306, SLG: 0.226	G3-1		K			G5-3			K	4	0	0	0	0	2	1	<b>Oakland Athletics @ Tampa Bay Rays</b> Tropicana Field, St. Petersburg, FL Sun Apr 09 2023, 1:11 PM - 3:49 PM EDT Att: 11,159 - Dome - 72 F <a href="http://livebaseballscorecards.com">livebaseballscorecards.com</a>										
6 Jace Peterson, L OBP: 0.148, SLG: 0.240	G6-3			K			G3		F9	4	0	0	0	0	1	1											
12 Aledmys Diaz, R OBP: 0.235, SLG: 0.194 2 Nick Allen, R	F8			K			K		K	3	0	0	0	0	2	0											
99 Jesús Aguilar, R OBP: 0.300, SLG: 0.370		L7			G5-3				K	3	0	0	0	0	1	0											
49 Ryan Noda, L OBP: 0.292, SLG: 0.524		K				K			G3	3	0	0	0	0	2	0											
22 Ramón Laureano, R OBP: 0.294, SLG: 0.563					F8				L7	3	0	1	0	0	0	0											
23 Shea Langeliers, R OBP: 0.287, SLG: 0.321 44 Carlos Pérez, R OBP: 0.400, SLG: 0.400		2B			P4				G6-3	3	0	0	0	0	0	1											
21 Conner Capel, L OBP: 0.385, SLG: 0.273				K		G4-3			BB	2	0	0	0	1	1	0											
1 Esteyru Ruiz, R OBP: 0.324, SLG: 0.310				P3		G5-3			P3	3	0	0	0	0	0	1											
<b>Inning Stats</b>	R: 0 H: 0 E: 0 K: 0 S: 9	H: 0 LOB: 0 BB: 0 P: 11	R: 0 H: 1 E: 0 K: 1 S: 10	LOB: 1 BB: 0 P: 16	R: 0 H: 0 E: 0 K: 2 S: 10	LOB: 0 BB: 0 P: 13	R: 0 H: 0 E: 0 K: 2 S: 8	LOB: 0 BB: 0 P: 9	R: 0 H: 0 E: 0 K: 1 S: 8	LOB: 0 BB: 0 P: 11	R: 0 H: 0 E: 0 K: 0 S: 7	LOB: 0 BB: 0 P: 9	R: 0 H: 0 E: 0 K: 2 S: 9	LOB: 0 BB: 0 P: 14	R: 0 H: 0 E: 0 K: 0 S: 6	LOB: 0 BB: 0 P: 7		R: 0 H: 0 E: 0 K: 1 S: 11	LOB: 0 BB: 1 P: 22	1B: 0 2B: 1 3B: 0 HR: 0	SF: 0 SAC: 0 DP: 0 HBP: 0	WP: 0 PB: 0 SB: 1 CS: 0	PA: 29				
<b>PITCHER</b>	IP	WLS	BF	H	R	ER	SO	BB	IBB	HBP	BLK	WP	HR	S	P	ERA	WHIP										
57 Drew Rasmussen, R (1, 1) ERA: 2.7	7.0	W	22	1	0	0	8	0	0	0	0	0	0	61	83	0.00	0.143										
42 Ryan Thompson, R (8, 1) ERA: 2.7	1.0		3	0	0	0	0	0	0	0	0	0	0	6	7	0.00	0.000										
47 Jason Adam, R (9, 1) ERA: 2.7	1.0		4	0	0	0	1	1	0	0	0	0	0	11	22	0.00	1.000										

Batter	1	2	3	4	5	6	7	8	9	AB	R	H	RBI	BB	SO	LOB	BOTTOM											
8 Brandon Lowe, L OBP: 0.464, SLG: 0.571	F8	K		HR		56 1B				4	2	5	1	1	1	<b>Oakland Athletics @ Tampa Bay Rays</b> Tropicana Field, St. Petersburg, FL Sun Apr 09 2023, 1:11 PM - 3:49 PM EDT Att: 11,159 - Dome - 72 F <a href="http://livebaseballscorecards.com">livebaseballscorecards.com</a>												
5 Wander Franco, S OBP: 0.400, SLG: 0.757 7 Vidal Bruján, S	HR		K	K		P4	K			4	1	1	1	0	2		1											
56 Randy Arozarena, R OBP: 0.463, SLG: 0.629	1B		K		G5-3	87 BB 15 BB		G6-4-3		5	1	2	1	0	1		1											
55 Luke Raley, L OBP: 0.391, SLG: 0.765	BB		HBP		K	15 BB 87 BB		F7		2	0	0	0	2	1		0											
17 Isaac Paredes, R OBP: 0.375, SLG: 0.500	F8		CS		14 FC6 8 HR	87 HR		F9		3	2	0	0	1	0		4											
87 Harold Ramirez, R OBP: 0.348, SLG: 0.762	K			HBP	14 FC6 8 HR	15 BB		15 1B		4	3	3	2	1	1		2											
15 Josh Lowe, L OBP: 0.417, SLG: 0.682	P5			P4		2B		1B		4	0	2	2	1	0		2											
13 Manuel Margot, R OBP: 0.308, SLG: 0.545	2B		F8		14 FC6 8 HR	15 BB		F7		4	0	1	0	1	0		6											
14 Christian Bethancourt, R (1, 2) OBP: 0.222, SLG: 0.375	F8			FC6		L7		8 1B		4	2	1	0	0	0		5											
<b>Inning Stats</b>	R: 1 H: 2 E: 0 K: 1 S: 19	H: 2 LOB: 2 BB: 1 P: 33	R: 0 H: 1 E: 0 K: 1 S: 12	LOB: 1 BB: 0 P: 15	R: 0 H: 0 E: 0 K: 2 S: 11	LOB: 0 BB: 0 P: 15	R: 4 H: 2 E: 0 K: 1 S: 13	LOB: 0 BB: 0 P: 18	R: 2 H: 2 E: 0 K: 1 S: 18	LOB: 2 BB: 2 P: 32	R: 2 H: 1 E: 0 K: 0 S: 15	LOB: 3 BB: 4 P: 34	R: 1 H: 2 E: 0 K: 1 S: 7	LOB: 0 BB: 0 P: 13	R: 1 H: 2 E: 0 K: 0 S: 12		LOB: 1 BB: 0 P: 21	1B: 5 2B: 4 3B: 0 HR: 3	SF: 0 SAC: 0 DP: 1 HBP: 2	WP: 0 PB: 0 SB: 1 CS: 1	PA: 45							
<b>PITCHER</b>	IP	WLS	BF	H	R	ER	SO	BB	IBB	HBP	BLK	WP	HR	S	P	ERA	WHIP											
32 James Kaprielian, R (1, 1) ERA: 11.37	4.2	L	26	7	7	7	6	3	0	2	0	0	0	3	69	10	13.50	2.143										
56 Dany Jiménez, R ERA: 7.36	0.1		1	0	0	0	0	0	0	0	0	0	0	4	7	0.00	0.000											
65 Trevor May, R ERA: 7.36	0.2		7	1	2	2	0	4	0	0	0	0	0	13	31	27.00	7.500											
55 Adrián Martínez, R ERA: 4.91	2.1		10	4	2	2	1	0	0	0	0	0	0	21	37	7.71	1.714											



Batter	1	2	3	4	5	6	7	8	9	AB	R	H	RBI	BB	SO	LOB	TOP					
5 Tony Kemp, L (1,4) OBP: 0.300, SLG: 0.229	G3		G5-4-3 12 BB		G6-4-3 1-2			K		4	0	1	0	0	1	2	<p>Oakland Athletics @ Baltimore Orioles</p> <p>Oriole Park at Camden Yards, Baltimore, MD</p> <p>Mon Apr 10 2023, 6:36 PM - 9:24 PM EDT</p> <p>Att: 9,322 - Clear - 64 F</p>					
49 Ryan Noda, L (1,3) OBP: 0.333, SLG: 0.500						G3			1	0	0	0	2	0	0							
99 Jesús Aguilar, R (8,PH) OBP: 0.323, SLG: 0.393	BB		BB					1B		1	0	1	0	0	0	0						
12 Aledmys Díaz, R (1,10) OBP: 0.237, SLG: 0.176		BB	G5-4-3			L7		K		3	1	0	0	1	1	4						
22 Ramón Laureano, R (1,9) OBP: 0.289, SLG: 0.583		BB			F8			G6-3		4	0	1	1	0	0	3						
6 Jace Peterson, L (1,5) OBP: 0.194, SLG: 0.310	P6				F8					4	0	2	0	0	0	1						
4 Kevin Smith, R (1,6)		K			F9					4	0	0	0	0	3	2						
21 Conner Capel, L (1,7)										4	0	1	0	0	3	2						
23 Shea Langeliers, R (1,2) OBP: 0.265, SLG: 0.313		G6-3								4	0	1	0	0	2	3						
1 Esteyru Ruiz, R (1,8) OBP: 0.324, SLG: 0.313					L8					3	0	1	0	0	1	2						
<b>Inning Stats</b>	R: 1 H: 1 E: 0 K: 0 S: 17	H: 1 LOB: 1 BB: 2 P: 30	R: 0 H: 1 E: 0 K: 2 S: 11	H: 1 LOB: 1 BB: 0 P: 17	R: 0 H: 1 E: 0 K: 0 S: 7	H: 1 LOB: 1 BB: 1 P: 14	R: 0 H: 0 E: 0 K: 1 S: 7	H: 0 LOB: 0 BB: 0 P: 10	R: 0 H: 1 E: 0 K: 0 S: 4	H: 1 LOB: 1 BB: 0 P: 5	R: 0 H: 2 E: 0 K: 2 S: 13	H: 1 LOB: 2 BB: 0 P: 17	R: 0 H: 1 E: 0 K: 3 S: 12	H: 1 LOB: 1 BB: 0 P: 16	1B: 5 2B: 2 3B: 1 HR: 0	SF: 0 SAC: 0 DP: 2 HBP: 0	WP: 1 PB: 0 SB: 0 CS: 0	PA: 35				
<b>PITCHER</b>	IP WLS BF H R ER SO BB IBB HBP BLK WP HR S P ERA WHIP	IP WLS BF H R ER SO BB IBB HBP BLK WP HR S P ERA WHIP	IP WLS BF H R ER SO BB IBB HBP BLK WP HR S P ERA WHIP	IP WLS BF H R ER SO BB IBB HBP BLK WP HR S P ERA WHIP	IP WLS BF H R ER SO BB IBB HBP BLK WP HR S P ERA WHIP	IP WLS BF H R ER SO BB IBB HBP BLK WP HR S P ERA WHIP	IP WLS BF H R ER SO BB IBB HBP BLK WP HR S P ERA WHIP	IP WLS BF H R ER SO BB IBB HBP BLK WP HR S P ERA WHIP	IP WLS BF H R ER SO BB IBB HBP BLK WP HR S P ERA WHIP	IP WLS BF H R ER SO BB IBB HBP BLK WP HR S P ERA WHIP	IP WLS BF H R ER SO BB IBB HBP BLK WP HR S P ERA WHIP	IP WLS BF H R ER SO BB IBB HBP BLK WP HR S P ERA WHIP	IP WLS BF H R ER SO BB IBB HBP BLK WP HR S P ERA WHIP	IP WLS BF H R ER SO BB IBB HBP BLK WP HR S P ERA WHIP	IP WLS BF H R ER SO BB IBB HBP BLK WP HR S P ERA WHIP	IP WLS BF H R ER SO BB IBB HBP BLK WP HR S P ERA WHIP	IP WLS BF H R ER SO BB IBB HBP BLK WP HR S P ERA WHIP					
48 Kyle Gibson, R (1,1) ERA: 3.44	6.1	W	24	5	1	1	4	3	0	0	0	0	0	0	0	0	1	0	57	92	1.42	1.263
43 Bryan Baker, R (7,1) ERA: 5.09	0.2	H	2	0	0	0	2	0	0	0	0	0	0	0	0	0	0	0	7	9	0.00	0.000
58 Cionel Pérez, L (8,1) ERA: 3.38	1.0	H	5	2	0	0	2	0	0	0	0	0	0	0	0	0	0	0	13	17	0.00	2.000
74 Félix Bautista, R (9,1) ERA: 1.93	1.0		4	1	0	0	3	0	0	0	0	0	0	0	0	0	0	0	12	16	0.00	1.000

AB	32
R	1
H	8
RBI	1
BB	3
SO	11
LOB	19



Batter	1	2	3	4	5	6	7	8	9	AB	R	H	RBI	BB	SO	LOB	BOTTOM					
31 Cedric Mullins, L (1,8) OBP: 0.267, SLG: 0.350			F9		G4-3					3	1	0	0	1	1	0	<p>Oakland Athletics @ Baltimore Orioles</p> <p>Oriole Park at Camden Yards, Baltimore, MD</p> <p>Mon Apr 10 2023, 6:36 PM - 9:24 PM EDT</p> <p>Att: 9,322 - Clear - 64 F</p>					
23 Terrin Vavra, L (8,9) OBP: 0.200, SLG: 0.111	BB									0	0	0	0	0	0	0						
35 Adley Rutschman, S (1,2) OBP: 0.497, SLG: 0.600	F7		HR							4	1	1	1	0	2	1						
6 Ryan Mountcastle, R (1,3) OBP: 0.289, SLG: 0.591		HR	K					F8		4	1	1	2	0	1	0						
25 Anthony Santander, S (1,10) OBP: 0.250, SLG: 0.300			F7					P3		4	0	1	0	0	1	0						
21 Austin Hays, R (1,7) OBP: 0.306, SLG: 0.559	F7				G4-3					4	2	2	1	0	0	1						
29 Ramón Urías, R (1,5) OBP: 0.353, SLG: 0.448										2	0	1	1	1	0	1						
12 Adam Frazier, L (1,4) OBP: 0.394, SLG: 0.500			F9		P5					3	0	0	0	1	0	2						
3 Jorge Mateo, R (1,6) OBP: 0.357, SLG: 0.520										3	0	0	0	0	1	3						
26 Ryan McKenna, R (1,9) OBP: 0.273, SLG: 0.200										3	0	0	0	0	2	0						
<b>Inning Stats</b>	R: 2 H: 2 E: 0 K: 0 S: 15	H: 2 LOB: 1 BB: 1 P: 29	R: 0 H: 0 E: 0 K: 2 S: 7	H: 0 LOB: 0 BB: 0 P: 12	R: 1 H: 1 E: 0 K: 1 S: 14	H: 1 LOB: 0 BB: 0 P: 21	R: 0 H: 0 E: 0 K: 0 S: 9	H: 0 LOB: 1 BB: 0 P: 14	R: 0 H: 0 E: 0 K: 1 S: 10	H: 0 LOB: 0 BB: 0 P: 14	R: 1 H: 1 E: 0 K: 0 S: 16	H: 1 LOB: 2 BB: 2 P: 31	R: 0 H: 0 E: 0 K: 3 S: 11	H: 0 LOB: 0 BB: 0 P: 19	R: 1 H: 2 E: 0 K: 1 S: 16	H: 2 LOB: 1 BB: 0 P: 27	1B: 2 2B: 1 3B: 0 HR: 3	SF: 0 SAC: 0 DP: 0 HBP: 1	WP: 0 PB: 0 SB: 1 CS: 0	PA: 34		
<b>PITCHER</b>	IP WLS BF H R ER SO BB IBB HBP BLK WP HR S P ERA WHIP	IP WLS BF H R ER SO BB IBB HBP BLK WP HR S P ERA WHIP	IP WLS BF H R ER SO BB IBB HBP BLK WP HR S P ERA WHIP	IP WLS BF H R ER SO BB IBB HBP BLK WP HR S P ERA WHIP	IP WLS BF H R ER SO BB IBB HBP BLK WP HR S P ERA WHIP	IP WLS BF H R ER SO BB IBB HBP BLK WP HR S P ERA WHIP	IP WLS BF H R ER SO BB IBB HBP BLK WP HR S P ERA WHIP	IP WLS BF H R ER SO BB IBB HBP BLK WP HR S P ERA WHIP	IP WLS BF H R ER SO BB IBB HBP BLK WP HR S P ERA WHIP	IP WLS BF H R ER SO BB IBB HBP BLK WP HR S P ERA WHIP	IP WLS BF H R ER SO BB IBB HBP BLK WP HR S P ERA WHIP	IP WLS BF H R ER SO BB IBB HBP BLK WP HR S P ERA WHIP	IP WLS BF H R ER SO BB IBB HBP BLK WP HR S P ERA WHIP	IP WLS BF H R ER SO BB IBB HBP BLK WP HR S P ERA WHIP	IP WLS BF H R ER SO BB IBB HBP BLK WP HR S P ERA WHIP	IP WLS BF H R ER SO BB IBB HBP BLK WP HR S P ERA WHIP	IP WLS BF H R ER SO BB IBB HBP BLK WP HR S P ERA WHIP					
38 JP Sears, L (1,1) ERA: 5.99	5.0	L	20	3	3	3	4	1	0	0	1	0	0	0	0	0	0	1	12	23	13.50	3.000
31 Jeury Familia, R (6,1) ERA: 1.93	0.2		4	1	1	1	0	1	0	0	0	0	0	0	0	0	0	0	4	8	0.00	3.000
60 Sam Moll, L (6,1) ERA: 1.93	0.1		2	0	0	0	0	1	0	0	0	0	0	0	0	0	0	0	11	19	0.00	0.000
61 Zach Jackson, R (7,1) ERA: 1.93	1.0		3	0	0	0	3	0	0	0	0	0	0	0	0	0	0	0	16	27	9.00	2.000
68 Domingo Acevedo, R (8,1) ERA: 13.5	1.0		5	2	1	1	1	0	0	0	0	0	0	0	0	0	0	0	16	27	9.00	2.000

AB	30
R	5
H	6
RBI	5
BB	3
SO	8
LOB	8









Batter	1	2	3	4	5	6	7	8	9	AB R H RBI BB SO LOB	TOP										
5 Tony Kemp, L OBP: 0.320, SLG: 0.273										5 1 2 0 0 0 2	<p><b>Oakland Athletics @ Baltimore Orioles</b>  <b>Oriole Park at Camden Yards, Baltimore, MD</b>            Wed Apr 12 2023, 6:38 PM - 9:27 PM EDT            Att: 10,181 - Clear - 84 F</p> <p>livebaseballscores.com</p> <p>AB 37 R 8 H 15 RBI 8 BB 3 SO 3 LOB 17</p>										
49 Ryan Noda, L OBP: 0.351, SLG: 0.433										4 1 1 0 1 1 2											
22 Ramón Laureano, R OBP: 0.326, SLG: 0.564										3 1 1 0 1 1 1											
25 Brent Rooker, R OBP: 0.368, SLG: 0.471										4 1 2 3 0 0 2											
1 Esteyru Ruiz, R OBP: 0.333, SLG: 0.324										1 1 1 1 0 0 0											
6 Jace Peterson, L OBP: 0.323, SLG: 0.378										4 1 2 0 1 1 0											
12 Aledmys Díaz, R OBP: 0.238, SLG: 0.184										4 0 1 0 0 0 1											
2 Nick Allen, R										1 1 0 0 0 0 3											
99 Jesús Aguilar, R OBP: 0.317, SLG: 0.378										4 0 2 1 0 0 3											
4 Kevin Smith, R OBP: 0.167, SLG: 0.167										3 0 0 1 0 0 3											
44 Carlos Pérez, R OBP: 0.556, SLG: 0.889										4 1 3 2 0 0 0											
<b>Inning Stats</b>	R: 3 H: 2 E: 0 K: 0 S: 16	H: 2 R: 0 ER: 0 LOB: 0 BB: 0 P: 26	R: 0 H: 1 E: 0 K: 0 S: 12	H: 1 R: 0 ER: 0 LOB: 0 BB: 0 P: 17	R: 0 H: 0 E: 0 K: 0 S: 8	H: 0 R: 0 ER: 0 LOB: 0 BB: 0 P: 13	R: 0 H: 1 E: 0 K: 1 S: 9	H: 1 R: 0 ER: 0 LOB: 1 BB: 0 P: 15	R: 1 H: 1 E: 0 K: 0 S: 9	H: 1 R: 0 ER: 0 LOB: 1 BB: 2 P: 21	R: 0 H: 2 E: 0 K: 0 S: 9	H: 2 R: 0 ER: 0 LOB: 1 BB: 0 P: 13	R: 0 H: 1 E: 0 K: 2 S: 12	H: 1 R: 0 ER: 0 LOB: 0 BB: 0 P: 15	R: 3 H: 4 E: 0 K: 0 S: 13	H: 4 R: 0 ER: 0 LOB: 1 BB: 0 P: 17	R: 1 H: 3 E: 0 K: 0 S: 9	H: 3 R: 0 ER: 0 LOB: 2 BB: 1 P: 16	1B: 12 2B: 1 3B: 0 HR: 2	SF: 1 SH: 1 DP: 3 HBP: 1	WP: 0 PA: 43 PB: 0 SB: 2 CS: 0
<b>PITCHER</b>	IP WLS BF H R ER SO BB IBB HBP BLK WP HR S P ERA WHIP											<b>PITCHER</b>	IP WLS BF H R ER SO BB IBB HBP BLK WP HR S P ERA WHIP								
64 Dean Kremer, R ERA: 9.49	(1, 1) 4.1 21 5 4 4 1 2 0 0 0 0 0 2 52 90 8.31 1.615																				
53 Mike Baumann, R ERA: 1.35	(5, 1) 2.0 6 2 0 0 0 0 0 0 0 0 0 13 17 0.00 1.000																				
45 Keegan Akin, L ERA: 8.31	(7, 1) 0.2 L 5 3 2 2 2 0 0 0 0 0 0 0 16 23 27.00 4.500																				
58 Cionel Pérez, L ERA: 5.4	(8, 1) 1.1 10 5 2 2 0 1 0 0 0 0 0 0 15 22 13.50 4.500																				
71 Logan Gillaspie, R ERA: 5.4	(9, 1) 0.2 1 0 0 0 0 0 0 0 0 0 0 0 1 1 0.00 0.000																				
<b>Batter</b>	<b>1</b>	<b>2</b>	<b>3</b>	<b>4</b>	<b>5</b>	<b>6</b>	<b>7</b>	<b>8</b>	<b>9</b>	<b>AB R H RBI BB SO LOB</b>	<b>BOTTOM</b>										
21 Austin Hays, R OBP: 0.348, SLG: 0.628										4 0 0 0 1 2 3	<p><b>Oakland Athletics @ Baltimore Orioles</b>  <b>Oriole Park at Camden Yards, Baltimore, MD</b>            Wed Apr 12 2023, 6:38 PM - 9:27 PM EDT            Att: 10,181 - Clear - 84 F</p> <p>livebaseballscores.com</p> <p>AB 33 R 4 H 8 RBI 4 BB 3 SO 7 LOB 13</p>										
35 Adley Rutschman, S OBP: 0.491, SLG: 0.609										3 0 1 1 1 0 2											
6 Ryan Mountcastle, R OBP: 0.296, SLG: 0.653										4 0 0 0 0 0 3											
27 James McCann, R OBP: 0.125, SLG: 0.250										4 0 0 0 0 1 1											
29 Ramón Urías, R OBP: 0.349, SLG: 0.405										4 1 1 0 0 1 0											
2 Gunnar Henderson, L OBP: 0.341, SLG: 0.265										3 1 1 0 1 1 0											
3 Jorge Mateo, R OBP: 0.389, SLG: 0.531										4 0 2 1 0 2 1											
12 Adam Frazier, L OBP: 0.368, SLG: 0.455										4 1 1 0 0 0 3											
26 Ryan McKenna, R OBP: 0.286, SLG: 0.333										1 0 1 1 0 0 0											
31 Cedric Mullins, L OBP: 0.260, SLG: 0.333										2 1 1 1 0 0 0											
<b>Inning Stats</b>	R: 0 H: 0 E: 0 K: 2 S: 10	H: 0 R: 2 ER: 1 LOB: 1 BB: 1 P: 17	R: 2 H: 2 E: 1 K: 0 S: 12	H: 2 R: 3 ER: 3 LOB: 1 BB: 1 P: 20	R: 0 H: 0 E: 0 K: 0 S: 13	H: 0 R: 0 ER: 0 LOB: 0 BB: 0 P: 20	R: 0 H: 1 E: 0 K: 0 S: 11	H: 1 R: 0 ER: 0 LOB: 1 BB: 0 P: 16	R: 0 H: 1 E: 0 K: 0 S: 6	H: 1 R: 0 ER: 0 LOB: 1 BB: 1 P: 12	R: 0 H: 0 E: 0 K: 1 S: 9	H: 0 R: 0 ER: 0 LOB: 0 BB: 0 P: 11	R: 2 H: 3 E: 0 K: 1 S: 15	H: 3 R: 0 ER: 0 LOB: 1 BB: 0 P: 23	R: 0 H: 1 E: 0 K: 2 S: 10	H: 1 R: 0 ER: 0 LOB: 1 BB: 0 P: 14	R: 0 H: 0 E: 0 K: 1 S: 8	H: 0 R: 0 ER: 0 LOB: 0 BB: 0 P: 13	1B: 6 2B: 2 3B: 0 HR: 0	SF: 1 SH: 0 DP: 2 HBP: 0	WP: 0 PA: 37 PB: 1 SB: 0 CS: 0
<b>PITCHER</b>	IP WLS BF H R ER SO BB IBB HBP BLK WP HR S P ERA WHIP											<b>PITCHER</b>	IP WLS BF H R ER SO BB IBB HBP BLK WP HR S P ERA WHIP								
Ken Waldichuk, L ERA: 10.2	(1, 1) 6.1 26 5 3 3 4 3 0 0 0 0 0 0 8 107 13.50 3.000																				
31 Jeovys Familia, R ERA: 3.39	(7, 1) 0.2 B 4 2 1 1 0 0 0 0 0 0 0 0 8 12 13.50 3.000																				
30 Chad Smith, R	(8, 1) 2.0 W 7 1 0 0 3 0 0 0 0 0 0 0 18 27 0.00 0.500																				



Batter	1	2	3	4	5	6	7	8	9	AB	R	H	RBI	BB	SO	LOB	TOP						
1 Estuary Ruiz, R OBP: 0.383, SLG: 0.390										4	2	3	2	0	0	0							
22 Ramón Laureano, R (1, 9) OBP: 0.292, SLG: 0.500										5	0	0	0	0	2	7							
25 Brent Rooker, R (1, 7) OBP: 0.375, SLG: 0.762										4	2	2	5	0	2	0							
99 Jesús Aguilar, R (1, 3) OBP: 0.295, SLG: 0.350										3	0	0	0	0	2	0							
49 Ryan Noda, L (7, PH) OBP: 0.398, SLG: 0.433										0	0	0	0	1	0	0							
12 Aledmys Díaz, R (1, 5) OBP: 0.217, SLG: 0.167										4	0	0	0	0	0	1							
4 Kevin Smith, R (1, 6) OBP: 0.133, SLG: 0.133										3	0	0	0	0	2	0							
6 Jace Peterson, L (7, PH) OBP: 0.286, SLG: 0.368										1	0	0	0	0	0	0							
44 Carlos Pérez, R (1, 10) OBP: 0.318, SLG: 0.300										4	1	3	0	0	0	0							
21 Connor Capel, L (8, PR) OBP: 0.318, SLG: 0.300										0	0	0	0	0	0	0							
23 Shea Langeliers, R (1, 2) OBP: 0.262, SLG: 0.359										3	1	0	0	1	1	2							
2 Nick Allen, R (7, 6) OBP: 0.118, SLG: 0.063										3	1	1	0	1	1	2							
<b>Inning Stats</b>	R: 1 E: 0 K: 1 S: 11	H: 1 LOB: 0 BB: 0 P: 16	R: 0 E: 0 K: 1 S: 7	H: 0 LOB: 0 BB: 0 P: 10	R: 3 E: 0 K: 1 S: 18	H: 2 LOB: 0 BB: 0 P: 26	R: 2 E: 0 K: 1 S: 14	H: 2 LOB: 2 BB: 2 P: 28	R: 1 E: 0 K: 1 S: 9	H: 1 LOB: 0 BB: 0 P: 10	R: 0 E: 0 K: 0 S: 15	H: 2 LOB: 2 BB: 2 P: 21	R: 0 E: 0 K: 1 S: 11	H: 0 LOB: 0 BB: 1 P: 18	R: 0 E: 0 K: 2 S: 13	H: 1 LOB: 1 BB: 0 P: 19	R: 0 E: 0 K: 2 S: 8	H: 0 LOB: 0 BB: 0 P: 10	1B: 6 2B: 1 3B: 0 HR: 2	SF: 1 SAC: 0 DP: 0 HBP: 1	WP: 0 PB: 0 SB: 0 CS: 1	PA: 40	
<b>PITCHER</b>	IP WLS BF H R ER SO BB IBB HBP BLK WP HR S P ERA WHIP																						
19 Cole Irvin, L (1, 1) ERA: 10.66	4.0	20	5	6	6	4	2	0	0	1	0	0	0	0	1	50	80	13.50	1.750				
51 Austin Voth, R (5, 1) ERA: 9.0	2.0	9	3	1	1	1	0	0	0	0	0	0	0	1	24	31	4.50	1.500					
43 Bryan Baker, R (7, 1) ERA: 3.68	1.0	3	0	0	0	1	1	0	0	0	0	0	0	0	11	18	0.00	1.000					
54 Danny Coulombe, L (8, 1) ERA: 3.68	1.0	4	1	0	0	2	0	0	0	0	0	0	0	0	13	19	0.00	1.000					
74 Félix Bautista, R (9, 1) ERA: 1.59	1.0	W	3	0	0	2	0	0	0	0	0	0	0	0	8	10	0.00	0.000					

Oakland Athletics @ Baltimore Orioles  
 Oriole Park at Camden Yards, Baltimore, MD  
 Thu Apr 13 2023, 1:06 PM - 4:03 PM EDT  
 Att: 11,665 - Sunny - 84 F

AB 34  
 R 7  
 H 9  
 RBI 7  
 BB 3  
 SO 10  
 LOB 12



Batter	1	2	3	4	5	6	7	8	9	AB	R	H	RBI	BB	SO	LOB	BOTTOM					
31 Cedric Mullins, L (1, 8) OBP: 0.273, SLG: 0.327										4	0	1	0	1	2	3						
35 Adley Rutschman, S (1, 2) OBP: 0.487, SLG: 0.627										5	1	1	1	0	0	3						
6 Ryan Mountcastle, R (1, 10) OBP: 0.293, SLG: 0.679										4	1	1	1	0	2	0						
2 Gunnar Henderson, L (1, 5) OBP: 0.354, SLG: 0.297										3	2	1	0	0	1	0						
21 Austin Hays, R (1, 7) OBP: 0.380, SLG: 0.638										4	2	3	0	0	1	0						
12 Adam Frazier, L (1, 4) OBP: 0.357, SLG: 0.432										4	1	1	1	0	1	3						
23 Terrin Vavra, L (1, 9) OBP: 0.333, SLG: 0.231										3	1	2	0	1	0	0						
32 Ryan O'Hearn, L (1, 3) OBP: 0.500, SLG: 0.667										3	0	2	3	0	0	0						
3 Jorge Mateo, R (1, 6) OBP: 0.350, SLG: 0.486										3	0	0	2	0	0	3						
<b>Inning Stats</b>	R: 0 E: 0 K: 2 S: 10	H: 0 LOB: 0 BB: 0 P: 17	R: 3 E: 0 K: 0 S: 24	H: 4 LOB: 2 BB: 0 P: 36	R: 4 E: 0 K: 1 S: 23	H: 4 LOB: 1 BB: 1 P: 37	R: 0 E: 0 K: 2 S: 7	H: 0 LOB: 0 BB: 0 P: 9	R: 0 E: 0 K: 2 S: 10	H: 0 LOB: 0 BB: 0 P: 17	R: 0 E: 0 K: 0 S: 6	H: 0 LOB: 1 BB: 1 P: 14	R: 0 E: 0 K: 0 S: 10	H: 1 LOB: 1 BB: 0 P: 17	R: 0 E: 0 K: 0 S: 10	H: 2 LOB: 1 BB: 0 P: 20	R: 1 E: 0 K: 0 S: 1	H: 1 LOB: 0 BB: 0 P: 2	1B: 9 2B: 2 3B: 0 HR: 2	SF: 2 SAC: 0 DP: 1 HBP: 1	WP: 0 PB: 1 SB: 2 CS: 0	PA: 38
<b>PITCHER</b>	IP WLS BF H R ER SO BB IBB HBP BLK WP HR S P ERA WHIP																					
36 Adam Oller, R (1, 1) ERA: 9.0	2.1	17	8	7	7	2	1	0	0	0	0	0	0	0	28	49	0.00	0.273				
55 Adrián Martínez, R (3, 1) ERA: 3.27	3.2	12	0	0	0	5	1	0	0	0	0	0	0	0	10	17	0.00	1.000				
56 Dany Jiménez, R (7, 1) ERA: 5.06	1.0	4	1	0	0	0	0	0	0	0	0	0	0	0	10	20	0.00	2.000				
61 Zach Jackson, R (8, 1) ERA: 1.35	1.0	4	2	0	0	0	0	0	0	0	0	0	0	0	10	20	0.00	2.000				
65 Trevor May, R (9, 1) ERA: 6.64	0.0	L	1	1	1	1	0	0	0	0	0	1	1	2	∞	∞						

Oakland Athletics @ Baltimore Orioles  
 Oriole Park at Camden Yards, Baltimore, MD  
 Thu Apr 13 2023, 1:06 PM - 4:03 PM EDT  
 Att: 11,665 - Sunny - 84 F

AB 33  
 R 8  
 H 12  
 RBI 8  
 BB 2  
 SO 7  
 LOB 12

















Batter	1	2	3	4	5	6	7	8	9	AB	R	H	RBI	BB	SO	LOB	TOP			
2 Nico Hoerner, R OBP: 0.394, SLG: 0.385 (1, 4)	F8		7 1B 27 1B BB	8 1B 1B	FC6-2			7 1B 8 SF7 1B	G4-3	5	3	2	1	1	0	3				
7 Dansby Swanson, R OBP: 0.438, SLG: 0.421 (1, 6)	G4-3		36 FC5 27 1B 1B	8 1B BB	FC5			27 1B 16 HR 1B	L3	4	2	2	0	1	0	3				
30 Edwin Rios, L OBP: 0.235, SLG: 0.286 (9, 5)										1	0	0	0	0	0	0				
8 Ian Happ, S OBP: 0.426, SLG: 0.536 (1, 7)	F9		P5	27 1B 1B				SF7		4	0	2	3	0	0	2				
27 Seiya Suzuki, R OBP: 0.316, SLG: 0.444 (1, 9)		K								5	1	3	1	0	2	1				
36 Trey Mancini, R OBP: 0.220, SLG: 0.250 (1, 3)	F9		FC5					16 HR 1B		5	0	0	0	0	3	7				
16 Patrick Wisdom, R OBP: 0.351, SLG: 0.788 (1, 10)										5	2	3	4	0	2	1				
24 Cody Bellinger, L OBP: 0.369, SLG: 0.517 (1, 8)										5	1	5	0	0	0	0				
15 Yan Gomes, R OBP: 0.250, SLG: 0.487 (1, 2)										5	1	2	1	0	0	3				
22 Luis Torrens, R OBP: 0.354, SLG: 0.300 (9, 2)	F8									0	0	0	0	0	0	0				
1 Nick Madrigal, R OBP: 0.320, SLG: 0.375 (9, 4)			G6-3							5	0	1	0	0	0	3				
<b>Inning Stats</b>	R: 0 H: 0 E: 0 K: 0 S: 7	H: 0 LOB: 0 BB: 0 P: 11	R: 1 H: 2 E: 0 K: 1 S: 12	H: 2 LOB: 1 BB: 0 P: 17	R: 1 H: 2 E: 0 K: 0 S: 13	H: 2 LOB: 2 BB: 1 P: 26	R: 4 H: 6 E: 0 K: 2 S: 21	H: 6 LOB: 2 BB: 1 P: 34	R: 0 H: 1 E: 0 K: 3 S: 19	H: 1 LOB: 1 BB: 0 P: 29	R: 0 H: 1 E: 0 K: 0 S: 7	H: 1 LOB: 0 BB: 0 P: 10	R: 4 H: 5 E: 0 K: 1 S: 22	H: 5 LOB: 1 BB: 0 P: 34	R: 0 H: 0 E: 0 K: 0 S: 6	H: 0 LOB: 0 BB: 0 P: 10	1B: 16 2B: 2 HR: 2	SF: 1 SAC: 0 DP: 0 HBP: 0	WP: 0 PA: 47 PB: 0 SB: 3 CS: 1	
<b>PITCHER</b>	IP WLS BF H R ER SO	IP WLS BF H R ER SO	IP WLS BF H R ER SO	IP WLS BF H R ER SO	IP WLS BF H R ER SO	IP WLS BF H R ER SO	IP WLS BF H R ER SO	IP WLS BF H R ER SO	IP WLS BF H R ER SO	IP WLS BF H R ER SO	IP WLS BF H R ER SO	IP WLS BF H R ER SO	IP WLS BF H R ER SO	IP WLS BF H R ER SO	IP WLS BF H R ER SO	IP WLS BF H R ER SO	ERA WHIP	ERA WHIP		
39 Kyle Muller, L ERA: 7.23 (1, 1)	4.0 L 26 13 6 6 3	1.0 3 0 0 0 0	2.2 6 4 4 4 0	0.0 0 0 0 0 0	0.0 0 0 0 0 0	0.0 1 5 8 0.00 0.000	13.50 3.750													
31 Jeury Familia, R ERA: 7.04 (5, 1)	1.0 3 0 0 0 0	2.2 6 4 4 4 0	0.0 0 0 0 0 0	0.0 0 0 0 0 0	0.0 0 0 0 0 0	1.0 5 8 0.00 0.000														
55 Adrián Martínez, R ERA: 5.27 (6, 1)	2.2 6 4 4 4 0	0.0 0 0 0 0 0	0.0 0 0 0 0 0	0.0 0 0 0 0 0	0.0 0 0 0 0 0	1.0 5 8 0.00 0.000														
30 Chad Smith, R ERA: 1.5 (8, 1)	1.1 5 1 0 0 0	0.0 0 0 0 0 0	0.0 0 0 0 0 0	0.0 0 0 0 0 0	0.0 0 0 0 0 0	0.0 0 0 0 0 0														

Chicago Cubs @ Oakland Athletics  
Oakland Coliseum, Oakland, CA  
Mon Apr 17 2023, 6:42 PM - 9:28 PM PDT  
Att. 4,714 - Partly Cloudy - 56 F

AB 44  
R 10  
H 20  
RBI 10  
BB 2  
SO 7  
LOB 23



Batter	1	2	3	4	5	6	7	8	9	AB	R	H	RBI	BB	SO	LOB	BOTTOM				
1 Esteyru Ruiz, R OBP: 0.406, SLG: 0.393 (1, 8)	49 1B 12 FC6-4 1B	F8						12 G5-4-3 1B		4	1	2	0	0	1	2					
49 Ryan Noda, L OBP: 0.385, SLG: 0.390 (1, 3)			F9							3	0	1	0	0	1	0					
44 Carlos Pérez, R OBP: 0.611, SLG: 0.750 (8, 3)										1	0	0	0	0	1	2					
12 Aledmys Díaz, R OBP: 0.254, SLG: 0.263 (1, 5)	FC6-4		G4-3					G5-4-3		4	0	0	1	0	1	3					
25 Brent Rooker, R OBP: 0.381, SLG: 0.676 (1, 7)	F8		L6							4	0	1	0	0	0	1					
5 Tony Kemp, L OBP: 0.261, SLG: 0.200 (1, 4)	F7									4	0	0	0	0	2						
99 Jesús Aguilar, R OBP: 0.294, SLG: 0.362 (1, 10)			K							4	0	1	0	0	2	1					
23 Shea Langeliers, R OBP: 0.321, SLG: 0.481 (1, 2)										4	0	1	0	0	2	2					
21 Conner Capel, L OBP: 0.314, SLG: 0.281 (1, 9)										3	0	1	0	0	1	1					
4 Kevin Smith, R OBP: 0.160, SLG: 0.160 (1, 6)										3	0	1	0	0	2						
<b>Inning Stats</b>	R: 1 H: 2 E: 0 K: 0 S: 9	H: 2 LOB: 1 BB: 0 P: 11	R: 0 H: 2 E: 0 K: 1 S: 12	H: 2 LOB: 2 BB: 0 P: 15	R: 0 H: 0 E: 0 K: 0 S: 8	H: 0 LOB: 0 BB: 0 P: 11	R: 0 H: 0 E: 0 K: 1 S: 8	H: 0 LOB: 0 BB: 0 P: 11	R: 0 H: 0 E: 0 K: 1 S: 9	H: 0 LOB: 0 BB: 0 P: 16	R: 0 H: 0 E: 0 K: 2 S: 8	H: 0 LOB: 0 BB: 0 P: 12	R: 0 H: 1 E: 0 K: 2 S: 12	H: 1 LOB: 1 BB: 0 P: 14	R: 0 H: 2 E: 0 K: 1 S: 11	H: 2 LOB: 1 BB: 0 P: 16	R: 0 H: 1 E: 0 K: 1 S: 10	H: 1 LOB: 1 BB: 0 P: 12	1B: 8 2B: 0 3B: 0 HR: 0	SF: 0 SAC: 0 DP: 1 HBP: 0	WP: 0 PA: 34 PB: 0 SB: 0 CS: 0
<b>PITCHER</b>	IP WLS BF H R ER SO	IP WLS BF H R ER SO	IP WLS BF H R ER SO	IP WLS BF H R ER SO	IP WLS BF H R ER SO	IP WLS BF H R ER SO	IP WLS BF H R ER SO	IP WLS BF H R ER SO	IP WLS BF H R ER SO	IP WLS BF H R ER SO	IP WLS BF H R ER SO	IP WLS BF H R ER SO	IP WLS BF H R ER SO	IP WLS BF H R ER SO	IP WLS BF H R ER SO	IP WLS BF H R ER SO	ERA WHIP	ERA WHIP			
19 Hayden Wesneski, R ERA: 6.23 (1, 1)	7.0 W 26 13 6 6 3	1.0 3 0 0 0 0	2.2 6 4 4 4 0	0.0 0 0 0 0 0	0.0 0 0 0 0 0	0.0 0 0 0 0 0	0.0 1 5 8 0.00 0.000	1.29 0.714													
47 Brandon Hughes, L ERA: (8, 1)	1.0 3 0 0 0 0	2.2 6 4 4 4 0	0.0 0 0 0 0 0	0.0 0 0 0 0 0	0.0 0 0 0 0 0	1.0 5 8 0.00 0.000															
66 Julian Merryweather, R ERA: 10.8 (9, 1)	1.0 3 0 0 0 0	2.2 6 4 4 4 0	0.0 0 0 0 0 0	0.0 0 0 0 0 0	0.0 0 0 0 0 0	1.0 5 8 0.00 0.000															

Chicago Cubs @ Oakland Athletics  
Oakland Coliseum, Oakland, CA  
Mon Apr 17 2023, 6:42 PM - 9:28 PM PDT  
Att. 4,714 - Partly Cloudy - 56 F

AB 34  
R 1  
H 8  
RBI 1  
BB 0  
SO 9  
LOB 16





Batter	1	2	3	4	5	6	7	8	9	AB	R	H	RBI	BB	SO	LOB	TOP					
<b>2 Nico Hoerner, R</b> OBP: 0.382, SLG: 0.386 (1, 4)										5	0	1	0	0	0	2	<b>Chicago Cubs @ Oakland Athletics</b> Oakland Coliseum, Oakland, CA Tue Apr 18 2023, 6:42 PM - 9:35 PM PDT Att: 5,196 - Clear - 53 F					
<b>7 Dansby Swanson, R</b> OBP: 0.420, SLG: 0.393 (1, 6)										4	0	0	0	1	2	2						
<b>8 Ian Happ, S</b> OBP: 0.411, SLG: 0.508 (1, 7)										5	0	1	0	0	2	3						
<b>27 Seiya Suzuki, R</b> OBP: 0.458, SLG: 0.500 (1, 9)										2	1	2	0	3	0	0						
<b>16 Patrick Wisdom, R</b> OBP: 0.339, SLG: 0.754 (1, 5)										5	1	1	0	0	1	7						
<b>24 Cody Bellinger, L</b> OBP: 0.357, SLG: 0.492 (1, 8)										5	1	1	1	0	1	4						
<b>15 Yan Gomes, R</b> OBP: 0.292, SLG: 0.452 (1, 2)										3	0	0	1	1	1	1						
<b>51 Eric Hosmer, L</b> OBP: 0.292, SLG: 0.273 (1, 3)									4	0	0	0	0	0	2							
<b>22 Luis Torrens, R</b> OBP: 0.429, SLG: 0.333 <b>1 Nick Madrigal, R</b> OBP: 0.346, SLG: 0.400 (7, PR) (7, 10)										2	0	1	0	0	0	1						
<b>1 Nick Madrigal, R</b> OBP: 0.346, SLG: 0.400 (7, 10)										1	1	1	1	0	0	0						
<b>Inning Stats</b>	R: 0 E: 0 K: 1 S: 17	H: 2 LOB: 3 BB: 1 P: 29	R: 0 E: 0 K: 0 S: 8	H: 1 LOB: 1 BB: 0 P: 13	R: 0 E: 0 K: 3 S: 14	H: 1 LOB: 1 BB: 0 P: 21	R: 0 E: 0 K: 0 S: 7	H: 0 LOB: 1 BB: 1 P: 14	R: 0 E: 0 K: 1 S: 14	H: 1 LOB: 2 BB: 1 P: 25	R: 0 E: 0 K: 2 S: 11	H: 0 LOB: 0 BB: 0 P: 14	R: 0 E: 0 K: 0 S: 13	H: 0 LOB: 1 BB: 0 P: 21	R: 4 E: 1 K: 0 S: 19	H: 3 LOB: 1 BB: 1 P: 37	R: 0 E: 0 K: 0 S: 10	H: 0 LOB: 1 BB: 1 P: 21	1B: 6 2B: 2 3B: 0 HR: 0	SF: 0 SAC: 0 DP: 0 HBP: 1	WP: 0 PB: 0 SB: 0 CS: 0	PA: 42
<b>PITCHER</b>	IP	WLS	BF	H	R	ER	SO	BB	IBB	HBP	BLK	WP	HR	S	P	ERA	WHIP					
<b>Ken Waldichuk, L</b> ERA: 7.65 (6, 1)	5.0		23	5	0	0	5	3	0	0	0	0	0	60	102	0.00	1.600					
<b>60 Sam Moll, L</b> ERA: 2.7 (7, 1)	1.0		3	0	0	0	2	0	0	0	0	0	0	11	14	0.00	0.000					
<b>32 James Kaprielian, R</b> ERA: 11.3 (8, 1)	1.0		4	0	0	0	0	0	0	1	0	0	0	13	21	0.00	0.000					
<b>65 Trevor May, R</b> ERA: 12.0 (8, 1)	0.1	L	4	2	3	3	0	1	0	0	0	0	0	10	19	81.00	9.000					
<b>45 Richard Lovelady, L</b> ERA: (8, 1)	0.1		3	1	1	0	0	0	0	0	0	0	0	8	15	0.00	3.000					

**Chicago Cubs @ Oakland Athletics**  
Oakland Coliseum, Oakland, CA  
Tue Apr 18 2023, 6:42 PM - 9:35 PM PDT  
Att: 5,196 - Clear - 53 F

AB 36  
R 4  
H 8  
RBI 3  
BB 5  
SO 7  
LOB 22



Batter	1	2	3	4	5	6	7	8	9	AB	R	H	RBI	BB	SO	LOB	BOTTOM					
<b>1 Esteyru Ruiz, R</b> OBP: 0.382, SLG: 0.367 (1, 8)										4	0	0	0	0	1	1	<b>Chicago Cubs @ Oakland Athletics</b> Oakland Coliseum, Oakland, CA Tue Apr 18 2023, 6:42 PM - 9:35 PM PDT Att: 5,196 - Clear - 53 F					
<b>49 Ryan Noda, L</b> OBP: 0.393, SLG: 0.386 (1, 3)									3	0	1	0	1	1	0							
<b>12 Aledmys Diaz, R</b> OBP: 0.239, SLG: 0.246 (1, 10)									4	0	0	0	0	1	2							
<b>25 Brent Rooker, R</b> OBP: 0.395, SLG: 0.676 <b>8 Tyler Wade, L</b> (2, 7)									0	0	0	0	1	0	0	0						
<b>6 Jace Peterson, L</b> OBP: 0.305, SLG: 0.300 (1, 5)										1	0	0	0	3	0	0						
<b>5 Tony Kemp, L</b> OBP: 0.247, SLG: 0.188 (1, 4)										4	0	0	0	0	0	5						
<b>44 Carlos Pérez, R</b> OBP: 0.524, SLG: 0.632 (1, 2)										3	0	0	0	0	2	1						
<b>21 Conner Capel, L</b> OBP: 0.316, SLG: 0.314 (1, 9)										3	0	1	0	0	2	1						
<b>4 Kevin Smith, R</b> OBP: 0.143, SLG: 0.143 (1, 6)										3	0	0	0	0	1							
<b>Inning Stats</b>	R: 0 E: 1 K: 0 S: 14	H: 1 LOB: 3 BB: 2 P: 25	R: 0 E: 0 K: 1 S: 12	H: 1 LOB: 0 BB: 0 P: 18	R: 0 E: 0 K: 1 S: 9	H: 0 LOB: 0 BB: 0 P: 14	R: 0 E: 0 K: 1 S: 7	H: 0 LOB: 0 BB: 0 P: 10	R: 0 E: 0 K: 1 S: 7	H: 0 LOB: 0 BB: 0 P: 10	R: 0 E: 0 K: 1 S: 14	H: 0 LOB: 0 BB: 0 P: 23	R: 0 E: 0 K: 2 S: 11	H: 0 LOB: 1 BB: 1 P: 18	R: 0 E: 0 K: 0 S: 6	H: 0 LOB: 1 BB: 1 P: 12		R: 0 E: 0 K: 1 S: 7	H: 0 LOB: 0 BB: 1 P: 14	1B: 1 2B: 1 3B: 0 HR: 0	SF: 0 SAC: 0 DP: 1 HBP: 0	WP: 0 PB: 0 SB: 0 CS: 0
<b>PITCHER</b>	IP	WLS	BF	H	R	ER	SO	BB	IBB	HBP	BLK	WP	HR	S	P	ERA	WHIP					
<b>0 Marcus Stroman, R</b> ERA: 0.75 (7, 1)	6.0		22	2	0	0	5	2	0	0	0	0	0	63	100	0.00	0.667					
<b>38 Mark Leiter Jr., R</b> ERA: (8, 1)	1.0	W	4	0	0	0	2	1	0	0	0	0	0	11	18	0.00	1.000					
<b>32 Michael Fulmer, R</b> ERA: 3.38 (9, 1)	1.0		4	0	0	0	0	1	0	0	0	0	0	6	12	0.00	1.000					
<b>59 Michael Rucker, R</b> ERA: 3.52 (9, 1)	1.0		3	0	0	0	1	1	0	0	0	0	0	7	14	0.00	1.000					

**Chicago Cubs @ Oakland Athletics**  
Oakland Coliseum, Oakland, CA  
Tue Apr 18 2023, 6:42 PM - 9:35 PM PDT  
Att: 5,196 - Clear - 53 F

AB 28  
R 0  
H 2  
RBI 0  
BB 5  
SO 8  
LOB 11










Batter	1	2	3	4	5	6	7	8	9	AB	R	H	RBI	BB	SO	LOB	TOP										
1 Esteyru Ruiz, R OBP: 0.382, SLG: 0.358	G5-3		F9		SH5-3				F8	4	0	1	1	0	0	0											
49 Ryan Noda, L OBP: 0.400, SLG: 0.370										2	0	0	0	2	1	2											
13 Jordan Diaz, R OBP: 0.667, SLG: 1.667	K								HR	1	1	1	1	0	0	0											
25 Brent Rooker, R OBP: 0.417, SLG: 0.650										3	1	1	0	2	0	1											
6 Jace Peterson, L OBP: 0.313, SLG: 0.296	F8									4	0	1	0	1	0	2											
12 Aledmys Diaz, R OBP: 0.213, SLG: 0.217										4	0	0	1	0	0	3											
21 Conner Capel, L OBP: 0.364, SLG: 0.375										2	1	2	0	1	0	0											
99 Jesús Aguilar, R OBP: 0.286, SLG: 0.333										1	0	0	0	0	0	0											
8 Tyler Wade, L										0	0	0	0	0	0	0											
23 Shea Langeliers, R OBP: 0.297, SLG: 0.424										3	0	0	0	0	2	3											
5 Tony Kemp, L OBP: 0.256, SLG: 0.235										3	1	1	1	1	0	2											
4 Kevin Smith, R OBP: 0.167, SLG: 0.167										4	1	1	0	0	2	3											
<b>Inning Stats</b>	R: 0 H: 1 E: 0 K: 1 S: 12	H: 1 LOB: 1 BB: 0 P: 17	R: 0 H: 0 E: 0 K: 1 S: 9	H: 0 LOB: 0 BB: 1 P: 18	R: 0 H: 0 E: 0 K: 0 S: 7	H: 0 LOB: 0 BB: 0 P: 9	R: 1 H: 2 E: 0 K: 0 S: 8	H: 2 LOB: 2 BB: 2 P: 17	R: 2 H: 2 E: 0 K: 0 S: 10	H: 2 LOB: 2 BB: 2 P: 21	R: 1 H: 2 E: 0 K: 1 S: 16	H: 2 LOB: 2 BB: 0 P: 24	R: 0 H: 0 E: 0 K: 0 S: 10	H: 0 LOB: 1 BB: 1 P: 18	R: 0 H: 0 E: 0 K: 2 S: 11	H: 0 LOB: 1 BB: 1 P: 21	R: 1 H: 1 E: 0 K: 0 S: 9	H: 1 LOB: 0 BB: 0 P: 15	1B: 6 2B: 0 3B: 0 HR: 2	SF: 0 SAC: 1 DP: 1 HBP: 1	WP: 3 PB: 0 SB: 0 CS: 1	PA: 41					
<b>PITCHER</b>	IP	WLS	BF	H	R	ER	SO	BB	IBB	HBP	BLK	WP	HR	S	P	ERA	WHIP										
22 Jon Gray, R ERA: 3.72	5.1		26	6	4	3	2	5	0	1	0	2	1	52	92	5.06	2.062										
72 Jonathan Hernández, R ERA: 2.25	0.2	B	3	1	0	0	1	0	0	0	0	1	0	10	14	0.00	1.500										
46 Brock Burke, L ERA: 2.85	1.0		3	0	0	0	0	1	0	0	0	0	0	10	18	0.00	1.000										
25 José Leclerc, R ERA:	1.1		5	0	0	0	2	1	0	0	0	0	0	13	24	0.00	0.750										
51 Will Smith, L ERA: 2.45	0.2	L	3	1	1	1	0	0	0	0	0	0	1	7	12	13.50	1.500										

Oakland Athletics @ Texas Rangers  
Globe Life Field, Arlington, TX  
Fri Apr 21 2023, 7:09 PM - 10:05 PM CDT  
Att: 28,775 - Partly Cloudy - 73 F

livebaseballscorecards.com

AB 31  
R 5  
H 8  
RBI 4  
BB 7  
SO 5  
LOB 16



Batter	1	2	3	4	5	6	7	8	9	AB	R	H	RBI	BB	SO	LOB	BOTTOM										
2 Marcus Semien, R OBP: 0.337, SLG: 0.487	F7									3	0	0	0	1	2	1											
4 Robbie Grossman, S OBP: 0.276, SLG: 0.275										4	1	2	0	0	2	0											
30 Nathaniel Lowe, L OBP: 0.294, SLG: 0.410										3	1	0	0	1	1	2											
53 Adolis García, R OBP: 0.253, SLG: 0.389										4	1	1	1	0	1	2											
6 Josh Jung, R OBP: 0.338, SLG: 0.451										4	0	1	0	0	3	4											
28 Jonah Heim, S OBP: 0.393, SLG: 0.604										3	1	1	3	1	1	1											
20 Ezequiel Duran, R OBP: 0.242, SLG: 0.250										2	0	1	0	1	0	0											
47 Josh Smith, L OBP: 0.370, SLG: 0.147										1	0	0	0	0	0	1											
8 Bubba Thompson, R OBP: 0.182, SLG: 0.409										2	0	0	0	0	2	2											
Travis Jankowski, L OBP: 0.421, SLG: 0.485										2	0	1	0	0	0	0											
3 Leody Taveras, S OBP: 0.250, SLG: 0.346										2	0	0	0	0	0	1											
<b>Inning Stats</b>	R: 4 H: 3 E: 0 K: 2 S: 20	H: 3 LOB: 1 BB: 2 P: 37	R: 0 H: 0 E: 0 K: 2 S: 9	H: 0 LOB: 0 BB: 0 P: 13	R: 0 H: 1 E: 0 K: 1 S: 11	H: 1 LOB: 1 BB: 0 P: 18	R: 0 H: 1 E: 0 K: 1 S: 7	H: 1 LOB: 0 BB: 0 P: 8	R: 0 H: 0 E: 0 K: 2 S: 9	H: 0 LOB: 0 BB: 0 P: 11	R: 0 H: 0 E: 0 K: 3 S: 11	H: 0 LOB: 0 BB: 0 P: 14	R: 0 H: 1 E: 0 K: 0 S: 7	H: 1 LOB: 0 BB: 0 P: 12	R: 0 H: 1 E: 0 K: 1 S: 12	H: 1 LOB: 2 BB: 1 P: 21	R: 0 H: 0 E: 0 K: 0 S: 7	H: 0 LOB: 1 BB: 1 P: 16	1B: 6 2B: 1 3B: 0 HR: 1	SF: 0 SAC: 0 DP: 2 HBP: 1	WP: 0 PB: 0 SB: 0 CS: 3	PA: 36					
<b>PITCHER</b>	IP	WLS	BF	H	R	ER	SO	BB	IBB	HBP	BLK	WP	HR	S	P	ERA	WHIP										
38 JP Sears, L ERA: 4.98	6.0		24	5	4	4	10	2	0	1	0	0	1	67	101	6.00	1.167										
30 Chad Smith, R ERA: 3.52	1.0		3	1	0	0	0	0	0	0	0	0	0	7	12	0.00	1.000										
61 Zach Jackson, R ERA: 1.86	1.0	W	5	1	0	0	1	1	0	0	0	0	0	12	21	0.00	2.000										
31 Jeury's Familia, R ERA: 5.4	1.0	S	3	0	0	0	0	1	0	0	0	0	0	7	16	0.00	1.000										

Oakland Athletics @ Texas Rangers  
Globe Life Field, Arlington, TX  
Fri Apr 21 2023, 7:09 PM - 10:05 PM CDT  
Att: 28,775 - Partly Cloudy - 73 F

livebaseballscorecards.com

AB 30  
R 4  
H 7  
RBI 4  
BB 4  
SO 12  
LOB 14






Batter	1	2	3	4	5	6	7	8	9	AB	R	H	RBI	BB	SO	LOB	TOP			
1 Esteyru Ruiz, R OBP: 0.375, SLG: 0.366										4	1	1	0	0	0	4				
13 Jordan Diaz, R OBP: 0.429, SLG: 0.857										4	1	1	1	0	1	3				
99 Jesus Aguilar, R OBP: 0.317, SLG: 0.407										3	1	2	1	0	0	0				
25 Brent Rooker, R OBP: 0.423, SLG: 0.628										3	0	1	0	1	1	0				
44 Carlos Pérez, R OBP: 0.414, SLG: 0.538										3	0	0	1	0	1	2				
12 Aledmys Díaz, R OBP: 0.205, SLG: 0.208										3	0	0	0	0	0	3				
8 Tyler Wade, L										1	0	0	0	0	1	0				
23 Shea Langeliers, R OBP: 0.309, SLG: 0.410										2	0	0	0	1	1	0				
4 Kevin Smith, R OBP: 0.175, SLG: 0.200										4	0	1	0	0	3	2				
21 Conner Capel, L OBP: 0.354, SLG: 0.364										4	0	1	0	0	1	2				
<b>Inning Stats</b>	R: 2 H: 2 E: 0 K: 0 S: 9	WLS: 2 BF: 1 BB: 1 P: 19	R: 0 H: 0 E: 0 K: 1 S: 13	WLS: 0 BF: 1 BB: 1 P: 20	R: 0 H: 0 E: 0 K: 2 S: 12	WLS: 0 BF: 0 BB: 0 P: 16	R: 0 H: 0 E: 0 K: 1 S: 6	WLS: 0 BF: 0 BB: 0 P: 10	R: 0 H: 1 E: 0 K: 0 S: 13	WLS: 2 BF: 1 BB: 0 P: 19	R: 0 H: 2 E: 0 K: 0 S: 11	WLS: 1 BF: 2 BB: 0 P: 13	R: 0 H: 1 E: 0 K: 1 S: 9	WLS: 1 BF: 2 BB: 0 P: 17	R: 0 H: 0 E: 0 K: 2 S: 10	WLS: 0 BF: 1 BB: 0 P: 17	1B: 4 2B: 2 3B: 0 HR: 1	SF: 1 SAC: 0 DP: 2 HBP: 2	WP: 0 PB: 0 SB: 0 CS: 0	PA: 36
<b>PITCHER</b>	IP: 6.0 WLS: 1 BF: 24 K: 5 S: 9	WLS: 2 BF: 24 K: 5 S: 9	H: 5 R: 2 ER: 2 SO: 4 BB: 2 IBB: 0 HBP: 1 BLK: 0 WP: 0 HR: 0 S: 64 P: 97 ERA: 3.00 WHIP: 1.167	H: 2 R: 0 ER: 0 SO: 4 BB: 2 IBB: 0 HBP: 1 BLK: 0 WP: 0 HR: 0 S: 13 P: 97 ERA: 3.00 WHIP: 1.167	H: 0 R: 0 ER: 0 SO: 4 BB: 2 IBB: 0 HBP: 1 BLK: 0 WP: 0 HR: 0 S: 13 P: 97 ERA: 3.00 WHIP: 1.167	H: 0 R: 0 ER: 0 SO: 4 BB: 2 IBB: 0 HBP: 1 BLK: 0 WP: 0 HR: 0 S: 13 P: 97 ERA: 3.00 WHIP: 1.167	H: 0 R: 0 ER: 0 SO: 4 BB: 2 IBB: 0 HBP: 1 BLK: 0 WP: 0 HR: 0 S: 13 P: 97 ERA: 3.00 WHIP: 1.167	H: 1 R: 0 ER: 0 SO: 4 BB: 2 IBB: 0 HBP: 1 BLK: 0 WP: 0 HR: 0 S: 13 P: 97 ERA: 3.00 WHIP: 1.167	H: 2 R: 0 ER: 0 SO: 4 BB: 2 IBB: 0 HBP: 1 BLK: 0 WP: 0 HR: 0 S: 13 P: 97 ERA: 3.00 WHIP: 1.167	H: 1 R: 0 ER: 0 SO: 4 BB: 2 IBB: 0 HBP: 1 BLK: 0 WP: 0 HR: 0 S: 13 P: 97 ERA: 3.00 WHIP: 1.167	H: 2 R: 0 ER: 0 SO: 4 BB: 2 IBB: 0 HBP: 1 BLK: 0 WP: 0 HR: 0 S: 13 P: 97 ERA: 3.00 WHIP: 1.167	H: 1 R: 0 ER: 0 SO: 4 BB: 2 IBB: 0 HBP: 1 BLK: 0 WP: 0 HR: 0 S: 13 P: 97 ERA: 3.00 WHIP: 1.167	H: 1 R: 0 ER: 0 SO: 4 BB: 2 IBB: 0 HBP: 1 BLK: 0 WP: 0 HR: 0 S: 13 P: 97 ERA: 3.00 WHIP: 1.167	H: 1 R: 0 ER: 0 SO: 4 BB: 2 IBB: 0 HBP: 1 BLK: 0 WP: 0 HR: 0 S: 13 P: 97 ERA: 3.00 WHIP: 1.167	H: 0 R: 0 ER: 0 SO: 4 BB: 2 IBB: 0 HBP: 1 BLK: 0 WP: 0 HR: 0 S: 13 P: 97 ERA: 3.00 WHIP: 1.167	H: 0 R: 0 ER: 0 SO: 4 BB: 2 IBB: 0 HBP: 1 BLK: 0 WP: 0 HR: 0 S: 13 P: 97 ERA: 3.00 WHIP: 1.167	ERA: 3.00 WHIP: 1.167	ERA: 3.00 WHIP: 1.167		
44 Andrew Heaney, L ERA: 4.34	IP: 6.0 WLS: 1 BF: 24 K: 5 S: 9	WLS: 2 BF: 24 K: 5 S: 9	H: 5 R: 2 ER: 2 SO: 4 BB: 2 IBB: 0 HBP: 1 BLK: 0 WP: 0 HR: 0 S: 64 P: 97 ERA: 3.00 WHIP: 1.167	H: 2 R: 0 ER: 0 SO: 4 BB: 2 IBB: 0 HBP: 1 BLK: 0 WP: 0 HR: 0 S: 13 P: 97 ERA: 3.00 WHIP: 1.167	H: 0 R: 0 ER: 0 SO: 4 BB: 2 IBB: 0 HBP: 1 BLK: 0 WP: 0 HR: 0 S: 13 P: 97 ERA: 3.00 WHIP: 1.167	H: 0 R: 0 ER: 0 SO: 4 BB: 2 IBB: 0 HBP: 1 BLK: 0 WP: 0 HR: 0 S: 13 P: 97 ERA: 3.00 WHIP: 1.167	H: 1 R: 0 ER: 0 SO: 4 BB: 2 IBB: 0 HBP: 1 BLK: 0 WP: 0 HR: 0 S: 13 P: 97 ERA: 3.00 WHIP: 1.167	H: 2 R: 0 ER: 0 SO: 4 BB: 2 IBB: 0 HBP: 1 BLK: 0 WP: 0 HR: 0 S: 13 P: 97 ERA: 3.00 WHIP: 1.167	H: 1 R: 0 ER: 0 SO: 4 BB: 2 IBB: 0 HBP: 1 BLK: 0 WP: 0 HR: 0 S: 13 P: 97 ERA: 3.00 WHIP: 1.167	H: 2 R: 0 ER: 0 SO: 4 BB: 2 IBB: 0 HBP: 1 BLK: 0 WP: 0 HR: 0 S: 13 P: 97 ERA: 3.00 WHIP: 1.167	H: 1 R: 0 ER: 0 SO: 4 BB: 2 IBB: 0 HBP: 1 BLK: 0 WP: 0 HR: 0 S: 13 P: 97 ERA: 3.00 WHIP: 1.167	H: 1 R: 0 ER: 0 SO: 4 BB: 2 IBB: 0 HBP: 1 BLK: 0 WP: 0 HR: 0 S: 13 P: 97 ERA: 3.00 WHIP: 1.167	H: 1 R: 0 ER: 0 SO: 4 BB: 2 IBB: 0 HBP: 1 BLK: 0 WP: 0 HR: 0 S: 13 P: 97 ERA: 3.00 WHIP: 1.167	H: 1 R: 0 ER: 0 SO: 4 BB: 2 IBB: 0 HBP: 1 BLK: 0 WP: 0 HR: 0 S: 13 P: 97 ERA: 3.00 WHIP: 1.167	H: 0 R: 0 ER: 0 SO: 4 BB: 2 IBB: 0 HBP: 1 BLK: 0 WP: 0 HR: 0 S: 13 P: 97 ERA: 3.00 WHIP: 1.167	H: 0 R: 0 ER: 0 SO: 4 BB: 2 IBB: 0 HBP: 1 BLK: 0 WP: 0 HR: 0 S: 13 P: 97 ERA: 3.00 WHIP: 1.167	ERA: 3.00 WHIP: 1.167	ERA: 3.00 WHIP: 1.167		
21 Ian Kennedy, R ERA: 7.94	IP: 1.0 WLS: 1 BF: 5 K: 1 S: 7	WLS: 2 BF: 24 K: 5 S: 9	H: 5 R: 2 ER: 2 SO: 4 BB: 2 IBB: 0 HBP: 1 BLK: 0 WP: 0 HR: 0 S: 64 P: 97 ERA: 3.00 WHIP: 1.167	H: 2 R: 0 ER: 0 SO: 4 BB: 2 IBB: 0 HBP: 1 BLK: 0 WP: 0 HR: 0 S: 13 P: 97 ERA: 3.00 WHIP: 1.167	H: 0 R: 0 ER: 0 SO: 4 BB: 2 IBB: 0 HBP: 1 BLK: 0 WP: 0 HR: 0 S: 13 P: 97 ERA: 3.00 WHIP: 1.167	H: 0 R: 0 ER: 0 SO: 4 BB: 2 IBB: 0 HBP: 1 BLK: 0 WP: 0 HR: 0 S: 13 P: 97 ERA: 3.00 WHIP: 1.167	H: 1 R: 0 ER: 0 SO: 4 BB: 2 IBB: 0 HBP: 1 BLK: 0 WP: 0 HR: 0 S: 13 P: 97 ERA: 3.00 WHIP: 1.167	H: 2 R: 0 ER: 0 SO: 4 BB: 2 IBB: 0 HBP: 1 BLK: 0 WP: 0 HR: 0 S: 13 P: 97 ERA: 3.00 WHIP: 1.167	H: 1 R: 0 ER: 0 SO: 4 BB: 2 IBB: 0 HBP: 1 BLK: 0 WP: 0 HR: 0 S: 13 P: 97 ERA: 3.00 WHIP: 1.167	H: 2 R: 0 ER: 0 SO: 4 BB: 2 IBB: 0 HBP: 1 BLK: 0 WP: 0 HR: 0 S: 13 P: 97 ERA: 3.00 WHIP: 1.167	H: 1 R: 0 ER: 0 SO: 4 BB: 2 IBB: 0 HBP: 1 BLK: 0 WP: 0 HR: 0 S: 13 P: 97 ERA: 3.00 WHIP: 1.167	H: 1 R: 0 ER: 0 SO: 4 BB: 2 IBB: 0 HBP: 1 BLK: 0 WP: 0 HR: 0 S: 13 P: 97 ERA: 3.00 WHIP: 1.167	H: 1 R: 0 ER: 0 SO: 4 BB: 2 IBB: 0 HBP: 1 BLK: 0 WP: 0 HR: 0 S: 13 P: 97 ERA: 3.00 WHIP: 1.167	H: 1 R: 0 ER: 0 SO: 4 BB: 2 IBB: 0 HBP: 1 BLK: 0 WP: 0 HR: 0 S: 13 P: 97 ERA: 3.00 WHIP: 1.167	H: 0 R: 0 ER: 0 SO: 4 BB: 2 IBB: 0 HBP: 1 BLK: 0 WP: 0 HR: 0 S: 13 P: 97 ERA: 3.00 WHIP: 1.167	H: 0 R: 0 ER: 0 SO: 4 BB: 2 IBB: 0 HBP: 1 BLK: 0 WP: 0 HR: 0 S: 13 P: 97 ERA: 3.00 WHIP: 1.167	ERA: 3.00 WHIP: 1.167	ERA: 3.00 WHIP: 1.167		
66 Josh Sborz, R ERA: 1.42	IP: 2.0 WLS: 1 BF: 7 K: 1 S: 7	WLS: 2 BF: 24 K: 5 S: 9	H: 5 R: 2 ER: 2 SO: 4 BB: 2 IBB: 0 HBP: 1 BLK: 0 WP: 0 HR: 0 S: 64 P: 97 ERA: 3.00 WHIP: 1.167	H: 2 R: 0 ER: 0 SO: 4 BB: 2 IBB: 0 HBP: 1 BLK: 0 WP: 0 HR: 0 S: 13 P: 97 ERA: 3.00 WHIP: 1.167	H: 0 R: 0 ER: 0 SO: 4 BB: 2 IBB: 0 HBP: 1 BLK: 0 WP: 0 HR: 0 S: 13 P: 97 ERA: 3.00 WHIP: 1.167	H: 0 R: 0 ER: 0 SO: 4 BB: 2 IBB: 0 HBP: 1 BLK: 0 WP: 0 HR: 0 S: 13 P: 97 ERA: 3.00 WHIP: 1.167	H: 1 R: 0 ER: 0 SO: 4 BB: 2 IBB: 0 HBP: 1 BLK: 0 WP: 0 HR: 0 S: 13 P: 97 ERA: 3.00 WHIP: 1.167	H: 2 R: 0 ER: 0 SO: 4 BB: 2 IBB: 0 HBP: 1 BLK: 0 WP: 0 HR: 0 S: 13 P: 97 ERA: 3.00 WHIP: 1.167	H: 1 R: 0 ER: 0 SO: 4 BB: 2 IBB: 0 HBP: 1 BLK: 0 WP: 0 HR: 0 S: 13 P: 97 ERA: 3.00 WHIP: 1.167	H: 2 R: 0 ER: 0 SO: 4 BB: 2 IBB: 0 HBP: 1 BLK: 0 WP: 0 HR: 0 S: 13 P: 97 ERA: 3.00 WHIP: 1.167	H: 1 R: 0 ER: 0 SO: 4 BB: 2 IBB: 0 HBP: 1 BLK: 0 WP: 0 HR: 0 S: 13 P: 97 ERA: 3.00 WHIP: 1.167	H: 1 R: 0 ER: 0 SO: 4 BB: 2 IBB: 0 HBP: 1 BLK: 0 WP: 0 HR: 0 S: 13 P: 97 ERA: 3.00 WHIP: 1.167	H: 1 R: 0 ER: 0 SO: 4 BB: 2 IBB: 0 HBP: 1 BLK: 0 WP: 0 HR: 0 S: 13 P: 97 ERA: 3.00 WHIP: 1.167	H: 1 R: 0 ER: 0 SO: 4 BB: 2 IBB: 0 HBP: 1 BLK: 0 WP: 0 HR: 0 S: 13 P: 97 ERA: 3.00 WHIP: 1.167	H: 0 R: 0 ER: 0 SO: 4 BB: 2 IBB: 0 HBP: 1 BLK: 0 WP: 0 HR: 0 S: 13 P: 97 ERA: 3.00 WHIP: 1.167	H: 0 R: 0 ER: 0 SO: 4 BB: 2 IBB: 0 HBP: 1 BLK: 0 WP: 0 HR: 0 S: 13 P: 97 ERA: 3.00 WHIP: 1.167	ERA: 3.00 WHIP: 1.167	ERA: 3.00 WHIP: 1.167		

Oakland Athletics @ Texas Rangers  
Globe Life Field, Arlington, TX  
Sat Apr 22 2023, 6:08 PM - 8:52 PM CDT  
Att: 32,388 - Roof Closed - 74 F

livebaseballscorecards.com

AB	31
R	3
H	7
RBI	3
BB	2
SO	9
LOB	16



Batter	1	2	3	4	5	6	7	8	9	AB	R	H	RBI	BB	SO	LOB	BOTTOM
2 Marcus Semien, R OBP: 0.356, SLG: 0.494										3	2	2	2	1	1	0	
20 Ezequiel Duran, R OBP: 0.286, SLG: 0.382										5	2	1	0	1	0	3	
Travis Jankowski, L OBP: 0.409, SLG: 0.547										4	3	2	1	1	2	3	
30 Nathaniel Lowe, L OBP: 0.311, SLG: 0.415										1	0	0	0	0	1	1	
66 Josh Sborz, R ERA: 1.42										5	5	5	8	0	0	0	
53 Adolis García, R OBP: 0.306, SLG: 0.571										6	1	2	2	0	2	3	
6 Josh Jung, R OBP: 0.337, SLG: 0.442										6	1	2	2	0	2	3	
28 Jonah Heim, S OBP: 0.417, SLG: 0.620										2	0	1	2	1	0	0	
12 Sandy León, S OBP: 0.444, SLG: 0.286										1	0	1	1	0	0	0	
13 Brad Miller, L OBP: 0.317, SLG: 0.314										5	0	0	0	0	0	5	
47 Josh Smith, L OBP: 0.392, SLG: 0.162																	







Batter	1	2	3	4	5	6	7	8	9	10	AB	R	H	RBI	BB	SO	LOB	TOP							
1 Esteyru Ruiz, R OBP: 0.344, SLG: 0.333	F8	F9		K			G6-3		B2		6	0	1	0	0	1	4								
13 Jordan Diaz, R OBP: 0.324, SLG: 0.500	F8	K		K			K			L9	4	0	0	0	0	3	1								
21 Conner Capel, L OBP: 0.358, SLG: 0.367	F8	K		K			K			L9	2	0	1	0	0	0	2								
25 Brent Rooker, R OBP: 0.441, SLG: 0.729	HR			HR			F8				4	2	2	3	2	1	0								
99 Jesus Aguilar, R OBP: 0.324, SLG: 0.500	HR			HR			F8				4	2	3	2	0	0	0								
8 Tyler Wade, L OBP: 0.214, SLG: 0.083	HR			HR			F8			G4-3	2	0	0	0	0	1	6								
23 Shea Langeliers, R OBP: 0.282, SLG: 0.420	G6-3			K			P3			F7	5	1	0	0	0	2	4								
12 Aledmys Diaz, R OBP: 0.226, SLG: 0.221		44 2B 4 HR					G4-3			FC4 6 FC3-4	4	1	1	0	1	1	1								
44 Carlos Pérez, R OBP: 0.438, SLG: 0.586		4 HR								FC3-4 49 2B	3	1	2	0	0	1	0								
6 Jace Peterson, L OBP: 0.290, SLG: 0.271		4 HR		K						FC3-4 49 2B	2	1	0	0	0	1	4								
4 Kevin Smith, R OBP: 0.186, SLG: 0.279		2B									2	1	1	3	0	0	0								
49 Ryan Noda, L OBP: 0.394, SLG: 0.373		HR					G6-3			21 1B 5 BB 25 BB	1	2	1	2	1	0	0								
5 Tony Kemp, L OBP: 0.282, SLG: 0.247		HR								25 1B 1 1B	3	0	2	1	2	0	1								
Inning Stats	R: 2 E: 0 K: 0 S: 8	H: 2 LOB: 0 BB: 0 P: 10	R: 3 E: 0 K: 1 S: 17	H: 3 LOB: 1 BB: 1 P: 22	R: 2 E: 0 K: 2 S: 13	H: 3 LOB: 0 BB: 0 P: 20	R: 0 E: 0 K: 2 S: 8	H: 0 LOB: 1 BB: 1 P: 18	R: 0 E: 0 K: 2 S: 6	H: 0 LOB: 0 BB: 0 P: 10	R: 0 E: 0 K: 0 S: 11	H: 1 LOB: 1 BB: 0 P: 13	R: 0 E: 0 K: 3 S: 15	H: 0 LOB: 0 BB: 0 P: 17	R: 0 E: 0 K: 3 S: 13	H: 1 LOB: 2 BB: 0 P: 17	R: 1 E: 0 K: 1 S: 11	H: 1 LOB: 3 BB: 3 P: 26	R: 3 E: 0 K: 0 S: 15	H: 3 LOB: 3 BB: 1 P: 22	1B: 7 2B: 2 3B: 0 HR: 5	SF: 0 SAC: 1 DP: 0 HBP: 0	WP: 0 PB: 0 SB: 1 CS: 1	PA: 49	
PITCHER	IP	WLS	BF	H	R	ER	SO	BB	IBB	HBP	BLK	WP	HR	S	P	ERA	WHIP								
54 José Suarez, L ERA: 10.26	5.0		23	8	7	7	5	2	0	0	0	0	0	5	80	12.60	2.000								
32 Tucker Davidson, L ERA: 2.4	2.1		9	2	0	0	3	0	0	0	0	0	0	32	37	0.00	0.857								
60 Andrew Wantz, R ERA: 0.84	0.2	H	4	0	1	1	2	2	0	0	0	0	0	12	23	13.50	3.000								
51 Jaime Barria, R ERA: 3.38	2.0	L	13	4	3	1	1	1	1	0	0	0	0	21	35	4.50	2.500								

Oakland Athletics @ Los Angeles Angels  
Angel Stadium, Anaheim, CA  
Mon Apr 24 2023, 6:39 PM - 10:04 PM PDT  
Att: 23,814 - Clear - 67 F

livebaseballscorecards.com

AB 42  
R 11  
H 14  
RBI 11  
BB 6  
SO 11  
LOB 23



Batter	1	2	3	4	5	6	7	8	9	10	AB	R	H	RBI	BB	SO	LOB	BOTTOM							
3 Taylor Ward, R OBP: 0.314, SLG: 0.341	F9				FC5-4	K		G5-3		K	5	0	0	0	1	2	6								
27 Mike Trout, R OBP: 0.423, SLG: 0.598	K			L6				F9		FC5	6	1	1	0	0	2	6								
17 Shohei Ohtani, L OBP: 0.340, SLG: 0.482	CI			G6-3				K		L8	4	1	1	0	0	1	1								
6 Anthony Rendon, R OBP: 0.344, SLG: 0.275	CS			L8				K		K	5	1	2	2	0	2	0								
12 Hunter Renfroe, R OBP: 0.343, SLG: 0.351	F9			G4-6-3				K		G6-3	5	2	1	0	0	1	2								
23 Brandon Drury, R OBP: 0.247, SLG: 0.380	HR			G6-3				K		23 HR	4	3	3	4	1	0	0								
2 Luis Rengifo, S OBP: 0.338, SLG: 0.262	P4							L8			3	1	1	0	1	0	1								
35 Chad Wallach, R OBP: 0.300, SLG: 0.900								F9			4	1	2	2	0	0	1								
21 Matt Thaiss, L OBP: 0.333, SLG: 0.313				HR				F9			0	0	0	0	1	0	0								
9 Zach Neto, R OBP: 0.350, SLG: 0.324	G6-3										4	0	2	2	0	0	1								
Inning Stats	R: 0 E: 1 K: 1 S: 11	H: 0 LOB: 0 BB: 0 P: 21	R: 1 E: 0 K: 0 S: 5	H: 1 LOB: 0 BB: 0 P: 7	R: 1 E: 0 K: 0 S: 9	H: 1 LOB: 1 BB: 1 P: 17	R: 0 E: 0 K: 0 S: 3	H: 1 LOB: 0 BB: 0 P: 5	R: 0 E: 0 K: 0 S: 8	H: 0 LOB: 1 BB: 0 P: 12	R: 5 E: 0 K: 3 S: 27	H: 5 LOB: 2 BB: 2 P: 44	R: 1 E: 0 K: 2 S: 13	H: 2 LOB: 1 BB: 0 P: 18	R: 0 E: 0 K: 0 S: 8	H: 1 LOB: 1 BB: 0 P: 11	R: 0 E: 0 K: 1 S: 10	H: 0 LOB: 0 BB: 0 P: 15	R: 2 E: 0 K: 1 S: 14	H: 2 LOB: 2 BB: 1 P: 27	1B: 6 2B: 4 3B: 0 HR: 3	SF: 0 SAC: 0 DP: 1 HBP: 2	WP: 1 PB: 0 SB: 0 CS: 1	PA: 48	
PITCHER	IP	WLS	BF	H	R	ER	SO	BB	IBB	HBP	BLK	WP	HR	S	P	ERA	WHIP								
Ken Waldichuk, L ERA: 7.82	5.1		23	6	5	5	2	1	0	0	0	0	0	2	47	8.44	1.312								
32 James Kaprielian, R ERA: 12.94	0.2	B	6	2	2	2	2	2	0	0	0	1	0	16	25	27.00	6.000								
61 Zach Jackson, R ERA: 2.53	1.0	5	2	1	1	2	0	0	0	0	0	0	0	13	18	9.00	2.000								
36 Adam Oller, R ERA: 9.18	2.0	W	7	1	0	0	1	0	0	0	0	0	0	18	26	0.00	0.500								
31 Jeury Familia, R ERA: 3.73	1.0	S	6	2	2	1	1	1	0	1	0	0	1	14	27	9.00	3.000								

Oakland Athletics @ Los Angeles Angels  
Angel Stadium, Anaheim, CA  
Mon Apr 24 2023, 6:39 PM - 10:04 PM PDT  
Att: 23,814 - Clear - 67 F

livebaseballscorecards.com

AB 40  
R 10  
H 13  
RBI 10  
BB 4  
SO 8  
LOB 18





Batter	1	2	3	4	5	6	7	8	9	AB	R	H	RBI	BB	SO	LOB	TOP										
1 Esteyru Ruiz, R OBP: 0.326, SLG: 0.314	G6-3		F8		G6-3		F9		G4-3	5	0	0	0	0	0	1	<b>Oakland Athletics @ Los Angeles Angels</b> Angel Stadium, Anaheim, CA Tue Apr 25 2023, 6:39 PM - 9:26 PM PDT Att: 26,971 - Partly Cloudy - 65 F										
49 Ryan Noda, L OBP: 0.400, SLG: 0.389	6 3B		K		K		2B			3	1	1	0	1	2	1											
25 Brent Rooker, R OBP: 0.444, SLG: 0.725	K						K			3	1	1	0	1	2	2											
6 Jace Peterson, L OBP: 0.288, SLG: 0.302	1-H 3B				K		F9		P6	4	0	1	1	0	1	2											
99 Jesús Aguilar, R OBP: 0.319, SLG: 0.477	F9				K		K			3	0	0	0	1	2	3											
21 Conner Capel, L OBP: 0.345, SLG: 0.353			K							2	0	0	0	0	1	1											
13 Jordan Diaz, R OBP: 0.294, SLG: 0.529					F8		2B		K	2	0	1	1	0	1	1											
23 Shea Langeliers, R OBP: 0.300, SLG: 0.458	F9						HR		P4	3	1	1	1	1	0	1											
5 Tony Kemp, L OBP: 0.270, SLG: 0.234	G4-3				B1-3				G4-3	4	0	0	0	0	1	2											
4 Kevin Smith, R OBP: 0.191, SLG: 0.277			K				F7		L9	4	0	1	0	0	1	0											
<b>Inning Stats</b>	R: 1 H: 1 E: 0 K: 1 S: 10	H: 1 LOB: 1 BB: 1 P: 20	R: 0 H: 0 E: 0 K: 1 S: 8	H: 0 LOB: 0 BB: 0 P: 10	R: 0 H: 0 E: 0 K: 2 S: 9	H: 0 LOB: 0 BB: 0 P: 16	R: 0 H: 0 E: 0 K: 2 S: 13	H: 2 LOB: 1 BB: 1 P: 19	R: 1 H: 2 E: 0 K: 1 S: 14	H: 2 LOB: 2 BB: 1 P: 17	R: 0 H: 1 E: 0 K: 1 S: 9	H: 1 LOB: 1 BB: 0 P: 15	R: 0 H: 0 E: 0 K: 1 S: 8	H: 0 LOB: 1 BB: 1 P: 18	R: 0 H: 0 E: 0 K: 0 S: 9	H: 0 LOB: 0 BB: 0 P: 10	1B: 1 2B: 3 HR: 1	SF: 0 SAC: 0 DP: 0 HBP: 0	WP: 0 PB: 0 SB: 0 CS: 0	PA: 37							
<b>PITCHER</b>	IP	WLS	BF	H	R	ER	SO	BB	IBB	HBP	BLK	WP	HR	S	P	ERA	WHIP										
47 Griffin Canning, R ERA: 4.11	5.0	W	21	4	3	3	7	2	0	0	0	0	1	56	88	5.40	1.200										
28 Aaron Loup, L ERA: 5.88	1.0	H	5	1	0	0	2	0	1	0	0	0	0	11	15	0.00	1.000										
55 Matt Moore, L ERA: 1.46	1.1	H	6	1	0	0	1	1	0	0	0	0	0	13	26	0.00	1.500										
53 Carlos Estévez, R ERA: 1.54	1.2	S	5	0	0	0	1	0	0	0	0	0	0	13	17	0.00	0.000										

AB	33
R	3
H	6
RBI	3
BB	4
SO	11
LOB	14



Batter	1	2	3	4	5	6	7	8	9	AB	R	H	RBI	BB	SO	LOB	BOTTOM										
3 Taylor Ward, R OBP: 0.321, SLG: 0.348	K				F8					4	0	2	1	0	1	0	<b>Oakland Athletics @ Los Angeles Angels</b> Angel Stadium, Anaheim, CA Tue Apr 25 2023, 6:39 PM - 9:26 PM PDT Att: 26,971 - Partly Cloudy - 65 F										
27 Mike Trout, R OBP: 0.426, SLG: 0.605	23 3B		K				L7			4	1	2	0	0	1	3											
17 Shohel Ohtani, L OBP: 0.327, SLG: 0.460	F7				FC6					4	0	0	0	0	2	3											
6 Anthony Rendon, R OBP: 0.353, SLG: 0.264	23 3B						L7			2	1	0	0	2	1	0											
23 Brandon Drury, R OBP: 0.259, SLG: 0.413	2 1B		K							4	1	2	2	0	2	2											
2 Luis Rengifo, S OBP: 0.338, SLG: 0.266	1-H 2-H									3	1	1	1	0	0	0											
8 Brett Phillips, L	10 1B				F8				G4-3	1	0	0	0	0	0	1											
10 Gio Urshela, R OBP: 0.317, SLG: 0.354	1-H 1B									4	1	2	1	0	0	0											
21 Matt Thaiss, L OBP: 0.320, SLG: 0.300	K									4	0	1	0	0	1	1											
9 Zach Neto, R OBP: 0.318, SLG: 0.289	F8				L8				L5	4	0	0	0	0	0	2											
<b>Inning Stats</b>	R: 4 H: 4 E: 0 K: 2 S: 23	H: 4 LOB: 1 BB: 1 P: 39	R: 0 H: 1 E: 0 K: 2 S: 14	H: 1 LOB: 0 BB: 0 P: 17	R: 0 H: 0 E: 0 K: 2 S: 9	H: 0 LOB: 0 BB: 0 P: 15	R: 0 H: 0 E: 0 K: 0 S: 10	H: 0 LOB: 0 BB: 0 P: 15	R: 0 H: 1 E: 0 K: 1 S: 19	H: 3 LOB: 2 BB: 1 P: 31	R: 1 H: 3 E: 0 K: 0 S: 14	H: 3 LOB: 2 BB: 0 P: 24	R: 0 H: 1 E: 0 K: 1 S: 12	H: 1 LOB: 1 BB: 0 P: 18	R: 0 H: 0 E: 0 K: 0 S: 9	H: 0 LOB: 0 BB: 0 P: 14	1B: 8 2B: 1 3B: 1 HR: 0	SF: 0 SAC: 0 DP: 0 HBP: 0	WP: 0 PB: 0 SB: 4 CS: 0	PA: 36							
<b>PITCHER</b>	IP	WLS	BF	H	R	ER	SO	BB	IBB	HBP	BLK	WP	HR	S	P	ERA	WHIP										
57 Mason Miller, R ERA: 6.48	4.0	L	18	5	4	4	6	1	0	0	0	0	0	56	86	9.00	1.500										
45 Richard Lovelady, L ERA:	1.0		5	1	0	0	1	1	0	0	0	0	0	19	31	0.00	2.000										
36 Adam Ott, R ERA: 9.17	1.0		6	3	1	1	0	0	0	0	0	0	0	14	24	9.00	3.000										
66 Sam Long, L ERA:	2.0		7	1	0	0	1	0	0	0	0	0	0	21	32	0.00	0.500										

AB	34
R	5
H	10
RBI	5
BB	2
SO	8
LOB	12

















Batter	1	2	3	4	5	6	7	8	9	AB	R	H	RBI	BB	SO	LOB	TOP										
28 Kevin Newman, R OBP: 0.262, SLG: 0.344	F4		F6			K			1B	5	0	2	2	0	1	3	<p>Cincinnati Reds @ Oakland Athletics Oakland Coliseum, Oakland, CA Sun Apr 30 2023, 1:11 PM - 3:57 PM PDT Att: 18,271 - Partly Cloudy - 63 F</p>										
7 Spencer Steer, R OBP: 0.337, SLG: 0.407	P3		P4			HBP			2B	4	0	1	0	0	0	3											
17 Stuart Fairchild, R 6 Jonathan India, R OBP: 0.337, SLG: 0.396	K					F8			1B	3	0	1	0	0	1	3											
37 Tyler Stephenson, R OBP: 0.360, SLG: 0.337	K					G5-3			K	5	0	0	0	0	3	4											
31 Henry Ramos, S OBP: 0.500, SLG: 0.500	K					F9			G5-3	5	1	2	0	0	1	3											
15 Nick Senzel, R OBP: 0.361, SLG: 0.426	HR					K			F4	4	2	2	1	0	1	3											
3 Matt Reynolds, R OBP: 0.250, SLG: 0.250	K					1B			K	4	0	1	0	0	2	2											
2 Jose Barrero, R TJ Friedl, L OBP: 0.300, SLG: 0.324 OBP: 0.353, SLG: 0.430	F7					1B			K	2	0	1	0	0	0	0											
12 Curt Casali, R 27 Jake Fraley, L OBP: 0.321, SLG: 0.208 OBP: 0.341, SLG: 0.364	BB					K			K	2	1	1	0	0	1	0											
Inning Stats	R: 0 H: 0 E: 0 K: 1 S: 11	WLS: 0 BF: 0 LOB: 0 P: 14	R: 1 H: 1 E: 0 K: 3 S: 10	LOB: 0 BB: 0 P: 15	R: 0 H: 0 E: 0 K: 0 S: 8	LOB: 1 BB: 1 P: 15	R: 0 H: 1 E: 0 K: 1 S: 8	LOB: 1 BB: 0 P: 12	R: 0 H: 2 E: 0 K: 2 S: 16	LOB: 3 BB: 0 P: 24	R: 3 H: 4 E: 1 K: 0 S: 13	LOB: 2 BB: 1 P: 20	R: 0 H: 0 E: 0 K: 3 S: 9	LOB: 0 BB: 0 P: 12	R: 0 H: 2 E: 0 K: 2 S: 17	LOB: 2 BB: 0 P: 20		1B: 9 2B: 2 HR: 1	SF: 0 SAC: 0 DP: 0 HBP: 1	WP: 0 PB: 0 SB: 1 CS: 1	PA: 41						
PITCHER	IP	WLS	BF	H	R	ER	SO	BB	IBB	HBP	BLK	WP	HR	S	P	ERA	WHIP										
Ken Waldichuk, L ERA: 7.26	5.2		25	6	3	3	7	1	0	1	0	0	1	59	91	4.76	1.235										
68 Domingo Acevedo, R ERA: 10.8	0.1	B	4	2	1	1	0	0	1	0	0	0	0	7	9	27.00	6.000										
36 Adam Oller, R ERA: 8.53	1.1		5	2	0	0	2	0	0	0	0	0	0	13	19	0.00	1.500										
60 Sam Moll, L ERA: 3.48	0.2		2	0	0	0	2	0	0	0	0	0	0	6	9	0.00	0.000										
61 Zach Jackson, R ERA: 2.13	1.0	W	5	2	0	0	2	0	0	0	0	0	0	17	20	0.00	2.000										

AB	38
R	4
H	12
RBI	3
BB	2
SO	13
LOB	25



Batter	1	2	3	4	5	6	7	8	9	AB	R	H	RBI	BB	SO	LOB	BOTTOM										
1 Esteyru Ruiz, R OBP: 0.336, SLG: 0.302	G6-3		HBP			F8			1B	3	0	1	1	1	0	0	<p>Cincinnati Reds @ Oakland Athletics Oakland Coliseum, Oakland, CA Sun Apr 30 2023, 1:11 PM - 3:57 PM PDT Att: 18,271 - Partly Cloudy - 63 F</p>										
22 Ramón Laureano, R OBP: 0.319, SLG: 0.452	K		K			1B			1B	4	0	2	0	0	2	1											
25 Brent Rooker, R OBP: 0.465, SLG: 0.779	HR					HR			1B	2	2	2	2	0	0	0											
99 Jesús Aguilar, R OBP: 0.321, SLG: 0.500	HR					1B			L6	4	1	2	2	0	1	4											
44 Carlos Pérez, R 49 Ryan Noda, L OBP: 0.372, SLG: 0.462 OBP: 0.400, SLG: 0.433	G6-3					K			K	2	0	0	0	0	1	1											
23 Shea Langeliers, R OBP: 0.286, SLG: 0.467	K					L7			G5-3	4	0	0	0	0	2	4											
13 Jordan Diaz, R 5 Tony Kemp, L OBP: 0.242, SLG: 0.364 OBP: 0.255, SLG: 0.221	K					F9			F7	2	0	0	0	0	1	1											
6 Jace Peterson, L OBP: 0.307, SLG: 0.293	F8					K			1B	4	2	2	0	0	1	0											
4 Kevin Smith, R OBP: 0.210, SLG: 0.311	G6-3					K			SH1-4	2	0	0	0	0	1	0											
Inning Stats	R: 2 H: 2 E: 0 K: 1 S: 12	WLS: 2 BF: 0 LOB: 0 P: 18	R: 0 H: 0 E: 0 K: 2 S: 9	LOB: 0 BB: 0 P: 12	R: 0 H: 0 E: 0 K: 1 S: 8	LOB: 0 BB: 0 P: 11	R: 1 H: 2 E: 0 K: 1 S: 12	LOB: 1 BB: 0 P: 20	R: 0 H: 2 E: 0 K: 2 S: 7	LOB: 3 BB: 1 P: 8	R: 0 H: 1 E: 0 K: 2 S: 12	LOB: 3 BB: 1 P: 24	R: 1 H: 2 E: 0 K: 0 S: 13	LOB: 2 BB: 1 P: 20	R: 0 H: 0 E: 0 K: 1 S: 10	LOB: 0 BB: 0 P: 16		R: 1 H: 2 E: 1 K: 0 S: 5	LOB: 2 BB: 0 P: 9	1B: 7 2B: 0 HR: 2	SF: 1 SAC: 2 DP: 0 HBP: 2	WP: 1 PB: 0 SB: 0 CS: 1	PA: 37				
PITCHER	IP	WLS	BF	H	R	ER	SO	BB	IBB	HBP	BLK	WP	HR	S	P	ERA	WHIP										
40 Nick Lodolo, L ERA: 6.16	5.0		20	5	3	3	7	1	0	1	0	0	0	11	23	0.00	1.000										
39 Lucas Sims, R ERA: 4.15	1.0	H	5	0	0	0	2	1	0	1	0	0	0	11	23	0.00	1.000										
46 Buck Farmer, R ERA: 4.15	1.0	B	6	2	1	1	0	1	0	0	0	0	0	13	20	9.00	3.000										
47 Derek Law, R ERA: 4.15	1.0	L	5	1	1	1	1	0	0	0	0	0	0	12	19	9.00	1.000										
43 Alexis Diaz, R ERA: 3.0	0.0		1	1	0	0	0	0	0	0	0	1	0	3	6	∞	∞										

AB	30
R	5
H	9
RBI	5
BB	2
SO	10
LOB	14





Batter	1	2	3	4	5	6	7	8	9	AB	R	H	RBI	BB	SO	LOB	TOP					
3 J.P. Crawford, L OBP: 0.368, SLG: 0.345	G4-3		BB			G6-3		G3		3	0	0	0	1	0	1						
23 Ty France, R OBP: 0.336, SLG: 0.352	P4		L9			F9		10 2B		3	0	0	0	1	0	1						
10 Jarrod Kelenic, L OBP: 0.371, SLG: 0.617	F7					K				3	0	1	1	1	1	0						
28 Eugenio Suárez, R OBP: 0.312, SLG: 0.324		G6-3				F8		K		4	0	0	0	0	2	3						
29 Cal Raleigh, S OBP: 0.320, SLG: 0.477										2	0	0	0	2	1	0						
35 Teoscar Hernández, R OBP: 0.240, SLG: 0.412										4	0	0	0	0	3	2						
5 Taylor Trammell, L OBP: 0.286, SLG: 0.667										2	0	0	0	0	1	1						
0 Sam Haggerty, S OBP: 0.185, SLG: 0.083										2	0	0	0	0	0	0						
8 AJ Pollock, R OBP: 0.172, SLG: 0.333										3	1	1	1	0	0	0						
76 José Caballero, R OBP: 0.231, SLG: 0.261										3	1	1	0	0	1	0						
<b>Inning Stats</b>	R: 0 H: 0 E: 0 K: 0 S: 7	H: 0 LOB: 0 BB: 0 P: 12	R: 0 H: 0 E: 0 K: 2 S: 9	H: 0 LOB: 1 BB: 1 P: 16	R: 0 H: 0 E: 0 K: 0 S: 7	H: 0 LOB: 1 BB: 1 P: 13	R: 0 H: 0 E: 0 K: 1 S: 9	H: 0 LOB: 0 BB: 0 P: 21	R: 0 H: 0 E: 0 K: 1 S: 6	H: 0 LOB: 0 BB: 0 P: 12	R: 0 H: 0 E: 0 K: 2 S: 9	H: 0 LOB: 0 BB: 0 P: 13	R: 2 H: 3 E: 0 K: 1 S: 14	H: 3 LOB: 2 BB: 1 P: 22	R: 0 H: 0 E: 0 K: 2 S: 7	H: 0 LOB: 0 BB: 0 P: 10	1B: 0 2B: 2 HR: 1	SF: 0 SAC: 0 DP: 0 HBP: 0	WP: 0 PB: 0 SB: 0 CS: 1	PA: 34		
<b>PITCHER</b>	IP WLS BF H R ER SO BB IBB HBP BLK WP HR S P ERA WHIP	IP WLS BF H R ER SO BB IBB HBP BLK WP HR S P ERA WHIP	IP WLS BF H R ER SO BB IBB HBP BLK WP HR S P ERA WHIP	IP WLS BF H R ER SO BB IBB HBP BLK WP HR S P ERA WHIP	IP WLS BF H R ER SO BB IBB HBP BLK WP HR S P ERA WHIP	IP WLS BF H R ER SO BB IBB HBP BLK WP HR S P ERA WHIP	IP WLS BF H R ER SO BB IBB HBP BLK WP HR S P ERA WHIP	IP WLS BF H R ER SO BB IBB HBP BLK WP HR S P ERA WHIP	IP WLS BF H R ER SO BB IBB HBP BLK WP HR S P ERA WHIP	IP WLS BF H R ER SO BB IBB HBP BLK WP HR S P ERA WHIP	IP WLS BF H R ER SO BB IBB HBP BLK WP HR S P ERA WHIP	IP WLS BF H R ER SO BB IBB HBP BLK WP HR S P ERA WHIP	IP WLS BF H R ER SO BB IBB HBP BLK WP HR S P ERA WHIP	IP WLS BF H R ER SO BB IBB HBP BLK WP HR S P ERA WHIP	IP WLS BF H R ER SO BB IBB HBP BLK WP HR S P ERA WHIP	IP WLS BF H R ER SO BB IBB HBP BLK WP HR S P ERA WHIP	IP WLS BF H R ER SO BB IBB HBP BLK WP HR S P ERA WHIP	IP WLS BF H R ER SO BB IBB HBP BLK WP HR S P ERA WHIP	IP WLS BF H R ER SO BB IBB HBP BLK WP HR S P ERA WHIP	IP WLS BF H R ER SO BB IBB HBP BLK WP HR S P ERA WHIP		
57 Mason Miller, R ERA: 3.52	7.0	24	0	0	6	4	0	0	0	0	0	54	100	0.00	0.571							
45 Richard Lovelady, L ERA: 2.7	0.2	L	4	2	2	0	0	0	0	0	1	8	10	27.00	3.000							
31 Jeury Familia, R ERA: 6.59	0.1		3	1	0	1	1	0	0	0	0	6	12	0.00	6.000							
11 Shintaro Fujinami, R ERA: 12.32	1.0		3	0	0	2	0	0	0	0	0	7	10	0.00	0.000							
<b>Batter</b>	<b>1</b>	<b>2</b>	<b>3</b>	<b>4</b>	<b>5</b>	<b>6</b>	<b>7</b>	<b>8</b>	<b>9</b>	<b>AB</b>	<b>R</b>	<b>H</b>	<b>RBI</b>	<b>BB</b>	<b>SO</b>	<b>LOB</b>	<b>BOTTOM</b>					
1 Esteury Ruiz, R OBP: 0.333, SLG: 0.309	L9		G6-3					G2-3		4	0	1	1	0	0	1						
49 Ryan Noda, L OBP: 0.382, SLG: 0.408	K		F8					K		4	0	0	0	0	3	2						
25 Brent Rooker, R OBP: 0.444, SLG: 0.736	K		K							4	0	0	0	0	4	0						
22 Ramón Laureano, R OBP: 0.301, SLG: 0.424										4	0	0	0	0	2	0						
6 Jace Peterson, L OBP: 0.304, SLG: 0.291										4	0	1	0	0	2	0						
23 Shea Langeliers, R OBP: 0.287, SLG: 0.457										2	0	0	0	1	2	0						
21 Conner Capel, L OBP: 0.347, SLG: 0.318										2	0	0	0	0	1	0						
4 Kevin Smith, R OBP: 0.206, SLG: 0.306										1	0	0	0	0	1	2						
5 Tony Kemp, L OBP: 0.267, SLG: 0.227										2	1	1	0	1	0	0						
2 Nick Allen, R OBP: 0.105, SLG: 0.056										2	0	0	0	0	1	1						
<b>Inning Stats</b>	R: 0 H: 0 E: 0 K: 2 S: 10	H: 0 LOB: 0 BB: 0 P: 13	R: 0 H: 0 E: 0 K: 3 S: 9	H: 0 LOB: 0 BB: 0 P: 16	R: 0 H: 0 E: 0 K: 1 S: 8	H: 0 LOB: 0 BB: 0 P: 13	R: 0 H: 0 E: 0 K: 1 S: 9	H: 0 LOB: 0 BB: 0 P: 11	R: 0 H: 0 E: 0 K: 1 S: 8	H: 0 LOB: 0 BB: 0 P: 9	R: 1 H: 2 E: 0 K: 2 S: 13	H: 2 LOB: 1 BB: 0 P: 19	R: 0 H: 1 E: 0 K: 3 S: 16	H: 1 LOB: 2 BB: 1 P: 27	R: 0 H: 0 E: 0 K: 1 S: 9	H: 0 LOB: 1 BB: 1 P: 16	R: 0 H: 0 E: 0 K: 2 S: 11	H: 0 LOB: 0 BB: 0 P: 17	1B: 2 2B: 1 HR: 0	SF: 0 SAC: 1 DP: 0 HBP: 0	WP: 1 PB: 0 SB: 1 CS: 0	PA: 32
<b>PITCHER</b>	IP WLS BF H R ER SO BB IBB HBP BLK WP HR S P ERA WHIP	IP WLS BF H R ER SO BB IBB HBP BLK WP HR S P ERA WHIP	IP WLS BF H R ER SO BB IBB HBP BLK WP HR S P ERA WHIP	IP WLS BF H R ER SO BB IBB HBP BLK WP HR S P ERA WHIP	IP WLS BF H R ER SO BB IBB HBP BLK WP HR S P ERA WHIP	IP WLS BF H R ER SO BB IBB HBP BLK WP HR S P ERA WHIP	IP WLS BF H R ER SO BB IBB HBP BLK WP HR S P ERA WHIP	IP WLS BF H R ER SO BB IBB HBP BLK WP HR S P ERA WHIP	IP WLS BF H R ER SO BB IBB HBP BLK WP HR S P ERA WHIP	IP WLS BF H R ER SO BB IBB HBP BLK WP HR S P ERA WHIP	IP WLS BF H R ER SO BB IBB HBP BLK WP HR S P ERA WHIP	IP WLS BF H R ER SO BB IBB HBP BLK WP HR S P ERA WHIP	IP WLS BF H R ER SO BB IBB HBP BLK WP HR S P ERA WHIP	IP WLS BF H R ER SO BB IBB HBP BLK WP HR S P ERA WHIP	IP WLS BF H R ER SO BB IBB HBP BLK WP HR S P ERA WHIP	IP WLS BF H R ER SO BB IBB HBP BLK WP HR S P ERA WHIP	IP WLS BF H R ER SO BB IBB HBP BLK WP HR S P ERA WHIP	IP WLS BF H R ER SO BB IBB HBP BLK WP HR S P ERA WHIP	IP WLS BF H R ER SO BB IBB HBP BLK WP HR S P ERA WHIP	IP WLS BF H R ER SO BB IBB HBP BLK WP HR S P ERA WHIP		
50 Bryce Miller, R ERA: 1.5	6.0	20	2	1	1	10	1	0	0	0	0	57	81	1.50	0.333							
30 Trevor Gott, R ERA: 2.45	0.2		4	1	0	2	1	0	0	0	0	12	22	0.00	3.000							
55 Gabe Speier, L ERA:	0.1	W	1	0	0	1	0	0	0	0	0	4	5	0.00	0.000							
48 Justin Topa, R ERA: 1.5	1.0	H	4	0	0	1	1	0	0	0	0	9	16	0.00	1.000							
37 Paul Sewald, R ERA: 2.81	1.0	S	3	0	0	2	0	0	0	0	0	11	17	0.00	0.000							

Seattle Mariners @ Oakland Athletics  
Oakland Coliseum, Oakland, CA  
Tue May 02 2023, 6:42 PM - 9:11 PM PDT  
Att: 2,583 - Cloudy - 54 F

AB 29  
R 2  
H 3  
RBI 2  
BB 5  
SO 9  
LOB 8



Seattle Mariners @ Oakland Athletics  
Oakland Coliseum, Oakland, CA  
Tue May 02 2023, 6:42 PM - 9:11 PM PDT  
Att: 2,583 - Cloudy - 54 F

AB 29  
R 1  
H 3  
RBI 1  
BB 2  
SO 16  
LOB 6

















Batter	1	2	3	4	5	6	7	8	9	AB	R	H	RBI	BB	SO	LOB	TOP										
1 Esteury Ruiz, R OBP: 0.340, SLG: 0.352 (1, 10)										5	0	1	2	0	2	1	<b>Oakland Athletics @ Kansas City Royals</b> Kauffman Stadium, Kansas City, MO Sat May 06 2023, 6:20 PM - 9:32 PM CDT Att: 29,549 - Clear - 93 F <a href="http://livebaseballscorecards.com">livebaseballscorecards.com</a>										
49 Ryan Noda, L OBP: 0.427, SLG: 0.488 (1, 3)										3	1	2	1	0	0	0											
25 Brent Rooker, R OBP: 0.440, SLG: 0.716 (1, 7)										4	0	1	1	1	2	4											
22 Ramón Laureano, R OBP: 0.283, SLG: 0.412 (1, 9)										5	0	0	0	0	1	4											
33 JJ Bleday, L OBP: 0.412, SLG: 0.813 (1, 8)										5	2	2	1	0	2	1											
23 Shea Langeliers, R OBP: 0.289, SLG: 0.431 (1, 2)										3	1	1	0	1	1	0											
5 Tony Kemp, L OBP: 0.280, SLG: 0.262 (1, 4)										3	0	0	0	1	0	3											
6 Jace Peterson, L OBP: 0.287, SLG: 0.266 99 Jesús Aguilar, R OBP: 0.318, SLG: 0.475 (7, PH)										2	0	1	0	1	0	1											
2 Nick Allen, R OBP: 0.167, SLG: 0.143 (7, 6)										1	0	0	0	0	1	1											
4 Kevin Smith, R OBP: 0.209, SLG: 0.303 (7, 5)										4	1	1	0	0	3	3											
<b>Inning Stats</b>	R: 0 E: 0 K: 1 S: 8	H: 0 LOB: 1 BB: 0 P: 14	R: 2 E: 0 K: 2 S: 18	H: 2 LOB: 3 BB: 1 P: 38	R: 1 E: 0 K: 0 S: 13	H: 1 LOB: 1 BB: 1 P: 22	R: 2 E: 0 K: 1 S: 13	H: 3 LOB: 1 BB: 0 P: 20	R: 0 E: 0 K: 1 S: 10	H: 1 LOB: 0 BB: 0 P: 13	R: 0 E: 0 K: 2 S: 11	H: 1 LOB: 1 BB: 0 P: 23	R: 0 E: 0 K: 1 S: 11	H: 0 LOB: 0 BB: 0 P: 16	R: 0 E: 0 K: 2 S: 8	H: 0 LOB: 0 BB: 0 P: 10	R: 0 E: 0 K: 2 S: 10	H: 0 LOB: 0 BB: 0 P: 17	1B: 4 2B: 3 3B: 1 HR: 1	SF: 0 SAC: 0 DP: 0 HBP: 2	WP: 0 PB: 0 SB: 1 CS: 0	PA: 42					
<b>PITCHER</b>	IP	WLS	BF	H	R	ER	SO	BB	IBB	HBP	BLK	WP	HR	S	P	ERA	WHIP	<b>PITCHER</b>									
51 Brady Singer, R ERA: 8.82 (1, 1)	4.0	L	23	6	5	5	4	3	0	2	0	0	1	52	96	11.25	2.250										
45 Taylor Clarke, R ERA: 4.79 (5, 1)	2.0		8	2	0	0	3	1	0	0	0	0	0	21	36	0.00	1.500										
38 Josh Taylor, L ERA: 6.55 (7, 1)	1.0		4	1	0	0	1	0	0	0	0	0	0	11	16	0.00	1.000										
63 Josh Staumont, R ERA: 2.0 (8, 1)	1.0		3	0	0	0	2	0	0	0	0	0	0	8	10	0.00	0.000										
58 Scott Barlow, R ERA: 5.11 (9, 1)	1.0		3	0	0	0	2	0	0	0	0	0	0	10	17	0.00	0.000										
Batter	1	2	3	4	5	6	7	8	9	AB	R	H	RBI	BB	SO	LOB	BOTTOM										
7 Bobby Witt Jr., R OBP: 0.276, SLG: 0.445 (1, 6)										6	1	1	2	0	1	4	<b>Oakland Athletics @ Kansas City Royals</b> Kauffman Stadium, Kansas City, MO Sat May 06 2023, 6:20 PM - 9:32 PM CDT Att: 29,549 - Clear - 93 F <a href="http://livebaseballscorecards.com">livebaseballscorecards.com</a>										
14 Edward Olivares, R OBP: 0.318, SLG: 0.415 (1, 7)										4	0	0	0	1	2	2											
9 Vinnie Pasquantino, L OBP: 0.379, SLG: 0.516 (1, 3)										3	1	0	0	2	0	1											
13 Salvador Perez, R OBP: 0.328, SLG: 0.483 (1, 10)										3	0	2	0	1	1	0											
11 Maikel Garcia, R OBP: 0.364, SLG: 0.474 (1, 5)										4	0	1	1	1	0	4											
19 Michael Massey, L OBP: 0.245, SLG: 0.213 (1, 4)										2	0	1	0	2	1	2											
17 Hunter Dozier, R ERA: 7.25 (1, 9)											3	0	0	0	1	1		5									
18 Nate Eaton, R OBP: 0.040, SLG: 0.040 32 Nick Pratto, L OBP: 0.410, SLG: 0.457 (9, PH)											0	0	0	0	0	0		0									
34 Freddy Fermin, R OBP: 0.412, SLG: 0.867 (1, 2)										4	1	1	1	1	2	3											
Jackie Bradley Jr., L OBP: 0.241, SLG: 0.212 1 MJ Melendez, L OBP: 0.250, SLG: 0.390 (7, PH)											3	1	1	0	0	1		2									
<b>Inning Stats</b>	R: 1 E: 0 K: 3 S: 17	H: 1 LOB: 2 BB: 2 P: 30	R: 0 E: 0 K: 0 S: 11	H: 0 LOB: 1 BB: 1 P: 17	R: 0 E: 0 K: 0 S: 14	H: 1 LOB: 2 BB: 1 P: 22	R: 3 E: 0 K: 0 S: 13	H: 4 LOB: 1 BB: 1 P: 23	R: 0 E: 0 K: 3 S: 14	H: 0 LOB: 0 BB: 1 P: 22	R: 0 E: 0 K: 0 S: 7	H: 0 LOB: 0 BB: 0 P: 15	R: 0 E: 0 K: 2 S: 15	H: 0 LOB: 3 BB: 2 P: 25	R: 0 E: 0 K: 1 S: 12	H: 0 LOB: 2 BB: 1 P: 19	R: 0 E: 0 K: 2 S: 12	H: 1 LOB: 2 BB: 1 P: 23	1B: 3 2B: 2 3B: 0 HR: 2	SF: 0 SAC: 0 DP: 0 HBP: 2	WP: 1 PB: 0 SB: 2 CS: 1	PA: 46					
<b>PITCHER</b>	IP	WLS	BF	H	R	ER	SO	BB	IBB	HBP	BLK	WP	HR	S	P	ERA	WHIP	<b>PITCHER</b>									
Ken Waldichuk, L ERA: 7.25 (1, 1)	5.0	W	27	6	4	4	6	6	0	0	0	0	2	69	114	7.20	2.400										
50 Rico Garcia, R ERA: 2.16 (6, 1)	1.1	H	5	0	0	0	1	1	0	0	0	0	0	12	25	0.00	0.750										
45 Richard Lovelady, L ERA: 2.77 (7, 1)	0.2	H	4	0	0	0	1	1	0	1	0	0	0	10	15	0.00	1.500										
60 Sam Moll, L ERA: 2.77 (8, 1)	1.0	H	5	0	0	0	1	1	0	1	0	0	0	12	19	0.00	1.000										
61 Zach Jackson, R ERA: 2.25 (9, 1)	1.0	S	5	1	0	0	2	1	0	0	0	1	0	12	23	0.00	2.000										



Batter	1	2	3	4	5	6	7	8	9	AB	R	H	RBI	BB	SO	LOB	TOP										
1 Esteyru Ruiz, R OBP: 0.338, SLG: 0.348	F9		B5-3			49 CS 1B		P4		4	0	1	0	0	0	0											
49 Ryan Noda, L OBP: 0.411, SLG: 0.464	F8			F8		L1-2-3			K	4	0	0	0	0	1	1											
25 Brent Rooker, R OBP: 0.434, SLG: 0.692	K			HCU74 1-0	22 S 1B HBP				P3	3	1	0	0	0	2	0											
99 Jesús Aguilar, R OBP: 0.311, SLG: 0.463		P3			K					2	0	0	0	0	1	1											
33 JJ Bleday, L OBP: 0.421, SLG: 0.778										2	0	1	0	0	0	0											
22 Ramón Laureano, R OBP: 0.281, SLG: 0.404	P3									4	0	1	1	0	1	1											
44 Carlos Pérez, R OBP: 0.380, SLG: 0.444										2	0	1	0	1	0	1											
13 Jordan Diaz, R OBP: 0.222, SLG: 0.333										3	0	0	0	0	0	2											
4 Kevin Smith, R OBP: 0.200, SLG: 0.290										3	0	0	0	0	0	0											
2 Nick Allen, R OBP: 0.152, SLG: 0.129										3	0	0	0	0	1	0											
Inning Stats	R: 0 E: 0 K: 1 S: 7	H: 0 LOB: 0 BB: 0 P: 10	R: 0 E: 0 K: 0 S: 11	H: 1 LOB: 1 BB: 0 P: 14	R: 0 E: 0 K: 0 S: 6	H: 0 LOB: 0 BB: 0 P: 7	R: 1 E: 0 K: 1 S: 13	H: 1 LOB: 1 BB: 0 P: 18	R: 0 E: 0 K: 0 S: 7	H: 0 LOB: 0 BB: 0 P: 9	R: 0 E: 0 K: 1 S: 8	H: 1 LOB: 0 BB: 0 P: 14	R: 0 E: 0 K: 0 S: 13	H: 0 LOB: 1 BB: 1 P: 19	R: 0 E: 0 K: 1 S: 6	H: 0 LOB: 0 BB: 0 P: 9	R: 0 E: 0 K: 2 S: 10	H: 1 LOB: 1 BB: 0 P: 14	1B: 4 2B: 0 3B: 0 HR: 0	SF: 0 SAC: 0 DP: 0 HBP: 1	WP: 0 PB: 0 SB: 1 CS: 1	PA: 32					
PITCHER	IP	WLS	BF	H	R	ER	SO	BB	IBB	HBP	BLK	WP	HR	S	P	ERA	WHIP										
48 Ryan Yarbrough, L ERA: 6.15	5.2	W 20	3	1	1	2	0	0	0	1	0	0	0	49	66	1.59	0.529										
43 Carlos Hernández, R ERA: 4.67	1.1	H 5	0	0	0	1	1	0	0	0	0	0	0	16	25	0.00	0.750										
54 Aroldis Chapman, L ERA: 2.84	1.0	H 3	0	0	0	1	0	0	0	0	0	0	0	6	9	0.00	0.000										
58 Scott Barlow, R ERA: 4.73	1.0	4	1	0	0	2	0	0	0	0	0	0	0	10	14	0.00	1.000										

Oakland Athletics @ Kansas City Royals  
Kauffman Stadium, Kansas City, MO  
Sun May 07 2023, 1:15 PM - 3:34 PM CDT  
Att. 12,740 - Sunny - 86 F

AB	30
R	1
H	4
RBI	1
BB	1
SO	6
LOB	6



Batter	1	2	3	4	5	6	7	8	9	AB	R	H	RBI	BB	SO	LOB	BOTTOM										
7 Bobby Witt Jr., R OBP: 0.275, SLG: 0.440	F8		G3-1		F8					4	0	1	0	0	0	1											
9 Vinnie Pasquantino, L OBP: 0.372, SLG: 0.564	P6		F9							3	0	0	0	1	0	1											
13 Salvador Perez, R OBP: 0.341, SLG: 0.516										4	3	3	1	0	0	2											
1 MJ Melendez, L OBP: 0.279, SLG: 0.357										4	1	1	0	0	2	3											
32 Nick Pratto, L OBP: 0.395, SLG: 0.462										4	1	1	2	0	1	1											
11 Maikel Garcia, R OBP: 0.346, SLG: 0.435										4	0	1	1	0	0	1											
19 Michael Massey, L OBP: 0.255, SLG: 0.220										2	0	1	1	0	1	0											
18 Nate Eaton, R OBP: 0.034, SLG: 0.034										4	0	0	0	0	1	3											
Jackie Bradley Jr., L OBP: 0.246, SLG: 0.218										3	0	1	0	0	0	0											
Inning Stats	R: 1 E: 0 K: 1 S: 11	H: 1 LOB: 0 BB: 0 P: 20	R: 0 E: 0 K: 1 S: 6	H: 0 LOB: 1 BB: 0 P: 10	R: 0 E: 0 K: 0 S: 6	H: 0 LOB: 0 BB: 0 P: 10	R: 1 E: 0 K: 1 S: 15	H: 3 LOB: 2 BB: 0 P: 23	R: 0 E: 0 K: 1 S: 12	H: 1 LOB: 2 BB: 1 P: 19	R: 0 E: 0 K: 1 S: 12	H: 0 LOB: 0 BB: 0 P: 16	R: 0 E: 0 K: 0 S: 7	H: 1 LOB: 1 BB: 0 P: 15	R: 3 E: 0 K: 0 S: 17	H: 3 LOB: 0 BB: 0 P: 28	1B: 7 2B: 1 3B: 0 HR: 1	SF: 1 SAC: 0 DP: 0 HBP: 1	WP: 1 PB: 0 SB: 0 CS: 0	PA: 35							
PITCHER	IP	WLS	BF	H	R	ER	SO	BB	IBB	HBP	BLK	WP	HR	S	P	ERA	WHIP										
57 Mason Miller, R ERA: 3.38	6.0	L 25	5	2	2	5	1	0	1	0	0	0	0	62	98	3.00	1.000										
11 Shintaro Fujinami, R ERA: 13.94	1.1	8	4	3	3	0	0	0	0	0	0	0	0	19	38	20.25	3.000										
66 Sam Long, L ERA: 6.0	0.2	2	0	0	0	0	0	0	0	0	0	0	0	5	5	0.00	0.000										

Oakland Athletics @ Kansas City Royals  
Kauffman Stadium, Kansas City, MO  
Sun May 07 2023, 1:15 PM - 3:34 PM CDT  
Att. 12,740 - Sunny - 86 F

AB	32
R	5
H	9
RBI	5
BB	1
SO	5
LOB	12





Batter	1	2	3	4	5	6	7	8	9	AB	R	H	RBI	BB	SO	LOB	TOP								
1 Esteyru Ruiz, R OBP: 0.340, SLG: 0.358										5	0	2	0	0	2	2									
44 Carlos Pérez, R OBP: 0.382, SLG: 0.429										4	0	1	0	1	1	1									
25 Brent Rooker, R OBP: 0.441, SLG: 0.681										3	1	1	0	2	0	2									
99 Jesús Aguilar, R OBP: 0.323, SLG: 0.464										2	1	1	0	1	0	2									
49 Ryan Noda, L OBP: 0.404, SLG: 0.453										2	0	0	0	0	1	3									
22 Ramón Laureano, R OBP: 0.278, SLG: 0.400										1	0	0	0	0	2										
33 JJ Bleday, L OBP: 0.391, SLG: 0.682										4	0	1	0	0	2	4									
13 Jordan Diaz, R OBP: 0.237, SLG: 0.342										2	0	1	0	0	0										
5 Tony Kemp, L OBP: 0.283, SLG: 0.267										2	0	1	1	0	0										
23 Shea Langeliers, R OBP: 0.280, SLG: 0.415										4	0	0	0	0	1	5									
4 Kevin Smith, R OBP: 0.194, SLG: 0.282										2	0	0	0	0	1	0									
6 Jace Peterson, L OBP: 0.300, SLG: 0.274										1	0	1	1	1	0	0									
2 Nick Allen, R OBP: 0.162, SLG: 0.143										4	0	1	0	0	0	3									
<b>Inning Stats</b>	R: 0 H: 1 E: 0 K: 1 S: 11	H: 1 LOB: 2 BB: 1 P: 20	R: 0 H: 0 E: 0 K: 1 S: 12	H: 0 LOB: 0 BB: 0 P: 14	R: 0 H: 0 E: 0 K: 1 S: 10	H: 0 LOB: 0 BB: 0 P: 14	R: 0 H: 2 E: 0 K: 1 S: 14	H: 2 LOB: 2 BB: 0 P: 17	R: 0 H: 1 E: 0 K: 0 S: 9	H: 1 LOB: 1 BB: 0 P: 15	R: 2 H: 3 E: 0 K: 1 S: 14	H: 3 LOB: 2 BB: 2 P: 26	R: 0 H: 1 E: 0 K: 2 S: 13	H: 1 LOB: 2 BB: 1 P: 26	R: 0 H: 2 E: 0 K: 1 S: 14	H: 2 LOB: 2 BB: 0 P: 19	R: 0 H: 0 E: 0 K: 0 S: 9	H: 0 LOB: 1 BB: 1 P: 16	1B: 9 2B: 1 3B: 0 HR: 0	SF: 0 SAC: 0 DP: 1 HBP: 0	WP: 0 PB: 0 SB: 1 CS: 0	PA: 41			
<b>PITCHER</b>	IP	WLS	BF	H	R	ER	SO	BB	IBB	HBP	BLK	WP	HR	S	P	ERA	WHIP								
65 Nestor Cortes, L ERA: 4.74	5.0		23	6	2	2	4	2	0	0	0	0	0	60	89	3.60	1.600								
97 Ron Marinaccio, R ERA: 1.95	1.0	W	6	2	0	0	1	2	0	0	0	0	0	16	30	0.00	4.000								
71 Ian Hamilton, R ERA: 1.35	1.0	H	3	0	0	0	2	0	0	0	0	0	0	7	13	0.00	0.000								
63 Nick Ramirez, L ERA: 2.84	2.0		9	2	0	0	1	1	0	0	0	0	0	23	35	0.00	1.500								
<b>Batter</b>	<b>1</b>	<b>2</b>	<b>3</b>	<b>4</b>	<b>5</b>	<b>6</b>	<b>7</b>	<b>8</b>	<b>9</b>	<b>AB</b>	<b>R</b>	<b>H</b>	<b>RBI</b>	<b>BB</b>	<b>SO</b>	<b>LOB</b>	<b>BOTTOM</b>								
11 Anthony Volpe, R OBP: 0.307, SLG: 0.320										4	0	0	0	0	2	0									
25 Cleyber Torres, R OBP: 0.343, SLG: 0.444										4	1	2	1	0	1	0									
48 Anthony Rizzo, L OBP: 0.384, SLG: 0.469										3	1	2	0	1	0	0									
26 DJ LeMahieu, R OBP: 0.344, SLG: 0.461										4	1	1	2	0	0	3									
22 Harrison Bader, R OBP: 0.409, SLG: 0.857										3	1	1	0	1	1	0									
12 Isiah Kiner-Falefa, R OBP: 0.225, SLG: 0.206										4	0	0	0	0	1	2									
95 Oswaldo Cabrera, S OBP: 0.236, SLG: 0.311										4	1	1	2	0	2	0									
39 Jose Trevino, R OBP: 0.275, SLG: 0.373										3	1	1	0	0	0	0									
31 Aaron Hicks, S OBP: 0.219, SLG: 0.220										3	1	1	2	0	0	0									
<b>Inning Stats</b>	R: 0 H: 1 E: 0 K: 0 S: 8	H: 0 LOB: 0 BB: 0 P: 11	R: 0 H: 0 E: 0 K: 2 S: 8	H: 0 LOB: 0 BB: 0 P: 8	R: 0 H: 0 E: 0 K: 1 S: 9	H: 0 LOB: 0 BB: 0 P: 11	R: 2 H: 2 E: 0 K: 0 S: 10	H: 2 LOB: 0 BB: 0 P: 16	R: 3 H: 3 E: 0 K: 1 S: 16	H: 3 LOB: 2 BB: 1 P: 24	R: 2 H: 3 E: 0 K: 2 S: 17	H: 3 LOB: 1 BB: 1 P: 30	R: 0 H: 0 E: 0 K: 1 S: 7	H: 0 LOB: 0 BB: 1 P: 13	R: 0 H: 0 E: 0 K: 0 S: 9	H: 0 LOB: 1 BB: 1 P: 16	1B: 3 2B: 1 3B: 1 HR: 4	SF: 0 SAC: 0 DP: 1 HBP: 0	WP: 0 PB: 0 SB: 0 CS: 0	PA: 34					
<b>PITCHER</b>	IP	WLS	BF	H	R	ER	SO	BB	IBB	HBP	BLK	WP	HR	S	P	ERA	WHIP								
38 JP Sears, L ERA: 5.54	5.1	L	22	6	5	5	4	0	0	0	0	0	3	54	73	8.44	1.125								
29 Austin Pruitt, R ERA: 5.4	1.2		9	3	2	2	2	1	0	0	0	0	1	20	35	10.80	2.400								
66 Sam Long, L ERA: 5.14	1.0		3	0	0	0	1	1	0	0	0	0	0	7	13	0.00	1.000								

Oakland Athletics @ New York Yankees  
Yankee Stadium, Bronx, NY  
Mon May 08 2023, 7:10 PM - 9:42 PM EDT  
Att: 33,011 - Clear - 73 F

AB	36
R	2
H	10
RBI	2
BB	5
SO	8
LOB	24



Oakland Athletics @ New York Yankees  
Yankee Stadium, Bronx, NY  
Mon May 08 2023, 7:10 PM - 9:42 PM EDT  
Att: 33,011 - Clear - 73 F

AB	32
R	7
H	9
RBI	7
BB	2
SO	7
LOB	5





Batter	1	2	3	4	5	6	7	8	9	AB	R	H	RBI	BB	SO	LOB	TOP										
1 Esteyru Ruiz, R OBP: 0.335, SLG: 0.352	G5-3		L3		K		K		23 BB, 49 DI	5	0	1	0	0	2	1	<p>Oakland Athletics @ New York Yankees</p> <p>Yankee Stadium, Bronx, NY</p> <p>Tue May 09 2023, 7:10 PM - 9:54 PM EDT</p> <p>Att: 33,569 - Partly Cloudy - 62 F</p>										
49 Ryan Noda, L OBP: 0.412, SLG: 0.443	K		25 FC5-4		G3-1		25 1B		23 BB	2	0	0	0	3	1	0											
25 Brent Rooker, R OBP: 0.331, SLG: 0.657	K		33 2B		F9		1B		K	5	0	1	0	0	2	3											
33 JJ Bleday, L OBP: 0.423, SLG: 0.708		13 FC5-4, 23 1B				G3-1			K	2	1	1	0	1	0	0											
99 Jesus Aguilera, R OBP: 0.316, SLG: 0.453		6 1B					G5-3		K	2	0	0	0	0	1	5											
23 Shea Langeliers, R OBP: 0.301, SLG: 0.427		13 FC5-4							K	4	1	3	0	1	1	2											
5 Tony Kemp, L OBP: 0.272, SLG: 0.255		1B				G3-1			K	5	0	0	0	0	2	7											
13 Jordan Diaz, R OBP: 0.286, SLG: 0.595		1B							K	4	3	3	4	0	0	2											
6 Jace Peterson, L OBP: 0.298, SLG: 0.273		2 WP							K	4	0	1	1	0	2	0											
2 Nick Allen, R OBP: 0.171, SLG: 0.132		1B							K	3	0	0	0	1	2	2											
<b>Inning Stats</b>	R: 0 E: 0 K: 2 S: 7	H: 0 LOB: 0 BB: 0 P: 9	R: 1 E: 0 K: 1 S: 14	H: 2 LOB: 2 BB: 1 P: 25	R: 0 E: 0 K: 1 S: 16	H: 1 LOB: 2 BB: 1 P: 26	R: 1 E: 0 K: 2 S: 11	H: 1 LOB: 0 BB: 0 P: 15	R: 0 E: 0 K: 0 S: 4	H: 1 LOB: 0 BB: 0 P: 5	R: 1 E: 0 K: 1 S: 16	H: 2 LOB: 3 BB: 2 P: 27	R: 2 E: 0 K: 2 S: 14	H: 2 LOB: 3 BB: 2 P: 23	R: 0 E: 0 K: 3 S: 13	H: 1 LOB: 3 BB: 2 P: 24	1B: 6 2B: 1 3B: 0 HR: 3	SF: 0 SAC: 0 DP: 1 HBP: 0	WP: 1 PB: 0 SB: 0 CS: 0	PA: 42							
<b>PITCHER</b>	IP	WLS	BF	H	R	ER	SO	BB	IBB	HBP	BLK	WP	HR	S	P	ERA	WHIP										
36 Clarke Schmidt, R ERA: 5.35	6.0	W	24	5	2	2	7	2	0	0	0	1	1	61	93	3.00	1.167										
84 Albert Abreu, L ERA: 4.86	0.2		4	1	1	1	1	1	0	0	0	0	1	9	15	13.50	3.000										
58 Wandy Peralta, L ERA: 2.03	0.1		3	1	0	0	0	1	0	0	0	0	0	7	12	0.00	6.000										
Greg Weissert, R ERA: 5.06	1.0		7	3	2	2	2	1	0	0	0	0	1	17	33	18.00	4.000										
35 Clay Holmes, R ERA: 4.65	1.0		4	0	0	0	3	1	0	0	0	0	0	10	14	0.00	1.000										

AB	36
R	5
H	10
RBI	5
BB	6
SO	13
LOB	22



Batter	1	2	3	4	5	6	7	8	9	AB	R	H	RBI	BB	SO	LOB	BOTTOM										
11 Anthony Volpe, R OBP: 0.303, SLG: 0.331	F8		F8		G6-3		G5-3		99 SF9	5	1	1	0	0	0	3	<p>Oakland Athletics @ New York Yankees</p> <p>Yankee Stadium, Bronx, NY</p> <p>Tue May 09 2023, 7:10 PM - 9:54 PM EDT</p> <p>Att: 33,569 - Partly Cloudy - 62 F</p>										
99 Aaron Judge, R OBP: 0.345, SLG: 0.495	F8		48 1B		G5-3		BB		SF9	3	1	0	2	1	0	1											
48 Anthony Rizzo, L OBP: 0.385, SLG: 0.467	E8		25 1B		L8		L8		F8	5	2	2	1	0	0	2											
25 Gleyber Torres, R OBP: 0.345, SLG: 0.465	F9		22 1B		F9		F9		L6	5	2	2	3	0	0	3											
22 Harrison Bader, R OBP: 0.462, SLG: 0.840		G5-3			61 CS		61 HR		61 HR	4	1	3	1	0	0	0											
61 Jake Bauers, L OBP: 0.287, SLG: 0.667		K			SF7		95 HBP		HR	2	1	1	3	1	1	0											
95 Oswaldo Cabrera, S OBP: 0.237, SLG: 0.302		K			G4-3		HBP		F9	3	0	0	0	0	1	1											
39 Jose Trevino, R OBP: 0.274, SLG: 0.359					G5-3		G6-3		G6-3	3	1	0	0	1	0	2											
31 Aaron Hicks, S OBP: 0.231, SLG: 0.220					G6-3		2B		F8	0	1	0	0	1	0	0											
12 Ishan Kiner-Falecia, R OBP: 0.230, SLG: 0.225					48 1B				F8	3	0	1	0	0	0	0											
<b>Inning Stats</b>	R: 0 E: 1 K: 0 S: 8	H: 0 LOB: 1 BB: 0 P: 13	R: 0 E: 0 K: 2 S: 9	H: 0 LOB: 0 BB: 0 P: 14	R: 5 E: 1 K: 0 S: 14	H: 3 LOB: 1 BB: 2 P: 28	R: 0 E: 0 K: 0 S: 8	H: 0 LOB: 0 BB: 0 P: 13	R: 2 E: 0 K: 0 S: 15	H: 3 LOB: 2 BB: 1 P: 27	R: 0 E: 0 K: 0 S: 9	H: 1 LOB: 2 BB: 1 P: 16	R: 2 E: 0 K: 0 S: 8	H: 2 LOB: 0 BB: 0 P: 10	R: 1 E: 0 K: 0 S: 4	H: 1 LOB: 0 BB: 0 P: 8	1B: 6 2B: 1 3B: 1 HR: 2	SF: 2 SAC: 0 DP: 0 HBP: 1	WP: 0 PB: 0 SB: 0 CS: 1	PA: 40							
<b>PITCHER</b>	IP	WLS	BF	H	R	ER	SO	BB	IBB	HBP	BLK	WP	HR	S	P	ERA	WHIP										
Drew Rucinski, R ERA: 8.16	5.0	L	26	6	7	5	2	3	0	1	0	0	1	54	95	9.00	1.800										
19 Spencer Patton, R ERA: 5.79	3.0		14	4	3	3	0	1	0	0	0	0	1	21	34	9.00	1.667										

AB	33
R	10
H	10
RBI	10
BB	4
SO	2
LOB	12





Batter	1	2	3	4	5	6	7	8	9	AB	R	H	RBI	BB	SO	LOB	TOP										
1 Esteyru Ruiz, R OBP: 0.325, SLG: 0.340	G4-3	K			G5-3	G6-3			P4	5	0	0	0	0	1	1	<b>Oakland Athletics @ New York Yankees</b> Yankee Stadium, Bronx, NY Wed May 10 2023, 12:40 PM - 3:26 PM EDT Att: 40,687 - Sunny - 65 F										
49 Ryan Noda, L OBP: 0.429, SLG: 0.456	BB		HBP		BB		G3		2B	2	0	1	0	2	0	0											
25 Brent Rooker, R OBP: 0.430, SLG: 0.654	1B		K		2B		F8		F7	5	0	2	0	0	1	2											
33 JJ Bleday, L OBP: 0.419, SLG: 0.793	F8		2B		P5				G3-1	5	1	2	1	0	0	5											
13 Jordan Diaz, R OBP: 0.283, SLG: 0.556	F9		P6		HBP				L8	3	0	0	0	0	0	4											
5 Tony Kemp, L OBP: 0.284, SLG: 0.246	G3-1		K		P6				G3-1	4	0	0	0	0	1	5											
44 Carlos Pérez, R OBP: 0.390, SLG: 0.481	HR				F9	G6-3			BB	3	1	1	1	1	0	0											
6 Jace Peterson, L OBP: 0.305, SLG: 0.311 2 Nick Allen, R OBP: 0.171, SLG: 0.132	HR				F8				K	4	1	2	1	0	1	1											
4 Kevin Smith, R OBP: 0.184, SLG: 0.267	G5-3				G5-3	K			K	0	0	0	0	0	0	0											
<b>Inning Stats</b>	R: 0 E: 0 K: 0 S: 11	H: 1 LOB: 2 BB: 1 P: 20	R: 2 E: 0 K: 1 S: 17	H: 2 LOB: 0 BB: 0 P: 20	R: 0 E: 0 K: 2 S: 11	H: 1 LOB: 2 BB: 0 P: 16	R: 0 E: 0 K: 0 S: 6	H: 0 LOB: 0 BB: 0 P: 9	R: 0 E: 0 K: 1 S: 9	H: 1 LOB: 3 BB: 1 P: 12	R: 1 E: 0 K: 0 S: 11	H: 1 LOB: 0 BB: 0 P: 20	R: 0 E: 0 K: 2 S: 12	H: 0 LOB: 1 BB: 1 P: 21	R: 0 E: 0 K: 0 S: 8	H: 1 LOB: 1 BB: 0 P: 14	1B: 2 2B: 3 3B: 0 HR: 3	SF: 0 SAC: 0 DP: 0 HBP: 2	WP: 0 PB: 0 SB: 0 CS: 0	PA: 40							
<b>PITCHER</b>	IP	WLS	BF	H	R	ER	SO	BB	IBB	HBP	BLK	WP	HR	S	P	ERA	WHIP										
76 Jhony Brito, R ERA: 5.81	4.1		21	5	2	2	3	2	0	1	0	0	2	51	77	4.15	1.615										
70 Jimmy Cordero, R ERA: 3.14	1.2	W	7	1	0	0	1	0	0	1	0	0	0	16	21	0.00	0.600										
Deivi Garcia, R ERA: 3.0	3.0	S	12	2	1	1	2	1	0	0	0	0	1	31	55	3.00	1.000										

AB	35
R	3
H	8
RBI	3
BB	3
SO	6
LOB	20

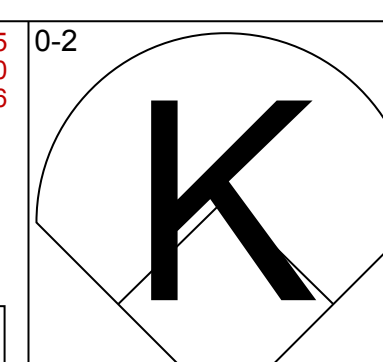
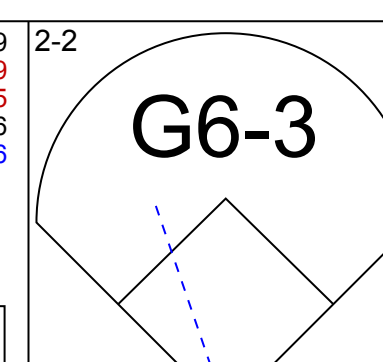
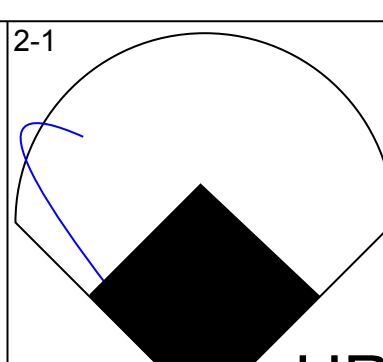
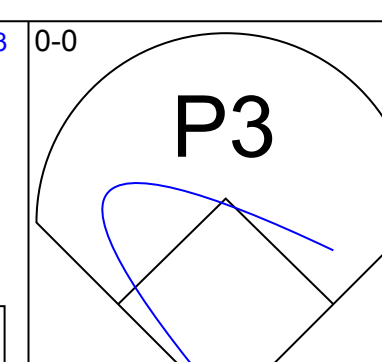

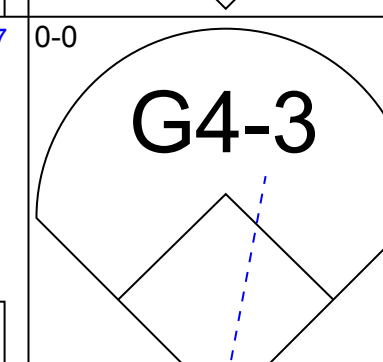
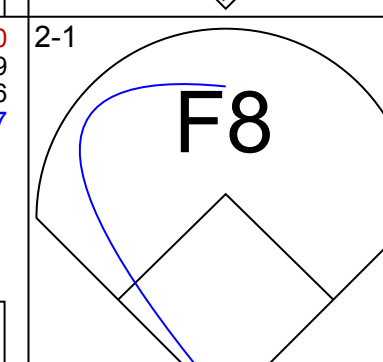
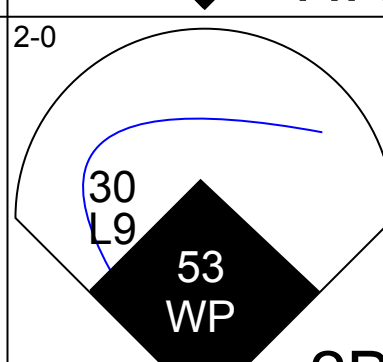
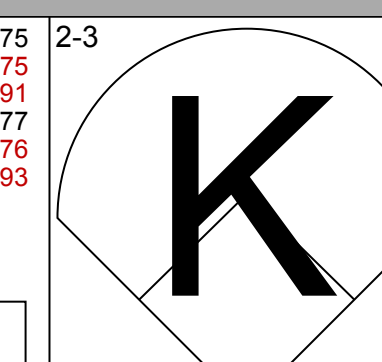
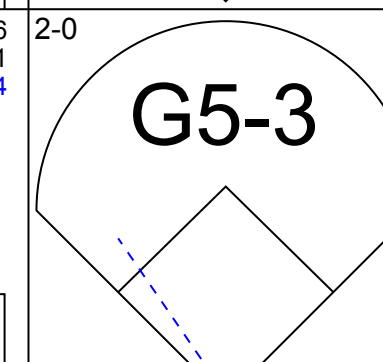
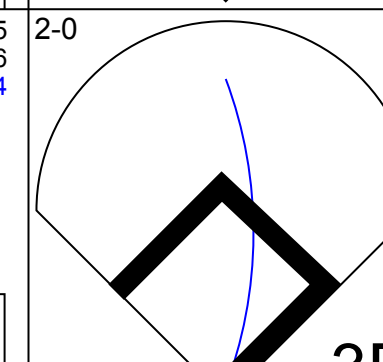
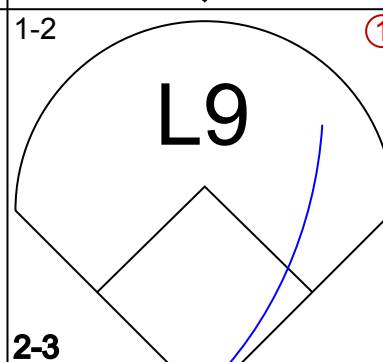
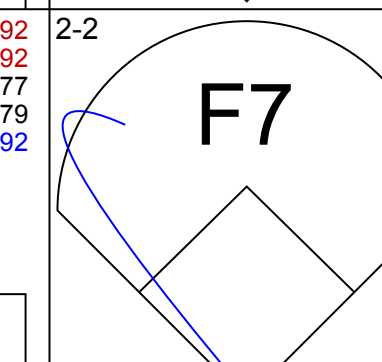
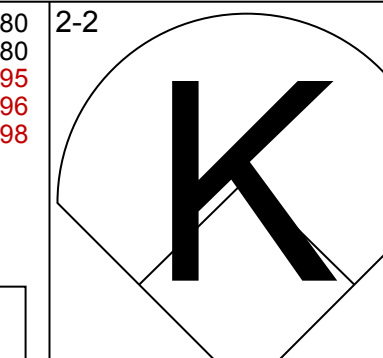
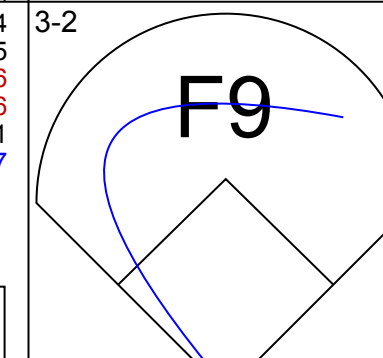
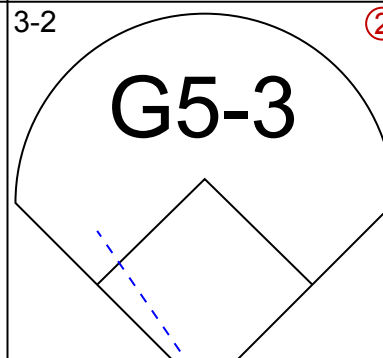
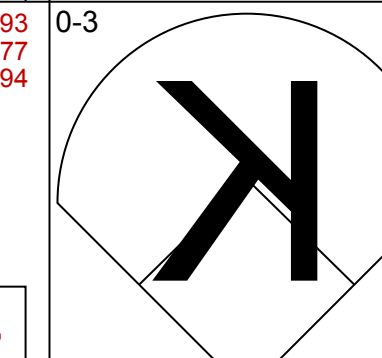
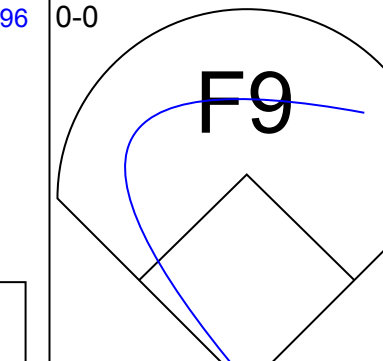
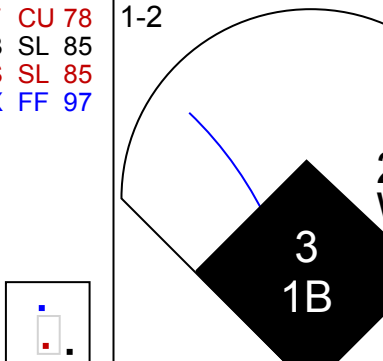
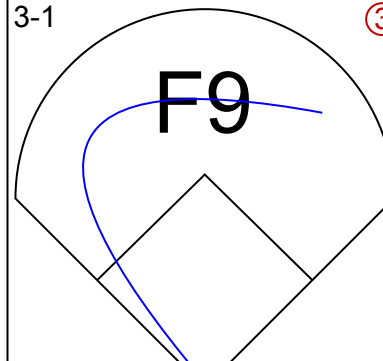
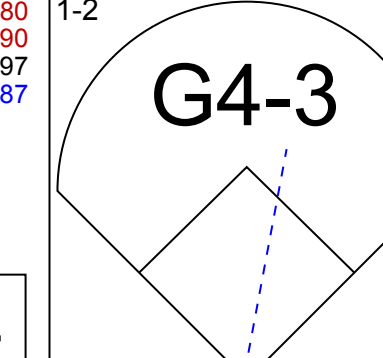
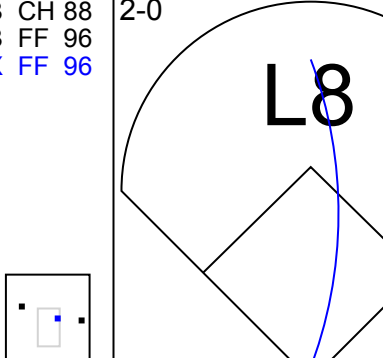
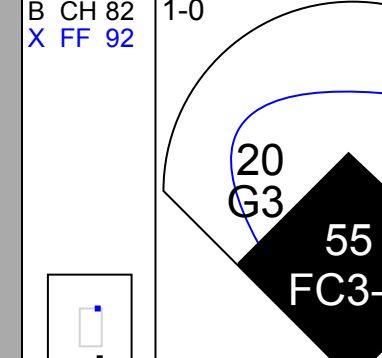
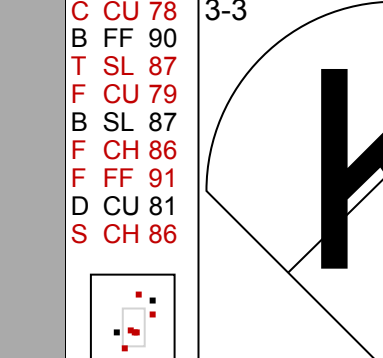
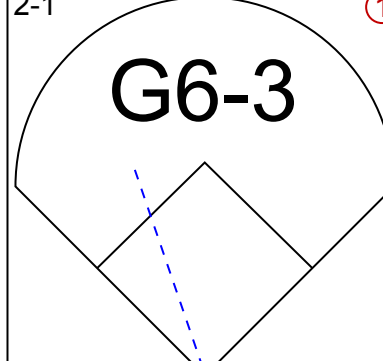
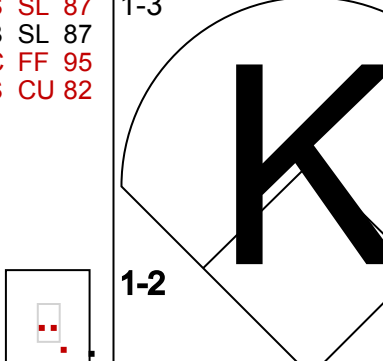
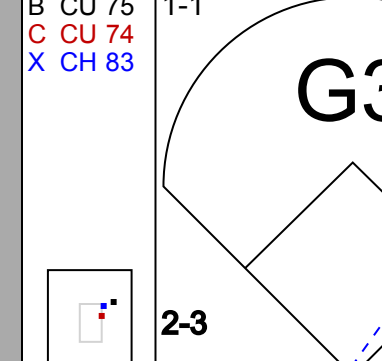
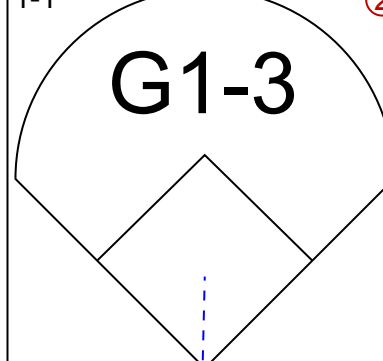
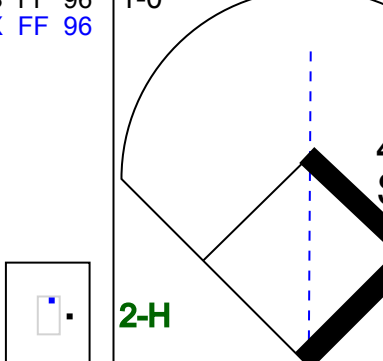
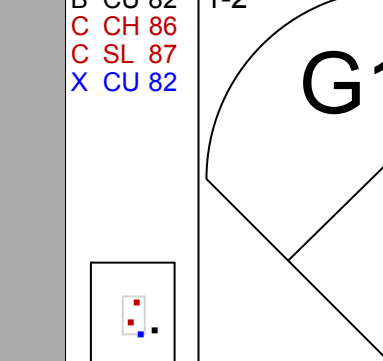
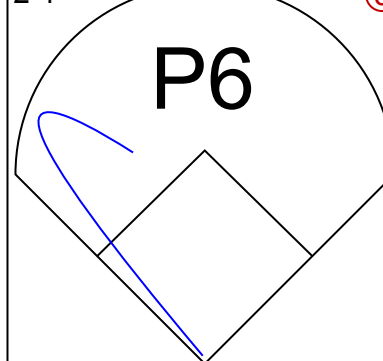
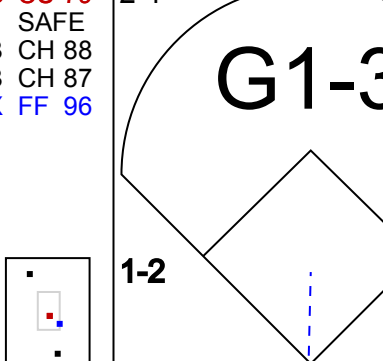
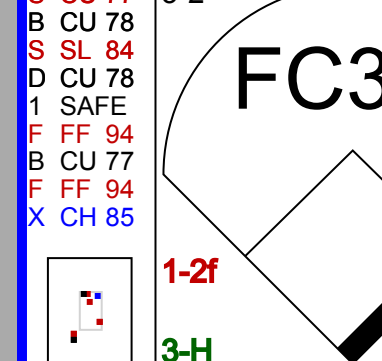


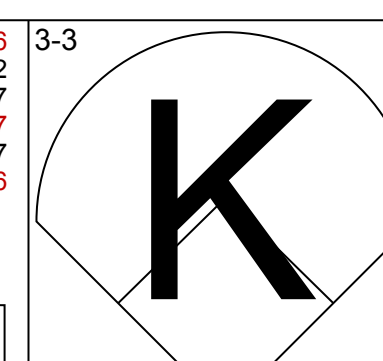
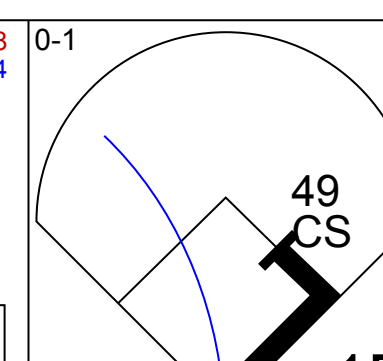
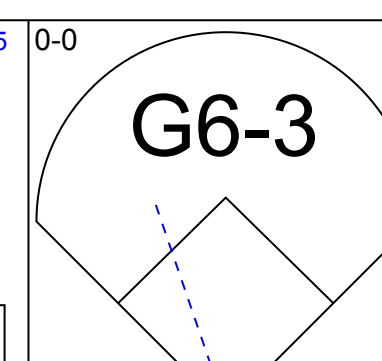
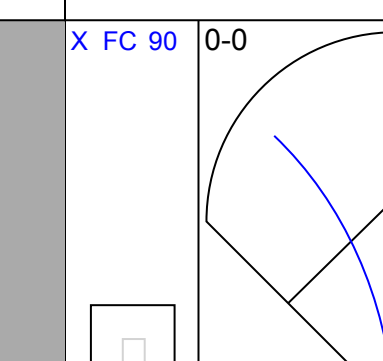

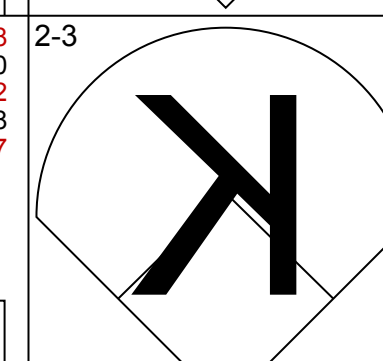
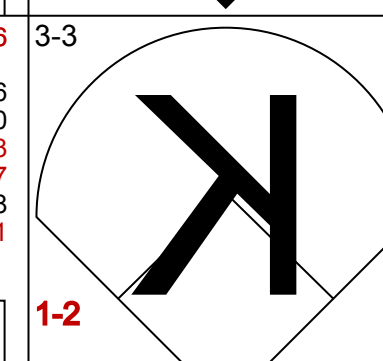
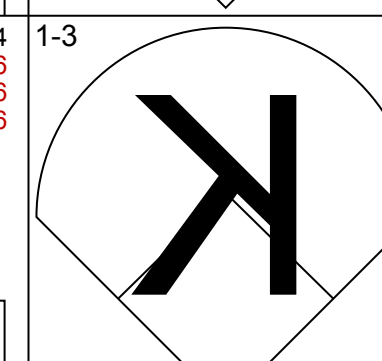
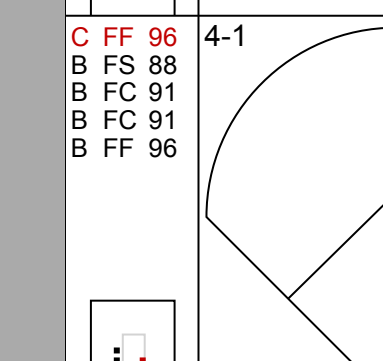
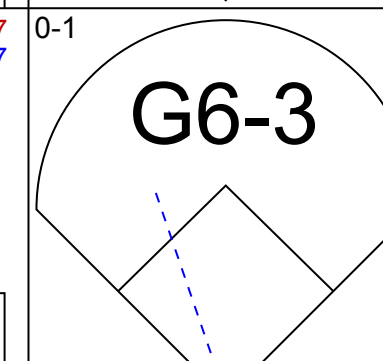
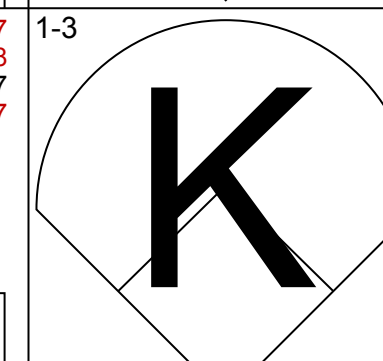
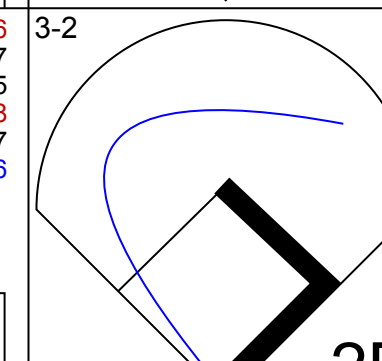
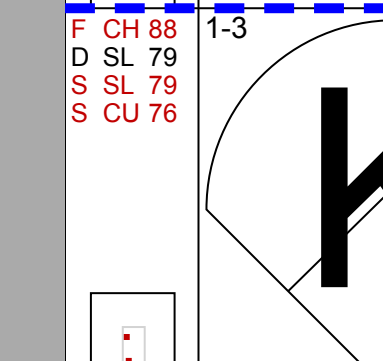
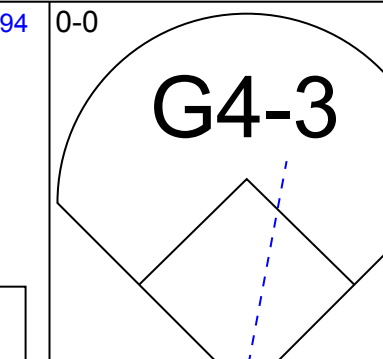
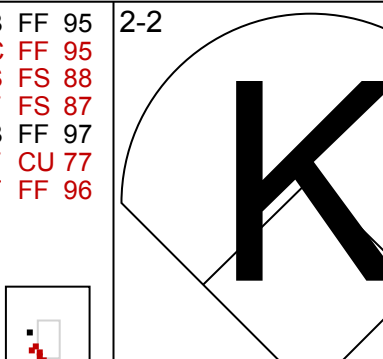
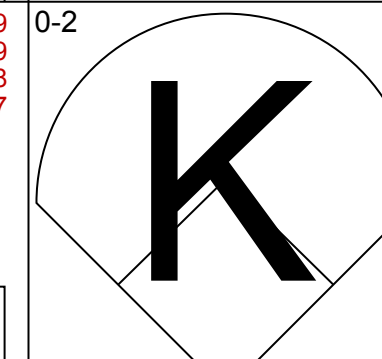
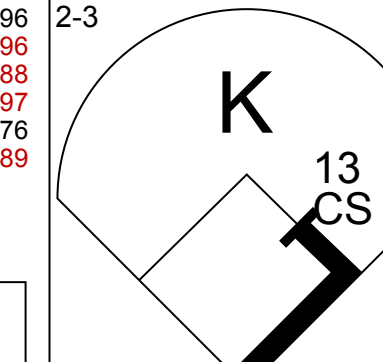
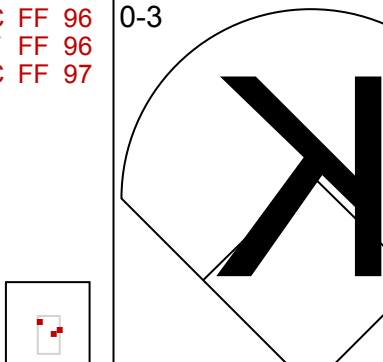
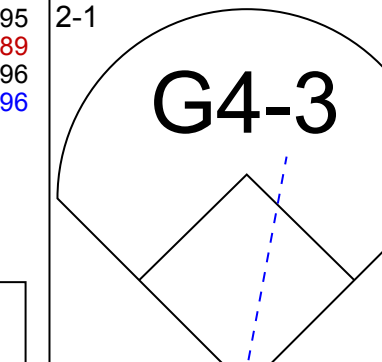
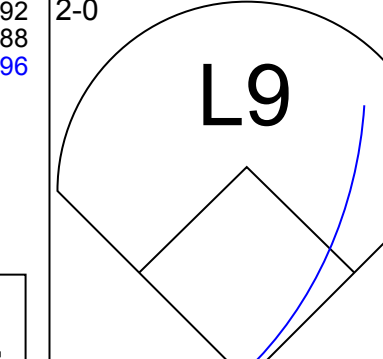
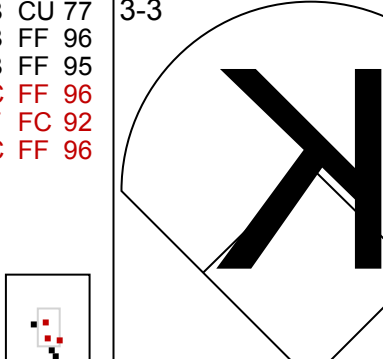
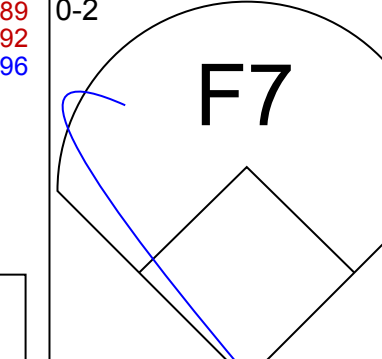
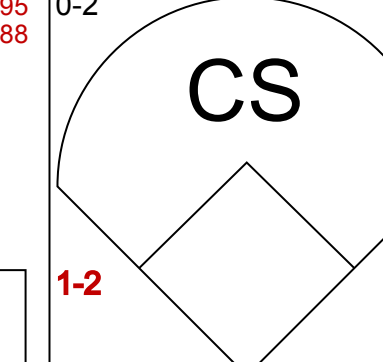
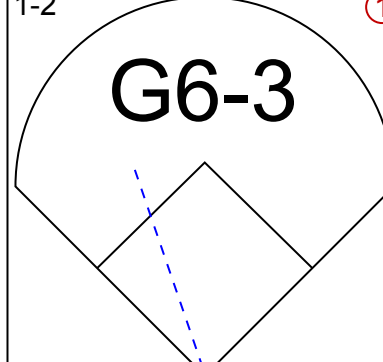
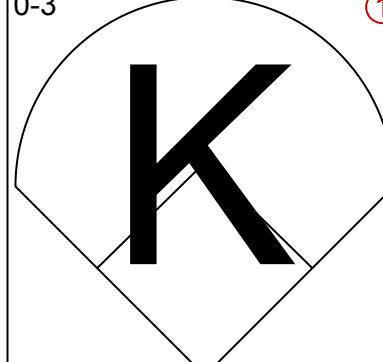
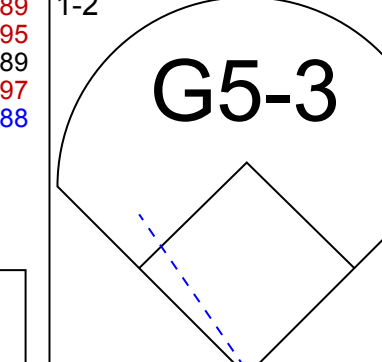
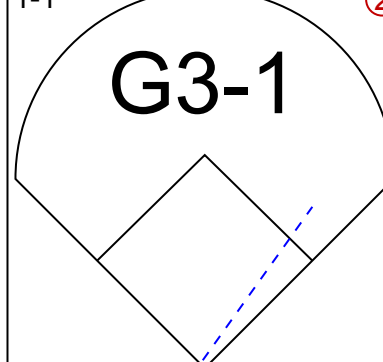
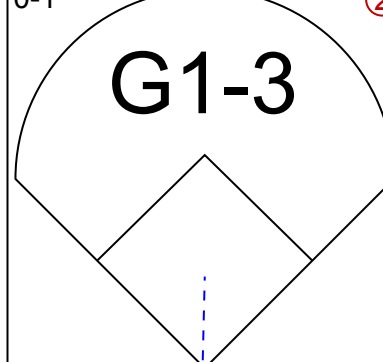
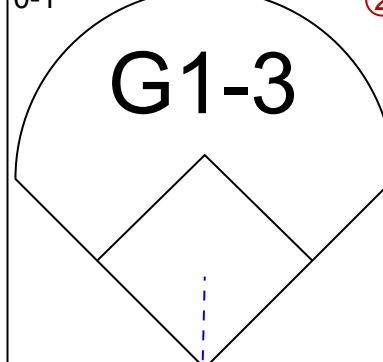
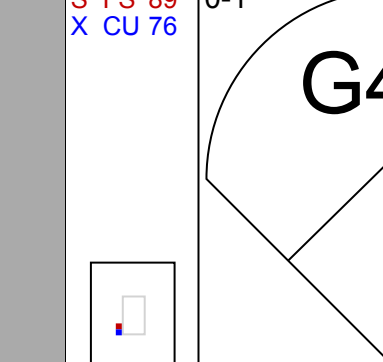
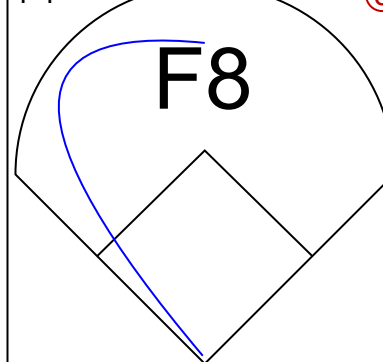
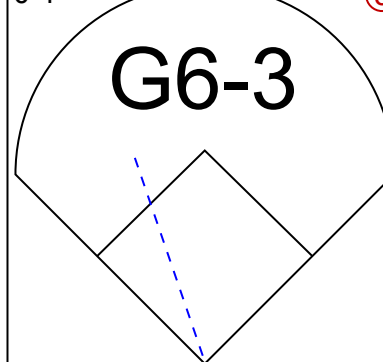
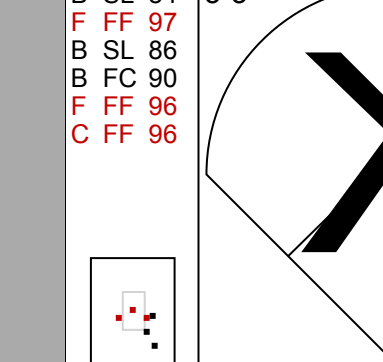
Batter	1	2	3	4	5	6	7	8	9	AB	R	H	RBI	BB	SO	LOB	BOTTOM										
11 Anthony Volpe, R OBP: 0.300, SLG: 0.348	F8	F7		P3					K	5	1	1	4	0	1	2	<b>Oakland Athletics @ New York Yankees</b> Yankee Stadium, Bronx, NY Wed May 10 2023, 12:40 PM - 3:26 PM EDT Att: 40,687 - Sunny - 65 F										
99 Aaron Judge, R OBP: 0.394, SLG: 0.515	BB	K			HR				1B	4	2	3	0	1	1	0											
48 Anthony Rizzo, L OBP: 0.388, SLG: 0.468 61 Jake Bauers, L OBP: 0.250, SLG: 0.615	1B				K				FC4-6	4	2	2	1	0	2	1											
26 DJ LeMahieu, R OBP: 0.346, SLG: 0.479	BB				K				K	4	2	1	2	1	2	1											
25 Gleyber Torres, R OBP: 0.346, SLG: 0.470	SF8				K				K	3	1	1	1	1	2	1											
22 Harrison Bader, R OBP: 0.448, SLG: 0.893 24 Willie Calhoun, L OBP: 0.300, SLG: 0.370	HR				G5-3	P2			F8	3	1	1	3	0	0	1											
12 Isiah Kiner-Falefa, R OBP: 0.244, SLG: 0.219	HBP				G4-3	L7				2	0	0	0	1	0	2											
66 Kyle Higashioka, R OBP: 0.255, SLG: 0.353	K				2B	HR			F7	3	1	1	0	1	1	1											
95 Oswaldo Cabrera, S OBP: 0.237, SLG: 0.294	F9				K	HR			P3	3	1	0	0	1	1	2											
<b>Inning Stats</b>	R: 4 E: 0 K: 1 S: 16	H: 2 LOB: 1 BB: 2 P: 32	R: 0 E: 0 K: 1 S: 10	H: 0 LOB: 0 BB: 0 P: 15	R: 0 E: 0 K: 3 S: 10	H: 0 LOB: 0 BB: 0 P: 13	R: 0 E: 0 K: 1 S: 15	H: 1 LOB: 2 BB: 1 P: 22	R: 7 E: 0 K: 1 S: 26	H: 6 LOB: 1 BB: 2 P: 48	R: 0 E: 0 K: 0 S: 9	H: 0 LOB: 1 BB: 1 P: 19	R: 0 E: 0 K: 1 S: 8	H: 0 LOB: 0 BB: 0 P: 12	R: 0 E: 0 K: 2 S: 12	H: 1 LOB: 1 BB: 0 P: 19	1B: 4 2B: 3 3B: 0 HR: 3	SF: 1 SAC: 0 DP: 0 HBP: 1	WP: 0 PB: 0 SB: 0 CS: 0	PA: 41							
<b>PITCHER</b>	IP	WLS	BF	H	R	ER	SO	BB	IBB	HBP	BLK	WP	HR	S	P	ERA	WHIP										
39 Kyle Muller, L ERA: 7.34	4.0	L	21	5	6	6	6	3	0	1	0	0	1	54	87	13.50	2.000										
50 Rico Garcia, R ERA: 15.0	0.2		8	4	5	5	0	2	0	0	0	0	2	20	39	67.50	9.000										
11 Shintaro Fujinami, R ERA: 12.52	2.1		8	0	0	0	2	1	0	0	0	0	0	20	35	0.00	0.429										
45 Richard Lovelady, L ERA: 1.93	1.0		4	1	0	0	2	0	0	0	0	0	0	12	19	0.00	1.000										

AB	33
R	11
H	10
RBI	11
BB	6
SO	10
LOB	13





Batter	1	2	3	4	5	6	7	8	9	AB R H RBI BB SO LOB	TOP											
2 Marcus Semien, R (1,4) OBP: 0.374, SLG: 0.490										4 1 1 1 0 1 1	<p>Texas Rangers @ Oakland Athletics</p> <p>Oakland Coliseum, Oakland, CA</p> <p>Thu May 11, 2023, 6:42 PM - 8:59 PM PDT</p> <p>Att. 2,949 - Clear - 60 F</p> <p>livebaseballscorecards.com</p> <p>AB 34 R 4 H 7 RBI 3 BB 1 SO 7 LOB 11</p> 											
4 Robbie Grossman, S (1,7) OBP: 0.298, SLG: 0.355										4 1 1 0 0 1 0												
30 Nathaniel Lowe, L (1,3) OBP: 0.333, SLG: 0.429										4 0 1 0 0 0 1												
53 Adolis Garcia, R (1,9) OBP: 0.313, SLG: 0.475										4 0 0 0 0 2 1												
6 Josh Jung, R (1,5) OBP: 0.298, SLG: 0.468										4 1 2 0 0 0 0												
28 Jonah Heim, S (1,2) OBP: 0.376, SLG: 0.553										4 1 1 0 0 1 2												
20 Ezequiel Duran, R (1,6) OBP: 0.327, SLG: 0.455										4 0 0 0 0 2 3												
3 Leody Taveras, S (1,8) OBP: 0.366, SLG: 0.429										3 0 1 1 1 0 1												
47 Josh Smith, L (1,10) OBP: 0.364, SLG: 0.328										2 0 0 0 0 0 1												
55 Sam Huff, R (7,PH) (7,10)										1 0 0 1 0 0 1												
<b>Inning Stats</b>	R: 0 E: 0 K: 1 S: 5	H: 0 LOB: 0 BB: 0 P: 7	R: 0 E: 0 K: 1 S: 7	H: 0 LOB: 0 BB: 0 P: 10	R: 0 E: 0 K: 0 S: 6	H: 0 LOB: 0 BB: 0 P: 11	R: 0 E: 0 K: 0 S: 9	H: 1 LOB: 1 BB: 0 P: 18	R: 1 E: 0 K: 1 S: 10	H: 2 LOB: 1 BB: 0 P: 17	R: 2 E: 0 K: 0 S: 13	H: 2 LOB: 0 BB: 1 P: 24	R: 1 E: 0 K: 0 S: 10	H: 1 LOB: 1 BB: 1 P: 19	R: 0 E: 0 K: 2 S: 10	H: 0 LOB: 0 BB: 0 P: 14	R: 0 E: 0 K: 2 S: 14	H: 1 LOB: 1 BB: 0 P: 21	1B: 3 2B: 2 3B: 1 HR: 1	SF: 0 SAC: 0 DP: 0 HBP: 0	WP: 2 PB: 0 SB: 1 CS: 0	PA: 35
<b>PITCHER</b>	IP WLS BF H R ER SO BB IBB HBP BLK WP HR S P ERA WHIP											IP WLS BF H R ER SO BB IBB HBP BLK WP HR S P ERA WHIP										
46 Luis Medina, R (1,1) ERA: 8.18	6.0 L 23 5 3 3 3 0 0 0 0 0 2 1 50 87 4.50 0.833																					
66 Sam Long, L (7,1) ERA: 5.0	2.0 8 1 1 1 2 1 0 0 0 0 0 0 20 33 4.50 1.000																					
29 Austin Pruitt, R (9,1) ERA: 4.15	1.0 4 1 0 0 2 0 0 0 0 0 0 0 14 21 0.00 1.000																					

Batter	1	2	3	4	5	6	7	8	9	AB R H RBI BB SO LOB	BOTTOM											
1 Esteyru Ruiz, R (1,8) OBP: 0.329, SLG: 0.351										4 0 2 0 0 1 0	<p>Texas Rangers @ Oakland Athletics</p> <p>Oakland Coliseum, Oakland, CA</p> <p>Thu May 11, 2023, 6:42 PM - 8:59 PM PDT</p> <p>Att. 2,949 - Clear - 60 F</p> <p>livebaseballscorecards.com</p> <p>AB 29 R 0 H 3 RBI 0 BB 1 SO 13 LOB 5</p> 											
49 Ryan Noda, L (1,3) OBP: 0.423, SLG: 0.441										3 0 0 0 1 3 1												
25 Brent Rooker, R (1,10) OBP: 0.424, SLG: 0.648										4 0 1 0 0 2 2												
33 JJ Bleday, L (1,9) OBP: 0.382, SLG: 0.719										3 0 0 0 0 2 1												
23 Shea Langeliers, R (1,2) OBP: 0.294, SLG: 0.416										3 0 0 0 0 2 0												
6 Jace Peterson, L (1,5) OBP: 0.298, SLG: 0.302										3 0 0 0 0 1 1												
13 Jordan Diaz, R (1,4) OBP: 0.265, SLG: 0.521										3 0 0 0 0 1 0												
5 Tony Kemp, L (1,7) OBP: 0.258, SLG: 0.239										3 0 0 0 0 0 0												
2 Nick Allen, R (1,6) OBP: 0.159, SLG: 0.122										3 0 0 0 0 1 0												
<b>Inning Stats</b>	R: 0 E: 0 K: 2 S: 8	H: 0 LOB: 0 BB: 0 P: 13	R: 0 E: 0 K: 1 S: 8	H: 0 LOB: 0 BB: 0 P: 12	R: 0 E: 0 K: 0 S: 8	H: 0 LOB: 0 BB: 0 P: 11	R: 0 E: 0 K: 2 S: 9	H: 1 LOB: 0 BB: 0 P: 13	R: 0 E: 0 K: 3 S: 11	H: 0 LOB: 0 BB: 0 P: 16		R: 0 E: 0 K: 1 S: 7	H: 0 LOB: 0 BB: 0 P: 7	R: 0 E: 0 K: 2 S: 11	H: 1 LOB: 1 BB: 0 P: 15	R: 0 E: 0 K: 0 S: 9	H: 0 LOB: 0 BB: 0 P: 12	R: 0 E: 0 K: 2 S: 10	H: 1 LOB: 2 BB: 1 P: 18	1B: 1 2B: 2 3B: 0 HR: 0	SF: 0 SAC: 0 DP: 0 HBP: 0	WP: 0 PB: 1 SB: 0 CS: 2
<b>PITCHER</b>	IP WLS BF H R ER SO BB IBB HBP BLK WP HR S P ERA WHIP											IP WLS BF H R ER SO BB IBB HBP BLK WP HR S P ERA WHIP										
17 Nathan Eovaldi, R (1,1) ERA: 2.7	8.2 W 29 3 0 0 12 1 0 0 0 0 0 0 3 4 0.00 0.462																					
51 Will Smith, L (9,1) ERA: 3.14	0.1 S 1 0 0 0 1 0 0 0 0 0 0 0 3 4 0.00 0.000																					



Batter	1	2	3	4	5	6	7	8	9	10	AB	R	H	RBI	BB	SO	LOB	TOP					
2 Marcus Semien, R OBP: 0.379, SLG: 0.484	F9		G6-3		G5-3			IBB		30 BB 1B	4	0	1	1	2	0	2	<b>Texas Rangers @ Oakland Athletics</b> Oakland Coliseum, Oakland, CA Fri May 12 2023, 6:41 PM - 10:12 PM PDT Att: 6,575 - Clear - 65 F					
4 Robbie Grossman, S OBP: 0.299, SLG: 0.389	K				K			K			6	1	2	2	0	4	5						
30 Nathaniel Lowe, L OBP: 0.339, SLG: 0.430	P5							G1-3			4	1	1	0	2	1	3						
6 Josh Jung, R OBP: 0.291, SLG: 0.455		E5	G6-4-3								6	1	1	0	0	1	5						
28 Jonah Heim, S OBP: 0.400, SLG: 0.546								F8			5	1	2	1	0	2	1						
20 Ezequiel Duran, R OBP: 0.330, SLG: 0.471								L5			5	1	2	1	0	1	2						
55 Sam Huff, R OBP: 0.400, SLG: 0.250																							
47 Josh Smith, L OBP: 0.372, SLG: 0.328	K																						
3 Leody Taveras, S OBP: 0.361, SLG: 0.425																							
8 Bubba Thompson, R OBP: 0.229, SLG: 0.311																							
53 Adolis Garcia, R OBP: 0.317, SLG: 0.475																							
<b>Inning Stats</b>	R: 0 E: 0 K: 1 S: 10	H: 0 LOB: 0 BB: 0 P: 12	R: 1 E: 1 K: 2 S: 11	H: 1 LOB: 1 BB: 0 P: 22	R: 1 E: 0 K: 0 S: 7	H: 1 LOB: 1 BB: 3 P: 22	R: 1 E: 0 K: 1 S: 13	H: 2 LOB: 2 BB: 1 P: 24	R: 1 E: 0 K: 1 S: 15	H: 3 LOB: 3 BB: 1 P: 23	R: 1 E: 0 K: 1 S: 11	H: 1 LOB: 0 BB: 0 P: 19	R: 0 E: 0 K: 1 S: 6	H: 0 LOB: 0 BB: 0 P: 8	R: 0 E: 0 K: 2 S: 10	H: 0 LOB: 0 BB: 0 P: 12	R: 2 E: 0 K: 1 S: 18	H: 2 LOB: 3 BB: 2 P: 34	1B: 7 2B: 4 3B: 0 HR: 1	SF: 1 SAC: 1 DP: 1 HBP: 0	WP: 1 PB: 0 SB: 1 CS: 0	PA: 49	
<b>PITCHER</b>	IP WLS BF H R ER SO BB IBB HBP BLK WP HR S P ERA WHIP	5.0 0.2 0.1 1.1 0.2	26 3 1 6 3	7 1 0 2 0	4 1 0 0 0	3 1 0 0 0	5 0 0 1 0	5 0 0 0 0	0 0 0 0 0	0 0 0 0 0	0 0 0 0 0	0 0 0 0 0	0 0 0 0 0	0 0 0 0 0	0 0 0 0 0	0 0 0 0 0	0 0 0 0 0	0 0 0 0 0	19 32 14	6.75 2.250 0.00	1.500		
Ken Waldichuk, L ERA: 7.02	19 Spencer Patton, R ERA: 5.75	45 Richard Lovelady, L ERA: 1.86	29 Austin Pruitt, R ERA: 3.18	60 Sam Moll, L ERA: 2.53	61 Zach Jackson, R ERA: 2.6	11 Shintaro Fujimori, R ERA: 12.17																	

AB	39
R	7
H	12
RBI	7
BB	8
SO	11
LOB	27



Batter	1	2	3	4	5	6	7	8	9	10	AB	R	H	RBI	BB	SO	LOB	BOTTOM						
1 Esteyru Ruiz, R OBP: 0.341, SLG: 0.378	HR		L8					25 BB 1B		33 BB 25 HR 1B	5	2	3	4	1	0	2	<b>Texas Rangers @ Oakland Athletics</b> Oakland Coliseum, Oakland, CA Fri May 12 2023, 6:41 PM - 10:12 PM PDT Att: 6,575 - Clear - 65 F						
22 Ramón Laureano, R OBP: 0.277, SLG: 0.415	F8							F7			4	0	1	0	0	2	4							
33 JJ Bleday, L OBP: 0.389, SLG: 0.706											2	1	1	0	0	0	2							
25 Brent Rooker, R OBP: 0.428, SLG: 0.673											5	1	2	3	1	0	5							
99 Jesús Aguilar, R OBP: 0.284, SLG: 0.438											3	0	0	0	1	0	0							
49 Ryan Noda, L OBP: 0.419, SLG: 0.436											1	0	0	0	0	0	3							
44 Carlos Pérez, R OBP: 0.351, SLG: 0.516											4	1	1	1	1	1	2							
13 Jordan Diaz, R OBP: 0.284, SLG: 0.500											4	0	1	0	0	0	2							
5 Tony Kemp, L OBP: 0.258, SLG: 0.239											0	0	0	0	0	0	0							
23 Shea Langeliers, R OBP: 0.298, SLG: 0.410											4	1	1	0	1	2	1							
4 Kevin Smith, R OBP: 0.205, SLG: 0.316											1	1	1	1	1	0	0							
6 Jace Peterson, L OBP: 0.298, SLG: 0.296											2	1	0	0	1	2	2							
2 Nick Allen, R OBP: 0.204, SLG: 0.174											5	1	3	0	0	0	2							
<b>Inning Stats</b>	R: 1 E: 0 K: 1 S: 13	H: 2 LOB: 2 BB: 1 P: 24	R: 1 E: 0 K: 1 S: 14	H: 2 LOB: 2 BB: 1 P: 23	R: 0 E: 0 K: 1 S: 11	H: 1 LOB: 1 BB: 0 P: 17	R: 1 E: 0 K: 0 S: 9	H: 2 LOB: 1 BB: 0 P: 13	R: 1 E: 0 K: 0 S: 7	H: 1 LOB: 0 BB: 0 P: 11	R: 0 E: 0 K: 2 S: 14	H: 1 LOB: 2 BB: 1 P: 24	R: 0 E: 0 K: 0 S: 8	H: 0 LOB: 0 BB: 0 P: 13	R: 1 E: 0 K: 1 S: 19	H: 2 LOB: 3 BB: 2 P: 33	R: 0 E: 0 K: 1 S: 9	H: 0 LOB: 2 BB: 2 P: 20	R: 4 E: 0 K: 0 S: 12	H: 3 LOB: 3 BB: 0 P: 16	1B: 8 2B: 1 3B: 1 HR: 4	SF: 0 SAC: 1 DP: 0 HBP: 0	WP: 1 PB: 1 SB: 0 CS: 0	PA: 48
<b>PITCHER</b>	IP WLS BF H R ER SO BB IBB HBP BLK WP HR S P ERA WHIP	5.0 1.0 1.1 1.0 0.2	25 5 6 6 3	4 1 1 1 4	4 0 0 0 3	3 0 0 0 1	4 0 0 0 0	5 0 0 0 0	0 0 0 0 0	0 0 0 0 0	0 0 0 0 0	0 0 0 0 0	0 0 0 0 0	0 0 0 0 0	0 0 0 0 0	0 0 0 0 0	0 0 0 0 0	0 0 0 0 0	29 26 26	6.75 1.500 3.000	40.50			
54 Martín Pérez, L ERA: 4.26	66 Josh Sborz, R ERA: 2.93	50 Cole Ragans, L ERA: 5.02	72 Jonathan Hernández, R ERA: 3.0	46 Brock Burke, L ERA: 3.71																				

AB	40
R	9
H	14
RBI	9
BB	7
SO	7
LOB	25





Batter	1	2	3	4	5	6	7	8	9	AB R H RBI BB SO LOB	TOP											
2 Marcus Semien, R (1,4) OBP: 0.376, SLG: 0.481										3 1 1 1 0 0 1	<p>Texas Rangers @ Oakland Athletics</p> <p>Oakland Coliseum, Oakland, CA</p> <p>Sat May 13 2023, 1:11 PM - 3:27 PM PDT</p> <p>Att: 8,230 - Sunny - 74 F</p> <p>livebaseballscores.com</p>											
4 Robbie Grossman, S (1,10) OBP: 0.290, SLG: 0.376										4 0 0 0 0 2 1												
30 Nathaniel Lowe, L (1,3) OBP: 0.343, SLG: 0.452										4 1 2 2 0 0 0												
53 Adolis Garcia, R (1,9) OBP: 0.309, SLG: 0.465										4 0 0 0 0 3 1												
6 Josh Jung, R (1,5) OBP: 0.296, SLG: 0.456										4 1 2 0 0 1 0												
20 Ezequiel Duran, R (1,6) OBP: 0.327, SLG: 0.491										4 1 1 2 0 1 1												
3 Leody Taveras, S (1,8) OBP: 0.366, SLG: 0.440										4 0 2 0 0 0 0												
47 Josh Smith, L (1,7) OBP: 0.388, SLG: 0.355										1 1 1 0 0 0 0 1 0 0 0 1 1 1												
8 Bubba Thompson, R (6,7) OBP: 0.324, SLG: 0.394										3 0 0 0 0 2 4												
12 Sandy León, S (1,2) OBP: 0.222, SLG: 0.240																						
<b>Inning Stats</b>	R: 1 E: 0 K: 1 S: 13	H: 2 LOB: 0 BB: 0 P: 19	R: 0 E: 0 K: 1 S: 10	H: 1 LOB: 0 BB: 0 P: 14	R: 1 E: 0 K: 0 S: 9	H: 1 LOB: 0 BB: 0 P: 11	R: 1 E: 0 K: 1 S: 8	H: 1 LOB: 1 BB: 0 P: 10	R: 0 E: 0 K: 2 S: 10	H: 0 LOB: 0 BB: 0 P: 15	R: 0 E: 0 K: 2 S: 13	H: 1 LOB: 2 BB: 1 P: 24	R: 0 E: 0 K: 0 S: 7	H: 0 LOB: 0 BB: 0 P: 8	R: 2 E: 0 K: 3 S: 14	H: 3 LOB: 1 BB: 0 P: 18	1B: 5 2B: 3 3B: 0 HR: 2	SF: 1 SAC: 1 DP: 2 HBP: 1	WP: 0 PB: 0 SB: 4 CS: 1	PA: 36		
<b>PITCHER</b>	IP WLS BF H R ER SO BB IBB HBP BLK WP HR S P ERA WHIP											IP WLS BF H R ER SO BB IBB HBP BLK WP HR S P ERA WHIP										
James Kaprielian, R (1,1) ERA: 10.17	7.0 L 27 6 3 3 7 1 0 1 0 0 1 69 104 3.86 1.000																					
31 Zach Neal, R (8,1) ERA: 9.0	2.0 9 3 2 2 3 0 0 0 0 0 0 1 21 26 9.00 1.500																					

Batter	1	2	3	4	5	6	7	8	9	AB R H RBI BB SO LOB	BOTTOM											
1 Esteyru Ruiz, R (1,8) OBP: 0.339, SLG: 0.371										3 0 0 0 1 1 1	<p>Texas Rangers @ Oakland Athletics</p> <p>Oakland Coliseum, Oakland, CA</p> <p>Sat May 13 2023, 1:11 PM - 3:27 PM PDT</p> <p>Att: 8,230 - Sunny - 74 F</p> <p>livebaseballscores.com</p>											
49 Ryan Noda, L (1,3) OBP: 0.406, SLG: 0.418										4 0 0 0 0 1 1												
33 JJ Bleday, L (1,7) OBP: 0.359, SLG: 0.649										3 0 0 0 0 1 1 1 0 1 0 0 0 0												
44 Carlos Pérez, R (9,PH) OBP: 0.400, SLG: 0.526										4 0 1 0 0 1 1												
23 Shea Langeliers, R (1,2) OBP: 0.296, SLG: 0.405										2 0 1 0 1 0 0 1 0 0 0 0 0 2												
6 Jace Peterson, L (1,5) OBP: 0.307, SLG: 0.300										3 0 1 0 0 1 1												
25 Brent Rooker, R (9,PH) OBP: 0.424, SLG: 0.667										3 0 1 0 0 0 1												
22 Ramón Laureano, R (1,9) OBP: 0.279, SLG: 0.423										3 0 0 0 0 0 2												
13 Jordan Diaz, R (1,10) OBP: 0.268, SLG: 0.491										3 0 0 0 0 0 1												
5 Tony Kemp, L (1,4) OBP: 0.252, SLG: 0.233																						
<b>Inning Stats</b>	R: 0 E: 0 K: 1 S: 7	H: 0 LOB: 0 BB: 0 P: 10	R: 0 E: 0 K: 1 S: 7	H: 0 LOB: 0 BB: 0 P: 9	R: 0 E: 0 K: 0 S: 12	H: 0 LOB: 0 BB: 0 P: 18	R: 0 E: 0 K: 1 S: 12	H: 0 LOB: 1 BB: 1 P: 19	R: 0 E: 0 K: 0 S: 9	H: 0 LOB: 0 BB: 0 P: 15	R: 0 E: 0 K: 0 S: 3	H: 0 LOB: 0 BB: 0 P: 4	R: 0 E: 0 K: 1 S: 9	H: 1 LOB: 1 BB: 0 P: 10	R: 0 E: 0 K: 0 S: 9	H: 2 LOB: 1 BB: 0 P: 12	1B: 4 2B: 1 3B: 0 HR: 0	SF: 0 SAC: 0 DP: 1 HBP: 0	WP: 0 PB: 0 SB: 1 CS: 0	PA: 32		
<b>PITCHER</b>	IP WLS BF H R ER SO BB IBB HBP BLK WP HR S P ERA WHIP											IP WLS BF H R ER SO BB IBB HBP BLK WP HR S P ERA WHIP										
22 Jon Gray, R (1,1) ERA: 3.15	8.0 W 28 3 0 0 5 2 0 0 0 0 0 0 66 95 0.00 0.625																					
32 John King, L (9,1) ERA:	1.0 4 2 0 0 0 0 0 0 0 0 0 9 12 0.00 2.000																					



Batter	1	2	3	4	5	6	7	8	9	AB	R	H	RBI	BB	SO	LOB	TOP						
2 Marcus Semien, R OBP: 0.376, SLG: 0.475										4	3	1	1	0	1	0	<b>Texas Rangers @ Oakland Athletics</b> Oakland Coliseum, Oakland, CA Sun May 14 2023, 1:09 PM - 3:53 PM PDT Att: 7,793 - Sunny - 71 F						
4 Robbie Grossman, S OBP: 0.301, SLG: 0.418										5	2	3	3	0	1	1							
30 Nathaniel Lowe, L OBP: 0.344, SLG: 0.447										4	1	1	0	1	1	1							
53 Adolis Garcia, R OBP: 0.318, SLG: 0.497										5	2	3	5	0	0	1							
6 Josh Jung, R OBP: 0.287, SLG: 0.442										5	0	0	0	0	1	3							
28 Jonah Heim, S OBP: 0.372, SLG: 0.532										5	1	1	1	0	1	1							
20 Ezequiel Duran, R OBP: 0.339, SLG: 0.491										4	1	2	0	1	0	0							
55 Sam Huff, R OBP: 0.286, SLG: 0.167										2	0	0	0	0	1	2							
13 Brad Miller, L OBP: 0.299, SLG: 0.289										1	0	0	0	0	0	2							
8 Bubba Thompson, R OBP: 0.250, SLG: 0.296										1	0	0	0	0	0	0							
3 Leody Taveras, S OBP: 0.352, SLG: 0.421										4	1	0	1	0	2	5							
<b>Inning Stats</b>	R: 2 H: 1 E: 0 K: 2 S: 19	H: 1 LOB: 0 BB: 0 P: 26	R: 0 H: 1 E: 0 K: 1 S: 7	H: 1 LOB: 0 BB: 11 P: 11	R: 1 H: 1 E: 1 K: 1 S: 13	H: 1 LOB: 2 BB: 1 P: 21	R: 0 H: 0 E: 1 K: 2 S: 12	H: 0 LOB: 1 BB: 0 P: 16	R: 0 H: 1 E: 0 K: 0 S: 7	H: 1 LOB: 2 BB: 0 P: 10	R: 0 H: 0 E: 0 K: 1 S: 19	H: 0 LOB: 0 BB: 0 P: 26	R: 0 H: 0 E: 0 K: 1 S: 13	R: 3 H: 6 E: 1 K: 0 S: 20	H: 6 LOB: 0 BB: 1 P: 34	R: 0 H: 0 E: 0 K: 0 S: 7	H: 0 LOB: 0 BB: 7 P: 7	1B: 7 2B: 2 3B: 0 HR: 2	SF: 0 SAC: 0 DP: 1 HBP: 2	WP: 0 PB: 0 SB: 0 CS: 0	PA: 44		
<b>PITCHER</b>	IP WLS BF H R ER SO BB IBB HBP BLK WP HR S P ERA WHIP	IP WLS BF H R ER SO BB IBB HBP BLK WP HR S P ERA WHIP	IP WLS BF H R ER SO BB IBB HBP BLK WP HR S P ERA WHIP	IP WLS BF H R ER SO BB IBB HBP BLK WP HR S P ERA WHIP	IP WLS BF H R ER SO BB IBB HBP BLK WP HR S P ERA WHIP	IP WLS BF H R ER SO BB IBB HBP BLK WP HR S P ERA WHIP	IP WLS BF H R ER SO BB IBB HBP BLK WP HR S P ERA WHIP	IP WLS BF H R ER SO BB IBB HBP BLK WP HR S P ERA WHIP	IP WLS BF H R ER SO BB IBB HBP BLK WP HR S P ERA WHIP	IP WLS BF H R ER SO BB IBB HBP BLK WP HR S P ERA WHIP	IP WLS BF H R ER SO BB IBB HBP BLK WP HR S P ERA WHIP	IP WLS BF H R ER SO BB IBB HBP BLK WP HR S P ERA WHIP	IP WLS BF H R ER SO BB IBB HBP BLK WP HR S P ERA WHIP	IP WLS BF H R ER SO BB IBB HBP BLK WP HR S P ERA WHIP	IP WLS BF H R ER SO BB IBB HBP BLK WP HR S P ERA WHIP	IP WLS BF H R ER SO BB IBB HBP BLK WP HR S P ERA WHIP	IP WLS BF H R ER SO BB IBB HBP BLK WP HR S P ERA WHIP	IP WLS BF H R ER SO BB IBB HBP BLK WP HR S P ERA WHIP	IP WLS BF H R ER SO BB IBB HBP BLK WP HR S P ERA WHIP	IP WLS BF H R ER SO BB IBB HBP BLK WP HR S P ERA WHIP	IP WLS BF H R ER SO BB IBB HBP BLK WP HR S P ERA WHIP	IP WLS BF H R ER SO BB IBB HBP BLK WP HR S P ERA WHIP	IP WLS BF H R ER SO BB IBB HBP BLK WP HR S P ERA WHIP
38 JP Sears, L ERA: 5.27	5.1	25	5	3	2	6	1	0	1	0	0	0	0	0	0	0	0	1	70	101	3.38	1.125	
67 Garrett Acton, R ERA:	1.2	5	0	0	0	2	0	0	0	0	0	0	0	0	0	0	0	14	22	0.00	0.000		
29 Austin Pruitt, R ERA: 6.0	0.1	L	3	2	2	0	0	0	0	0	0	0	0	0	0	0	0	7	13	54.00	6.000		
60 Sam Moll, L ERA: 5.79	0.1	6	3	2	2	0	0	1	1	0	0	0	0	11	18	54.00	9.000						
31 Zach Neal, R ERA: 8.1	1.1	5	1	4	4	0	0	0	0	0	0	1	9	10	27.00	0.750							

AB 40  
R 11  
H 11  
RBI 11  
BB 2  
SO 8  
LOB 16



Batter	1	2	3	4	5	6	7	8	9	AB	R	H	RBI	BB	SO	LOB	BOTTOM						
1 Esteyru Ruiz, R OBP: 0.331, SLG: 0.362										4	0	0	0	0	1	3	<b>Texas Rangers @ Oakland Athletics</b> Oakland Coliseum, Oakland, CA Sun May 14 2023, 1:09 PM - 3:53 PM PDT Att: 7,793 - Sunny - 71 F						
13 Jordan Diaz, R OBP: 0.250, SLG: 0.458										4	0	0	0	0	2	2							
25 Brent Rooker, R OBP: 0.420, SLG: 0.650										3	0	0	0	1	2	0							
44 Carlos Pérez, R OBP: 0.377, SLG: 0.492										4	0	0	0	0	1	1							
99 Jesús Aguilar, R OBP: 0.301, SLG: 0.419										4	0	0	0	0	2	0							
22 Ramón Laureano, R OBP: 0.287, SLG: 0.436										4	2	2	0	0	2	0							
12 Aledmys Díaz, R OBP: 0.237, SLG: 0.225										4	0	2	0	0	1	2							
23 Shea Langeliers, R OBP: 0.309, SLG: 0.435										3	1	2	3	1	1	1							
2 Nick Allen, R OBP: 0.200, SLG: 0.173										3	0	1	0	0	1	1							
<b>Inning Stats</b>	R: 0 H: 0 E: 0 K: 2 S: 9	H: 2 LOB: 1 BB: 1 P: 16	R: 1 H: 2 E: 0 K: 3 S: 15	H: 2 LOB: 1 BB: 0 P: 24	R: 0 H: 0 E: 0 K: 1 S: 8	H: 0 LOB: 0 BB: 0 P: 12	R: 0 H: 0 E: 0 K: 1 S: 8	H: 0 LOB: 0 BB: 0 P: 15	R: 0 H: 2 E: 0 K: 0 S: 10	H: 2 LOB: 2 BB: 1 P: 15	R: 0 H: 0 E: 0 K: 1 S: 7	H: 0 LOB: 0 BB: 0 P: 11	R: 2 H: 2 E: 0 K: 1 S: 14	H: 2 LOB: 0 BB: 0 P: 20	R: 0 H: 0 E: 0 K: 0 S: 7	H: 0 LOB: 0 BB: 0 P: 13		R: 0 H: 1 E: 0 K: 3 S: 13	H: 1 LOB: 1 BB: 0 P: 16	1B: 5 2B: 1 3B: 0 HR: 1	SF: 0 SAC: 0 DP: 1 HBP: 0	WP: 1 PB: 0 SB: 0 CS: 0	PA: 35
<b>PITCHER</b>	IP WLS BF H R ER SO BB IBB HBP BLK WP HR S P ERA WHIP	IP WLS BF H R ER SO BB IBB HBP BLK WP HR S P ERA WHIP	IP WLS BF H R ER SO BB IBB HBP BLK WP HR S P ERA WHIP	IP WLS BF H R ER SO BB IBB HBP BLK WP HR S P ERA WHIP	IP WLS BF H R ER SO BB IBB HBP BLK WP HR S P ERA WHIP	IP WLS BF H R ER SO BB IBB HBP BLK WP HR S P ERA WHIP	IP WLS BF H R ER SO BB IBB HBP BLK WP HR S P ERA WHIP	IP WLS BF H R ER SO BB IBB HBP BLK WP HR S P ERA WHIP	IP WLS BF H R ER SO BB IBB HBP BLK WP HR S P ERA WHIP	IP WLS BF H R ER SO BB IBB HBP BLK WP HR S P ERA WHIP	IP WLS BF H R ER SO BB IBB HBP BLK WP HR S P ERA WHIP	IP WLS BF H R ER SO BB IBB HBP BLK WP HR S P ERA WHIP	IP WLS BF H R ER SO BB IBB HBP BLK WP HR S P ERA WHIP	IP WLS BF H R ER SO BB IBB HBP BLK WP HR S P ERA WHIP	IP WLS BF H R ER SO BB IBB HBP BLK WP HR S P ERA WHIP	IP WLS BF H R ER SO BB IBB HBP BLK WP HR S P ERA WHIP	IP WLS BF H R ER SO BB IBB HBP BLK WP HR S P ERA WHIP	IP WLS BF H R ER SO BB IBB HBP BLK WP HR S P ERA WHIP	IP WLS BF H R ER SO BB IBB HBP BLK WP HR S P ERA WHIP	IP WLS BF H R ER SO BB IBB HBP BLK WP HR S P ERA WHIP	IP WLS BF H R ER SO BB IBB HBP BLK WP HR S P ERA WHIP	IP WLS BF H R ER SO BB IBB HBP BLK WP HR S P ERA WHIP	IP WLS BF H R ER SO BB IBB HBP BLK WP HR S P ERA WHIP
44 Andrew Heaney, L ERA: 4.71	6.0	23	4	1	1	9	2	0	0	0	0	0	0	0	0	0	0	1	14	20	18.00	2.000	
72 Jonathan Hernández, R ERA: 3.94	1.0	W	5	2	2	2	1	0	0	0	0	0	0	0	0	0	0	7	13	0.00	0.000		
57 Yerry Rodríguez, R ERA: 4.5	1.0	3	0	0	0	0	0	0	0	0	0	0	0	0	0	0	0	13	16	0.00	1.000		
25 José Leclerc, R ERA: 3.0	1.0	4	1	0	0	3	0	0	0	0	0	0	0	0	0	0	0	13	16	0.00	1.000		

AB 33  
R 3  
H 7  
RBI 3  
BB 2  
SO 13  
LOB 10













Batter	1	2	3	4	5	6	7	8	9	AB	R	H	RBI	BB	SO	LOB	TOP										
10 Josh Rojas, L OBP: 0.306, SLG: 0.344 4 Ketel Marte, S OBP: 0.339, SLG: 0.462	G3-1		L7			G6-3		G4-3 1B		3	0	0	0	0	0	1											
2 Geraldo Perdomo, S OBP: 0.425, SLG: 0.527	P5		K			7 HR BB		7 G4-3 BB		3	1	0	0	2	2	3											
7 Corbin Carroll, L OBP: 0.363, SLG: 0.493	K				G3		1-H HR	G4-3		4	1	1	2	0	1	2											
53 Christian Walker, R OBP: 0.331, SLG: 0.536			HR		K		K	K		4	1	1	1	0	3	2											
12 Lourdes Gurriel Jr., R OBP: 0.373, SLG: 0.552	G4-3		G4-3		G6-3		G6-3			4	1	1	0	0	0	0											
26 Pavin Smith, L OBP: 0.376, SLG: 0.385	G4-3				K		K			4	0	0	0	0	2	1											
8 Dominic Fletcher, L OBP: 0.407, SLG: 0.607	K				2B		K			3	1	1	0	1	2	0											
15 Emmanuel Rivera, R OBP: 0.373, SLG: 0.490			L8		L8		F8			3	0	0	0	1	0	1											
11 Jose Herrera, S OBP: 0.326, SLG: 0.263					G4-3					2	0	0	1	1	1	1											
<b>Inning Stats</b>	R: 0 E: 0 K: 1 S: 6	H: 0 LOB: 0 BB: 0 P: 8	R: 1 E: 0 K: 1 S: 15	H: 1 LOB: 0 BB: 0 P: 23	R: 0 E: 0 K: 1 S: 12	H: 0 LOB: 1 BB: 1 P: 23	R: 0 E: 0 K: 1 S: 7	H: 0 LOB: 0 BB: 0 P: 10	R: 0 E: 0 K: 1 S: 11	H: 1 LOB: 1 BB: 0 P: 15	R: 2 E: 0 K: 1 S: 11	H: 1 LOB: 0 BB: 1 P: 17	R: 0 E: 0 K: 2 S: 7	H: 0 LOB: 0 BB: 0 P: 10	R: 0 E: 0 K: 2 S: 17	H: 1 LOB: 2 BB: 1 P: 27	R: 2 E: 0 K: 1 S: 16	H: 2 LOB: 2 BB: 2 P: 29	1B: 2 2B: 2 3B: 0 HR: 2	SF: 1 SAC: 0 DP: 0 HBP: 0	WP: 0 PB: 0 SB: 0 CS: 0	PA: 38					
<b>PITCHER</b>	IP	WLS	BF	H	R	ER	SO	BB	IBB	HBP	BLK	WP	HR	S	P	ERA	WHIP										
46 Luis Medina, R ERA: 6.88	6.0		23	3	3	3	6	2	0	0	0	0	2	62	96	4.50	0.833										
60 Sam Moll, L ERA: 5.17	1.2		7	1	0	0	3	1	0	0	0	0	0	21	33	0.00	1.200										
11 Shintaro Fujinami, R ERA: 12.62	0.2	L	5	1	2	2	1	1	1	0	0	0	0	9	20	27.00	3.000										
55 Adrián Martínez, R ERA: 5.85	0.2		3	1	0	0	1	0	0	0	0	0	0	10	13	0.00	1.500										

Arizona Diamondbacks @ Oakland Athletics  
Oakland Coliseum, Oakland, CA  
Wed May 17 2023, 12:40 PM - 3:31 PM PDT  
Att: 4,159 - Sunny - 68 F

AB	32
R	5
H	6
RBI	5
BB	5
SO	11
LOB	11



Batter	1	2	3	4	5	6	7	8	9	AB	R	H	RBI	BB	SO	LOB	BOTTOM										
1 Esteury Ruiz, R OBP: 0.340, SLG: 0.373	33 BLK 2B		G6-3			49 WP BB		G5-3		4	0	2	0	1	0	0											
49 Ryan Noda, L OBP: 0.400, SLG: 0.421	K				F9		L9			3	0	0	0	1	1	2											
25 Brent Rooker, R OBP: 0.408, SLG: 0.605	G5-3		K		K		F4			4	0	0	0	0	2	4											
33 JJ Bleday, L OBP: 0.326, SLG: 0.558	G4-3		F9		F9		G4-3			3	0	0	0	1	0	4											
44 Carlos Pérez, R OBP: 0.372, SLG: 0.456	P2				K		6 BB HR			3	1	0	0	1	1	1											
6 Jace Peterson, L OBP: 0.321, SLG: 0.325	22 CS BB				P5		22 HR BB			2	1	1	0	2	0	0											
22 Ramón Laureano, R OBP: 0.270, SLG: 0.452	K		F9		F9		1-H 2-H HR			4	1	1	3	0	2	3											
5 Tony Kemp, L OBP: 0.257, SLG: 0.234	G4-3				G4-3		49 WP 1 BB			3	0	1	0	1	0	0											
2 Nick Allen, R OBP: 0.258, SLG: 0.274 12 Aledmys Díaz, R OBP: 0.229, SLG: 0.216	K				K		SH1-3 1B			2	0	0	0	0	2	1											
<b>Inning Stats</b>	R: 0 E: 0 K: 1 S: 12	H: 1 LOB: 1 BB: 0 P: 17	R: 0 E: 0 K: 1 S: 5	H: 0 LOB: 1 BB: 1 P: 10	R: 0 E: 0 K: 1 S: 6	H: 0 LOB: 0 BB: 0 P: 7	R: 0 E: 0 K: 1 S: 7	H: 0 LOB: 0 BB: 0 P: 8	R: 0 E: 0 K: 1 S: 9	H: 0 LOB: 0 BB: 0 P: 15	R: 0 E: 0 K: 1 S: 12	H: 0 LOB: 3 BB: 3 P: 30	R: 3 E: 0 K: 0 S: 12	H: 3 LOB: 1 BB: 2 P: 22	R: 0 E: 0 K: 2 S: 10	H: 1 LOB: 2 BB: 1 P: 20	R: 0 E: 0 K: 1 S: 8	H: 0 LOB: 0 BB: 0 P: 11	1B: 3 2B: 1 3B: 0 HR: 1	SF: 0 SAC: 1 DP: 0 HBP: 0	WP: 1 PB: 0 SB: 0 CS: 1	PA: 37					
<b>PITCHER</b>	IP	WLS	BF	H	R	ER	SO	BB	IBB	HBP	BLK	WP	HR	S	P	ERA	WHIP										
19 Ryne Nelson, R ERA: 5.48	5.1		20	1	0	0	6	4	0	0	1	0	1	8	20	40.50	4.500										
65 Luis Frías, R ERA: 27.0	0.2	B	5	1	3	3	0	2	0	0	0	0	0	6	7	0.00	2.000										
24 Kyle Nelson, L ERA: 1.59	1.0		4	2	0	0	0	0	0	0	0	0	0	6	7	0.00	2.000										
66 José Ruiz, R ERA: 6.86	1.0	W	5	1	0	0	2	1	0	0	0	0	0	10	20	0.00	2.000										
50 Miguel Castro, R ERA: 2.75	1.0	S	3	0	0	0	1	0	0	0	0	0	0	8	11	0.00	0.000										

Arizona Diamondbacks @ Oakland Athletics  
Oakland Coliseum, Oakland, CA  
Wed May 17 2023, 12:40 PM - 3:31 PM PDT  
Att: 4,159 - Sunny - 68 F

AB	29
R	3
H	5
RBI	3
BB	7
SO	9
LOB	15





Batter	1	2	3	4	5	6	7	8	9	AB	R	H	RBI	BB	SO	LOB	TOP										
1 Esteyru Ruiz, R OBP: 0.347, SLG: 0.376										4	1	2	0	1	0	2	<b>Oakland Athletics @ Houston Astros</b> Minute Maid Park, Houston, TX Fri May 19 2023, 7:10 PM - 9:58 PM CDT Att: 34,931 - Roof Closed - 73 F										
49 Ryan Noda, L OBP: 0.403, SLG: 0.418										3	0	1	0	1	1	3											
25 Brent Rooker, R OBP: 0.398, SLG: 0.586										4	0	0	0	0	4	6											
23 Shea Langeliers, R OBP: 0.307, SLG: 0.426										3	0	1	1	1	0	2											
33 JJ Bleday, L OBP: 0.300, SLG: 0.511										4	0	0	0	0	2	4											
22 Ramón Laureano, R OBP: 0.282, SLG: 0.437										4	0	0	0	0	2	3											
6 Jace Peterson, L OBP: 0.319, SLG: 0.322											4	0	1	0	0	0											
12 Aledmys Diaz, R OBP: 0.239, SLG: 0.228											4	0	2	0	0	1											
13 Jordan Diaz, R OBP: 0.261, SLG: 0.424										2	0	1	0	1	0	1											
5 Tony Kemp, L OBP: 0.255, SLG: 0.232										1	0	0	0	0	0	1											
<b>Inning Stats</b>	R: 0 E: 0 K: 3 S: 13	H: 2 LOB: 3 BB: 1 P: 25	R: 0 E: 0 K: 0 S: 4	H: 1 LOB: 0 BB: 0 P: 6	R: 1 E: 0 K: 2 S: 17	H: 2 LOB: 1 BB: 0 P: 25	R: 0 E: 0 K: 2 S: 8	H: 0 LOB: 0 BB: 0 P: 11	R: 0 E: 0 K: 2 S: 12	H: 0 LOB: 2 BB: 2 P: 21	R: 0 E: 0 K: 0 S: 9	H: 1 LOB: 1 BB: 1 P: 16	R: 0 E: 0 K: 1 S: 11	H: 1 LOB: 1 BB: 1 P: 19	R: 0 E: 0 K: 0 S: 8	H: 0 LOB: 0 BB: 0 P: 11	R: 0 E: 0 K: 0 S: 7	H: 1 LOB: 1 BB: 0 P: 10	1B: 7 2B: 3 3B: 0 HR: 0	SF: 0 SAC: 0 DP: 1 HBP: 0	WP: 0 PB: 0 SB: 2 CS: 1	PA: 37					
<b>PITCHER</b>	IP	WLS	BF	H	R	ER	SO	BB	IBB	HBP	BLK	WP	HR	S	P	ERA	WHIP	<b>PITCHER</b>									
64 Brandon Bielek, R ERA: 2.89	5.0	W	22	5	1	1	9	3	0	0	0	0	0	54	88	1.80	1.600										
86 Phil Maton, R ERA: 0.92	1.0	H	4	1	0	0	0	0	0	0	0	0	0	9	16	0.00	1.000										
47 Rafael Montero, R ERA: 5.79	1.0	H	4	1	0	0	1	1	0	0	0	0	0	11	19	0.00	2.000										
52 Bryan Abreu, R ERA: 1.21	1.0	H	3	0	0	0	0	0	0	0	0	0	0	8	11	0.00	0.000										
55 Ryan Pressly, R ERA: 3.44	1.0	H	4	1	0	0	0	0	0	0	0	0	0	7	10	0.00	1.000										

Batter	1	2	3	4	5	6	7	8	9	AB	R	H	RBI	BB	SO	LOB	BOTTOM										
27 Jose Altuve, R OBP: 0.388, SLG: 0.553										4	0	0	0	1	0	5	<b>Oakland Athletics @ Houston Astros</b> Minute Maid Park, Houston, TX Fri May 19 2023, 7:10 PM - 9:58 PM CDT Att: 34,931 - Roof Closed - 73 F										
2 Alex Bregman, R OBP: 0.337, SLG: 0.373										5	0	1	1	0	1	4											
44 Yordan Alvarez, L OBP: 0.388, SLG: 0.553										5	1	2	0	0	0	2											
79 José Abreu, R OBP: 0.279, SLG: 0.265										2	2	1	0	2	0	1											
30 Kyle Tucker, L OBP: 0.363, SLG: 0.474										3	1	2	3	1	0	1											
3 Jeremy Peña, R OBP: 0.297, SLG: 0.429										4	0	0	0	0	2	4											
9 Corey Julks, R OBP: 0.276, SLG: 0.360										4	0	1	0	0	2	3											
6 Jake Meyers, R OBP: 0.336, SLG: 0.402										2	1	2	0	2	0	0											
15 Martín Maldonado, R OBP: 0.277, SLG: 0.273										3	0	1	0	1	0	4											
<b>Inning Stats</b>	R: 0 E: 0 K: 0 S: 4	H: 0 LOB: 0 BB: 0 P: 4	R: 1 E: 1 K: 0 S: 6	H: 1 LOB: 1 BB: 1 P: 16	R: 0 E: 0 K: 1 S: 15	H: 1 LOB: 1 BB: 1 P: 23	R: 1 E: 0 K: 2 S: 19	H: 2 LOB: 3 BB: 2 P: 32	R: 0 E: 0 K: 0 S: 3	H: 0 LOB: 0 BB: 0 P: 8	R: 2 E: 0 K: 1 S: 19	H: 3 LOB: 3 BB: 2 P: 36	R: 0 E: 0 K: 0 S: 12	H: 1 LOB: 1 BB: 0 P: 15	R: 1 E: 0 K: 1 S: 16	H: 2 LOB: 2 BB: 1 P: 27	1B: 6 2B: 3 3B: 0 HR: 1	SF: 0 SAC: 0 DP: 1 HBP: 0	WP: 1 PB: 0 SB: 0 CS: 1	PA: 39							
<b>PITCHER</b>	IP	WLS	BF	H	R	ER	SO	BB	IBB	HBP	BLK	WP	HR	S	P	ERA	WHIP	<b>PITCHER</b>									
Ken Waldichuk, L ERA: 6.85	5.0	L	23	5	4	3	3	5	0	0	0	0	0	18	31	0.00	3.000										
29 Austin Pruitt, R ERA: 3.6	1.0	H	6	2	0	0	1	1	0	0	0	0	0	12	15	0.00	1.000										
66 Sam Long, L ERA: 3.65	1.0	H	4	1	0	0	0	0	0	0	0	0	0	16	27	9.00	3.000										
70 Lucas Erceg, R ERA: 9.0	1.0	H	6	2	1	1	1	1	0	0	0	1	0	16	27	9.00	3.000										

AB	33
R	1
H	8
RBI	1
BB	4
SO	10
LOB	23



AB	32
R	5
H	10
RBI	4
BB	7
SO	5
LOB	24





Batter	1	2	3	4	5	6	7	8	9	AB R H RBI BB SO LOB	TOP																									
1 Esteyru Ruiz, R OBP: 0.350, SLG: 0.378										4 1 2 0 0 2 0	<p><b>Oakland Athletics @ Houston Astros</b> Minute Maid Park, Houston, TX Sat May 20 2023, 3:11 PM - 5:45 PM CDT Att: 35,475 - Roof Closed - 73 F</p> <p>livebaseballscorecards.com</p> <p>AB 32 R 2 H 7 RBI 2 BB 1 SO 11 LOB 10</p>																									
49 Ryan Noda, L OBP: 0.299, SLG: 0.425										3 1 1 1 0 2 1																										
25 Brent Rooker, R OBP: 0.400, SLG: 0.584										4 0 2 1 0 0 1																										
23 Shea Langeliers, R OBP: 0.299, SLG: 0.414										4 0 0 0 0 2 2																										
6 Jace Peterson, L OBP: 0.317, SLG: 0.320										4 0 1 0 0 2 1																										
22 Ramón Laureano, R OBP: 0.254, SLG: 0.423										4 0 0 0 0 0 2																										
33 JJ Bleday, L OBP: 0.296, SLG: 0.480										3 0 0 0 1 2 1																										
5 Tony Kemp, L OBP: 0.257, SLG: 0.234										3 0 1 0 0 1 1																										
2 Nick Allen, R OBP: 0.246, SLG: 0.262										3 0 0 0 0 0 1																										
<b>Inning Stats</b>	R: 0 H: 1 E: 0 K: 3 S: 10	H: 1 LOB: 1 BB: 0 P: 14	R: 0 H: 0 E: 0 K: 1 S: 10	H: 0 LOB: 0 BB: 0 P: 15	R: 0 H: 0 E: 0 K: 2 S: 9	H: 0 LOB: 0 BB: 0 P: 15	R: 1 H: 2 E: 0 K: 2 S: 12	H: 1 LOB: 1 BB: 0 P: 20	R: 0 H: 1 E: 0 K: 1 S: 7	H: 1 LOB: 0 BB: 0 P: 9	R: 1 H: 1 E: 0 K: 0 S: 14	H: 0 LOB: 0 BB: 1 P: 24	R: 0 H: 0 E: 0 K: 0 S: 5	H: 1 LOB: 1 BB: 0 P: 12	R: 0 H: 1 E: 0 K: 1 S: 14	H: 1 LOB: 1 BB: 0 P: 10	1B: 6 2B: 2 3B: 0 HR: 0	SF: 1 SAC: 0 DP: 1 HBP: 0	WP: 0 PB: 0 SB: 2 CS: 0	PA: 34																
<b>PITCHER</b>	IP WLS BF H R ER SO BB IBB HBP BLK WP HR S P ERA WHIP																																			
58 Hunter Brown, R ERA: 3.2	6.0	22	5	2	1	9	0	0	0	0	0	0	0	62	97	1.50	0.833																			
45 Ryne Stanek, R ERA: 4.11	1.0	4	0	0	0	0	1	0	0	0	0	0	0	5	12	0.00	1.000																			
50 Héctor Neris, R ERA: 1.33	1.0	W	4	1	0	0	1	0	0	0	0	0	0	14	20	0.00	1.000																			
55 Ryan Pressly, R ERA: 3.26	1.0	S	4	1	0	0	1	0	0	0	0	0	0	9	10	0.00	1.000																			

Batter	1	2	3	4	5	6	7	8	9	AB R H RBI BB SO LOB	BOTTOM																									
27 Jose Altuve, R OBP: 0.333, SLG: 0.286										3 1 1 0 1 2 0	<p><b>Oakland Athletics @ Houston Astros</b> Minute Maid Park, Houston, TX Sat May 20 2023, 3:11 PM - 5:45 PM CDT Att: 35,475 - Roof Closed - 73 F</p> <p>livebaseballscorecards.com</p> <p>AB 30 R 3 H 7 RBI 3 BB 2 SO 8 LOB 8</p>																									
2 Alex Bregman, R OBP: 0.335, SLG: 0.371										4 1 1 0 0 0 2																										
44 Yordan Alvarez, L OBP: 0.385, SLG: 0.569										3 1 1 2 0 0 0																										
79 José Abreu, R OBP: 0.273, SLG: 0.259										4 0 0 0 0 2 1																										
30 Kyle Tucker, L OBP: 0.360, SLG: 0.469										4 0 1 1 0 1 0																										
3 Jeremy Peña, R OBP: 0.296, SLG: 0.425										4 0 1 0 0 0 0																										
20 Chas McCormick, R OBP: 0.343, SLG: 0.452										2 0 1 0 1 0 0																										
9 Corey Julks, R OBP: 0.271, SLG: 0.351										3 0 0 0 0 1 4																										
15 Martín Maldonado, R OBP: 0.278, SLG: 0.275										3 0 1 0 0 2 1																										
<b>Inning Stats</b>	R: 2 H: 4 E: 0 K: 2 S: 22	H: 4 LOB: 3 BB: 1 P: 37	R: 0 H: 0 E: 0 K: 2 S: 8	H: 0 LOB: 0 BB: 0 P: 12	R: 0 H: 0 E: 0 K: 1 S: 9	H: 0 LOB: 0 BB: 0 P: 11	R: 0 H: 1 E: 0 K: 1 S: 9	H: 1 LOB: 1 BB: 0 P: 13	R: 0 H: 0 E: 0 K: 1 S: 9	H: 0 LOB: 0 BB: 0 P: 12	R: 0 H: 0 E: 0 K: 0 S: 6	H: 0 LOB: 0 BB: 0 P: 7	R: 0 H: 1 E: 0 K: 0 S: 14	H: 1 LOB: 2 BB: 1 P: 24	R: 1 H: 1 E: 0 K: 1 S: 9	H: 1 LOB: 0 BB: 0 P: 14	1B: 4 2B: 2 3B: 0 HR: 1	SF: 1 SAC: 0 DP: 0 HBP: 0	WP: 0 PB: 0 SB: 1 CS: 0	PA: 33																
<b>PITCHER</b>	IP WLS BF H R ER SO BB IBB HBP BLK WP HR S P ERA WHIP																																			
38 JP Sears, L ERA: 4.95	6.0	24	5	2	2	7	1	0	0	0	0	0	0	14	24	0.00	2.000																			
55 Adrián Martínez, R ERA: 5.57	1.0	5	1	0	0	0	1	0	0	0	0	0	0	14	24	0.00	2.000																			
45 Richard Lovelady, L ERA: 2.15	1.0	L	4	1	1	1	1	0	0	0	0	0	1	9	14	9.00	1.000																			



Batter	1	2	3	4	5	6	7	8	9	AB	R	H	RBI	BB	SO	LOB	TOP					
1 Esteyru Ruiz, R OBP: 0.348, SLG: 0.381	G5-3		G6-3			G6-3 25 S			B1-3	4	0	1	0	0	0	1						
25 Brent Rooker, R OBP: 0.391, SLG: 0.567	L8			G5-3		K			G6-3	4	0	0	0	0	1	2						
22 Ramón Laureano, R OBP: 0.246, SLG: 0.409	K			K					K	4	0	0	0	0	3	1						
99 Jesús Aguilar, R OBP: 0.296, SLG: 0.408										3	0	1	0	0	1	0						
12 Aledmys Díaz, R OBP: 0.241, SLG: 0.231										3	0	1	0	0	1	1						
44 Carlos Pérez, R OBP: 0.358, SLG: 0.437										3	0	0	0	0	1	2						
23 Shea Langeliers, R OBP: 0.294, SLG: 0.406										3	0	0	0	0	0	2						
13 Jordan Diaz, R OBP: 0.250, SLG: 0.406										3	0	0	0	0	0	0						
2 Nick Allen, R OBP: 0.250, SLG: 0.265										3	0	1	0	0	0	0						
<b>Inning Stats</b>	R: 0 H: 0 E: 0 K: 1 S: 5	H: 0 LOB: 0 BB: 0 P: 7	R: 0 H: 1 E: 0 K: 1 S: 8	H: 1 LOB: 1 BB: 0 P: 15	R: 0 H: 0 E: 0 K: 0 S: 5	H: 0 LOB: 0 BB: 0 P: 9	R: 0 H: 0 E: 0 K: 2 S: 8	H: 0 LOB: 0 BB: 0 P: 12	R: 0 H: 1 E: 0 K: 0 S: 6	H: 3 LOB: 1 BB: 0 P: 11	R: 0 H: 1 E: 0 K: 1 S: 7	H: 1 LOB: 1 BB: 0 P: 13	R: 0 H: 0 E: 0 K: 0 S: 5	H: 0 LOB: 0 BB: 0 P: 8	R: 0 H: 0 E: 0 K: 1 S: 11	H: 0 LOB: 0 BB: 0 P: 14	R: 0 H: 1 E: 0 K: 1 S: 9	H: 1 LOB: 1 BB: 0 P: 15	1B: 3 2B: 1 3B: 0 HR: 0	SF: 0 SAC: 0 DP: 1 HBP: 0	WP: 0 PB: 0 SB: 1 CS: 0	PA: 30
<b>PITCHER</b> Framber Valdez, L ERA: 2.45	IP: 9.0 WLS: W BF: 30 H: 4 R: 0 ER: 0 SO: 7 BB: 0 IBB: 0 HBP: 0 BLK: 0 WP: 0 HR: 0 S: 64 P: 104 ERA: 0.00 WHIP: 0.444															<b>PITCHER</b>						

Oakland Athletics @ Houston Astros  
Minute Maid Park, Houston, TX  
Sun May 21 2023, 1:12 PM - 3:39 PM CDT  
Att: 39,820 - Roof Closed - 73 F



AB	30
R	0
H	4
RBI	0
BB	0
SO	7
LOB	9

Batter	1	2	3	4	5	6	7	8	9	AB	R	H	RBI	BB	SO	LOB	BOTTOM			
27 Jose Altuve, R OBP: 0.462, SLG: 0.333	G5-4-3 BB		K							2	0	1	1	2	1	0				
2 Alex Bregman, R OBP: 0.326, SLG: 0.362	G5-4-3 1-2		G6-3							4	0	0	0	0	1	4				
44 Yordan Alvarez, L OBP: 0.387, SLG: 0.571	K									3	1	1	0	1	1	0				
79 José Abreu, R OBP: 0.278, SLG: 0.256										2	0	0	0	2	1	3				
30 Kyle Tucker, L OBP: 0.358, SLG: 0.460										3	0	0	0	1	0	3				
3 Jeremy Peña, R OBP: 0.289, SLG: 0.416										4	0	0	0	0	1	4				
6 Jake Meyers, R OBP: 0.349, SLG: 0.404										2	1	1	0	2	0	0				
20 Chas McCormick, R OBP: 0.329, SLG: 0.431										3	0	0	0	0	2	5				
15 Martín Maldonado, R OBP: 0.288, SLG: 0.295										3	0	2	0	0	0	0				
<b>Inning Stats</b>	R: 0 H: 0 E: 0 K: 1 S: 7	H: 0 LOB: 1 BB: 1 P: 14	R: 0 H: 0 E: 0 K: 1 S: 13	H: 0 LOB: 2 BB: 2 P: 24	R: 0 H: 0 E: 0 K: 1 S: 9	H: 0 LOB: 0 BB: 0 P: 13	R: 0 H: 0 E: 0 K: 2 S: 8	H: 0 LOB: 1 BB: 1 P: 15	R: 1 H: 3 E: 0 K: 0 S: 11	H: 3 LOB: 1 BB: 0 P: 16	R: 1 H: 1 E: 0 K: 1 S: 16	H: 1 LOB: 2 BB: 2 P: 28	R: 0 H: 1 E: 0 K: 1 S: 9	H: 1 LOB: 2 BB: 2 P: 22	R: 0 H: 0 E: 0 K: 0 S: 6	H: 0 LOB: 0 BB: 0 P: 8	1B: 3 2B: 3 3B: 0 HR: 0	SF: 0 SAC: 0 DP: 2 HBP: 0	WP: 2 PB: 0 SB: 1 CS: 0	PA: 34
<b>PITCHER</b> 32 James Kaprielian, R ERA: 8.68 60 Sam Moll, L ERA: 5.51 70 Lucas Erceg, R ERA: 5.4 66 Sam Long, L ERA: 3.38 67 Garrett Acton, R ERA: 2.08	IP: 5.0 WLS: L BF: 20 H: 3 R: 1 ER: 1 SO: 5 BB: 4 IBB: 0 HBP: 0 BLK: 0 WP: 1 HR: 0 S: 48 P: 82 ERA: 1.80 WHIP: 1.400															<b>PITCHER</b>				

Oakland Athletics @ Houston Astros  
Minute Maid Park, Houston, TX  
Sun May 21 2023, 1:12 PM - 3:39 PM CDT  
Att: 39,820 - Roof Closed - 73 F



AB	26
R	2
H	5
RBI	1
BB	8
SO	7
LOB	19




Batter	1	2	3	4	5	6	7	8	9	AB	R	H	RBI	BB	SO	LOB	TOP										
1 Esteyru Ruiz, R OBP: 0.346, SLG: 0.378 (1, 8)										4	1	1	0	0	1	1	<b>Oakland Athletics @ Seattle Mariners</b> T-Mobile Park, Seattle, WA Mon May 22 2023, 6:40 PM - 9:24 PM PDT Att: 15,418 - Cloudy - 61 F										
49 Ryan Noda, L OBP: 0.411, SLG: 0.422 (1, 3)										3	1	1	0	1	0	0											
25 Brent Rooker, R OBP: 0.382, SLG: 0.552 (1, 10)										4	0	0	1	0	2	2											
15 Seth Brown, L OBP: 0.278, SLG: 0.382 (8, 7)										4	0	2	1	0	0	0											
33 JJ Bleday, L OBP: 0.316, SLG: 0.471 22 Ramón Laureano, R (8, PH) OBP: 0.244, SLG: 0.406 (8, 9)										1	0	0	0	2	0	0											
6 Jace Peterson, L OBP: 0.309, SLG: 0.310 (1, 5)										4	0	0	0	0	2	5											
23 Shea Langeliers, R OBP: 0.293, SLG: 0.408 (1, 2)										4	0	1	0	0	2	0											
5 Tony Kemp, L OBP: 0.250, SLG: 0.227 (1, 4)										4	0	0	0	0	3	1											
2 Nick Allen, R OBP: 0.240, SLG: 0.254 (1, 6)										3	0	0	0	0	0	1											
<b>Inning Stats</b>	R: 0 E: 0 K: 1 S: 5	H: 0 LOB: 0 BB: 0 P: 6	R: 0 E: 0 K: 1 S: 9	H: 0 LOB: 0 BB: 10	R: 0 E: 0 K: 1 S: 11	H: 1 LOB: 1 BB: 0 P: 16	R: 0 E: 0 K: 1 S: 14	H: 1 LOB: 2 BB: 1 P: 25	R: 0 E: 0 K: 2 S: 10	H: 0 LOB: 0 BB: 0 P: 14	R: 0 E: 0 K: 2 S: 18	H: 2 LOB: 3 BB: 1 P: 30	R: 0 E: 0 K: 0 S: 8	H: 0 LOB: 0 BB: 0 P: 11	R: 2 E: 0 K: 1 S: 12	H: 1 LOB: 0 BB: 1 P: 25		R: 0 E: 0 K: 2 S: 8	H: 0 LOB: 0 BB: 0 P: 12	1B: 4 2B: 1 3B: 0 HR: 0	SF: 0 SAC: 0 DP: 0 HBP: 0	WP: 1 PB: 0 SB: 0 CS: 0	PA: 35				
<b>PITCHER</b>	IP	WLS	BF	H	R	ER	SO	BB	IBB	HBP	BLK	WP	HR	S	P	ERA	WHIP										
58 Luis Castillo, R ERA: 2.97 (1, 1)	6.0	W	24	4	0	0	8	2	0	0	0	0	0	67	101	0.00	1.000										
43 Juan Then, R ERA: 3.59 (7, 1)	1.1		6	1	2	2	0	1	0	0	0	1	0	15	26	13.50	1.500										
55 Gabe Speier, L ERA: 3.24 (8, 1)	0.2		2	0	0	0	1	0	0	0	0	0	0	5	10	0.00	0.000										
77 Chris Flexen, R ERA: 6.44 (9, 1)	1.0		3	0	0	0	2	0	0	0	0	0	0	8	12	0.00	0.000										

AB	32
R	2
H	5
RBI	2
BB	3
SO	11
LOB	10



Batter	1	2	3	4	5	6	7	8	9	AB	R	H	RBI	BB	SO	LOB	BOTTOM										
3 J.P. Crawford, L OBP: 0.364, SLG: 0.331 (1, 6)										5	0	1	0	0	1	1	<b>Oakland Athletics @ Seattle Mariners</b> T-Mobile Park, Seattle, WA Mon May 22 2023, 6:40 PM - 9:24 PM PDT Att: 15,418 - Cloudy - 61 F										
23 Ty France, R OBP: 0.338, SLG: 0.365 (1, 3)										3	2	2	0	2	0	1											
44 Julio Rodríguez, R OBP: 0.293, SLG: 0.395 (1, 8)										4	3	3	1	0	0	1											
10 Jarrod Kelenic, L OBP: 0.350, SLG: 0.564 (1, 10)										4	2	3	3	1	1	2											
28 Eugenio Suárez, R OBP: 0.325, SLG: 0.343 0 Sam Haggerty, S (8, PR) OBP: 0.237, SLG: 0.176 (9, 4)										5	0	2	3	0	1	1											
29 Cal Raleigh, S OBP: 0.321, SLG: 0.449 (1, 2)										5	1	1	1	0	1	5											
35 Teoscar Hernández, R OBP: 0.279, SLG: 0.435 (1, 9)										5	0	0	0	0	3	3											
8 AJ Pollock, R OBP: 0.220, SLG: 0.333 (1, 7)										2	2	0	0	2	0	0											
76 José Caballero, R OBP: 0.371, SLG: 0.431 (9, 5)										4	1	1	3	0	1	1											
<b>Inning Stats</b>	R: 2 E: 0 K: 1 S: 8	H: 2 LOB: 0 BB: 0 P: 14	R: 3 E: 0 K: 2 S: 18	H: 3 LOB: 2 BB: 2 P: 32	R: 0 E: 0 K: 0 S: 7	H: 0 LOB: 0 BB: 0 P: 10	R: 0 E: 0 K: 0 S: 14	H: 1 LOB: 1 BB: 0 P: 21	R: 1 E: 0 K: 0 S: 11	H: 2 LOB: 1 BB: 0 P: 20	R: 2 E: 0 K: 1 S: 22	H: 3 LOB: 3 BB: 2 P: 35	R: 0 E: 0 K: 2 S: 9	H: 0 LOB: 0 BB: 0 P: 15	R: 3 E: 0 K: 2 S: 16	H: 2 LOB: 1 BB: 1 P: 25		1B: 9 2B: 2 3B: 0 HR: 2	SF: 0 SAC: 0 DP: 0 HBP: 1	WP: 0 PB: 0 SB: 0 CS: 0	PA: 43						
<b>PITCHER</b>	IP	WLS	BF	H	R	ER	SO	BB	IBB	HBP	BLK	WP	HR	S	P	ERA	WHIP										
39 Kyle Muller, L ERA: 6.04 (1, 1)	5.0	L	25	6	6	3	3	2	0	0	0	0	2	58	97	10.80	2.000										
55 Adrián Martínez, R ERA: 6.14 (6, 1)	1.0		8	3	2	2	1	2	0	0	0	0	0	22	35	18.00	5.000										
11 Shintaro Fujinami, R ERA: 12.69 (7, 1)	2.0		10	2	3	3	4	1	0	1	0	0	0	25	40	13.50	1.500										

AB	37
R	11
H	13
RBI	11
BB	5
SO	8
LOB	15













Batter	1	2	3	4	5	6	7	8	9	AB	R	H	RBI	BB	SO	LOB	TOP								
1 Esteyru Ruiz, R OBP: 0.336, SLG: 0.363	G4-3		G3-1			F7			K	4	0	0	0	0	1	0									
49 Ryan Noda, L OBP: 0.298, SLG: 0.424	15 HR		K			1B			K	4	1	2	0	0	2	0									
25 Brent Rooker, R OBP: 0.374, SLG: 0.529	2B					F9			F8	4	0	0	0	0	2	2									
15 Seth Brown, L OBP: 0.250, SLG: 0.405	2H								F7	3	1	1	2	0	1	0									
23 Shea Langeliers, R OBP: 0.276, SLG: 0.382	HR								F7	3	0	0	0	0	1	0									
33 JJ Bleday, L OBP: 0.302, SLG: 0.439	G5-3								F9	3	0	0	0	0	0	0									
6 Jace Peterson, L OBP: 0.297, SLG: 0.297	P5								F9	3	0	0	0	0	0	0									
2 Nick Allen, R OBP: 0.238, SLG: 0.250	G4-3								K	3	0	0	0	0	1	0									
5 Tony Kemp, L OBP: 0.247, SLG: 0.219	L8								G6-3	3	0	0	0	0	0	0									
	G5-3								G6-3	3	0	0	0	0	0	0									
	G4-3								B5	3	0	0	0	0	0	0									
	F7																								
<b>Inning Stats</b>	R: 2 H: 2 E: 0 K: 1 S: 9	WLS: 2 BF: 0 BB: 0 P: 12	R: 0 H: 0 E: 0 K: 0 S: 7	H: 0 LOB: 0 BB: 0 P: 8	R: 0 H: 0 E: 0 K: 1 S: 7	H: 0 LOB: 0 BB: 0 P: 8	R: 0 H: 0 E: 0 K: 2 S: 7	H: 0 LOB: 0 BB: 0 P: 7	R: 0 H: 0 E: 0 K: 0 S: 5	H: 0 LOB: 0 BB: 0 P: 9	R: 0 H: 1 E: 0 K: 0 S: 12	H: 1 LOB: 1 BB: 0 P: 18	R: 0 H: 0 E: 0 K: 1 S: 7	H: 0 LOB: 0 BB: 0 P: 9	R: 0 H: 0 E: 0 K: 1 S: 5	H: 0 LOB: 0 BB: 0 P: 6	R: 0 H: 0 E: 0 K: 2 S: 8	H: 0 LOB: 0 BB: 0 P: 13	1B: 1 2B: 1 3B: 0 HR: 1	SF: 0 SAC: 0 DP: 0 HBP: 0	WP: 0 PB: 0 SB: 0 CS: 0	PA: 30			
<b>PITCHER</b>	IP	WLS	BF	H	R	ER	SO	BB	IBB	HBP	BLK	WP	HR	S	P	ERA	WHIP								
36 Logan Gilbert, R ERA: 3.6	8.0	W	27	3	2	2	6	0	0	0	0	0	1	59	77	2.25	0.375								
37 Paul Sewald, R ERA: 3.16	1.0	S	3	0	0	0	2	0	0	0	0	0	0	8	13	0.00	0.000								

Oakland Athletics @ Seattle Mariners  
T-Mobile Park, Seattle, WA  
Thu May 25 2023, 6:40 PM - 8:40 PM PDT  
Att. 19,268 - Clear - 76 F

AB 30  
R 2  
H 3  
RBI 2  
BB 0  
SO 8  
LOB 2



Batter	1	2	3	4	5	6	7	8	9	AB	R	H	RBI	BB	SO	LOB	BOTTOM								
3 J.P. Crawford, L OBP: 0.360, SLG: 0.344	F8		E6		G1-3				K	4	0	0	0	0	1	2									
23 Ty France, R OBP: 0.344, SLG: 0.415	HR		F9			HR			FC6-4	4	3	2	2	0	0	2									
44 Julio Rodríguez, R OBP: 0.298, SLG: 0.399	10 HR		FC6-4			P5			28 BB	4	0	2	0	0	0	1									
10 Jarrod Kelenic, L OBP: 0.339, SLG: 0.534	L7-3					P5			28 BB	3	0	0	0	1	1	1									
28 Eugenio Suárez, R OBP: 0.330, SLG: 0.330	G5-3					HR			IBB	2	0	0	1	1	1	0									
29 Cal Raleigh, S OBP: 0.315, SLG: 0.430	F6					HBP			BB	4	0	0	0	0	0	4									
35 Teoscar Hernández, R OBP: 0.275, SLG: 0.412	1B					F9			F7	3	0	1	0	0	0	1									
2 Tom Murphy, R OBP: 0.246, SLG: 0.373	F9					FC6-4			L6	3	0	1	0	0	0	1									
76 José Caballero, R OBP: 0.403, SLG: 0.426	L7					FC6-4			K	3	0	0	0	0	1	1									
<b>Inning Stats</b>	R: 1 H: 2 E: 0 K: 0 S: 7	H: 1 LOB: 1 BB: 0 P: 12	R: 0 H: 0 E: 1 K: 0 S: 11	H: 0 LOB: 1 BB: 0 P: 17	R: 0 H: 0 E: 0 K: 1 S: 10	H: 0 LOB: 1 BB: 0 P: 15	R: 0 H: 0 E: 0 K: 1 S: 10	H: 0 LOB: 0 BB: 0 P: 6	R: 0 H: 1 E: 0 K: 1 S: 8	H: 1 LOB: 0 BB: 0 P: 11	R: 0 H: 0 E: 0 K: 1 S: 5	H: 0 LOB: 0 BB: 0 P: 7	R: 1 H: 1 E: 0 K: 1 S: 12	H: 1 LOB: 3 BB: 3 P: 22	R: 0 H: 0 E: 0 K: 1 S: 5	H: 0 LOB: 0 BB: 0 P: 7	R: 1 H: 1 E: 0 K: 1 S: 12	H: 1 LOB: 3 BB: 3 P: 22	1B: 2 2B: 2 3B: 0 HR: 2	SF: 0 SAC: 0 DP: 1 HBP: 2	WP: 0 PB: 0 SB: 0 CS: 1	PA: 33			
<b>PITCHER</b>	IP	WLS	BF	H	R	ER	SO	BB	IBB	HBP	BLK	WP	HR	S	P	ERA	WHIP								
38 JP Sears, L ERA: 4.7	5.0		19	3	1	1	1	0	0	2	0	0	1	40	59	1.80	0.600								
65 Trevor May, R ERA: 9.0	2.0	B	7	1	1	1	2	0	0	0	0	0	1	13	18	4.50	0.500								
45 Richard Lovelady, L ERA: 2.51	0.2	L	3	0	1	1	1	1	0	0	0	0	0	8	13	13.50	1.500								
67 Garrett Acton, R ERA: 1.93	0.1		4	1	0	0	0	1	1	0	0	0	0	4	9	0.00	6.000								

Oakland Athletics @ Seattle Mariners  
T-Mobile Park, Seattle, WA  
Thu May 25 2023, 6:40 PM - 8:40 PM PDT  
Att. 19,268 - Clear - 76 F

AB 28  
R 3  
H 5  
RBI 3  
BB 3  
SO 4  
LOB 12





Batter	1	2	3	4	5	6	7	8	9	AB	R	H	RBI	BB	SO	LOB	TOP							
27 Jose Altuve, R OBP: 0.428, SLG: 0.412										5	1	2	0	0	2	0	<b>Houston Astros @ Oakland Athletics</b> Oakland Coliseum, Oakland, CA Fri May 26 2023, 6:42 PM - 9:05 PM PDT Att: 13,345 - Partly Cloudy - 60 F							
14 Mauricio Dubón, R OBP: 0.322, SLG: 0.383										4	0	0	0	0	2	2								
44 Yordan Alvarez, L OBP: 0.405, SLG: 0.592										2	1	0	0	2	1	1								
2 Alex Bregman, R OBP: 0.329, SLG: 0.361										4	2	2	1	0	0	1								
30 Kyle Tucker, L OBP: 0.361, SLG: 0.452										3	1	2	0	0	0	0								
79 José Abreu, R OBP: 0.275, SLG: 0.254										4	0	0	0	0	0	7								
9 Corey Julks, R OBP: 0.285, SLG: 0.389										4	0	2	3	0	0	2								
6 Jake Meyers, R OBP: 0.341, SLG: 0.400										4	0	1	0	0	1	3								
15 Martín Maldonado, R OBP: 0.295, SLG: 0.322										4	0	0	0	0	2	3								
<b>Inning Stats</b>	R: 0 E: 0 K: 1 S: 6	H: 1 LOB: 0 BB: 0 P: 10	R: 1 E: 0 K: 1 S: 18	H: 3 LOB: 2 BB: 0 P: 23	R: 4 E: 0 K: 1 S: 16	H: 4 LOB: 1 BB: 1 P: 27	R: 0 E: 0 K: 1 S: 8	H: 0 LOB: 0 BB: 0 P: 10	R: 0 E: 1 K: 0 S: 12	H: 0 LOB: 2 BB: 1 P: 23	R: 0 E: 0 K: 1 S: 10	H: 1 LOB: 0 BB: 0 P: 16	R: 0 E: 0 K: 1 S: 5	H: 0 LOB: 0 BB: 0 P: 7	R: 0 E: 0 K: 0 S: 6	H: 0 LOB: 0 BB: 0 P: 7	R: 0 E: 0 K: 2 S: 8	H: 0 LOB: 0 BB: 0 P: 12	1B: 8 2B: 1 3B: 0 HR: 0	SF: 0 SAC: 0 DP: 2 HBP: 0	WP: 1 PB: 1 SB: 1 CS: 0	PA: 37		
<b>PITCHER</b>	IP WLS BF H R ER SO BB IBB HBP BLK WP HR S P ERA WHIP	IP WLS BF H R ER SO BB IBB HBP BLK WP HR S P ERA WHIP	IP WLS BF H R ER SO BB IBB HBP BLK WP HR S P ERA WHIP	IP WLS BF H R ER SO BB IBB HBP BLK WP HR S P ERA WHIP	IP WLS BF H R ER SO BB IBB HBP BLK WP HR S P ERA WHIP	IP WLS BF H R ER SO BB IBB HBP BLK WP HR S P ERA WHIP	IP WLS BF H R ER SO BB IBB HBP BLK WP HR S P ERA WHIP	IP WLS BF H R ER SO BB IBB HBP BLK WP HR S P ERA WHIP	IP WLS BF H R ER SO BB IBB HBP BLK WP HR S P ERA WHIP	IP WLS BF H R ER SO BB IBB HBP BLK WP HR S P ERA WHIP	IP WLS BF H R ER SO BB IBB HBP BLK WP HR S P ERA WHIP	IP WLS BF H R ER SO BB IBB HBP BLK WP HR S P ERA WHIP	IP WLS BF H R ER SO BB IBB HBP BLK WP HR S P ERA WHIP	IP WLS BF H R ER SO BB IBB HBP BLK WP HR S P ERA WHIP	IP WLS BF H R ER SO BB IBB HBP BLK WP HR S P ERA WHIP	IP WLS BF H R ER SO BB IBB HBP BLK WP HR S P ERA WHIP	IP WLS BF H R ER SO BB IBB HBP BLK WP HR S P ERA WHIP	IP WLS BF H R ER SO BB IBB HBP BLK WP HR S P ERA WHIP	IP WLS BF H R ER SO BB IBB HBP BLK WP HR S P ERA WHIP	IP WLS BF H R ER SO BB IBB HBP BLK WP HR S P ERA WHIP	IP WLS BF H R ER SO BB IBB HBP BLK WP HR S P ERA WHIP	IP WLS BF H R ER SO BB IBB HBP BLK WP HR S P ERA WHIP	IP WLS BF H R ER SO BB IBB HBP BLK WP HR S P ERA WHIP	IP WLS BF H R ER SO BB IBB HBP BLK WP HR S P ERA WHIP

AB	34
R	5
H	9
RBI	4
BB	2
SO	8
LOB	19



Batter	1	2	3	4	5	6	7	8	9	AB	R	H	RBI	BB	SO	LOB	BOTTOM							
1 Esteyru Ruiz, R OBP: 0.335, SLG: 0.361										4	0	1	0	0	1	1	<b>Houston Astros @ Oakland Athletics</b> Oakland Coliseum, Oakland, CA Fri May 26 2023, 6:42 PM - 9:05 PM PDT Att: 13,345 - Partly Cloudy - 60 F							
49 Ryan Noda, L OBP: 0.394, SLG: 0.419										4	0	1	0	0	2	2								
25 Brent Rooker, R OBP: 0.371, SLG: 0.522										4	1	1	0	0	2	2								
15 Seth Brown, L OBP: 0.250, SLG: 0.457										4	1	1	2	0	3	1								
44 Carlos Pérez, R OBP: 0.348, SLG: 0.418										4	0	0	0	0	3	0								
22 Ramón Laureano, R OBP: 0.238, SLG: 0.386										4	0	0	0	0	1	0								
12 Aledmys Díaz, R OBP: 0.246, SLG: 0.246										3	0	1	0	0	1	0								
6 Jace Peterson, L OBP: 0.292, SLG: 0.291										3	0	0	0	0	1	1								
2 Nick Allen, R OBP: 0.241, SLG: 0.244										2	0	0	0	1	1	0								
<b>Inning Stats</b>	R: 0 E: 0 K: 1 S: 8	H: 1 LOB: 1 BB: 0 P: 11	R: 0 E: 0 K: 2 S: 8	H: 0 LOB: 0 BB: 0 P: 11	R: 0 E: 0 K: 2 S: 9	H: 0 LOB: 0 BB: 0 P: 11	R: 0 E: 0 K: 3 S: 12	H: 0 LOB: 0 BB: 0 P: 16	R: 0 E: 0 K: 0 S: 5	H: 0 LOB: 0 BB: 0 P: 8	R: 0 E: 0 K: 1 S: 6	H: 0 LOB: 1 BB: 1 P: 15	R: 2 E: 0 K: 1 S: 13	H: 3 LOB: 1 BB: 0 P: 16	R: 0 E: 0 K: 2 S: 12	H: 1 LOB: 1 BB: 0 P: 17	R: 0 E: 0 K: 3 S: 10	H: 0 LOB: 0 BB: 0 P: 13	1B: 4 2B: 0 3B: 0 HR: 1	SF: 0 SAC: 0 DP: 0 HBP: 0	WP: 0 PB: 0 SB: 1 CS: 0	PA: 33		
<b>PITCHER</b>	IP WLS BF H R ER SO BB IBB HBP BLK WP HR S P ERA WHIP	IP WLS BF H R ER SO BB IBB HBP BLK WP HR S P ERA WHIP	IP WLS BF H R ER SO BB IBB HBP BLK WP HR S P ERA WHIP	IP WLS BF H R ER SO BB IBB HBP BLK WP HR S P ERA WHIP	IP WLS BF H R ER SO BB IBB HBP BLK WP HR S P ERA WHIP	IP WLS BF H R ER SO BB IBB HBP BLK WP HR S P ERA WHIP	IP WLS BF H R ER SO BB IBB HBP BLK WP HR S P ERA WHIP	IP WLS BF H R ER SO BB IBB HBP BLK WP HR S P ERA WHIP	IP WLS BF H R ER SO BB IBB HBP BLK WP HR S P ERA WHIP	IP WLS BF H R ER SO BB IBB HBP BLK WP HR S P ERA WHIP	IP WLS BF H R ER SO BB IBB HBP BLK WP HR S P ERA WHIP	IP WLS BF H R ER SO BB IBB HBP BLK WP HR S P ERA WHIP	IP WLS BF H R ER SO BB IBB HBP BLK WP HR S P ERA WHIP	IP WLS BF H R ER SO BB IBB HBP BLK WP HR S P ERA WHIP	IP WLS BF H R ER SO BB IBB HBP BLK WP HR S P ERA WHIP	IP WLS BF H R ER SO BB IBB HBP BLK WP HR S P ERA WHIP	IP WLS BF H R ER SO BB IBB HBP BLK WP HR S P ERA WHIP	IP WLS BF H R ER SO BB IBB HBP BLK WP HR S P ERA WHIP	IP WLS BF H R ER SO BB IBB HBP BLK WP HR S P ERA WHIP	IP WLS BF H R ER SO BB IBB HBP BLK WP HR S P ERA WHIP	IP WLS BF H R ER SO BB IBB HBP BLK WP HR S P ERA WHIP	IP WLS BF H R ER SO BB IBB HBP BLK WP HR S P ERA WHIP	IP WLS BF H R ER SO BB IBB HBP BLK WP HR S P ERA WHIP	IP WLS BF H R ER SO BB IBB HBP BLK WP HR S P ERA WHIP





Batter	1	2	3	4	5	6	7	8	9	AB	R	H	RBI	BB	SO	LOB	TOP			
27 Jose Altuve, R OBP: 0.423, SLG: 0.455										5	2	2	0	0	1	1				
3 Jeremy Peña, R OBP: 0.290, SLG: 0.428										4	2	2	2	0	0	0				
44 Yordan Alvarez, L OBP: 0.402, SLG: 0.581										3	1	0	0	1	1	0				
2 Alex Bregman, R OBP: 0.336, SLG: 0.374										4	1	3	3	0	0	0				
30 Kyle Tucker, L OBP: 0.354, SLG: 0.442										4	0	0	0	0	1	3				
79 José Abreu, R OBP: 0.289, SLG: 0.250										3	0	0	1	0	1	1				
20 Chas McCormick, R OBP: 0.294, SLG: 0.368										3	0	0	0	1	3	2				
9 Corey Julks, R OBP: 0.284, SLG: 0.385										4	0	1	0	0	1	0				
15 Martín Maldonado, R OBP: 0.293, SLG: 0.314										3	0	0	0	1	0	2				
<b>Inning Stats</b>	R: 2 H: 3 E: 1 K: 1 S: 16	H: 3 LOB: 2 BB: 0 P: 29	R: 0 H: 0 E: 0 K: 0 S: 13	H: 0 LOB: 0 BB: 1 P: 18	R: 0 H: 0 E: 0 K: 0 S: 9	H: 0 LOB: 0 BB: 0 P: 13	R: 0 H: 0 E: 0 K: 3 S: 10	H: 0 LOB: 0 BB: 0 P: 13	R: 0 H: 1 E: 0 K: 1 S: 15	H: 1 LOB: 1 BB: 0 P: 22	R: 0 H: 1 E: 0 K: 0 S: 6	H: 1 LOB: 1 BB: 1 P: 16	R: 4 H: 3 E: 0 K: 1 S: 14	H: 3 LOB: 0 BB: 0 P: 22	R: 0 H: 0 E: 0 K: 1 S: 6	H: 0 LOB: 0 BB: 0 P: 11	1B: 4 2B: 3 3B: 0 HR: 1	SF: 1 SAC: 0 DP: 2 HBP: 0	WP: 0 PB: 0 SB: 0 CS: 0	PA: 37
<b>PITCHER</b>	IP: 1.0 WLS: L BF: 7 H: 3 R: 2 ER: 2 SO: 1 BB: 0 IBB: 0 HBP: 0 BLK: 0 WP: 0 HR: 1 S: 16 P: 29 ERA: 18.00 WHIP: 3.000	IP: 5.0 WLS: L BF: 16 H: 1 R: 0 ER: 0 SO: 5 BB: 1 IBB: 0 HBP: 0 BLK: 0 WP: 0 HR: 0 S: 54 P: 77 ERA: 0.00 WHIP: 0.400	IP: 1.0 WLS: L BF: 4 H: 1 R: 0 ER: 0 SO: 0 BB: 0 IBB: 0 HBP: 0 BLK: 0 WP: 0 HR: 0 S: 6 P: 16 ERA: 2.000 WHIP: 2.000	IP: 8.1 WLS: L BF: 4 H: 3 R: 4 ER: 4 SO: 0 BB: 1 IBB: 0 HBP: 0 BLK: 0 WP: 0 HR: 8 S: 14 P: = ERA: = WHIP: =	IP: 8.1 WLS: L BF: 3 H: 0 R: 0 ER: 0 SO: 1 BB: 0 IBB: 0 HBP: 0 BLK: 0 WP: 0 HR: 6 S: 8 P: 8 ERA: 0.00 WHIP: 0.000	IP: 9.1 WLS: L BF: 3 H: 0 R: 0 ER: 0 SO: 1 BB: 0 IBB: 0 HBP: 0 BLK: 0 WP: 0 HR: 6 S: 11 P: 11 ERA: 0.00 WHIP: 0.000														

Houston Astros @ Oakland Athletics  
Oakland Coliseum, Oakland, CA  
Sat May 27 2023, 1:07 PM - 3:48 PM PDT  
Att: 9,293 - Partly Cloudy - 62 F

AB	33
R	6
H	8
RBI	6
BB	3
SO	8
LOB	9



Batter	1	2	3	4	5	6	7	8	9	AB	R	H	RBI	BB	SO	LOB	BOTTOM					
1 Esteyru Ruiz, R OBP: 0.328, SLG: 0.352										5	0	0	0	0	3	4						
25 Brent Rooker, R OBP: 0.372, SLG: 0.522										4	1	1	0	1	2	2						
15 Seth Brown, L OBP: 0.250, SLG: 0.429										3	1	0	0	1	0	5						
22 Ramón Laureano, R OBP: 0.238, SLG: 0.389										4	1	1	0	0	1	2						
99 Jesús Aguilar, R OBP: 0.281, SLG: 0.385										3	0	0	0	0	0	1						
49 Ryan Noda, L OBP: 0.392, SLG: 0.415										1	0	0	0	0	0	2						
12 Aledmys Díaz, R OBP: 0.254, SLG: 0.259										2	0	1	1	0	0	0						
23 Shea Langeliers, R OBP: 0.281, SLG: 0.391										4	0	2	2	0	1	1						
5 Tony Kemp, L OBP: 0.248, SLG: 0.216										2	0	0	0	1	0	2						
2 Nick Allen, R OBP: 0.253, SLG: 0.247										3	0	1	0	1	1	0						
<b>Inning Stats</b>	R: 0 H: 0 E: 0 K: 2 S: 9	H: 0 LOB: 0 BB: 0 P: 15	R: 1 H: 1 E: 0 K: 0 S: 8	H: 1 LOB: 0 BB: 0 P: 13	R: 0 H: 1 E: 0 K: 1 S: 10	H: 1 LOB: 2 BB: 1 P: 20	R: 0 H: 0 E: 0 K: 0 S: 8	H: 0 LOB: 0 BB: 0 P: 11	R: 0 H: 1 E: 0 K: 1 S: 10	H: 1 LOB: 3 BB: 2 P: 20	R: 0 H: 1 E: 0 K: 1 S: 10	H: 1 LOB: 1 BB: 0 P: 16	R: 0 H: 0 E: 0 K: 0 S: 8	H: 0 LOB: 0 BB: 0 P: 10	R: 2 H: 2 E: 0 K: 1 S: 14	H: 2 LOB: 2 BB: 1 P: 29	R: 0 H: 0 E: 0 K: 2 S: 7	H: 0 LOB: 0 BB: 0 P: 10	1B: 2 2B: 4 3B: 0 HR: 0	SF: 1 SAC: 1 DP: 0 HBP: 1	WP: 0 PB: 0 SB: 1 CS: 0	PA: 38
<b>PITCHER</b>	IP: 1.1 WLS: L BF: 25 H: 4 R: 1 ER: 1 SO: 0 BB: 3 IBB: 0 HBP: 0 BLK: 0 WP: 0 HR: 8 S: 55 P: 95 ERA: 1.50 WHIP: 1.167	IP: 7.1 WLS: H BF: 3 H: 0 R: 0 ER: 0 SO: 0 BB: 0 IBB: 0 HBP: 0 BLK: 0 WP: 0 HR: 10 S: 10 P: 10 ERA: 0.00 WHIP: 0.000	IP: 0.2 WLS: L BF: 5 H: 1 R: 2 ER: 2 SO: 1 BB: 1 IBB: 0 HBP: 1 BLK: 0 WP: 0 HR: 12 S: 27 P: 27 ERA: 27.00 WHIP: 3.000	IP: 8.1 WLS: L BF: 2 H: 1 R: 0 ER: 0 SO: 0 BB: 0 IBB: 0 HBP: 0 BLK: 0 WP: 0 HR: 2 S: 2 P: 2 ERA: 0.00 WHIP: 3.000	IP: 1.25 WLS: S BF: 3 H: 0 R: 0 ER: 0 SO: 2 BB: 0 IBB: 0 HBP: 0 BLK: 0 WP: 0 HR: 7 S: 10 P: 10 ERA: 0.00 WHIP: 0.000	IP: 9.1 WLS: L BF: 3 H: 0 R: 0 ER: 0 SO: 2 BB: 0 IBB: 0 HBP: 0 BLK: 0 WP: 0 HR: 7 S: 10 P: 10 ERA: 0.00 WHIP: 0.000																

Houston Astros @ Oakland Athletics  
Oakland Coliseum, Oakland, CA  
Sat May 27 2023, 1:07 PM - 3:48 PM PDT  
Att: 9,293 - Partly Cloudy - 62 F

AB	31
R	3
H	6
RBI	3
BB	4
SO	8
LOB	19





Batter	1	2	3	4	5	6	7	8	9	AB R H RBI BB SO LOB	TOP											
27 Jose Altuve, R OBP: 0.452, SLG: 0.593										5 2 3 1 0 1 0	<p>Houston Astros @ Oakland Athletics</p> <p>Oakland Coliseum, Oakland, CA</p> <p>Sun May 28, 2023, 1:08 PM - 3:45 PM PDT</p> <p>Att. 8,809 - Overcast - 59 F</p>											
3 Jeremy Peña, R OBP: 0.292, SLG: 0.439										4 1 1 2 1 1 0												
44 Yordan Alvarez, L OBP: 0.402, SLG: 0.612										5 2 2 2 0 1 3												
2 Alex Bregman, R OBP: 0.333, SLG: 0.370										5 0 1 0 0 1 0												
79 José Abreu, R OBP: 0.272, SLG: 0.265										4 1 1 1 0 1 1												
9 Corey Julks, R OBP: 0.295, SLG: 0.396										4 1 2 0 1 0 2												
21 Yainer Diaz, R OBP: 0.246, SLG: 0.322										4 1 1 0 0 1 3												
6 Jake Meyers, R OBP: 0.338, SLG: 0.419										4 1 1 3 0 1 1												
20 Chas McCormick, R OBP: 0.303, SLG: 0.405										3 1 1 1 1 1 0												
<b>Inning Stats</b>	R: 1 E: 0 K: 2 S: 11	H: 1 LOB: 0 BB: 0 P: 16	R: 0 E: 0 K: 1 S: 6	H: 0 LOB: 0 BB: 1 P: 13	R: 0 E: 0 K: 1 S: 8	H: 1 LOB: 2 BB: 2 P: 17	R: 3 E: 0 K: 1 S: 11	H: 3 LOB: 0 BB: 0 P: 19	R: 0 E: 0 K: 1 S: 10	H: 1 LOB: 1 BB: 0 P: 15	R: 2 E: 0 K: 2 S: 15	H: 2 LOB: 0 BB: 0 P: 21	R: 1 E: 0 K: 0 S: 12	H: 2 LOB: 1 BB: 0 P: 17	R: 3 E: 0 K: 0 S: 13	H: 3 LOB: 1 BB: 0 P: 21	1B: 5 2B: 1 3B: 0 HR: 7	SF: 0 SAC: 0 DP: 2 HBP: 1	WP: 0 PB: 0 SB: 0 CS: 0	PA: 42		
<b>PITCHER</b>	IP WLS BF H R ER SO BB IBB HBP BLK WP HR S P ERA WHIP											IP WLS BF H R ER SO BB IBB HBP BLK WP HR S P ERA WHIP										
Ken Waldichuk, L ERA: 7.43	(1, 1) 1.0 4 1 1 1 2 0 0 0 0 0 1 11 16 9.00 1.000																					
46 Luis Medina, R ERA: 6.53	(2, 1) 5.1 L 24 7 5 5 5 3 0 0 0 0 0 3 51 86 8.44 1.875																					
66 Sam Long, L ERA: 3.71	(7, 1) 1.2 2 2 1 1 1 0 0 0 0 0 0 1 18 26 5.40 1.200																					
67 Garrett Acton, R ERA: 12.71	(9, 1) 1.0 7 3 3 3 0 0 0 1 0 0 2 13 21 27.00 3.000																					

AB	38
R	10
H	13
RBI	10
BB	3
SO	8
LOB	10



Batter	1	2	3	4	5	6	7	8	9	AB R H RBI BB SO LOB	BOTTOM												
49 Ryan Noda, L OBP: 0.400, SLG: 0.451										3 1 2 1 1 1 1	<p>Houston Astros @ Oakland Athletics</p> <p>Oakland Coliseum, Oakland, CA</p> <p>Sun May 28, 2023, 1:08 PM - 3:45 PM PDT</p> <p>Att. 8,809 - Overcast - 59 F</p>												
25 Brent Rooker, R OBP: 0.294, SLG: 0.509										4 0 0 0 0 1 3													
15 Seth Brown, L OBP: 0.250, SLG: 0.415										4 0 1 0 0 2 1													
23 Shea Langeliers, R OBP: 0.280, SLG: 0.384										3 0 0 0 1 0 2													
33 JJ Bleday, L OBP: 0.299, SLG: 0.417										3 0 0 0 1 0 2													
22 Ramón Laureano, R OBP: 0.252, SLG: 0.390										2 0 1 0 1 1 0													
5 Tony Kemp, L ERA: 2.97	(1, 4) 5.0 W 20 4 1 1 3 0 3 0 0 0 0 0 12 22 0.00 2.000																						
12 Aledmys Diaz, R OBP: 0.258, SLG: 0.263	(6, PH) (7, 4) 1.0 3 1 0 0 1 0 0 0 0 0 0 0 6 9 0.00 1.000																						
6 Jace Peterson, L OBP: 0.291, SLG: 0.285	(1, 5) 4.1 W 20 4 1 1 3 0 2 0 0 0 0 0 12 22 0.00 2.000																						
2 Nick Allen, R OBP: 0.253, SLG: 0.247	(1, 6) 3.3 W 20 4 1 1 3 0 2 0 0 0 0 0 12 22 0.00 2.000																						
<b>Inning Stats</b>	R: 1 E: 0 K: 0 S: 12	H: 2 LOB: 1 BB: 0 P: 20	R: 0 E: 0 K: 2 S: 10	H: 0 LOB: 1 BB: 1 P: 19	R: 0 E: 0 K: 1 S: 10	H: 1 LOB: 0 BB: 0 P: 18	R: 0 E: 0 K: 0 S: 5	H: 1 LOB: 0 BB: 1 P: 12	R: 0 E: 0 K: 0 S: 9	H: 0 LOB: 1 BB: 1 P: 19	R: 0 E: 0 K: 1 S: 12	H: 1 LOB: 3 BB: 1 P: 22	R: 0 E: 0 K: 1 S: 9	H: 1 LOB: 0 BB: 0 P: 14	R: 0 E: 0 K: 1 S: 6	H: 0 LOB: 0 BB: 0 P: 9	R: 0 E: 0 K: 1 S: 11	H: 0 LOB: 1 BB: 1 P: 17	1B: 4 2B: 1 3B: 0 HR: 1	SF: 0 SAC: 0 DP: 2 HBP: 1	WP: 0 PB: 0 SB: 2 CS: 1	PA: 36	
<b>PITCHER</b>	IP WLS BF H R ER SO BB IBB HBP BLK WP HR S P ERA WHIP											IP WLS BF H R ER SO BB IBB HBP BLK WP HR S P ERA WHIP											
53 Cristian Javier, R ERA: 2.97	(1, 1) 5.0 W 20 4 1 1 3 0 3 0 0 0 0 0 12 22 0.00 2.000																						
67 Parker Mushinski, L ERA: 2.97	(6, 1) 1.0 H 6 1 0 0 1 1 0 1 0 0 0 0 12 22 0.00 2.000																						
88 Phil Maton, R ERA: 0.71	(7, 1) 1.0 3 1 0 0 1 0 0 0 0 0 0 0 9 14 0.00 1.000																						
45 Ryne Stanek, R ERA: 3.63	(8, 1) 1.0 3 0 0 0 1 0 0 0 0 0 0 0 6 9 0.00 1.000																						
47 Rafael Montero, R ERA: 6.97	(9, 1) 1.0 4 0 0 0 1 1 0 0 0 0 0 0 11 17 0.00 1.000																						

AB	30
R	1
H	6
RBI	1
BB	5
SO	7
LOB	17





Batter	1	2	3	4	5	6	7	8	9	AB	R	H	RBI	BB	SO	LOB	TOP					
13 Ronald Acuña Jr., R OBP: 0.408, SLG: 0.561	G5-3		F9		G4-3			L7		4	0	0	0	0	0	0	<b>Atlanta Braves @ Oakland Athletics</b> Oakland Coliseum, Oakland, CA Mon May 29, 2023, 5:08 PM - 7:39 PM PDT Att: 8,556 - Partly Cloudy - 65 F					
28 Matt Olson, L OBP: 0.362, SLG: 0.550	27 1B BB		K		G1			HR		3	2	1	1	1	1	0						
27 Austin Riley, R OBP: 0.339, SLG: 0.467	12 1B		1B		K			K		4	0	2	0	0	2	0						
12 Sean Murphy, R OBP: 0.404, SLG: 0.563	1B		1B		K			P3		3	0	1	1	1	1	0						
20 Marcell Ozuna, R OBP: 0.306, SLG: 0.483	K		P3		G4-3			F8		4	0	0	0	0	1	4						
8 Eddie Rosario, L OBP: 0.298, SLG: 0.406	K		K		K			11 WP 2B		4	0	1	0	0	3	2						
1 Ozzie Albies, S OBP: 0.299, SLG: 0.462	G4-3		2B		G3-1			F8		4	0	1	0	0	0	1						
11 Orlando Arcia, R OBP: 0.360, SLG: 0.470	K		K		L8			P3		4	0	0	0	0	2	2						
23 Michael Harris II, L OBP: 0.259, SLG: 0.272	L9		G3-1		K					3	0	0	0	0	1	1						
<b>Inning Stats</b>	R: 1 H: 2 E: 0 K: 2 S: 13	H: 2 LOB: 2 BB: 1 P: 22	R: 0 H: 0 E: 0 K: 1 S: 14	H: 0 LOB: 0 BB: 2 P: 23	R: 0 H: 1 E: 0 K: 1 S: 12	H: 1 LOB: 1 BB: 1 P: 18	R: 0 H: 1 E: 0 K: 2 S: 12	H: 0 LOB: 0 BB: 0 P: 11	R: 0 H: 0 E: 0 K: 1 S: 7	H: 0 LOB: 0 BB: 0 P: 21	R: 0 H: 0 E: 0 K: 1 S: 10	H: 1 LOB: 1 BB: 0 P: 15	R: 1 H: 1 E: 0 K: 1 S: 7	H: 1 LOB: 1 BB: 0 P: 9	R: 0 H: 1 E: 0 K: 0 S: 10	H: 1 LOB: 1 BB: 0 P: 17		1B: 3 2B: 2 3B: 0 HR: 1	SF: 0 SAC: 0 DP: 0 HBP: 0	WP: 1 PB: 0 SB: 0 CS: 0	PA: 35	
<b>PITCHER</b>	IP WLS BF H R ER SO BB IBB HBP BLK WP HR S P ERA WHIP	IP WLS BF H R ER SO BB IBB HBP BLK WP HR S P ERA WHIP	IP WLS BF H R ER SO BB IBB HBP BLK WP HR S P ERA WHIP	IP WLS BF H R ER SO BB IBB HBP BLK WP HR S P ERA WHIP	IP WLS BF H R ER SO BB IBB HBP BLK WP HR S P ERA WHIP	IP WLS BF H R ER SO BB IBB HBP BLK WP HR S P ERA WHIP	IP WLS BF H R ER SO BB IBB HBP BLK WP HR S P ERA WHIP	IP WLS BF H R ER SO BB IBB HBP BLK WP HR S P ERA WHIP	IP WLS BF H R ER SO BB IBB HBP BLK WP HR S P ERA WHIP	IP WLS BF H R ER SO BB IBB HBP BLK WP HR S P ERA WHIP	IP WLS BF H R ER SO BB IBB HBP BLK WP HR S P ERA WHIP	IP WLS BF H R ER SO BB IBB HBP BLK WP HR S P ERA WHIP	IP WLS BF H R ER SO BB IBB HBP BLK WP HR S P ERA WHIP	IP WLS BF H R ER SO BB IBB HBP BLK WP HR S P ERA WHIP	IP WLS BF H R ER SO BB IBB HBP BLK WP HR S P ERA WHIP	IP WLS BF H R ER SO BB IBB HBP BLK WP HR S P ERA WHIP	IP WLS BF H R ER SO BB IBB HBP BLK WP HR S P ERA WHIP	IP WLS BF H R ER SO BB IBB HBP BLK WP HR S P ERA WHIP	IP WLS BF H R ER SO BB IBB HBP BLK WP HR S P ERA WHIP	IP WLS BF H R ER SO BB IBB HBP BLK WP HR S P ERA WHIP	IP WLS BF H R ER SO BB IBB HBP BLK WP HR S P ERA WHIP	IP WLS BF H R ER SO BB IBB HBP BLK WP HR S P ERA WHIP

Batter	1	2	3	4	5	6	7	8	9	AB	R	H	RBI	BB	SO	LOB	BOTTOM					
1 Esteyru Ruiz, R OBP: 0.338, SLG: 0.356	G5-3		49 HBP 1B		E7 49 HR 1B			49 HBP BB		3	1	2	1	1	0	0	<b>Atlanta Braves @ Oakland Athletics</b> Oakland Coliseum, Oakland, CA Mon May 29, 2023, 5:08 PM - 7:39 PM PDT Att: 8,556 - Partly Cloudy - 65 F					
49 Ryan Noda, L OBP: 0.400, SLG: 0.467	K		15 G4-6-3 HBP		2H HR		K HBP	K		4	1	1	3	0	3	4						
15 Seth Brown, L OBP: 0.233, SLG: 0.386	G5-3		G4-6-3		G4-3			K		4	0	0	0	0	1	3						
12 Aledmys Diaz, R OBP: 0.258, SLG: 0.256	F7		G5-3		G4-3			25 BB 22 1B HBP		3	1	0	0	0	0	0						
33 JJ Bleday, L OBP: 0.286, SLG: 0.397	K		G3		L9			22 1B 23 1B BB		3	0	0	0	0	1	0						
25 Brent Rooker, R OBP: 0.367, SLG: 0.509	K		G6-3		BB			23 1B 6 1B 1B		0	0	0	0	1	0	0						
2 Nick Allen, R OBP: 0.253, SLG: 0.247	BB		BB		BB			1 1B 6 1B 1B		0	1	0	0	0	0	0						
22 Ramón Laureano, R OBP: 0.264, SLG: 0.392	BB		BB		BB			1 1B 1 1B 1B		2	1	1	1	2	0	0						
23 Shea Langeliers, R OBP: 0.285, SLG: 0.383	K		HBP		P2			1 1B 6 1B 1B		3	0	1	1	0	1	2						
6 Jace Peterson, L OBP: 0.290, SLG: 0.284	F8		F8		FC3-6 1 E 1B			1 1B 1 1B 1B		4	1	1	1	0	0	2						
26 Jonah Bride, R OBP: 0.667, SLG: 0.667	49 HBP 1 1B 1B		49 HBP 1 1B 1B		1 E 49 HR 1B			P3		3	1	2	0	0	0	0						
5 Tony Kemp, L OBP: 0.244, SLG: 0.211	49 HBP 1 1B 1B		49 HBP 1 1B 1B		1 E 49 HR 1B			G5-3		1	0	0	0	0	0	2						
<b>Inning Stats</b>	R: 0 H: 0 E: 0 K: 1 S: 8	H: 0 LOB: 0 BB: 0 P: 13	R: 0 H: 0 E: 0 K: 2 S: 10	H: 0 LOB: 1 BB: 1 P: 17	R: 0 H: 2 E: 0 K: 0 S: 8	H: 2 LOB: 2 BB: 0 P: 11	R: 0 H: 0 E: 0 K: 0 S: 8	H: 0 LOB: 0 BB: 0 P: 10	R: 4 H: 3 E: 1 K: 0 S: 13	H: 3 LOB: 0 BB: 0 P: 17	R: 0 H: 0 E: 0 K: 0 S: 8	H: 0 LOB: 1 BB: 1 P: 15	R: 0 H: 0 E: 0 K: 1 S: 7	H: 0 LOB: 0 BB: 0 P: 12	R: 3 H: 3 E: 0 K: 2 S: 21	H: 3 LOB: 3 BB: 2 P: 40	1B: 7 2B: 0 3B: 0 HR: 1	SF: 0 SAC: 0 DP: 1 HBP: 4	WP: 0 PB: 0 SB: 0 CS: 0	PA: 38		
<b>PITCHER</b>	IP WLS BF H R ER SO BB IBB HBP BLK WP HR S P ERA WHIP	IP WLS BF H R ER SO BB IBB HBP BLK WP HR S P ERA WHIP	IP WLS BF H R ER SO BB IBB HBP BLK WP HR S P ERA WHIP	IP WLS BF H R ER SO BB IBB HBP BLK WP HR S P ERA WHIP	IP WLS BF H R ER SO BB IBB HBP BLK WP HR S P ERA WHIP	IP WLS BF H R ER SO BB IBB HBP BLK WP HR S P ERA WHIP	IP WLS BF H R ER SO BB IBB HBP BLK WP HR S P ERA WHIP	IP WLS BF H R ER SO BB IBB HBP BLK WP HR S P ERA WHIP	IP WLS BF H R ER SO BB IBB HBP BLK WP HR S P ERA WHIP	IP WLS BF H R ER SO BB IBB HBP BLK WP HR S P ERA WHIP	IP WLS BF H R ER SO BB IBB HBP BLK WP HR S P ERA WHIP	IP WLS BF H R ER SO BB IBB HBP BLK WP HR S P ERA WHIP	IP WLS BF H R ER SO BB IBB HBP BLK WP HR S P ERA WHIP	IP WLS BF H R ER SO BB IBB HBP BLK WP HR S P ERA WHIP	IP WLS BF H R ER SO BB IBB HBP BLK WP HR S P ERA WHIP	IP WLS BF H R ER SO BB IBB HBP BLK WP HR S P ERA WHIP	IP WLS BF H R ER SO BB IBB HBP BLK WP HR S P ERA WHIP	IP WLS BF H R ER SO BB IBB HBP BLK WP HR S P ERA WHIP	IP WLS BF H R ER SO BB IBB HBP BLK WP HR S P ERA WHIP	IP WLS BF H R ER SO BB IBB HBP BLK WP HR S P ERA WHIP	IP WLS BF H R ER SO BB IBB HBP BLK WP HR S P ERA WHIP	IP WLS BF H R ER SO BB IBB HBP BLK WP HR S P ERA WHIP





Batter	1	2	3	4	5	6	7	8	9	AB R H RBI BB SO LOB	TOP											
13 Ronald Acuña Jr., R OBP: 0.409, SLG: 0.553										3 0 0 0 1 0 1	<b>Atlanta Braves @ Oakland Athletics</b> Oakland Coliseum, Oakland, CA Tue May 30 2023, 6:43 PM - 8:59 PM PDT Att. 5,116 - Partly Cloudy - 60 F											
28 Matt Olson, L OBP: 0.360, SLG: 0.544										4 0 1 0 0 2 1												
27 Austin Riley, R OBP: 0.333, SLG: 0.458										4 0 0 0 0 0 1												
1 Ozzie Albies, S OBP: 0.295, SLG: 0.455										3 0 0 0 0 0 0												
12 Sean Murphy, R OBP: 0.398, SLG: 0.553										3 0 0 0 0 1 0												
20 Marcell Ozuna, R OBP: 0.301, SLG: 0.473										3 0 0 0 0 0 0												
17 Kevin Pillar, R OBP: 0.292, SLG: 0.524										3 1 2 1 0 0 0												
11 Orlando Arcia, R OBP: 0.352, SLG: 0.458										3 0 0 0 0 1 1												
23 Michael Harris II, L OBP: 0.261, SLG: 0.274										3 0 1 0 0 1 1												
<b>Inning Stats</b>	R: 0 E: 0 K: 0 S: 11	H: 1 LOB: 0 BB: 1 P: 19	R: 0 E: 0 K: 1 S: 9	H: 0 LOB: 0 BB: 0 P: 12	R: 1 E: 0 K: 1 S: 13	H: 2 LOB: 1 BB: 0 P: 23	R: 0 E: 0 K: 0 S: 6	H: 0 LOB: 0 BB: 0 P: 9	R: 0 E: 0 K: 0 S: 13	H: 1 LOB: 1 BB: 0 P: 17		R: 0 E: 0 K: 0 S: 7	H: 0 LOB: 0 BB: 0 P: 10	R: 0 E: 0 K: 0 S: 7	H: 0 LOB: 0 BB: 0 P: 12	R: 0 E: 0 K: 2 S: 8	H: 0 LOB: 0 BB: 0 P: 13	R: 0 E: 0 K: 1 S: 7	H: 0 LOB: 0 BB: 0 P: 10	1B: 2 2B: 1 3B: 0 HR: 1	SF: 0 SAC: 0 DP: 1 HBP: 0	WP: 0 PB: 0 SB: 0 CS: 1
<b>PITCHER</b>	IP WLS BF H R ER SO BB IBB HBP BLK WP HR S P ERA WHIP											IP WLS BF H R ER SO BB IBB HBP BLK WP HR S P ERA WHIP										
38 JP Sears, L ERA: 4.37	(1, 1) 6.0 21 4 1 1 2 1 0 0 0 0 0 1 59 90 1.50 0.833											(1, 1) 6.0 21 4 1 1 2 1 0 0 0 0 0 1 59 90 1.50 0.833										
29 Austin Pruitt, R ERA: 3.77	(7, 1) 1.2 5 0 0 0 1 0 0 0 0 0 0 0 12 20 0.00 0.000											(7, 1) 1.2 5 0 0 0 1 0 0 0 0 0 0 0 12 20 0.00 0.000										
60 Sam Moll, L ERA: 4.58	(8, 1) 1.0 3 0 0 0 2 0 0 0 0 0 0 0 8 11 0.00 0.000											(8, 1) 1.0 3 0 0 0 2 0 0 0 0 0 0 0 8 11 0.00 0.000										
11 Shintaro Fujinami, R ERA: 12.0	(9, 1) 0.1 W 1 0 0 0 0 0 0 0 0 0 0 0 2 4 0.00 0.000											(9, 1) 0.1 W 1 0 0 0 0 0 0 0 0 0 0 0 2 4 0.00 0.000										

Batter	1	2	3	4	5	6	7	8	9	AB R H RBI BB SO LOB	BOTTOM											
1 Esteyru Ruiz, R OBP: 0.340, SLG: 0.356										3 0 1 1 1 0 0	<b>Atlanta Braves @ Oakland Athletics</b> Oakland Coliseum, Oakland, CA Tue May 30 2023, 6:43 PM - 8:59 PM PDT Att. 5,116 - Partly Cloudy - 60 F											
49 Ryan Noda, L OBP: 0.391, SLG: 0.454										4 0 0 0 0 2 3												
15 Seth Brown, L OBP: 0.250, SLG: 0.373										2 1 0 0 2 2 0												
12 Aledmys Diaz, R OBP: 0.252, SLG: 0.250										3 0 0 0 0 0 1												
6 Jace Peterson, L OBP: 0.298, SLG: 0.282										1 0 0 0 0 1 1												
22 Ramón Laureano, R OBP: 0.270, SLG: 0.391										3 0 1 0 1 0 0												
33 JJ Bleday, L OBP: 0.311, SLG: 0.400										2 0 1 0 2 0 1												
26 Jonah Bride, R OBP: 0.286, SLG: 0.286										4 0 0 0 0 1 4												
23 Shea Langeliers, R OBP: 0.286, SLG: 0.382										3 1 1 0 0 1 2												
2 Nick Allen, R OBP: 0.255, SLG: 0.250										3 0 1 0 0 0 0												
<b>Inning Stats</b>	R: 0 E: 0 K: 1 S: 15	H: 0 LOB: 1 BB: 1 P: 22	R: 0 E: 0 K: 2 S: 9	H: 0 LOB: 1 BB: 1 P: 17	R: 0 E: 0 K: 0 S: 6	H: 0 LOB: 0 BB: 0 P: 8	R: 0 E: 0 K: 1 S: 9	H: 1 LOB: 0 BB: 0 P: 13	R: 1 E: 0 K: 0 S: 13	H: 3 LOB: 1 BB: 0 P: 16	R: 0 E: 0 K: 1 S: 6	H: 0 LOB: 0 BB: 0 P: 9	R: 0 E: 0 K: 0 S: 3	H: 1 LOB: 0 BB: 0 P: 4	R: 0 E: 0 K: 1 S: 5	H: 0 LOB: 0 BB: 1 P: 10	R: 1 E: 1 K: 1 S: 7	H: 0 LOB: 3 BB: 3 P: 21	1B: 5 2B: 0 3B: 0 HR: 0	SF: 0 SAC: 0 DP: 2 HBP: 0	WP: 0 PB: 0 SB: 0 CS: 1	PA: 34
<b>PITCHER</b>	IP WLS BF H R ER SO BB IBB HBP BLK WP HR S P ERA WHIP											IP WLS BF H R ER SO BB IBB HBP BLK WP HR S P ERA WHIP										
55 Bryce Elder, R ERA: 1.92	(1, 1) 7.1 28 5 1 1 5 3 0 0 0 0 0 0 63 95 1.23 1.091											(1, 1) 7.1 28 5 1 1 5 3 0 0 0 0 0 0 63 95 1.23 1.091										
33 A.J. Minter, L ERA: 6.93	(8, 1) 0.2 1 0 0 0 1 0 0 0 0 0 0 0 3 4 0.00 0.000											(8, 1) 0.2 1 0 0 0 1 0 0 0 0 0 0 0 3 4 0.00 0.000										
26 Raisel Iglesias, R ERA: 4.15	(9, 1) 0.1 L 5 0 1 0 1 3 0 0 0 0 0 0 0 7 21 0.00 9.000											(9, 1) 0.1 L 5 0 1 0 1 3 0 0 0 0 0 0 0 7 21 0.00 9.000										

AB	29
R	1
H	4
RBI	1
BB	1
SO	5
LOB	5

AB	28
R	2
H	5
RBI	1
BB	6
SO	7
LOB	12









Batter	1	2	3	4	5	6	7	8	9	AB	R	H	RBI	BB	SO	LOB	TOP								
1 Esteyru Ruiz, R OBP: 0.333, SLG: 0.348										4	0	1	0	0	0	1									
49 Ryan Noda, L OBP: 0.390, SLG: 0.442										4	0	1	0	0	3	1									
25 Brent Rooker, R OBP: 0.363, SLG: 0.503										4	0	1	0	0	2	1									
15 Seth Brown, L OBP: 0.232, SLG: 0.344										3	0	0	0	0	3	2									
22 Ramón Laureano, R (9, PH) OBP: 0.280, SLG: 0.394										1	0	1	0	0	0	0									
12 Aledmys Díaz, R OBP: 0.241, SLG: 0.238										4	0	0	0	0	1	1									
33 JJ Bleday, L OBP: 0.308, SLG: 0.406										3	0	1	0	0	1	0									
44 Carlos Pérez, R (9, PH) OBP: 0.333, SLG: 0.398										1	0	0	0	0	0	1									
26 Jonah Bride, R OBP: 0.231, SLG: 0.167										2	0	0	0	1	2	1									
23 Shea Langeliers, R OBP: 0.281, SLG: 0.376										3	0	0	0	0	3	2									
5 Tony Kemp, L OBP: 0.245, SLG: 0.208										2	0	0	0	1	0	1									
<b>Inning Stats</b>	R: 0 E: 0 K: 2 S: 10	H: 1 LOB: 1 BB: 0 P: 16	R: 0 E: 0 K: 1 S: 6	H: 0 LOB: 0 BB: 0 P: 6	R: 0 E: 0 K: 2 S: 14	H: 0 LOB: 1 BB: 1 P: 24	R: 0 E: 0 K: 1 S: 9	H: 0 LOB: 0 BB: 0 P: 13	R: 0 E: 0 K: 2 S: 13	H: 1 LOB: 1 BB: 0 P: 18	R: 0 E: 0 K: 2 S: 12	H: 2 LOB: 1 BB: 0 P: 18	R: 0 E: 0 K: 2 S: 9	H: 0 LOB: 1 BB: 1 P: 18	R: 0 E: 0 K: 1 S: 9	H: 0 LOB: 0 BB: 0 P: 13	R: 0 E: 0 K: 2 S: 13	H: 1 LOB: 1 BB: 0 P: 19	1B: 4 2B: 1 3B: 0 HR: 0	SF: 0 SAC: 0 DP: 0 HBP: 0	WP: 0 PB: 0 SB: 1 CS: 0	PA: 33			
<b>PITCHER</b>	IP	WLS	BF	H	R	ER	SO	BB	IBB	HBP	BLK	WP	HR	S	P	ERA	WHIP								
27 Edward Cabrera, R ERA: 4.5	6.0	W	22	4	0	0	10	1	0	0	0	0	0	64	95	0.00	0.833								
84 JT Chargois, L ERA: 2.45	1.0		4	0	0	0	2	1	0	0	0	0	0	9	18	0.00	1.000								
43 Andrew Nardi, L ERA: 2.81	1.0		3	0	0	0	1	0	0	0	0	0	0	9	13	0.00	0.000								
66 Tanner Scott, L ERA: 3.33	1.0		4	1	0	0	2	0	0	0	0	0	0	13	19	0.00	1.000								

Oakland Athletics @ Miami Marlins  
loanDepot park, Miami, FL  
Fri Jun 02 2023, 6:41 PM - 8:58 PM EDT  
Att: 8,582 - Roof Closed - 72 F

AB 31  
R 0  
H 5  
RBI 0  
BB 2  
SO 15  
LOB 11



Batter	1	2	3	4	5	6	7	8	9	AB	R	H	RBI	BB	SO	LOB	BOTTOM								
3 Luis Arraez, L OBP: 0.429, SLG: 0.456										4	0	0	0	0	1	2									
12 Jorge Soler, R OBP: 0.332, SLG: 0.545										4	1	1	1	0	2	0									
14 Bryan De La Cruz, R OBP: 0.350, SLG: 0.457										4	1	2	1	0	1	0									
7 Jesús Sánchez, L OBP: 0.379, SLG: 0.582										4	1	3	2	0	0	0									
10 Yuli Gurriel, R OBP: 0.338, SLG: 0.402										4	0	1	0	0	2	1									
9 Jean Segura, R OBP: 0.286, SLG: 0.227										3	0	0	0	0	0	2									
5 Jon Berti, R ERA: 12.19										2	0	0	0	0	1	2									
18 Joey Wendle, L (7, PH) OBP: 0.270, SLG: 0.286										1	0	0	0	0	0	0									
58 Jacob Stallings, R OBP: 0.226, SLG: 0.214										3	1	1	0	0	1	0									
1 Garrett Hampson, R OBP: 0.297, SLG: 0.349										3	0	1	0	0	0	1									
<b>Inning Stats</b>	R: 2 E: 0 K: 1 S: 14	H: 2 LOB: 0 BB: 0 P: 19	R: 0 E: 0 K: 2 S: 8	H: 0 LOB: 0 BB: 0 P: 11	R: 0 E: 0 K: 2 S: 10	H: 0 LOB: 0 BB: 0 P: 14	R: 0 E: 0 K: 1 S: 13	H: 2 LOB: 2 BB: 0 P: 22	R: 2 E: 0 K: 0 S: 14	H: 3 LOB: 1 BB: 0 P: 22	R: 0 E: 0 K: 0 S: 12	H: 0 LOB: 0 BB: 0 P: 17	R: 0 E: 0 K: 0 S: 8	H: 1 LOB: 1 BB: 0 P: 15	R: 0 E: 0 K: 2 S: 9	H: 1 LOB: 1 BB: 0 P: 13	1B: 7 2B: 1 3B: 0 HR: 1	SF: 0 SAC: 0 DP: 0 HBP: 0	WP: 0 PB: 0 SB: 0 CS: 0	PA: 32					
<b>PITCHER</b>	IP	WLS	BF	H	R	ER	SO	BB	IBB	HBP	BLK	WP	HR	S	P	ERA	WHIP								
11 Shintaro Fujinami, R ERA: 12.19	1.0	L	5	2	2	2	1	0	0	0	0	0	0	14	19	18.00	2.000								
63 Hogan Harris, L ERA: 6.97	5.0		19	5	2	2	5	0	0	0	0	0	0	57	86	3.60	1.000								
29 Austin Pruitt, R ERA: 3.38	1.2		6	1	0	0	1	0	0	0	0	0	0	13	23	0.00	0.600								
60 Sam Moll, L ERA: 4.5	0.1		2	1	0	0	1	0	0	0	0	0	0	4	5	0.00	3.000								

Oakland Athletics @ Miami Marlins  
loanDepot park, Miami, FL  
Fri Jun 02 2023, 6:41 PM - 8:58 PM EDT  
Att: 8,582 - Roof Closed - 72 F

AB 32  
R 4  
H 9  
RBI 4  
BB 0  
SO 8  
LOB 8





Batter	1	2	3	4	5	6	7	8	9	AB	R	H	RBI	BB	SO	LOB	TOP								
1 Esteyru Ruiz, R OBP: 0.331, SLG: 0.349										5	0	1	0	0	2	2	<p>Oakland Athletics @ Miami Marlins</p> <p>loanDepot park, Miami, FL</p> <p>Sat Jun 03 2023, 4:12 PM - 7:12 PM EDT</p> <p>Att: 10,649 - Roof Closed - 72 F</p>								
49 Ryan Noda, L OBP: 0.296, SLG: 0.444										4	0	2	0	1	1										
22 Ramón Laureano, R OBP: 0.277, SLG: 0.388										5	1	1	0	0	1	3									
15 Seth Brown, L OBP: 0.230, SLG: 0.324										4	0	0	0	1	4	3									
33 JJ Bleday, L OBP: 0.305, SLG: 0.411										4	0	1	0	0	1	2									
6 Jace Peterson, L OBP: 0.294, SLG: 0.279										3	0	1	0	1	1	1									
23 Shea Langeliers, R OBP: 0.286, SLG: 0.384										4	0	2	1	0	0	2									
5 Tony Kemp, L OBP: 0.246, SLG: 0.204										3	0	0	0	0	0	4									
2 Nick Allen, R OBP: 0.248, SLG: 0.242										4	0	0	0	0	1	2									
<b>Inning Stats</b>	R: 0 E: 0 K: 3 S: 14	H: 1 LOB: 1 BB: 0 P: 20	R: 0 E: 0 K: 1 S: 10	H: 1 LOB: 1 BB: 0 P: 16	R: 0 E: 0 K: 0 S: 12	H: 0 LOB: 1 BB: 1 P: 23	R: 0 E: 0 K: 1 S: 12	H: 1 LOB: 1 BB: 0 P: 17	R: 0 E: 0 K: 0 S: 7	H: 0 LOB: 0 BB: 0 P: 12	R: 0 E: 0 K: 3 S: 10	H: 0 LOB: 0 BB: 0 P: 13	R: 0 E: 0 K: 2 S: 13	H: 1 LOB: 2 BB: 0 P: 16	R: 1 E: 0 K: 0 S: 15	H: 2 LOB: 2 BB: 2 P: 26		R: 0 E: 1 K: 1 S: 14	H: 1 LOB: 2 BB: 0 P: 19	1B: 5 2B: 3 3B: 0 HR: 0	SF: 0 SAC: 0 DP: 0 HBP: 1	WP: 0 PB: 0 CS: 0	PA: 40		
<b>PITCHER</b>	IP	WLS	BF	H	R	ER	SO	BB	IBB	HBP	BLK	WP	HR	S	P	ERA	WHIP								
39 Eury Pérez, R ERA: 2.25	5.0	W	20	4	0	0	5	1	0	0	0	0	0	55	88	0.00	1.000								
48 Steven Okert, L ERA: 1.96	1.0		3	0	0	0	3	0	0	0	0	0	0	10	13	0.00	0.000								
62 George Soriano, R ERA: 2.7	3.0	S	17	4	1	1	3	2	0	1	0	0	0	42	61	3.00	2.000								

Batter	1	2	3	4	5	6	7	8	9	AB	R	H	RBI	BB	SO	LOB	BOTTOM								
3 Luis Arraez, L OBP: 0.441, SLG: 0.485										5	1	5	5	0	0	0	<p>Oakland Athletics @ Miami Marlins</p> <p>loanDepot park, Miami, FL</p> <p>Sat Jun 03 2023, 4:12 PM - 7:12 PM EDT</p> <p>Att: 10,649 - Roof Closed - 72 F</p>								
1 Garrett Hampson, R OBP: 0.303, SLG: 0.349										0	0	0	0	1	0	0									
12 Jorge Soler, R OBP: 0.326, SLG: 0.535										6	0	1	0	0	1	7									
14 Bryan De La Cruz, R OBP: 0.347, SLG: 0.452										2	0	0	2	1	0	2									
7 Jesús Sánchez, L OBP: 0.391, SLG: 0.573										3	1	1	0	2	1	2									
10 Yuli Gurriel, R OBP: 0.340, SLG: 0.409										5	1	2	0	0	1	6									
9 Jean Segura, R OBP: 0.296, SLG: 0.223										3	1	0	0	1	0	1									
5 Jon Berti, R OBP: 0.317, SLG: 0.333										1	0	0	0	0	1	2									
4 Nick Fortes, R OBP: 0.296, SLG: 0.328										3	3	1	1	2	0	1									
18 Joey Wendle, L OBP: 0.309, SLG: 0.350										4	3	3	0	0	0	0									
49 Jonathan Davis, R OBP: 0.400, SLG: 0.500										4	2	1	3	0	0	5									
<b>Inning Stats</b>	R: 0 E: 0 K: 1 S: 14	H: 1 LOB: 2 BB: 1 P: 23	R: 4 E: 0 K: 1 S: 24	H: 5 LOB: 2 BB: 1 P: 36	R: 3 E: 0 K: 1 S: 19	H: 2 LOB: 1 BB: 2 P: 32	R: 0 E: 0 K: 0 S: 12	H: 1 LOB: 1 BB: 0 P: 20	R: 2 E: 0 K: 0 S: 13	H: 2 LOB: 2 BB: 1 P: 20	R: 0 E: 0 K: 0 S: 7	H: 0 LOB: 0 BB: 0 P: 8	R: 0 E: 0 K: 0 S: 8	H: 1 LOB: 1 BB: 0 P: 13	R: 3 E: 0 K: 1 S: 17	H: 2 LOB: 2 BB: 2 P: 34	1B: 7 2B: 7 3B: 0 HR: 0	SF: 2 SAC: 0 DP: 0 HBP: 2	WP: 2 PB: 0 SB: 1 CS: 0	PA: 47					
<b>PITCHER</b>	IP	WLS	BF	H	R	ER	SO	BB	IBB	HBP	BLK	WP	HR	S	P	ERA	WHIP								
46 Luis Medina, R ERA: 8.19	2.0	L	16	6	6	6	2	4	0	0	0	0	0	43	72	27.00	5.000								
66 Sam Long, L ERA: 3.43	2.0		9	3	1	1	1	0	0	0	0	0	0	26	39	4.50	1.500								
45 Richard Lovelady, L ERA: 3.06	1.0		7	2	2	2	0	1	0	1	0	0	0	13	20	18.00	3.000								
65 Trevor May, R ERA: 6.75	1.0		3	0	0	0	0	0	0	0	0	0	0	7	8	0.00	0.000								
70 Lucas Ececeg, R ERA: 4.0	2.0		12	3	3	3	1	2	0	1	0	1	0	25	47	13.50	2.500								

AB	36
R	1
H	8
RBI	1
BB	3
SO	11
LOB	20



AB	36
R	12
H	14
RBI	11
BB	7
SO	4
LOB	26






Batter	1	2	3	4	5	6	7	8	9	AB	R	H	RBI	BB	SO	LOB	TOP										
1 Esteyru Ruiz, R OBP: 0.329, SLG: 0.347	G6-3		22 2B 1B		B3			G6-3		4	1	1	1	0	0	0	<b>Oakland Athletics @ Miami Marlins</b> loanDepot park, Miami, FL Sun Jun 04 2023, 1:41 PM - 4:17 PM EDT Att: 12,507 - Roof Closed - 72 F										
49 Ryan Noda, L OBP: 0.293, SLG: 0.435	G4-3		K		K			BB		3	0	0	0	1	2	2											
22 Ramón Laureano, R OBP: 0.282, SLG: 0.396	K		33 E 2B					P3		4	1	2	2	0	1	1											
33 JJ Bleday, L OBP: 0.294, SLG: 0.395		G4-3	F9		G6-3			F9		3	0	0	0	0	0	1											
26 Jonah Brdce, R OBP: 0.231, SLG: 0.167										0	0	0	0	0	0	0											
5 Tony Kemp, L OBP: 0.244, SLG: 0.203										1	0	0	0	0	0	0											
25 Brent Rooker, R OBP: 0.357, SLG: 0.494		K	F8							3	0	0	0	0	2	0											
15 Seth Brown, L OBP: 0.227, SLG: 0.319		K						K		1	0	0	0	0	1	0											
12 Aledmys Díaz, R OBP: 0.334, SLG: 0.231		G3			K					4	0	0	0	0	2	0											
6 Jace Peterson, L OBP: 0.294, SLG: 0.280			23 1B 2 1B 1B		G6-3			G6-3		3	1	1	0	0	0	0											
23 Shea Langeliers, R OBP: 0.286, SLG: 0.383			2 1B 1 1B 1B		K			P2		3	1	1	0	0	1	0											
2 Nick Allen, R OBP: 0.250, SLG: 0.245			22 2B 1 1B 1B					G4-3		3	1	1	1	0	0	0											
<b>Inning Stats</b>	R: 0 E: 0 K: 1 S: 6	H: 0 LOB: 0 BB: 0 P: 8	R: 0 E: 0 K: 1 S: 5	H: 0 LOB: 0 BB: 0 P: 5	R: 5 E: 0 K: 1 S: 21	H: 5 LOB: 0 BB: 0 P: 25	R: 0 E: 0 K: 2 S: 13	H: 0 LOB: 0 BB: 0 P: 18	R: 0 E: 0 K: 1 S: 9	H: 0 LOB: 0 BB: 0 P: 10	R: 0 E: 0 K: 1 S: 10	H: 1 LOB: 0 BB: 0 P: 16	R: 0 E: 0 K: 0 S: 6	H: 0 LOB: 0 BB: 0 P: 7	R: 0 E: 0 K: 0 S: 8	H: 0 LOB: 1 BB: 0 P: 14	R: 0 E: 0 K: 2 S: 9	H: 0 LOB: 0 BB: 0 P: 14	1B: 5 2B: 1 3B: 0 HR: 0	SF: 0 SAC: 0 DP: 1 HBP: 0	WP: 0 PB: 0 SB: 2 CS: 0	PA: 33					
<b>PITCHER</b>	IP	WLS	BF	H	R	ER	SO	BB	IBB	HBP	BLK	WP	HR	S	P	ERA	WHIP										
22 Sandy Alcantara, R ERA: 5.07	7.0		26	6	5	5	7	0	0	0	0	0	0	70	89	6.43	0.857										
66 Tanner Scott, L ERA: 3.21	1.0	W	4	0	0	0	0	1	0	0	0	0	0	8	14	0.00	1.000										
36 Dylan Floro, R ERA: 4.32	1.0	S	3	0	0	0	2	0	0	0	0	0	0	9	14	0.00	0.000										

Batter	1	2	3	4	5	6	7	8	9	AB	R	H	RBI	BB	SO	LOB	BOTTOM										
3 Luis Arraez, L OBP: 0.445, SLG: 0.485	G4-3		G4-3		14 1B 26 HR 1B			BB		4	1	2	1	1	0	0	<b>Oakland Athletics @ Miami Marlins</b> loanDepot park, Miami, FL Sun Jun 04 2023, 1:41 PM - 4:17 PM EDT Att: 12,507 - Roof Closed - 72 F										
14 Bryan De La Cruz, R OBP: 0.348, SLG: 0.461	F8		7 BB 1B		26 HR 1B			F9		5	1	2	0	0	1	3											
7 Jesús Sánchez, L OBP: 0.381, SLG: 0.547	G3		BB					K		4	0	0	0	1	2	4											
26 Garrett Cooper, R OBP: 0.278, SLG: 0.412		10 2B 2B	P3					F8		4	2	2	3	0	0	2											
10 Yuli Gurriel, R OBP: 0.350, SLG: 0.440					58 SF9 3B			F8		4	1	3	1	0	0	0											
9 Jean Segura, R OBP: 0.286, SLG: 0.219								FC6-4 1B		3	0	0	0	1	0	2											
18 Joey Wendle, L OBP: 0.306, SLG: 0.359		G1-6-3			L6			G3		4	1	1	0	0	0	3											
58 Jacob Stallings, R OBP: 0.227, SLG: 0.218								58 1B 3 1B 2B		3	0	1	1	0	1	1											
4 Nick Fortes, R OBP: 0.236, SLG: 0.328		K			SF9			G6-3		0	1	0	0	0	0	0											
49 Jonathan Davis, R OBP: 0.395, SLG: 0.515								3 1B 14 PB 1B		3	0	1	0	0	1	1											
12 Jorge Soler, R OBP: 0.326, SLG: 0.532					G6-3			K		1	0	0	0	0	1	2											
1 Garrett Hampson, R OBP: 0.303, SLG: 0.349										0	0	0	0	0	0	0											
<b>Inning Stats</b>	R: 0 E: 0 K: 0 S: 7	H: 0 LOB: 0 BB: 0 P: 8	R: 1 E: 0 K: 1 S: 11	H: 2 LOB: 1 BB: 0 P: 15	R: 0 E: 0 K: 0 S: 9	H: 1 LOB: 2 BB: 1 P: 15	R: 1 E: 0 K: 1 S: 14	H: 1 LOB: 1 BB: 1 P: 25	R: 3 E: 0 K: 1 S: 18	H: 3 LOB: 0 BB: 0 P: 22	R: 0 E: 0 K: 0 S: 10	H: 1 LOB: 2 BB: 1 P: 18	R: 0 E: 0 K: 0 S: 13	H: 1 LOB: 1 BB: 0 P: 17	R: 2 E: 0 K: 3 S: 16	H: 3 LOB: 2 BB: 0 P: 25	R: 0 E: 0 K: 3 S: 9	H: 0 LOB: 0 BB: 0 P: 14	1B: 6 2B: 4 3B: 1 HR: 1	SF: 1 SAC: 0 DP: 0 HBP: 0	WP: 0 PB: 1 SB: 0 CS: 0	PA: 39					
<b>PITCHER</b>	IP	WLS	BF	H	R	ER	SO	BB	IBB	HBP	BLK	WP	HR	S	P	ERA	WHIP										
58 Paul Blackburn, R ERA: 6.0	5.0		24	7	5	5	3	2	0	0	0	0	0	59	85	9.00	1.800										
Ken Waldichuk, L ERA: 7.22	1.2		8	2	0	0	0	1	0	0	0	0	0	22	34	0.00	1.800										
29 Austin Pruitt, R ERA: 3.78	0.2	L	4	2	2	1	1	0	0	0	0	0	0	10	16	13.50	3.000										
60 Sam Moll, L ERA: 4.35	0.2		3	1	0	0	2	0	0	0	0	0	0	7	10	0.00	1.500										

AB	32
R	5
H	6
RBI	4
BB	1
SO	9
LOB	4



AB	35
R	7
H	12
RBI	6
BB	3
SO	6
LOB	18










Batter	1	2	3	4	5	6	7	8	9	AB	R	H	RBI	BB	SO	LOB	TOP										
1 Esteyru Ruiz, R OBP: 0.321, SLG: 0.337	G6-3	FC6-4	L8	L8	L8	FC3		F8	K	6	0	0	0	0	1	5											
49 Ryan Noda, L OBP: 0.409, SLG: 0.453	BB		2B			K		G3-1		4	1	2	1	1	1	1											
25 Brent Rooker, R OBP: 0.364, SLG: 0.505	FC4-6		G5-3			F8		G4-6-3		5	1	1	2	0	0	5											
15 Seth Brown, L OBP: 0.241, SLG: 0.342	BB		2B			F9		HR		4	0	1	1	1	2	0											
12 Aledmys Diaz, R OBP: 0.245, SLG: 0.250	FC4		1B			F8				4	1	2	0	0	0	2											
4 Kevin Smith, R OBP: 0.203, SLG: 0.312			1B			G6-3				1	0	0	0	0	0	0											
33 JJ Bleday, L OBP: 0.301, SLG: 0.390	G4-3		BB			F7				3	2	1	0	2	0	0											
23 Shea Langeliers, R OBP: 0.293, SLG: 0.397	HR		G6-4-3			G6-3				4	2	1	1	1	0	6											
6 Jace Peterson, L OBP: 0.312, SLG: 0.333	1B		1B			1B				5	3	5	5	0	0	0											
26 Jonah Bride, R OBP: 0.364, SLG: 0.316	L8		G5-4-3			1B				4	1	2	1	0	0	2											
Inning Stats	R: 0 H: 0 E: 0 K: 0 S: 12	H: 0 LOB: 2 BB: 2 P: 24	R: 1 H: 2 E: 0 K: 0 S: 9	H: 2 LOB: 1 BB: 0 P: 12	R: 1 H: 3 E: 0 K: 0 S: 13	H: 3 LOB: 2 BB: 1 P: 20	R: 0 H: 1 E: 0 K: 0 S: 6	H: 1 LOB: 0 BB: 0 P: 14	R: 0 H: 0 E: 0 K: 1 S: 11	H: 0 LOB: 0 BB: 0 P: 17	R: 3 H: 4 E: 1 K: 0 S: 13	H: 4 LOB: 2 BB: 1 P: 21	R: 0 H: 0 E: 0 K: 1 S: 9	H: 0 LOB: 0 BB: 0 P: 11	R: 4 H: 3 E: 0 K: 1 S: 18	H: 3 LOB: 0 BB: 1 P: 30	R: 2 H: 2 E: 0 K: 1 S: 17	H: 2 LOB: 1 BB: 0 P: 23	1B: 7 2B: 4 3B: 0 HR: 4	SF: 0 SAC: 0 DP: 3 HBP: 1	WP: 0 PB: 0 SB: 0 CS: 0	PA: 46					
PITCHER	IP	WLS	BF	H	R	ER	SO	BB	IBB	HBP	BLK	WP	HR	S	P	ERA	WHIP										
23 Mitch Keller, R ERA: 3.6	5.1	L	26	8	5	5	1	4	0	0	0	0	1	59	101	8.44	2.250										
46 Yohan Ramirez, R ERA: 1.25	0.2		4	2	0	0	0	0	0	0	0	0	0	5	7	0.00	3.000										
61 Jose Hernandez, L ERA: 2.13	1.0		3	0	0	0	1	0	0	0	0	0	0	9	11	0.00	0.000										
37 Chase De Jong, R ERA: 13.5	2.0		13	5	6	6	2	1	0	1	0	0	3	35	53	27.00	3.000										
Batter	1	2	3	4	5	6	7	8	9	AB	R	H	RBI	BB	SO	LOB	BOTTOM										
30 Tucupita Marcano, L OBP: 0.319, SLG: 0.455	2B		K			G4-3		L7		5	1	1	0	0	1	2											
10 Bryan Reynolds, S OBP: 0.340, SLG: 0.479	BB		BB			1B				2	1	1	0	2	1	0											
6 Mark Mathias, R OBP: 0.377, SLG: 0.311	BB		BB			1B				1	0	0	0	0	1	0											
22 Andrew McCutchen, R OBP: 0.376, SLG: 0.437	F9		BB			BB		F9		2	0	0	0	2	0	2											
65 Jack Suwinski, L OBP: 0.342, SLG: 0.478	FC4		F9			F8		K		4	0	0	0	0	1	5											
2 Connor Joe, R OBP: 0.349, SLG: 0.482	P3		L9			BB				3	0	1	0	1	0	4											
54 Joshua Palacios, L OBP: 0.342, SLG: 0.441	F8		F7			FC4-6		FC5		4	0	1	1	0	0	4											
13 Ke'Bryan Hayes, R OBP: 0.289, SLG: 0.390	G6-3		1B			G3-1		FC5		4	0	1	0	0	0	4											
14 Rodolfo Castro, S OBP: 0.357, SLG: 0.407	G3-1		1B			F9		G6-4-3		4	0	1	0	0	0	2											
18 Austin Hedges, R OBP: 0.241, SLG: 0.216	L4		L8			L8		F9		4	0	0	0	0	0	2											
Inning Stats	R: 1 H: 1 E: 1 K: 0 S: 13	H: 1 LOB: 2 BB: 1 P: 26	R: 0 H: 0 E: 0 K: 0 S: 8	H: 0 LOB: 0 BB: 0 P: 13	R: 0 H: 0 E: 0 K: 1 S: 9	H: 0 LOB: 2 BB: 2 P: 19	R: 0 H: 2 E: 0 K: 0 S: 7	H: 2 LOB: 2 BB: 0 P: 9	R: 1 H: 1 E: 0 K: 0 S: 12	H: 1 LOB: 2 BB: 2 P: 26	R: 0 H: 0 E: 0 K: 0 S: 7	H: 0 LOB: 0 BB: 0 P: 11	R: 0 H: 0 E: 0 K: 2 S: 9	H: 0 LOB: 0 BB: 0 P: 11	R: 0 H: 2 E: 0 K: 0 S: 8	H: 2 LOB: 1 BB: 0 P: 15	R: 0 H: 0 E: 0 K: 1 S: 7	H: 0 LOB: 0 BB: 0 P: 9	1B: 5 2B: 1 3B: 0 HR: 0	SF: 0 SAC: 0 DP: 1 HBP: 0	WP: 0 PB: 0 SB: 1 CS: 0	PA: 38					
PITCHER	IP	WLS	BF	H	R	ER	SO	BB	IBB	HBP	BLK	WP	HR	S	P	ERA	WHIP										
32 James Kaprielian, R ERA: 7.21	6.0	W	28	4	2	1	1	5	0	0	0	0	0	56	104	1.50	1.500										
66 Sam Long, L ERA: 3.13	2.0	H	7	2	0	0	2	0	0	0	0	0	0	17	26	0.00	1.000										
65 Trevor May, R ERA: 6.23	1.0		3	0	0	0	1	0	0	0	0	0	0	7	9	0.00	0.000										

Oakland Athletics @ Pittsburgh Pirates  
PNC Park, Pittsburgh, PA  
Tue Jun 06 2023, 7:06 PM - 9:51 PM EDT  
Att: 13,691 - Partly Cloudy - 76 F

livebaseballscorecards.com


AB 40  
R 11  
H 15  
RBI 11  
BB 5  
SO 4  
LOB 21



Oakland Athletics @ Pittsburgh Pirates  
PNC Park, Pittsburgh, PA  
Tue Jun 06 2023, 7:06 PM - 9:51 PM EDT  
Att: 13,691 - Partly Cloudy - 76 F

livebaseballscorecards.com

AB 33  
R 2  
H 6  
RBI 1  
BB 5  
SO 4  
LOB 25





Batter	1	2	3	4	5	6	7	8	9	AB	R	H	RBI	BB	SO	LOB	TOP					
49 Ryan Noda, L OBP: 0.415, SLG: 0.473										4	2	2	2	2	1	2						
15 Seth Brown, L OBP: 0.281, SLG: 0.375										4	2	3	1	2	1	0						
25 Brent Rooker, R OBP: 0.363, SLG: 0.505										6	1	2	2	0	1	6						
22 Ramón Laureano, R (1, 9) OBP: 0.284, SLG: 0.391										5	1	1	0	1	1	4						
6 Jace Peterson, L (1, 4) OBP: 0.320, SLG: 0.343										4	1	2	2	1	0	1						
26 Jonah Bride, R (1, 5) OBP: 0.407, SLG: 0.348										4	1	2	1	1	0	1						
33 JJ Bleday, L (1, 8) OBP: 0.316, SLG: 0.395										4	1	2	1	1	0	4						
23 Shea Langeliers, R (1, 2) OBP: 0.290, SLG: 0.392										5	0	1	0	0	2	8						
4 Kevin Smith, R (1, 6) OBP: 0.214, SLG: 0.317										5	0	2	0	0	0	2						
<b>Inning Stats</b>	R: 7 E: 0 K: 2 S: 27	H: 6 LOB: 3 BB: 4 P: 52	R: 0 E: 0 K: 0 S: 10	H: 0 LOB: 1 BB: 1 P: 18	R: 0 E: 0 K: 0 S: 10	H: 1 LOB: 1 BB: 1 P: 17	R: 0 E: 0 K: 0 S: 10	H: 2 LOB: 2 BB: 1 P: 16	R: 0 E: 0 K: 1 S: 14	H: 2 LOB: 2 BB: 0 P: 26	R: 2 E: 0 K: 0 S: 11	H: 3 LOB: 1 BB: 0 P: 15	R: 0 E: 0 K: 1 S: 12	H: 1 LOB: 2 BB: 1 P: 17	R: 0 E: 0 K: 2 S: 8	H: 0 LOB: 0 BB: 0 P: 13	1B: 13 2B: 4 3B: 0 HR: 1	SF: 0 SAC: 0 DP: 2 HBP: 0	WP: 0 PB: 0 SB: 2 CS: 0	PA: 49		
<b>PITCHER</b>	IP WLS BF H R ER SO BB IBB HBP BLK WP HR S P ERA WHIP	59 Roansy Contreras, R (1, 1) ERA: 5.97	62 Rob Zastryzny, L (1, 1) ERA: 4.97	48 Luis Ortiz, R (3, 1) ERA: 4.23	36 Dauri Moreta, R (8, 1) ERA: 1.61	68 Angel Perdomo, L (9, 1) ERA:																

Oakland Athletics @ Pittsburgh Pirates  
PNC Park, Pittsburgh, PA  
Wed Jun 07 2023, 12:40 PM - 3:37 PM EDT  
Att. 14,550 - Sunny - 69 F

AB 41  
R 9  
H 17  
RBI 9  
BB 8  
SO 6  
LOB 28

Batter	1	2	3	4	5	6	7	8	9	AB	R	H	RBI	BB	SO	LOB	BOTTOM				
22 Andrew McCutchen, R (1, 10) OBP: 0.381, SLG: 0.435										3	0	1	0	2	0	3					
10 Bryan Reynolds, S (1, 7) OBP: 0.341, SLG: 0.475										4	0	1	1	1	1	3					
2 Connor Joe, R (1, 9) OBP: 0.347, SLG: 0.474										3	0	0	1	1	0	1					
30 Tucupita Marciano, L (9, PH) OBP: 0.325, SLG: 0.459										1	0	1	0	0	0	0					
41 Carlos Santana, S (1, 3) OBP: 0.323, SLG: 0.349										4	1	0	0	1	0	6					
13 Ke'Bryan Hayes, R (1, 5) OBP: 0.295, SLG: 0.404										5	1	3	0	0	0	3					
14 Rodolfo Castro, S (1, 6) OBP: 0.360, SLG: 0.436										4	1	2	3	0	1	2					
6 Mark Mathias, R (1, 4) OBP: 0.354, SLG: 0.298										2	0	0	0	0	0	1					
54 Joshua Palacios, L (6, PH) OBP: 0.325, SLG: 0.417										2	0	0	0	0	2	1					
3 Ji Hwan Bae, L (1, 8) OBP: 0.333, SLG: 0.362										3	1	1	0	1	0	1					
55 Jason Delay, R (1, 2) OBP: 0.366, SLG: 0.425										2	1	0	0	1	1	1					
<b>Inning Stats</b>	R: 0 E: 0 K: 0 S: 7	H: 0 LOB: 0 BB: 1 P: 14	R: 1 E: 0 K: 0 S: 6	H: 1 LOB: 0 BB: 0 P: 9	R: 0 E: 0 K: 1 S: 8	H: 1 LOB: 1 BB: 0 P: 11	R: 2 E: 0 K: 0 S: 14	H: 2 LOB: 1 BB: 1 P: 24	R: 0 E: 0 K: 2 S: 11	H: 1 LOB: 1 BB: 0 P: 14	R: 1 E: 0 K: 0 S: 8	H: 1 LOB: 2 BB: 3 P: 22	R: 0 E: 0 K: 1 S: 11	H: 1 LOB: 0 BB: 0 P: 16	R: 1 E: 0 K: 0 S: 12	H: 2 LOB: 3 BB: 1 P: 24	1B: 6 2B: 1 3B: 1 HR: 1	SF: 0 SAC: 0 DP: 3 HBP: 1	WP: 0 PB: 0 SB: 0 CS: 0	PA: 41	
<b>PITCHER</b>	IP WLS BF H R ER SO BB IBB HBP BLK WP HR S P ERA WHIP	63 Hogan Harris, L (1, 1) ERA: 6.48	70 Lucas Erceg, R (6, 1) ERA: 4.5	45 Richard Lovelady, L (6, 1) ERA: 9.95	Ken Waldichuk, L (7, 1) ERA: 7.24	65 Trevor May, R (9, 1) ERA: 5.95															

Oakland Athletics @ Pittsburgh Pirates  
PNC Park, Pittsburgh, PA  
Wed Jun 07 2023, 12:40 PM - 3:37 PM EDT  
Att. 14,550 - Sunny - 69 F

AB 33  
R 5  
H 9  
RBI 5  
BB 7  
SO 5  
LOB 22



Batter	1	2	3	4	5	6	7	8	9	AB	R	H	RBI	BB	SO	LOB	TOP																																		
1 Esteyru Ruiz, R OBP: 0.322, SLG: 0.339										5	1	2	1	0	1	2																																			
49 Ryan Noda, L OBP: 0.410, SLG: 0.462										4	1	0	0	1	1	3																																			
15 Seth Brown, L OBP: 0.287, SLG: 0.361										3	1	0	0	2	1	3																																			
22 Ramón Laureano, R (1, 9) OBP: 0.287, SLG: 0.402										5	1	2	2	0	1	1																																			
6 Jace Peterson, L OBP: 0.318, SLG: 0.337										3	0	0	0	1	1	1																																			
26 Jonah Bride, R OBP: 0.317, SLG: 0.346										3	0	1	2	0	1	0																																			
33 JJ Bleday, L OBP: 0.324, SLG: 0.386										2	0	0	0	2	1	1																																			
23 Shea Langeliers, R OBP: 0.294, SLG: 0.396										3	1	1	0	1	2	3																																			
4 Kevin Smith, R OBP: 0.205, SLG: 0.302										4	0	0	0	0	1	6																																			
<b>Inning Stats</b>	R: 3 E: 0 K: 2 S: 19	H: 3 LOB: 1 BB: 1 P: 34	R: 1 E: 0 K: 1 S: 11	H: 2 LOB: 0 BB: 0 P: 16	R: 0 E: 0 K: 1 S: 9	H: 0 LOB: 0 BB: 0 P: 14	R: 0 E: 0 K: 0 S: 9	H: 0 LOB: 2 BB: 2 P: 21	R: 1 E: 0 K: 1 S: 16	H: 1 LOB: 3 BB: 3 P: 35	R: 0 E: 0 K: 1 S: 10	H: 0 LOB: 1 BB: 1 P: 17	R: 0 E: 0 K: 1 S: 10	H: 0 LOB: 0 BB: 0 P: 15	R: 0 E: 0 K: 2 S: 11	H: 0 LOB: 0 BB: 0 P: 18	R: 0 E: 0 K: 1 S: 7	H: 0 LOB: 0 BB: 0 P: 10	1B: 4 2B: 1 3B: 1 HR: 0	SF: 1 SAC: 0 DP: 0 HBP: 0	WP: 0 PB: 0 SB: 2 CS: 0	PA: 40																													
<b>PITCHER</b>	IP	WLS	BF	H	R	ER	SO	BB	IBB	HBP	BLK	WP	HR	S	P	ERA	WHIP	<b>PITCHER</b>										IP	WLS	BF	H	R	ER	SO	BB	IBB	HBP	BLK	WP	HR	S	P	ERA	WHIP							
37 Adrian Houser, R ERA: 4.33	4.0	L	22	6	5	5	4	4	0	0	0	0	0	52	93	11.25	2.500																																		
29 Trevor Megill, R ERA: 4.22	1.0		5	0	0	0	1	2	0	0	0	0	0	12	27	0.00	2.000																																		
55 Hoby Milner, L ERA: 3.47	2.0		7	0	0	0	2	1	0	0	0	0	0	20	32	0.00	0.500																																		
46 Bryse Wilson, R ERA: 2.7	1.0		3	0	0	0	2	0	0	0	0	0	0	11	18	0.00	0.000																																		
50 Tyson Miller, R ERA: 5.87	1.0		3	0	0	0	1	0	0	0	0	0	0	7	10	0.00	0.000																																		
<b>Batter</b>	<b>1</b>	<b>2</b>	<b>3</b>	<b>4</b>	<b>5</b>	<b>6</b>	<b>7</b>	<b>8</b>	<b>9</b>	<b>AB</b>	<b>R</b>	<b>H</b>	<b>RBI</b>	<b>BB</b>	<b>SO</b>	<b>LOB</b>	<b>BOTTOM</b>																																		
6 Owen Miller, R OBP: 0.353, SLG: 0.453										3	0	2	0	1	0	0																																			
27 Willy Adames, R OBP: 0.289, SLG: 0.394										4	0	0	0	0	2	4																																			
24 William Contreras, R OBP: 0.337, SLG: 0.496										4	0	0	0	0	2	2																																			
22 Christian Yelich, L OBP: 0.353, SLG: 0.393										3	0	0	0	1	3	2																																			
28 Joey Wiemer, R OBP: 0.297, SLG: 0.418										3	1	0	0	1	2	1																																			
9 Brian Anderson, R OBP: 0.329, SLG: 0.392											4	0	0	0	2	2																																			
16 Blake Perkins, S OBP: 0.222, SLG: 0.320										2	1	1	1	1	0	0																																			
12 Jon Singleton, L (9, PH) OBP: 0.200, SLG: 0.211										1	0	0	0	0	0	0																																			
14 Andruw Monasterio, R OBP: 0.367, SLG: 0.481										2	0	0	0	0	1	2																																			
11 Rowdy Tellez, L (7, PH) OBP: 0.306, SLG: 0.443										1	0	0	0	0	0	0																																			
2 Luis Urias, R OBP: 0.200, SLG: 0.118										3	0	1	1	0	0	0																																			
<b>Inning Stats</b>	R: 0 E: 0 K: 3 S: 16	H: 1 LOB: 1 BB: 0 P: 23	R: 2 E: 0 K: 0 S: 18	H: 3 LOB: 2 BB: 1 P: 34	R: 0 E: 0 K: 2 S: 9	H: 0 LOB: 0 BB: 0 P: 14	R: 0 E: 0 K: 2 S: 6	H: 0 LOB: 0 BB: 1 P: 14	R: 0 E: 1 K: 1 S: 7	H: 0 LOB: 1 BB: 1 P: 9	R: 0 E: 0 K: 1 S: 11	H: 0 LOB: 1 BB: 1 P: 21	R: 0 E: 0 K: 0 S: 9	H: 0 LOB: 0 BB: 0 P: 14	R: 0 E: 0 K: 1 S: 6	H: 0 LOB: 1 BB: 1 P: 15	R: 0 E: 0 K: 2 S: 10	H: 0 LOB: 0 BB: 0 P: 18	1B: 2 2B: 2 3B: 0 HR: 0	SF: 0 SAC: 0 DP: 0 HBP: 0	WP: 2 PB: 0 SB: 2 CS: 1	PA: 34																													
<b>PITCHER</b>	IP	WLS	BF	H	R	ER	SO	BB	IBB	HBP	BLK	WP	HR	S	P	ERA	WHIP	<b>PITCHER</b>										IP	WLS	BF	H	R	ER	SO	BB	IBB	HBP	BLK	WP	HR	S	P	ERA	WHIP							
60 Sam Moll, L ERA: 4.37	1.0		4	3	2	2	6	3	0	0	0	1	0	51	92	3.60	1.200																																		
46 Luis Medina, R ERA: 7.53	5.0	W	20	3	2	2	6	3	0	0	0	1	0	51	92	3.60	1.200																																		
70 Lucas Erceg, R ERA: 3.75	2.0	H	7	0	0	0	1	1	0	0	0	1	0	15	29	0.00	0.500																																		
65 Trevor May, R ERA: 5.52	1.0	S	3	0	0	0	2	0	0	0	0	0	0	10	18	0.00	0.000																																		

Oakland Athletics @ Milwaukee Brewers  
American Family Field, Milwaukee, WI  
Fri Jun 09 2023, 7:11 PM - 10:12 PM CDT  
Att: 30,657 - Clear - 74 F

AB	32
R	5
H	6
RBI	5
BB	7
SO	10
LOB	20



Oakland Athletics @ Milwaukee Brewers  
American Family Field, Milwaukee, WI  
Fri Jun 09 2023, 7:11 PM - 10:12 PM CDT  
Att: 30,657 - Clear - 74 F

AB	30
R	2
H	4
RBI	2
BB	4
SO	12
LOB	13





Batter	1	2	3	4	5	6	7	8	9	10	AB	R	H	RBI	BB	SO	LOB	TOP									
1 Esteyru Ruiz, R OBP: 0.325, SLG: 0.339											3	0	1	0	1	1	0	<b>Oakland Athletics @ Milwaukee Brewers</b> American Family Field, Milwaukee, WI Sat Jun 10 2023, 3:12 PM - 6:18 PM CDT Att: 35,157 - Cloudy - 81 F									
49 Ryan Noda, L OBP: 0.401, SLG: 0.448											5	0	0	0	0	1	3										
15 Seth Brown, L OBP: 0.288, SLG: 0.356											4	0	1	0	0	1	0										
22 Ramón Laureano, R (1, 9) OBP: 0.286, SLG: 0.399											4	0	1	0	0	1	0										
6 Jace Peterson, L OBP: 0.322, SLG: 0.337											3	1	1	0	1	1	0										
26 Jonah Bride, R OBP: 0.400, SLG: 0.321											2	0	0	0	1	1	2										
5 Tony Kemp, L OBP: 0.244, SLG: 0.203											0	1	0	0	0	0	0										
12 Aledmys Díaz, R OBP: 0.258, SLG: 0.271											4	0	3	1	0	0	1										
4 Kevin Smith, R OBP: 0.205, SLG: 0.302											0	0	0	0	0	0	0										
33 JJ Bleday, L OBP: 0.314, SLG: 0.374											3	0	0	1	0	2	1										
25 Brent Rooker, R OBP: 0.362, SLG: 0.503											1	0	0	0	0	0	1										
23 Shea Langeliers, R OBP: 0.294, SLG: 0.390											3	0	0	0	1	2	1										
<b>Inning Stats</b>	R: 0 E: 0 K: 1 S: 7	H: 0 LOB: 0 BB: 0 P: 9	R: 0 E: 0 K: 1 S: 12	H: 2 LOB: 2 BB: 0 P: 18	R: 0 E: 0 K: 1 S: 9	H: 1 LOB: 0 BB: 0 P: 15	R: 0 E: 0 K: 1 S: 7	H: 0 LOB: 0 BB: 0 P: 7	R: 1 E: 0 K: 2 S: 12	H: 2 LOB: 1 BB: 0 P: 18	R: 0 E: 0 K: 1 S: 10	H: 1 LOB: 0 BB: 0 P: 14	R: 0 E: 0 K: 0 S: 8	H: 0 LOB: 1 BB: 1 P: 17	R: 0 E: 0 K: 2 S: 13	H: 0 LOB: 1 BB: 1 P: 23	R: 0 E: 0 K: 2 S: 12	H: 0 LOB: 1 BB: 1 P: 23	R: 1 E: 1 K: 0 S: 11	H: 1 LOB: 2 BB: 1 P: 19	1B: 6 2B: 1 3B: 0 HR: 0	SF: 0 SAC: 0 DP: 1 HBP: 1	WP: 0 PB: 0 SB: 2 CS: 1	PA: 40			
<b>PITCHER</b>	IP 7.0	WLS 25	BF 6	H 6	R 1	ER 1	SO 6	BB 1	IBB 0	HBP 0	BLK 0	WP 0	HR 0	S 65	P 98	ERA 1.29	WHIP 1.000										
49 Julio Teheran, R ERA: 1.48	1.0	4	0	0	0	2	1	0	0	0	0	0	0	13	23	0.00	1.000										
59 Elvis Peguero, R ERA: 2.36	1.0	4	0	0	0	2	1	0	0	0	0	0	0	12	23	0.00	1.000										
38 Devin Williams, R ERA: 0.42	1.0	L	5	1	1	0	0	1	0	0	0	0	0	11	19	0.00	2.000										
31 Joel Payamps, R ERA: 2.67																											



Batter	1	2	3	4	5	6	7	8	9	10	AB	R	H	RBI	BB	SO	LOB	BOTTOM									
22 Christian Yelich, L OBP: 0.350, SLG: 0.389											5	0	1	0	0	1	0	<b>Oakland Athletics @ Milwaukee Brewers</b> American Family Field, Milwaukee, WI Sat Jun 10 2023, 3:12 PM - 6:18 PM CDT Att: 35,157 - Cloudy - 81 F									
27 Willy Adames, R OBP: 0.287, SLG: 0.386											4	0	0	0	1	0	2										
11 Rowdy Tellez, L OBP: 0.298, SLG: 0.442											3	0	1	0	0	1	1										
24 William Contreras, R OBP: 0.340, SLG: 0.428											1	1	1	1	0	0	0										
6 Owen Miller, R OBP: 0.351, SLG: 0.448											4	0	1	0	0	2	1										
12 Jon Singleton, L OBP: 0.174, SLG: 0.182											3	0	0	0	0	0	2										
2 Luis Uriás, R OBP: 0.190, SLG: 0.111											1	0	0	0	0	0	0										
9 Brian Anderson, R OBP: 0.332, SLG: 0.391											3	0	1	0	1	0	0										
16 Blake Perkins, S OBP: 0.222, SLG: 0.320											0	0	0	0	0	0	0										
28 Joey Wiemer, R OBP: 0.296, SLG: 0.411											3	0	0	0	1	2	2										
7 Victor Caratini, S OBP: 0.319, SLG: 0.350											4	0	1	0	0	1	2										
14 Andruw Monasterio, R OBP: 0.324, SLG: 0.419											4	0	0	0	0	1	3										
<b>Inning Stats</b>	R: 0 E: 0 K: 1 S: 14	H: 2 LOB: 2 BB: 0 P: 17	R: 0 E: 0 K: 0 S: 8	H: 1 LOB: 1 BB: 0 P: 13	R: 0 E: 0 K: 1 S: 13	H: 1 LOB: 0 BB: 0 P: 20	R: 0 E: 0 K: 1 S: 10	H: 0 LOB: 0 BB: 0 P: 16	R: 0 E: 0 K: 2 S: 9	H: 0 LOB: 0 BB: 0 P: 14	R: 0 E: 0 K: 1 S: 14	H: 1 LOB: 2 BB: 1 P: 26	R: 1 E: 0 K: 1 S: 13	H: 1 LOB: 0 BB: 0 P: 20	R: 0 E: 0 K: 1 S: 9	H: 0 LOB: 1 BB: 1 P: 15	R: 0 E: 0 K: 1 S: 10	H: 0 LOB: 1 BB: 0 P: 15	1B: 5 2B: 0 3B: 0 HR: 1	SF: 0 SAC: 0 DP: 0 HBP: 0	WP: 0 PB: 0 SB: 1 CS: 1	PA: 38					
<b>PITCHER</b>	IP 6.0	WLS 22	BF 4	H 4	R 0	ER 0	SO 5	BB 1	IBB 0	HBP 0	BLK 0	WP 0	HR 0	S 64	P 95	ERA 0.000	WHIP 0.833										
58 Paul Blackburn, R ERA: 3.6	1.0	H	5	1	0	0	1	0	0	0	0	0	0	14	26	0.00	2.000										
29 Austin Pruitt, R ERA: 3.57	1.0	B	4	1	1	1	1	0	0	0	0	0	1	13	20	9.00	1.000										
45 Richard Lovelady, L ERA: 4.19	1.0	W	4	0	0	0	1	0	0	0	0	0	0	9	15	0.00	1.000										
11 Shintaro Fujinami, R ERA: 11.23	1.0	S	3	0	0	0	0	0	0	0	0	0	0	10	15	0.00	0.000										
66 Sam Long, L ERA: 3.0																											






Batter	1	2	3	4	5	6	7	8	9	AB	R	H	RBI	BB	SO	LOB	TOP		
1 Esteyru Ruiz, R OBP: 0.323, SLG: 0.340	F7		G5-3		G3-1		F8		49 1B 2B	5	1	1	2	0	0	0			
49 Ryan Noda, L OBP: 0.410, SLG: 0.452				E8 15 HR	L4				2B 1B	3	1	2	1	2	0	0			
22 Ramón Laureano, R OBP: 0.289, SLG: 0.392	K			15 HR HBP		25 S 15 G3			L9	3	1	0	0	1	2	2			
15 Seth Brown, L OBP: 0.284, SLG: 0.385	L7									4	1	1	3	0	0	2			
25 Brent Rooker, R OBP: 0.360, SLG: 0.513		G3								4	1	1	1	0	1	1			
12 Aledmys Díaz, R OBP: 0.258, SLG: 0.265										3	0	0	0	1	3	0			
6 Jace Peterson, L OBP: 0.322, SLG: 0.337										0	0	0	0	0	0	0			
44 Carlos Pérez, R OBP: 0.314, SLG: 0.367										3	1	0	0	1	0	2			
5 Tony Kemp, L OBP: 0.244, SLG: 0.199										3	1	0	0	0	1	0			
4 Kevin Smith, R OBP: 0.209, SLG: 0.337										3	1	1	1	0	2	0			
<b>Inning Stats</b>	R: 0 H: 0 E: 0 K: 1 S: 11	H: 0 LOB: 1 BB: 1 P: 18	R: 0 H: 0 E: 0 K: 1 S: 8	H: 0 LOB: 0 BB: 0 P: 11	R: 0 H: 0 E: 0 K: 1 S: 10	H: 0 LOB: 0 BB: 0 P: 16	R: 4 H: 3 E: 1 K: 1 S: 21	H: 3 LOB: 0 BB: 0 P: 31	R: 0 H: 0 E: 0 K: 0 S: 13	H: 0 LOB: 2 BB: 2 P: 24	R: 1 H: 1 E: 0 K: 2 S: 13	H: 1 LOB: 1 BB: 1 P: 22	R: 0 H: 0 E: 0 K: 2 S: 7	H: 0 LOB: 0 BB: 0 P: 11	R: 3 H: 2 E: 0 K: 0 S: 9	H: 2 LOB: 0 BB: 1 P: 16	1B: 2 2B: 1 3B: 0 HR: 3	SF: 0 SAC: 1 DP: 0 HBP: 2	WP: 0 PA: 39 PB: 0 SB: 1 CS: 0
<b>PITCHER</b>	IP WLS BF H R ER SO	IP WLS BF H R ER SO	IP WLS BF H R ER SO	IP WLS BF H R ER SO	IP WLS BF H R ER SO	IP WLS BF H R ER SO	IP WLS BF H R ER SO	IP WLS BF H R ER SO	IP WLS BF H R ER SO	IP WLS BF H R ER SO	IP WLS BF H R ER SO	IP WLS BF H R ER SO	IP WLS BF H R ER SO	IP WLS BF H R ER SO	IP WLS BF H R ER SO	IP WLS BF H R ER SO	ERA WHIP	ERA WHIP	
51 Freddy Peralta, R ERA: 4.75	5.0 L 21 3 4 4 5	5.0 L 21 3 4 4 5	5.0 L 21 3 4 4 5	5.0 L 21 3 4 4 5	5.0 L 21 3 4 4 5	5.0 L 21 3 4 4 5	5.0 L 21 3 4 4 5	5.0 L 21 3 4 4 5	5.0 L 21 3 4 4 5	5.0 L 21 3 4 4 5	5.0 L 21 3 4 4 5	5.0 L 21 3 4 4 5	5.0 L 21 3 4 4 5	5.0 L 21 3 4 4 5	5.0 L 21 3 4 4 5	5.0 L 21 3 4 4 5	7.20 1.000	7.20 1.000	
59 Elvis Peguero, R ERA: 2.28	1.0 4 0 0 0 0	1.0 4 0 0 0 0	1.0 4 0 0 0 0	1.0 4 0 0 0 0	1.0 4 0 0 0 0	1.0 4 0 0 0 0	1.0 4 0 0 0 0	1.0 4 0 0 0 0	1.0 4 0 0 0 0	1.0 4 0 0 0 0	1.0 4 0 0 0 0	1.0 4 0 0 0 0	1.0 4 0 0 0 0	1.0 4 0 0 0 0	1.0 4 0 0 0 0	1.0 4 0 0 0 0	0.00 1.000	0.00 1.000	
46 Bryse Wilson, R ERA: 2.91	0.2 3 1 1 1 0	0.2 3 1 1 1 0	0.2 3 1 1 1 0	0.2 3 1 1 1 0	0.2 3 1 1 1 0	0.2 3 1 1 1 0	0.2 3 1 1 1 0	0.2 3 1 1 1 0	0.2 3 1 1 1 0	0.2 3 1 1 1 0	0.2 3 1 1 1 0	0.2 3 1 1 1 0	0.2 3 1 1 1 0	0.2 3 1 1 1 0	0.2 3 1 1 1 0	0.2 3 1 1 1 0	13.50 1.500	13.50 1.500	
55 Hoby Milner, L ERA: 3.38	0.2 3 0 0 0 1	0.2 3 0 0 0 1	0.2 3 0 0 0 1	0.2 3 0 0 0 1	0.2 3 0 0 0 1	0.2 3 0 0 0 1	0.2 3 0 0 0 1	0.2 3 0 0 0 1	0.2 3 0 0 0 1	0.2 3 0 0 0 1	0.2 3 0 0 0 1	0.2 3 0 0 0 1	0.2 3 0 0 0 1	0.2 3 0 0 0 1	0.2 3 0 0 0 1	0.2 3 0 0 0 1	0.00 1.500	0.00 1.500	
32 Peter Strzelecki, R ERA: 5.16	1.0 6 1 3 3 2	1.0 6 1 3 3 2	1.0 6 1 3 3 2	1.0 6 1 3 3 2	1.0 6 1 3 3 2	1.0 6 1 3 3 2	1.0 6 1 3 3 2	1.0 6 1 3 3 2	1.0 6 1 3 3 2	1.0 6 1 3 3 2	1.0 6 1 3 3 2	1.0 6 1 3 3 2	1.0 6 1 3 3 2	1.0 6 1 3 3 2	1.0 6 1 3 3 2	1.0 6 1 3 3 2	27.00 2.000	27.00 2.000	

**Oakland Athletics @ Milwaukee Brewers**  
 American Family Field, Milwaukee, WI  
 Sun Jun 11 2023, 1:11 PM - 4:30 PM CDT  
 Att: 31,363 - Roof Closed - 66 F

livebaseballscorecards.com

AB 31  
R 8  
H 6  
RBI 8  
BB 5  
SO 9  
LOB 7




Batter	1	2	3	4	5	6	7	8	9	AB	R	H	RBI	BB	SO	LOB	BOTTOM				
6 Owen Miller, R OBP: 0.352, SLG: 0.452									G4-3	5	0	2	1	0	2	0					
28 Joey Wiemer, R OBP: 0.294, SLG: 0.403										4	0	0	0	1	3	2					
24 William Contreras, R OBP: 0.336, SLG: 0.416										4	1	0	0	1	0	3					
27 Willy Adames, R OBP: 0.289, SLG: 0.386										5	2	2	0	0	1	2					
22 Christian Yelich, L OBP: 0.354, SLG: 0.403										4	2	2	1	1	1	1					
2 Luis Urias, R OBP: 0.280, SLG: 0.105										1	0	0	0	1	1	1					
7 Victor Caratini, S OBP: 0.326, SLG: 0.350										0	0	0	1	1	0	0					
9 Brian Anderson, R ERA: 4.15										3	0	0	0	0	0	4					
12 Jon Singleton, L OBP: 0.208, SLG: 0.182										0	0	0	0	1	0	0					
13 Abraham Toro, S OBP: 0.556, SLG: 0.875										1	0	1	2	0	0	0					
16 Blake Perkins, S OBP: 0.250, SLG: 0.333										5	0	2	1	0	0	5					
14 Andruw Monasterio, R OBP: 0.333, SLG: 0.424										2	1	1	0	0	0	2					
11 Rowdy Tellez, L OBP: 0.304, SLG: 0.437										2	0	0	0	0	0	4					
<b>Inning Stats</b>	R: 0 H: 0 E: 0 K: 2 S: 10	H: 1 LOB: 0 BB: 0 P: 17	R: 1 H: 1 E: 0 K: 1 S: 11	H: 1 LOB: 0 BB: 0 P: 17	R: 1 H: 2 E: 0 K: 1 S: 16	H: 2 LOB: 1 BB: 0 P: 22	R: 0 H: 2 E: 0 K: 0 S: 12	H: 1 LOB: 0 BB: 0 P: 18	R: 0 H: 1 E: 0 K: 0 S: 8	H: 1 LOB: 2 BB: 0 P: 14	R: 1 H: 2 E: 1 K: 1 S: 13	H: 2 LOB: 2 BB: 0 P: 19	R: 0 H: 0 E: 0 K: 1 S: 10	H: 0 LOB: 2 BB: 1 P: 17	R: 0 H: 0 E: 0 K: 0 S: 10	H: 0 LOB: 2 BB: 2 P: 23	R: 3 H: 2 E: 0 K: 1 S: 22	H: 2 LOB: 2 BB: 3 P: 43	1B: 8 2B: 1 3B: 0 HR: 1	SF: 0 SAC: 0 DP: 0 HBP: 2	WP: 0 PA: 45 PB: 0 SB: 1 CS: 1
<b>PITCHER</b>	IP WLS BF H R ER SO	IP WLS BF H R ER SO	IP WLS BF H R ER SO	IP WLS BF H R ER SO	IP WLS BF H R ER SO	IP WLS BF H R ER SO	IP WLS BF H R ER SO	IP WLS BF H R ER SO	IP WLS BF H R ER SO	IP WLS BF H R ER SO	IP WLS BF H R ER SO	IP WLS BF H R ER SO	IP WLS BF H R ER SO	IP WLS BF H R ER SO	IP WLS BF H R ER SO	IP WLS BF H R ER SO	ERA WHIP	ERA WHIP			
38 JP Sears, L ERA: 4.63	5.0 H 21 6 2 2 5	5.0 H 21 6 2 2 5	5.0 H 21 6 2 2 5	5.0 H 21 6 2 2 5	5.0 H 21 6 2 2 5	5.0 H 21 6 2 2 5	5.0 H 21 6 2 2 5	5.0 H 21 6 2 2 5	5.0 H 21 6 2 2 5	5.0 H 21 6 2 2 5	5.0 H 21 6 2 2 5	5.0 H 21 6 2 2 5	5.0 H 21 6 2 2 5	5.0 H 21 6 2 2 5	5.0 H 21 6 2 2 5	5.0 H 21 6 2 2 5	40.50 6.000	40.50 6.000			
60 Sam Moll, L ERA: 4.63	0.2 H 5 0 0 0 1	0.2 H 5 0 0 0 1	0.2 H 5 0 0 0 1	0.2 H 5 0 0 0 1	0.2 H 5 0 0 0 1	0.2 H 5 0 0 0 1	0.2 H 5 0 0 0 1	0.2 H 5 0 0 0 1	0.2 H 5 0 0 0 1	0.2 H 5 0 0 0 1	0.2 H 5 0 0 0 1	0.2 H 5 0 0 0 1	0.2 H 5 0 0 0 1	0.2 H 5 0 0 0 1	0.2 H 5 0 0 0 1	0.2 H 5 0 0 0 1	0.00 3.000	0.00 3.000			
70 Lucas Erceg, R ERA: 3.38	1.1 H 5 0 0 0 1	1.1 H 5 0 0 0 1	1.1 H 5 0 0 0 1	1.1 H 5 0 0 0 1	1.1 H 5 0 0 0 1	1.1 H 5 0 0 0 1	1.1 H 5 0 0 0 1	1.1 H 5 0 0 0 1	1.1 H 5 0 0 0 1	1.1 H 5 0 0 0 1	1.1 H 5 0 0 0 1	1.1 H 5 0 0 0 1	1.1 H 5 0 0 0 1	1.1 H 5 0 0 0 1	1.1 H 5 0 0 0 1	1.1 H 5 0 0 0 1	0.00 0.750	0.00 0.750			
11 Shintaro Fujinami, R ERA: 11.12	0.1 H 3 0 0 0 0	0.1 H 3 0 0 0 0	0.1 H 3 0 0 0 0	0.1 H 3 0 0 0 0	0.1 H 3 0 0 0 0	0.1 H 3 0 0 0 0	0.1 H 3 0 0 0 0	0.1 H 3 0 0 0 0	0.1 H 3 0 0 0 0	0.1 H 3 0 0 0 0	0.1 H 3 0 0 0 0	0.1 H 3 0 0 0 0	0.1 H 3 0 0 0 0	0.1 H 3 0 0 0 0	0.1 H 3 0 0 0 0	0.1 H 3 0 0 0 0	0.00 6.000	0.00 6.000			
45 Richard Lovelady, L ERA: 4.05	0.2 H 2 0 0 0 0	0.2 H 2 0 0 0 0	0.2 H 2 0 0 0 0	0.2 H 2 0 0 0 0	0.2 H 2 0 0 0 0	0.2 H 2 0 0 0 0	0.2 H 2 0 0 0 0	0.2 H 2 0 0 0 0	0.2 H 2 0 0 0 0	0.2 H 2 0 0 0 0	0.2 H 2 0 0 0 0	0.2 H 2 0 0 0 0	0.2 H 2 0 0 0 0	0.2 H 2 0 0 0 0	0.2 H 2 0 0 0 0	0.2 H 2 0 0 0 0	0.00 0.000	0.00 0.000			

**Oakland Athletics @ Milwaukee Brewers**  
 American Family Field, Milwaukee, WI  
 Sun Jun 11 2023, 1:11 PM - 4:30 PM CDT  
 Att: 31,363 - Roof Closed - 66 F

livebaseballscorecards.com

AB 36  
R 6  
H 10  
RBI 6  
BB 6  
SO 8  
LOB 24





Batter	1	2	3	4	5	6	7	8	9	AB	R	H	RBI	BB	SO	LOB	TOP			
2 Yandy Diaz, R OBP: 0.402, SLG: 0.540	G5-3		56 BB 55 1B		F7		K			3	0	0	0	1	1	1	<b>Tampa Bay Rays @ Oakland Athletics</b> Oakland Coliseum, Oakland, CA Mon Jun 12, 2023, 6:43 PM - 9:12 PM PDT Att: 4,848 - Partly Cloudy - 63 F			
55 Luke Raley, L OBP: 0.351, SLG: 0.585 87 Harold Ramirez, R OBP: 0.354, SLG: 0.519	F7		56 BB 1B			G4-3 22 HR		1B		3	1	2	0	0	0	0				
56 Randy Arozarena, R OBP: 0.406, SLG: 0.491			17 G5-4-3 BB			L8		K		3	0	1	0	1	1	3				
17 Isaac Paredes, R OBP: 0.341, SLG: 0.480 5 Wander Franco, S OBP: 0.357, SLG: 0.482	P4		G5-4-3			G4-3		G3-1		2	0	0	0	0	0	4				
15 Josh Lowe, L OBP: 0.341, SLG: 0.542 13 Manuel Margot, R OBP: 0.320, SLG: 0.335	K				G4-3			K		2	1	0	0	1	1	0				
22 Jose Siri, R OBP: 0.274, SLG: 0.545	K				K			K		4	1	1	3	0	3	0				
6 Taylor Walls, S OBP: 0.319, SLG: 0.406					G4-3					4	0	1	0	0	1	0				
14 Christian Bethancourt, R OBP: 0.253, SLG: 0.429	G5-3				K			G6-3		4	0	0	0	0	1	1				
7 Vidal Bruján, S OBP: 0.229, SLG: 0.182			G4-3		F9			G4-3		4	0	1	0	0	0	0				
<b>Inning Stats</b>	R: 0 H: 1 E: 0 K: 0 S: 12	H: 1 LOB: 1 BB: 0 P: 14	R: 0 H: 1 E: 0 K: 2 S: 12	H: 1 LOB: 1 BB: 0 P: 17	R: 0 H: 1 E: 0 K: 0 S: 10	H: 1 LOB: 2 BB: 2 P: 18	R: 0 H: 0 E: 0 K: 1 S: 7	H: 0 LOB: 0 BB: 0 P: 8	R: 0 H: 0 E: 0 K: 1 S: 10	H: 0 LOB: 0 BB: 0 P: 13	R: 3 H: 2 E: 0 K: 0 S: 13	H: 2 LOB: 0 BB: 1 P: 23	R: 0 H: 2 E: 0 K: 2 S: 18	H: 2 LOB: 2 BB: 0 P: 25	R: 0 H: 0 E: 0 K: 1 S: 11	H: 0 LOB: 0 BB: 0 P: 14		1B: 5 2B: 1 3B: 0 HR: 1	SF: 0 SAC: 0 DP: 1 HBP: 0	WP: 0 PB: 0 CS: 0
<b>PITCHER</b>	IP WLS BF H R ER SO	IP WLS BF H R ER SO	IP WLS BF H R ER SO	IP WLS BF H R ER SO	IP WLS BF H R ER SO	IP WLS BF H R ER SO	IP WLS BF H R ER SO	IP WLS BF H R ER SO	IP WLS BF H R ER SO	IP WLS BF H R ER SO	IP WLS BF H R ER SO	IP WLS BF H R ER SO	IP WLS BF H R ER SO	IP WLS BF H R ER SO	IP WLS BF H R ER SO	IP WLS BF H R ER SO	ERA WHIP	ERA WHIP		
32 James Kaprielian, R ERA: 6.89 Ken Waldichuk, L ERA: 6.87	6.0 W 25 5 3 3 4	3.0 S 11 2 0 0 5																4.50 1.333	0.00 0.667	

AB	33
R	3
H	7
RBI	3
BB	3
SO	9
LOB	10





Batter	1	2	3	4	5	6	7	8	9	AB	R	H	RBI	BB	SO	LOB	BOTTOM			
1 Esteury Ruiz, R OBP: 0.318, SLG: 0.335	G6-3		G4-6-3		G6-3			F9		4	0	0	0	0	0	2	<b>Tampa Bay Rays @ Oakland Athletics</b> Oakland Coliseum, Oakland, CA Mon Jun 12, 2023, 6:43 PM - 9:12 PM PDT Att: 4,848 - Partly Cloudy - 63 F			
49 Ryan Noda, L OBP: 0.407, SLG: 0.448	F7				G4-3			K		4	0	1	1	0	1	0				
22 Ramón Laureano, R OBP: 0.284, SLG: 0.384	K				K			F9		4	0	0	0	0	2	1				
15 Seth Brown, L OBP: 0.276, SLG: 0.372					K			F8		3	0	0	0	0	1	0				
25 Brent Rooker, R OBP: 0.359, SLG: 0.508	K				K			K		2	0	0	0	1	2	0				
26 Jonah Bride, R OBP: 0.421, SLG: 0.333					K			F9		2	1	1	0	1	0	0				
6 Jace Peterson, L OBP: 0.327, SLG: 0.343					K					3	1	2	0	0	1	1				
4 Kevin Smith, R OBP: 0.213, SLG: 0.337										3	1	1	0	0	0	4				
23 Shea Langeliers, R OBP: 0.294, SLG: 0.394										3	1	1	3	0	1	1				
<b>Inning Stats</b>	R: 0 H: 0 E: 0 K: 1 S: 8	H: 0 LOB: 0 BB: 0 P: 11	R: 0 H: 1 E: 0 K: 2 S: 14	H: 1 LOB: 1 BB: 0 P: 21	R: 0 H: 1 E: 0 K: 1 S: 8	H: 1 LOB: 0 BB: 0 P: 12	R: 0 H: 0 E: 0 K: 2 S: 11	H: 0 LOB: 0 BB: 0 P: 18	R: 4 H: 3 E: 0 K: 0 S: 20	H: 3 LOB: 1 BB: 2 P: 35	R: 0 H: 0 E: 0 K: 1 S: 8	H: 0 LOB: 0 BB: 0 P: 10	R: 0 H: 1 E: 0 K: 0 S: 6	H: 1 LOB: 0 BB: 0 P: 7	R: 0 H: 0 E: 0 K: 1 S: 9	H: 0 LOB: 0 BB: 0 P: 10		1B: 5 2B: 1 3B: 0 HR: 0	SF: 0 SAC: 0 DP: 2 HBP: 0	WP: 0 PB: 0 CS: 0
<b>PITCHER</b>	IP WLS BF H R ER SO	IP WLS BF H R ER SO	IP WLS BF H R ER SO	IP WLS BF H R ER SO	IP WLS BF H R ER SO	IP WLS BF H R ER SO	IP WLS BF H R ER SO	IP WLS BF H R ER SO	IP WLS BF H R ER SO	IP WLS BF H R ER SO	IP WLS BF H R ER SO	IP WLS BF H R ER SO	IP WLS BF H R ER SO	IP WLS BF H R ER SO	IP WLS BF H R ER SO	IP WLS BF H R ER SO	ERA WHIP	ERA WHIP		
24 Zach Eflin, R ERA: 3.28 49 Kevin Kelly, R ERA: 3.68 64 Shawn Armstrong, R ERA: 7.1 26 Robert Stephenson, R ERA: 4.15	4.2 L 20 4 4 4 6	1.1 4 0 0 0 1	1.0 3 1 0 0 0	1.0 3 0 0 0 1	1.0 3 0 0 0 0	1.0 3 0 0 0 0	1.0 3 0 0 0 0	1.0 3 0 0 0 0	1.0 3 0 0 0 0	1.0 3 0 0 0 0	1.0 3 0 0 0 0	1.0 3 0 0 0 0	1.0 3 0 0 0 0	1.0 3 0 0 0 0	1.0 3 0 0 0 0	1.0 3 0 0 0 0	0.00 0.000	0.00 0.000	0.00 1.000	0.00 0.000

AB	28
R	4
H	6
RBI	4
BB	2
SO	8
LOB	9





Batter	1	2	3	4	5	6	7	8	9	AB	R	H	RBI	BB	SO	LOB	TOP							
2 Yandy Diaz, R OBP: 0.396, SLG: 0.530	G3		G4-3		G4-3			P5		4	0	0	0	0	0	2	<p>Tampa Bay Rays @ Oakland Athletics</p> <p>Oakland Coliseum, Oakland, CA</p> <p>Tue Jun 13 2023, 6:40 PM - 9:00 PM PDT</p> <p>Att: 27,759 - Partly Cloudy - 62 F</p> <p>livebaseballscores.com</p>							
5 Wander Franco, S OBP: 0.352, SLG: 0.475	K			F7		K		L7		4	0	0	0	0	2	1								
87 Harold Ramirez, R OBP: 0.357, SLG: 0.519					1B		F9		L7	4	0	2	0	0	0	0								
56 Randy Arozarena, R OBP: 0.404, SLG: 0.485					F9					3	0	0	0	1	1	2								
17 Isaac Paredes, R OBP: 0.339, SLG: 0.473		F8								3	0	0	0	1	0	1								
15 Josh Lowe, L OBP: 0.341, SLG: 0.542				P4						0	0	0	0	0	0	0								
22 Jose Siri, R OBP: 0.273, SLG: 0.543		G5-3								4	1	1	0	0	1	1								
6 Taylor Walls, S OBP: 0.314, SLG: 0.399					F8					3	0	0	0	0	0	1								
13 Manuel Margot, R OBP: 0.326, SLG: 0.348										3	0	2	1	0	0	0								
21 Francisco Mejia, S OBP: 0.273, SLG: 0.373				L9				SH1-3		2	0	0	0	0	0	1								
																	<p>AB 30</p> <p>R 1</p> <p>H 5</p> <p>RBI 1</p> <p>BB 2</p> <p>SO 4</p> <p>LOB 9</p> 							
<b>Inning Stats</b>	R: 0 H: 1 E: 0 K: 1 S: 11	H: 1 LOB: 1 BB: 0 P: 16	R: 0 H: 0 E: 0 K: 0 S: 6	H: 0 LOB: 0 BB: 0 P: 9	R: 0 H: 0 E: 0 K: 0 S: 7	H: 0 LOB: 0 BB: 0 P: 9	R: 0 H: 1 E: 0 K: 0 S: 12	H: 1 LOB: 1 BB: 0 P: 16	R: 1 H: 2 E: 0 K: 0 S: 12	H: 2 LOB: 1 BB: 0 P: 16	R: 0 H: 0 E: 0 K: 2 S: 8	H: 0 LOB: 0 BB: 0 P: 11	R: 0 H: 0 E: 0 K: 0 S: 6	H: 0 LOB: 0 BB: 0 P: 8	R: 0 H: 1 E: 0 K: 0 S: 12	H: 1 LOB: 1 BB: 0 P: 15	R: 0 H: 0 E: 0 K: 1 S: 8	H: 0 LOB: 1 BB: 2 P: 16	1B: 3 2B: 2 3B: 0 HR: 0	SF: 0 SAC: 1 DP: 0 HBP: 0	WP: 0 PB: 0 SB: 0 CS: 1	PA: 33		
<b>PITCHER</b>	IP WLS BF H R ER SO BB IBB HBP BLK WP HR S P ERA WHIP	IP WLS BF H R ER SO BB IBB HBP BLK WP HR S P ERA WHIP	IP WLS BF H R ER SO BB IBB HBP BLK WP HR S P ERA WHIP	IP WLS BF H R ER SO BB IBB HBP BLK WP HR S P ERA WHIP	IP WLS BF H R ER SO BB IBB HBP BLK WP HR S P ERA WHIP	IP WLS BF H R ER SO BB IBB HBP BLK WP HR S P ERA WHIP	IP WLS BF H R ER SO BB IBB HBP BLK WP HR S P ERA WHIP	IP WLS BF H R ER SO BB IBB HBP BLK WP HR S P ERA WHIP	IP WLS BF H R ER SO BB IBB HBP BLK WP HR S P ERA WHIP	IP WLS BF H R ER SO BB IBB HBP BLK WP HR S P ERA WHIP	IP WLS BF H R ER SO BB IBB HBP BLK WP HR S P ERA WHIP	IP WLS BF H R ER SO BB IBB HBP BLK WP HR S P ERA WHIP	IP WLS BF H R ER SO BB IBB HBP BLK WP HR S P ERA WHIP	IP WLS BF H R ER SO BB IBB HBP BLK WP HR S P ERA WHIP	IP WLS BF H R ER SO BB IBB HBP BLK WP HR S P ERA WHIP	IP WLS BF H R ER SO BB IBB HBP BLK WP HR S P ERA WHIP	IP WLS BF H R ER SO BB IBB HBP BLK WP HR S P ERA WHIP	IP WLS BF H R ER SO BB IBB HBP BLK WP HR S P ERA WHIP	IP WLS BF H R ER SO BB IBB HBP BLK WP HR S P ERA WHIP	IP WLS BF H R ER SO BB IBB HBP BLK WP HR S P ERA WHIP	IP WLS BF H R ER SO BB IBB HBP BLK WP HR S P ERA WHIP	IP WLS BF H R ER SO BB IBB HBP BLK WP HR S P ERA WHIP	IP WLS BF H R ER SO BB IBB HBP BLK WP HR S P ERA WHIP	IP WLS BF H R ER SO BB IBB HBP BLK WP HR S P ERA WHIP
11 Shintaro Fujinami, R ERA: 10.8	1.0	4	1	0	0	1	0	0	0	0	0	0	0	0	0	0	0	0	0	11	16	0.00	1.000	
63 Hogan Harris, L ERA: 4.84	7.0	25	4	1	1	2	0	0	0	0	0	0	0	0	0	0	0	0	0	63	84	1.29	0.571	
65 Trevor May, R ERA: 6.61	1.0	4	0	0	0	1	2	0	0	0	0	0	0	0	0	0	0	0	0	8	16	0.00	2.000	

Batter	1	2	3	4	5	6	7	8	9	AB	R	H	RBI	BB	SO	LOB	BOTTOM							
1 Esteyru Ruiz, R OBP: 0.315, SLG: 0.331	P3		G5-3		CI		F9			3	0	0	0	0	0	1	<p>Tampa Bay Rays @ Oakland Athletics</p> <p>Oakland Coliseum, Oakland, CA</p> <p>Tue Jun 13 2023, 6:40 PM - 9:00 PM PDT</p> <p>Att: 27,759 - Partly Cloudy - 62 F</p> <p>livebaseballscores.com</p>							
25 Brent Rooker, R OBP: 0.366, SLG: 0.515										3	0	2	1	1	0	0								
49 Ryan Noda, L OBP: 0.409, SLG: 0.449										4	0	2	0	0	1	1								
22 Ramón Laureano, R OBP: 0.283, SLG: 0.381										4	1	1	0	0	1	4								
26 Jonah Bride, R OBP: 0.390, SLG: 0.303										3	0	0	0	0	1	2								
15 Seth Brown, L OBP: 0.276, SLG: 0.371										3	0	1	0	0	2	0								
44 Carlos Pérez, R OBP: 0.311, SLG: 0.363										1	0	0	1	0	0	0								
33 JJ Bleday, L OBP: 0.314, SLG: 0.374										0	0	0	0	0	0	0								
12 Aledmys Diaz, R OBP: 0.264, SLG: 0.262										2	0	0	0	1	0	0								
4 Kevin Smith, R OBP: 0.213, SLG: 0.337										0	0	0	0	0	0	0								
6 Jace Peterson, L OBP: 0.327, SLG: 0.339										2	1	0	0	1	1	3								
23 Shea Langeliers, R OBP: 0.290, SLG: 0.388										3	0	0	0	0	1	2								
																	<p>AB 28</p> <p>R 2</p> <p>H 6</p> <p>RBI 2</p> <p>BB 3</p> <p>SO 7</p> <p>LOB 13</p> 							
<b>Inning Stats</b>	R: 0 H: 2 E: 0 K: 1 S: 9	H: 0 LOB: 2 BB: 0 P: 17	R: 0 H: 0 E: 0 K: 2 S: 9	H: 0 LOB: 1 BB: 1 P: 17	R: 0 H: 0 E: 0 K: 1 S: 8	H: 0 LOB: 0 BB: 0 P: 11	R: 0 H: 1 E: 0 K: 1 S: 13	H: 1 LOB: 2 BB: 0 P: 22	R: 0 H: 1 E: 0 K: 0 S: 9	H: 1 LOB: 2 BB: 1 P: 17	R: 0 H: 0 E: 0 K: 1 S: 6	H: 0 LOB: 0 BB: 0 P: 8	R: 1 H: 1 E: 0 K: 1 S: 11	H: 1 LOB: 1 BB: 1 P: 17	R: 1 H: 1 E: 0 K: 0 S: 8	H: 1 LOB: 0 BB: 0 P: 12	R: 1 H: 1 E: 0 K: 0 S: 8	H: 1 LOB: 0 BB: 0 P: 12	1B: 5 2B: 1 3B: 0 HR: 0	SF: 0 SAC: 1 DP: 0 HBP: 1	WP: 1 PB: 0 SB: 1 CS: 1	PA: 34		
<b>PITCHER</b>	IP WLS BF H R ER SO BB IBB HBP BLK WP HR S P ERA WHIP	IP WLS BF H R ER SO BB IBB HBP BLK WP HR S P ERA WHIP	IP WLS BF H R ER SO BB IBB HBP BLK WP HR S P ERA WHIP	IP WLS BF H R ER SO BB IBB HBP BLK WP HR S P ERA WHIP	IP WLS BF H R ER SO BB IBB HBP BLK WP HR S P ERA WHIP	IP WLS BF H R ER SO BB IBB HBP BLK WP HR S P ERA WHIP	IP WLS BF H R ER SO BB IBB HBP BLK WP HR S P ERA WHIP	IP WLS BF H R ER SO BB IBB HBP BLK WP HR S P ERA WHIP	IP WLS BF H R ER SO BB IBB HBP BLK WP HR S P ERA WHIP	IP WLS BF H R ER SO BB IBB HBP BLK WP HR S P ERA WHIP	IP WLS BF H R ER SO BB IBB HBP BLK WP HR S P ERA WHIP	IP WLS BF H R ER SO BB IBB HBP BLK WP HR S P ERA WHIP	IP WLS BF H R ER SO BB IBB HBP BLK WP HR S P ERA WHIP	IP WLS BF H R ER SO BB IBB HBP BLK WP HR S P ERA WHIP	IP WLS BF H R ER SO BB IBB HBP BLK WP HR S P ERA WHIP	IP WLS BF H R ER SO BB IBB HBP BLK WP HR S P ERA WHIP	IP WLS BF H R ER SO BB IBB HBP BLK WP HR S P ERA WHIP	IP WLS BF H R ER SO BB IBB HBP BLK WP HR S P ERA WHIP	IP WLS BF H R ER SO BB IBB HBP BLK WP HR S P ERA WHIP	IP WLS BF H R ER SO BB IBB HBP BLK WP HR S P ERA WHIP	IP WLS BF H R ER SO BB IBB HBP BLK WP HR S P ERA WHIP	IP WLS BF H R ER SO BB IBB HBP BLK WP HR S P ERA WHIP	IP WLS BF H R ER SO BB IBB HBP BLK WP HR S P ERA WHIP	IP WLS BF H R ER SO BB IBB HBP BLK WP HR S P ERA WHIP
68 Jalen Beeks, L ERA: 5.62	3.2	15	2	0	0	2	1	0	1	0	0	35	57	0.00	0.818									
72 Yonny Chirinos, R ERA: 2.35	0.2	H	2	0	0	0	0	0	0	0	0	4	5	0.00	0.000									
30 Jake Diekmann, L ERA: 5.62	1.0	B	5	1	1	1	1	0	0	0	0	11	17	9.00	2.000									
26 Robert Stephenson, R ERA: 4.42	1.0	L	4	1	1	1	0	0	0	0	0	8	12	9.00	1.000									



Batter	1	2	3	4	5	6	7	8	9	AB R H RBI BB SO LOB	TOP											
2 Yandy Diaz, R OBP: 0.404, SLG: 0.539										4 1 3 2 1 1 0	<p><b>Tampa Bay Rays @ Oakland Athletics</b> Oakland Coliseum, Oakland, CA</p> <p>Wed Jun 14, 2023, 6:42 PM - 9:37 PM PDT Att. 7,055 - Partly Cloudy - 62 F</p>											
5 Wander Franco, S OBP: 0.356, SLG: 0.475									4 0 2 0 1 0 2													
15 Josh Lowe, L OBP: 0.338, SLG: 0.533									5 0 1 1 0 3 5													
56 Randy Arozarena, R(1, 10) OBP: 0.408, SLG: 0.483									3 1 1 0 2 1 3													
17 Isaac Paredes, R OBP: 0.341, SLG: 0.473									4 0 1 0 1 1 5													
55 Luke Raley, L OBP: 0.343, SLG: 0.570									4 0 0 0 0 3 3													
14 Christian Bethancourt, R(1, 2) OBP: 0.253, SLG: 0.427									3 0 1 1 0 1 0													
6 Taylor Walls, S OBP: 0.313, SLG: 0.395									4 1 1 0 0 0 3													
13 Manuel Margot, R OBP: 0.335, SLG: 0.377									4 3 3 1 0 0 0													
<b>Inning Stats</b>	R: 0 E: 0 K: 0 S: 7	H: 2 LOB: 0 BB: 0 P: 12	R: 1 E: 0 K: 1 S: 13	H: 1 LOB: 1 BB: 1 P: 21	R: 0 E: 0 K: 1 S: 11	H: 1 LOB: 0 BB: 0 P: 20	R: 0 E: 0 K: 1 S: 9	H: 0 LOB: 0 BB: 0 P: 12	R: 3 E: 0 K: 1 S: 17	H: 4 LOB: 2 BB: 1 P: 26	R: 0 E: 0 K: 1 S: 5	H: 0 LOB: 0 BB: 0 P: 8	R: 1 E: 1 K: 1 S: 11	H: 1 LOB: 1 BB: 1 P: 23	R: 0 E: 0 K: 0 S: 9	H: 1 LOB: 1 BB: 1 P: 14	R: 1 E: 0 K: 3 S: 17	H: 2 LOB: 2 BB: 1 P: 30	1B: 8 2B: 5 3B: 0 HR: 0	SF: 1 SAC: 0 DP: 0 HBP: 0	WP: 2 PB: 0 SB: 2 CS: 4	PA: 41
<b>PITCHER</b>	IP WLS BF H R ER SO BB IBB HBP BLK WP HR S P ERA WHIP											IP WLS BF H R ER SO BB IBB HBP BLK WP HR S P ERA WHIP										
46 Luis Medina, R ERA: 7.55	4.2 L 20 8 4 4 5 1 0 0 0 0 0 0 49 79 7.71 1.929																					
60 Sam Moll, L ERA: 4.38	1.1 6 1 0 0 1 1 0 0 0 0 0 0 13 20 0.00 1.500																					
70 Lucas Erceg, R ERA: 3.07	1.1 8 2 1 0 1 2 0 0 0 0 1 0 16 32 0.00 3.000																					
66 Sam Long, L ERA: 3.12	1.2 7 2 1 1 3 1 0 0 0 0 1 0 21 35 5.40 1.800																					

AB	35
R	6
H	13
RBI	5
BB	5
SO	10
LOB	21



Batter	1	2	3	4	5	6	7	8	9	AB R H RBI BB SO LOB	BOTTOM											
1 Esteyru Ruiz, R OBP: 0.314, SLG: 0.330										4 0 1 0 0 0 0	<p><b>Tampa Bay Rays @ Oakland Athletics</b> Oakland Coliseum, Oakland, CA</p> <p>Wed Jun 14, 2023, 6:42 PM - 9:37 PM PDT Att. 7,055 - Partly Cloudy - 62 F</p>											
49 Ryan Noda, L OBP: 0.406, SLG: 0.441									3 0 0 0 1 3 1													
15 Seth Brown, L OBP: 0.279, SLG: 0.370									3 0 1 0 0 1 2													
44 Carlos Pérez, R OBP: 0.308, SLG: 0.359									1 0 0 0 0 0 0													
25 Brent Rooker, R OBP: 0.368, SLG: 0.517									3 0 1 0 1 2 1													
6 Jace Peterson, L OBP: 0.330, SLG: 0.342									4 0 2 0 0 1 3													
26 Jonah Bride, R OBP: 0.400, SLG: 0.286									2 1 0 0 2 0 2													
12 Aledmys Diaz, R OBP: 0.263, SLG: 0.261									4 1 1 0 0 2 6													
33 JJ Bleday, L OBP: 0.312, SLG: 0.400									4 1 1 3 0 1 3													
23 Shea Langeliers, R OBP: 0.286, SLG: 0.382									3 0 0 0 0 1 0													
<b>Inning Stats</b>	R: 0 E: 0 K: 0 S: 12	H: 0 LOB: 1 BB: 1 P: 16	R: 3 E: 0 K: 0 S: 15	H: 3 LOB: 0 BB: 0 P: 22	R: 0 E: 0 K: 3 S: 11	H: 1 LOB: 1 BB: 0 P: 13	R: 0 E: 0 K: 1 S: 10	H: 1 LOB: 1 BB: 1 P: 15	R: 0 E: 0 K: 1 S: 7	H: 0 LOB: 0 BB: 0 P: 9	R: 0 E: 0 K: 1 S: 11	H: 1 LOB: 2 BB: 2 P: 24	R: 0 E: 0 K: 2 S: 8	H: 0 LOB: 0 BB: 0 P: 15	R: 0 E: 0 K: 2 S: 8	H: 0 LOB: 0 BB: 0 P: 13	R: 0 E: 0 K: 1 S: 9	H: 1 LOB: 1 BB: 0 P: 15	1B: 5 2B: 1 3B: 0 HR: 1	SF: 0 SAC: 0 DP: 3 HBP: 0	WP: 1 PB: 0 SB: 3 CS: 0	PA: 35
<b>PITCHER</b>	IP WLS BF H R ER SO BB IBB HBP BLK WP HR S P ERA WHIP											IP WLS BF H R ER SO BB IBB HBP BLK WP HR S P ERA WHIP										
20 Tyler Glasnow, R ERA: 3.43	5.1 W 24 4 0 0 0 2 4 0 0 0 0 0 11 20 5.06 1.875																					
81 Ryan Thompson, R ERA: 5.94	1.2 H 4 0 0 0 2 0 0 0 0 0 0 0 11 20 0.00 0.000																					
38 Colin Poche, L ERA: 2.36	1.0 H 3 0 0 0 2 0 0 0 0 0 0 0 8 13 0.00 0.000																					
47 Jason Adam, R ERA: 2.76	1.0 S 4 1 0 0 1 0 0 0 0 0 0 0 9 15 0.00 1.000																					

AB	31
R	3
H	7
RBI	3
BB	4
SO	11
LOB	18





Batter	1	2	3	4	5	6	7	8	9	AB	R	H	RBI	BB	SO	LOB	TOP										
15 Josh Lowe, L OBP: 0.330, SLG: 0.520	F7	K		K		CS	G5-3		P5	5	0	0	0	0	2	3											
5 Wander Franco, S OBP: 0.361, SLG: 0.481	F7		2B	1B			F9		1B	5	0	3	0	0	0	0											
56 Randy Arozarena, R OBP: 0.402, SLG: 0.475	P3		K	K			P5		CS	4	0	0	0	0	2	3											
87 Harold Ramirez, R OBP: 0.355, SLG: 0.511		E3				L9			G6-3	3	1	0	0	1	0	0											
55 Luke Raley, L OBP: 0.347, SLG: 0.587	1B	1B	K			G4-3			HR	4	2	2	1	0	1	2											
17 Isaac Paredes, R OBP: 0.343, SLG: 0.474	1B	1B	K			K			1B	4	0	2	1	0	2	2											
6 Taylor Walls, S OBP: 0.312, SLG: 0.398				F7		G3-1			F8	4	0	1	1	0	0	1											
13 Manuel Margot, R OBP: 0.333, SLG: 0.392	K	K				F8			F9	4	1	1	1	0	1	3											
21 Francisco Mejia, S OBP: 0.281, SLG: 0.381	K					HR			F9	3	0	1	0	0	1	2											
<b>Inning Stats</b>	R: 0 H: 0 E: 0 K: 0 S: 7	H: 0 LOB: 0 BB: 0 P: 11	R: 2 H: 3 E: 1 K: 3 S: 19	H: 3 LOB: 2 BB: 0 P: 27	R: 0 H: 1 E: 0 K: 3 S: 16	H: 1 LOB: 2 BB: 1 P: 26	R: 1 H: 3 E: 0 K: 2 S: 13	H: 3 LOB: 2 BB: 0 P: 17	R: 0 H: 0 E: 0 K: 1 S: 7	H: 0 LOB: 0 BB: 0 P: 12	R: 0 H: 0 E: 0 K: 0 S: 7	H: 0 LOB: 0 BB: 0 P: 16	R: 0 H: 0 E: 0 K: 0 S: 9	H: 2 LOB: 1 BB: 0 P: 13	R: 0 H: 1 E: 0 K: 0 S: 12	H: 1 LOB: 0 BB: 0 P: 15	1B: 5 2B: 3 3B: 0 HR: 2	SF: 0 SAC: 0 DP: 0 HBP: 1	WP: 0 PB: 0 SB: 0 CS: 2	PA: 40							
<b>PITCHER</b>	IP	WLS	BF	H	R	ER	SO	BB	IBB	HBP	BLK	WP	HR	S	P	ERA	WHIP										
58 Paul Blackburn, R ERA: 3.48	5.2		27	7	3	2	9	1	0	1	0	0	1	69	104	3.18	1.412										
45 Richard Lovelady, L ERA: 3.86	1.0		2	0	0	0	0	0	0	0	0	0	0	8	11	0.00	0.000										
29 Austin Pruitt, R ERA: 3.6	2.1	L	9	3	1	1	0	0	0	0	0	0	1	24	34	3.86	1.286										

Tampa Bay Rays @ Oakland Athletics  
Oakland Coliseum, Oakland, CA  
Thu Jun 15 2023, 12:38 PM - 3:32 PM PDT  
Att. 7,133 - Partly Cloudy - 68 F

AB 36  
R 4  
H 10  
RBI 4  
BB 1  
SO 9  
LOB 16



Batter	1	2	3	4	5	6	7	8	9	AB	R	H	RBI	BB	SO	LOB	BOTTOM										
1 Esteyru Ruiz, R OBP: 0.312, SLG: 0.327	K		K		FC5		G4-2-3		K	5	1	1	0	0	3	4											
49 Ryan Noda, L OBP: 0.312, SLG: 0.442	K				1B		1B			2	0	1	1	2	1	0											
15 Seth Brown, L OBP: 0.278, SLG: 0.365	K		K		1B		G4-2-3			4	0	1	2	0	2	6											
25 Brent Rooker, R OBP: 0.362, SLG: 0.507		K		G6-3	G6-4-3		K			4	0	0	0	0	2	4											
6 Jace Peterson, L OBP: 0.324, SLG: 0.335	K		K			K			G3	4	0	0	0	0	3	0											
44 Carlos Pérez, R OBP: 0.296, SLG: 0.344	K			P4		K			K	4	0	0	0	0	3	0											
33 JJ Bleday, L OBP: 0.319, SLG: 0.398			1B		K				K	3	0	1	0	1	2	0											
4 Kevin Smith, R OBP: 0.216, SLG: 0.330			K		FC5		F8			2	1	0	0	1	1	2											
26 Jonah Bride, R OBP: 0.391, SLG: 0.278					BB				P4	1	0	0	0	0	0	0											
5 Tony Kemp, L OBP: 0.256, SLG: 0.203			1B		BB				F9	2	1	1	0	2	0	0											
<b>Inning Stats</b>	R: 0 H: 0 E: 0 K: 3 S: 11	H: 0 LOB: 0 BB: 0 P: 13	R: 0 H: 0 E: 0 K: 3 S: 10	H: 0 LOB: 0 BB: 0 P: 14	R: 0 H: 2 E: 0 K: 3 S: 13	H: 2 LOB: 3 BB: 1 P: 21	R: 0 H: 0 E: 0 K: 1 S: 8	H: 0 LOB: 0 BB: 0 P: 14	R: 3 H: 2 E: 1 K: 1 S: 14	H: 2 LOB: 1 BB: 2 P: 28	R: 0 H: 0 E: 0 K: 2 S: 8	H: 0 LOB: 1 BB: 1 P: 15	R: 0 H: 1 E: 0 K: 1 S: 10	H: 1 LOB: 2 BB: 2 P: 24	R: 0 H: 0 E: 0 K: 2 S: 13	H: 0 LOB: 0 BB: 0 P: 19	R: 0 H: 0 E: 0 K: 1 S: 7	H: 0 LOB: 0 BB: 0 P: 10	1B: 5 2B: 0 3B: 0 HR: 0	SF: 0 SAC: 0 DP: 2 HBP: 0	WP: 0 PB: 0 SB: 0 CS: 0	PA: 37					
<b>PITCHER</b>	IP	WLS	BF	H	R	ER	SO	BB	IBB	HBP	BLK	WP	HR	S	P	ERA	WHIP										
45 Taj Bradley, R ERA: 4.15	4.1		21	4	3	2	11	3	0	0	0	0	0	55	88	4.15	1.615										
49 Kevin Kelly, R ERA: 3.48	1.2		5	0	0	0	2	1	0	0	0	0	0	9	17	0.00	0.600										
30 Jake Diekmann, L ERA: 5.64	0.2		4	1	0	0	0	2	0	0	0	0	0	7	20	0.00	4.500										
26 Robert Stephenson, R ERA: 4.34	0.1	W	1	0	0	0	1	0	0	0	0	0	0	3	4	0.00	0.000										
47 Jason Adam, R ERA: 2.67	1.0	H	3	0	0	0	2	0	0	0	0	0	0	13	19	0.00	0.000										
<b>PITCHER</b>	IP	WLS	BF	H	R	ER	SO	BB	IBB	HBP	BLK	WP	HR	S	P	ERA	WHIP										
29 Pete Fairbanks, R ERA: 1.42	1.0		3	0	0	0	1	0	0	0	0	0	0	7	10	0.00	0.000										

Tampa Bay Rays @ Oakland Athletics  
Oakland Coliseum, Oakland, CA  
Thu Jun 15 2023, 12:38 PM - 3:32 PM PDT  
Att. 7,133 - Partly Cloudy - 68 F

AB 31  
R 3  
H 5  
RBI 3  
BB 6  
SO 17  
LOB 16





Batter	1	2	3	4	5	6	7	8	9	AB R H RBI BB SO LOB	TOP											
12 Kyle Schwarber, L OBP: 0.327, SLG: 0.444										4 1 1 1 0 2 1	<b>Philadelphia Phillies @ Oakland Athletics</b> <b>Oakland Coliseum, Oakland, CA</b> Fri Jun 16 2023, 6:41 PM - 9:01 PM PDT Att: 16,084 - Partly Cloudy - 65 F											
7 Trea Turner, R OBP: 0.297, SLG: 0.390										4 0 0 0 0 0 1												
8 Nick Castellanos, R OBP: 0.359, SLG: 0.493										4 1 1 0 0 1 0												
3 Bryce Harper, L OBP: 0.393, SLG: 0.425										4 2 2 0 0 0 0												
10 J.T. Realmuto, R OBP: 0.309, SLG: 0.493										4 1 1 1 0 3 3												
28 Alec Bohm, R OBP: 0.324, SLG: 0.420										4 1 2 3 0 0 0												
2 Josh Harrison, R OBP: 0.259, SLG: 0.270										3 0 0 0 0 1 1												
33 Edmundo Sosa, R OBP: 0.266, SLG: 0.389										4 0 0 0 0 2 2												
19 Cristian Pache, R OBP: 0.357, SLG: 0.556										2 0 0 0 1 1 0												
<b>Inning Stats</b>	R: 1 E: 0 K: 0 S: 10	H: 1 LOB: 0 BB: 0 P: 11	R: 1 E: 0 K: 2 S: 11	H: 1 LOB: 0 BB: 0 P: 18	R: 0 E: 0 K: 2 S: 9	H: 0 LOB: 0 BB: 0 P: 14	R: 2 E: 0 K: 2 S: 20	H: 2 LOB: 1 BB: 0 P: 31	R: 0 E: 0 K: 1 S: 4	H: 0 LOB: 0 BB: 0 P: 5	R: 0 E: 0 K: 1 S: 6	H: 0 LOB: 0 BB: 0 P: 6	R: 0 E: 0 K: 0 S: 7	H: 0 LOB: 0 BB: 0 P: 10	R: 0 E: 0 K: 1 S: 9	H: 0 LOB: 0 BB: 1 P: 16	R: 2 E: 1 K: 2 S: 23	H: 3 LOB: 1 BB: 0 P: 32	1B: 4 2B: 1 3B: 0 HR: 3	SF: 0 SAC: 0 DP: 1 HBP: 1	WP: 1 PB: 0 SB: 0 CS: 0	PA: 35
<b>PITCHER</b>	IP WLS BF H R ER SO BB IBB HBP BLK WP HR S P ERA WHIP											IP WLS BF H R ER SO BB IBB HBP BLK WP HR S P ERA WHIP										
38 JP Sears, L ERA: 4.24	7.0 L 26 4 4 4 7 0 0 1 0 0 3 67 95 5.14 0.571											2.0 9 3 2 2 3 1 0 0 0 1 0 32 48 9.00 2.000										
30 Chad Smith, R ERA: 6.75																						

Batter	1	2	3	4	5	6	7	8	9	AB R H RBI BB SO LOB	BOTTOM											
1 Esteury Ruiz, R OBP: 0.315, SLG: 0.333										4 0 2 1 0 0 1	<b>Philadelphia Phillies @ Oakland Athletics</b> <b>Oakland Coliseum, Oakland, CA</b> Fri Jun 16 2023, 6:41 PM - 9:01 PM PDT Att: 16,084 - Partly Cloudy - 65 F											
49 Ryan Noda, L OBP: 0.405, SLG: 0.433										4 0 0 0 0 2 3												
25 Brent Rooker, R OBP: 0.356, SLG: 0.498										4 0 0 0 0 3 2												
15 Seth Brown, L OBP: 0.280, SLG: 0.364										3 0 1 0 0 2 1												
22 Ramón Laureano, R (PH) OBP: 0.292, SLG: 0.379										1 0 0 0 0 1 0												
26 Jonah Bride, R OBP: 0.360, SLG: 0.250										4 0 0 0 0 1 1												
6 Jace Peterson, L OBP: 0.327, SLG: 0.340										3 0 1 0 0 1 0												
12 Aledmys Diaz, R OBP: 0.265, SLG: 0.263										3 0 1 0 0 0 2												
23 Shea Langeliers, R OBP: 0.287, SLG: 0.382										3 1 1 0 0 0 2												
5 Tony Kemp, L OBP: 0.257, SLG: 0.205										3 0 1 0 0 0 3												
<b>Inning Stats</b>	R: 0 E: 0 K: 1 S: 7	H: 0 LOB: 0 BB: 0 P: 8	R: 0 E: 0 K: 1 S: 5	H: 1 LOB: 0 BB: 0 P: 11	R: 1 E: 0 K: 0 S: 10	H: 3 LOB: 1 BB: 0 P: 15	R: 0 E: 0 K: 2 S: 9	H: 0 LOB: 0 BB: 0 P: 13	R: 0 E: 0 K: 0 S: 11	H: 1 LOB: 1 BB: 0 P: 13	R: 0 E: 0 K: 2 S: 10	H: 1 LOB: 1 BB: 0 P: 14	R: 0 E: 0 K: 0 S: 9	H: 0 LOB: 1 BB: 0 P: 14	R: 0 E: 0 K: 2 S: 10	H: 1 LOB: 1 BB: 0 P: 12	R: 0 E: 0 K: 2 S: 9	H: 0 LOB: 0 BB: 0 P: 10	1B: 5 2B: 2 3B: 0 HR: 0	SF: 0 SAC: 0 DP: 0 HBP: 1	WP: 0 PB: 0 SB: 2 CS: 0	PA: 33
<b>PITCHER</b>	IP WLS BF H R ER SO BB IBB HBP BLK WP HR S P ERA WHIP											IP WLS BF H R ER SO BB IBB HBP BLK WP HR S P ERA WHIP										
99 Taijuan Walker, R ERA: 4.31	8.0 W 30 7 1 1 8 0 0 0 0 0 0 71 100 1.12 0.875											1.0 3 0 0 0 2 0 0 0 0 0 0 9 10 0.00 0.000										
37 Andrew Vasquez, L ERA: 1.72																						















Batter	1	2	3	4	5	6	7	8	9	AB	R	H	RBI	BB	SO	LOB	TOP											
1 Esteyru Ruiz, R (1,8) OBP: 0.327, SLG: 0.348	G4-3		49 HR 1B		P4		15 1B 1B		49 S 1B	5	1	3	2	0	0	0												
49 Ryan Noda, L (1,3) OBP: 0.390, SLG: 0.423	15 G3-1 BB		HR		F7		F7		K	4	1	1	3	1	1	4												
15 Seth Brown, L (1,10) OBP: 0.258, SLG: 0.331	G3-1		K				L1-3		F8	5	0	1	1	0	1	3												
22 Ramón Laureano, R (1,9) OBP: 0.274, SLG: 0.361	K		F9				L1-3		K	4	0	0	0	0	3	3												
33 JJ Bleday, L (1,7) OBP: 0.317, SLG: 0.370	F7		6 PO BB						F8	2	0	0	0	2	0	0												
6 Jace Peterson, L (1,5) OBP: 0.312, SLG: 0.319	L8		PO		L9		G4-3		P6	4	0	0	0	0	0	1												
23 Shea Langeliers, R (1,2) OBP: 0.272, SLG: 0.359	G5-3		P4						F8	4	0	0	0	0	0	0												
5 Tony Kemp, L (1,4) OBP: 0.283, SLG: 0.253			8 2B 1 1B		F9				1 1B BB	3	2	2	0	1	0	0												
8 Tyler Wade, L (1,6) OBP: 0.318, SLG: 0.263			1B 49 HR						1 1B K	2	1	1	0	0	1	0												
12 Aledmys Diaz, R (7,PH) OBP: 0.271, SLG: 0.293			1B 49 HR						1 1B K	2	1	1	0	0	1	1												
<b>Inning Stats</b>	R: 0 E: 0 K: 1 S: 11	H: 0 LOB: 1 BB: 1 P: 19	R: 0 E: 0 K: 0 S: 8	H: 0 LOB: 0 BB: 0 P: 15	R: 4 E: 0 K: 1 S: 16	H: 4 LOB: 0 BB: 1 P: 26	R: 0 E: 0 K: 0 S: 4	H: 0 LOB: 0 BB: 0 P: 7	R: 0 E: 0 K: 1 S: 5	H: 0 LOB: 0 BB: 0 P: 5	R: 0 E: 0 K: 1 S: 10	H: 0 LOB: 1 BB: 1 P: 15	R: 2 E: 0 K: 1 S: 17	H: 4 LOB: 2 BB: 0 P: 25	R: 0 E: 0 K: 0 S: 4	H: 0 LOB: 0 BB: 0 P: 6	R: 0 E: 0 K: 2 S: 10	H: 1 LOB: 2 BB: 1 P: 17	1B: 7 2B: 1 3B: 0 HR: 1	SF: 0 SAC: 0 DP: 0 HBP: 0	WP: 0 PB: 0 SB: 2 CS: 0	PA: 40						
<b>PITCHER</b>	IP	WLS	BF	H	R	ER	SO	BB	IBB	HBP	BLK	WP	HR	S	P	ERA	WHIP											
63 Gavin Williams, R (1,1) ERA: 6.35	5.2		23	4	4	4	4	3	0	0	0	0	0	1	51	84	6.35	1.235										
31 Sam Hentges, L (6,1) ERA: 3.71	0.2		4	2	2	2	0	0	0	0	0	0	0	0	12	15	27.00	3.000										
37 Trevor Stephan, R (7,1) ERA: 2.32	0.2		4	2	0	0	1	0	0	0	0	0	0	8	13	0.00	3.000											
49 Eil Morgan, R (8,1) ERA: 1.78	1.0	W	3	0	0	0	0	0	0	0	0	0	0	4	6	0.00	0.000											
48 Emmanuel Clase, R (9,1) ERA: 2.55	1.0	S	5	1	0	0	2	1	0	0	0	0	0	10	17	0.00	2.000											

Oakland Athletics @ Cleveland Guardians  
 Progressive Field, Cleveland, OH  
 Wed Jun 21 2023, 7:14 PM - 9:56 PM EDT  
 Att: 17,853 - Cloudy - 76 F

AB	35
R	6
H	9
RBI	6
BB	4
SO	7
LOB	12



Batter	1	2	3	4	5	6	7	8	9	AB	R	H	RBI	BB	SO	LOB	BOTTOM										
38 Steven Kwan, L (1,7) OBP: 0.340, SLG: 0.358	K		1 E 1B		HBP		K		E9 1 F9-2 2B	4	1	2	1	0	2	0											
1 Amed Rosario, R (1,6) OBP: 0.304, SLG: 0.347	G6-3		E9 22 1B 11 1B 0 SF8 1B		K		G5-3		F9-2	5	1	1	1	0	1	2											
11 José Ramírez, S (1,5) OBP: 0.355, SLG: 0.514	22 1B 1B		0 SF8 22 1B 1B				22 1B 3B		K	4	1	3	0	0	1	0											
22 Josh Naylor, L (1,3) OBP: 0.338, SLG: 0.464	1B		13 F8 55 1B 1B				13 F8 55 1B 1B		HR	4	1	4	2	0	0	0											
55 Josh Bell, S (1,10) OBP: 0.328, SLG: 0.371	K		K				G6-3		G6-3	4	0	1	0	0	2	5											
0 Andrés Giménez, L (1,4) OBP: 0.306, SLG: 0.371	K		SF8		K		G4-3		G4-3	3	0	0	1	0	2	2											
17 Will Brennan, L (1,9) OBP: 0.299, SLG: 0.396	G4-3		L8				F8		G6-3	2	0	0	0	0	0	2											
13 Gabriel Arias, R (6,PH) OBP: 0.312, SLG: 0.344										2	0	0	0	0	0	2											
7 Myles Straw, R (1,8) OBP: 0.313, SLG: 0.300	G5-3		K				L9		23 1B 38 E 1B	4	1	1	0	0	1	2											
23 Bo Naylor, L (1,2) OBP: 0.214, SLG: 0.083	38 1B 1 E BB		G4-3				G4-3		38 2B 38 E 1B	3	2	1	0	1	1	0											
<b>Inning Stats</b>	R: 0 E: 0 K: 2 S: 10	H: 2 LOB: 2 BB: 0 P: 17	R: 0 E: 0 K: 1 S: 6	H: 0 LOB: 0 BB: 0 P: 8	R: 3 E: 1 K: 1 S: 17	H: 4 LOB: 2 BB: 1 P: 25	R: 0 E: 0 K: 2 S: 10	H: 0 LOB: 1 BB: 0 P: 18	R: 1 E: 0 K: 1 S: 15	H: 3 LOB: 2 BB: 0 P: 22	R: 0 E: 0 K: 2 S: 11	H: 0 LOB: 0 BB: 0 P: 19	R: 1 E: 0 K: 1 S: 10	H: 1 LOB: 0 BB: 0 P: 19	R: 2 E: 1 K: 0 S: 11	H: 3 LOB: 0 BB: 0 P: 16	1B: 10 2B: 2 3B: 1 HR: 1	SF: 1 SAC: 0 DP: 1 HBP: 1	WP: 0 PB: 0 SB: 0 CS: 0	PA: 38							
<b>PITCHER</b>	IP	WLS	BF	H	R	ER	SO	BB	IBB	HBP	BLK	WP	HR	S	P	ERA	WHIP										
58 Paul Blackburn, R (1,1) ERA: 4.21	5.0		26	9	4	4	7	1	0	1	0	0	0	11	90	7.20	2.000										
70 Lucas Erceg, R (6,1) ERA: 2.5	1.0		3	0	0	0	2	0	0	0	0	0	0	11	19	0.00	0.000										
66 Sam Long, L (7,1) ERA: 3.14	1.0	H	4	1	1	1	1	0	0	0	0	0	1	10	19	9.00	1.000										
29 Austin Pruitt, R (8,1) ERA: 3.88	1.0	L	5	3	2	1	0	0	0	0	0	0	0	11	16	9.00	3.000										

Oakland Athletics @ Cleveland Guardians  
 Progressive Field, Cleveland, OH  
 Wed Jun 21 2023, 7:14 PM - 9:56 PM EDT  
 Att: 17,853 - Cloudy - 76 F

AB	35
R	7
H	13
RBI	5
BB	1
SO	10
LOB	15





Batter	1	2	3	4	5	6	7	8	9	AB	R	H	RBI	BB	SO	LOB	TOP					
1 Esteyru Ruiz, R OBP: 0.323, SLG: 0.343										4	0	0	0	0	1	1	<b>Oakland Athletics @ Cleveland Guardians</b> Progressive Field, Cleveland, OH Thu Jun 22 2023, 1:11 PM - 3:39 PM EDT Att: 23,969 - Cloudy - 71 F					
12 Aledmys Díaz, R OBP: 0.270, SLG: 0.294										3	0	1	1	0	0	0						
49 Ryan Noda, L OBP: 0.387, SLG: 0.417										3	0	0	0	1	2	1						
44 Carlos Pérez, R OBP: 0.303, SLG: 0.383										4	0	0	0	0	2							
25 Brent Rooker, R OBP: 0.349, SLG: 0.475										3	0	0	0	1	1	0						
6 Jace Peterson, L OBP: 0.307, SLG: 0.313										4	0	0	0	0	1	2						
26 Jonah Bride, R OBP: 0.357, SLG: 0.244										1	0	1	0	1	0	0						
8 Tyler Wade, L OBP: 0.348, SLG: 0.300										1	0	1	0	0	0	0						
23 Shea Langeliers, R OBP: 0.269, SLG: 0.354										3	0	0	0	0	2	5						
5 Tony Kemp, L OBP: 0.284, SLG: 0.250										2	1	0	0	1	0	1						
<b>Inning Stats</b>	R: 0 E: 0 K: 1 S: 12	H: 1 LOB: 1 BB: 0 P: 18	R: 0 E: 0 K: 2 S: 17	H: 1 LOB: 1 BB: 0 P: 27	R: 0 E: 0 K: 1 S: 11	H: 0 LOB: 0 BB: 0 P: 15	R: 0 E: 0 K: 1 S: 15	H: 0 LOB: 3 BB: 3 P: 29	R: 1 E: 0 K: 0 S: 10	H: 0 LOB: 0 BB: 1 P: 16	R: 0 E: 0 K: 1 S: 9	H: 0 LOB: 0 BB: 1 P: 15	R: 0 E: 0 K: 0 S: 4	H: 1 LOB: 0 BB: 0 P: 6	R: 0 E: 0 K: 1 S: 8	H: 0 LOB: 0 BB: 0 P: 12	R: 0 E: 0 K: 0 S: 12	H: 0 LOB: 0 BB: 0 P: 18	1B: 3 2B: 1 3B: 0 HR: 0	SF: 1 SAC: 0 DP: 1 HBP: 0	WP: 0 PB: 0 SB: 0 CS: 0	PA: 33
<b>PITCHER</b>	IP: 4.0 WLS: 0 BF: 17 ERA: 3.68	W: 1 L: 0 H: 7 ERA: 3.29	H: 2 R: 0 ER: 1 SO: 5	R: 0 LOB: 1 BB: 1 P: 27	H: 0 LOB: 0 BB: 0 P: 15	BB: 3 IBB: 0 HBP: 0 BLK: 0	WP: 0 HR: 0 S: 19 P: 31	ERA: 4.50 WHIP: 0.500	IP: 4.0 WLS: 0 BF: 17 ERA: 0.00	H: 0 LOB: 0 BB: 0 P: 16	IP: 4.0 WLS: 0 BF: 17 ERA: 0.00	H: 0 LOB: 0 BB: 0 P: 15	IP: 4.0 WLS: 0 BF: 17 ERA: 0.00	H: 1 LOB: 0 BB: 0 P: 6	IP: 4.0 WLS: 0 BF: 17 ERA: 0.00	H: 0 LOB: 0 BB: 0 P: 12	IP: 4.0 WLS: 0 BF: 17 ERA: 0.00	H: 0 LOB: 0 BB: 0 P: 18	1B: 3 2B: 1 3B: 0 HR: 0	SF: 1 SAC: 0 DP: 1 HBP: 0	WP: 0 PB: 0 SB: 0 CS: 0	PA: 33

Batter	1	2	3	4	5	6	7	8	9	AB	R	H	RBI	BB	SO	LOB	BOTTOM					
38 Steven Kwan, L OBP: 0.342, SLG: 0.358										3	1	1	0	1	0	0	<b>Oakland Athletics @ Cleveland Guardians</b> Progressive Field, Cleveland, OH Thu Jun 22 2023, 1:11 PM - 3:39 PM EDT Att: 23,969 - Cloudy - 71 F					
1 Amed Rosario, R OBP: 0.304, SLG: 0.343										3	0	0	1	1	0	1						
11 José Ramírez, S OBP: 0.357, SLG: 0.513										3	0	1	1	1	1	1						
22 Josh Naylor, L OBP: 0.333, SLG: 0.456										4	0	0	0	0	2	3						
55 Josh Bell, S OBP: 0.327, SLG: 0.381										4	1	1	1	0	0	3						
12 David Fry, R OBP: 0.269, SLG: 0.400										0	0	0	0	0	0	0						
0 Andrés Giménez, L OBP: 0.305, SLG: 0.369										4	1	1	0	0	1	2						
13 Gabriel Arias, R OBP: 0.313, SLG: 0.339										2	1	0	0	1	2	1						
7 Myles Straw, R OBP: 0.317, SLG: 0.313										3	1	2	1	0	1	0						
35 Cam Gallagher, R OBP: 0.172, SLG: 0.171										2	1	0	0	1	2	1						
<b>Inning Stats</b>	R: 0 E: 0 K: 0 S: 4	H: 0 LOB: 0 BB: 0 P: 6	R: 0 E: 0 K: 0 S: 9	H: 0 LOB: 0 BB: 0 P: 13	R: 0 E: 0 K: 3 S: 10	H: 0 LOB: 0 BB: 0 P: 14	R: 0 E: 0 K: 0 S: 17	H: 1 LOB: 0 BB: 0 P: 23	R: 2 E: 0 K: 2 S: 17	H: 3 LOB: 1 BB: 0 P: 19	R: 0 E: 0 K: 1 S: 9	H: 0 LOB: 1 BB: 1 P: 14	R: 0 E: 0 K: 2 S: 13	H: 0 LOB: 0 BB: 0 P: 17	R: 4 E: 0 K: 1 S: 20	H: 2 LOB: 2 BB: 4 P: 44	R: 0 E: 0 K: 0 S: 12	H: 0 LOB: 0 BB: 0 P: 18	1B: 4 2B: 1 3B: 1 HR: 1	SF: 0 SAC: 0 DP: 1 HBP: 0	WP: 2 PB: 0 SB: 1 CS: 2	PA: 34
<b>PITCHER</b>	IP: 7.0 WLS: 0 BF: 24 ERA: 4.1	L: 1 W: 0 H: 9 ERA: 36.0	H: 4 R: 2 ER: 4 SO: 1	R: 0 LOB: 0 BB: 0 P: 13	H: 0 LOB: 0 BB: 0 P: 14	BB: 1 IBB: 0 HBP: 0 BLK: 0	WP: 0 HR: 0 S: 20 P: 44	ERA: 2.57 WHIP: 0.714	IP: 7.0 WLS: 0 BF: 24 ERA: 36.0	H: 0 LOB: 0 BB: 0 P: 19	IP: 7.0 WLS: 0 BF: 24 ERA: 36.0	H: 0 LOB: 1 BB: 1 P: 14	IP: 7.0 WLS: 0 BF: 24 ERA: 36.0	H: 0 LOB: 0 BB: 0 P: 17	IP: 7.0 WLS: 0 BF: 24 ERA: 36.0	H: 2 LOB: 2 BB: 4 P: 44	IP: 7.0 WLS: 0 BF: 24 ERA: 36.0	H: 0 LOB: 0 BB: 0 P: 18	1B: 4 2B: 1 3B: 1 HR: 1	SF: 0 SAC: 0 DP: 1 HBP: 0	WP: 2 PB: 0 SB: 1 CS: 2	PA: 34

AB 28  
R 1  
H 3  
RBI 1  
BB 4  
SO 7  
LOB 12



AB 28  
R 6  
H 6  
RBI 4  
BB 5  
SO 9  
LOB 12





Batter	1	2	3	4	5	6	7	8	9	AB	R	H	RBI	BB	SO	LOB	TOP							
5 Tony Kemp, L OBP: 0.283, SLG: 0.250										4	1	1	0	0	0	2	<p><b>Oakland Athletics @ Toronto Blue Jays</b> Rogers Centre, Toronto, ON Fri Jun 23 2023, 7:09 PM - 9:35 PM EDT Att: 34,988 - Roof Closed - 68 F</p>							
49 Ryan Noda, L OBP: 0.387, SLG: 0.416										3	0	1	0	0	1	1								
44 Carlos Pérez, R OBP: 0.300, SLG: 0.380										1	0	0	0	0	0	1								
33 JJ Bleday, L OBP: 0.315, SLG: 0.396										3	1	1	3	0	1	0								
15 Seth Brown, L OBP: 0.250, SLG: 0.320										4	0	0	0	0	2	1								
12 Aledmys Díaz, R OBP: 0.270, SLG: 0.289										3	1	0	0	1	2	0								
6 Jace Peterson, L OBP: 0.314, SLG: 0.315										2	0	1	0	2	0	0								
23 Shea Langeliers, R OBP: 0.273, SLG: 0.370										4	1	2	2	0	0	2								
8 Tyler Wade, L OBP: 0.296, SLG: 0.250										4	0	0	0	0	1	2								
21 Conner Capel, L OBP: 0.354, SLG: 0.333										3	1	1	0	0	1	0								
<b>Inning Stats</b>	R: 3 H: 4 E: 0 K: 2 S: 18	H: 4 LOB: 2 BB: 1 P: 28	R: 0 H: 0 E: 0 K: 1 S: 8	H: 0 LOB: 0 BB: 0 P: 11	R: 0 H: 0 E: 0 K: 0 S: 5	H: 0 LOB: 0 BB: 0 P: 7	R: 0 H: 0 E: 0 K: 1 S: 9	H: 0 LOB: 0 BB: 0 P: 16	R: 1 H: 1 E: 0 K: 0 S: 13	H: 1 LOB: 1 BB: 0 P: 21	R: 0 H: 0 E: 0 K: 1 S: 8	H: 0 LOB: 0 BB: 0 P: 14	R: 0 H: 1 E: 0 K: 0 S: 7	H: 1 LOB: 1 BB: 0 P: 8	R: 0 H: 0 E: 0 K: 3 S: 13	H: 0 LOB: 0 BB: 0 P: 16	R: 1 H: 1 E: 0 K: 0 S: 10	H: 1 LOB: 0 BB: 0 P: 12	1B: 4 2B: 1 3B: 0 HR: 2	SF: 1 SAC: 0 DP: 2 HBP: 1	WP: 0 PB: 0 SB: 1 CS: 0	PA: 36		
<b>PITCHER</b>	IP WLS BF H R ER SO BB IBB HBP BLK WP HR S P ERA WHIP	IP WLS BF H R ER SO BB IBB HBP BLK WP HR S P ERA WHIP	IP WLS BF H R ER SO BB IBB HBP BLK WP HR S P ERA WHIP	IP WLS BF H R ER SO BB IBB HBP BLK WP HR S P ERA WHIP	IP WLS BF H R ER SO BB IBB HBP BLK WP HR S P ERA WHIP	IP WLS BF H R ER SO BB IBB HBP BLK WP HR S P ERA WHIP	IP WLS BF H R ER SO BB IBB HBP BLK WP HR S P ERA WHIP	IP WLS BF H R ER SO BB IBB HBP BLK WP HR S P ERA WHIP	IP WLS BF H R ER SO BB IBB HBP BLK WP HR S P ERA WHIP	IP WLS BF H R ER SO BB IBB HBP BLK WP HR S P ERA WHIP	IP WLS BF H R ER SO BB IBB HBP BLK WP HR S P ERA WHIP	IP WLS BF H R ER SO BB IBB HBP BLK WP HR S P ERA WHIP	IP WLS BF H R ER SO BB IBB HBP BLK WP HR S P ERA WHIP	IP WLS BF H R ER SO BB IBB HBP BLK WP HR S P ERA WHIP	IP WLS BF H R ER SO BB IBB HBP BLK WP HR S P ERA WHIP	IP WLS BF H R ER SO BB IBB HBP BLK WP HR S P ERA WHIP	IP WLS BF H R ER SO BB IBB HBP BLK WP HR S P ERA WHIP	IP WLS BF H R ER SO BB IBB HBP BLK WP HR S P ERA WHIP	IP WLS BF H R ER SO BB IBB HBP BLK WP HR S P ERA WHIP	IP WLS BF H R ER SO BB IBB HBP BLK WP HR S P ERA WHIP	IP WLS BF H R ER SO BB IBB HBP BLK WP HR S P ERA WHIP	IP WLS BF H R ER SO BB IBB HBP BLK WP HR S P ERA WHIP	IP WLS BF H R ER SO BB IBB HBP BLK WP HR S P ERA WHIP	IP WLS BF H R ER SO BB IBB HBP BLK WP HR S P ERA WHIP
40 Chris Bassitt, R ERA: 4.32	5.0 22 5 4 4 4 2 0 1 0 0 0 1 53 83 7.20 1.400	5.0 22 5 4 4 4 2 0 1 0 0 0 1 53 83 7.20 1.400	5.0 22 5 4 4 4 2 0 1 0 0 0 1 53 83 7.20 1.400	5.0 22 5 4 4 4 2 0 1 0 0 0 1 53 83 7.20 1.400	5.0 22 5 4 4 4 2 0 1 0 0 0 1 53 83 7.20 1.400	5.0 22 5 4 4 4 2 0 1 0 0 0 1 53 83 7.20 1.400	5.0 22 5 4 4 4 2 0 1 0 0 0 1 53 83 7.20 1.400	5.0 22 5 4 4 4 2 0 1 0 0 0 1 53 83 7.20 1.400	5.0 22 5 4 4 4 2 0 1 0 0 0 1 53 83 7.20 1.400	5.0 22 5 4 4 4 2 0 1 0 0 0 1 53 83 7.20 1.400	5.0 22 5 4 4 4 2 0 1 0 0 0 1 53 83 7.20 1.400	5.0 22 5 4 4 4 2 0 1 0 0 0 1 53 83 7.20 1.400	5.0 22 5 4 4 4 2 0 1 0 0 0 1 53 83 7.20 1.400	5.0 22 5 4 4 4 2 0 1 0 0 0 1 53 83 7.20 1.400	5.0 22 5 4 4 4 2 0 1 0 0 0 1 53 83 7.20 1.400	5.0 22 5 4 4 4 2 0 1 0 0 0 1 53 83 7.20 1.400	5.0 22 5 4 4 4 2 0 1 0 0 0 1 53 83 7.20 1.400	5.0 22 5 4 4 4 2 0 1 0 0 0 1 53 83 7.20 1.400	5.0 22 5 4 4 4 2 0 1 0 0 0 1 53 83 7.20 1.400	5.0 22 5 4 4 4 2 0 1 0 0 0 1 53 83 7.20 1.400	5.0 22 5 4 4 4 2 0 1 0 0 0 1 53 83 7.20 1.400	5.0 22 5 4 4 4 2 0 1 0 0 0 1 53 83 7.20 1.400	5.0 22 5 4 4 4 2 0 1 0 0 0 1 53 83 7.20 1.400	
33 Trevor Richards, R ERA: 3.53	1.2 6 1 0 0 0 1 1 0 0 0 0 0 0 14 20 0.00 1.200	1.2 6 1 0 0 0 1 1 0 0 0 0 0 0 14 20 0.00 1.200	1.2 6 1 0 0 0 1 1 0 0 0 0 0 0 14 20 0.00 1.200	1.2 6 1 0 0 0 1 1 0 0 0 0 0 0 14 20 0.00 1.200	1.2 6 1 0 0 0 1 1 0 0 0 0 0 0 14 20 0.00 1.200	1.2 6 1 0 0 0 1 1 0 0 0 0 0 0 14 20 0.00 1.200	1.2 6 1 0 0 0 1 1 0 0 0 0 0 0 14 20 0.00 1.200	1.2 6 1 0 0 0 1 1 0 0 0 0 0 0 14 20 0.00 1.200	1.2 6 1 0 0 0 1 1 0 0 0 0 0 0 14 20 0.00 1.200	1.2 6 1 0 0 0 1 1 0 0 0 0 0 0 14 20 0.00 1.200	1.2 6 1 0 0 0 1 1 0 0 0 0 0 0 14 20 0.00 1.200	1.2 6 1 0 0 0 1 1 0 0 0 0 0 0 14 20 0.00 1.200	1.2 6 1 0 0 0 1 1 0 0 0 0 0 0 14 20 0.00 1.200	1.2 6 1 0 0 0 1 1 0 0 0 0 0 0 14 20 0.00 1.200	1.2 6 1 0 0 0 1 1 0 0 0 0 0 0 14 20 0.00 1.200	1.2 6 1 0 0 0 1 1 0 0 0 0 0 0 14 20 0.00 1.200	1.2 6 1 0 0 0 1 1 0 0 0 0 0 0 14 20 0.00 1.200	1.2 6 1 0 0 0 1 1 0 0 0 0 0 0 14 20 0.00 1.200	1.2 6 1 0 0 0 1 1 0 0 0 0 0 0 14 20 0.00 1.200	1.2 6 1 0 0 0 1 1 0 0 0 0 0 0 14 20 0.00 1.200	1.2 6 1 0 0 0 1 1 0 0 0 0 0 0 14 20 0.00 1.200	1.2 6 1 0 0 0 1 1 0 0 0 0 0 0 14 20 0.00 1.200	1.2 6 1 0 0 0 1 1 0 0 0 0 0 0 14 20 0.00 1.200	
58 Tim Mayza, L ERA: 1.38	0.1 1 0 0 0 0 0 0 0 0 0 0 0 0 0 1 2 0.00 0.000	0.1 1 0 0 0 0 0 0 0 0 0 0 0 0 0 1 2 0.00 0.000	0.1 1 0 0 0 0 0 0 0 0 0 0 0 0 0 1 2 0.00 0.000	0.1 1 0 0 0 0 0 0 0 0 0 0 0 0 0 1 2 0.00 0.000	0.1 1 0 0 0 0 0 0 0 0 0 0 0 0 0 1 2 0.00 0.000	0.1 1 0 0 0 0 0 0 0 0 0 0 0 0 0 1 2 0.00 0.000	0.1 1 0 0 0 0 0 0 0 0 0 0 0 0 0 1 2 0.00 0.000	0.1 1 0 0 0 0 0 0 0 0 0 0 0 0 0 1 2 0.00 0.000	0.1 1 0 0 0 0 0 0 0 0 0 0 0 0 0 1 2 0.00 0.000	0.1 1 0 0 0 0 0 0 0 0 0 0 0 0 0 1 2 0.00 0.000	0.1 1 0 0 0 0 0 0 0 0 0 0 0 0 0 1 2 0.00 0.000	0.1 1 0 0 0 0 0 0 0 0 0 0 0 0 0 1 2 0.00 0.000	0.1 1 0 0 0 0 0 0 0 0 0 0 0 0 0 1 2 0.00 0.000	0.1 1 0 0 0 0 0 0 0 0 0 0 0 0 0 1 2 0.00 0.000	0.1 1 0 0 0 0 0 0 0 0 0 0 0 0 0 1 2 0.00 0.000	0.1 1 0 0 0 0 0 0 0 0 0 0 0 0 0 1 2 0.00 0.000	0.1 1 0 0 0 0 0 0 0 0 0 0 0 0 0 1 2 0.00 0.000	0.1 1 0 0 0 0 0 0 0 0 0 0 0 0 0 1 2 0.00 0.000	0.1 1 0 0 0 0 0 0 0 0 0 0 0 0 0 1 2 0.00 0.000	0.1 1 0 0 0 0 0 0 0 0 0 0 0 0 0 1 2 0.00 0.000	0.1 1 0 0 0 0 0 0 0 0 0 0 0 0 0 1 2 0.00 0.000	0.1 1 0 0 0 0 0 0 0 0 0 0 0 0 0 1 2 0.00 0.000	0.1 1 0 0 0 0 0 0 0 0 0 0 0 0 0 1 2 0.00 0.000	0.1 1 0 0 0 0 0 0 0 0 0 0 0 0 0 1 2 0.00 0.000
50 Erik Swanson, R ERA: 2.5	1.0 3 0 0 0 3 0 0 0 0 0 0 0 0 0 13 16 0.00 0.000	1.0 3 0 0 0 3 0 0 0 0 0 0 0 0 0 13 16 0.00 0.000	1.0 3 0 0 0 3 0 0 0 0 0 0 0 0 0 13 16 0.00 0.000	1.0 3 0 0 0 3 0 0 0 0 0 0 0 0 0 13 16 0.00 0.000	1.0 3 0 0 0 3 0 0 0 0 0 0 0 0 0 13 16 0.00 0.000	1.0 3 0 0 0 3 0 0 0 0 0 0 0 0 0 13 16 0.00 0.000	1.0 3 0 0 0 3 0 0 0 0 0 0 0 0 0 13 16 0.00 0.000	1.0 3 0 0 0 3 0 0 0 0 0 0 0 0 0 13 16 0.00 0.000	1.0 3 0 0 0 3 0 0 0 0 0 0 0 0 0 13 16 0.00 0.000	1.0 3 0 0 0 3 0 0 0 0 0 0 0 0 0 13 16 0.00 0.000	1.0 3 0 0 0 3 0 0 0 0 0 0 0 0 0 13 16 0.00 0.000	1.0 3 0 0 0 3 0 0 0 0 0 0 0 0 0 13 16 0.00 0.000	1.0 3 0 0 0 3 0 0 0 0 0 0 0 0 0 13 16 0.00 0.000	1.0 3 0 0 0 3 0 0 0 0 0 0 0 0 0 13 16 0.00 0.000	1.0 3 0 0 0 3 0 0 0 0 0 0 0 0 0 13 16 0.00 0.000	1.0 3 0 0 0 3 0 0 0 0 0 0 0 0 0 13 16 0.00 0.000	1.0 3 0 0 0 3 0 0 0 0 0 0 0 0 0 13 16 0.00 0.000	1.0 3 0 0 0 3 0 0 0 0 0 0 0 0 0 13 16 0.00 0.000	1.0 3 0 0 0 3 0 0 0 0 0 0 0 0 0 13 16 0.00 0.000	1.0 3 0 0 0 3 0 0 0 0 0 0 0 0 0 13 16 0.00 0.000	1.0 3 0 0 0 3 0 0 0 0 0 0 0 0 0 13 16 0.00 0.000	1.0 3 0 0 0 3 0 0 0 0 0 0 0 0 0 13 16 0.00 0.000	1.0 3 0 0 0 3 0 0 0 0 0 0 0 0 0 13 16 0.00 0.000	1.0 3 0 0 0 3 0 0 0 0 0 0 0 0 0 13 16 0.00 0.000
68 Jordan Romano, R ERA: 2.78	1.0 4 1 1 1 0 0 0 0 0 0 0 0 0 1 10 12 9.00 1.000	1.0 4 1 1 1 0 0 0 0 0 0 0 0 0 1 10 12 9.00 1.000	1.0 4 1 1 1 0 0 0 0 0 0 0 0 0 1 10 12 9.00 1.000	1.0 4 1 1 1 0 0 0 0 0 0 0 0 0 1 10 12 9.00 1.000	1.0 4 1 1 1 0 0 0 0 0 0 0 0 0 1 10 12 9.00 1.000	1.0 4 1 1 1 0 0 0 0 0 0 0 0 0 1 10 12 9.00 1.000	1.0 4 1 1 1 0 0 0 0 0 0 0 0 0 1 10 12 9.00 1.000	1.0 4 1 1 1 0 0 0 0 0 0 0 0 0 1 10 12 9.00 1.000	1.0 4 1 1 1 0 0 0 0 0 0 0 0 0 1 10 12 9.00 1.000	1.0 4 1 1 1 0 0 0 0 0 0 0 0 0 1 10 12 9.00 1.000	1.0 4 1 1 1 0 0 0 0 0 0 0 0 0 1 10 12 9.00 1.000	1.0 4 1 1 1 0 0 0 0 0 0 0 0 0 1 10 12 9.00 1.000	1.0 4 1 1 1 0 0 0 0 0 0 0 0 0 1 10 12 9.00 1.000	1.0 4 1 1 1 0 0 0 0 0 0 0 0 0 1 10 12 9.00 1.000	1.0 4 1 1 1 0 0 0 0 0 0 0 0 0 1 10 12 9.00 1.000	1.0 4 1 1 1 0 0 0 0 0 0 0 0 0 1 10 12 9.00 1.000	1.0 4 1 1 1 0 0 0 0 0 0 0 0 0 1 10 12 9.00 1.000	1.0 4 1 1 1 0 0 0 0 0 0 0 0 0 1 10 12 9.00 1.000	1.0 4 1 1 1 0 0 0 0 0 0 0 0 0 1 10 12 9.00 1.000	1.0 4 1 1 1 0 0 0 0 0 0 0 0 0 1 10 12 9.00 1.000	1.0 4 1 1 1 0 0 0 0 0 0 0 0 0 1 10 12 9.00 1.000	1.0 4 1 1 1 0 0 0 0 0 0 0 0 0 1 10 12 9.00 1.000	1.0 4 1 1 1 0 0 0 0 0 0 0 0 0 1 10 12 9.00 1.000	1.0 4 1 1 1 0 0 0 0 0 0 0 0 0 1 10 12 9.00 1.000
<b>Batter</b>	1	2	3	4	5	6	7	8	9	AB	R	H	RBI	BB	SO	LOB	BOTTOM							
4 George Springer, R OBP: 0.325, SLG: 0.398										3	0	0	0	1	3	0	<p><b>Oakland Athletics @ Toronto Blue Jays</b> Rogers Centre, Toronto, ON Fri Jun 23 2023, 7:09 PM - 9:35 PM EDT Att: 34,988 - Roof Closed - 68 F</p>							
11 Bo Bichette, R OBP: 0.346, SLG: 0.505										4	1	1	0	0	1	2								
13 Brandon Belt, L OBP: 0.372, SLG: 0.425										4	0	1	0	0	2	3								
27 Vladimir Guerrero Jr., R OBP: 0.347, SLG: 0.438																								



Batter	1	2	3	4	5	6	7	8	9	AB	R	H	RBI	BB	SO	LOB	TOP										
5 Tony Kemp, L (1.4)	G3-1		49 2B HBP		49 BB 1B		F8		F8	4	1	1	0	0	0	2	<p>Oakland Athletics @ Toronto Blue Jays</p> <p>Rogers Centre, Toronto, ON</p> <p>Sat Jun 24 2023, 4:09 PM - 6:52 PM EDT</p> <p>Att. 41,720 - Roof Closed - 68 F</p>										
49 Ryan Noda, L (1.3)	K		1-H 2B		1-2 BB		K		K	4	0	1	1	1	3	2											
33 JJ Bleday, L (1.7)	K		1B		K		G4-3			4	0	1	0	0	2	2											
15 Seth Brown, L (1.9)		HR	L8			P5		P2		4	1	1	1	0	0	1											
12 Aledmys Diaz, R (1.10)	G4-3		G6-3		L7		G6-3		G6-3	4	0	0	0	0	0	0											
6 Jace Peterson, L (1.5)	23 G5-3 2B		K		K		23 E 1B BB		P5	3	1	1	0	1	1	0											
23 Shea Langeliers, R (1.2)	G5-3		K		E6		1B		1B	4	0	1	0	0	1	2											
8 Tyler Wade, L (1.6)	K		F7		1B		1B		1B	4	0	2	1	0	1	1											
1 Esteyru Ruiz, R (1.8)	G1-4-3		K		K		K		G3	4	0	0	0	0	2	4											
<b>Inning Stats</b>	R: 0 E: 0 K: 2 S: 7	H: 0 LOB: 0 BB: 0 P: 9	R: 1 E: 0 K: 1 S: 13	H: 2 LOB: 1 BB: 0 P: 17	R: 1 E: 0 K: 0 S: 6	H: 2 LOB: 1 BB: 0 P: 8	R: 0 E: 0 K: 2 S: 10	H: 0 LOB: 0 BB: 0 P: 16	R: 0 E: 0 K: 2 S: 12	H: 1 LOB: 2 BB: 1 P: 20	R: 1 E: 1 K: 1 S: 15	H: 1 LOB: 2 BB: 1 P: 26	R: 0 E: 0 K: 1 S: 9	H: 0 LOB: 0 BB: 0 P: 14	R: 0 E: 0 K: 0 S: 5	H: 0 LOB: 0 BB: 0 P: 12		R: 0 E: 0 K: 1 S: 8	H: 2 LOB: 2 BB: 0 P: 13	1B: 5 2B: 2 3B: 0 HR: 1	SF: 0 SAC: 0 DP: 0 HBP: 1	WP: 0 PB: 0 SB: 0 CS: 0	PA: 38				
<b>PITCHER</b>	IP	WLS	BF	H	R	ER	SO	BB	IBB	HBP	BLK	WP	HR	S	P	ERA	WHIP										
17 José Berrios, R (1.1)	6.0	W	27	6	3	2	8	2	0	1	0	0	1	63	96	3.00	1.333										
58 Tim Lincecum, L (7.1)	1.0		3	0	0	0	1	0	0	0	0	0	0	9	14	0.00	0.000										
24 Nate Pearson, R (8.1)	1.0		3	0	0	0	0	0	0	0	0	0	0	5	12	0.00	0.000										
93 Yimi Garcia, R (9.1)	0.2		4	2	0	0	0	0	0	0	0	0	0	5	8	0.00	3.000										
68 Jordan Romano, R (9.1)	0.1	S	1	0	0	0	1	0	0	0	0	0	0	3	5	0.00	0.000										

AB	35
R	3
H	8
RBI	3
BB	2
SO	10
LOB	14



Batter	1	2	3	4	5	6	7	8	9	AB	R	H	RBI	BB	SO	LOB	BOTTOM										
4 George Springer, R (1.9)	11 2B 13 SF7		L7		F9		G5-3			5	1	2	0	0	0	1	<p>Oakland Athletics @ Toronto Blue Jays</p> <p>Rogers Centre, Toronto, ON</p> <p>Sat Jun 24 2023, 4:09 PM - 6:52 PM EDT</p> <p>Att. 41,720 - Roof Closed - 68 F</p>										
11 Bo Bichette, R (1.6)	27 G6-3 26 1B		K		F7		G6-3		G6-3	5	1	2	0	0	1	2											
13 Brandon Belt, L (1.10)	SF7		27 HBP		K		G4-3		G4-3	3	1	1	1	1	1	2											
27 Vladimir Guerrero Jr., R (1.3)	G6-3		HBP		BB		27 HR 1B		1B	3	1	2	3	1	0	1											
26 Matt Chapman, R (1.5)	15 1B		K		K		P4		F9	5	0	1	1	0	2	5											
15 Whit Merrifield, R (1.7)	1B		G3-1		K		1B			4	0	2	0	0	1	1											
39 Kevin Kiermaier, L (9.8)	1B		G3-1		K		1B			0	0	0	0	0	0	0											
25 Daulton Varsho, L (1.8)	G4-3		P5		P5		P6			3	1	0	0	1	0	4											
9 Danny Jansen, R (1.2)	F7		HR		K		P4		P4	4	1	1	2	0	1	0											
5 Santiago Espinal, R (1.4)	4 1B 27 HBP 2B		11 2B		L9		G6-3			3	1	1	0	1	0	0											
<b>Inning Stats</b>	R: 2 E: 0 K: 0 S: 15	H: 4 LOB: 2 BB: 0 P: 25	R: 1 E: 0 K: 2 S: 16	H: 2 LOB: 3 BB: 1 P: 28	R: 2 E: 0 K: 1 S: 10	H: 2 LOB: 2 BB: 2 P: 24	R: 0 E: 0 K: 2 S: 9	H: 0 LOB: 1 BB: 1 P: 15	R: 0 E: 0 K: 1 S: 7	H: 0 LOB: 0 BB: 0 P: 12	R: 2 E: 0 K: 0 S: 15	H: 3 LOB: 1 BB: 0 P: 20	R: 0 E: 0 K: 0 S: 8	H: 0 LOB: 0 BB: 0 P: 13	R: 0 E: 0 K: 0 S: 10	H: 1 LOB: 1 BB: 0 P: 15	1B: 7 2B: 3 3B: 0 HR: 2	SF: 1 SAC: 0 DP: 0 HBP: 1	WP: 0 PB: 0 SB: 0 CS: 0	PA: 41							
<b>PITCHER</b>	IP	WLS	BF	H	R	ER	SO	BB	IBB	HBP	BLK	WP	HR	S	P	ERA	WHIP										
11 Shintaro Fujinami, R (1.1)	0.2	L	6	4	2	2	0	0	0	0	0	0	0	13	22	27.00	6.000										
63 Hogan Harris, L (1.1)	4.2		24	5	4	4	6	4	0	1	0	0	1	48	87	7.71	1.929										
29 Austin Pruitt, R (6.1)	1.2		7	2	1	1	0	0	0	0	0	0	1	19	28	5.40	1.200										
66 Sam Long, L (8.1)	1.0		4	1	0	0	0	0	0	0	0	0	0	10	15	0.00	1.000										





Batter	1	2	3	4	5	6	7	8	9	AB	R	H	RBI	BB	SO	LOB	TOP					
1 Esteyru Ruiz, R OBP: 0.315, SLG: 0.334										4	0	0	0	0	1	1	<p>Oakland Athletics @ Toronto Blue Jays Rogers Centre, Toronto, ON Sun Jun 25 2023, 1:40 PM - 4:14 PM EDT Att: 41,069 - Sunny - 77 F</p> <p>livebaseballscorecards.com</p> <p>AB 29 R 1 H 3 RBI 1 BB 3 SO 9 LOB 11</p>					
44 Carlos Pérez, R OBP: 0.306, SLG: 0.387										3	0	1	0	1	1	0						
25 Brent Rooker, R OBP: 0.343, SLG: 0.467										4	0	0	0	0	3	2						
12 Aledmys Díaz, R OBP: 0.264, SLG: 0.278										3	0	0	0	1	2	2						
6 Jace Peterson, L OBP: 0.312, SLG: 0.314										4	0	0	0	0	1	2						
23 Shea Langeliers, R OBP: 0.289, SLG: 0.363										3	0	0	0	0	0	1						
33 JJ Bleday, L OBP: 0.314, SLG: 0.385										2	0	0	0	1	1	1						
26 Jonah Bride, R OBP: 0.345, SLG: 0.234										2	0	0	0	0	0	1						
21 Conner Capel, L OBP: 0.363, SLG: 0.343										1	0	1	0	0	0	0						
5 Tony Kemp, L OBP: 0.286, SLG: 0.268										3	1	1	1	0	0	1						
<b>Inning Stats</b>	R: 0 H: 0 E: 0 K: 2 S: 9	H: 0 LOB: 0 BB: 0 P: 15	R: 0 H: 0 E: 0 K: 2 S: 8	H: 0 LOB: 0 BB: 0 P: 12	R: 0 H: 0 E: 0 K: 0 S: 9	H: 0 LOB: 1 BB: 0 P: 14	R: 0 H: 0 E: 0 K: 2 S: 11	H: 0 LOB: 1 BB: 0 P: 15	R: 0 H: 0 E: 0 K: 0 S: 10	H: 0 LOB: 1 BB: 1 P: 20	R: 1 H: 1 E: 0 K: 1 S: 9	H: 1 LOB: 0 BB: 0 P: 13	R: 0 H: 0 E: 0 K: 1 S: 7	H: 0 LOB: 1 BB: 1 P: 12	R: 0 H: 1 E: 0 K: 0 S: 5	H: 1 LOB: 0 BB: 0 P: 6	R: 0 H: 0 E: 0 K: 1 S: 11	H: 0 LOB: 1 BB: 1 P: 17	1B: 1 2B: 1 3B: 0 HR: 1	SF: 0 SAC: 0 DP: 1 HBP: 0	WP: 0 PB: 0 SB: 0 CS: 0	PA: 32
<b>PITCHER</b>	IP WLS BF H R ER SO BB IBB HBP BLK WP HR S P ERA WHIP																					
16 Yusei Kikuchi, L ERA: 3.75	7.0 W 25 2 1 1 8 2 0 0 0 0 0 1 63 101 1.29 0.571																					
57 Trent Thornton, R ERA:	1.0 3 1 0 0 0 0 0 0 0 0 0 0 5 6 0.00 1.000																					
44 Bowden Francis, R ERA: 3.24	1.0 4 0 0 0 0 1 1 0 0 0 0 0 0 11 17 0.00 1.000																					


Batter	1	2	3	4	5	6	7	8	9	AB	R	H	RBI	BB	SO	LOB	BOTTOM			
4 George Springer, R OBP: 0.330, SLG: 0.411										3	2	2	2	1	0	2	<p>Oakland Athletics @ Toronto Blue Jays Rogers Centre, Toronto, ON Sun Jun 25 2023, 1:40 PM - 4:14 PM EDT Att: 41,069 - Sunny - 77 F</p> <p>livebaseballscorecards.com</p> <p>AB 33 R 12 H 11 RBI 9 BB 9 SO 9 LOB 20</p>			
15 Whit Merrifield, R OBP: 0.350, SLG: 0.373										4	1	0	0	1	1	4				
11 Bo Bichette, R OBP: 0.348, SLG: 0.508										5	1	2	1	0	1	2				
27 Vladimir Guerrero Jr., R OBP: 0.354, SLG: 0.453										5	2	2	1	0	0	1				
26 Matt Chapman, R OBP: 0.346, SLG: 0.459										3	2	0	0	2	2	3				
8 Cavan Biggio, L OBP: 0.275, SLG: 0.403										4	1	2	3	1	1	3				
5 Santiago Espinal, R OBP: 0.314, SLG: 0.306										3	1	1	2	2	1	1				
39 Kevin Kiermaier, L OBP: 0.332, SLG: 0.444										3	1	1	0	1	2	3				
55 Tyler Heineman, S OBP: 0.367, SLG: 0.280										3	0	1	0	0	1	1				
9 Danny Jansen, R OBP: 0.289, SLG: 0.465										0	1	0	0	1	0	0				
<b>Inning Stats</b>	R: 2 H: 2 E: 1 K: 2 S: 9	H: 1 LOB: 1 BB: 1 P: 17	R: 1 H: 1 E: 0 K: 0 S: 5	H: 1 LOB: 2 BB: 2 P: 13	R: 1 H: 1 E: 0 K: 1 S: 13	H: 1 LOB: 2 BB: 2 P: 25	R: 0 H: 0 E: 0 K: 1 S: 10	H: 0 LOB: 1 BB: 1 P: 18	R: 0 H: 0 E: 0 K: 0 S: 10	H: 0 LOB: 1 BB: 1 P: 17	R: 1 H: 1 E: 0 K: 1 S: 12	H: 1 LOB: 0 BB: 0 P: 19	R: 2 H: 3 E: 0 K: 3 S: 20	H: 3 LOB: 1 BB: 0 P: 25	R: 5 H: 3 E: 0 K: 1 S: 22	H: 3 LOB: 0 BB: 2 P: 35	1B: 6 2B: 2 3B: 1 HR: 2	SF: 1 SAC: 0 DP: 1 HBP: 0	WP: 1 PB: 0 SB: 0 CS: 0	PA: 43
<b>PITCHER</b>	IP WLS BF H R ER SO BB IBB HBP BLK WP HR S P ERA WHIP																			
46 Luis Medina, R ERA: 6.84	5.0 L 25 4 4 3 4 7 0 0 0 0 0 0 45 64 5.40 2.200																			
Ken Waldichuk, L ERA: 7.07	2.1 14 6 6 6 4 1 0 0 0 0 0 0 45 64 23.14 3.000																			
40 Yacksel Rios, R ERA: 32.4	0.2 4 1 2 2 1 1 0 0 0 0 0 1 9 15 27.00 3.000																			



Batter	1	2	3	4	5	6	7	8	9	AB	R	H	RBI	BB	SO	LOB	TOP											
26 DJ LeMahieu, R OBP: 0.286, SLG: 0.382 12 Isiah Kiner-Faleola, R OBP: 0.276, SLG: 0.355	G1		G6-3		P6			48 BB		3	0	0	0	1	0	1	<b>New York Yankees @ Oakland Athletics</b> Oakland Coliseum, Oakland, CA Tue Jun 27 2023, 6:42 PM - 9:16 PM PDT Att: 13,050 - Partly Cloudy - 58 F											
22 Harrison Bader, R OBP: 0.269, SLG: 0.456	P6				K		G6-3	F7		4	0	0	0	0	1	1												
48 Anthony Rizzo, L OBP: 0.338, SLG: 0.438	K				2B		27 FC6-4 BB			2	0	1	0	2	1	0												
27 Giancarlo Stanton, R OBP: 0.244, SLG: 0.377		P4			K		FC6-4	G5-3		4	0	0	0	0	1	4												
61 Jake Bauers, L OBP: 0.312, SLG: 0.458 25 Gleyber Torres, R OBP: 0.324, SLG: 0.421		1B			K					3	0	1	0	0	2	2												
28 Josh Donaldson, R OBP: 0.200, SLG: 0.441	F8							11 BB		1	0	1	0	0	0	0												
57 Billy McKinney, L OBP: 0.305, SLG: 0.579	L8									4	1	1	1	0	2	2												
11 Anthony Volpe, R OBP: 0.282, SLG: 0.368			L4							4	0	0	0	0	0	0												
39 Jose Trevino, R OBP: 0.255, SLG: 0.306 95 Oswaldo Cabrera, S OBP: 0.235, SLG: 0.294 66 Kyle Higashioka, R OBP: 0.254, SLG: 0.339			G4-3		G4-3					2	0	0	0	0	0	1												
										1	0	0	0	0	1	0												
										1	0	0	0	0	1	2												
<b>Inning Stats</b>	R: 0 E: 0 K: 1 S: 7	H: 0 LOB: 0 BB: 0 P: 12	R: 0 E: 0 K: 0 S: 12	H: 1 LOB: 1 BB: 0 P: 18	R: 0 E: 0 K: 0 S: 8	H: 0 LOB: 0 BB: 0 P: 12	R: 0 E: 0 K: 3 S: 11	H: 1 LOB: 1 BB: 0 P: 22	R: 1 E: 0 K: 1 S: 12	H: 2 LOB: 1 BB: 0 P: 15	R: 0 E: 0 K: 1 S: 9	H: 0 LOB: 0 BB: 1 P: 18	R: 0 E: 0 K: 2 S: 9	H: 1 LOB: 0 BB: 0 P: 13	R: 0 E: 0 K: 1 S: 9	H: 0 LOB: 2 BB: 2 P: 21	R: 0 E: 0 K: 2 S: 13	H: 2 LOB: 2 BB: 0 P: 19	1B: 5 2B: 1 3B: 0 HR: 1	SF: 0 SAC: 0 DP: 0 HBP: 0	WP: 0 PB: 0 SB: 0 CS: 1	PA: 37						
<b>PITCHER</b>	IP	WLS	BF	H	R	ER	SO	BB	IBB	HBP	BLK	WP	HR	S	P	ERA	WHIP											
58 Paul Blackburn, R ERA: 3.77	5.1	W	21	4	1	1	5	1	0	0	0	0	0	1	55	90	1.69	0.938										
70 Lucas Erceg, R ERA: 2.25	1.2	H	5	1	0	0	3	0	0	0	0	0	0	13	20	0.00	0.600											
65 Trevor May, R ERA: 5.59	1.0	H	5	0	0	0	1	2	0	0	0	0	0	9	21	0.00	2.000											
60 Sam Moll, L ERA: 3.99	1.0	S	5	2	0	0	2	0	0	0	0	0	0	13	19	0.00	2.000											

livebaseballscorecards.com

AB 33  
R 1  
H 7  
RBI 1  
BB 3  
SO 11  
LOB 15



Batter	1	2	3	4	5	6	7	8	9	AB	R	H	RBI	BB	SO	LOB	BOTTOM											
5 Tony Kemp, L OBP: 0.287, SLG: 0.265	G3-1									2	0	0	0	1	0	0	<b>New York Yankees @ Oakland Athletics</b> Oakland Coliseum, Oakland, CA Tue Jun 27 2023, 6:42 PM - 9:16 PM PDT Att: 13,050 - Partly Cloudy - 58 F											
49 Ryan Noda, L OBP: 0.387, SLG: 0.413 44 Carlos Pérez, R OBP: 0.304, SLG: 0.384			BB		F7					2	0	0	0	1	0	2												
33 JJ Bleday, L OBP: 0.314, SLG: 0.383 12 Aledmys Diaz, R OBP: 0.263, SLG: 0.276 21 Conner Capel, L OBP: 0.363, SLG: 0.343					CS					3	0	1	0	0	1	1												
15 Seth Brown, L OBP: 0.259, SLG: 0.366										1	0	0	0	0	0	0												
25 Brent Rooker, R OBP: 0.340, SLG: 0.461										2	1	1	1	1	0	0												
6 Jace Peterson, L OBP: 0.309, SLG: 0.309										3	0	0	0	0	0	2												
23 Shea Langeliers, R OBP: 0.266, SLG: 0.359										3	0	0	0	0	2	0												
8 Tyler Wade, L OBP: 0.324, SLG: 0.355										3	1	1	0	0	0	0												
1 Esteyru Ruiz, R OBP: 0.318, SLG: 0.338										3	0	2	1	0	0	0												
										3	0	2	1	0	0	0												
<b>Inning Stats</b>	R: 0 E: 0 K: 1 S: 10	H: 0 LOB: 0 BB: 1 P: 15	R: 0 E: 0 K: 0 S: 7	H: 0 LOB: 0 BB: 0 P: 10	R: 0 E: 0 K: 1 S: 11	H: 2 LOB: 1 BB: 1 P: 17	R: 1 E: 0 K: 0 S: 9	H: 1 LOB: 0 BB: 0 P: 15	R: 0 E: 0 K: 0 S: 5	H: 0 LOB: 0 BB: 0 P: 10	R: 0 E: 0 K: 0 S: 14	H: 1 LOB: 2 BB: 1 P: 22	R: 0 E: 0 K: 2 S: 11	H: 0 LOB: 0 BB: 0 P: 17	R: 0 E: 0 K: 0 S: 9	H: 1 LOB: 1 BB: 0 P: 12	1B: 3 2B: 0 3B: 1 HR: 1	SF: 0 SAC: 1 DP: 0 HBP: 0	WP: 0 PB: 0 SB: 1 CS: 1	PA: 31								
<b>PITCHER</b>	IP	WLS	BF	H	R	ER	SO	BB	IBB	HBP	BLK	WP	HR	S	P	ERA	WHIP											
76 Jhony Brito, R ERA: 4.7	5.2	L	21	4	2	2	2	2	0	0	0	0	0	1	52	81	3.18	1.059										
63 Nick Ramirez, L ERA: 1.53	0.1		2	0	0	0	0	1	0	0	0	0	0	4	8	0.00	3.000											
41 Tommy Kahnle, R ERA: 1.53	1.0		4	1	0	0	2	0	0	0	0	0	0	14	21	0.00	1.000											
58 Wandy Peralta, L ERA: 2.59	1.0		3	0	0	0	0	0	0	0	0	0	0	6	8	0.00	0.000											

livebaseballscorecards.com

AB 26  
R 2  
H 5  
RBI 2  
BB 3  
SO 4  
LOB 7





Batter	1	2	3	4	5	6	7	8	9	AB	R	H	RBI	BB	SO	LOB	TOP								
26 DJ LeMahieu, R OBP: 0.284, SLG: 0.379	L8		P3			L5		G4-3		5	1	1	1	0	0	2									
25 Gleyber Torres, R OBP: 0.322, SLG: 0.415	K			F9		L9			K	4	1	0	0	1	2	1									
48 Anthony Rizzo, L OBP: 0.356, SLG: 0.431	L8			K		P5				4	2	0	0	1	1	3									
27 Giancarlo Stanton, R OBP: 0.260, SLG: 0.410		K								3	1	2	3	1	1	0									
95 Oswaldo Cabrera, S OBP: 0.239, SLG: 0.298										1	2	1	0	0	0	0									
22 Harrison Bader, R OBP: 0.274, SLG: 0.462	P3			HR		K				5	1	2	0	0	1	3									
28 Josh Donaldson, R OBP: 0.200, SLG: 0.444	K			2B		K				4	0	1	2	0	3	3									
12 Isiah Kiner-Falefa, R OBP: 0.285, SLG: 0.358										3	1	1	2	2	0	2									
66 Kyle Higashioka, R OBP: 0.200, SLG: 0.341			F9							5	1	1	1	0	0	4									
11 Anthony Volpe, R OBP: 0.285, SLG: 0.374	G4-3				E1					4	1	2	0	0	0	1									
<b>Inning Stats</b>	R: 0 E: 0 K: 1 S: 8	H: 0 LOB: 0 BB: 0 P: 10	R: 0 E: 0 K: 2 S: 13	H: 0 LOB: 0 BB: 0 P: 19	R: 0 E: 0 K: 0 S: 9	H: 0 LOB: 1 BB: 1 P: 19	R: 1 E: 0 K: 2 S: 9	H: 2 LOB: 1 BB: 0 P: 15	R: 6 E: 2 K: 2 S: 26	H: 5 LOB: 2 BB: 2 P: 45	R: 0 E: 0 K: 0 S: 8	H: 1 LOB: 1 BB: 0 P: 14	R: 1 E: 0 K: 0 S: 8	H: 1 LOB: 1 BB: 1 P: 15	R: 0 E: 0 K: 0 S: 5	H: 0 LOB: 0 BB: 0 P: 8	R: 3 E: 1 K: 1 S: 21	H: 2 LOB: 1 BB: 1 P: 33	1B: 6 2B: 4 3B: 0 HR: 1	SF: 1 SAC: 0 DP: 1 HBP: 0	WP: 1 PB: 0 SB: 1 CS: 0	PA: 44			
<b>PITCHER</b>	IP	WLS	BF	H	R	ER	SO	BB	IBB	HBP	BLK	WP	HR	S	P	ERA	WHIP								
38 JP Sears, L ERA: 4.43	4.0	L	21	5	7	5	5	3	0	0	0	0	1	55	92	11.25	2.000								
11 Shintaro Fujinami, R ERA: 10.04	2.0		9	3	0	0	2	0	0	0	0	1	0	18	30	0.00	1.500								
40 Yackel Rios, R ERA: 37.8	0.0		0	0	0	0	0	0	0	0	0	0	0	0	0	∞	∞								
29 Austin Pruitt, R ERA: 3.51	2.0		7	1	1	1	0	1	0	0	0	0	0	13	23	4.50	1.000								
66 Sam Long, L ERA: 3.82	1.0		7	2	3	3	1	1	0	0	0	0	0	21	33	27.00	3.000								

**New York Yankees @ Oakland Athletics**  
Oakland Coliseum, Oakland, CA  
Wed Jun 28 2023, 6:41 PM - 9:11 PM PDT  
Att: 12,479 - Partly Cloudy - 59 F

AB 38  
R 11  
H 11  
RBI 9  
BB 5  
SO 8  
LOB 19



Batter	1	2	3	4	5	6	7	8	9	AB	R	H	RBI	BB	SO	LOB	BOTTOM								
5 Tony Kemp, L OBP: 0.283, SLG: 0.261	F9			F9						3	0	0	0	0	0	0									
49 Ryan Noda, L OBP: 0.382, SLG: 0.408	K			K						3	0	0	0	0	3	0									
25 Brent Rooker, R OBP: 0.336, SLG: 0.455	K			K						3	0	0	0	0	2	0									
44 Carlos Pérez, R OBP: 0.297, SLG: 0.374		G5-3				F9			P3	3	0	0	0	0	0	0									
15 Seth Brown, L OBP: 0.253, SLG: 0.358		P2				G3-1			G5-3	3	0	0	0	0	0	0									
26 Jonah Bride, R OBP: 0.328, SLG: 0.220		K				K			G5-3	3	0	0	0	0	2	0									
12 Aledmys Diaz, R OBP: 0.259, SLG: 0.272					G6-3				F7	3	0	0	0	0	0	0									
23 Shea Langeliers, R OBP: 0.263, SLG: 0.354					F7				K	3	0	0	0	0	1	0									
1 Esteury Ruiz, R OBP: 0.315, SLG: 0.334					L6				K	3	0	0	0	0	1	0									
<b>Inning Stats</b>	R: 0 E: 0 K: 2 S: 8	H: 0 LOB: 0 BB: 0 P: 11	R: 0 E: 0 K: 1 S: 10	H: 0 LOB: 0 BB: 0 P: 14	R: 0 E: 0 K: 0 S: 6	H: 0 LOB: 0 BB: 0 P: 10	R: 0 E: 0 K: 2 S: 12	H: 0 LOB: 0 BB: 0 P: 17	R: 0 E: 0 K: 1 S: 7	H: 0 LOB: 0 BB: 0 P: 10	R: 0 E: 0 K: 2 S: 9	H: 0 LOB: 0 BB: 0 P: 12	R: 0 E: 0 K: 1 S: 7	H: 0 LOB: 0 BB: 0 P: 8	R: 0 E: 0 K: 0 S: 8	H: 0 LOB: 0 BB: 0 P: 11	R: 0 E: 0 K: 0 S: 5	H: 0 LOB: 0 BB: 0 P: 6	1B: 0 2B: 0 3B: 0 HR: 0	SF: 0 SAC: 0 DP: 0 HBP: 0	WP: 0 PB: 0 SB: 0 CS: 0	PA: 27			
<b>PITCHER</b>	IP	WLS	BF	H	R	ER	SO	BB	IBB	HBP	BLK	WP	HR	S	P	ERA	WHIP								
0 Domingo Germán, R ERA: 4.54	9.0	W	27	0	0	0	9	0	0	0	0	0	0	72	99	0.00	0.000								

**New York Yankees @ Oakland Athletics**  
Oakland Coliseum, Oakland, CA  
Wed Jun 28 2023, 6:41 PM - 9:11 PM PDT  
Att: 12,479 - Partly Cloudy - 59 F

AB 27  
R 0  
H 0  
RBI 0  
BB 0  
SO 9  
LOB 0





Batter	1	2	3	4	5	6	7	8	9	AB	R	H	RBI	BB	SO	LOB	TOP					
26 DJ LeMahieu, R OBP: 0.289, SLG: 0.377										4	1	1	0	2	1	0						
25 Gleyber Torres, R OBP: 0.323, SLG: 0.415										5	1	2	2	0	0	2						
48 Anthony Rizzo, L OBP: 0.357, SLG: 0.430										3	1	1	0	0	0	2						
57 Billy McKinney, L OBP: 0.300, SLG: 0.569										1	0	0	0	0	1	0						
27 Giancarlo Stanton, R OBP: 0.260, SLG: 0.413										4	1	1	2	0	0	3						
95 Oswaldo Cabrera, S OBP: 0.243, SLG: 0.298										0	0	0	0	0	0	0						
22 Harrison Bader, R OBP: 0.295, SLG: 0.480										4	2	3	1	1	0	0						
28 Josh Donaldson, R OBP: 0.200, SLG: 0.468										5	1	1	2	0	1	5						
12 Isiah Kiner-Falefa, R OBP: 0.289, SLG: 0.380										4	1	2	3	0	1	2						
11 Anthony Volpe, R OBP: 0.293, SLG: 0.375										4	1	2	0	1	0	2						
39 Jose Trevino, R OBP: 0.253, SLG: 0.297										4	1	0	0	0	1	2						
<b>Inning Stats</b>	R: 0 E: 0 K: 0 S: 10	H: 0 LOB: 1 BB: 1 P: 15	R: 1 E: 0 K: 1 S: 11	H: 2 LOB: 1 BB: 0 P: 16	R: 0 E: 0 K: 0 S: 14	H: 2 LOB: 1 BB: 0 P: 20	R: 1 E: 0 K: 0 S: 10	H: 1 LOB: 1 BB: 1 P: 18	R: 0 E: 0 K: 1 S: 7	H: 1 LOB: 0 BB: 0 P: 11	R: 0 E: 0 K: 0 S: 14	H: 0 LOB: 2 BB: 1 P: 16	R: 0 E: 0 K: 1 S: 7	H: 0 LOB: 0 BB: 0 P: 7	R: 0 E: 0 K: 1 S: 7	H: 0 LOB: 2 BB: 1 P: 7	1B: 9 2B: 2 3B: 0 HR: 2	SF: 1 SAC: 0 DP: 1 HBP: 3	WP: 1 PB: 0 SB: 0 CS: 0	PA: 46		
<b>PITCHER</b>	IP WLS BF H R ER SO BB IBB HBP BLK WP HR S P ERA WHIP	IP WLS BF H R ER SO BB IBB HBP BLK WP HR S P ERA WHIP	IP WLS BF H R ER SO BB IBB HBP BLK WP HR S P ERA WHIP	IP WLS BF H R ER SO BB IBB HBP BLK WP HR S P ERA WHIP	IP WLS BF H R ER SO BB IBB HBP BLK WP HR S P ERA WHIP	IP WLS BF H R ER SO BB IBB HBP BLK WP HR S P ERA WHIP	IP WLS BF H R ER SO BB IBB HBP BLK WP HR S P ERA WHIP	IP WLS BF H R ER SO BB IBB HBP BLK WP HR S P ERA WHIP	IP WLS BF H R ER SO BB IBB HBP BLK WP HR S P ERA WHIP	IP WLS BF H R ER SO BB IBB HBP BLK WP HR S P ERA WHIP	IP WLS BF H R ER SO BB IBB HBP BLK WP HR S P ERA WHIP	IP WLS BF H R ER SO BB IBB HBP BLK WP HR S P ERA WHIP	IP WLS BF H R ER SO BB IBB HBP BLK WP HR S P ERA WHIP	IP WLS BF H R ER SO BB IBB HBP BLK WP HR S P ERA WHIP	IP WLS BF H R ER SO BB IBB HBP BLK WP HR S P ERA WHIP	IP WLS BF H R ER SO BB IBB HBP BLK WP HR S P ERA WHIP	IP WLS BF H R ER SO BB IBB HBP BLK WP HR S P ERA WHIP	IP WLS BF H R ER SO BB IBB HBP BLK WP HR S P ERA WHIP	IP WLS BF H R ER SO BB IBB HBP BLK WP HR S P ERA WHIP	IP WLS BF H R ER SO BB IBB HBP BLK WP HR S P ERA WHIP	IP WLS BF H R ER SO BB IBB HBP BLK WP HR S P ERA WHIP	
63 Hogan Harris, L ERA: 5.17	5.1	L	26	9	5	5	2	2	0	0	0	0	0	0	0	0	2	59	91	8.44	2.062	
70 Lucas Erceg, R ERA: 4.05	0.0		6	3	4	3	0	1	0	2	0	0	0	0	0	0	12	26				
Ken Waldichuk, L ERA: 6.78	2.2		11	1	1	0	2	1	0	1	0	1	0	0	0	0	30	45	0.00	0.750		
29 Austin Pruitt, R ERA: 3.38	1.0		3	0	0	0	1	0	0	0	0	0	0	0	0	0	7	7	0.00	0.000		
<b>Batter</b>	<b>1</b>	<b>2</b>	<b>3</b>	<b>4</b>	<b>5</b>	<b>6</b>	<b>7</b>	<b>8</b>	<b>9</b>	<b>AB</b>	<b>R</b>	<b>H</b>	<b>RBI</b>	<b>BB</b>	<b>SO</b>	<b>LOB</b>	<b>BOTTOM</b>					
5 Tony Kemp, L OBP: 0.281, SLG: 0.259										5	1	1	0	0	0	2						
49 Ryan Noda, L OBP: 0.379, SLG: 0.401										4	1	0	0	1	1	1						
33 JJ Bleday, L OBP: 0.319, SLG: 0.380										1	2	0	1	2	0	0						
15 Seth Brown, L OBP: 0.267, SLG: 0.370										4	0	3	1	0	1	0						
44 Carlos Pérez, R OBP: 0.295, SLG: 0.373										3	0	1	1	0	0	2						
6 Jace Peterson, L OBP: 0.309, SLG: 0.314										3	0	1	0	0	0	3						
26 Jonah Bride, R OBP: 0.323, SLG: 0.216										1	0	0	0	0	0	2						
21 Conner Capel, L OBP: 0.361, SLG: 0.333										2	0	0	0	1	1	2						
25 Brent Rooker, R OBP: 0.338, SLG: 0.457										1	0	1	1	0	0	0						
8 Tyler Wade, L OBP: 0.297, SLG: 0.324										3	0	0	0	0	1	2						
12 Aledmys Díaz, R OBP: 0.257, SLG: 0.270										1	0	0	0	0	0	2						
1 Esteyru Ruiz, R OBP: 0.315, SLG: 0.333										4	0	1	0	0	2	1						
<b>Inning Stats</b>	R: 1 E: 0 K: 0 S: 15	H: 3 LOB: 2 BB: 0 P: 22	R: 0 E: 0 K: 1 S: 8	H: 0 LOB: 1 BB: 1 P: 14	R: 2 E: 0 K: 0 S: 12	H: 1 LOB: 1 BB: 2 P: 21	R: 0 E: 0 K: 1 S: 9	H: 0 LOB: 0 BB: 0 P: 11	R: 0 E: 0 K: 1 S: 10	H: 0 LOB: 0 BB: 0 P: 14	R: 0 E: 0 K: 1 S: 16	H: 1 LOB: 1 BB: 0 P: 26	R: 0 E: 0 K: 0 S: 8	H: 1 LOB: 2 BB: 1 P: 10	R: 1 E: 0 K: 0 S: 20	H: 2 LOB: 2 BB: 1 P: 30	R: 0 E: 0 K: 2 S: 8	H: 0 LOB: 0 BB: 0 P: 8	1B: 7 2B: 1 3B: 0 HR: 0	SF: 2 SAC: 0 DP: 1 HBP: 0	WP: 0 PB: 0 SB: 2 CS: 0	PA: 38
<b>PITCHER</b>	IP WLS BF H R ER SO BB IBB HBP BLK WP HR S P ERA WHIP	IP WLS BF H R ER SO BB IBB HBP BLK WP HR S P ERA WHIP	IP WLS BF H R ER SO BB IBB HBP BLK WP HR S P ERA WHIP	IP WLS BF H R ER SO BB IBB HBP BLK WP HR S P ERA WHIP	IP WLS BF H R ER SO BB IBB HBP BLK WP HR S P ERA WHIP	IP WLS BF H R ER SO BB IBB HBP BLK WP HR S P ERA WHIP	IP WLS BF H R ER SO BB IBB HBP BLK WP HR S P ERA WHIP	IP WLS BF H R ER SO BB IBB HBP BLK WP HR S P ERA WHIP	IP WLS BF H R ER SO BB IBB HBP BLK WP HR S P ERA WHIP	IP WLS BF H R ER SO BB IBB HBP BLK WP HR S P ERA WHIP	IP WLS BF H R ER SO BB IBB HBP BLK WP HR S P ERA WHIP	IP WLS BF H R ER SO BB IBB HBP BLK WP HR S P ERA WHIP	IP WLS BF H R ER SO BB IBB HBP BLK WP HR S P ERA WHIP	IP WLS BF H R ER SO BB IBB HBP BLK WP HR S P ERA WHIP	IP WLS BF H R ER SO BB IBB HBP BLK WP HR S P ERA WHIP	IP WLS BF H R ER SO BB IBB HBP BLK WP HR S P ERA WHIP	IP WLS BF H R ER SO BB IBB HBP BLK WP HR S P ERA WHIP	IP WLS BF H R ER SO BB IBB HBP BLK WP HR S P ERA WHIP	IP WLS BF H R ER SO BB IBB HBP BLK WP HR S P ERA WHIP	IP WLS BF H R ER SO BB IBB HBP BLK WP HR S P ERA WHIP	IP WLS BF H R ER SO BB IBB HBP BLK WP HR S P ERA WHIP	IP WLS BF H R ER SO BB IBB HBP BLK WP HR S P ERA WHIP
36 Clarke Schmidt, R ERA: 4.37	5.1	W	24	5	3	3	3	3	0	0	0	0	0	0	0	0	2	61	93	5.06	1.500	
97 Ron Marinaccio, R ERA: 3.06	0.2		2	0	0	0	1	0	0	0	0	0	0	0	0	0	9	15	0.00	0.000		
71 Ian Hamilton, R ERA: 1.17	1.0		3	1	0	0	0	0	0	0	0	0	0	0	0	0	8	10	0.00	1.000		
63 Nick Ramirez, L ERA: 1.93	1.0		6	2	1	1	0	1	0	0	0	0	0	0	0	0	20	30	9.00	3.000		
84 Albert Abreu, R ERA: 3.0	1.0		3	0	0	0	2	0	0	0	0	0	0	0	0	0	8	8	0.00	0.000		

New York Yankees @ Oakland Athletics  
Oakland Coliseum, Oakland, CA  
Thu Jun 29 202



Batter	1	2	3	4	5	6	7	8	9	AB	R	H	RBI	BB	SO	LOB	TOP			
23 Andrew Benintendi, L (1,7) OBP: 0.353, SLG: 0.381										4	1	2	2	1	0	2	Chicago White Sox @ Oakland Athletics Oakland Coliseum, Oakland, CA Fri Jun 30 2023, 6:41 PM - 9:14 PM PDT Att: 14,181 - Clear - 71 F			
7 Tim Anderson, R (1,6) OBP: 0.265, SLG: 0.264										5	0	0	0	0	4	6				
88 Luis Robert Jr., R (1,8) OBP: 0.329, SLG: 0.570										4	1	1	1	1	1	1				
74 Eloy Jiménez, R (1,10) OBP: 0.311, SLG: 0.466										5	0	1	1	0	0	3				
25 Andrew Vaughn, R (1,3) OBP: 0.311, SLG: 0.456										5	1	3	0	0	0	0				
24 Yasmani Grandal, S (1,2) OBP: 0.318, SLG: 0.389										4	0	0	0	1	1	2				
32 Gavin Sheets, L (1,9) OBP: 0.267, SLG: 0.516										3	0	0	0	0	0	3				
1 Elvis Andrus, R (1,4) OBP: 0.281, SLG: 0.263										3	0	1	0	1	0	0				
28 Zach Remillard, R (1,5) OBP: 0.444, SLG: 0.455										3	0	1	0	1	1	4				
Inning Stats	R: 1 E: 0 K: 1 S: 18	H: 3 LOB: 3 BB: 1 P: 27	R: 0 E: 0 K: 1 S: 14	H: 0 LOB: 3 BB: 3 P: 28	R: 0 E: 0 K: 0 S: 8	H: 0 LOB: 0 BB: 0 P: 11	R: 0 E: 0 K: 1 S: 8	H: 0 LOB: 1 BB: 1 P: 15	R: 0 E: 0 K: 0 S: 9	H: 1 LOB: 1 BB: 0 P: 17	R: 0 E: 0 K: 0 S: 5	H: 0 LOB: 0 BB: 0 P: 5	R: 2 E: 0 K: 2 S: 19	H: 4 LOB: 2 BB: 0 P: 23	R: 1 E: 0 K: 1 S: 7	H: 1 LOB: 0 BB: 0 P: 8		1B: 5 2B: 4 3B: 0 HR: 1	SF: 0 SAC: 0 DP: 0 HBP: 0	WP: 0 PB: 0 SB: 0 CS: 0
PITCHER	IP WLS BF H R ER SO BB IBB HBP BLK WP HR S P ERA WHIP																			
46 Luis Medina, R (1,1) ERA: 6.37	5.0 W 24 4 1 1 4 5 0 0 0 0 0 0 59 100 1.80 1.800																			
50 Rico Garcia, R (6,1) ERA: 11.25	1.0 4 1 0 0 0 0 0 0 0 0 0 0 9 17 0.00 1.000																			
11 Shintaro Fujinami, R (7,1) ERA: 9.9	1.0 3 0 0 0 0 0 0 0 0 0 0 5 5 0.00 0.000																			
60 Sam Moll, L (8,1) ERA: 4.5	0.2 6 4 2 2 1 0 0 0 0 0 0 15 19 27.00 6.000																			
65 Trevor May, R (8,1) ERA: 5.66	1.1 S 5 1 1 1 2 0 0 0 0 0 1 11 12 6.75 0.750																			

Batter	1	2	3	4	5	6	7	8	9	AB	R	H	RBI	BB	SO	LOB	BOTTOM			
1 Esteury Ruiz, R (1,8) OBP: 0.314, SLG: 0.333										3	0	1	1	0	1	1	Chicago White Sox @ Oakland Athletics Oakland Coliseum, Oakland, CA Fri Jun 30 2023, 6:41 PM - 9:14 PM PDT Att: 14,181 - Clear - 71 F			
13 Jordan Diaz, R (1,10) OBP: 0.243, SLG: 0.394										2	0	0	0	0	0	1				
49 Ryan Noda, L (5,PH) OBP: 0.377, SLG: 0.397										2	0	0	0	0	2	1				
44 Carlos Pérez, R (1,3) OBP: 0.294, SLG: 0.393										4	1	1	1	0	0	2				
25 Brent Rooker, R (1,9) OBP: 0.338, SLG: 0.464										3	0	1	0	0	1	1				
15 Seth Brown, L (8,PH) OBP: 0.295, SLG: 0.367										1	0	0	0	0	0	0				
33 JJ Bleday, L (1,7) OBP: 0.324, SLG: 0.374										2	2	0	0	2	0	1				
12 Aledmys Díaz, R (1,6) OBP: 0.262, SLG: 0.286										4	1	2	1	0	1	1				
8 Tyler Wade, L (8,FR) OBP: 0.297, SLG: 0.324										0	1	0	0	0	0	0				
23 Shea Langeliers, R (1,2) OBP: 0.287, SLG: 0.356										4	1	2	1	0	1	1				
6 Jace Peterson, L (1,5) OBP: 0.308, SLG: 0.314										3	0	1	2	0	0	1				
5 Tony Kemp, L (1,4) OBP: 0.285, SLG: 0.275										4	1	2	1	0	0	2				
Inning Stats	R: 0 E: 0 K: 1 S: 10	H: 1 LOB: 1 BB: 0 P: 14	R: 4 E: 0 K: 0 S: 16	H: 3 LOB: 0 BB: 1 P: 25	R: 0 E: 0 K: 1 S: 11	H: 1 LOB: 1 BB: 0 P: 16	R: 0 E: 0 K: 1 S: 6	H: 0 LOB: 0 BB: 0 P: 11	R: 1 E: 0 K: 2 S: 11	H: 1 LOB: 0 BB: 0 P: 16	R: 0 E: 0 K: 0 S: 9	H: 1 LOB: 1 BB: 0 P: 11	R: 0 E: 0 K: 1 S: 8	H: 1 LOB: 1 BB: 0 P: 10	R: 2 E: 0 K: 0 S: 13	H: 2 LOB: 2 BB: 1 P: 21	1B: 5 2B: 2 3B: 2 HR: 1	SF: 2 SAC: 0 DP: 0 HBP: 0	WP: 0 PB: 0 SB: 3 CS: 0	PA: 36
PITCHER	IP WLS BF H R ER SO BB IBB HBP BLK WP HR S P ERA WHIP																			
57 Tanner Banks, L (1,1) ERA: 5.32	4.0 L 18 5 4 4 3 1 0 0 0 0 0 1 41 58 6.75 1.500																			
62 Jesse Scholtens, R (5,1) ERA: 2.96	4.0 18 5 3 3 3 1 0 0 0 0 0 1 41 58 6.75 1.500																			

AB 37  
R 4  
H 10  
RBI 4  
BB 5  
SO 7  
LOB 21



AB 32  
R 7  
H 10  
RBI 7  
BB 2  
SO 6  
LOB 12













Batter	1	2	3	4	5	6	7	8	9	10	AB	R	H	RBI	BB	SO	LOB	TOP				
1 Eteury Ruiz, R OBP: 0.308, SLG: 0.327											4	0	0	0	0	3	0	Oakland Athletics @ Detroit Tigers Comerica Park, Detroit, MI Tue Jul 04 2023, 6:41 PM - 9:13 PM EDT Att: 26,749 - Clear - 86 F				
13 Jordan Diaz, R OBP: 0.257, SLG: 0.280											3	0	0	0	0	0	0					
15 Seth Brown, L OBP: 0.265, SLG: 0.376											1	0	0	0	0	0	0					
25 Brent Rooker, R OBP: 0.338, SLG: 0.471											3	0	0	0	0	2	0					
8 Tyler Wade, L OBP: 0.341, SLG: 0.366											0	1	0	0	0	0	0					
12 Aledmys Diaz, R OBP: 0.257, SLG: 0.280											2	0	0	0	0	1	1					
6 Jace Peterson, L OBP: 0.299, SLG: 0.313											1	0	0	0	0	0	0					
23 Shea Langeliers, R OBP: 0.286, SLG: 0.357											4	0	1	0	0	3	1					
49 Ryan Noda, L OBP: 0.386, SLG: 0.399											3	0	1	1	1	2	1					
28 Manny Piña, R OBP: 0.323, SLG: 0.381											2	0	0	0	0	1	1					
33 JJ Bleday, L OBP: 0.323, SLG: 0.381											2	0	0	0	0	0	1					
10 Nick Allen, R OBP: 0.234, SLG: 0.229											3	0	0	0	0	1	1					
5 Tony Kemp, L OBP: 0.285, SLG: 0.285											3	0	0	0	0	0	0					
<b>Inning Stats</b>	R: 0 E: 0 K: 1 S: 9	H: 0 LOB: 0 BB: 0 P: 14	R: 0 E: 0 K: 2 S: 9	H: 0 LOB: 0 BB: 0 P: 10	R: 0 E: 0 K: 2 S: 10	H: 0 LOB: 0 BB: 0 P: 13	R: 0 E: 0 K: 1 S: 9	H: 0 LOB: 1 BB: 0 P: 20	R: 0 E: 0 K: 1 S: 8	H: 0 LOB: 0 BB: 0 P: 11	R: 0 E: 0 K: 2 S: 10	H: 1 LOB: 1 BB: 0 P: 16	R: 0 E: 0 K: 2 S: 8	H: 0 LOB: 0 BB: 0 P: 13	R: 0 E: 0 K: 2 S: 7	H: 0 LOB: 0 BB: 0 P: 11	R: 1 E: 0 K: 1 S: 7	H: 1 LOB: 1 BB: 0 P: 11	1B: 2 2B: 0 3B: 0 HR: 0	SF: 0 SAC: 1 DP: 0 HBP: 1	WP: 0 PB: 0 SB: 0 CS: 0	PA: 34
<b>PITCHER</b>	IP 4.0	WLS 13	BF 13	H 0	R 0	ER 0	SO 6	BB 0	IBB 0	HBP 1	BLK 0	WP 0	HR 0	S 41	P 57	ERA 0.00	WHIP 0.000					
29 Tarik Skubal, L ERA: 4.02	5.0	17	1	0	0	5	1	0	0	0	0	0	0	42	70	0.00	0.400					
87 Tyler Holton, L ERA: 2.01	1.0	4	1	1	0	1	0	0	0	0	0	0	0	7	11	0.00	1.000					

AB	31
R	1
H	2
RBI	1
BB	1
SO	12
LOB	6



Batter	1	2	3	4	5	6	7	8	9	10	AB	R	H	RBI	BB	SO	LOB	BOTTOM						
8 Matt Vierling, R OBP: 0.342, SLG: 0.428											4	0	2	0	1	0	1	Oakland Athletics @ Detroit Tigers Comerica Park, Detroit, MI Tue Jul 04 2023, 6:41 PM - 9:13 PM EDT Att: 26,749 - Clear - 86 F						
20 Spencer Torkelson, R OBP: 0.308, SLG: 0.397											5	0	0	0	0	2	4							
77 Andy Ibañez, R OBP: 0.268, SLG: 0.415											3	0	0	0	0	1	0							
30 Kerry Carpenter, L OBP: 0.325, SLG: 0.500											0	0	0	0	1	0	0							
28 Javier Báez, R OBP: 0.255, SLG: 0.327											4	0	0	0	0	2	4							
34 Jake Rogers, R OBP: 0.305, SLG: 0.467											4	0	1	0	0	1	0							
7 Jonathan Schoop, R OBP: 0.289, SLG: 0.256											3	0	0	0	0	1	0							
39 Zach McKinstry, L OBP: 0.333, SLG: 0.379											1	0	0	0	0	1	0							
24 Miguel Cabrera, R OBP: 0.324, SLG: 0.323											4	0	2	0	0	1	0							
15 Jake Marisnick, R OBP: 0.258, SLG: 0.355											0	0	0	0	0	0	0							
13 Eric Haase, R OBP: 0.261, SLG: 0.300											4	0	0	0	0	2	3							
59 Zack Short, R OBP: 0.293, SLG: 0.360											4	0	1	0	0	1	3							
<b>Inning Stats</b>	R: 0 E: 0 K: 1 S: 12	H: 1 LOB: 1 BB: 0 P: 16	R: 0 E: 0 K: 1 S: 11	H: 2 LOB: 2 BB: 0 P: 16	R: 0 E: 0 K: 1 S: 11	H: 0 LOB: 0 BB: 0 P: 14	R: 0 E: 0 K: 0 S: 7	H: 0 LOB: 0 BB: 0 P: 9	R: 0 E: 0 K: 0 S: 6	H: 1 LOB: 1 BB: 0 P: 7	R: 0 E: 0 K: 0 S: 5	H: 0 LOB: 0 BB: 0 P: 8	R: 0 E: 0 K: 0 S: 10	H: 0 LOB: 0 BB: 0 P: 14	R: 0 E: 0 K: 3 S: 9	H: 2 LOB: 3 BB: 1 P: 26	R: 0 E: 0 K: 3 S: 9	H: 0 LOB: 0 BB: 0 P: 12	R: 0 E: 0 K: 1 S: 10	H: 0 LOB: 1 BB: 1 P: 20	1B: 6 2B: 0 3B: 0 HR: 0	SF: 0 SAC: 0 DP: 0 HBP: 0	WP: 0 PB: 0 SB: 1 CS: 0	PA: 38
<b>PITCHER</b>	IP 7.1	WLS 27	BF 27	H 5	R 0	ER 0	SO 4	BB 0	IBB 0	HBP 0	BLK 0	WP 0	HR 0	S 67	P 90	ERA 0.682	WHIP 3.000							
38 JP Sears, L ERA: 4.09	0.2	4	1	0	0	2	1	0	0	0	0	0	0	12	20	0.00	3.000							
70 Lucas Erceg, R ERA: 1.94	1.0	3	0	0	0	3	0	0	0	0	0	0	0	9	12	0.00	0.000							
11 Shintaro Fujinami, R ERA: 9.39	1.0	4	0	0	0	1	1	0	0	0	0	0	0	10	20	0.00	1.000							

AB	36
R	0
H	6
RBI	0
BB	2
SO	10
LOB	17









Batter	1	2	3	4	5	6	7	8	9	AB	R	H	RBI	BB	SO	LOB	TOP					
5 Tony Kemp, L OBP: 0.284, SLG: 0.284	G4-3			G4-3		F9			K	4	0	0	0	0	1	0	<b>Oakland Athletics @ Detroit Tigers</b> Comerica Park, Detroit, MI Thu Jul 06 2023, 1:11 PM - 3:29 PM EDT Att: 15,133 - Cloudy - 80 F					
33 JJ Bleday, L OBP: 0.314, SLG: 0.366	K			K			G3-1		K	4	0	0	0	0	3	0						
25 Brent Rooker, R OBP: 0.336, SLG: 0.466										3	0	1	0	0	1	0						
10 Nick Allen, R OBP: 0.243, SLG: 0.231	G6-3						K			0	0	0	0	0	0	0						
15 Seth Brown, L OBP: 0.261, SLG: 0.368										3	0	0	0	0	1	1						
13 Jordan Diaz, R OBP: 0.289, SLG: 0.442										3	0	2	0	0	1	0						
6 Jace Peterson, L OBP: 0.296, SLG: 0.309										3	0	0	0	0	1	2						
12 Aledmys Diaz, R OBP: 0.257, SLG: 0.284										3	0	1	0	0	0	1						
8 Tyler Wade, L OBP: 0.313, SLG: 0.333										3	0	0	0	0	0	2						
28 Manny Piña, R OBP: 0.268, SLG: 0.365										2	0	0	0	0	0	1						
23 Shea Langeliers, R OBP: 0.268, SLG: 0.365										1	0	0	0	0	1	0						
<b>Inning Stats</b>	R: 0 E: 0 K: 1 S: 7	H: 0 LOB: 0 BB: 0 P: 9	R: 0 E: 0 K: 2 S: 8	H: 0 LOB: 0 BB: 0 P: 11	R: 0 E: 0 K: 0 S: 4	H: 1 LOB: 0 BB: 0 P: 6	R: 0 E: 0 K: 1 S: 12	H: 1 LOB: 1 BB: 0 P: 21	R: 0 E: 0 K: 0 S: 9	H: 1 LOB: 0 BB: 0 P: 13	R: 0 E: 0 K: 0 S: 11	H: 0 LOB: 0 BB: 0 P: 18	R: 0 E: 0 K: 1 S: 12	H: 0 LOB: 0 BB: 0 P: 16	R: 0 E: 1 K: 1 S: 10	H: 1 LOB: 1 BB: 0 P: 15	R: 0 E: 0 K: 3 S: 9	H: 0 LOB: 0 BB: 0 P: 12	1B: 4 2B: 0 3B: 0 HR: 0	SF: 0 SAC: 0 DP: 2 HBP: 0	WP: 0 PB: 0 SB: 0 CS: 0	PA: 29
<b>PITCHER</b>	IP WLS BF H R ER SO BB IBB HBP BLK WP HR S P ERA WHIP	IP WLS BF H R ER SO BB IBB HBP BLK WP HR S P ERA WHIP	IP WLS BF H R ER SO BB IBB HBP BLK WP HR S P ERA WHIP	IP WLS BF H R ER SO BB IBB HBP BLK WP HR S P ERA WHIP	IP WLS BF H R ER SO BB IBB HBP BLK WP HR S P ERA WHIP	IP WLS BF H R ER SO BB IBB HBP BLK WP HR S P ERA WHIP	IP WLS BF H R ER SO BB IBB HBP BLK WP HR S P ERA WHIP	IP WLS BF H R ER SO BB IBB HBP BLK WP HR S P ERA WHIP	IP WLS BF H R ER SO BB IBB HBP BLK WP HR S P ERA WHIP	IP WLS BF H R ER SO BB IBB HBP BLK WP HR S P ERA WHIP	IP WLS BF H R ER SO BB IBB HBP BLK WP HR S P ERA WHIP	IP WLS BF H R ER SO BB IBB HBP BLK WP HR S P ERA WHIP	IP WLS BF H R ER SO BB IBB HBP BLK WP HR S P ERA WHIP	IP WLS BF H R ER SO BB IBB HBP BLK WP HR S P ERA WHIP	IP WLS BF H R ER SO BB IBB HBP BLK WP HR S P ERA WHIP	IP WLS BF H R ER SO BB IBB HBP BLK WP HR S P ERA WHIP	IP WLS BF H R ER SO BB IBB HBP BLK WP HR S P ERA WHIP					
21 Michael Lorenzen, R ERA: 4.03	5.0	W	16	3	0	0	4	0	0	0	0	0	0	0	0	0	0.00	0.600				
87 Tyler Holton, L ERA: 1.93	2.0		6	0	0	0	1	0	0	0	0	0	0	0	0	0	0.00	0.000				
52 Brendan White, R ERA: 5.4	1.0		4	1	0	0	1	0	0	0	0	0	0	0	0	0	0.00	1.000				
36 Chasen Shreve, L ERA: 4.94	1.0		3	0	0	0	3	0	0	0	0	0	0	0	0	0	0.00	0.000				

Batter	1	2	3	4	5	6	7	8	9	AB	R	H	RBI	BB	SO	LOB	BOTTOM			
8 Matt Vierling, R OBP: 0.340, SLG: 0.421	G6-3								F7	4	1	1	1	1	1	0	<b>Oakland Athletics @ Detroit Tigers</b> Comerica Park, Detroit, MI Thu Jul 06 2023, 1:11 PM - 3:29 PM EDT Att: 15,133 - Cloudy - 80 F			
20 Spencer Torkelson, R OBP: 0.309, SLG: 0.400										4	1	1	0	1	2	2				
77 Andy Ibañez, R OBP: 0.261, SLG: 0.408										4	2	1	0	1	0	2				
30 Kerry Carpenter, L OBP: 0.333, SLG: 0.500										4	0	2	1	1	1	3				
28 Javier Báez, R OBP: 0.262, SLG: 0.334										3	2	3	2	1	0	0				
18 Tyler Nevin, R OBP: 0.214, SLG: 0.184										1	0	0	0	0	0	2				
7 Jonathan Schoop, R OBP: 0.278, SLG: 0.272										3	0	1	1	0	0	3				
13 Eric Haase, R OBP: 0.261, SLG: 0.299										4	0	1	1	0	2	3				
59 Zack Short, R OBP: 0.292, SLG: 0.359										4	1	1	0	0	2	2				
15 Jake Marisnick, R OBP: 0.260, SLG: 0.412										4	2	2	2	0	1	2				
<b>Inning Stats</b>	R: 2 E: 0 K: 1 S: 16	H: 2 LOB: 1 BB: 1 P: 25	R: 0 E: 0 K: 3 S: 11	H: 0 LOB: 0 BB: 0 P: 14	R: 2 E: 1 K: 2 S: 21	H: 1 LOB: 2 BB: 3 P: 37	R: 2 E: 0 K: 0 S: 12	H: 3 LOB: 1 BB: 0 P: 17	R: 1 E: 0 K: 0 S: 11	H: 2 LOB: 0 BB: 0 P: 15	R: 1 E: 0 K: 2 S: 11	H: 1 LOB: 0 BB: 0 P: 14	R: 1 E: 0 K: 1 S: 19	H: 3 LOB: 2 BB: 0 P: 22	R: 0 E: 0 K: 0 S: 7	H: 1 LOB: 2 BB: 1 P: 12	1B: 8 2B: 4 3B: 0 HR: 1	SF: 1 SAC: 0 DP: 1 HBP: 0	WP: 0 PB: 0 SB: 1 CS: 0	PA: 41
<b>PITCHER</b>	IP WLS BF H R ER SO BB IBB HBP BLK WP HR S P ERA WHIP	IP WLS BF H R ER SO BB IBB HBP BLK WP HR S P ERA WHIP	IP WLS BF H R ER SO BB IBB HBP BLK WP HR S P ERA WHIP	IP WLS BF H R ER SO BB IBB HBP BLK WP HR S P ERA WHIP	IP WLS BF H R ER SO BB IBB HBP BLK WP HR S P ERA WHIP	IP WLS BF H R ER SO BB IBB HBP BLK WP HR S P ERA WHIP	IP WLS BF H R ER SO BB IBB HBP BLK WP HR S P ERA WHIP	IP WLS BF H R ER SO BB IBB HBP BLK WP HR S P ERA WHIP	IP WLS BF H R ER SO BB IBB HBP BLK WP HR S P ERA WHIP	IP WLS BF H R ER SO BB IBB HBP BLK WP HR S P ERA WHIP	IP WLS BF H R ER SO BB IBB HBP BLK WP HR S P ERA WHIP	IP WLS BF H R ER SO BB IBB HBP BLK WP HR S P ERA WHIP	IP WLS BF H R ER SO BB IBB HBP BLK WP HR S P ERA WHIP	IP WLS BF H R ER SO BB IBB HBP BLK WP HR S P ERA WHIP	IP WLS BF H R ER SO BB IBB HBP BLK WP HR S P ERA WHIP	IP WLS BF H R ER SO BB IBB HBP BLK WP HR S P ERA WHIP				
63 Hogan Harris, L ERA: 6.07	4.2	L	25	8	7	7	6	4	0	0	0	0	0	0	0	0	13.50	2.571		
50 Rico Garcia, R ERA: 8.31	1.2		9	4	2	2	2	0	0	0	0	0	0	0	0	1	26	32	10.80	2.400
45 Richard Lovelady, L ERA: 4.43	0.2		2	0	0	0	1	0	0	0	0	0	0	0	0	0	6	7	0.00	0.000
6 Jace Peterson, R ERA: 9.0	1.0		5	1	0	0	0	1	0	0	0	0	0	0	0	0	7	12	0.00	2.000





Batter	1	2	3	4	5	6	7	8	9	AB	R	H	RBI	BB	SO	LOB	TOP					
5 Tony Kemp, L (1,4) OBP: 0.283, SLG: 0.283	L8		K		E5		F9			4	0	1	0	0	1	0	<b>Oakland Athletics @ Boston Red Sox</b> Fenway Park, Boston, MA Fri Jul 07 2023, 7:11 PM - 9:32 PM EDT Att: 31,157 - Partly Cloudy - 82 F					
13 Jordan Diaz, R (1,10) OBP: 0.287, SLG: 0.433	K		L4		F9					4	0	1	0	0	1	2						
49 Ryan Noda, L (1,3) OBP: 0.379, SLG: 0.492	K									3	0	0	0	0	2	0						
12 Aledmys Diaz, R (8,PH) OBP: 0.256, SLG: 0.282	K				G4-3					1	0	0	0	0	0	1						
25 Brent Rooker, R (1,7) OBP: 0.331, SLG: 0.458		K								4	0	0	0	0	3	0						
33 JJ Bleday, L (1,8) OBP: 0.312, SLG: 0.370		G6-3								4	0	1	0	0	2	0						
6 Jace Peterson, L (1,5) OBP: 0.293, SLG: 0.305		G6-3								3	0	0	0	0	2	1						
10 Nick Allen, R (9,PH) OBP: 0.250, SLG: 0.239										1	0	1	0	0	0	0						
23 Shea Langeliers, R (1,2) OBP: 0.271, SLG: 0.371					P3					3	1	1	0	1	0	1						
15 Seth Brown, L (1,9) OBP: 0.268, SLG: 0.390										2	2	1	2	1	0	2						
8 Tyler Wade, L (1,6) OBP: 0.314, SLG: 0.333					L8					3	0	1	0	0	0	0						
<b>Inning Stats</b>	R: 0 E: 0 K: 2 S: 8	H: 0 LOB: 0 BB: 0 P: 11	R: 0 E: 0 K: 1 S: 10	H: 1 LOB: 2 BB: 1 P: 20	R: 0 E: 0 K: 1 S: 8	H: 0 LOB: 0 BB: 0 P: 12	R: 0 E: 0 K: 2 S: 9	H: 0 LOB: 0 BB: 0 P: 11	R: 1 E: 0 K: 1 S: 17	H: 2 LOB: 2 BB: 1 P: 24	R: 0 E: 0 K: 3 S: 13	H: 0 LOB: 0 BB: 0 P: 14	R: 2 E: 0 K: 1 S: 13	H: 2 LOB: 2 BB: 0 P: 15	R: 0 E: 0 K: 0 S: 4	H: 1 LOB: 0 BB: 0 P: 8	R: 0 E: 0 K: 0 S: 8	H: 1 LOB: 0 BB: 0 P: 14	1B: 4 2B: 2 HR: 1	SF: 0 SAC: 0 DP: 2 HBP: 0	WP: 0 PB: 0 SB: 0 CS: 0	PA: 34
<b>PITCHER</b>	IP WLS BF H R ER SO BB IBB HBP BLK WP HR S P ERA WHIP	IP WLS BF H R ER SO BB IBB HBP BLK WP HR S P ERA WHIP	IP WLS BF H R ER SO BB IBB HBP BLK WP HR S P ERA WHIP	IP WLS BF H R ER SO BB IBB HBP BLK WP HR S P ERA WHIP	IP WLS BF H R ER SO BB IBB HBP BLK WP HR S P ERA WHIP	IP WLS BF H R ER SO BB IBB HBP BLK WP HR S P ERA WHIP	IP WLS BF H R ER SO BB IBB HBP BLK WP HR S P ERA WHIP	IP WLS BF H R ER SO BB IBB HBP BLK WP HR S P ERA WHIP	IP WLS BF H R ER SO BB IBB HBP BLK WP HR S P ERA WHIP	IP WLS BF H R ER SO BB IBB HBP BLK WP HR S P ERA WHIP	IP WLS BF H R ER SO BB IBB HBP BLK WP HR S P ERA WHIP	IP WLS BF H R ER SO BB IBB HBP BLK WP HR S P ERA WHIP	IP WLS BF H R ER SO BB IBB HBP BLK WP HR S P ERA WHIP	IP WLS BF H R ER SO BB IBB HBP BLK WP HR S P ERA WHIP	IP WLS BF H R ER SO BB IBB HBP BLK WP HR S P ERA WHIP	IP WLS BF H R ER SO BB IBB HBP BLK WP HR S P ERA WHIP	IP WLS BF H R ER SO BB IBB HBP BLK WP HR S P ERA WHIP					
83 Brennan Bernardino, L (1,1) ERA: 2.51	2.0	8	1	0	0	3	1	0	0	0	0	18	31	0.00	1.000							
37 Nick Pivetta, R (3,1) ERA: 4.83	5.0	W 20	4	3	2	8	1	0	0	0	1	60	76	3.60	1.000							
78 Joe Jacques, L (8,1) ERA: 5.06	2.0	6	2	0	0	0	0	0	0	0	0	12	22	0.00	1.000							

AB	32
R	3
H	7
RBI	2
BB	2
SO	11
LOB	7



Batter	1	2	3	4	5	6	7	8	9	AB	R	H	RBI	BB	SO	LOB	BOTTOM			
16 Jarren Duran, L (1,7) OBP: 0.361, SLG: 0.500	K				G4-3					4	2	2	1	0	1	0	<b>Oakland Athletics @ Boston Red Sox</b> Fenway Park, Boston, MA Fri Jul 07 2023, 7:11 PM - 9:32 PM EDT Att: 31,157 - Partly Cloudy - 82 F			
2 Justin Turner, R (1,10) OBP: 0.355, SLG: 0.462										4	0	2	1	0	1	1				
11 Rafael Devers, L (1,5) OBP: 0.324, SLG: 0.494										3	1	0	1	1	0	2				
18 Adam Duvall, R (1,8) OBP: 0.323, SLG: 0.495										4	0	1	1	0	3	2				
99 Alex Verdugo, L (1,9) OBP: 0.356, SLG: 0.448										4	1	2	1	0	1	0				
5 Enrique Hernández, R (1,4) OBP: 0.283, SLG: 0.331										4	1	1	0	0	1	2				
36 Triston Casas, L (1,3) OBP: 0.329, SLG: 0.389										3	1	1	0	1	0	0				
12 Connor Wong, R (1,2) OBP: 0.297, SLG: 0.408										4	0	0	0	0	2	4				
20 Yu Chang, R (1,6) OBP: 0.180, SLG: 0.333										4	1	1	2	0	3	0				
<b>Inning Stats</b>	R: 0 E: 0 K: 2 S: 11	H: 1 LOB: 1 BB: 0 P: 16	R: 5 E: 0 K: 2 S: 20	H: 5 LOB: 1 BB: 1 P: 33	R: 0 E: 0 K: 1 S: 7	H: 0 LOB: 0 BB: 0 P: 10	R: 0 E: 0 K: 1 S: 9	H: 0 LOB: 0 BB: 0 P: 14	R: 0 E: 0 K: 1 S: 5	H: 0 LOB: 0 BB: 0 P: 10	R: 0 E: 0 K: 1 S: 6	H: 1 LOB: 1 BB: 0 P: 9	R: 2 E: 0 K: 3 S: 13	H: 3 LOB: 2 BB: 1 P: 23	R: 0 E: 0 K: 1 S: 8	H: 0 LOB: 0 BB: 0 P: 11	1B: 9 2B: 0 3B: 1 HR: 0	SF: 0 SAC: 0 DP: 0 HBP: 0	WP: 1 PB: 0 SB: 1 CS: 0	PA: 36
<b>PITCHER</b>	IP WLS BF H R ER SO BB IBB HBP BLK WP HR S P ERA WHIP	IP WLS BF H R ER SO BB IBB HBP BLK WP HR S P ERA WHIP	IP WLS BF H R ER SO BB IBB HBP BLK WP HR S P ERA WHIP	IP WLS BF H R ER SO BB IBB HBP BLK WP HR S P ERA WHIP	IP WLS BF H R ER SO BB IBB HBP BLK WP HR S P ERA WHIP	IP WLS BF H R ER SO BB IBB HBP BLK WP HR S P ERA WHIP	IP WLS BF H R ER SO BB IBB HBP BLK WP HR S P ERA WHIP	IP WLS BF H R ER SO BB IBB HBP BLK WP HR S P ERA WHIP	IP WLS BF H R ER SO BB IBB HBP BLK WP HR S P ERA WHIP	IP WLS BF H R ER SO BB IBB HBP BLK WP HR S P ERA WHIP	IP WLS BF H R ER SO BB IBB HBP BLK WP HR S P ERA WHIP	IP WLS BF H R ER SO BB IBB HBP BLK WP HR S P ERA WHIP	IP WLS BF H R ER SO BB IBB HBP BLK WP HR S P ERA WHIP	IP WLS BF H R ER SO BB IBB HBP BLK WP HR S P ERA WHIP	IP WLS BF H R ER SO BB IBB HBP BLK WP HR S P ERA WHIP	IP WLS BF H R ER SO BB IBB HBP BLK WP HR S P ERA WHIP				
66 Sam Long, L (1,1) ERA: 4.36	1.0	L 7	3	3	3	2	1	0	0	0	0	21	31	27.00	4.000					
46 Luis Medina, R (2,1) ERA: 6.34	6.0	26	7	4	4	9	0	1	0	50	84	6.00	1.167							
53 Angel Felipe, R (8,1) ERA:	1.0	3	0	0	0	1	0	0	0	0	8	11	0.00	0.000						





Batter	1	2	3	4	5	6	7	8	9	AB	R	H	RBI	BB	SO	LOB	TOP																			
10 Nick Allen, R OBP: 0.248, SLG: 0.230	G4-3		G4-3				K		P2	4	0	0	0	1	1	1																				
13 Jordan Diaz, R OBP: 0.276, SLG: 0.415	G6-3		L8						P4	4	0	0	0	0	0	2																				
49 Ryan Noda, L OBP: 0.381, SLG: 0.402	G4-3									3	1	1	0	0	1	0																				
25 Brent Rooker, R OBP: 0.330, SLG: 0.467		P4								4	1	1	1	0	0	2																				
12 Aledmys Diaz, R OBP: 0.260, SLG: 0.286										4	0	2	0	0	0	1																				
33 JJ Bleday, L OBP: 0.316, SLG: 0.373										4	0	2	1	0	0	1																				
23 Shea Langeliers, R OBP: 0.287, SLG: 0.366										4	0	0	0	0	2	3																				
28 Manny Pina, R OBP: 0.125, SLG: 0.500										4	1	1	1	0	1	0																				
48 Cody Thomas, L OBP: 0.500, SLG: 0.750										4	0	2	0	0	1	0																				
<b>Inning Stats</b>	R: 0 E: 0 K: 0 S: 6	H: 0 LOB: 0 BB: 0 P: 7	R: 0 E: 0 K: 1 S: 10	H: 1 LOB: 1 BB: 0 P: 16	R: 1 E: 0 K: 0 S: 8	H: 1 LOB: 0 BB: 0 P: 10	R: 0 E: 0 K: 0 S: 8	H: 2 LOB: 2 BB: 0 P: 11	R: 0 E: 0 K: 1 S: 18	H: 1 LOB: 2 BB: 1 P: 28	R: 1 E: 0 K: 1 S: 16	H: 1 LOB: 0 BB: 0 P: 21	R: 0 E: 0 K: 1 S: 9	H: 1 LOB: 0 BB: 0 P: 12	R: 1 E: 1 K: 1 S: 10	H: 2 LOB: 2 BB: 0 P: 13	R: 0 E: 0 K: 1 S: 8	H: 0 LOB: 0 BB: 0 P: 10	1B: 6 2B: 1 3B: 0 HR: 2	SF: 0 SAC: 0 DP: 0 HBP: 1	WP: 1 PB: 0 SB: 0 CS: 0	PA: 37														
<b>PITCHER</b>	IP	WLS	BF	H	R	ER	SO	BB	IBB	HBP	BLK	WP	HR	S	P	ERA	WHIP	<b>PITCHER</b>	IP	WLS	BF	H	R	ER	SO	BB	IBB	HBP	BLK	WP	HR	S	P	ERA	WHIP	
65 James Paxton, L ERA: 2.73	6.0	W	24	6	2	2	3	1	0	0	0	1	2	66	93	3.00	1.167																			
75 Brandon Walker, L ERA: 2.31	3.0	S	13	3	1	0	3	0	0	1	0	0	0	27	35	0.00	1.000																			

Oakland Athletics @ Boston Red Sox  
Fenway Park, Boston, MA  
Sat Jul 08 2023, 4:13 PM - 6:56 PM EDT  
Att: 34,087 - Sunny - 78 F

AB	35
R	3
H	9
RBI	3
BB	1
SO	6
LOB	10



Batter	1	2	3	4	5	6	7	8	9	AB	R	H	RBI	BB	SO	LOB	BOTTOM																			
16 Jarren Duran, L OBP: 0.365, SLG: 0.520	G6-3									5	3	3	3	0	0	0																				
7 Masataka Yoshida, L OBP: 0.381, SLG: 0.481	G3									5	1	2	1	0	0	1																				
2 Justin Turner, R OBP: 0.360, SLG: 0.461										3	1	1	1	1	2	2																				
30 Rob Refsnyder, R OBP: 0.394, SLG: 0.357										1	0	0	0	0	1	0																				
11 Rafael Devers, L OBP: 0.326, SLG: 0.495										3	0	1	1	0	1	1																				
38 Jorge Alfaro, R OBP: 0.192, SLG: 0.375										1	0	0	0	0	0	0																				
99 Alex Verdugo, L OBP: 0.360, SLG: 0.457										4	1	2	2	0	0	3																				
36 Triston Casas, L OBP: 0.330, SLG: 0.398										5	2	2	0	0	1	3																				
39 Christian Arroyo, R OBP: 0.292, SLG: 0.399										4	1	3	1	0	0	0																				
12 Connor Wong, R OBP: 0.296, SLG: 0.407										3	1	1	1	0	2	2																				
20 Yu Chang, R OBP: 0.180, SLG: 0.333										0	0	0	0	0	0	0																				
5 Enrique Hernández, R OBP: 0.280, SLG: 0.326										4	0	0	0	0	0	3																				
<b>Inning Stats</b>	R: 3 E: 0 K: 0 S: 13	H: 3 LOB: 0 BB: 0 P: 18	R: 2 E: 1 K: 0 S: 25	H: 2 LOB: 3 BB: 1 P: 37	R: 1 E: 0 K: 0 S: 7	H: 2 LOB: 0 BB: 0 P: 8	R: 1 E: 0 K: 2 S: 19	H: 2 LOB: 0 BB: 0 P: 24	R: 2 E: 0 K: 2 S: 14	H: 3 LOB: 1 BB: 0 P: 24	R: 1 E: 0 K: 0 S: 17	H: 2 LOB: 1 BB: 0 P: 28	R: 0 E: 0 K: 0 S: 5	H: 0 LOB: 0 BB: 0 P: 5	R: 0 E: 0 K: 1 S: 11	H: 1 LOB: 1 BB: 0 P: 17	1B: 6 2B: 7 3B: 0 HR: 2	SF: 1 SAC: 0 DP: 1 HBP: 2	WP: 0 PB: 0 SB: 2 CS: 0	PA: 42																
<b>PITCHER</b>	IP	WLS	BF	H	R	ER	SO	BB	IBB	HBP	BLK	WP	HR	S	P	ERA	WHIP	<b>PITCHER</b>	IP	WLS	BF	H	R	ER	SO	BB	IBB	HBP	BLK	WP	HR	S	P	ERA	WHIP	
29 Austin Pruitt, R ERA: 3.9	1.2	L	9	4	4	4	0	0	0	0	0	0	1	24	35	21.60	2.400																			
60 Sam Moll, L ERA: 5.01	1.1		9	3	2	2	0	1	0	1	0	0	1	21	28	13.50	3.000																			
45 Richard Lovelady, L ERA: 4.53	1.0		6	2	1	1	2	0	0	1	0	0	0	19	24	9.00	2.000																			
70 Lucas Eceg, R ERA: 5.55	2.0		11	5	3	3	4	0	0	0	0	0	0	31	52	13.50	2.500																			
53 Angel Felipe, R ERA:	1.0		3	0	0	0	0	0	0	0	0	0	0	5	5	0.00	0.000																			

Oakland Athletics @ Boston Red Sox  
Fenway Park, Boston, MA  
Sat Jul 08 2023, 4:13 PM - 6:56 PM EDT  
Att: 34,087 - Sunny - 78 F

AB	38
R	10
H	15
RBI	10
BB	1
SO	7
LOB	15





















Batter	1	2	3	4	5	6	7	8	9	AB R H RBI BB SO LOB	TOP			
16 Jarren Duran, L OBP: 0.368, SLG: 0.514										4 1 1 0 1 0 1	<b>Boston Red Sox @ Oakland Athletics</b> Oakland Coliseum, Oakland, CA Mon Jul 17 2023, 6:41 PM - 9:18 PM PDT Att: 9,987 - Clear - 67 F			
99 Alex Verdugo, L OBP: 0.357, SLG: 0.450										4 0 1 0 1 1 1				
2 Justin Turner, R OBP: 0.360, SLG: 0.474										4 1 1 2 0 0 3				
7 Masataka Yoshida, L OBP: 0.379, SLG: 0.497										5 1 1 0 0 2 3				
18 Adam Duvall, R OBP: 0.321, SLG: 0.528										3 1 1 1 0 1 0				
36 Triston Casas, L OBP: 0.332, SLG: 0.435										2 1 1 0 2 1 0				
39 Christian Arroyo, R OBP: 0.281, SLG: 0.399										4 1 1 0 0 0 3				
12 Connor Wong, R OBP: 0.294, SLG: 0.402										4 1 3 3 0 1 1				
20 Yu Chang, R OBP: 0.197, SLG: 0.365										4 0 0 1 0 1 4				
<b>Inning Stats</b>	R: 1 H: 1 E: 0 K: 0 S: 11	H: 3 R: 0 ER: 0 LOB: 1 P: 16	R: 0 H: 1 E: 0 K: 0 S: 10	H: 0 R: 0 ER: 0 LOB: 1 P: 19	R: 0 H: 0 E: 0 K: 1 S: 7	H: 4 R: 0 ER: 0 LOB: 1 P: 35	R: 0 H: 0 E: 0 K: 2 S: 8	H: 0 R: 0 ER: 0 LOB: 0 P: 15	R: 0 H: 0 E: 0 K: 1 S: 8	H: 1 R: 0 ER: 0 LOB: 2 P: 24	1B: 5 2B: 5 3B: 0 HR: 0	SF: 2 SAC: 0 DP: 1 HBP: 0	WP: 0 PA: 40 PB: 0 SB: 1 CS: 0	
<b>PITCHER</b>	IP: 5.2 WLS: L BF: 27 ERA: 5.48	IP: 1.1 WLS: W BF: 4 ERA: 4.72	IP: 2.0 WLS: L BF: 9 ERA: 1.93	IP: 0.0 WLS: L BF: 1 ERA: 1.93	IP: 0.0 WLS: L BF: 1 ERA: 1.93	IP: 0.0 WLS: L BF: 1 ERA: 1.93	IP: 0.0 WLS: L BF: 1 ERA: 1.93	IP: 0.0 WLS: L BF: 1 ERA: 1.93	IP: 0.0 WLS: L BF: 1 ERA: 1.93	IP: 0.0 WLS: L BF: 1 ERA: 1.93	IP: 0.0 WLS: L BF: 1 ERA: 1.93	IP: 0.0 WLS: L BF: 1 ERA: 1.93	IP: 0.0 WLS: L BF: 1 ERA: 1.93	IP: 0.0 WLS: L BF: 1 ERA: 1.93

AB	34
R	7
H	10
RBI	7
BB	4
SO	7
LOB	16



Batter	1	2	3	4	5	6	7	8	9	AB R H RBI BB SO LOB	BOTTOM			
20 Zack Gelof, R OBP: 0.313, SLG: 0.533										3 0 0 0 1 3 0	<b>Boston Red Sox @ Oakland Athletics</b> Oakland Coliseum, Oakland, CA Mon Jul 17 2023, 6:41 PM - 9:18 PM PDT Att: 9,987 - Clear - 67 F			
13 Jordan Diaz, R OBP: 0.271, SLG: 0.426										1 0 0 0 0 1 1				
12 Aledmys Diaz, R OBP: 0.258, SLG: 0.288										2 0 0 0 0 2 0				
49 Ryan Noda, L OBP: 0.374, SLG: 0.492										3 0 1 0 0 2 0				
48 Cody Thomas, L OBP: 0.333, SLG: 0.300										0 0 0 0 1 0 0				
25 Brent Rooker, R OBP: 0.335, SLG: 0.470										4 0 0 0 0 3 3				
37 Tyler Soderstrom, L OBP: 0.333, SLG: 0.231										3 0 0 0 0 2 0				
23 Shea Langeliers, R OBP: 0.287, SLG: 0.371										3 0 0 0 0 2 0				
33 JJ Bleday, L OBP: 0.327, SLG: 0.355										2 0 0 0 1 0 0				
10 Nick Allen, R OBP: 0.248, SLG: 0.234										3 0 0 0 0 2 1				
15 Seth Brown, L OBP: 0.271, SLG: 0.382										3 0 0 0 0 1 1				
<b>Inning Stats</b>	R: 0 H: 1 E: 0 K: 1 S: 6	H: 0 R: 0 ER: 0 LOB: 0 P: 11	R: 0 H: 0 E: 0 K: 2 S: 14	H: 0 R: 0 ER: 0 LOB: 0 P: 14	R: 0 H: 0 E: 0 K: 3 S: 10	H: 0 R: 0 ER: 0 LOB: 0 P: 6	R: 0 H: 0 E: 0 K: 3 S: 11	H: 0 R: 0 ER: 0 LOB: 0 P: 17	R: 0 H: 0 E: 0 K: 2 S: 7	H: 0 R: 0 ER: 0 LOB: 1 P: 14	1B: 1 2B: 0 3B: 0 HR: 0	SF: 0 SAC: 0 DP: 1 HBP: 1	WP: 0 PA: 31 PB: 0 SB: 0 CS: 0	
<b>PITCHER</b>	IP: 2.0 WLS: W BF: 20 ERA: 4.44	IP: 6.0 WLS: W BF: 20 ERA: 4.44	IP: 1.0 WLS: L BF: 4 ERA: 1.52	IP: 0.0 WLS: L BF: 1 ERA: 1.52	IP: 0.0 WLS: L BF: 1 ERA: 1.52	IP: 0.0 WLS: L BF: 1 ERA: 1.52	IP: 0.0 WLS: L BF: 1 ERA: 1.52	IP: 0.0 WLS: L BF: 1 ERA: 1.52	IP: 0.0 WLS: L BF: 1 ERA: 1.52	IP: 0.0 WLS: L BF: 1 ERA: 1.52	IP: 0.0 WLS: L BF: 1 ERA: 1.52	IP: 0.0 WLS: L BF: 1 ERA: 1.52	IP: 0.0 WLS: L BF: 1 ERA: 1.52	IP: 0.0 WLS: L BF: 1 ERA: 1.52

AB	27
R	0
H	1
RBI	0
BB	3
SO	18
LOB	6





Batter	1	2	3	4	5	6	7	8	9	AB	R	H	RBI	BB	SO	LOB	TOP										
16 Jarren Duran, L (1, 8) OBP: 0.364, SLG: 0.508 18 Adam Duvall, R (8, PH) OBP: 0.319, SLG: 0.524										3	0	0	0	0	1	0											
99 Alex Verdugo, L (1, 9) OBP: 0.353, SLG: 0.445										4	0	0	0	0	1	0											
2 Justin Turner, R (1, 5) OBP: 0.359, SLG: 0.472										4	0	1	0	0	1	0											
7 Masataka Yoshida, L (1, 10) OBP: 0.380, SLG: 0.503										4	0	2	0	0	0	1											
30 Rob Refsnyder, R (1, 7) OBP: 0.393, SLG: 0.350										4	0	1	0	0	0	2											
36 Triston Casas, L (1, 3) OBP: 0.341, SLG: 0.433										3	0	1	0	1	0	2											
39 Christian Arroyo, R (1, 4) OBP: 0.277, SLG: 0.362										3	0	0	0	0	2	3											
38 Jorge Alfaro, R (1, 2) OBP: 0.217, SLG: 0.326										3	0	0	0	0	1	3											
20 Yu Chang, R (1, 6) OBP: 0.191, SLG: 0.354 5 Enrique Hernández, R (8, PH) OBP: 0.277, SLG: 0.319										2	0	0	0	0	1	0											
<b>Inning Stats</b>	R: 0 E: 0 K: 1 S: 9	H: 0 LOB: 0 BB: 0 P: 10	R: 0 E: 0 K: 1 S: 14	H: 1 LOB: 2 BB: 1 P: 22	R: 0 E: 0 K: 0 S: 6	H: 0 LOB: 0 BB: 0 P: 12	R: 0 E: 0 K: 0 S: 9	H: 1 LOB: 1 BB: 0 P: 15	R: 0 E: 0 K: 1 S: 9	H: 0 LOB: 0 BB: 0 P: 13	R: 0 E: 0 K: 1 S: 9	H: 1 LOB: 1 BB: 0 P: 13	R: 0 E: 0 K: 1 S: 7	H: 0 LOB: 0 BB: 0 P: 10	R: 0 E: 0 K: 1 S: 8	H: 1 LOB: 1 BB: 0 P: 13	1B: 3 2B: 2 3B: 0 HR: 0	SF: 0 SAC: 0 DP: 0 HBP: 0	WP: 1 PB: 0 SB: 0 CS: 0	PA: 33							
<b>PITCHER</b>	IP	WLS	BF	H	R	ER	SO	BB	IBB	HBP	BLK	WP	HR	S	P	ERA	WHIP										
46 Luis Medina, R (1, 1) ERA: 5.79	5.2	W	21	3	0	0	6	1	0	0	0	1	0	53	80	0.00	0.706										
66 Sam Long, L (6, 1) ERA: 4.11	0.1	H	1	0	0	0	0	0	0	0	0	0	0	3	5	0.00	0.000										
Shintaro Fujinami, R (7, 1) ERA: 9.57	1.0	H	4	1	0	0	0	0	0	0	0	0	0	7	12	0.00	1.000										
60 Sam Moll, L (8, 1) ERA: 4.59	1.0	H	3	0	0	0	1	0	0	0	0	0	0	7	10	0.00	0.000										
65 Trevor May, R (9, 1) ERA: 5.11	1.0	S	4	1	0	0	1	0	0	0	0	0	0	8	13	0.00	1.000										

**Boston Red Sox @ Oakland Athletics**  
Oakland Coliseum, Oakland, CA  
Tue Jul 18 2023, 6:44 PM - 8:57 PM PDT  
Att. 10,115 - Clear - 63 F

AB 32  
R 0  
H 5  
RBI 0  
BB 1  
SO 8  
LOB 11

Batter	1	2	3	4	5	6	7	8	9	AB	R	H	RBI	BB	SO	LOB	BOTTOM										
5 Tony Kemp, L (1, 7) OBP: 0.291, SLG: 0.298										3	0	1	0	1	0	0											
20 Zack Gelof, R (1, 4) OBP: 0.250, SLG: 0.421										4	0	0	0	0	2	3											
13 Jordan Diaz, R (1, 10) OBP: 0.279, SLG: 0.433 48 Cody Thomas, L (6, PR) OBP: 0.333, SLG: 0.300										3	0	1	0	1	2	2											
25 Brent Rooker, R (1, 9) OBP: 0.334, SLG: 0.471										4	0	1	0	0	3	2											
49 Ryan Noda, L (1, 3) OBP: 0.375, SLG: 0.418										4	1	2	1	0	1	2											
12 Aledmys Díaz, R (1, 5) OBP: 0.262, SLG: 0.288 6 Jace Peterson, L (8, PR) OBP: 0.299, SLG: 0.311										3	1	1	0	1	1	1											
33 JJ Bleday, L (1, 8) OBP: 0.325, SLG: 0.371										4	1	1	2	0	0	3											
23 Shea Langeliers, R (1, 2) OBP: 0.265, SLG: 0.367										3	0	0	0	0	0	0											
10 Nick Allen, R (1, 6) OBP: 0.243, SLG: 0.228										3	0	0	0	0	0	1											
<b>Inning Stats</b>	R: 0 E: 0 K: 1 S: 7	H: 1 LOB: 1 BB: 1 P: 13	R: 3 E: 2 K: 2 S: 18	H: 3 LOB: 2 BB: 1 P: 28	R: 0 E: 0 K: 1 S: 7	H: 1 LOB: 1 BB: 0 P: 12	R: 0 E: 0 K: 0 S: 6	H: 0 LOB: 0 BB: 0 P: 8	R: 0 E: 0 K: 2 S: 11	H: 1 LOB: 1 BB: 0 P: 16	R: 0 E: 1 K: 1 S: 10	H: 0 LOB: 0 BB: 0 P: 17	R: 0 E: 0 K: 0 S: 6	H: 0 LOB: 0 BB: 0 P: 9	R: 0 E: 0 K: 2 S: 13	H: 1 LOB: 2 BB: 1 P: 17	1B: 1 2B: 3 3B: 1 HR: 2	SF: 0 SAC: 0 DP: 0 HBP: 0	WP: 0 PB: 0 SB: 0 CS: 1	PA: 35							
<b>PITCHER</b>	IP	WLS	BF	H	R	ER	SO	BB	IBB	HBP	BLK	WP	HR	S	P	ERA	WHIP										
78 Joe Jacques, L (1, 1) ERA: 5.79	1.1	L	9	4	3	3	1	1	0	0	0	0	0	2	17	20.25	3.750										
72 Chris Murphy, L (2, 1) ERA: 1.69	4.2		17	2	0	0	6	1	0	0	0	0	0	42	65	0.00	0.643										
57 Joely Rodríguez, L (7, 1) ERA: 10.29	1.0		3	0	0	0	0	0	0	0	0	0	0	6	9	0.00	0.000										
35 Richard Bleier, L (8, 1) ERA: 5.57	1.0		5	1	0	0	2	0	1	0	0	0	0	13	17	0.00	1.000										

**Boston Red Sox @ Oakland Athletics**  
Oakland Coliseum, Oakland, CA  
Tue Jul 18 2023, 6:44 PM - 8:57 PM PDT  
Att. 10,115 - Clear - 63 F

AB 31  
R 3  
H 7  
RBI 3  
BB 3  
SO 9  
LOB 14



Batter	1	2	3	4	5	6	7	8	9	AB	R	H	RBI	BB	SO	LOB	TOP			
30 Rob Refsnyder, R OBP: 0.393, SLG: 0.347										4	2	1	1	1	0	1				
7 Masataka Yoshida, L OBP: 0.376, SLG: 0.563										4	0	1	0	0	1	1				
2 Justin Turner, R OBP: 0.358, SLG: 0.478										4	1	1	3	0	0	1				
11 Rafael Devers, L OBP: 0.327, SLG: 0.517										4	0	0	0	0	1	1				
18 Adam Duvall, R OBP: 0.324, SLG: 0.523										4	1	2	0	0	1	0				
99 Alex Verdugo, L OBP: 0.322, SLG: 0.441										3	0	0	0	1	2	2				
5 Enrique Hernández, R OBP: 0.277, SLG: 0.319										3	0	1	0	0	0	1	AB 33			
16 Jaren Duran, L OBP: 0.363, SLG: 0.506										1	0	0	0	0	0	0	R 5			
12 Connor Wong, R OBP: 0.298, SLG: 0.398										2	1	0	0	2	1	2	H 6			
20 Yu Chang, R OBP: 0.186, SLG: 0.343										2	0	0	0	0	1	2	RBI 4			
36 Triston Casas, L OBP: 0.339, SLG: 0.430										2	0	0	0	0	2	2	BB 4			
										2	0	0	0	0	2	2	SO 9			
																	LOB 13			
<b>Inning Stats</b>	R: 2 H: 2 E: 0 K: 1 S: 13	H: 2 LOB: 1 BB: 1 P: 23	R: 0 H: 1 E: 0 K: 0 S: 9	H: 1 LOB: 1 BB: 1 P: 19	R: 0 H: 0 E: 0 K: 1 S: 7	H: 0 LOB: 0 BB: 0 P: 12	R: 0 H: 2 E: 0 K: 2 S: 12	H: 2 LOB: 1 BB: 1 P: 24	R: 1 H: 1 E: 2 K: 3 S: 16	H: 1 LOB: 1 BB: 0 P: 22	R: 0 H: 0 E: 0 K: 0 S: 8	H: 0 LOB: 0 BB: 0 P: 13	R: 0 H: 0 E: 0 K: 0 S: 7	H: 0 LOB: 0 BB: 0 P: 11	R: 0 H: 0 E: 0 K: 1 S: 8	H: 0 LOB: 1 BB: 1 P: 14	1B: 4 2B: 1 3B: 0 HR: 1	SF: 0 SAC: 0 DP: 0 HBP: 0	WP: 0 PB: 0 SB: 3 CS: 1	PA: 38
<b>PITCHER</b>	IP WLS BF H R ER SO BB IBB HBP BLK WP HR S P ERA WHIP																	<b>PITCHER</b>	IP WLS BF H R ER SO BB IBB HBP BLK WP HR S P ERA WHIP	
Ken Waldichuk, L ERA: 6.75	(1, 1) 4.1 20 5 4 4 5 3 0 0 0 0 0 1 50 90 8.31 1.846																			
70 Lucas Erceg, R ERA: 5.57	(5, 1) 1.0 5 1 1 0 1 0 0 0 0 0 0 0 14 20 0.00 1.000																			
53 Angel Felipe, R ERA: 1.42	(6, 1) 1.2 W 5 0 0 0 2 0 0 0 0 0 0 0 15 23 0.00 0.000																			
66 Sam Long, L ERA: 4.0	(8, 1) 1.0 H 3 0 0 0 0 0 0 0 0 0 0 7 11 0.00 0.000																			
65 Trevor May, R ERA: 4.91	(9, 1) 1.0 S 4 0 0 0 1 1 0 0 0 0 0 0 8 14 0.00 1.000																			
<b>Batter</b>	<b>1</b>	<b>2</b>	<b>3</b>	<b>4</b>	<b>5</b>	<b>6</b>	<b>7</b>	<b>8</b>	<b>9</b>	<b>AB</b>	<b>R</b>	<b>H</b>	<b>RBI</b>	<b>BB</b>	<b>SO</b>	<b>LOB</b>	<b>BOTTOM</b>			
5 Tony Kemp, L OBP: 0.297, SLG: 0.303										3	1	2	0	0	0	0				
33 JJ Bleday, L OBP: 0.325, SLG: 0.397										4	1	2	2	0	0	2				
13 Jordan Diaz, R OBP: 0.287, SLG: 0.435										4	0	2	0	0	1	0				
15 Seth Brown, L OBP: 0.274, SLG: 0.380										1	0	0	0	1	0	0				
25 Brent Rooker, R OBP: 0.332, SLG: 1.467										2	0	0	0	0	1	4				
37 Tyler Soderstrom, L OBP: 0.263, SLG: 0.176										4	0	0	0	0	2	4				
12 Aledmys Diaz, R OBP: 0.262, SLG: 0.298										0	0	0	0	0	0	0				
23 Shea Langeliers, R OBP: 0.285, SLG: 0.368										4	1	1	0	0	1	0				
6 Jace Peterson, L OBP: 0.305, SLG: 0.324										2	2	1	2	2	0	0	AB 32			
48 Cody Thomas, L OBP: 0.375, SLG: 0.571										4	1	2	2	0	1	1	H 10			
10 Nick Allen, R OBP: 0.236, SLG: 0.221										4	0	0	0	0	3	2	RBI 6			
																	SO 9			
																	LOB 13			
<b>Inning Stats</b>	R: 2 H: 2 E: 0 K: 1 S: 11	H: 1 LOB: 1 BB: 1 P: 20	R: 0 H: 0 E: 0 K: 0 S: 5	H: 0 LOB: 0 BB: 1 P: 12	R: 2 H: 2 E: 0 K: 1 S: 16	H: 2 LOB: 0 BB: 0 P: 19	R: 0 H: 1 E: 0 K: 2 S: 10	H: 1 LOB: 1 BB: 0 P: 14	R: 0 H: 2 E: 0 K: 2 S: 15	H: 2 LOB: 2 BB: 0 P: 22	R: 0 H: 0 E: 0 K: 1 S: 13	H: 0 LOB: 1 BB: 1 P: 19	1B: 5 2B: 3 3B: 0 HR: 3	SF: 0 SAC: 0 DP: 2 HBP: 1	WP: 0 PB: 0 SB: 0 CS: 0	PA: 36				
<b>PITCHER</b>	IP WLS BF H R ER SO BB IBB HBP BLK WP HR S P ERA WHIP																	<b>PITCHER</b>	IP WLS BF H R ER SO BB IBB HBP BLK WP HR S P ERA WHIP	
66 Brayan Bello, R ERA: 3.6	(1, 1) 4.0 L 19 5 6 6 3 2 0 0 0 0 0 0 8 15 0.00 1.750																			
57 Josely Rodríguez, L ERA: 9.0	(5, 1) 1.0 4 2 0 0 1 0 0 0 0 0 0 0 8 15 0.00 2.000																			
25 Josh Winckowski, R ERA: 3.02	(6, 1) 2.0 9 3 0 0 4 0 0 0 0 0 0 0 25 36 0.00 1.500																			
74 Kenley Jansen, R ERA: 3.09	(8, 1) 1.0 4 0 0 0 1 1 0 0 0 0 0 0 13 19 0.00 1.000																			

**Boston Red Sox @ Oakland Athletics**  
Oakland Coliseum, Oakland, CA  
Wed Jul 19 2023, 12:40 PM - 3:21 PM PDT  
Att: 15,023 - Sunny - 69 F

AB 33  
R 5  
H 6  
RBI 4  
BB 4  
SO 9  
LOB 13

WP: 0  
PB: 0  
SB: 3  
CS: 1

**Boston Red Sox @ Oakland Athletics**  
Oakland Coliseum, Oakland, CA  
Wed Jul 19 2023, 12:40 PM - 3:21 PM PDT  
Att: 15,023 - Sunny - 69 F

AB 32  
R 6  
H 10  
RBI 6  
BB 3  
SO 9  
LOB 13

WP: 0  
PB: 0  
SB: 0  
CS: 0



Batter	1	2	3	4	5	6	7	8	9	AB	R	H	RBI	BB	SO	LOB	TOP				
14 Mauricio Dubón, R OBP: 0.300, SLG: 0.383										4	1	1	0	0	2	0	Houston Astros @ Oakland Athletics Oakland Coliseum, Oakland, CA Thu Jul 20 2023, 6:40 PM - 8:52 PM PDT Att. 4,757 - Clear - 71 F				
3 Jeremy Peña, R OBP: 0.290, SLG: 0.379										4	1	1	0	0	0						
30 Kyle Tucker, L OBP: 0.376, SLG: 0.488										4	0	1	2	0	1	0					
2 Alex Bregman, R OBP: 0.341, SLG: 0.405										4	1	1	1	0	0	1					
79 José Abreu, R OBP: 0.291, SLG: 0.353										3	0	0	0	1	2	0					
20 Chas McCormick, R OBP: 0.272, SLG: 0.531										3	0	1	0	1	1	1					
9 Corey Julks, R OBP: 0.317, SLG: 0.390										4	0	0	0	0	0	3					
21 Yainer Díaz, R OBP: 0.283, SLG: 0.479										3	0	0	0	0	0	1					
6 Jake Meyers, R OBP: 0.306, SLG: 0.382										3	0	0	0	0	1	0					
<b>Inning Stats</b>	R: 0 H: 0 K: 2 S: 8	H: 0 LOB: 0 BB: 0 P: 9	R: 0 H: 1 K: 1 S: 8	H: 1 LOB: 1 BB: 0 P: 13	R: 0 H: 0 K: 1 S: 8	H: 0 LOB: 0 BB: 0 P: 10	R: 0 H: 0 K: 0 S: 8	H: 0 LOB: 0 BB: 0 P: 9	R: 0 H: 0 K: 2 S: 9	H: 0 LOB: 0 BB: 0 P: 12	R: 0 H: 0 K: 0 S: 10	H: 0 LOB: 1 BB: 1 P: 17	R: 0 H: 0 K: 1 S: 6	H: 0 LOB: 0 BB: 0 P: 10	R: 1 H: 1 K: 0 S: 12	H: 1 LOB: 1 BB: 1 P: 24	1B: 3 2B: 1 3B: 0 HR: 1	SF: 0 SAC: 0 DP: 0 HBP: 0	WP: 1 PB: 0 SB: 1 CS: 0	PA: 34	
<b>PITCHER</b>	IP WLS BF H R ER SO BB IBB HBP BLK WP HR S P ERA WHIP	6.0 L 22 4 2 2 6 0 0 0 0 0 0 58 74 3.00 0.667	3.0 12 1 1 1 1 2 0 0 0 1 1 28 51 3.00 1.000																		

AB	32
R	3
H	5
RBI	3
BB	2
SO	7
LOB	6



Batter	1	2	3	4	5	6	7	8	9	AB	R	H	RBI	BB	SO	LOB	BOTTOM					
5 Tony Kemp, L OBP: 0.300, SLG: 0.300										2	1	0	0	2	0	1	Houston Astros @ Oakland Athletics Oakland Coliseum, Oakland, CA Thu Jul 20 2023, 6:40 PM - 8:52 PM PDT Att. 4,757 - Clear - 71 F					
33 JJ Bleday, L OBP: 0.322, SLG: 0.388										4	0	0	0	0	2	3						
13 Jordan Diaz, R OBP: 0.277, SLG: 0.420										4	0	0	0	0	2	3						
15 Seth Brown, L OBP: 0.278, SLG: 0.389										4	0	2	1	0	0	0						
37 Tyler Soderstrom, L OBP: 0.217, SLG: 0.143										4	0	0	0	0	2	2						
20 Zack Gelof, R OBP: 0.250, SLG: 0.435										4	0	1	0	0	1	0						
6 Jace Peterson, L OBP: 0.306, SLG: 0.324										3	0	1	0	0	0	1						
48 Cody Thomas, L OBP: 0.368, SLG: 0.529										3	0	1	0	0	1	1						
12 Aledmys Díaz, R OBP: 0.264, SLG: 0.290										2	0	1	0	0	0	1						
<b>Inning Stats</b>	R: 1 H: 1 K: 2 S: 13	H: 1 LOB: 1 BB: 1 P: 22	R: 0 H: 0 K: 1 S: 9	H: 0 LOB: 0 BB: 0 P: 11	R: 0 H: 1 K: 1 S: 6	H: 1 LOB: 0 BB: 0 P: 10	R: 0 H: 0 K: 1 S: 7	H: 0 LOB: 0 BB: 0 P: 9	R: 0 H: 0 K: 0 S: 10	H: 1 LOB: 1 BB: 0 P: 12	R: 0 H: 0 K: 0 S: 5	H: 0 LOB: 0 BB: 0 P: 8	R: 0 H: 2 K: 0 S: 6	H: 1 LOB: 1 BB: 0 P: 10	R: 0 H: 1 K: 2 S: 16	H: 1 LOB: 2 BB: 1 P: 27	R: 0 H: 0 K: 1 S: 7	H: 0 LOB: 0 BB: 0 P: 11	1B: 4 2B: 2 3B: 0 HR: 0	SF: 0 SAC: 1 DP: 2 HBP: 0	WP: 1 PB: 0 SB: 0 CS: 0	PA: 33
<b>PITCHER</b>	IP WLS BF H R ER SO BB IBB HBP BLK WP HR S P ERA WHIP	7.0 W 26 6 1 1 5 1 0 0 0 0 0 8 93 1.29 1.000	1.0 H 4 0 0 0 2 1 0 0 0 0 0 8 16 0.00 1.000	1.0 S 3 0 0 0 1 0 0 0 0 0 0 7 11 0.00 0.000																		

AB	30
R	1
H	6
RBI	1
BB	2
SO	8
LOB	12





Batter	1	2	3	4	5	6	7	8	9	AB	R	H	RBI	BB	SO	LOB	TOP										
14 Mauricio Dubón, R OBP: 0.296, SLG: 0.377										5	0	0	0	0	0	0											
3 Jeremy Peña, R OBP: 0.292, SLG: 0.381										4	2	2	0	0	1	0											
30 Kyle Tucker, L OBP: 0.380, SLG: 0.517										4	3	3	4	0	0	1											
2 Alex Bregman, R OBP: 0.343, SLG: 0.414										4	1	2	2	0	0	0											
79 José Abreu, R OBP: 0.290, SLG: 0.352										4	0	1	0	0	1	1											
20 Chas McCormick, R OBP: 0.370, SLG: 0.525										4	0	1	0	0	1	1											
9 Corey Julks, R OBP: 0.312, SLG: 0.384										4	0	0	0	0	0	1											
17 David Hensley, R OBP: 0.215, SLG: 0.169										3	0	0	0	1	1	1											
15 Martín Maldonado, R OBP: 0.240, SLG: 0.290										4	0	0	0	0	2	2											
<b>Inning Stats</b>	R: 1 H: 2 E: 0 K: 0 S: 9	WLS: 1 BF: 11	H: 0 R: 0 ER: 0 K: 1 S: 7	H: 1 R: 0 LOB: 1 BB: 0 P: 10	R: 2 H: 3 E: 0 K: 0 S: 18	H: 3 R: 0 LOB: 0 BB: 0 P: 27	R: 0 H: 0 E: 0 K: 0 S: 7	H: 0 R: 0 LOB: 0 BB: 0 P: 9	R: 2 H: 2 E: 0 K: 0 S: 15	H: 2 R: 0 LOB: 1 BB: 1 P: 23	R: 0 H: 0 E: 0 K: 1 S: 9	H: 0 R: 0 LOB: 1 BB: 1 P: 17	R: 1 H: 1 E: 0 K: 1 S: 9	H: 1 R: 0 LOB: 0 BB: 0 P: 14	R: 0 H: 0 E: 0 K: 2 S: 8	H: 0 R: 0 LOB: 0 BB: 0 P: 14	R: 0 H: 0 E: 0 K: 1 S: 7	H: 0 R: 0 LOB: 0 BB: 0 P: 9	1B: 5 2B: 0 3B: 0 HR: 4	SF: 0 SAC: 0 DP: 0 HBP: 0	WP: 0 PB: 0 SB: 1 CS: 0	PA: 37					
<b>PITCHER</b>	IP	WLS	BF	H	R	ER	SO	BB	IBB	HBP	BLK	WP	HR	S	P	ERA	WHIP										
38 JP Sears, L ERA: 4.19	5.2	L	26	8	5	5	1	1	0	0	0	0	3	62	95	7.94	1.588										
50 Taylor Scott, R ERA: 7.35	1.1		5	1	1	1	2	0	0	0	0	0	1	12	19	6.75	0.750										
29 Austin Pruitt, R ERA: 4.04	2.0		6	0	0	0	3	0	0	0	0	0	0	15	23	0.00	0.000										

Houston Astros @ Oakland Athletics  
Oakland Coliseum, Oakland, CA  
Fri Jul 21 2023, 6:41 PM - 9:21 PM PDT  
Att: 6,810 - Clear - 71 F

livebaseballscores.com

AB 36  
R 6  
H 9  
RBI 6  
BB 1  
SO 6  
LOB 7

Batter	1	2	3	4	5	6	7	8	9	AB	R	H	RBI	BB	SO	LOB	BOTTOM											
5 Tony Kemp, L OBP: 0.306, SLG: 0.307										4	2	2	0	0	0	1												
20 Zack Gelof, R OBP: 0.310, SLG: 0.423										3	1	1	0	2	1	1												
13 Jordan Diaz, R OBP: 0.285, SLG: 0.417										3	0	1	2	1	0	1												
37 Tyler Soderstrom, L OBP: 0.208, SLG: 0.136										1	0	0	0	0	0	1												
12 Aledmys Diaz, R OBP: 0.261, SLG: 0.288										2	0	0	1	0	1	3												
6 Jace Peterson, L OBP: 0.305, SLG: 0.323										1	0	0	0	0	0	0												
33 JJ Bleday, L OBP: 0.321, SLG: 0.381										3	0	0	1	1	0	1												
23 Shea Langeliers, R OBP: 0.288, SLG: 0.368										3	0	1	0	1	1	1												
26 Jonah Bride, R OBP: 0.313, SLG: 0.208										2	0	0	0	0	0	1												
48 Cody Thomas, L OBP: 0.381, SLG: 0.579										4	0	0	0	0	2	4												
15 Seth Brown, L OBP: 0.273, SLG: 0.380										4	0	0	0	0	2	4												
10 Nick Allen, R OBP: 0.236, SLG: 0.222										4	1	1	0	0	1	1												
<b>Inning Stats</b>	R: 0 H: 1 E: 0 K: 1 S: 15	WLS: 4 BF: 19	H: 0 R: 0 LOB: 0 BB: 0 P: 10	H: 0 R: 0 LOB: 0 BB: 0 P: 10	R: 1 H: 1 E: 0 K: 1 S: 12	H: 1 R: 0 LOB: 2 BB: 1 P: 22	R: 0 H: 1 E: 0 K: 1 S: 8	H: 1 R: 0 LOB: 1 BB: 1 P: 10	R: 3 H: 3 E: 0 K: 0 S: 16	H: 3 R: 0 LOB: 1 BB: 1 P: 35	R: 0 H: 1 E: 0 K: 0 S: 9	H: 1 R: 0 LOB: 1 BB: 0 P: 12	R: 0 H: 0 E: 0 K: 1 S: 8	H: 0 R: 0 LOB: 0 BB: 0 P: 12	R: 0 H: 0 E: 0 K: 0 S: 7	H: 0 R: 0 LOB: 2 BB: 2 P: 16	R: 0 H: 0 E: 0 K: 1 S: 10	H: 0 R: 0 LOB: 1 BB: 1 P: 16	1B: 5 2B: 2 3B: 0 HR: 0	SF: 1 SAC: 0 DP: 1 HBP: 1	WP: 1 PB: 0 SB: 1 CS: 0	PA: 39						
<b>PITCHER</b>	IP	WLS	BF	H	R	ER	SO	BB	IBB	HBP	BLK	WP	HR	S	P	ERA	WHIP											
Framber Valdez, L ERA: 2.94	5.0	W	24	4	4	4	4	2	0	0	0	0	1	0	9	12	0.00	1.000										
86 Phil Maton, R ERA: 2.44	1.0	H	4	1	0	0	0	0	0	0	0	0	0	8	12	0.00	0.000											
47 Rafael Montero, R ERA: 6.26	1.0	H	3	0	0	0	1	0	0	0	0	0	0	7	16	0.00	2.000											
50 Héctor Neris, R ERA: 1.51	1.0	H	4	0	0	0	0	2	0	0	0	0	0	10	16	0.00	1.000											
55 Ryan Pressly, R ERA: 2.84	1.0	S	4	0	0	0	1	1	0	0	0	0	0	10	16	0.00	1.000											

Houston Astros @ Oakland Athletics  
Oakland Coliseum, Oakland, CA  
Fri Jul 21 2023, 6:41 PM - 9:21 PM PDT  
Att: 6,810 - Clear - 71 F

livebaseballscores.com

AB 32  
R 4  
H 7  
RBI 4  
BB 5  
SO 6  
LOB 17







Batter	1	2	3	4	5	6	7	8	9	AB	R	H	RBI	BB	SO	LOB	TOP										
14 Mauricio Dubón, R OBP: 0.293, SLG: 0.382	G5-3		K		G6-3		K		HR	5	1	1	1	0	2	3	<b>Houston Astros @ Oakland Athletics</b> Oakland Coliseum, Oakland, CA Sun Jul 23 2023, 1:08 PM - 3:44 PM PDT Att: 11,231 - Partly Cloudy - 72 F										
9 Corey Julks, R OBP: 0.316, SLG: 0.377	BB		K		K				HBP	2	0	0	1	2	2	0											
30 Kyle Tucker, L OBP: 0.379, SLG: 0.514	1B				F8		G5-3		G4-3	4	0	1	0	1	0	4											
2 Alex Bregman, R OBP: 0.343, SLG: 0.419	K				BB		F9		F8	3	0	0	0	1	1	2											
79 José Abreu, R OBP: 0.292, SLG: 0.350	L9				BB		G4-3			3	0	0	0	1	0	4											
26 Bigh Madris, L OBP: 0.287, SLG: 0.192	K		L9						BB	3	1	1	0	0	1	2											
16 Grae Kessinger, R (8, PH) OBP: 0.379, SLG: 0.417			L9						F7	1	0	0	0	0	0	1											
20 Chas McCormick, R (1, 8) OBP: 0.366, SLG: 0.510	F9		K				F8		G5-3	4	0	0	0	0	1	4											
21 Yainer Diaz, R OBP: 0.286, SLG: 0.492	L8				HR				G6-3	4	1	2	1	0	0	0											
3 Jeremy Peña, R OBP: 0.291, SLG: 0.374	P6				F9				BB	2	0	0	0	1	0	0											
<b>Inning Stats</b>	R: 0 E: 0 K: 1 S: 17	H: 1 LOB: 2 BB: 1 P: 28	R: 0 E: 0 K: 1 S: 9	H: 0 LOB: 0 BB: 0 P: 16	R: 0 E: 0 K: 2 S: 11	H: 0 LOB: 0 BB: 0 P: 14	R: 0 E: 0 K: 1 S: 10	H: 0 LOB: 2 BB: 2 P: 19	R: 1 E: 0 K: 1 S: 12	H: 1 LOB: 0 BB: 0 P: 16	R: 0 E: 0 K: 0 S: 6	H: 0 LOB: 0 BB: 0 P: 11	R: 1 E: 0 K: 1 S: 15	H: 2 LOB: 3 BB: 1 P: 25	R: 0 E: 0 K: 0 S: 8	H: 0 LOB: 1 BB: 1 P: 13	R: 1 E: 0 K: 0 S: 11	H: 1 LOB: 1 BB: 1 P: 21	1B: 3 2B: 0 3B: 0 HR: 2	SF: 0 SAC: 0 DP: 0 HBP: 2	WP: 0 PB: 0 SB: 1 CS: 1	PA: 39					
<b>PITCHER</b>	IP	WLS	BF	H	R	ER	SO	BB	IBB	HBP	BLK	WP	HR	S	P	ERA	WHIP										
46 Luis Medina, R ERA: 5.5	(1, 1)	5.0		2	1	1	6	3	0	0	0	0	1	59	93	1.80	1.000										
66 Sam Long, L ERA: 4.14	(6, 1)	1.0		4	1	1	1	0	0	0	0	0	0	7	12	9.00	1.000										
50 Tayler Scott, R ERA: 6.94	(7, 1)	0.2	B	5	1	0	0	1	0	0	0	0	0	13	23	0.00	3.000										
60 Sam Moll, L ERA: 4.5	(7, 1)	0.2		3	0	0	0	1	0	0	0	0	0	6	10	0.00	1.500										
30 Chad Smith, R ERA: 6.59	(8, 1)	1.2	L	7	1	1	1	1	0	1	0	0	1	14	25	5.40	1.200										
<b>Batter</b>	<b>1</b>	<b>2</b>	<b>3</b>	<b>4</b>	<b>5</b>	<b>6</b>	<b>7</b>	<b>8</b>	<b>9</b>	<b>AB</b>	<b>R</b>	<b>H</b>	<b>RBI</b>	<b>BB</b>	<b>SO</b>	<b>LOB</b>	<b>BOTTOM</b>										
5 Tony Kemp, L OBP: 0.297, SLG: 0.298	G3		FC3		F8		B4-3			4	0	0	0	0	0	3	<b>Houston Astros @ Oakland Athletics</b> Oakland Coliseum, Oakland, CA Sun Jul 23 2023, 1:08 PM - 3:44 PM PDT Att: 11,231 - Partly Cloudy - 72 F										
20 Zack Gelof, R OBP: 0.351, SLG: 0.545	K		G5-2-3		K				SH2-3	4	0	1	0	0	2	4											
33 JJ Bleday, L OBP: 0.332, SLG: 0.398	HR		F7				1B		BB	3	2	2	1	1	0	2											
15 Seth Brown, L OBP: 0.278, SLG: 0.391	G6-3						K		SH2-3	2	0	0	0	1	1	1											
48 Cody Thomas, L OBP: 0.379, SLG: 0.500	1B		G4-6-3				K		G1-3	4	0	1	0	0	1	4											
37 Tyler Soderstrom, L OBP: 0.250, SLG: 0.143	G4-3								F9	3	0	1	1	1	0	3											
6 Jace Peterson, L OBP: 0.306, SLG: 0.322	G3		F7		F8				K	4	0	0	0	0	1	2											
13 Jordan Diaz, R OBP: 0.291, SLG: 0.429			G5-2-3		2B		P6		P3	4	0	2	0	0	0	0											
12 Aledmys Diaz, R OBP: 0.260, SLG: 0.284			HBP		FC6-4		G4-3		K	3	0	0	0	0	1	1											
<b>Inning Stats</b>	R: 1 E: 0 K: 1 S: 10	H: 1 LOB: 0 BB: 0 P: 16	R: 0 E: 0 K: 0 S: 7	H: 1 LOB: 0 BB: 0 P: 9	R: 0 E: 1 K: 0 S: 11	H: 1 LOB: 2 BB: 0 P: 16	R: 0 E: 0 K: 0 S: 9	H: 0 LOB: 1 BB: 2 P: 20	R: 0 E: 0 K: 1 S: 6	H: 1 LOB: 1 BB: 0 P: 9	R: 1 E: 1 K: 2 S: 14	H: 2 LOB: 1 BB: 0 P: 18	R: 0 E: 0 K: 0 S: 6	H: 0 LOB: 0 BB: 0 P: 7	R: 0 E: 0 K: 0 S: 6	H: 1 LOB: 2 BB: 1 P: 12		R: 0 E: 0 K: 2 S: 7	H: 0 LOB: 0 BB: 0 P: 9	1B: 4 2B: 2 3B: 0 HR: 1	SF: 0 SAC: 1 DP: 3 HBP: 1	WP: 0 PB: 0 SB: 1 CS: 0	PA: 36				
<b>PITCHER</b>	IP	WLS	BF	H	R	ER	SO	BB	IBB	HBP	BLK	WP	HR	S	P	ERA	WHIP										
58 Hunter Brown, R ERA: 4.19	(1, 1)	6.0		2	2	2	4	2	0	1	0	0	1	57	88	3.00	1.333										
61 Seth Martínez, R ERA: 3.95	(7, 1)	1.0		3	0	0	0	0	0	0	0	0	0	6	7	0.00	0.000										
50 Héctor Neris, R ERA: 1.48	(8, 1)	1.0	W	5	1	0	0	1	0	0	0	0	0	6	12	0.00	2.000										
52 Bryan Abreu, R ERA: 2.66	(9, 1)	1.0	S	3	0	0	0	2	0	0	0	0	0	7	9	0.00	0.000										




Batter	1	2	3	4	5	6	7	8	9	AB	R	H	RBI	BB	SO	LOB	TOP										
5 Tony Kemp, L (1, 7) OBP: 0.294, SLG: 0.294										3	0	0	0	0	1	0	<b>Oakland Athletics @ San Francisco Giants</b> Oracle Park, San Francisco, CA Tue Jul 25 2023, 6:47 PM - 9:05 PM PDT Att: 40,014 - Partly Cloudy - 67 F										
20 Zack Celof, R (1, 4) OBP: 0.341, SLG: 0.500										3	0	0	0	0	1	1											
33 JJ Bleday, L (1, 8) OBP: 0.335, SLG: 0.397										3	0	1	1	1	1	0											
15 Seth Brown, L (1, 3) OBP: 0.278, SLG: 0.394										4	0	1	0	0	2	3											
48 Cody Thomas, L (1, 9) OBP: 0.344, SLG: 0.448 22 Ramón Laureano, R (PH) OBP: 0.273, SLG: 0.360										3	0	0	0	0	1	3											
6 Jace Peterson, L (1, 5) OBP: 0.306, SLG: 0.321										4	0	1	0	0	2	1											
23 Shea Langeliers, R (1, 2) OBP: 0.264, SLG: 0.359										4	0	0	0	0	3	2											
37 Tyler Soderstrom, L (1, 10) OBP: 0.257, SLG: 0.161										3	0	1	0	0	2	0											
10 Nick Allen, R (1, 6) OBP: 0.227, SLG: 0.213 12 Aledmys Diaz, R (PH) OBP: 0.263, SLG: 0.287										2	0	0	0	0	0	2											
										1	1	1	0	0	0	0											
<b>Inning Stats</b>	R: 0 E: 0 K: 3 S: 9	H: 0 LOB: 0 BB: 0 P: 13	R: 0 E: 0 K: 3 S: 12	H: 1 LOB: 1 BB: 0 P: 20	R: 0 E: 0 K: 1 S: 7	H: 0 LOB: 0 BB: 0 P: 11	R: 0 E: 0 K: 0 S: 7	H: 0 LOB: 0 BB: 0 P: 11	R: 0 E: 0 K: 1 S: 8	H: 2 LOB: 2 BB: 0 P: 16	R: 0 E: 0 K: 1 S: 12	H: 0 LOB: 0 BB: 1 P: 24	R: 0 E: 0 K: 1 S: 10	H: 0 LOB: 0 BB: 0 P: 13	R: 1 E: 0 K: 3 S: 11	H: 2 LOB: 1 BB: 0 P: 14	R: 0 E: 0 K: 3 S: 10	H: 0 LOB: 0 BB: 0 P: 16	1B: 4 2B: 1 3B: 0 HR: 0	SF: 0 SAC: 1 DP: 0 HBP: 1	WP: 0 PB: 0 SB: 1 CS: 0	PA: 34					
<b>PITCHER</b>	IP	WLS	BF	H	R	ER	SO	BB	IBB	HBP	BLK	WP	HR	S	P	ERA	WHIP										
38 Alex Cobb, R (1, 1) ERA: 2.97	6.0		23	3	0	0	9	1	0	1	0	0	0	55	95	0.00	0.667										
71 Tyler Rogers, R (7, 1) ERA: 2.29	2.0	W	8	2	1	1	2	0	0	0	0	0	0	21	27	4.50	1.000										
75 Camilo Doval, R (9, 1) ERA: 2.35	1.0	S	3	0	0	0	3	0	0	0	0	0	0	10	16	0.00	0.000										

AB	31
R	1
H	5
RBI	1
BB	1
SO	14
LOB	12



Batter	1	2	3	4	5	6	7	8	9	AB	R	H	RBI	BB	SO	LOB	BOTTOM										
31 LaMonte Wade Jr., L (1, 3) OBP: 0.401, SLG: 0.421										4	0	1	0	0	2	2	<b>Oakland Athletics @ San Francisco Giants</b> Oracle Park, San Francisco, CA Tue Jul 25 2023, 6:47 PM - 9:05 PM PDT Att: 40,014 - Partly Cloudy - 67 F										
29 Luis Matos, R (1, 8) OBP: 0.314, SLG: 0.339										4	1	1	0	0	0	1											
7 J.D. Davis, R (1, 5) OBP: 0.342, SLG: 0.425										3	0	0	0	1	3	1											
23 Joc Pederson, L (1, 7) OBP: 0.370, SLG: 0.455 5 Mike Vastrzemski, L (6, PR) OBP: 0.308, SLG: 0.433										2	0	0	0	1	0	1											
										1	0	1	1	0	0	0											
41 Wilmer Flores, R (1, 10) OBP: 0.355, SLG: 0.534										2	1	0	0	2	0	1											
14 Patrick Bailey, S (1, 2) OBP: 0.299, SLG: 0.431										4	0	1	0	0	2	3											
70 Brett Wisely, L (1, 4) OBP: 0.230, SLG: 0.267										3	0	0	0	0	1	2											
										3	0	0	0	0	1	3											
										2	0	0	1	0	1	0											
<b>Inning Stats</b>	R: 0 E: 0 K: 2 S: 10	H: 1 LOB: 1 BB: 0 P: 12	R: 0 E: 0 K: 2 S: 11	H: 0 LOB: 0 BB: 0 P: 15	R: 0 E: 0 K: 0 S: 7	H: 0 LOB: 0 BB: 0 P: 11	R: 0 E: 0 K: 1 S: 8	H: 0 LOB: 0 BB: 0 P: 13	R: 1 E: 1 K: 2 S: 11	H: 1 LOB: 2 BB: 1 P: 20	R: 0 E: 0 K: 1 S: 7	H: 0 LOB: 1 BB: 1 P: 15	R: 0 E: 0 K: 1 S: 7	H: 0 LOB: 0 BB: 0 P: 8	R: 1 E: 0 K: 1 S: 11	H: 2 LOB: 3 BB: 2 P: 22	R: 0 E: 0 K: 3 S: 10	H: 0 LOB: 0 BB: 0 P: 16	1B: 2 2B: 2 3B: 0 HR: 0	SF: 1 SAC: 0 DP: 0 HBP: 0	WP: 0 PB: 0 SB: 0 CS: 0	PA: 33					
<b>PITCHER</b>	IP	WLS	BF	H	R	ER	SO	BB	IBB	HBP	BLK	WP	HR	S	P	ERA	WHIP										
50 Taylor Scott, R (1, 1) ERA: 6.39	1.0			1	0	0	2	2	0	0	0	0	0	42	71	0.00	0.643										
Ken Waldichuk, L (2, 1) ERA: 6.39	4.2		18	1	1	0	6	2	0	0	0	0	0	42	71	0.00	0.643										
29 Austin Pruitt, R (6, 1) ERA: 3.82	1.1		4	0	0	0	1	0	0	0	0	0	0	9	11	0.00	0.000										
70 Lucas Erceg, R (8, 1) ERA: 5.46	0.2	L	4	1	1	1	1	1	0	0	0	0	0	6	13	13.50	3.000										
60 Sam Moll, L (8, 1) ERA: 4.46	0.1		3	1	0	0	0	0	1	0	0	0	0	5	9	0.00	3.000										

AB	28
R	2
H	4
RBI	2
BB	4
SO	10
LOB	14













Batter	1	2	3	4	5	6	7	8	9	AB	R	H	RBI	BB	SO	LOB	TOP										
5 Tony Kemp, L OBP: 0.300, SLG: 0.310 48 Cody Thomas, L OBP: 0.333, SLG: 0.433	L3	SF9	G4-3		G3		25 1B 15 1B 1B	K		4	1	1	1	0	0	2											
20 Zack Celof, R OBP: 0.304, SLG: 0.529	K 33 1B 15 SF9	HR		G6-3		33 SF9 25 SF9 1B	L6	K	K	6	3	2	1	0	2	1											
33 JJ Bleday, L OBP: 0.331, SLG: 0.386	15 SF9 25 BB 1B	25 HR HBP		K		15 1B 22 2B BB	K	K	G3	4	2	1	0	1	2	1											
25 Brent Rooker, R OBP: 0.342, SLG: 0.479	BB	HR		BB		SF9	15 1B	K	K	3	1	2	3	2	1	0											
15 Seth Brown, L OBP: 0.288, SLG: 0.406 13 Jordan Diaz, R OBP: 0.294, SLG: 0.422	SF9	2B		BB		22 2B 1B	BB	1B		3	1	3	2	1	0	0											
22 Ramón Laureano, R OBP: 0.276, SLG: 0.372	K	F9		K		6 1B 37 1B 2B	G3-1			5	1	1	2	0	2	7											
6 Jace Peterson, L OBP: 0.313, SLG: 0.324		10 SH5-4 5 WP BB		BB		G3	37 1B 1B	K		3	1	1	0	2	1	0											
37 Tyler Soderstrom, L OBP: 0.300, SLG: 0.200		5 WP 10 SH5-4 5 SF9 BB		K		L5	10 SF9 1B			4	1	2	1	1	1	1											
10 Nick Allen, R OBP: 0.235, SLG: 0.225		SH5-4		F7		G1-4-3		L7		3	0	0	0	1	0	4											
Inning Stats	R: 1 E: 0 K: 2 S: 16	H: 1 LOB: 2 BB: 1 P: 21	R: 5 E: 0 K: 0 S: 9	H: 3 LOB: 1 BB: 2 P: 22	R: 0 E: 0 K: 1 S: 7	H: 0 LOB: 1 BB: 1 P: 15	R: 0 E: 0 K: 2 S: 10	H: 0 LOB: 2 BB: 2 P: 21	R: 0 E: 0 K: 0 S: 9	H: 0 LOB: 1 BB: 1 P: 19	R: 4 E: 0 K: 0 S: 19	H: 5 LOB: 1 BB: 1 P: 28	R: 1 E: 0 K: 1 S: 13	H: 3 LOB: 2 BB: 0 P: 19	R: 0 E: 0 K: 2 S: 8	H: 1 LOB: 0 BB: 0 P: 9	R: 0 E: 0 K: 2 S: 9	H: 0 LOB: 0 BB: 0 P: 12	1B: 9 2B: 2 3B: 0 HR: 2	SF: 3 SAC: 1 DP: 1 HBP: 1	WP: 1 PB: 1 SB: 2 CS: 0	PA: 49					
PITCHER	IP	WLS	BF	H	R	ER	SO	BB	IBB	HBP	BLK	WP	HR	S	P	ERA	WHIP										
32 Chris Flexen, R ERA: 8.08	3.2	L	23	4	6	5	4	6	0	1	0	1	2	39	75	12.27	2.727										
59 Jake Bird, R ERA: 4.09	1.2		8	1	2	2	1	2	0	0	0	0	0	21	38	10.80	1.800										
39 Brent Suter, L ERA: 2.85	0.2		5	4	2	2	0	0	0	0	0	0	0	10	13	27.00	6.000										
57 Tommy Doyle, R ERA: 1.5	2.0		10	4	1	1	3	0	0	0	0	0	0	21	28	4.50	2.000										
55 Brad Hand, L ERA: 4.63	1.0		3	0	0	0	2	0	0	0	0	0	0	9	12	0.00	0.000										
Batter	1	2	3	4	5	6	7	8	9	AB	R	H	RBI	BB	SO	LOB	BOTTOM										
29 Jurickson Profar, S OBP: 0.325, SLG: 0.373 9 Brenton Doyle, R OBP: 0.291, SLG: 0.340	24 G4-6-3 1B	G6-3		G4-3		G6-3		G4-3		4	0	1	0	0	0	3											
24 Ryan McMahon, L OBP: 0.337, SLG: 0.458 13 Alan Trejo, R OBP: 0.284, SLG: 0.343	G4-6-3		G1 1B		G1		F9			3	1	1	0	0	0	1											
Randal Grichuk, R OBP: 0.367, SLG: 0.502	1B		G1		1B		HR			4	1	3	1	0	0	1											
C.J. Cron, R OBP: 0.300, SLG: 0.473	K		1B		K		35 1B 1B			4	0	2	1	0	2	1											
22 Nolan Jones, L OBP: 0.348, SLG: 0.484	K		K		K		L7			4	0	0	0	0	2	2											
35 Elias Diaz, R OBP: 0.330, SLG: 0.423	4 1B 2B		K		K		G5-3			4	1	2	0	0	1	1											
14 Ezequiel Tovar, R OBP: 0.290, SLG: 0.421	K		K		K		F9			4	0	0	0	0	2	3											
4 Michael Toglia, S OBP: 0.295, SLG: 0.364	30 1B 1B		L8		L8		F8			4	0	1	1	0	0	0											
30 Harold Castro, L OBP: 0.290, SLG: 0.343	1B		1B		2B		K			4	0	2	0	0	2	0											
Inning Stats	R: 0 E: 0 K: 1 S: 11	H: 2 LOB: 1 BB: 0 P: 19	R: 1 E: 0 K: 2 S: 13	H: 3 LOB: 0 BB: 0 P: 19	R: 1 E: 0 K: 2 S: 11	H: 2 LOB: 1 BB: 0 P: 17	R: 0 E: 0 K: 1 S: 12	H: 1 LOB: 0 BB: 0 P: 22	R: 0 E: 0 K: 1 S: 11	H: 0 LOB: 0 BB: 0 P: 18	R: 0 E: 0 K: 0 S: 6	H: 0 LOB: 0 BB: 0 P: 11	R: 0 E: 0 K: 1 S: 11	H: 0 LOB: 0 BB: 0 P: 17	R: 1 E: 0 K: 0 S: 12	H: 3 LOB: 2 BB: 0 P: 22	R: 0 E: 0 K: 1 S: 5	H: 0 LOB: 0 BB: 0 P: 5	1B: 8 2B: 3 3B: 0 HR: 1	SF: 0 SAC: 0 DP: 1 HBP: 0	WP: 0 PB: 0 SB: 0 CS: 0	PA: 37					
PITCHER	IP	WLS	BF	H	R	ER	SO	BB	IBB	HBP	BLK	WP	HR	S	P	ERA	WHIP										
58 Paul Blackburn, R ERA: 4.83	6.0	W	25	9	2	2	7	0	0	0	0	0	0	11	17	0.00	0.000										
60 Sam Long, L ERA: 4.93	1.0		3	0	0	0	1	0	0	0	0	0	0	1	12	9.00	3.000										
50 Taylor Scott, R ERA: 6.75	1.0		6	3	1	1	0	0	0	0	0	0	1	12	22	9.00	3.000										
53 Angel Felipe, R ERA: 2.0	1.0		3	0	0	0	1	0	0	0	0	0	0	5	5	0.00	0.000										


Oakland Athletics @ Colorado Rockies  
Coors Field, Denver, CO  
Sat Jul 29 2023, 6:12 PM - 9:02 PM MDT  
Att: 45,085 - Cloudy - 87 F

AB	36
R	11
H	13
RBI	10
BB	8
SO	10
LOB	17



Oakland Athletics @ Colorado Rockies  
Coors Field, Denver, CO  
Sat Jul 29 2023, 6:12 PM - 9:02 PM MDT  
Att: 45,085 - Cloudy - 87 F

AB	37
R	3
H	12
RBI	3
BB	0
SO	9
LOB	12













Batter	1	2	3	4	5	6	7	8	9	AB	R	H	RBI	BB	SO	LOB	TOP	
5 Tony Kemp, L OBP: 0.303, SLG: 0.310	1-0 WP		1-2 F9		0-0 FC4-6		2-3 K			3	0	1	0	0	0	1	<b>Oakland Athletics @ Los Angeles Dodgers</b> Dodger Stadium, Los Angeles, CA Wed Aug 02 2023, 7:10 PM - 9:40 PM PDT Att: 47,711 - Clear - 78 F	
48 Cody Thomas, L OBP: 0.324, SLG: 0.441	2-1 F9		2-3 K		4-1 BB		2-3 K			3	0	0	0	1	2			
20 Zack Celof, R OBP: 0.294, SLG: 0.516	2-1 F9				1-2 BB					4	0	1	0	0	0	3		
33 JJ Bleday, L OBP: 0.323, SLG: 0.374	0-1 P5				0-0 13 F9, 15 BB				0-2 F8							4		
25 Brent Rooker, R OBP: 0.336, SLG: 0.477	2-3 K				2-3 K				1-0 L9							4		
15 Seth Brown, L OBP: 0.291, SLG: 0.402		2-2 13 G6-4-3			4-2 BB				2-2 K							3		
13 Jordan Diaz, R OBP: 0.299, SLG: 0.426		0-0 G6-4-3			0-2 F8				4-1 22 G6-4-3, 23 BB							2		
22 Ramón Laureano, R OBP: 0.281, SLG: 0.369		0-1 L7			2-3 L8				2-2 G6-4-3							3		
23 Shea Langeliers, R OBP: 0.266, SLG: 0.373			2-2 HR		3-2 P6				1-2 FC5-4, 10 G6-4-3							3		
10 Nick Allen, R OBP: 0.231, SLG: 0.222			0-1 P3		0-0 FC4-6				1-0 G6-4-3							4		
<b>Inning Stats</b>	R: 0 E: 0 K: 1 S: 8	H: 1 LOB: 1 BB: 0 P: 13	R: 0 E: 0 K: 0 S: 9	H: 1 LOB: 1 BB: 0 P: 11	R: 1 E: 0 K: 1 S: 15	H: 1 LOB: 0 BB: 0 P: 20	R: 0 E: 0 K: 1 S: 14	H: 1 LOB: 2 BB: 1 P: 23	R: 0 E: 0 K: 0 S: 8	H: 0 LOB: 1 BB: 1 P: 16	R: 0 E: 0 K: 1 S: 10	H: 0 LOB: 0 BB: 0 P: 11	R: 0 E: 0 K: 0 S: 7	H: 0 LOB: 1 BB: 2 P: 17	1B: 5 2B: 0 3B: 0 HR: 1	SF: 0 SAC: 0 DP: 3 HBP: 0	WP: 1 PB: 0 SB: 0 CS: 0	PA: 36
<b>PITCHER</b>	IP WLS BF H R ER SO BB IBB HBP BLK WP HR S P ERA WHIP	IP WLS BF H R ER SO BB IBB HBP BLK WP HR S P ERA WHIP																
26 Tony Gonsolin, R ERA: 4.11	5.0	W	21	5	1	1	3	2	0	0	0	0	1	1	54	84	1.80	1.400
38 Yency Almonte, R ERA: 4.3	2.0		8	1	0	0	3	2	0	0	0	0	0	0	18	35	0.00	1.500
51 Alex Vesia, L ERA: 5.4	1.0		3	0	0	0	1	0	0	0	0	0	0	8	11	0.00	0.000	
57 Ryan Brasier, R ERA: 4.38	1.0		4	0	0	0	0	2	0	0	0	0	0	7	17	0.00	2.000	

AB	30
R	1
H	6
RBI	1
BB	6
SO	7
LOB	21



Batter	1	2	3	4	5	6	7	8	9	AB	R	H	RBI	BB	SO	LOB	BOTTOM			
50 Mookie Betts, R OBP: 0.385, SLG: 0.579	0-1 5 1B		3-3 K			0-0 HR				3	2	2	1	0	1	0	<b>Oakland Athletics @ Los Angeles Dodgers</b> Dodger Stadium, Los Angeles, CA Wed Aug 02 2023, 7:10 PM - 9:40 PM PDT Att: 47,711 - Clear - 78 F			
23 Jason Heyward, L OBP: 0.342, SLG: 0.476										2	1	1	1	0	0					
5 Freddie Freeman, L OBP: 0.416, SLG: 0.586	0-0 3 1B					0-3 K				4	2	3	1	0	1	0				
6 David Peralta, L OBP: 0.307, SLG: 0.405	2H 3 1B									1	0	0	0	0	0	0				
16 Will Smith, R OBP: 0.385, SLG: 0.468	4-1 3 1B, 31 G1					1-2 G3-1				4	2	1	1	1	0	1				
31 Amed Rosario, R OBP: 0.310, SLG: 0.379	0-1 G1					0-2 1B				4	1	2	2	0	0	2				
13 Max Muncy, L OBP: 0.327, SLG: 0.479	4-1 33 FC6, 3 1B					3-2 K				2	0	0	0	0	2	1				
51 Alex Vesia, L										0	0	0	0	0	0	0				
57 Ryan Brasier, R										0	0	0	0	0	0	0				
3 Chris Taylor, R OBP: 0.284, SLG: 0.438	3-1 33 FC6					2-3 K				4	0	1	1	0	2	1				
33 James Outman, L OBP: 0.350, SLG: 0.424	2-2 FC6					2-0 8 G6-4-3				3	1	1	1	0	0	3				
8 Enrique Hernández, R OBP: 0.279, SLG: 0.325	0-0 F9					2-2 G6-4-3				4	0	1	1	0	0	3				
11 Miguel Rojas, R OBP: 0.272, SLG: 0.273						0-1 G4-3				4	1	1	1	0	0	1				
<b>Inning Stats</b>	R: 3 E: 0 K: 0 S: 14	H: 3 LOB: 2 BB: 2 P: 27	R: 4 E: 0 K: 1 S: 19	H: 4 LOB: 1 BB: 1 P: 35	R: 1 E: 0 K: 1 S: 11	H: 2 LOB: 0 BB: 0 P: 16	R: 0 E: 0 K: 2 S: 11	H: 0 LOB: 0 BB: 0 P: 18	R: 0 E: 0 K: 0 S: 5	H: 0 LOB: 0 BB: 0 P: 9	R: 1 E: 0 K: 1 S: 14	H: 2 LOB: 1 BB: 0 P: 15	R: 1 E: 0 K: 0 S: 11	H: 2 LOB: 0 BB: 0 P: 13	R: 0 E: 0 K: 0 S: 7	H: 0 LOB: 0 BB: 0 P: 10	1B: 4 2B: 5 3B: 0 HR: 4	SF: 0 SAC: 0 DP: 2 HBP: 1	WP: 0 PB: 0 SB: 0 CS: 0	PA: 39
<b>PITCHER</b>	IP WLS BF H R ER SO BB IBB HBP BLK WP HR S P ERA WHIP	IP WLS BF H R ER SO BB IBB HBP BLK WP HR S P ERA WHIP																		
63 Hogan Harris, L ERA: 6.98	3.0	L	21	9	8	8	2	3	0	0	0	0	0	0	16	27	0.00	0.000		
29 Austin Pruitt, R ERA: 3.49	2.0		6	0	0	0	2	0	0	1	0	0	0	1	14	15	9.00	2.000		
54 Kirby Sneed, L ERA: 9.0	1.0		5	2	1	1	1	0	0	0	0	0	0	11	13	9.00	2.000			
70 Lucas Erceg, R ERA: 5.46	1.0		4	2	1	1	0	0	0	0	0	0	0	7	10	0.00	0.000			
53 Angel Felipe, R ERA: 1.64	1.0		3	0	0	0	0	0	0	0	0	0	0	7	10	0.00	0.000			





Batter	1	2	3	4	5	6	7	8	9	AB	R	H	RBI	BB	SO	LOB	TOP																			
26 Jonah Bride, R (1,10) OBP: 0.318, SLG: 0.236 15 Seth Brown, L (6,PH) OBP: 0.289, SLG: 0.398 (6,10)	F7					G5-3		G3-1		2	0	1	0	0	0	0	2 0 1 0 0 0 0																			
20 Zack Celof, R (1,4) OBP: 0.206, SLG: 0.561	22 BB					HR		P6		4	1	2	1	0	0	1	4 1 2 1 0 0 1																			
22 Ramón Laureano, R (1,9) OBP: 0.280, SLG: 0.364	25 G5-4-3					G6-3		F7		3	0	0	0	1	0	0	3 0 0 0 1 0 0																			
25 Brent Rooker, R (1,7) OBP: 0.332, SLG: 0.470	G5-4-3					F7		F8		4	0	0	0	0	1	2	4 0 0 0 0 1 2																			
12 Aledmys Díaz, R (1,6) OBP: 0.284, SLG: 0.284 48 Cody Thomas, L (9,PH) OBP: 0.316, SLG: 0.429	G5-3					2B		K		3	0	1	0	0	1	0	3 0 1 0 0 1 0																			
13 Jordan Diaz, R (1,5) OBP: 0.300, SLG: 0.420	G6-3					G6-3		G4-6-3		2	0	0	0	1	0	1	2 0 0 0 1 0 1																			
33 JJ Bleday, L (1,8) OBP: 0.319, SLG: 0.369	K					K		G4-6-3		3	0	0	0	0	2	1	3 0 0 0 0 2 1																			
23 Shea Langeliers, R (1,2) OBP: 0.265, SLG: 0.369						K		P6		3	0	0	0	0	2	0	3 0 0 0 0 2 0																			
37 Tyler Soderstrom, L (1,3) OBP: 0.280, SLG: 0.267	L9					K		HR		3	1	1	1	0	1	0	3 1 1 1 0 1 0																			
<b>Inning Stats</b>	R: 0 E: 0 K: 0 S: 5	H: 1 LOB: 1 BB: 1 P: 14	R: 0 E: 0 K: 1 S: 8	H: 0 LOB: 0 BB: 0 P: 13	R: 0 E: 0 K: 1 S: 9	H: 1 LOB: 1 BB: 0 P: 13	R: 0 E: 0 K: 0 S: 11	H: 1 LOB: 1 BB: 0 P: 12	R: 0 E: 0 K: 3 S: 11	H: 0 LOB: 0 BB: 0 P: 16	R: 1 E: 0 K: 0 S: 12	H: 1 LOB: 0 BB: 0 P: 17	R: 0 E: 0 K: 1 S: 6	H: 0 LOB: 0 BB: 1 P: 12	R: 1 E: 0 K: 0 S: 9	H: 1 LOB: 0 BB: 0 P: 17	R: 0 E: 0 K: 2 S: 9	H: 0 LOB: 0 BB: 0 P: 10	1B: 1 2B: 2 3B: 0 HR: 2	SF: 0 SAC: 0 DP: 2 HBP: 0	WP: 0 PB: 0 SB: 0 CS: 0	PA: 32														
<b>PITCHER</b>	IP	WLS	BF	H	R	ER	SO	BB	IBB	HBP	BLK	WP	HR	S	P	ERA	WHIP	<b>PITCHER</b>	IP	WLS	BF	H	R	ER	SO	BB	IBB	HBP	BLK	WP	HR	S	P	ERA	WHIP	
7 Julio Urias, L (1,1) ERA: 4.69	5.0	W	18	3	0	0	5	1	0	0	0	0	0	44	68	0.00	0.800																			
80 Emmet Sheehan, R (6,1) ERA: 5.63	4.0	S	14	2	2	2	3	1	0	0	0	0	2	36	56	4.50	0.750																			

Oakland Athletics @ Los Angeles Dodgers  
Dodger Stadium, Los Angeles, CA  
Thu Aug 03 2023, 7:10 PM - 9:39 PM PDT  
Att: 52,624 - Clear - 75 F

livebaseballscores.com

**AB 30**  
**R 2**  
**H 5**  
**RBI 2**  
**BB 2**  
**SO 8**  
**LOB 5**



Batter	1	2	3	4	5	6	7	8	9	AB	R	H	RBI	BB	SO	LOB	BOTTOM																				
50 Mookie Betts, R (1,9) OBP: 0.385, SLG: 0.575	F7					L8		F7		4	1	1	0	0	0	0	4 1 1 0 0 0 0																				
5 Freddie Freeman, L (1,3) OBP: 0.418, SLG: 0.598	31 E					P4		K		5	1	3	1	0	1	4	5 1 3 1 0 1 4																				
16 Will Smith, R (1,10) OBP: 0.383, SLG: 0.463	K					F8		L4		5	1	1	1	0	2	4	5 1 1 1 0 2 4																				
31 Amed Rosario, R (1,4) OBP: 0.309, SLG: 0.381 23 Jason Heyward, L (8,PH) OBP: 0.344, SLG: 0.476 (9,8)	E6					F9		E9		4	1	1	2	0	0	2	4 1 1 2 0 0 2																				
13 Max Muncy, L (1,5) OBP: 0.332, SLG: 0.479 6 David Peralta, L (6,PH) OBP: 0.309, SLG: 0.405 (7,7)	BB					P5		G4-3		0	1	0	0	2	0	0	0 1 0 0 2 0 0																				
3 Chris Taylor, R (1,7) OBP: 0.286, SLG: 0.437	K					K		1B		2	0	1	1	0	0	1	2 0 1 1 0 0 1																				
8 Enrique Hernández, R (1,8) OBP: 0.284, SLG: 0.330 (9,4)	11 2B					11 2B		F8		4	1	2	0	1	0	3	4 1 2 0 1 0 3																				
11 Miguel Rojas, R (1,6) OBP: 0.275, SLG: 0.285	15 SH5-3					G6-4-3		K		4	0	2	2	0	1	2	4 0 2 2 0 1 2																				
15 Austin Barnes, R (1,2) OBP: 0.203, SLG: 0.139	SH5-3					P3		G5-3		3	1	1	0	0	0	2	3 1 1 0 0 0 2																				
<b>Inning Stats</b>	R: 0 E: 1 K: 2 S: 19	H: 1 LOB: 3 BB: 1 P: 29	R: 1 E: 0 K: 1 S: 14	H: 2 LOB: 2 BB: 0 P: 20	R: 1 E: 0 K: 1 S: 10	H: 1 LOB: 2 BB: 2 P: 22	R: 0 E: 0 K: 0 S: 5	H: 1 LOB: 1 BB: 0 P: 11	R: 0 E: 0 K: 1 S: 8	H: 1 LOB: 1 BB: 0 P: 13	R: 4 E: 1 K: 1 S: 15	H: 6 LOB: 1 BB: 0 P: 18	R: 0 E: 0 K: 1 S: 5	H: 0 LOB: 0 BB: 0 P: 9	R: 2 E: 0 K: 0 S: 9	H: 2 LOB: 1 BB: 1 P: 14	R: 2 E: 0 K: 2 S: 9	H: 2 LOB: 0 BB: 0 P: 10	1B: 7 2B: 6 3B: 0 HR: 1	SF: 0 SAC: 1 DP: 2 HBP: 2	WP: 0 PB: 0 SB: 0 CS: 0	PA: 43															
<b>PITCHER</b>	IP	WLS	BF	H	R	ER	SO	BB	IBB	HBP	BLK	WP	HR	S	P	ERA	WHIP	<b>PITCHER</b>	IP	WLS	BF	H	R	ER	SO	BB	IBB	HBP	BLK	WP	HR	S	P	ERA	WHIP		
38 JP Sears, L (1,1) ERA: 4.07	5.0	L	26	6	2	2	5	3	0	2	0	0	0	56	95	3.60	1.800																				
70 Lucas Erceg, R (6,1) ERA: 6.4	1.0		8	6	4	4	1	0	0	0	0	0	0	15	18	36.00	6.000																				
31 Zach Neal, R (7,1) ERA: 8.44	2.0		9	2	2	2	1	1	0	0	0	0	1	14	23	9.00	1.500																				

Oakland Athletics @ Los Angeles Dodgers  
Dodger Stadium, Los Angeles, CA  
Thu Aug 03 2023, 7:10 PM - 9:39 PM PDT  
Att: 52,624 - Clear - 75 F

livebaseballscores.com

**AB 36**  
**R 8**  
**H 14**  
**RBI 8**  
**BB 4**  
**SO 7**  
**LOB 23**






Batter	1	2	3	4	5	6	7	8	9	AB	R	H	RBI	BB	SO	LOB	TOP				
31 LaMonte Wade Jr., L OBP: 0.329, SLG: 0.427	L9		K					K		3	0	0	0	1	2	0	<b>San Francisco Giants @ Oakland Athletics</b> Oakland Coliseum, Oakland, CA Sat Aug 05 2023, 4:10 PM - 6:41 PM PDT Att: 37,563 - Sunny - 75 F				
39 Thairo Estrada, R OBP: 0.329, SLG: 0.433	L9		1B				P3	41 1B 23 SF8 BB		3	1	1	0	1	0	1					
41 Wilmer Flores, R OBP: 0.362, SLG: 0.544	1B		F7				G4-3	1-3 1B		4	0	2	0	0	0	2					
23 Joc Pederson, L OBP: 0.349, SLG: 0.432	K		G5-3				K	SF8		3	0	0	1	0	2	2					
7 J.D. Davis, R OBP: 0.337, SLG: 0.429		CI 14 BB					K	F9		2	0	0	0	1	1	1					
8 Michael Conforto, L OBP: 0.331, SLG: 0.393	F8						G1-3	G6-3		4	0	0	0	0	1	2					
14 Patrick Bailey, S OBP: 0.287, SLG: 0.402								K		2	0	0	0	2	2	1					
35 Brandon Crawford, L OBP: 0.281, SLG: 0.349	F7						F7-3	G4-3		4	0	0	0	0	1	4					
29 Luis Matos, R OBP: 0.307, SLG: 0.329	FC6-4						G4-3	K		3	0	0	0	0	1	2					
<b>Inning Stats</b>	R: 0 E: 0 K: 1 S: 12	H: 1 LOB: 1 BB: 0 P: 18	R: 0 E: 1 K: 0 S: 12	H: 0 LOB: 2 BB: 1 P: 21	R: 0 E: 0 K: 1 S: 8	H: 1 LOB: 1 BB: 0 P: 13	R: 0 E: 0 K: 3 S: 17	H: 0 LOB: 1 BB: 1 P: 26	R: 0 E: 0 K: 0 S: 6	H: 0 LOB: 0 BB: 0 P: 14	R: 0 E: 0 K: 2 S: 8	H: 0 LOB: 0 BB: 0 P: 13	R: 0 E: 0 K: 1 S: 10	H: 1 LOB: 1 BB: 1 P: 18	R: 0 E: 0 K: 1 S: 9	H: 0 LOB: 0 BB: 0 P: 15	1B: 3 2B: 1 3B: 0 HR: 0	SF: 1 SAC: 0 DP: 1 HBP: 0	WP: 0 PB: 0 SB: 0 CS: 0	PA: 35	
<b>PITCHER</b>	IP	WLS	BF	H	R	ER	SO	BB	IBB	HBP	BLK	WP	HR	S	P	ERA	WHIP				
58 Paul Blackburn, R ERA: 4.35	6.0		24	2	0	0	7	3	0	0	0	0	0	63	105	0.00	0.833				
29 Austin Pruitt, R ERA: 3.4	1.0	H	3	0	0	0	1	1	0	0	0	0	0	10	18	0.00	1.000				
53 Angel Felipe, R ERA: 2.38	0.1	H	3	1	1	1	1	1	0	0	0	0	0	8	15	27.00	6.000				
65 Trevor May, R ERA: 4.3	1.2	W	5	0	0	0	1	0	0	0	0	0	0	13	20	0.00	0.000				

Batter	1	2	3	4	5	6	7	8	9	AB	R	H	RBI	BB	SO	LOB	BOTTOM				
1 Esteury Ruiz, R OBP: 0.310, SLG: 0.329	33 S 1B		K					P3		3	0	1	0	0	1	0	<b>San Francisco Giants @ Oakland Athletics</b> Oakland Coliseum, Oakland, CA Sat Aug 05 2023, 4:10 PM - 6:41 PM PDT Att: 37,563 - Sunny - 75 F				
33 JJ Bleday, L OBP: 0.315, SLG: 0.364	1B						F9	SH5-4		3	0	0	0	0	2	1					
26 Jonah Bride, R OBP: 0.313, SLG: 0.232	K						K	L4		1	0	0	0	0	2	2					
20 Zack Gelof, R OBP: 0.303, SLG: 0.536	G5-3						G6-3	15 1B IBB		3	0	0	0	1	1	1					
15 Seth Brown, L OBP: 0.288, SLG: 0.395	K						F8	G4-3		4	0	1	1	0	1	1					
13 Jordan Diaz, R OBP: 0.301, SLG: 0.440		G6-3					HR	G1-3		3	1	1	1	0	0	0					
48 Cody Thomas, L OBP: 0.300, SLG: 0.405		K						K		2	0	0	0	0	2	0					
25 Brent Rooker, R OBP: 0.334, SLG: 0.472								1B		1	0	1	0	0	0	0					
23 Shea Langeliers, R OBP: 0.266, SLG: 0.369	G4-3							1B		3	0	1	0	0	1	1					
37 Tyler Soderstrom, L OBP: 0.269, SLG: 0.255								K		2	0	0	0	0	2	1					
12 Aledmys Diaz, R OBP: 0.266, SLG: 0.287								K		1	1	1	0	0	0	0					
10 Nick Allen, R OBP: 0.228, SLG: 0.219								15 1B BB		2	0	0	0	0	0	1					
5 Tony Kemp, L OBP: 0.305, SLG: 0.310								15 1B BB		0	0	0	0	1	0	0					
<b>Inning Stats</b>	R: 0 E: 0 K: 2 S: 11	H: 1 LOB: 1 BB: 0 P: 15	R: 0 E: 0 K: 1 S: 9	H: 0 LOB: 0 BB: 0 P: 13	R: 0 E: 0 K: 2 S: 9	H: 0 LOB: 0 BB: 0 P: 14	R: 0 E: 0 K: 0 S: 9	H: 0 LOB: 0 BB: 0 P: 14	R: 1 E: 0 K: 2 S: 13	H: 2 LOB: 1 BB: 0 P: 17	R: 0 E: 0 K: 2 S: 10	H: 0 LOB: 0 BB: 0 P: 12	R: 0 E: 0 K: 1 S: 8	H: 1 LOB: 1 BB: 0 P: 14	R: 1 E: 0 K: 0 S: 12	H: 2 LOB: 2 BB: 2 P: 18	1B: 5 2B: 0 3B: 0 HR: 1	SF: 0 SAC: 1 DP: 0 HBP: 0	WP: 0 PB: 0 SB: 1 CS: 0	PA: 31	
<b>PITCHER</b>	IP	WLS	BF	H	R	ER	SO	BB	IBB	HBP	BLK	WP	HR	S	P	ERA	WHIP				
48 Ross Stripling, R ERA: 5.21	5.1		19	3	1	1	7	0	0	0	0	0	0	52	74	1.69	0.562				
52 Sean Manaea, L ERA: 5.25	1.2		6	1	0	0	3	0	0	0	0	0	0	17	25	0.00	0.600				
74 Ryan Walker, R ERA: 2.56	0.1	L	3	1	1	1	0	1	0	0	0	0	0	9	15	27.00	6.000				
54 Scott Alexander, L ERA: 2.97	0.2		3	1	0	0	0	0	1	0	0	0	0	3	3	0.00	1.500				

AB 28  
R 1  
H 3  
RBI 1  
BB 5  
SO 10  
LOB 15



AB 28  
R 2  
H 6  
RBI 2  
BB 2  
SO 10  
LOB 8









Batter	1	2	3	4	5	6	7	8	9	AB	R	H	RBI	BB	SO	LOB	TOP								
2 Marcus Semien, R (1.4) OBP: 0.350, SLG: 0.466	F8		F8					F8		3	0	0	0	2	0	1									
5 Corey Seager, L (1.6) OBP: 0.409, SLG: 0.644	F9						G6-3		K	5	1	2	0	0	1	2									
30 Nathaniel Lowe, L (1.3) OBP: 0.374, SLG: 0.448	G4-3						E1		K	5	0	0	0	0	1	4									
53 Adolis Garcia, R (1.9) OBP: 0.343, SLG: 0.532	K						F8			4	1	1	0	1	2	2									
18 Mitch Garver, R (1.2) OBP: 0.365, SLG: 0.489 36 Jonathan Ornelas, R (8. PR)	K								P6	4	0	3	2	0	1	0									
11 Austin Hedges, R (8.2) OBP: 0.231, SLG: 0.223	K									0	1	0	0	0	0	0									
4 Robbie Grossman, S (1.7) OBP: 0.306, SLG: 0.375 51 Will Smith, R (9.1)	2B									3	1	1	0	1	0	2									
20 Ezequiel Duran, R (1.5) OBP: 0.323, SLG: 0.477	K									0	0	0	0	0	0	0									
55 Sam Huff, R (1.10) OBP: 0.250, SLG: 0.333 16 Travis Janrowski, L (7. PH) OBP: 0.386, SLG: 0.376	K									2	0	0	0	0	1	0									
3 Leody Taveras, S (1.8) OBP: 0.314, SLG: 0.435	K									1	1	0	1	1	0	2									
<b>Inning Stats</b>	R: 0 E: 0 K: 0 S: 8	H: 0 LOB: 0 BB: 0 P: 12	R: 0 E: 0 K: 3 S: 14	H: 1 LOB: 1 BB: 0 P: 22	R: 0 E: 0 K: 2 S: 8	H: 0 LOB: 0 BB: 0 P: 10	R: 2 E: 0 K: 0 S: 10	H: 3 LOB: 1 BB: 0 P: 12	R: 0 E: 0 K: 2 S: 12	H: 1 LOB: 2 BB: 1 P: 17	R: 0 E: 0 K: 2 S: 10	H: 1 LOB: 1 BB: 0 P: 19	R: 1 E: 0 K: 0 S: 10	H: 0 LOB: 2 BB: 2 P: 21	R: 2 E: 0 K: 0 S: 11	H: 1 LOB: 1 BB: 1 P: 21	R: 0 E: 0 K: 2 S: 13	H: 0 LOB: 1 BB: 1 P: 21	1B: 2 2B: 5 HR: 0	SF: 1 SAC: 1 DP: 0 HBP: 0	WP: 0 PB: 0 SB: 0 CS: 0	PA: 41			
<b>PITCHER</b>	IP	WLS	BF	H	R	ER	SO	BB	IBB	HBP	BLK	WP	HR	S	P	ERA	WHIP								
Ken Waldichuk, L (1.1) ERA: 6.3	6.0		25	6	2	2	7	1	0	0	0	0	0	62	92	3.00	1.167								
70 Lucas Erceg, R (7.1) ERA: 6.15	0.1	H	3	0	1	0	0	2	0	0	0	0	0	4	12	0.00	6.000								
54 Kirby Sneed, L (7.1) ERA: 4.91	0.2	B	3	0	0	0	0	0	0	0	0	0	0	6	9	0.00	0.000								
56 Dany Jiménez, R (8.1) ERA: 7.04	1.0	L	6	1	2	2	0	1	0	0	0	0	0	11	21	18.00	2.000								
66 Sam Long, L (9.1) ERA: 5.65	1.0		4	0	0	0	2	1	0	0	0	0	0	13	21	0.00	1.000								

Texas Rangers @ Oakland Athletics  
Oakland Coliseum, Oakland, CA  
Mon Aug 07 2023, 6:43 PM - 9:24 PM PDT  
Att. 4,013 - Clear - 70 F

AB	34
R	5
H	7
RBI	4
BB	5
SO	9
LOB	18



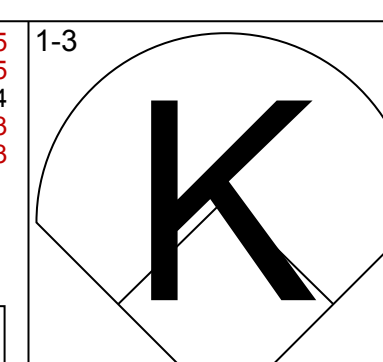
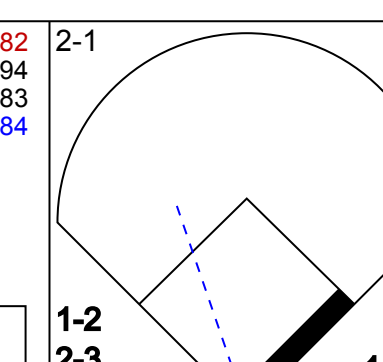
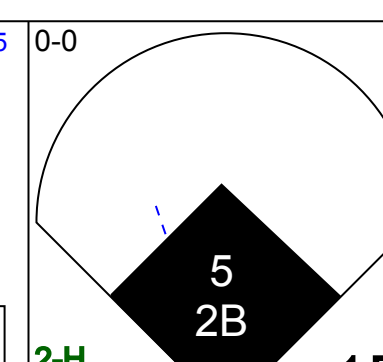
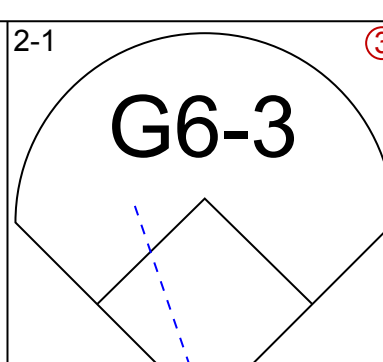
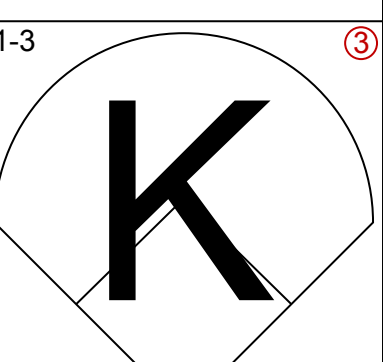
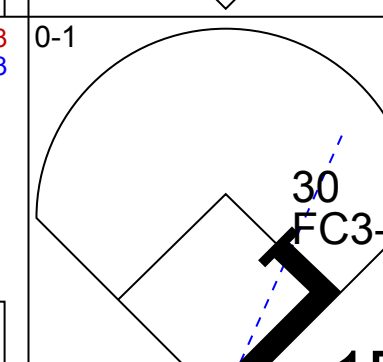
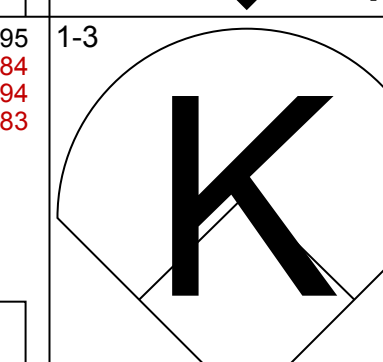
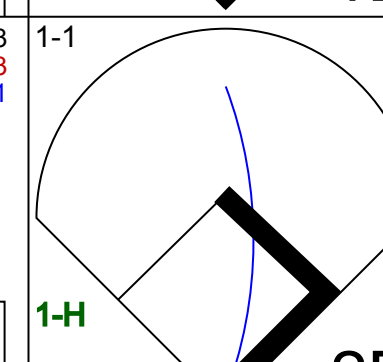
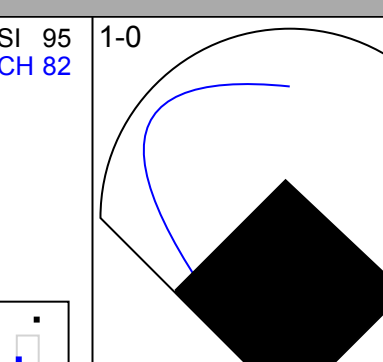
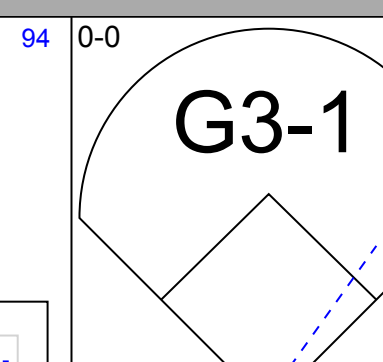
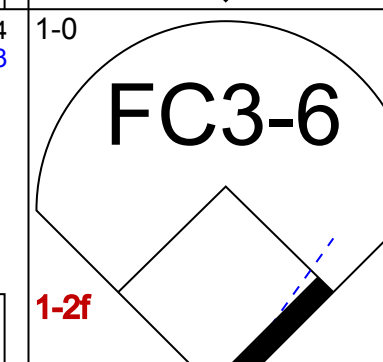
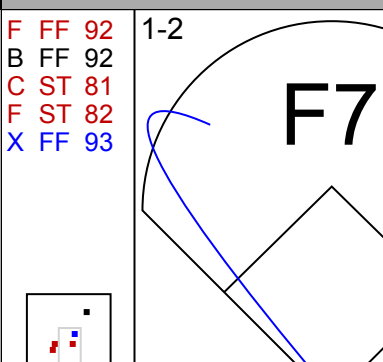
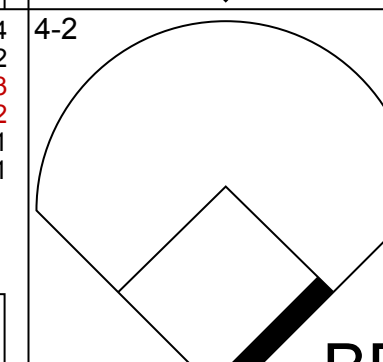
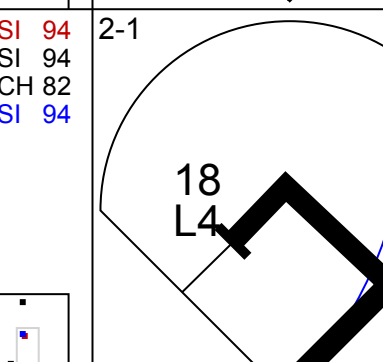
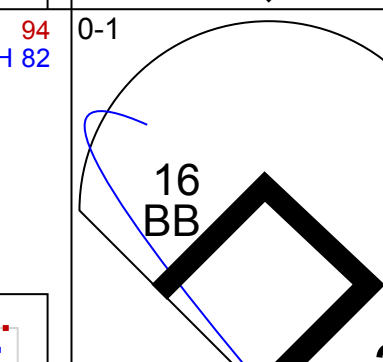
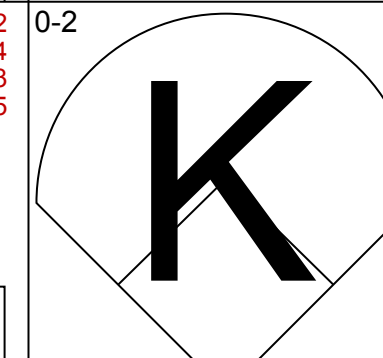
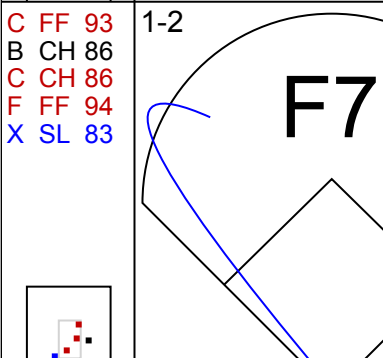
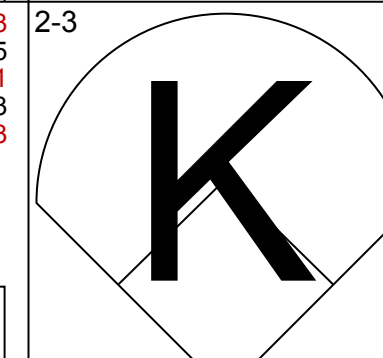
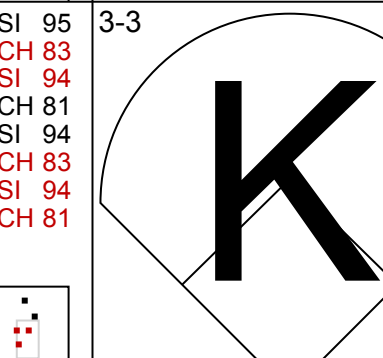
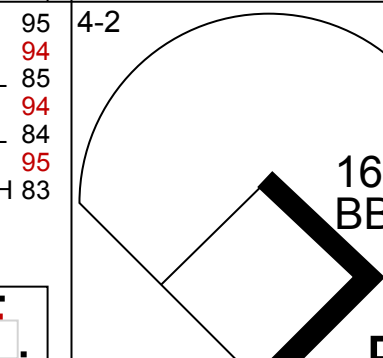
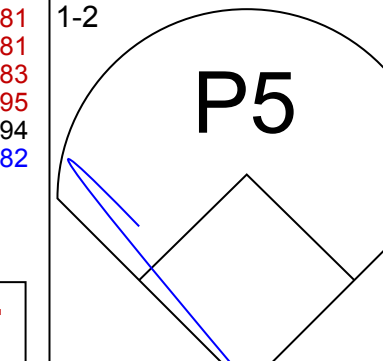
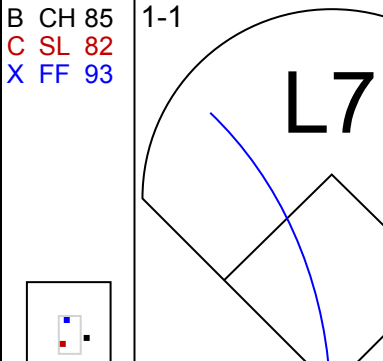
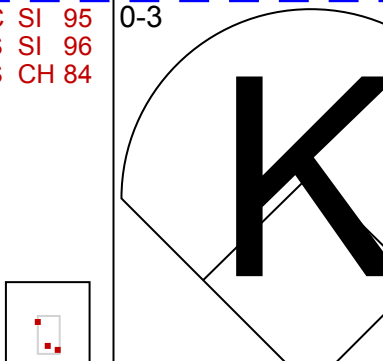
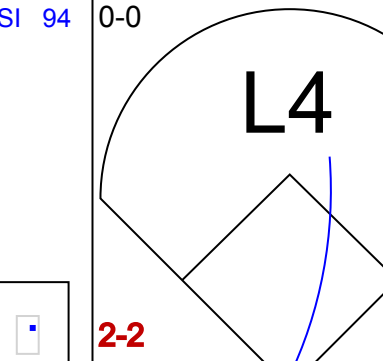
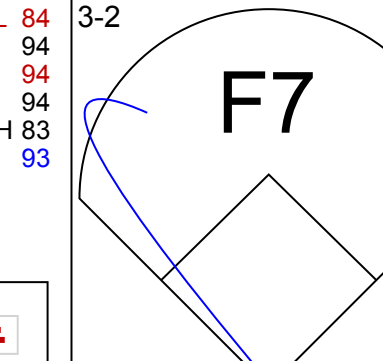
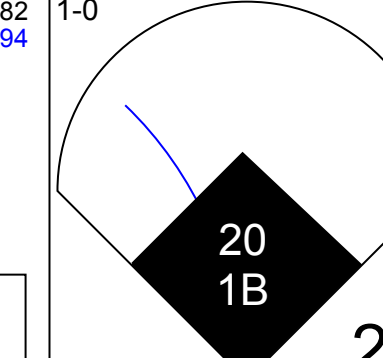
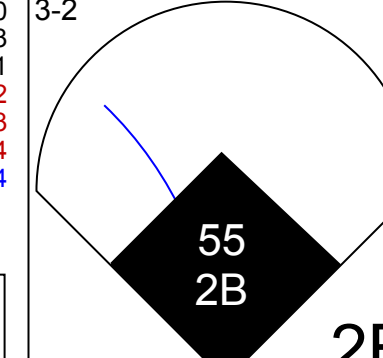
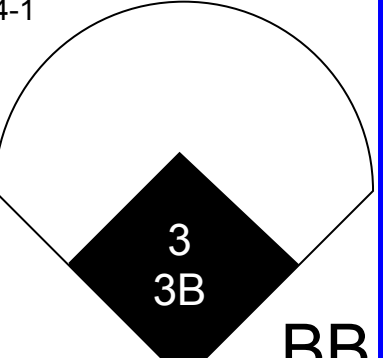
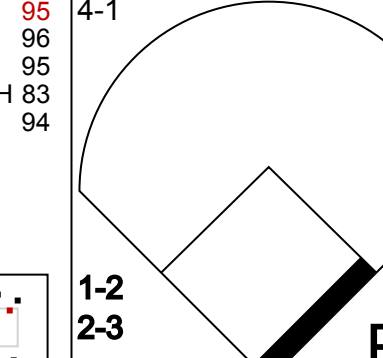
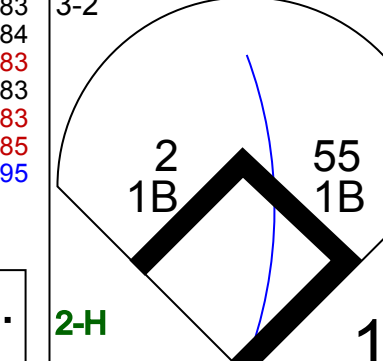
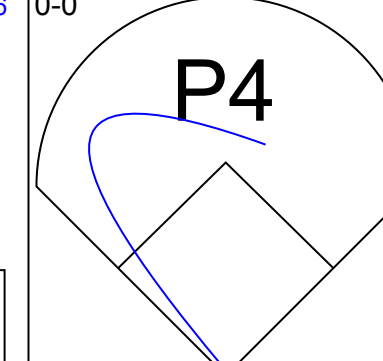
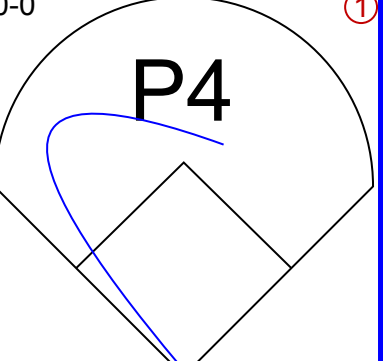
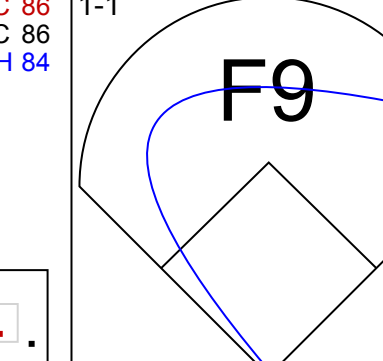
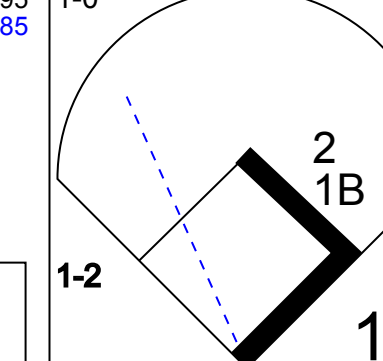
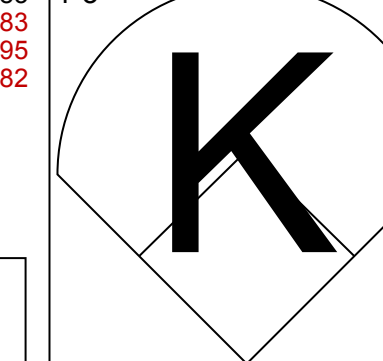
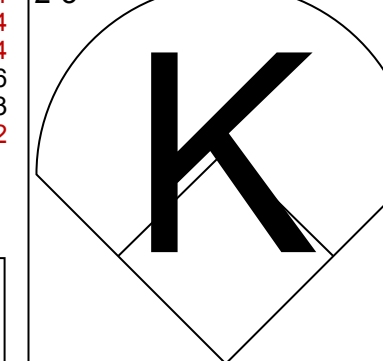
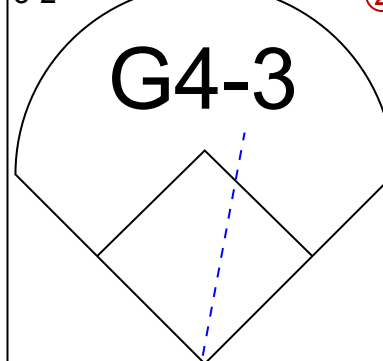
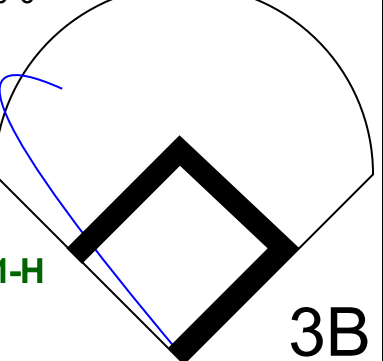
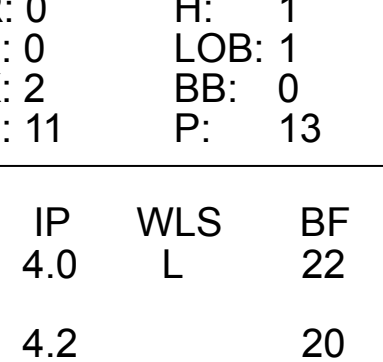
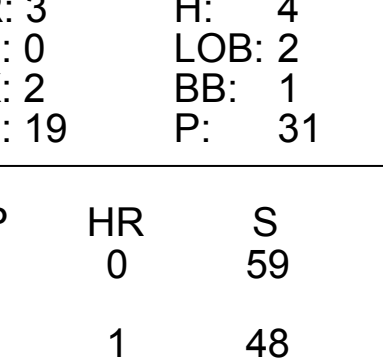
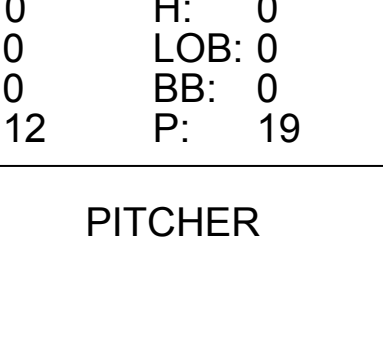
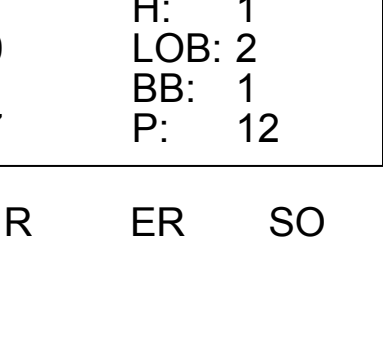
Batter	1	2	3	4	5	6	7	8	9	AB	R	H	RBI	BB	SO	LOB	BOTTOM								
48 Cody Thomas, L (1.10) OBP: 0.318, SLG: 0.400 26 Jonah Bride, R (9. PH) OBP: 0.309, SLG: 0.228	P5		K						FC5-4	3	0	1	0	1	1	1									
33 JJ Bleday, L (1.8) OBP: 0.313, SLG: 0.357	G4-3									3	1	1	0	1	1	1									
20 Zack Gelof, R (1.4) OBP: 0.321, SLG: 0.558	K									4	0	1	2	0	3	2									
15 Seth Brown, L (1.9) OBP: 0.297, SLG: 0.425 12 Aledmys Diaz, R (8. PH) OBP: 0.269, SLG: 0.297	G4-3		L3							3	0	1	0	0	0	1									
37 Tyler Soderstrom, L (1.3) OBP: 0.271, SLG: 0.231 25 Brent Rooker, R (8. PH) OBP: 0.331, SLG: 0.466	K									3	0	0	0	0	2	1									
13 Jordan Diaz, R (1.5) OBP: 0.304, SLG: 0.429	K									4	0	1	0	0	2	2									
23 Shea Langeliers, R (1.2) OBP: 0.266, SLG: 0.364										3	0	0	0	1	0	2									
5 Tony Kemp, L (1.7) OBP: 0.304, SLG: 0.308 1 Esteyru Ruiz, R (9. PH) OBP: 0.338, SLG: 0.327										2	1	0	0	1	0	0									
10 Nick Allen, R (1.6) OBP: 0.240, SLG: 0.274										4	1	1	1	0	1	1									
<b>Inning Stats</b>	R: 0 E: 0 K: 1 S: 8	H: 0 LOB: 0 BB: 0 P: 11	R: 0 E: 0 K: 2 S: 9	H: 0 LOB: 0 BB: 0 P: 12	R: 3 E: 0 K: 1 S: 15	H: 2 LOB: 1 BB: 2 P: 31	R: 0 E: 0 K: 0 S: 6	H: 1 LOB: 0 BB: 0 P: 9	R: 0 E: 0 K: 1 S: 9	H: 1 LOB: 2 BB: 1 P: 19	R: 0 E: 0 K: 1 S: 8	H: 1 LOB: 1 BB: 0 P: 12	R: 0 E: 0 K: 1 S: 11	H: 1 LOB: 1 BB: 0 P: 15	R: 0 E: 0 K: 3 S: 11	H: 0 LOB: 1 BB: 1 P: 18	R: 0 E: 0 K: 1 S: 13	H: 0 LOB: 1 BB: 1 P: 23	1B: 3 2B: 3 HR: 0	SF: 0 SAC: 0 DP: 1 HBP: 0	WP: 0 PB: 0 SB: 0 CS: 0	PA: 37			
<b>PITCHER</b>	IP	WLS	BF	H	R	ER	SO	BB	IBB	HBP	BLK	WP	HR	S	P	ERA	WHIP								
33 Dane Dunning, R (1.1) ERA: 3.21	6.0		25	5	3	3	6	3	0	0	0	0	0	55	94	4.50	1.333								
66 Josh Sborz, R (7.1) ERA: 4.01	1.0	W	4	1	0	0	1	0	0	0	0	0	0	11	15	0.00	1.000								
45 Aroldis Chapman, L (8.1) ERA: 2.4	1.0	H	4	0	0	0	3	1	0	0	0	0	0	11	18	0.00	1.000								
51 Will Smith, L (9.1) ERA: 3.0	1.0	S	4	0	0	0	1	1	0	0	0	0	0	13	23	0.00	1.000								

Texas Rangers @ Oakland Athletics  
Oakland Coliseum, Oakland, CA  
Mon Aug 07 2023, 6:43 PM - 9:24 PM PDT  
Att. 4,013 - Clear - 70 F

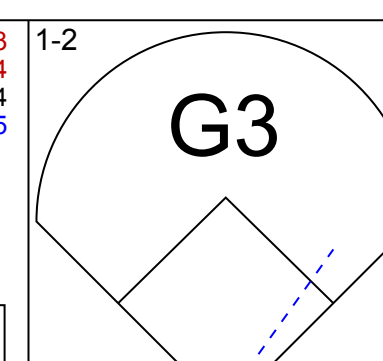
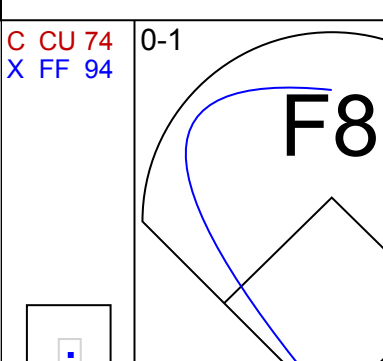
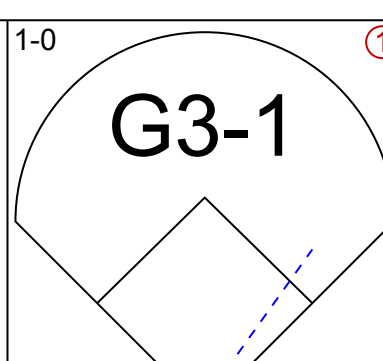
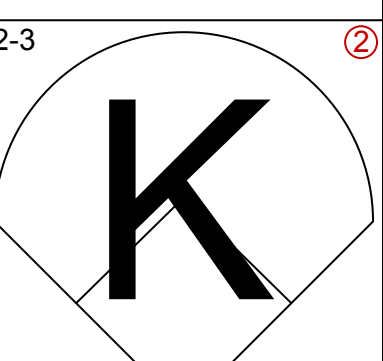
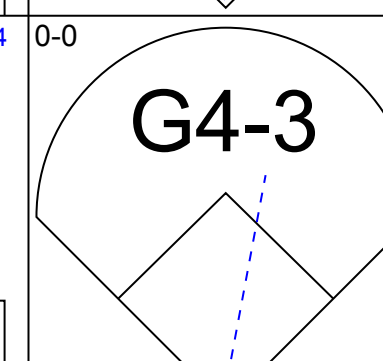
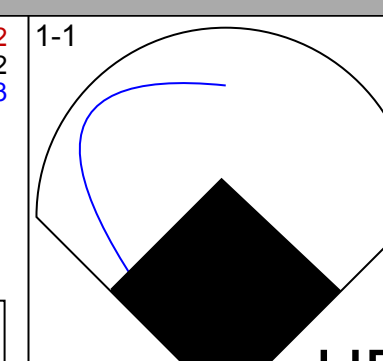
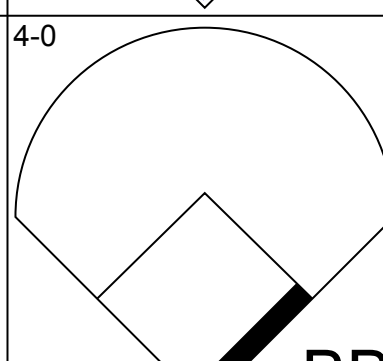
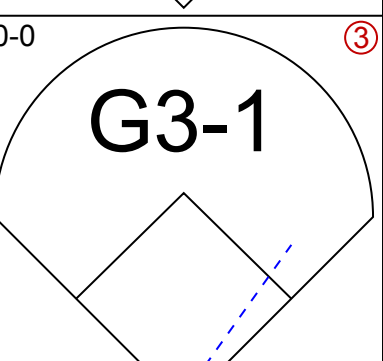

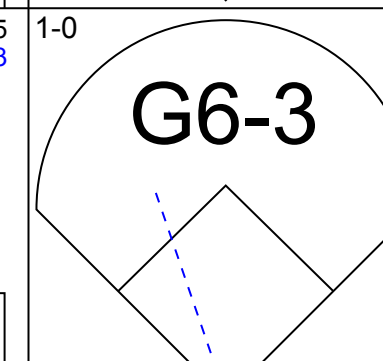
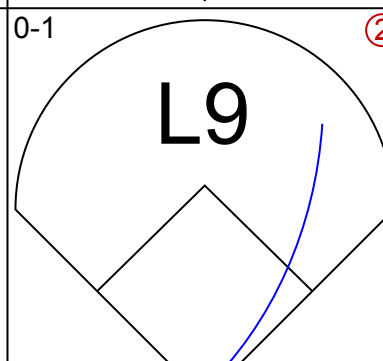
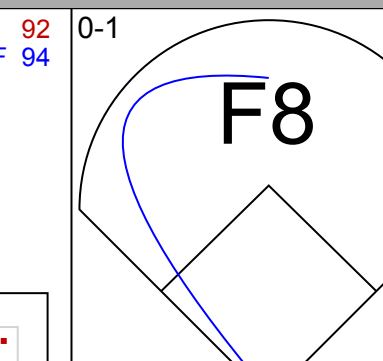

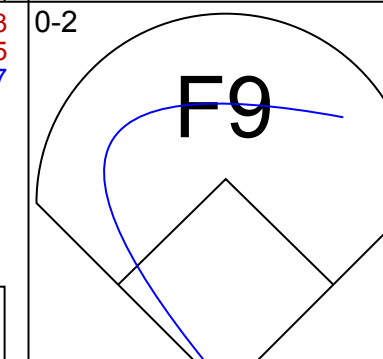
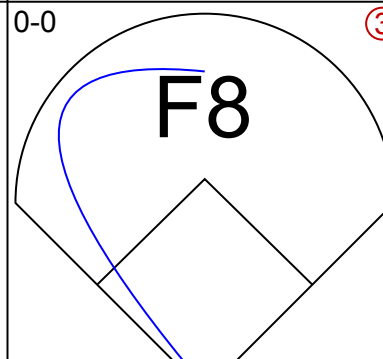
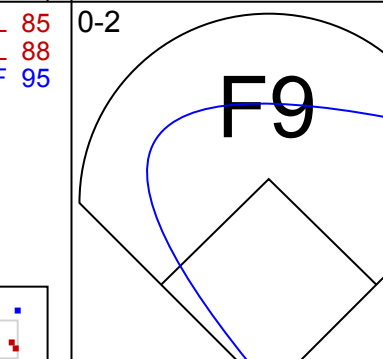
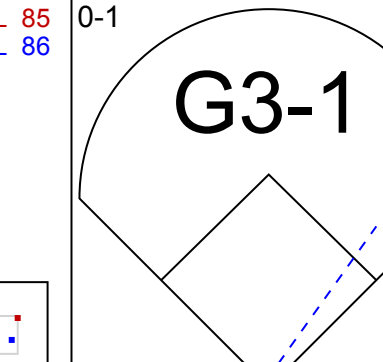
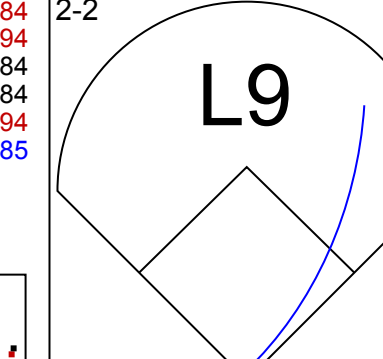

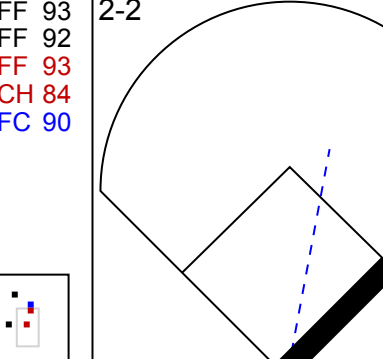

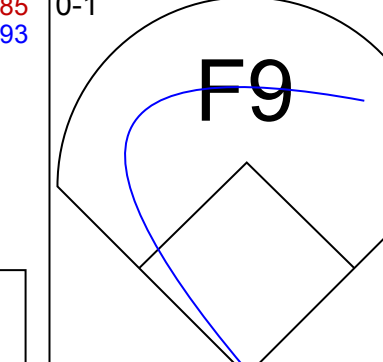
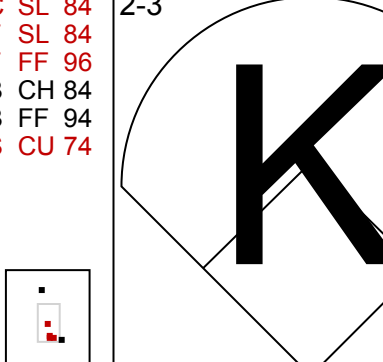
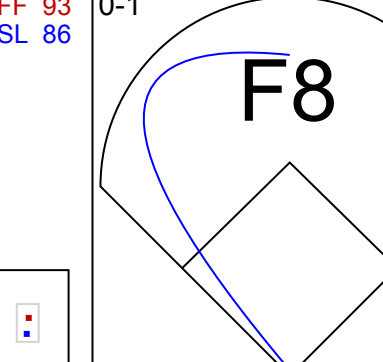

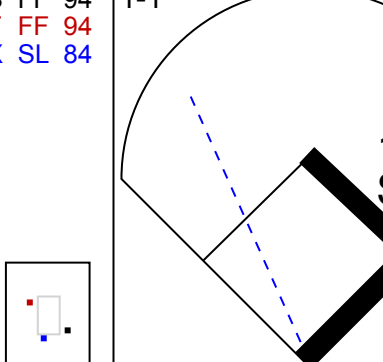
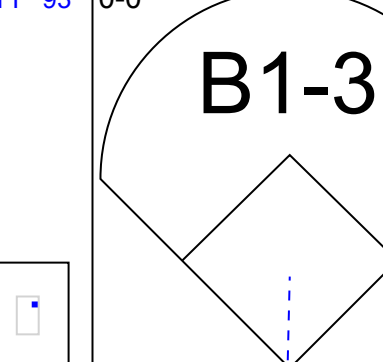
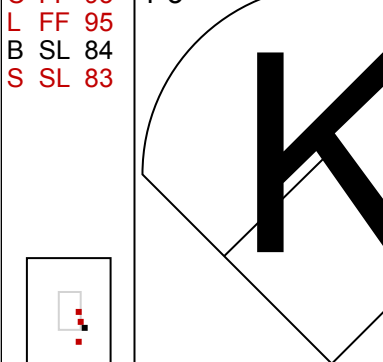
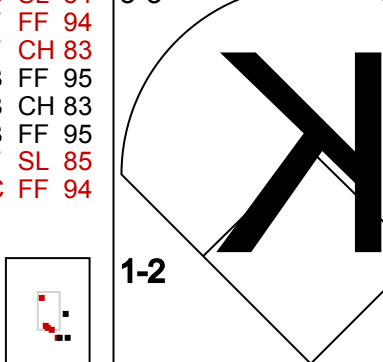

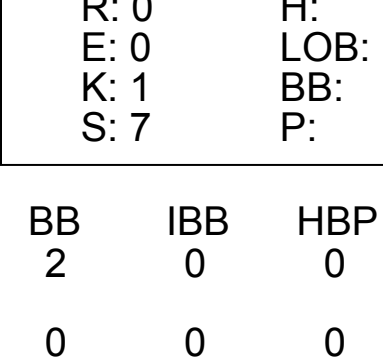
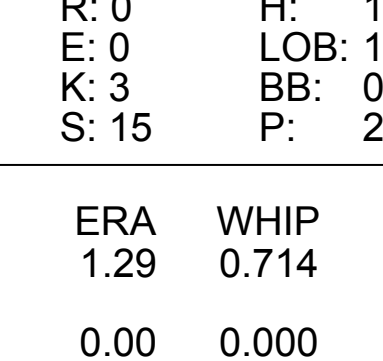
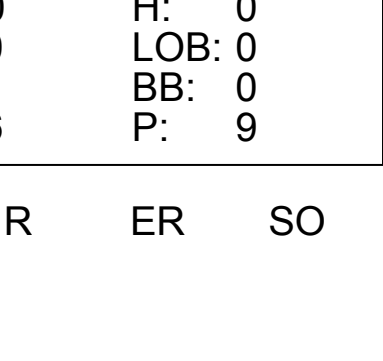
AB	32
R	3
H	6
RBI	3
BB	5
SO	11
LOB	14





Batter	1	2	3	4	5	6	7	8	9	AB	R	H	RBI	BB	SO	LOB	TOP									
2 Marcus Semien, R (1,4) OBP: 0.351, SLG: 0.465										5	1	2	1	0	2	2										
5 Corey Seager, L (1,6) OBP: 0.412, SLG: 0.657										5	1	3	2	0	1	3										
30 Nathaniel Lowe, L (1,3) OBP: 0.376, SLG: 0.453										4	0	2	0	1	0	1										
53 Adolis Garcia, R (1,9) OBP: 0.342, SLG: 0.527										4	0	0	0	1	3	4										
18 Mitch Garver, R (1,2) OBP: 0.316, SLG: 0.473										5	0	0	0	0	1	3										
4 Robbie Grossman, S (1,7) OBP: 0.372, SLG: 0.396										3	2	2	0	1	1	0										
16 Travis Jankowski, L (8, PR) OBP: 0.389, SLG: 0.376										0	1	0	0	1	0	0										
20 Ezequiel Duran, R (1,5) OBP: 0.322, SLG: 0.474										4	0	1	1	0	1	2										
47 Josh Smith, L (9, PH) OBP: 0.342, SLG: 0.346										1	0	0	0	0	0	3										
55 Sam Huff, R (1,10) OBP: 0.278, SLG: 0.382										4	1	2	1	0	0	1										
3 Leody Taveras, S (1,8) OBP: 0.313, SLG: 0.439										4	0	1	1	0	2	3										
<b>Inning Stats</b>	R: 0 E: 0 K: 2 S: 11	H: 1 LOB: 1 BB: 0 P: 13	R: 1 E: 0 K: 2 S: 19	H: 4 LOB: 3 BB: 0 P: 29	R: 0 E: 0 K: 0 S: 10	H: 0 LOB: 0 BB: 0 P: 13	R: 3 E: 0 K: 2 S: 19	H: 4 LOB: 2 BB: 1 P: 31	R: 0 E: 0 K: 3 S: 10	H: 0 LOB: 0 BB: 0 P: 15	R: 0 E: 0 K: 0 S: 12	H: 0 LOB: 0 BB: 0 P: 19	R: 1 E: 0 K: 1 S: 9	H: 2 LOB: 0 BB: 0 P: 15	R: 1 E: 0 K: 1 S: 7	H: 1 LOB: 2 BB: 2 P: 12	R: 0 E: 0 K: 0 S: 12	H: 1 LOB: 3 BB: 2 P: 24	1B: 5 2B: 7 3B: 1 HR: 1	SF: 0 SAC: 0 DP: 1 HBP: 0	WP: 0 PB: 0 SB: 0 CS: 0	PA: 43				
<b>PITCHER</b>	IP WLS BF H R ER SO BB IBB HBP BLK WP HR S P ERA WHIP	IP WLS BF H R ER SO BB IBB HBP BLK WP HR S P ERA WHIP	IP WLS BF H R ER SO BB IBB HBP BLK WP HR S P ERA WHIP	IP WLS BF H R ER SO BB IBB HBP BLK WP HR S P ERA WHIP	IP WLS BF H R ER SO BB IBB HBP BLK WP HR S P ERA WHIP	IP WLS BF H R ER SO BB IBB HBP BLK WP HR S P ERA WHIP	IP WLS BF H R ER SO BB IBB HBP BLK WP HR S P ERA WHIP	IP WLS BF H R ER SO BB IBB HBP BLK WP HR S P ERA WHIP	IP WLS BF H R ER SO BB IBB HBP BLK WP HR S P ERA WHIP	IP WLS BF H R ER SO BB IBB HBP BLK WP HR S P ERA WHIP	IP WLS BF H R ER SO BB IBB HBP BLK WP HR S P ERA WHIP	IP WLS BF H R ER SO BB IBB HBP BLK WP HR S P ERA WHIP	IP WLS BF H R ER SO BB IBB HBP BLK WP HR S P ERA WHIP	IP WLS BF H R ER SO BB IBB HBP BLK WP HR S P ERA WHIP	IP WLS BF H R ER SO BB IBB HBP BLK WP HR S P ERA WHIP	IP WLS BF H R ER SO BB IBB HBP BLK WP HR S P ERA WHIP	IP WLS BF H R ER SO BB IBB HBP BLK WP HR S P ERA WHIP	IP WLS BF H R ER SO BB IBB HBP BLK WP HR S P ERA WHIP	IP WLS BF H R ER SO BB IBB HBP BLK WP HR S P ERA WHIP	IP WLS BF H R ER SO BB IBB HBP BLK WP HR S P ERA WHIP	IP WLS BF H R ER SO BB IBB HBP BLK WP HR S P ERA WHIP	IP WLS BF H R ER SO BB IBB HBP BLK WP HR S P ERA WHIP	IP WLS BF H R ER SO BB IBB HBP BLK WP HR S P ERA WHIP			
38 JP Sears, L (1,1) ERA: 4.23	4.0	L	22	9	4	4	6	1	0	0	0	0	0	0	0	0	0	0	0	0	1	48	82	3.86	1.500	
55 Adrián Martínez, R (5,1) ERA: 5.4	4.2		20	4	2	2	5	3	0	0	0	0	0	0	0	0	0	0	0	0	0	1	48	82	3.86	1.500
31 Zach Neal, R (9,1) ERA: 7.94	0.1		1	0	0	0	0	0	0	0	0	0	0	0	0	0	0	0	0	0	0	2	3	0.00	0.000	


  

Batter	1	2	3	4	5	6	7	8	9	AB	R	H	RBI	BB	SO	LOB	BOTTOM									
5 Tony Kemp, L (1,7) OBP: 0.300, SLG: 0.304										4	0	0	0	0	1	0										
33 JJ Bleday, L (1,9) OBP: 0.316, SLG: 0.370										3	1	1	1	1	0	0										
20 Zack Gelof, R (1,4) OBP: 0.318, SLG: 0.538										3	0	0	0	1	0	1										
15 Seth Brown, L (1,3) OBP: 0.293, SLG: 0.419										3	0	0	0	0	1	2										
26 Jonah Brdte, R (9, PH) OBP: 0.304, SLG: 0.224										1	0	0	0	0	0	0										
37 Tyler Soderstrom, L (1,2) OBP: 0.254, SLG: 0.214										4	0	0	0	0	1	0										
13 Jordan Diaz, R (1,5) OBP: 0.305, SLG: 0.427										3	0	1	0	0	1	0										
25 Brent Rooker, R (1,10) OBP: 0.328, SLG: 0.461										3	0	0	0	0	1	1										
10 Nick Allen, R (1,6) OBP: 0.242, SLG: 0.275										3	0	1	0	0	0	1										
1 Esteury Ruiz, R (1,8) OBP: 0.306, SLG: 0.324										3	0	0	0	0	2	1										
<b>Inning Stats</b>	R: 0 E: 0 K: 1 S: 8	H: 0 LOB: 1 BB: 1 P: 14	R: 0 E: 0 K: 0 S: 8	H: 0 LOB: 0 BB: 0 P: 11	R: 0 E: 0 K: 1 S: 7	H: 0 LOB: 0 BB: 0 P: 10	R: 1 E: 0 K: 1 S: 9	H: 1 LOB: 0 BB: 0 P: 12	R: 0 E: 0 K: 3 S: 15	H: 1 LOB: 1 BB: 0 P: 23	R: 0 E: 0 K: 0 S: 4	H: 0 LOB: 1 BB: 1 P: 9	R: 0 E: 0 K: 0 S: 7	H: 1 LOB: 0 BB: 0 P: 10	R: 0 E: 0 K: 1 S: 6	H: 0 LOB: 0 BB: 0 P: 9	R: 0 E: 0 K: 0 S: 7	H: 0 LOB: 0 BB: 0 P: 7	1B: 2 2B: 0 3B: 0 HR: 1	SF: 0 SAC: 0 DP: 0 HBP: 0	WP: 0 PB: 0 SB: 1 CS: 0	PA: 32				
<b>PITCHER</b>	IP WLS BF H R ER SO BB IBB HBP BLK WP HR S P ERA WHIP	IP WLS BF H R ER SO BB IBB HBP BLK WP HR S P ERA WHIP	IP WLS BF H R ER SO BB IBB HBP BLK WP HR S P ERA WHIP	IP WLS BF H R ER SO BB IBB HBP BLK WP HR S P ERA WHIP	IP WLS BF H R ER SO BB IBB HBP BLK WP HR S P ERA WHIP	IP WLS BF H R ER SO BB IBB HBP BLK WP HR S P ERA WHIP	IP WLS BF H R ER SO BB IBB HBP BLK WP HR S P ERA WHIP	IP WLS BF H R ER SO BB IBB HBP BLK WP HR S P ERA WHIP	IP WLS BF H R ER SO BB IBB HBP BLK WP HR S P ERA WHIP	IP WLS BF H R ER SO BB IBB HBP BLK WP HR S P ERA WHIP	IP WLS BF H R ER SO BB IBB HBP BLK WP HR S P ERA WHIP	IP WLS BF H R ER SO BB IBB HBP BLK WP HR S P ERA WHIP	IP WLS BF H R ER SO BB IBB HBP BLK WP HR S P ERA WHIP	IP WLS BF H R ER SO BB IBB HBP BLK WP HR S P ERA WHIP	IP WLS BF H R ER SO BB IBB HBP BLK WP HR S P ERA WHIP	IP WLS BF H R ER SO BB IBB HBP BLK WP HR S P ERA WHIP	IP WLS BF H R ER SO BB IBB HBP BLK WP HR S P ERA WHIP	IP WLS BF H R ER SO BB IBB HBP BLK WP HR S P ERA WHIP	IP WLS BF H R ER SO BB IBB HBP BLK WP HR S P ERA WHIP	IP WLS BF H R ER SO BB IBB HBP BLK WP HR S P ERA WHIP	IP WLS BF H R ER SO BB IBB HBP BLK WP HR S P ERA WHIP	IP WLS BF H R ER SO BB IBB HBP BLK WP HR S P ERA WHIP	IP WLS BF H R ER SO BB IBB HBP BLK WP HR S P ERA WHIP			
31 Max Scherzer, R (1,1) ERA: 3.88	7.0	W	26	3	1	1	6	2	0	0	0	0	0	0	0	0	0	0	0	0	0	13	16	0.00	0.000	
46 Brock Burke, L (8,1) ERA: 2.74	2.0		6	0	0	0	1	0	0	0	0	0	0	0	0	0	0	0	0	0	0	0	13	16	0.00	0.000

Texas Rangers @ Oakland Athletics  
Oakland Coliseum, Oakland, CA  
Tue Aug 08 2023, 6:42 PM - 9:13 PM PDT  
Att: 5,419 - Clear - 66 F

livebaseballscorecards.com


AB 39  
R 6  
H 13  
RBI 6  
BB 4  
SO 11  
LOB 22



Texas Rangers @ Oakland Athletics  
Oakland Coliseum, Oakland, CA  
Tue Aug 08 2023, 6:42 PM - 9:13 PM PDT  
Att: 5,419 - Clear - 66 F

livebaseballscorecards.com

AB 30  
R 1  
H 3  
RBI 1  
BB 2  
SO 7  
LOB 6









Batter	1	2	3	4	5	6	7	8	9	AB	R	H	RBI	BB	SO	LOB	TOP	
1 Esteyru Ruiz, R OBP: 0.301, SLG: 0.318	F8	K			L7			K	L7	5	0	0	0	0	2	4	<b>Oakland Athletics @ Washington Nationals</b> Nationals Park, Washington, DC Fri Aug 11 2023, 7:08 PM - 9:59 PM EDT Att: 22,651 - Partly Cloudy - 82 F <a href="http://livebaseballscorecards.com">livebaseballscorecards.com</a>	
33 JJ Bleday, L OBP: 0.312, SLG: 0.363	13 WP 20 BB 1B		F7		F7			G4-3		4	1	1	0	0	0	1		
20 Zack Gelof, R OBP: 0.323, SLG: 0.563	13 WP 13 BB 1B		K		K				2B	3	1	1	0	1	2	1		
15 Seth Brown, L OBP: 0.291, SLG: 0.411	K		G3-1				F8		BB	3	0	0	0	1	1	2		
13 Jordan Diaz, R OBP: 0.308, SLG: 0.430	1H 1B		G4-3		G6-3				L9	4	0	1	2	0	0	2		
37 Tyler Soderstrom, L OBP: 0.239, SLG: 0.200	F8		K		L9				K	4	0	0	0	0	2	1		
23 Shea Langeliers, R OBP: 0.269, SLG: 0.364	L6									3	0	2	0	1	0	0		
22 Lawrence Butler, L OBP: 0.249, SLG: 0.277	F7		G4-3		G4-6-3				FC3	4	0	0	0	0	0	3		
10 Nick Allen, R OBP: 0.249, SLG: 0.277									K	3	0	1	0	1	1	2		
<b>Inning Stats</b>	R: 2 H: 2 E: 0 K: 1 S: 13	H: 2 LOB: 1 BB: 1 P: 24	R: 0 H: 0 E: 0 K: 1 S: 10	H: 0 LOB: 1 BB: 1 P: 22	R: 0 H: 0 E: 0 K: 1 S: 11	H: 0 LOB: 0 BB: 0 P: 17	R: 0 H: 0 E: 0 K: 1 S: 11	H: 0 LOB: 1 BB: 0 P: 17	R: 0 H: 1 E: 0 K: 0 S: 13	H: 0 LOB: 0 BB: 0 P: 9	R: 0 H: 1 E: 0 K: 0 S: 12	H: 1 LOB: 2 BB: 0 P: 16	R: 0 H: 1 E: 1 K: 2 S: 12	H: 1 LOB: 2 BB: 0 P: 16	1B: 5 2B: 1 3B: 0 HR: 0	SF: 0 SAC: 0 DP: 1 HBP: 0		WP: 1 PA: 37 PB: 0 SB: 2 CS: 0
<b>PITCHER</b>	IP WLS BF H R ER SO BB IBB HBP BLK WP HR S P ERA WHIP	IP WLS BF H R ER SO BB IBB HBP BLK WP HR S P ERA WHIP	IP WLS BF H R ER SO BB IBB HBP BLK WP HR S P ERA WHIP	IP WLS BF H R ER SO BB IBB HBP BLK WP HR S P ERA WHIP	IP WLS BF H R ER SO BB IBB HBP BLK WP HR S P ERA WHIP	IP WLS BF H R ER SO BB IBB HBP BLK WP HR S P ERA WHIP	IP WLS BF H R ER SO BB IBB HBP BLK WP HR S P ERA WHIP	IP WLS BF H R ER SO BB IBB HBP BLK WP HR S P ERA WHIP	IP WLS BF H R ER SO BB IBB HBP BLK WP HR S P ERA WHIP	IP WLS BF H R ER SO BB IBB HBP BLK WP HR S P ERA WHIP	IP WLS BF H R ER SO BB IBB HBP BLK WP HR S P ERA WHIP	IP WLS BF H R ER SO BB IBB HBP BLK WP HR S P ERA WHIP	IP WLS BF H R ER SO BB IBB HBP BLK WP HR S P ERA WHIP	IP WLS BF H R ER SO BB IBB HBP BLK WP HR S P ERA WHIP	IP WLS BF H R ER SO BB IBB HBP BLK WP HR S P ERA WHIP	IP WLS BF H R ER SO BB IBB HBP BLK WP HR S P ERA WHIP		
60 Joan Adon, R ERA: 5.14	3.0	13	2	2	2	3	2	0	0	0	0	0	0	1	0	34	6.00	1.333
77 Cory Abbott, R ERA: 5.09	1.1	6	1	0	0	1	1	0	0	0	0	0	0	0	17	23	0.00	1.500
61 Robert Garcia, L ERA: 4.11	1.2	5	0	0	0	1	0	0	0	0	0	0	0	13	20	0.00	0.000	
Jose Ferrer, L ERA: 2.48	1.0	3	1	0	0	0	0	0	0	0	0	0	0	12	16	0.00	1.000	
51 Jordan Weems, R ERA: 2.48	2.0	10	2	0	0	3	1	0	0	0	0	0	0	21	32	0.00	1.500	
<b>Batter</b>	1	2	3	4	5	6	7	8	9	AB <td>R <td>H <td>RBI <td>BB <td>SO <td>LOB <td><b>BOTTOM</b></td> </td></td></td></td></td></td>	R <td>H <td>RBI <td>BB <td>SO <td>LOB <td><b>BOTTOM</b></td> </td></td></td></td></td>	H <td>RBI <td>BB <td>SO <td>LOB <td><b>BOTTOM</b></td> </td></td></td></td>	RBI <td>BB <td>SO <td>LOB <td><b>BOTTOM</b></td> </td></td></td>	BB <td>SO <td>LOB <td><b>BOTTOM</b></td> </td></td>	SO <td>LOB <td><b>BOTTOM</b></td> </td>	LOB <td><b>BOTTOM</b></td>	<b>BOTTOM</b>	
5 CJ Abrams, L OBP: 0.308, SLG: 0.420	28 CS 1B	G4-1		K		F7				4	0	1	0	1	1	6	<b>Oakland Athletics @ Washington Nationals</b> Nationals Park, Washington, DC Fri Aug 11 2023, 7:08 PM - 9:59 PM EDT Att: 22,651 - Partly Cloudy - 82 F <a href="http://livebaseballscorecards.com">livebaseballscorecards.com</a>	
28 Lane Thomas, R OBP: 0.325, SLG: 0.484	K		F7							4	1	1	0	0	1	2		
45 Joey Meneses, R OBP: 0.324, SLG: 0.416	G5-3		F8		G4-3					5	0	1	0	0	0	2		
20 Keibert Ruiz, S OBP: 0.309, SLG: 0.401	22 BB 14 BB 1B		G3							4	3	2	1	1	0	2		
22 Dominic Smith, L OBP: 0.339, SLG: 0.344	14 BB 36 BB 1B									3	1	1	0	1	0	2		
14 Ildemaro Vargas, S OBP: 0.289, SLG: 0.414	36 BB 1B									4	2	2	4	0	0	1		
36 Stone Garrett, R OBP: 0.336, SLG: 0.420	3H 1B									3	0	2	1	1	1	0		
39 Jake Aliu, L OBP: 0.255, SLG: 0.318	K									3	1	1	2	0	1	3		
17 Alex Call, R OBP: 0.305, SLG: 0.303	L8									3	0	1	0	1	0	2		
<b>Inning Stats</b>	R: 0 H: 1 E: 0 K: 1 S: 6	H: 3 LOB: 2 BB: 1 P: 26	R: 0 H: 0 E: 0 K: 0 S: 5	H: 0 LOB: 0 BB: 0 P: 8	R: 1 H: 1 E: 0 K: 1 S: 15	H: 1 LOB: 2 BB: 2 P: 29	R: 1 H: 2 E: 0 K: 0 S: 9	H: 2 LOB: 0 BB: 0 P: 13	R: 0 H: 1 E: 0 K: 0 S: 10	H: 1 LOB: 2 BB: 1 P: 18	R: 3 H: 2 E: 0 K: 1 S: 8	H: 2 LOB: 0 BB: 0 P: 14	R: 1 H: 2 E: 0 K: 0 S: 14	H: 2 LOB: 2 BB: 1 P: 22	1B: 9 2B: 0 3B: 0 HR: 3	SF: 1 SAC: 0 DP: 0 HBP: 1		WP: 0 PA: 40 PB: 0 SB: 0 CS: 2
<b>PITCHER</b>	IP WLS BF H R ER SO BB IBB HBP BLK WP HR S P ERA WHIP	IP WLS BF H R ER SO BB IBB HBP BLK WP HR S P ERA WHIP	IP WLS BF H R ER SO BB IBB HBP BLK WP HR S P ERA WHIP	IP WLS BF H R ER SO BB IBB HBP BLK WP HR S P ERA WHIP	IP WLS BF H R ER SO BB IBB HBP BLK WP HR S P ERA WHIP	IP WLS BF H R ER SO BB IBB HBP BLK WP HR S P ERA WHIP	IP WLS BF H R ER SO BB IBB HBP BLK WP HR S P ERA WHIP	IP WLS BF H R ER SO BB IBB HBP BLK WP HR S P ERA WHIP	IP WLS BF H R ER SO BB IBB HBP BLK WP HR S P ERA WHIP	IP WLS BF H R ER SO BB IBB HBP BLK WP HR S P ERA WHIP	IP WLS BF H R ER SO BB IBB HBP BLK WP HR S P ERA WHIP	IP WLS BF H R ER SO BB IBB HBP BLK WP HR S P ERA WHIP	IP WLS BF H R ER SO BB IBB HBP BLK WP HR S P ERA WHIP	IP WLS BF H R ER SO BB IBB HBP BLK WP HR S P ERA WHIP	IP WLS BF H R ER SO BB IBB HBP BLK WP HR S P ERA WHIP	IP WLS BF H R ER SO BB IBB HBP BLK WP HR S P ERA WHIP		
58 Paul Blackburn, R ERA: 4.52	5.2	27	4	0	0	0	4	0	0	0	0	0	0	1	60	103	6.35	2.118
70 Lucas Erceg, R ERA: 6.55	0.2	4	1	2	2	0	0	0	0	0	0	3	7	27.00	1.500			
66 Sam Long, L ERA: 5.27	1.2	9	3	2	2	1	1	0	0	0	2	20	30	10.80	2.400			





Batter	1	2	3	4	5	6	7	8	9	AB	R	H	RBI	BB	SO	LOB	TOP					
33 JJ Bleday, L OBP: 0.312, SLG: 0.376 1 Esteyru Ruiz, R OBP: 0.300, SLG: 0.317	F8		HR			K	P6			3	1	1	1	0	1	0						
20 Zack Celof, R OBP: 0.320, SLG: 0.560	2B		G6-3			F8		F9		4	0	1	0	0	0	0						
25 Brent Rooker, R OBP: 0.327, SLG: 0.467	F7		F9			HR		F9		4	1	1	1	0	0	1						
15 Seth Brown, L OBP: 0.290, SLG: 0.408	K		F9			HR		G4-3		4	0	1	0	0	1	1						
13 Jordan Diaz, R OBP: 0.307, SLG: 0.426			1B			FC5-4		G4-3		4	0	1	0	0	0	1						
37 Tyler Soderstrom, L OBP: 0.239, SLG: 0.203	FC6-4		P5			1B		K		4	0	1	0	0	1	1						
22 Lawrence Butler, L OBP: 0.125, SLG: 0.250	F8					1B		K		4	0	1	0	0	1	1						
23 Shea Langeliers, R OBP: 0.266, SLG: 0.360	K					2B		K		3	0	0	0	0	2	3						
10 Nick Allen, R OBP: 0.245, SLG: 0.272			G5-3			K		K		3	0	0	0	0	2	2						
<b>Inning Stats</b>	R: 0 H: 1 E: 0 K: 1 S: 10	H: 1 LOB: 1 BB: 0 P: 14	R: 0 H: 1 E: 0 K: 1 S: 9	H: 1 LOB: 1 BB: 0 P: 16	R: 1 H: 1 E: 0 K: 0 S: 13	H: 1 LOB: 0 BB: 0 P: 18	R: 0 H: 0 E: 0 K: 0 S: 7	H: 0 LOB: 0 BB: 0 P: 9	R: 0 H: 0 E: 0 K: 2 S: 8	H: 0 LOB: 0 BB: 0 P: 11	R: 1 H: 2 E: 0 K: 1 S: 11	H: 2 LOB: 2 BB: 0 P: 15	R: 0 H: 2 E: 0 K: 1 S: 11	H: 2 LOB: 2 BB: 0 P: 20	R: 0 H: 0 E: 0 K: 0 S: 5	H: 0 LOB: 0 BB: 0 P: 8	R: 0 H: 0 E: 0 K: 2 S: 9	H: 0 LOB: 0 BB: 0 P: 13	1B: 3 2B: 2 3B: 0 HR: 2	SF: 0 SAC: 0 DP: 0 HBP: 0	WP: 0 PB: 0 SB: 0 CS: 0	PA: 34
<b>PITCHER</b>	IP	WLS	BF	H	R	ER	SO	BB	IBB	HBP	BLK	WP	HR	S	P	ERA	WHIP					
74 Jake Irvin, R ERA: 4.76	6.2		27	7	2	2	6	0	0	0	0	0	2	66	99	2.70	1.050					
Jose Ferrer, L ERA: 3.78	1.1		4	0	0	0	0	0	0	0	0	0	0	8	12	0.00	0.000					
67 Kyle Finnegan, R ERA: 2.65	1.0	W	3	0	0	0	2	0	0	0	0	0	0	9	13	0.00	0.000					

Oakland Athletics @ Washington Nationals  
Nationals Park, Washington, DC  
Sat Aug 12 2023, 7:06 PM - 9:50 PM EDT  
Att: 28,635 - Cloudy - 87 F

livebaseballscorecards.com

AB 34  
R 2  
H 7  
RBI 2  
BB 0  
SO 8  
LOB 12



Batter	1	2	3	4	5	6	7	8	9	AB	R	H	RBI	BB	SO	LOB	BOTTOM					
5 CJ Abrams, L OBP: 0.307, SLG: 0.416	45 F9 45 S HBP	F8		F6		K		G1-2-3		4	0	0	0	0	1	11						
45 Joey Meneses, R OBP: 0.321, SLG: 0.411	F9		G5-3	G5-3		L9		K		5	0	0	0	0	1	9						
20 Keibert Ruiz, S OBP: 0.308, SLG: 0.406	K		L3			G1-3		L7		5	1	1	1	0	1	1						
22 Dominic Smith, L OBP: 0.338, SLG: 0.343	K		1B			F9		G3-1		4	0	1	0	0	1	1						
14 Ildemaro Vargas, S OBP: 0.288, SLG: 0.409		29 1B 36 BB 17 FC5 1B	L7			K		G6-3		4	1	1	0	0	1	1						
36 Stone Garrett, R OBP: 0.343, SLG: 0.421		17 FC5 29 1B BB 1B		17 BB 39 HBP 1B		F8		29 WP 39 1B 28 1B BB		2	1	1	0	2	0	0						
39 Jake Alu, L OBP: 0.294, SLG: 0.340	K			17 BB HBP 1B		17 BB 29 1B 1B		28 1B 29 WP 5 G1-2-3 1B		3	0	2	0	0	1	2						
29 Blake Rutherford, L OBP: 0.150, SLG: 0.105		17 FC5 1B		K		17 BB 1B		5 G1-2-3 28 1B BB		3	0	2	0	1	1	2						
17 Alex Call, R OBP: 0.308, SLG: 0.302 28 Lane Thomas, R OBP: 0.330, SLG: 0.485	FC5							5 G1-2-3 1B		1	0	0	1	2	0	2						
<b>Inning Stats</b>	R: 0 H: 0 E: 0 K: 2 S: 9	H: 2 LOB: 2 BB: 1 P: 16	R: 1 H: 1 E: 0 K: 1 S: 16	H: 1 LOB: 1 BB: 1 P: 27	R: 0 H: 1 E: 0 K: 0 S: 10	H: 1 LOB: 3 BB: 1 P: 13	R: 0 H: 1 E: 0 K: 1 S: 14	H: 1 LOB: 3 BB: 1 P: 28	R: 0 H: 2 E: 0 K: 1 S: 22	H: 2 LOB: 3 BB: 1 P: 32	R: 0 H: 0 E: 0 K: 0 S: 4	H: 0 LOB: 0 BB: 0 P: 8	R: 1 H: 2 E: 0 K: 1 S: 16	H: 2 LOB: 2 BB: 2 P: 29	R: 1 H: 1 E: 0 K: 0 S: 1	H: 1 LOB: 0 BB: 0 P: 1	1B: 8 2B: 0 3B: 0 HR: 1	SF: 0 SAC: 0 DP: 1 HBP: 2	WP: 1 PB: 0 SB: 1 CS: 0	PA: 39		
<b>PITCHER</b>	IP	WLS	BF	H	R	ER	SO	BB	IBB	HBP	BLK	WP	HR	S	P	ERA	WHIP					
46 Luis Medina, R ERA: 5.31	4.0		20	4	1	1	4	2	0	2	0	0	0	14	21	0.00	1.500					
60 Francisco Pérez, L ERA: 3.15	1.1		6	2	0	0	1	0	0	0	0	0	0	14	21	0.00	1.500					
29 Austin Pruitt, R ERA: 3.15	0.2	H	3	0	0	0	1	1	0	0	0	0	0	14	21	0.00	1.500					
54 Kirby Snead, L ERA: 3.38	1.0	H	3	0	0	0	0	0	0	0	0	0	0	4	8	0.00	0.000					
53 Angel Felipe, R ERA: 2.45	1.0	B	6	2	1	1	1	2	0	0	0	1	0	16	29	9.00	4.000					

Oakland Athletics @ Washington Nationals  
Nationals Park, Washington, DC  
Sat Aug 12 2023, 7:06 PM - 9:50 PM EDT  
Att: 28,635 - Cloudy - 87 F

livebaseballscorecards.com

AB 32  
R 3  
H 9  
RBI 3  
BB 5  
SO 7  
LOB 29





















Batter	1	2	3	4	5	6	7	8	9	AB	R	H	RBI	BB	SO	LOB	TOP										
35 <b>Adley Rutschman, S</b> OBP: 0.367, SLG: 0.430										4	1	3	0	1	0	0	<b>Baltimore Orioles @ Oakland Athletics</b> Oakland Coliseum, Oakland, CA Fri Aug 18 2023, 6:41 PM - 9:37 PM PDT Att: 8,942 - Partly Cloudy - 68 F										
2 <b>Gunnar Henderson, L</b> OBP: 0.325, SLG: 0.464										5	2	3	3	0	1	3											
25 <b>Anthony Santander, S</b> OBP: 0.323, SLG: 0.459										3	1	1	0	0	0	2											
29 <b>Ramón Urias, R</b> OBP: 0.318, SLG: 0.385										2	0	1	0	0	0	1											
6 <b>Ryan Mountcastle, R</b> OBP: 0.314, SLG: 0.472										5	1	1	1	0	0	4											
32 <b>Ryan O'Hearn, L</b> OBP: 0.341, SLG: 0.513										5	1	2	0	0	2	2											
31 <b>Cedric Mullins, L</b> OBP: 0.334, SLG: 0.448										5	0	1	2	0	1	2											
21 <b>Austin Hays, R</b> OBP: 0.322, SLG: 0.446										5	1	2	0	0	1	2											
12 <b>Adam Frazier, L</b> OBP: 0.300, SLG: 0.412										5	2	1	1	0	0	2											
11 <b>Jordan Westburg, R</b> OBP: 0.306, SLG: 0.408										3	0	1	2	0	1	0											
<b>Inning Stats</b>	R: 3 E: 1 K: 1 S: 14	H: 4 LOB: 1 BB: 0 P: 23	R: 2 E: 0 K: 1 S: 14	H: 2 LOB: 0 BB: 0 P: 18	R: 0 E: 0 K: 0 S: 5	H: 0 LOB: 0 BB: 0 P: 8	R: 2 E: 1 K: 0 S: 16	H: 3 LOB: 2 BB: 0 P: 24	R: 2 E: 0 K: 3 S: 21	H: 4 LOB: 1 BB: 0 P: 32	R: 0 E: 0 K: 0 S: 9	H: 2 LOB: 0 BB: 0 P: 14	R: 0 E: 0 K: 0 S: 6	H: 0 LOB: 0 BB: 0 P: 13	R: 0 E: 0 K: 0 S: 10	H: 0 LOB: 1 BB: 0 P: 17	R: 0 E: 0 K: 1 S: 9	H: 1 LOB: 1 BB: 0 P: 17	1B: 9 2B: 5 3B: 1 HR: 1	SF: 1 SAC: 0 DP: 1 HBP: 0	WP: 1 PB: 0 SB: 1 CS: 0	PA: 44					
<b>PITCHER</b>	IP	WLS	BF	H	R	ER	SO	BB	IBB	HBP	BLK	WP	HR	S	P	ERA	WHIP										
60 <b>Francisco Pérez, L</b> ERA: 12.0	(1, 1)	1.0	L	7	4	3	3	1	0	0	0	0	0	14	23	27.00	4.000										
46 <b>Luis Medina, R</b> ERA: 5.44	(2, 1)	3.0		15	5	4	3	1	0	0	0	1	1	35	50	9.00	1.667										
39 <b>Kyle Muller, L</b> ERA: 7.64	(5, 1)	3.1		16	6	2	2	3	1	0	0	0	0	40	67	5.40	2.100										
50 <b>Taylor Scott, R</b> ERA: 5.6	(8, 1)	1.2		6	1	0	0	1	0	0	0	0	0	15	26	0.00	0.600										
Batter	1	2	3	4	5	6	7	8	9	AB	R	H	RBI	BB	SO	LOB	BOTTOM										
22 <b>Lawrence Butler, L</b> OBP: 0.280, SLG: 0.480											5	0	2	0	0	2	2	<b>Baltimore Orioles @ Oakland Athletics</b> Oakland Coliseum, Oakland, CA Fri Aug 18 2023, 6:41 PM - 9:37 PM PDT Att: 8,942 - Partly Cloudy - 68 F									
20 <b>Zack Gelof, R</b> OBP: 0.355, SLG: 0.619											4	1	1	0	1	1	3										
25 <b>Brent Rooker, R</b> OBP: 0.332, SLG: 0.466											5	2	3	1	0	1	4										
15 <b>Seth Brown, L</b> OBP: 0.291, SLG: 0.417										5	0	2	2	0	0	2											
13 <b>Jordan Diaz, R</b> OBP: 0.297, SLG: 0.399										4	0	0	0	0	3	3											
37 <b>Tyler Soderstrom, L</b> OBP: 0.250, SLG: 0.263											4	1	1	0	0	2	2										
5 <b>Tony Kemp, L</b> OBP: 0.299, SLG: 0.306											3	0	2	1	0	0	0										
1 <b>Esteury Ruiz, R</b> OBP: 0.303, SLG: 0.330										4	0	0	0	0	1	2											
23 <b>Shea Langeliers, R</b> OBP: 0.266, SLG: 0.355										4	0	1	0	0	1	1											
10 <b>Nick Allen, R</b> OBP: 0.250, SLG: 0.268											4	0	1	0	0	1	1										
<b>Inning Stats</b>	R: 1 E: 0 K: 1 S: 9	H: 2 LOB: 1 BB: 0 P: 14	R: 1 E: 0 K: 1 S: 13	H: 3 LOB: 0 BB: 0 P: 19	R: 0 E: 0 K: 1 S: 12	H: 1 LOB: 1 BB: 0 P: 21	R: 0 E: 0 K: 1 S: 9	H: 0 LOB: 0 BB: 0 P: 13	R: 2 E: 0 K: 2 S: 19	H: 3 LOB: 1 BB: 0 P: 28	R: 0 E: 0 K: 1 S: 12	H: 2 LOB: 3 BB: 1 P: 21	R: 0 E: 0 K: 2 S: 7	H: 0 LOB: 0 BB: 0 P: 12	R: 0 E: 0 K: 1 S: 8	H: 0 LOB: 0 BB: 0 P: 10	R: 0 E: 0 K: 2 S: 9	H: 1 LOB: 1 BB: 0 P: 11	1B: 8 2B: 4 3B: 0 HR: 0	SF: 0 SAC: 0 DP: 0 HBP: 0	WP: 0 PB: 0 SB: 0 CS: 0	PA: 40					
<b>PITCHER</b>	IP	WLS	BF	H	R	ER	SO	BB	IBB	HBP	BLK	WP	HR	S	P	ERA	WHIP										
48 <b>Kyle Gibson, R</b> ERA: 4.97	(1, 1)	5.0		24	9	4	4	6	1	0	0	0	0	12	21	0.00	3.000										
53 <b>Mike Baumann, R</b> ERA: 3.59	(6, 1)	1.0		6	2	0	0	1	1	0	0	0	0	7	12	0.00	0.000										
58 <b>Cionel Pérez, L</b> ERA: 3.86	(7, 1)	1.0		3	0	0	0	2	0	0	0	0	0	8	10	0.00	0.000										
66 <b>Jacob Webb, R</b> ERA: 3.35	(8, 1)	1.0		3	0	0	0	1	0	0	0	0	0	9	11	0.00	1.000										
78 <b>Yenier Cano, R</b> ERA: 1.72	(9, 1)	1.0		4	1	0	0	2	0	0	0	0	0	9	11	0.00	1.000										
<b>PITCHER</b>	IP	WLS	BF	H	R	ER	SO	BB	IBB	HBP	BLK	WP	HR	S	P	ERA	WHIP										
48 <b>Kyle Gibson, R</b> ERA: 4.97	(1, 1)	5.0		24	9	4	4	6	1	0	0	0	0	12	21	0.00	3.000										
53 <b>Mike Baumann, R</b> ERA: 3.59	(6, 1)	1.0		6	2	0	0	1	1	0	0	0	0	7	12	0.00	0.000										
58 <b>Cionel Pérez, L</b> ERA: 3.86	(7, 1)	1.0		3	0	0	0	2	0	0	0	0	0	8	10	0.00	0.000										
66 <b>Jacob Webb, R</b> ERA: 3.35	(8, 1)	1.0		3	0	0	0	1	0	0	0	0	0	9	11	0.00	1.000										
78 <b>Yenier Cano, R</b> ERA: 1.72	(9, 1)	1.0		4	1	0	0	2	0	0	0	0	0	9	11	0.00	1.000										

AB 42  
R 9  
H 16  
RBI 9  
BB 1  
SO 6  
LOB 18

AB 39  
R 4  
H 12  
RBI 4  
BB 1  
SO 12  
LOB 19



Batter	1	2	3	4	5	6	7	8	9	10	AB	R	H	RBI	BB	SO	LOB	TOP													
35 <b>Adeley Rutschman, Sr</b> (1, 10) OBP: 0.367, SLG: 0.427	G5-3		L4		L6		BB			2 HBP 6 1B 11 SF8 BB	3	1	0	0	2	0	0	<b>Baltimore Orioles @ Oakland Athletics</b> Oakland Coliseum, Oakland, CA Sat Aug 19 2023, 6:09 PM - 8:55 PM PDT Att. 18,213 - Partly Cloudy - 70 F													
6 <b>Ryan Mountcastle, R</b> (1, 3) OBP: 0.317, SLG: 0.471	BB				F8					11 SF8 21 E 2 HBP 1B	3	1	1	1	2	1	1														
2 <b>Gunnar Henderson, L</b> (1, 9) OBP: 0.326, SLG: 0.462	K		G4-3		K					21 E 21 FC6 27 1B HBP	4	1	1	0	0	2	2														
11 <b>Jordan Westburg, R</b> (1, 4) OBP: 0.295, SLG: 0.395	K				K					SF8	4	0	0	1	0	3	2														
21 <b>Austin Hays, R</b> (1, 7)	26 WP 31 SH1-3 BB				G6-3					27 S FC6 27 1B	4	2	1	2	1	0	1														
31 <b>Cedric Mullins, L</b> (1, 8)	SH1-3				K					P4	4	0	2	0	0	1	2														
27 <b>James McCann, R</b> (1, 2)	L8				HR					L7	5	1	2	3	0	1	3														
26 <b>Ryan McKenna, R</b> (1, 9) OBP: 0.313, SLG: 0.375	K				HR					1B	3	0	2	0	0	1	1														
32 <b>Ryan O'Hearn, L</b> (9, PH) OBP: 0.339, SLG: 0.509					3 WP 1B					G4-3	2	0	0	0	0	0	2														
3 <b>Jorge Mateo, R</b> (1, 6) OBP: 0.253, SLG: 0.332					F8					P6	3	0	0	0	0	0	2														
12 <b>Adam Frazier, L</b> (9, PH) OBP: 0.299, SLG: 0.411					G5-3					35 WP 6 1B	1	1	0	0	0	0	1														
<b>Inning Stats</b>	R: 0 E: 0 K: 2 S: 10	H: 0 LOB: 1 BB: 1 P: 16	R: 0 E: 0 K: 1 S: 8	H: 0 LOB: 1 BB: 1 P: 13	R: 0 E: 0 K: 0 S: 7	H: 0 LOB: 1 BB: 1 P: 14	R: 2 E: 0 K: 2 S: 13	H: 3 LOB: 0 BB: 0 P: 18	R: 0 E: 0 K: 1 S: 5	H: 1 LOB: 0 BB: 0 P: 8	R: 0 E: 0 K: 2 S: 11	H: 1 LOB: 1 BB: 1 P: 16	R: 0 E: 0 K: 1 S: 8	H: 1 LOB: 0 BB: 0 P: 10	R: 0 E: 0 K: 0 S: 10	H: 1 LOB: 0 BB: 0 P: 11	R: 5 E: 1 K: 0 S: 17	H: 2 LOB: 1 BB: 1 P: 27	1B: 7 2B: 1 3B: 0 HR: 2	SF: 1 SAC: 1 DP: 2 HBP: 1	WP: 3 PB: 0 SB: 1 CS: 0	PA: 44									
<b>PITCHER</b>	IP 5.2	WLS 24	H 4	R 2	ER 2	SO 7	BB 3	IBB 0	HBP 0	BLK 0	WP 2	HR 2	S 50	P 81	ERA 3.18	WHIP 1.235															
Ken Waldichuk, L (1, 1) ERA: 5.91	70 <b>Lucas Erceg, R</b> (6, 1) ERA: 6.39	54 <b>Kirby Smead, L</b> (8, 1) ERA: 2.84	65 <b>Trevor May, R</b> (9, 1) ERA: 4.64	55 <b>Adrian Martinez, R</b> (10, 1) ERA: 5.85	<b>PITCHER</b>										IP 1.0	WLS 5	BF 5	H 0	R 0	ER 0	SO 3	BB 1	IBB 0	HBP 1	BLK 0	WP 0	HR 0	S 17	P 26	ERA 0.00	WHIP 1.000

Batter	1	2	3	4	5	6	7	8	9	10	AB	R	H	RBI	BB	SO	LOB	BOTTOM													
1 <b>Esteyru Ruiz, R</b> (1, 8) OBP: 0.304, SLG: 0.327	20 CS HBP		G3		F9		K			20 BB HBP	3	0	0	0	0	1	0	<b>Baltimore Orioles @ Oakland Athletics</b> Oakland Coliseum, Oakland, CA Sat Aug 19 2023, 6:09 PM - 8:55 PM PDT Att. 18,213 - Partly Cloudy - 70 F													
20 <b>Zack Gelof, R</b> (1, 4) OBP: 0.372, SLG: 0.621	BB		44 HBP 1B		F7					44 SH1-3 1B	3	0	2	0	2	0	0														
44 <b>Carlos Pérez, R</b> (1, 3) OBP: 0.297, SLG: 0.379	K		HBP		G1-3					SH1-3	2	0	0	0	0	1	1														
5 <b>Tony Kemp, L</b> (10, PH) OBP: 0.298, SLG: 0.305			HBP							K	1	0	0	0	0	1	3														
25 <b>Brent Rooker, R</b> (1, 9) OBP: 0.300, SLG: 0.463	K				F9					K	2	0	0	0	0	2	3														
22 <b>Lawrence Butler, L</b> (6, PH) OBP: 0.250, SLG: 0.429	K		K							K	3	0	0	0	0	2	4														
12 <b>Aledmys Díaz, R</b> (1, 7) OBP: 0.263, SLG: 0.323	HR		L7							K	4	2	2	2	1	1	5														
13 <b>Jordan Diaz, R</b> (1, 10) OBP: 0.294, SLG: 0.394	L9				G5-3					K	2	0	0	0	0	0	0														
37 <b>Tyler Soderstrom, L</b> (6, PH) OBP: 0.244, SLG: 0.296					K					K	2	0	0	0	0	2	2														
26 <b>Jonah Bride, R</b> (1, 5) OBP: 0.275, SLG: 0.194	G6-3				G6-3					K	2	0	0	0	0	0	0														
15 <b>Seth Brown, L</b> (6, PH) OBP: 0.289, SLG: 0.414										K	2	0	0	0	0	2	0														
23 <b>Shea Langeliers, R</b> (1, 2) OBP: 0.268, SLG: 0.359	2B				10 FC6 1B					F8	4	0	2	0	0	0	0														
10 <b>Nick Allen, R</b> (1, 6) OBP: 0.245, SLG: 0.263	P3				FC6					G6-3	4	0	0	0	0	0	2														
<b>Inning Stats</b>	R: 0 E: 0 K: 2 S: 13	H: 0 LOB: 1 BB: 1 P: 20	R: 1 E: 0 K: 0 S: 13	H: 2 LOB: 1 BB: 0 P: 19	R: 0 E: 0 K: 1 S: 16	H: 1 LOB: 2 BB: 0 P: 23	R: 0 E: 0 K: 0 S: 7	H: 1 LOB: 1 BB: 0 P: 10	R: 0 E: 0 K: 0 S: 5	H: 0 LOB: 0 BB: 0 P: 5	R: 1 E: 0 K: 2 S: 12	H: 1 LOB: 0 BB: 0 P: 16	R: 0 E: 0 K: 1 S: 6	H: 0 LOB: 0 BB: 0 P: 8	R: 0 E: 0 K: 2 S: 9	H: 1 LOB: 2 BB: 1 P: 11	R: 0 E: 0 K: 1 S: 7	H: 0 LOB: 0 BB: 0 P: 9	R: 0 E: 0 K: 3 S: 17	H: 0 LOB: 3 BB: 1 P: 26	1B: 3 2B: 1 3B: 0 HR: 2	SF: 0 SAC: 1 DP: 0 HBP: 3	WP: 0 PB: 0 SB: 0 CS: 1	PA: 41							
<b>PITCHER</b>	IP 5.0	WLS 21	H 4	R 1	ER 1	SO 3	BB 1	IBB 0	HBP 2	BLK 0	WP 0	HR 0	S 54	P 77	ERA 1.80	WHIP 1.000															
19 <b>Cole Irvin, L</b> (1, 1) ERA: 4.66	14 <b>Shintaro Fujinami, R</b> (8, 1) ERA: 3.09	78 <b>Yennier Cano, R</b> (7, 1) ERA: 1.68	56 <b>Cleber Pérez, L</b> (8, 1) ERA: 3.8	74 <b>Félix Bautista, R</b> (8, 1) ERA: 1.54	<b>PITCHER</b>										IP 1.0	WLS 5	BF 5	H 0	R 0	ER 0	SO 3	BB 1	IBB 0	HBP 1	BLK 0	WP 0	HR 0	S 17	P 26	ERA 0.00	WHIP 1.000





Batter	1	2	3	4	5	6	7	8	9	AB	R	H	RBI	BB	SO	LOB	TOP							
35 <b>Adeley Rutschman, S</b> OBP: 0.369, SLG: 0.428										4	3	2	1	1	1	0								
6 <b>Ryan Mountcastle, R</b> OBP: 0.331, SLG: 0.461										5	2	3	3	0	1	1								
2 <b>Gunnar Henderson, L</b> OBP: 0.331, SLG: 0.494										5	3	4	2	0	0	2								
21 <b>Austin Hays, R</b> OBP: 0.324, SLG: 0.451										3	0	1	2	1	0	1								
32 <b>Ryan O'Hearn, L</b> OBP: 0.337, SLG: 0.596										1	0	0	0	0	1	1								
29 <b>Ramón Uriás, R</b> OBP: 0.320, SLG: 0.385										5	1	2	2	0	1	2								
31 <b>Cedric Mullins, L</b> OBP: 0.334, SLG: 0.444										5	0	1	0	0	1	3								
11 <b>Jordan Westburg, R</b> OBP: 0.299, SLG: 0.403										5	1	2	1	0	1	0								
26 <b>Ryan McKenna, R</b> OBP: 0.308, SLG: 0.361										4	0	0	0	1	2	3								
3 <b>Jorge Mateo, R</b> OBP: 0.255, SLG: 0.348										5	2	2	1	0	0	2								
<b>Inning Stats</b>	R: 1 H: 2 E: 0 K: 1 S: 14	H: 2 BB: 1 P: 26	R: 1 H: 1 E: 0 K: 2 S: 9	H: 1 LOB: 0 BB: 0 P: 11	R: 2 H: 3 E: 0 K: 1 S: 10	H: 3 LOB: 0 BB: 0 P: 13	R: 3 H: 3 E: 0 K: 0 S: 10	H: 3 LOB: 1 BB: 1 P: 18	R: 0 H: 0 E: 0 K: 0 S: 5	H: 0 LOB: 0 BB: 0 P: 7	R: 0 H: 0 E: 0 K: 0 S: 7	H: 0 LOB: 0 BB: 0 P: 14	R: 2 H: 4 E: 0 K: 1 S: 16	H: 4 LOB: 2 BB: 0 P: 22	R: 3 H: 4 E: 0 K: 1 S: 23	H: 4 LOB: 1 BB: 0 P: 36	R: 0 H: 0 E: 0 K: 2 S: 9	H: 0 LOB: 0 BB: 0 P: 15	1B: 9 2B: 5 3B: 1 HR: 3	SF: 0 SAC: 0 DP: 1 HBP: 0	WP: 0 PB: 0 SB: 0 CS: 0	PA: 45		
<b>PITCHER</b>	IP WLS BF H R ER SO BB IBB HBP BLK WP HR S P ERA WHIP	IP WLS BF H R ER SO BB IBB HBP BLK WP HR S P ERA WHIP	IP WLS BF H R ER SO BB IBB HBP BLK WP HR S P ERA WHIP	IP WLS BF H R ER SO BB IBB HBP BLK WP HR S P ERA WHIP	IP WLS BF H R ER SO BB IBB HBP BLK WP HR S P ERA WHIP	IP WLS BF H R ER SO BB IBB HBP BLK WP HR S P ERA WHIP	IP WLS BF H R ER SO BB IBB HBP BLK WP HR S P ERA WHIP	IP WLS BF H R ER SO BB IBB HBP BLK WP HR S P ERA WHIP	IP WLS BF H R ER SO BB IBB HBP BLK WP HR S P ERA WHIP	IP WLS BF H R ER SO BB IBB HBP BLK WP HR S P ERA WHIP	IP WLS BF H R ER SO BB IBB HBP BLK WP HR S P ERA WHIP	IP WLS BF H R ER SO BB IBB HBP BLK WP HR S P ERA WHIP	IP WLS BF H R ER SO BB IBB HBP BLK WP HR S P ERA WHIP	IP WLS BF H R ER SO BB IBB HBP BLK WP HR S P ERA WHIP	IP WLS BF H R ER SO BB IBB HBP BLK WP HR S P ERA WHIP	IP WLS BF H R ER SO BB IBB HBP BLK WP HR S P ERA WHIP	IP WLS BF H R ER SO BB IBB HBP BLK WP HR S P ERA WHIP	IP WLS BF H R ER SO BB IBB HBP BLK WP HR S P ERA WHIP	IP WLS BF H R ER SO BB IBB HBP BLK WP HR S P ERA WHIP	IP WLS BF H R ER SO BB IBB HBP BLK WP HR S P ERA WHIP	IP WLS BF H R ER SO BB IBB HBP BLK WP HR S P ERA WHIP	IP WLS BF H R ER SO BB IBB HBP BLK WP HR S P ERA WHIP	IP WLS BF H R ER SO BB IBB HBP BLK WP HR S P ERA WHIP	IP WLS BF H R ER SO BB IBB HBP BLK WP HR S P ERA WHIP

Baltimore Orioles @ Oakland Athletics  
Oakland Coliseum, Oakland, CA  
Sun Aug 20 2023, 1:10 PM - 3:51 PM PDT  
Att: 16,198 - Partly Cloudy - 78 F

AB 42  
R 12  
H 17  
RBI 12  
BB 3  
SO 8  
LOB 15



Batter	1	2	3	4	5	6	7	8	9	AB	R	H	RBI	BB	SO	LOB	BOTTOM							
22 <b>Lawrence Butler, L</b> OBP: 0.219, SLG: 0.375										4	0	0	0	0	1	1								
20 <b>Zack Gelof, R</b> OBP: 0.376, SLG: 0.617										4	0	2	0	0	1	1								
15 <b>Seth Brown, L</b> OBP: 0.296, SLG: 0.409										3	0	0	0	0	2	2								
26 <b>Jonah Bride, R</b> OBP: 0.272, SLG: 0.191										1	0	0	0	0	0	1								
25 <b>Brent Rooker, R</b> OBP: 0.329, SLG: 0.469										4	1	1	1	0	2	1								
5 <b>Tony Kemp, L</b> OBP: 0.299, SLG: 0.304										1	0	0	0	1	0	0								
1 <b>Esteury Ruiz, R</b> OBP: 0.303, SLG: 0.326										1	0	0	0	0	0	0								
44 <b>Carlos Pérez, R</b> OBP: 0.298, SLG: 0.373										2	0	0	0	0	2	0								
13 <b>Jordan Diaz, R</b> OBP: 0.290, SLG: 0.388										3	0	0	0	0	0	2								
37 <b>Tyler Soderstrom, L</b> OBP: 0.237, SLG: 0.247										3	0	0	0	0	1	1								
10 <b>Nick Allen, R</b> OBP: 0.247, SLG: 0.264										3	0	1	0	0	1	0								
<b>Inning Stats</b>	R: 0 H: 0 E: 0 K: 3 S: 9	H: 0 LOB: 0 BB: 0 P: 13	R: 0 H: 0 E: 0 K: 2 S: 8	H: 0 LOB: 0 BB: 0 P: 13	R: 0 H: 0 E: 0 K: 2 S: 12	H: 0 LOB: 0 BB: 0 P: 15	R: 0 H: 1 E: 0 K: 1 S: 12	H: 1 LOB: 0 BB: 0 P: 18	R: 0 H: 0 E: 0 K: 0 S: 10	H: 0 LOB: 0 BB: 0 P: 19	R: 0 H: 1 E: 0 K: 0 S: 9	H: 1 LOB: 1 BB: 0 P: 14	R: 1 H: 1 E: 0 K: 1 S: 13	H: 1 LOB: 0 BB: 0 P: 17	R: 0 H: 0 E: 0 K: 0 S: 6	H: 0 LOB: 0 BB: 0 P: 11	R: 0 H: 1 E: 0 K: 1 S: 10	H: 1 LOB: 0 BB: 0 P: 16	1B: 3 2B: 0 3B: 0 HR: 1	SF: 0 SAC: 0 DP: 2 HBP: 1	WP: 0 PB: 0 SB: 0 CS: 0	PA: 31		
<b>PITCHER</b>	IP WLS BF H R ER SO BB IBB HBP BLK WP HR S P ERA WHIP	IP WLS BF H R ER SO BB IBB HBP BLK WP HR S P ERA WHIP	IP WLS BF H R ER SO BB IBB HBP BLK WP HR S P ERA WHIP	IP WLS BF H R ER SO BB IBB HBP BLK WP HR S P ERA WHIP	IP WLS BF H R ER SO BB IBB HBP BLK WP HR S P ERA WHIP	IP WLS BF H R ER SO BB IBB HBP BLK WP HR S P ERA WHIP	IP WLS BF H R ER SO BB IBB HBP BLK WP HR S P ERA WHIP	IP WLS BF H R ER SO BB IBB HBP BLK WP HR S P ERA WHIP	IP WLS BF H R ER SO BB IBB HBP BLK WP HR S P ERA WHIP	IP WLS BF H R ER SO BB IBB HBP BLK WP HR S P ERA WHIP	IP WLS BF H R ER SO BB IBB HBP BLK WP HR S P ERA WHIP	IP WLS BF H R ER SO BB IBB HBP BLK WP HR S P ERA WHIP	IP WLS BF H R ER SO BB IBB HBP BLK WP HR S P ERA WHIP	IP WLS BF H R ER SO BB IBB HBP BLK WP HR S P ERA WHIP	IP WLS BF H R ER SO BB IBB HBP BLK WP HR S P ERA WHIP	IP WLS BF H R ER SO BB IBB HBP BLK WP HR S P ERA WHIP	IP WLS BF H R ER SO BB IBB HBP BLK WP HR S P ERA WHIP	IP WLS BF H R ER SO BB IBB HBP BLK WP HR S P ERA WHIP	IP WLS BF H R ER SO BB IBB HBP BLK WP HR S P ERA WHIP	IP WLS BF H R ER SO BB IBB HBP BLK WP HR S P ERA WHIP	IP WLS BF H R ER SO BB IBB HBP BLK WP HR S P ERA WHIP	IP WLS BF H R ER SO BB IBB HBP BLK WP HR S P ERA WHIP	IP WLS BF H R ER SO BB IBB HBP BLK WP HR S P ERA WHIP	IP WLS BF H R ER SO BB IBB HBP BLK WP HR S P ERA WHIP

Baltimore Orioles @ Oakland Athletics  
Oakland Coliseum, Oakland, CA  
Sun Aug 20 2023, 1:10 PM - 3:51 PM PDT  
Att: 16,198 - Partly Cloudy - 78 F

AB 29  
R 1  
H 4  
RBI 1  
BB 1  
SO 10  
LOB 9









Batter	1	2	3	4	5	6	7	8	9	AB	R	H	RBI	BB	SO	LOB	TOP										
11 Maikel Garcia, R OBP: 0.330, SLG: 0.379	L9	P4			BB		1B		K	4	1	1	0	1	1	2											
7 Bobby Witt Jr., R OBP: 0.317, SLG: 0.499	G6-3		L9		K		FC		P6	5	0	0	0	0	1	2											
19 Michael Massey, L OBP: 0.276, SLG: 0.366	G4-3		G6-3		2B		G4-3			4	1	1	0	0	0	1											
13 Salvador Perez, R OBP: 0.298, SLG: 0.429		1B	E6		1B					3	1	2	2	1	0	0											
1 MJ Melendez, L OBP: 0.306, SLG: 0.395		1B								3	1	1	0	0	1	2											
34 Freddy Fermin, R OBP: 0.323, SLG: 0.500		1B	G4-3		K		FC4			1	0	0	0	0	0	2											
17 Nelson Velázquez, R OBP: 0.288, SLG: 0.613					F9				L3	4	0	0	0	0	2	3											
6 Drew Waters, S OBP: 0.292, SLG: 0.382							F8		K	3	0	0	0	1	1	0											
15 Matt Duffy, R OBP: 0.311, SLG: 0.315									G1-6-3	2	0	0	0	0	1	4											
27 Matt Beaty, R OBP: 0.348, SLG: 0.366										2	0	0	0	0	1	0											
28 Kyle Isbel, L OBP: 0.269, SLG: 0.378					G3-1		F7		P4	4	0	1	2	0	0	1											
<b>Inning Stats</b>	R: 0 H: 0 E: 0 K: 0 S: 10	H: 0 LOB: 0 BB: 0 P: 16	R: 2 H: 3 E: 0 K: 1 S: 19	H: 3 LOB: 2 BB: 1 P: 32	R: 0 H: 0 E: 1 K: 2 S: 8	H: 0 LOB: 1 BB: 0 P: 11	R: 0 H: 0 E: 1 K: 2 S: 12	H: 0 LOB: 1 BB: 0 P: 16	R: 2 H: 2 E: 0 K: 2 S: 16	H: 2 LOB: 1 BB: 1 P: 28	R: 0 H: 0 E: 0 K: 1 S: 9	H: 0 LOB: 0 BB: 0 P: 12	R: 0 H: 1 E: 0 K: 0 S: 6	H: 1 LOB: 1 BB: 1 P: 10	R: 0 H: 0 E: 0 K: 1 S: 8	H: 0 LOB: 0 BB: 0 P: 15	R: 0 H: 0 E: 0 K: 1 S: 8	H: 0 LOB: 0 BB: 0 P: 14	1B: 5 2B: 1 3B: 0 HR: 0	SF: 0 SAC: 0 DP: 0 HBP: 0	WP: 1 PB: 0 SB: 1 CS: 0	PA: 38					
<b>PITCHER</b>	IP	WLS	BF	H	R	ER	SO	BB	IBB	HBP	BLK	WP	HR	S	P	ERA	WHIP										
56 Dany Jiménez, R ERA: 6.0	1.0		3	0	0	0	0	0	0	0	0	0	0	10	16	0.00	0.000										
Hogan Harris, L ERA: 7.14	3.2	W	20	5	4	4	5	2	0	0	0	1	0	54	86	9.82	1.909										
19 Spencer Patton, R ERA: 5.14	1.2	H	6	1	0	0	1	0	0	0	0	0	0	14	20	0.00	0.600										
54 Kirby Snead, L ERA: 2.0	1.2	H	6	0	0	0	1	0	1	0	0	0	0	10	18	0.00	0.000										
65 Trevor May, R ERA: 4.37	1.0	S	3	0	0	0	1	0	0	0	0	0	0	8	14	0.00	0.000										

Kansas City Royals @ Oakland Athletics  
Oakland Coliseum, Oakland, CA  
Tue Aug 22 2023, 6:41 PM - 9:17 PM PDT  
Att. 4,021 - Clear - 72 F

AB 35  
R 4  
H 6  
RBI 4  
BB 3  
SO 8  
LOB 17



Batter	1	2	3	4	5	6	7	8	9	AB	R	H	RBI	BB	SO	LOB	BOTTOM										
26 Jonah Bride, R OBP: 0.277, SLG: 0.188							G4-6-3			1	1	0	0	0	1	0											
49 Ryan Noda, L OBP: 0.382, SLG: 0.419										2	0	1	0	0	0	0											
20 Zack Gelof, R OBP: 0.373, SLG: 0.617										3	1	1	0	1	2	1											
44 Carlos Pérez, R OBP: 0.297, SLG: 0.370										4	1	1	0	0	2	3											
25 Brent Rooker, R OBP: 0.332, SLG: 0.476										4	1	2	1	0	2	0											
12 Aledmys Díaz, R OBP: 0.286, SLG: 0.331										3	0	1	3	0	0	0											
13 Jordan Diaz, R OBP: 0.286, SLG: 0.397										2	0	0	0	0	1	2											
15 Seth Brown, L OBP: 0.283, SLG: 0.403										2	0	0	0	0	1	0											
23 Shea Langeliers, R OBP: 0.269, SLG: 0.375										3	1	1	1	0	1	1											
1 Esteyru Ruiz, R OBP: 0.300, SLG: 0.322										2	0	0	0	0	1	0											
22 Lawrence Butler, L OBP: 0.243, SLG: 0.375										1	0	0	0	0	0	0											
10 Nick Allen, R OBP: 0.243, SLG: 0.260										3	0	0	0	0	0	0											
<b>Inning Stats</b>	R: 2 H: 1 E: 0 K: 1 S: 16	H: 1 LOB: 1 BB: 1 P: 28	R: 1 H: 1 E: 0 K: 1 S: 8	H: 1 LOB: 0 BB: 0 P: 12	R: 2 H: 3 E: 0 K: 2 S: 15	H: 3 LOB: 1 BB: 0 P: 22	R: 0 H: 1 E: 0 K: 2 S: 10	H: 1 LOB: 1 BB: 0 P: 13	R: 0 H: 0 E: 0 K: 0 S: 6	H: 0 LOB: 0 BB: 0 P: 8	R: 0 H: 1 E: 0 K: 1 S: 11	H: 1 LOB: 1 BB: 0 P: 16	R: 0 H: 0 E: 0 K: 2 S: 8	H: 0 LOB: 0 BB: 0 P: 11	R: 0 H: 0 E: 0 K: 2 S: 8	H: 0 LOB: 0 BB: 0 P: 11	1B: 5 2B: 1 3B: 0 HR: 1	SF: 1 SAC: 0 DP: 0 HBP: 1	WP: 0 PB: 0 SB: 1 CS: 0	PA: 33							
<b>PITCHER</b>	IP	WLS	BF	H	R	ER	SO	BB	IBB	HBP	BLK	WP	HR	S	P	ERA	WHIP										
61 Angel Zerpa, L ERA: 7.71	3.0	L	16	5	5	5	4	1	0	1	0	0	1	39	62	15.00	2.000										
23 Zack Greinke, R ERA: 5.34	4.0		14	2	0	0	5	0	0	0	0	0	0	38	53	0.00	0.500										
58 John McMillon, R ERA: 3.0	1.0		3	0	0	0	2	0	0	0	0	0	0	8	11	0.00	0.000										

Kansas City Royals @ Oakland Athletics  
Oakland Coliseum, Oakland, CA  
Tue Aug 22 2023, 6:41 PM - 9:17 PM PDT  
Att. 4,021 - Clear - 72 F

AB 30  
R 5  
H 7  
RBI 5  
BB 1  
SO 11  
LOB 7

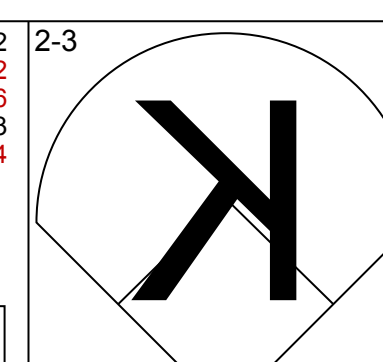
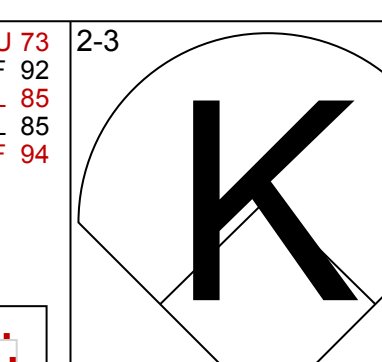
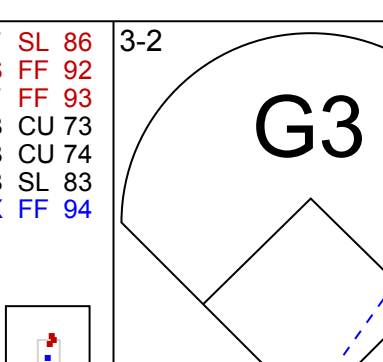
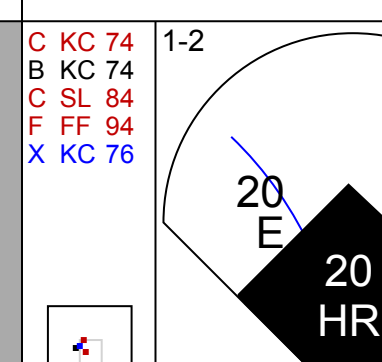
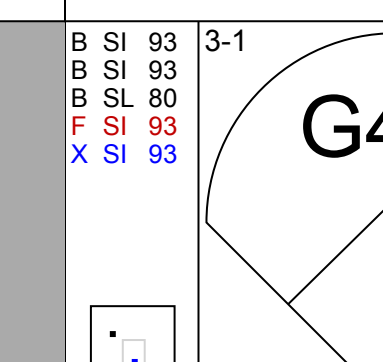

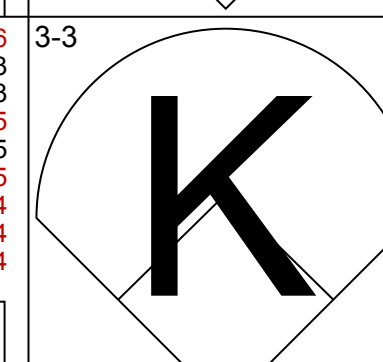
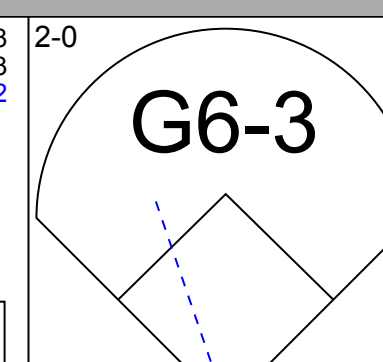
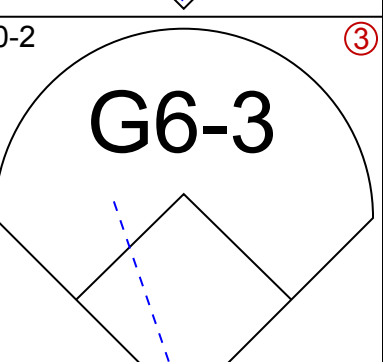
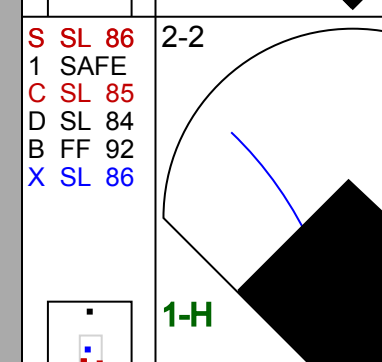
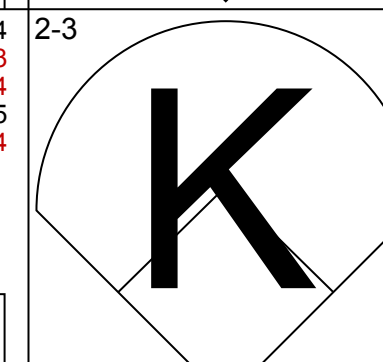
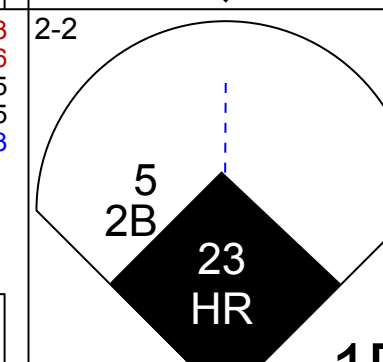
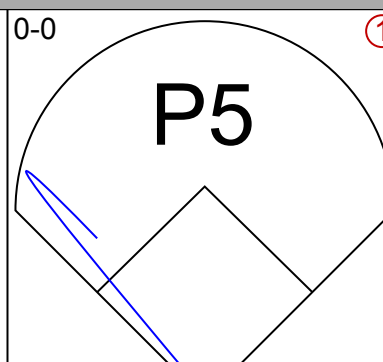
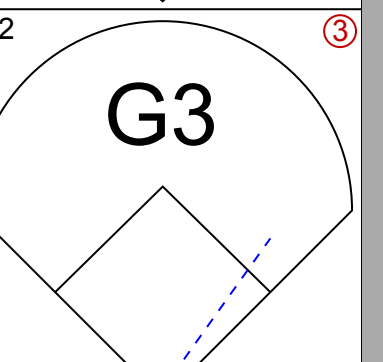
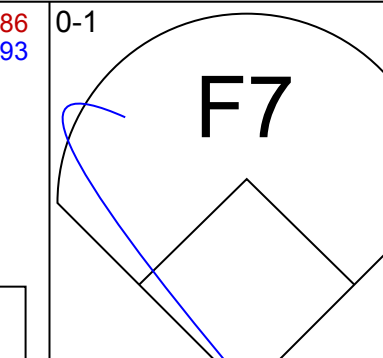
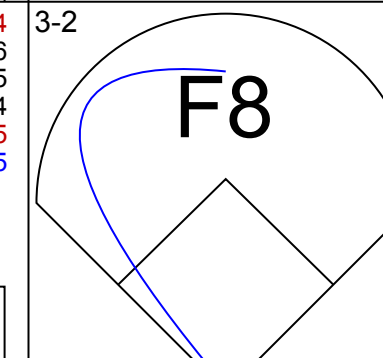
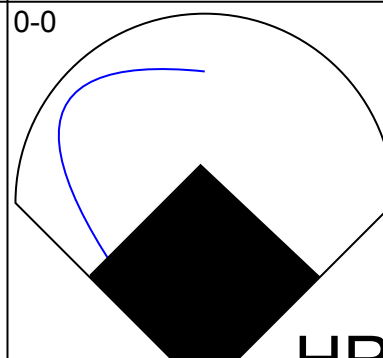
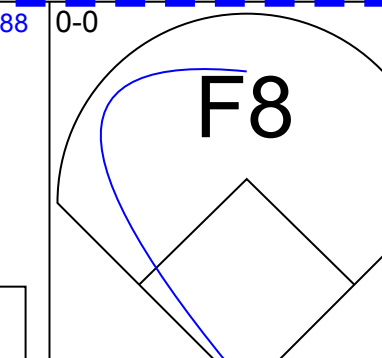
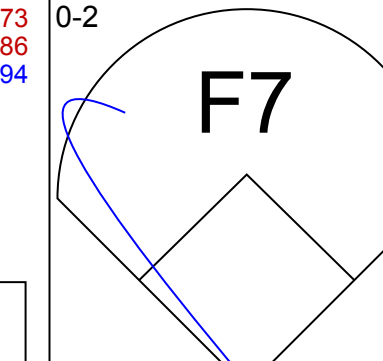
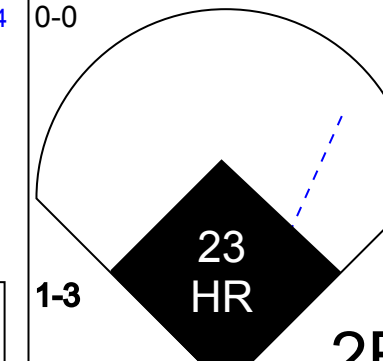
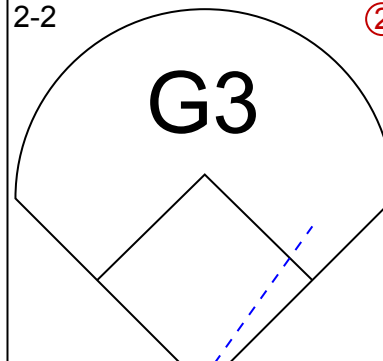
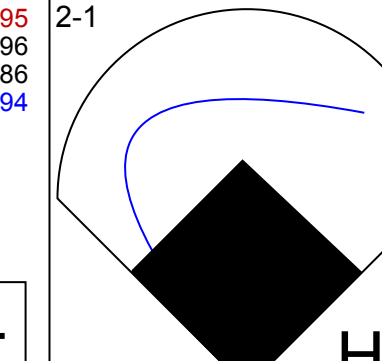
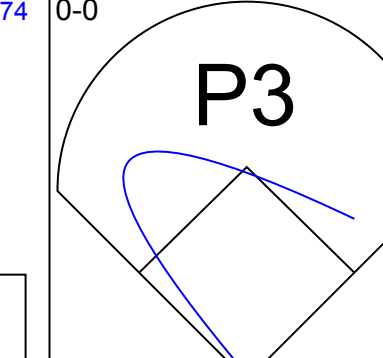
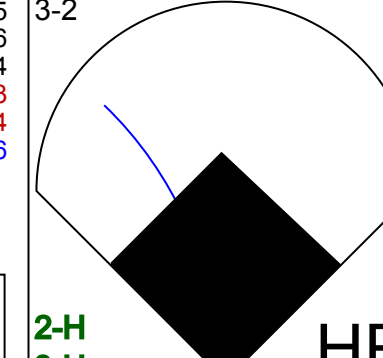
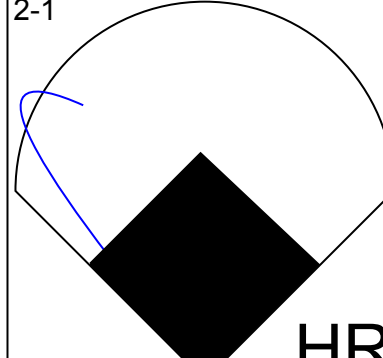
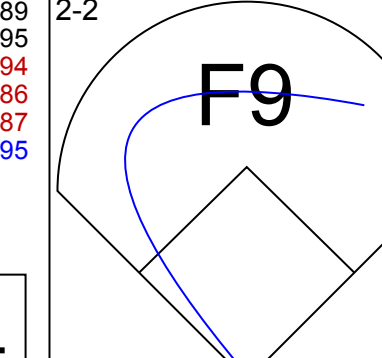
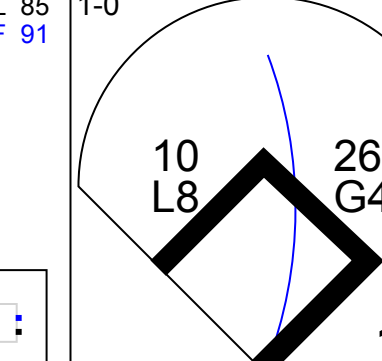
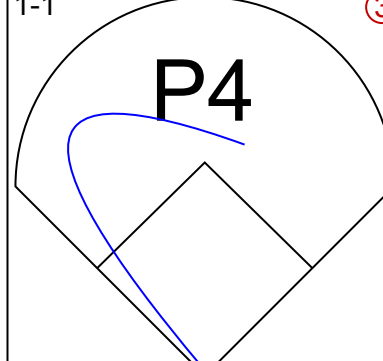
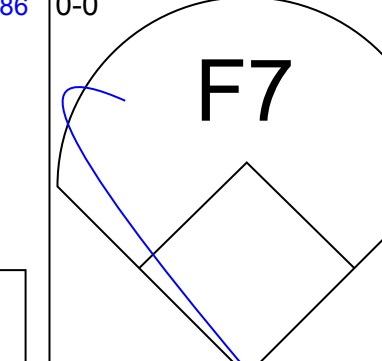
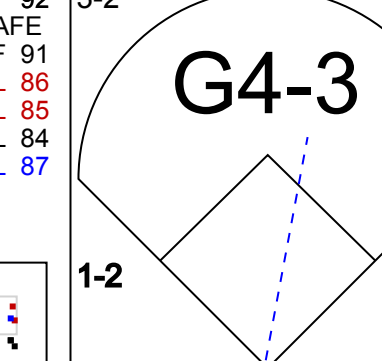
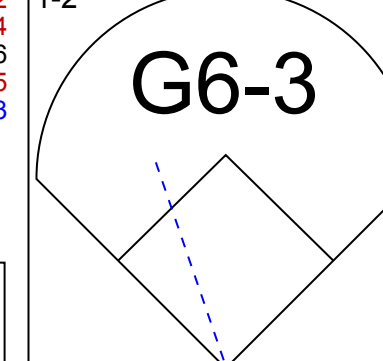
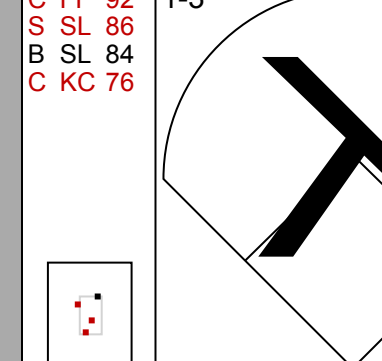
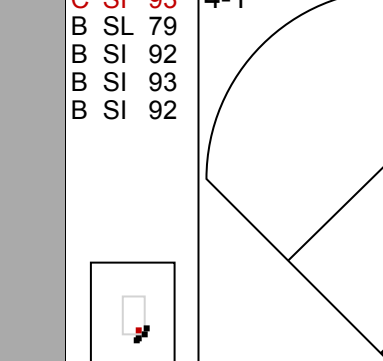
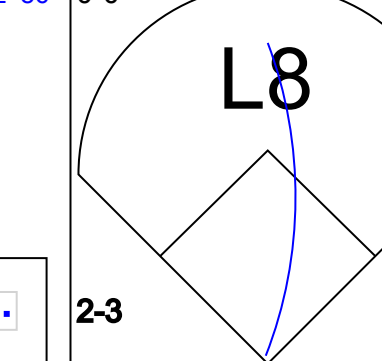
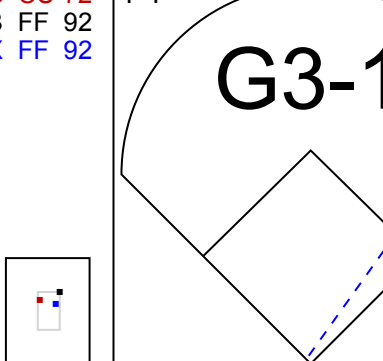
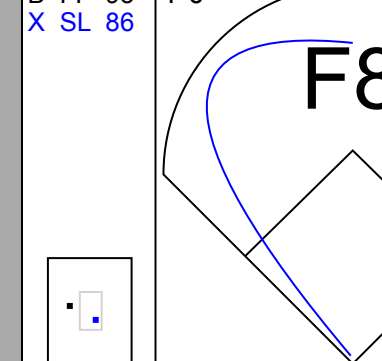
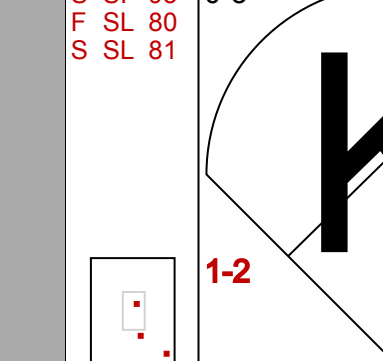


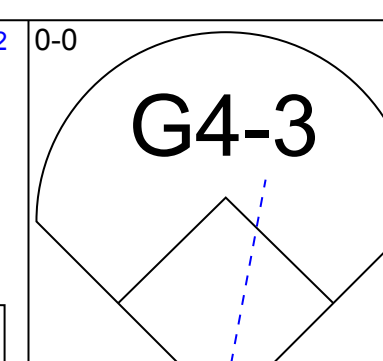
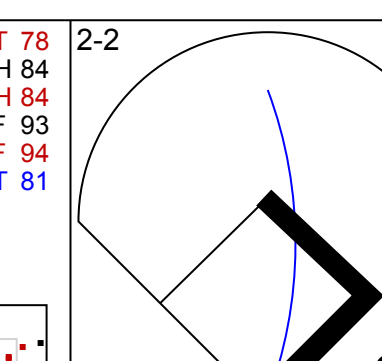
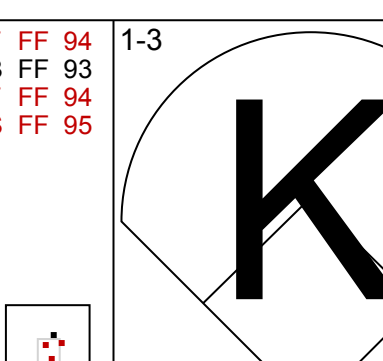
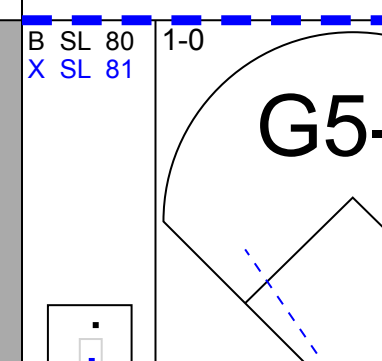
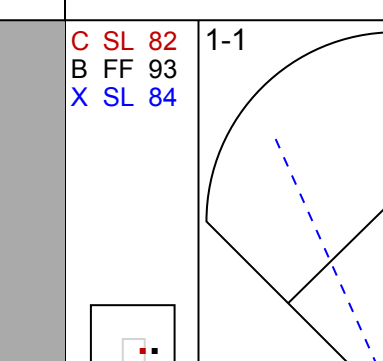

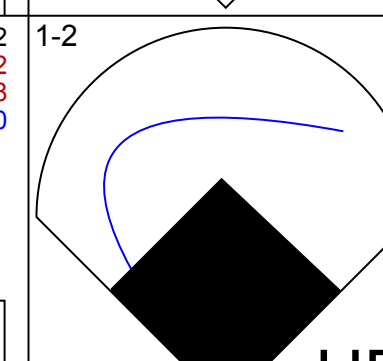
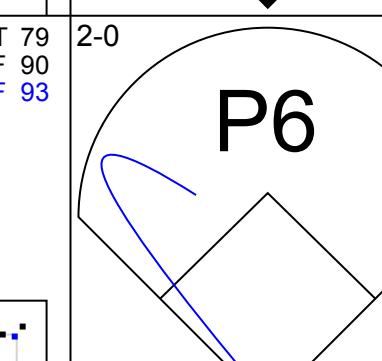
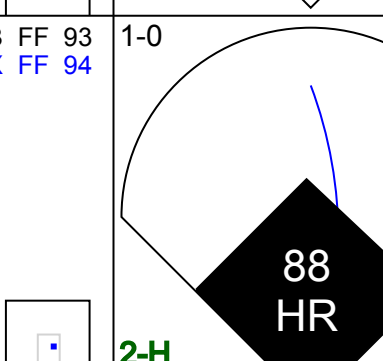
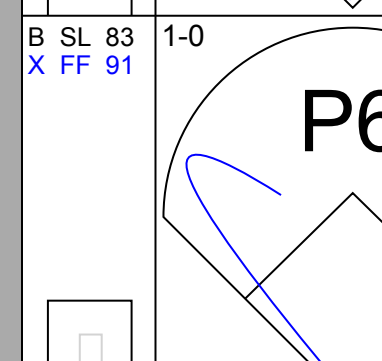
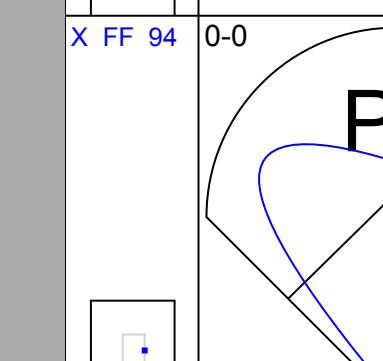
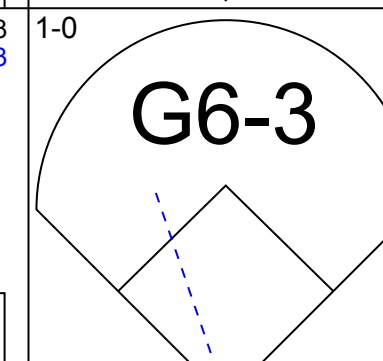
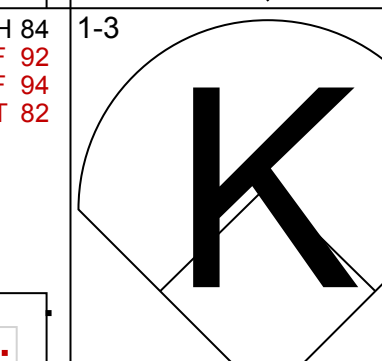
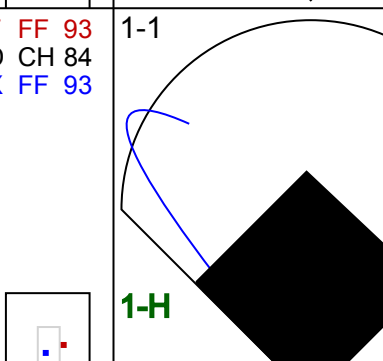
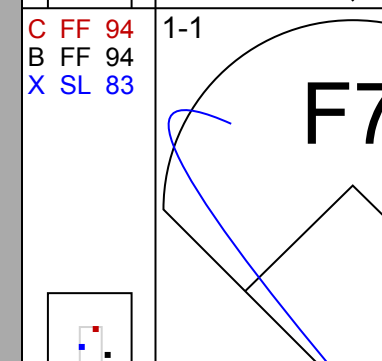
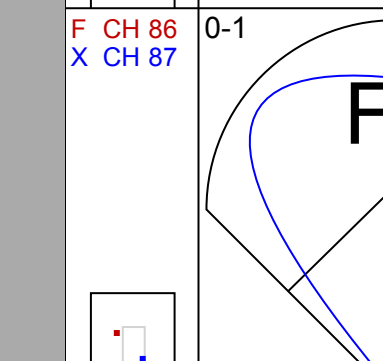
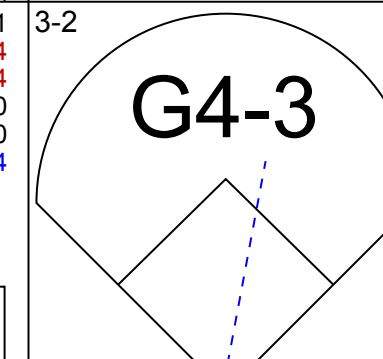
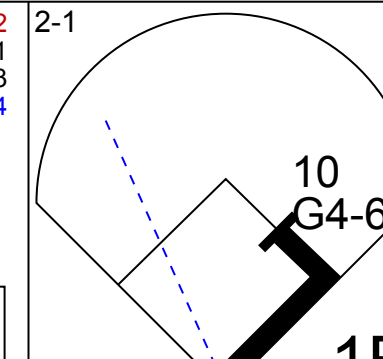
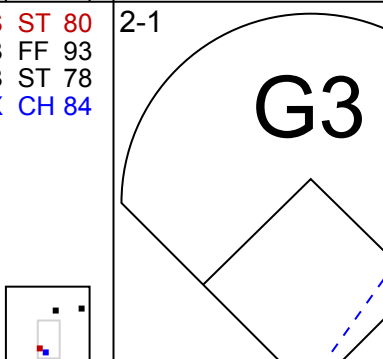
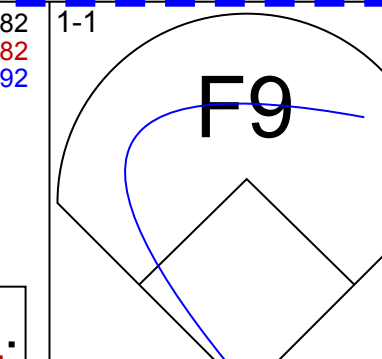
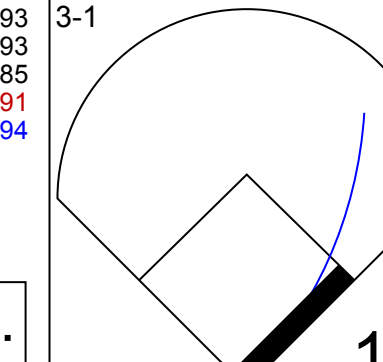
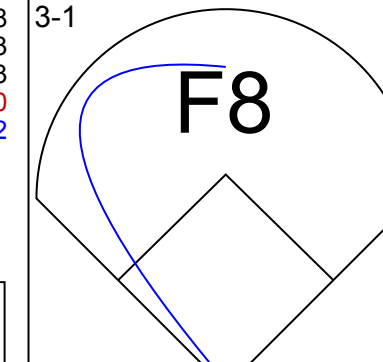
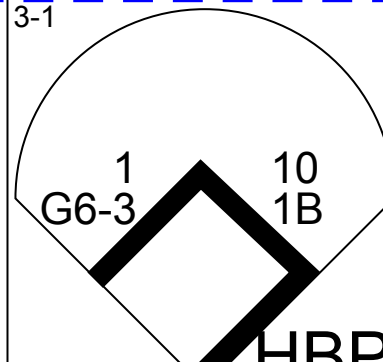
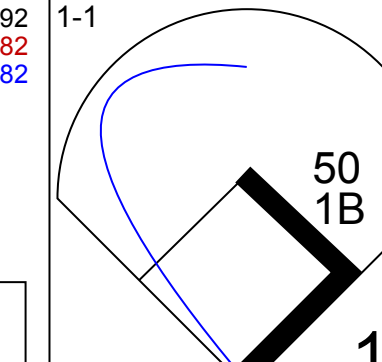
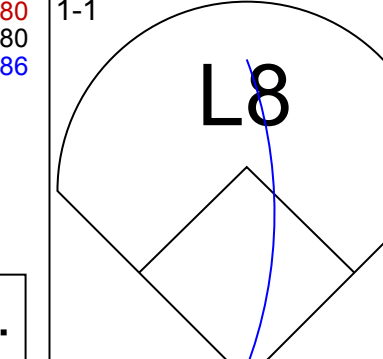
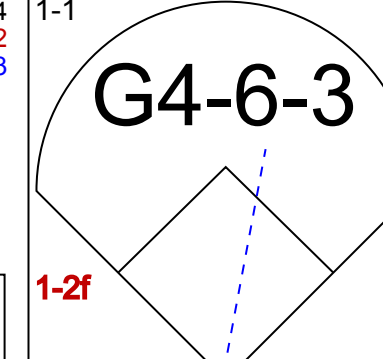

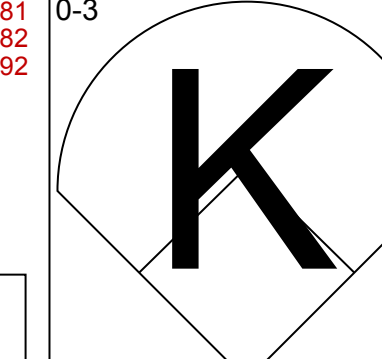
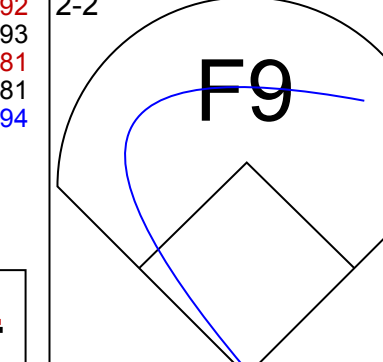
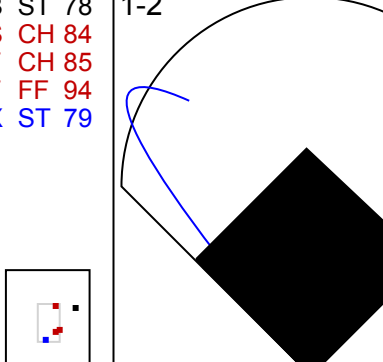
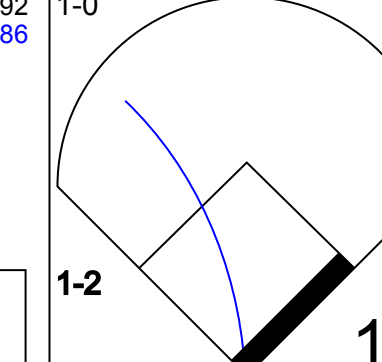
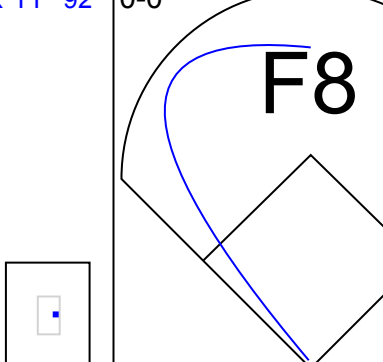
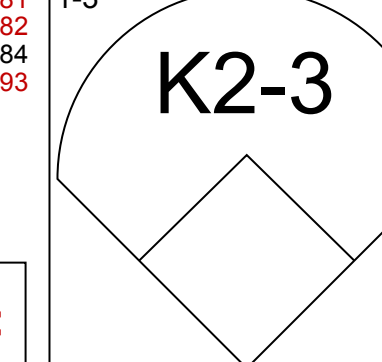
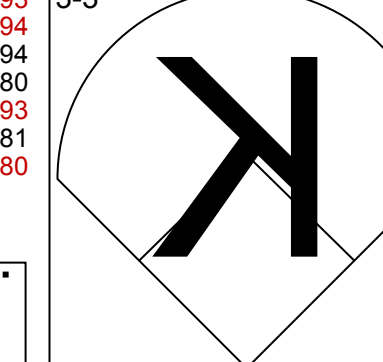
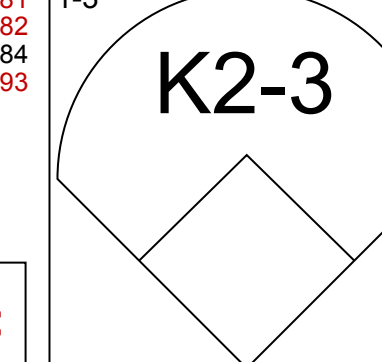
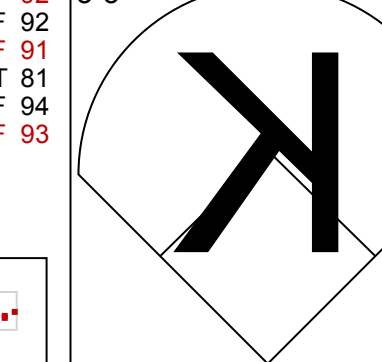
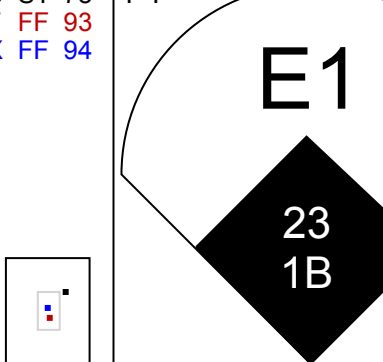
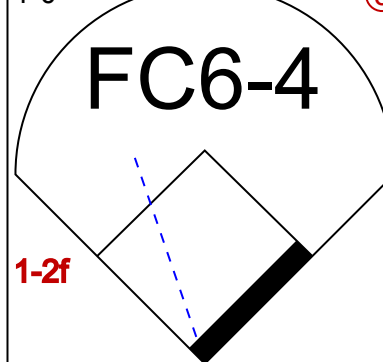
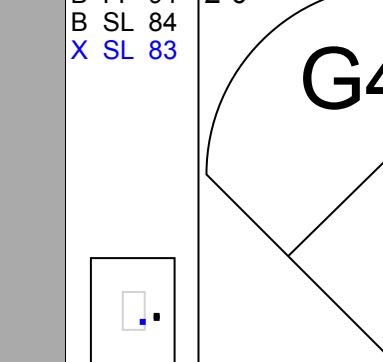


Batter	1	2	3	4	5	6	7	8	9	AB	R	H	RBI	BB	SO	LOB	TOP										
11 Maikel Garcia, R OBP: 0.328, SLG: 0.376										3	0	0	1	0	1	3	<b>Kansas City Royals @ Oakland Athletics</b> <b>Oakland Coliseum, Oakland, CA</b> Wed Aug 23 2023, 12:39 PM - 3:20 PM PDT Att: 5,075 - Sunny - 82 F										
7 Bobby Witt Jr., R OBP: 0.320, SLG: 0.596										3	1	2	1	1	0	0											
19 Michael Massey, L OBP: 0.273, SLG: 0.361										4	0	0	0	0	1	2											
13 Salvador Perez, R OBP: 0.297, SLG: 0.426										3	0	0	0	1	1	1											
1 MJ Melendez, L OBP: 0.304, SLG: 0.391										4	0	0	0	0	2	2											
27 Matt Beaty, L OBP: 0.379, SLG: 0.381										1	1	1	0	0	0	0											
17 Nelson Velázquez, R OBP: 0.279, SLG: 0.594										2	0	0	0	0	0	0											
34 Freddy Fermin, R OBP: 0.317, SLG: 0.489										4	0	0	0	0	3	2											
6 Drew Waters, S OBP: 0.299, SLG: 0.393										2	1	1	1	2	0	1											
44 Dairon Blanco, R OBP: 0.316, SLG: 0.438										2	1	1	1	2	1	1											
<b>Inning Stats</b>	R: 0 E: 0 K: 1 S: 8	H: 0 LOB: 1 BB: 1 P: 14	R: 0 E: 0 K: 2 S: 13	H: 1 LOB: 1 BB: 0 P: 18	R: 1 E: 0 K: 1 S: 8	H: 2 LOB: 2 BB: 1 P: 15	R: 2 E: 0 K: 1 S: 9	H: 1 LOB: 0 BB: 1 P: 20	R: 1 E: 0 K: 1 S: 12	H: 1 LOB: 0 BB: 0 P: 20	R: 0 E: 0 K: 0 S: 8	H: 0 LOB: 2 BB: 2 P: 20	R: 0 E: 0 K: 1 S: 11	H: 0 LOB: 0 BB: 0 P: 16	R: 0 E: 0 K: 1 S: 7	H: 0 LOB: 0 BB: 0 P: 10	R: 0 E: 0 K: 1 S: 5	H: 0 LOB: 0 BB: 1 P: 10	1B: 2 2B: 0 3B: 1 HR: 2	SF: 1 SAC: 0 DP: 1 HBP: 2	WP: 0 PB: 0 SB: 2 CS: 2	PA: 38					
<b>PITCHER</b>	IP	WLS	BF	H	R	ER	SO	BB	IBB	HBP	BLK	WP	HR	S	P	ERA	WHIP	<b>PITCHER</b>									
55 Adrián Martínez, R ERA: 5.71	2.1	L	11	3	1	1	3	1	0	1	0	0	1	24	41	3.86	1.714										
60 Francisco Pérez, L ERA: 8.53	1.2		8	1	2	2	2	1	1	1	0	0	0	14	26	10.80	1.200										
39 Kyle Muller, L ERA: 7.28	4.0		15	1	1	1	3	2	0	0	0	0	1	38	66	2.25	0.750										
16 Sean Newcomb, L ERA:	1.0		3	0	0	0	1	1	0	0	0	0	0	5	10	0.00	1.000										

Batter	1	2	3	4	5	6	7	8	9	AB	R	H	RBI	BB	SO	LOB	BOTTOM										
26 Jonah Bride, R OBP: 0.279, SLG: 0.194										3	0	1	0	0	1	1	<b>Kansas City Royals @ Oakland Athletics</b> <b>Oakland Coliseum, Oakland, CA</b> Wed Aug 23 2023, 12:39 PM - 3:20 PM PDT Att: 5,075 - Sunny - 82 F										
15 Seth Brown, L OBP: 0.282, SLG: 0.402										1	0	0	0	0	3												
20 Zack Celof, R OBP: 0.363, SLG: 0.598										4	0	0	0	0	2	5											
44 Carlos Pérez, R OBP: 0.293, SLG: 0.364										2	0	0	0	0	0	1											
49 Ryan Noda, L OBP: 0.383, SLG: 0.418										1	0	0	0	0	0	0											
25 Brent Rooker, R OBP: 0.328, SLG: 0.470										4	0	0	0	0	2	2											
12 Aledmys Díaz, R OBP: 0.282, SLG: 0.326										4	0	0	0	0	4	1											
13 Jordan Diaz, R OBP: 0.284, SLG: 0.393										2	0	0	0	0	2	0											
5 Tony Kemp, L OBP: 0.303, SLG: 0.305										1	0	0	0	1	0	1											
23 Shea Langeliers, R OBP: 0.289, SLG: 0.373										2	0	0	0	1	1	0											
1 Esteyru Ruiz, R OBP: 0.298, SLG: 0.320										2	0	0	0	0	1	0											
22 Lawrence Butler, L OBP: 0.237, SLG: 0.368										1	0	0	0	0	0	2											
10 Nick Allen, R OBP: 0.249, SLG: 0.262										2	0	1	0	1	0	0											
<b>Inning Stats</b>	R: 0 E: 0 K: 2 S: 10	H: 1 LOB: 0 BB: 0 P: 18	R: 0 E: 0 K: 3 S: 9	H: 0 LOB: 0 BB: 0 P: 12	R: 0 E: 0 K: 1 S: 11	H: 1 LOB: 1 BB: 0 P: 19	R: 0 E: 0 K: 2 S: 13	H: 0 LOB: 0 BB: 0 P: 19	R: 0 E: 0 K: 1 S: 9	H: 0 LOB: 0 BB: 0 P: 15	R: 0 E: 0 K: 2 S: 9	H: 0 LOB: 0 BB: 0 P: 16	R: 0 E: 0 K: 1 S: 7	H: 0 LOB: 0 BB: 0 P: 10	R: 0 E: 0 K: 0 S: 15	H: 0 LOB: 3 BB: 3 P: 35	R: 0 E: 0 K: 1 S: 10	H: 0 LOB: 1 BB: 0 P: 15	1B: 2 2B: 0 3B: 0 HR: 0	SF: 0 SAC: 0 DP: 0 HBP: 1	WP: 0 PB: 0 SB: 0 CS: 0	PA: 33					
<b>PITCHER</b>	IP	WLS	BF	H	R	ER	SO	BB	IBB	HBP	BLK	WP	HR	S	P	ERA	WHIP	<b>PITCHER</b>									
55 Cole Ragans, L ERA: 3.68	6.0	W	20	2	0	0	11	0	0	0	0	0	0	7	10	0.00	0.333										
45 Taylor Clarke, R ERA: 5.55	1.0		3	0	0	0	1	0	0	0	0	0	0	7	10	0.00	0.000										
37 Jackson Kowar, R ERA: 5.02	0.1		4	0	0	0	0	3	0	0	0	0	0	7	21	0.00	9.000										
43 Carlos Hernández, R ERA: 4.28	1.2	S	6	0	0	0	1	0	0	1	0	0	0	18	29	0.00	0.000										



Batter	1	2	3	4	5	6	7	8	9	AB	R	H	RBI	BB	SO	LOB	TOP								
49 Ryan Noda, L (1,3) OBP: 0.380, SLG: 0.414										5	1	1	0	0	2	1	<p><b>Oakland Athletics @ Chicago White Sox</b> Guaranteed Rate Field, Chicago, IL Thu Aug 24 2023, 7:11 PM - 9:51 PM CDT Att. 13,247 - Clear - 91 F</p> <p>livebaseballscorecards.com</p> <p>AB 35 R 8 H 9 RBI 8 BB 1 SO 6 LOB 6</p> 								
20 Zack Celof, R (1,4) OBP: 0.360, SLG: 0.610										4	1	1	2	0	1	0									
15 Seth Brown, L (1,9)										4	1	1	0	0	1	0									
25 Brent Rooker, R (1,10) OBP: 0.328, SLG: 0.476										4	1	1	1	0	0	1									
5 Tony Kemp, L (1,7) OBP: 0.305, SLG: 0.321										4	2	2	1	0	0	0									
23 Shea Langeliers, R (1,2) OBP: 0.272, SLG: 0.391										4	2	2	4	0	0	0									
22 Lawrence Butler, L (1,8) OBP: 0.262, SLG: 0.366										3	0	1	0	0	0	0									
26 Jonah Bride, R (1,5) OBP: 0.278, SLG: 0.187										3	0	0	0	1	1	2									
10 Nick Allen, R (1,6) OBP: 0.244, SLG: 0.257										4	0	0	0	0	1	2									
<b>Inning Stats</b>	R: 0 E: 0 K: 3 S: 12	H: 0 LOB: 0 BB: 0 P: 19	R: 0 E: 0 K: 0 S: 6	H: 0 LOB: 0 BB: 0 P: 6	R: 0 E: 0 K: 1 S: 8	H: 1 LOB: 1 BB: 0 P: 14	R: 3 E: 0 K: 0 S: 16	H: 3 LOB: 1 BB: 0 P: 28	R: 0 E: 0 K: 0 S: 9	H: 0 LOB: 0 BB: 0 P: 13	R: 2 E: 0 K: 0 S: 9	H: 2 LOB: 0 BB: 0 P: 14	R: 2 E: 0 K: 1 S: 14	H: 2 LOB: 0 BB: 0 P: 22	R: 1 E: 0 K: 0 S: 8	H: 1 LOB: 0 BB: 0 P: 12		R: 0 E: 0 K: 1 S: 6	H: 0 LOB: 0 BB: 1 P: 13	1B: 3 2B: 1 3B: 0 HR: 5	SF: 0 SAC: 0 DP: 0 HBP: 1	WP: 0 PB: 0 SB: 1 CS: 1	PA: 37		
<b>PITCHER</b>	IP WLS BF H R ER SO BB IBB HBP BLK WP HR S P ERA WHIP																								
62 Jesse Scholtens, R (1,1) ERA: 4.15	5.2	L	24	6	5	5	4	0	0	1	0	0	0	0	3	58	91	7.94	1.059						
58 Jimmy Lambert, R (6,1) ERA: 5.71	1.1	L	6	2	2	2	1	0	0	0	0	0	0	1	16	25	13.50	1.500							
68 Lane Ramsey, R (8,1) ERA: 4.82	1.0		4	1	1	1	0	0	0	0	0	0	0	1	8	12	9.00	1.000							
66 Edgar Navarro, R (9,1) ERA: 3.86	1.0		3	0	0	0	1	1	0	0	0	0	0	0	6	13	0.00	1.000							

Batter	1	2	3	4	5	6	7	8	9	AB	R	H	RBI	BB	SO	LOB	BOTTOM							
7 Tim Anderson, R (1,6) OBP: 0.287, SLG: 0.289										5	0	2	0	0	1	1	<p><b>Oakland Athletics @ Chicago White Sox</b> Guaranteed Rate Field, Chicago, IL Thu Aug 24 2023, 7:11 PM - 9:51 PM CDT Att. 13,247 - Clear - 91 F</p> <p>livebaseballscorecards.com</p> <p>AB 37 R 5 H 11 RBI 5 BB 1 SO 6 LOB 17</p> 							
23 Andrew Benintendi, L (1,7) OBP: 0.341, SLG: 0.370										5	2	2	2	0	0	2								
88 Luis Robert Jr., R (1,8) OBP: 0.320, SLG: 0.554										5	1	1	2	0	1	2								
74 Eloy Jiménez, R (1,10) OBP: 0.317, SLG: 0.443										4	0	1	0	0	0	0								
25 Andrew Vaughn, R (1,3) OBP: 0.320, SLG: 0.429										3	0	2	0	0	0	1								
10 Yoenis Moncada, S (1,5) OBP: 0.274, SLG: 0.348										4	0	1	0	0	1	3								
1 Elvis Andrus, R (1,4) OBP: 0.298, SLG: 0.346										3	1	1	1	0	0	3								
32 Gavin Sheets, L (6,PH) OBP: 0.282, SLG: 0.359										0	0	0	0	0	0	0								
50 Lenyn Sosa, R (8,PH) OBP: 0.167, SLG: 0.258										1	0	1	0	0	0	0								
43 Trayce Thompson, R (1,9) OBP: 0.303, SLG: 0.360										2	0	0	0	0	1	1								
22 Oscar Colás, L (6,PH) OBP: 0.269, SLG: 0.313										1	0	0	0	1	1	2								
26 Korey Lee, R (1,2)										4	1	0	0	0	1	2								
<b>Inning Stats</b>	R: 1 E: 0 K: 0 S: 8	H: 1 LOB: 0 BB: 0 P: 13	R: 0 E: 0 K: 1 S: 11	H: 1 LOB: 0 BB: 0 P: 20	R: 0 E: 0 K: 2 S: 11	H: 1 LOB: 1 BB: 0 P: 19	R: 0 E: 0 K: 0 S: 6	H: 1 LOB: 0 BB: 0 P: 12	R: 4 E: 1 K: 1 S: 15	H: 3 LOB: 0 BB: 0 P: 22	R: 0 E: 0 K: 0 S: 9	H: 1 LOB: 2 BB: 1 P: 16	R: 0 E: 0 K: 0 S: 4	H: 0 LOB: 0 BB: 0 P: 7	R: 0 E: 0 K: 2 S: 11	H: 2 LOB: 0 BB: 0 P: 15	R: 0 E: 0 K: 0 S: 6	H: 1 LOB: 1 BB: 0 P: 9	1B: 7 2B: 1 3B: 0 HR: 3	SF: 0 SAC: 0 DP: 2 HBP: 1	WP: 0 PB: 0 SB: 0 CS: 0	PA: 39		
<b>PITCHER</b>	IP WLS BF H R ER SO BB IBB HBP BLK WP HR S P ERA WHIP																							
Ken Waldichuk, L (1,1) ERA: 5.81	5.0	W	22	7	5	2	4	0	0	1	0	0	0	0	9	86	3.60	1.400						
70 Lucas Erceg, R (6,1) ERA: 6.57	1.0	W	5	1	0	0	0	0	1	1	0	0	0	0	9	16	0.00	1.000						
56 Dany Jiménez, R (7,1) ERA: 5.4	1.0	H	3	0	0	0	0	0	0	0	0	0	0	4	7	0.00	0.000							
19 Spencer Patton, R (8,1) ERA: 4.7	0.2	H	3	1	0	0	1	0	0	0	0	0	0	7	9	0.00	1.500							
54 Kirby Sneed, L (8,1) ERA: 1.33	0.1	H	2	1	0	0	1	0	0	0	0	0	0	4	6	0.00	3.000							








Batter	1	2	3	4	5	6	7	8	9	AB	R	H	RBI	BB	SO	LOB	TOP										
49 Ryan Noda, L (1,3) OBP: 0.398, SLG: 0.427										3	0	1	0	1	2	0	<p>Oakland Athletics @ Chicago White Sox</p> <p>Guaranteed Rate Field, Chicago, IL</p> <p>Sat Aug 26 2023, 6:11 PM - 8:55 PM CDT</p> <p>Att: 21,508 - Cloudy - 72 F</p>										
20 Zack Celof, R (1,4) OBP: 0.354, SLG: 0.586										3	0	0	0	2	1	2											
15 Seth Brown, L (1,9) 1 Esteyru Ruiz, R (8,PH) OBP: 0.299, SLG: 0.318										2	0	0	0	1	1	2											
25 Brent Rooker, R (1,10) OBP: 0.329, SLG: 0.473										5	1	1	0	0	2	2											
5 Tony Kemp, L (1,7) 44 Carlos Pérez, R (8,PH) OBP: 0.318, SLG: 0.327 OBP: 0.291, SLG: 0.362										1	0	0	0	2	0	0											
23 Shea Langeliers, R (1,2) OBP: 0.273, SLG: 0.386										3	0	1	0	1	1	2											
22 Lawrence Butler, L (1,8) 12 Aledmys Díaz, R (8,PH) OBP: 0.281, SLG: 0.325										3	0	0	0	0	0	4											
26 Jonah Bride, R (1,5) OBP: 0.283, SLG: 0.205										4	0	1	1	0	1	0											
10 Nick Allen, R (1,6) OBP: 0.252, SLG: 0.279										4	0	0	0	0	2	2											
<b>Inning Stats</b>	R: 0 H: 0 E: 0 K: 1 S: 12	H: 0 LOB: 1 BB: 1 P: 23	R: 0 H: 0 E: 0 K: 1 S: 9	H: 0 LOB: 0 BB: 0 P: 15	R: 0 H: 1 E: 0 K: 1 S: 10	H: 1 LOB: 2 BB: 1 P: 18	R: 0 H: 0 E: 0 K: 1 S: 13	H: 1 LOB: 1 BB: 0 P: 22	R: 0 H: 0 E: 0 K: 0 S: 10	H: 0 LOB: 2 BB: 0 P: 16	R: 0 H: 0 E: 0 K: 1 S: 9	H: 0 LOB: 1 BB: 2 P: 18	R: 0 H: 0 E: 0 K: 2 S: 14	H: 0 LOB: 1 BB: 1 P: 22	R: 2 H: 2 E: 1 K: 2 S: 17	H: 2 LOB: 2 BB: 1 P: 28		R: 0 H: 0 E: 0 K: 2 S: 10	H: 0 LOB: 1 BB: 1 P: 15	1B: 4 2B: 0 3B: 0 HR: 0	SF: 0 SAC: 0 DP: 1 HBP: 1	WP: 0 PB: 1 SB: 0 CS: 0	PA: 40				
<b>PITCHER</b>	IP	WLS	BF	H	R	ER	SO	BB	IBB	HBP	BLK	WP	HR	S	P	ERA	WHIP										
Touki Toussaint, R (1,1) ERA: 4.85	5.0	W	20	2	0	0	4	3	0	1	0	0	0	54	94	0.00	1.000										
41 Bryan Shaw, R (6,1) ERA: 4.97	1.0		5	0	0	0	1	2	0	0	0	0	0	9	18	0.00	2.000										
58 Jimmy Lambert, R (7,1) ERA: 5.55	1.0		4	0	0	0	2	1	0	0	0	0	0	14	22	0.00	1.000										
67 Sammy Peralta, L (8,1) ERA: 3.18	0.1		4	1	2	0	0	1	0	0	0	0	0	10	18	0.00	6.000										
39 Aaron Bummer, L (8,1) ERA: 6.2	1.2		7	1	0	0	4	1	0	0	0	0	0	17	25	0.00	1.200										

AB	31
R	2
H	4
RBI	1
BB	8
SO	11
LOB	18



Batter	1	2	3	4	5	6	7	8	9	AB	R	H	RBI	BB	SO	LOB	BOTTOM										
7 Tim Anderson, R (1,6) OBP: 0.288, SLG: 0.296										4	1	1	0	0	2	1	<p>Oakland Athletics @ Chicago White Sox</p> <p>Guaranteed Rate Field, Chicago, IL</p> <p>Sat Aug 26 2023, 6:11 PM - 8:55 PM CDT</p> <p>Att: 21,508 - Cloudy - 72 F</p>										
23 Andrew Benintendi, L (1,7) OBP: 0.341, SLG: 0.374										3	1	1	1	1	1	1											
88 Luis Robert Jr., R (1,8) OBP: 0.321, SLG: 0.554										4	1	2	0	0	2	2											
74 Eloy Jiménez, R (1,10) OBP: 0.323, SLG: 0.453										2	1	2	1	2	0	0											
10 Yoán Moncada, S (1,5) OBP: 0.277, SLG: 0.363										3	1	1	3	1	2	3											
25 Andrew Vaughn, R (1,3) OBP: 0.314, SLG: 0.421										4	0	0	0	0	0	4											
43 Trayce Thompson, R (1,9) OBP: 0.293, SLG: 0.346										4	0	0	0	0	2	0											
50 Lenyn Sosa, R (1,4) OBP: 0.184, SLG: 0.330										4	1	2	1	0	0	0											
26 Korey Lee, R (1,2)										4	0	0	0	0	2	1											
<b>Inning Stats</b>	R: 1 H: 2 E: 0 K: 3 S: 15	H: 2 LOB: 1 BB: 0 P: 22	R: 1 H: 1 E: 0 K: 2 S: 9	H: 1 LOB: 0 BB: 0 P: 11	R: 3 H: 2 E: 0 K: 1 S: 11	H: 2 LOB: 0 BB: 1 P: 13	R: 0 H: 0 E: 0 K: 1 S: 12	H: 0 LOB: 0 BB: 0 P: 17	R: 1 H: 3 E: 0 K: 1 S: 15	H: 3 LOB: 2 BB: 1 P: 26	R: 0 H: 1 E: 0 K: 0 S: 5	H: 1 LOB: 1 BB: 0 P: 9	R: 0 H: 0 E: 0 K: 2 S: 12	H: 0 LOB: 2 BB: 2 P: 25	R: 0 H: 0 E: 0 K: 1 S: 6	H: 0 LOB: 0 BB: 0 P: 10		1B: 3 2B: 3 3B: 0 HR: 3	SF: 0 SAC: 0 DP: 0 HBP: 0	WP: 1 PB: 0 SB: 0 CS: 0	PA: 36						
<b>PITCHER</b>	IP	WLS	BF	H	R	ER	SO	BB	IBB	HBP	BLK	WP	HR	S	P	ERA	WHIP										
38 JP Sears, L (1,1) ERA: 4.8	6.0	L	28	9	6	6	8	1	1	0	0	1	3	67	98	9.00	1.667										
70 Lucas Erceg, R (7,1) ERA: 6.25	2.0		8	0	0	0	3	2	0	0	0	0	0	18	35	0.00	1.000										

AB	32
R	6
H	9
RBI	6
BB	4
SO	11
LOB	12





Batter	1	2	3	4	5	6	7	8	9	AB	R	H	RBI	BB	SO	LOB	TOP					
49 Ryan Noda, L (1, 3) OBP: 0.396, SLG: 0.422	F9		L6			K			22 1B BB	3	0	0	0	1	1	1	<b>Oakland Athletics @ Chicago White Sox</b> Guaranteed Rate Field, Chicago, IL Sun Aug 27 2023, 1:12 PM - 3:47 PM CDT Att: 20,236 - Sunny - 71 F <a href="http://livebaseballscorecards.com">livebaseballscorecards.com</a>					
20 Zack Celof, R (1, 4) OBP: 0.345, SLG: 0.574	K			K		SF7			L6	3	0	0	1	0	2	1						
15 Seth Brown, L (1, 9) OBP: 0.279, SLG: 0.387	K			G5-3		K			1B	3	0	0	0	0	2	0						
22 Lawrence Butler, L (6, 8) OBP: 0.255, SLG: 0.340	K								1B	1	0	1	0	0	0	0						
25 Brent Rooker, R (1, 10) OBP: 0.329, SLG: 0.469	K								K	3	0	0	0	1	2	2						
5 Tony Kemp, L (1, 7) OBP: 0.314, SLG: 0.322	F7								F9	4	0	0	0	0	1	3						
12 Aledmys Díaz, R (1, 6) OBP: 0.281, SLG: 0.322										2	0	0	0	1	0	0						
44 Carlos Pérez, R (1, 2) OBP: 0.286, SLG: 0.354										3	0	0	0	0	2	1						
13 Jordan Diaz, R (1, 5) OBP: 0.280, SLG: 0.387									G4-3	3	0	0	0	0	2	0						
1 Esteyru Ruiz, R (1, 8) OBP: 0.299, SLG: 0.319									K	3	1	1	0	0	1	0						
<b>Inning Stats</b>	R: 0 K: 2 S: 9	H: 0 LOB: 0 BB: 0 P: 13	R: 0 E: 0 K: 1 S: 8	H: 0 LOB: 1 BB: 1 P: 14	R: 0 E: 0 K: 1 S: 8	H: 0 LOB: 0 BB: 0 P: 11	R: 0 K: 2 S: 10	H: 0 LOB: 1 BB: 1 P: 18	R: 0 K: 2 S: 10	H: 0 LOB: 0 BB: 0 P: 13	R: 1 E: 0 K: 2 S: 14	H: 1 LOB: 0 BB: 0 P: 21	R: 0 K: 0 S: 4	H: 0 LOB: 0 BB: 0 P: 5	R: 0 K: 2 S: 8	H: 0 LOB: 2 BB: 1 P: 14	R: 0 E: 0 K: 1 S: 15	H: 1 LOB: 2 BB: 1 P: 25	1B: 2 2B: 0 3B: 0 HR: 0	SF: 1 SAC: 0 DP: 0 HBP: 0	WP: 0 PB: 0 SB: 2 CS: 0	PA: 32
<b>PITCHER</b>	IP WLS BF H R ER SO BB IBB HBP BLK WP HR S P ERA WHIP																					
52 Mike Clevinger, R (1, 1) ERA: 3.32	7.0 W 24 1 1 1 10 2 0 0 0 0 0 0 63 95 1.29 0.429																					
68 Lane Ramsey, R (8, 1) ERA: 4.35	1.0 3 0 0 0 2 0 0 0 0 0 0 0 8 14 0.00 0.000																					
57 Tanner Banks, L (9, 1) ERA: 5.4	1.0 5 1 0 0 1 1 0 0 0 0 0 0 15 25 0.00 2.000																					

Batter	1	2	3	4	5	6	7	8	9	AB	R	H	RBI	BB	SO	LOB	BOTTOM					
7 Tim Anderson, R (1, 6) OBP: 0.298, SLG: 0.299	25 1B 2B		K						K	5	2	2	0	0	3	2	<b>Oakland Athletics @ Chicago White Sox</b> Guaranteed Rate Field, Chicago, IL Sun Aug 27 2023, 1:12 PM - 3:47 PM CDT Att: 20,236 - Sunny - 71 F <a href="http://livebaseballscorecards.com">livebaseballscorecards.com</a>					
23 Andrew Benintendi, L (1, 7) OBP: 0.342, SLG: 0.374	P5								G4-3	5	2	2	0	0	0	3						
74 Eloy Jiménez, R (1, 10) OBP: 0.323, SLG: 0.449	25 1B BB									3	0	0	0	1	2	3						
25 Andrew Vaughn, R (1, 3) OBP: 0.314, SLG: 0.419	10 1B 2H									4	1	1	1	0	2	2						
10 Yoán Moncada, S (1, 5) OBP: 0.288, SLG: 0.381										4	1	4	2	0	0	0						
32 Gavin Sheets, L (1, 9) OBP: 0.286, SLG: 0.360										2	0	1	1	1	0	2						
43 Travece Thompson, R (PH) (8, 8) OBP: 0.290, SLG: 0.343	P6									1	0	0	0	0	0	1						
24 Yasmani Grandal, S (1, 2) OBP: 0.308, SLG: 0.346	F9		F7							4	0	1	0	0	0	3						
50 Lenyn Sosa, R (1, 4) OBP: 0.186, SLG: 0.327	G5-3									4	0	1	0	0	0	1						
22 Oscar Colás, L (1, 8) OBP: 0.268, SLG: 0.311	K									4	0	1	0	0	1	1						
<b>Inning Stats</b>	R: 1 K: 0 S: 12	H: 3 LOB: 2 BB: 1 P: 21	R: 0 E: 0 K: 1 S: 9	H: 0 LOB: 0 BB: 0 P: 12	R: 2 E: 2 K: 2 S: 16	H: 2 LOB: 2 BB: 1 P: 27	R: 0 K: 1 S: 8	H: 0 LOB: 0 BB: 0 P: 13	R: 0 K: 2 S: 7	H: 0 LOB: 0 BB: 0 P: 12	R: 1 E: 1 K: 0 S: 12	H: 3 LOB: 1 BB: 0 P: 19	R: 2 K: 1 S: 21	H: 3 LOB: 1 BB: 0 P: 32	R: 0 K: 1 S: 15	H: 2 LOB: 2 BB: 0 P: 20	R: 0 E: 0 K: 1 S: 15	H: 2 LOB: 2 BB: 0 P: 20	1B: 9 2B: 4 3B: 0 HR: 0	SF: 0 SAC: 0 DP: 1 HBP: 0	WP: 1 PB: 0 SB: 0 CS: 0	PA: 38
<b>PITCHER</b>	IP WLS BF H R ER SO BB IBB HBP BLK WP HR S P ERA WHIP																					
58 Paul Blackburn, R (1, 1) ERA: 3.93	6.0 L 27 8 4 2 6 2 0 0 0 0 0 0 64 104 3.00 1.667																					
19 Spencer Patton, R (7, 1) ERA: 6.48	0.2 4 2 2 2 1 0 0 0 0 0 0 0 16 21 27.00 3.000																					
60 Francisco Pérez, L (7, 1) ERA: 5.99	1.1 7 3 0 0 1 0 0 0 0 0 0 0 20 31 0.00 2.250																					



Batter	1	2	3	4	5	6	7	8	9	AB	R	H	RBI	BB	SO	LOB	TOP										
49 Ryan Noda, L OBP: 0.382, SLG: 0.417	F7		K			L3			P4	4	0	0	0	0	1	2											
20 Zack Celof, R OBP: 0.343, SLG: 0.566	1B		G5-3			K			F8	4	0	1	0	0	1	1											
15 Seth Brown, L OBP: 0.279, SLG: 0.389	F7								2B	4	0	1	0	0	0	1											
25 Brent Rooker, R OBP: 0.326, SLG: 0.464	K								F9	4	0	0	0	0	2	2											
5 Tony Kemp, L OBP: 0.313, SLG: 0.320	K									2	0	0	0	0	1	0											
1 Esteyru Ruiz, R OBP: 0.300, SLG: 0.319	K									0	0	0	0	0	0	0											
23 Shea Langeliers, R OBP: 0.271, SLG: 0.383	K									3	0	0	0	0	1	1											
22 Lawrence Butler, L OBP: 0.259, SLG: 0.327	G4-3									2	0	0	0	1	1	0											
13 Jordan Diaz, R OBP: 0.285, SLG: 0.388	1B									2	0	1	0	1	0	1											
10 Nick Allen, R OBP: 0.254, SLG: 0.281	SH3-4									2	0	1	0	0	0	1											
Inning Stats	R: 0 H: 1 E: 0 K: 1 S: 9	H: 1 LOB: 1 BB: 0 P: 10	R: 0 H: 0 E: 0 K: 2 S: 7	H: 0 LOB: 0 BB: 0 P: 14	R: 0 H: 1 E: 0 K: 1 S: 10	H: 1 LOB: 1 BB: 0 P: 15	R: 0 H: 0 E: 0 K: 0 S: 5	H: 0 LOB: 0 BB: 0 P: 7	R: 0 H: 0 E: 0 K: 0 S: 7	H: 0 LOB: 0 BB: 1 P: 13	R: 0 H: 1 E: 0 K: 1 S: 7	H: 0 LOB: 0 BB: 0 P: 10	R: 0 H: 0 E: 0 K: 1 S: 9	H: 0 LOB: 1 BB: 0 P: 16	R: 0 H: 0 E: 0 K: 1 S: 8	H: 0 LOB: 0 BB: 1 P: 14	R: 0 H: 1 E: 0 K: 0 S: 10	H: 1 LOB: 1 BB: 0 P: 17	1B: 3 2B: 2 3B: 0 HR: 0	SF: 0 SAC: 1 DP: 3 HBP: 1	WP: 0 PB: 0 SB: 1 CS: 0	PA: 31					
PITCHER	IP	WLS	BF	H	R	ER	SO	BB	IBB	HBP	BLK	WP	HR	S	P	ERA	WHIP										
22 Bryan Woo, R ERA: 4.15	6.0	W	20	3	0	0	5	1	0	0	0	0	0	45	69	0.00	0.667										
60 Tayler Saucedo, L ERA: 3.15	1.0		4	0	0	0	1	0	0	1	0	0	0	9	16	0.00	0.000										
49 Isaiah Campbell, R ERA: 2.6	1.0		3	0	0	0	1	1	0	0	0	0	0	8	14	0.00	1.000										
46 Trent Thornton, R ERA: 2.0	1.0		4	1	0	0	0	0	0	0	0	0	0	10	17	0.00	1.000										

Oakland Athletics @ Seattle Mariners  
T-Mobile Park, Seattle, WA  
Mon Aug 28 2023, 6:40 PM - 9:09 PM PDT  
Att: 37,434 - Cloudy - 67 F

AB	27
R	0
H	4
RBI	0
BB	2
SO	7
LOB	9



Batter	1	2	3	4	5	6	7	8	9	AB	R	H	RBI	BB	SO	LOB	BOTTOM										
3 J.P. Crawford, L OBP: 0.384, SLG: 0.421	HR		2B	HR		G4-3			L9	4	3	2	1	1	0	0											
44 Julio Rodríguez, R OBP: 0.346, SLG: 0.482	G5-3		2B	HR		1B			1B	5	3	4	3	0	0	0											
28 Eugenio Suárez, R OBP: 0.333, SLG: 0.395	2B		2B	HR		1B			1B	4	1	2	0	1	0	2											
35 Teoscar Hernández, R OBP: 0.308, SLG: 0.453	K		BB	2B		1B			K	4	0	2	2	0	1	2											
18 Cade Marlowe, L OBP: 0.330, SLG: 0.434	K		1B	2B		1B			K	1	0	0	0	0	1	1											
23 Ty France, R OBP: 0.341, SLG: 0.380	K		1B	2B		1B			1B	3	0	2	0	1	1	1											
25 Dylan Moore, R OBP: 0.330, SLG: 0.531	BB		1B	BB		1B			1B	3	0	1	1	1	0	4											
8 Dominic Canzone, L OBP: 0.296, SLG: 0.402	2B		K	1B		1B			P6	4	0	1	0	0	1	4											
76 José Caballero, R OBP: 0.364, SLG: 0.332	F8		K	1B		1B			G5-3	4	0	0	0	0	1	5											
64 Brian O'Keefe, R OBP: 0.200, SLG: 0.154	K		K	1B		G4-3			L7	4	0	0	0	0	2	3											
Inning Stats	R: 1 H: 2 E: 0 K: 2 S: 14	H: 2 LOB: 1 BB: 0 P: 20	R: 0 H: 1 E: 0 K: 1 S: 9	H: 1 LOB: 1 BB: 1 P: 16	R: 3 H: 4 E: 0 K: 2 S: 19	H: 4 LOB: 2 BB: 1 P: 33	R: 2 H: 2 E: 0 K: 1 S: 10	H: 2 LOB: 0 BB: 1 P: 17	R: 0 H: 1 E: 0 K: 0 S: 9	H: 1 LOB: 2 BB: 1 P: 19	R: 1 H: 3 E: 0 K: 0 S: 9	H: 3 LOB: 0 BB: 0 P: 17	R: 0 H: 0 E: 0 K: 0 S: 5	H: 0 LOB: 0 BB: 0 P: 9	R: 0 H: 1 E: 0 K: 1 S: 11	H: 1 LOB: 1 BB: 0 P: 20	R: 0 H: 1 E: 0 K: 0 S: 10	H: 1 LOB: 1 BB: 0 P: 17	1B: 8 2B: 5 3B: 0 HR: 2	SF: 0 SAC: 0 DP: 1 HBP: 0	WP: 2 PB: 1 SB: 1 CS: 1	PA: 40					
PITCHER	IP	WLS	BF	H	R	ER	SO	BB	IBB	HBP	BLK	WP	HR	S	P	ERA	WHIP										
39 Kyle Muller, L ERA: 7.67	4.0	L	22	9	6	6	6	3	0	0	0	0	0	0	0	13.50	3.000										
55 Adrián Martínez, R ERA: 5.35	4.0		18	5	1	1	1	1	0	0	0	2	0	34	65	2.25	1.500										

Oakland Athletics @ Seattle Mariners  
T-Mobile Park, Seattle, WA  
Mon Aug 28 2023, 6:40 PM - 9:09 PM PDT  
Att: 37,434 - Cloudy - 67 F

AB	36
R	7
H	14
RBI	7
BB	4
SO	7
LOB	22





Batter	1	2	3	4	5	6	7	8	9	AB	R	H	RBI	BB	SO	LOB	TOP										
49 Ryan Noda, L (1, 3) OBP: 0.378, SLG: 0.411	G4-3	G4-6-3			K		F7			4	0	0	0	0	1	1											
20 Zack Celof, R (1, 4) OBP: 0.335, SLG: 0.551	F8		P5		F8			K		4	0	0	0	0	1	0											
15 Seth Brown, L (1, 9) OBP: 0.278, SLG: 0.398	HR		F8		F8			P4		4	1	1	1	0	0	0											
25 Brent Rooker, R (1, 10) OBP: 0.327, SLG: 0.467	2B		G1-3		K			1B		4	0	2	0	0	1	0											
5 Tony Kemp, L (1, 7) OBP: 0.308, SLG: 0.316	G1-3		L9		G1			F8		4	0	0	0	0	0	2											
13 Jordan Diaz, R (1, 5) OBP: 0.294, SLG: 0.395		23 HR			23 1B			G1-3		4	1	3	0	0	0	0											
1 Esteyru Ruiz, R (9, 8) OBP: 0.300, SLG: 0.319										0	0	0	0	0	0	0											
22 Lawrence Butler, L (1, 8) OBP: 0.248, SLG: 0.309		F7			F7			G5-3		3	0	0	0	0	0	3											
12 Aledmys Diaz, R (9, PH) (9, 5) OBP: 0.280, SLG: 0.321										1	0	0	0	0	0	0											
23 Shea Langeliers, R (1, 2) OBP: 0.273, SLG: 0.392		HR			1B		F8		G6-3	4	1	2	2	0	0	0											
10 Nick Allen, R (1, 6) OBP: 0.255, SLG: 0.281					G3			G1-3		3	0	1	0	0	0	2											
Inning Stats	R: 1 H: 2 E: 0 K: 0 S: 12	H: 2 LOB: 1 BB: 0 P: 19	R: 2 H: 3 E: 0 K: 0 S: 14	H: 3 LOB: 0 BB: 0 P: 20	R: 0 H: 0 E: 0 K: 0 S: 12	H: 0 LOB: 0 BB: 0 P: 15	R: 0 H: 2 E: 0 K: 0 S: 15	H: 2 LOB: 2 BB: 0 P: 24	R: 0 H: 0 E: 0 K: 1 S: 5	H: 1 LOB: 1 BB: 0 P: 8	R: 0 H: 0 E: 0 K: 0 S: 5	H: 0 LOB: 0 BB: 0 P: 7	R: 0 H: 1 E: 0 K: 1 S: 8	H: 1 LOB: 1 BB: 0 P: 9	R: 0 H: 0 E: 0 K: 0 S: 3	H: 0 LOB: 0 BB: 0 P: 4	1B: 6 2B: 1 3B: 0 HR: 2	SF: 0 SAC: 0 DP: 1 HBP: 0	WP: 0 PB: 0 SB: 0 CS: 0	PA: 35							
PITCHER	IP	WLS	BF	H	R	ER	SO	BB	IBB	HBP	BLK	WP	HR	S	P	ERA	WHIP										
30 Luke Weaver, R (1, 1) ERA: 6.77	3.2	L	17	7	3	3	0	0	0	0	0	0	2	48	70	7.36	1.909										
49 Isaiah Campbell, R (4, 1) ERA: 2.41	1.1		4	0	0	0	1	0	0	0	0	0	0	10	16	0.00	0.000										
47 Matt Brash, R (6, 1) ERA: 3.54	1.0		4	1	0	0	1	0	0	0	0	0	0	12	18	0.00	1.000										
46 Trent Thornton, R (7, 1) ERA: 1.8	2.0		7	1	0	0	1	0	0	0	0	0	0	13	16	0.00	0.500										
60 Taylor Saucedo, L (9, 1) ERA: 3.07	1.0		3	0	0	0	0	0	0	0	0	0	0	3	4	0.00	0.000										
Batter	1	2	3	4	5	6	7	8	9	AB	R	H	RBI	BB	SO	LOB	BOTTOM										
3 J.P. Crawford, L (1, 6) OBP: 0.386, SLG: 0.423	F4		28 FC6 BB		35 HBP BB		K			3	0	1	0	2	1	0											
28 Eugenio Suárez, R (1, 5) OBP: 0.330, SLG: 0.391	F8		FC6		F8		K			5	0	0	0	0	2	4											
35 Teoscar Hernández, R (1, 10) OBP: 0.310, SLG: 0.452	K		8 BB 29 BB 18 BB		29 HBP C4-6-3		K			3	1	1	0	0	2	0											
29 Cal Raleigh, S (1, 2) OBP: 0.307, SLG: 0.469		P6		18 BB 8 WP	G4-6-3		F8			3	0	0	0	1	0	2											
23 Ty France, R (1, 3) OBP: 0.341, SLG: 0.379		G5-3								1	0	0	0	0	0	0											
20 Mike Ford, L (3, 3) OBP: 0.314, SLG: 0.500										2	0	1	0	1	0	2											
8 Dominic Canzone, L (1, 9) OBP: 0.286, SLG: 0.387		E4 25 BLK			K		K			4	0	0	0	0	2	4											
25 Dylan Moore, R (1, 7) OBP: 0.327, SLG: 0.515		F8			18 BB		FC3-6			3	0	0	0	1	1	2											
18 Cade Marlowe, L (1, 8) OBP: 0.327, SLG: 0.419					F8		K			3	0	0	1	1	2	1											
76 José Caballero, R (1, 4) OBP: 0.359, SLG: 0.327										3	0	0	0	0	2	3											
4 Josh Rojas, L (9, PH) (9, PH) OBP: 0.305, SLG: 0.341					K		P6			1	0	1	0	0	0	0											
Inning Stats	R: 0 H: 0 E: 0 K: 1 S: 8	H: 0 LOB: 0 BB: 0 P: 12	R: 0 H: 0 E: 1 K: 0 S: 11	H: 0 LOB: 1 BB: 0 P: 14	R: 0 H: 0 E: 0 K: 1 S: 15	H: 0 LOB: 1 BB: 1 P: 25	R: 1 H: 1 E: 0 K: 1 S: 17	H: 1 LOB: 3 BB: 3 P: 35	R: 0 H: 0 E: 0 K: 0 S: 7	H: 0 LOB: 0 BB: 1 P: 14	R: 0 H: 0 E: 0 K: 2 S: 11	H: 0 LOB: 1 BB: 1 P: 19	R: 0 H: 0 E: 0 K: 3 S: 10	H: 0 LOB: 0 BB: 0 P: 16	R: 0 H: 1 E: 0 K: 1 S: 8	H: 1 LOB: 1 BB: 0 P: 10	R: 0 H: 2 E: 0 K: 3 S: 17	H: 2 LOB: 2 BB: 0 P: 23	1B: 3 2B: 1 3B: 0 HR: 0	SF: 0 SAC: 0 DP: 1 HBP: 1	WP: 2 PB: 0 SB: 0 CS: 0	PA: 38					
PITCHER	IP	WLS	BF	H	R	ER	SO	BB	IBB	HBP	BLK	WP	HR	S	P	ERA	WHIP										
Ken Waldichuk, L (1, 1) ERA: 5.68	4.0		19	1	1	1	3	5	0	0	1	0	0	6	9	0.00	0.000										
70 Lucas Erceg, R (5, 1) ERA: 6.1	1.0		3	0	0	0	0	0	0	1	0	0	0	6	9	0.00	0.000										
16 Sean Newcomb, L (6, 1) ERA: 1.8	1.2	W	6	0	0	0	4	1	0	0	0	0	0	18	29	0.00	0.600										
56 Dany Jiménez, R (7, 1) ERA: 4.81	1.0	H	3	0	0	0	2	0	0	0	0	0	0	9	13	0.00	0.000										
54 Kirby Sneed, L (8, 1) ERA: 1.86	0.1	H	2	1	0	0	0	0	0	0	0	1	0	2	3	0.00	3.000										
PITCHER	IP	WLS	BF	H	R	ER	SO	BB	IBB	HBP	BLK	WP	HR	S	P	ERA	WHIP										
65 Trevor May, R (9, 1) ERA: 4.14	1.0	S	5	2	0	0	3	0	0	0	0	0	0	5	7	0.00	2.000										


Oakland Athletics @ Seattle Mariners  
T-Mobile Park, Seattle, WA  
Tue Aug 29 2023, 6:41 PM - 9:28 PM PDT  
Att. 44,280 - Roof Closed - 60 F

AB 35  
R 3  
H 9  
RBI 3  
BB 0  
SO 3  
LOB 8



Oakland Athletics @ Seattle Mariners  
T-Mobile Park, Seattle, WA  
Tue Aug 29 2023, 6:41 PM - 9:28 PM PDT  
Att. 44,280 - Roof Closed - 60 F

AB 31  
R 1  
H 4  
RBI 1  
BB 6  
SO 12  
LOB 18





Batter	1	2	3	4	5	6	7	8	9	AB	R	H	RBI	BB	SO	LOB	TOP				
49 Ryan Noda, L (1, 3) OBP: 0.380, SLG: 0.416										4	0	2	1	0	1	1	<b>Oakland Athletics @ Seattle Mariners</b> T-Mobile Park, Seattle, WA Wed Aug 30 2023, 1:11 PM - 3:37 PM PDT Att: 29,247 - Cloudy - 69 F				
20 Zack Celof, R (1, 4) OBP: 0.328, SLG: 0.538										4	0	0	0	0	2	2					
25 Brent Rooker, R (1, 10) OBP: 0.326, SLG: 0.463										3	0	0	0	1	1	1					
15 Seth Brown, L (1, 9) OBP: 0.275, SLG: 0.392										4	0	0	0	0	2	2					
13 Jordan Diaz, R (1, 5) OBP: 0.281, SLG: 0.394										3	1	1	0	0	0	0					
5 Tony Kemp, L (8, PH) OBP: 0.308, SLG: 0.315										1	0	0	0	0	1	1					
26 Jonah Bride, R (8, 5) OBP: 0.283, SLG: 0.205										0	0	0	0	0	0	0					
44 Carlos Pérez, R (1, 2) OBP: 0.287, SLG: 0.354										3	0	1	0	0	1	1					
23 Shea Langeliers, R (8, PH) OBP: 0.273, SLG: 0.391										1	0	0	0	0	0	0					
22 Lawrence Butler, L (1, 8) OBP: 0.262, SLG: 0.373										4	1	2	2	0	1	0					
12 Aledmys Díaz, R (1, 6) OBP: 0.281, SLG: 0.325										3	0	1	0	0	1	2					
10 Nick Allen, R (7, PR) OBP: 0.254, SLG: 0.280										1	1	0	0	0	0	0					
1 Esteyru Ruiz, R (1, 7) OBP: 0.303, SLG: 0.324										3	1	2	1	0	0	1					
<b>Inning Stats</b>	R: 0 E: 0 K: 1 S: 7	H: 1 LOB: 1 BB: 0 P: 10	R: 3 E: 0 K: 3 S: 24	H: 4 LOB: 1 BB: 0 P: 34	R: 0 E: 0 K: 0 S: 7	H: 0 LOB: 0 BB: 0 P: 14	R: 0 E: 0 K: 0 S: 9	H: 2 LOB: 1 BB: 0 P: 14	R: 0 E: 0 K: 0 S: 12	H: 0 LOB: 0 BB: 0 P: 15	R: 1 E: 0 K: 0 S: 12	H: 2 LOB: 1 BB: 0 P: 19	R: 0 E: 0 K: 2 S: 8	H: 0 LOB: 1 BB: 0 P: 15	R: 0 E: 0 K: 1 S: 9	H: 0 LOB: 0 BB: 0 P: 14	1B: 5 2B: 5 HR: 1	SF: 0 SAC: 0 DP: 2 HBP: 0	WP: 1 PB: 0 SB: 2 CS: 0	PA: 35	
<b>PITCHER</b>	IP WLS BF H R ER SO BB IBB HBP BLK WP HR S P ERA WHIP	IP WLS BF H R ER SO BB IBB HBP BLK WP HR S P ERA WHIP	IP WLS BF H R ER SO BB IBB HBP BLK WP HR S P ERA WHIP	IP WLS BF H R ER SO BB IBB HBP BLK WP HR S P ERA WHIP	IP WLS BF H R ER SO BB IBB HBP BLK WP HR S P ERA WHIP	IP WLS BF H R ER SO BB IBB HBP BLK WP HR S P ERA WHIP	IP WLS BF H R ER SO BB IBB HBP BLK WP HR S P ERA WHIP	IP WLS BF H R ER SO BB IBB HBP BLK WP HR S P ERA WHIP	IP WLS BF H R ER SO BB IBB HBP BLK WP HR S P ERA WHIP	IP WLS BF H R ER SO BB IBB HBP BLK WP HR S P ERA WHIP	IP WLS BF H R ER SO BB IBB HBP BLK WP HR S P ERA WHIP	IP WLS BF H R ER SO BB IBB HBP BLK WP HR S P ERA WHIP	IP WLS BF H R ER SO BB IBB HBP BLK WP HR S P ERA WHIP	IP WLS BF H R ER SO BB IBB HBP BLK WP HR S P ERA WHIP	IP WLS BF H R ER SO BB IBB HBP BLK WP HR S P ERA WHIP	IP WLS BF H R ER SO BB IBB HBP BLK WP HR S P ERA WHIP	IP WLS BF H R ER SO BB IBB HBP BLK WP HR S P ERA WHIP	IP WLS BF H R ER SO BB IBB HBP BLK WP HR S P ERA WHIP	IP WLS BF H R ER SO BB IBB HBP BLK WP HR S P ERA WHIP	IP WLS BF H R ER SO BB IBB HBP BLK WP HR S P ERA WHIP	IP WLS BF H R ER SO BB IBB HBP BLK WP HR S P ERA WHIP
50 Bryce Miller, R (1, 1) ERA: 3.93	6.0	24	7	3	3	5	0	0	0	0	0	0	0	0	0	0	4.50	1.167			
48 Justin Topa, R (7, 1) ERA: 2.17	1.0	4	2	1	1	0	0	0	0	0	0	0	0	0	0	0	9.00	2.000			
47 Matt Brash, R (8, 1) ERA: 3.47	1.0	4	0	0	0	2	1	0	0	0	1	0	0	0	0	0	0.00	1.000			
75 Andrés Muñoz, R (9, 1) ERA: 2.96	1.0	3	0	0	0	1	0	0	0	0	0	0	0	0	0	0.00	0.000				

AB	34
R	4
H	9
RBI	4
BB	1
SO	8
LOB	11



Batter	1	2	3	4	5	6	7	8	9	AB	R	H	RBI	BB	SO	LOB	BOTTOM				
3 J.P. Crawford, L (1, 6) OBP: 0.385, SLG: 0.421										4	0	1	2	0	2	0	<b>Oakland Athletics @ Seattle Mariners</b> T-Mobile Park, Seattle, WA Wed Aug 30 2023, 1:11 PM - 3:37 PM PDT Att: 29,247 - Cloudy - 69 F				
28 Eugenio Suárez, R (1, 5) OBP: 0.319, SLG: 0.390										3	1	1	0	1	1	2					
29 Cal Raleigh, S (1, 2) OBP: 0.306, SLG: 0.469										4	1	1	0	0	2	3					
35 Teoscar Hernández, R (1, 9) OBP: 0.309, SLG: 0.456										4	1	1	3	0	1	1					
23 Ty France, R (1, 3) OBP: 0.340, SLG: 0.377										3	0	0	0	1	1	0					
8 Dominic Canzone, L (1, 7) OBP: 0.285, SLG: 0.391										4	1	1	0	0	0	1					
20 Mike Ford, L (1, 10) ERA: 5.95										2	0	1	0	0	0	1					
76 José Caballero, R (7, PR) OBP: 0.359, SLG: 0.327										0	1	0	0	0	0	0					
25 Dylan Moore, R (1, 8) OBP: 0.328, SLG: 0.505										2	0	0	0	1	0	2					
4 Josh Rojas, L (1, 4) OBP: 0.301, SLG: 0.337										3	0	0	0	0	2	3					
<b>Inning Stats</b>	R: 0 E: 0 K: 1 S: 11	H: 1 LOB: 1 BB: 0 P: 18	R: 0 E: 0 K: 0 S: 13	H: 0 LOB: 1 BB: 1 P: 21	R: 3 E: 0 K: 3 S: 16	H: 2 LOB: 0 BB: 1 P: 25	R: 0 E: 0 K: 0 S: 6	H: 0 LOB: 0 BB: 0 P: 8	R: 0 E: 0 K: 2 S: 8	H: 0 LOB: 0 BB: 0 P: 11	R: 0 E: 0 K: 1 S: 7	H: 0 LOB: 0 BB: 0 P: 12	R: 2 E: 0 K: 1 S: 12	H: 3 LOB: 2 BB: 1 P: 19	R: 0 E: 0 K: 1 S: 9	H: 0 LOB: 0 BB: 0 P: 13	1B: 3 2B: 2 3B: 0 HR: 1	SF: 0 SAC: 0 DP: 1 HBP: 1	WP: 0 PB: 0 SB: 2 CS: 0	PA: 33	
<b>PITCHER</b>	IP WLS BF H R ER SO BB IBB HBP BLK WP HR S P ERA WHIP	IP WLS BF H R ER SO BB IBB HBP BLK WP HR S P ERA WHIP	IP WLS BF H R ER SO BB IBB HBP BLK WP HR S P ERA WHIP	IP WLS BF H R ER SO BB IBB HBP BLK WP HR S P ERA WHIP	IP WLS BF H R ER SO BB IBB HBP BLK WP HR S P ERA WHIP	IP WLS BF H R ER SO BB IBB HBP BLK WP HR S P ERA WHIP	IP WLS BF H R ER SO BB IBB HBP BLK WP HR S P ERA WHIP	IP WLS BF H R ER SO BB IBB HBP BLK WP HR S P ERA WHIP	IP WLS BF H R ER SO BB IBB HBP BLK WP HR S P ERA WHIP	IP WLS BF H R ER SO BB IBB HBP BLK WP HR S P ERA WHIP	IP WLS BF H R ER SO BB IBB HBP BLK WP HR S P ERA WHIP	IP WLS BF H R ER SO BB IBB HBP BLK WP HR S P ERA WHIP	IP WLS BF H R ER SO BB IBB HBP BLK WP HR S P ERA WHIP	IP WLS BF H R ER SO BB IBB HBP BLK WP HR S P ERA WHIP	IP WLS BF H R ER SO BB IBB HBP BLK WP HR S P ERA WHIP	IP WLS BF H R ER SO BB IBB HBP BLK WP HR S P ERA WHIP	IP WLS BF H R ER SO BB IBB HBP BLK WP HR S P ERA WHIP	IP WLS BF H R ER SO BB IBB HBP BLK WP HR S P ERA WHIP	IP WLS BF H R ER SO BB IBB HBP BLK WP HR S P ERA WHIP	IP WLS BF H R ER SO BB IBB HBP BLK WP HR S P ERA WHIP	IP WLS BF H R ER SO BB IBB HBP BLK WP HR S P ERA WHIP
31 Zach Neal, R (1, 1) ERA: 6.55	5.0	20	3	3	6	2	0	0	0	0	0	0	0	0	0	0	5.40	1.000			
70 Lucas Erceg, R (6, 1) ERA: 5.95	1.0	3	0	0	0	1	0	0	0	0	0	0	0	0	0	0	0.00	0.000			
54 Kirby Snead, L (7, 1) ERA: 3.6	0.1	5	3	2	2	1	0	0	0	0	0	0	0	0	0	0	54.00	12.000			
56 Dany Jiménez, R (7, 1) ERA: 4.63	0.2	2	0	0	0	0	0	0	0	0	0	0	0	0	0	0	0.00	0.000			
19 Spencer Patton, R (8, 1) ERA: 5.79	1.0	3	0	0	0	1	0	0	0	0	0	0	0	0	0	0	0.00	0.000			

AB	29
R	5
H	6
RBI	5
BB	3
SO	9
LOB	13













Batter	1	2	3	4	5	6	7	8	9	AB R H RBI BB SO LOB	TOP												
2 Luis Rengifo, S OBP: 0.338, SLG: 0.436	F FF 95 3-2 F FF 96 B CU 83 B FF 96 B FF 95 X FF 96		B CH 90 3-2 B CH 89 B FF 94 C FF 94 C FF 94 C FF 94 X CH 82		C SI 94 1-2 C CH 83 B CH 82 B CH 83 X SI 92		F SI 94 3-2 B SI 94 B CH 83 X SI 92		F SI 93 1-2 C SI 93 B CH 89 X FF 94	5 1 2 2 0 0 0	<b>Los Angeles Angels @ Oakland Athletics</b> Oakland Coliseum, Oakland, CA Sun Sep 03 2023, 1:10 PM - 4:16 PM PDT Att: 12,425 - Partly Cloudy - 71 F												
17 Shohel Ohtani, L OBP: 0.412, SLG: 0.654	B FF 96 4-1 F SL 90 B FF 96 B FF 95		B CU 82 3-2 B SI 94 B SI 94 B SI 94 X SL 89		B SI 93 4-1 B SI 94 B SI 94 B SI 94		F SI 91 1-3 B SI 91 B CH 83 F FF 93 F FF 92		F SI 93 1-3 C SI 93 B CH 89 X FF 94	3 0 0 0 2 2 1													
Brandon Drury, R OBP: 0.304, SLG: 0.477	D CU 81 1-0 X FF 94		B CH 89 2-0 B CH 89 X FF 94		B SI 93 3-3 B SI 93 B SI 93 X SI 92		B FF 94 2-0 B CH 87 X SI 92		B SI 93 4-0 B SI 93 B SI 93 X SI 92	4 0 0 0 1 1 2													
15 Randal Grichuk, R OBP: 0.323, SLG: 0.447	1 SAFE C SI 94 0-2 F FF 95 T FF 97		C CU 81 0-2 X FF 94		B SI 94 2-0 B SI 94 X SI 92				C SI 93 0-3 F FF 92 B FF 93 B SI 93 X SI 92	4 1 1 0 0 2 2													
8 Mike Moustakas, L OBP: 0.305, SLG: 0.418									S FF 96 0-3 F FF 96 B FF 96 X SI 92	1 0 0 0 0 1 2													
5 Eduardo Escobar, S OBP: 0.283, SLG: 0.378	S FF 95 0-1 X CH 89		F FF 95 2-2 F CH 87 1 SAFE F FF 95 F FF 94 B CU 80 B CU 80 X FF 95		F SI 93 3-2 F CH 82 B SI 94 X CH 83				C SI 94 0-3 F SI 94 B SI 93 X SI 92	4 1 2 2 0 1 0													
38 Michael Stefanić, R OBP: 0.300, SLG: 0.200	C FF 96 1-2 F FF 95 B CU 82 X FF 95		X FF 94 0-0		B SI 94 1-1 L SL 92 1 SAFE X SL 83				B FF 94 2-2 F SI 94 C FF 94 X SI 84	4 0 0 0 0 0 1													
16 Mickey Moniak, L OBP: 0.306, SLG: 0.492	B CH 82 2-1 S SL 88 X FF 94		B CU 82 1-2 C FF 94 C FF 93 X FF 93		B CH 82 3-3 C SI 93 C SI 93 L SL 92 1 SAFE F SI 93 S SI 92				C SI 93 0-2 B SI 93 B SI 93 X SI 93	4 1 2 0 0 1 1													
35 Chad Wallach, R OBP: 0.279, SLG: 0.404	B CH 90 2-3 F FF 95 D CH 90 F FF 94 S CU 81		B FF 94 2-2 D CH 89 1 SAFE C SL 87 X FF 95		B SI 84 2-3 D SL 85 F SI 93 S CH 84				X SI 93 0-0	4 1 2 1 0 2 2													
19 Kyren Paris, R OBP: 0.455, SLG: 0.143			B CU 81 2-2 F FF 94 T CU 80 X FF 95		F FF 93 0-2 F FF 94 T CU 80				C SI 81 2-3 B SI 81 B SI 81 X CH 82	3 1 0 0 1 2 1													
<b>Inning Stats</b>	R: 0 E: 0 K: 1 S: 9	H: 0 LOB: 1 BB: 1 P: 17	R: 0 E: 0 K: 1 S: 12	H: 1 LOB: 1 BB: 0 P: 17	R: 0 E: 0 K: 0 S: 10	H: 0 LOB: 0 BB: 0 P: 18	R: 3 E: 1 K: 1 S: 19	H: 4 LOB: 1 BB: 1 P: 26	R: 0 E: 0 K: 2 S: 14	H: 0 LOB: 1 BB: 0 P: 19	R: 1 E: 0 K: 2 S: 11	H: 1 LOB: 0 BB: 0 P: 19	R: 0 E: 0 K: 2 S: 10	H: 0 LOB: 0 BB: 0 P: 14	R: 2 E: 0 K: 2 S: 18	H: 2 LOB: 2 BB: 2 P: 31	1B: 5 2B: 2 3B: 0 HR: 2	SF: 0 SAC: 0 DP: 0 HBP: 0	WP: 2 PB: 1 CS: 1 SB: 0	PA: 40			
<b>PITCHER</b>	IP WLS BF H R ER SO BB IBB HBP BLK WP HR S P ERA WHIP											IP WLS BF H R ER SO BB IBB HBP BLK WP HR S P ERA WHIP											
39 Kyle Muller, L ERA: 7.62	4.0 18 5 3 3 3 1 0 0 0 0 1 50 78 6.75 1.500											65 Trevor May, R ERA: 3.99	0.1 1 0 0 0 1 0 0 0 0 0 1 29 52 3.86 1.286										
55 Adrián Martínez, R ERA: 5.27	2.1 10 2 1 1 4 1 0 0 0 0 0 1 29 52 3.86 1.286											60 Francisco Pérez, L ERA: 5.23	0.2 W 2 0 0 0 1 0 0 0 0 0 0 5 8 0.00 0.000										
56 Dany Jiménez, R ERA: 3.95	1.0 3 0 0 0 2 0 0 0 0 0 0 0 10 14 0.00 0.000											54 Kirby Sneed, L ERA: 4.63	0.2 6 2 2 2 1 2 0 0 0 2 0 15 28 27.00 6.000										
1 Esteury Ruiz, R OBP: 0.304, SLG: 0.334	X FF 98 0-0		B FF 90 2-3 B CH 79 C FF 95 S CH 80		B FF 90 1-1 X CH 86						3 0 0 0 0 1 0	<b>Los Angeles Angels @ Oakland Athletics</b> Oakland Coliseum, Oakland, CA Sun Sep 03 2023, 1:10 PM - 4:16 PM PDT Att: 12,425 - Partly Cloudy - 71 F											
22 Lawrence Butler, L OBP: 0.284, SLG: 0.354											2 0 1 1 0 0 0												
20 Zack Gelof, R OBP: 0.330, SLG: 0.532	B FC 88 2-1 B FF 89 X FC 96		B FF 87 4-1 B FC 84 B CH 79 C FF 89 B FC 85		S CH 80 3-2 B FC 84 B CH 80 C FF 89 X FF 90						4 2 2 0 1 0 2												
49 Ryan Noda, L OBP: 0.384, SLG: 0.429	H SI 90 1-0		B FC 93 4-2 S SI 89 1 SAFE B FC 82 D CH 80 1 SAFE F FF 88 B SI 87		X FF 99 0-0		B CH 87 1-0 X FF 98		B SI 94 1-2 C SI 84 B SI 80 X SI 90		3 2 1 2 1 0 1												
25 Brent Rooker, R OBP: 0.328, SLG: 0.467	C FF 90 0-2 X FC 84		B CH 80 4-2 S CH 80 B FF 90 C CH 81 B FC 85		B CH 81 2-0 X FF 90				C SI 84 3-3 B SI 84 B ST 80 B SI 80 X SI 82		3 1 0 0 2 1 1												
44 Carlos Pérez, R OBP: 0.290, SLG: 0.351	C FF 88 1-3 B FF 90 S FC 86		S FC 86 0-3 S CH 82		X FF 90 0-0				C FF 93 1-1 B FC 85 X FF 93		3 1 1 0 0 2 3												
5 Tony Kemp, L OBP: 0.310, SLG: 0.317											1 1 1 2 0 0 0												
26 Jonah Bride, R OBP: 0.284, SLG: 0.209											1 0 0 0 0 0 0												
13 Jordan Diaz, R OBP: 0.299, SLG: 0.401	B FF 89 1-3 S CH 81 D CH 82 B FF 92 F FF 90 S FF 92		C CH 81 2-2 S CH 81 D CH 82 B FF 92 X CH 82		F FC 90 1-2 X ST 83						2 0 0 0 0 1 3												
15 Seth Brown, L OBP: 0.280, SLG: 0.408											1 2 1 2 1 0 0												
23 Shea Langeliers, R OBP: 0.271, SLG: 0.388	S FF 90 0-1 X FF 91		C CH 82 2-3 D CH 82 B FF 92 C CH 81		F FF 94 0-1 X FC 88		L SI 96 0-1 X FF 97				4 1 1 2 0 1 3												
12 Aledmys Díaz, R OBP: 0.283, SLG: 0.337			X FF 89 0-0		C FF 88 0-2 F FC 84 X FF 91		B ST 84 3-2 B SI 84 B FF 93 F FC 88 B FC 80 X FC 93		F SI 96 2-2 B SI 96 B FC 80 X FC 93		4 0 2 0 0 0 0												
10 Nick Allen, R OBP: 0.251, SLG: 0.277			C FF 88 0-2 X FF 90		X FF 90 0-0		X ST 83 0-0		X SI 96 0-0		4 0 0 0 0 0 3												
<b>Inning Stats</b>	R: 0 E: 0 K: 0 S: 6	H: 0 LOB: 0 BB: 0 P: 9	R: 0 E: 0 K: 2 S: 11	H: 0 LOB: 0 BB: 0 P: 13	R: 0 E: 0 K: 1 S: 7	H: 0 LOB: 0 BB: 0 P: 9	R: 0 E: 0 K: 2 S: 15	H: 0 LOB: 3 BB: 3 P: 31	R: 0 E: 0 K: 0 S: 7	H: 0 LOB: 0 BB: 0 P: 8	R: 4 E: 0 K: 0 S: 16	H: 5 LOB: 1 BB: 0 P: 25	R: 6 E: 2 K: 0 S: 23	H: 5 LOB: 2 BB: 2 P: 40	R: 0 E: 0 K: 1 S: 9	H: 0 LOB: 0 BB: 0 P: 14	1B: 6 2B: 1 3B: 1 HR: 2	SF: 0 SAC: 0 DP: 0 HBP: 1	WP: 1 PB: 0 SB: 0 CS: 0	PA: 41			
<b>PITCHER</b>	IP WLS BF H R ER SO BB IBB HBP BLK WP HR S P ERA WHIP											IP WLS BF H R ER SO BB IBB HBP BLK WP HR S P ERA WHIP											
31 Tyler Anderson, L ERA: 5.55	5.1 23 3 3 3 5 3 0 0 0 0 0 1 52 81 5.06 1.125											60 Andrew Wantz, R ERA: 4.62	0.1 L 7 3 6 4 0 1 1 0 0 0 0 0 11 20 108.00 12.000										
59 José Soriano, R ERA: 4.36	0.1 4 2 1 1 0 0 0 0 0 0 0 0 12 20 0.00 3.000											68 José Marte, R ERA: 10.8	1.0 3 0 0 0 1 0 0 0 0 0 0 9 14 0.00 0.000										

AB 36  
R 6  
H 9  
RBI 5  
BB 4  
SO 12  
LOB 12



AB 35  
R 10  
H 10  
RBI 9  
BB 5  
SO 6  
LOB 16







Batter	1	2	3	4	5	6	7	8	9	10	AB	R	H	RBI	BB	SO	LOB	TOP				
4 George Springer, R OBP: 0.333, SLG: 0.405	L9		K							G5-3	4	1	1	1	1	1		<b>Toronto Blue Jays @ Oakland Athletics</b> Oakland Coliseum, Oakland, CA Mon Sep 04 2023, 1:08 PM - 4:07 PM PDT Att: 9,062 - Sunny - 69 F				
8 Cavan Biggio, L OBP: 0.314, SLG: 0.364	F7		G6-3					F7			5	1	2	2	0	0	1					
27 Vladimir Guerrero Jr., R OBP: 0.345, SLG: 0.441											3	0	2	0	2	0	1					
48 Spencer Horwitz, L OBP: 0.476, SLG: 0.588	G6-3										4	0	1	1	0	1	3					
15 Whit Merrifield, R OBP: 0.331, SLG: 0.406	G6-3										4	0	0	0	1	1	4					
30 Alejandro Kirk, R OBP: 0.333, SLG: 0.351	G5-3										4	1	0	0	1	1	3					
25 Daulton Varsho, L OBP: 0.288, SLG: 0.374											4	1	0	0	1	1	3					
28 Ernie Clement, R OBP: 0.444, SLG: 0.618											4	1	0	0	1	1	3					
36 Davis Schneider, R (9, PH) OBP: 0.507, SLG: 0.631											3	0	1	0	0	0	0					
10 Mason McCoy, R OBP: 0.300, SLG: 0.321											0	1	0	0	0	0	0					
39 Kevin Kiermaier, L OBP: 0.329, SLG: 0.416											3	0	0	0	0	1	2					
5 Santiago Espinal, R OBP: 0.300, SLG: 0.321											1	1	1	1	0	0	0					
<b>Inning Stats</b>	R: 0 E: 0 K: 0 S: 8	H: 1 LOB: 1 BB: 1 P: 11	R: 0 E: 0 K: 1 S: 8	H: 0 LOB: 0 BB: 0 P: 14	R: 0 E: 0 K: 2 S: 8	H: 0 LOB: 0 BB: 0 P: 12	R: 0 E: 0 K: 0 S: 7	H: 0 LOB: 1 BB: 1 P: 14	R: 3 E: 0 K: 0 S: 14	H: 3 LOB: 1 BB: 2 P: 26	R: 0 E: 0 K: 0 S: 15	H: 0 LOB: 0 BB: 0 P: 21	R: 0 E: 0 K: 1 S: 11	H: 1 LOB: 2 BB: 1 P: 16	R: 0 E: 0 K: 1 S: 8	H: 0 LOB: 0 BB: 0 P: 14	R: 3 E: 0 K: 0 S: 16	H: 3 LOB: 3 BB: 2 P: 27	1B: 5 2B: 3 3B: 0 HR: 0	SF: 0 SAC: 0 DP: 2 HBP: 1	WP: 0 PB: 0 SB: 0 CS: 0	PA: 43
<b>PITCHER</b>	IP WLS BF H R ER SO BB IBB HBP BLK WP HR S P ERA WHIP	4.2 19 3 3 3 3 3 0 0 0 0 0 0 41 70 5.79 1.286	5.1 8 1 0 0 2 0 0 0 0 0 0 0 24 37 0.00 0.429	8.1 3 1 0 0 2 1 0 0 0 0 0 0 19 30 0.00 1.000	10.1 8 2 2 1 0 0 0 0 0 0 0 0 10 15 27.00 6.000	10.1 5 1 1 1 0 1 1 0 0 0 0 0 6 12 13.50 3.000	<b>PITCHER</b>										IP WLS BF H R ER SO BB IBB HBP BLK WP HR S P ERA WHIP	4.2 19 3 3 3 3 3 0 0 0 0 0 0 41 70 5.79 1.286				

Batter	1	2	3	4	5	6	7	8	9	10	AB	R	H	RBI	BB	SO	LOB	BOTTOM				
5 Tony Kemp, L OBP: 0.312, SLG: 0.315											2	0	0	0	2	0	0	<b>Toronto Blue Jays @ Oakland Athletics</b> Oakland Coliseum, Oakland, CA Mon Sep 04 2023, 1:08 PM - 4:07 PM PDT Att: 9,062 - Sunny - 69 F				
20 Zack Gelof, R OBP: 0.332, SLG: 0.528											5	0	2	0	0	0	2					
49 Ryan Noda, L OBP: 0.363, SLG: 0.436											4	1	1	1	0	1	3					
25 Brent Rooker, R OBP: 0.327, SLG: 0.465											4	0	1	0	0	3	2					
1 Esteyru Ruiz, R OBP: 0.304, SLG: 0.334											0	0	0	0	0	0	0					
15 Seth Brown, L OBP: 0.277, SLG: 0.404											3	0	0	0	0	0	2					
12 Aledmys Diaz, R OBP: 0.282, SLG: 0.336											1	0	0	0	0	1	1					
13 Jordan Diaz, R OBP: 0.238, SLG: 0.412											4	1	1	1	0	2	1					
23 Shea Langeliers, R OBP: 0.269, SLG: 0.384											4	1	0	0	0	2	2					
22 Lawrence Butler, L OBP: 0.268, SLG: 0.449											4	2	2	3	0	1	0					
10 Nick Allen, R OBP: 0.252, SLG: 0.277											3	0	1	0	0	0	0					
21 Tyler Soderstrom, L OBP: 0.227, SLG: 0.236											1	0	0	0	0	1	0					
<b>Inning Stats</b>	R: 0 E: 0 K: 2 S: 12	H: 1 LOB: 2 BB: 1 P: 22	R: 0 E: 0 K: 2 S: 8	H: 0 LOB: 0 BB: 0 P: 11	R: 0 E: 0 K: 0 S: 7	H: 0 LOB: 0 BB: 0 P: 11	R: 0 E: 0 K: 1 S: 9	H: 0 LOB: 0 BB: 0 P: 12	R: 1 E: 0 K: 1 S: 10	H: 2 LOB: 0 BB: 0 P: 13	R: 1 E: 0 K: 1 S: 11	H: 1 LOB: 0 BB: 0 P: 14	R: 0 E: 0 K: 0 S: 6	H: 1 LOB: 1 BB: 0 P: 8	R: 0 E: 0 K: 2 S: 10	H: 1 LOB: 2 BB: 0 P: 18	R: 2 E: 0 K: 1 S: 9	H: 1 LOB: 0 BB: 1 P: 16	1B: 4 2B: 0 3B: 0 HR: 4	SF: 0 SAC: 1 DP: 1 HBP: 0	WP: 0 PB: 0 SB: 3 CS: 0	PA: 38
<b>PITCHER</b>	IP WLS BF H R ER SO BB IBB HBP BLK WP HR S P ERA WHIP	6.0 22 4 1 2 1 2 1 0 0 0 0 0 1 11 14 9.00 1.000	7.1 B 4 1 1 1 1 0 0 0 0 0 0 4 4 0.00 1.500	8.1 3 1 0 0 0 1 0 0 0 0 0 0 8 15 0.00 1.500	9.1 W 6 1 2 1 2 1 0 0 0 0 1 13 23 5.40 1.200	<b>PITCHER</b>										IP WLS BF H R ER SO BB IBB HBP BLK WP HR S P ERA WHIP	6.0 22 4 1 2 1 2 1 0 0 0 0 1 11 14 9.00 1.000					

AB 36  
R 6  
H 8  
RBI 5  
BB 6  
SO 7  
LOB 18



AB 35  
R 5  
H 8  
RBI 5  
SO 11  
LOB 13









Batter	1	2	3	4	5	6	7	8	9	AB	R	H	RBI	BB	SO	LOB	TOP										
4 George Springer, R (1, 10) OBP: 0.333, SLG: 0.403										4	0	0	0	0	2	3											
27 Vladimir Guerrero Jr., R (1, 3) OBP: 0.343, SLG: 0.436										4	0	0	0	0	0	0											
36 Davis Schneider, R (1, 4) OBP: 0.512, SLG: 0.846										2	1	1	1	2	1	0											
15 Whit Merrifield, R (1, 7) OBP: 0.325, SLG: 0.399										4	0	0	0	0	0	2											
8 Cavan Biggio, L (1, 9) OBP: 0.323, SLG: 0.368										4	1	2	0	0	1	0											
5 Santiago Espinal, R (1, 5) OBP: 0.266, SLG: 0.325										4	0	1	0	0	0	3											
28 Ernie Clement, R (1, 6) OBP: 0.415, SLG: 0.564										3	0	1	1	0	0	0											
48 Spencer Horwitz, L (9, PH) OBP: 0.417, SLG: 0.500										1	0	0	0	0	0	1											
25 Daulton Varsho, L (1, 8) OBP: 0.287, SLG: 0.373										4	0	1	0	0	2	1											
55 Tyler Heineman, S (1, 2) OBP: 0.382, SLG: 0.259										0	0	0	0	2	0	0											
30 Alejandro Kirk, R (7, PH) OBP: 0.339, SLG: 0.359										1	0	0	0	0	1	0											
<b>Inning Stats</b>	R: 0 E: 0 K: 0 S: 6	H: 0 LOB: 1 BB: 1 P: 12	R: 1 E: 0 K: 2 S: 14	H: 2 LOB: 2 BB: 1 P: 22	R: 0 E: 0 K: 0 S: 9	H: 1 LOB: 2 BB: 1 P: 17	R: 0 E: 0 K: 0 S: 6	H: 1 LOB: 0 BB: 0 P: 13	R: 0 E: 0 K: 1 S: 7	H: 0 LOB: 0 BB: 0 P: 11	R: 0 E: 0 K: 3 S: 10	H: 0 LOB: 0 BB: 0 P: 15	R: 1 E: 0 K: 1 S: 11	H: 1 LOB: 0 BB: 0 P: 16	R: 0 E: 0 K: 0 S: 11	H: 1 LOB: 0 BB: 0 P: 15	1B: 4 2B: 1 3B: 0 HR: 1	SF: 0 SAC: 0 DP: 1 HBP: 0	WP: 0 PB: 0 SB: 0 CS: 1	PA: 35							
<b>PITCHER</b>	IP	WLS	BF	H	R	ER	SO	BB	IBB	HBP	BLK	WP	HR	S	P	ERA	WHIP										
38 JP Sears, L (1, 1) ERA: 4.51	5.0	W	22	4	1	1	3	4	0	0	0	0	0	42	75	1.80	1.600										
57 Mason Miller, R (6, 1) ERA: 3.09	2.0	H	6	0	0	0	3	0	0	0	0	0	0	16	27	0.00	0.000										
56 Dany Jiménez, R (8, 1) ERA: 4.3	1.0	G	4	1	1	1	1	0	0	0	0	0	1	11	16	9.00	1.000										
65 Trevor May, R (9, 1) ERA: 3.89	1.0	S	3	1	0	0	0	0	0	0	0	0	0	11	15	0.00	1.000										

Toronto Blue Jays @ Oakland Athletics  
Oakland Coliseum, Oakland, CA  
Wed Sep 06 2023, 12:38 PM - 2:56 PM PDT  
Att: 3,871 - Sunny - 70 F

AB 31  
R 2  
H 6  
RBI 2  
BB 4  
SO 7  
LOB 10



Batter	1	2	3	4	5	6	7	8	9	AB	R	H	RBI	BB	SO	LOB	BOTTOM										
20 Zack Gelof, R (1, 4) OBP: 0.328, SLG: 0.522										4	0	0	0	0	2	2											
25 Brent Rooker, R (1, 7) OBP: 0.327, SLG: 0.465										4	0	1	0	0	3	1											
49 Ryan Noda, L (1, 9) OBP: 0.375, SLG: 0.426										4	1	0	0	0	1	2											
13 Jordan Diaz, R (1, 10) OBP: 0.298, SLG: 0.408										3	1	1	0	0	1	1											
15 Seth Brown, L (8, PH) OBP: 0.279, SLG: 0.407										4	2	2	2	0	0	0											
44 Carlos Pérez, R (1, 2) OBP: 0.295, SLG: 0.374										4	2	2	2	0	0	0											
4 Kevin Smith, R (1, 5) OBP: 0.228, SLG: 0.367										4	1	2	3	0	1	0											
26 Jonah Bride, R (1, 3) OBP: 0.286, SLG: 0.205										2	0	0	0	1	1	0											
5 Tony Kemp, L (8, 7) OBP: 0.308, SLG: 0.311										0	0	0	0	0	0	0											
10 Nick Allen, R (1, 6) OBP: 0.254, SLG: 0.279										3	0	1	0	0	0	2											
1 Esteyru Ruiz, R (1, 8) OBP: 0.304, SLG: 0.334										3	0	1	0	0	0	1											
<b>Inning Stats</b>	R: 0 E: 0 K: 1 S: 7	H: 0 LOB: 0 BB: 0 P: 9	R: 0 E: 0 K: 1 S: 8	H: 0 LOB: 0 BB: 0 P: 12	R: 0 E: 0 K: 1 S: 9	H: 1 LOB: 1 BB: 0 P: 15	R: 2 E: 0 K: 0 S: 14	H: 3 LOB: 2 BB: 1 P: 24	R: 0 E: 0 K: 2 S: 12	H: 1 LOB: 1 BB: 0 P: 17	R: 3 E: 0 K: 1 S: 18	H: 3 LOB: 0 BB: 0 P: 24	R: 0 E: 0 K: 2 S: 7	H: 0 LOB: 0 BB: 0 P: 9	R: 0 E: 0 K: 1 S: 8	H: 0 LOB: 0 BB: 0 P: 12	1B: 5 2B: 1 3B: 0 HR: 2	SF: 0 SAC: 0 DP: 0 HBP: 0	WP: 1 PB: 0 SB: 3 CS: 0	PA: 33							
<b>PITCHER</b>	IP	WLS	BF	H	R	ER	SO	BB	IBB	HBP	BLK	WP	HR	S	P	ERA	WHIP										
99 Hyun Jin Ryu, L (1, 1) ERA: 2.65	5.0	L	21	5	2	2	5	1	0	0	0	0	1	50	77	3.60	1.200										
33 Trevor Richards, R (6, 1) ERA: 3.96	1.0	G	3	3	3	3	1	0	0	0	0	0	1	18	24	27.00	3.000										
37 Chad Green, R (7, 1) ERA: 3.38	1.0	G	3	0	0	0	2	0	0	0	0	0	0	7	9	0.00	0.000										
35 Jay Jackson, R (8, 1) ERA: 2.36	1.0	G	3	0	0	0	1	0	0	0	0	0	0	8	12	0.00	0.000										

Toronto Blue Jays @ Oakland Athletics  
Oakland Coliseum, Oakland, CA  
Wed Sep 06 2023, 12:38 PM - 2:56 PM PDT  
Att: 3,871 - Sunny - 70 F

AB 32  
R 5  
H 8  
RBI 5  
BB 1  
SO 9  
LOB 9





Batter	1	2	3	4	5	6	7	8	9	AB	R	H	RBI	BB	SO	LOB	TOP	
20 Zack Gelof, R OBP: 0.335, SLG: 0.526										4	1	2	0	1	1	0	<b>Oakland Athletics @ Texas Rangers</b> Globe Life Field, Arlington, TX Fri Sep 08 2023, 7:09 PM - 10:12 PM CDT Att: 28,203 - Roof Closed - 74 F	
25 Brent Rooker, R OBP: 0.328, SLG: 0.463										4	1	1	0	1	1	2		
2 Lawrence Butler, L OBP: 0.268, SLG: 0.449										0	0	0	0	0	0	0		
49 Ryan Noda, L OBP: 0.373, SLG: 0.425										5	0	1	2	0	2	2		
12 Aledmys Diaz, R OBP: 0.286, SLG: 0.343										3	0	2	0	0	1	0		
15 Seth Brown, L OBP: 0.290, SLG: 0.405										1	0	0	0	1	1	1		
13 Jordan Diaz, R OBP: 0.294, SLG: 0.403										3	0	0	0	0	0	3		
5 Tony Kemp, L OBP: 0.310, SLG: 0.311										0	0	0	0	1	0	0		
4 Kevin Smith, R OBP: 0.228, SLG: 0.373										4	1	1	0	0	2	3		
23 Shea Langeliers, R OBP: 0.267, SLG: 0.387										4	1	1	2	0	1	0		
10 Nick Allen, R OBP: 0.254, SLG: 0.275										3	1	0	0	1	0	0		
1 Esteyru Ruiz, R OBP: 0.308, SLG: 0.343										4	1	2	2	0	1	0		
<b>Inning Stats</b>	R: 1 H: 2 E: 0 K: 0 S: 12	H: 2 R: 1 ER: 0 LOB: 20	R: 0 H: 2 E: 0 K: 1 S: 15	R: 0 H: 0 E: 0 K: 1 S: 6	R: 1 H: 1 E: 0 K: 2 S: 11	R: 2 H: 2 E: 0 K: 1 S: 11	R: 1 H: 2 E: 0 K: 1 S: 15	R: 0 H: 0 E: 0 K: 1 S: 9	R: 0 H: 0 E: 0 K: 2 S: 8	1B: 4 2B: 4 3B: 0 HR: 2	SF: 0 SAC: 0 DP: 0 HBP: 0	WP: 1 PB: 0 SB: 0 CS: 1	PA: 40					
<b>PITCHER</b>	IP: 5.2 WLS: L BF: 25 ERA: 3.62	H: 8 R: 5 ER: 5 LOB: 6	BB: 1 IBB: 0 HBP: 0 BLK: 0	WP: 1 HR: 2 S: 59 P: 88 ERA: 7.94 WHIP: 1.588	IP: 6.1 WLS: L BF: 25 ERA: 3.09	H: 2 R: 1 ER: 1 LOB: 2	BB: 2 IBB: 0 HBP: 0 BLK: 0	WP: 0 HR: 0 S: 15 P: 29 ERA: 9.00 WHIP: 4.000	IP: 7.1 WLS: L BF: 27 ERA: 6.23	H: 0 R: 0 ER: 0 LOB: 2	BB: 2 IBB: 0 HBP: 0 BLK: 0	WP: 0 HR: 16 S: 29 P: 0 ERA: 0.00 WHIP: 1.200	IP: 9.1 WLS: L BF: 2 ERA: 4.26	H: 0 R: 0 ER: 0 LOB: 2	BB: 0 IBB: 0 HBP: 0 BLK: 0	WP: 0 HR: 6 S: 9 P: 0 ERA: 0.00 WHIP: 0.000		

AB	35
R	6
H	10
RBI	6
BB	5
SO	10
LOB	11



Batter	1	2	3	4	5	6	7	8	9	AB	R	H	RBI	BB	SO	LOB	BOTTOM	
2 Marcus Semien, R OBP: 0.350, SLG: 0.464										5	2	2	0	0	0	2	<b>Oakland Athletics @ Texas Rangers</b> Globe Life Field, Arlington, TX Fri Sep 08 2023, 7:09 PM - 10:12 PM CDT Att: 28,203 - Roof Closed - 74 F	
5 Corey Seager, L OBP: 0.401, SLG: 0.651										4	1	1	2	0	2			
30 Nathaniel Lowe, L OBP: 0.371, SLG: 0.435										3	0	1	1	2	0	1		
18 Mitch Garver, R OBP: 0.375, SLG: 0.537										4	0	1	0	1	1	2		
28 Jonah Heim, S OBP: 0.320, SLG: 0.444										4	0	0	0	1	1	5		
3 Leody Taveras, S OBP: 0.307, SLG: 0.424										3	0	2	0	1	1	0		
20 Ezequiel Duran, R OBP: 0.325, SLG: 0.447										4	0	1	0	0	2	4		
47 Josh Smith, L OBP: 0.302, SLG: 0.315										4	0	0	0	0	1	4		
32 Evan Carter, L OBP: 0.500, SLG: 0.333										3	0	1	0	1	2	1		
<b>Inning Stats</b>	R: 2 H: 4 E: 0 K: 2 S: 18	H: 4 R: 2 ER: 2 LOB: 37	R: 0 H: 1 E: 0 K: 1 S: 10	R: 1 H: 2 E: 1 K: 1 S: 14	R: 0 H: 0 E: 0 K: 2 S: 10	R: 0 H: 0 E: 0 K: 1 S: 7	R: 0 H: 0 E: 0 K: 2 S: 7	R: 0 H: 0 E: 0 K: 0 S: 7	R: 0 H: 0 E: 0 K: 1 S: 8	1B: 7 2B: 1 3B: 0 HR: 1	SF: 0 SAC: 0 DP: 2 HBP: 1	WP: 0 PB: 0 SB: 1 CS: 0	PA: 41					
<b>PITCHER</b>	IP: 3.0 WLS: L BF: 18 ERA: 3.88	H: 6 R: 2 ER: 2 LOB: 3	BB: 3 IBB: 0 HBP: 0 BLK: 0	WP: 0 HR: 14 S: 30 P: 87 ERA: 9.00 WHIP: 3.000	IP: 9.1 WLS: L BF: 37 ERA: 5.10	H: 3 R: 1 ER: 1 LOB: 3	BB: 3 IBB: 0 HBP: 1 BLK: 0	WP: 0 HR: 17 S: 26 P: 0 ERA: 0.00 WHIP: 0.000	IP: 7.1 WLS: H BF: 3 ERA: 5.44	H: 0 R: 0 ER: 0 LOB: 2	BB: 0 IBB: 0 HBP: 0 BLK: 0	WP: 0 HR: 7 S: 10 P: 0 ERA: 0.00 WHIP: 0.000	IP: 8.1 WLS: H BF: 3 ERA: 4.02	H: 0 R: 0 ER: 0 LOB: 0	BB: 1 IBB: 0 HBP: 0 BLK: 0	WP: 0 HR: 7 S: 14 P: 0 ERA: 0.00 WHIP: 1.000		

AB	34
R	3
H	9
RBI	3
BB	6
SO	10
LOB	21






Batter	1	2	3	4	5	6	7	8	9	AB	R	H	RBI	BB	SO	LOB	TOP				
49 Ryan Noda, L (1,3) OBP: 0.374, SLG: 0.424	4-2 BB		1-1 20 1B		0-0 G4-3		0-3 K		2-3 K	3	0	1	0	1	1	1					
44 Carlos Pérez, R (9,PH) OBP: 0.293, SLG: 0.372										1	0	0	0	0	1	1					
20 Zack Celof, R (1,4) OBP: 0.341, SLG: 0.541	1-3 K		2-2 15 WP 1B		0-3 K		2-2 HR		4-2 BB	4	1	2	2	1	2	1					
15 Seth Brown, L (1,9) OBP: 0.283, SLG: 0.405	2-1 P5		4-2 BB		3-1 F8		0-1 1B		1-1 G6-3	3	0	1	0	1	0	1					
13 Jordan Diaz, R (9,PH) OBP: 0.293, SLG: 0.401										1	0	0	0	0	0	2					
25 Brent Rooker, R (1,10) OBP: 0.325, SLG: 0.458	2-3 K		2-3 K		1-3 K		0-2 F8			4	0	0	0	0	3	5					
23 Shea Langeliers, R (1,2) OBP: 0.269, SLG: 0.389		0-1 2B	3-2 G5-3		1-2 HBP		2-2 F4			3	0	1	0	0	0	3					
2 Lawrence Butler, L (1,8) OBP: 0.257, SLG: 0.431	1-3 K				1-2 G3		1-2 P5		1-1 1B	3	0	0	0	0	1	2					
1 Esteyru Ruiz, R (8,PH) OBP: 0.308, SLG: 0.345										1	0	1	0	0	0	0					
4 Kevin Smith, R (1,5) OBP: 0.239, SLG: 0.371	4-2 BB				0-1 1B		3-3 K		1-3 K	3	0	1	0	1	2	2					
5 Tony Kemp, L (1,7) OBP: 0.310, SLG: 0.309	0-1 G4-3				3-3 K		4-2 20 S 20 HR BB														
12 Aledmys Díaz, R (9,PH) OBP: 0.293, SLG: 0.342									1-1 G5-3	2	1	0	0	1	1	3					
10 Nick Allen, R (1,6) OBP: 0.254, SLG: 0.272					3-1 F8		0-0 F9		4-1 BB	3	0	0	0	1	0	2					
Inning Stats	R: 0 H: 0 E: 0 K: 2 S: 11	H: 0 LOB: 1 BB: 1 P: 20	R: 0 H: 1 E: 0 K: 1 S: 9	H: 1 LOB: 1 BB: 1 P: 14	R: 0 H: 2 E: 0 K: 1 S: 16	H: 2 LOB: 3 BB: 1 P: 31	R: 0 H: 1 E: 0 K: 1 S: 12	H: 1 LOB: 1 BB: 0 P: 19	R: 0 H: 0 E: 0 K: 2 S: 16	H: 0 LOB: 0 BB: 0 P: 9	R: 2 H: 2 E: 0 K: 1 S: 17	H: 2 LOB: 1 BB: 1 P: 23	R: 0 H: 1 E: 0 K: 1 S: 8	H: 0 LOB: 0 BB: 0 P: 12	R: 0 H: 0 E: 0 K: 1 S: 10	H: 0 LOB: 2 BB: 2 P: 22	1B: 5 2B: 1 3B: 0 HR: 1	SF: 0 SAC: 0 DP: 1 HBP: 1	WP: 1 PB: 0 SB: 1 CS: 0	PA: 39	
PITCHER	IP	WLS	BF	H	R	ER	SO	BB	IBB	HBP	BLK	WP	HR	S	P	ERA	WHIP				
17 Nathan Eovaldi, R (1,1) ERA: 2.9	2.1		11	3	0	0	3	2	0	0	0	0	0	27	47	0.00	2.143				
54 Martín Pérez, L (3,1) ERA: 4.78	2.2		10	1	0	0	3	1	0	0	0	1	0	27	46	0.00	0.750				
35 Chris Stratton, R (6,1) ERA: 3.74	1.2		8	1	2	2	3	1	0	1	0	0	1	28	39	10.80	1.200				
51 Will Smith, L (7,1) ERA: 3.76	1.1	W	5	2	0	0	1	0	0	0	0	0	0	13	17	0.00	1.500				
45 Aroldis Chapman, L (9,1) ERA: 2.72	1.0	S	5	0	0	0	1	2	0	0	0	0	0	10	22	0.00	2.000				

Oakland Athletics @ Texas Rangers  
Globe Life Field, Arlington, TX  
Sat Sep 09 2023, 6:11 PM - 9:14 PM CDT  
Att: 34,166 - Roof Closed - 74 F

livebaseballscorecards.com

AB 32  
R 2  
H 7  
RBI 2  
BB 6  
SO 11  
LOB 23



Batter	1	2	3	4	5	6	7	8	9	AB	R	H	RBI	BB	SO	LOB	BOTTOM				
2 Marcus Semien, R (1,4) OBP: 0.348, SLG: 0.461	2-2 F8		0-1 G6-3		1-0 F8		1-1 F8			4	0	0	0	0	0	1					
5 Corey Seager, L (1,6) OBP: 0.398, SLG: 0.645	0-0 F9		0-1 G3			3-3 K	1-2 L9			4	0	0	0	0	1	0					
4 Robbie Grossman, S (1,9) OBP: 0.325, SLG: 0.384	4-2 BB		3-3 K			4-1 BB	4-2 BB			1	2	0	0	3	1	0					
32 Evan Carter, L (9,9) OBP: 0.500, SLG: 0.333						30 1B BB	30 BB 18 BB			0	0	0	0	0	0	0					
18 Mitch Garver, R (1,10) OBP: 0.385, SLG: 0.539	4-1 BB				1-2 HBP	30 1B BB	36 WP 30 BB			1	1	1	0	2	0	0					
30 Nathaniel Lowe, L (1,3) OBP: 0.372, SLG: 0.434	2-3 K				1-2 G6-3	3 1B	36 WP BB			3	0	1	1	1	1	3					
20 Ezequiel Duran, R (1,7) OBP: 0.325, SLG: 0.446		0-0 1B								3	0	1	0	0	1	2					
16 Travis Jankowski, L (7,7) OBP: 0.354, SLG: 0.336										0	0	0	0	0	0	0					
36 Jonathan Ornelas, R (8,5)										1	0	0	0	0	0	2					
3 Leody Taveras, S (1,8) OBP: 0.308, SLG: 0.425	1-2 K									4	0	2	1	0	1	1					
47 Josh Smith, L (1,5) OBP: 0.301, SLG: 0.310	0-2 K									3	0	0	0	1	1	2					
11 Austin Hedges, R (1,2) OBP: 0.229, SLG: 0.222	1-1 P2									4	0	0	0	0	0	5					
Inning Stats	R: 0 H: 0 E: 0 K: 1 S: 13	H: 1 LOB: 2 BB: 2 P: 25	R: 0 H: 1 E: 0 K: 2 S: 10	H: 1 LOB: 0 BB: 0 P: 12	R: 0 H: 0 E: 0 K: 1 S: 8	H: 0 LOB: 0 BB: 0 P: 11	R: 0 H: 0 E: 0 K: 1 S: 10	H: 0 LOB: 0 BB: 0 P: 14	R: 0 H: 1 E: 0 K: 0 S: 14	H: 1 LOB: 1 BB: 0 P: 20	R: 2 H: 3 E: 0 K: 1 S: 19	H: 3 LOB: 3 BB: 2 P: 36	R: 1 H: 0 E: 0 K: 0 S: 18	H: 0 LOB: 2 BB: 3 P: 33	R: 0 H: 0 E: 0 K: 0 S: 9	H: 0 LOB: 0 BB: 0 P: 14	1B: 5 2B: 0 3B: 0 HR: 0	SF: 0 SAC: 0 DP: 1 HBP: 1	WP: 1 PB: 0 SB: 0 CS: 0	PA: 36	
PITCHER	IP	WLS	BF	H	R	ER	SO	BB	IBB	HBP	BLK	WP	HR	S	P	ERA	WHIP				
16 Sean Newcomb, L (1,1) ERA: 0.75	4.0		15	1	0	0	5	2	0	0	0	0	0	41	62	0.00	0.750				
39 Kyle Muller, L (5,1) ERA: 7.66	2.0		12	4	2	2	1	2	0	0	0	0	0	33	56	9.00	3.000				
70 Lucas Erceg, R (7,1) ERA: 5.55	0.2	L	5	0	1	1	0	3	0	0	0	0	0	15	29	13.50	4.500				
60 Francisco Pérez, L (7,1) ERA: 6.0	1.1		4	0	0	0	0	0	0	0	0	1	0	12	18	0.00	0.000				

Oakland Athletics @ Texas Rangers  
Globe Life Field, Arlington, TX  
Sat Sep 09 2023, 6:11 PM - 9:14 PM CDT  
Att: 34,166 - Roof Closed - 74 F

livebaseballscorecards.com

AB 28  
R 3  
H 5  
RBI 2  
BB 7  
SO 6  
LOB 16









Batter	1	2	3	4	5	6	7	8	9	AB R H RBI BB SO LOB	TOP											
20 Zack Gelof, R OBP: 0.332, SLG: 0.520	L4		G5-3			K		K		4 0 0 0 0 2 0	<b>Oakland Athletics @ Houston Astros</b> Minute Maid Park, Houston, TX Mon Sep 11 2023, 7:12 PM - 9:37 PM CDT Att: 29,807 - Roof Closed - 73 F											
49 Ryan Noda, L OBP: 0.376, SLG: 0.432	K			K	K			HR	4 1 1 1 0 3 0													
12 Aledmys Diaz, R OBP: 0.285, SLG: 0.340	G1-3		G3		L5			L8	3 0 0 0 0 0 0 1 0 0 0 0 0 0													
5 Tony Kemp, L OBP: 0.308, SLG: 0.307																						
25 Brent Rooker, R OBP: 0.327, SLG: 0.466		HR		BB		K		23 1B	2 1 1 1 1 1 0 1 0 1 0 0 0 0													
15 Seth Brown, L OBP: 0.298, SLG: 0.411								K	3 0 0 0 0 0 2 1 1 0 0 0 0 0 1 1													
13 Jordan Diaz, R OBP: 0.291, SLG: 0.400		K2-3		K		G3			3 0 0 0 0 0 2 1 1 0 0 0 0 0 1 1													
21 Tyler Soderstrom, L OBP: 0.229, SLG: 0.250																						
23 Shea Langeliers, R OBP: 0.271, SLG: 0.398	F8						HR	1-2	4 1 2 1 0 1 0													
4 Kevin Smith, R OBP: 0.239, SLG: 0.366	F9							1B	4 1 1 0 0 1 2													
10 Nick Allen, R OBP: 0.255, SLG: 0.273			G4-3					K	3 0 1 1 0 1 0													
1 Esteury Ruiz, R OBP: 0.303, SLG: 0.339			K					G6-3	3 0 0 0 0 1 1													
<b>Inning Stats</b>	R: 0 E: 0 K: 1 S: 5	H: 0 LOB: 0 BB: 0 P: 8	R: 1 E: 0 K: 1 S: 9	H: 1 LOB: 0 BB: 0 P: 15	R: 0 E: 0 K: 1 S: 8	H: 0 LOB: 0 BB: 0 P: 11	R: 0 E: 0 K: 2 S: 10	H: 0 LOB: 1 BB: 1 P: 17	R: 1 E: 0 K: 1 S: 12	H: 2 LOB: 0 BB: 0 P: 15	R: 0 E: 0 K: 2 S: 12	H: 0 LOB: 0 BB: 0 P: 18	R: 1 E: 0 K: 2 S: 8	H: 1 LOB: 0 BB: 0 P: 12	R: 0 E: 0 K: 2 S: 9	H: 0 LOB: 0 BB: 0 P: 11	R: 1 E: 0 K: 1 S: 19	H: 3 LOB: 2 BB: 0 P: 23	1B: 3 2B: 1 3B: 0 HR: 3	SF: 0 SAC: 0 DP: 1 HBP: 0	WP: 0 PB: 0 SB: 1 CS: 0	PA: 34
<b>PITCHER</b>	IP WLS BF H R ER SO BB IBB HBP BLK WP HR S P ERA WHIP											<b>PITCHER</b>	IP WLS BF H R ER SO BB IBB HBP BLK WP HR S P ERA WHIP									
Framber Valdez, L ERA: 3.32	7.0 L 25 4 3 3 10 1 0 0 0 0 2 64 96 3.86 0.714																					
88 Phil Maton, R ERA: 3.15	1.0 3 0 0 0 2 0 0 0 0 0 0 9 11 0.00 0.000																					
47 Rafael Montero, R ERA: 5.04	1.0 6 3 1 1 1 0 0 0 0 0 0 1 19 23 9.00 3.000																					

AB	33
R	4
H	7
RBI	4
BB	1
SO	13
LOB	5



Batter	1	2	3	4	5	6	7	8	9	AB R H RBI BB SO LOB	BOTTOM											
27 Jose Altuve, R OBP: 0.399, SLG: 0.549	L9		P3						3 1B	3 0 1 0 1 0 0	<b>Oakland Athletics @ Houston Astros</b> Minute Maid Park, Houston, TX Mon Sep 11 2023, 7:12 PM - 9:37 PM CDT Att: 29,807 - Roof Closed - 73 F											
3 Jeremy Peña, R OBP: 0.323, SLG: 0.389	BB		G3			BB		K	4 0 2 0 0 1 1													
44 Yordan Alvarez, L OBP: 0.414, SLG: 0.583				G4-3		G4-3		L9	3 0 0 0 1 0 3													
2 Alex Bregman, R OBP: 0.365, SLG: 0.446	F4			G5-3		G5-3		F7	4 0 0 0 0 0 4													
30 Kyle Tucker, L OBP: 0.374, SLG: 0.510	K					F8		F7	3 0 0 0 0 1 4													
79 José Abreu, R OBP: 0.297, SLG: 0.364		K		CS		G6-3		F8	3 0 0 0 0 1 0													
23 Michael Brantley, L OBP: 0.323, SLG: 0.552		P5				L9		F9	3 0 0 0 0 0 0													
20 Chas McCormick, R OBP: 0.365, SLG: 0.516		K				G6-3		K	3 0 0 0 0 2 0													
15 Martín Maldonado, R OBP: 0.251, SLG: 0.334			K					G4-3	3 0 0 0 0 1 0													
<b>Inning Stats</b>	R: 0 E: 0 K: 1 S: 18	H: 1 LOB: 2 BB: 1 P: 30	R: 0 E: 0 K: 2 S: 10	H: 0 LOB: 0 BB: 0 P: 15	R: 0 E: 0 K: 1 S: 7	H: 0 LOB: 0 BB: 0 P: 8	R: 0 E: 0 K: 0 S: 7	H: 0 LOB: 0 BB: 0 P: 12	R: 0 E: 0 K: 0 S: 6	H: 0 LOB: 0 BB: 0 P: 9		R: 0 E: 0 K: 1 S: 9	H: 0 LOB: 1 BB: 1 P: 18	R: 0 E: 0 K: 0 S: 7	H: 0 LOB: 0 BB: 0 P: 10	R: 0 E: 0 K: 1 S: 8	H: 0 LOB: 0 BB: 0 P: 10	R: 0 E: 0 K: 0 S: 12	H: 2 LOB: 2 BB: 0 P: 17	1B: 3 2B: 0 3B: 0 HR: 0	SF: 0 SAC: 0 DP: 0 HBP: 1	WP: 0 PB: 0 SB: 0 CS: 1
<b>PITCHER</b>	IP WLS BF H R ER SO BB IBB HBP BLK WP HR S P ERA WHIP											<b>PITCHER</b>	IP WLS BF H R ER SO BB IBB HBP BLK WP HR S P ERA WHIP									
57 Mason Miller, R ERA: 2.84	2.0 W 19 0 0 0 3 1 0 1 0 0 0 44 67 0.00 0.167																					
Ken Waldichuk, L ERA: 5.14	6.0 19 0 0 0 3 1 0 1 0 0 0 44 67 0.00 0.167																					
65 Trevor May, R ERA: 3.7	1.0 5 2 0 0 0 0 0 0 0 0 0 12 17 0.00 2.000																					

AB	29
R	0
H	3
RBI	0
BB	2
SO	6
LOB	12









Batter	1	2	3	4	5	6	7	8	9	AB	R	H	RBI	BB	SO	LOB	TOP										
5 Tony Kemp, L OBP: 0.304, SLG: 0.311										4	0	0	0	0	1	0											
20 Zack Celof, R OBP: 0.332, SLG: 0.519										3	1	0	0	1	2	0											
49 Ryan Noda, L OBP: 0.378, SLG: 0.430										3	1	1	0	1	1	0											
15 Seth Brown, L OBP: 0.293, SLG: 0.418										3	0	1	1	1	2	0											
23 Shea Langeliers, R OBP: 0.268, SLG: 0.401										3	0	0	1	0	1	2											
25 Brent Rooker, R OBP: 0.324, SLG: 0.461										4	0	0	0	0	2	1											
2 Lawrence Butler, L OBP: 0.238, SLG: 0.383										3	0	0	0	0	2	0											
13 Jordan Diaz, R OBP: 0.287, SLG: 0.390										2	0	0	0	0	0	0											
4 Kevin Smith, R OBP: 0.233, SLG: 0.357										3	0	0	0	0	0	1											
<b>Inning Stats</b>	R: 0 E: 0 K: 2 S: 10	H: 0 LOB: 0 BB: 0 P: 12	R: 0 E: 0 K: 2 S: 13	H: 0 LOB: 0 BB: 0 P: 17	R: 0 E: 0 K: 1 S: 9	H: 0 LOB: 0 BB: 2 P: 11	R: 0 E: 0 K: 2 S: 16	H: 0 LOB: 2 BB: 2 P: 28	R: 0 E: 0 K: 0 S: 5	H: 0 LOB: 1 BB: 0 P: 10	R: 0 E: 0 K: 1 S: 7	H: 0 LOB: 0 BB: 0 P: 13	R: 0 E: 0 K: 1 S: 8	H: 0 LOB: 0 BB: 0 P: 13	R: 0 E: 0 K: 1 S: 5	H: 0 LOB: 0 BB: 0 P: 6	R: 2 E: 0 K: 1 S: 11	H: 2 LOB: 1 BB: 1 P: 20	1B: 2 2B: 0 3B: 0 HR: 0	SF: 1 SAC: 0 DP: 0 HBP: 1	WP: 0 PB: 0 SB: 0 CS: 0	PA: 33					
<b>PITCHER</b>	IP	WLS	BF	H	R	ER	SO	BB	IBB	HBP	BLK	WP	HR	S	P	ERA	WHIP										
58 Hunter Brown, R ERA: 4.61	5.0	W	18	0	0	0	7	2	0	1	0	0	0	53	78	0.00	0.400										
47 Rafael Montero, R ERA: 4.95	1.0		3	0	0	0	1	0	0	0	0	0	0	7	13	0.00	0.000										
50 Héctor Neris, R ERA: 1.81	1.0		3	0	0	0	1	0	0	0	0	0	0	8	13	0.00	0.000										
52 Bryan Abreu, R ERA: 1.94	1.0		3	0	0	0	1	0	0	0	0	0	0	5	6	0.00	0.000										
55 Ryan Pressly, R ERA: 3.45	1.0		6	2	2	2	1	1	0	0	0	0	0	11	20	18.00	3.000										

Oakland Athletics @ Houston Astros  
Minute Maid Park, Houston, TX  
Wed Sep 13 2023, 6:13 PM - 8:49 PM CDT  
Att: 37,864 - Roof Closed - 73 F

AB	28
R	2
H	2
RBI	2
BB	3
SO	11
LOB	4



Batter	1	2	3	4	5	6	7	8	9	AB	R	H	RBI	BB	SO	LOB	BOTTOM										
27 Jose Altuve, R OBP: 0.397, SLG: 0.539										3	1	0	0	2	0	1											
3 Jeremy Peña, R OBP: 0.323, SLG: 0.388										2	1	0	0	2	1	2											
44 Yordan Alvarez, L OBP: 0.411, SLG: 0.584										4	1	1	3	0	2	2											
20 Chas McCormick, R OBP: 0.362, SLG: 0.510										0	0	0	0	0	0	0											
2 Alex Bregman, R OBP: 0.365, SLG: 0.449										3	1	1	1	1	0	0											
30 Kyle Tucker, L OBP: 0.371, SLG: 0.510										4	1	1	1	0	1	1											
23 Michael Brantley, L OBP: 0.343, SLG: 0.545										4	1	2	0	0	0	1											
21 Yainer Diaz, R OBP: 0.309, SLG: 0.538										4	0	2	1	0	0	1											
28 Jon Singleton, L OBP: 0.277, SLG: 0.273										4	0	1	0	0	0	3											
6 Jake Meyers, R OBP: 0.297, SLG: 0.375										4	0	1	0	0	0	1											
<b>Inning Stats</b>	R: 0 E: 0 K: 1 S: 8	H: 1 LOB: 2 BB: 1 P: 14	R: 4 E: 0 K: 0 S: 16	H: 3 LOB: 2 BB: 2 P: 33	R: 0 E: 0 K: 1 S: 7	H: 1 LOB: 2 BB: 1 P: 11	R: 1 E: 0 K: 0 S: 10	H: 2 LOB: 1 BB: 0 P: 17	R: 0 E: 0 K: 0 S: 13	H: 0 LOB: 1 BB: 1 P: 20	R: 1 E: 0 K: 1 S: 17	H: 1 LOB: 0 BB: 0 P: 23	R: 0 E: 0 K: 0 S: 9	H: 1 LOB: 1 BB: 0 P: 14	R: 0 E: 0 K: 0 S: 9	H: 1 LOB: 1 BB: 0 P: 14	1B: 5 2B: 1 3B: 0 HR: 3	SF: 0 SAC: 0 DP: 0 HBP: 0	WP: 0 PB: 0 SB: 0 CS: 1	PA: 38							
<b>PITCHER</b>	IP	WLS	BF	H	R	ER	SO	BB	IBB	HBP	BLK	WP	HR	S	P	ERA	WHIP										
58 Paul Blackburn, R ERA: 4.14	3.0	L	16	4	4	4	2	3	0	0	0	0	0	7	11	0.00	2.000										
17 Devin Sweet, R ERA: 3.6	1.0		5	1	0	0	1	1	0	0	0	0	0	7	11	0.00	2.000										
39 Kyle Muller, L ERA: 7.57	2.0		8	2	1	1	0	1	0	0	0	0	0	23	37	4.50	1.500										
67 Easton Lucas, L ERA: 6.0	1.0		4	1	1	1	1	0	0	0	0	0	1	17	23	9.00	1.000										
60 Francisco Pérez, L ERA: 5.54	1.0		4	1	0	0	0	0	0	0	0	0	0	9	14	0.00	1.000										

Oakland Athletics @ Houston Astros  
Minute Maid Park, Houston, TX  
Wed Sep 13 2023, 6:13 PM - 8:49 PM CDT  
Att: 37,864 - Roof Closed - 73 F

AB	32
R	6
H	9
RBI	6
BB	5
SO	4
LOB	12













Batter	1	2	3	4	5	6	7	8	9	AB	R	H	RBI	BB	SO	LOB	TOP	
10 Jurickson Profar, S OBP: 0.325, SLG: 0.373										3	1	0	0	2	1	3		
23 Fernando Tatis Jr., R OBP: 0.325, SLG: 0.454										5	1	1	0	0	3	4		
22 Juan Soto, L OBP: 0.311, SLG: 0.362										5	2	3	6	0	0	1		
24 Garrett Cooper, R OBP: 0.303, SLG: 0.416										0	0	0	0	0	0	0		
13 Manny Machado, R OBP: 0.315, SLG: 0.456										5	1	2	0	0	0	1		
2 Xander Bogaerts, R OBP: 0.344, SLG: 0.425										5	2	2	0	0	1	1		
12 Luis Campusano, R OBP: 0.335, SLG: 0.462										5	1	2	1	0	0	0		
28 José Azocar, R OBP: 0.311, SLG: 0.362										2	1	0	0	1	1	2		
17 Matthew Batten, R OBP: 0.333, SLG: 0.393										5	1	2	2	0	0	3		
5 Eguay Rosario, R OBP: 0.200, SLG: 0.400										4	0	1	1	0	2	3		
<b>Inning Stats</b>	R: 0 H: 1 E: 0 K: 1 S: 12	H: 1 LOB: 1 BB: 0 P: 18	R: 0 H: 0 E: 0 K: 1 S: 11	H: 0 LOB: 1 BB: 1 P: 21	R: 0 H: 0 E: 0 K: 2 S: 12	H: 0 LOB: 1 BB: 1 P: 19	R: 2 H: 4 E: 0 K: 2 S: 16	H: 3 LOB: 1 BB: 0 P: 27	R: 2 H: 2 E: 0 K: 0 S: 13	H: 2 LOB: 0 BB: 0 P: 17	R: 4 H: 3 E: 0 K: 2 S: 19	H: 3 LOB: 1 BB: 1 P: 34	R: 0 H: 0 E: 0 K: 0 S: 9	H: 0 LOB: 0 BB: 0 P: 11	1B: 10 2B: 1 3B: 0 HR: 2	SF: 0 SAC: 1 DP: 0 HBP: 1	WP: 1 PB: 0 SB: 1 CS: 0	PA: 44
<b>PITCHER</b>	IP WLS BF H R ER SO BB IBB HBP BLK WP HR S P ERA WHIP																	
35 Joe Boyle, R ERA: 3.73	3.0	12	1	0	0	4	2	0	0	0	0	0	0	0	35	58	0.00	1.000
Ken Waldichuk, L ERA: 5.4	4.0	L 21	9	6	6	2	0	0	0	0	1	1	56	80	13.50	2.250		
17 Devin Sweet, R ERA: 11.57	1.0	8	3	4	4	2	1	0	1	0	0	1	19	34	36.00	4.000		
60 Francisco Pérez, L ERA: 5.02	1.0	3	0	0	0	0	0	0	0	0	0	0	9	11	0.00	0.000		

San Diego Padres @ Oakland Athletics  
Oakland Coliseum, Oakland, CA  
Sun Sep 17 2023, 1:08 PM - 3:57 PM PDT  
Att: 8,680 - Partly Cloudy - 70 F

AB 39  
R 10  
H 13  
RBI 10  
BB 3  
SO 8  
LOB 18



Batter	1	2	3	4	5	6	7	8	9	AB	R	H	RBI	BB	SO	LOB	BOTTOM			
49 Ryan Noda, L OBP: 0.372, SLG: 0.424										4	0	0	0	0	4	0				
20 Zack Gelof, R OBP: 0.326, SLG: 0.523										3	0	1	0	1	2	0				
25 Brent Rooker, R OBP: 0.324, SLG: 0.473										4	1	2	1	0	1	1				
15 Seth Brown, L OBP: 0.287, SLG: 0.407										3	0	1	0	0	1	3				
13 Jordan Diaz, R OBP: 0.292, SLG: 0.382										1	0	0	0	0	1	0				
23 Shea Langeliers, R OBP: 0.265, SLG: 0.402										4	0	0	0	0	3	3				
2 Lawrence Butler, L OBP: 0.253, SLG: 0.374										4	0	1	0	0	2	2				
4 Kevin Smith, R OBP: 0.226, SLG: 0.345										4	0	0	0	0	2	2				
10 Nick Allen, R OBP: 0.257, SLG: 0.278										3	0	1	0	0	0	0				
1 Esteyru Ruiz, R OBP: 0.303, SLG: 0.337										3	0	0	0	0	0	3				
<b>Inning Stats</b>	R: 0 H: 1 E: 0 K: 2 S: 10	H: 0 LOB: 0 BB: 0 P: 16	R: 0 H: 0 E: 0 K: 1 S: 9	H: 0 LOB: 0 BB: 0 P: 13	R: 0 H: 0 E: 0 K: 1 S: 6	H: 0 LOB: 0 BB: 0 P: 11	R: 0 H: 1 E: 0 K: 1 S: 13	H: 1 LOB: 2 BB: 1 P: 24	R: 0 H: 0 E: 0 K: 3 S: 9	H: 0 LOB: 0 BB: 0 P: 14	R: 0 H: 3 E: 0 K: 1 S: 11	H: 3 LOB: 3 BB: 0 P: 19	R: 1 H: 1 E: 0 K: 3 S: 10	H: 1 LOB: 0 BB: 0 P: 11	R: 0 H: 0 E: 0 K: 2 S: 8	H: 0 LOB: 0 BB: 0 P: 12	1B: 5 2B: 0 3B: 0 HR: 1	SF: 0 SAC: 0 DP: 0 HBP: 0	WP: 1 PB: 0 SB: 0 CS: 0	PA: 34
<b>PITCHER</b>	IP WLS BF H R ER SO BB IBB HBP BLK WP HR S P ERA WHIP																			
21 Nick Martinez, R ERA: 3.73	3.0	10	1	0	0	5	1	0	0	0	0	0	35	57	0.00	0.667				
60 Pedro Avila, R ERA: 3.39	3.0	W 11	1	0	0	5	1	0	0	0	0	0	35	57	0.00	0.667				
59 Tom Cosgrove, L ERA: 1.57	1.0	6	3	0	0	1	0	0	0	0	0	0	11	19	0.00	3.000				
56 Ray Kerr, L ERA: 4.38	2.0	7	1	1	1	5	0	0	0	0	0	1	18	23	4.50	0.500				

San Diego Padres @ Oakland Athletics  
Oakland Coliseum, Oakland, CA  
Sun Sep 17 2023, 1:08 PM - 3:57 PM PDT  
Att: 8,680 - Partly Cloudy - 70 F

AB 33  
R 1  
H 6  
RBI 1  
BB 1  
SO 16  
LOB 14









Batter	1	2	3	4	5	6	7	8	9	AB	R	H	RBI	BB	SO	LOB	TOP										
3 J.P. Crawford, L OBP: 0.382, SLG: 0.433										5	2	2	2	0	0	0	Seattle Mariners @ Oakland Athletics Oakland Coliseum, Oakland, CA Tue Sep 19 2023, 6:41 PM - 9:32 PM PDT Att: 6,294 - Partly Cloudy - 66 F										
44 Julio Rodríguez, R OBP: 0.342, SLG: 0.495										4	1	1	0	1	0	0											
29 Cal Raleigh, S OBP: 0.310, SLG: 0.462										5	1	1	1	0	3	1											
35 Teoscar Hernández, R OBP: 0.311, SLG: 0.449										3	1	2	1	2	0	0											
28 Eugenio Suárez, R OBP: 0.324, SLG: 0.389										5	1	1	0	0	3	5											
10 Jared Kelenic, L OBP: 0.318, SLG: 0.428										5	0	2	2	0	0	3											
23 Ty France, R OBP: 0.338, SLG: 0.362										3	0	1	0	1	1	1											
20 Mike Ford, L OBP: 0.319, SLG: 0.488										2	0	0	0	0	1	3											
0 Sam Haggerty, S OBP: 0.300, SLG: 0.321										2	0	1	0	0	0	1											
4 Josh Rojas, L OBP: 0.305, SLG: 0.331										2	0	0	0	0	0	2											
25 Dylan Moore, R OBP: 0.297, SLG: 0.435										2	1	0	0	0	0	2											
<b>Inning Stats</b>	R: 0 E: 0 K: 1 S: 6	H: 0 LOB: 0 BB: 0 P: 8	R: 1 E: 0 K: 0 S: 18	H: 3 LOB: 2 BB: 0 P: 27	R: 0 E: 0 K: 1 S: 9	H: 0 LOB: 0 BB: 0 P: 15	R: 1 E: 0 K: 2 S: 18	H: 1 LOB: 1 BB: 1 P: 31	R: 0 E: 0 K: 0 S: 9	H: 0 LOB: 0 BB: 0 P: 12	R: 0 E: 0 K: 2 S: 12	H: 1 LOB: 0 BB: 0 P: 18	R: 4 E: 0 K: 2 S: 18	H: 4 LOB: 1 BB: 1 P: 27	R: 0 E: 0 K: 0 S: 5	H: 0 LOB: 1 BB: 1 P: 14	R: 1 E: 0 K: 0 S: 15	H: 2 LOB: 2 BB: 1 P: 26	1B: 7 2B: 3 3B: 0 HR: 1	SF: 0 SAC: 0 DP: 0 HBP: 0	WP: 1 PB: 0 SB: 2 CS: 0	PA: 42					
<b>PITCHER</b>	IP	WLS	BF	H	R	ER	SO	BB	IBB	HBP	BLK	WP	HR	S	P	ERA	WHIP										
58 Paul Blackburn, R ERA: 4.11	5.0	L	20	4	2	2	4	1	0	0	0	0	0	60	93	3.60	1.000										
70 Lucas Erceg, R ERA: 5.15	1.1		5	1	0	0	3	0	0	0	0	0	0	16	24	0.00	0.750										
67 Easton Lucas, L ERA: 9.53	0.2		7	4	4	4	1	0	1	0	0	1	0	14	21	54.00	6.000										
17 Devin Sweet, R ERA: 10.38	1.2		9	2	1	1	0	2	0	0	0	0	1	17	36	5.40	2.400										
60 Francisco Pérez, L ERA: 4.91	0.1		1	0	0	0	0	0	0	0	0	0	0	3	4	0.00	0.000										

Batter	1	2	3	4	5	6	7	8	9	AB	R	H	RBI	BB	SO	LOB	BOTTOM										
5 Tony Kemp, L OBP: 0.307, SLG: 0.310										4	0	1	0	0	1	0	Seattle Mariners @ Oakland Athletics Oakland Coliseum, Oakland, CA Tue Sep 19 2023, 6:41 PM - 9:32 PM PDT Att: 6,294 - Partly Cloudy - 66 F										
20 Zack Gelof, R OBP: 0.341, SLG: 0.524										4	0	2	0	0	1	1											
49 Ryan Noda, L OBP: 0.375, SLG: 0.421										3	0	0	0	1	2	2											
15 Seth Brown, L OBP: 0.287, SLG: 0.402										2	0	0	0	2	0	1											
12 Aledmys Díaz, R OBP: 0.283, SLG: 0.340										4	1	1	0	0	1	5											
23 Shea Langeliers, R OBP: 0.285, SLG: 0.402										3	1	1	1	1	1	0											
21 Tyler Soderstrom, L OBP: 0.229, SLG: 0.259										3	0	0	1	0	1	2											
10 Nick Allen, R OBP: 0.250, SLG: 0.270										4	0	0	0	0	1	0											
1 Esteyru Ruiz, R OBP: 0.304, SLG: 0.338										3	0	1	0	0	1	0											
<b>Inning Stats</b>	R: 0 E: 0 K: 0 S: 12	H: 1 LOB: 2 BB: 1 P: 19	R: 0 E: 0 K: 1 S: 9	H: 0 LOB: 0 BB: 0 P: 11	R: 0 E: 0 K: 1 S: 8	H: 2 LOB: 1 BB: 0 P: 12	R: 0 E: 0 K: 2 S: 14	H: 0 LOB: 2 BB: 2 P: 25	R: 0 E: 0 K: 2 S: 9	H: 0 LOB: 0 BB: 0 P: 11	R: 0 E: 0 K: 1 S: 6	H: 0 LOB: 0 BB: 0 P: 9	R: 2 E: 0 K: 1 S: 10	H: 2 LOB: 0 BB: 0 P: 12	R: 0 E: 0 K: 1 S: 12	H: 1 LOB: 2 BB: 1 P: 21		R: 0 E: 0 K: 0 S: 9	H: 0 LOB: 0 BB: 0 P: 11	1B: 3 2B: 3 3B: 1 HR: 0	SF: 1 SAC: 0 DP: 1 HBP: 0	WP: 1 PB: 0 SB: 0 CS: 2	PA: 35				
<b>PITCHER</b>	IP	WLS	BF	H	R	ER	SO	BB	IBB	HBP	BLK	WP	HR	S	P	ERA	WHIP										
58 Luis Castillo, R ERA: 3.06	7.0	W	27	5	2	2	8	3	0	0	0	0	0	68	99	2.57	1.143										
47 Matt Brash, R ERA: 3.02	1.0		5	1	0	0	1	1	0	0	0	1	0	12	21	0.00	2.000										
41 Eduard Bazarzo, R ERA: 4.63	1.0		3	0	0	0	0	0	0	0	0	0	0	9	11	0.00	0.000										

AB 38  
R 7  
H 11  
RBI 6  
BB 4  
SO 8  
LOB 18



AB 30  
R 2  
H 6  
RBI 2  
BB 4  
SO 9  
LOB 11



WP: 1  
PB: 0  
SB: 0  
CS: 2



Batter	1	2	3	4	5	6	7	8	9	AB	R	H	RBI	BB	SO	LOB	TOP							
3 J.P. Crawford, L (1, 6) OBP: 0.378, SLG: 0.429	P2	G4-3		L7		K		G4-6-3		5	0	0	0	0	1	2								
44 Julio Rodríguez, R (1, 8) OBP: 0.342, SLG: 0.498	F8		HBP		HR	K2-3			K	4	1	1	1	0	2	0								
29 Cal Raleigh, S (1, 2) OBP: 0.311, SLG: 0.469	2B		P5		HR	K			K	5	1	2	1	0	2	1								
35 Teoscar Hernández, R (1, 10) OBP: 0.310, SLG: 0.447	E5		1B		K			K		5	0	1	0	0	3	1								
28 Eugenio Suárez, R (1, 5) OBP: 0.323, SLG: 0.390	F7		F9		2B	G5-3				4	1	1	0	0	0	4								
10 Jared Kelenic, L (1, 9) OBP: 0.338, SLG: 0.427	G4-3		IBB		K			1B		3	0	1	0	1	1	1								
23 Ty France, R (1, 3) OBP: 0.338, SLG: 0.360	E5		F7		HBP	CS		G6-3		3	2	0	0	0	0	3								
8 Dominic Canzone, L (1, 7) OBP: 0.265, SLG: 0.416			G4-3							3	1	2	4	0	0	0								
0 Sam Haggerty, S (8, PH) OBP: 0.321, SLG: 0.321			HR					BB		0	0	0	0	1	0	0								
4 Josh Rojas, L (1, 4) OBP: 0.302, SLG: 0.328			L7							3	0	0	0	0	0	1								
25 Dylan Moore, R (8, PH) OBP: 0.302, SLG: 0.435								BB		0	0	0	0	1	0	0								
<b>Inning Stats</b>	R: 0 H: 1 E: 1 K: 0 S: 14	H: 1 LOB: 2 BB: 0 P: 24	R: 2 H: 1 E: 1 K: 0 S: 14	H: 1 LOB: 0 BB: 0 P: 17	R: 0 H: 1 E: 0 K: 0 S: 9	H: 1 LOB: 3 BB: 1 P: 14	R: 0 H: 0 E: 0 K: 0 S: 7	H: 0 LOB: 0 BB: 0 P: 9	R: 4 H: 4 E: 0 K: 2 S: 23	H: 4 LOB: 1 BB: 0 P: 35	R: 0 H: 0 E: 0 K: 3 S: 11	H: 0 LOB: 0 BB: 0 P: 15	R: 0 H: 1 E: 0 K: 1 S: 10	H: 1 LOB: 0 BB: 0 P: 18	R: 0 H: 0 E: 0 K: 0 S: 12	H: 0 LOB: 1 BB: 2 P: 22	R: 0 H: 0 E: 0 K: 3 S: 10	H: 0 LOB: 0 BB: 0 P: 14	1B: 2 2B: 3 3B: 0 HR: 3	SF: 0 SAC: 0 DP: 1 HBP: 2	WP: 0 PB: 1 SB: 1 CS: 1	PA: 41		
<b>PITCHER</b>	IP WLS BF H R ER SO BB IBB HBP BLK WP HR S P ERA WHIP	IP WLS BF H R ER SO BB IBB HBP BLK WP HR S P ERA WHIP	IP WLS BF H R ER SO BB IBB HBP BLK WP HR S P ERA WHIP	IP WLS BF H R ER SO BB IBB HBP BLK WP HR S P ERA WHIP	IP WLS BF H R ER SO BB IBB HBP BLK WP HR S P ERA WHIP	IP WLS BF H R ER SO BB IBB HBP BLK WP HR S P ERA WHIP	IP WLS BF H R ER SO BB IBB HBP BLK WP HR S P ERA WHIP	IP WLS BF H R ER SO BB IBB HBP BLK WP HR S P ERA WHIP	IP WLS BF H R ER SO BB IBB HBP BLK WP HR S P ERA WHIP	IP WLS BF H R ER SO BB IBB HBP BLK WP HR S P ERA WHIP	IP WLS BF H R ER SO BB IBB HBP BLK WP HR S P ERA WHIP	IP WLS BF H R ER SO BB IBB HBP BLK WP HR S P ERA WHIP	IP WLS BF H R ER SO BB IBB HBP BLK WP HR S P ERA WHIP	IP WLS BF H R ER SO BB IBB HBP BLK WP HR S P ERA WHIP	IP WLS BF H R ER SO BB IBB HBP BLK WP HR S P ERA WHIP	IP WLS BF H R ER SO BB IBB HBP BLK WP HR S P ERA WHIP	IP WLS BF H R ER SO BB IBB HBP BLK WP HR S P ERA WHIP	IP WLS BF H R ER SO BB IBB HBP BLK WP HR S P ERA WHIP	IP WLS BF H R ER SO BB IBB HBP BLK WP HR S P ERA WHIP	IP WLS BF H R ER SO BB IBB HBP BLK WP HR S P ERA WHIP	IP WLS BF H R ER SO BB IBB HBP BLK WP HR S P ERA WHIP	IP WLS BF H R ER SO BB IBB HBP BLK WP HR S P ERA WHIP	IP WLS BF H R ER SO BB IBB HBP BLK WP HR S P ERA WHIP	IP WLS BF H R ER SO BB IBB HBP BLK WP HR S P ERA WHIP

Seattle Mariners @ Oakland Athletics  
Oakland Coliseum, Oakland, CA  
Wed Sep 20 2023, 12:38 PM - 3:20 PM PDT  
Att: 5,602 - Sunny - 69 F

AB 35  
R 6  
H 8  
RBI 6  
BB 3  
SO 9  
LOB 13



Batter	1	2	3	4	5	6	7	8	9	AB	R	H	RBI	BB	SO	LOB	BOTTOM							
5 Tony Kemp, L (1, 7) OBP: 0.304, SLG: 0.306	G4-3		L9		G4-6-3		F8			4	0	0	0	0	0	3								
20 Zack Gelof, R (1, 4) OBP: 0.344, SLG: 0.537	1B				HR	G4-3		G4-3		4	1	2	1	0	0	0								
49 Ryan Noda, L (1, 3) OBP: 0.371, SLG: 0.416	F7				F8	K		K		4	0	0	0	0	2	1								
15 Seth Brown, L (1, 9) OBP: 0.290, SLG: 0.403	G4-3				1B	25 HR		F8		4	1	2	0	0	0	1								
25 Brent Rooker, R (1, 10) OBP: 0.324, SLG: 0.477		F8			K		HR		F9	4	1	1	2	0	1	1								
13 Jordan Diaz, R (1, 5) OBP: 0.277, SLG: 0.374		G4-3			G4-3		P3		G5-3	4	0	0	0	0	0	1								
21 Tyler Soderstrom, L (1, 2) OBP: 0.239, SLG: 0.261		G4-3						G3-1		3	0	1	0	1	0	0								
4 Kevin Smith, R (1, 6) OBP: 0.231, SLG: 0.339					G4-3				K	4	0	1	0	0	2	2								
2 Lawrence Butler, L (1, 8) OBP: 0.250, SLG: 0.365					L8				F7	3	0	1	0	0	0	1								
<b>Inning Stats</b>	R: 0 H: 1 E: 0 K: 0 S: 13	H: 0 LOB: 0 BB: 0 P: 15	R: 0 H: 0 E: 0 K: 0 S: 10	H: 0 LOB: 0 BB: 0 P: 15	R: 0 H: 0 E: 0 K: 1 S: 8	H: 0 LOB: 0 BB: 0 P: 8	R: 1 H: 2 E: 0 K: 1 S: 9	H: 2 LOB: 1 BB: 0 P: 14	R: 0 H: 2 E: 0 K: 1 S: 9	H: 2 LOB: 1 BB: 0 P: 11	R: 2 H: 2 E: 0 K: 1 S: 12	H: 2 LOB: 0 BB: 0 P: 16	R: 0 H: 1 E: 0 K: 0 S: 4	H: 1 LOB: 0 BB: 0 P: 6	R: 0 H: 0 E: 0 K: 1 S: 7	H: 0 LOB: 1 BB: 1 P: 9	R: 0 H: 0 E: 0 K: 1 S: 8	H: 0 LOB: 1 BB: 1 P: 17	1B: 6 2B: 0 3B: 0 HR: 2	SF: 0 SAC: 0 DP: 1 HBP: 0	WP: 0 PB: 0 SB: 1 CS: 0	PA: 35		
<b>PITCHER</b>	IP WLS BF H R ER SO BB IBB HBP BLK WP HR S P ERA WHIP	IP WLS BF H R ER SO BB IBB HBP BLK WP HR S P ERA WHIP	IP WLS BF H R ER SO BB IBB HBP BLK WP HR S P ERA WHIP	IP WLS BF H R ER SO BB IBB HBP BLK WP HR S P ERA WHIP	IP WLS BF H R ER SO BB IBB HBP BLK WP HR S P ERA WHIP	IP WLS BF H R ER SO BB IBB HBP BLK WP HR S P ERA WHIP	IP WLS BF H R ER SO BB IBB HBP BLK WP HR S P ERA WHIP	IP WLS BF H R ER SO BB IBB HBP BLK WP HR S P ERA WHIP	IP WLS BF H R ER SO BB IBB HBP BLK WP HR S P ERA WHIP	IP WLS BF H R ER SO BB IBB HBP BLK WP HR S P ERA WHIP	IP WLS BF H R ER SO BB IBB HBP BLK WP HR S P ERA WHIP	IP WLS BF H R ER SO BB IBB HBP BLK WP HR S P ERA WHIP	IP WLS BF H R ER SO BB IBB HBP BLK WP HR S P ERA WHIP	IP WLS BF H R ER SO BB IBB HBP BLK WP HR S P ERA WHIP	IP WLS BF H R ER SO BB IBB HBP BLK WP HR S P ERA WHIP	IP WLS BF H R ER SO BB IBB HBP BLK WP HR S P ERA WHIP	IP WLS BF H R ER SO BB IBB HBP BLK WP HR S P ERA WHIP	IP WLS BF H R ER SO BB IBB HBP BLK WP HR S P ERA WHIP	IP WLS BF H R ER SO BB IBB HBP BLK WP HR S P ERA WHIP	IP WLS BF H R ER SO BB IBB HBP BLK WP HR S P ERA WHIP	IP WLS BF H R ER SO BB IBB HBP BLK WP HR S P ERA WHIP	IP WLS BF H R ER SO BB IBB HBP BLK WP HR S P ERA WHIP	IP WLS BF H R ER SO BB IBB HBP BLK WP HR S P ERA WHIP	IP WLS BF H R ER SO BB IBB HBP BLK WP HR S P ERA WHIP

Seattle Mariners @ Oakland Athletics  
Oakland Coliseum, Oakland, CA  
Wed Sep 20 2023, 12:38 PM - 3:20 PM PDT  
Att: 5,602 - Sunny - 69 F

AB 34  
R 3  
H 8  
RBI 3  
BB 1  
SO 5  
LOB 10









Batter	1	2	3	4	5	6	7	8	9	AB	R	H	RBI	BB	SO	LOB	TOP										
8 Matt Vierling, R OBP: 0.325, SLG: 0.374										4	0	0	0	0	1	1											
77 Andy Ibañez, R OBP: 0.289, SLG: 0.435										4	0	1	0	0	1	1											
20 Spencer Torkelson, R OBP: 0.310, SLG: 0.441										4	0	0	0	0	1	2											
24 Miguel Cabrera, R OBP: 0.315, SLG: 0.339										4	0	1	0	0	0	1											
30 Kerry Carpenter, L OBP: 0.348, SLG: 0.496										4	0	0	0	0	3	1											
18 Tyler Nevin, R OBP: 0.307, SLG: 0.267										4	0	0	0	0	2	0											
28 Javier Báez, R OBP: 0.268, SLG: 0.324										3	1	2	0	0	0	0											
15 Carson Kelly, R OBP: 0.270, SLG: 0.302										3	1	1	2	0	1	1											
59 Zack Short, R OBP: 0.289, SLG: 0.344										2	0	0	0	1	2	0											
<b>Inning Stats</b>	R: 0 E: 0 K: 0 S: 10	H: 1 LOB: 1 BB: 0 P: 13	R: 0 E: 0 K: 1 S: 10	H: 0 LOB: 0 BB: 0 P: 15	R: 0 E: 0 K: 2 S: 11	H: 0 LOB: 0 BB: 0 P: 17	R: 0 E: 0 K: 1 S: 15	H: 1 LOB: 1 BB: 0 P: 18	R: 2 E: 0 K: 2 S: 14	H: 2 LOB: 3 BB: 0 P: 22	R: 0 E: 0 K: 1 S: 9	H: 0 LOB: 0 BB: 0 P: 16	R: 0 E: 0 K: 1 S: 11	H: 1 LOB: 1 BB: 0 P: 13	R: 0 E: 0 K: 1 S: 10	H: 0 LOB: 0 BB: 0 P: 10	1B: 0 2B: 4 HR: 1	SF: 0 SAC: 0 DP: 0 HBP: 0	WP: 0 PB: 0 SB: 0 CS: 0	PA: 33							
<b>PITCHER</b>	IP	WLS	BF	H	R	ER	SO	BB	IBB	HBP	BLK	WP	HR	S	P	ERA	WHIP										
Ken Waldichuk, L ERA: 5.29	6.0	W	22	4	2	2	7	0	0	0	0	0	1	69	101	3.00	0.667										
70 Lucas Erceg, R ERA: 5.05	1.0	H	4	1	0	0	1	0	0	0	0	0	0	11	13	0.00	1.000										
56 Dany Jiménez, R ERA: 3.2	1.0		4	0	0	0	1	1	0	0	0	0	0	10	20	0.00	1.000										
31 Zach Neal, R ERA: 7.33	1.0		3	0	0	0	2	0	0	0	0	0	0	9	10	0.00	0.000										

Detroit Tigers @ Oakland Athletics  
 Oakland Coliseum, Oakland, CA  
 Fri Sep 22 2023, 6:41 PM - 9:22 PM PDT  
 Att. 8,751 - Clear - 63 F

AB 32  
 R 2  
 H 5  
 RBI 2  
 BB 1  
 SO 11  
 LOB 7



Batter	1	2	3	4	5	6	7	8	9	AB	R	H	RBI	BB	SO	LOB	BOTTOM										
49 Ryan Noda, L OBP: 0.371, SLG: 0.415										5	1	2	0	0	3	0											
20 Zack Gelof, R OBP: 0.347, SLG: 0.534										3	1	1	1	2	0	0											
15 Seth Brown, L OBP: 0.288, SLG: 0.403										4	1	1	0	0	1	4											
25 Brent Rooker, R OBP: 0.325, SLG: 0.487										3	2	1	1	0	0	1											
5 Tony Kemp, L OBP: 0.304, SLG: 0.304										2	1	0	0	1	0	1											
1 Esteury Ruiz, R OBP: 0.305, SLG: 0.337										1	0	1	2	0	0	0											
2 Lawrence Butler, L OBP: 0.250, SLG: 0.364										3	1	1	1	0	0	1											
4 Kevin Smith, R OBP: 0.226, SLG: 0.336										4	0	0	0	0	2	3											
21 Tyler Soderstrom, L OBP: 0.242, SLG: 0.259										1	0	0	0	1	1	0											
23 Shea Langeliers, R OBP: 0.284, SLG: 0.407										2	1	1	3	0	1	1											
10 Nick Allen, R OBP: 0.247, SLG: 0.267										4	0	1	0	0	1	1											
<b>Inning Stats</b>	R: 1 E: 0 K: 0 S: 15	H: 2 LOB: 1 BB: 0 P: 21	R: 0 E: 0 K: 1 S: 10	H: 0 LOB: 1 BB: 1 P: 19	R: 0 E: 0 K: 2 S: 8	H: 0 LOB: 0 BB: 0 P: 12	R: 0 E: 0 K: 0 S: 4	H: 0 LOB: 0 BB: 1 P: 13	R: 0 E: 0 K: 1 S: 15	H: 2 LOB: 3 BB: 1 P: 24	R: 4 E: 1 K: 3 S: 22	H: 3 LOB: 0 BB: 0 P: 30	R: 3 E: 0 K: 1 S: 14	H: 2 LOB: 1 BB: 1 P: 28	R: 0 E: 0 K: 1 S: 5	H: 0 LOB: 0 BB: 0 P: 10	1B: 5 2B: 2 3B: 0 HR: 2	SF: 1 SAC: 0 DP: 0 HBP: 1	WP: 0 PB: 0 SB: 2 CS: 1	PA: 38							
<b>PITCHER</b>	IP	WLS	BF	H	R	ER	SO	BB	IBB	HBP	BLK	WP	HR	S	P	ERA	WHIP										
66 Sawyer Gipson-Long, R ERA: 2.4	5.0		21	4	1	1	4	3	0	0	0	0	1	52	89	1.80	1.400										
19 Will Vest, R ERA: 3.18	0.1	L	4	2	3	3	1	0	0	0	0	0	1	12	16	81.00	6.000										
87 Tyler Holton, L ERA: 2.22	0.2		3	1	1	0	2	0	0	0	0	0	1	10	14	0.00	1.500										
62 Trey Wingenter, R ERA: 6.6	1.0		7	2	3	3	1	1	0	1	0	0	0	14	28	27.00	3.000										
67 José Cisnero, R ERA: 5.59	1.0		3	0	0	0	1	0	0	0	0	0	0	5	10	0.00	0.000										

Detroit Tigers @ Oakland Athletics  
 Oakland Coliseum, Oakland, CA  
 Fri Sep 22 2023, 6:41 PM - 9:22 PM PDT  
 Att. 8,751 - Clear - 63 F

AB 32  
 R 8  
 H 9  
 RBI 8  
 BB 4  
 SO 9  
 LOB 12





Batter	1	2	3	4	5	6	7	8	9	AB	R	H	RBI	BB	SO	LOB	TOP					
39 Zach McKinstry, L (1,6) OBP: 0.301, SLG: 0.346	F7		2B		1B		K		E6	5	1	2	0	0	1	2						
8 Matt Vierling, R (1,9) OBP: 0.326, SLG: 0.373	G6-3		K		K			BB	1B	4	0	1	0	1	2	2						
20 Spencer Torkelson, R (1,3) OBP: 0.309, SLG: 0.439	1B		E5		2-H		P3		K	5	0	1	0	0	2	4						
30 Kerry Carpenter, L (1,10) OBP: 0.346, SLG: 0.492	F8		L8				1B		K	5	0	1	0	0	2	6						
77 Andy Ibáñez, R (1,4) OBP: 0.299, SLG: 0.431		P4		P4		F9				3	0	0	0	1	0	1						
27 Andre Lipcius, R (1,5) OBP: 0.294, SLG: 0.375		K		F7		F8				3	0	0	0	1	1							
59 Zack Short, R (8, PR) OBP: 0.289, SLG: 0.344										0	0	0	0	0	0	0						
22 Parker Meadows, L (1,8) OBP: 0.319, SLG: 0.316		2B		BB						3	0	1	0	1	2	3						
15 Carson Kelly, R (1,2) OBP: 0.277, SLG: 0.297		K		F7						2	0	0	0	2	1	2						
60 Akil Badjoo, L (1,7) OBP: 0.297, SLG: 0.351				K		F7			BB	4	0	0	0	0	2	2						
Inning Stats	R: 0 E: 0 K: 0 S: 11	H: 1 LOB: 1 BB: 0 P: 15	R: 0 E: 0 K: 2 S: 14	H: 1 LOB: 1 BB: 0 P: 20	R: 1 E: 1 K: 2 S: 12	H: 1 LOB: 0 BB: 0 P: 16	R: 0 E: 0 K: 0 S: 11	H: 0 LOB: 1 BB: 1 P: 20	R: 0 E: 0 K: 1 S: 8	H: 1 LOB: 0 BB: 0 P: 11	R: 0 E: 0 K: 0 S: 8	H: 1 LOB: 1 BB: 0 P: 12	R: 0 E: 0 K: 3 S: 10	H: 0 LOB: 1 BB: 1 P: 16	R: 0 E: 0 K: 3 S: 18	H: 0 LOB: 3 BB: 3 P: 34	R: 0 E: 1 K: 2 S: 16	H: 1 LOB: 3 BB: 1 P: 23	1B: 4 2B: 2 3B: 0 HR: 0	SF: 0 SAC: 0 DP: 0 HBP: 0	WP: 1 PB: 0 SB: 1 CS: 1	PA: 40
PITCHER	IP	WLS	BF	H	R	ER	SO	BB	IBB	HBP	BLK	WP	HR	S	P	ERA	WHIP					
35 Joe Boyle, R (1,1) ERA: 4.96	6.0	W	24	5	1	0	5	1	0	0	0	0	0	64	94	0.00	1.000					
70 Lucas Erceg, R (7,1) ERA: 4.96	1.0	H	4	0	0	0	3	1	0	0	0	0	0	10	16	0.00	1.000					
56 Dany Jiménez, R (8,1) ERA: 3.1	0.2	H	5	0	0	0	2	3	0	0	0	1	0	15	29	0.00	4.500					
65 Trevor May, R (8,1) ERA: 3.43	1.1	S	7	1	0	0	3	1	0	0	0	0	0	19	28	0.00	1.500					

Detroit Tigers @ Oakland Athletics  
Oakland Coliseum, Oakland, CA  
Sat Sep 23 2023, 1:08 PM - 3:45 PM PDT  
Att: 9,776 - Partly Cloudy - 67 F

AB 34  
R 1  
H 6  
RBI 0  
BB 6  
SO 13  
LOB 23



Batter	1	2	3	4	5	6	7	8	9	AB	R	H	RBI	BB	SO	LOB	BOTTOM				
49 Ryan Noda, L (1,3) OBP: 0.370, SLG: 0.416	G5-3		G3-1			K		2B		4	0	1	1	0	1	0					
20 Zack Gelof, R (1,4) OBP: 0.346, SLG: 0.529	G6-3		K			K		BB	1B	4	0	1	1	0	2	0					
15 Seth Brown, L (1,9) OBP: 0.288, SLG: 0.401	K				1B				G4-6-3	4	0	1	0	0	1	2					
25 Brent Rooker, R (1,10) OBP: 0.325, SLG: 0.485		BB		K		K				2	0	0	0	1	2	1					
23 Shea Langeliers, R (1,2) OBP: 0.263, SLG: 0.404		F9		F9		F8				3	0	0	0	0	0	2					
2 Lawrence Butler, L (1,8) OBP: 0.243, SLG: 0.353		G4-6-3		P5						3	0	0	0	0	0	2					
13 Jordan Diaz, R (1,5) OBP: 0.277, SLG: 0.372			P6			G6-3			G3	2	0	0	0	0	0	0					
4 Kevin Smith, R (8,5) OBP: 0.225, SLG: 0.333										1	0	0	0	0	0	0					
10 Nick Allen, R (1,6) OBP: 0.252, SLG: 0.269			1B			G4-3			1B	2	2	1	0	1	0	0					
1 Esteury Ruiz, R (1,7) OBP: 0.308, SLG: 0.347			HR			G4-3			BB	3	2	2	2	0	0	0					
Inning Stats	R: 0 E: 0 K: 1 S: 8	H: 0 LOB: 0 BB: 0 P: 10	R: 0 E: 0 K: 0 S: 6	H: 0 LOB: 0 BB: 1 P: 11	R: 2 E: 0 K: 1 S: 12	H: 2 LOB: 0 BB: 0 P: 19	R: 0 E: 0 K: 1 S: 10	H: 1 LOB: 1 BB: 0 P: 17	R: 0 E: 0 K: 2 S: 10	H: 0 LOB: 0 BB: 0 P: 13	R: 0 E: 0 K: 2 S: 10	H: 0 LOB: 0 BB: 0 P: 16	R: 0 E: 0 K: 1 S: 10	H: 0 LOB: 0 BB: 0 P: 14	R: 2 E: 0 K: 0 S: 16	H: 3 LOB: 1 BB: 1 P: 24	1B: 4 2B: 1 3B: 0 HR: 1	SF: 0 SAC: 0 DP: 2 HBP: 0	WP: 0 PB: 0 SB: 1 CS: 0	PA: 30	
PITCHER	IP	WLS	BF	H	R	ER	SO	BB	IBB	HBP	BLK	WP	HR	S	P	ERA	WHIP				
58 Miguel Diaz, R (1,1) ERA: 0.9	1.1	L	19	3	2	2	5	0	0	0	0	0	1	53	80	3.18	0.750				
43 Joey Wentz, L (2,1) ERA: 6.45	5.2	L	19	3	2	2	5	0	0	0	0	0	1	53	80	3.18	0.750				
68 Jason Foley, R (8,1) ERA: 2.71	1.0		6	3	2	2	0	1	0	0	0	0	0	16	24	18.00	4.000				

Detroit Tigers @ Oakland Athletics  
Oakland Coliseum, Oakland, CA  
Sat Sep 23 2023, 1:08 PM - 3:45 PM PDT  
Att: 9,776 - Partly Cloudy - 67 F


AB 28  
R 4  
H 6  
RBI 4  
BB 2  
SO 6  
LOB 7





Batter	1	2	3	4	5	6	7	8	9	AB	R	H	RBI	BB	SO	LOB	TOP										
8 Matt Vierling, R OBP: 0.327, SLG: 0.374	L7		77 1B 20 1B BB	G5-3			L6		SH1-3 2B	4	1	1	0	1	0	1	<b>Detroit Tigers @ Oakland Athletics</b> Oakland Coliseum, Oakland, CA Sun Sep 24 2023, 1:07 PM - 3:41 PM PDT Att: 13,102 - Sunny - 69 F										
77 Andy Ibáñez, R OBP: 0.304, SLG: 0.433	K		20 F 20 1B 1B				20 HBP BB		SH1-3	3	0	2	0	1	1	0											
20 Spencer Torkelson, R OBP: 0.312, SLG: 0.441	2B		E9 1B	FC5-4			HBP		K	4	0	2	2	0	1	2											
24 Miguel Cabrera, R OBP: 0.313, SLG: 0.334	G4-3		BB	K			F8		K	4	0	0	0	1	2	5											
34 Jake Rogers, R OBP: 0.284, SLG: 0.441	K		K	F8			39 FC3-6 1B			4	0	1	0	0	2	4											
18 Tyler Nevin, R OBP: 0.301, SLG: 0.261	K		L9				28 G4-3 1B		FC3-6 2B 1B	2	0	0	0	0	1	3											
39 Zach McKinstry, L OBP: 0.302, SLG: 0.347	K			G2-3			G4-3		22 WP 59 1B 1B	2	0	1	0	0	0	1											
28 Javier Báez, R OBP: 0.267, SLG: 0.323	K						G4-3		22 WP 1B	4	0	1	0	0	1	1											
59 Zack Short, R OBP: 0.289, SLG: 0.342			K	L7			K		22 WP 1B	4	0	1	0	0	2	0											
22 Parker Meadows, L OBP: 0.325, SLG: 0.333			77 1B 20 E 2B				K		G6-3	4	1	2	0	0	1	2											
<b>Inning Stats</b>	R: 0 E: 0 K: 1 S: 8	H: 1 LOB: 1 BB: 0 P: 16	R: 0 E: 0 K: 3 S: 10	H: 0 LOB: 0 BB: 0 P: 14	R: 2 E: 1 K: 2 S: 20	H: 3 LOB: 3 BB: 2 P: 37	R: 0 E: 0 K: 0 S: 12	H: 1 LOB: 1 BB: 0 P: 18	R: 0 E: 0 K: 1 S: 9	H: 1 LOB: 1 BB: 0 P: 12	R: 0 E: 0 K: 1 S: 9	H: 0 LOB: 2 BB: 1 P: 22	R: 0 E: 0 K: 0 S: 8	H: 3 LOB: 2 BB: 0 P: 11	R: 0 E: 0 K: 2 S: 11	H: 1 LOB: 1 BB: 0 P: 16	1B: 8 2B: 3 3B: 0 HR: 0	SF: 0 SAC: 1 DP: 1 HBP: 1	WP: 1 PB: 0 SB: 0 CS: 0	PA: 40							
<b>PITCHER</b>	IP	WLS	BF	H	R	ER	SO	BB	IBB	HBP	BLK	WP	HR	S	P	ERA	WHIP										
38 JP Sears, L ERA: 4.49	5.0	L	23	6	2	2	7	2	0	0	0	0	0	58	97	3.60	1.600										
55 Adrián Martínez, R ERA: 4.92	2.0		9	2	0	0	2	1	0	1	0	0	0	19	36	0.00	1.500										
39 Kyle Muller, L ERA: 7.26	1.0		4	2	0	0	0	0	0	0	0	1	0	7	9	0.00	2.000										
31 Zach Neal, R ERA: 7.03	1.0		4	1	0	0	2	0	0	0	0	0	0	11	16	0.00	1.000										

Batter	1	2	3	4	5	6	7	8	9	AB	R	H	RBI	BB	SO	LOB	BOTTOM										
1 Esteyru Ruiz, R OBP: 0.309, SLG: 0.350	20 CS 20 S 1B			25 S 25 FC6-2 2B	FC6-4			K		4	0	2	0	0	1	3	<b>Detroit Tigers @ Oakland Athletics</b> Oakland Coliseum, Oakland, CA Sun Sep 24 2023, 1:07 PM - 3:41 PM PDT Att: 13,102 - Sunny - 69 F										
20 Zack Gelof, R OBP: 0.344, SLG: 0.522	K			25 S BB	F9		G6-3		G6-3	3	0	0	0	1	1	1											
25 Brent Rooker, R OBP: 0.327, SLG: 0.485	K			FC6-2 12 G6-4-3 1B	FC6-2		1B		1B	4	0	2	0	0	1	2											
12 Aledmys Díaz, R OBP: 0.280, SLG: 0.336				G6-4-3	G6-4-3		P3		K	3	0	0	0	0	0	3											
15 Seth Brown, L OBP: 0.297, SLG: 0.400									K	1	0	0	0	0	1	1											
10 Nick Allen, R OBP: 0.252, SLG: 0.269									K	0	0	0	0	0	0	0											
23 Shea Langeliers, R OBP: 0.265, SLG: 0.410									K	4	0	2	0	0	1	1											
49 Ryan Noda, L OBP: 0.369, SLG: 0.413									49 G4-3 2B	4	0	2	0	0	1	1											
44 Carlos Pérez, R ERA: 3.4									G4-3	3	0	0	0	1	1	2											
5 Tony Kemp, L OBP: 0.303, SLG: 0.304									K	2	0	1	0	0	0	1											
4 Kevin Smith, R OBP: 0.220, SLG: 0.326									G3-1	3	0	0	0	0	1	4											
21 Tyler Soderstrom, L OBP: 0.240, SLG: 0.257										1	0	0	0	0	0	1											
2 Lawrence Butler, L OBP: 0.245, SLG: 0.346									F8	2	0	0	0	1	0	1											
<b>Inning Stats</b>	R: 0 E: 0 K: 2 S: 9	H: 1 LOB: 0 BB: 0 P: 12	R: 0 E: 0 K: 1 S: 7	H: 0 LOB: 0 BB: 0 P: 11	R: 0 E: 0 K: 0 S: 6	H: 0 LOB: 1 BB: 1 P: 10	R: 0 E: 0 K: 0 S: 8	H: 1 LOB: 1 BB: 1 P: 13	R: 0 E: 0 K: 1 S: 17	H: 2 LOB: 3 BB: 1 P: 28	R: 0 E: 0 K: 1 S: 7	H: 1 LOB: 1 BB: 0 P: 12	R: 0 E: 0 K: 0 S: 7	H: 0 LOB: 1 BB: 1 P: 14	R: 0 E: 0 K: 2 S: 8	H: 1 LOB: 0 BB: 0 P: 11	R: 0 E: 0 K: 1 S: 8	H: 1 LOB: 1 BB: 0 P: 12	1B: 4 2B: 3 3B: 0 HR: 0	SF: 0 SAC: 0 DP: 2 HBP: 0	WP: 1 PB: 0 SB: 3 CS: 1	PA: 35					
<b>PITCHER</b>	IP	WLS	BF	H	R	ER	SO	BB	IBB	HBP	BLK	WP	HR	S	P	ERA	WHIP										
57 Eduardo Rodríguez, L ERA: 3.4	7.0		27	5	0	0	5	4	0	0	0	1	0	61	100	0.00	1.286										
68 Jason Foley, R ERA: 2.69	0.2	H	3	1	0	0	1	0	0	0	0	0	0	5	7	0.00	1.500										
55 Alex Lange, R ERA: 3.84	1.1	S	5	1	0	0	2	0	0	0	0	0	0	11	16	0.00	0.750										





Batter	1	2	3	4	5	6	7	8	9	AB	R	H	RBI	BB	SO	LOB	TOP					
49 Ryan Noda, L (1,3) OBP: 0.368, SLG: 0.411										4	0	1	0	0	3	1	<p>Oakland Athletics @ Minnesota Twins Target Field, Minneapolis, MN Tue Sep 26 2023, 6:42 PM - 9:32 PM CDT Att: 22,329 - Overcast - 64 F</p>					
20 Zack Celof, R (1,4) OBP: 0.339, SLG: 0.514										4	0	0	0	0	2	2						
25 Brent Rooker, R (1,10) OBP: 0.328, SLG: 0.485										4	1	2	0	0	1	1						
15 Seth Brown, L (1,9) OBP: 0.287, SLG: 0.407										4	1	1	2	0	1	2						
23 Shea Langeliers, R (1,2) OBP: 0.267, SLG: 0.409										3	1	1	0	1	1	0						
13 Jordan Diaz, R (1,5) OBP: 0.277, SLG: 0.374										4	0	1	1	0	1	1						
2 Lawrence Butler, L (1,8) OBP: 0.237, SLG: 0.333										4	0	0	0	0	4	2						
10 Nick Allen, R (1,6) OBP: 0.255, SLG: 0.272										4	0	2	0	0	1	2						
1 Esteyru Ruiz, R (1,7) OBP: 0.307, SLG: 0.348										3	0	0	0	0	1	3						
<b>Inning Stats</b>	R: 0 E: 0 K: 1 S: 14	H: 1 LOB: 1 BB: 0 P: 18	R: 0 E: 0 K: 3 S: 12	H: 0 LOB: 0 BB: 0 P: 15	R: 0 E: 0 K: 1 S: 10	H: 1 LOB: 0 BB: 0 P: 15	R: 0 E: 0 K: 2 S: 10	H: 0 LOB: 0 BB: 0 P: 16	R: 0 E: 0 K: 1 S: 14	H: 0 LOB: 0 BB: 0 P: 22	R: 0 E: 0 K: 3 S: 12	H: 1 LOB: 1 BB: 0 P: 16	R: 3 E: 0 K: 1 S: 15	H: 3 LOB: 1 BB: 1 P: 24	R: 0 E: 0 K: 1 S: 12	H: 1 LOB: 1 BB: 0 P: 17		R: 0 E: 0 K: 2 S: 10	H: 1 LOB: 1 BB: 0 P: 16	1B: 6 2B: 1 3B: 0 HR: 1	SF: 0 SAC: 0 DP: 1 HBP: 0	WP: 0 PB: 0 SB: 0 CS: 0
<b>PITCHER</b>	IP WLS BF H R ER SO BB IBB HBP BLK WP HR S P ERA WHIP																					
17 Bailey Ober, R (1,1) ERA: 3.53	5.0 W 16 2 0 0 8 0 0 0 0 0 0 60 86 0.00 0.400																					
20 Chris Paddock, R (6,1) ERA: 13.5	2.0 11 4 3 3 4 1 0 0 0 0 0 1 27 40 13.50 2.500																					
22 Griffin Jax, R (8,1) ERA: 3.94	1.0 4 1 0 0 1 0 0 0 0 0 0 0 12 17 0.00 1.000																					
61 Brock Stewart, R (9,1) ERA: 0.88	1.0 4 1 0 0 2 0 0 0 0 0 0 0 10 16 0.00 1.000																					

Batter	1	2	3	4	5	6	7	8	9	AB	R	H	RBI	BB	SO	LOB	BOTTOM			
47 Edouard Julien, L (1,10) OBP: 0.379, SLG: 0.442										3	0	0	0	2	2	0	<p>Oakland Athletics @ Minnesota Twins Target Field, Minneapolis, MN Tue Sep 26 2023, 6:42 PM - 9:32 PM CDT Att: 22,329 - Overcast - 64 F</p>			
11 Jorge Polanco, S (1,4) OBP: 0.339, SLG: 0.461										3	1	0	0	1	1	2				
50 Willli Castro, S (8,5) OBP: 0.326, SLG: 0.412										1	0	0	0	0	1	0				
39 Donovan Solano, R (1,5) OBP: 0.371, SLG: 0.401										4	3	4	0	1	0	0				
26 Max Kepler, L (1,9) OBP: 0.354, SLG: 0.472										3	1	0	0	1	2	5				
45 Andrew Stevenson, L (6,7) OBP: 0.278, SLG: 0.242										1	0	0	0	0	0	1				
19 Alex Kirilloff, L (1,3) OBP: 0.346, SLG: 0.446										2	3	1	2	2	0	0				
12 Kyle Farmer, R (1,6) OBP: 0.316, SLG: 0.411										3	1	1	2	1	0	2				
38 Matt Wallner, L (1,7) OBP: 0.373, SLG: 0.498										3	2	1	4	1	0	1				
8 Christian Vázquez, R (1,2) OBP: 0.278, SLG: 0.321										4	0	1	3	0	1	1				
2 Michael Taylor, R (1,8) OBP: 0.274, SLG: 0.435										4	0	0	0	0	1	1				
<b>Inning Stats</b>	R: 5 E: 0 K: 2 S: 20	H: 2 LOB: 0 BB: 3 P: 44	R: 0 E: 0 K: 1 S: 11	H: 1 LOB: 2 BB: 1 P: 21	R: 0 E: 0 K: 0 S: 8	H: 1 LOB: 1 BB: 0 P: 12	R: 0 E: 0 K: 1 S: 11	H: 0 LOB: 0 BB: 1 P: 18	R: 2 E: 0 K: 1 S: 11	H: 1 LOB: 0 BB: 1 P: 19	R: 0 E: 0 K: 1 S: 6	H: 0 LOB: 0 BB: 0 P: 9	R: 4 E: 0 K: 0 S: 17	H: 2 LOB: 1 BB: 3 P: 29	R: 0 E: 0 K: 2 S: 14	H: 1 LOB: 1 BB: 0 P: 19	1B: 4 2B: 2 3B: 0 HR: 2	SF: 0 SAC: 0 DP: 1 HBP: 0	WP: 0 PB: 0 SB: 0 CS: 0	PA: 40
<b>PITCHER</b>	IP WLS BF H R ER SO BB IBB HBP BLK WP HR S P ERA WHIP																			
58 Paul Blackburn, R (1,1) ERA: 4.43	3.0 L 17 4 5 5 3 2 0 0 0 0 0 1 39 77 15.00 2.667																			
57 Mason Miller, R (4,1) ERA: 3.73	3.0 11 1 2 2 3 2 0 0 0 0 0 1 28 46 6.00 1.000																			
60 Francisco Pérez, L (7,1) ERA: 6.32	0.1 4 1 3 3 0 2 0 0 0 0 0 0 10 20 81.00 9.000																			
31 Zach Neal, R (7,1) ERA: 6.92	1.2 8 2 1 1 2 0 1 0 0 0 0 0 21 28 5.40 1.200																			

AB 34  
R 3  
H 8  
RBI 3  
BB 1  
SO 15  
LOB 14



AB 31  
R 11  
H 8  
RBI 11  
BB 9  
SO 8  
LOB 13



AB 31  
R 11  
H 8  
RBI 11  
BB 9  
SO 8  
LOB 13





Batter	1	2	3	4	5	6	7	8	9	AB	R	H	RBI	BB	SO	LOB	TOP							
49 Ryan Noda, L (1,3) OBP: 0.368, SLG: 0.409										4	1	1	0	1	2	3	<b>Oakland Athletics @ Minnesota Twins</b> Target Field, Minneapolis, MN Wed Sep 27 2023, 6:43 PM - 9:41 PM CDT Att: 20,520 - Partly Cloudy - 69 F <a href="http://livebaseballscorecards.com">livebaseballscorecards.com</a>							
20 Zack Celof, R (1,4) OBP: 0.337, SLG: 0.508										5	0	1	0	0	3	5								
15 Seth Brown, L (1,9) OBP: 0.294, SLG: 0.498										2	0	1	1	0	1	2								
12 Aledmys Diaz, R (5,PH) OBP: 0.281, SLG: 0.340										2	1	1	1	0	1	0								
25 Brent Rooker, R (1,10) OBP: 0.327, SLG: 0.483										4	0	1	2	0	2	3								
33 JJ Bleday, L (1,7) OBP: 0.310, SLG: 0.369										3	0	0	0	0	2	3								
1 Esteyru Ruiz, R (8,PH) OBP: 0.309, SLG: 0.349										1	0	1	0	0	0	0								
13 Jordan Diaz, R (1,5) OBP: 0.273, SLG: 0.368										4	0	0	0	0	2	1								
21 Tyler Soderstrom, L (1,2) OBP: 0.266, SLG: 0.408										3	0	0	0	0	2	0								
23 Shea Langeliers, R (9,PH) OBP: 0.297, SLG: 0.364										1	0	0	0	0	0	0								
10 Nick Allen, R (1,6) OBP: 0.258, SLG: 0.279										3	0	1	0	1	1	0								
2 Lawrence Butler, L (1,8) OBP: 0.248, SLG: 0.360										3	2	2	0	0	1	1								
44 Carlos Pérez, R (9,PH) OBP: 0.297, SLG: 0.364										0	0	0	0	0	0	0								
<b>Inning Stats</b>	R: 0 E: 0 K: 2 S: 14	H: 1 LOB: 2 BB: 1 P: 23	R: 0 E: 0 K: 3 S: 11	H: 0 LOB: 0 BB: 0 P: 13	R: 1 E: 0 K: 0 S: 13	H: 2 LOB: 1 BB: 0 P: 20	R: 0 E: 0 K: 1 S: 10	H: 0 LOB: 0 BB: 0 P: 13	R: 3 E: 0 K: 2 S: 17	H: 4 LOB: 1 BB: 0 P: 26	R: 0 E: 0 K: 3 S: 11	H: 1 LOB: 1 BB: 0 P: 18	R: 0 E: 0 K: 3 S: 9	H: 0 LOB: 0 BB: 0 P: 14	R: 0 E: 0 K: 1 S: 7	H: 1 LOB: 0 BB: 0 P: 9	R: 0 E: 0 K: 2 S: 17	H: 0 LOB: 2 BB: 1 P: 27	1B: 5 2B: 3 3B: 1 HR: 0	SF: 0 SAC: 0 DP: 0 HBP: 1	WP: 0 PB: 0 SB: 1 CS: 1	PA: 38		
<b>PITCHER</b>	IP WLS BF ERA	WLS BF ERA	H R ER SO	R ER SO	BB IBB HBP BLK	WP HR S P	HR S P	ERA WHIP	IP WLS BF ERA	WLS BF ERA	H R ER SO	R ER SO	BB IBB HBP BLK	WP HR S P	HR S P	ERA WHIP	IP WLS BF ERA	WLS BF ERA	H R ER SO	R ER SO	BB IBB HBP BLK	WP HR S P	HR S P	ERA WHIP
49 Pablo López, R (1,1) ERA: 3.66	4.1	19	5	3	3	6	1	0	0	0	0	0	0	0	0	0	0	0	0	53	77	6.23	1.385	
56 Caleb Thielbar, L (5,1) ERA: 2.7	0.2	4	2	1	1	2	0	0	0	0	0	0	0	0	0	0	0	0	12	18	13.50	3.000		
15 Emilio Pagán, R (6,1) ERA: 3.07	1.0	4	1	0	0	3	0	0	0	0	0	0	0	0	0	0	0	0	11	18	0.00	1.000		
59 Jhoan Duran, R (7,1) ERA: 2.49	1.0	3	0	0	0	3	0	0	0	0	0	0	0	0	0	0	0	0	9	14	0.00	0.000		
60 Dallas Keuchel, L (8,1) ERA: 5.4	1.2	W 7	1	0	0	2	1	0	1	0	0	0	0	0	0	0	0	0	18	28	0.00	1.200		

**Oakland Athletics @ Minnesota Twins**  
Target Field, Minneapolis, MN  
Wed Sep 27 2023, 6:43 PM - 9:41 PM CDT  
Att: 20,520 - Partly Cloudy - 69 F

AB 35  
R 4  
H 9  
RBI 4  
BB 2  
SO 17  
LOB 18

Batter	1	2	3	4	5	6	7	8	9	AB	R	H	RBI	BB	SO	LOB	BOTTOM							
47 Edouard Julien, L (1,4) OBP: 0.380, SLG: 0.452										4	1	2	1	0	1	2	<b>Oakland Athletics @ Minnesota Twins</b> Target Field, Minneapolis, MN Wed Sep 27 2023, 6:43 PM - 9:41 PM CDT Att: 20,520 - Partly Cloudy - 69 F <a href="http://livebaseballscorecards.com">livebaseballscorecards.com</a>							
11 Jorge Polanco, S (1,5) OBP: 0.335, SLG: 0.455										4	0	0	0	0	1	2								
39 Donovan Solano, R (1,3) OBP: 0.367, SLG: 0.397										4	0	0	0	0	1	2								
26 Max Kepler, L (1,9) OBP: 0.359, SLG: 0.477										4	1	4	0	0	0	0								
45 Andrew Stevenson, L (8,PH) OBP: 0.278, SLG: 0.242										0	1	0	0	0	0	0								
38 Matt Walner, L (1,7) OBP: 0.370, SLG: 0.493										2	0	0	0	0	1	2								
16 Jordan Luplow, R (6,PH) OBP: 0.325, SLG: 0.348										1	0	0	0	0	1	1								
9 Trevor Lamach, L (8,PH) OBP: 0.313, SLG: 0.398										1	1	1	1	0	0	0								
27 Ryan Jeffers, R (1,10) OBP: 0.386, SLG: 0.484										3	1	1	3	0	0	0								
50 Willi Castro, S (1,8) OBP: 0.332, SLG: 0.416										2	1	2	0	1	0	0								
12 Kyle Farmer, R (1,6) OBP: 0.315, SLG: 0.412										4	0	1	1	0	0	3								
8 Christian Vázquez, R (1,2) OBP: 0.281, SLG: 0.323										4	0	2	0	0	1	2								
<b>Inning Stats</b>	R: 1 E: 0 K: 1 S: 12	H: 2 LOB: 1 BB: 0 P: 17	R: 1 E: 0 K: 2 S: 11	H: 1 LOB: 0 BB: 0 P: 19	R: 0 E: 0 K: 1 S: 8	H: 1 LOB: 1 BB: 0 P: 10	R: 0 E: 0 K: 0 S: 8	H: 0 LOB: 0 BB: 1 P: 12	R: 0 E: 0 K: 1 S: 9	H: 1 LOB: 0 BB: 0 P: 11	R: 2 E: 0 K: 1 S: 21	H: 3 LOB: 1 BB: 0 P: 31	R: 0 E: 0 K: 0 S: 8	H: 2 LOB: 1 BB: 0 P: 11	R: 2 E: 0 K: 0 S: 16	H: 3 LOB: 1 BB: 0 P: 22	1B: 9 2B: 2 3B: 0 HR: 2	SF: 1 SAC: 0 DP: 3 HBP: 1	WP: 2 PB: 0 SB: 1 CS: 0	PA: 36				
<b>PITCHER</b>	IP WLS BF ERA	WLS BF ERA	H R ER SO	R ER SO	BB IBB HBP BLK	WP HR S P	HR S P	ERA WHIP	IP WLS BF ERA	WLS BF ERA	H R ER SO	R ER SO	BB IBB HBP BLK	WP HR S P	HR S P	ERA WHIP	IP WLS BF ERA	WLS BF ERA	H R ER SO	R ER SO	BB IBB HBP BLK	WP HR S P	HR S P	ERA WHIP
68 Joey Estes, R (1,1) ERA: 7.2	5.1	22	6	3	3	5	1	0	1	0	0	0	0	0	0	0	0	0	1	53	75	5.06	1.312	
39 Kyle Muller, L (6,1) ERA: 7.34	0.1	B 3	2	1	1	1	0	0	0	0	0	0	0	0	0	0	0	0	1	13	19	27.00	6.000	
70 Lucas Erceg, R (6,1) ERA: 4.83	1.1	5	2	0	0	0	0	0	0	0	0	0	0	0	0	0	0	0	11	17	0.00	1.500		
56 Dany Jiménez, R (8,1) ERA: 3.8	1.0	L 6	3	2	2	0	0	0	0	0	0	0	0	0	0	0	0	0	16	22	18.00	3.000		

**Oakland Athletics @ Minnesota Twins**  
Target Field, Minneapolis, MN  
Wed Sep 27 2023, 6:43 PM - 9:41 PM CDT  
Att: 20,520 - Partly Cloudy - 69 F

AB 33  
R 6  
H 13  
RBI 6  
BB 1  
SO 6  
LOB 14



Batter	1	2	3	4	5	6	7	8	9	AB	R	H	RBI	BB	SO	LOB	TOP					
49 Ryan Noda, L (1, 3) OBP: 0.367, SLG: 0.415										4	1	1	1	0	2	0						
20 Zack Gelof, R (1, 4) OBP: 0.336, SLG: 0.504										4	0	1	0	0	2	0						
25 Brent Rooker, R (1, 9) OBP: 0.325, SLG: 0.479 1 Esteyru Ruiz, R (8, 9) OBP: 0.309, SLG: 0.349										4	0	0	0	0	3	1						
15 Seth Brown, L (1, 10) OBP: 0.286, SLG: 0.405 21 Tyler Soderstrom, L (6, PH) (6, 10)											2	0	0	0	0	1						
23 Shea Langeliers, R (1, 2) OBP: 0.266, SLG: 0.405											3	0	0	0	1	2						
33 JJ Bleday, L (1, 7) OBP: 0.313, SLG: 0.368											3	1	1	0	1	2						
12 Aledmys Diaz, R (1, 5) OBP: 0.278, SLG: 0.335											4	0	0	0	0	2						
10 Nick Allen, R (1, 6) OBP: 0.259, SLG: 0.280											3	0	1	1	0	1						
2 Lawrence Butler, L (1, 8) OBP: 0.242, SLG: 0.351											3	0	0	0	0	1						
<b>Inning Stats</b>	R: 0 E: 0 K: 1 S: 11	H: 1 LOB: 1 BB: 0 P: 15	R: 1 E: 0 K: 1 S: 7	H: 2 LOB: 1 BB: 0 P: 13	R: 0 E: 0 K: 2 S: 9	H: 0 LOB: 0 BB: 0 P: 14	R: 0 E: 0 K: 0 S: 6	H: 0 LOB: 1 BB: 1 P: 13	R: 0 E: 0 K: 2 S: 7	H: 0 LOB: 0 BB: 0 P: 12	R: 0 E: 0 K: 1 S: 13	H: 0 LOB: 0 BB: 2 P: 25	R: 0 E: 0 K: 1 S: 10	H: 0 LOB: 0 BB: 0 P: 13	R: 1 E: 0 K: 2 S: 14	H: 1 LOB: 0 BB: 0 P: 20	R: 0 E: 0 K: 2 S: 10	H: 0 LOB: 0 BB: 0 P: 16	1B: 3 2B: 0 HR: 1	SF: 0 SAC: 0 DP: 0 HBP: 0	WP: 0 PB: 1 SB: 0 CS: 0	PA: 34
<b>PITCHER</b>	IP WLS BF H R ER SO BB IBB HBP BLK WP HR S P ERA WHIP	4.0 L 16 3 1 1 4 1 0 0 0 0 0 33 55 2.25 1.000	3.1 L 13 1 1 1 5 2 0 0 0 0 1 38 62 2.70 0.900	1.2 5 0 0 0 3 0 0 0 0 0 0 16 24 0.00 0.000											IP WLS BF H R ER SO BB IBB HBP BLK WP HR S P ERA WHIP							

Oakland Athletics @ Minnesota Twins  
Target Field, Minneapolis, MN  
Thu Sep 28 2023, 12:14 PM - 2:56 PM CDT  
Att: 19,466 - Cloudy - 65 F

AB 31  
R 2  
H 4  
RBI 2  
BB 3  
SO 12  
LOB 7



Batter	1	2	3	4	5	6	7	8	9	AB	R	H	RBI	BB	SO	LOB	BOTTOM					
47 Edouard Julien, L (1, 10) OBP: 0.378, SLG: 0.447											4	0	0	1	1	1						
50 Willi Castro, S (1, 5) OBP: 0.337, SLG: 0.416										2	1	1	0	2	0							
39 Donovan Solano, R (1, 4) OBP: 0.366, SLG: 0.395										4	0	1	0	1	4							
19 Alex Kirilloff, L (1, 3) OBP: 0.345, SLG: 0.441											3	0	0	0	1	1						
38 Matt Walner, L (1, 7) OBP: 0.368, SLG: 0.493											4	0	1	0	1	2						
27 Ryan Jeffers, R (1, 2) OBP: 0.361, SLG: 0.477										4	0	0	0	1	2							
9 Trevor Larnach, L (1, 9) OBP: 0.317, SLG: 0.393											2	0	0	2	0	1						
12 Kyle Farmer, R (1, 6) OBP: 0.315, SLG: 0.410										4	0	1	0	0	1							
2 Michael Taylor, R (1, 8) OBP: 0.274, SLG: 0.431											3	0	0	1	2	3						
<b>Inning Stats</b>	R: 0 E: 0 K: 0 S: 7	H: 0 LOB: 1 BB: 1 P: 13	R: 0 E: 0 K: 3 S: 15	H: 1 LOB: 2 BB: 1 P: 25	R: 0 E: 0 K: 1 S: 9	H: 0 LOB: 0 BB: 0 P: 13	R: 0 E: 0 K: 0 S: 9	H: 0 LOB: 0 BB: 1 P: 15	R: 0 E: 0 K: 0 S: 6	H: 0 LOB: 1 BB: 1 P: 13	R: 1 E: 0 K: 0 S: 9	H: 2 LOB: 1 BB: 0 P: 14	R: 0 E: 0 K: 1 S: 22	H: 0 LOB: 3 BB: 3 P: 38	R: 0 E: 0 K: 1 S: 8	H: 1 LOB: 0 BB: 0 P: 15	R: 0 E: 0 K: 1 S: 11	H: 0 LOB: 0 BB: 0 P: 17	1B: 3 2B: 1 HR: 0	SF: 0 SAC: 0 DP: 1 HBP: 1	WP: 0 PB: 0 SB: 0 CS: 0	PA: 37
<b>PITCHER</b>	IP WLS BF H R ER SO BB IBB HBP BLK WP HR S P ERA WHIP	6.0 W 24 0 0 0 1 3 0 0 0 0 0 22 38 0.00 3.000	1.0 W 6 0 0 0 1 3 0 0 0 0 0 0 22 38 0.00 3.000	1.0 H 4 1 0 0 1 0 0 0 0 0 0 8 15 0.00 1.000	1.0 S 3 0 0 0 1 0 0 0 0 0 0 11 17 0.00 0.000											IP WLS BF H R ER SO BB IBB HBP BLK WP HR S P ERA WHIP						

Oakland Athletics @ Minnesota Twins  
Target Field, Minneapolis, MN  
Thu Sep 28 2023, 12:14 PM - 2:56 PM CDT  
Att: 19,466 - Cloudy - 65 F

AB 30  
R 1  
H 4  
RBI 0  
BB 6  
SO 7  
LOB 15













Batter	1	2	3	4	5	6	7	8	9	AB	R	H	RBI	BB	SO	LOB	TOP					
1 Esteyru Ruiz, R OBP: 0.309, SLG: 0.345										4	0	1	1	1	0	3	<b>Oakland Athletics @ Los Angeles Angels</b> Angel Stadium, Anaheim, CA Sun Oct 01 2023, 12:07 PM - 2:38 PM PDT Att: 26,539 - Overcast - 65 F					
20 Zack Celof, R OBP: 0.337, SLG: 0.504										5	0	0	0	0	2	5						
49 Ryan Noda, L OBP: 0.364, SLG: 0.406										4	0	1	0	0	1	0						
25 Brent Rooker, R OBP: 0.329, SLG: 0.488										3	1	3	1	1	0	0						
33 JJ Bleday, L OBP: 0.310, SLG: 0.355										3	0	0	0	1	1	4						
2 Lawrence Butler, L OBP: 0.240, SLG: 0.341										4	1	1	0	0	1	3						
13 Jordan Diaz, R OBP: 0.273, SLG: 0.364										3	0	1	0	1	0	1						
21 Tyler Soderstrom, L OBP: 0.232, SLG: 0.240										4	0	0	0	0	1	3						
10 Nick Allen, R OBP: 0.263, SLG: 0.287										4	1	3	1	0	0	1						
<b>Inning Stats</b>	R: 0 H: 0 E: 0 K: 0 S: 7	H: 0 LOB: 0 BB: 1 P: 13	R: 0 H: 0 E: 1 K: 0 S: 5	H: 0 LOB: 1 BB: 1 P: 12	R: 0 H: 1 E: 0 K: 1 S: 12	H: 1 LOB: 0 BB: 0 P: 15	R: 0 H: 1 E: 0 K: 2 S: 12	H: 1 LOB: 1 BB: 0 P: 23	R: 0 H: 0 E: 0 K: 0 S: 6	H: 0 LOB: 0 BB: 1 P: 12	R: 0 H: 2 E: 0 K: 1 S: 13	H: 2 LOB: 2 BB: 0 P: 20	R: 1 H: 3 E: 0 K: 0 S: 10	H: 3 LOB: 2 BB: 0 P: 13	R: 1 H: 1 E: 0 K: 1 S: 6	H: 1 LOB: 0 BB: 1 P: 12		R: 1 H: 2 E: 0 K: 1 S: 10	H: 2 LOB: 1 BB: 0 P: 13	1B: 7 2B: 2 3B: 0 HR: 1	SF: 0 SAC: 0 DP: 2 HBP: 0	WP: 1 PB: 0 SB: 1 CS: 0
<b>PITCHER</b>	IP WLS BF H R ER SO BB IBB HBP BLK WP HR S P ERA WHIP																					
41 Carson Fulmer, R ERA: 2.7	5.0 W 18 2 0 0 3 3 0 0 0 1 0 0 42 75 0.00 1.000																					
54 Jose Suarez, L ERA: 8.29	3.0 H 15 6 2 2 2 1 0 0 0 0 1 1 29 45 6.00 2.333																					
46 Jimmy Herget, R ERA: 4.66	1.0 5 2 1 1 1 0 0 0 0 0 0 0 10 13 9.00 2.000																					

Batter	1	2	3	4	5	6	7	8	9	AB	R	H	RBI	BB	SO	LOB	BOTTOM			
15 Randal Grichuk, R OBP: 0.321, SLG: 0.459										5	1	1	1	0	1	3	<b>Oakland Athletics @ Los Angeles Angels</b> Angel Stadium, Anaheim, CA Sun Oct 01 2023, 12:07 PM - 2:38 PM PDT Att: 26,539 - Overcast - 65 F			
9 Zach Neto, R OBP: 0.308, SLG: 0.377										4	1	2	0	0	1	0				
Brandon Drury, R OBP: 0.306, SLG: 0.497										4	3	3	3	0	0	1				
14 Logan O'Hoppe, R OBP: 0.296, SLG: 0.500										1	1	0	0	4	0	0				
7 Jo Adell, R OBP: 0.258, SLG: 0.448										5	0	1	0	0	3	5				
5 Eduardo Escobar, S OBP: 0.269, SLG: 0.344										4	0	2	1	0	2	2				
38 Michael Stefaniak, R OBP: 0.380, SLG: 0.355										4	0	1	0	0	1	3				
22 David Fletcher, R OBP: 0.302, SLG: 0.326										2	1	0	0	2	0	2				
4 Brett Phillips, L OBP: 0.268, SLG: 0.333										4	0	0	0	0	2	6				
<b>Inning Stats</b>	R: 1 H: 1 E: 0 K: 1 S: 10	H: 1 LOB: 0 BB: 0 P: 16	R: 0 H: 0 E: 0 K: 1 S: 6	H: 0 LOB: 0 BB: 0 P: 9	R: 1 H: 1 E: 0 K: 0 S: 10	H: 1 LOB: 0 BB: 0 P: 15	R: 1 H: 2 E: 1 K: 2 S: 15	H: 2 LOB: 2 BB: 2 P: 25	R: 3 H: 3 E: 0 K: 2 S: 18	H: 3 LOB: 1 BB: 1 P: 27	R: 1 H: 1 E: 0 K: 1 S: 11	H: 1 LOB: 2 BB: 2 P: 25	R: 0 H: 2 E: 0 K: 2 S: 11	H: 2 LOB: 2 BB: 0 P: 14	R: 0 H: 0 E: 0 K: 1 S: 12	H: 0 LOB: 1 BB: 1 P: 19		1B: 5 2B: 2 3B: 0 HR: 3	SF: 0 SAC: 0 DP: 1 HBP: 2	WP: 1 PB: 0 SB: 1 CS: 0
<b>PITCHER</b>	IP WLS BF H R ER SO BB IBB HBP BLK WP HR S P ERA WHIP																			
38 JP Sears, L ERA: 4.54	4.0 L 18 4 3 3 3 4 1 0 0 0 1 0 1 18 27 6.75 1.250																			
39 Kyle Muller, L ERA: 7.5	1.0 7 3 3 3 2 1 0 0 0 1 0 1 18 27 27.00 4.000																			
57 Mason Miller, R ERA: 3.78	2.0 12 3 1 1 3 2 0 1 0 1 0 0 22 39 4.50 2.500																			
31 Zach Neal, R ERA: 6.67	1.0 4 0 0 0 1 1 0 1 0 0 0 0 12 19 0.00 1.000																			

AB	34
R	3
H	10
RBI	3
BB	4
SO	6
LOB	20

